

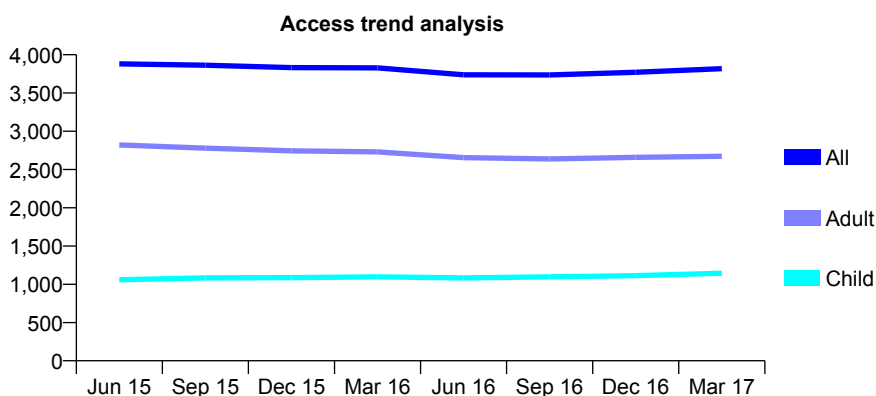
## Q63 - Vital Signs At a Glance Contract Report for 101281/0107 - March 2017

Name or company name	OASIS DENTAL CARE LTD
Contract type name	GDS Contract
Purpose of contract	General
Contract start date	01/04/2006
Contract end date	

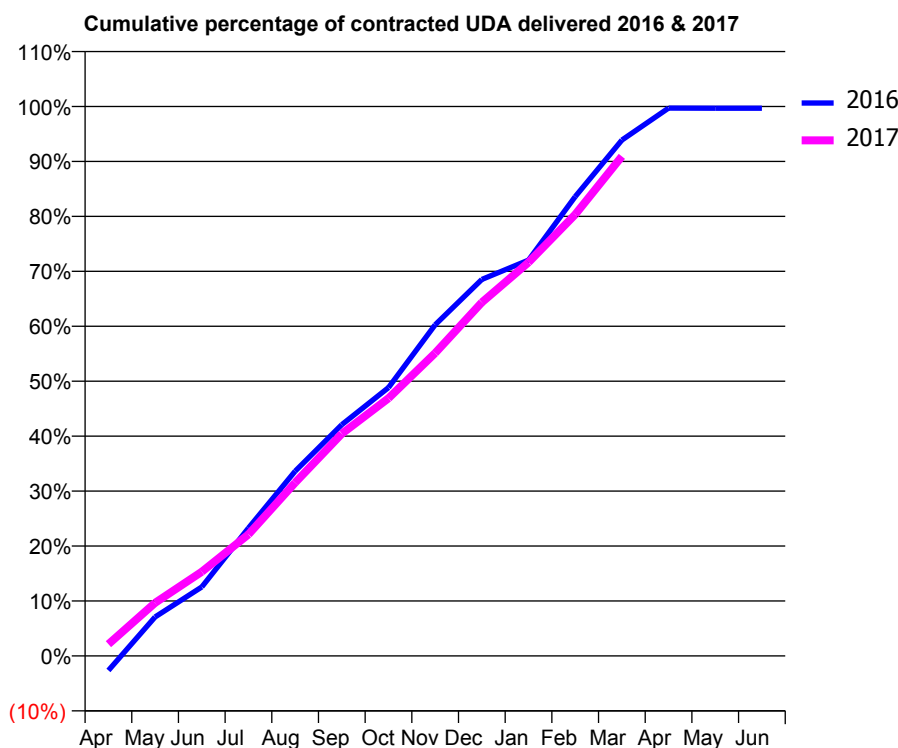
16/17 Contracted general activity (UDA)	9,000
Carry forward general activity (UDA)	29
16/17 Contracted orthodontic activity (UOA)	0
Carry forward orthodontic activity (UOA)	0
Baseline contract value	£228,975.60

### ACCESS\*

Patients seen in 24 months	Total	Change since previous quarter
Quarter ending March 2016	3,828	
Quarter ending June 2016	3,738	↓
Quarter ending September 2016	3,736	→
Quarter ending December 2016	3,771	→
Quarter ending March 2017	3,817	→
<b>Variance since March 2016</b>	<b>(0.3%)</b>	→



### ACTIVITY



Month	Adjusted Scheduled Activity (UDA)	
	2016	2017
April	-240	194
May	639	870
June	1,129	1,379
July	2,095	1,990
August	3,027	2,839
September	3,789	3,639
October	4,395	4,221
November	5,425	4,962
December	6,167	5,790
January	6,483	6,446
February	7,523	7,230
March	8,449	8,182
April	8,974	
May	8,971	
June	8,971	

### QUALITY

	Quantity	Base Number	Contract	AT	Region	England
% of FP17s for the same patient ID Re-attending within 3 months - Children	72	1,603	4.5%	10.4%	11.8%	12.3%
% of FP17s for the same patient ID Re-attending within 3 months - Adults	304	2,999	10.1%	16.0%	17.1%	16.7%
% of FP17s for the same patient ID Re-attending between 3 & 9 months - Children	1,002	1,603	62.5%	47.8%	46.5%	57.6%
% of FP17s for the same patient ID Re-attending between 3 & 9 months - Adults	1,390	2,999	46.3%	37.8%	37.6%	50.1%
% of FP17s for Band 1 Urgent Courses	304	4,345	7.0%	10.3%	10.7%	9.1%
% of FP17s Relating to Free Repair or Replacements	36	4,345	0.8%	0.6%	0.6%	0.8%
% of FP17s Relating to Continuations	4	4,345	0.1%	1.1%	0.9%	1.2%
% of Patients satisfied with the dentistry they have received	2	3	N/A	90.5%	90.4%	92.8%
% of Patients satisfied with the time they had to wait for an appointment	2	3	N/A	86.2%	83.7%	88.7%

\* This is based on patients treated on this contract for their most recent course of treatment. Figures in italics indicate the base number of FP17s or Patient Questionnaire responses are less than 100. N/A is shown where the base number of responses is less than 10 during the period. % is calculated as Quantity/Base number\*100

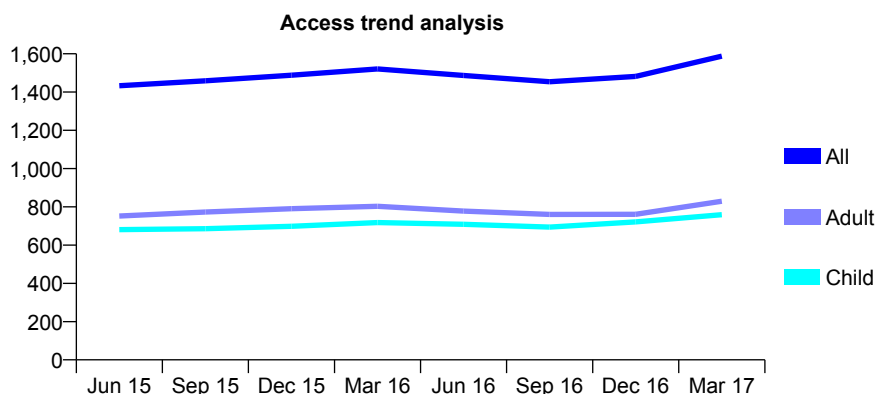
## Q63 - Vital Signs At a Glance Contract Report for 101281/0142 - March 2017

Name or company name	OASIS DENTAL CARE LTD
Contract type name	GDS Contract
Purpose of contract	General
Contract start date	01/04/2006
Contract end date	

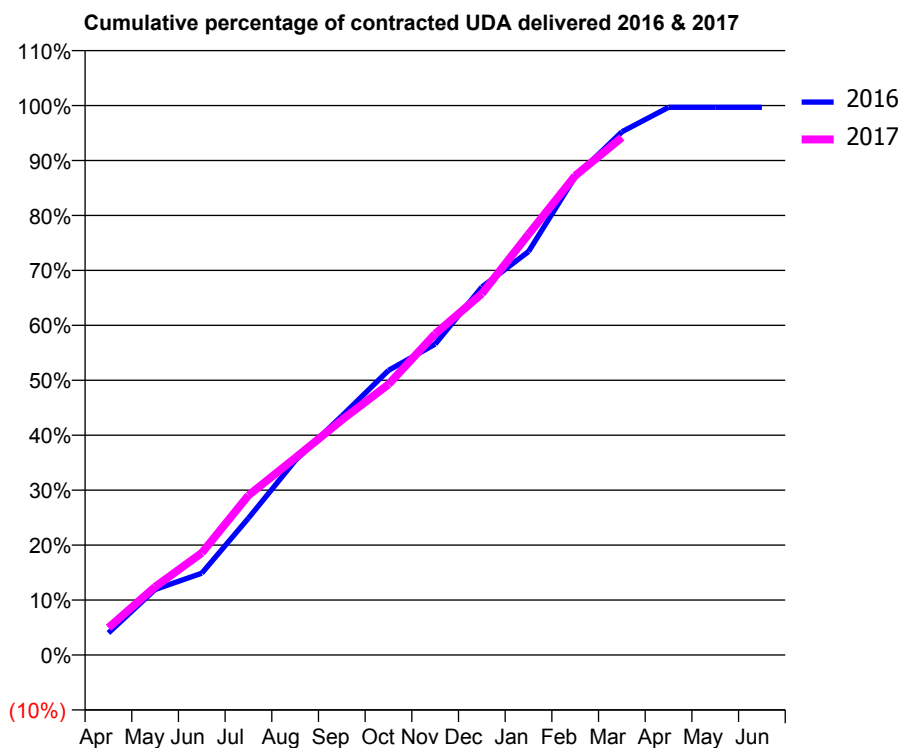
16/17 Contracted general activity (UDA)	2,919
Carry forward general activity (UDA)	10
16/17 Contracted orthodontic activity (UOA)	0
Carry forward orthodontic activity (UOA)	0
Baseline contract value	£75,103.60

### ACCESS\*

Patients seen in 24 months	Total	Change since previous quarter
Quarter ending March 2016	1,521	
Quarter ending June 2016	1,487	↓
Quarter ending September 2016	1,454	↓
Quarter ending December 2016	1,482	→
Quarter ending March 2017	1,588	↑
<b>Variance since March 2016</b>	<b>4.4%</b>	<b>↑</b>



### ACTIVITY



Month	Adjusted Scheduled Activity (UDA)	
	2016	2017
April	117	145
May	348	362
June	435	542
July	727	848
August	1,032	1,046
September	1,270	1,249
October	1,512	1,438
November	1,651	1,706
December	1,954	1,919
January	2,143	2,235
February	2,540	2,546
March	2,779	2,750
April	2,909	
May	2,909	
June	2,909	

### QUALITY

	Quantity	Base Number	Contract	AT	Region	England
% of FP17s for the same patient ID Re-attending within 3 months - Children	52	968	5.4%	10.4%	11.8%	12.3%
% of FP17s for the same patient ID Re-attending within 3 months - Adults	112	859	13.0%	16.0%	17.1%	16.7%
% of FP17s for the same patient ID Re-attending between 3 & 9 months - Children	433	968	44.7%	47.8%	46.5%	57.6%
% of FP17s for the same patient ID Re-attending between 3 & 9 months - Adults	309	859	36.0%	37.8%	37.6%	50.1%
% of FP17s for Band 1 Urgent Courses	108	1,754	6.2%	10.3%	10.7%	9.1%
% of FP17s Relating to Free Repair or Replacements	4	1,754	0.2%	0.6%	0.6%	0.8%
% of FP17s Relating to Continuations	32	1,754	1.8%	1.1%	0.9%	1.2%
% of Patients satisfied with the dentistry they have received	0	0	N/A	90.5%	90.4%	92.8%
% of Patients satisfied with the time they had to wait for an appointment	0	0	N/A	86.2%	83.7%	88.7%

\* This is based on patients treated on this contract for their most recent course of treatment. Figures in italics indicate the base number of FP17s or Patient Questionnaire responses are less than 100. N/A is shown where the base number of responses is less than 10 during the period. % is calculated as Quantity/Base number\*100

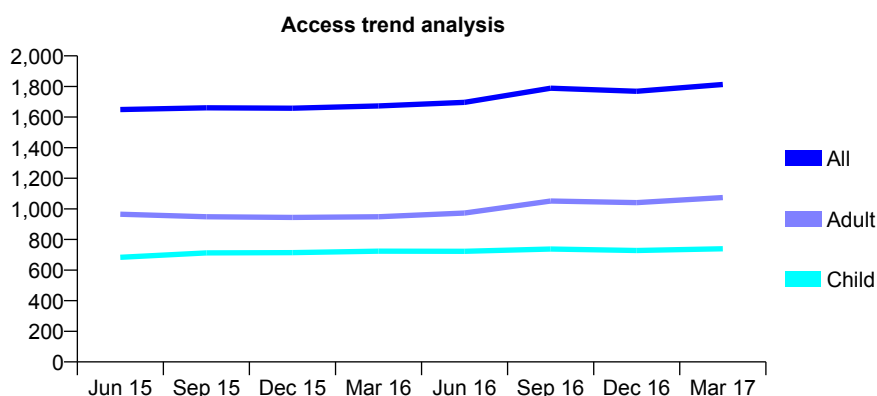
## Q63 - Vital Signs At a Glance Contract Report for 101281/0148 - March 2017

Name or company name	OASIS DENTAL CARE LTD
Contract type name	GDS Contract
Purpose of contract	General
Contract start date	01/04/2006
Contract end date	

16/17 Contracted general activity (UDA)	4,000
Carry forward general activity (UDA)	0
16/17 Contracted orthodontic activity (UOA)	0
Carry forward orthodontic activity (UOA)	0
Baseline contract value	£104,232.20

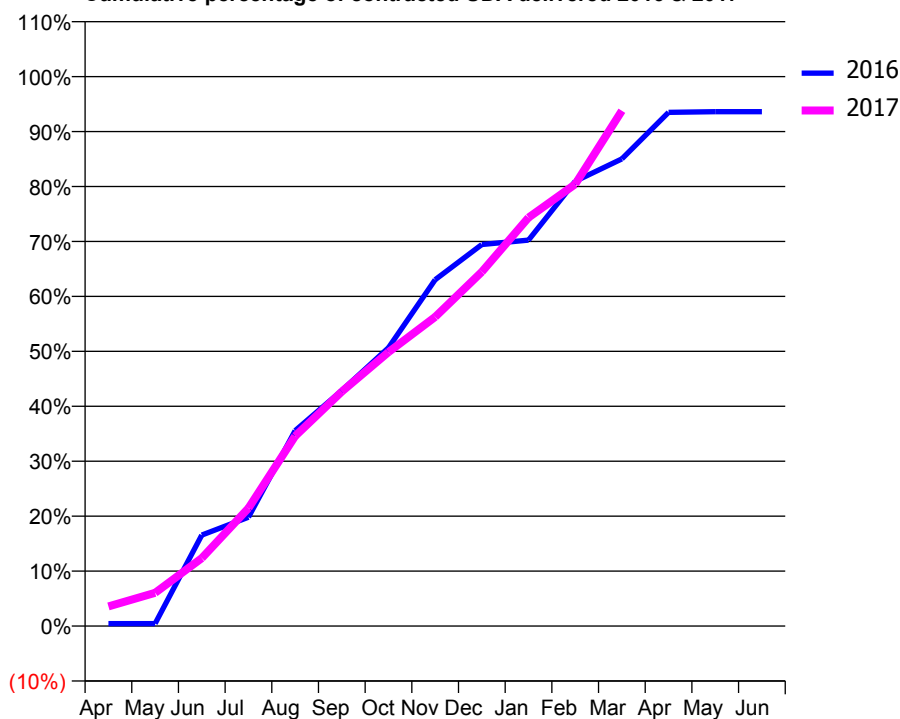
### ACCESS\*

Patients seen in 24 months	Total	Change since previous quarter
Quarter ending March 2016	1,673	
Quarter ending June 2016	1,696	→
Quarter ending September 2016	1,789	↑
Quarter ending December 2016	1,769	↓
Quarter ending March 2017	1,813	↑
<b>Variance since March 2016</b>	<b>8.4%</b>	<b>↑</b>



### ACTIVITY

Cumulative percentage of contracted UDA delivered 2016 & 2017



Adjusted Scheduled Activity (UDA)

Month	2016	2017
April	18	143
May	18	242
June	663	495
July	792	858
August	1,423	1,383
September	1,715	1,707
October	2,026	1,994
November	2,521	2,251
December	2,777	2,579
January	2,810	2,974
February	3,238	3,217
March	3,401	3,751
April	3,739	
May	3,744	
June	3,744	

### QUALITY

	Quantity	Base Number	Contract	AT	Region	England
% of FP17s for the same patient ID Re-attending within 3 months - Children	78	1,053	7.4%	10.4%	11.8%	12.3%
% of FP17s for the same patient ID Re-attending within 3 months - Adults	129	1,270	10.2%	16.0%	17.1%	16.7%
% of FP17s for the same patient ID Re-attending between 3 & 9 months - Children	578	1,053	54.9%	47.8%	46.5%	57.6%
% of FP17s for the same patient ID Re-attending between 3 & 9 months - Adults	470	1,270	37.0%	37.8%	37.6%	50.1%
% of FP17s for Band 1 Urgent Courses	162	2,122	7.6%	10.3%	10.7%	9.1%
% of FP17s Relating to Free Repair or Replacements	19	2,122	0.9%	0.6%	0.6%	0.8%
% of FP17s Relating to Continuations	2	2,122	0.1%	1.1%	0.9%	1.2%
% of Patients satisfied with the dentistry they have received	0	0	N/A	90.5%	90.4%	92.8%
% of Patients satisfied with the time they had to wait for an appointment	0	0	N/A	86.2%	83.7%	88.7%

\* This is based on patients treated on this contract for their most recent course of treatment. Figures in italics indicate the base number of FP17s or Patient Questionnaire responses are less than 100. N/A is shown where the base number of responses is less than 10 during the period. % is calculated as Quantity/Base number\*100

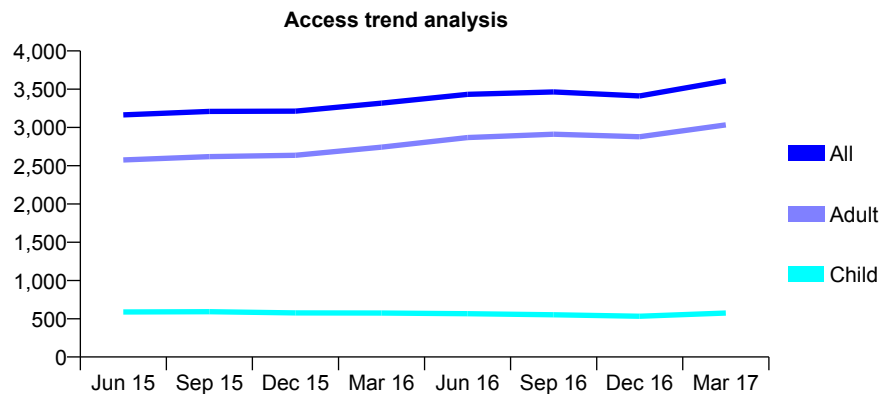
## Q63 - Vital Signs At a Glance Contract Report for 101281/0167 - March 2017

Name or company name	OASIS DENTAL CARE LTD
Contract type name	GDS Contract
Purpose of contract	General
Contract start date	01/05/2007
Contract end date	

16/17 Contracted general activity (UDA)	8,500
Carry forward general activity (UDA)	0
16/17 Contracted orthodontic activity (UOA)	0
Carry forward orthodontic activity (UOA)	0
Baseline contract value	£219,588.42

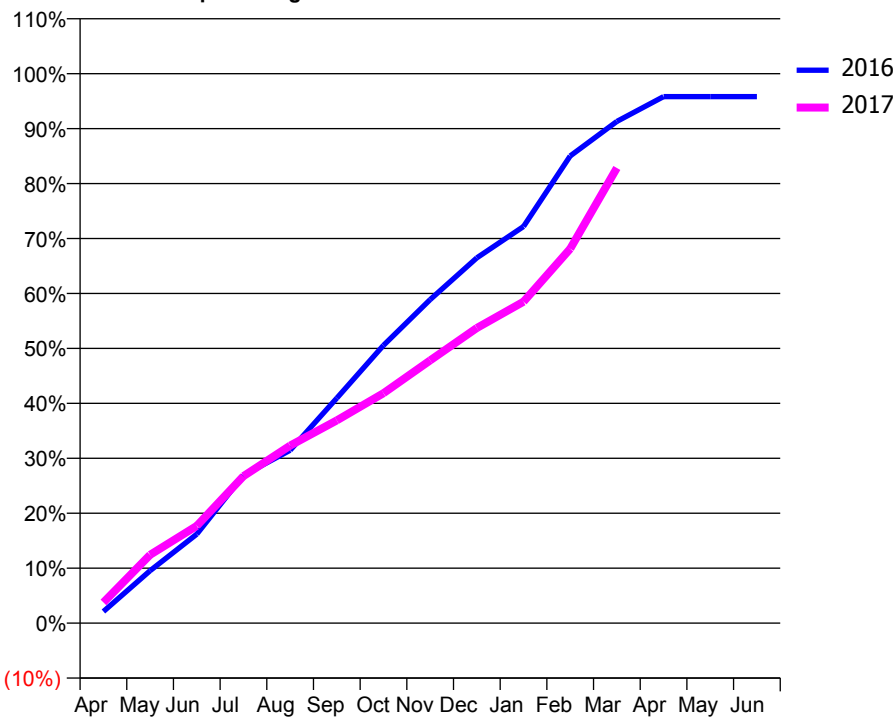
### ACCESS\*

Patients seen in 24 months	Total	Change since previous quarter
Quarter ending March 2016	3,317	
Quarter ending June 2016	3,433	↑
Quarter ending September 2016	3,464	→
Quarter ending December 2016	3,412	↓
Quarter ending March 2017	3,608	↑
<b>Variance since March 2016</b>	<b>8.8%</b>	<b>↑</b>



### ACTIVITY

Cumulative percentage of contracted UDA delivered 2016 & 2017



Month	Adjusted Scheduled Activity (UDA)	
	2016	2017
April	180	321
May	811	1,057
June	1,377	1,506
July	2,287	2,274
August	2,675	2,746
September	3,481	3,137
October	4,298	3,557
November	5,005	4,065
December	5,650	4,565
January	6,136	4,972
February	7,226	5,792
March	7,761	7,040
April	8,145	
May	8,145	
June	8,145	

### QUALITY

	Quantity	Base Number	Contract	AT	Region	England
% of FP17s for the same patient ID Re-attending within 3 months - Children	44	692	6.4%	10.4%	11.8%	12.3%
% of FP17s for the same patient ID Re-attending within 3 months - Adults	283	2,869	9.9%	16.0%	17.1%	16.7%
% of FP17s for the same patient ID Re-attending between 3 & 9 months - Children	318	692	46.0%	47.8%	46.5%	57.6%
% of FP17s for the same patient ID Re-attending between 3 & 9 months - Adults	795	2,869	27.7%	37.8%	37.6%	50.1%
% of FP17s for Band 1 Urgent Courses	255	3,378	7.5%	10.3%	10.7%	9.1%
% of FP17s Relating to Free Repair or Replacements	5	3,378	0.1%	0.6%	0.6%	0.8%
% of FP17s Relating to Continuations	46	3,378	1.4%	1.1%	0.9%	1.2%
% of Patients satisfied with the dentistry they have received	1	1	N/A	90.5%	90.4%	92.8%
% of Patients satisfied with the time they had to wait for an appointment	0	1	N/A	86.2%	83.7%	88.7%

\* This is based on patients treated on this contract for their most recent course of treatment. Figures in italics indicate the base number of FP17s or Patient Questionnaire responses are less than 100. N/A is shown where the base number of responses is less than 10 during the period. % is calculated as Quantity/Base number\*100

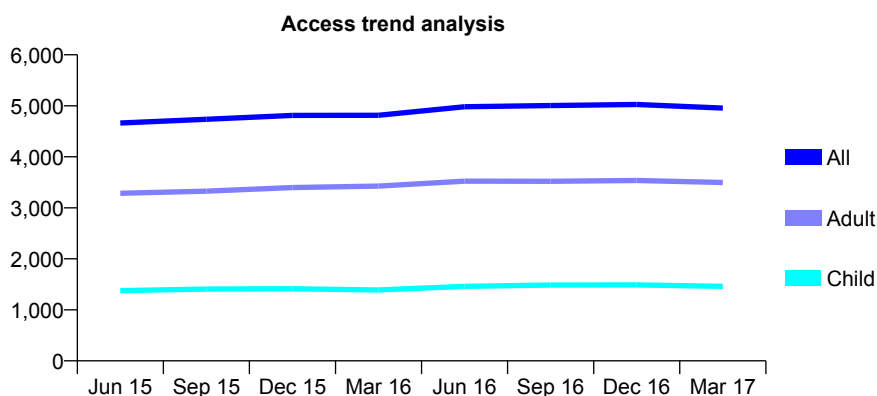
## Q63 - Vital Signs At a Glance Contract Report for 101338/0042 - March 2017

Name or company name	Whitecross Dental Care Limited
Contract type name	GDS Contract
Purpose of contract	General
Contract start date	01/04/2006
Contract end date	

16/17 Contracted general activity (UDA)	17,283
Carry forward general activity (UDA)	0
16/17 Contracted orthodontic activity (UOA)	0
Carry forward orthodontic activity (UOA)	0
Baseline contract value	£589,266.81

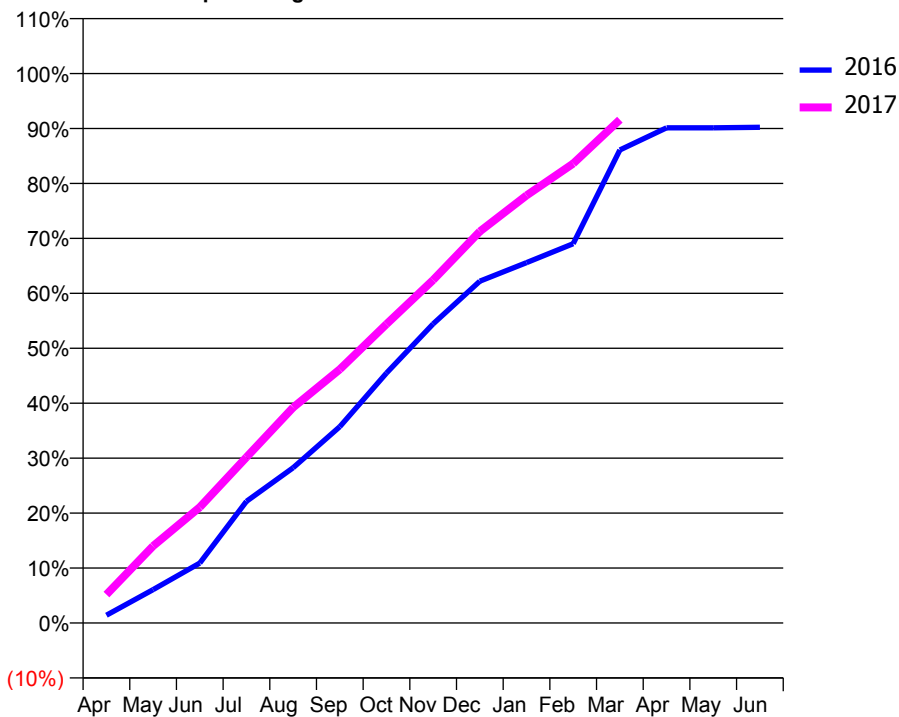
### ACCESS\*

Patients seen in 24 months	Total	Change since previous quarter
Quarter ending March 2016	4,815	
Quarter ending June 2016	4,981	↑
Quarter ending September 2016	5,005	→
Quarter ending December 2016	5,025	→
Quarter ending March 2017	4,956	↓
<b>Variance since March 2016</b>	<b>2.9%</b>	<b>↑</b>



### ACTIVITY

Cumulative percentage of contracted UDA delivered 2016 & 2017



Month	Adjusted Scheduled Activity (UDA)	
	2016	2017
April	244	896
May	1,049	2,422
June	1,885	3,643
July	3,826	5,216
August	4,884	6,780
September	6,176	7,978
October	7,862	9,401
November	9,408	10,791
December	10,753	12,317
January	11,335	13,447
February	11,930	14,452
March	14,877	15,829
April	15,573	
May	15,573	
June	15,590	

### QUALITY

	Quantity	Base Number	Contract	AT	Region	England
% of FP17s for the same patient ID Re-attending within 3 months - Children	129	1,621	8.0%	10.4%	11.8%	12.3%
% of FP17s for the same patient ID Re-attending within 3 months - Adults	707	3,717	19.0%	16.0%	17.1%	16.7%
% of FP17s for the same patient ID Re-attending between 3 & 9 months - Children	586	1,621	36.2%	47.8%	46.5%	57.6%
% of FP17s for the same patient ID Re-attending between 3 & 9 months - Adults	1,095	3,717	29.5%	37.8%	37.6%	50.1%
% of FP17s for Band 1 Urgent Courses	584	5,096	11.5%	10.3%	10.7%	9.1%
% of FP17s Relating to Free Repair or Replacements	55	5,096	1.1%	0.6%	0.6%	0.8%
% of FP17s Relating to Continuations	101	5,096	2.0%	1.1%	0.9%	1.2%
% of Patients satisfied with the dentistry they have received	6	6	N/A	90.5%	90.4%	92.8%
% of Patients satisfied with the time they had to wait for an appointment	3	6	N/A	86.2%	83.7%	88.7%

\* This is based on patients treated on this contract for their most recent course of treatment. Figures in italics indicate the base number of FP17s or Patient Questionnaire responses are less than 100. N/A is shown where the base number of responses is less than 10 during the period. % is calculated as Quantity/Base number\*100

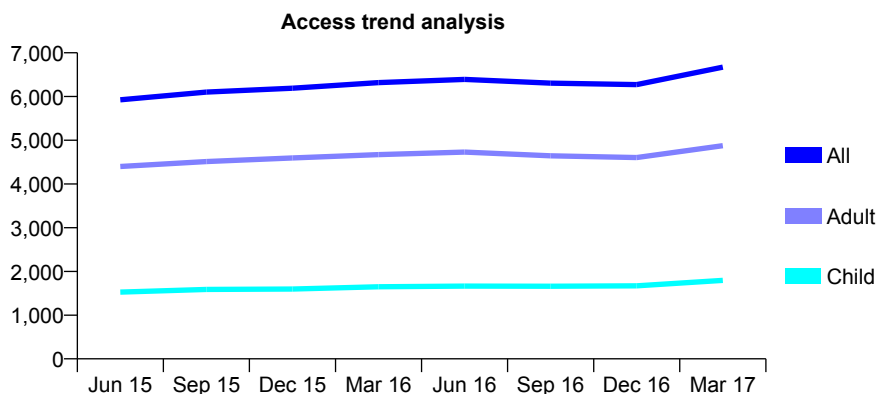
## Q63 - Vital Signs At a Glance Contract Report for 101362/0030 - March 2017

Name or company name	Rodericks Dental Limited
Contract type name	GDS Contract
Purpose of contract	General
Contract start date	30/04/2010
Contract end date	

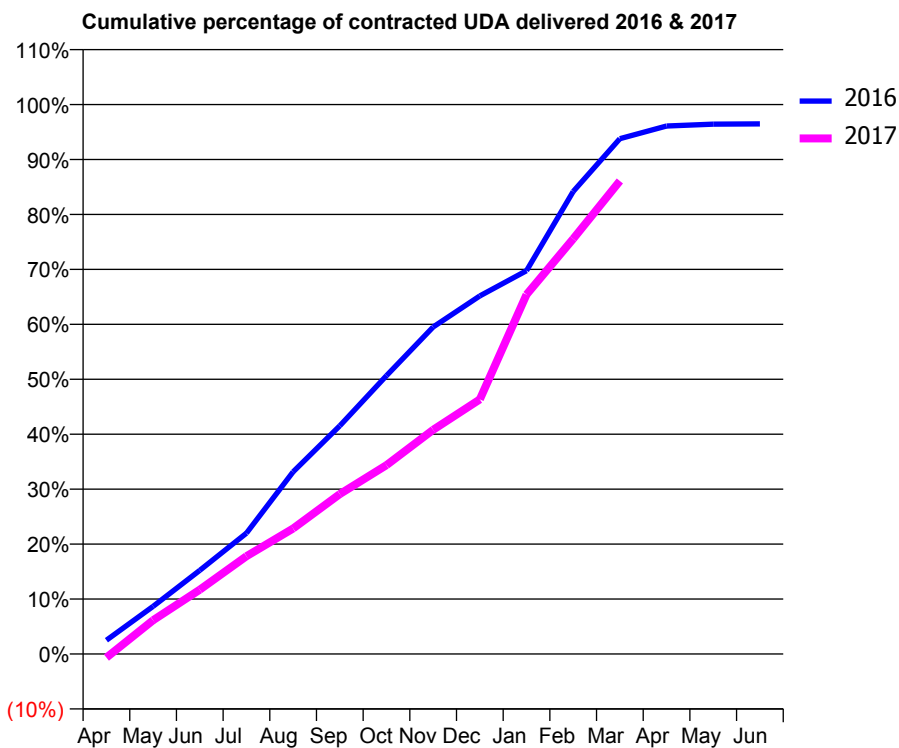
16/17 Contracted general activity (UDA)	16,500
Carry forward general activity (UDA)	582
16/17 Contracted orthodontic activity (UOA)	0
Carry forward orthodontic activity (UOA)	0
Baseline contract value	£435,693.36

### ACCESS\*

Patients seen in 24 months	Total	Change since previous quarter
Quarter ending March 2016	6,319	
Quarter ending June 2016	6,392	→
Quarter ending September 2016	6,305	↓
Quarter ending December 2016	6,272	→
Quarter ending March 2017	6,672	↑
<b>Variance since March 2016</b>	5.6%	↑



### ACTIVITY



Month	Adjusted Scheduled Activity (UDA)	
	2016	2017
April	413	-109
May	1,431	1,016
June	2,513	1,931
July	3,631	2,937
August	5,473	3,770
September	6,851	4,803
October	8,358	5,672
November	9,821	6,731
December	10,754	7,646
January	11,511	10,793
February	13,890	12,465
March	15,475	14,206
April	15,855	
May	15,910	
June	15,918	

### QUALITY

	Quantity	Base Number	Contract	AT	Region	England
% of FP17s for the same patient ID Re-attending within 3 months - Children	212	2,365	9.0%	10.4%	11.8%	12.3%
% of FP17s for the same patient ID Re-attending within 3 months - Adults	902	5,495	16.4%	16.0%	17.1%	16.7%
% of FP17s for the same patient ID Re-attending between 3 & 9 months - Children	1,193	2,365	50.4%	47.8%	46.5%	57.6%
% of FP17s for the same patient ID Re-attending between 3 & 9 months - Adults	2,238	5,495	40.7%	37.8%	37.6%	50.1%
% of FP17s for Band 1 Urgent Courses	1,186	7,607	15.6%	10.3%	10.7%	9.1%
% of FP17s Relating to Free Repair or Replacements	77	7,607	1.0%	0.6%	0.6%	0.8%
% of FP17s Relating to Continuations	20	7,607	0.3%	1.1%	0.9%	1.2%
% of Patients satisfied with the dentistry they have received	3	3	N/A	90.5%	90.4%	92.8%
% of Patients satisfied with the time they had to wait for an appointment	3	3	N/A	86.2%	83.7%	88.7%

\* This is based on patients treated on this contract for their most recent course of treatment. Figures in italics indicate the base number of FP17s or Patient Questionnaire responses are less than 100. N/A is shown where the base number of responses is less than 10 during the period. % is calculated as Quantity/Base number\*100

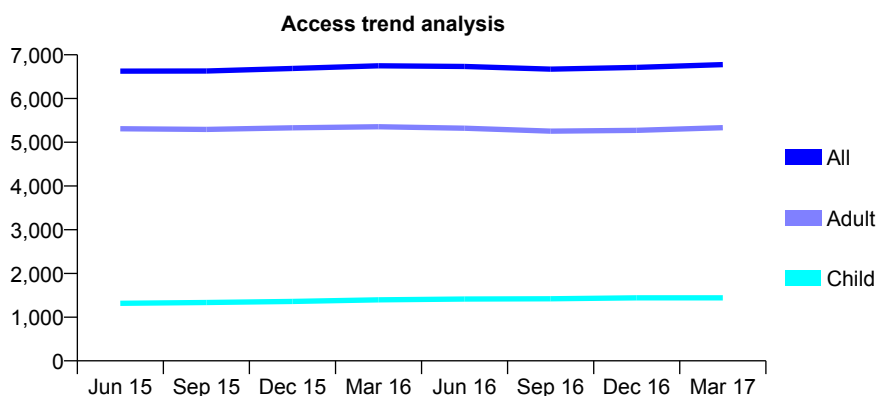
## Q63 - Vital Signs At a Glance Contract Report for 101370/0062 - March 2017

Name or company name	Petrie Tucker and Partners Ltd
Contract type name	GDS Contract
Purpose of contract	General
Contract start date	01/04/2006
Contract end date	

16/17 Contracted general activity (UDA)	21,013
Carry forward general activity (UDA)	0
16/17 Contracted orthodontic activity (UOA)	0
Carry forward orthodontic activity (UOA)	0
Baseline contract value	£580,216.27

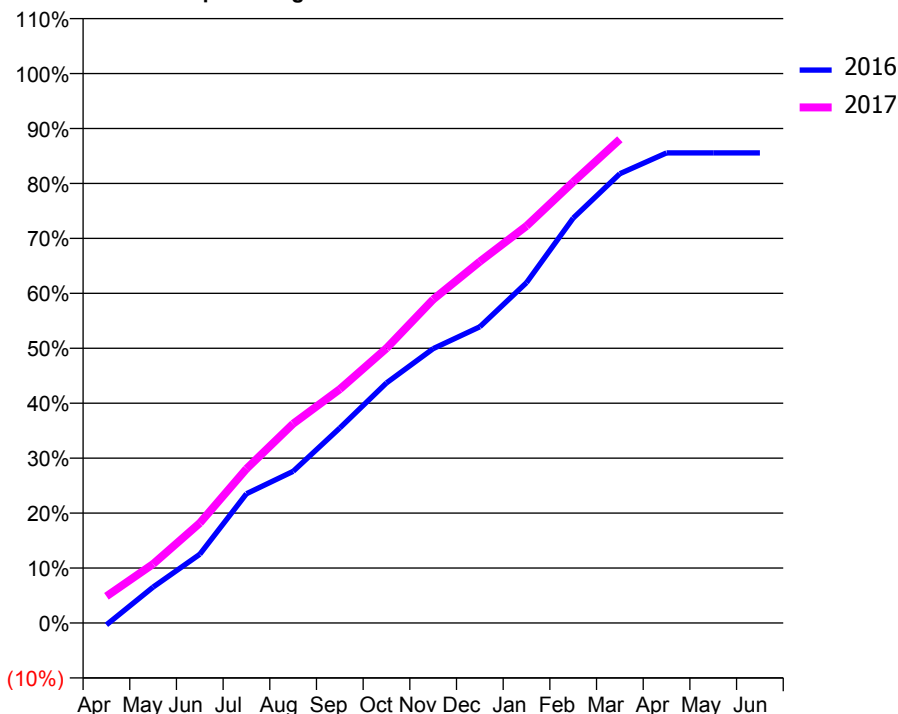
### ACCESS\*

Patients seen in 24 months	Total	Change since previous quarter
Quarter ending March 2016	6,749	
Quarter ending June 2016	6,733	→
Quarter ending September 2016	6,673	→
Quarter ending December 2016	6,713	→
Quarter ending March 2017	6,776	→
<b>Variance since March 2016</b>	<b>0.4%</b>	<b>→</b>



### ACTIVITY

Cumulative percentage of contracted UDA delivered 2016 & 2017



Month	Adjusted Scheduled Activity (UDA)	
	2016	2017
April	-72	1,021
May	1,375	2,257
June	2,628	3,824
July	4,946	5,899
August	5,802	7,619
September	7,459	8,943
October	9,179	10,508
November	10,489	12,372
December	11,327	13,824
January	13,016	15,185
February	15,484	16,864
March	17,181	18,499
April	17,975	
May	17,978	
June	17,976	

### QUALITY

	Quantity	Base Number	Contract	AT	Region	England
% of FP17s for the same patient ID Re-attending within 3 months - Children	152	1,850	8.2%	10.4%	11.8%	12.3%
% of FP17s for the same patient ID Re-attending within 3 months - Adults	982	6,312	15.6%	16.0%	17.1%	16.7%
% of FP17s for the same patient ID Re-attending between 3 & 9 months - Children	885	1,850	47.8%	47.8%	46.5%	57.6%
% of FP17s for the same patient ID Re-attending between 3 & 9 months - Adults	2,608	6,312	41.3%	37.8%	37.6%	50.1%
% of FP17s for Band 1 Urgent Courses	510	7,862	6.5%	10.3%	10.7%	9.1%
% of FP17s Relating to Free Repair or Replacements	90	7,862	1.1%	0.6%	0.6%	0.8%
% of FP17s Relating to Continuations	229	7,862	2.9%	1.1%	0.9%	1.2%
% of Patients satisfied with the dentistry they have received	6	7	N/A	90.5%	90.4%	92.8%
% of Patients satisfied with the time they had to wait for an appointment	6	7	N/A	86.2%	83.7%	88.7%

\* This is based on patients treated on this contract for their most recent course of treatment. Figures in italics indicate the base number of FP17s or Patient Questionnaire responses are less than 100. N/A is shown where the base number of responses is less than 10 during the period. % is calculated as Quantity/Base number\*100

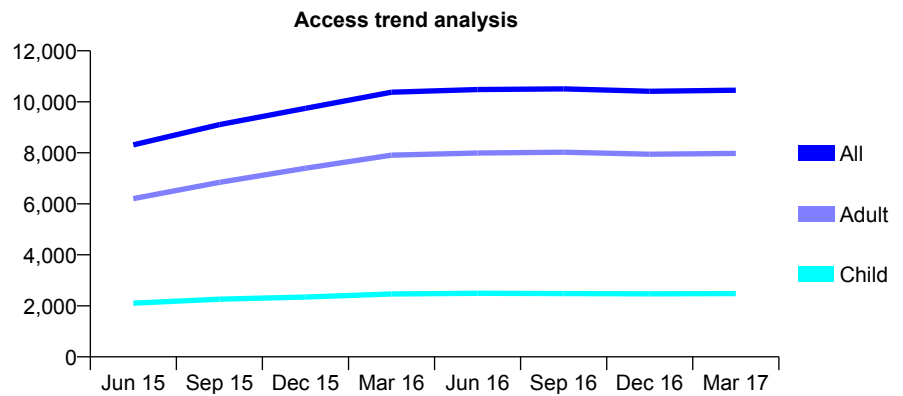
## Q63 - Vital Signs At a Glance Contract Report for 101370/0067 - March 2017

Name or company name	Petrie Tucker and Partners Ltd
Contract type name	GDS Contract
Purpose of contract	General
Contract start date	01/04/2006
Contract end date	

16/17 Contracted general activity (UDA)	37,732
Carry forward general activity (UDA)	0
16/17 Contracted orthodontic activity (UOA)	0
Carry forward orthodontic activity (UOA)	0
Baseline contract value	£1,044,113.70

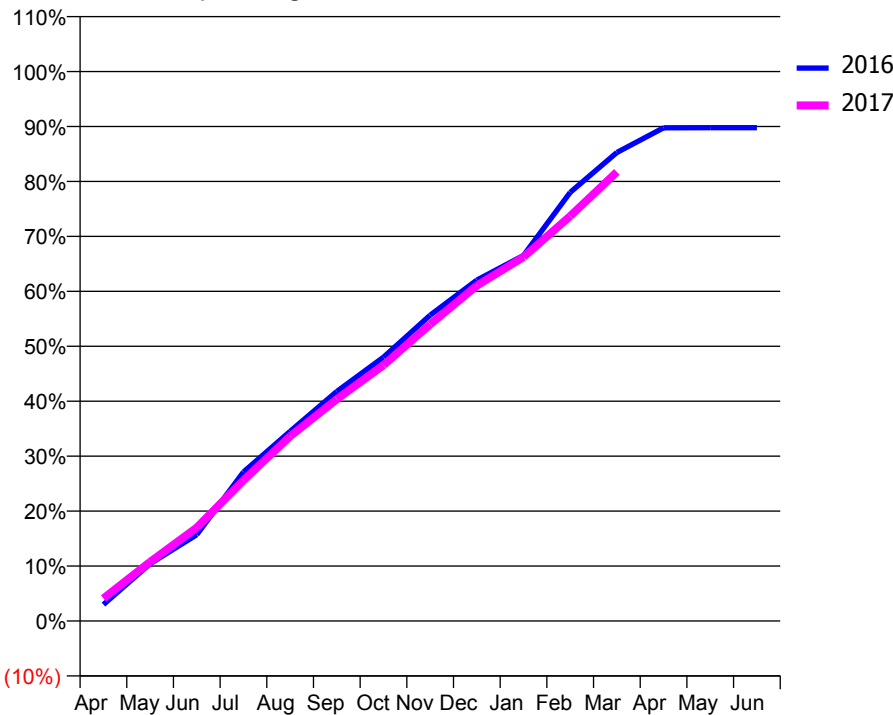
### ACCESS\*

Patients seen in 24 months	Total	Change since previous quarter
Quarter ending March 2016	10,376	
Quarter ending June 2016	10,483	→
Quarter ending September 2016	10,508	→
Quarter ending December 2016	10,414	→
Quarter ending March 2017	10,456	→
<b>Variance since March 2016</b>	<b>0.8%</b>	<b>→</b>



### ACTIVITY

Cumulative percentage of contracted UDA delivered 2016 & 2017



Month	Adjusted Scheduled Activity (UDA)	
	2016	2017
April	1,131	1,553
May	3,935	4,064
June	5,927	6,410
July	10,234	9,661
August	13,029	12,682
September	15,762	15,232
October	18,115	17,570
November	21,000	20,369
December	23,409	23,035
January	25,102	24,989
February	29,434	27,802
March	32,174	30,832
April	33,868	
May	33,873	
June	33,878	

### QUALITY

	Quantity	Base Number	Contract	AT	Region	England
% of FP17s for the same patient ID Re-attending within 3 months - Children	284	3,235	8.8%	10.4%	11.8%	12.3%
% of FP17s for the same patient ID Re-attending within 3 months - Adults	1,457	8,836	16.5%	16.0%	17.1%	16.7%
% of FP17s for the same patient ID Re-attending between 3 & 9 months - Children	1,572	3,235	48.6%	47.8%	46.5%	57.6%
% of FP17s for the same patient ID Re-attending between 3 & 9 months - Adults	3,194	8,836	36.1%	37.8%	37.6%	50.1%
% of FP17s for Band 1 Urgent Courses	1,134	11,522	9.8%	10.3%	10.7%	9.1%
% of FP17s Relating to Free Repair or Replacements	131	11,522	1.1%	0.6%	0.6%	0.8%
% of FP17s Relating to Continuations	284	11,522	2.5%	1.1%	0.9%	1.2%
% of Patients satisfied with the dentistry they have received	11	14	78.6%	90.5%	90.4%	92.8%
% of Patients satisfied with the time they had to wait for an appointment	12	14	85.7%	86.2%	83.7%	88.7%

\* This is based on patients treated on this contract for their most recent course of treatment. Figures in italics indicate the base number of FP17s or Patient Questionnaire responses are less than 100. N/A is shown where the base number of responses is less than 10 during the period. % is calculated as Quantity/Base number\*100



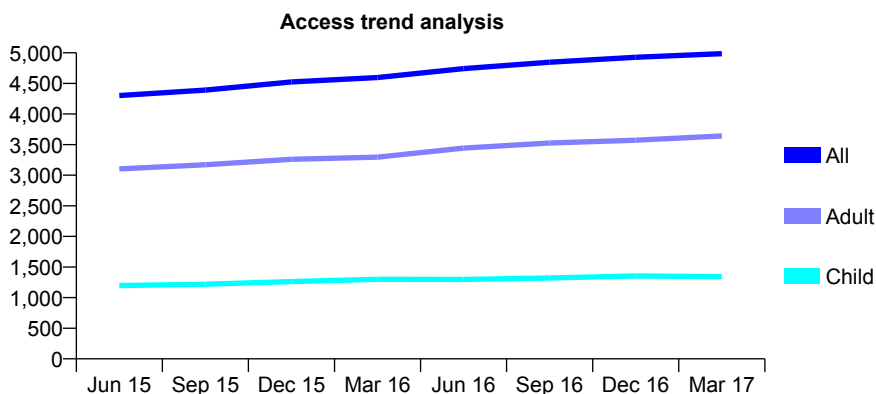
## Q63 - Vital Signs At a Glance Contract Report for 101435/0001 - March 2017

Name or company name	IDH Limited
Contract type name	GDS Contract
Purpose of contract	General
Contract start date	01/04/2006
Contract end date	

16/17 Contracted general activity (UDA)	13,959
Carry forward general activity (UDA)	350
16/17 Contracted orthodontic activity (UOA)	0
Carry forward orthodontic activity (UOA)	0
Baseline contract value	£360,055.97

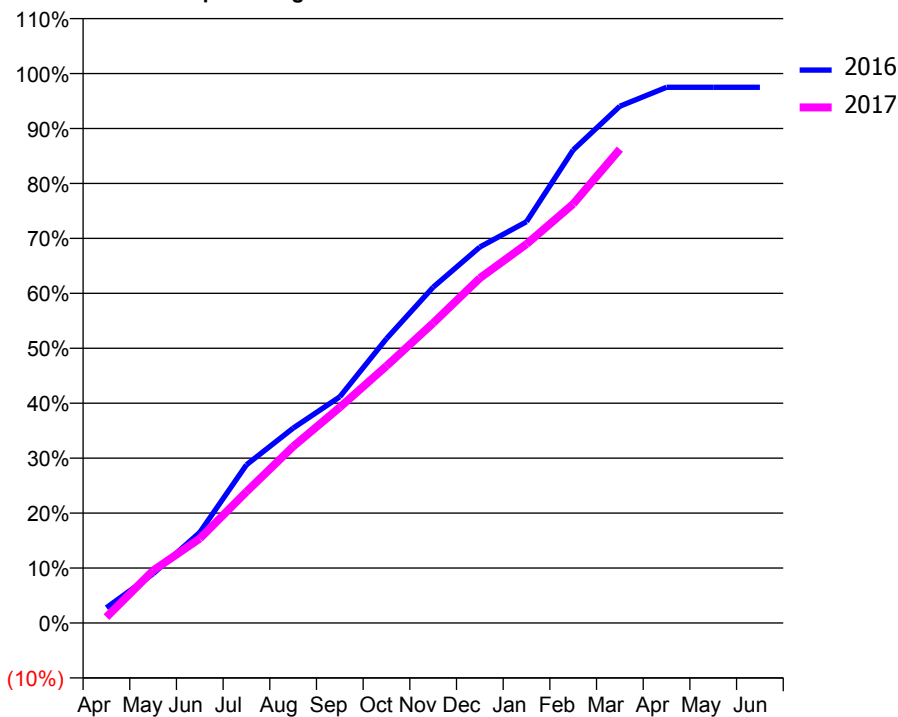
### ACCESS\*

Patients seen in 24 months	Total	Change since previous quarter
Quarter ending March 2016	4,595	
Quarter ending June 2016	4,741	↑
Quarter ending September 2016	4,847	↑
Quarter ending December 2016	4,927	→
Quarter ending March 2017	4,985	→
<b>Variance since March 2016</b>	<b>8.5%</b>	<b>↑</b>



### ACTIVITY

Cumulative percentage of contracted UDA delivered 2016 & 2017



Month	Adjusted Scheduled Activity (UDA)	
	2016	2017
April	387	151
May	1,253	1,332
June	2,302	2,147
July	4,019	3,336
August	4,952	4,482
September	5,748	5,479
October	7,224	6,528
November	8,532	7,621
December	9,550	8,760
January	10,194	9,626
February	12,018	10,646
March	13,128	12,036
April	13,609	
May	13,609	
June	13,609	

### QUALITY

	Quantity	Base Number	Contract	AT	Region	England
% of FP17s for the same patient ID Re-attending within 3 months - Children	85	1,512	5.6%	10.4%	11.8%	12.3%
% of FP17s for the same patient ID Re-attending within 3 months - Adults	266	3,330	8.0%	16.0%	17.1%	16.7%
% of FP17s for the same patient ID Re-attending between 3 & 9 months - Children	727	1,512	48.1%	47.8%	46.5%	57.6%
% of FP17s for the same patient ID Re-attending between 3 & 9 months - Adults	1,041	3,330	31.3%	37.8%	37.6%	50.1%
% of FP17s for Band 1 Urgent Courses	300	4,649	6.5%	10.3%	10.7%	9.1%
% of FP17s Relating to Free Repair or Replacements	5	4,649	0.1%	0.6%	0.6%	0.8%
% of FP17s Relating to Continuations	43	4,649	0.9%	1.1%	0.9%	1.2%
% of Patients satisfied with the dentistry they have received	5	5	N/A	90.5%	90.4%	92.8%
% of Patients satisfied with the time they had to wait for an appointment	4	5	N/A	86.2%	83.7%	88.7%

\* This is based on patients treated on this contract for their most recent course of treatment. Figures in italics indicate the base number of FP17s or Patient Questionnaire responses are less than 100. N/A is shown where the base number of responses is less than 10 during the period. % is calculated as Quantity/Base number\*100

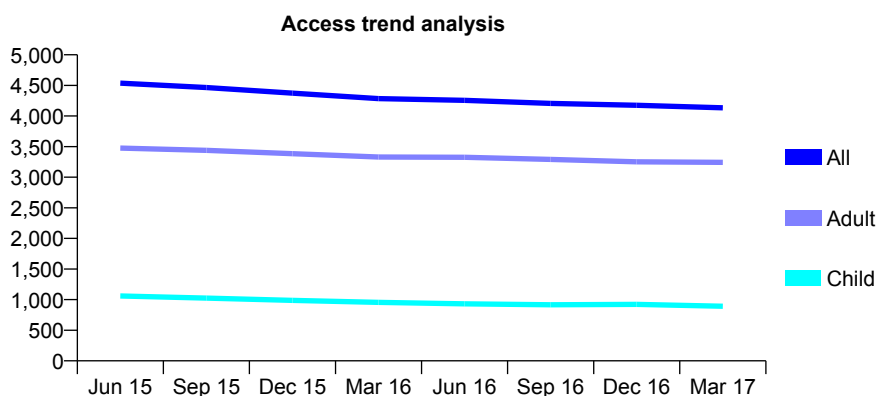
## Q63 - Vital Signs At a Glance Contract Report for 101435/0026 - March 2017

Name or company name	IDH Limited
Contract type name	GDS Contract
Purpose of contract	General
Contract start date	01/04/2006
Contract end date	

16/17 Contracted general activity (UDA)	14,614
Carry forward general activity (UDA)	0
16/17 Contracted orthodontic activity (UOA)	0
Carry forward orthodontic activity (UOA)	0
Baseline contract value	£354,786.79

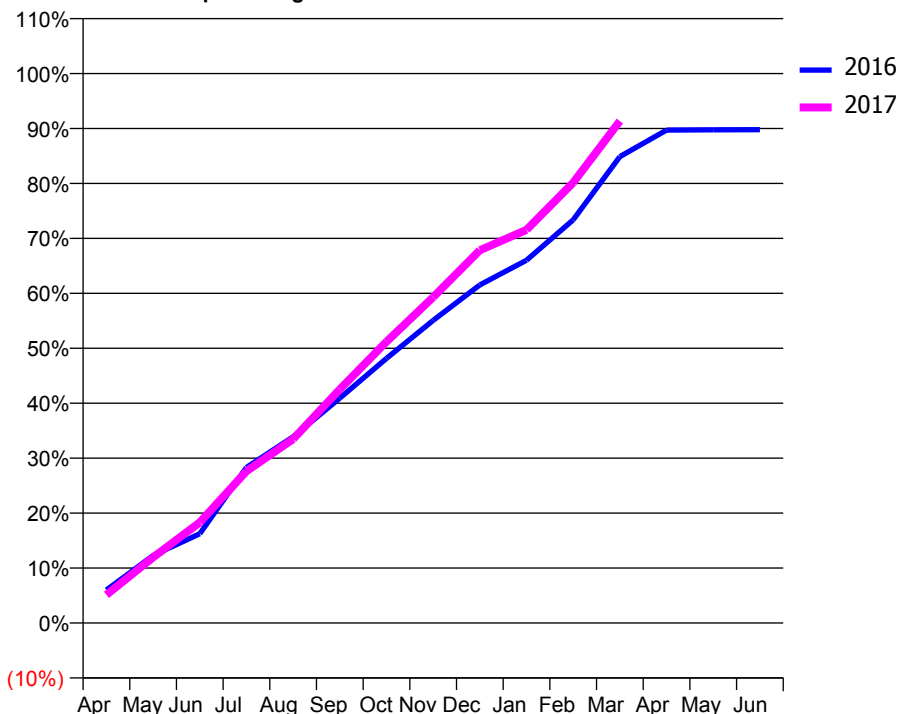
### ACCESS\*

Patients seen in 24 months	Total	Change since previous quarter
Quarter ending March 2016	4,284	
Quarter ending June 2016	4,257	→
Quarter ending September 2016	4,206	↓
Quarter ending December 2016	4,175	→
Quarter ending March 2017	4,135	→
<b>Variance since March 2016</b>	<b>(3.5%)</b>	<b>↓</b>



### ACTIVITY

Cumulative percentage of contracted UDA delivered 2016 & 2017



Month	Adjusted Scheduled Activity (UDA)	
	2016	2017
April	878	751
May	1,795	1,745
June	2,376	2,674
July	4,137	4,038
August	4,954	4,891
September	5,981	6,216
October	7,036	7,481
November	8,050	8,666
December	8,991	9,915
January	9,646	10,457
February	10,722	11,712
March	12,405	13,349
April	13,108	
May	13,117	
June	13,119	

### QUALITY

	Quantity	Base Number	Contract	AT	Region	England
% of FP17s for the same patient ID Re-attending within 3 months - Children	88	1,251	7.0%	10.4%	11.8%	12.3%
% of FP17s for the same patient ID Re-attending within 3 months - Adults	689	4,315	16.0%	16.0%	17.1%	16.7%
% of FP17s for the same patient ID Re-attending between 3 & 9 months - Children	580	1,251	46.4%	47.8%	46.5%	57.6%
% of FP17s for the same patient ID Re-attending between 3 & 9 months - Adults	2,094	4,315	48.5%	37.8%	37.6%	50.1%
% of FP17s for Band 1 Urgent Courses	419	5,225	8.0%	10.3%	10.7%	9.1%
% of FP17s Relating to Free Repair or Replacements	30	5,225	0.6%	0.6%	0.6%	0.8%
% of FP17s Relating to Continuations	169	5,225	3.2%	1.1%	0.9%	1.2%
% of Patients satisfied with the dentistry they have received	10	10	100.0%	90.5%	90.4%	92.8%
% of Patients satisfied with the time they had to wait for an appointment	9	10	90.0%	86.2%	83.7%	88.7%

\* This is based on patients treated on this contract for their most recent course of treatment. Figures in italics indicate the base number of FP17s or Patient Questionnaire responses are less than 100. N/A is shown where the base number of responses is less than 10 during the period. % is calculated as Quantity/Base number\*100

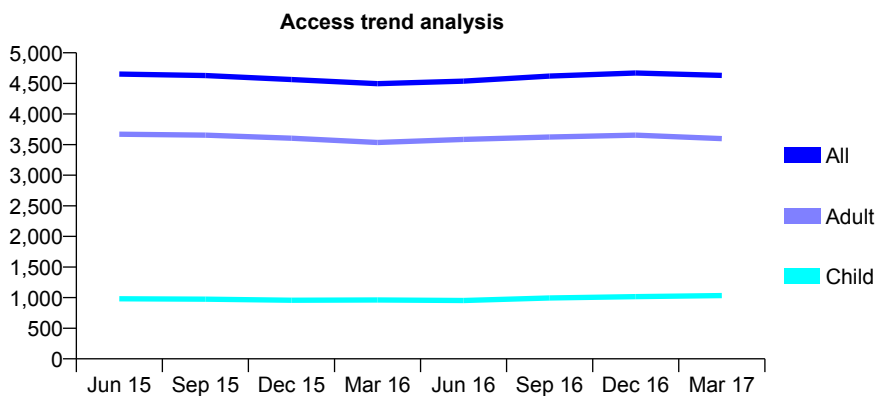
## Q63 - Vital Signs At a Glance Contract Report for 101435/0030 - March 2017

Name or company name	IDH Limited
Contract type name	GDS Contract
Purpose of contract	General
Contract start date	01/04/2006
Contract end date	

16/17 Contracted general activity (UDA)	15,000
Carry forward general activity (UDA)	0
16/17 Contracted orthodontic activity (UOA)	0
Carry forward orthodontic activity (UOA)	0
Baseline contract value	£396,613.47

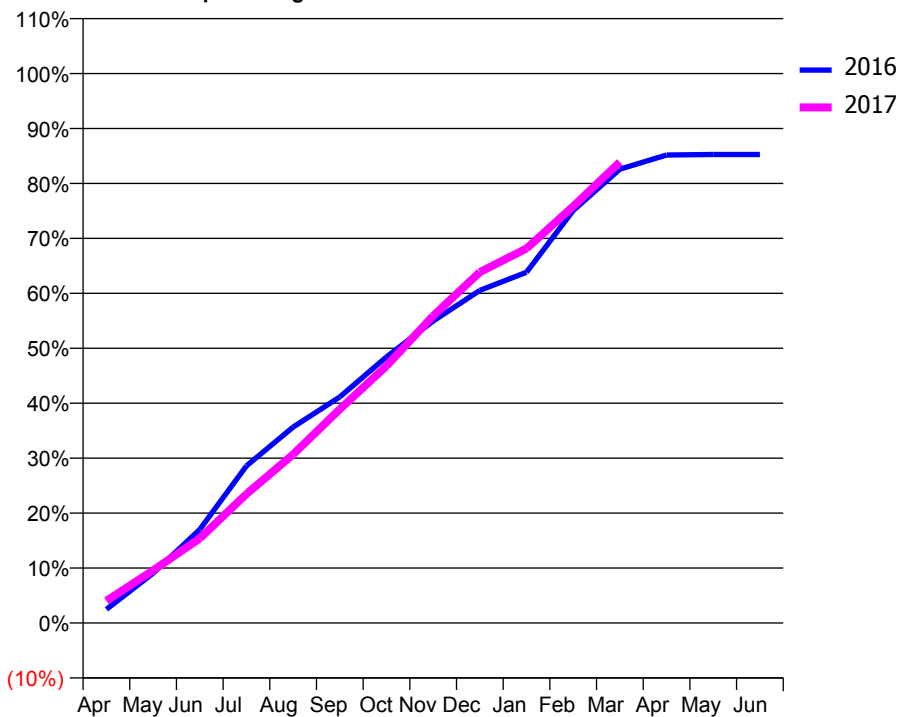
### ACCESS\*

Patients seen in 24 months	Total	Change since previous quarter
Quarter ending March 2016	4,496	
Quarter ending June 2016	4,538	→
Quarter ending September 2016	4,620	→
Quarter ending December 2016	4,671	→
Quarter ending March 2017	4,631	→
<b>Variance since March 2016</b>	<b>3.0%</b>	<b>↑</b>



### ACTIVITY

Cumulative percentage of contracted UDA delivered 2016 & 2017



Month	Adjusted Scheduled Activity (UDA)	
	2016	2017
April	373	607
May	1,361	1,435
June	2,552	2,309
July	4,291	3,523
August	5,349	4,604
September	6,170	5,838
October	7,262	7,016
November	8,242	8,386
December	9,081	9,580
January	9,576	10,223
February	11,260	11,373
March	12,388	12,581
April	12,775	
May	12,788	
June	12,788	

### QUALITY

	Quantity	Base Number	Contract	AT	Region	England
% of FP17s for the same patient ID Re-attending within 3 months - Children	84	1,294	6.5%	10.4%	11.8%	12.3%
% of FP17s for the same patient ID Re-attending within 3 months - Adults	416	3,819	10.9%	16.0%	17.1%	16.7%
% of FP17s for the same patient ID Re-attending between 3 & 9 months - Children	604	1,294	46.7%	47.8%	46.5%	57.6%
% of FP17s for the same patient ID Re-attending between 3 & 9 months - Adults	1,538	3,819	40.3%	37.8%	37.6%	50.1%
% of FP17s for Band 1 Urgent Courses	255	4,943	5.2%	10.3%	10.7%	9.1%
% of FP17s Relating to Free Repair or Replacements	24	4,943	0.5%	0.6%	0.6%	0.8%
% of FP17s Relating to Continuations	64	4,943	1.3%	1.1%	0.9%	1.2%
% of Patients satisfied with the dentistry they have received	2	2	N/A	90.5%	90.4%	92.8%
% of Patients satisfied with the time they had to wait for an appointment	2	2	N/A	86.2%	83.7%	88.7%

\* This is based on patients treated on this contract for their most recent course of treatment. Figures in italics indicate the base number of FP17s or Patient Questionnaire responses are less than 100. N/A is shown where the base number of responses is less than 10 during the period. % is calculated as Quantity/Base number\*100

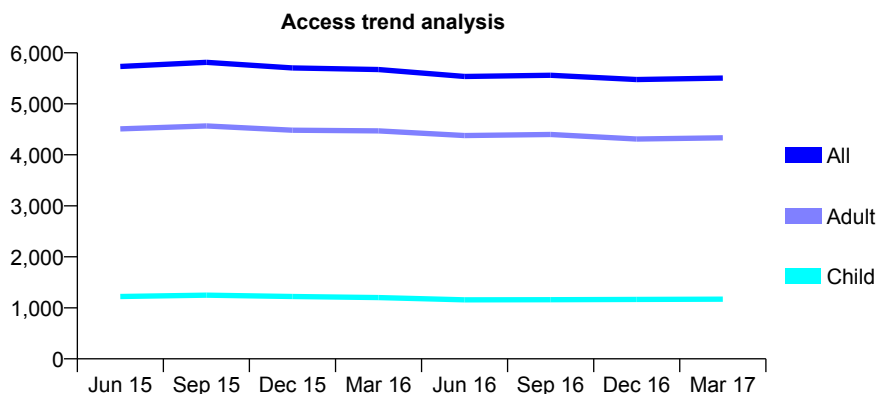
## Q63 - Vital Signs At a Glance Contract Report for 101435/0032 - March 2017

Name or company name	IDH Limited
Contract type name	GDS Contract
Purpose of contract	General
Contract start date	01/04/2006
Contract end date	

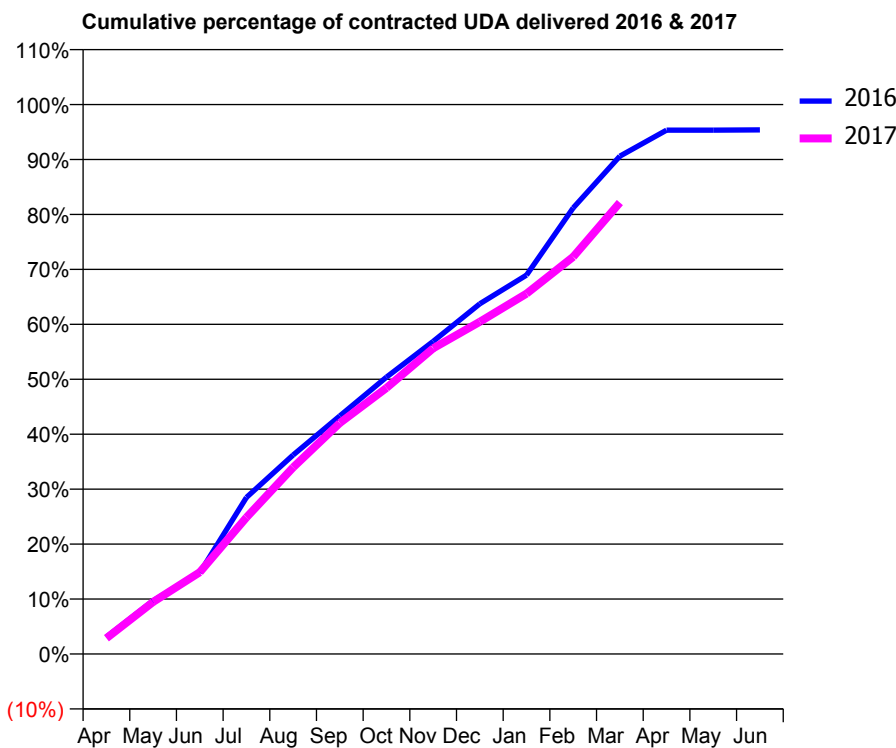
16/17 Contracted general activity (UDA)	20,379
Carry forward general activity (UDA)	0
16/17 Contracted orthodontic activity (UOA)	0
Carry forward orthodontic activity (UOA)	0
Baseline contract value	£576,189.75

### ACCESS\*

Patients seen in 24 months	Total	Change since previous quarter
Quarter ending March 2016	5,671	
Quarter ending June 2016	5,535	↓
Quarter ending September 2016	5,559	→
Quarter ending December 2016	5,476	↓
Quarter ending March 2017	5,504	→
<b>Variance since March 2016</b>	<b>(2.9%)</b>	<b>↓</b>



### ACTIVITY



Month	Adjusted Scheduled Activity (UDA)	
	2016	2017
April	631	584
May	1,973	1,932
June	3,016	3,033
July	5,808	5,066
August	7,383	6,921
September	8,828	8,566
October	10,268	9,867
November	11,595	11,337
December	12,987	12,324
January	14,054	13,366
February	16,543	14,730
March	18,461	16,743
April	19,428	
May	19,427	
June	19,438	

### QUALITY

	Quantity	Base Number	Contract	AT	Region	England
% of FP17s for the same patient ID Re-attending within 3 months - Children	83	1,407	5.9%	10.4%	11.8%	12.3%
% of FP17s for the same patient ID Re-attending within 3 months - Adults	444	4,316	10.3%	16.0%	17.1%	16.7%
% of FP17s for the same patient ID Re-attending between 3 & 9 months - Children	620	1,407	44.1%	47.8%	46.5%	57.6%
% of FP17s for the same patient ID Re-attending between 3 & 9 months - Adults	1,566	4,316	36.3%	37.8%	37.6%	50.1%
% of FP17s for Band 1 Urgent Courses	274	5,446	5.0%	10.3%	10.7%	9.1%
% of FP17s Relating to Free Repair or Replacements	23	5,446	0.4%	0.6%	0.6%	0.8%
% of FP17s Relating to Continuations	82	5,446	1.5%	1.1%	0.9%	1.2%
% of Patients satisfied with the dentistry they have received	4	4	N/A	90.5%	90.4%	92.8%
% of Patients satisfied with the time they had to wait for an appointment	3	4	N/A	86.2%	83.7%	88.7%

\* This is based on patients treated on this contract for their most recent course of treatment. Figures in italics indicate the base number of FP17s or Patient Questionnaire responses are less than 100. N/A is shown where the base number of responses is less than 10 during the period. % is calculated as Quantity/Base number\*100

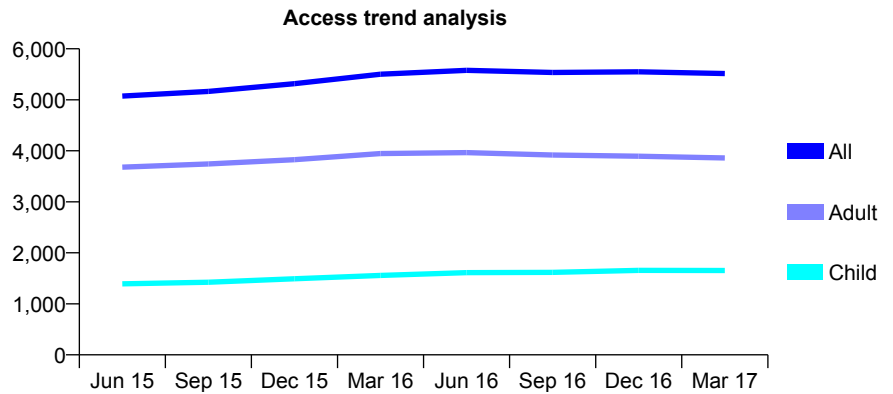
## Q63 - Vital Signs At a Glance Contract Report for 101435/0036 - March 2017

Name or company name	IDH Limited
Contract type name	GDS Contract
Purpose of contract	General
Contract start date	01/04/2006
Contract end date	

16/17 Contracted general activity (UDA)	15,301
Carry forward general activity (UDA)	0
16/17 Contracted orthodontic activity (UOA)	0
Carry forward orthodontic activity (UOA)	0
Baseline contract value	£471,953.78

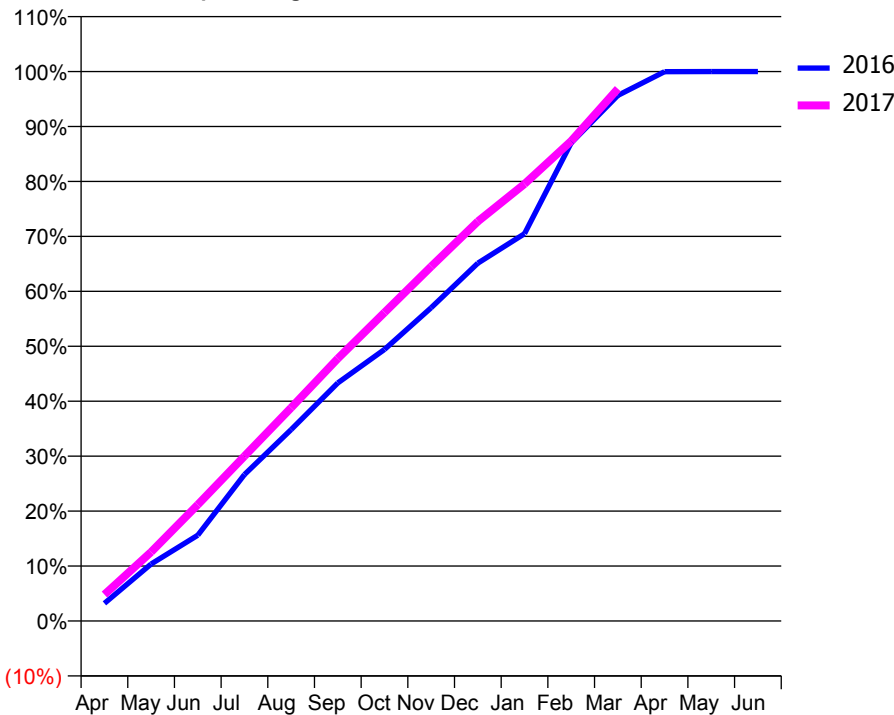
### ACCESS\*

Patients seen in 24 months	Total	Change since previous quarter
Quarter ending March 2016	5,503	
Quarter ending June 2016	5,577	→
Quarter ending September 2016	5,535	→
Quarter ending December 2016	5,548	→
Quarter ending March 2017	5,514	→
<b>Variance since March 2016</b>	<b>0.2%</b>	<b>→</b>



### ACTIVITY

Cumulative percentage of contracted UDA delivered 2016 & 2017



Month	Adjusted Scheduled Activity (UDA)	
	2016	2017
April	491	739
May	1,586	1,921
June	2,390	3,240
July	4,077	4,590
August	5,331	5,940
September	6,631	7,309
October	7,561	8,590
November	8,722	9,872
December	9,963	11,124
January	10,784	12,170
February	13,312	13,365
March	14,636	14,820
April	15,296	
May	15,301	
June	15,301	

### QUALITY

	Quantity	Base Number	Contract	AT	Region	England
% of FP17s for the same patient ID Re-attending within 3 months - Children	132	1,893	7.0%	10.4%	11.8%	12.3%
% of FP17s for the same patient ID Re-attending within 3 months - Adults	515	3,479	14.8%	16.0%	17.1%	16.7%
% of FP17s for the same patient ID Re-attending between 3 & 9 months - Children	746	1,893	39.4%	47.8%	46.5%	57.6%
% of FP17s for the same patient ID Re-attending between 3 & 9 months - Adults	961	3,479	27.6%	37.8%	37.6%	50.1%
% of FP17s for Band 1 Urgent Courses	637	5,157	12.4%	10.3%	10.7%	9.1%
% of FP17s Relating to Free Repair or Replacements	18	5,157	0.3%	0.6%	0.6%	0.8%
% of FP17s Relating to Continuations	23	5,157	0.4%	1.1%	0.9%	1.2%
% of Patients satisfied with the dentistry they have received	3	3	N/A	90.5%	90.4%	92.8%
% of Patients satisfied with the time they had to wait for an appointment	3	3	N/A	86.2%	83.7%	88.7%

\* This is based on patients treated on this contract for their most recent course of treatment. Figures in italics indicate the base number of FP17s or Patient Questionnaire responses are less than 100. N/A is shown where the base number of responses is less than 10 during the period. % is calculated as Quantity/Base number\*100

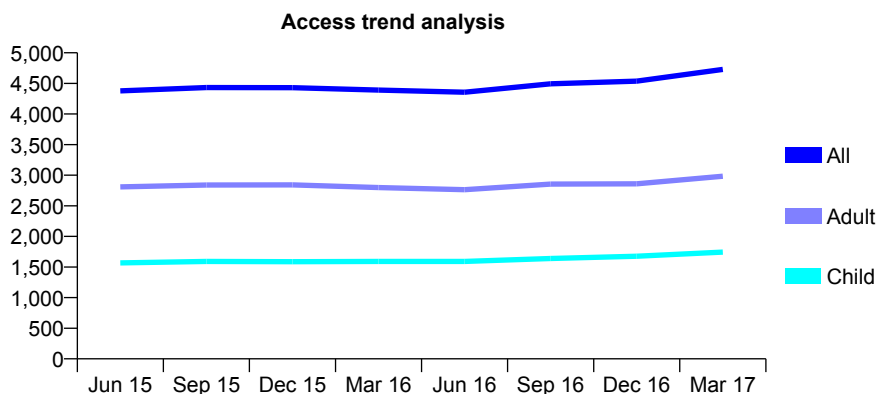
## Q63 - Vital Signs At a Glance Contract Report for 101435/0037 - March 2017

Name or company name	IDH Limited
Contract type name	GDS Contract
Purpose of contract	General
Contract start date	01/04/2006
Contract end date	

16/17 Contracted general activity (UDA)	12,512
Carry forward general activity (UDA)	0
16/17 Contracted orthodontic activity (UOA)	0
Carry forward orthodontic activity (UOA)	0
Baseline contract value	£329,098.01

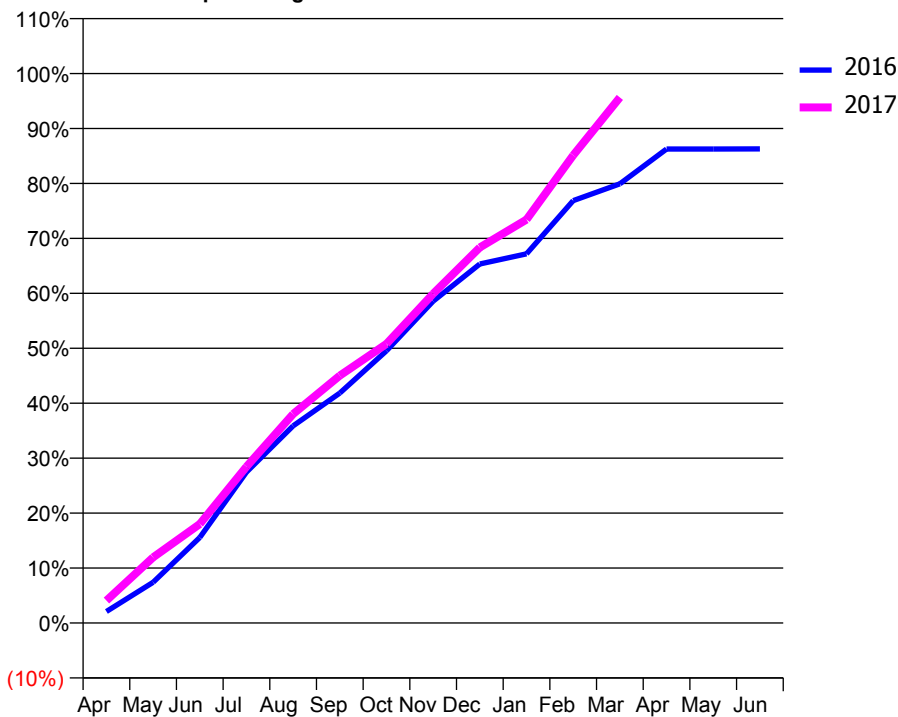
### ACCESS\*

Patients seen in 24 months	Total	Change since previous quarter
Quarter ending March 2016	4,390	
Quarter ending June 2016	4,356	→
Quarter ending September 2016	4,494	↑
Quarter ending December 2016	4,536	→
Quarter ending March 2017	4,729	↑
<b>Variance since March 2016</b>	<b>7.7%</b>	<b>↑</b>



### ACTIVITY

Cumulative percentage of contracted UDA delivered 2016 & 2017



Month	Adjusted Scheduled Activity (UDA)	
	2016	2017
April	263	513
May	927	1,495
June	1,947	2,253
July	3,436	3,559
August	4,489	4,760
September	5,235	5,634
October	6,198	6,356
November	7,328	7,500
December	8,176	8,552
January	8,406	9,186
February	9,616	10,649
March	9,999	11,967
April	10,793	
May	10,793	
June	10,795	

### QUALITY

	Quantity	Base Number	Contract	AT	Region	England
% of FP17s for the same patient ID Re-attending within 3 months - Children	117	2,150	5.4%	10.4%	11.8%	12.3%
% of FP17s for the same patient ID Re-attending within 3 months - Adults	437	3,245	13.5%	16.0%	17.1%	16.7%
% of FP17s for the same patient ID Re-attending between 3 & 9 months - Children	773	2,150	36.0%	47.8%	46.5%	57.6%
% of FP17s for the same patient ID Re-attending between 3 & 9 months - Adults	880	3,245	27.1%	37.8%	37.6%	50.1%
% of FP17s for Band 1 Urgent Courses	349	5,037	6.9%	10.3%	10.7%	9.1%
% of FP17s Relating to Free Repair or Replacements	42	5,037	0.8%	0.6%	0.6%	0.8%
% of FP17s Relating to Continuations	86	5,037	1.7%	1.1%	0.9%	1.2%
% of Patients satisfied with the dentistry they have received	2	3	N/A	90.5%	90.4%	92.8%
% of Patients satisfied with the time they had to wait for an appointment	2	3	N/A	86.2%	83.7%	88.7%

\* This is based on patients treated on this contract for their most recent course of treatment. Figures in italics indicate the base number of FP17s or Patient Questionnaire responses are less than 100. N/A is shown where the base number of responses is less than 10 during the period. % is calculated as Quantity/Base number\*100

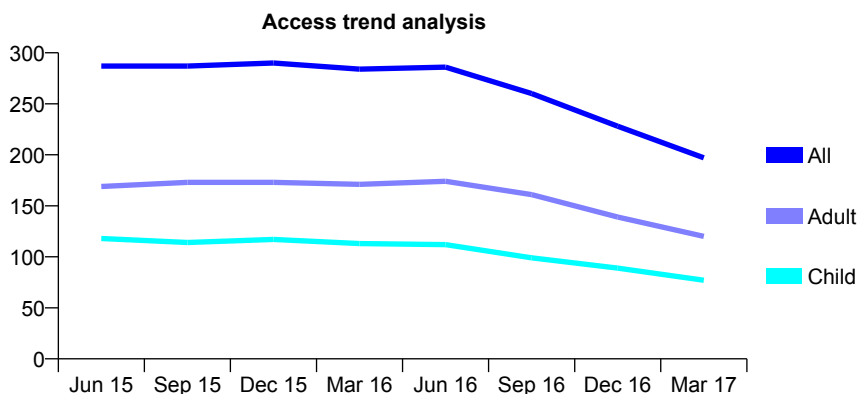
## Q63 - Vital Signs At a Glance Contract Report for 102873/0003 - March 2017

Name or company name	Richmond & Twickenham PCT
Contract type name	PDS Contract
Purpose of contract	General
Contract start date	01/05/2006
Contract end date	31/03/2017

16/17 Contracted general activity (UDA)	1,053
Carry forward general activity (UDA)	0
16/17 Contracted orthodontic activity (UOA)	0
Carry forward orthodontic activity (UOA)	0
Baseline contract value	£0.00

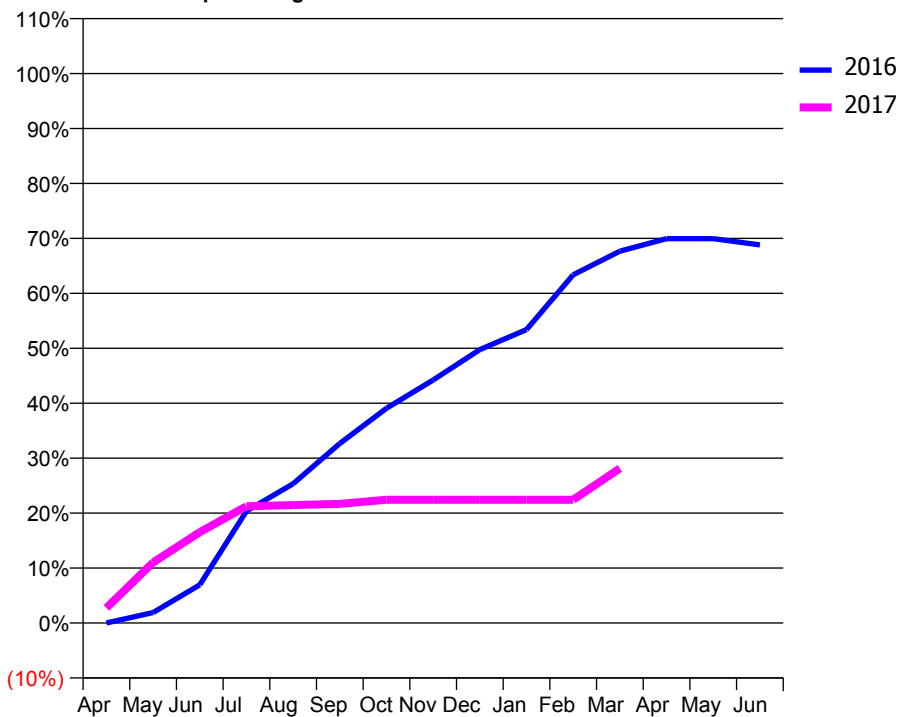
### ACCESS\*

Patients seen in 24 months	Total	Change since previous quarter
Quarter ending March 2016	284	
Quarter ending June 2016	286	→
Quarter ending September 2016	260	↓
Quarter ending December 2016	228	↓
Quarter ending March 2017	197	↓
<b>Variance since March 2016</b>	<b>(30.6%)</b>	<b>↓</b>



### ACTIVITY

Cumulative percentage of contracted UDA delivered 2016 & 2017



Adjusted Scheduled Activity (UDA)

Month	2016	2017
April	0	29
May	20	116
June	73	174
July	215	224
August	267	226
September	344	228
October	412	236
November	466	236
December	524	236
January	562	236
February	667	236
March	713	296
April	737	
May	737	
June	725	

### QUALITY

	Quantity	Base Number	Contract	AT	Region	England
% of FP17s for the same patient ID Re-attending within 3 months - Children	1	45	2.2%	10.4%	11.8%	12.3%
% of FP17s for the same patient ID Re-attending within 3 months - Adults	11	89	12.4%	16.0%	17.1%	16.7%
% of FP17s for the same patient ID Re-attending between 3 & 9 months - Children	17	45	37.8%	47.8%	46.5%	57.6%
% of FP17s for the same patient ID Re-attending between 3 & 9 months - Adults	50	89	56.2%	37.8%	37.6%	50.1%
% of FP17s for Band 1 Urgent Courses	7	124	5.6%	10.3%	10.7%	9.1%
% of FP17s Relating to Free Repair or Replacements	0	124	0.0%	0.6%	0.6%	0.8%
% of FP17s Relating to Continuations	0	124	0.0%	1.1%	0.9%	1.2%
% of Patients satisfied with the dentistry they have received	0	0	N/A	90.5%	90.4%	92.8%
% of Patients satisfied with the time they had to wait for an appointment	0	0	N/A	86.2%	83.7%	88.7%

\* This is based on patients treated on this contract for their most recent course of treatment. Figures in italics indicate the base number of FP17s or Patient Questionnaire responses are less than 100. N/A is shown where the base number of responses is less than 10 during the period. % is calculated as Quantity/Base number\*100

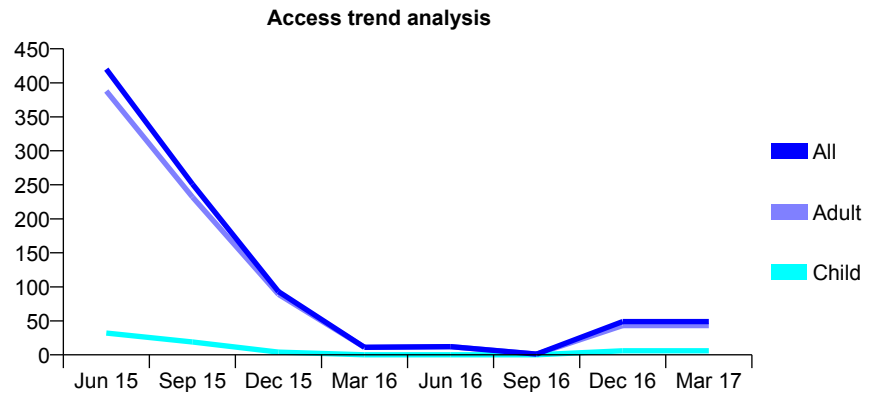
## Q63 - Vital Signs At a Glance Contract Report for 102873/0004 - March 2017

Name or company name	Richmond & Twickenham PCT
Contract type name	PDS Contract
Purpose of contract	General
Contract start date	01/04/2006
Contract end date	

16/17 Contracted general activity (UDA)	2,000
Carry forward general activity (UDA)	0
16/17 Contracted orthodontic activity (UOA)	0
Carry forward orthodontic activity (UOA)	0
Baseline contract value	£0.00

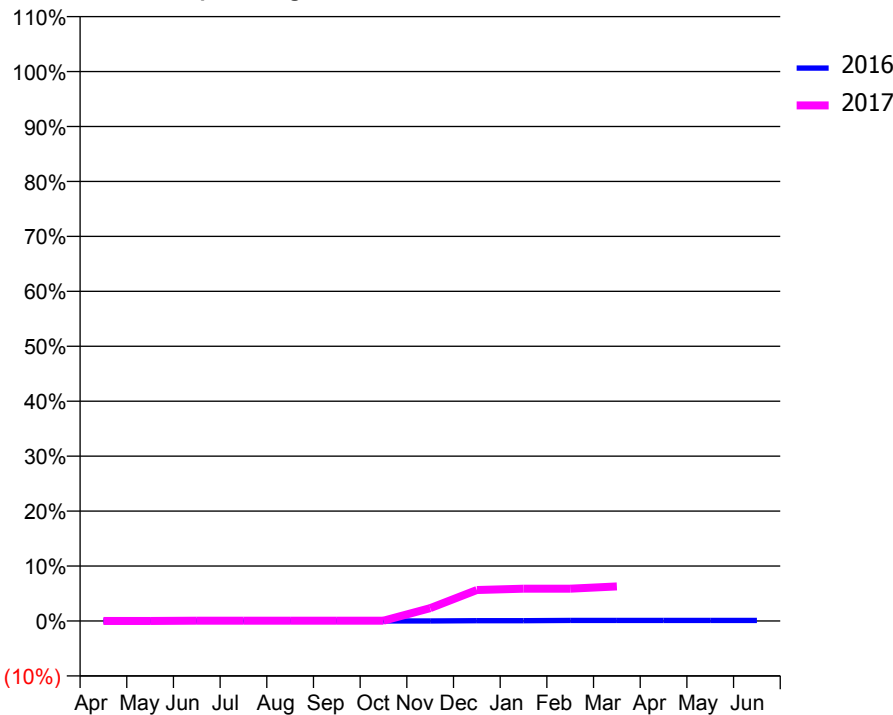
### ACCESS\*

Patients seen in 24 months	Total	Change since previous quarter
Quarter ending March 2016	11	
Quarter ending June 2016	12	↑
Quarter ending September 2016	1	↓
Quarter ending December 2016	49	↑
Quarter ending March 2017	49	→
<b>Variance since March 2016</b>	<b>345.5%</b>	<b>↑</b>



### ACTIVITY

Cumulative percentage of contracted UDA delivered 2016 & 2017



Month	Adjusted Scheduled Activity (UDA)	
	2016	2017
April	0	0
May	0	0
June	0	1
July	0	1
August	0	1
September	0	1
October	0	1
November	0	47
December	1	113
January	1	118
February	2	118
March	2	126
April	2	
May	2	
June	2	

### QUALITY

	Quantity	Base Number	Contract	AT	Region	England
% of FP17s for the same patient ID Re-attending within 3 months - Children	0	20	0.0%	10.4%	11.8%	12.3%
% of FP17s for the same patient ID Re-attending within 3 months - Adults	1	85	1.2%	16.0%	17.1%	16.7%
% of FP17s for the same patient ID Re-attending between 3 & 9 months - Children	0	20	0.0%	47.8%	46.5%	57.6%
% of FP17s for the same patient ID Re-attending between 3 & 9 months - Adults	0	85	0.0%	37.8%	37.6%	50.1%
% of FP17s for Band 1 Urgent Courses	104	105	99.0%	10.3%	10.7%	9.1%
% of FP17s Relating to Free Repair or Replacements	0	105	0.0%	0.6%	0.6%	0.8%
% of FP17s Relating to Continuations	0	105	0.0%	1.1%	0.9%	1.2%
% of Patients satisfied with the dentistry they have received	0	0	N/A	90.5%	90.4%	92.8%
% of Patients satisfied with the time they had to wait for an appointment	0	0	N/A	86.2%	83.7%	88.7%

\* This is based on patients treated on this contract for their most recent course of treatment. Figures in italics indicate the base number of FP17s or Patient Questionnaire responses are less than 100. N/A is shown where the base number of responses is less than 10 during the period. % is calculated as Quantity/Base number\*100



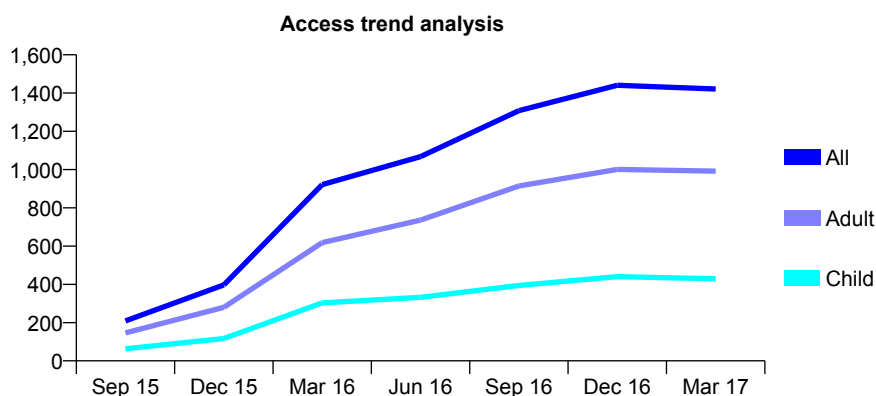
## Q63 - Vital Signs At a Glance Contract Report for 103756/0001 - March 2017

Name or company name	Smile Impressions Blackheath Ltd
Contract type name	GDS Contract
Purpose of contract	General
Contract start date	01/06/2015
Contract end date	

16/17 Contracted general activity (UDA)	3,463
Carry forward general activity (UDA)	73
16/17 Contracted orthodontic activity (UOA)	0
Carry forward orthodontic activity (UOA)	0
Baseline contract value	£77,753.40

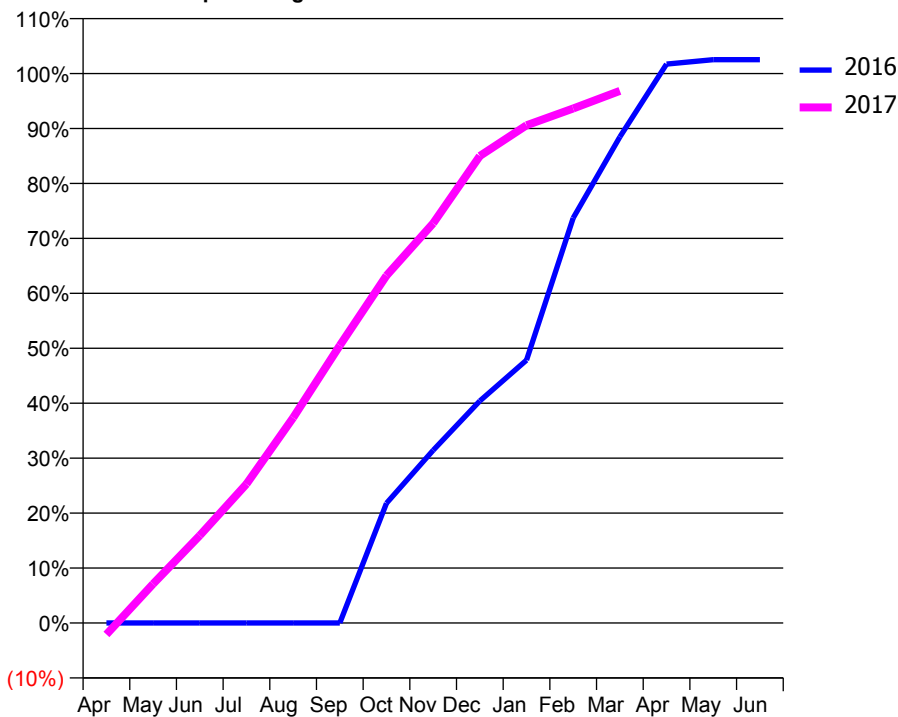
### ACCESS\*

Patients seen in 24 months	Total	Change since previous quarter
Quarter ending March 2016	921	
Quarter ending June 2016	1,068	↑
Quarter ending September 2016	1,308	↑
Quarter ending December 2016	1,441	↑
Quarter ending March 2017	1,421	↓
<b>Variance since March 2016</b>	<b>54.3%</b>	<b>↑</b>



### ACTIVITY

**Cumulative percentage of contracted UDA delivered 2016 & 2017**



**Adjusted Scheduled Activity (UDA)**

Month	2016	2017
April	0	-73
May	0	247
June	0	551
July	0	876
August	0	1,294
September	0	1,750
October	629	2,189
November	907	2,519
December	1,166	2,944
January	1,381	3,137
February	2,127	3,243
March	2,553	3,353
April	2,935	
May	2,959	
June	2,959	

### QUALITY

	Quantity	Base Number	Contract	AT	Region	England
% of FP17s for the same patient ID Re-attending within 3 months - Children	60	610	9.8%	10.4%	11.8%	12.3%
% of FP17s for the same patient ID Re-attending within 3 months - Adults	189	1,169	16.2%	16.0%	17.1%	16.7%
% of FP17s for the same patient ID Re-attending between 3 & 9 months - Children	254	610	41.6%	47.8%	46.5%	57.6%
% of FP17s for the same patient ID Re-attending between 3 & 9 months - Adults	383	1,169	32.8%	37.8%	37.6%	50.1%
% of FP17s for Band 1 Urgent Courses	172	1,606	10.7%	10.3%	10.7%	9.1%
% of FP17s Relating to Free Repair or Replacements	4	1,606	0.2%	0.6%	0.6%	0.8%
% of FP17s Relating to Continuations	3	1,606	0.2%	1.1%	0.9%	1.2%
% of Patients satisfied with the dentistry they have received	0	1	N/A	90.5%	90.4%	92.8%
% of Patients satisfied with the time they had to wait for an appointment	0	1	N/A	86.2%	83.7%	88.7%

\* This is based on patients treated on this contract for their most recent course of treatment. Figures in italics indicate the base number of FP17s or Patient Questionnaire responses are less than 100. N/A is shown where the base number of responses is less than 10 during the period. % is calculated as Quantity/Base number\*100

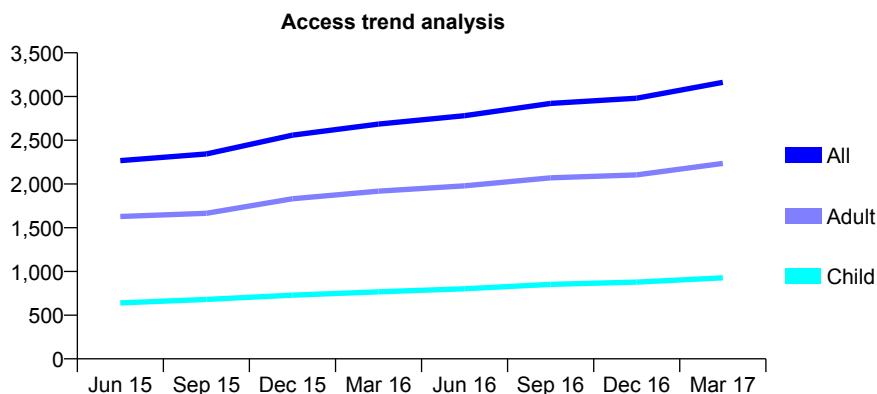
## Q63 - Vital Signs At a Glance Contract Report for 103896/0001 - March 2017

Name or company name	Newham Family Dental Care Limited
Contract type name	GDS Contract
Purpose of contract	General
Contract start date	17/03/2011
Contract end date	

16/17 Contracted general activity (UDA)	15,000
Carry forward general activity (UDA)	0
16/17 Contracted orthodontic activity (UOA)	0
Carry forward orthodontic activity (UOA)	0
Baseline contract value	£398,620.95

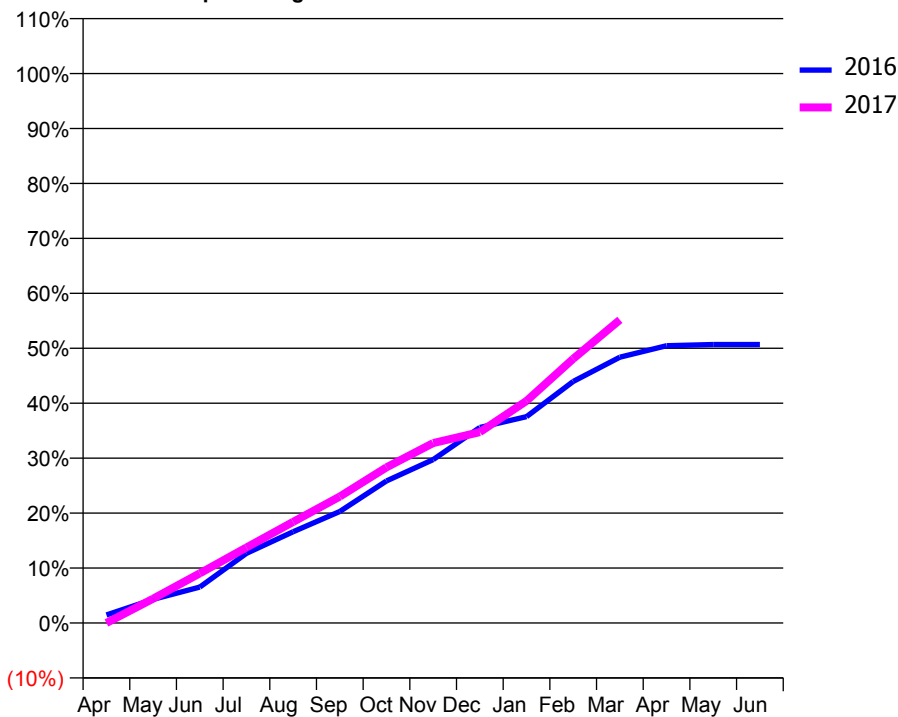
### ACCESS\*

Patients seen in 24 months	Total	Change since previous quarter
Quarter ending March 2016	2,685	
Quarter ending June 2016	2,781	↑
Quarter ending September 2016	2,922	↑
Quarter ending December 2016	2,981	↑
Quarter ending March 2017	3,162	↑
<b>Variance since March 2016</b>	<b>17.8%</b>	<b>↑</b>



### ACTIVITY

Cumulative percentage of contracted UDA delivered 2016 & 2017



Month	Adjusted Scheduled Activity (UDA)	
	2016	2017
April	220	0
May	647	664
June	983	1,355
July	1,903	2,064
August	2,491	2,762
September	3,045	3,451
October	3,880	4,251
November	4,459	4,911
December	5,339	5,212
January	5,632	6,062
February	6,595	7,214
March	7,256	8,276
April	7,568	
May	7,604	
June	7,604	

### QUALITY

	Quantity	Base Number	Contract	AT	Region	England
% of FP17s for the same patient ID Re-attending within 3 months - Children	59	1,033	5.7%	10.4%	11.8%	12.3%
% of FP17s for the same patient ID Re-attending within 3 months - Adults	293	2,314	12.7%	16.0%	17.1%	16.7%
% of FP17s for the same patient ID Re-attending between 3 & 9 months - Children	361	1,033	34.9%	47.8%	46.5%	57.6%
% of FP17s for the same patient ID Re-attending between 3 & 9 months - Adults	544	2,314	23.5%	37.8%	37.6%	50.1%
% of FP17s for Band 1 Urgent Courses	838	3,218	26.0%	10.3%	10.7%	9.1%
% of FP17s Relating to Free Repair or Replacements	6	3,218	0.2%	0.6%	0.6%	0.8%
% of FP17s Relating to Continuations	8	3,218	0.2%	1.1%	0.9%	1.2%
% of Patients satisfied with the dentistry they have received	1	1	N/A	90.5%	90.4%	92.8%
% of Patients satisfied with the time they had to wait for an appointment	1	1	N/A	86.2%	83.7%	88.7%

\* This is based on patients treated on this contract for their most recent course of treatment. Figures in italics indicate the base number of FP17s or Patient Questionnaire responses are less than 100. N/A is shown where the base number of responses is less than 10 during the period. % is calculated as Quantity/Base number\*100

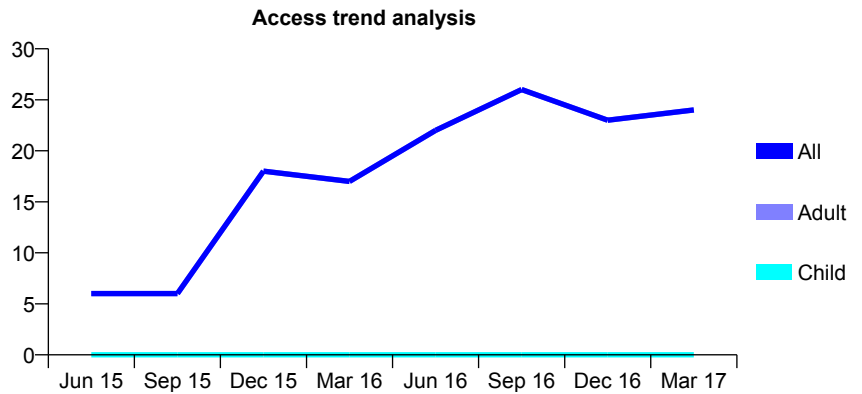
## Q63 - Vital Signs At a Glance Contract Report for 104523/0008 - March 2017

Name or company name	Bromley Healthcare Interest Company
Contract type name	PDS Contract
Purpose of contract	General
Contract start date	01/04/2014
Contract end date	30/11/2017

16/17 Contracted general activity (UDA)	720
Carry forward general activity (UDA)	0
16/17 Contracted orthodontic activity (UOA)	0
Carry forward orthodontic activity (UOA)	0
Baseline contract value	£37,066.12

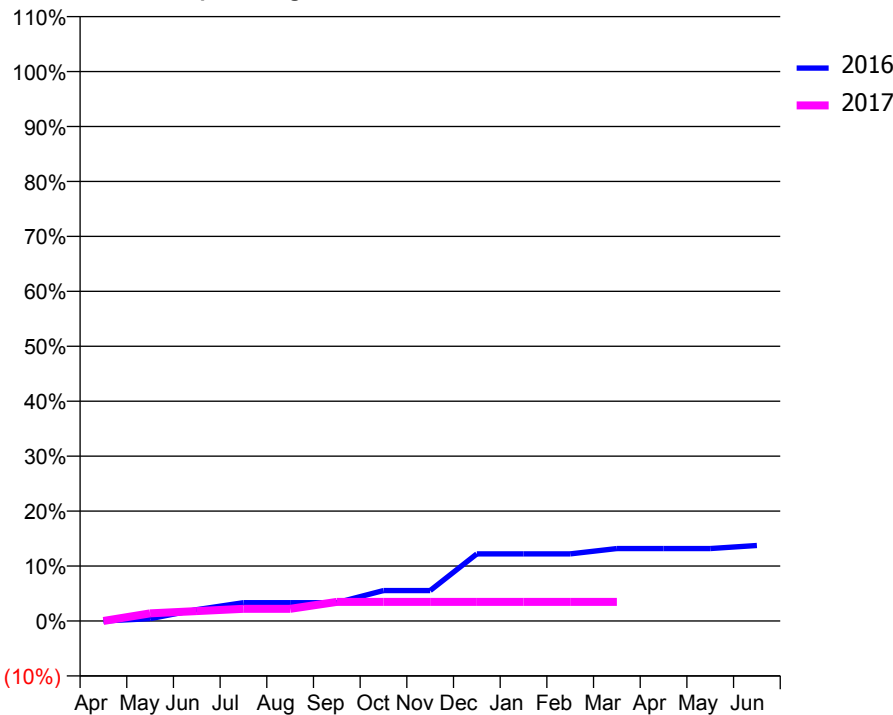
### ACCESS\*

Patients seen in 24 months	Total	Change since previous quarter
Quarter ending March 2016	17	
Quarter ending June 2016	22	↑
Quarter ending September 2016	26	↑
Quarter ending December 2016	23	↓
Quarter ending March 2017	24	↑
<b>Variance since March 2016</b>	41.2%	↑



### ACTIVITY

Cumulative percentage of contracted UDA delivered 2016 & 2017



Month	Adjusted Scheduled Activity (UDA)	
	2016	2017
April	0	0
May	3	10
June	15	13
July	24	16
August	24	16
September	24	25
October	40	25
November	40	25
December	88	25
January	88	25
February	88	25
March	95	25
April	95	
May	95	
June	99	

### QUALITY

	Quantity	Base Number	Contract	AT	Region	England
% of FP17s for the same patient ID Re-attending within 3 months - Children	0	0	N/A	10.4%	11.8%	12.3%
% of FP17s for the same patient ID Re-attending within 3 months - Adults	0	11	0.0%	16.0%	17.1%	16.7%
% of FP17s for the same patient ID Re-attending between 3 & 9 months - Children	0	0	N/A	47.8%	46.5%	57.6%
% of FP17s for the same patient ID Re-attending between 3 & 9 months - Adults	0	11	0.0%	37.8%	37.6%	50.1%
% of FP17s for Band 1 Urgent Courses	0	9	0.0%	10.3%	10.7%	9.1%
% of FP17s Relating to Free Repair or Replacements	0	9	0.0%	0.6%	0.6%	0.8%
% of FP17s Relating to Continuations	0	9	0.0%	1.1%	0.9%	1.2%
% of Patients satisfied with the dentistry they have received	0	0	N/A	90.5%	90.4%	92.8%
% of Patients satisfied with the time they had to wait for an appointment	0	0	N/A	86.2%	83.7%	88.7%

\* This is based on patients treated on this contract for their most recent course of treatment. Figures in italics indicate the base number of FP17s or Patient Questionnaire responses are less than 100. N/A is shown where the base number of responses is less than 10 during the period. % is calculated as Quantity/Base number\*100

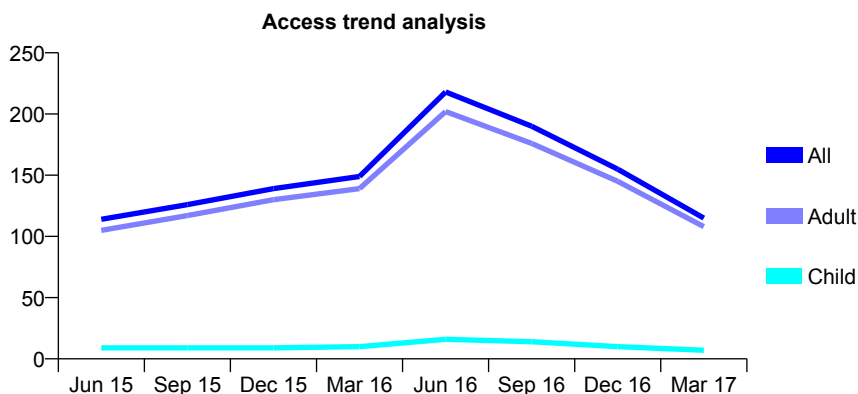
## Q63 - Vital Signs At a Glance Contract Report for 104523/0009 - March 2017

Name or company name	Bromley Healthcare Interest Company
Contract type name	PDS Contract
Purpose of contract	General
Contract start date	01/08/2014
Contract end date	30/11/2017

16/17 Contracted general activity (UDA)	1,348
Carry forward general activity (UDA)	0
16/17 Contracted orthodontic activity (UOA)	0
Carry forward orthodontic activity (UOA)	0
Baseline contract value	£56,035.95

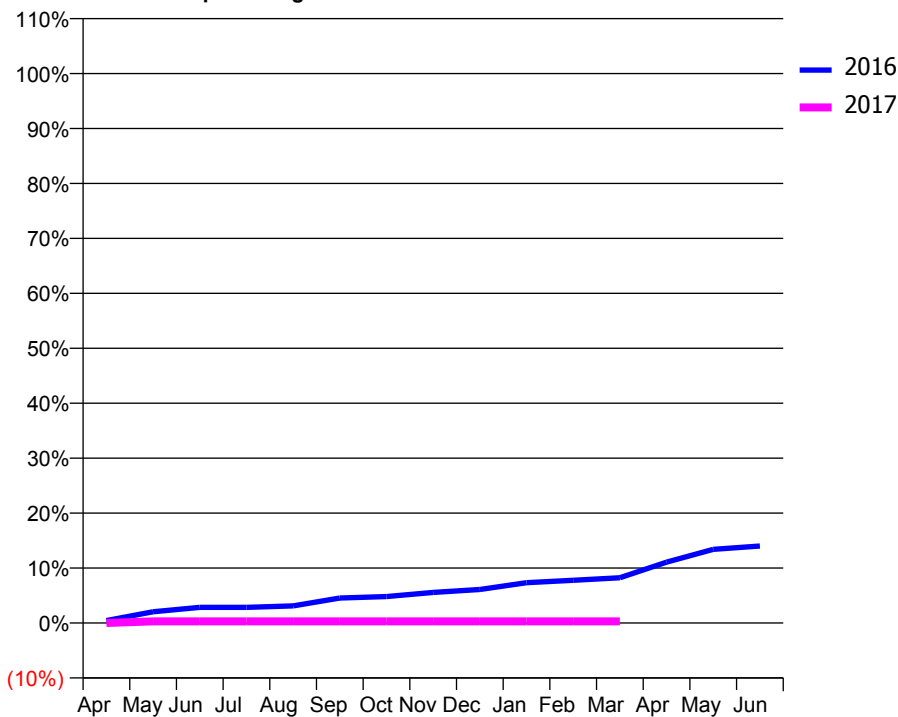
### ACCESS\*

Patients seen in 24 months	Total	Change since previous quarter
Quarter ending March 2016	149	
Quarter ending June 2016	218	↑
Quarter ending September 2016	190	↓
Quarter ending December 2016	155	↓
Quarter ending March 2017	115	↓
<b>Variance since March 2016</b>	<b>(22.8%)</b>	<b>↓</b>



### ACTIVITY

Cumulative percentage of contracted UDA delivered 2016 & 2017



Month	Adjusted Scheduled Activity (UDA)	
	2016	2017
April	6	0
May	28	4
June	38	4
July	38	4
August	42	4
September	61	4
October	65	4
November	75	4
December	82	4
January	99	4
February	105	4
March	111	4
April	149	4
May	181	4
June	189	4

### QUALITY

	Quantity	Base Number	Contract	AT	Region	England
% of FP17s for the same patient ID Re-attending within 3 months - Children	0	19	0.0%	10.4%	11.8%	12.3%
% of FP17s for the same patient ID Re-attending within 3 months - Adults	2	149	1.3%	16.0%	17.1%	16.7%
% of FP17s for the same patient ID Re-attending between 3 & 9 months - Children	0	19	0.0%	47.8%	46.5%	57.6%
% of FP17s for the same patient ID Re-attending between 3 & 9 months - Adults	0	149	0.0%	37.8%	37.6%	50.1%
% of FP17s for Band 1 Urgent Courses	0	2	0.0%	10.3%	10.7%	9.1%
% of FP17s Relating to Free Repair or Replacements	0	2	0.0%	0.6%	0.6%	0.8%
% of FP17s Relating to Continuations	0	2	0.0%	1.1%	0.9%	1.2%
% of Patients satisfied with the dentistry they have received	0	0	N/A	90.5%	90.4%	92.8%
% of Patients satisfied with the time they had to wait for an appointment	0	0	N/A	86.2%	83.7%	88.7%

\* This is based on patients treated on this contract for their most recent course of treatment. Figures in italics indicate the base number of FP17s or Patient Questionnaire responses are less than 100. N/A is shown where the base number of responses is less than 10 during the period. % is calculated as Quantity/Base number\*100

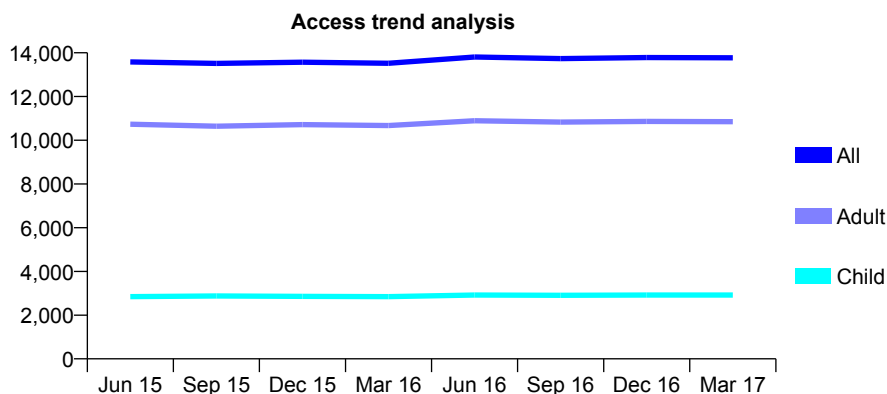
## Q63 - Vital Signs At a Glance Contract Report for 104965/0001 - March 2017

Name or company name	Brightsmile Dental Care Limited
Contract type name	GDS Contract
Purpose of contract	General
Contract start date	01/11/2010
Contract end date	

16/17 Contracted general activity (UDA)	36,000
Carry forward general activity (UDA)	-663
16/17 Contracted orthodontic activity (UOA)	0
Carry forward orthodontic activity (UOA)	0
Baseline contract value	£1,019,403.79

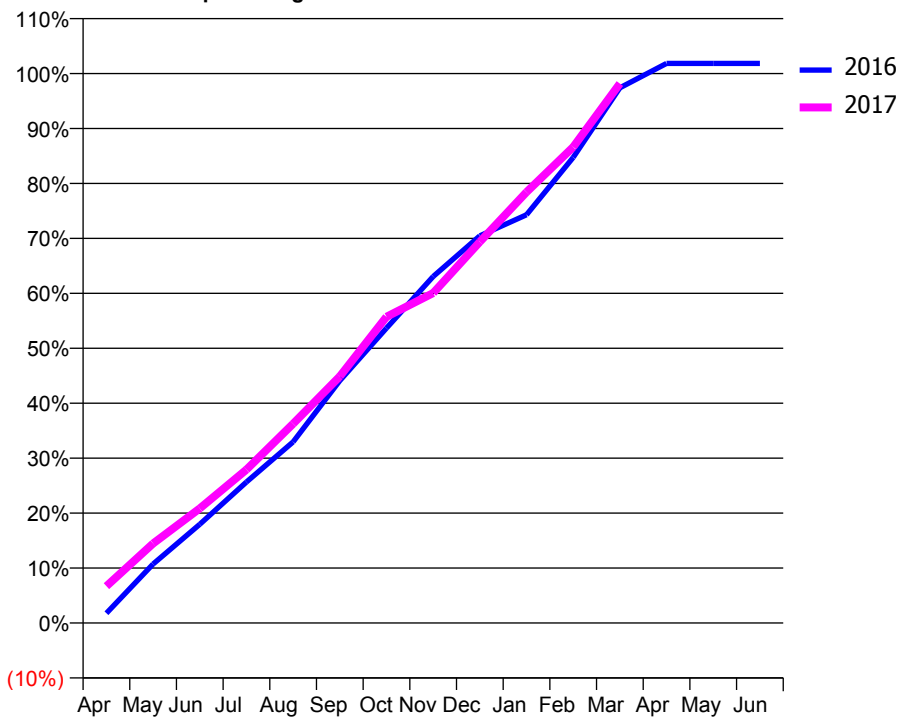
### ACCESS\*

Patients seen in 24 months	Total	Change since previous quarter
Quarter ending March 2016	13,520	
Quarter ending June 2016	13,809	↑
Quarter ending September 2016	13,736	→
Quarter ending December 2016	13,783	→
Quarter ending March 2017	13,769	→
<b>Variance since March 2016</b>	<b>1.8%</b>	<b>→</b>



### ACTIVITY

Cumulative percentage of contracted UDA delivered 2016 & 2017



### QUALITY

	Quantity	Base Number	Contract	AT	Region	England
% of FP17s for the same patient ID Re-attending within 3 months - Children	196	3,524	5.6%	10.4%	11.8%	12.3%
% of FP17s for the same patient ID Re-attending within 3 months - Adults	1,152	11,455	10.1%	16.0%	17.1%	16.7%
% of FP17s for the same patient ID Re-attending between 3 & 9 months - Children	1,637	3,524	46.5%	47.8%	46.5%	57.6%
% of FP17s for the same patient ID Re-attending between 3 & 9 months - Adults	4,646	11,455	40.6%	37.8%	37.6%	50.1%
% of FP17s for Band 1 Urgent Courses	1,560	14,467	10.8%	10.3%	10.7%	9.1%
% of FP17s Relating to Free Repair or Replacements	52	14,467	0.4%	0.6%	0.6%	0.8%
% of FP17s Relating to Continuations	23	14,467	0.2%	1.1%	0.9%	1.2%
% of Patients satisfied with the dentistry they have received	38	40	95.0%	90.5%	90.4%	92.8%
% of Patients satisfied with the time they had to wait for an appointment	37	40	92.5%	86.2%	83.7%	88.7%

\* This is based on patients treated on this contract for their most recent course of treatment. Figures in italics indicate the base number of FP17s or Patient Questionnaire responses are less than 100. N/A is shown where the base number of responses is less than 10 during the period. % is calculated as Quantity/Base number\*100

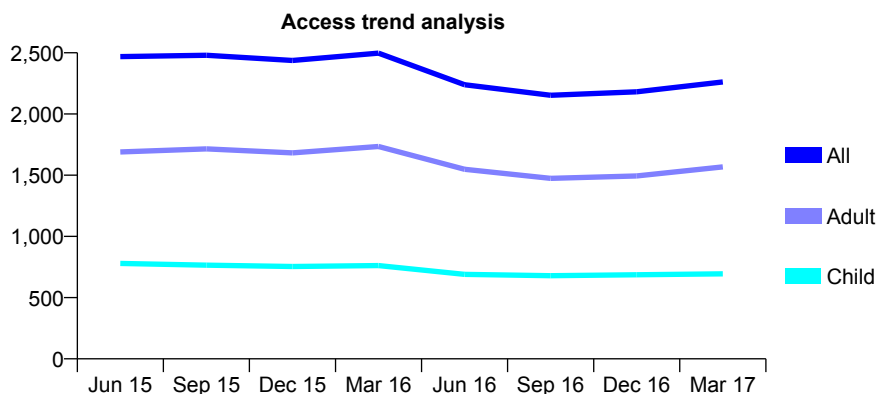
## Q63 - Vital Signs At a Glance Contract Report for 106666/0001 - March 2017

Name or company name	Stanstead Road Dental Practice Limited
Contract type name	GDS Contract
Purpose of contract	General
Contract start date	01/11/2010
Contract end date	

16/17 Contracted general activity (UDA)	7,009
Carry forward general activity (UDA)	0
16/17 Contracted orthodontic activity (UOA)	0
Carry forward orthodontic activity (UOA)	0
Baseline contract value	£180,952.19

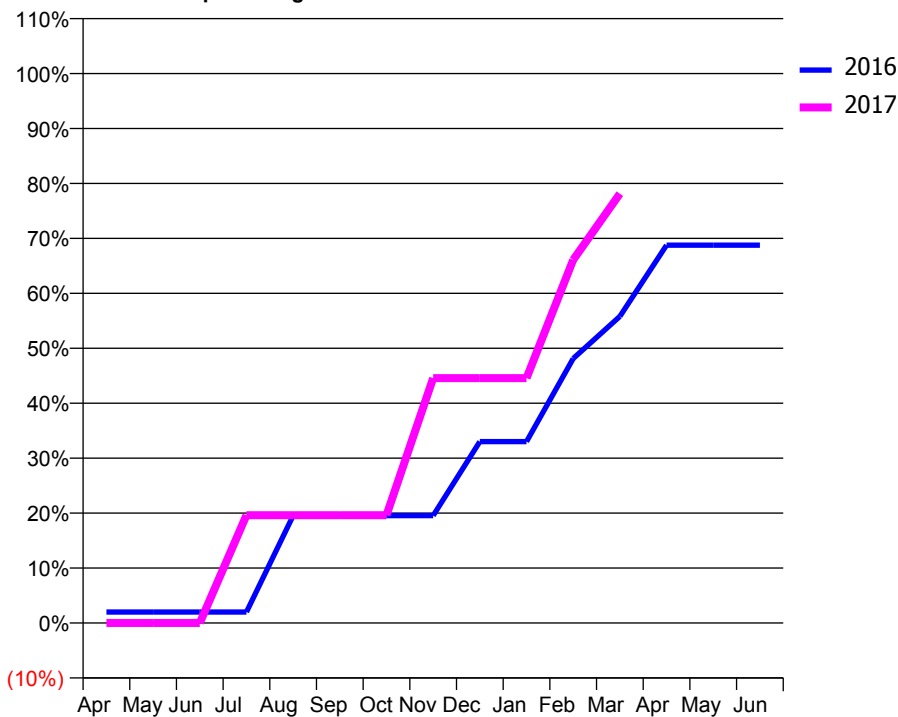
### ACCESS\*

Patients seen in 24 months	Total	Change since previous quarter
Quarter ending March 2016	2,497	
Quarter ending June 2016	2,239	↓
Quarter ending September 2016	2,153	↓
Quarter ending December 2016	2,181	→
Quarter ending March 2017	2,262	↑
<b>Variance since March 2016</b>	<b>(9.4%)</b>	<b>↓</b>



### ACTIVITY

Cumulative percentage of contracted UDA delivered 2016 & 2017



Adjusted Scheduled Activity (UDA)

Month	2016	2017
April	140	0
May	140	0
June	140	0
July	140	1,375
August	1,370	1,375
September	1,370	1,375
October	1,370	1,375
November	1,370	3,123
December	2,314	3,123
January	2,314	3,123
February	3,373	4,632
March	3,911	5,476
April	4,820	
May	4,820	
June	4,820	

### QUALITY

	Quantity	Base Number	Contract	AT	Region	England
% of FP17s for the same patient ID Re-attending within 3 months - Children	20	775	2.6%	10.4%	11.8%	12.3%
% of FP17s for the same patient ID Re-attending within 3 months - Adults	66	1,354	4.9%	16.0%	17.1%	16.7%
% of FP17s for the same patient ID Re-attending between 3 & 9 months - Children	374	775	48.3%	47.8%	46.5%	57.6%
% of FP17s for the same patient ID Re-attending between 3 & 9 months - Adults	481	1,354	35.5%	37.8%	37.6%	50.1%
% of FP17s for Band 1 Urgent Courses	68	1,869	3.6%	10.3%	10.7%	9.1%
% of FP17s Relating to Free Repair or Replacements	4	1,869	0.2%	0.6%	0.6%	0.8%
% of FP17s Relating to Continuations	7	1,869	0.4%	1.1%	0.9%	1.2%
% of Patients satisfied with the dentistry they have received	0	0	N/A	90.5%	90.4%	92.8%
% of Patients satisfied with the time they had to wait for an appointment	0	0	N/A	86.2%	83.7%	88.7%

\* This is based on patients treated on this contract for their most recent course of treatment. Figures in italics indicate the base number of FP17s or Patient Questionnaire responses are less than 100. N/A is shown where the base number of responses is less than 10 during the period. % is calculated as Quantity/Base number\*100

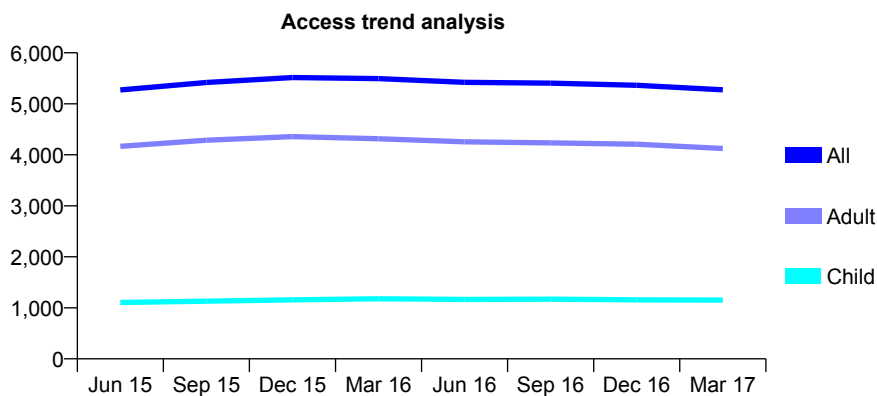
## Q63 - Vital Signs At a Glance Contract Report for 107603/0001 - March 2017

Name or company name	Smile with Pride Dental Care Limited
Contract type name	GDS Contract
Purpose of contract	General
Contract start date	01/04/2011
Contract end date	

16/17 Contracted general activity (UDA)	12,989
Carry forward general activity (UDA)	-97
16/17 Contracted orthodontic activity (UOA)	0
Carry forward orthodontic activity (UOA)	0
Baseline contract value	£371,427.59

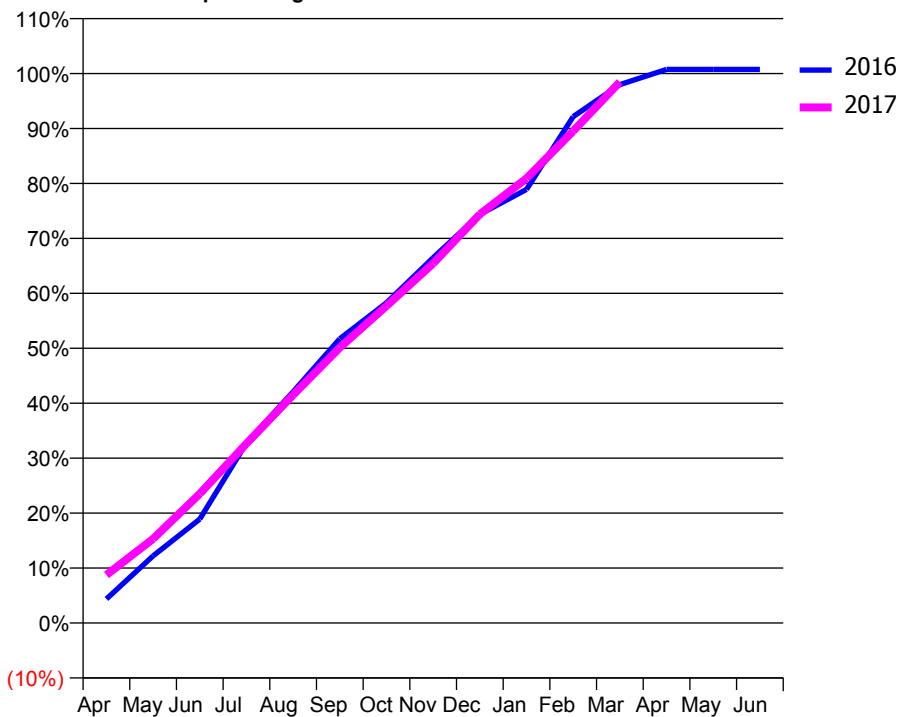
### ACCESS\*

Patients seen in 24 months	Total	Change since previous quarter
Quarter ending March 2016	5,494	
Quarter ending June 2016	5,421	↓
Quarter ending September 2016	5,406	→
Quarter ending December 2016	5,364	→
Quarter ending March 2017	5,275	↓
<b>Variance since March 2016</b>	<b>(4.0%)</b>	<b>↓</b>



### ACTIVITY

Cumulative percentage of contracted UDA delivered 2016 & 2017



Month	Adjusted Scheduled Activity (UDA)	
	2016	2017
April	569	1,137
May	1,586	1,992
June	2,458	3,056
July	4,256	4,240
August	5,468	5,392
September	6,719	6,511
October	7,570	7,495
November	8,635	8,498
December	9,660	9,662
January	10,250	10,509
February	11,971	11,631
March	12,727	12,789
April	13,086	
May	13,086	
June	13,086	

### QUALITY

	Quantity	Base Number	Contract	AT	Region	England
% of FP17s for the same patient ID Re-attending within 3 months - Children	131	1,392	9.4%	10.4%	11.8%	12.3%
% of FP17s for the same patient ID Re-attending within 3 months - Adults	859	4,699	18.3%	16.0%	17.1%	16.7%
% of FP17s for the same patient ID Re-attending between 3 & 9 months - Children	592	1,392	42.5%	47.8%	46.5%	57.6%
% of FP17s for the same patient ID Re-attending between 3 & 9 months - Adults	1,825	4,699	38.8%	37.8%	37.6%	50.1%
% of FP17s for Band 1 Urgent Courses	706	5,264	13.4%	10.3%	10.7%	9.1%
% of FP17s Relating to Free Repair or Replacements	13	5,264	0.2%	0.6%	0.6%	0.8%
% of FP17s Relating to Continuations	101	5,264	1.9%	1.1%	0.9%	1.2%
% of Patients satisfied with the dentistry they have received	5	6	N/A	90.5%	90.4%	92.8%
% of Patients satisfied with the time they had to wait for an appointment	4	6	N/A	86.2%	83.7%	88.7%

\* This is based on patients treated on this contract for their most recent course of treatment. Figures in italics indicate the base number of FP17s or Patient Questionnaire responses are less than 100. N/A is shown where the base number of responses is less than 10 during the period. % is calculated as Quantity/Base number\*100

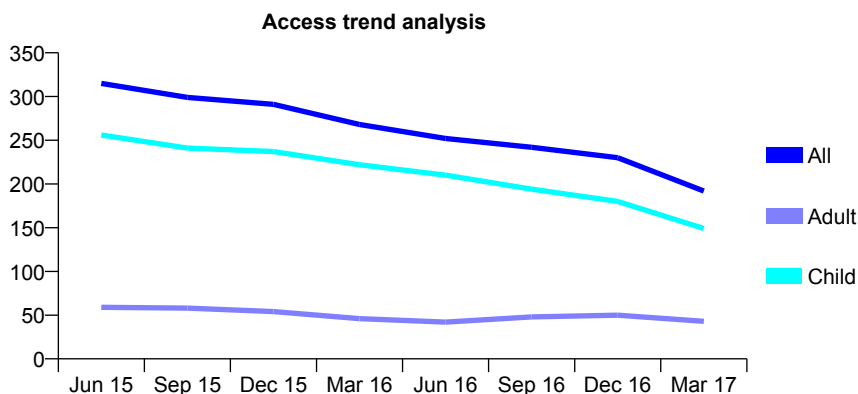
## Q63 - Vital Signs At a Glance Contract Report for 108138/0001 - March 2017

Name or company name	The Gardens Dental Centre
Contract type name	GDS Contract
Purpose of contract	General
Contract start date	01/02/2012
Contract end date	

16/17 Contracted general activity (UDA)	703
Carry forward general activity (UDA)	0
16/17 Contracted orthodontic activity (UOA)	0
Carry forward orthodontic activity (UOA)	0
Baseline contract value	£14,599.60

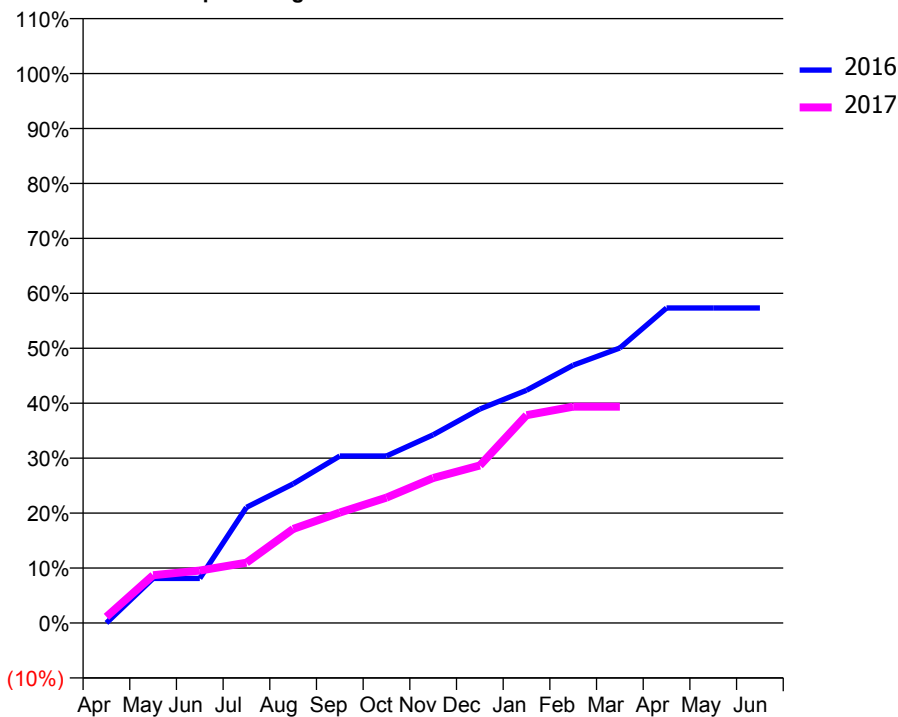
### ACCESS\*

Patients seen in 24 months	Total	Change since previous quarter
Quarter ending March 2016	268	
Quarter ending June 2016	252	↓
Quarter ending September 2016	242	↓
Quarter ending December 2016	230	↓
Quarter ending March 2017	192	↓
<b>Variance since March 2016</b>	<b>(28.4%)</b>	<b>↓</b>



### ACTIVITY

Cumulative percentage of contracted UDA delivered 2016 & 2017



Month	Adjusted Scheduled Activity (UDA)	
	2016	2017
April	0	8
May	57	61
June	57	67
July	148	77
August	178	120
September	214	141
October	214	160
November	241	186
December	274	202
January	298	266
February	330	277
March	352	277
April	403	
May	403	
June	403	

### QUALITY

	Quantity	Base Number	Contract	AT	Region	England
% of FP17s for the same patient ID Re-attending within 3 months - Children	12	185	6.5%	10.4%	11.8%	12.3%
% of FP17s for the same patient ID Re-attending within 3 months - Adults	1	17	5.9%	16.0%	17.1%	16.7%
% of FP17s for the same patient ID Re-attending between 3 & 9 months - Children	98	185	53.0%	47.8%	46.5%	57.6%
% of FP17s for the same patient ID Re-attending between 3 & 9 months - Adults	7	17	41.2%	37.8%	37.6%	50.1%
% of FP17s for Band 1 Urgent Courses	4	174	2.3%	10.3%	10.7%	9.1%
% of FP17s Relating to Free Repair or Replacements	0	174	0.0%	0.6%	0.6%	0.8%
% of FP17s Relating to Continuations	0	174	0.0%	1.1%	0.9%	1.2%
% of Patients satisfied with the dentistry they have received	0	0	N/A	90.5%	90.4%	92.8%
% of Patients satisfied with the time they had to wait for an appointment	0	0	N/A	86.2%	83.7%	88.7%

\* This is based on patients treated on this contract for their most recent course of treatment. Figures in italics indicate the base number of FP17s or Patient Questionnaire responses are less than 100. N/A is shown where the base number of responses is less than 10 during the period. % is calculated as Quantity/Base number\*100



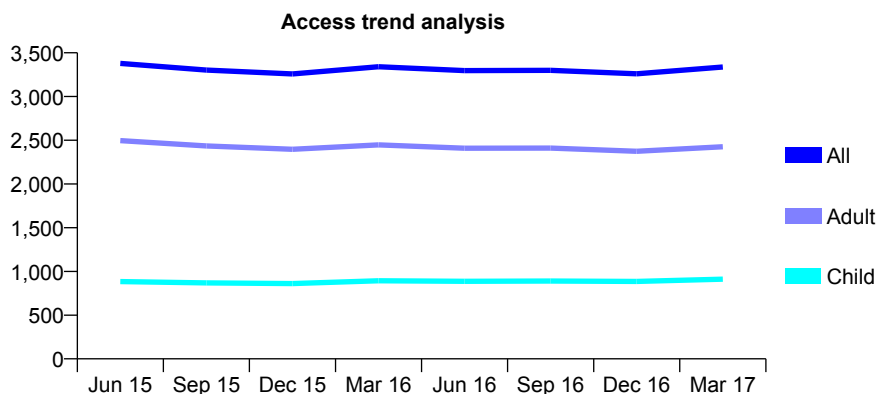
## Q63 - Vital Signs At a Glance Contract Report for 108189/0001 - March 2017

Name or company name	Greenwich & Bexley Emergency Dental Ser
Contract type name	GDS Contract
Purpose of contract	General
Contract start date	01/04/2011
Contract end date	

16/17 Contracted general activity (UDA)	9,700
Carry forward general activity (UDA)	0
16/17 Contracted orthodontic activity (UOA)	0
Carry forward orthodontic activity (UOA)	0
Baseline contract value	£242,600.71

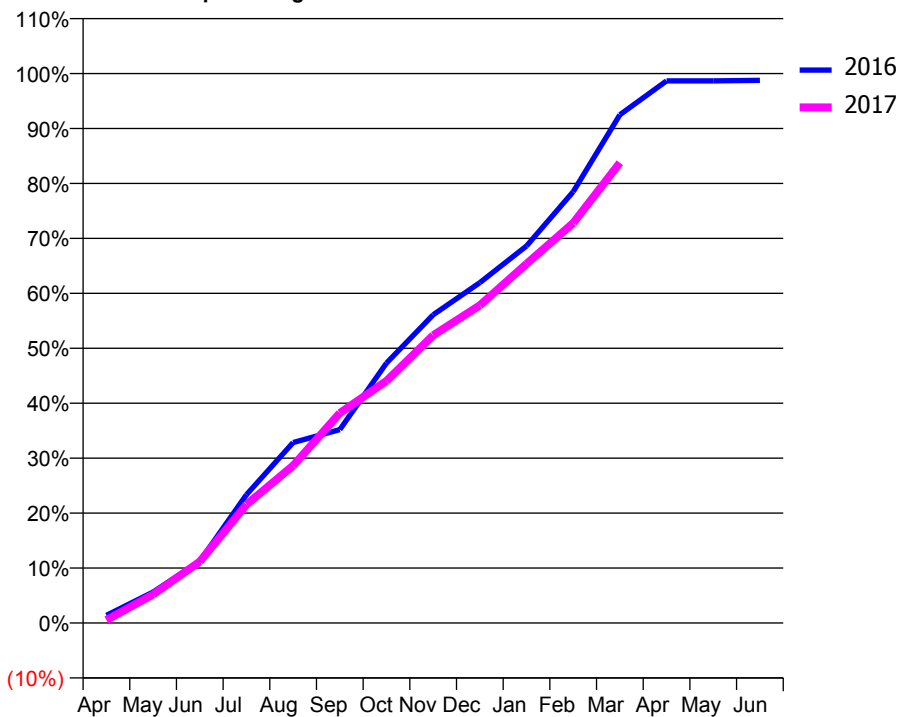
### ACCESS\*

Patients seen in 24 months	Total	Change since previous quarter
Quarter ending March 2016	3,340	
Quarter ending June 2016	3,296	↓
Quarter ending September 2016	3,300	→
Quarter ending December 2016	3,260	↓
Quarter ending March 2017	3,337	↑
<b>Variance since March 2016</b>	<b>(0.1%)</b>	→



### ACTIVITY

Cumulative percentage of contracted UDA delivered 2016 & 2017



Adjusted Scheduled Activity (UDA)

Month	2016	2017
April	135	52
May	548	504
June	1,091	1,083
July	2,265	2,091
August	3,186	2,778
September	3,414	3,707
October	4,590	4,275
November	5,441	5,079
December	6,009	5,608
January	6,656	6,341
February	7,615	7,061
March	8,972	8,125
April	9,569	
May	9,569	
June	9,580	

### QUALITY

	Quantity	Base Number	Contract	AT	Region	England
% of FP17s for the same patient ID Re-attending within 3 months - Children	60	1,116	5.4%	10.4%	11.8%	12.3%
% of FP17s for the same patient ID Re-attending within 3 months - Adults	405	2,675	15.1%	16.0%	17.1%	16.7%
% of FP17s for the same patient ID Re-attending between 3 & 9 months - Children	600	1,116	53.8%	47.8%	46.5%	57.6%
% of FP17s for the same patient ID Re-attending between 3 & 9 months - Adults	1,018	2,675	38.1%	37.8%	37.6%	50.1%
% of FP17s for Band 1 Urgent Courses	276	3,239	8.5%	10.3%	10.7%	9.1%
% of FP17s Relating to Free Repair or Replacements	49	3,239	1.5%	0.6%	0.6%	0.8%
% of FP17s Relating to Continuations	97	3,239	3.0%	1.1%	0.9%	1.2%
% of Patients satisfied with the dentistry they have received	3	4	N/A	90.5%	90.4%	92.8%
% of Patients satisfied with the time they had to wait for an appointment	4	4	N/A	86.2%	83.7%	88.7%

\* This is based on patients treated on this contract for their most recent course of treatment. Figures in italics indicate the base number of FP17s or Patient Questionnaire responses are less than 100. N/A is shown where the base number of responses is less than 10 during the period. % is calculated as Quantity/Base number\*100

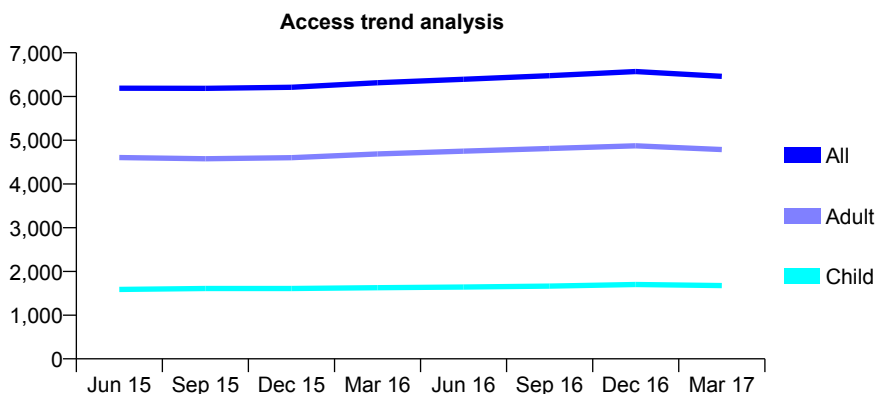
## Q63 - Vital Signs At a Glance Contract Report for 108243/0001 - March 2017

Name or company name	Confidential Clinic
Contract type name	GDS Contract
Purpose of contract	General
Contract start date	01/04/2012
Contract end date	

16/17 Contracted general activity (UDA)	14,608
Carry forward general activity (UDA)	-292
16/17 Contracted orthodontic activity (UOA)	0
Carry forward orthodontic activity (UOA)	0
Baseline contract value	£377,538.90

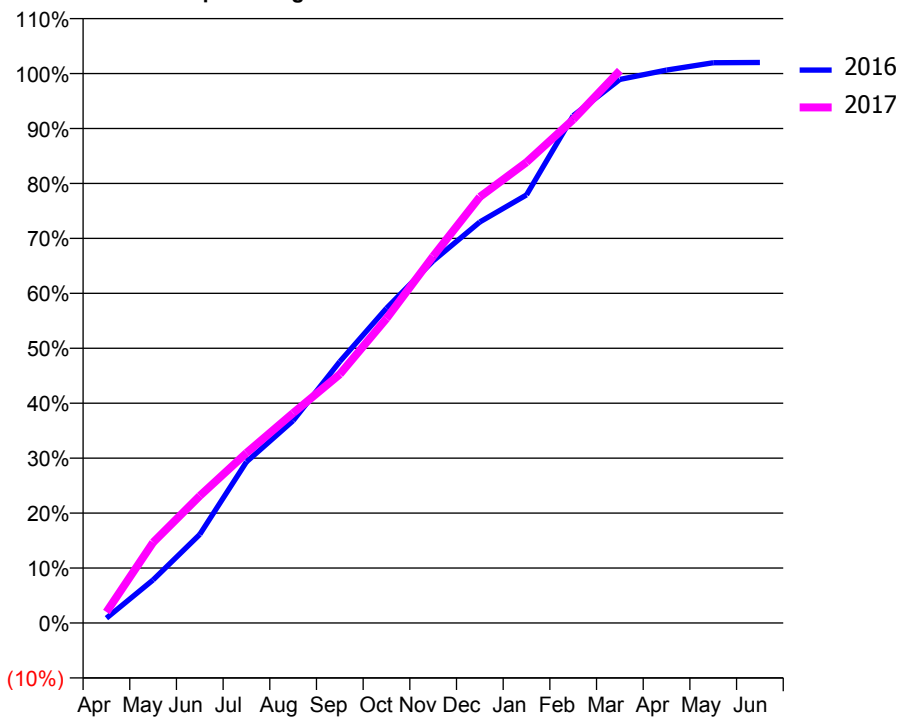
### ACCESS\*

Patients seen in 24 months	Total	Change since previous quarter
Quarter ending March 2016	6,315	
Quarter ending June 2016	6,394	→
Quarter ending September 2016	6,476	→
Quarter ending December 2016	6,572	→
Quarter ending March 2017	6,462	↓
<b>Variance since March 2016</b>	<b>2.3%</b>	<b>↑</b>



### ACTIVITY

Cumulative percentage of contracted UDA delivered 2016 & 2017



Month	Adjusted Scheduled Activity (UDA)	
	2016	2017
April	130	292
May	1,146	2,143
June	2,356	3,379
July	4,285	4,521
August	5,381	5,582
September	6,950	6,615
October	8,367	8,095
November	9,625	9,749
December	10,662	11,328
January	11,383	12,249
February	13,486	13,383
March	14,449	14,684
April	14,698	
May	14,895	
June	14,900	

### QUALITY

	Quantity	Base Number	Contract	AT	Region	England
% of FP17s for the same patient ID Re-attending within 3 months - Children	211	2,099	10.1%	10.4%	11.8%	12.3%
% of FP17s for the same patient ID Re-attending within 3 months - Adults	775	4,646	16.7%	16.0%	17.1%	16.7%
% of FP17s for the same patient ID Re-attending between 3 & 9 months - Children	942	2,099	44.9%	47.8%	46.5%	57.6%
% of FP17s for the same patient ID Re-attending between 3 & 9 months - Adults	1,427	4,646	30.7%	37.8%	37.6%	50.1%
% of FP17s for Band 1 Urgent Courses	824	5,923	13.9%	10.3%	10.7%	9.1%
% of FP17s Relating to Free Repair or Replacements	60	5,923	1.0%	0.6%	0.6%	0.8%
% of FP17s Relating to Continuations	75	5,923	1.3%	1.1%	0.9%	1.2%
% of Patients satisfied with the dentistry they have received	3	3	N/A	90.5%	90.4%	92.8%
% of Patients satisfied with the time they had to wait for an appointment	3	3	N/A	86.2%	83.7%	88.7%

\* This is based on patients treated on this contract for their most recent course of treatment. Figures in italics indicate the base number of FP17s or Patient Questionnaire responses are less than 100. N/A is shown where the base number of responses is less than 10 during the period. % is calculated as Quantity/Base number\*100

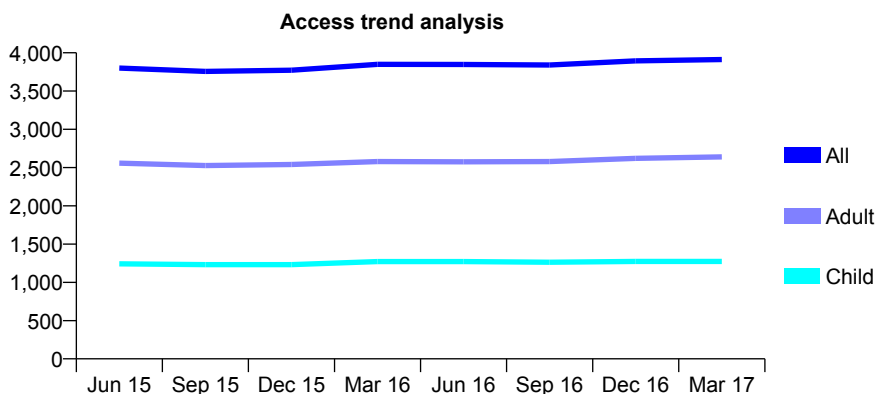
## Q63 - Vital Signs At a Glance Contract Report for 108758/0001 - March 2017

Name or company name	Beeches Dental Surgery
Contract type name	GDS Contract
Purpose of contract	General
Contract start date	01/05/2006
Contract end date	

16/17 Contracted general activity (UDA)	10,053
Carry forward general activity (UDA)	122
16/17 Contracted orthodontic activity (UOA)	0
Carry forward orthodontic activity (UOA)	0
Baseline contract value	£292,036.79

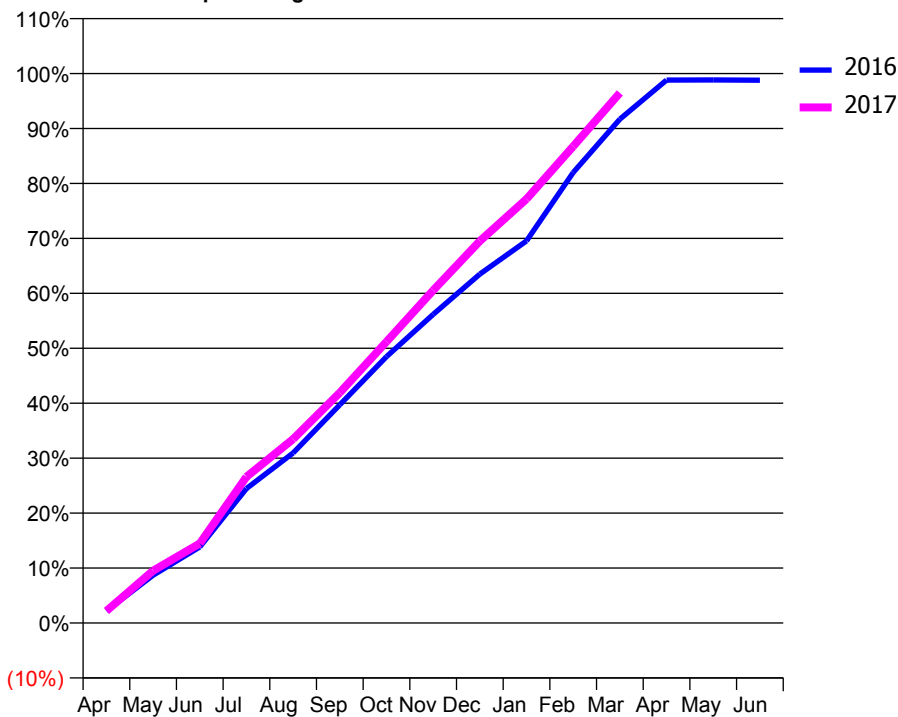
### ACCESS\*

Patients seen in 24 months	Total	Change since previous quarter
Quarter ending March 2016	3,850	
Quarter ending June 2016	3,847	→
Quarter ending September 2016	3,840	→
Quarter ending December 2016	3,895	→
Quarter ending March 2017	3,912	→
<b>Variance since March 2016</b>	<b>1.6%</b>	<b>→</b>



### ACTIVITY

**Cumulative percentage of contracted UDA delivered 2016 & 2017**



**Adjusted Scheduled Activity (UDA)**

Month	2016	2017
April	220	221
May	876	956
June	1,393	1,456
July	2,461	2,676
August	3,111	3,366
September	3,992	4,214
October	4,874	5,145
November	5,646	6,085
December	6,383	6,987
January	6,991	7,757
February	8,242	8,719
March	9,217	9,697
April	9,932	
May	9,935	
June	9,931	

### QUALITY

	Quantity	Base Number	Contract	AT	Region	England
% of FP17s for the same patient ID Re-attending within 3 months - Children	51	1,668	3.1%	10.4%	11.8%	12.3%
% of FP17s for the same patient ID Re-attending within 3 months - Adults	294	2,920	10.1%	16.0%	17.1%	16.7%
% of FP17s for the same patient ID Re-attending between 3 & 9 months - Children	787	1,668	47.2%	47.8%	46.5%	57.6%
% of FP17s for the same patient ID Re-attending between 3 & 9 months - Adults	1,266	2,920	43.4%	37.8%	37.6%	50.1%
% of FP17s for Band 1 Urgent Courses	87	4,364	2.0%	10.3%	10.7%	9.1%
% of FP17s Relating to Free Repair or Replacements	72	4,364	1.6%	0.6%	0.6%	0.8%
% of FP17s Relating to Continuations	21	4,364	0.5%	1.1%	0.9%	1.2%
% of Patients satisfied with the dentistry they have received	6	6	N/A	90.5%	90.4%	92.8%
% of Patients satisfied with the time they had to wait for an appointment	6	6	N/A	86.2%	83.7%	88.7%

\* This is based on patients treated on this contract for their most recent course of treatment. Figures in italics indicate the base number of FP17s or Patient Questionnaire responses are less than 100. N/A is shown where the base number of responses is less than 10 during the period. % is calculated as Quantity/Base number\*100

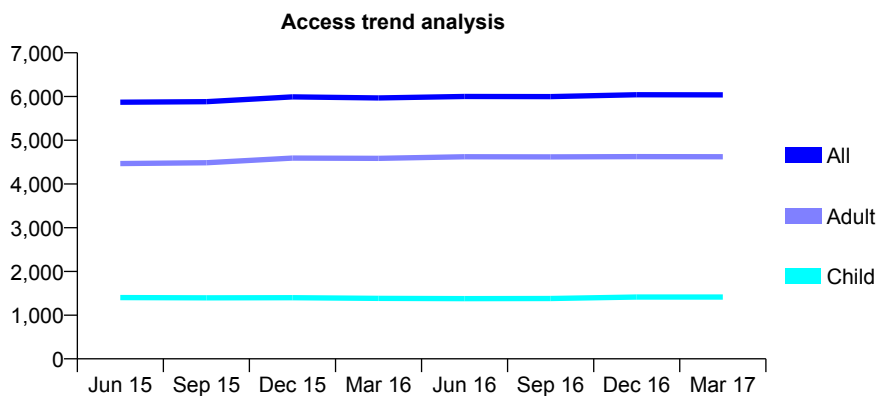
## Q63 - Vital Signs At a Glance Contract Report for 109150/0001 - March 2017

Name or company name	MR K FAIZ
Contract type name	GDS Contract
Purpose of contract	General
Contract start date	01/07/2012
Contract end date	

16/17 Contracted general activity (UDA)	19,865
Carry forward general activity (UDA)	0
16/17 Contracted orthodontic activity (UOA)	0
Carry forward orthodontic activity (UOA)	0
Baseline contract value	£583,825.68

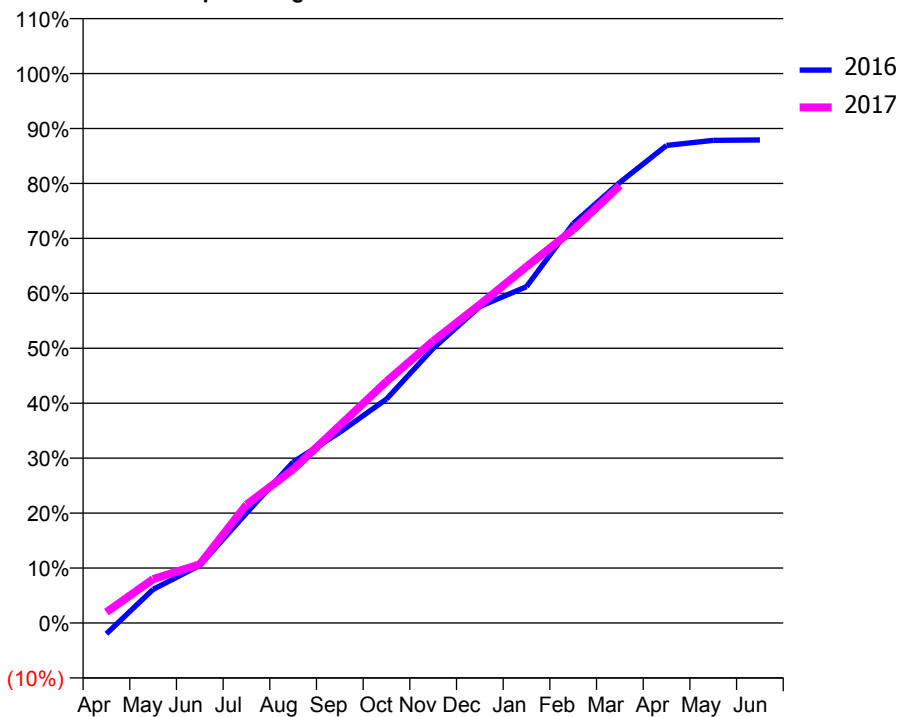
### ACCESS\*

Patients seen in 24 months	Total	Change since previous quarter
Quarter ending March 2016	5,969	
Quarter ending June 2016	6,000	→
Quarter ending September 2016	5,999	→
Quarter ending December 2016	6,040	→
Quarter ending March 2017	6,037	→
<b>Variance since March 2016</b>	<b>1.1%</b>	<b>→</b>



### ACTIVITY

Cumulative percentage of contracted UDA delivered 2016 & 2017



Month	Adjusted Scheduled Activity (UDA)	
	2016	2017
April	-391	392
May	1,215	1,587
June	2,085	2,124
July	3,974	4,276
August	5,823	5,553
September	6,895	7,143
October	8,095	8,734
November	9,927	10,194
December	11,442	11,516
January	12,159	12,884
February	14,441	14,225
March	15,930	15,813
April	17,264	
May	17,448	
June	17,462	

### QUALITY

	Quantity	Base Number	Contract	AT	Region	England
% of FP17s for the same patient ID Re-attending within 3 months - Children	206	1,994	10.3%	10.4%	11.8%	12.3%
% of FP17s for the same patient ID Re-attending within 3 months - Adults	1,413	6,097	23.2%	16.0%	17.1%	16.7%
% of FP17s for the same patient ID Re-attending between 3 & 9 months - Children	1,022	1,994	51.3%	47.8%	46.5%	57.6%
% of FP17s for the same patient ID Re-attending between 3 & 9 months - Adults	2,422	6,097	39.7%	37.8%	37.6%	50.1%
% of FP17s for Band 1 Urgent Courses	1,638	7,465	21.9%	10.3%	10.7%	9.1%
% of FP17s Relating to Free Repair or Replacements	31	7,465	0.4%	0.6%	0.6%	0.8%
% of FP17s Relating to Continuations	117	7,465	1.6%	1.1%	0.9%	1.2%
% of Patients satisfied with the dentistry they have received	7	9	N/A	90.5%	90.4%	92.8%
% of Patients satisfied with the time they had to wait for an appointment	9	9	N/A	86.2%	83.7%	88.7%

\* This is based on patients treated on this contract for their most recent course of treatment. Figures in italics indicate the base number of FP17s or Patient Questionnaire responses are less than 100. N/A is shown where the base number of responses is less than 10 during the period. % is calculated as Quantity/Base number\*100

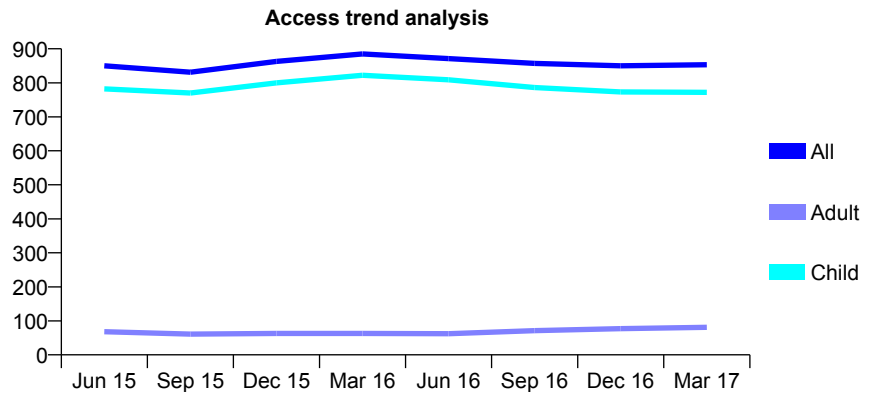
## Q63 - Vital Signs At a Glance Contract Report for 109797/0001 - March 2017

Name or company name	The Buckley Practice Ltd
Contract type name	GDS Contract
Purpose of contract	General
Contract start date	11/02/2008
Contract end date	

16/17 Contracted general activity (UDA)	1,846
Carry forward general activity (UDA)	-37
16/17 Contracted orthodontic activity (UOA)	0
Carry forward orthodontic activity (UOA)	0
Baseline contract value	£37,621.93

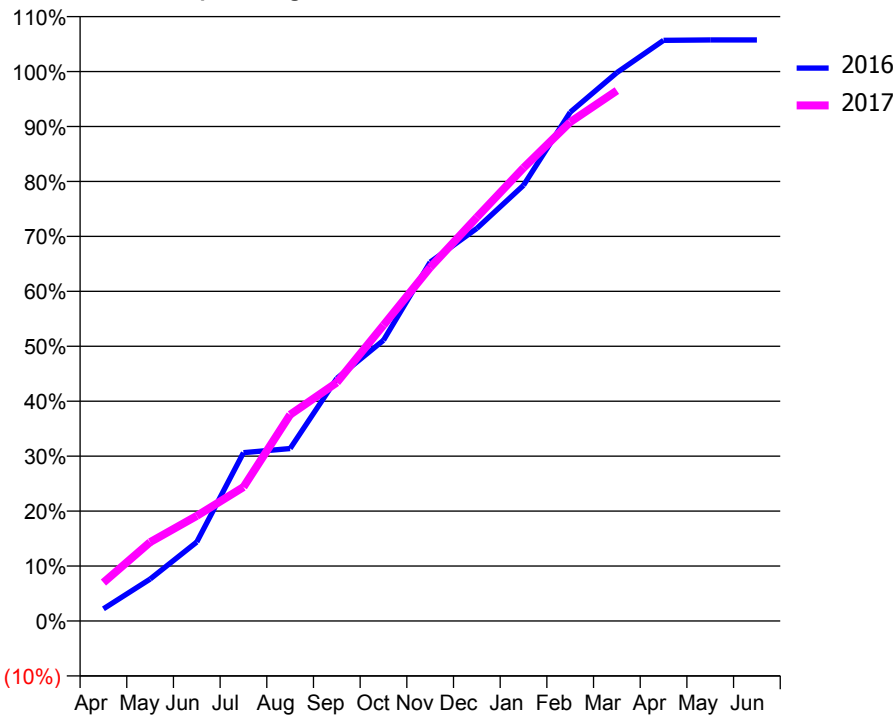
### ACCESS\*

Patients seen in 24 months	Total	Change since previous quarter
Quarter ending March 2016	885	
Quarter ending June 2016	871	↓
Quarter ending September 2016	857	↓
Quarter ending December 2016	850	→
Quarter ending March 2017	853	→
<b>Variance since March 2016</b>	<b>(3.6%)</b>	<b>↓</b>



### ACTIVITY

Cumulative percentage of contracted UDA delivered 2016 & 2017



Month	Adjusted Scheduled Activity (UDA)	
	2016	2017
April	41	129
May	141	265
June	265	353
July	565	450
August	579	693
September	815	801
October	943	994
November	1,206	1,188
December	1,319	1,356
January	1,464	1,522
February	1,709	1,676
March	1,842	1,782
April	1,951	
May	1,952	
June	1,952	

### QUALITY

	Quantity	Base Number	Contract	AT	Region	England
% of FP17s for the same patient ID Re-attending within 3 months - Children	127	1,270	10.0%	10.4%	11.8%	12.3%
% of FP17s for the same patient ID Re-attending within 3 months - Adults	0	0	N/A	16.0%	17.1%	16.7%
% of FP17s for the same patient ID Re-attending between 3 & 9 months - Children	897	1,270	70.6%	47.8%	46.5%	57.6%
% of FP17s for the same patient ID Re-attending between 3 & 9 months - Adults	0	0	N/A	37.8%	37.6%	50.1%
% of FP17s for Band 1 Urgent Courses	33	1,191	2.8%	10.3%	10.7%	9.1%
% of FP17s Relating to Free Repair or Replacements	0	1,191	0.0%	0.6%	0.6%	0.8%
% of FP17s Relating to Continuations	20	1,191	1.7%	1.1%	0.9%	1.2%
% of Patients satisfied with the dentistry they have received	0	0	N/A	90.5%	90.4%	92.8%
% of Patients satisfied with the time they had to wait for an appointment	0	0	N/A	86.2%	83.7%	88.7%

\* This is based on patients treated on this contract for their most recent course of treatment. Figures in italics indicate the base number of FP17s or Patient Questionnaire responses are less than 100. N/A is shown where the base number of responses is less than 10 during the period. % is calculated as Quantity/Base number\*100

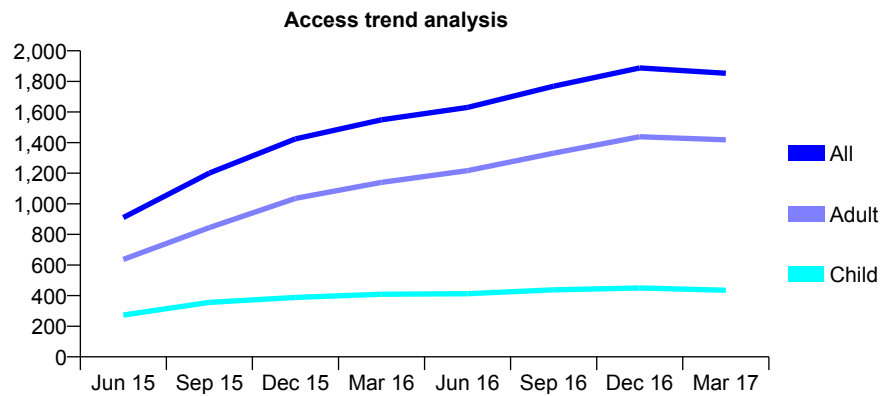
## Q63 - Vital Signs At a Glance Contract Report for 110256/0001 - March 2017

Name or company name	One 4 One Dental Practice
Contract type name	GDS Contract
Purpose of contract	General
Contract start date	12/12/2014
Contract end date	

16/17 Contracted general activity (UDA)	3,994
Carry forward general activity (UDA)	-35
16/17 Contracted orthodontic activity (UOA)	0
Carry forward orthodontic activity (UOA)	0
Baseline contract value	£130,491.15

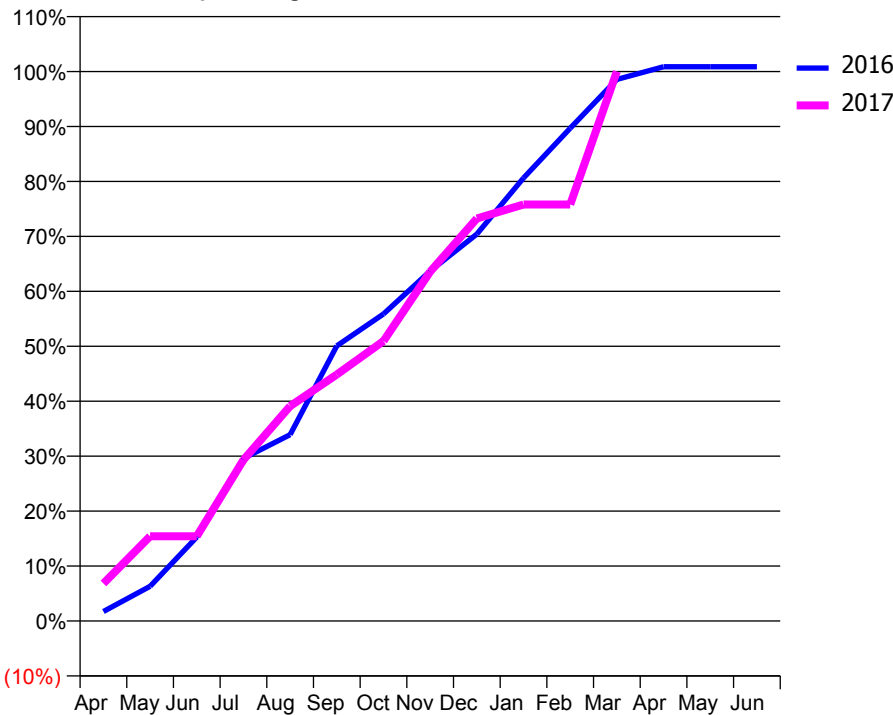
### ACCESS\*

Patients seen in 24 months	Total	Change since previous quarter
Quarter ending March 2016	1,549	
Quarter ending June 2016	1,630	↑
Quarter ending September 2016	1,769	↑
Quarter ending December 2016	1,888	↑
Quarter ending March 2017	1,853	↓
<b>Variance since March 2016</b>	<b>19.6%</b>	<b>↑</b>



### ACTIVITY

Cumulative percentage of contracted UDA delivered 2016 & 2017



Month	Adjusted Scheduled Activity (UDA)	
	2016	2017
April	69	272
May	252	616
June	610	616
July	1,182	1,172
August	1,355	1,562
September	2,000	1,792
October	2,231	2,035
November	2,543	2,539
December	2,812	2,926
January	3,221	3,027
February	3,582	3,027
March	3,937	3,995
April	4,029	
May	4,029	
June	4,029	

### QUALITY

	Quantity	Base Number	Contract	AT	Region	England
% of FP17s for the same patient ID Re-attending within 3 months - Children	29	511	5.7%	10.4%	11.8%	12.3%
% of FP17s for the same patient ID Re-attending within 3 months - Adults	115	1,331	8.6%	16.0%	17.1%	16.7%
% of FP17s for the same patient ID Re-attending between 3 & 9 months - Children	239	511	46.8%	47.8%	46.5%	57.6%
% of FP17s for the same patient ID Re-attending between 3 & 9 months - Adults	502	1,331	37.7%	37.8%	37.6%	50.1%
% of FP17s for Band 1 Urgent Courses	114	1,800	6.3%	10.3%	10.7%	9.1%
% of FP17s Relating to Free Repair or Replacements	4	1,800	0.2%	0.6%	0.6%	0.8%
% of FP17s Relating to Continuations	9	1,800	0.5%	1.1%	0.9%	1.2%
% of Patients satisfied with the dentistry they have received	0	0	N/A	90.5%	90.4%	92.8%
% of Patients satisfied with the time they had to wait for an appointment	0	0	N/A	86.2%	83.7%	88.7%

\* This is based on patients treated on this contract for their most recent course of treatment. Figures in italics indicate the base number of FP17s or Patient Questionnaire responses are less than 100. N/A is shown where the base number of responses is less than 10 during the period. % is calculated as Quantity/Base number\*100

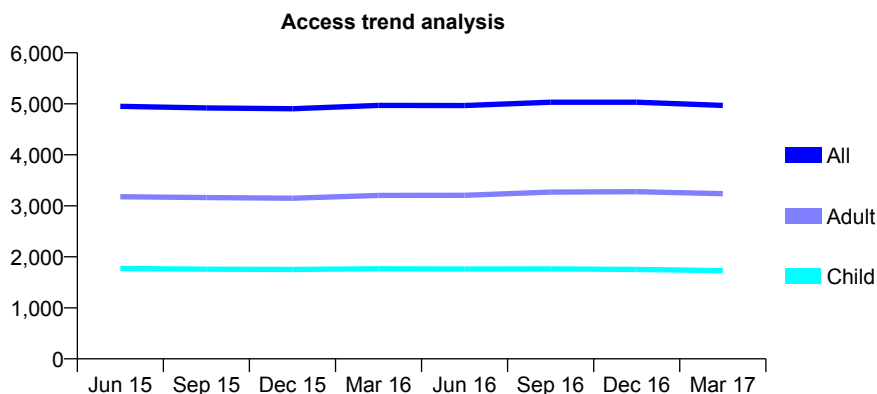
## Q63 - Vital Signs At a Glance Contract Report for 110337/0002 - March 2017

Name or company name	Groves Dental Centre
Contract type name	GDS Contract
Purpose of contract	General
Contract start date	01/01/2012
Contract end date	

16/17 Contracted general activity (UDA)	13,000
Carry forward general activity (UDA)	-260
16/17 Contracted orthodontic activity (UOA)	0
Carry forward orthodontic activity (UOA)	0
Baseline contract value	£325,930.28

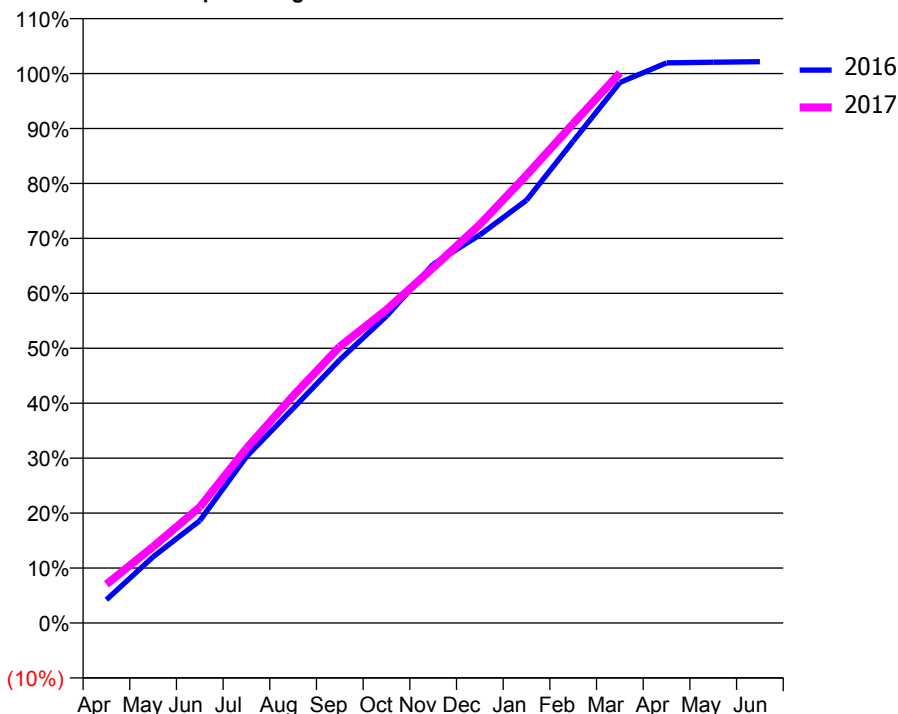
### ACCESS\*

Patients seen in 24 months	Total	Change since previous quarter
Quarter ending March 2016	4,969	
Quarter ending June 2016	4,966	→
Quarter ending September 2016	5,032	→
Quarter ending December 2016	5,031	→
Quarter ending March 2017	4,969	↓
<b>Variance since March 2016</b>	<b>0.0%</b>	<b>→</b>



### ACTIVITY

Cumulative percentage of contracted UDA delivered 2016 & 2017



Month	Adjusted Scheduled Activity (UDA)	
	2016	2017
April	551	916
May	1,567	1,806
June	2,421	2,743
July	3,935	4,133
August	5,078	5,379
September	6,228	6,542
October	7,261	7,411
November	8,489	8,406
December	9,183	9,428
January	10,001	10,594
February	11,399	11,816
March	12,789	13,015
April	13,253	
May	13,266	
June	13,279	

### QUALITY

	Quantity	Base Number	Contract	AT	Region	England
% of FP17s for the same patient ID Re-attending within 3 months - Children	316	3,032	10.4%	10.4%	11.8%	12.3%
% of FP17s for the same patient ID Re-attending within 3 months - Adults	642	4,960	12.9%	16.0%	17.1%	16.7%
% of FP17s for the same patient ID Re-attending between 3 & 9 months - Children	2,147	3,032	70.8%	47.8%	46.5%	57.6%
% of FP17s for the same patient ID Re-attending between 3 & 9 months - Adults	3,113	4,960	62.8%	37.8%	37.6%	50.1%
% of FP17s for Band 1 Urgent Courses	408	7,694	5.3%	10.3%	10.7%	9.1%
% of FP17s Relating to Free Repair or Replacements	42	7,694	0.5%	0.6%	0.6%	0.8%
% of FP17s Relating to Continuations	15	7,694	0.2%	1.1%	0.9%	1.2%
% of Patients satisfied with the dentistry they have received	11	11	100.0%	90.5%	90.4%	92.8%
% of Patients satisfied with the time they had to wait for an appointment	10	11	90.9%	86.2%	83.7%	88.7%

\* This is based on patients treated on this contract for their most recent course of treatment. Figures in italics indicate the base number of FP17s or Patient Questionnaire responses are less than 100. N/A is shown where the base number of responses is less than 10 during the period. % is calculated as Quantity/Base number\*100

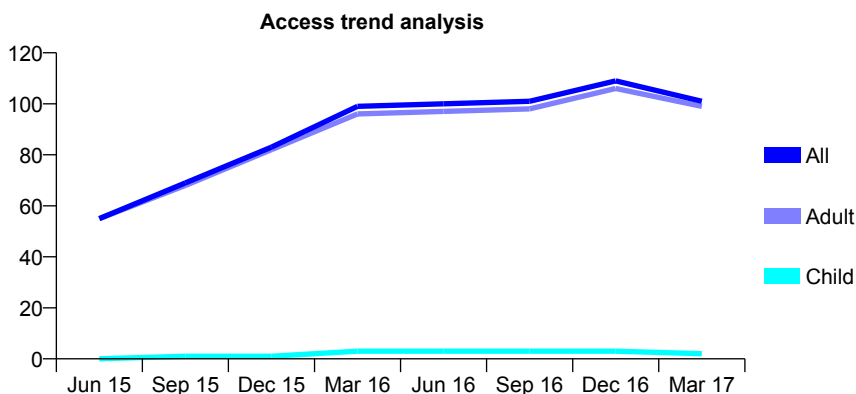
## Q63 - Vital Signs At a Glance Contract Report for 110671/0010 - March 2017

Name or company name	Wandsworth Primary Care Trust
Contract type name	PDS Contract
Purpose of contract	General
Contract start date	01/05/2006
Contract end date	

16/17 Contracted general activity (UDA)	104
Carry forward general activity (UDA)	0
16/17 Contracted orthodontic activity (UOA)	0
Carry forward orthodontic activity (UOA)	0
Baseline contract value	£0.00

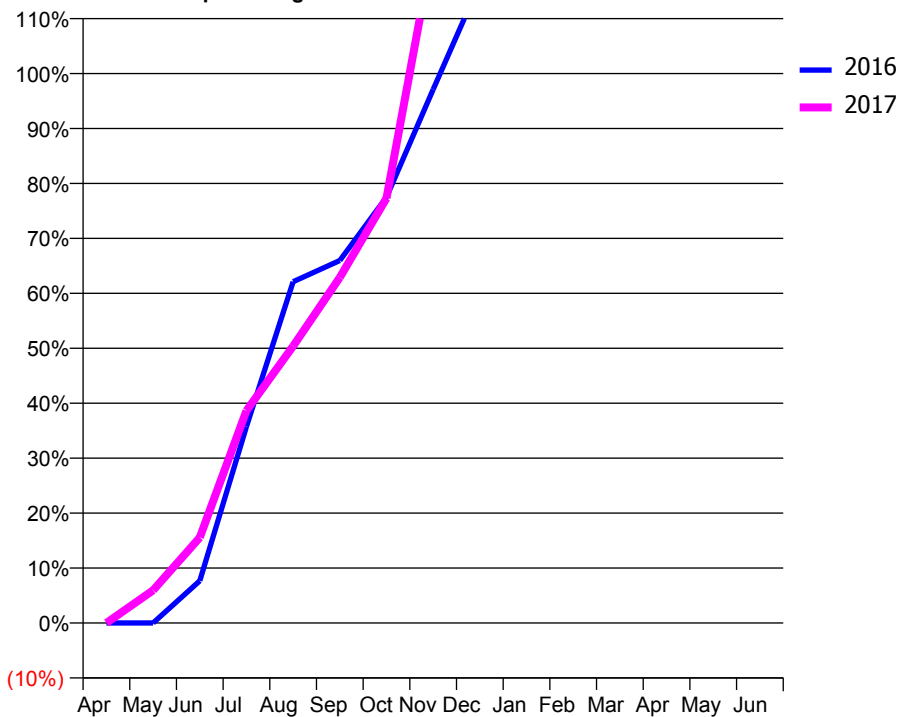
### ACCESS\*

Patients seen in 24 months	Total	Change since previous quarter
Quarter ending March 2016	99	
Quarter ending June 2016	100	→
Quarter ending September 2016	101	→
Quarter ending December 2016	109	↑
Quarter ending March 2017	101	↓
<b>Variance since March 2016</b>	<b>2.0%</b>	<b>↑</b>



### ACTIVITY

Cumulative percentage of contracted UDA delivered 2016 & 2017



Month	Adjusted Scheduled Activity (UDA)	
	2016	2017
April	0	0
May	0	6
June	8	16
July	37	40
August	65	52
September	69	65
October	81	80
November	101	128
December	121	149
January	127	153
February	150	164
March	165	173
April	167	
May	167	
June	167	

### QUALITY

	Quantity	Base Number	Contract	AT	Region	England
% of FP17s for the same patient ID Re-attending within 3 months - Children	0	0	N/A	10.4%	11.8%	12.3%
% of FP17s for the same patient ID Re-attending within 3 months - Adults	1	73	1.4%	16.0%	17.1%	16.7%
% of FP17s for the same patient ID Re-attending between 3 & 9 months - Children	0	0	N/A	47.8%	46.5%	57.6%
% of FP17s for the same patient ID Re-attending between 3 & 9 months - Adults	8	73	11.0%	37.8%	37.6%	50.1%
% of FP17s for Band 1 Urgent Courses	10	71	14.1%	10.3%	10.7%	9.1%
% of FP17s Relating to Free Repair or Replacements	0	71	0.0%	0.6%	0.6%	0.8%
% of FP17s Relating to Continuations	0	71	0.0%	1.1%	0.9%	1.2%
% of Patients satisfied with the dentistry they have received	0	0	N/A	90.5%	90.4%	92.8%
% of Patients satisfied with the time they had to wait for an appointment	0	0	N/A	86.2%	83.7%	88.7%

\* This is based on patients treated on this contract for their most recent course of treatment. Figures in italics indicate the base number of FP17s or Patient Questionnaire responses are less than 100. N/A is shown where the base number of responses is less than 10 during the period. % is calculated as Quantity/Base number\*100



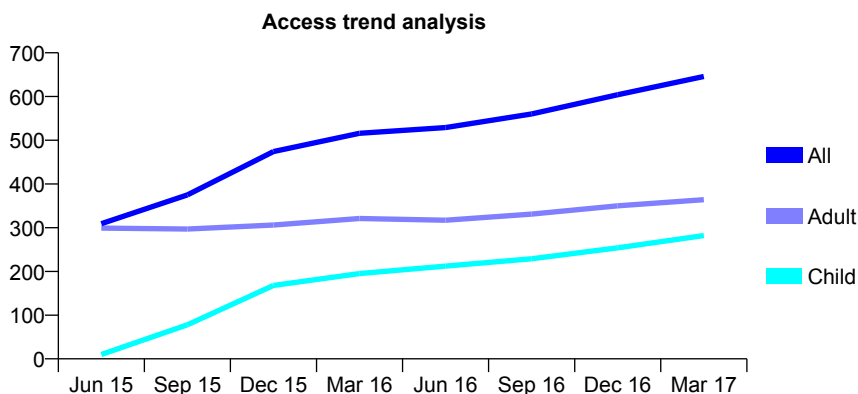
## Q63 - Vital Signs At a Glance Contract Report for 110671/0017 - March 2017

Name or company name	Wandsworth Primary Care Trust
Contract type name	PDS Contract
Purpose of contract	General
Contract start date	01/05/2006
Contract end date	

16/17 Contracted general activity (UDA)	1,392
Carry forward general activity (UDA)	0
16/17 Contracted orthodontic activity (UOA)	0
Carry forward orthodontic activity (UOA)	0
Baseline contract value	£0.00

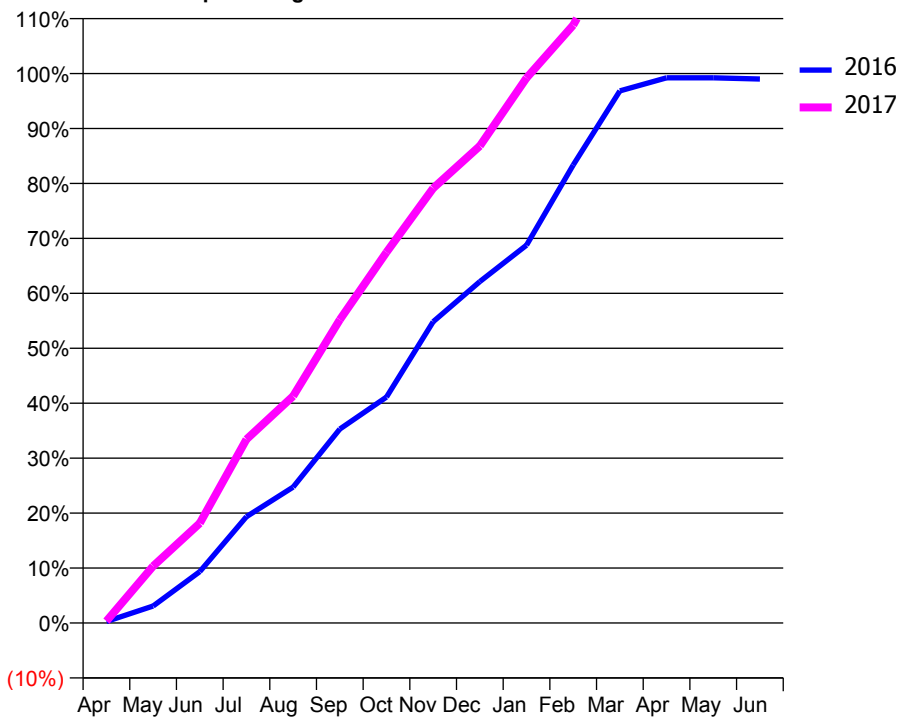
### ACCESS\*

Patients seen in 24 months	Total	Change since previous quarter
Quarter ending March 2016	516	
Quarter ending June 2016	529	↑
Quarter ending September 2016	560	↑
Quarter ending December 2016	604	↑
Quarter ending March 2017	646	↑
<b>Variance since March 2016</b>	<b>25.2%</b>	<b>↑</b>



### ACTIVITY

Cumulative percentage of contracted UDA delivered 2016 & 2017



Month	Adjusted Scheduled Activity (UDA)	
	2016	2017
April	4	5
May	43	144
June	130	253
July	269	465
August	344	575
September	491	768
October	572	939
November	763	1,101
December	865	1,208
January	957	1,381
February	1,160	1,515
March	1,348	1,723
April	1,381	
May	1,381	
June	1,378	

### QUALITY

	Quantity	Base Number	Contract	AT	Region	England
% of FP17s for the same patient ID Re-attending within 3 months - Children	44	385	11.4%	10.4%	11.8%	12.3%
% of FP17s for the same patient ID Re-attending within 3 months - Adults	31	447	6.9%	16.0%	17.1%	16.7%
% of FP17s for the same patient ID Re-attending between 3 & 9 months - Children	132	385	34.3%	47.8%	46.5%	57.6%
% of FP17s for the same patient ID Re-attending between 3 & 9 months - Adults	243	447	54.4%	37.8%	37.6%	50.1%
% of FP17s for Band 1 Urgent Courses	9	814	1.1%	10.3%	10.7%	9.1%
% of FP17s Relating to Free Repair or Replacements	4	814	0.5%	0.6%	0.6%	0.8%
% of FP17s Relating to Continuations	0	814	0.0%	1.1%	0.9%	1.2%
% of Patients satisfied with the dentistry they have received	0	0	N/A	90.5%	90.4%	92.8%
% of Patients satisfied with the time they had to wait for an appointment	0	0	N/A	86.2%	83.7%	88.7%

\* This is based on patients treated on this contract for their most recent course of treatment. Figures in italics indicate the base number of FP17s or Patient Questionnaire responses are less than 100. N/A is shown where the base number of responses is less than 10 during the period. % is calculated as Quantity/Base number\*100

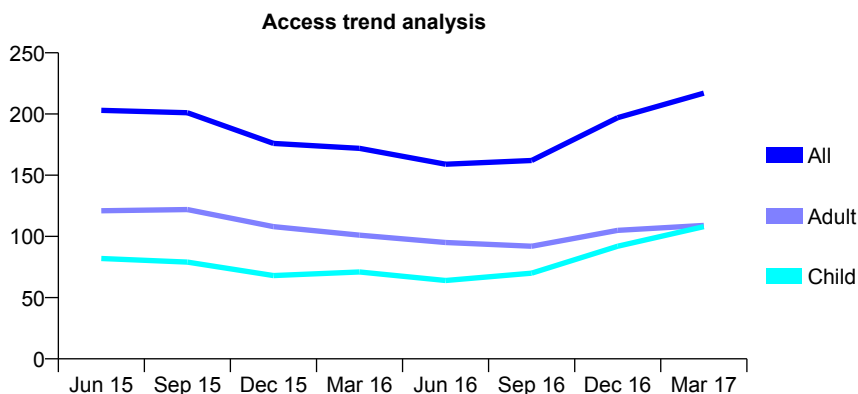
## Q63 - Vital Signs At a Glance Contract Report for 110671/0021 - March 2017

Name or company name	Wandsworth Primary Care Trust
Contract type name	PDS Contract
Purpose of contract	General
Contract start date	01/04/2007
Contract end date	31/03/2017

16/17 Contracted general activity (UDA)	549
Carry forward general activity (UDA)	0
16/17 Contracted orthodontic activity (UOA)	0
Carry forward orthodontic activity (UOA)	0
Baseline contract value	£0.00

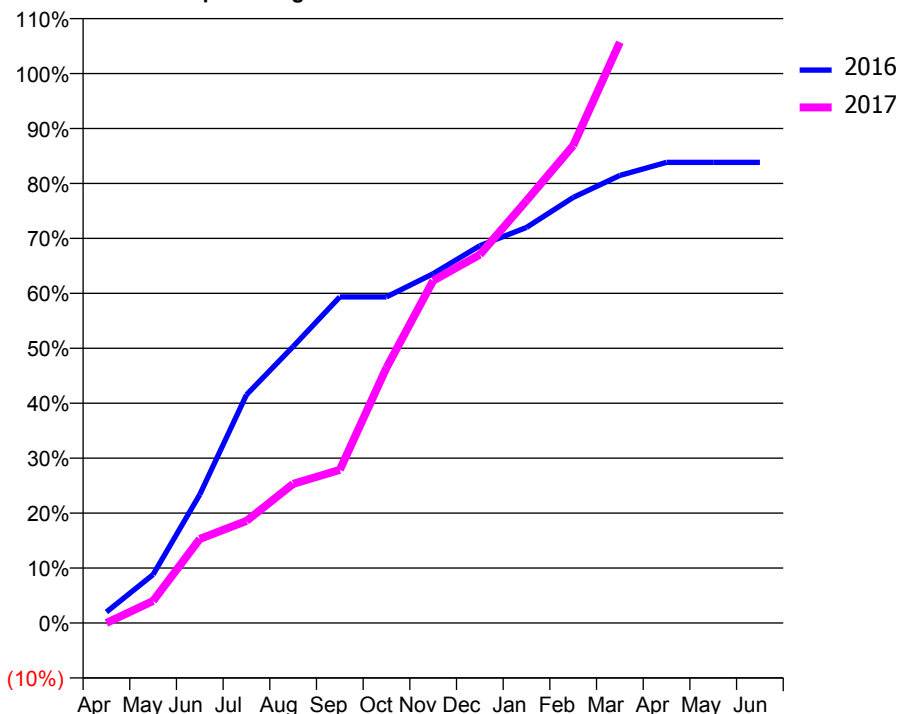
### ACCESS\*

Patients seen in 24 months	Total	Change since previous quarter
Quarter ending March 2016	172	
Quarter ending June 2016	159	↓
Quarter ending September 2016	162	→
Quarter ending December 2016	197	↑
Quarter ending March 2017	217	↑
<b>Variance since March 2016</b>	<b>26.2%</b>	<b>↑</b>



### ACTIVITY

Cumulative percentage of contracted UDA delivered 2016 & 2017



Month	Adjusted Scheduled Activity (UDA)	
	2016	2017
April	11	0
May	48	22
June	128	84
July	228	102
August	276	139
September	326	153
October	326	255
November	349	342
December	377	368
January	395	422
February	425	477
March	447	580
April	460	
May	460	
June	460	

### QUALITY

	Quantity	Base Number	Contract	AT	Region	England
% of FP17s for the same patient ID Re-attending within 3 months - Children	6	113	5.3%	10.4%	11.8%	12.3%
% of FP17s for the same patient ID Re-attending within 3 months - Adults	12	112	10.7%	16.0%	17.1%	16.7%
% of FP17s for the same patient ID Re-attending between 3 & 9 months - Children	13	113	11.5%	47.8%	46.5%	57.6%
% of FP17s for the same patient ID Re-attending between 3 & 9 months - Adults	28	112	25.0%	37.8%	37.6%	50.1%
% of FP17s for Band 1 Urgent Courses	1	219	0.5%	10.3%	10.7%	9.1%
% of FP17s Relating to Free Repair or Replacements	0	219	0.0%	0.6%	0.6%	0.8%
% of FP17s Relating to Continuations	0	219	0.0%	1.1%	0.9%	1.2%
% of Patients satisfied with the dentistry they have received	0	0	N/A	90.5%	90.4%	92.8%
% of Patients satisfied with the time they had to wait for an appointment	0	0	N/A	86.2%	83.7%	88.7%

\* This is based on patients treated on this contract for their most recent course of treatment. Figures in italics indicate the base number of FP17s or Patient Questionnaire responses are less than 100. N/A is shown where the base number of responses is less than 10 during the period. % is calculated as Quantity/Base number\*100

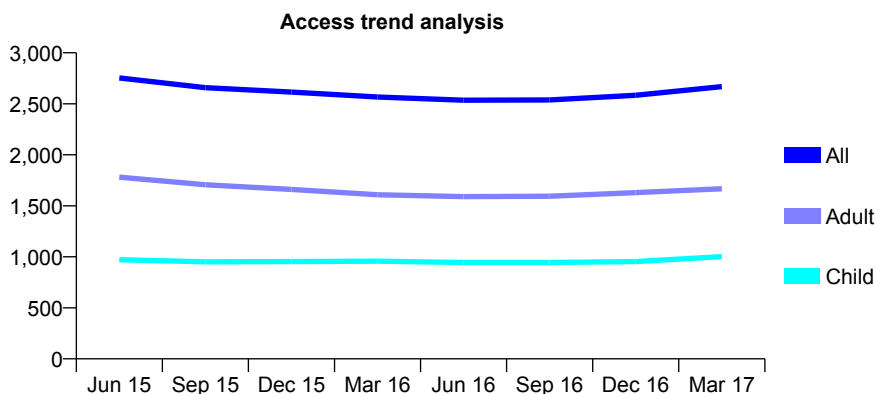
## Q63 - Vital Signs At a Glance Contract Report for 111996/0001 - March 2017

Name or company name	Lillywhite Dental Practice
Contract type name	GDS Contract
Purpose of contract	General
Contract start date	16/03/2010
Contract end date	

16/17 Contracted general activity (UDA)	8,548
Carry forward general activity (UDA)	0
16/17 Contracted orthodontic activity (UOA)	0
Carry forward orthodontic activity (UOA)	0
Baseline contract value	£227,096.98

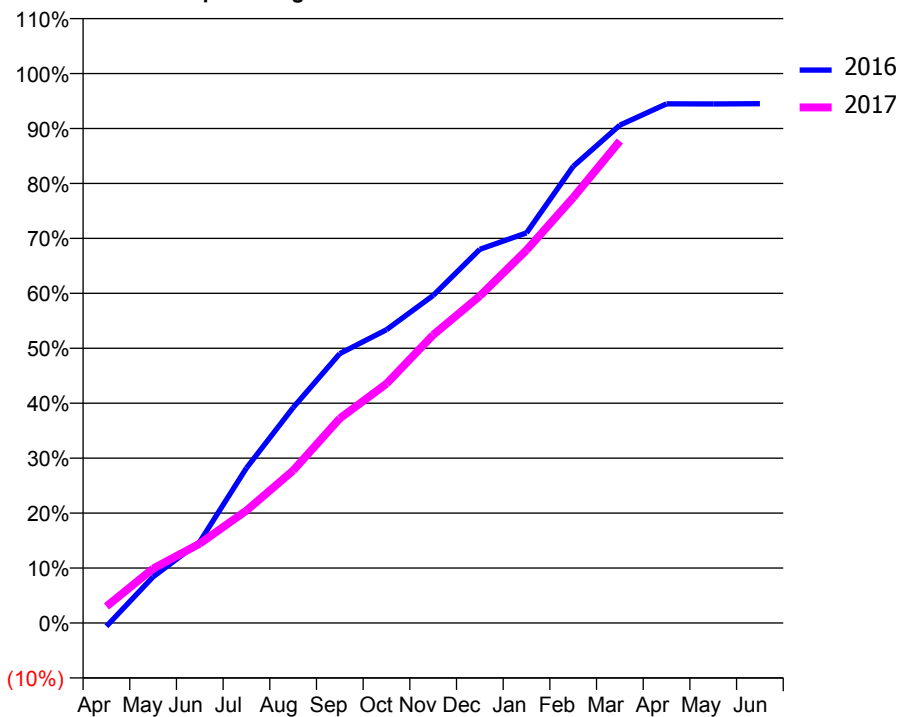
### ACCESS\*

Patients seen in 24 months	Total	Change since previous quarter
Quarter ending March 2016	2,567	
Quarter ending June 2016	2,535	↓
Quarter ending September 2016	2,538	→
Quarter ending December 2016	2,584	→
Quarter ending March 2017	2,669	↑
<b>Variance since March 2016</b>	<b>4.0%</b>	<b>↑</b>



### ACTIVITY

Cumulative percentage of contracted UDA delivered 2016 & 2017



Adjusted Scheduled Activity (UDA)

Month	2016	2017
April	-52	259
May	719	847
June	1,265	1,236
July	2,410	1,750
August	3,351	2,371
September	4,191	3,182
October	4,562	3,723
November	5,095	4,482
December	5,814	5,088
January	6,068	5,801
February	7,105	6,617
March	7,745	7,497
April	8,075	
May	8,073	
June	8,079	

### QUALITY

	Quantity	Base Number	Contract	AT	Region	England
% of FP17s for the same patient ID Re-attending within 3 months - Children	203	1,767	11.5%	10.4%	11.8%	12.3%
% of FP17s for the same patient ID Re-attending within 3 months - Adults	402	2,598	15.5%	16.0%	17.1%	16.7%
% of FP17s for the same patient ID Re-attending between 3 & 9 months - Children	1,175	1,767	66.5%	47.8%	46.5%	57.6%
% of FP17s for the same patient ID Re-attending between 3 & 9 months - Adults	1,594	2,598	61.4%	37.8%	37.6%	50.1%
% of FP17s for Band 1 Urgent Courses	349	4,208	8.3%	10.3%	10.7%	9.1%
% of FP17s Relating to Free Repair or Replacements	10	4,208	0.2%	0.6%	0.6%	0.8%
% of FP17s Relating to Continuations	11	4,208	0.3%	1.1%	0.9%	1.2%
% of Patients satisfied with the dentistry they have received	1	1	N/A	90.5%	90.4%	92.8%
% of Patients satisfied with the time they had to wait for an appointment	1	1	N/A	86.2%	83.7%	88.7%

\* This is based on patients treated on this contract for their most recent course of treatment. Figures in italics indicate the base number of FP17s or Patient Questionnaire responses are less than 100. N/A is shown where the base number of responses is less than 10 during the period. % is calculated as Quantity/Base number\*100

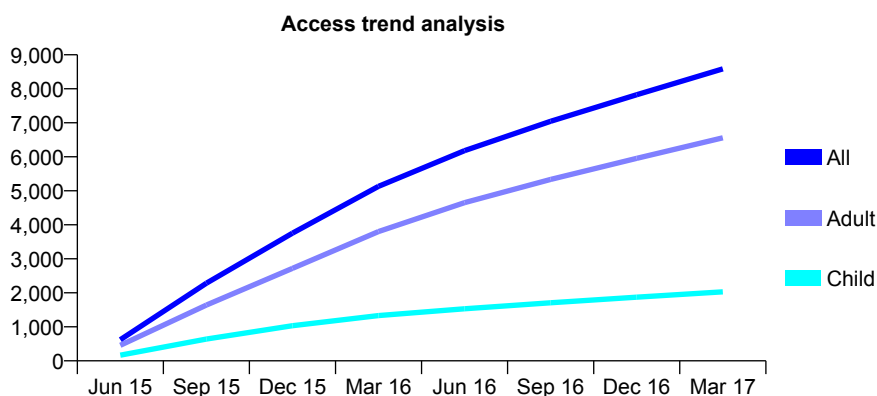
## Q63 - Vital Signs At a Glance Contract Report for 112054/0001 - March 2017

Name or company name	Mr J Ginty and Mr Rumit Desai
Contract type name	GDS Contract
Purpose of contract	General
Contract start date	01/05/2015
Contract end date	

16/17 Contracted general activity (UDA)	19,545
Carry forward general activity (UDA)	-205
16/17 Contracted orthodontic activity (UOA)	0
Carry forward orthodontic activity (UOA)	0
Baseline contract value	£606,162.82

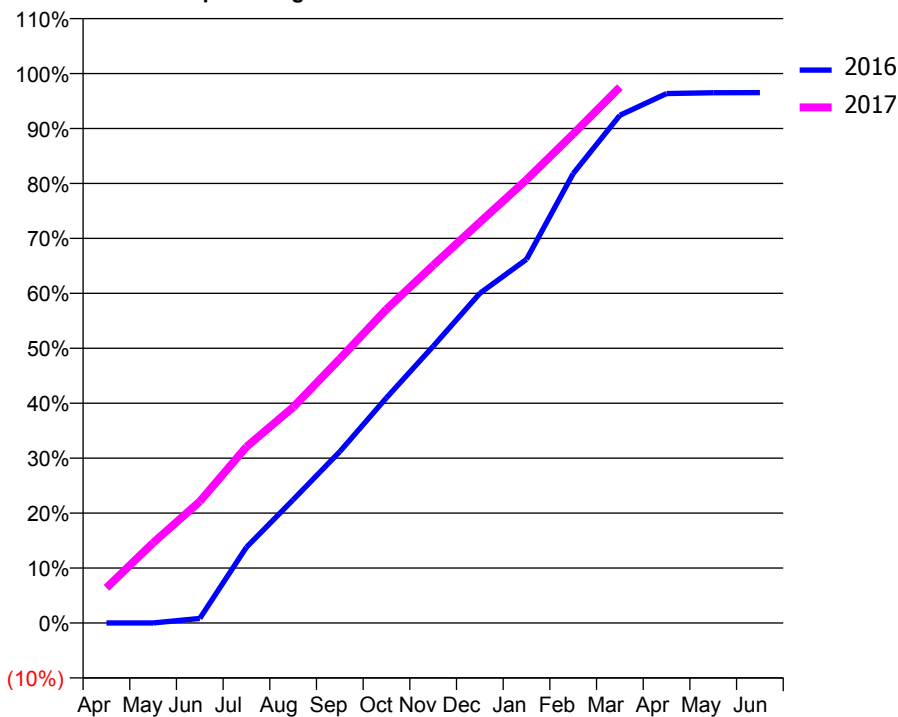
### ACCESS\*

Patients seen in 24 months	Total	Change since previous quarter
Quarter ending March 2016	5,132	
Quarter ending June 2016	6,182	↑
Quarter ending September 2016	7,045	↑
Quarter ending December 2016	7,825	↑
Quarter ending March 2017	8,588	↑
<b>Variance since March 2016</b>	<b>67.3%</b>	<b>↑</b>



### ACTIVITY

Cumulative percentage of contracted UDA delivered 2016 & 2017



Month	Adjusted Scheduled Activity (UDA)	
	2016	2017
April	0	1,251
May	0	2,851
June	151	4,323
July	2,470	6,270
August	4,018	7,679
September	5,589	9,398
October	7,345	11,164
November	9,024	12,725
December	10,748	14,256
January	11,860	15,767
February	14,654	17,395
March	16,554	19,058
April	17,262	
May	17,287	
June	17,291	

### QUALITY

	Quantity	Base Number	Contract	AT	Region	England
% of FP17s for the same patient ID Re-attending within 3 months - Children	202	2,330	8.7%	10.4%	11.8%	12.3%
% of FP17s for the same patient ID Re-attending within 3 months - Adults	871	6,849	12.7%	16.0%	17.1%	16.7%
% of FP17s for the same patient ID Re-attending between 3 & 9 months - Children	931	2,330	40.0%	47.8%	46.5%	57.6%
% of FP17s for the same patient ID Re-attending between 3 & 9 months - Adults	2,139	6,849	31.2%	37.8%	37.6%	50.1%
% of FP17s for Band 1 Urgent Courses	904	8,410	10.7%	10.3%	10.7%	9.1%
% of FP17s Relating to Free Repair or Replacements	49	8,410	0.6%	0.6%	0.6%	0.8%
% of FP17s Relating to Continuations	94	8,410	1.1%	1.1%	0.9%	1.2%
% of Patients satisfied with the dentistry they have received	3	3	N/A	90.5%	90.4%	92.8%
% of Patients satisfied with the time they had to wait for an appointment	2	3	N/A	86.2%	83.7%	88.7%

\* This is based on patients treated on this contract for their most recent course of treatment. Figures in italics indicate the base number of FP17s or Patient Questionnaire responses are less than 100. N/A is shown where the base number of responses is less than 10 during the period. % is calculated as Quantity/Base number\*100

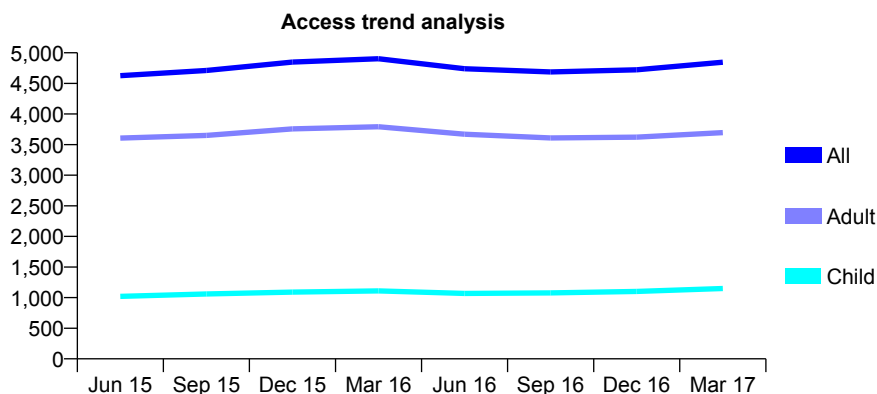
## Q63 - Vital Signs At a Glance Contract Report for 112712/0001 - March 2017

Name or company name	Ebrahim Zadeh Saadat and Tabrizi Hosseir
Contract type name	GDS Contract
Purpose of contract	General
Contract start date	01/03/2009
Contract end date	

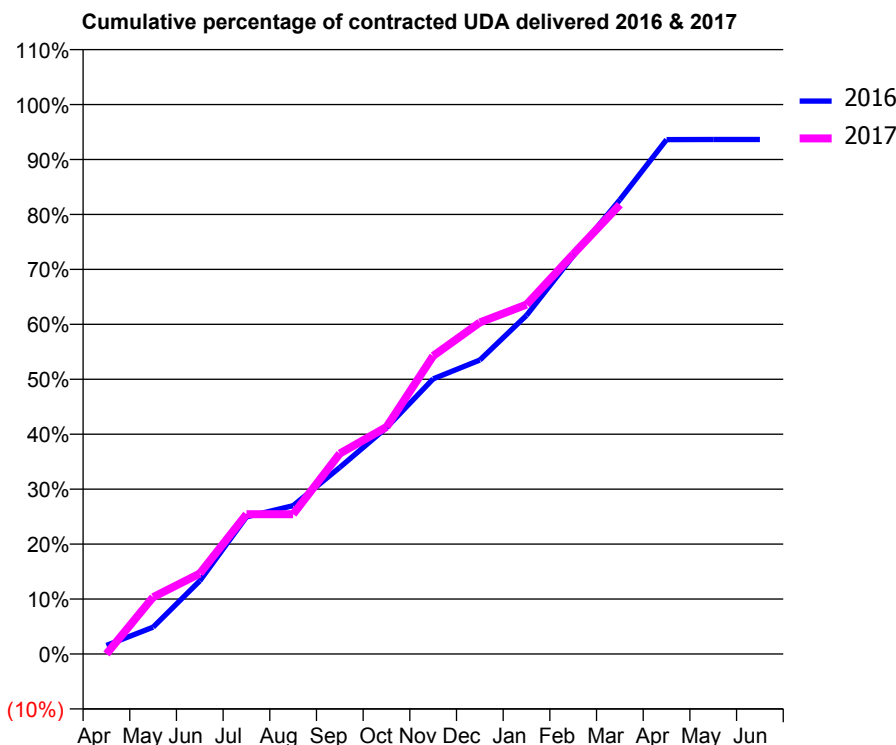
16/17 Contracted general activity (UDA)	16,200
Carry forward general activity (UDA)	0
16/17 Contracted orthodontic activity (UOA)	0
Carry forward orthodontic activity (UOA)	0
Baseline contract value	£385,432.12

### ACCESS\*

Patients seen in 24 months	Total	Change since previous quarter
Quarter ending March 2016	4,902	
Quarter ending June 2016	4,739	↓
Quarter ending September 2016	4,688	↓
Quarter ending December 2016	4,723	→
Quarter ending March 2017	4,847	↑
<b>Variance since March 2016</b>	<b>(1.1%)</b>	<b>↓</b>



### ACTIVITY



Month	Adjusted Scheduled Activity (UDA)	
	2016	2017
April	253	0
May	792	1,678
June	2,157	2,371
July	4,044	4,123
August	4,373	4,123
September	5,501	5,912
October	6,675	6,695
November	8,110	8,788
December	8,668	9,773
January	9,982	10,301
February	11,737	11,787
March	13,390	13,248
April	15,166	
May	15,167	
June	15,167	

### QUALITY

	Quantity	Base Number	Contract	AT	Region	England
% of FP17s for the same patient ID Re-attending within 3 months - Children	88	1,294	6.8%	10.4%	11.8%	12.3%
% of FP17s for the same patient ID Re-attending within 3 months - Adults	607	4,051	15.0%	16.0%	17.1%	16.7%
% of FP17s for the same patient ID Re-attending between 3 & 9 months - Children	499	1,294	38.6%	47.8%	46.5%	57.6%
% of FP17s for the same patient ID Re-attending between 3 & 9 months - Adults	1,605	4,051	39.6%	37.8%	37.6%	50.1%
% of FP17s for Band 1 Urgent Courses	528	4,813	11.0%	10.3%	10.7%	9.1%
% of FP17s Relating to Free Repair or Replacements	1	4,813	0.0%	0.6%	0.6%	0.8%
% of FP17s Relating to Continuations	75	4,813	1.6%	1.1%	0.9%	1.2%
% of Patients satisfied with the dentistry they have received	1	1	N/A	90.5%	90.4%	92.8%
% of Patients satisfied with the time they had to wait for an appointment	1	1	N/A	86.2%	83.7%	88.7%

\* This is based on patients treated on this contract for their most recent course of treatment. Figures in italics indicate the base number of FP17s or Patient Questionnaire responses are less than 100. N/A is shown where the base number of responses is less than 10 during the period. % is calculated as Quantity/Base number\*100

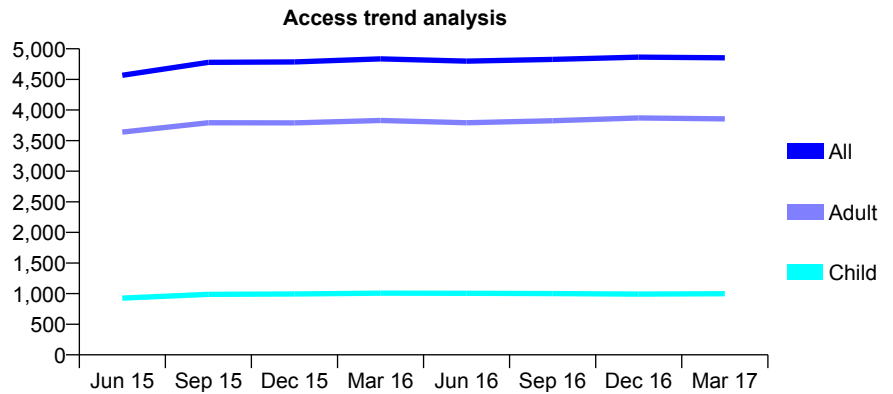
## Q63 - Vital Signs At a Glance Contract Report for 113271/0001 - March 2017

Name or company name	Amritpal Marway & Divyash Patel
Contract type name	GDS Contract
Purpose of contract	General
Contract start date	01/09/2013
Contract end date	

16/17 Contracted general activity (UDA)	11,125
Carry forward general activity (UDA)	-223
16/17 Contracted orthodontic activity (UOA)	0
Carry forward orthodontic activity (UOA)	0
Baseline contract value	£663,000.28

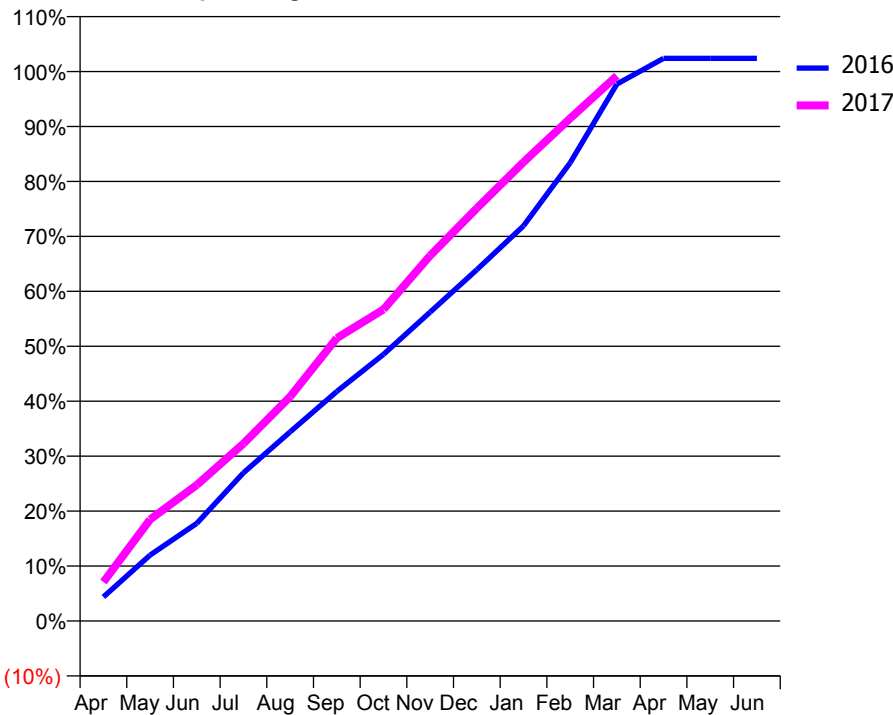
### ACCESS\*

Patients seen in 24 months	Total	Change since previous quarter
Quarter ending March 2016	4,836	
Quarter ending June 2016	4,798	→
Quarter ending September 2016	4,826	→
Quarter ending December 2016	4,863	→
Quarter ending March 2017	4,854	→
<b>Variance since March 2016</b>	<b>0.4%</b>	<b>→</b>



### ACTIVITY

Cumulative percentage of contracted UDA delivered 2016 & 2017



Month	Adjusted Scheduled Activity (UDA)	
	2016	2017
April	486	789
May	1,334	2,056
June	1,977	2,756
July	3,002	3,591
August	3,830	4,543
September	4,646	5,728
October	5,399	6,308
November	6,254	7,399
December	7,113	8,356
January	8,002	9,291
February	9,277	10,177
March	10,870	11,038
April	11,391	
May	11,391	
June	11,392	

### QUALITY

	Quantity	Base Number	Contract	AT	Region	England
% of FP17s for the same patient ID Re-attending within 3 months - Children	59	968	6.1%	10.4%	11.8%	12.3%
% of FP17s for the same patient ID Re-attending within 3 months - Adults	327	3,305	9.9%	16.0%	17.1%	16.7%
% of FP17s for the same patient ID Re-attending between 3 & 9 months - Children	285	968	29.4%	47.8%	46.5%	57.6%
% of FP17s for the same patient ID Re-attending between 3 & 9 months - Adults	654	3,305	19.8%	37.8%	37.6%	50.1%
% of FP17s for Band 1 Urgent Courses	123	3,588	3.4%	10.3%	10.7%	9.1%
% of FP17s Relating to Free Repair or Replacements	97	3,588	2.7%	0.6%	0.6%	0.8%
% of FP17s Relating to Continuations	59	3,588	1.6%	1.1%	0.9%	1.2%
% of Patients satisfied with the dentistry they have received	3	3	N/A	90.5%	90.4%	92.8%
% of Patients satisfied with the time they had to wait for an appointment	2	3	N/A	86.2%	83.7%	88.7%

\* This is based on patients treated on this contract for their most recent course of treatment. Figures in italics indicate the base number of FP17s or Patient Questionnaire responses are less than 100. N/A is shown where the base number of responses is less than 10 during the period. % is calculated as Quantity/Base number\*100

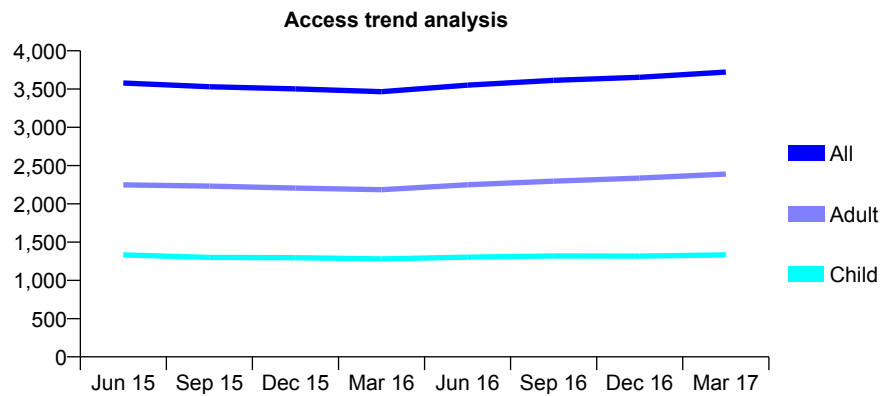
## Q63 - Vital Signs At a Glance Contract Report for 113751/0001 - March 2017

Name or company name	JH Patel & Partners
Contract type name	GDS Contract
Purpose of contract	General
Contract start date	01/05/2006
Contract end date	

16/17 Contracted general activity (UDA)	10,421
Carry forward general activity (UDA)	0
16/17 Contracted orthodontic activity (UOA)	0
Carry forward orthodontic activity (UOA)	0
Baseline contract value	£258,753.31

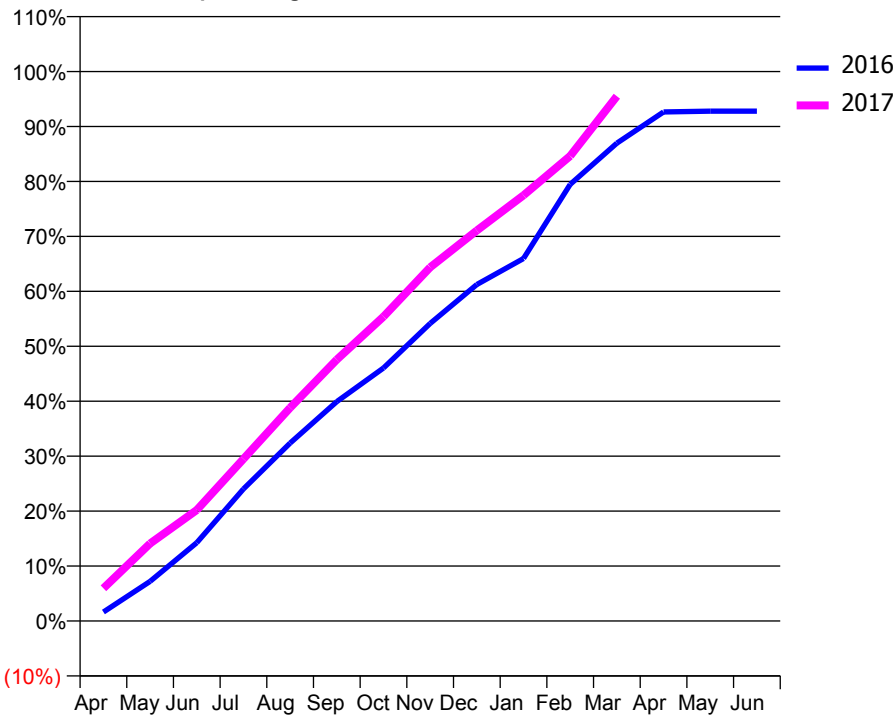
### ACCESS\*

Patients seen in 24 months	Total	Change since previous quarter
Quarter ending March 2016	3,465	
Quarter ending June 2016	3,552	↑
Quarter ending September 2016	3,614	→
Quarter ending December 2016	3,654	→
Quarter ending March 2017	3,722	→
<b>Variance since March 2016</b>	<b>7.4%</b>	<b>↑</b>



### ACTIVITY

Cumulative percentage of contracted UDA delivered 2016 & 2017



Month	Adjusted Scheduled Activity (UDA)	
	2016	2017
April	171	622
May	752	1,470
June	1,485	2,105
July	2,506	3,073
August	3,376	4,045
September	4,161	4,958
October	4,798	5,772
November	5,643	6,708
December	6,382	7,407
January	6,875	8,074
February	8,282	8,820
March	9,063	9,953
April	9,653	
May	9,669	
June	9,669	

### QUALITY

	Quantity	Base Number	Contract	AT	Region	England
% of FP17s for the same patient ID Re-attending within 3 months - Children	193	1,872	10.3%	10.4%	11.8%	12.3%
% of FP17s for the same patient ID Re-attending within 3 months - Adults	653	3,275	19.9%	16.0%	17.1%	16.7%
% of FP17s for the same patient ID Re-attending between 3 & 9 months - Children	1,008	1,872	53.8%	47.8%	46.5%	57.6%
% of FP17s for the same patient ID Re-attending between 3 & 9 months - Adults	1,555	3,275	47.5%	37.8%	37.6%	50.1%
% of FP17s for Band 1 Urgent Courses	473	4,493	10.5%	10.3%	10.7%	9.1%
% of FP17s Relating to Free Repair or Replacements	6	4,493	0.1%	0.6%	0.6%	0.8%
% of FP17s Relating to Continuations	87	4,493	1.9%	1.1%	0.9%	1.2%
% of Patients satisfied with the dentistry they have received	4	4	N/A	90.5%	90.4%	92.8%
% of Patients satisfied with the time they had to wait for an appointment	4	4	N/A	86.2%	83.7%	88.7%

\* This is based on patients treated on this contract for their most recent course of treatment. Figures in italics indicate the base number of FP17s or Patient Questionnaire responses are less than 100. N/A is shown where the base number of responses is less than 10 during the period. % is calculated as Quantity/Base number\*100

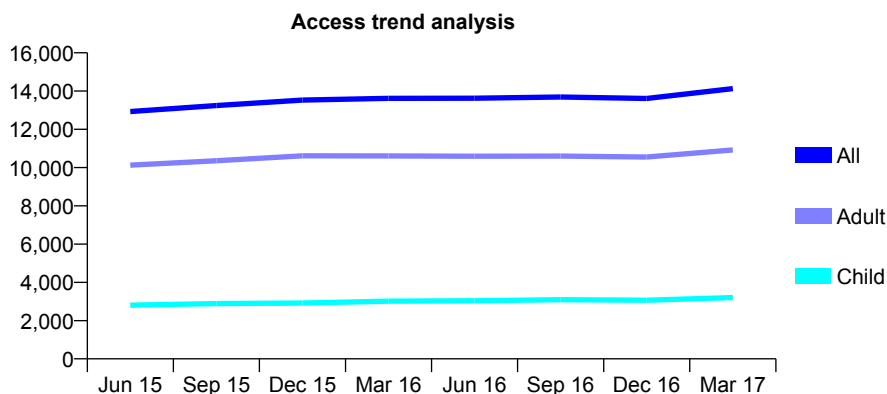
## Q63 - Vital Signs At a Glance Contract Report for 114340/0001 - March 2017

Name or company name	Maxident Clinic Ltd.
Contract type name	GDS Contract
Purpose of contract	General
Contract start date	01/06/2012
Contract end date	

16/17 Contracted general activity (UDA)	41,609
Carry forward general activity (UDA)	-65
16/17 Contracted orthodontic activity (UOA)	0
Carry forward orthodontic activity (UOA)	0
Baseline contract value	£1,050,930.05

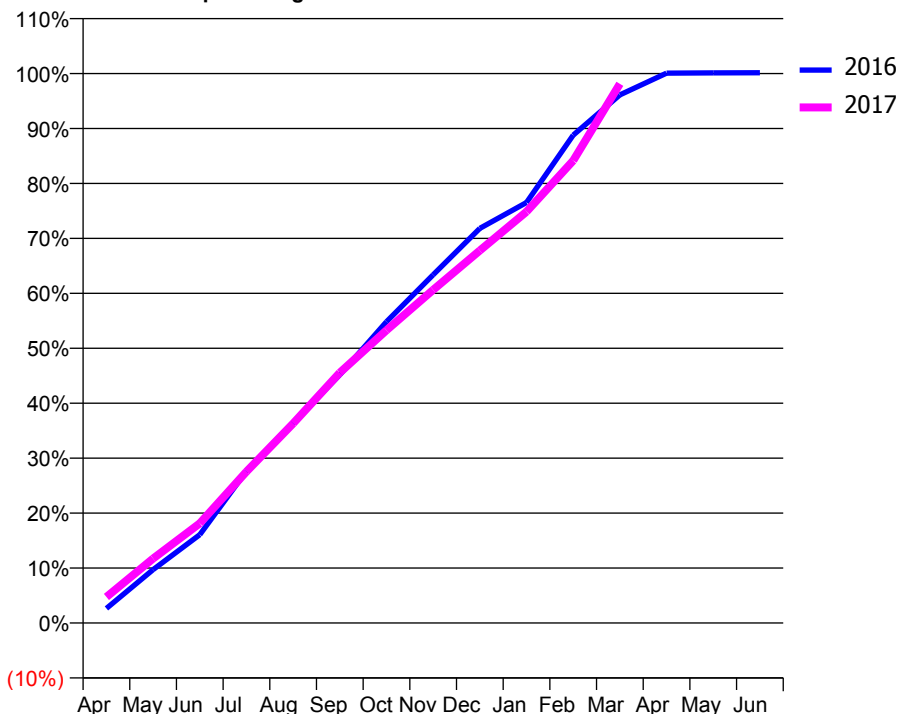
### ACCESS\*

Patients seen in 24 months	Total	Change since previous quarter
Quarter ending March 2016	13,621	
Quarter ending June 2016	13,627	→
Quarter ending September 2016	13,692	→
Quarter ending December 2016	13,613	→
Quarter ending March 2017	14,127	↑
<b>Variance since March 2016</b>	<b>3.7%</b>	<b>↑</b>



### ACTIVITY

Cumulative percentage of contracted UDA delivered 2016 & 2017



Month	Adjusted Scheduled Activity (UDA)	
	2016	2017
April	1,159	1,976
May	4,241	4,884
June	7,007	7,545
July	12,056	11,467
August	15,902	15,115
September	19,699	18,955
October	23,907	22,171
November	27,638	25,228
December	31,321	28,204
January	33,369	31,144
February	38,713	35,010
March	41,910	40,830
April	43,640	
May	43,658	
June	43,673	

### QUALITY

	Quantity	Base Number	Contract	AT	Region	England
% of FP17s for the same patient ID Re-attending within 3 months - Children	343	4,322	7.9%	10.4%	11.8%	12.3%
% of FP17s for the same patient ID Re-attending within 3 months - Adults	1,826	12,651	14.4%	16.0%	17.1%	16.7%
% of FP17s for the same patient ID Re-attending between 3 & 9 months - Children	2,215	4,322	51.2%	47.8%	46.5%	57.6%
% of FP17s for the same patient ID Re-attending between 3 & 9 months - Adults	5,214	12,651	41.2%	37.8%	37.6%	50.1%
% of FP17s for Band 1 Urgent Courses	1,599	16,213	9.9%	10.3%	10.7%	9.1%
% of FP17s Relating to Free Repair or Replacements	86	16,213	0.5%	0.6%	0.6%	0.8%
% of FP17s Relating to Continuations	96	16,213	0.6%	1.1%	0.9%	1.2%
% of Patients satisfied with the dentistry they have received	9	9	N/A	90.5%	90.4%	92.8%
% of Patients satisfied with the time they had to wait for an appointment	8	9	N/A	86.2%	83.7%	88.7%

\* This is based on patients treated on this contract for their most recent course of treatment. Figures in italics indicate the base number of FP17s or Patient Questionnaire responses are less than 100. N/A is shown where the base number of responses is less than 10 during the period. % is calculated as Quantity/Base number\*100



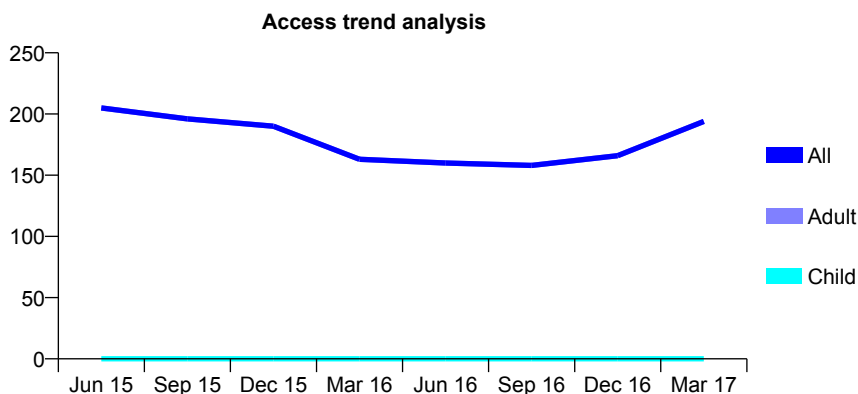
## Q63 - Vital Signs At a Glance Contract Report for 114340/0002 - March 2017

Name or company name	Maxident Clinic Ltd.
Contract type name	PDS Contract
Purpose of contract	General
Contract start date	01/09/2012
Contract end date	31/03/2018

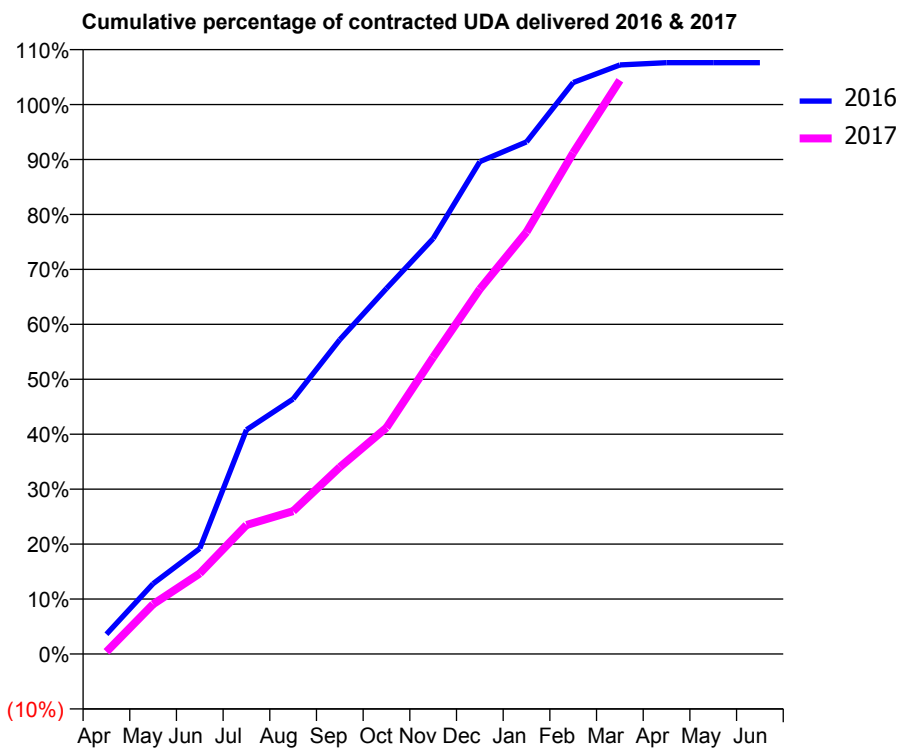
16/17 Contracted general activity (UDA)	750
Carry forward general activity (UDA)	0
16/17 Contracted orthodontic activity (UOA)	0
Carry forward orthodontic activity (UOA)	0
Baseline contract value	£38,878.78

### ACCESS\*

Patients seen in 24 months	Total	Change since previous quarter
Quarter ending March 2016	163	
Quarter ending June 2016	160	↓
Quarter ending September 2016	158	↓
Quarter ending December 2016	166	↑
Quarter ending March 2017	194	↑
<b>Variance since March 2016</b>	<b>19.0%</b>	<b>↑</b>



### ACTIVITY



Month	Adjusted Scheduled Activity (UDA)	
	2016	2017
April	27	3
May	96	68
June	144	110
July	306	176
August	348	195
September	429	255
October	499	309
November	567	405
December	672	498
January	699	576
February	780	684
March	804	783
April	807	
May	807	
June	807	

### QUALITY

	Quantity	Base Number	Contract	AT	Region	England
% of FP17s for the same patient ID Re-attending within 3 months - Children	0	0	N/A	10.4%	11.8%	12.3%
% of FP17s for the same patient ID Re-attending within 3 months - Adults	4	179	2.2%	16.0%	17.1%	16.7%
% of FP17s for the same patient ID Re-attending between 3 & 9 months - Children	0	0	N/A	47.8%	46.5%	57.6%
% of FP17s for the same patient ID Re-attending between 3 & 9 months - Adults	5	179	2.8%	37.8%	37.6%	50.1%
% of FP17s for Band 1 Urgent Courses	0	179	0.0%	10.3%	10.7%	9.1%
% of FP17s Relating to Free Repair or Replacements	0	179	0.0%	0.6%	0.6%	0.8%
% of FP17s Relating to Continuations	0	179	0.0%	1.1%	0.9%	1.2%
% of Patients satisfied with the dentistry they have received	1	1	N/A	90.5%	90.4%	92.8%
% of Patients satisfied with the time they had to wait for an appointment	1	1	N/A	86.2%	83.7%	88.7%

\* This is based on patients treated on this contract for their most recent course of treatment. Figures in italics indicate the base number of FP17s or Patient Questionnaire responses are less than 100. N/A is shown where the base number of responses is less than 10 during the period. % is calculated as Quantity/Base number\*100

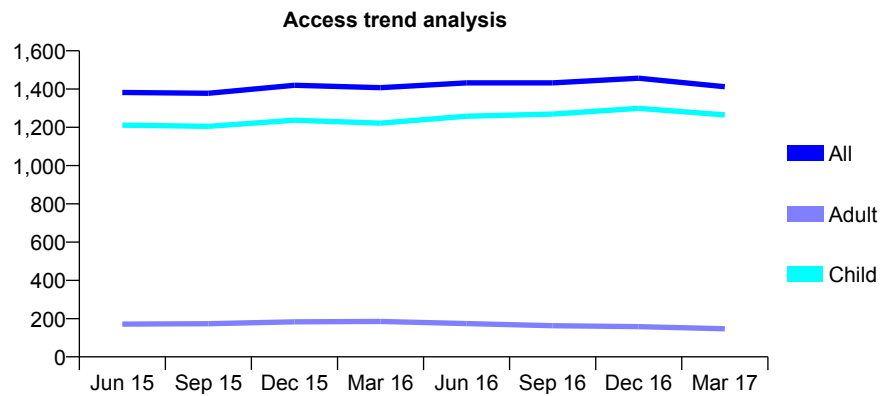
## Q63 - Vital Signs At a Glance Contract Report for 114359/0001 - March 2017

Name or company name	Tradex Services Limited
Contract type name	GDS Contract
Purpose of contract	General
Contract start date	01/04/2009
Contract end date	

16/17 Contracted general activity (UDA)	2,400
Carry forward general activity (UDA)	-48
16/17 Contracted orthodontic activity (UOA)	0
Carry forward orthodontic activity (UOA)	0
Baseline contract value	£50,822.42

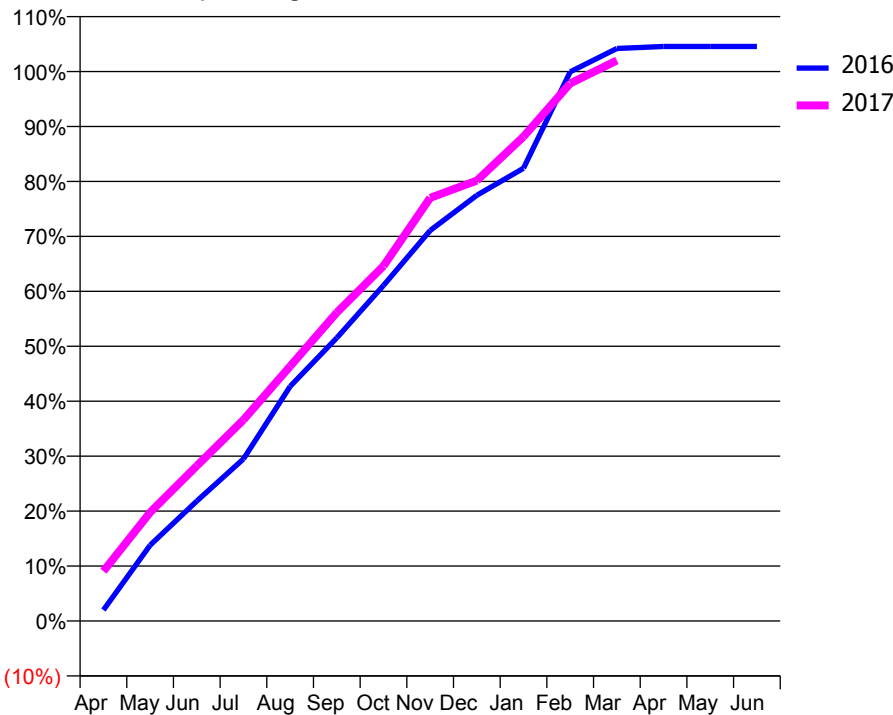
### ACCESS\*

Patients seen in 24 months	Total	Change since previous quarter
Quarter ending March 2016	1,407	
Quarter ending June 2016	1,432	→
Quarter ending September 2016	1,432	→
Quarter ending December 2016	1,457	→
Quarter ending March 2017	1,412	↓
<b>Variance since March 2016</b>	<b>0.4%</b>	<b>→</b>



### ACTIVITY

Cumulative percentage of contracted UDA delivered 2016 & 2017



Month	Adjusted Scheduled Activity (UDA)	
	2016	2017
April	48	218
May	331	474
June	524	677
July	708	879
August	1,025	1,113
September	1,237	1,347
October	1,466	1,551
November	1,706	1,848
December	1,859	1,923
January	1,978	2,116
February	2,399	2,348
March	2,500	2,448
April	2,509	
May	2,509	
June	2,509	

### QUALITY

	Quantity	Base Number	Contract	AT	Region	England
% of FP17s for the same patient ID Re-attending within 3 months - Children	97	1,516	6.4%	10.4%	11.8%	12.3%
% of FP17s for the same patient ID Re-attending within 3 months - Adults	3	46	6.5%	16.0%	17.1%	16.7%
% of FP17s for the same patient ID Re-attending between 3 & 9 months - Children	711	1,516	46.9%	47.8%	46.5%	57.6%
% of FP17s for the same patient ID Re-attending between 3 & 9 months - Adults	21	46	45.7%	37.8%	37.6%	50.1%
% of FP17s for Band 1 Urgent Courses	21	1,553	1.4%	10.3%	10.7%	9.1%
% of FP17s Relating to Free Repair or Replacements	0	1,553	0.0%	0.6%	0.6%	0.8%
% of FP17s Relating to Continuations	0	1,553	0.0%	1.1%	0.9%	1.2%
% of Patients satisfied with the dentistry they have received	0	0	N/A	90.5%	90.4%	92.8%
% of Patients satisfied with the time they had to wait for an appointment	0	0	N/A	86.2%	83.7%	88.7%

\* This is based on patients treated on this contract for their most recent course of treatment. Figures in italics indicate the base number of FP17s or Patient Questionnaire responses are less than 100. N/A is shown where the base number of responses is less than 10 during the period. % is calculated as Quantity/Base number\*100

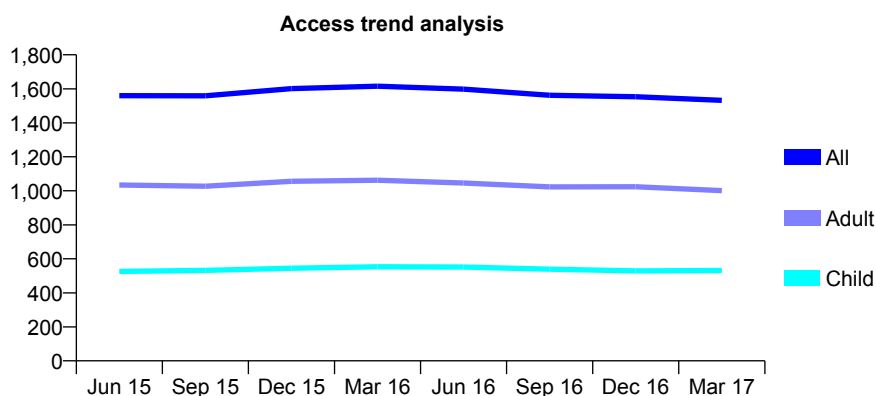
## Q63 - Vital Signs At a Glance Contract Report for 114499/0001 - March 2017

Name or company name	Bywood Dental Practice
Contract type name	GDS Contract
Purpose of contract	General
Contract start date	03/08/2009
Contract end date	

16/17 Contracted general activity (UDA)	5,716
Carry forward general activity (UDA)	-114
16/17 Contracted orthodontic activity (UOA)	0
Carry forward orthodontic activity (UOA)	0
Baseline contract value	£160,950.11

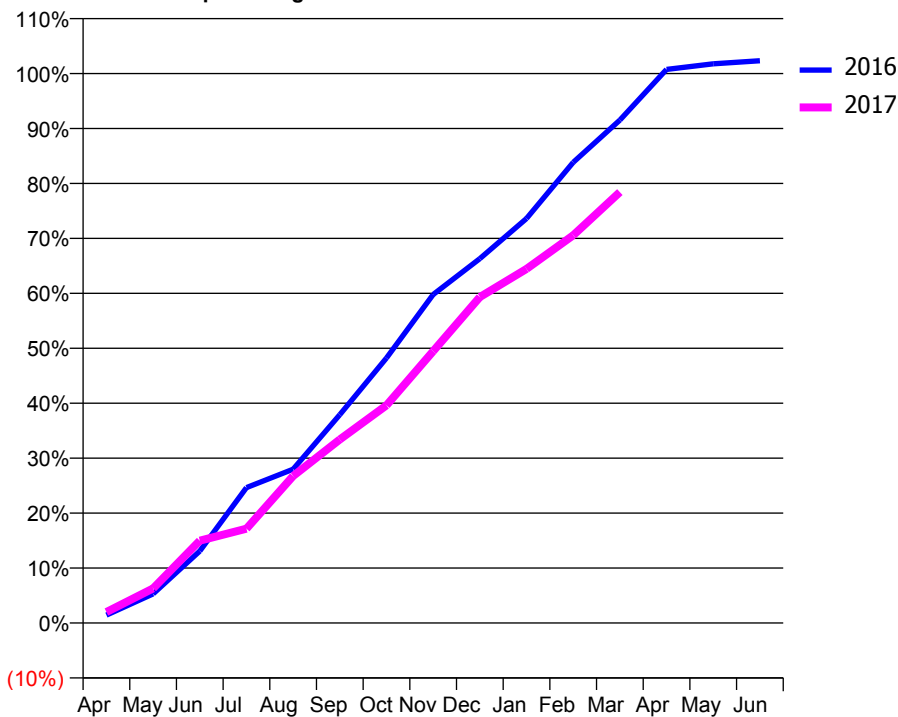
### ACCESS\*

Patients seen in 24 months	Total	Change since previous quarter
Quarter ending March 2016	1,615	
Quarter ending June 2016	1,598	↓
Quarter ending September 2016	1,562	↓
Quarter ending December 2016	1,553	→
Quarter ending March 2017	1,532	↓
<b>Variance since March 2016</b>	<b>(5.1%)</b>	<b>↓</b>



### ACTIVITY

Cumulative percentage of contracted UDA delivered 2016 & 2017



Month	Adjusted Scheduled Activity (UDA)	
	2016	2017
April	83	114
May	303	360
June	749	857
July	1,408	982
August	1,600	1,529
September	2,167	1,909
October	2,757	2,264
November	3,417	2,827
December	3,790	3,391
January	4,208	3,683
February	4,792	4,033
March	5,232	4,482
April	5,759	
May	5,817	
June	5,849	

### QUALITY

	Quantity	Base Number	Contract	AT	Region	England
% of FP17s for the same patient ID Re-attending within 3 months - Children	81	771	10.5%	10.4%	11.8%	12.3%
% of FP17s for the same patient ID Re-attending within 3 months - Adults	244	1,374	17.8%	16.0%	17.1%	16.7%
% of FP17s for the same patient ID Re-attending between 3 & 9 months - Children	471	771	61.1%	47.8%	46.5%	57.6%
% of FP17s for the same patient ID Re-attending between 3 & 9 months - Adults	812	1,374	59.1%	37.8%	37.6%	50.1%
% of FP17s for Band 1 Urgent Courses	240	1,888	12.7%	10.3%	10.7%	9.1%
% of FP17s Relating to Free Repair or Replacements	23	1,888	1.2%	0.6%	0.6%	0.8%
% of FP17s Relating to Continuations	15	1,888	0.8%	1.1%	0.9%	1.2%
% of Patients satisfied with the dentistry they have received	2	2	N/A	90.5%	90.4%	92.8%
% of Patients satisfied with the time they had to wait for an appointment	1	2	N/A	86.2%	83.7%	88.7%

\* This is based on patients treated on this contract for their most recent course of treatment. Figures in italics indicate the base number of FP17s or Patient Questionnaire responses are less than 100. N/A is shown where the base number of responses is less than 10 during the period. % is calculated as Quantity/Base number\*100

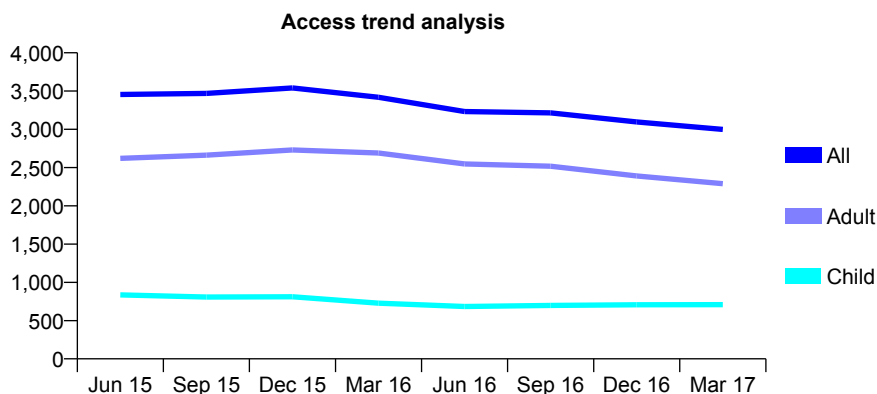
## Q63 - Vital Signs At a Glance Contract Report for 115428/0001 - March 2017

Name or company name	Norwood dental care
Contract type name	GDS Contract
Purpose of contract	General
Contract start date	01/11/2013
Contract end date	

16/17 Contracted general activity (UDA)	10,504
Carry forward general activity (UDA)	0
16/17 Contracted orthodontic activity (UOA)	0
Carry forward orthodontic activity (UOA)	0
Baseline contract value	£350,056.34

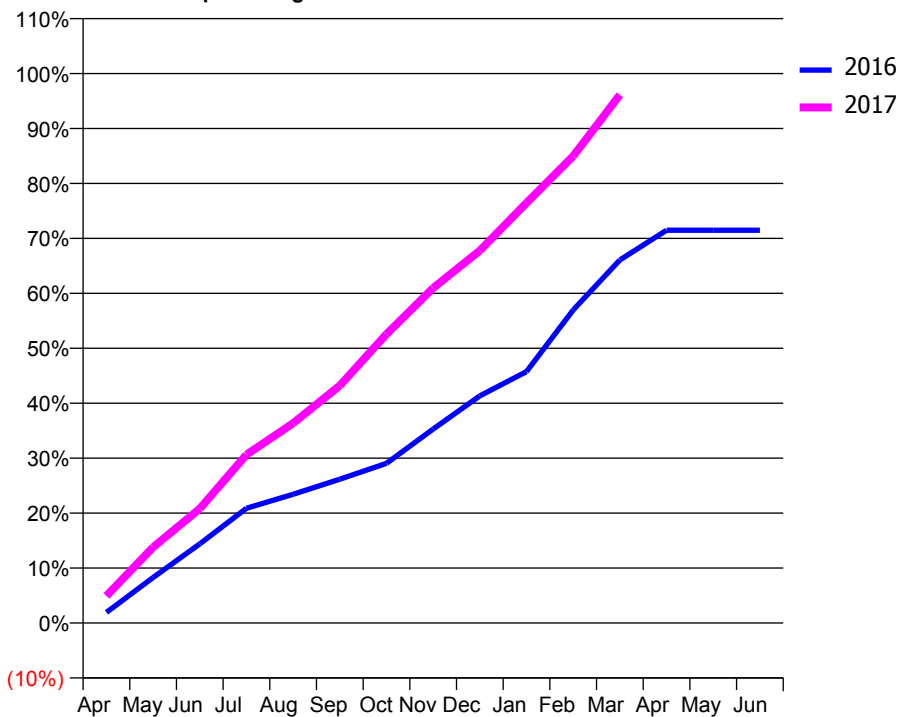
### ACCESS\*

Patients seen in 24 months	Total	Change since previous quarter
Quarter ending March 2016	3,419	
Quarter ending June 2016	3,232	↓
Quarter ending September 2016	3,215	→
Quarter ending December 2016	3,096	↓
Quarter ending March 2017	2,999	↓
<b>Variance since March 2016</b>	<b>(12.3%)</b>	<b>↓</b>



### ACTIVITY

Cumulative percentage of contracted UDA delivered 2016 & 2017



Month	Adjusted Scheduled Activity (UDA)	
	2016	2017
April	204	519
May	870	1,449
June	1,512	2,186
July	2,194	3,217
August	2,461	3,820
September	2,749	4,539
October	3,052	5,523
November	3,707	6,404
December	4,341	7,118
January	4,807	8,029
February	5,985	8,926
March	6,940	10,095
April	7,509	
May	7,509	
June	7,509	

### QUALITY

	Quantity	Base Number	Contract	AT	Region	England
% of FP17s for the same patient ID Re-attending within 3 months - Children	55	810	6.8%	10.4%	11.8%	12.3%
% of FP17s for the same patient ID Re-attending within 3 months - Adults	347	2,387	14.5%	16.0%	17.1%	16.7%
% of FP17s for the same patient ID Re-attending between 3 & 9 months - Children	266	810	32.8%	47.8%	46.5%	57.6%
% of FP17s for the same patient ID Re-attending between 3 & 9 months - Adults	645	2,387	27.0%	37.8%	37.6%	50.1%
% of FP17s for Band 1 Urgent Courses	373	3,086	12.1%	10.3%	10.7%	9.1%
% of FP17s Relating to Free Repair or Replacements	7	3,086	0.2%	0.6%	0.6%	0.8%
% of FP17s Relating to Continuations	36	3,086	1.2%	1.1%	0.9%	1.2%
% of Patients satisfied with the dentistry they have received	4	4	N/A	90.5%	90.4%	92.8%
% of Patients satisfied with the time they had to wait for an appointment	4	4	N/A	86.2%	83.7%	88.7%

\* This is based on patients treated on this contract for their most recent course of treatment. Figures in italics indicate the base number of FP17s or Patient Questionnaire responses are less than 100. N/A is shown where the base number of responses is less than 10 during the period. % is calculated as Quantity/Base number\*100

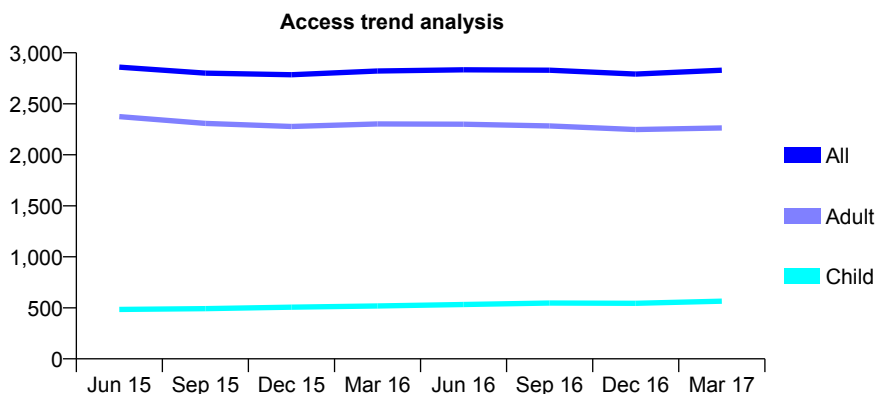
## Q63 - Vital Signs At a Glance Contract Report for 115630/0001 - March 2017

Name or company name	Birwood Dental Care Ltd
Contract type name	GDS Contract
Purpose of contract	General
Contract start date	01/08/2011
Contract end date	

16/17 Contracted general activity (UDA)	9,347
Carry forward general activity (UDA)	96
16/17 Contracted orthodontic activity (UOA)	0
Carry forward orthodontic activity (UOA)	0
Baseline contract value	£209,861.41

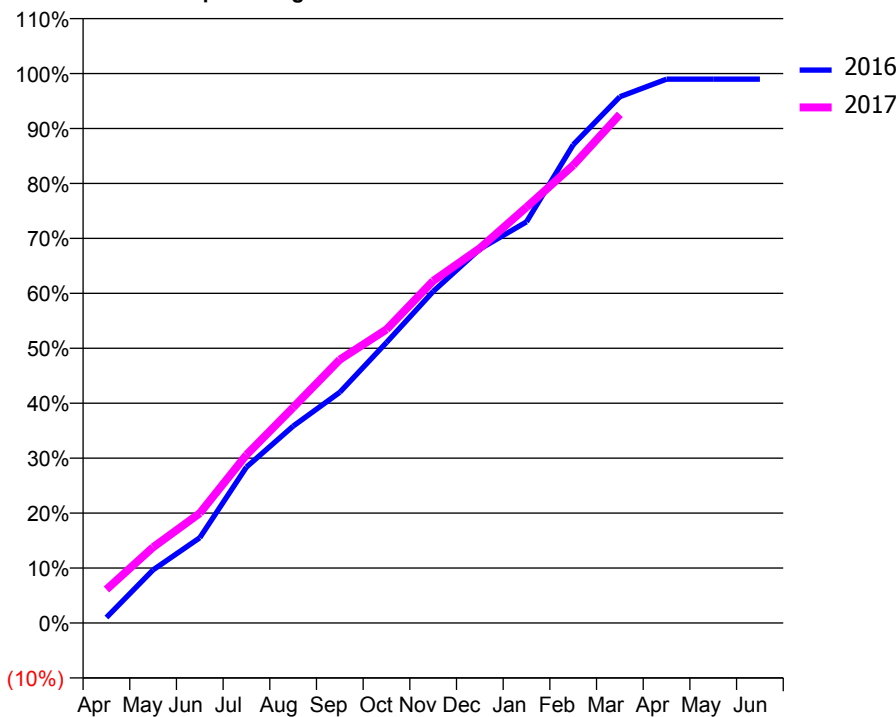
### ACCESS\*

Patients seen in 24 months	Total	Change since previous quarter
Quarter ending March 2016	2,821	
Quarter ending June 2016	2,833	→
Quarter ending September 2016	2,830	→
Quarter ending December 2016	2,792	↓
Quarter ending March 2017	2,829	→
<b>Variance since March 2016</b>	<b>0.3%</b>	<b>→</b>



### ACTIVITY

Cumulative percentage of contracted UDA delivered 2016 & 2017



Month	Adjusted Scheduled Activity (UDA)	
	2016	2017
April	95	571
May	904	1,288
June	1,450	1,869
July	2,653	2,861
August	3,348	3,666
September	3,924	4,480
October	4,772	4,994
November	5,640	5,819
December	6,362	6,375
January	6,825	7,072
February	8,136	7,785
March	8,953	8,653
April	9,251	
May	9,251	
June	9,251	

### QUALITY

	Quantity	Base Number	Contract	AT	Region	England
% of FP17s for the same patient ID Re-attending within 3 months - Children	88	912	9.6%	10.4%	11.8%	12.3%
% of FP17s for the same patient ID Re-attending within 3 months - Adults	737	3,284	22.4%	16.0%	17.1%	16.7%
% of FP17s for the same patient ID Re-attending between 3 & 9 months - Children	571	912	62.6%	47.8%	46.5%	57.6%
% of FP17s for the same patient ID Re-attending between 3 & 9 months - Adults	1,337	3,284	40.7%	37.8%	37.6%	50.1%
% of FP17s for Band 1 Urgent Courses	284	4,058	7.0%	10.3%	10.7%	9.1%
% of FP17s Relating to Free Repair or Replacements	105	4,058	2.6%	0.6%	0.6%	0.8%
% of FP17s Relating to Continuations	254	4,058	6.3%	1.1%	0.9%	1.2%
% of Patients satisfied with the dentistry they have received	3	3	N/A	90.5%	90.4%	92.8%
% of Patients satisfied with the time they had to wait for an appointment	3	3	N/A	86.2%	83.7%	88.7%

\* This is based on patients treated on this contract for their most recent course of treatment. Figures in italics indicate the base number of FP17s or Patient Questionnaire responses are less than 100. N/A is shown where the base number of responses is less than 10 during the period. % is calculated as Quantity/Base number\*100

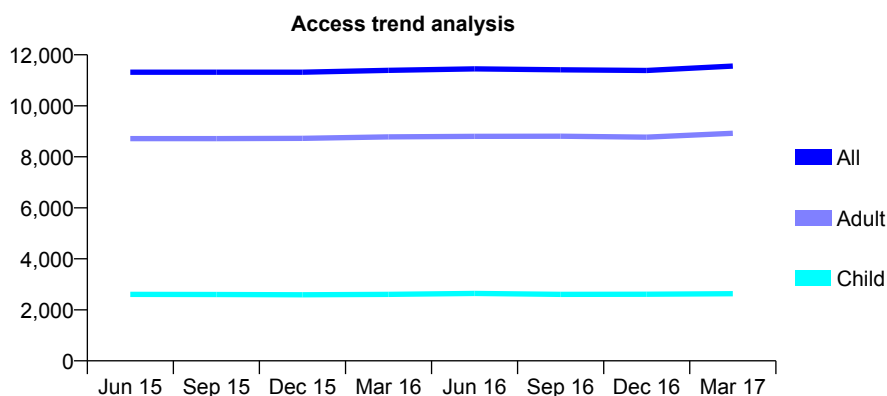
## Q63 - Vital Signs At a Glance Contract Report for 115681/0001 - March 2017

Name or company name	Bateman, Knight & McConnell
Contract type name	GDS Contract
Purpose of contract	General
Contract start date	01/04/2008
Contract end date	

16/17 Contracted general activity (UDA)	34,610
Carry forward general activity (UDA)	-604
16/17 Contracted orthodontic activity (UOA)	0
Carry forward orthodontic activity (UOA)	0
Baseline contract value	£887,728.65

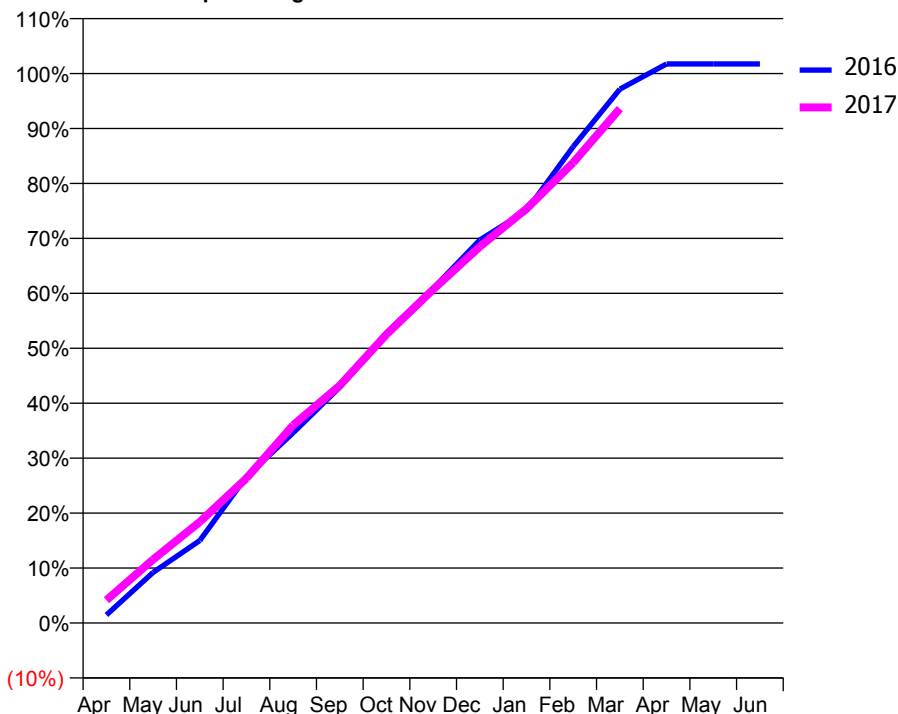
### ACCESS\*

Patients seen in 24 months	Total	Change since previous quarter
Quarter ending March 2016	11,393	
Quarter ending June 2016	11,447	→
Quarter ending September 2016	11,414	→
Quarter ending December 2016	11,384	→
Quarter ending March 2017	11,556	→
<b>Variance since March 2016</b>	<b>1.4%</b>	<b>→</b>



### ACTIVITY

Cumulative percentage of contracted UDA delivered 2016 & 2017



Month	Adjusted Scheduled Activity (UDA)	
	2016	2017
April	509	1,444
May	3,183	4,004
June	5,194	6,367
July	9,226	9,115
August	11,980	12,460
September	14,856	14,962
October	18,277	18,175
November	21,073	21,012
December	24,129	23,706
January	25,971	26,090
February	30,002	28,997
March	33,622	32,395
April	35,213	
May	35,213	
June	35,214	

### QUALITY

	Quantity	Base Number	Contract	AT	Region	England
% of FP17s for the same patient ID Re-attending within 3 months - Children	226	3,047	7.4%	10.4%	11.8%	12.3%
% of FP17s for the same patient ID Re-attending within 3 months - Adults	1,923	10,161	18.9%	16.0%	17.1%	16.7%
% of FP17s for the same patient ID Re-attending between 3 & 9 months - Children	1,152	3,047	37.8%	47.8%	46.5%	57.6%
% of FP17s for the same patient ID Re-attending between 3 & 9 months - Adults	3,077	10,161	30.3%	37.8%	37.6%	50.1%
% of FP17s for Band 1 Urgent Courses	1,554	12,565	12.4%	10.3%	10.7%	9.1%
% of FP17s Relating to Free Repair or Replacements	204	12,565	1.6%	0.6%	0.6%	0.8%
% of FP17s Relating to Continuations	428	12,565	3.4%	1.1%	0.9%	1.2%
% of Patients satisfied with the dentistry they have received	14	15	93.3%	90.5%	90.4%	92.8%
% of Patients satisfied with the time they had to wait for an appointment	12	15	80.0%	86.2%	83.7%	88.7%

\* This is based on patients treated on this contract for their most recent course of treatment. Figures in italics indicate the base number of FP17s or Patient Questionnaire responses are less than 100. N/A is shown where the base number of responses is less than 10 during the period. % is calculated as Quantity/Base number\*100

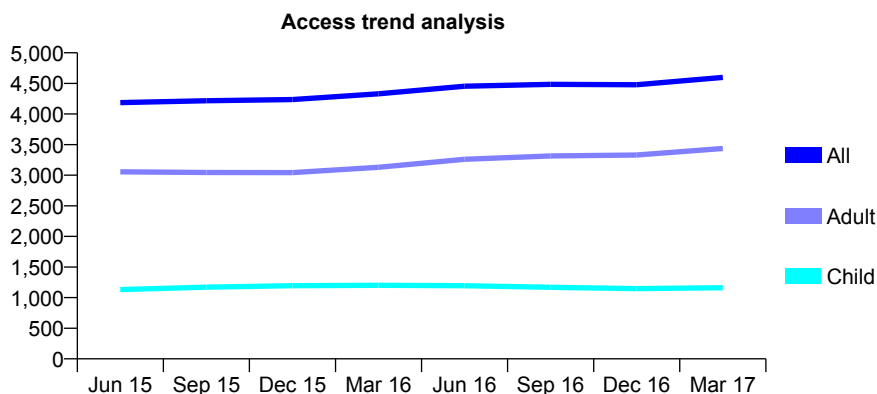
## Q63 - Vital Signs At a Glance Contract Report for 116890/0001 - March 2017

Name or company name	Mr P S Photay and Miss S R Photay
Contract type name	PDS Contract
Purpose of contract	General
Contract start date	01/12/2007
Contract end date	31/03/2018

16/17 Contracted general activity (UDA)	17,510
Carry forward general activity (UDA)	0
16/17 Contracted orthodontic activity (UOA)	0
Carry forward orthodontic activity (UOA)	0
Baseline contract value	£509,377.68

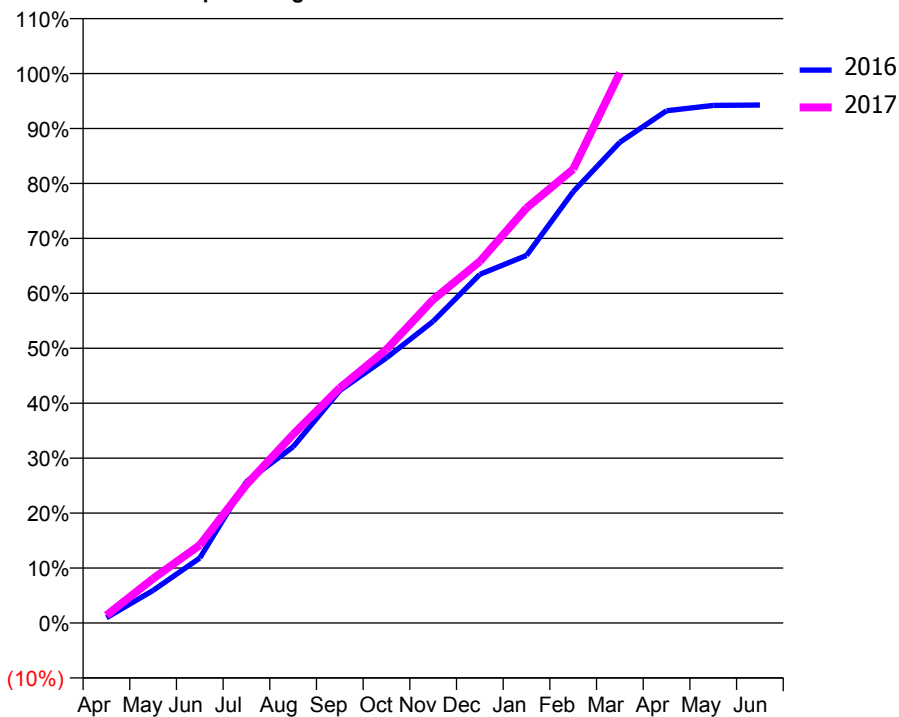
### ACCESS\*

Patients seen in 24 months	Total	Change since previous quarter
Quarter ending March 2016	4,331	
Quarter ending June 2016	4,455	↑
Quarter ending September 2016	4,484	→
Quarter ending December 2016	4,479	→
Quarter ending March 2017	4,599	↑
<b>Variance since March 2016</b>	<b>6.2%</b>	<b>↑</b>



### ACTIVITY

Cumulative percentage of contracted UDA delivered 2016 & 2017



Month	Adjusted Scheduled Activity (UDA)	
	2016	2017
April	169	243
May	1,040	1,416
June	2,071	2,485
July	4,507	4,414
August	5,616	6,011
September	7,407	7,495
October	8,451	8,718
November	9,612	10,306
December	11,108	11,521
January	11,714	13,227
February	13,742	14,463
March	15,320	17,530
April	16,323	
May	16,492	
June	16,505	

### QUALITY

	Quantity	Base Number	Contract	AT	Region	England
% of FP17s for the same patient ID Re-attending within 3 months - Children	60	1,198	5.0%	10.4%	11.8%	12.3%
% of FP17s for the same patient ID Re-attending within 3 months - Adults	414	3,374	12.3%	16.0%	17.1%	16.7%
% of FP17s for the same patient ID Re-attending between 3 & 9 months - Children	439	1,198	36.6%	47.8%	46.5%	57.6%
% of FP17s for the same patient ID Re-attending between 3 & 9 months - Adults	851	3,374	25.2%	37.8%	37.6%	50.1%
% of FP17s for Band 1 Urgent Courses	247	4,262	5.8%	10.3%	10.7%	9.1%
% of FP17s Relating to Free Repair or Replacements	0	4,262	0.0%	0.6%	0.6%	0.8%
% of FP17s Relating to Continuations	32	4,262	0.8%	1.1%	0.9%	1.2%
% of Patients satisfied with the dentistry they have received	4	5	N/A	90.5%	90.4%	92.8%
% of Patients satisfied with the time they had to wait for an appointment	5	5	N/A	86.2%	83.7%	88.7%

\* This is based on patients treated on this contract for their most recent course of treatment. Figures in italics indicate the base number of FP17s or Patient Questionnaire responses are less than 100. N/A is shown where the base number of responses is less than 10 during the period. % is calculated as Quantity/Base number\*100

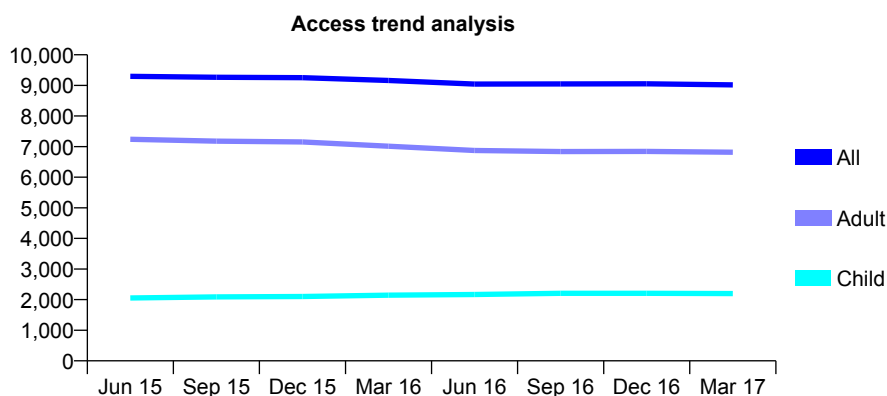
## Q63 - Vital Signs At a Glance Contract Report for 117048/0001 - March 2017

Name or company name	Dental Care Centre Ltd
Contract type name	GDS Contract
Purpose of contract	General
Contract start date	01/09/2009
Contract end date	

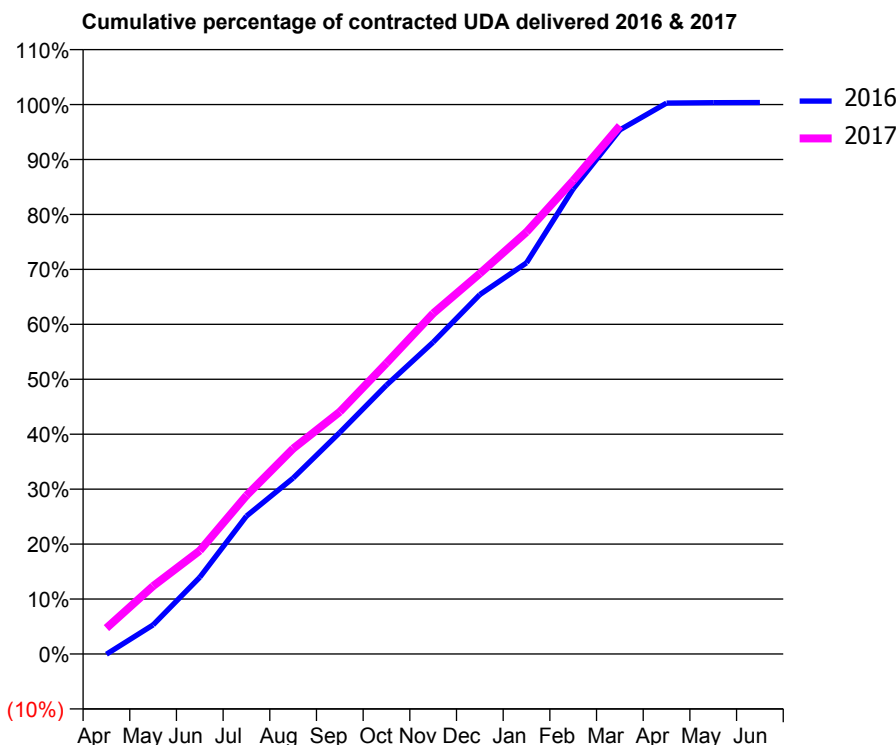
16/17 Contracted general activity (UDA)	33,034
Carry forward general activity (UDA)	-120
16/17 Contracted orthodontic activity (UOA)	0
Carry forward orthodontic activity (UOA)	0
Baseline contract value	£909,623.78

### ACCESS\*

Patients seen in 24 months	Total	Change since previous quarter
Quarter ending March 2016	9,161	
Quarter ending June 2016	9,043	↓
Quarter ending September 2016	9,047	→
Quarter ending December 2016	9,051	→
Quarter ending March 2017	9,019	→
<b>Variance since March 2016</b>	<b>(1.6%)</b>	<b>↓</b>



### ACTIVITY



Month	Adjusted Scheduled Activity (UDA)	
	2016	2017
April	-24	1,561
May	1,750	4,086
June	4,617	6,214
July	8,295	9,525
August	10,577	12,347
September	13,316	14,558
October	16,167	17,489
November	18,745	20,474
December	21,605	22,877
January	23,519	25,369
February	27,965	28,464
March	31,509	31,758
April	33,119	
May	33,143	
June	33,154	

### QUALITY

	Quantity	Base Number	Contract	AT	Region	England
% of FP17s for the same patient ID Re-attending within 3 months - Children	263	3,153	8.3%	10.4%	11.8%	12.3%
% of FP17s for the same patient ID Re-attending within 3 months - Adults	1,445	8,715	16.6%	16.0%	17.1%	16.7%
% of FP17s for the same patient ID Re-attending between 3 & 9 months - Children	1,780	3,153	56.5%	47.8%	46.5%	57.6%
% of FP17s for the same patient ID Re-attending between 3 & 9 months - Adults	3,857	8,715	44.3%	37.8%	37.6%	50.1%
% of FP17s for Band 1 Urgent Courses	1,519	11,306	13.4%	10.3%	10.7%	9.1%
% of FP17s Relating to Free Repair or Replacements	183	11,306	1.6%	0.6%	0.6%	0.8%
% of FP17s Relating to Continuations	39	11,306	0.3%	1.1%	0.9%	1.2%
% of Patients satisfied with the dentistry they have received	7	9	N/A	90.5%	90.4%	92.8%
% of Patients satisfied with the time they had to wait for an appointment	8	9	N/A	86.2%	83.7%	88.7%

\* This is based on patients treated on this contract for their most recent course of treatment. Figures in italics indicate the base number of FP17s or Patient Questionnaire responses are less than 100. N/A is shown where the base number of responses is less than 10 during the period. % is calculated as Quantity/Base number\*100



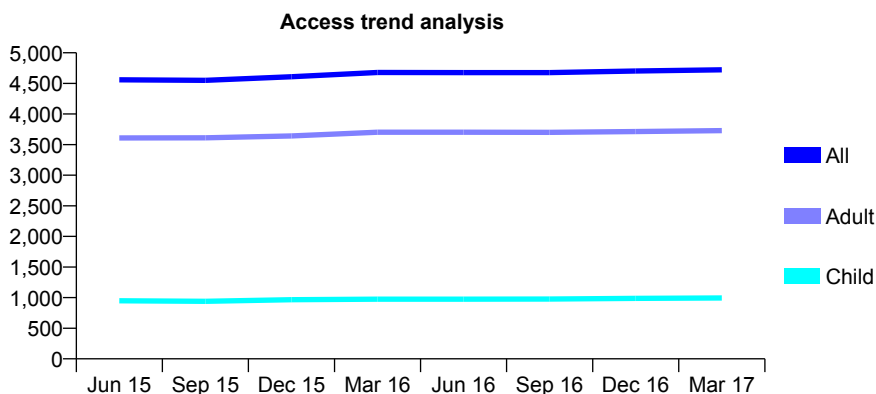
## Q63 - Vital Signs At a Glance Contract Report for 117471/0001 - March 2017

Name or company name	Summerstown Dental Centre Limited
Contract type name	Pilot Contract
Purpose of contract	General and Orthodontic
Contract start date	01/06/2010
Contract end date	

16/17 Contracted general activity (UDA)	11,000
Carry forward general activity (UDA)	0
16/17 Contracted orthodontic activity (UOA)	245
Carry forward orthodontic activity (UOA)	1
Baseline contract value	£335,744.73

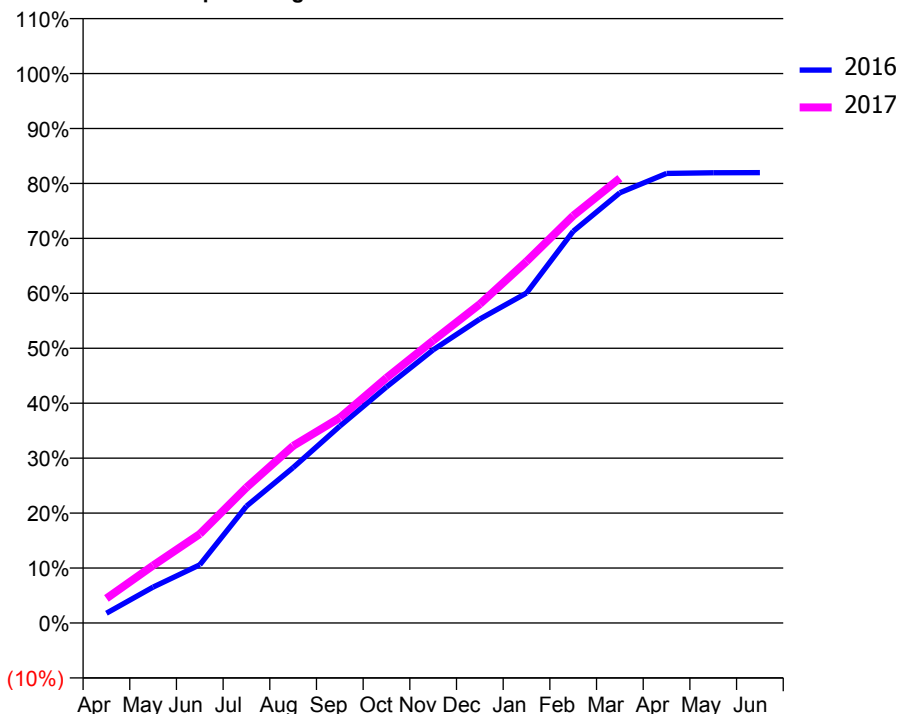
### ACCESS\*

Patients seen in 24 months	Total	Change since previous quarter
Quarter ending March 2016	4,679	
Quarter ending June 2016	4,677	→
Quarter ending September 2016	4,677	→
Quarter ending December 2016	4,703	→
Quarter ending March 2017	4,722	→
<b>Variance since March 2016</b>	<b>0.9%</b>	<b>→</b>



### ACTIVITY

Cumulative percentage of contracted UDA delivered 2016 & 2017



Month	Adjusted Scheduled Activity (UDA)	
	2016	2017
April	197	493
May	718	1,151
June	1,164	1,782
July	2,340	2,714
August	3,110	3,547
September	3,940	4,109
October	4,726	4,907
November	5,467	5,655
December	6,085	6,383
January	6,607	7,239
February	7,840	8,153
March	8,614	8,903
April	8,999	
May	9,012	
June	9,015	

### QUALITY

	Quantity	Base Number	Contract	AT	Region	England
% of FP17s for the same patient ID Re-attending within 3 months - Children	123	1,202	10.2%	10.4%	11.8%	12.3%
% of FP17s for the same patient ID Re-attending within 3 months - Adults	517	3,735	13.8%	16.0%	17.1%	16.7%
% of FP17s for the same patient ID Re-attending between 3 & 9 months - Children	494	1,202	41.1%	47.8%	46.5%	57.6%
% of FP17s for the same patient ID Re-attending between 3 & 9 months - Adults	1,102	3,735	29.5%	37.8%	37.6%	50.1%
% of FP17s for Band 1 Urgent Courses	465	3,980	11.7%	10.3%	10.7%	9.1%
% of FP17s Relating to Free Repair or Replacements	8	3,980	0.2%	0.6%	0.6%	0.8%
% of FP17s Relating to Continuations	33	3,980	0.8%	1.1%	0.9%	1.2%
% of Patients satisfied with the dentistry they have received	4	4	N/A	90.5%	90.4%	92.8%
% of Patients satisfied with the time they had to wait for an appointment	4	4	N/A	86.2%	83.7%	88.7%

\* This is based on patients treated on this contract for their most recent course of treatment. Figures in italics indicate the base number of FP17s or Patient Questionnaire responses are less than 100. N/A is shown where the base number of responses is less than 10 during the period. % is calculated as Quantity/Base number\*100

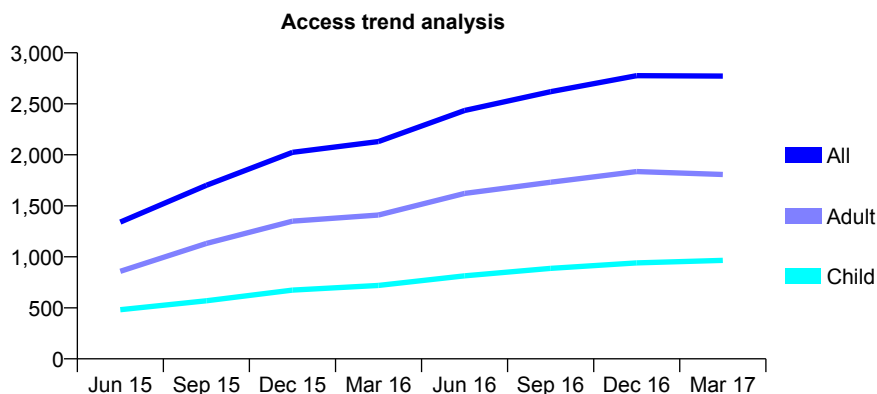
## Q63 - Vital Signs At a Glance Contract Report for 117862/0001 - March 2017

Name or company name	L B Williams and K Patel
Contract type name	GDS Contract
Purpose of contract	General
Contract start date	01/09/2014
Contract end date	

16/17 Contracted general activity (UDA)	5,979
Carry forward general activity (UDA)	-45
16/17 Contracted orthodontic activity (UOA)	0
Carry forward orthodontic activity (UOA)	0
Baseline contract value	£173,904.87

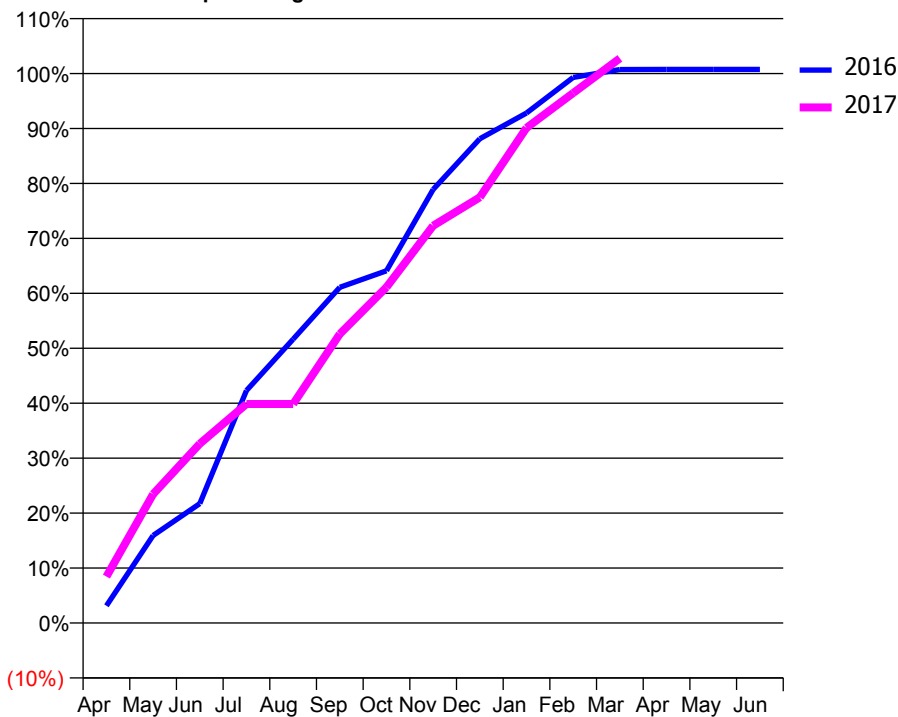
### ACCESS\*

Patients seen in 24 months	Total	Change since previous quarter
Quarter ending March 2016	2,130	
Quarter ending June 2016	2,435	↑
Quarter ending September 2016	2,619	↑
Quarter ending December 2016	2,776	↑
Quarter ending March 2017	2,772	→
<b>Variance since March 2016</b>	<b>30.1%</b>	<b>↑</b>



### ACTIVITY

Cumulative percentage of contracted UDA delivered 2016 & 2017



Month	Adjusted Scheduled Activity (UDA)	
	2016	2017
April	188	505
May	952	1,402
June	1,299	1,951
July	2,530	2,383
August	3,088	2,383
September	3,652	3,145
October	3,832	3,655
November	4,718	4,324
December	5,269	4,632
January	5,550	5,388
February	5,937	5,767
March	6,023	6,144
April	6,024	
May	6,024	
June	6,024	

### QUALITY

	Quantity	Base Number	Contract	AT	Region	England
% of FP17s for the same patient ID Re-attending within 3 months - Children	91	1,106	8.2%	10.4%	11.8%	12.3%
% of FP17s for the same patient ID Re-attending within 3 months - Adults	161	1,460	11.0%	16.0%	17.1%	16.7%
% of FP17s for the same patient ID Re-attending between 3 & 9 months - Children	389	1,106	35.2%	47.8%	46.5%	57.6%
% of FP17s for the same patient ID Re-attending between 3 & 9 months - Adults	249	1,460	17.1%	37.8%	37.6%	50.1%
% of FP17s for Band 1 Urgent Courses	300	2,565	11.7%	10.3%	10.7%	9.1%
% of FP17s Relating to Free Repair or Replacements	1	2,565	0.0%	0.6%	0.6%	0.8%
% of FP17s Relating to Continuations	30	2,565	1.2%	1.1%	0.9%	1.2%
% of Patients satisfied with the dentistry they have received	5	5	N/A	90.5%	90.4%	92.8%
% of Patients satisfied with the time they had to wait for an appointment	5	5	N/A	86.2%	83.7%	88.7%

\* This is based on patients treated on this contract for their most recent course of treatment. Figures in italics indicate the base number of FP17s or Patient Questionnaire responses are less than 100. N/A is shown where the base number of responses is less than 10 during the period. % is calculated as Quantity/Base number\*100

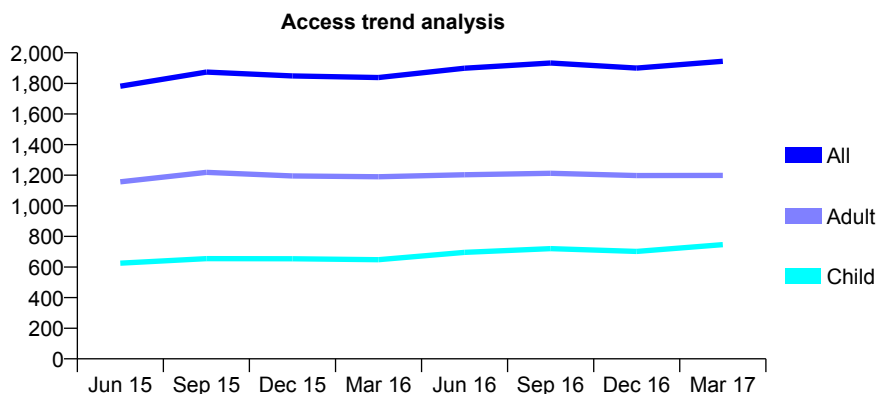
## Q63 - Vital Signs At a Glance Contract Report for 118125/0001 - March 2017

Name or company name	Honor Oak Dental Care
Contract type name	GDS Contract
Purpose of contract	General
Contract start date	01/10/2013
Contract end date	

16/17 Contracted general activity (UDA)	6,372
Carry forward general activity (UDA)	210
16/17 Contracted orthodontic activity (UOA)	0
Carry forward orthodontic activity (UOA)	0
Baseline contract value	£237,131.65

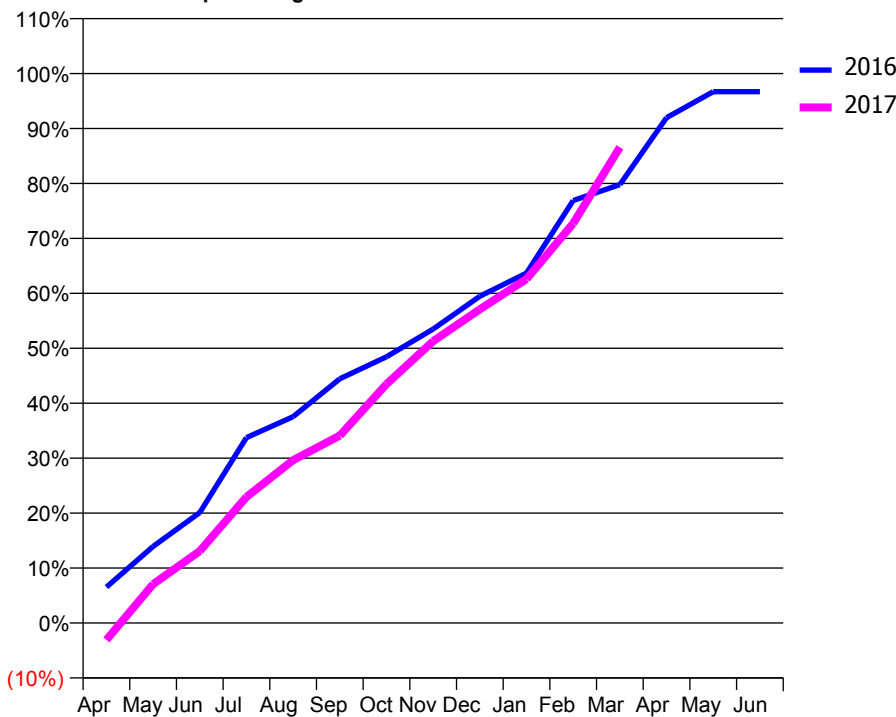
### ACCESS\*

Patients seen in 24 months	Total	Change since previous quarter
Quarter ending March 2016	1,838	
Quarter ending June 2016	1,899	↑
Quarter ending September 2016	1,933	→
Quarter ending December 2016	1,900	↓
Quarter ending March 2017	1,945	↑
<b>Variance since March 2016</b>	<b>5.8%</b>	<b>↑</b>



### ACTIVITY

Cumulative percentage of contracted UDA delivered 2016 & 2017



Month	Adjusted Scheduled Activity (UDA)	
	2016	2017
April	417	-198
May	888	451
June	1,282	835
July	2,150	1,462
August	2,394	1,889
September	2,832	2,173
October	3,088	2,770
November	3,408	3,268
December	3,789	3,638
January	4,058	3,989
February	4,900	4,633
March	5,084	5,517
April	5,859	
May	6,162	
June	6,162	

### QUALITY

	Quantity	Base Number	Contract	AT	Region	England
% of FP17s for the same patient ID Re-attending within 3 months - Children	68	1,016	6.7%	10.4%	11.8%	12.3%
% of FP17s for the same patient ID Re-attending within 3 months - Adults	185	1,468	12.6%	16.0%	17.1%	16.7%
% of FP17s for the same patient ID Re-attending between 3 & 9 months - Children	462	1,016	45.5%	47.8%	46.5%	57.6%
% of FP17s for the same patient ID Re-attending between 3 & 9 months - Adults	498	1,468	33.9%	37.8%	37.6%	50.1%
% of FP17s for Band 1 Urgent Courses	190	2,118	9.0%	10.3%	10.7%	9.1%
% of FP17s Relating to Free Repair or Replacements	0	2,118	0.0%	0.6%	0.6%	0.8%
% of FP17s Relating to Continuations	34	2,118	1.6%	1.1%	0.9%	1.2%
% of Patients satisfied with the dentistry they have received	2	2	N/A	90.5%	90.4%	92.8%
% of Patients satisfied with the time they had to wait for an appointment	2	2	N/A	86.2%	83.7%	88.7%

\* This is based on patients treated on this contract for their most recent course of treatment. Figures in italics indicate the base number of FP17s or Patient Questionnaire responses are less than 100. N/A is shown where the base number of responses is less than 10 during the period. % is calculated as Quantity/Base number\*100

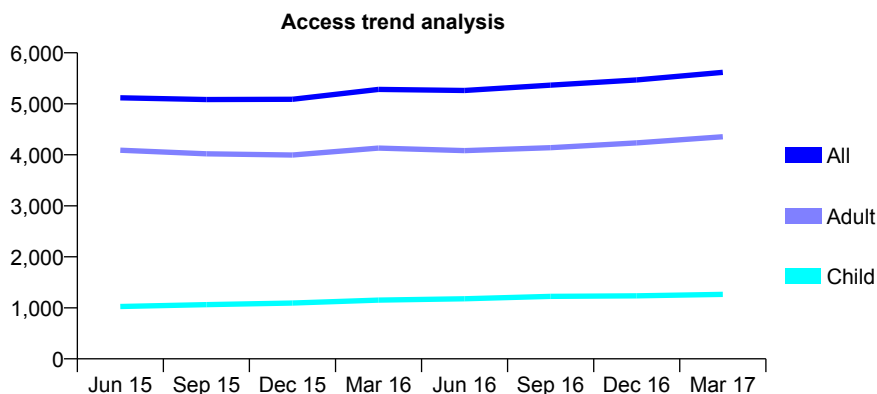
## Q63 - Vital Signs At a Glance Contract Report for 118257/0001 - March 2017

Name or company name	Perfect Smile Surgery Ltd.
Contract type name	GDS Contract
Purpose of contract	General
Contract start date	01/07/2007
Contract end date	

16/17 Contracted general activity (UDA)	16,200
Carry forward general activity (UDA)	638
16/17 Contracted orthodontic activity (UOA)	0
Carry forward orthodontic activity (UOA)	0
Baseline contract value	£438,105.41

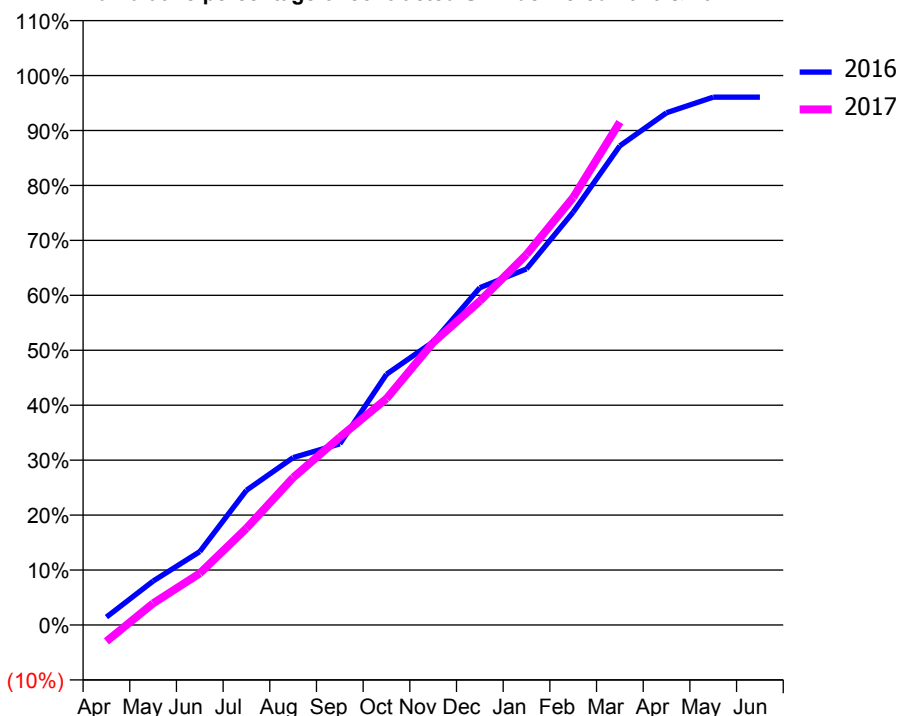
### ACCESS\*

Patients seen in 24 months	Total	Change since previous quarter
Quarter ending March 2016	5,283	
Quarter ending June 2016	5,261	→
Quarter ending September 2016	5,366	→
Quarter ending December 2016	5,468	→
Quarter ending March 2017	5,618	↑
<b>Variance since March 2016</b>	<b>6.3%</b>	<b>↑</b>



### ACTIVITY

Cumulative percentage of contracted UDA delivered 2016 & 2017



Month	Adjusted Scheduled Activity (UDA)	
	2016	2017
April	232	-484
May	1,295	638
June	2,164	1,524
July	3,971	2,853
August	4,935	4,348
September	5,341	5,539
October	7,391	6,673
November	8,349	8,328
December	9,943	9,551
January	10,497	10,923
February	12,173	12,605
March	14,127	14,827
April	15,100	
May	15,562	
June	15,562	

### QUALITY

	Quantity	Base Number	Contract	AT	Region	England
% of FP17s for the same patient ID Re-attending within 3 months - Children	125	1,696	7.4%	10.4%	11.8%	12.3%
% of FP17s for the same patient ID Re-attending within 3 months - Adults	791	4,449	17.8%	16.0%	17.1%	16.7%
% of FP17s for the same patient ID Re-attending between 3 & 9 months - Children	691	1,696	40.7%	47.8%	46.5%	57.6%
% of FP17s for the same patient ID Re-attending between 3 & 9 months - Adults	1,182	4,449	26.6%	37.8%	37.6%	50.1%
% of FP17s for Band 1 Urgent Courses	999	5,669	17.6%	10.3%	10.7%	9.1%
% of FP17s Relating to Free Repair or Replacements	55	5,669	1.0%	0.6%	0.6%	0.8%
% of FP17s Relating to Continuations	60	5,669	1.1%	1.1%	0.9%	1.2%
% of Patients satisfied with the dentistry they have received	2	3	N/A	90.5%	90.4%	92.8%
% of Patients satisfied with the time they had to wait for an appointment	2	3	N/A	86.2%	83.7%	88.7%

\* This is based on patients treated on this contract for their most recent course of treatment. Figures in italics indicate the base number of FP17s or Patient Questionnaire responses are less than 100. N/A is shown where the base number of responses is less than 10 during the period. % is calculated as Quantity/Base number\*100

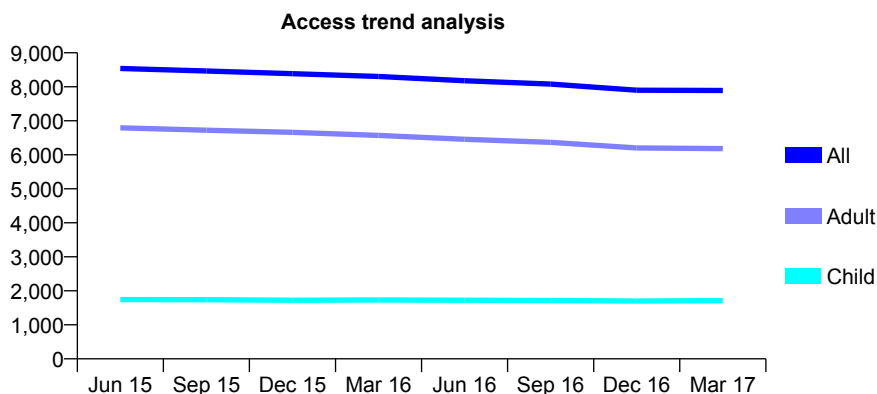
## Q63 - Vital Signs At a Glance Contract Report for 118664/0001 - March 2017

Name or company name	Drs P Pakzad & E Harunani
Contract type name	GDS Contract
Purpose of contract	General
Contract start date	01/04/2013
Contract end date	

16/17 Contracted general activity (UDA)	31,225
Carry forward general activity (UDA)	432
16/17 Contracted orthodontic activity (UOA)	0
Carry forward orthodontic activity (UOA)	0
Baseline contract value	£768,581.78

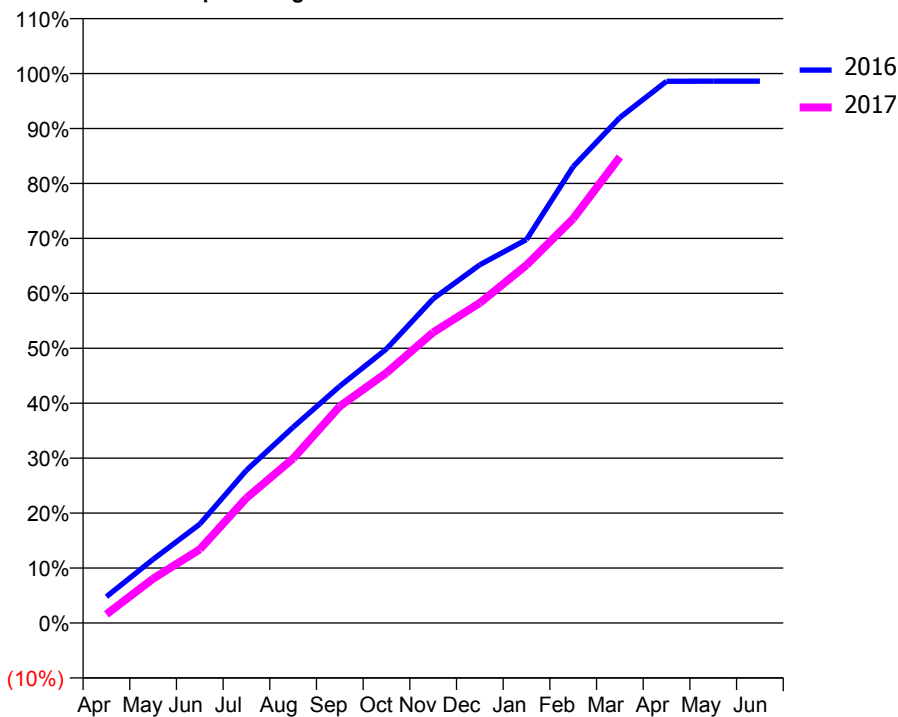
### ACCESS\*

Patients seen in 24 months	Total	Change since previous quarter
Quarter ending March 2016	8,304	
Quarter ending June 2016	8,180	↓
Quarter ending September 2016	8,080	↓
Quarter ending December 2016	7,901	↓
Quarter ending March 2017	7,893	→
<b>Variance since March 2016</b>	<b>(4.9%)</b>	<b>↓</b>



### ACTIVITY

Cumulative percentage of contracted UDA delivered 2016 & 2017



Adjusted Scheduled Activity (UDA)

Month	2016	2017
April	1,500	499
May	3,615	2,520
June	5,618	4,183
July	8,682	7,107
August	11,124	9,348
September	13,463	12,316
October	15,578	14,220
November	18,425	16,517
December	20,358	18,192
January	21,792	20,345
February	25,931	22,980
March	28,722	26,487
April	30,780	
May	30,792	
June	30,793	

### QUALITY

	Quantity	Base Number	Contract	AT	Region	England
% of FP17s for the same patient ID Re-attending within 3 months - Children	117	1,872	6.3%	10.4%	11.8%	12.3%
% of FP17s for the same patient ID Re-attending within 3 months - Adults	799	6,338	12.6%	16.0%	17.1%	16.7%
% of FP17s for the same patient ID Re-attending between 3 & 9 months - Children	778	1,872	41.6%	47.8%	46.5%	57.6%
% of FP17s for the same patient ID Re-attending between 3 & 9 months - Adults	2,244	6,338	35.4%	37.8%	37.6%	50.1%
% of FP17s for Band 1 Urgent Courses	915	7,753	11.8%	10.3%	10.7%	9.1%
% of FP17s Relating to Free Repair or Replacements	161	7,753	2.1%	0.6%	0.6%	0.8%
% of FP17s Relating to Continuations	36	7,753	0.5%	1.1%	0.9%	1.2%
% of Patients satisfied with the dentistry they have received	5	5	N/A	90.5%	90.4%	92.8%
% of Patients satisfied with the time they had to wait for an appointment	5	5	N/A	86.2%	83.7%	88.7%

\* This is based on patients treated on this contract for their most recent course of treatment. Figures in italics indicate the base number of FP17s or Patient Questionnaire responses are less than 100. N/A is shown where the base number of responses is less than 10 during the period. % is calculated as Quantity/Base number\*100

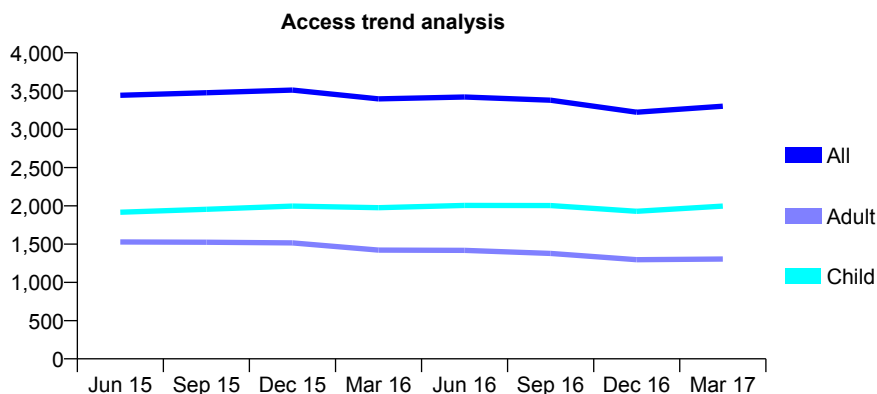
## Q63 - Vital Signs At a Glance Contract Report for 118729/0001 - March 2017

Name or company name	Mr V Vithani & Mrs V Vithani
Contract type name	GDS Contract
Purpose of contract	General
Contract start date	01/04/2011
Contract end date	

16/17 Contracted general activity (UDA)	7,767
Carry forward general activity (UDA)	-79
16/17 Contracted orthodontic activity (UOA)	0
Carry forward orthodontic activity (UOA)	0
Baseline contract value	£193,075.91

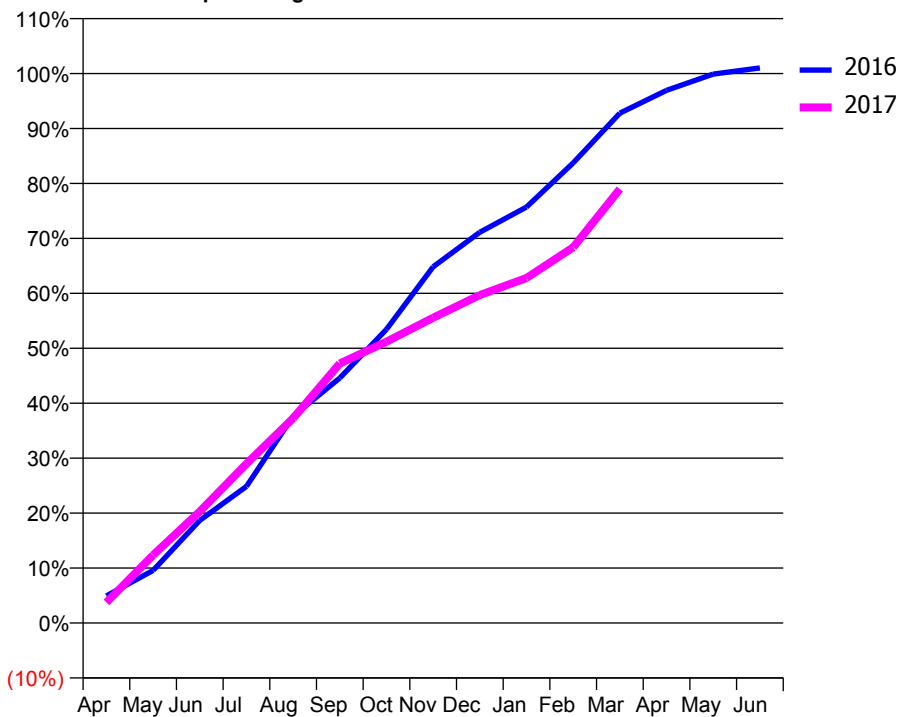
### ACCESS\*

Patients seen in 24 months	Total	Change since previous quarter
Quarter ending March 2016	3,398	
Quarter ending June 2016	3,423	→
Quarter ending September 2016	3,381	↓
Quarter ending December 2016	3,224	↓
Quarter ending March 2017	3,302	↑
<b>Variance since March 2016</b>	<b>(2.8%)</b>	<b>↓</b>



### ACTIVITY

Cumulative percentage of contracted UDA delivered 2016 & 2017



Month	Adjusted Scheduled Activity (UDA)	
	2016	2017
April	384	292
May	744	960
June	1,451	1,577
July	1,930	2,251
August	2,925	2,894
September	3,463	3,670
October	4,151	3,976
November	5,036	4,315
December	5,523	4,636
January	5,880	4,877
February	6,504	5,311
March	7,206	6,134
April	7,529	
May	7,759	
June	7,846	

### QUALITY

	Quantity	Base Number	Contract	AT	Region	England
% of FP17s for the same patient ID Re-attending within 3 months - Children	119	2,088	5.7%	10.4%	11.8%	12.3%
% of FP17s for the same patient ID Re-attending within 3 months - Adults	206	1,179	17.5%	16.0%	17.1%	16.7%
% of FP17s for the same patient ID Re-attending between 3 & 9 months - Children	1,132	2,088	54.2%	47.8%	46.5%	57.6%
% of FP17s for the same patient ID Re-attending between 3 & 9 months - Adults	446	1,179	37.8%	37.8%	37.6%	50.1%
% of FP17s for Band 1 Urgent Courses	110	3,025	3.6%	10.3%	10.7%	9.1%
% of FP17s Relating to Free Repair or Replacements	2	3,025	0.1%	0.6%	0.6%	0.8%
% of FP17s Relating to Continuations	1	3,025	0.0%	1.1%	0.9%	1.2%
% of Patients satisfied with the dentistry they have received	0	0	N/A	90.5%	90.4%	92.8%
% of Patients satisfied with the time they had to wait for an appointment	0	0	N/A	86.2%	83.7%	88.7%

\* This is based on patients treated on this contract for their most recent course of treatment. Figures in italics indicate the base number of FP17s or Patient Questionnaire responses are less than 100. N/A is shown where the base number of responses is less than 10 during the period. % is calculated as Quantity/Base number\*100

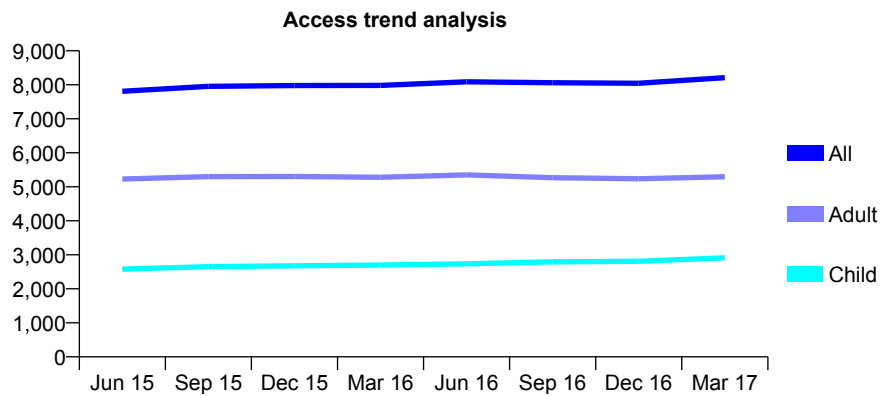
## Q63 - Vital Signs At a Glance Contract Report for 118826/0001 - March 2017

Name or company name	Mr R Siddique & Mr I Khaliq
Contract type name	GDS Contract
Purpose of contract	General
Contract start date	01/04/2013
Contract end date	

16/17 Contracted general activity (UDA)	22,354
Carry forward general activity (UDA)	-312
16/17 Contracted orthodontic activity (UOA)	0
Carry forward orthodontic activity (UOA)	0
Baseline contract value	£566,093.01

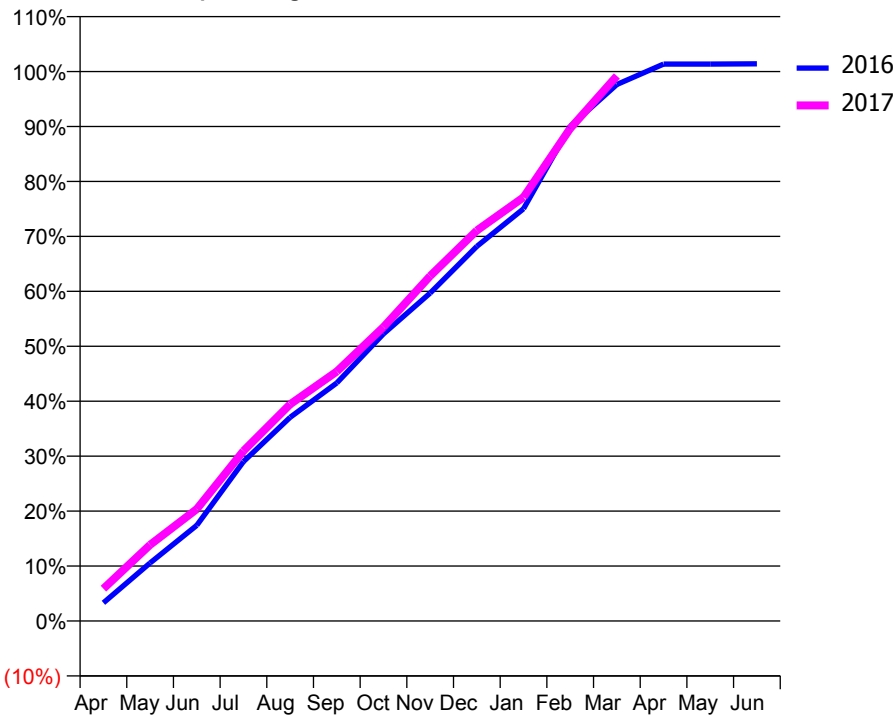
### ACCESS\*

Patients seen in 24 months	Total	Change since previous quarter
Quarter ending March 2016	7,981	
Quarter ending June 2016	8,087	→
Quarter ending September 2016	8,061	→
Quarter ending December 2016	8,046	→
Quarter ending March 2017	8,208	↑
<b>Variance since March 2016</b>	<b>2.8%</b>	<b>↑</b>



### ACTIVITY

Cumulative percentage of contracted UDA delivered 2016 & 2017



Month	Adjusted Scheduled Activity (UDA)	
	2016	2017
April	738	1,314
May	2,360	3,098
June	3,894	4,555
July	6,487	6,920
August	8,287	8,819
September	9,687	10,150
October	11,680	11,961
November	13,339	14,034
December	15,240	15,887
January	16,772	17,235
February	20,122	20,034
March	21,828	22,171
April	22,655	
May	22,656	
June	22,666	

### QUALITY

	Quantity	Base Number	Contract	AT	Region	England
% of FP17s for the same patient ID Re-attending within 3 months - Children	163	3,729	4.4%	10.4%	11.8%	12.3%
% of FP17s for the same patient ID Re-attending within 3 months - Adults	433	5,385	8.0%	16.0%	17.1%	16.7%
% of FP17s for the same patient ID Re-attending between 3 & 9 months - Children	1,843	3,729	49.4%	47.8%	46.5%	57.6%
% of FP17s for the same patient ID Re-attending between 3 & 9 months - Adults	2,206	5,385	41.0%	37.8%	37.6%	50.1%
% of FP17s for Band 1 Urgent Courses	455	8,773	5.2%	10.3%	10.7%	9.1%
% of FP17s Relating to Free Repair or Replacements	16	8,773	0.2%	0.6%	0.6%	0.8%
% of FP17s Relating to Continuations	10	8,773	0.1%	1.1%	0.9%	1.2%
% of Patients satisfied with the dentistry they have received	5	6	N/A	90.5%	90.4%	92.8%
% of Patients satisfied with the time they had to wait for an appointment	4	6	N/A	86.2%	83.7%	88.7%

\* This is based on patients treated on this contract for their most recent course of treatment. Figures in italics indicate the base number of FP17s or Patient Questionnaire responses are less than 100. N/A is shown where the base number of responses is less than 10 during the period. % is calculated as Quantity/Base number\*100

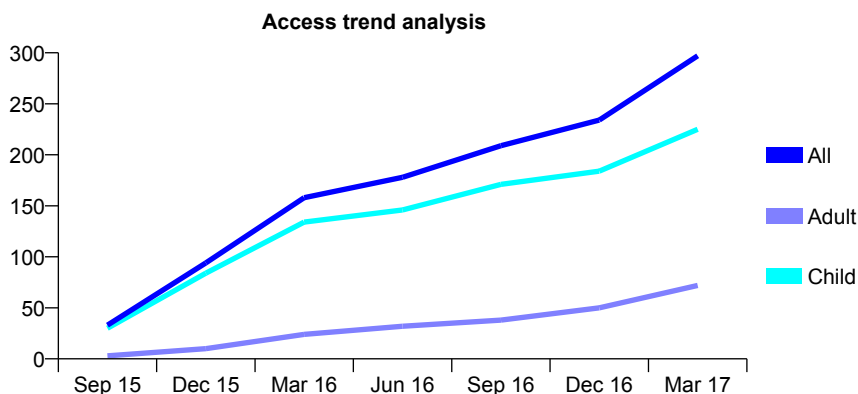
## Q63 - Vital Signs At a Glance Contract Report for 119385/0001 - March 2017

Name or company name	Stock Hill Dental Care Partnership
Contract type name	GDS Contract
Purpose of contract	General
Contract start date	01/05/2015
Contract end date	

16/17 Contracted general activity (UDA)	731
Carry forward general activity (UDA)	0
16/17 Contracted orthodontic activity (UOA)	0
Carry forward orthodontic activity (UOA)	0
Baseline contract value	£16,052.62

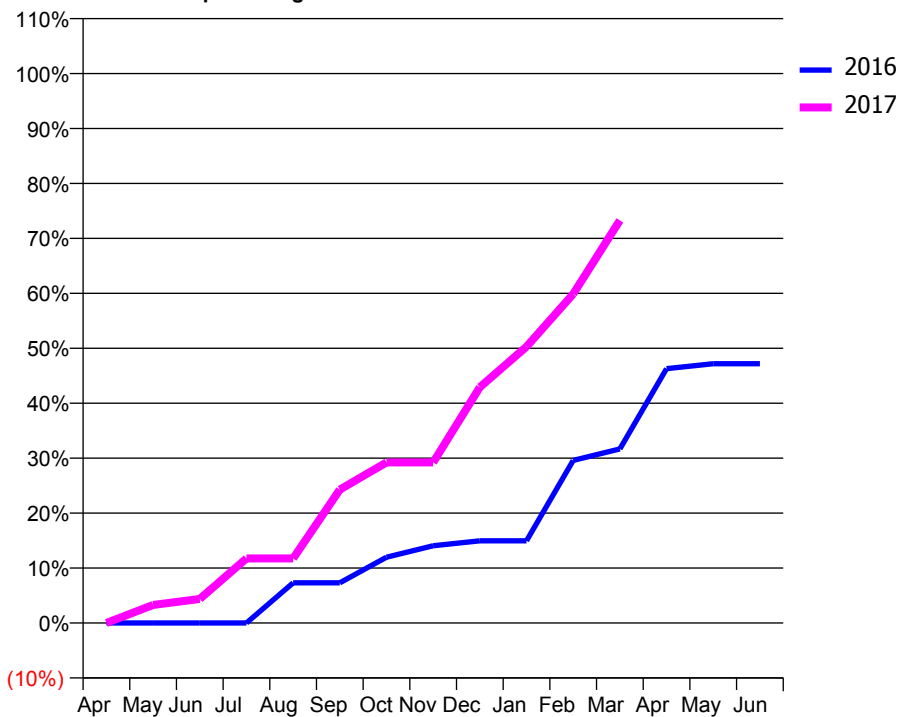
### ACCESS\*

Patients seen in 24 months	Total	Change since previous quarter
Quarter ending March 2016	158	
Quarter ending June 2016	178	↑
Quarter ending September 2016	209	↑
Quarter ending December 2016	234	↑
Quarter ending March 2017	297	↑
<b>Variance since March 2016</b>	<b>88.0%</b>	<b>↑</b>



### ACTIVITY

Cumulative percentage of contracted UDA delivered 2016 & 2017



Month	Adjusted Scheduled Activity (UDA)	
	2016	2017
April	0	0
May	0	24
June	0	32
July	0	86
August	49	86
September	49	177
October	80	214
November	94	214
December	100	314
January	100	368
February	198	438
March	212	536
April	310	
May	316	
June	316	

### QUALITY

	Quantity	Base Number	Contract	AT	Region	England
% of FP17s for the same patient ID Re-attending within 3 months - Children	20	274	7.3%	10.4%	11.8%	12.3%
% of FP17s for the same patient ID Re-attending within 3 months - Adults	8	61	13.1%	16.0%	17.1%	16.7%
% of FP17s for the same patient ID Re-attending between 3 & 9 months - Children	74	274	27.0%	47.8%	46.5%	57.6%
% of FP17s for the same patient ID Re-attending between 3 & 9 months - Adults	3	61	4.9%	37.8%	37.6%	50.1%
% of FP17s for Band 1 Urgent Courses	13	283	4.6%	10.3%	10.7%	9.1%
% of FP17s Relating to Free Repair or Replacements	0	283	0.0%	0.6%	0.6%	0.8%
% of FP17s Relating to Continuations	4	283	1.4%	1.1%	0.9%	1.2%
% of Patients satisfied with the dentistry they have received	0	0	N/A	90.5%	90.4%	92.8%
% of Patients satisfied with the time they had to wait for an appointment	0	0	N/A	86.2%	83.7%	88.7%

\* This is based on patients treated on this contract for their most recent course of treatment. Figures in italics indicate the base number of FP17s or Patient Questionnaire responses are less than 100. N/A is shown where the base number of responses is less than 10 during the period. % is calculated as Quantity/Base number\*100



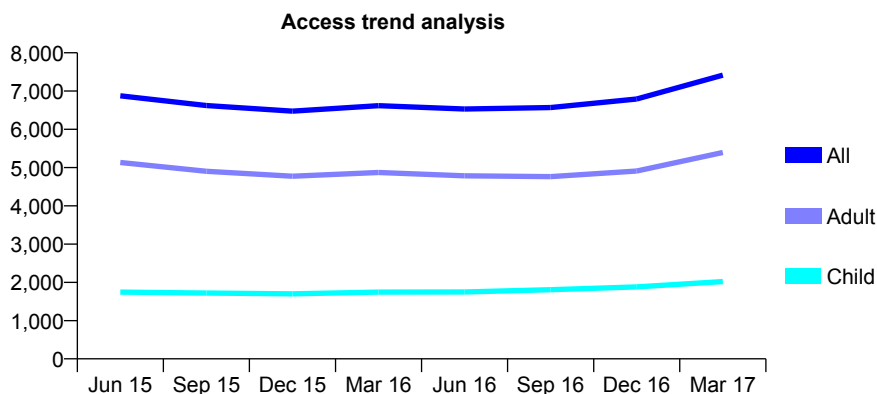
## Q63 - Vital Signs At a Glance Contract Report for 119644/0001 - March 2017

Name or company name	Perfect Smile Associates Limited
Contract type name	GDS Contract
Purpose of contract	General and Orthodontic
Contract start date	17/05/2011
Contract end date	

16/17 Contracted general activity (UDA)	16,740
Carry forward general activity (UDA)	14
16/17 Contracted orthodontic activity (UOA)	4,000
Carry forward orthodontic activity (UOA)	-14
Baseline contract value	£753,089.32

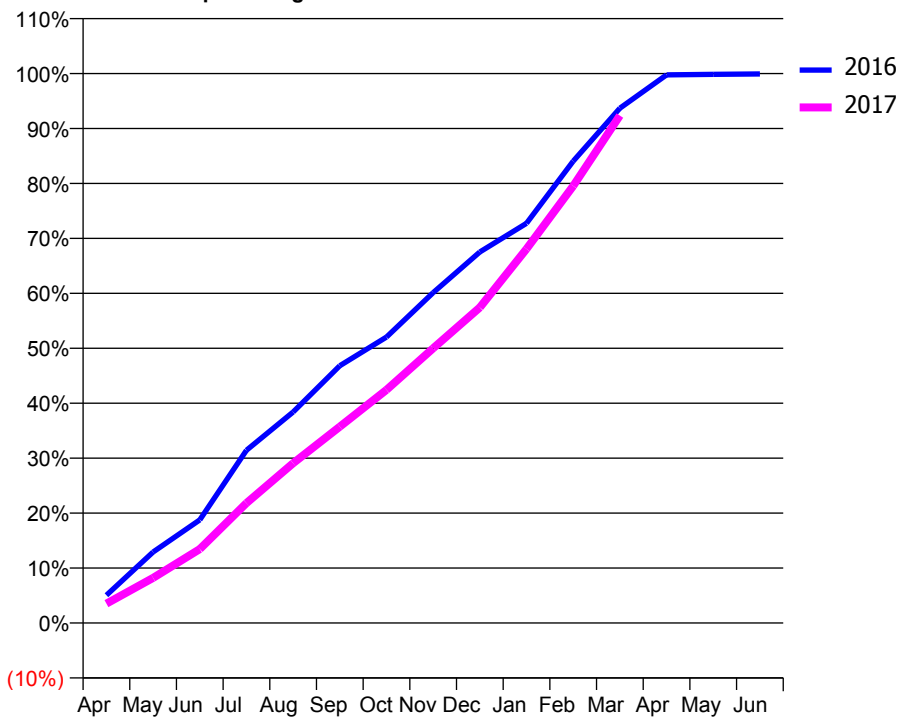
### ACCESS\*

Patients seen in 24 months	Total	Change since previous quarter
Quarter ending March 2016	6,618	
Quarter ending June 2016	6,532	↓
Quarter ending September 2016	6,570	→
Quarter ending December 2016	6,792	↑
Quarter ending March 2017	7,416	↑
<b>Variance since March 2016</b>	<b>12.1%</b>	<b>↑</b>



### ACTIVITY

Cumulative percentage of contracted UDA delivered 2016 & 2017



Month	Adjusted Scheduled Activity (UDA)	
	2016	2017
April	796	593
May	2,034	1,377
June	2,953	2,253
July	4,950	3,654
August	6,043	4,867
September	7,372	5,981
October	8,190	7,104
November	9,463	8,371
December	10,627	9,615
January	11,450	11,396
February	13,228	13,316
March	14,744	15,459
April	15,700	
May	15,716	
June	15,726	

### QUALITY

	Quantity	Base Number	Contract	AT	Region	England
% of FP17s for the same patient ID Re-attending within 3 months - Children	343	2,930	11.7%	10.4%	11.8%	12.3%
% of FP17s for the same patient ID Re-attending within 3 months - Adults	713	5,690	12.5%	16.0%	17.1%	16.7%
% of FP17s for the same patient ID Re-attending between 3 & 9 months - Children	1,028	2,930	35.1%	47.8%	46.5%	57.6%
% of FP17s for the same patient ID Re-attending between 3 & 9 months - Adults	1,621	5,690	28.5%	37.8%	37.6%	50.1%
% of FP17s for Band 1 Urgent Courses	888	7,707	11.5%	10.3%	10.7%	9.1%
% of FP17s Relating to Free Repair or Replacements	12	7,707	0.2%	0.6%	0.6%	0.8%
% of FP17s Relating to Continuations	58	7,707	0.8%	1.1%	0.9%	1.2%
% of Patients satisfied with the dentistry they have received	8	8	N/A	90.5%	90.4%	92.8%
% of Patients satisfied with the time they had to wait for an appointment	8	8	N/A	86.2%	83.7%	88.7%

\* This is based on patients treated on this contract for their most recent course of treatment. Figures in italics indicate the base number of FP17s or Patient Questionnaire responses are less than 100. N/A is shown where the base number of responses is less than 10 during the period. % is calculated as Quantity/Base number\*100

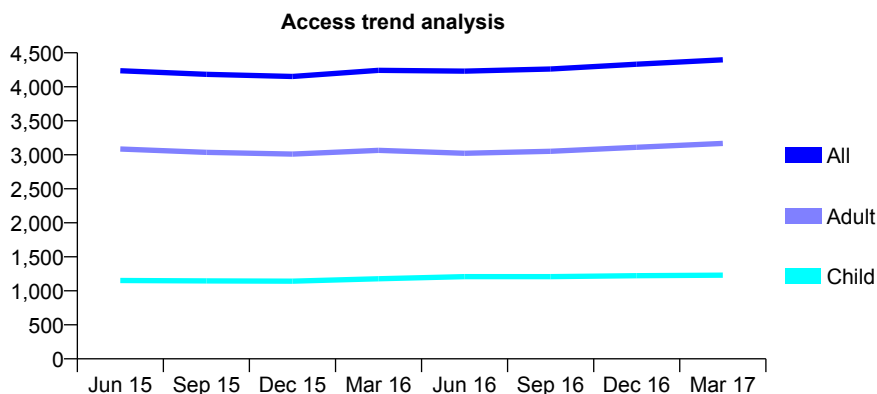
## Q63 - Vital Signs At a Glance Contract Report for 119644/0002 - March 2017

Name or company name	Perfect Smile Associates Limited
Contract type name	GDS Contract
Purpose of contract	General
Contract start date	17/05/2011
Contract end date	

16/17 Contracted general activity (UDA)	9,100
Carry forward general activity (UDA)	82
16/17 Contracted orthodontic activity (UOA)	0
Carry forward orthodontic activity (UOA)	0
Baseline contract value	£240,663.58

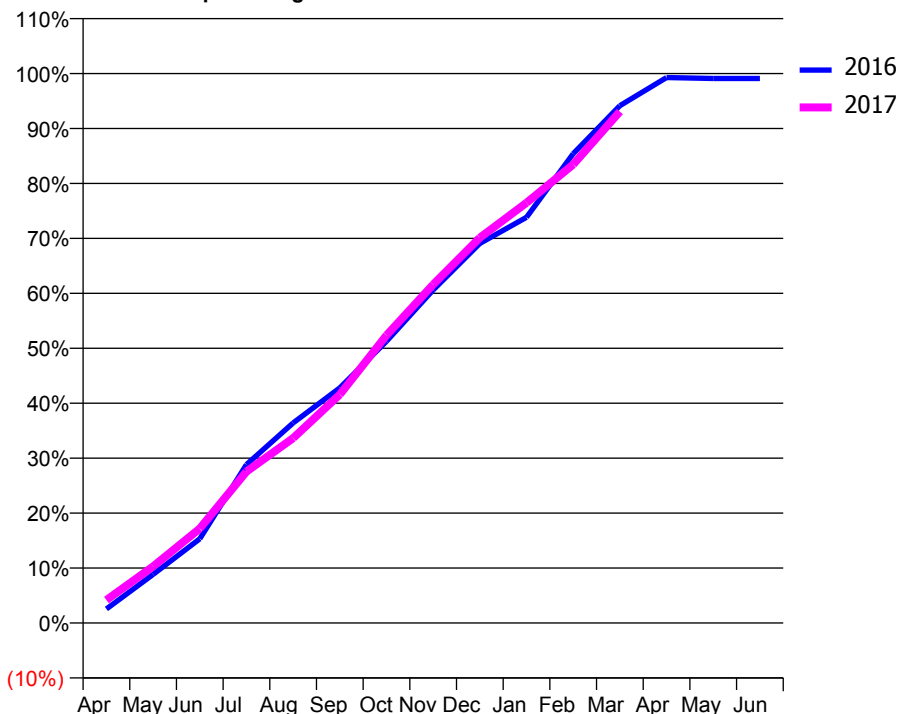
### ACCESS\*

Patients seen in 24 months	Total	Change since previous quarter
Quarter ending March 2016	4,243	
Quarter ending June 2016	4,231	→
Quarter ending September 2016	4,261	→
Quarter ending December 2016	4,333	→
Quarter ending March 2017	4,398	→
<b>Variance since March 2016</b>	<b>3.7%</b>	<b>↑</b>



### ACTIVITY

Cumulative percentage of contracted UDA delivered 2016 & 2017



Adjusted Scheduled Activity (UDA)

Month	2016	2017
April	234	380
May	804	937
June	1,394	1,564
July	2,624	2,507
August	3,313	3,061
September	3,893	3,784
October	4,665	4,765
November	5,514	5,605
December	6,286	6,381
January	6,719	6,960
February	7,773	7,592
March	8,566	8,471
April	9,033	
May	9,018	
June	9,018	

### QUALITY

	Quantity	Base Number	Contract	AT	Region	England
% of FP17s for the same patient ID Re-attending within 3 months - Children	123	1,434	8.6%	10.4%	11.8%	12.3%
% of FP17s for the same patient ID Re-attending within 3 months - Adults	539	3,222	16.7%	16.0%	17.1%	16.7%
% of FP17s for the same patient ID Re-attending between 3 & 9 months - Children	618	1,434	43.1%	47.8%	46.5%	57.6%
% of FP17s for the same patient ID Re-attending between 3 & 9 months - Adults	923	3,222	28.6%	37.8%	37.6%	50.1%
% of FP17s for Band 1 Urgent Courses	463	4,443	10.4%	10.3%	10.7%	9.1%
% of FP17s Relating to Free Repair or Replacements	27	4,443	0.6%	0.6%	0.6%	0.8%
% of FP17s Relating to Continuations	169	4,443	3.8%	1.1%	0.9%	1.2%
% of Patients satisfied with the dentistry they have received	2	2	N/A	90.5%	90.4%	92.8%
% of Patients satisfied with the time they had to wait for an appointment	1	2	N/A	86.2%	83.7%	88.7%

\* This is based on patients treated on this contract for their most recent course of treatment. Figures in italics indicate the base number of FP17s or Patient Questionnaire responses are less than 100. N/A is shown where the base number of responses is less than 10 during the period. % is calculated as Quantity/Base number\*100

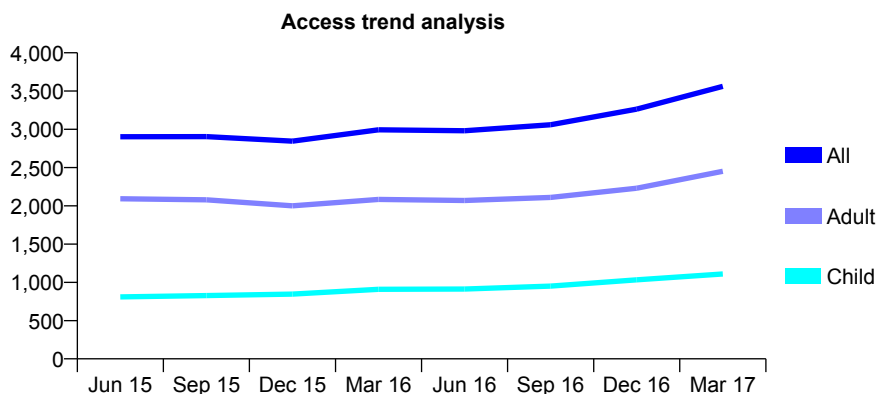
## Q63 - Vital Signs At a Glance Contract Report for 119954/0001 - March 2017

Name or company name	Smile Impressions Ltd
Contract type name	GDS Contract
Purpose of contract	General
Contract start date	01/06/2008
Contract end date	

16/17 Contracted general activity (UDA)	8,579
Carry forward general activity (UDA)	319
16/17 Contracted orthodontic activity (UOA)	0
Carry forward orthodontic activity (UOA)	0
Baseline contract value	£225,030.59

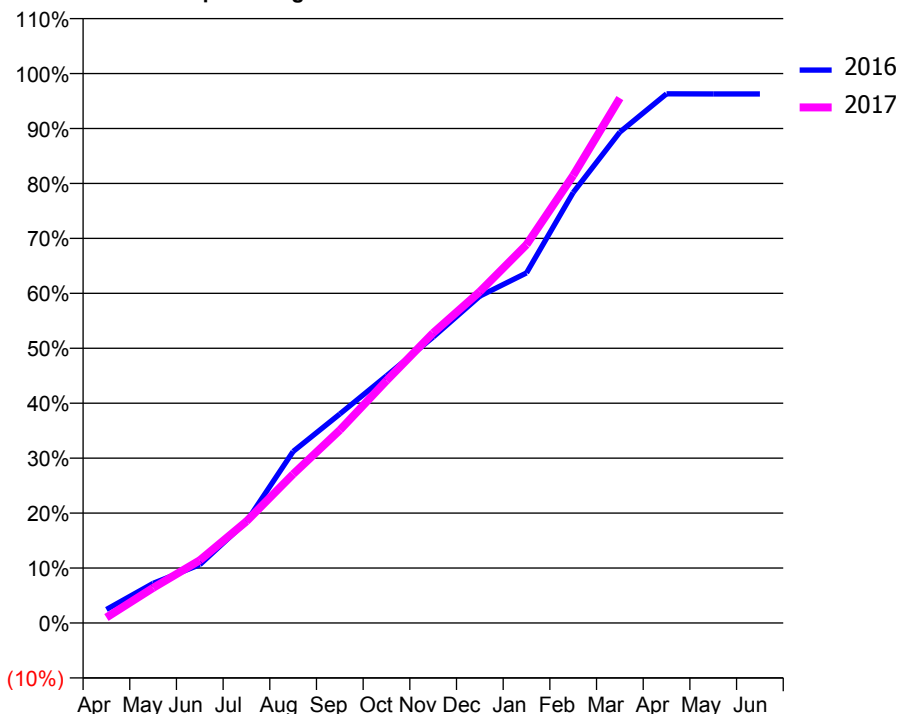
### ACCESS\*

Patients seen in 24 months	Total	Change since previous quarter
Quarter ending March 2016	2,993	
Quarter ending June 2016	2,982	→
Quarter ending September 2016	3,060	↑
Quarter ending December 2016	3,263	↑
Quarter ending March 2017	3,562	↑
<b>Variance since March 2016</b>	<b>19.0%</b>	<b>↑</b>



### ACTIVITY

Cumulative percentage of contracted UDA delivered 2016 & 2017



Adjusted Scheduled Activity (UDA)

Month	2016	2017
April	212	87
May	619	550
June	910	980
July	1,582	1,586
August	2,679	2,324
September	3,264	3,012
October	3,859	3,783
November	4,465	4,530
December	5,103	5,175
January	5,466	5,907
February	6,721	6,989
March	7,664	8,195
April	8,263	
May	8,259	
June	8,260	

### QUALITY

	Quantity	Base Number	Contract	AT	Region	England
% of FP17s for the same patient ID Re-attending within 3 months - Children	134	1,708	7.8%	10.4%	11.8%	12.3%
% of FP17s for the same patient ID Re-attending within 3 months - Adults	317	3,156	10.0%	16.0%	17.1%	16.7%
% of FP17s for the same patient ID Re-attending between 3 & 9 months - Children	1,043	1,708	61.1%	47.8%	46.5%	57.6%
% of FP17s for the same patient ID Re-attending between 3 & 9 months - Adults	1,491	3,156	47.2%	37.8%	37.6%	50.1%
% of FP17s for Band 1 Urgent Courses	337	4,607	7.3%	10.3%	10.7%	9.1%
% of FP17s Relating to Free Repair or Replacements	16	4,607	0.3%	0.6%	0.6%	0.8%
% of FP17s Relating to Continuations	15	4,607	0.3%	1.1%	0.9%	1.2%
% of Patients satisfied with the dentistry they have received	4	4	N/A	90.5%	90.4%	92.8%
% of Patients satisfied with the time they had to wait for an appointment	3	4	N/A	86.2%	83.7%	88.7%

\* This is based on patients treated on this contract for their most recent course of treatment. Figures in italics indicate the base number of FP17s or Patient Questionnaire responses are less than 100. N/A is shown where the base number of responses is less than 10 during the period. % is calculated as Quantity/Base number\*100

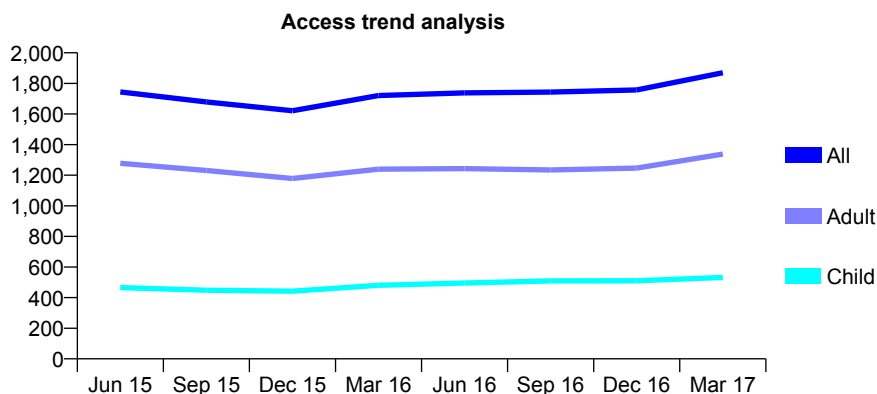
## Q63 - Vital Signs At a Glance Contract Report for 120251/0001 - March 2017

Name or company name	W. M. Rosten Ltd
Contract type name	GDS Contract
Purpose of contract	General
Contract start date	01/04/2008
Contract end date	

16/17 Contracted general activity (UDA)	5,000
Carry forward general activity (UDA)	175
16/17 Contracted orthodontic activity (UOA)	0
Carry forward orthodontic activity (UOA)	0
Baseline contract value	£126,863.11

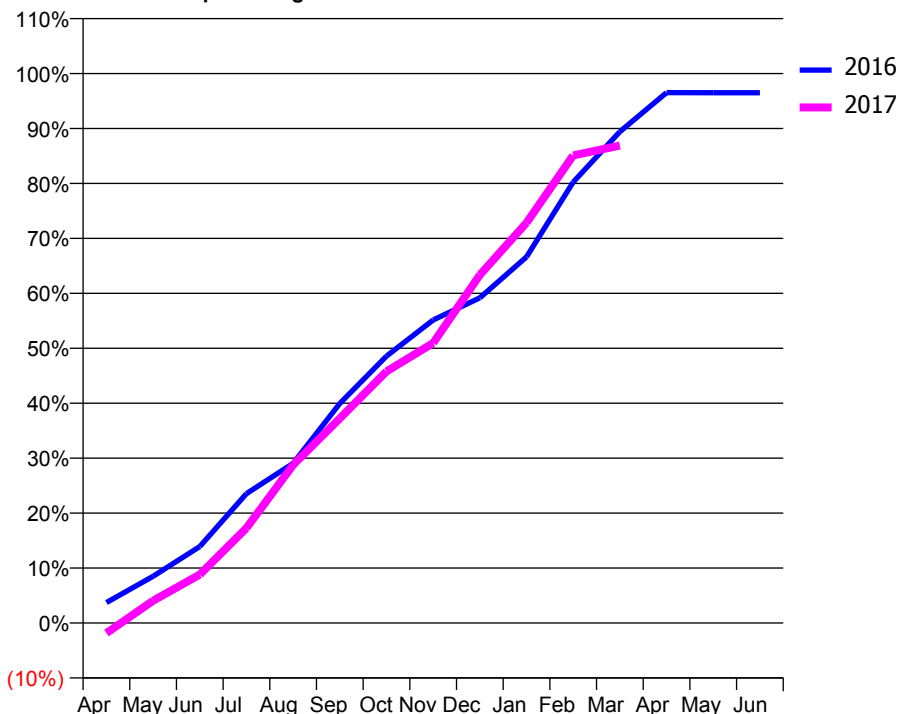
### ACCESS\*

Patients seen in 24 months	Total	Change since previous quarter
Quarter ending March 2016	1,721	
Quarter ending June 2016	1,738	→
Quarter ending September 2016	1,743	→
Quarter ending December 2016	1,757	→
Quarter ending March 2017	1,870	↑
<b>Variance since March 2016</b>	<b>8.7%</b>	<b>↑</b>



### ACTIVITY

Cumulative percentage of contracted UDA delivered 2016 & 2017



Adjusted Scheduled Activity (UDA)

Month	2016	2017
April	187	-93
May	425	203
June	696	441
July	1,177	864
August	1,453	1,439
September	1,997	1,862
October	2,428	2,289
November	2,757	2,547
December	2,959	3,167
January	3,331	3,642
February	4,012	4,254
March	4,470	4,345
April	4,826	
May	4,825	
June	4,825	

### QUALITY

	Quantity	Base Number	Contract	AT	Region	England
% of FP17s for the same patient ID Re-attending within 3 months - Children	56	653	8.6%	10.4%	11.8%	12.3%
% of FP17s for the same patient ID Re-attending within 3 months - Adults	265	1,468	18.1%	16.0%	17.1%	16.7%
% of FP17s for the same patient ID Re-attending between 3 & 9 months - Children	350	653	53.6%	47.8%	46.5%	57.6%
% of FP17s for the same patient ID Re-attending between 3 & 9 months - Adults	511	1,468	34.8%	37.8%	37.6%	50.1%
% of FP17s for Band 1 Urgent Courses	237	1,703	13.9%	10.3%	10.7%	9.1%
% of FP17s Relating to Free Repair or Replacements	2	1,703	0.1%	0.6%	0.6%	0.8%
% of FP17s Relating to Continuations	22	1,703	1.3%	1.1%	0.9%	1.2%
% of Patients satisfied with the dentistry they have received	0	0	N/A	90.5%	90.4%	92.8%
% of Patients satisfied with the time they had to wait for an appointment	0	0	N/A	86.2%	83.7%	88.7%

\* This is based on patients treated on this contract for their most recent course of treatment. Figures in italics indicate the base number of FP17s or Patient Questionnaire responses are less than 100. N/A is shown where the base number of responses is less than 10 during the period. % is calculated as Quantity/Base number\*100

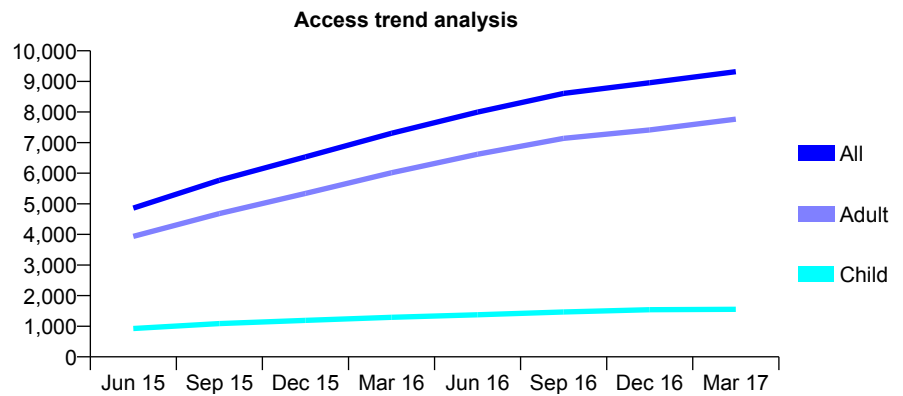
## Q63 - Vital Signs At a Glance Contract Report for 120375/0001 - March 2017

Name or company name	New Cross Dental Practice
Contract type name	GDS Contract
Purpose of contract	General
Contract start date	01/09/2014
Contract end date	

16/17 Contracted general activity (UDA)	35,350
Carry forward general activity (UDA)	1,531
16/17 Contracted orthodontic activity (UOA)	0
Carry forward orthodontic activity (UOA)	0
Baseline contract value	£1,012,250.69

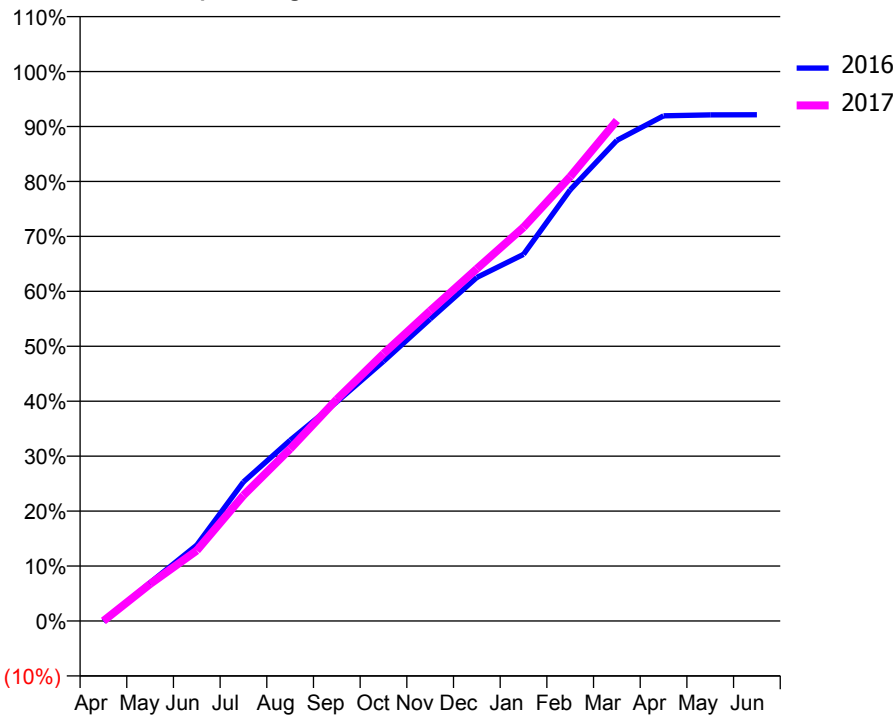
### ACCESS\*

Patients seen in 24 months	Total	Change since previous quarter
Quarter ending March 2016	7,307	
Quarter ending June 2016	7,997	↑
Quarter ending September 2016	8,608	↑
Quarter ending December 2016	8,958	↑
Quarter ending March 2017	9,319	↑
<b>Variance since March 2016</b>	<b>27.5%</b>	<b>↑</b>



### ACTIVITY

Cumulative percentage of contracted UDA delivered 2016 & 2017



### QUALITY

	Quantity	Base Number	Contract	AT	Region	England
% of FP17s for the same patient ID Re-attending within 3 months - Children	144	2,011	7.2%	10.4%	11.8%	12.3%
% of FP17s for the same patient ID Re-attending within 3 months - Adults	1,213	9,121	13.3%	16.0%	17.1%	16.7%
% of FP17s for the same patient ID Re-attending between 3 & 9 months - Children	925	2,011	46.0%	47.8%	46.5%	57.6%
% of FP17s for the same patient ID Re-attending between 3 & 9 months - Adults	3,378	9,121	37.0%	37.8%	37.6%	50.1%
% of FP17s for Band 1 Urgent Courses	1,108	10,687	10.4%	10.3%	10.7%	9.1%
% of FP17s Relating to Free Repair or Replacements	117	10,687	1.1%	0.6%	0.6%	0.8%
% of FP17s Relating to Continuations	78	10,687	0.7%	1.1%	0.9%	1.2%
% of Patients satisfied with the dentistry they have received	9	10	90.0%	90.5%	90.4%	92.8%
% of Patients satisfied with the time they had to wait for an appointment	10	10	100.0%	86.2%	83.7%	88.7%

\* This is based on patients treated on this contract for their most recent course of treatment. Figures in italics indicate the base number of FP17s or Patient Questionnaire responses are less than 100. N/A is shown where the base number of responses is less than 10 during the period. % is calculated as Quantity/Base number\*100

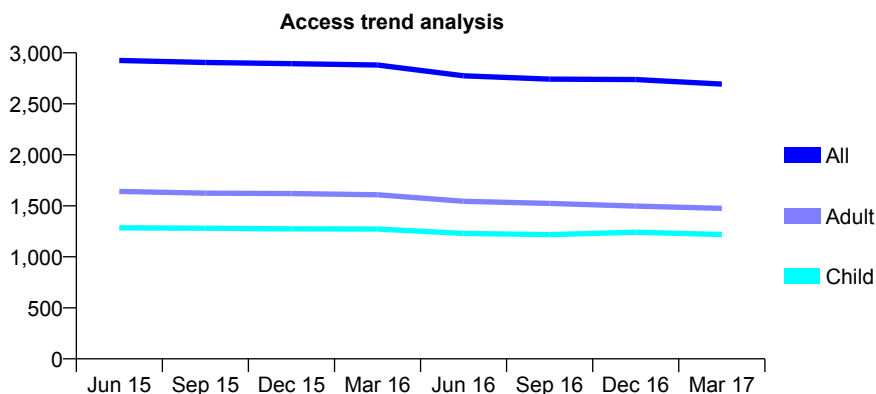
## Q63 - Vital Signs At a Glance Contract Report for 121134/0001 - March 2017

Name or company name	Mottingham Dental Practice Limited
Contract type name	GDS Contract
Purpose of contract	General
Contract start date	01/04/2010
Contract end date	

16/17 Contracted general activity (UDA)	10,750
Carry forward general activity (UDA)	246
16/17 Contracted orthodontic activity (UOA)	0
Carry forward orthodontic activity (UOA)	0
Baseline contract value	£313,081.40

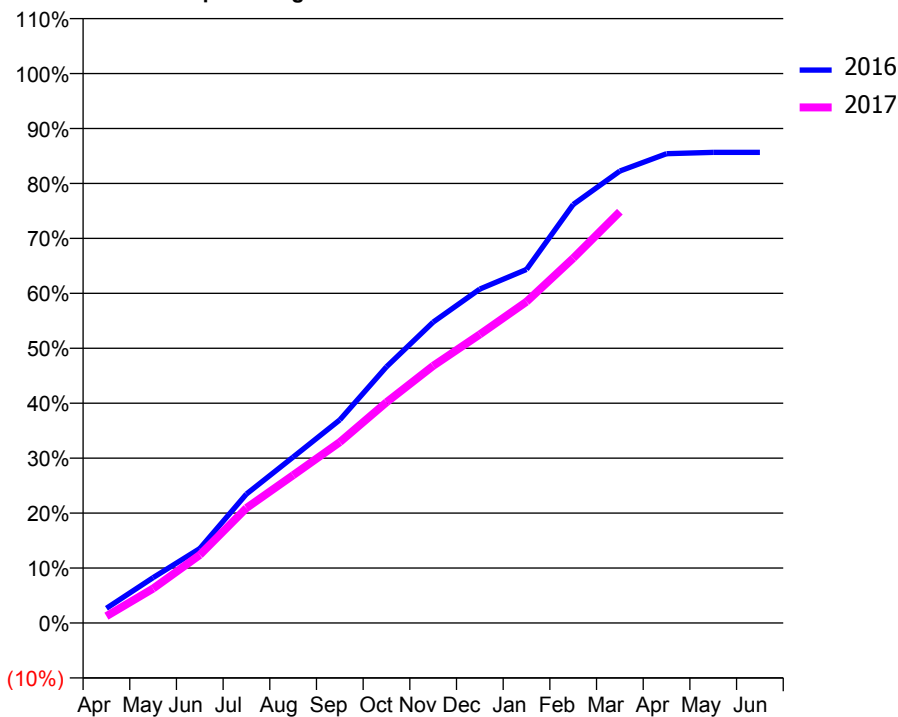
### ACCESS\*

Patients seen in 24 months	Total	Change since previous quarter
Quarter ending March 2016	2,880	
Quarter ending June 2016	2,774	↓
Quarter ending September 2016	2,742	↓
Quarter ending December 2016	2,738	→
Quarter ending March 2017	2,694	↓
<b>Variance since March 2016</b>	<b>(6.5%)</b>	<b>↓</b>



### ACTIVITY

Cumulative percentage of contracted UDA delivered 2016 & 2017



Month	Adjusted Scheduled Activity (UDA)	
	2016	2017
April	288	133
May	889	674
June	1,456	1,331
July	2,523	2,249
August	3,246	2,891
September	3,975	3,538
October	5,013	4,319
November	5,885	5,031
December	6,534	5,646
January	6,918	6,286
February	8,187	7,135
March	8,841	8,047
April	9,182	
May	9,207	
June	9,207	

### QUALITY

	Quantity	Base Number	Contract	AT	Region	England
% of FP17s for the same patient ID Re-attending within 3 months - Children	115	1,433	8.0%	10.4%	11.8%	12.3%
% of FP17s for the same patient ID Re-attending within 3 months - Adults	383	1,704	22.5%	16.0%	17.1%	16.7%
% of FP17s for the same patient ID Re-attending between 3 & 9 months - Children	553	1,433	38.6%	47.8%	46.5%	57.6%
% of FP17s for the same patient ID Re-attending between 3 & 9 months - Adults	514	1,704	30.2%	37.8%	37.6%	50.1%
% of FP17s for Band 1 Urgent Courses	537	3,018	17.8%	10.3%	10.7%	9.1%
% of FP17s Relating to Free Repair or Replacements	0	3,018	0.0%	0.6%	0.6%	0.8%
% of FP17s Relating to Continuations	18	3,018	0.6%	1.1%	0.9%	1.2%
% of Patients satisfied with the dentistry they have received	5	5	N/A	90.5%	90.4%	92.8%
% of Patients satisfied with the time they had to wait for an appointment	5	5	N/A	86.2%	83.7%	88.7%

\* This is based on patients treated on this contract for their most recent course of treatment. Figures in italics indicate the base number of FP17s or Patient Questionnaire responses are less than 100. N/A is shown where the base number of responses is less than 10 during the period. % is calculated as Quantity/Base number\*100

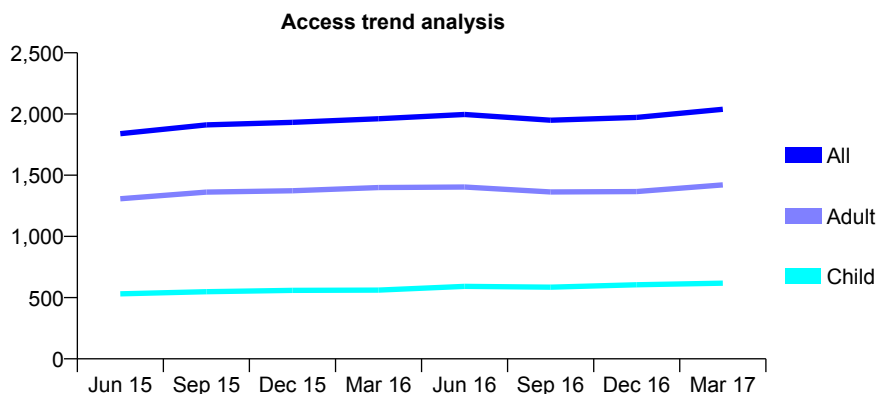
## Q63 - Vital Signs At a Glance Contract Report for 121290/0001 - March 2017

Name or company name	Mount Road Dental Surgery
Contract type name	GDS Contract
Purpose of contract	General
Contract start date	15/09/2008
Contract end date	

16/17 Contracted general activity (UDA)	5,000
Carry forward general activity (UDA)	95
16/17 Contracted orthodontic activity (UOA)	0
Carry forward orthodontic activity (UOA)	0
Baseline contract value	£124,906.23

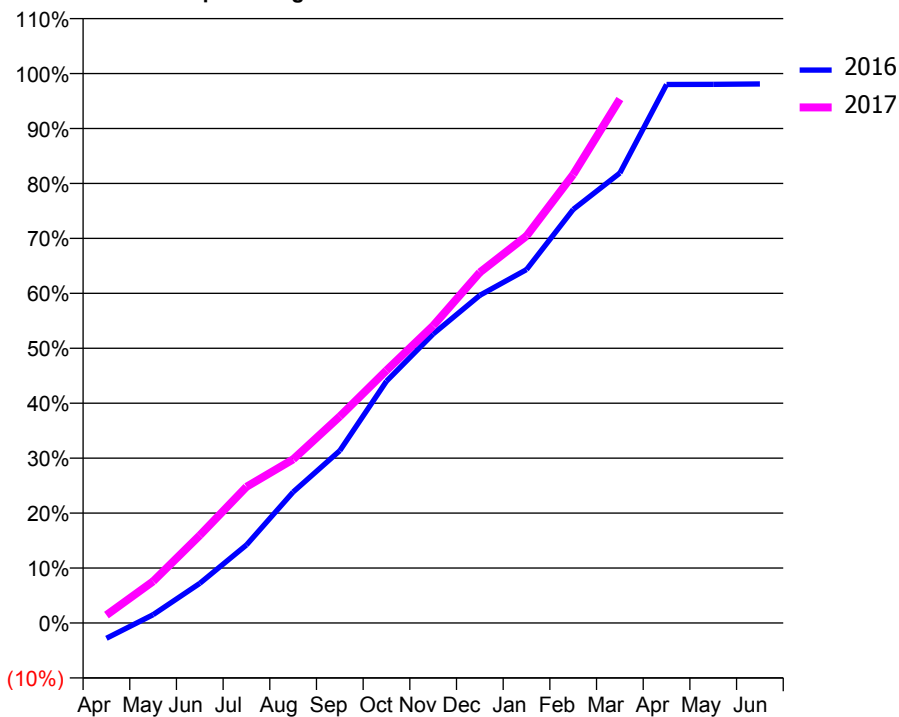
### ACCESS\*

Patients seen in 24 months	Total	Change since previous quarter
Quarter ending March 2016	1,961	
Quarter ending June 2016	1,996	→
Quarter ending September 2016	1,949	↓
Quarter ending December 2016	1,972	→
Quarter ending March 2017	2,039	↑
<b>Variance since March 2016</b>	<b>4.0%</b>	<b>↑</b>



### ACTIVITY

Cumulative percentage of contracted UDA delivered 2016 & 2017



Month	Adjusted Scheduled Activity (UDA)	
	2016	2017
April	-140	72
May	76	379
June	361	797
July	711	1,239
August	1,192	1,489
September	1,568	1,880
October	2,200	2,299
November	2,629	2,706
December	2,982	3,190
January	3,216	3,522
February	3,763	4,081
March	4,095	4,768
April	4,900	
May	4,901	
June	4,905	

### QUALITY

	Quantity	Base Number	Contract	AT	Region	England
% of FP17s for the same patient ID Re-attending within 3 months - Children	73	908	8.0%	10.4%	11.8%	12.3%
% of FP17s for the same patient ID Re-attending within 3 months - Adults	257	1,745	14.7%	16.0%	17.1%	16.7%
% of FP17s for the same patient ID Re-attending between 3 & 9 months - Children	451	908	49.7%	47.8%	46.5%	57.6%
% of FP17s for the same patient ID Re-attending between 3 & 9 months - Adults	701	1,745	40.2%	37.8%	37.6%	50.1%
% of FP17s for Band 1 Urgent Courses	235	2,282	10.3%	10.3%	10.7%	9.1%
% of FP17s Relating to Free Repair or Replacements	12	2,282	0.5%	0.6%	0.6%	0.8%
% of FP17s Relating to Continuations	9	2,282	0.4%	1.1%	0.9%	1.2%
% of Patients satisfied with the dentistry they have received	3	4	N/A	90.5%	90.4%	92.8%
% of Patients satisfied with the time they had to wait for an appointment	3	4	N/A	86.2%	83.7%	88.7%

\* This is based on patients treated on this contract for their most recent course of treatment. Figures in italics indicate the base number of FP17s or Patient Questionnaire responses are less than 100. N/A is shown where the base number of responses is less than 10 during the period. % is calculated as Quantity/Base number\*100

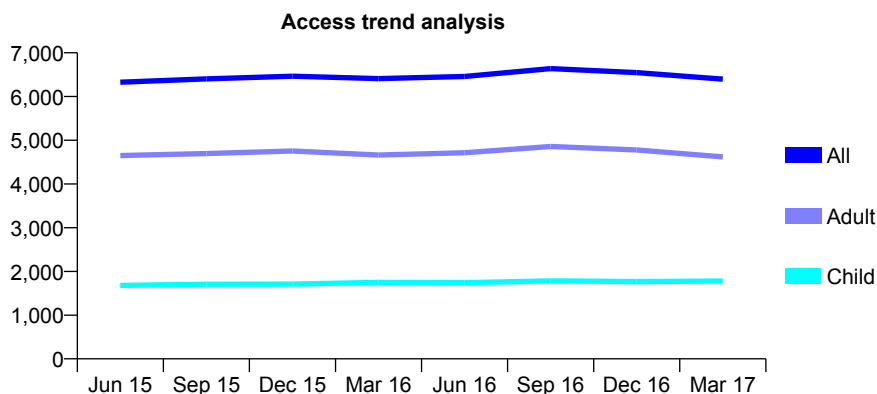
## Q63 - Vital Signs At a Glance Contract Report for 122300/0001 - March 2017

Name or company name	Splendent Care Ltd
Contract type name	GDS Contract
Purpose of contract	General
Contract start date	01/04/2007
Contract end date	

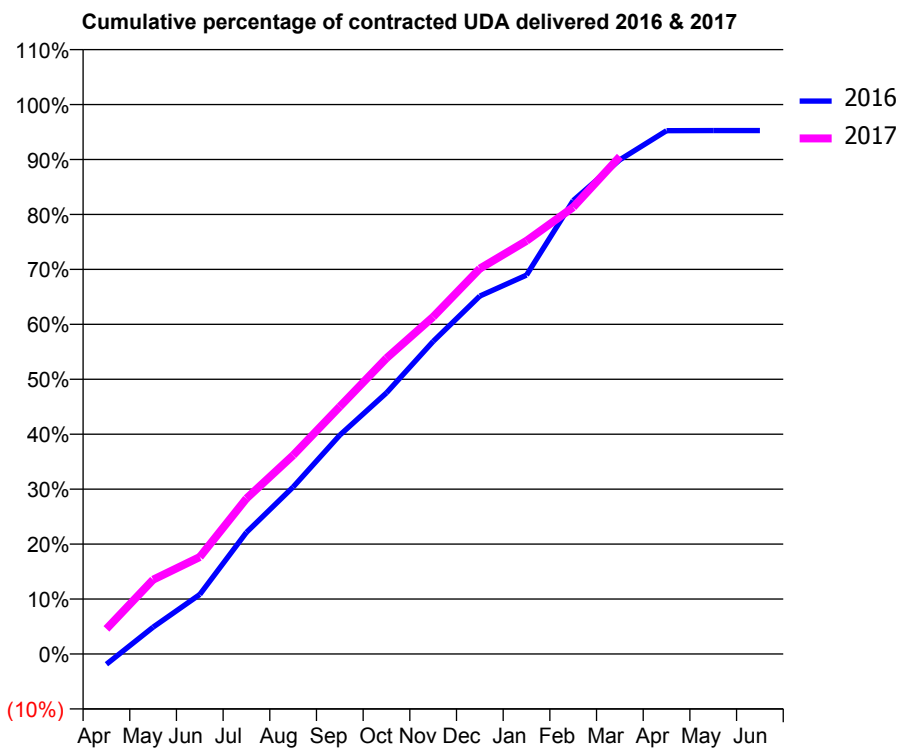
16/17 Contracted general activity (UDA)	22,149
Carry forward general activity (UDA)	0
16/17 Contracted orthodontic activity (UOA)	0
Carry forward orthodontic activity (UOA)	0
Baseline contract value	£649,260.53

### ACCESS\*

Patients seen in 24 months	Total	Change since previous quarter
Quarter ending March 2016	6,411	
Quarter ending June 2016	6,459	→
Quarter ending September 2016	6,640	↑
Quarter ending December 2016	6,546	↓
Quarter ending March 2017	6,399	↓
<b>Variance since March 2016</b>	<b>(0.2%)</b>	→



### ACTIVITY



Month	Adjusted Scheduled Activity (UDA)	
	2016	2017
April	-416	1,013
May	1,081	2,999
June	2,400	3,912
July	4,903	6,270
August	6,730	8,012
September	8,823	9,975
October	10,528	11,927
November	12,601	13,591
December	14,427	15,535
January	15,271	16,652
February	18,275	18,009
March	19,919	20,049
April	21,096	
May	21,099	
June	21,099	

### QUALITY

	Quantity	Base Number	Contract	AT	Region	England
% of FP17s for the same patient ID Re-attending within 3 months - Children	141	1,926	7.3%	10.4%	11.8%	12.3%
% of FP17s for the same patient ID Re-attending within 3 months - Adults	851	5,172	16.5%	16.0%	17.1%	16.7%
% of FP17s for the same patient ID Re-attending between 3 & 9 months - Children	786	1,926	40.8%	47.8%	46.5%	57.6%
% of FP17s for the same patient ID Re-attending between 3 & 9 months - Adults	1,576	5,172	30.5%	37.8%	37.6%	50.1%
% of FP17s for Band 1 Urgent Courses	989	6,673	14.8%	10.3%	10.7%	9.1%
% of FP17s Relating to Free Repair or Replacements	33	6,673	0.5%	0.6%	0.6%	0.8%
% of FP17s Relating to Continuations	37	6,673	0.6%	1.1%	0.9%	1.2%
% of Patients satisfied with the dentistry they have received	2	3	N/A	90.5%	90.4%	92.8%
% of Patients satisfied with the time they had to wait for an appointment	3	3	N/A	86.2%	83.7%	88.7%

\* This is based on patients treated on this contract for their most recent course of treatment. Figures in italics indicate the base number of FP17s or Patient Questionnaire responses are less than 100. N/A is shown where the base number of responses is less than 10 during the period. % is calculated as Quantity/Base number\*100



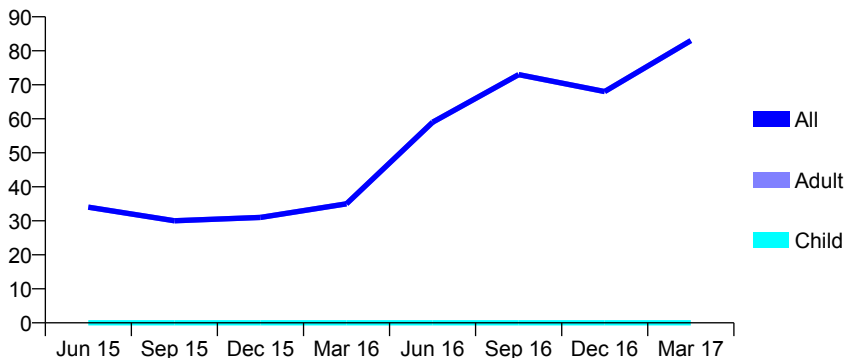
## Q63 - Vital Signs At a Glance Contract Report for 122300/0003 - March 2017

Name or company name	Splendent Care Ltd
Contract type name	PDS Contract
Purpose of contract	General
Contract start date	01/10/2009
Contract end date	31/03/2018

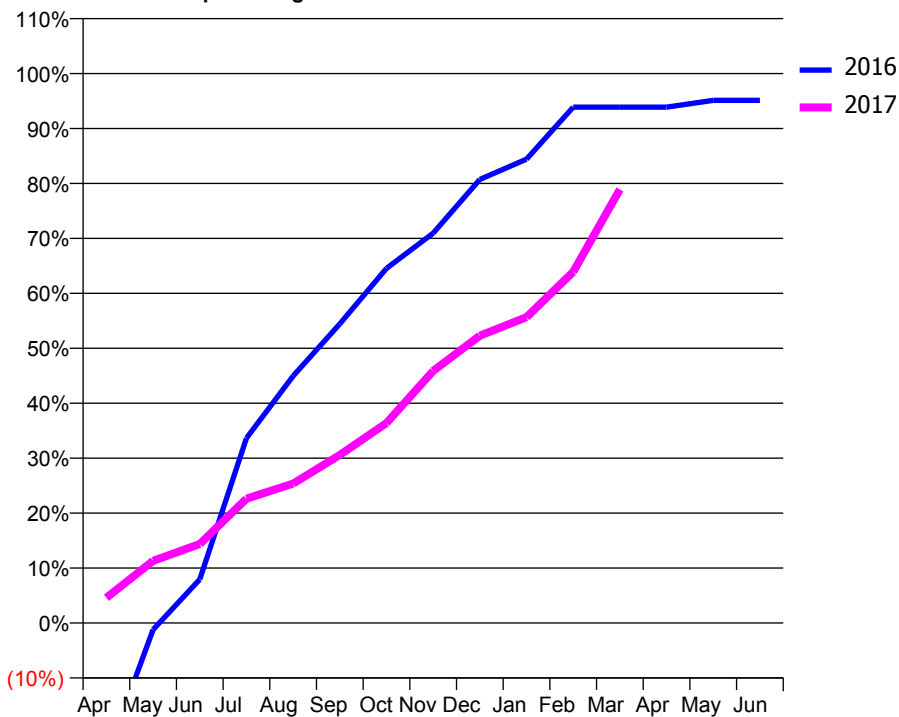
16/17 Contracted general activity (UDA)	327
Carry forward general activity (UDA)	0
16/17 Contracted orthodontic activity (UOA)	0
Carry forward orthodontic activity (UOA)	0
Baseline contract value	£63,126.72

### ACCESS\*

Patients seen in 24 months	Total	Change since previous quarter
Quarter ending March 2016	35	
Quarter ending June 2016	59	↑
Quarter ending September 2016	73	↑
Quarter ending December 2016	68	↓
Quarter ending March 2017	83	↑
<b>Variance since March 2016</b>	<b>137.1%</b>	<b>↑</b>

**Access trend analysis**


### ACTIVITY

**Cumulative percentage of contracted UDA delivered 2016 & 2017**

**Adjusted Scheduled Activity (UDA)**

Month	2016	2017
April	-80	15
May	-4	37
June	26	47
July	110	74
August	147	83
September	178	100
October	211	119
November	232	150
December	264	171
January	276	182
February	307	209
March	307	258
April	307	
May	311	
June	311	

### QUALITY

	Quantity	Base Number	Contract	AT	Region	England
% of FP17s for the same patient ID Re-attending within 3 months - Children	0	0	N/A	10.4%	11.8%	12.3%
% of FP17s for the same patient ID Re-attending within 3 months - Adults	2	116	1.7%	16.0%	17.1%	16.7%
% of FP17s for the same patient ID Re-attending between 3 & 9 months - Children	0	0	N/A	47.8%	46.5%	57.6%
% of FP17s for the same patient ID Re-attending between 3 & 9 months - Adults	3	116	2.6%	37.8%	37.6%	50.1%
% of FP17s for Band 1 Urgent Courses	0	112	0.0%	10.3%	10.7%	9.1%
% of FP17s Relating to Free Repair or Replacements	0	112	0.0%	0.6%	0.6%	0.8%
% of FP17s Relating to Continuations	0	112	0.0%	1.1%	0.9%	1.2%
% of Patients satisfied with the dentistry they have received	1	1	N/A	90.5%	90.4%	92.8%
% of Patients satisfied with the time they had to wait for an appointment	0	1	N/A	86.2%	83.7%	88.7%

\* This is based on patients treated on this contract for their most recent course of treatment. Figures in italics indicate the base number of FP17s or Patient Questionnaire responses are less than 100. N/A is shown where the base number of responses is less than 10 during the period. % is calculated as Quantity/Base number\*100

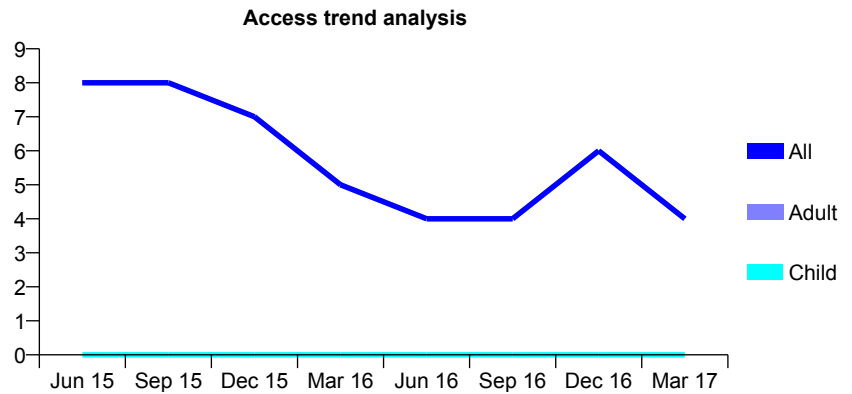
## Q63 - Vital Signs At a Glance Contract Report for 122300/0004 - March 2017

Name or company name	Splendent Care Ltd
Contract type name	PDS Contract
Purpose of contract	General
Contract start date	01/04/2010
Contract end date	31/03/2018

16/17 Contracted general activity (UDA)	90
Carry forward general activity (UDA)	0
16/17 Contracted orthodontic activity (UOA)	0
Carry forward orthodontic activity (UOA)	0
Baseline contract value	£4,665.33

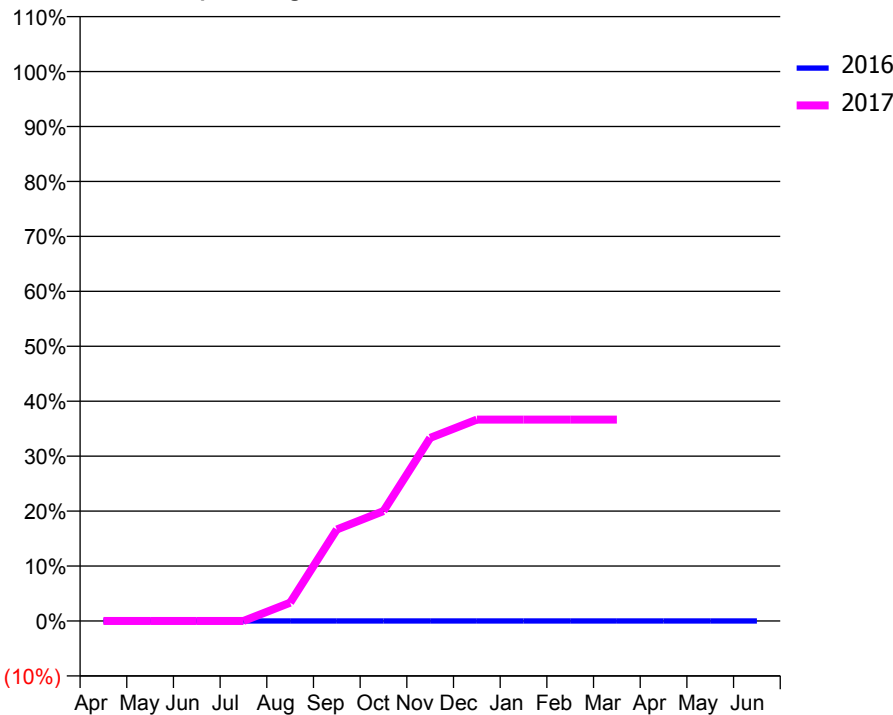
### ACCESS\*

Patients seen in 24 months	Total	Change since previous quarter
Quarter ending March 2016	5	
Quarter ending June 2016	4	↓
Quarter ending September 2016	4	→
Quarter ending December 2016	6	↑
Quarter ending March 2017	4	↓
<b>Variance since March 2016</b>	<b>(20.0%)</b>	<b>↓</b>



### ACTIVITY

Cumulative percentage of contracted UDA delivered 2016 & 2017



Month	Adjusted Scheduled Activity (UDA)	
	2016	2017
April	0	0
May	0	0
June	0	0
July	0	0
August	0	3
September	0	15
October	0	18
November	0	30
December	0	33
January	0	33
February	0	33
March	0	33
April	0	
May	0	
June	0	

### QUALITY

	Quantity	Base Number	Contract	AT	Region	England
% of FP17s for the same patient ID Re-attending within 3 months - Children	0	0	N/A	10.4%	11.8%	12.3%
% of FP17s for the same patient ID Re-attending within 3 months - Adults	0	5	0.0%	16.0%	17.1%	16.7%
% of FP17s for the same patient ID Re-attending between 3 & 9 months - Children	0	0	N/A	47.8%	46.5%	57.6%
% of FP17s for the same patient ID Re-attending between 3 & 9 months - Adults	0	5	0.0%	37.8%	37.6%	50.1%
% of FP17s for Band 1 Urgent Courses	0	5	0.0%	10.3%	10.7%	9.1%
% of FP17s Relating to Free Repair or Replacements	0	5	0.0%	0.6%	0.6%	0.8%
% of FP17s Relating to Continuations	0	5	0.0%	1.1%	0.9%	1.2%
% of Patients satisfied with the dentistry they have received	0	0	N/A	90.5%	90.4%	92.8%
% of Patients satisfied with the time they had to wait for an appointment	0	0	N/A	86.2%	83.7%	88.7%

\* This is based on patients treated on this contract for their most recent course of treatment. Figures in italics indicate the base number of FP17s or Patient Questionnaire responses are less than 100. N/A is shown where the base number of responses is less than 10 during the period. % is calculated as Quantity/Base number\*100

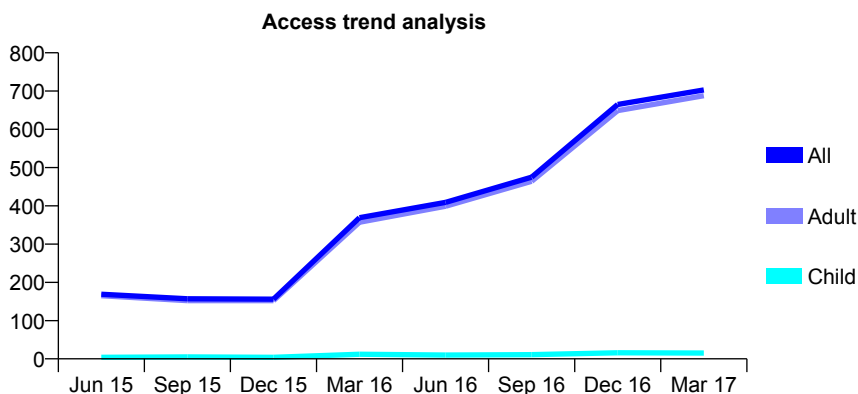
## Q63 - Vital Signs At a Glance Contract Report for 122300/0005 - March 2017

Name or company name	Splendent Care Ltd
Contract type name	PDS Contract
Purpose of contract	General
Contract start date	01/09/2010
Contract end date	30/11/2017

16/17 Contracted general activity (UDA)	2,000
Carry forward general activity (UDA)	0
16/17 Contracted orthodontic activity (UOA)	0
Carry forward orthodontic activity (UOA)	0
Baseline contract value	£96,269.00

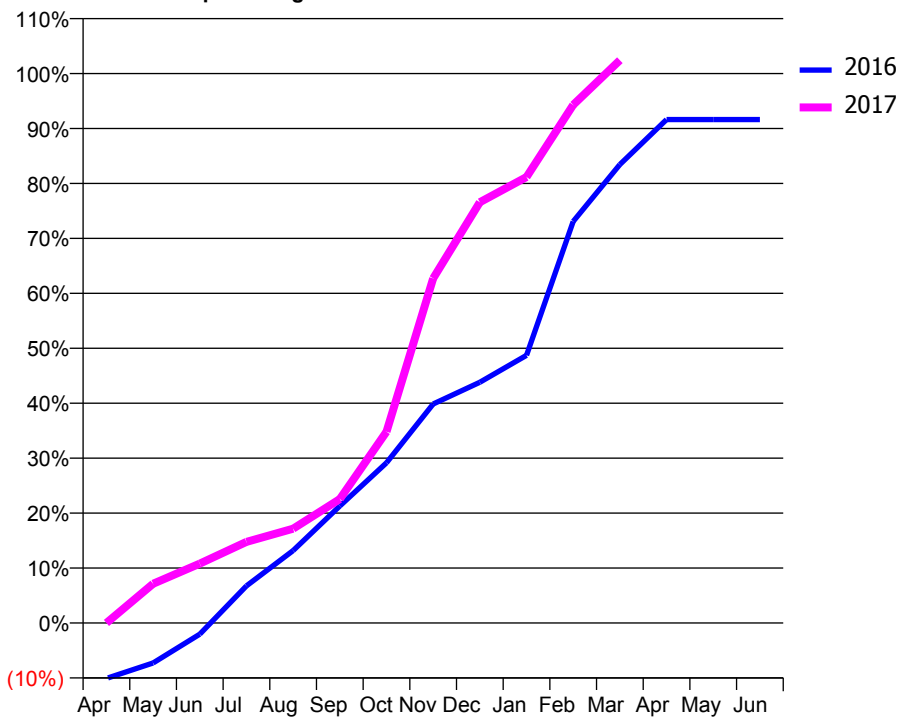
### ACCESS\*

Patients seen in 24 months	Total	Change since previous quarter
Quarter ending March 2016	369	
Quarter ending June 2016	409	↑
Quarter ending September 2016	475	↑
Quarter ending December 2016	665	↑
Quarter ending March 2017	703	↑
<b>Variance since March 2016</b>	<b>90.5%</b>	<b>↑</b>



### ACTIVITY

Cumulative percentage of contracted UDA delivered 2016 & 2017



Month	Adjusted Scheduled Activity (UDA)	
	2016	2017
April	-202	0
May	-146	143
June	-41	216
July	135	295
August	264	343
September	426	451
October	583	696
November	797	1,254
December	876	1,531
January	974	1,623
February	1,462	1,886
March	1,669	2,049
April	1,833	
May	1,833	
June	1,833	

### QUALITY

	Quantity	Base Number	Contract	AT	Region	England
% of FP17s for the same patient ID Re-attending within 3 months - Children	2	22	9.1%	10.4%	11.8%	12.3%
% of FP17s for the same patient ID Re-attending within 3 months - Adults	14	738	1.9%	16.0%	17.1%	16.7%
% of FP17s for the same patient ID Re-attending between 3 & 9 months - Children	0	22	0.0%	47.8%	46.5%	57.6%
% of FP17s for the same patient ID Re-attending between 3 & 9 months - Adults	8	738	1.1%	37.8%	37.6%	50.1%
% of FP17s for Band 1 Urgent Courses	3	698	0.4%	10.3%	10.7%	9.1%
% of FP17s Relating to Free Repair or Replacements	0	698	0.0%	0.6%	0.6%	0.8%
% of FP17s Relating to Continuations	1	698	0.1%	1.1%	0.9%	1.2%
% of Patients satisfied with the dentistry they have received	0	0	N/A	90.5%	90.4%	92.8%
% of Patients satisfied with the time they had to wait for an appointment	0	0	N/A	86.2%	83.7%	88.7%

\* This is based on patients treated on this contract for their most recent course of treatment. Figures in italics indicate the base number of FP17s or Patient Questionnaire responses are less than 100. N/A is shown where the base number of responses is less than 10 during the period. % is calculated as Quantity/Base number\*100

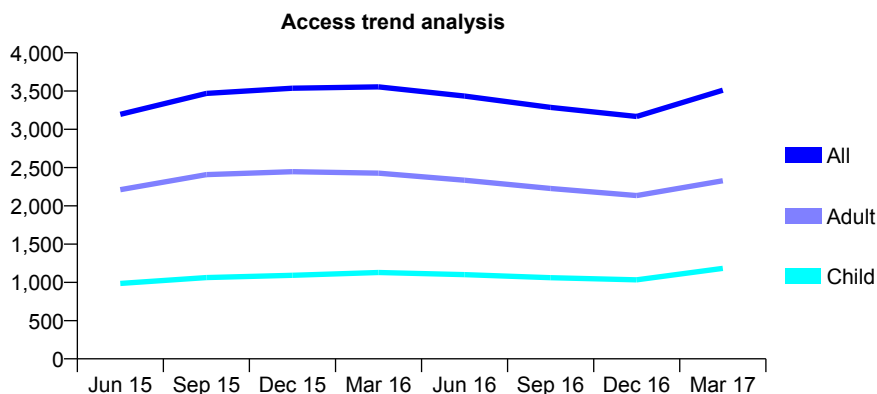
## Q63 - Vital Signs At a Glance Contract Report for 122564/0001 - March 2017

Name or company name	Westbury Dental Care
Contract type name	GDS Contract
Purpose of contract	General
Contract start date	01/11/2013
Contract end date	

16/17 Contracted general activity (UDA)	10,000
Carry forward general activity (UDA)	389
16/17 Contracted orthodontic activity (UOA)	0
Carry forward orthodontic activity (UOA)	0
Baseline contract value	£288,923.84

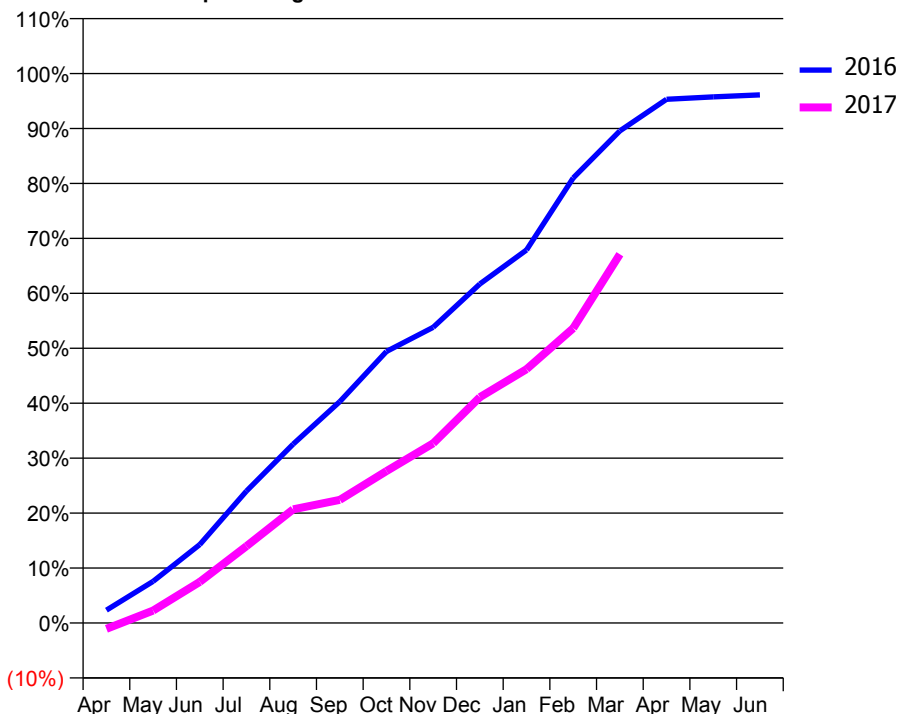
### ACCESS\*

Patients seen in 24 months	Total	Change since previous quarter
Quarter ending March 2016	3,555	
Quarter ending June 2016	3,435	↓
Quarter ending September 2016	3,287	↓
Quarter ending December 2016	3,167	↓
Quarter ending March 2017	3,511	↑
<b>Variance since March 2016</b>	<b>(1.2%)</b>	<b>↓</b>



### ACTIVITY

Cumulative percentage of contracted UDA delivered 2016 & 2017



Month	Adjusted Scheduled Activity (UDA)	
	2016	2017
April	234	-109
May	758	227
June	1,428	748
July	2,402	1,398
August	3,256	2,070
September	4,028	2,241
October	4,942	2,766
November	5,382	3,270
December	6,170	4,111
January	6,789	4,619
February	8,100	5,363
March	8,956	6,712
April	9,531	
May	9,574	
June	9,611	

### QUALITY

	Quantity	Base Number	Contract	AT	Region	England
% of FP17s for the same patient ID Re-attending within 3 months - Children	198	1,633	12.1%	10.4%	11.8%	12.3%
% of FP17s for the same patient ID Re-attending within 3 months - Adults	422	2,393	17.6%	16.0%	17.1%	16.7%
% of FP17s for the same patient ID Re-attending between 3 & 9 months - Children	886	1,633	54.3%	47.8%	46.5%	57.6%
% of FP17s for the same patient ID Re-attending between 3 & 9 months - Adults	764	2,393	31.9%	37.8%	37.6%	50.1%
% of FP17s for Band 1 Urgent Courses	491	3,508	14.0%	10.3%	10.7%	9.1%
% of FP17s Relating to Free Repair or Replacements	26	3,508	0.7%	0.6%	0.6%	0.8%
% of FP17s Relating to Continuations	19	3,508	0.5%	1.1%	0.9%	1.2%
% of Patients satisfied with the dentistry they have received	2	2	N/A	90.5%	90.4%	92.8%
% of Patients satisfied with the time they had to wait for an appointment	1	2	N/A	86.2%	83.7%	88.7%

\* This is based on patients treated on this contract for their most recent course of treatment. Figures in italics indicate the base number of FP17s or Patient Questionnaire responses are less than 100. N/A is shown where the base number of responses is less than 10 during the period. % is calculated as Quantity/Base number\*100

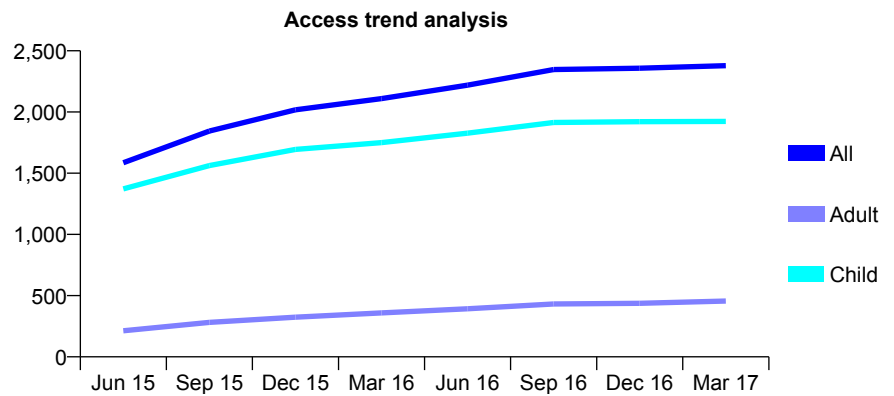
## Q63 - Vital Signs At a Glance Contract Report for 123226/0001 - March 2017

Name or company name	Anand Dinker Patel
Contract type name	GDS Contract
Purpose of contract	General
Contract start date	01/09/2014
Contract end date	

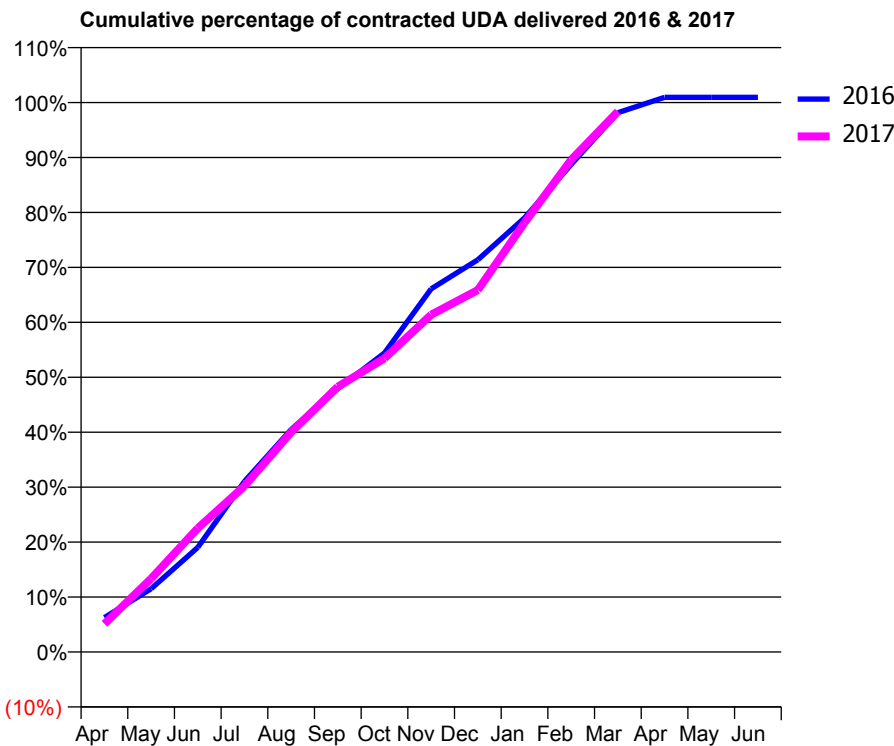
16/17 Contracted general activity (UDA)	4,200
Carry forward general activity (UDA)	-40
16/17 Contracted orthodontic activity (UOA)	0
Carry forward orthodontic activity (UOA)	0
Baseline contract value	£92,174.22

### ACCESS\*

Patients seen in 24 months	Total	Change since previous quarter
Quarter ending March 2016	2,109	
Quarter ending June 2016	2,220	↑
Quarter ending September 2016	2,347	↑
Quarter ending December 2016	2,358	→
Quarter ending March 2017	2,379	→
<b>Variance since March 2016</b>	<b>12.8%</b>	<b>↑</b>



### ACTIVITY



Month	Adjusted Scheduled Activity (UDA)	
	2016	2017
April	263	216
May	483	561
June	799	947
July	1,304	1,268
August	1,701	1,680
September	2,014	2,028
October	2,286	2,244
November	2,775	2,578
December	2,998	2,767
January	3,318	3,281
February	3,727	3,763
March	4,122	4,131
April	4,240	
May	4,240	
June	4,240	

### QUALITY

	Quantity	Base Number	Contract	AT	Region	England
% of FP17s for the same patient ID Re-attending within 3 months - Children	135	2,609	5.2%	10.4%	11.8%	12.3%
% of FP17s for the same patient ID Re-attending within 3 months - Adults	17	368	4.6%	16.0%	17.1%	16.7%
% of FP17s for the same patient ID Re-attending between 3 & 9 months - Children	1,450	2,609	55.6%	47.8%	46.5%	57.6%
% of FP17s for the same patient ID Re-attending between 3 & 9 months - Adults	182	368	49.5%	37.8%	37.6%	50.1%
% of FP17s for Band 1 Urgent Courses	122	2,892	4.2%	10.3%	10.7%	9.1%
% of FP17s Relating to Free Repair or Replacements	0	2,892	0.0%	0.6%	0.6%	0.8%
% of FP17s Relating to Continuations	0	2,892	0.0%	1.1%	0.9%	1.2%
% of Patients satisfied with the dentistry they have received	10	10	100.0%	90.5%	90.4%	92.8%
% of Patients satisfied with the time they had to wait for an appointment	10	10	100.0%	86.2%	83.7%	88.7%

\* This is based on patients treated on this contract for their most recent course of treatment. Figures in italics indicate the base number of FP17s or Patient Questionnaire responses are less than 100. N/A is shown where the base number of responses is less than 10 during the period. % is calculated as Quantity/Base number\*100

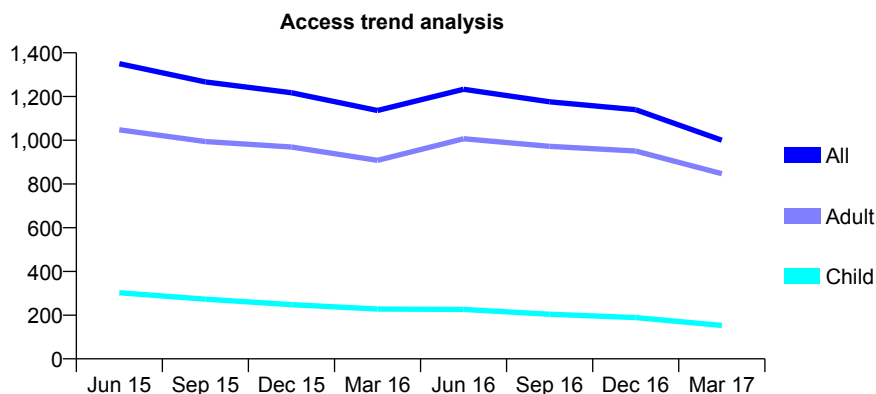
## Q63 - Vital Signs At a Glance Contract Report for 124656/0001 - March 2017

Name or company name	Bhageerutty Smiles Ltd
Contract type name	GDS Contract
Purpose of contract	General
Contract start date	01/04/2009
Contract end date	

16/17 Contracted general activity (UDA)	7,265
Carry forward general activity (UDA)	-5
16/17 Contracted orthodontic activity (UOA)	0
Carry forward orthodontic activity (UOA)	0
Baseline contract value	£234,320.86

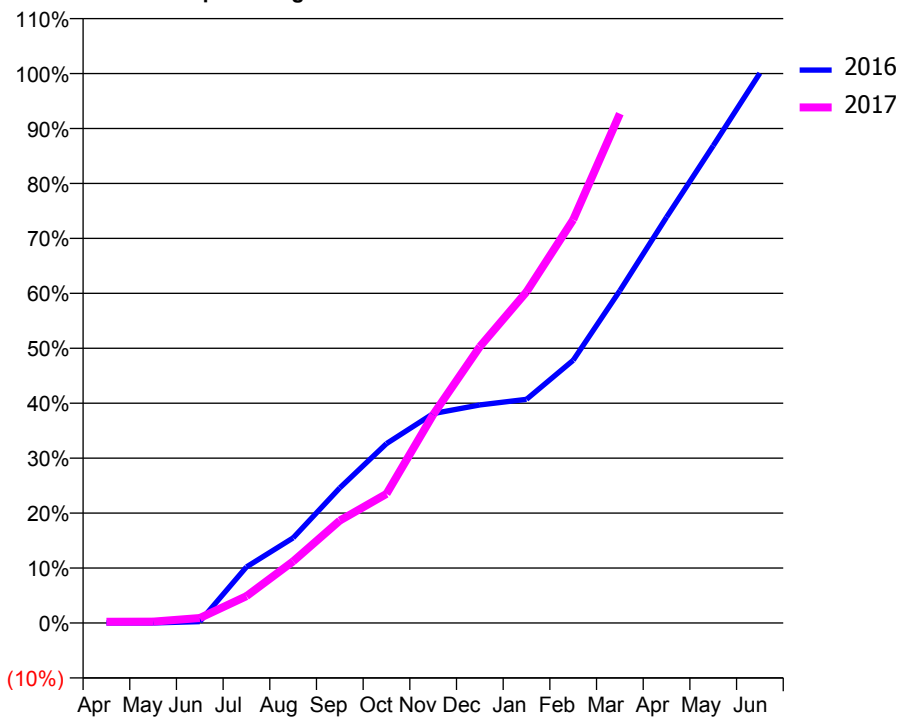
### ACCESS\*

Patients seen in 24 months	Total	Change since previous quarter
Quarter ending March 2016	1,136	
Quarter ending June 2016	1,233	↑
Quarter ending September 2016	1,176	↓
Quarter ending December 2016	1,140	↓
Quarter ending March 2017	1,000	↓
<b>Variance since March 2016</b>	<b>(12.0%)</b>	↓



### ACTIVITY

Cumulative percentage of contracted UDA delivered 2016 & 2017



Adjusted Scheduled Activity (UDA)

Month	2016	2017
April	1	17
May	1	18
June	19	66
July	742	354
August	1,125	815
September	1,787	1,355
October	2,372	1,708
November	2,770	2,754
December	2,883	3,654
January	2,957	4,379
February	3,474	5,332
March	4,394	6,735
April	5,366	
May	6,311	
June	7,270	

### QUALITY

	Quantity	Base Number	Contract	AT	Region	England
% of FP17s for the same patient ID Re-attending within 3 months - Children	22	151	14.6%	10.4%	11.8%	12.3%
% of FP17s for the same patient ID Re-attending within 3 months - Adults	506	1,369	37.0%	16.0%	17.1%	16.7%
% of FP17s for the same patient ID Re-attending between 3 & 9 months - Children	24	151	15.9%	47.8%	46.5%	57.6%
% of FP17s for the same patient ID Re-attending between 3 & 9 months - Adults	305	1,369	22.3%	37.8%	37.6%	50.1%
% of FP17s for Band 1 Urgent Courses	203	1,088	18.7%	10.3%	10.7%	9.1%
% of FP17s Relating to Free Repair or Replacements	1	1,088	0.1%	0.6%	0.6%	0.8%
% of FP17s Relating to Continuations	7	1,088	0.6%	1.1%	0.9%	1.2%
% of Patients satisfied with the dentistry they have received	0	0	N/A	90.5%	90.4%	92.8%
% of Patients satisfied with the time they had to wait for an appointment	0	0	N/A	86.2%	83.7%	88.7%

\* This is based on patients treated on this contract for their most recent course of treatment. Figures in italics indicate the base number of FP17s or Patient Questionnaire responses are less than 100. N/A is shown where the base number of responses is less than 10 during the period. % is calculated as Quantity/Base number\*100

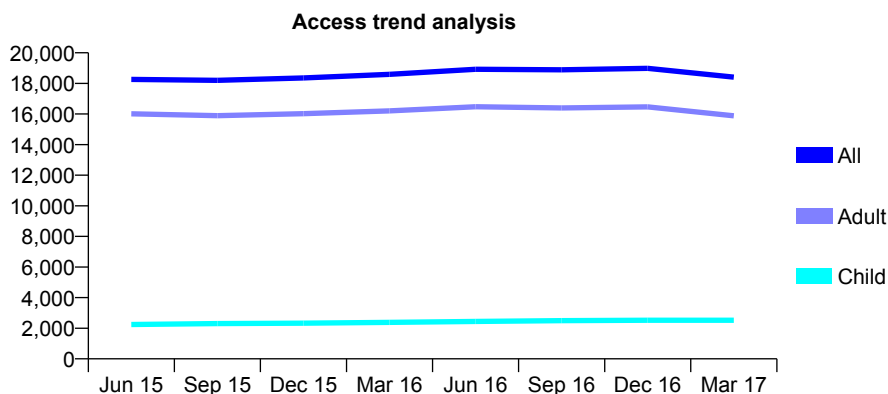
## Q63 - Vital Signs At a Glance Contract Report for 124796/0001 - March 2017

Name or company name	Progenics Ltd
Contract type name	GDS Contract
Purpose of contract	General
Contract start date	01/11/2009
Contract end date	

16/17 Contracted general activity (UDA)	41,300
Carry forward general activity (UDA)	-826
16/17 Contracted orthodontic activity (UOA)	0
Carry forward orthodontic activity (UOA)	0
Baseline contract value	£1,192,988.82

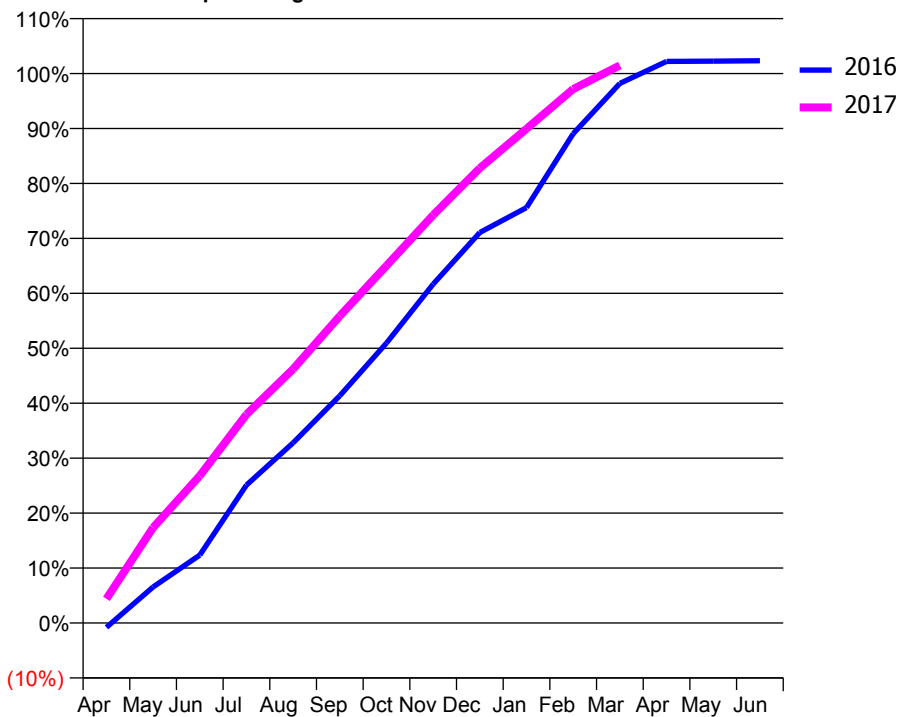
### ACCESS\*

Patients seen in 24 months	Total	Change since previous quarter
Quarter ending March 2016	18,593	
Quarter ending June 2016	18,920	→
Quarter ending September 2016	18,893	→
Quarter ending December 2016	18,984	→
Quarter ending March 2017	18,409	↓
<b>Variance since March 2016</b>	<b>(1.0%)</b>	→



### ACTIVITY

Cumulative percentage of contracted UDA delivered 2016 & 2017



Month	Adjusted Scheduled Activity (UDA)	
	2016	2017
April	-337	1,817
May	2,713	7,175
June	5,102	11,067
July	10,366	15,679
August	13,541	19,090
September	17,079	23,080
October	21,042	26,856
November	25,471	30,666
December	29,351	34,188
January	31,229	37,143
February	36,776	40,136
March	40,552	41,911
April	42,210	
May	42,227	
June	42,254	

### QUALITY

	Quantity	Base Number	Contract	AT	Region	England
% of FP17s for the same patient ID Re-attending within 3 months - Children	138	2,977	4.6%	10.4%	11.8%	12.3%
% of FP17s for the same patient ID Re-attending within 3 months - Adults	1,202	14,900	8.1%	16.0%	17.1%	16.7%
% of FP17s for the same patient ID Re-attending between 3 & 9 months - Children	1,361	2,977	45.7%	47.8%	46.5%	57.6%
% of FP17s for the same patient ID Re-attending between 3 & 9 months - Adults	5,086	14,900	34.1%	37.8%	37.6%	50.1%
% of FP17s for Band 1 Urgent Courses	1,897	17,191	11.0%	10.3%	10.7%	9.1%
% of FP17s Relating to Free Repair or Replacements	84	17,191	0.5%	0.6%	0.6%	0.8%
% of FP17s Relating to Continuations	20	17,191	0.1%	1.1%	0.9%	1.2%
% of Patients satisfied with the dentistry they have received	26	27	96.3%	90.5%	90.4%	92.8%
% of Patients satisfied with the time they had to wait for an appointment	27	27	100.0%	86.2%	83.7%	88.7%

\* This is based on patients treated on this contract for their most recent course of treatment. Figures in italics indicate the base number of FP17s or Patient Questionnaire responses are less than 100. N/A is shown where the base number of responses is less than 10 during the period. % is calculated as Quantity/Base number\*100

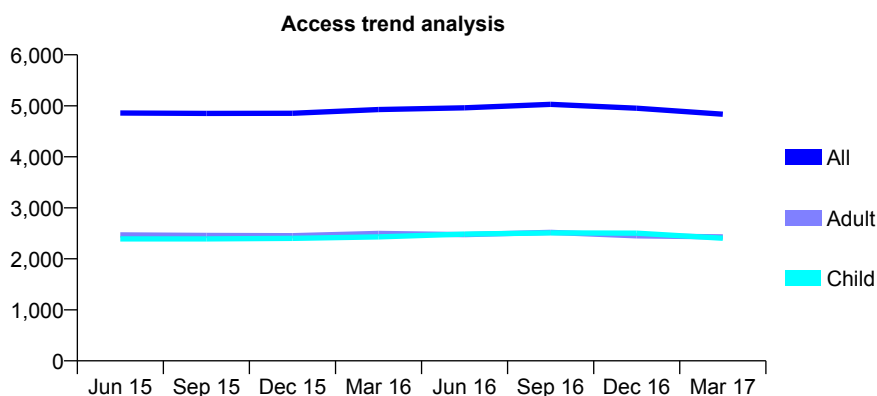
## Q63 - Vital Signs At a Glance Contract Report for 124869/0001 - March 2017

Name or company name	M.K. Vasant & Associates
Contract type name	GDS Contract
Purpose of contract	General
Contract start date	01/04/2006
Contract end date	

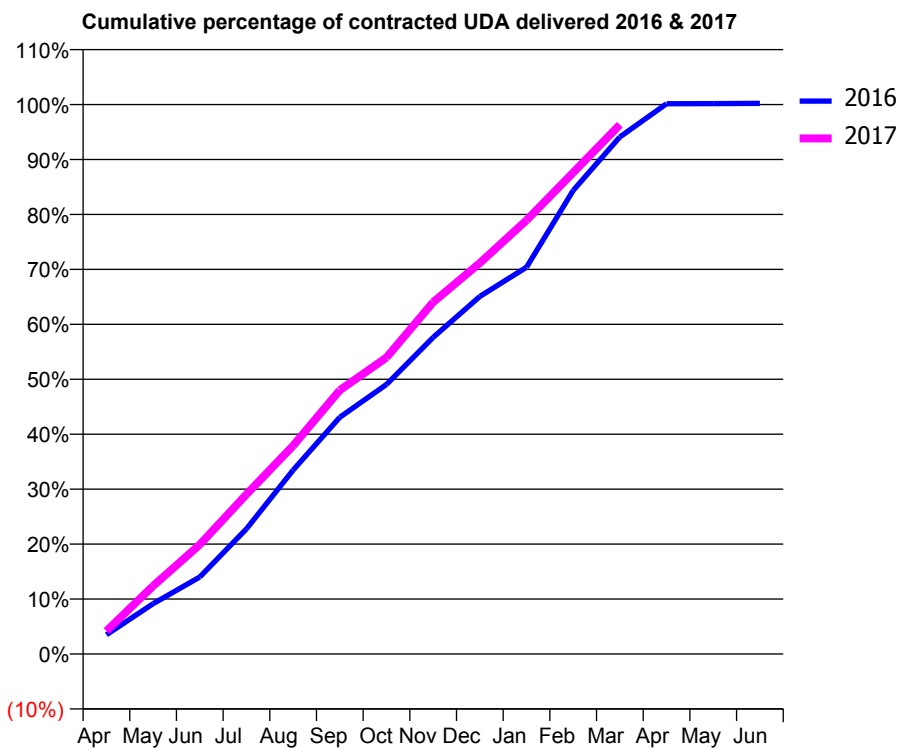
16/17 Contracted general activity (UDA)	12,500
Carry forward general activity (UDA)	-26
16/17 Contracted orthodontic activity (UOA)	0
Carry forward orthodontic activity (UOA)	0
Baseline contract value	£307,732.22

### ACCESS\*

Patients seen in 24 months	Total	Change since previous quarter
Quarter ending March 2016	4,926	
Quarter ending June 2016	4,960	→
Quarter ending September 2016	5,029	→
Quarter ending December 2016	4,954	↓
Quarter ending March 2017	4,834	↓
<b>Variance since March 2016</b>	<b>(1.9%)</b>	<b>↓</b>



### ACTIVITY



Month	Adjusted Scheduled Activity (UDA)	
	2016	2017
April	438	522
May	1,144	1,548
June	1,751	2,490
July	2,848	3,632
August	4,185	4,739
September	5,384	6,001
October	6,131	6,746
November	7,203	8,003
December	8,134	8,896
January	8,799	9,866
February	10,545	10,951
March	11,761	12,041
April	12,516	
May	12,520	
June	12,526	

### QUALITY

	Quantity	Base Number	Contract	AT	Region	England
% of FP17s for the same patient ID Re-attending within 3 months - Children	386	3,717	10.4%	10.4%	11.8%	12.3%
% of FP17s for the same patient ID Re-attending within 3 months - Adults	506	2,822	17.9%	16.0%	17.1%	16.7%
% of FP17s for the same patient ID Re-attending between 3 & 9 months - Children	1,766	3,717	47.5%	47.8%	46.5%	57.6%
% of FP17s for the same patient ID Re-attending between 3 & 9 months - Adults	994	2,822	35.2%	37.8%	37.6%	50.1%
% of FP17s for Band 1 Urgent Courses	545	5,736	9.5%	10.3%	10.7%	9.1%
% of FP17s Relating to Free Repair or Replacements	5	5,736	0.1%	0.6%	0.6%	0.8%
% of FP17s Relating to Continuations	10	5,736	0.2%	1.1%	0.9%	1.2%
% of Patients satisfied with the dentistry they have received	3	3	N/A	90.5%	90.4%	92.8%
% of Patients satisfied with the time they had to wait for an appointment	3	3	N/A	86.2%	83.7%	88.7%

\* This is based on patients treated on this contract for their most recent course of treatment. Figures in italics indicate the base number of FP17s or Patient Questionnaire responses are less than 100. N/A is shown where the base number of responses is less than 10 during the period. % is calculated as Quantity/Base number\*100



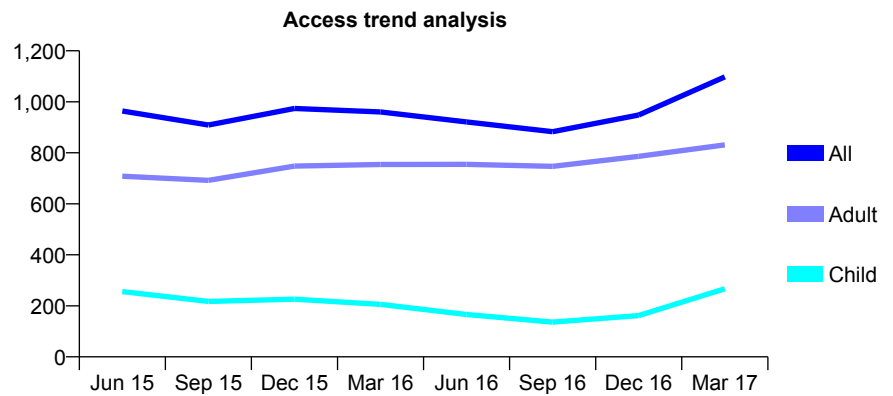
## Q63 - Vital Signs At a Glance Contract Report for 124869/0002 - March 2017

Name or company name	M.K. Vasant & Associates
Contract type name	GDS Contract
Purpose of contract	General
Contract start date	01/04/2006
Contract end date	

16/17 Contracted general activity (UDA)	2,831
Carry forward general activity (UDA)	0
16/17 Contracted orthodontic activity (UOA)	0
Carry forward orthodontic activity (UOA)	0
Baseline contract value	£75,770.10

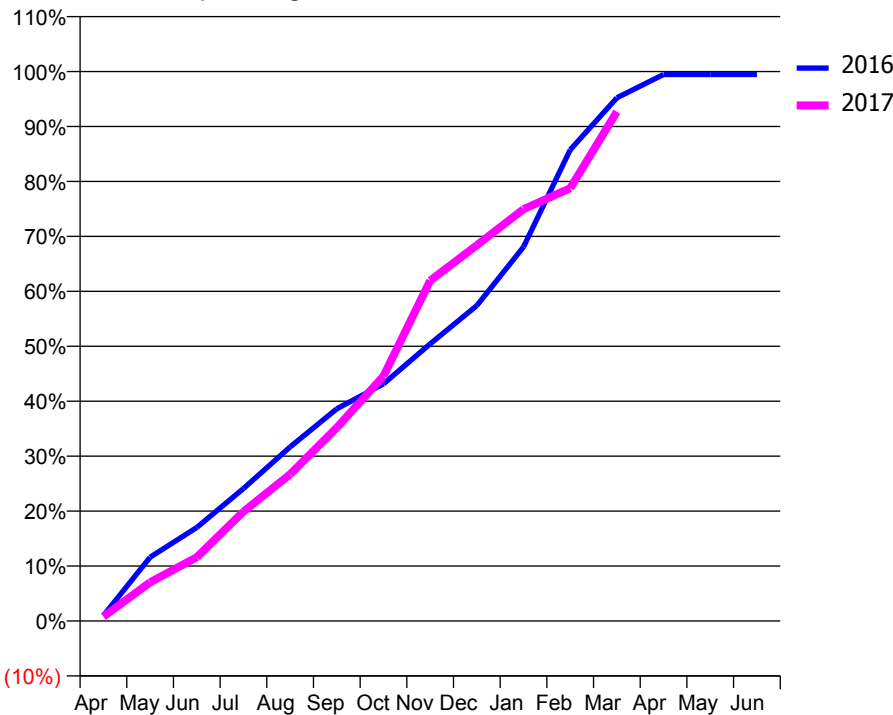
### ACCESS\*

Patients seen in 24 months	Total	Change since previous quarter
Quarter ending March 2016	960	
Quarter ending June 2016	921	↓
Quarter ending September 2016	883	↓
Quarter ending December 2016	948	↑
Quarter ending March 2017	1,098	↑
<b>Variance since March 2016</b>	<b>14.4%</b>	<b>↑</b>



### ACTIVITY

Cumulative percentage of contracted UDA delivered 2016 & 2017



Month	Adjusted Scheduled Activity (UDA)	
	2016	2017
April	28	22
May	329	199
June	482	329
July	682	564
August	897	756
September	1,094	997
October	1,222	1,262
November	1,428	1,753
December	1,625	1,936
January	1,927	2,122
February	2,427	2,229
March	2,695	2,624
April	2,816	
May	2,816	
June	2,816	

### QUALITY

	Quantity	Base Number	Contract	AT	Region	England
% of FP17s for the same patient ID Re-attending within 3 months - Children	2	304	0.7%	10.4%	11.8%	12.3%
% of FP17s for the same patient ID Re-attending within 3 months - Adults	57	773	7.4%	16.0%	17.1%	16.7%
% of FP17s for the same patient ID Re-attending between 3 & 9 months - Children	10	304	3.3%	47.8%	46.5%	57.6%
% of FP17s for the same patient ID Re-attending between 3 & 9 months - Adults	172	773	22.3%	37.8%	37.6%	50.1%
% of FP17s for Band 1 Urgent Courses	104	1,044	10.0%	10.3%	10.7%	9.1%
% of FP17s Relating to Free Repair or Replacements	10	1,044	1.0%	0.6%	0.6%	0.8%
% of FP17s Relating to Continuations	13	1,044	1.2%	1.1%	0.9%	1.2%
% of Patients satisfied with the dentistry they have received	0	0	N/A	90.5%	90.4%	92.8%
% of Patients satisfied with the time they had to wait for an appointment	0	0	N/A	86.2%	83.7%	88.7%

\* This is based on patients treated on this contract for their most recent course of treatment. Figures in italics indicate the base number of FP17s or Patient Questionnaire responses are less than 100. N/A is shown where the base number of responses is less than 10 during the period. % is calculated as Quantity/Base number\*100

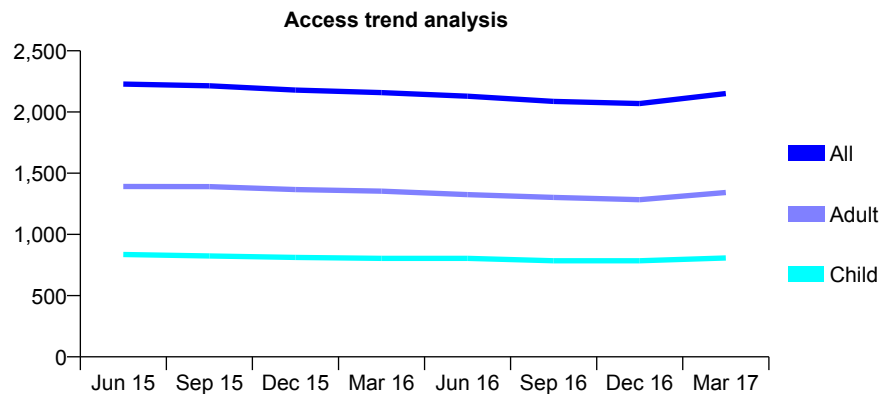
## Q63 - Vital Signs At a Glance Contract Report for 124966/0001 - March 2017

Name or company name	Malden Dental Care
Contract type name	GDS Contract
Purpose of contract	General
Contract start date	01/06/2010
Contract end date	

16/17 Contracted general activity (UDA)	5,300
Carry forward general activity (UDA)	8
16/17 Contracted orthodontic activity (UOA)	0
Carry forward orthodontic activity (UOA)	0
Baseline contract value	£146,891.68

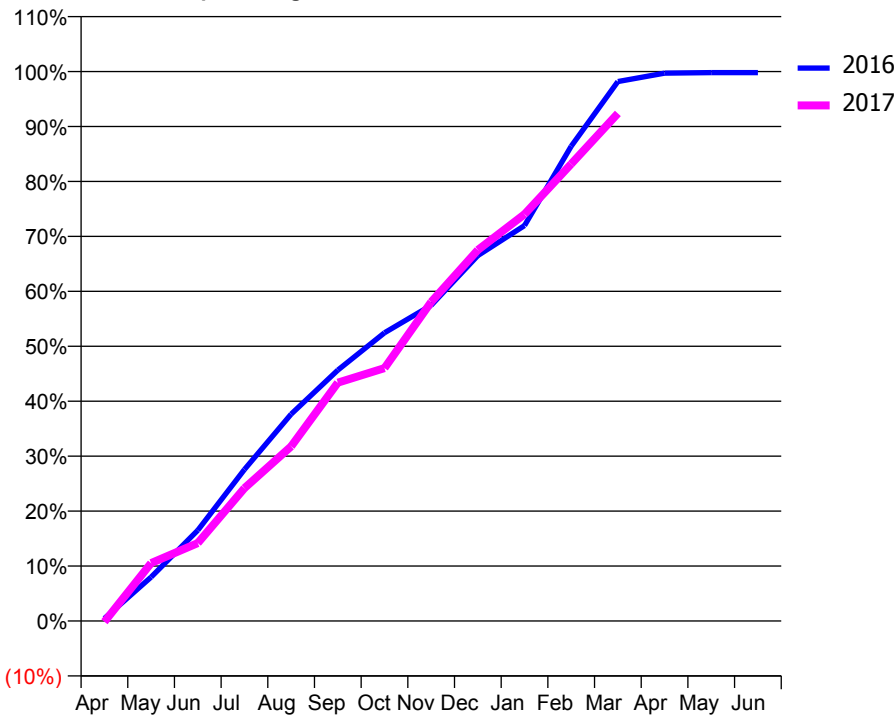
### ACCESS\*

Patients seen in 24 months	Total	Change since previous quarter
Quarter ending March 2016	2,158	
Quarter ending June 2016	2,129	↓
Quarter ending September 2016	2,087	↓
Quarter ending December 2016	2,069	→
Quarter ending March 2017	2,151	↑
<b>Variance since March 2016</b>	<b>(0.3%)</b>	→



### ACTIVITY

Cumulative percentage of contracted UDA delivered 2016 & 2017



Month	Adjusted Scheduled Activity (UDA)	
	2016	2017
April	20	-8
May	343	559
June	710	752
July	1,186	1,281
August	1,619	1,684
September	1,964	2,299
October	2,255	2,439
November	2,470	3,077
December	2,859	3,579
January	3,094	3,923
February	3,716	4,408
March	4,222	4,896
April	4,287	
May	4,292	
June	4,292	

### QUALITY

	Quantity	Base Number	Contract	AT	Region	England
% of FP17s for the same patient ID Re-attending within 3 months - Children	63	988	6.4%	10.4%	11.8%	12.3%
% of FP17s for the same patient ID Re-attending within 3 months - Adults	202	1,477	13.7%	16.0%	17.1%	16.7%
% of FP17s for the same patient ID Re-attending between 3 & 9 months - Children	395	988	40.0%	47.8%	46.5%	57.6%
% of FP17s for the same patient ID Re-attending between 3 & 9 months - Adults	539	1,477	36.5%	37.8%	37.6%	50.1%
% of FP17s for Band 1 Urgent Courses	261	2,437	10.7%	10.3%	10.7%	9.1%
% of FP17s Relating to Free Repair or Replacements	6	2,437	0.2%	0.6%	0.6%	0.8%
% of FP17s Relating to Continuations	5	2,437	0.2%	1.1%	0.9%	1.2%
% of Patients satisfied with the dentistry they have received	2	2	N/A	90.5%	90.4%	92.8%
% of Patients satisfied with the time they had to wait for an appointment	1	2	N/A	86.2%	83.7%	88.7%

\* This is based on patients treated on this contract for their most recent course of treatment. Figures in italics indicate the base number of FP17s or Patient Questionnaire responses are less than 100. N/A is shown where the base number of responses is less than 10 during the period. % is calculated as Quantity/Base number\*100

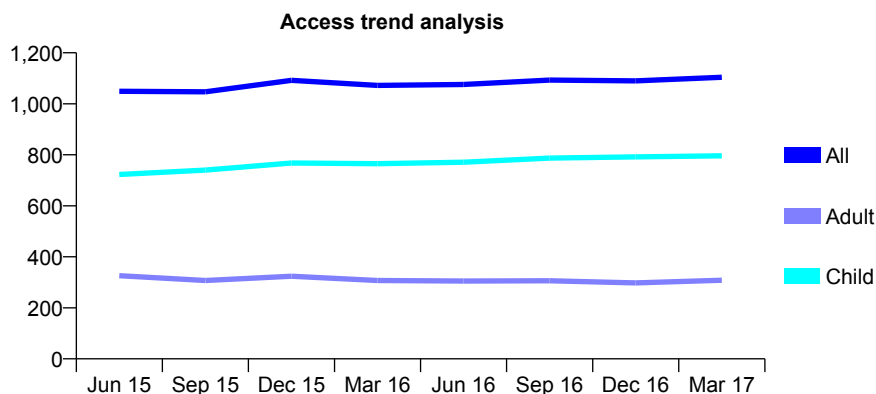
## Q63 - Vital Signs At a Glance Contract Report for 125180/0001 - March 2017

Name or company name	Haynes Dental Ltd
Contract type name	GDS Contract
Purpose of contract	General
Contract start date	01/04/2012
Contract end date	

16/17 Contracted general activity (UDA)	2,430
Carry forward general activity (UDA)	-21
16/17 Contracted orthodontic activity (UOA)	0
Carry forward orthodontic activity (UOA)	0
Baseline contract value	£57,517.42

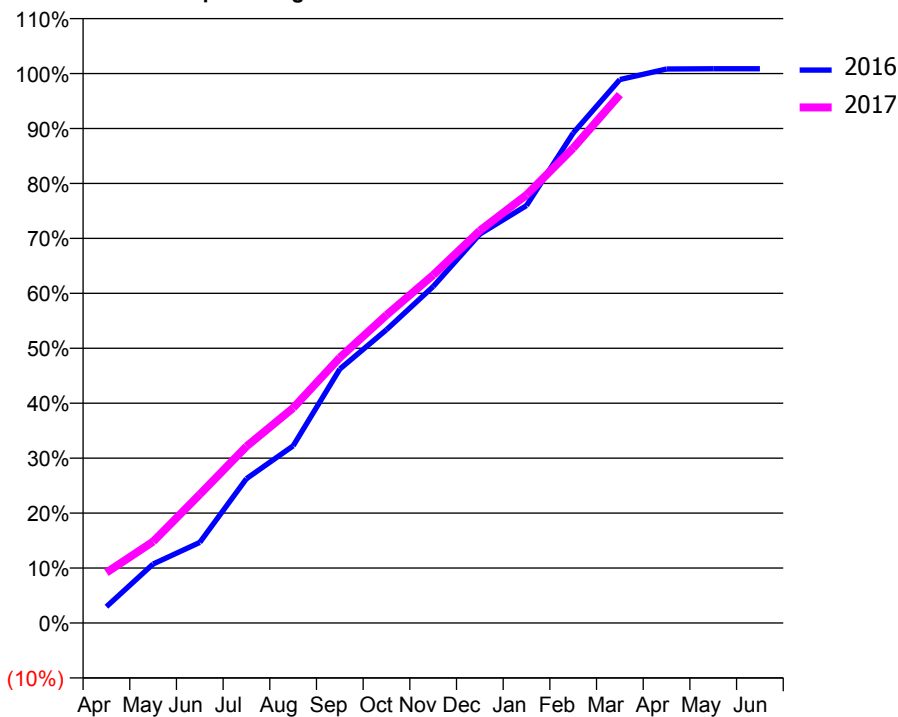
### ACCESS\*

Patients seen in 24 months	Total	Change since previous quarter
Quarter ending March 2016	1,072	
Quarter ending June 2016	1,076	→
Quarter ending September 2016	1,093	→
Quarter ending December 2016	1,090	→
Quarter ending March 2017	1,104	→
<b>Variance since March 2016</b>	<b>3.0%</b>	<b>↑</b>



### ACTIVITY

Cumulative percentage of contracted UDA delivered 2016 & 2017



Month	Adjusted Scheduled Activity (UDA)	
	2016	2017
April	72	223
May	261	360
June	356	569
July	639	781
August	784	951
September	1,123	1,174
October	1,297	1,362
November	1,488	1,539
December	1,720	1,735
January	1,846	1,893
February	2,167	2,100
March	2,403	2,337
April	2,450	
May	2,451	
June	2,451	

### QUALITY

	Quantity	Base Number	Contract	AT	Region	England
% of FP17s for the same patient ID Re-attending within 3 months - Children	74	1,053	7.0%	10.4%	11.8%	12.3%
% of FP17s for the same patient ID Re-attending within 3 months - Adults	46	282	16.3%	16.0%	17.1%	16.7%
% of FP17s for the same patient ID Re-attending between 3 & 9 months - Children	515	1,053	48.9%	47.8%	46.5%	57.6%
% of FP17s for the same patient ID Re-attending between 3 & 9 months - Adults	131	282	46.5%	37.8%	37.6%	50.1%
% of FP17s for Band 1 Urgent Courses	3	1,296	0.2%	10.3%	10.7%	9.1%
% of FP17s Relating to Free Repair or Replacements	0	1,296	0.0%	0.6%	0.6%	0.8%
% of FP17s Relating to Continuations	27	1,296	2.1%	1.1%	0.9%	1.2%
% of Patients satisfied with the dentistry they have received	1	2	N/A	90.5%	90.4%	92.8%
% of Patients satisfied with the time they had to wait for an appointment	2	2	N/A	86.2%	83.7%	88.7%

\* This is based on patients treated on this contract for their most recent course of treatment. Figures in italics indicate the base number of FP17s or Patient Questionnaire responses are less than 100. N/A is shown where the base number of responses is less than 10 during the period. % is calculated as Quantity/Base number\*100

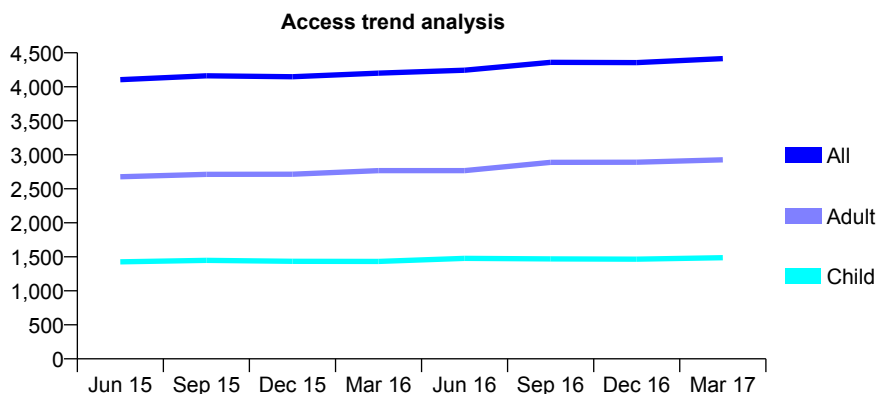
## Q63 - Vital Signs At a Glance Contract Report for 125482/0001 - March 2017

Name or company name	Linden Lodge Dental Practice
Contract type name	GDS Contract
Purpose of contract	General
Contract start date	01/04/2010
Contract end date	

16/17 Contracted general activity (UDA)	13,278
Carry forward general activity (UDA)	-179
16/17 Contracted orthodontic activity (UOA)	0
Carry forward orthodontic activity (UOA)	0
Baseline contract value	£362,866.34

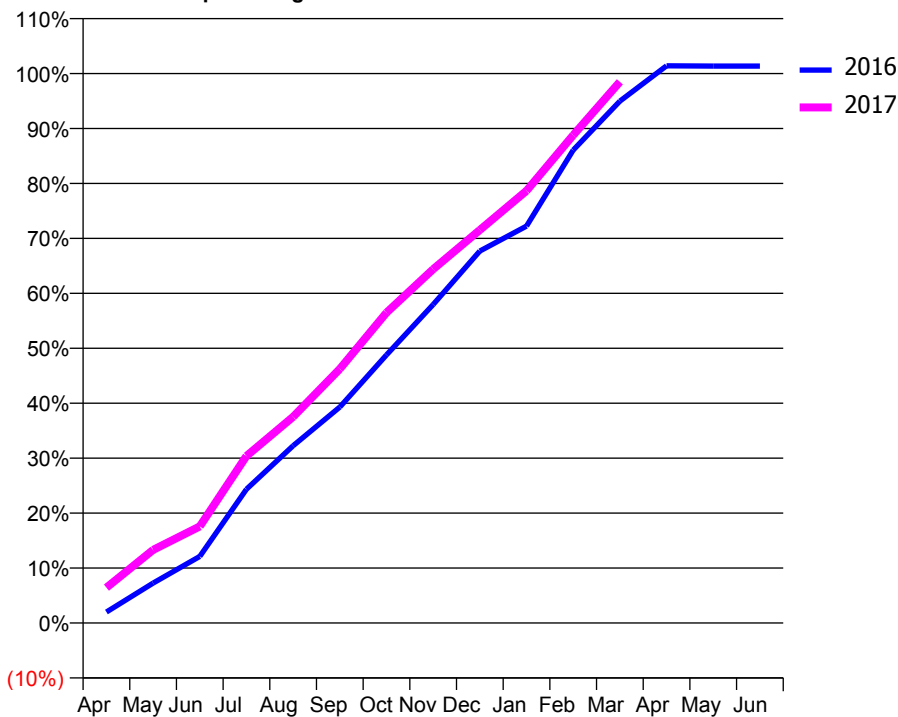
### ACCESS\*

Patients seen in 24 months	Total	Change since previous quarter
Quarter ending March 2016	4,200	
Quarter ending June 2016	4,245	→
Quarter ending September 2016	4,360	↑
Quarter ending December 2016	4,356	→
Quarter ending March 2017	4,414	→
<b>Variance since March 2016</b>	<b>5.1%</b>	<b>↑</b>



### ACTIVITY

Cumulative percentage of contracted UDA delivered 2016 & 2017



Month	Adjusted Scheduled Activity (UDA)	
	2016	2017
April	266	855
May	965	1,766
June	1,609	2,333
July	3,235	4,035
August	4,284	4,985
September	5,219	6,139
October	6,478	7,499
November	7,697	8,549
December	8,988	9,497
January	9,591	10,444
February	11,428	11,787
March	12,611	13,078
April	13,465	
May	13,457	
June	13,457	

### QUALITY

	Quantity	Base Number	Contract	AT	Region	England
% of FP17s for the same patient ID Re-attending within 3 months - Children	87	1,528	5.7%	10.4%	11.8%	12.3%
% of FP17s for the same patient ID Re-attending within 3 months - Adults	273	2,759	9.9%	16.0%	17.1%	16.7%
% of FP17s for the same patient ID Re-attending between 3 & 9 months - Children	585	1,528	38.3%	47.8%	46.5%	57.6%
% of FP17s for the same patient ID Re-attending between 3 & 9 months - Adults	874	2,759	31.7%	37.8%	37.6%	50.1%
% of FP17s for Band 1 Urgent Courses	252	4,047	6.2%	10.3%	10.7%	9.1%
% of FP17s Relating to Free Repair or Replacements	14	4,047	0.3%	0.6%	0.6%	0.8%
% of FP17s Relating to Continuations	4	4,047	0.1%	1.1%	0.9%	1.2%
% of Patients satisfied with the dentistry they have received	3	3	N/A	90.5%	90.4%	92.8%
% of Patients satisfied with the time they had to wait for an appointment	3	3	N/A	86.2%	83.7%	88.7%

\* This is based on patients treated on this contract for their most recent course of treatment. Figures in italics indicate the base number of FP17s or Patient Questionnaire responses are less than 100. N/A is shown where the base number of responses is less than 10 during the period. % is calculated as Quantity/Base number\*100

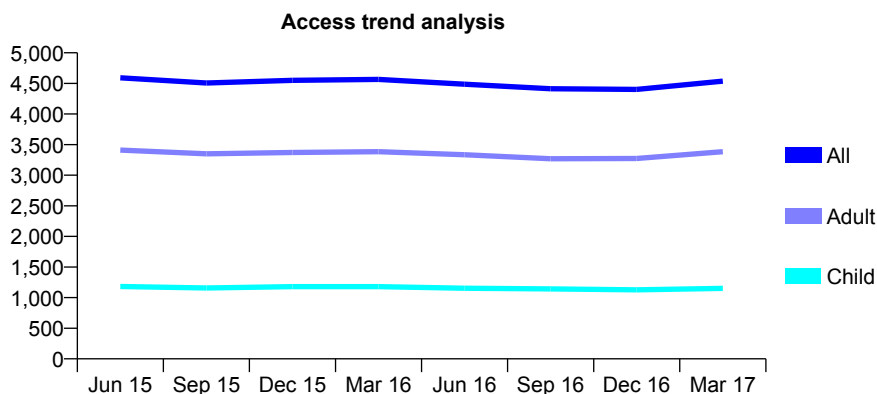
## Q63 - Vital Signs At a Glance Contract Report for 125660/0001 - March 2017

Name or company name	Crook Log Dental Liimited
Contract type name	GDS Contract
Purpose of contract	General
Contract start date	01/04/2011
Contract end date	

16/17 Contracted general activity (UDA)	11,462
Carry forward general activity (UDA)	0
16/17 Contracted orthodontic activity (UOA)	0
Carry forward orthodontic activity (UOA)	0
Baseline contract value	£321,435.52

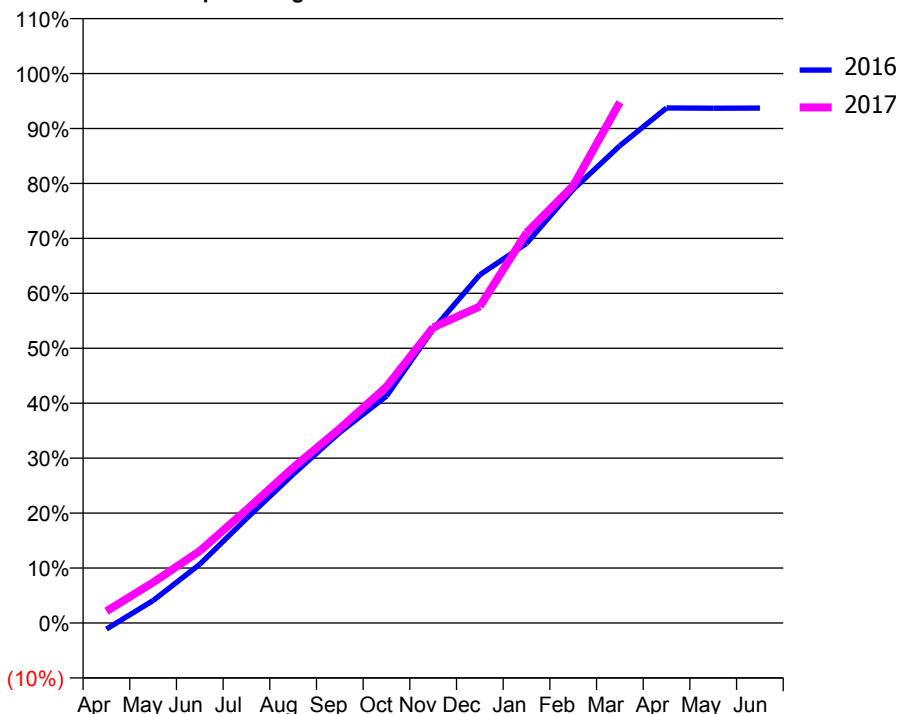
### ACCESS\*

Patients seen in 24 months	Total	Change since previous quarter
Quarter ending March 2016	4,565	
Quarter ending June 2016	4,488	↓
Quarter ending September 2016	4,412	↓
Quarter ending December 2016	4,401	→
Quarter ending March 2017	4,536	↑
<b>Variance since March 2016</b>	<b>(0.6%)</b>	→



### ACTIVITY

Cumulative percentage of contracted UDA delivered 2016 & 2017



Month	Adjusted Scheduled Activity (UDA)	
	2016	2017
April	-130	245
May	468	846
June	1,225	1,504
July	2,180	2,360
August	3,104	3,242
September	3,976	4,056
October	4,732	4,930
November	6,128	6,166
December	7,263	6,606
January	7,916	8,140
February	9,045	9,123
March	9,956	10,862
April	10,743	
May	10,737	
June	10,740	

### QUALITY

	Quantity	Base Number	Contract	AT	Region	England
% of FP17s for the same patient ID Re-attending within 3 months - Children	104	1,676	6.2%	10.4%	11.8%	12.3%
% of FP17s for the same patient ID Re-attending within 3 months - Adults	505	4,795	10.5%	16.0%	17.1%	16.7%
% of FP17s for the same patient ID Re-attending between 3 & 9 months - Children	902	1,676	53.8%	47.8%	46.5%	57.6%
% of FP17s for the same patient ID Re-attending between 3 & 9 months - Adults	2,746	4,795	57.3%	37.8%	37.6%	50.1%
% of FP17s for Band 1 Urgent Courses	461	5,334	8.6%	10.3%	10.7%	9.1%
% of FP17s Relating to Free Repair or Replacements	30	5,334	0.6%	0.6%	0.6%	0.8%
% of FP17s Relating to Continuations	10	5,334	0.2%	1.1%	0.9%	1.2%
% of Patients satisfied with the dentistry they have received	19	19	100.0%	90.5%	90.4%	92.8%
% of Patients satisfied with the time they had to wait for an appointment	19	19	100.0%	86.2%	83.7%	88.7%

\* This is based on patients treated on this contract for their most recent course of treatment. Figures in italics indicate the base number of FP17s or Patient Questionnaire responses are less than 100. N/A is shown where the base number of responses is less than 10 during the period. % is calculated as Quantity/Base number\*100

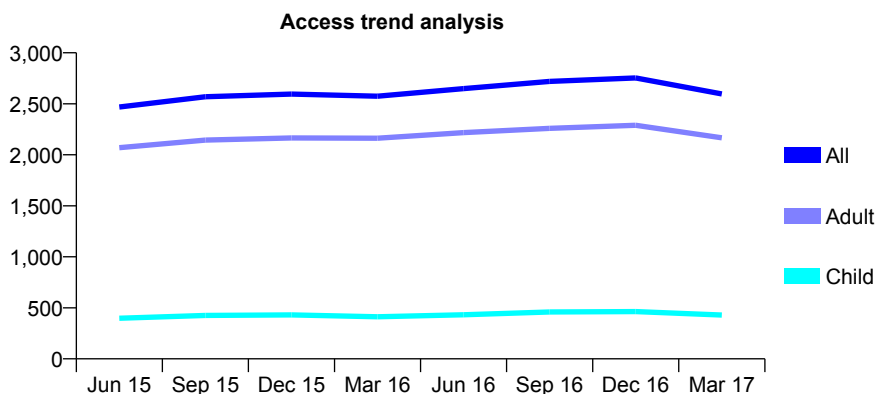
## Q63 - Vital Signs At a Glance Contract Report for 125768/0001 - March 2017

Name or company name	Camberdent Ltd
Contract type name	GDS Contract
Purpose of contract	General
Contract start date	02/11/2009
Contract end date	

16/17 Contracted general activity (UDA)	10,300
Carry forward general activity (UDA)	-45
16/17 Contracted orthodontic activity (UOA)	0
Carry forward orthodontic activity (UOA)	0
Baseline contract value	£263,904.50

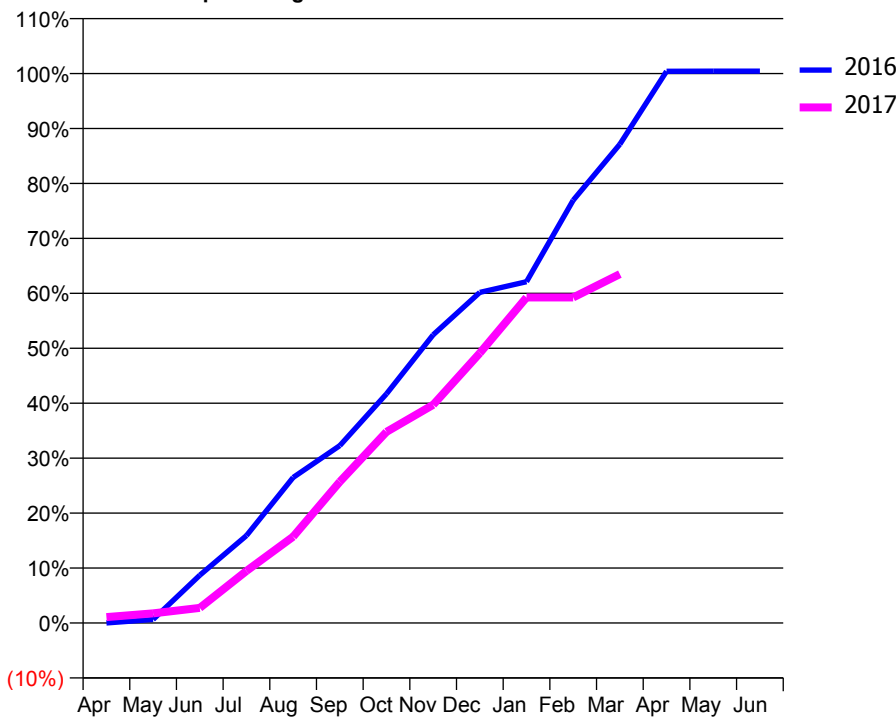
### ACCESS\*

Patients seen in 24 months	Total	Change since previous quarter
Quarter ending March 2016	2,575	
Quarter ending June 2016	2,649	↑
Quarter ending September 2016	2,720	↑
Quarter ending December 2016	2,754	→
Quarter ending March 2017	2,597	↓
<b>Variance since March 2016</b>	<b>0.9%</b>	<b>→</b>



### ACTIVITY

Cumulative percentage of contracted UDA delivered 2016 & 2017



Month	Adjusted Scheduled Activity (UDA)	
	2016	2017
April	0	110
May	65	180
June	896	284
July	1,639	976
August	2,729	1,619
September	3,325	2,649
October	4,296	3,582
November	5,403	4,091
December	6,198	5,061
January	6,397	6,102
February	7,924	6,102
March	8,975	6,541
April	10,342	
May	10,345	
June	10,345	

### QUALITY

	Quantity	Base Number	Contract	AT	Region	England
% of FP17s for the same patient ID Re-attending within 3 months - Children	7	352	2.0%	10.4%	11.8%	12.3%
% of FP17s for the same patient ID Re-attending within 3 months - Adults	113	1,955	5.8%	16.0%	17.1%	16.7%
% of FP17s for the same patient ID Re-attending between 3 & 9 months - Children	64	352	18.2%	47.8%	46.5%	57.6%
% of FP17s for the same patient ID Re-attending between 3 & 9 months - Adults	720	1,955	36.8%	37.8%	37.6%	50.1%
% of FP17s for Band 1 Urgent Courses	15	1,979	0.8%	10.3%	10.7%	9.1%
% of FP17s Relating to Free Repair or Replacements	0	1,979	0.0%	0.6%	0.6%	0.8%
% of FP17s Relating to Continuations	3	1,979	0.2%	1.1%	0.9%	1.2%
% of Patients satisfied with the dentistry they have received	1	1	N/A	90.5%	90.4%	92.8%
% of Patients satisfied with the time they had to wait for an appointment	1	1	N/A	86.2%	83.7%	88.7%

\* This is based on patients treated on this contract for their most recent course of treatment. Figures in italics indicate the base number of FP17s or Patient Questionnaire responses are less than 100. N/A is shown where the base number of responses is less than 10 during the period. % is calculated as Quantity/Base number\*100

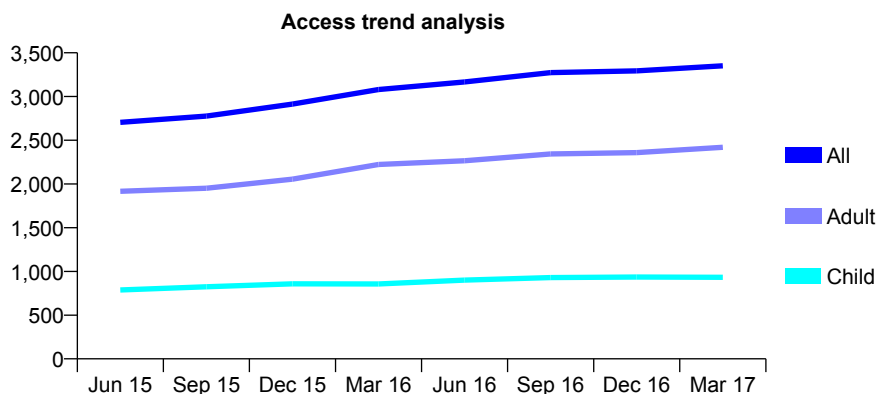
## Q63 - Vital Signs At a Glance Contract Report for 125776/0002 - March 2017

Name or company name	Apex Dental Care Ltd
Contract type name	GDS Contract
Purpose of contract	General
Contract start date	01/03/2009
Contract end date	

16/17 Contracted general activity (UDA)	9,665
Carry forward general activity (UDA)	-90
16/17 Contracted orthodontic activity (UOA)	0
Carry forward orthodontic activity (UOA)	0
Baseline contract value	£250,635.37

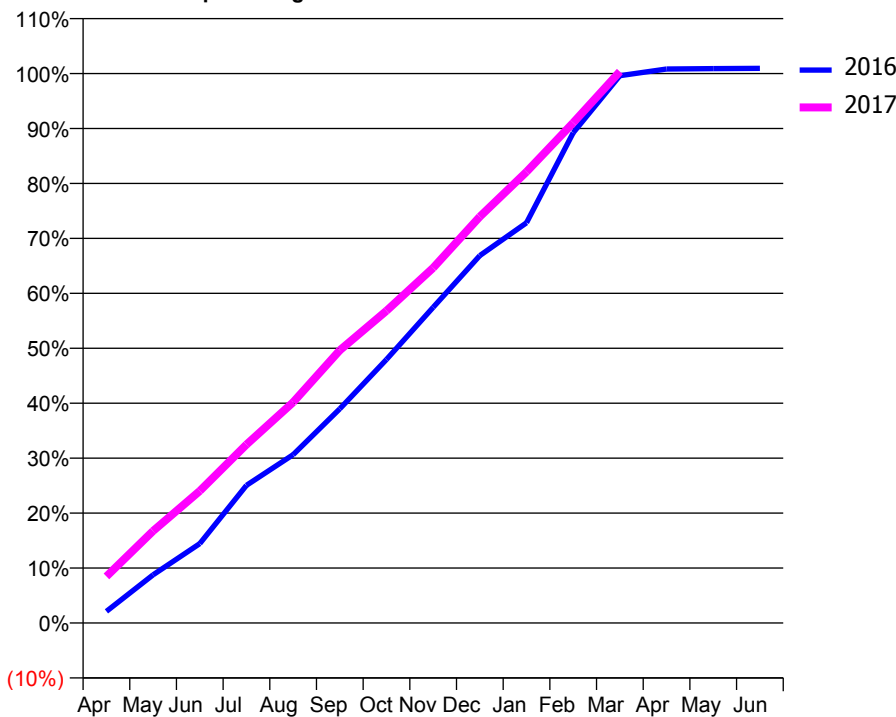
### ACCESS\*

Patients seen in 24 months	Total	Change since previous quarter
Quarter ending March 2016	3,080	
Quarter ending June 2016	3,167	↑
Quarter ending September 2016	3,274	↑
Quarter ending December 2016	3,294	→
Quarter ending March 2017	3,352	→
<b>Variance since March 2016</b>	<b>8.8%</b>	<b>↑</b>



### ACTIVITY

Cumulative percentage of contracted UDA delivered 2016 & 2017



Month	Adjusted Scheduled Activity (UDA)	
	2016	2017
April	205	819
May	847	1,619
June	1,397	2,322
July	2,422	3,138
August	2,961	3,883
September	3,768	4,797
October	4,637	5,492
November	5,553	6,248
December	6,462	7,147
January	7,040	7,937
February	8,624	8,799
March	9,627	9,699
April	9,744	
May	9,750	
June	9,755	

### QUALITY

	Quantity	Base Number	Contract	AT	Region	England
% of FP17s for the same patient ID Re-attending within 3 months - Children	164	1,152	14.2%	10.4%	11.8%	12.3%
% of FP17s for the same patient ID Re-attending within 3 months - Adults	647	2,839	22.8%	16.0%	17.1%	16.7%
% of FP17s for the same patient ID Re-attending between 3 & 9 months - Children	441	1,152	38.3%	47.8%	46.5%	57.6%
% of FP17s for the same patient ID Re-attending between 3 & 9 months - Adults	958	2,839	33.7%	37.8%	37.6%	50.1%
% of FP17s for Band 1 Urgent Courses	748	3,914	19.1%	10.3%	10.7%	9.1%
% of FP17s Relating to Free Repair or Replacements	8	3,914	0.2%	0.6%	0.6%	0.8%
% of FP17s Relating to Continuations	43	3,914	1.1%	1.1%	0.9%	1.2%
% of Patients satisfied with the dentistry they have received	6	7	N/A	90.5%	90.4%	92.8%
% of Patients satisfied with the time they had to wait for an appointment	6	7	N/A	86.2%	83.7%	88.7%

\* This is based on patients treated on this contract for their most recent course of treatment. Figures in italics indicate the base number of FP17s or Patient Questionnaire responses are less than 100. N/A is shown where the base number of responses is less than 10 during the period. % is calculated as Quantity/Base number\*100

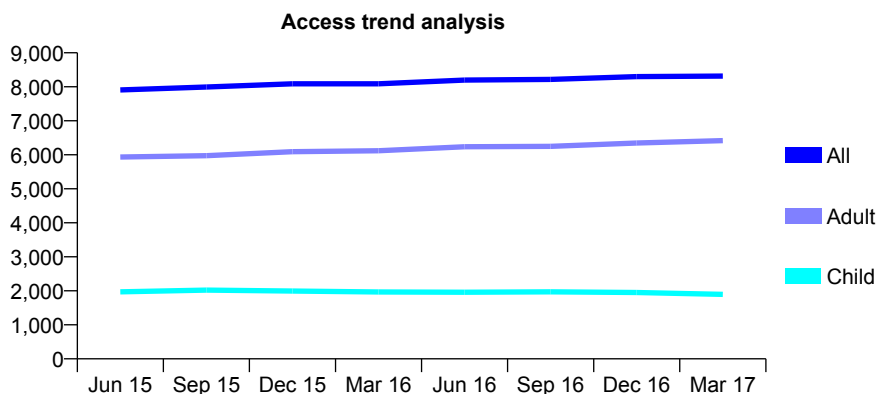
## Q63 - Vital Signs At a Glance Contract Report for 126365/0001 - March 2017

Name or company name	Dental Arts Studio - Clapham (Dental Care)
Contract type name	GDS Contract
Purpose of contract	General
Contract start date	11/08/2010
Contract end date	

16/17 Contracted general activity (UDA)	20,103
Carry forward general activity (UDA)	-191
16/17 Contracted orthodontic activity (UOA)	0
Carry forward orthodontic activity (UOA)	0
Baseline contract value	£560,922.98

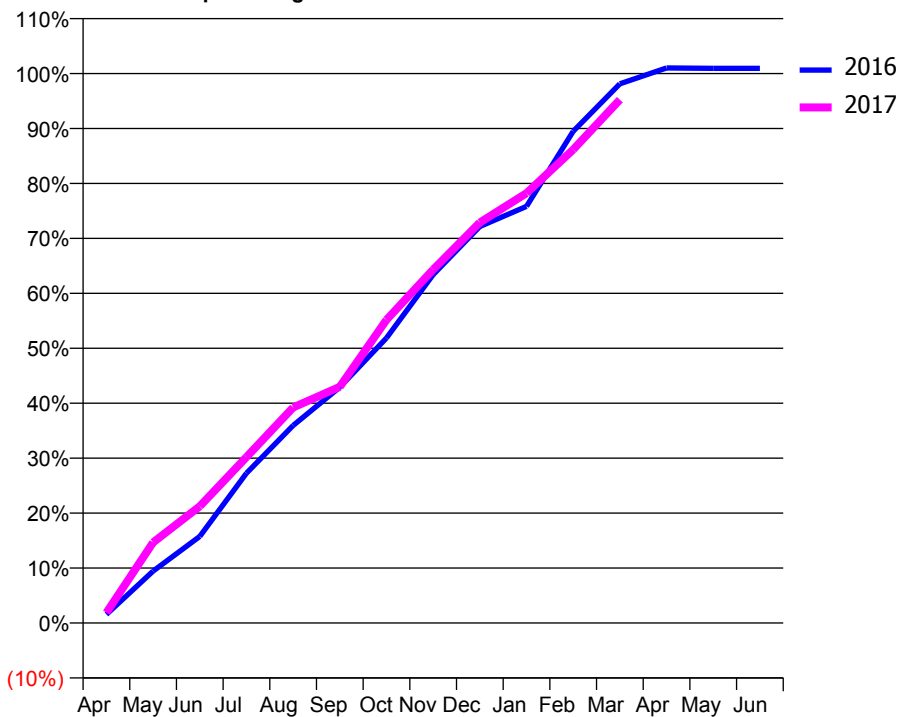
### ACCESS\*

Patients seen in 24 months	Total	Change since previous quarter
Quarter ending March 2016	8,087	
Quarter ending June 2016	8,197	→
Quarter ending September 2016	8,219	→
Quarter ending December 2016	8,301	→
Quarter ending March 2017	8,316	→
<b>Variance since March 2016</b>	<b>2.8%</b>	<b>↑</b>



### ACTIVITY

Cumulative percentage of contracted UDA delivered 2016 & 2017



Adjusted Scheduled Activity (UDA)

Month	2016	2017
April	317	378
May	1,898	2,948
June	3,168	4,271
July	5,479	6,071
August	7,229	7,884
September	8,630	8,640
October	10,426	11,093
November	12,747	12,928
December	14,508	14,654
January	15,244	15,726
February	17,991	17,321
March	19,724	19,144
April	20,305	
May	20,294	
June	20,294	

### QUALITY

	Quantity	Base Number	Contract	AT	Region	England
% of FP17s for the same patient ID Re-attending within 3 months - Children	116	1,960	5.9%	10.4%	11.8%	12.3%
% of FP17s for the same patient ID Re-attending within 3 months - Adults	873	6,019	14.5%	16.0%	17.1%	16.7%
% of FP17s for the same patient ID Re-attending between 3 & 9 months - Children	697	1,960	35.6%	47.8%	46.5%	57.6%
% of FP17s for the same patient ID Re-attending between 3 & 9 months - Adults	1,504	6,019	25.0%	37.8%	37.6%	50.1%
% of FP17s for Band 1 Urgent Courses	1,024	7,785	13.2%	10.3%	10.7%	9.1%
% of FP17s Relating to Free Repair or Replacements	24	7,785	0.3%	0.6%	0.6%	0.8%
% of FP17s Relating to Continuations	85	7,785	1.1%	1.1%	0.9%	1.2%
% of Patients satisfied with the dentistry they have received	5	5	N/A	90.5%	90.4%	92.8%
% of Patients satisfied with the time they had to wait for an appointment	2	5	N/A	86.2%	83.7%	88.7%

\* This is based on patients treated on this contract for their most recent course of treatment. Figures in italics indicate the base number of FP17s or Patient Questionnaire responses are less than 100. N/A is shown where the base number of responses is less than 10 during the period. % is calculated as Quantity/Base number\*100



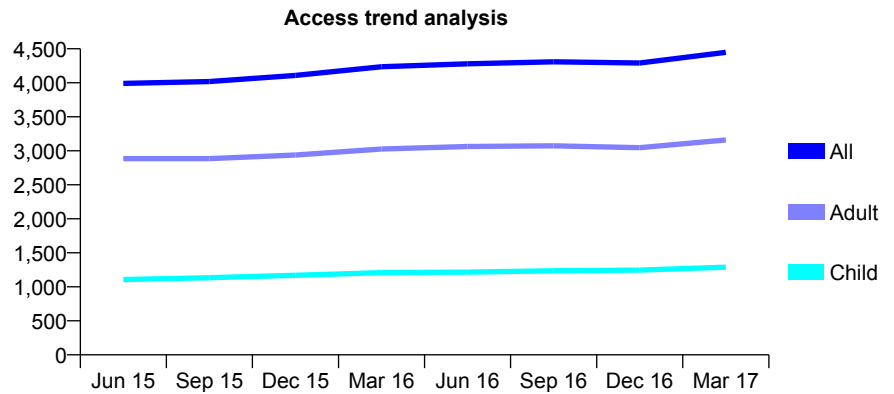
## Q63 - Vital Signs At a Glance Contract Report for 126632/0001 - March 2017

Name or company name	Perfect Smile Surgery Limited
Contract type name	GDS Contract
Purpose of contract	General
Contract start date	01/11/2007
Contract end date	

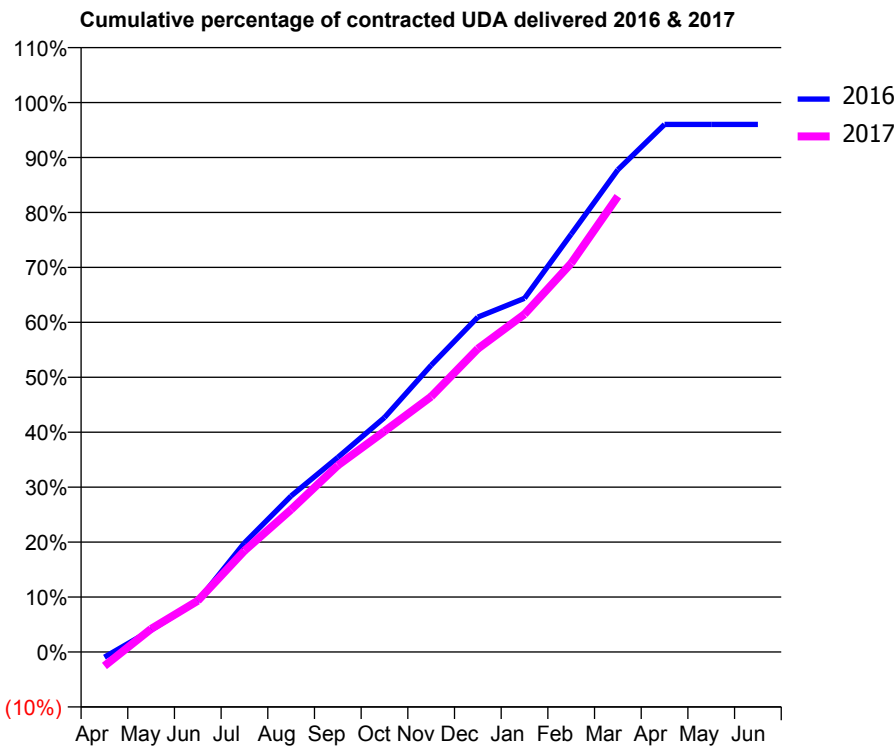
16/17 Contracted general activity (UDA)	12,086
Carry forward general activity (UDA)	483
16/17 Contracted orthodontic activity (UOA)	0
Carry forward orthodontic activity (UOA)	0
Baseline contract value	£309,338.61

### ACCESS\*

Patients seen in 24 months	Total	Change since previous quarter
Quarter ending March 2016	4,236	
Quarter ending June 2016	4,279	→
Quarter ending September 2016	4,309	→
Quarter ending December 2016	4,292	→
Quarter ending March 2017	4,448	↑
<b>Variance since March 2016</b>	5.0%	↑



### ACTIVITY



Month	Adjusted Scheduled Activity (UDA)	
	2016	2017
April	-116	-311
May	483	508
June	1,122	1,128
July	2,402	2,228
August	3,434	3,133
September	4,279	4,104
October	5,157	4,855
November	6,308	5,619
December	7,365	6,670
January	7,780	7,430
February	9,191	8,550
March	10,607	10,024
April	11,603	
May	11,603	
June	11,603	

### QUALITY

	Quantity	Base Number	Contract	AT	Region	England
% of FP17s for the same patient ID Re-attending within 3 months - Children	170	1,751	9.7%	10.4%	11.8%	12.3%
% of FP17s for the same patient ID Re-attending within 3 months - Adults	715	3,690	19.4%	16.0%	17.1%	16.7%
% of FP17s for the same patient ID Re-attending between 3 & 9 months - Children	780	1,751	44.5%	47.8%	46.5%	57.6%
% of FP17s for the same patient ID Re-attending between 3 & 9 months - Adults	1,352	3,690	36.6%	37.8%	37.6%	50.1%
% of FP17s for Band 1 Urgent Courses	846	5,036	16.8%	10.3%	10.7%	9.1%
% of FP17s Relating to Free Repair or Replacements	4	5,036	0.1%	0.6%	0.6%	0.8%
% of FP17s Relating to Continuations	75	5,036	1.5%	1.1%	0.9%	1.2%
% of Patients satisfied with the dentistry they have received	3	3	N/A	90.5%	90.4%	92.8%
% of Patients satisfied with the time they had to wait for an appointment	3	3	N/A	86.2%	83.7%	88.7%

\* This is based on patients treated on this contract for their most recent course of treatment. Figures in italics indicate the base number of FP17s or Patient Questionnaire responses are less than 100. N/A is shown where the base number of responses is less than 10 during the period. % is calculated as Quantity/Base number\*100

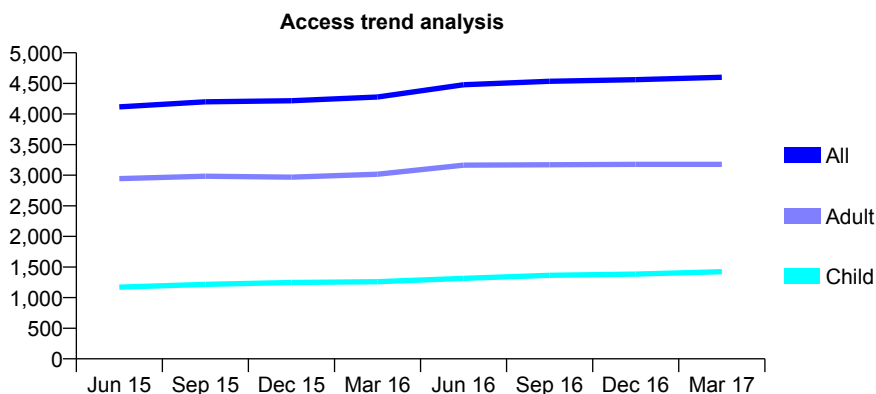
## Q63 - Vital Signs At a Glance Contract Report for 126632/0003 - March 2017

Name or company name	Perfect Smile Surgery Limited
Contract type name	GDS Contract
Purpose of contract	General
Contract start date	01/04/2010
Contract end date	

16/17 Contracted general activity (UDA)	8,000
Carry forward general activity (UDA)	258
16/17 Contracted orthodontic activity (UOA)	0
Carry forward orthodontic activity (UOA)	0
Baseline contract value	£186,731.41

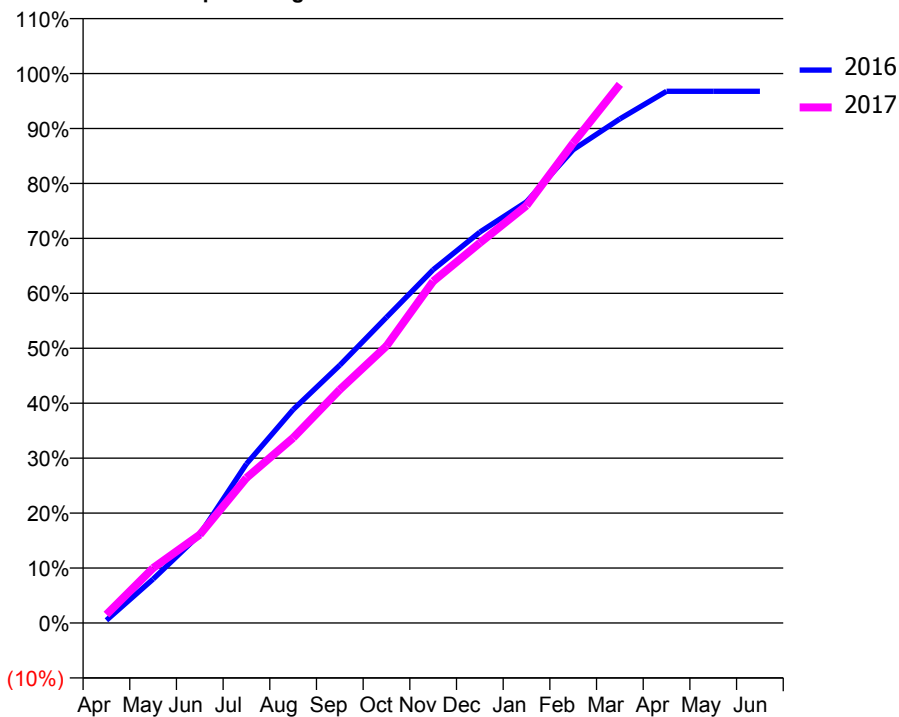
### ACCESS\*

Patients seen in 24 months	Total	Change since previous quarter
Quarter ending March 2016	4,277	
Quarter ending June 2016	4,479	↑
Quarter ending September 2016	4,535	→
Quarter ending December 2016	4,562	→
Quarter ending March 2017	4,601	→
<b>Variance since March 2016</b>	<b>7.6%</b>	<b>↑</b>



### ACTIVITY

Cumulative percentage of contracted UDA delivered 2016 & 2017



Adjusted Scheduled Activity (UDA)

Month	2016	2017
April	39	124
May	640	801
June	1,291	1,286
July	2,317	2,113
August	3,108	2,696
September	3,754	3,398
October	4,450	4,034
November	5,144	4,975
December	5,692	5,533
January	6,132	6,078
February	6,892	6,987
March	7,339	7,843
April	7,742	
May	7,742	
June	7,742	

### QUALITY

	Quantity	Base Number	Contract	AT	Region	England
% of FP17s for the same patient ID Re-attending within 3 months - Children	113	1,679	6.7%	10.4%	11.8%	12.3%
% of FP17s for the same patient ID Re-attending within 3 months - Adults	371	3,071	12.1%	16.0%	17.1%	16.7%
% of FP17s for the same patient ID Re-attending between 3 & 9 months - Children	685	1,679	40.8%	47.8%	46.5%	57.6%
% of FP17s for the same patient ID Re-attending between 3 & 9 months - Adults	860	3,071	28.0%	37.8%	37.6%	50.1%
% of FP17s for Band 1 Urgent Courses	557	4,503	12.4%	10.3%	10.7%	9.1%
% of FP17s Relating to Free Repair or Replacements	6	4,503	0.1%	0.6%	0.6%	0.8%
% of FP17s Relating to Continuations	25	4,503	0.6%	1.1%	0.9%	1.2%
% of Patients satisfied with the dentistry they have received	2	2	N/A	90.5%	90.4%	92.8%
% of Patients satisfied with the time they had to wait for an appointment	2	2	N/A	86.2%	83.7%	88.7%

\* This is based on patients treated on this contract for their most recent course of treatment. Figures in italics indicate the base number of FP17s or Patient Questionnaire responses are less than 100. N/A is shown where the base number of responses is less than 10 during the period. % is calculated as Quantity/Base number\*100

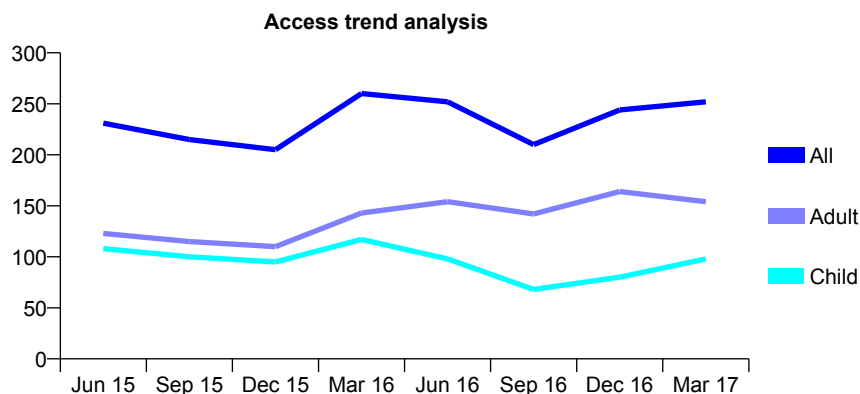
## Q63 - Vital Signs At a Glance Contract Report for 129410/0001 - March 2017

Name or company name	Miss N Khoobehi
Contract type name	GDS Contract
Purpose of contract	General
Contract start date	29/06/2012
Contract end date	

16/17 Contracted general activity (UDA)	844
Carry forward general activity (UDA)	-17
16/17 Contracted orthodontic activity (UOA)	0
Carry forward orthodontic activity (UOA)	0
Baseline contract value	£23,539.59

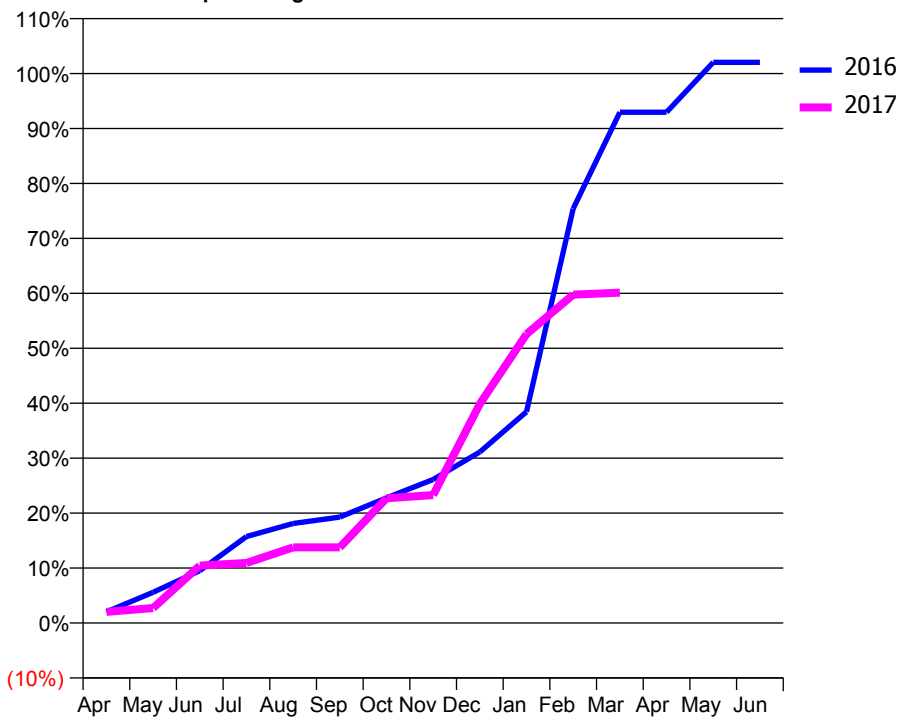
### ACCESS\*

Patients seen in 24 months	Total	Change since previous quarter
Quarter ending March 2016	260	
Quarter ending June 2016	252	↓
Quarter ending September 2016	210	↓
Quarter ending December 2016	244	↑
Quarter ending March 2017	252	↑
<b>Variance since March 2016</b>	<b>(3.1%)</b>	<b>↓</b>



### ACTIVITY

Cumulative percentage of contracted UDA delivered 2016 & 2017



Month	Adjusted Scheduled Activity (UDA)	
	2016	2017
April	17	17
May	47	23
June	80	88
July	133	92
August	153	116
September	163	116
October	192	192
November	220	197
December	263	337
January	325	444
February	636	504
March	785	507
April	785	
May	861	
June	861	

### QUALITY

	Quantity	Base Number	Contract	AT	Region	England
% of FP17s for the same patient ID Re-attending within 3 months - Children	0	60	0.0%	10.4%	11.8%	12.3%
% of FP17s for the same patient ID Re-attending within 3 months - Adults	8	112	7.1%	16.0%	17.1%	16.7%
% of FP17s for the same patient ID Re-attending between 3 & 9 months - Children	5	60	8.3%	47.8%	46.5%	57.6%
% of FP17s for the same patient ID Re-attending between 3 & 9 months - Adults	23	112	20.5%	37.8%	37.6%	50.1%
% of FP17s for Band 1 Urgent Courses	7	150	4.7%	10.3%	10.7%	9.1%
% of FP17s Relating to Free Repair or Replacements	0	150	0.0%	0.6%	0.6%	0.8%
% of FP17s Relating to Continuations	0	150	0.0%	1.1%	0.9%	1.2%
% of Patients satisfied with the dentistry they have received	0	0	N/A	90.5%	90.4%	92.8%
% of Patients satisfied with the time they had to wait for an appointment	0	0	N/A	86.2%	83.7%	88.7%

\* This is based on patients treated on this contract for their most recent course of treatment. Figures in italics indicate the base number of FP17s or Patient Questionnaire responses are less than 100. N/A is shown where the base number of responses is less than 10 during the period. % is calculated as Quantity/Base number\*100

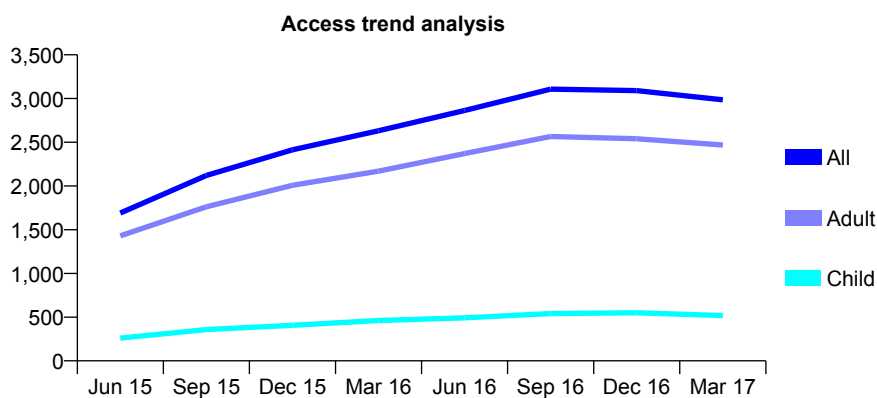
## Q63 - Vital Signs At a Glance Contract Report for 129682/0001 - March 2017

Name or company name	Jazz Dental Practice
Contract type name	GDS Contract
Purpose of contract	General
Contract start date	30/05/2014
Contract end date	

16/17 Contracted general activity (UDA)	9,543
Carry forward general activity (UDA)	-191
16/17 Contracted orthodontic activity (UOA)	0
Carry forward orthodontic activity (UOA)	0
Baseline contract value	£235,280.89

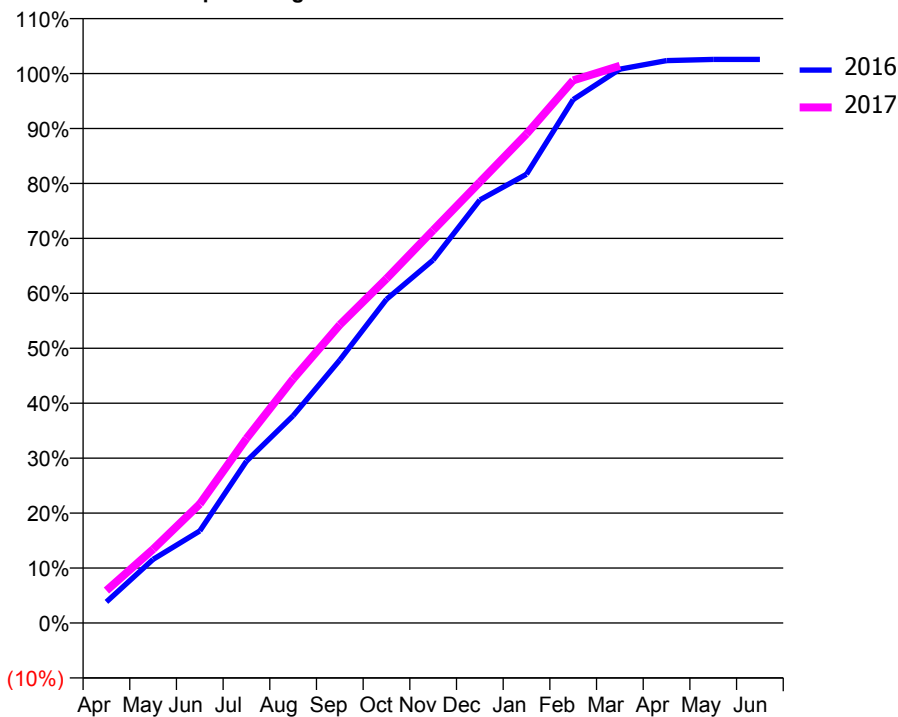
### ACCESS\*

Patients seen in 24 months	Total	Change since previous quarter
Quarter ending March 2016	2,631	
Quarter ending June 2016	2,863	↑
Quarter ending September 2016	3,107	↑
Quarter ending December 2016	3,090	→
Quarter ending March 2017	2,986	↓
<b>Variance since March 2016</b>	<b>13.5%</b>	<b>↑</b>



### ACTIVITY

Cumulative percentage of contracted UDA delivered 2016 & 2017



Month	Adjusted Scheduled Activity (UDA)	
	2016	2017
April	367	564
May	1,106	1,281
June	1,600	2,067
July	2,811	3,205
August	3,599	4,238
September	4,567	5,180
October	5,621	5,981
November	6,305	6,821
December	7,347	7,657
January	7,795	8,493
February	9,091	9,424
March	9,618	9,677
April	9,768	
May	9,787	
June	9,787	

### QUALITY

	Quantity	Base Number	Contract	AT	Region	England
% of FP17s for the same patient ID Re-attending within 3 months - Children	65	579	11.2%	10.4%	11.8%	12.3%
% of FP17s for the same patient ID Re-attending within 3 months - Adults	444	2,642	16.8%	16.0%	17.1%	16.7%
% of FP17s for the same patient ID Re-attending between 3 & 9 months - Children	210	579	36.3%	47.8%	46.5%	57.6%
% of FP17s for the same patient ID Re-attending between 3 & 9 months - Adults	896	2,642	33.9%	37.8%	37.6%	50.1%
% of FP17s for Band 1 Urgent Courses	504	3,155	16.0%	10.3%	10.7%	9.1%
% of FP17s Relating to Free Repair or Replacements	15	3,155	0.5%	0.6%	0.6%	0.8%
% of FP17s Relating to Continuations	55	3,155	1.7%	1.1%	0.9%	1.2%
% of Patients satisfied with the dentistry they have received	3	3	N/A	90.5%	90.4%	92.8%
% of Patients satisfied with the time they had to wait for an appointment	3	3	N/A	86.2%	83.7%	88.7%

\* This is based on patients treated on this contract for their most recent course of treatment. Figures in italics indicate the base number of FP17s or Patient Questionnaire responses are less than 100. N/A is shown where the base number of responses is less than 10 during the period. % is calculated as Quantity/Base number\*100

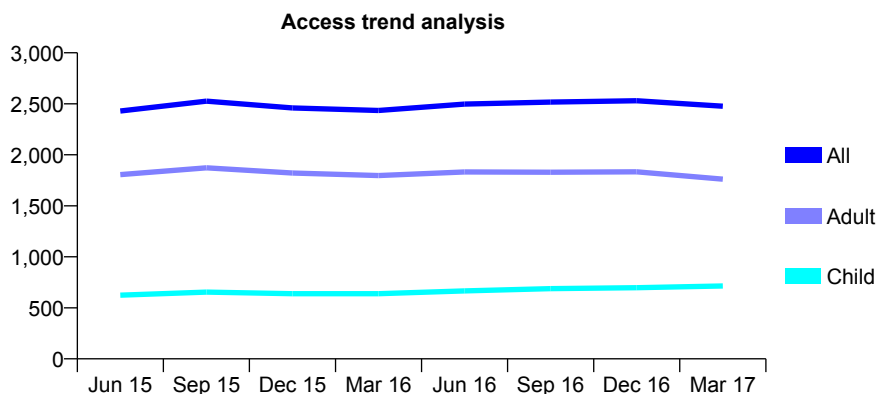
## Q63 - Vital Signs At a Glance Contract Report for 130214/0001 - March 2017

Name or company name	Crofton Park Dental Practice Ltd
Contract type name	Pilot Contract
Purpose of contract	General
Contract start date	01/04/2013
Contract end date	

16/17 Contracted general activity (UDA)	10,330
Carry forward general activity (UDA)	0
16/17 Contracted orthodontic activity (UOA)	0
Carry forward orthodontic activity (UOA)	0
Baseline contract value	£260,898.97

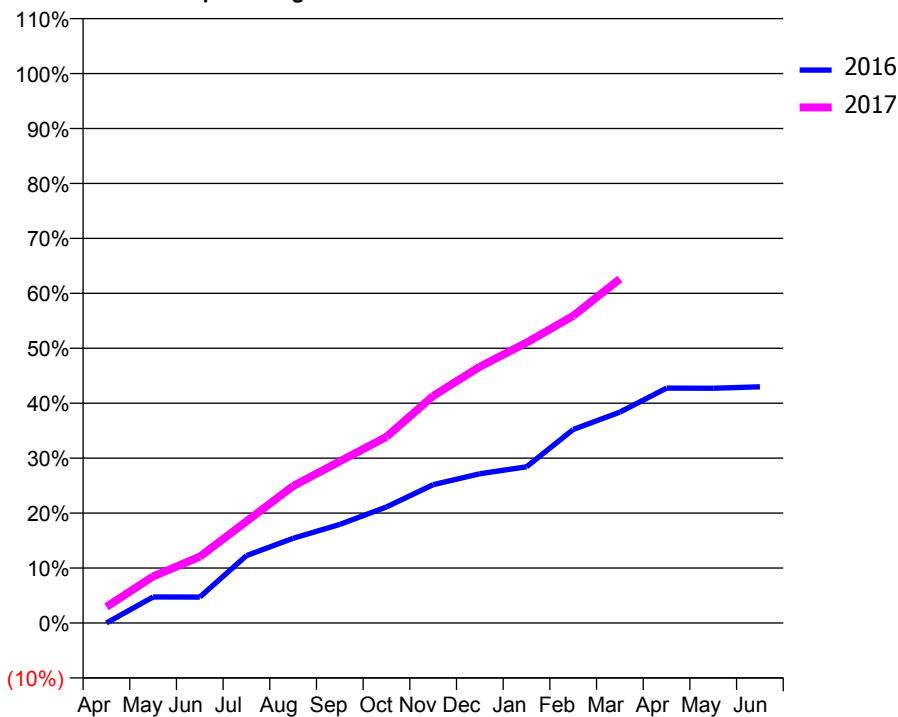
### ACCESS\*

Patients seen in 24 months	Total	Change since previous quarter
Quarter ending March 2016	2,435	
Quarter ending June 2016	2,498	↑
Quarter ending September 2016	2,517	→
Quarter ending December 2016	2,530	→
Quarter ending March 2017	2,476	↓
<b>Variance since March 2016</b>	<b>1.7%</b>	<b>→</b>



### ACTIVITY

Cumulative percentage of contracted UDA delivered 2016 & 2017



Month	Adjusted Scheduled Activity (UDA)	
	2016	2017
April	0	303
May	490	875
June	489	1,246
July	1,267	1,912
August	1,592	2,576
September	1,853	3,038
October	2,182	3,500
November	2,601	4,269
December	2,806	4,819
January	2,936	5,270
February	3,639	5,774
March	3,965	6,468
April	4,415	
May	4,414	
June	4,440	

### QUALITY

	Quantity	Base Number	Contract	AT	Region	England
% of FP17s for the same patient ID Re-attending within 3 months - Children	45	926	4.9%	10.4%	11.8%	12.3%
% of FP17s for the same patient ID Re-attending within 3 months - Adults	381	2,337	16.3%	16.0%	17.1%	16.7%
% of FP17s for the same patient ID Re-attending between 3 & 9 months - Children	351	926	37.9%	47.8%	46.5%	57.6%
% of FP17s for the same patient ID Re-attending between 3 & 9 months - Adults	797	2,337	34.1%	37.8%	37.6%	50.1%
% of FP17s for Band 1 Urgent Courses	385	2,984	12.9%	10.3%	10.7%	9.1%
% of FP17s Relating to Free Repair or Replacements	14	2,984	0.5%	0.6%	0.6%	0.8%
% of FP17s Relating to Continuations	6	2,984	0.2%	1.1%	0.9%	1.2%
% of Patients satisfied with the dentistry they have received	1	1	N/A	90.5%	90.4%	92.8%
% of Patients satisfied with the time they had to wait for an appointment	0	1	N/A	86.2%	83.7%	88.7%

\* This is based on patients treated on this contract for their most recent course of treatment. Figures in italics indicate the base number of FP17s or Patient Questionnaire responses are less than 100. N/A is shown where the base number of responses is less than 10 during the period. % is calculated as Quantity/Base number\*100

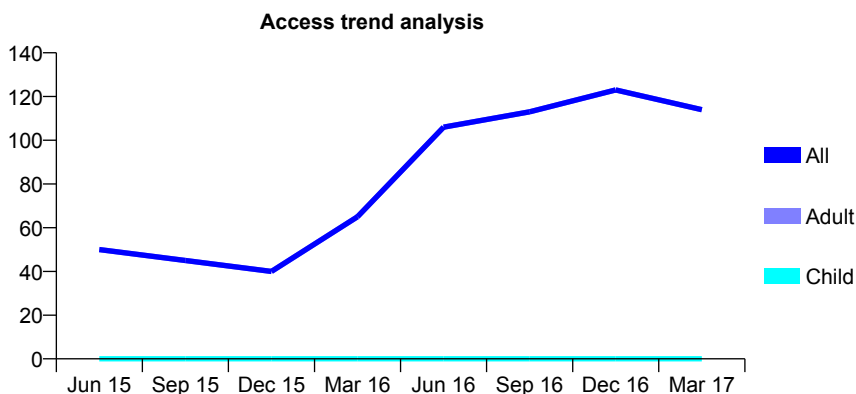
## Q63 - Vital Signs At a Glance Contract Report for 130214/0002 - March 2017

Name or company name	Crofton Park Dental Practice Ltd
Contract type name	PDS Contract
Purpose of contract	General
Contract start date	01/04/2013
Contract end date	31/03/2018

16/17 Contracted general activity (UDA)	552
Carry forward general activity (UDA)	0
16/17 Contracted orthodontic activity (UOA)	0
Carry forward orthodontic activity (UOA)	0
Baseline contract value	£98,878.30

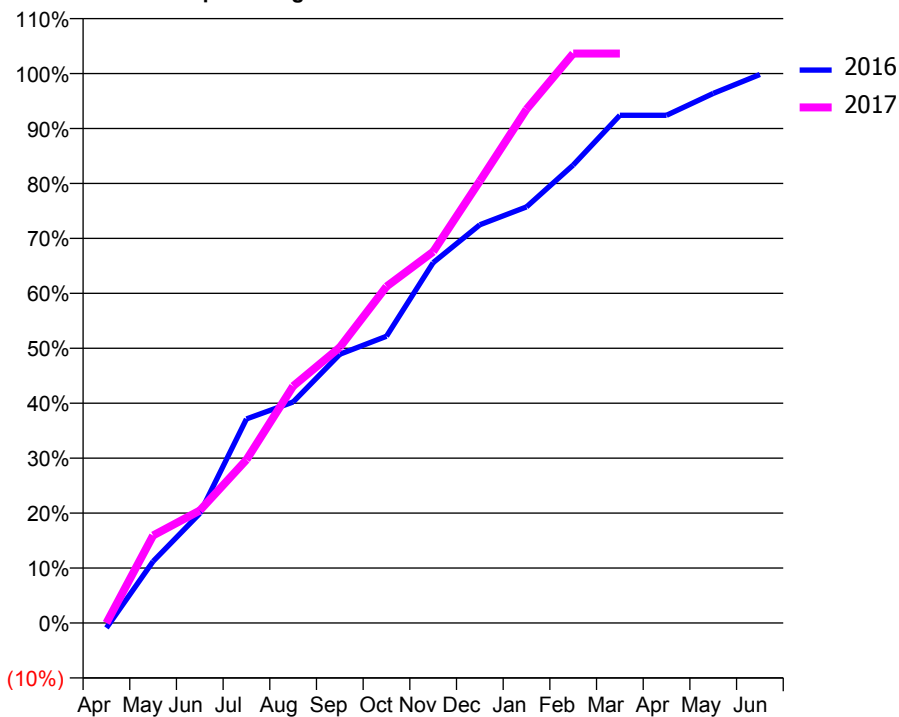
### ACCESS\*

Patients seen in 24 months	Total	Change since previous quarter
Quarter ending March 2016	65	
Quarter ending June 2016	106	↑
Quarter ending September 2016	113	↑
Quarter ending December 2016	123	↑
Quarter ending March 2017	114	↓
<b>Variance since March 2016</b>	<b>75.4%</b>	<b>↑</b>



### ACTIVITY

Cumulative percentage of contracted UDA delivered 2016 & 2017



Month	Adjusted Scheduled Activity (UDA)	
	2016	2017
April	-5	0
May	62	88
June	110	113
July	205	164
August	222	238
September	270	277
October	288	338
November	362	373
December	400	444
January	418	516
February	460	572
March	510	572
April	510	
May	532	
June	551	

### QUALITY

	Quantity	Base Number	Contract	AT	Region	England
% of FP17s for the same patient ID Re-attending within 3 months - Children	0	0	N/A	10.4%	11.8%	12.3%
% of FP17s for the same patient ID Re-attending within 3 months - Adults	0	229	0.0%	16.0%	17.1%	16.7%
% of FP17s for the same patient ID Re-attending between 3 & 9 months - Children	0	0	N/A	47.8%	46.5%	57.6%
% of FP17s for the same patient ID Re-attending between 3 & 9 months - Adults	5	229	2.2%	37.8%	37.6%	50.1%
% of FP17s for Band 1 Urgent Courses	0	212	0.0%	10.3%	10.7%	9.1%
% of FP17s Relating to Free Repair or Replacements	0	212	0.0%	0.6%	0.6%	0.8%
% of FP17s Relating to Continuations	0	212	0.0%	1.1%	0.9%	1.2%
% of Patients satisfied with the dentistry they have received	0	0	N/A	90.5%	90.4%	92.8%
% of Patients satisfied with the time they had to wait for an appointment	0	0	N/A	86.2%	83.7%	88.7%

\* This is based on patients treated on this contract for their most recent course of treatment. Figures in italics indicate the base number of FP17s or Patient Questionnaire responses are less than 100. N/A is shown where the base number of responses is less than 10 during the period. % is calculated as Quantity/Base number\*100

## Q63 - Vital Signs At a Glance Contract Report for 130214/0003 - March 2017

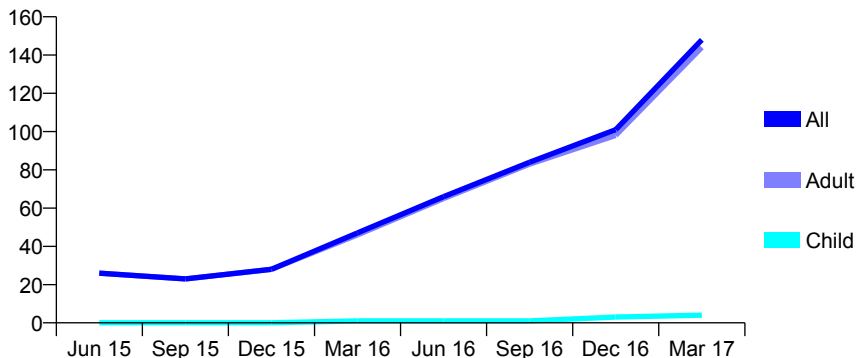
Name or company name	Crofton Park Dental Practice Ltd
Contract type name	PDS Contract
Purpose of contract	General
Contract start date	01/04/2013
Contract end date	31/03/2018

16/17 Contracted general activity (UDA)	480
Carry forward general activity (UDA)	0
16/17 Contracted orthodontic activity (UOA)	0
Carry forward orthodontic activity (UOA)	0
Baseline contract value	£92,663.37

### ACCESS\*

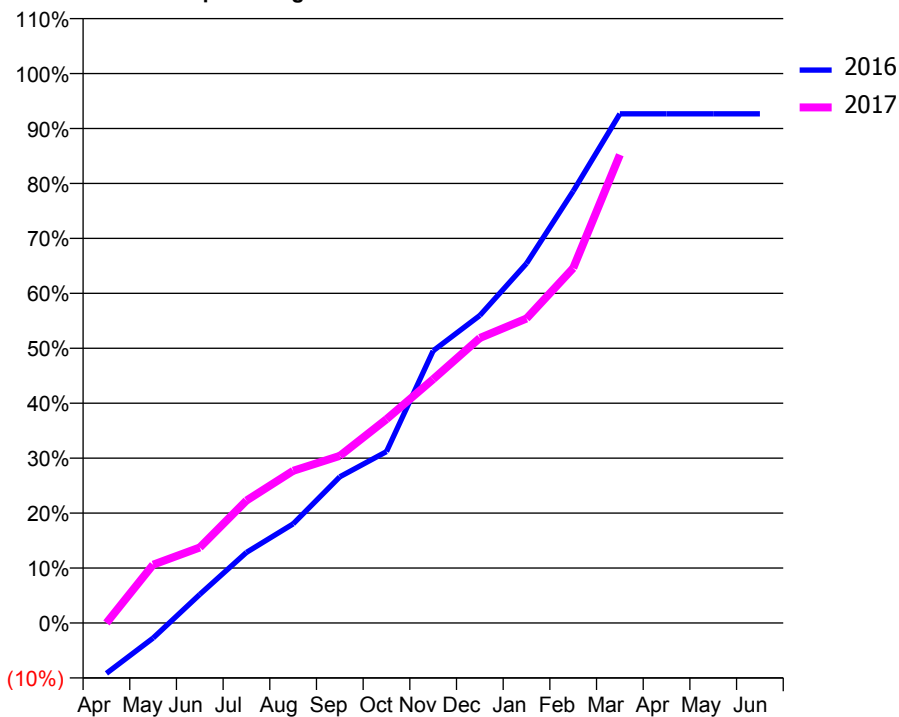
Patients seen in 24 months	Total	Change since previous quarter
Quarter ending March 2016	47	
Quarter ending June 2016	66	↑
Quarter ending September 2016	84	↑
Quarter ending December 2016	101	↑
Quarter ending March 2017	148	↑
<b>Variance since March 2016</b>	<b>214.9%</b>	<b>↑</b>

### Access trend analysis



### ACTIVITY

#### Cumulative percentage of contracted UDA delivered 2016 & 2017



#### Adjusted Scheduled Activity (UDA)

Month	2016	2017
April	-30	0
May	-9	51
June	17	66
July	42	107
August	59	133
September	87	146
October	102	178
November	162	213
December	183	249
January	214	266
February	257	310
March	303	409
April	303	
May	303	
June	303	

### QUALITY

	Quantity	Base Number	Contract	AT	Region	England
% of FP17s for the same patient ID Re-attending within 3 months - Children	0	3	0.0%	10.4%	11.8%	12.3%
% of FP17s for the same patient ID Re-attending within 3 months - Adults	0	174	0.0%	16.0%	17.1%	16.7%
% of FP17s for the same patient ID Re-attending between 3 & 9 months - Children	0	3	0.0%	47.8%	46.5%	57.6%
% of FP17s for the same patient ID Re-attending between 3 & 9 months - Adults	1	174	0.6%	37.8%	37.6%	50.1%
% of FP17s for Band 1 Urgent Courses	0	177	0.0%	10.3%	10.7%	9.1%
% of FP17s Relating to Free Repair or Replacements	0	177	0.0%	0.6%	0.6%	0.8%
% of FP17s Relating to Continuations	0	177	0.0%	1.1%	0.9%	1.2%
% of Patients satisfied with the dentistry they have received	0	0	N/A	90.5%	90.4%	92.8%
% of Patients satisfied with the time they had to wait for an appointment	0	0	N/A	86.2%	83.7%	88.7%

\* This is based on patients treated on this contract for their most recent course of treatment. Figures in italics indicate the base number of FP17s or Patient Questionnaire responses are less than 100. N/A is shown where the base number of responses is less than 10 during the period. % is calculated as Quantity/Base number\*100

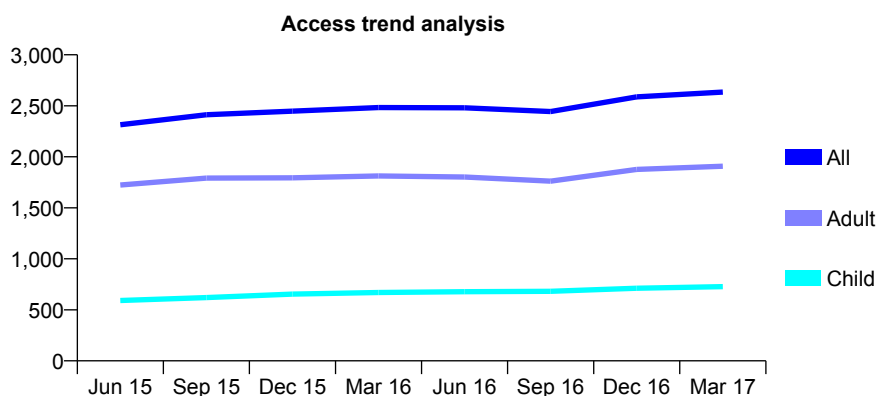
## Q63 - Vital Signs At a Glance Contract Report for 131490/0001 - March 2017

Name or company name	Gracefield Dental Practice
Contract type name	GDS Contract
Purpose of contract	General
Contract start date	01/04/2012
Contract end date	

16/17 Contracted general activity (UDA)	7,491
Carry forward general activity (UDA)	-132
16/17 Contracted orthodontic activity (UOA)	0
Carry forward orthodontic activity (UOA)	0
Baseline contract value	£210,062.44

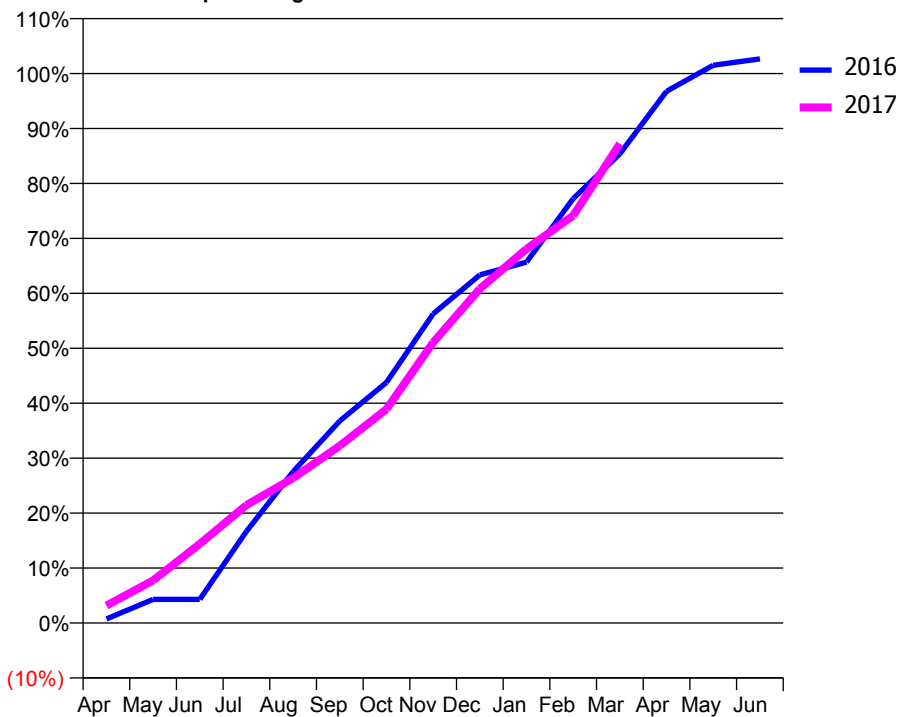
### ACCESS\*

Patients seen in 24 months	Total	Change since previous quarter
Quarter ending March 2016	2,483	
Quarter ending June 2016	2,480	→
Quarter ending September 2016	2,444	↓
Quarter ending December 2016	2,588	↑
Quarter ending March 2017	2,635	→
<b>Variance since March 2016</b>	<b>6.1%</b>	<b>↑</b>



### ACTIVITY

Cumulative percentage of contracted UDA delivered 2016 & 2017



Month	Adjusted Scheduled Activity (UDA)	
	2016	2017
April	50	238
May	286	581
June	286	1,079
July	1,104	1,609
August	1,824	1,975
September	2,436	2,417
October	2,901	2,915
November	3,726	3,825
December	4,196	4,556
January	4,349	5,099
February	5,116	5,554
March	5,655	6,535
April	6,409	
May	6,723	
June	6,800	

### QUALITY

	Quantity	Base Number	Contract	AT	Region	England
% of FP17s for the same patient ID Re-attending within 3 months - Children	82	883	9.3%	10.4%	11.8%	12.3%
% of FP17s for the same patient ID Re-attending within 3 months - Adults	338	2,093	16.1%	16.0%	17.1%	16.7%
% of FP17s for the same patient ID Re-attending between 3 & 9 months - Children	341	883	38.6%	47.8%	46.5%	57.6%
% of FP17s for the same patient ID Re-attending between 3 & 9 months - Adults	648	2,093	31.0%	37.8%	37.6%	50.1%
% of FP17s for Band 1 Urgent Courses	343	2,693	12.7%	10.3%	10.7%	9.1%
% of FP17s Relating to Free Repair or Replacements	16	2,693	0.6%	0.6%	0.6%	0.8%
% of FP17s Relating to Continuations	42	2,693	1.6%	1.1%	0.9%	1.2%
% of Patients satisfied with the dentistry they have received	2	2	N/A	90.5%	90.4%	92.8%
% of Patients satisfied with the time they had to wait for an appointment	2	2	N/A	86.2%	83.7%	88.7%

\* This is based on patients treated on this contract for their most recent course of treatment. Figures in italics indicate the base number of FP17s or Patient Questionnaire responses are less than 100. N/A is shown where the base number of responses is less than 10 during the period. % is calculated as Quantity/Base number\*100



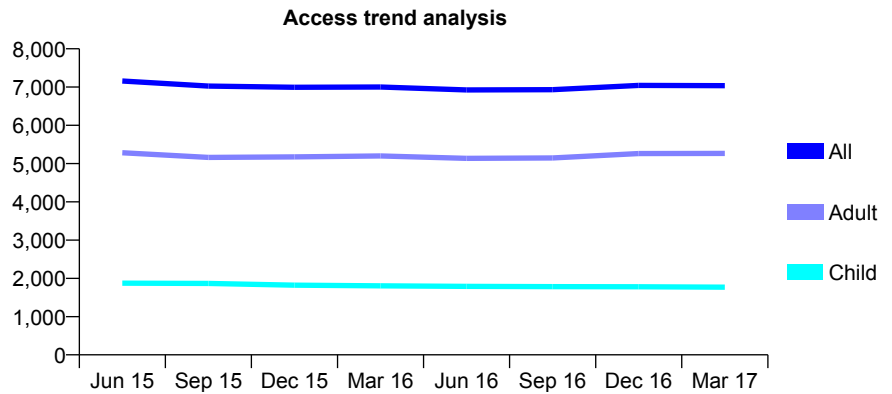
## Q63 - Vital Signs At a Glance Contract Report for 132861/0001 - March 2017

Name or company name	London Road Dental Centre
Contract type name	GDS Contract
Purpose of contract	General
Contract start date	01/04/2006
Contract end date	

16/17 Contracted general activity (UDA)	24,885
Carry forward general activity (UDA)	-234
16/17 Contracted orthodontic activity (UOA)	0
Carry forward orthodontic activity (UOA)	0
Baseline contract value	£668,143.33

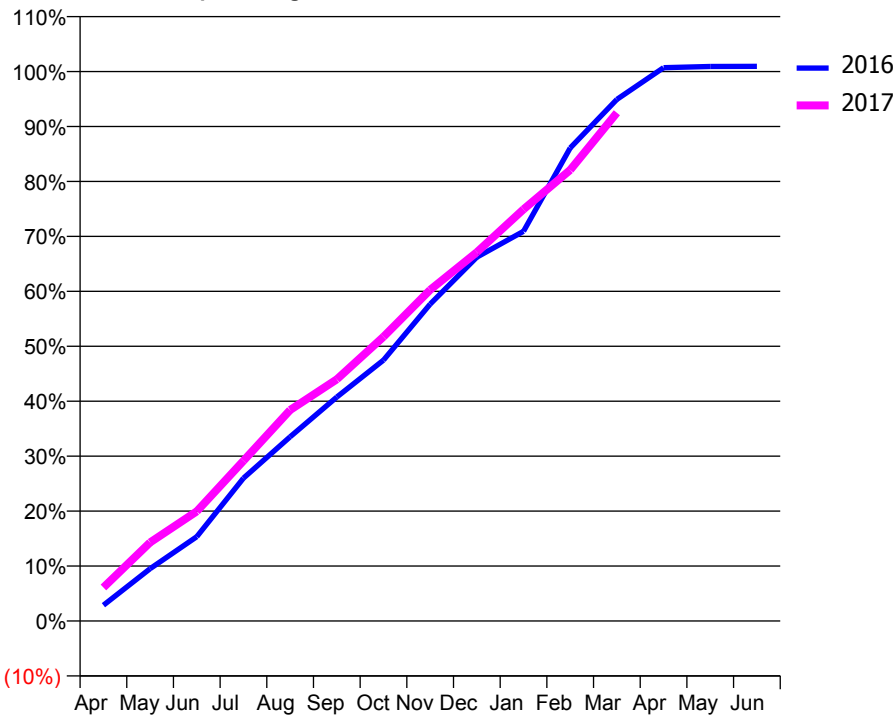
### ACCESS\*

Patients seen in 24 months	Total	Change since previous quarter
Quarter ending March 2016	7,003	
Quarter ending June 2016	6,926	↓
Quarter ending September 2016	6,931	→
Quarter ending December 2016	7,042	→
Quarter ending March 2017	7,036	→
<b>Variance since March 2016</b>	<b>0.5%</b>	<b>→</b>



### ACTIVITY

Cumulative percentage of contracted UDA delivered 2016 & 2017



Month	Adjusted Scheduled Activity (UDA)	
	2016	2017
April	713	1,521
May	2,373	3,560
June	3,822	4,970
July	6,471	7,255
August	8,342	9,557
September	10,139	10,948
October	11,816	12,873
November	14,350	14,997
December	16,479	16,698
January	17,646	18,643
February	21,421	20,429
March	23,621	23,016
April	25,057	
May	25,114	
June	25,119	

### QUALITY

	Quantity	Base Number	Contract	AT	Region	England
% of FP17s for the same patient ID Re-attending within 3 months - Children	173	1,896	9.1%	10.4%	11.8%	12.3%
% of FP17s for the same patient ID Re-attending within 3 months - Adults	782	5,131	15.2%	16.0%	17.1%	16.7%
% of FP17s for the same patient ID Re-attending between 3 & 9 months - Children	680	1,896	35.9%	47.8%	46.5%	57.6%
% of FP17s for the same patient ID Re-attending between 3 & 9 months - Adults	1,538	5,131	30.0%	37.8%	37.6%	50.1%
% of FP17s for Band 1 Urgent Courses	614	6,600	9.3%	10.3%	10.7%	9.1%
% of FP17s Relating to Free Repair or Replacements	6	6,600	0.1%	0.6%	0.6%	0.8%
% of FP17s Relating to Continuations	75	6,600	1.1%	1.1%	0.9%	1.2%
% of Patients satisfied with the dentistry they have received	8	11	72.7%	90.5%	90.4%	92.8%
% of Patients satisfied with the time they had to wait for an appointment	9	11	81.8%	86.2%	83.7%	88.7%

\* This is based on patients treated on this contract for their most recent course of treatment. Figures in italics indicate the base number of FP17s or Patient Questionnaire responses are less than 100. N/A is shown where the base number of responses is less than 10 during the period. % is calculated as Quantity/Base number\*100

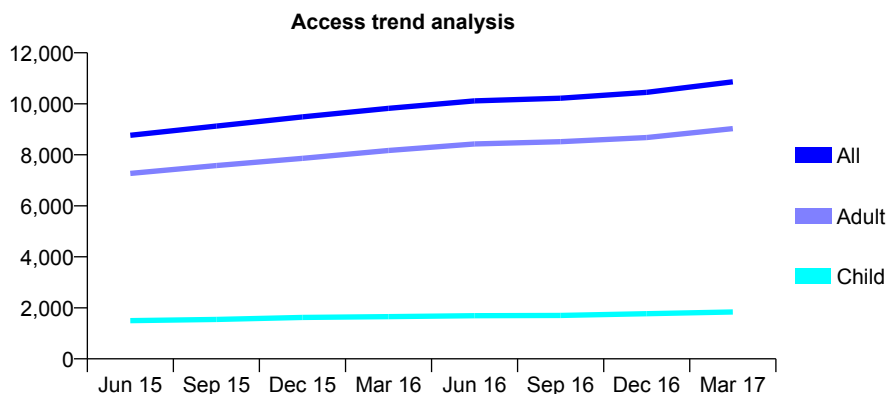
## Q63 - Vital Signs At a Glance Contract Report for 133167/0001 - March 2017

Name or company name	Nitin Nagpaul and Hayley Seresht
Contract type name	PDS Plus Contract
Purpose of contract	General
Contract start date	01/06/2010
Contract end date	31/03/2018

16/17 Contracted general activity (UDA)	20,996
Carry forward general activity (UDA)	0
16/17 Contracted orthodontic activity (UOA)	0
Carry forward orthodontic activity (UOA)	0
Baseline contract value	£793,381.74

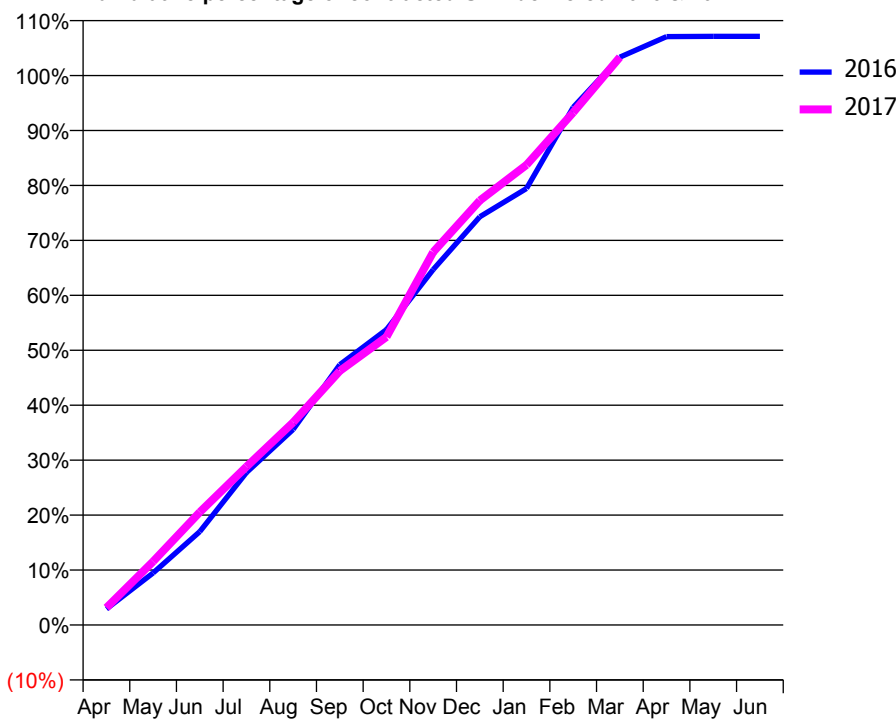
### ACCESS\*

Patients seen in 24 months	Total	Change since previous quarter
Quarter ending March 2016	9,822	
Quarter ending June 2016	10,113	↑
Quarter ending September 2016	10,220	→
Quarter ending December 2016	10,448	↑
Quarter ending March 2017	10,862	↑
<b>Variance since March 2016</b>	<b>10.6%</b>	<b>↑</b>



### ACTIVITY

Cumulative percentage of contracted UDA delivered 2016 & 2017



Month	2016	2017
April	615	658
May	1,991	2,429
June	3,571	4,315
July	5,825	6,053
August	7,470	7,743
September	9,947	9,710
October	11,290	11,009
November	13,583	14,247
December	15,597	16,220
January	16,680	17,582
February	19,781	19,584
March	21,697	21,697
April	22,481	
May	22,493	
June	22,493	

### QUALITY

	Quantity	Base Number	Contract	AT	Region	England
% of FP17s for the same patient ID Re-attending within 3 months - Children	214	1,984	10.8%	10.4%	11.8%	12.3%
% of FP17s for the same patient ID Re-attending within 3 months - Adults	1,099	8,019	13.7%	16.0%	17.1%	16.7%
% of FP17s for the same patient ID Re-attending between 3 & 9 months - Children	705	1,984	35.5%	47.8%	46.5%	57.6%
% of FP17s for the same patient ID Re-attending between 3 & 9 months - Adults	1,591	8,019	19.8%	37.8%	37.6%	50.1%
% of FP17s for Band 1 Urgent Courses	2,154	9,671	22.3%	10.3%	10.7%	9.1%
% of FP17s Relating to Free Repair or Replacements	25	9,671	0.3%	0.6%	0.6%	0.8%
% of FP17s Relating to Continuations	108	9,671	1.1%	1.1%	0.9%	1.2%
% of Patients satisfied with the dentistry they have received	3	5	N/A	90.5%	90.4%	92.8%
% of Patients satisfied with the time they had to wait for an appointment	3	5	N/A	86.2%	83.7%	88.7%

\* This is based on patients treated on this contract for their most recent course of treatment. Figures in italics indicate the base number of FP17s or Patient Questionnaire responses are less than 100. N/A is shown where the base number of responses is less than 10 during the period. % is calculated as Quantity/Base number\*100

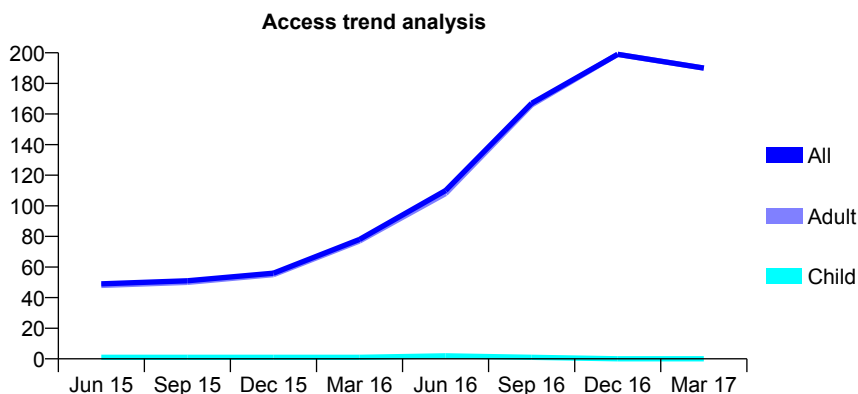
## Q63 - Vital Signs At a Glance Contract Report for 133167/0002 - March 2017

Name or company name	Nitin Nagpaul and Hayley Seresht
Contract type name	PDS Contract
Purpose of contract	General
Contract start date	01/09/2010
Contract end date	30/11/2017

16/17 Contracted general activity (UDA)	600
Carry forward general activity (UDA)	0
16/17 Contracted orthodontic activity (UOA)	0
Carry forward orthodontic activity (UOA)	0
Baseline contract value	£29,230.42

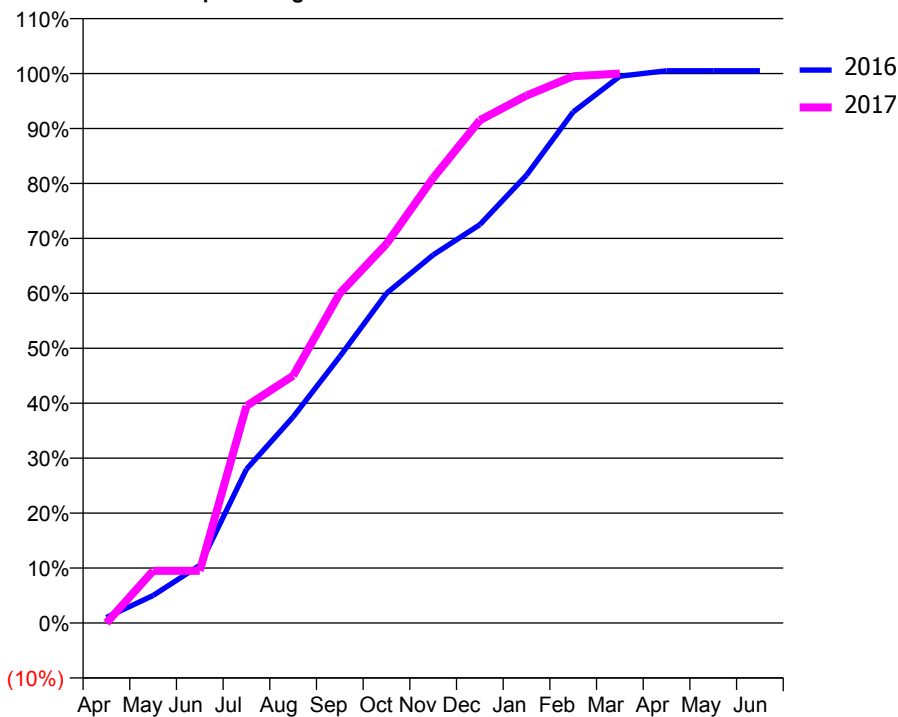
### ACCESS\*

Patients seen in 24 months	Total	Change since previous quarter
Quarter ending March 2016	78	
Quarter ending June 2016	110	↑
Quarter ending September 2016	167	↑
Quarter ending December 2016	199	↑
Quarter ending March 2017	190	↓
<b>Variance since March 2016</b>	<b>143.6%</b>	<b>↑</b>



### ACTIVITY

**Cumulative percentage of contracted UDA delivered 2016 & 2017**



**Adjusted Scheduled Activity (UDA)**

Month	2016	2017
April	6	0
May	30	57
June	63	57
July	168	237
August	225	270
September	291	360
October	360	414
November	402	486
December	435	549
January	489	576
February	558	597
March	597	600
April	603	
May	603	
June	603	

### QUALITY

	Quantity	Base Number	Contract	AT	Region	England
% of FP17s for the same patient ID Re-attending within 3 months - Children	0	1	0.0%	10.4%	11.8%	12.3%
% of FP17s for the same patient ID Re-attending within 3 months - Adults	0	202	0.0%	16.0%	17.1%	16.7%
% of FP17s for the same patient ID Re-attending between 3 & 9 months - Children	0	1	0.0%	47.8%	46.5%	57.6%
% of FP17s for the same patient ID Re-attending between 3 & 9 months - Adults	0	202	0.0%	37.8%	37.6%	50.1%
% of FP17s for Band 1 Urgent Courses	0	200	0.0%	10.3%	10.7%	9.1%
% of FP17s Relating to Free Repair or Replacements	0	200	0.0%	0.6%	0.6%	0.8%
% of FP17s Relating to Continuations	0	200	0.0%	1.1%	0.9%	1.2%
% of Patients satisfied with the dentistry they have received	0	0	N/A	90.5%	90.4%	92.8%
% of Patients satisfied with the time they had to wait for an appointment	0	0	N/A	86.2%	83.7%	88.7%

\* This is based on patients treated on this contract for their most recent course of treatment. Figures in italics indicate the base number of FP17s or Patient Questionnaire responses are less than 100. N/A is shown where the base number of responses is less than 10 during the period. % is calculated as Quantity/Base number\*100

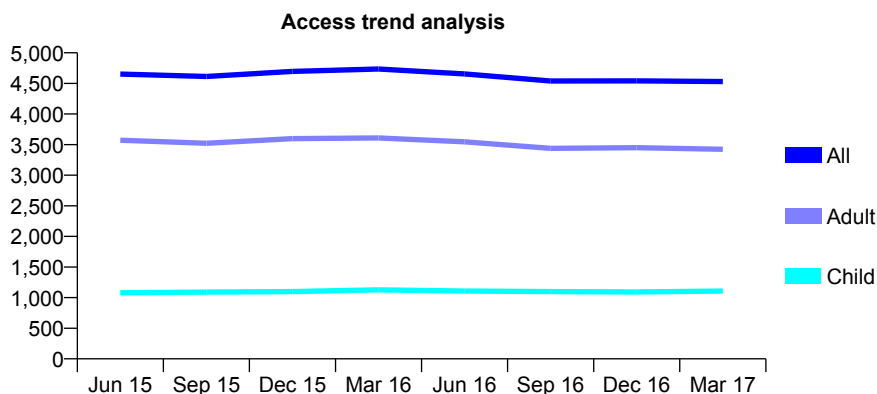
## Q63 - Vital Signs At a Glance Contract Report for 134791/0002 - March 2017

Name or company name	The Beulah Hill Dental Centre
Contract type name	GDS Contract
Purpose of contract	General
Contract start date	01/04/2006
Contract end date	

16/17 Contracted general activity (UDA)	16,990
Carry forward general activity (UDA)	0
16/17 Contracted orthodontic activity (UOA)	0
Carry forward orthodontic activity (UOA)	0
Baseline contract value	£410,219.08

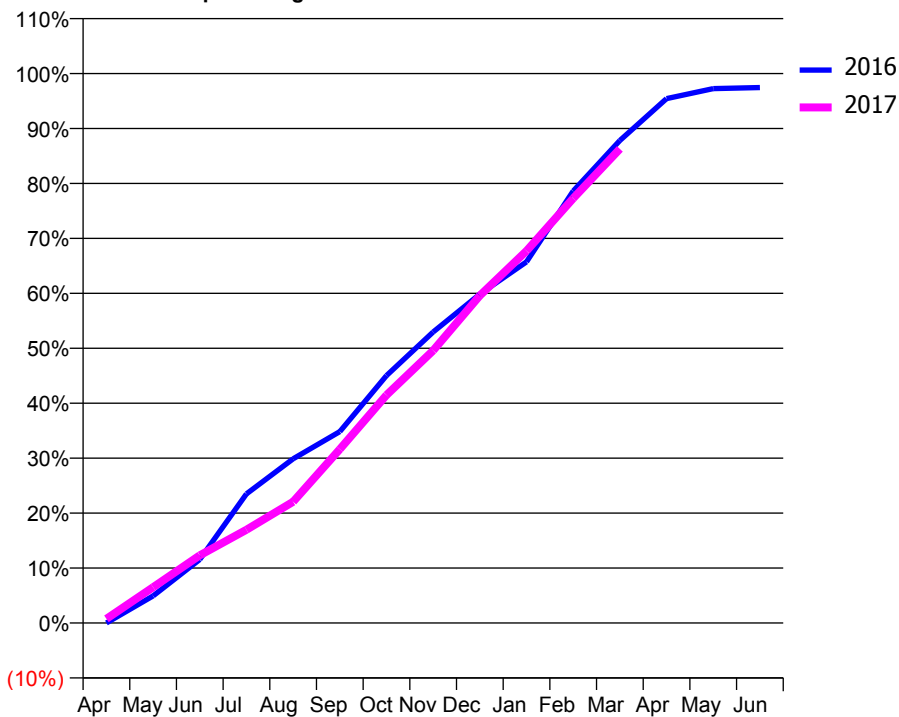
### ACCESS\*

Patients seen in 24 months	Total	Change since previous quarter
Quarter ending March 2016	4,736	
Quarter ending June 2016	4,654	↓
Quarter ending September 2016	4,539	↓
Quarter ending December 2016	4,542	→
Quarter ending March 2017	4,531	→
<b>Variance since March 2016</b>	<b>(4.3%)</b>	<b>↓</b>



### ACTIVITY

Cumulative percentage of contracted UDA delivered 2016 & 2017



Month	Adjusted Scheduled Activity (UDA)	
	2016	2017
April	0	132
May	838	1,108
June	1,967	2,094
July	3,992	2,886
August	5,078	3,750
September	5,918	5,374
October	7,649	7,048
November	9,000	8,427
December	10,170	10,122
January	11,168	11,506
February	13,357	13,129
March	14,918	14,661
April	16,214	
May	16,524	
June	16,557	

### QUALITY

	Quantity	Base Number	Contract	AT	Region	England
% of FP17s for the same patient ID Re-attending within 3 months - Children	80	1,308	6.1%	10.4%	11.8%	12.3%
% of FP17s for the same patient ID Re-attending within 3 months - Adults	548	4,326	12.7%	16.0%	17.1%	16.7%
% of FP17s for the same patient ID Re-attending between 3 & 9 months - Children	634	1,308	48.5%	47.8%	46.5%	57.6%
% of FP17s for the same patient ID Re-attending between 3 & 9 months - Adults	2,569	4,326	59.4%	37.8%	37.6%	50.1%
% of FP17s for Band 1 Urgent Courses	266	5,106	5.2%	10.3%	10.7%	9.1%
% of FP17s Relating to Free Repair or Replacements	75	5,106	1.5%	0.6%	0.6%	0.8%
% of FP17s Relating to Continuations	104	5,106	2.0%	1.1%	0.9%	1.2%
% of Patients satisfied with the dentistry they have received	5	7	N/A	90.5%	90.4%	92.8%
% of Patients satisfied with the time they had to wait for an appointment	5	7	N/A	86.2%	83.7%	88.7%

\* This is based on patients treated on this contract for their most recent course of treatment. Figures in italics indicate the base number of FP17s or Patient Questionnaire responses are less than 100. N/A is shown where the base number of responses is less than 10 during the period. % is calculated as Quantity/Base number\*100

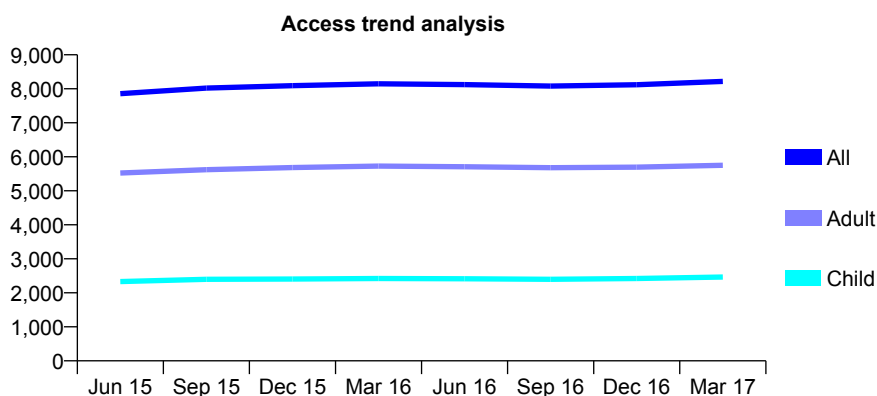
## Q63 - Vital Signs At a Glance Contract Report for 135186/0001 - March 2017

Name or company name	Aspire Dental Practice Partnership
Contract type name	GDS Contract
Purpose of contract	General
Contract start date	21/08/2011
Contract end date	

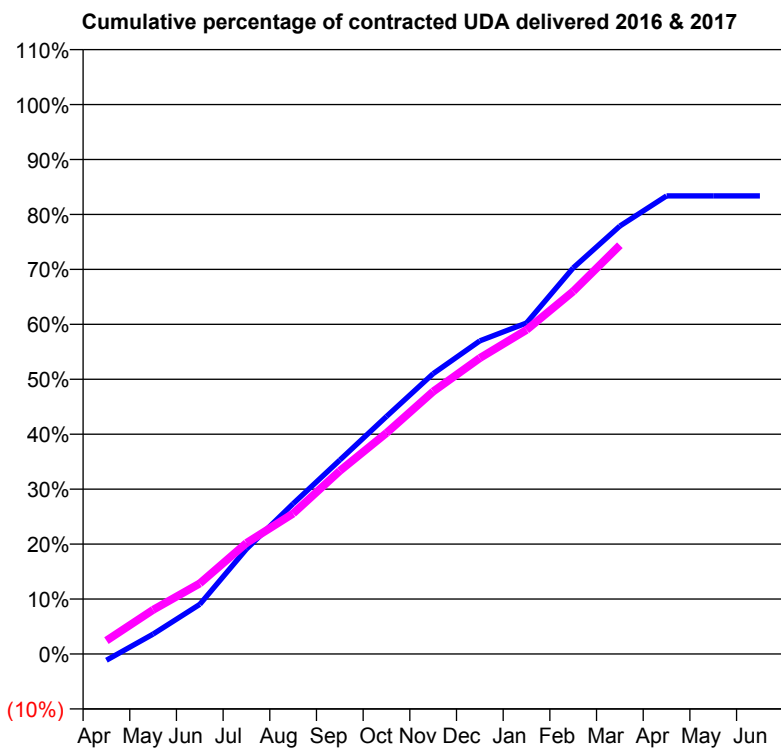
16/17 Contracted general activity (UDA)	27,000
Carry forward general activity (UDA)	0
16/17 Contracted orthodontic activity (UOA)	0
Carry forward orthodontic activity (UOA)	0
Baseline contract value	£674,962.39

### ACCESS\*

Patients seen in 24 months	Total	Change since previous quarter
Quarter ending March 2016	8,149	
Quarter ending June 2016	8,123	→
Quarter ending September 2016	8,079	→
Quarter ending December 2016	8,118	→
Quarter ending March 2017	8,217	→
<b>Variance since March 2016</b>	<b>0.8%</b>	<b>→</b>



### ACTIVITY



Month	Adjusted Scheduled Activity (UDA)	
	2016	2017
April	-308	660
May	983	2,169
June	2,438	3,469
July	5,162	5,457
August	7,386	6,903
September	9,529	9,000
October	11,671	10,863
November	13,775	12,897
December	15,391	14,545
January	16,268	15,924
February	18,972	17,819
March	21,026	20,086
April	22,507	
May	22,511	
June	22,508	

### QUALITY

	Quantity	Base Number	Contract	AT	Region	England
% of FP17s for the same patient ID Re-attending within 3 months - Children	204	3,013	6.8%	10.4%	11.8%	12.3%
% of FP17s for the same patient ID Re-attending within 3 months - Adults	955	5,962	16.0%	16.0%	17.1%	16.7%
% of FP17s for the same patient ID Re-attending between 3 & 9 months - Children	1,417	3,013	47.0%	47.8%	46.5%	57.6%
% of FP17s for the same patient ID Re-attending between 3 & 9 months - Adults	2,121	5,962	35.6%	37.8%	37.6%	50.1%
% of FP17s for Band 1 Urgent Courses	961	8,484	11.3%	10.3%	10.7%	9.1%
% of FP17s Relating to Free Repair or Replacements	58	8,484	0.7%	0.6%	0.6%	0.8%
% of FP17s Relating to Continuations	150	8,484	1.8%	1.1%	0.9%	1.2%
% of Patients satisfied with the dentistry they have received	7	7	N/A	90.5%	90.4%	92.8%
% of Patients satisfied with the time they had to wait for an appointment	6	7	N/A	86.2%	83.7%	88.7%

\* This is based on patients treated on this contract for their most recent course of treatment. Figures in italics indicate the base number of FP17s or Patient Questionnaire responses are less than 100. N/A is shown where the base number of responses is less than 10 during the period. % is calculated as Quantity/Base number\*100

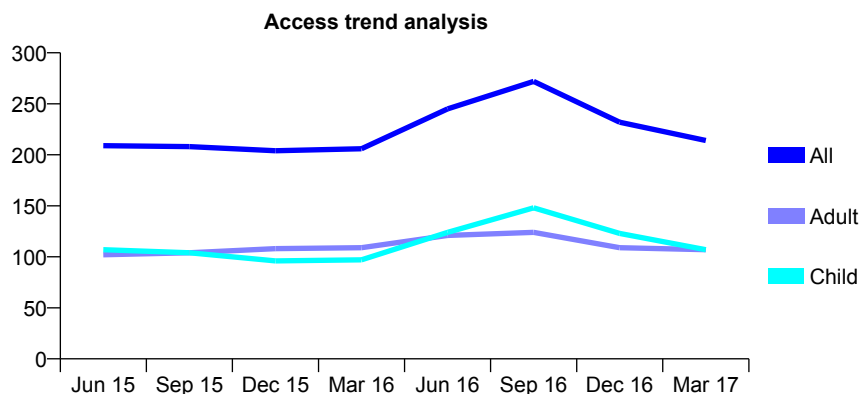
## Q63 - Vital Signs At a Glance Contract Report for 135437/0001 - March 2017

Name or company name	Miss N Khoobehi
Contract type name	GDS Contract
Purpose of contract	General
Contract start date	29/06/2012
Contract end date	

16/17 Contracted general activity (UDA)	844
Carry forward general activity (UDA)	-17
16/17 Contracted orthodontic activity (UOA)	0
Carry forward orthodontic activity (UOA)	0
Baseline contract value	£22,474.47

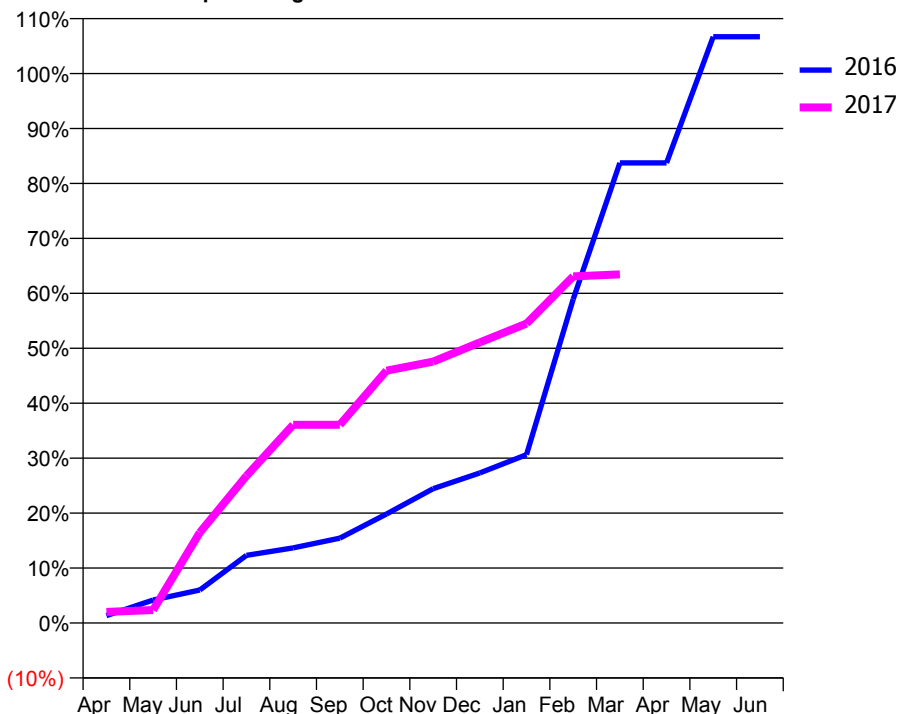
### ACCESS\*

Patients seen in 24 months	Total	Change since previous quarter
Quarter ending March 2016	206	
Quarter ending June 2016	245	↑
Quarter ending September 2016	272	↑
Quarter ending December 2016	232	↓
Quarter ending March 2017	214	↓
<b>Variance since March 2016</b>	<b>3.9%</b>	<b>↑</b>



### ACTIVITY

Cumulative percentage of contracted UDA delivered 2016 & 2017



Adjusted Scheduled Activity (UDA)

Month	2016	2017
April	11	17
May	35	20
June	51	139
July	104	226
August	115	304
September	130	304
October	167	388
November	206	402
December	231	431
January	259	460
February	497	532
March	707	535
April	707	
May	900	
June	900	

### QUALITY

	Quantity	Base Number	Contract	AT	Region	England
% of FP17s for the same patient ID Re-attending within 3 months - Children	8	161	5.0%	10.4%	11.8%	12.3%
% of FP17s for the same patient ID Re-attending within 3 months - Adults	13	126	10.3%	16.0%	17.1%	16.7%
% of FP17s for the same patient ID Re-attending between 3 & 9 months - Children	48	161	29.8%	47.8%	46.5%	57.6%
% of FP17s for the same patient ID Re-attending between 3 & 9 months - Adults	46	126	36.5%	37.8%	37.6%	50.1%
% of FP17s for Band 1 Urgent Courses	17	250	6.8%	10.3%	10.7%	9.1%
% of FP17s Relating to Free Repair or Replacements	1	250	0.4%	0.6%	0.6%	0.8%
% of FP17s Relating to Continuations	0	250	0.0%	1.1%	0.9%	1.2%
% of Patients satisfied with the dentistry they have received	0	0	N/A	90.5%	90.4%	92.8%
% of Patients satisfied with the time they had to wait for an appointment	0	0	N/A	86.2%	83.7%	88.7%

\* This is based on patients treated on this contract for their most recent course of treatment. Figures in italics indicate the base number of FP17s or Patient Questionnaire responses are less than 100. N/A is shown where the base number of responses is less than 10 during the period. % is calculated as Quantity/Base number\*100

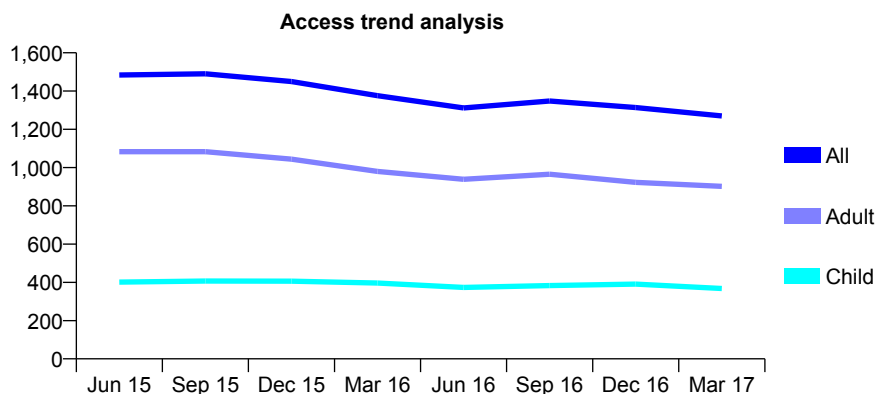
## Q63 - Vital Signs At a Glance Contract Report for 136638/0001 - March 2017

Name or company name	Orchard Dental Centre
Contract type name	GDS Contract
Purpose of contract	General
Contract start date	14/06/2010
Contract end date	

16/17 Contracted general activity (UDA)	5,908
Carry forward general activity (UDA)	0
16/17 Contracted orthodontic activity (UOA)	0
Carry forward orthodontic activity (UOA)	0
Baseline contract value	£157,068.21

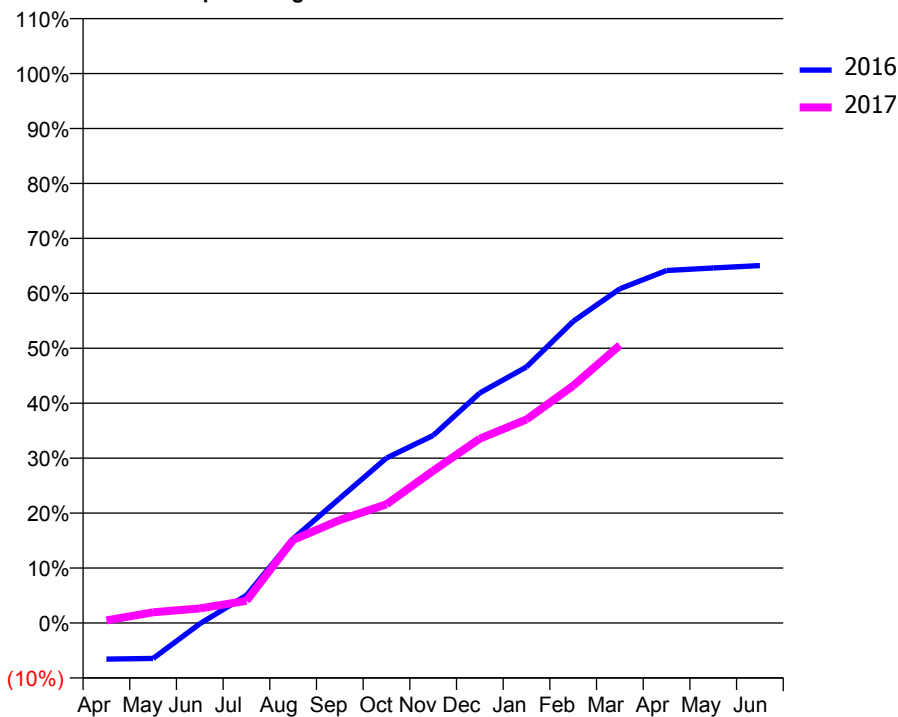
### ACCESS\*

Patients seen in 24 months	Total	Change since previous quarter
Quarter ending March 2016	1,376	
Quarter ending June 2016	1,312	↓
Quarter ending September 2016	1,348	↑
Quarter ending December 2016	1,314	↓
Quarter ending March 2017	1,270	↓
<b>Variance since March 2016</b>	<b>(7.7%)</b>	<b>↓</b>



### ACTIVITY

Cumulative percentage of contracted UDA delivered 2016 & 2017



Adjusted Scheduled Activity (UDA)

Month	2016	2017
April	-389	27
May	-382	116
June	-9	158
July	297	238
August	907	893
September	1,341	1,108
October	1,774	1,277
November	2,016	1,636
December	2,474	1,983
January	2,753	2,189
February	3,244	2,551
March	3,593	2,987
April	3,790	
May	3,817	
June	3,844	

### QUALITY

	Quantity	Base Number	Contract	AT	Region	England
% of FP17s for the same patient ID Re-attending within 3 months - Children	67	447	15.0%	10.4%	11.8%	12.3%
% of FP17s for the same patient ID Re-attending within 3 months - Adults	152	924	16.5%	16.0%	17.1%	16.7%
% of FP17s for the same patient ID Re-attending between 3 & 9 months - Children	174	447	38.9%	47.8%	46.5%	57.6%
% of FP17s for the same patient ID Re-attending between 3 & 9 months - Adults	350	924	37.9%	37.8%	37.6%	50.1%
% of FP17s for Band 1 Urgent Courses	206	1,267	16.3%	10.3%	10.7%	9.1%
% of FP17s Relating to Free Repair or Replacements	9	1,267	0.7%	0.6%	0.6%	0.8%
% of FP17s Relating to Continuations	9	1,267	0.7%	1.1%	0.9%	1.2%
% of Patients satisfied with the dentistry they have received	2	2	N/A	90.5%	90.4%	92.8%
% of Patients satisfied with the time they had to wait for an appointment	1	2	N/A	86.2%	83.7%	88.7%

\* This is based on patients treated on this contract for their most recent course of treatment. Figures in italics indicate the base number of FP17s or Patient Questionnaire responses are less than 100. N/A is shown where the base number of responses is less than 10 during the period. % is calculated as Quantity/Base number\*100

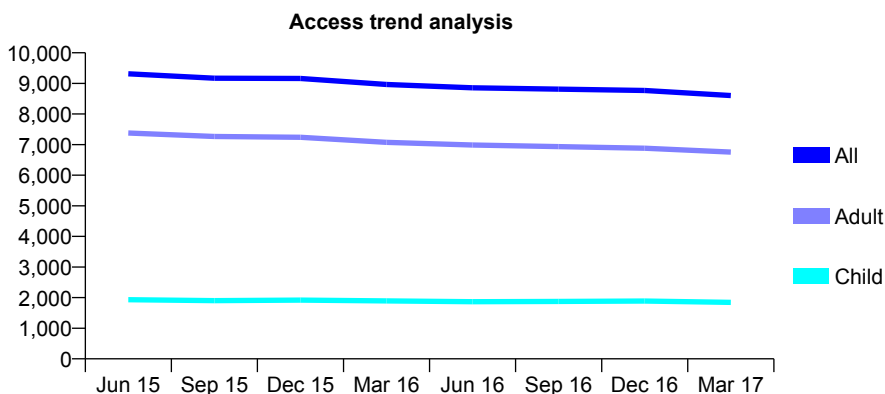
## Q63 - Vital Signs At a Glance Contract Report for 136816/0001 - March 2017

Name or company name	N A JONES & R JOSEPH
Contract type name	GDS Contract
Purpose of contract	General
Contract start date	01/04/2011
Contract end date	

16/17 Contracted general activity (UDA)	29,000
Carry forward general activity (UDA)	0
16/17 Contracted orthodontic activity (UOA)	0
Carry forward orthodontic activity (UOA)	0
Baseline contract value	£741,393.80

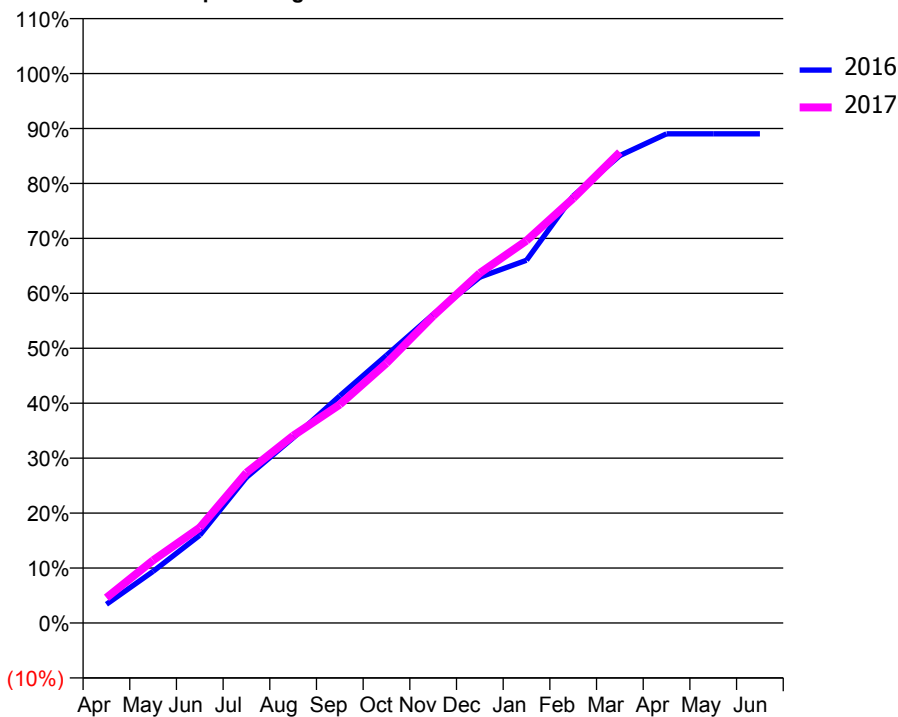
### ACCESS\*

Patients seen in 24 months	Total	Change since previous quarter
Quarter ending March 2016	8,966	
Quarter ending June 2016	8,857	↓
Quarter ending September 2016	8,811	→
Quarter ending December 2016	8,769	→
Quarter ending March 2017	8,603	↓
<b>Variance since March 2016</b>	<b>(4.0%)</b>	↓



### ACTIVITY

Cumulative percentage of contracted UDA delivered 2016 & 2017



### QUALITY

	Quantity	Base Number	Contract	AT	Region	England
% of FP17s for the same patient ID Re-attending within 3 months - Children	183	2,361	7.8%	10.4%	11.8%	12.3%
% of FP17s for the same patient ID Re-attending within 3 months - Adults	1,725	8,828	19.5%	16.0%	17.1%	16.7%
% of FP17s for the same patient ID Re-attending between 3 & 9 months - Children	1,207	2,361	51.1%	47.8%	46.5%	57.6%
% of FP17s for the same patient ID Re-attending between 3 & 9 months - Adults	3,682	8,828	41.7%	37.8%	37.6%	50.1%
% of FP17s for Band 1 Urgent Courses	766	10,666	7.2%	10.3%	10.7%	9.1%
% of FP17s Relating to Free Repair or Replacements	237	10,666	2.2%	0.6%	0.6%	0.8%
% of FP17s Relating to Continuations	432	10,666	4.1%	1.1%	0.9%	1.2%
% of Patients satisfied with the dentistry they have received	9	10	90.0%	90.5%	90.4%	92.8%
% of Patients satisfied with the time they had to wait for an appointment	9	10	90.0%	86.2%	83.7%	88.7%

\* This is based on patients treated on this contract for their most recent course of treatment. Figures in italics indicate the base number of FP17s or Patient Questionnaire responses are less than 100. N/A is shown where the base number of responses is less than 10 during the period. % is calculated as Quantity/Base number\*100



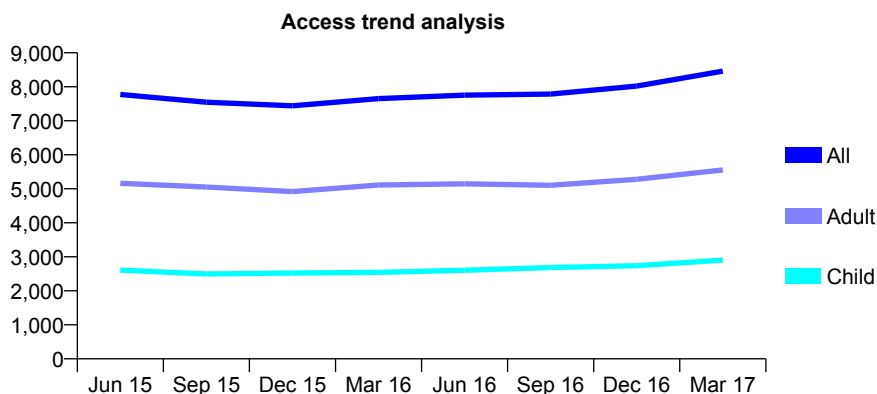
## Q63 - Vital Signs At a Glance Contract Report for 138673/0001 - March 2017

Name or company name	Plumstead Dental Surgery Ltd
Contract type name	GDS Contract
Purpose of contract	General
Contract start date	01/12/2007
Contract end date	

16/17 Contracted general activity (UDA)	24,351
Carry forward general activity (UDA)	0
16/17 Contracted orthodontic activity (UOA)	0
Carry forward orthodontic activity (UOA)	0
Baseline contract value	£601,147.27

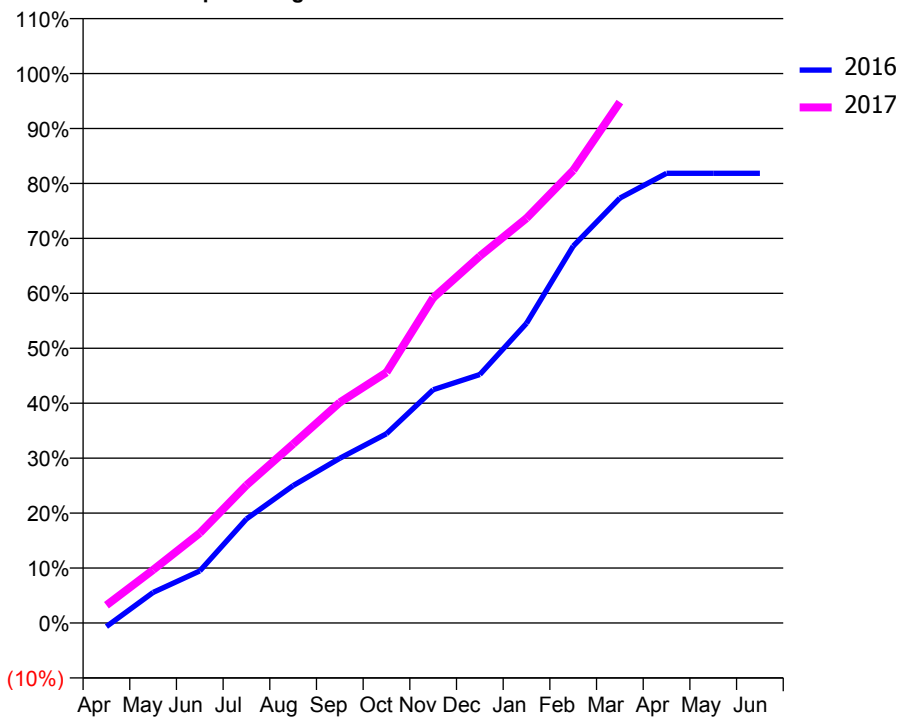
### ACCESS\*

Patients seen in 24 months	Total	Change since previous quarter
Quarter ending March 2016	7,654	
Quarter ending June 2016	7,754	→
Quarter ending September 2016	7,787	→
Quarter ending December 2016	8,022	↑
Quarter ending March 2017	8,461	↑
<b>Variance since March 2016</b>	<b>10.5%</b>	<b>↑</b>



### ACTIVITY

Cumulative percentage of contracted UDA delivered 2016 & 2017



Month	Adjusted Scheduled Activity (UDA)	
	2016	2017
April	-163	789
May	1,354	2,356
June	2,308	3,986
July	4,610	6,106
August	6,091	7,931
September	7,299	9,774
October	8,391	11,104
November	10,336	14,412
December	11,010	16,256
January	13,278	17,936
February	16,703	20,061
March	18,832	23,083
April	19,930	
May	19,930	
June	19,930	

### QUALITY

	Quantity	Base Number	Contract	AT	Region	England
% of FP17s for the same patient ID Re-attending within 3 months - Children	321	3,600	8.9%	10.4%	11.8%	12.3%
% of FP17s for the same patient ID Re-attending within 3 months - Adults	1,274	6,082	20.9%	16.0%	17.1%	16.7%
% of FP17s for the same patient ID Re-attending between 3 & 9 months - Children	1,288	3,600	35.8%	47.8%	46.5%	57.6%
% of FP17s for the same patient ID Re-attending between 3 & 9 months - Adults	1,391	6,082	22.9%	37.8%	37.6%	50.1%
% of FP17s for Band 1 Urgent Courses	1,643	8,885	18.5%	10.3%	10.7%	9.1%
% of FP17s Relating to Free Repair or Replacements	22	8,885	0.2%	0.6%	0.6%	0.8%
% of FP17s Relating to Continuations	116	8,885	1.3%	1.1%	0.9%	1.2%
% of Patients satisfied with the dentistry they have received	5	7	N/A	90.5%	90.4%	92.8%
% of Patients satisfied with the time they had to wait for an appointment	5	7	N/A	86.2%	83.7%	88.7%

\* This is based on patients treated on this contract for their most recent course of treatment. Figures in italics indicate the base number of FP17s or Patient Questionnaire responses are less than 100. N/A is shown where the base number of responses is less than 10 during the period. % is calculated as Quantity/Base number\*100

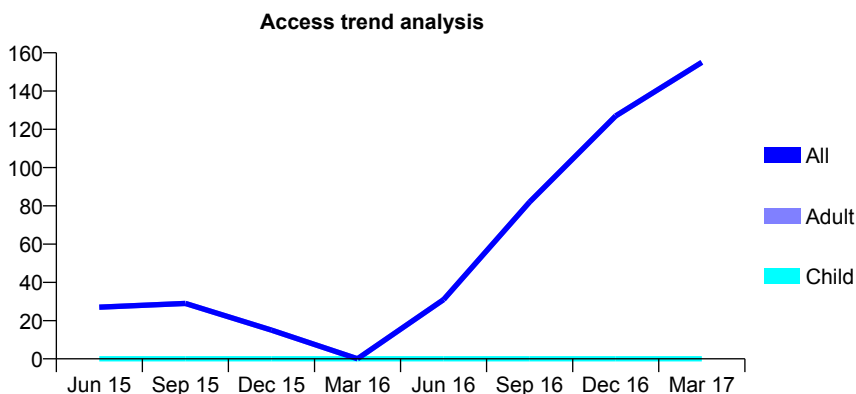
## Q63 - Vital Signs At a Glance Contract Report for 138673/0002 - March 2017

Name or company name	Plumstead Dental Surgery Ltd
Contract type name	PDS Contract
Purpose of contract	General
Contract start date	01/04/2011
Contract end date	30/11/2017

16/17 Contracted general activity (UDA)	900
Carry forward general activity (UDA)	0
16/17 Contracted orthodontic activity (UOA)	0
Carry forward orthodontic activity (UOA)	0
Baseline contract value	£46,942.71

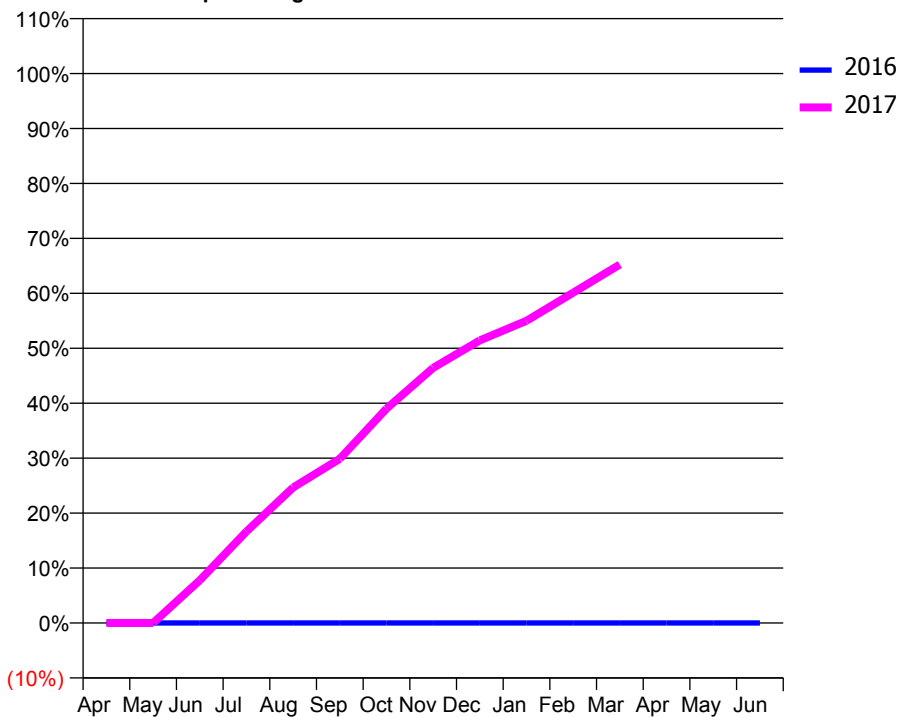
### ACCESS\*

Patients seen in 24 months	Total	Change since previous quarter
Quarter ending March 2016	0	
Quarter ending June 2016	31	↑
Quarter ending September 2016	82	↑
Quarter ending December 2016	127	↑
Quarter ending March 2017	155	↑
<b>Variance since March 2016</b>	N/A	



### ACTIVITY

Cumulative percentage of contracted UDA delivered 2016 & 2017



Month	Adjusted Scheduled Activity (UDA)	
	2016	2017
April	0	0
May	0	0
June	0	70
July	0	150
August	0	222
September	0	269
October	0	351
November	0	418
December	0	463
January	0	495
February	0	541
March	0	587
April	0	
May	0	
June	0	

### QUALITY

	Quantity	Base Number	Contract	AT	Region	England
% of FP17s for the same patient ID Re-attending within 3 months - Children	0	1	0.0%	10.4%	11.8%	12.3%
% of FP17s for the same patient ID Re-attending within 3 months - Adults	2	204	1.0%	16.0%	17.1%	16.7%
% of FP17s for the same patient ID Re-attending between 3 & 9 months - Children	0	1	0.0%	47.8%	46.5%	57.6%
% of FP17s for the same patient ID Re-attending between 3 & 9 months - Adults	1	204	0.5%	37.8%	37.6%	50.1%
% of FP17s for Band 1 Urgent Courses	1	205	0.5%	10.3%	10.7%	9.1%
% of FP17s Relating to Free Repair or Replacements	0	205	0.0%	0.6%	0.6%	0.8%
% of FP17s Relating to Continuations	0	205	0.0%	1.1%	0.9%	1.2%
% of Patients satisfied with the dentistry they have received	0	0	N/A	90.5%	90.4%	92.8%
% of Patients satisfied with the time they had to wait for an appointment	0	0	N/A	86.2%	83.7%	88.7%

\* This is based on patients treated on this contract for their most recent course of treatment. Figures in italics indicate the base number of FP17s or Patient Questionnaire responses are less than 100. N/A is shown where the base number of responses is less than 10 during the period. % is calculated as Quantity/Base number\*100

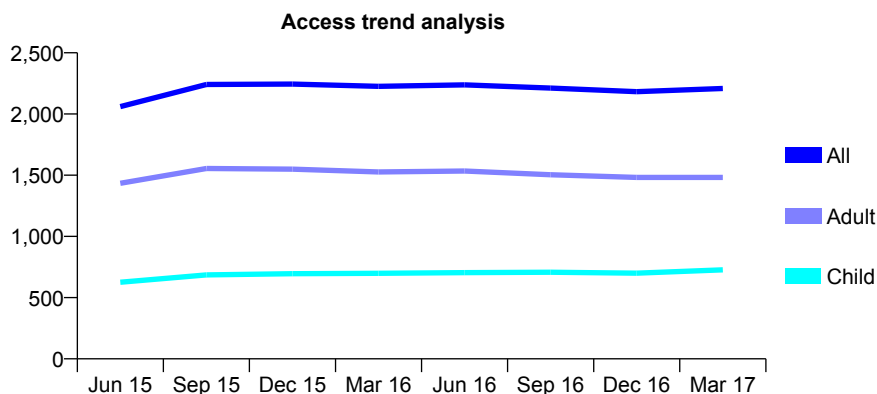
## Q63 - Vital Signs At a Glance Contract Report for 140384/0001 - March 2017

Name or company name	Arcades Dental Surgery
Contract type name	GDS Contract
Purpose of contract	General
Contract start date	01/04/2006
Contract end date	

16/17 Contracted general activity (UDA)	6,775
Carry forward general activity (UDA)	-136
16/17 Contracted orthodontic activity (UOA)	0
Carry forward orthodontic activity (UOA)	0
Baseline contract value	£203,709.54

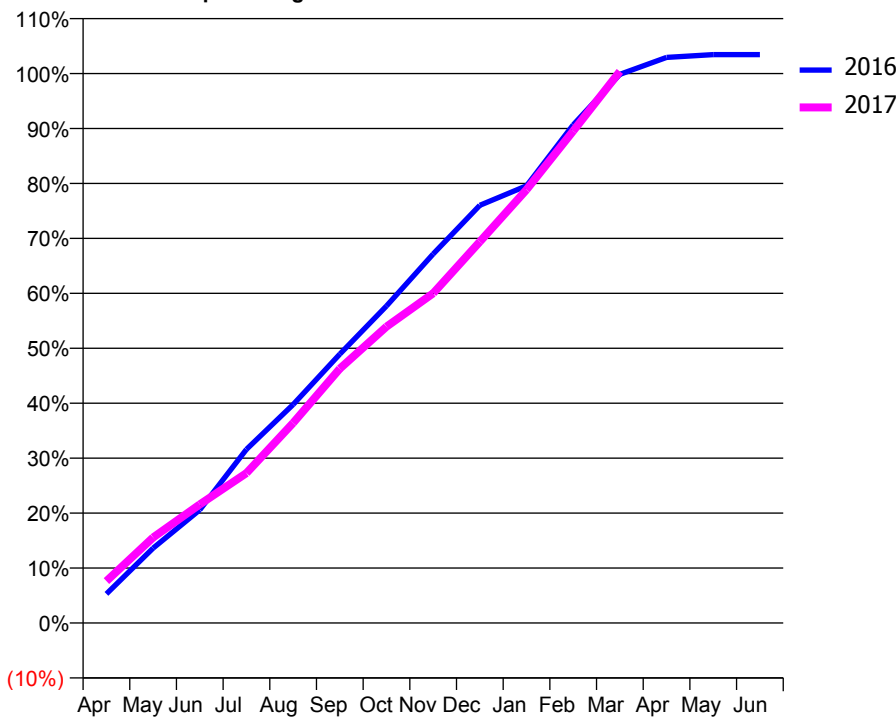
### ACCESS\*

Patients seen in 24 months	Total	Change since previous quarter
Quarter ending March 2016	2,226	
Quarter ending June 2016	2,238	→
Quarter ending September 2016	2,212	↓
Quarter ending December 2016	2,182	↓
Quarter ending March 2017	2,209	→
<b>Variance since March 2016</b>	<b>(0.8%)</b>	<b>→</b>



### ACTIVITY

Cumulative percentage of contracted UDA delivered 2016 & 2017



Month	Adjusted Scheduled Activity (UDA)	
	2016	2017
April	360	517
May	923	1,055
June	1,395	1,462
July	2,142	1,849
August	2,695	2,467
September	3,316	3,137
October	3,908	3,654
November	4,551	4,065
December	5,149	4,701
January	5,389	5,342
February	6,141	6,066
March	6,765	6,801
April	6,973	
May	7,008	
June	7,008	

### QUALITY

	Quantity	Base Number	Contract	AT	Region	England
% of FP17s for the same patient ID Re-attending within 3 months - Children	59	852	6.9%	10.4%	11.8%	12.3%
% of FP17s for the same patient ID Re-attending within 3 months - Adults	150	1,414	10.6%	16.0%	17.1%	16.7%
% of FP17s for the same patient ID Re-attending between 3 & 9 months - Children	386	852	45.3%	47.8%	46.5%	57.6%
% of FP17s for the same patient ID Re-attending between 3 & 9 months - Adults	529	1,414	37.4%	37.8%	37.6%	50.1%
% of FP17s for Band 1 Urgent Courses	177	2,198	8.1%	10.3%	10.7%	9.1%
% of FP17s Relating to Free Repair or Replacements	2	2,198	0.1%	0.6%	0.6%	0.8%
% of FP17s Relating to Continuations	6	2,198	0.3%	1.1%	0.9%	1.2%
% of Patients satisfied with the dentistry they have received	0	0	N/A	90.5%	90.4%	92.8%
% of Patients satisfied with the time they had to wait for an appointment	0	0	N/A	86.2%	83.7%	88.7%

\* This is based on patients treated on this contract for their most recent course of treatment. Figures in italics indicate the base number of FP17s or Patient Questionnaire responses are less than 100. N/A is shown where the base number of responses is less than 10 during the period. % is calculated as Quantity/Base number\*100

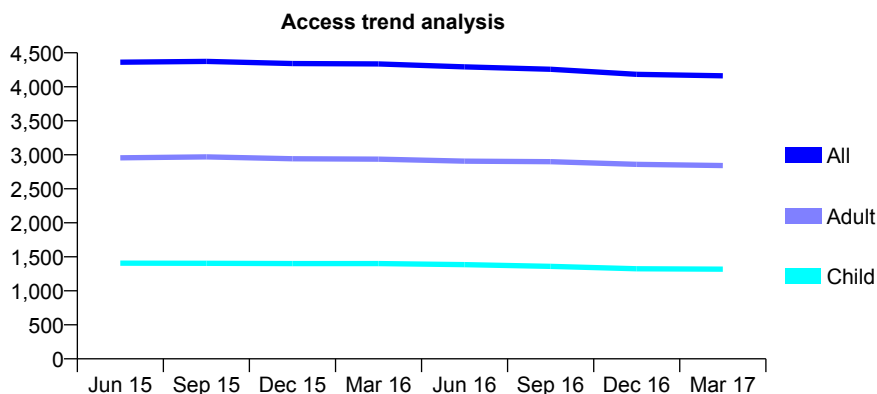
## Q63 - Vital Signs At a Glance Contract Report for 141097/0001 - March 2017

Name or company name	Mr DJ Mehigan & Miss AM Peel
Contract type name	GDS Contract
Purpose of contract	General and Orthodontic
Contract start date	01/11/2006
Contract end date	

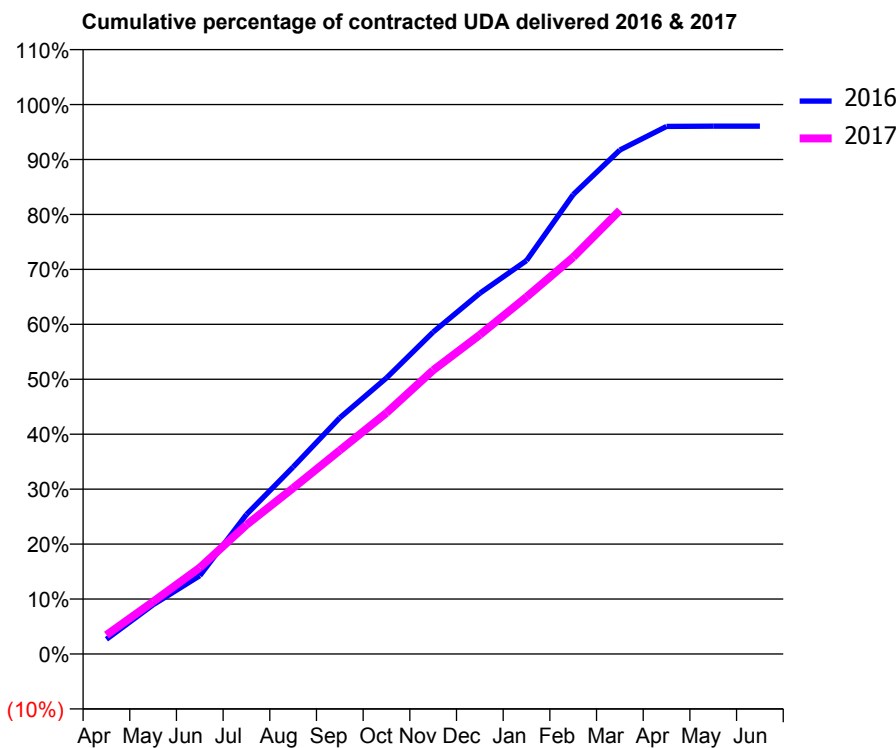
16/17 Contracted general activity (UDA)	14,962
Carry forward general activity (UDA)	0
16/17 Contracted orthodontic activity (UOA)	688
Carry forward orthodontic activity (UOA)	-14
Baseline contract value	£372,559.08

### ACCESS\*

Patients seen in 24 months	Total	Change since previous quarter
Quarter ending March 2016	4,336	
Quarter ending June 2016	4,293	→
Quarter ending September 2016	4,258	→
Quarter ending December 2016	4,184	↓
Quarter ending March 2017	4,161	→
<b>Variance since March 2016</b>	<b>(4.0%)</b>	<b>↓</b>



### ACTIVITY



Month	Adjusted Scheduled Activity (UDA)	
	2016	2017
April	400	518
May	1,341	1,425
June	2,132	2,350
July	3,800	3,517
August	5,093	4,519
September	6,433	5,545
October	7,516	6,567
November	8,768	7,729
December	9,822	8,689
January	10,714	9,721
February	12,512	10,805
March	13,724	12,081
April	14,364	
May	14,372	
June	14,373	

### QUALITY

	Quantity	Base Number	Contract	AT	Region	England
% of FP17s for the same patient ID Re-attending within 3 months - Children	258	2,349	11.0%	10.4%	11.8%	12.3%
% of FP17s for the same patient ID Re-attending within 3 months - Adults	1,059	4,563	23.2%	16.0%	17.1%	16.7%
% of FP17s for the same patient ID Re-attending between 3 & 9 months - Children	1,319	2,349	56.2%	47.8%	46.5%	57.6%
% of FP17s for the same patient ID Re-attending between 3 & 9 months - Adults	2,351	4,563	51.5%	37.8%	37.6%	50.1%
% of FP17s for Band 1 Urgent Courses	364	6,177	5.9%	10.3%	10.7%	9.1%
% of FP17s Relating to Free Repair or Replacements	73	6,177	1.2%	0.6%	0.6%	0.8%
% of FP17s Relating to Continuations	404	6,177	6.5%	1.1%	0.9%	1.2%
% of Patients satisfied with the dentistry they have received	9	9	N/A	90.5%	90.4%	92.8%
% of Patients satisfied with the time they had to wait for an appointment	9	9	N/A	86.2%	83.7%	88.7%

\* This is based on patients treated on this contract for their most recent course of treatment. Figures in italics indicate the base number of FP17s or Patient Questionnaire responses are less than 100. N/A is shown where the base number of responses is less than 10 during the period. % is calculated as Quantity/Base number\*100

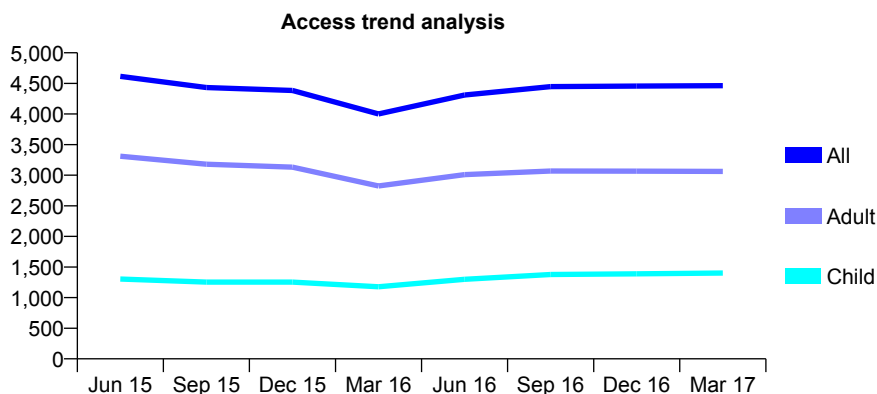
## Q63 - Vital Signs At a Glance Contract Report for 141992/0001 - March 2017

Name or company name	Mazdak Eyrumlu and Honar Shakir
Contract type name	GDS Contract
Purpose of contract	General
Contract start date	01/12/2012
Contract end date	

16/17 Contracted general activity (UDA)	20,575
Carry forward general activity (UDA)	0
16/17 Contracted orthodontic activity (UOA)	0
Carry forward orthodontic activity (UOA)	0
Baseline contract value	£630,501.13

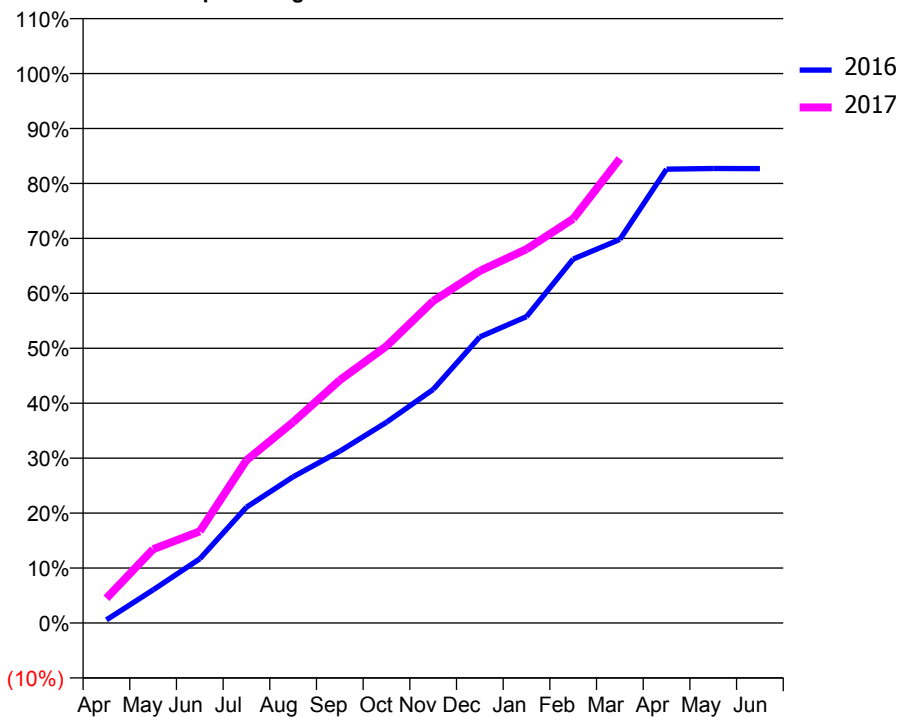
### ACCESS\*

Patients seen in 24 months	Total	Change since previous quarter
Quarter ending March 2016	4,002	
Quarter ending June 2016	4,310	↑
Quarter ending September 2016	4,447	↑
Quarter ending December 2016	4,456	→
Quarter ending March 2017	4,463	→
<b>Variance since March 2016</b>	<b>11.5%</b>	<b>↑</b>



### ACTIVITY

Cumulative percentage of contracted UDA delivered 2016 & 2017



Month	Adjusted Scheduled Activity (UDA)	
	2016	2017
April	118	928
May	1,242	2,766
June	2,402	3,435
July	4,336	6,092
August	5,477	7,522
September	6,432	9,092
October	7,517	10,366
November	8,746	12,053
December	10,714	13,184
January	11,469	13,998
February	13,626	15,138
March	14,361	17,388
April	16,992	
May	17,018	
June	17,014	

### QUALITY

	Quantity	Base Number	Contract	AT	Region	England
% of FP17s for the same patient ID Re-attending within 3 months - Children	188	1,900	9.9%	10.4%	11.8%	12.3%
% of FP17s for the same patient ID Re-attending within 3 months - Adults	697	3,827	18.2%	16.0%	17.1%	16.7%
% of FP17s for the same patient ID Re-attending between 3 & 9 months - Children	745	1,900	39.2%	47.8%	46.5%	57.6%
% of FP17s for the same patient ID Re-attending between 3 & 9 months - Adults	1,170	3,827	30.6%	37.8%	37.6%	50.1%
% of FP17s for Band 1 Urgent Courses	707	5,010	14.1%	10.3%	10.7%	9.1%
% of FP17s Relating to Free Repair or Replacements	15	5,010	0.3%	0.6%	0.6%	0.8%
% of FP17s Relating to Continuations	135	5,010	2.7%	1.1%	0.9%	1.2%
% of Patients satisfied with the dentistry they have received	2	2	N/A	90.5%	90.4%	92.8%
% of Patients satisfied with the time they had to wait for an appointment	1	2	N/A	86.2%	83.7%	88.7%

\* This is based on patients treated on this contract for their most recent course of treatment. Figures in italics indicate the base number of FP17s or Patient Questionnaire responses are less than 100. N/A is shown where the base number of responses is less than 10 during the period. % is calculated as Quantity/Base number\*100

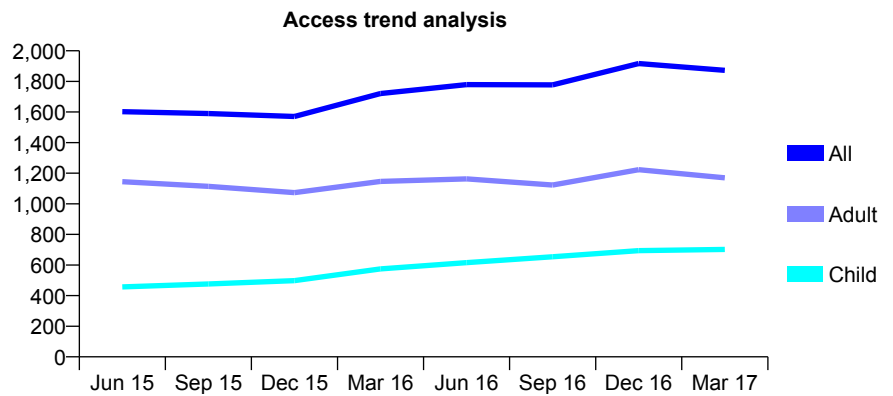
## Q63 - Vital Signs At a Glance Contract Report for 142654/0001 - March 2017

Name or company name	Dr May Amour
Contract type name	GDS Contract
Purpose of contract	General
Contract start date	04/12/2012
Contract end date	

16/17 Contracted general activity (UDA)	4,000
Carry forward general activity (UDA)	124
16/17 Contracted orthodontic activity (UOA)	0
Carry forward orthodontic activity (UOA)	0
Baseline contract value	£121,974.51

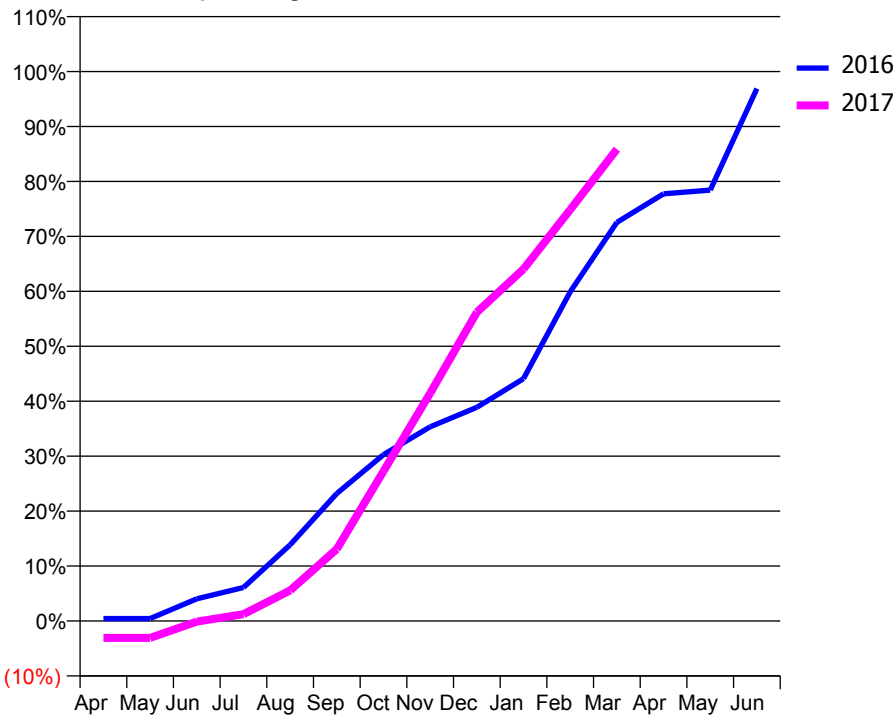
### ACCESS\*

Patients seen in 24 months	Total	Change since previous quarter
Quarter ending March 2016	1,721	
Quarter ending June 2016	1,779	↑
Quarter ending September 2016	1,777	→
Quarter ending December 2016	1,917	↑
Quarter ending March 2017	1,872	↓
<b>Variance since March 2016</b>	<b>8.8%</b>	<b>↑</b>



### ACTIVITY

Cumulative percentage of contracted UDA delivered 2016 & 2017



Month	Adjusted Scheduled Activity (UDA)	
	2016	2017
April	18	-124
May	18	-124
June	161	-5
July	245	50
August	554	223
September	929	524
October	1,211	1,090
November	1,413	1,659
December	1,556	2,248
January	1,764	2,562
February	2,396	2,994
March	2,902	3,435
April	3,110	
May	3,137	
June	3,876	

### QUALITY

	Quantity	Base Number	Contract	AT	Region	England
% of FP17s for the same patient ID Re-attending within 3 months - Children	15	585	2.6%	10.4%	11.8%	12.3%
% of FP17s for the same patient ID Re-attending within 3 months - Adults	31	1,064	2.9%	16.0%	17.1%	16.7%
% of FP17s for the same patient ID Re-attending between 3 & 9 months - Children	127	585	21.7%	47.8%	46.5%	57.6%
% of FP17s for the same patient ID Re-attending between 3 & 9 months - Adults	182	1,064	17.1%	37.8%	37.6%	50.1%
% of FP17s for Band 1 Urgent Courses	133	1,339	9.9%	10.3%	10.7%	9.1%
% of FP17s Relating to Free Repair or Replacements	1	1,339	0.1%	0.6%	0.6%	0.8%
% of FP17s Relating to Continuations	0	1,339	0.0%	1.1%	0.9%	1.2%
% of Patients satisfied with the dentistry they have received	1	2	N/A	90.5%	90.4%	92.8%
% of Patients satisfied with the time they had to wait for an appointment	1	2	N/A	86.2%	83.7%	88.7%

\* This is based on patients treated on this contract for their most recent course of treatment. Figures in italics indicate the base number of FP17s or Patient Questionnaire responses are less than 100. N/A is shown where the base number of responses is less than 10 during the period. % is calculated as Quantity/Base number\*100

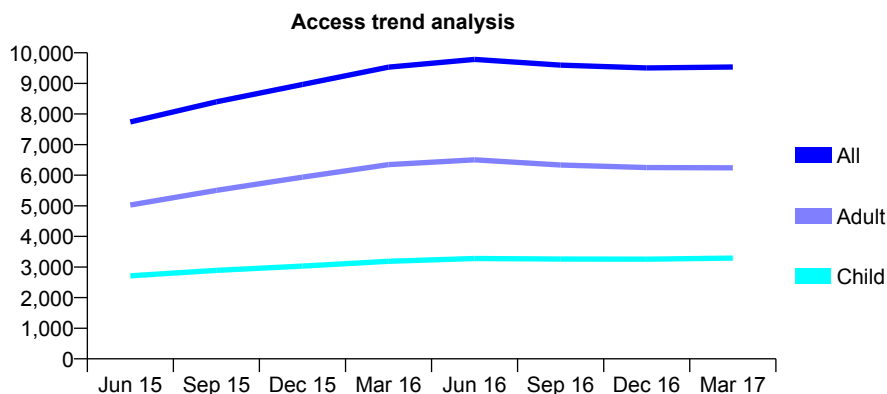
## Q63 - Vital Signs At a Glance Contract Report for 143553/0001 - March 2017

Name or company name	Brigstock Dental Practice
Contract type name	GDS Contract
Purpose of contract	General
Contract start date	05/06/2014
Contract end date	

16/17 Contracted general activity (UDA)	21,983
Carry forward general activity (UDA)	-208
16/17 Contracted orthodontic activity (UOA)	0
Carry forward orthodontic activity (UOA)	0
Baseline contract value	£631,493.13

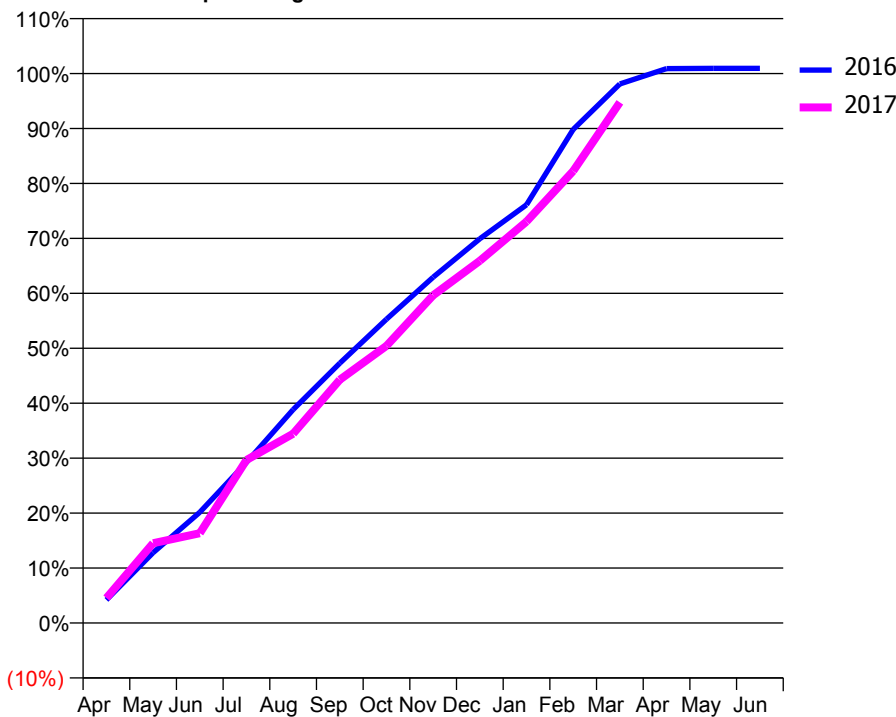
### ACCESS\*

Patients seen in 24 months	Total	Change since previous quarter
Quarter ending March 2016	9,532	
Quarter ending June 2016	9,786	↑
Quarter ending September 2016	9,595	↓
Quarter ending December 2016	9,506	→
Quarter ending March 2017	9,535	→
<b>Variance since March 2016</b>	<b>0.0%</b>	<b>→</b>



### ACTIVITY

Cumulative percentage of contracted UDA delivered 2016 & 2017



Adjusted Scheduled Activity (UDA)

Month	2016	2017
April	925	1,002
May	2,812	3,192
June	4,430	3,594
July	6,427	6,524
August	8,537	7,572
September	10,395	9,734
October	12,154	11,085
November	13,834	13,111
December	15,370	14,491
January	16,734	16,058
February	19,749	18,081
March	21,564	20,831
April	22,180	
May	22,191	
June	22,191	

### QUALITY

	Quantity	Base Number	Contract	AT	Region	England
% of FP17s for the same patient ID Re-attending within 3 months - Children	366	4,558	8.0%	10.4%	11.8%	12.3%
% of FP17s for the same patient ID Re-attending within 3 months - Adults	1,065	7,155	14.9%	16.0%	17.1%	16.7%
% of FP17s for the same patient ID Re-attending between 3 & 9 months - Children	2,398	4,558	52.6%	47.8%	46.5%	57.6%
% of FP17s for the same patient ID Re-attending between 3 & 9 months - Adults	3,058	7,155	42.7%	37.8%	37.6%	50.1%
% of FP17s for Band 1 Urgent Courses	1,283	10,776	11.9%	10.3%	10.7%	9.1%
% of FP17s Relating to Free Repair or Replacements	50	10,776	0.5%	0.6%	0.6%	0.8%
% of FP17s Relating to Continuations	58	10,776	0.5%	1.1%	0.9%	1.2%
% of Patients satisfied with the dentistry they have received	9	10	90.0%	90.5%	90.4%	92.8%
% of Patients satisfied with the time they had to wait for an appointment	7	10	70.0%	86.2%	83.7%	88.7%

\* This is based on patients treated on this contract for their most recent course of treatment. Figures in italics indicate the base number of FP17s or Patient Questionnaire responses are less than 100. N/A is shown where the base number of responses is less than 10 during the period. % is calculated as Quantity/Base number\*100

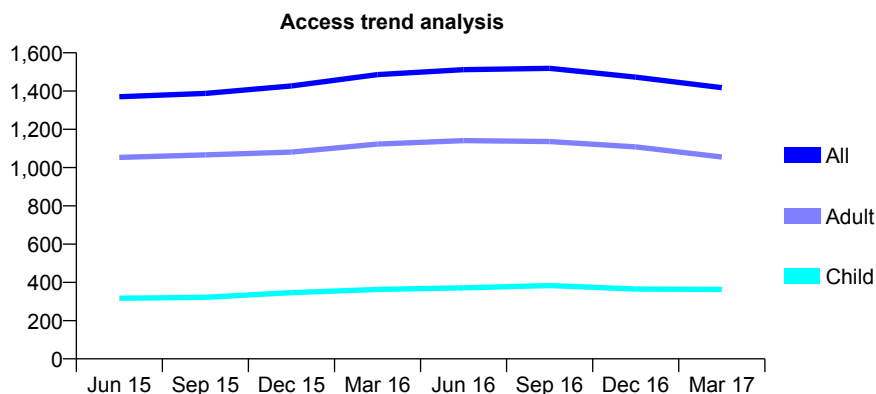
## Q63 - Vital Signs At a Glance Contract Report for 144312/0001 - March 2017

Name or company name	Shortlands Dental Practice Limited
Contract type name	GDS Contract
Purpose of contract	General
Contract start date	01/08/2009
Contract end date	

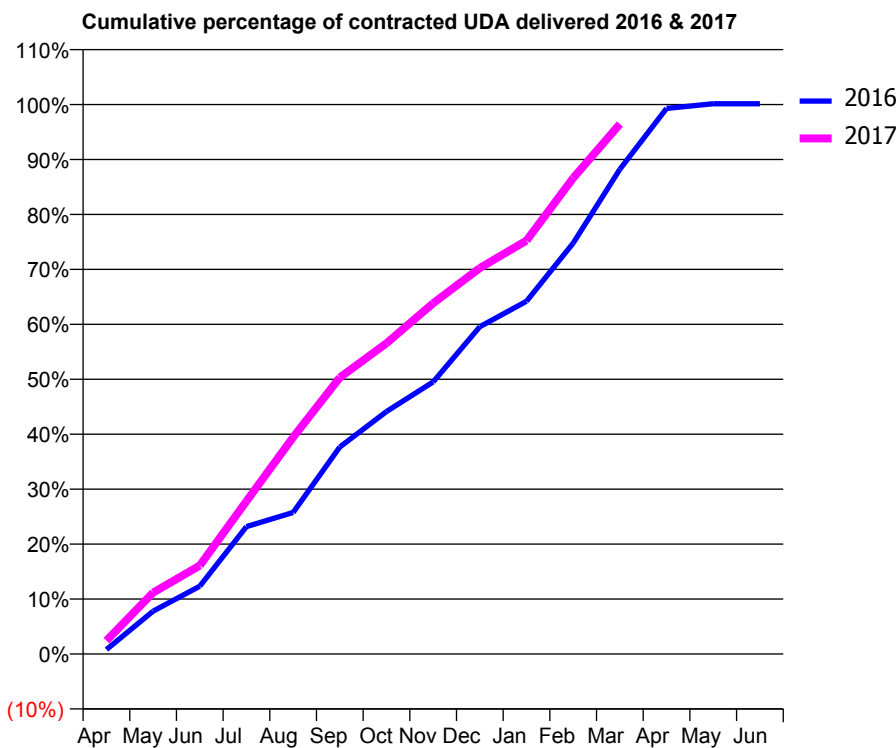
16/17 Contracted general activity (UDA)	5,010
Carry forward general activity (UDA)	-7
16/17 Contracted orthodontic activity (UOA)	0
Carry forward orthodontic activity (UOA)	0
Baseline contract value	£127,473.26

### ACCESS\*

Patients seen in 24 months	Total	Change since previous quarter
Quarter ending March 2016	1,486	
Quarter ending June 2016	1,512	→
Quarter ending September 2016	1,519	→
Quarter ending December 2016	1,473	↓
Quarter ending March 2017	1,418	↓
<b>Variance since March 2016</b>	<b>(4.6%)</b>	<b>↓</b>



### ACTIVITY



Month	Adjusted Scheduled Activity (UDA)	
	2016	2017
April	40	122
May	391	560
June	618	806
July	1,162	1,394
August	1,290	1,976
September	1,888	2,521
October	2,211	2,833
November	2,481	3,198
December	2,984	3,519
January	3,217	3,769
February	3,747	4,340
March	4,419	4,832
April	4,974	
May	5,017	
June	5,017	

### QUALITY

	Quantity	Base Number	Contract	AT	Region	England
% of FP17s for the same patient ID Re-attending within 3 months - Children	73	522	14.0%	10.4%	11.8%	12.3%
% of FP17s for the same patient ID Re-attending within 3 months - Adults	168	1,132	14.8%	16.0%	17.1%	16.7%
% of FP17s for the same patient ID Re-attending between 3 & 9 months - Children	283	522	54.2%	47.8%	46.5%	57.6%
% of FP17s for the same patient ID Re-attending between 3 & 9 months - Adults	451	1,132	39.8%	37.8%	37.6%	50.1%
% of FP17s for Band 1 Urgent Courses	149	1,476	10.1%	10.3%	10.7%	9.1%
% of FP17s Relating to Free Repair or Replacements	9	1,476	0.6%	0.6%	0.6%	0.8%
% of FP17s Relating to Continuations	19	1,476	1.3%	1.1%	0.9%	1.2%
% of Patients satisfied with the dentistry they have received	0	1	N/A	90.5%	90.4%	92.8%
% of Patients satisfied with the time they had to wait for an appointment	1	1	N/A	86.2%	83.7%	88.7%

\* This is based on patients treated on this contract for their most recent course of treatment. Figures in italics indicate the base number of FP17s or Patient Questionnaire responses are less than 100. N/A is shown where the base number of responses is less than 10 during the period. % is calculated as Quantity/Base number\*100



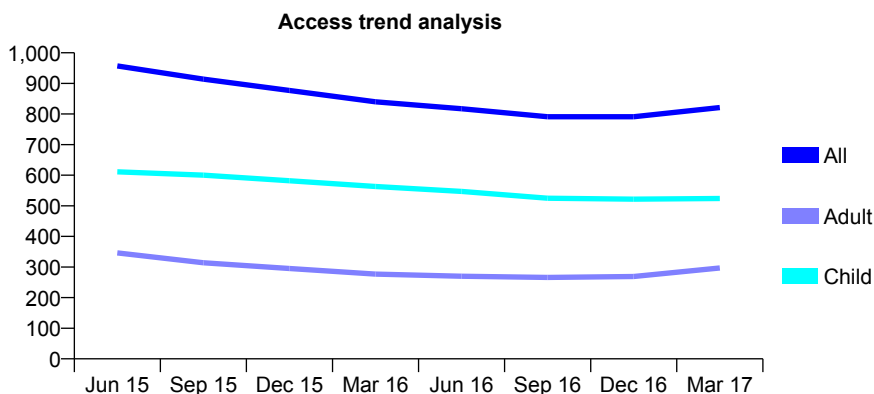
## Q63 - Vital Signs At a Glance Contract Report for 144347/0001 - March 2017

Name or company name	Ivory
Contract type name	GDS Contract
Purpose of contract	General
Contract start date	01/06/2009
Contract end date	

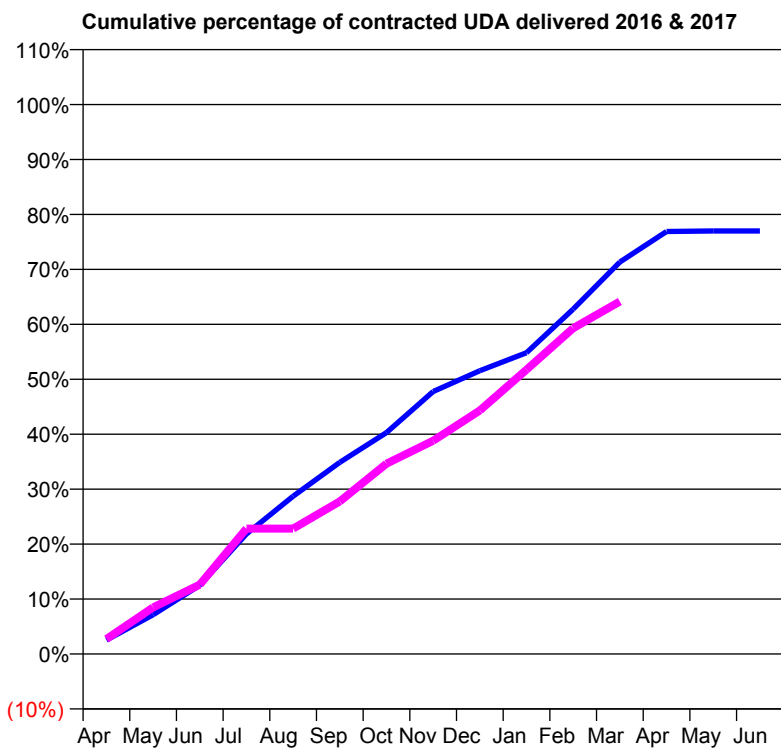
16/17 Contracted general activity (UDA)	3,269
Carry forward general activity (UDA)	0
16/17 Contracted orthodontic activity (UOA)	0
Carry forward orthodontic activity (UOA)	0
Baseline contract value	£78,166.36

### ACCESS\*

Patients seen in 24 months	Total	Change since previous quarter
Quarter ending March 2016	840	
Quarter ending June 2016	817	↓
Quarter ending September 2016	791	↓
Quarter ending December 2016	791	→
Quarter ending March 2017	821	↑
<b>Variance since March 2016</b>	<b>(2.3%)</b>	<b>↓</b>



### ACTIVITY



Month	Adjusted Scheduled Activity (UDA)	
	2016	2017
April	83	89
May	233	277
June	409	413
July	714	746
August	939	746
September	1,141	908
October	1,317	1,133
November	1,561	1,269
December	1,685	1,449
January	1,793	1,692
February	2,052	1,938
March	2,332	2,097
April	2,514	
May	2,517	
June	2,517	

### QUALITY

	Quantity	Base Number	Contract	AT	Region	England
% of FP17s for the same patient ID Re-attending within 3 months - Children	36	863	4.2%	10.4%	11.8%	12.3%
% of FP17s for the same patient ID Re-attending within 3 months - Adults	51	333	15.3%	16.0%	17.1%	16.7%
% of FP17s for the same patient ID Re-attending between 3 & 9 months - Children	609	863	70.6%	47.8%	46.5%	57.6%
% of FP17s for the same patient ID Re-attending between 3 & 9 months - Adults	160	333	48.0%	37.8%	37.6%	50.1%
% of FP17s for Band 1 Urgent Courses	79	1,132	7.0%	10.3%	10.7%	9.1%
% of FP17s Relating to Free Repair or Replacements	2	1,132	0.2%	0.6%	0.6%	0.8%
% of FP17s Relating to Continuations	6	1,132	0.5%	1.1%	0.9%	1.2%
% of Patients satisfied with the dentistry they have received	1	1	N/A	90.5%	90.4%	92.8%
% of Patients satisfied with the time they had to wait for an appointment	1	1	N/A	86.2%	83.7%	88.7%

\* This is based on patients treated on this contract for their most recent course of treatment. Figures in italics indicate the base number of FP17s or Patient Questionnaire responses are less than 100. N/A is shown where the base number of responses is less than 10 during the period. % is calculated as Quantity/Base number\*100

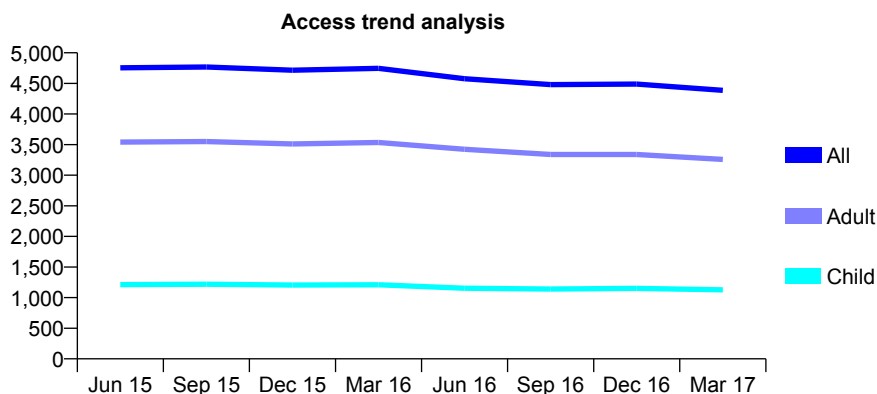
## Q63 - Vital Signs At a Glance Contract Report for 146161/0001 - March 2017

Name or company name	a/s dental The Aesthetic Smile Studio
Contract type name	GDS Contract
Purpose of contract	General
Contract start date	01/04/2006
Contract end date	

16/17 Contracted general activity (UDA)	11,777
Carry forward general activity (UDA)	0
16/17 Contracted orthodontic activity (UOA)	0
Carry forward orthodontic activity (UOA)	0
Baseline contract value	£276,598.12

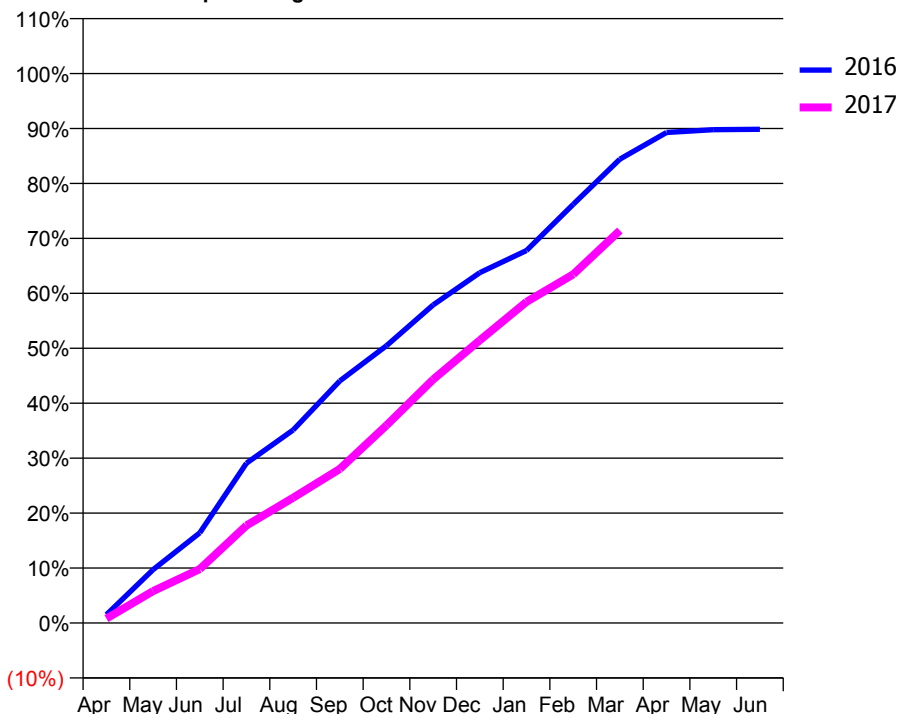
### ACCESS\*

Patients seen in 24 months	Total	Change since previous quarter
Quarter ending March 2016	4,746	
Quarter ending June 2016	4,576	↓
Quarter ending September 2016	4,480	↓
Quarter ending December 2016	4,490	→
Quarter ending March 2017	4,386	↓
<b>Variance since March 2016</b>	<b>(7.6%)</b>	<b>↓</b>



### ACTIVITY

Cumulative percentage of contracted UDA delivered 2016 & 2017



Month	Adjusted Scheduled Activity (UDA)	
	2016	2017
April	178	95
May	1,143	685
June	1,933	1,157
July	3,427	2,092
August	4,136	2,684
September	5,189	3,302
October	5,943	4,236
November	6,819	5,220
December	7,509	6,060
January	7,984	6,882
February	8,973	7,472
March	9,941	8,413
April	10,512	
May	10,574	
June	10,582	

### QUALITY

	Quantity	Base Number	Contract	AT	Region	England
% of FP17s for the same patient ID Re-attending within 3 months - Children	51	1,110	4.6%	10.4%	11.8%	12.3%
% of FP17s for the same patient ID Re-attending within 3 months - Adults	320	3,072	10.4%	16.0%	17.1%	16.7%
% of FP17s for the same patient ID Re-attending between 3 & 9 months - Children	404	1,110	36.4%	47.8%	46.5%	57.6%
% of FP17s for the same patient ID Re-attending between 3 & 9 months - Adults	1,299	3,072	42.3%	37.8%	37.6%	50.1%
% of FP17s for Band 1 Urgent Courses	453	3,823	11.8%	10.3%	10.7%	9.1%
% of FP17s Relating to Free Repair or Replacements	22	3,823	0.6%	0.6%	0.6%	0.8%
% of FP17s Relating to Continuations	12	3,823	0.3%	1.1%	0.9%	1.2%
% of Patients satisfied with the dentistry they have received	5	6	N/A	90.5%	90.4%	92.8%
% of Patients satisfied with the time they had to wait for an appointment	5	6	N/A	86.2%	83.7%	88.7%

\* This is based on patients treated on this contract for their most recent course of treatment. Figures in italics indicate the base number of FP17s or Patient Questionnaire responses are less than 100. N/A is shown where the base number of responses is less than 10 during the period. % is calculated as Quantity/Base number\*100

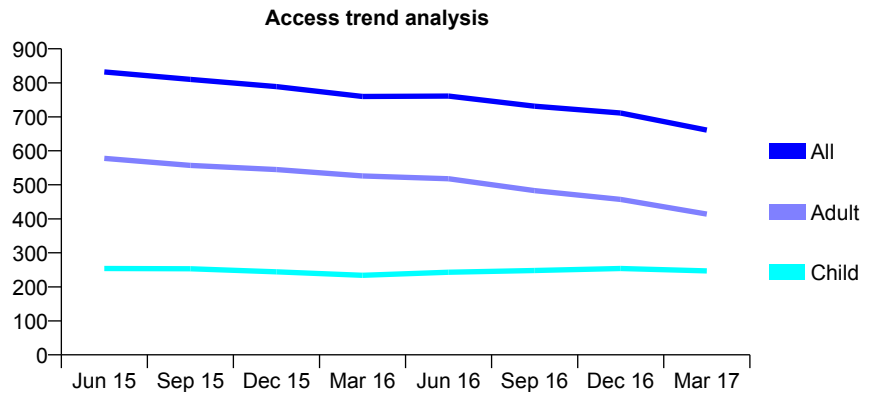
## Q63 - Vital Signs At a Glance Contract Report for 146757/0001 - March 2017

Name or company name	Dental Matters
Contract type name	GDS Contract
Purpose of contract	General
Contract start date	01/11/2009
Contract end date	

16/17 Contracted general activity (UDA)	3,000
Carry forward general activity (UDA)	-56
16/17 Contracted orthodontic activity (UOA)	0
Carry forward orthodontic activity (UOA)	0
Baseline contract value	£95,734.93

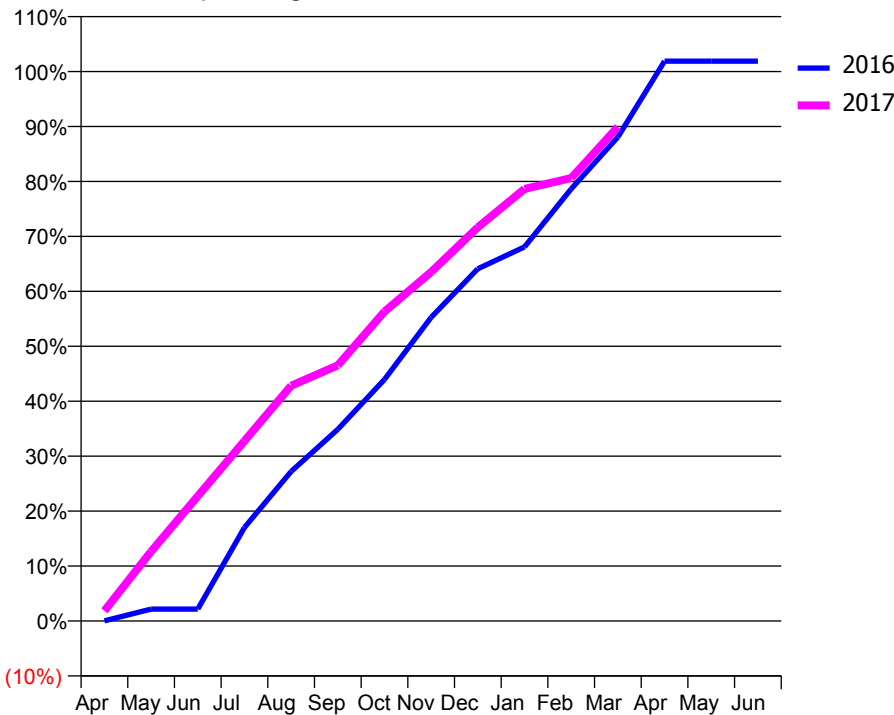
### ACCESS\*

Patients seen in 24 months	Total	Change since previous quarter
Quarter ending March 2016	760	
Quarter ending June 2016	761	→
Quarter ending September 2016	731	↓
Quarter ending December 2016	711	↓
Quarter ending March 2017	661	↓
<b>Variance since March 2016</b>	<b>(13.0%)</b>	↓



### ACTIVITY

Cumulative percentage of contracted UDA delivered 2016 & 2017



Month	Adjusted Scheduled Activity (UDA)	
	2016	2017
April	1	56
May	65	380
June	65	682
July	511	983
August	817	1,284
September	1,047	1,396
October	1,319	1,689
November	1,658	1,905
December	1,923	2,150
January	2,042	2,359
February	2,359	2,418
March	2,642	2,697
April	3,056	
May	3,056	
June	3,056	

### QUALITY

	Quantity	Base Number	Contract	AT	Region	England
% of FP17s for the same patient ID Re-attending within 3 months - Children	18	216	8.3%	10.4%	11.8%	12.3%
% of FP17s for the same patient ID Re-attending within 3 months - Adults	84	363	23.1%	16.0%	17.1%	16.7%
% of FP17s for the same patient ID Re-attending between 3 & 9 months - Children	45	216	20.8%	47.8%	46.5%	57.6%
% of FP17s for the same patient ID Re-attending between 3 & 9 months - Adults	79	363	21.8%	37.8%	37.6%	50.1%
% of FP17s for Band 1 Urgent Courses	32	489	6.5%	10.3%	10.7%	9.1%
% of FP17s Relating to Free Repair or Replacements	1	489	0.2%	0.6%	0.6%	0.8%
% of FP17s Relating to Continuations	1	489	0.2%	1.1%	0.9%	1.2%
% of Patients satisfied with the dentistry they have received	1	1	N/A	90.5%	90.4%	92.8%
% of Patients satisfied with the time they had to wait for an appointment	1	1	N/A	86.2%	83.7%	88.7%

\* This is based on patients treated on this contract for their most recent course of treatment. Figures in italics indicate the base number of FP17s or Patient Questionnaire responses are less than 100. N/A is shown where the base number of responses is less than 10 during the period. % is calculated as Quantity/Base number\*100

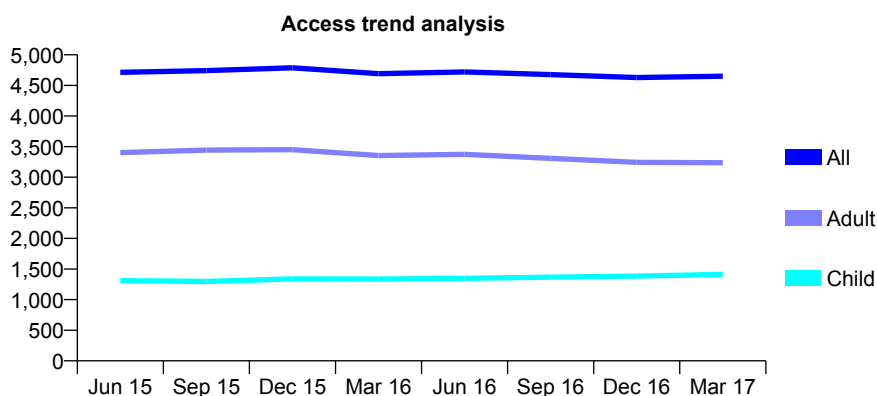
## Q63 - Vital Signs At a Glance Contract Report for 147060/0001 - March 2017

Name or company name	Purley Whites Dental Care
Contract type name	GDS Contract
Purpose of contract	General and Orthodontic
Contract start date	01/04/2006
Contract end date	

16/17 Contracted general activity (UDA)	10,277
Carry forward general activity (UDA)	-145
16/17 Contracted orthodontic activity (UOA)	296
Carry forward orthodontic activity (UOA)	-6
Baseline contract value	£282,533.78

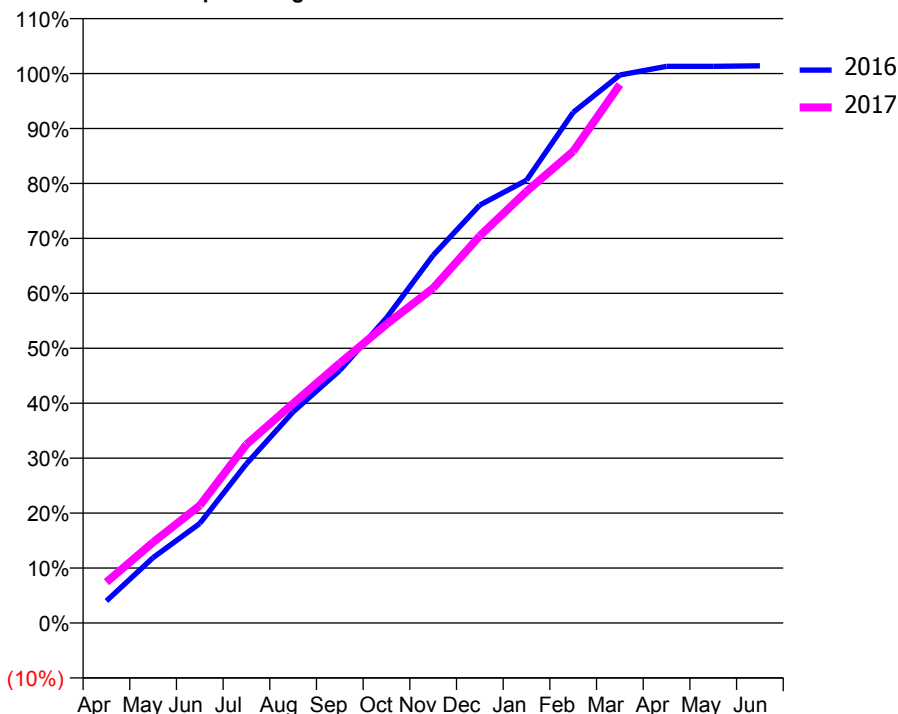
### ACCESS\*

Patients seen in 24 months	Total	Change since previous quarter
Quarter ending March 2016	4,691	
Quarter ending June 2016	4,721	→
Quarter ending September 2016	4,676	→
Quarter ending December 2016	4,628	↓
Quarter ending March 2017	4,650	→
<b>Variance since March 2016</b>	<b>(0.9%)</b>	<b>→</b>



### ACTIVITY

Cumulative percentage of contracted UDA delivered 2016 & 2017



Month	2016	2017
April	412	765
May	1,223	1,509
June	1,863	2,198
July	2,980	3,341
August	3,949	4,107
September	4,725	4,859
October	5,707	5,587
November	6,878	6,263
December	7,818	7,241
January	8,281	8,072
February	9,552	8,822
March	10,250	10,070
April	10,410	
May	10,410	
June	10,422	

### QUALITY

	Quantity	Base Number	Contract	AT	Region	England
% of FP17s for the same patient ID Re-attending within 3 months - Children	92	1,493	6.2%	10.4%	11.8%	12.3%
% of FP17s for the same patient ID Re-attending within 3 months - Adults	284	2,865	9.9%	16.0%	17.1%	16.7%
% of FP17s for the same patient ID Re-attending between 3 & 9 months - Children	606	1,493	40.6%	47.8%	46.5%	57.6%
% of FP17s for the same patient ID Re-attending between 3 & 9 months - Adults	709	2,865	24.7%	37.8%	37.6%	50.1%
% of FP17s for Band 1 Urgent Courses	165	4,244	3.9%	10.3%	10.7%	9.1%
% of FP17s Relating to Free Repair or Replacements	11	4,244	0.3%	0.6%	0.6%	0.8%
% of FP17s Relating to Continuations	103	4,244	2.4%	1.1%	0.9%	1.2%
% of Patients satisfied with the dentistry they have received	3	3	N/A	90.5%	90.4%	92.8%
% of Patients satisfied with the time they had to wait for an appointment	3	3	N/A	86.2%	83.7%	88.7%

\* This is based on patients treated on this contract for their most recent course of treatment. Figures in italics indicate the base number of FP17s or Patient Questionnaire responses are less than 100. N/A is shown where the base number of responses is less than 10 during the period. % is calculated as Quantity/Base number\*100

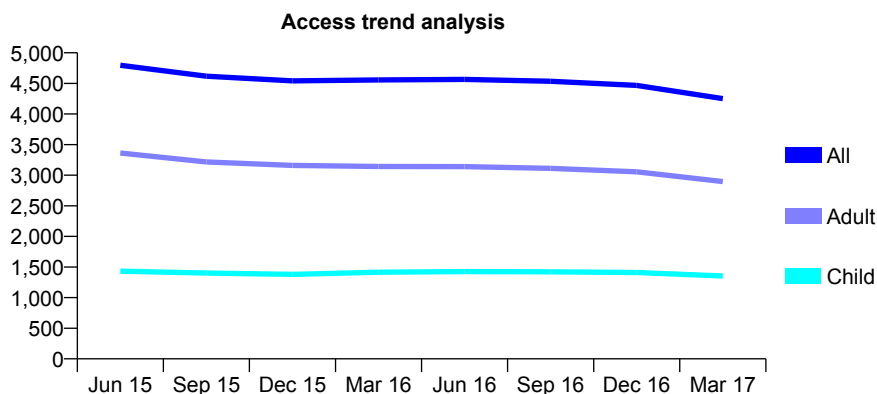
## Q63 - Vital Signs At a Glance Contract Report for 147494/0001 - March 2017

Name or company name	Augustus Road Dental Practice
Contract type name	GDS Contract
Purpose of contract	General
Contract start date	06/11/2007
Contract end date	

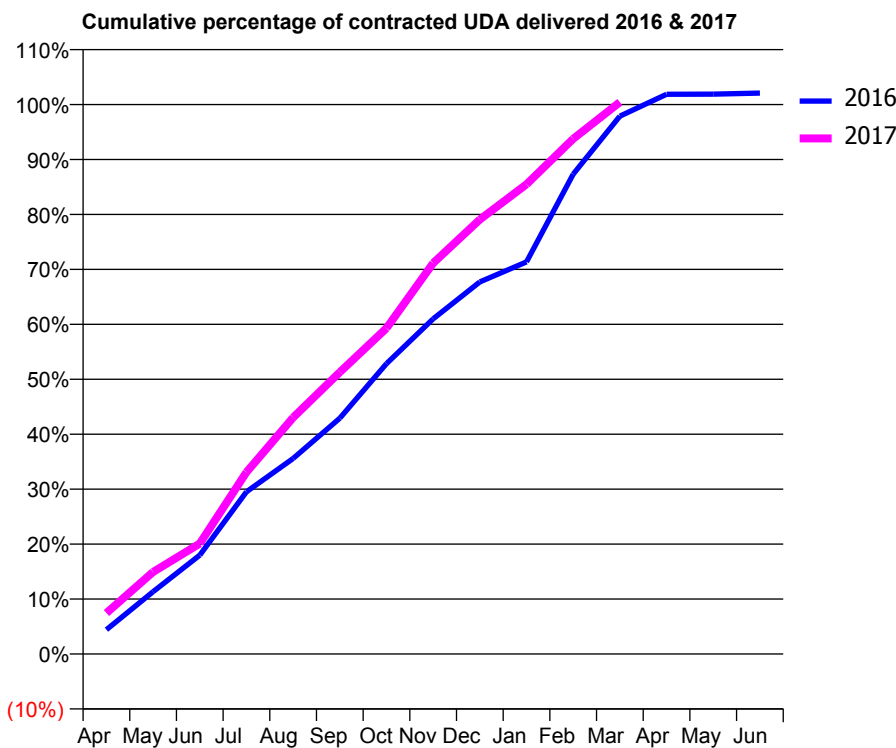
16/17 Contracted general activity (UDA)	11,056
Carry forward general activity (UDA)	-221
16/17 Contracted orthodontic activity (UOA)	0
Carry forward orthodontic activity (UOA)	0
Baseline contract value	£370,177.59

### ACCESS\*

Patients seen in 24 months	Total	Change since previous quarter
Quarter ending March 2016	4,556	
Quarter ending June 2016	4,565	→
Quarter ending September 2016	4,534	→
Quarter ending December 2016	4,467	↓
Quarter ending March 2017	4,252	↓
<b>Variance since March 2016</b>	<b>(6.7%)</b>	<b>↓</b>



### ACTIVITY



Month	Adjusted Scheduled Activity (UDA)	
	2016	2017
April	490	825
May	1,253	1,652
June	1,990	2,224
July	3,263	3,659
August	3,935	4,757
September	4,744	5,670
October	5,842	6,555
November	6,743	7,864
December	7,487	8,741
January	7,889	9,450
February	9,656	10,365
March	10,822	11,104
April	11,262	
May	11,264	
June	11,285	

### QUALITY

	Quantity	Base Number	Contract	AT	Region	England
% of FP17s for the same patient ID Re-attending within 3 months - Children	185	1,891	9.8%	10.4%	11.8%	12.3%
% of FP17s for the same patient ID Re-attending within 3 months - Adults	566	3,437	16.5%	16.0%	17.1%	16.7%
% of FP17s for the same patient ID Re-attending between 3 & 9 months - Children	996	1,891	52.7%	47.8%	46.5%	57.6%
% of FP17s for the same patient ID Re-attending between 3 & 9 months - Adults	1,518	3,437	44.2%	37.8%	37.6%	50.1%
% of FP17s for Band 1 Urgent Courses	548	5,116	10.7%	10.3%	10.7%	9.1%
% of FP17s Relating to Free Repair or Replacements	26	5,116	0.5%	0.6%	0.6%	0.8%
% of FP17s Relating to Continuations	25	5,116	0.5%	1.1%	0.9%	1.2%
% of Patients satisfied with the dentistry they have received	4	4	N/A	90.5%	90.4%	92.8%
% of Patients satisfied with the time they had to wait for an appointment	4	4	N/A	86.2%	83.7%	88.7%

\* This is based on patients treated on this contract for their most recent course of treatment. Figures in italics indicate the base number of FP17s or Patient Questionnaire responses are less than 100. N/A is shown where the base number of responses is less than 10 during the period. % is calculated as Quantity/Base number\*100

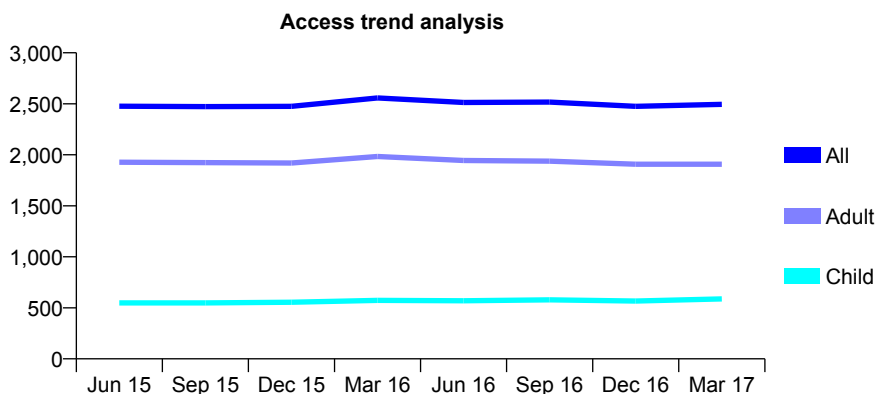
## Q63 - Vital Signs At a Glance Contract Report for 149381/0001 - March 2017

Name or company name	Leong & Motlagh
Contract type name	GDS Contract
Purpose of contract	General
Contract start date	28/03/2013
Contract end date	

16/17 Contracted general activity (UDA)	7,581
Carry forward general activity (UDA)	14
16/17 Contracted orthodontic activity (UOA)	0
Carry forward orthodontic activity (UOA)	0
Baseline contract value	£225,375.64

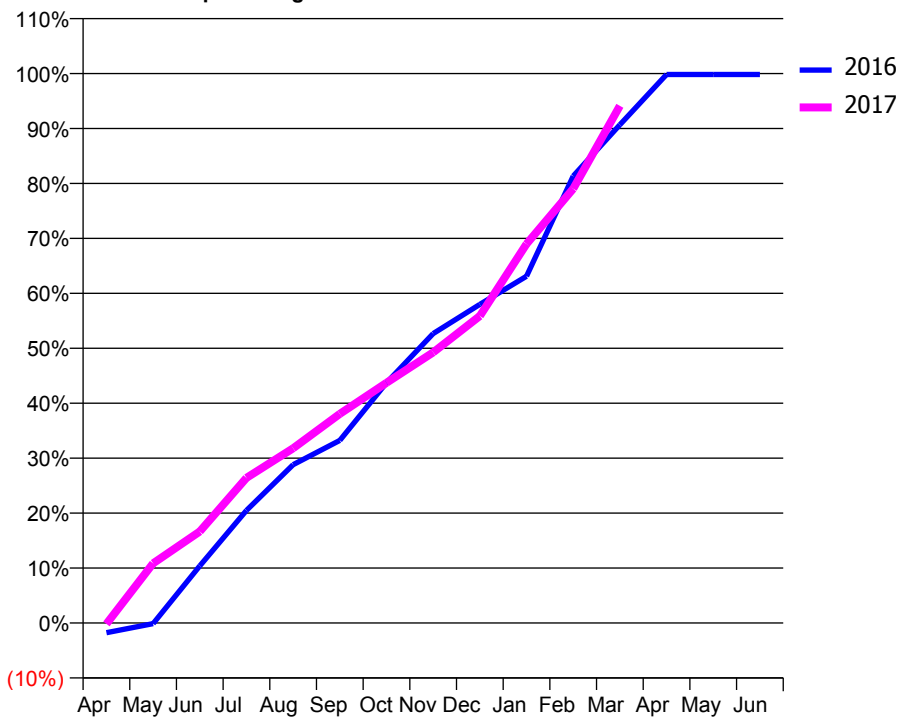
### ACCESS\*

Patients seen in 24 months	Total	Change since previous quarter
Quarter ending March 2016	2,557	
Quarter ending June 2016	2,513	↓
Quarter ending September 2016	2,517	→
Quarter ending December 2016	2,475	↓
Quarter ending March 2017	2,495	→
<b>Variance since March 2016</b>	<b>(2.4%)</b>	<b>↓</b>



### ACTIVITY

Cumulative percentage of contracted UDA delivered 2016 & 2017



Month	Adjusted Scheduled Activity (UDA)	
	2016	2017
April	-136	-14
May	-11	823
June	789	1,263
July	1,553	2,003
August	2,185	2,411
September	2,519	2,885
October	3,314	3,315
November	3,992	3,733
December	4,395	4,236
January	4,784	5,229
February	6,165	5,991
March	6,874	7,134
April	7,567	
May	7,567	
June	7,567	

### QUALITY

	Quantity	Base Number	Contract	AT	Region	England
% of FP17s for the same patient ID Re-attending within 3 months - Children	37	662	5.6%	10.4%	11.8%	12.3%
% of FP17s for the same patient ID Re-attending within 3 months - Adults	246	2,115	11.6%	16.0%	17.1%	16.7%
% of FP17s for the same patient ID Re-attending between 3 & 9 months - Children	264	662	39.9%	47.8%	46.5%	57.6%
% of FP17s for the same patient ID Re-attending between 3 & 9 months - Adults	849	2,115	40.1%	37.8%	37.6%	50.1%
% of FP17s for Band 1 Urgent Courses	182	2,610	7.0%	10.3%	10.7%	9.1%
% of FP17s Relating to Free Repair or Replacements	59	2,610	2.3%	0.6%	0.6%	0.8%
% of FP17s Relating to Continuations	50	2,610	1.9%	1.1%	0.9%	1.2%
% of Patients satisfied with the dentistry they have received	1	1	N/A	90.5%	90.4%	92.8%
% of Patients satisfied with the time they had to wait for an appointment	1	1	N/A	86.2%	83.7%	88.7%

\* This is based on patients treated on this contract for their most recent course of treatment. Figures in italics indicate the base number of FP17s or Patient Questionnaire responses are less than 100. N/A is shown where the base number of responses is less than 10 during the period. % is calculated as Quantity/Base number\*100

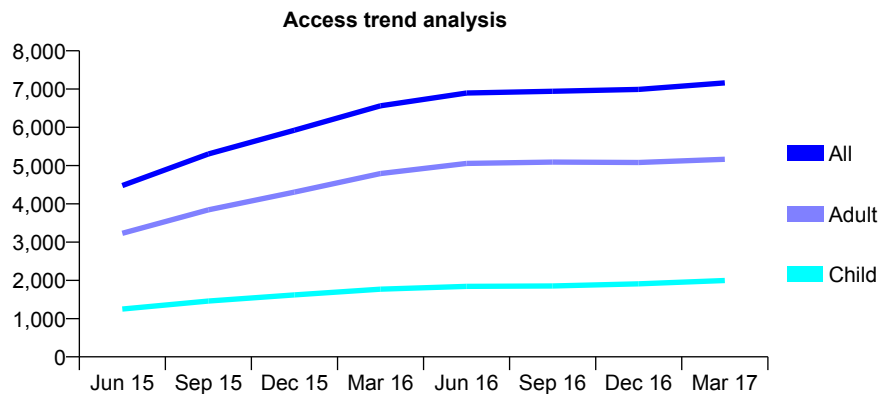
## Q63 - Vital Signs At a Glance Contract Report for 149659/0001 - March 2017

Name or company name	Dr A Prashad (962465) and Dr Meeraj Pate
Contract type name	GDS Contract
Purpose of contract	General
Contract start date	01/06/2014
Contract end date	

16/17 Contracted general activity (UDA)	14,000
Carry forward general activity (UDA)	137
16/17 Contracted orthodontic activity (UOA)	0
Carry forward orthodontic activity (UOA)	0
Baseline contract value	£315,327.07

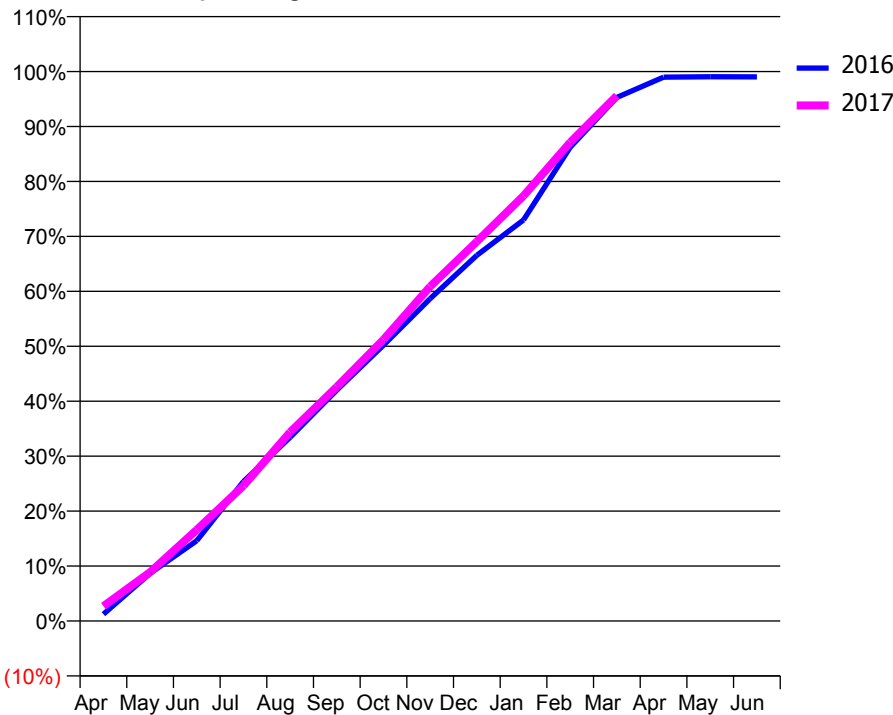
### ACCESS\*

Patients seen in 24 months	Total	Change since previous quarter
Quarter ending March 2016	6,562	
Quarter ending June 2016	6,897	↑
Quarter ending September 2016	6,942	→
Quarter ending December 2016	6,990	→
Quarter ending March 2017	7,161	↑
<b>Variance since March 2016</b>	<b>9.1%</b>	<b>↑</b>



### ACTIVITY

Cumulative percentage of contracted UDA delivered 2016 & 2017



Month	Adjusted Scheduled Activity (UDA)	
	2016	2017
April	177	380
May	1,213	1,246
June	2,046	2,327
July	3,554	3,445
August	4,678	4,811
September	5,881	5,966
October	7,028	7,171
November	8,212	8,524
December	9,319	9,669
January	10,218	10,833
February	12,070	12,193
March	13,340	13,383
April	13,856	
May	13,865	
June	13,863	

### QUALITY

	Quantity	Base Number	Contract	AT	Region	England
% of FP17s for the same patient ID Re-attending within 3 months - Children	115	2,402	4.8%	10.4%	11.8%	12.3%
% of FP17s for the same patient ID Re-attending within 3 months - Adults	620	5,445	11.4%	16.0%	17.1%	16.7%
% of FP17s for the same patient ID Re-attending between 3 & 9 months - Children	1,145	2,402	47.7%	47.8%	46.5%	57.6%
% of FP17s for the same patient ID Re-attending between 3 & 9 months - Adults	2,009	5,445	36.9%	37.8%	37.6%	50.1%
% of FP17s for Band 1 Urgent Courses	453	6,658	6.8%	10.3%	10.7%	9.1%
% of FP17s Relating to Free Repair or Replacements	33	6,658	0.5%	0.6%	0.6%	0.8%
% of FP17s Relating to Continuations	18	6,658	0.3%	1.1%	0.9%	1.2%
% of Patients satisfied with the dentistry they have received	5	5	N/A	90.5%	90.4%	92.8%
% of Patients satisfied with the time they had to wait for an appointment	5	5	N/A	86.2%	83.7%	88.7%

\* This is based on patients treated on this contract for their most recent course of treatment. Figures in italics indicate the base number of FP17s or Patient Questionnaire responses are less than 100. N/A is shown where the base number of responses is less than 10 during the period. % is calculated as Quantity/Base number\*100

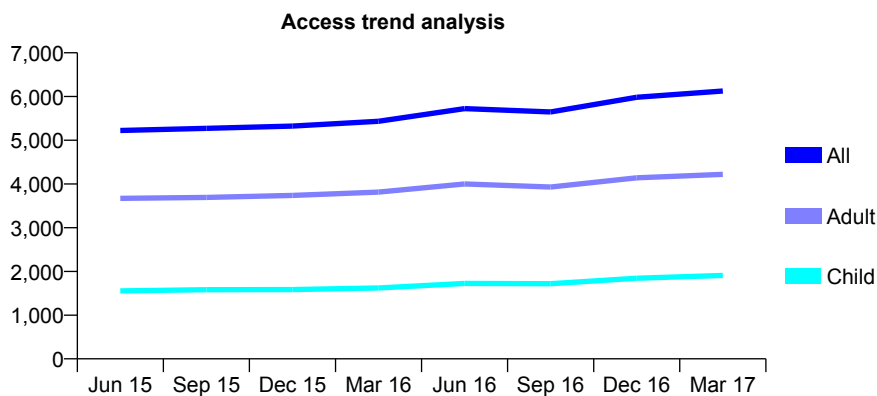
## Q63 - Vital Signs At a Glance Contract Report for 151335/0001 - March 2017

Name or company name	Peckham Dental Care
Contract type name	GDS Contract
Purpose of contract	General
Contract start date	01/04/2008
Contract end date	

16/17 Contracted general activity (UDA)	24,000
Carry forward general activity (UDA)	738
16/17 Contracted orthodontic activity (UOA)	0
Carry forward orthodontic activity (UOA)	0
Baseline contract value	£575,764.72

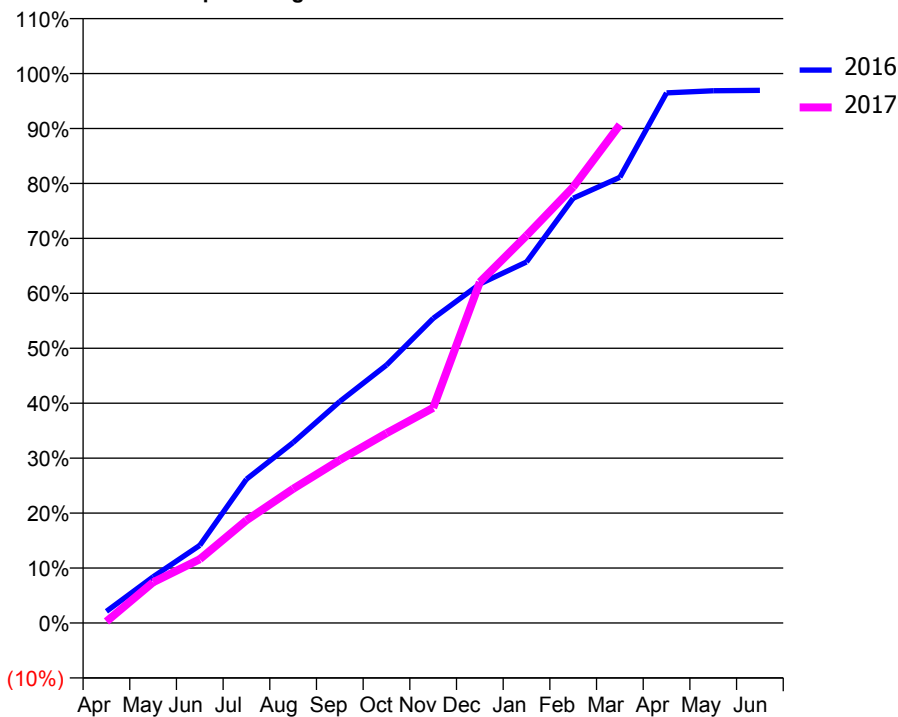
### ACCESS\*

Patients seen in 24 months	Total	Change since previous quarter
Quarter ending March 2016	5,435	
Quarter ending June 2016	5,725	↑
Quarter ending September 2016	5,648	↓
Quarter ending December 2016	5,983	↑
Quarter ending March 2017	6,126	↑
<b>Variance since March 2016</b>	<b>12.7%</b>	<b>↑</b>



### ACTIVITY

Cumulative percentage of contracted UDA delivered 2016 & 2017



Month	Adjusted Scheduled Activity (UDA)	
	2016	2017
April	509	66
May	2,017	1,778
June	3,395	2,785
July	6,280	4,486
August	7,883	5,860
September	9,678	7,123
October	11,268	8,291
November	13,302	9,395
December	14,810	14,888
January	15,768	16,922
February	18,554	19,041
March	19,467	21,763
April	23,155	
May	23,246	
June	23,262	

### QUALITY

	Quantity	Base Number	Contract	AT	Region	England
% of FP17s for the same patient ID Re-attending within 3 months - Children	145	2,619	5.5%	10.4%	11.8%	12.3%
% of FP17s for the same patient ID Re-attending within 3 months - Adults	776	5,127	15.1%	16.0%	17.1%	16.7%
% of FP17s for the same patient ID Re-attending between 3 & 9 months - Children	1,134	2,619	43.3%	47.8%	46.5%	57.6%
% of FP17s for the same patient ID Re-attending between 3 & 9 months - Adults	1,556	5,127	30.3%	37.8%	37.6%	50.1%
% of FP17s for Band 1 Urgent Courses	596	6,777	8.8%	10.3%	10.7%	9.1%
% of FP17s Relating to Free Repair or Replacements	39	6,777	0.6%	0.6%	0.6%	0.8%
% of FP17s Relating to Continuations	144	6,777	2.1%	1.1%	0.9%	1.2%
% of Patients satisfied with the dentistry they have received	7	7	N/A	90.5%	90.4%	92.8%
% of Patients satisfied with the time they had to wait for an appointment	5	7	N/A	86.2%	83.7%	88.7%

\* This is based on patients treated on this contract for their most recent course of treatment. Figures in italics indicate the base number of FP17s or Patient Questionnaire responses are less than 100. N/A is shown where the base number of responses is less than 10 during the period. % is calculated as Quantity/Base number\*100



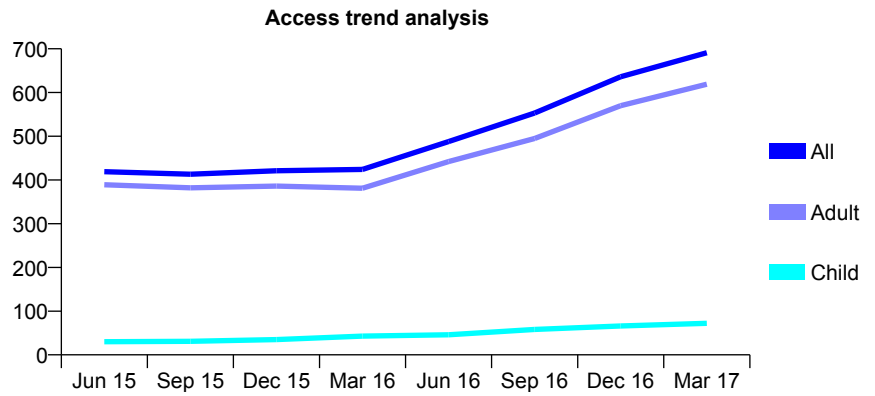
## Q63 - Vital Signs At a Glance Contract Report for 152722/0001 - March 2017

Name or company name	Greenwich & Bexley Emergency Dental Se
Contract type name	PDS Contract
Purpose of contract	General
Contract start date	01/04/2011
Contract end date	31/03/2017

16/17 Contracted general activity (UDA)	1,994
Carry forward general activity (UDA)	0
16/17 Contracted orthodontic activity (UOA)	0
Carry forward orthodontic activity (UOA)	0
Baseline contract value	£112,000.00

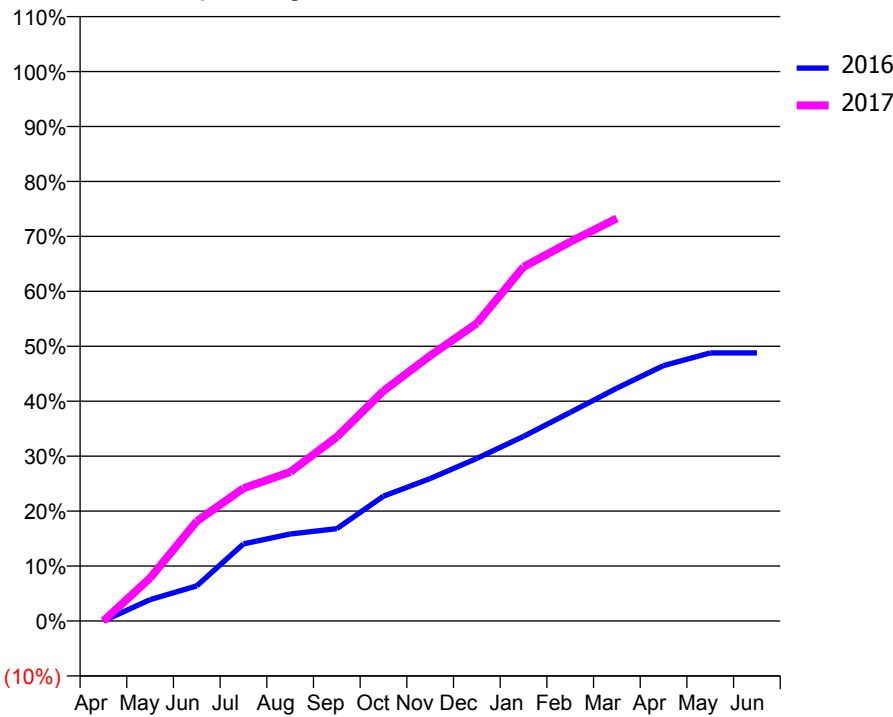
### ACCESS\*

Patients seen in 24 months	Total	Change since previous quarter
Quarter ending March 2016	424	
Quarter ending June 2016	488	↑
Quarter ending September 2016	553	↑
Quarter ending December 2016	636	↑
Quarter ending March 2017	691	↑
<b>Variance since March 2016</b>	<b>63.0%</b>	<b>↑</b>



### ACTIVITY

Cumulative percentage of contracted UDA delivered 2016 & 2017



Month	Adjusted Scheduled Activity (UDA)	
	2016	2017
April	0	0
May	52	156
June	86	362
July	189	482
August	213	541
September	226	668
October	305	835
November	348	963
December	398	1,080
January	452	1,285
February	510	1,376
March	570	1,461
April	625	
May	656	
June	656	

### QUALITY

	Quantity	Base Number	Contract	AT	Region	England
% of FP17s for the same patient ID Re-attending within 3 months - Children	0	159	0.0%	10.4%	11.8%	12.3%
% of FP17s for the same patient ID Re-attending within 3 months - Adults	10	1,176	0.9%	16.0%	17.1%	16.7%
% of FP17s for the same patient ID Re-attending between 3 & 9 months - Children	0	159	0.0%	47.8%	46.5%	57.6%
% of FP17s for the same patient ID Re-attending between 3 & 9 months - Adults	2	1,176	0.2%	37.8%	37.6%	50.1%
% of FP17s for Band 1 Urgent Courses	1,206	1,238	97.4%	10.3%	10.7%	9.1%
% of FP17s Relating to Free Repair or Replacements	0	1,238	0.0%	0.6%	0.6%	0.8%
% of FP17s Relating to Continuations	0	1,238	0.0%	1.1%	0.9%	1.2%
% of Patients satisfied with the dentistry they have received	2	3	N/A	90.5%	90.4%	92.8%
% of Patients satisfied with the time they had to wait for an appointment	1	3	N/A	86.2%	83.7%	88.7%

\* This is based on patients treated on this contract for their most recent course of treatment. Figures in italics indicate the base number of FP17s or Patient Questionnaire responses are less than 100. N/A is shown where the base number of responses is less than 10 during the period. % is calculated as Quantity/Base number\*100

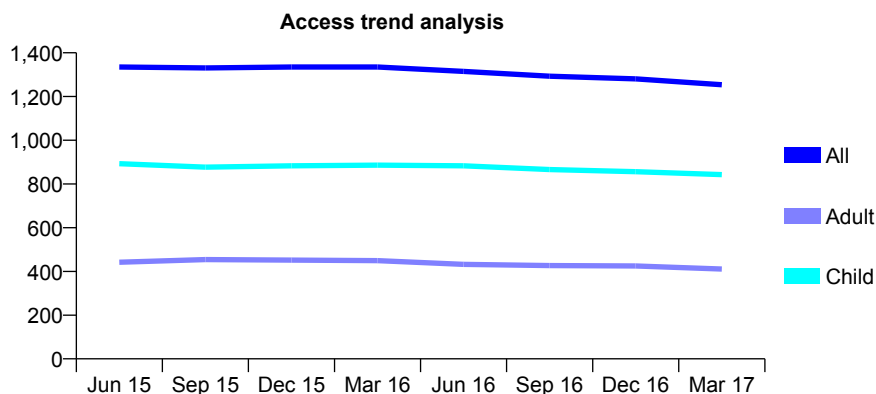
## Q63 - Vital Signs At a Glance Contract Report for 152749/0001 - March 2017

Name or company name	Miss B Huggins & Mr T Hind
Contract type name	GDS Contract
Purpose of contract	General
Contract start date	01/11/2012
Contract end date	

16/17 Contracted general activity (UDA)	3,500
Carry forward general activity (UDA)	0
16/17 Contracted orthodontic activity (UOA)	0
Carry forward orthodontic activity (UOA)	0
Baseline contract value	£94,173.85

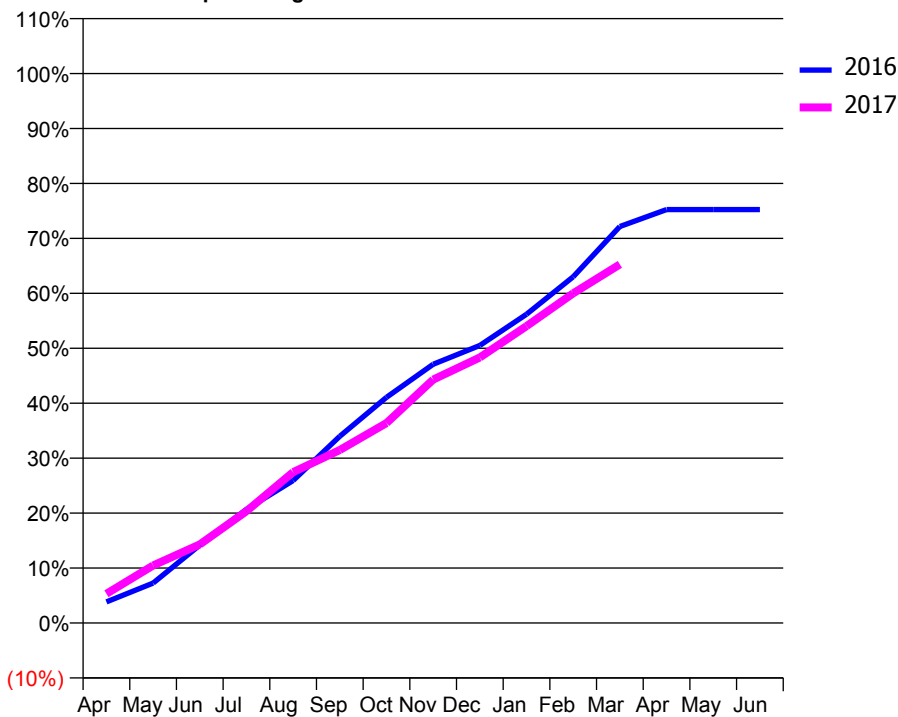
### ACCESS\*

Patients seen in 24 months	Total	Change since previous quarter
Quarter ending March 2016	1,335	
Quarter ending June 2016	1,315	↓
Quarter ending September 2016	1,293	↓
Quarter ending December 2016	1,281	→
Quarter ending March 2017	1,254	↓
<b>Variance since March 2016</b>	<b>(6.1%)</b>	<b>↓</b>



### ACTIVITY

Cumulative percentage of contracted UDA delivered 2016 & 2017



Month	Adjusted Scheduled Activity (UDA)	
	2016	2017
April	135	186
May	254	367
June	496	501
July	724	712
August	907	961
September	1,190	1,102
October	1,438	1,273
November	1,648	1,550
December	1,768	1,692
January	1,967	1,891
February	2,205	2,100
March	2,525	2,284
April	2,633	
May	2,633	
June	2,633	

### QUALITY

	Quantity	Base Number	Contract	AT	Region	England
% of FP17s for the same patient ID Re-attending within 3 months - Children	74	995	7.4%	10.4%	11.8%	12.3%
% of FP17s for the same patient ID Re-attending within 3 months - Adults	79	373	21.2%	16.0%	17.1%	16.7%
% of FP17s for the same patient ID Re-attending between 3 & 9 months - Children	387	995	38.9%	47.8%	46.5%	57.6%
% of FP17s for the same patient ID Re-attending between 3 & 9 months - Adults	140	373	37.5%	37.8%	37.6%	50.1%
% of FP17s for Band 1 Urgent Courses	136	1,310	10.4%	10.3%	10.7%	9.1%
% of FP17s Relating to Free Repair or Replacements	0	1,310	0.0%	0.6%	0.6%	0.8%
% of FP17s Relating to Continuations	14	1,310	1.1%	1.1%	0.9%	1.2%
% of Patients satisfied with the dentistry they have received	1	1	N/A	90.5%	90.4%	92.8%
% of Patients satisfied with the time they had to wait for an appointment	1	1	N/A	86.2%	83.7%	88.7%

\* This is based on patients treated on this contract for their most recent course of treatment. Figures in italics indicate the base number of FP17s or Patient Questionnaire responses are less than 100. N/A is shown where the base number of responses is less than 10 during the period. % is calculated as Quantity/Base number\*100

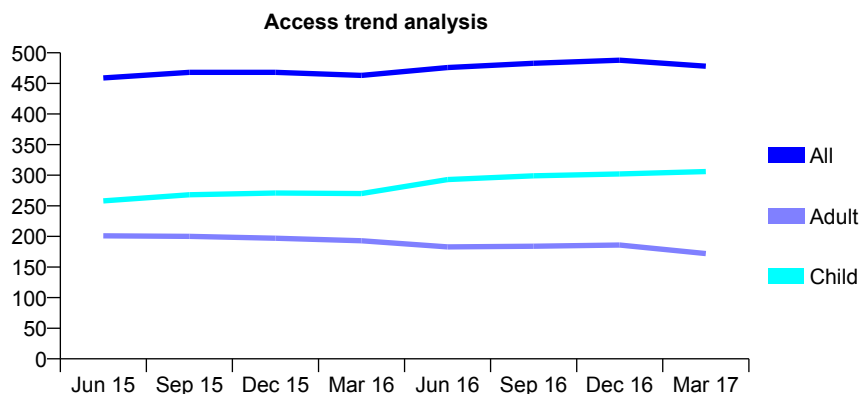
## Q63 - Vital Signs At a Glance Contract Report for 154717/0001 - March 2017

Name or company name	Welling Corner Dental Practice Ltd
Contract type name	GDS Contract
Purpose of contract	General
Contract start date	01/11/2012
Contract end date	

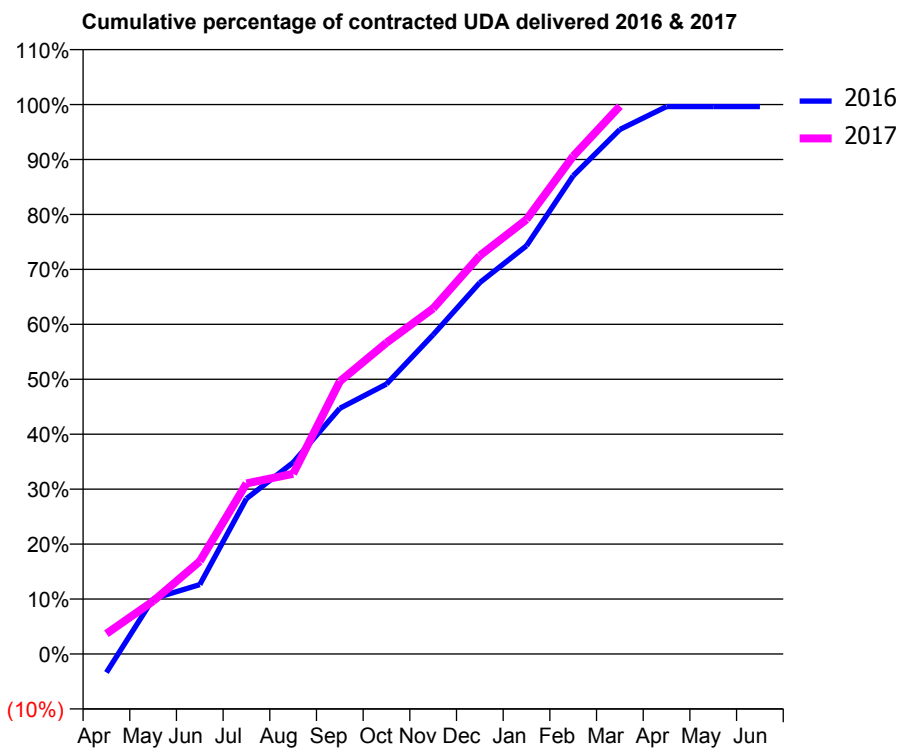
16/17 Contracted general activity (UDA)	1,922
Carry forward general activity (UDA)	7
16/17 Contracted orthodontic activity (UOA)	0
Carry forward orthodontic activity (UOA)	0
Baseline contract value	£48,545.21

### ACCESS\*

Patients seen in 24 months	Total	Change since previous quarter
Quarter ending March 2016	463	
Quarter ending June 2016	476	↑
Quarter ending September 2016	483	→
Quarter ending December 2016	488	→
Quarter ending March 2017	478	↓
<b>Variance since March 2016</b>	<b>3.2%</b>	<b>↑</b>



### ACTIVITY



Month	Adjusted Scheduled Activity (UDA)	
	2016	2017
April	-65	71
May	193	185
June	243	324
July	544	597
August	670	630
September	859	953
October	944	1,089
November	1,117	1,209
December	1,299	1,393
January	1,428	1,520
February	1,673	1,741
March	1,835	1,916
April	1,915	
May	1,915	
June	1,915	

### QUALITY

	Quantity	Base Number	Contract	AT	Region	England
% of FP17s for the same patient ID Re-attending within 3 months - Children	40	461	8.7%	10.4%	11.8%	12.3%
% of FP17s for the same patient ID Re-attending within 3 months - Adults	48	218	22.0%	16.0%	17.1%	16.7%
% of FP17s for the same patient ID Re-attending between 3 & 9 months - Children	201	461	43.6%	47.8%	46.5%	57.6%
% of FP17s for the same patient ID Re-attending between 3 & 9 months - Adults	85	218	39.0%	37.8%	37.6%	50.1%
% of FP17s for Band 1 Urgent Courses	42	657	6.4%	10.3%	10.7%	9.1%
% of FP17s Relating to Free Repair or Replacements	0	657	0.0%	0.6%	0.6%	0.8%
% of FP17s Relating to Continuations	9	657	1.4%	1.1%	0.9%	1.2%
% of Patients satisfied with the dentistry they have received	0	0	N/A	90.5%	90.4%	92.8%
% of Patients satisfied with the time they had to wait for an appointment	0	0	N/A	86.2%	83.7%	88.7%

\* This is based on patients treated on this contract for their most recent course of treatment. Figures in italics indicate the base number of FP17s or Patient Questionnaire responses are less than 100. N/A is shown where the base number of responses is less than 10 during the period. % is calculated as Quantity/Base number\*100

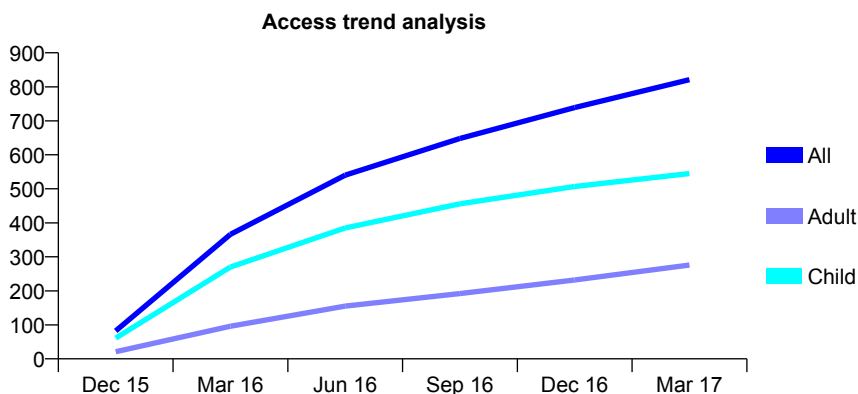
## Q63 - Vital Signs At a Glance Contract Report for 154725/0001 - March 2017

Name or company name	Purav Patel
Contract type name	GDS Contract
Purpose of contract	General
Contract start date	01/12/2015
Contract end date	

16/17 Contracted general activity (UDA)	3,250
Carry forward general activity (UDA)	-27
16/17 Contracted orthodontic activity (UOA)	0
Carry forward orthodontic activity (UOA)	0
Baseline contract value	£86,144.60

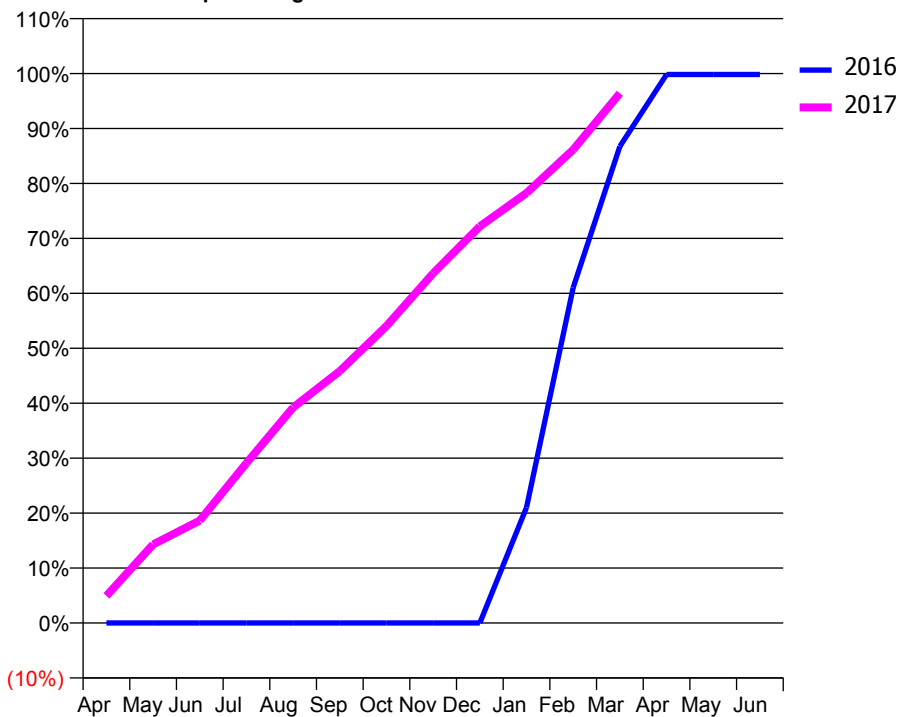
### ACCESS\*

Patients seen in 24 months	Total	Change since previous quarter
Quarter ending March 2016	366	
Quarter ending June 2016	540	↑
Quarter ending September 2016	648	↑
Quarter ending December 2016	739	↑
Quarter ending March 2017	821	↑
<b>Variance since March 2016</b>	<b>124.3%</b>	<b>↑</b>



### ACTIVITY

Cumulative percentage of contracted UDA delivered 2016 & 2017



Month	Adjusted Scheduled Activity (UDA)	
	2016	2017
April	0	161
May	0	465
June	0	606
July	0	946
August	0	1,275
September	0	1,490
October	0	1,757
November	0	2,069
December	0	2,346
January	228	2,543
February	661	2,799
March	939	3,133
April	1,081	
May	1,081	
June	1,081	

### QUALITY

	Quantity	Base Number	Contract	AT	Region	England
% of FP17s for the same patient ID Re-attending within 3 months - Children	42	819	5.1%	10.4%	11.8%	12.3%
% of FP17s for the same patient ID Re-attending within 3 months - Adults	45	341	13.2%	16.0%	17.1%	16.7%
% of FP17s for the same patient ID Re-attending between 3 & 9 months - Children	328	819	40.0%	47.8%	46.5%	57.6%
% of FP17s for the same patient ID Re-attending between 3 & 9 months - Adults	88	341	25.8%	37.8%	37.6%	50.1%
% of FP17s for Band 1 Urgent Courses	66	1,105	6.0%	10.3%	10.7%	9.1%
% of FP17s Relating to Free Repair or Replacements	2	1,105	0.2%	0.6%	0.6%	0.8%
% of FP17s Relating to Continuations	0	1,105	0.0%	1.1%	0.9%	1.2%
% of Patients satisfied with the dentistry they have received	1	1	N/A	90.5%	90.4%	92.8%
% of Patients satisfied with the time they had to wait for an appointment	1	1	N/A	86.2%	83.7%	88.7%

\* This is based on patients treated on this contract for their most recent course of treatment. Figures in italics indicate the base number of FP17s or Patient Questionnaire responses are less than 100. N/A is shown where the base number of responses is less than 10 during the period. % is calculated as Quantity/Base number\*100

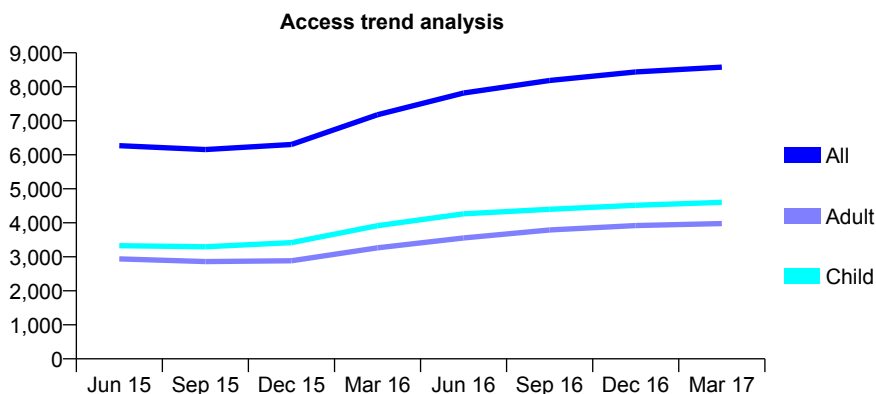
## Q63 - Vital Signs At a Glance Contract Report for 155381/0001 - March 2017

Name or company name	Gallions Reach Dental Clinic Limited
Contract type name	GDS Contract
Purpose of contract	General
Contract start date	01/04/2011
Contract end date	

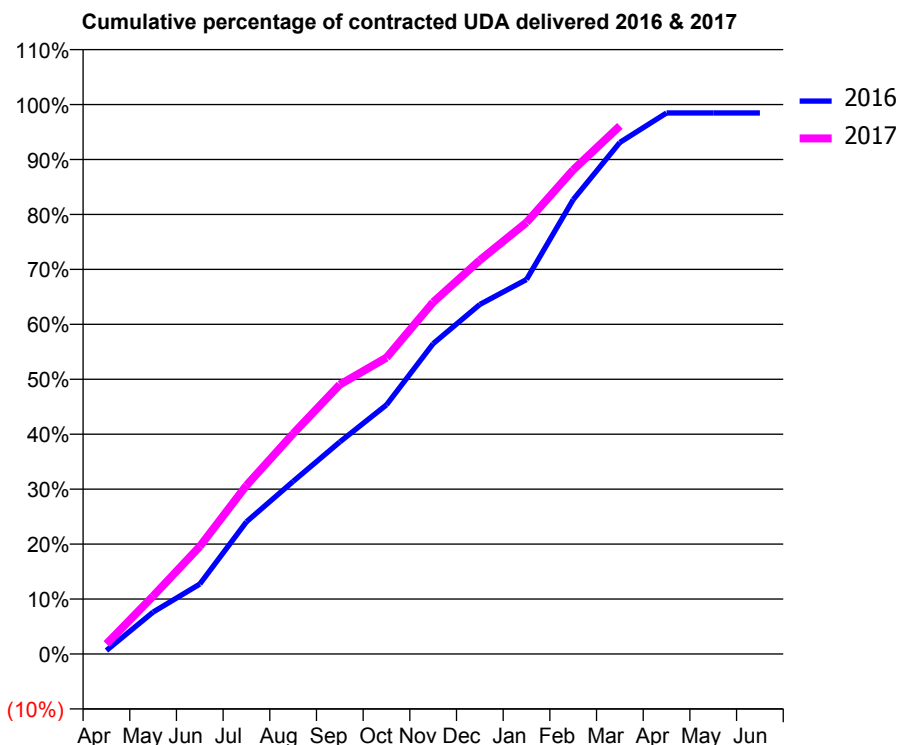
16/17 Contracted general activity (UDA)	24,573
Carry forward general activity (UDA)	378
16/17 Contracted orthodontic activity (UOA)	0
Carry forward orthodontic activity (UOA)	0
Baseline contract value	£1,016,934.54

### ACCESS\*

Patients seen in 24 months	Total	Change since previous quarter
Quarter ending March 2016	7,178	
Quarter ending June 2016	7,819	↑
Quarter ending September 2016	8,187	↑
Quarter ending December 2016	8,436	↑
Quarter ending March 2017	8,580	→
<b>Variance since March 2016</b>	<b>19.5%</b>	<b>↑</b>



### ACTIVITY



Month	Adjusted Scheduled Activity (UDA)	
	2016	2017
April	159	450
May	1,877	2,589
June	3,125	4,810
July	5,911	7,541
August	7,719	9,854
September	9,484	12,051
October	11,139	13,250
November	13,881	15,736
December	15,635	17,615
January	16,745	19,298
February	20,319	21,650
March	22,876	23,615
April	24,194	
May	24,195	
June	24,195	

### QUALITY

	Quantity	Base Number	Contract	AT	Region	England
% of FP17s for the same patient ID Re-attending within 3 months - Children	209	5,578	3.7%	10.4%	11.8%	12.3%
% of FP17s for the same patient ID Re-attending within 3 months - Adults	466	4,393	10.6%	16.0%	17.1%	16.7%
% of FP17s for the same patient ID Re-attending between 3 & 9 months - Children	1,936	5,578	34.7%	47.8%	46.5%	57.6%
% of FP17s for the same patient ID Re-attending between 3 & 9 months - Adults	1,082	4,393	24.6%	37.8%	37.6%	50.1%
% of FP17s for Band 1 Urgent Courses	361	9,492	3.8%	10.3%	10.7%	9.1%
% of FP17s Relating to Free Repair or Replacements	2	9,492	0.0%	0.6%	0.6%	0.8%
% of FP17s Relating to Continuations	108	9,492	1.1%	1.1%	0.9%	1.2%
% of Patients satisfied with the dentistry they have received	7	7	N/A	90.5%	90.4%	92.8%
% of Patients satisfied with the time they had to wait for an appointment	7	7	N/A	86.2%	83.7%	88.7%

\* This is based on patients treated on this contract for their most recent course of treatment. Figures in italics indicate the base number of FP17s or Patient Questionnaire responses are less than 100. N/A is shown where the base number of responses is less than 10 during the period. % is calculated as Quantity/Base number\*100

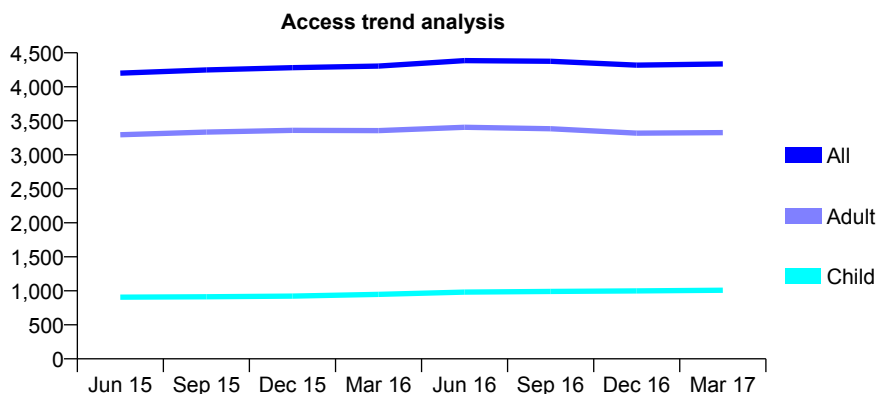
## Q63 - Vital Signs At a Glance Contract Report for 155454/0001 - March 2017

Name or company name	Dhiman Dental Surgery
Contract type name	GDS Contract
Purpose of contract	General
Contract start date	12/07/2012
Contract end date	

16/17 Contracted general activity (UDA)	10,000
Carry forward general activity (UDA)	172
16/17 Contracted orthodontic activity (UOA)	0
Carry forward orthodontic activity (UOA)	0
Baseline contract value	£265,603.29

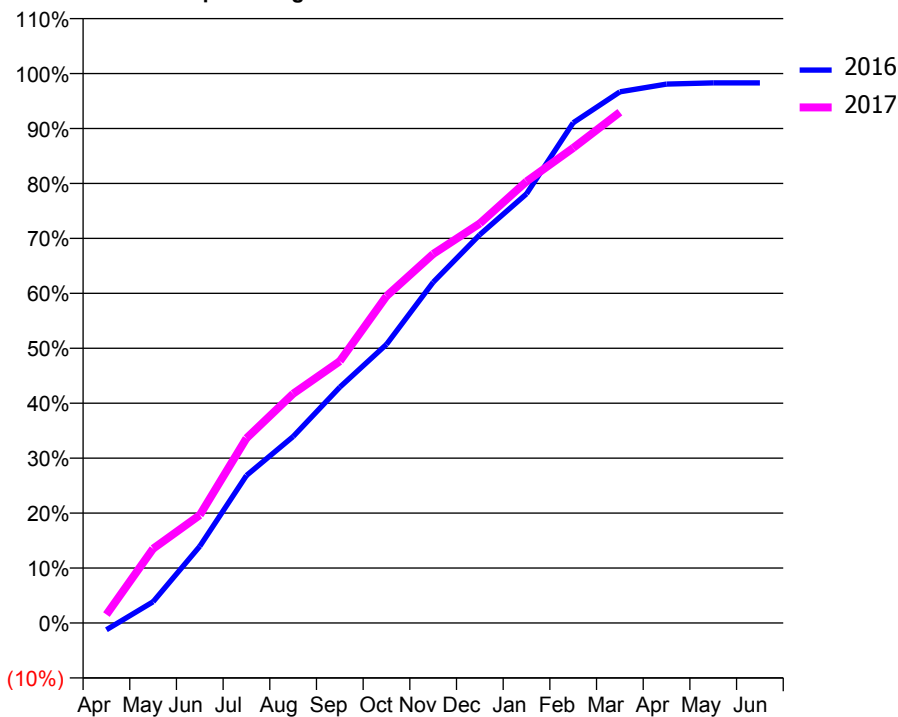
### ACCESS\*

Patients seen in 24 months	Total	Change since previous quarter
Quarter ending March 2016	4,304	
Quarter ending June 2016	4,385	→
Quarter ending September 2016	4,375	→
Quarter ending December 2016	4,318	↓
Quarter ending March 2017	4,336	→
<b>Variance since March 2016</b>	<b>0.7%</b>	<b>→</b>



### ACTIVITY

Cumulative percentage of contracted UDA delivered 2016 & 2017



Month	Adjusted Scheduled Activity (UDA)	
	2016	2017
April	-124	154
May	387	1,353
June	1,396	1,965
July	2,685	3,362
August	3,394	4,172
September	4,291	4,764
October	5,070	5,950
November	6,202	6,715
December	7,068	7,272
January	7,810	8,035
February	9,103	8,645
March	9,667	9,297
April	9,807	
May	9,828	
June	9,828	

### QUALITY

	Quantity	Base Number	Contract	AT	Region	England
% of FP17s for the same patient ID Re-attending within 3 months - Children	132	1,597	8.3%	10.4%	11.8%	12.3%
% of FP17s for the same patient ID Re-attending within 3 months - Adults	702	4,760	14.7%	16.0%	17.1%	16.7%
% of FP17s for the same patient ID Re-attending between 3 & 9 months - Children	1,008	1,597	63.1%	47.8%	46.5%	57.6%
% of FP17s for the same patient ID Re-attending between 3 & 9 months - Adults	2,457	4,760	51.6%	37.8%	37.6%	50.1%
% of FP17s for Band 1 Urgent Courses	718	5,555	12.9%	10.3%	10.7%	9.1%
% of FP17s Relating to Free Repair or Replacements	31	5,555	0.6%	0.6%	0.6%	0.8%
% of FP17s Relating to Continuations	44	5,555	0.8%	1.1%	0.9%	1.2%
% of Patients satisfied with the dentistry they have received	4	5	N/A	90.5%	90.4%	92.8%
% of Patients satisfied with the time they had to wait for an appointment	5	5	N/A	86.2%	83.7%	88.7%

\* This is based on patients treated on this contract for their most recent course of treatment. Figures in italics indicate the base number of FP17s or Patient Questionnaire responses are less than 100. N/A is shown where the base number of responses is less than 10 during the period. % is calculated as Quantity/Base number\*100

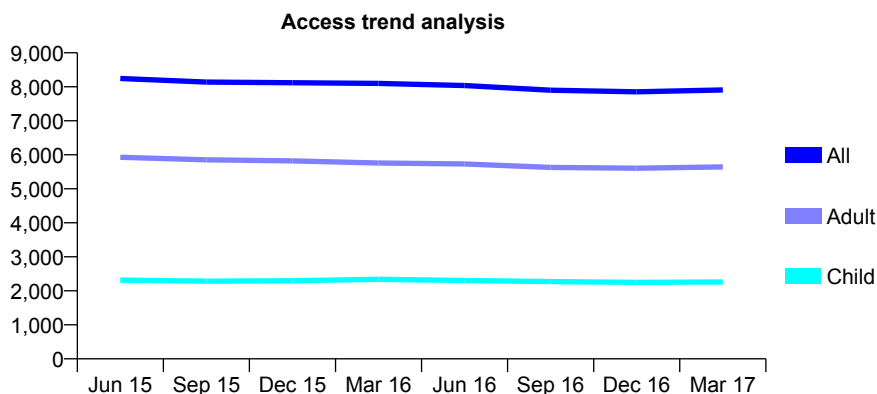
## Q63 - Vital Signs At a Glance Contract Report for 156515/0001 - March 2017

Name or company name	Oral Vision Limited
Contract type name	GDS Contract
Purpose of contract	General
Contract start date	01/02/2011
Contract end date	

16/17 Contracted general activity (UDA)	25,920
Carry forward general activity (UDA)	-175
16/17 Contracted orthodontic activity (UOA)	0
Carry forward orthodontic activity (UOA)	0
Baseline contract value	£767,779.80

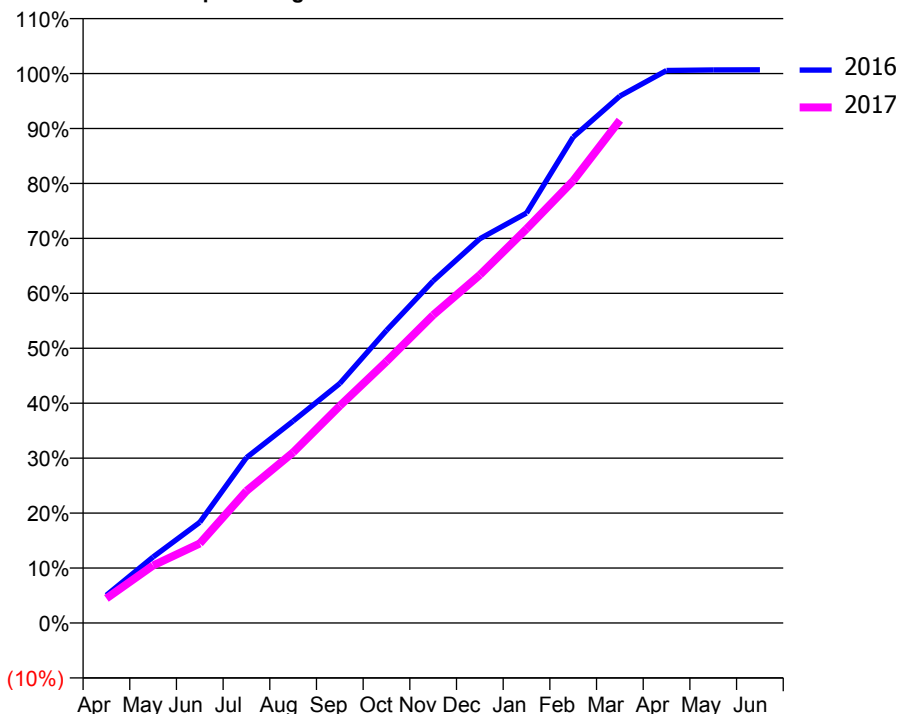
### ACCESS\*

Patients seen in 24 months	Total	Change since previous quarter
Quarter ending March 2016	8,099	
Quarter ending June 2016	8,038	→
Quarter ending September 2016	7,901	↓
Quarter ending December 2016	7,852	→
Quarter ending March 2017	7,908	→
<b>Variance since March 2016</b>	<b>(2.4%)</b>	<b>↓</b>



### ACTIVITY

Cumulative percentage of contracted UDA delivered 2016 & 2017



Month	Adjusted Scheduled Activity (UDA)	
	2016	2017
April	1,309	1,158
May	3,119	2,714
June	4,751	3,753
July	7,806	6,229
August	9,528	8,046
September	11,299	10,246
October	13,801	12,335
November	16,135	14,528
December	18,123	16,417
January	19,339	18,592
February	22,927	20,858
March	24,853	23,719
April	26,065	
May	26,086	
June	26,095	

### QUALITY

	Quantity	Base Number	Contract	AT	Region	England
% of FP17s for the same patient ID Re-attending within 3 months - Children	182	2,542	7.2%	10.4%	11.8%	12.3%
% of FP17s for the same patient ID Re-attending within 3 months - Adults	598	5,484	10.9%	16.0%	17.1%	16.7%
% of FP17s for the same patient ID Re-attending between 3 & 9 months - Children	1,086	2,542	42.7%	47.8%	46.5%	57.6%
% of FP17s for the same patient ID Re-attending between 3 & 9 months - Adults	1,917	5,484	35.0%	37.8%	37.6%	50.1%
% of FP17s for Band 1 Urgent Courses	385	7,580	5.1%	10.3%	10.7%	9.1%
% of FP17s Relating to Free Repair or Replacements	75	7,580	1.0%	0.6%	0.6%	0.8%
% of FP17s Relating to Continuations	2	7,580	0.0%	1.1%	0.9%	1.2%
% of Patients satisfied with the dentistry they have received	2	2	N/A	90.5%	90.4%	92.8%
% of Patients satisfied with the time they had to wait for an appointment	2	2	N/A	86.2%	83.7%	88.7%

\* This is based on patients treated on this contract for their most recent course of treatment. Figures in italics indicate the base number of FP17s or Patient Questionnaire responses are less than 100. N/A is shown where the base number of responses is less than 10 during the period. % is calculated as Quantity/Base number\*100

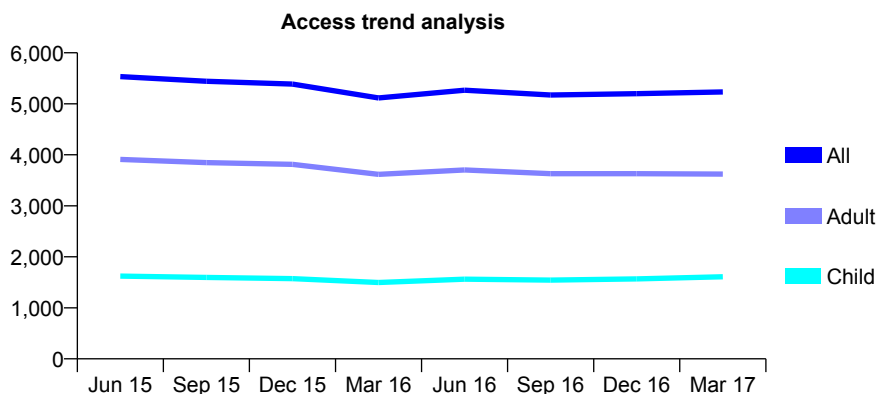
## Q63 - Vital Signs At a Glance Contract Report for 157821/0001 - March 2017

Name or company name	Unique Dental Care
Contract type name	GDS Contract
Purpose of contract	General
Contract start date	01/04/2012
Contract end date	

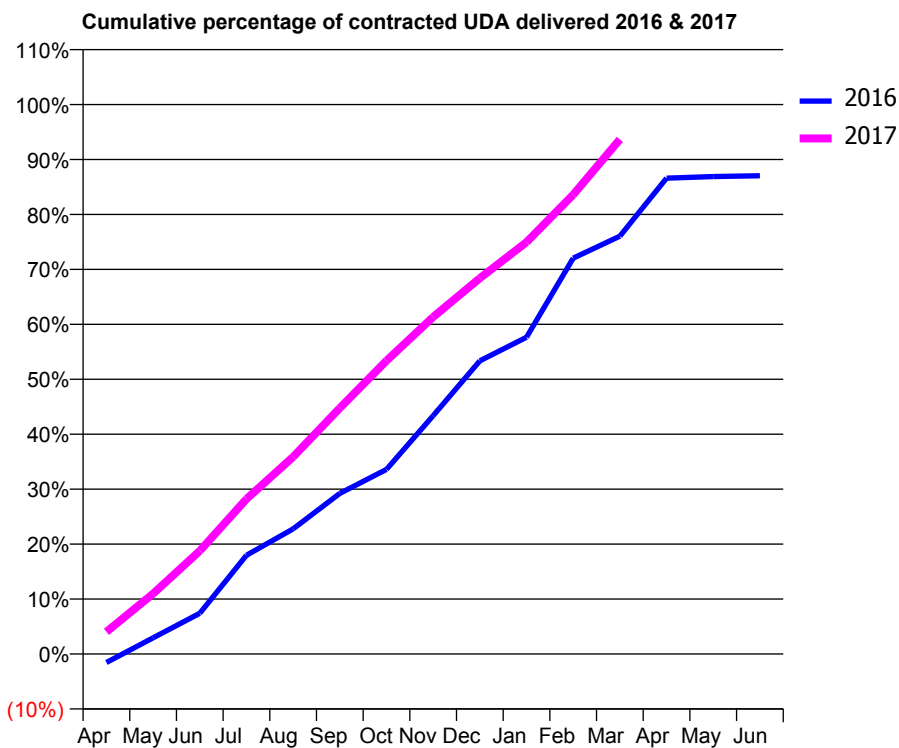
16/17 Contracted general activity (UDA)	20,833
Carry forward general activity (UDA)	0
16/17 Contracted orthodontic activity (UOA)	0
Carry forward orthodontic activity (UOA)	0
Baseline contract value	£641,336.91

### ACCESS\*

Patients seen in 24 months	Total	Change since previous quarter
Quarter ending March 2016	5,114	
Quarter ending June 2016	5,266	↑
Quarter ending September 2016	5,172	↓
Quarter ending December 2016	5,198	→
Quarter ending March 2017	5,232	→
<b>Variance since March 2016</b>	<b>2.3%</b>	<b>↑</b>



### ACTIVITY



Month	Adjusted Scheduled Activity (UDA)	
	2016	2017
April	-328	842
May	617	2,289
June	1,543	3,911
July	3,741	5,878
August	4,746	7,477
September	6,088	9,324
October	7,001	11,118
November	9,039	12,777
December	11,114	14,248
January	12,009	15,613
February	15,008	17,414
March	15,841	19,510
April	18,039	
May	18,102	
June	18,132	

### QUALITY

	Quantity	Base Number	Contract	AT	Region	England
% of FP17s for the same patient ID Re-attending within 3 months - Children	153	2,043	7.5%	10.4%	11.8%	12.3%
% of FP17s for the same patient ID Re-attending within 3 months - Adults	754	4,358	17.3%	16.0%	17.1%	16.7%
% of FP17s for the same patient ID Re-attending between 3 & 9 months - Children	792	2,043	38.8%	47.8%	46.5%	57.6%
% of FP17s for the same patient ID Re-attending between 3 & 9 months - Adults	1,327	4,358	30.4%	37.8%	37.6%	50.1%
% of FP17s for Band 1 Urgent Courses	533	5,780	9.2%	10.3%	10.7%	9.1%
% of FP17s Relating to Free Repair or Replacements	57	5,780	1.0%	0.6%	0.6%	0.8%
% of FP17s Relating to Continuations	157	5,780	2.7%	1.1%	0.9%	1.2%
% of Patients satisfied with the dentistry they have received	1	2	N/A	90.5%	90.4%	92.8%
% of Patients satisfied with the time they had to wait for an appointment	2	2	N/A	86.2%	83.7%	88.7%

\* This is based on patients treated on this contract for their most recent course of treatment. Figures in italics indicate the base number of FP17s or Patient Questionnaire responses are less than 100. N/A is shown where the base number of responses is less than 10 during the period. % is calculated as Quantity/Base number\*100



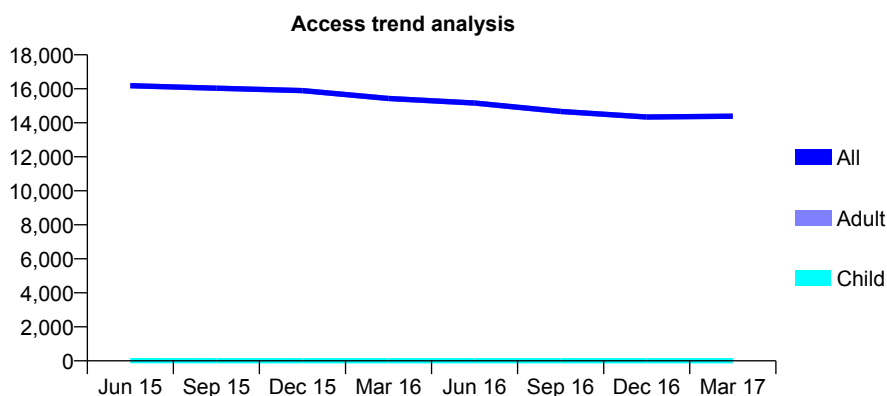
## Q63 - Vital Signs At a Glance Contract Report for 158100/0001 - March 2017

Name or company name	The Domiciliary Dental Practice
Contract type name	GDS Contract
Purpose of contract	General
Contract start date	01/07/2012
Contract end date	

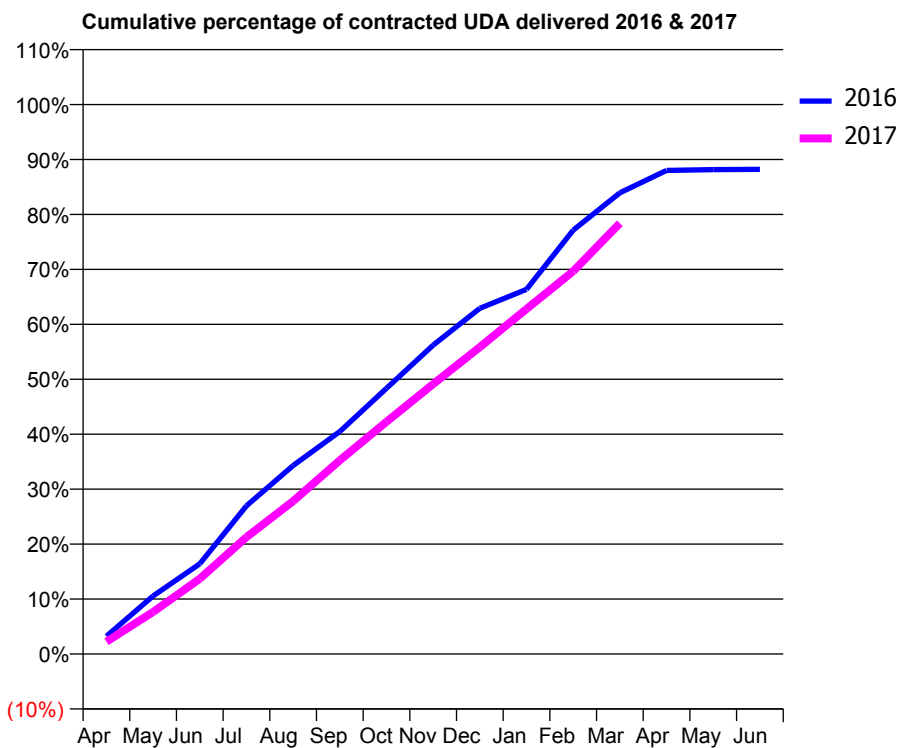
16/17 Contracted general activity (UDA)	36,916
Carry forward general activity (UDA)	0
16/17 Contracted orthodontic activity (UOA)	0
Carry forward orthodontic activity (UOA)	0
Baseline contract value	£1,158,848.50

### ACCESS\*

Patients seen in 24 months	Total	Change since previous quarter
Quarter ending March 2016	15,433	
Quarter ending June 2016	15,161	↓
Quarter ending September 2016	14,668	↓
Quarter ending December 2016	14,343	↓
Quarter ending March 2017	14,388	→
<b>Variance since March 2016</b>	<b>(6.8%)</b>	<b>↓</b>



### ACTIVITY



Month	Adjusted Scheduled Activity (UDA)	
	2016	2017
April	1,192	830
May	3,905	2,829
June	6,064	5,057
July	9,959	7,850
August	12,667	10,273
September	14,948	13,013
October	17,847	15,602
November	20,754	18,132
December	23,220	20,621
January	24,493	23,182
February	28,479	25,719
March	30,983	28,936
April	32,491	
May	32,538	
June	32,560	

### QUALITY

	Quantity	Base Number	Contract	AT	Region	England
% of FP17s for the same patient ID Re-attending within 3 months - Children	0	2	0.0%	10.4%	11.8%	12.3%
% of FP17s for the same patient ID Re-attending within 3 months - Adults	1,506	17,032	8.8%	16.0%	17.1%	16.7%
% of FP17s for the same patient ID Re-attending between 3 & 9 months - Children	2	2	100.0%	47.8%	46.5%	57.6%
% of FP17s for the same patient ID Re-attending between 3 & 9 months - Adults	9,863	17,032	57.9%	37.8%	37.6%	50.1%
% of FP17s for Band 1 Urgent Courses	482	16,177	3.0%	10.3%	10.7%	9.1%
% of FP17s Relating to Free Repair or Replacements	0	16,177	0.0%	0.6%	0.6%	0.8%
% of FP17s Relating to Continuations	210	16,177	1.3%	1.1%	0.9%	1.2%
% of Patients satisfied with the dentistry they have received	3	3	N/A	90.5%	90.4%	92.8%
% of Patients satisfied with the time they had to wait for an appointment	2	3	N/A	86.2%	83.7%	88.7%

\* This is based on patients treated on this contract for their most recent course of treatment. Figures in italics indicate the base number of FP17s or Patient Questionnaire responses are less than 100. N/A is shown where the base number of responses is less than 10 during the period. % is calculated as Quantity/Base number\*100

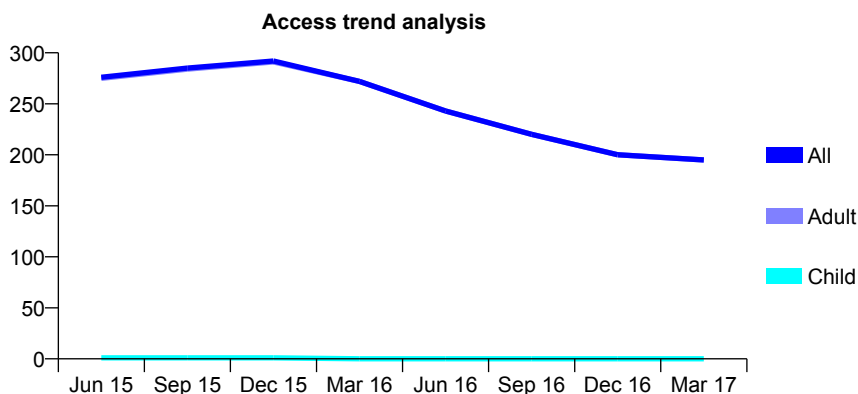
## Q63 - Vital Signs At a Glance Contract Report for 158100/0002 - March 2017

Name or company name	The Domiciliary Dental Practice
Contract type name	GDS Contract
Purpose of contract	General
Contract start date	01/07/2012
Contract end date	

16/17 Contracted general activity (UDA)	1,000
Carry forward general activity (UDA)	0
16/17 Contracted orthodontic activity (UOA)	0
Carry forward orthodontic activity (UOA)	0
Baseline contract value	£39,765.80

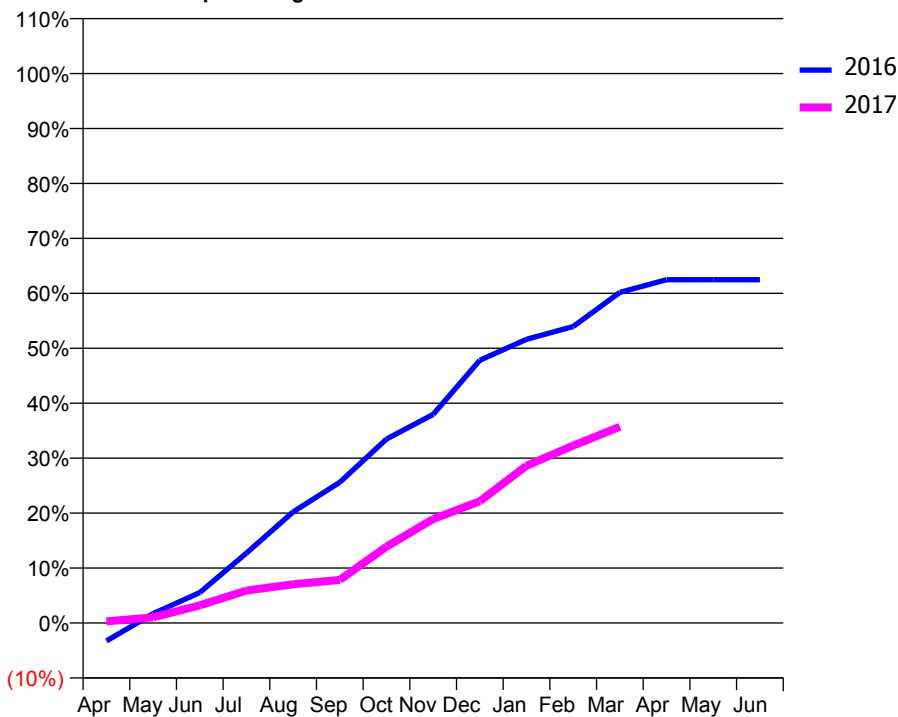
### ACCESS\*

Patients seen in 24 months	Total	Change since previous quarter
Quarter ending March 2016	272	
Quarter ending June 2016	243	↓
Quarter ending September 2016	220	↓
Quarter ending December 2016	200	↓
Quarter ending March 2017	195	↓
<b>Variance since March 2016</b>	<b>(28.3%)</b>	<b>↓</b>



### ACTIVITY

Cumulative percentage of contracted UDA delivered 2016 & 2017



Month	Adjusted Scheduled Activity (UDA)	
	2016	2017
April	-33	3
May	17	10
June	55	32
July	127	59
August	202	71
September	256	79
October	335	139
November	380	189
December	478	222
January	516	286
February	540	323
March	602	357
April	625	
May	625	
June	625	

### QUALITY

	Quantity	Base Number	Contract	AT	Region	England
% of FP17s for the same patient ID Re-attending within 3 months - Children	0	0	N/A	10.4%	11.8%	12.3%
% of FP17s for the same patient ID Re-attending within 3 months - Adults	5	127	3.9%	16.0%	17.1%	16.7%
% of FP17s for the same patient ID Re-attending between 3 & 9 months - Children	0	0	N/A	47.8%	46.5%	57.6%
% of FP17s for the same patient ID Re-attending between 3 & 9 months - Adults	7	127	5.5%	37.8%	37.6%	50.1%
% of FP17s for Band 1 Urgent Courses	16	117	13.7%	10.3%	10.7%	9.1%
% of FP17s Relating to Free Repair or Replacements	0	117	0.0%	0.6%	0.6%	0.8%
% of FP17s Relating to Continuations	0	117	0.0%	1.1%	0.9%	1.2%
% of Patients satisfied with the dentistry they have received	0	1	N/A	90.5%	90.4%	92.8%
% of Patients satisfied with the time they had to wait for an appointment	0	1	N/A	86.2%	83.7%	88.7%

\* This is based on patients treated on this contract for their most recent course of treatment. Figures in italics indicate the base number of FP17s or Patient Questionnaire responses are less than 100. N/A is shown where the base number of responses is less than 10 during the period. % is calculated as Quantity/Base number\*100

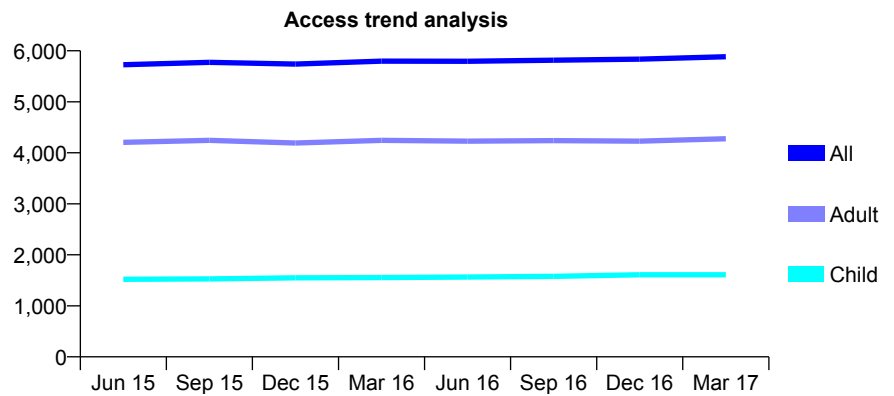
## Q63 - Vital Signs At a Glance Contract Report for 158135/0001 - March 2017

Name or company name	Mr S Patel & Mr MP Patel
Contract type name	GDS Contract
Purpose of contract	General
Contract start date	01/11/2010
Contract end date	

16/17 Contracted general activity (UDA)	11,893
Carry forward general activity (UDA)	384
16/17 Contracted orthodontic activity (UOA)	0
Carry forward orthodontic activity (UOA)	0
Baseline contract value	£283,729.94

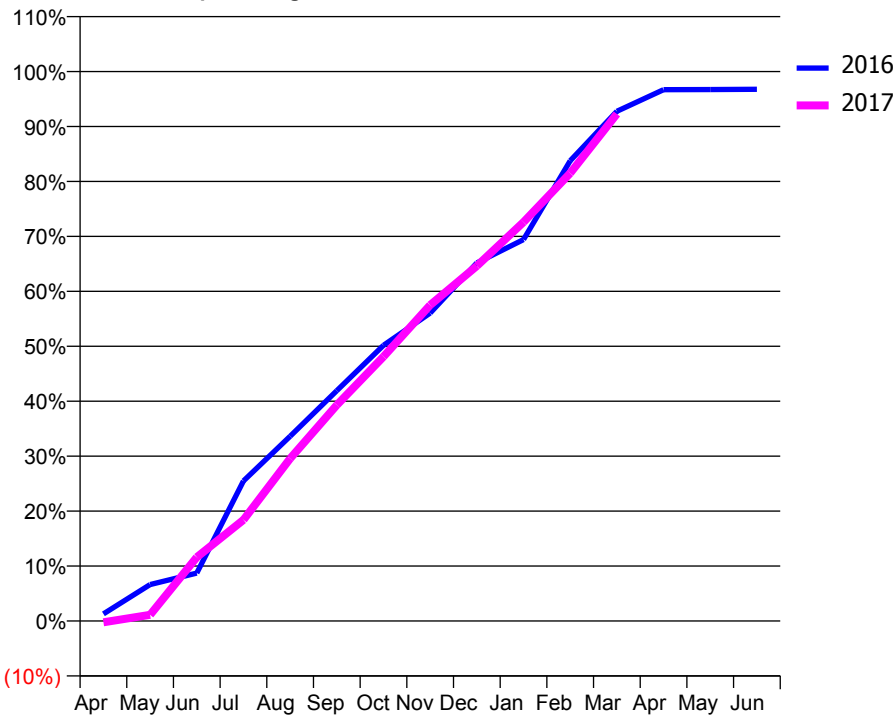
### ACCESS\*

Patients seen in 24 months	Total	Change since previous quarter
Quarter ending March 2016	5,797	
Quarter ending June 2016	5,795	→
Quarter ending September 2016	5,816	→
Quarter ending December 2016	5,837	→
Quarter ending March 2017	5,883	→
<b>Variance since March 2016</b>	<b>1.5%</b>	<b>→</b>



### ACTIVITY

Cumulative percentage of contracted UDA delivered 2016 & 2017



Month	Adjusted Scheduled Activity (UDA)	
	2016	2017
April	156	-31
May	788	135
June	1,039	1,381
July	3,031	2,188
August	3,998	3,516
September	4,986	4,674
October	5,968	5,722
November	6,666	6,838
December	7,752	7,684
January	8,257	8,633
February	9,962	9,694
March	11,032	10,975
April	11,500	
May	11,501	
June	11,509	

### QUALITY

	Quantity	Base Number	Contract	AT	Region	England
% of FP17s for the same patient ID Re-attending within 3 months - Children	140	2,078	6.7%	10.4%	11.8%	12.3%
% of FP17s for the same patient ID Re-attending within 3 months - Adults	604	4,706	12.8%	16.0%	17.1%	16.7%
% of FP17s for the same patient ID Re-attending between 3 & 9 months - Children	1,073	2,078	51.6%	47.8%	46.5%	57.6%
% of FP17s for the same patient ID Re-attending between 3 & 9 months - Adults	1,907	4,706	40.5%	37.8%	37.6%	50.1%
% of FP17s for Band 1 Urgent Courses	603	5,917	10.2%	10.3%	10.7%	9.1%
% of FP17s Relating to Free Repair or Replacements	22	5,917	0.4%	0.6%	0.6%	0.8%
% of FP17s Relating to Continuations	59	5,917	1.0%	1.1%	0.9%	1.2%
% of Patients satisfied with the dentistry they have received	1	1	N/A	90.5%	90.4%	92.8%
% of Patients satisfied with the time they had to wait for an appointment	1	1	N/A	86.2%	83.7%	88.7%

\* This is based on patients treated on this contract for their most recent course of treatment. Figures in italics indicate the base number of FP17s or Patient Questionnaire responses are less than 100. N/A is shown where the base number of responses is less than 10 during the period. % is calculated as Quantity/Base number\*100

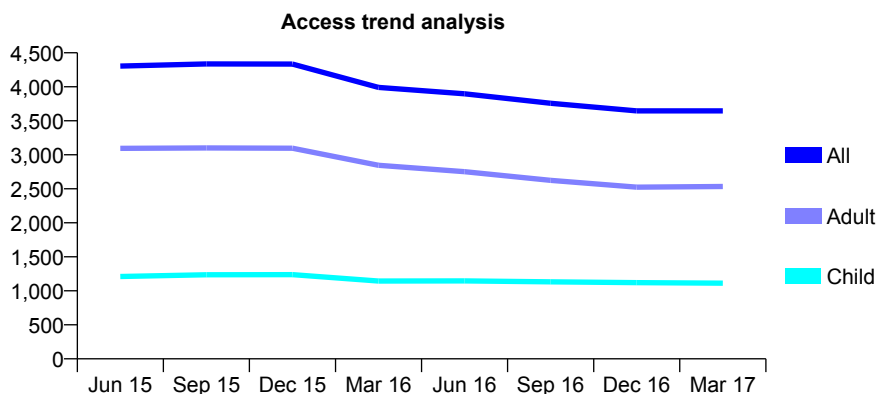
## Q63 - Vital Signs At a Glance Contract Report for 158402/0001 - March 2017

Name or company name	Charlton Dental Care Ltd
Contract type name	GDS Contract
Purpose of contract	General
Contract start date	01/04/2010
Contract end date	

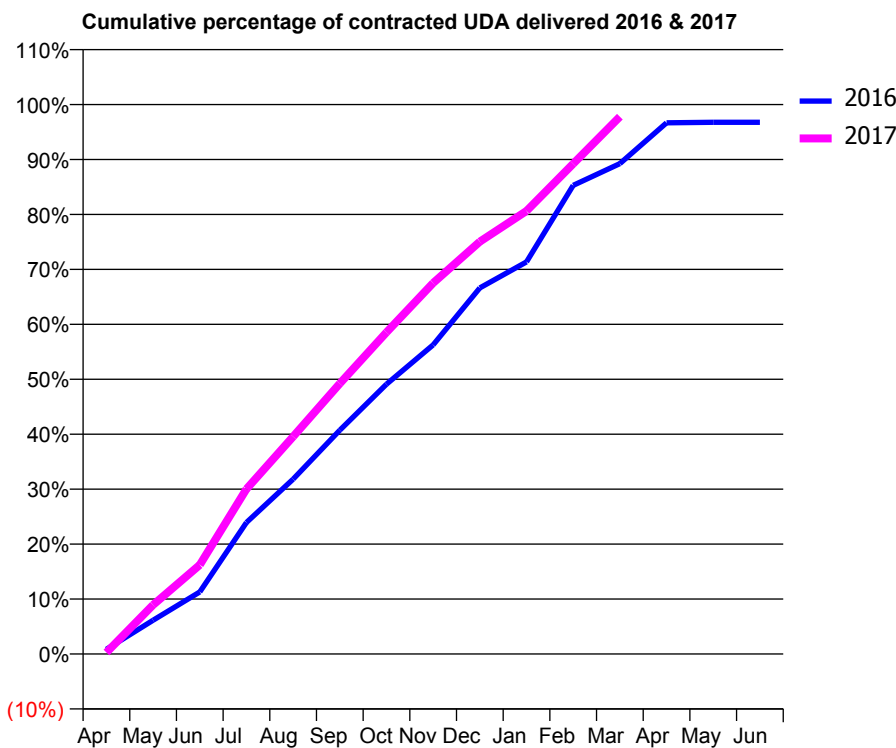
16/17 Contracted general activity (UDA)	15,510
Carry forward general activity (UDA)	500
16/17 Contracted orthodontic activity (UOA)	0
Carry forward orthodontic activity (UOA)	0
Baseline contract value	£414,949.29

### ACCESS\*

Patients seen in 24 months	Total	Change since previous quarter
Quarter ending March 2016	3,991	
Quarter ending June 2016	3,898	↓
Quarter ending September 2016	3,757	↓
Quarter ending December 2016	3,646	↓
Quarter ending March 2017	3,647	→
<b>Variance since March 2016</b>	<b>(8.6%)</b>	<b>↓</b>



### ACTIVITY



Month	Adjusted Scheduled Activity (UDA)	
	2016	2017
April	133	42
May	955	1,388
June	1,752	2,516
July	3,714	4,658
August	4,937	6,138
September	6,319	7,636
October	7,616	9,079
November	8,727	10,473
December	10,335	11,640
January	11,068	12,505
February	13,229	13,836
March	13,841	15,166
April	14,994	
May	15,009	
June	15,010	

### QUALITY

	Quantity	Base Number	Contract	AT	Region	England
% of FP17s for the same patient ID Re-attending within 3 months - Children	75	1,493	5.0%	10.4%	11.8%	12.3%
% of FP17s for the same patient ID Re-attending within 3 months - Adults	300	2,905	10.3%	16.0%	17.1%	16.7%
% of FP17s for the same patient ID Re-attending between 3 & 9 months - Children	704	1,493	47.2%	47.8%	46.5%	57.6%
% of FP17s for the same patient ID Re-attending between 3 & 9 months - Adults	1,240	2,905	42.7%	37.8%	37.6%	50.1%
% of FP17s for Band 1 Urgent Courses	124	4,151	3.0%	10.3%	10.7%	9.1%
% of FP17s Relating to Free Repair or Replacements	91	4,151	2.2%	0.6%	0.6%	0.8%
% of FP17s Relating to Continuations	79	4,151	1.9%	1.1%	0.9%	1.2%
% of Patients satisfied with the dentistry they have received	0	1	N/A	90.5%	90.4%	92.8%
% of Patients satisfied with the time they had to wait for an appointment	0	1	N/A	86.2%	83.7%	88.7%

\* This is based on patients treated on this contract for their most recent course of treatment. Figures in italics indicate the base number of FP17s or Patient Questionnaire responses are less than 100. N/A is shown where the base number of responses is less than 10 during the period. % is calculated as Quantity/Base number\*100

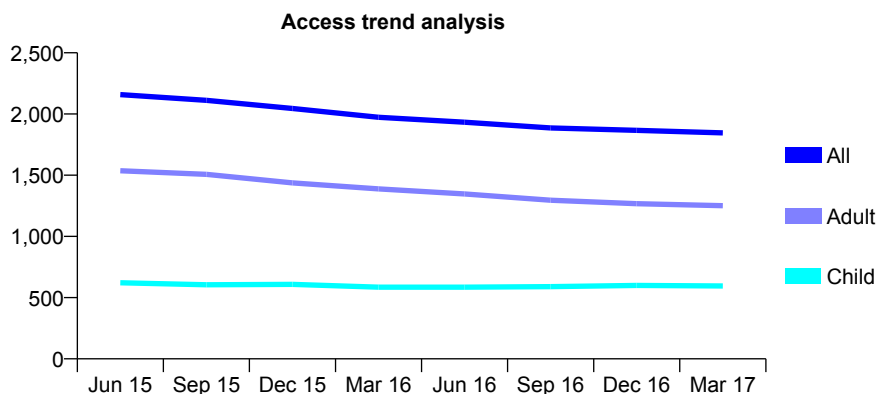
## Q63 - Vital Signs At a Glance Contract Report for 158461/0001 - March 2017

Name or company name	The Mullally Dental Practice Ltd
Contract type name	GDS Contract
Purpose of contract	General
Contract start date	01/07/2008
Contract end date	

16/17 Contracted general activity (UDA)	6,944
Carry forward general activity (UDA)	39
16/17 Contracted orthodontic activity (UOA)	0
Carry forward orthodontic activity (UOA)	0
Baseline contract value	£203,842.16

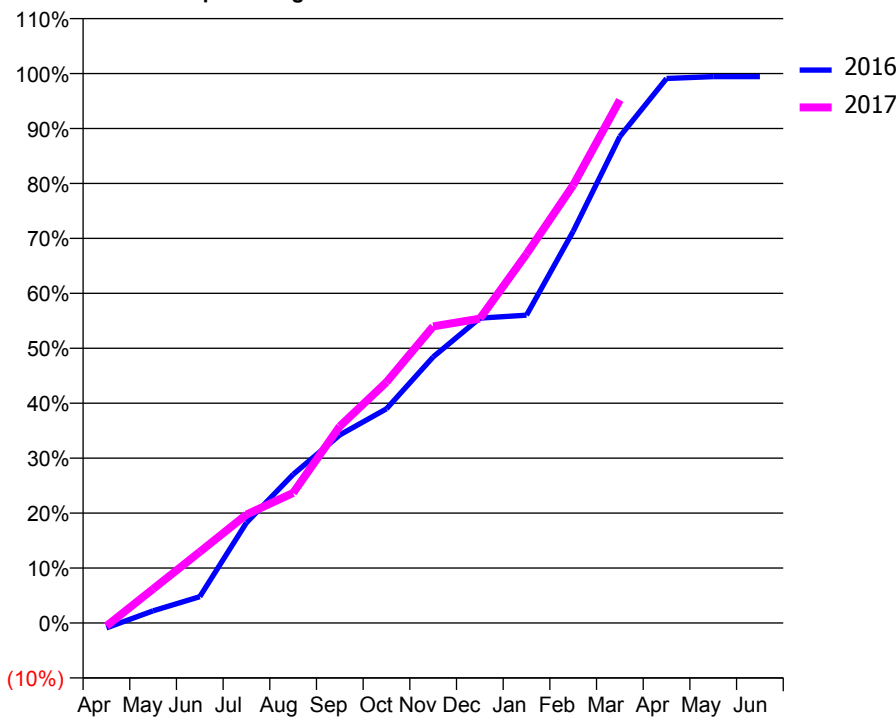
### ACCESS\*

Patients seen in 24 months	Total	Change since previous quarter
Quarter ending March 2016	1,973	
Quarter ending June 2016	1,933	↓
Quarter ending September 2016	1,886	↓
Quarter ending December 2016	1,867	↓
Quarter ending March 2017	1,846	↓
<b>Variance since March 2016</b>	<b>(6.4%)</b>	<b>↓</b>



### ACTIVITY

Cumulative percentage of contracted UDA delivered 2016 & 2017



Adjusted Scheduled Activity (UDA)

Month	2016	2017
April	-63	-39
May	155	431
June	333	899
July	1,269	1,371
August	1,878	1,643
September	2,377	2,487
October	2,707	3,044
November	3,363	3,748
December	3,852	3,845
January	3,890	4,663
February	4,949	5,534
March	6,149	6,610
April	6,881	
May	6,905	
June	6,905	

### QUALITY

	Quantity	Base Number	Contract	AT	Region	England
% of FP17s for the same patient ID Re-attending within 3 months - Children	26	585	4.4%	10.4%	11.8%	12.3%
% of FP17s for the same patient ID Re-attending within 3 months - Adults	215	1,299	16.6%	16.0%	17.1%	16.7%
% of FP17s for the same patient ID Re-attending between 3 & 9 months - Children	148	585	25.3%	47.8%	46.5%	57.6%
% of FP17s for the same patient ID Re-attending between 3 & 9 months - Adults	359	1,299	27.6%	37.8%	37.6%	50.1%
% of FP17s for Band 1 Urgent Courses	14	1,636	0.9%	10.3%	10.7%	9.1%
% of FP17s Relating to Free Repair or Replacements	7	1,636	0.4%	0.6%	0.6%	0.8%
% of FP17s Relating to Continuations	68	1,636	4.2%	1.1%	0.9%	1.2%
% of Patients satisfied with the dentistry they have received	1	1	N/A	90.5%	90.4%	92.8%
% of Patients satisfied with the time they had to wait for an appointment	1	1	N/A	86.2%	83.7%	88.7%

\* This is based on patients treated on this contract for their most recent course of treatment. Figures in italics indicate the base number of FP17s or Patient Questionnaire responses are less than 100. N/A is shown where the base number of responses is less than 10 during the period. % is calculated as Quantity/Base number\*100

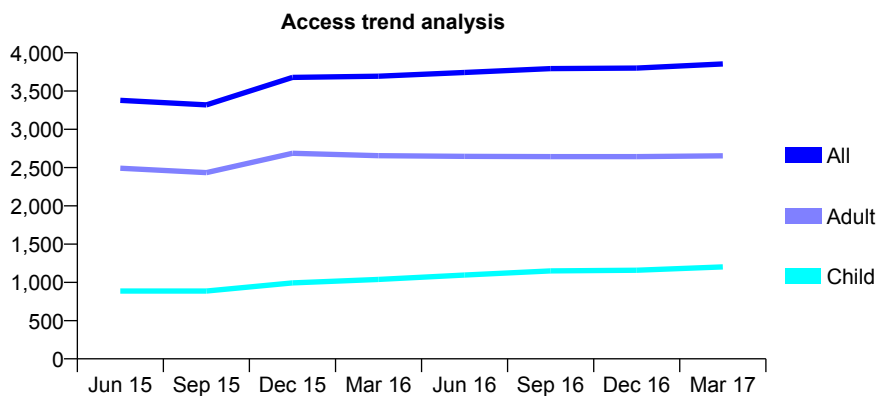
## Q63 - Vital Signs At a Glance Contract Report for 158879/0001 - March 2017

Name or company name	Woodside Dental Clinic
Contract type name	GDS Contract
Purpose of contract	General
Contract start date	20/06/2011
Contract end date	

16/17 Contracted general activity (UDA)	6,523
Carry forward general activity (UDA)	-44
16/17 Contracted orthodontic activity (UOA)	0
Carry forward orthodontic activity (UOA)	0
Baseline contract value	£168,232.68

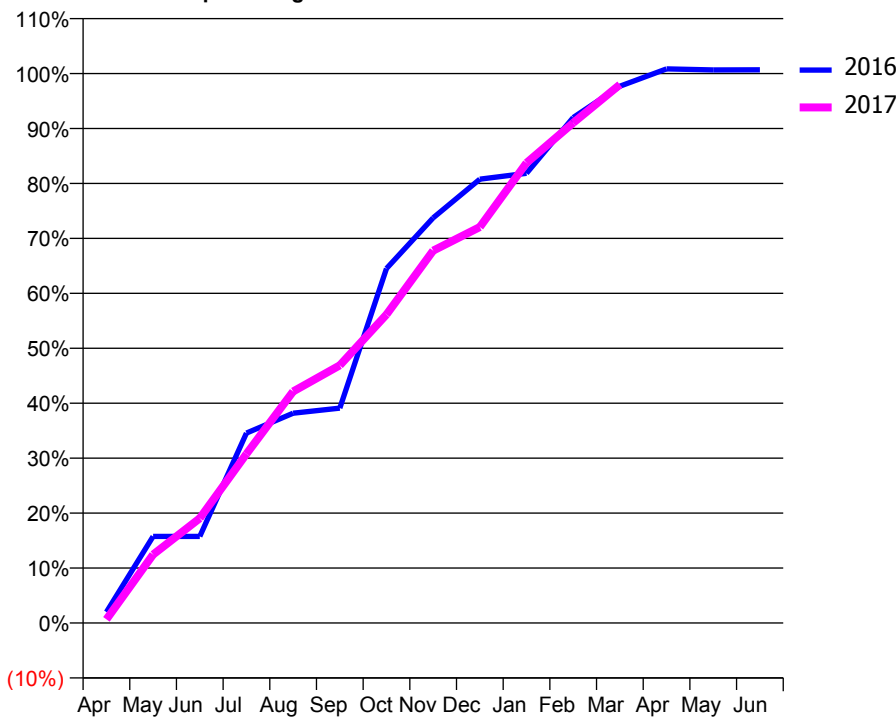
### ACCESS\*

Patients seen in 24 months	Total	Change since previous quarter
Quarter ending March 2016	3,694	
Quarter ending June 2016	3,743	→
Quarter ending September 2016	3,793	→
Quarter ending December 2016	3,801	→
Quarter ending March 2017	3,855	→
<b>Variance since March 2016</b>	<b>4.4%</b>	<b>↑</b>



### ACTIVITY

Cumulative percentage of contracted UDA delivered 2016 & 2017



Month	Adjusted Scheduled Activity (UDA)	
	2016	2017
April	130	44
May	1,028	813
June	1,028	1,243
July	2,255	2,007
August	2,491	2,749
September	2,551	3,060
October	4,208	3,662
November	4,809	4,421
December	5,269	4,701
January	5,339	5,462
February	6,000	5,936
March	6,372	6,391
April	6,578	
May	6,565	
June	6,567	

### QUALITY

	Quantity	Base Number	Contract	AT	Region	England
% of FP17s for the same patient ID Re-attending within 3 months - Children	61	1,484	4.1%	10.4%	11.8%	12.3%
% of FP17s for the same patient ID Re-attending within 3 months - Adults	225	2,499	9.0%	16.0%	17.1%	16.7%
% of FP17s for the same patient ID Re-attending between 3 & 9 months - Children	746	1,484	50.3%	47.8%	46.5%	57.6%
% of FP17s for the same patient ID Re-attending between 3 & 9 months - Adults	799	2,499	32.0%	37.8%	37.6%	50.1%
% of FP17s for Band 1 Urgent Courses	292	3,773	7.7%	10.3%	10.7%	9.1%
% of FP17s Relating to Free Repair or Replacements	3	3,773	0.1%	0.6%	0.6%	0.8%
% of FP17s Relating to Continuations	3	3,773	0.1%	1.1%	0.9%	1.2%
% of Patients satisfied with the dentistry they have received	4	5	N/A	90.5%	90.4%	92.8%
% of Patients satisfied with the time they had to wait for an appointment	4	5	N/A	86.2%	83.7%	88.7%

\* This is based on patients treated on this contract for their most recent course of treatment. Figures in italics indicate the base number of FP17s or Patient Questionnaire responses are less than 100. N/A is shown where the base number of responses is less than 10 during the period. % is calculated as Quantity/Base number\*100

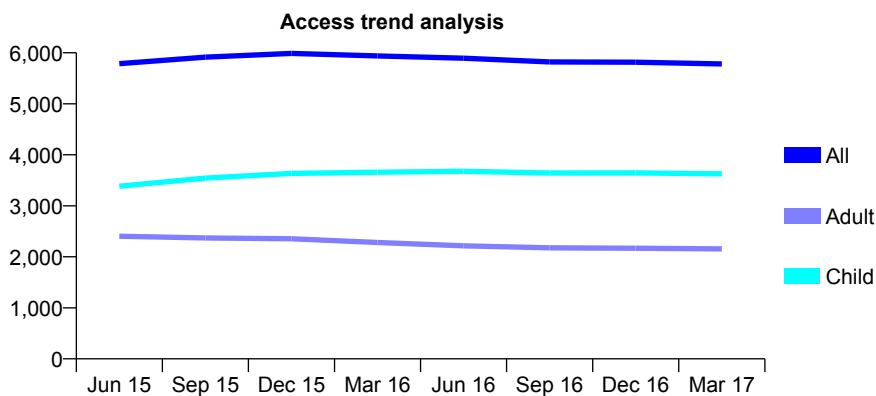
## Q63 - Vital Signs At a Glance Contract Report for 159247/0001 - March 2017

Name or company name	Half Moon Dental Centre Ltd
Contract type name	GDS Contract
Purpose of contract	General
Contract start date	01/04/2013
Contract end date	

16/17 Contracted general activity (UDA)	11,000
Carry forward general activity (UDA)	0
16/17 Contracted orthodontic activity (UOA)	0
Carry forward orthodontic activity (UOA)	0
Baseline contract value	£254,327.23

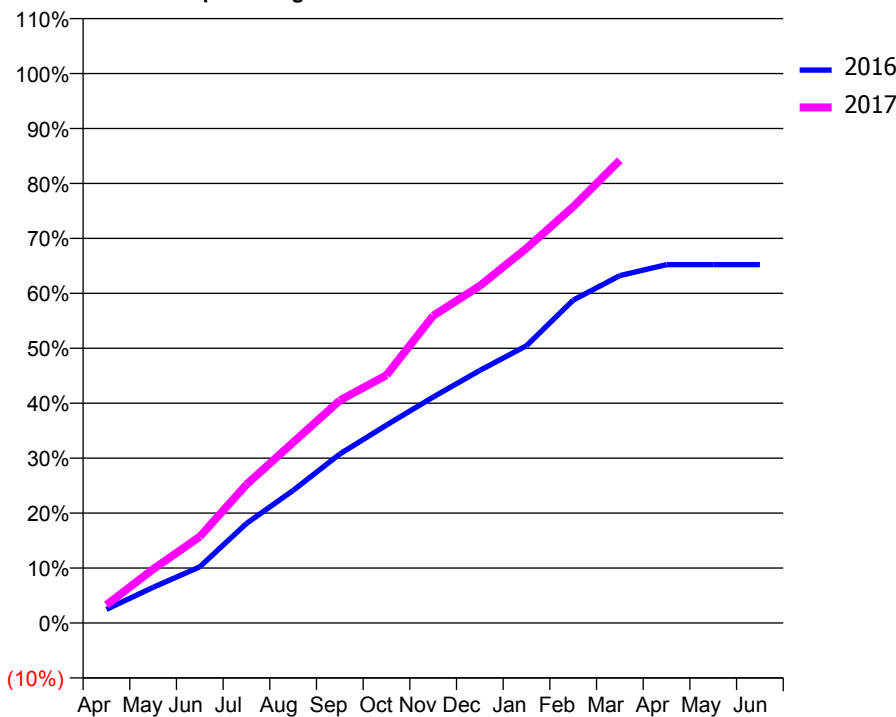
### ACCESS\*

Patients seen in 24 months	Total	Change since previous quarter
Quarter ending March 2016	5,939	
Quarter ending June 2016	5,893	→
Quarter ending September 2016	5,820	↓
Quarter ending December 2016	5,816	→
Quarter ending March 2017	5,783	→
<b>Variance since March 2016</b>	<b>(2.6%)</b>	<b>↓</b>



### ACTIVITY

Cumulative percentage of contracted UDA delivered 2016 & 2017



Month	Adjusted Scheduled Activity (UDA)	
	2016	2017
April	372	363
May	974	1,076
June	1,533	1,730
July	2,719	2,773
August	3,619	3,617
September	4,613	4,457
October	5,404	4,961
November	6,169	6,151
December	6,897	6,750
January	7,568	7,502
February	8,813	8,332
March	9,484	9,265
April	9,783	
May	9,783	
June	9,784	

### QUALITY

	Quantity	Base Number	Contract	AT	Region	England
% of FP17s for the same patient ID Re-attending within 3 months - Children	266	4,260	6.2%	10.4%	11.8%	12.3%
% of FP17s for the same patient ID Re-attending within 3 months - Adults	184	2,183	8.4%	16.0%	17.1%	16.7%
% of FP17s for the same patient ID Re-attending between 3 & 9 months - Children	1,799	4,260	42.2%	47.8%	46.5%	57.6%
% of FP17s for the same patient ID Re-attending between 3 & 9 months - Adults	898	2,183	41.1%	37.8%	37.6%	50.1%
% of FP17s for Band 1 Urgent Courses	59	6,197	1.0%	10.3%	10.7%	9.1%
% of FP17s Relating to Free Repair or Replacements	24	6,197	0.4%	0.6%	0.6%	0.8%
% of FP17s Relating to Continuations	29	6,197	0.5%	1.1%	0.9%	1.2%
% of Patients satisfied with the dentistry they have received	2	2	N/A	90.5%	90.4%	92.8%
% of Patients satisfied with the time they had to wait for an appointment	2	2	N/A	86.2%	83.7%	88.7%

\* This is based on patients treated on this contract for their most recent course of treatment. Figures in italics indicate the base number of FP17s or Patient Questionnaire responses are less than 100. N/A is shown where the base number of responses is less than 10 during the period. % is calculated as Quantity/Base number\*100

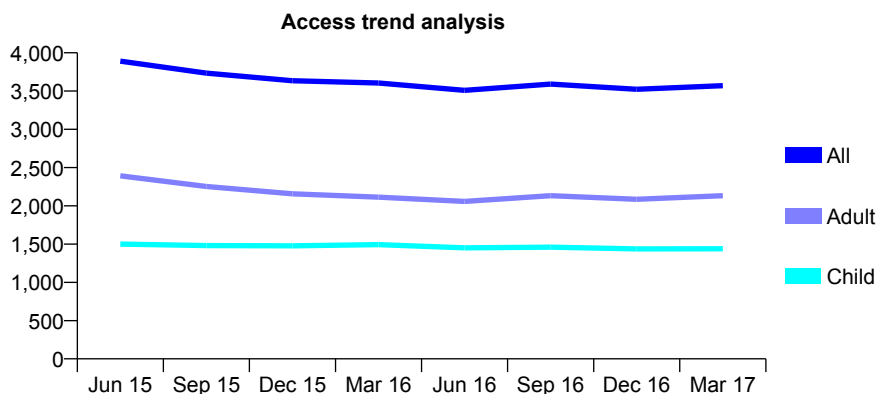
## Q63 - Vital Signs At a Glance Contract Report for 160113/0001 - March 2017

Name or company name	Townley Road Dental Practice
Contract type name	GDS Contract
Purpose of contract	General
Contract start date	01/01/2013
Contract end date	

16/17 Contracted general activity (UDA)	10,000
Carry forward general activity (UDA)	0
16/17 Contracted orthodontic activity (UOA)	0
Carry forward orthodontic activity (UOA)	0
Baseline contract value	£240,386.17

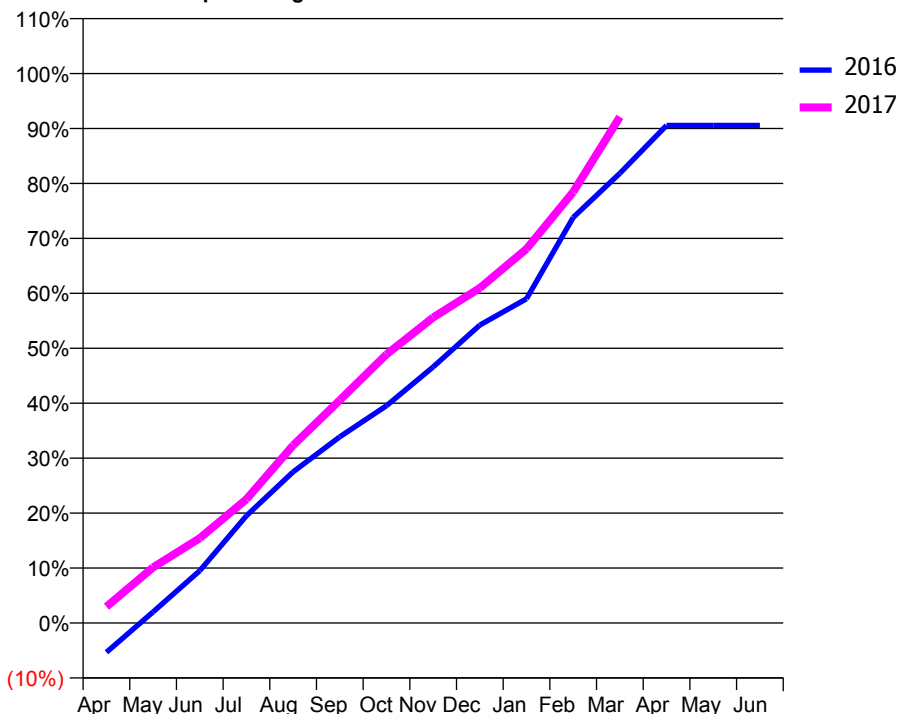
### ACCESS\*

Patients seen in 24 months	Total	Change since previous quarter
Quarter ending March 2016	3,605	
Quarter ending June 2016	3,509	↓
Quarter ending September 2016	3,592	↑
Quarter ending December 2016	3,523	↓
Quarter ending March 2017	3,571	→
<b>Variance since March 2016</b>	<b>(0.9%)</b>	→



### ACTIVITY

Cumulative percentage of contracted UDA delivered 2016 & 2017



Month	Adjusted Scheduled Activity (UDA)	
	2016	2017
April	-536	298
May	202	1,013
June	953	1,544
July	1,953	2,253
August	2,752	3,233
September	3,388	4,057
October	3,954	4,889
November	4,661	5,561
December	5,422	6,098
January	5,900	6,807
February	7,380	7,844
March	8,185	9,210
April	9,054	
May	9,054	
June	9,054	

### QUALITY

	Quantity	Base Number	Contract	AT	Region	England
% of FP17s for the same patient ID Re-attending within 3 months - Children	104	1,649	6.3%	10.4%	11.8%	12.3%
% of FP17s for the same patient ID Re-attending within 3 months - Adults	398	2,273	17.5%	16.0%	17.1%	16.7%
% of FP17s for the same patient ID Re-attending between 3 & 9 months - Children	661	1,649	40.1%	47.8%	46.5%	57.6%
% of FP17s for the same patient ID Re-attending between 3 & 9 months - Adults	760	2,273	33.4%	37.8%	37.6%	50.1%
% of FP17s for Band 1 Urgent Courses	250	3,673	6.8%	10.3%	10.7%	9.1%
% of FP17s Relating to Free Repair or Replacements	25	3,673	0.7%	0.6%	0.6%	0.8%
% of FP17s Relating to Continuations	108	3,673	2.9%	1.1%	0.9%	1.2%
% of Patients satisfied with the dentistry they have received	0	0	N/A	90.5%	90.4%	92.8%
% of Patients satisfied with the time they had to wait for an appointment	0	0	N/A	86.2%	83.7%	88.7%

\* This is based on patients treated on this contract for their most recent course of treatment. Figures in italics indicate the base number of FP17s or Patient Questionnaire responses are less than 100. N/A is shown where the base number of responses is less than 10 during the period. % is calculated as Quantity/Base number\*100



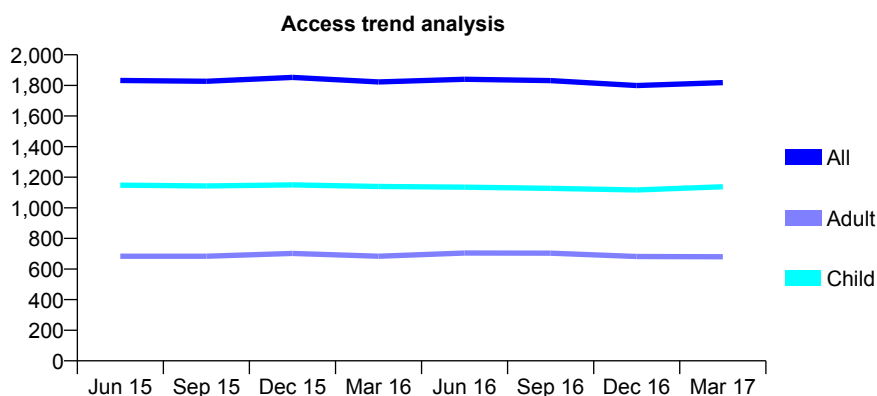
## Q63 - Vital Signs At a Glance Contract Report for 160989/0001 - March 2017

Name or company name	Mr S Perry and Mrs S Perry
Contract type name	GDS Contract
Purpose of contract	General
Contract start date	01/08/2009
Contract end date	

16/17 Contracted general activity (UDA)	5,092
Carry forward general activity (UDA)	0
16/17 Contracted orthodontic activity (UOA)	0
Carry forward orthodontic activity (UOA)	0
Baseline contract value	£120,980.96

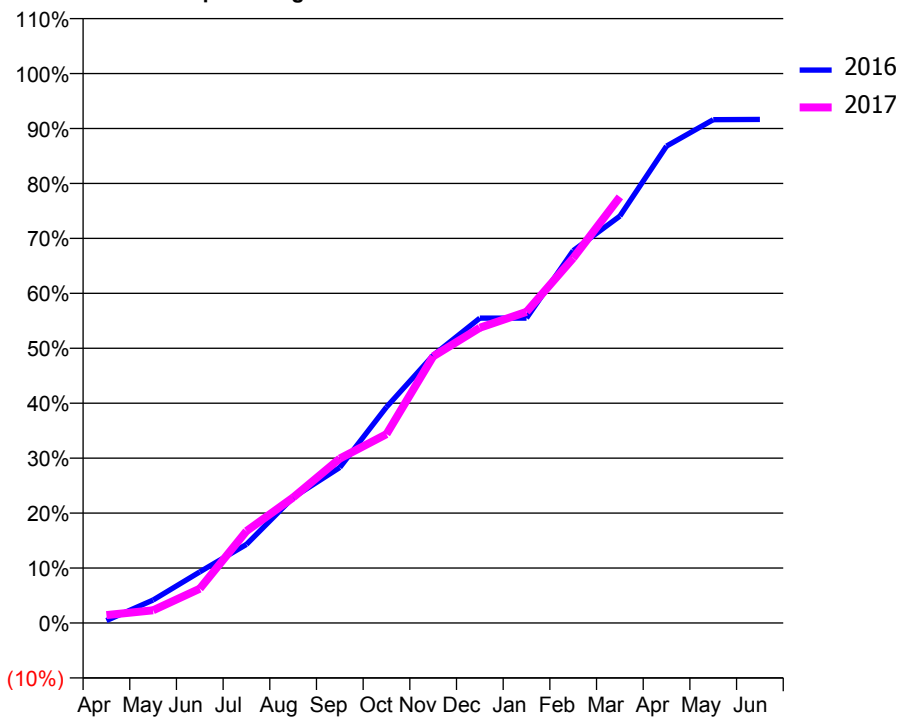
### ACCESS\*

Patients seen in 24 months	Total	Change since previous quarter
Quarter ending March 2016	1,823	
Quarter ending June 2016	1,840	→
Quarter ending September 2016	1,831	→
Quarter ending December 2016	1,799	↓
Quarter ending March 2017	1,818	→
<b>Variance since March 2016</b>	<b>(0.3%)</b>	<b>→</b>



### ACTIVITY

Cumulative percentage of contracted UDA delivered 2016 & 2017



Adjusted Scheduled Activity (UDA)

Month	2016	2017
April	23	73
May	213	118
June	473	318
July	728	851
August	1,163	1,163
September	1,442	1,524
October	2,001	1,750
November	2,481	2,471
December	2,826	2,736
January	2,826	2,884
February	3,450	3,381
March	3,771	3,949
April	4,419	
May	4,665	
June	4,667	

### QUALITY

	Quantity	Base Number	Contract	AT	Region	England
% of FP17s for the same patient ID Re-attending within 3 months - Children	87	1,829	4.8%	10.4%	11.8%	12.3%
% of FP17s for the same patient ID Re-attending within 3 months - Adults	103	761	13.5%	16.0%	17.1%	16.7%
% of FP17s for the same patient ID Re-attending between 3 & 9 months - Children	1,266	1,829	69.2%	47.8%	46.5%	57.6%
% of FP17s for the same patient ID Re-attending between 3 & 9 months - Adults	374	761	49.1%	37.8%	37.6%	50.1%
% of FP17s for Band 1 Urgent Courses	83	2,153	3.9%	10.3%	10.7%	9.1%
% of FP17s Relating to Free Repair or Replacements	2	2,153	0.1%	0.6%	0.6%	0.8%
% of FP17s Relating to Continuations	2	2,153	0.1%	1.1%	0.9%	1.2%
% of Patients satisfied with the dentistry they have received	2	2	N/A	90.5%	90.4%	92.8%
% of Patients satisfied with the time they had to wait for an appointment	2	2	N/A	86.2%	83.7%	88.7%

\* This is based on patients treated on this contract for their most recent course of treatment. Figures in italics indicate the base number of FP17s or Patient Questionnaire responses are less than 100. N/A is shown where the base number of responses is less than 10 during the period. % is calculated as Quantity/Base number\*100

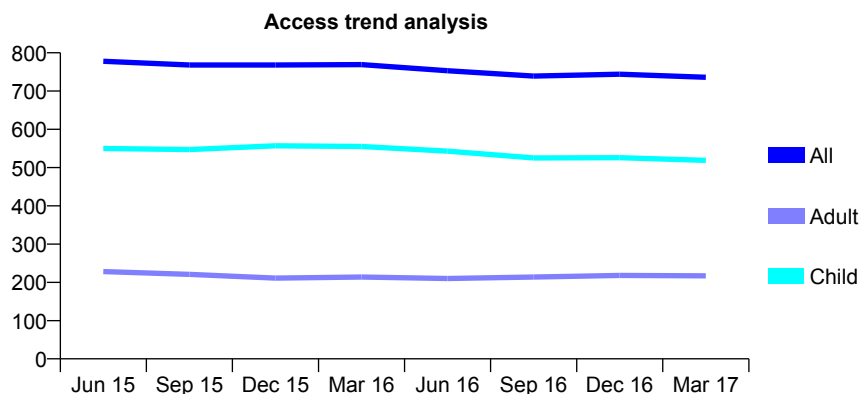
## Q63 - Vital Signs At a Glance Contract Report for 161020/0001 - March 2017

Name or company name	Kingston Hill Dental Practice
Contract type name	GDS Contract
Purpose of contract	General
Contract start date	01/04/2010
Contract end date	

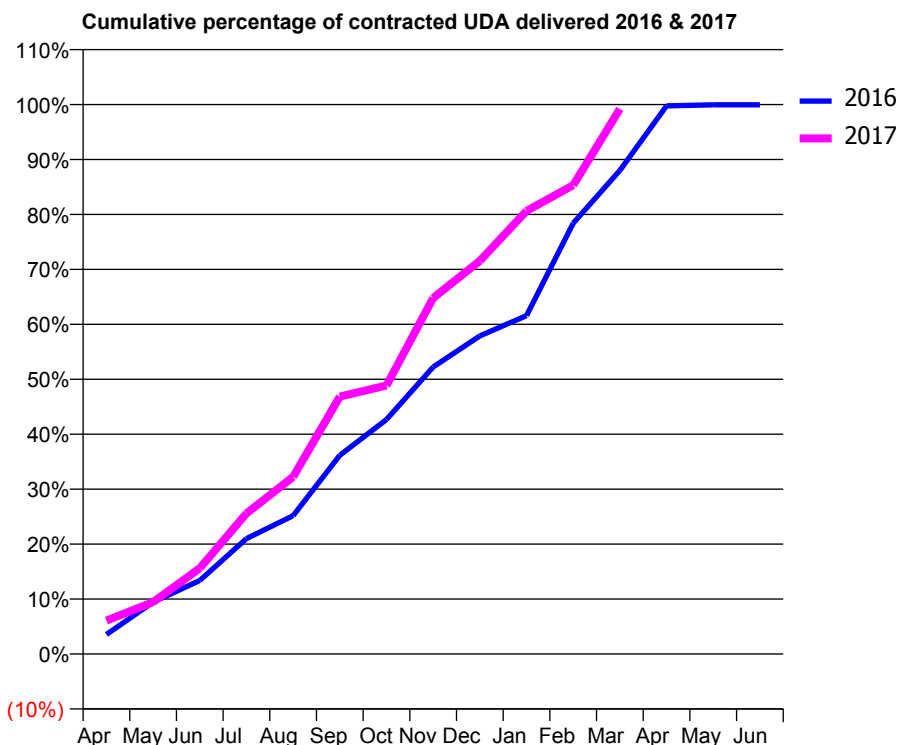
16/17 Contracted general activity (UDA)	1,500
Carry forward general activity (UDA)	1
16/17 Contracted orthodontic activity (UOA)	0
Carry forward orthodontic activity (UOA)	0
Baseline contract value	£35,140.48

### ACCESS\*

Patients seen in 24 months	Total	Change since previous quarter
Quarter ending March 2016	769	
Quarter ending June 2016	753	↓
Quarter ending September 2016	739	↓
Quarter ending December 2016	744	→
Quarter ending March 2017	736	↓
<b>Variance since March 2016</b>	<b>(4.3%)</b>	<b>↓</b>



### ACTIVITY



Month	Adjusted Scheduled Activity (UDA)	
	2016	2017
April	53	91
May	142	142
June	201	234
July	315	384
August	378	483
September	543	703
October	640	733
November	783	972
December	868	1,073
January	924	1,209
February	1,176	1,280
March	1,320	1,488
April	1,496	
May	1,499	
June	1,499	

### QUALITY

	Quantity	Base Number	Contract	AT	Region	England
% of FP17s for the same patient ID Re-attending within 3 months - Children	45	771	5.8%	10.4%	11.8%	12.3%
% of FP17s for the same patient ID Re-attending within 3 months - Adults	21	169	12.4%	16.0%	17.1%	16.7%
% of FP17s for the same patient ID Re-attending between 3 & 9 months - Children	439	771	56.9%	47.8%	46.5%	57.6%
% of FP17s for the same patient ID Re-attending between 3 & 9 months - Adults	67	169	39.6%	37.8%	37.6%	50.1%
% of FP17s for Band 1 Urgent Courses	30	872	3.4%	10.3%	10.7%	9.1%
% of FP17s Relating to Free Repair or Replacements	0	872	0.0%	0.6%	0.6%	0.8%
% of FP17s Relating to Continuations	0	872	0.0%	1.1%	0.9%	1.2%
% of Patients satisfied with the dentistry they have received	2	2	N/A	90.5%	90.4%	92.8%
% of Patients satisfied with the time they had to wait for an appointment	2	2	N/A	86.2%	83.7%	88.7%

\* This is based on patients treated on this contract for their most recent course of treatment. Figures in italics indicate the base number of FP17s or Patient Questionnaire responses are less than 100. N/A is shown where the base number of responses is less than 10 during the period. % is calculated as Quantity/Base number\*100

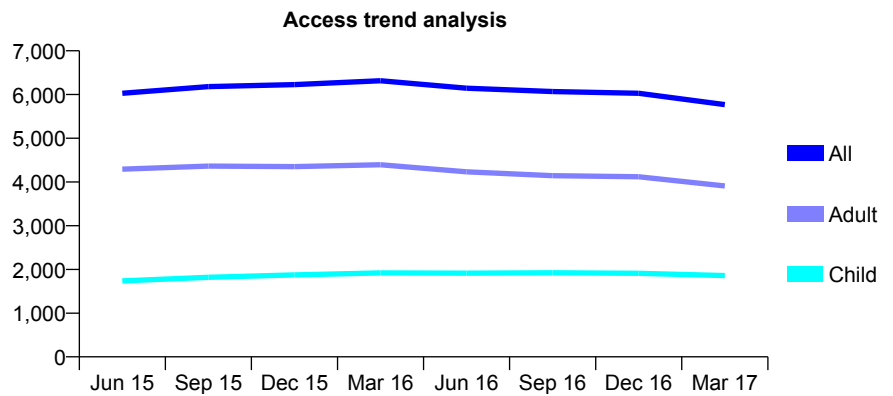
## Q63 - Vital Signs At a Glance Contract Report for 163945/0001 - March 2017

Name or company name	Wandsworth Town Dental Practice Limited
Contract type name	GDS Contract
Purpose of contract	General
Contract start date	10/10/2011
Contract end date	

16/17 Contracted general activity (UDA)	18,500
Carry forward general activity (UDA)	129
16/17 Contracted orthodontic activity (UOA)	0
Carry forward orthodontic activity (UOA)	0
Baseline contract value	£522,499.06

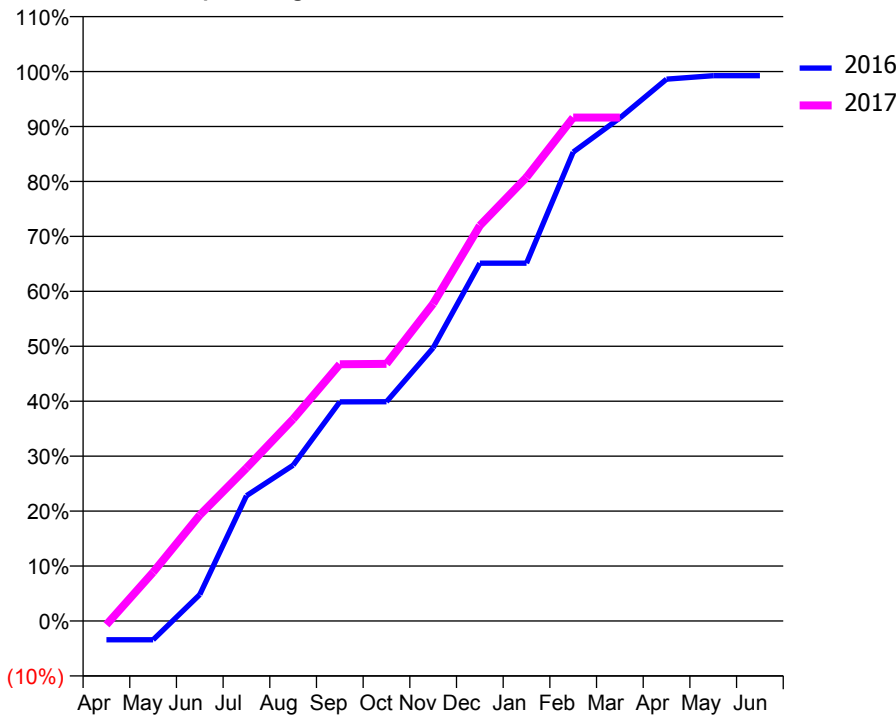
### ACCESS\*

Patients seen in 24 months	Total	Change since previous quarter
Quarter ending March 2016	6,314	
Quarter ending June 2016	6,145	↓
Quarter ending September 2016	6,067	↓
Quarter ending December 2016	6,030	→
Quarter ending March 2017	5,768	↓
<b>Variance since March 2016</b>	<b>(8.6%)</b>	<b>↓</b>



### ACTIVITY

Cumulative percentage of contracted UDA delivered 2016 & 2017



Month	Adjusted Scheduled Activity (UDA)	
	2016	2017
April	-584	-129
May	-584	1,639
June	820	3,567
July	3,877	5,150
August	4,820	6,801
September	6,780	8,645
October	6,783	8,657
November	8,449	10,681
December	11,069	13,313
January	11,069	14,939
February	14,506	16,951
March	15,565	16,951
April	16,762	
May	16,870	
June	16,871	

### QUALITY

	Quantity	Base Number	Contract	AT	Region	England
% of FP17s for the same patient ID Re-attending within 3 months - Children	288	1,984	14.5%	10.4%	11.8%	12.3%
% of FP17s for the same patient ID Re-attending within 3 months - Adults	975	4,323	22.6%	16.0%	17.1%	16.7%
% of FP17s for the same patient ID Re-attending between 3 & 9 months - Children	417	1,984	21.0%	47.8%	46.5%	57.6%
% of FP17s for the same patient ID Re-attending between 3 & 9 months - Adults	733	4,323	17.0%	37.8%	37.6%	50.1%
% of FP17s for Band 1 Urgent Courses	1,848	5,811	31.8%	10.3%	10.7%	9.1%
% of FP17s Relating to Free Repair or Replacements	0	5,811	0.0%	0.6%	0.6%	0.8%
% of FP17s Relating to Continuations	1	5,811	0.0%	1.1%	0.9%	1.2%
% of Patients satisfied with the dentistry they have received	0	2	N/A	90.5%	90.4%	92.8%
% of Patients satisfied with the time they had to wait for an appointment	1	2	N/A	86.2%	83.7%	88.7%

\* This is based on patients treated on this contract for their most recent course of treatment. Figures in italics indicate the base number of FP17s or Patient Questionnaire responses are less than 100. N/A is shown where the base number of responses is less than 10 during the period. % is calculated as Quantity/Base number\*100

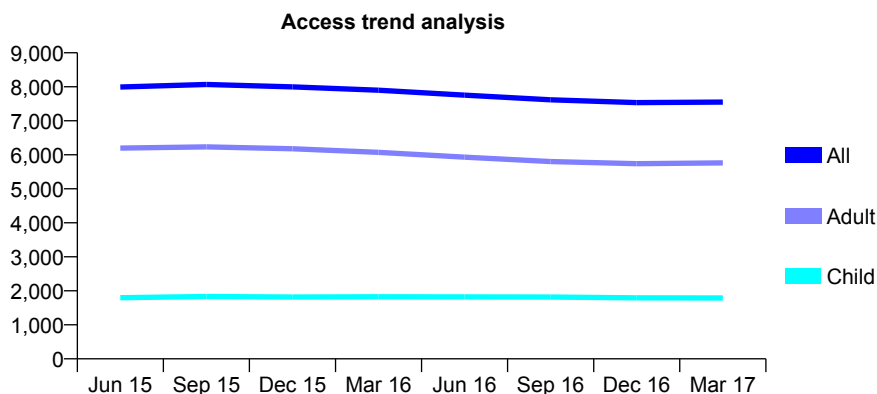
## Q63 - Vital Signs At a Glance Contract Report for 164151/0001 - March 2017

Name or company name	The Crystal Palace Dental Centre
Contract type name	GDS Contract
Purpose of contract	General
Contract start date	01/04/2006
Contract end date	

16/17 Contracted general activity (UDA)	16,490
Carry forward general activity (UDA)	-266
16/17 Contracted orthodontic activity (UOA)	0
Carry forward orthodontic activity (UOA)	0
Baseline contract value	£456,753.52

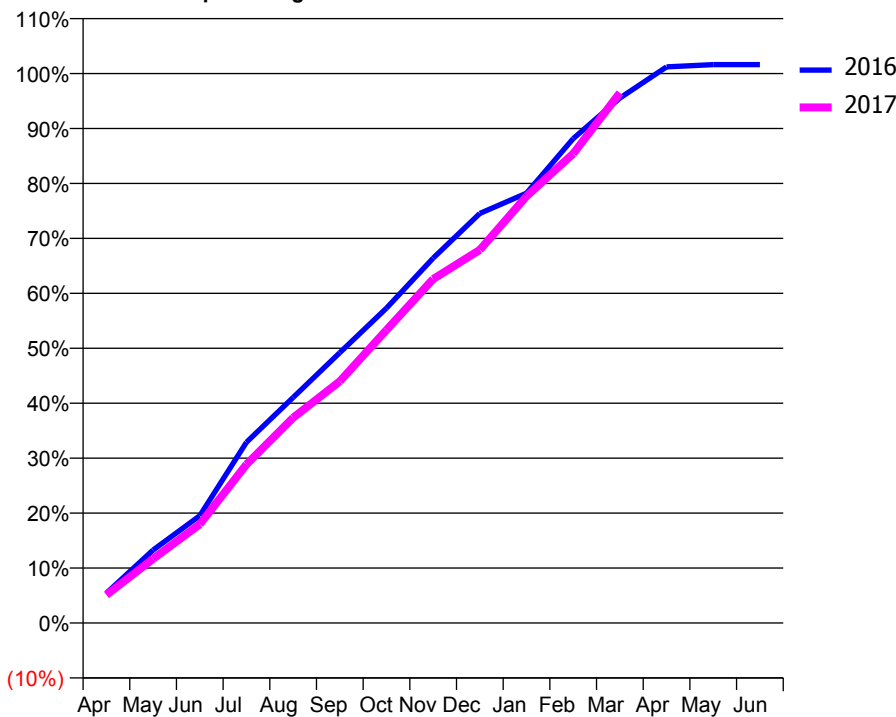
### ACCESS\*

Patients seen in 24 months	Total	Change since previous quarter
Quarter ending March 2016	7,899	
Quarter ending June 2016	7,755	↓
Quarter ending September 2016	7,616	↓
Quarter ending December 2016	7,535	↓
Quarter ending March 2017	7,551	→
<b>Variance since March 2016</b>	<b>(4.4%)</b>	<b>↓</b>



### ACTIVITY

Cumulative percentage of contracted UDA delivered 2016 & 2017



Month	Adjusted Scheduled Activity (UDA)	
	2016	2017
April	898	844
May	2,190	1,928
June	3,218	2,962
July	5,424	4,760
August	6,768	6,159
September	8,114	7,254
October	9,448	8,793
November	10,950	10,321
December	12,290	11,200
January	12,900	12,806
February	14,537	14,083
March	15,754	15,909
April	16,690	
May	16,757	
June	16,756	

### QUALITY

	Quantity	Base Number	Contract	AT	Region	England
% of FP17s for the same patient ID Re-attending within 3 months - Children	136	1,785	7.6%	10.4%	11.8%	12.3%
% of FP17s for the same patient ID Re-attending within 3 months - Adults	628	5,072	12.4%	16.0%	17.1%	16.7%
% of FP17s for the same patient ID Re-attending between 3 & 9 months - Children	506	1,785	28.3%	47.8%	46.5%	57.6%
% of FP17s for the same patient ID Re-attending between 3 & 9 months - Adults	1,301	5,072	25.7%	37.8%	37.6%	50.1%
% of FP17s for Band 1 Urgent Courses	693	6,388	10.8%	10.3%	10.7%	9.1%
% of FP17s Relating to Free Repair or Replacements	85	6,388	1.3%	0.6%	0.6%	0.8%
% of FP17s Relating to Continuations	23	6,388	0.4%	1.1%	0.9%	1.2%
% of Patients satisfied with the dentistry they have received	7	8	N/A	90.5%	90.4%	92.8%
% of Patients satisfied with the time they had to wait for an appointment	7	8	N/A	86.2%	83.7%	88.7%

\* This is based on patients treated on this contract for their most recent course of treatment. Figures in italics indicate the base number of FP17s or Patient Questionnaire responses are less than 100. N/A is shown where the base number of responses is less than 10 during the period. % is calculated as Quantity/Base number\*100

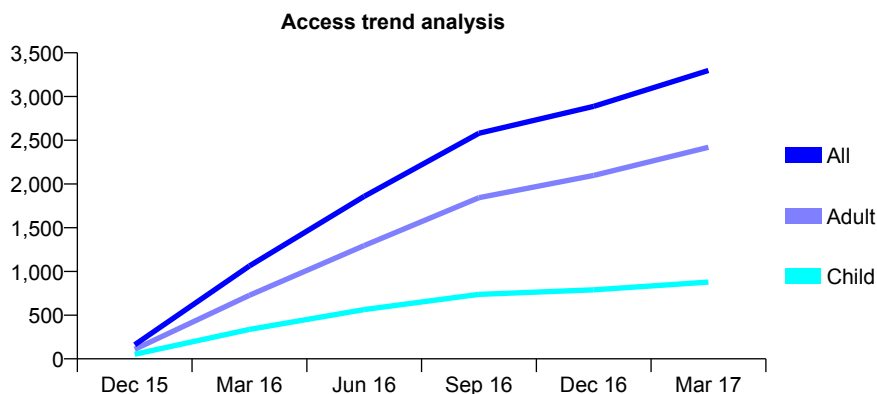
## Q63 - Vital Signs At a Glance Contract Report for 164828/0001 - March 2017

Name or company name	2 Green Smile Ltd
Contract type name	GDS Contract
Purpose of contract	General
Contract start date	01/11/2015
Contract end date	

16/17 Contracted general activity (UDA)	7,750
Carry forward general activity (UDA)	120
16/17 Contracted orthodontic activity (UOA)	0
Carry forward orthodontic activity (UOA)	0
Baseline contract value	£199,454.53

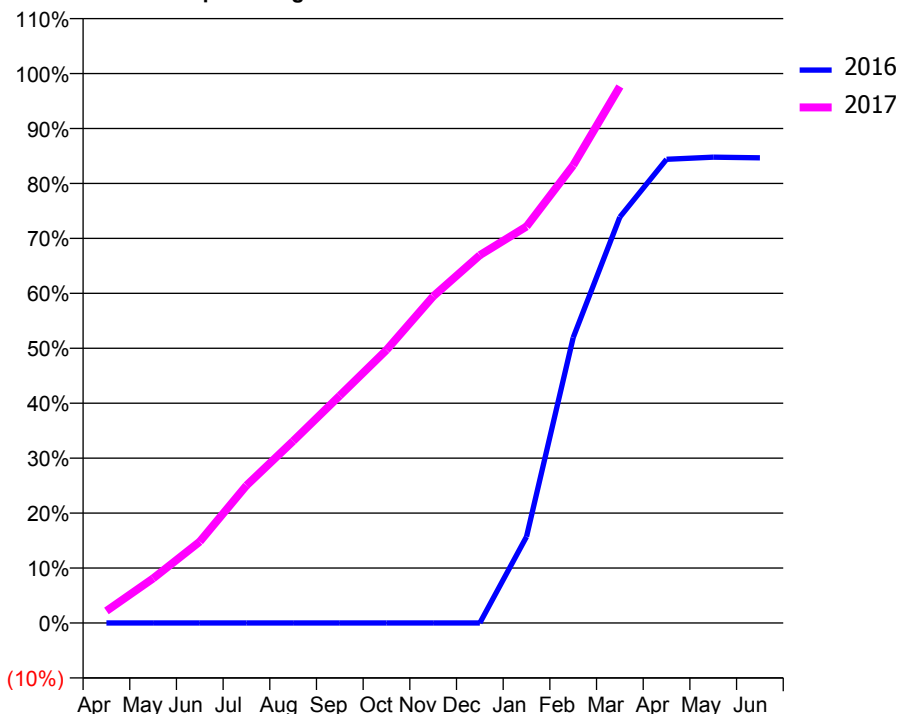
### ACCESS\*

Patients seen in 24 months	Total	Change since previous quarter
Quarter ending March 2016	1,062	
Quarter ending June 2016	1,859	↑
Quarter ending September 2016	2,580	↑
Quarter ending December 2016	2,887	↑
Quarter ending March 2017	3,298	↑
<b>Variance since March 2016</b>	<b>210.5%</b>	<b>↑</b>



### ACTIVITY

Cumulative percentage of contracted UDA delivered 2016 & 2017



Month	Adjusted Scheduled Activity (UDA)	
	2016	2017
April	0	170
May	0	628
June	0	1,148
July	0	1,940
August	0	2,566
September	0	3,207
October	0	3,851
November	0	4,606
December	0	5,187
January	406	5,592
February	1,341	6,455
March	1,908	7,566
April	2,179	
May	2,189	
June	2,186	

### QUALITY

	Quantity	Base Number	Contract	AT	Region	England
% of FP17s for the same patient ID Re-attending within 3 months - Children	76	1,309	5.8%	10.4%	11.8%	12.3%
% of FP17s for the same patient ID Re-attending within 3 months - Adults	430	3,075	14.0%	16.0%	17.1%	16.7%
% of FP17s for the same patient ID Re-attending between 3 & 9 months - Children	482	1,309	36.8%	47.8%	46.5%	57.6%
% of FP17s for the same patient ID Re-attending between 3 & 9 months - Adults	554	3,075	18.0%	37.8%	37.6%	50.1%
% of FP17s for Band 1 Urgent Courses	393	3,581	11.0%	10.3%	10.7%	9.1%
% of FP17s Relating to Free Repair or Replacements	7	3,581	0.2%	0.6%	0.6%	0.8%
% of FP17s Relating to Continuations	6	3,581	0.2%	1.1%	0.9%	1.2%
% of Patients satisfied with the dentistry they have received	0	1	N/A	90.5%	90.4%	92.8%
% of Patients satisfied with the time they had to wait for an appointment	0	1	N/A	86.2%	83.7%	88.7%

\* This is based on patients treated on this contract for their most recent course of treatment. Figures in italics indicate the base number of FP17s or Patient Questionnaire responses are less than 100. N/A is shown where the base number of responses is less than 10 during the period. % is calculated as Quantity/Base number\*100

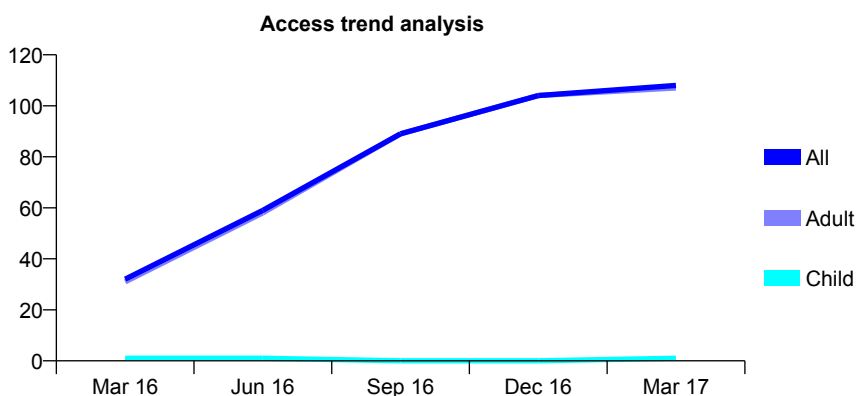
## Q63 - Vital Signs At a Glance Contract Report for 164828/0002 - March 2017

Name or company name	2 Green Smile Ltd
Contract type name	PDS Contract
Purpose of contract	General
Contract start date	01/11/2015
Contract end date	

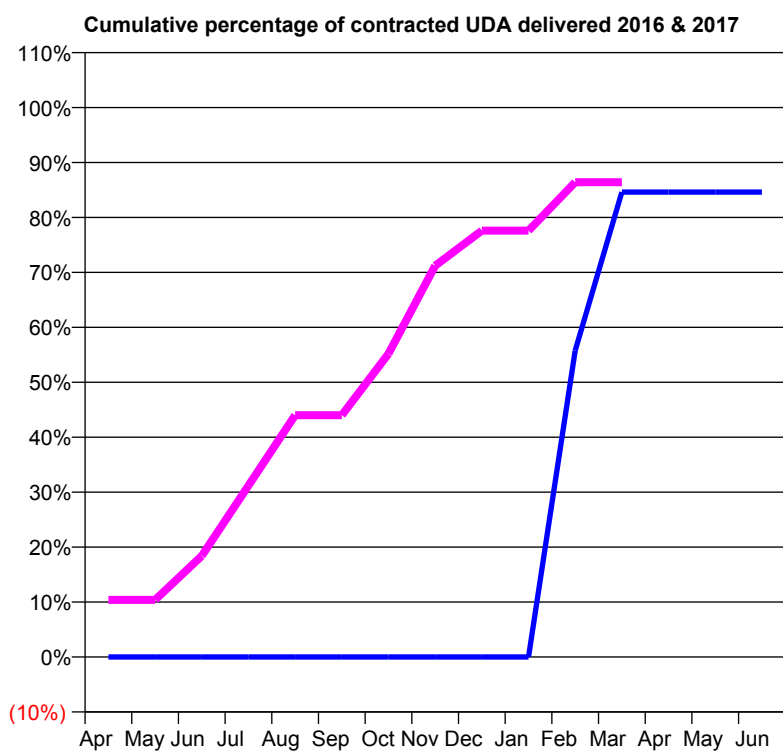
16/17 Contracted general activity (UDA)	375
Carry forward general activity (UDA)	0
16/17 Contracted orthodontic activity (UOA)	0
Carry forward orthodontic activity (UOA)	0
Baseline contract value	£20,154.75

### ACCESS\*

Patients seen in 24 months	Total	Change since previous quarter
Quarter ending March 2016	32	
Quarter ending June 2016	59	↑
Quarter ending September 2016	89	↑
Quarter ending December 2016	104	↑
Quarter ending March 2017	108	↑
<b>Variance since March 2016</b>	<b>237.5%</b>	<b>↑</b>



### ACTIVITY



Month	Adjusted Scheduled Activity (UDA)	
	2016	2017
April	0	39
May	0	39
June	0	69
July	0	117
August	0	165
September	0	165
October	0	207
November	0	267
December	0	291
January	0	291
February	87	324
March	132	324
April	132	
May	132	
June	132	

### QUALITY

	Quantity	Base Number	Contract	AT	Region	England
% of FP17s for the same patient ID Re-attending within 3 months - Children	0	0	N/A	10.4%	11.8%	12.3%
% of FP17s for the same patient ID Re-attending within 3 months - Adults	1	108	0.9%	16.0%	17.1%	16.7%
% of FP17s for the same patient ID Re-attending between 3 & 9 months - Children	0	0	N/A	47.8%	46.5%	57.6%
% of FP17s for the same patient ID Re-attending between 3 & 9 months - Adults	0	108	0.0%	37.8%	37.6%	50.1%
% of FP17s for Band 1 Urgent Courses	0	108	0.0%	10.3%	10.7%	9.1%
% of FP17s Relating to Free Repair or Replacements	0	108	0.0%	0.6%	0.6%	0.8%
% of FP17s Relating to Continuations	0	108	0.0%	1.1%	0.9%	1.2%
% of Patients satisfied with the dentistry they have received	1	1	N/A	90.5%	90.4%	92.8%
% of Patients satisfied with the time they had to wait for an appointment	1	1	N/A	86.2%	83.7%	88.7%

\* This is based on patients treated on this contract for their most recent course of treatment. Figures in italics indicate the base number of FP17s or Patient Questionnaire responses are less than 100. N/A is shown where the base number of responses is less than 10 during the period. % is calculated as Quantity/Base number\*100

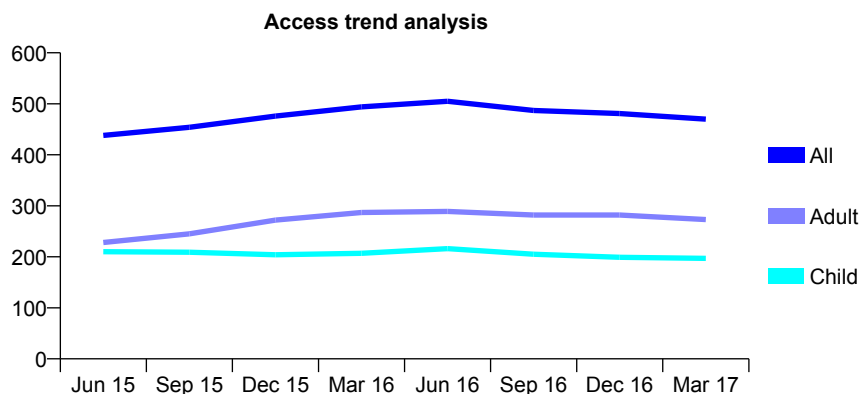
## Q63 - Vital Signs At a Glance Contract Report for 164836/0001 - March 2017

Name or company name	Eastleigh Dental Practice
Contract type name	GDS Contract
Purpose of contract	General
Contract start date	10/03/2014
Contract end date	

16/17 Contracted general activity (UDA)	1,605
Carry forward general activity (UDA)	183
16/17 Contracted orthodontic activity (UOA)	0
Carry forward orthodontic activity (UOA)	0
Baseline contract value	£33,737.25

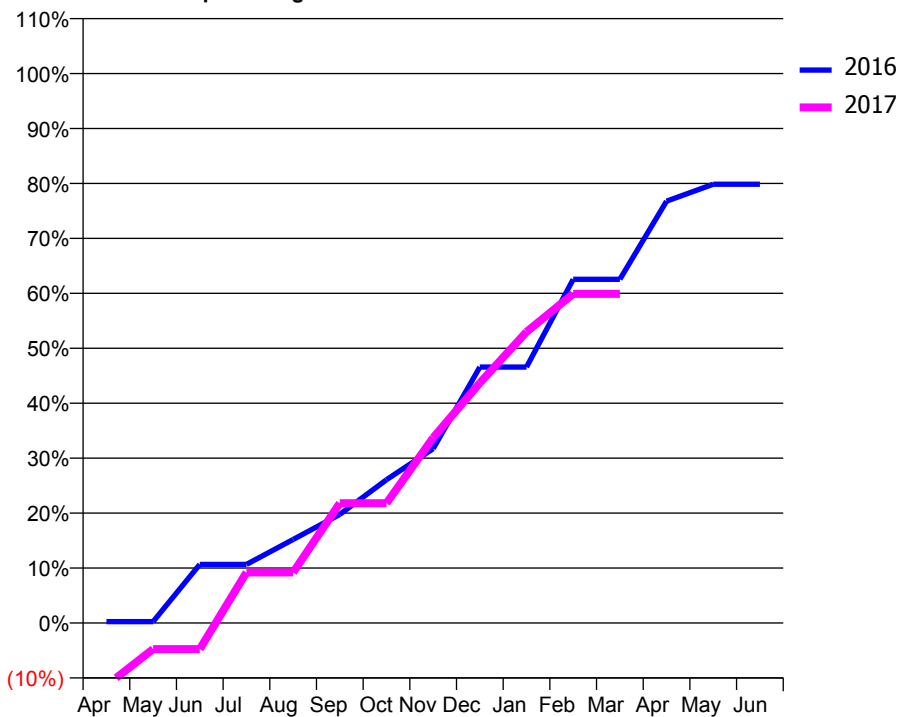
### ACCESS\*

Patients seen in 24 months	Total	Change since previous quarter
Quarter ending March 2016	494	
Quarter ending June 2016	505	↑
Quarter ending September 2016	487	↓
Quarter ending December 2016	481	↓
Quarter ending March 2017	470	↓
<b>Variance since March 2016</b>	<b>(4.9%)</b>	<b>↓</b>



### ACTIVITY

Cumulative percentage of contracted UDA delivered 2016 & 2017



Adjusted Scheduled Activity (UDA)

Month	2016	2017
April	4	-183
May	4	-77
June	171	-77
July	171	148
August	244	148
September	317	350
October	418	350
November	509	541
December	748	701
January	748	850
February	1,004	961
March	1,004	961
April	1,232	
May	1,282	
June	1,282	

### QUALITY

	Quantity	Base Number	Contract	AT	Region	England
% of FP17s for the same patient ID Re-attending within 3 months - Children	26	327	8.0%	10.4%	11.8%	12.3%
% of FP17s for the same patient ID Re-attending within 3 months - Adults	33	368	9.0%	16.0%	17.1%	16.7%
% of FP17s for the same patient ID Re-attending between 3 & 9 months - Children	173	327	52.9%	47.8%	46.5%	57.6%
% of FP17s for the same patient ID Re-attending between 3 & 9 months - Adults	205	368	55.7%	37.8%	37.6%	50.1%
% of FP17s for Band 1 Urgent Courses	17	551	3.1%	10.3%	10.7%	9.1%
% of FP17s Relating to Free Repair or Replacements	0	551	0.0%	0.6%	0.6%	0.8%
% of FP17s Relating to Continuations	0	551	0.0%	1.1%	0.9%	1.2%
% of Patients satisfied with the dentistry they have received	1	1	N/A	90.5%	90.4%	92.8%
% of Patients satisfied with the time they had to wait for an appointment	1	1	N/A	86.2%	83.7%	88.7%

\* This is based on patients treated on this contract for their most recent course of treatment. Figures in italics indicate the base number of FP17s or Patient Questionnaire responses are less than 100. N/A is shown where the base number of responses is less than 10 during the period. % is calculated as Quantity/Base number\*100

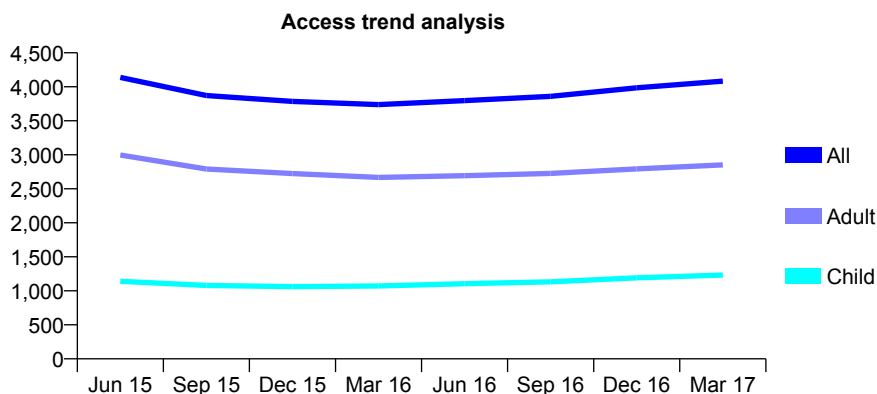
## Q63 - Vital Signs At a Glance Contract Report for 164844/0001 - March 2017

Name or company name	Creekside Dental Practice
Contract type name	GDS Contract
Purpose of contract	General
Contract start date	01/04/2008
Contract end date	

16/17 Contracted general activity (UDA)	20,574
Carry forward general activity (UDA)	0
16/17 Contracted orthodontic activity (UOA)	0
Carry forward orthodontic activity (UOA)	0
Baseline contract value	£573,158.42

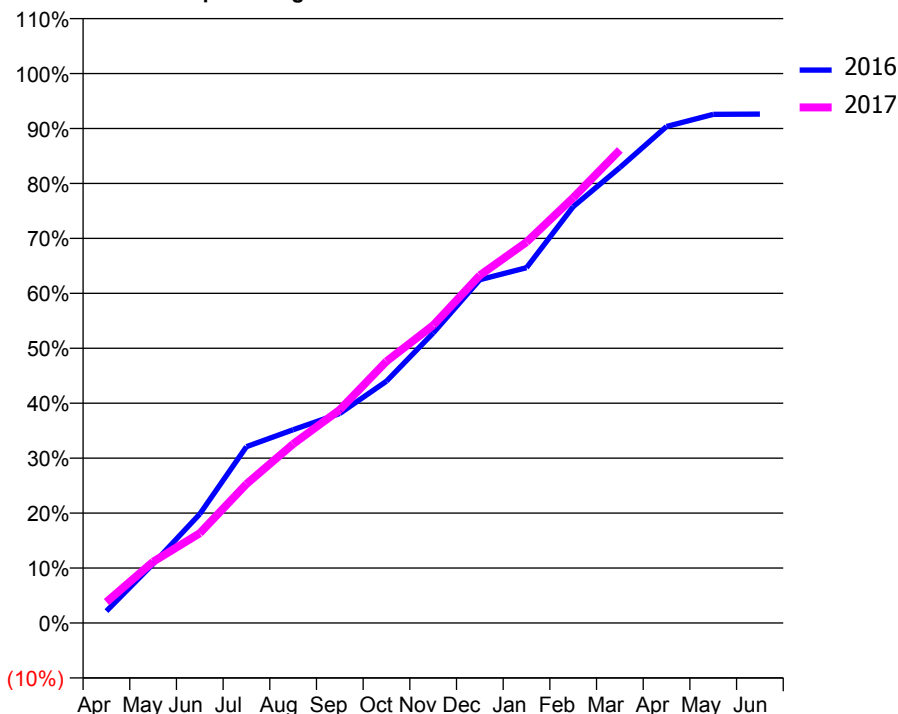
### ACCESS\*

Patients seen in 24 months	Total	Change since previous quarter
Quarter ending March 2016	3,739	
Quarter ending June 2016	3,798	→
Quarter ending September 2016	3,859	→
Quarter ending December 2016	3,986	↑
Quarter ending March 2017	4,084	↑
<b>Variance since March 2016</b>	<b>9.2%</b>	<b>↑</b>



### ACTIVITY

Cumulative percentage of contracted UDA delivered 2016 & 2017



Month	Adjusted Scheduled Activity (UDA)	
	2016	2017
April	446	787
May	2,212	2,296
June	4,082	3,364
July	6,603	5,204
August	7,238	6,705
September	7,845	7,985
October	9,055	9,798
November	10,856	11,146
December	12,853	13,021
January	13,305	14,259
February	15,591	15,925
March	17,054	17,714
April	18,593	
May	19,046	
June	19,055	

### QUALITY

	Quantity	Base Number	Contract	AT	Region	England
% of FP17s for the same patient ID Re-attending within 3 months - Children	136	1,809	7.5%	10.4%	11.8%	12.3%
% of FP17s for the same patient ID Re-attending within 3 months - Adults	520	3,596	14.5%	16.0%	17.1%	16.7%
% of FP17s for the same patient ID Re-attending between 3 & 9 months - Children	898	1,809	49.6%	47.8%	46.5%	57.6%
% of FP17s for the same patient ID Re-attending between 3 & 9 months - Adults	1,362	3,596	37.9%	37.8%	37.6%	50.1%
% of FP17s for Band 1 Urgent Courses	298	4,915	6.1%	10.3%	10.7%	9.1%
% of FP17s Relating to Free Repair or Replacements	19	4,915	0.4%	0.6%	0.6%	0.8%
% of FP17s Relating to Continuations	94	4,915	1.9%	1.1%	0.9%	1.2%
% of Patients satisfied with the dentistry they have received	1	1	N/A	90.5%	90.4%	92.8%
% of Patients satisfied with the time they had to wait for an appointment	0	1	N/A	86.2%	83.7%	88.7%

\* This is based on patients treated on this contract for their most recent course of treatment. Figures in italics indicate the base number of FP17s or Patient Questionnaire responses are less than 100. N/A is shown where the base number of responses is less than 10 during the period. % is calculated as Quantity/Base number\*100



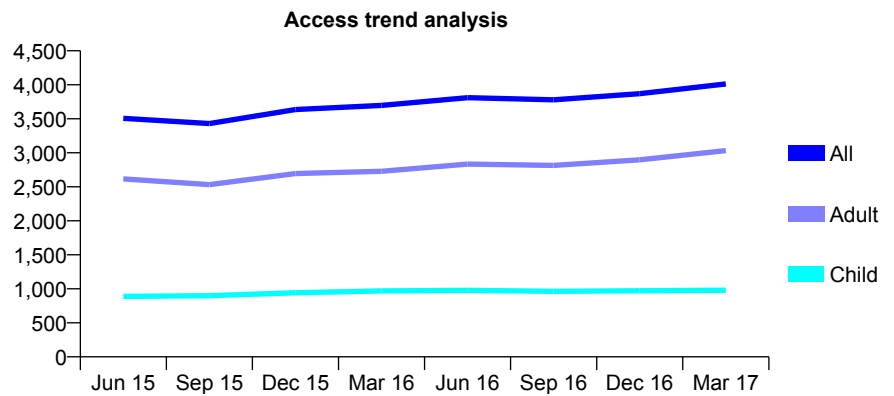
## Q63 - Vital Signs At a Glance Contract Report for 166634/0001 - March 2017

Name or company name	Lancaster House Dental Practice
Contract type name	Pilot Contract
Purpose of contract	General and Orthodontic
Contract start date	01/04/2006
Contract end date	

16/17 Contracted general activity (UDA)	14,290
Carry forward general activity (UDA)	0
16/17 Contracted orthodontic activity (UOA)	224
Carry forward orthodontic activity (UOA)	0
Baseline contract value	£387,954.78

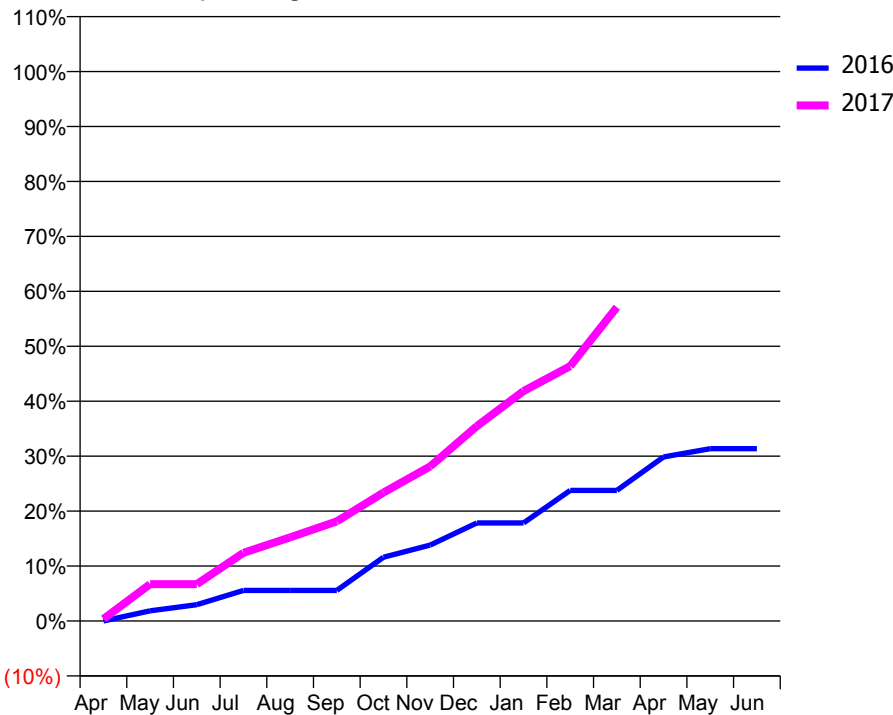
### ACCESS\*

Patients seen in 24 months	Total	Change since previous quarter
Quarter ending March 2016	3,698	
Quarter ending June 2016	3,811	↑
Quarter ending September 2016	3,779	→
Quarter ending December 2016	3,870	↑
Quarter ending March 2017	4,012	↑
<b>Variance since March 2016</b>	<b>8.5%</b>	<b>↑</b>



### ACTIVITY

Cumulative percentage of contracted UDA delivered 2016 & 2017



Month	Adjusted Scheduled Activity (UDA)	
	2016	2017
April	0	54
May	266	960
June	425	960
July	794	1,774
August	795	2,175
September	795	2,592
October	1,658	3,340
November	1,975	4,020
December	2,550	5,068
January	2,550	5,981
February	3,396	6,629
March	3,396	8,160
April	4,267	
May	4,483	
June	4,483	

### QUALITY

	Quantity	Base Number	Contract	AT	Region	England
% of FP17s for the same patient ID Re-attending within 3 months - Children	73	1,205	6.1%	10.4%	11.8%	12.3%
% of FP17s for the same patient ID Re-attending within 3 months - Adults	371	3,405	10.9%	16.0%	17.1%	16.7%
% of FP17s for the same patient ID Re-attending between 3 & 9 months - Children	449	1,205	37.3%	47.8%	46.5%	57.6%
% of FP17s for the same patient ID Re-attending between 3 & 9 months - Adults	776	3,405	22.8%	37.8%	37.6%	50.1%
% of FP17s for Band 1 Urgent Courses	452	3,520	12.8%	10.3%	10.7%	9.1%
% of FP17s Relating to Free Repair or Replacements	3	3,520	0.1%	0.6%	0.6%	0.8%
% of FP17s Relating to Continuations	14	3,520	0.4%	1.1%	0.9%	1.2%
% of Patients satisfied with the dentistry they have received	1	1	N/A	90.5%	90.4%	92.8%
% of Patients satisfied with the time they had to wait for an appointment	1	1	N/A	86.2%	83.7%	88.7%

\* This is based on patients treated on this contract for their most recent course of treatment. Figures in italics indicate the base number of FP17s or Patient Questionnaire responses are less than 100. N/A is shown where the base number of responses is less than 10 during the period. % is calculated as Quantity/Base number\*100

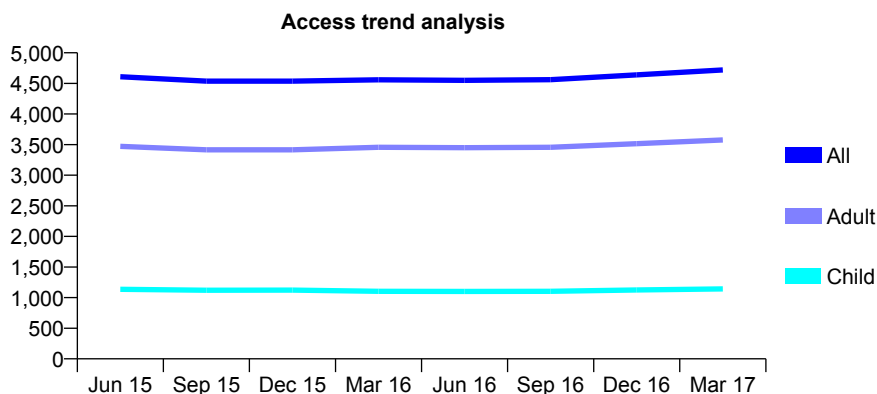
## Q63 - Vital Signs At a Glance Contract Report for 167517/0001 - March 2017

Name or company name	HB Dental Practice Limited
Contract type name	GDS Contract
Purpose of contract	General
Contract start date	01/11/2009
Contract end date	

16/17 Contracted general activity (UDA)	20,586
Carry forward general activity (UDA)	544
16/17 Contracted orthodontic activity (UOA)	0
Carry forward orthodontic activity (UOA)	0
Baseline contract value	£486,402.25

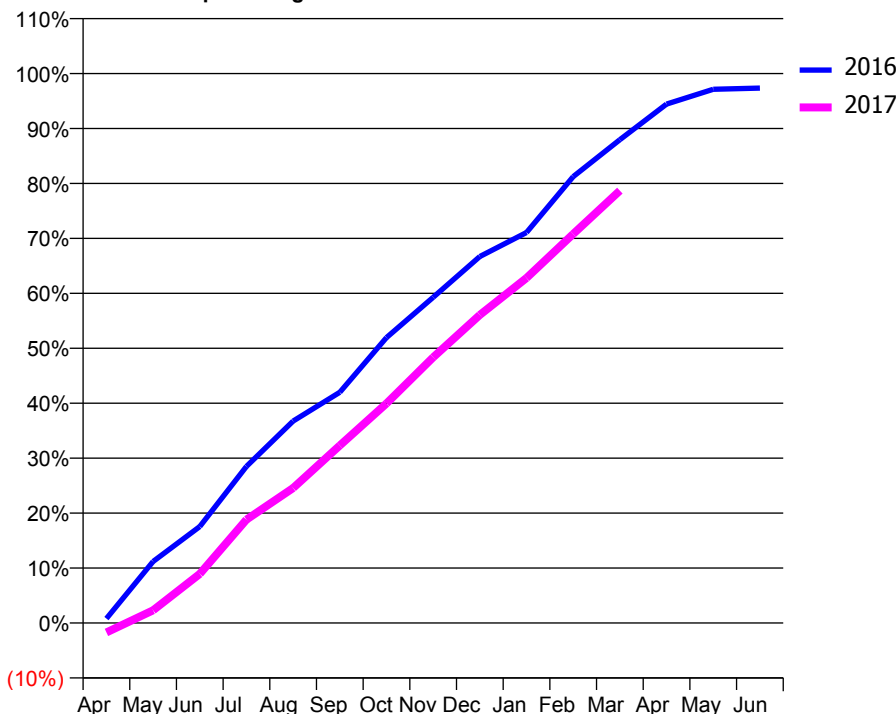
### ACCESS\*

Patients seen in 24 months	Total	Change since previous quarter
Quarter ending March 2016	4,559	
Quarter ending June 2016	4,551	→
Quarter ending September 2016	4,560	→
Quarter ending December 2016	4,640	→
Quarter ending March 2017	4,720	→
<b>Variance since March 2016</b>	<b>3.5%</b>	<b>↑</b>



### ACTIVITY

Cumulative percentage of contracted UDA delivered 2016 & 2017



Month	Adjusted Scheduled Activity (UDA)	
	2016	2017
April	165	-359
May	2,306	479
June	3,614	1,841
July	5,868	3,875
August	7,567	5,056
September	8,647	6,652
October	10,694	8,224
November	12,201	9,956
December	13,730	11,543
January	14,632	12,924
February	16,725	14,574
March	18,108	16,196
April	19,443	
May	19,995	
June	20,042	

### QUALITY

	Quantity	Base Number	Contract	AT	Region	England
% of FP17s for the same patient ID Re-attending within 3 months - Children	81	1,282	6.3%	10.4%	11.8%	12.3%
% of FP17s for the same patient ID Re-attending within 3 months - Adults	598	4,024	14.9%	16.0%	17.1%	16.7%
% of FP17s for the same patient ID Re-attending between 3 & 9 months - Children	448	1,282	34.9%	47.8%	46.5%	57.6%
% of FP17s for the same patient ID Re-attending between 3 & 9 months - Adults	1,446	4,024	35.9%	37.8%	37.6%	50.1%
% of FP17s for Band 1 Urgent Courses	321	4,798	6.7%	10.3%	10.7%	9.1%
% of FP17s Relating to Free Repair or Replacements	67	4,798	1.4%	0.6%	0.6%	0.8%
% of FP17s Relating to Continuations	116	4,798	2.4%	1.1%	0.9%	1.2%
% of Patients satisfied with the dentistry they have received	7	8	N/A	90.5%	90.4%	92.8%
% of Patients satisfied with the time they had to wait for an appointment	8	8	N/A	86.2%	83.7%	88.7%

\* This is based on patients treated on this contract for their most recent course of treatment. Figures in italics indicate the base number of FP17s or Patient Questionnaire responses are less than 100. N/A is shown where the base number of responses is less than 10 during the period. % is calculated as Quantity/Base number\*100

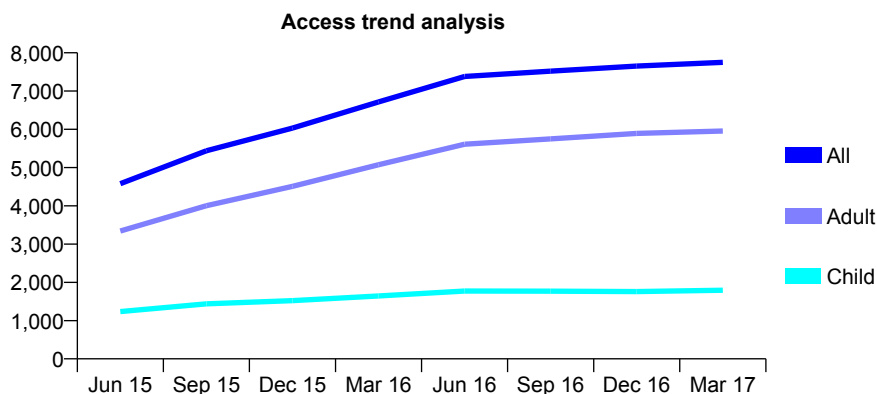
## Q63 - Vital Signs At a Glance Contract Report for 168408/0001 - March 2017

Name or company name	Brixton Hill Dental Practice
Contract type name	GDS Contract
Purpose of contract	General
Contract start date	01/07/2014
Contract end date	

16/17 Contracted general activity (UDA)	35,407
Carry forward general activity (UDA)	969
16/17 Contracted orthodontic activity (UOA)	0
Carry forward orthodontic activity (UOA)	0
Baseline contract value	£1,151,702.24

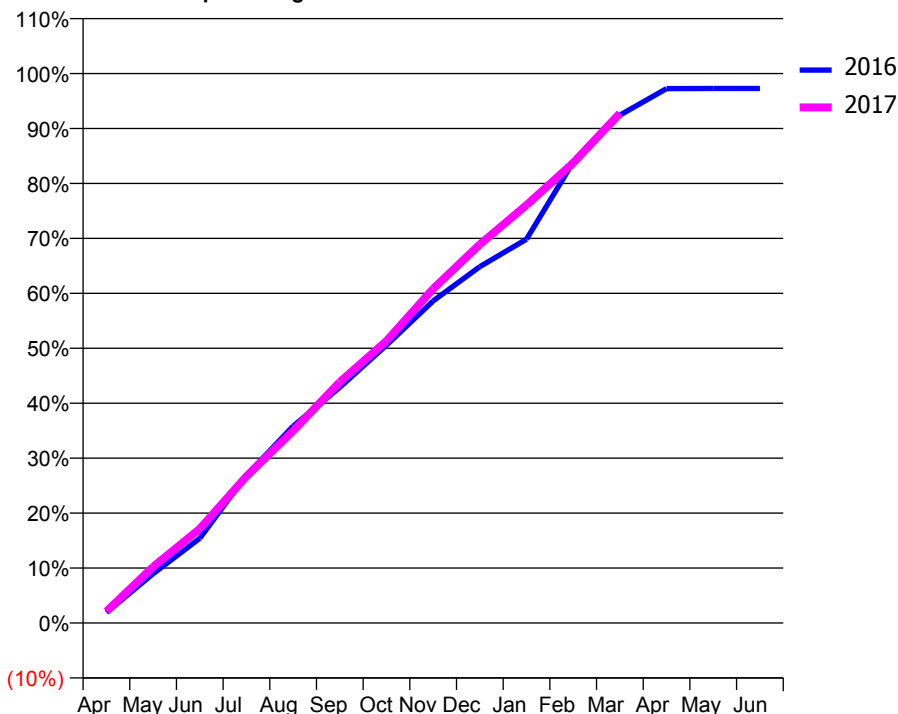
### ACCESS\*

Patients seen in 24 months	Total	Change since previous quarter
Quarter ending March 2016	6,717	
Quarter ending June 2016	7,383	↑
Quarter ending September 2016	7,520	→
Quarter ending December 2016	7,653	→
Quarter ending March 2017	7,750	→
<b>Variance since March 2016</b>	<b>15.4%</b>	<b>↑</b>



### ACTIVITY

Cumulative percentage of contracted UDA delivered 2016 & 2017



Month	Adjusted Scheduled Activity (UDA)	
	2016	2017
April	678	755
May	3,171	3,623
June	5,462	6,074
July	9,522	9,454
August	12,689	12,387
September	15,190	15,533
October	17,902	18,181
November	20,758	21,534
December	22,962	24,400
January	24,732	26,931
February	29,702	29,646
March	32,723	32,848
April	34,437	
May	34,438	
June	34,438	

### QUALITY

	Quantity	Base Number	Contract	AT	Region	England
% of FP17s for the same patient ID Re-attending within 3 months - Children	116	2,083	5.6%	10.4%	11.8%	12.3%
% of FP17s for the same patient ID Re-attending within 3 months - Adults	547	5,822	9.4%	16.0%	17.1%	16.7%
% of FP17s for the same patient ID Re-attending between 3 & 9 months - Children	964	2,083	46.3%	47.8%	46.5%	57.6%
% of FP17s for the same patient ID Re-attending between 3 & 9 months - Adults	2,016	5,822	34.6%	37.8%	37.6%	50.1%
% of FP17s for Band 1 Urgent Courses	633	7,574	8.4%	10.3%	10.7%	9.1%
% of FP17s Relating to Free Repair or Replacements	15	7,574	0.2%	0.6%	0.6%	0.8%
% of FP17s Relating to Continuations	126	7,574	1.7%	1.1%	0.9%	1.2%
% of Patients satisfied with the dentistry they have received	3	3	N/A	90.5%	90.4%	92.8%
% of Patients satisfied with the time they had to wait for an appointment	3	3	N/A	86.2%	83.7%	88.7%

\* This is based on patients treated on this contract for their most recent course of treatment. Figures in italics indicate the base number of FP17s or Patient Questionnaire responses are less than 100. N/A is shown where the base number of responses is less than 10 during the period. % is calculated as Quantity/Base number\*100

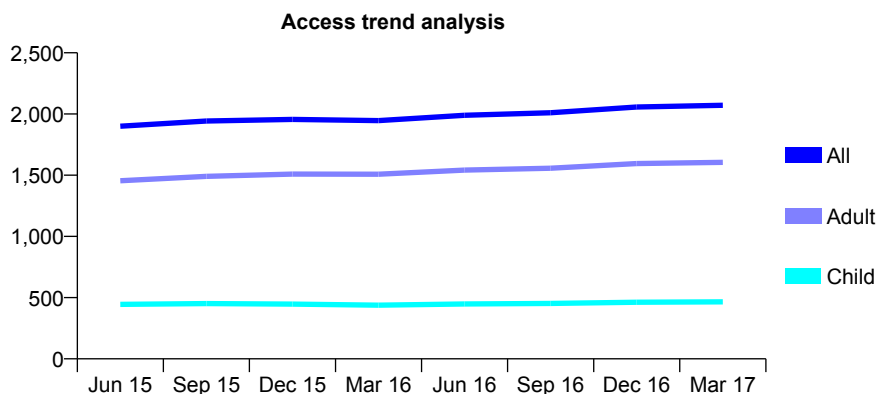
## Q63 - Vital Signs At a Glance Contract Report for 168955/0001 - March 2017

Name or company name	Tolworth Rise Practice
Contract type name	GDS Contract
Purpose of contract	General
Contract start date	01/04/2009
Contract end date	

16/17 Contracted general activity (UDA)	6,000
Carry forward general activity (UDA)	-7
16/17 Contracted orthodontic activity (UOA)	0
Carry forward orthodontic activity (UOA)	0
Baseline contract value	£134,962.56

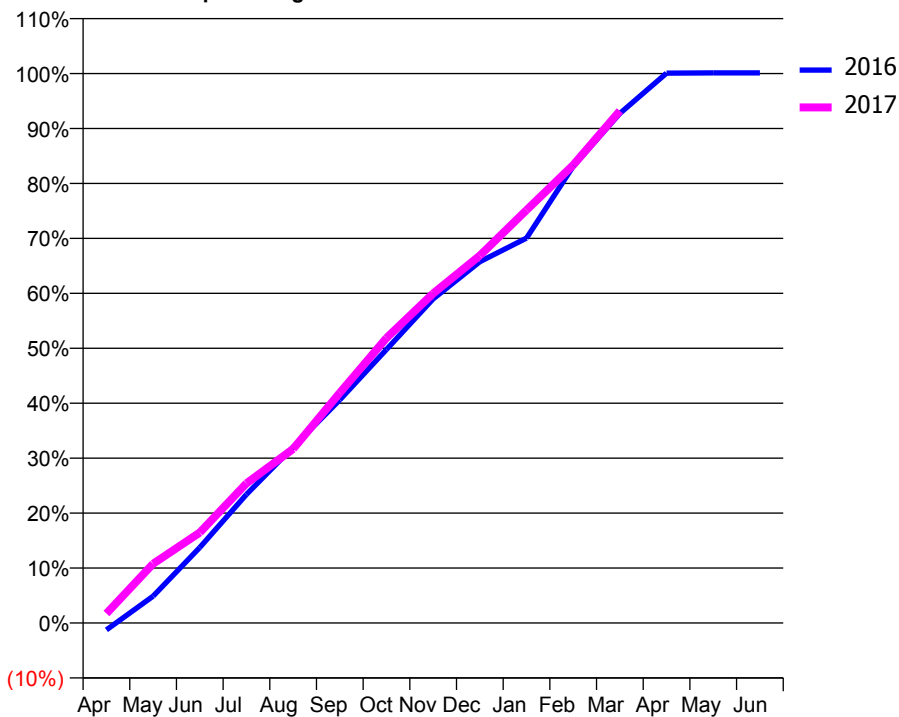
### ACCESS\*

Patients seen in 24 months	Total	Change since previous quarter
Quarter ending March 2016	1,946	
Quarter ending June 2016	1,990	↑
Quarter ending September 2016	2,010	→
Quarter ending December 2016	2,057	↑
Quarter ending March 2017	2,071	→
<b>Variance since March 2016</b>	<b>6.4%</b>	<b>↑</b>



### ACTIVITY

Cumulative percentage of contracted UDA delivered 2016 & 2017



Month	Adjusted Scheduled Activity (UDA)	
	2016	2017
April	-76	105
May	293	648
June	825	988
July	1,404	1,525
August	1,921	1,901
September	2,437	2,514
October	2,987	3,112
November	3,539	3,599
December	3,945	4,012
January	4,203	4,508
February	4,987	5,000
March	5,564	5,591
April	6,003	
May	6,007	
June	6,007	

### QUALITY

	Quantity	Base Number	Contract	AT	Region	England
% of FP17s for the same patient ID Re-attending within 3 months - Children	51	746	6.8%	10.4%	11.8%	12.3%
% of FP17s for the same patient ID Re-attending within 3 months - Adults	310	2,463	12.6%	16.0%	17.1%	16.7%
% of FP17s for the same patient ID Re-attending between 3 & 9 months - Children	473	746	63.4%	47.8%	46.5%	57.6%
% of FP17s for the same patient ID Re-attending between 3 & 9 months - Adults	1,589	2,463	64.5%	37.8%	37.6%	50.1%
% of FP17s for Band 1 Urgent Courses	107	2,986	3.6%	10.3%	10.7%	9.1%
% of FP17s Relating to Free Repair or Replacements	16	2,986	0.5%	0.6%	0.6%	0.8%
% of FP17s Relating to Continuations	56	2,986	1.9%	1.1%	0.9%	1.2%
% of Patients satisfied with the dentistry they have received	3	3	N/A	90.5%	90.4%	92.8%
% of Patients satisfied with the time they had to wait for an appointment	3	3	N/A	86.2%	83.7%	88.7%

\* This is based on patients treated on this contract for their most recent course of treatment. Figures in italics indicate the base number of FP17s or Patient Questionnaire responses are less than 100. N/A is shown where the base number of responses is less than 10 during the period. % is calculated as Quantity/Base number\*100

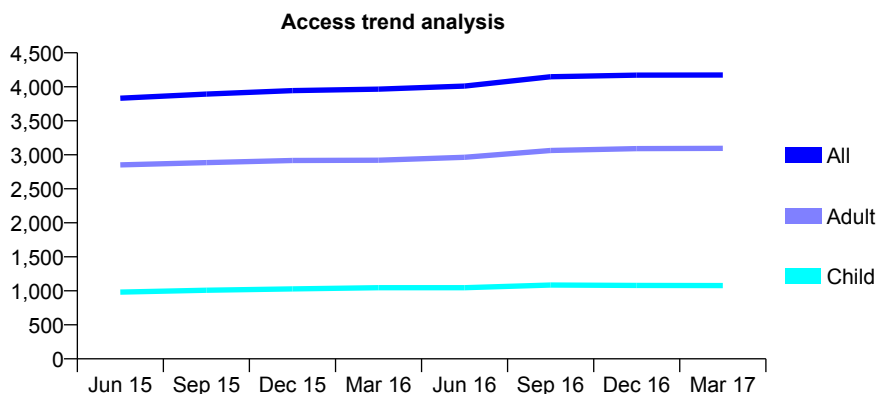
## Q63 - Vital Signs At a Glance Contract Report for 170267/0001 - March 2017

Name or company name	Ramani Dental Practice
Contract type name	GDS Contract
Purpose of contract	General
Contract start date	01/04/2006
Contract end date	

16/17 Contracted general activity (UDA)	10,000
Carry forward general activity (UDA)	-200
16/17 Contracted orthodontic activity (UOA)	0
Carry forward orthodontic activity (UOA)	0
Baseline contract value	£258,084.10

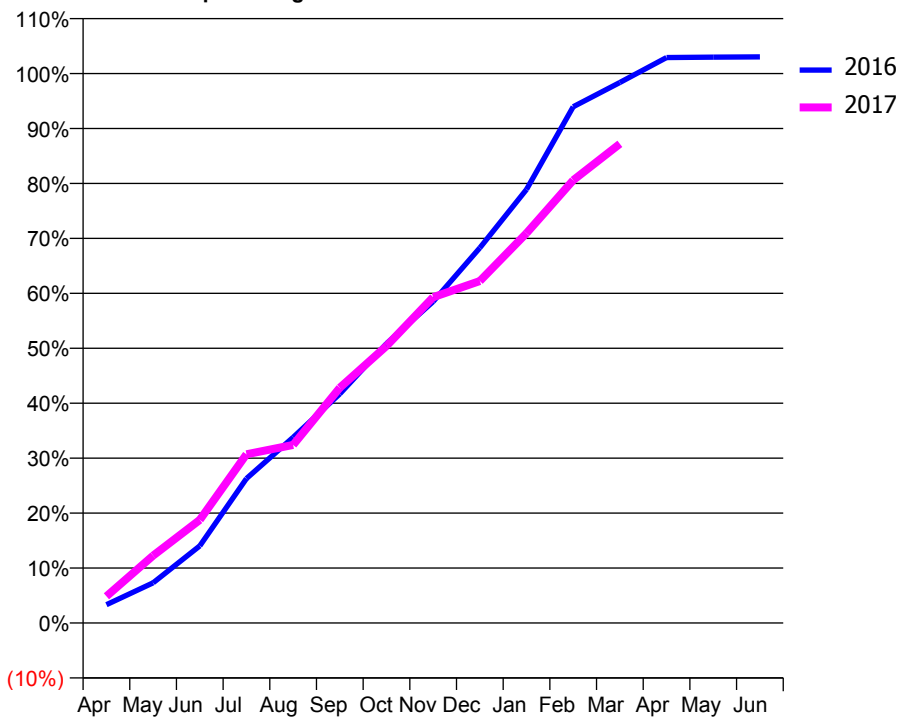
### ACCESS\*

Patients seen in 24 months	Total	Change since previous quarter
Quarter ending March 2016	3,966	
Quarter ending June 2016	4,010	→
Quarter ending September 2016	4,149	↑
Quarter ending December 2016	4,171	→
Quarter ending March 2017	4,174	→
<b>Variance since March 2016</b>	<b>5.2%</b>	<b>↑</b>



### ACTIVITY

Cumulative percentage of contracted UDA delivered 2016 & 2017



Month	Adjusted Scheduled Activity (UDA)	
	2016	2017
April	334	486
May	732	1,226
June	1,405	1,878
July	2,630	3,070
August	3,380	3,242
September	4,169	4,283
October	5,086	5,042
November	5,850	5,931
December	6,828	6,223
January	7,890	7,095
February	9,395	8,059
March	9,837	8,720
April	10,289	
May	10,298	
June	10,304	

### QUALITY

	Quantity	Base Number	Contract	AT	Region	England
% of FP17s for the same patient ID Re-attending within 3 months - Children	83	1,253	6.6%	10.4%	11.8%	12.3%
% of FP17s for the same patient ID Re-attending within 3 months - Adults	430	3,242	13.3%	16.0%	17.1%	16.7%
% of FP17s for the same patient ID Re-attending between 3 & 9 months - Children	540	1,253	43.1%	47.8%	46.5%	57.6%
% of FP17s for the same patient ID Re-attending between 3 & 9 months - Adults	1,112	3,242	34.3%	37.8%	37.6%	50.1%
% of FP17s for Band 1 Urgent Courses	384	3,913	9.8%	10.3%	10.7%	9.1%
% of FP17s Relating to Free Repair or Replacements	46	3,913	1.2%	0.6%	0.6%	0.8%
% of FP17s Relating to Continuations	21	3,913	0.5%	1.1%	0.9%	1.2%
% of Patients satisfied with the dentistry they have received	4	4	N/A	90.5%	90.4%	92.8%
% of Patients satisfied with the time they had to wait for an appointment	3	4	N/A	86.2%	83.7%	88.7%

\* This is based on patients treated on this contract for their most recent course of treatment. Figures in italics indicate the base number of FP17s or Patient Questionnaire responses are less than 100. N/A is shown where the base number of responses is less than 10 during the period. % is calculated as Quantity/Base number\*100

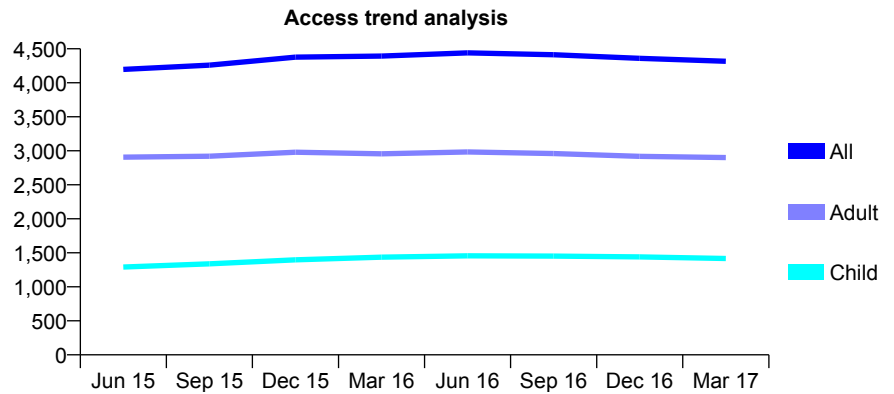
## Q63 - Vital Signs At a Glance Contract Report for 170453/0001 - March 2017

Name or company name	The Lacey Dental Practice Partnership.
Contract type name	GDS Contract
Purpose of contract	General
Contract start date	01/06/2012
Contract end date	

16/17 Contracted general activity (UDA)	13,310
Carry forward general activity (UDA)	65
16/17 Contracted orthodontic activity (UOA)	0
Carry forward orthodontic activity (UOA)	0
Baseline contract value	£427,150.31

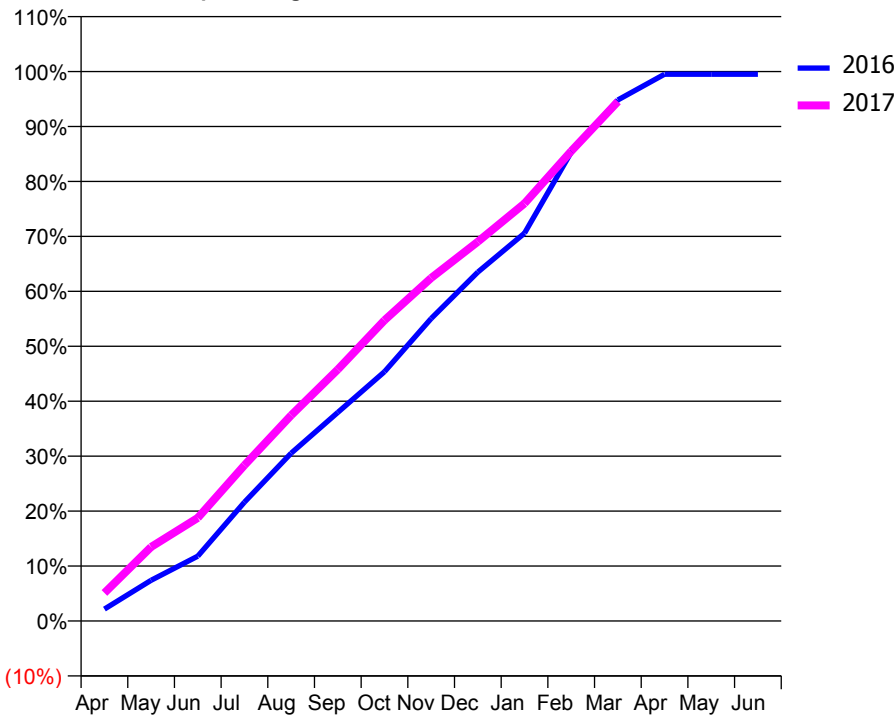
### ACCESS\*

Patients seen in 24 months	Total	Change since previous quarter
Quarter ending March 2016	4,393	
Quarter ending June 2016	4,440	→
Quarter ending September 2016	4,412	→
Quarter ending December 2016	4,359	↓
Quarter ending March 2017	4,317	→
<b>Variance since March 2016</b>	<b>(1.7%)</b>	<b>↓</b>



### ACTIVITY

Cumulative percentage of contracted UDA delivered 2016 & 2017



Month	Adjusted Scheduled Activity (UDA)	
	2016	2017
April	288	678
May	987	1,795
June	1,570	2,498
July	2,879	3,774
August	4,066	4,983
September	5,053	6,093
October	6,038	7,285
November	7,326	8,310
December	8,450	9,187
January	9,394	10,113
February	11,354	11,381
March	12,620	12,582
April	13,245	
May	13,245	
June	13,245	

### QUALITY

	Quantity	Base Number	Contract	AT	Region	England
% of FP17s for the same patient ID Re-attending within 3 months - Children	131	1,620	8.1%	10.4%	11.8%	12.3%
% of FP17s for the same patient ID Re-attending within 3 months - Adults	475	2,999	15.8%	16.0%	17.1%	16.7%
% of FP17s for the same patient ID Re-attending between 3 & 9 months - Children	720	1,620	44.4%	47.8%	46.5%	57.6%
% of FP17s for the same patient ID Re-attending between 3 & 9 months - Adults	1,035	2,999	34.5%	37.8%	37.6%	50.1%
% of FP17s for Band 1 Urgent Courses	438	4,423	9.9%	10.3%	10.7%	9.1%
% of FP17s Relating to Free Repair or Replacements	5	4,423	0.1%	0.6%	0.6%	0.8%
% of FP17s Relating to Continuations	92	4,423	2.1%	1.1%	0.9%	1.2%
% of Patients satisfied with the dentistry they have received	3	3	N/A	90.5%	90.4%	92.8%
% of Patients satisfied with the time they had to wait for an appointment	0	3	N/A	86.2%	83.7%	88.7%

\* This is based on patients treated on this contract for their most recent course of treatment. Figures in italics indicate the base number of FP17s or Patient Questionnaire responses are less than 100. N/A is shown where the base number of responses is less than 10 during the period. % is calculated as Quantity/Base number\*100

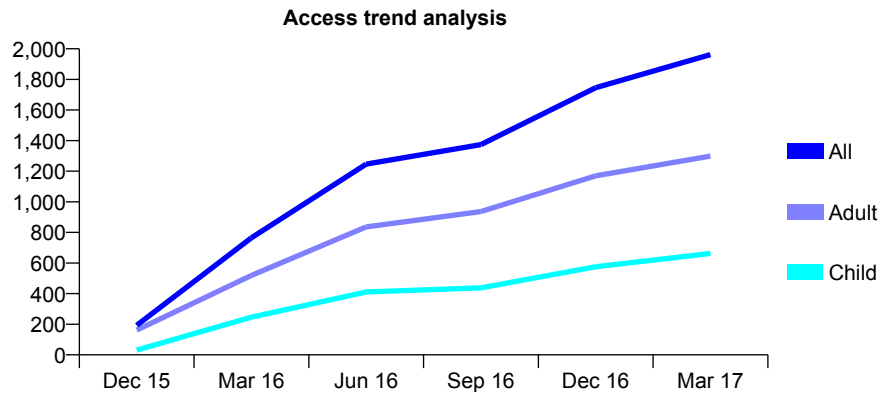
## Q63 - Vital Signs At a Glance Contract Report for 170763/0001 - March 2017

Name or company name	MR R MAYOR
Contract type name	GDS Contract
Purpose of contract	General
Contract start date	01/12/2015
Contract end date	

16/17 Contracted general activity (UDA)	10,000
Carry forward general activity (UDA)	0
16/17 Contracted orthodontic activity (UOA)	0
Carry forward orthodontic activity (UOA)	0
Baseline contract value	£257,029.12

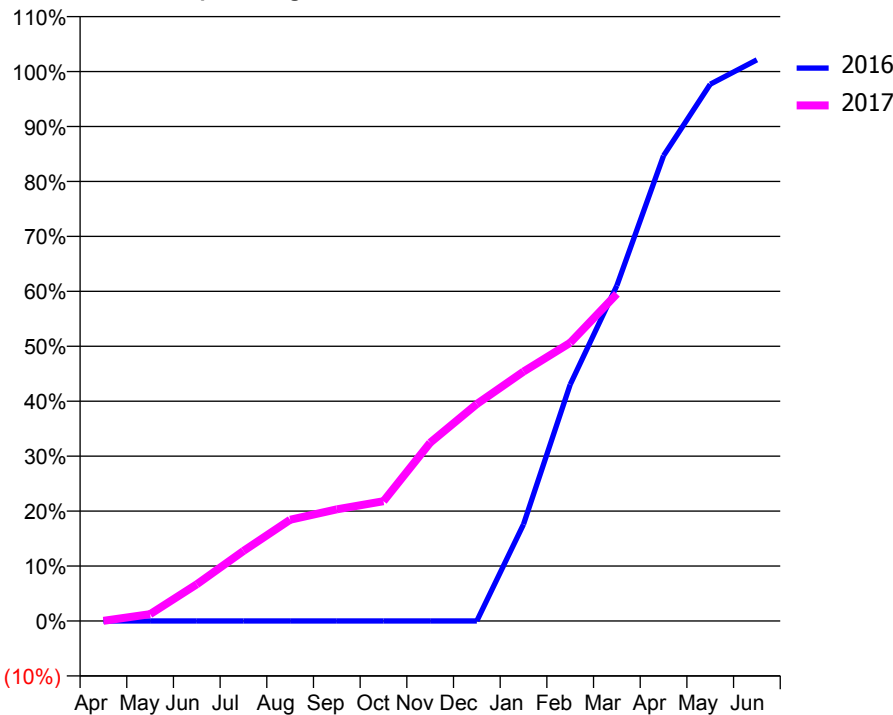
### ACCESS\*

Patients seen in 24 months	Total	Change since previous quarter
Quarter ending March 2016	765	
Quarter ending June 2016	1,247	↑
Quarter ending September 2016	1,374	↑
Quarter ending December 2016	1,746	↑
Quarter ending March 2017	1,962	↑
<b>Variance since March 2016</b>	<b>156.5%</b>	<b>↑</b>



### ACTIVITY

Cumulative percentage of contracted UDA delivered 2016 & 2017



Month	Adjusted Scheduled Activity (UDA)	
	2016	2017
April	0	4
May	0	126
June	0	670
July	0	1,275
August	0	1,842
September	0	2,031
October	0	2,180
November	0	3,247
December	0	3,950
January	587	4,539
February	1,434	5,063
March	2,035	5,953
April	2,822	
May	3,256	
June	3,404	

### QUALITY

	Quantity	Base Number	Contract	AT	Region	England
% of FP17s for the same patient ID Re-attending within 3 months - Children	32	834	3.8%	10.4%	11.8%	12.3%
% of FP17s for the same patient ID Re-attending within 3 months - Adults	272	1,765	15.4%	16.0%	17.1%	16.7%
% of FP17s for the same patient ID Re-attending between 3 & 9 months - Children	178	834	21.3%	47.8%	46.5%	57.6%
% of FP17s for the same patient ID Re-attending between 3 & 9 months - Adults	363	1,765	20.6%	37.8%	37.6%	50.1%
% of FP17s for Band 1 Urgent Courses	130	2,148	6.1%	10.3%	10.7%	9.1%
% of FP17s Relating to Free Repair or Replacements	44	2,148	2.0%	0.6%	0.6%	0.8%
% of FP17s Relating to Continuations	7	2,148	0.3%	1.1%	0.9%	1.2%
% of Patients satisfied with the dentistry they have received	2	3	N/A	90.5%	90.4%	92.8%
% of Patients satisfied with the time they had to wait for an appointment	2	3	N/A	86.2%	83.7%	88.7%

\* This is based on patients treated on this contract for their most recent course of treatment. Figures in italics indicate the base number of FP17s or Patient Questionnaire responses are less than 100. N/A is shown where the base number of responses is less than 10 during the period. % is calculated as Quantity/Base number\*100

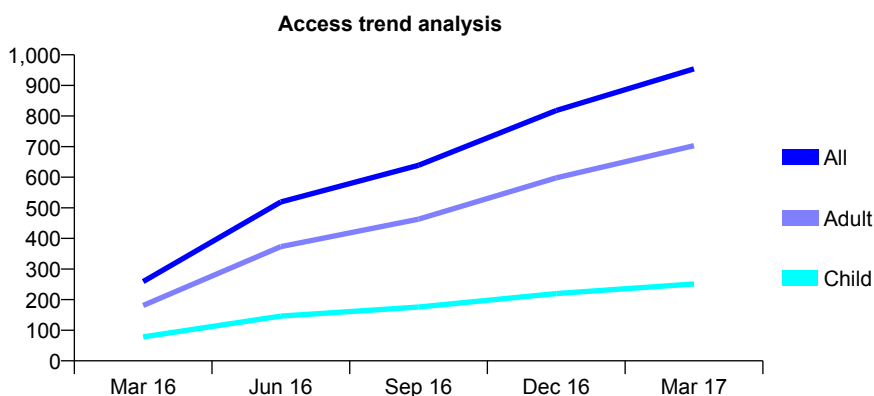
## Q63 - Vital Signs At a Glance Contract Report for 170763/0002 - March 2017

Name or company name	MR R MAYOR
Contract type name	GDS Contract
Purpose of contract	General
Contract start date	01/12/2015
Contract end date	

16/17 Contracted general activity (UDA)	3,099
Carry forward general activity (UDA)	0
16/17 Contracted orthodontic activity (UOA)	0
Carry forward orthodontic activity (UOA)	0
Baseline contract value	£79,653.32

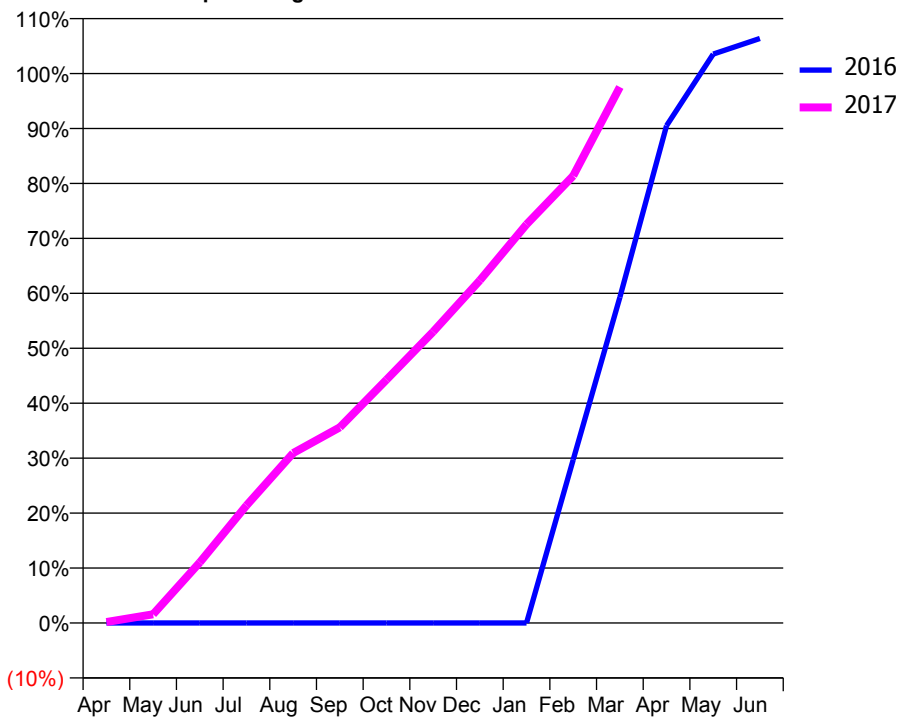
### ACCESS\*

Patients seen in 24 months	Total	Change since previous quarter
Quarter ending March 2016	259	
Quarter ending June 2016	519	↑
Quarter ending September 2016	639	↑
Quarter ending December 2016	818	↑
Quarter ending March 2017	954	↑
<b>Variance since March 2016</b>	<b>268.3%</b>	<b>↑</b>



### ACTIVITY

Cumulative percentage of contracted UDA delivered 2016 & 2017



Adjusted Scheduled Activity (UDA)

Month	2016	2017
April	0	6
May	0	50
June	0	342
July	0	663
August	0	958
September	0	1,103
October	0	1,372
November	0	1,643
December	0	1,933
January	0	2,248
February	307	2,522
March	612	3,023
April	935	-
May	1,070	-
June	1,099	-

### QUALITY

	Quantity	Base Number	Contract	AT	Region	England
% of FP17s for the same patient ID Re-attending within 3 months - Children	16	335	4.8%	10.4%	11.8%	12.3%
% of FP17s for the same patient ID Re-attending within 3 months - Adults	131	1,003	13.1%	16.0%	17.1%	16.7%
% of FP17s for the same patient ID Re-attending between 3 & 9 months - Children	66	335	19.7%	47.8%	46.5%	57.6%
% of FP17s for the same patient ID Re-attending between 3 & 9 months - Adults	197	1,003	19.6%	37.8%	37.6%	50.1%
% of FP17s for Band 1 Urgent Courses	83	1,159	7.2%	10.3%	10.7%	9.1%
% of FP17s Relating to Free Repair or Replacements	21	1,159	1.8%	0.6%	0.6%	0.8%
% of FP17s Relating to Continuations	6	1,159	0.5%	1.1%	0.9%	1.2%
% of Patients satisfied with the dentistry they have received	3	3	N/A	90.5%	90.4%	92.8%
% of Patients satisfied with the time they had to wait for an appointment	2	3	N/A	86.2%	83.7%	88.7%

\* This is based on patients treated on this contract for their most recent course of treatment. Figures in italics indicate the base number of FP17s or Patient Questionnaire responses are less than 100. N/A is shown where the base number of responses is less than 10 during the period. % is calculated as Quantity/Base number\*100



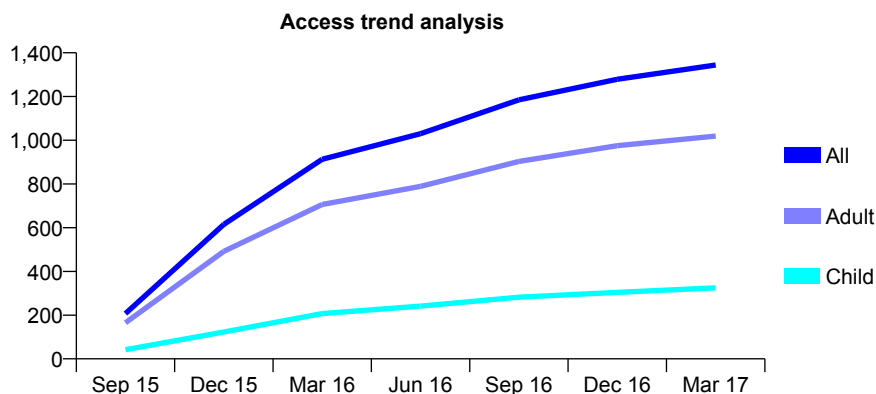
## Q63 - Vital Signs At a Glance Contract Report for 170798/0001 - March 2017

Name or company name	Mrs S Patel
Contract type name	GDS Contract
Purpose of contract	General
Contract start date	01/08/2015
Contract end date	

16/17 Contracted general activity (UDA)	3,534
Carry forward general activity (UDA)	153
16/17 Contracted orthodontic activity (UOA)	0
Carry forward orthodontic activity (UOA)	0
Baseline contract value	£87,523.51

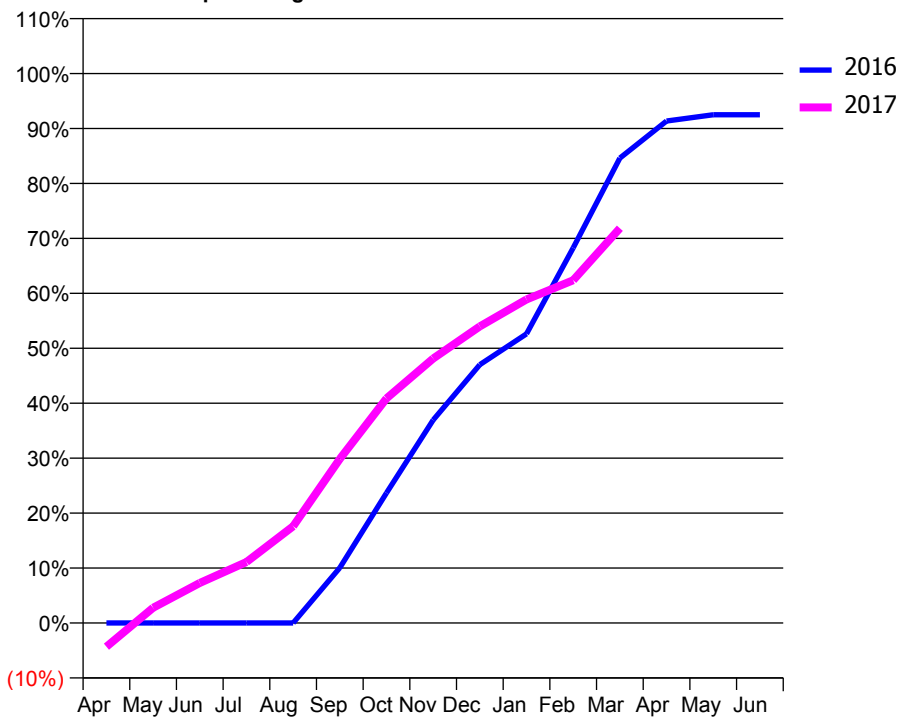
### ACCESS\*

Patients seen in 24 months	Total	Change since previous quarter
Quarter ending March 2016	913	
Quarter ending June 2016	1,030	↑
Quarter ending September 2016	1,185	↑
Quarter ending December 2016	1,279	↑
Quarter ending March 2017	1,344	↑
<b>Variance since March 2016</b>	<b>47.2%</b>	<b>↑</b>



### ACTIVITY

Cumulative percentage of contracted UDA delivered 2016 & 2017



Month	Adjusted Scheduled Activity (UDA)	
	2016	2017
April	0	-153
May	0	98
June	0	258
July	0	392
August	0	622
September	237	1,055
October	557	1,445
November	870	1,701
December	1,107	1,907
January	1,239	2,081
February	1,607	2,204
March	1,991	2,539
April	2,150	
May	2,177	
June	2,177	

### QUALITY

	Quantity	Base Number	Contract	AT	Region	England
% of FP17s for the same patient ID Re-attending within 3 months - Children	8	373	2.1%	10.4%	11.8%	12.3%
% of FP17s for the same patient ID Re-attending within 3 months - Adults	118	1,163	10.1%	16.0%	17.1%	16.7%
% of FP17s for the same patient ID Re-attending between 3 & 9 months - Children	182	373	48.8%	47.8%	46.5%	57.6%
% of FP17s for the same patient ID Re-attending between 3 & 9 months - Adults	583	1,163	50.1%	37.8%	37.6%	50.1%
% of FP17s for Band 1 Urgent Courses	9	1,451	0.6%	10.3%	10.7%	9.1%
% of FP17s Relating to Free Repair or Replacements	2	1,451	0.1%	0.6%	0.6%	0.8%
% of FP17s Relating to Continuations	16	1,451	1.1%	1.1%	0.9%	1.2%
% of Patients satisfied with the dentistry they have received	4	4	N/A	90.5%	90.4%	92.8%
% of Patients satisfied with the time they had to wait for an appointment	4	4	N/A	86.2%	83.7%	88.7%

\* This is based on patients treated on this contract for their most recent course of treatment. Figures in italics indicate the base number of FP17s or Patient Questionnaire responses are less than 100. N/A is shown where the base number of responses is less than 10 during the period. % is calculated as Quantity/Base number\*100

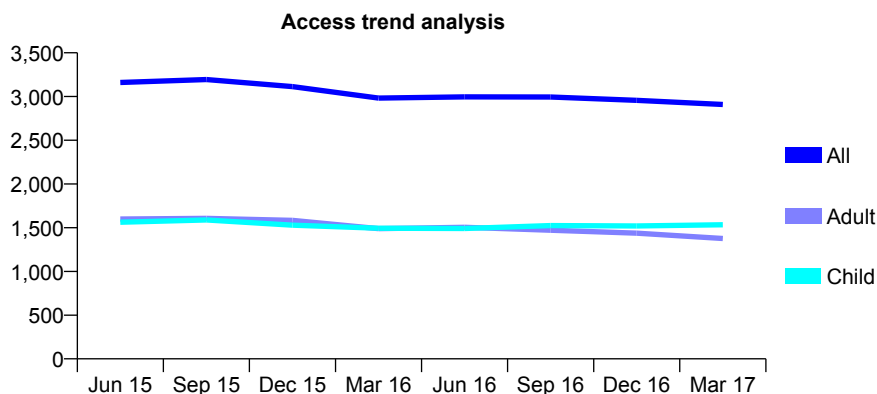
## Q63 - Vital Signs At a Glance Contract Report for 170933/0001 - March 2017

Name or company name	Clock Tower Dental
Contract type name	GDS Contract
Purpose of contract	General
Contract start date	01/04/2011
Contract end date	

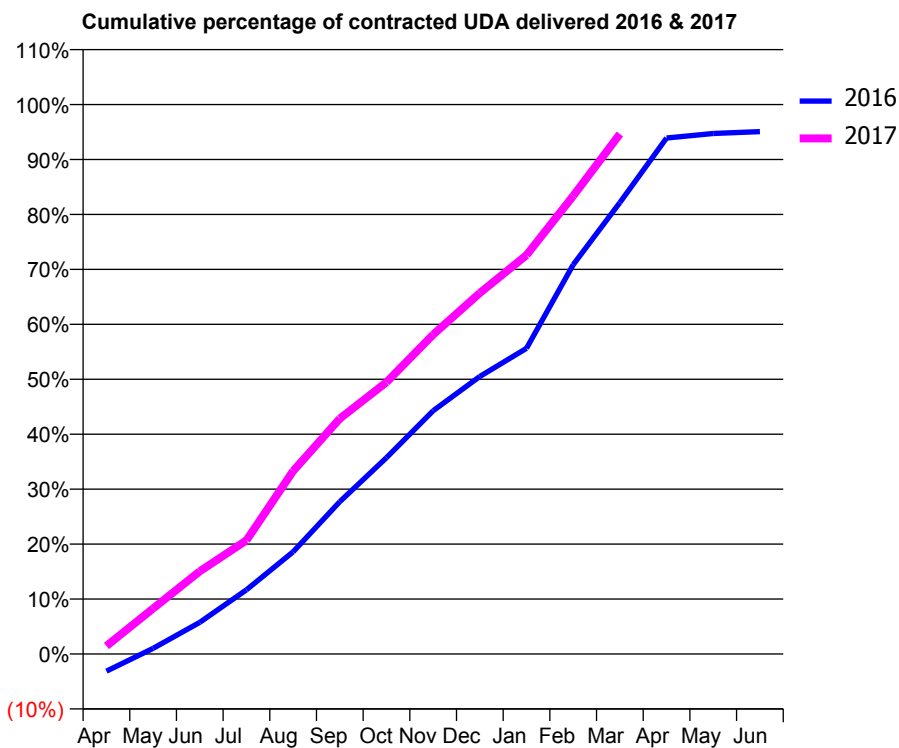
16/17 Contracted general activity (UDA)	7,449
Carry forward general activity (UDA)	0
16/17 Contracted orthodontic activity (UOA)	0
Carry forward orthodontic activity (UOA)	0
Baseline contract value	£177,340.37

### ACCESS\*

Patients seen in 24 months	Total	Change since previous quarter
Quarter ending March 2016	2,983	
Quarter ending June 2016	2,996	→
Quarter ending September 2016	2,995	→
Quarter ending December 2016	2,956	↓
Quarter ending March 2017	2,909	↓
<b>Variance since March 2016</b>	<b>(2.5%)</b>	<b>↓</b>



### ACTIVITY



Month	Adjusted Scheduled Activity (UDA)	
	2016	2017
April	-235	110
May	77	617
June	430	1,122
July	870	1,542
August	1,386	2,480
September	2,065	3,191
October	2,662	3,684
November	3,297	4,330
December	3,762	4,894
January	4,143	5,407
February	5,278	6,211
March	6,120	7,049
April	6,995	
May	7,057	
June	7,081	

### QUALITY

	Quantity	Base Number	Contract	AT	Region	England
% of FP17s for the same patient ID Re-attending within 3 months - Children	165	2,074	8.0%	10.4%	11.8%	12.3%
% of FP17s for the same patient ID Re-attending within 3 months - Adults	354	1,619	21.9%	16.0%	17.1%	16.7%
% of FP17s for the same patient ID Re-attending between 3 & 9 months - Children	1,106	2,074	53.3%	47.8%	46.5%	57.6%
% of FP17s for the same patient ID Re-attending between 3 & 9 months - Adults	546	1,619	33.7%	37.8%	37.6%	50.1%
% of FP17s for Band 1 Urgent Courses	266	3,251	8.2%	10.3%	10.7%	9.1%
% of FP17s Relating to Free Repair or Replacements	1	3,251	0.0%	0.6%	0.6%	0.8%
% of FP17s Relating to Continuations	0	3,251	0.0%	1.1%	0.9%	1.2%
% of Patients satisfied with the dentistry they have received	0	0	N/A	90.5%	90.4%	92.8%
% of Patients satisfied with the time they had to wait for an appointment	0	0	N/A	86.2%	83.7%	88.7%

\* This is based on patients treated on this contract for their most recent course of treatment. Figures in italics indicate the base number of FP17s or Patient Questionnaire responses are less than 100. N/A is shown where the base number of responses is less than 10 during the period. % is calculated as Quantity/Base number\*100

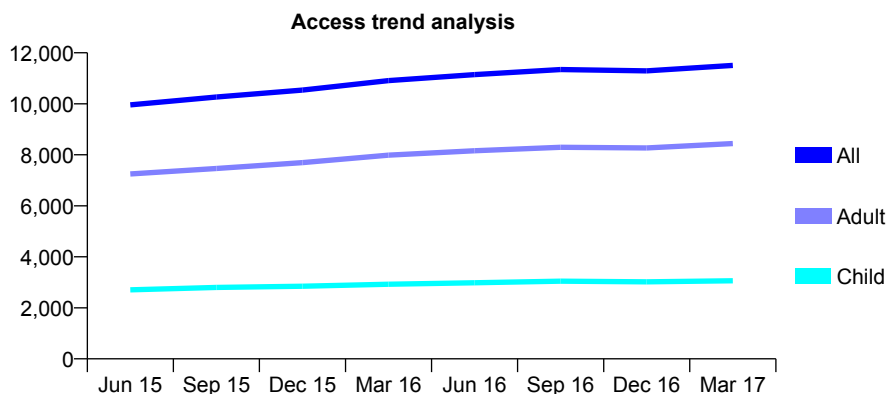
## Q63 - Vital Signs At a Glance Contract Report for 171662/0001 - March 2017

Name or company name	Mr R Cutts & Miss A Patel
Contract type name	GDS Contract
Purpose of contract	General
Contract start date	01/04/2010
Contract end date	

16/17 Contracted general activity (UDA)	23,250
Carry forward general activity (UDA)	-465
16/17 Contracted orthodontic activity (UOA)	0
Carry forward orthodontic activity (UOA)	0
Baseline contract value	£643,078.64

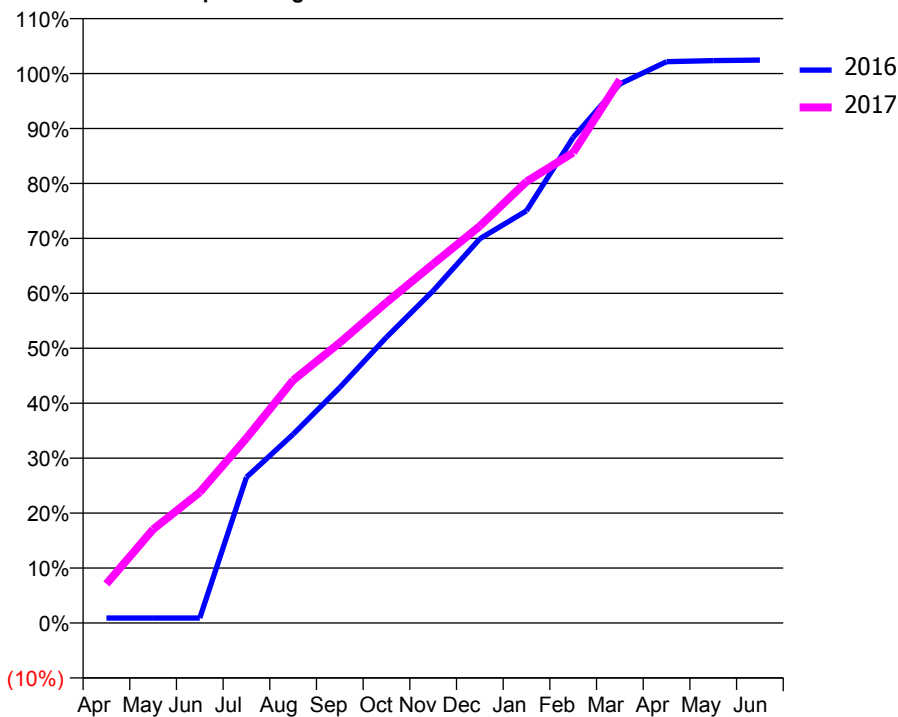
### ACCESS\*

Patients seen in 24 months	Total	Change since previous quarter
Quarter ending March 2016	10,911	
Quarter ending June 2016	11,147	↑
Quarter ending September 2016	11,343	→
Quarter ending December 2016	11,290	→
Quarter ending March 2017	11,506	→
<b>Variance since March 2016</b>	5.5%	↑



### ACTIVITY

Cumulative percentage of contracted UDA delivered 2016 & 2017



Month	Adjusted Scheduled Activity (UDA)	
	2016	2017
April	211	1,656
May	211	3,964
June	211	5,533
July	6,172	7,824
August	7,989	10,272
September	9,967	11,862
October	12,091	13,567
November	14,057	15,194
December	16,255	16,795
January	17,442	18,676
February	20,544	19,900
March	22,811	22,981
April	23,750	
May	23,794	
June	23,819	

### QUALITY

	Quantity	Base Number	Contract	AT	Region	England
% of FP17s for the same patient ID Re-attending within 3 months - Children	218	4,289	5.1%	10.4%	11.8%	12.3%
% of FP17s for the same patient ID Re-attending within 3 months - Adults	847	9,557	8.9%	16.0%	17.1%	16.7%
% of FP17s for the same patient ID Re-attending between 3 & 9 months - Children	2,577	4,289	60.1%	47.8%	46.5%	57.6%
% of FP17s for the same patient ID Re-attending between 3 & 9 months - Adults	4,478	9,557	46.9%	37.8%	37.6%	50.1%
% of FP17s for Band 1 Urgent Courses	848	12,476	6.8%	10.3%	10.7%	9.1%
% of FP17s Relating to Free Repair or Replacements	42	12,476	0.3%	0.6%	0.6%	0.8%
% of FP17s Relating to Continuations	2	12,476	0.0%	1.1%	0.9%	1.2%
% of Patients satisfied with the dentistry they have received	7	8	N/A	90.5%	90.4%	92.8%
% of Patients satisfied with the time they had to wait for an appointment	7	8	N/A	86.2%	83.7%	88.7%

\* This is based on patients treated on this contract for their most recent course of treatment. Figures in italics indicate the base number of FP17s or Patient Questionnaire responses are less than 100. N/A is shown where the base number of responses is less than 10 during the period. % is calculated as Quantity/Base number\*100

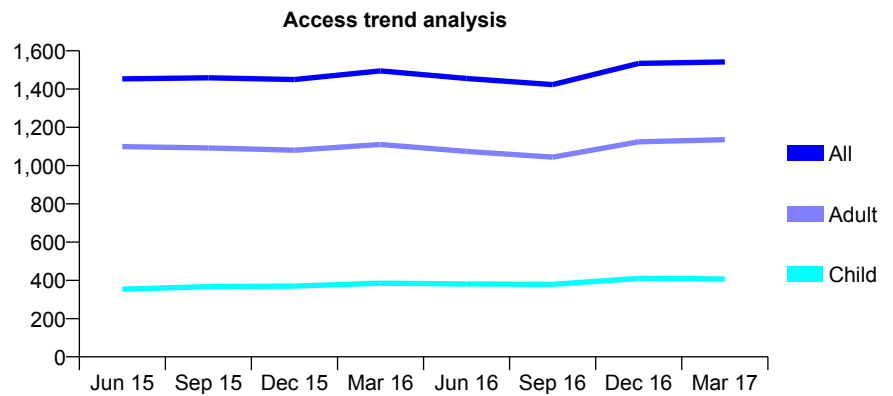
## Q63 - Vital Signs At a Glance Contract Report for 171735/0001 - March 2017

Name or company name	SNS Dental Practice
Contract type name	GDS Contract
Purpose of contract	General
Contract start date	01/09/2008
Contract end date	

16/17 Contracted general activity (UDA)	5,500
Carry forward general activity (UDA)	85
16/17 Contracted orthodontic activity (UOA)	0
Carry forward orthodontic activity (UOA)	0
Baseline contract value	£186,182.28

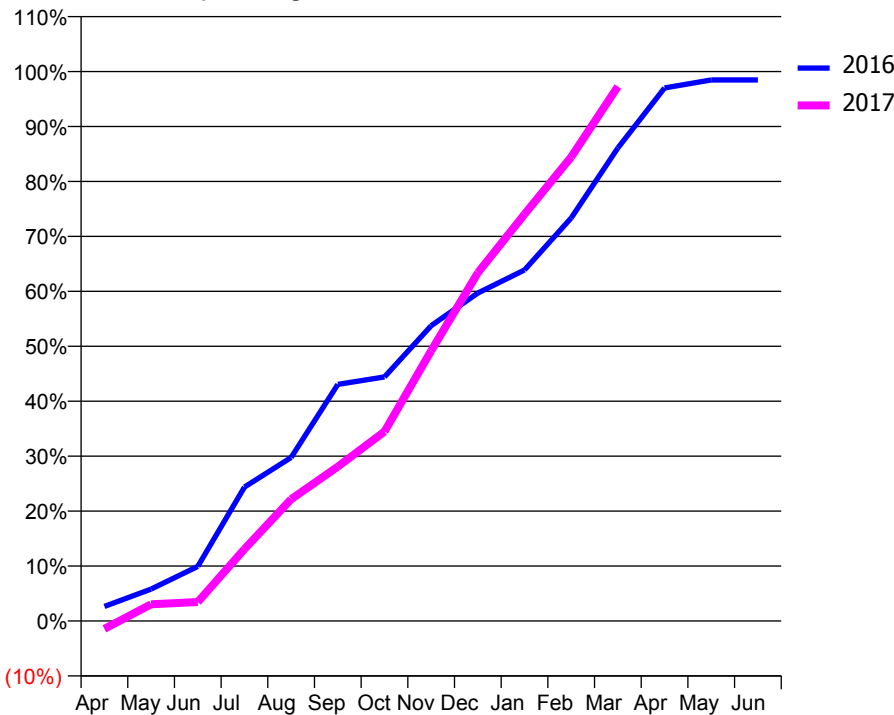
### ACCESS\*

Patients seen in 24 months	Total	Change since previous quarter
Quarter ending March 2016	1,495	
Quarter ending June 2016	1,455	↓
Quarter ending September 2016	1,423	↓
Quarter ending December 2016	1,534	↑
Quarter ending March 2017	1,542	→
<b>Variance since March 2016</b>	<b>3.1%</b>	<b>↑</b>



### ACTIVITY

Cumulative percentage of contracted UDA delivered 2016 & 2017



Month	Adjusted Scheduled Activity (UDA)	
	2016	2017
April	147	-80
May	320	168
June	546	190
July	1,341	720
August	1,637	1,219
September	2,368	1,545
October	2,443	1,896
November	2,956	2,705
December	3,282	3,486
January	3,514	4,071
February	4,034	4,644
March	4,734	5,350
April	5,335	
May	5,415	
June	5,415	

### QUALITY

	Quantity	Base Number	Contract	AT	Region	England
% of FP17s for the same patient ID Re-attending within 3 months - Children	81	512	15.8%	10.4%	11.8%	12.3%
% of FP17s for the same patient ID Re-attending within 3 months - Adults	428	1,604	26.7%	16.0%	17.1%	16.7%
% of FP17s for the same patient ID Re-attending between 3 & 9 months - Children	171	512	33.4%	47.8%	46.5%	57.6%
% of FP17s for the same patient ID Re-attending between 3 & 9 months - Adults	501	1,604	31.2%	37.8%	37.6%	50.1%
% of FP17s for Band 1 Urgent Courses	411	1,908	21.5%	10.3%	10.7%	9.1%
% of FP17s Relating to Free Repair or Replacements	3	1,908	0.2%	0.6%	0.6%	0.8%
% of FP17s Relating to Continuations	1	1,908	0.1%	1.1%	0.9%	1.2%
% of Patients satisfied with the dentistry they have received	3	3	N/A	90.5%	90.4%	92.8%
% of Patients satisfied with the time they had to wait for an appointment	2	3	N/A	86.2%	83.7%	88.7%

\* This is based on patients treated on this contract for their most recent course of treatment. Figures in italics indicate the base number of FP17s or Patient Questionnaire responses are less than 100. N/A is shown where the base number of responses is less than 10 during the period. % is calculated as Quantity/Base number\*100

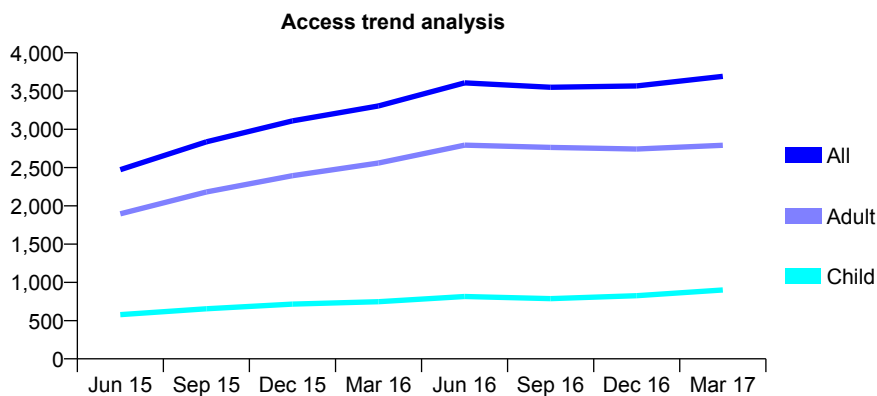
## Q63 - Vital Signs At a Glance Contract Report for 171832/0001 - March 2017

Name or company name	Mazdak Eyrumlu and Azad Eyrumlu
Contract type name	GDS Contract
Purpose of contract	General
Contract start date	01/06/2014
Contract end date	

16/17 Contracted general activity (UDA)	16,550
Carry forward general activity (UDA)	0
16/17 Contracted orthodontic activity (UOA)	0
Carry forward orthodontic activity (UOA)	0
Baseline contract value	£518,435.91

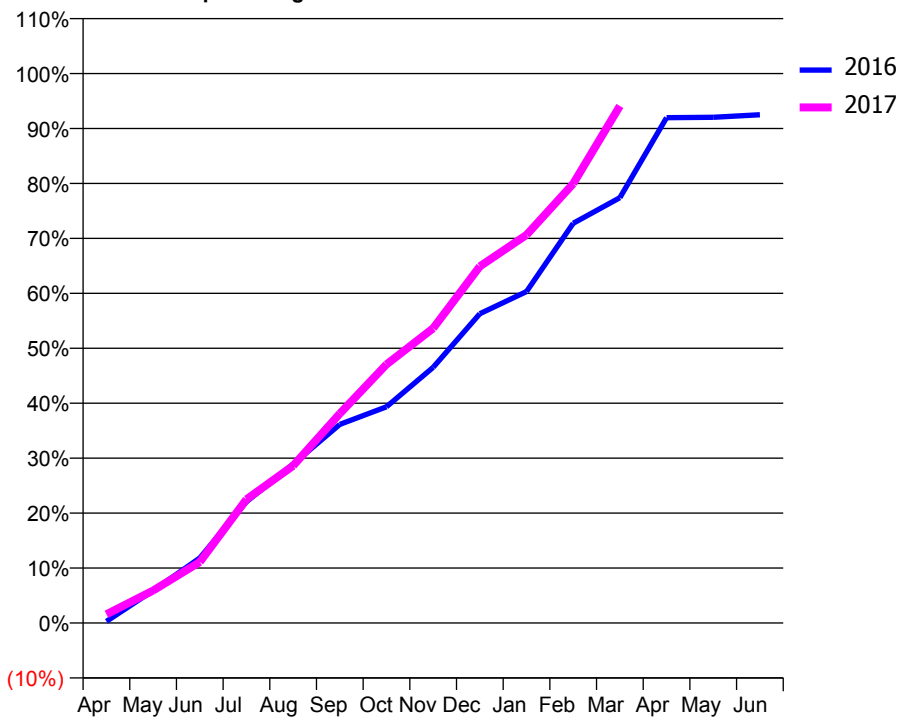
### ACCESS\*

Patients seen in 24 months	Total	Change since previous quarter
Quarter ending March 2016	3,306	
Quarter ending June 2016	3,607	↑
Quarter ending September 2016	3,550	↓
Quarter ending December 2016	3,567	→
Quarter ending March 2017	3,692	↑
<b>Variance since March 2016</b>	<b>11.7%</b>	<b>↑</b>



### ACTIVITY

Cumulative percentage of contracted UDA delivered 2016 & 2017



Month	Adjusted Scheduled Activity (UDA)	
	2016	2017
April	49	262
May	979	979
June	1,957	1,836
July	3,654	3,724
August	4,788	4,738
September	5,983	6,306
October	6,512	7,791
November	7,700	8,876
December	9,317	10,741
January	9,981	11,689
February	12,038	13,229
March	12,811	15,571
April	15,220	
May	15,232	
June	15,307	

### QUALITY

	Quantity	Base Number	Contract	AT	Region	England
% of FP17s for the same patient ID Re-attending within 3 months - Children	85	1,156	7.4%	10.4%	11.8%	12.3%
% of FP17s for the same patient ID Re-attending within 3 months - Adults	418	3,129	13.4%	16.0%	17.1%	16.7%
% of FP17s for the same patient ID Re-attending between 3 & 9 months - Children	496	1,156	42.9%	47.8%	46.5%	57.6%
% of FP17s for the same patient ID Re-attending between 3 & 9 months - Adults	1,003	3,129	32.1%	37.8%	37.6%	50.1%
% of FP17s for Band 1 Urgent Courses	482	3,771	12.8%	10.3%	10.7%	9.1%
% of FP17s Relating to Free Repair or Replacements	36	3,771	1.0%	0.6%	0.6%	0.8%
% of FP17s Relating to Continuations	70	3,771	1.9%	1.1%	0.9%	1.2%
% of Patients satisfied with the dentistry they have received	3	5	N/A	90.5%	90.4%	92.8%
% of Patients satisfied with the time they had to wait for an appointment	1	5	N/A	86.2%	83.7%	88.7%

\* This is based on patients treated on this contract for their most recent course of treatment. Figures in italics indicate the base number of FP17s or Patient Questionnaire responses are less than 100. N/A is shown where the base number of responses is less than 10 during the period. % is calculated as Quantity/Base number\*100

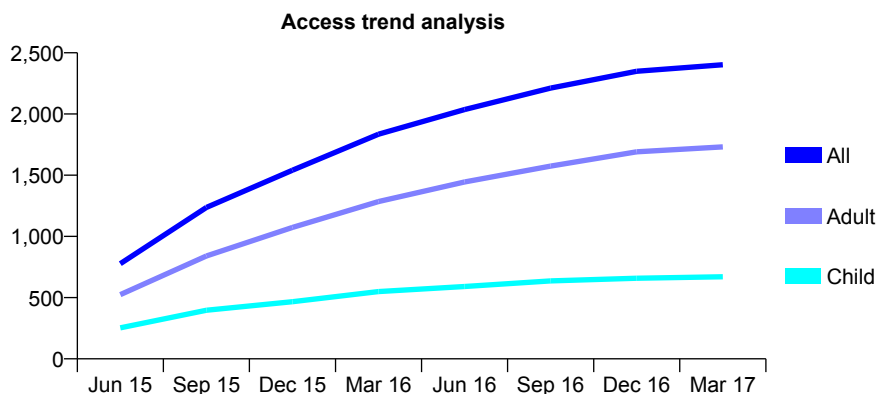
## Q63 - Vital Signs At a Glance Contract Report for 171883/0001 - March 2017

Name or company name	Preventive Dental Practice
Contract type name	GDS Contract
Purpose of contract	General
Contract start date	01/11/2014
Contract end date	

16/17 Contracted general activity (UDA)	10,832
Carry forward general activity (UDA)	781
16/17 Contracted orthodontic activity (UOA)	0
Carry forward orthodontic activity (UOA)	0
Baseline contract value	£268,034.13

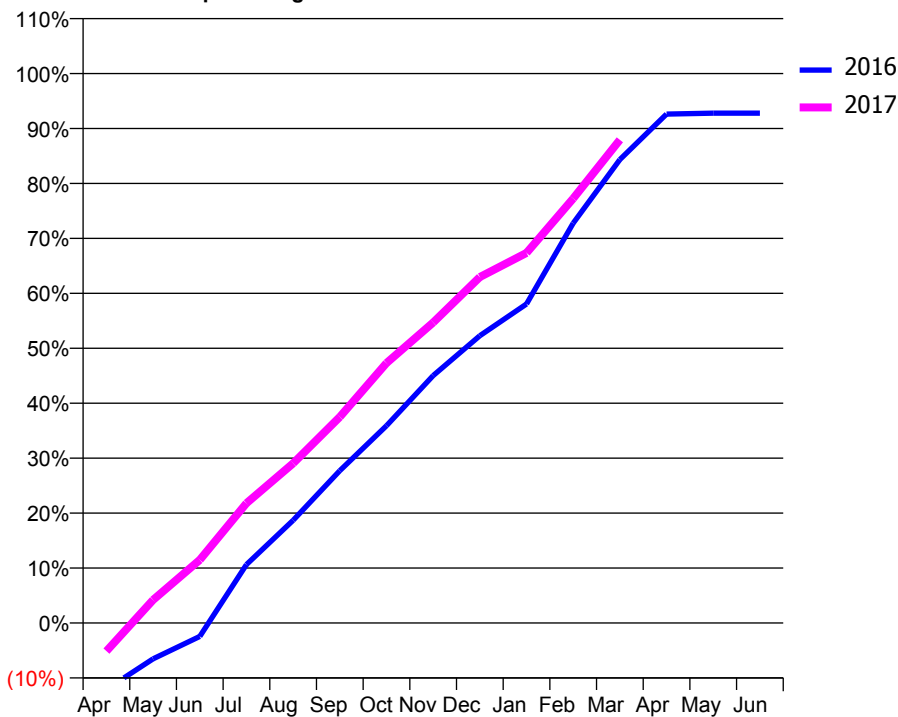
### ACCESS\*

Patients seen in 24 months	Total	Change since previous quarter
Quarter ending March 2016	1,835	
Quarter ending June 2016	2,036	↑
Quarter ending September 2016	2,212	↑
Quarter ending December 2016	2,349	↑
Quarter ending March 2017	2,402	↑
<b>Variance since March 2016</b>	<b>30.9%</b>	<b>↑</b>



### ACTIVITY

Cumulative percentage of contracted UDA delivered 2016 & 2017



Month	Adjusted Scheduled Activity (UDA)	
	2016	2017
April	-1,310	-557
May	-708	455
June	-267	1,246
July	1,153	2,362
August	2,024	3,148
September	3,003	4,062
October	3,890	5,126
November	4,877	5,924
December	5,664	6,820
January	6,288	7,296
February	7,883	8,368
March	9,137	9,526
April	10,032	
May	10,051	
June	10,051	

### QUALITY

	Quantity	Base Number	Contract	AT	Region	England
% of FP17s for the same patient ID Re-attending within 3 months - Children	46	773	6.0%	10.4%	11.8%	12.3%
% of FP17s for the same patient ID Re-attending within 3 months - Adults	134	1,745	7.7%	16.0%	17.1%	16.7%
% of FP17s for the same patient ID Re-attending between 3 & 9 months - Children	330	773	42.7%	47.8%	46.5%	57.6%
% of FP17s for the same patient ID Re-attending between 3 & 9 months - Adults	723	1,745	41.4%	37.8%	37.6%	50.1%
% of FP17s for Band 1 Urgent Courses	29	2,354	1.2%	10.3%	10.7%	9.1%
% of FP17s Relating to Free Repair or Replacements	16	2,354	0.7%	0.6%	0.6%	0.8%
% of FP17s Relating to Continuations	26	2,354	1.1%	1.1%	0.9%	1.2%
% of Patients satisfied with the dentistry they have received	3	4	N/A	90.5%	90.4%	92.8%
% of Patients satisfied with the time they had to wait for an appointment	4	4	N/A	86.2%	83.7%	88.7%

\* This is based on patients treated on this contract for their most recent course of treatment. Figures in italics indicate the base number of FP17s or Patient Questionnaire responses are less than 100. N/A is shown where the base number of responses is less than 10 during the period. % is calculated as Quantity/Base number\*100

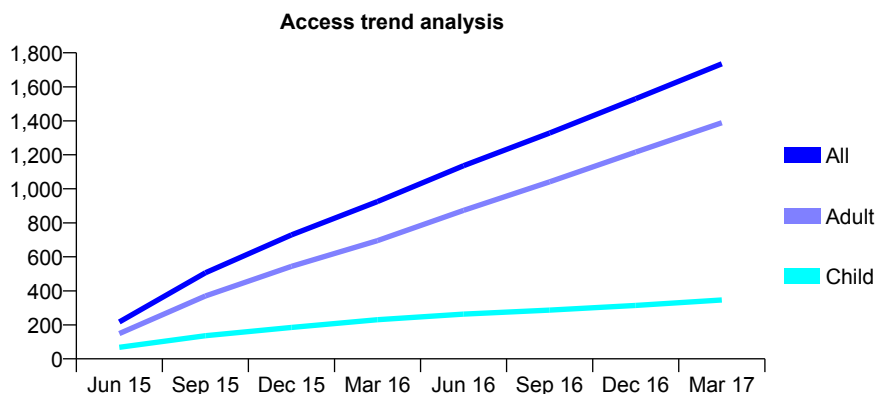
## Q63 - Vital Signs At a Glance Contract Report for 173703/0001 - March 2017

Name or company name	Surrey Quays Dental Practice
Contract type name	GDS Contract
Purpose of contract	General
Contract start date	01/04/2015
Contract end date	

16/17 Contracted general activity (UDA)	8,533
Carry forward general activity (UDA)	0
16/17 Contracted orthodontic activity (UOA)	0
Carry forward orthodontic activity (UOA)	0
Baseline contract value	£216,527.32

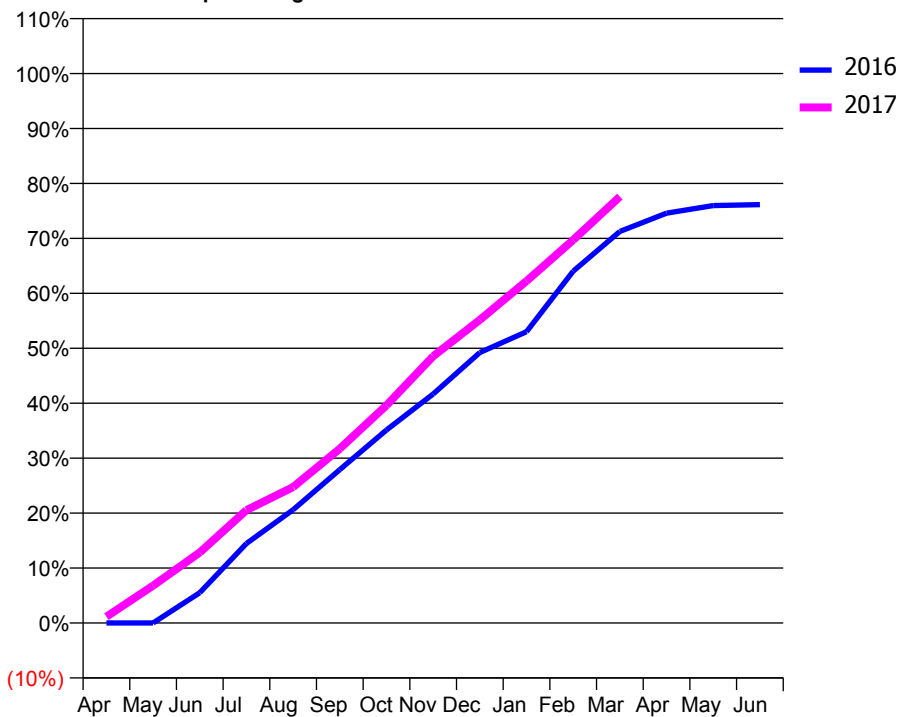
### ACCESS\*

Patients seen in 24 months	Total	Change since previous quarter
Quarter ending March 2016	925	
Quarter ending June 2016	1,136	↑
Quarter ending September 2016	1,328	↑
Quarter ending December 2016	1,530	↑
Quarter ending March 2017	1,735	↑
<b>Variance since March 2016</b>	<b>87.6%</b>	<b>↑</b>



### ACTIVITY

Cumulative percentage of contracted UDA delivered 2016 & 2017



Month	Adjusted Scheduled Activity (UDA)	
	2016	2017
April	0	99
May	0	580
June	471	1,096
July	1,235	1,754
August	1,759	2,110
September	2,383	2,708
October	2,998	3,380
November	3,557	4,143
December	4,201	4,707
January	4,524	5,310
February	5,464	5,949
March	6,080	6,621
April	6,365	
May	6,483	
June	6,498	

### QUALITY

	Quantity	Base Number	Contract	AT	Region	England
% of FP17s for the same patient ID Re-attending within 3 months - Children	31	408	7.6%	10.4%	11.8%	12.3%
% of FP17s for the same patient ID Re-attending within 3 months - Adults	213	1,498	14.2%	16.0%	17.1%	16.7%
% of FP17s for the same patient ID Re-attending between 3 & 9 months - Children	183	408	44.9%	47.8%	46.5%	57.6%
% of FP17s for the same patient ID Re-attending between 3 & 9 months - Adults	426	1,498	28.4%	37.8%	37.6%	50.1%
% of FP17s for Band 1 Urgent Courses	232	1,800	12.9%	10.3%	10.7%	9.1%
% of FP17s Relating to Free Repair or Replacements	26	1,800	1.4%	0.6%	0.6%	0.8%
% of FP17s Relating to Continuations	33	1,800	1.8%	1.1%	0.9%	1.2%
% of Patients satisfied with the dentistry they have received	0	0	N/A	90.5%	90.4%	92.8%
% of Patients satisfied with the time they had to wait for an appointment	0	0	N/A	86.2%	83.7%	88.7%

\* This is based on patients treated on this contract for their most recent course of treatment. Figures in italics indicate the base number of FP17s or Patient Questionnaire responses are less than 100. N/A is shown where the base number of responses is less than 10 during the period. % is calculated as Quantity/Base number\*100

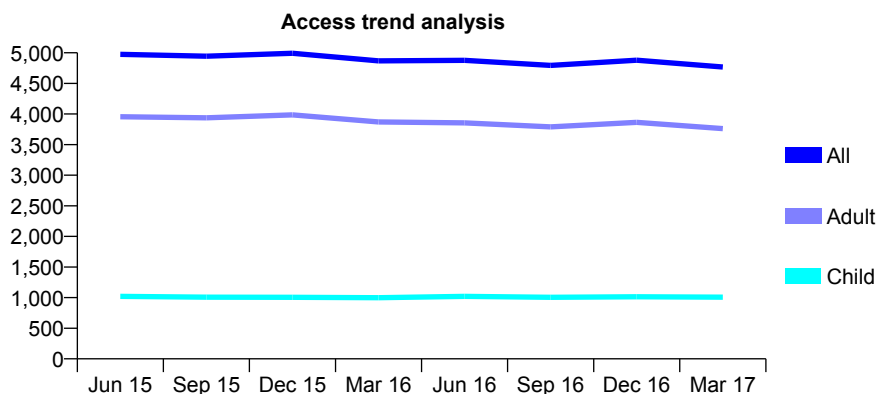
## Q63 - Vital Signs At a Glance Contract Report for 173940/0001 - March 2017

Name or company name	Real Sweden Ltd
Contract type name	GDS Contract
Purpose of contract	General
Contract start date	01/10/2011
Contract end date	

16/17 Contracted general activity (UDA)	18,485
Carry forward general activity (UDA)	2,272
16/17 Contracted orthodontic activity (UOA)	0
Carry forward orthodontic activity (UOA)	0
Baseline contract value	£469,232.47

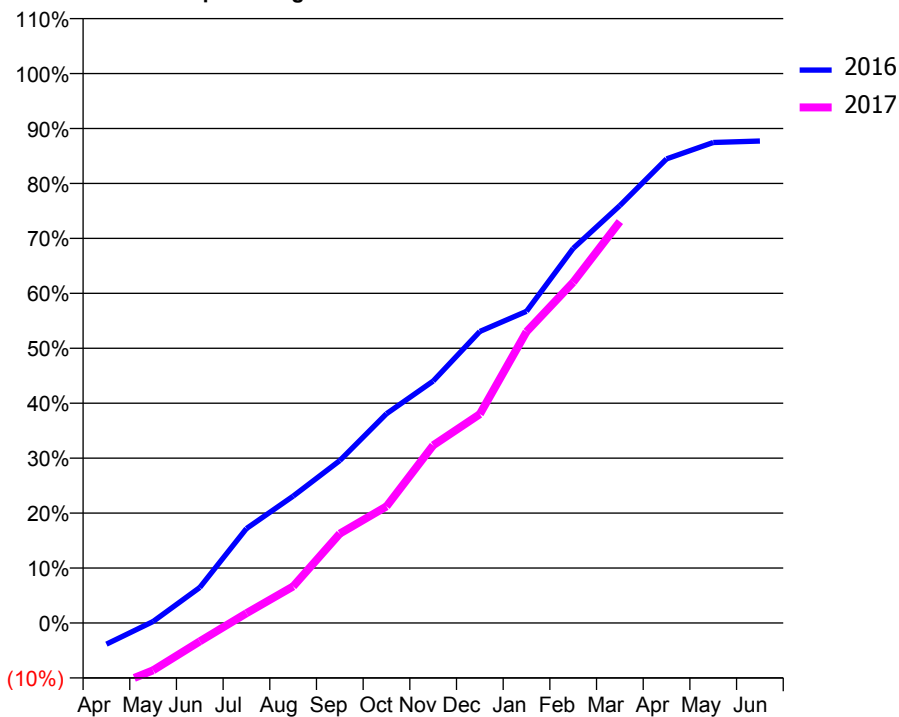
### ACCESS\*

Patients seen in 24 months	Total	Change since previous quarter
Quarter ending March 2016	4,869	
Quarter ending June 2016	4,877	→
Quarter ending September 2016	4,795	↓
Quarter ending December 2016	4,879	→
Quarter ending March 2017	4,768	↓
<b>Variance since March 2016</b>	<b>(2.1%)</b>	<b>↓</b>



### ACTIVITY

Cumulative percentage of contracted UDA delivered 2016 & 2017



Month	Adjusted Scheduled Activity (UDA)	
	2016	2017
April	-717	-2,232
May	53	-1,593
June	1,196	-619
July	3,177	331
August	4,267	1,232
September	5,467	3,008
October	7,039	3,924
November	8,138	5,977
December	9,809	7,026
January	10,484	9,798
February	12,604	11,462
March	14,041	13,505
April	15,613	
May	16,162	
June	16,213	

### QUALITY

	Quantity	Base Number	Contract	AT	Region	England
% of FP17s for the same patient ID Re-attending within 3 months - Children	111	1,240	9.0%	10.4%	11.8%	12.3%
% of FP17s for the same patient ID Re-attending within 3 months - Adults	667	4,195	15.9%	16.0%	17.1%	16.7%
% of FP17s for the same patient ID Re-attending between 3 & 9 months - Children	554	1,240	44.7%	47.8%	46.5%	57.6%
% of FP17s for the same patient ID Re-attending between 3 & 9 months - Adults	1,477	4,195	35.2%	37.8%	37.6%	50.1%
% of FP17s for Band 1 Urgent Courses	693	4,804	14.4%	10.3%	10.7%	9.1%
% of FP17s Relating to Free Repair or Replacements	14	4,804	0.3%	0.6%	0.6%	0.8%
% of FP17s Relating to Continuations	20	4,804	0.4%	1.1%	0.9%	1.2%
% of Patients satisfied with the dentistry they have received	3	4	N/A	90.5%	90.4%	92.8%
% of Patients satisfied with the time they had to wait for an appointment	3	4	N/A	86.2%	83.7%	88.7%

\* This is based on patients treated on this contract for their most recent course of treatment. Figures in italics indicate the base number of FP17s or Patient Questionnaire responses are less than 100. N/A is shown where the base number of responses is less than 10 during the period. % is calculated as Quantity/Base number\*100



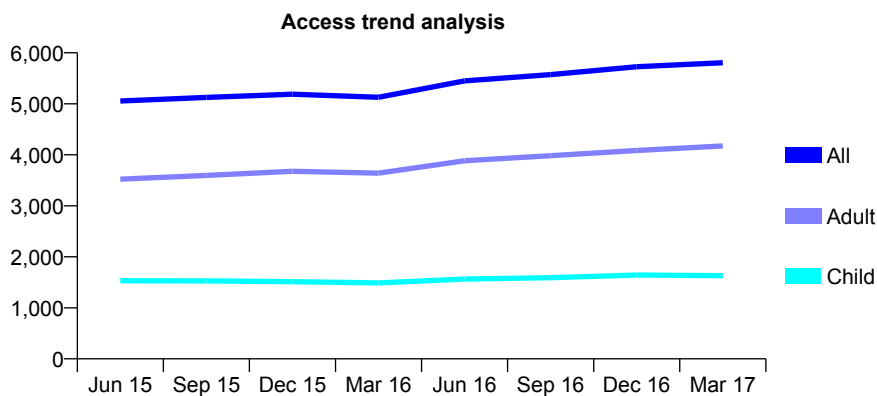
## Q63 - Vital Signs At a Glance Contract Report for 173975/0001 - March 2017

Name or company name	Bridge Dental Centre Limited
Contract type name	GDS Contract
Purpose of contract	General
Contract start date	01/04/2009
Contract end date	

16/17 Contracted general activity (UDA)	12,000
Carry forward general activity (UDA)	94
16/17 Contracted orthodontic activity (UOA)	0
Carry forward orthodontic activity (UOA)	0
Baseline contract value	£322,422.79

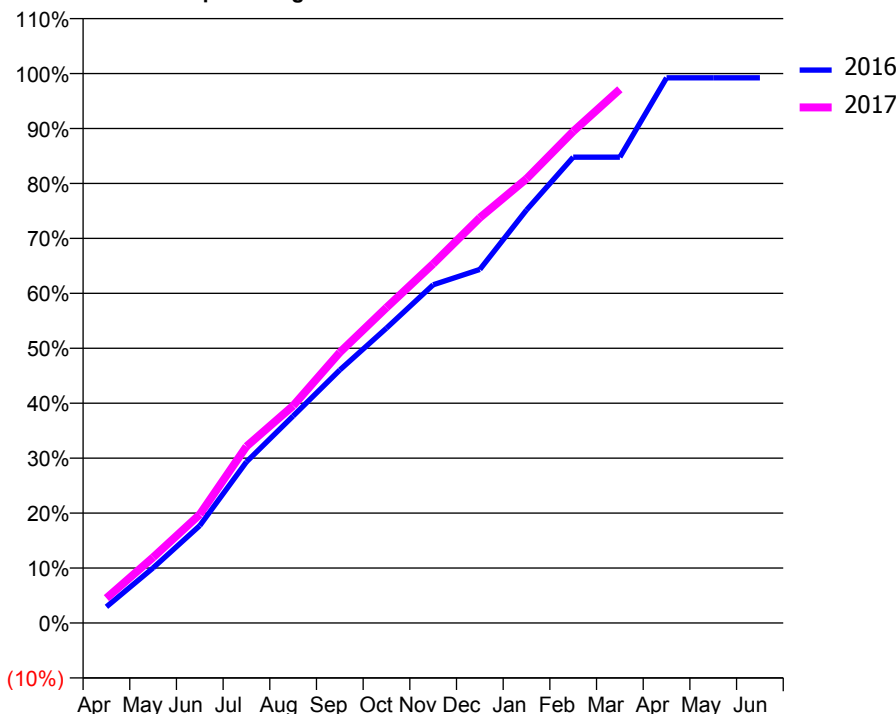
### ACCESS\*

Patients seen in 24 months	Total	Change since previous quarter
Quarter ending March 2016	5,128	
Quarter ending June 2016	5,449	↑
Quarter ending September 2016	5,572	↑
Quarter ending December 2016	5,727	↑
Quarter ending March 2017	5,805	→
<b>Variance since March 2016</b>	<b>13.2%</b>	<b>↑</b>



### ACTIVITY

Cumulative percentage of contracted UDA delivered 2016 & 2017



Month	Adjusted Scheduled Activity (UDA)	
	2016	2017
April	354	544
May	1,205	1,435
June	2,127	2,370
July	3,518	3,856
August	4,520	4,746
September	5,527	5,909
October	6,440	6,890
November	7,386	7,844
December	7,721	8,852
January	9,021	9,701
February	10,173	10,735
March	10,173	11,654
April	11,906	
May	11,906	
June	11,906	

### QUALITY

	Quantity	Base Number	Contract	AT	Region	England
% of FP17s for the same patient ID Re-attending within 3 months - Children	113	2,385	4.7%	10.4%	11.8%	12.3%
% of FP17s for the same patient ID Re-attending within 3 months - Adults	699	5,325	13.1%	16.0%	17.1%	16.7%
% of FP17s for the same patient ID Re-attending between 3 & 9 months - Children	1,148	2,385	48.1%	47.8%	46.5%	57.6%
% of FP17s for the same patient ID Re-attending between 3 & 9 months - Adults	1,923	5,325	36.1%	37.8%	37.6%	50.1%
% of FP17s for Band 1 Urgent Courses	527	6,725	7.8%	10.3%	10.7%	9.1%
% of FP17s Relating to Free Repair or Replacements	35	6,725	0.5%	0.6%	0.6%	0.8%
% of FP17s Relating to Continuations	93	6,725	1.4%	1.1%	0.9%	1.2%
% of Patients satisfied with the dentistry they have received	5	5	N/A	90.5%	90.4%	92.8%
% of Patients satisfied with the time they had to wait for an appointment	4	5	N/A	86.2%	83.7%	88.7%

\* This is based on patients treated on this contract for their most recent course of treatment. Figures in italics indicate the base number of FP17s or Patient Questionnaire responses are less than 100. N/A is shown where the base number of responses is less than 10 during the period. % is calculated as Quantity/Base number\*100

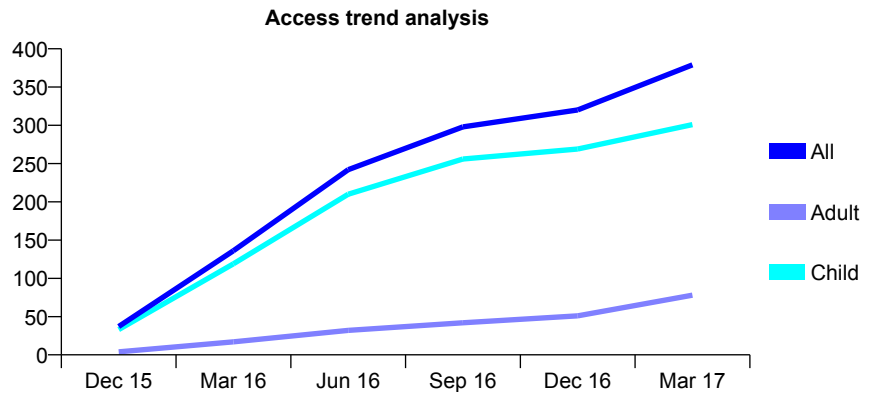
## Q63 - Vital Signs At a Glance Contract Report for 174521/0001 - March 2017

Name or company name	Bridge Road Dental Surgery
Contract type name	GDS Contract
Purpose of contract	General
Contract start date	01/11/2015
Contract end date	

16/17 Contracted general activity (UDA)	1,000
Carry forward general activity (UDA)	23
16/17 Contracted orthodontic activity (UOA)	0
Carry forward orthodontic activity (UOA)	0
Baseline contract value	£29,002.91

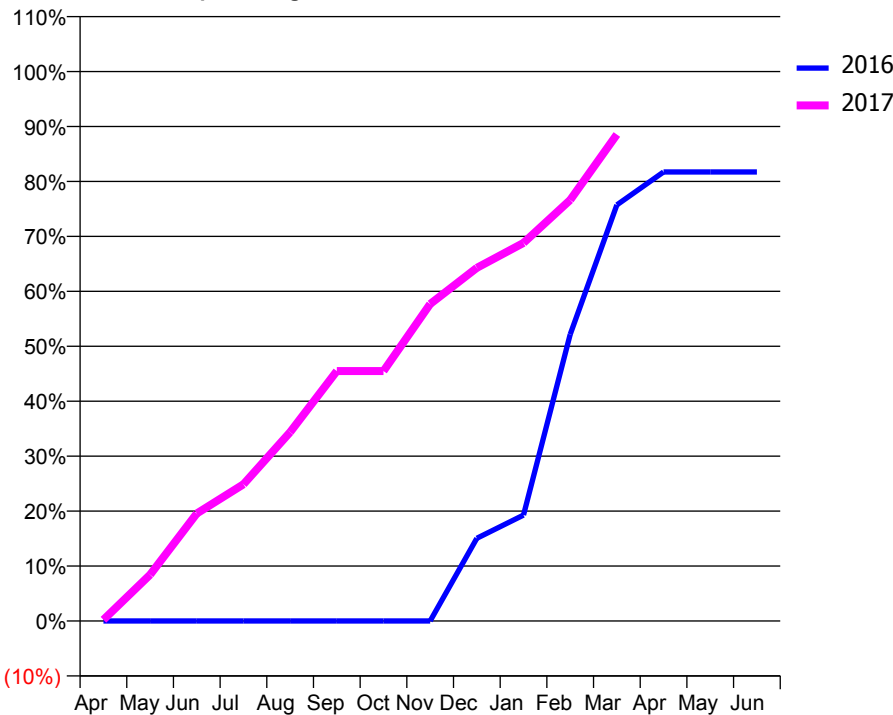
### ACCESS\*

Patients seen in 24 months	Total	Change since previous quarter
Quarter ending March 2016	136	
Quarter ending June 2016	242	↑
Quarter ending September 2016	298	↑
Quarter ending December 2016	320	↑
Quarter ending March 2017	379	↑
<b>Variance since March 2016</b>	<b>178.7%</b>	<b>↑</b>



### ACTIVITY

Cumulative percentage of contracted UDA delivered 2016 & 2017



Month	Adjusted Scheduled Activity (UDA)	
	2016	2017
April	0	2
May	0	84
June	0	196
July	0	249
August	0	344
September	0	455
October	0	455
November	0	577
December	63	643
January	80	688
February	217	766
March	315	885
April	340	
May	340	
June	340	

### QUALITY

	Quantity	Base Number	Contract	AT	Region	England
% of FP17s for the same patient ID Re-attending within 3 months - Children	26	482	5.4%	10.4%	11.8%	12.3%
% of FP17s for the same patient ID Re-attending within 3 months - Adults	2	61	3.3%	16.0%	17.1%	16.7%
% of FP17s for the same patient ID Re-attending between 3 & 9 months - Children	223	482	46.3%	47.8%	46.5%	57.6%
% of FP17s for the same patient ID Re-attending between 3 & 9 months - Adults	18	61	29.5%	37.8%	37.6%	50.1%
% of FP17s for Band 1 Urgent Courses	12	528	2.3%	10.3%	10.7%	9.1%
% of FP17s Relating to Free Repair or Replacements	0	528	0.0%	0.6%	0.6%	0.8%
% of FP17s Relating to Continuations	0	528	0.0%	1.1%	0.9%	1.2%
% of Patients satisfied with the dentistry they have received	0	0	N/A	90.5%	90.4%	92.8%
% of Patients satisfied with the time they had to wait for an appointment	0	0	N/A	86.2%	83.7%	88.7%

\* This is based on patients treated on this contract for their most recent course of treatment. Figures in italics indicate the base number of FP17s or Patient Questionnaire responses are less than 100. N/A is shown where the base number of responses is less than 10 during the period. % is calculated as Quantity/Base number\*100

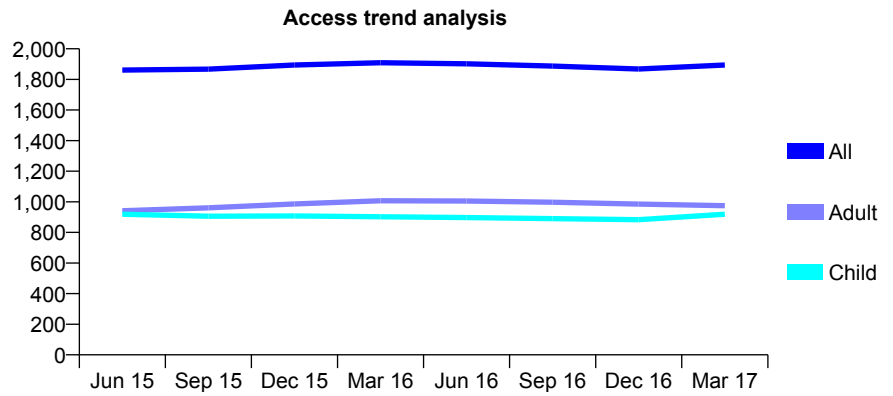
## Q63 - Vital Signs At a Glance Contract Report for 174696/0001 - March 2017

Name or company name	Paget Dental Practice
Contract type name	GDS Contract
Purpose of contract	General
Contract start date	27/09/2007
Contract end date	

16/17 Contracted general activity (UDA)	5,043
Carry forward general activity (UDA)	-89
16/17 Contracted orthodontic activity (UOA)	0
Carry forward orthodontic activity (UOA)	0
Baseline contract value	£116,892.17

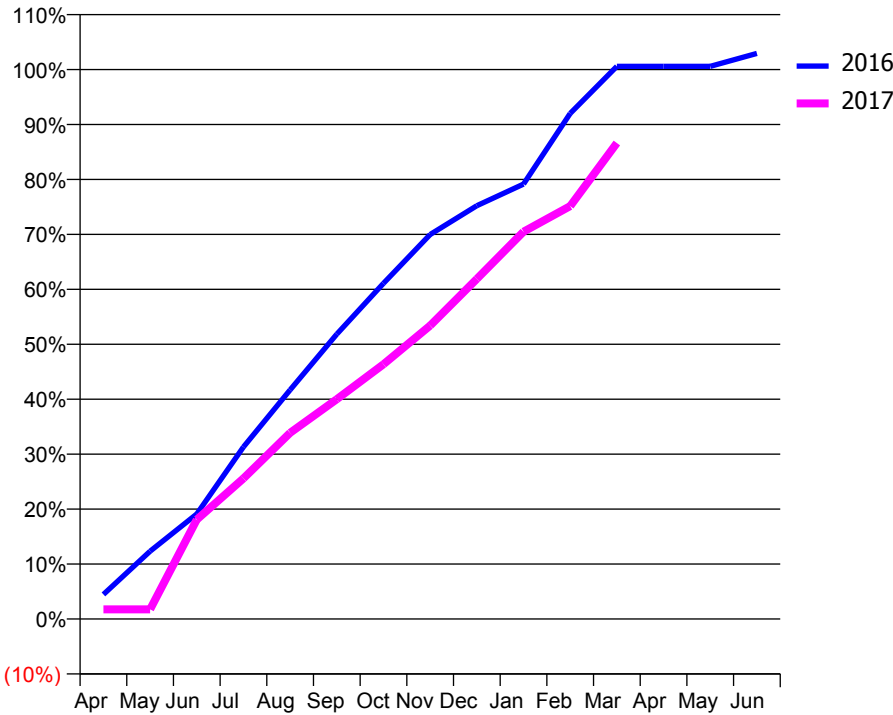
### ACCESS\*

Patients seen in 24 months	Total	Change since previous quarter
Quarter ending March 2016	1,909	
Quarter ending June 2016	1,902	→
Quarter ending September 2016	1,887	→
Quarter ending December 2016	1,868	↓
Quarter ending March 2017	1,894	→
<b>Variance since March 2016</b>	<b>(0.8%)</b>	→



### ACTIVITY

Cumulative percentage of contracted UDA delivered 2016 & 2017



Month	Adjusted Scheduled Activity (UDA)	
	2016	2017
April	199	89
May	548	89
June	850	912
July	1,392	1,291
August	1,853	1,708
September	2,303	2,018
October	2,714	2,338
November	3,109	2,693
December	3,341	3,122
January	3,517	3,554
February	4,088	3,790
March	4,468	4,368
April	4,468	
May	4,468	
June	4,573	

### QUALITY

	Quantity	Base Number	Contract	AT	Region	England
% of FP17s for the same patient ID Re-attending within 3 months - Children	105	1,492	7.0%	10.4%	11.8%	12.3%
% of FP17s for the same patient ID Re-attending within 3 months - Adults	231	1,384	16.7%	16.0%	17.1%	16.7%
% of FP17s for the same patient ID Re-attending between 3 & 9 months - Children	922	1,492	61.8%	47.8%	46.5%	57.6%
% of FP17s for the same patient ID Re-attending between 3 & 9 months - Adults	763	1,384	55.1%	37.8%	37.6%	50.1%
% of FP17s for Band 1 Urgent Courses	241	2,797	8.6%	10.3%	10.7%	9.1%
% of FP17s Relating to Free Repair or Replacements	0	2,797	0.0%	0.6%	0.6%	0.8%
% of FP17s Relating to Continuations	8	2,797	0.3%	1.1%	0.9%	1.2%
% of Patients satisfied with the dentistry they have received	3	3	N/A	90.5%	90.4%	92.8%
% of Patients satisfied with the time they had to wait for an appointment	2	3	N/A	86.2%	83.7%	88.7%

\* This is based on patients treated on this contract for their most recent course of treatment. Figures in italics indicate the base number of FP17s or Patient Questionnaire responses are less than 100. N/A is shown where the base number of responses is less than 10 during the period. % is calculated as Quantity/Base number\*100

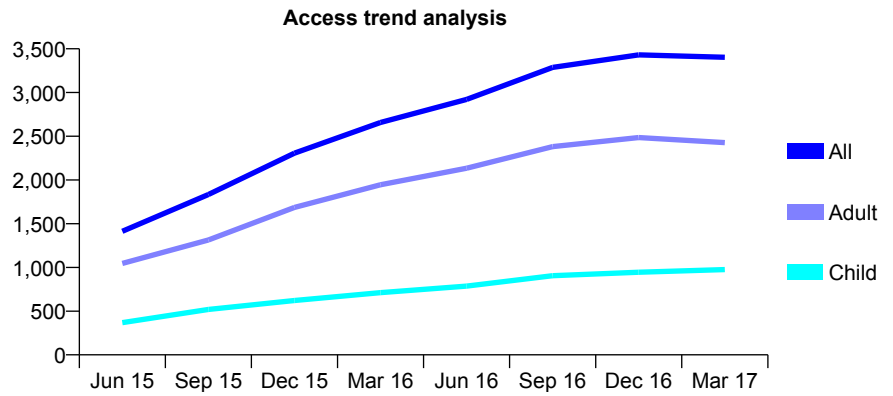
### Q63 - Vital Signs At a Glance Contract Report for 174866/0001 - March 2017

Name or company name	Hasan and Hasan
Contract type name	GDS Contract
Purpose of contract	General
Contract start date	01/12/2014
Contract end date	

16/17 Contracted general activity (UDA)	6,100
Carry forward general activity (UDA)	-122
16/17 Contracted orthodontic activity (UOA)	0
Carry forward orthodontic activity (UOA)	0
Baseline contract value	£171,468.38

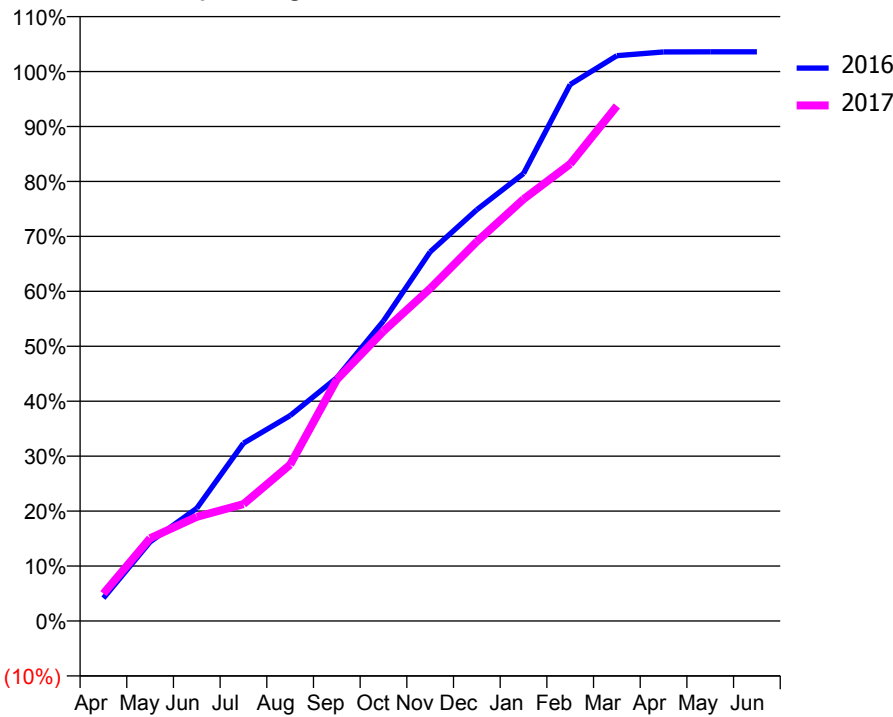
#### ACCESS\*

Patients seen in 24 months	Total	Change since previous quarter
Quarter ending March 2016	2,657	
Quarter ending June 2016	2,921	↑
Quarter ending September 2016	3,287	↑
Quarter ending December 2016	3,430	↑
Quarter ending March 2017	3,403	→
<b>Variance since March 2016</b>	<b>28.1%</b>	<b>↑</b>



#### ACTIVITY

Cumulative percentage of contracted UDA delivered 2016 & 2017



Month	Adjusted Scheduled Activity (UDA)	
	2016	2017
April	254	304
May	879	919
June	1,252	1,157
July	1,974	1,297
August	2,280	1,735
September	2,701	2,680
October	3,331	3,217
November	4,098	3,691
December	4,566	4,213
January	4,967	4,683
February	5,956	5,073
March	6,276	5,718
April	6,317	
May	6,319	
June	6,319	

#### QUALITY

	Quantity	Base Number	Contract	AT	Region	England
% of FP17s for the same patient ID Re-attending within 3 months - Children	29	879	3.3%	10.4%	11.8%	12.3%
% of FP17s for the same patient ID Re-attending within 3 months - Adults	88	1,676	5.3%	16.0%	17.1%	16.7%
% of FP17s for the same patient ID Re-attending between 3 & 9 months - Children	152	879	17.3%	47.8%	46.5%	57.6%
% of FP17s for the same patient ID Re-attending between 3 & 9 months - Adults	277	1,676	16.5%	37.8%	37.6%	50.1%
% of FP17s for Band 1 Urgent Courses	329	2,523	13.0%	10.3%	10.7%	9.1%
% of FP17s Relating to Free Repair or Replacements	9	2,523	0.4%	0.6%	0.6%	0.8%
% of FP17s Relating to Continuations	9	2,523	0.4%	1.1%	0.9%	1.2%
% of Patients satisfied with the dentistry they have received	1	1	N/A	90.5%	90.4%	92.8%
% of Patients satisfied with the time they had to wait for an appointment	0	1	N/A	86.2%	83.7%	88.7%

\* This is based on patients treated on this contract for their most recent course of treatment. Figures in italics indicate the base number of FP17s or Patient Questionnaire responses are less than 100. N/A is shown where the base number of responses is less than 10 during the period. % is calculated as Quantity/Base number\*100

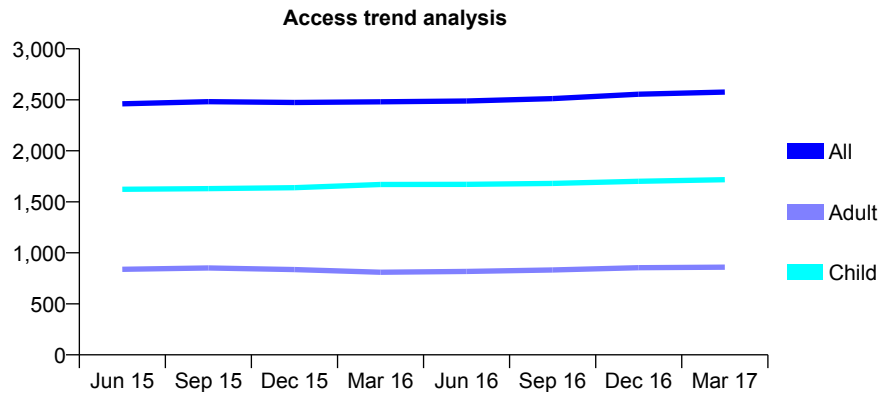
## Q63 - Vital Signs At a Glance Contract Report for 175560/0001 - March 2017

Name or company name	Adams House Dental Practice Limited
Contract type name	GDS Contract
Purpose of contract	General
Contract start date	06/04/2009
Contract end date	

16/17 Contracted general activity (UDA)	8,000
Carry forward general activity (UDA)	-10
16/17 Contracted orthodontic activity (UOA)	0
Carry forward orthodontic activity (UOA)	0
Baseline contract value	£210,175.98

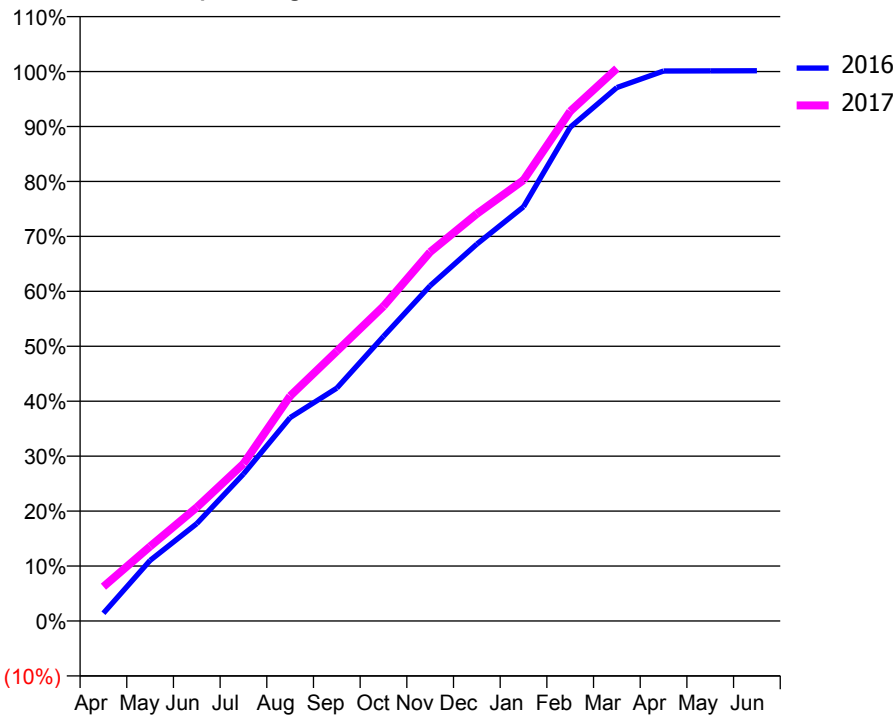
### ACCESS\*

Patients seen in 24 months	Total	Change since previous quarter
Quarter ending March 2016	2,480	
Quarter ending June 2016	2,488	→
Quarter ending September 2016	2,512	→
Quarter ending December 2016	2,555	→
Quarter ending March 2017	2,576	→
<b>Variance since March 2016</b>	<b>3.9%</b>	<b>↑</b>



### ACTIVITY

Cumulative percentage of contracted UDA delivered 2016 & 2017



Month	Adjusted Scheduled Activity (UDA)	
	2016	2017
April	113	500
May	882	1,085
June	1,417	1,656
July	2,140	2,290
August	2,961	3,277
September	3,390	3,929
October	4,144	4,583
November	4,881	5,372
December	5,486	5,929
January	6,032	6,420
February	7,188	7,421
March	7,766	8,044
April	8,007	
May	8,009	
June	8,010	

### QUALITY

	Quantity	Base Number	Contract	AT	Region	England
% of FP17s for the same patient ID Re-attending within 3 months - Children	231	2,916	7.9%	10.4%	11.8%	12.3%
% of FP17s for the same patient ID Re-attending within 3 months - Adults	247	1,102	22.4%	16.0%	17.1%	16.7%
% of FP17s for the same patient ID Re-attending between 3 & 9 months - Children	1,966	2,916	67.4%	47.8%	46.5%	57.6%
% of FP17s for the same patient ID Re-attending between 3 & 9 months - Adults	506	1,102	45.9%	37.8%	37.6%	50.1%
% of FP17s for Band 1 Urgent Courses	329	3,902	8.4%	10.3%	10.7%	9.1%
% of FP17s Relating to Free Repair or Replacements	2	3,902	0.1%	0.6%	0.6%	0.8%
% of FP17s Relating to Continuations	0	3,902	0.0%	1.1%	0.9%	1.2%
% of Patients satisfied with the dentistry they have received	4	4	N/A	90.5%	90.4%	92.8%
% of Patients satisfied with the time they had to wait for an appointment	3	4	N/A	86.2%	83.7%	88.7%

\* This is based on patients treated on this contract for their most recent course of treatment. Figures in italics indicate the base number of FP17s or Patient Questionnaire responses are less than 100. N/A is shown where the base number of responses is less than 10 during the period. % is calculated as Quantity/Base number\*100

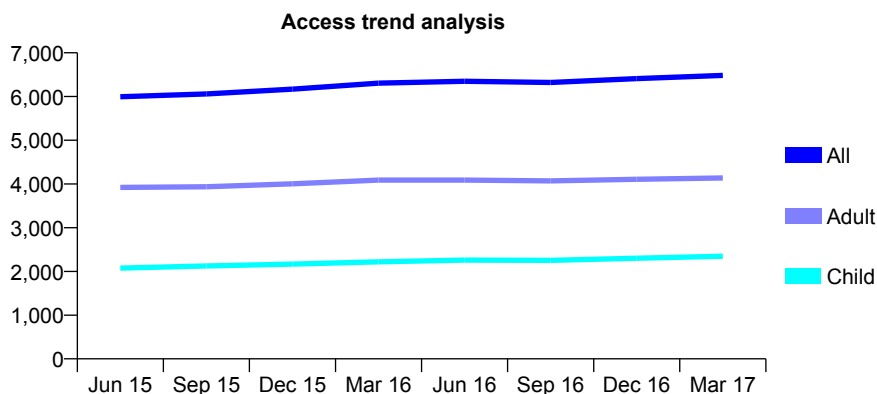
## Q63 - Vital Signs At a Glance Contract Report for 179027/0001 - March 2017

Name or company name	Simply Bright
Contract type name	GDS Contract
Purpose of contract	General
Contract start date	17/05/2010
Contract end date	

16/17 Contracted general activity (UDA)	19,000
Carry forward general activity (UDA)	311
16/17 Contracted orthodontic activity (UOA)	0
Carry forward orthodontic activity (UOA)	0
Baseline contract value	£464,589.03

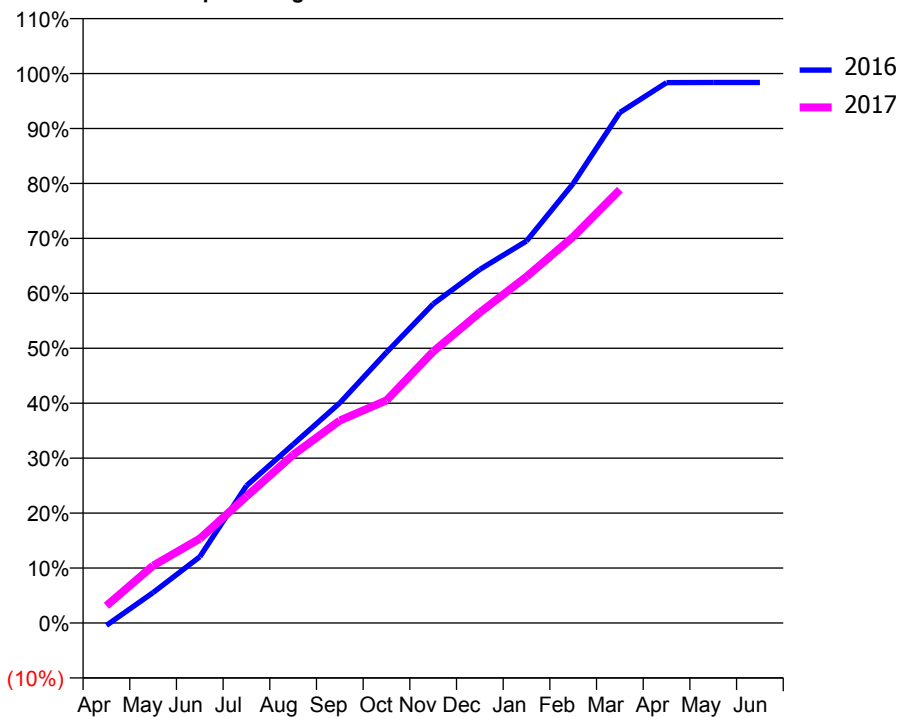
### ACCESS\*

Patients seen in 24 months	Total	Change since previous quarter
Quarter ending March 2016	6,306	
Quarter ending June 2016	6,348	→
Quarter ending September 2016	6,321	→
Quarter ending December 2016	6,409	→
Quarter ending March 2017	6,484	→
<b>Variance since March 2016</b>	<b>2.8%</b>	<b>↑</b>



### ACTIVITY

Cumulative percentage of contracted UDA delivered 2016 & 2017



Month	Adjusted Scheduled Activity (UDA)	
	2016	2017
April	-83	599
May	1,055	1,983
June	2,290	2,915
July	4,745	4,379
August	6,177	5,816
September	7,609	7,004
October	9,356	7,697
November	11,031	9,385
December	12,225	10,737
January	13,206	11,977
February	15,193	13,354
March	17,651	14,981
April	18,685	
May	18,689	
June	18,689	

### QUALITY

	Quantity	Base Number	Contract	AT	Region	England
% of FP17s for the same patient ID Re-attending within 3 months - Children	229	3,020	7.6%	10.4%	11.8%	12.3%
% of FP17s for the same patient ID Re-attending within 3 months - Adults	586	4,374	13.4%	16.0%	17.1%	16.7%
% of FP17s for the same patient ID Re-attending between 3 & 9 months - Children	1,537	3,020	50.9%	47.8%	46.5%	57.6%
% of FP17s for the same patient ID Re-attending between 3 & 9 months - Adults	1,694	4,374	38.7%	37.8%	37.6%	50.1%
% of FP17s for Band 1 Urgent Courses	480	6,999	6.9%	10.3%	10.7%	9.1%
% of FP17s Relating to Free Repair or Replacements	27	6,999	0.4%	0.6%	0.6%	0.8%
% of FP17s Relating to Continuations	33	6,999	0.5%	1.1%	0.9%	1.2%
% of Patients satisfied with the dentistry they have received	4	4	N/A	90.5%	90.4%	92.8%
% of Patients satisfied with the time they had to wait for an appointment	4	4	N/A	86.2%	83.7%	88.7%

\* This is based on patients treated on this contract for their most recent course of treatment. Figures in italics indicate the base number of FP17s or Patient Questionnaire responses are less than 100. N/A is shown where the base number of responses is less than 10 during the period. % is calculated as Quantity/Base number\*100

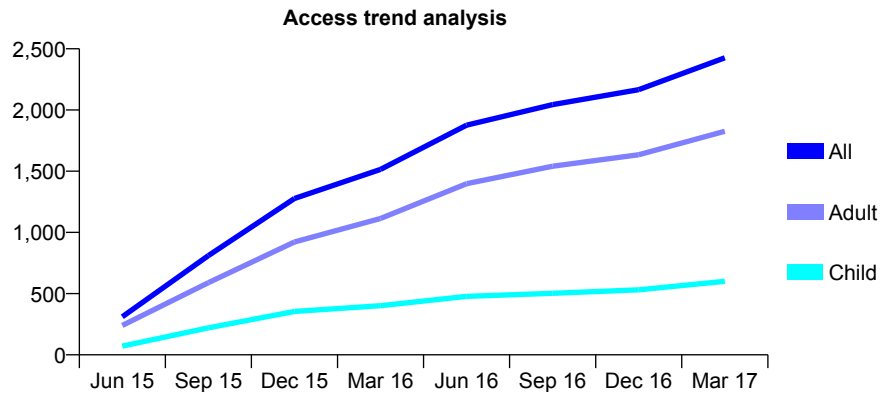
## Q63 - Vital Signs At a Glance Contract Report for 179434/0008 - March 2017

Name or company name	Mr M Eyrumlu & Mr A Eyrumlu
Contract type name	GDS Contract
Purpose of contract	General
Contract start date	01/04/2015
Contract end date	

16/17 Contracted general activity (UDA)	12,947
Carry forward general activity (UDA)	0
16/17 Contracted orthodontic activity (UOA)	0
Carry forward orthodontic activity (UOA)	0
Baseline contract value	£383,923.67

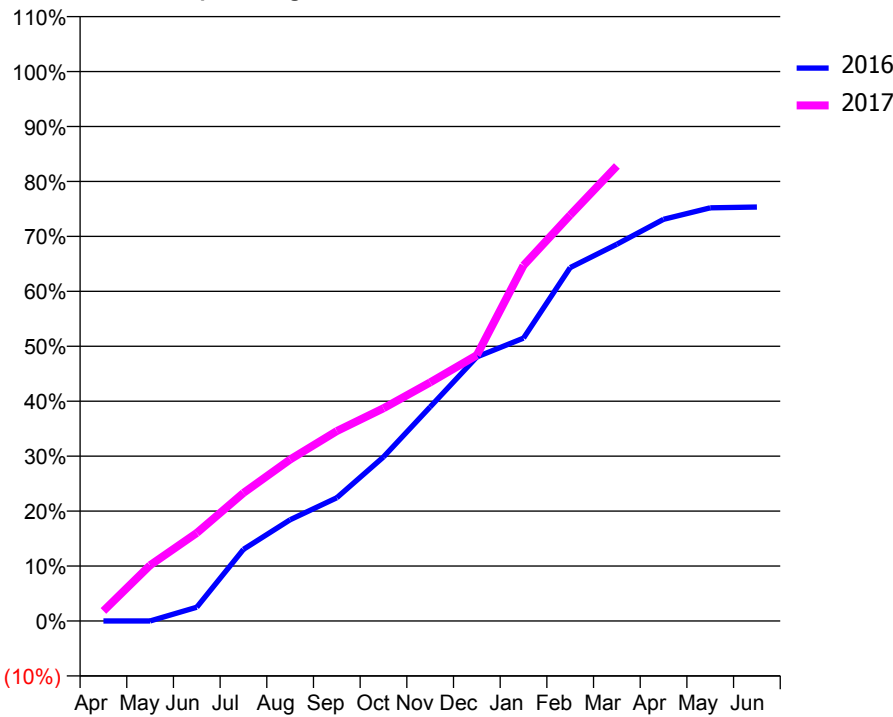
### ACCESS\*

Patients seen in 24 months	Total	Change since previous quarter
Quarter ending March 2016	1,515	
Quarter ending June 2016	1,876	↑
Quarter ending September 2016	2,044	↑
Quarter ending December 2016	2,166	↑
Quarter ending March 2017	2,427	↑
<b>Variance since March 2016</b>	<b>60.2%</b>	<b>↑</b>



### ACTIVITY

Cumulative percentage of contracted UDA delivered 2016 & 2017



Month	Adjusted Scheduled Activity (UDA)	
	2016	2017
April	0	237
May	0	1,314
June	325	2,075
July	1,688	3,018
August	2,386	3,806
September	2,903	4,477
October	3,865	5,013
November	5,043	5,622
December	6,222	6,262
January	6,665	8,379
February	8,329	9,565
March	8,876	10,720
April	9,464	
May	9,736	
June	9,755	

### QUALITY

	Quantity	Base Number	Contract	AT	Region	England
% of FP17s for the same patient ID Re-attending within 3 months - Children	80	878	9.1%	10.4%	11.8%	12.3%
% of FP17s for the same patient ID Re-attending within 3 months - Adults	513	2,472	20.8%	16.0%	17.1%	16.7%
% of FP17s for the same patient ID Re-attending between 3 & 9 months - Children	398	878	45.3%	47.8%	46.5%	57.6%
% of FP17s for the same patient ID Re-attending between 3 & 9 months - Adults	882	2,472	35.7%	37.8%	37.6%	50.1%
% of FP17s for Band 1 Urgent Courses	295	3,072	9.6%	10.3%	10.7%	9.1%
% of FP17s Relating to Free Repair or Replacements	21	3,072	0.7%	0.6%	0.6%	0.8%
% of FP17s Relating to Continuations	115	3,072	3.7%	1.1%	0.9%	1.2%
% of Patients satisfied with the dentistry they have received	6	6	N/A	90.5%	90.4%	92.8%
% of Patients satisfied with the time they had to wait for an appointment	5	6	N/A	86.2%	83.7%	88.7%

\* This is based on patients treated on this contract for their most recent course of treatment. Figures in italics indicate the base number of FP17s or Patient Questionnaire responses are less than 100. N/A is shown where the base number of responses is less than 10 during the period. % is calculated as Quantity/Base number\*100

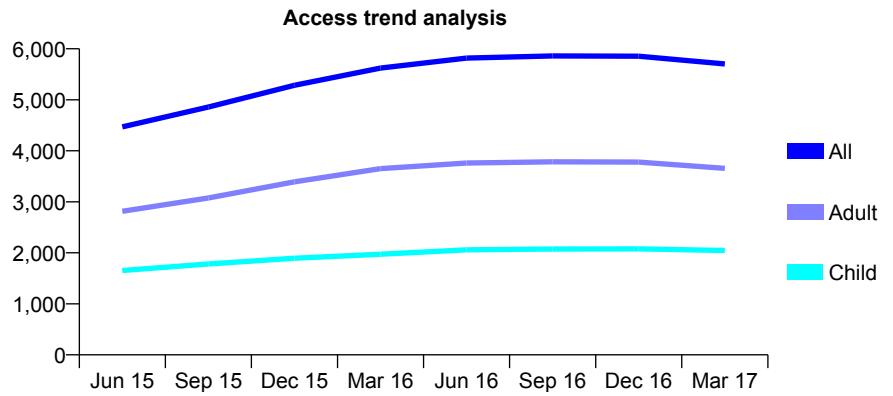
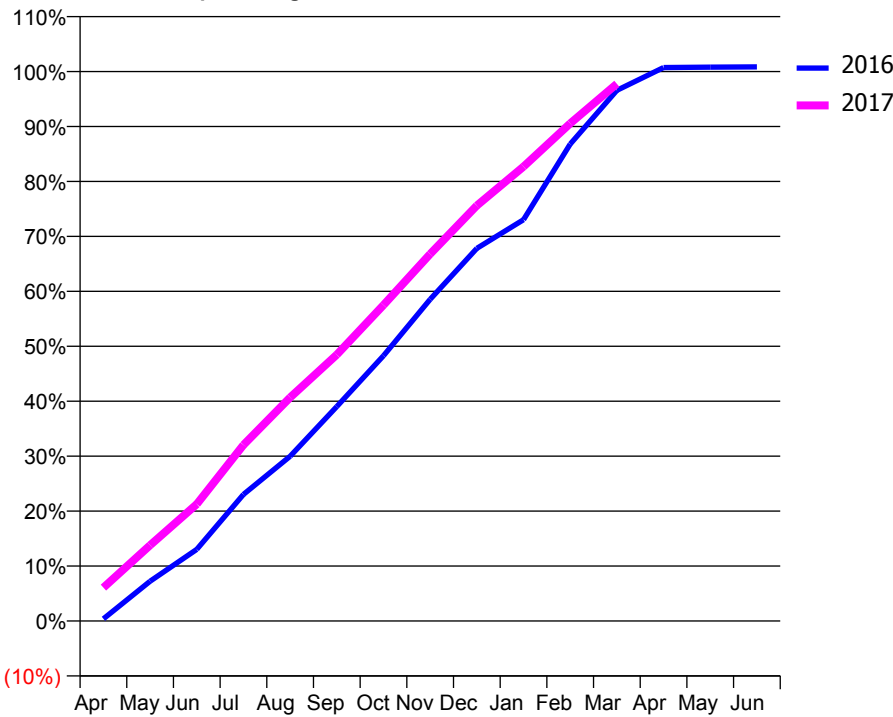
**Q63 - Vital Signs At a Glance Contract Report for 179469/0002 - March 2017**

Name or company name	Whitton Corner Dental Practice
Contract type name	GDS Contract
Purpose of contract	General
Contract start date	01/04/2014
Contract end date	

16/17 Contracted general activity (UDA)	20,000
Carry forward general activity (UDA)	-166
16/17 Contracted orthodontic activity (UOA)	0
Carry forward orthodontic activity (UOA)	0
Baseline contract value	£525,046.51

**ACCESS\***

Patients seen in 24 months	Total	Change since previous quarter
Quarter ending March 2016	5,622	
Quarter ending June 2016	5,819	↑
Quarter ending September 2016	5,859	→
Quarter ending December 2016	5,855	→
Quarter ending March 2017	5,703	↓
<b>Variance since March 2016</b>	<b>1.4%</b>	<b>→</b>


**ACTIVITY**
**Cumulative percentage of contracted UDA delivered 2016 & 2017**


Month	Adjusted Scheduled Activity (UDA)	
	2016	2017
April	78	1,215
May	1,450	2,757
June	2,610	4,254
July	4,608	6,408
August	5,999	8,137
September	7,806	9,697
October	9,654	11,498
November	11,711	13,361
December	13,563	15,121
January	14,608	16,538
February	17,359	18,110
March	19,314	19,553
April	20,144	
May	20,156	
June	20,166	

**QUALITY**

	Quantity	Base Number	Contract	AT	Region	England
% of FP17s for the same patient ID Re-attending within 3 months - Children	338	3,337	10.1%	10.4%	11.8%	12.3%
% of FP17s for the same patient ID Re-attending within 3 months - Adults	1,013	4,875	20.8%	16.0%	17.1%	16.7%
% of FP17s for the same patient ID Re-attending between 3 & 9 months - Children	2,133	3,337	63.9%	47.8%	46.5%	57.6%
% of FP17s for the same patient ID Re-attending between 3 & 9 months - Adults	2,072	4,875	42.5%	37.8%	37.6%	50.1%
% of FP17s for Band 1 Urgent Courses	1,043	7,914	13.2%	10.3%	10.7%	9.1%
% of FP17s Relating to Free Repair or Replacements	229	7,914	2.9%	0.6%	0.6%	0.8%
% of FP17s Relating to Continuations	20	7,914	0.3%	1.1%	0.9%	1.2%
% of Patients satisfied with the dentistry they have received	8	10	80.0%	90.5%	90.4%	92.8%
% of Patients satisfied with the time they had to wait for an appointment	7	10	70.0%	86.2%	83.7%	88.7%

\* This is based on patients treated on this contract for their most recent course of treatment. Figures in italics indicate the base number of FP17s or Patient Questionnaire responses are less than 100. N/A is shown where the base number of responses is less than 10 during the period. % is calculated as Quantity/Base number\*100



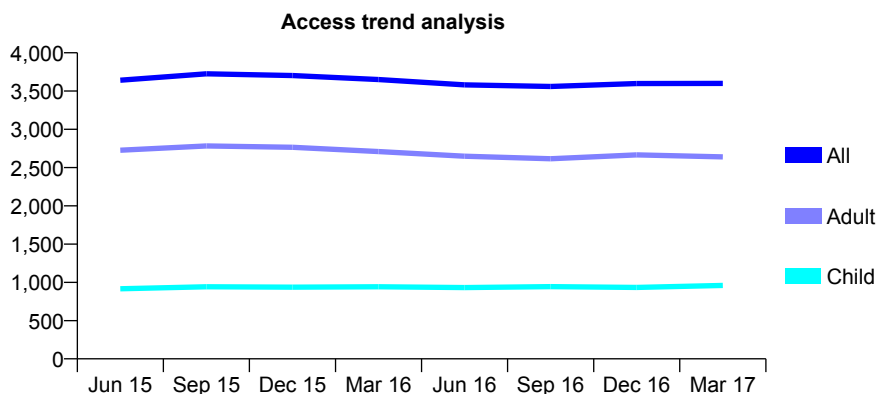
## Q63 - Vital Signs At a Glance Contract Report for 181765/0001 - March 2017

Name or company name	Gabokun Dental Care Ltd
Contract type name	GDS Contract
Purpose of contract	General
Contract start date	10/12/2010
Contract end date	

16/17 Contracted general activity (UDA)	17,064
Carry forward general activity (UDA)	0
16/17 Contracted orthodontic activity (UOA)	0
Carry forward orthodontic activity (UOA)	0
Baseline contract value	£515,629.78

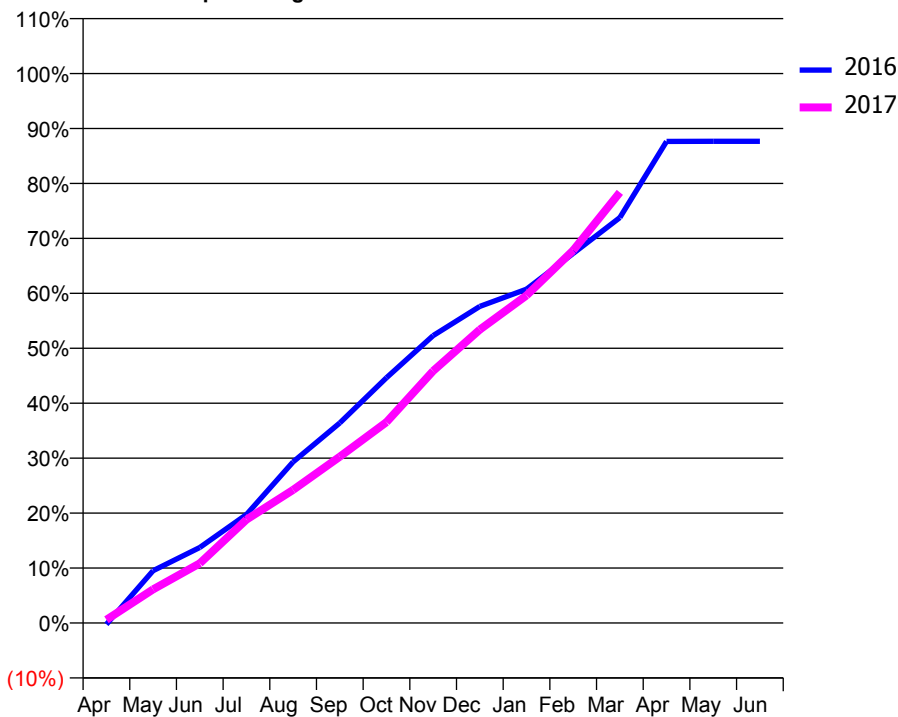
### ACCESS\*

Patients seen in 24 months	Total	Change since previous quarter
Quarter ending March 2016	3,651	
Quarter ending June 2016	3,580	↓
Quarter ending September 2016	3,560	→
Quarter ending December 2016	3,598	→
Quarter ending March 2017	3,600	→
<b>Variance since March 2016</b>	<b>(1.4%)</b>	<b>↓</b>



### ACTIVITY

Cumulative percentage of contracted UDA delivered 2016 & 2017



Month	Adjusted Scheduled Activity (UDA)	
	2016	2017
April	-45	103
May	1,624	1,047
June	2,345	1,853
July	3,367	3,212
August	5,004	4,135
September	6,213	5,164
October	7,616	6,237
November	8,924	7,829
December	9,831	9,110
January	10,365	10,173
February	11,479	11,574
March	12,589	13,375
April	14,956	
May	14,959	
June	14,958	

### QUALITY

	Quantity	Base Number	Contract	AT	Region	England
% of FP17s for the same patient ID Re-attending within 3 months - Children	91	1,154	7.9%	10.4%	11.8%	12.3%
% of FP17s for the same patient ID Re-attending within 3 months - Adults	407	2,883	14.1%	16.0%	17.1%	16.7%
% of FP17s for the same patient ID Re-attending between 3 & 9 months - Children	452	1,154	39.2%	47.8%	46.5%	57.6%
% of FP17s for the same patient ID Re-attending between 3 & 9 months - Adults	837	2,883	29.0%	37.8%	37.6%	50.1%
% of FP17s for Band 1 Urgent Courses	215	3,459	6.2%	10.3%	10.7%	9.1%
% of FP17s Relating to Free Repair or Replacements	10	3,459	0.3%	0.6%	0.6%	0.8%
% of FP17s Relating to Continuations	65	3,459	1.9%	1.1%	0.9%	1.2%
% of Patients satisfied with the dentistry they have received	3	3	N/A	90.5%	90.4%	92.8%
% of Patients satisfied with the time they had to wait for an appointment	3	3	N/A	86.2%	83.7%	88.7%

\* This is based on patients treated on this contract for their most recent course of treatment. Figures in italics indicate the base number of FP17s or Patient Questionnaire responses are less than 100. N/A is shown where the base number of responses is less than 10 during the period. % is calculated as Quantity/Base number\*100

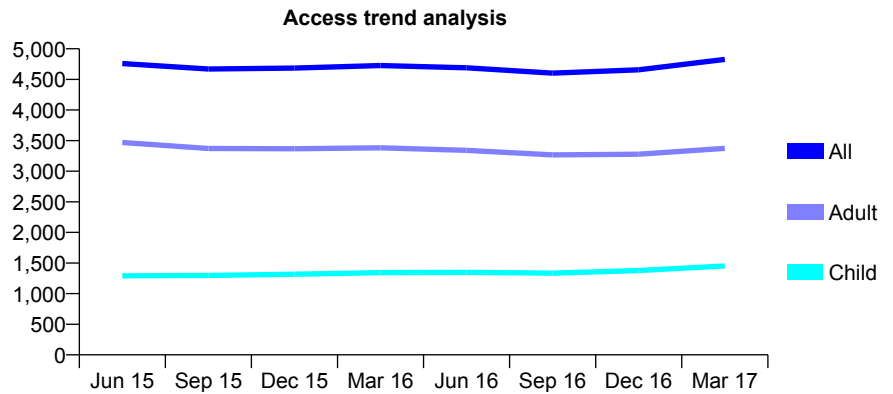
## Q63 - Vital Signs At a Glance Contract Report for 181765/0002 - March 2017

Name or company name	Gabokun Dental Care Ltd
Contract type name	GDS Contract
Purpose of contract	General
Contract start date	01/02/2011
Contract end date	

16/17 Contracted general activity (UDA)	16,000
Carry forward general activity (UDA)	0
16/17 Contracted orthodontic activity (UOA)	0
Carry forward orthodontic activity (UOA)	0
Baseline contract value	£612,660.88

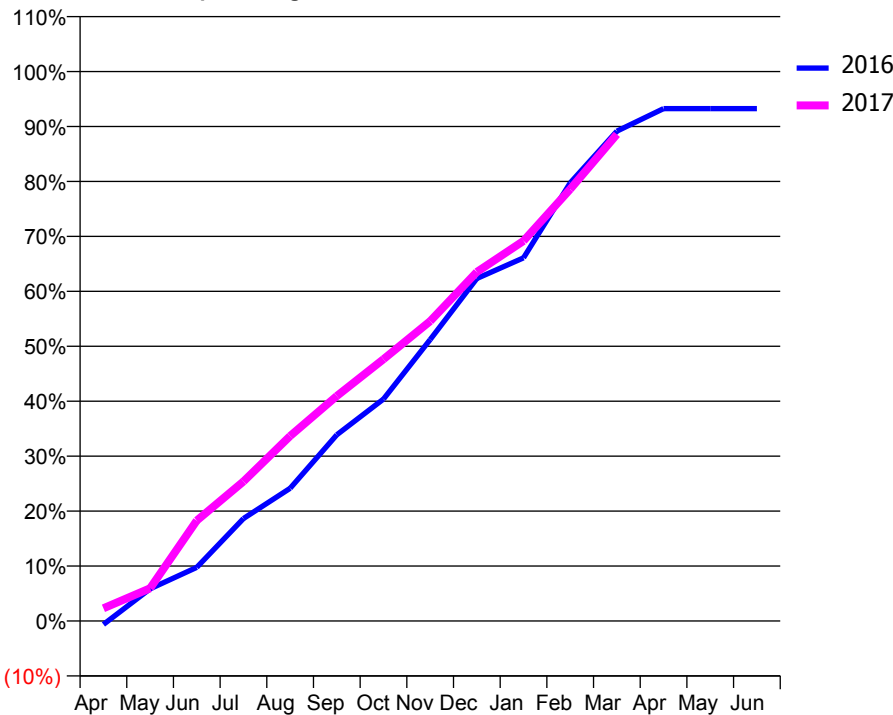
### ACCESS\*

Patients seen in 24 months	Total	Change since previous quarter
Quarter ending March 2016	4,726	
Quarter ending June 2016	4,689	→
Quarter ending September 2016	4,602	↓
Quarter ending December 2016	4,656	→
Quarter ending March 2017	4,827	↑
<b>Variance since March 2016</b>	<b>2.1%</b>	<b>↑</b>



### ACTIVITY

Cumulative percentage of contracted UDA delivered 2016 & 2017



Month	Adjusted Scheduled Activity (UDA)	
	2016	2017
April	-103	369
May	939	954
June	1,565	2,927
July	2,985	4,062
August	3,864	5,388
September	5,423	6,553
October	6,462	7,624
November	8,196	8,732
December	9,973	10,162
January	10,573	11,067
February	12,757	12,576
March	14,261	14,169
April	14,917	
May	14,917	
June	14,917	

### QUALITY

	Quantity	Base Number	Contract	AT	Region	England
% of FP17s for the same patient ID Re-attending within 3 months - Children	108	1,566	6.9%	10.4%	11.8%	12.3%
% of FP17s for the same patient ID Re-attending within 3 months - Adults	374	3,283	11.4%	16.0%	17.1%	16.7%
% of FP17s for the same patient ID Re-attending between 3 & 9 months - Children	557	1,566	35.6%	47.8%	46.5%	57.6%
% of FP17s for the same patient ID Re-attending between 3 & 9 months - Adults	886	3,283	27.0%	37.8%	37.6%	50.1%
% of FP17s for Band 1 Urgent Courses	180	3,952	4.6%	10.3%	10.7%	9.1%
% of FP17s Relating to Free Repair or Replacements	1	3,952	0.0%	0.6%	0.6%	0.8%
% of FP17s Relating to Continuations	42	3,952	1.1%	1.1%	0.9%	1.2%
% of Patients satisfied with the dentistry they have received	6	8	N/A	90.5%	90.4%	92.8%
% of Patients satisfied with the time they had to wait for an appointment	7	8	N/A	86.2%	83.7%	88.7%

\* This is based on patients treated on this contract for their most recent course of treatment. Figures in italics indicate the base number of FP17s or Patient Questionnaire responses are less than 100. N/A is shown where the base number of responses is less than 10 during the period. % is calculated as Quantity/Base number\*100

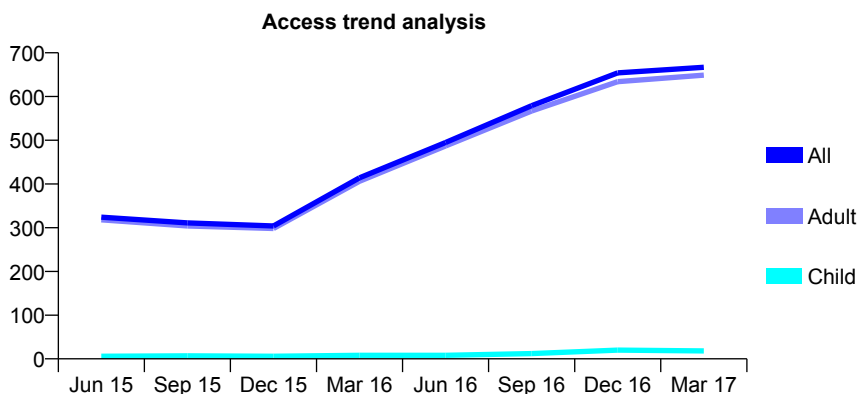
## Q63 - Vital Signs At a Glance Contract Report for 181765/0003 - March 2017

Name or company name	Gabokun Dental Care Ltd
Contract type name	PDS Contract
Purpose of contract	General
Contract start date	01/04/2011
Contract end date	30/11/2017

16/17 Contracted general activity (UDA)	1,800
Carry forward general activity (UDA)	0
16/17 Contracted orthodontic activity (UOA)	0
Carry forward orthodontic activity (UOA)	0
Baseline contract value	£89,285.62

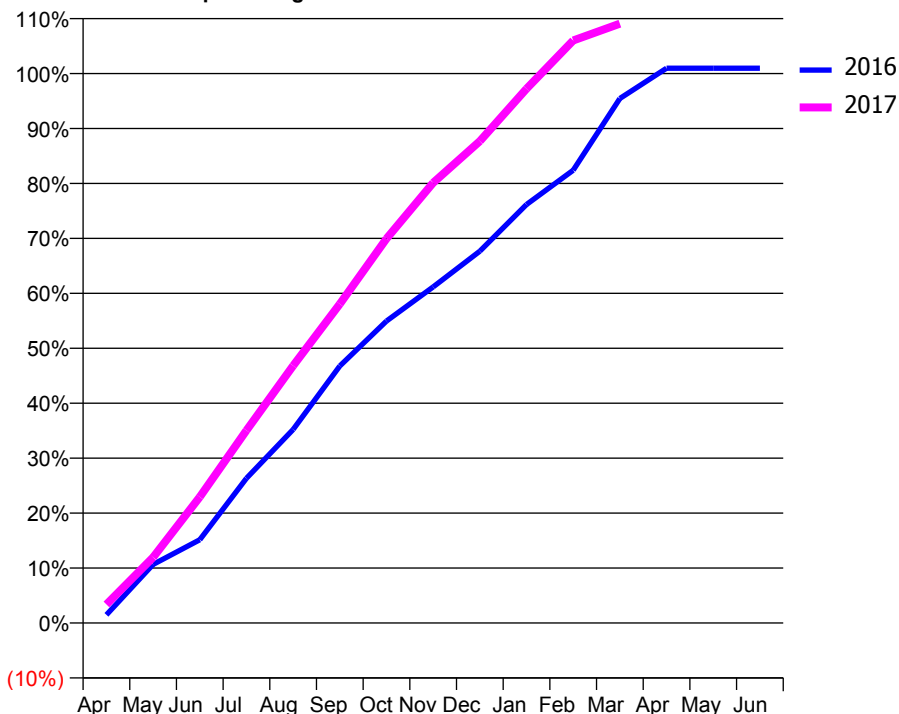
### ACCESS\*

Patients seen in 24 months	Total	Change since previous quarter
Quarter ending March 2016	414	
Quarter ending June 2016	495	↑
Quarter ending September 2016	579	↑
Quarter ending December 2016	654	↑
Quarter ending March 2017	667	→
<b>Variance since March 2016</b>	<b>61.1%</b>	<b>↑</b>



### ACTIVITY

Cumulative percentage of contracted UDA delivered 2016 & 2017



Adjusted Scheduled Activity (UDA)

Month	2016	2017
April	27	61
May	192	215
June	273	413
July	474	631
August	634	843
September	842	1,045
October	989	1,259
November	1,101	1,442
December	1,218	1,578
January	1,371	1,750
February	1,483	1,908
March	1,718	1,963
April	1,817	
May	1,817	
June	1,817	

### QUALITY

	Quantity	Base Number	Contract	AT	Region	England
% of FP17s for the same patient ID Re-attending within 3 months - Children	0	23	0.0%	10.4%	11.8%	12.3%
% of FP17s for the same patient ID Re-attending within 3 months - Adults	7	675	1.0%	16.0%	17.1%	16.7%
% of FP17s for the same patient ID Re-attending between 3 & 9 months - Children	0	23	0.0%	47.8%	46.5%	57.6%
% of FP17s for the same patient ID Re-attending between 3 & 9 months - Adults	4	675	0.6%	37.8%	37.6%	50.1%
% of FP17s for Band 1 Urgent Courses	1	665	0.2%	10.3%	10.7%	9.1%
% of FP17s Relating to Free Repair or Replacements	0	665	0.0%	0.6%	0.6%	0.8%
% of FP17s Relating to Continuations	0	665	0.0%	1.1%	0.9%	1.2%
% of Patients satisfied with the dentistry they have received	2	2	N/A	90.5%	90.4%	92.8%
% of Patients satisfied with the time they had to wait for an appointment	2	2	N/A	86.2%	83.7%	88.7%

\* This is based on patients treated on this contract for their most recent course of treatment. Figures in italics indicate the base number of FP17s or Patient Questionnaire responses are less than 100. N/A is shown where the base number of responses is less than 10 during the period. % is calculated as Quantity/Base number\*100

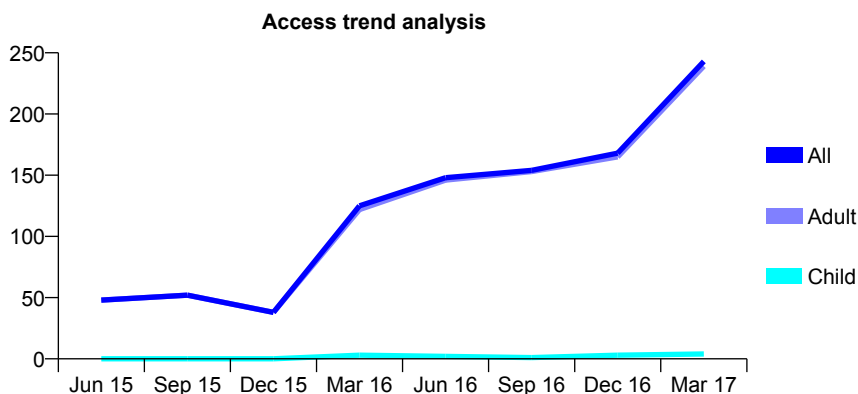
## Q63 - Vital Signs At a Glance Contract Report for 181765/0004 - March 2017

Name or company name	Gabokun Dental Care Ltd
Contract type name	PDS Contract
Purpose of contract	General
Contract start date	01/04/2012
Contract end date	30/11/2017

16/17 Contracted general activity (UDA)	720
Carry forward general activity (UDA)	0
16/17 Contracted orthodontic activity (UOA)	0
Carry forward orthodontic activity (UOA)	0
Baseline contract value	£37,758.27

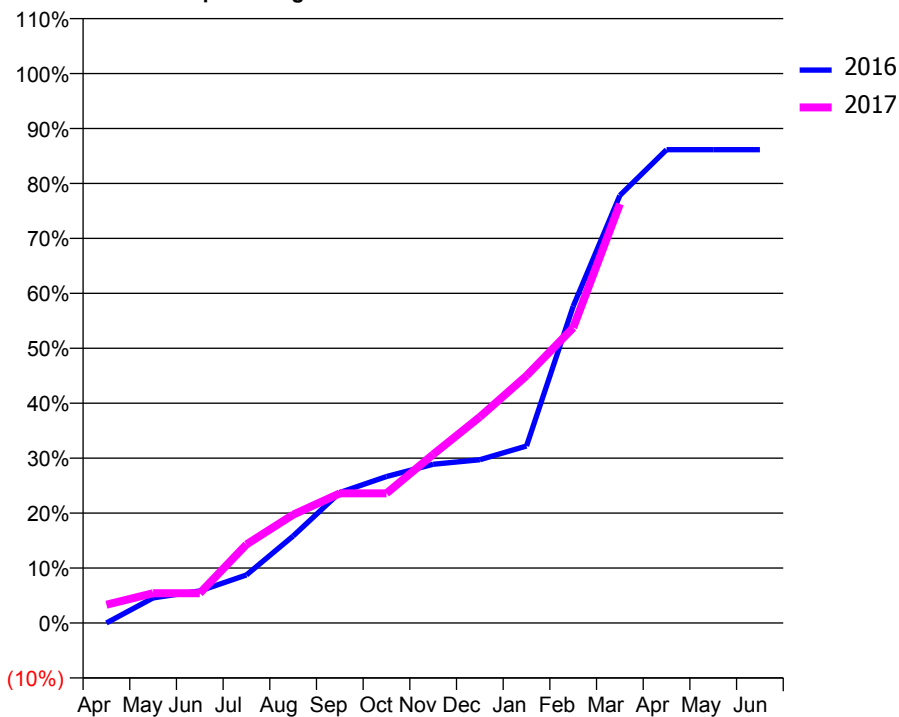
### ACCESS\*

Patients seen in 24 months	Total	Change since previous quarter
Quarter ending March 2016	125	
Quarter ending June 2016	148	↑
Quarter ending September 2016	154	↑
Quarter ending December 2016	168	↑
Quarter ending March 2017	243	↑
<b>Variance since March 2016</b>	<b>94.4%</b>	<b>↑</b>



### ACTIVITY

Cumulative percentage of contracted UDA delivered 2016 & 2017



Month	Adjusted Scheduled Activity (UDA)	
	2016	2017
April	0	24
May	33	39
June	42	39
July	63	103
August	114	142
September	171	170
October	192	170
November	208	221
December	214	270
January	232	324
February	415	387
March	560	549
April	620	
May	620	
June	620	

### QUALITY

	Quantity	Base Number	Contract	AT	Region	England
% of FP17s for the same patient ID Re-attending within 3 months - Children	0	5	0.0%	10.4%	11.8%	12.3%
% of FP17s for the same patient ID Re-attending within 3 months - Adults	1	200	0.5%	16.0%	17.1%	16.7%
% of FP17s for the same patient ID Re-attending between 3 & 9 months - Children	0	5	0.0%	47.8%	46.5%	57.6%
% of FP17s for the same patient ID Re-attending between 3 & 9 months - Adults	0	200	0.0%	37.8%	37.6%	50.1%
% of FP17s for Band 1 Urgent Courses	0	185	0.0%	10.3%	10.7%	9.1%
% of FP17s Relating to Free Repair or Replacements	0	185	0.0%	0.6%	0.6%	0.8%
% of FP17s Relating to Continuations	0	185	0.0%	1.1%	0.9%	1.2%
% of Patients satisfied with the dentistry they have received	0	0	N/A	90.5%	90.4%	92.8%
% of Patients satisfied with the time they had to wait for an appointment	0	0	N/A	86.2%	83.7%	88.7%

\* This is based on patients treated on this contract for their most recent course of treatment. Figures in italics indicate the base number of FP17s or Patient Questionnaire responses are less than 100. N/A is shown where the base number of responses is less than 10 during the period. % is calculated as Quantity/Base number\*100

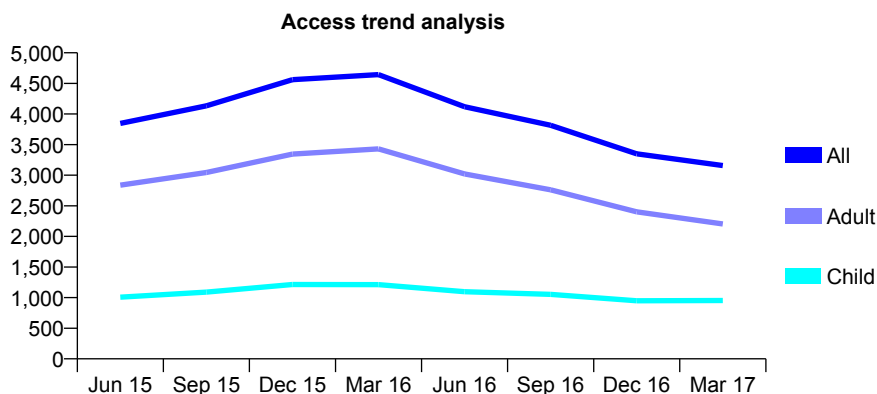
## Q63 - Vital Signs At a Glance Contract Report for 181935/0001 - March 2017

Name or company name	Balham Dental Care Ltd
Contract type name	GDS Contract
Purpose of contract	General
Contract start date	16/01/2013
Contract end date	

16/17 Contracted general activity (UDA)	11,167
Carry forward general activity (UDA)	0
16/17 Contracted orthodontic activity (UOA)	0
Carry forward orthodontic activity (UOA)	0
Baseline contract value	£265,593.00

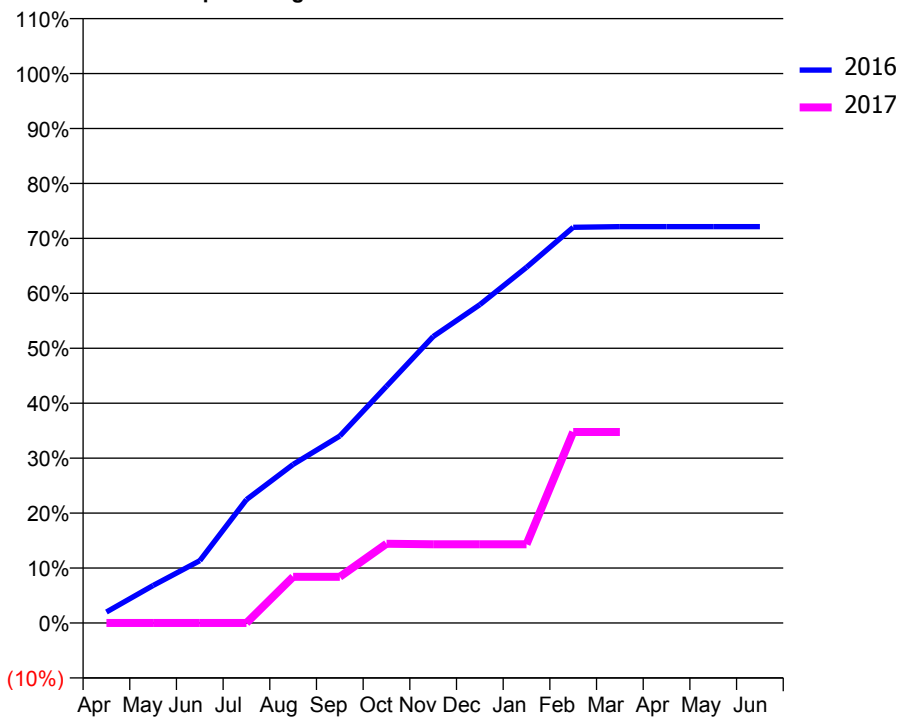
### ACCESS\*

Patients seen in 24 months	Total	Change since previous quarter
Quarter ending March 2016	4,643	
Quarter ending June 2016	4,119	↓
Quarter ending September 2016	3,815	↓
Quarter ending December 2016	3,349	↓
Quarter ending March 2017	3,157	↓
<b>Variance since March 2016</b>	<b>(32.0%)</b>	<b>↓</b>



### ACTIVITY

Cumulative percentage of contracted UDA delivered 2016 & 2017



Month	Adjusted Scheduled Activity (UDA)	
	2016	2017
April	223	0
May	762	0
June	1,266	0
July	2,509	0
August	3,225	939
September	3,800	939
October	4,810	1,612
November	5,823	1,601
December	6,469	1,601
January	7,229	1,601
February	8,041	3,883
March	8,054	3,883
April	8,054	
May	8,054	
June	8,054	

### QUALITY

	Quantity	Base Number	Contract	AT	Region	England
% of FP17s for the same patient ID Re-attending within 3 months - Children	16	607	2.6%	10.4%	11.8%	12.3%
% of FP17s for the same patient ID Re-attending within 3 months - Adults	98	1,261	7.8%	16.0%	17.1%	16.7%
% of FP17s for the same patient ID Re-attending between 3 & 9 months - Children	97	607	16.0%	47.8%	46.5%	57.6%
% of FP17s for the same patient ID Re-attending between 3 & 9 months - Adults	212	1,261	16.8%	37.8%	37.6%	50.1%
% of FP17s for Band 1 Urgent Courses	210	1,865	11.3%	10.3%	10.7%	9.1%
% of FP17s Relating to Free Repair or Replacements	0	1,865	0.0%	0.6%	0.6%	0.8%
% of FP17s Relating to Continuations	7	1,865	0.4%	1.1%	0.9%	1.2%
% of Patients satisfied with the dentistry they have received	1	1	N/A	90.5%	90.4%	92.8%
% of Patients satisfied with the time they had to wait for an appointment	1	1	N/A	86.2%	83.7%	88.7%

\* This is based on patients treated on this contract for their most recent course of treatment. Figures in italics indicate the base number of FP17s or Patient Questionnaire responses are less than 100. N/A is shown where the base number of responses is less than 10 during the period. % is calculated as Quantity/Base number\*100

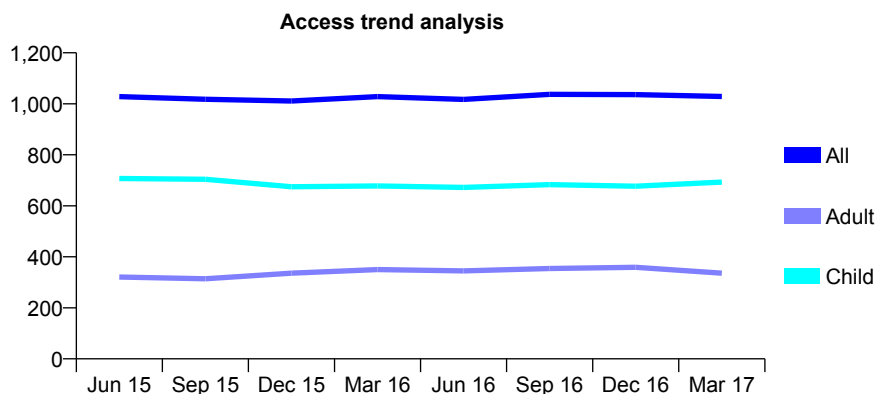
## Q63 - Vital Signs At a Glance Contract Report for 183385/0001 - March 2017

Name or company name	Confident Dental Practice
Contract type name	GDS Contract
Purpose of contract	General
Contract start date	02/05/2008
Contract end date	

16/17 Contracted general activity (UDA)	2,966
Carry forward general activity (UDA)	0
16/17 Contracted orthodontic activity (UOA)	0
Carry forward orthodontic activity (UOA)	0
Baseline contract value	£73,361.92

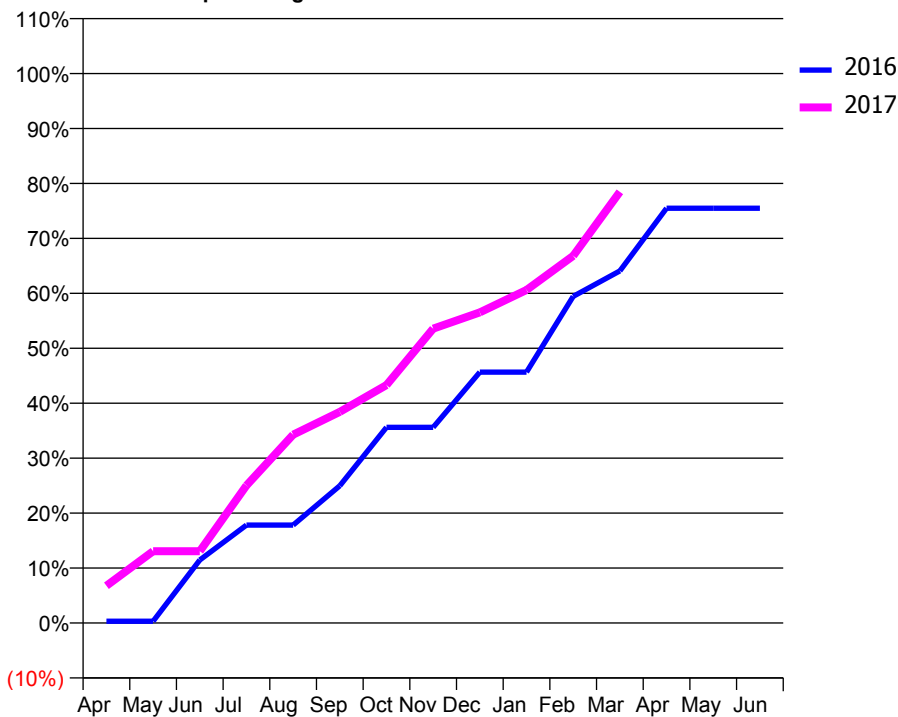
### ACCESS\*

Patients seen in 24 months	Total	Change since previous quarter
Quarter ending March 2016	1,028	
Quarter ending June 2016	1,017	↓
Quarter ending September 2016	1,037	→
Quarter ending December 2016	1,036	→
Quarter ending March 2017	1,029	→
<b>Variance since March 2016</b>	<b>0.1%</b>	<b>→</b>



### ACTIVITY

Cumulative percentage of contracted UDA delivered 2016 & 2017



Month	Adjusted Scheduled Activity (UDA)	
	2016	2017
April	10	201
May	10	387
June	340	387
July	529	743
August	529	1,016
September	741	1,139
October	1,056	1,285
November	1,056	1,589
December	1,354	1,676
January	1,354	1,797
February	1,763	1,982
March	1,900	2,327
April	2,239	
May	2,239	
June	2,239	

### QUALITY

	Quantity	Base Number	Contract	AT	Region	England
% of FP17s for the same patient ID Re-attending within 3 months - Children	51	1,023	5.0%	10.4%	11.8%	12.3%
% of FP17s for the same patient ID Re-attending within 3 months - Adults	30	317	9.5%	16.0%	17.1%	16.7%
% of FP17s for the same patient ID Re-attending between 3 & 9 months - Children	625	1,023	61.1%	47.8%	46.5%	57.6%
% of FP17s for the same patient ID Re-attending between 3 & 9 months - Adults	135	317	42.6%	37.8%	37.6%	50.1%
% of FP17s for Band 1 Urgent Courses	22	1,187	1.9%	10.3%	10.7%	9.1%
% of FP17s Relating to Free Repair or Replacements	1	1,187	0.1%	0.6%	0.6%	0.8%
% of FP17s Relating to Continuations	0	1,187	0.0%	1.1%	0.9%	1.2%
% of Patients satisfied with the dentistry they have received	2	3	N/A	90.5%	90.4%	92.8%
% of Patients satisfied with the time they had to wait for an appointment	0	3	N/A	86.2%	83.7%	88.7%

\* This is based on patients treated on this contract for their most recent course of treatment. Figures in italics indicate the base number of FP17s or Patient Questionnaire responses are less than 100. N/A is shown where the base number of responses is less than 10 during the period. % is calculated as Quantity/Base number\*100

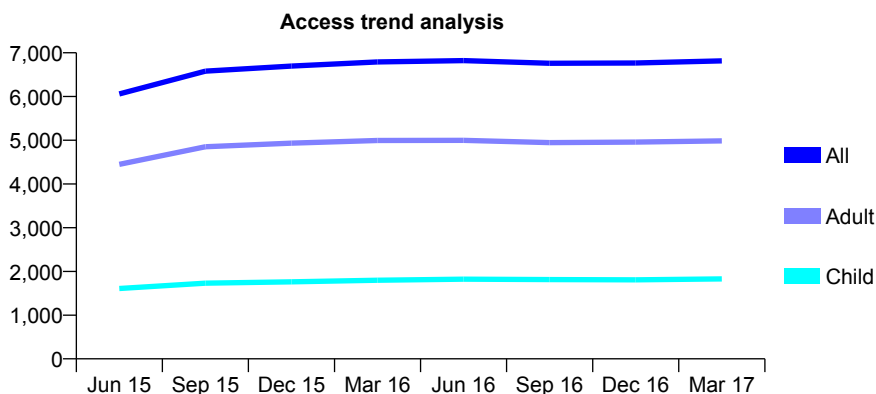
## Q63 - Vital Signs At a Glance Contract Report for 183547/0001 - March 2017

Name or company name	Castlenau Dentists
Contract type name	GDS Contract
Purpose of contract	General
Contract start date	01/10/2013
Contract end date	

16/17 Contracted general activity (UDA)	15,300
Carry forward general activity (UDA)	144
16/17 Contracted orthodontic activity (UOA)	0
Carry forward orthodontic activity (UOA)	0
Baseline contract value	£432,665.77

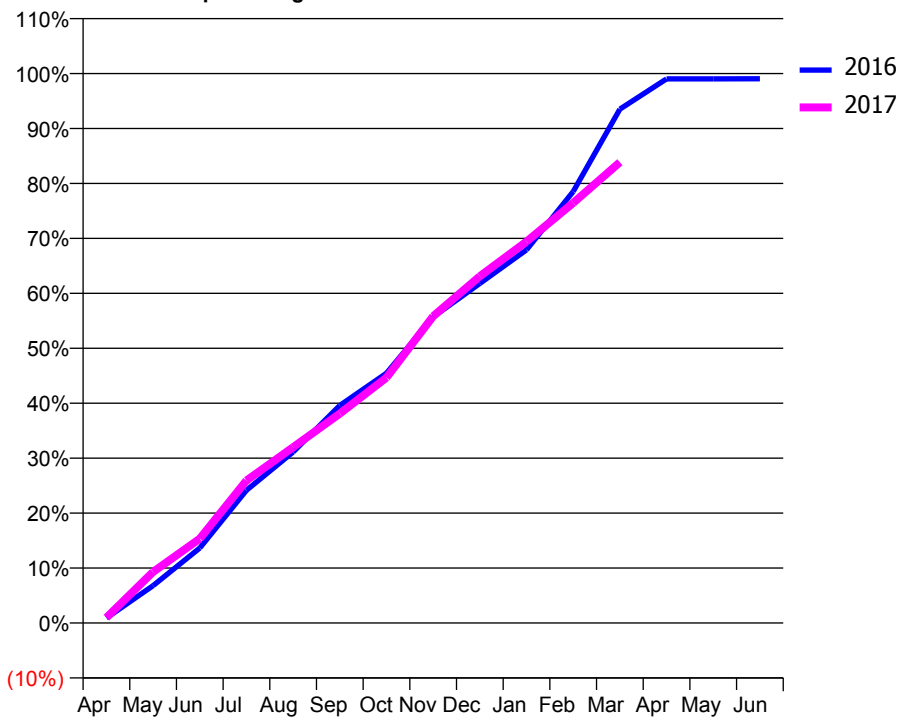
### ACCESS\*

Patients seen in 24 months	Total	Change since previous quarter
Quarter ending March 2016	6,792	
Quarter ending June 2016	6,821	→
Quarter ending September 2016	6,760	→
Quarter ending December 2016	6,767	→
Quarter ending March 2017	6,814	→
<b>Variance since March 2016</b>	<b>0.3%</b>	<b>→</b>



### ACTIVITY

Cumulative percentage of contracted UDA delivered 2016 & 2017



Month	Adjusted Scheduled Activity (UDA)	
	2016	2017
April	138	150
May	1,043	1,422
June	2,089	2,347
July	3,698	3,966
August	4,761	4,897
September	6,056	5,833
October	6,955	6,834
November	8,523	8,543
December	9,453	9,657
January	10,390	10,620
February	12,012	11,698
March	14,309	12,830
April	15,148	
May	15,152	
June	15,153	

### QUALITY

	Quantity	Base Number	Contract	AT	Region	England
% of FP17s for the same patient ID Re-attending within 3 months - Children	231	2,016	11.5%	10.4%	11.8%	12.3%
% of FP17s for the same patient ID Re-attending within 3 months - Adults	1,005	4,963	20.2%	16.0%	17.1%	16.7%
% of FP17s for the same patient ID Re-attending between 3 & 9 months - Children	747	2,016	37.1%	47.8%	46.5%	57.6%
% of FP17s for the same patient ID Re-attending between 3 & 9 months - Adults	1,405	4,963	28.3%	37.8%	37.6%	50.1%
% of FP17s for Band 1 Urgent Courses	1,124	6,165	18.2%	10.3%	10.7%	9.1%
% of FP17s Relating to Free Repair or Replacements	41	6,165	0.7%	0.6%	0.6%	0.8%
% of FP17s Relating to Continuations	148	6,165	2.4%	1.1%	0.9%	1.2%
% of Patients satisfied with the dentistry they have received	6	7	N/A	90.5%	90.4%	92.8%
% of Patients satisfied with the time they had to wait for an appointment	5	7	N/A	86.2%	83.7%	88.7%

\* This is based on patients treated on this contract for their most recent course of treatment. Figures in italics indicate the base number of FP17s or Patient Questionnaire responses are less than 100. N/A is shown where the base number of responses is less than 10 during the period. % is calculated as Quantity/Base number\*100

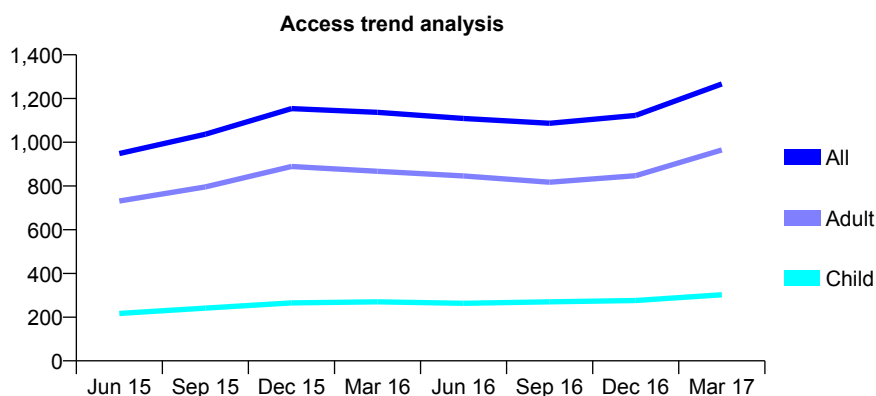
## Q63 - Vital Signs At a Glance Contract Report for 183660/0001 - March 2017

Name or company name	PS Photay & Associates
Contract type name	GDS Contract
Purpose of contract	General
Contract start date	01/02/2014
Contract end date	

16/17 Contracted general activity (UDA)	2,778
Carry forward general activity (UDA)	81
16/17 Contracted orthodontic activity (UOA)	0
Carry forward orthodontic activity (UOA)	0
Baseline contract value	£79,942.15

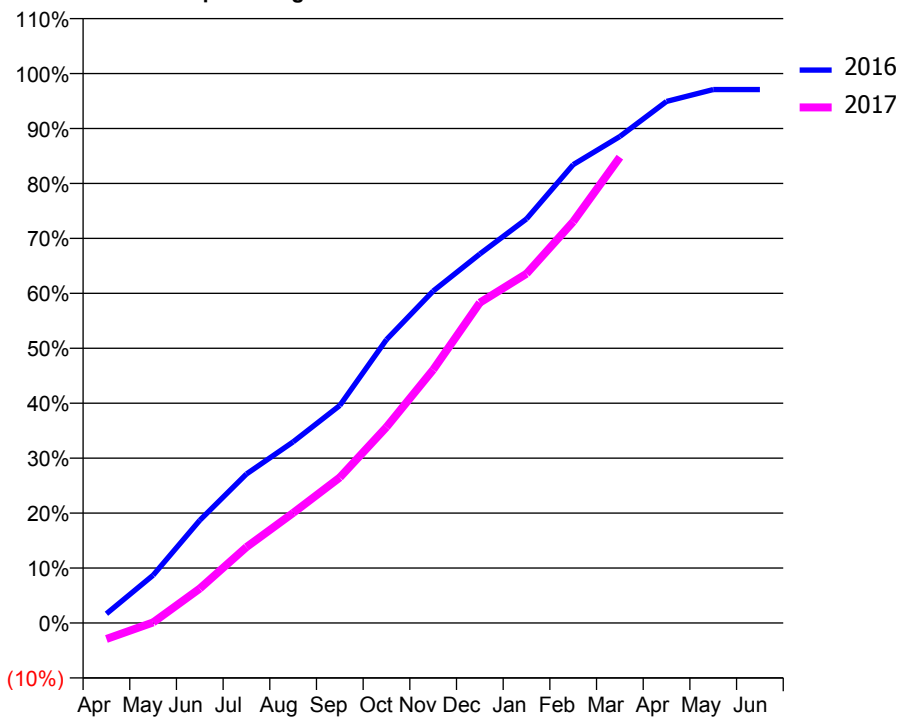
### ACCESS\*

Patients seen in 24 months	Total	Change since previous quarter
Quarter ending March 2016	1,137	
Quarter ending June 2016	1,109	↓
Quarter ending September 2016	1,087	↓
Quarter ending December 2016	1,123	↑
Quarter ending March 2017	1,267	↑
<b>Variance since March 2016</b>	<b>11.4%</b>	<b>↑</b>



### ACTIVITY

Cumulative percentage of contracted UDA delivered 2016 & 2017



Month	Adjusted Scheduled Activity (UDA)	
	2016	2017
April	47	-81
May	242	3
June	519	174
July	754	384
August	916	557
September	1,100	736
October	1,433	991
November	1,678	1,281
December	1,866	1,620
January	2,043	1,766
February	2,318	2,029
March	2,460	2,355
April	2,637	
May	2,697	
June	2,697	

### QUALITY

	Quantity	Base Number	Contract	AT	Region	England
% of FP17s for the same patient ID Re-attending within 3 months - Children	16	302	5.3%	10.4%	11.8%	12.3%
% of FP17s for the same patient ID Re-attending within 3 months - Adults	47	769	6.1%	16.0%	17.1%	16.7%
% of FP17s for the same patient ID Re-attending between 3 & 9 months - Children	72	302	23.8%	47.8%	46.5%	57.6%
% of FP17s for the same patient ID Re-attending between 3 & 9 months - Adults	115	769	15.0%	37.8%	37.6%	50.1%
% of FP17s for Band 1 Urgent Courses	49	986	5.0%	10.3%	10.7%	9.1%
% of FP17s Relating to Free Repair or Replacements	2	986	0.2%	0.6%	0.6%	0.8%
% of FP17s Relating to Continuations	8	986	0.8%	1.1%	0.9%	1.2%
% of Patients satisfied with the dentistry they have received	1	1	N/A	90.5%	90.4%	92.8%
% of Patients satisfied with the time they had to wait for an appointment	1	1	N/A	86.2%	83.7%	88.7%

\* This is based on patients treated on this contract for their most recent course of treatment. Figures in italics indicate the base number of FP17s or Patient Questionnaire responses are less than 100. N/A is shown where the base number of responses is less than 10 during the period. % is calculated as Quantity/Base number\*100



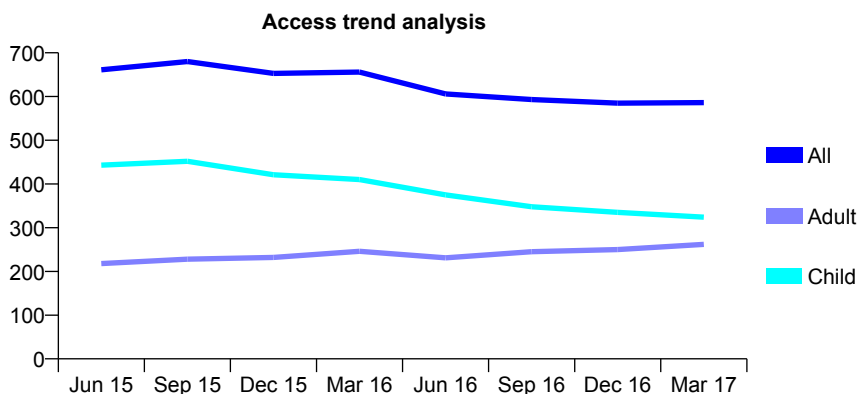
## Q63 - Vital Signs At a Glance Contract Report for 185469/0024 - March 2017

Name or company name	King's Community Special Care Dentistry
Contract type name	PDS Contract
Purpose of contract	General
Contract start date	01/10/2006
Contract end date	

16/17 Contracted general activity (UDA)	2,274
Carry forward general activity (UDA)	0
16/17 Contracted orthodontic activity (UOA)	0
Carry forward orthodontic activity (UOA)	0
Baseline contract value	£0.00

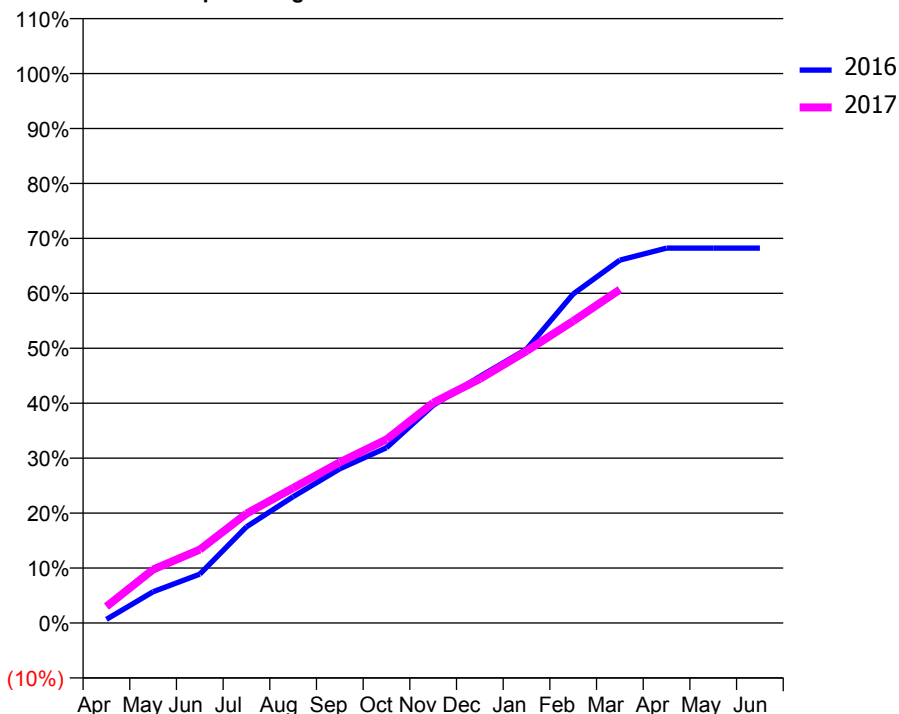
### ACCESS\*

Patients seen in 24 months	Total	Change since previous quarter
Quarter ending March 2016	656	
Quarter ending June 2016	606	↓
Quarter ending September 2016	593	↓
Quarter ending December 2016	585	↓
Quarter ending March 2017	586	→
<b>Variance since March 2016</b>	<b>(10.7%)</b>	<b>↓</b>



### ACTIVITY

Cumulative percentage of contracted UDA delivered 2016 & 2017



Month	Adjusted Scheduled Activity (UDA)	
	2016	2017
April	15	68
May	129	221
June	202	304
July	398	453
August	523	559
September	638	665
October	725	759
November	901	911
December	1,020	1,010
January	1,133	1,125
February	1,361	1,250
March	1,502	1,380
April	1,551	
May	1,551	
June	1,551	

### QUALITY

	Quantity	Base Number	Contract	AT	Region	England
% of FP17s for the same patient ID Re-attending within 3 months - Children	66	527	12.5%	10.4%	11.8%	12.3%
% of FP17s for the same patient ID Re-attending within 3 months - Adults	66	322	20.5%	16.0%	17.1%	16.7%
% of FP17s for the same patient ID Re-attending between 3 & 9 months - Children	316	527	60.0%	47.8%	46.5%	57.6%
% of FP17s for the same patient ID Re-attending between 3 & 9 months - Adults	147	322	45.7%	37.8%	37.6%	50.1%
% of FP17s for Band 1 Urgent Courses	23	831	2.8%	10.3%	10.7%	9.1%
% of FP17s Relating to Free Repair or Replacements	3	831	0.4%	0.6%	0.6%	0.8%
% of FP17s Relating to Continuations	1	831	0.1%	1.1%	0.9%	1.2%
% of Patients satisfied with the dentistry they have received	0	0	N/A	90.5%	90.4%	92.8%
% of Patients satisfied with the time they had to wait for an appointment	0	0	N/A	86.2%	83.7%	88.7%

\* This is based on patients treated on this contract for their most recent course of treatment. Figures in italics indicate the base number of FP17s or Patient Questionnaire responses are less than 100. N/A is shown where the base number of responses is less than 10 during the period. % is calculated as Quantity/Base number\*100

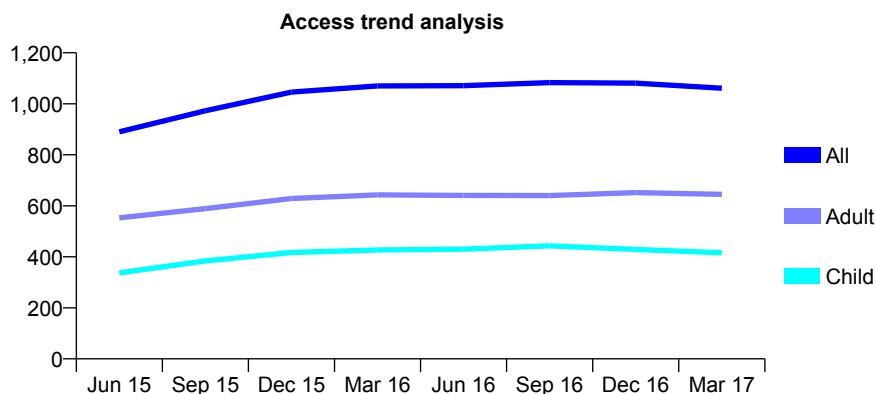
## Q63 - Vital Signs At a Glance Contract Report for 185469/0032 - March 2017

Name or company name	King's Community Special Care Dentistry
Contract type name	PDS Contract
Purpose of contract	General
Contract start date	01/08/2008
Contract end date	31/07/2018

16/17 Contracted general activity (UDA)	1,946
Carry forward general activity (UDA)	0
16/17 Contracted orthodontic activity (UOA)	0
Carry forward orthodontic activity (UOA)	0
Baseline contract value	£0.00

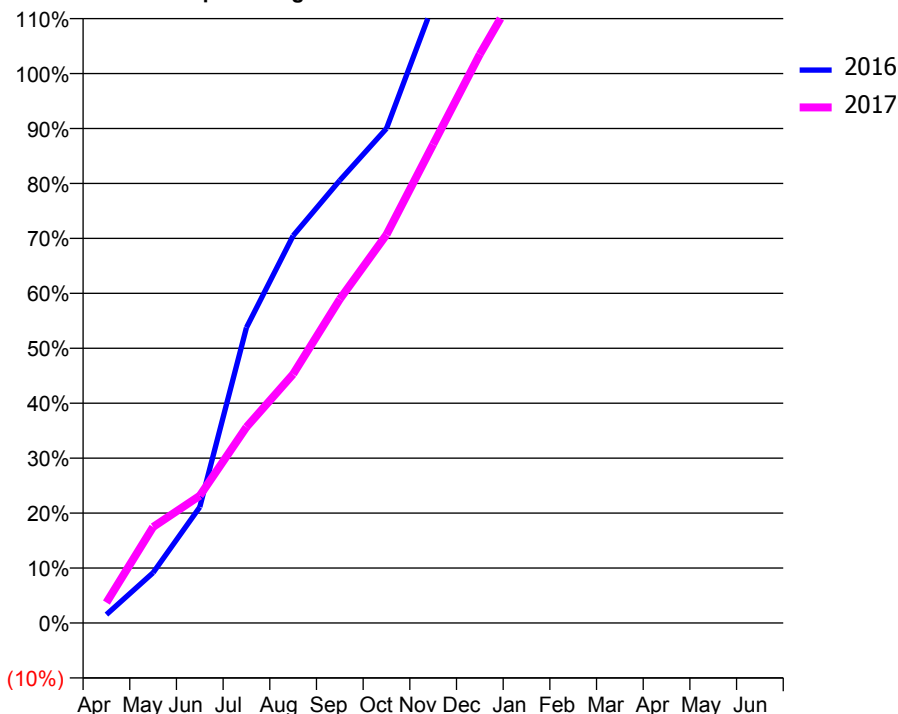
### ACCESS\*

Patients seen in 24 months	Total	Change since previous quarter
Quarter ending March 2016	1,070	
Quarter ending June 2016	1,071	→
Quarter ending September 2016	1,083	→
Quarter ending December 2016	1,081	→
Quarter ending March 2017	1,061	↓
<b>Variance since March 2016</b>	<b>(0.8%)</b>	<b>→</b>



### ACTIVITY

Cumulative percentage of contracted UDA delivered 2016 & 2017



Month	Adjusted Scheduled Activity (UDA)	
	2016	2017
April	30	72
May	178	340
June	411	451
July	1,046	694
August	1,372	881
September	1,567	1,147
October	1,751	1,376
November	2,191	1,695
December	2,463	2,014
January	2,635	2,299
February	2,879	2,595
March	3,139	2,862
April	3,355	
May	3,359	
June	3,359	

### QUALITY

	Quantity	Base Number	Contract	AT	Region	England
% of FP17s for the same patient ID Re-attending within 3 months - Children	54	410	13.2%	10.4%	11.8%	12.3%
% of FP17s for the same patient ID Re-attending within 3 months - Adults	132	642	20.6%	16.0%	17.1%	16.7%
% of FP17s for the same patient ID Re-attending between 3 & 9 months - Children	122	410	29.8%	47.8%	46.5%	57.6%
% of FP17s for the same patient ID Re-attending between 3 & 9 months - Adults	181	642	28.2%	37.8%	37.6%	50.1%
% of FP17s for Band 1 Urgent Courses	96	980	9.8%	10.3%	10.7%	9.1%
% of FP17s Relating to Free Repair or Replacements	1	980	0.1%	0.6%	0.6%	0.8%
% of FP17s Relating to Continuations	4	980	0.4%	1.1%	0.9%	1.2%
% of Patients satisfied with the dentistry they have received	0	0	N/A	90.5%	90.4%	92.8%
% of Patients satisfied with the time they had to wait for an appointment	0	0	N/A	86.2%	83.7%	88.7%

\* This is based on patients treated on this contract for their most recent course of treatment. Figures in italics indicate the base number of FP17s or Patient Questionnaire responses are less than 100. N/A is shown where the base number of responses is less than 10 during the period. % is calculated as Quantity/Base number\*100

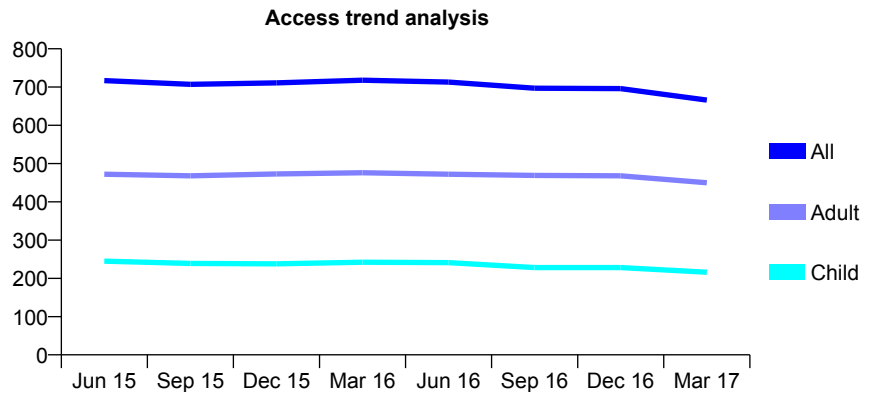
## Q63 - Vital Signs At a Glance Contract Report for 185469/0037 - March 2017

Name or company name	King's Community Special Care Dentistry
Contract type name	PDS Contract
Purpose of contract	General
Contract start date	01/08/2008
Contract end date	

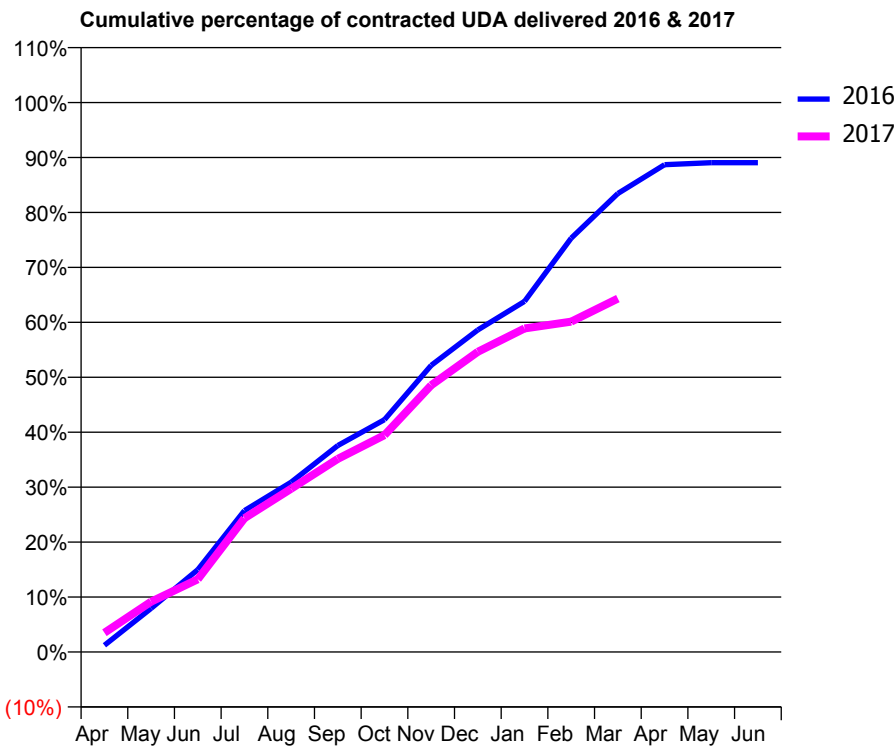
16/17 Contracted general activity (UDA)	1,958
Carry forward general activity (UDA)	0
16/17 Contracted orthodontic activity (UOA)	0
Carry forward orthodontic activity (UOA)	0
Baseline contract value	£0.00

### ACCESS\*

Patients seen in 24 months	Total	Change since previous quarter
Quarter ending March 2016	718	
Quarter ending June 2016	713	→
Quarter ending September 2016	697	↓
Quarter ending December 2016	696	→
Quarter ending March 2017	666	↓
<b>Variance since March 2016</b>	<b>(7.2%)</b>	<b>↓</b>



### ACTIVITY



Month	Adjusted Scheduled Activity (UDA)	
	2016	2017
April	24	69
May	156	179
June	293	259
July	504	477
August	605	582
September	736	688
October	828	773
November	1,021	951
December	1,148	1,070
January	1,250	1,153
February	1,475	1,177
March	1,634	1,259
April	1,737	
May	1,744	
June	1,744	

### QUALITY

	Quantity	Base Number	Contract	AT	Region	England
% of FP17s for the same patient ID Re-attending within 3 months - Children	36	280	12.9%	10.4%	11.8%	12.3%
% of FP17s for the same patient ID Re-attending within 3 months - Adults	132	565	23.4%	16.0%	17.1%	16.7%
% of FP17s for the same patient ID Re-attending between 3 & 9 months - Children	117	280	41.8%	47.8%	46.5%	57.6%
% of FP17s for the same patient ID Re-attending between 3 & 9 months - Adults	301	565	53.3%	37.8%	37.6%	50.1%
% of FP17s for Band 1 Urgent Courses	142	763	18.6%	10.3%	10.7%	9.1%
% of FP17s Relating to Free Repair or Replacements	0	763	0.0%	0.6%	0.6%	0.8%
% of FP17s Relating to Continuations	1	763	0.1%	1.1%	0.9%	1.2%
% of Patients satisfied with the dentistry they have received	1	1	N/A	90.5%	90.4%	92.8%
% of Patients satisfied with the time they had to wait for an appointment	1	1	N/A	86.2%	83.7%	88.7%

\* This is based on patients treated on this contract for their most recent course of treatment. Figures in italics indicate the base number of FP17s or Patient Questionnaire responses are less than 100. N/A is shown where the base number of responses is less than 10 during the period. % is calculated as Quantity/Base number\*100

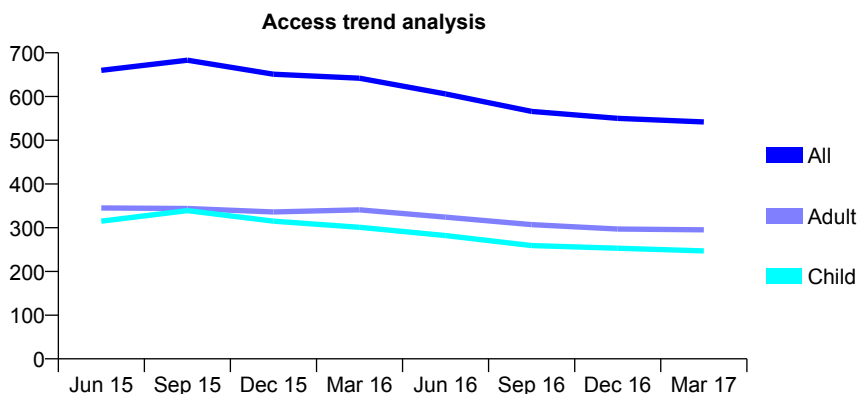
## Q63 - Vital Signs At a Glance Contract Report for 185469/0038 - March 2017

Name or company name	King's Community Special Care Dentistry
Contract type name	PDS Contract
Purpose of contract	General
Contract start date	01/08/2008
Contract end date	

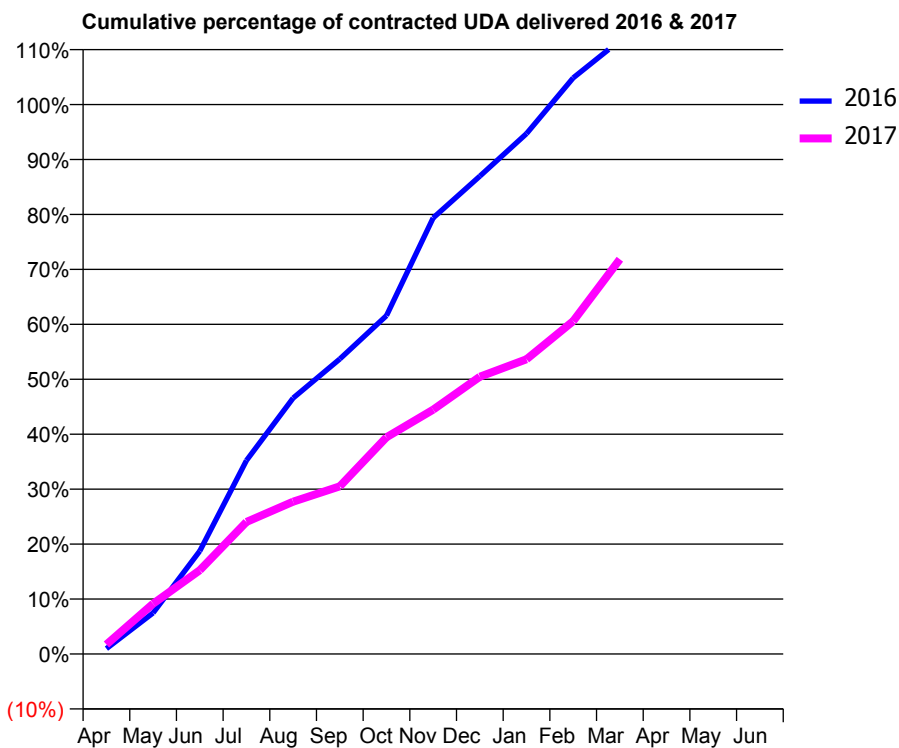
16/17 Contracted general activity (UDA)	1,740
Carry forward general activity (UDA)	0
16/17 Contracted orthodontic activity (UOA)	0
Carry forward orthodontic activity (UOA)	0
Baseline contract value	£0.00

### ACCESS\*

Patients seen in 24 months	Total	Change since previous quarter
Quarter ending March 2016	642	
Quarter ending June 2016	606	↓
Quarter ending September 2016	566	↓
Quarter ending December 2016	550	↓
Quarter ending March 2017	542	↓
<b>Variance since March 2016</b>	<b>(15.6%)</b>	<b>↓</b>



### ACTIVITY



Month	Adjusted Scheduled Activity (UDA)	
	2016	2017
April	17	30
May	130	159
June	326	265
July	613	418
August	811	483
September	934	531
October	1,071	686
November	1,381	774
December	1,513	878
January	1,648	933
February	1,824	1,054
March	1,942	1,250
April	2,007	
May	2,007	
June	2,010	

### QUALITY

	Quantity	Base Number	Contract	AT	Region	England
% of FP17s for the same patient ID Re-attending within 3 months - Children	10	221	4.5%	10.4%	11.8%	12.3%
% of FP17s for the same patient ID Re-attending within 3 months - Adults	68	308	22.1%	16.0%	17.1%	16.7%
% of FP17s for the same patient ID Re-attending between 3 & 9 months - Children	106	221	48.0%	47.8%	46.5%	57.6%
% of FP17s for the same patient ID Re-attending between 3 & 9 months - Adults	114	308	37.0%	37.8%	37.6%	50.1%
% of FP17s for Band 1 Urgent Courses	35	506	6.9%	10.3%	10.7%	9.1%
% of FP17s Relating to Free Repair or Replacements	5	506	1.0%	0.6%	0.6%	0.8%
% of FP17s Relating to Continuations	6	506	1.2%	1.1%	0.9%	1.2%
% of Patients satisfied with the dentistry they have received	0	0	N/A	90.5%	90.4%	92.8%
% of Patients satisfied with the time they had to wait for an appointment	0	0	N/A	86.2%	83.7%	88.7%

\* This is based on patients treated on this contract for their most recent course of treatment. Figures in italics indicate the base number of FP17s or Patient Questionnaire responses are less than 100. N/A is shown where the base number of responses is less than 10 during the period. % is calculated as Quantity/Base number\*100

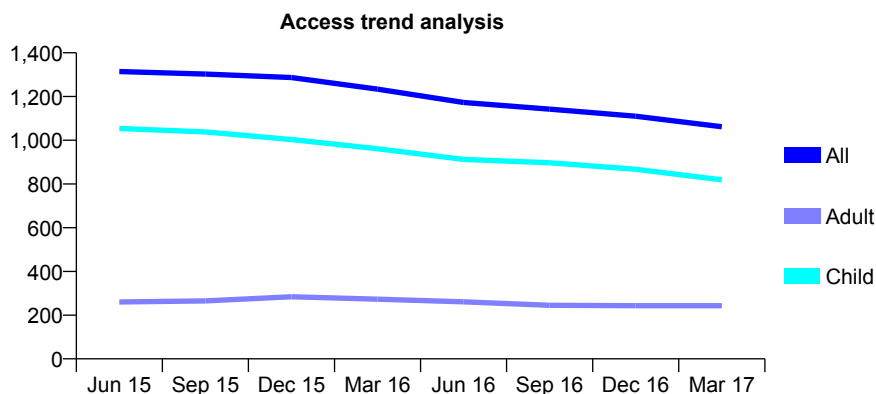
## Q63 - Vital Signs At a Glance Contract Report for 185469/0039 - March 2017

Name or company name	King's Community Special Care Dentistry
Contract type name	PDS Contract
Purpose of contract	General
Contract start date	01/08/2008
Contract end date	31/07/2018

16/17 Contracted general activity (UDA)	3,150
Carry forward general activity (UDA)	0
16/17 Contracted orthodontic activity (UOA)	0
Carry forward orthodontic activity (UOA)	0
Baseline contract value	£0.00

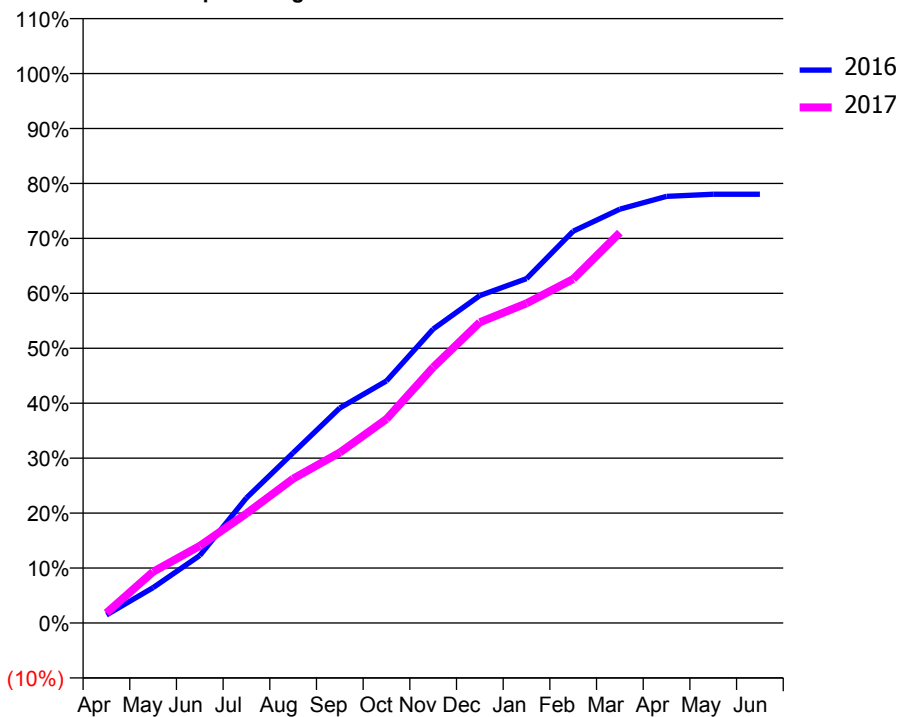
### ACCESS\*

Patients seen in 24 months	Total	Change since previous quarter
Quarter ending March 2016	1,234	
Quarter ending June 2016	1,173	↓
Quarter ending September 2016	1,142	↓
Quarter ending December 2016	1,110	↓
Quarter ending March 2017	1,062	↓
<b>Variance since March 2016</b>	<b>(13.9%)</b>	↓



### ACTIVITY

Cumulative percentage of contracted UDA delivered 2016 & 2017



Month	Adjusted Scheduled Activity (UDA)	
	2016	2017
April	46	58
May	203	294
June	387	442
July	717	628
August	975	828
September	1,232	977
October	1,388	1,169
November	1,685	1,466
December	1,877	1,724
January	1,974	1,833
February	2,246	1,972
March	2,372	2,238
April	2,446	
May	2,458	
June	2,458	

### QUALITY

	Quantity	Base Number	Contract	AT	Region	England
% of FP17s for the same patient ID Re-attending within 3 months - Children	83	966	8.6%	10.4%	11.8%	12.3%
% of FP17s for the same patient ID Re-attending within 3 months - Adults	56	303	18.5%	16.0%	17.1%	16.7%
% of FP17s for the same patient ID Re-attending between 3 & 9 months - Children	423	966	43.8%	47.8%	46.5%	57.6%
% of FP17s for the same patient ID Re-attending between 3 & 9 months - Adults	138	303	45.5%	37.8%	37.6%	50.1%
% of FP17s for Band 1 Urgent Courses	50	1,223	4.1%	10.3%	10.7%	9.1%
% of FP17s Relating to Free Repair or Replacements	2	1,223	0.2%	0.6%	0.6%	0.8%
% of FP17s Relating to Continuations	3	1,223	0.2%	1.1%	0.9%	1.2%
% of Patients satisfied with the dentistry they have received	0	0	N/A	90.5%	90.4%	92.8%
% of Patients satisfied with the time they had to wait for an appointment	0	0	N/A	86.2%	83.7%	88.7%

\* This is based on patients treated on this contract for their most recent course of treatment. Figures in italics indicate the base number of FP17s or Patient Questionnaire responses are less than 100. N/A is shown where the base number of responses is less than 10 during the period. % is calculated as Quantity/Base number\*100

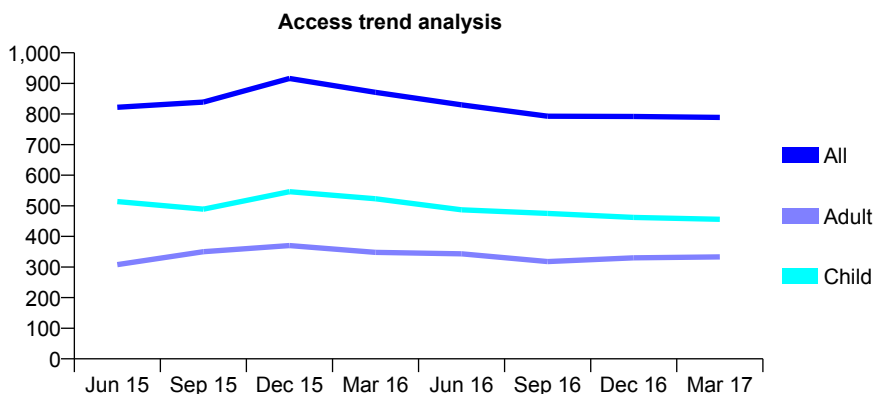
## Q63 - Vital Signs At a Glance Contract Report for 185469/0041 - March 2017

Name or company name	King's Community Special Care Dentistry
Contract type name	PDS Contract
Purpose of contract	General
Contract start date	01/04/2009
Contract end date	

16/17 Contracted general activity (UDA)	796
Carry forward general activity (UDA)	0
16/17 Contracted orthodontic activity (UOA)	0
Carry forward orthodontic activity (UOA)	0
Baseline contract value	£0.00

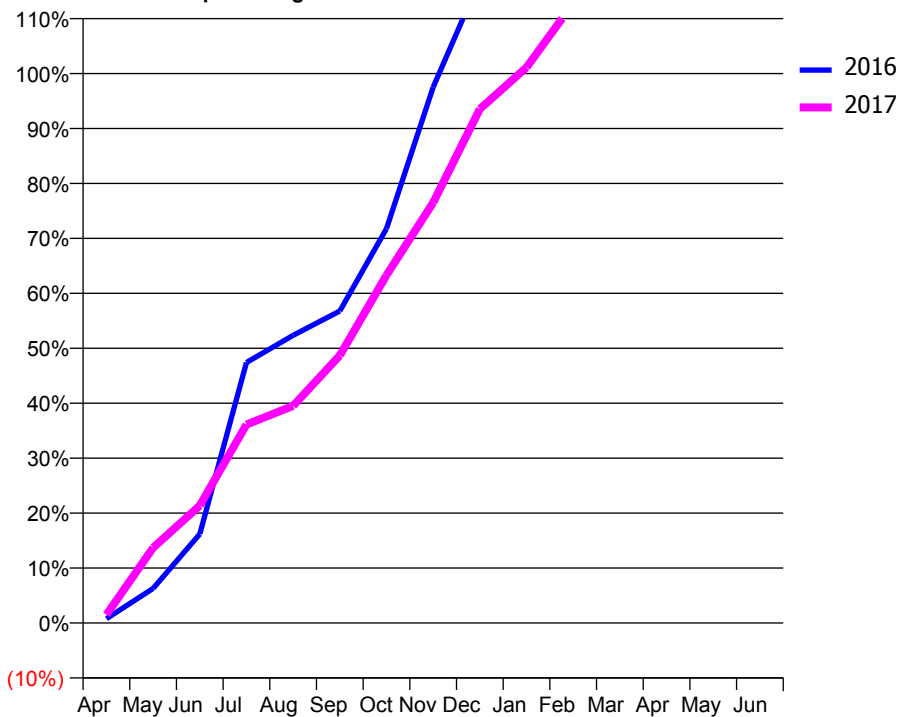
### ACCESS\*

Patients seen in 24 months	Total	Change since previous quarter
Quarter ending March 2016	871	
Quarter ending June 2016	830	↓
Quarter ending September 2016	793	↓
Quarter ending December 2016	792	→
Quarter ending March 2017	789	→
<b>Variance since March 2016</b>	<b>(9.4%)</b>	<b>↓</b>



### ACTIVITY

Cumulative percentage of contracted UDA delivered 2016 & 2017



Month	Adjusted Scheduled Activity (UDA)	
	2016	2017
April	6	12
May	50	109
June	129	170
July	377	288
August	417	315
September	452	388
October	571	504
November	776	609
December	932	745
January	966	805
February	1,046	898
March	1,106	1,013
April	1,135	
May	1,136	
June	1,136	

### QUALITY

	Quantity	Base Number	Contract	AT	Region	England
% of FP17s for the same patient ID Re-attending within 3 months - Children	19	499	3.8%	10.4%	11.8%	12.3%
% of FP17s for the same patient ID Re-attending within 3 months - Adults	28	276	10.1%	16.0%	17.1%	16.7%
% of FP17s for the same patient ID Re-attending between 3 & 9 months - Children	183	499	36.7%	47.8%	46.5%	57.6%
% of FP17s for the same patient ID Re-attending between 3 & 9 months - Adults	62	276	22.5%	37.8%	37.6%	50.1%
% of FP17s for Band 1 Urgent Courses	13	748	1.7%	10.3%	10.7%	9.1%
% of FP17s Relating to Free Repair or Replacements	0	748	0.0%	0.6%	0.6%	0.8%
% of FP17s Relating to Continuations	2	748	0.3%	1.1%	0.9%	1.2%
% of Patients satisfied with the dentistry they have received	0	0	N/A	90.5%	90.4%	92.8%
% of Patients satisfied with the time they had to wait for an appointment	0	0	N/A	86.2%	83.7%	88.7%

\* This is based on patients treated on this contract for their most recent course of treatment. Figures in italics indicate the base number of FP17s or Patient Questionnaire responses are less than 100. N/A is shown where the base number of responses is less than 10 during the period. % is calculated as Quantity/Base number\*100

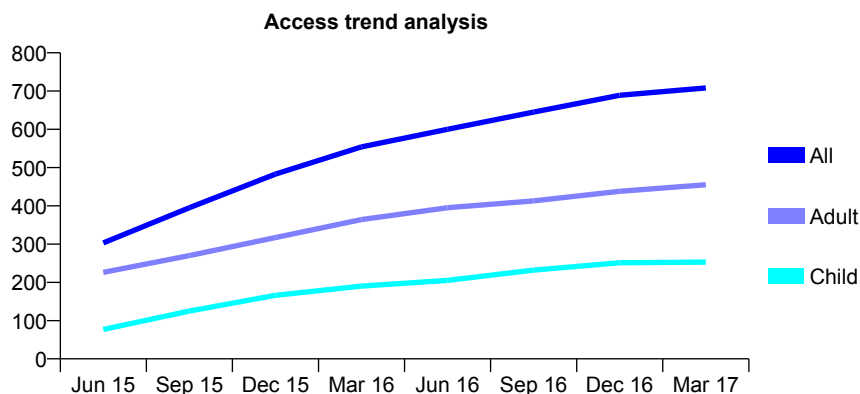
## Q63 - Vital Signs At a Glance Contract Report for 185469/0045 - March 2017

Name or company name	King's Community Special Care Dentistry
Contract type name	PDS Contract
Purpose of contract	General
Contract start date	01/06/2010
Contract end date	

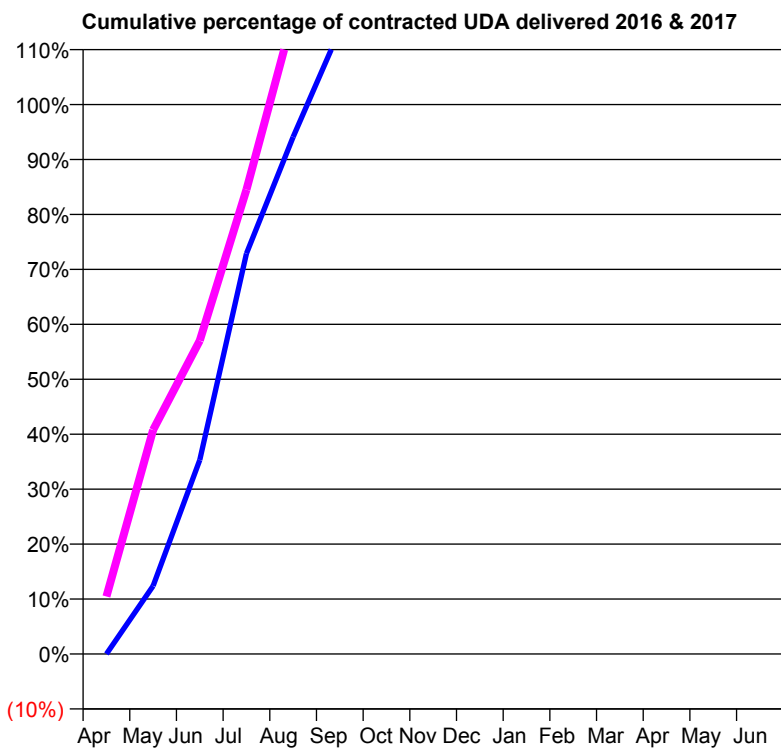
16/17 Contracted general activity (UDA)	546
Carry forward general activity (UDA)	0
16/17 Contracted orthodontic activity (UOA)	0
Carry forward orthodontic activity (UOA)	0
Baseline contract value	£0.00

### ACCESS\*

Patients seen in 24 months	Total	Change since previous quarter
Quarter ending March 2016	554	
Quarter ending June 2016	600	↑
Quarter ending September 2016	645	↑
Quarter ending December 2016	689	↑
Quarter ending March 2017	708	↑
<b>Variance since March 2016</b>	<b>27.8%</b>	<b>↑</b>



### ACTIVITY



Month	Adjusted Scheduled Activity (UDA)	
	2016	2017
April	0	57
May	68	223
June	193	311
July	398	461
August	514	634
September	620	686
October	736	820
November	996	979
December	1,117	1,175
January	1,191	1,305
February	1,439	1,386
March	1,574	1,603
April	1,622	
May	1,623	
June	1,630	

### QUALITY

	Quantity	Base Number	Contract	AT	Region	England
% of FP17s for the same patient ID Re-attending within 3 months - Children	30	303	9.9%	10.4%	11.8%	12.3%
% of FP17s for the same patient ID Re-attending within 3 months - Adults	61	470	13.0%	16.0%	17.1%	16.7%
% of FP17s for the same patient ID Re-attending between 3 & 9 months - Children	93	303	30.7%	47.8%	46.5%	57.6%
% of FP17s for the same patient ID Re-attending between 3 & 9 months - Adults	196	470	41.7%	37.8%	37.6%	50.1%
% of FP17s for Band 1 Urgent Courses	83	751	11.1%	10.3%	10.7%	9.1%
% of FP17s Relating to Free Repair or Replacements	5	751	0.7%	0.6%	0.6%	0.8%
% of FP17s Relating to Continuations	3	751	0.4%	1.1%	0.9%	1.2%
% of Patients satisfied with the dentistry they have received	2	2	N/A	90.5%	90.4%	92.8%
% of Patients satisfied with the time they had to wait for an appointment	2	2	N/A	86.2%	83.7%	88.7%

\* This is based on patients treated on this contract for their most recent course of treatment. Figures in italics indicate the base number of FP17s or Patient Questionnaire responses are less than 100. N/A is shown where the base number of responses is less than 10 during the period. % is calculated as Quantity/Base number\*100

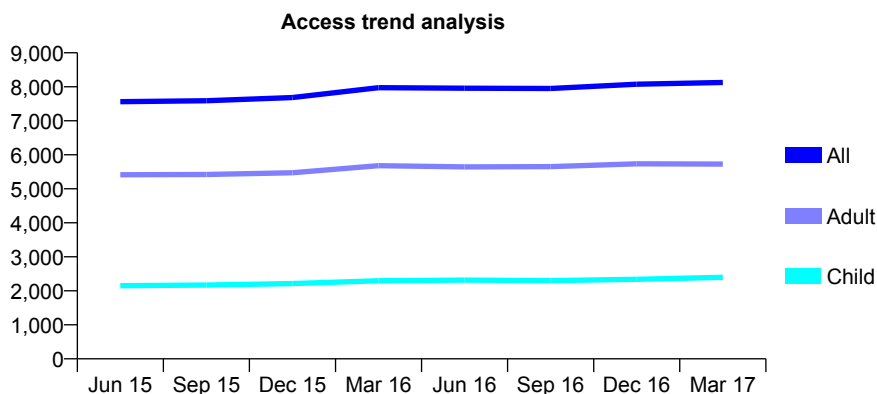
## Q63 - Vital Signs At a Glance Contract Report for 185663/0001 - March 2017

Name or company name	Perry Vale Dental Limited
Contract type name	GDS Contract
Purpose of contract	General
Contract start date	01/12/2008
Contract end date	

16/17 Contracted general activity (UDA)	17,740
Carry forward general activity (UDA)	-202
16/17 Contracted orthodontic activity (UOA)	0
Carry forward orthodontic activity (UOA)	0
Baseline contract value	£589,129.10

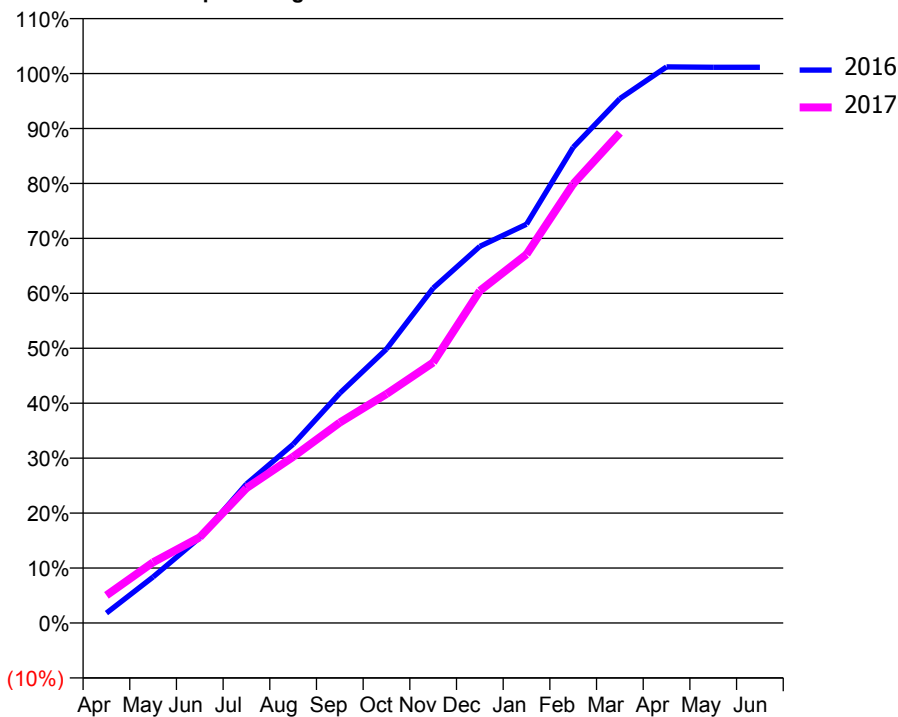
### ACCESS\*

Patients seen in 24 months	Total	Change since previous quarter
Quarter ending March 2016	7,976	
Quarter ending June 2016	7,960	→
Quarter ending September 2016	7,952	→
Quarter ending December 2016	8,077	→
Quarter ending March 2017	8,127	→
<b>Variance since March 2016</b>	<b>1.9%</b>	<b>→</b>



### ACTIVITY

Cumulative percentage of contracted UDA delivered 2016 & 2017



Month	Adjusted Scheduled Activity (UDA)	
	2016	2017
April	320	892
May	1,488	1,960
June	2,757	2,770
July	4,489	4,357
August	5,770	5,365
September	7,421	6,471
October	8,844	7,395
November	10,812	8,409
December	12,160	10,724
January	12,875	11,902
February	15,358	14,172
March	16,928	15,822
April	17,952	
May	17,941	
June	17,942	

### QUALITY

	Quantity	Base Number	Contract	AT	Region	England
% of FP17s for the same patient ID Re-attending within 3 months - Children	169	2,690	6.3%	10.4%	11.8%	12.3%
% of FP17s for the same patient ID Re-attending within 3 months - Adults	1,038	6,393	16.2%	16.0%	17.1%	16.7%
% of FP17s for the same patient ID Re-attending between 3 & 9 months - Children	1,069	2,690	39.7%	47.8%	46.5%	57.6%
% of FP17s for the same patient ID Re-attending between 3 & 9 months - Adults	1,919	6,393	30.0%	37.8%	37.6%	50.1%
% of FP17s for Band 1 Urgent Courses	1,237	8,023	15.4%	10.3%	10.7%	9.1%
% of FP17s Relating to Free Repair or Replacements	98	8,023	1.2%	0.6%	0.6%	0.8%
% of FP17s Relating to Continuations	53	8,023	0.7%	1.1%	0.9%	1.2%
% of Patients satisfied with the dentistry they have received	2	2	N/A	90.5%	90.4%	92.8%
% of Patients satisfied with the time they had to wait for an appointment	2	2	N/A	86.2%	83.7%	88.7%

\* This is based on patients treated on this contract for their most recent course of treatment. Figures in italics indicate the base number of FP17s or Patient Questionnaire responses are less than 100. N/A is shown where the base number of responses is less than 10 during the period. % is calculated as Quantity/Base number\*100



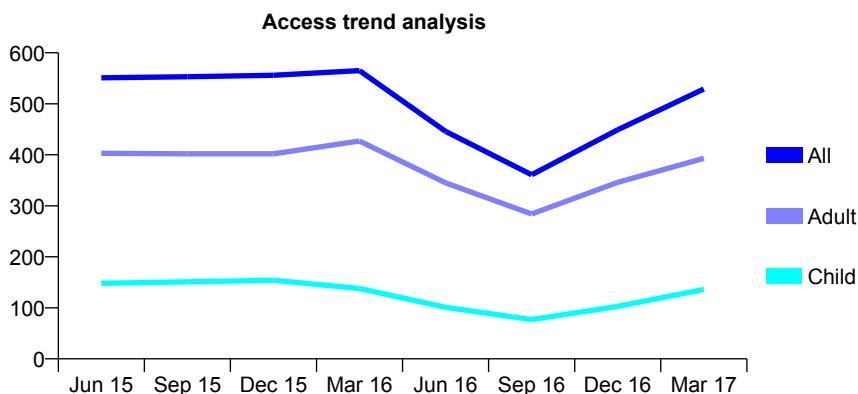
## Q63 - Vital Signs At a Glance Contract Report for 185663/0002 - March 2017

Name or company name	Perry Vale Dental Limited
Contract type name	PDS Contract
Purpose of contract	General
Contract start date	01/04/2010
Contract end date	31/03/2018

16/17 Contracted general activity (UDA)	2,100
Carry forward general activity (UDA)	0
16/17 Contracted orthodontic activity (UOA)	0
Carry forward orthodontic activity (UOA)	0
Baseline contract value	£171,443.97

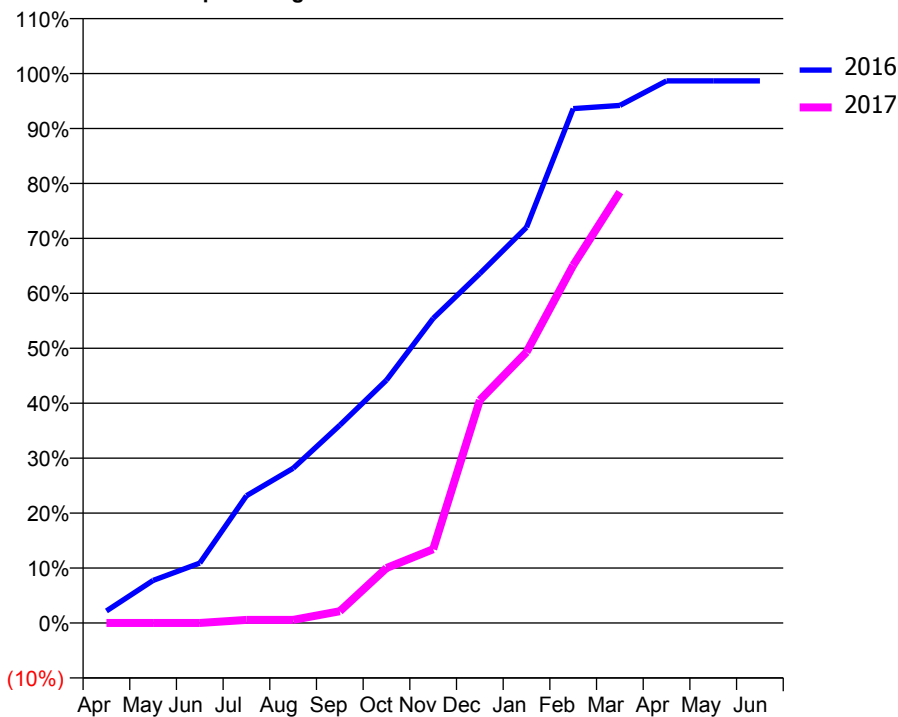
### ACCESS\*

Patients seen in 24 months	Total	Change since previous quarter
Quarter ending March 2016	565	
Quarter ending June 2016	446	↓
Quarter ending September 2016	361	↓
Quarter ending December 2016	449	↑
Quarter ending March 2017	529	↑
<b>Variance since March 2016</b>	<b>(6.4%)</b>	<b>↓</b>



### ACTIVITY

Cumulative percentage of contracted UDA delivered 2016 & 2017



Month	Adjusted Scheduled Activity (UDA)	
	2016	2017
April	46	0
May	163	0
June	229	0
July	486	12
August	591	12
September	756	45
October	928	210
November	1,164	282
December	1,335	852
January	1,512	1,035
February	1,966	1,367
March	1,978	1,647
April	2,072	
May	2,072	
June	2,072	

### QUALITY

	Quantity	Base Number	Contract	AT	Region	England
% of FP17s for the same patient ID Re-attending within 3 months - Children	4	151	2.6%	10.4%	11.8%	12.3%
% of FP17s for the same patient ID Re-attending within 3 months - Adults	11	377	2.9%	16.0%	17.1%	16.7%
% of FP17s for the same patient ID Re-attending between 3 & 9 months - Children	2	151	1.3%	47.8%	46.5%	57.6%
% of FP17s for the same patient ID Re-attending between 3 & 9 months - Adults	14	377	3.7%	37.8%	37.6%	50.1%
% of FP17s for Band 1 Urgent Courses	3	489	0.6%	10.3%	10.7%	9.1%
% of FP17s Relating to Free Repair or Replacements	0	489	0.0%	0.6%	0.6%	0.8%
% of FP17s Relating to Continuations	1	489	0.2%	1.1%	0.9%	1.2%
% of Patients satisfied with the dentistry they have received	0	0	N/A	90.5%	90.4%	92.8%
% of Patients satisfied with the time they had to wait for an appointment	0	0	N/A	86.2%	83.7%	88.7%

\* This is based on patients treated on this contract for their most recent course of treatment. Figures in italics indicate the base number of FP17s or Patient Questionnaire responses are less than 100. N/A is shown where the base number of responses is less than 10 during the period. % is calculated as Quantity/Base number\*100

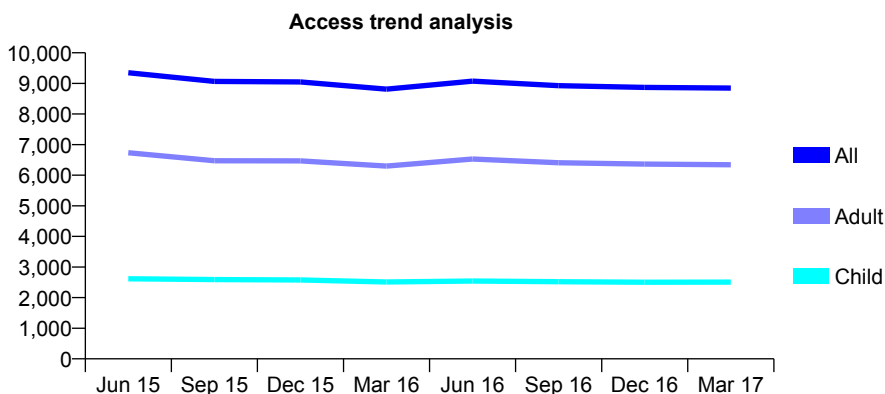
## Q63 - Vital Signs At a Glance Contract Report for 186198/0001 - March 2017

Name or company name	Kingston Dental Clinic
Contract type name	GDS Contract
Purpose of contract	General
Contract start date	03/12/2012
Contract end date	

16/17 Contracted general activity (UDA)	29,500
Carry forward general activity (UDA)	0
16/17 Contracted orthodontic activity (UOA)	0
Carry forward orthodontic activity (UOA)	0
Baseline contract value	£821,852.74

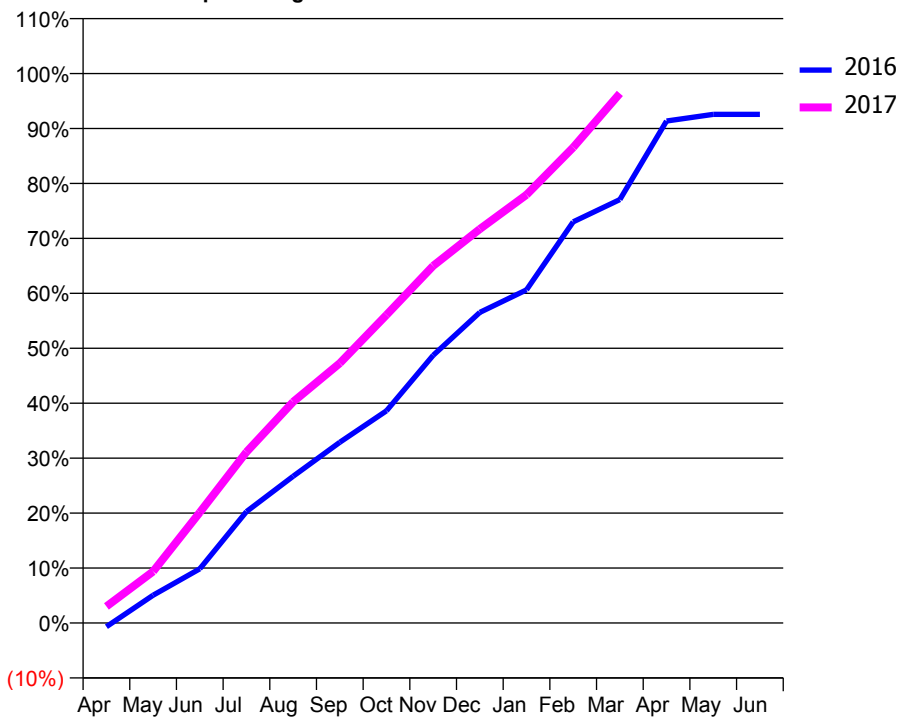
### ACCESS\*

Patients seen in 24 months	Total	Change since previous quarter
Quarter ending March 2016	8,811	
Quarter ending June 2016	9,072	↑
Quarter ending September 2016	8,927	↓
Quarter ending December 2016	8,871	→
Quarter ending March 2017	8,848	→
<b>Variance since March 2016</b>	<b>0.4%</b>	<b>→</b>



### ACTIVITY

Cumulative percentage of contracted UDA delivered 2016 & 2017



Adjusted Scheduled Activity (UDA)

Month	2016	2017
April	-205	888
May	1,489	2,770
June	2,911	5,940
July	5,981	9,185
August	7,876	11,876
September	9,704	13,949
October	11,390	16,540
November	14,369	19,172
December	16,676	21,148
January	17,887	22,989
February	21,536	25,535
March	22,731	28,431
April	26,952	
May	27,304	
June	27,307	

### QUALITY

	Quantity	Base Number	Contract	AT	Region	England
% of FP17s for the same patient ID Re-attending within 3 months - Children	336	3,529	9.5%	10.4%	11.8%	12.3%
% of FP17s for the same patient ID Re-attending within 3 months - Adults	1,121	7,635	14.7%	16.0%	17.1%	16.7%
% of FP17s for the same patient ID Re-attending between 3 & 9 months - Children	1,733	3,529	49.1%	47.8%	46.5%	57.6%
% of FP17s for the same patient ID Re-attending between 3 & 9 months - Adults	2,980	7,635	39.0%	37.8%	37.6%	50.1%
% of FP17s for Band 1 Urgent Courses	892	9,787	9.1%	10.3%	10.7%	9.1%
% of FP17s Relating to Free Repair or Replacements	49	9,787	0.5%	0.6%	0.6%	0.8%
% of FP17s Relating to Continuations	218	9,787	2.2%	1.1%	0.9%	1.2%
% of Patients satisfied with the dentistry they have received	10	11	90.9%	90.5%	90.4%	92.8%
% of Patients satisfied with the time they had to wait for an appointment	10	11	90.9%	86.2%	83.7%	88.7%

\* This is based on patients treated on this contract for their most recent course of treatment. Figures in italics indicate the base number of FP17s or Patient Questionnaire responses are less than 100. N/A is shown where the base number of responses is less than 10 during the period. % is calculated as Quantity/Base number\*100

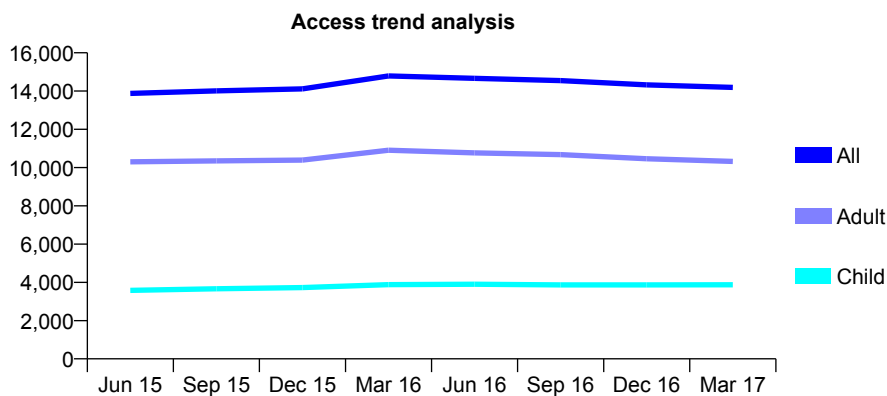
## Q63 - Vital Signs At a Glance Contract Report for 186228/0001 - March 2017

Name or company name	Bexleyheath Dental Practice Ltd
Contract type name	GDS Contract
Purpose of contract	General
Contract start date	01/04/2010
Contract end date	

16/17 Contracted general activity (UDA)	32,882
Carry forward general activity (UDA)	-565
16/17 Contracted orthodontic activity (UOA)	0
Carry forward orthodontic activity (UOA)	0
Baseline contract value	£972,013.74

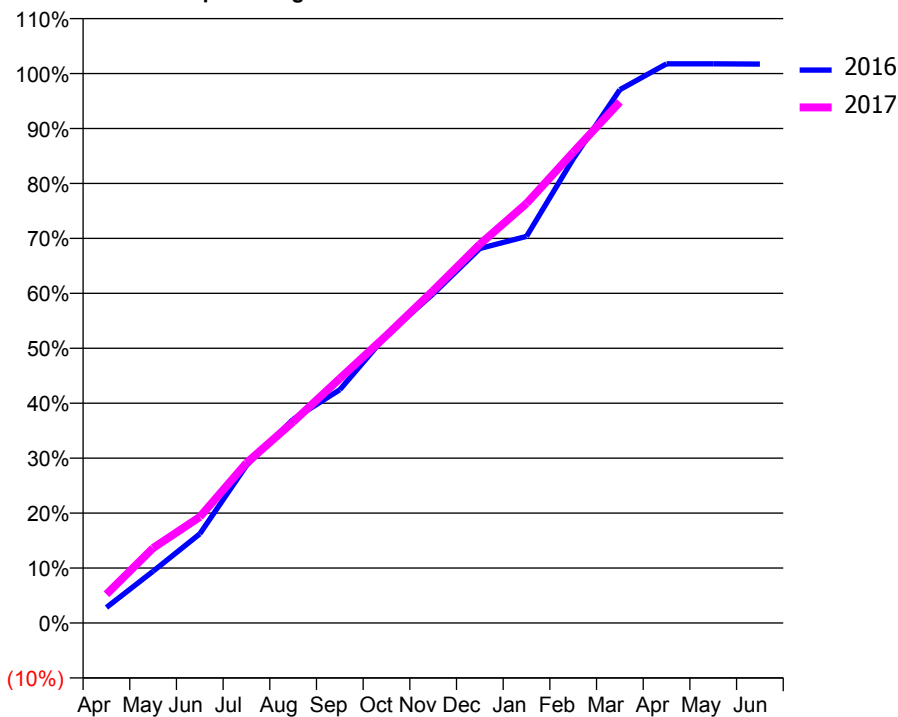
### ACCESS\*

Patients seen in 24 months	Total	Change since previous quarter
Quarter ending March 2016	14,788	
Quarter ending June 2016	14,665	→
Quarter ending September 2016	14,544	→
Quarter ending December 2016	14,323	↓
Quarter ending March 2017	14,193	→
<b>Variance since March 2016</b>	<b>(4.0%)</b>	<b>↓</b>



### ACTIVITY

Cumulative percentage of contracted UDA delivered 2016 & 2017



Month	Adjusted Scheduled Activity (UDA)	
	2016	2017
April	927	1,718
May	3,102	4,488
June	5,332	6,351
July	9,425	9,580
August	12,186	12,038
September	13,957	14,634
October	17,228	17,207
November	19,700	19,891
December	22,410	22,670
January	23,133	25,110
February	27,771	28,173
March	31,915	31,179
April	33,458	
May	33,458	
June	33,447	

### QUALITY

	Quantity	Base Number	Contract	AT	Region	England
% of FP17s for the same patient ID Re-attending within 3 months - Children	285	4,402	6.5%	10.4%	11.8%	12.3%
% of FP17s for the same patient ID Re-attending within 3 months - Adults	1,200	10,227	11.7%	16.0%	17.1%	16.7%
% of FP17s for the same patient ID Re-attending between 3 & 9 months - Children	1,459	4,402	33.1%	47.8%	46.5%	57.6%
% of FP17s for the same patient ID Re-attending between 3 & 9 months - Adults	2,709	10,227	26.5%	37.8%	37.6%	50.1%
% of FP17s for Band 1 Urgent Courses	1,113	14,019	7.9%	10.3%	10.7%	9.1%
% of FP17s Relating to Free Repair or Replacements	17	14,019	0.1%	0.6%	0.6%	0.8%
% of FP17s Relating to Continuations	231	14,019	1.6%	1.1%	0.9%	1.2%
% of Patients satisfied with the dentistry they have received	18	18	100.0%	90.5%	90.4%	92.8%
% of Patients satisfied with the time they had to wait for an appointment	15	18	83.3%	86.2%	83.7%	88.7%

\* This is based on patients treated on this contract for their most recent course of treatment. Figures in italics indicate the base number of FP17s or Patient Questionnaire responses are less than 100. N/A is shown where the base number of responses is less than 10 during the period. % is calculated as Quantity/Base number\*100

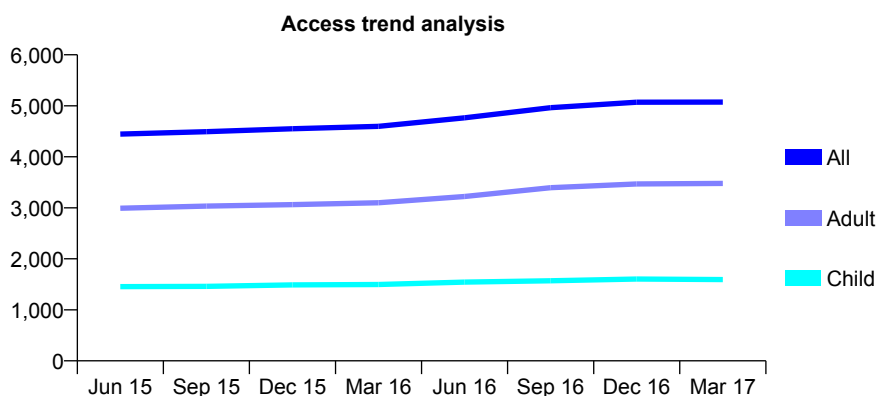
## Q63 - Vital Signs At a Glance Contract Report for 186910/0001 - March 2017

Name or company name	Dentistree Battersea
Contract type name	GDS Contract
Purpose of contract	General
Contract start date	28/03/2013
Contract end date	

16/17 Contracted general activity (UDA)	11,500
Carry forward general activity (UDA)	6
16/17 Contracted orthodontic activity (UOA)	0
Carry forward orthodontic activity (UOA)	0
Baseline contract value	£320,449.70

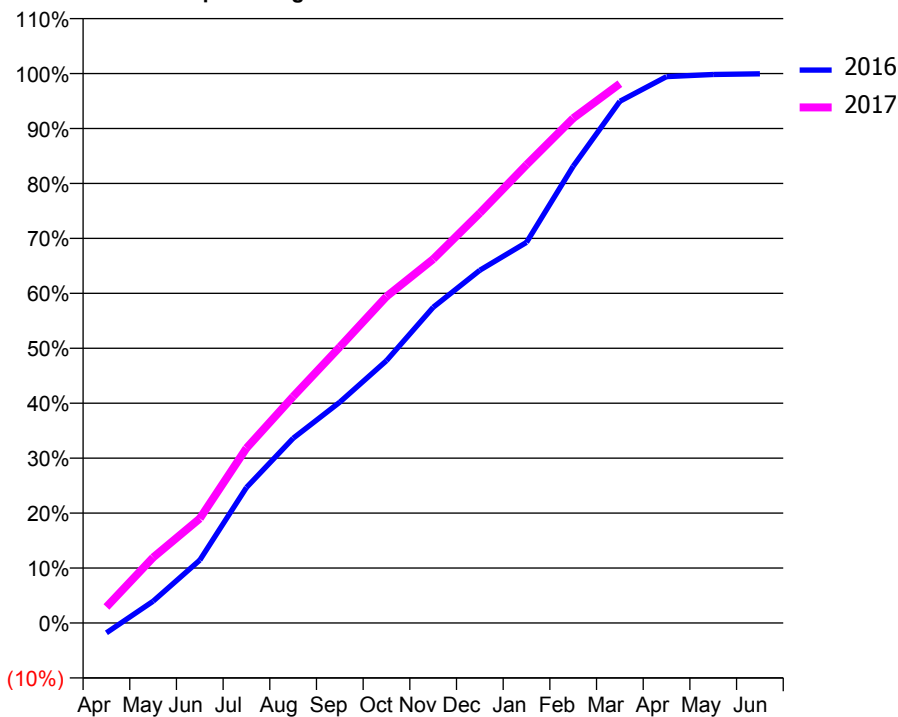
### ACCESS\*

Patients seen in 24 months	Total	Change since previous quarter
Quarter ending March 2016	4,597	
Quarter ending June 2016	4,766	↑
Quarter ending September 2016	4,963	↑
Quarter ending December 2016	5,071	↑
Quarter ending March 2017	5,072	→
<b>Variance since March 2016</b>	<b>10.3%</b>	<b>↑</b>



### ACTIVITY

Cumulative percentage of contracted UDA delivered 2016 & 2017



Month	Adjusted Scheduled Activity (UDA)	
	2016	2017
April	-208	336
May	457	1,372
June	1,316	2,186
July	2,836	3,661
August	3,867	4,740
September	4,624	5,778
October	5,491	6,832
November	6,606	7,614
December	7,382	8,579
January	7,965	9,591
February	9,558	10,565
March	10,919	11,286
April	11,435	
May	11,480	
June	11,494	

### QUALITY

	Quantity	Base Number	Contract	AT	Region	England
% of FP17s for the same patient ID Re-attending within 3 months - Children	134	2,296	5.8%	10.4%	11.8%	12.3%
% of FP17s for the same patient ID Re-attending within 3 months - Adults	534	4,097	13.0%	16.0%	17.1%	16.7%
% of FP17s for the same patient ID Re-attending between 3 & 9 months - Children	1,418	2,296	61.8%	47.8%	46.5%	57.6%
% of FP17s for the same patient ID Re-attending between 3 & 9 months - Adults	1,619	4,097	39.5%	37.8%	37.6%	50.1%
% of FP17s for Band 1 Urgent Courses	570	6,074	9.4%	10.3%	10.7%	9.1%
% of FP17s Relating to Free Repair or Replacements	42	6,074	0.7%	0.6%	0.6%	0.8%
% of FP17s Relating to Continuations	24	6,074	0.4%	1.1%	0.9%	1.2%
% of Patients satisfied with the dentistry they have received	6	7	N/A	90.5%	90.4%	92.8%
% of Patients satisfied with the time they had to wait for an appointment	6	7	N/A	86.2%	83.7%	88.7%

\* This is based on patients treated on this contract for their most recent course of treatment. Figures in italics indicate the base number of FP17s or Patient Questionnaire responses are less than 100. N/A is shown where the base number of responses is less than 10 during the period. % is calculated as Quantity/Base number\*100

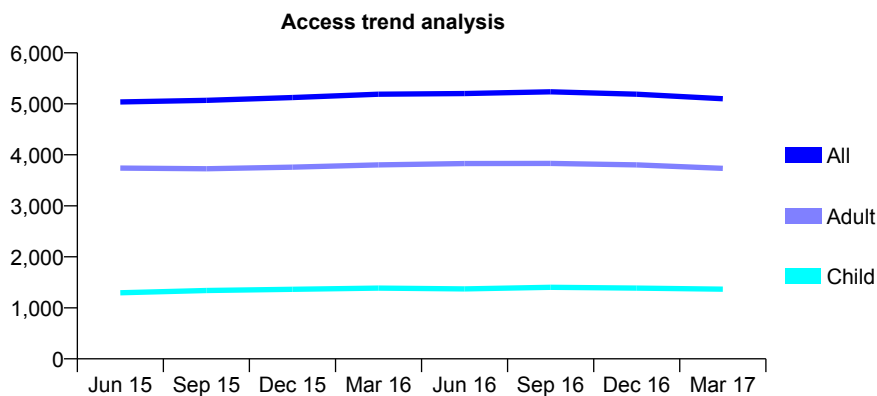
## Q63 - Vital Signs At a Glance Contract Report for 186937/0001 - March 2017

Name or company name	Dr A.K. Patel & Dr S.N. Patel
Contract type name	GDS Contract
Purpose of contract	General
Contract start date	01/03/2008
Contract end date	

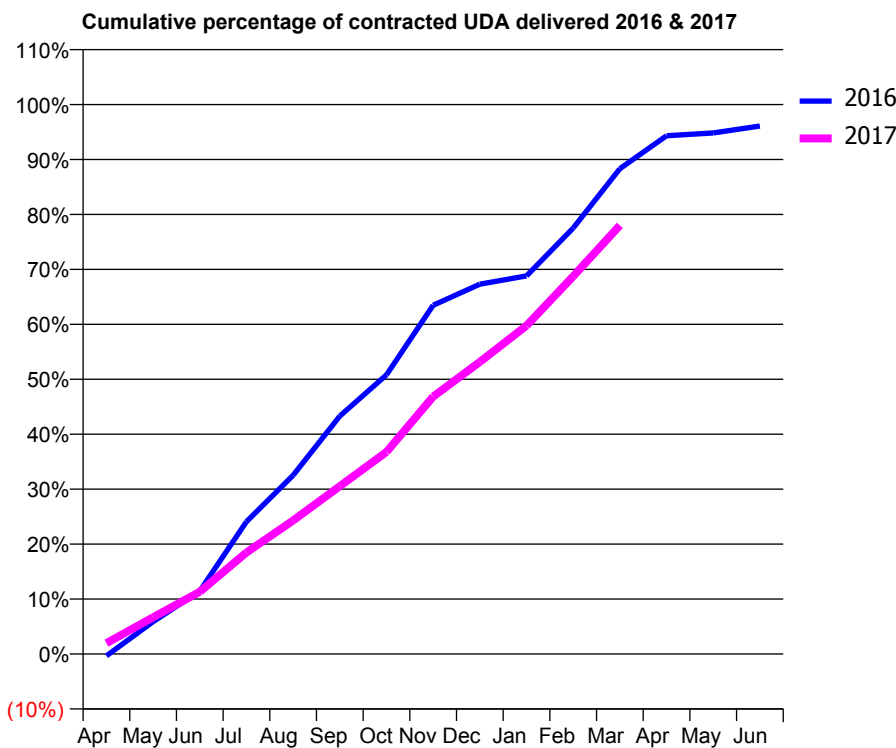
16/17 Contracted general activity (UDA)	15,553
Carry forward general activity (UDA)	151
16/17 Contracted orthodontic activity (UOA)	0
Carry forward orthodontic activity (UOA)	0
Baseline contract value	£435,755.39

### ACCESS\*

Patients seen in 24 months	Total	Change since previous quarter
Quarter ending March 2016	5,188	
Quarter ending June 2016	5,201	→
Quarter ending September 2016	5,234	→
Quarter ending December 2016	5,188	→
Quarter ending March 2017	5,100	↓
<b>Variance since March 2016</b>	<b>(1.7%)</b>	<b>↓</b>



### ACTIVITY



Month	Adjusted Scheduled Activity (UDA)	
	2016	2017
April	-56	308
May	916	1,040
June	1,783	1,762
July	3,745	2,872
August	5,058	3,781
September	6,733	4,752
October	7,902	5,720
November	9,872	7,286
December	10,469	8,269
January	10,701	9,294
February	12,058	10,690
March	13,737	12,130
April	14,669	
May	14,746	
June	14,945	

### QUALITY

	Quantity	Base Number	Contract	AT	Region	England
% of FP17s for the same patient ID Re-attending within 3 months - Children	153	1,491	10.3%	10.4%	11.8%	12.3%
% of FP17s for the same patient ID Re-attending within 3 months - Adults	535	3,565	15.0%	16.0%	17.1%	16.7%
% of FP17s for the same patient ID Re-attending between 3 & 9 months - Children	530	1,491	35.5%	47.8%	46.5%	57.6%
% of FP17s for the same patient ID Re-attending between 3 & 9 months - Adults	949	3,565	26.6%	37.8%	37.6%	50.1%
% of FP17s for Band 1 Urgent Courses	552	4,684	11.8%	10.3%	10.7%	9.1%
% of FP17s Relating to Free Repair or Replacements	43	4,684	0.9%	0.6%	0.6%	0.8%
% of FP17s Relating to Continuations	76	4,684	1.6%	1.1%	0.9%	1.2%
% of Patients satisfied with the dentistry they have received	5	5	N/A	90.5%	90.4%	92.8%
% of Patients satisfied with the time they had to wait for an appointment	5	5	N/A	86.2%	83.7%	88.7%

\* This is based on patients treated on this contract for their most recent course of treatment. Figures in italics indicate the base number of FP17s or Patient Questionnaire responses are less than 100. N/A is shown where the base number of responses is less than 10 during the period. % is calculated as Quantity/Base number\*100

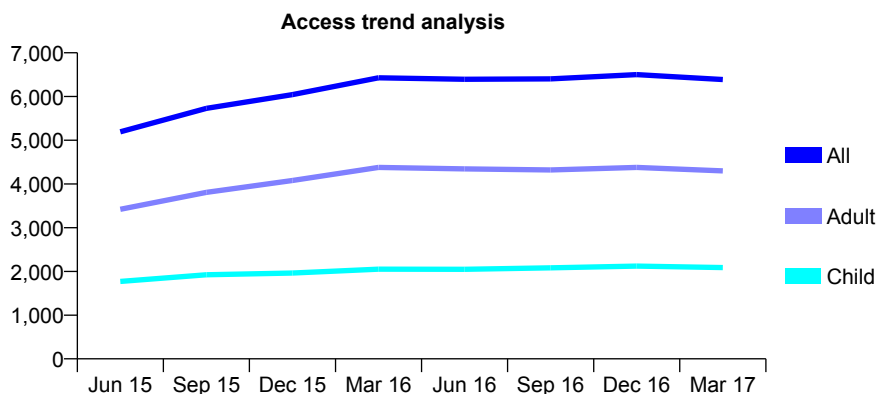
## Q63 - Vital Signs At a Glance Contract Report for 187054/0001 - March 2017

Name or company name	Dr Jiten Patel and Dr Svinita Rina Bhavna f
Contract type name	GDS Contract
Purpose of contract	General
Contract start date	06/02/2014
Contract end date	

16/17 Contracted general activity (UDA)	14,029
Carry forward general activity (UDA)	-277
16/17 Contracted orthodontic activity (UOA)	0
Carry forward orthodontic activity (UOA)	0
Baseline contract value	£333,117.72

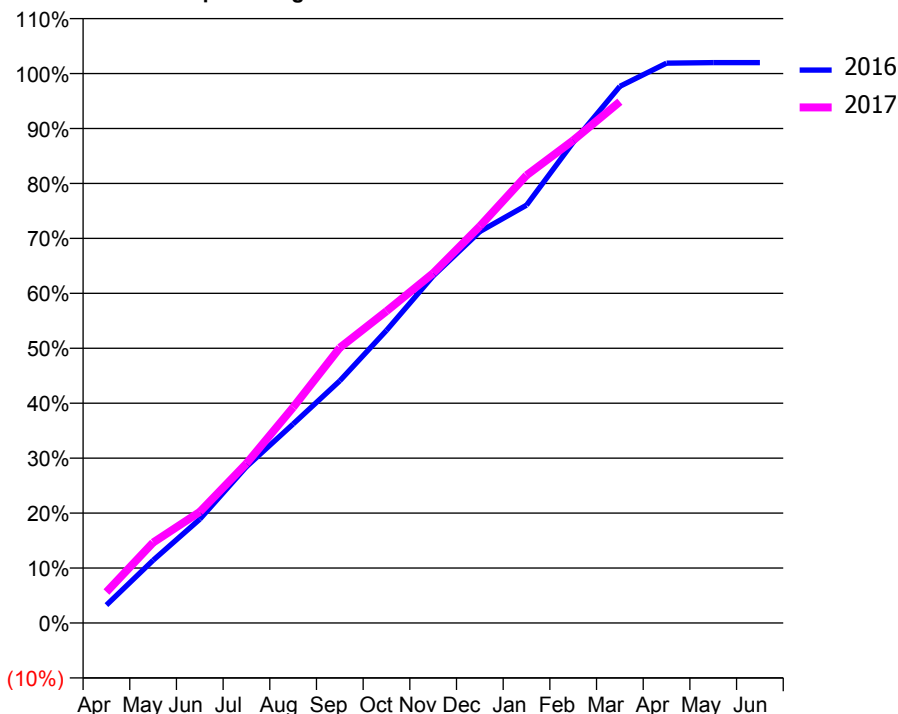
### ACCESS\*

Patients seen in 24 months	Total	Change since previous quarter
Quarter ending March 2016	6,429	
Quarter ending June 2016	6,394	→
Quarter ending September 2016	6,403	→
Quarter ending December 2016	6,500	→
Quarter ending March 2017	6,387	↓
<b>Variance since March 2016</b>	<b>(0.7%)</b>	→



### ACTIVITY

Cumulative percentage of contracted UDA delivered 2016 & 2017



Month	Adjusted Scheduled Activity (UDA)	
	2016	2017
April	457	790
May	1,602	2,053
June	2,649	2,838
July	3,993	4,073
August	5,082	5,508
September	6,185	7,028
October	7,472	7,961
November	8,860	8,931
December	9,992	10,130
January	10,669	11,430
February	12,271	12,322
March	13,700	13,311
April	14,293	
May	14,306	
June	14,306	

### QUALITY

	Quantity	Base Number	Contract	AT	Region	England
% of FP17s for the same patient ID Re-attending within 3 months - Children	132	2,545	5.2%	10.4%	11.8%	12.3%
% of FP17s for the same patient ID Re-attending within 3 months - Adults	645	4,885	13.2%	16.0%	17.1%	16.7%
% of FP17s for the same patient ID Re-attending between 3 & 9 months - Children	1,225	2,545	48.1%	47.8%	46.5%	57.6%
% of FP17s for the same patient ID Re-attending between 3 & 9 months - Adults	2,058	4,885	42.1%	37.8%	37.6%	50.1%
% of FP17s for Band 1 Urgent Courses	635	7,145	8.9%	10.3%	10.7%	9.1%
% of FP17s Relating to Free Repair or Replacements	37	7,145	0.5%	0.6%	0.6%	0.8%
% of FP17s Relating to Continuations	42	7,145	0.6%	1.1%	0.9%	1.2%
% of Patients satisfied with the dentistry they have received	7	7	N/A	90.5%	90.4%	92.8%
% of Patients satisfied with the time they had to wait for an appointment	6	7	N/A	86.2%	83.7%	88.7%

\* This is based on patients treated on this contract for their most recent course of treatment. Figures in italics indicate the base number of FP17s or Patient Questionnaire responses are less than 100. N/A is shown where the base number of responses is less than 10 during the period. % is calculated as Quantity/Base number\*100

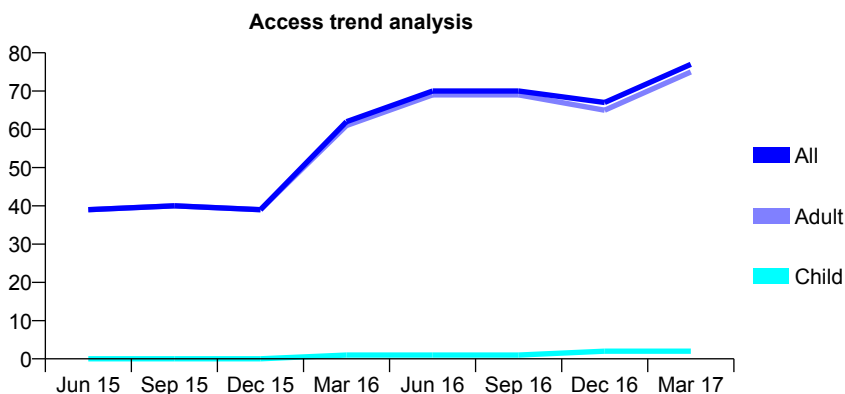
## Q63 - Vital Signs At a Glance Contract Report for 187100/0001 - March 2017

Name or company name	V Jasani-DwSI Endodontics
Contract type name	PDS Contract
Purpose of contract	General
Contract start date	20/04/2009
Contract end date	31/03/2018

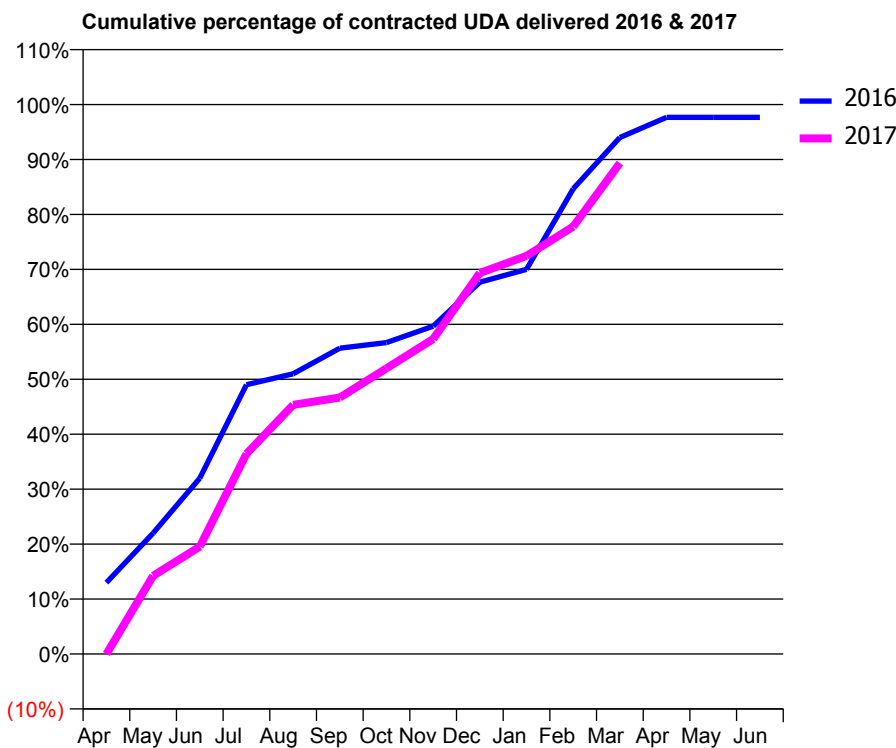
16/17 Contracted general activity (UDA)	225
Carry forward general activity (UDA)	0
16/17 Contracted orthodontic activity (UOA)	0
Carry forward orthodontic activity (UOA)	0
Baseline contract value	£31,104.22

### ACCESS\*

Patients seen in 24 months	Total	Change since previous quarter
Quarter ending March 2016	62	
Quarter ending June 2016	70	↑
Quarter ending September 2016	70	→
Quarter ending December 2016	67	↓
Quarter ending March 2017	77	↑
<b>Variance since March 2016</b>	<b>24.2%</b>	<b>↑</b>



### ACTIVITY



Month	Adjusted Scheduled Activity (UDA)	
	2016	2017
April	39	0
May	66	32
June	96	44
July	147	82
August	153	102
September	167	105
October	170	117
November	179	129
December	203	156
January	210	163
February	254	175
March	282	201
April	293	
May	293	
June	293	

### QUALITY

	Quantity	Base Number	Contract	AT	Region	England
% of FP17s for the same patient ID Re-attending within 3 months - Children	0	7	0.0%	10.4%	11.8%	12.3%
% of FP17s for the same patient ID Re-attending within 3 months - Adults	1	77	1.3%	16.0%	17.1%	16.7%
% of FP17s for the same patient ID Re-attending between 3 & 9 months - Children	0	7	0.0%	47.8%	46.5%	57.6%
% of FP17s for the same patient ID Re-attending between 3 & 9 months - Adults	4	77	5.2%	37.8%	37.6%	50.1%
% of FP17s for Band 1 Urgent Courses	0	79	0.0%	10.3%	10.7%	9.1%
% of FP17s Relating to Free Repair or Replacements	0	79	0.0%	0.6%	0.6%	0.8%
% of FP17s Relating to Continuations	0	79	0.0%	1.1%	0.9%	1.2%
% of Patients satisfied with the dentistry they have received	0	0	N/A	90.5%	90.4%	92.8%
% of Patients satisfied with the time they had to wait for an appointment	0	0	N/A	86.2%	83.7%	88.7%

\* This is based on patients treated on this contract for their most recent course of treatment. Figures in italics indicate the base number of FP17s or Patient Questionnaire responses are less than 100. N/A is shown where the base number of responses is less than 10 during the period. % is calculated as Quantity/Base number\*100

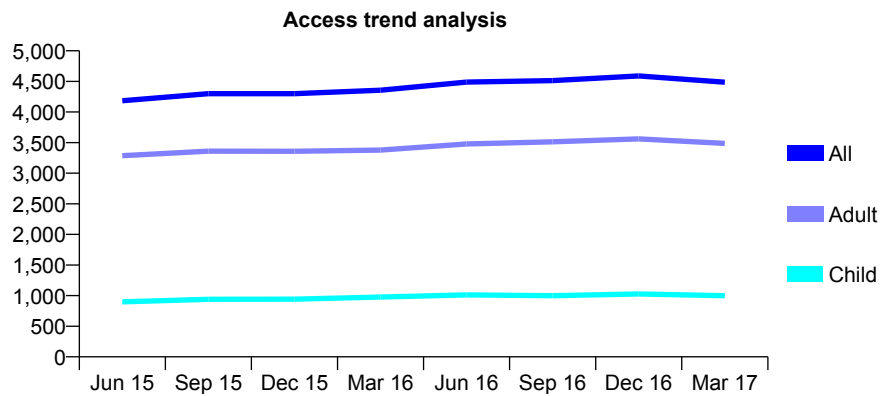
## Q63 - Vital Signs At a Glance Contract Report for 187488/0001 - March 2017

Name or company name	Purley Dental Care
Contract type name	GDS Contract
Purpose of contract	General
Contract start date	20/06/2012
Contract end date	

16/17 Contracted general activity (UDA)	10,771
Carry forward general activity (UDA)	436
16/17 Contracted orthodontic activity (UOA)	0
Carry forward orthodontic activity (UOA)	0
Baseline contract value	£241,328.82

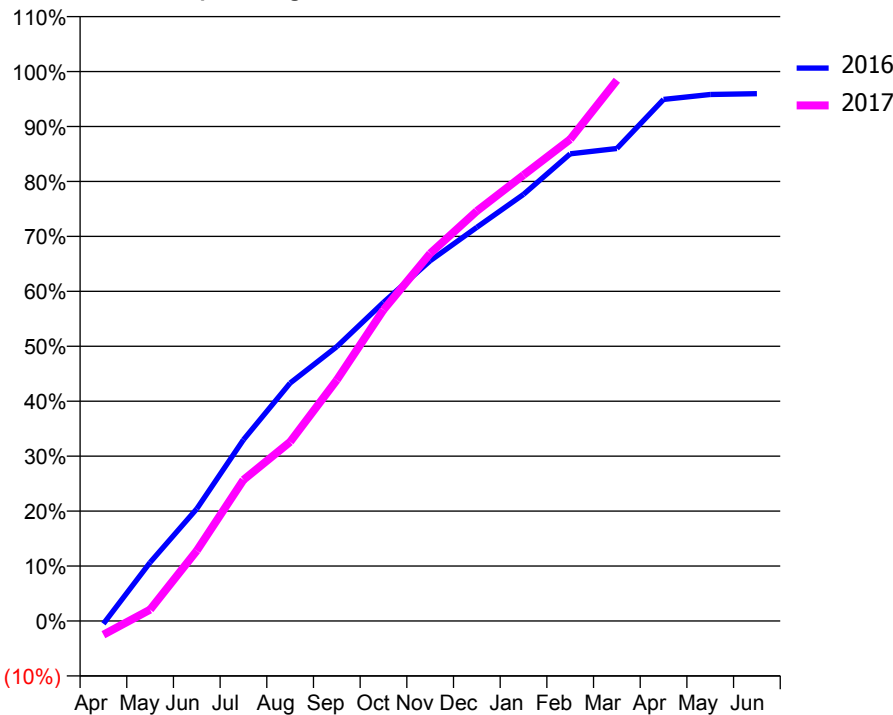
### ACCESS\*

Patients seen in 24 months	Total	Change since previous quarter
Quarter ending March 2016	4,357	
Quarter ending June 2016	4,489	↑
Quarter ending September 2016	4,512	→
Quarter ending December 2016	4,590	→
Quarter ending March 2017	4,486	↓
<b>Variance since March 2016</b>	<b>3.0%</b>	<b>↑</b>



### ACTIVITY

Cumulative percentage of contracted UDA delivered 2016 & 2017



Month	Adjusted Scheduled Activity (UDA)	
	2016	2017
April	-55	-272
May	1,149	225
June	2,199	1,378
July	3,553	2,767
August	4,666	3,512
September	5,377	4,723
October	6,245	6,100
November	7,060	7,204
December	7,717	8,035
January	8,363	8,742
February	9,158	9,442
March	9,261	10,601
April	10,224	
May	10,320	
June	10,335	

### QUALITY

	Quantity	Base Number	Contract	AT	Region	England
% of FP17s for the same patient ID Re-attending within 3 months - Children	103	1,274	8.1%	10.4%	11.8%	12.3%
% of FP17s for the same patient ID Re-attending within 3 months - Adults	600	4,089	14.7%	16.0%	17.1%	16.7%
% of FP17s for the same patient ID Re-attending between 3 & 9 months - Children	478	1,274	37.5%	47.8%	46.5%	57.6%
% of FP17s for the same patient ID Re-attending between 3 & 9 months - Adults	1,352	4,089	33.1%	37.8%	37.6%	50.1%
% of FP17s for Band 1 Urgent Courses	570	4,921	11.6%	10.3%	10.7%	9.1%
% of FP17s Relating to Free Repair or Replacements	54	4,921	1.1%	0.6%	0.6%	0.8%
% of FP17s Relating to Continuations	94	4,921	1.9%	1.1%	0.9%	1.2%
% of Patients satisfied with the dentistry they have received	4	5	N/A	90.5%	90.4%	92.8%
% of Patients satisfied with the time they had to wait for an appointment	5	5	N/A	86.2%	83.7%	88.7%

\* This is based on patients treated on this contract for their most recent course of treatment. Figures in italics indicate the base number of FP17s or Patient Questionnaire responses are less than 100. N/A is shown where the base number of responses is less than 10 during the period. % is calculated as Quantity/Base number\*100



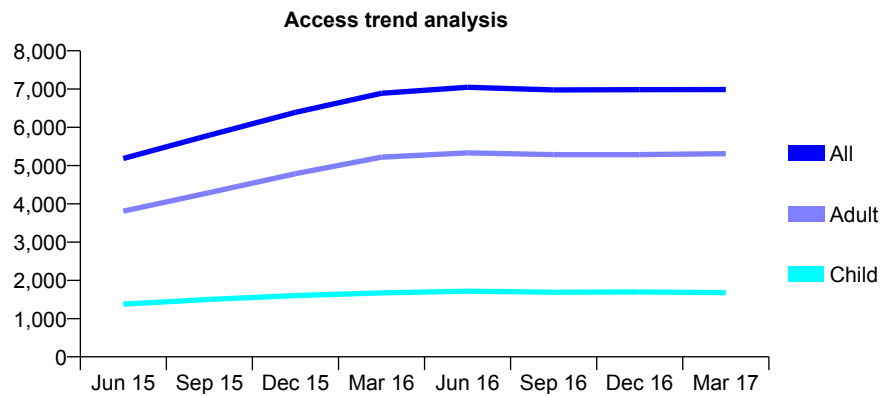
## Q63 - Vital Signs At a Glance Contract Report for 188794/0001 - March 2017

Name or company name	Dr P Patel & Dr R Chadha
Contract type name	GDS Contract
Purpose of contract	General
Contract start date	01/04/2014
Contract end date	

16/17 Contracted general activity (UDA)	17,100
Carry forward general activity (UDA)	-228
16/17 Contracted orthodontic activity (UOA)	0
Carry forward orthodontic activity (UOA)	0
Baseline contract value	£595,203.64

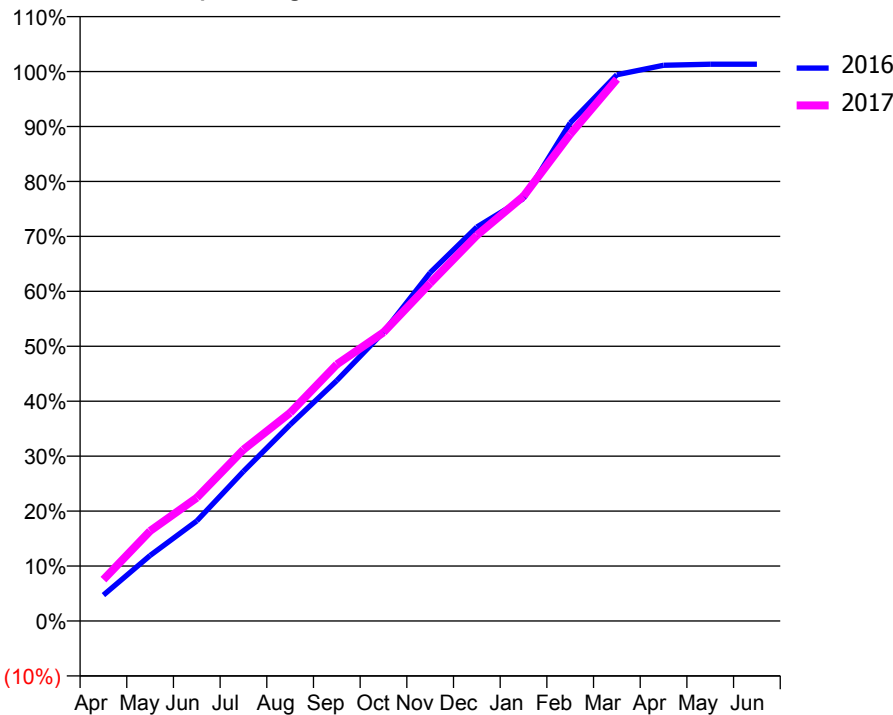
### ACCESS\*

Patients seen in 24 months	Total	Change since previous quarter
Quarter ending March 2016	6,891	
Quarter ending June 2016	7,048	↑
Quarter ending September 2016	6,976	↓
Quarter ending December 2016	6,985	→
Quarter ending March 2017	6,988	→
<b>Variance since March 2016</b>	<b>1.4%</b>	<b>→</b>



### ACTIVITY

Cumulative percentage of contracted UDA delivered 2016 & 2017



Month	Adjusted Scheduled Activity (UDA)	
	2016	2017
April	809	1,289
May	2,040	2,802
June	3,114	3,836
July	4,658	5,336
August	6,109	6,481
September	7,482	7,985
October	8,992	8,984
November	10,841	10,515
December	12,261	12,001
January	13,149	13,219
February	15,502	15,147
March	16,998	16,863
April	17,294	
May	17,328	
June	17,328	

### QUALITY

	Quantity	Base Number	Contract	AT	Region	England
% of FP17s for the same patient ID Re-attending within 3 months - Children	125	1,908	6.6%	10.4%	11.8%	12.3%
% of FP17s for the same patient ID Re-attending within 3 months - Adults	904	5,615	16.1%	16.0%	17.1%	16.7%
% of FP17s for the same patient ID Re-attending between 3 & 9 months - Children	816	1,908	42.8%	47.8%	46.5%	57.6%
% of FP17s for the same patient ID Re-attending between 3 & 9 months - Adults	1,976	5,615	35.2%	37.8%	37.6%	50.1%
% of FP17s for Band 1 Urgent Courses	822	7,351	11.2%	10.3%	10.7%	9.1%
% of FP17s Relating to Free Repair or Replacements	51	7,351	0.7%	0.6%	0.6%	0.8%
% of FP17s Relating to Continuations	85	7,351	1.2%	1.1%	0.9%	1.2%
% of Patients satisfied with the dentistry they have received	6	7	N/A	90.5%	90.4%	92.8%
% of Patients satisfied with the time they had to wait for an appointment	7	7	N/A	86.2%	83.7%	88.7%

\* This is based on patients treated on this contract for their most recent course of treatment. Figures in italics indicate the base number of FP17s or Patient Questionnaire responses are less than 100. N/A is shown where the base number of responses is less than 10 during the period. % is calculated as Quantity/Base number\*100

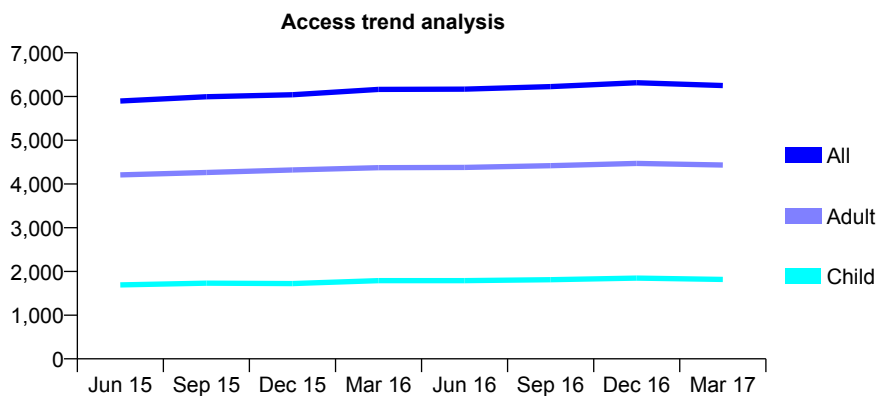
## Q63 - Vital Signs At a Glance Contract Report for 188824/0001 - March 2017

Name or company name	Dr S Balachandran and Dr D Chellappah
Contract type name	GDS Contract
Purpose of contract	General
Contract start date	01/01/2013
Contract end date	

16/17 Contracted general activity (UDA)	18,000
Carry forward general activity (UDA)	83
16/17 Contracted orthodontic activity (UOA)	0
Carry forward orthodontic activity (UOA)	0
Baseline contract value	£464,667.20

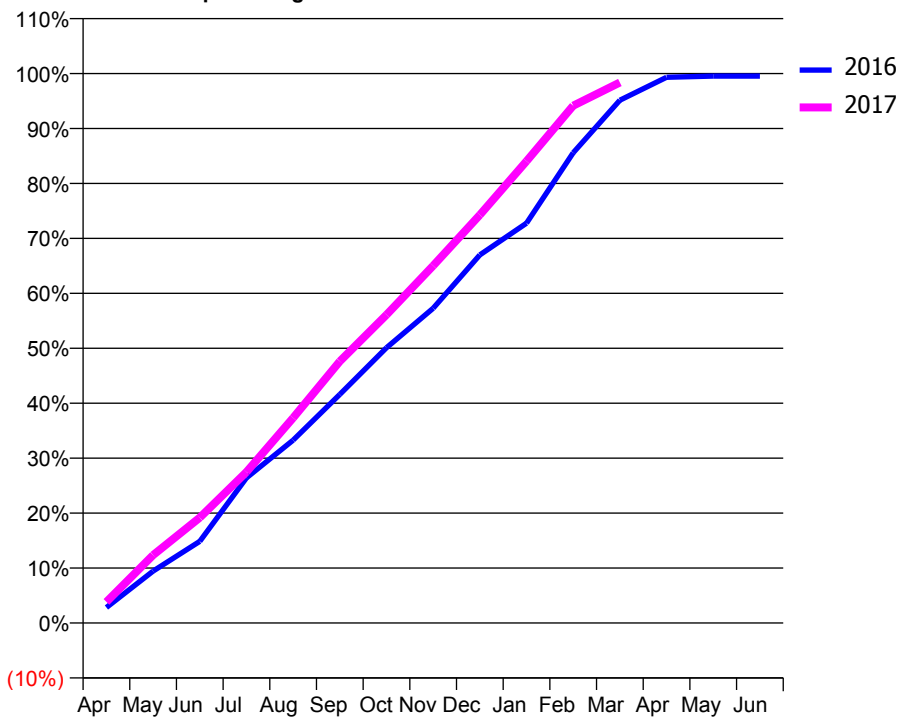
### ACCESS\*

Patients seen in 24 months	Total	Change since previous quarter
Quarter ending March 2016	6,163	
Quarter ending June 2016	6,169	→
Quarter ending September 2016	6,227	→
Quarter ending December 2016	6,316	→
Quarter ending March 2017	6,250	↓
<b>Variance since March 2016</b>	<b>1.4%</b>	<b>→</b>



### ACTIVITY

Cumulative percentage of contracted UDA delivered 2016 & 2017



Month	Adjusted Scheduled Activity (UDA)	
	2016	2017
April	511	694
May	1,701	2,227
June	2,678	3,454
July	4,753	4,948
August	5,990	6,720
September	7,487	8,574
October	9,019	10,097
November	10,312	11,702
December	12,060	13,367
January	13,097	15,128
February	15,404	16,944
March	17,125	17,704
April	17,875	
May	17,917	
June	17,917	

### QUALITY

	Quantity	Base Number	Contract	AT	Region	England
% of FP17s for the same patient ID Re-attending within 3 months - Children	276	2,688	10.3%	10.4%	11.8%	12.3%
% of FP17s for the same patient ID Re-attending within 3 months - Adults	870	5,518	15.8%	16.0%	17.1%	16.7%
% of FP17s for the same patient ID Re-attending between 3 & 9 months - Children	1,565	2,688	58.2%	47.8%	46.5%	57.6%
% of FP17s for the same patient ID Re-attending between 3 & 9 months - Adults	2,392	5,518	43.3%	37.8%	37.6%	50.1%
% of FP17s for Band 1 Urgent Courses	1,068	7,851	13.6%	10.3%	10.7%	9.1%
% of FP17s Relating to Free Repair or Replacements	64	7,851	0.8%	0.6%	0.6%	0.8%
% of FP17s Relating to Continuations	3	7,851	0.0%	1.1%	0.9%	1.2%
% of Patients satisfied with the dentistry they have received	7	7	N/A	90.5%	90.4%	92.8%
% of Patients satisfied with the time they had to wait for an appointment	7	7	N/A	86.2%	83.7%	88.7%

\* This is based on patients treated on this contract for their most recent course of treatment. Figures in italics indicate the base number of FP17s or Patient Questionnaire responses are less than 100. N/A is shown where the base number of responses is less than 10 during the period. % is calculated as Quantity/Base number\*100

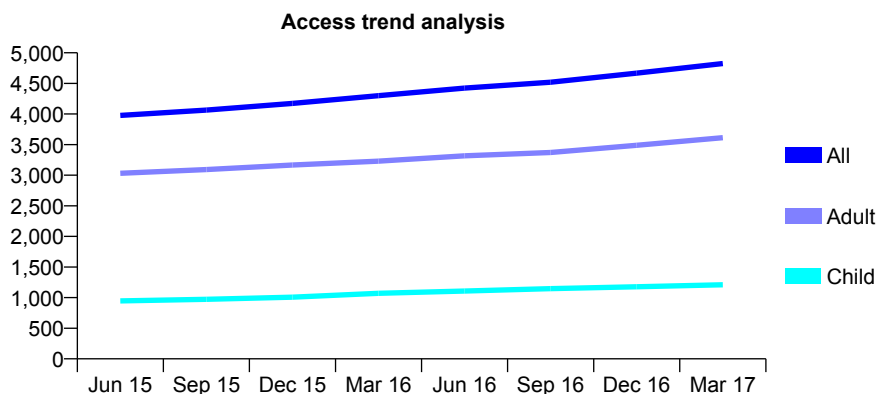
## Q63 - Vital Signs At a Glance Contract Report for 189006/0001 - March 2017

Name or company name	Smile 4U Limited
Contract type name	GDS Contract
Purpose of contract	General
Contract start date	04/01/2010
Contract end date	

16/17 Contracted general activity (UDA)	14,250
Carry forward general activity (UDA)	53
16/17 Contracted orthodontic activity (UOA)	0
Carry forward orthodontic activity (UOA)	0
Baseline contract value	£361,134.37

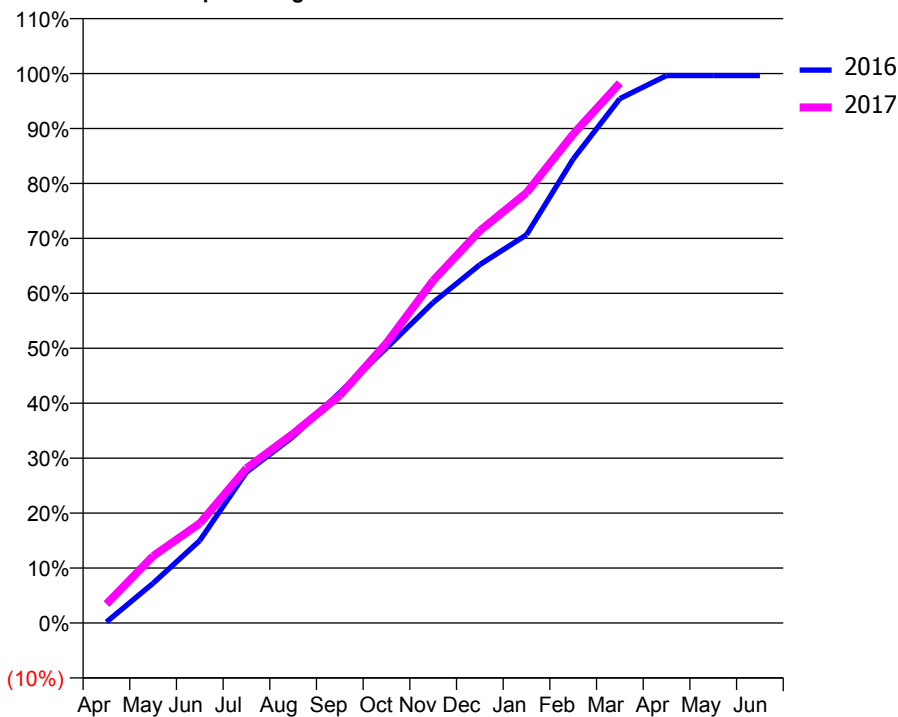
### ACCESS\*

Patients seen in 24 months	Total	Change since previous quarter
Quarter ending March 2016	4,300	
Quarter ending June 2016	4,424	↑
Quarter ending September 2016	4,519	↑
Quarter ending December 2016	4,668	↑
Quarter ending March 2017	4,824	↑
<b>Variance since March 2016</b>	<b>12.2%</b>	<b>↑</b>



### ACTIVITY

Cumulative percentage of contracted UDA delivered 2016 & 2017



Month	Adjusted Scheduled Activity (UDA)	
	2016	2017
April	27	491
May	1,033	1,739
June	2,139	2,586
July	3,914	4,013
August	4,834	4,912
September	5,978	5,903
October	7,132	7,261
November	8,311	8,882
December	9,295	10,173
January	10,069	11,157
February	12,033	12,679
March	13,600	14,002
April	14,196	
May	14,197	
June	14,197	

### QUALITY

	Quantity	Base Number	Contract	AT	Region	England
% of FP17s for the same patient ID Re-attending within 3 months - Children	123	1,733	7.1%	10.4%	11.8%	12.3%
% of FP17s for the same patient ID Re-attending within 3 months - Adults	807	4,621	17.5%	16.0%	17.1%	16.7%
% of FP17s for the same patient ID Re-attending between 3 & 9 months - Children	959	1,733	55.3%	47.8%	46.5%	57.6%
% of FP17s for the same patient ID Re-attending between 3 & 9 months - Adults	2,012	4,621	43.5%	37.8%	37.6%	50.1%
% of FP17s for Band 1 Urgent Courses	847	6,116	13.8%	10.3%	10.7%	9.1%
% of FP17s Relating to Free Repair or Replacements	24	6,116	0.4%	0.6%	0.6%	0.8%
% of FP17s Relating to Continuations	16	6,116	0.3%	1.1%	0.9%	1.2%
% of Patients satisfied with the dentistry they have received	9	10	90.0%	90.5%	90.4%	92.8%
% of Patients satisfied with the time they had to wait for an appointment	9	10	90.0%	86.2%	83.7%	88.7%

\* This is based on patients treated on this contract for their most recent course of treatment. Figures in italics indicate the base number of FP17s or Patient Questionnaire responses are less than 100. N/A is shown where the base number of responses is less than 10 during the period. % is calculated as Quantity/Base number\*100

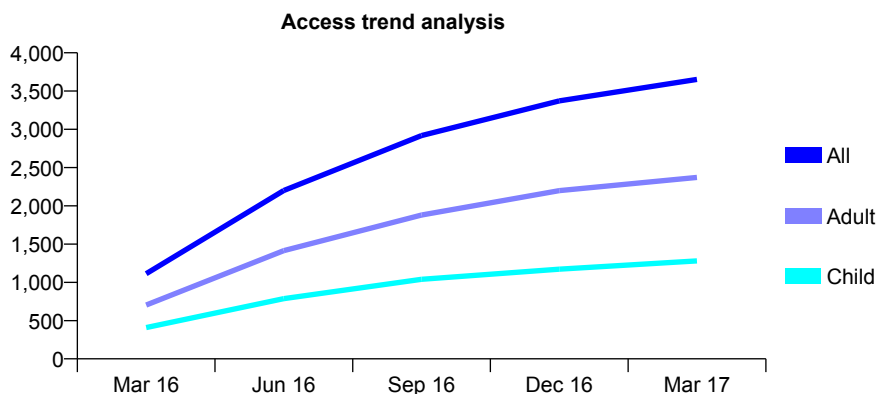
## Q63 - Vital Signs At a Glance Contract Report for 192090/0001 - March 2017

Name or company name	Oasis Dental Care
Contract type name	GDS Contract
Purpose of contract	General
Contract start date	01/01/2016
Contract end date	

16/17 Contracted general activity (UDA)	12,796
Carry forward general activity (UDA)	-99
16/17 Contracted orthodontic activity (UOA)	0
Carry forward orthodontic activity (UOA)	0
Baseline contract value	£363,967.48

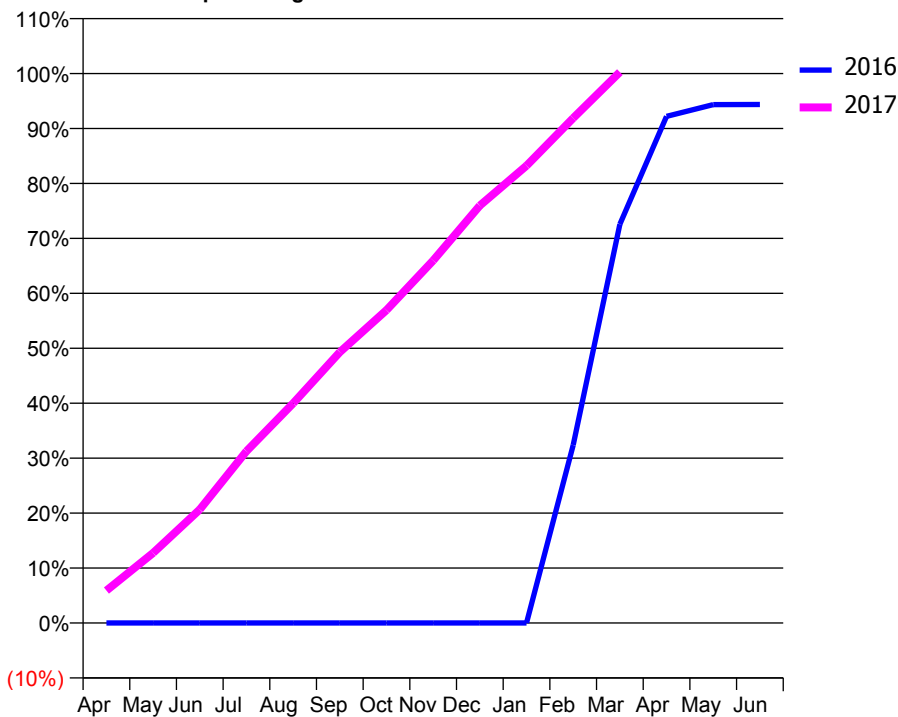
### ACCESS\*

Patients seen in 24 months	Total	Change since previous quarter
Quarter ending March 2016	1,112	
Quarter ending June 2016	2,201	↑
Quarter ending September 2016	2,918	↑
Quarter ending December 2016	3,371	↑
Quarter ending March 2017	3,653	↑
<b>Variance since March 2016</b>	<b>228.5%</b>	<b>↑</b>



### ACTIVITY

Cumulative percentage of contracted UDA delivered 2016 & 2017



Month	Adjusted Scheduled Activity (UDA)	
	2016	2017
April	0	757
May	0	1,632
June	0	2,645
July	0	4,000
August	0	5,117
September	0	6,308
October	0	7,285
November	0	8,443
December	0	9,721
January	0	10,650
February	1,036	11,758
March	2,321	12,830
April	2,949	
May	3,018	
June	3,019	

### QUALITY

	Quantity	Base Number	Contract	AT	Region	England
% of FP17s for the same patient ID Re-attending within 3 months - Children	160	2,013	7.9%	10.4%	11.8%	12.3%
% of FP17s for the same patient ID Re-attending within 3 months - Adults	565	3,679	15.4%	16.0%	17.1%	16.7%
% of FP17s for the same patient ID Re-attending between 3 & 9 months - Children	713	2,013	35.4%	47.8%	46.5%	57.6%
% of FP17s for the same patient ID Re-attending between 3 & 9 months - Adults	1,222	3,679	33.2%	37.8%	37.6%	50.1%
% of FP17s for Band 1 Urgent Courses	516	5,427	9.5%	10.3%	10.7%	9.1%
% of FP17s Relating to Free Repair or Replacements	14	5,427	0.3%	0.6%	0.6%	0.8%
% of FP17s Relating to Continuations	64	5,427	1.2%	1.1%	0.9%	1.2%
% of Patients satisfied with the dentistry they have received	4	5	N/A	90.5%	90.4%	92.8%
% of Patients satisfied with the time they had to wait for an appointment	4	5	N/A	86.2%	83.7%	88.7%

\* This is based on patients treated on this contract for their most recent course of treatment. Figures in italics indicate the base number of FP17s or Patient Questionnaire responses are less than 100. N/A is shown where the base number of responses is less than 10 during the period. % is calculated as Quantity/Base number\*100

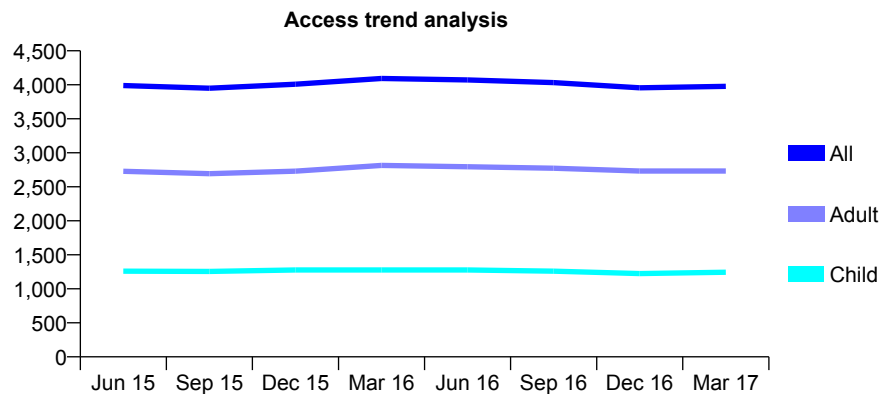
## Q63 - Vital Signs At a Glance Contract Report for 192112/0001 - March 2017

Name or company name	Ark G Surgeries Ltd
Contract type name	GDS Contract
Purpose of contract	General
Contract start date	01/11/2012
Contract end date	

16/17 Contracted general activity (UDA)	14,539
Carry forward general activity (UDA)	-17
16/17 Contracted orthodontic activity (UOA)	0
Carry forward orthodontic activity (UOA)	0
Baseline contract value	£364,886.34

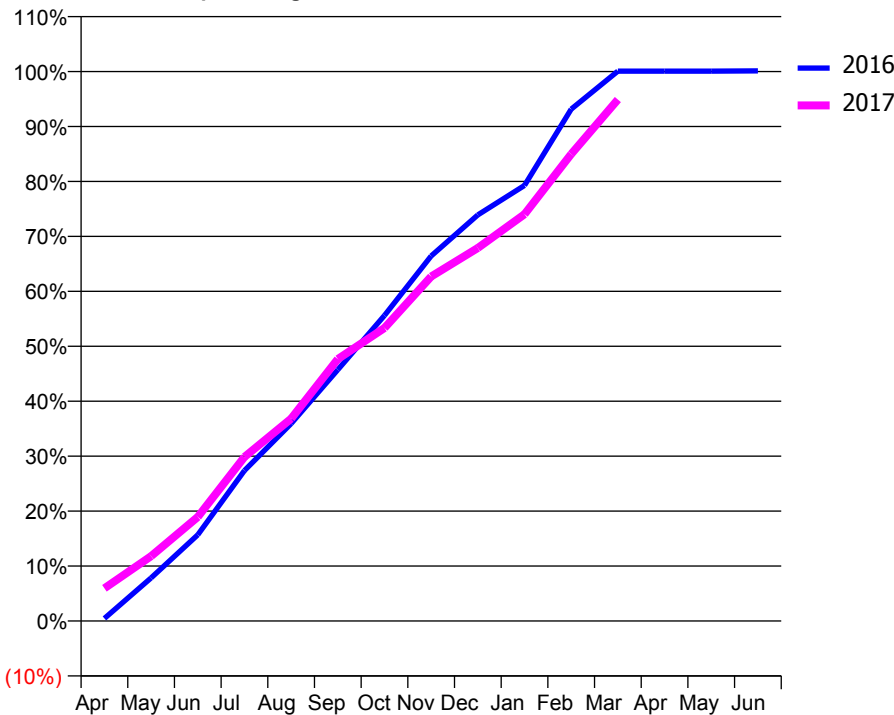
### ACCESS\*

Patients seen in 24 months	Total	Change since previous quarter
Quarter ending March 2016	4,093	
Quarter ending June 2016	4,072	→
Quarter ending September 2016	4,032	→
Quarter ending December 2016	3,956	↓
Quarter ending March 2017	3,978	→
<b>Variance since March 2016</b>	<b>(2.8%)</b>	<b>↓</b>



### ACTIVITY

Cumulative percentage of contracted UDA delivered 2016 & 2017



Month	Adjusted Scheduled Activity (UDA)	
	2016	2017
April	68	867
May	1,140	1,716
June	2,282	2,754
July	3,983	4,343
August	5,224	5,354
September	6,648	6,932
October	8,084	7,755
November	9,659	9,116
December	10,745	9,870
January	11,524	10,763
February	13,542	12,353
March	14,550	13,797
April	14,550	
May	14,550	
June	14,556	

### QUALITY

	Quantity	Base Number	Contract	AT	Region	England
% of FP17s for the same patient ID Re-attending within 3 months - Children	86	1,342	6.4%	10.4%	11.8%	12.3%
% of FP17s for the same patient ID Re-attending within 3 months - Adults	370	2,786	13.3%	16.0%	17.1%	16.7%
% of FP17s for the same patient ID Re-attending between 3 & 9 months - Children	462	1,342	34.4%	47.8%	46.5%	57.6%
% of FP17s for the same patient ID Re-attending between 3 & 9 months - Adults	1,042	2,786	37.4%	37.8%	37.6%	50.1%
% of FP17s for Band 1 Urgent Courses	221	3,642	6.1%	10.3%	10.7%	9.1%
% of FP17s Relating to Free Repair or Replacements	0	3,642	0.0%	0.6%	0.6%	0.8%
% of FP17s Relating to Continuations	51	3,642	1.4%	1.1%	0.9%	1.2%
% of Patients satisfied with the dentistry they have received	2	2	N/A	90.5%	90.4%	92.8%
% of Patients satisfied with the time they had to wait for an appointment	2	2	N/A	86.2%	83.7%	88.7%

\* This is based on patients treated on this contract for their most recent course of treatment. Figures in italics indicate the base number of FP17s or Patient Questionnaire responses are less than 100. N/A is shown where the base number of responses is less than 10 during the period. % is calculated as Quantity/Base number\*100

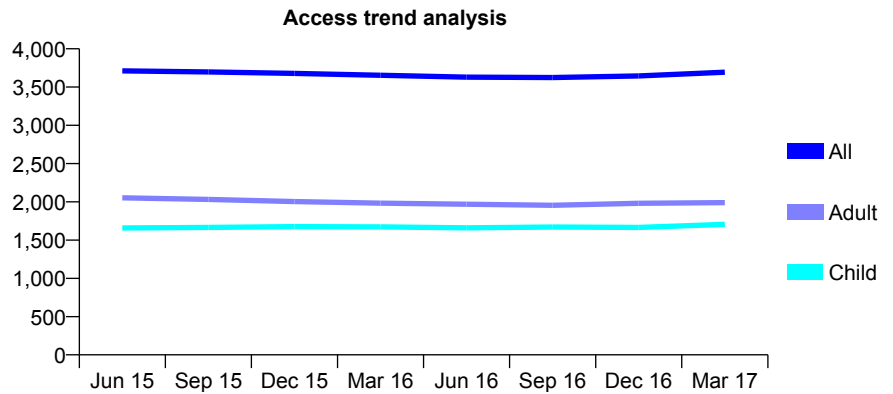
## Q63 - Vital Signs At a Glance Contract Report for 192201/0001 - March 2017

Name or company name	Claremont Dental Practice
Contract type name	GDS Contract
Purpose of contract	General
Contract start date	01/05/2008
Contract end date	

16/17 Contracted general activity (UDA)	8,954
Carry forward general activity (UDA)	0
16/17 Contracted orthodontic activity (UOA)	0
Carry forward orthodontic activity (UOA)	0
Baseline contract value	£203,748.11

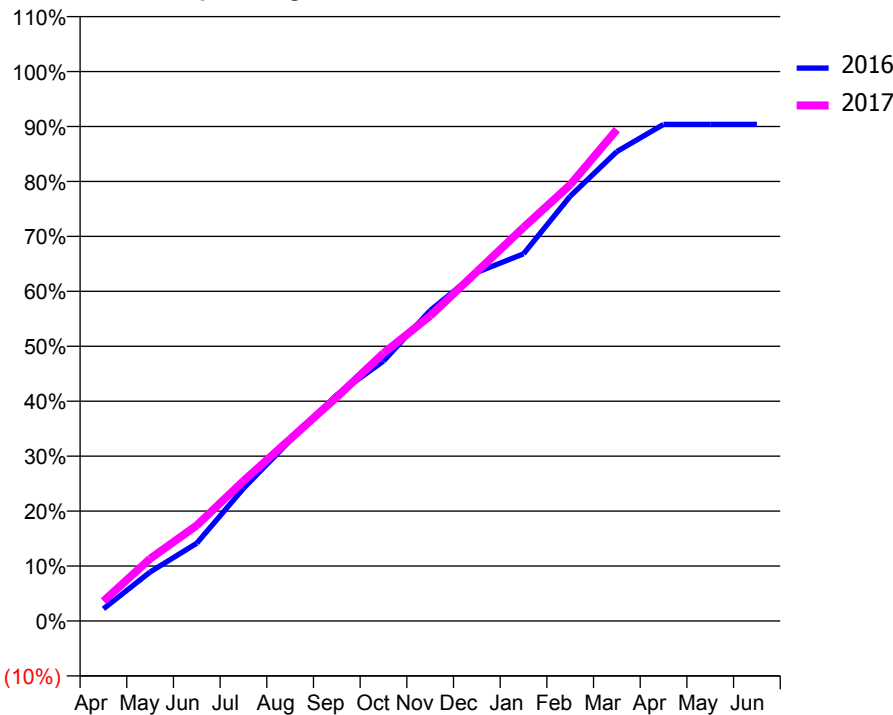
### ACCESS\*

Patients seen in 24 months	Total	Change since previous quarter
Quarter ending March 2016	3,654	
Quarter ending June 2016	3,629	→
Quarter ending September 2016	3,624	→
Quarter ending December 2016	3,646	→
Quarter ending March 2017	3,694	→
<b>Variance since March 2016</b>	<b>1.1%</b>	<b>→</b>



### ACTIVITY

Cumulative percentage of contracted UDA delivered 2016 & 2017



Month	Adjusted Scheduled Activity (UDA)	
	2016	2017
April	199	322
May	798	1,016
June	1,268	1,559
July	2,162	2,283
August	2,941	2,966
September	3,686	3,650
October	4,235	4,364
November	5,060	4,973
December	5,680	5,692
January	5,982	6,412
February	6,921	7,109
March	7,649	8,009
April	8,094	
May	8,094	
June	8,094	

### QUALITY

	Quantity	Base Number	Contract	AT	Region	England
% of FP17s for the same patient ID Re-attending within 3 months - Children	120	2,454	4.9%	10.4%	11.8%	12.3%
% of FP17s for the same patient ID Re-attending within 3 months - Adults	239	2,610	9.2%	16.0%	17.1%	16.7%
% of FP17s for the same patient ID Re-attending between 3 & 9 months - Children	1,401	2,454	57.1%	47.8%	46.5%	57.6%
% of FP17s for the same patient ID Re-attending between 3 & 9 months - Adults	1,453	2,610	55.7%	37.8%	37.6%	50.1%
% of FP17s for Band 1 Urgent Courses	140	4,799	2.9%	10.3%	10.7%	9.1%
% of FP17s Relating to Free Repair or Replacements	39	4,799	0.8%	0.6%	0.6%	0.8%
% of FP17s Relating to Continuations	4	4,799	0.1%	1.1%	0.9%	1.2%
% of Patients satisfied with the dentistry they have received	9	10	90.0%	90.5%	90.4%	92.8%
% of Patients satisfied with the time they had to wait for an appointment	8	10	80.0%	86.2%	83.7%	88.7%

\* This is based on patients treated on this contract for their most recent course of treatment. Figures in italics indicate the base number of FP17s or Patient Questionnaire responses are less than 100. N/A is shown where the base number of responses is less than 10 during the period. % is calculated as Quantity/Base number\*100

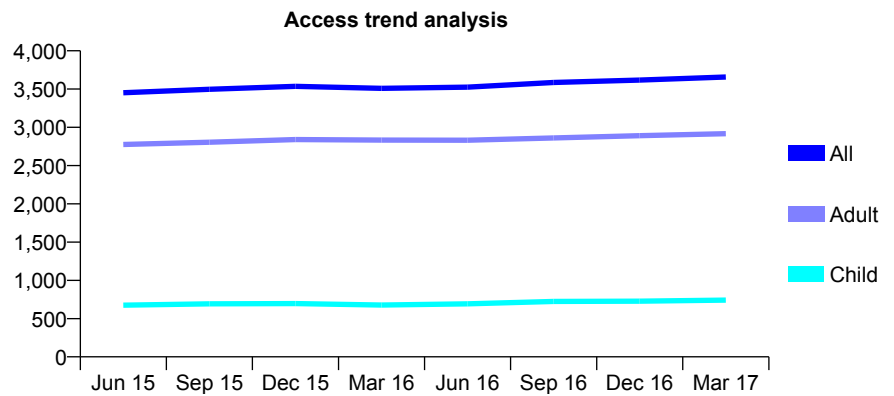
## Q63 - Vital Signs At a Glance Contract Report for 192902/0001 - March 2017

Name or company name	I.J & S.C Fernandes
Contract type name	GDS Contract
Purpose of contract	General
Contract start date	17/04/2011
Contract end date	

16/17 Contracted general activity (UDA)	10,316
Carry forward general activity (UDA)	126
16/17 Contracted orthodontic activity (UOA)	0
Carry forward orthodontic activity (UOA)	0
Baseline contract value	£238,588.30

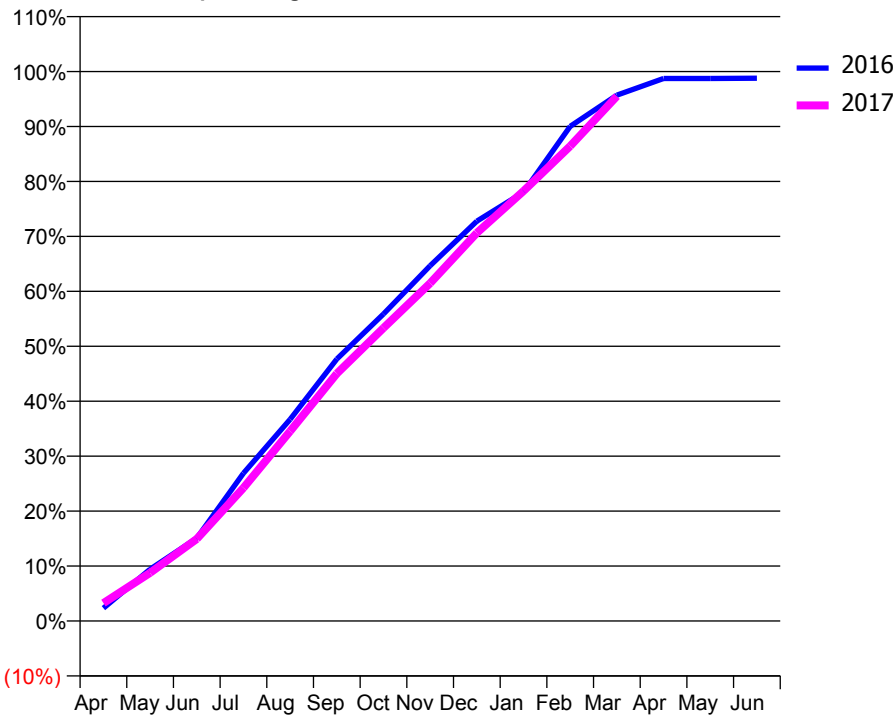
### ACCESS\*

Patients seen in 24 months	Total	Change since previous quarter
Quarter ending March 2016	3,510	
Quarter ending June 2016	3,525	→
Quarter ending September 2016	3,586	→
Quarter ending December 2016	3,618	→
Quarter ending March 2017	3,658	→
<b>Variance since March 2016</b>	<b>4.2%</b>	<b>↑</b>



### ACTIVITY

Cumulative percentage of contracted UDA delivered 2016 & 2017



Month	Adjusted Scheduled Activity (UDA)	
	2016	2017
April	243	336
May	972	905
June	1,556	1,540
July	2,776	2,499
August	3,786	3,565
September	4,918	4,645
October	5,764	5,502
November	6,671	6,343
December	7,506	7,286
January	8,050	8,073
February	9,285	8,916
March	9,873	9,853
April	10,186	
May	10,186	
June	10,190	

### QUALITY

	Quantity	Base Number	Contract	AT	Region	England
% of FP17s for the same patient ID Re-attending within 3 months - Children	64	982	6.5%	10.4%	11.8%	12.3%
% of FP17s for the same patient ID Re-attending within 3 months - Adults	455	3,696	12.3%	16.0%	17.1%	16.7%
% of FP17s for the same patient ID Re-attending between 3 & 9 months - Children	475	982	48.4%	47.8%	46.5%	57.6%
% of FP17s for the same patient ID Re-attending between 3 & 9 months - Adults	1,783	3,696	48.2%	37.8%	37.6%	50.1%
% of FP17s for Band 1 Urgent Courses	385	4,563	8.4%	10.3%	10.7%	9.1%
% of FP17s Relating to Free Repair or Replacements	7	4,563	0.2%	0.6%	0.6%	0.8%
% of FP17s Relating to Continuations	53	4,563	1.2%	1.1%	0.9%	1.2%
% of Patients satisfied with the dentistry they have received	6	6	N/A	90.5%	90.4%	92.8%
% of Patients satisfied with the time they had to wait for an appointment	6	6	N/A	86.2%	83.7%	88.7%

\* This is based on patients treated on this contract for their most recent course of treatment. Figures in italics indicate the base number of FP17s or Patient Questionnaire responses are less than 100. N/A is shown where the base number of responses is less than 10 during the period. % is calculated as Quantity/Base number\*100

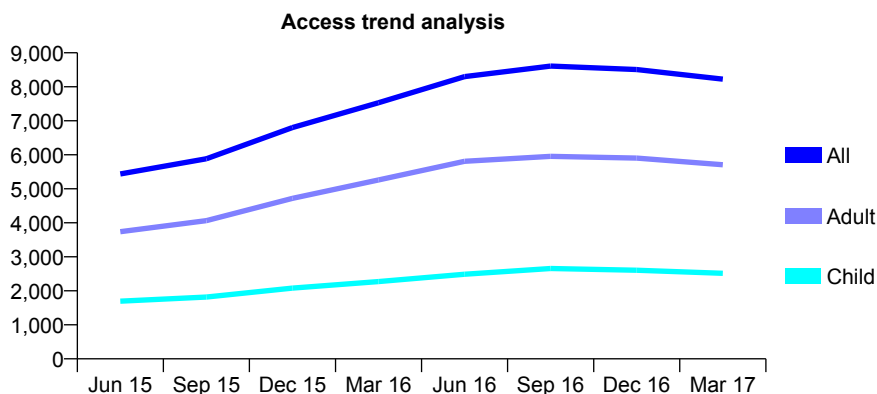
## Q63 - Vital Signs At a Glance Contract Report for 192953/0001 - March 2017

Name or company name	Mazdak Eyrumlu and Azad Eyrumlu
Contract type name	GDS Contract
Purpose of contract	General
Contract start date	01/06/2014
Contract end date	

16/17 Contracted general activity (UDA)	34,739
Carry forward general activity (UDA)	912
16/17 Contracted orthodontic activity (UOA)	0
Carry forward orthodontic activity (UOA)	0
Baseline contract value	£1,097,948.13

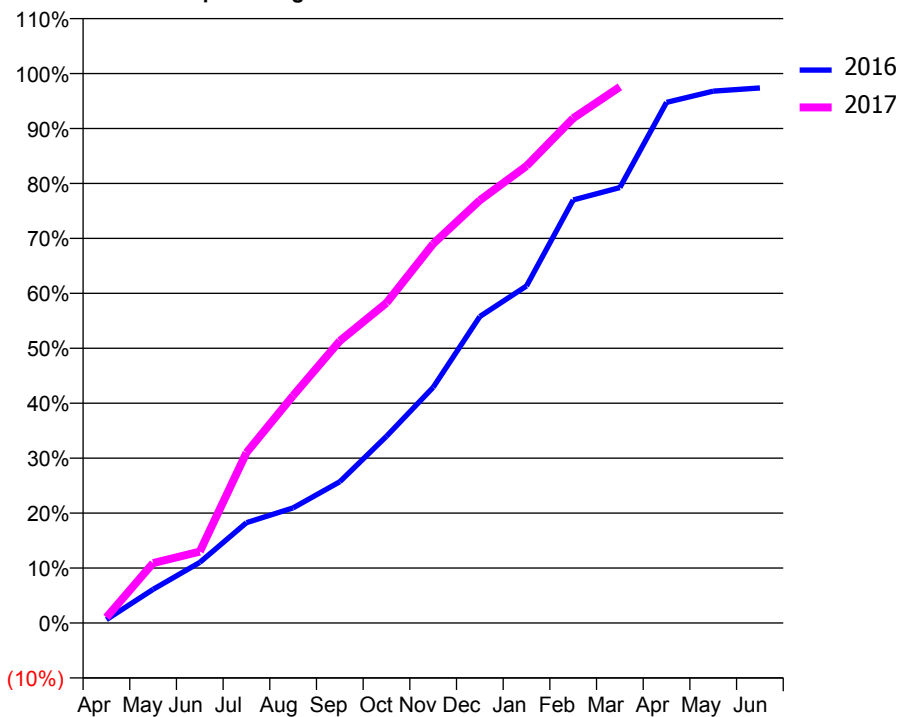
### ACCESS\*

Patients seen in 24 months	Total	Change since previous quarter
Quarter ending March 2016	7,532	
Quarter ending June 2016	8,299	↑
Quarter ending September 2016	8,611	↑
Quarter ending December 2016	8,508	↓
Quarter ending March 2017	8,226	↓
<b>Variance since March 2016</b>	<b>9.2%</b>	<b>↑</b>



### ACTIVITY

Cumulative percentage of contracted UDA delivered 2016 & 2017



Month	Adjusted Scheduled Activity (UDA)	
	2016	2017
April	218	355
May	2,126	3,791
June	3,829	4,518
July	6,348	10,768
August	7,281	14,381
September	8,933	17,830
October	11,809	20,239
November	14,904	23,967
December	19,379	26,731
January	21,306	28,893
February	26,740	31,910
March	27,530	33,891
April	32,911	
May	33,620	
June	33,827	

### QUALITY

	Quantity	Base Number	Contract	AT	Region	England
% of FP17s for the same patient ID Re-attending within 3 months - Children	281	3,151	8.9%	10.4%	11.8%	12.3%
% of FP17s for the same patient ID Re-attending within 3 months - Adults	1,514	6,821	22.2%	16.0%	17.1%	16.7%
% of FP17s for the same patient ID Re-attending between 3 & 9 months - Children	1,381	3,151	43.8%	47.8%	46.5%	57.6%
% of FP17s for the same patient ID Re-attending between 3 & 9 months - Adults	2,067	6,821	30.3%	37.8%	37.6%	50.1%
% of FP17s for Band 1 Urgent Courses	670	8,418	8.0%	10.3%	10.7%	9.1%
% of FP17s Relating to Free Repair or Replacements	151	8,418	1.8%	0.6%	0.6%	0.8%
% of FP17s Relating to Continuations	363	8,418	4.3%	1.1%	0.9%	1.2%
% of Patients satisfied with the dentistry they have received	7	9	N/A	90.5%	90.4%	92.8%
% of Patients satisfied with the time they had to wait for an appointment	9	9	N/A	86.2%	83.7%	88.7%

\* This is based on patients treated on this contract for their most recent course of treatment. Figures in italics indicate the base number of FP17s or Patient Questionnaire responses are less than 100. N/A is shown where the base number of responses is less than 10 during the period. % is calculated as Quantity/Base number\*100



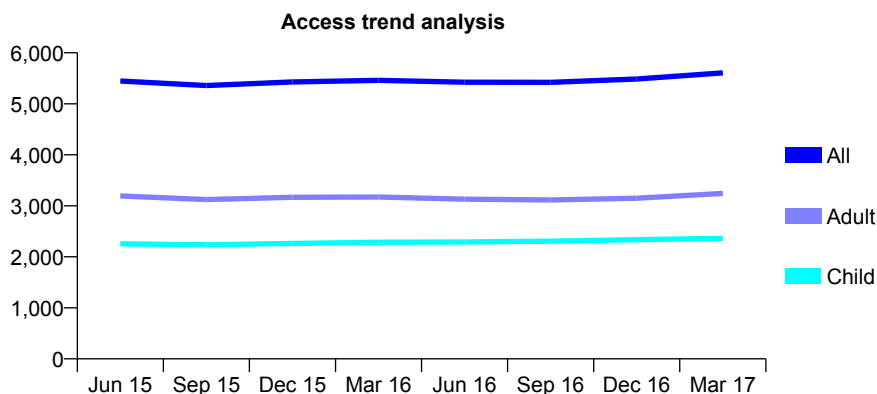
## Q63 - Vital Signs At a Glance Contract Report for 193674/0001 - March 2017

Name or company name	Mr Nicholas Patsias, Ms Alexandra Sayer a
Contract type name	GDS Contract
Purpose of contract	General
Contract start date	02/01/2010
Contract end date	

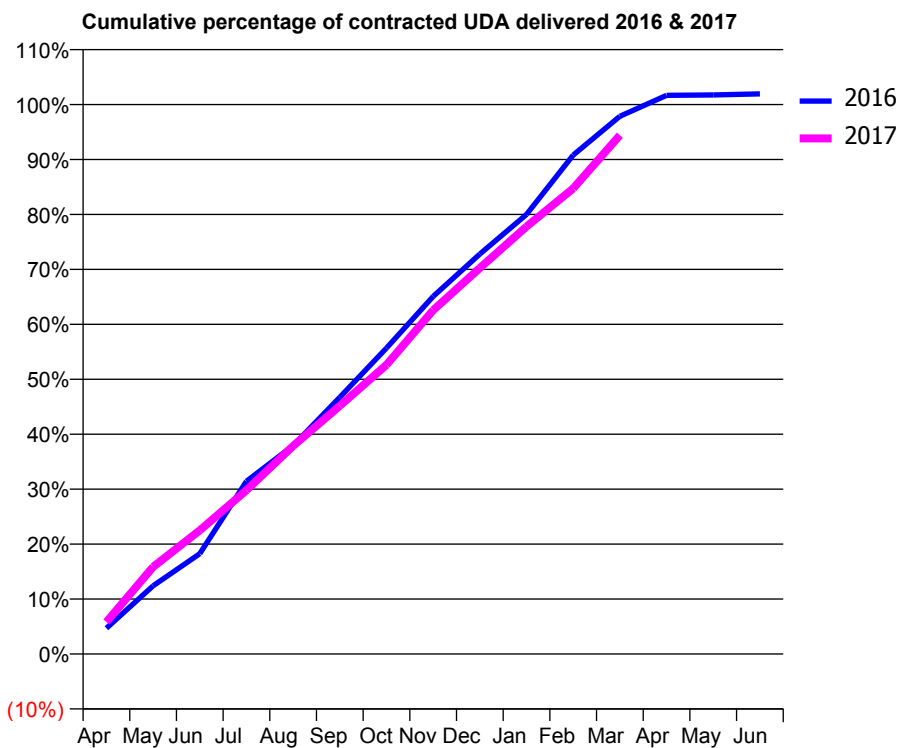
16/17 Contracted general activity (UDA)	13,211
Carry forward general activity (UDA)	-255
16/17 Contracted orthodontic activity (UOA)	0
Carry forward orthodontic activity (UOA)	0
Baseline contract value	£332,487.80

### ACCESS\*

Patients seen in 24 months	Total	Change since previous quarter
Quarter ending March 2016	5,459	
Quarter ending June 2016	5,423	→
Quarter ending September 2016	5,422	→
Quarter ending December 2016	5,485	→
Quarter ending March 2017	5,607	↑
<b>Variance since March 2016</b>	<b>2.7%</b>	<b>↑</b>



### ACTIVITY



Month	Adjusted Scheduled Activity (UDA)	
	2016	2017
April	619	771
May	1,640	2,096
June	2,412	2,974
July	4,153	3,937
August	5,013	5,004
September	6,173	5,967
October	7,355	6,952
November	8,598	8,266
December	9,615	9,281
January	10,567	10,276
February	11,995	11,193
March	12,928	12,473
April	13,430	
May	13,441	
June	13,466	

### QUALITY

	Quantity	Base Number	Contract	AT	Region	England
% of FP17s for the same patient ID Re-attending within 3 months - Children	244	3,322	7.3%	10.4%	11.8%	12.3%
% of FP17s for the same patient ID Re-attending within 3 months - Adults	562	3,637	15.5%	16.0%	17.1%	16.7%
% of FP17s for the same patient ID Re-attending between 3 & 9 months - Children	1,826	3,322	55.0%	47.8%	46.5%	57.6%
% of FP17s for the same patient ID Re-attending between 3 & 9 months - Adults	1,511	3,637	41.5%	37.8%	37.6%	50.1%
% of FP17s for Band 1 Urgent Courses	891	6,705	13.3%	10.3%	10.7%	9.1%
% of FP17s Relating to Free Repair or Replacements	26	6,705	0.4%	0.6%	0.6%	0.8%
% of FP17s Relating to Continuations	3	6,705	0.0%	1.1%	0.9%	1.2%
% of Patients satisfied with the dentistry they have received	7	8	N/A	90.5%	90.4%	92.8%
% of Patients satisfied with the time they had to wait for an appointment	6	8	N/A	86.2%	83.7%	88.7%

\* This is based on patients treated on this contract for their most recent course of treatment. Figures in italics indicate the base number of FP17s or Patient Questionnaire responses are less than 100. N/A is shown where the base number of responses is less than 10 during the period. % is calculated as Quantity/Base number\*100

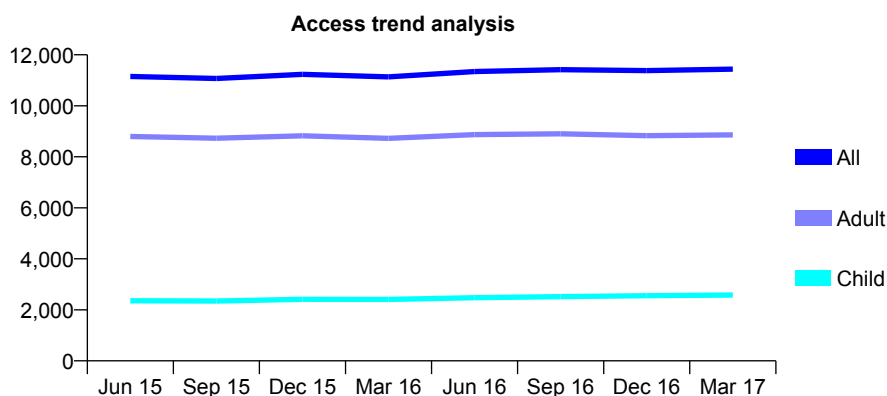
### Q63 - Vital Signs At a Glance Contract Report for 193984/0001 - March 2017

Name or company name	Lewisham Dental Practice
Contract type name	GDS Contract
Purpose of contract	General
Contract start date	01/04/2013
Contract end date	

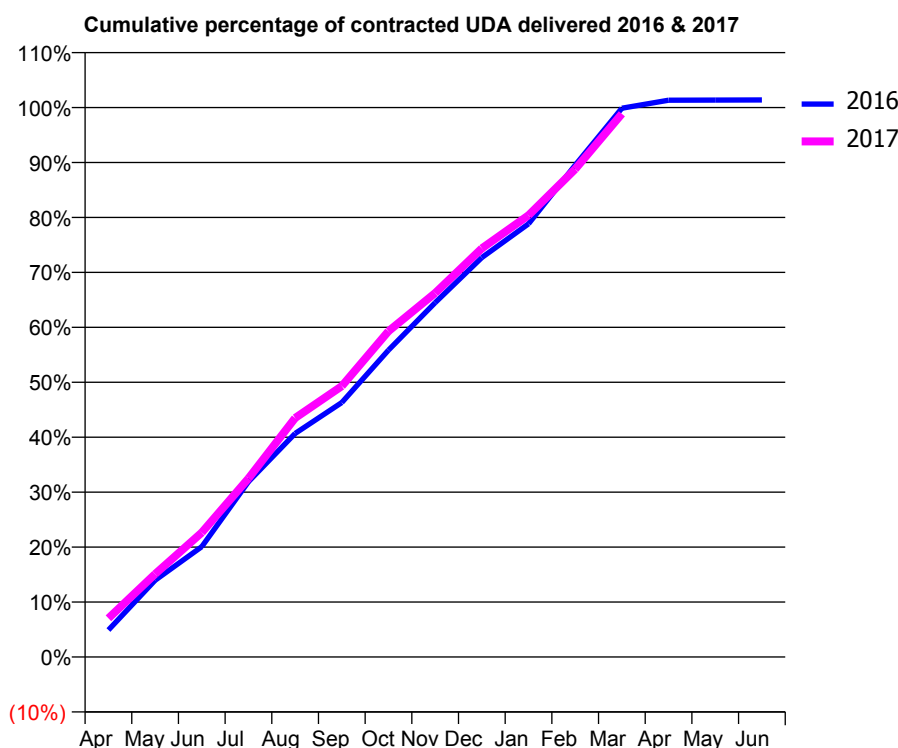
16/17 Contracted general activity (UDA)	31,588
Carry forward general activity (UDA)	-432
16/17 Contracted orthodontic activity (UOA)	0
Carry forward orthodontic activity (UOA)	0
Baseline contract value	£850,972.31

#### ACCESS\*

Patients seen in 24 months	Total	Change since previous quarter
Quarter ending March 2016	11,135	
Quarter ending June 2016	11,344	→
Quarter ending September 2016	11,417	→
Quarter ending December 2016	11,380	→
Quarter ending March 2017	11,439	→
<b>Variance since March 2016</b>	<b>2.7%</b>	<b>↑</b>



#### ACTIVITY



Month	2016	2017
April	1,552	2,223
May	4,408	4,769
June	6,346	7,153
July	10,075	10,270
August	12,853	13,740
September	14,633	15,575
October	17,645	18,732
November	20,369	20,922
December	22,959	23,488
January	24,902	25,393
February	28,274	28,040
March	31,550	31,227
April	32,003	
May	32,015	
June	32,020	

#### QUALITY

	Quantity	Base Number	Contract	AT	Region	England
% of FP17s for the same patient ID Re-attending within 3 months - Children	124	2,699	4.6%	10.4%	11.8%	12.3%
% of FP17s for the same patient ID Re-attending within 3 months - Adults	819	8,421	9.7%	16.0%	17.1%	16.7%
% of FP17s for the same patient ID Re-attending between 3 & 9 months - Children	1,037	2,699	38.4%	47.8%	46.5%	57.6%
% of FP17s for the same patient ID Re-attending between 3 & 9 months - Adults	2,466	8,421	29.3%	37.8%	37.6%	50.1%
% of FP17s for Band 1 Urgent Courses	1,234	10,715	11.5%	10.3%	10.7%	9.1%
% of FP17s Relating to Free Repair or Replacements	40	10,715	0.4%	0.6%	0.6%	0.8%
% of FP17s Relating to Continuations	100	10,715	0.9%	1.1%	0.9%	1.2%
% of Patients satisfied with the dentistry they have received	12	13	92.3%	90.5%	90.4%	92.8%
% of Patients satisfied with the time they had to wait for an appointment	12	13	92.3%	86.2%	83.7%	88.7%

\* This is based on patients treated on this contract for their most recent course of treatment. Figures in italics indicate the base number of FP17s or Patient Questionnaire responses are less than 100. N/A is shown where the base number of responses is less than 10 during the period. % is calculated as Quantity/Base number\*100

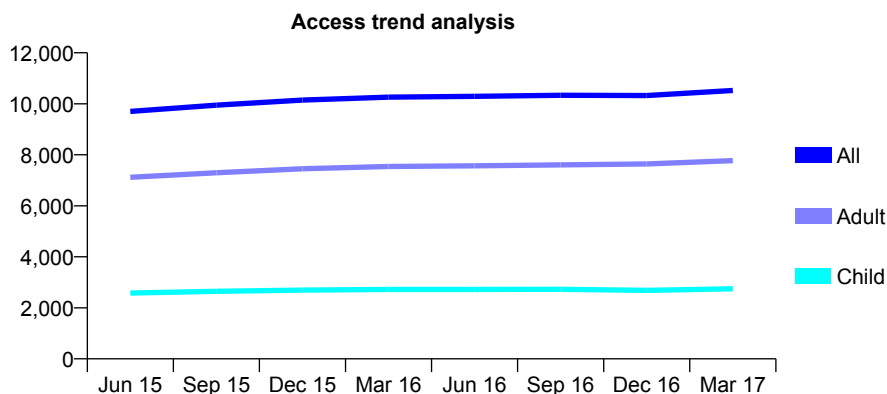
## Q63 - Vital Signs At a Glance Contract Report for 194670/0001 - March 2017

Name or company name	The Family Dental Practice
Contract type name	GDS Contract
Purpose of contract	General
Contract start date	01/04/2008
Contract end date	

16/17 Contracted general activity (UDA)	40,022
Carry forward general activity (UDA)	0
16/17 Contracted orthodontic activity (UOA)	0
Carry forward orthodontic activity (UOA)	0
Baseline contract value	£997,796.72

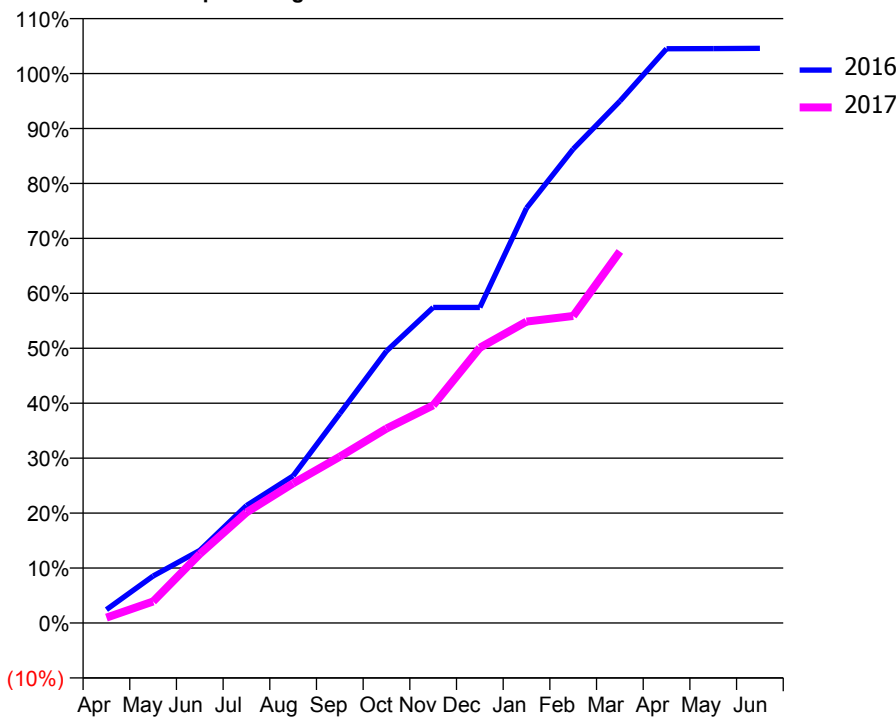
### ACCESS\*

Patients seen in 24 months	Total	Change since previous quarter
Quarter ending March 2016	10,262	
Quarter ending June 2016	10,295	→
Quarter ending September 2016	10,336	→
Quarter ending December 2016	10,324	→
Quarter ending March 2017	10,521	→
<b>Variance since March 2016</b>	<b>2.5%</b>	<b>↑</b>



### ACTIVITY

Cumulative percentage of contracted UDA delivered 2016 & 2017



Month	Adjusted Scheduled Activity (UDA)	
	2016	2017
April	646	397
May	2,264	1,566
June	3,498	5,024
July	5,663	8,059
August	7,099	10,176
September	10,098	12,118
October	13,113	14,163
November	15,221	15,858
December	15,221	20,053
January	20,008	21,954
February	22,861	22,365
March	25,168	27,062
April	27,696	
May	27,701	
June	27,715	

### QUALITY

	Quantity	Base Number	Contract	AT	Region	England
% of FP17s for the same patient ID Re-attending within 3 months - Children	285	4,052	7.0%	10.4%	11.8%	12.3%
% of FP17s for the same patient ID Re-attending within 3 months - Adults	1,825	11,106	16.4%	16.0%	17.1%	16.7%
% of FP17s for the same patient ID Re-attending between 3 & 9 months - Children	2,393	4,052	59.1%	47.8%	46.5%	57.6%
% of FP17s for the same patient ID Re-attending between 3 & 9 months - Adults	5,848	11,106	52.7%	37.8%	37.6%	50.1%
% of FP17s for Band 1 Urgent Courses	1,349	13,161	10.2%	10.3%	10.7%	9.1%
% of FP17s Relating to Free Repair or Replacements	129	13,161	1.0%	0.6%	0.6%	0.8%
% of FP17s Relating to Continuations	169	13,161	1.3%	1.1%	0.9%	1.2%
% of Patients satisfied with the dentistry they have received	19	20	95.0%	90.5%	90.4%	92.8%
% of Patients satisfied with the time they had to wait for an appointment	18	20	90.0%	86.2%	83.7%	88.7%

\* This is based on patients treated on this contract for their most recent course of treatment. Figures in italics indicate the base number of FP17s or Patient Questionnaire responses are less than 100. N/A is shown where the base number of responses is less than 10 during the period. % is calculated as Quantity/Base number\*100

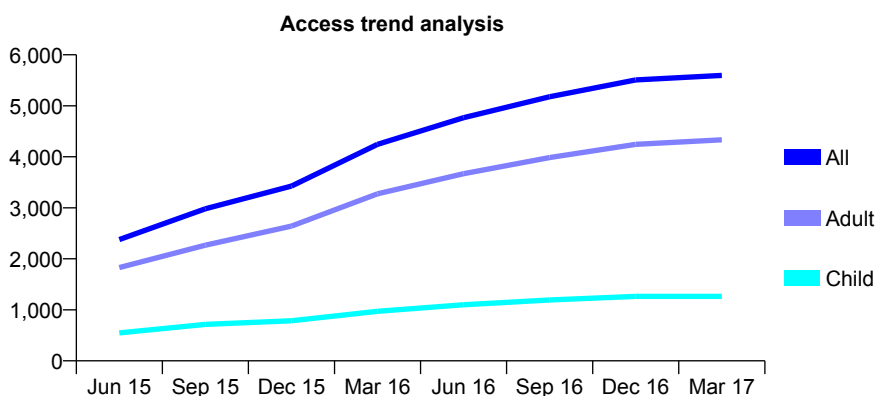
## Q63 - Vital Signs At a Glance Contract Report for 194786/0001 - March 2017

Name or company name	Mitcham International Dental Centre
Contract type name	GDS Contract
Purpose of contract	General
Contract start date	01/01/2015
Contract end date	

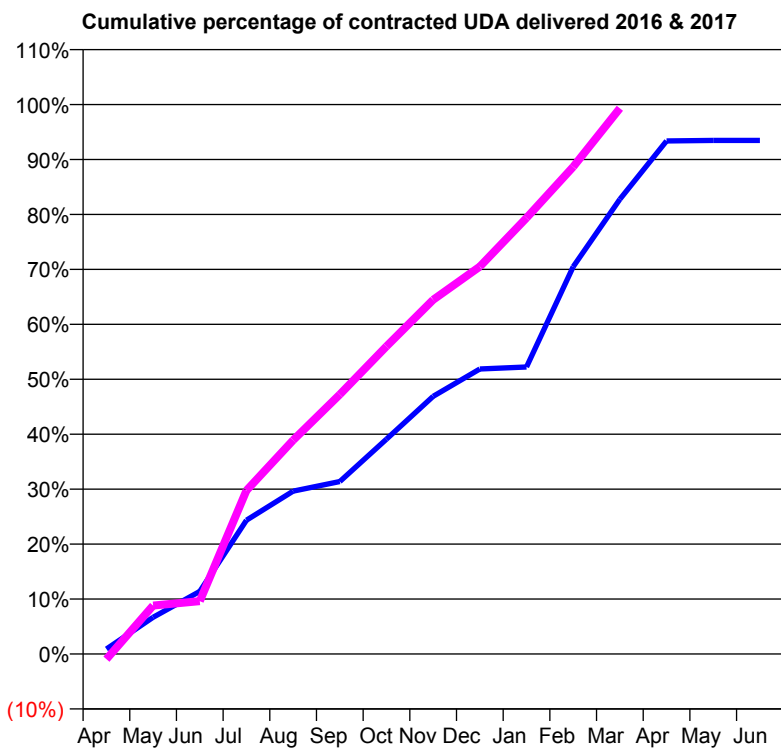
16/17 Contracted general activity (UDA)	22,178
Carry forward general activity (UDA)	214
16/17 Contracted orthodontic activity (UOA)	0
Carry forward orthodontic activity (UOA)	0
Baseline contract value	£595,271.57

### ACCESS\*

Patients seen in 24 months	Total	Change since previous quarter
Quarter ending March 2016	4,245	
Quarter ending June 2016	4,767	↑
Quarter ending September 2016	5,179	↑
Quarter ending December 2016	5,508	↑
Quarter ending March 2017	5,596	→
<b>Variance since March 2016</b>	<b>31.8%</b>	<b>↑</b>



### ACTIVITY



Month	Adjusted Scheduled Activity (UDA)	
	2016	2017
April	202	-214
May	1,482	1,959
June	2,527	2,136
July	5,402	6,601
August	6,574	8,632
September	6,961	10,479
October	8,675	12,417
November	10,400	14,295
December	11,501	15,638
January	11,585	17,603
February	15,632	19,665
March	18,355	22,027
April	20,705	
May	20,726	
June	20,726	

### QUALITY

	Quantity	Base Number	Contract	AT	Region	England
% of FP17s for the same patient ID Re-attending within 3 months - Children	105	1,655	6.3%	10.4%	11.8%	12.3%
% of FP17s for the same patient ID Re-attending within 3 months - Adults	559	5,266	10.6%	16.0%	17.1%	16.7%
% of FP17s for the same patient ID Re-attending between 3 & 9 months - Children	769	1,655	46.5%	47.8%	46.5%	57.6%
% of FP17s for the same patient ID Re-attending between 3 & 9 months - Adults	2,482	5,266	47.1%	37.8%	37.6%	50.1%
% of FP17s for Band 1 Urgent Courses	446	6,362	7.0%	10.3%	10.7%	9.1%
% of FP17s Relating to Free Repair or Replacements	21	6,362	0.3%	0.6%	0.6%	0.8%
% of FP17s Relating to Continuations	9	6,362	0.1%	1.1%	0.9%	1.2%
% of Patients satisfied with the dentistry they have received	4	5	N/A	90.5%	90.4%	92.8%
% of Patients satisfied with the time they had to wait for an appointment	4	5	N/A	86.2%	83.7%	88.7%

\* This is based on patients treated on this contract for their most recent course of treatment. Figures in italics indicate the base number of FP17s or Patient Questionnaire responses are less than 100. N/A is shown where the base number of responses is less than 10 during the period. % is calculated as Quantity/Base number\*100

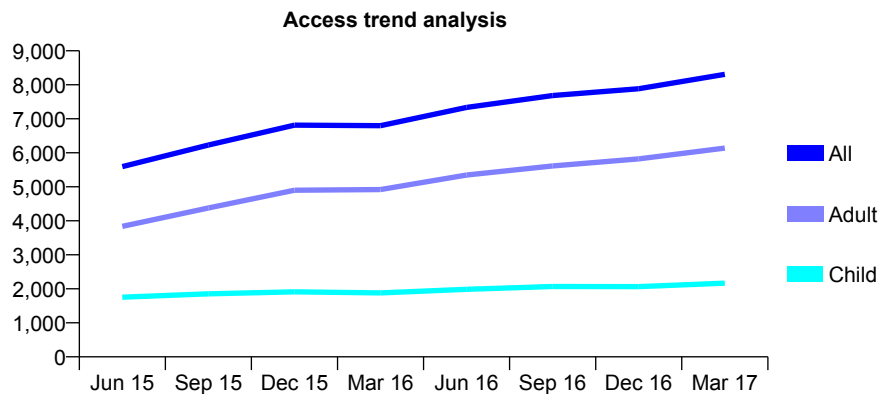
## Q63 - Vital Signs At a Glance Contract Report for 195316/0002 - March 2017

Name or company name	MISS AR PATEL
Contract type name	GDS Contract
Purpose of contract	General
Contract start date	01/02/2014
Contract end date	

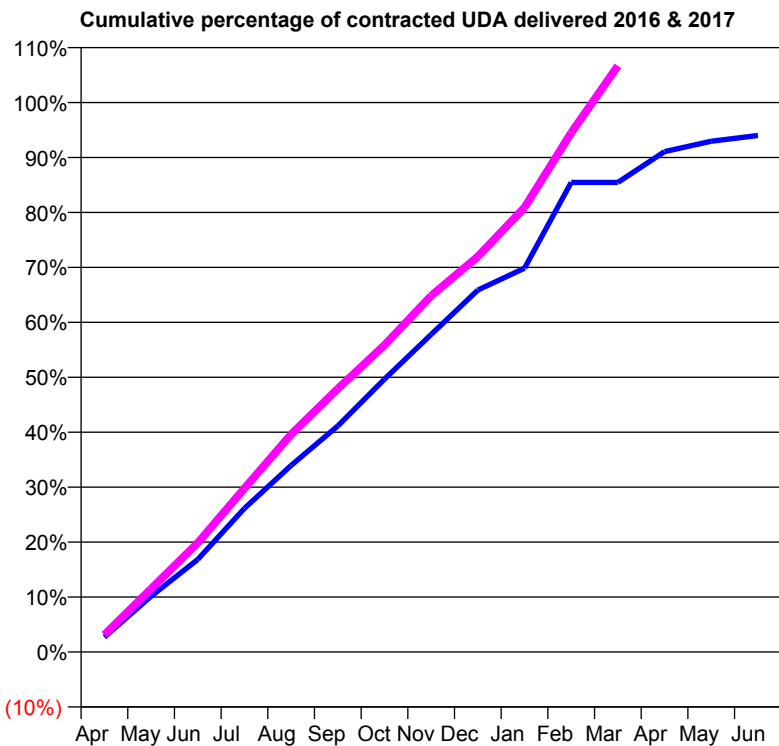
16/17 Contracted general activity (UDA)	19,000
Carry forward general activity (UDA)	0
16/17 Contracted orthodontic activity (UOA)	0
Carry forward orthodontic activity (UOA)	0
Baseline contract value	£828,082.70

### ACCESS\*

Patients seen in 24 months	Total	Change since previous quarter
Quarter ending March 2016	6,798	
Quarter ending June 2016	7,334	↑
Quarter ending September 2016	7,684	↑
Quarter ending December 2016	7,886	↑
Quarter ending March 2017	8,308	↑
<b>Variance since March 2016</b>	<b>22.2%</b>	<b>↑</b>



### ACTIVITY



Month	Adjusted Scheduled Activity (UDA)	
	2016	2017
April	264	597
May	990	2,186
June	1,644	3,775
July	2,549	5,658
August	3,311	7,525
September	4,011	9,102
October	4,843	10,611
November	5,634	12,316
December	6,424	13,675
January	6,811	15,370
February	8,333	17,951
March	8,333	20,264
April	8,879	
May	9,063	
June	9,166	

### QUALITY

	Quantity	Base Number	Contract	AT	Region	England
% of FP17s for the same patient ID Re-attending within 3 months - Children	237	3,321	7.1%	10.4%	11.8%	12.3%
% of FP17s for the same patient ID Re-attending within 3 months - Adults	1,106	8,206	13.5%	16.0%	17.1%	16.7%
% of FP17s for the same patient ID Re-attending between 3 & 9 months - Children	1,383	3,321	41.6%	47.8%	46.5%	57.6%
% of FP17s for the same patient ID Re-attending between 3 & 9 months - Adults	2,561	8,206	31.2%	37.8%	37.6%	50.1%
% of FP17s for Band 1 Urgent Courses	1,227	10,153	12.1%	10.3%	10.7%	9.1%
% of FP17s Relating to Free Repair or Replacements	29	10,153	0.3%	0.6%	0.6%	0.8%
% of FP17s Relating to Continuations	29	10,153	0.3%	1.1%	0.9%	1.2%
% of Patients satisfied with the dentistry they have received	9	11	81.8%	90.5%	90.4%	92.8%
% of Patients satisfied with the time they had to wait for an appointment	9	11	81.8%	86.2%	83.7%	88.7%

\* This is based on patients treated on this contract for their most recent course of treatment. Figures in italics indicate the base number of FP17s or Patient Questionnaire responses are less than 100. N/A is shown where the base number of responses is less than 10 during the period. % is calculated as Quantity/Base number\*100

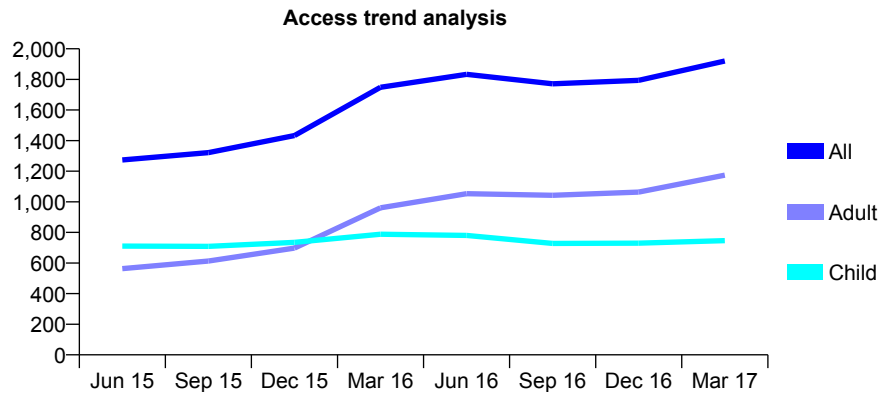
## Q63 - Vital Signs At a Glance Contract Report for 195316/0003 - March 2017

Name or company name	MISS AR PATEL
Contract type name	GDS Contract
Purpose of contract	General
Contract start date	01/02/2014
Contract end date	

16/17 Contracted general activity (UDA)	3,846
Carry forward general activity (UDA)	0
16/17 Contracted orthodontic activity (UOA)	0
Carry forward orthodontic activity (UOA)	0
Baseline contract value	£103,682.17

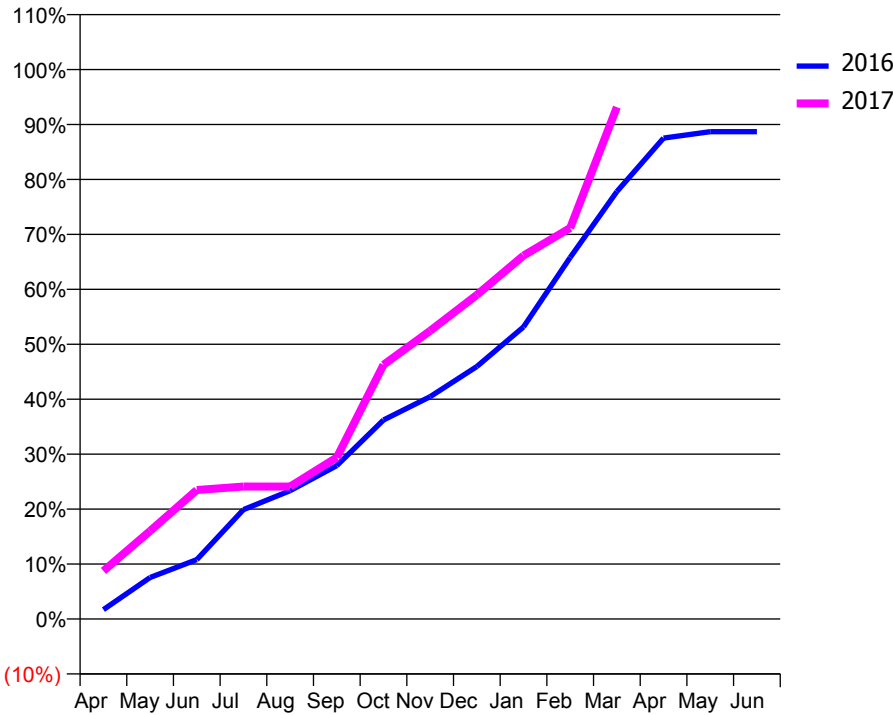
### ACCESS\*

Patients seen in 24 months	Total	Change since previous quarter
Quarter ending March 2016	1,749	
Quarter ending June 2016	1,833	↑
Quarter ending September 2016	1,771	↓
Quarter ending December 2016	1,794	→
Quarter ending March 2017	1,920	↑
<b>Variance since March 2016</b>	<b>9.8%</b>	<b>↑</b>



### ACTIVITY

Cumulative percentage of contracted UDA delivered 2016 & 2017



Month	Adjusted Scheduled Activity (UDA)	
	2016	2017
April	65	336
May	290	616
June	416	903
July	765	927
August	898	927
September	1,074	1,130
October	1,393	1,779
November	1,556	2,017
December	1,767	2,268
January	2,044	2,544
February	2,531	2,737
March	2,992	3,583
April	3,366	
May	3,411	
June	3,411	

### QUALITY

	Quantity	Base Number	Contract	AT	Region	England
% of FP17s for the same patient ID Re-attending within 3 months - Children	21	883	2.4%	10.4%	11.8%	12.3%
% of FP17s for the same patient ID Re-attending within 3 months - Adults	81	1,215	6.7%	16.0%	17.1%	16.7%
% of FP17s for the same patient ID Re-attending between 3 & 9 months - Children	460	883	52.1%	47.8%	46.5%	57.6%
% of FP17s for the same patient ID Re-attending between 3 & 9 months - Adults	472	1,215	38.8%	37.8%	37.6%	50.1%
% of FP17s for Band 1 Urgent Courses	68	1,908	3.6%	10.3%	10.7%	9.1%
% of FP17s Relating to Free Repair or Replacements	13	1,908	0.7%	0.6%	0.6%	0.8%
% of FP17s Relating to Continuations	5	1,908	0.3%	1.1%	0.9%	1.2%
% of Patients satisfied with the dentistry they have received	1	2	N/A	90.5%	90.4%	92.8%
% of Patients satisfied with the time they had to wait for an appointment	1	2	N/A	86.2%	83.7%	88.7%

\* This is based on patients treated on this contract for their most recent course of treatment. Figures in italics indicate the base number of FP17s or Patient Questionnaire responses are less than 100. N/A is shown where the base number of responses is less than 10 during the period. % is calculated as Quantity/Base number\*100

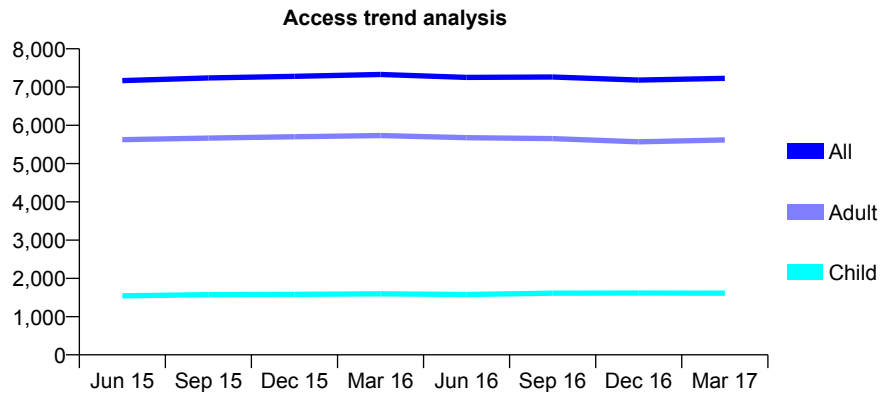
## Q63 - Vital Signs At a Glance Contract Report for 196231/0001 - March 2017

Name or company name	Dr E Harunani and Dr MN Harunani
Contract type name	GDS Contract
Purpose of contract	General
Contract start date	01/12/2012
Contract end date	

16/17 Contracted general activity (UDA)	26,306
Carry forward general activity (UDA)	544
16/17 Contracted orthodontic activity (UOA)	0
Carry forward orthodontic activity (UOA)	0
Baseline contract value	£680,272.34

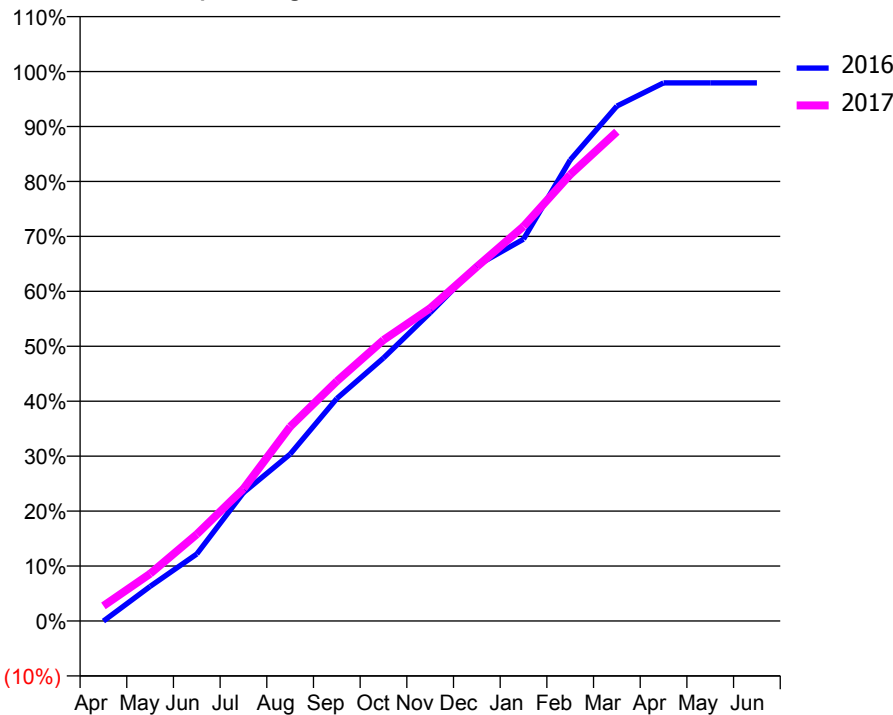
### ACCESS\*

Patients seen in 24 months	Total	Change since previous quarter
Quarter ending March 2016	7,328	
Quarter ending June 2016	7,254	↓
Quarter ending September 2016	7,264	→
Quarter ending December 2016	7,183	↓
Quarter ending March 2017	7,229	→
<b>Variance since March 2016</b>	<b>(1.4%)</b>	<b>↓</b>



### ACTIVITY

Cumulative percentage of contracted UDA delivered 2016 & 2017



Month	Adjusted Scheduled Activity (UDA)	
	2016	2017
April	-11	722
May	1,658	2,262
June	3,207	4,150
July	6,146	6,327
August	7,986	9,304
September	10,652	11,482
October	12,594	13,454
November	14,757	14,975
December	17,013	16,958
January	18,282	18,890
February	22,071	21,370
March	24,653	23,422
April	25,761	
May	25,761	
June	25,762	

### QUALITY

	Quantity	Base Number	Contract	AT	Region	England
% of FP17s for the same patient ID Re-attending within 3 months - Children	125	1,846	6.8%	10.4%	11.8%	12.3%
% of FP17s for the same patient ID Re-attending within 3 months - Adults	545	5,534	9.8%	16.0%	17.1%	16.7%
% of FP17s for the same patient ID Re-attending between 3 & 9 months - Children	764	1,846	41.4%	47.8%	46.5%	57.6%
% of FP17s for the same patient ID Re-attending between 3 & 9 months - Adults	1,790	5,534	32.3%	37.8%	37.6%	50.1%
% of FP17s for Band 1 Urgent Courses	736	7,047	10.4%	10.3%	10.7%	9.1%
% of FP17s Relating to Free Repair or Replacements	7	7,047	0.1%	0.6%	0.6%	0.8%
% of FP17s Relating to Continuations	67	7,047	1.0%	1.1%	0.9%	1.2%
% of Patients satisfied with the dentistry they have received	6	6	N/A	90.5%	90.4%	92.8%
% of Patients satisfied with the time they had to wait for an appointment	6	6	N/A	86.2%	83.7%	88.7%

\* This is based on patients treated on this contract for their most recent course of treatment. Figures in italics indicate the base number of FP17s or Patient Questionnaire responses are less than 100. N/A is shown where the base number of responses is less than 10 during the period. % is calculated as Quantity/Base number\*100

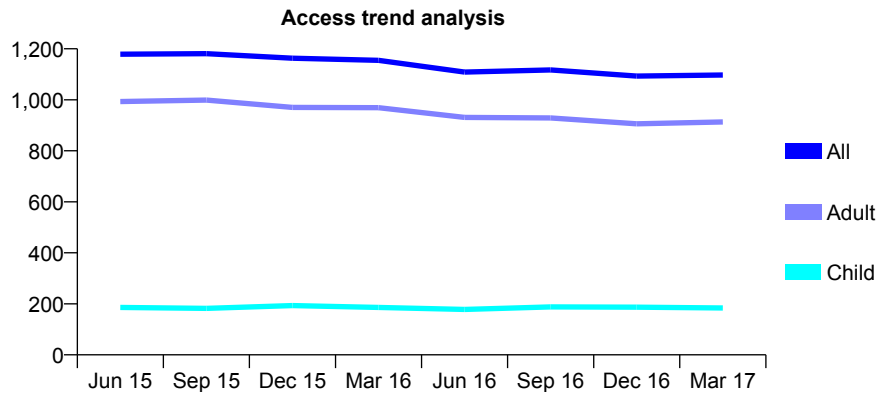
## Q63 - Vital Signs At a Glance Contract Report for 196932/0001 - March 2017

Name or company name	Miss C McCarthy & Miss M McCarthy
Contract type name	GDS Contract
Purpose of contract	General
Contract start date	01/08/2010
Contract end date	

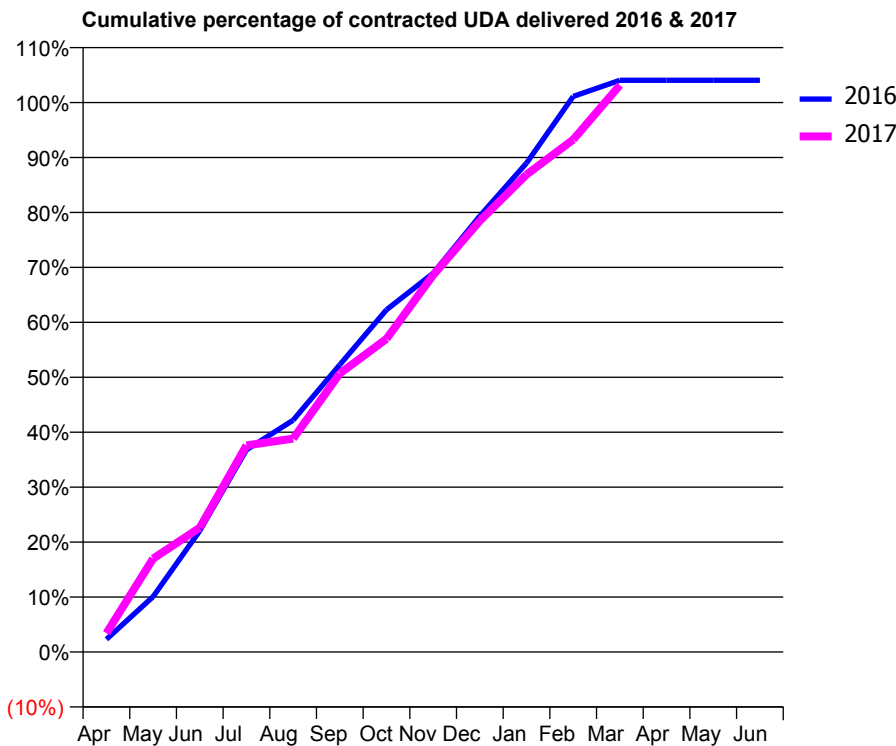
16/17 Contracted general activity (UDA)	2,200
Carry forward general activity (UDA)	-44
16/17 Contracted orthodontic activity (UOA)	0
Carry forward orthodontic activity (UOA)	0
Baseline contract value	£56,566.68

### ACCESS\*

Patients seen in 24 months	Total	Change since previous quarter
Quarter ending March 2016	1,155	
Quarter ending June 2016	1,109	↓
Quarter ending September 2016	1,117	→
Quarter ending December 2016	1,093	↓
Quarter ending March 2017	1,097	→
<b>Variance since March 2016</b>	<b>(5.0%)</b>	<b>↓</b>



### ACTIVITY



Month	Adjusted Scheduled Activity (UDA)	
	2016	2017
April	51	75
May	222	374
June	486	498
July	810	827
August	928	855
September	1,150	1,115
October	1,370	1,254
November	1,516	1,509
December	1,745	1,726
January	1,957	1,912
February	2,224	2,051
March	2,289	2,269
April	2,289	
May	2,289	
June	2,289	

### QUALITY

	Quantity	Base Number	Contract	AT	Region	England
% of FP17s for the same patient ID Re-attending within 3 months - Children	0	195	0.0%	10.4%	11.8%	12.3%
% of FP17s for the same patient ID Re-attending within 3 months - Adults	8	986	0.8%	16.0%	17.1%	16.7%
% of FP17s for the same patient ID Re-attending between 3 & 9 months - Children	85	195	43.6%	47.8%	46.5%	57.6%
% of FP17s for the same patient ID Re-attending between 3 & 9 months - Adults	583	986	59.1%	37.8%	37.6%	50.1%
% of FP17s for Band 1 Urgent Courses	70	1,181	5.9%	10.3%	10.7%	9.1%
% of FP17s Relating to Free Repair or Replacements	0	1,181	0.0%	0.6%	0.6%	0.8%
% of FP17s Relating to Continuations	0	1,181	0.0%	1.1%	0.9%	1.2%
% of Patients satisfied with the dentistry they have received	0	0	N/A	90.5%	90.4%	92.8%
% of Patients satisfied with the time they had to wait for an appointment	0	0	N/A	86.2%	83.7%	88.7%

\* This is based on patients treated on this contract for their most recent course of treatment. Figures in italics indicate the base number of FP17s or Patient Questionnaire responses are less than 100. N/A is shown where the base number of responses is less than 10 during the period. % is calculated as Quantity/Base number\*100



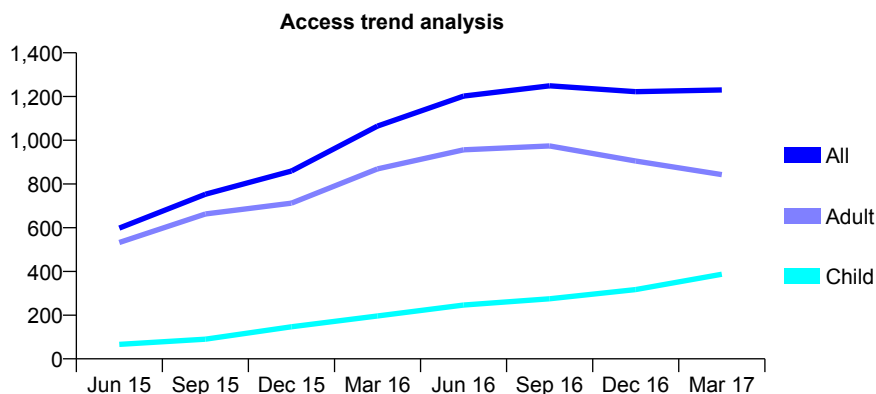
## Q63 - Vital Signs At a Glance Contract Report for 198544/0001 - March 2017

Name or company name	Dr Zuleyha Cetinkaya DUZGUNOGLU
Contract type name	GDS Contract
Purpose of contract	General
Contract start date	01/06/2014
Contract end date	

16/17 Contracted general activity (UDA)	2,200
Carry forward general activity (UDA)	-10
16/17 Contracted orthodontic activity (UOA)	0
Carry forward orthodontic activity (UOA)	0
Baseline contract value	£70,027.70

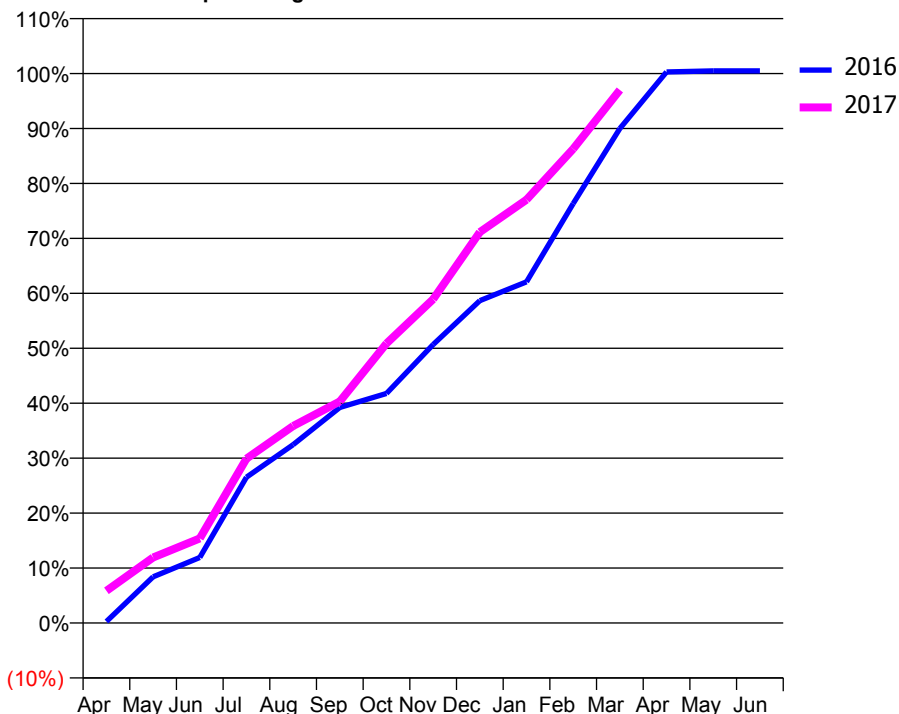
### ACCESS\*

Patients seen in 24 months	Total	Change since previous quarter
Quarter ending March 2016	1,065	
Quarter ending June 2016	1,202	↑
Quarter ending September 2016	1,249	↑
Quarter ending December 2016	1,222	↓
Quarter ending March 2017	1,230	→
<b>Variance since March 2016</b>	<b>15.5%</b>	<b>↑</b>



### ACTIVITY

Cumulative percentage of contracted UDA delivered 2016 & 2017



Month	Adjusted Scheduled Activity (UDA)	
	2016	2017
April	6	129
May	185	262
June	262	339
July	584	658
August	714	789
September	863	887
October	919	1,119
November	1,115	1,297
December	1,290	1,565
January	1,366	1,695
February	1,679	1,898
March	1,980	2,134
April	2,206	
May	2,210	
June	2,210	

### QUALITY

	Quantity	Base Number	Contract	AT	Region	England
% of FP17s for the same patient ID Re-attending within 3 months - Children	19	421	4.5%	10.4%	11.8%	12.3%
% of FP17s for the same patient ID Re-attending within 3 months - Adults	60	736	8.2%	16.0%	17.1%	16.7%
% of FP17s for the same patient ID Re-attending between 3 & 9 months - Children	144	421	34.2%	47.8%	46.5%	57.6%
% of FP17s for the same patient ID Re-attending between 3 & 9 months - Adults	289	736	39.3%	37.8%	37.6%	50.1%
% of FP17s for Band 1 Urgent Courses	81	1,037	7.8%	10.3%	10.7%	9.1%
% of FP17s Relating to Free Repair or Replacements	1	1,037	0.1%	0.6%	0.6%	0.8%
% of FP17s Relating to Continuations	9	1,037	0.9%	1.1%	0.9%	1.2%
% of Patients satisfied with the dentistry they have received	1	1	N/A	90.5%	90.4%	92.8%
% of Patients satisfied with the time they had to wait for an appointment	1	1	N/A	86.2%	83.7%	88.7%

\* This is based on patients treated on this contract for their most recent course of treatment. Figures in italics indicate the base number of FP17s or Patient Questionnaire responses are less than 100. N/A is shown where the base number of responses is less than 10 during the period. % is calculated as Quantity/Base number\*100

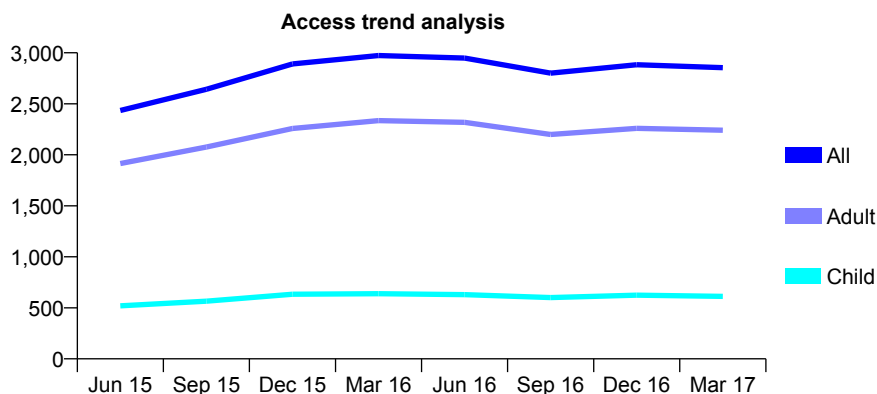
## Q63 - Vital Signs At a Glance Contract Report for 198897/0001 - March 2017

Name or company name	Dr D Patel and Dr K Patel
Contract type name	GDS Contract
Purpose of contract	General
Contract start date	01/11/2013
Contract end date	

16/17 Contracted general activity (UDA)	13,000
Carry forward general activity (UDA)	216
16/17 Contracted orthodontic activity (UOA)	0
Carry forward orthodontic activity (UOA)	0
Baseline contract value	£329,311.49

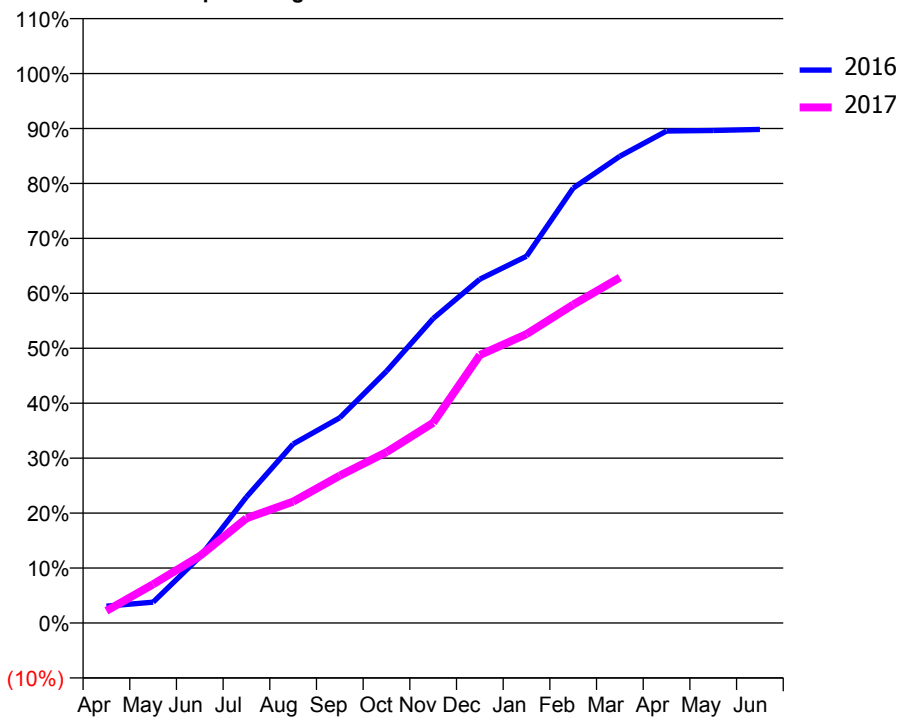
### ACCESS\*

Patients seen in 24 months	Total	Change since previous quarter
Quarter ending March 2016	2,973	
Quarter ending June 2016	2,948	→
Quarter ending September 2016	2,800	↓
Quarter ending December 2016	2,883	↑
Quarter ending March 2017	2,854	↓
<b>Variance since March 2016</b>	<b>(4.0%)</b>	<b>↓</b>



### ACTIVITY

Cumulative percentage of contracted UDA delivered 2016 & 2017



Adjusted Scheduled Activity (UDA)

Month	2016	2017
April	399	287
May	494	917
June	1,562	1,586
July	2,983	2,478
August	4,236	2,874
September	4,858	3,487
October	5,958	4,043
November	7,205	4,737
December	8,135	6,340
January	8,676	6,836
February	10,290	7,531
March	11,042	8,171
April	11,639	
May	11,653	
June	11,678	

### QUALITY

	Quantity	Base Number	Contract	AT	Region	England
% of FP17s for the same patient ID Re-attending within 3 months - Children	56	644	8.7%	10.4%	11.8%	12.3%
% of FP17s for the same patient ID Re-attending within 3 months - Adults	401	2,286	17.5%	16.0%	17.1%	16.7%
% of FP17s for the same patient ID Re-attending between 3 & 9 months - Children	290	644	45.0%	47.8%	46.5%	57.6%
% of FP17s for the same patient ID Re-attending between 3 & 9 months - Adults	814	2,286	35.6%	37.8%	37.6%	50.1%
% of FP17s for Band 1 Urgent Courses	331	2,730	12.1%	10.3%	10.7%	9.1%
% of FP17s Relating to Free Repair or Replacements	38	2,730	1.4%	0.6%	0.6%	0.8%
% of FP17s Relating to Continuations	82	2,730	3.0%	1.1%	0.9%	1.2%
% of Patients satisfied with the dentistry they have received	3	3	N/A	90.5%	90.4%	92.8%
% of Patients satisfied with the time they had to wait for an appointment	3	3	N/A	86.2%	83.7%	88.7%

\* This is based on patients treated on this contract for their most recent course of treatment. Figures in italics indicate the base number of FP17s or Patient Questionnaire responses are less than 100. N/A is shown where the base number of responses is less than 10 during the period. % is calculated as Quantity/Base number\*100

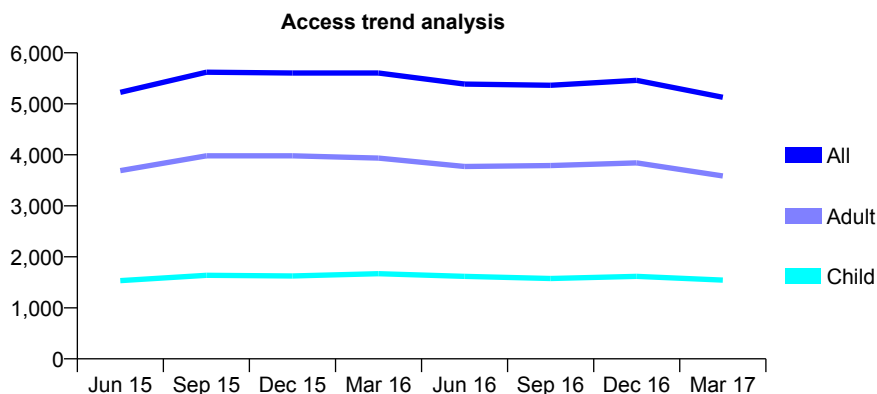
## Q63 - Vital Signs At a Glance Contract Report for 198943/0001 - March 2017

Name or company name	P S Photay & Associates
Contract type name	GDS Contract
Purpose of contract	General
Contract start date	01/10/2013
Contract end date	

16/17 Contracted general activity (UDA)	16,824
Carry forward general activity (UDA)	598
16/17 Contracted orthodontic activity (UOA)	0
Carry forward orthodontic activity (UOA)	0
Baseline contract value	£430,143.99

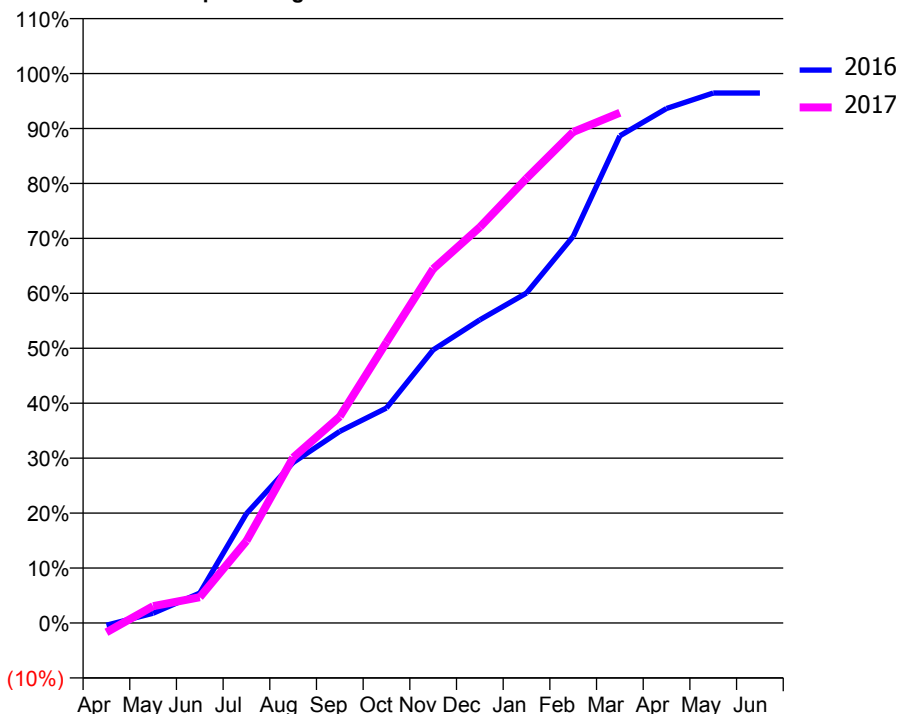
### ACCESS\*

Patients seen in 24 months	Total	Change since previous quarter
Quarter ending March 2016	5,604	
Quarter ending June 2016	5,388	↓
Quarter ending September 2016	5,363	→
Quarter ending December 2016	5,460	→
Quarter ending March 2017	5,128	↓
<b>Variance since March 2016</b>	<b>(8.5%)</b>	<b>↓</b>



### ACTIVITY

Cumulative percentage of contracted UDA delivered 2016 & 2017



Month	Adjusted Scheduled Activity (UDA)	
	2016	2017
April	-71	-287
May	301	515
June	918	789
July	3,349	2,514
August	4,915	5,065
September	5,870	6,321
October	6,583	8,596
November	8,363	10,843
December	9,282	12,119
January	10,102	13,613
February	11,839	15,034
March	14,918	15,620
April	15,755	
May	16,225	
June	16,226	

### QUALITY

	Quantity	Base Number	Contract	AT	Region	England
% of FP17s for the same patient ID Re-attending within 3 months - Children	135	1,582	8.5%	10.4%	11.8%	12.3%
% of FP17s for the same patient ID Re-attending within 3 months - Adults	601	3,353	17.9%	16.0%	17.1%	16.7%
% of FP17s for the same patient ID Re-attending between 3 & 9 months - Children	590	1,582	37.3%	47.8%	46.5%	57.6%
% of FP17s for the same patient ID Re-attending between 3 & 9 months - Adults	827	3,353	24.7%	37.8%	37.6%	50.1%
% of FP17s for Band 1 Urgent Courses	547	4,597	11.9%	10.3%	10.7%	9.1%
% of FP17s Relating to Free Repair or Replacements	6	4,597	0.1%	0.6%	0.6%	0.8%
% of FP17s Relating to Continuations	77	4,597	1.7%	1.1%	0.9%	1.2%
% of Patients satisfied with the dentistry they have received	6	7	N/A	90.5%	90.4%	92.8%
% of Patients satisfied with the time they had to wait for an appointment	6	7	N/A	86.2%	83.7%	88.7%

\* This is based on patients treated on this contract for their most recent course of treatment. Figures in italics indicate the base number of FP17s or Patient Questionnaire responses are less than 100. N/A is shown where the base number of responses is less than 10 during the period. % is calculated as Quantity/Base number\*100

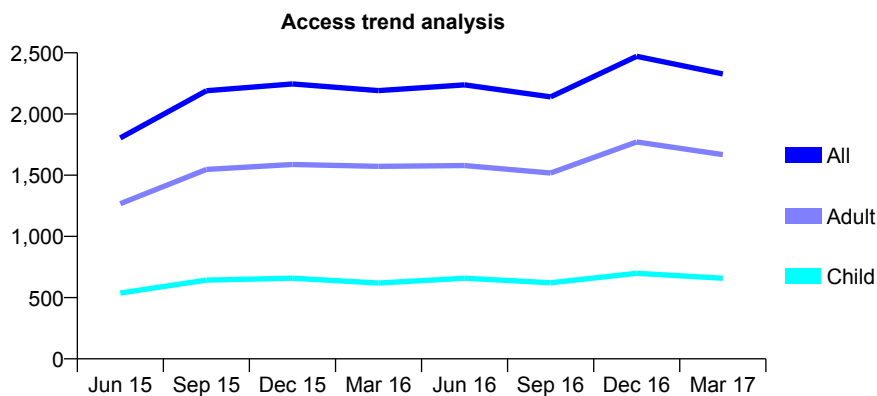
## Q63 - Vital Signs At a Glance Contract Report for 198943/0002 - March 2017

Name or company name	P S Photay & Associates
Contract type name	GDS Contract
Purpose of contract	General
Contract start date	01/10/2013
Contract end date	

16/17 Contracted general activity (UDA)	8,520
Carry forward general activity (UDA)	43
16/17 Contracted orthodontic activity (UOA)	0
Carry forward orthodontic activity (UOA)	0
Baseline contract value	£218,922.40

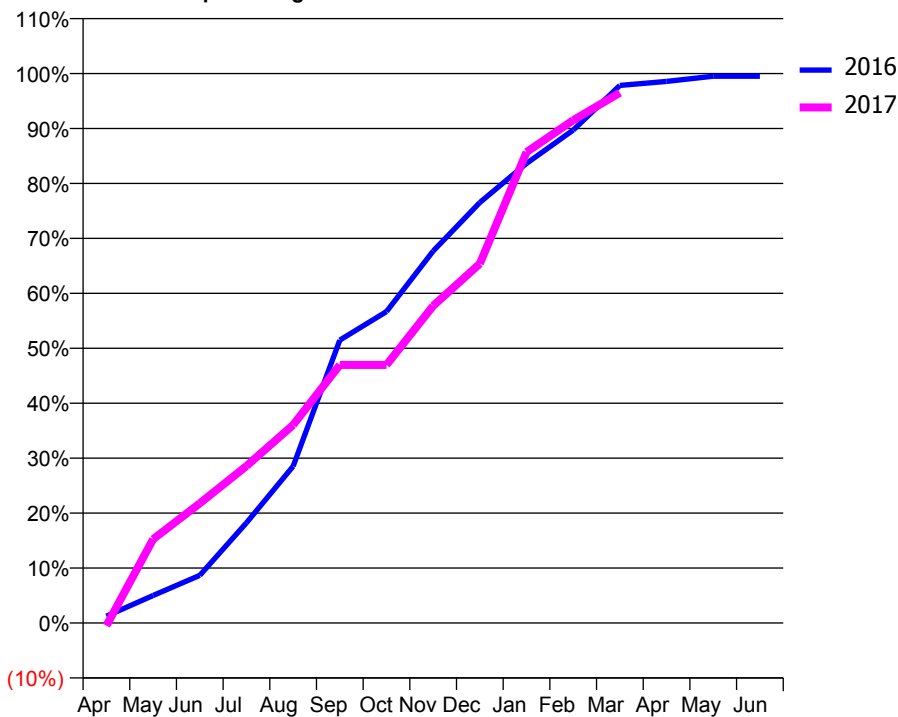
### ACCESS\*

Patients seen in 24 months	Total	Change since previous quarter
Quarter ending March 2016	2,191	
Quarter ending June 2016	2,238	↑
Quarter ending September 2016	2,140	↓
Quarter ending December 2016	2,471	↑
Quarter ending March 2017	2,327	↓
<b>Variance since March 2016</b>	<b>6.2%</b>	<b>↑</b>



### ACTIVITY

Cumulative percentage of contracted UDA delivered 2016 & 2017



Month	Adjusted Scheduled Activity (UDA)	
	2016	2017
April	107	-43
May	426	1,299
June	739	1,855
July	1,554	2,435
August	2,431	3,072
September	4,385	4,001
October	4,829	4,001
November	5,768	4,917
December	6,519	5,571
January	7,125	7,302
February	7,642	7,795
March	8,335	8,222
April	8,398	
May	8,477	
June	8,477	

### QUALITY

	Quantity	Base Number	Contract	AT	Region	England
% of FP17s for the same patient ID Re-attending within 3 months - Children	61	811	7.5%	10.4%	11.8%	12.3%
% of FP17s for the same patient ID Re-attending within 3 months - Adults	255	1,649	15.5%	16.0%	17.1%	16.7%
% of FP17s for the same patient ID Re-attending between 3 & 9 months - Children	356	811	43.9%	47.8%	46.5%	57.6%
% of FP17s for the same patient ID Re-attending between 3 & 9 months - Adults	406	1,649	24.6%	37.8%	37.6%	50.1%
% of FP17s for Band 1 Urgent Courses	351	2,419	14.5%	10.3%	10.7%	9.1%
% of FP17s Relating to Free Repair or Replacements	0	2,419	0.0%	0.6%	0.6%	0.8%
% of FP17s Relating to Continuations	16	2,419	0.7%	1.1%	0.9%	1.2%
% of Patients satisfied with the dentistry they have received	2	2	N/A	90.5%	90.4%	92.8%
% of Patients satisfied with the time they had to wait for an appointment	2	2	N/A	86.2%	83.7%	88.7%

\* This is based on patients treated on this contract for their most recent course of treatment. Figures in italics indicate the base number of FP17s or Patient Questionnaire responses are less than 100. N/A is shown where the base number of responses is less than 10 during the period. % is calculated as Quantity/Base number\*100

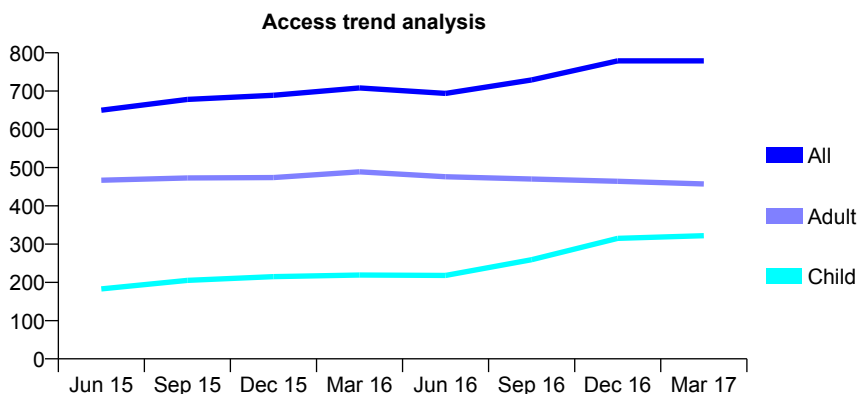
## Q63 - Vital Signs At a Glance Contract Report for 199052/0001 - March 2017

Name or company name	Sutton & Merton Community Dental Service
Contract type name	PDS Contract
Purpose of contract	General
Contract start date	01/08/2009
Contract end date	

16/17 Contracted general activity (UDA)	1,267
Carry forward general activity (UDA)	0
16/17 Contracted orthodontic activity (UOA)	0
Carry forward orthodontic activity (UOA)	0
Baseline contract value	£0.00

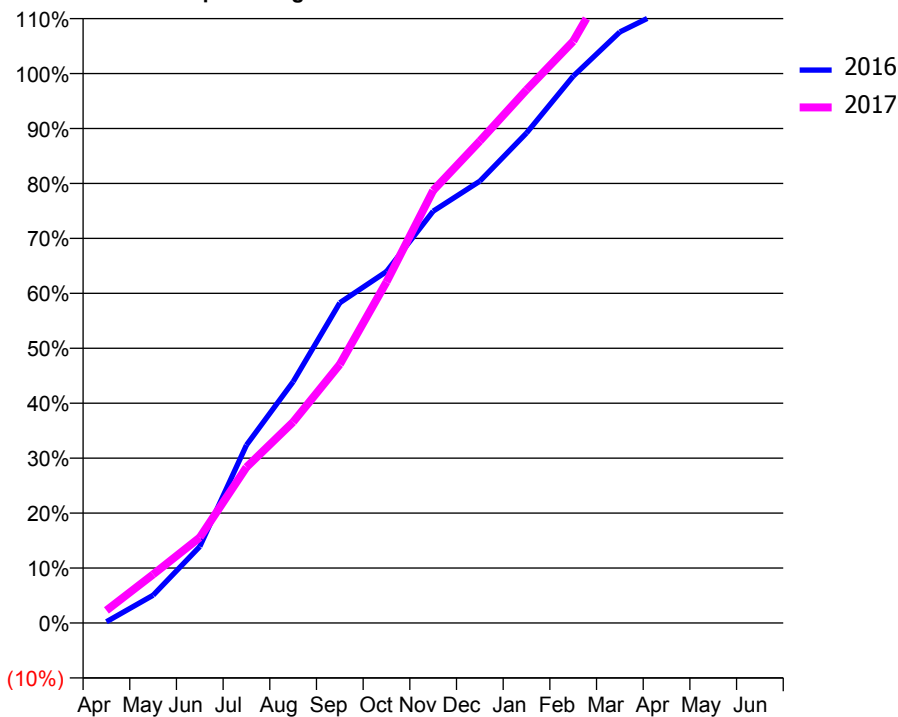
### ACCESS\*

Patients seen in 24 months	Total	Change since previous quarter
Quarter ending March 2016	708	
Quarter ending June 2016	694	↓
Quarter ending September 2016	729	↑
Quarter ending December 2016	779	↑
Quarter ending March 2017	779	→
<b>Variance since March 2016</b>	<b>10.0%</b>	<b>↑</b>



### ACTIVITY

Cumulative percentage of contracted UDA delivered 2016 & 2017



Month	Adjusted Scheduled Activity (UDA)	
	2016	2017
April	3	29
May	64	112
June	176	197
July	410	359
August	556	463
September	738	596
October	810	786
November	950	997
December	1,019	1,111
January	1,130	1,229
February	1,261	1,341
March	1,363	1,525
April	1,416	
May	1,416	
June	1,415	

### QUALITY

	Quantity	Base Number	Contract	AT	Region	England
% of FP17s for the same patient ID Re-attending within 3 months - Children	51	516	9.9%	10.4%	11.8%	12.3%
% of FP17s for the same patient ID Re-attending within 3 months - Adults	70	671	10.4%	16.0%	17.1%	16.7%
% of FP17s for the same patient ID Re-attending between 3 & 9 months - Children	217	516	42.1%	47.8%	46.5%	57.6%
% of FP17s for the same patient ID Re-attending between 3 & 9 months - Adults	455	671	67.8%	37.8%	37.6%	50.1%
% of FP17s for Band 1 Urgent Courses	2	1,079	0.2%	10.3%	10.7%	9.1%
% of FP17s Relating to Free Repair or Replacements	1	1,079	0.1%	0.6%	0.6%	0.8%
% of FP17s Relating to Continuations	1	1,079	0.1%	1.1%	0.9%	1.2%
% of Patients satisfied with the dentistry they have received	1	1	N/A	90.5%	90.4%	92.8%
% of Patients satisfied with the time they had to wait for an appointment	1	1	N/A	86.2%	83.7%	88.7%

\* This is based on patients treated on this contract for their most recent course of treatment. Figures in italics indicate the base number of FP17s or Patient Questionnaire responses are less than 100. N/A is shown where the base number of responses is less than 10 during the period. % is calculated as Quantity/Base number\*100

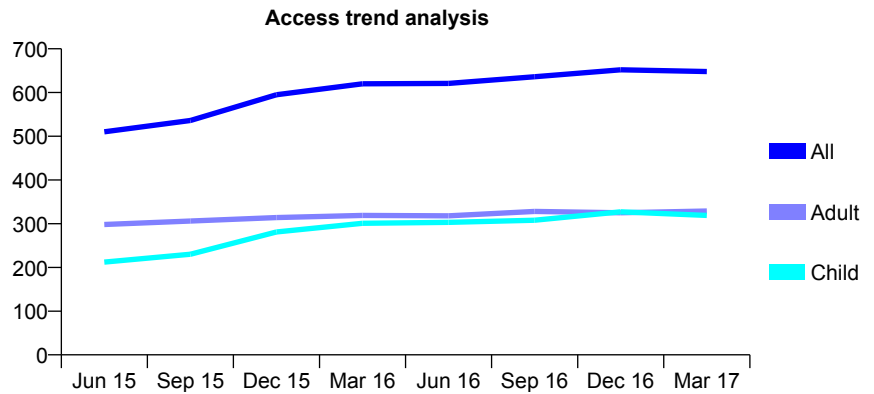
## Q63 - Vital Signs At a Glance Contract Report for 199052/0002 - March 2017

Name or company name	Sutton & Merton Community Dental Service
Contract type name	PDS Contract
Purpose of contract	General
Contract start date	01/08/2009
Contract end date	31/07/2019

16/17 Contracted general activity (UDA)	1,245
Carry forward general activity (UDA)	0
16/17 Contracted orthodontic activity (UOA)	0
Carry forward orthodontic activity (UOA)	0
Baseline contract value	£0.00

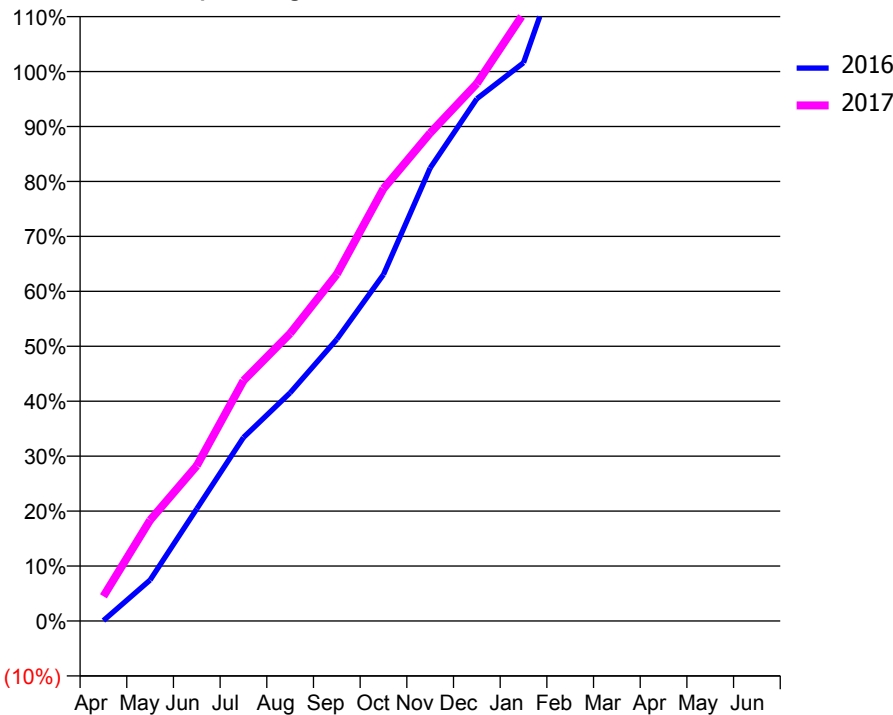
### ACCESS\*

Patients seen in 24 months	Total	Change since previous quarter
Quarter ending March 2016	620	
Quarter ending June 2016	621	→
Quarter ending September 2016	636	↑
Quarter ending December 2016	652	↑
Quarter ending March 2017	648	→
<b>Variance since March 2016</b>	<b>4.5%</b>	<b>↑</b>



### ACTIVITY

Cumulative percentage of contracted UDA delivered 2016 & 2017



Month	Adjusted Scheduled Activity (UDA)	
	2016	2017
April	1	56
May	93	229
June	254	352
July	416	545
August	517	651
September	638	786
October	785	980
November	1,026	1,106
December	1,183	1,218
January	1,265	1,376
February	1,563	1,552
March	1,721	1,689
April	1,804	
May	1,793	
June	1,794	

### QUALITY

	Quantity	Base Number	Contract	AT	Region	England
% of FP17s for the same patient ID Re-attending within 3 months - Children	59	525	11.2%	10.4%	11.8%	12.3%
% of FP17s for the same patient ID Re-attending within 3 months - Adults	61	519	11.8%	16.0%	17.1%	16.7%
% of FP17s for the same patient ID Re-attending between 3 & 9 months - Children	296	525	56.4%	47.8%	46.5%	57.6%
% of FP17s for the same patient ID Re-attending between 3 & 9 months - Adults	360	519	69.4%	37.8%	37.6%	50.1%
% of FP17s for Band 1 Urgent Courses	31	1,006	3.1%	10.3%	10.7%	9.1%
% of FP17s Relating to Free Repair or Replacements	4	1,006	0.4%	0.6%	0.6%	0.8%
% of FP17s Relating to Continuations	0	1,006	0.0%	1.1%	0.9%	1.2%
% of Patients satisfied with the dentistry they have received	0	0	N/A	90.5%	90.4%	92.8%
% of Patients satisfied with the time they had to wait for an appointment	0	0	N/A	86.2%	83.7%	88.7%

\* This is based on patients treated on this contract for their most recent course of treatment. Figures in italics indicate the base number of FP17s or Patient Questionnaire responses are less than 100. N/A is shown where the base number of responses is less than 10 during the period. % is calculated as Quantity/Base number\*100

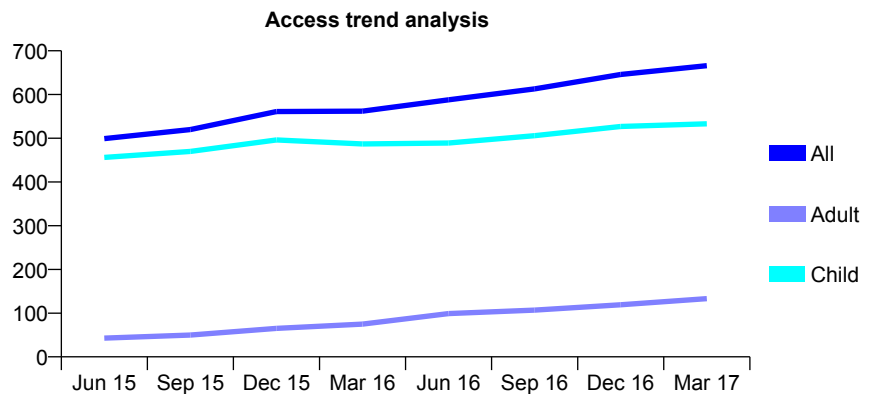
## Q63 - Vital Signs At a Glance Contract Report for 199052/0005 - March 2017

Name or company name	Sutton & Merton Community Dental Service
Contract type name	PDS Contract
Purpose of contract	General
Contract start date	01/08/2009
Contract end date	

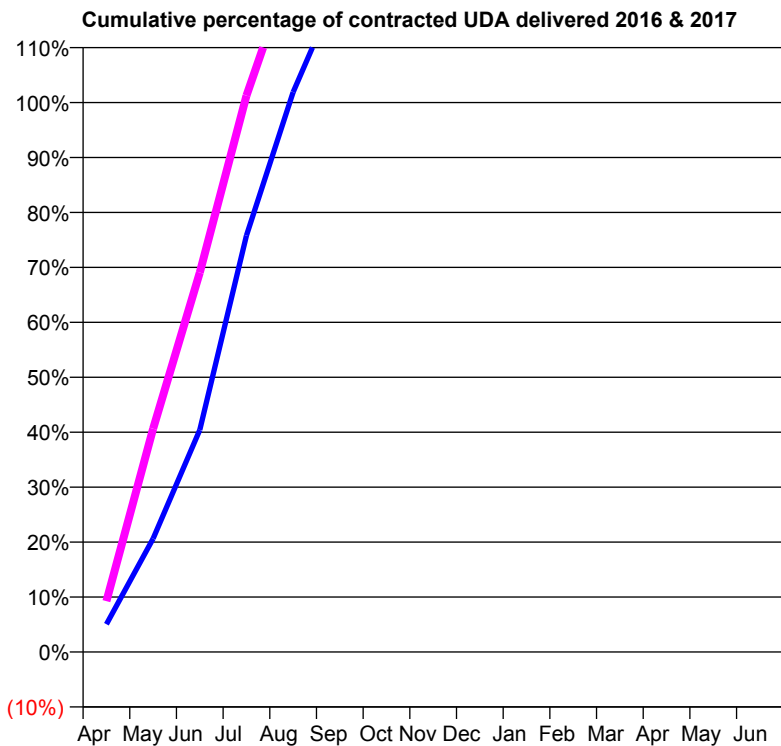
16/17 Contracted general activity (UDA)	475
Carry forward general activity (UDA)	0
16/17 Contracted orthodontic activity (UOA)	0
Carry forward orthodontic activity (UOA)	0
Baseline contract value	£0.00

### ACCESS\*

Patients seen in 24 months	Total	Change since previous quarter
Quarter ending March 2016	562	
Quarter ending June 2016	588	↑
Quarter ending September 2016	613	↑
Quarter ending December 2016	646	↑
Quarter ending March 2017	666	↑
<b>Variance since March 2016</b>	<b>18.5%</b>	<b>↑</b>



### ACTIVITY



Month	Adjusted Scheduled Activity (UDA)	
	2016	2017
April	24	44
May	98	193
June	192	328
July	360	481
August	484	597
September	577	712
October	692	852
November	910	1,004
December	1,022	1,153
January	1,109	1,248
February	1,296	1,409
March	1,448	1,520
April	1,490	
May	1,490	
June	1,490	

### QUALITY

	Quantity	Base Number	Contract	AT	Region	England
% of FP17s for the same patient ID Re-attending within 3 months - Children	80	963	8.3%	10.4%	11.8%	12.3%
% of FP17s for the same patient ID Re-attending within 3 months - Adults	6	162	3.7%	16.0%	17.1%	16.7%
% of FP17s for the same patient ID Re-attending between 3 & 9 months - Children	564	963	58.6%	47.8%	46.5%	57.6%
% of FP17s for the same patient ID Re-attending between 3 & 9 months - Adults	84	162	51.9%	37.8%	37.6%	50.1%
% of FP17s for Band 1 Urgent Courses	3	1,095	0.3%	10.3%	10.7%	9.1%
% of FP17s Relating to Free Repair or Replacements	9	1,095	0.8%	0.6%	0.6%	0.8%
% of FP17s Relating to Continuations	0	1,095	0.0%	1.1%	0.9%	1.2%
% of Patients satisfied with the dentistry they have received	0	0	N/A	90.5%	90.4%	92.8%
% of Patients satisfied with the time they had to wait for an appointment	0	0	N/A	86.2%	83.7%	88.7%

\* This is based on patients treated on this contract for their most recent course of treatment. Figures in italics indicate the base number of FP17s or Patient Questionnaire responses are less than 100. N/A is shown where the base number of responses is less than 10 during the period. % is calculated as Quantity/Base number\*100

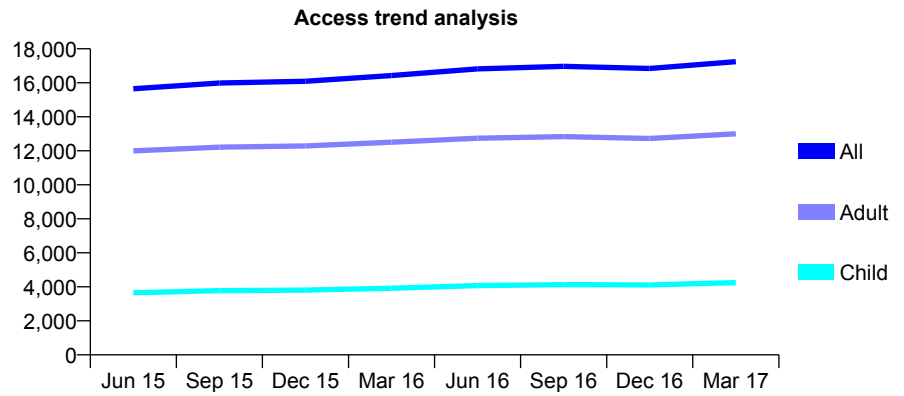
## Q63 - Vital Signs At a Glance Contract Report for 199214/0001 - March 2017

Name or company name	L. Ziman & Associates
Contract type name	GDS Contract
Purpose of contract	General
Contract start date	01/04/2013
Contract end date	

16/17 Contracted general activity (UDA)	51,912
Carry forward general activity (UDA)	0
16/17 Contracted orthodontic activity (UOA)	0
Carry forward orthodontic activity (UOA)	0
Baseline contract value	£1,318,291.56

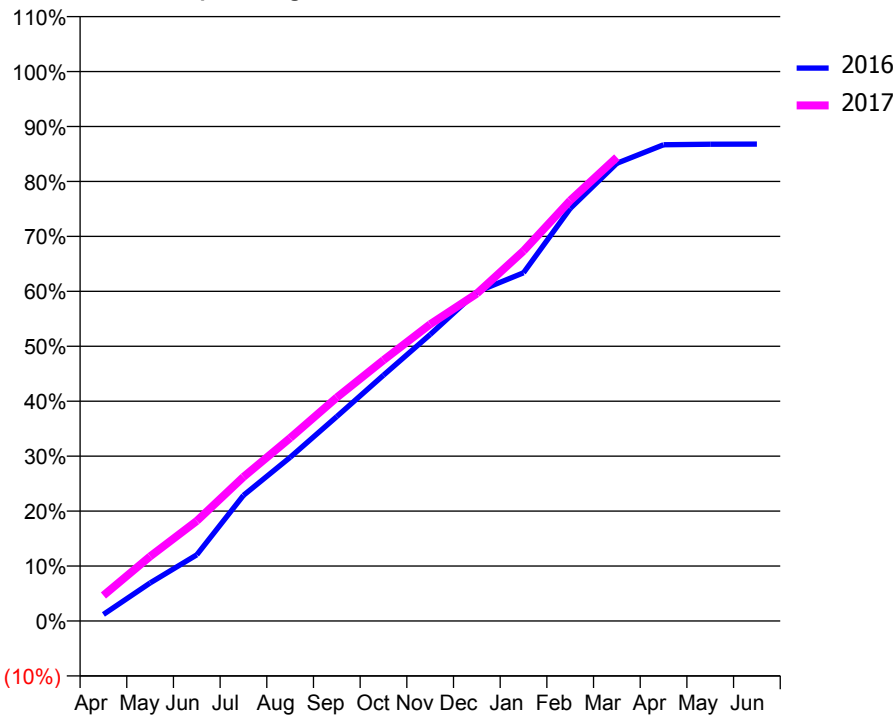
### ACCESS\*

Patients seen in 24 months	Total	Change since previous quarter
Quarter ending March 2016	16,424	
Quarter ending June 2016	16,819	↑
Quarter ending September 2016	16,966	→
Quarter ending December 2016	16,840	→
Quarter ending March 2017	17,247	↑
<b>Variance since March 2016</b>	<b>5.0%</b>	<b>↑</b>



### ACTIVITY

Cumulative percentage of contracted UDA delivered 2016 & 2017



Month	Adjusted Scheduled Activity (UDA)	
	2016	2017
April	618	2,406
May	3,600	6,109
June	6,261	9,452
July	11,878	13,614
August	15,465	17,286
September	19,318	21,117
October	23,226	24,645
November	27,071	28,031
December	31,100	30,931
January	32,898	34,959
February	38,975	39,731
March	43,236	43,803
April	44,989	
May	45,039	
June	45,052	

### QUALITY

	Quantity	Base Number	Contract	AT	Region	England
% of FP17s for the same patient ID Re-attending within 3 months - Children	330	5,869	5.6%	10.4%	11.8%	12.3%
% of FP17s for the same patient ID Re-attending within 3 months - Adults	1,538	14,775	10.4%	16.0%	17.1%	16.7%
% of FP17s for the same patient ID Re-attending between 3 & 9 months - Children	3,413	5,869	58.2%	47.8%	46.5%	57.6%
% of FP17s for the same patient ID Re-attending between 3 & 9 months - Adults	6,427	14,775	43.5%	37.8%	37.6%	50.1%
% of FP17s for Band 1 Urgent Courses	1,632	19,509	8.4%	10.3%	10.7%	9.1%
% of FP17s Relating to Free Repair or Replacements	278	19,509	1.4%	0.6%	0.6%	0.8%
% of FP17s Relating to Continuations	67	19,509	0.3%	1.1%	0.9%	1.2%
% of Patients satisfied with the dentistry they have received	10	11	90.9%	90.5%	90.4%	92.8%
% of Patients satisfied with the time they had to wait for an appointment	10	11	90.9%	86.2%	83.7%	88.7%

\* This is based on patients treated on this contract for their most recent course of treatment. Figures in italics indicate the base number of FP17s or Patient Questionnaire responses are less than 100. N/A is shown where the base number of responses is less than 10 during the period. % is calculated as Quantity/Base number\*100



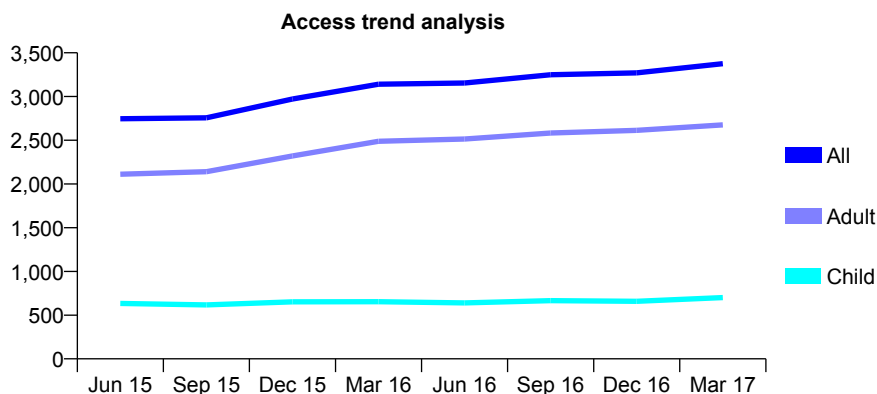
## Q63 - Vital Signs At a Glance Contract Report for 199249/0001 - March 2017

Name or company name	Maxident Limited
Contract type name	GDS Contract
Purpose of contract	General
Contract start date	01/03/2011
Contract end date	

16/17 Contracted general activity (UDA)	9,489
Carry forward general activity (UDA)	0
16/17 Contracted orthodontic activity (UOA)	0
Carry forward orthodontic activity (UOA)	0
Baseline contract value	£267,315.01

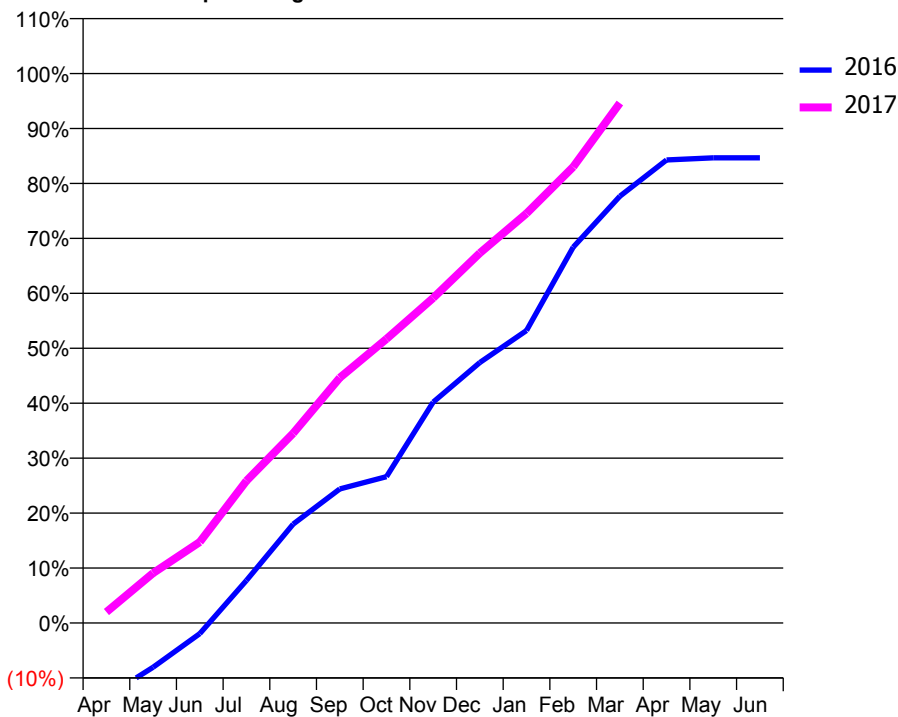
### ACCESS\*

Patients seen in 24 months	Total	Change since previous quarter
Quarter ending March 2016	3,141	
Quarter ending June 2016	3,154	→
Quarter ending September 2016	3,249	↑
Quarter ending December 2016	3,271	→
Quarter ending March 2017	3,376	↑
<b>Variance since March 2016</b>	<b>7.5%</b>	<b>↑</b>



### ACTIVITY

Cumulative percentage of contracted UDA delivered 2016 & 2017



Month	Adjusted Scheduled Activity (UDA)	
	2016	2017
April	-1,277	190
May	-765	863
June	-185	1,400
July	735	2,456
August	1,708	3,275
September	2,316	4,235
October	2,528	4,907
November	3,814	5,612
December	4,498	6,389
January	5,050	7,072
February	6,490	7,877
March	7,369	8,979
April	7,996	
May	8,032	
June	8,033	

### QUALITY

	Quantity	Base Number	Contract	AT	Region	England
% of FP17s for the same patient ID Re-attending within 3 months - Children	53	684	7.7%	10.4%	11.8%	12.3%
% of FP17s for the same patient ID Re-attending within 3 months - Adults	446	2,651	16.8%	16.0%	17.1%	16.7%
% of FP17s for the same patient ID Re-attending between 3 & 9 months - Children	245	684	35.8%	47.8%	46.5%	57.6%
% of FP17s for the same patient ID Re-attending between 3 & 9 months - Adults	678	2,651	25.6%	37.8%	37.6%	50.1%
% of FP17s for Band 1 Urgent Courses	256	3,154	8.1%	10.3%	10.7%	9.1%
% of FP17s Relating to Free Repair or Replacements	7	3,154	0.2%	0.6%	0.6%	0.8%
% of FP17s Relating to Continuations	1	3,154	0.0%	1.1%	0.9%	1.2%
% of Patients satisfied with the dentistry they have received	1	1	N/A	90.5%	90.4%	92.8%
% of Patients satisfied with the time they had to wait for an appointment	1	1	N/A	86.2%	83.7%	88.7%

\* This is based on patients treated on this contract for their most recent course of treatment. Figures in italics indicate the base number of FP17s or Patient Questionnaire responses are less than 100. N/A is shown where the base number of responses is less than 10 during the period. % is calculated as Quantity/Base number\*100

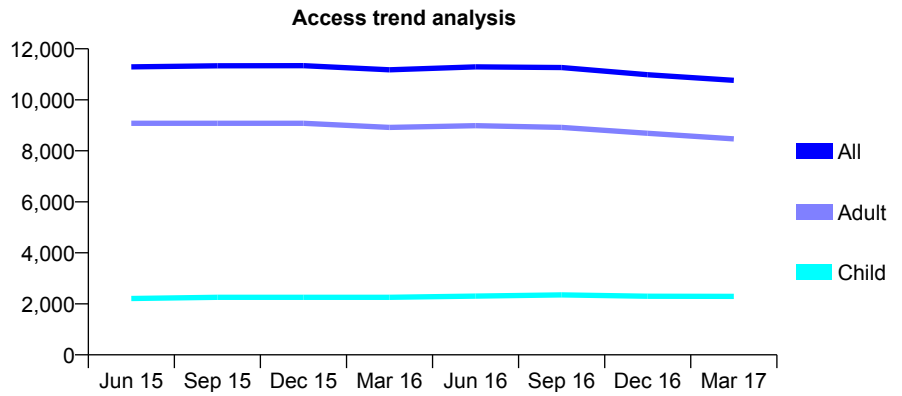
## Q63 - Vital Signs At a Glance Contract Report for 199443/0001 - March 2017

Name or company name	Namta Ltd
Contract type name	GDS Contract
Purpose of contract	General
Contract start date	01/04/2011
Contract end date	

16/17 Contracted general activity (UDA)	26,885
Carry forward general activity (UDA)	-388
16/17 Contracted orthodontic activity (UOA)	0
Carry forward orthodontic activity (UOA)	0
Baseline contract value	£711,049.44

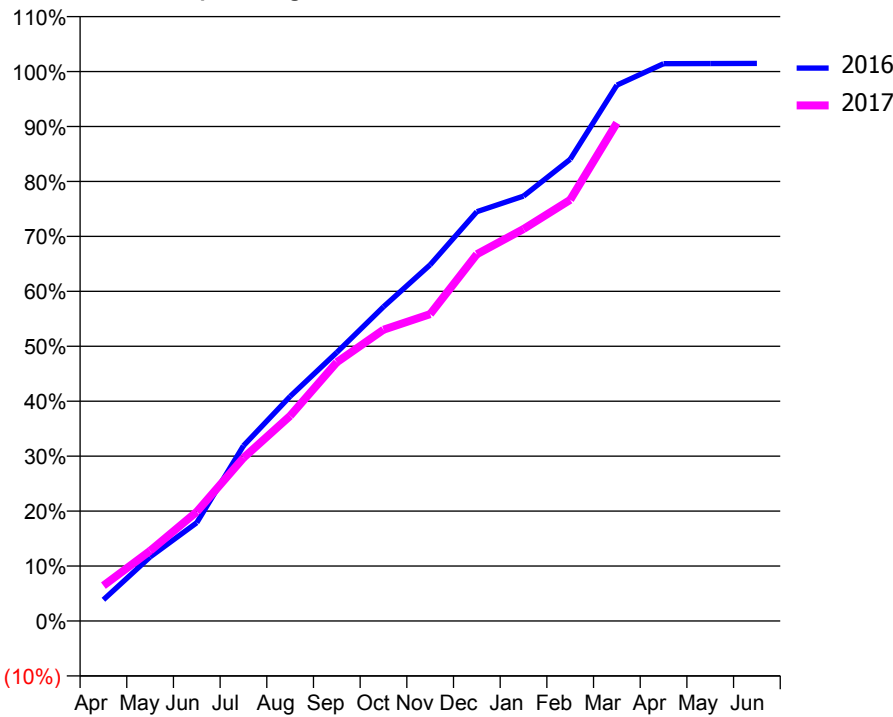
### ACCESS\*

Patients seen in 24 months	Total	Change since previous quarter
Quarter ending March 2016	11,178	
Quarter ending June 2016	11,292	→
Quarter ending September 2016	11,267	→
Quarter ending December 2016	10,984	↓
Quarter ending March 2017	10,761	↓
<b>Variance since March 2016</b>	<b>(3.7%)</b>	<b>↓</b>



### ACTIVITY

Cumulative percentage of contracted UDA delivered 2016 & 2017



Month	Adjusted Scheduled Activity (UDA)	
	2016	2017
April	1,019	1,729
May	3,062	3,438
June	4,700	5,344
July	8,371	7,981
August	10,732	10,038
September	12,835	12,661
October	15,015	14,250
November	17,022	15,018
December	19,557	17,943
January	20,298	19,180
February	22,057	20,606
March	25,601	24,374
April	26,625	
May	26,632	
June	26,641	

### QUALITY

	Quantity	Base Number	Contract	AT	Region	England
% of FP17s for the same patient ID Re-attending within 3 months - Children	176	2,621	6.7%	10.4%	11.8%	12.3%
% of FP17s for the same patient ID Re-attending within 3 months - Adults	1,190	8,570	13.9%	16.0%	17.1%	16.7%
% of FP17s for the same patient ID Re-attending between 3 & 9 months - Children	1,081	2,621	41.2%	47.8%	46.5%	57.6%
% of FP17s for the same patient ID Re-attending between 3 & 9 months - Adults	2,935	8,570	34.2%	37.8%	37.6%	50.1%
% of FP17s for Band 1 Urgent Courses	1,691	10,686	15.8%	10.3%	10.7%	9.1%
% of FP17s Relating to Free Repair or Replacements	56	10,686	0.5%	0.6%	0.6%	0.8%
% of FP17s Relating to Continuations	34	10,686	0.3%	1.1%	0.9%	1.2%
% of Patients satisfied with the dentistry they have received	6	6	N/A	90.5%	90.4%	92.8%
% of Patients satisfied with the time they had to wait for an appointment	6	6	N/A	86.2%	83.7%	88.7%

\* This is based on patients treated on this contract for their most recent course of treatment. Figures in italics indicate the base number of FP17s or Patient Questionnaire responses are less than 100. N/A is shown where the base number of responses is less than 10 during the period. % is calculated as Quantity/Base number\*100

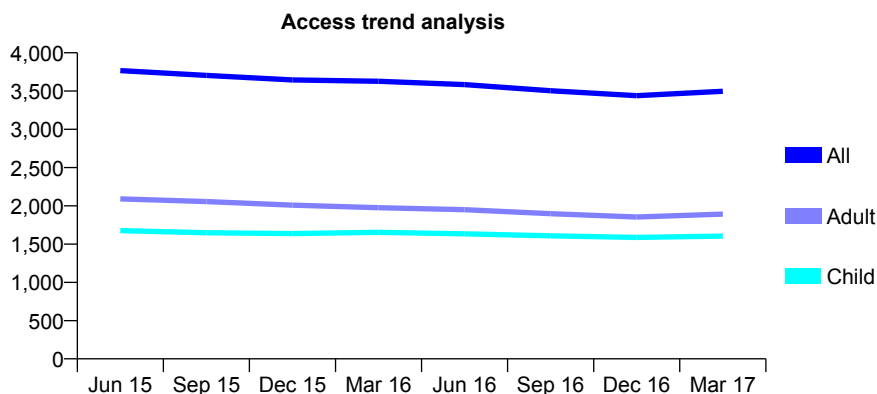
## Q63 - Vital Signs At a Glance Contract Report for 199826/0001 - March 2017

Name or company name	FEARNS LIMITED
Contract type name	GDS Contract
Purpose of contract	General
Contract start date	01/03/2009
Contract end date	

16/17 Contracted general activity (UDA)	6,400
Carry forward general activity (UDA)	-19
16/17 Contracted orthodontic activity (UOA)	0
Carry forward orthodontic activity (UOA)	0
Baseline contract value	£149,058.13

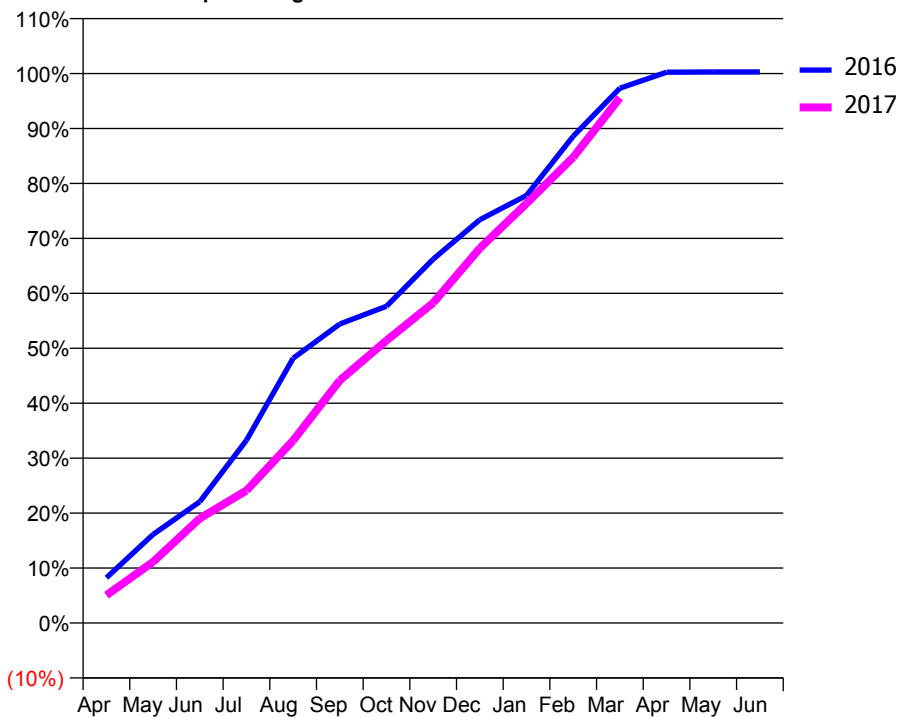
### ACCESS\*

Patients seen in 24 months	Total	Change since previous quarter
Quarter ending March 2016	3,628	
Quarter ending June 2016	3,584	↓
Quarter ending September 2016	3,505	↓
Quarter ending December 2016	3,440	↓
Quarter ending March 2017	3,497	→
<b>Variance since March 2016</b>	<b>(3.6%)</b>	<b>↓</b>



### ACTIVITY

Cumulative percentage of contracted UDA delivered 2016 & 2017



Adjusted Scheduled Activity (UDA)

Month	2016	2017
April	528	323
May	1,032	711
June	1,413	1,218
July	2,128	1,543
August	3,083	2,125
September	3,482	2,826
October	3,689	3,291
November	4,238	3,728
December	4,698	4,365
January	4,980	4,887
February	5,670	5,425
March	6,229	6,116
April	6,416	
May	6,418	
June	6,419	

### QUALITY

	Quantity	Base Number	Contract	AT	Region	England
% of FP17s for the same patient ID Re-attending within 3 months - Children	118	2,615	4.5%	10.4%	11.8%	12.3%
% of FP17s for the same patient ID Re-attending within 3 months - Adults	259	2,195	11.8%	16.0%	17.1%	16.7%
% of FP17s for the same patient ID Re-attending between 3 & 9 months - Children	1,778	2,615	68.0%	47.8%	46.5%	57.6%
% of FP17s for the same patient ID Re-attending between 3 & 9 months - Adults	957	2,195	43.6%	37.8%	37.6%	50.1%
% of FP17s for Band 1 Urgent Courses	131	3,379	3.9%	10.3%	10.7%	9.1%
% of FP17s Relating to Free Repair or Replacements	3	3,379	0.1%	0.6%	0.6%	0.8%
% of FP17s Relating to Continuations	8	3,379	0.2%	1.1%	0.9%	1.2%
% of Patients satisfied with the dentistry they have received	4	5	N/A	90.5%	90.4%	92.8%
% of Patients satisfied with the time they had to wait for an appointment	2	5	N/A	86.2%	83.7%	88.7%

\* This is based on patients treated on this contract for their most recent course of treatment. Figures in italics indicate the base number of FP17s or Patient Questionnaire responses are less than 100. N/A is shown where the base number of responses is less than 10 during the period. % is calculated as Quantity/Base number\*100

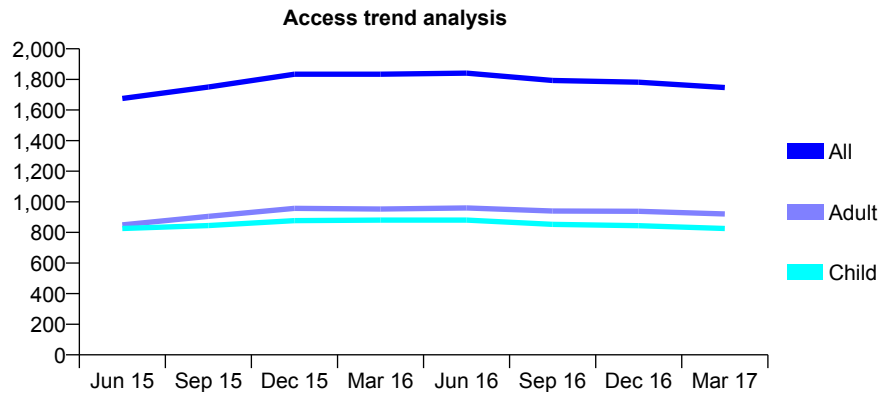
## Q63 - Vital Signs At a Glance Contract Report for 204307/0002 - March 2017

Name or company name	MR RN SILVERSTONE
Contract type name	GDS Contract
Purpose of contract	General
Contract start date	16/12/2013
Contract end date	

16/17 Contracted general activity (UDA)	7,500
Carry forward general activity (UDA)	53
16/17 Contracted orthodontic activity (UOA)	0
Carry forward orthodontic activity (UOA)	0
Baseline contract value	£266,128.19

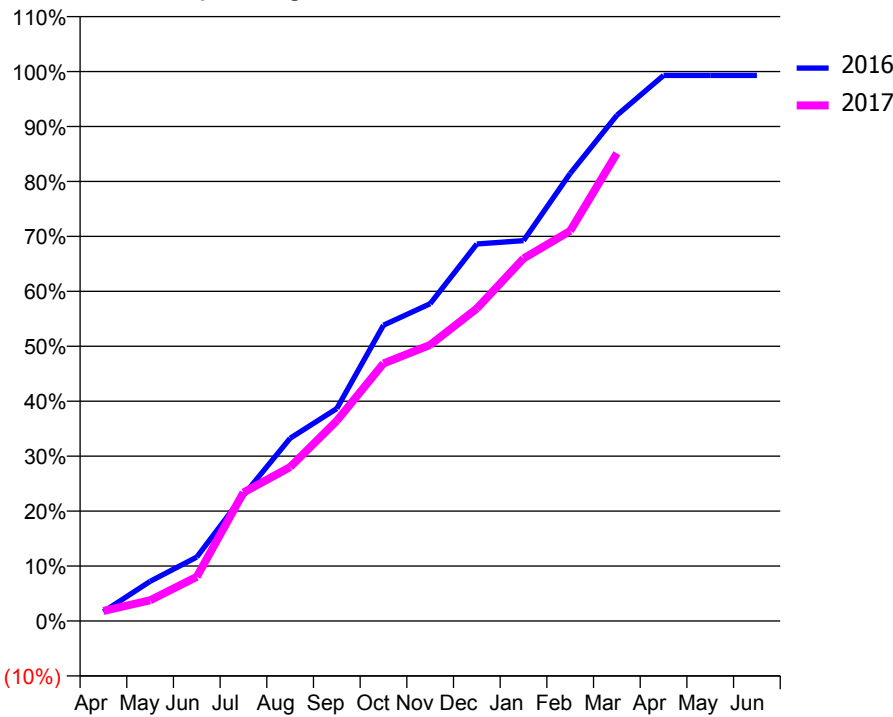
### ACCESS\*

Patients seen in 24 months	Total	Change since previous quarter
Quarter ending March 2016	1,834	
Quarter ending June 2016	1,841	→
Quarter ending September 2016	1,793	↓
Quarter ending December 2016	1,782	→
Quarter ending March 2017	1,747	↓
<b>Variance since March 2016</b>	<b>(4.7%)</b>	<b>↓</b>



### ACTIVITY

Cumulative percentage of contracted UDA delivered 2016 & 2017



Month	Adjusted Scheduled Activity (UDA)	
	2016	2017
April	127	137
May	541	282
June	873	604
July	1,715	1,754
August	2,494	2,101
September	2,901	2,733
October	4,037	3,516
November	4,331	3,769
December	5,146	4,266
January	5,191	4,948
February	6,109	5,325
March	6,902	6,384
April	7,447	
May	7,447	
June	7,447	

### QUALITY

	Quantity	Base Number	Contract	AT	Region	England
% of FP17s for the same patient ID Re-attending within 3 months - Children	97	1,071	9.1%	10.4%	11.8%	12.3%
% of FP17s for the same patient ID Re-attending within 3 months - Adults	316	1,196	26.4%	16.0%	17.1%	16.7%
% of FP17s for the same patient ID Re-attending between 3 & 9 months - Children	522	1,071	48.7%	47.8%	46.5%	57.6%
% of FP17s for the same patient ID Re-attending between 3 & 9 months - Adults	476	1,196	39.8%	37.8%	37.6%	50.1%
% of FP17s for Band 1 Urgent Courses	221	2,137	10.3%	10.3%	10.7%	9.1%
% of FP17s Relating to Free Repair or Replacements	53	2,137	2.5%	0.6%	0.6%	0.8%
% of FP17s Relating to Continuations	42	2,137	2.0%	1.1%	0.9%	1.2%
% of Patients satisfied with the dentistry they have received	14	16	87.5%	90.5%	90.4%	92.8%
% of Patients satisfied with the time they had to wait for an appointment	14	16	87.5%	86.2%	83.7%	88.7%

\* This is based on patients treated on this contract for their most recent course of treatment. Figures in italics indicate the base number of FP17s or Patient Questionnaire responses are less than 100. N/A is shown where the base number of responses is less than 10 during the period. % is calculated as Quantity/Base number\*100

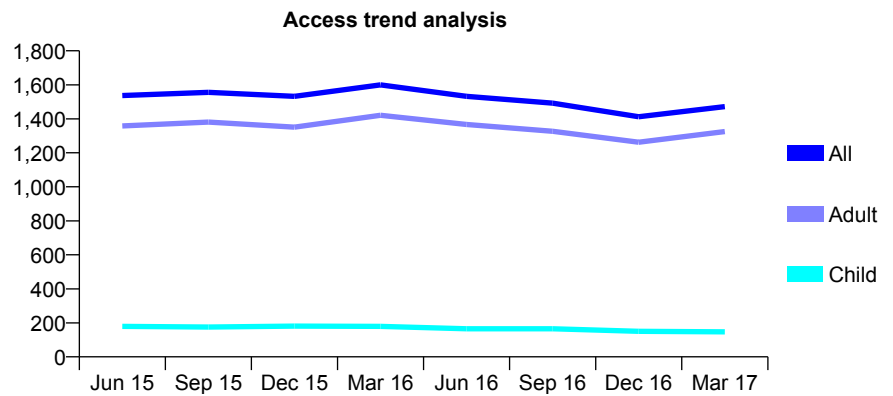
## Q63 - Vital Signs At a Glance Contract Report for 206660/0002 - March 2017

Name or company name	MR HK AGYEKUM
Contract type name	GDS Contract
Purpose of contract	General
Contract start date	02/04/2011
Contract end date	

16/17 Contracted general activity (UDA)	5,840
Carry forward general activity (UDA)	-86
16/17 Contracted orthodontic activity (UOA)	0
Carry forward orthodontic activity (UOA)	0
Baseline contract value	£187,201.55

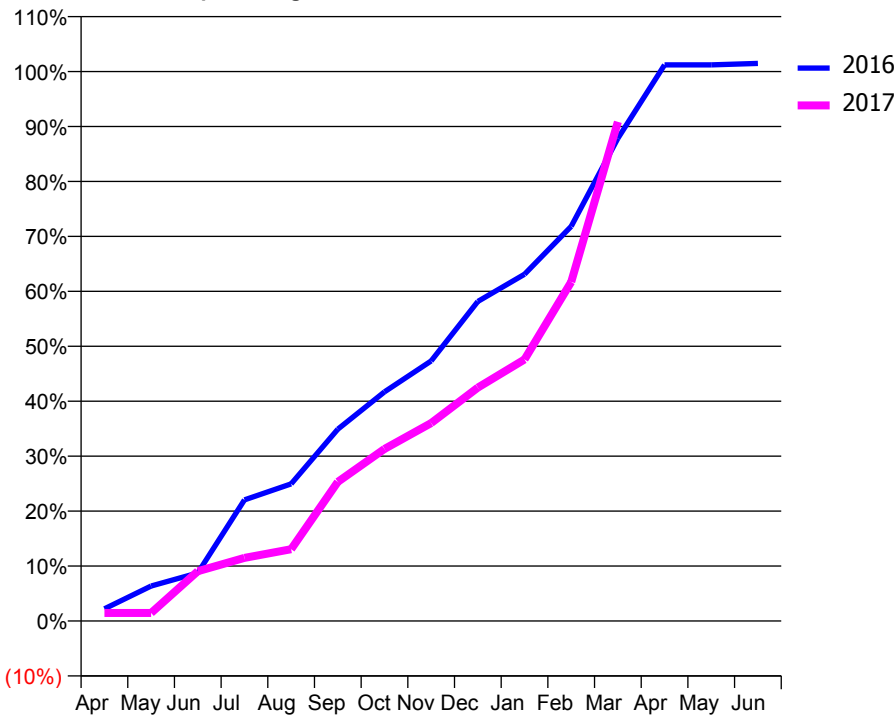
### ACCESS\*

Patients seen in 24 months	Total	Change since previous quarter
Quarter ending March 2016	1,600	
Quarter ending June 2016	1,532	↓
Quarter ending September 2016	1,492	↓
Quarter ending December 2016	1,412	↓
Quarter ending March 2017	1,472	↑
<b>Variance since March 2016</b>	<b>(8.0%)</b>	<b>↓</b>



### ACTIVITY

Cumulative percentage of contracted UDA delivered 2016 & 2017



Month	Adjusted Scheduled Activity (UDA)	
	2016	2017
April	129	86
May	373	86
June	510	529
July	1,288	672
August	1,458	764
September	2,038	1,478
October	2,436	1,829
November	2,765	2,103
December	3,396	2,481
January	3,685	2,780
February	4,195	3,604
March	5,130	5,305
April	5,911	
May	5,911	
June	5,926	

### QUALITY

	Quantity	Base Number	Contract	AT	Region	England
% of FP17s for the same patient ID Re-attending within 3 months - Children	6	156	3.8%	10.4%	11.8%	12.3%
% of FP17s for the same patient ID Re-attending within 3 months - Adults	145	1,555	9.3%	16.0%	17.1%	16.7%
% of FP17s for the same patient ID Re-attending between 3 & 9 months - Children	75	156	48.1%	47.8%	46.5%	57.6%
% of FP17s for the same patient ID Re-attending between 3 & 9 months - Adults	838	1,555	53.9%	37.8%	37.6%	50.1%
% of FP17s for Band 1 Urgent Courses	66	1,512	4.4%	10.3%	10.7%	9.1%
% of FP17s Relating to Free Repair or Replacements	1	1,512	0.1%	0.6%	0.6%	0.8%
% of FP17s Relating to Continuations	0	1,512	0.0%	1.1%	0.9%	1.2%
% of Patients satisfied with the dentistry they have received	2	2	N/A	90.5%	90.4%	92.8%
% of Patients satisfied with the time they had to wait for an appointment	2	2	N/A	86.2%	83.7%	88.7%

\* This is based on patients treated on this contract for their most recent course of treatment. Figures in italics indicate the base number of FP17s or Patient Questionnaire responses are less than 100. N/A is shown where the base number of responses is less than 10 during the period. % is calculated as Quantity/Base number\*100

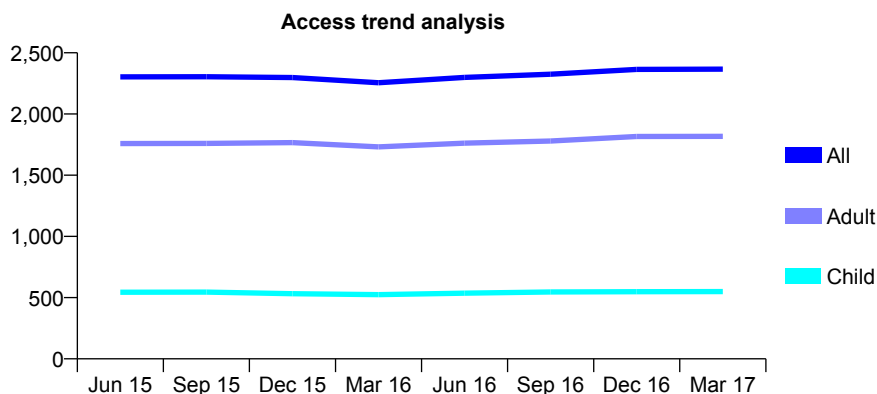
## Q63 - Vital Signs At a Glance Contract Report for 213349/0001 - March 2017

Name or company name	MR GJ HUMPHRIES
Contract type name	GDS Contract
Purpose of contract	General
Contract start date	01/04/2006
Contract end date	

16/17 Contracted general activity (UDA)	6,029
Carry forward general activity (UDA)	139
16/17 Contracted orthodontic activity (UOA)	0
Carry forward orthodontic activity (UOA)	0
Baseline contract value	£161,870.21

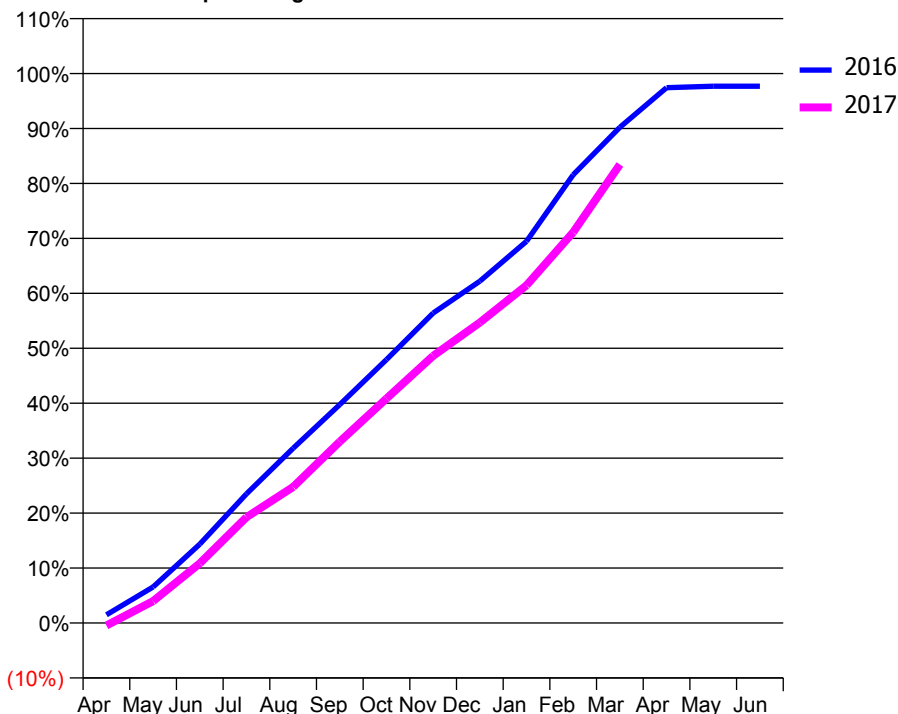
### ACCESS\*

Patients seen in 24 months	Total	Change since previous quarter
Quarter ending March 2016	2,255	
Quarter ending June 2016	2,299	→
Quarter ending September 2016	2,325	→
Quarter ending December 2016	2,364	→
Quarter ending March 2017	2,367	→
<b>Variance since March 2016</b>	5.0%	↑



### ACTIVITY

Cumulative percentage of contracted UDA delivered 2016 & 2017



Month	Adjusted Scheduled Activity (UDA)	
	2016	2017
April	90	-29
May	396	241
June	865	655
July	1,417	1,161
August	1,917	1,493
September	2,397	1,991
October	2,890	2,464
November	3,400	2,931
December	3,751	3,298
January	4,189	3,705
February	4,918	4,288
March	5,438	5,030
April	5,873	
May	5,890	
June	5,890	

### QUALITY

	Quantity	Base Number	Contract	AT	Region	England
% of FP17s for the same patient ID Re-attending within 3 months - Children	56	775	7.2%	10.4%	11.8%	12.3%
% of FP17s for the same patient ID Re-attending within 3 months - Adults	314	2,251	13.9%	16.0%	17.1%	16.7%
% of FP17s for the same patient ID Re-attending between 3 & 9 months - Children	388	775	50.1%	47.8%	46.5%	57.6%
% of FP17s for the same patient ID Re-attending between 3 & 9 months - Adults	1,023	2,251	45.4%	37.8%	37.6%	50.1%
% of FP17s for Band 1 Urgent Courses	302	2,798	10.8%	10.3%	10.7%	9.1%
% of FP17s Relating to Free Repair or Replacements	37	2,798	1.3%	0.6%	0.6%	0.8%
% of FP17s Relating to Continuations	39	2,798	1.4%	1.1%	0.9%	1.2%
% of Patients satisfied with the dentistry they have received	5	5	N/A	90.5%	90.4%	92.8%
% of Patients satisfied with the time they had to wait for an appointment	5	5	N/A	86.2%	83.7%	88.7%

\* This is based on patients treated on this contract for their most recent course of treatment. Figures in italics indicate the base number of FP17s or Patient Questionnaire responses are less than 100. N/A is shown where the base number of responses is less than 10 during the period. % is calculated as Quantity/Base number\*100

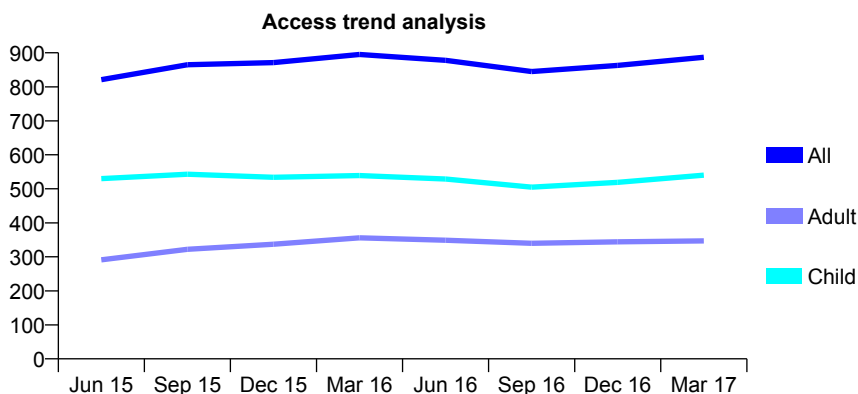
## Q63 - Vital Signs At a Glance Contract Report for 214582/0001 - March 2017

Name or company name	S Shah
Contract type name	GDS Contract
Purpose of contract	General
Contract start date	01/04/2006
Contract end date	

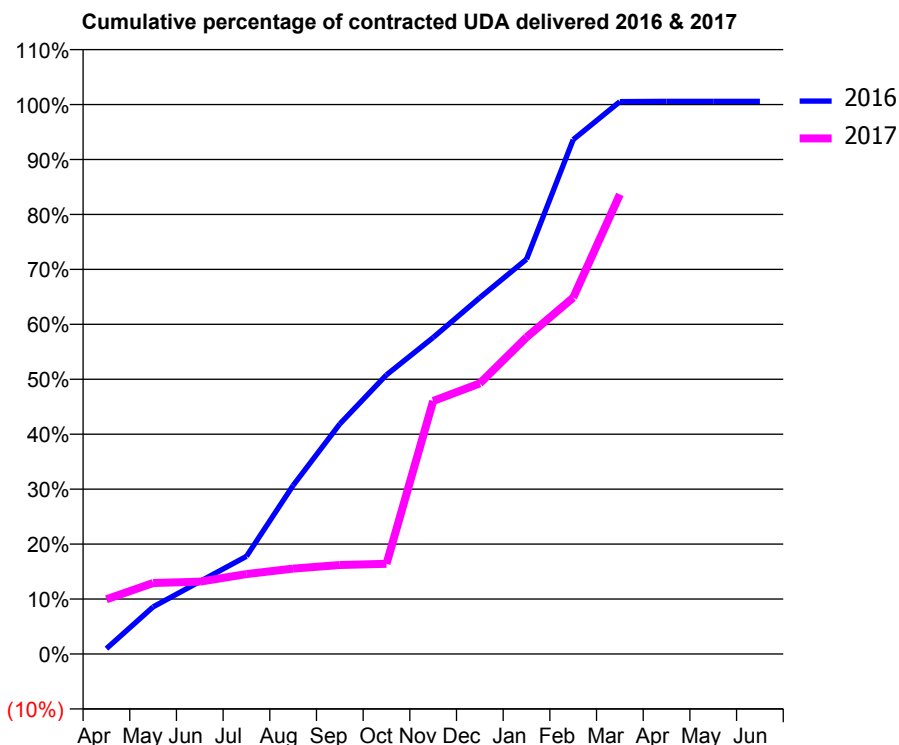
16/17 Contracted general activity (UDA)	2,040
Carry forward general activity (UDA)	-12
16/17 Contracted orthodontic activity (UOA)	0
Carry forward orthodontic activity (UOA)	0
Baseline contract value	£51,998.19

### ACCESS\*

Patients seen in 24 months	Total	Change since previous quarter
Quarter ending March 2016	895	
Quarter ending June 2016	878	↓
Quarter ending September 2016	845	↓
Quarter ending December 2016	863	↑
Quarter ending March 2017	887	↑
<b>Variance since March 2016</b>	<b>(0.9%)</b>	→



### ACTIVITY



Month	Adjusted Scheduled Activity (UDA)	
	2016	2017
April	20	203
May	175	264
June	269	269
July	363	297
August	626	317
September	854	331
October	1,036	335
November	1,175	939
December	1,323	1,005
January	1,466	1,176
February	1,910	1,323
March	2,051	1,706
April	2,052	
May	2,052	
June	2,052	

### QUALITY

	Quantity	Base Number	Contract	AT	Region	England
% of FP17s for the same patient ID Re-attending within 3 months - Children	53	975	5.4%	10.4%	11.8%	12.3%
% of FP17s for the same patient ID Re-attending within 3 months - Adults	19	285	6.7%	16.0%	17.1%	16.7%
% of FP17s for the same patient ID Re-attending between 3 & 9 months - Children	746	975	76.5%	47.8%	46.5%	57.6%
% of FP17s for the same patient ID Re-attending between 3 & 9 months - Adults	141	285	49.5%	37.8%	37.6%	50.1%
% of FP17s for Band 1 Urgent Courses	46	1,259	3.7%	10.3%	10.7%	9.1%
% of FP17s Relating to Free Repair or Replacements	0	1,259	0.0%	0.6%	0.6%	0.8%
% of FP17s Relating to Continuations	1	1,259	0.1%	1.1%	0.9%	1.2%
% of Patients satisfied with the dentistry they have received	0	0	N/A	90.5%	90.4%	92.8%
% of Patients satisfied with the time they had to wait for an appointment	0	0	N/A	86.2%	83.7%	88.7%

\* This is based on patients treated on this contract for their most recent course of treatment. Figures in italics indicate the base number of FP17s or Patient Questionnaire responses are less than 100. N/A is shown where the base number of responses is less than 10 during the period. % is calculated as Quantity/Base number\*100

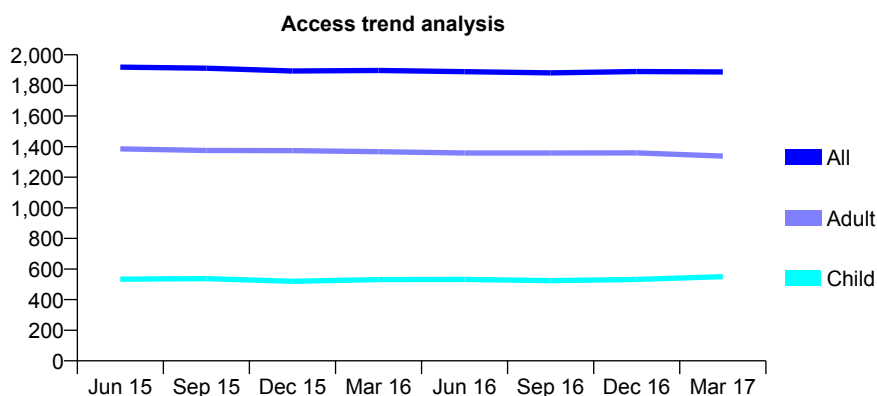
## Q63 - Vital Signs At a Glance Contract Report for 214752/0001 - March 2017

Name or company name	MR A PATEL
Contract type name	GDS Contract
Purpose of contract	General
Contract start date	01/04/2006
Contract end date	

16/17 Contracted general activity (UDA)	4,304
Carry forward general activity (UDA)	-76
16/17 Contracted orthodontic activity (UOA)	0
Carry forward orthodontic activity (UOA)	0
Baseline contract value	£126,086.75

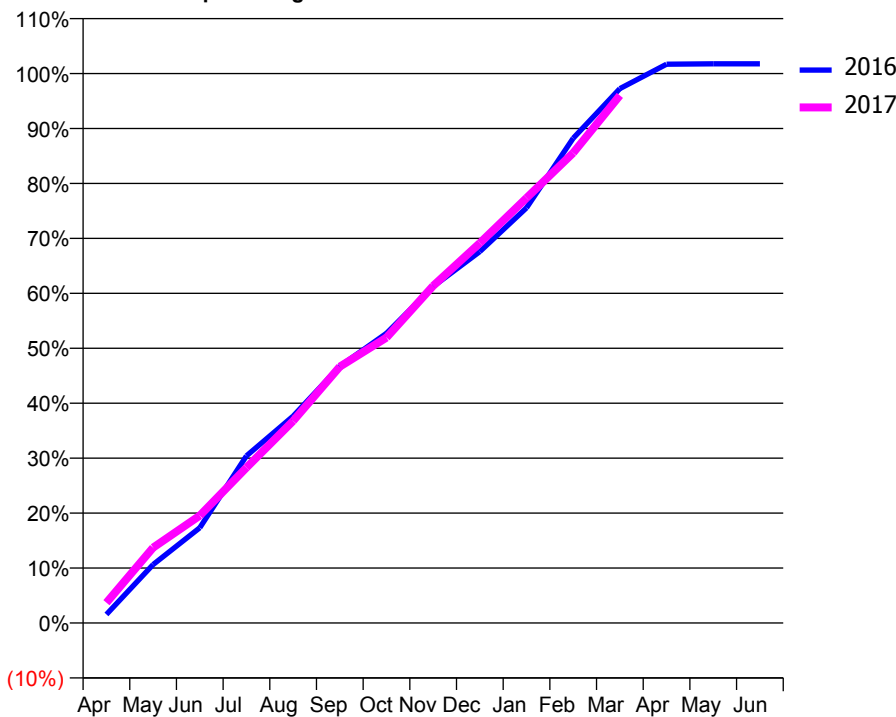
### ACCESS\*

Patients seen in 24 months	Total	Change since previous quarter
Quarter ending March 2016	1,898	
Quarter ending June 2016	1,890	→
Quarter ending September 2016	1,882	→
Quarter ending December 2016	1,891	→
Quarter ending March 2017	1,888	→
<b>Variance since March 2016</b>	<b>(0.5%)</b>	→



### ACTIVITY

Cumulative percentage of contracted UDA delivered 2016 & 2017



Month	Adjusted Scheduled Activity (UDA)	
	2016	2017
April	67	159
May	458	591
June	746	842
July	1,309	1,218
August	1,620	1,583
September	2,011	2,008
October	2,269	2,236
November	2,635	2,641
December	2,909	2,976
January	3,251	3,330
February	3,797	3,682
March	4,185	4,132
April	4,377	
May	4,380	
June	4,380	

### QUALITY

	Quantity	Base Number	Contract	AT	Region	England
% of FP17s for the same patient ID Re-attending within 3 months - Children	38	614	6.2%	10.4%	11.8%	12.3%
% of FP17s for the same patient ID Re-attending within 3 months - Adults	96	1,297	7.4%	16.0%	17.1%	16.7%
% of FP17s for the same patient ID Re-attending between 3 & 9 months - Children	244	614	39.7%	47.8%	46.5%	57.6%
% of FP17s for the same patient ID Re-attending between 3 & 9 months - Adults	421	1,297	32.5%	37.8%	37.6%	50.1%
% of FP17s for Band 1 Urgent Courses	116	1,822	6.4%	10.3%	10.7%	9.1%
% of FP17s Relating to Free Repair or Replacements	6	1,822	0.3%	0.6%	0.6%	0.8%
% of FP17s Relating to Continuations	18	1,822	1.0%	1.1%	0.9%	1.2%
% of Patients satisfied with the dentistry they have received	1	2	N/A	90.5%	90.4%	92.8%
% of Patients satisfied with the time they had to wait for an appointment	1	2	N/A	86.2%	83.7%	88.7%

\* This is based on patients treated on this contract for their most recent course of treatment. Figures in italics indicate the base number of FP17s or Patient Questionnaire responses are less than 100. N/A is shown where the base number of responses is less than 10 during the period. % is calculated as Quantity/Base number\*100



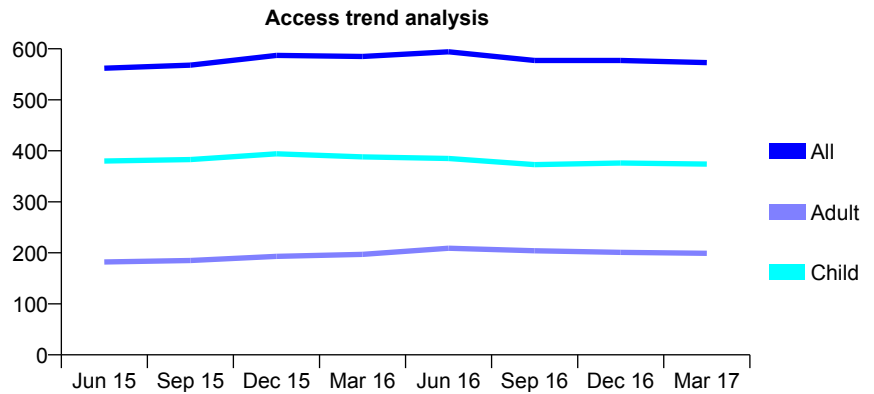
## Q63 - Vital Signs At a Glance Contract Report for 215775/0001 - March 2017

Name or company name	MR HE ROBERTS-HARRY
Contract type name	GDS Contract
Purpose of contract	General
Contract start date	01/04/2006
Contract end date	

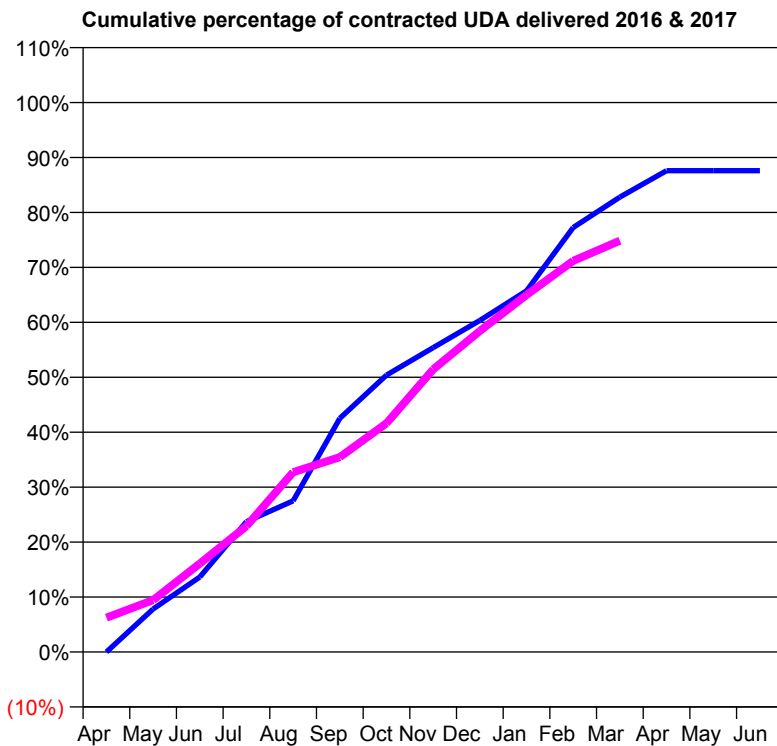
16/17 Contracted general activity (UDA)	1,272
Carry forward general activity (UDA)	0
16/17 Contracted orthodontic activity (UOA)	0
Carry forward orthodontic activity (UOA)	0
Baseline contract value	£34,345.54

### ACCESS\*

Patients seen in 24 months	Total	Change since previous quarter
Quarter ending March 2016	585	
Quarter ending June 2016	594	→
Quarter ending September 2016	577	↓
Quarter ending December 2016	577	→
Quarter ending March 2017	573	→
<b>Variance since March 2016</b>	<b>(2.1%)</b>	<b>↓</b>



### ACTIVITY



Month	Adjusted Scheduled Activity (UDA)	
	2016	2017
April	0	80
May	100	120
June	174	205
July	302	291
August	350	416
September	541	451
October	641	530
November	704	654
December	768	743
January	836	826
February	983	906
March	1,053	952
April	1,114	
May	1,114	
June	1,114	

### QUALITY

	Quantity	Base Number	Contract	AT	Region	England
% of FP17s for the same patient ID Re-attending within 3 months - Children	14	543	2.6%	10.4%	11.8%	12.3%
% of FP17s for the same patient ID Re-attending within 3 months - Adults	2	150	1.3%	16.0%	17.1%	16.7%
% of FP17s for the same patient ID Re-attending between 3 & 9 months - Children	339	543	62.4%	47.8%	46.5%	57.6%
% of FP17s for the same patient ID Re-attending between 3 & 9 months - Adults	87	150	58.0%	37.8%	37.6%	50.1%
% of FP17s for Band 1 Urgent Courses	35	648	5.4%	10.3%	10.7%	9.1%
% of FP17s Relating to Free Repair or Replacements	0	648	0.0%	0.6%	0.6%	0.8%
% of FP17s Relating to Continuations	0	648	0.0%	1.1%	0.9%	1.2%
% of Patients satisfied with the dentistry they have received	2	2	N/A	90.5%	90.4%	92.8%
% of Patients satisfied with the time they had to wait for an appointment	2	2	N/A	86.2%	83.7%	88.7%

\* This is based on patients treated on this contract for their most recent course of treatment. Figures in italics indicate the base number of FP17s or Patient Questionnaire responses are less than 100. N/A is shown where the base number of responses is less than 10 during the period. % is calculated as Quantity/Base number\*100

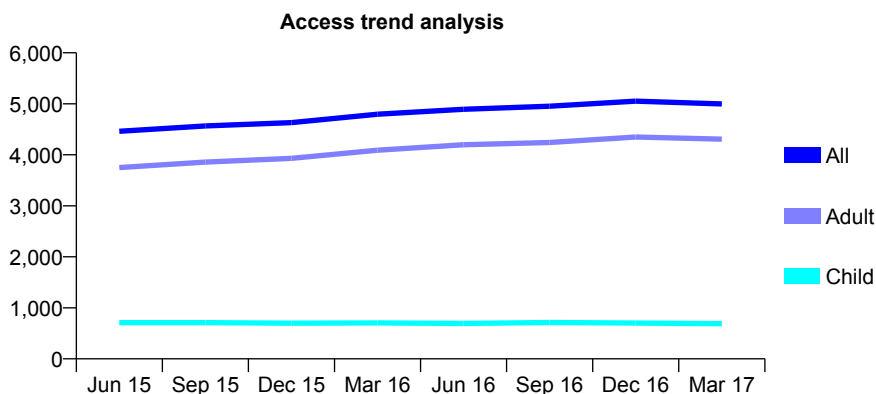
## Q63 - Vital Signs At a Glance Contract Report for 218146/0002 - March 2017

Name or company name	MR BH ANNOBIL
Contract type name	GDS Contract
Purpose of contract	General
Contract start date	21/04/2008
Contract end date	

16/17 Contracted general activity (UDA)	12,300
Carry forward general activity (UDA)	255
16/17 Contracted orthodontic activity (UOA)	0
Carry forward orthodontic activity (UOA)	0
Baseline contract value	£378,515.02

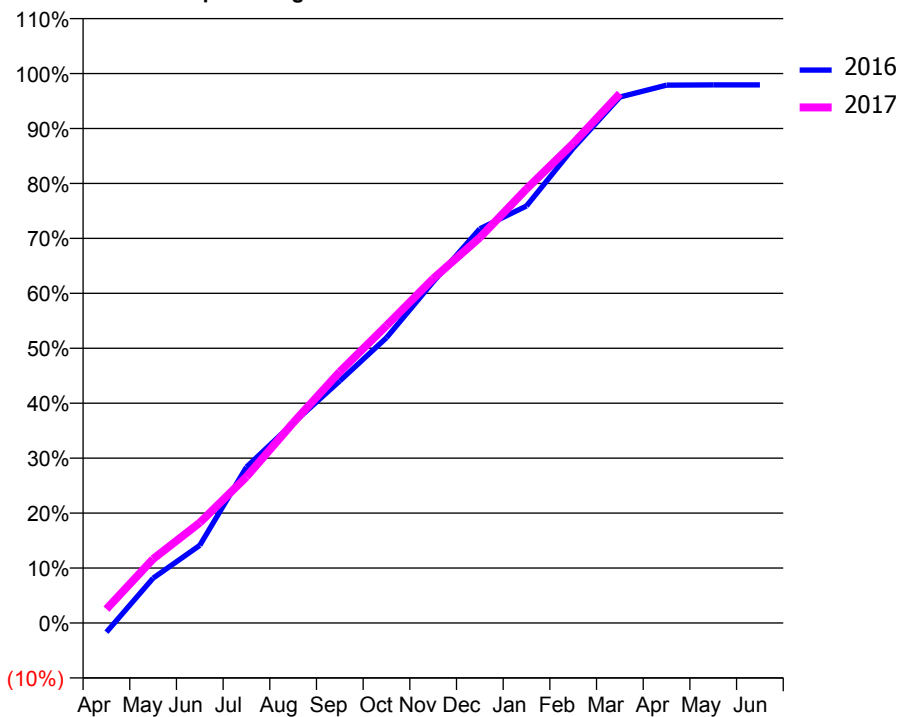
### ACCESS\*

Patients seen in 24 months	Total	Change since previous quarter
Quarter ending March 2016	4,796	
Quarter ending June 2016	4,892	↑
Quarter ending September 2016	4,954	→
Quarter ending December 2016	5,053	→
Quarter ending March 2017	4,997	↓
<b>Variance since March 2016</b>	<b>4.2%</b>	<b>↑</b>



### ACTIVITY

Cumulative percentage of contracted UDA delivered 2016 & 2017



Month	Adjusted Scheduled Activity (UDA)	
	2016	2017
April	-208	313
May	1,004	1,434
June	1,740	2,246
July	3,490	3,272
August	4,475	4,483
September	5,418	5,626
October	6,386	6,657
November	7,636	7,709
December	8,826	8,627
January	9,336	9,717
February	10,628	10,734
March	11,773	11,851
April	12,040	
May	12,045	
June	12,045	

### QUALITY

	Quantity	Base Number	Contract	AT	Region	England
% of FP17s for the same patient ID Re-attending within 3 months - Children	31	649	4.8%	10.4%	11.8%	12.3%
% of FP17s for the same patient ID Re-attending within 3 months - Adults	411	3,650	11.3%	16.0%	17.1%	16.7%
% of FP17s for the same patient ID Re-attending between 3 & 9 months - Children	196	649	30.2%	47.8%	46.5%	57.6%
% of FP17s for the same patient ID Re-attending between 3 & 9 months - Adults	779	3,650	21.3%	37.8%	37.6%	50.1%
% of FP17s for Band 1 Urgent Courses	597	4,197	14.2%	10.3%	10.7%	9.1%
% of FP17s Relating to Free Repair or Replacements	15	4,197	0.4%	0.6%	0.6%	0.8%
% of FP17s Relating to Continuations	2	4,197	0.0%	1.1%	0.9%	1.2%
% of Patients satisfied with the dentistry they have received	4	5	N/A	90.5%	90.4%	92.8%
% of Patients satisfied with the time they had to wait for an appointment	4	5	N/A	86.2%	83.7%	88.7%

\* This is based on patients treated on this contract for their most recent course of treatment. Figures in italics indicate the base number of FP17s or Patient Questionnaire responses are less than 100. N/A is shown where the base number of responses is less than 10 during the period. % is calculated as Quantity/Base number\*100

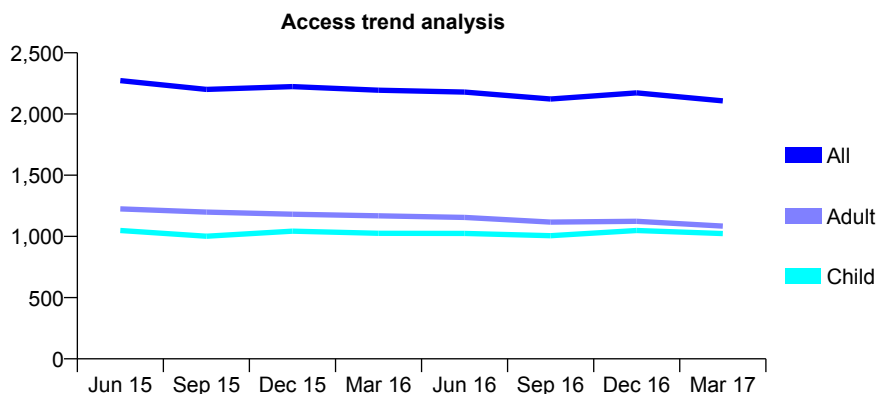
## Q63 - Vital Signs At a Glance Contract Report for 219851/0001 - March 2017

Name or company name	MR DN COGGER
Contract type name	GDS Contract
Purpose of contract	General
Contract start date	01/04/2006
Contract end date	

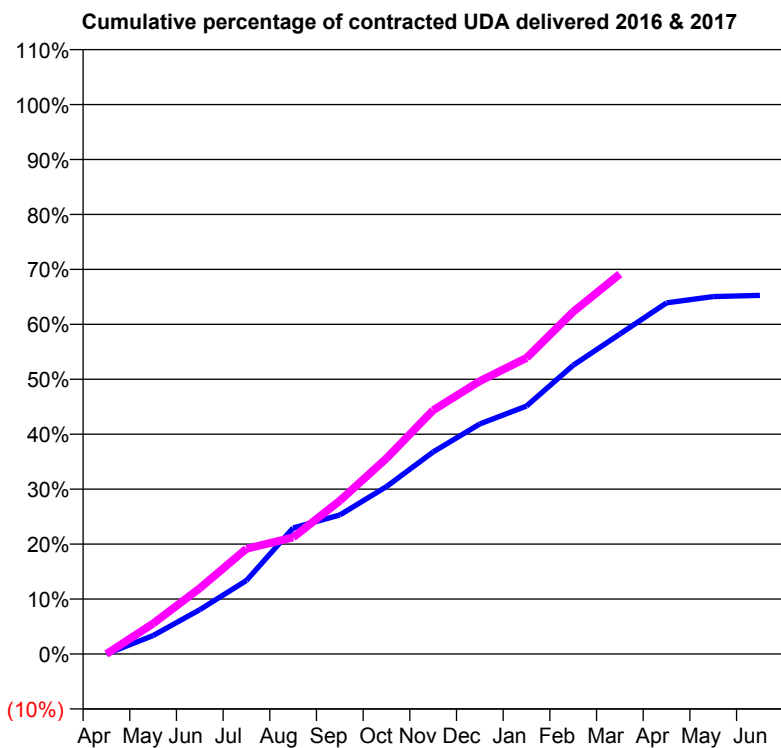
16/17 Contracted general activity (UDA)	7,000
Carry forward general activity (UDA)	0
16/17 Contracted orthodontic activity (UOA)	0
Carry forward orthodontic activity (UOA)	0
Baseline contract value	£185,346.80

### ACCESS\*

Patients seen in 24 months	Total	Change since previous quarter
Quarter ending March 2016	2,194	
Quarter ending June 2016	2,179	→
Quarter ending September 2016	2,123	↓
Quarter ending December 2016	2,173	↑
Quarter ending March 2017	2,107	↓
<b>Variance since March 2016</b>	<b>(4.0%)</b>	↓



### ACTIVITY



Month	Adjusted Scheduled Activity (UDA)	
	2016	2017
April	0	0
May	303	388
June	726	838
July	1,204	1,341
August	2,066	1,486
September	2,276	1,953
October	2,743	2,493
November	3,310	3,107
December	3,769	3,476
January	4,061	3,771
February	4,730	4,360
March	5,241	4,841
April	5,753	
May	5,853	
June	5,873	

### QUALITY

	Quantity	Base Number	Contract	AT	Region	England
% of FP17s for the same patient ID Re-attending within 3 months - Children	109	1,266	8.6%	10.4%	11.8%	12.3%
% of FP17s for the same patient ID Re-attending within 3 months - Adults	226	1,390	16.3%	16.0%	17.1%	16.7%
% of FP17s for the same patient ID Re-attending between 3 & 9 months - Children	562	1,266	44.4%	47.8%	46.5%	57.6%
% of FP17s for the same patient ID Re-attending between 3 & 9 months - Adults	620	1,390	44.6%	37.8%	37.6%	50.1%
% of FP17s for Band 1 Urgent Courses	283	2,384	11.9%	10.3%	10.7%	9.1%
% of FP17s Relating to Free Repair or Replacements	0	2,384	0.0%	0.6%	0.6%	0.8%
% of FP17s Relating to Continuations	0	2,384	0.0%	1.1%	0.9%	1.2%
% of Patients satisfied with the dentistry they have received	1	1	N/A	90.5%	90.4%	92.8%
% of Patients satisfied with the time they had to wait for an appointment	1	1	N/A	86.2%	83.7%	88.7%

\* This is based on patients treated on this contract for their most recent course of treatment. Figures in italics indicate the base number of FP17s or Patient Questionnaire responses are less than 100. N/A is shown where the base number of responses is less than 10 during the period. % is calculated as Quantity/Base number\*100

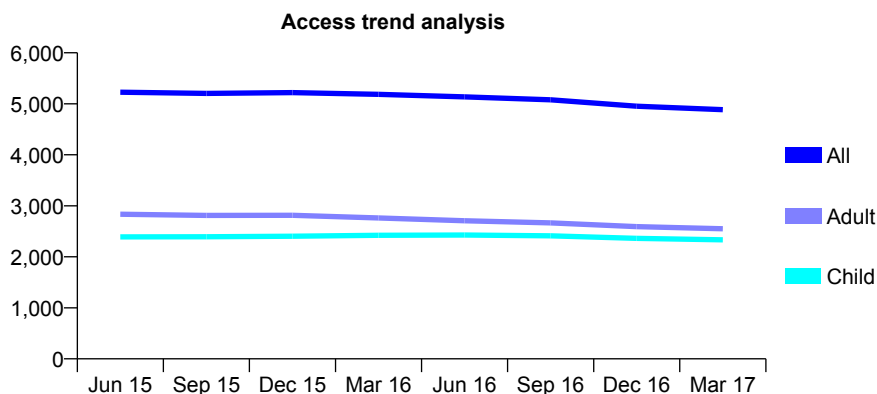
## Q63 - Vital Signs At a Glance Contract Report for 220000/0001 - March 2017

Name or company name	MR FH HUSSAIN
Contract type name	GDS Contract
Purpose of contract	General
Contract start date	01/04/2006
Contract end date	

16/17 Contracted general activity (UDA)	16,178
Carry forward general activity (UDA)	-237
16/17 Contracted orthodontic activity (UOA)	0
Carry forward orthodontic activity (UOA)	0
Baseline contract value	£551,579.58

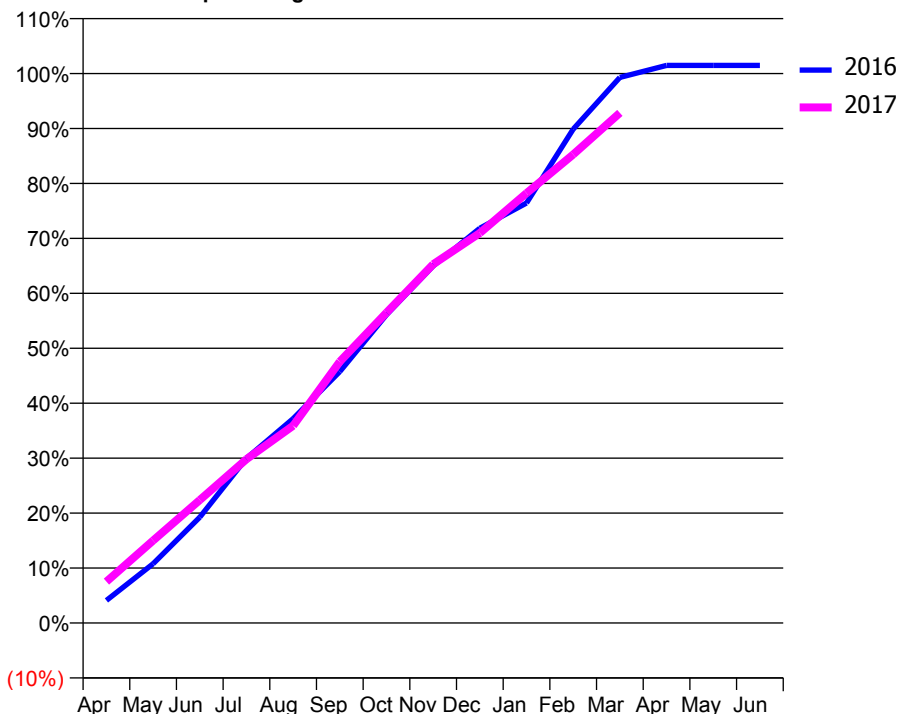
### ACCESS\*

Patients seen in 24 months	Total	Change since previous quarter
Quarter ending March 2016	5,185	
Quarter ending June 2016	5,136	→
Quarter ending September 2016	5,078	↓
Quarter ending December 2016	4,954	↓
Quarter ending March 2017	4,884	↓
<b>Variance since March 2016</b>	<b>(5.8%)</b>	↓



### ACTIVITY

Cumulative percentage of contracted UDA delivered 2016 & 2017



Month	Adjusted Scheduled Activity (UDA)	
	2016	2017
April	665	1,220
May	1,747	2,428
June	3,114	3,623
July	4,852	4,821
August	6,018	5,809
September	7,402	7,697
October	9,076	9,137
November	10,513	10,561
December	11,621	11,481
January	12,363	12,653
February	14,539	13,793
March	16,063	15,020
April	16,416	
May	16,416	
June	16,415	

### QUALITY

	Quantity	Base Number	Contract	AT	Region	England
% of FP17s for the same patient ID Re-attending within 3 months - Children	145	2,194	6.6%	10.4%	11.8%	12.3%
% of FP17s for the same patient ID Re-attending within 3 months - Adults	575	2,527	22.8%	16.0%	17.1%	16.7%
% of FP17s for the same patient ID Re-attending between 3 & 9 months - Children	477	2,194	21.7%	47.8%	46.5%	57.6%
% of FP17s for the same patient ID Re-attending between 3 & 9 months - Adults	598	2,527	23.7%	37.8%	37.6%	50.1%
% of FP17s for Band 1 Urgent Courses	773	4,578	16.9%	10.3%	10.7%	9.1%
% of FP17s Relating to Free Repair or Replacements	0	4,578	0.0%	0.6%	0.6%	0.8%
% of FP17s Relating to Continuations	11	4,578	0.2%	1.1%	0.9%	1.2%
% of Patients satisfied with the dentistry they have received	2	2	N/A	90.5%	90.4%	92.8%
% of Patients satisfied with the time they had to wait for an appointment	2	2	N/A	86.2%	83.7%	88.7%

\* This is based on patients treated on this contract for their most recent course of treatment. Figures in italics indicate the base number of FP17s or Patient Questionnaire responses are less than 100. N/A is shown where the base number of responses is less than 10 during the period. % is calculated as Quantity/Base number\*100

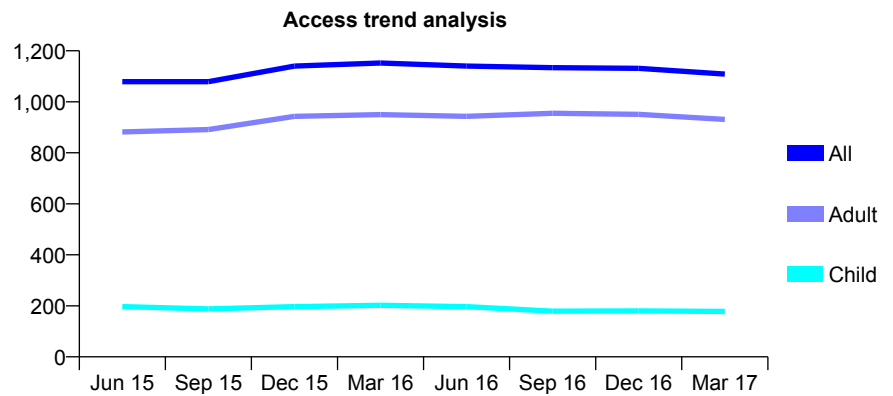
## Q63 - Vital Signs At a Glance Contract Report for 220132/0001 - March 2017

Name or company name	MR WC YEAP
Contract type name	GDS Contract
Purpose of contract	General
Contract start date	01/04/2006
Contract end date	

16/17 Contracted general activity (UDA)	6,260
Carry forward general activity (UDA)	0
16/17 Contracted orthodontic activity (UOA)	0
Carry forward orthodontic activity (UOA)	0
Baseline contract value	£167,104.39

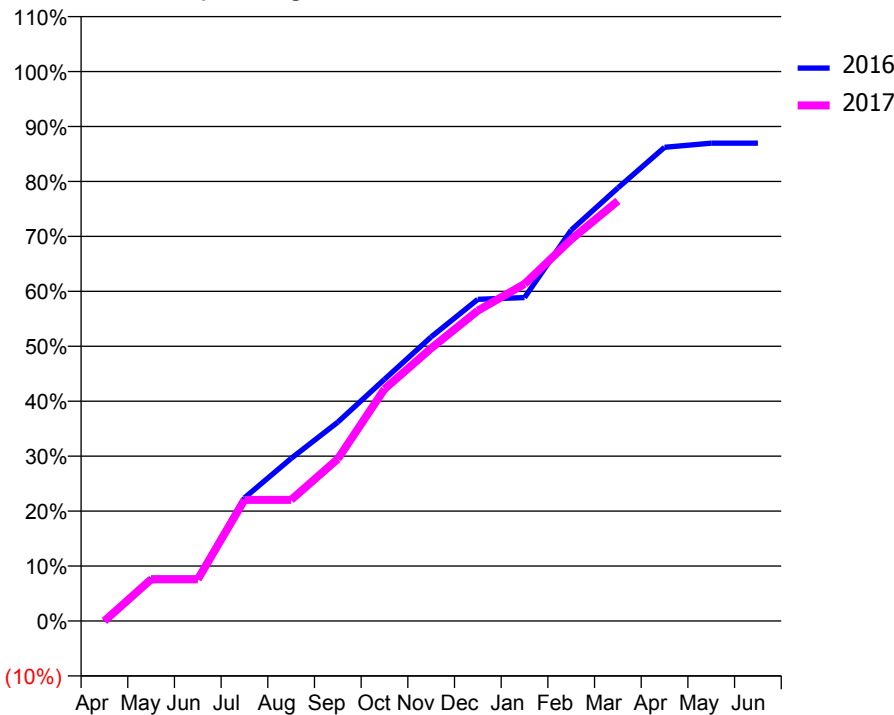
### ACCESS\*

Patients seen in 24 months	Total	Change since previous quarter
Quarter ending March 2016	1,152	
Quarter ending June 2016	1,140	↓
Quarter ending September 2016	1,134	→
Quarter ending December 2016	1,131	→
Quarter ending March 2017	1,109	↓
<b>Variance since March 2016</b>	<b>(3.7%)</b>	<b>↓</b>



### ACTIVITY

Cumulative percentage of contracted UDA delivered 2016 & 2017



Month	Adjusted Scheduled Activity (UDA)	
	2016	2017
April	0	0
May	489	474
June	489	474
July	1,403	1,380
August	1,853	1,380
September	2,265	1,846
October	2,754	2,642
November	3,237	3,107
December	3,665	3,535
January	3,685	3,840
February	4,454	4,347
March	4,934	4,786
April	5,396	
May	5,444	
June	5,444	

### QUALITY

	Quantity	Base Number	Contract	AT	Region	England
% of FP17s for the same patient ID Re-attending within 3 months - Children	8	141	5.7%	10.4%	11.8%	12.3%
% of FP17s for the same patient ID Re-attending within 3 months - Adults	79	817	9.7%	16.0%	17.1%	16.7%
% of FP17s for the same patient ID Re-attending between 3 & 9 months - Children	28	141	19.9%	47.8%	46.5%	57.6%
% of FP17s for the same patient ID Re-attending between 3 & 9 months - Adults	220	817	26.9%	37.8%	37.6%	50.1%
% of FP17s for Band 1 Urgent Courses	63	859	7.3%	10.3%	10.7%	9.1%
% of FP17s Relating to Free Repair or Replacements	0	859	0.0%	0.6%	0.6%	0.8%
% of FP17s Relating to Continuations	1	859	0.1%	1.1%	0.9%	1.2%
% of Patients satisfied with the dentistry they have received	0	0	N/A	90.5%	90.4%	92.8%
% of Patients satisfied with the time they had to wait for an appointment	0	0	N/A	86.2%	83.7%	88.7%

\* This is based on patients treated on this contract for their most recent course of treatment. Figures in italics indicate the base number of FP17s or Patient Questionnaire responses are less than 100. N/A is shown where the base number of responses is less than 10 during the period. % is calculated as Quantity/Base number\*100

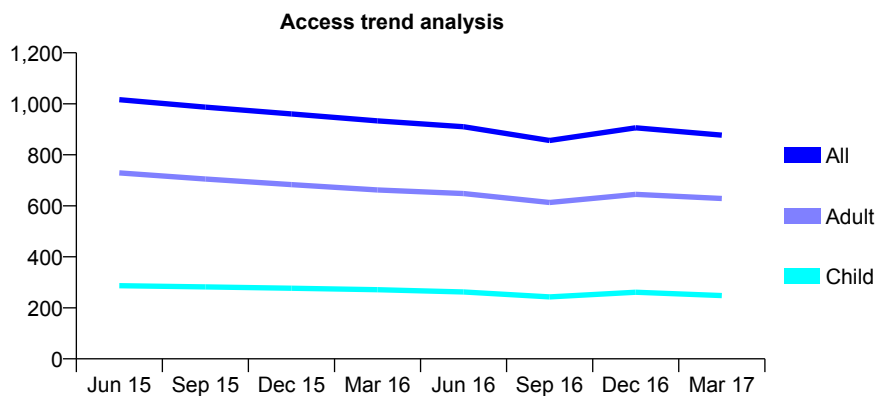
## Q63 - Vital Signs At a Glance Contract Report for 220949/0001 - March 2017

Name or company name	MR HS SIRHA
Contract type name	GDS Contract
Purpose of contract	General
Contract start date	01/04/2006
Contract end date	

16/17 Contracted general activity (UDA)	2,097
Carry forward general activity (UDA)	0
16/17 Contracted orthodontic activity (UOA)	0
Carry forward orthodontic activity (UOA)	0
Baseline contract value	£60,063.53

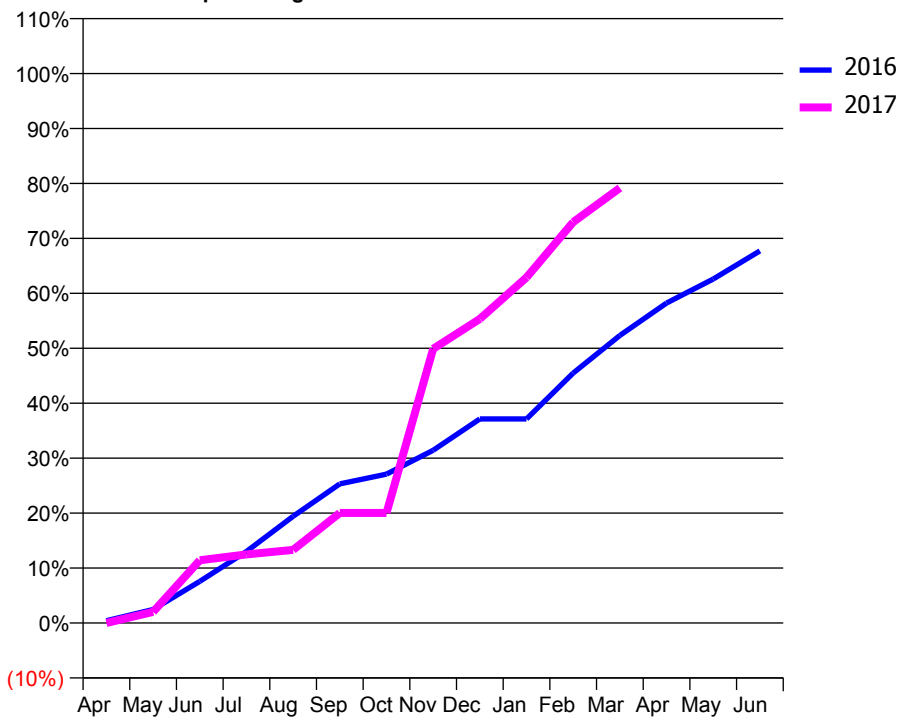
### ACCESS\*

Patients seen in 24 months	Total	Change since previous quarter
Quarter ending March 2016	933	
Quarter ending June 2016	910	↓
Quarter ending September 2016	856	↓
Quarter ending December 2016	906	↑
Quarter ending March 2017	877	↓
<b>Variance since March 2016</b>	<b>(6.0%)</b>	<b>↓</b>



### ACTIVITY

**Cumulative percentage of contracted UDA delivered 2016 & 2017**



Month	Adjusted Scheduled Activity (UDA)	
	2016	2017
April	9	0
May	51	43
June	159	240
July	273	262
August	407	279
September	531	420
October	568	420
November	659	1,047
December	779	1,160
January	779	1,319
February	954	1,530
March	1,097	1,660
April	1,221	
May	1,313	
June	1,420	

### QUALITY

	Quantity	Base Number	Contract	AT	Region	England
% of FP17s for the same patient ID Re-attending within 3 months - Children	36	326	11.0%	10.4%	11.8%	12.3%
% of FP17s for the same patient ID Re-attending within 3 months - Adults	60	646	9.3%	16.0%	17.1%	16.7%
% of FP17s for the same patient ID Re-attending between 3 & 9 months - Children	120	326	36.8%	47.8%	46.5%	57.6%
% of FP17s for the same patient ID Re-attending between 3 & 9 months - Adults	149	646	23.1%	37.8%	37.6%	50.1%
% of FP17s for Band 1 Urgent Courses	39	812	4.8%	10.3%	10.7%	9.1%
% of FP17s Relating to Free Repair or Replacements	11	812	1.4%	0.6%	0.6%	0.8%
% of FP17s Relating to Continuations	0	812	0.0%	1.1%	0.9%	1.2%
% of Patients satisfied with the dentistry they have received	2	3	N/A	90.5%	90.4%	92.8%
% of Patients satisfied with the time they had to wait for an appointment	2	3	N/A	86.2%	83.7%	88.7%

\* This is based on patients treated on this contract for their most recent course of treatment. Figures in italics indicate the base number of FP17s or Patient Questionnaire responses are less than 100. N/A is shown where the base number of responses is less than 10 during the period. % is calculated as Quantity/Base number\*100

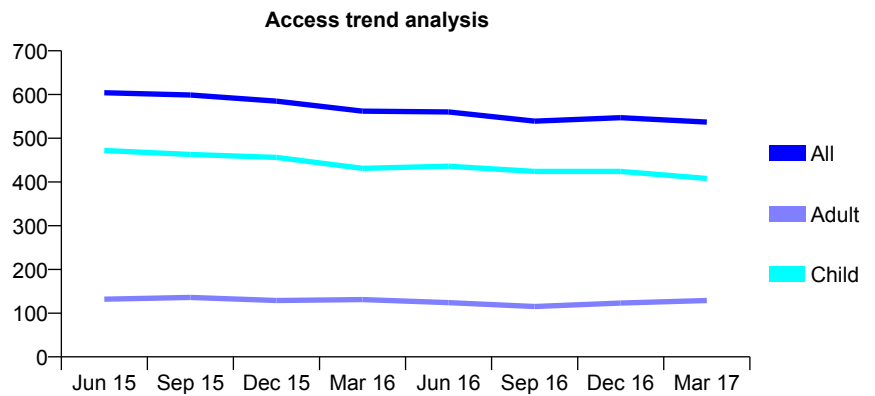
## Q63 - Vital Signs At a Glance Contract Report for 228605/0001 - March 2017

Name or company name	MRS CS HENSLEY
Contract type name	GDS Contract
Purpose of contract	General
Contract start date	01/04/2006
Contract end date	

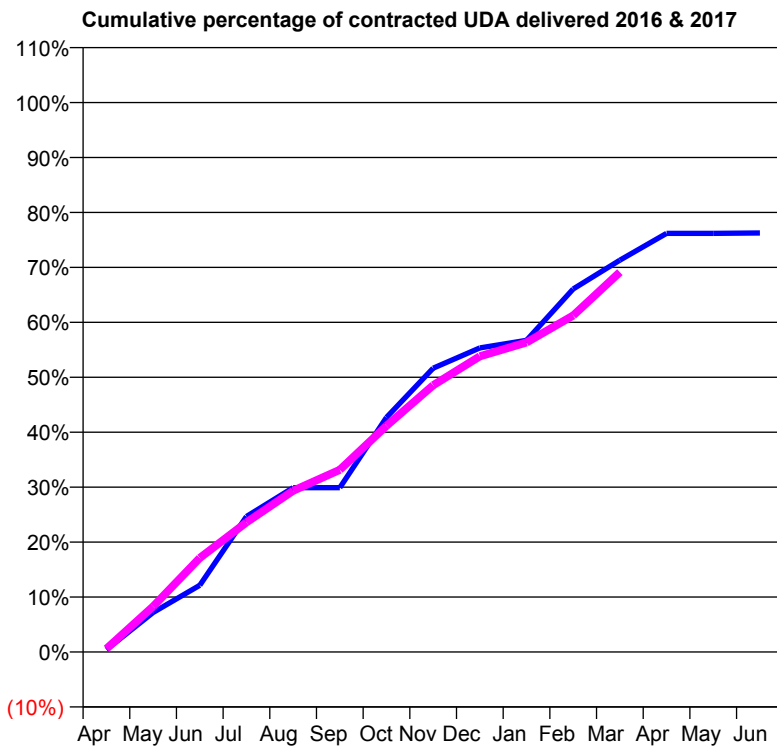
16/17 Contracted general activity (UDA)	1,400
Carry forward general activity (UDA)	0
16/17 Contracted orthodontic activity (UOA)	0
Carry forward orthodontic activity (UOA)	0
Baseline contract value	£28,753.48

### ACCESS\*

Patients seen in 24 months	Total	Change since previous quarter
Quarter ending March 2016	562	
Quarter ending June 2016	560	→
Quarter ending September 2016	539	↓
Quarter ending December 2016	547	→
Quarter ending March 2017	537	↓
<b>Variance since March 2016</b>	<b>(4.4%)</b>	<b>↓</b>



### ACTIVITY



Month	Adjusted Scheduled Activity (UDA)	
	2016	2017
April	6	8
May	101	116
June	170	240
July	345	330
August	419	411
September	419	464
October	598	576
November	723	680
December	775	753
January	794	789
February	925	857
March	998	968
April	1,067	
May	1,067	
June	1,068	

### QUALITY

	Quantity	Base Number	Contract	AT	Region	England
% of FP17s for the same patient ID Re-attending within 3 months - Children	47	583	8.1%	10.4%	11.8%	12.3%
% of FP17s for the same patient ID Re-attending within 3 months - Adults	15	110	13.6%	16.0%	17.1%	16.7%
% of FP17s for the same patient ID Re-attending between 3 & 9 months - Children	293	583	50.3%	47.8%	46.5%	57.6%
% of FP17s for the same patient ID Re-attending between 3 & 9 months - Adults	48	110	43.6%	37.8%	37.6%	50.1%
% of FP17s for Band 1 Urgent Courses	38	648	5.9%	10.3%	10.7%	9.1%
% of FP17s Relating to Free Repair or Replacements	0	648	0.0%	0.6%	0.6%	0.8%
% of FP17s Relating to Continuations	1	648	0.2%	1.1%	0.9%	1.2%
% of Patients satisfied with the dentistry they have received	1	1	N/A	90.5%	90.4%	92.8%
% of Patients satisfied with the time they had to wait for an appointment	1	1	N/A	86.2%	83.7%	88.7%

\* This is based on patients treated on this contract for their most recent course of treatment. Figures in italics indicate the base number of FP17s or Patient Questionnaire responses are less than 100. N/A is shown where the base number of responses is less than 10 during the period. % is calculated as Quantity/Base number\*100

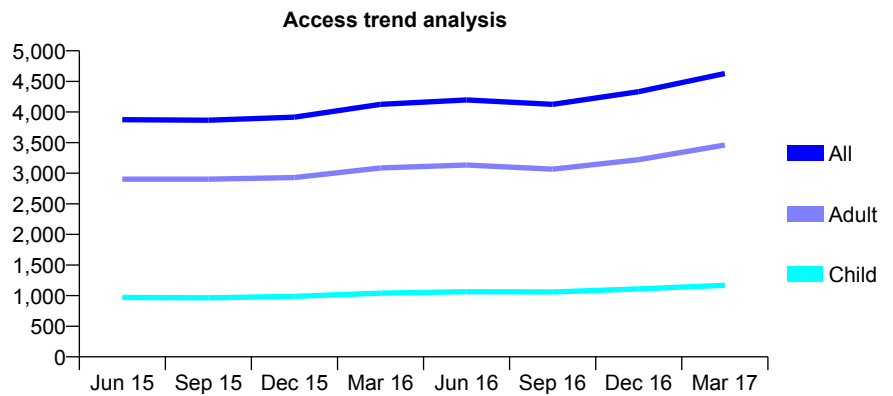
## Q63 - Vital Signs At a Glance Contract Report for 228850/0002 - March 2017

Name or company name	MR TK PATEL
Contract type name	GDS Contract
Purpose of contract	General
Contract start date	01/04/2006
Contract end date	

16/17 Contracted general activity (UDA)	12,283
Carry forward general activity (UDA)	-151
16/17 Contracted orthodontic activity (UOA)	0
Carry forward orthodontic activity (UOA)	0
Baseline contract value	£356,411.50

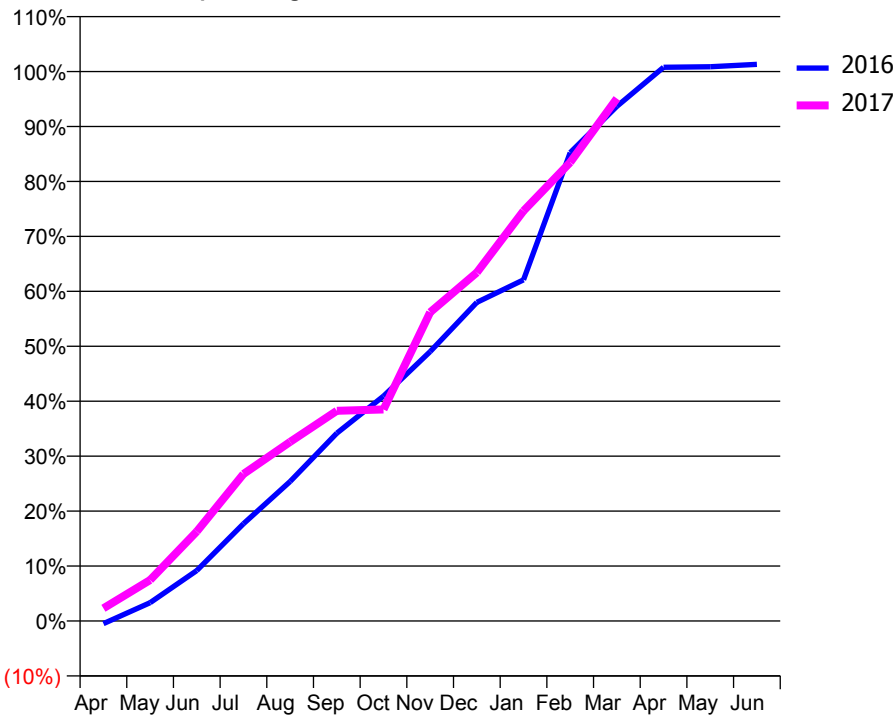
### ACCESS\*

Patients seen in 24 months	Total	Change since previous quarter
Quarter ending March 2016	4,126	
Quarter ending June 2016	4,198	→
Quarter ending September 2016	4,126	↓
Quarter ending December 2016	4,332	↑
Quarter ending March 2017	4,629	↑
<b>Variance since March 2016</b>	<b>12.2%</b>	<b>↑</b>



### ACTIVITY

Cumulative percentage of contracted UDA delivered 2016 & 2017



Month	Adjusted Scheduled Activity (UDA)	
	2016	2017
April	-57	286
May	386	917
June	1,065	2,000
July	2,052	3,286
August	2,941	4,005
September	3,959	4,698
October	4,740	4,728
November	5,678	6,902
December	6,717	7,789
January	7,192	9,168
February	9,874	10,252
March	10,848	11,681
April	11,673	
May	11,683	
June	11,734	

### QUALITY

	Quantity	Base Number	Contract	AT	Region	England
% of FP17s for the same patient ID Re-attending within 3 months - Children	99	1,361	7.3%	10.4%	11.8%	12.3%
% of FP17s for the same patient ID Re-attending within 3 months - Adults	501	3,698	13.5%	16.0%	17.1%	16.7%
% of FP17s for the same patient ID Re-attending between 3 & 9 months - Children	532	1,361	39.1%	47.8%	46.5%	57.6%
% of FP17s for the same patient ID Re-attending between 3 & 9 months - Adults	1,340	3,698	36.2%	37.8%	37.6%	50.1%
% of FP17s for Band 1 Urgent Courses	529	4,781	11.1%	10.3%	10.7%	9.1%
% of FP17s Relating to Free Repair or Replacements	8	4,781	0.2%	0.6%	0.6%	0.8%
% of FP17s Relating to Continuations	33	4,781	0.7%	1.1%	0.9%	1.2%
% of Patients satisfied with the dentistry they have received	4	4	N/A	90.5%	90.4%	92.8%
% of Patients satisfied with the time they had to wait for an appointment	4	4	N/A	86.2%	83.7%	88.7%

\* This is based on patients treated on this contract for their most recent course of treatment. Figures in italics indicate the base number of FP17s or Patient Questionnaire responses are less than 100. N/A is shown where the base number of responses is less than 10 during the period. % is calculated as Quantity/Base number\*100



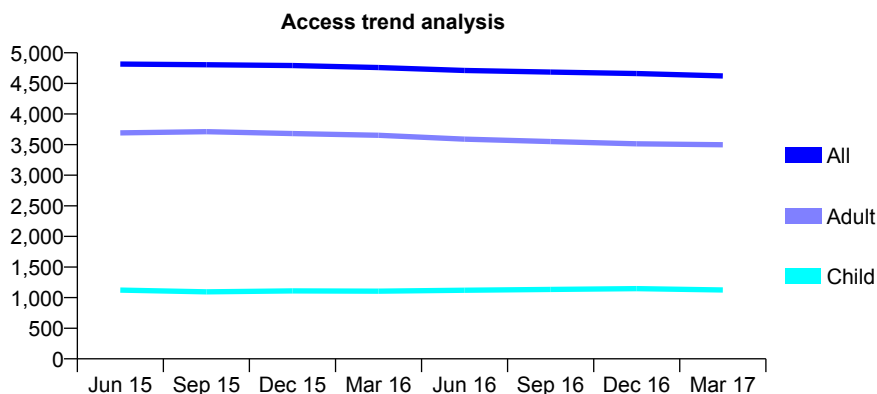
## Q63 - Vital Signs At a Glance Contract Report for 228850/0003 - March 2017

Name or company name	MR TK PATEL
Contract type name	GDS Contract
Purpose of contract	General
Contract start date	01/04/2006
Contract end date	

16/17 Contracted general activity (UDA)	12,334
Carry forward general activity (UDA)	-202
16/17 Contracted orthodontic activity (UOA)	0
Carry forward orthodontic activity (UOA)	0
Baseline contract value	£404,155.93

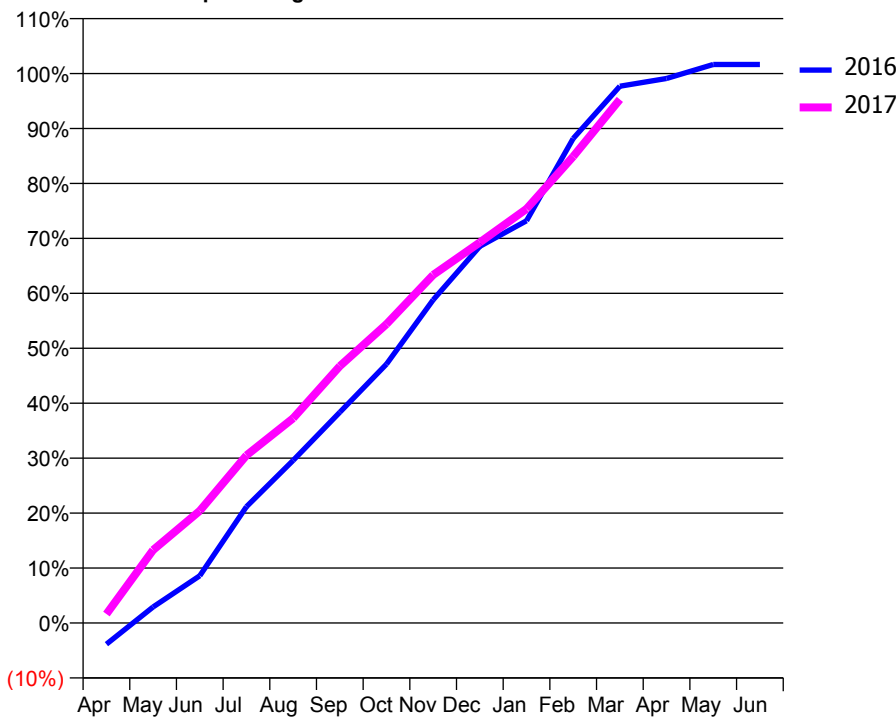
### ACCESS\*

Patients seen in 24 months	Total	Change since previous quarter
Quarter ending March 2016	4,759	
Quarter ending June 2016	4,711	↓
Quarter ending September 2016	4,685	→
Quarter ending December 2016	4,662	→
Quarter ending March 2017	4,622	→
<b>Variance since March 2016</b>	<b>(2.9%)</b>	<b>↓</b>



### ACTIVITY

Cumulative percentage of contracted UDA delivered 2016 & 2017



Adjusted Scheduled Activity (UDA)

Month	2016	2017
April	-477	202
May	359	1,639
June	1,062	2,518
July	2,611	3,763
August	3,649	4,597
September	4,730	5,768
October	5,811	6,710
November	7,252	7,813
December	8,454	8,543
January	9,028	9,296
February	10,875	10,471
March	12,049	11,753
April	12,223	
May	12,536	
June	12,536	

### QUALITY

	Quantity	Base Number	Contract	AT	Region	England
% of FP17s for the same patient ID Re-attending within 3 months - Children	92	1,360	6.8%	10.4%	11.8%	12.3%
% of FP17s for the same patient ID Re-attending within 3 months - Adults	479	3,662	13.1%	16.0%	17.1%	16.7%
% of FP17s for the same patient ID Re-attending between 3 & 9 months - Children	683	1,360	50.2%	47.8%	46.5%	57.6%
% of FP17s for the same patient ID Re-attending between 3 & 9 months - Adults	1,363	3,662	37.2%	37.8%	37.6%	50.1%
% of FP17s for Band 1 Urgent Courses	352	4,414	8.0%	10.3%	10.7%	9.1%
% of FP17s Relating to Free Repair or Replacements	19	4,414	0.4%	0.6%	0.6%	0.8%
% of FP17s Relating to Continuations	81	4,414	1.8%	1.1%	0.9%	1.2%
% of Patients satisfied with the dentistry they have received	7	7	N/A	90.5%	90.4%	92.8%
% of Patients satisfied with the time they had to wait for an appointment	7	7	N/A	86.2%	83.7%	88.7%

\* This is based on patients treated on this contract for their most recent course of treatment. Figures in italics indicate the base number of FP17s or Patient Questionnaire responses are less than 100. N/A is shown where the base number of responses is less than 10 during the period. % is calculated as Quantity/Base number\*100

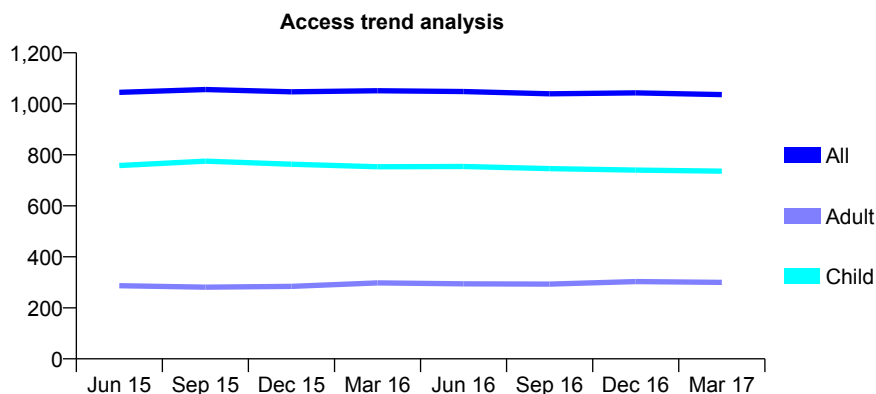
## Q63 - Vital Signs At a Glance Contract Report for 228966/0001 - March 2017

Name or company name	MR AM TOMALIN
Contract type name	GDS Contract
Purpose of contract	General
Contract start date	01/04/2006
Contract end date	

16/17 Contracted general activity (UDA)	2,100
Carry forward general activity (UDA)	0
16/17 Contracted orthodontic activity (UOA)	0
Carry forward orthodontic activity (UOA)	0
Baseline contract value	£45,770.75

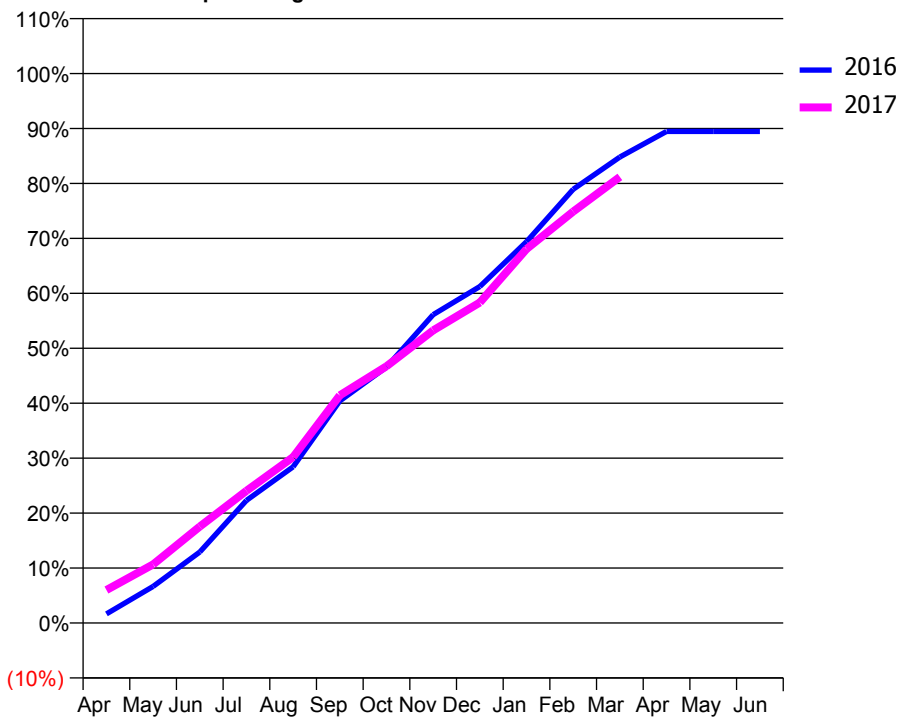
### ACCESS\*

Patients seen in 24 months	Total	Change since previous quarter
Quarter ending March 2016	1,051	
Quarter ending June 2016	1,048	→
Quarter ending September 2016	1,039	→
Quarter ending December 2016	1,043	→
Quarter ending March 2017	1,036	→
<b>Variance since March 2016</b>	<b>(1.4%)</b>	<b>↓</b>



### ACTIVITY

Cumulative percentage of contracted UDA delivered 2016 & 2017



Month	Adjusted Scheduled Activity (UDA)	
	2016	2017
April	35	126
May	140	224
June	271	369
July	469	505
August	597	634
September	849	870
October	978	981
November	1,178	1,118
December	1,286	1,225
January	1,457	1,429
February	1,658	1,572
March	1,781	1,705
April	1,879	
May	1,879	
June	1,879	

### QUALITY

	Quantity	Base Number	Contract	AT	Region	England
% of FP17s for the same patient ID Re-attending within 3 months - Children	67	1,170	5.7%	10.4%	11.8%	12.3%
% of FP17s for the same patient ID Re-attending within 3 months - Adults	15	257	5.8%	16.0%	17.1%	16.7%
% of FP17s for the same patient ID Re-attending between 3 & 9 months - Children	764	1,170	65.3%	47.8%	46.5%	57.6%
% of FP17s for the same patient ID Re-attending between 3 & 9 months - Adults	136	257	52.9%	37.8%	37.6%	50.1%
% of FP17s for Band 1 Urgent Courses	30	1,353	2.2%	10.3%	10.7%	9.1%
% of FP17s Relating to Free Repair or Replacements	0	1,353	0.0%	0.6%	0.6%	0.8%
% of FP17s Relating to Continuations	0	1,353	0.0%	1.1%	0.9%	1.2%
% of Patients satisfied with the dentistry they have received	0	0	N/A	90.5%	90.4%	92.8%
% of Patients satisfied with the time they had to wait for an appointment	0	0	N/A	86.2%	83.7%	88.7%

\* This is based on patients treated on this contract for their most recent course of treatment. Figures in italics indicate the base number of FP17s or Patient Questionnaire responses are less than 100. N/A is shown where the base number of responses is less than 10 during the period. % is calculated as Quantity/Base number\*100

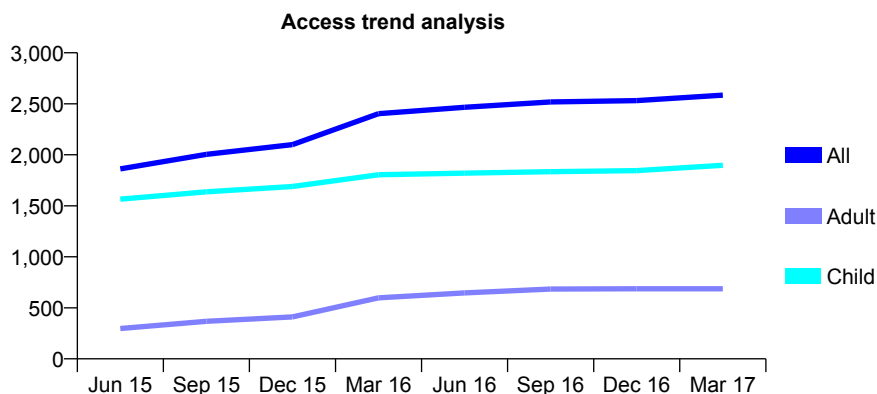
## Q63 - Vital Signs At a Glance Contract Report for 230316/0001 - March 2017

Name or company name	MR PA DOOLEY
Contract type name	GDS Contract
Purpose of contract	General
Contract start date	01/09/2014
Contract end date	

16/17 Contracted general activity (UDA)	5,500
Carry forward general activity (UDA)	-25
16/17 Contracted orthodontic activity (UOA)	0
Carry forward orthodontic activity (UOA)	0
Baseline contract value	£125,419.23

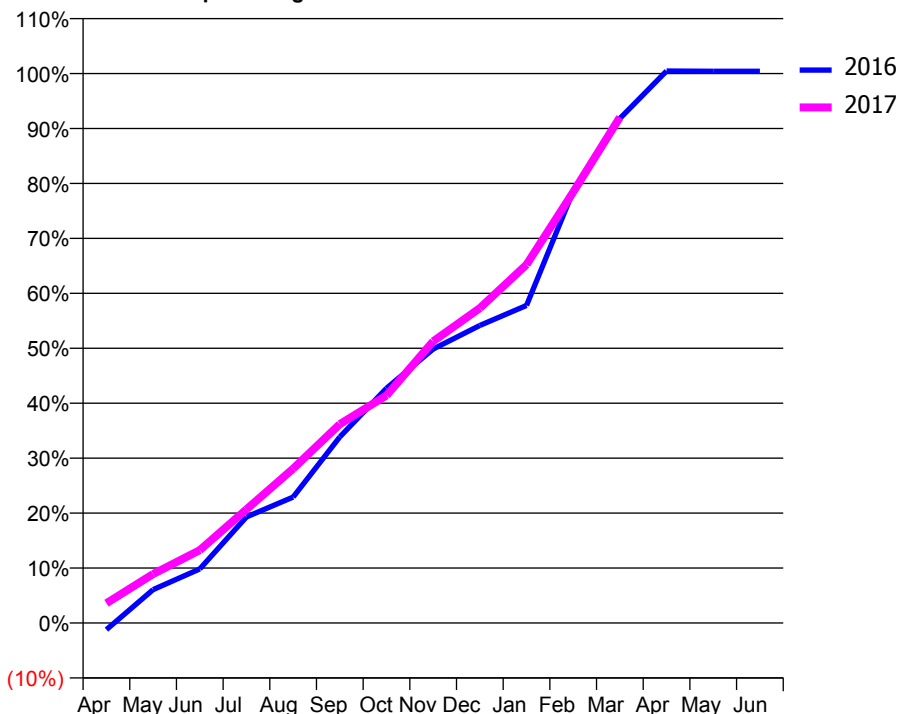
### ACCESS\*

Patients seen in 24 months	Total	Change since previous quarter
Quarter ending March 2016	2,403	
Quarter ending June 2016	2,466	↑
Quarter ending September 2016	2,518	↑
Quarter ending December 2016	2,532	→
Quarter ending March 2017	2,585	↑
<b>Variance since March 2016</b>	<b>7.6%</b>	<b>↑</b>



### ACTIVITY

Cumulative percentage of contracted UDA delivered 2016 & 2017



Month	Adjusted Scheduled Activity (UDA)	
	2016	2017
April	-68	199
May	335	491
June	541	729
July	1,061	1,138
August	1,261	1,545
September	1,863	1,991
October	2,350	2,278
November	2,743	2,820
December	2,978	3,151
January	3,179	3,587
February	4,322	4,313
March	5,050	5,062
April	5,525	
May	5,522	
June	5,522	

### QUALITY

	Quantity	Base Number	Contract	AT	Region	England
% of FP17s for the same patient ID Re-attending within 3 months - Children	175	2,859	6.1%	10.4%	11.8%	12.3%
% of FP17s for the same patient ID Re-attending within 3 months - Adults	33	462	7.1%	16.0%	17.1%	16.7%
% of FP17s for the same patient ID Re-attending between 3 & 9 months - Children	1,692	2,859	59.2%	47.8%	46.5%	57.6%
% of FP17s for the same patient ID Re-attending between 3 & 9 months - Adults	184	462	39.8%	37.8%	37.6%	50.1%
% of FP17s for Band 1 Urgent Courses	75	3,010	2.5%	10.3%	10.7%	9.1%
% of FP17s Relating to Free Repair or Replacements	0	3,010	0.0%	0.6%	0.6%	0.8%
% of FP17s Relating to Continuations	3	3,010	0.1%	1.1%	0.9%	1.2%
% of Patients satisfied with the dentistry they have received	0	1	N/A	90.5%	90.4%	92.8%
% of Patients satisfied with the time they had to wait for an appointment	0	1	N/A	86.2%	83.7%	88.7%

\* This is based on patients treated on this contract for their most recent course of treatment. Figures in italics indicate the base number of FP17s or Patient Questionnaire responses are less than 100. N/A is shown where the base number of responses is less than 10 during the period. % is calculated as Quantity/Base number\*100

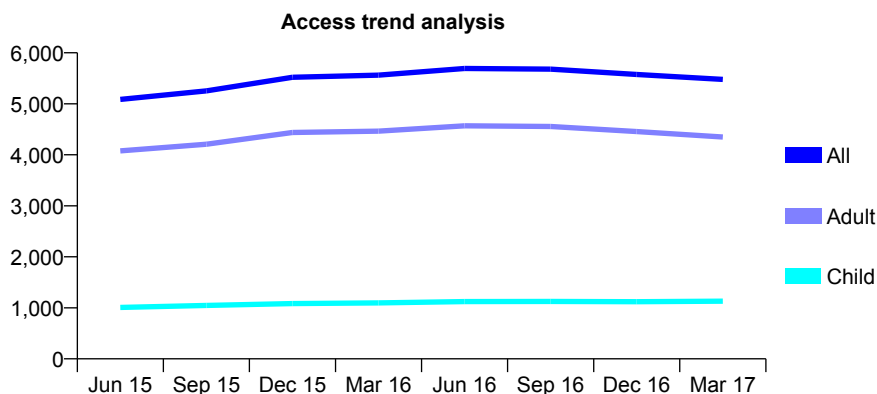
## Q63 - Vital Signs At a Glance Contract Report for 234141/0001 - March 2017

Name or company name	MR DS TRENT
Contract type name	GDS Contract
Purpose of contract	General
Contract start date	01/04/2006
Contract end date	

16/17 Contracted general activity (UDA)	19,000
Carry forward general activity (UDA)	-19
16/17 Contracted orthodontic activity (UOA)	0
Carry forward orthodontic activity (UOA)	0
Baseline contract value	£551,664.99

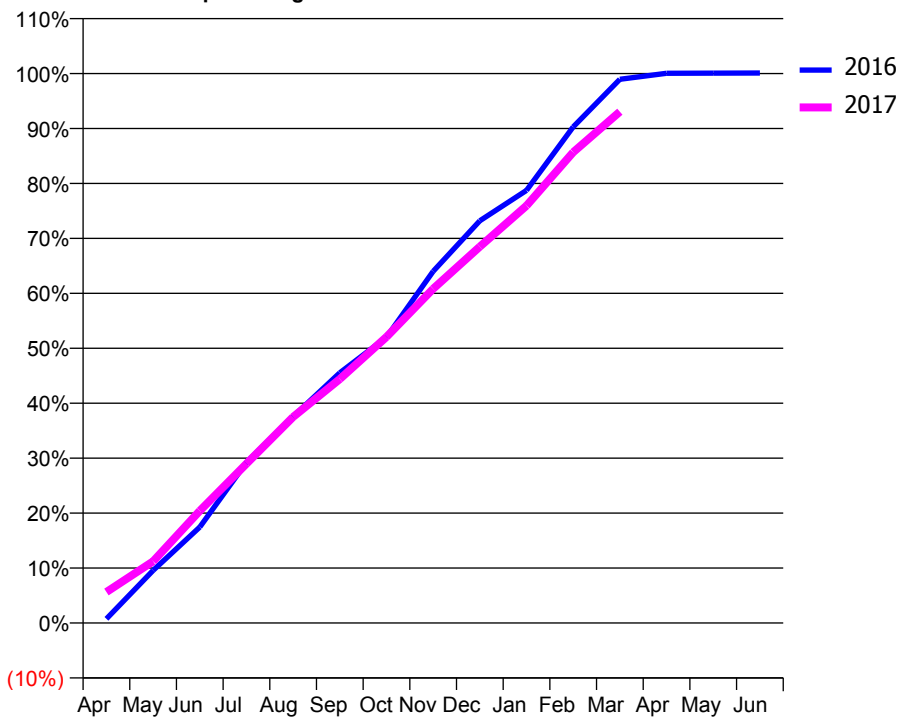
### ACCESS\*

Patients seen in 24 months	Total	Change since previous quarter
Quarter ending March 2016	5,562	
Quarter ending June 2016	5,692	↑
Quarter ending September 2016	5,681	→
Quarter ending December 2016	5,575	↓
Quarter ending March 2017	5,478	↓
<b>Variance since March 2016</b>	<b>(1.5%)</b>	<b>↓</b>



### ACTIVITY

Cumulative percentage of contracted UDA delivered 2016 & 2017



Month	Adjusted Scheduled Activity (UDA)	
	2016	2017
April	143	1,073
May	1,820	2,135
June	3,319	3,882
July	5,554	5,509
August	7,140	7,126
September	8,650	8,435
October	9,883	9,891
November	12,161	11,557
December	13,906	13,013
January	14,960	14,428
February	17,155	16,278
March	18,802	17,678
April	19,010	
May	19,015	
June	19,019	

### QUALITY

	Quantity	Base Number	Contract	AT	Region	England
% of FP17s for the same patient ID Re-attending within 3 months - Children	87	1,118	7.8%	10.4%	11.8%	12.3%
% of FP17s for the same patient ID Re-attending within 3 months - Adults	661	4,512	14.6%	16.0%	17.1%	16.7%
% of FP17s for the same patient ID Re-attending between 3 & 9 months - Children	394	1,118	35.2%	47.8%	46.5%	57.6%
% of FP17s for the same patient ID Re-attending between 3 & 9 months - Adults	1,635	4,512	36.2%	37.8%	37.6%	50.1%
% of FP17s for Band 1 Urgent Courses	634	5,554	11.4%	10.3%	10.7%	9.1%
% of FP17s Relating to Free Repair or Replacements	30	5,554	0.5%	0.6%	0.6%	0.8%
% of FP17s Relating to Continuations	71	5,554	1.3%	1.1%	0.9%	1.2%
% of Patients satisfied with the dentistry they have received	32	38	84.2%	90.5%	90.4%	92.8%
% of Patients satisfied with the time they had to wait for an appointment	35	38	92.1%	86.2%	83.7%	88.7%

\* This is based on patients treated on this contract for their most recent course of treatment. Figures in italics indicate the base number of FP17s or Patient Questionnaire responses are less than 100. N/A is shown where the base number of responses is less than 10 during the period. % is calculated as Quantity/Base number\*100

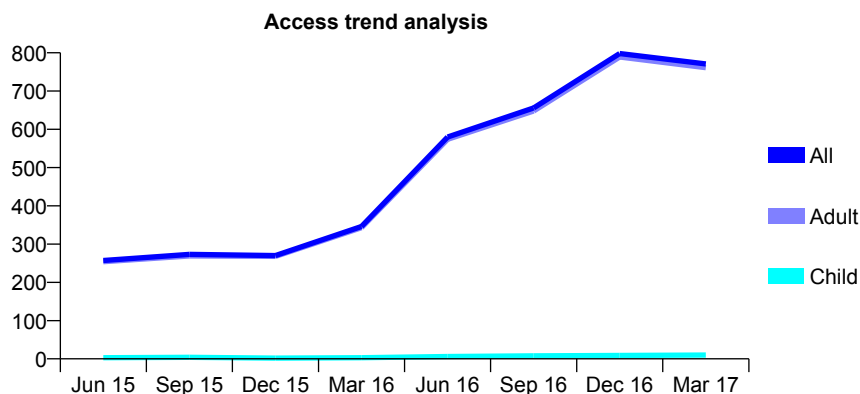
## Q63 - Vital Signs At a Glance Contract Report for 234141/0002 - March 2017

Name or company name	MR DS TRENT
Contract type name	PDS Contract
Purpose of contract	General
Contract start date	01/09/2010
Contract end date	30/11/2017

16/17 Contracted general activity (UDA)	2,097
Carry forward general activity (UDA)	0
16/17 Contracted orthodontic activity (UOA)	0
Carry forward orthodontic activity (UOA)	0
Baseline contract value	£102,156.46

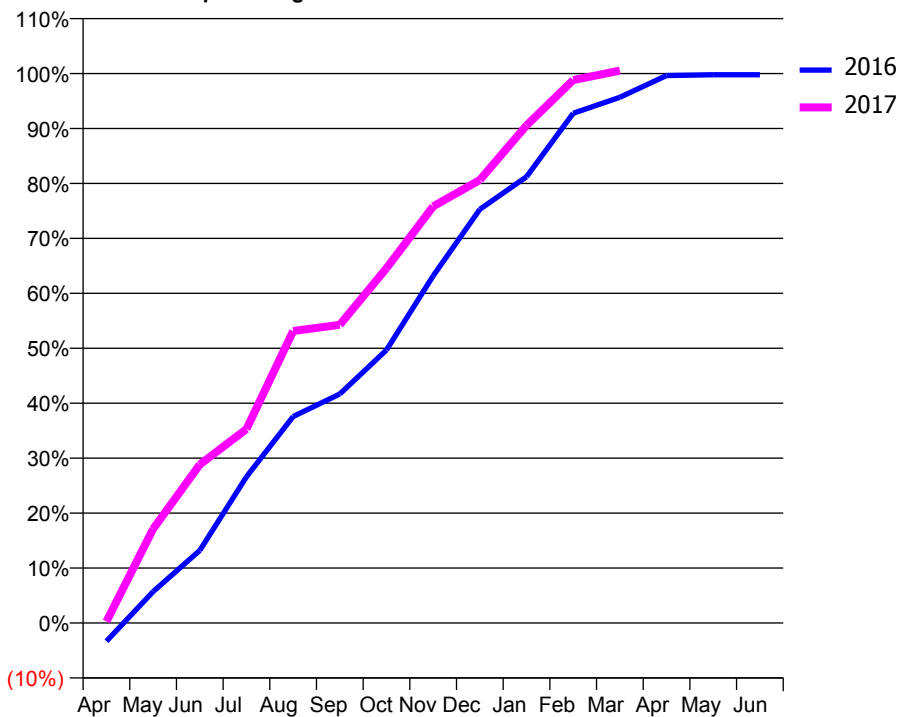
### ACCESS\*

Patients seen in 24 months	Total	Change since previous quarter
Quarter ending March 2016	346	
Quarter ending June 2016	580	↑
Quarter ending September 2016	656	↑
Quarter ending December 2016	798	↑
Quarter ending March 2017	771	↓
<b>Variance since March 2016</b>	<b>122.8%</b>	<b>↑</b>



### ACTIVITY

Cumulative percentage of contracted UDA delivered 2016 & 2017



Month	Adjusted Scheduled Activity (UDA)	
	2016	2017
April	-70	6
May	120	359
June	277	605
July	558	740
August	788	1,114
September	874	1,138
October	1,042	1,354
November	1,325	1,590
December	1,579	1,691
January	1,703	1,899
February	1,945	2,072
March	2,006	2,108
April	2,089	
May	2,092	
June	2,092	

### QUALITY

	Quantity	Base Number	Contract	AT	Region	England
% of FP17s for the same patient ID Re-attending within 3 months - Children	0	13	0.0%	10.4%	11.8%	12.3%
% of FP17s for the same patient ID Re-attending within 3 months - Adults	7	807	0.9%	16.0%	17.1%	16.7%
% of FP17s for the same patient ID Re-attending between 3 & 9 months - Children	0	13	0.0%	47.8%	46.5%	57.6%
% of FP17s for the same patient ID Re-attending between 3 & 9 months - Adults	6	807	0.7%	37.8%	37.6%	50.1%
% of FP17s for Band 1 Urgent Courses	0	788	0.0%	10.3%	10.7%	9.1%
% of FP17s Relating to Free Repair or Replacements	0	788	0.0%	0.6%	0.6%	0.8%
% of FP17s Relating to Continuations	0	788	0.0%	1.1%	0.9%	1.2%
% of Patients satisfied with the dentistry they have received	4	4	N/A	90.5%	90.4%	92.8%
% of Patients satisfied with the time they had to wait for an appointment	3	4	N/A	86.2%	83.7%	88.7%

\* This is based on patients treated on this contract for their most recent course of treatment. Figures in italics indicate the base number of FP17s or Patient Questionnaire responses are less than 100. N/A is shown where the base number of responses is less than 10 during the period. % is calculated as Quantity/Base number\*100

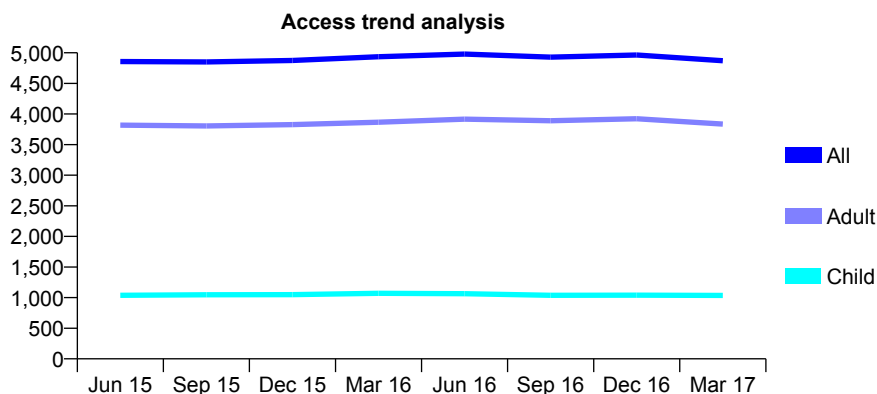
## Q63 - Vital Signs At a Glance Contract Report for 239992/0001 - March 2017

Name or company name	MR J PATEL
Contract type name	GDS Contract
Purpose of contract	General
Contract start date	01/04/2006
Contract end date	

16/17 Contracted general activity (UDA)	14,173
Carry forward general activity (UDA)	309
16/17 Contracted orthodontic activity (UOA)	0
Carry forward orthodontic activity (UOA)	0
Baseline contract value	£378,186.10

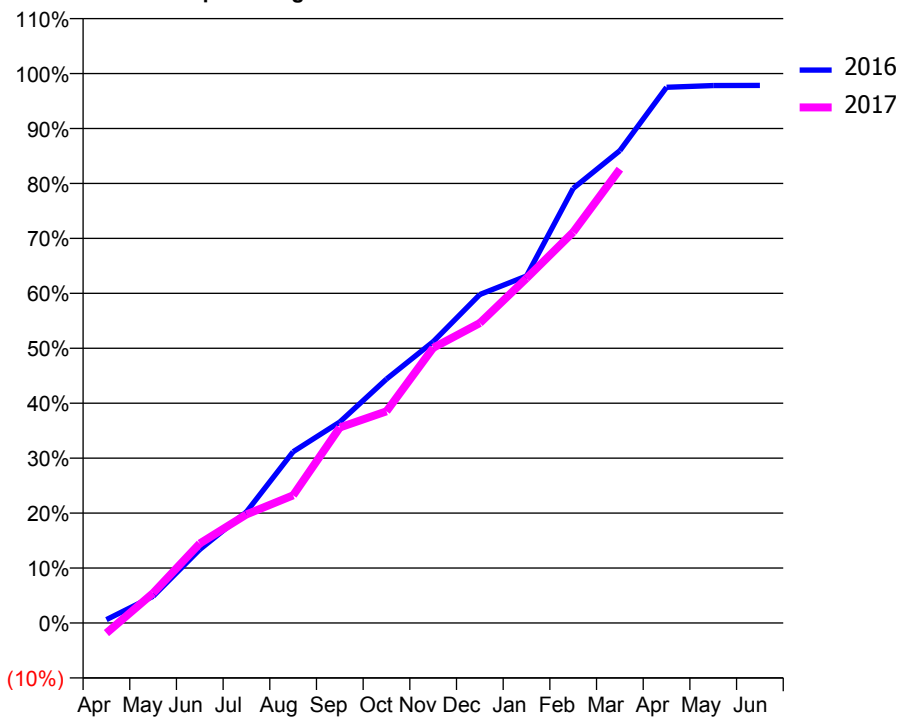
### ACCESS\*

Patients seen in 24 months	Total	Change since previous quarter
Quarter ending March 2016	4,936	
Quarter ending June 2016	4,980	→
Quarter ending September 2016	4,929	↓
Quarter ending December 2016	4,964	→
Quarter ending March 2017	4,871	↓
<b>Variance since March 2016</b>	<b>(1.3%)</b>	<b>↓</b>



### ACTIVITY

Cumulative percentage of contracted UDA delivered 2016 & 2017



Month	Adjusted Scheduled Activity (UDA)	
	2016	2017
April	86	-262
May	689	774
June	1,897	2,051
July	2,866	2,801
August	4,418	3,294
September	5,183	5,044
October	6,291	5,458
November	7,257	7,098
December	8,472	7,737
January	8,952	8,892
February	11,209	10,082
March	12,186	11,707
April	13,819	
May	13,861	
June	13,864	

### QUALITY

	Quantity	Base Number	Contract	AT	Region	England
% of FP17s for the same patient ID Re-attending within 3 months - Children	150	1,469	10.2%	10.4%	11.8%	12.3%
% of FP17s for the same patient ID Re-attending within 3 months - Adults	450	4,261	10.6%	16.0%	17.1%	16.7%
% of FP17s for the same patient ID Re-attending between 3 & 9 months - Children	690	1,469	47.0%	47.8%	46.5%	57.6%
% of FP17s for the same patient ID Re-attending between 3 & 9 months - Adults	1,846	4,261	43.3%	37.8%	37.6%	50.1%
% of FP17s for Band 1 Urgent Courses	308	5,063	6.1%	10.3%	10.7%	9.1%
% of FP17s Relating to Free Repair or Replacements	0	5,063	0.0%	0.6%	0.6%	0.8%
% of FP17s Relating to Continuations	32	5,063	0.6%	1.1%	0.9%	1.2%
% of Patients satisfied with the dentistry they have received	7	7	N/A	90.5%	90.4%	92.8%
% of Patients satisfied with the time they had to wait for an appointment	7	7	N/A	86.2%	83.7%	88.7%

\* This is based on patients treated on this contract for their most recent course of treatment. Figures in italics indicate the base number of FP17s or Patient Questionnaire responses are less than 100. N/A is shown where the base number of responses is less than 10 during the period. % is calculated as Quantity/Base number\*100

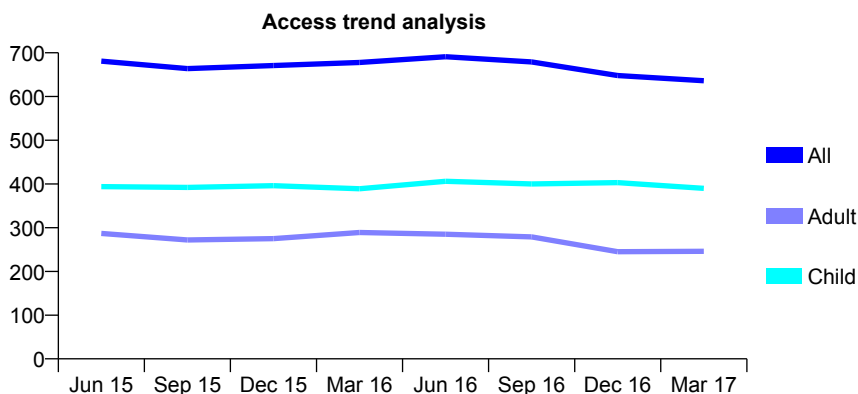
## Q63 - Vital Signs At a Glance Contract Report for 241377/0001 - March 2017

Name or company name	MR DJ SCHWARTZ
Contract type name	GDS Contract
Purpose of contract	General
Contract start date	01/01/2013
Contract end date	

16/17 Contracted general activity (UDA)	1,315
Carry forward general activity (UDA)	-23
16/17 Contracted orthodontic activity (UOA)	0
Carry forward orthodontic activity (UOA)	0
Baseline contract value	£28,458.74

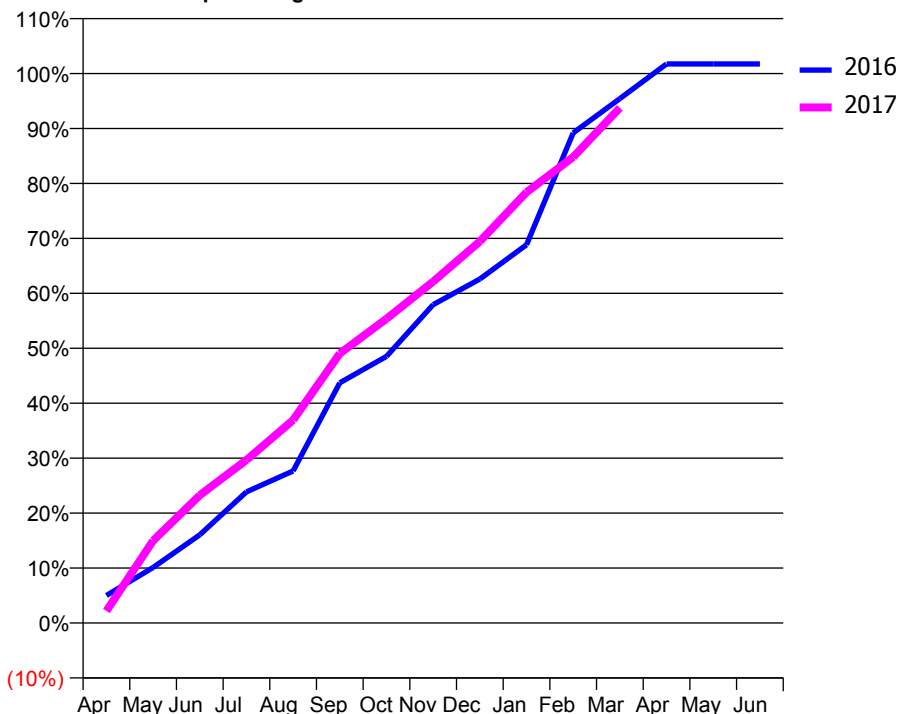
### ACCESS\*

Patients seen in 24 months	Total	Change since previous quarter
Quarter ending March 2016	678	
Quarter ending June 2016	691	→
Quarter ending September 2016	679	↓
Quarter ending December 2016	648	↓
Quarter ending March 2017	636	↓
<b>Variance since March 2016</b>	<b>(6.2%)</b>	<b>↓</b>



### ACTIVITY

Cumulative percentage of contracted UDA delivered 2016 & 2017



Month	Adjusted Scheduled Activity (UDA)	
	2016	2017
April	66	29
May	133	197
June	211	306
July	314	390
August	364	486
September	575	645
October	638	728
November	762	817
December	823	913
January	905	1,031
February	1,173	1,115
March	1,255	1,233
April	1,338	
May	1,338	
June	1,338	

### QUALITY

	Quantity	Base Number	Contract	AT	Region	England
% of FP17s for the same patient ID Re-attending within 3 months - Children	2	375	0.5%	10.4%	11.8%	12.3%
% of FP17s for the same patient ID Re-attending within 3 months - Adults	2	144	1.4%	16.0%	17.1%	16.7%
% of FP17s for the same patient ID Re-attending between 3 & 9 months - Children	75	375	20.0%	47.8%	46.5%	57.6%
% of FP17s for the same patient ID Re-attending between 3 & 9 months - Adults	21	144	14.6%	37.8%	37.6%	50.1%
% of FP17s for Band 1 Urgent Courses	0	479	0.0%	10.3%	10.7%	9.1%
% of FP17s Relating to Free Repair or Replacements	0	479	0.0%	0.6%	0.6%	0.8%
% of FP17s Relating to Continuations	0	479	0.0%	1.1%	0.9%	1.2%
% of Patients satisfied with the dentistry they have received	1	1	N/A	90.5%	90.4%	92.8%
% of Patients satisfied with the time they had to wait for an appointment	1	1	N/A	86.2%	83.7%	88.7%

\* This is based on patients treated on this contract for their most recent course of treatment. Figures in italics indicate the base number of FP17s or Patient Questionnaire responses are less than 100. N/A is shown where the base number of responses is less than 10 during the period. % is calculated as Quantity/Base number\*100

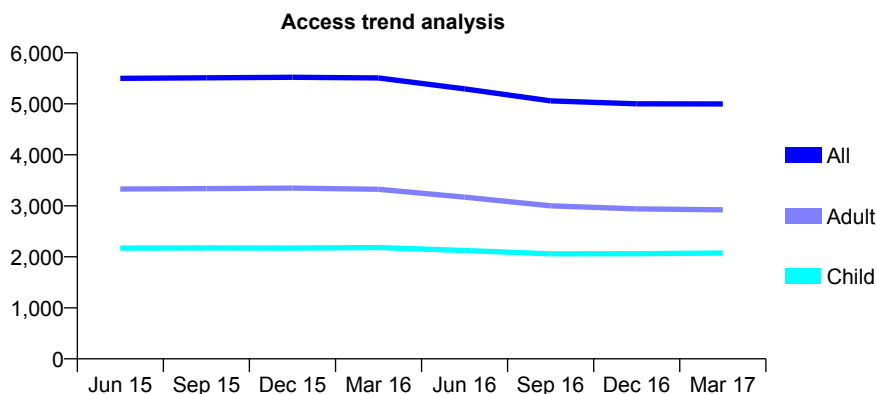
## Q63 - Vital Signs At a Glance Contract Report for 244317/0001 - March 2017

Name or company name	MR DS KULLAR
Contract type name	GDS Contract
Purpose of contract	General
Contract start date	01/04/2006
Contract end date	

16/17 Contracted general activity (UDA)	16,130
Carry forward general activity (UDA)	-150
16/17 Contracted orthodontic activity (UOA)	0
Carry forward orthodontic activity (UOA)	0
Baseline contract value	£433,812.27

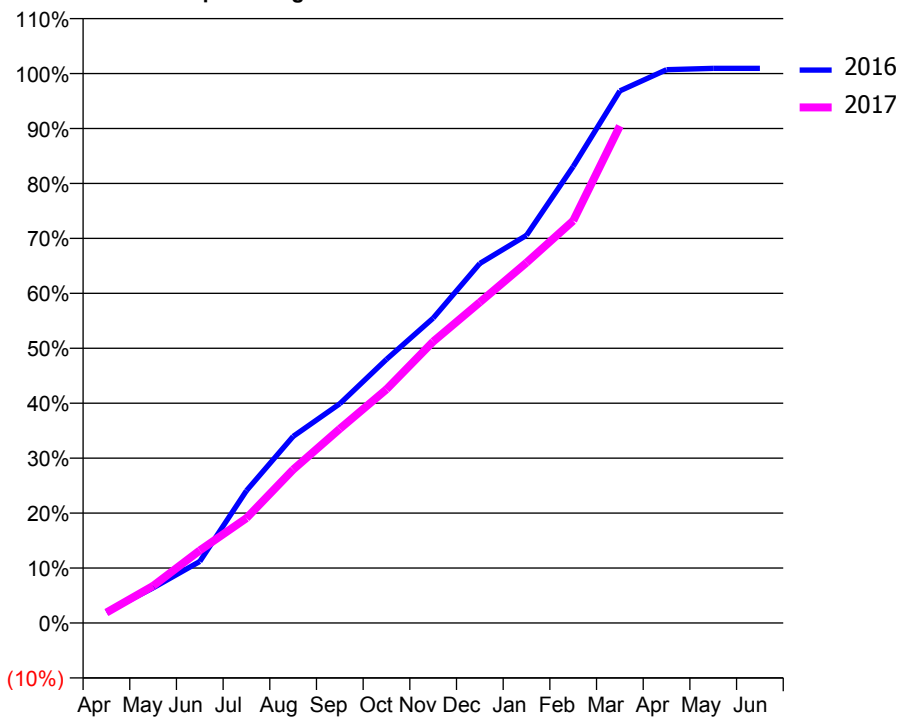
### ACCESS\*

Patients seen in 24 months	Total	Change since previous quarter
Quarter ending March 2016	5,506	
Quarter ending June 2016	5,294	↓
Quarter ending September 2016	5,058	↓
Quarter ending December 2016	5,001	↓
Quarter ending March 2017	4,997	→
<b>Variance since March 2016</b>	<b>(9.2%)</b>	<b>↓</b>



### ACTIVITY

Cumulative percentage of contracted UDA delivered 2016 & 2017



Adjusted Scheduled Activity (UDA)

Month	2016	2017
April	319	306
May	1,032	1,091
June	1,805	2,133
July	3,884	3,078
August	5,478	4,505
September	6,436	5,703
October	7,740	6,858
November	8,951	8,260
December	10,557	9,414
January	11,380	10,577
February	13,400	11,806
March	15,621	14,589
April	16,243	
May	16,280	
June	16,280	

### QUALITY

	Quantity	Base Number	Contract	AT	Region	England
% of FP17s for the same patient ID Re-attending within 3 months - Children	97	2,662	3.6%	10.4%	11.8%	12.3%
% of FP17s for the same patient ID Re-attending within 3 months - Adults	359	3,104	11.6%	16.0%	17.1%	16.7%
% of FP17s for the same patient ID Re-attending between 3 & 9 months - Children	1,430	2,662	53.7%	47.8%	46.5%	57.6%
% of FP17s for the same patient ID Re-attending between 3 & 9 months - Adults	1,224	3,104	39.4%	37.8%	37.6%	50.1%
% of FP17s for Band 1 Urgent Courses	517	5,525	9.4%	10.3%	10.7%	9.1%
% of FP17s Relating to Free Repair or Replacements	8	5,525	0.1%	0.6%	0.6%	0.8%
% of FP17s Relating to Continuations	9	5,525	0.2%	1.1%	0.9%	1.2%
% of Patients satisfied with the dentistry they have received	7	8	N/A	90.5%	90.4%	92.8%
% of Patients satisfied with the time they had to wait for an appointment	7	8	N/A	86.2%	83.7%	88.7%

\* This is based on patients treated on this contract for their most recent course of treatment. Figures in italics indicate the base number of FP17s or Patient Questionnaire responses are less than 100. N/A is shown where the base number of responses is less than 10 during the period. % is calculated as Quantity/Base number\*100



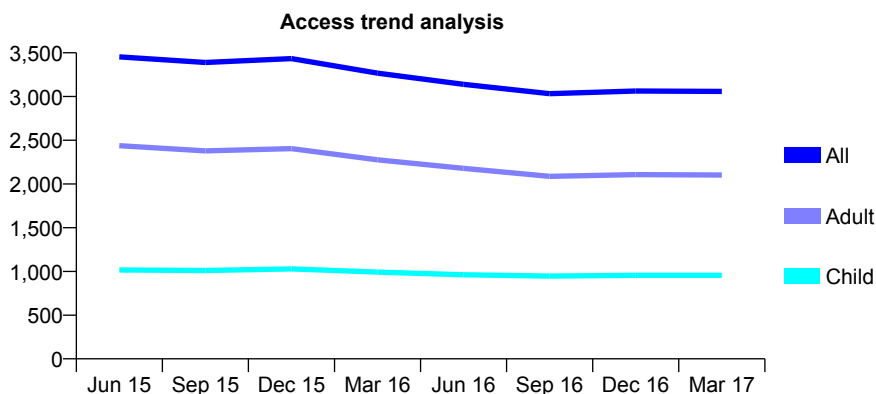
## Q63 - Vital Signs At a Glance Contract Report for 244325/0001 - March 2017

Name or company name	MISS G MEHRA
Contract type name	GDS Contract
Purpose of contract	General
Contract start date	01/04/2006
Contract end date	

16/17 Contracted general activity (UDA)	6,912
Carry forward general activity (UDA)	-124
16/17 Contracted orthodontic activity (UOA)	0
Carry forward orthodontic activity (UOA)	0
Baseline contract value	£206,302.22

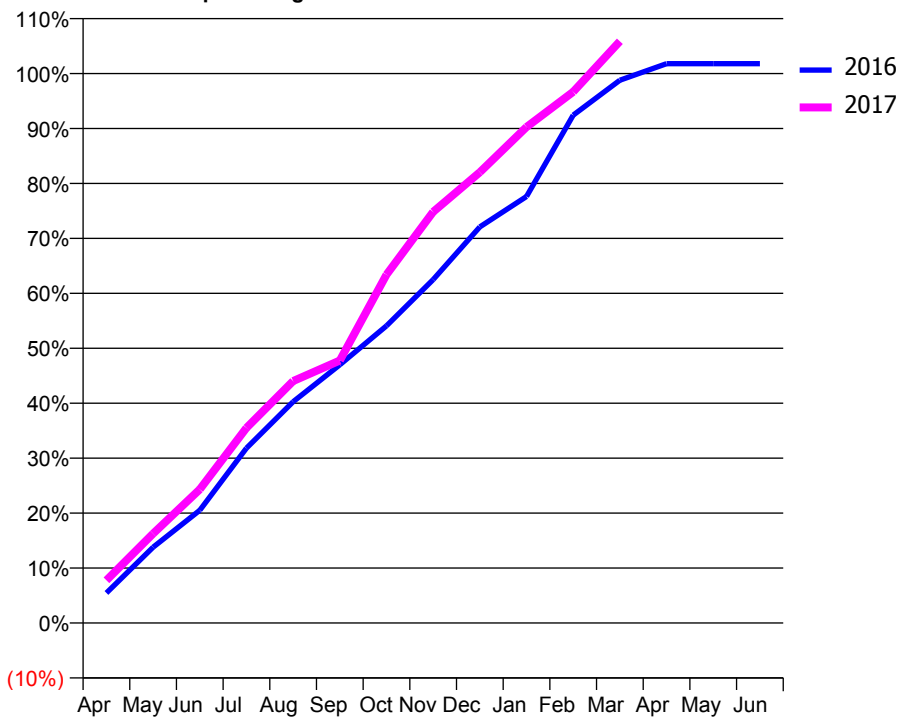
### ACCESS\*

Patients seen in 24 months	Total	Change since previous quarter
Quarter ending March 2016	3,268	
Quarter ending June 2016	3,140	↓
Quarter ending September 2016	3,033	↓
Quarter ending December 2016	3,063	→
Quarter ending March 2017	3,059	→
<b>Variance since March 2016</b>	<b>(6.4%)</b>	<b>↓</b>



### ACTIVITY

Cumulative percentage of contracted UDA delivered 2016 & 2017



Month	Adjusted Scheduled Activity (UDA)	
	2016	2017
April	378	538
May	953	1,124
June	1,419	1,682
July	2,200	2,456
August	2,784	3,043
September	3,248	3,303
October	3,739	4,382
November	4,320	5,172
December	4,983	5,671
January	5,365	6,239
February	6,388	6,681
March	6,827	7,318
April	7,036	
May	7,036	
June	7,036	

### QUALITY

	Quantity	Base Number	Contract	AT	Region	England
% of FP17s for the same patient ID Re-attending within 3 months - Children	53	1,330	4.0%	10.4%	11.8%	12.3%
% of FP17s for the same patient ID Re-attending within 3 months - Adults	243	2,333	10.4%	16.0%	17.1%	16.7%
% of FP17s for the same patient ID Re-attending between 3 & 9 months - Children	767	1,330	57.7%	47.8%	46.5%	57.6%
% of FP17s for the same patient ID Re-attending between 3 & 9 months - Adults	1,068	2,333	45.8%	37.8%	37.6%	50.1%
% of FP17s for Band 1 Urgent Courses	189	3,561	5.3%	10.3%	10.7%	9.1%
% of FP17s Relating to Free Repair or Replacements	14	3,561	0.4%	0.6%	0.6%	0.8%
% of FP17s Relating to Continuations	41	3,561	1.2%	1.1%	0.9%	1.2%
% of Patients satisfied with the dentistry they have received	5	5	N/A	90.5%	90.4%	92.8%
% of Patients satisfied with the time they had to wait for an appointment	4	5	N/A	86.2%	83.7%	88.7%

\* This is based on patients treated on this contract for their most recent course of treatment. Figures in italics indicate the base number of FP17s or Patient Questionnaire responses are less than 100. N/A is shown where the base number of responses is less than 10 during the period. % is calculated as Quantity/Base number\*100

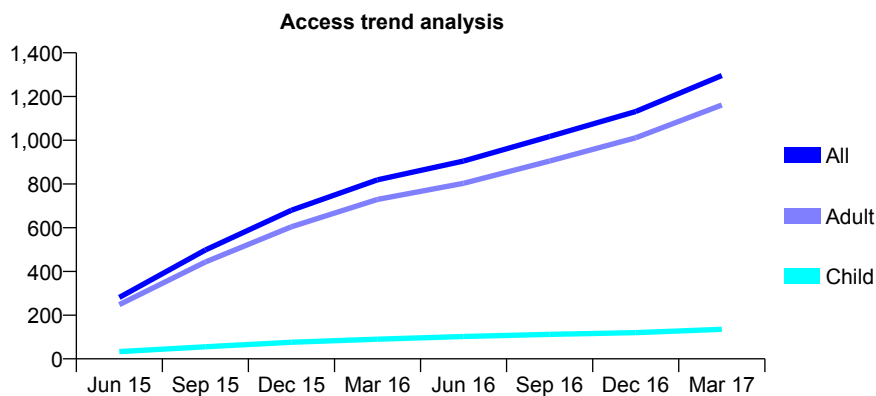
## Q63 - Vital Signs At a Glance Contract Report for 253766/0002 - March 2017

Name or company name	MR OA ODEYEMI
Contract type name	GDS Contract
Purpose of contract	General
Contract start date	01/04/2015
Contract end date	

16/17 Contracted general activity (UDA)	3,667
Carry forward general activity (UDA)	0
16/17 Contracted orthodontic activity (UOA)	0
Carry forward orthodontic activity (UOA)	0
Baseline contract value	£99,194.27

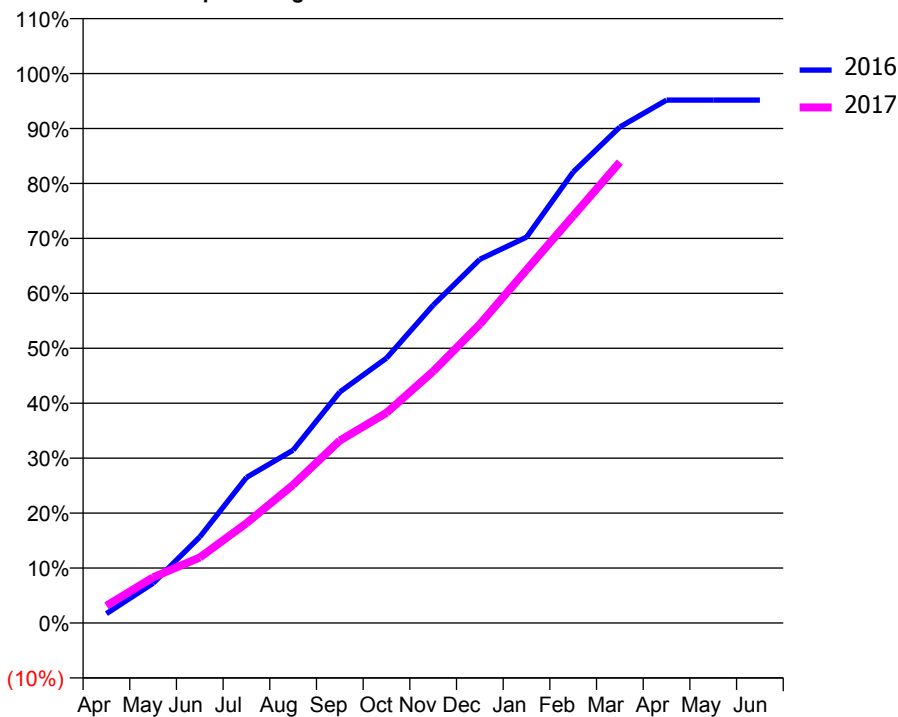
### ACCESS\*

Patients seen in 24 months	Total	Change since previous quarter
Quarter ending March 2016	819	
Quarter ending June 2016	905	↑
Quarter ending September 2016	1,017	↑
Quarter ending December 2016	1,131	↑
Quarter ending March 2017	1,296	↑
<b>Variance since March 2016</b>	<b>58.2%</b>	<b>↑</b>



### ACTIVITY

Cumulative percentage of contracted UDA delivered 2016 & 2017



Month	Adjusted Scheduled Activity (UDA)	
	2016	2017
April	63	115
May	266	305
June	574	437
July	971	666
August	1,154	922
September	1,542	1,218
October	1,768	1,403
November	2,121	1,680
December	2,427	1,993
January	2,575	2,357
February	3,010	2,718
March	3,310	3,076
April	3,490	
May	3,490	
June	3,490	

### QUALITY

	Quantity	Base Number	Contract	AT	Region	England
% of FP17s for the same patient ID Re-attending within 3 months - Children	5	152	3.3%	10.4%	11.8%	12.3%
% of FP17s for the same patient ID Re-attending within 3 months - Adults	145	1,155	12.6%	16.0%	17.1%	16.7%
% of FP17s for the same patient ID Re-attending between 3 & 9 months - Children	49	152	32.2%	47.8%	46.5%	57.6%
% of FP17s for the same patient ID Re-attending between 3 & 9 months - Adults	295	1,155	25.5%	37.8%	37.6%	50.1%
% of FP17s for Band 1 Urgent Courses	114	1,253	9.1%	10.3%	10.7%	9.1%
% of FP17s Relating to Free Repair or Replacements	0	1,253	0.0%	0.6%	0.6%	0.8%
% of FP17s Relating to Continuations	24	1,253	1.9%	1.1%	0.9%	1.2%
% of Patients satisfied with the dentistry they have received	3	4	N/A	90.5%	90.4%	92.8%
% of Patients satisfied with the time they had to wait for an appointment	4	4	N/A	86.2%	83.7%	88.7%

\* This is based on patients treated on this contract for their most recent course of treatment. Figures in italics indicate the base number of FP17s or Patient Questionnaire responses are less than 100. N/A is shown where the base number of responses is less than 10 during the period. % is calculated as Quantity/Base number\*100

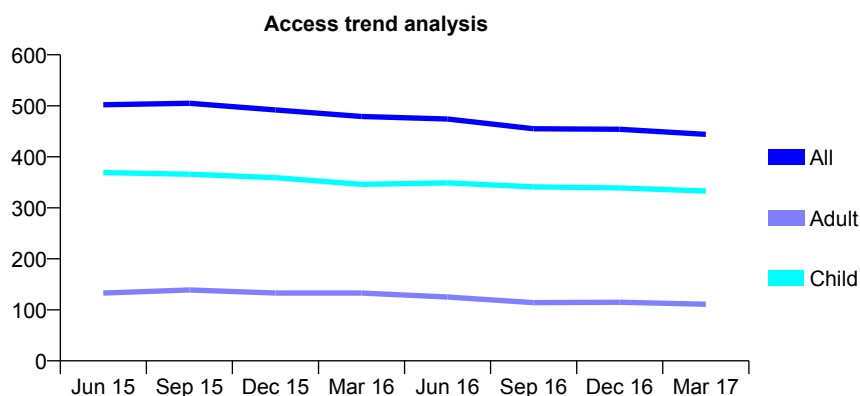
## Q63 - Vital Signs At a Glance Contract Report for 254010/0001 - March 2017

Name or company name	MR P AZARI
Contract type name	GDS Contract
Purpose of contract	General
Contract start date	01/04/2006
Contract end date	

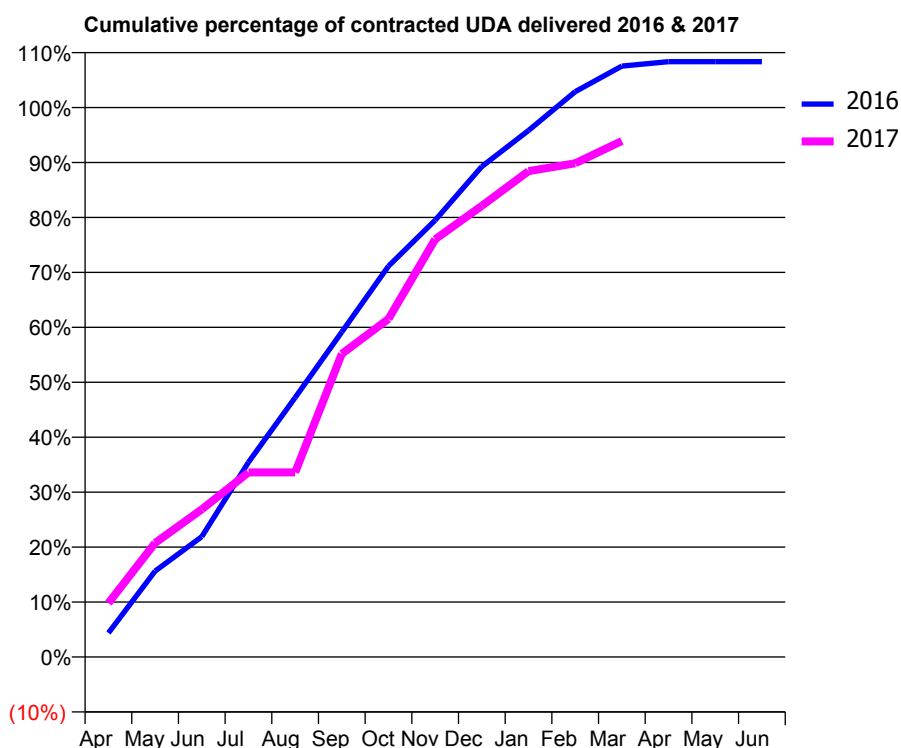
16/17 Contracted general activity (UDA)	800
Carry forward general activity (UDA)	20
16/17 Contracted orthodontic activity (UOA)	0
Carry forward orthodontic activity (UOA)	0
Baseline contract value	£21,890.08

### ACCESS\*

Patients seen in 24 months	Total	Change since previous quarter
Quarter ending March 2016	479	
Quarter ending June 2016	474	↓
Quarter ending September 2016	455	↓
Quarter ending December 2016	454	→
Quarter ending March 2017	444	↓
<b>Variance since March 2016</b>	<b>(7.3%)</b>	<b>↓</b>



### ACTIVITY



Month	Adjusted Scheduled Activity (UDA)	
	2016	2017
April	35	79
May	125	166
June	175	215
July	284	269
August	378	269
September	473	441
October	569	492
November	636	608
December	714	657
January	767	707
February	823	719
March	860	751
April	867	
May	867	
June	867	

### QUALITY

	Quantity	Base Number	Contract	AT	Region	England
% of FP17s for the same patient ID Re-attending within 3 months - Children	25	417	6.0%	10.4%	11.8%	12.3%
% of FP17s for the same patient ID Re-attending within 3 months - Adults	17	115	14.8%	16.0%	17.1%	16.7%
% of FP17s for the same patient ID Re-attending between 3 & 9 months - Children	168	417	40.3%	47.8%	46.5%	57.6%
% of FP17s for the same patient ID Re-attending between 3 & 9 months - Adults	55	115	47.8%	37.8%	37.6%	50.1%
% of FP17s for Band 1 Urgent Courses	41	523	7.8%	10.3%	10.7%	9.1%
% of FP17s Relating to Free Repair or Replacements	0	523	0.0%	0.6%	0.6%	0.8%
% of FP17s Relating to Continuations	0	523	0.0%	1.1%	0.9%	1.2%
% of Patients satisfied with the dentistry they have received	0	0	N/A	90.5%	90.4%	92.8%
% of Patients satisfied with the time they had to wait for an appointment	0	0	N/A	86.2%	83.7%	88.7%

\* This is based on patients treated on this contract for their most recent course of treatment. Figures in italics indicate the base number of FP17s or Patient Questionnaire responses are less than 100. N/A is shown where the base number of responses is less than 10 during the period. % is calculated as Quantity/Base number\*100

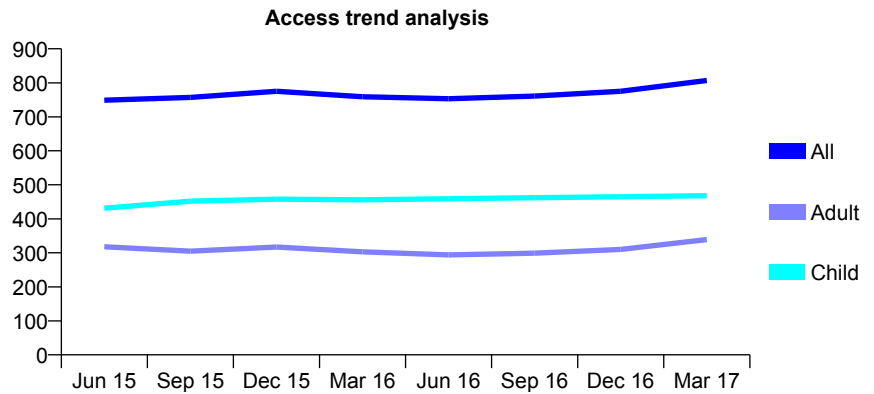
## Q63 - Vital Signs At a Glance Contract Report for 254010/0002 - March 2017

Name or company name	MR P AZARI
Contract type name	GDS Contract
Purpose of contract	General
Contract start date	01/04/2006
Contract end date	

16/17 Contracted general activity (UDA)	1,828
Carry forward general activity (UDA)	67
16/17 Contracted orthodontic activity (UOA)	0
Carry forward orthodontic activity (UOA)	0
Baseline contract value	£54,774.22

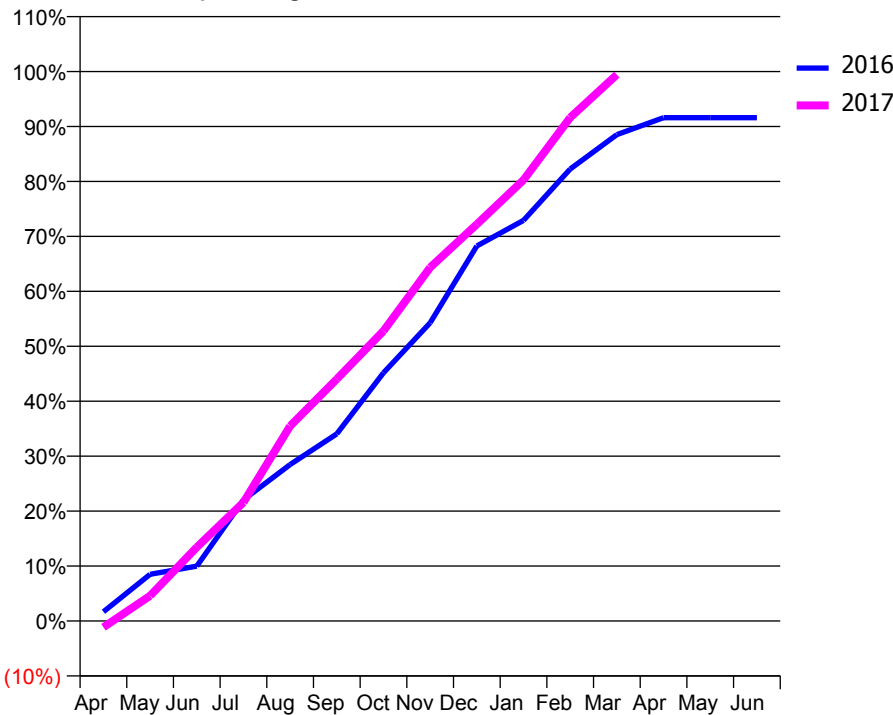
### ACCESS\*

Patients seen in 24 months	Total	Change since previous quarter
Quarter ending March 2016	759	
Quarter ending June 2016	753	→
Quarter ending September 2016	761	→
Quarter ending December 2016	775	→
Quarter ending March 2017	807	↑
<b>Variance since March 2016</b>	6.3%	↑



### ACTIVITY

Cumulative percentage of contracted UDA delivered 2016 & 2017



Month	Adjusted Scheduled Activity (UDA)	
	2016	2017
April	31	-21
May	155	84
June	182	245
July	403	395
August	520	649
September	622	805
October	826	965
November	992	1,176
December	1,248	1,320
January	1,333	1,467
February	1,504	1,675
March	1,618	1,818
April	1,674	
May	1,674	
June	1,674	

### QUALITY

	Quantity	Base Number	Contract	AT	Region	England
% of FP17s for the same patient ID Re-attending within 3 months - Children	36	624	5.8%	10.4%	11.8%	12.3%
% of FP17s for the same patient ID Re-attending within 3 months - Adults	52	372	14.0%	16.0%	17.1%	16.7%
% of FP17s for the same patient ID Re-attending between 3 & 9 months - Children	316	624	50.6%	47.8%	46.5%	57.6%
% of FP17s for the same patient ID Re-attending between 3 & 9 months - Adults	139	372	37.4%	37.8%	37.6%	50.1%
% of FP17s for Band 1 Urgent Courses	43	955	4.5%	10.3%	10.7%	9.1%
% of FP17s Relating to Free Repair or Replacements	3	955	0.3%	0.6%	0.6%	0.8%
% of FP17s Relating to Continuations	5	955	0.5%	1.1%	0.9%	1.2%
% of Patients satisfied with the dentistry they have received	1	1	N/A	90.5%	90.4%	92.8%
% of Patients satisfied with the time they had to wait for an appointment	1	1	N/A	86.2%	83.7%	88.7%

\* This is based on patients treated on this contract for their most recent course of treatment. Figures in italics indicate the base number of FP17s or Patient Questionnaire responses are less than 100. N/A is shown where the base number of responses is less than 10 during the period. % is calculated as Quantity/Base number\*100

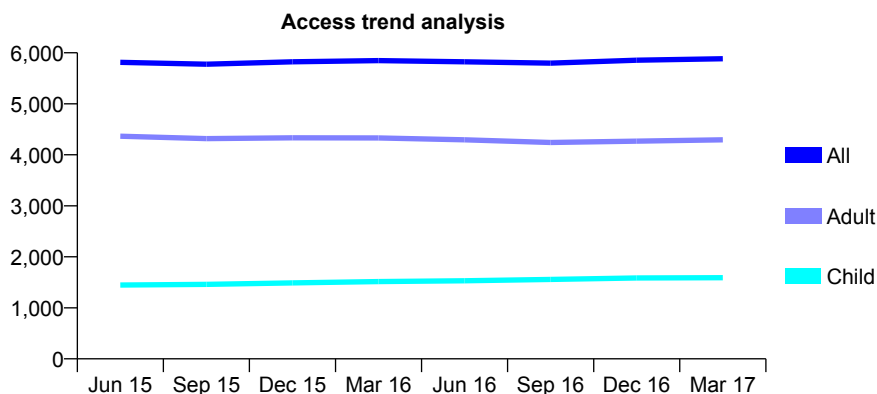
## Q63 - Vital Signs At a Glance Contract Report for 257001/0001 - March 2017

Name or company name	MR DS MATHEW
Contract type name	GDS Contract
Purpose of contract	General
Contract start date	01/04/2006
Contract end date	

16/17 Contracted general activity (UDA)	14,901
Carry forward general activity (UDA)	0
16/17 Contracted orthodontic activity (UOA)	0
Carry forward orthodontic activity (UOA)	0
Baseline contract value	£383,634.57

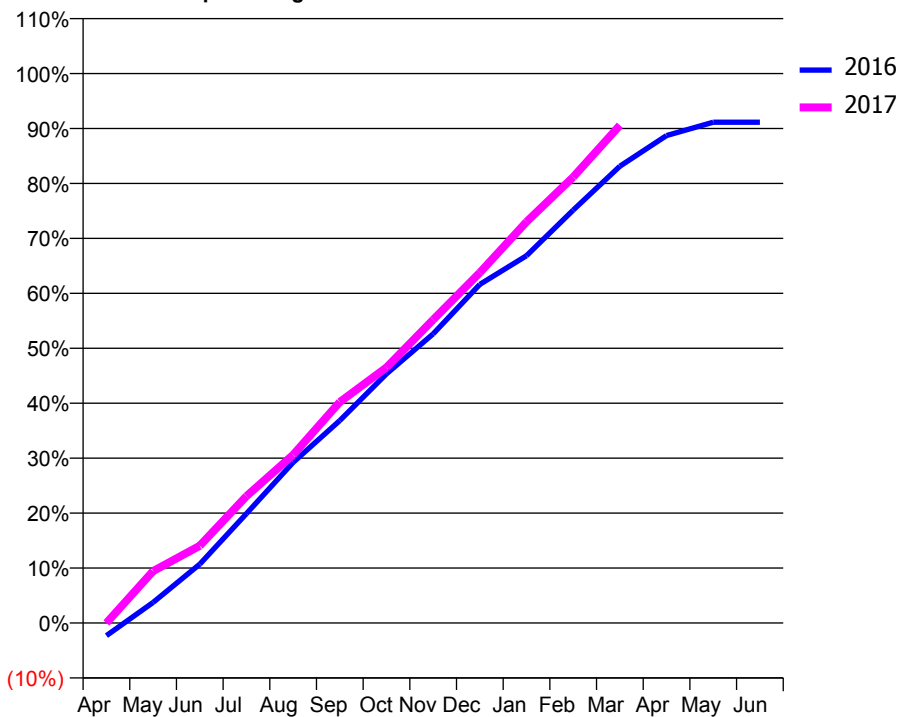
### ACCESS\*

Patients seen in 24 months	Total	Change since previous quarter
Quarter ending March 2016	5,846	
Quarter ending June 2016	5,824	→
Quarter ending September 2016	5,797	→
Quarter ending December 2016	5,854	→
Quarter ending March 2017	5,884	→
<b>Variance since March 2016</b>	<b>0.7%</b>	<b>→</b>



### ACTIVITY

Cumulative percentage of contracted UDA delivered 2016 & 2017



Month	Adjusted Scheduled Activity (UDA)	
	2016	2017
April	-345	0
May	558	1,407
June	1,597	2,094
July	2,967	3,440
August	4,357	4,561
September	5,492	5,995
October	6,756	6,930
November	7,841	8,226
December	9,183	9,502
January	9,962	10,878
February	11,198	12,093
March	12,386	13,497
April	13,218	
May	13,580	
June	13,581	

### QUALITY

	Quantity	Base Number	Contract	AT	Region	England
% of FP17s for the same patient ID Re-attending within 3 months - Children	105	1,886	5.6%	10.4%	11.8%	12.3%
% of FP17s for the same patient ID Re-attending within 3 months - Adults	439	4,305	10.2%	16.0%	17.1%	16.7%
% of FP17s for the same patient ID Re-attending between 3 & 9 months - Children	802	1,886	42.5%	47.8%	46.5%	57.6%
% of FP17s for the same patient ID Re-attending between 3 & 9 months - Adults	1,578	4,305	36.7%	37.8%	37.6%	50.1%
% of FP17s for Band 1 Urgent Courses	304	5,787	5.3%	10.3%	10.7%	9.1%
% of FP17s Relating to Free Repair or Replacements	34	5,787	0.6%	0.6%	0.6%	0.8%
% of FP17s Relating to Continuations	56	5,787	1.0%	1.1%	0.9%	1.2%
% of Patients satisfied with the dentistry they have received	3	5	N/A	90.5%	90.4%	92.8%
% of Patients satisfied with the time they had to wait for an appointment	2	5	N/A	86.2%	83.7%	88.7%

\* This is based on patients treated on this contract for their most recent course of treatment. Figures in italics indicate the base number of FP17s or Patient Questionnaire responses are less than 100. N/A is shown where the base number of responses is less than 10 during the period. % is calculated as Quantity/Base number\*100

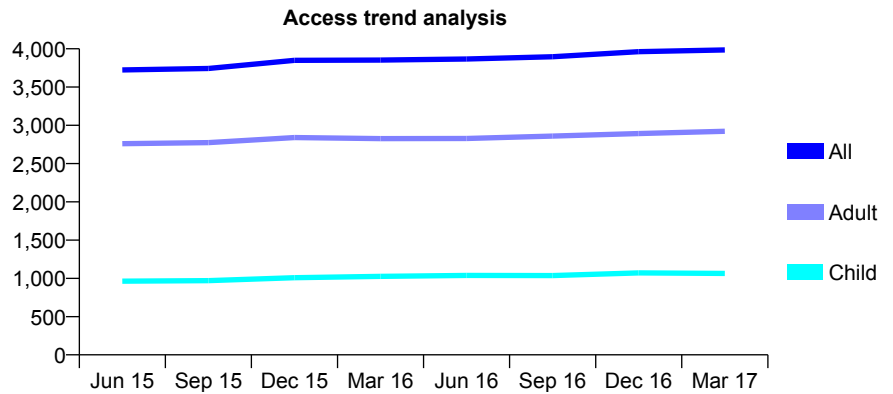
## Q63 - Vital Signs At a Glance Contract Report for 257222/0001 - March 2017

Name or company name	MS S RADPOUR
Contract type name	GDS Contract
Purpose of contract	General
Contract start date	01/04/2006
Contract end date	

16/17 Contracted general activity (UDA)	9,500
Carry forward general activity (UDA)	-81
16/17 Contracted orthodontic activity (UOA)	0
Carry forward orthodontic activity (UOA)	0
Baseline contract value	£232,909.22

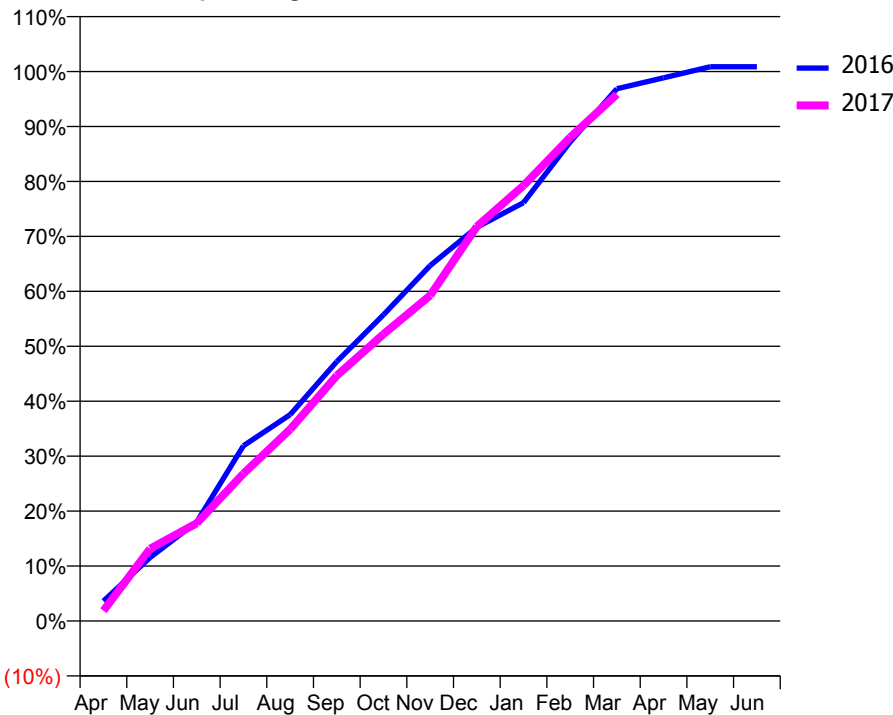
### ACCESS\*

Patients seen in 24 months	Total	Change since previous quarter
Quarter ending March 2016	3,852	
Quarter ending June 2016	3,866	→
Quarter ending September 2016	3,896	→
Quarter ending December 2016	3,963	→
Quarter ending March 2017	3,986	→
<b>Variance since March 2016</b>	<b>3.5%</b>	<b>↑</b>



### ACTIVITY

Cumulative percentage of contracted UDA delivered 2016 & 2017



Month	Adjusted Scheduled Activity (UDA)	
	2016	2017
April	345	179
May	1,099	1,250
June	1,715	1,692
July	3,030	2,549
August	3,568	3,314
September	4,486	4,244
October	5,293	4,959
November	6,144	5,629
December	6,807	6,820
January	7,233	7,527
February	8,281	8,362
March	9,201	9,104
April	9,390	
May	9,581	
June	9,581	

### QUALITY

	Quantity	Base Number	Contract	AT	Region	England
% of FP17s for the same patient ID Re-attending within 3 months - Children	61	1,376	4.4%	10.4%	11.8%	12.3%
% of FP17s for the same patient ID Re-attending within 3 months - Adults	471	3,378	13.9%	16.0%	17.1%	16.7%
% of FP17s for the same patient ID Re-attending between 3 & 9 months - Children	779	1,376	56.6%	47.8%	46.5%	57.6%
% of FP17s for the same patient ID Re-attending between 3 & 9 months - Adults	1,317	3,378	39.0%	37.8%	37.6%	50.1%
% of FP17s for Band 1 Urgent Courses	391	4,579	8.5%	10.3%	10.7%	9.1%
% of FP17s Relating to Free Repair or Replacements	34	4,579	0.7%	0.6%	0.6%	0.8%
% of FP17s Relating to Continuations	39	4,579	0.9%	1.1%	0.9%	1.2%
% of Patients satisfied with the dentistry they have received	2	2	N/A	90.5%	90.4%	92.8%
% of Patients satisfied with the time they had to wait for an appointment	2	2	N/A	86.2%	83.7%	88.7%

\* This is based on patients treated on this contract for their most recent course of treatment. Figures in italics indicate the base number of FP17s or Patient Questionnaire responses are less than 100. N/A is shown where the base number of responses is less than 10 during the period. % is calculated as Quantity/Base number\*100

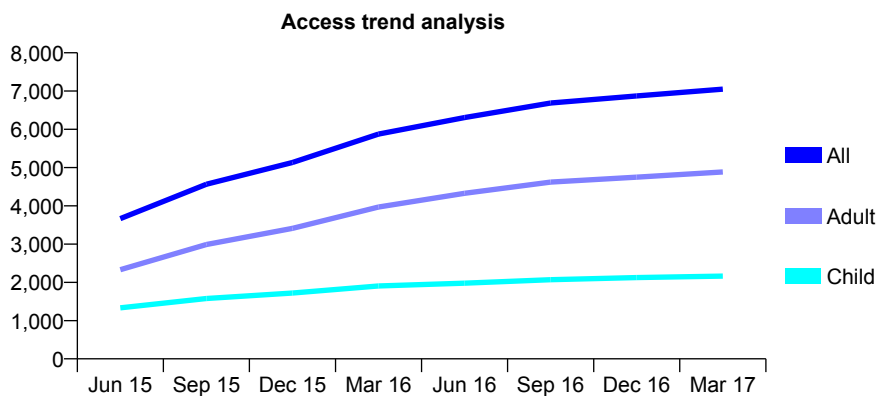
## Q63 - Vital Signs At a Glance Contract Report for 257486/0003 - March 2017

Name or company name	MR RM QURESHI
Contract type name	GDS Contract
Purpose of contract	General
Contract start date	01/10/2014
Contract end date	

16/17 Contracted general activity (UDA)	17,212
Carry forward general activity (UDA)	574
16/17 Contracted orthodontic activity (UOA)	0
Carry forward orthodontic activity (UOA)	0
Baseline contract value	£430,462.62

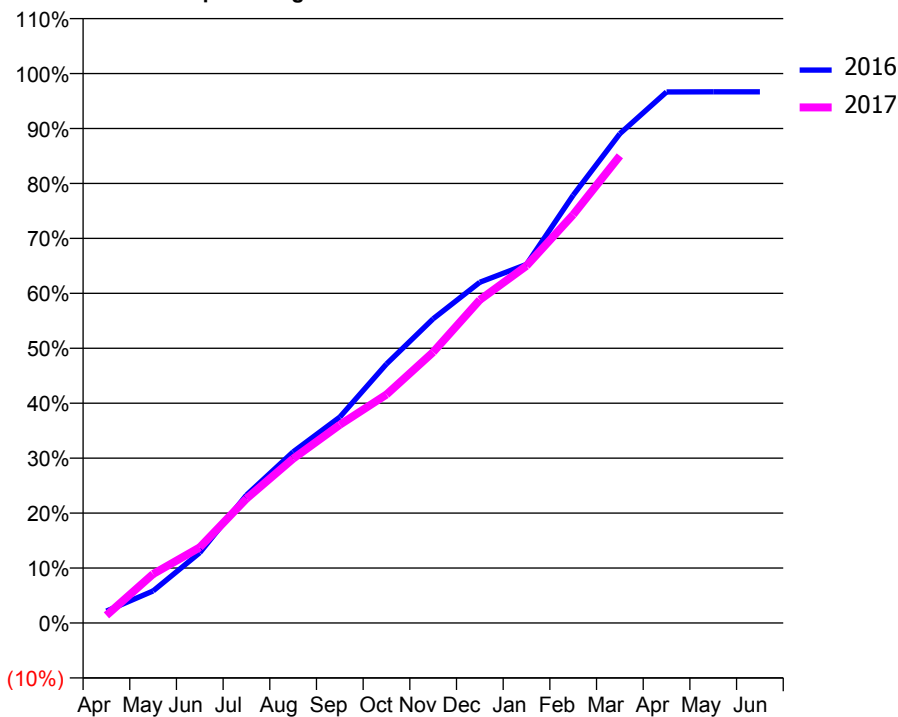
### ACCESS\*

Patients seen in 24 months	Total	Change since previous quarter
Quarter ending March 2016	5,876	
Quarter ending June 2016	6,306	↑
Quarter ending September 2016	6,689	↑
Quarter ending December 2016	6,874	↑
Quarter ending March 2017	7,049	↑
<b>Variance since March 2016</b>	<b>20.0%</b>	<b>↑</b>



### ACTIVITY

Cumulative percentage of contracted UDA delivered 2016 & 2017



Adjusted Scheduled Activity (UDA)

Month	2016	2017
April	374	239
May	1,003	1,535
June	2,204	2,368
July	4,008	3,895
August	5,360	5,149
September	6,450	6,208
October	8,112	7,156
November	9,529	8,487
December	10,674	10,121
January	11,236	11,189
February	13,401	12,792
March	15,325	14,634
April	16,636	
May	16,638	
June	16,638	

### QUALITY

	Quantity	Base Number	Contract	AT	Region	England
% of FP17s for the same patient ID Re-attending within 3 months - Children	161	2,561	6.3%	10.4%	11.8%	12.3%
% of FP17s for the same patient ID Re-attending within 3 months - Adults	531	4,986	10.6%	16.0%	17.1%	16.7%
% of FP17s for the same patient ID Re-attending between 3 & 9 months - Children	1,196	2,561	46.7%	47.8%	46.5%	57.6%
% of FP17s for the same patient ID Re-attending between 3 & 9 months - Adults	2,004	4,986	40.2%	37.8%	37.6%	50.1%
% of FP17s for Band 1 Urgent Courses	490	7,071	6.9%	10.3%	10.7%	9.1%
% of FP17s Relating to Free Repair or Replacements	24	7,071	0.3%	0.6%	0.6%	0.8%
% of FP17s Relating to Continuations	16	7,071	0.2%	1.1%	0.9%	1.2%
% of Patients satisfied with the dentistry they have received	9	12	75.0%	90.5%	90.4%	92.8%
% of Patients satisfied with the time they had to wait for an appointment	10	12	83.3%	86.2%	83.7%	88.7%

\* This is based on patients treated on this contract for their most recent course of treatment. Figures in italics indicate the base number of FP17s or Patient Questionnaire responses are less than 100. N/A is shown where the base number of responses is less than 10 during the period. % is calculated as Quantity/Base number\*100

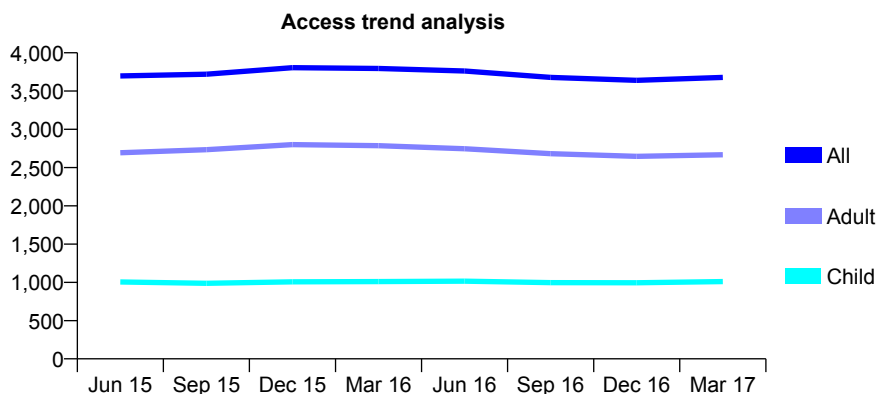
## Q63 - Vital Signs At a Glance Contract Report for 262447/0001 - March 2017

Name or company name	MR CC BAILIE
Contract type name	GDS Contract
Purpose of contract	General
Contract start date	01/04/2006
Contract end date	

16/17 Contracted general activity (UDA)	15,000
Carry forward general activity (UDA)	521
16/17 Contracted orthodontic activity (UOA)	0
Carry forward orthodontic activity (UOA)	0
Baseline contract value	£530,385.49

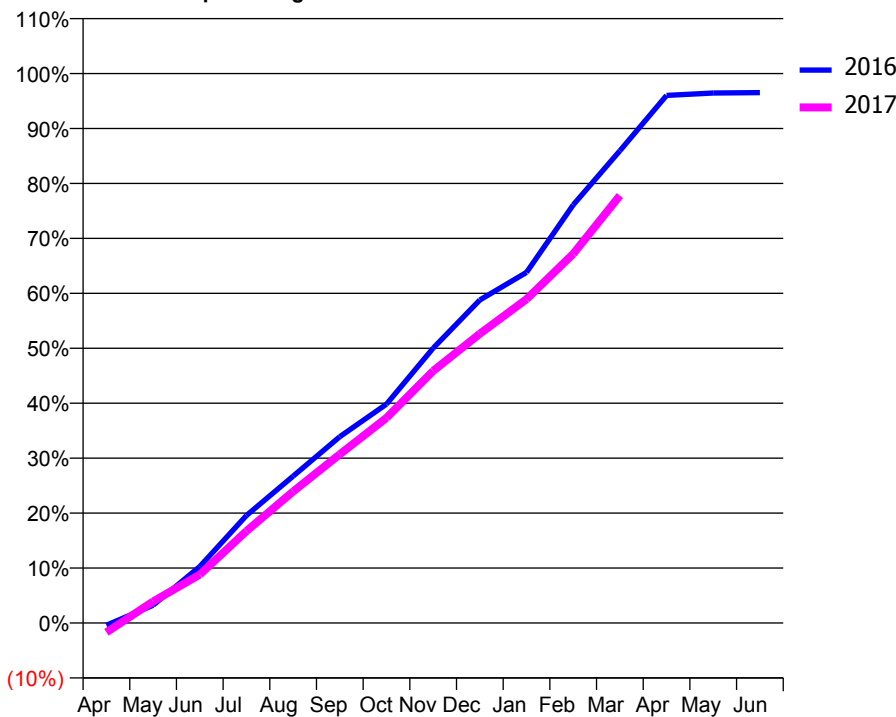
### ACCESS\*

Patients seen in 24 months	Total	Change since previous quarter
Quarter ending March 2016	3,796	
Quarter ending June 2016	3,762	→
Quarter ending September 2016	3,678	↓
Quarter ending December 2016	3,640	↓
Quarter ending March 2017	3,678	→
<b>Variance since March 2016</b>	<b>(3.1%)</b>	<b>↓</b>



### ACTIVITY

Cumulative percentage of contracted UDA delivered 2016 & 2017



Month	Adjusted Scheduled Activity (UDA)	
	2016	2017
April	-62	-257
May	488	588
June	1,543	1,325
July	2,937	2,509
August	4,010	3,590
September	5,088	4,607
October	5,974	5,599
November	7,504	6,881
December	8,818	7,896
January	9,572	8,840
February	11,414	10,079
March	12,892	11,667
April	14,403	
May	14,467	
June	14,479	

### QUALITY

	Quantity	Base Number	Contract	AT	Region	England
% of FP17s for the same patient ID Re-attending within 3 months - Children	99	1,216	8.1%	10.4%	11.8%	12.3%
% of FP17s for the same patient ID Re-attending within 3 months - Adults	738	3,160	23.4%	16.0%	17.1%	16.7%
% of FP17s for the same patient ID Re-attending between 3 & 9 months - Children	501	1,216	41.2%	47.8%	46.5%	57.6%
% of FP17s for the same patient ID Re-attending between 3 & 9 months - Adults	1,178	3,160	37.3%	37.8%	37.6%	50.1%
% of FP17s for Band 1 Urgent Courses	449	4,072	11.0%	10.3%	10.7%	9.1%
% of FP17s Relating to Free Repair or Replacements	64	4,072	1.6%	0.6%	0.6%	0.8%
% of FP17s Relating to Continuations	127	4,072	3.1%	1.1%	0.9%	1.2%
% of Patients satisfied with the dentistry they have received	2	2	N/A	90.5%	90.4%	92.8%
% of Patients satisfied with the time they had to wait for an appointment	2	2	N/A	86.2%	83.7%	88.7%

\* This is based on patients treated on this contract for their most recent course of treatment. Figures in italics indicate the base number of FP17s or Patient Questionnaire responses are less than 100. N/A is shown where the base number of responses is less than 10 during the period. % is calculated as Quantity/Base number\*100



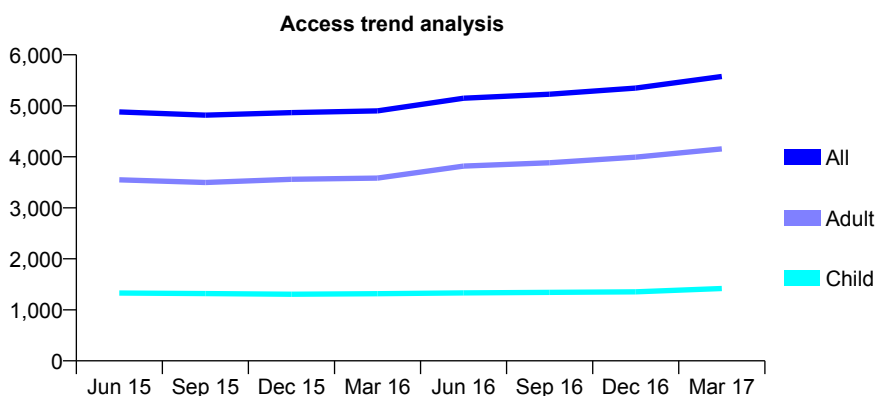
## Q63 - Vital Signs At a Glance Contract Report for 262803/0003 - March 2017

Name or company name	MR SA BUTT
Contract type name	GDS Contract
Purpose of contract	General
Contract start date	01/04/2006
Contract end date	

16/17 Contracted general activity (UDA)	20,300
Carry forward general activity (UDA)	0
16/17 Contracted orthodontic activity (UOA)	0
Carry forward orthodontic activity (UOA)	0
Baseline contract value	£695,330.91

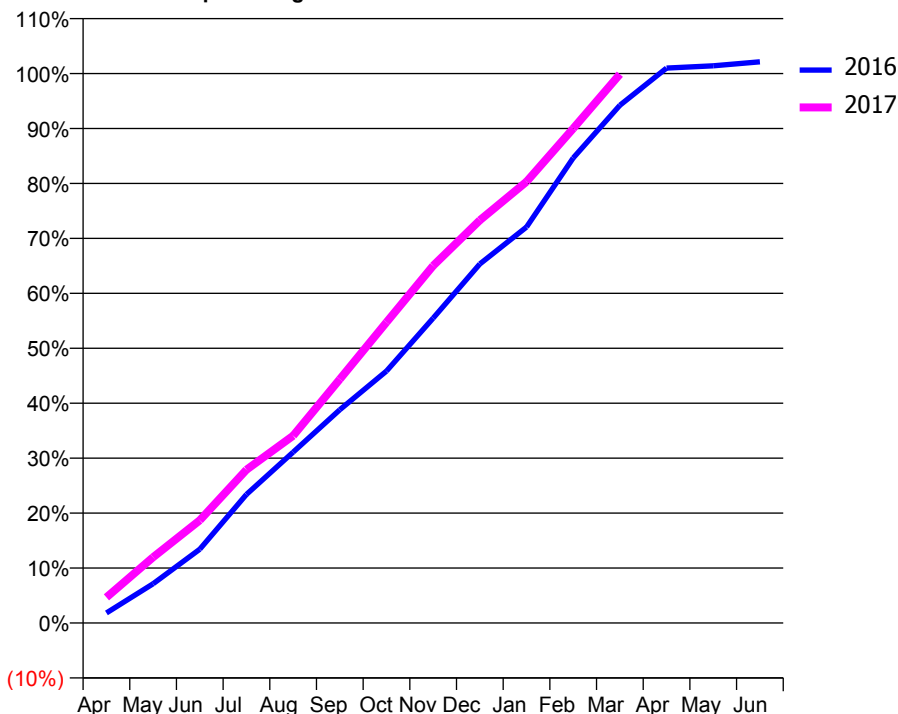
### ACCESS\*

Patients seen in 24 months	Total	Change since previous quarter
Quarter ending March 2016	4,900	
Quarter ending June 2016	5,150	↑
Quarter ending September 2016	5,227	→
Quarter ending December 2016	5,348	↑
Quarter ending March 2017	5,574	↑
<b>Variance since March 2016</b>	<b>13.8%</b>	<b>↑</b>



### ACTIVITY

Cumulative percentage of contracted UDA delivered 2016 & 2017



Month	Adjusted Scheduled Activity (UDA)	
	2016	2017
April	300	946
May	1,164	2,432
June	2,186	3,793
July	3,809	5,663
August	5,064	6,921
September	6,319	9,009
October	7,463	11,113
November	9,032	13,200
December	10,636	14,877
January	11,732	16,306
February	13,779	18,268
March	15,339	20,272
April	16,443	
May	16,509	
June	16,628	

### QUALITY

	Quantity	Base Number	Contract	AT	Region	England
% of FP17s for the same patient ID Re-attending within 3 months - Children	221	1,976	11.2%	10.4%	11.8%	12.3%
% of FP17s for the same patient ID Re-attending within 3 months - Adults	1,189	5,529	21.5%	16.0%	17.1%	16.7%
% of FP17s for the same patient ID Re-attending between 3 & 9 months - Children	924	1,976	46.8%	47.8%	46.5%	57.6%
% of FP17s for the same patient ID Re-attending between 3 & 9 months - Adults	2,047	5,529	37.0%	37.8%	37.6%	50.1%
% of FP17s for Band 1 Urgent Courses	1,006	6,534	15.4%	10.3%	10.7%	9.1%
% of FP17s Relating to Free Repair or Replacements	41	6,534	0.6%	0.6%	0.6%	0.8%
% of FP17s Relating to Continuations	67	6,534	1.0%	1.1%	0.9%	1.2%
% of Patients satisfied with the dentistry they have received	10	10	100.0%	90.5%	90.4%	92.8%
% of Patients satisfied with the time they had to wait for an appointment	9	10	90.0%	86.2%	83.7%	88.7%

\* This is based on patients treated on this contract for their most recent course of treatment. Figures in italics indicate the base number of FP17s or Patient Questionnaire responses are less than 100. N/A is shown where the base number of responses is less than 10 during the period. % is calculated as Quantity/Base number\*100

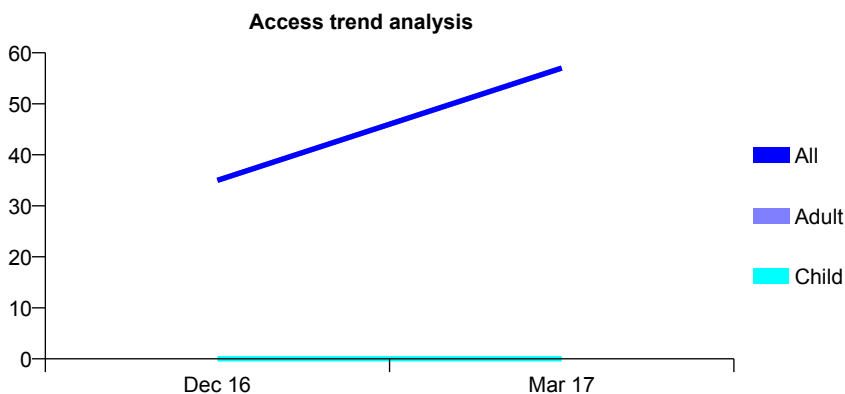
## Q63 - Vital Signs At a Glance Contract Report for 262803/0006 - March 2017

Name or company name	MR SA BUTT
Contract type name	PDS Contract
Purpose of contract	General
Contract start date	01/06/2013
Contract end date	30/11/2017

16/17 Contracted general activity (UDA)	300
Carry forward general activity (UDA)	0
16/17 Contracted orthodontic activity (UOA)	0
Carry forward orthodontic activity (UOA)	0
Baseline contract value	£16,327.90

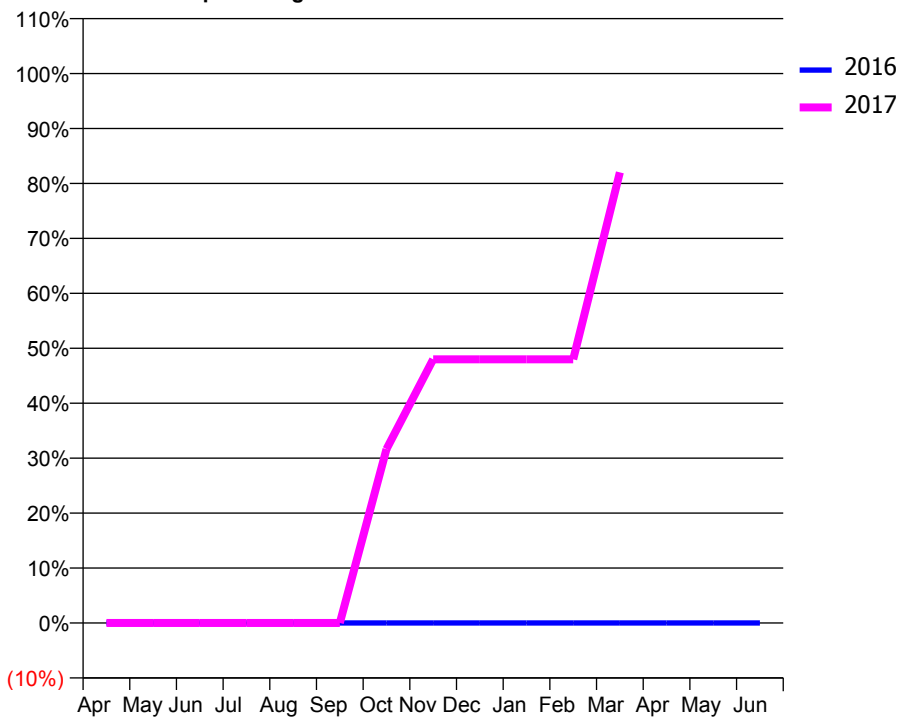
### ACCESS\*

Patients seen in 24 months	Total	Change since previous quarter
Quarter ending March 2016	0	
Quarter ending June 2016	0	
Quarter ending September 2016	0	
Quarter ending December 2016	35	↑
Quarter ending March 2017	57	↑
<b>Variance since March 2016</b>	N/A	



### ACTIVITY

Cumulative percentage of contracted UDA delivered 2016 & 2017



Month	Adjusted Scheduled Activity (UDA)	
	2016	2017
April	0	0
May	0	0
June	0	0
July	0	0
August	0	0
September	0	0
October	0	95
November	0	144
December	0	144
January	0	144
February	0	144
March	0	246
April	0	
May	0	
June	0	

### QUALITY

	Quantity	Base Number	Contract	AT	Region	England
% of FP17s for the same patient ID Re-attending within 3 months - Children	0	0	N/A	10.4%	11.8%	12.3%
% of FP17s for the same patient ID Re-attending within 3 months - Adults	0	84	0.0%	16.0%	17.1%	16.7%
% of FP17s for the same patient ID Re-attending between 3 & 9 months - Children	0	0	N/A	47.8%	46.5%	57.6%
% of FP17s for the same patient ID Re-attending between 3 & 9 months - Adults	0	84	0.0%	37.8%	37.6%	50.1%
% of FP17s for Band 1 Urgent Courses	0	84	0.0%	10.3%	10.7%	9.1%
% of FP17s Relating to Free Repair or Replacements	0	84	0.0%	0.6%	0.6%	0.8%
% of FP17s Relating to Continuations	0	84	0.0%	1.1%	0.9%	1.2%
% of Patients satisfied with the dentistry they have received	1	1	N/A	90.5%	90.4%	92.8%
% of Patients satisfied with the time they had to wait for an appointment	1	1	N/A	86.2%	83.7%	88.7%

\* This is based on patients treated on this contract for their most recent course of treatment. Figures in italics indicate the base number of FP17s or Patient Questionnaire responses are less than 100. N/A is shown where the base number of responses is less than 10 during the period. % is calculated as Quantity/Base number\*100

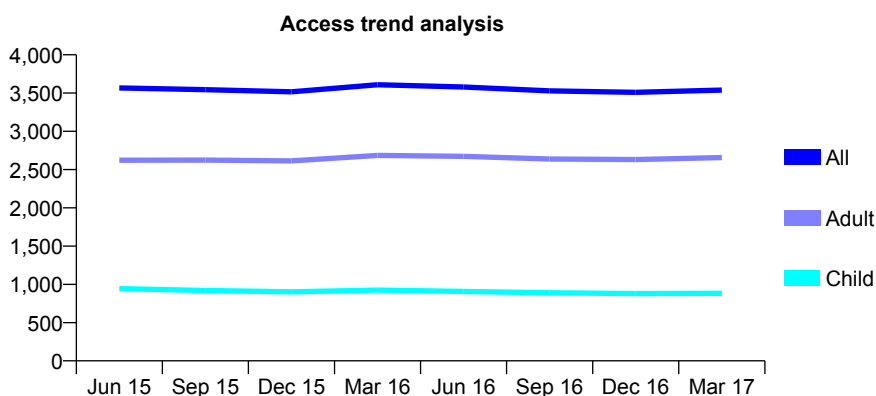
## Q63 - Vital Signs At a Glance Contract Report for 263850/0001 - March 2017

Name or company name	MR SG JOHN
Contract type name	GDS Contract
Purpose of contract	General
Contract start date	01/04/2006
Contract end date	

16/17 Contracted general activity (UDA)	9,242
Carry forward general activity (UDA)	385
16/17 Contracted orthodontic activity (UOA)	0
Carry forward orthodontic activity (UOA)	0
Baseline contract value	£287,943.10

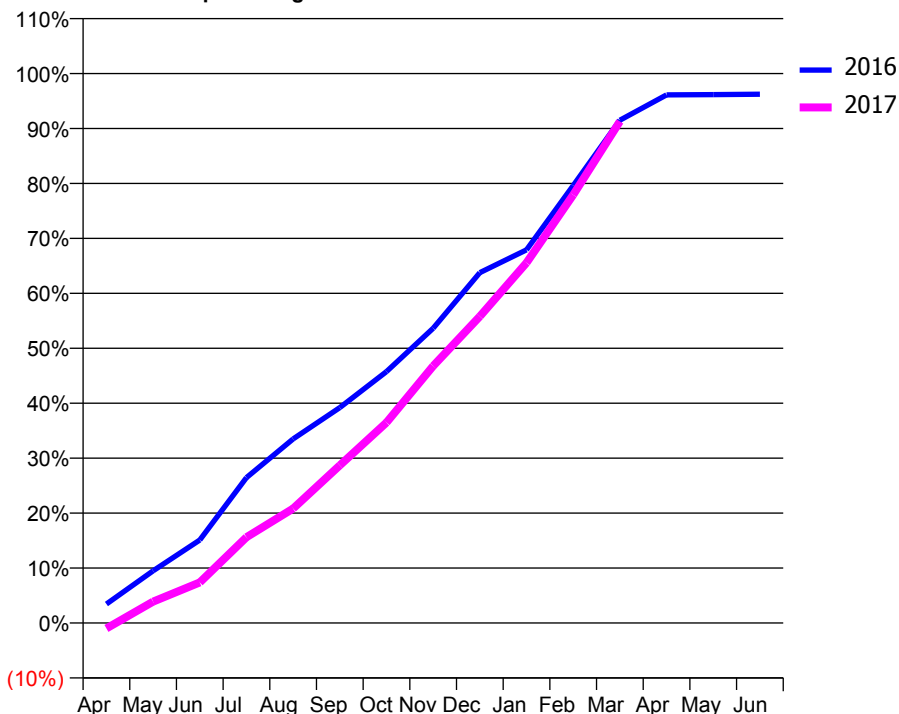
### ACCESS\*

Patients seen in 24 months	Total	Change since previous quarter
Quarter ending March 2016	3,609	
Quarter ending June 2016	3,579	→
Quarter ending September 2016	3,528	↓
Quarter ending December 2016	3,510	→
Quarter ending March 2017	3,539	→
<b>Variance since March 2016</b>	<b>(1.9%)</b>	<b>↓</b>



### ACTIVITY

Cumulative percentage of contracted UDA delivered 2016 & 2017



Month	Adjusted Scheduled Activity (UDA)	
	2016	2017
April	353	-93
May	974	360
June	1,548	682
July	2,710	1,443
August	3,432	1,925
September	4,015	2,653
October	4,686	3,372
November	5,493	4,323
December	6,529	5,158
January	6,956	6,060
February	8,153	7,201
March	9,371	8,437
April	9,844	
May	9,848	
June	9,857	

### QUALITY

	Quantity	Base Number	Contract	AT	Region	England
% of FP17s for the same patient ID Re-attending within 3 months - Children	26	817	3.2%	10.4%	11.8%	12.3%
% of FP17s for the same patient ID Re-attending within 3 months - Adults	170	2,536	6.7%	16.0%	17.1%	16.7%
% of FP17s for the same patient ID Re-attending between 3 & 9 months - Children	259	817	31.7%	47.8%	46.5%	57.6%
% of FP17s for the same patient ID Re-attending between 3 & 9 months - Adults	904	2,536	35.6%	37.8%	37.6%	50.1%
% of FP17s for Band 1 Urgent Courses	164	2,757	5.9%	10.3%	10.7%	9.1%
% of FP17s Relating to Free Repair or Replacements	5	2,757	0.2%	0.6%	0.6%	0.8%
% of FP17s Relating to Continuations	6	2,757	0.2%	1.1%	0.9%	1.2%
% of Patients satisfied with the dentistry they have received	2	2	N/A	90.5%	90.4%	92.8%
% of Patients satisfied with the time they had to wait for an appointment	2	2	N/A	86.2%	83.7%	88.7%

\* This is based on patients treated on this contract for their most recent course of treatment. Figures in italics indicate the base number of FP17s or Patient Questionnaire responses are less than 100. N/A is shown where the base number of responses is less than 10 during the period. % is calculated as Quantity/Base number\*100

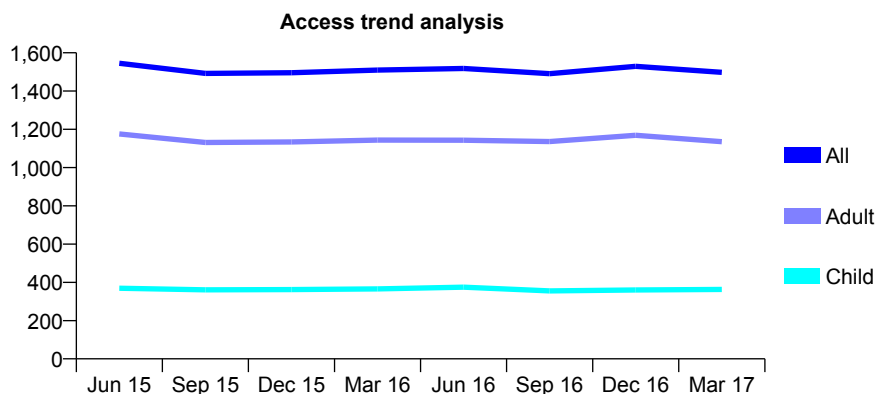
## Q63 - Vital Signs At a Glance Contract Report for 264296/0001 - March 2017

Name or company name	MR RD VAZIRI
Contract type name	GDS Contract
Purpose of contract	General
Contract start date	01/04/2006
Contract end date	

16/17 Contracted general activity (UDA)	4,996
Carry forward general activity (UDA)	104
16/17 Contracted orthodontic activity (UOA)	0
Carry forward orthodontic activity (UOA)	0
Baseline contract value	£146,247.56

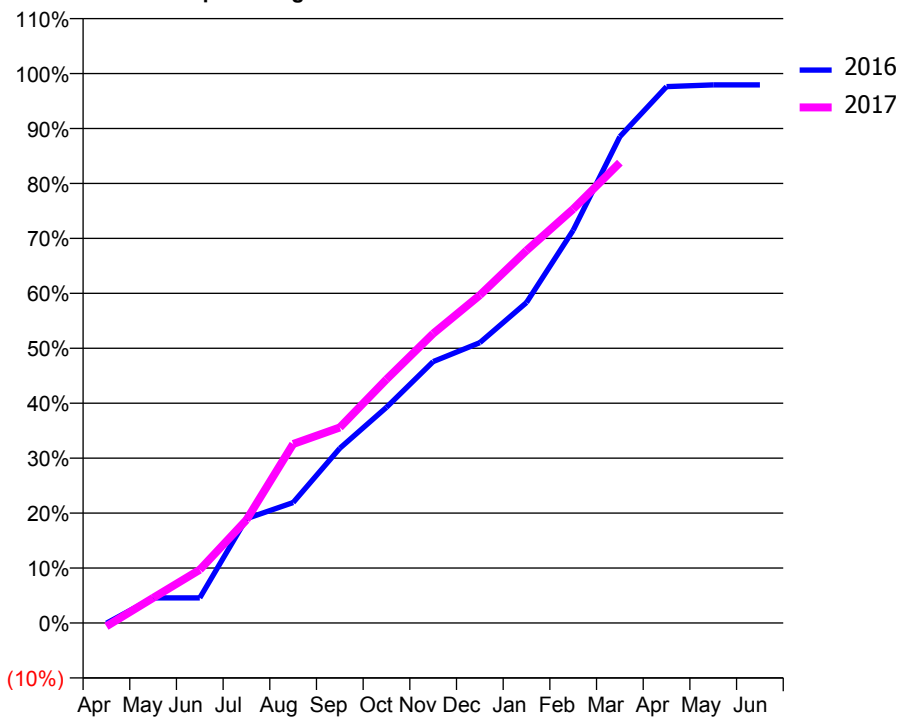
### ACCESS\*

Patients seen in 24 months	Total	Change since previous quarter
Quarter ending March 2016	1,510	
Quarter ending June 2016	1,518	→
Quarter ending September 2016	1,491	↓
Quarter ending December 2016	1,529	↑
Quarter ending March 2017	1,498	↓
<b>Variance since March 2016</b>	<b>(0.8%)</b>	<b>→</b>



### ACTIVITY

Cumulative percentage of contracted UDA delivered 2016 & 2017



Adjusted Scheduled Activity (UDA)

Month	2016	2017
April	-3	-30
May	229	229
June	229	484
July	948	937
August	1,095	1,628
September	1,589	1,778
October	1,961	2,215
November	2,377	2,632
December	2,549	2,981
January	2,914	3,387
February	3,571	3,764
March	4,422	4,185
April	4,877	
May	4,892	
June	4,892	

### QUALITY

	Quantity	Base Number	Contract	AT	Region	England
% of FP17s for the same patient ID Re-attending within 3 months - Children	14	321	4.4%	10.4%	11.8%	12.3%
% of FP17s for the same patient ID Re-attending within 3 months - Adults	115	956	12.0%	16.0%	17.1%	16.7%
% of FP17s for the same patient ID Re-attending between 3 & 9 months - Children	66	321	20.6%	47.8%	46.5%	57.6%
% of FP17s for the same patient ID Re-attending between 3 & 9 months - Adults	150	956	15.7%	37.8%	37.6%	50.1%
% of FP17s for Band 1 Urgent Courses	212	1,179	18.0%	10.3%	10.7%	9.1%
% of FP17s Relating to Free Repair or Replacements	0	1,179	0.0%	0.6%	0.6%	0.8%
% of FP17s Relating to Continuations	10	1,179	0.8%	1.1%	0.9%	1.2%
% of Patients satisfied with the dentistry they have received	1	1	N/A	90.5%	90.4%	92.8%
% of Patients satisfied with the time they had to wait for an appointment	1	1	N/A	86.2%	83.7%	88.7%

\* This is based on patients treated on this contract for their most recent course of treatment. Figures in italics indicate the base number of FP17s or Patient Questionnaire responses are less than 100. N/A is shown where the base number of responses is less than 10 during the period. % is calculated as Quantity/Base number\*100

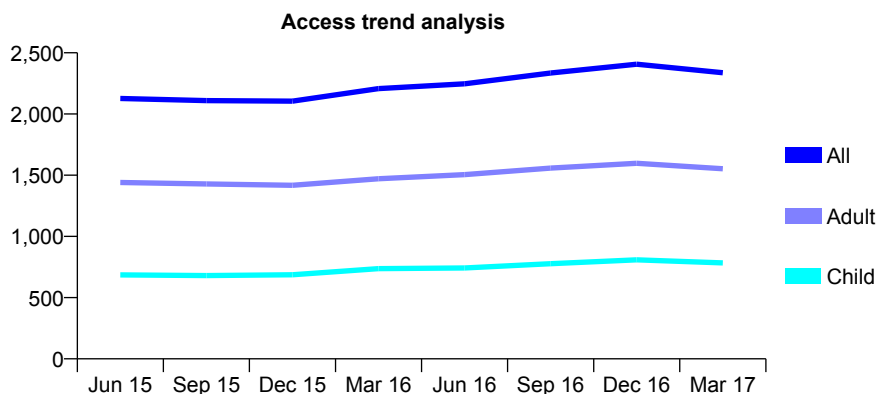
## Q63 - Vital Signs At a Glance Contract Report for 264636/0002 - March 2017

Name or company name	MR O DADASHIAN
Contract type name	GDS Contract
Purpose of contract	General
Contract start date	01/04/2011
Contract end date	

16/17 Contracted general activity (UDA)	6,020
Carry forward general activity (UDA)	-10
16/17 Contracted orthodontic activity (UOA)	0
Carry forward orthodontic activity (UOA)	0
Baseline contract value	£173,335.08

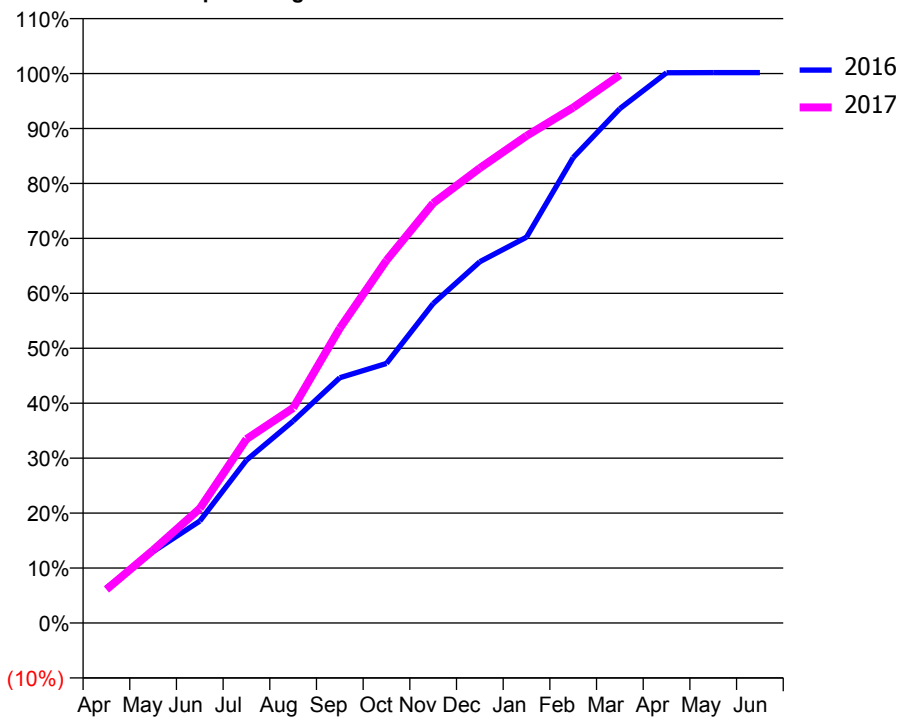
### ACCESS\*

Patients seen in 24 months	Total	Change since previous quarter
Quarter ending March 2016	2,208	
Quarter ending June 2016	2,247	→
Quarter ending September 2016	2,335	↑
Quarter ending December 2016	2,407	↑
Quarter ending March 2017	2,337	↓
<b>Variance since March 2016</b>	<b>5.8%</b>	<b>↑</b>



### ACTIVITY

Cumulative percentage of contracted UDA delivered 2016 & 2017



Month	Adjusted Scheduled Activity (UDA)	
	2016	2017
April	386	367
May	782	799
June	1,116	1,255
July	1,784	2,015
August	2,213	2,355
September	2,687	3,229
October	2,844	3,973
November	3,500	4,599
December	3,959	4,984
January	4,227	5,337
February	5,099	5,646
March	5,635	6,004
April	6,028	
May	6,030	
June	6,030	

### QUALITY

	Quantity	Base Number	Contract	AT	Region	England
% of FP17s for the same patient ID Re-attending within 3 months - Children	144	983	14.6%	10.4%	11.8%	12.3%
% of FP17s for the same patient ID Re-attending within 3 months - Adults	444	1,757	25.3%	16.0%	17.1%	16.7%
% of FP17s for the same patient ID Re-attending between 3 & 9 months - Children	392	983	39.9%	47.8%	46.5%	57.6%
% of FP17s for the same patient ID Re-attending between 3 & 9 months - Adults	462	1,757	26.3%	37.8%	37.6%	50.1%
% of FP17s for Band 1 Urgent Courses	325	2,532	12.8%	10.3%	10.7%	9.1%
% of FP17s Relating to Free Repair or Replacements	14	2,532	0.6%	0.6%	0.6%	0.8%
% of FP17s Relating to Continuations	59	2,532	2.3%	1.1%	0.9%	1.2%
% of Patients satisfied with the dentistry they have received	5	5	N/A	90.5%	90.4%	92.8%
% of Patients satisfied with the time they had to wait for an appointment	4	5	N/A	86.2%	83.7%	88.7%

\* This is based on patients treated on this contract for their most recent course of treatment. Figures in italics indicate the base number of FP17s or Patient Questionnaire responses are less than 100. N/A is shown where the base number of responses is less than 10 during the period. % is calculated as Quantity/Base number\*100

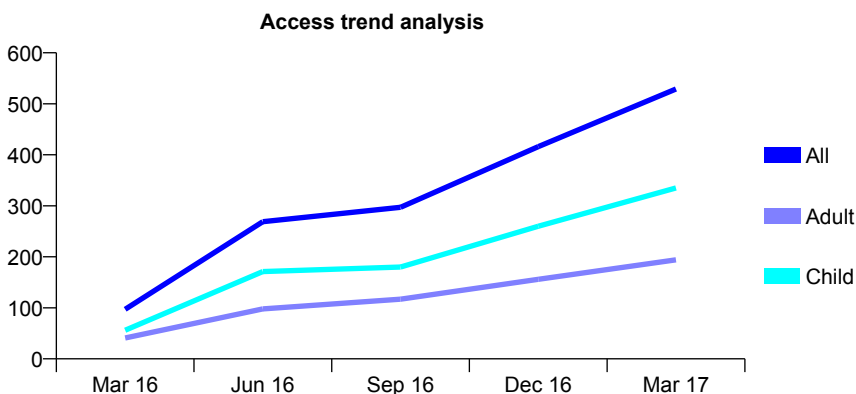
## Q63 - Vital Signs At a Glance Contract Report for 264636/0003 - March 2017

Name or company name	MR O DADASHIAN
Contract type name	GDS Contract
Purpose of contract	General
Contract start date	01/11/2015
Contract end date	

16/17 Contracted general activity (UDA)	1,585
Carry forward general activity (UDA)	0
16/17 Contracted orthodontic activity (UOA)	0
Carry forward orthodontic activity (UOA)	0
Baseline contract value	£32,455.86

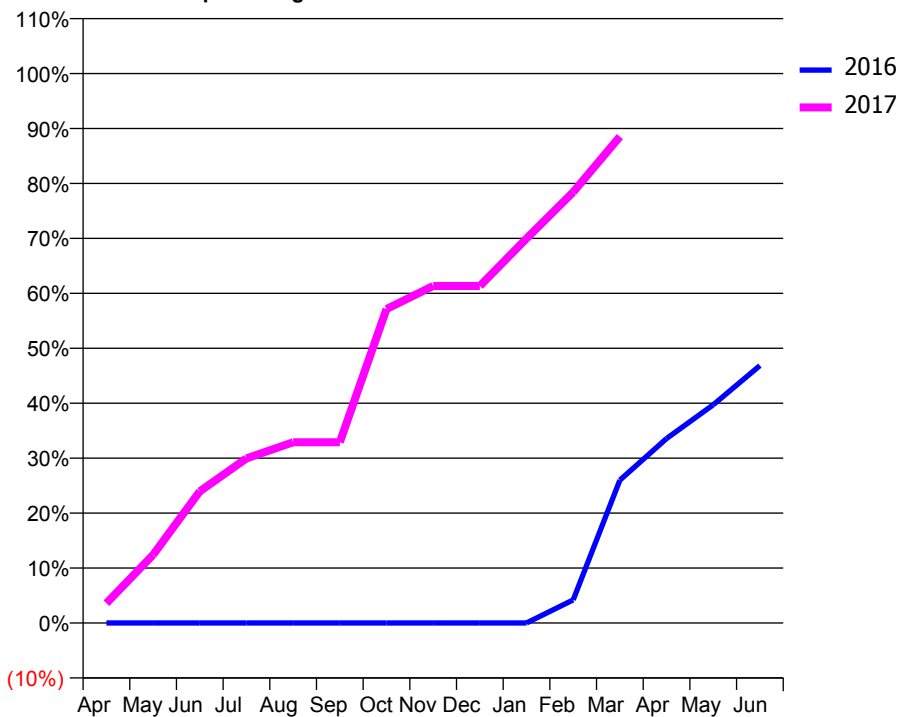
### ACCESS\*

Patients seen in 24 months	Total	Change since previous quarter
Quarter ending March 2016	97	
Quarter ending June 2016	269	↑
Quarter ending September 2016	297	↑
Quarter ending December 2016	416	↑
Quarter ending March 2017	529	↑
<b>Variance since March 2016</b>	<b>445.4%</b>	<b>↑</b>



### ACTIVITY

Cumulative percentage of contracted UDA delivered 2016 & 2017



Adjusted Scheduled Activity (UDA)

Month	2016	2017
April	0	57
May	0	197
June	0	380
July	0	475
August	0	521
September	0	521
October	0	906
November	0	972
December	0	972
January	0	1,109
February	29	1,243
March	182	1,403
April	235	
May	278	
June	328	

### QUALITY

	Quantity	Base Number	Contract	AT	Region	England
% of FP17s for the same patient ID Re-attending within 3 months - Children	22	452	4.9%	10.4%	11.8%	12.3%
% of FP17s for the same patient ID Re-attending within 3 months - Adults	47	261	18.0%	16.0%	17.1%	16.7%
% of FP17s for the same patient ID Re-attending between 3 & 9 months - Children	94	452	20.8%	47.8%	46.5%	57.6%
% of FP17s for the same patient ID Re-attending between 3 & 9 months - Adults	53	261	20.3%	37.8%	37.6%	50.1%
% of FP17s for Band 1 Urgent Courses	54	626	8.6%	10.3%	10.7%	9.1%
% of FP17s Relating to Free Repair or Replacements	0	626	0.0%	0.6%	0.6%	0.8%
% of FP17s Relating to Continuations	4	626	0.6%	1.1%	0.9%	1.2%
% of Patients satisfied with the dentistry they have received	1	1	N/A	90.5%	90.4%	92.8%
% of Patients satisfied with the time they had to wait for an appointment	1	1	N/A	86.2%	83.7%	88.7%

\* This is based on patients treated on this contract for their most recent course of treatment. Figures in italics indicate the base number of FP17s or Patient Questionnaire responses are less than 100. N/A is shown where the base number of responses is less than 10 during the period. % is calculated as Quantity/Base number\*100

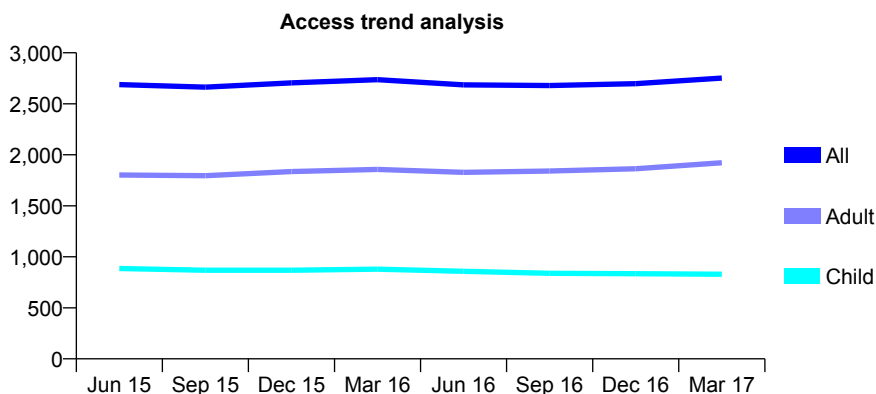
## Q63 - Vital Signs At a Glance Contract Report for 271500/0001 - March 2017

Name or company name	MR P MAZAHERI
Contract type name	GDS Contract
Purpose of contract	General
Contract start date	01/04/2006
Contract end date	

16/17 Contracted general activity (UDA)	6,109
Carry forward general activity (UDA)	-81
16/17 Contracted orthodontic activity (UOA)	0
Carry forward orthodontic activity (UOA)	0
Baseline contract value	£181,686.10

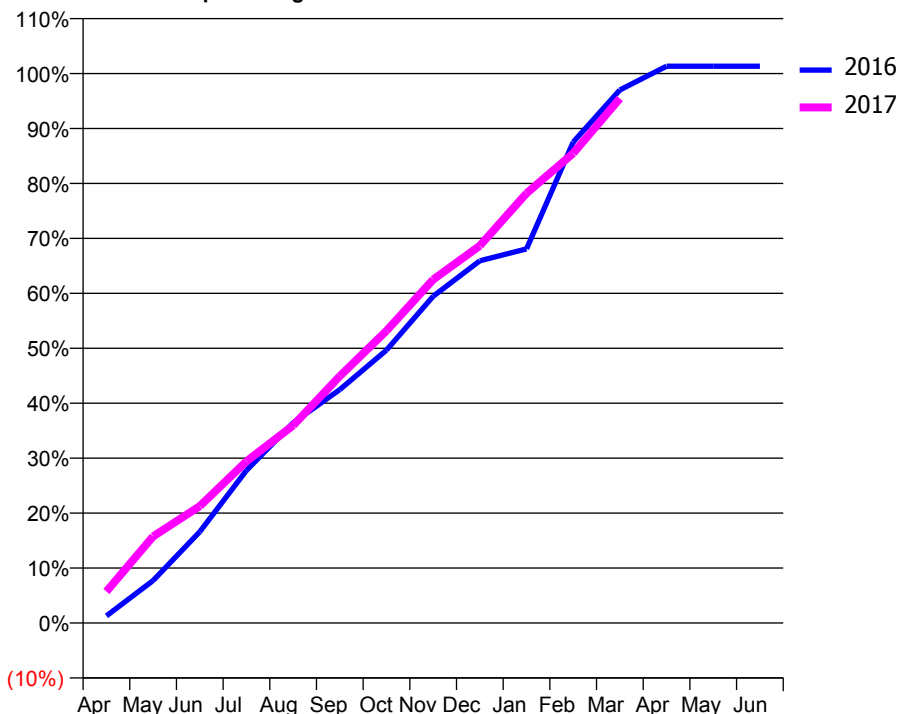
### ACCESS\*

Patients seen in 24 months	Total	Change since previous quarter
Quarter ending March 2016	2,736	
Quarter ending June 2016	2,686	↓
Quarter ending September 2016	2,679	→
Quarter ending December 2016	2,698	→
Quarter ending March 2017	2,752	↑
<b>Variance since March 2016</b>	0.6%	→



### ACTIVITY

Cumulative percentage of contracted UDA delivered 2016 & 2017



Month	Adjusted Scheduled Activity (UDA)	
	2016	2017
April	80	351
May	473	962
June	1,014	1,300
July	1,697	1,797
August	2,226	2,196
September	2,595	2,745
October	3,033	3,248
November	3,633	3,818
December	4,027	4,194
January	4,159	4,777
February	5,346	5,222
March	5,926	5,831
April	6,190	
May	6,190	
June	6,190	

### QUALITY

	Quantity	Base Number	Contract	AT	Region	England
% of FP17s for the same patient ID Re-attending within 3 months - Children	44	1,041	4.2%	10.4%	11.8%	12.3%
% of FP17s for the same patient ID Re-attending within 3 months - Adults	273	1,880	14.5%	16.0%	17.1%	16.7%
% of FP17s for the same patient ID Re-attending between 3 & 9 months - Children	627	1,041	60.2%	47.8%	46.5%	57.6%
% of FP17s for the same patient ID Re-attending between 3 & 9 months - Adults	609	1,880	32.4%	37.8%	37.6%	50.1%
% of FP17s for Band 1 Urgent Courses	197	2,784	7.1%	10.3%	10.7%	9.1%
% of FP17s Relating to Free Repair or Replacements	6	2,784	0.2%	0.6%	0.6%	0.8%
% of FP17s Relating to Continuations	15	2,784	0.5%	1.1%	0.9%	1.2%
% of Patients satisfied with the dentistry they have received	1	1	N/A	90.5%	90.4%	92.8%
% of Patients satisfied with the time they had to wait for an appointment	1	1	N/A	86.2%	83.7%	88.7%

\* This is based on patients treated on this contract for their most recent course of treatment. Figures in italics indicate the base number of FP17s or Patient Questionnaire responses are less than 100. N/A is shown where the base number of responses is less than 10 during the period. % is calculated as Quantity/Base number\*100

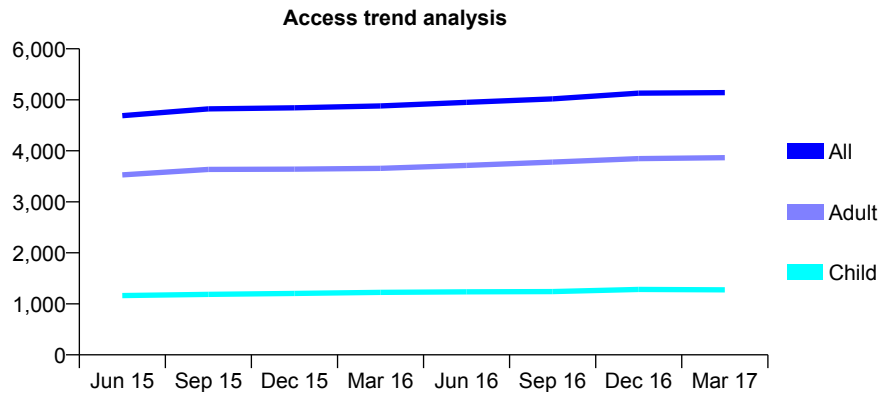
## Q63 - Vital Signs At a Glance Contract Report for 272833/0001 - March 2017

Name or company name	MR D GOVINDASAMI
Contract type name	GDS Contract
Purpose of contract	General
Contract start date	01/04/2006
Contract end date	

16/17 Contracted general activity (UDA)	11,557
Carry forward general activity (UDA)	-22
16/17 Contracted orthodontic activity (UOA)	0
Carry forward orthodontic activity (UOA)	0
Baseline contract value	£279,635.14

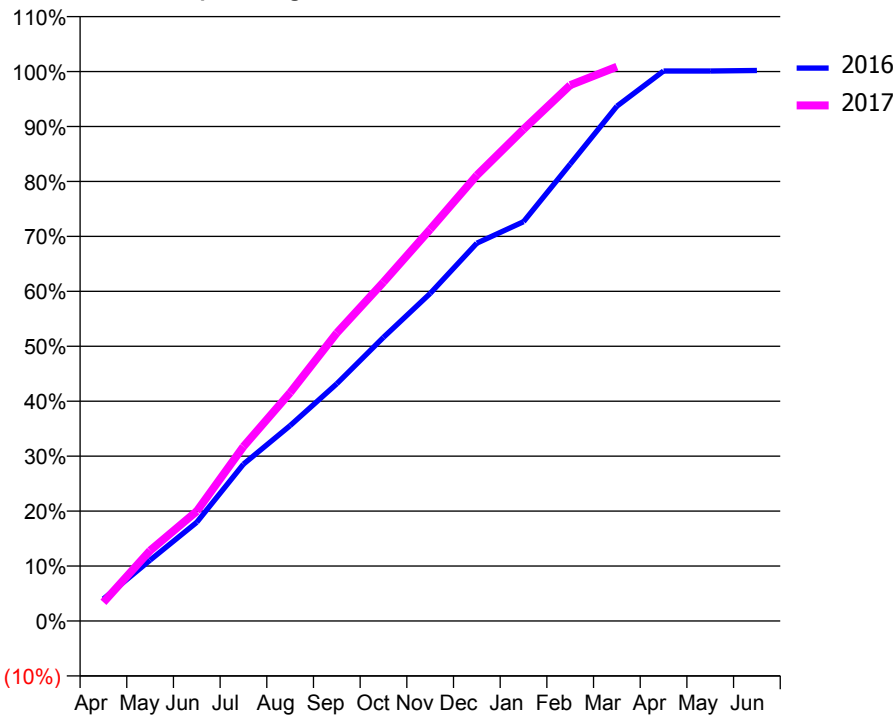
### ACCESS\*

Patients seen in 24 months	Total	Change since previous quarter
Quarter ending March 2016	4,880	
Quarter ending June 2016	4,951	→
Quarter ending September 2016	5,018	→
Quarter ending December 2016	5,131	↑
Quarter ending March 2017	5,140	→
<b>Variance since March 2016</b>	<b>5.3%</b>	<b>↑</b>



### ACTIVITY

Cumulative percentage of contracted UDA delivered 2016 & 2017



Month	Adjusted Scheduled Activity (UDA)	
	2016	2017
April	463	395
May	1,281	1,482
June	2,076	2,308
July	3,300	3,670
August	4,109	4,803
September	4,991	6,058
October	5,967	7,128
November	6,888	8,239
December	7,946	9,374
January	8,399	10,341
February	9,611	11,269
March	10,827	11,656
April	11,566	
May	11,567	
June	11,579	

### QUALITY

	Quantity	Base Number	Contract	AT	Region	England
% of FP17s for the same patient ID Re-attending within 3 months - Children	136	1,985	6.9%	10.4%	11.8%	12.3%
% of FP17s for the same patient ID Re-attending within 3 months - Adults	666	5,238	12.7%	16.0%	17.1%	16.7%
% of FP17s for the same patient ID Re-attending between 3 & 9 months - Children	1,174	1,985	59.1%	47.8%	46.5%	57.6%
% of FP17s for the same patient ID Re-attending between 3 & 9 months - Adults	3,074	5,238	58.7%	37.8%	37.6%	50.1%
% of FP17s for Band 1 Urgent Courses	384	6,090	6.3%	10.3%	10.7%	9.1%
% of FP17s Relating to Free Repair or Replacements	74	6,090	1.2%	0.6%	0.6%	0.8%
% of FP17s Relating to Continuations	73	6,090	1.2%	1.1%	0.9%	1.2%
% of Patients satisfied with the dentistry they have received	5	5	N/A	90.5%	90.4%	92.8%
% of Patients satisfied with the time they had to wait for an appointment	5	5	N/A	86.2%	83.7%	88.7%

\* This is based on patients treated on this contract for their most recent course of treatment. Figures in italics indicate the base number of FP17s or Patient Questionnaire responses are less than 100. N/A is shown where the base number of responses is less than 10 during the period. % is calculated as Quantity/Base number\*100



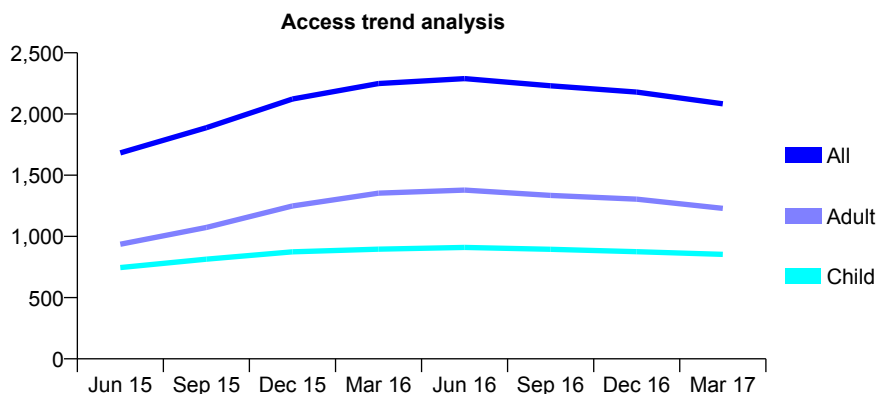
## Q63 - Vital Signs At a Glance Contract Report for 273740/0003 - March 2017

Name or company name	MR J PATEL
Contract type name	GDS Contract
Purpose of contract	General and Orthodontic
Contract start date	01/10/2013
Contract end date	

16/17 Contracted general activity (UDA)	4,500
Carry forward general activity (UDA)	57
16/17 Contracted orthodontic activity (UOA)	750
Carry forward orthodontic activity (UOA)	-2
Baseline contract value	£150,398.90

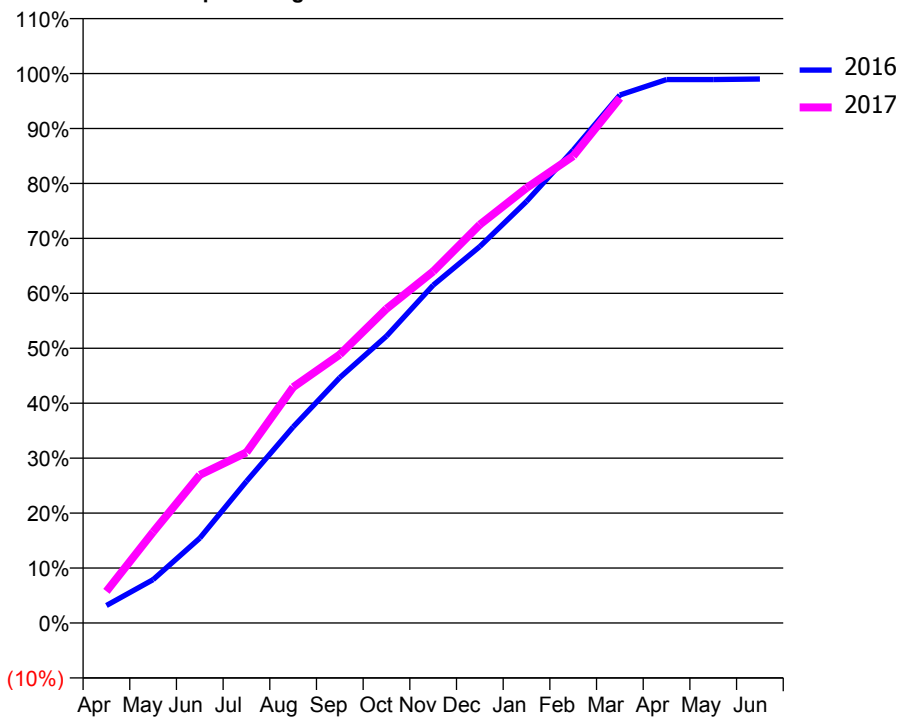
### ACCESS\*

Patients seen in 24 months	Total	Change since previous quarter
Quarter ending March 2016	2,249	
Quarter ending June 2016	2,289	→
Quarter ending September 2016	2,230	↓
Quarter ending December 2016	2,179	↓
Quarter ending March 2017	2,083	↓
<b>Variance since March 2016</b>	<b>(7.4%)</b>	<b>↓</b>



### ACTIVITY

Cumulative percentage of contracted UDA delivered 2016 & 2017



Month	Adjusted Scheduled Activity (UDA)	
	2016	2017
April	183	260
May	454	746
June	888	1,212
July	1,483	1,397
August	2,051	1,931
September	2,568	2,199
October	3,002	2,574
November	3,535	2,879
December	3,939	3,262
January	4,412	3,562
February	4,949	3,823
March	5,525	4,298
April	5,687	
May	5,687	
June	5,693	

### QUALITY

	Quantity	Base Number	Contract	AT	Region	England
% of FP17s for the same patient ID Re-attending within 3 months - Children	144	1,197	12.0%	10.4%	11.8%	12.3%
% of FP17s for the same patient ID Re-attending within 3 months - Adults	228	1,208	18.9%	16.0%	17.1%	16.7%
% of FP17s for the same patient ID Re-attending between 3 & 9 months - Children	626	1,197	52.3%	47.8%	46.5%	57.6%
% of FP17s for the same patient ID Re-attending between 3 & 9 months - Adults	513	1,208	42.5%	37.8%	37.6%	50.1%
% of FP17s for Band 1 Urgent Courses	267	2,234	12.0%	10.3%	10.7%	9.1%
% of FP17s Relating to Free Repair or Replacements	4	2,234	0.2%	0.6%	0.6%	0.8%
% of FP17s Relating to Continuations	24	2,234	1.1%	1.1%	0.9%	1.2%
% of Patients satisfied with the dentistry they have received	4	4	N/A	90.5%	90.4%	92.8%
% of Patients satisfied with the time they had to wait for an appointment	4	4	N/A	86.2%	83.7%	88.7%

\* This is based on patients treated on this contract for their most recent course of treatment. Figures in italics indicate the base number of FP17s or Patient Questionnaire responses are less than 100. N/A is shown where the base number of responses is less than 10 during the period. % is calculated as Quantity/Base number\*100

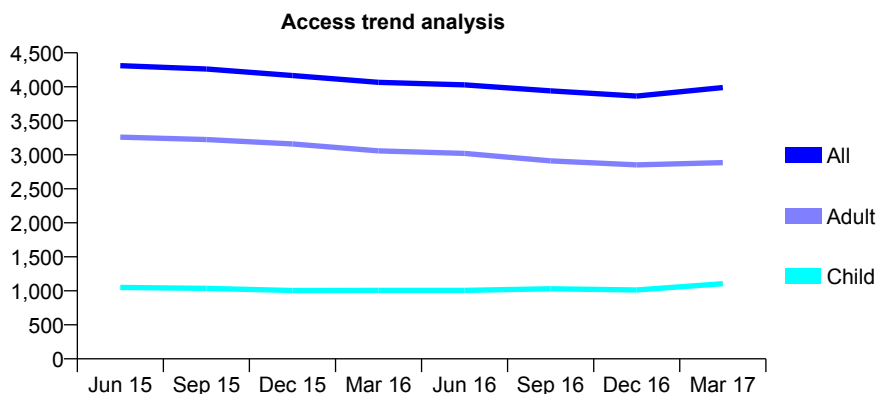
## Q63 - Vital Signs At a Glance Contract Report for 274526/0001 - March 2017

Name or company name	MR DC O'CONNOR
Contract type name	GDS Contract
Purpose of contract	General
Contract start date	01/04/2006
Contract end date	

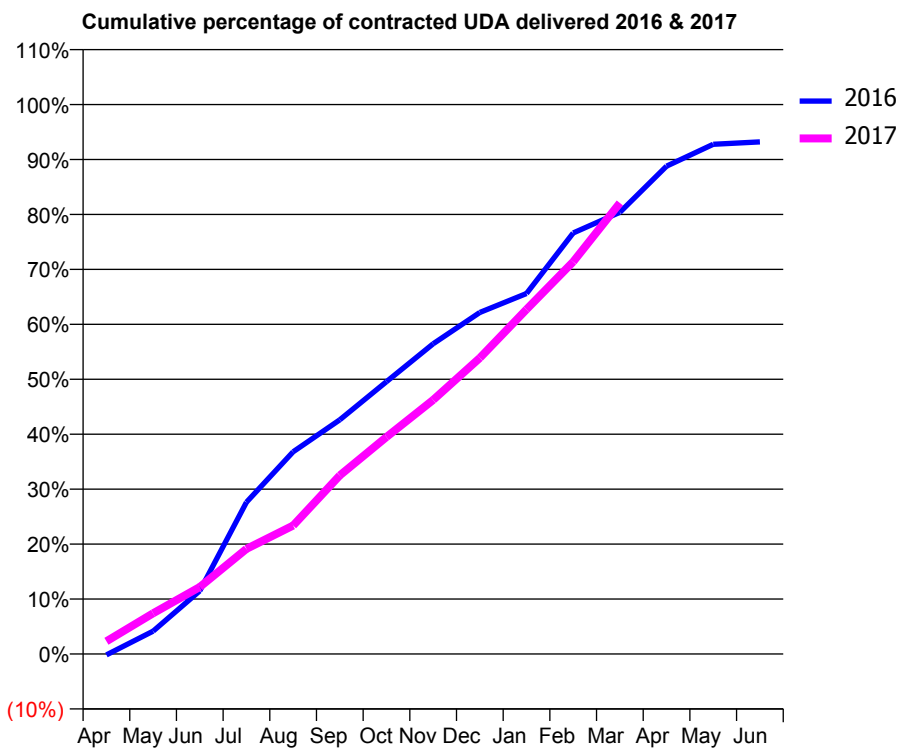
16/17 Contracted general activity (UDA)	13,409
Carry forward general activity (UDA)	0
16/17 Contracted orthodontic activity (UOA)	0
Carry forward orthodontic activity (UOA)	0
Baseline contract value	£421,289.24

### ACCESS\*

Patients seen in 24 months	Total	Change since previous quarter
Quarter ending March 2016	4,065	
Quarter ending June 2016	4,028	→
Quarter ending September 2016	3,941	↓
Quarter ending December 2016	3,864	↓
Quarter ending March 2017	3,990	↑
<b>Variance since March 2016</b>	<b>(1.8%)</b>	<b>↓</b>



### ACTIVITY



Month	Adjusted Scheduled Activity (UDA)	
	2016	2017
April	-23	311
May	559	994
June	1,540	1,636
July	3,705	2,566
August	4,934	3,135
September	5,717	4,360
October	6,647	5,297
November	7,569	6,202
December	8,336	7,224
January	8,797	8,411
February	10,275	9,571
March	10,780	11,005
April	11,905	
May	12,437	
June	12,498	

### QUALITY

	Quantity	Base Number	Contract	AT	Region	England
% of FP17s for the same patient ID Re-attending within 3 months - Children	108	1,321	8.2%	10.4%	11.8%	12.3%
% of FP17s for the same patient ID Re-attending within 3 months - Adults	560	3,185	17.6%	16.0%	17.1%	16.7%
% of FP17s for the same patient ID Re-attending between 3 & 9 months - Children	460	1,321	34.8%	47.8%	46.5%	57.6%
% of FP17s for the same patient ID Re-attending between 3 & 9 months - Adults	1,019	3,185	32.0%	37.8%	37.6%	50.1%
% of FP17s for Band 1 Urgent Courses	652	4,066	16.0%	10.3%	10.7%	9.1%
% of FP17s Relating to Free Repair or Replacements	9	4,066	0.2%	0.6%	0.6%	0.8%
% of FP17s Relating to Continuations	74	4,066	1.8%	1.1%	0.9%	1.2%
% of Patients satisfied with the dentistry they have received	4	4	N/A	90.5%	90.4%	92.8%
% of Patients satisfied with the time they had to wait for an appointment	3	4	N/A	86.2%	83.7%	88.7%

\* This is based on patients treated on this contract for their most recent course of treatment. Figures in italics indicate the base number of FP17s or Patient Questionnaire responses are less than 100. N/A is shown where the base number of responses is less than 10 during the period. % is calculated as Quantity/Base number\*100

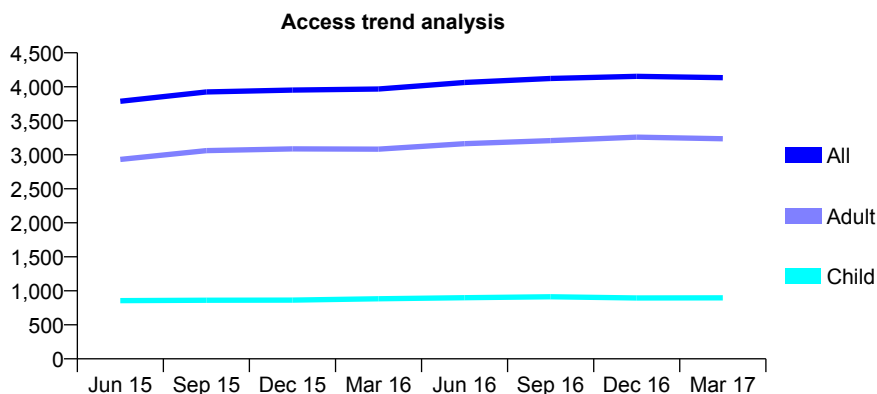
## Q63 - Vital Signs At a Glance Contract Report for 276928/0001 - March 2017

Name or company name	MS T SINGH
Contract type name	GDS Contract
Purpose of contract	General
Contract start date	01/09/2013
Contract end date	

16/17 Contracted general activity (UDA)	17,743
Carry forward general activity (UDA)	506
16/17 Contracted orthodontic activity (UOA)	0
Carry forward orthodontic activity (UOA)	0
Baseline contract value	£491,899.98

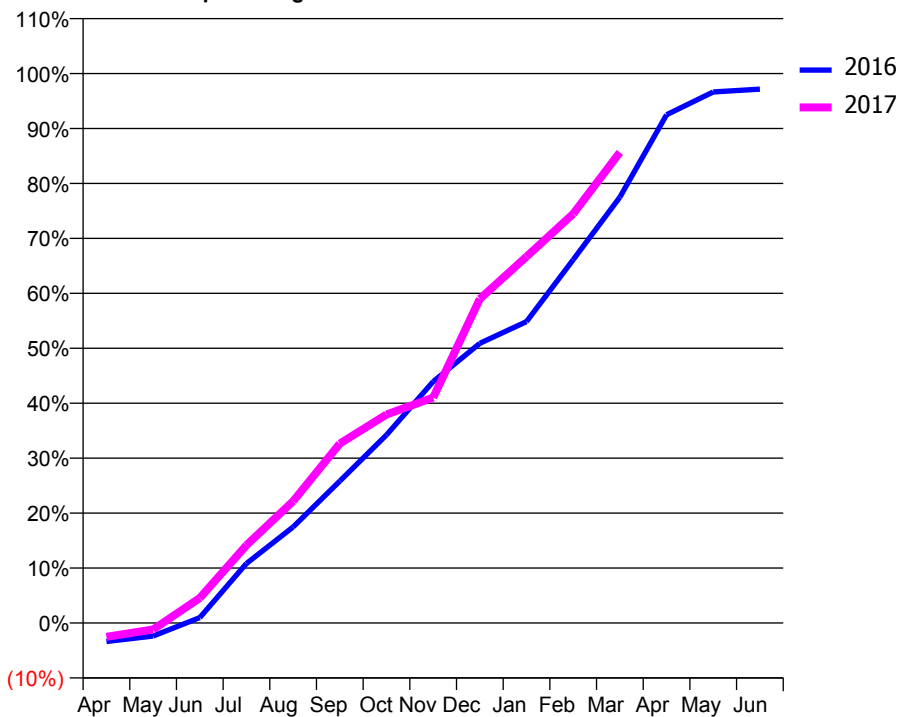
### ACCESS\*

Patients seen in 24 months	Total	Change since previous quarter
Quarter ending March 2016	3,968	
Quarter ending June 2016	4,063	↑
Quarter ending September 2016	4,122	→
Quarter ending December 2016	4,154	→
Quarter ending March 2017	4,135	→
<b>Variance since March 2016</b>	<b>4.2%</b>	<b>↑</b>



### ACTIVITY

Cumulative percentage of contracted UDA delivered 2016 & 2017



Month	Adjusted Scheduled Activity (UDA)	
	2016	2017
April	-600	-449
May	-426	-215
June	173	805
July	1,921	2,510
August	3,104	3,932
September	4,585	5,792
October	6,072	6,730
November	7,796	7,280
December	9,030	10,465
January	9,731	11,832
February	11,732	13,214
March	13,751	15,195
April	16,412	
May	17,148	
June	17,237	

### QUALITY

	Quantity	Base Number	Contract	AT	Region	England
% of FP17s for the same patient ID Re-attending within 3 months - Children	79	1,161	6.8%	10.4%	11.8%	12.3%
% of FP17s for the same patient ID Re-attending within 3 months - Adults	861	4,325	19.9%	16.0%	17.1%	16.7%
% of FP17s for the same patient ID Re-attending between 3 & 9 months - Children	546	1,161	47.0%	47.8%	46.5%	57.6%
% of FP17s for the same patient ID Re-attending between 3 & 9 months - Adults	1,729	4,325	40.0%	37.8%	37.6%	50.1%
% of FP17s for Band 1 Urgent Courses	571	4,595	12.4%	10.3%	10.7%	9.1%
% of FP17s Relating to Free Repair or Replacements	85	4,595	1.8%	0.6%	0.6%	0.8%
% of FP17s Relating to Continuations	56	4,595	1.2%	1.1%	0.9%	1.2%
% of Patients satisfied with the dentistry they have received	8	8	N/A	90.5%	90.4%	92.8%
% of Patients satisfied with the time they had to wait for an appointment	7	8	N/A	86.2%	83.7%	88.7%

\* This is based on patients treated on this contract for their most recent course of treatment. Figures in italics indicate the base number of FP17s or Patient Questionnaire responses are less than 100. N/A is shown where the base number of responses is less than 10 during the period. % is calculated as Quantity/Base number\*100

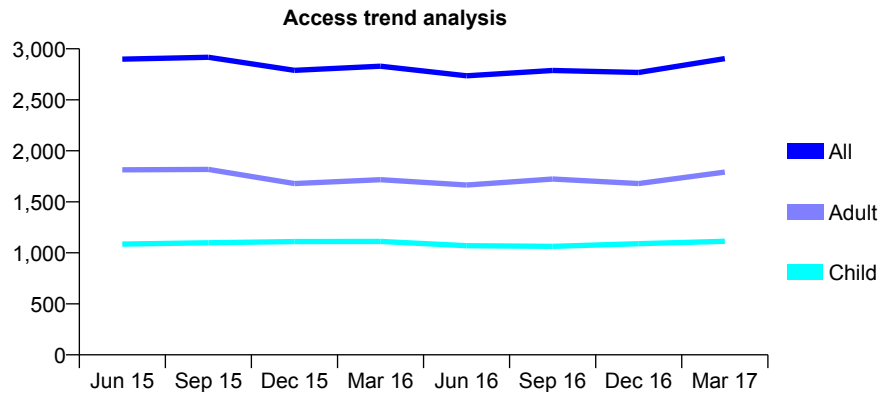
## Q63 - Vital Signs At a Glance Contract Report for 280038/0001 - March 2017

Name or company name	MR M MOHSEN
Contract type name	GDS Contract
Purpose of contract	General
Contract start date	12/07/2008
Contract end date	

16/17 Contracted general activity (UDA)	7,200
Carry forward general activity (UDA)	-143
16/17 Contracted orthodontic activity (UOA)	0
Carry forward orthodontic activity (UOA)	0
Baseline contract value	£219,954.96

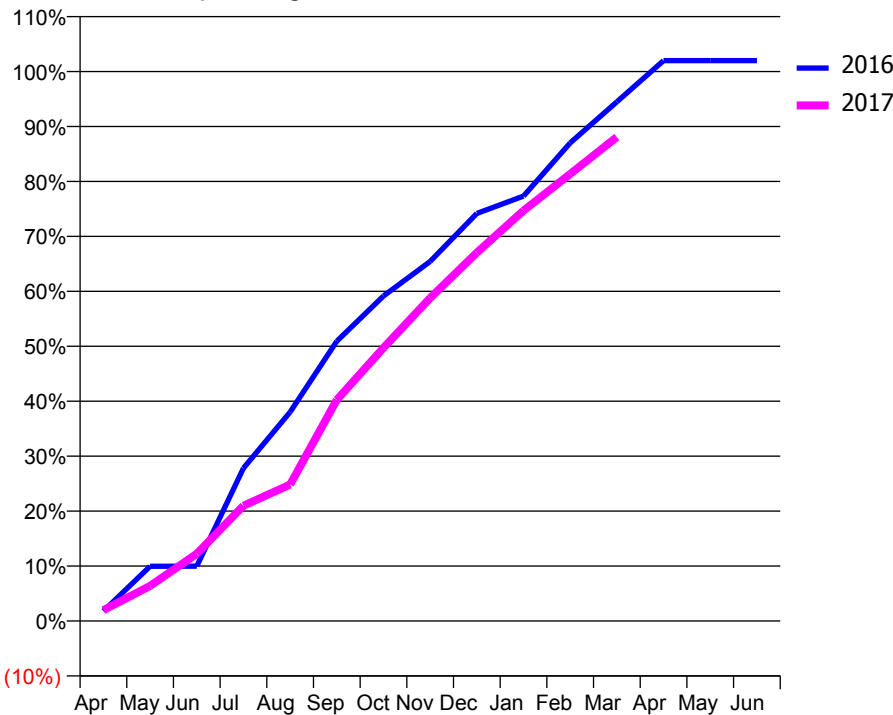
### ACCESS\*

Patients seen in 24 months	Total	Change since previous quarter
Quarter ending March 2016	2,829	
Quarter ending June 2016	2,735	↓
Quarter ending September 2016	2,787	→
Quarter ending December 2016	2,768	→
Quarter ending March 2017	2,904	↑
<b>Variance since March 2016</b>	<b>2.7%</b>	<b>↑</b>



### ACTIVITY

Cumulative percentage of contracted UDA delivered 2016 & 2017



Month	Adjusted Scheduled Activity (UDA)	
	2016	2017
April	130	143
May	717	461
June	719	881
July	2,002	1,511
August	2,739	1,789
September	3,667	2,898
October	4,258	3,579
November	4,711	4,233
December	5,341	4,826
January	5,567	5,377
February	6,264	5,858
March	6,802	6,341
April	7,343	
May	7,343	
June	7,343	

### QUALITY

	Quantity	Base Number	Contract	AT	Region	England
% of FP17s for the same patient ID Re-attending within 3 months - Children	46	1,021	4.5%	10.4%	11.8%	12.3%
% of FP17s for the same patient ID Re-attending within 3 months - Adults	54	1,364	4.0%	16.0%	17.1%	16.7%
% of FP17s for the same patient ID Re-attending between 3 & 9 months - Children	283	1,021	27.7%	47.8%	46.5%	57.6%
% of FP17s for the same patient ID Re-attending between 3 & 9 months - Adults	262	1,364	19.2%	37.8%	37.6%	50.1%
% of FP17s for Band 1 Urgent Courses	74	2,138	3.5%	10.3%	10.7%	9.1%
% of FP17s Relating to Free Repair or Replacements	1	2,138	0.0%	0.6%	0.6%	0.8%
% of FP17s Relating to Continuations	1	2,138	0.0%	1.1%	0.9%	1.2%
% of Patients satisfied with the dentistry they have received	4	4	N/A	90.5%	90.4%	92.8%
% of Patients satisfied with the time they had to wait for an appointment	4	4	N/A	86.2%	83.7%	88.7%

\* This is based on patients treated on this contract for their most recent course of treatment. Figures in italics indicate the base number of FP17s or Patient Questionnaire responses are less than 100. N/A is shown where the base number of responses is less than 10 during the period. % is calculated as Quantity/Base number\*100

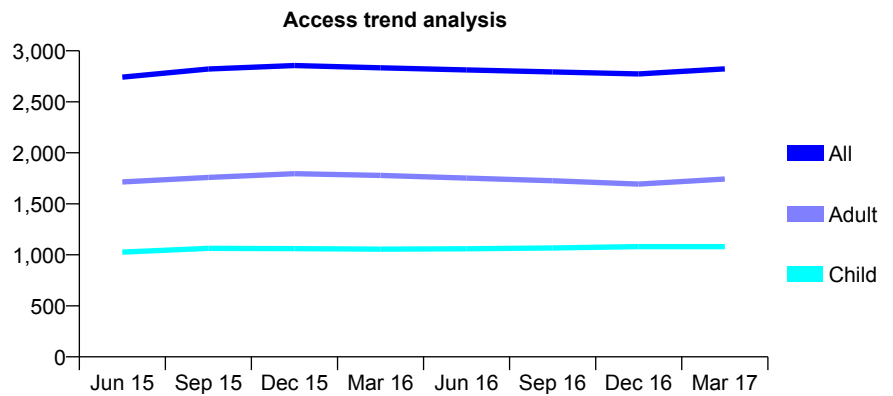
## Q63 - Vital Signs At a Glance Contract Report for 283460/0002 - March 2017

Name or company name	MR S KAMYAB
Contract type name	GDS Contract
Purpose of contract	General
Contract start date	01/11/2008
Contract end date	

16/17 Contracted general activity (UDA)	11,565
Carry forward general activity (UDA)	149
16/17 Contracted orthodontic activity (UOA)	0
Carry forward orthodontic activity (UOA)	0
Baseline contract value	£338,798.63

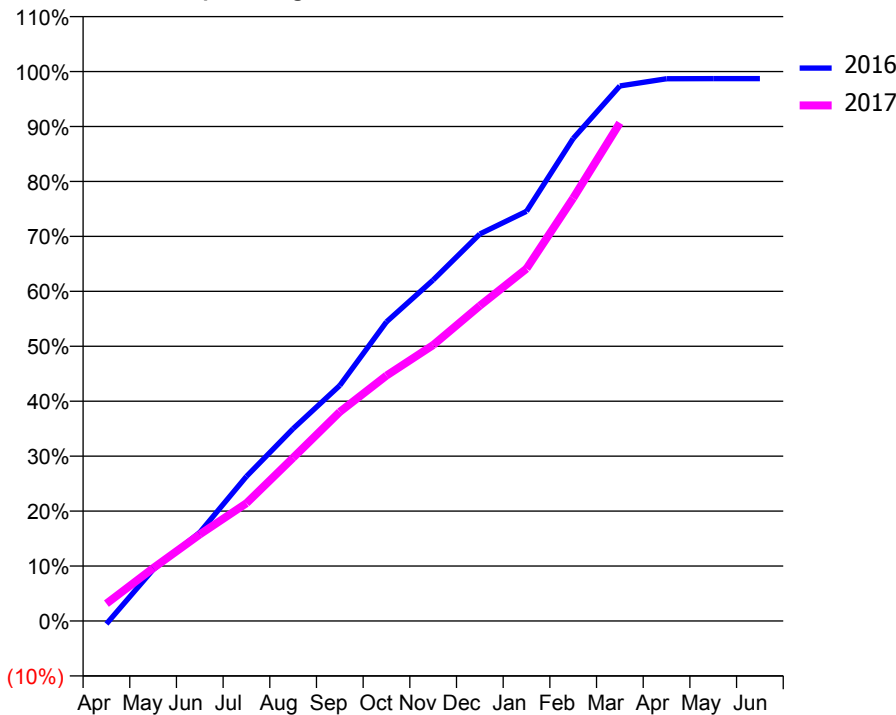
### ACCESS\*

Patients seen in 24 months	Total	Change since previous quarter
Quarter ending March 2016	2,833	
Quarter ending June 2016	2,812	→
Quarter ending September 2016	2,793	→
Quarter ending December 2016	2,773	→
Quarter ending March 2017	2,823	→
<b>Variance since March 2016</b>	<b>(0.4%)</b>	→



### ACTIVITY

Cumulative percentage of contracted UDA delivered 2016 & 2017



Month	Adjusted Scheduled Activity (UDA)	
	2016	2017
April	-64	366
May	1,081	1,112
June	1,865	1,823
July	3,044	2,481
August	4,049	3,438
September	4,957	4,402
October	6,295	5,167
November	7,177	5,807
December	8,145	6,636
January	8,623	7,415
February	10,156	8,900
March	11,260	10,483
April	11,413	
May	11,416	
June	11,416	

### QUALITY

	Quantity	Base Number	Contract	AT	Region	England
% of FP17s for the same patient ID Re-attending within 3 months - Children	91	1,106	8.2%	10.4%	11.8%	12.3%
% of FP17s for the same patient ID Re-attending within 3 months - Adults	227	1,490	15.2%	16.0%	17.1%	16.7%
% of FP17s for the same patient ID Re-attending between 3 & 9 months - Children	329	1,106	29.7%	47.8%	46.5%	57.6%
% of FP17s for the same patient ID Re-attending between 3 & 9 months - Adults	363	1,490	24.4%	37.8%	37.6%	50.1%
% of FP17s for Band 1 Urgent Courses	307	2,555	12.0%	10.3%	10.7%	9.1%
% of FP17s Relating to Free Repair or Replacements	0	2,555	0.0%	0.6%	0.6%	0.8%
% of FP17s Relating to Continuations	20	2,555	0.8%	1.1%	0.9%	1.2%
% of Patients satisfied with the dentistry they have received	2	2	N/A	90.5%	90.4%	92.8%
% of Patients satisfied with the time they had to wait for an appointment	2	2	N/A	86.2%	83.7%	88.7%

\* This is based on patients treated on this contract for their most recent course of treatment. Figures in italics indicate the base number of FP17s or Patient Questionnaire responses are less than 100. N/A is shown where the base number of responses is less than 10 during the period. % is calculated as Quantity/Base number\*100

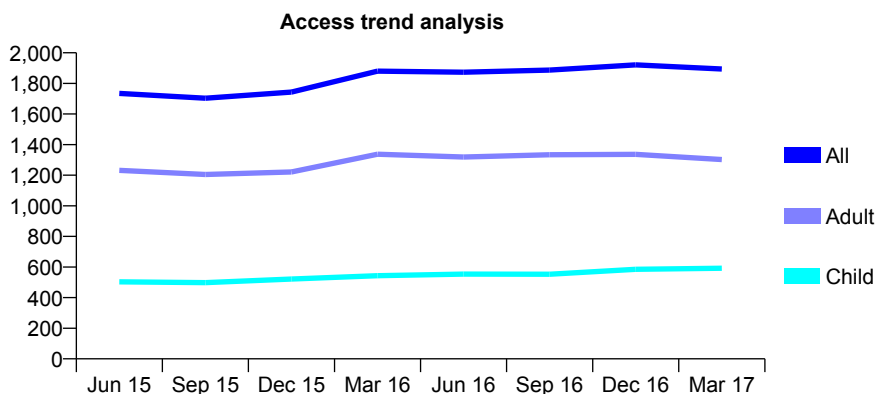
## Q63 - Vital Signs At a Glance Contract Report for 283460/0004 - March 2017

Name or company name	MR S KAMYAB
Contract type name	GDS Contract
Purpose of contract	General
Contract start date	01/04/2011
Contract end date	

16/17 Contracted general activity (UDA)	6,095
Carry forward general activity (UDA)	52
16/17 Contracted orthodontic activity (UOA)	0
Carry forward orthodontic activity (UOA)	0
Baseline contract value	£214,382.25

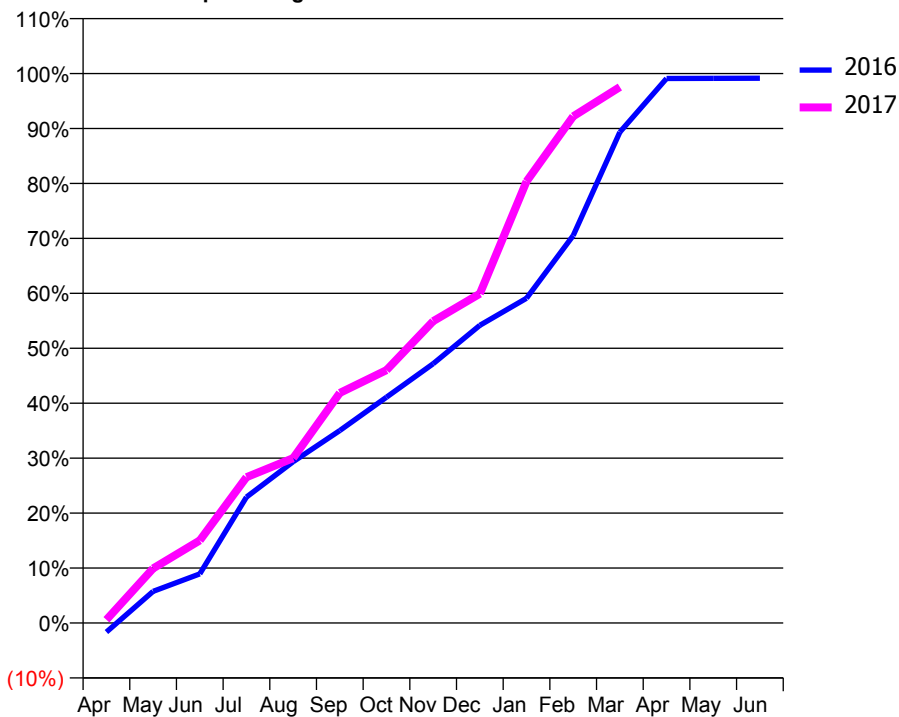
### ACCESS\*

Patients seen in 24 months	Total	Change since previous quarter
Quarter ending March 2016	1,880	
Quarter ending June 2016	1,873	→
Quarter ending September 2016	1,887	→
Quarter ending December 2016	1,921	→
Quarter ending March 2017	1,894	↓
<b>Variance since March 2016</b>	<b>0.7%</b>	<b>→</b>



### ACTIVITY

Cumulative percentage of contracted UDA delivered 2016 & 2017



Month	Adjusted Scheduled Activity (UDA)	
	2016	2017
April	-101	36
May	351	606
June	546	916
July	1,397	1,618
August	1,789	1,829
September	2,135	2,551
October	2,504	2,805
November	2,876	3,348
December	3,302	3,652
January	3,603	4,897
February	4,297	5,619
March	5,445	5,946
April	6,040	
May	6,042	
June	6,043	

### QUALITY

	Quantity	Base Number	Contract	AT	Region	England
% of FP17s for the same patient ID Re-attending within 3 months - Children	42	731	5.7%	10.4%	11.8%	12.3%
% of FP17s for the same patient ID Re-attending within 3 months - Adults	164	1,268	12.9%	16.0%	17.1%	16.7%
% of FP17s for the same patient ID Re-attending between 3 & 9 months - Children	316	731	43.2%	47.8%	46.5%	57.6%
% of FP17s for the same patient ID Re-attending between 3 & 9 months - Adults	294	1,268	23.2%	37.8%	37.6%	50.1%
% of FP17s for Band 1 Urgent Courses	304	1,887	16.1%	10.3%	10.7%	9.1%
% of FP17s Relating to Free Repair or Replacements	0	1,887	0.0%	0.6%	0.6%	0.8%
% of FP17s Relating to Continuations	0	1,887	0.0%	1.1%	0.9%	1.2%
% of Patients satisfied with the dentistry they have received	0	0	N/A	90.5%	90.4%	92.8%
% of Patients satisfied with the time they had to wait for an appointment	0	0	N/A	86.2%	83.7%	88.7%

\* This is based on patients treated on this contract for their most recent course of treatment. Figures in italics indicate the base number of FP17s or Patient Questionnaire responses are less than 100. N/A is shown where the base number of responses is less than 10 during the period. % is calculated as Quantity/Base number\*100

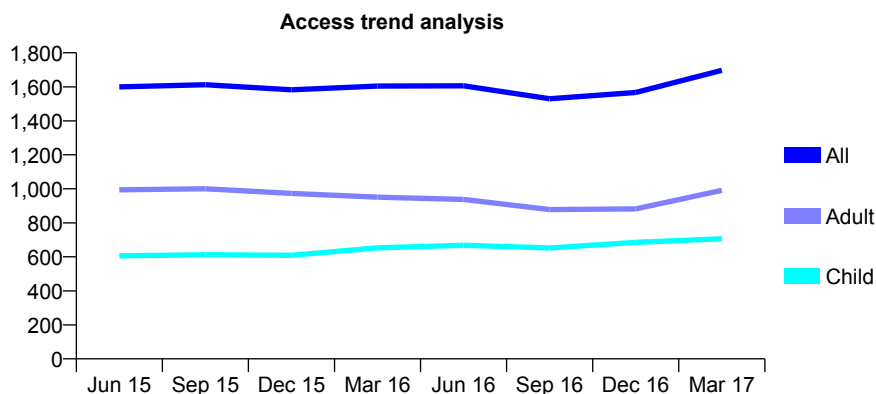
## Q63 - Vital Signs At a Glance Contract Report for 283460/0005 - March 2017

Name or company name	MR S KAMYAB
Contract type name	GDS Contract
Purpose of contract	General
Contract start date	01/04/2012
Contract end date	

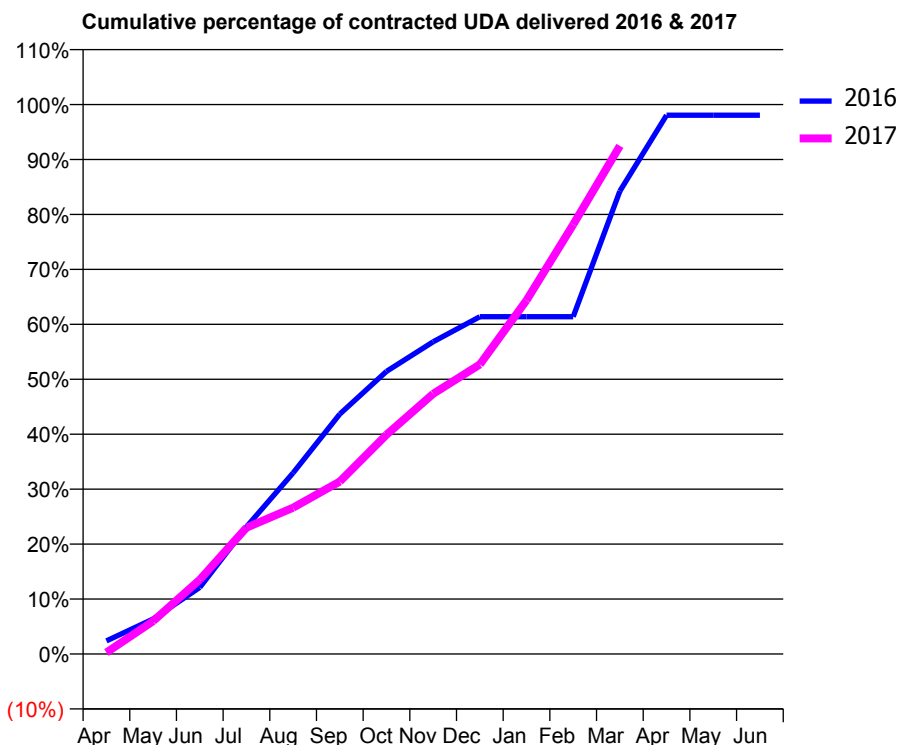
16/17 Contracted general activity (UDA)	5,416
Carry forward general activity (UDA)	105
16/17 Contracted orthodontic activity (UOA)	0
Carry forward orthodontic activity (UOA)	0
Baseline contract value	£123,851.34

### ACCESS\*

Patients seen in 24 months	Total	Change since previous quarter
Quarter ending March 2016	1,604	
Quarter ending June 2016	1,606	→
Quarter ending September 2016	1,530	↓
Quarter ending December 2016	1,567	↑
Quarter ending March 2017	1,697	↑
<b>Variance since March 2016</b>	<b>5.8%</b>	<b>↑</b>



### ACTIVITY



Month	Adjusted Scheduled Activity (UDA)	
	2016	2017
April	129	15
May	345	324
June	657	733
July	1,253	1,246
August	1,786	1,442
September	2,366	1,700
October	2,785	2,162
November	3,077	2,564
December	3,324	2,854
January	3,324	3,486
February	3,324	4,232
March	4,563	5,008
April	5,311	
May	5,311	
June	5,311	

### QUALITY

	Quantity	Base Number	Contract	AT	Region	England
% of FP17s for the same patient ID Re-attending within 3 months - Children	45	848	5.3%	10.4%	11.8%	12.3%
% of FP17s for the same patient ID Re-attending within 3 months - Adults	129	992	13.0%	16.0%	17.1%	16.7%
% of FP17s for the same patient ID Re-attending between 3 & 9 months - Children	364	848	42.9%	47.8%	46.5%	57.6%
% of FP17s for the same patient ID Re-attending between 3 & 9 months - Adults	227	992	22.9%	37.8%	37.6%	50.1%
% of FP17s for Band 1 Urgent Courses	172	1,676	10.3%	10.3%	10.7%	9.1%
% of FP17s Relating to Free Repair or Replacements	1	1,676	0.1%	0.6%	0.6%	0.8%
% of FP17s Relating to Continuations	0	1,676	0.0%	1.1%	0.9%	1.2%
% of Patients satisfied with the dentistry they have received	3	4	N/A	90.5%	90.4%	92.8%
% of Patients satisfied with the time they had to wait for an appointment	3	4	N/A	86.2%	83.7%	88.7%

\* This is based on patients treated on this contract for their most recent course of treatment. Figures in italics indicate the base number of FP17s or Patient Questionnaire responses are less than 100. N/A is shown where the base number of responses is less than 10 during the period. % is calculated as Quantity/Base number\*100

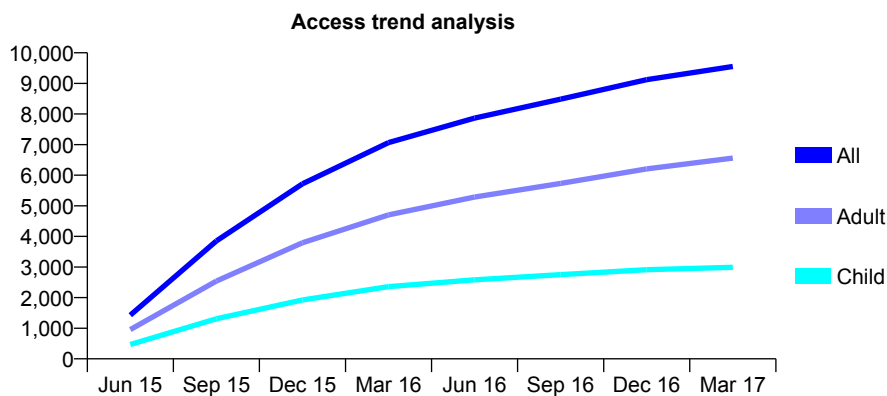
## Q63 - Vital Signs At a Glance Contract Report for 287881/0001 - March 2017

Name or company name	MR AR PATEL
Contract type name	GDS Contract
Purpose of contract	General
Contract start date	01/05/2015
Contract end date	

16/17 Contracted general activity (UDA)	26,220
Carry forward general activity (UDA)	-154
16/17 Contracted orthodontic activity (UOA)	0
Carry forward orthodontic activity (UOA)	0
Baseline contract value	£866,272.96

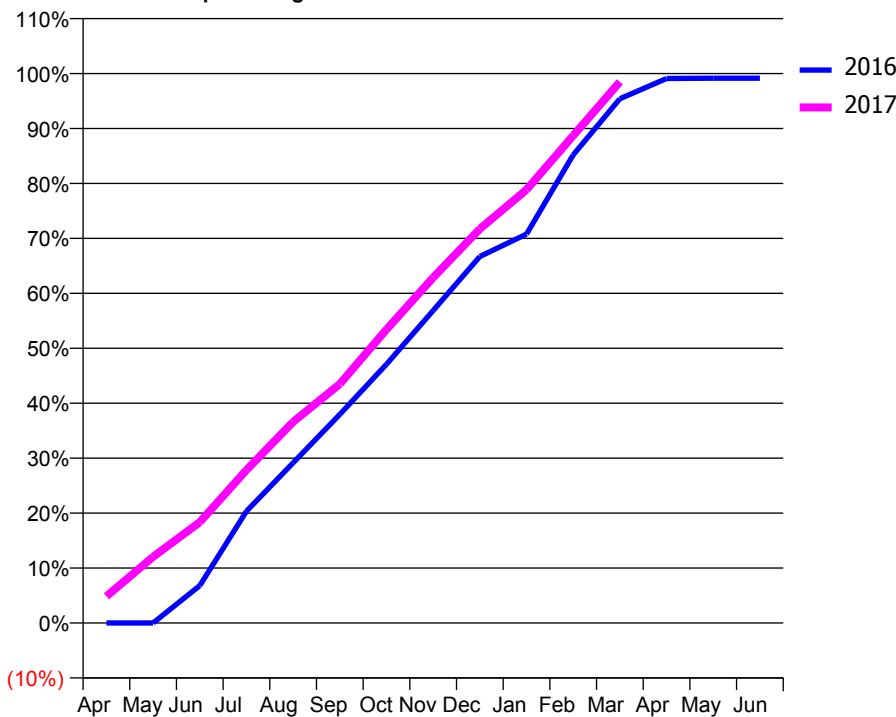
### ACCESS\*

Patients seen in 24 months	Total	Change since previous quarter
Quarter ending March 2016	7,064	
Quarter ending June 2016	7,869	↑
Quarter ending September 2016	8,484	↑
Quarter ending December 2016	9,120	↑
Quarter ending March 2017	9,552	↑
<b>Variance since March 2016</b>	<b>35.2%</b>	<b>↑</b>



### ACTIVITY

Cumulative percentage of contracted UDA delivered 2016 & 2017



Month	Adjusted Scheduled Activity (UDA)	
	2016	2017
April	0	1,278
May	0	3,159
June	1,638	4,813
July	4,893	7,300
August	7,009	9,600
September	9,127	11,407
October	11,320	14,007
November	13,669	16,482
December	16,028	18,805
January	17,012	20,674
February	20,476	23,255
March	22,933	25,826
April	23,816	
May	23,829	
June	23,829	

### QUALITY

	Quantity	Base Number	Contract	AT	Region	England
% of FP17s for the same patient ID Re-attending within 3 months - Children	192	3,610	5.3%	10.4%	11.8%	12.3%
% of FP17s for the same patient ID Re-attending within 3 months - Adults	860	7,234	11.9%	16.0%	17.1%	16.7%
% of FP17s for the same patient ID Re-attending between 3 & 9 months - Children	1,623	3,610	45.0%	47.8%	46.5%	57.6%
% of FP17s for the same patient ID Re-attending between 3 & 9 months - Adults	2,876	7,234	39.8%	37.8%	37.6%	50.1%
% of FP17s for Band 1 Urgent Courses	899	10,478	8.6%	10.3%	10.7%	9.1%
% of FP17s Relating to Free Repair or Replacements	47	10,478	0.4%	0.6%	0.6%	0.8%
% of FP17s Relating to Continuations	31	10,478	0.3%	1.1%	0.9%	1.2%
% of Patients satisfied with the dentistry they have received	9	9	N/A	90.5%	90.4%	92.8%
% of Patients satisfied with the time they had to wait for an appointment	9	9	N/A	86.2%	83.7%	88.7%

\* This is based on patients treated on this contract for their most recent course of treatment. Figures in italics indicate the base number of FP17s or Patient Questionnaire responses are less than 100. N/A is shown where the base number of responses is less than 10 during the period. % is calculated as Quantity/Base number\*100



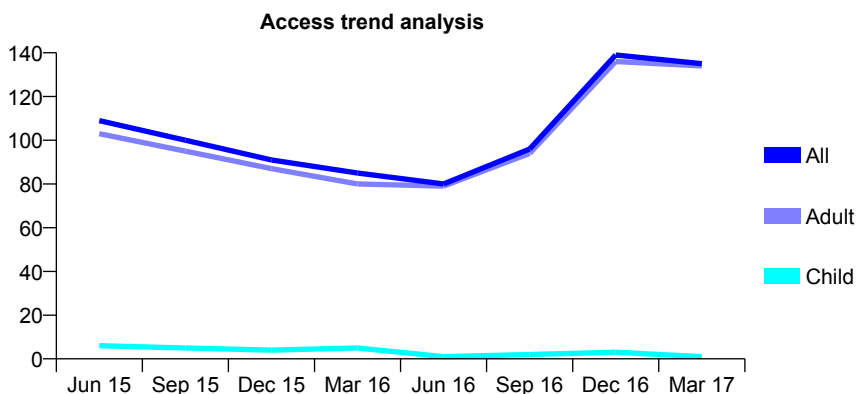
## Q63 - Vital Signs At a Glance Contract Report for 294551/0001 - March 2017

Name or company name	MRS T JAYARAM
Contract type name	PDS Contract
Purpose of contract	General
Contract start date	20/04/2009
Contract end date	31/03/2018

16/17 Contracted general activity (UDA)	500
Carry forward general activity (UDA)	0
16/17 Contracted orthodontic activity (UOA)	0
Carry forward orthodontic activity (UOA)	0
Baseline contract value	£69,120.48

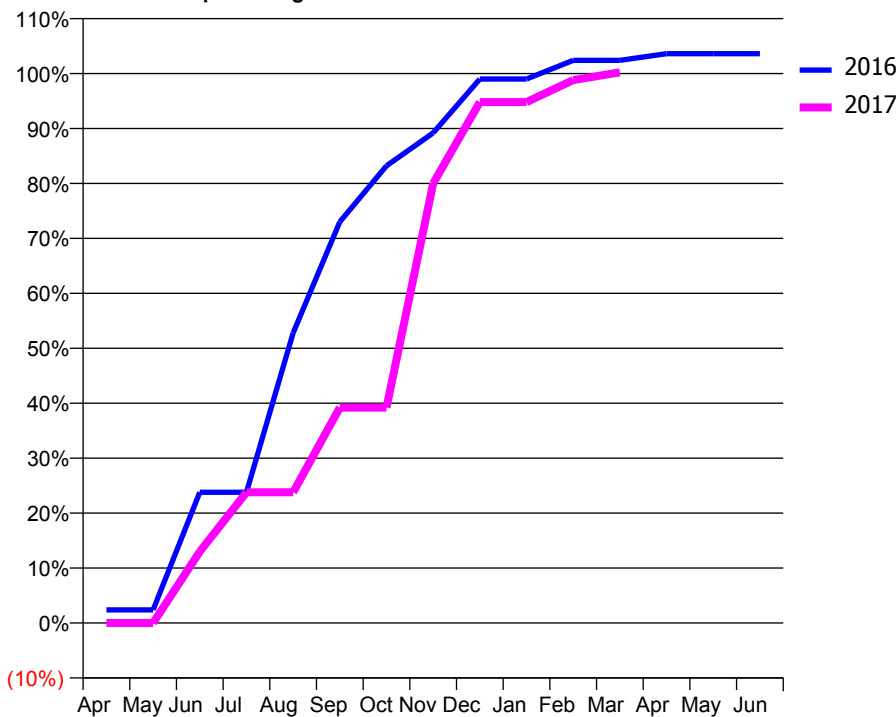
### ACCESS\*

Patients seen in 24 months	Total	Change since previous quarter
Quarter ending March 2016	85	
Quarter ending June 2016	80	↓
Quarter ending September 2016	96	↑
Quarter ending December 2016	139	↑
Quarter ending March 2017	135	↓
<b>Variance since March 2016</b>	<b>58.8%</b>	<b>↑</b>



### ACTIVITY

Cumulative percentage of contracted UDA delivered 2016 & 2017



Month	Adjusted Scheduled Activity (UDA)	
	2016	2017
April	12	0
May	12	0
June	119	65
July	119	119
August	264	119
September	365	196
October	416	196
November	446	400
December	495	474
January	495	474
February	512	494
March	512	501
April	518	
May	518	
June	518	

### QUALITY

	Quantity	Base Number	Contract	AT	Region	England
% of FP17s for the same patient ID Re-attending within 3 months - Children	0	8	0.0%	10.4%	11.8%	12.3%
% of FP17s for the same patient ID Re-attending within 3 months - Adults	7	189	3.7%	16.0%	17.1%	16.7%
% of FP17s for the same patient ID Re-attending between 3 & 9 months - Children	0	8	0.0%	47.8%	46.5%	57.6%
% of FP17s for the same patient ID Re-attending between 3 & 9 months - Adults	2	189	1.1%	37.8%	37.6%	50.1%
% of FP17s for Band 1 Urgent Courses	0	195	0.0%	10.3%	10.7%	9.1%
% of FP17s Relating to Free Repair or Replacements	0	195	0.0%	0.6%	0.6%	0.8%
% of FP17s Relating to Continuations	0	195	0.0%	1.1%	0.9%	1.2%
% of Patients satisfied with the dentistry they have received	0	0	N/A	90.5%	90.4%	92.8%
% of Patients satisfied with the time they had to wait for an appointment	0	0	N/A	86.2%	83.7%	88.7%

\* This is based on patients treated on this contract for their most recent course of treatment. Figures in italics indicate the base number of FP17s or Patient Questionnaire responses are less than 100. N/A is shown where the base number of responses is less than 10 during the period. % is calculated as Quantity/Base number\*100

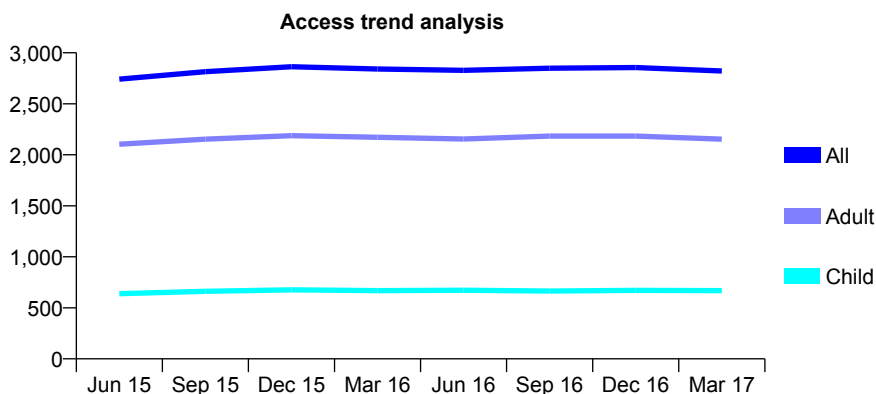
## Q63 - Vital Signs At a Glance Contract Report for 299758/0001 - March 2017

Name or company name	MR AJ MEHTA
Contract type name	GDS Contract
Purpose of contract	General
Contract start date	01/10/2010
Contract end date	

16/17 Contracted general activity (UDA)	9,243
Carry forward general activity (UDA)	-11
16/17 Contracted orthodontic activity (UOA)	0
Carry forward orthodontic activity (UOA)	0
Baseline contract value	£294,332.86

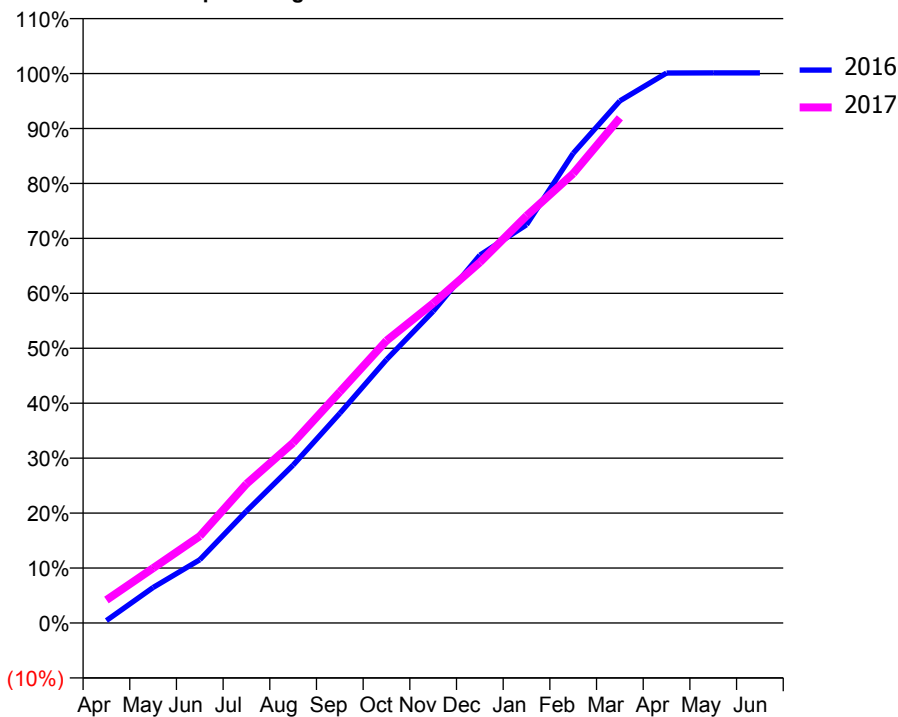
### ACCESS\*

Patients seen in 24 months	Total	Change since previous quarter
Quarter ending March 2016	2,841	
Quarter ending June 2016	2,828	→
Quarter ending September 2016	2,849	→
Quarter ending December 2016	2,855	→
Quarter ending March 2017	2,821	↓
<b>Variance since March 2016</b>	<b>(0.7%)</b>	→



### ACTIVITY

Cumulative percentage of contracted UDA delivered 2016 & 2017



Month	Adjusted Scheduled Activity (UDA)	
	2016	2017
April	42	387
May	597	923
June	1,064	1,462
July	1,882	2,340
August	2,657	3,032
September	3,528	3,889
October	4,430	4,750
November	5,244	5,378
December	6,188	6,067
January	6,699	6,848
February	7,902	7,560
March	8,783	8,498
April	9,252	
May	9,253	
June	9,254	

### QUALITY

	Quantity	Base Number	Contract	AT	Region	England
% of FP17s for the same patient ID Re-attending within 3 months - Children	61	848	7.2%	10.4%	11.8%	12.3%
% of FP17s for the same patient ID Re-attending within 3 months - Adults	545	2,743	19.9%	16.0%	17.1%	16.7%
% of FP17s for the same patient ID Re-attending between 3 & 9 months - Children	435	848	51.3%	47.8%	46.5%	57.6%
% of FP17s for the same patient ID Re-attending between 3 & 9 months - Adults	1,063	2,743	38.8%	37.8%	37.6%	50.1%
% of FP17s for Band 1 Urgent Courses	509	3,460	14.7%	10.3%	10.7%	9.1%
% of FP17s Relating to Free Repair or Replacements	42	3,460	1.2%	0.6%	0.6%	0.8%
% of FP17s Relating to Continuations	42	3,460	1.2%	1.1%	0.9%	1.2%
% of Patients satisfied with the dentistry they have received	2	2	N/A	90.5%	90.4%	92.8%
% of Patients satisfied with the time they had to wait for an appointment	2	2	N/A	86.2%	83.7%	88.7%

\* This is based on patients treated on this contract for their most recent course of treatment. Figures in italics indicate the base number of FP17s or Patient Questionnaire responses are less than 100. N/A is shown where the base number of responses is less than 10 during the period. % is calculated as Quantity/Base number\*100

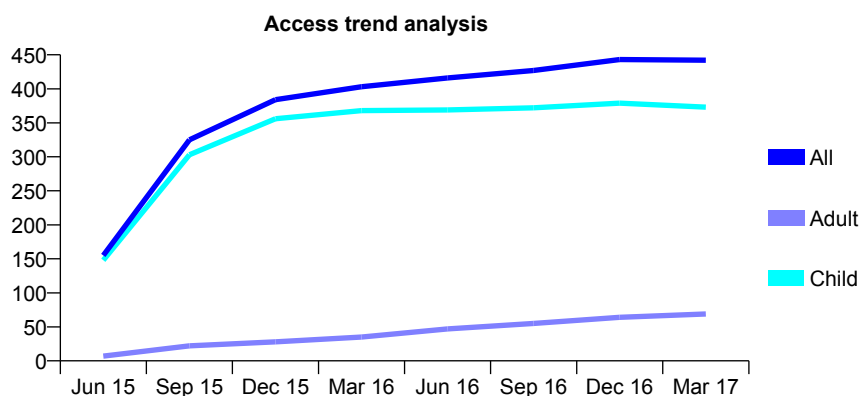
## Q63 - Vital Signs At a Glance Contract Report for 303631/0001 - March 2017

Name or company name	MRS BS OWEN
Contract type name	GDS Contract
Purpose of contract	General
Contract start date	01/02/2015
Contract end date	

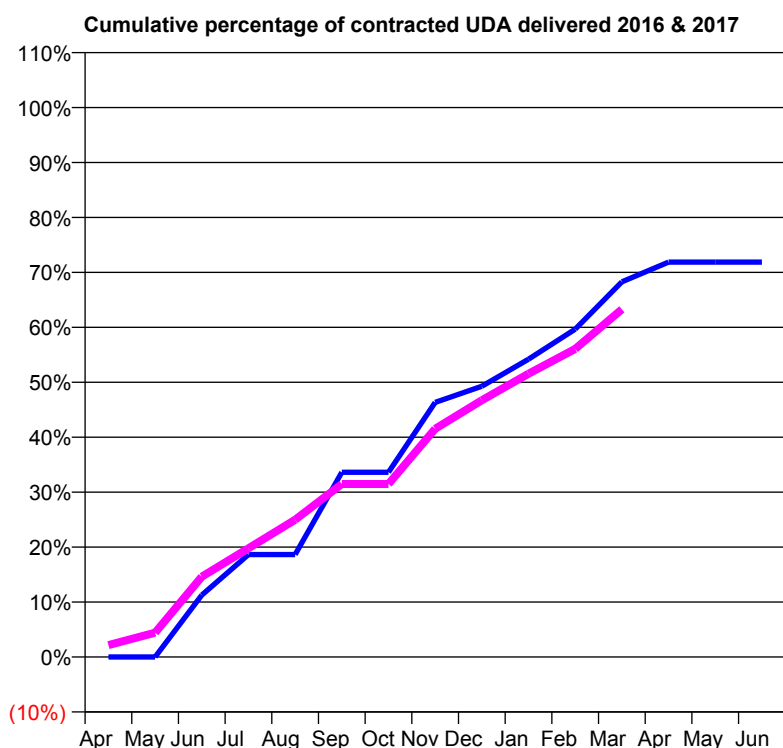
16/17 Contracted general activity (UDA)	1,200
Carry forward general activity (UDA)	0
16/17 Contracted orthodontic activity (UOA)	0
Carry forward orthodontic activity (UOA)	0
Baseline contract value	£30,992.97

### ACCESS\*

Patients seen in 24 months	Total	Change since previous quarter
Quarter ending March 2016	403	
Quarter ending June 2016	416	↑
Quarter ending September 2016	427	↑
Quarter ending December 2016	443	↑
Quarter ending March 2017	442	→
<b>Variance since March 2016</b>	9.7%	↑



### ACTIVITY



Month	Adjusted Scheduled Activity (UDA)	
	2016	2017
April	0	26
May	0	53
June	135	175
July	224	237
August	224	300
September	403	378
October	403	378
November	556	498
December	591	561
January	650	619
February	716	673
March	819	759
April	862	
May	862	
June	862	

### QUALITY

	Quantity	Base Number	Contract	AT	Region	England
% of FP17s for the same patient ID Re-attending within 3 months - Children	29	552	5.3%	10.4%	11.8%	12.3%
% of FP17s for the same patient ID Re-attending within 3 months - Adults	0	27	0.0%	16.0%	17.1%	16.7%
% of FP17s for the same patient ID Re-attending between 3 & 9 months - Children	331	552	60.0%	47.8%	46.5%	57.6%
% of FP17s for the same patient ID Re-attending between 3 & 9 months - Adults	24	27	88.9%	37.8%	37.6%	50.1%
% of FP17s for Band 1 Urgent Courses	11	549	2.0%	10.3%	10.7%	9.1%
% of FP17s Relating to Free Repair or Replacements	0	549	0.0%	0.6%	0.6%	0.8%
% of FP17s Relating to Continuations	9	549	1.6%	1.1%	0.9%	1.2%
% of Patients satisfied with the dentistry they have received	0	0	N/A	90.5%	90.4%	92.8%
% of Patients satisfied with the time they had to wait for an appointment	0	0	N/A	86.2%	83.7%	88.7%

\* This is based on patients treated on this contract for their most recent course of treatment. Figures in italics indicate the base number of FP17s or Patient Questionnaire responses are less than 100. N/A is shown where the base number of responses is less than 10 during the period. % is calculated as Quantity/Base number\*100

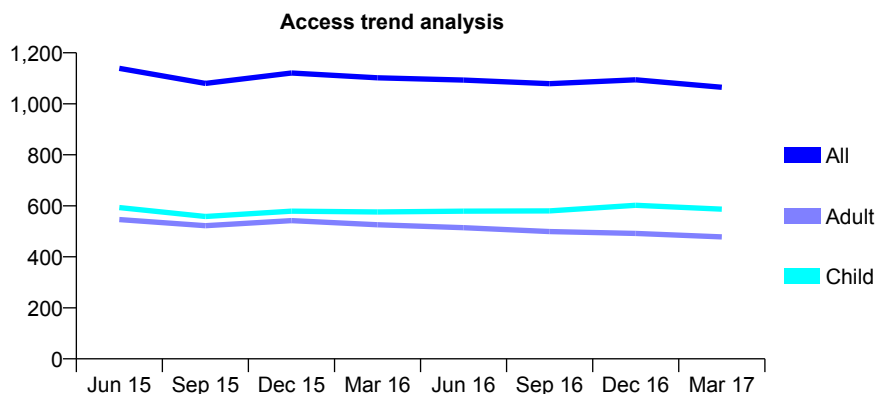
## Q63 - Vital Signs At a Glance Contract Report for 304336/0003 - March 2017

Name or company name	MR PA NORTON
Contract type name	GDS Contract
Purpose of contract	General
Contract start date	01/04/2006
Contract end date	

16/17 Contracted general activity (UDA)	2,104
Carry forward general activity (UDA)	-11
16/17 Contracted orthodontic activity (UOA)	0
Carry forward orthodontic activity (UOA)	0
Baseline contract value	£57,038.32

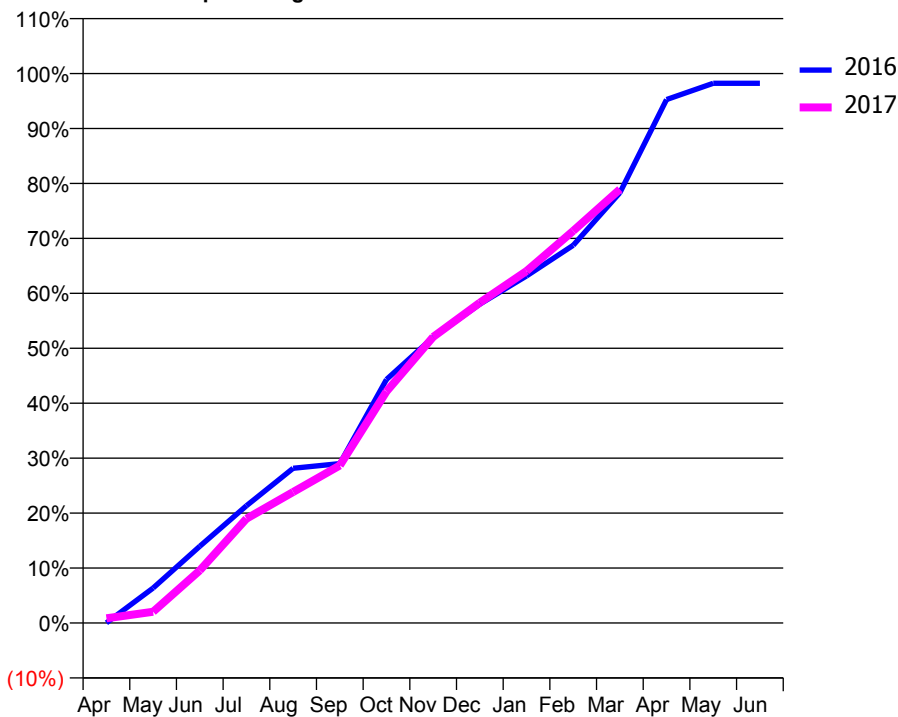
### ACCESS\*

Patients seen in 24 months	Total	Change since previous quarter
Quarter ending March 2016	1,102	
Quarter ending June 2016	1,093	→
Quarter ending September 2016	1,079	↓
Quarter ending December 2016	1,094	→
Quarter ending March 2017	1,065	↓
<b>Variance since March 2016</b>	<b>(3.4%)</b>	<b>↓</b>



### ACTIVITY

Cumulative percentage of contracted UDA delivered 2016 & 2017



Month	Adjusted Scheduled Activity (UDA)	
	2016	2017
April	1	18
May	134	43
June	294	201
July	449	399
August	592	501
September	610	603
October	932	887
November	1,095	1,096
December	1,221	1,227
January	1,329	1,348
February	1,446	1,502
March	1,647	1,661
April	2,004	
May	2,066	
June	2,066	

### QUALITY

	Quantity	Base Number	Contract	AT	Region	England
% of FP17s for the same patient ID Re-attending within 3 months - Children	12	627	1.9%	10.4%	11.8%	12.3%
% of FP17s for the same patient ID Re-attending within 3 months - Adults	30	403	7.4%	16.0%	17.1%	16.7%
% of FP17s for the same patient ID Re-attending between 3 & 9 months - Children	257	627	41.0%	47.8%	46.5%	57.6%
% of FP17s for the same patient ID Re-attending between 3 & 9 months - Adults	127	403	31.5%	37.8%	37.6%	50.1%
% of FP17s for Band 1 Urgent Courses	4	856	0.5%	10.3%	10.7%	9.1%
% of FP17s Relating to Free Repair or Replacements	0	856	0.0%	0.6%	0.6%	0.8%
% of FP17s Relating to Continuations	0	856	0.0%	1.1%	0.9%	1.2%
% of Patients satisfied with the dentistry they have received	1	1	N/A	90.5%	90.4%	92.8%
% of Patients satisfied with the time they had to wait for an appointment	1	1	N/A	86.2%	83.7%	88.7%

\* This is based on patients treated on this contract for their most recent course of treatment. Figures in italics indicate the base number of FP17s or Patient Questionnaire responses are less than 100. N/A is shown where the base number of responses is less than 10 during the period. % is calculated as Quantity/Base number\*100

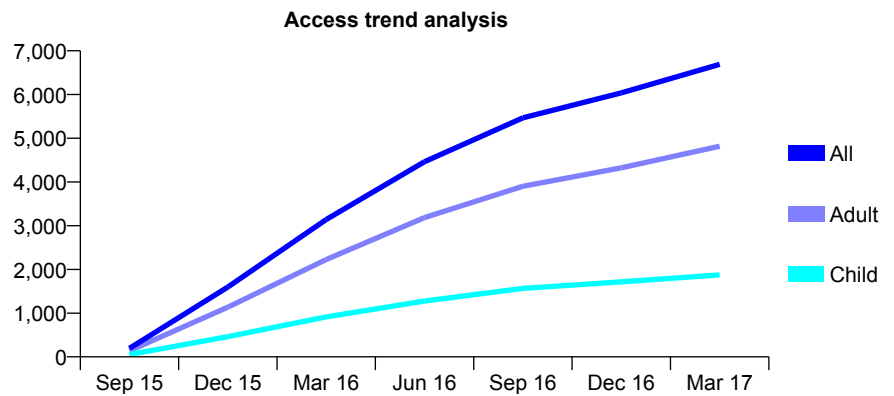
## Q63 - Vital Signs At a Glance Contract Report for 304425/0002 - March 2017

Name or company name	MR SR PATEL
Contract type name	GDS Contract
Purpose of contract	General
Contract start date	03/09/2015
Contract end date	

16/17 Contracted general activity (UDA)	18,833
Carry forward general activity (UDA)	516
16/17 Contracted orthodontic activity (UOA)	0
Carry forward orthodontic activity (UOA)	0
Baseline contract value	£554,811.22

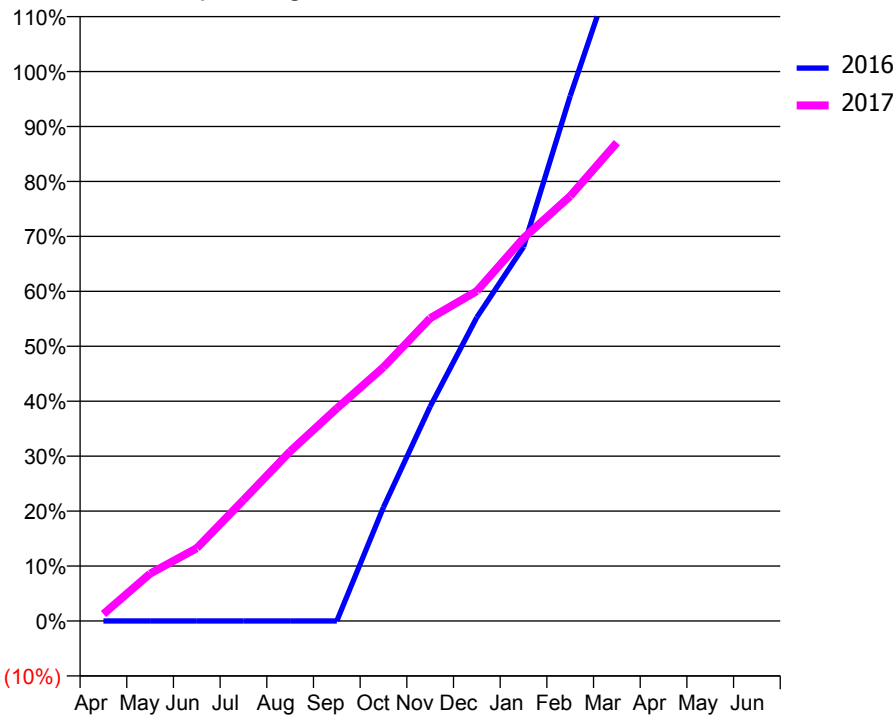
### ACCESS\*

Patients seen in 24 months	Total	Change since previous quarter
Quarter ending March 2016	3,140	
Quarter ending June 2016	4,463	↑
Quarter ending September 2016	5,468	↑
Quarter ending December 2016	6,038	↑
Quarter ending March 2017	6,691	↑
<b>Variance since March 2016</b>	<b>113.1%</b>	<b>↑</b>



### ACTIVITY

Cumulative percentage of contracted UDA delivered 2016 & 2017



Month	Adjusted Scheduled Activity (UDA)	
	2016	2017
April	0	242
May	0	1,625
June	0	2,496
July	0	4,146
August	0	5,816
September	0	7,287
October	1,300	8,699
November	2,451	10,377
December	3,470	11,309
January	4,273	13,123
February	5,998	14,564
March	7,566	16,395
April	8,306	
May	8,384	
June	8,398	

### QUALITY

	Quantity	Base Number	Contract	AT	Region	England
% of FP17s for the same patient ID Re-attending within 3 months - Children	136	2,244	6.1%	10.4%	11.8%	12.3%
% of FP17s for the same patient ID Re-attending within 3 months - Adults	522	5,554	9.4%	16.0%	17.1%	16.7%
% of FP17s for the same patient ID Re-attending between 3 & 9 months - Children	705	2,244	31.4%	47.8%	46.5%	57.6%
% of FP17s for the same patient ID Re-attending between 3 & 9 months - Adults	1,734	5,554	31.2%	37.8%	37.6%	50.1%
% of FP17s for Band 1 Urgent Courses	253	6,932	3.6%	10.3%	10.7%	9.1%
% of FP17s Relating to Free Repair or Replacements	33	6,932	0.5%	0.6%	0.6%	0.8%
% of FP17s Relating to Continuations	52	6,932	0.8%	1.1%	0.9%	1.2%
% of Patients satisfied with the dentistry they have received	3	3	N/A	90.5%	90.4%	92.8%
% of Patients satisfied with the time they had to wait for an appointment	3	3	N/A	86.2%	83.7%	88.7%

\* This is based on patients treated on this contract for their most recent course of treatment. Figures in italics indicate the base number of FP17s or Patient Questionnaire responses are less than 100. N/A is shown where the base number of responses is less than 10 during the period. % is calculated as Quantity/Base number\*100

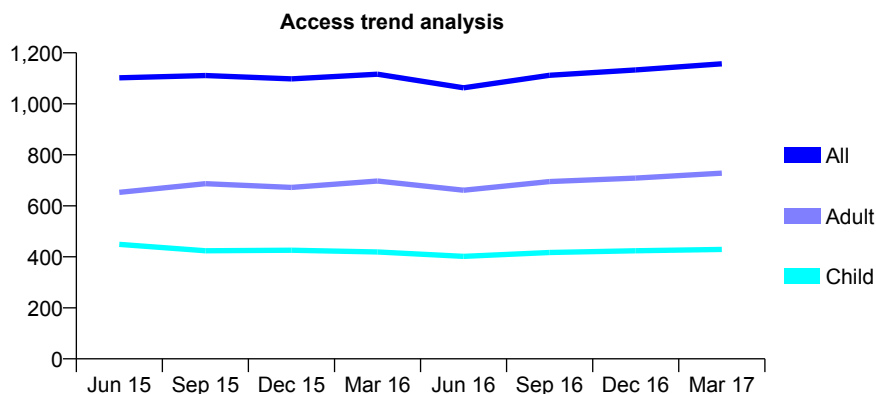
## Q63 - Vital Signs At a Glance Contract Report for 305707/0002 - March 2017

Name or company name	MR A PAICE
Contract type name	GDS Contract
Purpose of contract	General
Contract start date	03/07/2007
Contract end date	

16/17 Contracted general activity (UDA)	2,999
Carry forward general activity (UDA)	0
16/17 Contracted orthodontic activity (UOA)	0
Carry forward orthodontic activity (UOA)	0
Baseline contract value	£91,230.91

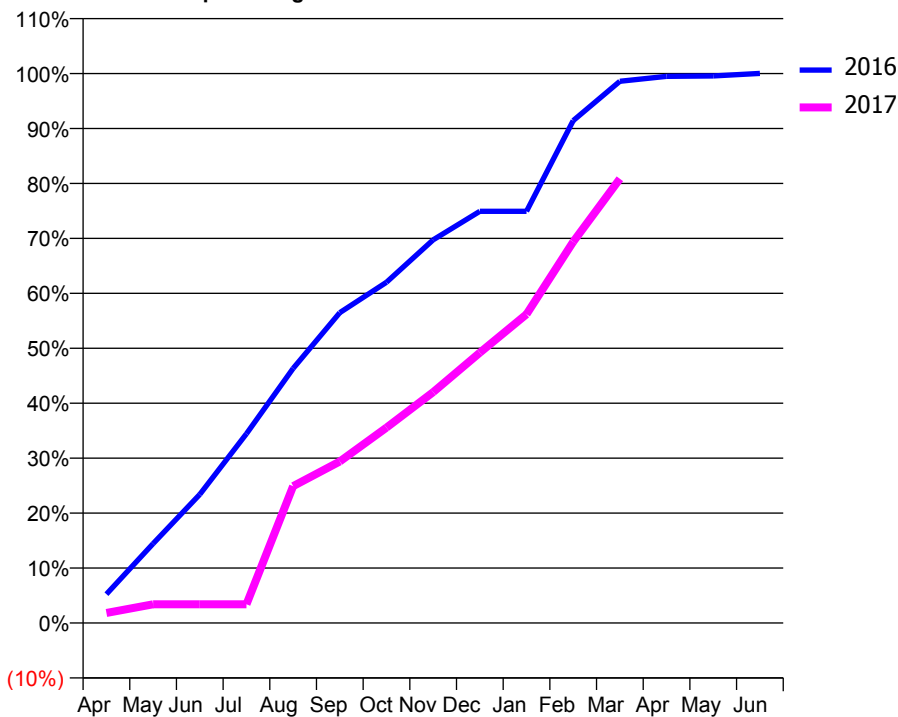
### ACCESS\*

Patients seen in 24 months	Total	Change since previous quarter
Quarter ending March 2016	1,116	
Quarter ending June 2016	1,063	↓
Quarter ending September 2016	1,112	↑
Quarter ending December 2016	1,133	→
Quarter ending March 2017	1,157	↑
<b>Variance since March 2016</b>	<b>3.7%</b>	<b>↑</b>



### ACTIVITY

Cumulative percentage of contracted UDA delivered 2016 & 2017



Adjusted Scheduled Activity (UDA)

Month	2016	2017
April	157	55
May	433	102
June	702	102
July	1,033	102
August	1,390	747
September	1,694	882
October	1,860	1,067
November	2,091	1,260
December	2,247	1,475
January	2,247	1,685
February	2,742	2,081
March	2,956	2,424
April	2,983	
May	2,985	
June	2,999	

### QUALITY

	Quantity	Base Number	Contract	AT	Region	England
% of FP17s for the same patient ID Re-attending within 3 months - Children	38	579	6.6%	10.4%	11.8%	12.3%
% of FP17s for the same patient ID Re-attending within 3 months - Adults	95	732	13.0%	16.0%	17.1%	16.7%
% of FP17s for the same patient ID Re-attending between 3 & 9 months - Children	262	579	45.3%	47.8%	46.5%	57.6%
% of FP17s for the same patient ID Re-attending between 3 & 9 months - Adults	217	732	29.6%	37.8%	37.6%	50.1%
% of FP17s for Band 1 Urgent Courses	71	1,289	5.5%	10.3%	10.7%	9.1%
% of FP17s Relating to Free Repair or Replacements	6	1,289	0.5%	0.6%	0.6%	0.8%
% of FP17s Relating to Continuations	2	1,289	0.2%	1.1%	0.9%	1.2%
% of Patients satisfied with the dentistry they have received	1	1	N/A	90.5%	90.4%	92.8%
% of Patients satisfied with the time they had to wait for an appointment	1	1	N/A	86.2%	83.7%	88.7%

\* This is based on patients treated on this contract for their most recent course of treatment. Figures in italics indicate the base number of FP17s or Patient Questionnaire responses are less than 100. N/A is shown where the base number of responses is less than 10 during the period. % is calculated as Quantity/Base number\*100

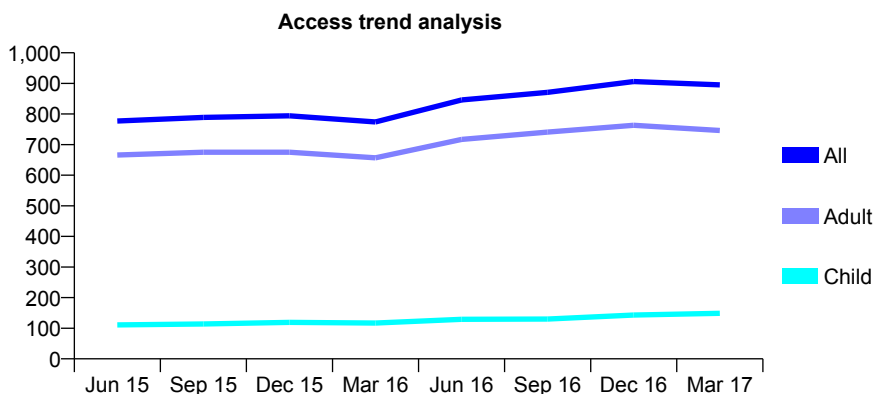
## Q63 - Vital Signs At a Glance Contract Report for 319341/0001 - March 2017

Name or company name	MR AW MAINE
Contract type name	GDS Contract
Purpose of contract	General
Contract start date	01/04/2006
Contract end date	

16/17 Contracted general activity (UDA)	2,259
Carry forward general activity (UDA)	-45
16/17 Contracted orthodontic activity (UOA)	0
Carry forward orthodontic activity (UOA)	0
Baseline contract value	£67,992.07

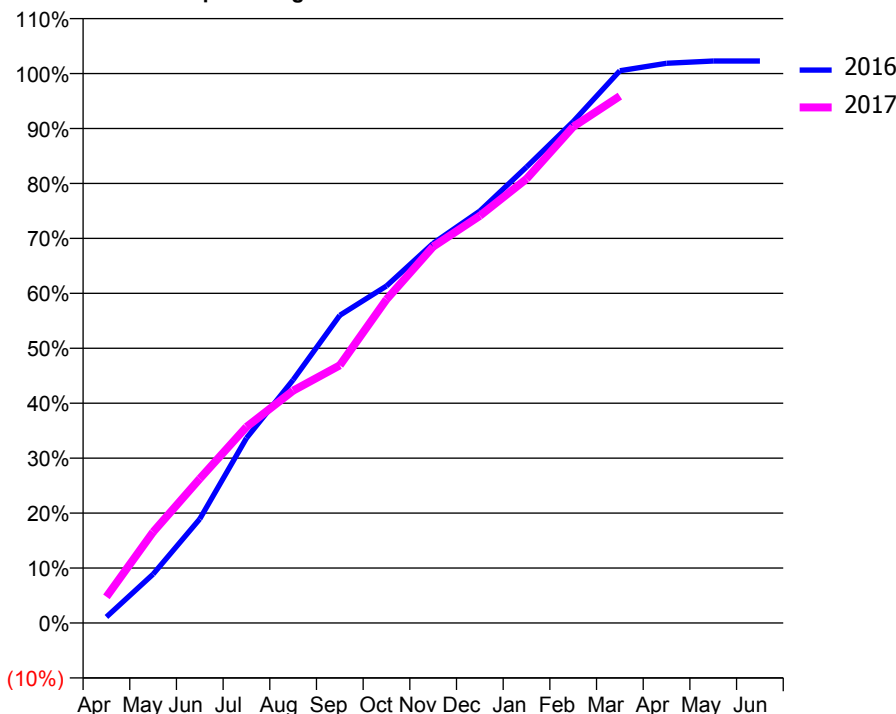
### ACCESS\*

Patients seen in 24 months	Total	Change since previous quarter
Quarter ending March 2016	774	
Quarter ending June 2016	846	↑
Quarter ending September 2016	871	↑
Quarter ending December 2016	906	↑
Quarter ending March 2017	895	↓
<b>Variance since March 2016</b>	<b>15.6%</b>	<b>↑</b>



### ACTIVITY

Cumulative percentage of contracted UDA delivered 2016 & 2017



Month	Adjusted Scheduled Activity (UDA)	
	2016	2017
April	25	108
May	201	374
June	428	593
July	760	806
August	1,000	955
September	1,265	1,060
October	1,386	1,330
November	1,561	1,547
December	1,693	1,674
January	1,874	1,826
February	2,061	2,040
March	2,270	2,166
April	2,301	
May	2,311	
June	2,311	

### QUALITY

	Quantity	Base Number	Contract	AT	Region	England
% of FP17s for the same patient ID Re-attending within 3 months - Children	6	141	4.3%	10.4%	11.8%	12.3%
% of FP17s for the same patient ID Re-attending within 3 months - Adults	118	795	14.8%	16.0%	17.1%	16.7%
% of FP17s for the same patient ID Re-attending between 3 & 9 months - Children	30	141	21.3%	47.8%	46.5%	57.6%
% of FP17s for the same patient ID Re-attending between 3 & 9 months - Adults	201	795	25.3%	37.8%	37.6%	50.1%
% of FP17s for Band 1 Urgent Courses	176	911	19.3%	10.3%	10.7%	9.1%
% of FP17s Relating to Free Repair or Replacements	15	911	1.6%	0.6%	0.6%	0.8%
% of FP17s Relating to Continuations	5	911	0.5%	1.1%	0.9%	1.2%
% of Patients satisfied with the dentistry they have received	1	1	N/A	90.5%	90.4%	92.8%
% of Patients satisfied with the time they had to wait for an appointment	1	1	N/A	86.2%	83.7%	88.7%

\* This is based on patients treated on this contract for their most recent course of treatment. Figures in italics indicate the base number of FP17s or Patient Questionnaire responses are less than 100. N/A is shown where the base number of responses is less than 10 during the period. % is calculated as Quantity/Base number\*100

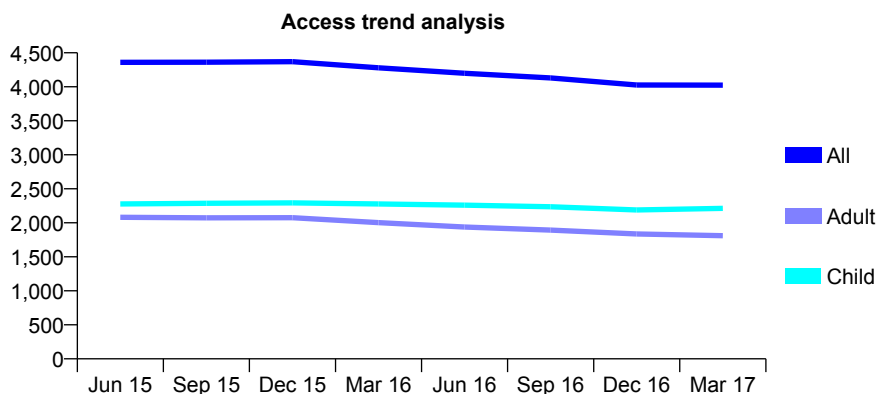
## Q63 - Vital Signs At a Glance Contract Report for 321176/0001 - March 2017

Name or company name	MR RS PATEL
Contract type name	GDS Contract
Purpose of contract	General
Contract start date	01/04/2006
Contract end date	

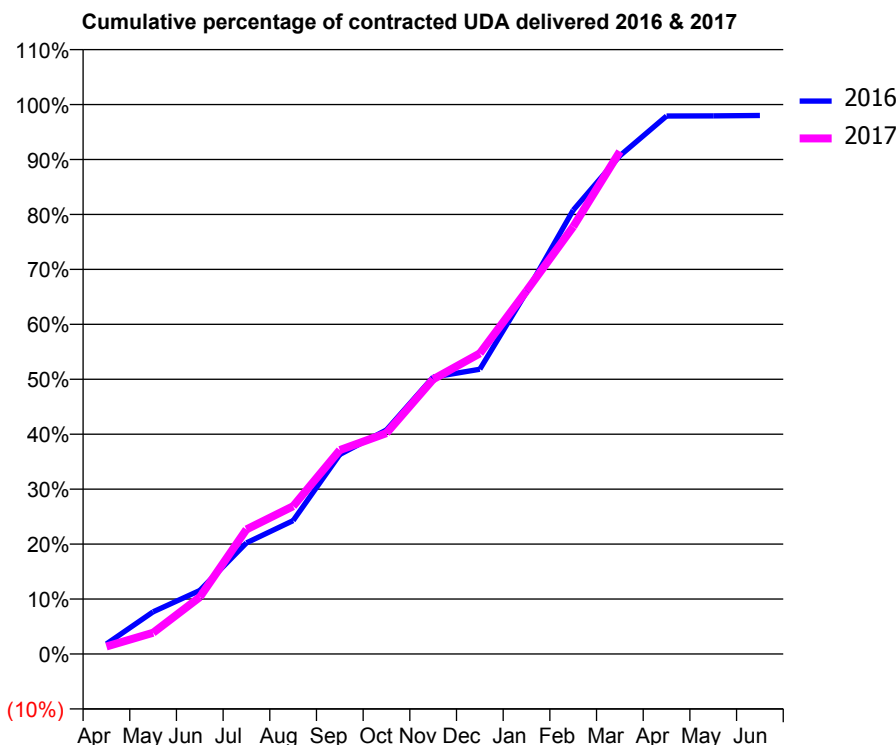
16/17 Contracted general activity (UDA)	11,373
Carry forward general activity (UDA)	226
16/17 Contracted orthodontic activity (UOA)	0
Carry forward orthodontic activity (UOA)	0
Baseline contract value	£357,913.65

### ACCESS\*

Patients seen in 24 months	Total	Change since previous quarter
Quarter ending March 2016	4,280	
Quarter ending June 2016	4,199	↓
Quarter ending September 2016	4,130	↓
Quarter ending December 2016	4,026	↓
Quarter ending March 2017	4,024	→
<b>Variance since March 2016</b>	<b>(6.0%)</b>	<b>↓</b>



### ACTIVITY



Month	Adjusted Scheduled Activity (UDA)	
	2016	2017
April	207	157
May	875	441
June	1,315	1,176
July	2,300	2,578
August	2,761	3,058
September	4,129	4,221
October	4,638	4,570
November	5,731	5,686
December	5,895	6,221
January	7,492	7,516
February	9,185	8,844
March	10,311	10,400
April	11,136	
May	11,137	
June	11,147	

### QUALITY

	Quantity	Base Number	Contract	AT	Region	England
% of FP17s for the same patient ID Re-attending within 3 months - Children	283	3,048	9.3%	10.4%	11.8%	12.3%
% of FP17s for the same patient ID Re-attending within 3 months - Adults	730	2,398	30.4%	16.0%	17.1%	16.7%
% of FP17s for the same patient ID Re-attending between 3 & 9 months - Children	1,542	3,048	50.6%	47.8%	46.5%	57.6%
% of FP17s for the same patient ID Re-attending between 3 & 9 months - Adults	865	2,398	36.1%	37.8%	37.6%	50.1%
% of FP17s for Band 1 Urgent Courses	887	4,679	19.0%	10.3%	10.7%	9.1%
% of FP17s Relating to Free Repair or Replacements	1	4,679	0.0%	0.6%	0.6%	0.8%
% of FP17s Relating to Continuations	0	4,679	0.0%	1.1%	0.9%	1.2%
% of Patients satisfied with the dentistry they have received	5	5	N/A	90.5%	90.4%	92.8%
% of Patients satisfied with the time they had to wait for an appointment	4	5	N/A	86.2%	83.7%	88.7%

\* This is based on patients treated on this contract for their most recent course of treatment. Figures in italics indicate the base number of FP17s or Patient Questionnaire responses are less than 100. N/A is shown where the base number of responses is less than 10 during the period. % is calculated as Quantity/Base number\*100



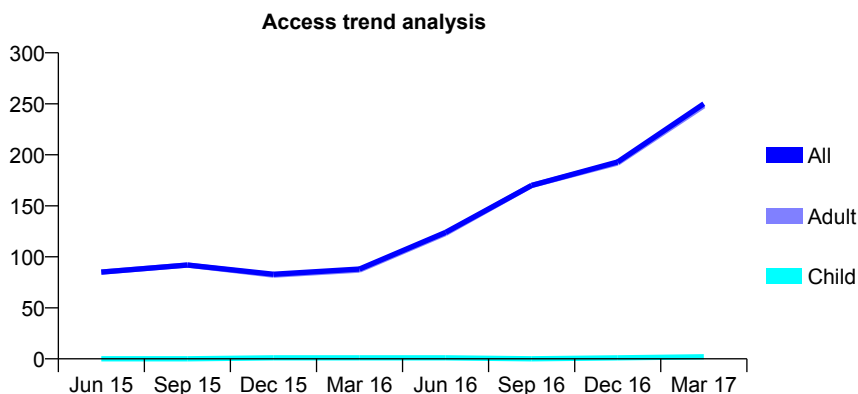
## Q63 - Vital Signs At a Glance Contract Report for 321176/0003 - March 2017

Name or company name	MR RS PATEL
Contract type name	PDS Contract
Purpose of contract	General
Contract start date	01/06/2013
Contract end date	30/11/2017

16/17 Contracted general activity (UDA)	850
Carry forward general activity (UDA)	0
16/17 Contracted orthodontic activity (UOA)	0
Carry forward orthodontic activity (UOA)	0
Baseline contract value	£44,527.54

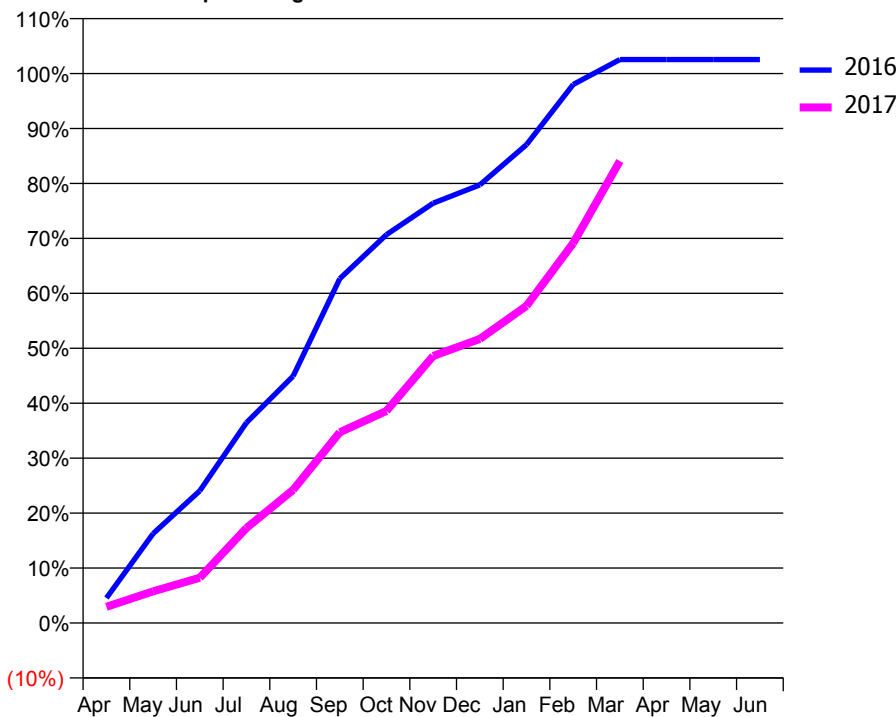
### ACCESS\*

Patients seen in 24 months	Total	Change since previous quarter
Quarter ending March 2016	88	
Quarter ending June 2016	124	↑
Quarter ending September 2016	170	↑
Quarter ending December 2016	193	↑
Quarter ending March 2017	250	↑
<b>Variance since March 2016</b>	<b>184.1%</b>	<b>↑</b>



### ACTIVITY

Cumulative percentage of contracted UDA delivered 2016 & 2017



Month	Adjusted Scheduled Activity (UDA)	
	2016	2017
April	34	25
May	122	49
June	180	70
July	273	147
August	337	206
September	470	295
October	530	328
November	573	413
December	598	439
January	653	491
February	735	588
March	769	715
April	769	
May	769	
June	769	

### QUALITY

	Quantity	Base Number	Contract	AT	Region	England
% of FP17s for the same patient ID Re-attending within 3 months - Children	0	2	0.0%	10.4%	11.8%	12.3%
% of FP17s for the same patient ID Re-attending within 3 months - Adults	3	252	1.2%	16.0%	17.1%	16.7%
% of FP17s for the same patient ID Re-attending between 3 & 9 months - Children	0	2	0.0%	47.8%	46.5%	57.6%
% of FP17s for the same patient ID Re-attending between 3 & 9 months - Adults	2	252	0.8%	37.8%	37.6%	50.1%
% of FP17s for Band 1 Urgent Courses	3	254	1.2%	10.3%	10.7%	9.1%
% of FP17s Relating to Free Repair or Replacements	0	254	0.0%	0.6%	0.6%	0.8%
% of FP17s Relating to Continuations	1	254	0.4%	1.1%	0.9%	1.2%
% of Patients satisfied with the dentistry they have received	1	1	N/A	90.5%	90.4%	92.8%
% of Patients satisfied with the time they had to wait for an appointment	1	1	N/A	86.2%	83.7%	88.7%

\* This is based on patients treated on this contract for their most recent course of treatment. Figures in italics indicate the base number of FP17s or Patient Questionnaire responses are less than 100. N/A is shown where the base number of responses is less than 10 during the period. % is calculated as Quantity/Base number\*100

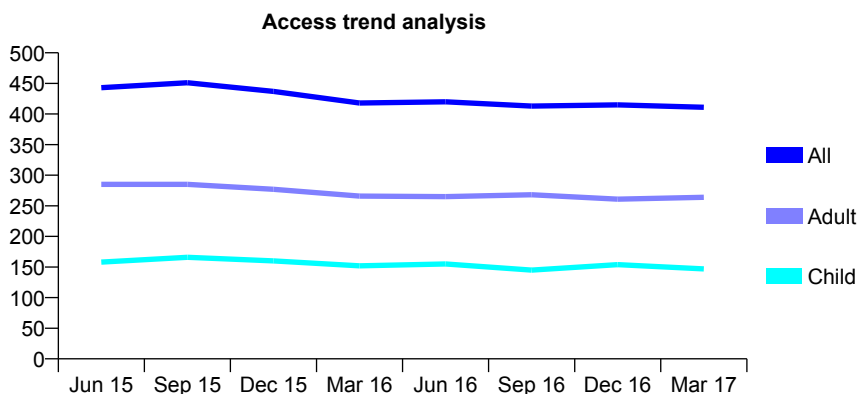
## Q63 - Vital Signs At a Glance Contract Report for 322164/0001 - March 2017

Name or company name	Mr V Rhaasa and Mr GK Ooi
Contract type name	GDS Contract
Purpose of contract	General
Contract start date	01/04/2006
Contract end date	

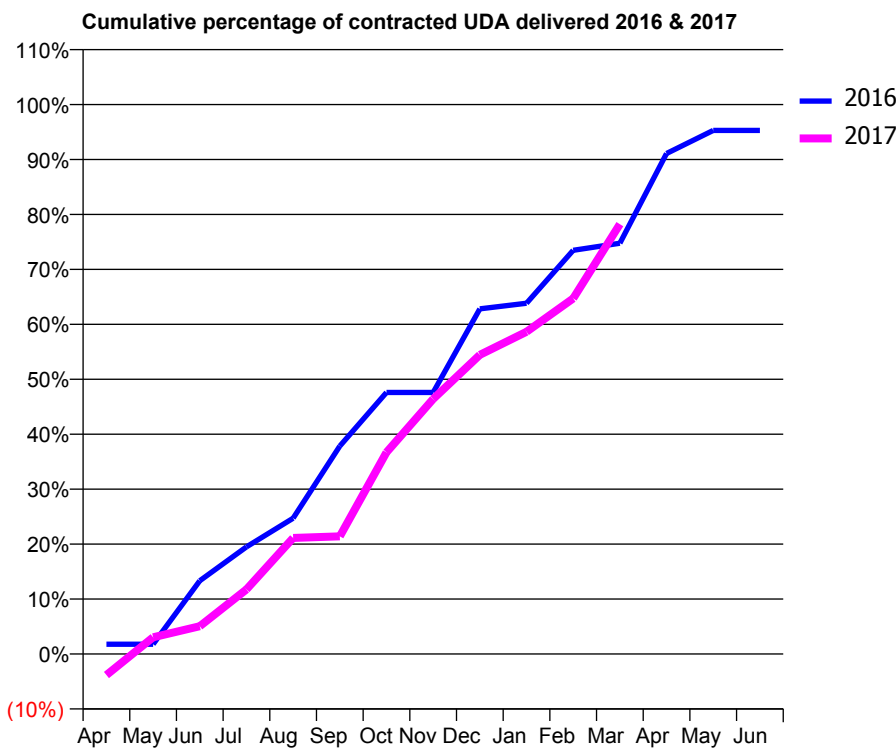
16/17 Contracted general activity (UDA)	1,406
Carry forward general activity (UDA)	54
16/17 Contracted orthodontic activity (UOA)	0
Carry forward orthodontic activity (UOA)	0
Baseline contract value	£45,999.83

### ACCESS\*

Patients seen in 24 months	Total	Change since previous quarter
Quarter ending March 2016	418	
Quarter ending June 2016	420	→
Quarter ending September 2016	413	↓
Quarter ending December 2016	415	→
Quarter ending March 2017	411	→
<b>Variance since March 2016</b>	<b>(1.7%)</b>	<b>↓</b>



### ACTIVITY



Month	Adjusted Scheduled Activity (UDA)	
	2016	2017
April	25	-54
May	25	43
June	187	71
July	274	165
August	348	297
September	532	301
October	669	516
November	669	652
December	883	765
January	897	824
February	1,033	910
March	1,051	1,100
April	1,281	
May	1,340	
June	1,340	

### QUALITY

	Quantity	Base Number	Contract	AT	Region	England
% of FP17s for the same patient ID Re-attending within 3 months - Children	9	214	4.2%	10.4%	11.8%	12.3%
% of FP17s for the same patient ID Re-attending within 3 months - Adults	41	347	11.8%	16.0%	17.1%	16.7%
% of FP17s for the same patient ID Re-attending between 3 & 9 months - Children	111	214	51.9%	47.8%	46.5%	57.6%
% of FP17s for the same patient ID Re-attending between 3 & 9 months - Adults	163	347	47.0%	37.8%	37.6%	50.1%
% of FP17s for Band 1 Urgent Courses	39	435	9.0%	10.3%	10.7%	9.1%
% of FP17s Relating to Free Repair or Replacements	6	435	1.4%	0.6%	0.6%	0.8%
% of FP17s Relating to Continuations	5	435	1.1%	1.1%	0.9%	1.2%
% of Patients satisfied with the dentistry they have received	0	0	N/A	90.5%	90.4%	92.8%
% of Patients satisfied with the time they had to wait for an appointment	0	0	N/A	86.2%	83.7%	88.7%

\* This is based on patients treated on this contract for their most recent course of treatment. Figures in italics indicate the base number of FP17s or Patient Questionnaire responses are less than 100. N/A is shown where the base number of responses is less than 10 during the period. % is calculated as Quantity/Base number\*100

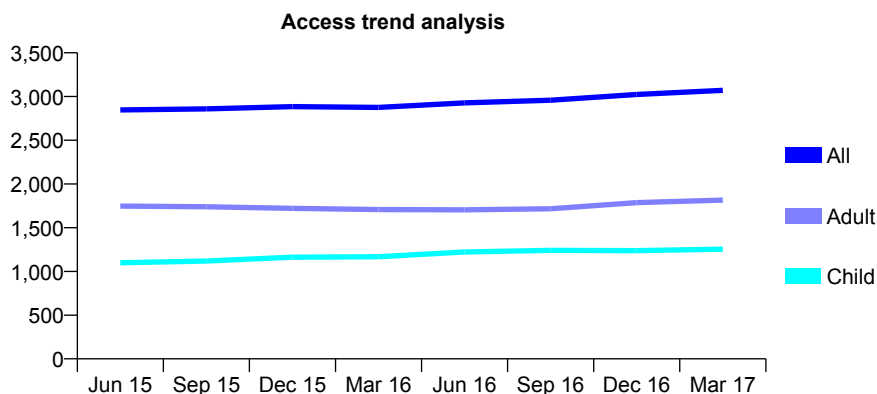
## Q63 - Vital Signs At a Glance Contract Report for 324612/0001 - March 2017

Name or company name	MRS KM WALKER
Contract type name	GDS Contract
Purpose of contract	General
Contract start date	01/04/2006
Contract end date	

16/17 Contracted general activity (UDA)	7,295
Carry forward general activity (UDA)	287
16/17 Contracted orthodontic activity (UOA)	0
Carry forward orthodontic activity (UOA)	0
Baseline contract value	£197,725.10

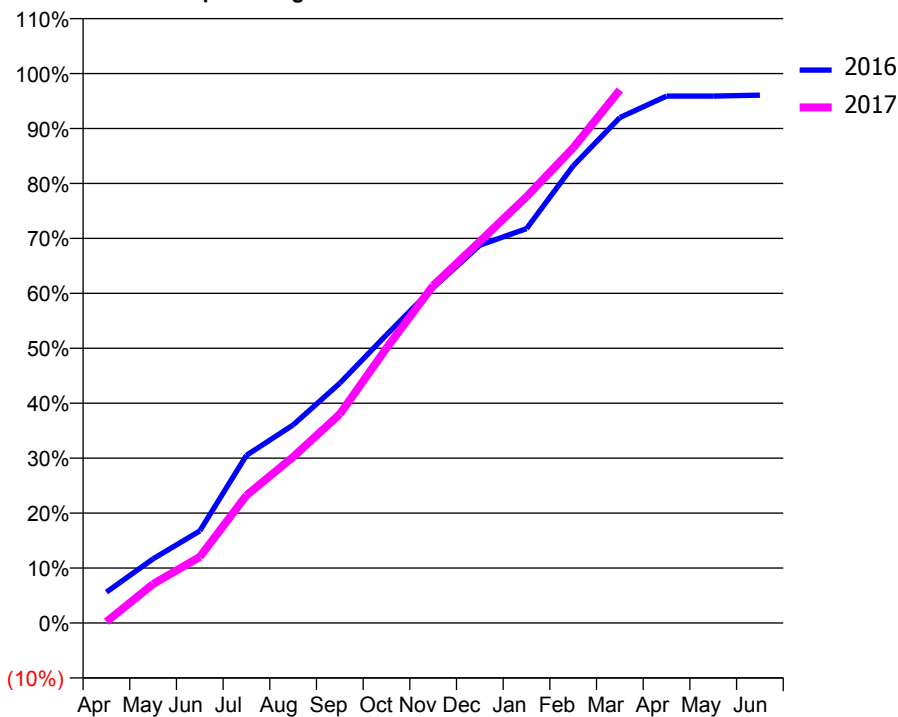
### ACCESS\*

Patients seen in 24 months	Total	Change since previous quarter
Quarter ending March 2016	2,876	
Quarter ending June 2016	2,928	→
Quarter ending September 2016	2,958	→
Quarter ending December 2016	3,024	↑
Quarter ending March 2017	3,070	→
<b>Variance since March 2016</b>	<b>6.7%</b>	<b>↑</b>



### ACTIVITY

Cumulative percentage of contracted UDA delivered 2016 & 2017



Adjusted Scheduled Activity (UDA)

Month	2016	2017
April	410	16
May	852	517
June	1,222	877
July	2,226	1,695
August	2,629	2,205
September	3,183	2,773
October	3,826	3,649
November	4,451	4,480
December	5,016	5,066
January	5,235	5,659
February	6,069	6,308
March	6,710	7,077
April	6,995	
May	6,996	
June	7,008	

### QUALITY

	Quantity	Base Number	Contract	AT	Region	England
% of FP17s for the same patient ID Re-attending within 3 months - Children	127	1,278	9.9%	10.4%	11.8%	12.3%
% of FP17s for the same patient ID Re-attending within 3 months - Adults	430	1,921	22.4%	16.0%	17.1%	16.7%
% of FP17s for the same patient ID Re-attending between 3 & 9 months - Children	317	1,278	24.8%	47.8%	46.5%	57.6%
% of FP17s for the same patient ID Re-attending between 3 & 9 months - Adults	391	1,921	20.4%	37.8%	37.6%	50.1%
% of FP17s for Band 1 Urgent Courses	589	3,058	19.3%	10.3%	10.7%	9.1%
% of FP17s Relating to Free Repair or Replacements	0	3,058	0.0%	0.6%	0.6%	0.8%
% of FP17s Relating to Continuations	17	3,058	0.6%	1.1%	0.9%	1.2%
% of Patients satisfied with the dentistry they have received	1	1	N/A	90.5%	90.4%	92.8%
% of Patients satisfied with the time they had to wait for an appointment	1	1	N/A	86.2%	83.7%	88.7%

\* This is based on patients treated on this contract for their most recent course of treatment. Figures in italics indicate the base number of FP17s or Patient Questionnaire responses are less than 100. N/A is shown where the base number of responses is less than 10 during the period. % is calculated as Quantity/Base number\*100

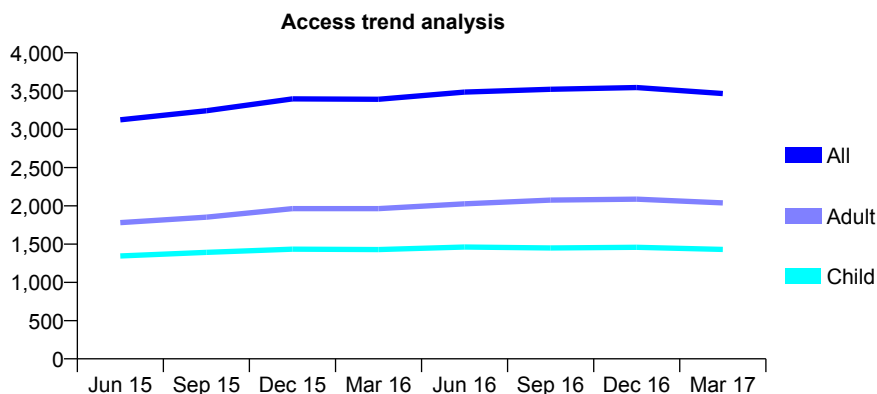
## Q63 - Vital Signs At a Glance Contract Report for 324752/0001 - March 2017

Name or company name	MRS SW DONNELLY
Contract type name	GDS Contract
Purpose of contract	General
Contract start date	01/04/2006
Contract end date	

16/17 Contracted general activity (UDA)	6,835
Carry forward general activity (UDA)	-115
16/17 Contracted orthodontic activity (UOA)	0
Carry forward orthodontic activity (UOA)	0
Baseline contract value	£214,716.44

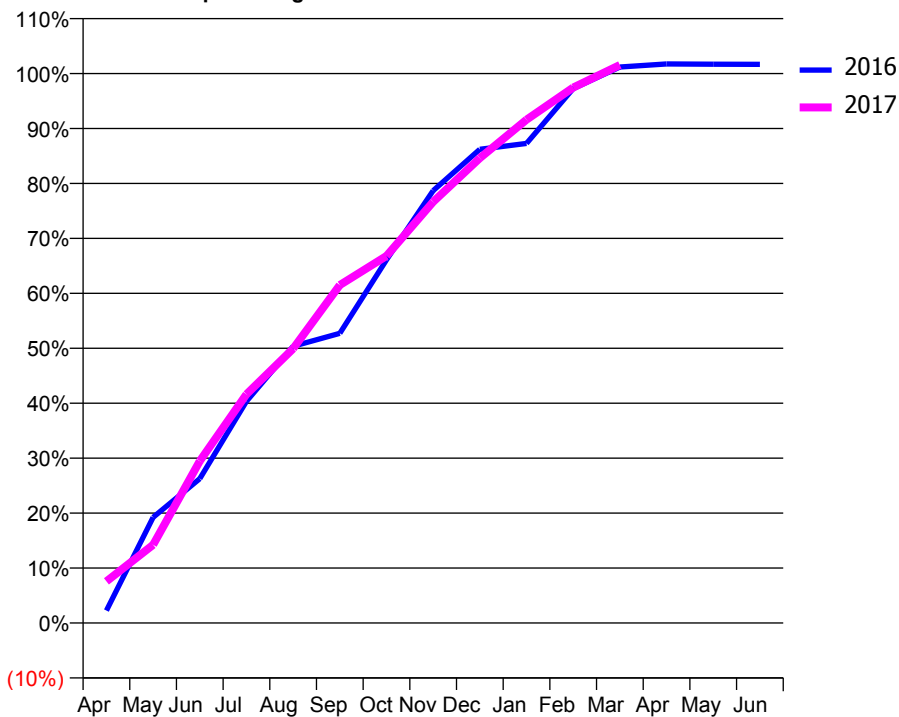
### ACCESS\*

Patients seen in 24 months	Total	Change since previous quarter
Quarter ending March 2016	3,392	
Quarter ending June 2016	3,487	↑
Quarter ending September 2016	3,524	→
Quarter ending December 2016	3,546	→
Quarter ending March 2017	3,468	↓
<b>Variance since March 2016</b>	2.2%	↑



### ACTIVITY

Cumulative percentage of contracted UDA delivered 2016 & 2017



Month	Adjusted Scheduled Activity (UDA)	
	2016	2017
April	155	518
May	1,315	972
June	1,796	2,014
July	2,757	2,845
August	3,443	3,413
September	3,604	4,204
October	4,517	4,565
November	5,377	5,239
December	5,893	5,782
January	5,966	6,260
February	6,648	6,660
March	6,916	6,940
April	6,953	
May	6,950	
June	6,950	

### QUALITY

	Quantity	Base Number	Contract	AT	Region	England
% of FP17s for the same patient ID Re-attending within 3 months - Children	63	1,346	4.7%	10.4%	11.8%	12.3%
% of FP17s for the same patient ID Re-attending within 3 months - Adults	152	1,826	8.3%	16.0%	17.1%	16.7%
% of FP17s for the same patient ID Re-attending between 3 & 9 months - Children	282	1,346	21.0%	47.8%	46.5%	57.6%
% of FP17s for the same patient ID Re-attending between 3 & 9 months - Adults	414	1,826	22.7%	37.8%	37.6%	50.1%
% of FP17s for Band 1 Urgent Courses	280	3,140	8.9%	10.3%	10.7%	9.1%
% of FP17s Relating to Free Repair or Replacements	0	3,140	0.0%	0.6%	0.6%	0.8%
% of FP17s Relating to Continuations	28	3,140	0.9%	1.1%	0.9%	1.2%
% of Patients satisfied with the dentistry they have received	3	3	N/A	90.5%	90.4%	92.8%
% of Patients satisfied with the time they had to wait for an appointment	2	3	N/A	86.2%	83.7%	88.7%

\* This is based on patients treated on this contract for their most recent course of treatment. Figures in italics indicate the base number of FP17s or Patient Questionnaire responses are less than 100. N/A is shown where the base number of responses is less than 10 during the period. % is calculated as Quantity/Base number\*100

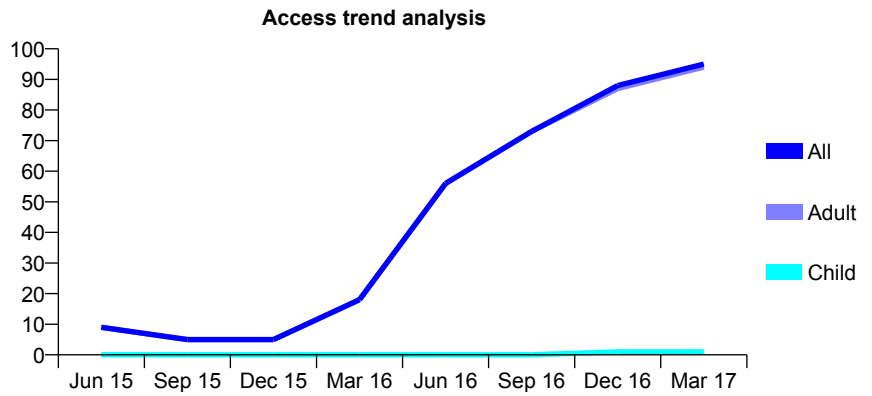
## Q63 - Vital Signs At a Glance Contract Report for 324752/0002 - March 2017

Name or company name	MRS SW DONNELLY
Contract type name	PDS Contract
Purpose of contract	General
Contract start date	01/06/2013
Contract end date	31/03/2017

16/17 Contracted general activity (UDA)	300
Carry forward general activity (UDA)	0
16/17 Contracted orthodontic activity (UOA)	0
Carry forward orthodontic activity (UOA)	0
Baseline contract value	£16,327.90

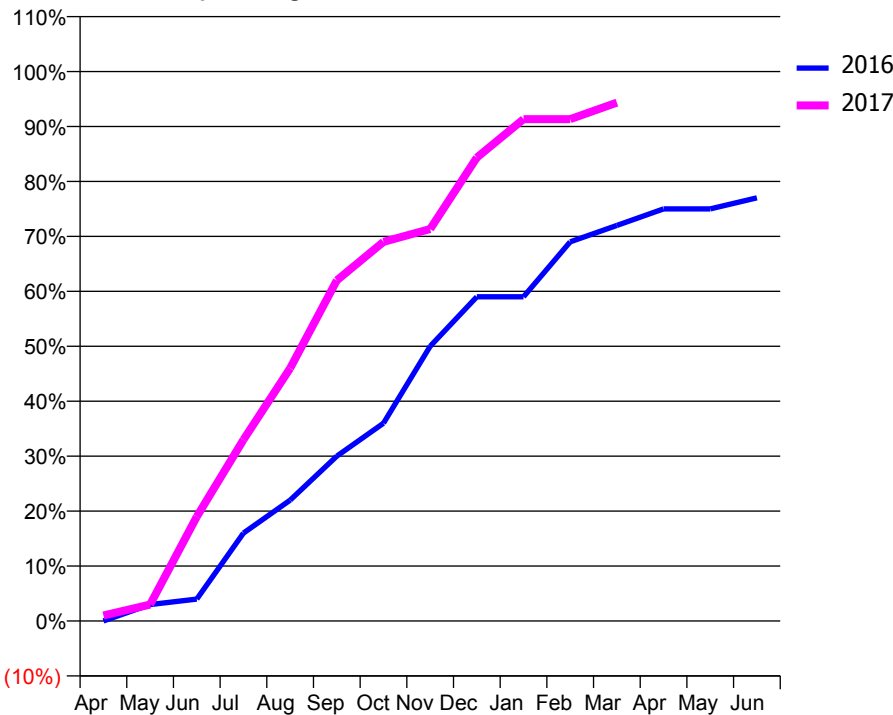
### ACCESS\*

Patients seen in 24 months	Total	Change since previous quarter
Quarter ending March 2016	18	
Quarter ending June 2016	56	↑
Quarter ending September 2016	73	↑
Quarter ending December 2016	88	↑
Quarter ending March 2017	95	↑
<b>Variance since March 2016</b>	<b>427.8%</b>	<b>↑</b>



### ACTIVITY

Cumulative percentage of contracted UDA delivered 2016 & 2017



Month	Adjusted Scheduled Activity (UDA)	
	2016	2017
April	0	3
May	9	9
June	12	57
July	48	99
August	66	138
September	90	186
October	108	207
November	150	214
December	177	253
January	177	274
February	207	274
March	216	283
April	225	
May	225	
June	231	

### QUALITY

	Quantity	Base Number	Contract	AT	Region	England
% of FP17s for the same patient ID Re-attending within 3 months - Children	0	2	0.0%	10.4%	11.8%	12.3%
% of FP17s for the same patient ID Re-attending within 3 months - Adults	0	99	0.0%	16.0%	17.1%	16.7%
% of FP17s for the same patient ID Re-attending between 3 & 9 months - Children	0	2	0.0%	47.8%	46.5%	57.6%
% of FP17s for the same patient ID Re-attending between 3 & 9 months - Adults	0	99	0.0%	37.8%	37.6%	50.1%
% of FP17s for Band 1 Urgent Courses	0	95	0.0%	10.3%	10.7%	9.1%
% of FP17s Relating to Free Repair or Replacements	0	95	0.0%	0.6%	0.6%	0.8%
% of FP17s Relating to Continuations	0	95	0.0%	1.1%	0.9%	1.2%
% of Patients satisfied with the dentistry they have received	0	0	N/A	90.5%	90.4%	92.8%
% of Patients satisfied with the time they had to wait for an appointment	0	0	N/A	86.2%	83.7%	88.7%

\* This is based on patients treated on this contract for their most recent course of treatment. Figures in italics indicate the base number of FP17s or Patient Questionnaire responses are less than 100. N/A is shown where the base number of responses is less than 10 during the period. % is calculated as Quantity/Base number\*100

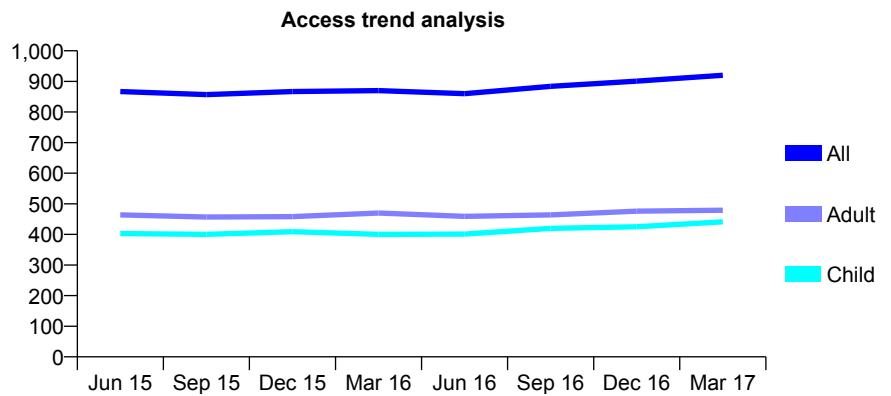
## Q63 - Vital Signs At a Glance Contract Report for 325317/0001 - March 2017

Name or company name	MR PD EVANS
Contract type name	GDS Contract
Purpose of contract	General
Contract start date	01/04/2006
Contract end date	

16/17 Contracted general activity (UDA)	2,800
Carry forward general activity (UDA)	0
16/17 Contracted orthodontic activity (UOA)	0
Carry forward orthodontic activity (UOA)	0
Baseline contract value	£65,491.21

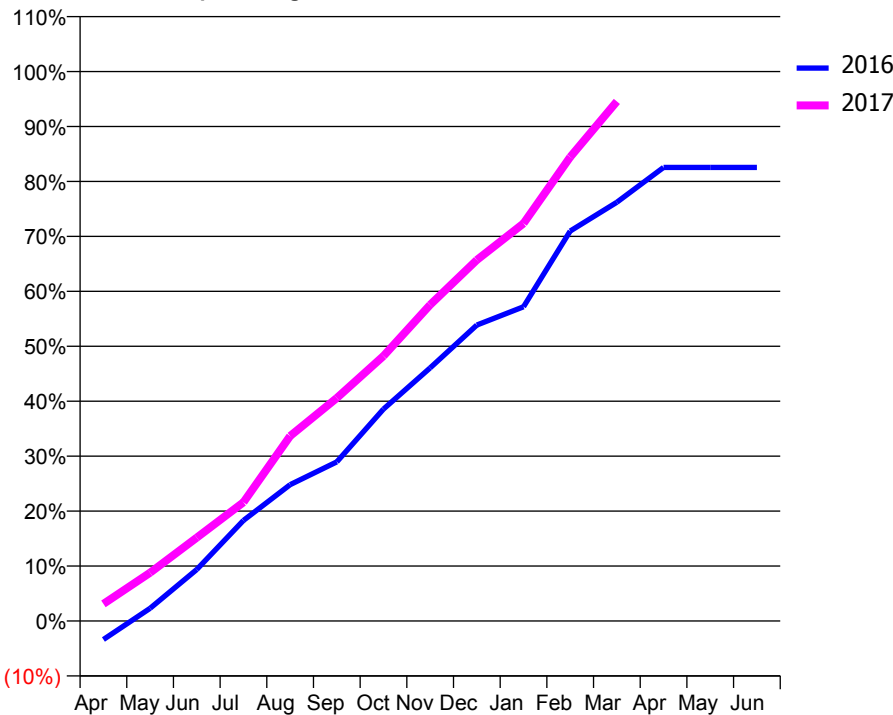
### ACCESS\*

Patients seen in 24 months	Total	Change since previous quarter
Quarter ending March 2016	870	
Quarter ending June 2016	860	↓
Quarter ending September 2016	884	↑
Quarter ending December 2016	901	→
Quarter ending March 2017	920	↑
<b>Variance since March 2016</b>	<b>5.7%</b>	<b>↑</b>



### ACTIVITY

Cumulative percentage of contracted UDA delivered 2016 & 2017



Month	Adjusted Scheduled Activity (UDA)	
	2016	2017
April	-95	87
May	65	247
June	263	425
July	513	605
August	695	943
September	811	1,137
October	1,080	1,350
November	1,290	1,611
December	1,508	1,840
January	1,601	2,026
February	1,987	2,364
March	2,134	2,647
April	2,311	
May	2,311	
June	2,311	

### QUALITY

	Quantity	Base Number	Contract	AT	Region	England
% of FP17s for the same patient ID Re-attending within 3 months - Children	35	659	5.3%	10.4%	11.8%	12.3%
% of FP17s for the same patient ID Re-attending within 3 months - Adults	118	614	19.2%	16.0%	17.1%	16.7%
% of FP17s for the same patient ID Re-attending between 3 & 9 months - Children	368	659	55.8%	47.8%	46.5%	57.6%
% of FP17s for the same patient ID Re-attending between 3 & 9 months - Adults	238	614	38.8%	37.8%	37.6%	50.1%
% of FP17s for Band 1 Urgent Courses	67	1,222	5.5%	10.3%	10.7%	9.1%
% of FP17s Relating to Free Repair or Replacements	0	1,222	0.0%	0.6%	0.6%	0.8%
% of FP17s Relating to Continuations	17	1,222	1.4%	1.1%	0.9%	1.2%
% of Patients satisfied with the dentistry they have received	2	2	N/A	90.5%	90.4%	92.8%
% of Patients satisfied with the time they had to wait for an appointment	2	2	N/A	86.2%	83.7%	88.7%

\* This is based on patients treated on this contract for their most recent course of treatment. Figures in italics indicate the base number of FP17s or Patient Questionnaire responses are less than 100. N/A is shown where the base number of responses is less than 10 during the period. % is calculated as Quantity/Base number\*100

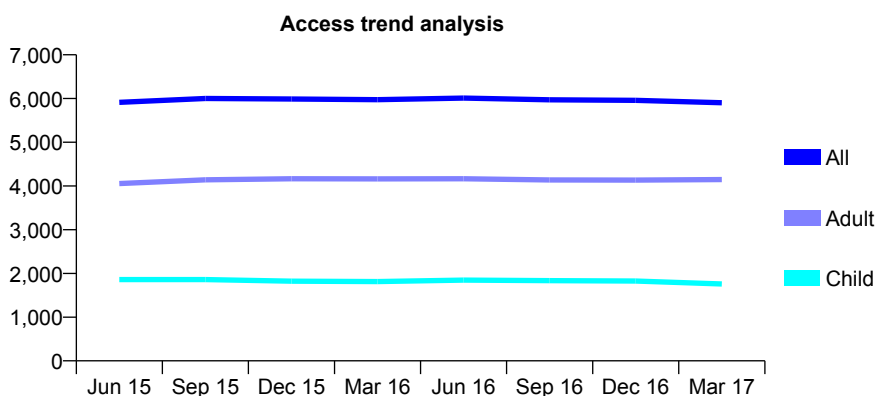
## Q63 - Vital Signs At a Glance Contract Report for 325333/0001 - March 2017

Name or company name	MR JT BLANKENDAAL
Contract type name	GDS Contract
Purpose of contract	General
Contract start date	01/04/2006
Contract end date	

16/17 Contracted general activity (UDA)	23,073
Carry forward general activity (UDA)	700
16/17 Contracted orthodontic activity (UOA)	0
Carry forward orthodontic activity (UOA)	0
Baseline contract value	£784,346.87

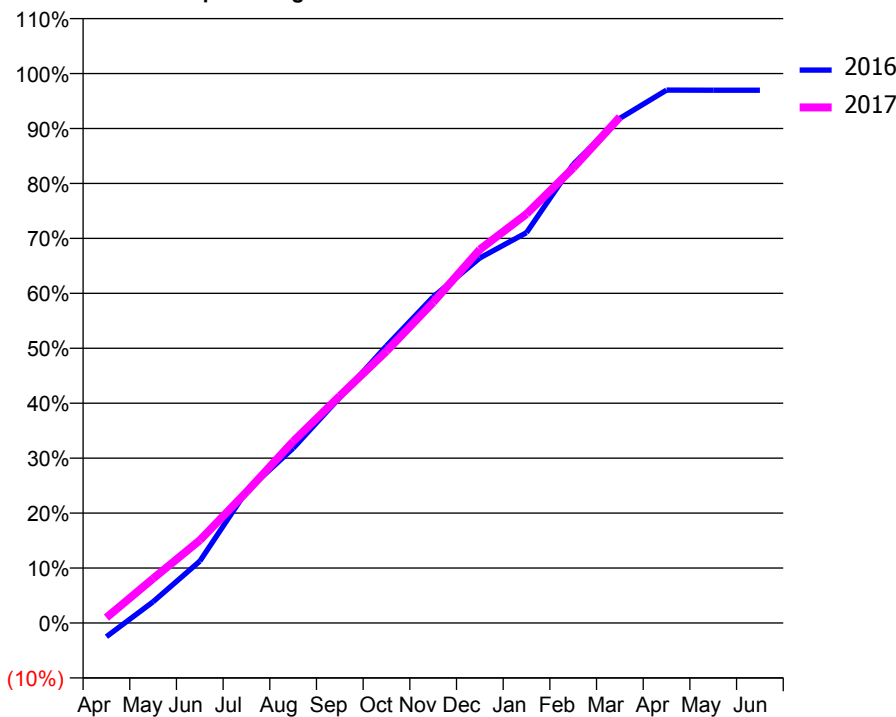
### ACCESS\*

Patients seen in 24 months	Total	Change since previous quarter
Quarter ending March 2016	5,973	
Quarter ending June 2016	6,011	→
Quarter ending September 2016	5,971	→
Quarter ending December 2016	5,959	→
Quarter ending March 2017	5,903	→
<b>Variance since March 2016</b>	<b>(1.2%)</b>	<b>↓</b>



### ACTIVITY

Cumulative percentage of contracted UDA delivered 2016 & 2017



Month	Adjusted Scheduled Activity (UDA)	
	2016	2017
April	-579	229
May	896	1,869
June	2,594	3,475
July	5,536	5,501
August	7,340	7,623
September	9,469	9,540
October	11,635	11,415
November	13,693	13,463
December	15,325	15,688
January	16,391	17,175
February	19,258	19,109
March	21,188	21,248
April	22,375	
May	22,373	
June	22,373	

### QUALITY

	Quantity	Base Number	Contract	AT	Region	England
% of FP17s for the same patient ID Re-attending within 3 months - Children	121	2,341	5.2%	10.4%	11.8%	12.3%
% of FP17s for the same patient ID Re-attending within 3 months - Adults	583	4,600	12.7%	16.0%	17.1%	16.7%
% of FP17s for the same patient ID Re-attending between 3 & 9 months - Children	1,254	2,341	53.6%	47.8%	46.5%	57.6%
% of FP17s for the same patient ID Re-attending between 3 & 9 months - Adults	2,134	4,600	46.4%	37.8%	37.6%	50.1%
% of FP17s for Band 1 Urgent Courses	500	6,564	7.6%	10.3%	10.7%	9.1%
% of FP17s Relating to Free Repair or Replacements	28	6,564	0.4%	0.6%	0.6%	0.8%
% of FP17s Relating to Continuations	23	6,564	0.4%	1.1%	0.9%	1.2%
% of Patients satisfied with the dentistry they have received	7	8	N/A	90.5%	90.4%	92.8%
% of Patients satisfied with the time they had to wait for an appointment	8	8	N/A	86.2%	83.7%	88.7%

\* This is based on patients treated on this contract for their most recent course of treatment. Figures in italics indicate the base number of FP17s or Patient Questionnaire responses are less than 100. N/A is shown where the base number of responses is less than 10 during the period. % is calculated as Quantity/Base number\*100

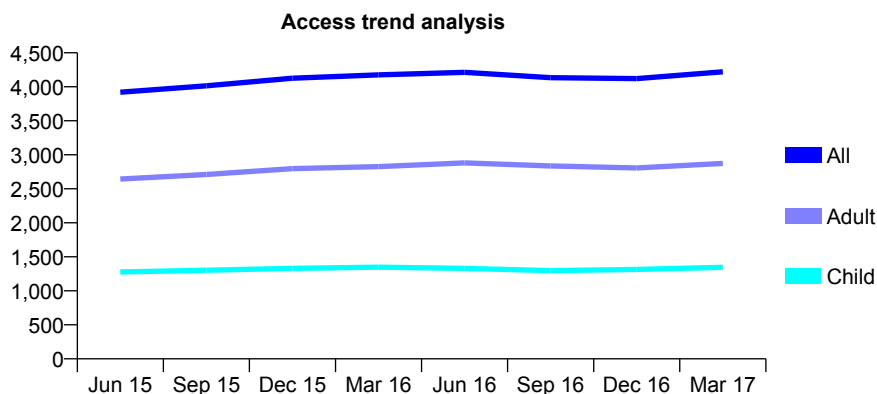
## Q63 - Vital Signs At a Glance Contract Report for 330191/0001 - March 2017

Name or company name	MR ID HENNING
Contract type name	GDS Contract
Purpose of contract	General
Contract start date	01/04/2006
Contract end date	

16/17 Contracted general activity (UDA)	8,428
Carry forward general activity (UDA)	-151
16/17 Contracted orthodontic activity (UOA)	0
Carry forward orthodontic activity (UOA)	0
Baseline contract value	£199,143.54

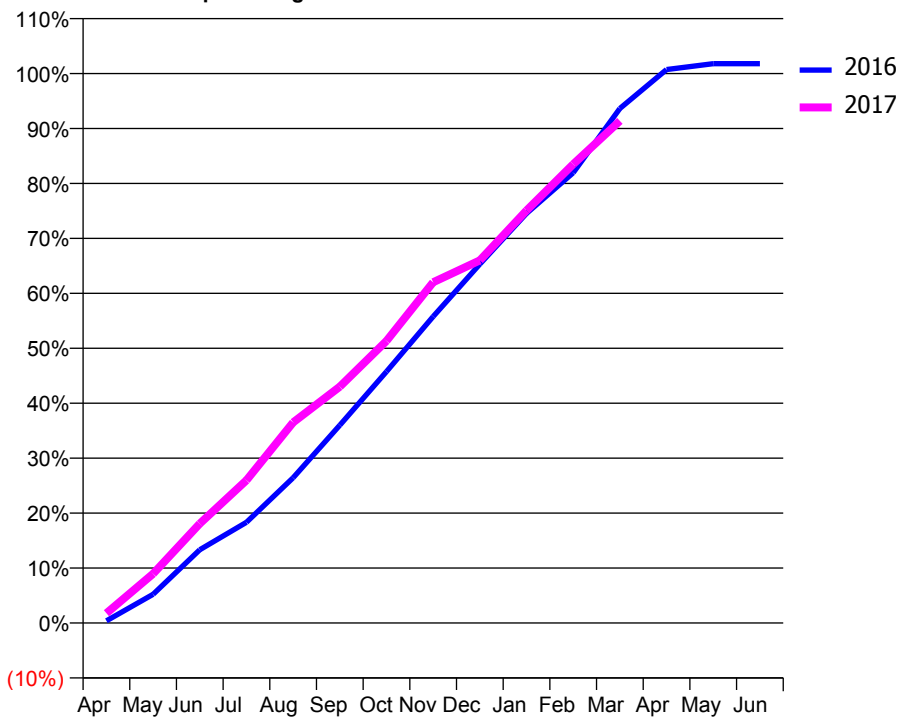
### ACCESS\*

Patients seen in 24 months	Total	Change since previous quarter
Quarter ending March 2016	4,175	
Quarter ending June 2016	4,212	→
Quarter ending September 2016	4,134	↓
Quarter ending December 2016	4,120	→
Quarter ending March 2017	4,221	↑
<b>Variance since March 2016</b>	<b>1.1%</b>	<b>→</b>



### ACTIVITY

Cumulative percentage of contracted UDA delivered 2016 & 2017



Month	Adjusted Scheduled Activity (UDA)	
	2016	2017
April	33	151
May	440	757
June	1,124	1,524
July	1,546	2,189
August	2,229	3,077
September	3,035	3,625
October	3,856	4,326
November	4,700	5,227
December	5,504	5,563
January	6,281	6,328
February	6,905	7,036
March	7,892	7,702
April	8,488	
May	8,579	
June	8,579	

### QUALITY

	Quantity	Base Number	Contract	AT	Region	England
% of FP17s for the same patient ID Re-attending within 3 months - Children	52	1,483	3.5%	10.4%	11.8%	12.3%
% of FP17s for the same patient ID Re-attending within 3 months - Adults	192	2,552	7.5%	16.0%	17.1%	16.7%
% of FP17s for the same patient ID Re-attending between 3 & 9 months - Children	721	1,483	48.6%	47.8%	46.5%	57.6%
% of FP17s for the same patient ID Re-attending between 3 & 9 months - Adults	886	2,552	34.7%	37.8%	37.6%	50.1%
% of FP17s for Band 1 Urgent Courses	136	3,656	3.7%	10.3%	10.7%	9.1%
% of FP17s Relating to Free Repair or Replacements	19	3,656	0.5%	0.6%	0.6%	0.8%
% of FP17s Relating to Continuations	53	3,656	1.4%	1.1%	0.9%	1.2%
% of Patients satisfied with the dentistry they have received	4	4	N/A	90.5%	90.4%	92.8%
% of Patients satisfied with the time they had to wait for an appointment	3	4	N/A	86.2%	83.7%	88.7%

\* This is based on patients treated on this contract for their most recent course of treatment. Figures in italics indicate the base number of FP17s or Patient Questionnaire responses are less than 100. N/A is shown where the base number of responses is less than 10 during the period. % is calculated as Quantity/Base number\*100



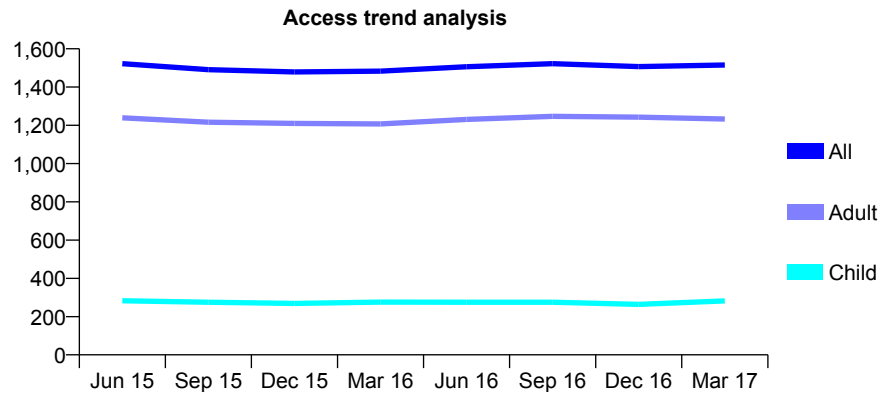
## Q63 - Vital Signs At a Glance Contract Report for 330361/0001 - March 2017

Name or company name	MRS RH PATEL
Contract type name	GDS Contract
Purpose of contract	General
Contract start date	01/04/2006
Contract end date	

16/17 Contracted general activity (UDA)	4,100
Carry forward general activity (UDA)	0
16/17 Contracted orthodontic activity (UOA)	0
Carry forward orthodontic activity (UOA)	0
Baseline contract value	£108,114.12

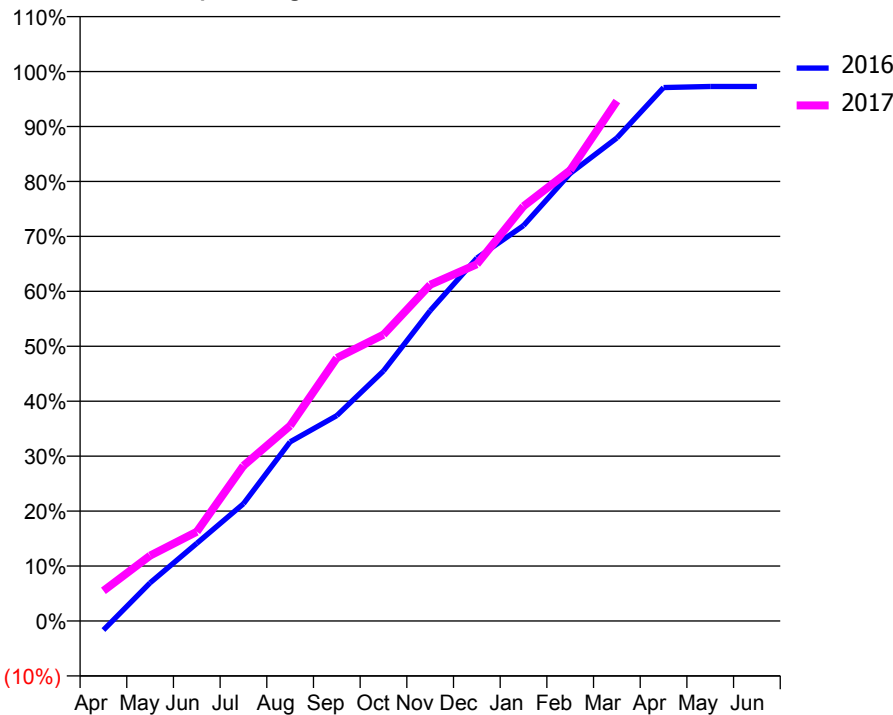
### ACCESS\*

Patients seen in 24 months	Total	Change since previous quarter
Quarter ending March 2016	1,483	
Quarter ending June 2016	1,506	→
Quarter ending September 2016	1,522	→
Quarter ending December 2016	1,507	→
Quarter ending March 2017	1,515	→
<b>Variance since March 2016</b>	2.2%	↑



### ACTIVITY

Cumulative percentage of contracted UDA delivered 2016 & 2017



Month	Adjusted Scheduled Activity (UDA)	
	2016	2017
April	-68	225
May	285	488
June	580	666
July	875	1,159
August	1,336	1,457
September	1,533	1,963
October	1,866	2,136
November	2,316	2,509
December	2,708	2,662
January	2,950	3,095
February	3,339	3,363
March	3,604	3,880
April	3,980	
May	3,988	
June	3,988	

### QUALITY

	Quantity	Base Number	Contract	AT	Region	England
% of FP17s for the same patient ID Re-attending within 3 months - Children	14	415	3.4%	10.4%	11.8%	12.3%
% of FP17s for the same patient ID Re-attending within 3 months - Adults	173	1,698	10.2%	16.0%	17.1%	16.7%
% of FP17s for the same patient ID Re-attending between 3 & 9 months - Children	247	415	59.5%	47.8%	46.5%	57.6%
% of FP17s for the same patient ID Re-attending between 3 & 9 months - Adults	1,038	1,698	61.1%	37.8%	37.6%	50.1%
% of FP17s for Band 1 Urgent Courses	164	1,960	8.4%	10.3%	10.7%	9.1%
% of FP17s Relating to Free Repair or Replacements	0	1,960	0.0%	0.6%	0.6%	0.8%
% of FP17s Relating to Continuations	0	1,960	0.0%	1.1%	0.9%	1.2%
% of Patients satisfied with the dentistry they have received	5	5	N/A	90.5%	90.4%	92.8%
% of Patients satisfied with the time they had to wait for an appointment	5	5	N/A	86.2%	83.7%	88.7%

\* This is based on patients treated on this contract for their most recent course of treatment. Figures in italics indicate the base number of FP17s or Patient Questionnaire responses are less than 100. N/A is shown where the base number of responses is less than 10 during the period. % is calculated as Quantity/Base number\*100

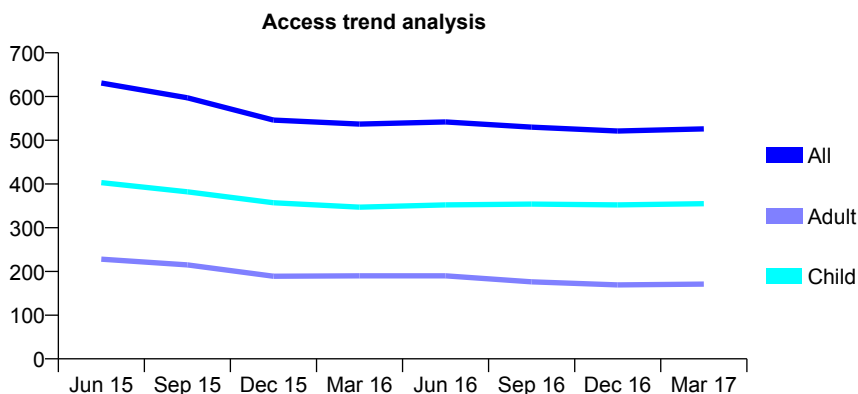
## Q63 - Vital Signs At a Glance Contract Report for 331228/0001 - March 2017

Name or company name	MR S PATEL
Contract type name	GDS Contract
Purpose of contract	General
Contract start date	01/04/2006
Contract end date	

16/17 Contracted general activity (UDA)	1,155
Carry forward general activity (UDA)	39
16/17 Contracted orthodontic activity (UOA)	0
Carry forward orthodontic activity (UOA)	0
Baseline contract value	£29,252.35

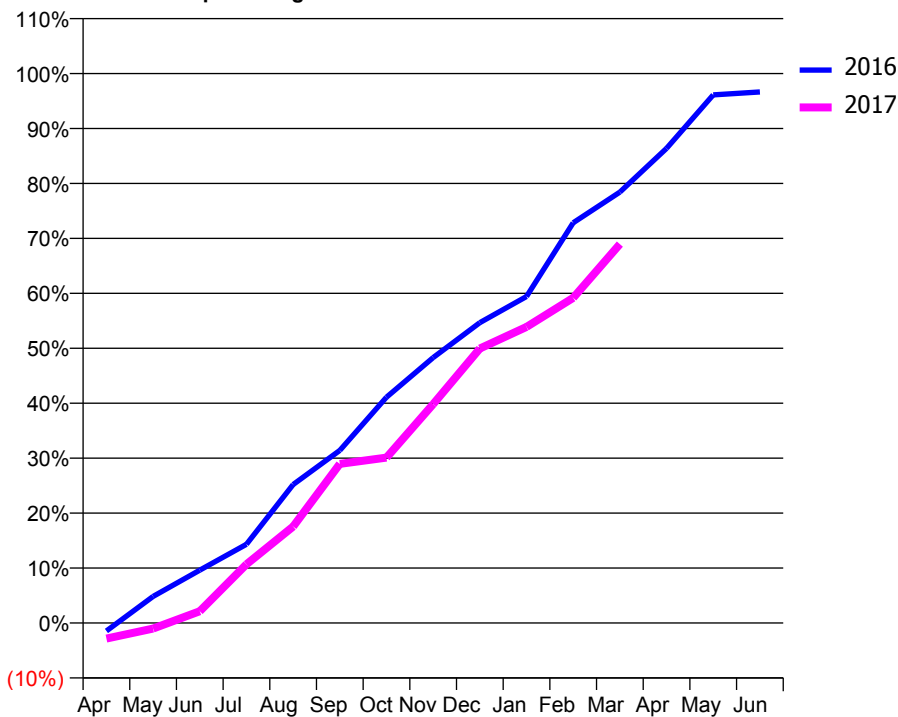
### ACCESS\*

Patients seen in 24 months	Total	Change since previous quarter
Quarter ending March 2016	537	
Quarter ending June 2016	542	→
Quarter ending September 2016	530	↓
Quarter ending December 2016	521	↓
Quarter ending March 2017	526	→
<b>Variance since March 2016</b>	<b>(2.0%)</b>	<b>↓</b>



### ACTIVITY

Cumulative percentage of contracted UDA delivered 2016 & 2017



Month	Adjusted Scheduled Activity (UDA)	
	2016	2017
April	-17	-33
May	56	-12
June	111	25
July	166	123
August	291	203
September	363	335
October	475	348
November	558	460
December	631	577
January	686	622
February	841	684
March	906	796
April	998	
May	1,110	
June	1,116	

### QUALITY

	Quantity	Base Number	Contract	AT	Region	England
% of FP17s for the same patient ID Re-attending within 3 months - Children	24	438	5.5%	10.4%	11.8%	12.3%
% of FP17s for the same patient ID Re-attending within 3 months - Adults	26	165	15.8%	16.0%	17.1%	16.7%
% of FP17s for the same patient ID Re-attending between 3 & 9 months - Children	175	438	40.0%	47.8%	46.5%	57.6%
% of FP17s for the same patient ID Re-attending between 3 & 9 months - Adults	58	165	35.2%	37.8%	37.6%	50.1%
% of FP17s for Band 1 Urgent Courses	36	487	7.4%	10.3%	10.7%	9.1%
% of FP17s Relating to Free Repair or Replacements	0	487	0.0%	0.6%	0.6%	0.8%
% of FP17s Relating to Continuations	4	487	0.8%	1.1%	0.9%	1.2%
% of Patients satisfied with the dentistry they have received	0	0	N/A	90.5%	90.4%	92.8%
% of Patients satisfied with the time they had to wait for an appointment	0	0	N/A	86.2%	83.7%	88.7%

\* This is based on patients treated on this contract for their most recent course of treatment. Figures in italics indicate the base number of FP17s or Patient Questionnaire responses are less than 100. N/A is shown where the base number of responses is less than 10 during the period. % is calculated as Quantity/Base number\*100

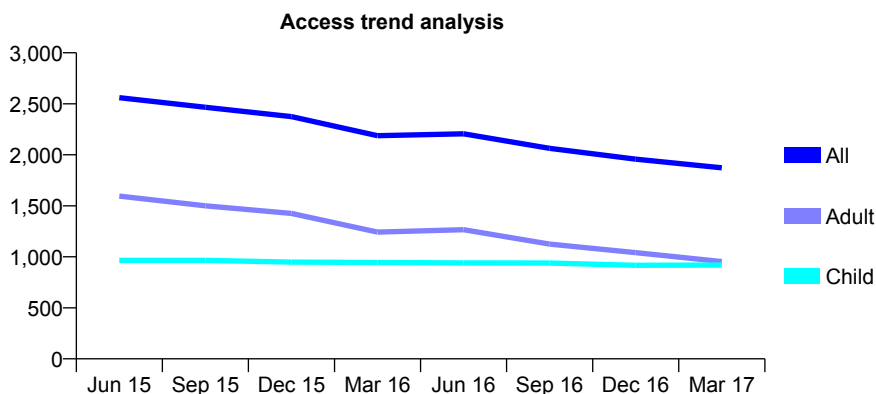
## Q63 - Vital Signs At a Glance Contract Report for 331228/0002 - March 2017

Name or company name	MR S PATEL
Contract type name	GDS Contract
Purpose of contract	General
Contract start date	01/04/2006
Contract end date	

16/17 Contracted general activity (UDA)	5,250
Carry forward general activity (UDA)	186
16/17 Contracted orthodontic activity (UOA)	0
Carry forward orthodontic activity (UOA)	0
Baseline contract value	£123,010.33

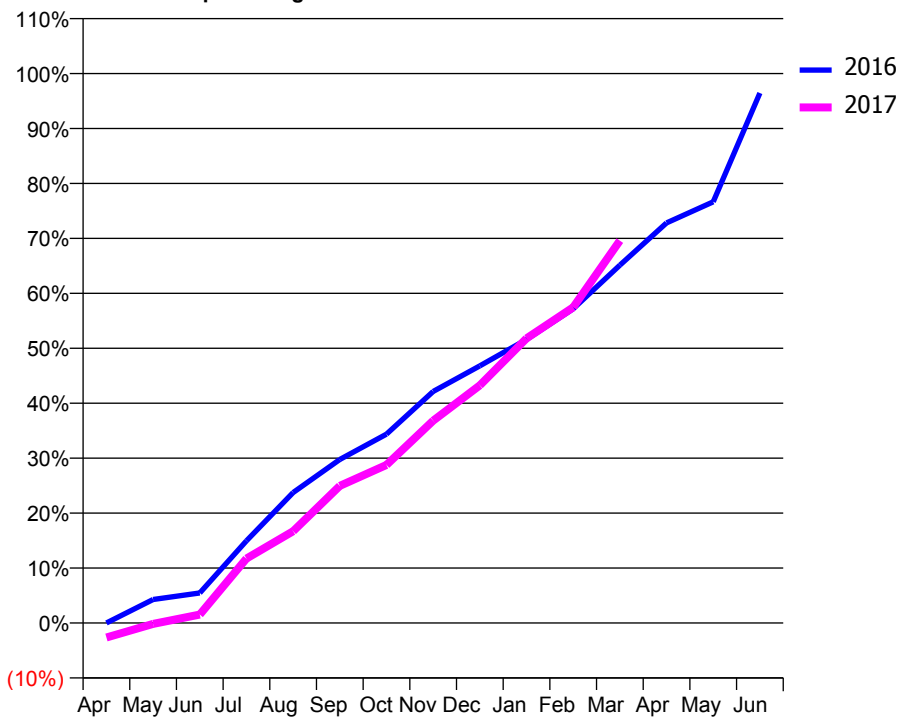
### ACCESS\*

Patients seen in 24 months	Total	Change since previous quarter
Quarter ending March 2016	2,187	
Quarter ending June 2016	2,206	→
Quarter ending September 2016	2,064	↓
Quarter ending December 2016	1,958	↓
Quarter ending March 2017	1,873	↓
<b>Variance since March 2016</b>	<b>(14.4%)</b>	<b>↓</b>



### ACTIVITY

Cumulative percentage of contracted UDA delivered 2016 & 2017



Month	Adjusted Scheduled Activity (UDA)	
	2016	2017
April	0	-140
May	225	-9
June	287	81
July	785	616
August	1,247	877
September	1,563	1,310
October	1,805	1,510
November	2,212	1,933
December	2,457	2,271
January	2,709	2,719
February	3,002	3,016
March	3,419	3,653
April	3,823	
May	4,024	
June	5,064	

### QUALITY

	Quantity	Base Number	Contract	AT	Region	England
% of FP17s for the same patient ID Re-attending within 3 months - Children	85	1,211	7.0%	10.4%	11.8%	12.3%
% of FP17s for the same patient ID Re-attending within 3 months - Adults	159	1,145	13.9%	16.0%	17.1%	16.7%
% of FP17s for the same patient ID Re-attending between 3 & 9 months - Children	598	1,211	49.4%	47.8%	46.5%	57.6%
% of FP17s for the same patient ID Re-attending between 3 & 9 months - Adults	304	1,145	26.6%	37.8%	37.6%	50.1%
% of FP17s for Band 1 Urgent Courses	139	1,752	7.9%	10.3%	10.7%	9.1%
% of FP17s Relating to Free Repair or Replacements	1	1,752	0.1%	0.6%	0.6%	0.8%
% of FP17s Relating to Continuations	2	1,752	0.1%	1.1%	0.9%	1.2%
% of Patients satisfied with the dentistry they have received	2	2	N/A	90.5%	90.4%	92.8%
% of Patients satisfied with the time they had to wait for an appointment	2	2	N/A	86.2%	83.7%	88.7%

\* This is based on patients treated on this contract for their most recent course of treatment. Figures in italics indicate the base number of FP17s or Patient Questionnaire responses are less than 100. N/A is shown where the base number of responses is less than 10 during the period. % is calculated as Quantity/Base number\*100

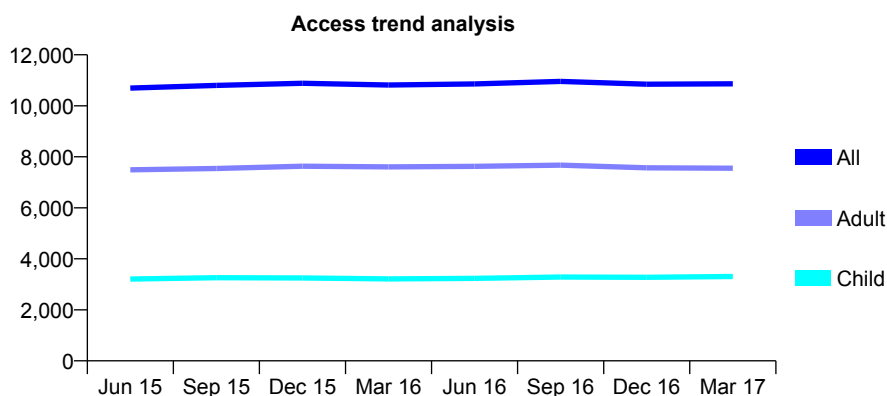
## Q63 - Vital Signs At a Glance Contract Report for 331732/0001 - March 2017

Name or company name	MR M HATIMI
Contract type name	GDS Contract
Purpose of contract	General
Contract start date	01/04/2006
Contract end date	

16/17 Contracted general activity (UDA)	30,000
Carry forward general activity (UDA)	575
16/17 Contracted orthodontic activity (UOA)	0
Carry forward orthodontic activity (UOA)	0
Baseline contract value	£815,596.42

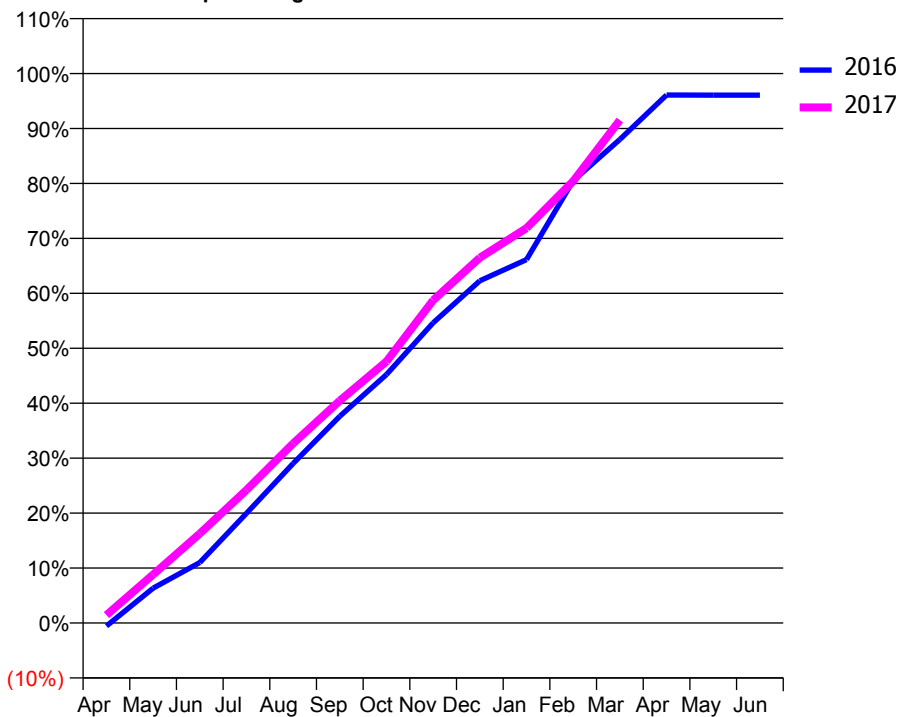
### ACCESS\*

Patients seen in 24 months	Total	Change since previous quarter
Quarter ending March 2016	10,817	
Quarter ending June 2016	10,858	→
Quarter ending September 2016	10,958	→
Quarter ending December 2016	10,848	↓
Quarter ending March 2017	10,863	→
<b>Variance since March 2016</b>	<b>0.4%</b>	<b>→</b>



### ACTIVITY

**Cumulative percentage of contracted UDA delivered 2016 & 2017**



Month	Adjusted Scheduled Activity (UDA)	
	2016	2017
April	-174	431
May	1,907	2,644
June	3,301	4,885
July	5,987	7,262
August	8,709	9,804
September	11,285	12,138
October	13,563	14,278
November	16,389	17,622
December	18,687	19,946
January	19,843	21,560
February	24,141	24,120
March	26,403	27,454
April	28,824	
May	28,818	
June	28,815	

### QUALITY

	Quantity	Base Number	Contract	AT	Region	England
% of FP17s for the same patient ID Re-attending within 3 months - Children	371	4,023	9.2%	10.4%	11.8%	12.3%
% of FP17s for the same patient ID Re-attending within 3 months - Adults	1,493	7,997	18.7%	16.0%	17.1%	16.7%
% of FP17s for the same patient ID Re-attending between 3 & 9 months - Children	1,753	4,023	43.6%	47.8%	46.5%	57.6%
% of FP17s for the same patient ID Re-attending between 3 & 9 months - Adults	2,410	7,997	30.1%	37.8%	37.6%	50.1%
% of FP17s for Band 1 Urgent Courses	1,976	11,282	17.5%	10.3%	10.7%	9.1%
% of FP17s Relating to Free Repair or Replacements	52	11,282	0.5%	0.6%	0.6%	0.8%
% of FP17s Relating to Continuations	43	11,282	0.4%	1.1%	0.9%	1.2%
% of Patients satisfied with the dentistry they have received	4	4	N/A	90.5%	90.4%	92.8%
% of Patients satisfied with the time they had to wait for an appointment	4	4	N/A	86.2%	83.7%	88.7%

\* This is based on patients treated on this contract for their most recent course of treatment. Figures in italics indicate the base number of FP17s or Patient Questionnaire responses are less than 100. N/A is shown where the base number of responses is less than 10 during the period. % is calculated as Quantity/Base number\*100

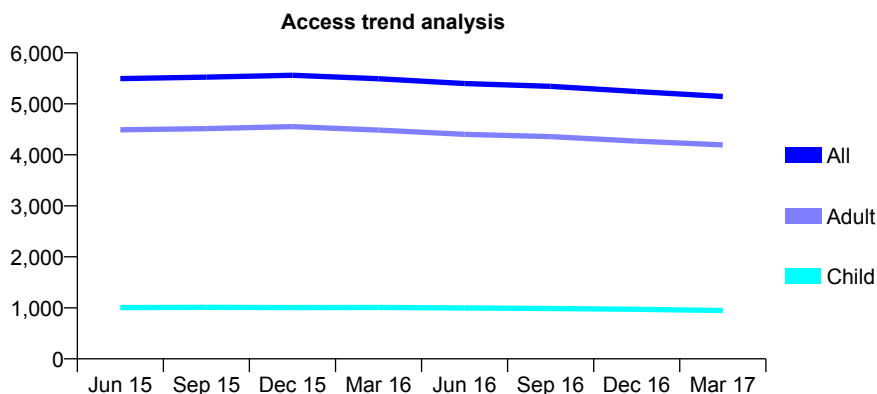
## Q63 - Vital Signs At a Glance Contract Report for 332577/0001 - March 2017

Name or company name	MRS P DJAN
Contract type name	GDS Contract
Purpose of contract	General
Contract start date	01/04/2006
Contract end date	

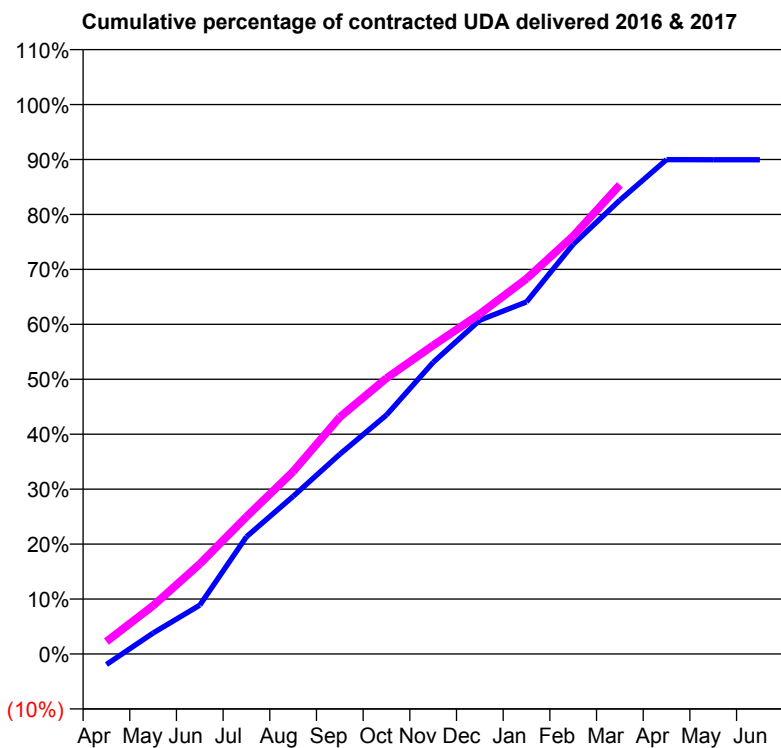
16/17 Contracted general activity (UDA)	21,167
Carry forward general activity (UDA)	0
16/17 Contracted orthodontic activity (UOA)	0
Carry forward orthodontic activity (UOA)	0
Baseline contract value	£730,854.73

### ACCESS\*

Patients seen in 24 months	Total	Change since previous quarter
Quarter ending March 2016	5,492	
Quarter ending June 2016	5,397	↓
Quarter ending September 2016	5,343	↓
Quarter ending December 2016	5,240	↓
Quarter ending March 2017	5,143	↓
<b>Variance since March 2016</b>	<b>(6.4%)</b>	<b>↓</b>



### ACTIVITY



Month	Adjusted Scheduled Activity (UDA)	
	2016	2017
April	-407	479
May	808	1,861
June	1,883	3,469
July	4,517	5,286
August	6,076	7,031
September	7,697	9,125
October	9,205	10,627
November	11,234	11,890
December	12,861	13,100
January	13,562	14,458
February	15,780	16,102
March	17,484	18,075
April	19,042	
May	19,039	
June	19,039	

### QUALITY

	Quantity	Base Number	Contract	AT	Region	England
% of FP17s for the same patient ID Re-attending within 3 months - Children	136	1,316	10.3%	10.4%	11.8%	12.3%
% of FP17s for the same patient ID Re-attending within 3 months - Adults	1,302	5,843	22.3%	16.0%	17.1%	16.7%
% of FP17s for the same patient ID Re-attending between 3 & 9 months - Children	672	1,316	51.1%	47.8%	46.5%	57.6%
% of FP17s for the same patient ID Re-attending between 3 & 9 months - Adults	2,769	5,843	47.4%	37.8%	37.6%	50.1%
% of FP17s for Band 1 Urgent Courses	986	6,751	14.6%	10.3%	10.7%	9.1%
% of FP17s Relating to Free Repair or Replacements	160	6,751	2.4%	0.6%	0.6%	0.8%
% of FP17s Relating to Continuations	20	6,751	0.3%	1.1%	0.9%	1.2%
% of Patients satisfied with the dentistry they have received	14	14	100.0%	90.5%	90.4%	92.8%
% of Patients satisfied with the time they had to wait for an appointment	14	14	100.0%	86.2%	83.7%	88.7%

\* This is based on patients treated on this contract for their most recent course of treatment. Figures in italics indicate the base number of FP17s or Patient Questionnaire responses are less than 100. N/A is shown where the base number of responses is less than 10 during the period. % is calculated as Quantity/Base number\*100

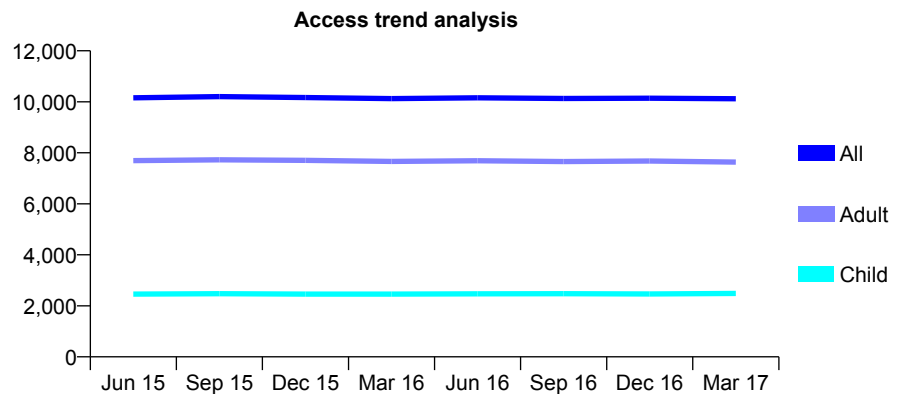
## Q63 - Vital Signs At a Glance Contract Report for 333182/0001 - March 2017

Name or company name	MR K TSE
Contract type name	GDS Contract
Purpose of contract	General
Contract start date	01/04/2006
Contract end date	

16/17 Contracted general activity (UDA)	26,383
Carry forward general activity (UDA)	-28
16/17 Contracted orthodontic activity (UOA)	0
Carry forward orthodontic activity (UOA)	0
Baseline contract value	£688,504.81

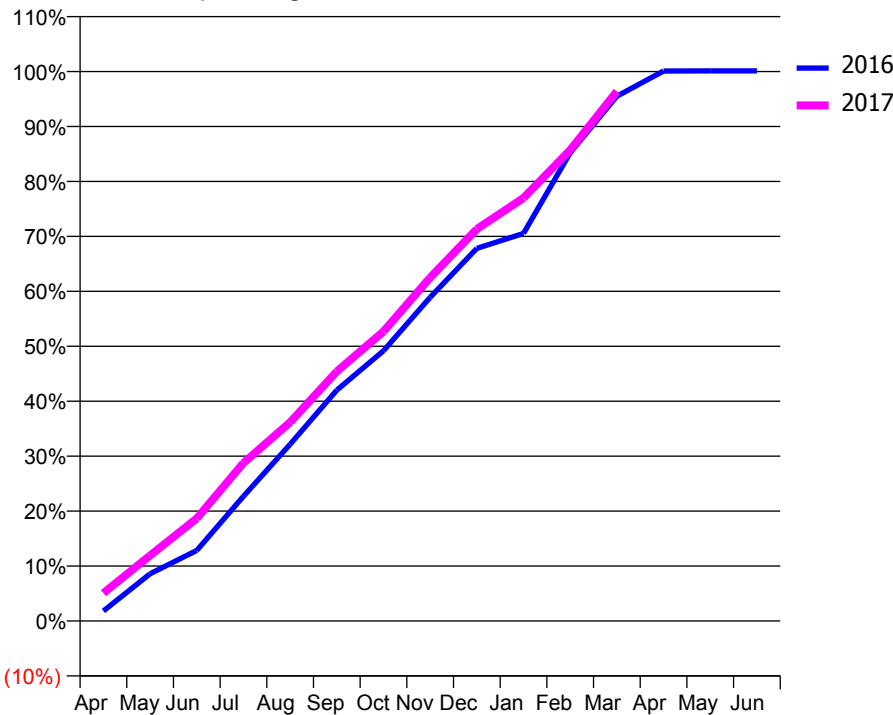
### ACCESS\*

Patients seen in 24 months	Total	Change since previous quarter
Quarter ending March 2016	10,127	
Quarter ending June 2016	10,157	→
Quarter ending September 2016	10,129	→
Quarter ending December 2016	10,142	→
Quarter ending March 2017	10,121	→
<b>Variance since March 2016</b>	<b>(0.1%)</b>	→



### ACTIVITY

Cumulative percentage of contracted UDA delivered 2016 & 2017



Month	Adjusted Scheduled Activity (UDA)	
	2016	2017
April	486	1,338
May	2,270	3,147
June	3,390	4,926
July	5,987	7,590
August	8,488	9,541
September	11,084	11,979
October	12,976	13,904
November	15,543	16,488
December	17,894	18,819
January	18,611	20,312
February	22,481	22,615
March	25,193	25,429
April	26,406	
May	26,412	
June	26,411	

### QUALITY

	Quantity	Base Number	Contract	AT	Region	England
% of FP17s for the same patient ID Re-attending within 3 months - Children	191	4,051	4.7%	10.4%	11.8%	12.3%
% of FP17s for the same patient ID Re-attending within 3 months - Adults	1,303	10,854	12.0%	16.0%	17.1%	16.7%
% of FP17s for the same patient ID Re-attending between 3 & 9 months - Children	2,839	4,051	70.1%	47.8%	46.5%	57.6%
% of FP17s for the same patient ID Re-attending between 3 & 9 months - Adults	6,111	10,854	56.3%	37.8%	37.6%	50.1%
% of FP17s for Band 1 Urgent Courses	667	14,208	4.7%	10.3%	10.7%	9.1%
% of FP17s Relating to Free Repair or Replacements	105	14,208	0.7%	0.6%	0.6%	0.8%
% of FP17s Relating to Continuations	86	14,208	0.6%	1.1%	0.9%	1.2%
% of Patients satisfied with the dentistry they have received	9	9	N/A	90.5%	90.4%	92.8%
% of Patients satisfied with the time they had to wait for an appointment	7	9	N/A	86.2%	83.7%	88.7%

\* This is based on patients treated on this contract for their most recent course of treatment. Figures in italics indicate the base number of FP17s or Patient Questionnaire responses are less than 100. N/A is shown where the base number of responses is less than 10 during the period. % is calculated as Quantity/Base number\*100

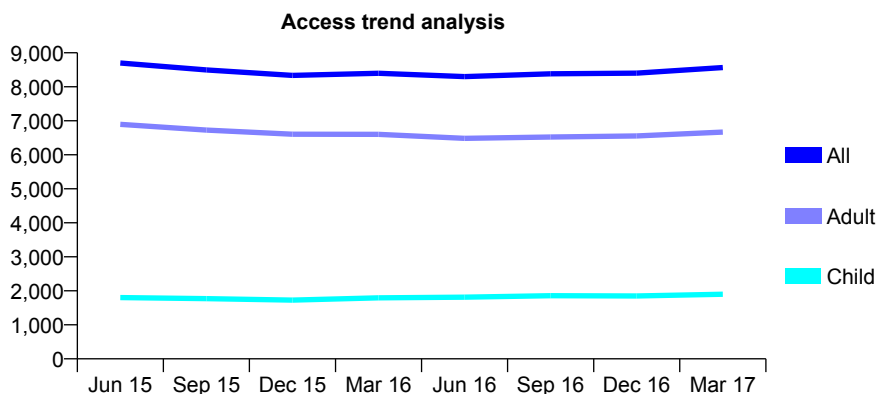
## Q63 - Vital Signs At a Glance Contract Report for 334626/0001 - March 2017

Name or company name	MR KS CHANDRAN
Contract type name	GDS Contract
Purpose of contract	General
Contract start date	01/04/2009
Contract end date	

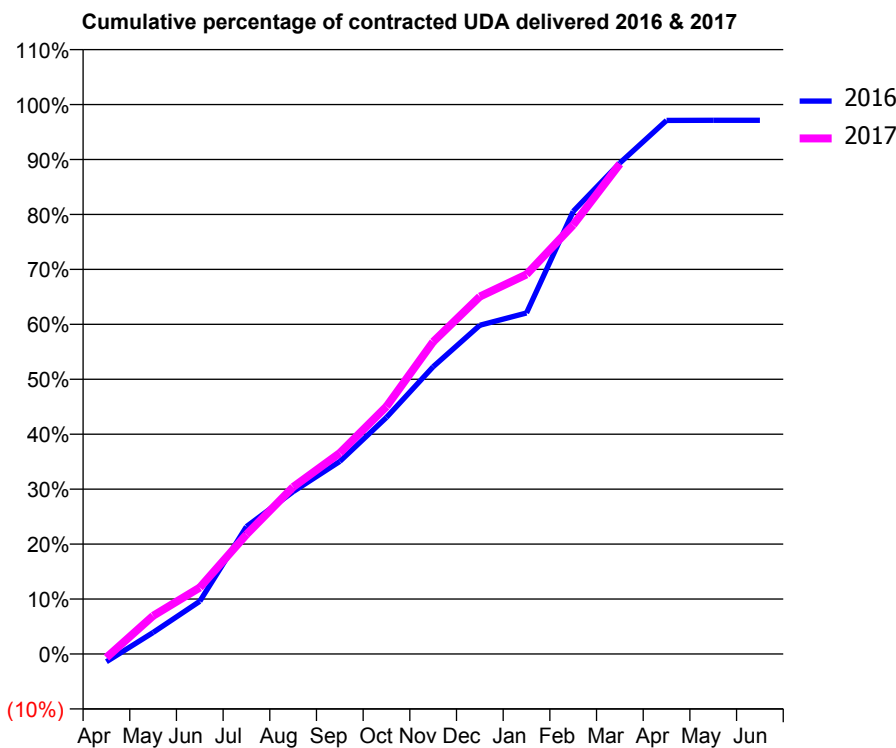
16/17 Contracted general activity (UDA)	29,500
Carry forward general activity (UDA)	848
16/17 Contracted orthodontic activity (UOA)	0
Carry forward orthodontic activity (UOA)	0
Baseline contract value	£848,929.43

### ACCESS\*

Patients seen in 24 months	Total	Change since previous quarter
Quarter ending March 2016	8,398	
Quarter ending June 2016	8,299	↓
Quarter ending September 2016	8,383	→
Quarter ending December 2016	8,403	→
Quarter ending March 2017	8,567	→
<b>Variance since March 2016</b>	<b>2.0%</b>	<b>↑</b>



### ACTIVITY



Month	Adjusted Scheduled Activity (UDA)	
	2016	2017
April	-422	-197
May	1,157	2,053
June	2,828	3,569
July	6,841	6,418
August	8,716	8,969
September	10,338	10,792
October	12,701	13,288
November	15,423	16,765
December	17,650	19,188
January	18,311	20,376
February	23,761	23,037
March	26,364	26,314
April	28,648	
May	28,651	
June	28,652	

### QUALITY

	Quantity	Base Number	Contract	AT	Region	England
% of FP17s for the same patient ID Re-attending within 3 months - Children	162	2,095	7.7%	10.4%	11.8%	12.3%
% of FP17s for the same patient ID Re-attending within 3 months - Adults	1,074	6,653	16.1%	16.0%	17.1%	16.7%
% of FP17s for the same patient ID Re-attending between 3 & 9 months - Children	792	2,095	37.8%	47.8%	46.5%	57.6%
% of FP17s for the same patient ID Re-attending between 3 & 9 months - Adults	1,906	6,653	28.6%	37.8%	37.6%	50.1%
% of FP17s for Band 1 Urgent Courses	1,149	8,155	14.1%	10.3%	10.7%	9.1%
% of FP17s Relating to Free Repair or Replacements	113	8,155	1.4%	0.6%	0.6%	0.8%
% of FP17s Relating to Continuations	47	8,155	0.6%	1.1%	0.9%	1.2%
% of Patients satisfied with the dentistry they have received	6	7	N/A	90.5%	90.4%	92.8%
% of Patients satisfied with the time they had to wait for an appointment	6	7	N/A	86.2%	83.7%	88.7%

\* This is based on patients treated on this contract for their most recent course of treatment. Figures in italics indicate the base number of FP17s or Patient Questionnaire responses are less than 100. N/A is shown where the base number of responses is less than 10 during the period. % is calculated as Quantity/Base number\*100

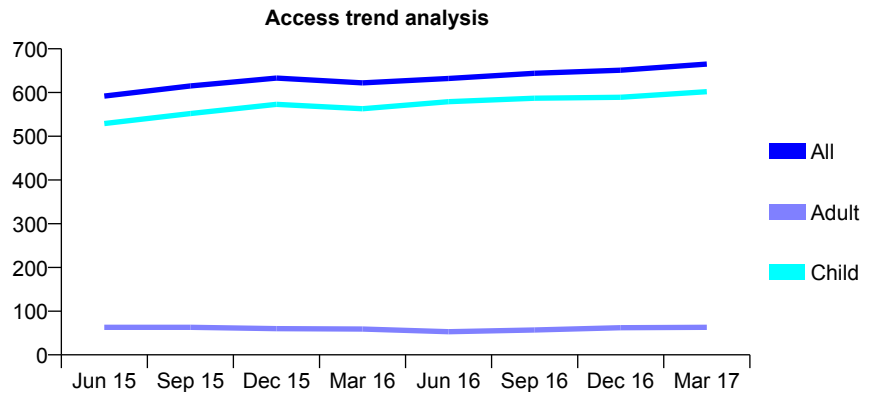
### Q63 - Vital Signs At a Glance Contract Report for 335223/0001 - March 2017

Name or company name	MISS LJ LYNCH
Contract type name	GDS Contract
Purpose of contract	General
Contract start date	01/04/2006
Contract end date	

16/17 Contracted general activity (UDA)	950
Carry forward general activity (UDA)	35
16/17 Contracted orthodontic activity (UOA)	0
Carry forward orthodontic activity (UOA)	0
Baseline contract value	£20,971.47

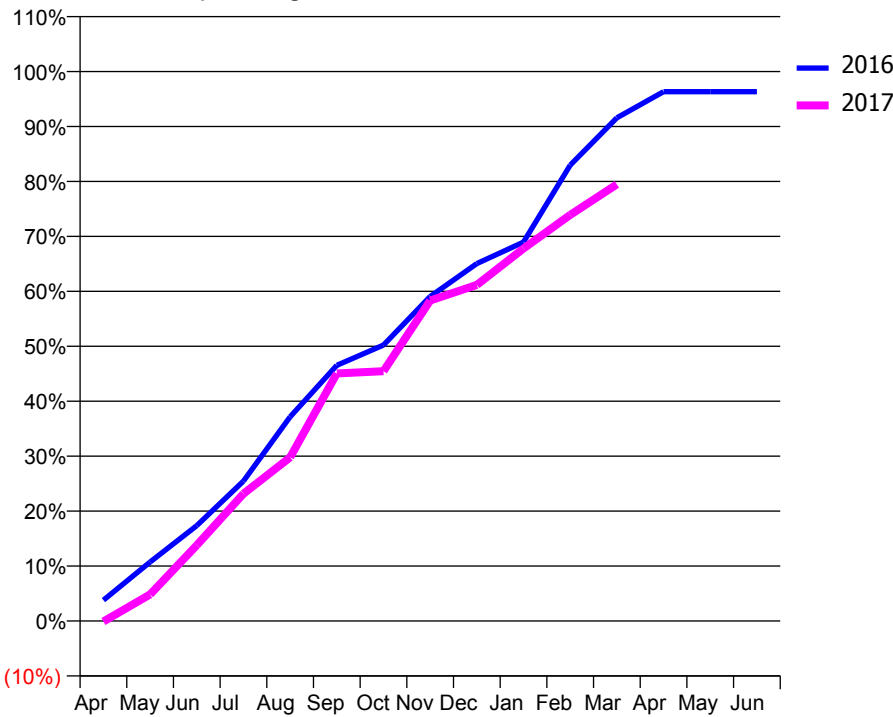
#### ACCESS\*

Patients seen in 24 months	Total	Change since previous quarter
Quarter ending March 2016	622	
Quarter ending June 2016	632	→
Quarter ending September 2016	644	→
Quarter ending December 2016	651	→
Quarter ending March 2017	665	↑
<b>Variance since March 2016</b>	6.9%	↑



#### ACTIVITY

Cumulative percentage of contracted UDA delivered 2016 & 2017



Month	Adjusted Scheduled Activity (UDA)	
	2016	2017
April	36	-1
May	102	46
June	165	131
July	242	220
August	353	283
September	442	428
October	477	432
November	561	554
December	618	581
January	655	644
February	788	702
March	870	755
April	915	
May	915	
June	915	

#### QUALITY

	Quantity	Base Number	Contract	AT	Region	England
% of FP17s for the same patient ID Re-attending within 3 months - Children	25	588	4.3%	10.4%	11.8%	12.3%
% of FP17s for the same patient ID Re-attending within 3 months - Adults	1	19	5.3%	16.0%	17.1%	16.7%
% of FP17s for the same patient ID Re-attending between 3 & 9 months - Children	87	588	14.8%	47.8%	46.5%	57.6%
% of FP17s for the same patient ID Re-attending between 3 & 9 months - Adults	8	19	42.1%	37.8%	37.6%	50.1%
% of FP17s for Band 1 Urgent Courses	0	576	0.0%	10.3%	10.7%	9.1%
% of FP17s Relating to Free Repair or Replacements	0	576	0.0%	0.6%	0.6%	0.8%
% of FP17s Relating to Continuations	0	576	0.0%	1.1%	0.9%	1.2%
% of Patients satisfied with the dentistry they have received	0	0	N/A	90.5%	90.4%	92.8%
% of Patients satisfied with the time they had to wait for an appointment	0	0	N/A	86.2%	83.7%	88.7%

\* This is based on patients treated on this contract for their most recent course of treatment. Figures in italics indicate the base number of FP17s or Patient Questionnaire responses are less than 100. N/A is shown where the base number of responses is less than 10 during the period. % is calculated as Quantity/Base number\*100



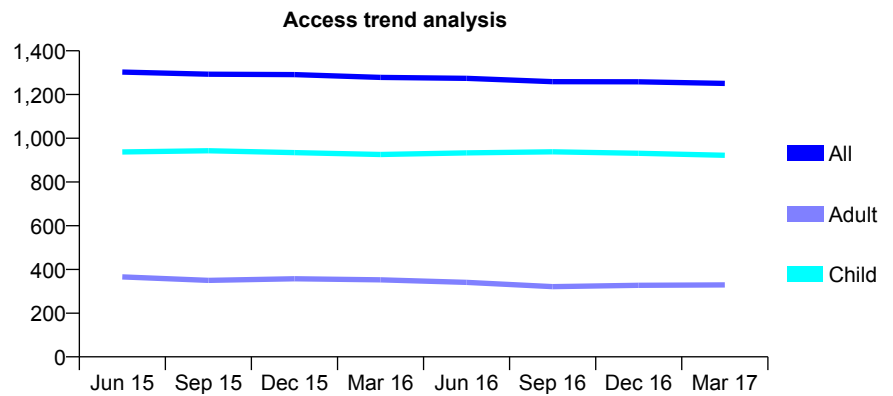
## Q63 - Vital Signs At a Glance Contract Report for 335282/0001 - March 2017

Name or company name	MR SB PATEL
Contract type name	GDS Contract
Purpose of contract	General
Contract start date	01/06/2008
Contract end date	

16/17 Contracted general activity (UDA)	2,750
Carry forward general activity (UDA)	0
16/17 Contracted orthodontic activity (UOA)	0
Carry forward orthodontic activity (UOA)	0
Baseline contract value	£58,107.94

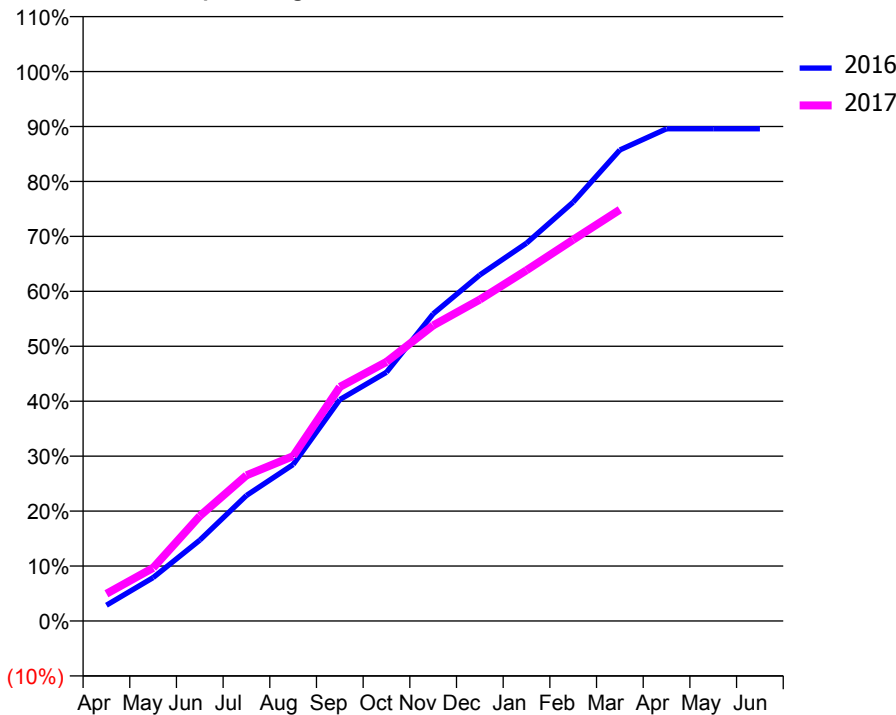
### ACCESS\*

Patients seen in 24 months	Total	Change since previous quarter
Quarter ending March 2016	1,278	
Quarter ending June 2016	1,274	→
Quarter ending September 2016	1,259	↓
Quarter ending December 2016	1,258	→
Quarter ending March 2017	1,251	→
<b>Variance since March 2016</b>	<b>(2.1%)</b>	<b>↓</b>



### ACTIVITY

Cumulative percentage of contracted UDA delivered 2016 & 2017



Month	Adjusted Scheduled Activity (UDA)	
	2016	2017
April	79	136
May	217	266
June	405	526
July	629	729
August	783	825
September	1,108	1,172
October	1,245	1,297
November	1,537	1,479
December	1,732	1,609
January	1,891	1,755
February	2,096	1,908
March	2,357	2,058
April	2,464	
May	2,464	
June	2,464	

### QUALITY

	Quantity	Base Number	Contract	AT	Region	England
% of FP17s for the same patient ID Re-attending within 3 months - Children	71	1,253	5.7%	10.4%	11.8%	12.3%
% of FP17s for the same patient ID Re-attending within 3 months - Adults	33	257	12.8%	16.0%	17.1%	16.7%
% of FP17s for the same patient ID Re-attending between 3 & 9 months - Children	781	1,253	62.3%	47.8%	46.5%	57.6%
% of FP17s for the same patient ID Re-attending between 3 & 9 months - Adults	138	257	53.7%	37.8%	37.6%	50.1%
% of FP17s for Band 1 Urgent Courses	56	1,435	3.9%	10.3%	10.7%	9.1%
% of FP17s Relating to Free Repair or Replacements	0	1,435	0.0%	0.6%	0.6%	0.8%
% of FP17s Relating to Continuations	0	1,435	0.0%	1.1%	0.9%	1.2%
% of Patients satisfied with the dentistry they have received	3	3	N/A	90.5%	90.4%	92.8%
% of Patients satisfied with the time they had to wait for an appointment	2	3	N/A	86.2%	83.7%	88.7%

\* This is based on patients treated on this contract for their most recent course of treatment. Figures in italics indicate the base number of FP17s or Patient Questionnaire responses are less than 100. N/A is shown where the base number of responses is less than 10 during the period. % is calculated as Quantity/Base number\*100

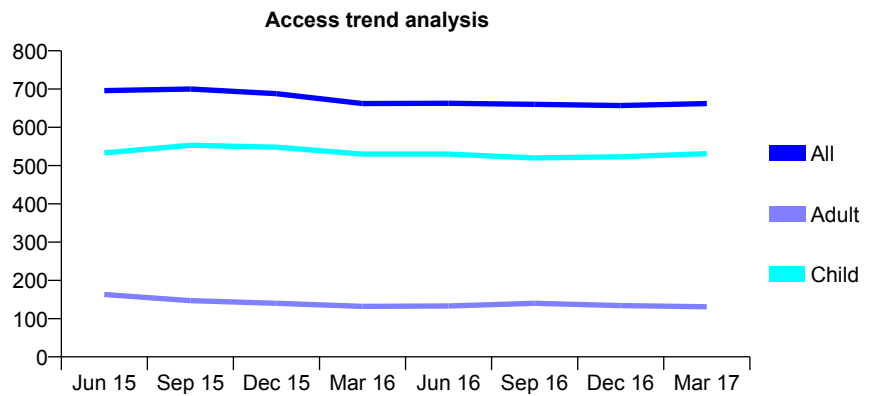
## Q63 - Vital Signs At a Glance Contract Report for 336866/0001 - March 2017

Name or company name	MR MP O'BRIEN
Contract type name	GDS Contract
Purpose of contract	General
Contract start date	01/04/2006
Contract end date	

16/17 Contracted general activity (UDA)	1,235
Carry forward general activity (UDA)	44
16/17 Contracted orthodontic activity (UOA)	0
Carry forward orthodontic activity (UOA)	0
Baseline contract value	£26,768.58

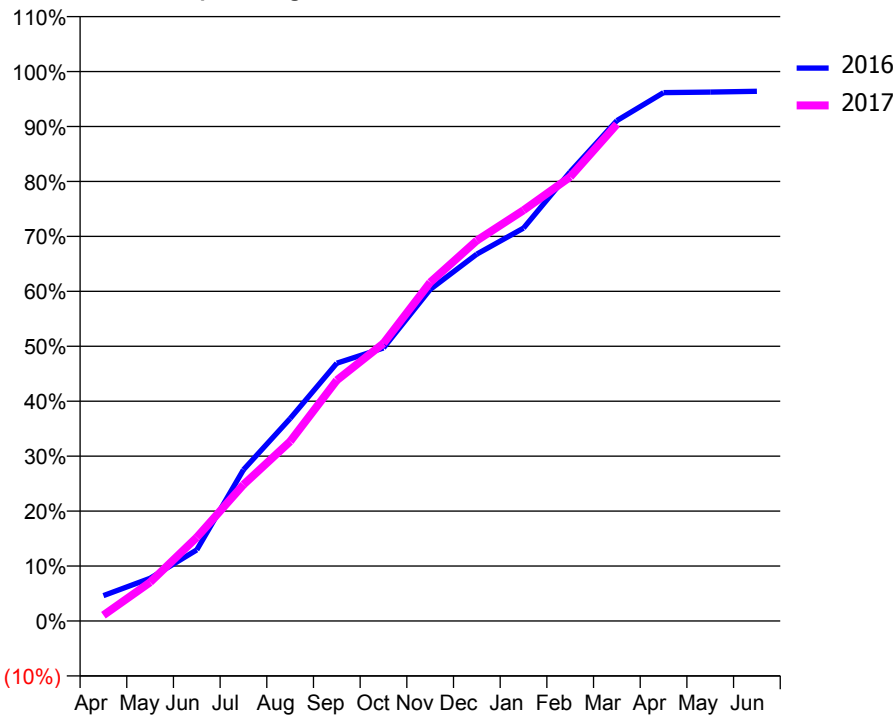
### ACCESS\*

Patients seen in 24 months	Total	Change since previous quarter
Quarter ending March 2016	662	
Quarter ending June 2016	663	→
Quarter ending September 2016	660	→
Quarter ending December 2016	657	→
Quarter ending March 2017	662	→
<b>Variance since March 2016</b>	<b>0.0%</b>	<b>→</b>



### ACTIVITY

Cumulative percentage of contracted UDA delivered 2016 & 2017



Month	Adjusted Scheduled Activity (UDA)	
	2016	2017
April	57	13
May	96	87
June	160	188
July	340	306
August	455	404
September	580	541
October	614	624
November	745	761
December	825	855
January	883	923
February	1,009	998
March	1,125	1,116
April	1,188	
May	1,189	
June	1,191	

### QUALITY

	Quantity	Base Number	Contract	AT	Region	England
% of FP17s for the same patient ID Re-attending within 3 months - Children	43	871	4.9%	10.4%	11.8%	12.3%
% of FP17s for the same patient ID Re-attending within 3 months - Adults	3	89	3.4%	16.0%	17.1%	16.7%
% of FP17s for the same patient ID Re-attending between 3 & 9 months - Children	625	871	71.8%	47.8%	46.5%	57.6%
% of FP17s for the same patient ID Re-attending between 3 & 9 months - Adults	53	89	59.6%	37.8%	37.6%	50.1%
% of FP17s for Band 1 Urgent Courses	7	897	0.8%	10.3%	10.7%	9.1%
% of FP17s Relating to Free Repair or Replacements	0	897	0.0%	0.6%	0.6%	0.8%
% of FP17s Relating to Continuations	0	897	0.0%	1.1%	0.9%	1.2%
% of Patients satisfied with the dentistry they have received	0	0	N/A	90.5%	90.4%	92.8%
% of Patients satisfied with the time they had to wait for an appointment	0	0	N/A	86.2%	83.7%	88.7%

\* This is based on patients treated on this contract for their most recent course of treatment. Figures in italics indicate the base number of FP17s or Patient Questionnaire responses are less than 100. N/A is shown where the base number of responses is less than 10 during the period. % is calculated as Quantity/Base number\*100

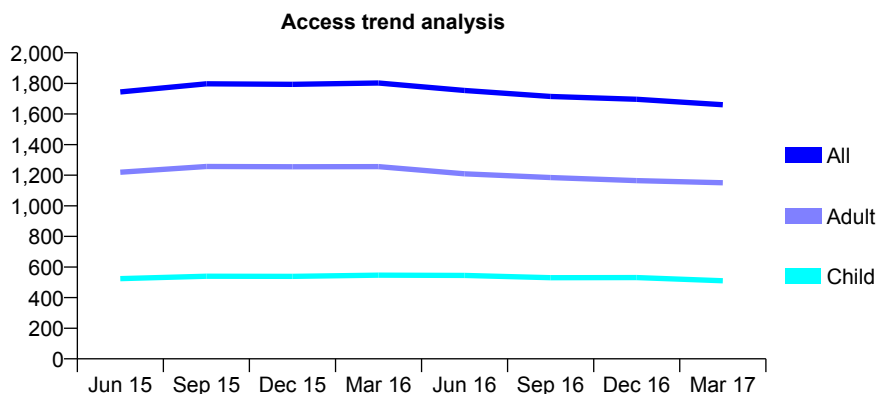
## Q63 - Vital Signs At a Glance Contract Report for 337137/0001 - March 2017

Name or company name	MR G TSOLAKIDES
Contract type name	GDS Contract
Purpose of contract	General
Contract start date	01/04/2006
Contract end date	

16/17 Contracted general activity (UDA)	5,119
Carry forward general activity (UDA)	-32
16/17 Contracted orthodontic activity (UOA)	0
Carry forward orthodontic activity (UOA)	0
Baseline contract value	£136,443.30

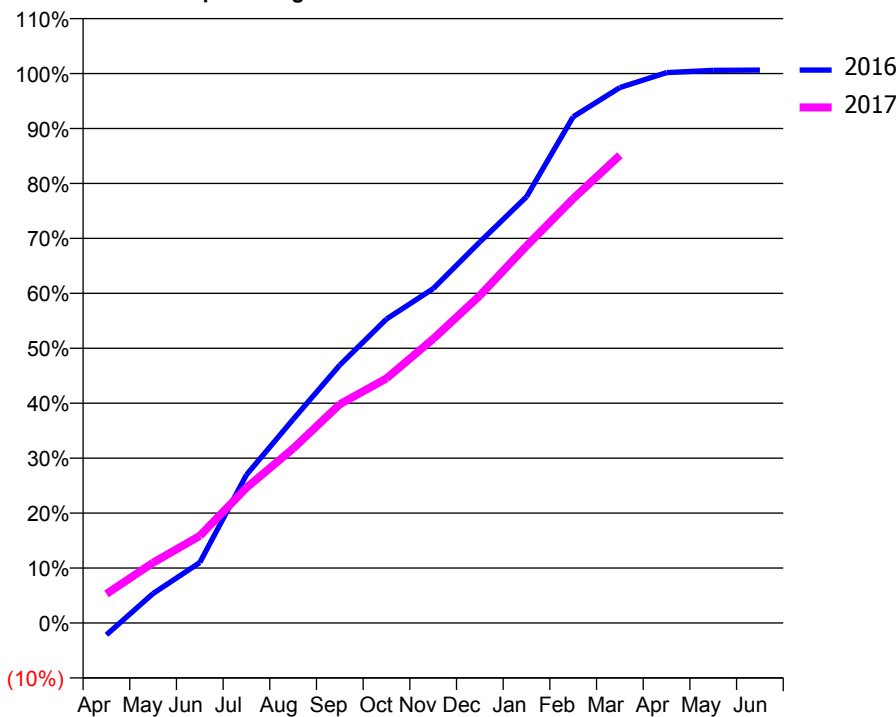
### ACCESS\*

Patients seen in 24 months	Total	Change since previous quarter
Quarter ending March 2016	1,803	
Quarter ending June 2016	1,754	↓
Quarter ending September 2016	1,715	↓
Quarter ending December 2016	1,696	↓
Quarter ending March 2017	1,661	↓
<b>Variance since March 2016</b>	<b>(7.9%)</b>	<b>↓</b>



### ACTIVITY

Cumulative percentage of contracted UDA delivered 2016 & 2017



Adjusted Scheduled Activity (UDA)

Month	2016	2017
April	-111	272
May	275	562
June	563	811
July	1,380	1,260
August	1,898	1,625
September	2,403	2,038
October	2,832	2,279
November	3,115	2,647
December	3,550	3,050
January	3,971	3,512
February	4,716	3,954
March	4,989	4,357
April	5,127	
May	5,148	
June	5,151	

### QUALITY

	Quantity	Base Number	Contract	AT	Region	England
% of FP17s for the same patient ID Re-attending within 3 months - Children	37	622	5.9%	10.4%	11.8%	12.3%
% of FP17s for the same patient ID Re-attending within 3 months - Adults	131	1,090	12.0%	16.0%	17.1%	16.7%
% of FP17s for the same patient ID Re-attending between 3 & 9 months - Children	356	622	57.2%	47.8%	46.5%	57.6%
% of FP17s for the same patient ID Re-attending between 3 & 9 months - Adults	469	1,090	43.0%	37.8%	37.6%	50.1%
% of FP17s for Band 1 Urgent Courses	118	1,636	7.2%	10.3%	10.7%	9.1%
% of FP17s Relating to Free Repair or Replacements	5	1,636	0.3%	0.6%	0.6%	0.8%
% of FP17s Relating to Continuations	0	1,636	0.0%	1.1%	0.9%	1.2%
% of Patients satisfied with the dentistry they have received	1	1	N/A	90.5%	90.4%	92.8%
% of Patients satisfied with the time they had to wait for an appointment	1	1	N/A	86.2%	83.7%	88.7%

\* This is based on patients treated on this contract for their most recent course of treatment. Figures in italics indicate the base number of FP17s or Patient Questionnaire responses are less than 100. N/A is shown where the base number of responses is less than 10 during the period. % is calculated as Quantity/Base number\*100

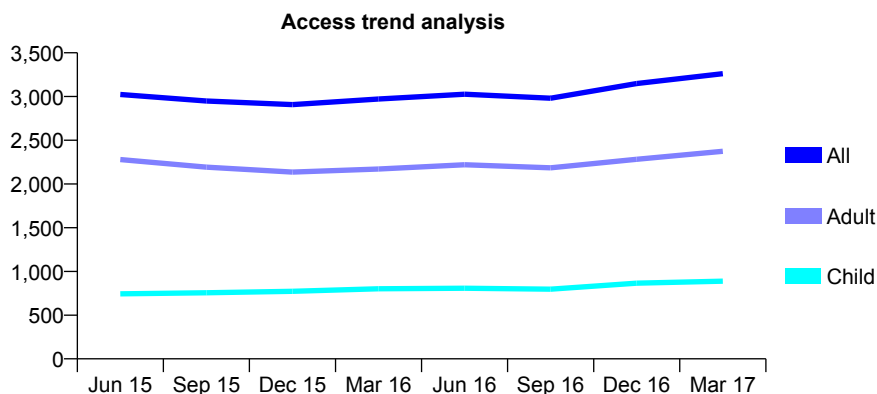
## Q63 - Vital Signs At a Glance Contract Report for 337765/0002 - March 2017

Name or company name	MR SI YOUNG
Contract type name	GDS Contract
Purpose of contract	General
Contract start date	01/04/2006
Contract end date	

16/17 Contracted general activity (UDA)	10,500
Carry forward general activity (UDA)	-210
16/17 Contracted orthodontic activity (UOA)	0
Carry forward orthodontic activity (UOA)	0
Baseline contract value	£259,151.78

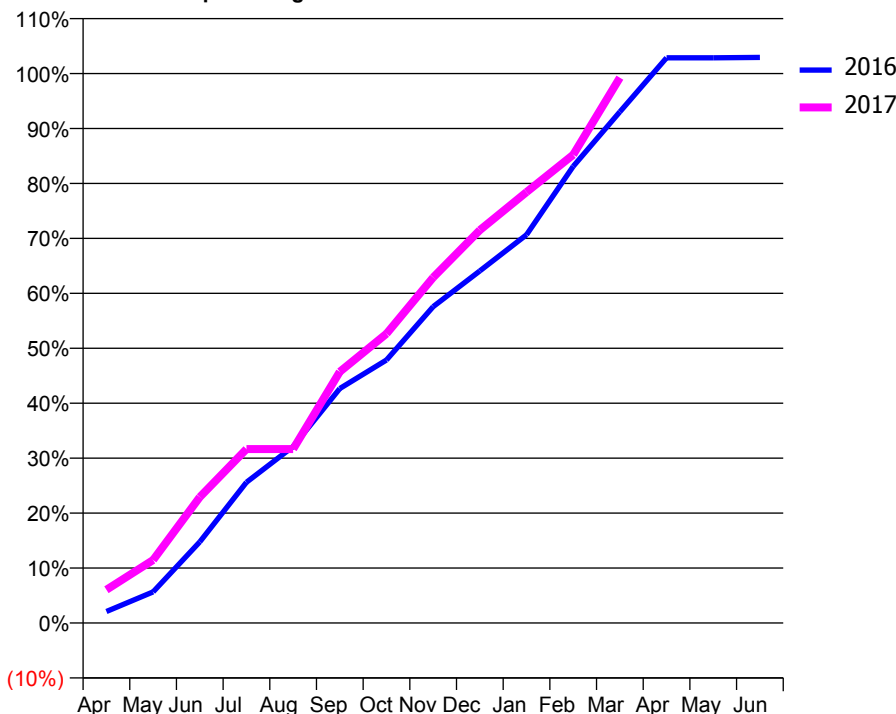
### ACCESS\*

Patients seen in 24 months	Total	Change since previous quarter
Quarter ending March 2016	2,972	
Quarter ending June 2016	3,027	→
Quarter ending September 2016	2,981	↓
Quarter ending December 2016	3,148	↑
Quarter ending March 2017	3,262	↑
<b>Variance since March 2016</b>	<b>9.8%</b>	<b>↑</b>



### ACTIVITY

Cumulative percentage of contracted UDA delivered 2016 & 2017



Month	Adjusted Scheduled Activity (UDA)	
	2016	2017
April	221	637
May	594	1,204
June	1,551	2,407
July	2,689	3,323
August	3,372	3,323
September	4,482	4,801
October	5,026	5,528
November	6,044	6,603
December	6,729	7,508
January	7,418	8,233
February	8,725	8,947
March	9,767	10,421
April	10,801	
May	10,801	
June	10,807	

### QUALITY

	Quantity	Base Number	Contract	AT	Region	England
% of FP17s for the same patient ID Re-attending within 3 months - Children	83	1,048	7.9%	10.4%	11.8%	12.3%
% of FP17s for the same patient ID Re-attending within 3 months - Adults	518	2,811	18.4%	16.0%	17.1%	16.7%
% of FP17s for the same patient ID Re-attending between 3 & 9 months - Children	448	1,048	42.7%	47.8%	46.5%	57.6%
% of FP17s for the same patient ID Re-attending between 3 & 9 months - Adults	920	2,811	32.7%	37.8%	37.6%	50.1%
% of FP17s for Band 1 Urgent Courses	605	3,595	16.8%	10.3%	10.7%	9.1%
% of FP17s Relating to Free Repair or Replacements	8	3,595	0.2%	0.6%	0.6%	0.8%
% of FP17s Relating to Continuations	44	3,595	1.2%	1.1%	0.9%	1.2%
% of Patients satisfied with the dentistry they have received	1	2	N/A	90.5%	90.4%	92.8%
% of Patients satisfied with the time they had to wait for an appointment	2	2	N/A	86.2%	83.7%	88.7%

\* This is based on patients treated on this contract for their most recent course of treatment. Figures in italics indicate the base number of FP17s or Patient Questionnaire responses are less than 100. N/A is shown where the base number of responses is less than 10 during the period. % is calculated as Quantity/Base number\*100

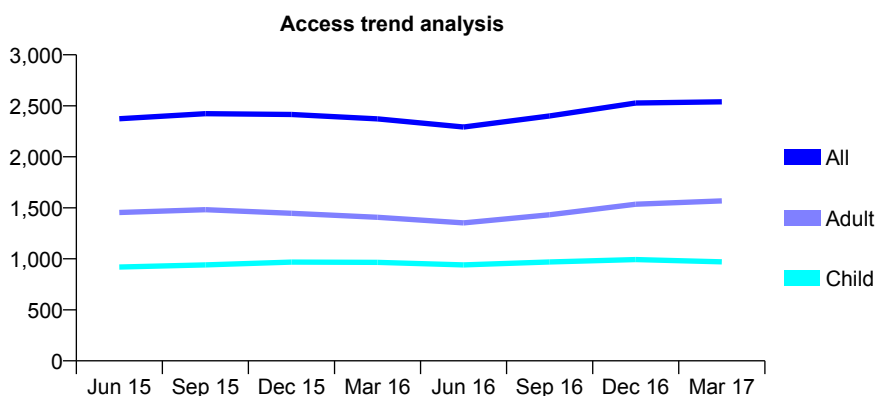
## Q63 - Vital Signs At a Glance Contract Report for 338664/0001 - March 2017

Name or company name	MR MR POURREZA JORSHARI
Contract type name	GDS Contract
Purpose of contract	General
Contract start date	01/04/2006
Contract end date	

16/17 Contracted general activity (UDA)	6,890
Carry forward general activity (UDA)	77
16/17 Contracted orthodontic activity (UOA)	0
Carry forward orthodontic activity (UOA)	0
Baseline contract value	£217,292.99

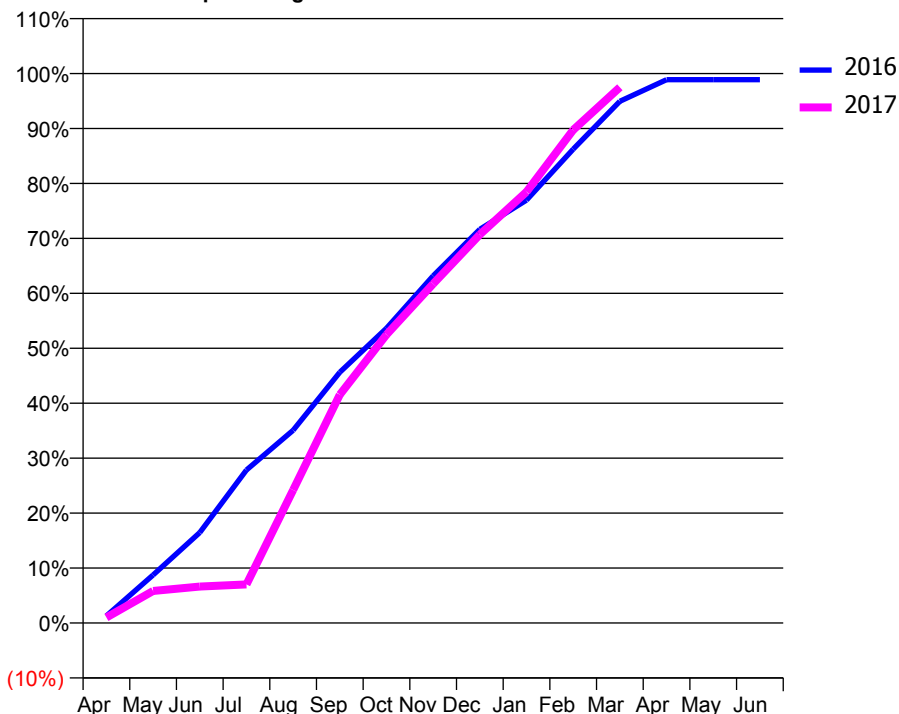
### ACCESS\*

Patients seen in 24 months	Total	Change since previous quarter
Quarter ending March 2016	2,372	
Quarter ending June 2016	2,292	↓
Quarter ending September 2016	2,401	↑
Quarter ending December 2016	2,528	↑
Quarter ending March 2017	2,539	→
<b>Variance since March 2016</b>	7.0%	↑



### ACTIVITY

Cumulative percentage of contracted UDA delivered 2016 & 2017



Adjusted Scheduled Activity (UDA)

Month	2016	2017
April	89	70
May	602	402
June	1,134	457
July	1,918	484
August	2,417	1,667
September	3,144	2,864
October	3,696	3,616
November	4,354	4,253
December	4,937	4,872
January	5,302	5,406
February	5,941	6,182
March	6,542	6,717
April	6,813	
May	6,813	
June	6,813	

### QUALITY

	Quantity	Base Number	Contract	AT	Region	England
% of FP17s for the same patient ID Re-attending within 3 months - Children	75	949	7.9%	10.4%	11.8%	12.3%
% of FP17s for the same patient ID Re-attending within 3 months - Adults	193	1,448	13.3%	16.0%	17.1%	16.7%
% of FP17s for the same patient ID Re-attending between 3 & 9 months - Children	284	949	29.9%	47.8%	46.5%	57.6%
% of FP17s for the same patient ID Re-attending between 3 & 9 months - Adults	317	1,448	21.9%	37.8%	37.6%	50.1%
% of FP17s for Band 1 Urgent Courses	204	2,292	8.9%	10.3%	10.7%	9.1%
% of FP17s Relating to Free Repair or Replacements	2	2,292	0.1%	0.6%	0.6%	0.8%
% of FP17s Relating to Continuations	8	2,292	0.3%	1.1%	0.9%	1.2%
% of Patients satisfied with the dentistry they have received	4	4	N/A	90.5%	90.4%	92.8%
% of Patients satisfied with the time they had to wait for an appointment	4	4	N/A	86.2%	83.7%	88.7%

\* This is based on patients treated on this contract for their most recent course of treatment. Figures in italics indicate the base number of FP17s or Patient Questionnaire responses are less than 100. N/A is shown where the base number of responses is less than 10 during the period. % is calculated as Quantity/Base number\*100

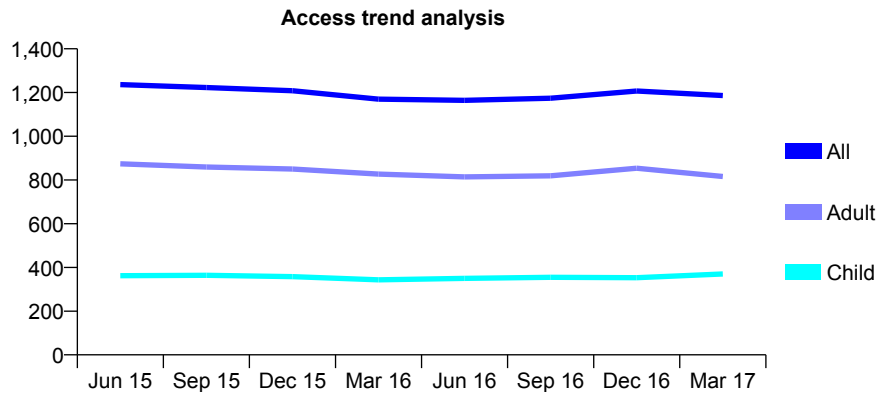
## Q63 - Vital Signs At a Glance Contract Report for 338664/0002 - March 2017

Name or company name	MR MR POURREZA JORSHARI
Contract type name	GDS Contract
Purpose of contract	General
Contract start date	01/04/2006
Contract end date	

16/17 Contracted general activity (UDA)	3,547
Carry forward general activity (UDA)	-17
16/17 Contracted orthodontic activity (UOA)	0
Carry forward orthodontic activity (UOA)	0
Baseline contract value	£111,297.05

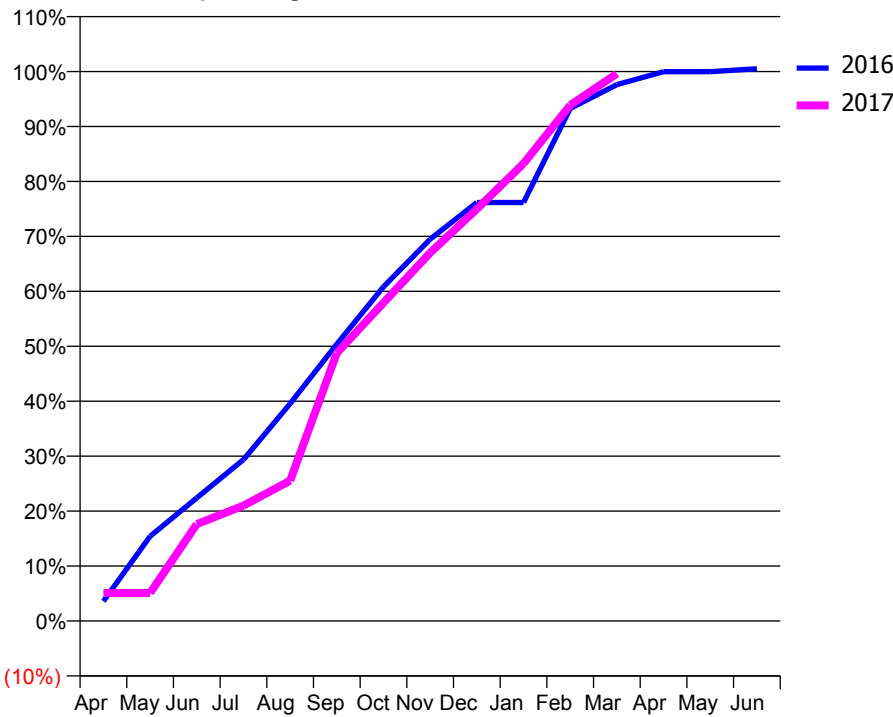
### ACCESS\*

Patients seen in 24 months	Total	Change since previous quarter
Quarter ending March 2016	1,170	
Quarter ending June 2016	1,164	→
Quarter ending September 2016	1,174	→
Quarter ending December 2016	1,207	↑
Quarter ending March 2017	1,186	↓
<b>Variance since March 2016</b>	<b>1.4%</b>	<b>→</b>



### ACTIVITY

Cumulative percentage of contracted UDA delivered 2016 & 2017



Month	Adjusted Scheduled Activity (UDA)	
	2016	2017
April	128	181
May	547	181
June	795	625
July	1,042	745
August	1,403	906
September	1,787	1,730
October	2,157	2,054
November	2,464	2,377
December	2,702	2,659
January	2,702	2,953
February	3,308	3,329
March	3,462	3,533
April	3,546	
May	3,546	
June	3,564	

### QUALITY

	Quantity	Base Number	Contract	AT	Region	England
% of FP17s for the same patient ID Re-attending within 3 months - Children	25	387	6.5%	10.4%	11.8%	12.3%
% of FP17s for the same patient ID Re-attending within 3 months - Adults	116	827	14.0%	16.0%	17.1%	16.7%
% of FP17s for the same patient ID Re-attending between 3 & 9 months - Children	82	387	21.2%	47.8%	46.5%	57.6%
% of FP17s for the same patient ID Re-attending between 3 & 9 months - Adults	218	827	26.4%	37.8%	37.6%	50.1%
% of FP17s for Band 1 Urgent Courses	63	1,169	5.4%	10.3%	10.7%	9.1%
% of FP17s Relating to Free Repair or Replacements	4	1,169	0.3%	0.6%	0.6%	0.8%
% of FP17s Relating to Continuations	36	1,169	3.1%	1.1%	0.9%	1.2%
% of Patients satisfied with the dentistry they have received	1	1	N/A	90.5%	90.4%	92.8%
% of Patients satisfied with the time they had to wait for an appointment	1	1	N/A	86.2%	83.7%	88.7%

\* This is based on patients treated on this contract for their most recent course of treatment. Figures in italics indicate the base number of FP17s or Patient Questionnaire responses are less than 100. N/A is shown where the base number of responses is less than 10 during the period. % is calculated as Quantity/Base number\*100

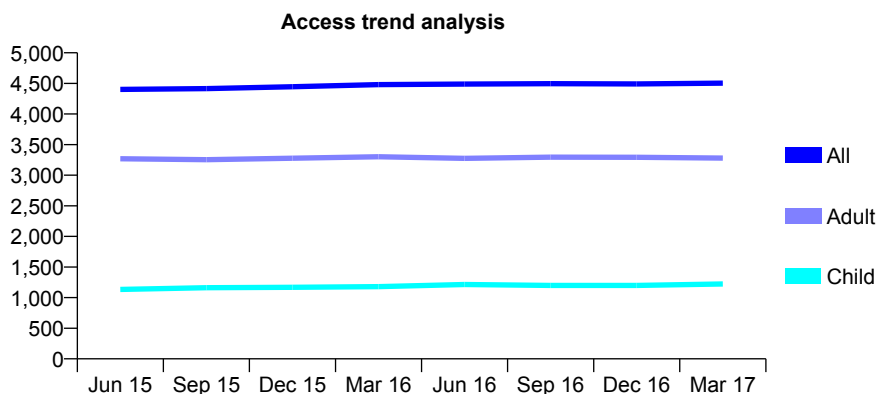
## Q63 - Vital Signs At a Glance Contract Report for 339679/0001 - March 2017

Name or company name	MR H GHODS
Contract type name	GDS Contract
Purpose of contract	General
Contract start date	01/04/2006
Contract end date	

16/17 Contracted general activity (UDA)	18,267
Carry forward general activity (UDA)	1,073
16/17 Contracted orthodontic activity (UOA)	0
Carry forward orthodontic activity (UOA)	0
Baseline contract value	£537,973.85

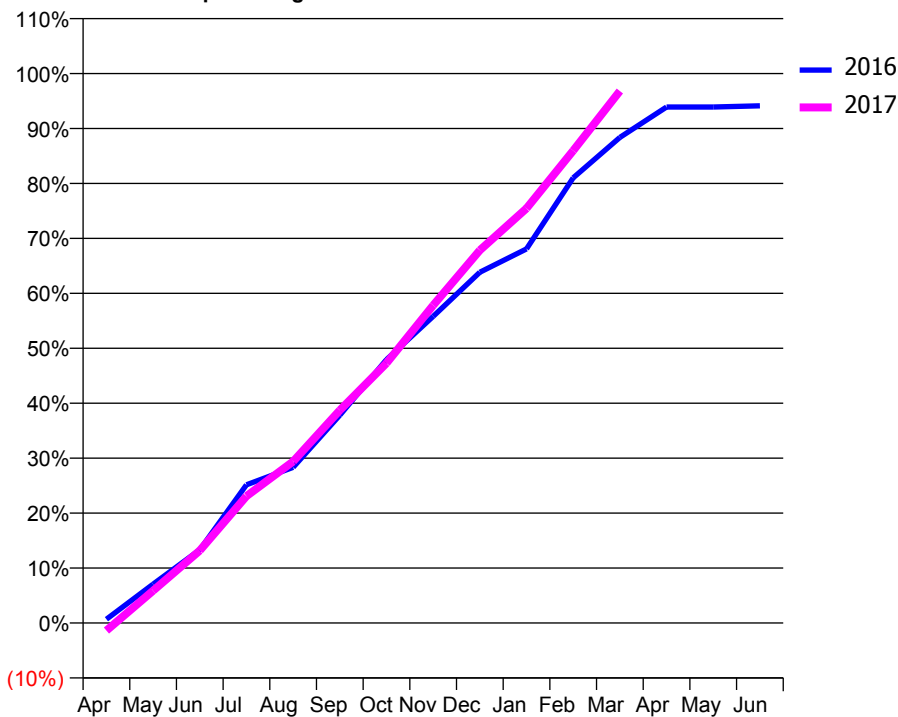
### ACCESS\*

Patients seen in 24 months	Total	Change since previous quarter
Quarter ending March 2016	4,481	
Quarter ending June 2016	4,490	→
Quarter ending September 2016	4,496	→
Quarter ending December 2016	4,492	→
Quarter ending March 2017	4,504	→
<b>Variance since March 2016</b>	<b>0.5%</b>	<b>→</b>



### ACTIVITY

Cumulative percentage of contracted UDA delivered 2016 & 2017



Month	Adjusted Scheduled Activity (UDA)	
	2016	2017
April	126	-254
May	1,293	1,075
June	2,434	2,408
July	4,596	4,218
August	5,174	5,370
September	6,910	7,073
October	8,757	8,636
November	10,195	10,562
December	11,661	12,391
January	12,435	13,786
February	14,800	15,705
March	16,144	17,684
April	17,154	
May	17,154	
June	17,194	

### QUALITY

	Quantity	Base Number	Contract	AT	Region	England
% of FP17s for the same patient ID Re-attending within 3 months - Children	130	1,569	8.3%	10.4%	11.8%	12.3%
% of FP17s for the same patient ID Re-attending within 3 months - Adults	862	4,041	21.3%	16.0%	17.1%	16.7%
% of FP17s for the same patient ID Re-attending between 3 & 9 months - Children	728	1,569	46.4%	47.8%	46.5%	57.6%
% of FP17s for the same patient ID Re-attending between 3 & 9 months - Adults	1,473	4,041	36.5%	37.8%	37.6%	50.1%
% of FP17s for Band 1 Urgent Courses	619	5,320	11.6%	10.3%	10.7%	9.1%
% of FP17s Relating to Free Repair or Replacements	64	5,320	1.2%	0.6%	0.6%	0.8%
% of FP17s Relating to Continuations	75	5,320	1.4%	1.1%	0.9%	1.2%
% of Patients satisfied with the dentistry they have received	4	4	N/A	90.5%	90.4%	92.8%
% of Patients satisfied with the time they had to wait for an appointment	3	4	N/A	86.2%	83.7%	88.7%

\* This is based on patients treated on this contract for their most recent course of treatment. Figures in italics indicate the base number of FP17s or Patient Questionnaire responses are less than 100. N/A is shown where the base number of responses is less than 10 during the period. % is calculated as Quantity/Base number\*100

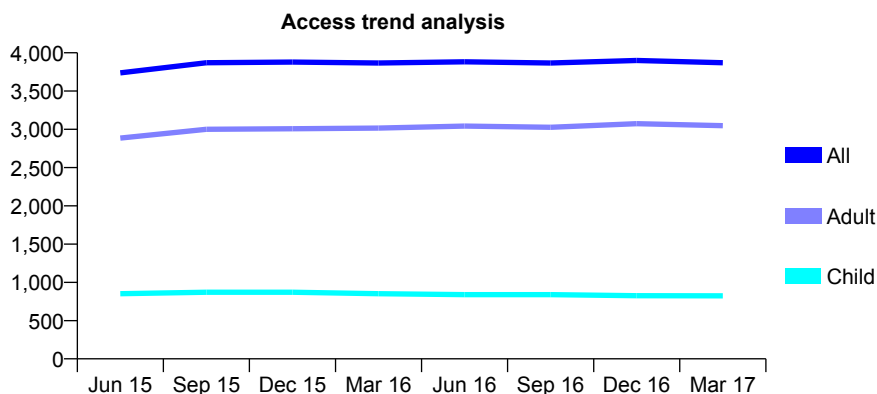
## Q63 - Vital Signs At a Glance Contract Report for 340383/0001 - March 2017

Name or company name	MR NC RODRIGUES
Contract type name	GDS Contract
Purpose of contract	General
Contract start date	01/04/2006
Contract end date	

16/17 Contracted general activity (UDA)	10,312
Carry forward general activity (UDA)	162
16/17 Contracted orthodontic activity (UOA)	0
Carry forward orthodontic activity (UOA)	0
Baseline contract value	£326,434.62

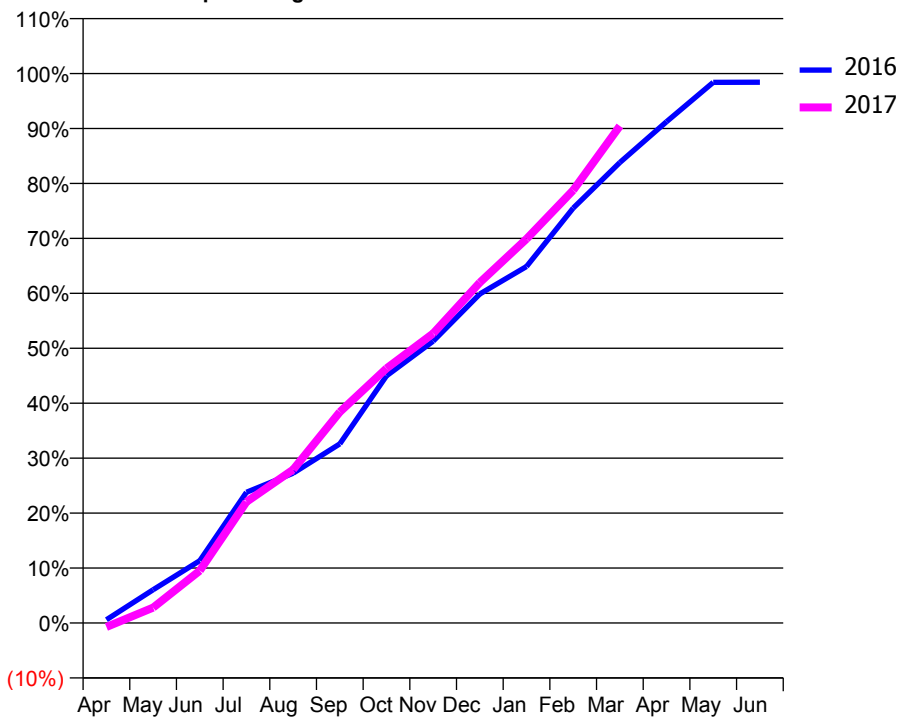
### ACCESS\*

Patients seen in 24 months	Total	Change since previous quarter
Quarter ending March 2016	3,867	
Quarter ending June 2016	3,882	→
Quarter ending September 2016	3,867	→
Quarter ending December 2016	3,899	→
Quarter ending March 2017	3,871	→
<b>Variance since March 2016</b>	<b>0.1%</b>	<b>→</b>



### ACTIVITY

Cumulative percentage of contracted UDA delivered 2016 & 2017



Month	Adjusted Scheduled Activity (UDA)	
	2016	2017
April	62	-77
May	625	290
June	1,170	981
July	2,453	2,273
August	2,812	2,878
September	3,362	3,961
October	4,638	4,777
November	5,288	5,434
December	6,175	6,389
January	6,691	7,208
February	7,786	8,121
March	8,642	9,327
April	9,408	
May	10,147	
June	10,150	

### QUALITY

	Quantity	Base Number	Contract	AT	Region	England
% of FP17s for the same patient ID Re-attending within 3 months - Children	8	807	1.0%	10.4%	11.8%	12.3%
% of FP17s for the same patient ID Re-attending within 3 months - Adults	67	2,872	2.3%	16.0%	17.1%	16.7%
% of FP17s for the same patient ID Re-attending between 3 & 9 months - Children	283	807	35.1%	47.8%	46.5%	57.6%
% of FP17s for the same patient ID Re-attending between 3 & 9 months - Adults	1,052	2,872	36.6%	37.8%	37.6%	50.1%
% of FP17s for Band 1 Urgent Courses	272	3,287	8.3%	10.3%	10.7%	9.1%
% of FP17s Relating to Free Repair or Replacements	1	3,287	0.0%	0.6%	0.6%	0.8%
% of FP17s Relating to Continuations	0	3,287	0.0%	1.1%	0.9%	1.2%
% of Patients satisfied with the dentistry they have received	4	4	N/A	90.5%	90.4%	92.8%
% of Patients satisfied with the time they had to wait for an appointment	4	4	N/A	86.2%	83.7%	88.7%

\* This is based on patients treated on this contract for their most recent course of treatment. Figures in italics indicate the base number of FP17s or Patient Questionnaire responses are less than 100. N/A is shown where the base number of responses is less than 10 during the period. % is calculated as Quantity/Base number\*100



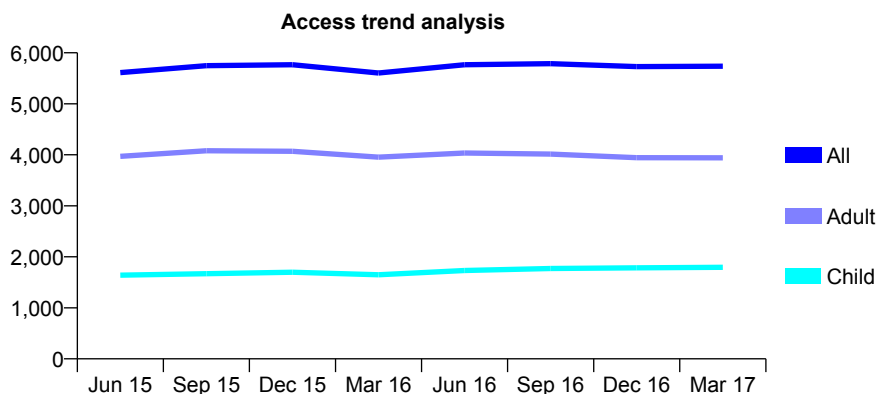
## Q63 - Vital Signs At a Glance Contract Report for 340529/0001 - March 2017

Name or company name	MRS K THILLAINATHAN
Contract type name	GDS Contract
Purpose of contract	General
Contract start date	01/04/2006
Contract end date	

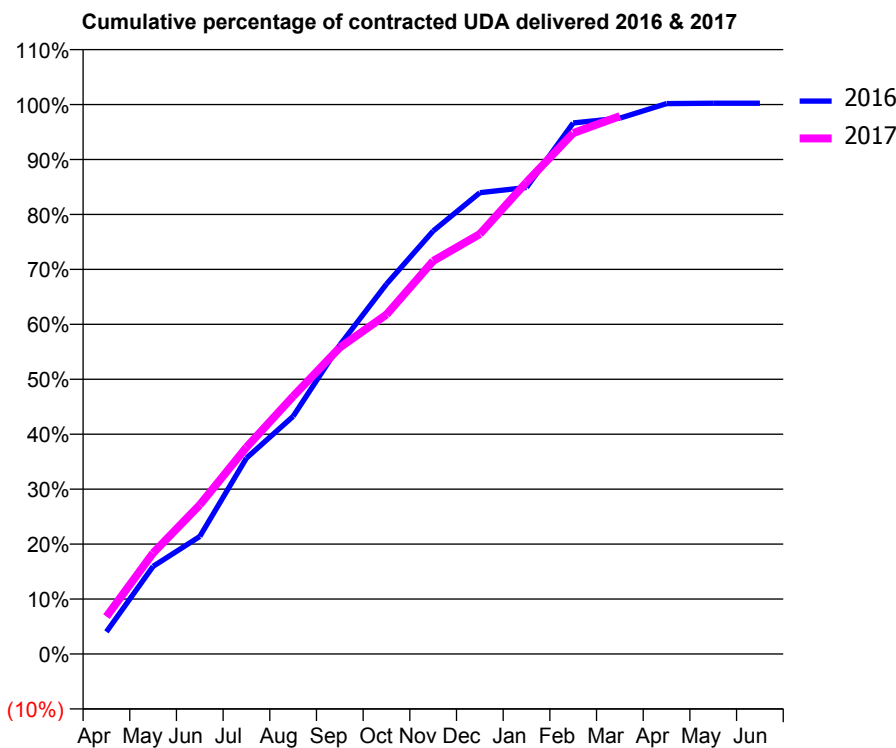
16/17 Contracted general activity (UDA)	14,339
Carry forward general activity (UDA)	-33
16/17 Contracted orthodontic activity (UOA)	0
Carry forward orthodontic activity (UOA)	0
Baseline contract value	£348,654.60

### ACCESS\*

Patients seen in 24 months	Total	Change since previous quarter
Quarter ending March 2016	5,603	
Quarter ending June 2016	5,767	↑
Quarter ending September 2016	5,787	→
Quarter ending December 2016	5,730	→
Quarter ending March 2017	5,737	→
<b>Variance since March 2016</b>	<b>2.4%</b>	<b>↑</b>



### ACTIVITY



Month	Adjusted Scheduled Activity (UDA)	
	2016	2017
April	581	977
May	2,286	2,635
June	3,066	3,893
July	5,114	5,395
August	6,202	6,724
September	8,066	7,998
October	9,653	8,856
November	11,041	10,256
December	12,039	10,959
January	12,175	12,311
February	13,859	13,592
March	13,983	14,034
April	14,361	
May	14,372	
June	14,372	

### QUALITY

	Quantity	Base Number	Contract	AT	Region	England
% of FP17s for the same patient ID Re-attending within 3 months - Children	207	2,462	8.4%	10.4%	11.8%	12.3%
% of FP17s for the same patient ID Re-attending within 3 months - Adults	628	4,679	13.4%	16.0%	17.1%	16.7%
% of FP17s for the same patient ID Re-attending between 3 & 9 months - Children	1,350	2,462	54.8%	47.8%	46.5%	57.6%
% of FP17s for the same patient ID Re-attending between 3 & 9 months - Adults	2,111	4,679	45.1%	37.8%	37.6%	50.1%
% of FP17s for Band 1 Urgent Courses	707	6,908	10.2%	10.3%	10.7%	9.1%
% of FP17s Relating to Free Repair or Replacements	34	6,908	0.5%	0.6%	0.6%	0.8%
% of FP17s Relating to Continuations	40	6,908	0.6%	1.1%	0.9%	1.2%
% of Patients satisfied with the dentistry they have received	19	19	100.0%	90.5%	90.4%	92.8%
% of Patients satisfied with the time they had to wait for an appointment	19	19	100.0%	86.2%	83.7%	88.7%

\* This is based on patients treated on this contract for their most recent course of treatment. Figures in italics indicate the base number of FP17s or Patient Questionnaire responses are less than 100. N/A is shown where the base number of responses is less than 10 during the period. % is calculated as Quantity/Base number\*100

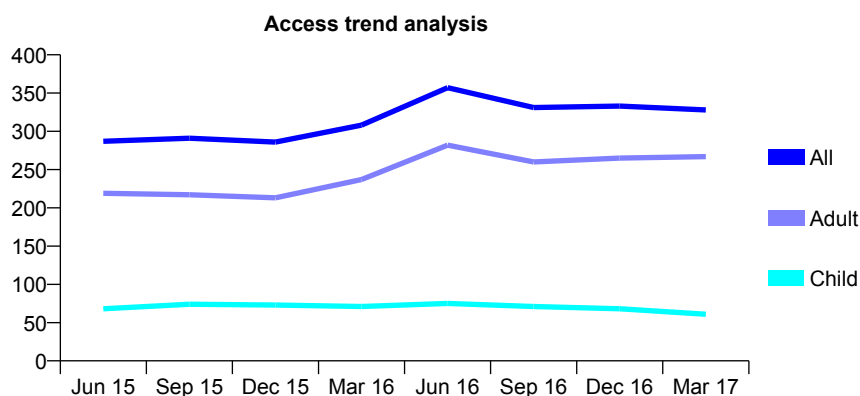
## Q63 - Vital Signs At a Glance Contract Report for 340529/0002 - March 2017

Name or company name	MRS K THILLAINATHAN
Contract type name	GDS Contract
Purpose of contract	General
Contract start date	01/04/2006
Contract end date	

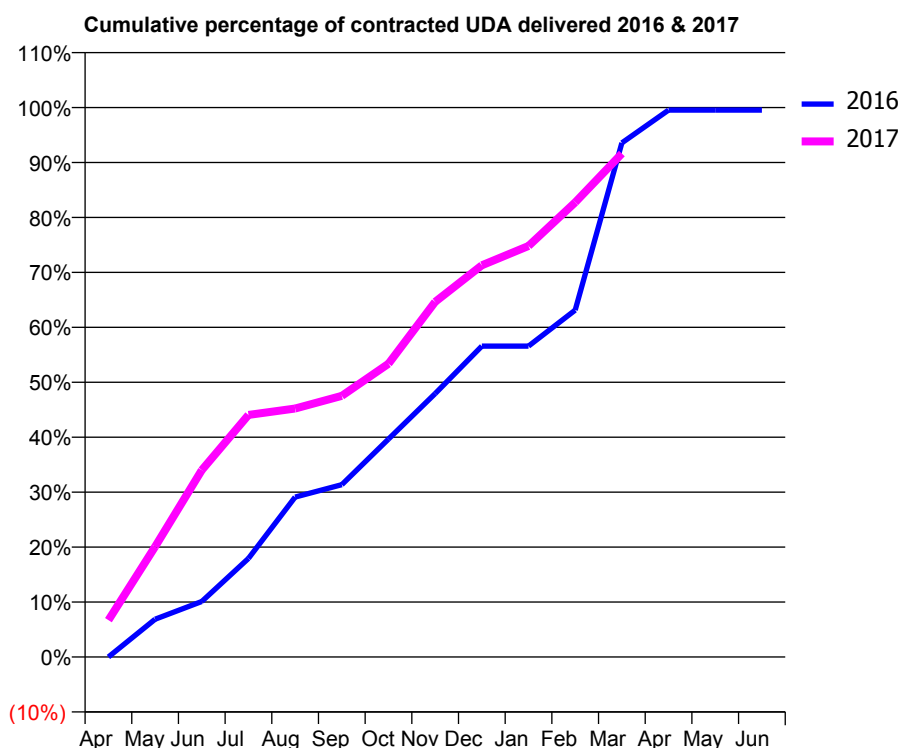
16/17 Contracted general activity (UDA)	761
Carry forward general activity (UDA)	4
16/17 Contracted orthodontic activity (UOA)	0
Carry forward orthodontic activity (UOA)	0
Baseline contract value	£26,121.90

### ACCESS\*

Patients seen in 24 months	Total	Change since previous quarter
Quarter ending March 2016	308	
Quarter ending June 2016	357	↑
Quarter ending September 2016	331	↓
Quarter ending December 2016	333	→
Quarter ending March 2017	328	↓
<b>Variance since March 2016</b>	<b>6.5%</b>	<b>↑</b>



### ACTIVITY



Month	Adjusted Scheduled Activity (UDA)	
	2016	2017
April	0	51
May	52	153
June	77	259
July	137	335
August	222	344
September	239	362
October	302	406
November	365	492
December	431	542
January	431	569
February	480	630
March	712	697
April	757	
May	757	
June	757	

### QUALITY

	Quantity	Base Number	Contract	AT	Region	England
% of FP17s for the same patient ID Re-attending within 3 months - Children	2	52	3.8%	10.4%	11.8%	12.3%
% of FP17s for the same patient ID Re-attending within 3 months - Adults	23	247	9.3%	16.0%	17.1%	16.7%
% of FP17s for the same patient ID Re-attending between 3 & 9 months - Children	4	52	7.7%	47.8%	46.5%	57.6%
% of FP17s for the same patient ID Re-attending between 3 & 9 months - Adults	16	247	6.5%	37.8%	37.6%	50.1%
% of FP17s for Band 1 Urgent Courses	81	279	29.0%	10.3%	10.7%	9.1%
% of FP17s Relating to Free Repair or Replacements	7	279	2.5%	0.6%	0.6%	0.8%
% of FP17s Relating to Continuations	0	279	0.0%	1.1%	0.9%	1.2%
% of Patients satisfied with the dentistry they have received	0	0	N/A	90.5%	90.4%	92.8%
% of Patients satisfied with the time they had to wait for an appointment	0	0	N/A	86.2%	83.7%	88.7%

\* This is based on patients treated on this contract for their most recent course of treatment. Figures in italics indicate the base number of FP17s or Patient Questionnaire responses are less than 100. N/A is shown where the base number of responses is less than 10 during the period. % is calculated as Quantity/Base number\*100

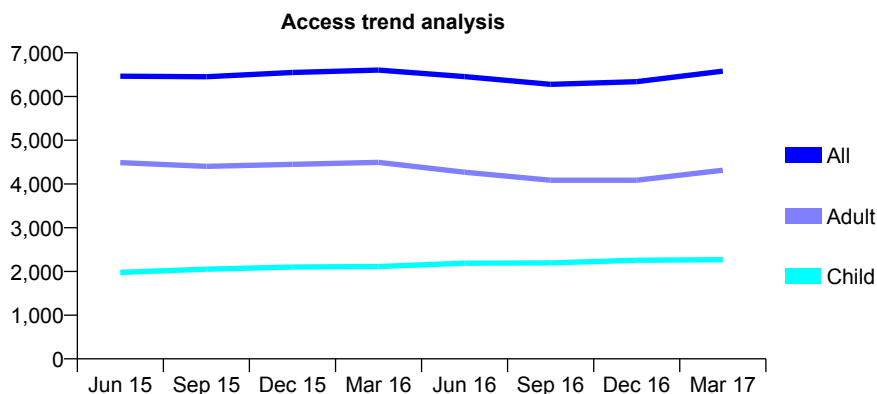
## Q63 - Vital Signs At a Glance Contract Report for 341517/0001 - March 2017

Name or company name	MR AR NADJAFI
Contract type name	GDS Contract
Purpose of contract	General
Contract start date	01/04/2006
Contract end date	

16/17 Contracted general activity (UDA)	22,500
Carry forward general activity (UDA)	188
16/17 Contracted orthodontic activity (UOA)	0
Carry forward orthodontic activity (UOA)	0
Baseline contract value	£650,019.96

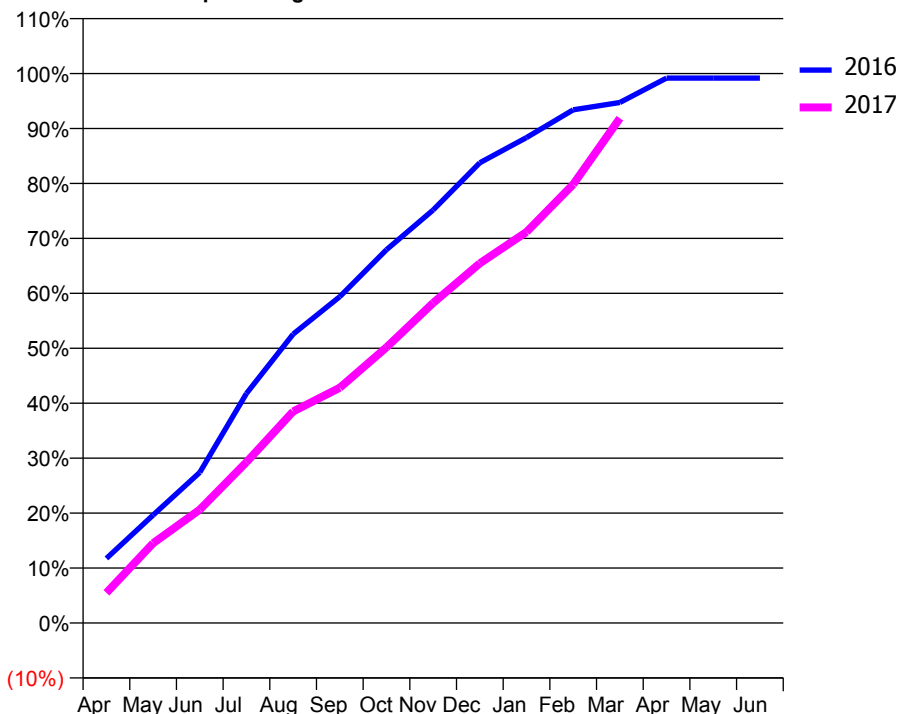
### ACCESS\*

Patients seen in 24 months	Total	Change since previous quarter
Quarter ending March 2016	6,605	
Quarter ending June 2016	6,456	↓
Quarter ending September 2016	6,280	↓
Quarter ending December 2016	6,341	→
Quarter ending March 2017	6,580	↑
<b>Variance since March 2016</b>	<b>(0.4%)</b>	→



### ACTIVITY

Cumulative percentage of contracted UDA delivered 2016 & 2017



Month	Adjusted Scheduled Activity (UDA)	
	2016	2017
April	2,645	1,237
May	4,420	3,265
June	6,166	4,641
July	9,398	6,590
August	11,829	8,661
September	13,361	9,635
October	15,288	11,289
November	16,912	13,104
December	18,846	14,730
January	19,877	16,012
February	21,016	17,962
March	21,311	20,669
April	22,312	
May	22,312	
June	22,312	

### QUALITY

	Quantity	Base Number	Contract	AT	Region	England
% of FP17s for the same patient ID Re-attending within 3 months - Children	166	2,771	6.0%	10.4%	11.8%	12.3%
% of FP17s for the same patient ID Re-attending within 3 months - Adults	783	4,307	18.2%	16.0%	17.1%	16.7%
% of FP17s for the same patient ID Re-attending between 3 & 9 months - Children	1,183	2,771	42.7%	47.8%	46.5%	57.6%
% of FP17s for the same patient ID Re-attending between 3 & 9 months - Adults	1,414	4,307	32.8%	37.8%	37.6%	50.1%
% of FP17s for Band 1 Urgent Courses	625	6,728	9.3%	10.3%	10.7%	9.1%
% of FP17s Relating to Free Repair or Replacements	30	6,728	0.4%	0.6%	0.6%	0.8%
% of FP17s Relating to Continuations	21	6,728	0.3%	1.1%	0.9%	1.2%
% of Patients satisfied with the dentistry they have received	4	5	N/A	90.5%	90.4%	92.8%
% of Patients satisfied with the time they had to wait for an appointment	1	5	N/A	86.2%	83.7%	88.7%

\* This is based on patients treated on this contract for their most recent course of treatment. Figures in italics indicate the base number of FP17s or Patient Questionnaire responses are less than 100. N/A is shown where the base number of responses is less than 10 during the period. % is calculated as Quantity/Base number\*100

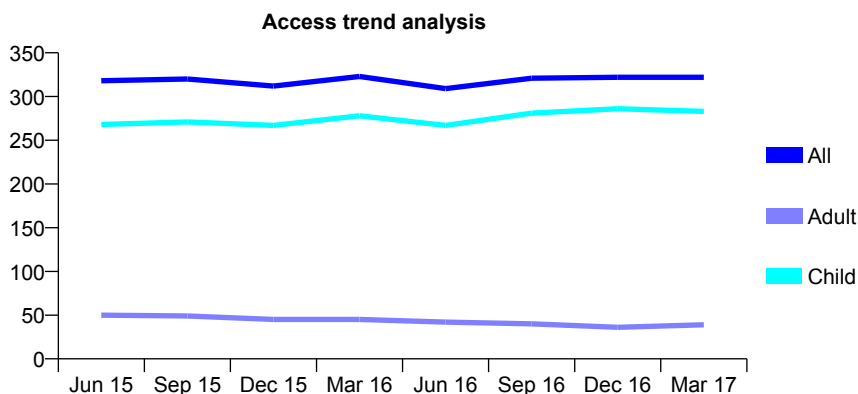
## Q63 - Vital Signs At a Glance Contract Report for 342130/0001 - March 2017

Name or company name	MR SA SIMPSON
Contract type name	GDS Contract
Purpose of contract	General
Contract start date	01/04/2006
Contract end date	

16/17 Contracted general activity (UDA)	435
Carry forward general activity (UDA)	-4
16/17 Contracted orthodontic activity (UOA)	0
Carry forward orthodontic activity (UOA)	0
Baseline contract value	£10,412.33

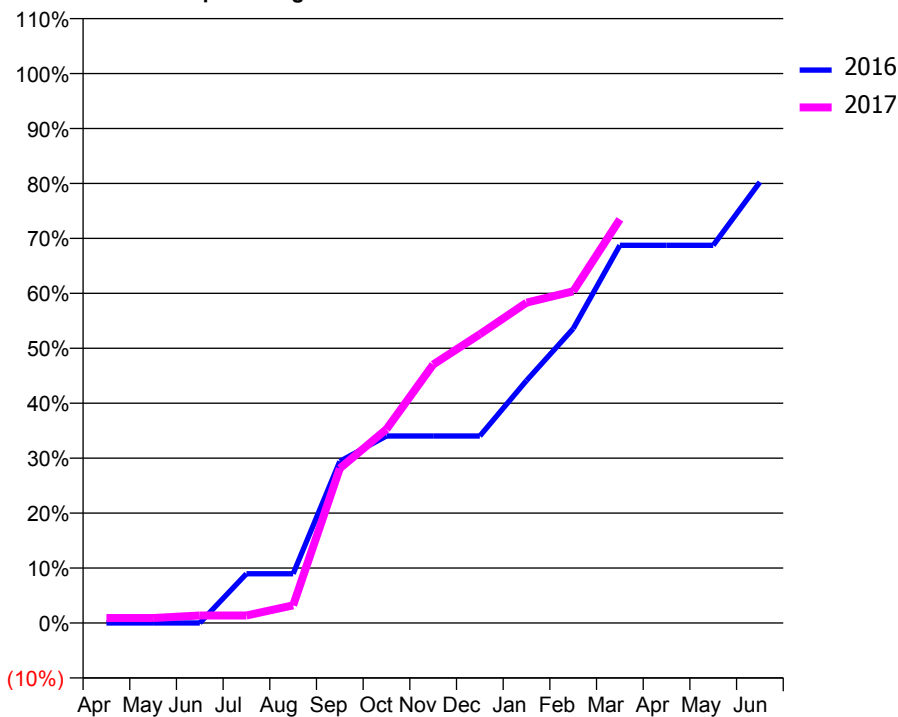
### ACCESS\*

Patients seen in 24 months	Total	Change since previous quarter
Quarter ending March 2016	323	
Quarter ending June 2016	309	↓
Quarter ending September 2016	321	↑
Quarter ending December 2016	322	→
Quarter ending March 2017	322	→
<b>Variance since March 2016</b>	<b>(0.3%)</b>	→



### ACTIVITY

Cumulative percentage of contracted UDA delivered 2016 & 2017



Month	Adjusted Scheduled Activity (UDA)	
	2016	2017
April	0	4
May	0	4
June	0	6
July	39	6
August	39	14
September	128	122
October	148	153
November	148	205
December	148	229
January	192	254
February	233	263
March	299	320
April	299	
May	299	
June	349	

### QUALITY

	Quantity	Base Number	Contract	AT	Region	England
% of FP17s for the same patient ID Re-attending within 3 months - Children	10	297	3.4%	10.4%	11.8%	12.3%
% of FP17s for the same patient ID Re-attending within 3 months - Adults	3	27	11.1%	16.0%	17.1%	16.7%
% of FP17s for the same patient ID Re-attending between 3 & 9 months - Children	128	297	43.1%	47.8%	46.5%	57.6%
% of FP17s for the same patient ID Re-attending between 3 & 9 months - Adults	7	27	25.9%	37.8%	37.6%	50.1%
% of FP17s for Band 1 Urgent Courses	3	265	1.1%	10.3%	10.7%	9.1%
% of FP17s Relating to Free Repair or Replacements	0	265	0.0%	0.6%	0.6%	0.8%
% of FP17s Relating to Continuations	0	265	0.0%	1.1%	0.9%	1.2%
% of Patients satisfied with the dentistry they have received	0	0	N/A	90.5%	90.4%	92.8%
% of Patients satisfied with the time they had to wait for an appointment	0	0	N/A	86.2%	83.7%	88.7%

\* This is based on patients treated on this contract for their most recent course of treatment. Figures in italics indicate the base number of FP17s or Patient Questionnaire responses are less than 100. N/A is shown where the base number of responses is less than 10 during the period. % is calculated as Quantity/Base number\*100

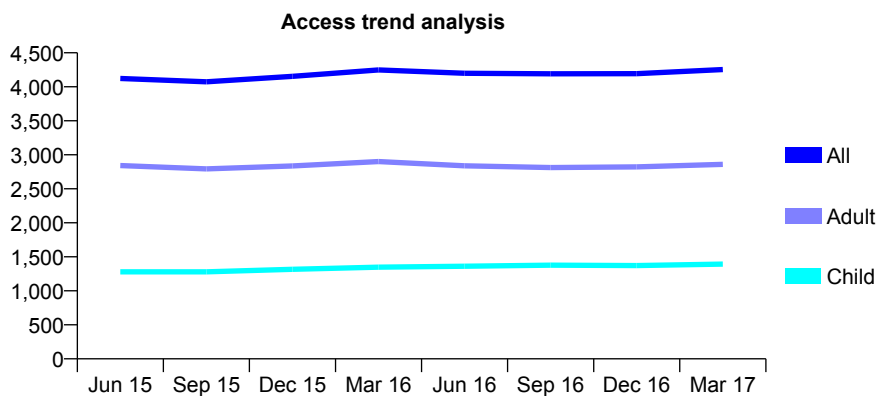
## Q63 - Vital Signs At a Glance Contract Report for 345725/0001 - March 2017

Name or company name	DR OO AJANAKU
Contract type name	GDS Contract
Purpose of contract	General
Contract start date	01/04/2006
Contract end date	

16/17 Contracted general activity (UDA)	13,100
Carry forward general activity (UDA)	468
16/17 Contracted orthodontic activity (UOA)	0
Carry forward orthodontic activity (UOA)	0
Baseline contract value	£404,988.08

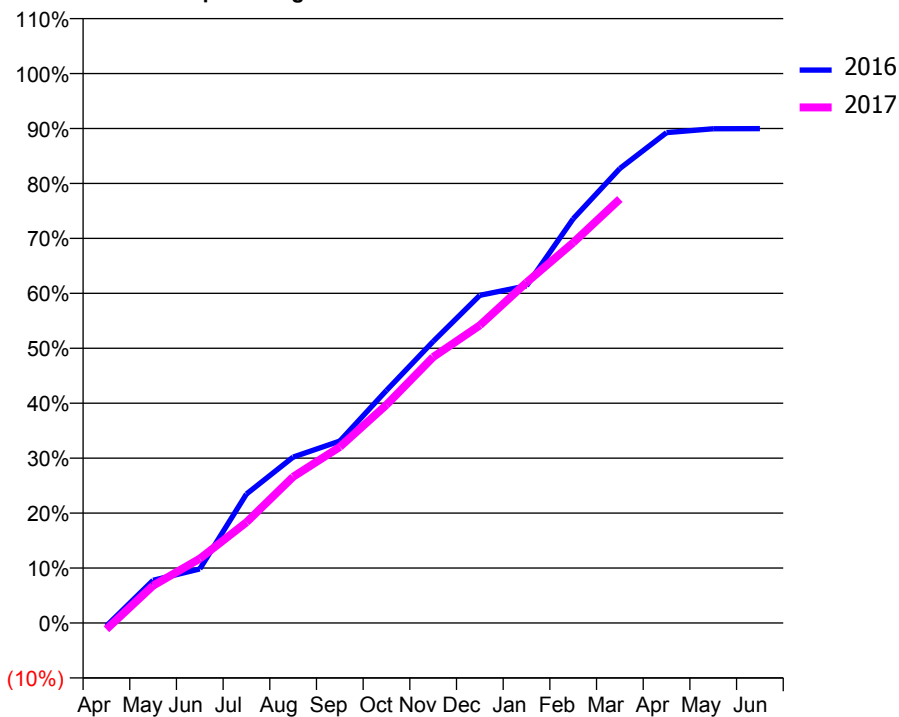
### ACCESS\*

Patients seen in 24 months	Total	Change since previous quarter
Quarter ending March 2016	4,248	
Quarter ending June 2016	4,199	↓
Quarter ending September 2016	4,191	→
Quarter ending December 2016	4,194	→
Quarter ending March 2017	4,253	→
<b>Variance since March 2016</b>	<b>0.1%</b>	<b>→</b>



### ACTIVITY

Cumulative percentage of contracted UDA delivered 2016 & 2017



Month	Adjusted Scheduled Activity (UDA)	
	2016	2017
April	-72	-150
May	1,018	892
June	1,291	1,533
July	3,076	2,402
August	3,956	3,486
September	4,338	4,198
October	5,544	5,202
November	6,712	6,340
December	7,813	7,096
January	8,038	8,118
February	9,638	9,069
March	10,836	10,109
April	11,691	
May	11,784	
June	11,785	

### QUALITY

	Quantity	Base Number	Contract	AT	Region	England
% of FP17s for the same patient ID Re-attending within 3 months - Children	112	1,413	7.9%	10.4%	11.8%	12.3%
% of FP17s for the same patient ID Re-attending within 3 months - Adults	539	2,916	18.5%	16.0%	17.1%	16.7%
% of FP17s for the same patient ID Re-attending between 3 & 9 months - Children	548	1,413	38.8%	47.8%	46.5%	57.6%
% of FP17s for the same patient ID Re-attending between 3 & 9 months - Adults	862	2,916	29.6%	37.8%	37.6%	50.1%
% of FP17s for Band 1 Urgent Courses	260	4,009	6.5%	10.3%	10.7%	9.1%
% of FP17s Relating to Free Repair or Replacements	45	4,009	1.1%	0.6%	0.6%	0.8%
% of FP17s Relating to Continuations	68	4,009	1.7%	1.1%	0.9%	1.2%
% of Patients satisfied with the dentistry they have received	1	1	N/A	90.5%	90.4%	92.8%
% of Patients satisfied with the time they had to wait for an appointment	1	1	N/A	86.2%	83.7%	88.7%

\* This is based on patients treated on this contract for their most recent course of treatment. Figures in italics indicate the base number of FP17s or Patient Questionnaire responses are less than 100. N/A is shown where the base number of responses is less than 10 during the period. % is calculated as Quantity/Base number\*100

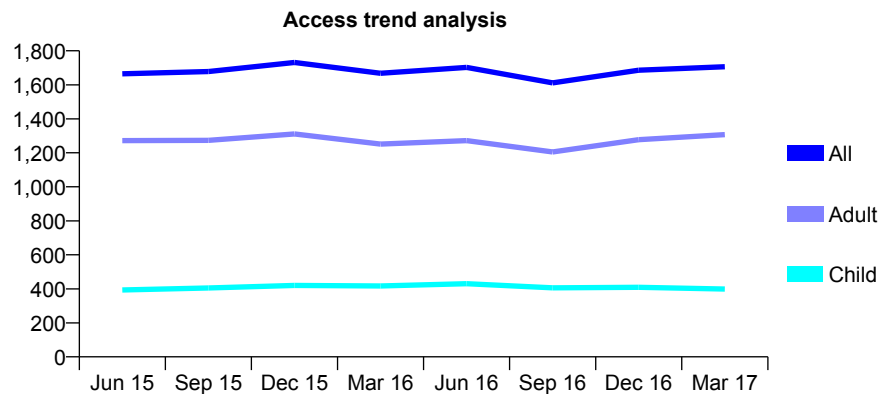
## Q63 - Vital Signs At a Glance Contract Report for 346268/0001 - March 2017

Name or company name	MR M NEKOUI
Contract type name	GDS Contract
Purpose of contract	General
Contract start date	01/04/2006
Contract end date	

16/17 Contracted general activity (UDA)	4,910
Carry forward general activity (UDA)	-70
16/17 Contracted orthodontic activity (UOA)	0
Carry forward orthodontic activity (UOA)	0
Baseline contract value	£134,110.68

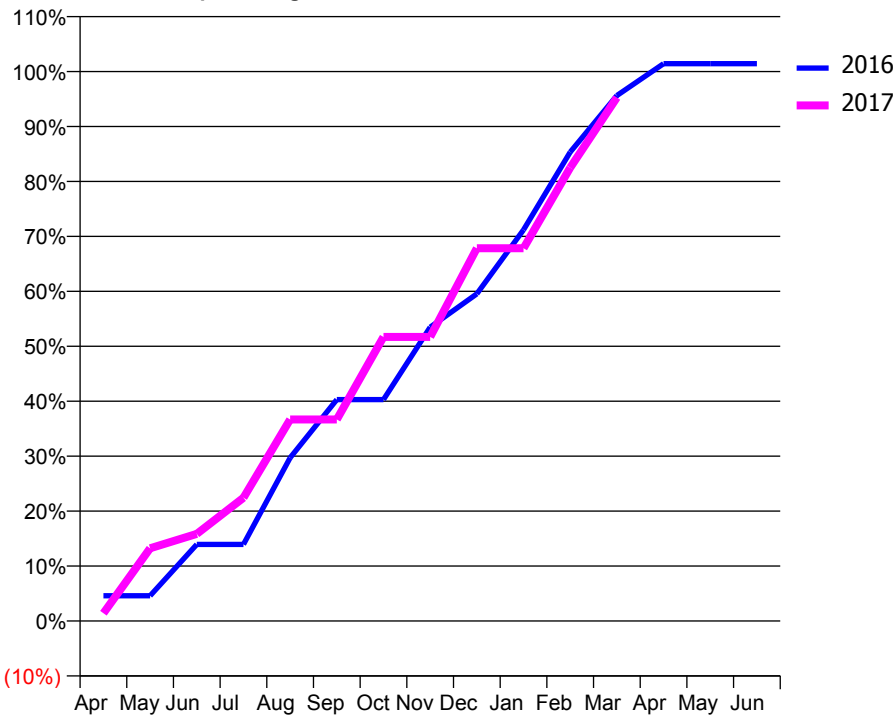
### ACCESS\*

Patients seen in 24 months	Total	Change since previous quarter
Quarter ending March 2016	1,668	
Quarter ending June 2016	1,702	↑
Quarter ending September 2016	1,611	↓
Quarter ending December 2016	1,686	↑
Quarter ending March 2017	1,706	→
<b>Variance since March 2016</b>	<b>2.3%</b>	<b>↑</b>



### ACTIVITY

Cumulative percentage of contracted UDA delivered 2016 & 2017



Month	Adjusted Scheduled Activity (UDA)	
	2016	2017
April	225	70
May	225	650
June	685	778
July	685	1,102
August	1,459	1,800
September	1,979	1,800
October	1,979	2,539
November	2,626	2,539
December	2,923	3,331
January	3,495	3,331
February	4,190	4,051
March	4,695	4,677
April	4,980	
May	4,980	
June	4,980	

### QUALITY

	Quantity	Base Number	Contract	AT	Region	England
% of FP17s for the same patient ID Re-attending within 3 months - Children	12	409	2.9%	10.4%	11.8%	12.3%
% of FP17s for the same patient ID Re-attending within 3 months - Adults	28	1,067	2.6%	16.0%	17.1%	16.7%
% of FP17s for the same patient ID Re-attending between 3 & 9 months - Children	143	409	35.0%	47.8%	46.5%	57.6%
% of FP17s for the same patient ID Re-attending between 3 & 9 months - Adults	262	1,067	24.6%	37.8%	37.6%	50.1%
% of FP17s for Band 1 Urgent Courses	67	1,419	4.7%	10.3%	10.7%	9.1%
% of FP17s Relating to Free Repair or Replacements	0	1,419	0.0%	0.6%	0.6%	0.8%
% of FP17s Relating to Continuations	4	1,419	0.3%	1.1%	0.9%	1.2%
% of Patients satisfied with the dentistry they have received	1	1	N/A	90.5%	90.4%	92.8%
% of Patients satisfied with the time they had to wait for an appointment	1	1	N/A	86.2%	83.7%	88.7%

\* This is based on patients treated on this contract for their most recent course of treatment. Figures in italics indicate the base number of FP17s or Patient Questionnaire responses are less than 100. N/A is shown where the base number of responses is less than 10 during the period. % is calculated as Quantity/Base number\*100

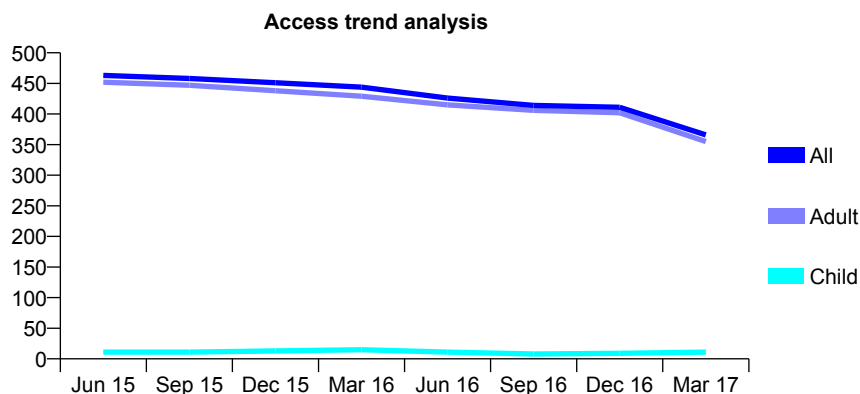
## Q63 - Vital Signs At a Glance Contract Report for 354325/0003 - March 2017

Name or company name	MS VN EGEMONYE
Contract type name	PDS Contract
Purpose of contract	General
Contract start date	28/03/2011
Contract end date	30/11/2017

16/17 Contracted general activity (UDA)	1,164
Carry forward general activity (UDA)	0
16/17 Contracted orthodontic activity (UOA)	0
Carry forward orthodontic activity (UOA)	0
Baseline contract value	£61,290.71

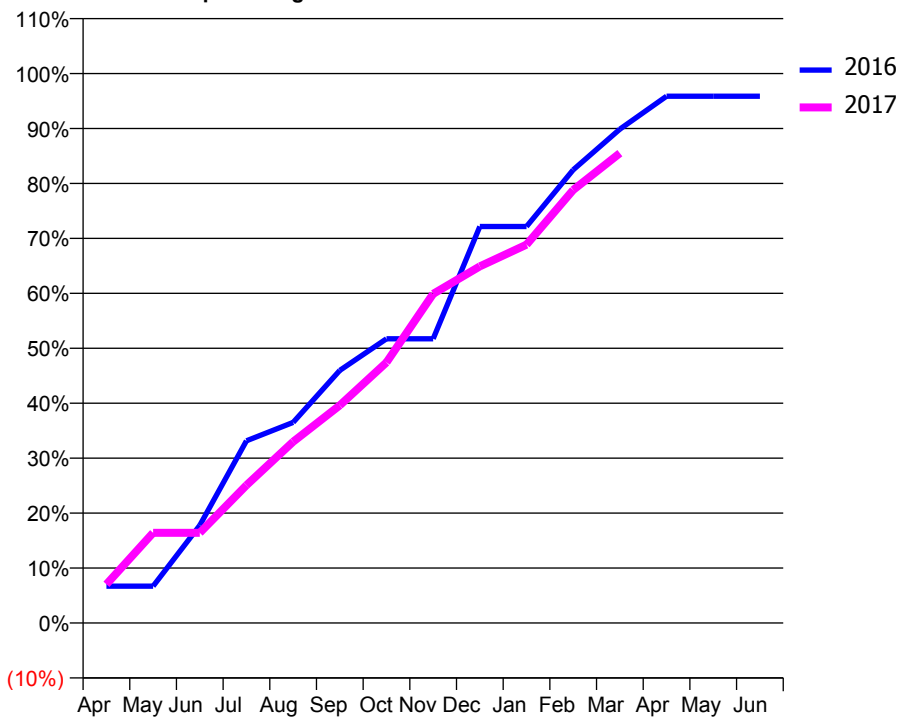
### ACCESS\*

Patients seen in 24 months	Total	Change since previous quarter
Quarter ending March 2016	444	
Quarter ending June 2016	426	↓
Quarter ending September 2016	414	↓
Quarter ending December 2016	411	→
Quarter ending March 2017	366	↓
<b>Variance since March 2016</b>	<b>(17.6%)</b>	<b>↓</b>



### ACTIVITY

Cumulative percentage of contracted UDA delivered 2016 & 2017



Month	Adjusted Scheduled Activity (UDA)	
	2016	2017
April	78	82
May	78	191
June	207	191
July	386	292
August	425	384
September	535	461
October	602	552
November	602	697
December	840	755
January	840	801
February	960	917
March	1,046	995
April	1,116	
May	1,116	
June	1,116	

### QUALITY

	Quantity	Base Number	Contract	AT	Region	England
% of FP17s for the same patient ID Re-attending within 3 months - Children	0	8	0.0%	10.4%	11.8%	12.3%
% of FP17s for the same patient ID Re-attending within 3 months - Adults	0	299	0.0%	16.0%	17.1%	16.7%
% of FP17s for the same patient ID Re-attending between 3 & 9 months - Children	1	8	12.5%	47.8%	46.5%	57.6%
% of FP17s for the same patient ID Re-attending between 3 & 9 months - Adults	1	299	0.3%	37.8%	37.6%	50.1%
% of FP17s for Band 1 Urgent Courses	2	294	0.7%	10.3%	10.7%	9.1%
% of FP17s Relating to Free Repair or Replacements	0	294	0.0%	0.6%	0.6%	0.8%
% of FP17s Relating to Continuations	0	294	0.0%	1.1%	0.9%	1.2%
% of Patients satisfied with the dentistry they have received	1	1	N/A	90.5%	90.4%	92.8%
% of Patients satisfied with the time they had to wait for an appointment	0	1	N/A	86.2%	83.7%	88.7%

\* This is based on patients treated on this contract for their most recent course of treatment. Figures in italics indicate the base number of FP17s or Patient Questionnaire responses are less than 100. N/A is shown where the base number of responses is less than 10 during the period. % is calculated as Quantity/Base number\*100

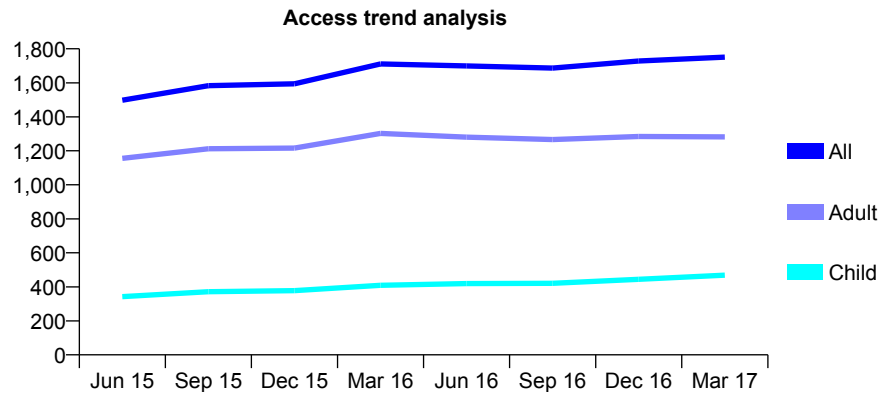
## Q63 - Vital Signs At a Glance Contract Report for 360341/0001 - March 2017

Name or company name	MS O SADIQ
Contract type name	GDS Contract
Purpose of contract	General
Contract start date	01/06/2013
Contract end date	

16/17 Contracted general activity (UDA)	4,700
Carry forward general activity (UDA)	163
16/17 Contracted orthodontic activity (UOA)	0
Carry forward orthodontic activity (UOA)	0
Baseline contract value	£159,316.99

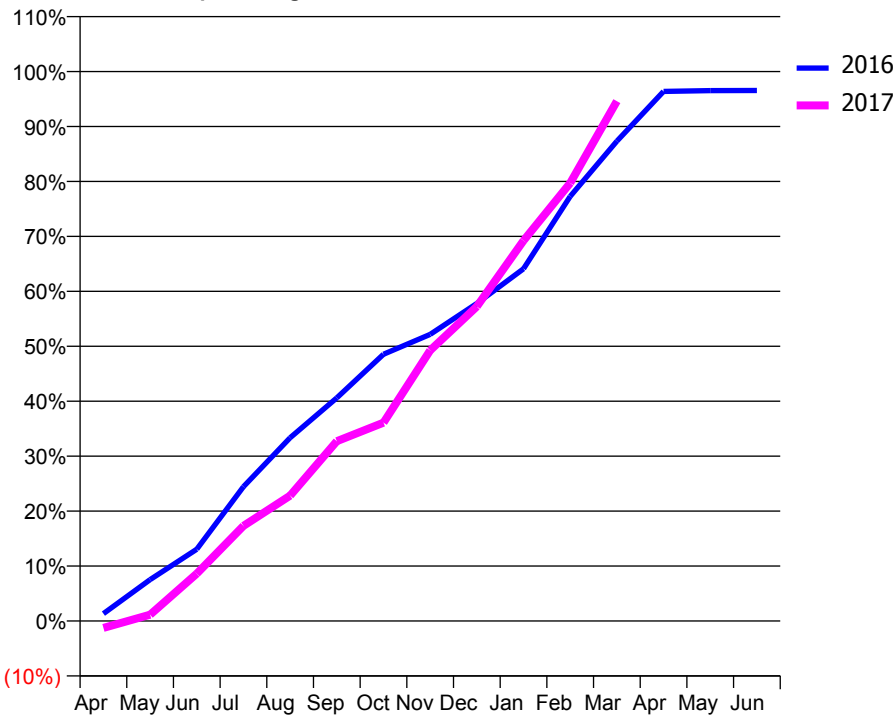
### ACCESS\*

Patients seen in 24 months	Total	Change since previous quarter
Quarter ending March 2016	1,711	
Quarter ending June 2016	1,699	→
Quarter ending September 2016	1,687	→
Quarter ending December 2016	1,728	↑
Quarter ending March 2017	1,751	→
<b>Variance since March 2016</b>	<b>2.3%</b>	<b>↑</b>



### ACTIVITY

Cumulative percentage of contracted UDA delivered 2016 & 2017



Month	Adjusted Scheduled Activity (UDA)	
	2016	2017
April	63	-60
May	354	55
June	614	406
July	1,149	814
August	1,568	1,073
September	1,909	1,538
October	2,281	1,696
November	2,451	2,315
December	2,716	2,690
January	3,013	3,253
February	3,632	3,747
March	4,104	4,447
April	4,530	
May	4,536	
June	4,537	

### QUALITY

	Quantity	Base Number	Contract	AT	Region	England
% of FP17s for the same patient ID Re-attending within 3 months - Children	34	528	6.4%	10.4%	11.8%	12.3%
% of FP17s for the same patient ID Re-attending within 3 months - Adults	183	1,310	14.0%	16.0%	17.1%	16.7%
% of FP17s for the same patient ID Re-attending between 3 & 9 months - Children	200	528	37.9%	47.8%	46.5%	57.6%
% of FP17s for the same patient ID Re-attending between 3 & 9 months - Adults	436	1,310	33.3%	37.8%	37.6%	50.1%
% of FP17s for Band 1 Urgent Courses	68	1,720	4.0%	10.3%	10.7%	9.1%
% of FP17s Relating to Free Repair or Replacements	21	1,720	1.2%	0.6%	0.6%	0.8%
% of FP17s Relating to Continuations	70	1,720	4.1%	1.1%	0.9%	1.2%
% of Patients satisfied with the dentistry they have received	2	2	N/A	90.5%	90.4%	92.8%
% of Patients satisfied with the time they had to wait for an appointment	1	2	N/A	86.2%	83.7%	88.7%

\* This is based on patients treated on this contract for their most recent course of treatment. Figures in italics indicate the base number of FP17s or Patient Questionnaire responses are less than 100. N/A is shown where the base number of responses is less than 10 during the period. % is calculated as Quantity/Base number\*100



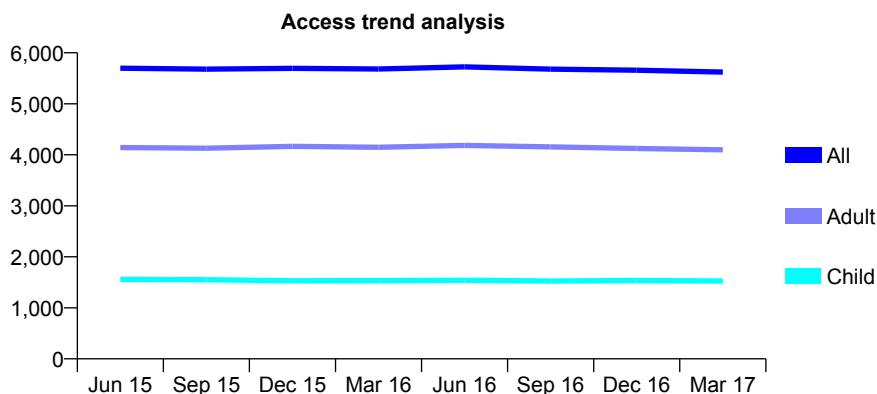
## Q63 - Vital Signs At a Glance Contract Report for 361534/0001 - March 2017

Name or company name	MR R JETHA
Contract type name	GDS Contract
Purpose of contract	General
Contract start date	01/02/2011
Contract end date	

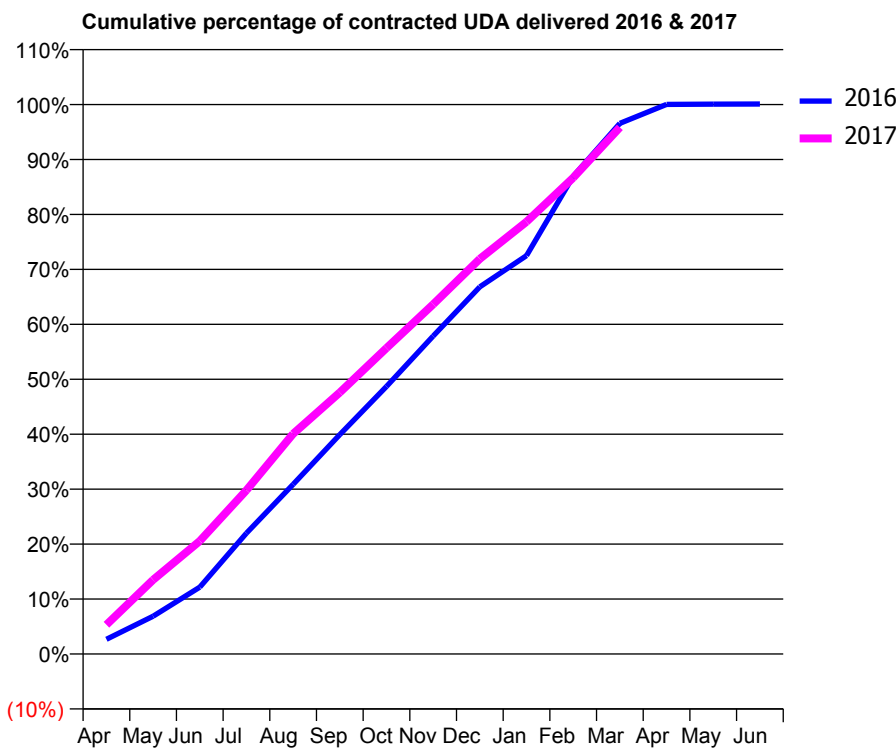
16/17 Contracted general activity (UDA)	12,069
Carry forward general activity (UDA)	-12
16/17 Contracted orthodontic activity (UOA)	0
Carry forward orthodontic activity (UOA)	0
Baseline contract value	£270,321.41

### ACCESS\*

Patients seen in 24 months	Total	Change since previous quarter
Quarter ending March 2016	5,682	
Quarter ending June 2016	5,725	→
Quarter ending September 2016	5,680	→
Quarter ending December 2016	5,660	→
Quarter ending March 2017	5,623	→
<b>Variance since March 2016</b>	<b>(1.0%)</b>	<b>↓</b>



### ACTIVITY



Month	Adjusted Scheduled Activity (UDA)	
	2016	2017
April	324	643
May	830	1,630
June	1,469	2,482
July	2,656	3,599
August	3,728	4,836
September	4,818	5,745
October	5,875	6,720
November	6,985	7,681
December	8,064	8,678
January	8,750	9,493
February	10,492	10,461
March	11,654	11,568
April	12,071	
May	12,077	
June	12,081	

### QUALITY

	Quantity	Base Number	Contract	AT	Region	England
% of FP17s for the same patient ID Re-attending within 3 months - Children	166	2,404	6.9%	10.4%	11.8%	12.3%
% of FP17s for the same patient ID Re-attending within 3 months - Adults	872	5,697	15.3%	16.0%	17.1%	16.7%
% of FP17s for the same patient ID Re-attending between 3 & 9 months - Children	1,603	2,404	66.7%	47.8%	46.5%	57.6%
% of FP17s for the same patient ID Re-attending between 3 & 9 months - Adults	3,068	5,697	53.9%	37.8%	37.6%	50.1%
% of FP17s for Band 1 Urgent Courses	722	7,345	9.8%	10.3%	10.7%	9.1%
% of FP17s Relating to Free Repair or Replacements	100	7,345	1.4%	0.6%	0.6%	0.8%
% of FP17s Relating to Continuations	54	7,345	0.7%	1.1%	0.9%	1.2%
% of Patients satisfied with the dentistry they have received	6	6	N/A	90.5%	90.4%	92.8%
% of Patients satisfied with the time they had to wait for an appointment	6	6	N/A	86.2%	83.7%	88.7%

\* This is based on patients treated on this contract for their most recent course of treatment. Figures in italics indicate the base number of FP17s or Patient Questionnaire responses are less than 100. N/A is shown where the base number of responses is less than 10 during the period. % is calculated as Quantity/Base number\*100

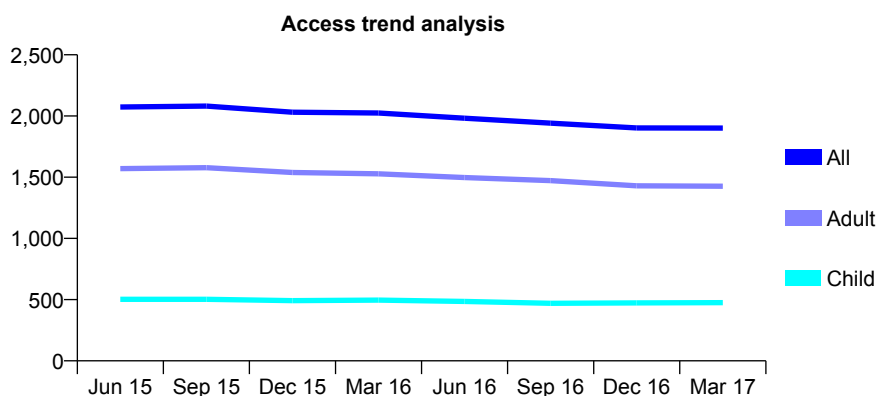
## Q63 - Vital Signs At a Glance Contract Report for 381608/0002 - March 2017

Name or company name	Battersea Bridge Dental Practice
Contract type name	GDS Contract
Purpose of contract	General
Contract start date	02/10/2008
Contract end date	

16/17 Contracted general activity (UDA)	9,674
Carry forward general activity (UDA)	0
16/17 Contracted orthodontic activity (UOA)	0
Carry forward orthodontic activity (UOA)	0
Baseline contract value	£258,235.26

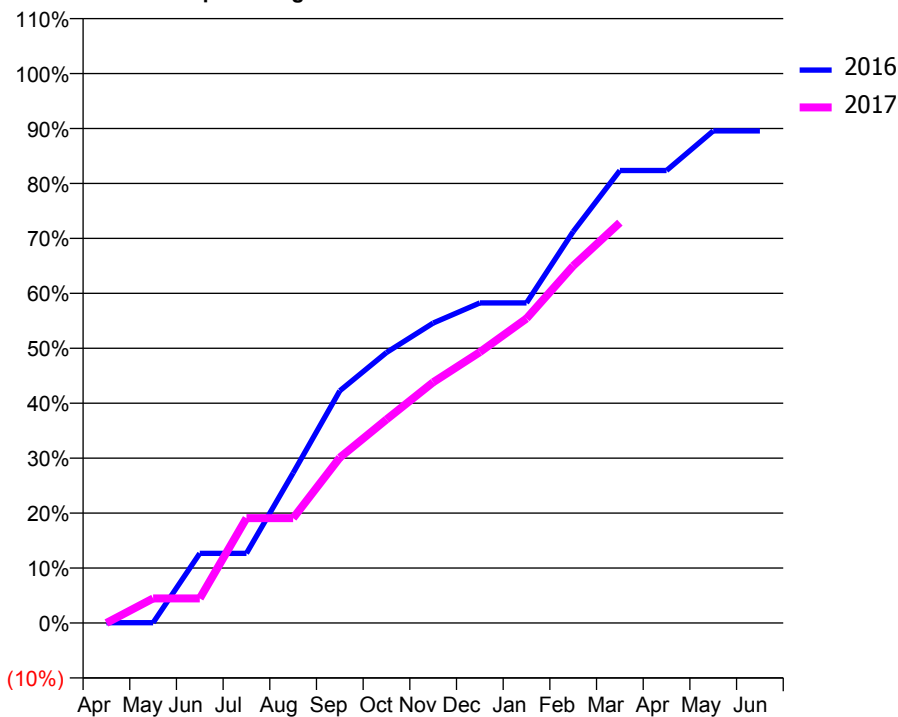
### ACCESS\*

Patients seen in 24 months	Total	Change since previous quarter
Quarter ending March 2016	2,024	
Quarter ending June 2016	1,982	↓
Quarter ending September 2016	1,942	↓
Quarter ending December 2016	1,903	↓
Quarter ending March 2017	1,901	→
<b>Variance since March 2016</b>	<b>(6.1%)</b>	<b>↓</b>



### ACTIVITY

Cumulative percentage of contracted UDA delivered 2016 & 2017



Month	Adjusted Scheduled Activity (UDA)	
	2016	2017
April	5	0
May	5	433
June	1,226	433
July	1,226	1,847
August	2,642	1,847
September	4,089	2,913
October	4,762	3,583
November	5,282	4,239
December	5,634	4,770
January	5,634	5,360
February	6,892	6,288
March	7,967	7,049
April	7,967	
May	8,664	
June	8,664	

### QUALITY

	Quantity	Base Number	Contract	AT	Region	England
% of FP17s for the same patient ID Re-attending within 3 months - Children	42	524	8.0%	10.4%	11.8%	12.3%
% of FP17s for the same patient ID Re-attending within 3 months - Adults	490	1,721	28.5%	16.0%	17.1%	16.7%
% of FP17s for the same patient ID Re-attending between 3 & 9 months - Children	156	524	29.8%	47.8%	46.5%	57.6%
% of FP17s for the same patient ID Re-attending between 3 & 9 months - Adults	463	1,721	26.9%	37.8%	37.6%	50.1%
% of FP17s for Band 1 Urgent Courses	433	2,092	20.7%	10.3%	10.7%	9.1%
% of FP17s Relating to Free Repair or Replacements	17	2,092	0.8%	0.6%	0.6%	0.8%
% of FP17s Relating to Continuations	35	2,092	1.7%	1.1%	0.9%	1.2%
% of Patients satisfied with the dentistry they have received	1	1	N/A	90.5%	90.4%	92.8%
% of Patients satisfied with the time they had to wait for an appointment	0	1	N/A	86.2%	83.7%	88.7%

\* This is based on patients treated on this contract for their most recent course of treatment. Figures in italics indicate the base number of FP17s or Patient Questionnaire responses are less than 100. N/A is shown where the base number of responses is less than 10 during the period. % is calculated as Quantity/Base number\*100

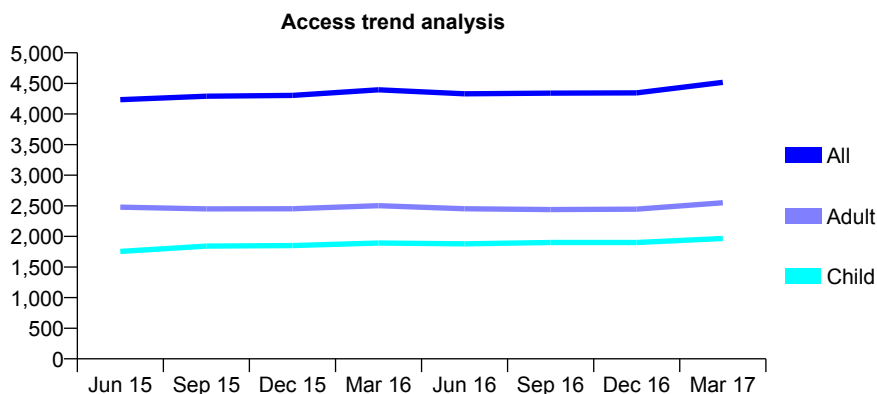
## Q63 - Vital Signs At a Glance Contract Report for 390364/0001 - March 2017

Name or company name	Dr Bandlish and Associates
Contract type name	GDS Contract
Purpose of contract	General
Contract start date	01/04/2006
Contract end date	

16/17 Contracted general activity (UDA)	13,432
Carry forward general activity (UDA)	0
16/17 Contracted orthodontic activity (UOA)	0
Carry forward orthodontic activity (UOA)	0
Baseline contract value	£341,224.68

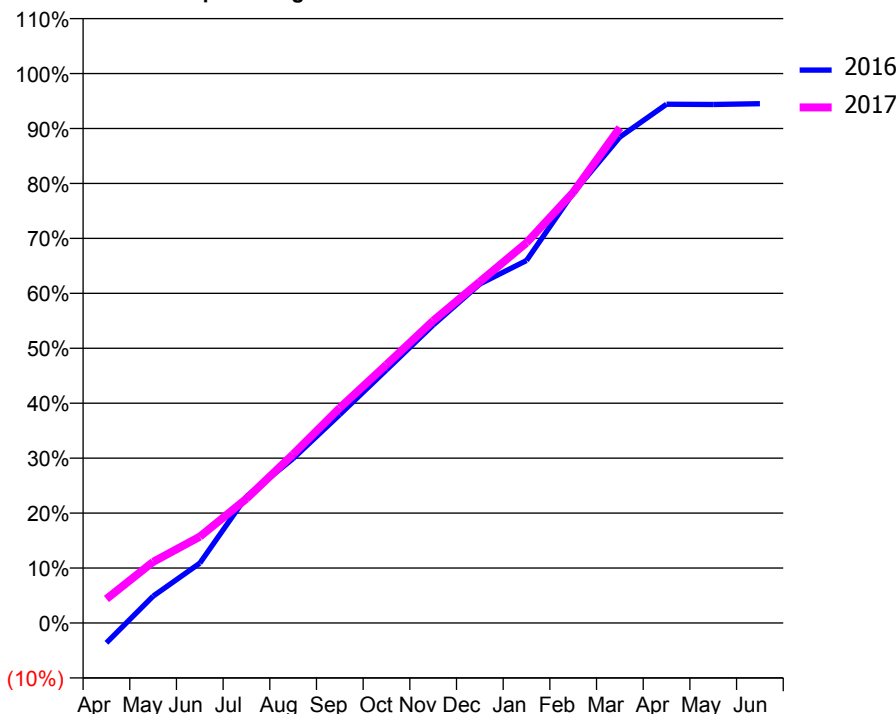
### ACCESS\*

Patients seen in 24 months	Total	Change since previous quarter
Quarter ending March 2016	4,395	
Quarter ending June 2016	4,331	↓
Quarter ending September 2016	4,340	→
Quarter ending December 2016	4,346	→
Quarter ending March 2017	4,517	↑
<b>Variance since March 2016</b>	<b>2.8%</b>	<b>↑</b>



### ACTIVITY

Cumulative percentage of contracted UDA delivered 2016 & 2017



Month	Adjusted Scheduled Activity (UDA)	
	2016	2017
April	-488	588
May	656	1,495
June	1,463	2,110
July	3,092	3,040
August	4,020	4,124
September	5,096	5,261
October	6,188	6,314
November	7,283	7,389
December	8,288	8,342
January	8,862	9,295
February	10,514	10,528
March	11,880	12,109
April	12,680	
May	12,676	
June	12,695	

### QUALITY

	Quantity	Base Number	Contract	AT	Region	England
% of FP17s for the same patient ID Re-attending within 3 months - Children	172	2,326	7.4%	10.4%	11.8%	12.3%
% of FP17s for the same patient ID Re-attending within 3 months - Adults	475	2,886	16.5%	16.0%	17.1%	16.7%
% of FP17s for the same patient ID Re-attending between 3 & 9 months - Children	1,008	2,326	43.3%	47.8%	46.5%	57.6%
% of FP17s for the same patient ID Re-attending between 3 & 9 months - Adults	1,113	2,886	38.6%	37.8%	37.6%	50.1%
% of FP17s for Band 1 Urgent Courses	503	4,928	10.2%	10.3%	10.7%	9.1%
% of FP17s Relating to Free Repair or Replacements	5	4,928	0.1%	0.6%	0.6%	0.8%
% of FP17s Relating to Continuations	11	4,928	0.2%	1.1%	0.9%	1.2%
% of Patients satisfied with the dentistry they have received	2	2	N/A	90.5%	90.4%	92.8%
% of Patients satisfied with the time they had to wait for an appointment	2	2	N/A	86.2%	83.7%	88.7%

\* This is based on patients treated on this contract for their most recent course of treatment. Figures in italics indicate the base number of FP17s or Patient Questionnaire responses are less than 100. N/A is shown where the base number of responses is less than 10 during the period. % is calculated as Quantity/Base number\*100

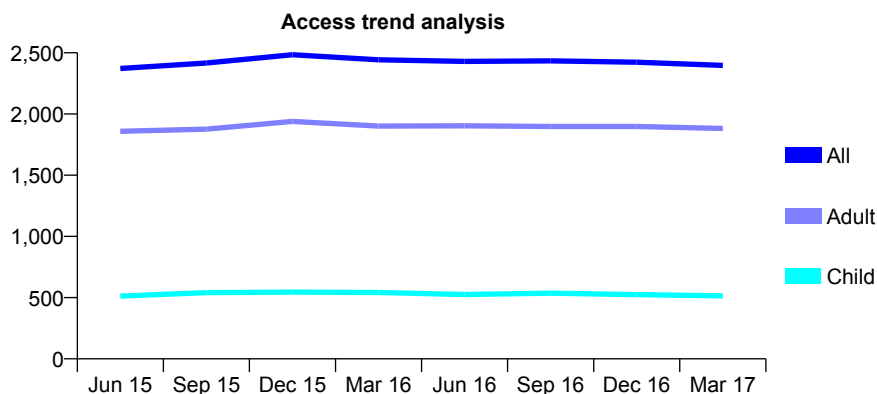
## Q63 - Vital Signs At a Glance Contract Report for 394653/0001 - March 2017

Name or company name	MR FE DARTFORD
Contract type name	GDS Contract
Purpose of contract	General
Contract start date	01/05/2007
Contract end date	

16/17 Contracted general activity (UDA)	6,963
Carry forward general activity (UDA)	0
16/17 Contracted orthodontic activity (UOA)	0
Carry forward orthodontic activity (UOA)	0
Baseline contract value	£152,724.64

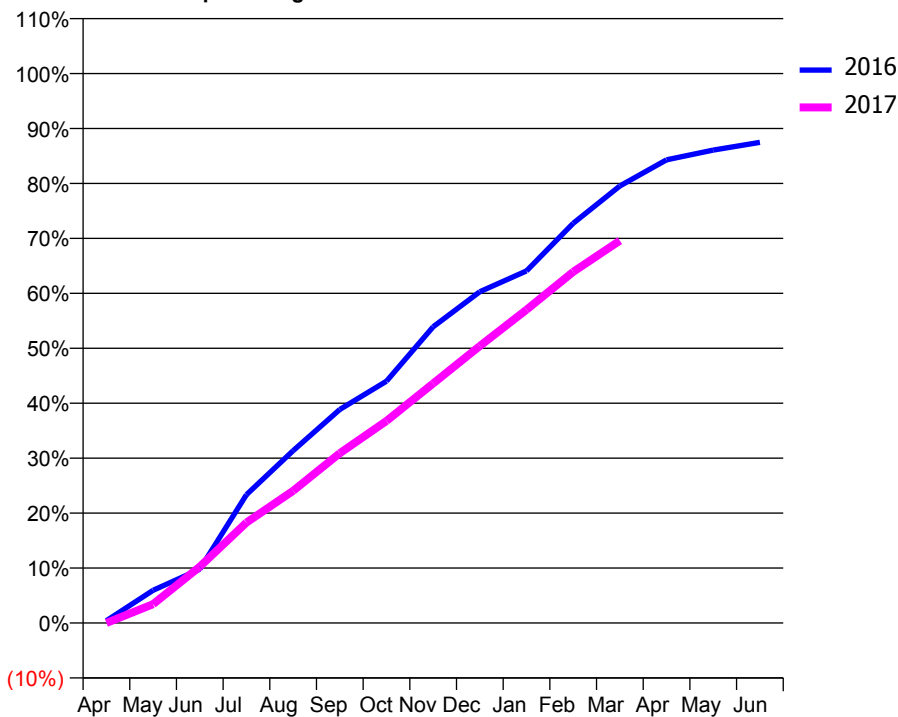
### ACCESS\*

Patients seen in 24 months	Total	Change since previous quarter
Quarter ending March 2016	2,443	
Quarter ending June 2016	2,430	→
Quarter ending September 2016	2,434	→
Quarter ending December 2016	2,423	→
Quarter ending March 2017	2,397	↓
<b>Variance since March 2016</b>	<b>(1.9%)</b>	<b>↓</b>



### ACTIVITY

Cumulative percentage of contracted UDA delivered 2016 & 2017



Month	Adjusted Scheduled Activity (UDA)	
	2016	2017
April	30	0
May	415	240
June	681	714
July	1,627	1,273
August	2,184	1,675
September	2,706	2,152
October	3,064	2,561
November	3,754	3,035
December	4,198	3,511
January	4,462	3,969
February	5,066	4,449
March	5,538	4,845
April	5,870	
May	5,993	
June	6,091	

### QUALITY

	Quantity	Base Number	Contract	AT	Region	England
% of FP17s for the same patient ID Re-attending within 3 months - Children	27	592	4.6%	10.4%	11.8%	12.3%
% of FP17s for the same patient ID Re-attending within 3 months - Adults	202	2,002	10.1%	16.0%	17.1%	16.7%
% of FP17s for the same patient ID Re-attending between 3 & 9 months - Children	304	592	51.4%	47.8%	46.5%	57.6%
% of FP17s for the same patient ID Re-attending between 3 & 9 months - Adults	888	2,002	44.4%	37.8%	37.6%	50.1%
% of FP17s for Band 1 Urgent Courses	40	2,343	1.7%	10.3%	10.7%	9.1%
% of FP17s Relating to Free Repair or Replacements	0	2,343	0.0%	0.6%	0.6%	0.8%
% of FP17s Relating to Continuations	8	2,343	0.3%	1.1%	0.9%	1.2%
% of Patients satisfied with the dentistry they have received	1	1	N/A	90.5%	90.4%	92.8%
% of Patients satisfied with the time they had to wait for an appointment	1	1	N/A	86.2%	83.7%	88.7%

\* This is based on patients treated on this contract for their most recent course of treatment. Figures in italics indicate the base number of FP17s or Patient Questionnaire responses are less than 100. N/A is shown where the base number of responses is less than 10 during the period. % is calculated as Quantity/Base number\*100

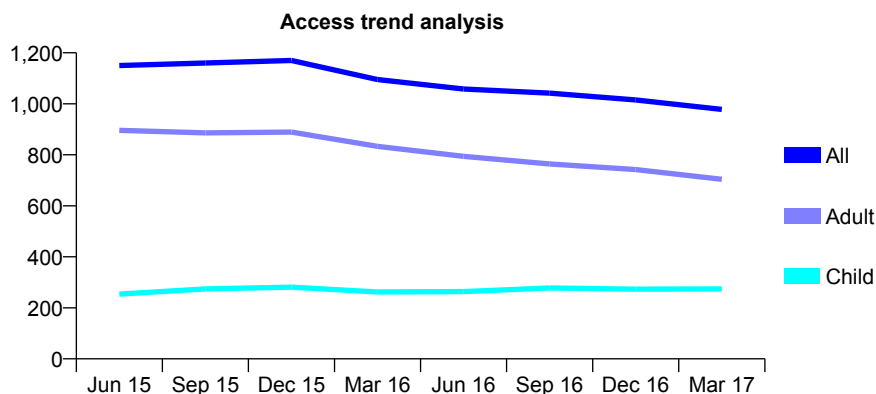
## Q63 - Vital Signs At a Glance Contract Report for 395234/0001 - March 2017

Name or company name	MR MZ SHEIKH
Contract type name	GDS Contract
Purpose of contract	General
Contract start date	01/04/2006
Contract end date	

16/17 Contracted general activity (UDA)	2,888
Carry forward general activity (UDA)	-5
16/17 Contracted orthodontic activity (UOA)	0
Carry forward orthodontic activity (UOA)	0
Baseline contract value	£103,336.53

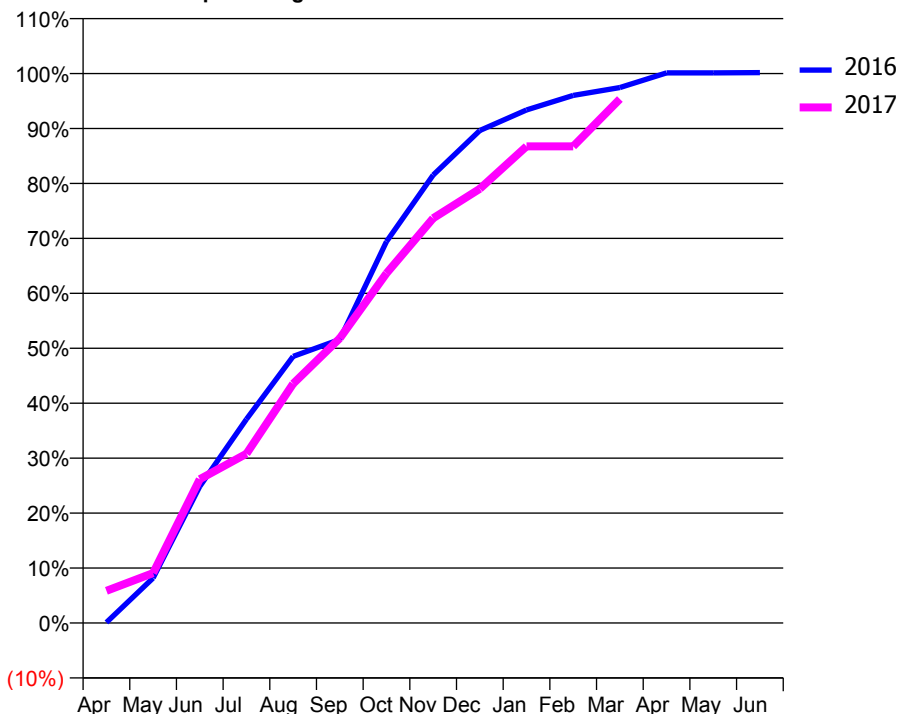
### ACCESS\*

Patients seen in 24 months	Total	Change since previous quarter
Quarter ending March 2016	1,095	
Quarter ending June 2016	1,058	↓
Quarter ending September 2016	1,042	↓
Quarter ending December 2016	1,015	↓
Quarter ending March 2017	978	↓
<b>Variance since March 2016</b>	<b>(10.7%)</b>	<b>↓</b>



### ACTIVITY

Cumulative percentage of contracted UDA delivered 2016 & 2017



Adjusted Scheduled Activity (UDA)

Month	2016	2017
April	3	169
May	237	262
June	718	756
July	1,071	890
August	1,402	1,257
September	1,490	1,497
October	2,004	1,838
November	2,355	2,127
December	2,588	2,282
January	2,696	2,505
February	2,773	2,505
March	2,814	2,754
April	2,892	
May	2,892	
June	2,893	

### QUALITY

	Quantity	Base Number	Contract	AT	Region	England
% of FP17s for the same patient ID Re-attending within 3 months - Children	11	285	3.9%	10.4%	11.8%	12.3%
% of FP17s for the same patient ID Re-attending within 3 months - Adults	45	607	7.4%	16.0%	17.1%	16.7%
% of FP17s for the same patient ID Re-attending between 3 & 9 months - Children	79	285	27.7%	47.8%	46.5%	57.6%
% of FP17s for the same patient ID Re-attending between 3 & 9 months - Adults	139	607	22.9%	37.8%	37.6%	50.1%
% of FP17s for Band 1 Urgent Courses	54	861	6.3%	10.3%	10.7%	9.1%
% of FP17s Relating to Free Repair or Replacements	5	861	0.6%	0.6%	0.6%	0.8%
% of FP17s Relating to Continuations	5	861	0.6%	1.1%	0.9%	1.2%
% of Patients satisfied with the dentistry they have received	0	0	N/A	90.5%	90.4%	92.8%
% of Patients satisfied with the time they had to wait for an appointment	0	0	N/A	86.2%	83.7%	88.7%

\* This is based on patients treated on this contract for their most recent course of treatment. Figures in italics indicate the base number of FP17s or Patient Questionnaire responses are less than 100. N/A is shown where the base number of responses is less than 10 during the period. % is calculated as Quantity/Base number\*100

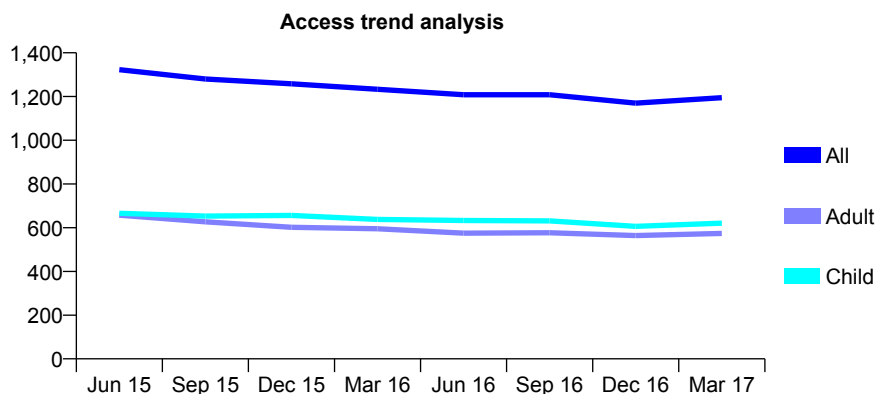
## Q63 - Vital Signs At a Glance Contract Report for 395668/0001 - March 2017

Name or company name	MR RG ST CLAIRE
Contract type name	GDS Contract
Purpose of contract	General
Contract start date	01/04/2006
Contract end date	

16/17 Contracted general activity (UDA)	3,856
Carry forward general activity (UDA)	-5
16/17 Contracted orthodontic activity (UOA)	0
Carry forward orthodontic activity (UOA)	0
Baseline contract value	£110,459.05

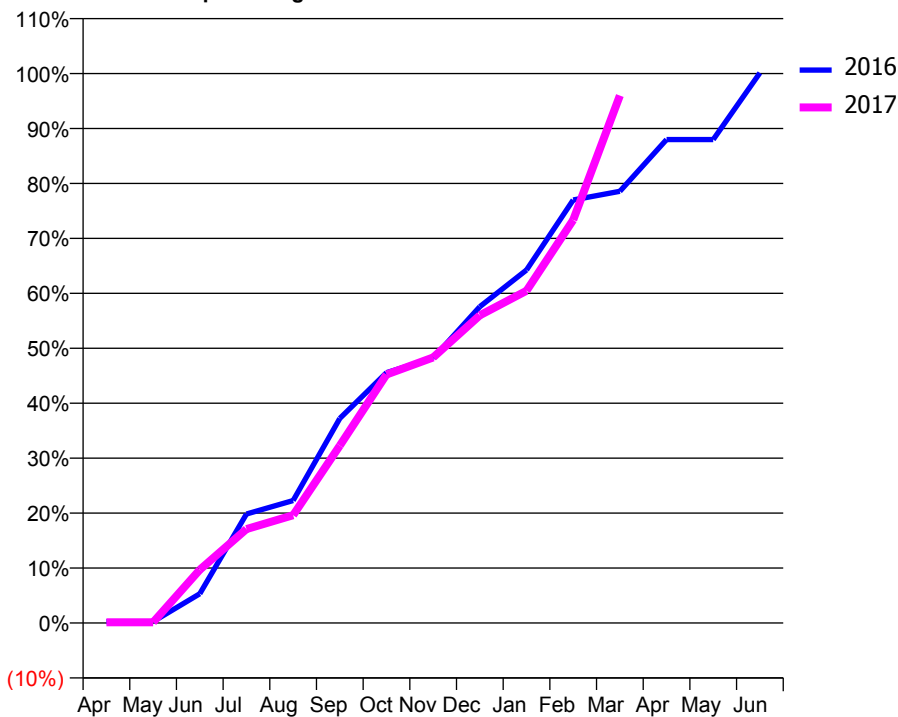
### ACCESS\*

Patients seen in 24 months	Total	Change since previous quarter
Quarter ending March 2016	1,233	
Quarter ending June 2016	1,208	↓
Quarter ending September 2016	1,208	→
Quarter ending December 2016	1,170	↓
Quarter ending March 2017	1,195	↑
<b>Variance since March 2016</b>	<b>(3.1%)</b>	<b>↓</b>



### ACTIVITY

Cumulative percentage of contracted UDA delivered 2016 & 2017



Adjusted Scheduled Activity (UDA)

Month	2016	2017
April	10	5
May	10	5
June	205	373
July	765	659
August	859	757
September	1,436	1,245
October	1,757	1,744
November	1,859	1,864
December	2,220	2,159
January	2,477	2,332
February	2,969	2,828
March	3,029	3,701
April	3,393	
May	3,393	
June	3,861	

### QUALITY

	Quantity	Base Number	Contract	AT	Region	England
% of FP17s for the same patient ID Re-attending within 3 months - Children	45	623	7.2%	10.4%	11.8%	12.3%
% of FP17s for the same patient ID Re-attending within 3 months - Adults	79	547	14.4%	16.0%	17.1%	16.7%
% of FP17s for the same patient ID Re-attending between 3 & 9 months - Children	144	623	23.1%	47.8%	46.5%	57.6%
% of FP17s for the same patient ID Re-attending between 3 & 9 months - Adults	119	547	21.8%	37.8%	37.6%	50.1%
% of FP17s for Band 1 Urgent Courses	66	971	6.8%	10.3%	10.7%	9.1%
% of FP17s Relating to Free Repair or Replacements	0	971	0.0%	0.6%	0.6%	0.8%
% of FP17s Relating to Continuations	0	971	0.0%	1.1%	0.9%	1.2%
% of Patients satisfied with the dentistry they have received	0	1	N/A	90.5%	90.4%	92.8%
% of Patients satisfied with the time they had to wait for an appointment	1	1	N/A	86.2%	83.7%	88.7%

\* This is based on patients treated on this contract for their most recent course of treatment. Figures in italics indicate the base number of FP17s or Patient Questionnaire responses are less than 100. N/A is shown where the base number of responses is less than 10 during the period. % is calculated as Quantity/Base number\*100

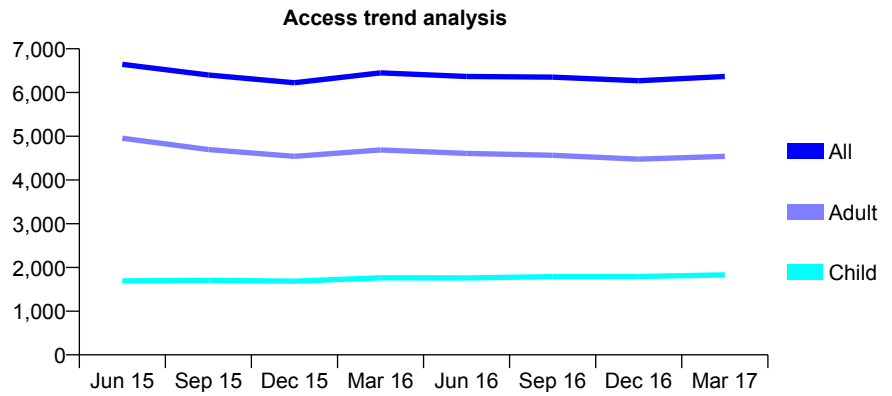
## Q63 - Vital Signs At a Glance Contract Report for 397717/0001 - March 2017

Name or company name	MR R KARDEL-TABAR
Contract type name	GDS Contract
Purpose of contract	General
Contract start date	01/08/2008
Contract end date	

16/17 Contracted general activity (UDA)	16,633
Carry forward general activity (UDA)	691
16/17 Contracted orthodontic activity (UOA)	0
Carry forward orthodontic activity (UOA)	0
Baseline contract value	£412,261.05

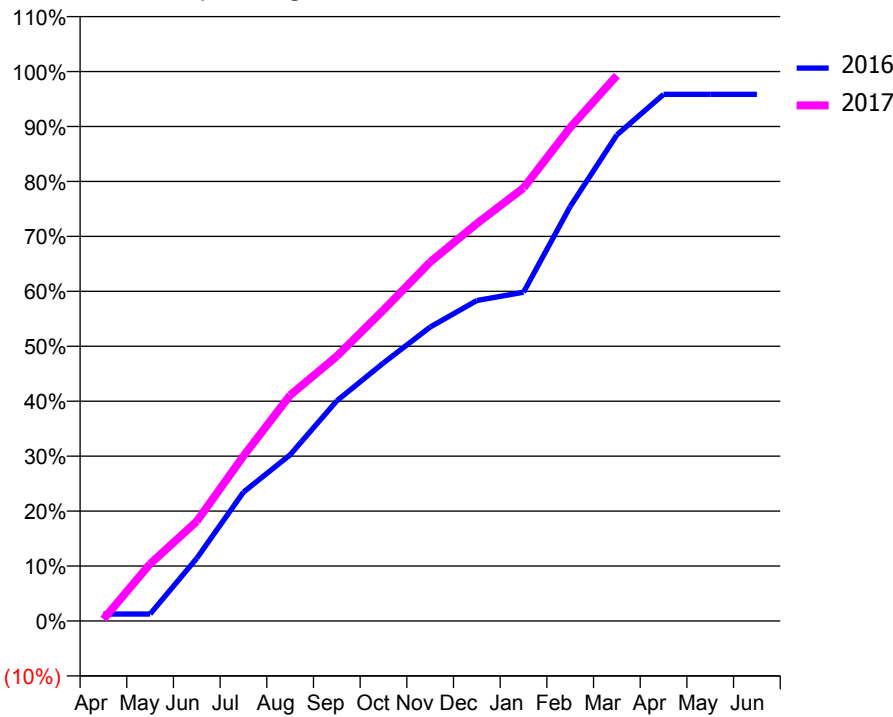
### ACCESS\*

Patients seen in 24 months	Total	Change since previous quarter
Quarter ending March 2016	6,448	
Quarter ending June 2016	6,366	↓
Quarter ending September 2016	6,353	→
Quarter ending December 2016	6,269	↓
Quarter ending March 2017	6,367	→
<b>Variance since March 2016</b>	<b>(1.3%)</b>	<b>↓</b>



### ACTIVITY

Cumulative percentage of contracted UDA delivered 2016 & 2017



Month	Adjusted Scheduled Activity (UDA)	
	2016	2017
April	212	56
May	212	1,731
June	1,900	3,019
July	3,903	4,995
August	5,032	6,835
September	6,664	8,015
October	7,813	9,414
November	8,897	10,865
December	9,703	12,029
January	9,950	13,108
February	12,547	14,937
March	14,714	16,512
April	15,941	
May	15,942	
June	15,942	

### QUALITY

	Quantity	Base Number	Contract	AT	Region	England
% of FP17s for the same patient ID Re-attending within 3 months - Children	177	2,214	8.0%	10.4%	11.8%	12.3%
% of FP17s for the same patient ID Re-attending within 3 months - Adults	489	4,665	10.5%	16.0%	17.1%	16.7%
% of FP17s for the same patient ID Re-attending between 3 & 9 months - Children	1,020	2,214	46.1%	47.8%	46.5%	57.6%
% of FP17s for the same patient ID Re-attending between 3 & 9 months - Adults	1,348	4,665	28.9%	37.8%	37.6%	50.1%
% of FP17s for Band 1 Urgent Courses	784	6,448	12.2%	10.3%	10.7%	9.1%
% of FP17s Relating to Free Repair or Replacements	23	6,448	0.4%	0.6%	0.6%	0.8%
% of FP17s Relating to Continuations	42	6,448	0.7%	1.1%	0.9%	1.2%
% of Patients satisfied with the dentistry they have received	6	7	N/A	90.5%	90.4%	92.8%
% of Patients satisfied with the time they had to wait for an appointment	6	7	N/A	86.2%	83.7%	88.7%

\* This is based on patients treated on this contract for their most recent course of treatment. Figures in italics indicate the base number of FP17s or Patient Questionnaire responses are less than 100. N/A is shown where the base number of responses is less than 10 during the period. % is calculated as Quantity/Base number\*100

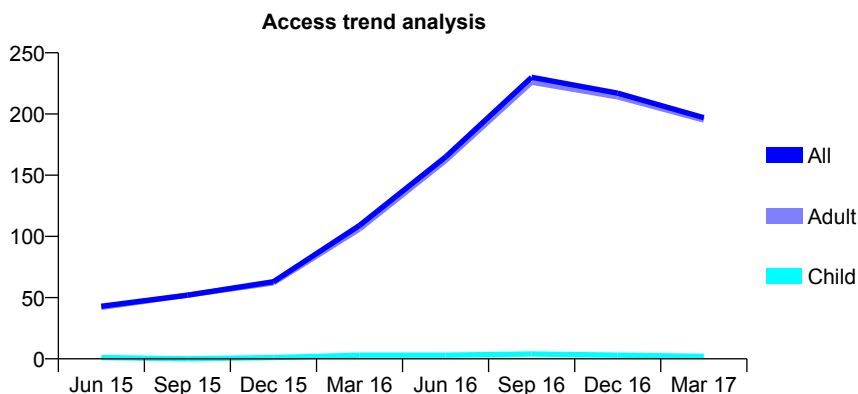
## Q63 - Vital Signs At a Glance Contract Report for 397717/0003 - March 2017

Name or company name	MR R KARDEL-TABAR
Contract type name	PDS Contract
Purpose of contract	General
Contract start date	01/06/2013
Contract end date	30/11/2017

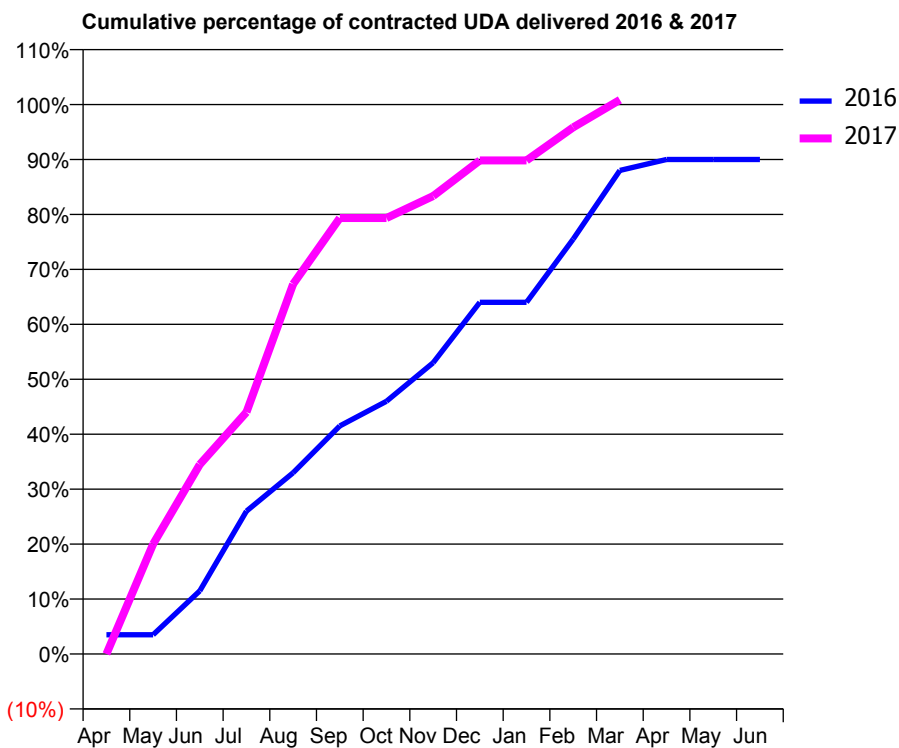
16/17 Contracted general activity (UDA)	600
Carry forward general activity (UDA)	0
16/17 Contracted orthodontic activity (UOA)	0
Carry forward orthodontic activity (UOA)	0
Baseline contract value	£31,635.31

### ACCESS\*

Patients seen in 24 months	Total	Change since previous quarter
Quarter ending March 2016	109	
Quarter ending June 2016	165	↑
Quarter ending September 2016	230	↑
Quarter ending December 2016	217	↓
Quarter ending March 2017	197	↓
<b>Variance since March 2016</b>	<b>80.7%</b>	<b>↑</b>



### ACTIVITY



Month	Adjusted Scheduled Activity (UDA)	
	2016	2017
April	21	0
May	21	120
June	69	207
July	156	264
August	198	404
September	249	476
October	276	476
November	318	500
December	384	539
January	384	539
February	453	575
March	528	605
April	540	
May	540	
June	540	

### QUALITY

	Quantity	Base Number	Contract	AT	Region	England
% of FP17s for the same patient ID Re-attending within 3 months - Children	0	1	0.0%	10.4%	11.8%	12.3%
% of FP17s for the same patient ID Re-attending within 3 months - Adults	6	206	2.9%	16.0%	17.1%	16.7%
% of FP17s for the same patient ID Re-attending between 3 & 9 months - Children	0	1	0.0%	47.8%	46.5%	57.6%
% of FP17s for the same patient ID Re-attending between 3 & 9 months - Adults	1	206	0.5%	37.8%	37.6%	50.1%
% of FP17s for Band 1 Urgent Courses	0	203	0.0%	10.3%	10.7%	9.1%
% of FP17s Relating to Free Repair or Replacements	0	203	0.0%	0.6%	0.6%	0.8%
% of FP17s Relating to Continuations	4	203	2.0%	1.1%	0.9%	1.2%
% of Patients satisfied with the dentistry they have received	0	0	N/A	90.5%	90.4%	92.8%
% of Patients satisfied with the time they had to wait for an appointment	0	0	N/A	86.2%	83.7%	88.7%

\* This is based on patients treated on this contract for their most recent course of treatment. Figures in italics indicate the base number of FP17s or Patient Questionnaire responses are less than 100. N/A is shown where the base number of responses is less than 10 during the period. % is calculated as Quantity/Base number\*100



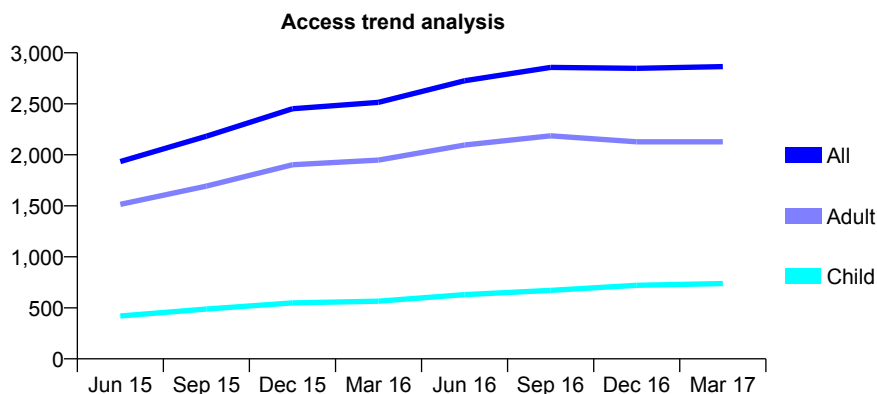
## Q63 - Vital Signs At a Glance Contract Report for 397717/0004 - March 2017

Name or company name	MR R KARDEL-TABAR
Contract type name	GDS Contract
Purpose of contract	General
Contract start date	01/10/2014
Contract end date	

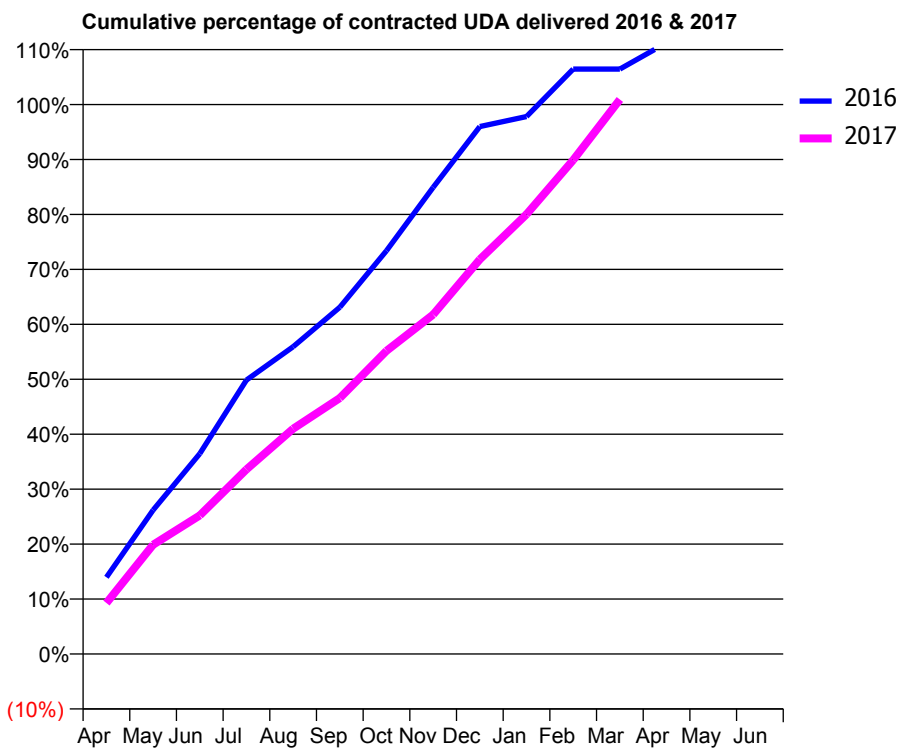
16/17 Contracted general activity (UDA)	6,334
Carry forward general activity (UDA)	-127
16/17 Contracted orthodontic activity (UOA)	0
Carry forward orthodontic activity (UOA)	0
Baseline contract value	£163,035.71

### ACCESS\*

Patients seen in 24 months	Total	Change since previous quarter
Quarter ending March 2016	2,514	
Quarter ending June 2016	2,726	↑
Quarter ending September 2016	2,857	↑
Quarter ending December 2016	2,848	→
Quarter ending March 2017	2,865	→
<b>Variance since March 2016</b>	<b>14.0%</b>	<b>↑</b>



### ACTIVITY



Month	Adjusted Scheduled Activity (UDA)	
	2016	2017
April	884	588
May	1,659	1,259
June	2,310	1,598
July	3,157	2,128
August	3,542	2,597
September	3,997	2,950
October	4,648	3,495
November	5,379	3,912
December	6,081	4,548
January	6,195	5,068
February	6,742	5,694
March	6,742	6,392
April	7,045	
May	7,048	
June	7,048	

### QUALITY

	Quantity	Base Number	Contract	AT	Region	England
% of FP17s for the same patient ID Re-attending within 3 months - Children	68	920	7.4%	10.4%	11.8%	12.3%
% of FP17s for the same patient ID Re-attending within 3 months - Adults	179	1,801	9.9%	16.0%	17.1%	16.7%
% of FP17s for the same patient ID Re-attending between 3 & 9 months - Children	356	920	38.7%	47.8%	46.5%	57.6%
% of FP17s for the same patient ID Re-attending between 3 & 9 months - Adults	573	1,801	31.8%	37.8%	37.6%	50.1%
% of FP17s for Band 1 Urgent Courses	324	2,545	12.7%	10.3%	10.7%	9.1%
% of FP17s Relating to Free Repair or Replacements	1	2,545	0.0%	0.6%	0.6%	0.8%
% of FP17s Relating to Continuations	17	2,545	0.7%	1.1%	0.9%	1.2%
% of Patients satisfied with the dentistry they have received	2	2	N/A	90.5%	90.4%	92.8%
% of Patients satisfied with the time they had to wait for an appointment	1	2	N/A	86.2%	83.7%	88.7%

\* This is based on patients treated on this contract for their most recent course of treatment. Figures in italics indicate the base number of FP17s or Patient Questionnaire responses are less than 100. N/A is shown where the base number of responses is less than 10 during the period. % is calculated as Quantity/Base number\*100

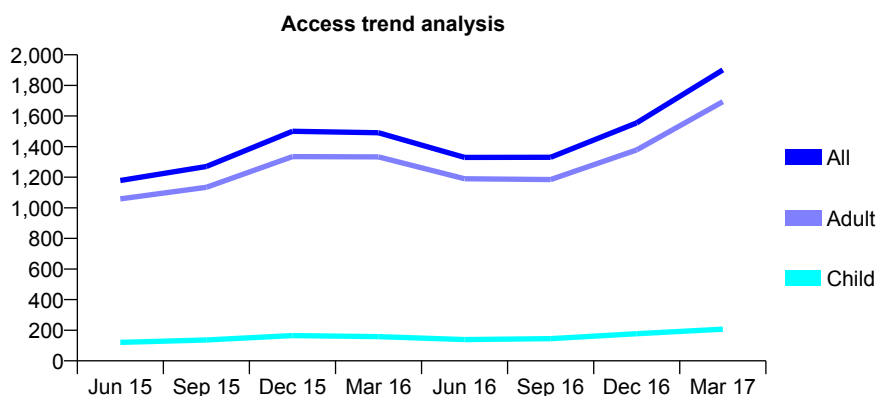
## Q63 - Vital Signs At a Glance Contract Report for 502014/0002 - March 2017

Name or company name	EDS
Contract type name	PDS Contract
Purpose of contract	General
Contract start date	01/04/2013
Contract end date	31/03/2017

16/17 Contracted general activity (UDA)	3,504
Carry forward general activity (UDA)	0
16/17 Contracted orthodontic activity (UOA)	0
Carry forward orthodontic activity (UOA)	0
Baseline contract value	£137,277.00

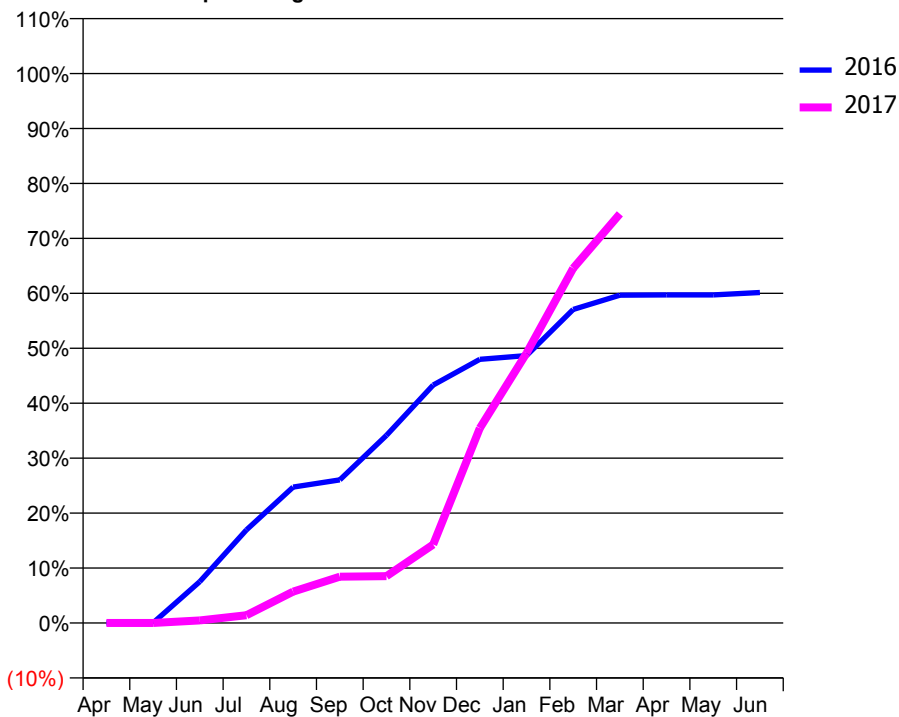
### ACCESS\*

Patients seen in 24 months	Total	Change since previous quarter
Quarter ending March 2016	1,491	
Quarter ending June 2016	1,329	↓
Quarter ending September 2016	1,330	→
Quarter ending December 2016	1,555	↑
Quarter ending March 2017	1,901	↑
<b>Variance since March 2016</b>	<b>27.5%</b>	<b>↑</b>



### ACTIVITY

Cumulative percentage of contracted UDA delivered 2016 & 2017



Month	Adjusted Scheduled Activity (UDA)	
	2016	2017
April	0	0
May	1	0
June	264	17
July	594	49
August	867	201
September	913	295
October	1,197	299
November	1,517	501
December	1,682	1,243
January	1,705	1,720
February	2,000	2,262
March	2,091	2,609
April	2,092	
May	2,092	
June	2,107	

### QUALITY

	Quantity	Base Number	Contract	AT	Region	England
% of FP17s for the same patient ID Re-attending within 3 months - Children	3	323	0.9%	10.4%	11.8%	12.3%
% of FP17s for the same patient ID Re-attending within 3 months - Adults	11	2,108	0.5%	16.0%	17.1%	16.7%
% of FP17s for the same patient ID Re-attending between 3 & 9 months - Children	0	323	0.0%	47.8%	46.5%	57.6%
% of FP17s for the same patient ID Re-attending between 3 & 9 months - Adults	6	2,108	0.3%	37.8%	37.6%	50.1%
% of FP17s for Band 1 Urgent Courses	2,233	2,249	99.3%	10.3%	10.7%	9.1%
% of FP17s Relating to Free Repair or Replacements	0	2,249	0.0%	0.6%	0.6%	0.8%
% of FP17s Relating to Continuations	0	2,249	0.0%	1.1%	0.9%	1.2%
% of Patients satisfied with the dentistry they have received	0	0	N/A	90.5%	90.4%	92.8%
% of Patients satisfied with the time they had to wait for an appointment	0	0	N/A	86.2%	83.7%	88.7%

\* This is based on patients treated on this contract for their most recent course of treatment. Figures in italics indicate the base number of FP17s or Patient Questionnaire responses are less than 100. N/A is shown where the base number of responses is less than 10 during the period. % is calculated as Quantity/Base number\*100

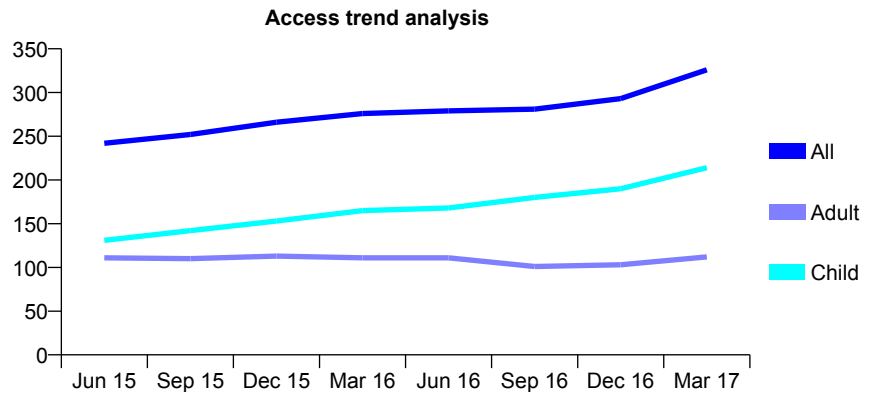
## Q63 - Vital Signs At a Glance Contract Report for 559083/0005 - March 2017

Name or company name	MR VS SEHMI
Contract type name	GDS Contract
Purpose of contract	General
Contract start date	23/01/2012
Contract end date	

16/17 Contracted general activity (UDA)	859
Carry forward general activity (UDA)	0
16/17 Contracted orthodontic activity (UOA)	0
Carry forward orthodontic activity (UOA)	0
Baseline contract value	£19,363.31

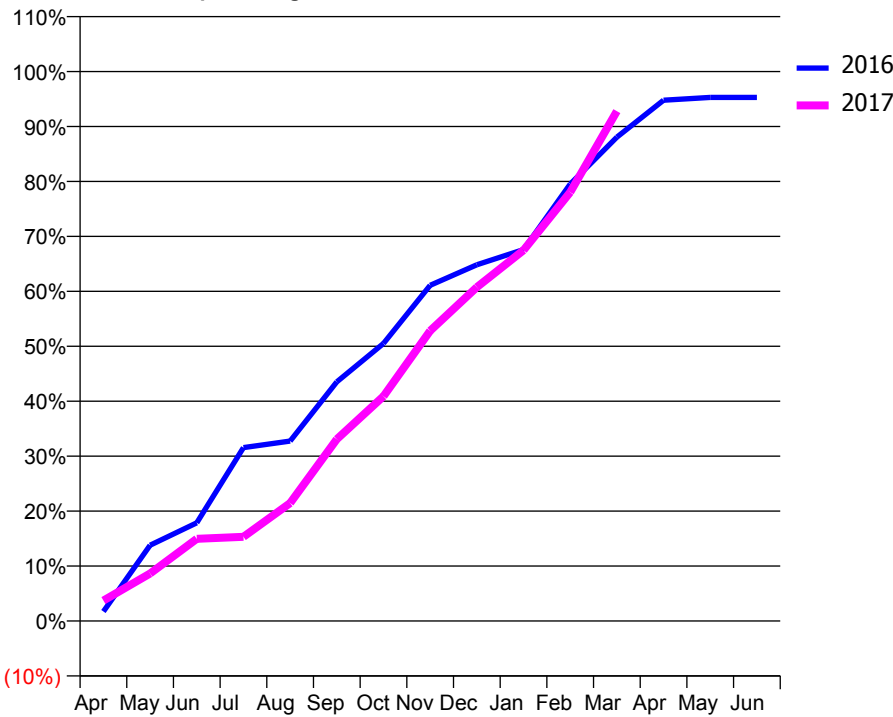
### ACCESS\*

Patients seen in 24 months	Total	Change since previous quarter
Quarter ending March 2016	276	
Quarter ending June 2016	279	→
Quarter ending September 2016	281	→
Quarter ending December 2016	293	↑
Quarter ending March 2017	326	↑
<b>Variance since March 2016</b>	<b>18.1%</b>	<b>↑</b>



### ACTIVITY

Cumulative percentage of contracted UDA delivered 2016 & 2017



Month	Adjusted Scheduled Activity (UDA)	
	2016	2017
April	15	32
May	119	74
June	154	129
July	271	132
August	281	184
September	374	284
October	434	351
November	525	454
December	557	522
January	581	580
February	683	670
March	756	797
April	814	
May	818	
June	818	

### QUALITY

	Quantity	Base Number	Contract	AT	Region	England
% of FP17s for the same patient ID Re-attending within 3 months - Children	19	252	7.5%	10.4%	11.8%	12.3%
% of FP17s for the same patient ID Re-attending within 3 months - Adults	33	123	26.8%	16.0%	17.1%	16.7%
% of FP17s for the same patient ID Re-attending between 3 & 9 months - Children	106	252	42.1%	47.8%	46.5%	57.6%
% of FP17s for the same patient ID Re-attending between 3 & 9 months - Adults	43	123	35.0%	37.8%	37.6%	50.1%
% of FP17s for Band 1 Urgent Courses	30	345	8.7%	10.3%	10.7%	9.1%
% of FP17s Relating to Free Repair or Replacements	0	345	0.0%	0.6%	0.6%	0.8%
% of FP17s Relating to Continuations	0	345	0.0%	1.1%	0.9%	1.2%
% of Patients satisfied with the dentistry they have received	0	0	N/A	90.5%	90.4%	92.8%
% of Patients satisfied with the time they had to wait for an appointment	0	0	N/A	86.2%	83.7%	88.7%

\* This is based on patients treated on this contract for their most recent course of treatment. Figures in italics indicate the base number of FP17s or Patient Questionnaire responses are less than 100. N/A is shown where the base number of responses is less than 10 during the period. % is calculated as Quantity/Base number\*100

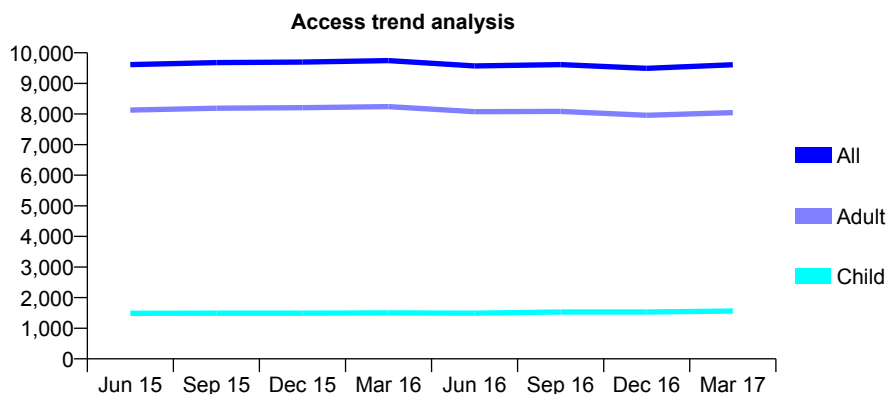
## Q63 - Vital Signs At a Glance Contract Report for 559350/0001 - March 2017

Name or company name	MR S SURENDRA
Contract type name	GDS Contract
Purpose of contract	General
Contract start date	01/04/2006
Contract end date	

16/17 Contracted general activity (UDA)	24,100
Carry forward general activity (UDA)	430
16/17 Contracted orthodontic activity (UOA)	0
Carry forward orthodontic activity (UOA)	0
Baseline contract value	£717,179.14

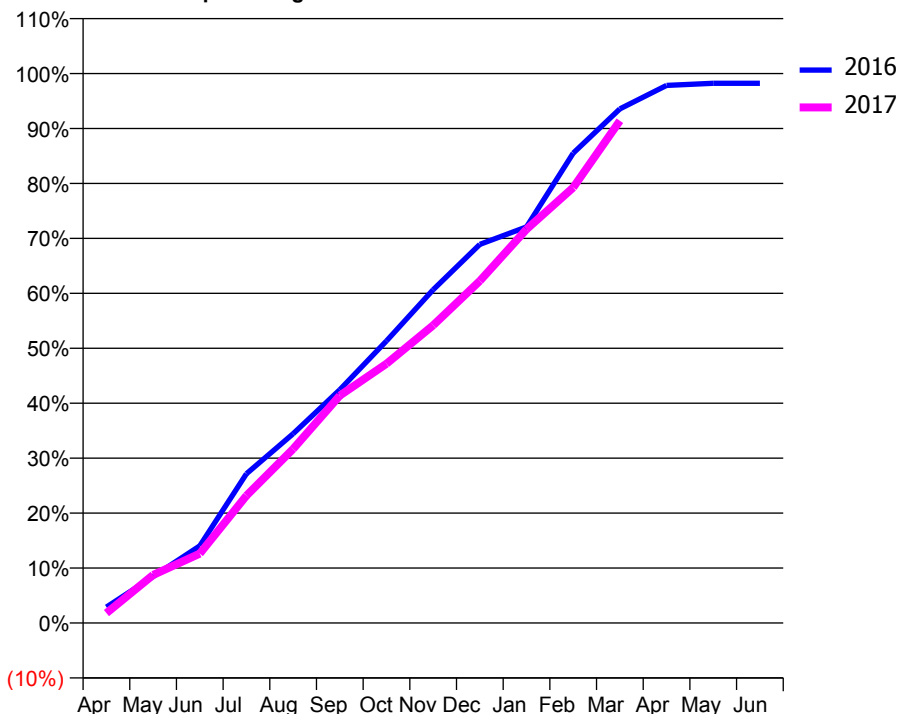
### ACCESS\*

Patients seen in 24 months	Total	Change since previous quarter
Quarter ending March 2016	9,743	
Quarter ending June 2016	9,569	↓
Quarter ending September 2016	9,616	→
Quarter ending December 2016	9,491	↓
Quarter ending March 2017	9,611	→
<b>Variance since March 2016</b>	<b>(1.4%)</b>	<b>↓</b>



### ACTIVITY

Cumulative percentage of contracted UDA delivered 2016 & 2017



Month	Adjusted Scheduled Activity (UDA)	
	2016	2017
April	697	438
May	2,040	2,108
June	3,382	3,044
July	6,547	5,589
August	8,304	7,634
September	10,233	9,972
October	12,375	11,370
November	14,615	13,059
December	16,606	15,005
January	17,373	17,265
February	20,605	19,096
March	22,546	22,028
April	23,579	
May	23,670	
June	23,670	

### QUALITY

	Quantity	Base Number	Contract	AT	Region	England
% of FP17s for the same patient ID Re-attending within 3 months - Children	138	1,847	7.5%	10.4%	11.8%	12.3%
% of FP17s for the same patient ID Re-attending within 3 months - Adults	914	8,050	11.4%	16.0%	17.1%	16.7%
% of FP17s for the same patient ID Re-attending between 3 & 9 months - Children	825	1,847	44.7%	47.8%	46.5%	57.6%
% of FP17s for the same patient ID Re-attending between 3 & 9 months - Adults	2,818	8,050	35.0%	37.8%	37.6%	50.1%
% of FP17s for Band 1 Urgent Courses	468	9,218	5.1%	10.3%	10.7%	9.1%
% of FP17s Relating to Free Repair or Replacements	4	9,218	0.0%	0.6%	0.6%	0.8%
% of FP17s Relating to Continuations	63	9,218	0.7%	1.1%	0.9%	1.2%
% of Patients satisfied with the dentistry they have received	13	14	92.9%	90.5%	90.4%	92.8%
% of Patients satisfied with the time they had to wait for an appointment	12	14	85.7%	86.2%	83.7%	88.7%

\* This is based on patients treated on this contract for their most recent course of treatment. Figures in italics indicate the base number of FP17s or Patient Questionnaire responses are less than 100. N/A is shown where the base number of responses is less than 10 during the period. % is calculated as Quantity/Base number\*100

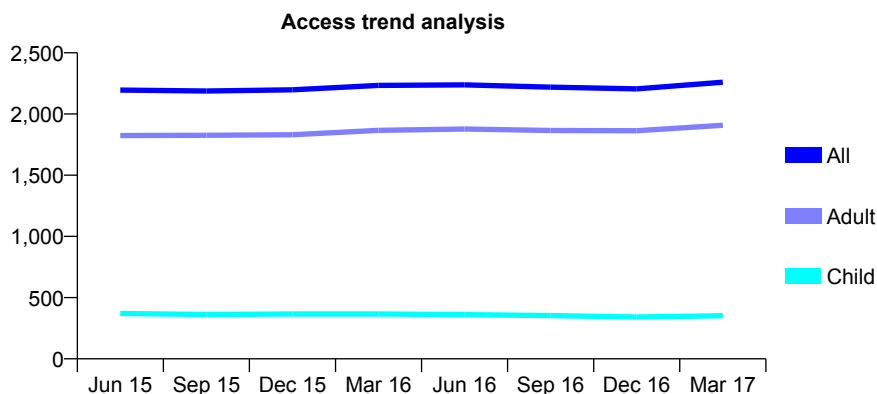
## Q63 - Vital Signs At a Glance Contract Report for 565164/0001 - March 2017

Name or company name	MISS P SARGENT
Contract type name	GDS Contract
Purpose of contract	General
Contract start date	01/04/2006
Contract end date	

16/17 Contracted general activity (UDA)	6,700
Carry forward general activity (UDA)	256
16/17 Contracted orthodontic activity (UOA)	0
Carry forward orthodontic activity (UOA)	0
Baseline contract value	£138,321.85

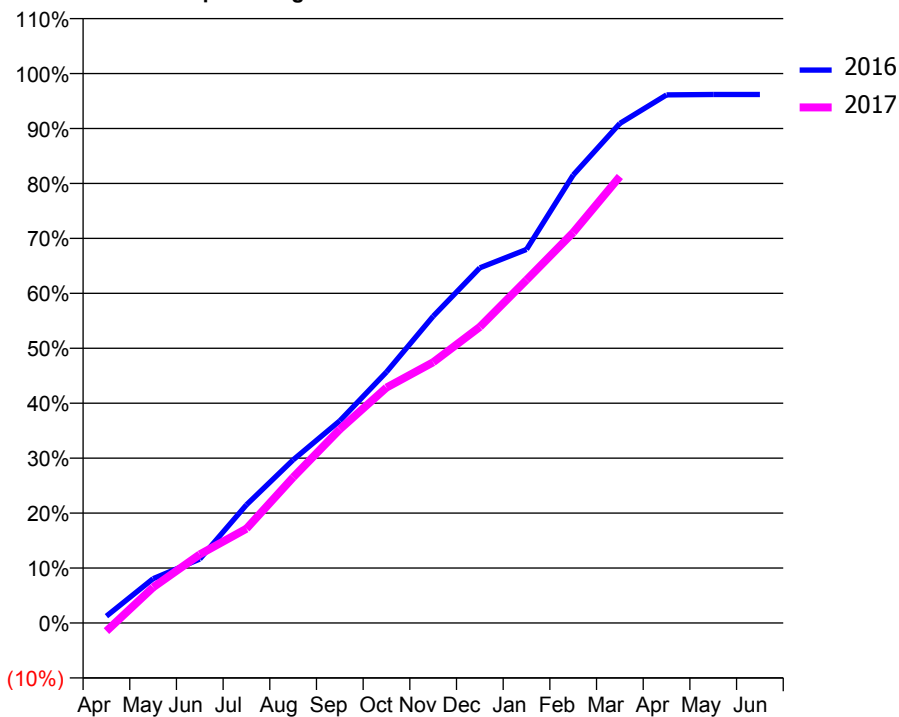
### ACCESS\*

Patients seen in 24 months	Total	Change since previous quarter
Quarter ending March 2016	2,234	
Quarter ending June 2016	2,238	→
Quarter ending September 2016	2,219	→
Quarter ending December 2016	2,205	→
Quarter ending March 2017	2,260	↑
<b>Variance since March 2016</b>	1.2%	→



### ACTIVITY

Cumulative percentage of contracted UDA delivered 2016 & 2017



Month	Adjusted Scheduled Activity (UDA)	
	2016	2017
April	84	-100
May	540	434
June	780	837
July	1,442	1,151
August	1,990	1,776
September	2,466	2,361
October	3,061	2,871
November	3,740	3,179
December	4,331	3,610
January	4,556	4,183
February	5,462	4,761
March	6,091	5,445
April	6,440	
May	6,444	
June	6,444	

### QUALITY

	Quantity	Base Number	Contract	AT	Region	England
% of FP17s for the same patient ID Re-attending within 3 months - Children	11	529	2.1%	10.4%	11.8%	12.3%
% of FP17s for the same patient ID Re-attending within 3 months - Adults	313	3,020	10.4%	16.0%	17.1%	16.7%
% of FP17s for the same patient ID Re-attending between 3 & 9 months - Children	244	529	46.1%	47.8%	46.5%	57.6%
% of FP17s for the same patient ID Re-attending between 3 & 9 months - Adults	1,578	3,020	52.3%	37.8%	37.6%	50.1%
% of FP17s for Band 1 Urgent Courses	246	3,376	7.3%	10.3%	10.7%	9.1%
% of FP17s Relating to Free Repair or Replacements	0	3,376	0.0%	0.6%	0.6%	0.8%
% of FP17s Relating to Continuations	33	3,376	1.0%	1.1%	0.9%	1.2%
% of Patients satisfied with the dentistry they have received	14	15	93.3%	90.5%	90.4%	92.8%
% of Patients satisfied with the time they had to wait for an appointment	12	15	80.0%	86.2%	83.7%	88.7%

\* This is based on patients treated on this contract for their most recent course of treatment. Figures in italics indicate the base number of FP17s or Patient Questionnaire responses are less than 100. N/A is shown where the base number of responses is less than 10 during the period. % is calculated as Quantity/Base number\*100

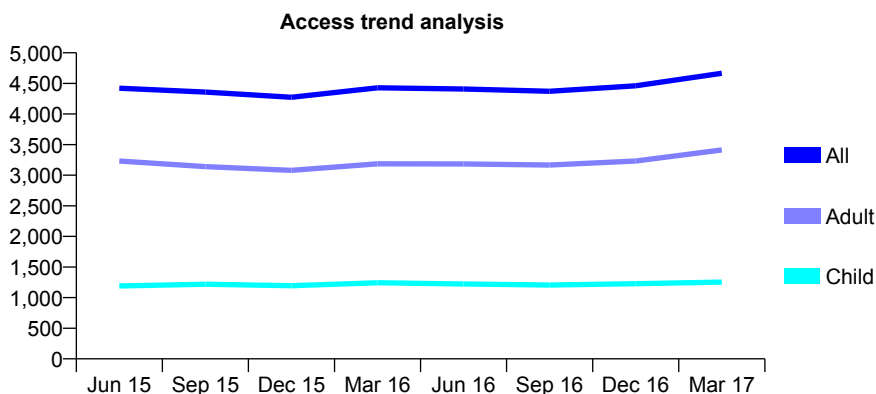
## Q63 - Vital Signs At a Glance Contract Report for 566470/0001 - March 2017

Name or company name	MISS D OZA
Contract type name	GDS Contract
Purpose of contract	General
Contract start date	01/04/2006
Contract end date	

16/17 Contracted general activity (UDA)	13,874
Carry forward general activity (UDA)	0
16/17 Contracted orthodontic activity (UOA)	0
Carry forward orthodontic activity (UOA)	0
Baseline contract value	£353,531.40

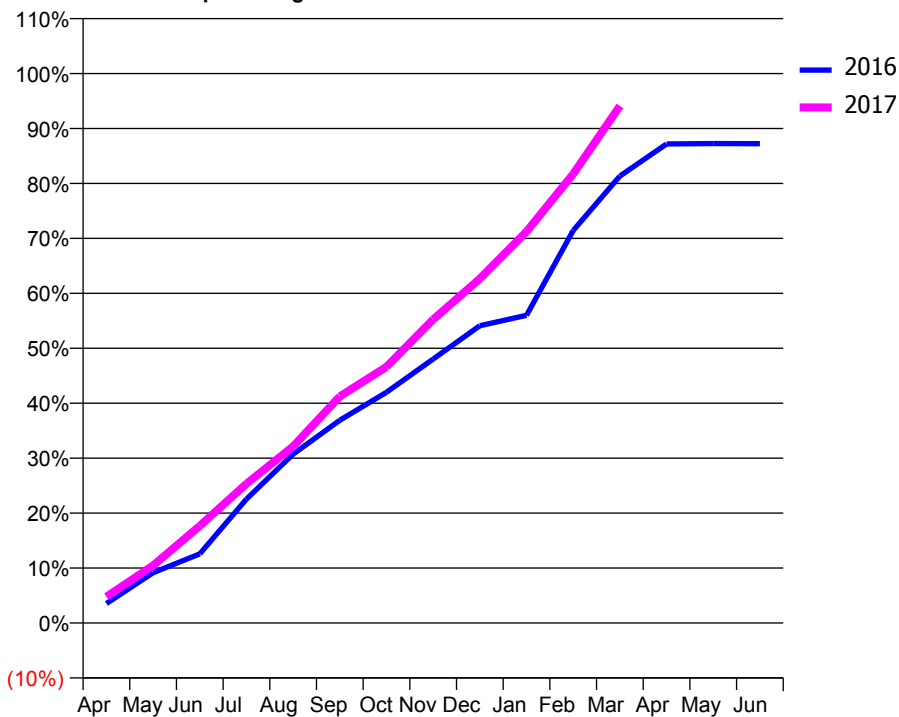
### ACCESS\*

Patients seen in 24 months	Total	Change since previous quarter
Quarter ending March 2016	4,428	
Quarter ending June 2016	4,408	→
Quarter ending September 2016	4,372	→
Quarter ending December 2016	4,461	↑
Quarter ending March 2017	4,665	↑
<b>Variance since March 2016</b>	<b>5.4%</b>	<b>↑</b>



### ACTIVITY

Cumulative percentage of contracted UDA delivered 2016 & 2017



Month	Adjusted Scheduled Activity (UDA)	
	2016	2017
April	492	666
May	1,270	1,451
June	1,745	2,453
July	3,129	3,517
August	4,264	4,460
September	5,120	5,721
October	5,827	6,469
November	6,664	7,664
December	7,506	8,693
January	7,769	9,883
February	9,912	11,337
March	11,283	13,055
April	12,096	
May	12,105	
June	12,103	

### QUALITY

	Quantity	Base Number	Contract	AT	Region	England
% of FP17s for the same patient ID Re-attending within 3 months - Children	135	1,594	8.5%	10.4%	11.8%	12.3%
% of FP17s for the same patient ID Re-attending within 3 months - Adults	550	3,906	14.1%	16.0%	17.1%	16.7%
% of FP17s for the same patient ID Re-attending between 3 & 9 months - Children	728	1,594	45.7%	47.8%	46.5%	57.6%
% of FP17s for the same patient ID Re-attending between 3 & 9 months - Adults	1,414	3,906	36.2%	37.8%	37.6%	50.1%
% of FP17s for Band 1 Urgent Courses	461	5,166	8.9%	10.3%	10.7%	9.1%
% of FP17s Relating to Free Repair or Replacements	26	5,166	0.5%	0.6%	0.6%	0.8%
% of FP17s Relating to Continuations	11	5,166	0.2%	1.1%	0.9%	1.2%
% of Patients satisfied with the dentistry they have received	4	5	N/A	90.5%	90.4%	92.8%
% of Patients satisfied with the time they had to wait for an appointment	4	5	N/A	86.2%	83.7%	88.7%

\* This is based on patients treated on this contract for their most recent course of treatment. Figures in italics indicate the base number of FP17s or Patient Questionnaire responses are less than 100. N/A is shown where the base number of responses is less than 10 during the period. % is calculated as Quantity/Base number\*100

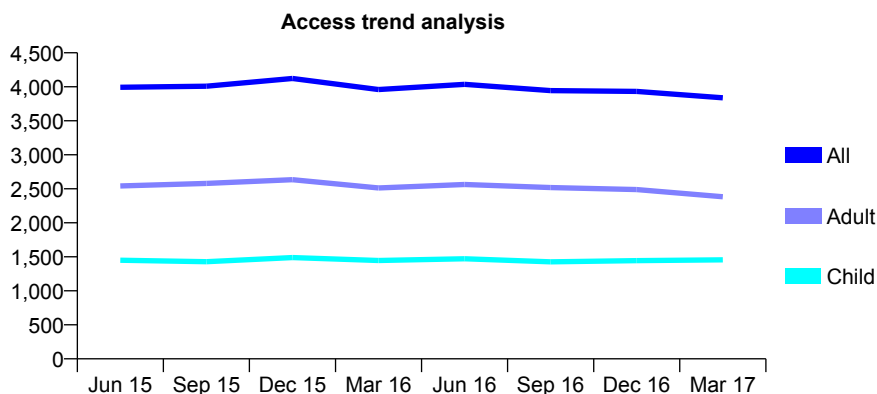
## Q63 - Vital Signs At a Glance Contract Report for 567159/0002 - March 2017

Name or company name	K Sachdev, A Sachdev, M Sachdev, N Sac
Contract type name	GDS Contract
Purpose of contract	General
Contract start date	01/04/2006
Contract end date	

16/17 Contracted general activity (UDA)	8,750
Carry forward general activity (UDA)	-67
16/17 Contracted orthodontic activity (UOA)	0
Carry forward orthodontic activity (UOA)	0
Baseline contract value	£286,533.72

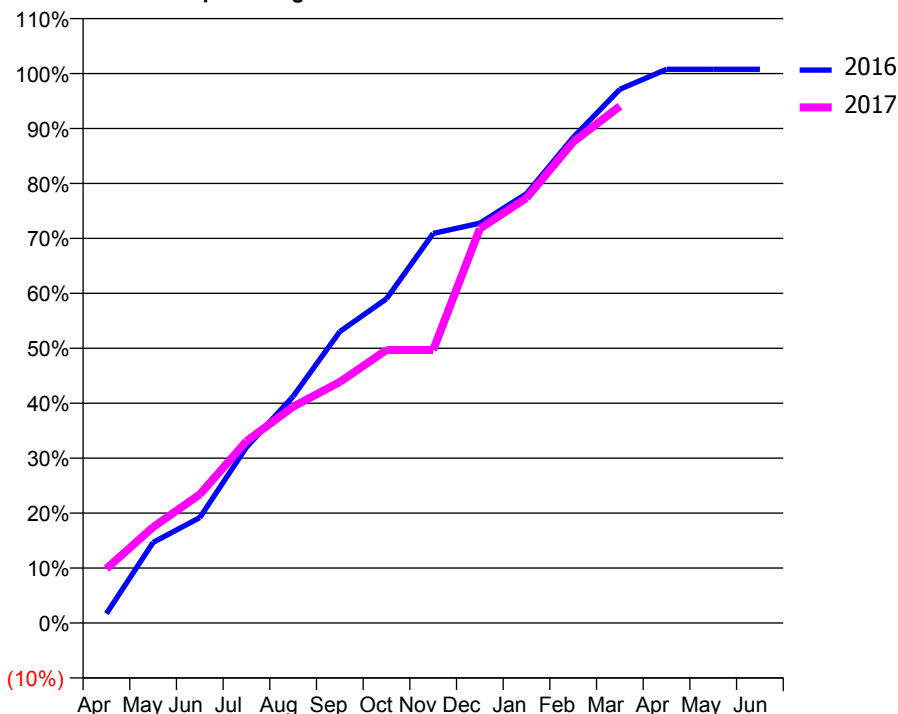
### ACCESS\*

Patients seen in 24 months	Total	Change since previous quarter
Quarter ending March 2016	3,959	
Quarter ending June 2016	4,036	→
Quarter ending September 2016	3,944	↓
Quarter ending December 2016	3,933	→
Quarter ending March 2017	3,838	↓
<b>Variance since March 2016</b>	<b>(3.1%)</b>	<b>↓</b>



### ACTIVITY

Cumulative percentage of contracted UDA delivered 2016 & 2017



Adjusted Scheduled Activity (UDA)

Month	2016	2017
April	149	865
May	1,284	1,528
June	1,679	2,049
July	2,799	2,894
August	3,608	3,444
September	4,641	3,837
October	5,164	4,347
November	6,204	4,347
December	6,366	6,280
January	6,836	6,767
February	7,733	7,660
March	8,498	8,229
April	8,817	
May	8,817	
June	8,817	

### QUALITY

	Quantity	Base Number	Contract	AT	Region	England
% of FP17s for the same patient ID Re-attending within 3 months - Children	180	1,677	10.7%	10.4%	11.8%	12.3%
% of FP17s for the same patient ID Re-attending within 3 months - Adults	361	2,200	16.4%	16.0%	17.1%	16.7%
% of FP17s for the same patient ID Re-attending between 3 & 9 months - Children	659	1,677	39.3%	47.8%	46.5%	57.6%
% of FP17s for the same patient ID Re-attending between 3 & 9 months - Adults	521	2,200	23.7%	37.8%	37.6%	50.1%
% of FP17s for Band 1 Urgent Courses	460	3,707	12.4%	10.3%	10.7%	9.1%
% of FP17s Relating to Free Repair or Replacements	0	3,707	0.0%	0.6%	0.6%	0.8%
% of FP17s Relating to Continuations	60	3,707	1.6%	1.1%	0.9%	1.2%
% of Patients satisfied with the dentistry they have received	6	6	N/A	90.5%	90.4%	92.8%
% of Patients satisfied with the time they had to wait for an appointment	6	6	N/A	86.2%	83.7%	88.7%

\* This is based on patients treated on this contract for their most recent course of treatment. Figures in italics indicate the base number of FP17s or Patient Questionnaire responses are less than 100. N/A is shown where the base number of responses is less than 10 during the period. % is calculated as Quantity/Base number\*100

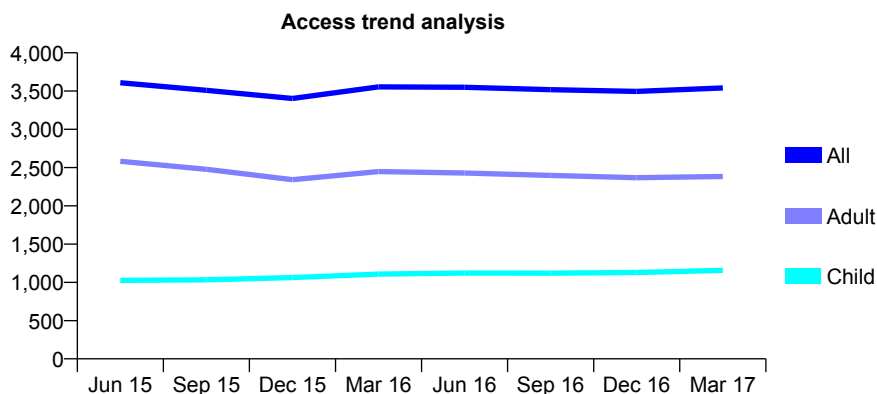
## Q63 - Vital Signs At a Glance Contract Report for 567159/0003 - March 2017

Name or company name	K Sachdev, A Sachdev, M Sachdev, N Sac
Contract type name	GDS Contract
Purpose of contract	General
Contract start date	01/04/2006
Contract end date	

16/17 Contracted general activity (UDA)	12,000
Carry forward general activity (UDA)	-216
16/17 Contracted orthodontic activity (UOA)	0
Carry forward orthodontic activity (UOA)	0
Baseline contract value	£366,161.16

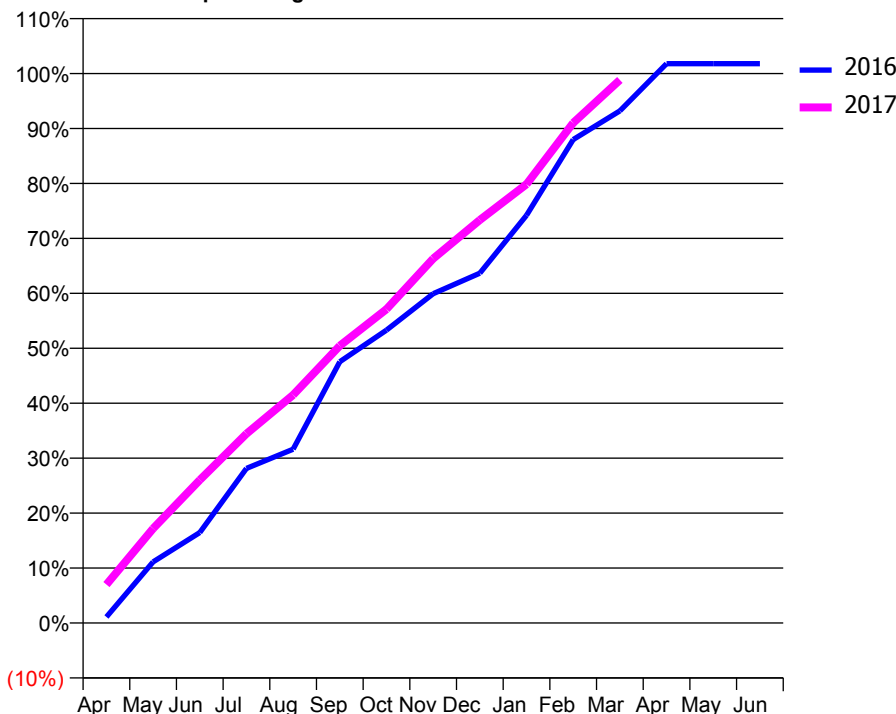
### ACCESS\*

Patients seen in 24 months	Total	Change since previous quarter
Quarter ending March 2016	3,555	
Quarter ending June 2016	3,550	→
Quarter ending September 2016	3,518	→
Quarter ending December 2016	3,496	→
Quarter ending March 2017	3,541	→
<b>Variance since March 2016</b>	<b>(0.4%)</b>	→



### ACTIVITY

Cumulative percentage of contracted UDA delivered 2016 & 2017



Month	Adjusted Scheduled Activity (UDA)	
	2016	2017
April	132	840
May	1,336	2,064
June	1,977	3,122
July	3,378	4,134
August	3,796	4,980
September	5,706	6,055
October	6,398	6,853
November	7,192	7,957
December	7,640	8,803
January	8,904	9,581
February	10,557	10,921
March	11,184	11,858
April	12,216	
May	12,216	
June	12,216	

### QUALITY

	Quantity	Base Number	Contract	AT	Region	England
% of FP17s for the same patient ID Re-attending within 3 months - Children	178	1,400	12.7%	10.4%	11.8%	12.3%
% of FP17s for the same patient ID Re-attending within 3 months - Adults	681	2,735	24.9%	16.0%	17.1%	16.7%
% of FP17s for the same patient ID Re-attending between 3 & 9 months - Children	439	1,400	31.4%	47.8%	46.5%	57.6%
% of FP17s for the same patient ID Re-attending between 3 & 9 months - Adults	709	2,735	25.9%	37.8%	37.6%	50.1%
% of FP17s for Band 1 Urgent Courses	910	3,798	24.0%	10.3%	10.7%	9.1%
% of FP17s Relating to Free Repair or Replacements	34	3,798	0.9%	0.6%	0.6%	0.8%
% of FP17s Relating to Continuations	45	3,798	1.2%	1.1%	0.9%	1.2%
% of Patients satisfied with the dentistry they have received	2	2	N/A	90.5%	90.4%	92.8%
% of Patients satisfied with the time they had to wait for an appointment	1	2	N/A	86.2%	83.7%	88.7%

\* This is based on patients treated on this contract for their most recent course of treatment. Figures in italics indicate the base number of FP17s or Patient Questionnaire responses are less than 100. N/A is shown where the base number of responses is less than 10 during the period. % is calculated as Quantity/Base number\*100



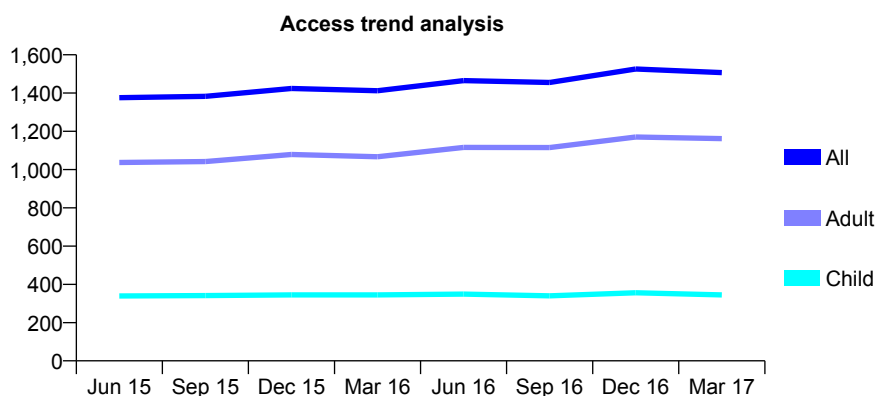
## Q63 - Vital Signs At a Glance Contract Report for 567280/0001 - March 2017

Name or company name	MR NL WATERS
Contract type name	GDS Contract
Purpose of contract	General
Contract start date	01/04/2006
Contract end date	

16/17 Contracted general activity (UDA)	3,519
Carry forward general activity (UDA)	0
16/17 Contracted orthodontic activity (UOA)	0
Carry forward orthodontic activity (UOA)	0
Baseline contract value	£102,220.26

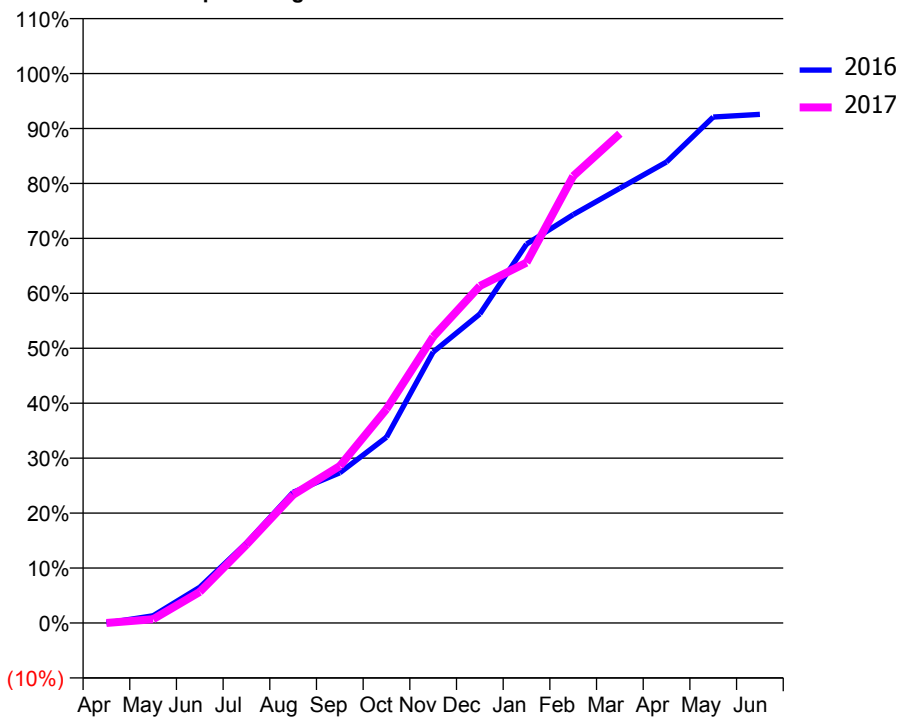
### ACCESS\*

Patients seen in 24 months	Total	Change since previous quarter
Quarter ending March 2016	1,412	
Quarter ending June 2016	1,465	↑
Quarter ending September 2016	1,455	→
Quarter ending December 2016	1,526	↑
Quarter ending March 2017	1,507	↓
<b>Variance since March 2016</b>	<b>6.7%</b>	<b>↑</b>



### ACTIVITY

Cumulative percentage of contracted UDA delivered 2016 & 2017



Adjusted Scheduled Activity (UDA)

Month	2016	2017
April	0	0
May	47	24
June	229	200
July	512	502
August	837	821
September	962	1,006
October	1,190	1,370
November	1,735	1,833
December	1,979	2,158
January	2,426	2,308
February	2,615	2,862
March	2,784	3,134
April	2,952	
May	3,240	
June	3,258	

### QUALITY

	Quantity	Base Number	Contract	AT	Region	England
% of FP17s for the same patient ID Re-attending within 3 months - Children	37	394	9.4%	10.4%	11.8%	12.3%
% of FP17s for the same patient ID Re-attending within 3 months - Adults	101	1,168	8.6%	16.0%	17.1%	16.7%
% of FP17s for the same patient ID Re-attending between 3 & 9 months - Children	124	394	31.5%	47.8%	46.5%	57.6%
% of FP17s for the same patient ID Re-attending between 3 & 9 months - Adults	324	1,168	27.7%	37.8%	37.6%	50.1%
% of FP17s for Band 1 Urgent Courses	119	1,311	9.1%	10.3%	10.7%	9.1%
% of FP17s Relating to Free Repair or Replacements	0	1,311	0.0%	0.6%	0.6%	0.8%
% of FP17s Relating to Continuations	0	1,311	0.0%	1.1%	0.9%	1.2%
% of Patients satisfied with the dentistry they have received	0	0	N/A	90.5%	90.4%	92.8%
% of Patients satisfied with the time they had to wait for an appointment	0	0	N/A	86.2%	83.7%	88.7%

\* This is based on patients treated on this contract for their most recent course of treatment. Figures in italics indicate the base number of FP17s or Patient Questionnaire responses are less than 100. N/A is shown where the base number of responses is less than 10 during the period. % is calculated as Quantity/Base number\*100

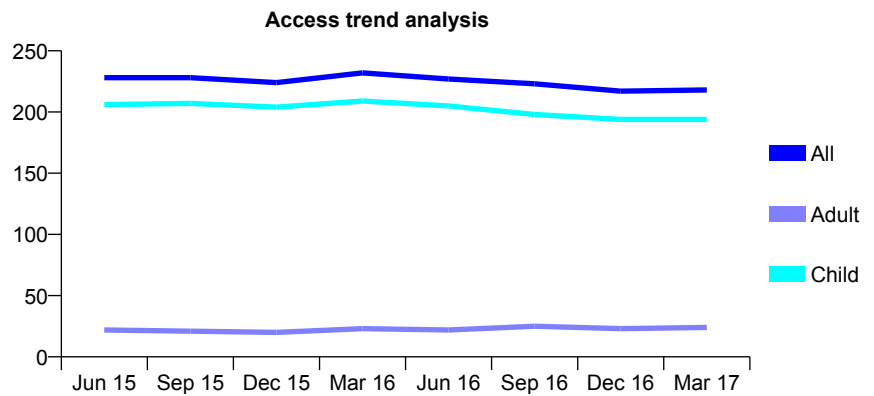
## Q63 - Vital Signs At a Glance Contract Report for 567310/0001 - March 2017

Name or company name	MR NS RANA
Contract type name	GDS Contract
Purpose of contract	General
Contract start date	01/04/2006
Contract end date	

16/17 Contracted general activity (UDA)	260
Carry forward general activity (UDA)	-5
16/17 Contracted orthodontic activity (UOA)	0
Carry forward orthodontic activity (UOA)	0
Baseline contract value	£6,690.05

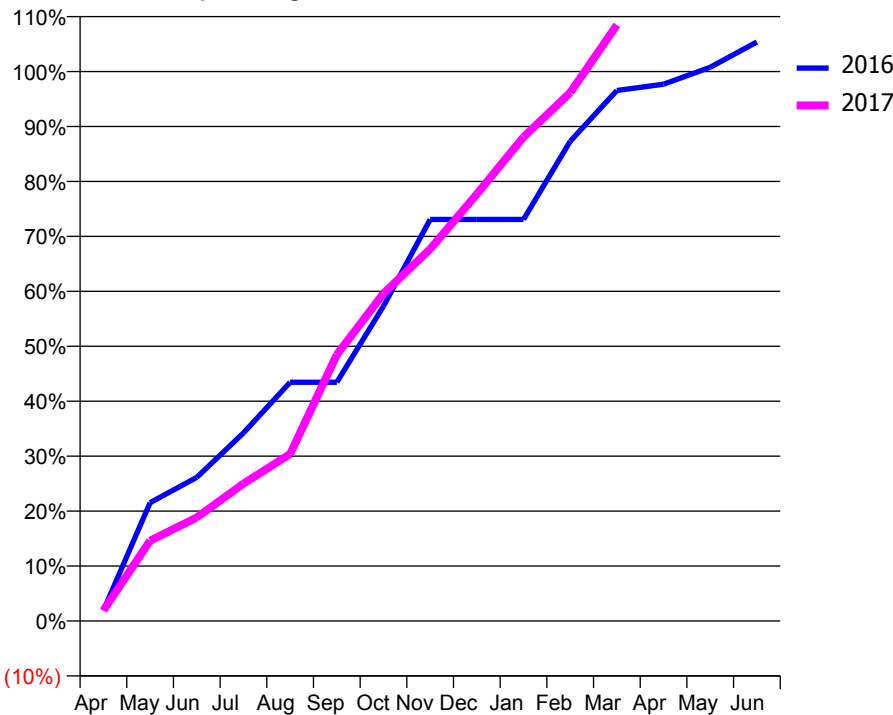
### ACCESS\*

Patients seen in 24 months	Total	Change since previous quarter
Quarter ending March 2016	232	
Quarter ending June 2016	227	↓
Quarter ending September 2016	223	↓
Quarter ending December 2016	217	↓
Quarter ending March 2017	218	→
<b>Variance since March 2016</b>	<b>(6.0%)</b>	<b>↓</b>



### ACTIVITY

Cumulative percentage of contracted UDA delivered 2016 & 2017



Month	Adjusted Scheduled Activity (UDA)	
	2016	2017
April	5	5
May	56	38
June	68	49
July	89	65
August	113	79
September	113	126
October	149	155
November	190	176
December	190	202
January	190	229
February	227	250
March	251	282
April	254	
May	262	
June	274	

### QUALITY

	Quantity	Base Number	Contract	AT	Region	England
% of FP17s for the same patient ID Re-attending within 3 months - Children	5	252	2.0%	10.4%	11.8%	12.3%
% of FP17s for the same patient ID Re-attending within 3 months - Adults	0	11	0.0%	16.0%	17.1%	16.7%
% of FP17s for the same patient ID Re-attending between 3 & 9 months - Children	145	252	57.5%	47.8%	46.5%	57.6%
% of FP17s for the same patient ID Re-attending between 3 & 9 months - Adults	4	11	36.4%	37.8%	37.6%	50.1%
% of FP17s for Band 1 Urgent Courses	0	243	0.0%	10.3%	10.7%	9.1%
% of FP17s Relating to Free Repair or Replacements	0	243	0.0%	0.6%	0.6%	0.8%
% of FP17s Relating to Continuations	0	243	0.0%	1.1%	0.9%	1.2%
% of Patients satisfied with the dentistry they have received	0	0	N/A	90.5%	90.4%	92.8%
% of Patients satisfied with the time they had to wait for an appointment	0	0	N/A	86.2%	83.7%	88.7%

\* This is based on patients treated on this contract for their most recent course of treatment. Figures in italics indicate the base number of FP17s or Patient Questionnaire responses are less than 100. N/A is shown where the base number of responses is less than 10 during the period. % is calculated as Quantity/Base number\*100

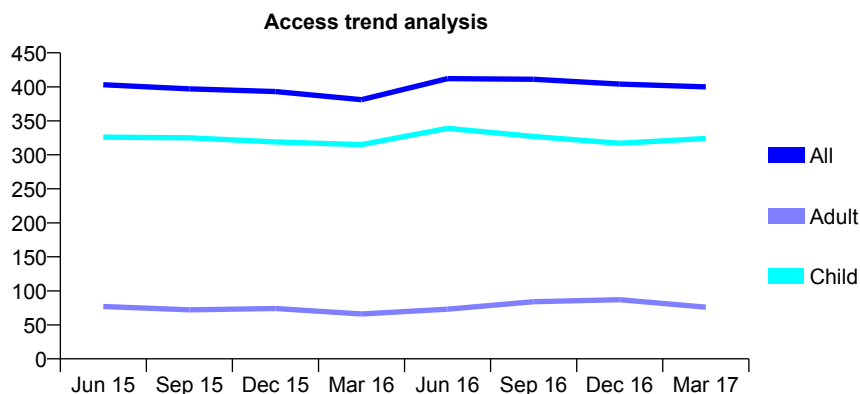
## Q63 - Vital Signs At a Glance Contract Report for 567515/0001 - March 2017

Name or company name	MR BP CULLEN
Contract type name	GDS Contract
Purpose of contract	General
Contract start date	01/04/2006
Contract end date	31/03/2017

16/17 Contracted general activity (UDA)	1,200
Carry forward general activity (UDA)	0
16/17 Contracted orthodontic activity (UOA)	0
Carry forward orthodontic activity (UOA)	0
Baseline contract value	£29,350.35

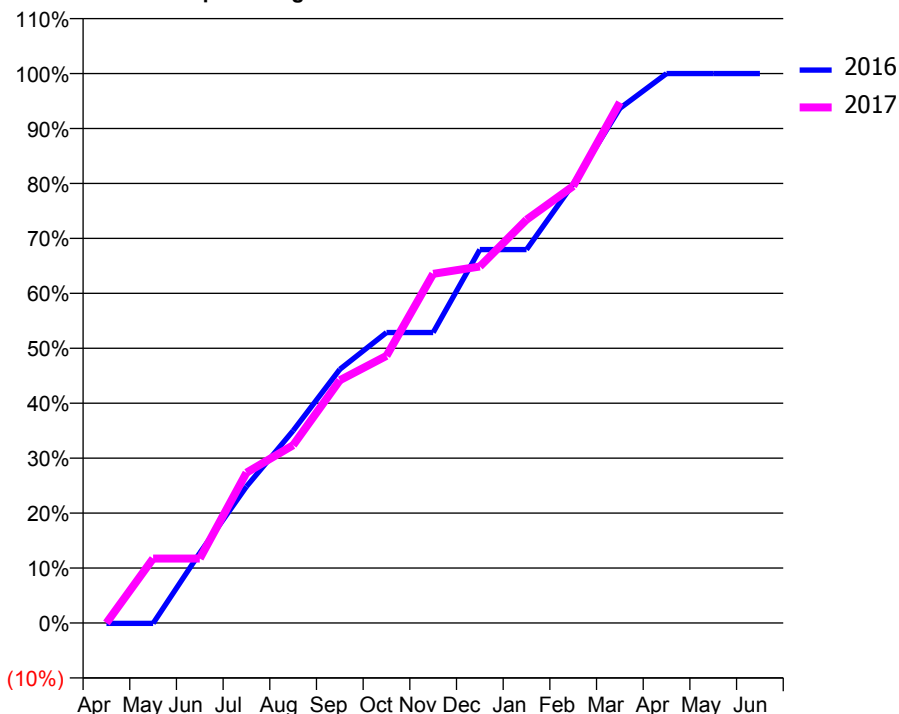
### ACCESS\*

Patients seen in 24 months	Total	Change since previous quarter
Quarter ending March 2016	381	
Quarter ending June 2016	412	↑
Quarter ending September 2016	411	→
Quarter ending December 2016	404	↓
Quarter ending March 2017	400	→
<b>Variance since March 2016</b>	<b>5.0%</b>	<b>↑</b>



### ACTIVITY

Cumulative percentage of contracted UDA delivered 2016 & 2017



Month	Adjusted Scheduled Activity (UDA)	
	2016	2017
April	-1	0
May	-1	141
June	153	141
July	298	328
August	420	388
September	554	530
October	634	583
November	634	762
December	815	778
January	815	881
February	959	954
March	1,124	1,137
April	1,200	
May	1,200	
June	1,200	

### QUALITY

	Quantity	Base Number	Contract	AT	Region	England
% of FP17s for the same patient ID Re-attending within 3 months - Children	19	399	4.8%	10.4%	11.8%	12.3%
% of FP17s for the same patient ID Re-attending within 3 months - Adults	1	44	2.3%	16.0%	17.1%	16.7%
% of FP17s for the same patient ID Re-attending between 3 & 9 months - Children	173	399	43.4%	47.8%	46.5%	57.6%
% of FP17s for the same patient ID Re-attending between 3 & 9 months - Adults	20	44	45.5%	37.8%	37.6%	50.1%
% of FP17s for Band 1 Urgent Courses	10	414	2.4%	10.3%	10.7%	9.1%
% of FP17s Relating to Free Repair or Replacements	0	414	0.0%	0.6%	0.6%	0.8%
% of FP17s Relating to Continuations	0	414	0.0%	1.1%	0.9%	1.2%
% of Patients satisfied with the dentistry they have received	0	0	N/A	90.5%	90.4%	92.8%
% of Patients satisfied with the time they had to wait for an appointment	0	0	N/A	86.2%	83.7%	88.7%

\* This is based on patients treated on this contract for their most recent course of treatment. Figures in italics indicate the base number of FP17s or Patient Questionnaire responses are less than 100. N/A is shown where the base number of responses is less than 10 during the period. % is calculated as Quantity/Base number\*100

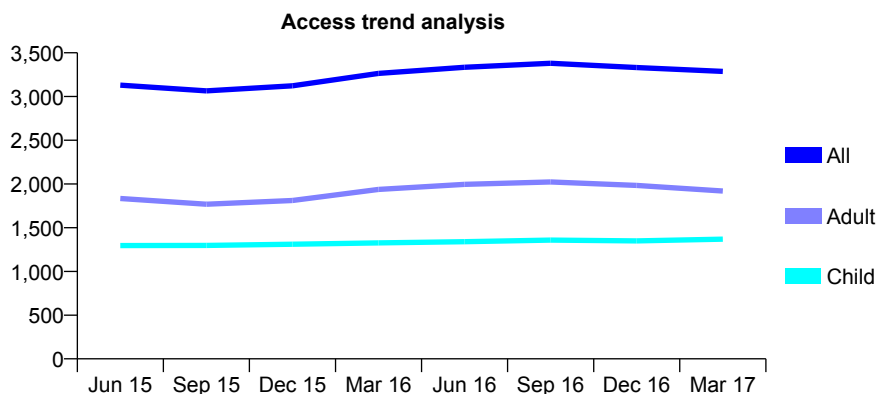
## Q63 - Vital Signs At a Glance Contract Report for 567736/0001 - March 2017

Name or company name	MR DM JOSHI
Contract type name	GDS Contract
Purpose of contract	General
Contract start date	01/04/2006
Contract end date	

16/17 Contracted general activity (UDA)	6,296
Carry forward general activity (UDA)	0
16/17 Contracted orthodontic activity (UOA)	0
Carry forward orthodontic activity (UOA)	0
Baseline contract value	£187,572.31

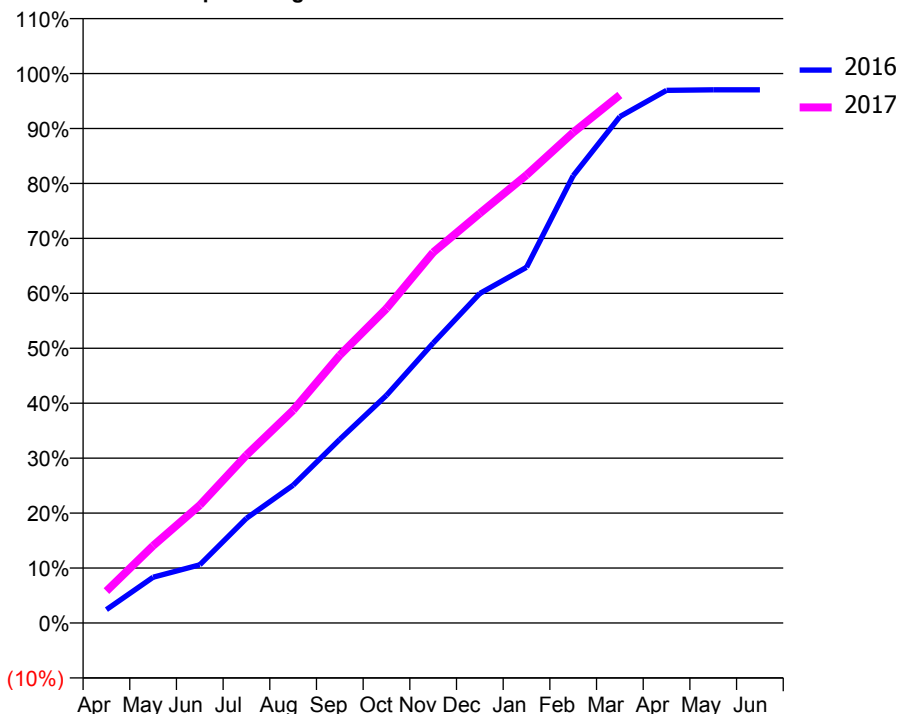
### ACCESS\*

Patients seen in 24 months	Total	Change since previous quarter
Quarter ending March 2016	3,264	
Quarter ending June 2016	3,334	↑
Quarter ending September 2016	3,381	→
Quarter ending December 2016	3,332	↓
Quarter ending March 2017	3,288	↓
<b>Variance since March 2016</b>	<b>0.7%</b>	<b>→</b>



### ACTIVITY

Cumulative percentage of contracted UDA delivered 2016 & 2017



Month	Adjusted Scheduled Activity (UDA)	
	2016	2017
April	154	367
May	524	885
June	667	1,350
July	1,200	1,925
August	1,580	2,437
September	2,104	3,069
October	2,609	3,604
November	3,208	4,247
December	3,777	4,695
January	4,076	5,132
February	5,126	5,620
March	5,802	6,049
April	6,103	
May	6,109	
June	6,109	

### QUALITY

	Quantity	Base Number	Contract	AT	Region	England
% of FP17s for the same patient ID Re-attending within 3 months - Children	75	1,904	3.9%	10.4%	11.8%	12.3%
% of FP17s for the same patient ID Re-attending within 3 months - Adults	149	1,912	7.8%	16.0%	17.1%	16.7%
% of FP17s for the same patient ID Re-attending between 3 & 9 months - Children	1,203	1,904	63.2%	47.8%	46.5%	57.6%
% of FP17s for the same patient ID Re-attending between 3 & 9 months - Adults	748	1,912	39.1%	37.8%	37.6%	50.1%
% of FP17s for Band 1 Urgent Courses	255	3,640	7.0%	10.3%	10.7%	9.1%
% of FP17s Relating to Free Repair or Replacements	7	3,640	0.2%	0.6%	0.6%	0.8%
% of FP17s Relating to Continuations	3	3,640	0.1%	1.1%	0.9%	1.2%
% of Patients satisfied with the dentistry they have received	2	2	N/A	90.5%	90.4%	92.8%
% of Patients satisfied with the time they had to wait for an appointment	1	2	N/A	86.2%	83.7%	88.7%

\* This is based on patients treated on this contract for their most recent course of treatment. Figures in italics indicate the base number of FP17s or Patient Questionnaire responses are less than 100. N/A is shown where the base number of responses is less than 10 during the period. % is calculated as Quantity/Base number\*100

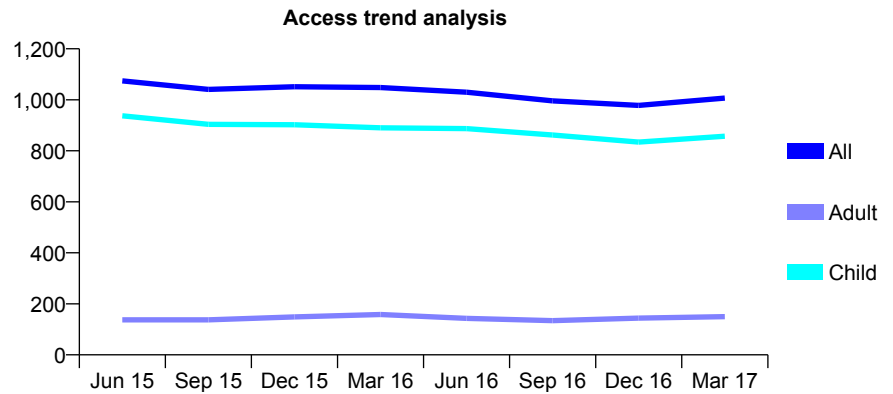
## Q63 - Vital Signs At a Glance Contract Report for 574481/0001 - March 2017

Name or company name	MR PD BANNER
Contract type name	GDS Contract
Purpose of contract	General
Contract start date	01/04/2006
Contract end date	

16/17 Contracted general activity (UDA)	2,000
Carry forward general activity (UDA)	4
16/17 Contracted orthodontic activity (UOA)	0
Carry forward orthodontic activity (UOA)	0
Baseline contract value	£48,067.65

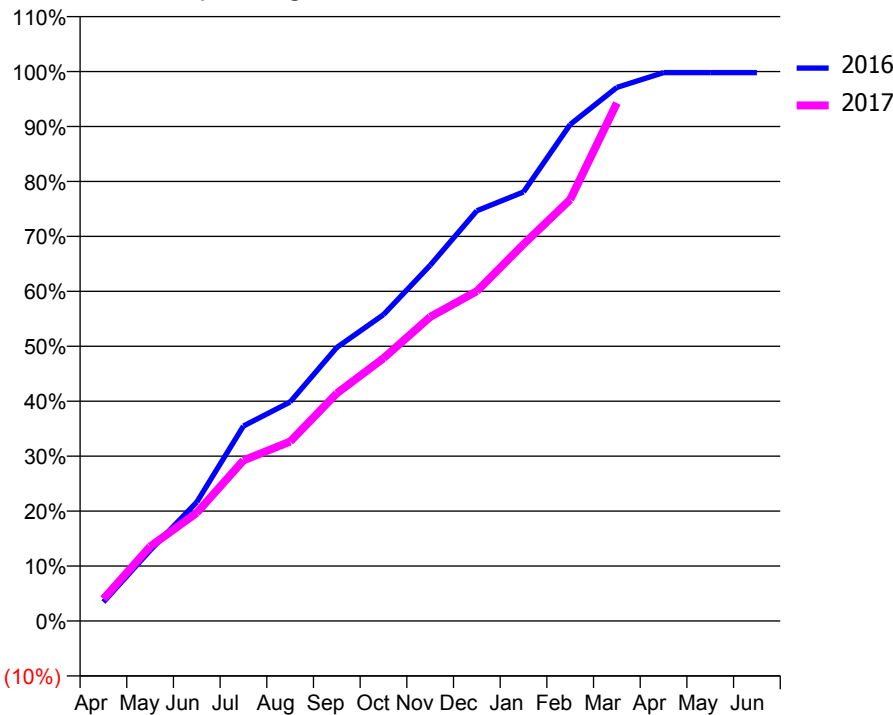
### ACCESS\*

Patients seen in 24 months	Total	Change since previous quarter
Quarter ending March 2016	1,048	
Quarter ending June 2016	1,030	↓
Quarter ending September 2016	996	↓
Quarter ending December 2016	978	↓
Quarter ending March 2017	1,007	↑
<b>Variance since March 2016</b>	<b>(3.9%)</b>	<b>↓</b>



### ACTIVITY

Cumulative percentage of contracted UDA delivered 2016 & 2017



Month	Adjusted Scheduled Activity (UDA)	
	2016	2017
April	69	80
May	257	271
June	433	394
July	710	585
August	797	653
September	996	829
October	1,115	956
November	1,295	1,107
December	1,493	1,201
January	1,562	1,371
February	1,807	1,534
March	1,942	1,885
April	1,996	
May	1,996	
June	1,996	

### QUALITY

	Quantity	Base Number	Contract	AT	Region	England
% of FP17s for the same patient ID Re-attending within 3 months - Children	42	1,229	3.4%	10.4%	11.8%	12.3%
% of FP17s for the same patient ID Re-attending within 3 months - Adults	1	55	1.8%	16.0%	17.1%	16.7%
% of FP17s for the same patient ID Re-attending between 3 & 9 months - Children	712	1,229	57.9%	47.8%	46.5%	57.6%
% of FP17s for the same patient ID Re-attending between 3 & 9 months - Adults	20	55	36.4%	37.8%	37.6%	50.1%
% of FP17s for Band 1 Urgent Courses	26	1,242	2.1%	10.3%	10.7%	9.1%
% of FP17s Relating to Free Repair or Replacements	0	1,242	0.0%	0.6%	0.6%	0.8%
% of FP17s Relating to Continuations	7	1,242	0.6%	1.1%	0.9%	1.2%
% of Patients satisfied with the dentistry they have received	0	0	N/A	90.5%	90.4%	92.8%
% of Patients satisfied with the time they had to wait for an appointment	0	0	N/A	86.2%	83.7%	88.7%

\* This is based on patients treated on this contract for their most recent course of treatment. Figures in italics indicate the base number of FP17s or Patient Questionnaire responses are less than 100. N/A is shown where the base number of responses is less than 10 during the period. % is calculated as Quantity/Base number\*100

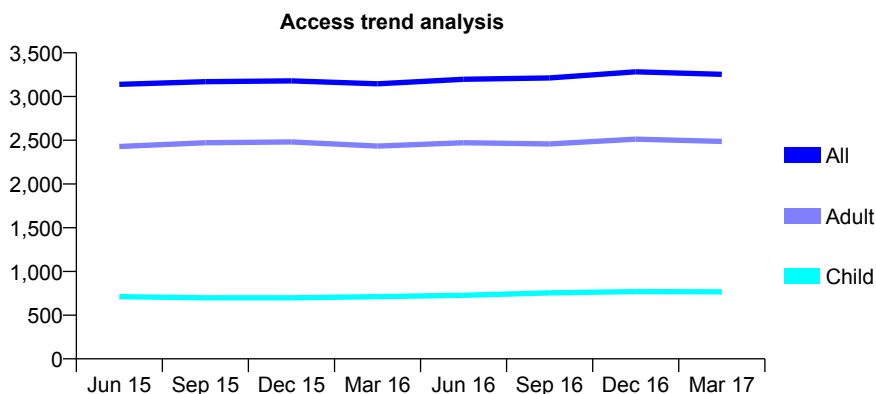
## Q63 - Vital Signs At a Glance Contract Report for 574678/0001 - March 2017

Name or company name	MR MJ PRITCHARD
Contract type name	GDS Contract
Purpose of contract	General
Contract start date	01/04/2006
Contract end date	

16/17 Contracted general activity (UDA)	8,500
Carry forward general activity (UDA)	65
16/17 Contracted orthodontic activity (UOA)	0
Carry forward orthodontic activity (UOA)	0
Baseline contract value	£224,344.63

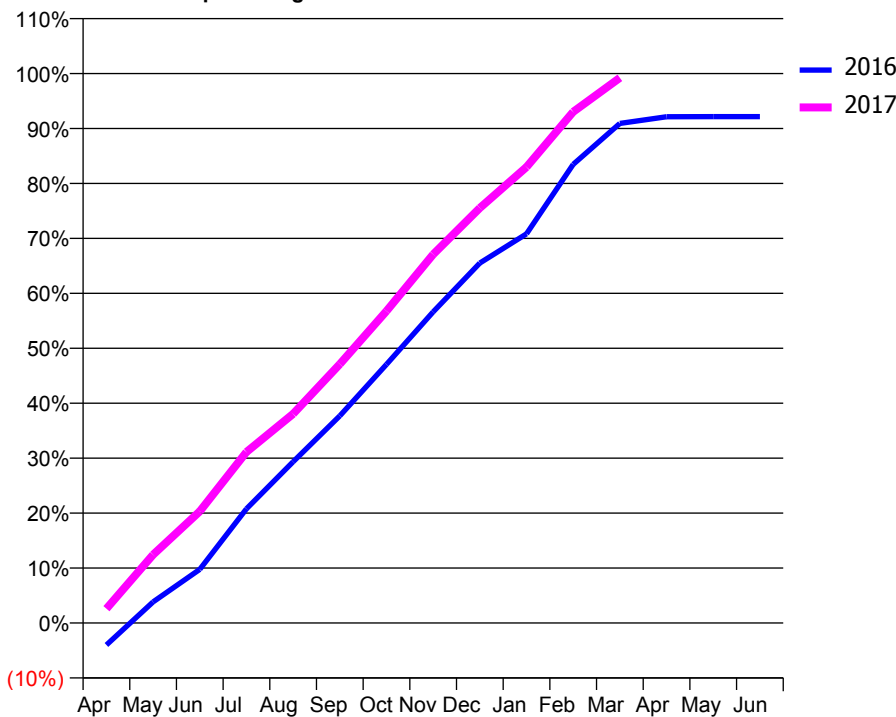
### ACCESS\*

Patients seen in 24 months	Total	Change since previous quarter
Quarter ending March 2016	3,145	
Quarter ending June 2016	3,198	→
Quarter ending September 2016	3,212	→
Quarter ending December 2016	3,282	↑
Quarter ending March 2017	3,254	→
<b>Variance since March 2016</b>	<b>3.5%</b>	<b>↑</b>



### ACTIVITY

Cumulative percentage of contracted UDA delivered 2016 & 2017



Month	Adjusted Scheduled Activity (UDA)	
	2016	2017
April	-342	222
May	326	1,057
June	831	1,728
July	1,766	2,645
August	2,495	3,236
September	3,205	4,004
October	4,000	4,826
November	4,813	5,702
December	5,568	6,421
January	6,020	7,053
February	7,095	7,907
March	7,727	8,433
April	7,832	
May	7,834	
June	7,834	

### QUALITY

	Quantity	Base Number	Contract	AT	Region	England
% of FP17s for the same patient ID Re-attending within 3 months - Children	62	1,166	5.3%	10.4%	11.8%	12.3%
% of FP17s for the same patient ID Re-attending within 3 months - Adults	314	3,304	9.5%	16.0%	17.1%	16.7%
% of FP17s for the same patient ID Re-attending between 3 & 9 months - Children	719	1,166	61.7%	47.8%	46.5%	57.6%
% of FP17s for the same patient ID Re-attending between 3 & 9 months - Adults	1,937	3,304	58.6%	37.8%	37.6%	50.1%
% of FP17s for Band 1 Urgent Courses	46	4,405	1.0%	10.3%	10.7%	9.1%
% of FP17s Relating to Free Repair or Replacements	9	4,405	0.2%	0.6%	0.6%	0.8%
% of FP17s Relating to Continuations	8	4,405	0.2%	1.1%	0.9%	1.2%
% of Patients satisfied with the dentistry they have received	2	2	N/A	90.5%	90.4%	92.8%
% of Patients satisfied with the time they had to wait for an appointment	2	2	N/A	86.2%	83.7%	88.7%

\* This is based on patients treated on this contract for their most recent course of treatment. Figures in italics indicate the base number of FP17s or Patient Questionnaire responses are less than 100. N/A is shown where the base number of responses is less than 10 during the period. % is calculated as Quantity/Base number\*100

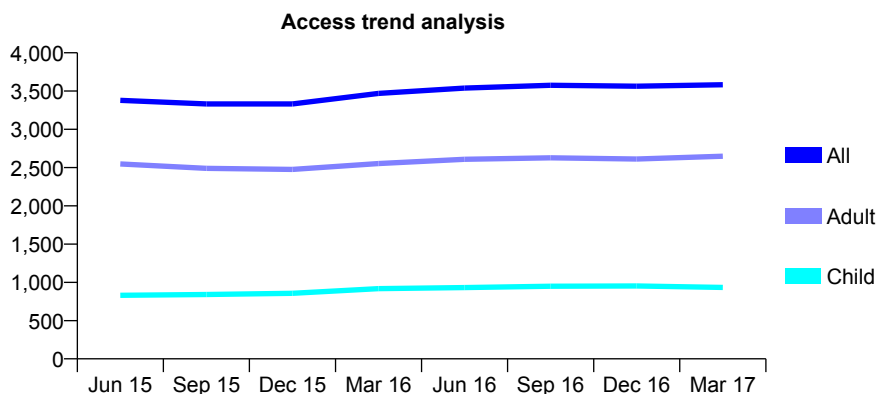
## Q63 - Vital Signs At a Glance Contract Report for 576611/0001 - March 2017

Name or company name	MISS SN PATEL
Contract type name	GDS Contract
Purpose of contract	General
Contract start date	01/04/2006
Contract end date	

16/17 Contracted general activity (UDA)	10,620
Carry forward general activity (UDA)	340
16/17 Contracted orthodontic activity (UOA)	0
Carry forward orthodontic activity (UOA)	0
Baseline contract value	£261,873.56

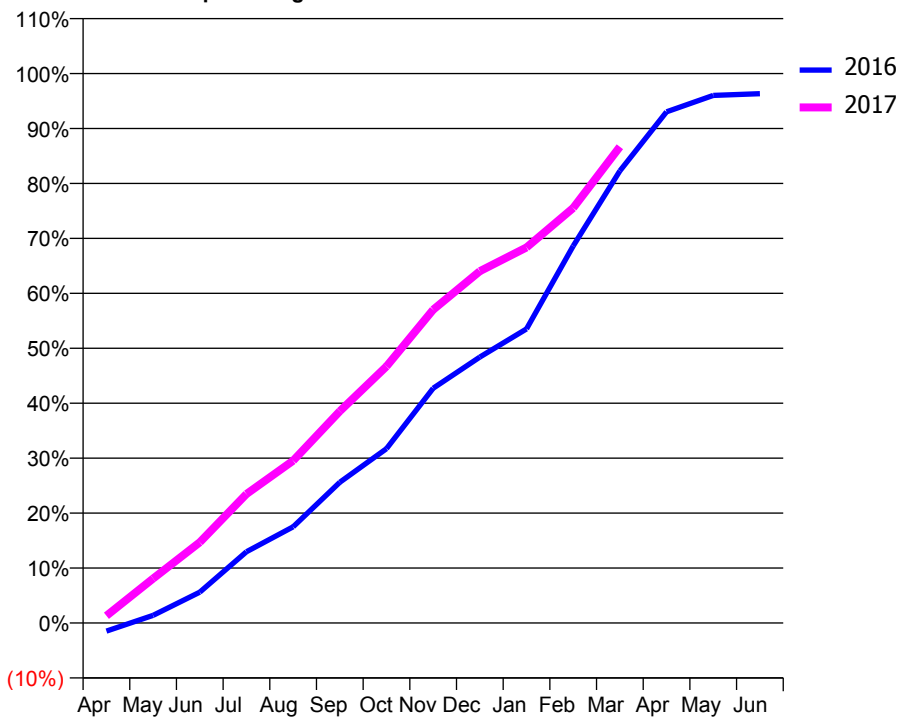
### ACCESS\*

Patients seen in 24 months	Total	Change since previous quarter
Quarter ending March 2016	3,469	
Quarter ending June 2016	3,539	↑
Quarter ending September 2016	3,576	→
Quarter ending December 2016	3,563	→
Quarter ending March 2017	3,582	→
<b>Variance since March 2016</b>	<b>3.3%</b>	<b>↑</b>



### ACTIVITY

Cumulative percentage of contracted UDA delivered 2016 & 2017



Month	Adjusted Scheduled Activity (UDA)	
	2016	2017
April	-139	140
May	129	860
June	521	1,560
July	1,204	2,494
August	1,625	3,137
September	2,376	4,093
October	2,944	4,960
November	3,965	6,055
December	4,492	6,799
January	4,967	7,259
February	6,366	8,021
March	7,635	9,204
April	8,633	
May	8,911	
June	8,940	

### QUALITY

	Quantity	Base Number	Contract	AT	Region	England
% of FP17s for the same patient ID Re-attending within 3 months - Children	79	1,023	7.7%	10.4%	11.8%	12.3%
% of FP17s for the same patient ID Re-attending within 3 months - Adults	432	2,802	15.4%	16.0%	17.1%	16.7%
% of FP17s for the same patient ID Re-attending between 3 & 9 months - Children	440	1,023	43.0%	47.8%	46.5%	57.6%
% of FP17s for the same patient ID Re-attending between 3 & 9 months - Adults	837	2,802	29.9%	37.8%	37.6%	50.1%
% of FP17s for Band 1 Urgent Courses	328	3,182	10.3%	10.3%	10.7%	9.1%
% of FP17s Relating to Free Repair or Replacements	46	3,182	1.4%	0.6%	0.6%	0.8%
% of FP17s Relating to Continuations	35	3,182	1.1%	1.1%	0.9%	1.2%
% of Patients satisfied with the dentistry they have received	1	4	N/A	90.5%	90.4%	92.8%
% of Patients satisfied with the time they had to wait for an appointment	3	4	N/A	86.2%	83.7%	88.7%

\* This is based on patients treated on this contract for their most recent course of treatment. Figures in italics indicate the base number of FP17s or Patient Questionnaire responses are less than 100. N/A is shown where the base number of responses is less than 10 during the period. % is calculated as Quantity/Base number\*100

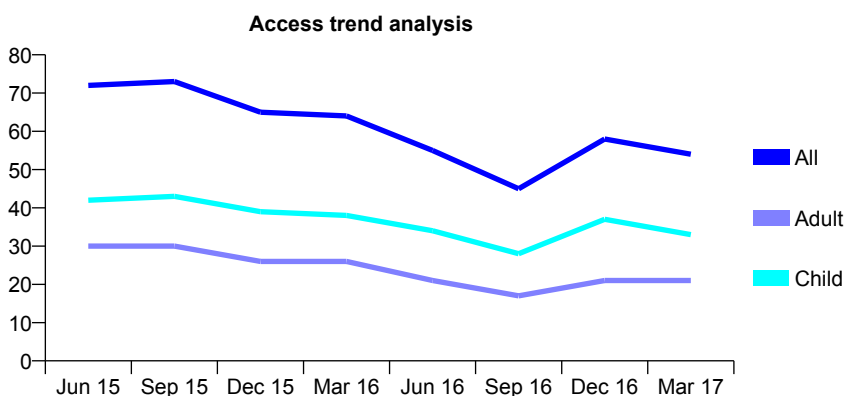
## Q63 - Vital Signs At a Glance Contract Report for 577294/0001 - March 2017

Name or company name	MISS KE OPIE-SMITH
Contract type name	GDS Contract
Purpose of contract	General
Contract start date	01/04/2006
Contract end date	

16/17 Contracted general activity (UDA)	80
Carry forward general activity (UDA)	0
16/17 Contracted orthodontic activity (UOA)	0
Carry forward orthodontic activity (UOA)	0
Baseline contract value	£2,406.15

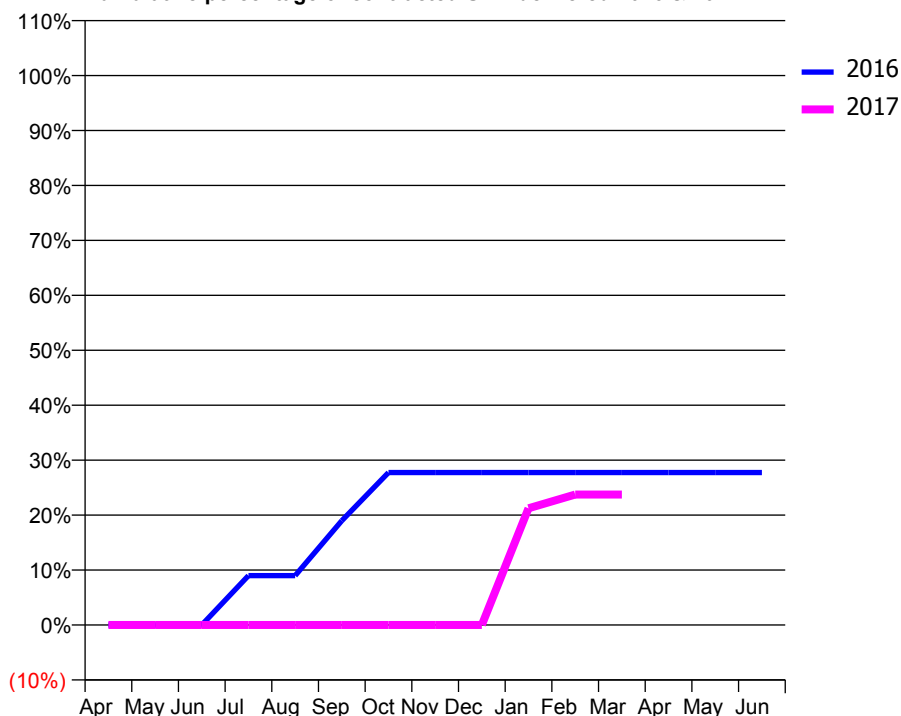
### ACCESS\*

Patients seen in 24 months	Total	Change since previous quarter
Quarter ending March 2016	64	
Quarter ending June 2016	55	↓
Quarter ending September 2016	45	↓
Quarter ending December 2016	58	↑
Quarter ending March 2017	54	↓
<b>Variance since March 2016</b>	<b>(15.6%)</b>	<b>↓</b>



### ACTIVITY

Cumulative percentage of contracted UDA delivered 2016 & 2017



Month	Adjusted Scheduled Activity (UDA)	
	2016	2017
April	0	0
May	0	0
June	0	0
July	7	0
August	7	0
September	15	0
October	22	0
November	22	0
December	22	0
January	22	17
February	22	19
March	22	19
April	22	
May	22	
June	22	

### QUALITY

	Quantity	Base Number	Contract	AT	Region	England
% of FP17s for the same patient ID Re-attending within 3 months - Children	0	30	0.0%	10.4%	11.8%	12.3%
% of FP17s for the same patient ID Re-attending within 3 months - Adults	0	11	0.0%	16.0%	17.1%	16.7%
% of FP17s for the same patient ID Re-attending between 3 & 9 months - Children	4	30	13.3%	47.8%	46.5%	57.6%
% of FP17s for the same patient ID Re-attending between 3 & 9 months - Adults	0	11	0.0%	37.8%	37.6%	50.1%
% of FP17s for Band 1 Urgent Courses	0	15	0.0%	10.3%	10.7%	9.1%
% of FP17s Relating to Free Repair or Replacements	0	15	0.0%	0.6%	0.6%	0.8%
% of FP17s Relating to Continuations	0	15	0.0%	1.1%	0.9%	1.2%
% of Patients satisfied with the dentistry they have received	0	0	N/A	90.5%	90.4%	92.8%
% of Patients satisfied with the time they had to wait for an appointment	0	0	N/A	86.2%	83.7%	88.7%

\* This is based on patients treated on this contract for their most recent course of treatment. Figures in italics indicate the base number of FP17s or Patient Questionnaire responses are less than 100. N/A is shown where the base number of responses is less than 10 during the period. % is calculated as Quantity/Base number\*100



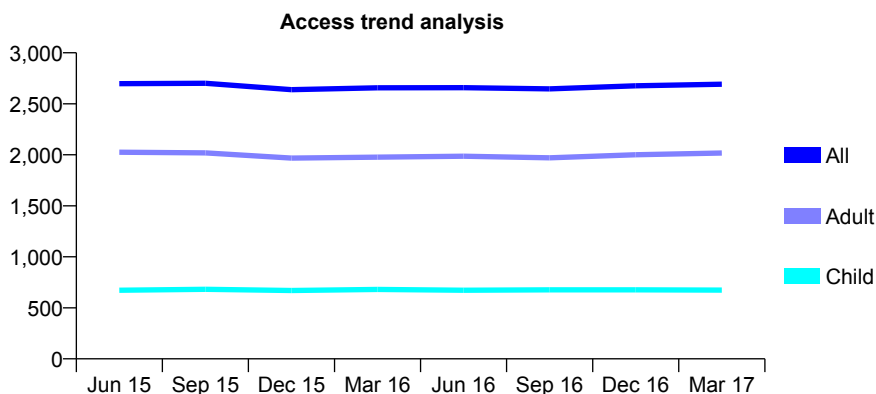
## Q63 - Vital Signs At a Glance Contract Report for 577464/0001 - March 2017

Name or company name	MR NR RUBAKUMAR
Contract type name	GDS Contract
Purpose of contract	General
Contract start date	01/04/2006
Contract end date	

16/17 Contracted general activity (UDA)	7,583
Carry forward general activity (UDA)	-152
16/17 Contracted orthodontic activity (UOA)	0
Carry forward orthodontic activity (UOA)	0
Baseline contract value	£209,011.60

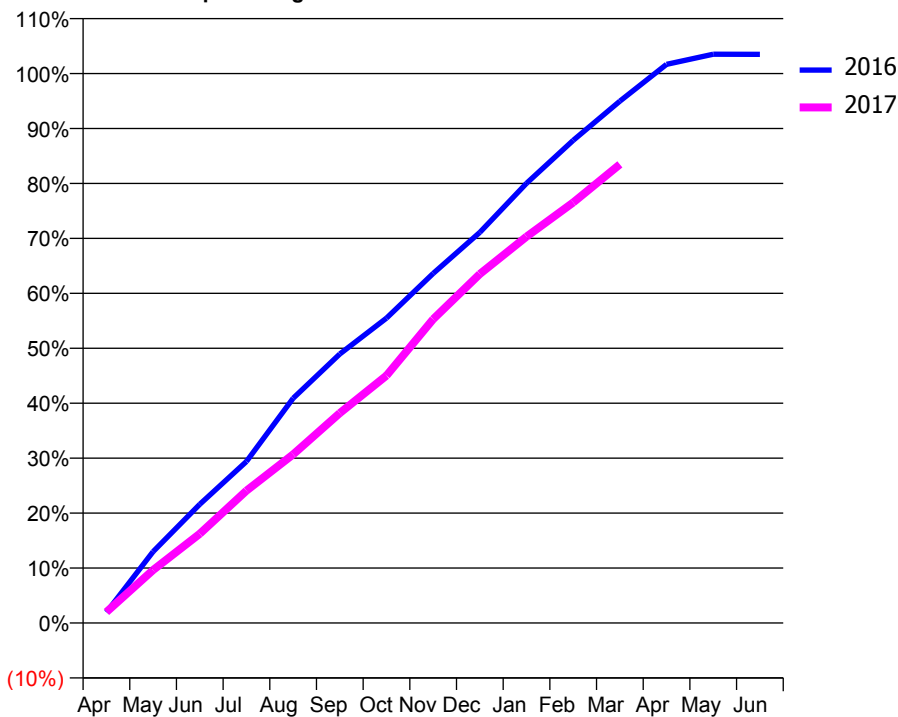
### ACCESS\*

Patients seen in 24 months	Total	Change since previous quarter
Quarter ending March 2016	2,657	
Quarter ending June 2016	2,658	→
Quarter ending September 2016	2,647	→
Quarter ending December 2016	2,676	→
Quarter ending March 2017	2,692	→
<b>Variance since March 2016</b>	<b>1.3%</b>	<b>→</b>



### ACTIVITY

Cumulative percentage of contracted UDA delivered 2016 & 2017



Month	Adjusted Scheduled Activity (UDA)	
	2016	2017
April	149	152
May	986	732
June	1,639	1,232
July	2,230	1,826
August	3,101	2,327
September	3,713	2,897
October	4,207	3,415
November	4,825	4,193
December	5,390	4,817
January	6,067	5,332
February	6,660	5,804
March	7,201	6,330
April	7,710	
May	7,849	
June	7,848	

### QUALITY

	Quantity	Base Number	Contract	AT	Region	England
% of FP17s for the same patient ID Re-attending within 3 months - Children	37	661	5.6%	10.4%	11.8%	12.3%
% of FP17s for the same patient ID Re-attending within 3 months - Adults	428	2,061	20.8%	16.0%	17.1%	16.7%
% of FP17s for the same patient ID Re-attending between 3 & 9 months - Children	248	661	37.5%	47.8%	46.5%	57.6%
% of FP17s for the same patient ID Re-attending between 3 & 9 months - Adults	620	2,061	30.1%	37.8%	37.6%	50.1%
% of FP17s for Band 1 Urgent Courses	320	2,458	13.0%	10.3%	10.7%	9.1%
% of FP17s Relating to Free Repair or Replacements	23	2,458	0.9%	0.6%	0.6%	0.8%
% of FP17s Relating to Continuations	57	2,458	2.3%	1.1%	0.9%	1.2%
% of Patients satisfied with the dentistry they have received	1	1	N/A	90.5%	90.4%	92.8%
% of Patients satisfied with the time they had to wait for an appointment	1	1	N/A	86.2%	83.7%	88.7%

\* This is based on patients treated on this contract for their most recent course of treatment. Figures in italics indicate the base number of FP17s or Patient Questionnaire responses are less than 100. N/A is shown where the base number of responses is less than 10 during the period. % is calculated as Quantity/Base number\*100

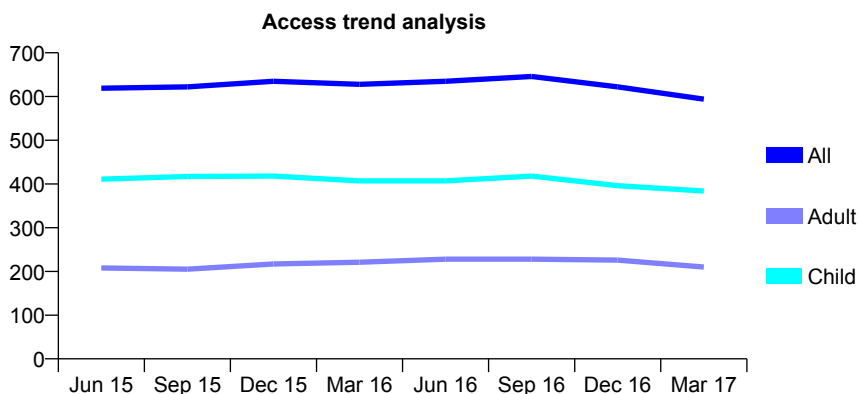
## Q63 - Vital Signs At a Glance Contract Report for 578673/0002 - March 2017

Name or company name	M Shah
Contract type name	GDS Contract
Purpose of contract	General
Contract start date	01/04/2006
Contract end date	

16/17 Contracted general activity (UDA)	2,235
Carry forward general activity (UDA)	9
16/17 Contracted orthodontic activity (UOA)	0
Carry forward orthodontic activity (UOA)	0
Baseline contract value	£55,949.13

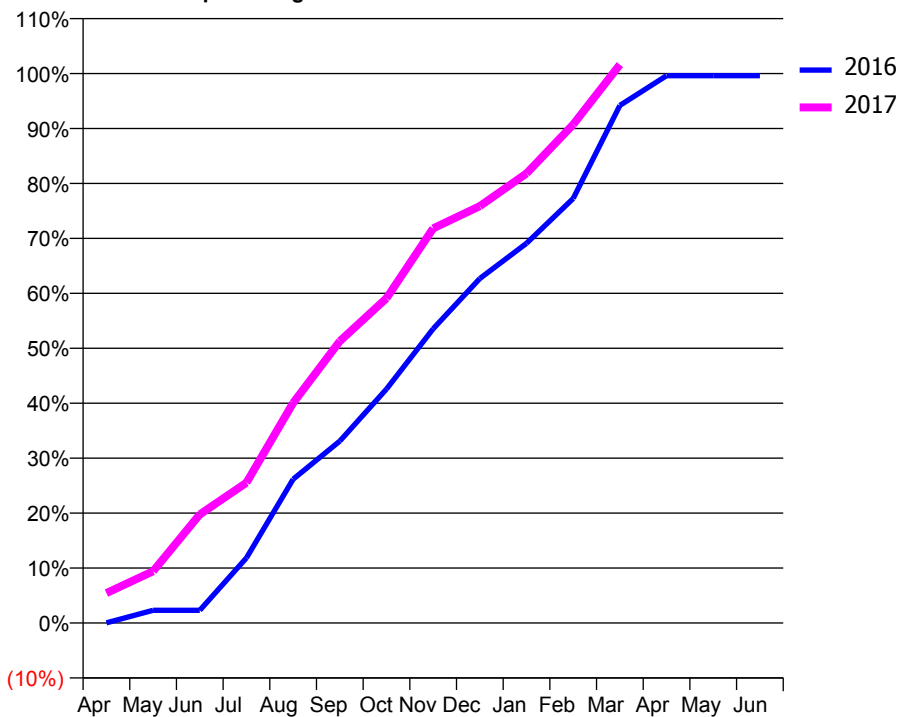
### ACCESS\*

Patients seen in 24 months	Total	Change since previous quarter
Quarter ending March 2016	628	
Quarter ending June 2016	635	→
Quarter ending September 2016	646	→
Quarter ending December 2016	622	↓
Quarter ending March 2017	594	↓
<b>Variance since March 2016</b>	<b>(5.4%)</b>	<b>↓</b>



### ACTIVITY

Cumulative percentage of contracted UDA delivered 2016 & 2017



Adjusted Scheduled Activity (UDA)

Month	2016	2017
April	1	122
May	52	211
June	52	442
July	265	571
August	585	895
September	740	1,146
October	951	1,321
November	1,197	1,605
December	1,401	1,696
January	1,545	1,828
February	1,727	2,028
March	2,105	2,271
April	2,226	
May	2,226	
June	2,226	

### QUALITY

	Quantity	Base Number	Contract	AT	Region	England
% of FP17s for the same patient ID Re-attending within 3 months - Children	66	627	10.5%	10.4%	11.8%	12.3%
% of FP17s for the same patient ID Re-attending within 3 months - Adults	47	264	17.8%	16.0%	17.1%	16.7%
% of FP17s for the same patient ID Re-attending between 3 & 9 months - Children	373	627	59.5%	47.8%	46.5%	57.6%
% of FP17s for the same patient ID Re-attending between 3 & 9 months - Adults	164	264	62.1%	37.8%	37.6%	50.1%
% of FP17s for Band 1 Urgent Courses	41	843	4.9%	10.3%	10.7%	9.1%
% of FP17s Relating to Free Repair or Replacements	1	843	0.1%	0.6%	0.6%	0.8%
% of FP17s Relating to Continuations	13	843	1.5%	1.1%	0.9%	1.2%
% of Patients satisfied with the dentistry they have received	2	2	N/A	90.5%	90.4%	92.8%
% of Patients satisfied with the time they had to wait for an appointment	2	2	N/A	86.2%	83.7%	88.7%

\* This is based on patients treated on this contract for their most recent course of treatment. Figures in italics indicate the base number of FP17s or Patient Questionnaire responses are less than 100. N/A is shown where the base number of responses is less than 10 during the period. % is calculated as Quantity/Base number\*100

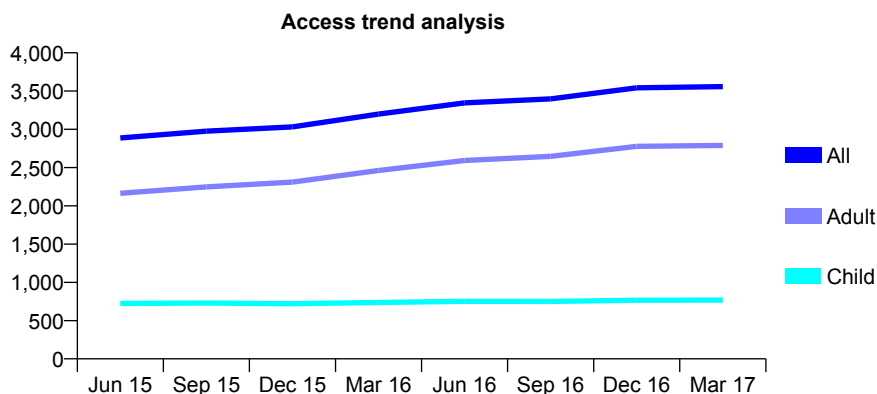
## Q63 - Vital Signs At a Glance Contract Report for 610070/0001 - March 2017

Name or company name	MR DV PATEL
Contract type name	GDS Contract
Purpose of contract	General
Contract start date	01/04/2011
Contract end date	

16/17 Contracted general activity (UDA)	7,500
Carry forward general activity (UDA)	-150
16/17 Contracted orthodontic activity (UOA)	0
Carry forward orthodontic activity (UOA)	0
Baseline contract value	£204,670.23

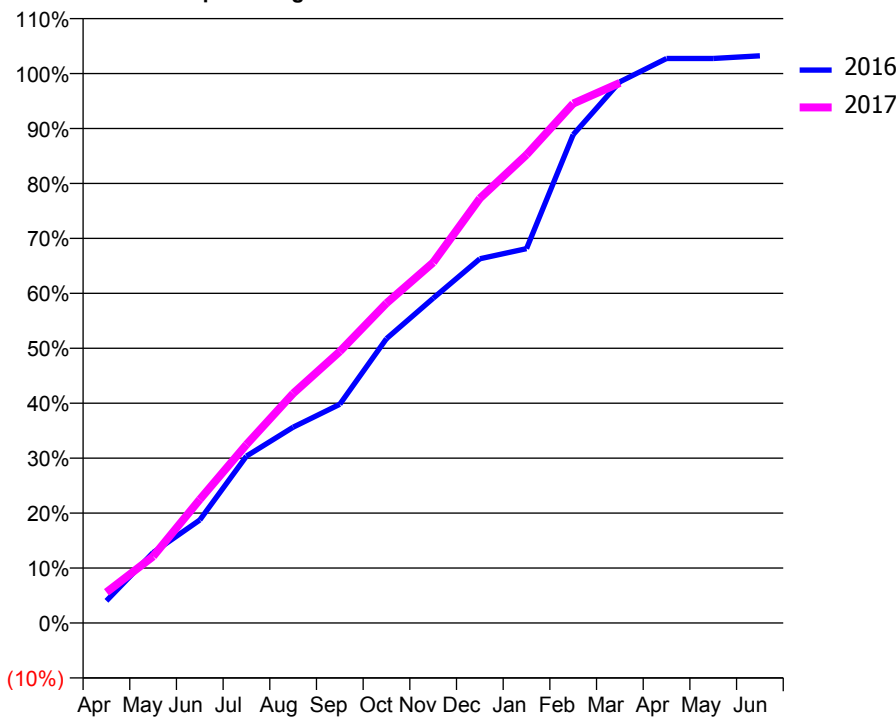
### ACCESS\*

Patients seen in 24 months	Total	Change since previous quarter
Quarter ending March 2016	3,199	
Quarter ending June 2016	3,345	↑
Quarter ending September 2016	3,397	→
Quarter ending December 2016	3,543	↑
Quarter ending March 2017	3,558	→
<b>Variance since March 2016</b>	<b>11.2%</b>	<b>↑</b>



### ACTIVITY

Cumulative percentage of contracted UDA delivered 2016 & 2017



Month	Adjusted Scheduled Activity (UDA)	
	2016	2017
April	303	420
May	961	909
June	1,406	1,687
July	2,278	2,435
August	2,674	3,134
September	2,986	3,706
October	3,881	4,365
November	4,433	4,920
December	4,971	5,796
January	5,109	6,391
February	6,667	7,090
March	7,387	7,372
April	7,705	
May	7,704	
June	7,741	

### QUALITY

	Quantity	Base Number	Contract	AT	Region	England
% of FP17s for the same patient ID Re-attending within 3 months - Children	51	914	5.6%	10.4%	11.8%	12.3%
% of FP17s for the same patient ID Re-attending within 3 months - Adults	340	2,720	12.5%	16.0%	17.1%	16.7%
% of FP17s for the same patient ID Re-attending between 3 & 9 months - Children	413	914	45.2%	47.8%	46.5%	57.6%
% of FP17s for the same patient ID Re-attending between 3 & 9 months - Adults	860	2,720	31.6%	37.8%	37.6%	50.1%
% of FP17s for Band 1 Urgent Courses	329	3,492	9.4%	10.3%	10.7%	9.1%
% of FP17s Relating to Free Repair or Replacements	15	3,492	0.4%	0.6%	0.6%	0.8%
% of FP17s Relating to Continuations	56	3,492	1.6%	1.1%	0.9%	1.2%
% of Patients satisfied with the dentistry they have received	3	3	N/A	90.5%	90.4%	92.8%
% of Patients satisfied with the time they had to wait for an appointment	2	3	N/A	86.2%	83.7%	88.7%

\* This is based on patients treated on this contract for their most recent course of treatment. Figures in italics indicate the base number of FP17s or Patient Questionnaire responses are less than 100. N/A is shown where the base number of responses is less than 10 during the period. % is calculated as Quantity/Base number\*100

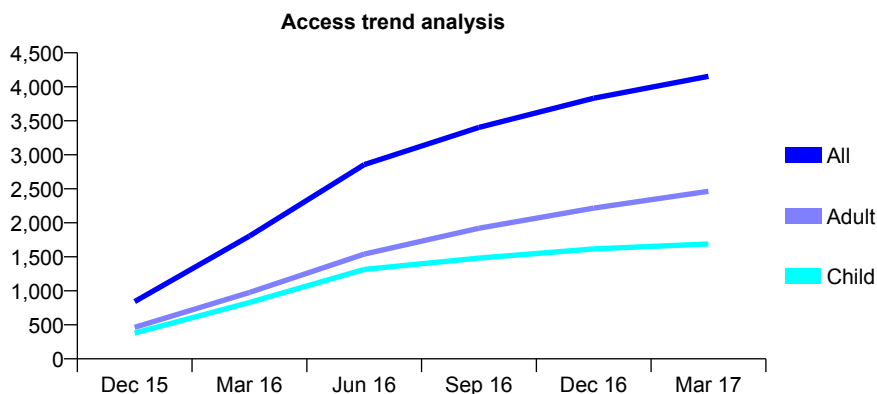
## Q63 - Vital Signs At a Glance Contract Report for 610070/0002 - March 2017

Name or company name	MR DV PATEL
Contract type name	GDS Contract
Purpose of contract	General
Contract start date	01/11/2015
Contract end date	

16/17 Contracted general activity (UDA)	10,000
Carry forward general activity (UDA)	-55
16/17 Contracted orthodontic activity (UOA)	0
Carry forward orthodontic activity (UOA)	0
Baseline contract value	£251,079.31

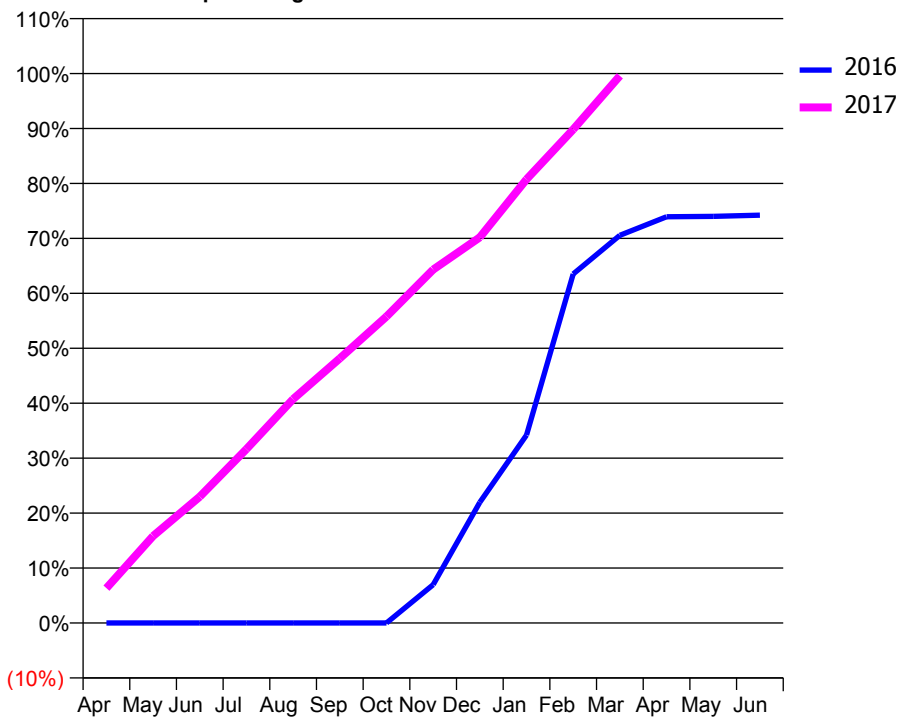
### ACCESS\*

Patients seen in 24 months	Total	Change since previous quarter
Quarter ending March 2016	1,804	
Quarter ending June 2016	2,855	↑
Quarter ending September 2016	3,402	↑
Quarter ending December 2016	3,833	↑
Quarter ending March 2017	4,154	↑
<b>Variance since March 2016</b>	<b>130.3%</b>	<b>↑</b>



### ACTIVITY

Cumulative percentage of contracted UDA delivered 2016 & 2017



Adjusted Scheduled Activity (UDA)

Month	2016	2017
April	0	635
May	0	1,583
June	0	2,298
July	0	3,165
August	0	4,075
September	0	4,817
October	0	5,578
November	348	6,432
December	1,096	7,019
January	1,705	8,074
February	3,167	8,982
March	3,518	9,959
April	3,687	
May	3,690	
June	3,701	

### QUALITY

	Quantity	Base Number	Contract	AT	Region	England
% of FP17s for the same patient ID Re-attending within 3 months - Children	145	2,656	5.5%	10.4%	11.8%	12.3%
% of FP17s for the same patient ID Re-attending within 3 months - Adults	399	3,492	11.4%	16.0%	17.1%	16.7%
% of FP17s for the same patient ID Re-attending between 3 & 9 months - Children	1,298	2,656	48.9%	47.8%	46.5%	57.6%
% of FP17s for the same patient ID Re-attending between 3 & 9 months - Adults	1,382	3,492	39.6%	37.8%	37.6%	50.1%
% of FP17s for Band 1 Urgent Courses	613	6,034	10.2%	10.3%	10.7%	9.1%
% of FP17s Relating to Free Repair or Replacements	17	6,034	0.3%	0.6%	0.6%	0.8%
% of FP17s Relating to Continuations	2	6,034	0.0%	1.1%	0.9%	1.2%
% of Patients satisfied with the dentistry they have received	4	5	N/A	90.5%	90.4%	92.8%
% of Patients satisfied with the time they had to wait for an appointment	4	5	N/A	86.2%	83.7%	88.7%

\* This is based on patients treated on this contract for their most recent course of treatment. Figures in italics indicate the base number of FP17s or Patient Questionnaire responses are less than 100. N/A is shown where the base number of responses is less than 10 during the period. % is calculated as Quantity/Base number\*100

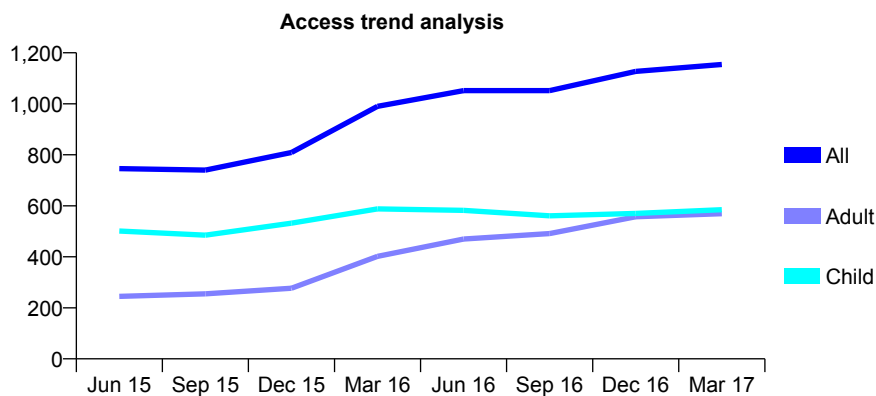
## Q63 - Vital Signs At a Glance Contract Report for 623369/0002 - March 2017

Name or company name	MR RP BATEMAN
Contract type name	PDS Contract
Purpose of contract	General and Orthodontic
Contract start date	01/04/2006
Contract end date	31/03/2019

16/17 Contracted general activity (UDA)	1,777
Carry forward general activity (UDA)	-4
16/17 Contracted orthodontic activity (UOA)	3,951
Carry forward orthodontic activity (UOA)	-19
Baseline contract value	£340,261.66

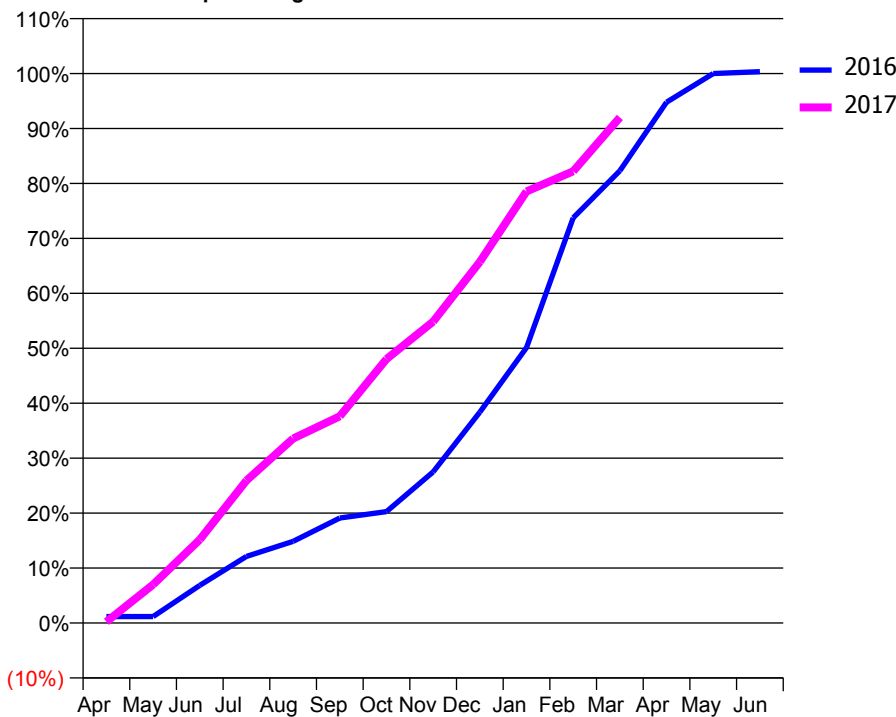
### ACCESS\*

Patients seen in 24 months	Total	Change since previous quarter
Quarter ending March 2016	990	
Quarter ending June 2016	1,052	↑
Quarter ending September 2016	1,052	→
Quarter ending December 2016	1,127	↑
Quarter ending March 2017	1,154	↑
<b>Variance since March 2016</b>	<b>16.6%</b>	<b>↑</b>



### ACTIVITY

Cumulative percentage of contracted UDA delivered 2016 & 2017



Month	Adjusted Scheduled Activity (UDA)	
	2016	2017
April	15	4
May	15	125
June	87	270
July	155	461
August	190	597
September	244	669
October	259	853
November	351	975
December	490	1,168
January	640	1,396
February	942	1,461
March	1,051	1,635
April	1,210	
May	1,277	
June	1,281	

### QUALITY

	Quantity	Base Number	Contract	AT	Region	England
% of FP17s for the same patient ID Re-attending within 3 months - Children	24	931	2.6%	10.4%	11.8%	12.3%
% of FP17s for the same patient ID Re-attending within 3 months - Adults	56	518	10.8%	16.0%	17.1%	16.7%
% of FP17s for the same patient ID Re-attending between 3 & 9 months - Children	148	931	15.9%	47.8%	46.5%	57.6%
% of FP17s for the same patient ID Re-attending between 3 & 9 months - Adults	120	518	23.2%	37.8%	37.6%	50.1%
% of FP17s for Band 1 Urgent Courses	39	729	5.3%	10.3%	10.7%	9.1%
% of FP17s Relating to Free Repair or Replacements	2	729	0.3%	0.6%	0.6%	0.8%
% of FP17s Relating to Continuations	6	729	0.8%	1.1%	0.9%	1.2%
% of Patients satisfied with the dentistry they have received	0	0	N/A	90.5%	90.4%	92.8%
% of Patients satisfied with the time they had to wait for an appointment	0	0	N/A	86.2%	83.7%	88.7%

\* This is based on patients treated on this contract for their most recent course of treatment. Figures in italics indicate the base number of FP17s or Patient Questionnaire responses are less than 100. N/A is shown where the base number of responses is less than 10 during the period. % is calculated as Quantity/Base number\*100

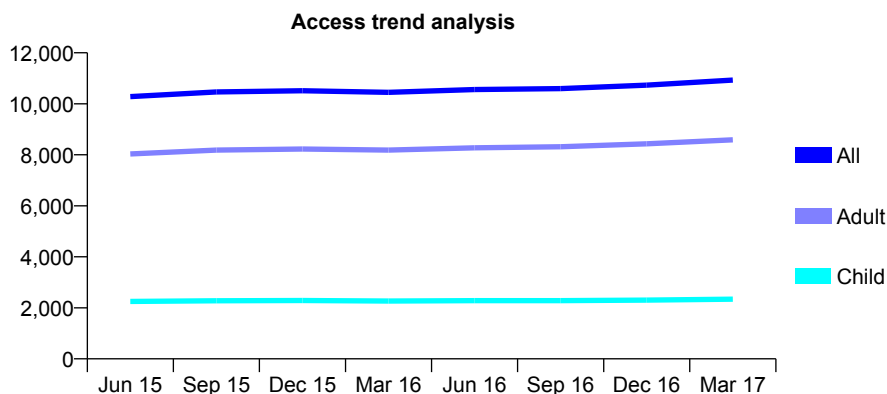
## Q63 - Vital Signs At a Glance Contract Report for 624896/0003 - March 2017

Name or company name	Eltham Dental Partnership
Contract type name	GDS Contract
Purpose of contract	General
Contract start date	01/04/2006
Contract end date	

16/17 Contracted general activity (UDA)	30,842
Carry forward general activity (UDA)	0
16/17 Contracted orthodontic activity (UOA)	0
Carry forward orthodontic activity (UOA)	0
Baseline contract value	£893,536.16

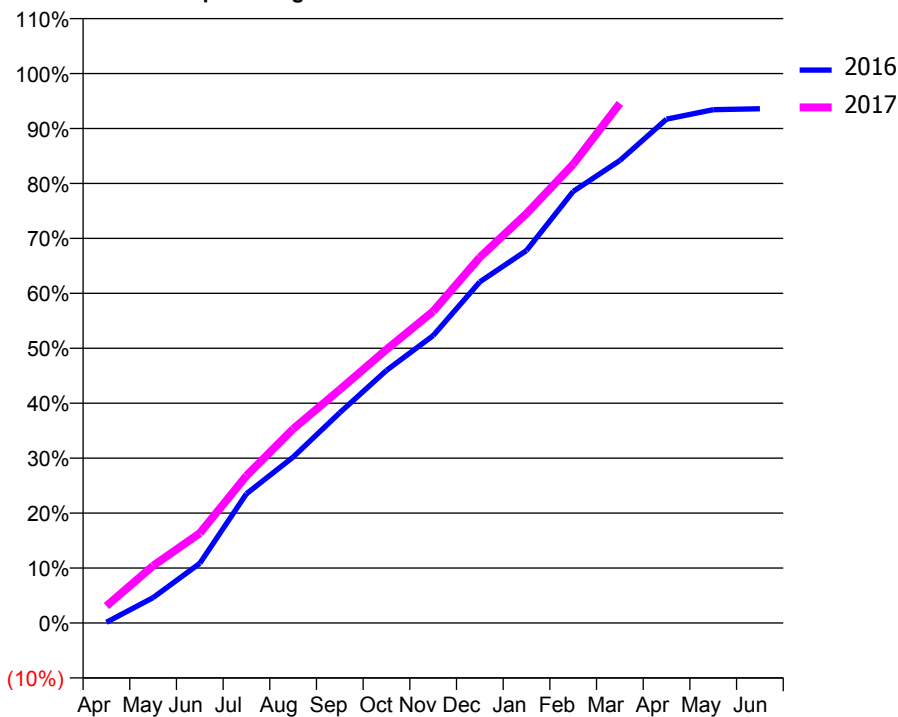
### ACCESS\*

Patients seen in 24 months	Total	Change since previous quarter
Quarter ending March 2016	10,451	
Quarter ending June 2016	10,557	→
Quarter ending September 2016	10,598	→
Quarter ending December 2016	10,732	→
Quarter ending March 2017	10,931	→
<b>Variance since March 2016</b>	<b>4.6%</b>	<b>↑</b>



### ACTIVITY

Cumulative percentage of contracted UDA delivered 2016 & 2017



Month	Adjusted Scheduled Activity (UDA)	
	2016	2017
April	40	951
May	1,429	3,211
June	3,353	5,041
July	7,253	8,263
August	9,317	10,895
September	11,809	13,100
October	14,179	15,351
November	16,129	17,492
December	19,151	20,523
January	20,911	22,984
February	24,224	25,748
March	25,960	29,165
April	28,282	
May	28,808	
June	28,866	

### QUALITY

	Quantity	Base Number	Contract	AT	Region	England
% of FP17s for the same patient ID Re-attending within 3 months - Children	244	3,075	7.9%	10.4%	11.8%	12.3%
% of FP17s for the same patient ID Re-attending within 3 months - Adults	1,563	10,456	14.9%	16.0%	17.1%	16.7%
% of FP17s for the same patient ID Re-attending between 3 & 9 months - Children	1,306	3,075	42.5%	47.8%	46.5%	57.6%
% of FP17s for the same patient ID Re-attending between 3 & 9 months - Adults	4,218	10,456	40.3%	37.8%	37.6%	50.1%
% of FP17s for Band 1 Urgent Courses	1,229	12,553	9.8%	10.3%	10.7%	9.1%
% of FP17s Relating to Free Repair or Replacements	135	12,553	1.1%	0.6%	0.6%	0.8%
% of FP17s Relating to Continuations	230	12,553	1.8%	1.1%	0.9%	1.2%
% of Patients satisfied with the dentistry they have received	15	15	100.0%	90.5%	90.4%	92.8%
% of Patients satisfied with the time they had to wait for an appointment	15	15	100.0%	86.2%	83.7%	88.7%

\* This is based on patients treated on this contract for their most recent course of treatment. Figures in italics indicate the base number of FP17s or Patient Questionnaire responses are less than 100. N/A is shown where the base number of responses is less than 10 during the period. % is calculated as Quantity/Base number\*100

## Q63 - Vital Signs At a Glance Contract Report for 624896/0005 - March 2017

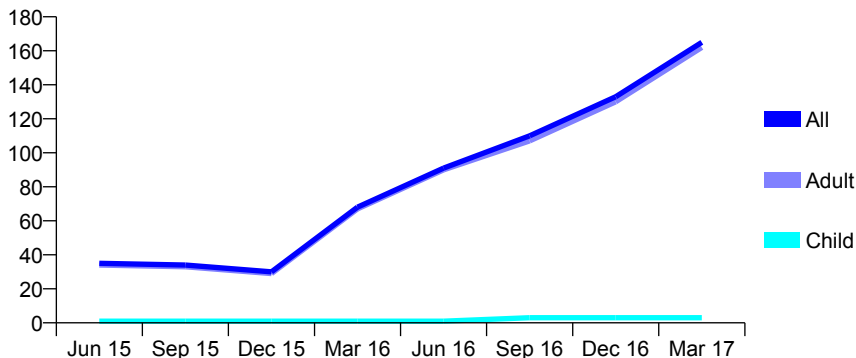
Name or company name	MR JA GINTY
Contract type name	PDS Contract
Purpose of contract	General
Contract start date	01/09/2010
Contract end date	30/11/2017

16/17 Contracted general activity (UDA)	500
Carry forward general activity (UDA)	0
16/17 Contracted orthodontic activity (UOA)	0
Carry forward orthodontic activity (UOA)	0
Baseline contract value	£24,705.01

### ACCESS\*

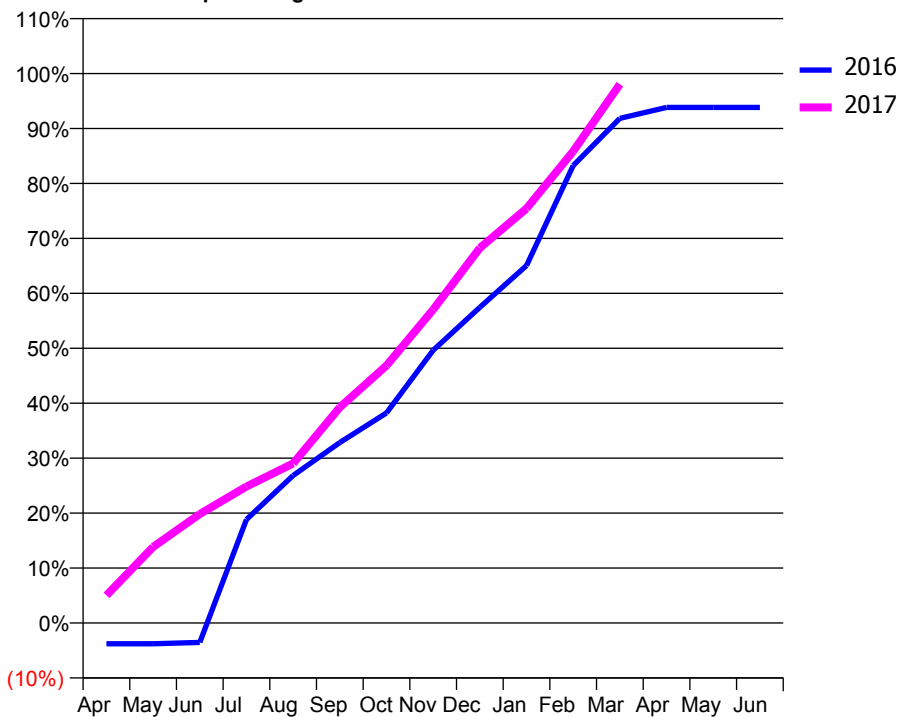
Patients seen in 24 months	Total	Change since previous quarter
Quarter ending March 2016	68	
Quarter ending June 2016	91	↑
Quarter ending September 2016	110	↑
Quarter ending December 2016	133	↑
Quarter ending March 2017	165	↑
<b>Variance since March 2016</b>	<b>142.6%</b>	<b>↑</b>

### Access trend analysis



### ACTIVITY

#### Cumulative percentage of contracted UDA delivered 2016 & 2017



#### Adjusted Scheduled Activity (UDA)

Month	2016	2017
April	-19	25
May	-19	69
June	-18	99
July	94	124
August	134	145
September	164	196
October	191	234
November	248	285
December	287	341
January	325	377
February	416	429
March	459	490
April	469	
May	469	
June	469	

### QUALITY

	Quantity	Base Number	Contract	AT	Region	England
% of FP17s for the same patient ID Re-attending within 3 months - Children	0	2	0.0%	10.4%	11.8%	12.3%
% of FP17s for the same patient ID Re-attending within 3 months - Adults	8	180	4.4%	16.0%	17.1%	16.7%
% of FP17s for the same patient ID Re-attending between 3 & 9 months - Children	0	2	0.0%	47.8%	46.5%	57.6%
% of FP17s for the same patient ID Re-attending between 3 & 9 months - Adults	0	180	0.0%	37.8%	37.6%	50.1%
% of FP17s for Band 1 Urgent Courses	1	178	0.6%	10.3%	10.7%	9.1%
% of FP17s Relating to Free Repair or Replacements	0	178	0.0%	0.6%	0.6%	0.8%
% of FP17s Relating to Continuations	0	178	0.0%	1.1%	0.9%	1.2%
% of Patients satisfied with the dentistry they have received	0	0	N/A	90.5%	90.4%	92.8%
% of Patients satisfied with the time they had to wait for an appointment	0	0	N/A	86.2%	83.7%	88.7%

\* This is based on patients treated on this contract for their most recent course of treatment. Figures in italics indicate the base number of FP17s or Patient Questionnaire responses are less than 100. N/A is shown where the base number of responses is less than 10 during the period. % is calculated as Quantity/Base number\*100

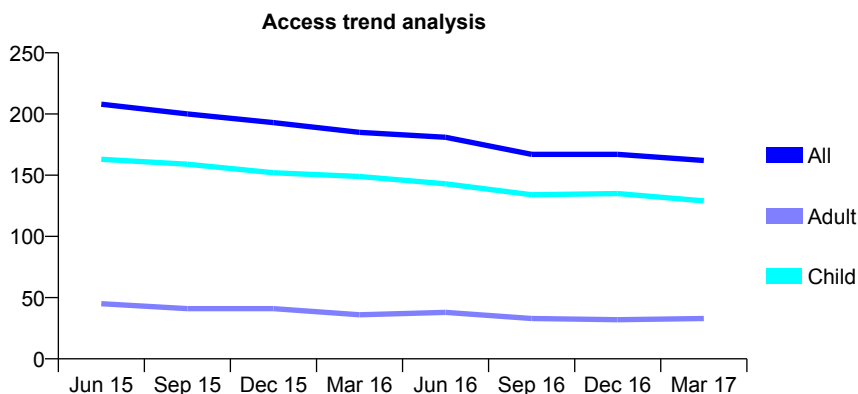
## Q63 - Vital Signs At a Glance Contract Report for 630667/0001 - March 2017

Name or company name	MRS CA SIDA-MURRAY
Contract type name	GDS Contract
Purpose of contract	General
Contract start date	01/04/2006
Contract end date	

16/17 Contracted general activity (UDA)	390
Carry forward general activity (UDA)	0
16/17 Contracted orthodontic activity (UOA)	0
Carry forward orthodontic activity (UOA)	0
Baseline contract value	£9,356.80

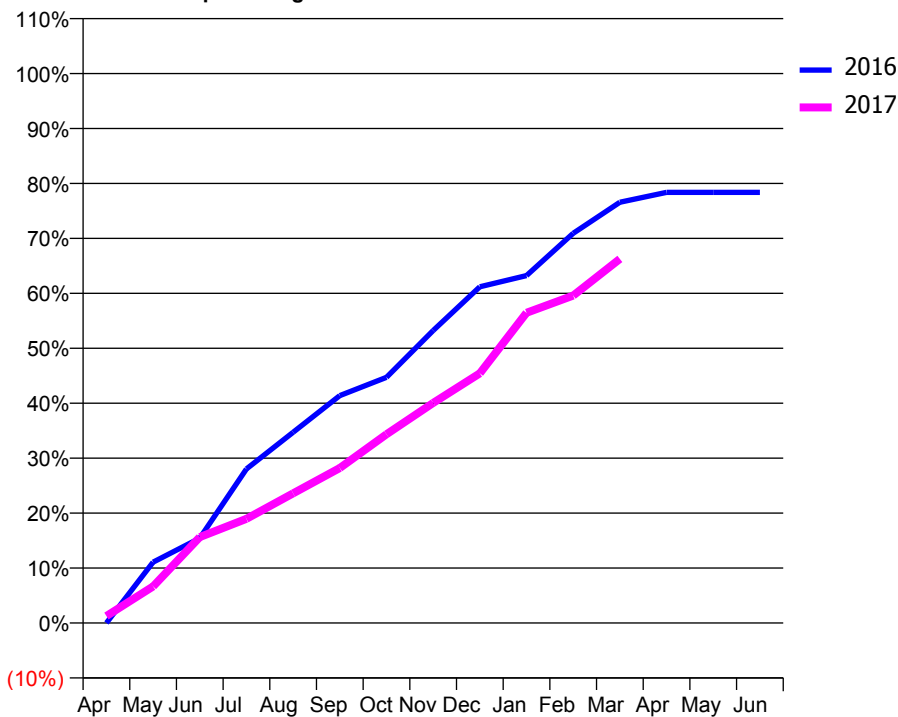
### ACCESS\*

Patients seen in 24 months	Total	Change since previous quarter
Quarter ending March 2016	185	
Quarter ending June 2016	181	↓
Quarter ending September 2016	167	↓
Quarter ending December 2016	167	→
Quarter ending March 2017	162	↓
<b>Variance since March 2016</b>	<b>(12.4%)</b>	<b>↓</b>



### ACTIVITY

Cumulative percentage of contracted UDA delivered 2016 & 2017



Adjusted Scheduled Activity (UDA)

Month	2016	2017
April	0	5
May	43	26
June	60	61
July	109	74
August	135	92
September	161	110
October	174	134
November	208	156
December	239	177
January	247	220
February	277	232
March	299	258
April	306	
May	306	
June	306	

### QUALITY

	Quantity	Base Number	Contract	AT	Region	England
% of FP17s for the same patient ID Re-attending within 3 months - Children	17	227	7.5%	10.4%	11.8%	12.3%
% of FP17s for the same patient ID Re-attending within 3 months - Adults	0	18	0.0%	16.0%	17.1%	16.7%
% of FP17s for the same patient ID Re-attending between 3 & 9 months - Children	146	227	64.3%	47.8%	46.5%	57.6%
% of FP17s for the same patient ID Re-attending between 3 & 9 months - Adults	12	18	66.7%	37.8%	37.6%	50.1%
% of FP17s for Band 1 Urgent Courses	2	234	0.9%	10.3%	10.7%	9.1%
% of FP17s Relating to Free Repair or Replacements	0	234	0.0%	0.6%	0.6%	0.8%
% of FP17s Relating to Continuations	0	234	0.0%	1.1%	0.9%	1.2%
% of Patients satisfied with the dentistry they have received	0	0	N/A	90.5%	90.4%	92.8%
% of Patients satisfied with the time they had to wait for an appointment	0	0	N/A	86.2%	83.7%	88.7%

\* This is based on patients treated on this contract for their most recent course of treatment. Figures in italics indicate the base number of FP17s or Patient Questionnaire responses are less than 100. N/A is shown where the base number of responses is less than 10 during the period. % is calculated as Quantity/Base number\*100



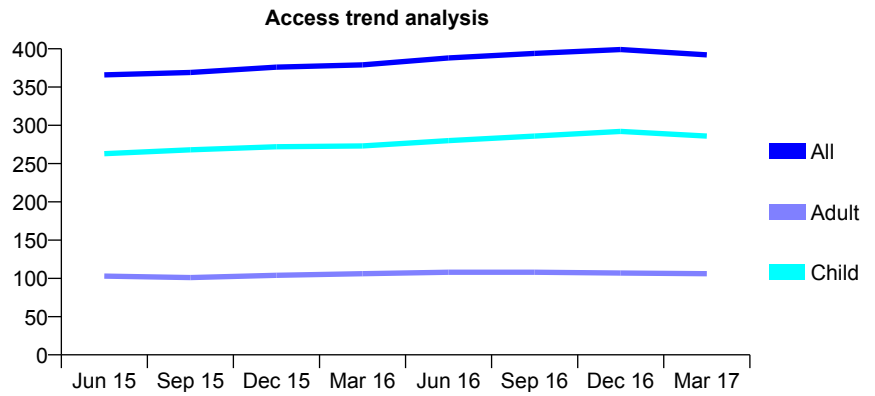
## Q63 - Vital Signs At a Glance Contract Report for 632236/0001 - March 2017

Name or company name	MR WO DE VRIES
Contract type name	GDS Contract
Purpose of contract	General
Contract start date	01/04/2006
Contract end date	

16/17 Contracted general activity (UDA)	850
Carry forward general activity (UDA)	-2
16/17 Contracted orthodontic activity (UOA)	0
Carry forward orthodontic activity (UOA)	0
Baseline contract value	£24,048.45

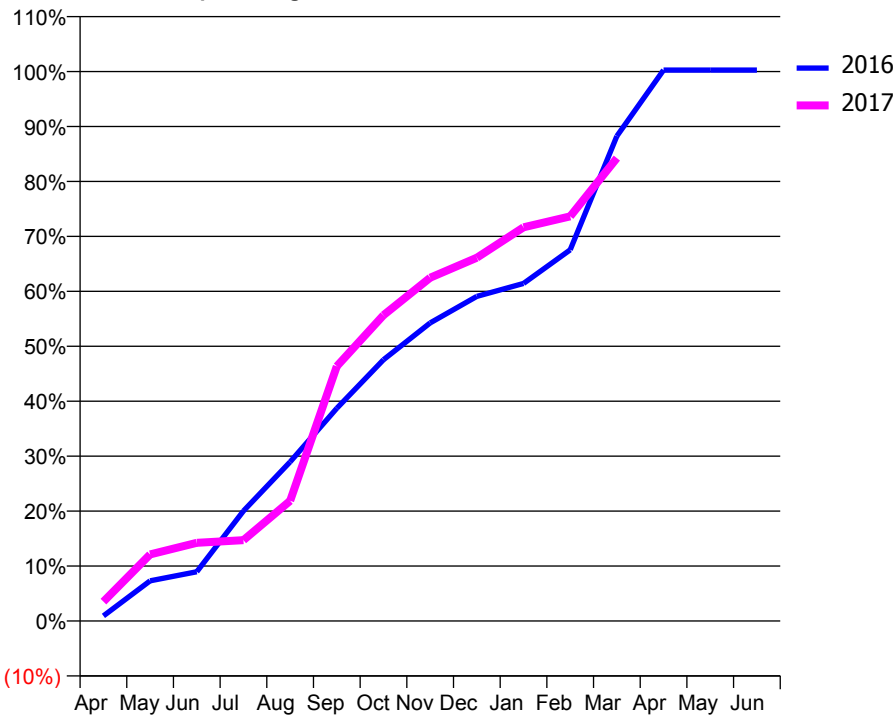
### ACCESS\*

Patients seen in 24 months	Total	Change since previous quarter
Quarter ending March 2016	379	
Quarter ending June 2016	388	↑
Quarter ending September 2016	394	→
Quarter ending December 2016	399	→
Quarter ending March 2017	392	↓
<b>Variance since March 2016</b>	<b>3.4%</b>	<b>↑</b>



### ACTIVITY

Cumulative percentage of contracted UDA delivered 2016 & 2017



Month	Adjusted Scheduled Activity (UDA)	
	2016	2017
April	8	30
May	62	103
June	76	121
July	170	125
August	246	186
September	329	394
October	404	473
November	461	531
December	502	562
January	522	609
February	574	626
March	750	716
April	852	
May	852	
June	852	

### QUALITY

	Quantity	Base Number	Contract	AT	Region	England
% of FP17s for the same patient ID Re-attending within 3 months - Children	6	436	1.4%	10.4%	11.8%	12.3%
% of FP17s for the same patient ID Re-attending within 3 months - Adults	1	87	1.1%	16.0%	17.1%	16.7%
% of FP17s for the same patient ID Re-attending between 3 & 9 months - Children	319	436	73.2%	47.8%	46.5%	57.6%
% of FP17s for the same patient ID Re-attending between 3 & 9 months - Adults	60	87	69.0%	37.8%	37.6%	50.1%
% of FP17s for Band 1 Urgent Courses	0	456	0.0%	10.3%	10.7%	9.1%
% of FP17s Relating to Free Repair or Replacements	0	456	0.0%	0.6%	0.6%	0.8%
% of FP17s Relating to Continuations	0	456	0.0%	1.1%	0.9%	1.2%
% of Patients satisfied with the dentistry they have received	0	1	N/A	90.5%	90.4%	92.8%
% of Patients satisfied with the time they had to wait for an appointment	0	1	N/A	86.2%	83.7%	88.7%

\* This is based on patients treated on this contract for their most recent course of treatment. Figures in italics indicate the base number of FP17s or Patient Questionnaire responses are less than 100. N/A is shown where the base number of responses is less than 10 during the period. % is calculated as Quantity/Base number\*100

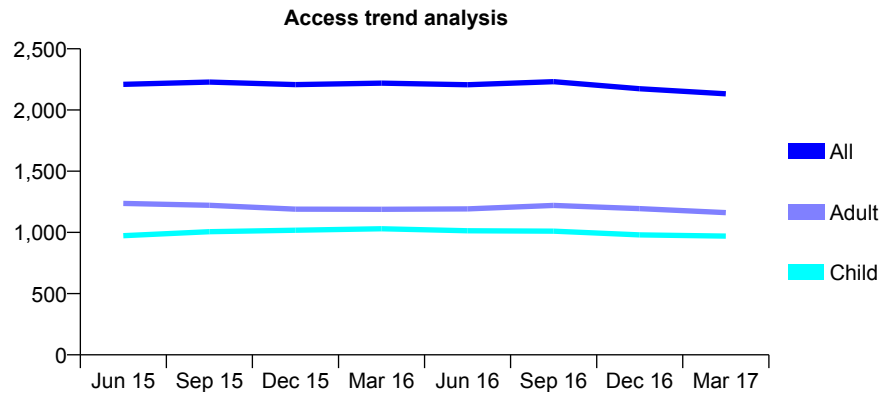
## Q63 - Vital Signs At a Glance Contract Report for 632775/0001 - March 2017

Name or company name	MR AJ WHITTOME
Contract type name	GDS Contract
Purpose of contract	General
Contract start date	01/04/2006
Contract end date	

16/17 Contracted general activity (UDA)	7,187
Carry forward general activity (UDA)	0
16/17 Contracted orthodontic activity (UOA)	0
Carry forward orthodontic activity (UOA)	0
Baseline contract value	£183,824.66

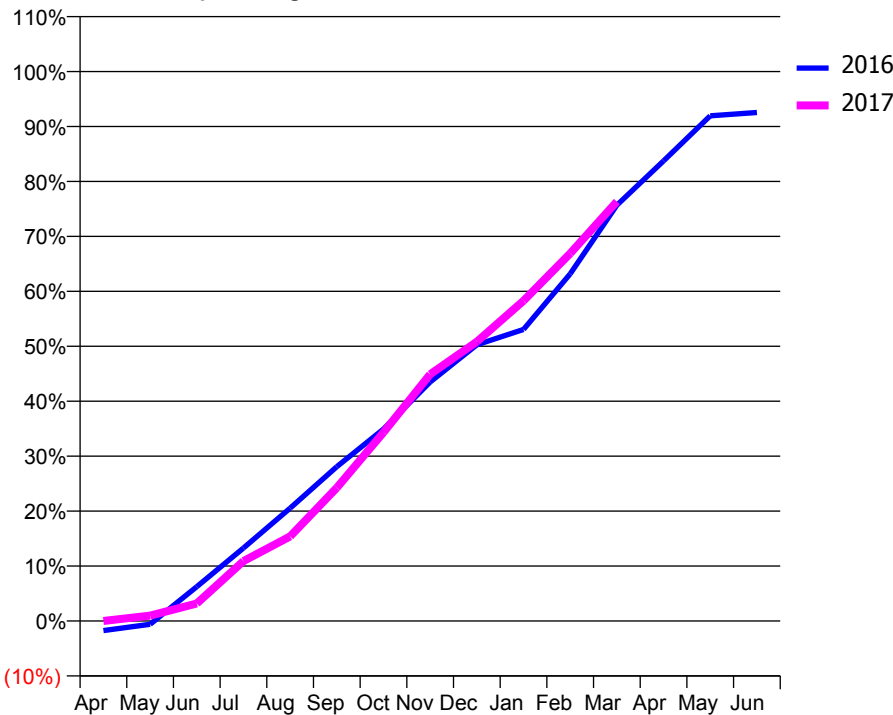
### ACCESS\*

Patients seen in 24 months	Total	Change since previous quarter
Quarter ending March 2016	2,219	
Quarter ending June 2016	2,206	→
Quarter ending September 2016	2,231	→
Quarter ending December 2016	2,174	↓
Quarter ending March 2017	2,132	↓
<b>Variance since March 2016</b>	<b>(3.9%)</b>	<b>↓</b>



### ACTIVITY

Cumulative percentage of contracted UDA delivered 2016 & 2017



Month	Adjusted Scheduled Activity (UDA)	
	2016	2017
April	-127	0
May	-45	70
June	449	229
July	954	784
August	1,476	1,107
September	2,018	1,744
October	2,511	2,467
November	3,126	3,228
December	3,613	3,653
January	3,813	4,189
February	4,541	4,807
March	5,439	5,486
April	6,019	
May	6,607	
June	6,651	

### QUALITY

	Quantity	Base Number	Contract	AT	Region	England
% of FP17s for the same patient ID Re-attending within 3 months - Children	134	1,198	11.2%	10.4%	11.8%	12.3%
% of FP17s for the same patient ID Re-attending within 3 months - Adults	363	1,416	25.6%	16.0%	17.1%	16.7%
% of FP17s for the same patient ID Re-attending between 3 & 9 months - Children	544	1,198	45.4%	47.8%	46.5%	57.6%
% of FP17s for the same patient ID Re-attending between 3 & 9 months - Adults	572	1,416	40.4%	37.8%	37.6%	50.1%
% of FP17s for Band 1 Urgent Courses	268	2,191	12.2%	10.3%	10.7%	9.1%
% of FP17s Relating to Free Repair or Replacements	3	2,191	0.1%	0.6%	0.6%	0.8%
% of FP17s Relating to Continuations	0	2,191	0.0%	1.1%	0.9%	1.2%
% of Patients satisfied with the dentistry they have received	1	1	N/A	90.5%	90.4%	92.8%
% of Patients satisfied with the time they had to wait for an appointment	1	1	N/A	86.2%	83.7%	88.7%

\* This is based on patients treated on this contract for their most recent course of treatment. Figures in italics indicate the base number of FP17s or Patient Questionnaire responses are less than 100. N/A is shown where the base number of responses is less than 10 during the period. % is calculated as Quantity/Base number\*100

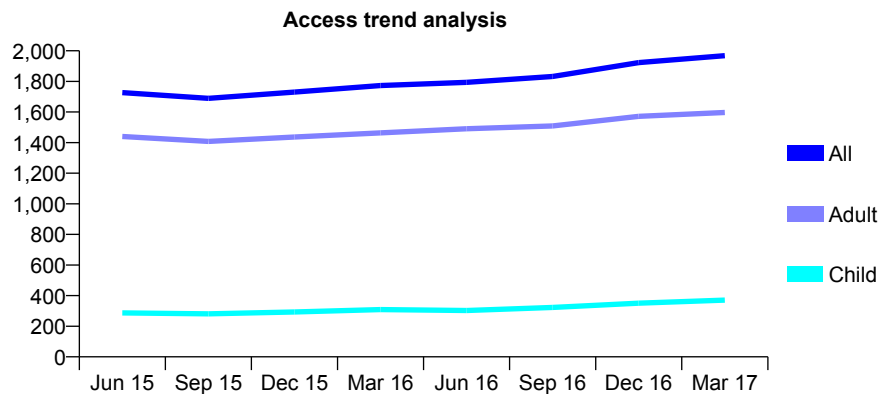
## Q63 - Vital Signs At a Glance Contract Report for 635006/0001 - March 2017

Name or company name	MR CJ LEE
Contract type name	GDS Contract
Purpose of contract	General
Contract start date	01/04/2006
Contract end date	

16/17 Contracted general activity (UDA)	8,206
Carry forward general activity (UDA)	-158
16/17 Contracted orthodontic activity (UOA)	0
Carry forward orthodontic activity (UOA)	0
Baseline contract value	£297,083.40

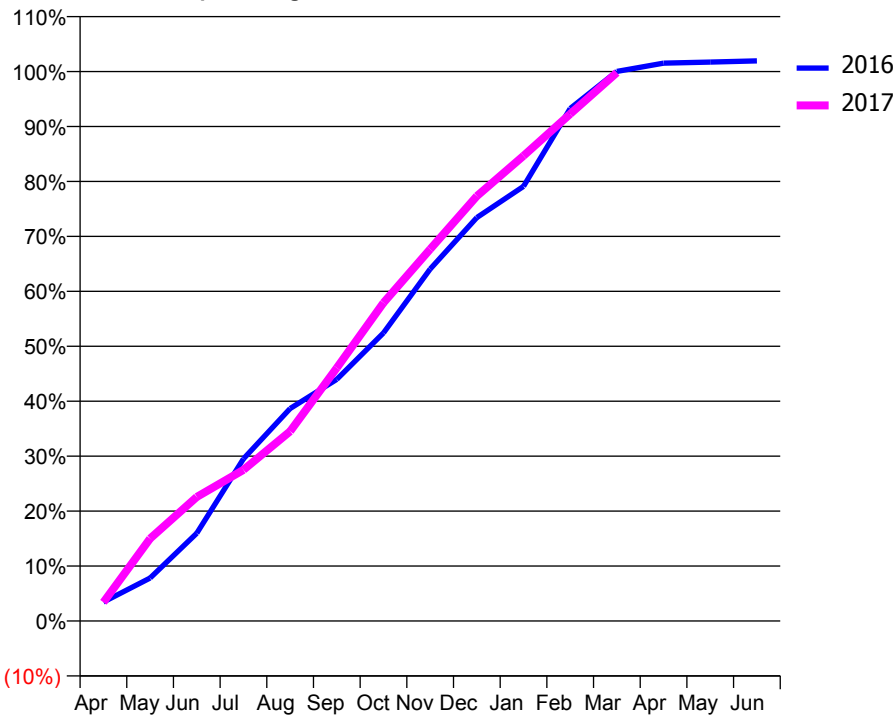
### ACCESS\*

Patients seen in 24 months	Total	Change since previous quarter
Quarter ending March 2016	1,773	
Quarter ending June 2016	1,794	→
Quarter ending September 2016	1,832	↑
Quarter ending December 2016	1,923	↑
Quarter ending March 2017	1,968	↑
<b>Variance since March 2016</b>	<b>11.0%</b>	<b>↑</b>



### ACTIVITY

Cumulative percentage of contracted UDA delivered 2016 & 2017



Month	Adjusted Scheduled Activity (UDA)	
	2016	2017
April	284	279
May	642	1,232
June	1,310	1,852
July	2,422	2,257
August	3,173	2,832
September	3,609	3,781
October	4,303	4,753
November	5,256	5,553
December	6,024	6,345
January	6,490	6,948
February	7,653	7,571
March	8,208	8,190
April	8,331	
May	8,346	
June	8,364	

### QUALITY

	Quantity	Base Number	Contract	AT	Region	England
% of FP17s for the same patient ID Re-attending within 3 months - Children	24	491	4.9%	10.4%	11.8%	12.3%
% of FP17s for the same patient ID Re-attending within 3 months - Adults	270	2,064	13.1%	16.0%	17.1%	16.7%
% of FP17s for the same patient ID Re-attending between 3 & 9 months - Children	249	491	50.7%	47.8%	46.5%	57.6%
% of FP17s for the same patient ID Re-attending between 3 & 9 months - Adults	1,029	2,064	49.9%	37.8%	37.6%	50.1%
% of FP17s for Band 1 Urgent Courses	168	2,499	6.7%	10.3%	10.7%	9.1%
% of FP17s Relating to Free Repair or Replacements	40	2,499	1.6%	0.6%	0.6%	0.8%
% of FP17s Relating to Continuations	26	2,499	1.0%	1.1%	0.9%	1.2%
% of Patients satisfied with the dentistry they have received	2	2	N/A	90.5%	90.4%	92.8%
% of Patients satisfied with the time they had to wait for an appointment	2	2	N/A	86.2%	83.7%	88.7%

\* This is based on patients treated on this contract for their most recent course of treatment. Figures in italics indicate the base number of FP17s or Patient Questionnaire responses are less than 100. N/A is shown where the base number of responses is less than 10 during the period. % is calculated as Quantity/Base number\*100

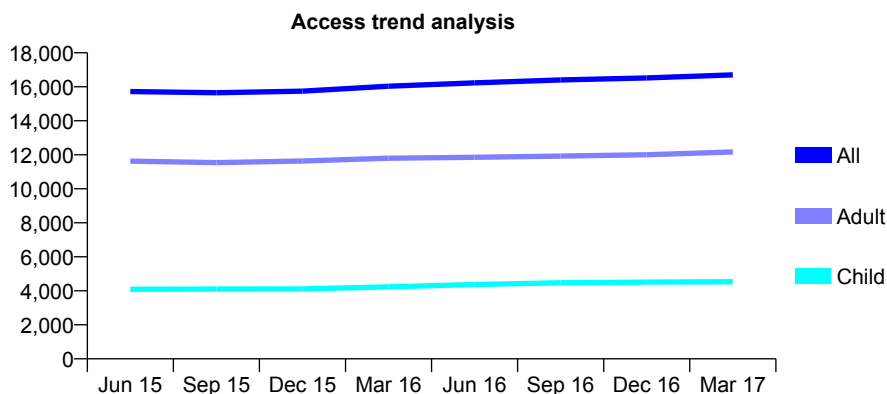
## Q63 - Vital Signs At a Glance Contract Report for 638021/0001 - March 2017

Name or company name	MR U PATEL
Contract type name	GDS Contract
Purpose of contract	General
Contract start date	01/04/2006
Contract end date	

16/17 Contracted general activity (UDA)	56,222
Carry forward general activity (UDA)	709
16/17 Contracted orthodontic activity (UOA)	0
Carry forward orthodontic activity (UOA)	0
Baseline contract value	£1,638,056.49

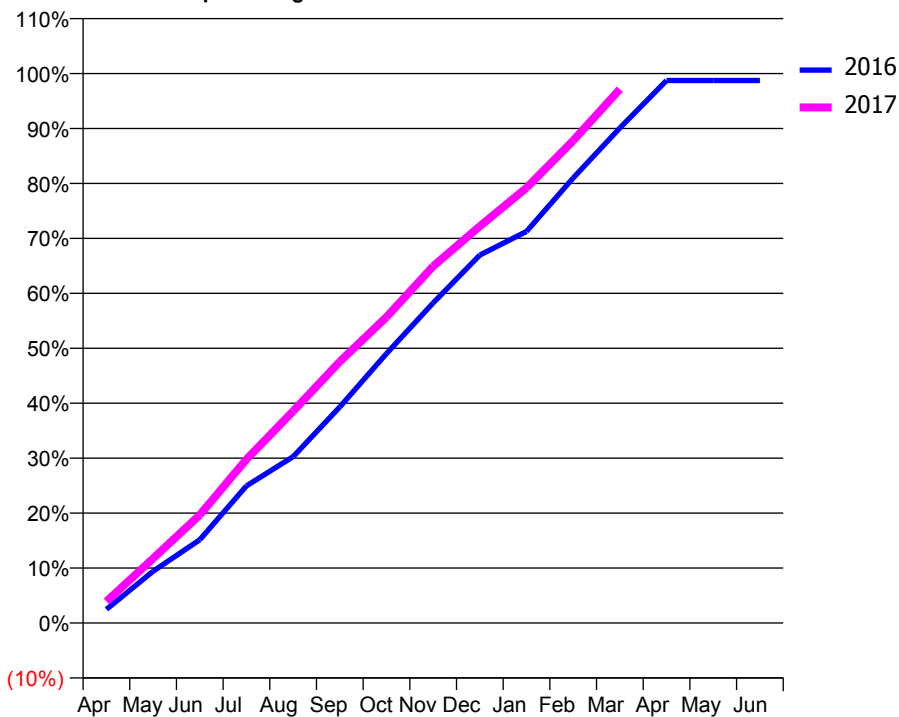
### ACCESS\*

Patients seen in 24 months	Total	Change since previous quarter
Quarter ending March 2016	16,032	
Quarter ending June 2016	16,232	→
Quarter ending September 2016	16,400	→
Quarter ending December 2016	16,519	→
Quarter ending March 2017	16,702	→
<b>Variance since March 2016</b>	<b>4.2%</b>	<b>↑</b>



### ACTIVITY

Cumulative percentage of contracted UDA delivered 2016 & 2017



Month	Adjusted Scheduled Activity (UDA)	
	2016	2017
April	1,397	2,206
May	5,295	6,611
June	8,527	11,057
July	14,037	16,749
August	17,015	21,676
September	22,110	26,746
October	27,572	31,309
November	32,752	36,507
December	37,643	40,601
January	40,065	44,522
February	45,531	49,353
March	50,645	54,620
April	55,510	
May	55,512	
June	55,513	

### QUALITY

	Quantity	Base Number	Contract	AT	Region	England
% of FP17s for the same patient ID Re-attending within 3 months - Children	744	5,932	12.5%	10.4%	11.8%	12.3%
% of FP17s for the same patient ID Re-attending within 3 months - Adults	2,320	13,369	17.4%	16.0%	17.1%	16.7%
% of FP17s for the same patient ID Re-attending between 3 & 9 months - Children	2,479	5,932	41.8%	47.8%	46.5%	57.6%
% of FP17s for the same patient ID Re-attending between 3 & 9 months - Adults	4,413	13,369	33.0%	37.8%	37.6%	50.1%
% of FP17s for Band 1 Urgent Courses	1,443	17,576	8.2%	10.3%	10.7%	9.1%
% of FP17s Relating to Free Repair or Replacements	390	17,576	2.2%	0.6%	0.6%	0.8%
% of FP17s Relating to Continuations	204	17,576	1.2%	1.1%	0.9%	1.2%
% of Patients satisfied with the dentistry they have received	14	15	93.3%	90.5%	90.4%	92.8%
% of Patients satisfied with the time they had to wait for an appointment	15	15	100.0%	86.2%	83.7%	88.7%

\* This is based on patients treated on this contract for their most recent course of treatment. Figures in italics indicate the base number of FP17s or Patient Questionnaire responses are less than 100. N/A is shown where the base number of responses is less than 10 during the period. % is calculated as Quantity/Base number\*100

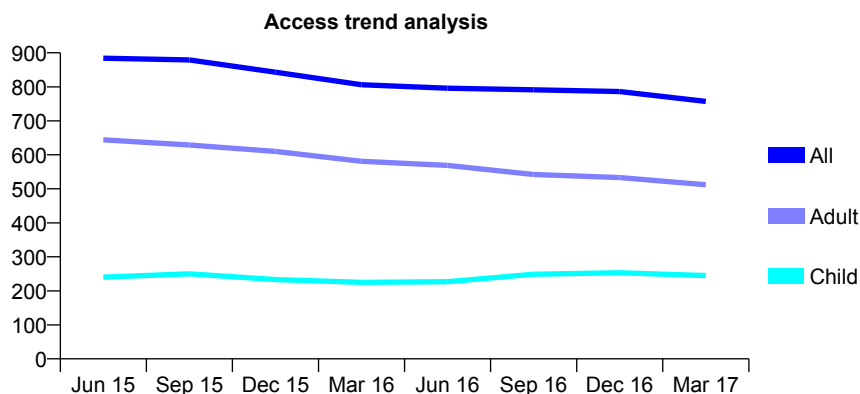
## Q63 - Vital Signs At a Glance Contract Report for 638323/0005 - March 2017

Name or company name	MR SS PHOTAY
Contract type name	GDS Contract
Purpose of contract	General
Contract start date	01/09/2012
Contract end date	

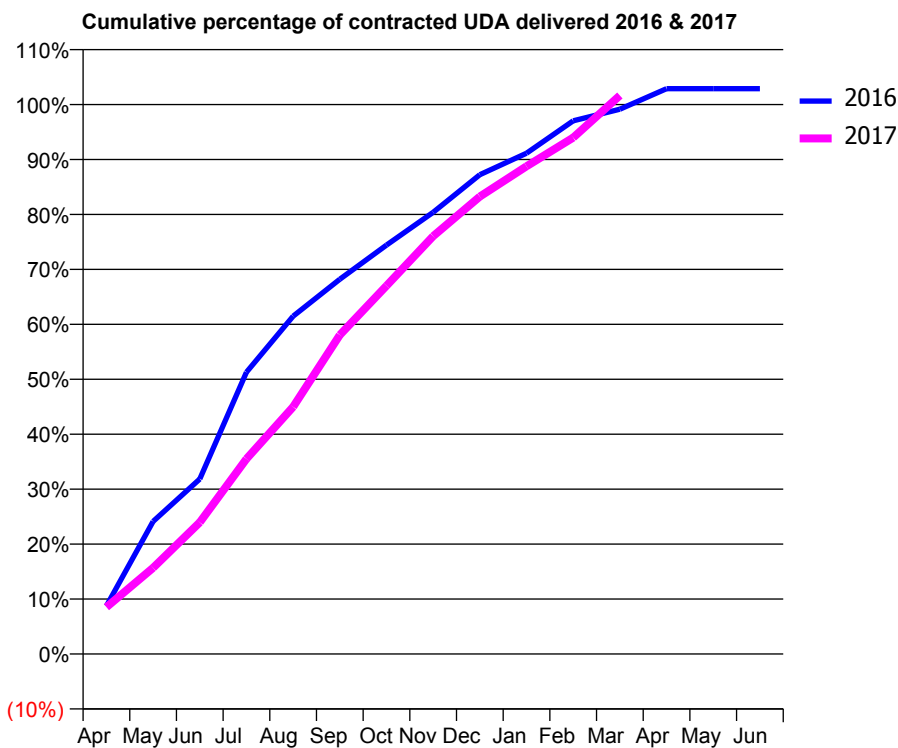
16/17 Contracted general activity (UDA)	2,268
Carry forward general activity (UDA)	-45
16/17 Contracted orthodontic activity (UOA)	0
Carry forward orthodontic activity (UOA)	0
Baseline contract value	£55,668.69

### ACCESS\*

Patients seen in 24 months	Total	Change since previous quarter
Quarter ending March 2016	806	
Quarter ending June 2016	796	↓
Quarter ending September 2016	791	→
Quarter ending December 2016	786	→
Quarter ending March 2017	757	↓
<b>Variance since March 2016</b>	<b>(6.1%)</b>	<b>↓</b>



### ACTIVITY



Month	Adjusted Scheduled Activity (UDA)	
	2016	2017
April	198	193
May	547	356
June	722	544
July	1,163	805
August	1,394	1,020
September	1,547	1,317
October	1,688	1,520
November	1,823	1,724
December	1,978	1,888
January	2,067	2,013
February	2,200	2,131
March	2,249	2,305
April	2,333	
May	2,333	
June	2,333	

### QUALITY

	Quantity	Base Number	Contract	AT	Region	England
% of FP17s for the same patient ID Re-attending within 3 months - Children	28	274	10.2%	10.4%	11.8%	12.3%
% of FP17s for the same patient ID Re-attending within 3 months - Adults	124	517	24.0%	16.0%	17.1%	16.7%
% of FP17s for the same patient ID Re-attending between 3 & 9 months - Children	90	274	32.8%	47.8%	46.5%	57.6%
% of FP17s for the same patient ID Re-attending between 3 & 9 months - Adults	79	517	15.3%	37.8%	37.6%	50.1%
% of FP17s for Band 1 Urgent Courses	110	763	14.4%	10.3%	10.7%	9.1%
% of FP17s Relating to Free Repair or Replacements	2	763	0.3%	0.6%	0.6%	0.8%
% of FP17s Relating to Continuations	2	763	0.3%	1.1%	0.9%	1.2%
% of Patients satisfied with the dentistry they have received	2	2	N/A	90.5%	90.4%	92.8%
% of Patients satisfied with the time they had to wait for an appointment	1	2	N/A	86.2%	83.7%	88.7%

\* This is based on patients treated on this contract for their most recent course of treatment. Figures in italics indicate the base number of FP17s or Patient Questionnaire responses are less than 100. N/A is shown where the base number of responses is less than 10 during the period. % is calculated as Quantity/Base number\*100

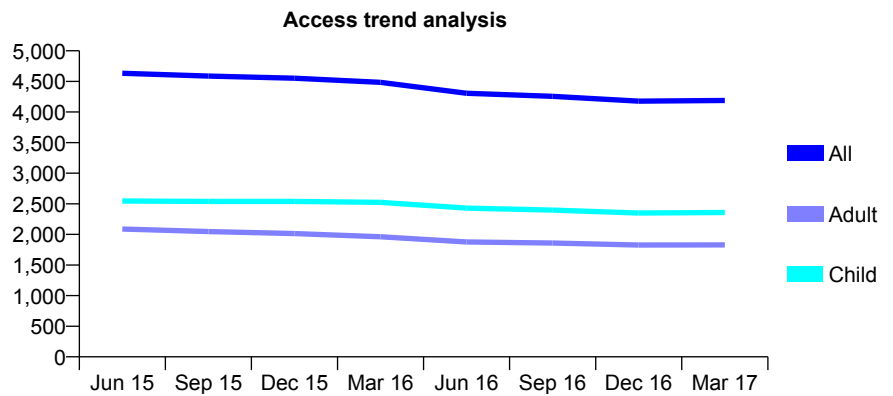
## Q63 - Vital Signs At a Glance Contract Report for 643963/0001 - March 2017

Name or company name	MR BJ O'ROURKE
Contract type name	GDS Contract
Purpose of contract	General
Contract start date	01/04/2006
Contract end date	

16/17 Contracted general activity (UDA)	15,452
Carry forward general activity (UDA)	0
16/17 Contracted orthodontic activity (UOA)	0
Carry forward orthodontic activity (UOA)	0
Baseline contract value	£457,226.61

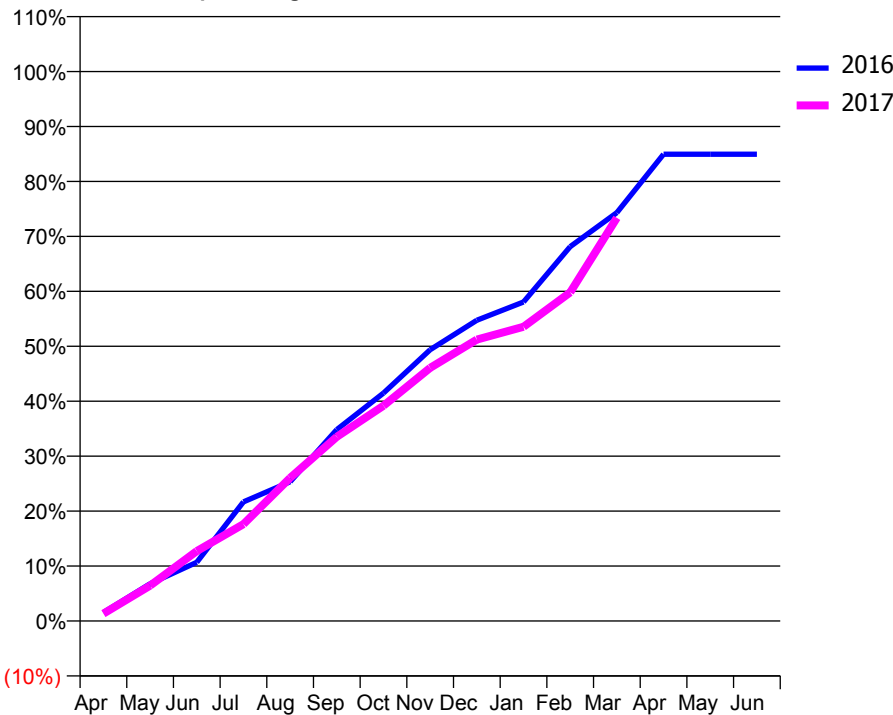
### ACCESS\*

Patients seen in 24 months	Total	Change since previous quarter
Quarter ending March 2016	4,484	
Quarter ending June 2016	4,306	↓
Quarter ending September 2016	4,257	↓
Quarter ending December 2016	4,177	↓
Quarter ending March 2017	4,189	→
<b>Variance since March 2016</b>	<b>(6.6%)</b>	<b>↓</b>



### ACTIVITY

Cumulative percentage of contracted UDA delivered 2016 & 2017



Month	Adjusted Scheduled Activity (UDA)	
	2016	2017
April	238	208
May	1,046	996
June	1,653	1,967
July	3,349	2,723
August	3,916	4,026
September	5,383	5,180
October	6,410	6,055
November	7,628	7,120
December	8,459	7,915
January	8,971	8,273
February	10,526	9,243
March	11,483	11,338
April	13,125	
May	13,126	
June	13,126	

### QUALITY

	Quantity	Base Number	Contract	AT	Region	England
% of FP17s for the same patient ID Re-attending within 3 months - Children	237	3,173	7.5%	10.4%	11.8%	12.3%
% of FP17s for the same patient ID Re-attending within 3 months - Adults	616	2,103	29.3%	16.0%	17.1%	16.7%
% of FP17s for the same patient ID Re-attending between 3 & 9 months - Children	1,564	3,173	49.3%	47.8%	46.5%	57.6%
% of FP17s for the same patient ID Re-attending between 3 & 9 months - Adults	641	2,103	30.5%	37.8%	37.6%	50.1%
% of FP17s for Band 1 Urgent Courses	616	4,748	13.0%	10.3%	10.7%	9.1%
% of FP17s Relating to Free Repair or Replacements	0	4,748	0.0%	0.6%	0.6%	0.8%
% of FP17s Relating to Continuations	60	4,748	1.3%	1.1%	0.9%	1.2%
% of Patients satisfied with the dentistry they have received	5	5	N/A	90.5%	90.4%	92.8%
% of Patients satisfied with the time they had to wait for an appointment	5	5	N/A	86.2%	83.7%	88.7%

\* This is based on patients treated on this contract for their most recent course of treatment. Figures in italics indicate the base number of FP17s or Patient Questionnaire responses are less than 100. N/A is shown where the base number of responses is less than 10 during the period. % is calculated as Quantity/Base number\*100

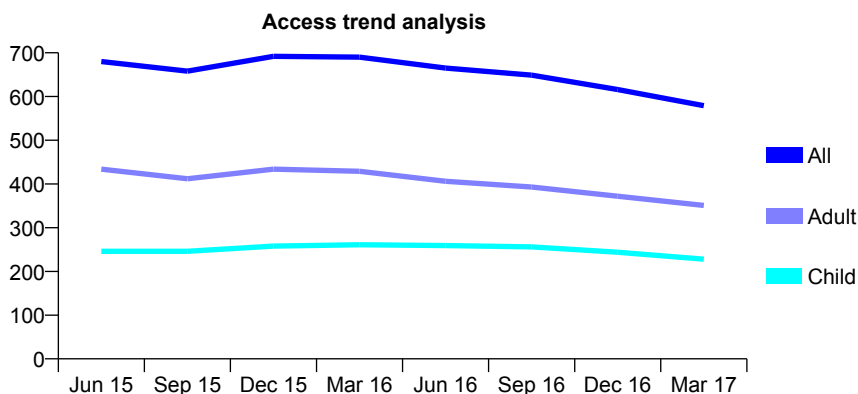
## Q63 - Vital Signs At a Glance Contract Report for 651478/0001 - March 2017

Name or company name	MS NA DATHI
Contract type name	GDS Contract
Purpose of contract	General
Contract start date	01/04/2006
Contract end date	

16/17 Contracted general activity (UDA)	1,000
Carry forward general activity (UDA)	28
16/17 Contracted orthodontic activity (UOA)	0
Carry forward orthodontic activity (UOA)	0
Baseline contract value	£23,493.31

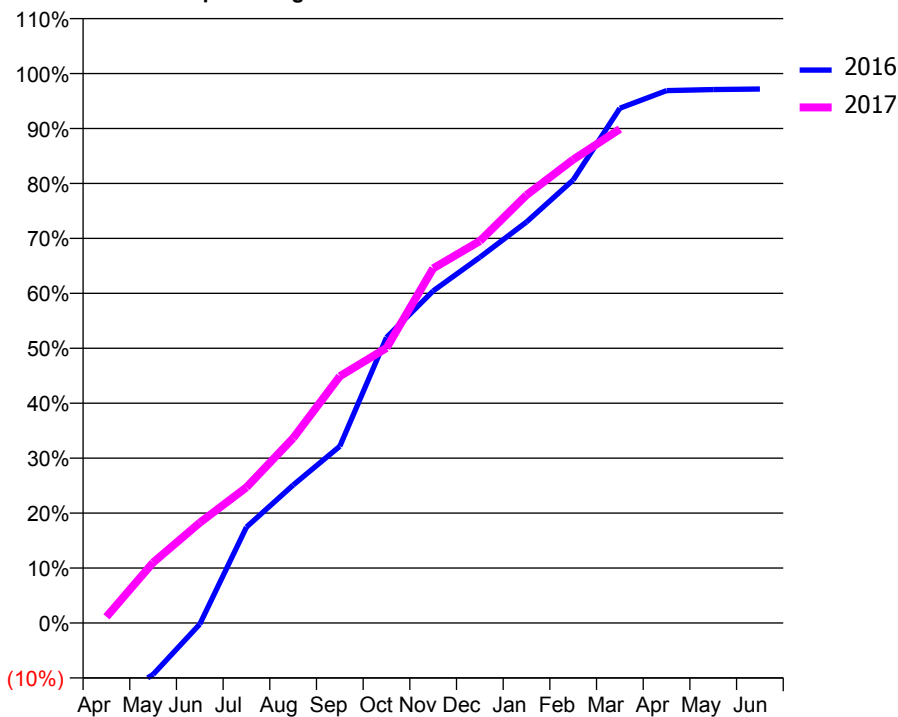
### ACCESS\*

Patients seen in 24 months	Total	Change since previous quarter
Quarter ending March 2016	690	
Quarter ending June 2016	665	↓
Quarter ending September 2016	649	↓
Quarter ending December 2016	616	↓
Quarter ending March 2017	579	↓
<b>Variance since March 2016</b>	<b>(16.1%)</b>	<b>↓</b>



### ACTIVITY

Cumulative percentage of contracted UDA delivered 2016 & 2017



Month	Adjusted Scheduled Activity (UDA)	
	2016	2017
April	-148	11
May	-94	110
June	-2	183
July	175	247
August	251	336
September	322	449
October	520	500
November	604	645
December	666	695
January	730	779
February	806	843
March	937	899
April	969	
May	971	
June	972	

### QUALITY

	Quantity	Base Number	Contract	AT	Region	England
% of FP17s for the same patient ID Re-attending within 3 months - Children	11	266	4.1%	10.4%	11.8%	12.3%
% of FP17s for the same patient ID Re-attending within 3 months - Adults	24	335	7.2%	16.0%	17.1%	16.7%
% of FP17s for the same patient ID Re-attending between 3 & 9 months - Children	138	266	51.9%	47.8%	46.5%	57.6%
% of FP17s for the same patient ID Re-attending between 3 & 9 months - Adults	148	335	44.2%	37.8%	37.6%	50.1%
% of FP17s for Band 1 Urgent Courses	50	566	8.8%	10.3%	10.7%	9.1%
% of FP17s Relating to Free Repair or Replacements	2	566	0.4%	0.6%	0.6%	0.8%
% of FP17s Relating to Continuations	1	566	0.2%	1.1%	0.9%	1.2%
% of Patients satisfied with the dentistry they have received	0	0	N/A	90.5%	90.4%	92.8%
% of Patients satisfied with the time they had to wait for an appointment	0	0	N/A	86.2%	83.7%	88.7%

\* This is based on patients treated on this contract for their most recent course of treatment. Figures in italics indicate the base number of FP17s or Patient Questionnaire responses are less than 100. N/A is shown where the base number of responses is less than 10 during the period. % is calculated as Quantity/Base number\*100

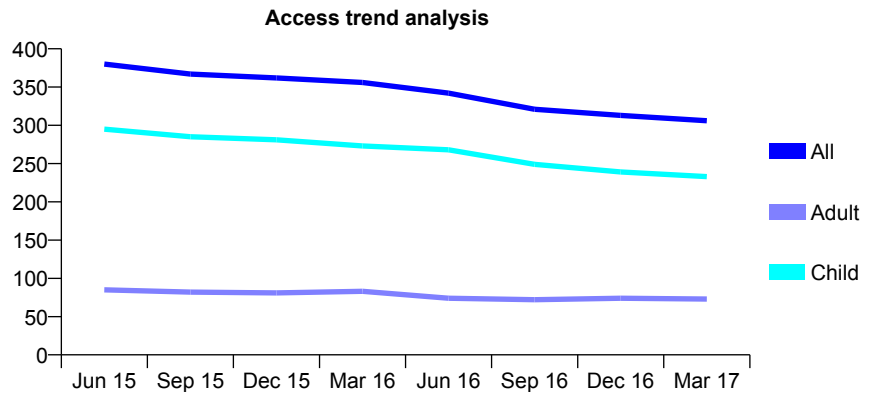
## Q63 - Vital Signs At a Glance Contract Report for 651680/0001 - March 2017

Name or company name	MR RH BAYLIS
Contract type name	GDS Contract
Purpose of contract	General
Contract start date	01/04/2006
Contract end date	

16/17 Contracted general activity (UDA)	546
Carry forward general activity (UDA)	0
16/17 Contracted orthodontic activity (UOA)	0
Carry forward orthodontic activity (UOA)	0
Baseline contract value	£13,919.47

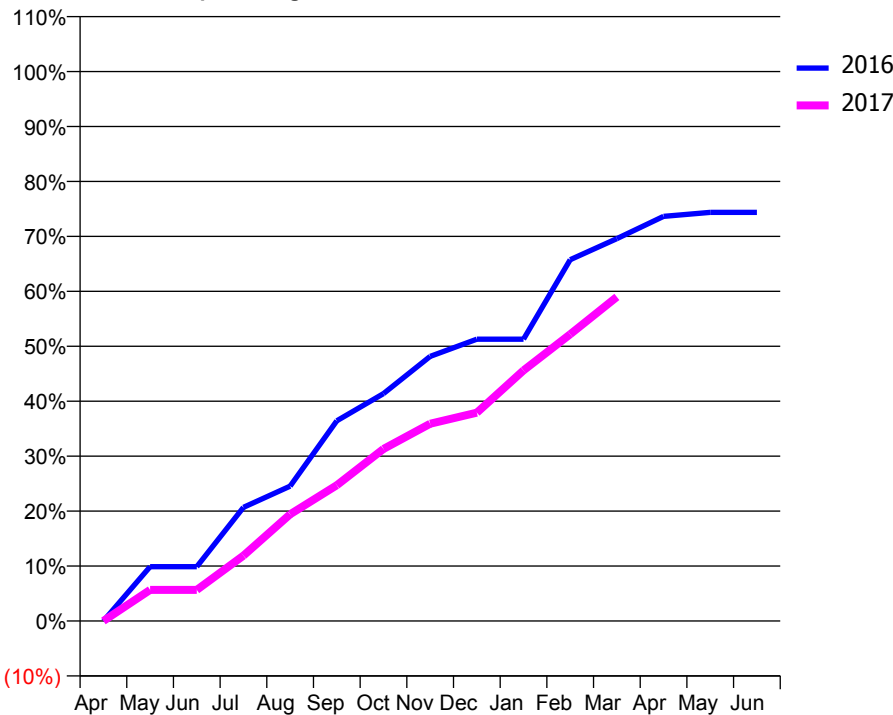
### ACCESS\*

Patients seen in 24 months	Total	Change since previous quarter
Quarter ending March 2016	356	
Quarter ending June 2016	342	↓
Quarter ending September 2016	321	↓
Quarter ending December 2016	313	↓
Quarter ending March 2017	306	↓
<b>Variance since March 2016</b>	<b>(14.0%)</b>	<b>↓</b>



### ACTIVITY

Cumulative percentage of contracted UDA delivered 2016 & 2017



Month	Adjusted Scheduled Activity (UDA)	
	2016	2017
April	0	0
May	54	31
June	54	31
July	113	65
August	134	106
September	199	135
October	226	171
November	263	196
December	280	207
January	280	249
February	359	285
March	380	322
April	402	
May	406	
June	406	

### QUALITY

	Quantity	Base Number	Contract	AT	Region	England
% of FP17s for the same patient ID Re-attending within 3 months - Children	11	289	3.8%	10.4%	11.8%	12.3%
% of FP17s for the same patient ID Re-attending within 3 months - Adults	0	18	0.0%	16.0%	17.1%	16.7%
% of FP17s for the same patient ID Re-attending between 3 & 9 months - Children	114	289	39.4%	47.8%	46.5%	57.6%
% of FP17s for the same patient ID Re-attending between 3 & 9 months - Adults	9	18	50.0%	37.8%	37.6%	50.1%
% of FP17s for Band 1 Urgent Courses	0	283	0.0%	10.3%	10.7%	9.1%
% of FP17s Relating to Free Repair or Replacements	0	283	0.0%	0.6%	0.6%	0.8%
% of FP17s Relating to Continuations	0	283	0.0%	1.1%	0.9%	1.2%
% of Patients satisfied with the dentistry they have received	0	0	N/A	90.5%	90.4%	92.8%
% of Patients satisfied with the time they had to wait for an appointment	0	0	N/A	86.2%	83.7%	88.7%

\* This is based on patients treated on this contract for their most recent course of treatment. Figures in italics indicate the base number of FP17s or Patient Questionnaire responses are less than 100. N/A is shown where the base number of responses is less than 10 during the period. % is calculated as Quantity/Base number\*100



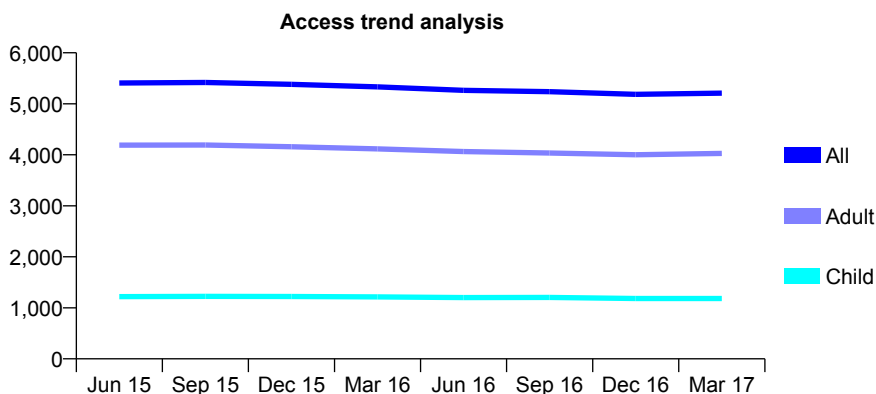
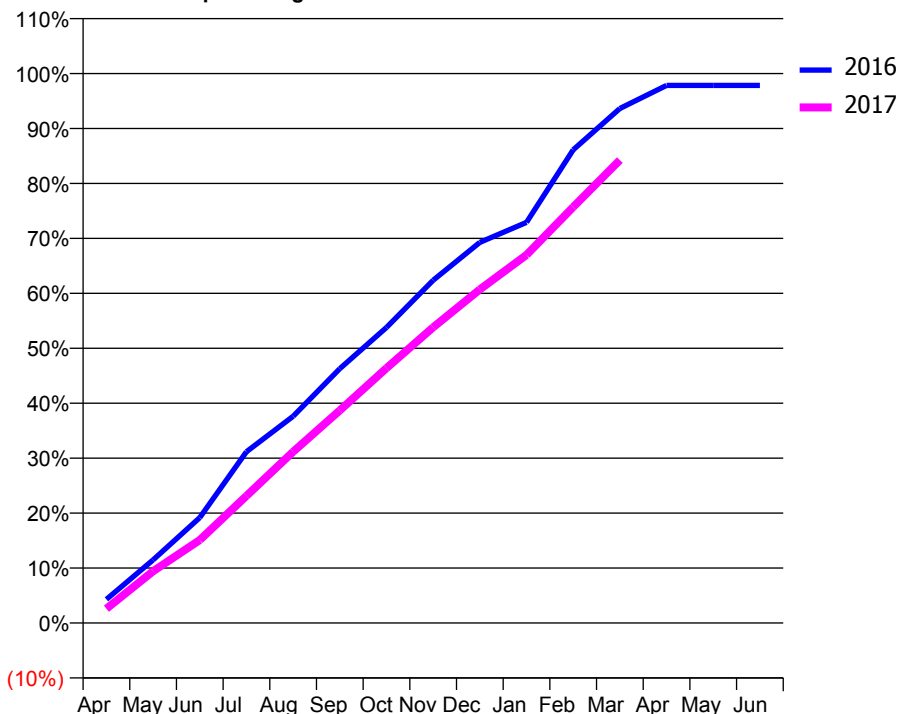
**Q63 - Vital Signs At a Glance Contract Report for 656704/0003 - March 2017**

Name or company name	MR R PATEL
Contract type name	GDS Contract
Purpose of contract	General
Contract start date	01/04/2006
Contract end date	

16/17 Contracted general activity (UDA)	15,926
Carry forward general activity (UDA)	346
16/17 Contracted orthodontic activity (UOA)	0
Carry forward orthodontic activity (UOA)	0
Baseline contract value	£441,578.97

**ACCESS\***

Patients seen in 24 months	Total	Change since previous quarter
Quarter ending March 2016	5,331	
Quarter ending June 2016	5,265	↓
Quarter ending September 2016	5,239	→
Quarter ending December 2016	5,185	↓
Quarter ending March 2017	5,210	→
<b>Variance since March 2016</b>	<b>(2.3%)</b>	<b>↓</b>


**ACTIVITY**
**Cumulative percentage of contracted UDA delivered 2016 & 2017**


Month	Adjusted Scheduled Activity (UDA)	
	2016	2017
April	686	415
May	1,830	1,503
June	3,055	2,407
July	4,963	3,685
August	5,992	4,964
September	7,370	6,161
October	8,565	7,387
November	9,934	8,569
December	11,032	9,666
January	11,613	10,669
February	13,713	12,055
March	14,913	13,415
April	15,580	
May	15,580	
June	15,580	

**QUALITY**

	Quantity	Base Number	Contract	AT	Region	England
% of FP17s for the same patient ID Re-attending within 3 months - Children	165	1,557	10.6%	10.4%	11.8%	12.3%
% of FP17s for the same patient ID Re-attending within 3 months - Adults	676	4,370	15.5%	16.0%	17.1%	16.7%
% of FP17s for the same patient ID Re-attending between 3 & 9 months - Children	735	1,557	47.2%	47.8%	46.5%	57.6%
% of FP17s for the same patient ID Re-attending between 3 & 9 months - Adults	1,612	4,370	36.9%	37.8%	37.6%	50.1%
% of FP17s for Band 1 Urgent Courses	531	5,653	9.4%	10.3%	10.7%	9.1%
% of FP17s Relating to Free Repair or Replacements	128	5,653	2.3%	0.6%	0.6%	0.8%
% of FP17s Relating to Continuations	64	5,653	1.1%	1.1%	0.9%	1.2%
% of Patients satisfied with the dentistry they have received	6	8	N/A	90.5%	90.4%	92.8%
% of Patients satisfied with the time they had to wait for an appointment	7	8	N/A	86.2%	83.7%	88.7%

\* This is based on patients treated on this contract for their most recent course of treatment. Figures in italics indicate the base number of FP17s or Patient Questionnaire responses are less than 100. N/A is shown where the base number of responses is less than 10 during the period. % is calculated as Quantity/Base number\*100

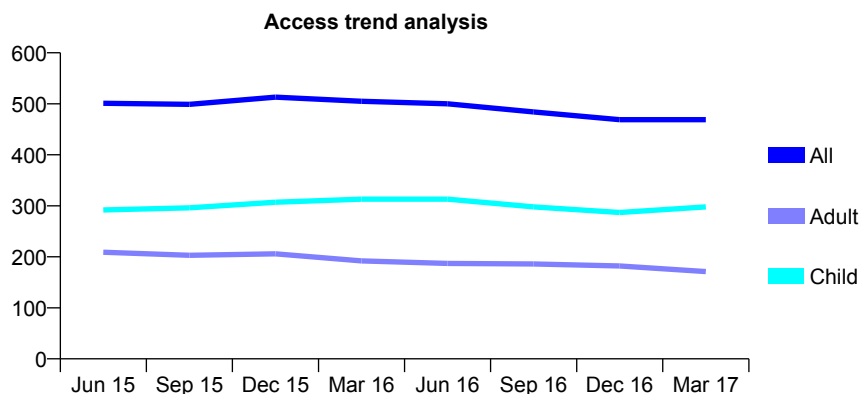
## Q63 - Vital Signs At a Glance Contract Report for 656917/0001 - March 2017

Name or company name	MR P MORAITIS
Contract type name	GDS Contract
Purpose of contract	General
Contract start date	01/04/2006
Contract end date	

16/17 Contracted general activity (UDA)	1,090
Carry forward general activity (UDA)	-22
16/17 Contracted orthodontic activity (UOA)	0
Carry forward orthodontic activity (UOA)	0
Baseline contract value	£29,229.66

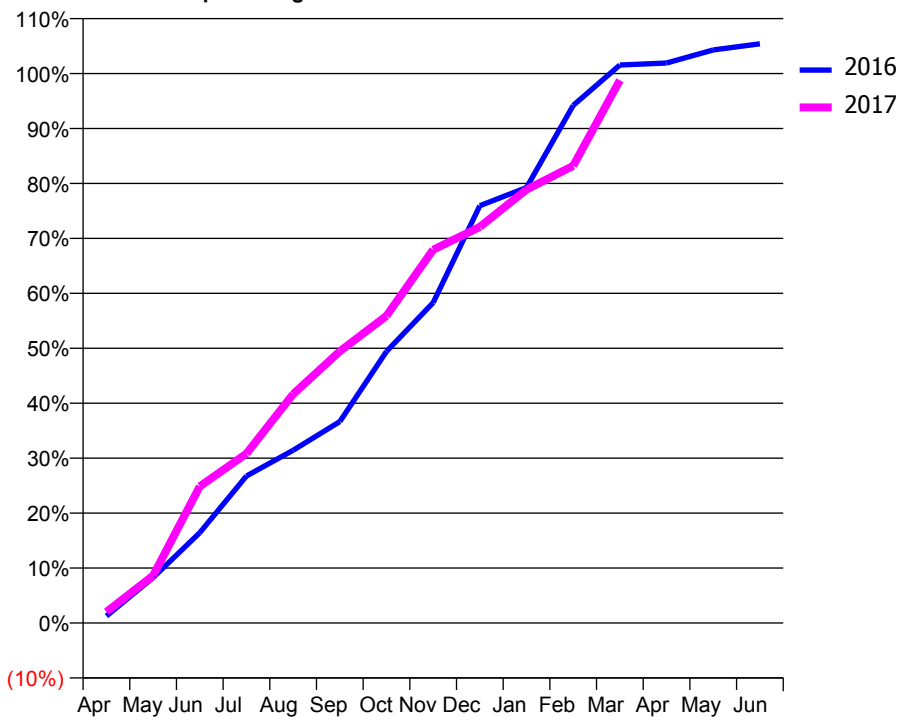
### ACCESS\*

Patients seen in 24 months	Total	Change since previous quarter
Quarter ending March 2016	505	
Quarter ending June 2016	500	→
Quarter ending September 2016	484	↓
Quarter ending December 2016	469	↓
Quarter ending March 2017	469	→
<b>Variance since March 2016</b>	<b>(7.1%)</b>	<b>↓</b>



### ACTIVITY

Cumulative percentage of contracted UDA delivered 2016 & 2017



Month	Adjusted Scheduled Activity (UDA)	
	2016	2017
April	14	22
May	90	94
June	179	271
July	292	336
August	343	454
September	400	539
October	539	609
November	636	741
December	828	786
January	864	860
February	1,027	907
March	1,107	1,077
April	1,111	
May	1,137	
June	1,149	

### QUALITY

	Quantity	Base Number	Contract	AT	Region	England
% of FP17s for the same patient ID Re-attending within 3 months - Children	13	417	3.1%	10.4%	11.8%	12.3%
% of FP17s for the same patient ID Re-attending within 3 months - Adults	22	197	11.2%	16.0%	17.1%	16.7%
% of FP17s for the same patient ID Re-attending between 3 & 9 months - Children	258	417	61.9%	47.8%	46.5%	57.6%
% of FP17s for the same patient ID Re-attending between 3 & 9 months - Adults	111	197	56.3%	37.8%	37.6%	50.1%
% of FP17s for Band 1 Urgent Courses	4	601	0.7%	10.3%	10.7%	9.1%
% of FP17s Relating to Free Repair or Replacements	0	601	0.0%	0.6%	0.6%	0.8%
% of FP17s Relating to Continuations	0	601	0.0%	1.1%	0.9%	1.2%
% of Patients satisfied with the dentistry they have received	1	1	N/A	90.5%	90.4%	92.8%
% of Patients satisfied with the time they had to wait for an appointment	1	1	N/A	86.2%	83.7%	88.7%

\* This is based on patients treated on this contract for their most recent course of treatment. Figures in italics indicate the base number of FP17s or Patient Questionnaire responses are less than 100. N/A is shown where the base number of responses is less than 10 during the period. % is calculated as Quantity/Base number\*100

## Q63 - Vital Signs At a Glance Contract Report for 671908/0001 - March 2017

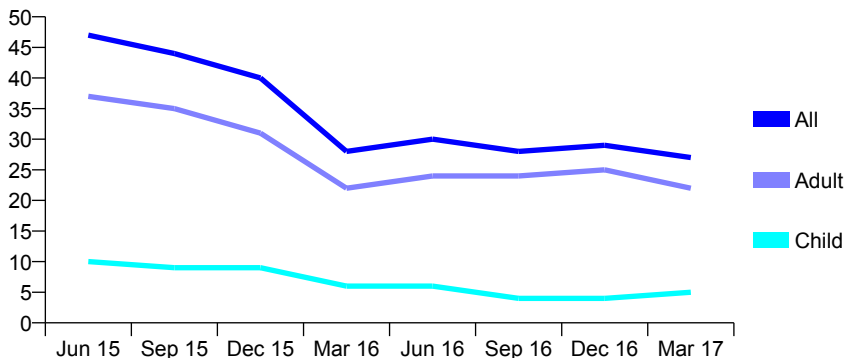
Name or company name	MR J SHELDON
Contract type name	GDS Contract
Purpose of contract	General
Contract start date	01/04/2006
Contract end date	

16/17 Contracted general activity (UDA)	100
Carry forward general activity (UDA)	0
16/17 Contracted orthodontic activity (UOA)	0
Carry forward orthodontic activity (UOA)	0
Baseline contract value	£2,736.18

### ACCESS\*

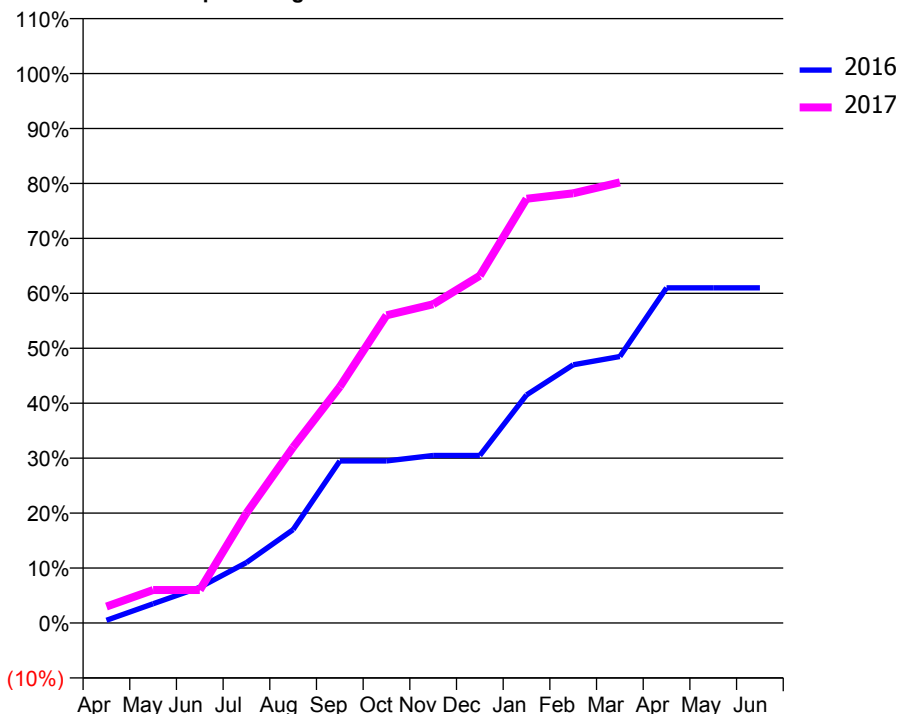
Patients seen in 24 months	Total	Change since previous quarter
Quarter ending March 2016	28	
Quarter ending June 2016	30	↑
Quarter ending September 2016	28	↓
Quarter ending December 2016	29	↑
Quarter ending March 2017	27	↓
<b>Variance since March 2016</b>	<b>(3.6%)</b>	<b>↓</b>

### Access trend analysis



### ACTIVITY

#### Cumulative percentage of contracted UDA delivered 2016 & 2017



#### Adjusted Scheduled Activity (UDA)

Month	2016	2017
April	1	3
May	7	6
June	13	6
July	22	20
August	34	32
September	59	43
October	59	56
November	61	58
December	61	63
January	83	77
February	94	78
March	97	80
April	122	
May	122	
June	122	

### QUALITY

	Quantity	Base Number	Contract	AT	Region	England
% of FP17s for the same patient ID Re-attending within 3 months - Children	0	9	0.0%	10.4%	11.8%	12.3%
% of FP17s for the same patient ID Re-attending within 3 months - Adults	3	31	9.7%	16.0%	17.1%	16.7%
% of FP17s for the same patient ID Re-attending between 3 & 9 months - Children	7	9	77.8%	47.8%	46.5%	57.6%
% of FP17s for the same patient ID Re-attending between 3 & 9 months - Adults	14	31	45.2%	37.8%	37.6%	50.1%
% of FP17s for Band 1 Urgent Courses	1	37	2.7%	10.3%	10.7%	9.1%
% of FP17s Relating to Free Repair or Replacements	0	37	0.0%	0.6%	0.6%	0.8%
% of FP17s Relating to Continuations	0	37	0.0%	1.1%	0.9%	1.2%
% of Patients satisfied with the dentistry they have received	0	0	N/A	90.5%	90.4%	92.8%
% of Patients satisfied with the time they had to wait for an appointment	0	0	N/A	86.2%	83.7%	88.7%

\* This is based on patients treated on this contract for their most recent course of treatment. Figures in italics indicate the base number of FP17s or Patient Questionnaire responses are less than 100. N/A is shown where the base number of responses is less than 10 during the period. % is calculated as Quantity/Base number\*100

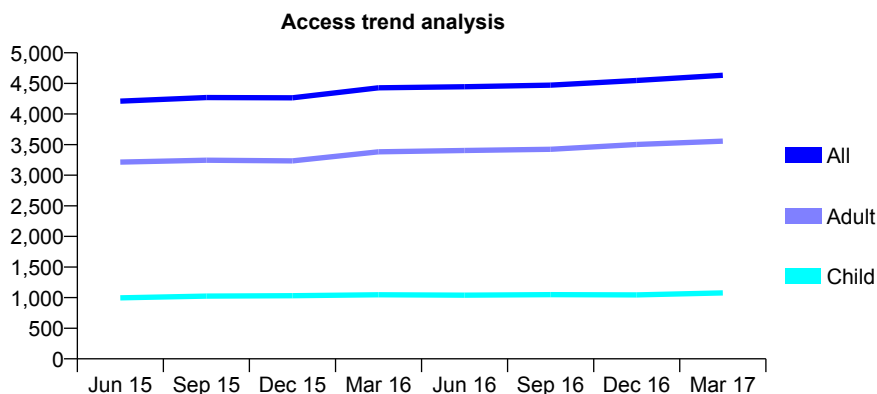
## Q63 - Vital Signs At a Glance Contract Report for 673498/0001 - March 2017

Name or company name	MR TM ASHRAF
Contract type name	GDS Contract
Purpose of contract	General
Contract start date	01/04/2006
Contract end date	

16/17 Contracted general activity (UDA)	14,750
Carry forward general activity (UDA)	0
16/17 Contracted orthodontic activity (UOA)	0
Carry forward orthodontic activity (UOA)	0
Baseline contract value	£372,540.41

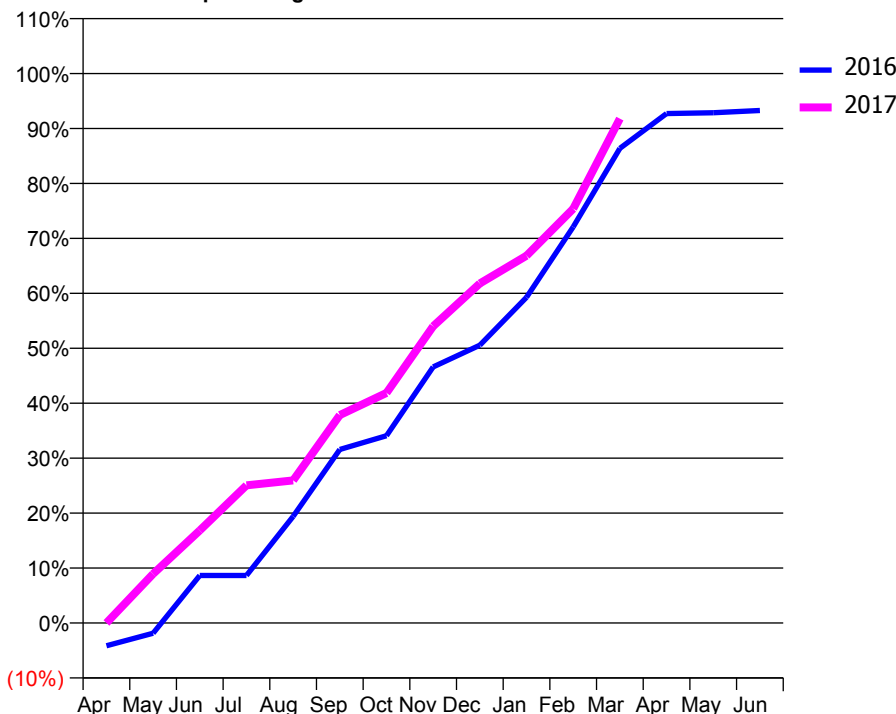
### ACCESS\*

Patients seen in 24 months	Total	Change since previous quarter
Quarter ending March 2016	4,429	
Quarter ending June 2016	4,445	→
Quarter ending September 2016	4,472	→
Quarter ending December 2016	4,548	→
Quarter ending March 2017	4,633	→
<b>Variance since March 2016</b>	<b>4.6%</b>	<b>↑</b>



### ACTIVITY

Cumulative percentage of contracted UDA delivered 2016 & 2017



Month	Adjusted Scheduled Activity (UDA)	
	2016	2017
April	-614	0
May	-278	1,319
June	1,278	2,487
July	1,278	3,695
August	2,860	3,829
September	4,659	5,580
October	5,028	6,175
November	6,873	7,966
December	7,458	9,114
January	8,743	9,858
February	10,633	11,120
March	12,740	13,540
April	13,676	
May	13,695	
June	13,756	

### QUALITY

	Quantity	Base Number	Contract	AT	Region	England
% of FP17s for the same patient ID Re-attending within 3 months - Children	88	1,370	6.4%	10.4%	11.8%	12.3%
% of FP17s for the same patient ID Re-attending within 3 months - Adults	556	3,798	14.6%	16.0%	17.1%	16.7%
% of FP17s for the same patient ID Re-attending between 3 & 9 months - Children	705	1,370	51.5%	47.8%	46.5%	57.6%
% of FP17s for the same patient ID Re-attending between 3 & 9 months - Adults	1,331	3,798	35.0%	37.8%	37.6%	50.1%
% of FP17s for Band 1 Urgent Courses	199	4,844	4.1%	10.3%	10.7%	9.1%
% of FP17s Relating to Free Repair or Replacements	51	4,844	1.1%	0.6%	0.6%	0.8%
% of FP17s Relating to Continuations	210	4,844	4.3%	1.1%	0.9%	1.2%
% of Patients satisfied with the dentistry they have received	5	5	N/A	90.5%	90.4%	92.8%
% of Patients satisfied with the time they had to wait for an appointment	5	5	N/A	86.2%	83.7%	88.7%

\* This is based on patients treated on this contract for their most recent course of treatment. Figures in italics indicate the base number of FP17s or Patient Questionnaire responses are less than 100. N/A is shown where the base number of responses is less than 10 during the period. % is calculated as Quantity/Base number\*100

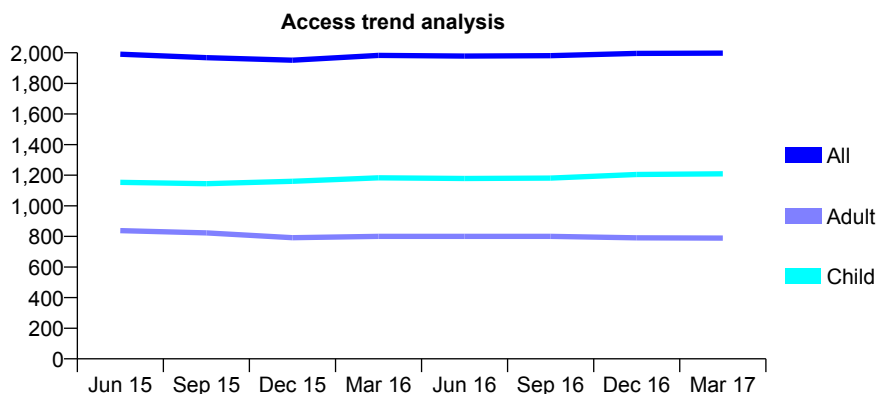
## Q63 - Vital Signs At a Glance Contract Report for 674656/0001 - March 2017

Name or company name	MRS B VAHEESWARAN
Contract type name	GDS Contract
Purpose of contract	General
Contract start date	01/04/2006
Contract end date	

16/17 Contracted general activity (UDA)	5,998
Carry forward general activity (UDA)	-54
16/17 Contracted orthodontic activity (UOA)	0
Carry forward orthodontic activity (UOA)	0
Baseline contract value	£171,804.85

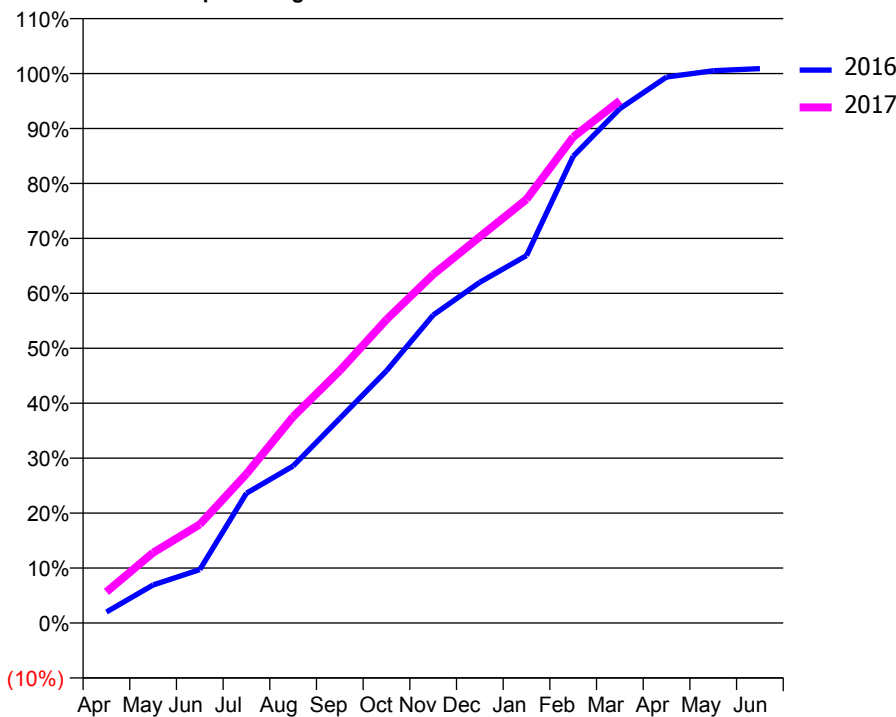
### ACCESS\*

Patients seen in 24 months	Total	Change since previous quarter
Quarter ending March 2016	1,983	
Quarter ending June 2016	1,979	→
Quarter ending September 2016	1,981	→
Quarter ending December 2016	1,996	→
Quarter ending March 2017	1,998	→
<b>Variance since March 2016</b>	<b>0.8%</b>	<b>→</b>



### ACTIVITY

Cumulative percentage of contracted UDA delivered 2016 & 2017



Month	Adjusted Scheduled Activity (UDA)	
	2016	2017
April	120	340
May	416	768
June	582	1,076
July	1,418	1,628
August	1,714	2,252
September	2,234	2,755
October	2,753	3,312
November	3,361	3,804
December	3,720	4,216
January	4,010	4,625
February	5,096	5,305
March	5,615	5,702
April	5,960	
May	6,028	
June	6,052	

### QUALITY

	Quantity	Base Number	Contract	AT	Region	England
% of FP17s for the same patient ID Re-attending within 3 months - Children	111	1,646	6.7%	10.4%	11.8%	12.3%
% of FP17s for the same patient ID Re-attending within 3 months - Adults	258	987	26.1%	16.0%	17.1%	16.7%
% of FP17s for the same patient ID Re-attending between 3 & 9 months - Children	900	1,646	54.7%	47.8%	46.5%	57.6%
% of FP17s for the same patient ID Re-attending between 3 & 9 months - Adults	363	987	36.8%	37.8%	37.6%	50.1%
% of FP17s for Band 1 Urgent Courses	258	2,491	10.4%	10.3%	10.7%	9.1%
% of FP17s Relating to Free Repair or Replacements	0	2,491	0.0%	0.6%	0.6%	0.8%
% of FP17s Relating to Continuations	1	2,491	0.0%	1.1%	0.9%	1.2%
% of Patients satisfied with the dentistry they have received	3	4	N/A	90.5%	90.4%	92.8%
% of Patients satisfied with the time they had to wait for an appointment	4	4	N/A	86.2%	83.7%	88.7%

\* This is based on patients treated on this contract for their most recent course of treatment. Figures in italics indicate the base number of FP17s or Patient Questionnaire responses are less than 100. N/A is shown where the base number of responses is less than 10 during the period. % is calculated as Quantity/Base number\*100

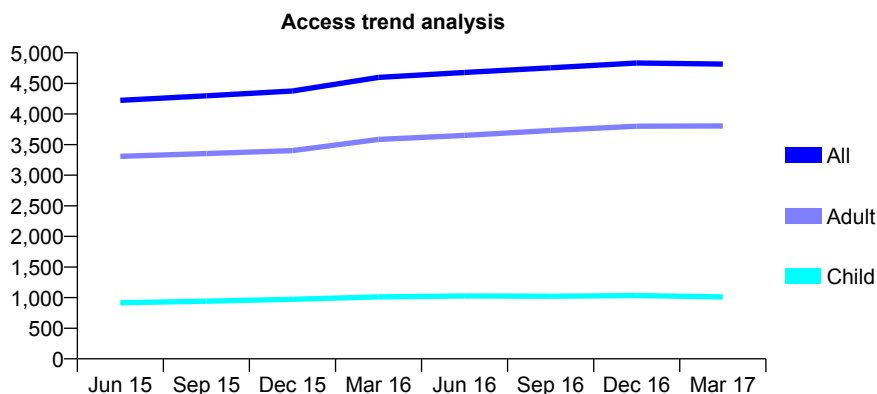
## Q63 - Vital Signs At a Glance Contract Report for 674915/0001 - March 2017

Name or company name	MISS P AKHAVAN-TABIB
Contract type name	GDS Contract
Purpose of contract	General
Contract start date	01/04/2006
Contract end date	

16/17 Contracted general activity (UDA)	20,491
Carry forward general activity (UDA)	-23
16/17 Contracted orthodontic activity (UOA)	0
Carry forward orthodontic activity (UOA)	0
Baseline contract value	£551,686.46

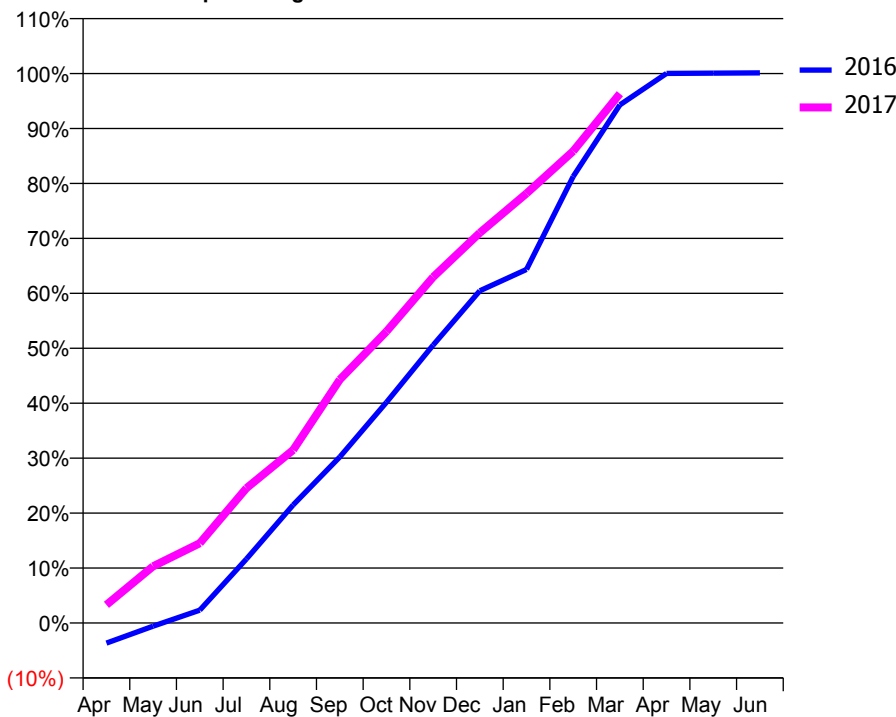
### ACCESS\*

Patients seen in 24 months	Total	Change since previous quarter
Quarter ending March 2016	4,598	
Quarter ending June 2016	4,679	→
Quarter ending September 2016	4,754	→
Quarter ending December 2016	4,834	→
Quarter ending March 2017	4,815	→
<b>Variance since March 2016</b>	<b>4.7%</b>	<b>↑</b>



### ACTIVITY

Cumulative percentage of contracted UDA delivered 2016 & 2017



Month	Adjusted Scheduled Activity (UDA)	
	2016	2017
April	-753	681
May	-122	2,116
June	478	2,976
July	2,389	5,031
August	4,401	6,453
September	6,194	9,079
October	8,232	10,870
November	10,363	12,903
December	12,388	14,554
January	13,184	16,017
February	16,651	17,595
March	19,321	19,736
April	20,496	
May	20,502	
June	20,514	

### QUALITY

	Quantity	Base Number	Contract	AT	Region	England
% of FP17s for the same patient ID Re-attending within 3 months - Children	121	1,074	11.3%	10.4%	11.8%	12.3%
% of FP17s for the same patient ID Re-attending within 3 months - Adults	708	3,912	18.1%	16.0%	17.1%	16.7%
% of FP17s for the same patient ID Re-attending between 3 & 9 months - Children	328	1,074	30.5%	47.8%	46.5%	57.6%
% of FP17s for the same patient ID Re-attending between 3 & 9 months - Adults	1,054	3,912	26.9%	37.8%	37.6%	50.1%
% of FP17s for Band 1 Urgent Courses	662	4,480	14.8%	10.3%	10.7%	9.1%
% of FP17s Relating to Free Repair or Replacements	23	4,480	0.5%	0.6%	0.6%	0.8%
% of FP17s Relating to Continuations	130	4,480	2.9%	1.1%	0.9%	1.2%
% of Patients satisfied with the dentistry they have received	4	4	N/A	90.5%	90.4%	92.8%
% of Patients satisfied with the time they had to wait for an appointment	3	4	N/A	86.2%	83.7%	88.7%

\* This is based on patients treated on this contract for their most recent course of treatment. Figures in italics indicate the base number of FP17s or Patient Questionnaire responses are less than 100. N/A is shown where the base number of responses is less than 10 during the period. % is calculated as Quantity/Base number\*100

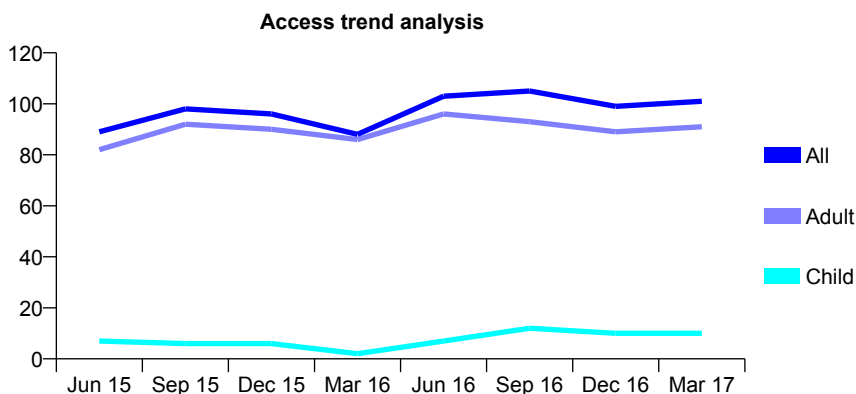
## Q63 - Vital Signs At a Glance Contract Report for 674915/0004 - March 2017

Name or company name	MISS P AKHAVAN-TABIB
Contract type name	PDS Contract
Purpose of contract	General
Contract start date	01/08/2010
Contract end date	31/03/2018

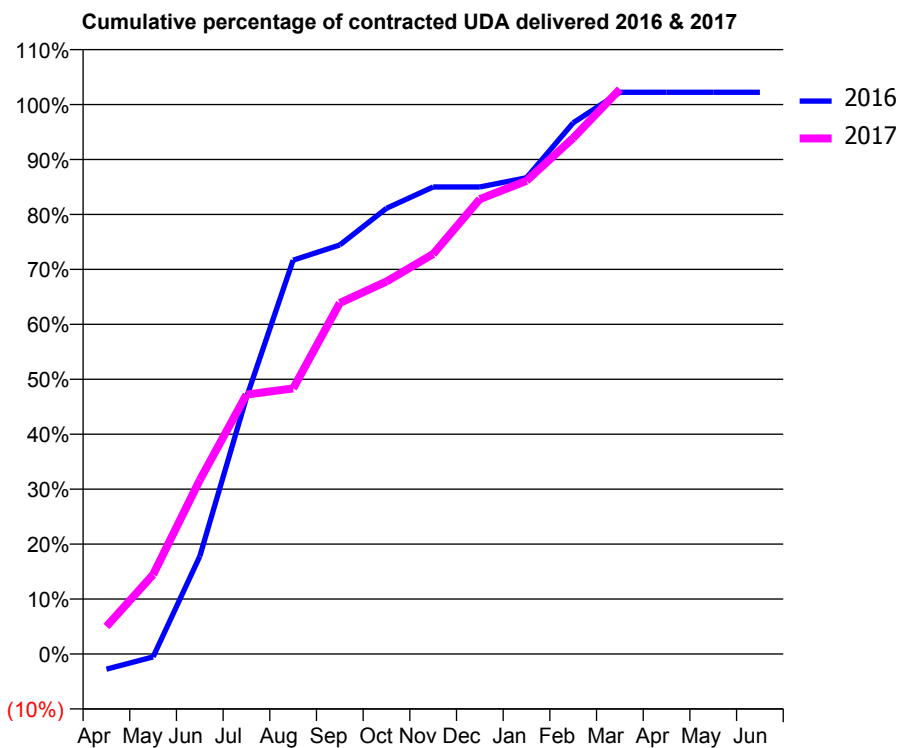
16/17 Contracted general activity (UDA)	180
Carry forward general activity (UDA)	0
16/17 Contracted orthodontic activity (UOA)	0
Carry forward orthodontic activity (UOA)	0
Baseline contract value	£9,247.44

### ACCESS\*

Patients seen in 24 months	Total	Change since previous quarter
Quarter ending March 2016	88	
Quarter ending June 2016	103	↑
Quarter ending September 2016	105	→
Quarter ending December 2016	99	↓
Quarter ending March 2017	101	↑
<b>Variance since March 2016</b>	<b>14.8%</b>	<b>↑</b>



### ACTIVITY



Month	Adjusted Scheduled Activity (UDA)	
	2016	2017
April	-5	9
May	-1	26
June	32	57
July	84	85
August	129	87
September	134	115
October	146	122
November	153	131
December	153	149
January	156	155
February	174	169
March	184	185
April	184	
May	184	
June	184	

### QUALITY

	Quantity	Base Number	Contract	AT	Region	England
% of FP17s for the same patient ID Re-attending within 3 months - Children	0	18	0.0%	10.4%	11.8%	12.3%
% of FP17s for the same patient ID Re-attending within 3 months - Adults	2	75	2.7%	16.0%	17.1%	16.7%
% of FP17s for the same patient ID Re-attending between 3 & 9 months - Children	0	18	0.0%	47.8%	46.5%	57.6%
% of FP17s for the same patient ID Re-attending between 3 & 9 months - Adults	0	75	0.0%	37.8%	37.6%	50.1%
% of FP17s for Band 1 Urgent Courses	0	93	0.0%	10.3%	10.7%	9.1%
% of FP17s Relating to Free Repair or Replacements	0	93	0.0%	0.6%	0.6%	0.8%
% of FP17s Relating to Continuations	0	93	0.0%	1.1%	0.9%	1.2%
% of Patients satisfied with the dentistry they have received	0	0	N/A	90.5%	90.4%	92.8%
% of Patients satisfied with the time they had to wait for an appointment	0	0	N/A	86.2%	83.7%	88.7%

\* This is based on patients treated on this contract for their most recent course of treatment. Figures in italics indicate the base number of FP17s or Patient Questionnaire responses are less than 100. N/A is shown where the base number of responses is less than 10 during the period. % is calculated as Quantity/Base number\*100

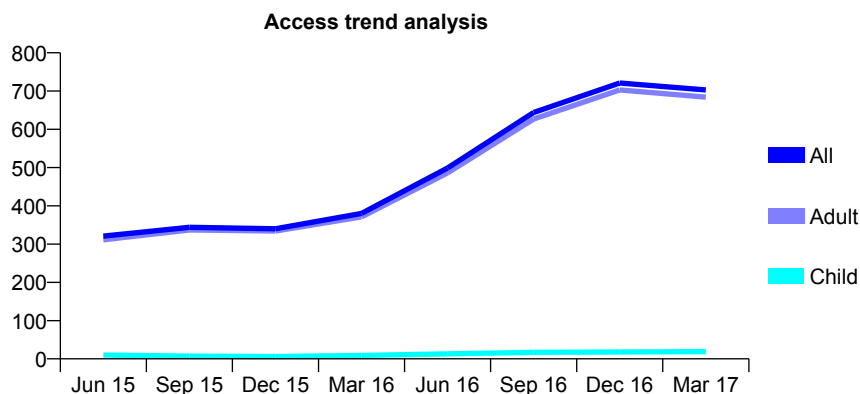
## Q63 - Vital Signs At a Glance Contract Report for 674915/0006 - March 2017

Name or company name	MISS P AKHAVAN-TABIB
Contract type name	PDS Contract
Purpose of contract	General
Contract start date	01/09/2010
Contract end date	30/11/2017

16/17 Contracted general activity (UDA)	2,000
Carry forward general activity (UDA)	0
16/17 Contracted orthodontic activity (UOA)	0
Carry forward orthodontic activity (UOA)	0
Baseline contract value	£100,095.55

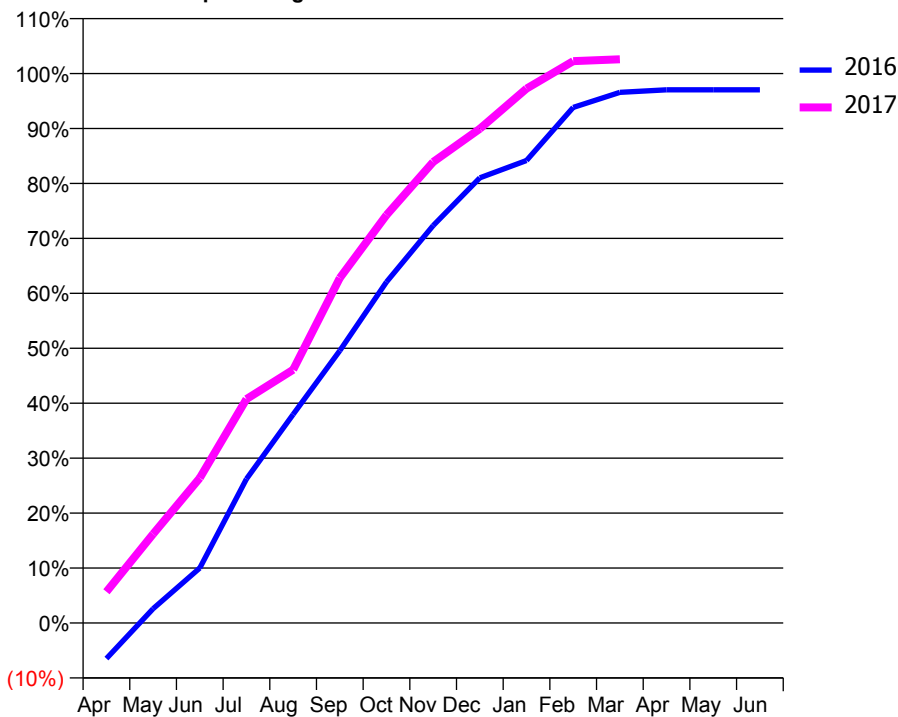
### ACCESS\*

Patients seen in 24 months	Total	Change since previous quarter
Quarter ending March 2016	380	
Quarter ending June 2016	499	↑
Quarter ending September 2016	644	↑
Quarter ending December 2016	721	↑
Quarter ending March 2017	703	↓
<b>Variance since March 2016</b>	<b>85.0%</b>	<b>↑</b>



### ACTIVITY

Cumulative percentage of contracted UDA delivered 2016 & 2017



Month	Adjusted Scheduled Activity (UDA)	
	2016	2017
April	-130	114
May	52	324
June	200	528
July	524	815
August	759	922
September	991	1,256
October	1,241	1,485
November	1,446	1,678
December	1,620	1,799
January	1,683	1,945
February	1,876	2,045
March	1,931	2,052
April	1,940	
May	1,940	
June	1,940	

### QUALITY

	Quantity	Base Number	Contract	AT	Region	England
% of FP17s for the same patient ID Re-attending within 3 months - Children	0	22	0.0%	10.4%	11.8%	12.3%
% of FP17s for the same patient ID Re-attending within 3 months - Adults	14	757	1.8%	16.0%	17.1%	16.7%
% of FP17s for the same patient ID Re-attending between 3 & 9 months - Children	0	22	0.0%	47.8%	46.5%	57.6%
% of FP17s for the same patient ID Re-attending between 3 & 9 months - Adults	4	757	0.5%	37.8%	37.6%	50.1%
% of FP17s for Band 1 Urgent Courses	0	776	0.0%	10.3%	10.7%	9.1%
% of FP17s Relating to Free Repair or Replacements	0	776	0.0%	0.6%	0.6%	0.8%
% of FP17s Relating to Continuations	0	776	0.0%	1.1%	0.9%	1.2%
% of Patients satisfied with the dentistry they have received	0	0	N/A	90.5%	90.4%	92.8%
% of Patients satisfied with the time they had to wait for an appointment	0	0	N/A	86.2%	83.7%	88.7%

\* This is based on patients treated on this contract for their most recent course of treatment. Figures in italics indicate the base number of FP17s or Patient Questionnaire responses are less than 100. N/A is shown where the base number of responses is less than 10 during the period. % is calculated as Quantity/Base number\*100



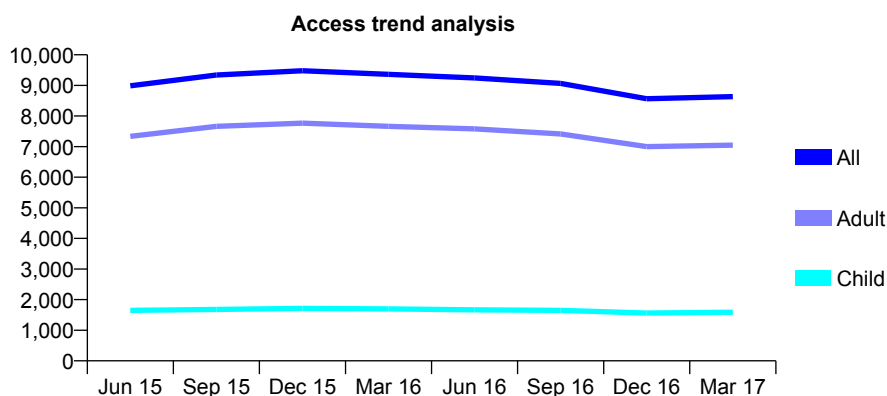
## Q63 - Vital Signs At a Glance Contract Report for 675075/0001 - March 2017

Name or company name	MR S SRI RANGANATHAN
Contract type name	GDS Contract
Purpose of contract	General
Contract start date	01/04/2006
Contract end date	

16/17 Contracted general activity (UDA)	30,570
Carry forward general activity (UDA)	-124
16/17 Contracted orthodontic activity (UOA)	0
Carry forward orthodontic activity (UOA)	0
Baseline contract value	£851,975.76

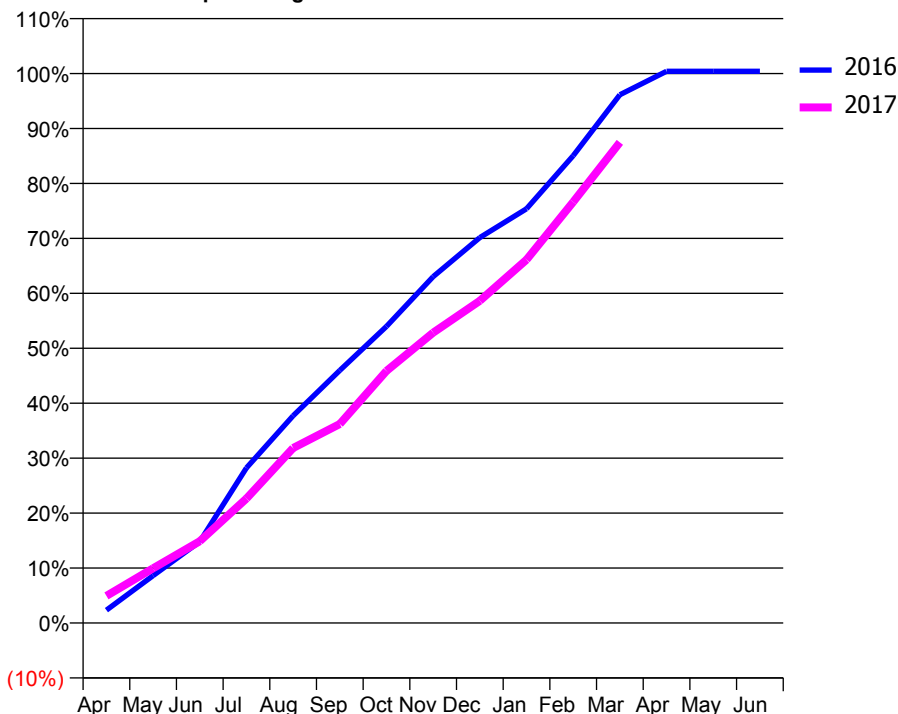
### ACCESS\*

Patients seen in 24 months	Total	Change since previous quarter
Quarter ending March 2016	9,361	
Quarter ending June 2016	9,245	↓
Quarter ending September 2016	9,065	↓
Quarter ending December 2016	8,563	↓
Quarter ending March 2017	8,636	→
<b>Variance since March 2016</b>	<b>(7.7%)</b>	<b>↓</b>



### ACTIVITY

Cumulative percentage of contracted UDA delivered 2016 & 2017



Month	Adjusted Scheduled Activity (UDA)	
	2016	2017
April	719	1,510
May	2,638	3,049
June	4,530	4,551
July	8,629	6,923
August	11,534	9,737
September	14,057	11,071
October	16,500	14,025
November	19,267	16,155
December	21,443	17,923
January	23,043	20,213
February	25,998	23,424
March	29,387	26,736
April	30,691	
May	30,694	
June	30,694	

### QUALITY

	Quantity	Base Number	Contract	AT	Region	England
% of FP17s for the same patient ID Re-attending within 3 months - Children	129	1,524	8.5%	10.4%	11.8%	12.3%
% of FP17s for the same patient ID Re-attending within 3 months - Adults	983	6,258	15.7%	16.0%	17.1%	16.7%
% of FP17s for the same patient ID Re-attending between 3 & 9 months - Children	415	1,524	27.2%	47.8%	46.5%	57.6%
% of FP17s for the same patient ID Re-attending between 3 & 9 months - Adults	1,650	6,258	26.4%	37.8%	37.6%	50.1%
% of FP17s for Band 1 Urgent Courses	828	7,416	11.2%	10.3%	10.7%	9.1%
% of FP17s Relating to Free Repair or Replacements	101	7,416	1.4%	0.6%	0.6%	0.8%
% of FP17s Relating to Continuations	121	7,416	1.6%	1.1%	0.9%	1.2%
% of Patients satisfied with the dentistry they have received	11	13	84.6%	90.5%	90.4%	92.8%
% of Patients satisfied with the time they had to wait for an appointment	12	13	92.3%	86.2%	83.7%	88.7%

\* This is based on patients treated on this contract for their most recent course of treatment. Figures in italics indicate the base number of FP17s or Patient Questionnaire responses are less than 100. N/A is shown where the base number of responses is less than 10 during the period. % is calculated as Quantity/Base number\*100

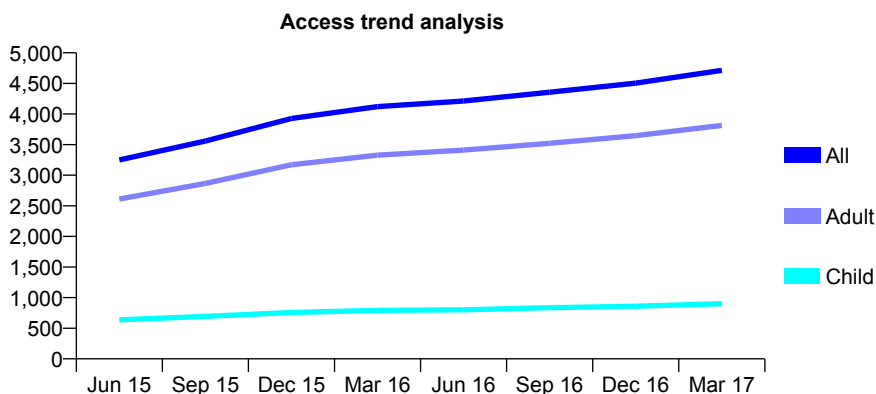
## Q63 - Vital Signs At a Glance Contract Report for 675075/0002 - March 2017

Name or company name	MR S SRI RANGANATHAN
Contract type name	GDS Contract
Purpose of contract	General
Contract start date	01/04/2006
Contract end date	

16/17 Contracted general activity (UDA)	11,326
Carry forward general activity (UDA)	-225
16/17 Contracted orthodontic activity (UOA)	0
Carry forward orthodontic activity (UOA)	0
Baseline contract value	£312,965.06

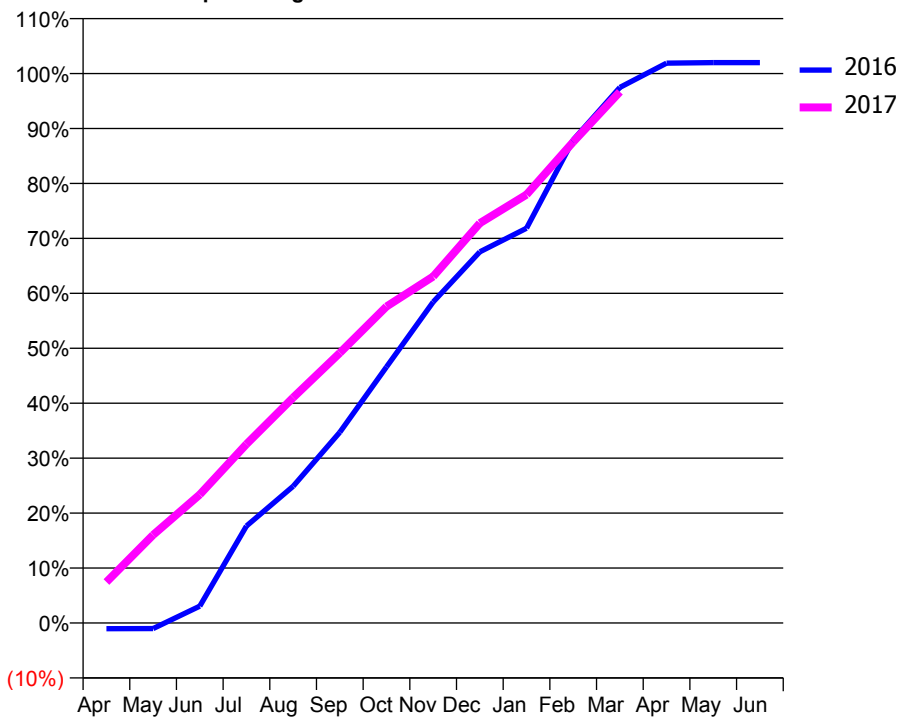
### ACCESS\*

Patients seen in 24 months	Total	Change since previous quarter
Quarter ending March 2016	4,120	
Quarter ending June 2016	4,212	↑
Quarter ending September 2016	4,357	↑
Quarter ending December 2016	4,505	↑
Quarter ending March 2017	4,713	↑
<b>Variance since March 2016</b>	<b>14.4%</b>	<b>↑</b>



### ACTIVITY

Cumulative percentage of contracted UDA delivered 2016 & 2017



Month	Adjusted Scheduled Activity (UDA)	
	2016	2017
April	-120	846
May	-117	1,815
June	347	2,649
July	2,000	3,687
August	2,819	4,648
September	3,931	5,568
October	5,278	6,524
November	6,616	7,143
December	7,652	8,240
January	8,138	8,829
February	9,958	9,916
March	11,039	10,948
April	11,539	
May	11,551	
June	11,551	

### QUALITY

	Quantity	Base Number	Contract	AT	Region	England
% of FP17s for the same patient ID Re-attending within 3 months - Children	63	846	7.4%	10.4%	11.8%	12.3%
% of FP17s for the same patient ID Re-attending within 3 months - Adults	431	3,406	12.7%	16.0%	17.1%	16.7%
% of FP17s for the same patient ID Re-attending between 3 & 9 months - Children	200	846	23.6%	47.8%	46.5%	57.6%
% of FP17s for the same patient ID Re-attending between 3 & 9 months - Adults	713	3,406	20.9%	37.8%	37.6%	50.1%
% of FP17s for Band 1 Urgent Courses	516	4,080	12.6%	10.3%	10.7%	9.1%
% of FP17s Relating to Free Repair or Replacements	4	4,080	0.1%	0.6%	0.6%	0.8%
% of FP17s Relating to Continuations	35	4,080	0.9%	1.1%	0.9%	1.2%
% of Patients satisfied with the dentistry they have received	2	3	N/A	90.5%	90.4%	92.8%
% of Patients satisfied with the time they had to wait for an appointment	2	3	N/A	86.2%	83.7%	88.7%

\* This is based on patients treated on this contract for their most recent course of treatment. Figures in italics indicate the base number of FP17s or Patient Questionnaire responses are less than 100. N/A is shown where the base number of responses is less than 10 during the period. % is calculated as Quantity/Base number\*100

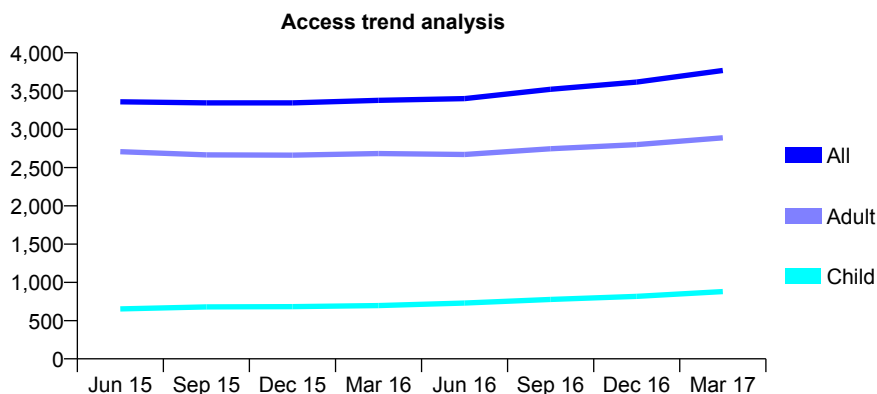
## Q63 - Vital Signs At a Glance Contract Report for 676632/0001 - March 2017

Name or company name	MR J HAGHBEDEH
Contract type name	GDS Contract
Purpose of contract	General
Contract start date	01/12/2009
Contract end date	

16/17 Contracted general activity (UDA)	12,477
Carry forward general activity (UDA)	1,427
16/17 Contracted orthodontic activity (UOA)	0
Carry forward orthodontic activity (UOA)	0
Baseline contract value	£294,029.02

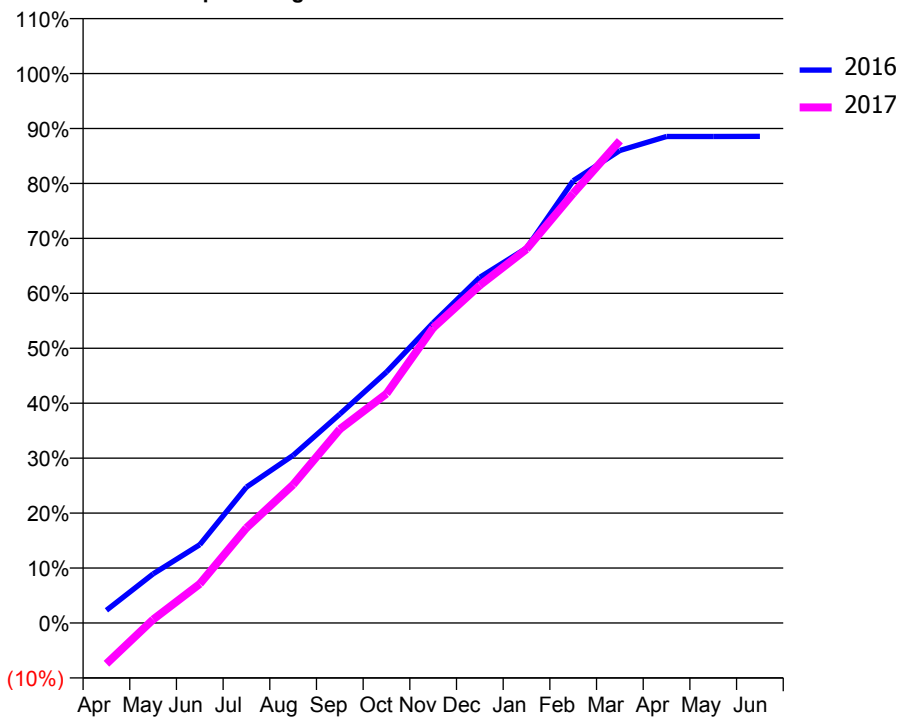
### ACCESS\*

Patients seen in 24 months	Total	Change since previous quarter
Quarter ending March 2016	3,379	
Quarter ending June 2016	3,401	→
Quarter ending September 2016	3,523	↑
Quarter ending December 2016	3,617	↑
Quarter ending March 2017	3,769	↑
<b>Variance since March 2016</b>	<b>11.5%</b>	<b>↑</b>



### ACTIVITY

Cumulative percentage of contracted UDA delivered 2016 & 2017



Month	Adjusted Scheduled Activity (UDA)	
	2016	2017
April	288	-927
May	1,115	81
June	1,779	888
July	3,087	2,159
August	3,806	3,143
September	4,744	4,402
October	5,699	5,206
November	6,817	6,703
December	7,850	7,668
January	8,513	8,487
February	10,041	9,754
March	10,730	10,951
April	11,046	
May	11,046	
June	11,050	

### QUALITY

	Quantity	Base Number	Contract	AT	Region	England
% of FP17s for the same patient ID Re-attending within 3 months - Children	87	1,262	6.9%	10.4%	11.8%	12.3%
% of FP17s for the same patient ID Re-attending within 3 months - Adults	734	4,172	17.6%	16.0%	17.1%	16.7%
% of FP17s for the same patient ID Re-attending between 3 & 9 months - Children	639	1,262	50.6%	47.8%	46.5%	57.6%
% of FP17s for the same patient ID Re-attending between 3 & 9 months - Adults	1,972	4,172	47.3%	37.8%	37.6%	50.1%
% of FP17s for Band 1 Urgent Courses	608	5,300	11.5%	10.3%	10.7%	9.1%
% of FP17s Relating to Free Repair or Replacements	33	5,300	0.6%	0.6%	0.6%	0.8%
% of FP17s Relating to Continuations	66	5,300	1.2%	1.1%	0.9%	1.2%
% of Patients satisfied with the dentistry they have received	10	10	100.0%	90.5%	90.4%	92.8%
% of Patients satisfied with the time they had to wait for an appointment	10	10	100.0%	86.2%	83.7%	88.7%

\* This is based on patients treated on this contract for their most recent course of treatment. Figures in italics indicate the base number of FP17s or Patient Questionnaire responses are less than 100. N/A is shown where the base number of responses is less than 10 during the period. % is calculated as Quantity/Base number\*100

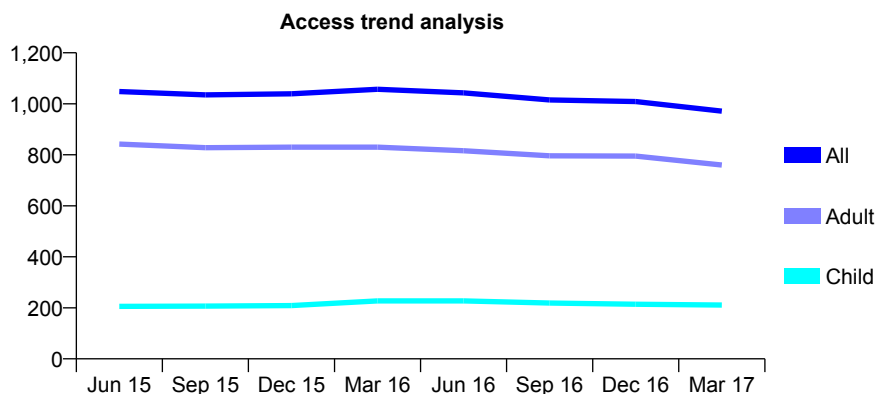
## Q63 - Vital Signs At a Glance Contract Report for 677051/0001 - March 2017

Name or company name	MR R FARZAD
Contract type name	GDS Contract
Purpose of contract	General
Contract start date	01/04/2006
Contract end date	

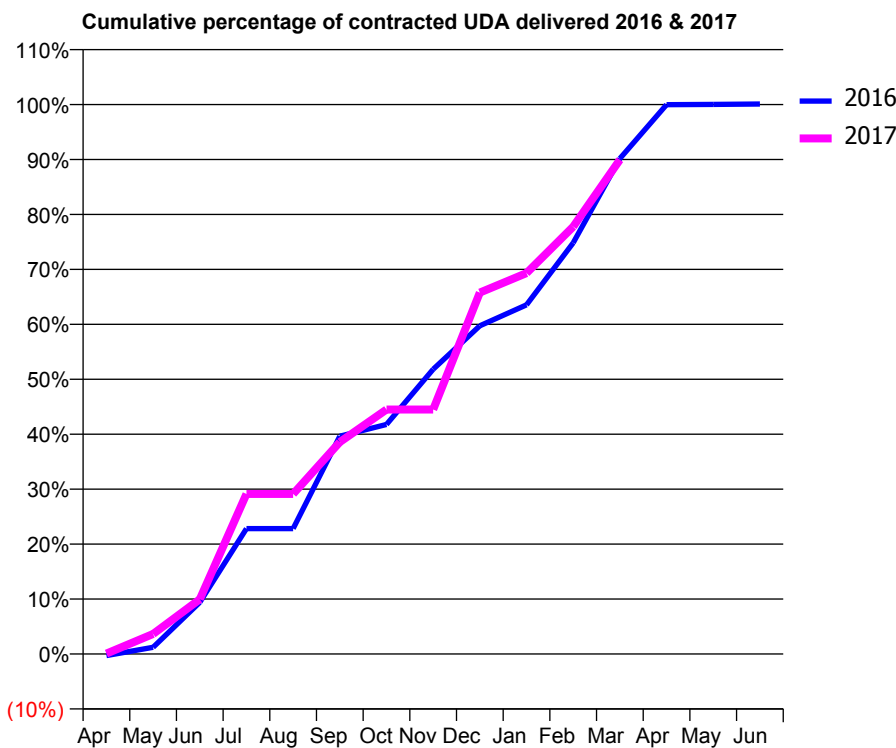
16/17 Contracted general activity (UDA)	5,121
Carry forward general activity (UDA)	-4
16/17 Contracted orthodontic activity (UOA)	0
Carry forward orthodontic activity (UOA)	0
Baseline contract value	£208,486.72

### ACCESS\*

Patients seen in 24 months	Total	Change since previous quarter
Quarter ending March 2016	1,057	
Quarter ending June 2016	1,043	↓
Quarter ending September 2016	1,015	↓
Quarter ending December 2016	1,009	→
Quarter ending March 2017	971	↓
<b>Variance since March 2016</b>	<b>(8.1%)</b>	<b>↓</b>



### ACTIVITY



Month	Adjusted Scheduled Activity (UDA)	
	2016	2017
April	-16	4
May	63	187
June	482	510
July	1,169	1,492
August	1,169	1,492
September	2,030	1,975
October	2,140	2,279
November	2,654	2,279
December	3,059	3,368
January	3,254	3,550
February	3,832	3,982
March	4,618	4,606
April	5,119	
May	5,122	
June	5,125	

### QUALITY

	Quantity	Base Number	Contract	AT	Region	England
% of FP17s for the same patient ID Re-attending within 3 months - Children	37	278	13.3%	10.4%	11.8%	12.3%
% of FP17s for the same patient ID Re-attending within 3 months - Adults	100	706	14.2%	16.0%	17.1%	16.7%
% of FP17s for the same patient ID Re-attending between 3 & 9 months - Children	137	278	49.3%	47.8%	46.5%	57.6%
% of FP17s for the same patient ID Re-attending between 3 & 9 months - Adults	220	706	31.2%	37.8%	37.6%	50.1%
% of FP17s for Band 1 Urgent Courses	48	895	5.4%	10.3%	10.7%	9.1%
% of FP17s Relating to Free Repair or Replacements	1	895	0.1%	0.6%	0.6%	0.8%
% of FP17s Relating to Continuations	6	895	0.7%	1.1%	0.9%	1.2%
% of Patients satisfied with the dentistry they have received	3	3	N/A	90.5%	90.4%	92.8%
% of Patients satisfied with the time they had to wait for an appointment	3	3	N/A	86.2%	83.7%	88.7%

\* This is based on patients treated on this contract for their most recent course of treatment. Figures in italics indicate the base number of FP17s or Patient Questionnaire responses are less than 100. N/A is shown where the base number of responses is less than 10 during the period. % is calculated as Quantity/Base number\*100

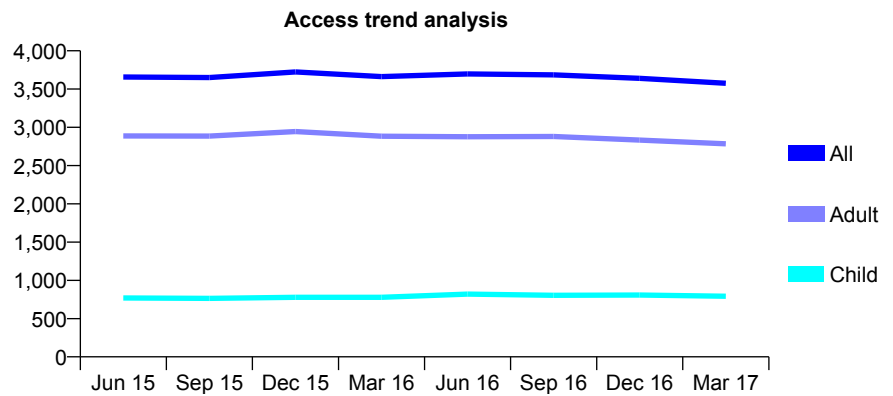
## Q63 - Vital Signs At a Glance Contract Report for 677191/0001 - March 2017

Name or company name	Styliani Styliou and Raman Sandhu
Contract type name	GDS Contract
Purpose of contract	General
Contract start date	01/01/2012
Contract end date	

16/17 Contracted general activity (UDA)	11,285
Carry forward general activity (UDA)	-216
16/17 Contracted orthodontic activity (UOA)	0
Carry forward orthodontic activity (UOA)	0
Baseline contract value	£255,134.80

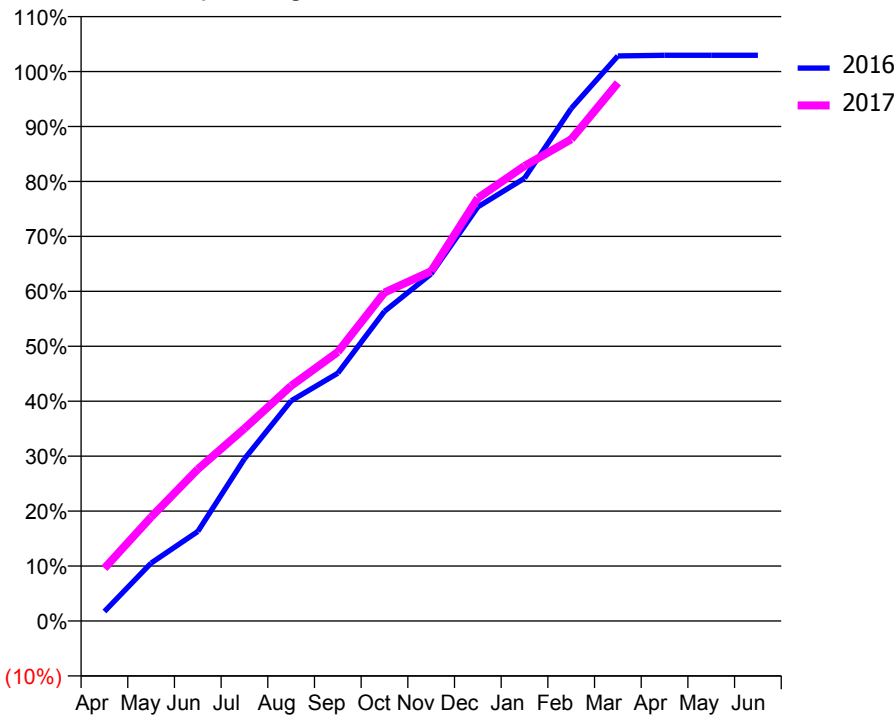
### ACCESS\*

Patients seen in 24 months	Total	Change since previous quarter
Quarter ending March 2016	3,662	
Quarter ending June 2016	3,697	→
Quarter ending September 2016	3,685	→
Quarter ending December 2016	3,640	↓
Quarter ending March 2017	3,576	↓
<b>Variance since March 2016</b>	<b>(2.3%)</b>	<b>↓</b>



### ACTIVITY

Cumulative percentage of contracted UDA delivered 2016 & 2017



Month	Adjusted Scheduled Activity (UDA)	
	2016	2017
April	196	1,082
May	1,189	2,134
June	1,838	3,118
July	3,332	3,953
August	4,523	4,829
September	5,090	5,526
October	6,360	6,746
November	7,131	7,185
December	8,504	8,684
January	9,094	9,346
February	10,525	9,893
March	11,606	11,051
April	11,619	
May	11,619	
June	11,619	

### QUALITY

	Quantity	Base Number	Contract	AT	Region	England
% of FP17s for the same patient ID Re-attending within 3 months - Children	109	877	12.4%	10.4%	11.8%	12.3%
% of FP17s for the same patient ID Re-attending within 3 months - Adults	898	3,580	25.1%	16.0%	17.1%	16.7%
% of FP17s for the same patient ID Re-attending between 3 & 9 months - Children	328	877	37.4%	47.8%	46.5%	57.6%
% of FP17s for the same patient ID Re-attending between 3 & 9 months - Adults	1,421	3,580	39.7%	37.8%	37.6%	50.1%
% of FP17s for Band 1 Urgent Courses	924	4,455	20.7%	10.3%	10.7%	9.1%
% of FP17s Relating to Free Repair or Replacements	108	4,455	2.4%	0.6%	0.6%	0.8%
% of FP17s Relating to Continuations	103	4,455	2.3%	1.1%	0.9%	1.2%
% of Patients satisfied with the dentistry they have received	4	4	N/A	90.5%	90.4%	92.8%
% of Patients satisfied with the time they had to wait for an appointment	4	4	N/A	86.2%	83.7%	88.7%

\* This is based on patients treated on this contract for their most recent course of treatment. Figures in italics indicate the base number of FP17s or Patient Questionnaire responses are less than 100. N/A is shown where the base number of responses is less than 10 during the period. % is calculated as Quantity/Base number\*100

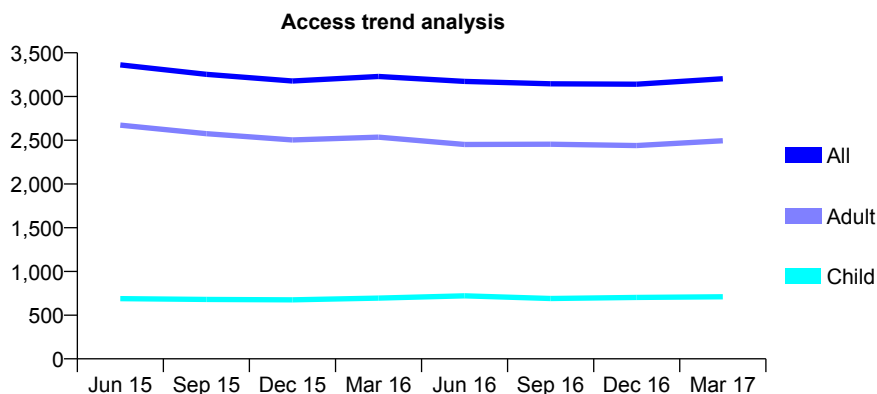
## Q63 - Vital Signs At a Glance Contract Report for 677213/0001 - March 2017

Name or company name	MRS F FEKRAZAD
Contract type name	GDS Contract
Purpose of contract	General
Contract start date	01/04/2006
Contract end date	

16/17 Contracted general activity (UDA)	12,767
Carry forward general activity (UDA)	-32
16/17 Contracted orthodontic activity (UOA)	0
Carry forward orthodontic activity (UOA)	0
Baseline contract value	£354,439.84

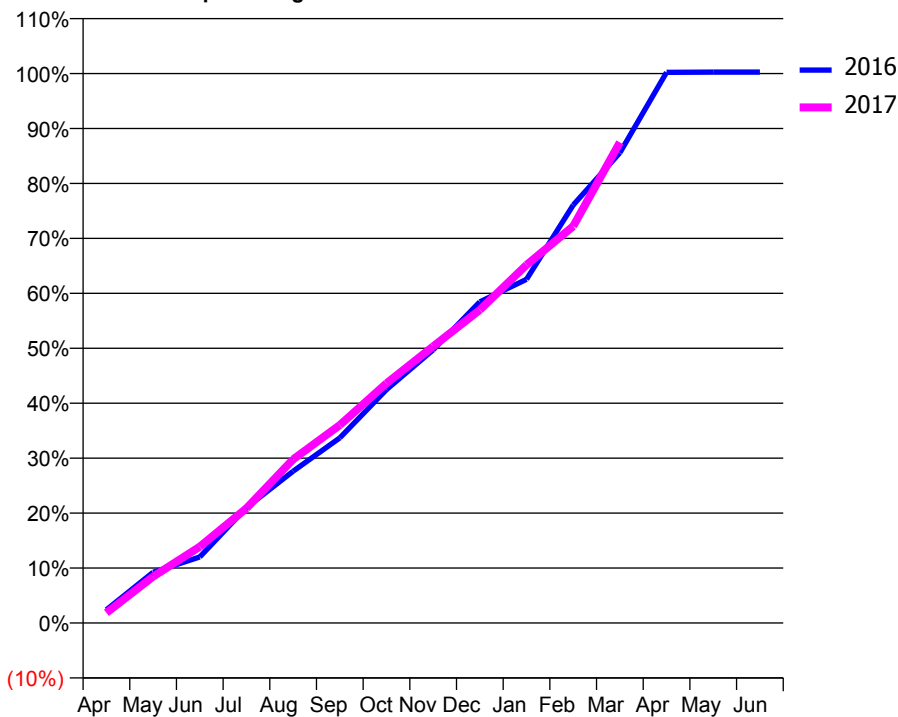
### ACCESS\*

Patients seen in 24 months	Total	Change since previous quarter
Quarter ending March 2016	3,229	
Quarter ending June 2016	3,173	↓
Quarter ending September 2016	3,145	→
Quarter ending December 2016	3,141	→
Quarter ending March 2017	3,204	↑
<b>Variance since March 2016</b>	<b>(0.8%)</b>	→



### ACTIVITY

Cumulative percentage of contracted UDA delivered 2016 & 2017



Month	Adjusted Scheduled Activity (UDA)	
	2016	2017
April	308	237
May	1,178	1,079
June	1,535	1,774
July	2,681	2,667
August	3,527	3,802
September	4,302	4,599
October	5,422	5,569
November	6,346	6,426
December	7,461	7,276
January	7,987	8,321
February	9,710	9,220
March	10,926	11,168
April	12,793	
May	12,799	
June	12,799	

### QUALITY

	Quantity	Base Number	Contract	AT	Region	England
% of FP17s for the same patient ID Re-attending within 3 months - Children	25	730	3.4%	10.4%	11.8%	12.3%
% of FP17s for the same patient ID Re-attending within 3 months - Adults	187	2,576	7.3%	16.0%	17.1%	16.7%
% of FP17s for the same patient ID Re-attending between 3 & 9 months - Children	237	730	32.5%	47.8%	46.5%	57.6%
% of FP17s for the same patient ID Re-attending between 3 & 9 months - Adults	1,145	2,576	44.4%	37.8%	37.6%	50.1%
% of FP17s for Band 1 Urgent Courses	147	2,935	5.0%	10.3%	10.7%	9.1%
% of FP17s Relating to Free Repair or Replacements	0	2,935	0.0%	0.6%	0.6%	0.8%
% of FP17s Relating to Continuations	10	2,935	0.3%	1.1%	0.9%	1.2%
% of Patients satisfied with the dentistry they have received	8	8	N/A	90.5%	90.4%	92.8%
% of Patients satisfied with the time they had to wait for an appointment	6	8	N/A	86.2%	83.7%	88.7%

\* This is based on patients treated on this contract for their most recent course of treatment. Figures in italics indicate the base number of FP17s or Patient Questionnaire responses are less than 100. N/A is shown where the base number of responses is less than 10 during the period. % is calculated as Quantity/Base number\*100

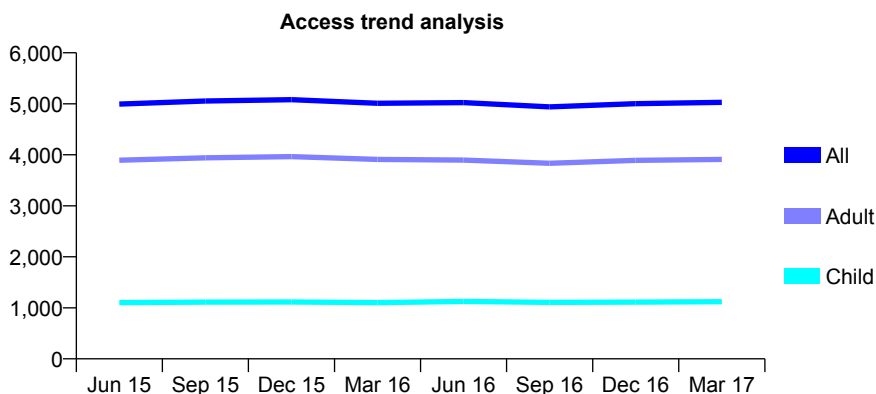
## Q63 - Vital Signs At a Glance Contract Report for 679003/0001 - March 2017

Name or company name	MRS M JAHANGIRI
Contract type name	GDS Contract
Purpose of contract	General
Contract start date	01/04/2006
Contract end date	

16/17 Contracted general activity (UDA)	18,534
Carry forward general activity (UDA)	231
16/17 Contracted orthodontic activity (UOA)	0
Carry forward orthodontic activity (UOA)	0
Baseline contract value	£603,614.39

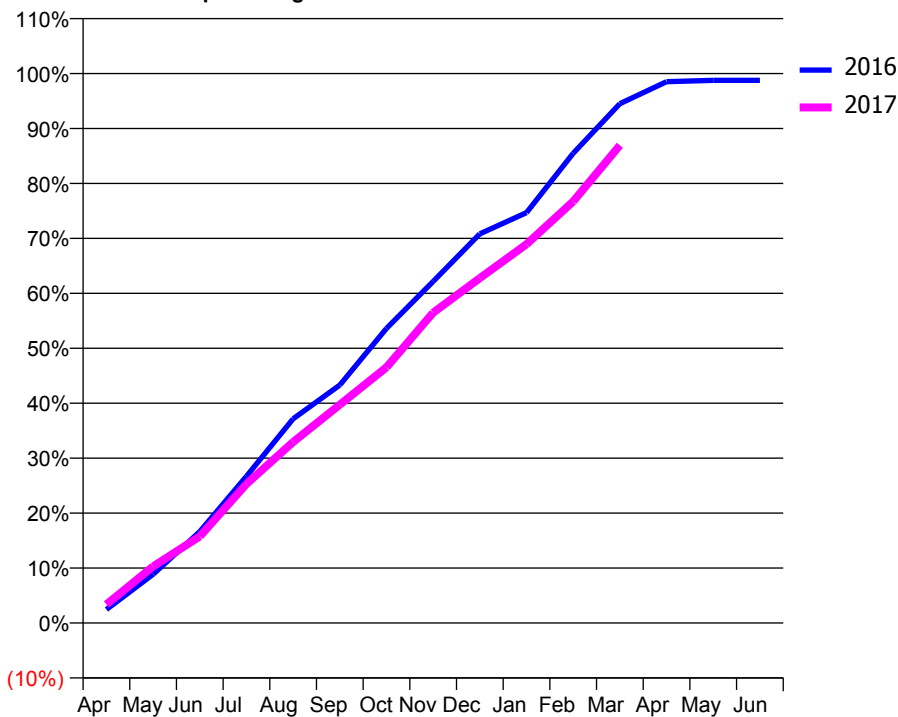
### ACCESS\*

Patients seen in 24 months	Total	Change since previous quarter
Quarter ending March 2016	5,010	
Quarter ending June 2016	5,023	→
Quarter ending September 2016	4,940	↓
Quarter ending December 2016	5,003	→
Quarter ending March 2017	5,028	→
<b>Variance since March 2016</b>	<b>0.4%</b>	<b>→</b>



### ACTIVITY

Cumulative percentage of contracted UDA delivered 2016 & 2017



Month	Adjusted Scheduled Activity (UDA)	
	2016	2017
April	457	626
May	1,644	1,911
June	3,085	2,923
July	4,948	4,688
August	6,887	6,106
September	8,025	7,364
October	9,939	8,625
November	11,522	10,467
December	13,127	11,635
January	13,840	12,776
February	15,845	14,221
March	17,518	16,112
April	18,259	
May	18,303	
June	18,303	

### QUALITY

	Quantity	Base Number	Contract	AT	Region	England
% of FP17s for the same patient ID Re-attending within 3 months - Children	97	1,587	6.1%	10.4%	11.8%	12.3%
% of FP17s for the same patient ID Re-attending within 3 months - Adults	866	5,107	17.0%	16.0%	17.1%	16.7%
% of FP17s for the same patient ID Re-attending between 3 & 9 months - Children	959	1,587	60.4%	47.8%	46.5%	57.6%
% of FP17s for the same patient ID Re-attending between 3 & 9 months - Adults	2,390	5,107	46.8%	37.8%	37.6%	50.1%
% of FP17s for Band 1 Urgent Courses	619	6,390	9.7%	10.3%	10.7%	9.1%
% of FP17s Relating to Free Repair or Replacements	46	6,390	0.7%	0.6%	0.6%	0.8%
% of FP17s Relating to Continuations	142	6,390	2.2%	1.1%	0.9%	1.2%
% of Patients satisfied with the dentistry they have received	3	5	N/A	90.5%	90.4%	92.8%
% of Patients satisfied with the time they had to wait for an appointment	5	5	N/A	86.2%	83.7%	88.7%

\* This is based on patients treated on this contract for their most recent course of treatment. Figures in italics indicate the base number of FP17s or Patient Questionnaire responses are less than 100. N/A is shown where the base number of responses is less than 10 during the period. % is calculated as Quantity/Base number\*100

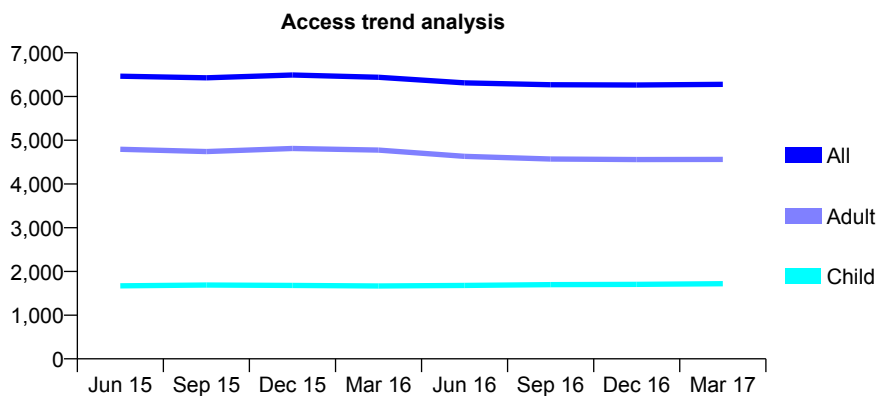
## Q63 - Vital Signs At a Glance Contract Report for 682144/0001 - March 2017

Name or company name	MR AA DADASHIAN
Contract type name	GDS Contract
Purpose of contract	General
Contract start date	01/04/2006
Contract end date	

16/17 Contracted general activity (UDA)	24,000
Carry forward general activity (UDA)	114
16/17 Contracted orthodontic activity (UOA)	0
Carry forward orthodontic activity (UOA)	0
Baseline contract value	£656,764.21

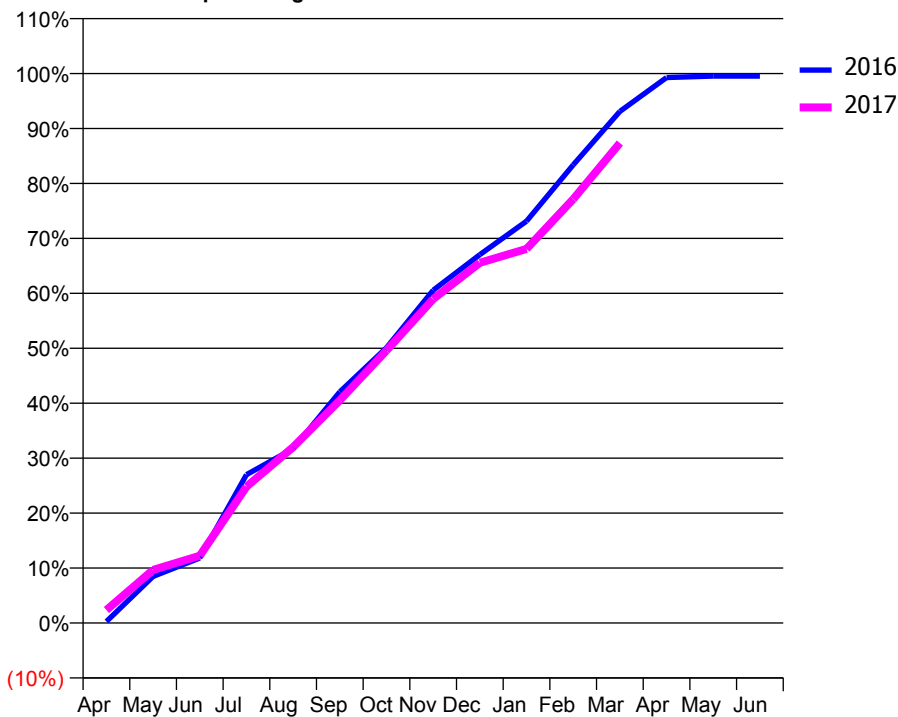
### ACCESS\*

Patients seen in 24 months	Total	Change since previous quarter
Quarter ending March 2016	6,440	
Quarter ending June 2016	6,312	↓
Quarter ending September 2016	6,269	→
Quarter ending December 2016	6,263	→
Quarter ending March 2017	6,280	→
<b>Variance since March 2016</b>	<b>(2.5%)</b>	<b>↓</b>



### ACTIVITY

Cumulative percentage of contracted UDA delivered 2016 & 2017



Adjusted Scheduled Activity (UDA)

Month	2016	2017
April	67	566
May	2,038	2,322
June	2,841	2,940
July	6,479	5,954
August	7,615	7,687
September	10,098	9,730
October	12,024	11,900
November	14,533	14,147
December	16,091	15,736
January	17,548	16,340
February	20,011	18,515
March	22,343	20,961
April	23,824	
May	23,886	
June	23,886	

### QUALITY

	Quantity	Base Number	Contract	AT	Region	England
% of FP17s for the same patient ID Re-attending within 3 months - Children	116	1,889	6.1%	10.4%	11.8%	12.3%
% of FP17s for the same patient ID Re-attending within 3 months - Adults	476	4,340	11.0%	16.0%	17.1%	16.7%
% of FP17s for the same patient ID Re-attending between 3 & 9 months - Children	749	1,889	39.7%	47.8%	46.5%	57.6%
% of FP17s for the same patient ID Re-attending between 3 & 9 months - Adults	1,397	4,340	32.2%	37.8%	37.6%	50.1%
% of FP17s for Band 1 Urgent Courses	605	5,825	10.4%	10.3%	10.7%	9.1%
% of FP17s Relating to Free Repair or Replacements	16	5,825	0.3%	0.6%	0.6%	0.8%
% of FP17s Relating to Continuations	34	5,825	0.6%	1.1%	0.9%	1.2%
% of Patients satisfied with the dentistry they have received	3	3	N/A	90.5%	90.4%	92.8%
% of Patients satisfied with the time they had to wait for an appointment	3	3	N/A	86.2%	83.7%	88.7%

\* This is based on patients treated on this contract for their most recent course of treatment. Figures in italics indicate the base number of FP17s or Patient Questionnaire responses are less than 100. N/A is shown where the base number of responses is less than 10 during the period. % is calculated as Quantity/Base number\*100



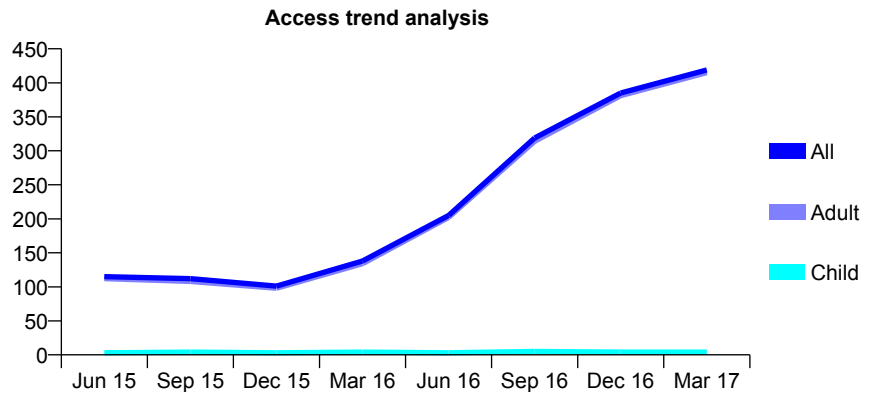
## Q63 - Vital Signs At a Glance Contract Report for 682144/0002 - March 2017

Name or company name	MR AA DADASHIAN
Contract type name	PDS Contract
Purpose of contract	General
Contract start date	01/04/2011
Contract end date	30/11/2017

16/17 Contracted general activity (UDA)	1,140
Carry forward general activity (UDA)	0
16/17 Contracted orthodontic activity (UOA)	0
Carry forward orthodontic activity (UOA)	0
Baseline contract value	£55,220.30

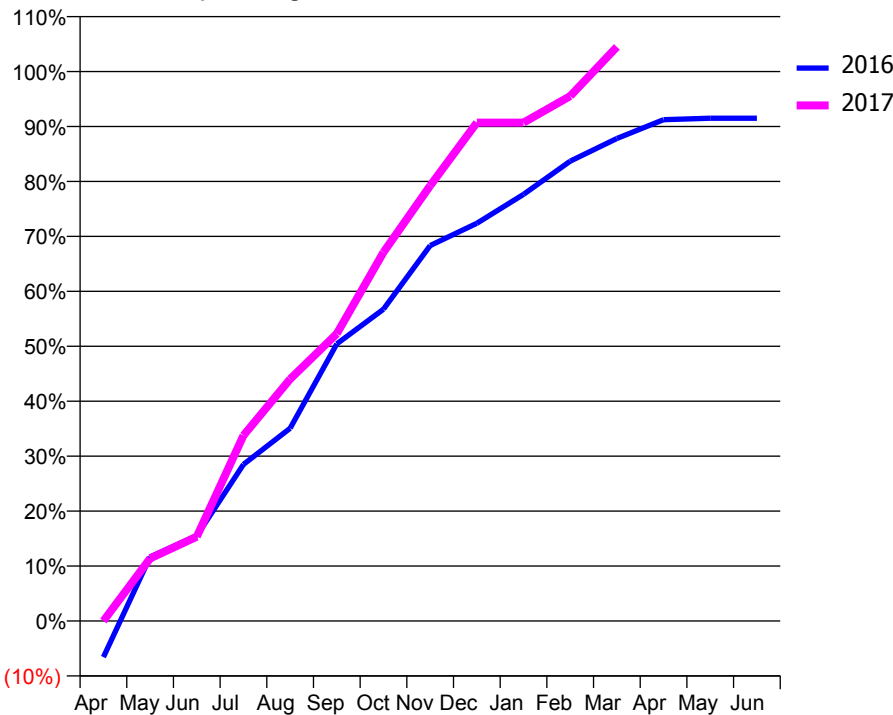
### ACCESS\*

Patients seen in 24 months	Total	Change since previous quarter
Quarter ending March 2016	138	
Quarter ending June 2016	205	↑
Quarter ending September 2016	319	↑
Quarter ending December 2016	385	↑
Quarter ending March 2017	419	↑
<b>Variance since March 2016</b>	<b>203.6%</b>	<b>↑</b>



### ACTIVITY

Cumulative percentage of contracted UDA delivered 2016 & 2017



Month	Adjusted Scheduled Activity (UDA)	
	2016	2017
April	-75	0
May	133	130
June	177	175
July	325	385
August	400	502
September	575	596
October	647	765
November	779	903
December	825	1,034
January	885	1,034
February	954	1,089
March	1,001	1,191
April	1,040	
May	1,043	
June	1,043	

### QUALITY

	Quantity	Base Number	Contract	AT	Region	England
% of FP17s for the same patient ID Re-attending within 3 months - Children	0	8	0.0%	10.4%	11.8%	12.3%
% of FP17s for the same patient ID Re-attending within 3 months - Adults	3	440	0.7%	16.0%	17.1%	16.7%
% of FP17s for the same patient ID Re-attending between 3 & 9 months - Children	0	8	0.0%	47.8%	46.5%	57.6%
% of FP17s for the same patient ID Re-attending between 3 & 9 months - Adults	1	440	0.2%	37.8%	37.6%	50.1%
% of FP17s for Band 1 Urgent Courses	0	421	0.0%	10.3%	10.7%	9.1%
% of FP17s Relating to Free Repair or Replacements	0	421	0.0%	0.6%	0.6%	0.8%
% of FP17s Relating to Continuations	0	421	0.0%	1.1%	0.9%	1.2%
% of Patients satisfied with the dentistry they have received	0	0	N/A	90.5%	90.4%	92.8%
% of Patients satisfied with the time they had to wait for an appointment	0	0	N/A	86.2%	83.7%	88.7%

\* This is based on patients treated on this contract for their most recent course of treatment. Figures in italics indicate the base number of FP17s or Patient Questionnaire responses are less than 100. N/A is shown where the base number of responses is less than 10 during the period. % is calculated as Quantity/Base number\*100

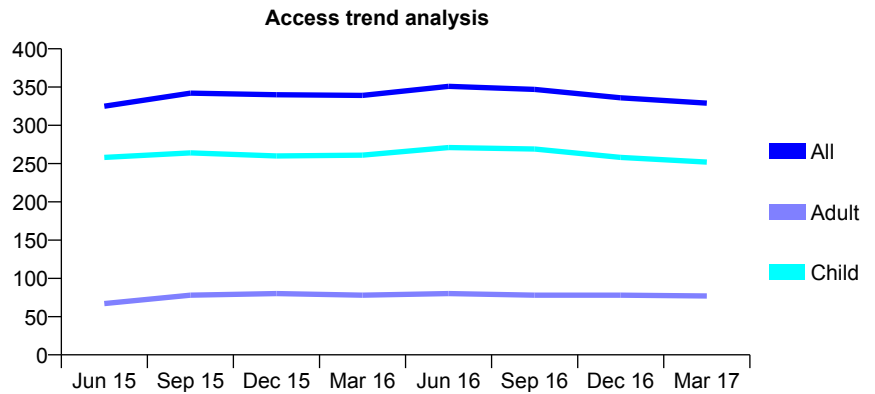
## Q63 - Vital Signs At a Glance Contract Report for 684864/0001 - March 2017

Name or company name	MR P BOAMAH
Contract type name	GDS Contract
Purpose of contract	General
Contract start date	01/05/2009
Contract end date	

16/17 Contracted general activity (UDA)	799
Carry forward general activity (UDA)	0
16/17 Contracted orthodontic activity (UOA)	0
Carry forward orthodontic activity (UOA)	0
Baseline contract value	£16,812.74

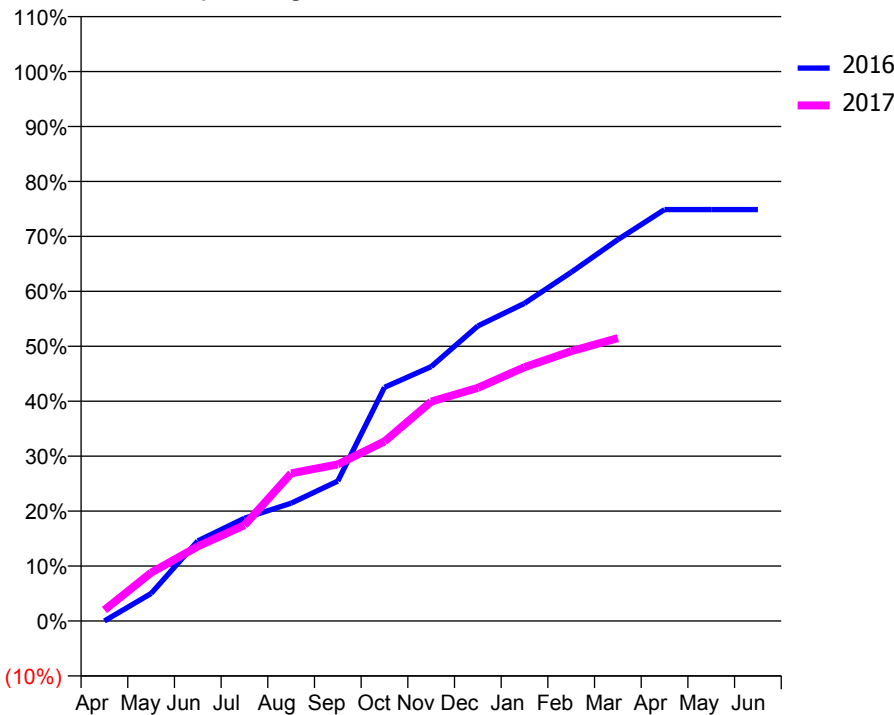
### ACCESS\*

Patients seen in 24 months	Total	Change since previous quarter
Quarter ending March 2016	339	
Quarter ending June 2016	351	↑
Quarter ending September 2016	347	↓
Quarter ending December 2016	336	↓
Quarter ending March 2017	329	↓
<b>Variance since March 2016</b>	<b>(2.9%)</b>	<b>↓</b>



### ACTIVITY

Cumulative percentage of contracted UDA delivered 2016 & 2017



Month	Adjusted Scheduled Activity (UDA)	
	2016	2017
April	0	16
May	40	70
June	116	108
July	149	139
August	171	215
September	203	228
October	340	261
November	370	319
December	429	339
January	462	369
February	507	392
March	555	411
April	598	
May	598	
June	598	

### QUALITY

	Quantity	Base Number	Contract	AT	Region	England
% of FP17s for the same patient ID Re-attending within 3 months - Children	16	261	6.1%	10.4%	11.8%	12.3%
% of FP17s for the same patient ID Re-attending within 3 months - Adults	4	50	8.0%	16.0%	17.1%	16.7%
% of FP17s for the same patient ID Re-attending between 3 & 9 months - Children	97	261	37.2%	47.8%	46.5%	57.6%
% of FP17s for the same patient ID Re-attending between 3 & 9 months - Adults	18	50	36.0%	37.8%	37.6%	50.1%
% of FP17s for Band 1 Urgent Courses	7	278	2.5%	10.3%	10.7%	9.1%
% of FP17s Relating to Free Repair or Replacements	0	278	0.0%	0.6%	0.6%	0.8%
% of FP17s Relating to Continuations	3	278	1.1%	1.1%	0.9%	1.2%
% of Patients satisfied with the dentistry they have received	0	1	N/A	90.5%	90.4%	92.8%
% of Patients satisfied with the time they had to wait for an appointment	1	1	N/A	86.2%	83.7%	88.7%

\* This is based on patients treated on this contract for their most recent course of treatment. Figures in italics indicate the base number of FP17s or Patient Questionnaire responses are less than 100. N/A is shown where the base number of responses is less than 10 during the period. % is calculated as Quantity/Base number\*100

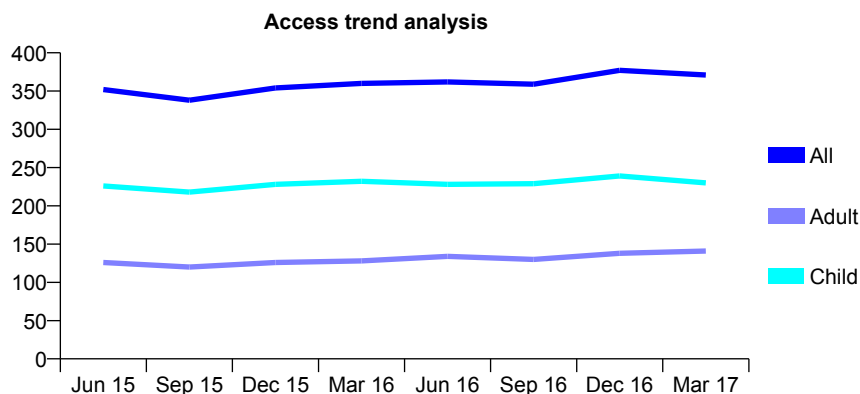
## Q63 - Vital Signs At a Glance Contract Report for 687219/0001 - March 2017

Name or company name	MR AA ZAIDI
Contract type name	GDS Contract
Purpose of contract	General
Contract start date	01/09/2007
Contract end date	

16/17 Contracted general activity (UDA)	1,104
Carry forward general activity (UDA)	-2
16/17 Contracted orthodontic activity (UOA)	0
Carry forward orthodontic activity (UOA)	0
Baseline contract value	£26,025.00

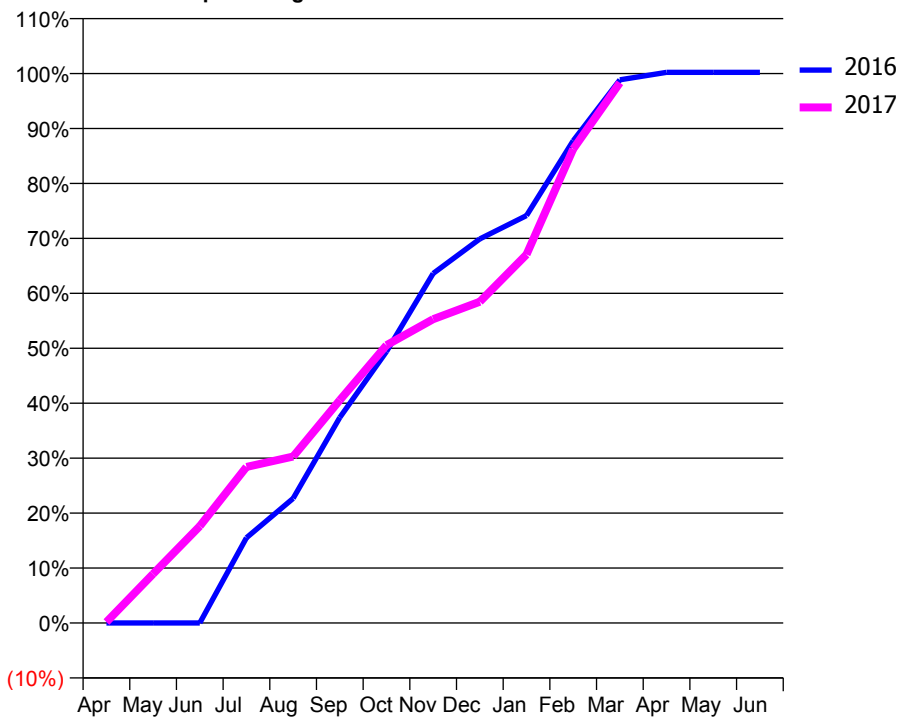
### ACCESS\*

Patients seen in 24 months	Total	Change since previous quarter
Quarter ending March 2016	360	
Quarter ending June 2016	362	→
Quarter ending September 2016	359	→
Quarter ending December 2016	377	↑
Quarter ending March 2017	371	↓
<b>Variance since March 2016</b>	<b>3.1%</b>	<b>↑</b>



### ACTIVITY

Cumulative percentage of contracted UDA delivered 2016 & 2017



Month	Adjusted Scheduled Activity (UDA)	
	2016	2017
April	0	2
May	0	99
June	0	195
July	171	314
August	250	335
September	413	448
October	545	558
November	702	610
December	772	645
January	819	740
February	969	952
March	1,091	1,085
April	1,106	
May	1,106	
June	1,106	

### QUALITY

	Quantity	Base Number	Contract	AT	Region	England
% of FP17s for the same patient ID Re-attending within 3 months - Children	4	295	1.4%	10.4%	11.8%	12.3%
% of FP17s for the same patient ID Re-attending within 3 months - Adults	7	129	5.4%	16.0%	17.1%	16.7%
% of FP17s for the same patient ID Re-attending between 3 & 9 months - Children	171	295	58.0%	47.8%	46.5%	57.6%
% of FP17s for the same patient ID Re-attending between 3 & 9 months - Adults	51	129	39.5%	37.8%	37.6%	50.1%
% of FP17s for Band 1 Urgent Courses	7	415	1.7%	10.3%	10.7%	9.1%
% of FP17s Relating to Free Repair or Replacements	0	415	0.0%	0.6%	0.6%	0.8%
% of FP17s Relating to Continuations	0	415	0.0%	1.1%	0.9%	1.2%
% of Patients satisfied with the dentistry they have received	0	0	N/A	90.5%	90.4%	92.8%
% of Patients satisfied with the time they had to wait for an appointment	0	0	N/A	86.2%	83.7%	88.7%

\* This is based on patients treated on this contract for their most recent course of treatment. Figures in italics indicate the base number of FP17s or Patient Questionnaire responses are less than 100. N/A is shown where the base number of responses is less than 10 during the period. % is calculated as Quantity/Base number\*100

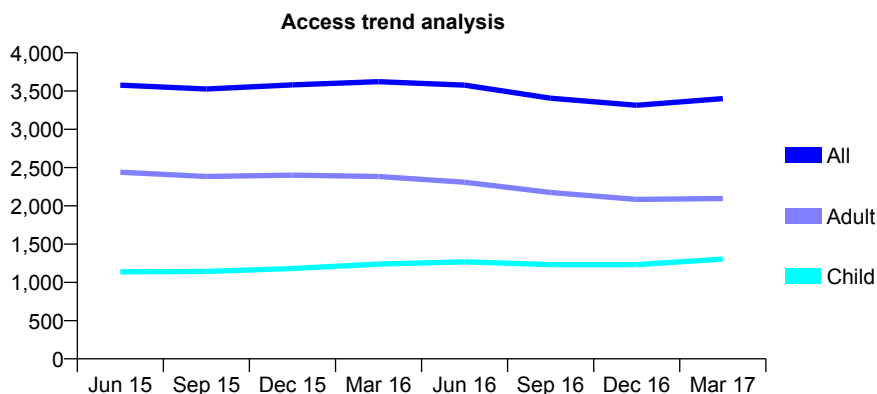
## Q63 - Vital Signs At a Glance Contract Report for 689416/0001 - March 2017

Name or company name	MR MB PATEL
Contract type name	GDS Contract
Purpose of contract	General
Contract start date	01/07/2007
Contract end date	

16/17 Contracted general activity (UDA)	8,500
Carry forward general activity (UDA)	31
16/17 Contracted orthodontic activity (UOA)	0
Carry forward orthodontic activity (UOA)	0
Baseline contract value	£209,198.60

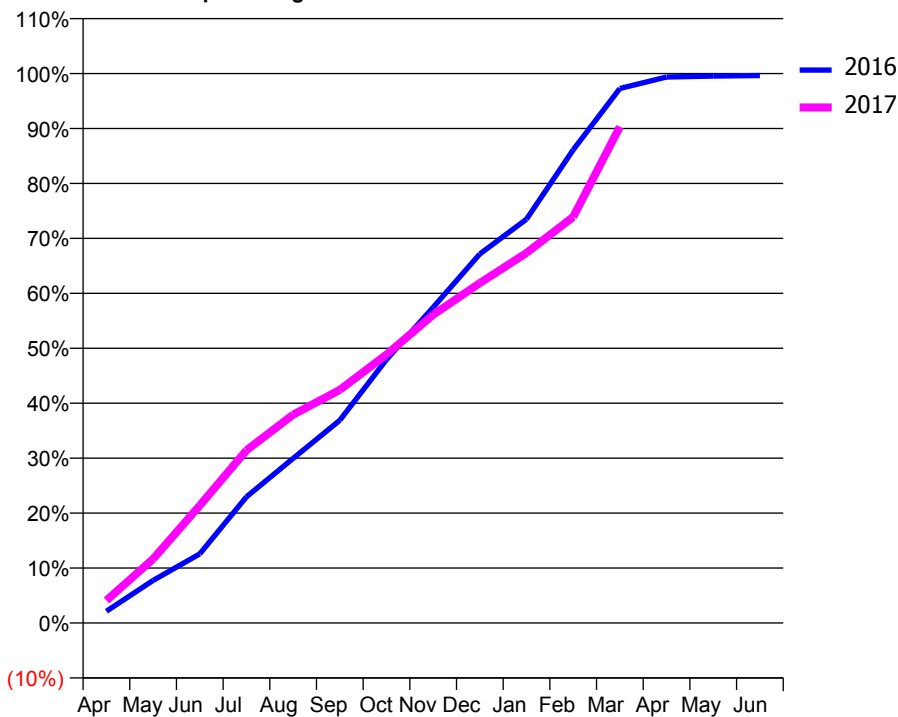
### ACCESS\*

Patients seen in 24 months	Total	Change since previous quarter
Quarter ending March 2016	3,622	
Quarter ending June 2016	3,577	↓
Quarter ending September 2016	3,407	↓
Quarter ending December 2016	3,314	↓
Quarter ending March 2017	3,401	↑
<b>Variance since March 2016</b>	<b>(6.1%)</b>	<b>↓</b>



### ACTIVITY

Cumulative percentage of contracted UDA delivered 2016 & 2017



Month	Adjusted Scheduled Activity (UDA)	
	2016	2017
April	182	349
May	658	992
June	1,069	1,818
July	1,953	2,673
August	2,546	3,223
September	3,136	3,607
October	4,076	4,153
November	4,883	4,769
December	5,708	5,258
January	6,246	5,724
February	7,320	6,282
March	8,267	7,675
April	8,446	
May	8,459	
June	8,469	

### QUALITY

	Quantity	Base Number	Contract	AT	Region	England
% of FP17s for the same patient ID Re-attending within 3 months - Children	114	1,517	7.5%	10.4%	11.8%	12.3%
% of FP17s for the same patient ID Re-attending within 3 months - Adults	260	2,059	12.6%	16.0%	17.1%	16.7%
% of FP17s for the same patient ID Re-attending between 3 & 9 months - Children	585	1,517	38.6%	47.8%	46.5%	57.6%
% of FP17s for the same patient ID Re-attending between 3 & 9 months - Adults	762	2,059	37.0%	37.8%	37.6%	50.1%
% of FP17s for Band 1 Urgent Courses	407	3,487	11.7%	10.3%	10.7%	9.1%
% of FP17s Relating to Free Repair or Replacements	1	3,487	0.0%	0.6%	0.6%	0.8%
% of FP17s Relating to Continuations	15	3,487	0.4%	1.1%	0.9%	1.2%
% of Patients satisfied with the dentistry they have received	4	4	N/A	90.5%	90.4%	92.8%
% of Patients satisfied with the time they had to wait for an appointment	3	4	N/A	86.2%	83.7%	88.7%

\* This is based on patients treated on this contract for their most recent course of treatment. Figures in italics indicate the base number of FP17s or Patient Questionnaire responses are less than 100. N/A is shown where the base number of responses is less than 10 during the period. % is calculated as Quantity/Base number\*100

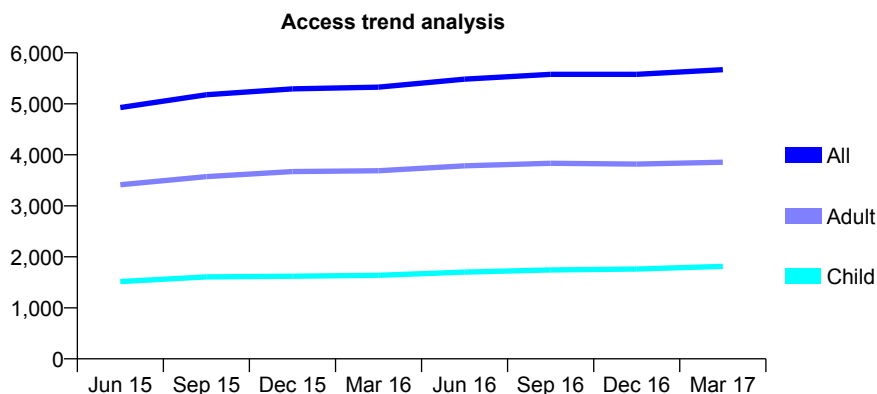
## Q63 - Vital Signs At a Glance Contract Report for 691445/0001 - March 2017

Name or company name	MR AF YUSUF
Contract type name	GDS Contract
Purpose of contract	General
Contract start date	01/11/2008
Contract end date	

16/17 Contracted general activity (UDA)	16,352
Carry forward general activity (UDA)	-319
16/17 Contracted orthodontic activity (UOA)	0
Carry forward orthodontic activity (UOA)	0
Baseline contract value	£509,756.10

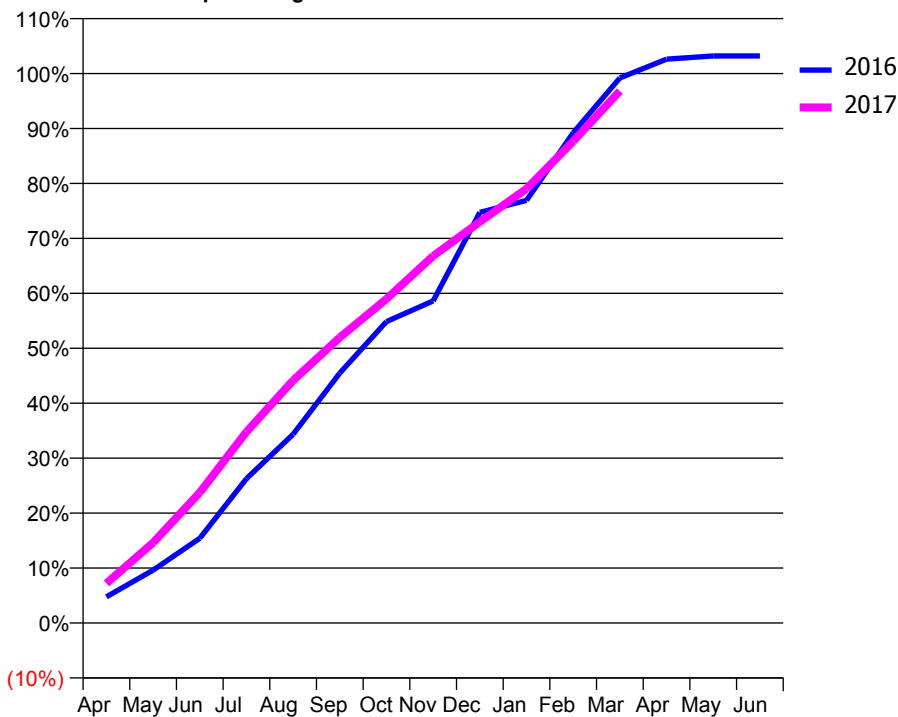
### ACCESS\*

Patients seen in 24 months	Total	Change since previous quarter
Quarter ending March 2016	5,327	
Quarter ending June 2016	5,484	↑
Quarter ending September 2016	5,577	→
Quarter ending December 2016	5,577	→
Quarter ending March 2017	5,668	→
<b>Variance since March 2016</b>	<b>6.4%</b>	<b>↑</b>



### ACTIVITY

Cumulative percentage of contracted UDA delivered 2016 & 2017



Month	Adjusted Scheduled Activity (UDA)	
	2016	2017
April	761	1,181
May	1,535	2,393
June	2,463	3,881
July	4,191	5,689
August	5,482	7,221
September	7,258	8,496
October	8,754	9,645
November	9,354	10,921
December	11,924	11,937
January	12,272	12,922
February	14,236	14,333
March	15,830	15,832
April	16,375	
May	16,467	
June	16,467	

### QUALITY

	Quantity	Base Number	Contract	AT	Region	England
% of FP17s for the same patient ID Re-attending within 3 months - Children	102	2,232	4.6%	10.4%	11.8%	12.3%
% of FP17s for the same patient ID Re-attending within 3 months - Adults	502	3,970	12.6%	16.0%	17.1%	16.7%
% of FP17s for the same patient ID Re-attending between 3 & 9 months - Children	1,037	2,232	46.5%	47.8%	46.5%	57.6%
% of FP17s for the same patient ID Re-attending between 3 & 9 months - Adults	1,331	3,970	33.5%	37.8%	37.6%	50.1%
% of FP17s for Band 1 Urgent Courses	736	5,907	12.5%	10.3%	10.7%	9.1%
% of FP17s Relating to Free Repair or Replacements	39	5,907	0.7%	0.6%	0.6%	0.8%
% of FP17s Relating to Continuations	6	5,907	0.1%	1.1%	0.9%	1.2%
% of Patients satisfied with the dentistry they have received	2	3	N/A	90.5%	90.4%	92.8%
% of Patients satisfied with the time they had to wait for an appointment	1	3	N/A	86.2%	83.7%	88.7%

\* This is based on patients treated on this contract for their most recent course of treatment. Figures in italics indicate the base number of FP17s or Patient Questionnaire responses are less than 100. N/A is shown where the base number of responses is less than 10 during the period. % is calculated as Quantity/Base number\*100

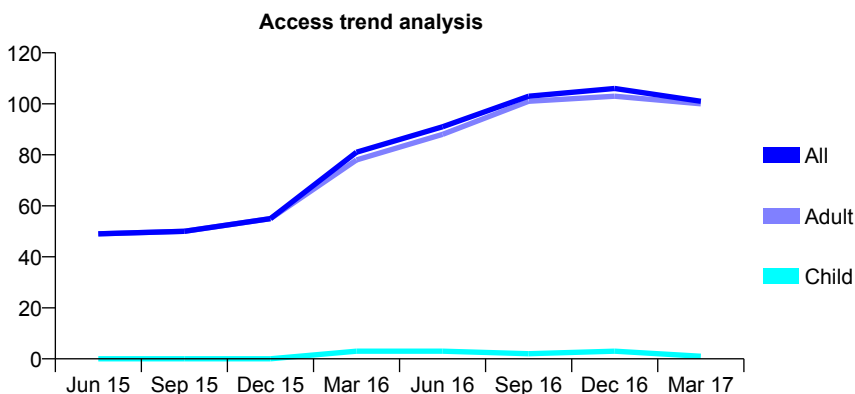
## Q63 - Vital Signs At a Glance Contract Report for 691445/0002 - March 2017

Name or company name	MR AF YUSUF
Contract type name	PDS Contract
Purpose of contract	General
Contract start date	01/04/2009
Contract end date	31/03/2018

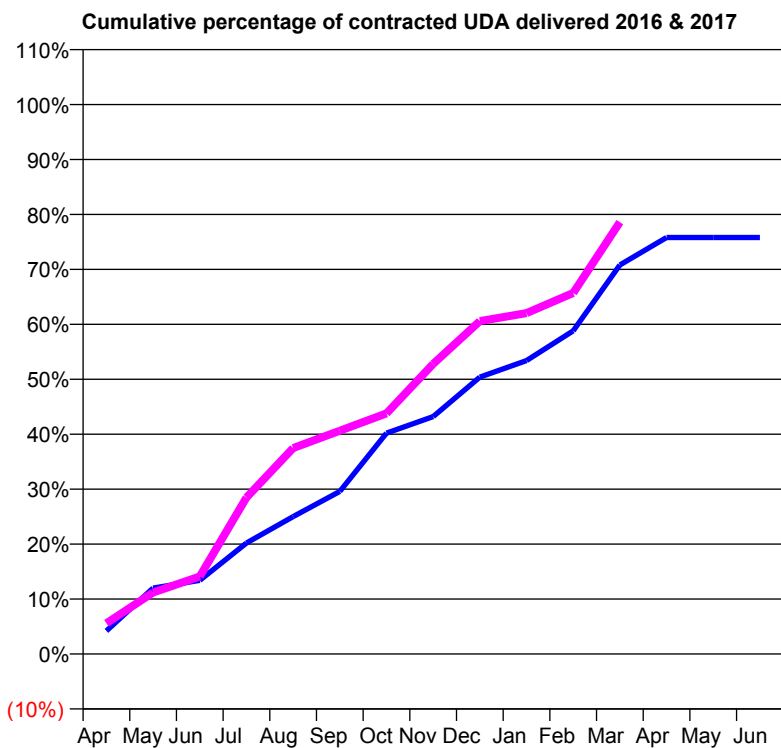
16/17 Contracted general activity (UDA)	411
Carry forward general activity (UDA)	0
16/17 Contracted orthodontic activity (UOA)	0
Carry forward orthodontic activity (UOA)	0
Baseline contract value	£56,817.03

### ACCESS\*

Patients seen in 24 months	Total	Change since previous quarter
Quarter ending March 2016	81	
Quarter ending June 2016	91	↑
Quarter ending September 2016	103	↑
Quarter ending December 2016	106	↑
Quarter ending March 2017	101	↓
<b>Variance since March 2016</b>	<b>24.7%</b>	<b>↑</b>



### ACTIVITY



Month	Adjusted Scheduled Activity (UDA)	
	2016	2017
April	21	23
May	60	46
June	67	58
July	101	117
August	125	154
September	148	167
October	201	180
November	216	217
December	252	249
January	267	255
February	294	270
March	354	323
April	379	
May	379	
June	379	

### QUALITY

	Quantity	Base Number	Contract	AT	Region	England
% of FP17s for the same patient ID Re-attending within 3 months - Children	0	3	0.0%	10.4%	11.8%	12.3%
% of FP17s for the same patient ID Re-attending within 3 months - Adults	6	134	4.5%	16.0%	17.1%	16.7%
% of FP17s for the same patient ID Re-attending between 3 & 9 months - Children	0	3	0.0%	47.8%	46.5%	57.6%
% of FP17s for the same patient ID Re-attending between 3 & 9 months - Adults	1	134	0.7%	37.8%	37.6%	50.1%
% of FP17s for Band 1 Urgent Courses	0	127	0.0%	10.3%	10.7%	9.1%
% of FP17s Relating to Free Repair or Replacements	0	127	0.0%	0.6%	0.6%	0.8%
% of FP17s Relating to Continuations	6	127	4.7%	1.1%	0.9%	1.2%
% of Patients satisfied with the dentistry they have received	0	0	N/A	90.5%	90.4%	92.8%
% of Patients satisfied with the time they had to wait for an appointment	0	0	N/A	86.2%	83.7%	88.7%

\* This is based on patients treated on this contract for their most recent course of treatment. Figures in italics indicate the base number of FP17s or Patient Questionnaire responses are less than 100. N/A is shown where the base number of responses is less than 10 during the period. % is calculated as Quantity/Base number\*100

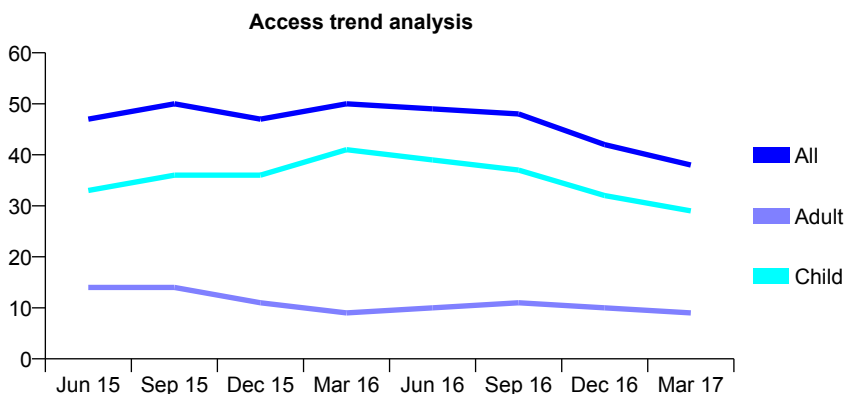
## Q63 - Vital Signs At a Glance Contract Report for 728209/0002 - March 2017

Name or company name	MR MM DAMJI
Contract type name	GDS Contract
Purpose of contract	General
Contract start date	02/11/2010
Contract end date	30/09/2016

16/17 Contracted general activity (UDA)	75
Carry forward general activity (UDA)	0
16/17 Contracted orthodontic activity (UOA)	0
Carry forward orthodontic activity (UOA)	0
Baseline contract value	£1,774.40

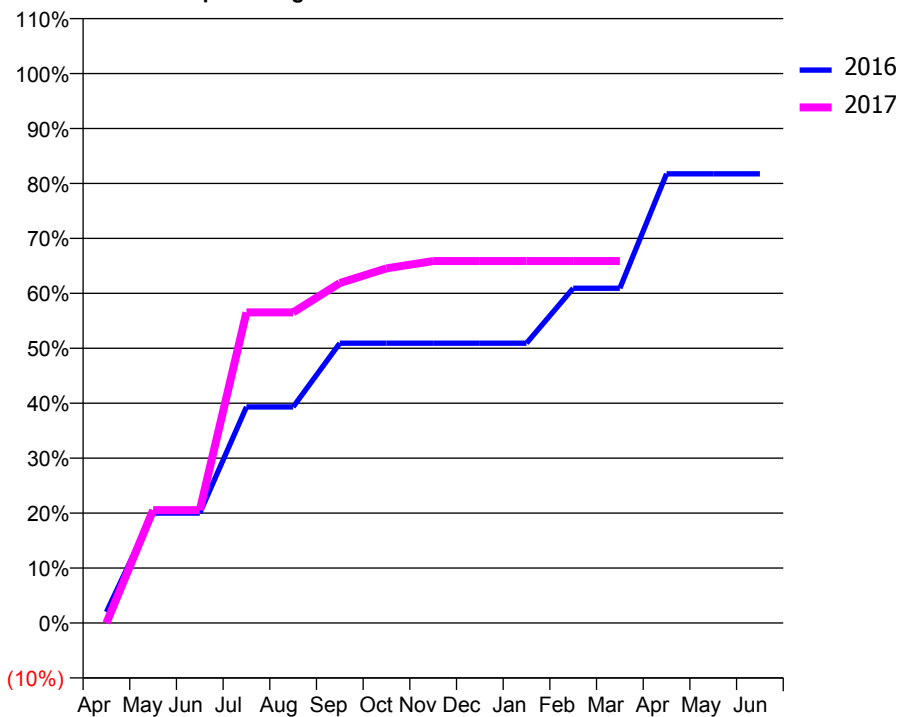
### ACCESS\*

Patients seen in 24 months	Total	Change since previous quarter
Quarter ending March 2016	50	
Quarter ending June 2016	49	↓
Quarter ending September 2016	48	↓
Quarter ending December 2016	42	↓
Quarter ending March 2017	38	↓
<b>Variance since March 2016</b>	<b>(24.0%)</b>	<b>↓</b>



### ACTIVITY

Cumulative percentage of contracted UDA delivered 2016 & 2017



Adjusted Scheduled Activity (UDA)

Month	2016	2017
April	3	0
May	30	15
June	30	15
July	59	42
August	59	42
September	76	46
October	76	48
November	76	49
December	76	49
January	76	49
February	91	49
March	91	49
April	123	
May	123	
June	123	

### QUALITY

	Quantity	Base Number	Contract	AT	Region	England
% of FP17s for the same patient ID Re-attending within 3 months - Children	2	35	5.7%	10.4%	11.8%	12.3%
% of FP17s for the same patient ID Re-attending within 3 months - Adults	0	3	0.0%	16.0%	17.1%	16.7%
% of FP17s for the same patient ID Re-attending between 3 & 9 months - Children	12	35	34.3%	47.8%	46.5%	57.6%
% of FP17s for the same patient ID Re-attending between 3 & 9 months - Adults	1	3	33.3%	37.8%	37.6%	50.1%
% of FP17s for Band 1 Urgent Courses	2	24	8.3%	10.3%	10.7%	9.1%
% of FP17s Relating to Free Repair or Replacements	0	24	0.0%	0.6%	0.6%	0.8%
% of FP17s Relating to Continuations	0	24	0.0%	1.1%	0.9%	1.2%
% of Patients satisfied with the dentistry they have received	0	1	N/A	90.5%	90.4%	92.8%
% of Patients satisfied with the time they had to wait for an appointment	0	1	N/A	86.2%	83.7%	88.7%

\* This is based on patients treated on this contract for their most recent course of treatment. Figures in italics indicate the base number of FP17s or Patient Questionnaire responses are less than 100. N/A is shown where the base number of responses is less than 10 during the period. % is calculated as Quantity/Base number\*100

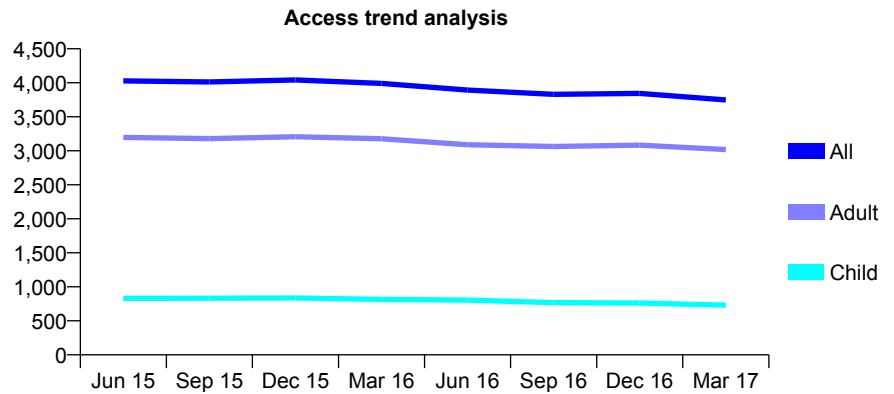
## Q63 - Vital Signs At a Glance Contract Report for 729477/0001 - March 2017

Name or company name	MR JP YOUNGHUSBAND
Contract type name	GDS Contract
Purpose of contract	General
Contract start date	01/04/2006
Contract end date	

16/17 Contracted general activity (UDA)	15,139
Carry forward general activity (UDA)	0
16/17 Contracted orthodontic activity (UOA)	0
Carry forward orthodontic activity (UOA)	0
Baseline contract value	£426,944.38

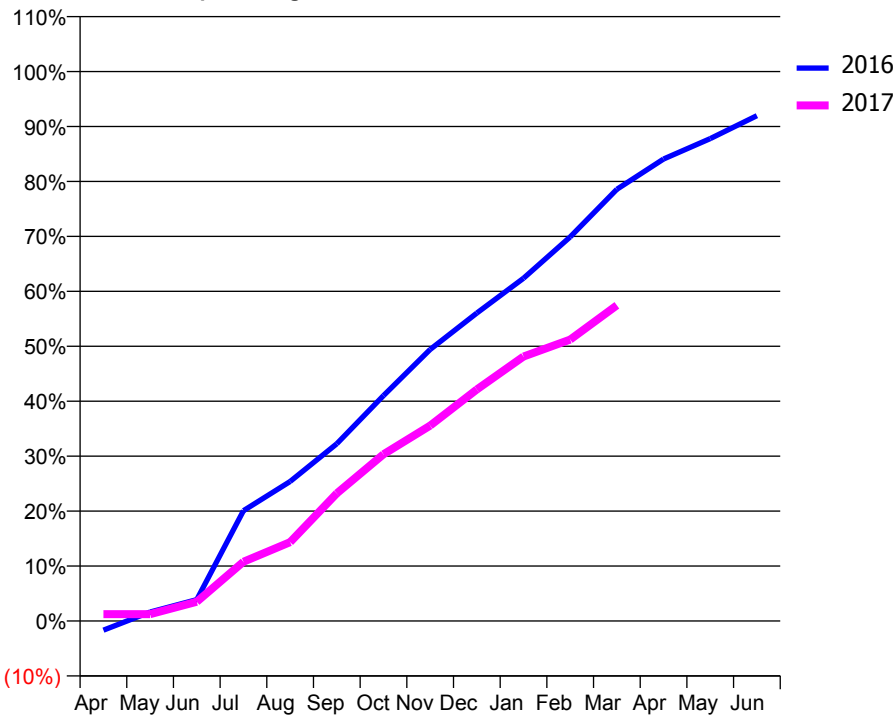
### ACCESS\*

Patients seen in 24 months	Total	Change since previous quarter
Quarter ending March 2016	3,992	
Quarter ending June 2016	3,893	↓
Quarter ending September 2016	3,831	↓
Quarter ending December 2016	3,844	→
Quarter ending March 2017	3,748	↓
<b>Variance since March 2016</b>	<b>(6.1%)</b>	<b>↓</b>



### ACTIVITY

Cumulative percentage of contracted UDA delivered 2016 & 2017



Month	Adjusted Scheduled Activity (UDA)	
	2016	2017
April	-254	188
May	248	191
June	591	532
July	3,041	1,632
August	3,846	2,173
September	4,885	3,518
October	6,212	4,596
November	7,481	5,385
December	8,486	6,378
January	9,444	7,287
February	10,582	7,755
March	11,893	8,697
April	12,730	
May	13,289	
June	13,923	

### QUALITY

	Quantity	Base Number	Contract	AT	Region	England
% of FP17s for the same patient ID Re-attending within 3 months - Children	77	923	8.3%	10.4%	11.8%	12.3%
% of FP17s for the same patient ID Re-attending within 3 months - Adults	797	4,086	19.5%	16.0%	17.1%	16.7%
% of FP17s for the same patient ID Re-attending between 3 & 9 months - Children	448	923	48.5%	47.8%	46.5%	57.6%
% of FP17s for the same patient ID Re-attending between 3 & 9 months - Adults	1,970	4,086	48.2%	37.8%	37.6%	50.1%
% of FP17s for Band 1 Urgent Courses	591	4,173	14.2%	10.3%	10.7%	9.1%
% of FP17s Relating to Free Repair or Replacements	75	4,173	1.8%	0.6%	0.6%	0.8%
% of FP17s Relating to Continuations	84	4,173	2.0%	1.1%	0.9%	1.2%
% of Patients satisfied with the dentistry they have received	7	7	N/A	90.5%	90.4%	92.8%
% of Patients satisfied with the time they had to wait for an appointment	6	7	N/A	86.2%	83.7%	88.7%

\* This is based on patients treated on this contract for their most recent course of treatment. Figures in italics indicate the base number of FP17s or Patient Questionnaire responses are less than 100. N/A is shown where the base number of responses is less than 10 during the period. % is calculated as Quantity/Base number\*100



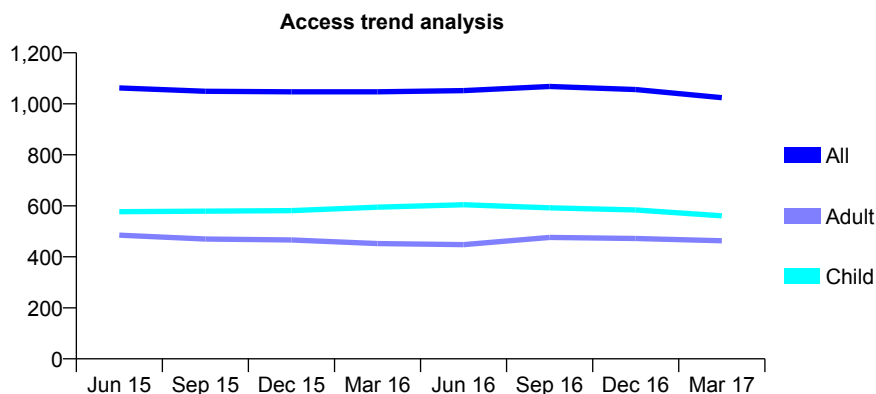
## Q63 - Vital Signs At a Glance Contract Report for 730025/0001 - March 2017

Name or company name	MR SN MOOI
Contract type name	GDS Contract
Purpose of contract	General
Contract start date	01/04/2006
Contract end date	

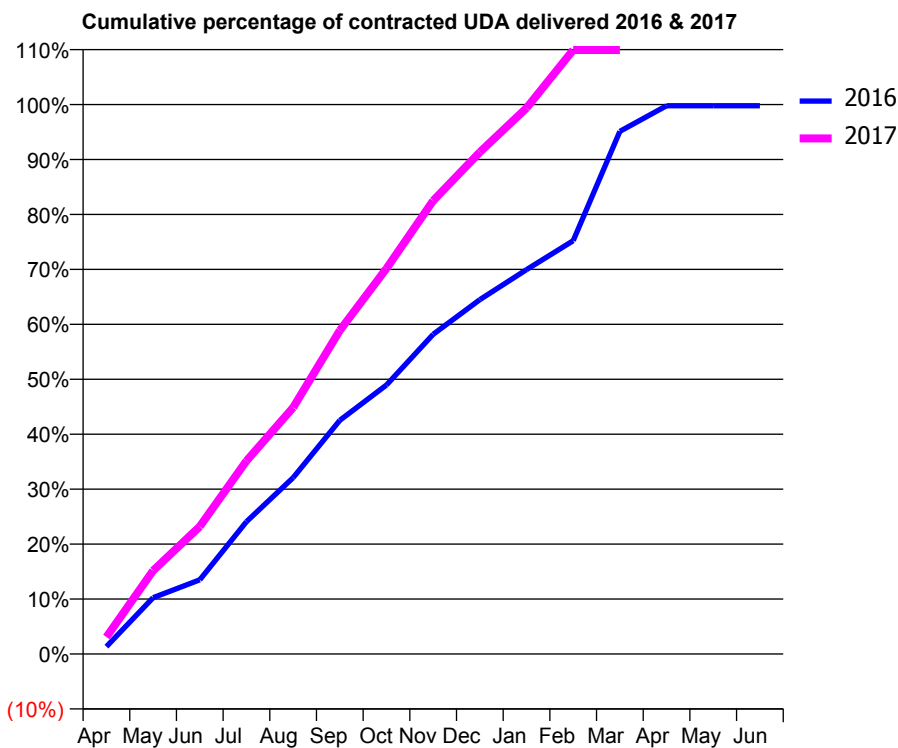
16/17 Contracted general activity (UDA)	1,844
Carry forward general activity (UDA)	4
16/17 Contracted orthodontic activity (UOA)	0
Carry forward orthodontic activity (UOA)	0
Baseline contract value	£50,831.58

### ACCESS\*

Patients seen in 24 months	Total	Change since previous quarter
Quarter ending March 2016	1,047	
Quarter ending June 2016	1,052	→
Quarter ending September 2016	1,068	→
Quarter ending December 2016	1,056	↓
Quarter ending March 2017	1,024	↓
<b>Variance since March 2016</b>	<b>(2.2%)</b>	<b>↓</b>



### ACTIVITY



Month	Adjusted Scheduled Activity (UDA)	
	2016	2017
April	25	57
May	189	280
June	249	428
July	444	648
August	592	827
September	784	1,086
October	903	1,294
November	1,073	1,521
December	1,189	1,684
January	1,290	1,832
February	1,387	2,027
March	1,754	2,027
April	1,840	
May	1,840	
June	1,840	

### QUALITY

	Quantity	Base Number	Contract	AT	Region	England
% of FP17s for the same patient ID Re-attending within 3 months - Children	22	510	4.3%	10.4%	11.8%	12.3%
% of FP17s for the same patient ID Re-attending within 3 months - Adults	62	401	15.5%	16.0%	17.1%	16.7%
% of FP17s for the same patient ID Re-attending between 3 & 9 months - Children	146	510	28.6%	47.8%	46.5%	57.6%
% of FP17s for the same patient ID Re-attending between 3 & 9 months - Adults	100	401	24.9%	37.8%	37.6%	50.1%
% of FP17s for Band 1 Urgent Courses	0	870	0.0%	10.3%	10.7%	9.1%
% of FP17s Relating to Free Repair or Replacements	0	870	0.0%	0.6%	0.6%	0.8%
% of FP17s Relating to Continuations	19	870	2.2%	1.1%	0.9%	1.2%
% of Patients satisfied with the dentistry they have received	0	0	N/A	90.5%	90.4%	92.8%
% of Patients satisfied with the time they had to wait for an appointment	0	0	N/A	86.2%	83.7%	88.7%

\* This is based on patients treated on this contract for their most recent course of treatment. Figures in italics indicate the base number of FP17s or Patient Questionnaire responses are less than 100. N/A is shown where the base number of responses is less than 10 during the period. % is calculated as Quantity/Base number\*100

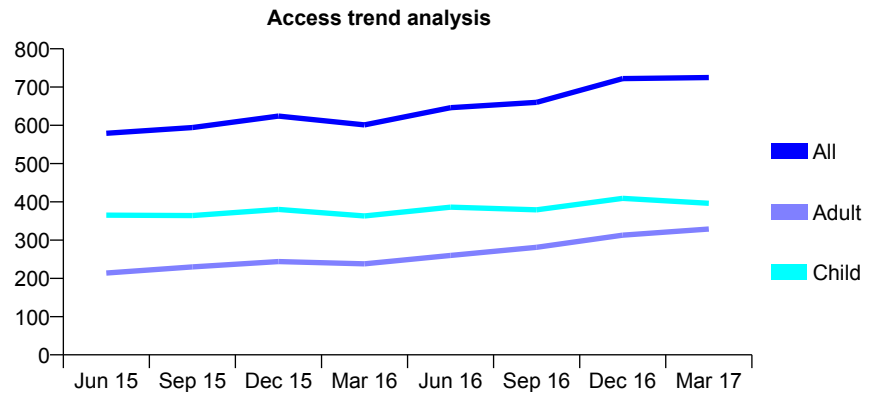
## Q63 - Vital Signs At a Glance Contract Report for 730114/0001 - March 2017

Name or company name	Mr Raj Patel
Contract type name	GDS Contract
Purpose of contract	General
Contract start date	01/04/2006
Contract end date	

16/17 Contracted general activity (UDA)	1,455
Carry forward general activity (UDA)	112
16/17 Contracted orthodontic activity (UOA)	0
Carry forward orthodontic activity (UOA)	0
Baseline contract value	£44,570.77

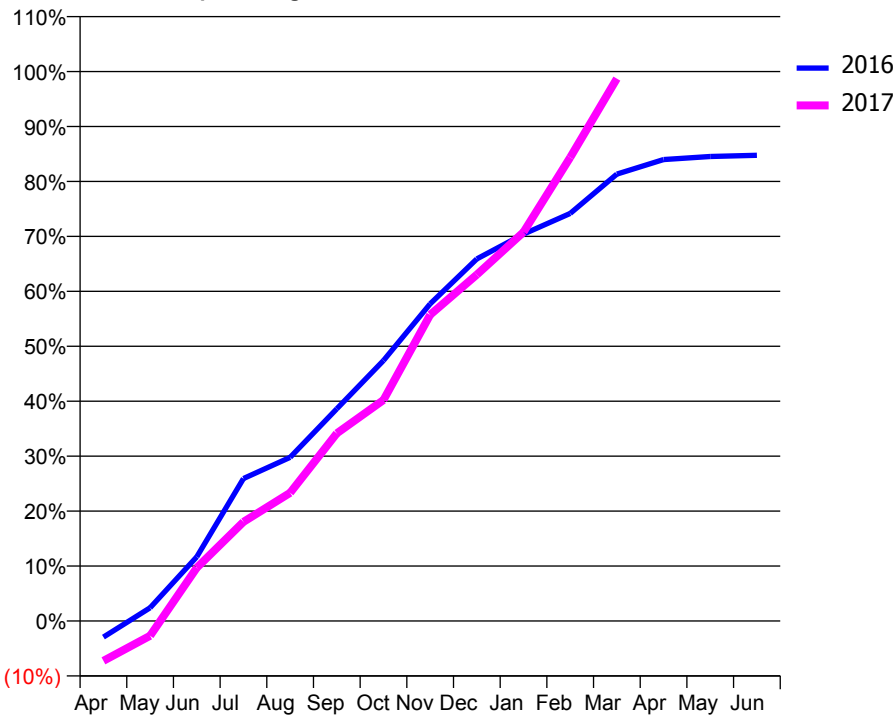
### ACCESS\*

Patients seen in 24 months	Total	Change since previous quarter
Quarter ending March 2016	601	
Quarter ending June 2016	646	↑
Quarter ending September 2016	660	↑
Quarter ending December 2016	722	↑
Quarter ending March 2017	725	→
<b>Variance since March 2016</b>	<b>20.6%</b>	<b>↑</b>



### ACTIVITY

Cumulative percentage of contracted UDA delivered 2016 & 2017



Month	Adjusted Scheduled Activity (UDA)	
	2016	2017
April	-43	-106
May	35	-39
June	170	141
July	377	262
August	433	339
September	562	497
October	690	585
November	840	811
December	959	917
January	1,024	1,030
February	1,079	1,228
March	1,183	1,436
April	1,222	
May	1,230	
June	1,233	

### QUALITY

	Quantity	Base Number	Contract	AT	Region	England
% of FP17s for the same patient ID Re-attending within 3 months - Children	32	461	6.9%	10.4%	11.8%	12.3%
% of FP17s for the same patient ID Re-attending within 3 months - Adults	43	303	14.2%	16.0%	17.1%	16.7%
% of FP17s for the same patient ID Re-attending between 3 & 9 months - Children	175	461	38.0%	47.8%	46.5%	57.6%
% of FP17s for the same patient ID Re-attending between 3 & 9 months - Adults	57	303	18.8%	37.8%	37.6%	50.1%
% of FP17s for Band 1 Urgent Courses	55	737	7.5%	10.3%	10.7%	9.1%
% of FP17s Relating to Free Repair or Replacements	3	737	0.4%	0.6%	0.6%	0.8%
% of FP17s Relating to Continuations	0	737	0.0%	1.1%	0.9%	1.2%
% of Patients satisfied with the dentistry they have received	0	0	N/A	90.5%	90.4%	92.8%
% of Patients satisfied with the time they had to wait for an appointment	0	0	N/A	86.2%	83.7%	88.7%

\* This is based on patients treated on this contract for their most recent course of treatment. Figures in italics indicate the base number of FP17s or Patient Questionnaire responses are less than 100. N/A is shown where the base number of responses is less than 10 during the period. % is calculated as Quantity/Base number\*100

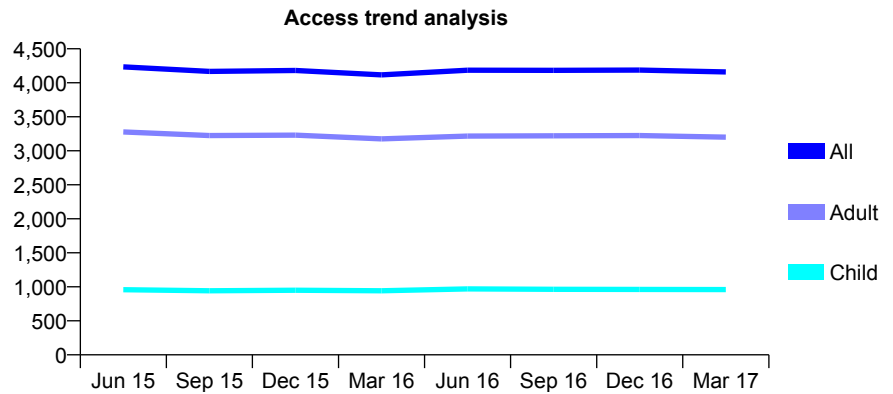
## Q63 - Vital Signs At a Glance Contract Report for 730874/0001 - March 2017

Name or company name	MR GK OOI
Contract type name	GDS Contract
Purpose of contract	General
Contract start date	01/04/2006
Contract end date	

16/17 Contracted general activity (UDA)	12,108
Carry forward general activity (UDA)	-217
16/17 Contracted orthodontic activity (UOA)	0
Carry forward orthodontic activity (UOA)	0
Baseline contract value	£401,910.02

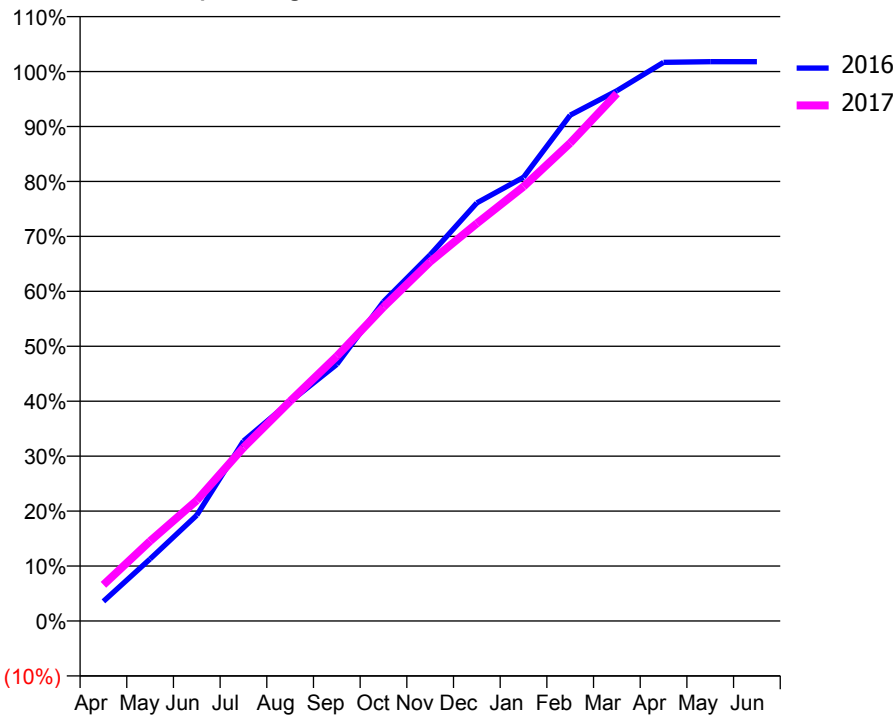
### ACCESS\*

Patients seen in 24 months	Total	Change since previous quarter
Quarter ending March 2016	4,117	
Quarter ending June 2016	4,186	→
Quarter ending September 2016	4,183	→
Quarter ending December 2016	4,187	→
Quarter ending March 2017	4,160	→
<b>Variance since March 2016</b>	<b>1.0%</b>	<b>→</b>



### ACTIVITY

Cumulative percentage of contracted UDA delivered 2016 & 2017



Month	Adjusted Scheduled Activity (UDA)	
	2016	2017
April	434	799
May	1,367	1,761
June	2,331	2,657
July	3,967	3,822
August	4,835	4,844
September	5,654	5,833
October	7,036	6,918
November	8,069	7,916
December	9,213	8,762
January	9,777	9,572
February	11,147	10,533
March	11,685	11,623
April	12,308	
May	12,325	
June	12,325	

### QUALITY

	Quantity	Base Number	Contract	AT	Region	England
% of FP17s for the same patient ID Re-attending within 3 months - Children	65	982	6.6%	10.4%	11.8%	12.3%
% of FP17s for the same patient ID Re-attending within 3 months - Adults	438	3,343	13.1%	16.0%	17.1%	16.7%
% of FP17s for the same patient ID Re-attending between 3 & 9 months - Children	369	982	37.6%	47.8%	46.5%	57.6%
% of FP17s for the same patient ID Re-attending between 3 & 9 months - Adults	1,305	3,343	39.0%	37.8%	37.6%	50.1%
% of FP17s for Band 1 Urgent Courses	218	4,149	5.3%	10.3%	10.7%	9.1%
% of FP17s Relating to Free Repair or Replacements	61	4,149	1.5%	0.6%	0.6%	0.8%
% of FP17s Relating to Continuations	106	4,149	2.6%	1.1%	0.9%	1.2%
% of Patients satisfied with the dentistry they have received	4	4	N/A	90.5%	90.4%	92.8%
% of Patients satisfied with the time they had to wait for an appointment	4	4	N/A	86.2%	83.7%	88.7%

\* This is based on patients treated on this contract for their most recent course of treatment. Figures in italics indicate the base number of FP17s or Patient Questionnaire responses are less than 100. N/A is shown where the base number of responses is less than 10 during the period. % is calculated as Quantity/Base number\*100

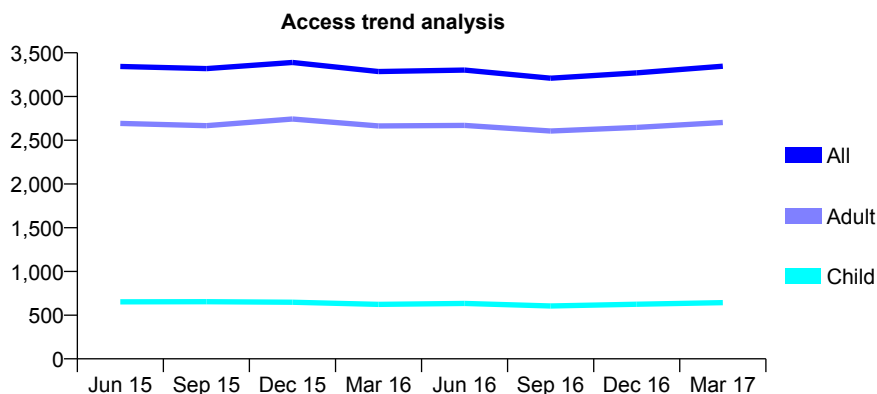
## Q63 - Vital Signs At a Glance Contract Report for 730874/0002 - March 2017

Name or company name	MR GK OOI
Contract type name	GDS Contract
Purpose of contract	General
Contract start date	01/04/2006
Contract end date	

16/17 Contracted general activity (UDA)	12,740
Carry forward general activity (UDA)	359
16/17 Contracted orthodontic activity (UOA)	0
Carry forward orthodontic activity (UOA)	0
Baseline contract value	£448,487.39

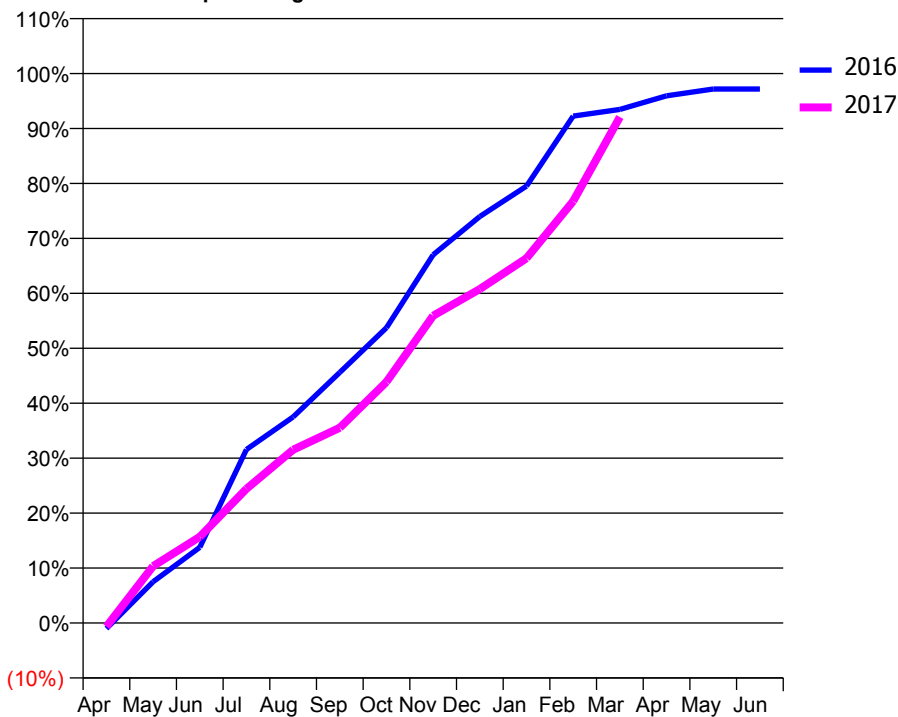
### ACCESS\*

Patients seen in 24 months	Total	Change since previous quarter
Quarter ending March 2016	3,286	
Quarter ending June 2016	3,302	→
Quarter ending September 2016	3,210	↓
Quarter ending December 2016	3,271	→
Quarter ending March 2017	3,346	↑
<b>Variance since March 2016</b>	<b>1.8%</b>	<b>→</b>



### ACTIVITY

Cumulative percentage of contracted UDA delivered 2016 & 2017



Month	Adjusted Scheduled Activity (UDA)	
	2016	2017
April	-132	-85
May	956	1,320
June	1,755	1,999
July	4,023	3,111
August	4,777	4,016
September	5,812	4,528
October	6,845	5,591
November	8,539	7,126
December	9,425	7,743
January	10,131	8,457
February	11,752	9,781
March	11,909	11,732
April	12,224	
May	12,381	
June	12,381	

### QUALITY

	Quantity	Base Number	Contract	AT	Region	England
% of FP17s for the same patient ID Re-attending within 3 months - Children	84	724	11.6%	10.4%	11.8%	12.3%
% of FP17s for the same patient ID Re-attending within 3 months - Adults	505	3,039	16.6%	16.0%	17.1%	16.7%
% of FP17s for the same patient ID Re-attending between 3 & 9 months - Children	205	724	28.3%	47.8%	46.5%	57.6%
% of FP17s for the same patient ID Re-attending between 3 & 9 months - Adults	888	3,039	29.2%	37.8%	37.6%	50.1%
% of FP17s for Band 1 Urgent Courses	751	3,581	21.0%	10.3%	10.7%	9.1%
% of FP17s Relating to Free Repair or Replacements	28	3,581	0.8%	0.6%	0.6%	0.8%
% of FP17s Relating to Continuations	55	3,581	1.5%	1.1%	0.9%	1.2%
% of Patients satisfied with the dentistry they have received	3	3	N/A	90.5%	90.4%	92.8%
% of Patients satisfied with the time they had to wait for an appointment	3	3	N/A	86.2%	83.7%	88.7%

\* This is based on patients treated on this contract for their most recent course of treatment. Figures in italics indicate the base number of FP17s or Patient Questionnaire responses are less than 100. N/A is shown where the base number of responses is less than 10 during the period. % is calculated as Quantity/Base number\*100

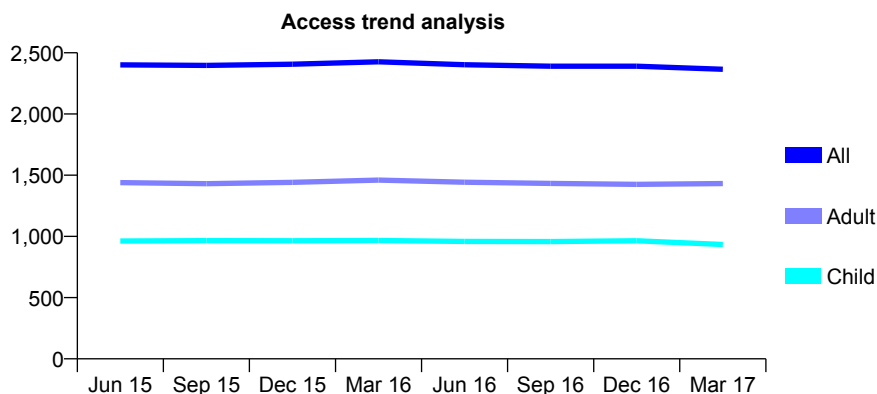
## Q63 - Vital Signs At a Glance Contract Report for 731196/0001 - March 2017

Name or company name	MISS EA DIGHE
Contract type name	GDS Contract
Purpose of contract	General
Contract start date	01/04/2006
Contract end date	

16/17 Contracted general activity (UDA)	7,341
Carry forward general activity (UDA)	-26
16/17 Contracted orthodontic activity (UOA)	0
Carry forward orthodontic activity (UOA)	0
Baseline contract value	£292,227.37

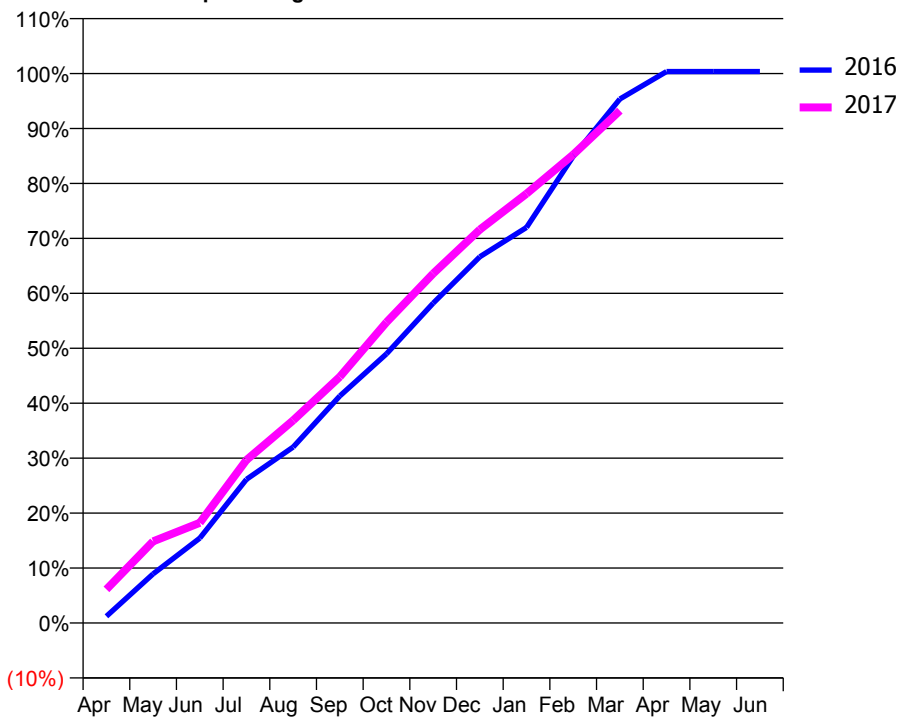
### ACCESS\*

Patients seen in 24 months	Total	Change since previous quarter
Quarter ending March 2016	2,427	
Quarter ending June 2016	2,402	↓
Quarter ending September 2016	2,391	→
Quarter ending December 2016	2,390	→
Quarter ending March 2017	2,366	↓
<b>Variance since March 2016</b>	<b>(2.5%)</b>	<b>↓</b>



### ACTIVITY

Cumulative percentage of contracted UDA delivered 2016 & 2017



Month	Adjusted Scheduled Activity (UDA)	
	2016	2017
April	90	449
May	656	1,091
June	1,134	1,338
July	1,919	2,177
August	2,351	2,707
September	3,032	3,290
October	3,596	4,018
November	4,273	4,669
December	4,893	5,257
January	5,285	5,736
February	6,234	6,258
March	7,001	6,846
April	7,367	
May	7,367	
June	7,367	

### QUALITY

	Quantity	Base Number	Contract	AT	Region	England
% of FP17s for the same patient ID Re-attending within 3 months - Children	93	1,341	6.9%	10.4%	11.8%	12.3%
% of FP17s for the same patient ID Re-attending within 3 months - Adults	349	1,844	18.9%	16.0%	17.1%	16.7%
% of FP17s for the same patient ID Re-attending between 3 & 9 months - Children	784	1,341	58.5%	47.8%	46.5%	57.6%
% of FP17s for the same patient ID Re-attending between 3 & 9 months - Adults	824	1,844	44.7%	37.8%	37.6%	50.1%
% of FP17s for Band 1 Urgent Courses	324	3,051	10.6%	10.3%	10.7%	9.1%
% of FP17s Relating to Free Repair or Replacements	5	3,051	0.2%	0.6%	0.6%	0.8%
% of FP17s Relating to Continuations	67	3,051	2.2%	1.1%	0.9%	1.2%
% of Patients satisfied with the dentistry they have received	3	3	N/A	90.5%	90.4%	92.8%
% of Patients satisfied with the time they had to wait for an appointment	3	3	N/A	86.2%	83.7%	88.7%

\* This is based on patients treated on this contract for their most recent course of treatment. Figures in italics indicate the base number of FP17s or Patient Questionnaire responses are less than 100. N/A is shown where the base number of responses is less than 10 during the period. % is calculated as Quantity/Base number\*100

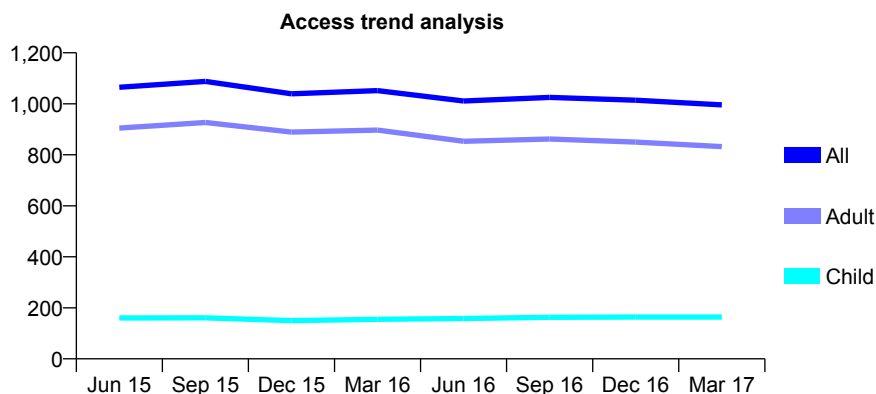
## Q63 - Vital Signs At a Glance Contract Report for 732036/0001 - March 2017

Name or company name	MR YK HO
Contract type name	GDS Contract
Purpose of contract	General
Contract start date	01/04/2006
Contract end date	

16/17 Contracted general activity (UDA)	1,288
Carry forward general activity (UDA)	-3
16/17 Contracted orthodontic activity (UOA)	0
Carry forward orthodontic activity (UOA)	0
Baseline contract value	£35,326.52

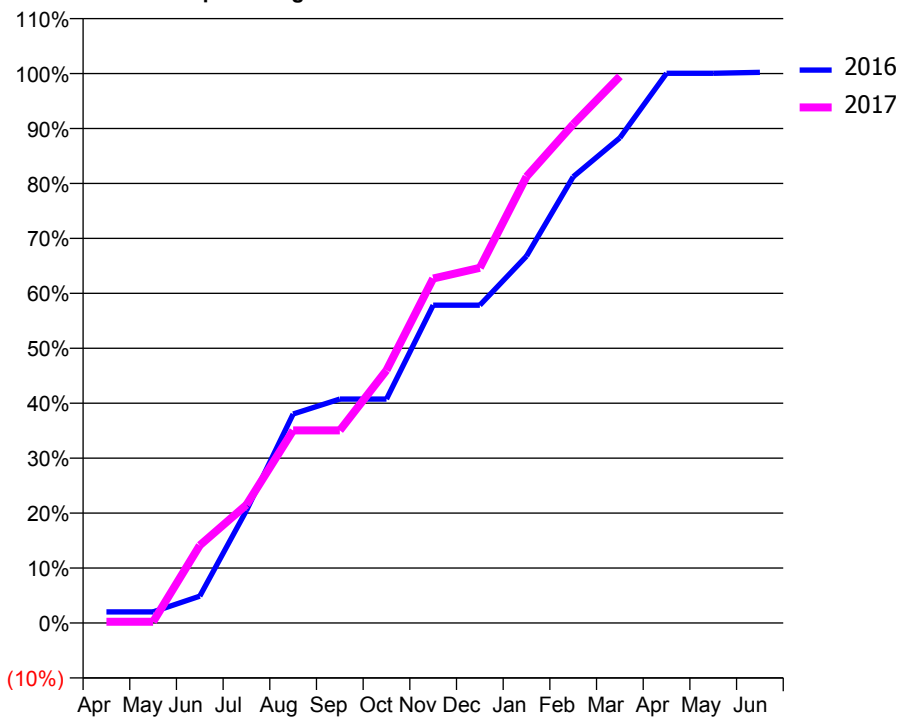
### ACCESS\*

Patients seen in 24 months	Total	Change since previous quarter
Quarter ending March 2016	1,052	
Quarter ending June 2016	1,011	↓
Quarter ending September 2016	1,025	→
Quarter ending December 2016	1,014	↓
Quarter ending March 2017	996	↓
<b>Variance since March 2016</b>	<b>(5.3%)</b>	<b>↓</b>



### ACTIVITY

Cumulative percentage of contracted UDA delivered 2016 & 2017



Month	Adjusted Scheduled Activity (UDA)	
	2016	2017
April	26	3
May	26	3
June	63	182
July	264	277
August	490	452
September	525	452
October	525	593
November	745	808
December	745	833
January	860	1,046
February	1,046	1,169
March	1,137	1,281
April	1,289	
May	1,289	
June	1,291	

### QUALITY

	Quantity	Base Number	Contract	AT	Region	England
% of FP17s for the same patient ID Re-attending within 3 months - Children	0	138	0.0%	10.4%	11.8%	12.3%
% of FP17s for the same patient ID Re-attending within 3 months - Adults	11	619	1.8%	16.0%	17.1%	16.7%
% of FP17s for the same patient ID Re-attending between 3 & 9 months - Children	23	138	16.7%	47.8%	46.5%	57.6%
% of FP17s for the same patient ID Re-attending between 3 & 9 months - Adults	70	619	11.3%	37.8%	37.6%	50.1%
% of FP17s for Band 1 Urgent Courses	7	690	1.0%	10.3%	10.7%	9.1%
% of FP17s Relating to Free Repair or Replacements	0	690	0.0%	0.6%	0.6%	0.8%
% of FP17s Relating to Continuations	0	690	0.0%	1.1%	0.9%	1.2%
% of Patients satisfied with the dentistry they have received	0	0	N/A	90.5%	90.4%	92.8%
% of Patients satisfied with the time they had to wait for an appointment	0	0	N/A	86.2%	83.7%	88.7%

\* This is based on patients treated on this contract for their most recent course of treatment. Figures in italics indicate the base number of FP17s or Patient Questionnaire responses are less than 100. N/A is shown where the base number of responses is less than 10 during the period. % is calculated as Quantity/Base number\*100

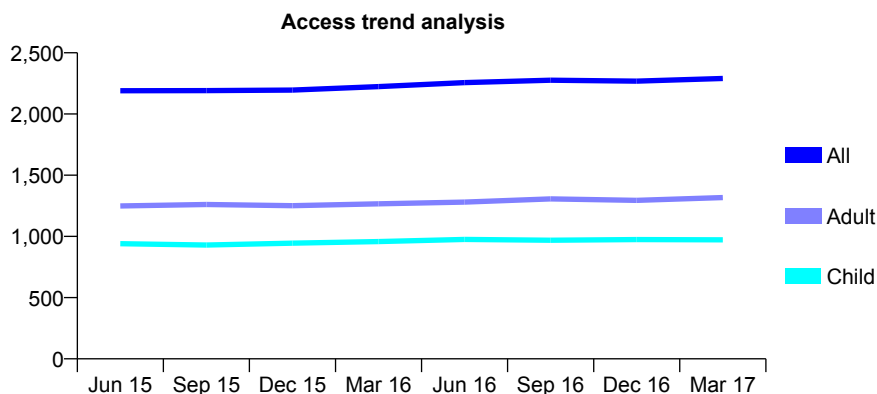
## Q63 - Vital Signs At a Glance Contract Report for 735841/0001 - March 2017

Name or company name	MR IH TAYLOR
Contract type name	GDS Contract
Purpose of contract	General
Contract start date	01/04/2006
Contract end date	

16/17 Contracted general activity (UDA)	4,000
Carry forward general activity (UDA)	-80
16/17 Contracted orthodontic activity (UOA)	0
Carry forward orthodontic activity (UOA)	0
Baseline contract value	£88,796.31

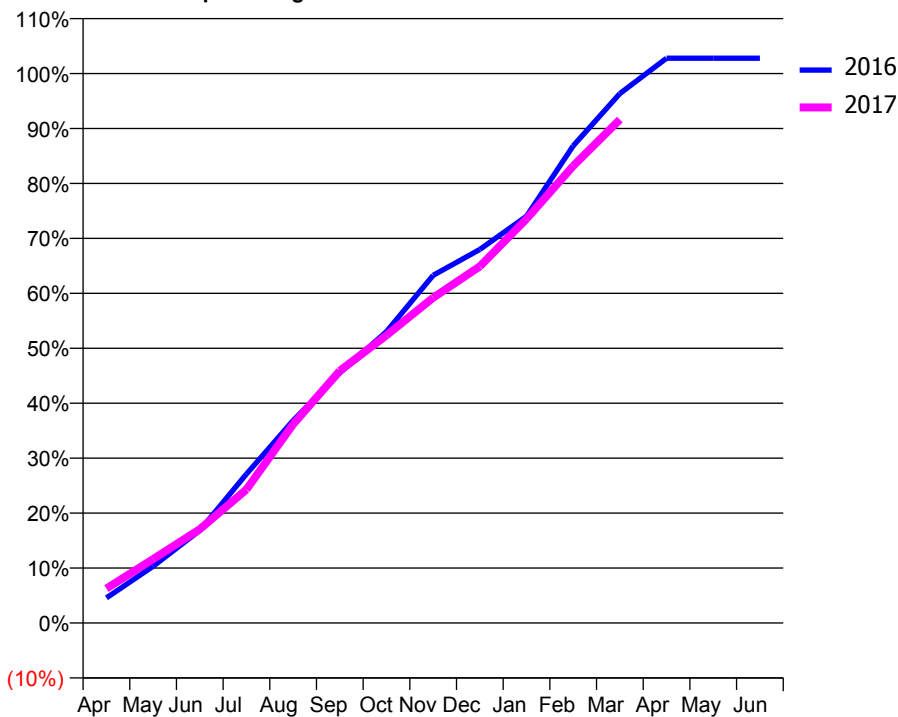
### ACCESS\*

Patients seen in 24 months	Total	Change since previous quarter
Quarter ending March 2016	2,224	
Quarter ending June 2016	2,256	→
Quarter ending September 2016	2,276	→
Quarter ending December 2016	2,269	→
Quarter ending March 2017	2,290	→
<b>Variance since March 2016</b>	<b>3.0%</b>	<b>↑</b>



### ACTIVITY

Cumulative percentage of contracted UDA delivered 2016 & 2017



Month	Adjusted Scheduled Activity (UDA)	
	2016	2017
April	183	251
May	413	466
June	674	683
July	1,085	972
August	1,474	1,447
September	1,821	1,836
October	2,121	2,094
November	2,531	2,368
December	2,719	2,596
January	2,961	2,942
February	3,474	3,327
March	3,854	3,665
April	4,111	
May	4,111	
June	4,111	

### QUALITY

	Quantity	Base Number	Contract	AT	Region	England
% of FP17s for the same patient ID Re-attending within 3 months - Children	149	1,908	7.8%	10.4%	11.8%	12.3%
% of FP17s for the same patient ID Re-attending within 3 months - Adults	260	1,880	13.8%	16.0%	17.1%	16.7%
% of FP17s for the same patient ID Re-attending between 3 & 9 months - Children	1,435	1,908	75.2%	47.8%	46.5%	57.6%
% of FP17s for the same patient ID Re-attending between 3 & 9 months - Adults	1,191	1,880	63.4%	37.8%	37.6%	50.1%
% of FP17s for Band 1 Urgent Courses	137	2,453	5.6%	10.3%	10.7%	9.1%
% of FP17s Relating to Free Repair or Replacements	0	2,453	0.0%	0.6%	0.6%	0.8%
% of FP17s Relating to Continuations	8	2,453	0.3%	1.1%	0.9%	1.2%
% of Patients satisfied with the dentistry they have received	1	1	N/A	90.5%	90.4%	92.8%
% of Patients satisfied with the time they had to wait for an appointment	1	1	N/A	86.2%	83.7%	88.7%

\* This is based on patients treated on this contract for their most recent course of treatment. Figures in italics indicate the base number of FP17s or Patient Questionnaire responses are less than 100. N/A is shown where the base number of responses is less than 10 during the period. % is calculated as Quantity/Base number\*100

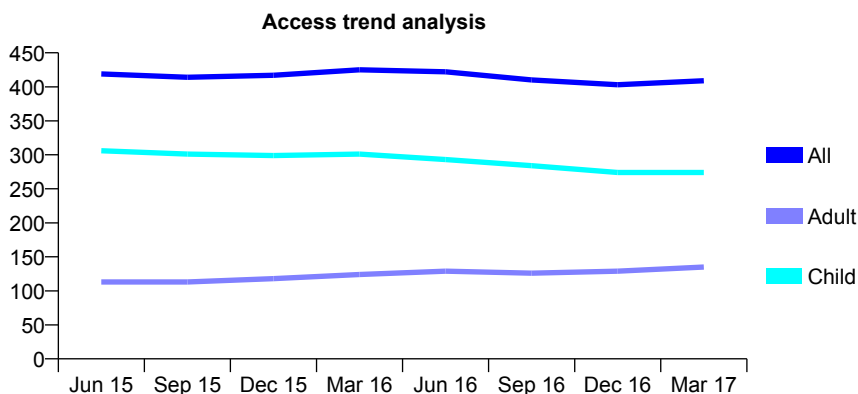
## Q63 - Vital Signs At a Glance Contract Report for 736856/0001 - March 2017

Name or company name	MR CD STROUD
Contract type name	GDS Contract
Purpose of contract	General
Contract start date	01/04/2006
Contract end date	

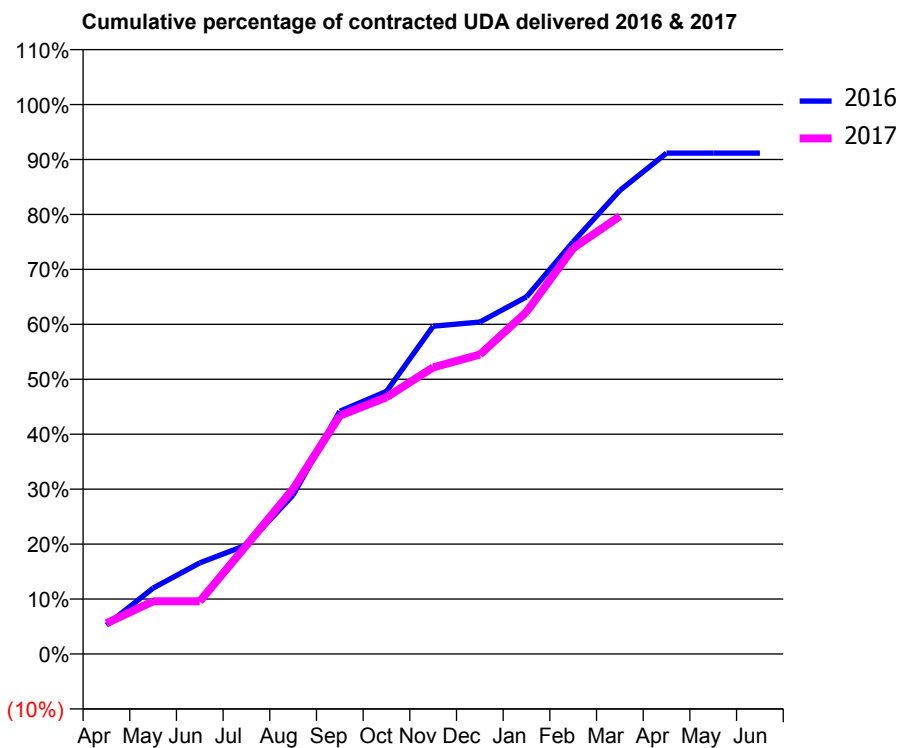
16/17 Contracted general activity (UDA)	1,200
Carry forward general activity (UDA)	0
16/17 Contracted orthodontic activity (UOA)	0
Carry forward orthodontic activity (UOA)	0
Baseline contract value	£32,771.05

### ACCESS\*

Patients seen in 24 months	Total	Change since previous quarter
Quarter ending March 2016	425	
Quarter ending June 2016	422	→
Quarter ending September 2016	410	↓
Quarter ending December 2016	403	↓
Quarter ending March 2017	409	→
<b>Variance since March 2016</b>	<b>(3.8%)</b>	<b>↓</b>



### ACTIVITY



Month	Adjusted Scheduled Activity (UDA)	
	2016	2017
April	63	67
May	144	115
June	199	115
July	238	237
August	347	361
September	530	521
October	574	561
November	716	626
December	725	654
January	780	747
February	900	886
March	1,012	956
April	1,094	
May	1,094	
June	1,094	

### QUALITY

	Quantity	Base Number	Contract	AT	Region	England
% of FP17s for the same patient ID Re-attending within 3 months - Children	12	338	3.6%	10.4%	11.8%	12.3%
% of FP17s for the same patient ID Re-attending within 3 months - Adults	8	98	8.2%	16.0%	17.1%	16.7%
% of FP17s for the same patient ID Re-attending between 3 & 9 months - Children	157	338	46.4%	47.8%	46.5%	57.6%
% of FP17s for the same patient ID Re-attending between 3 & 9 months - Adults	40	98	40.8%	37.8%	37.6%	50.1%
% of FP17s for Band 1 Urgent Courses	6	401	1.5%	10.3%	10.7%	9.1%
% of FP17s Relating to Free Repair or Replacements	0	401	0.0%	0.6%	0.6%	0.8%
% of FP17s Relating to Continuations	4	401	1.0%	1.1%	0.9%	1.2%
% of Patients satisfied with the dentistry they have received	0	0	N/A	90.5%	90.4%	92.8%
% of Patients satisfied with the time they had to wait for an appointment	0	0	N/A	86.2%	83.7%	88.7%

\* This is based on patients treated on this contract for their most recent course of treatment. Figures in italics indicate the base number of FP17s or Patient Questionnaire responses are less than 100. N/A is shown where the base number of responses is less than 10 during the period. % is calculated as Quantity/Base number\*100



## Q63 - Vital Signs At a Glance Contract Report for 739677/0004 - March 2017

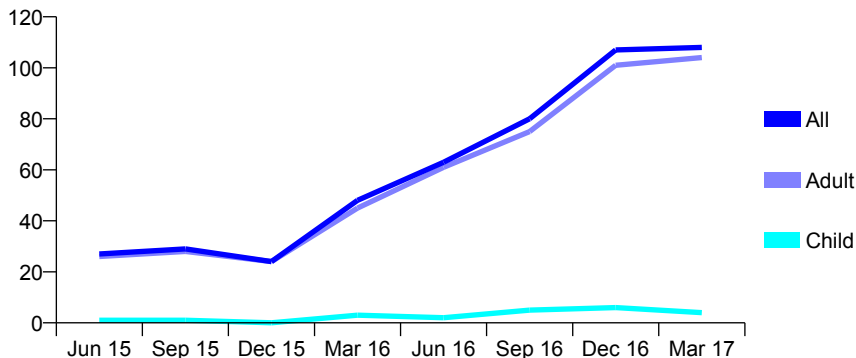
Name or company name	MR LW MCARDLE
Contract type name	PDS Contract
Purpose of contract	General
Contract start date	01/06/2013
Contract end date	30/11/2017

16/17 Contracted general activity (UDA)	352
Carry forward general activity (UDA)	0
16/17 Contracted orthodontic activity (UOA)	0
Carry forward orthodontic activity (UOA)	0
Baseline contract value	£18,930.16

### ACCESS\*

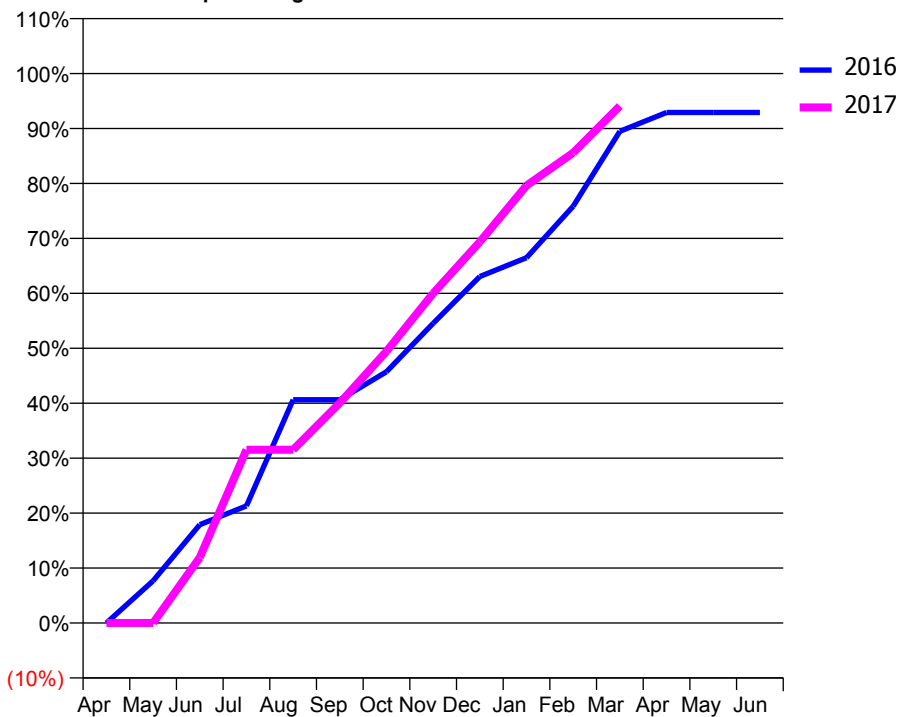
Patients seen in 24 months	Total	Change since previous quarter
Quarter ending March 2016	48	
Quarter ending June 2016	63	↑
Quarter ending September 2016	80	↑
Quarter ending December 2016	107	↑
Quarter ending March 2017	108	→
<b>Variance since March 2016</b>	<b>125.0%</b>	<b>↑</b>

### Access trend analysis



### ACTIVITY

#### Cumulative percentage of contracted UDA delivered 2016 & 2017



#### Adjusted Scheduled Activity (UDA)

Month	2016	2017
April	0	0
May	27	0
June	63	42
July	75	111
August	143	111
September	143	141
October	161	174
November	192	211
December	222	244
January	234	280
February	267	301
March	315	331
April	327	
May	327	
June	327	

### QUALITY

	Quantity	Base Number	Contract	AT	Region	England
% of FP17s for the same patient ID Re-attending within 3 months - Children	0	7	0.0%	10.4%	11.8%	12.3%
% of FP17s for the same patient ID Re-attending within 3 months - Adults	2	108	1.9%	16.0%	17.1%	16.7%
% of FP17s for the same patient ID Re-attending between 3 & 9 months - Children	0	7	0.0%	47.8%	46.5%	57.6%
% of FP17s for the same patient ID Re-attending between 3 & 9 months - Adults	0	108	0.0%	37.8%	37.6%	50.1%
% of FP17s for Band 1 Urgent Courses	1	111	0.9%	10.3%	10.7%	9.1%
% of FP17s Relating to Free Repair or Replacements	0	111	0.0%	0.6%	0.6%	0.8%
% of FP17s Relating to Continuations	0	111	0.0%	1.1%	0.9%	1.2%
% of Patients satisfied with the dentistry they have received	1	1	N/A	90.5%	90.4%	92.8%
% of Patients satisfied with the time they had to wait for an appointment	0	1	N/A	86.2%	83.7%	88.7%

\* This is based on patients treated on this contract for their most recent course of treatment. Figures in italics indicate the base number of FP17s or Patient Questionnaire responses are less than 100. N/A is shown where the base number of responses is less than 10 during the period. % is calculated as Quantity/Base number\*100

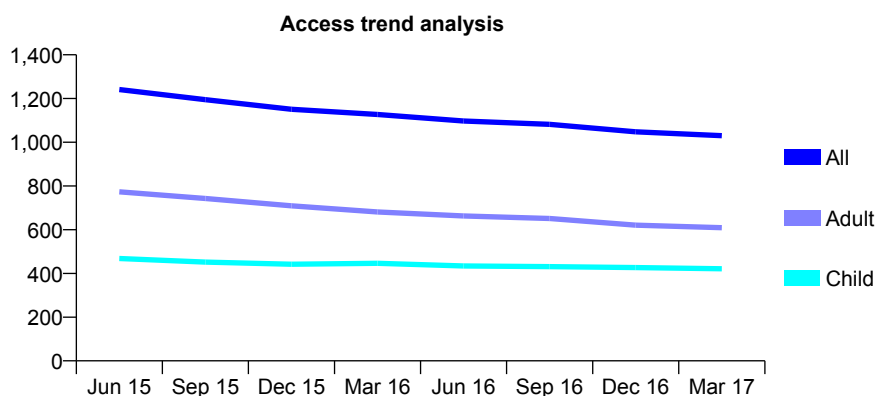
## Q63 - Vital Signs At a Glance Contract Report for 739952/0001 - March 2017

Name or company name	MR JM CLARKE
Contract type name	GDS Contract
Purpose of contract	General
Contract start date	01/04/2006
Contract end date	

16/17 Contracted general activity (UDA)	3,136
Carry forward general activity (UDA)	114
16/17 Contracted orthodontic activity (UOA)	0
Carry forward orthodontic activity (UOA)	0
Baseline contract value	£82,533.26

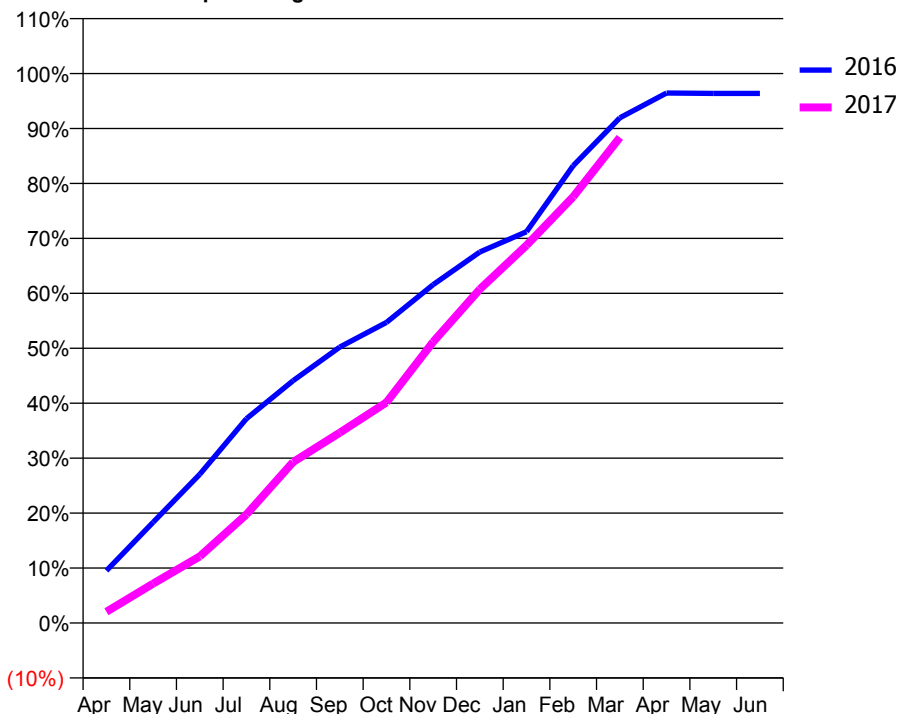
### ACCESS\*

Patients seen in 24 months	Total	Change since previous quarter
Quarter ending March 2016	1,127	
Quarter ending June 2016	1,097	↓
Quarter ending September 2016	1,082	↓
Quarter ending December 2016	1,048	↓
Quarter ending March 2017	1,030	↓
<b>Variance since March 2016</b>	<b>(8.6%)</b>	<b>↓</b>



### ACTIVITY

Cumulative percentage of contracted UDA delivered 2016 & 2017



Month	Adjusted Scheduled Activity (UDA)	
	2016	2017
April	299	64
May	575	225
June	849	380
July	1,166	620
August	1,383	919
September	1,575	1,086
October	1,716	1,259
November	1,931	1,605
December	2,117	1,905
January	2,233	2,156
February	2,610	2,433
March	2,883	2,771
April	3,025	
May	3,022	
June	3,022	

### QUALITY

	Quantity	Base Number	Contract	AT	Region	England
% of FP17s for the same patient ID Re-attending within 3 months - Children	43	599	7.2%	10.4%	11.8%	12.3%
% of FP17s for the same patient ID Re-attending within 3 months - Adults	106	760	13.9%	16.0%	17.1%	16.7%
% of FP17s for the same patient ID Re-attending between 3 & 9 months - Children	367	599	61.3%	47.8%	46.5%	57.6%
% of FP17s for the same patient ID Re-attending between 3 & 9 months - Adults	415	760	54.6%	37.8%	37.6%	50.1%
% of FP17s for Band 1 Urgent Courses	62	1,291	4.8%	10.3%	10.7%	9.1%
% of FP17s Relating to Free Repair or Replacements	13	1,291	1.0%	0.6%	0.6%	0.8%
% of FP17s Relating to Continuations	9	1,291	0.7%	1.1%	0.9%	1.2%
% of Patients satisfied with the dentistry they have received	1	1	N/A	90.5%	90.4%	92.8%
% of Patients satisfied with the time they had to wait for an appointment	0	1	N/A	86.2%	83.7%	88.7%

\* This is based on patients treated on this contract for their most recent course of treatment. Figures in italics indicate the base number of FP17s or Patient Questionnaire responses are less than 100. N/A is shown where the base number of responses is less than 10 during the period. % is calculated as Quantity/Base number\*100

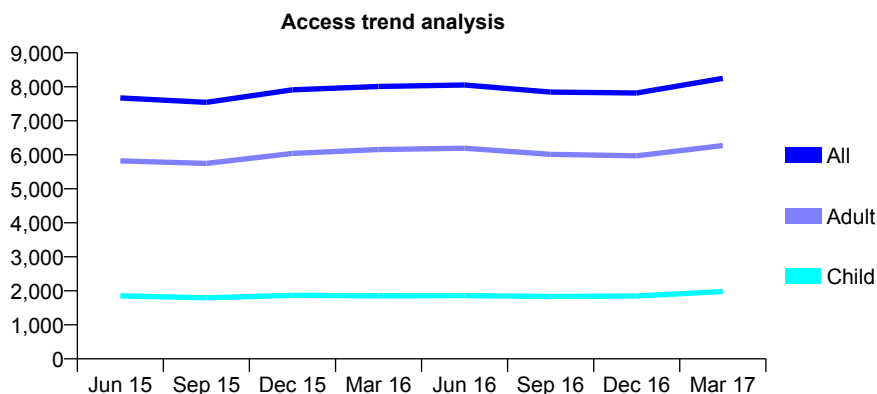
## Q63 - Vital Signs At a Glance Contract Report for 740373/0001 - March 2017

Name or company name	MR J PATEL
Contract type name	Pilot Contract
Purpose of contract	General
Contract start date	01/04/2006
Contract end date	

16/17 Contracted general activity (UDA)	32,742
Carry forward general activity (UDA)	0
16/17 Contracted orthodontic activity (UOA)	0
Carry forward orthodontic activity (UOA)	0
Baseline contract value	£1,084,548.47

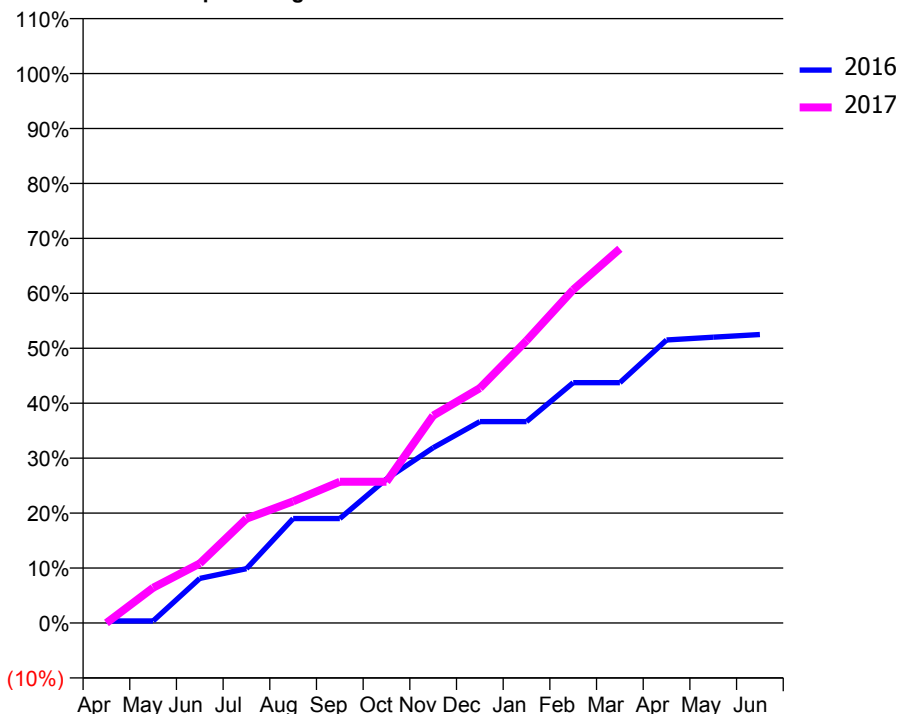
### ACCESS\*

Patients seen in 24 months	Total	Change since previous quarter
Quarter ending March 2016	8,009	
Quarter ending June 2016	8,053	→
Quarter ending September 2016	7,847	↓
Quarter ending December 2016	7,817	→
Quarter ending March 2017	8,250	↑
<b>Variance since March 2016</b>	<b>3.0%</b>	<b>↑</b>



### ACTIVITY

Cumulative percentage of contracted UDA delivered 2016 & 2017



Month	Adjusted Scheduled Activity (UDA)	
	2016	2017
April	124	0
May	124	2,103
June	2,660	3,548
July	3,238	6,215
August	6,228	7,253
September	6,228	8,417
October	8,586	8,417
November	10,442	12,360
December	12,001	13,993
January	12,001	16,824
February	14,319	19,858
March	14,319	22,297
April	16,867	
May	17,028	
June	17,186	

### QUALITY

	Quantity	Base Number	Contract	AT	Region	England
% of FP17s for the same patient ID Re-attending within 3 months - Children	91	2,258	4.0%	10.4%	11.8%	12.3%
% of FP17s for the same patient ID Re-attending within 3 months - Adults	745	6,789	11.0%	16.0%	17.1%	16.7%
% of FP17s for the same patient ID Re-attending between 3 & 9 months - Children	830	2,258	36.8%	47.8%	46.5%	57.6%
% of FP17s for the same patient ID Re-attending between 3 & 9 months - Adults	1,896	6,789	27.9%	37.8%	37.6%	50.1%
% of FP17s for Band 1 Urgent Courses	606	7,542	8.0%	10.3%	10.7%	9.1%
% of FP17s Relating to Free Repair or Replacements	5	7,542	0.1%	0.6%	0.6%	0.8%
% of FP17s Relating to Continuations	65	7,542	0.9%	1.1%	0.9%	1.2%
% of Patients satisfied with the dentistry they have received	9	9	N/A	90.5%	90.4%	92.8%
% of Patients satisfied with the time they had to wait for an appointment	7	9	N/A	86.2%	83.7%	88.7%

\* This is based on patients treated on this contract for their most recent course of treatment. Figures in italics indicate the base number of FP17s or Patient Questionnaire responses are less than 100. N/A is shown where the base number of responses is less than 10 during the period. % is calculated as Quantity/Base number\*100

## Q63 - Vital Signs At a Glance Contract Report for 740373/0002 - March 2017

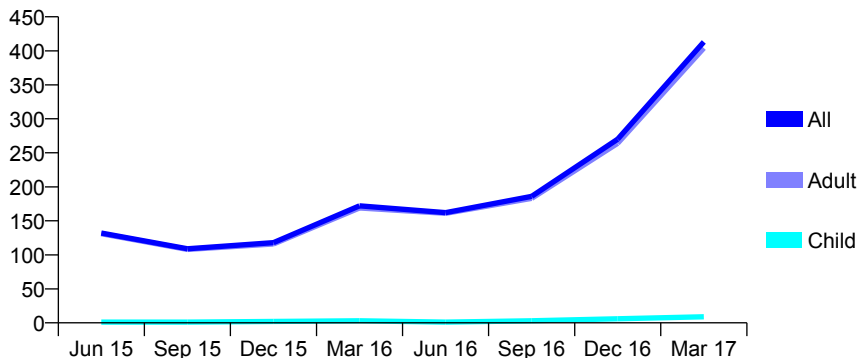
Name or company name	MR J PATEL
Contract type name	PDS Contract
Purpose of contract	General
Contract start date	01/10/2007
Contract end date	30/11/2017

16/17 Contracted general activity (UDA)	1,695
Carry forward general activity (UDA)	599
16/17 Contracted orthodontic activity (UOA)	0
Carry forward orthodontic activity (UOA)	0
Baseline contract value	£78,075.79

### ACCESS\*

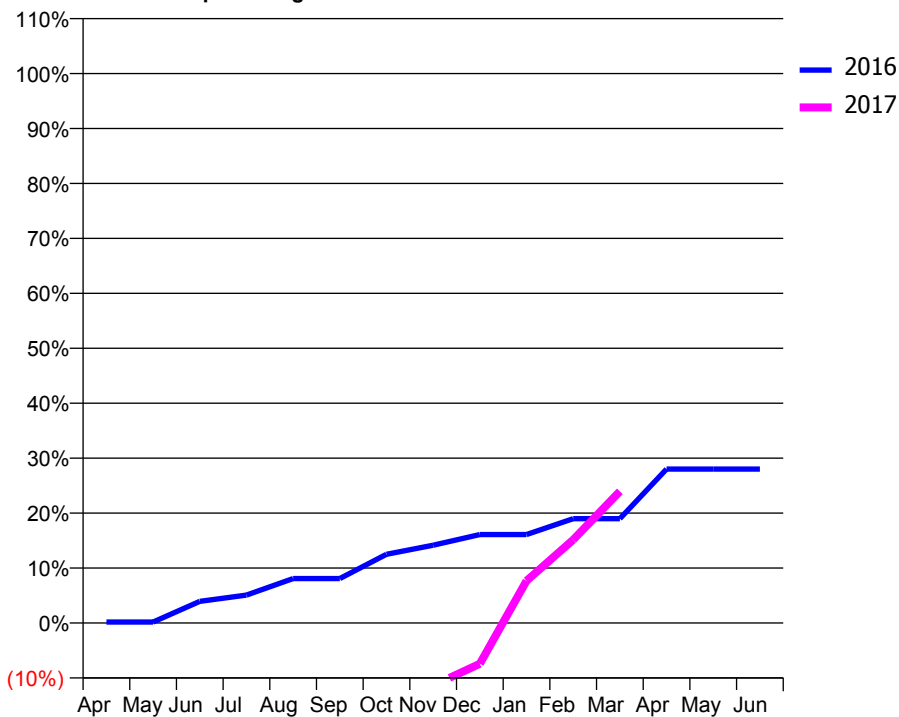
Patients seen in 24 months	Total	Change since previous quarter
Quarter ending March 2016	172	
Quarter ending June 2016	162	↓
Quarter ending September 2016	186	↑
Quarter ending December 2016	270	↑
Quarter ending March 2017	413	↑
<b>Variance since March 2016</b>	<b>140.1%</b>	<b>↑</b>

### Access trend analysis



### ACTIVITY

#### Cumulative percentage of contracted UDA delivered 2016 & 2017



Month	Adjusted Scheduled Activity (UDA)	
	2016	2017
April	3	-599
May	3	-564
June	67	-545
July	86	-510
August	137	-448
September	137	-369
October	212	-342
November	240	-193
December	273	-126
January	273	130
February	322	257
March	322	406
April	475	
May	475	
June	475	

### QUALITY

	Quantity	Base Number	Contract	AT	Region	England
% of FP17s for the same patient ID Re-attending within 3 months - Children	0	8	0.0%	10.4%	11.8%	12.3%
% of FP17s for the same patient ID Re-attending within 3 months - Adults	1	407	0.2%	16.0%	17.1%	16.7%
% of FP17s for the same patient ID Re-attending between 3 & 9 months - Children	0	8	0.0%	47.8%	46.5%	57.6%
% of FP17s for the same patient ID Re-attending between 3 & 9 months - Adults	1	407	0.2%	37.8%	37.6%	50.1%
% of FP17s for Band 1 Urgent Courses	0	355	0.0%	10.3%	10.7%	9.1%
% of FP17s Relating to Free Repair or Replacements	0	355	0.0%	0.6%	0.6%	0.8%
% of FP17s Relating to Continuations	0	355	0.0%	1.1%	0.9%	1.2%
% of Patients satisfied with the dentistry they have received	0	0	N/A	90.5%	90.4%	92.8%
% of Patients satisfied with the time they had to wait for an appointment	0	0	N/A	86.2%	83.7%	88.7%

\* This is based on patients treated on this contract for their most recent course of treatment. Figures in italics indicate the base number of FP17s or Patient Questionnaire responses are less than 100. N/A is shown where the base number of responses is less than 10 during the period. % is calculated as Quantity/Base number\*100

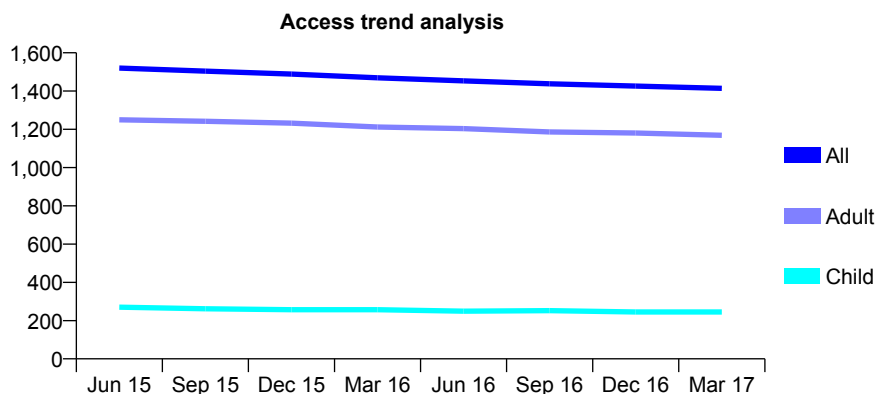
## Q63 - Vital Signs At a Glance Contract Report for 740438/0001 - March 2017

Name or company name	MR K SINGH
Contract type name	GDS Contract
Purpose of contract	General
Contract start date	01/04/2006
Contract end date	

16/17 Contracted general activity (UDA)	7,307
Carry forward general activity (UDA)	11
16/17 Contracted orthodontic activity (UOA)	0
Carry forward orthodontic activity (UOA)	0
Baseline contract value	£178,975.05

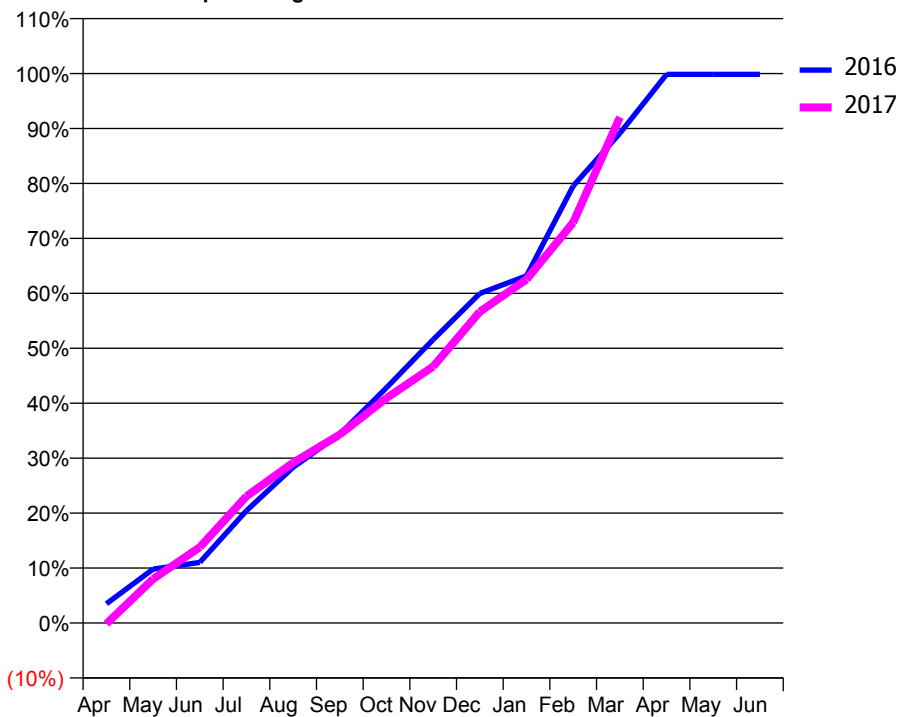
### ACCESS\*

Patients seen in 24 months	Total	Change since previous quarter
Quarter ending March 2016	1,469	
Quarter ending June 2016	1,453	↓
Quarter ending September 2016	1,438	↓
Quarter ending December 2016	1,426	→
Quarter ending March 2017	1,414	→
<b>Variance since March 2016</b>	<b>(3.7%)</b>	<b>↓</b>



### ACTIVITY

Cumulative percentage of contracted UDA delivered 2016 & 2017



Adjusted Scheduled Activity (UDA)

Month	2016	2017
April	256	-11
May	718	585
June	806	1,008
July	1,494	1,686
August	2,069	2,132
September	2,512	2,506
October	3,130	2,990
November	3,769	3,411
December	4,382	4,139
January	4,617	4,569
February	5,811	5,326
March	6,511	6,726
April	7,296	
May	7,296	
June	7,296	

### QUALITY

	Quantity	Base Number	Contract	AT	Region	England
% of FP17s for the same patient ID Re-attending within 3 months - Children	39	496	7.9%	10.4%	11.8%	12.3%
% of FP17s for the same patient ID Re-attending within 3 months - Adults	292	1,622	18.0%	16.0%	17.1%	16.7%
% of FP17s for the same patient ID Re-attending between 3 & 9 months - Children	384	496	77.4%	47.8%	46.5%	57.6%
% of FP17s for the same patient ID Re-attending between 3 & 9 months - Adults	502	1,622	30.9%	37.8%	37.6%	50.1%
% of FP17s for Band 1 Urgent Courses	124	1,935	6.4%	10.3%	10.7%	9.1%
% of FP17s Relating to Free Repair or Replacements	40	1,935	2.1%	0.6%	0.6%	0.8%
% of FP17s Relating to Continuations	83	1,935	4.3%	1.1%	0.9%	1.2%
% of Patients satisfied with the dentistry they have received	3	3	N/A	90.5%	90.4%	92.8%
% of Patients satisfied with the time they had to wait for an appointment	3	3	N/A	86.2%	83.7%	88.7%

\* This is based on patients treated on this contract for their most recent course of treatment. Figures in italics indicate the base number of FP17s or Patient Questionnaire responses are less than 100. N/A is shown where the base number of responses is less than 10 during the period. % is calculated as Quantity/Base number\*100

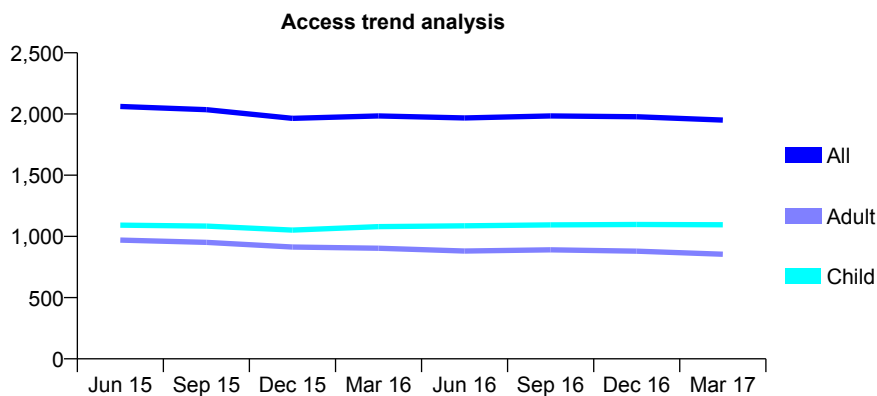
## Q63 - Vital Signs At a Glance Contract Report for 741299/0002 - March 2017

Name or company name	MISS DH QUIGLEY
Contract type name	GDS Contract
Purpose of contract	General
Contract start date	01/04/2006
Contract end date	

16/17 Contracted general activity (UDA)	6,718
Carry forward general activity (UDA)	135
16/17 Contracted orthodontic activity (UOA)	0
Carry forward orthodontic activity (UOA)	0
Baseline contract value	£175,134.74

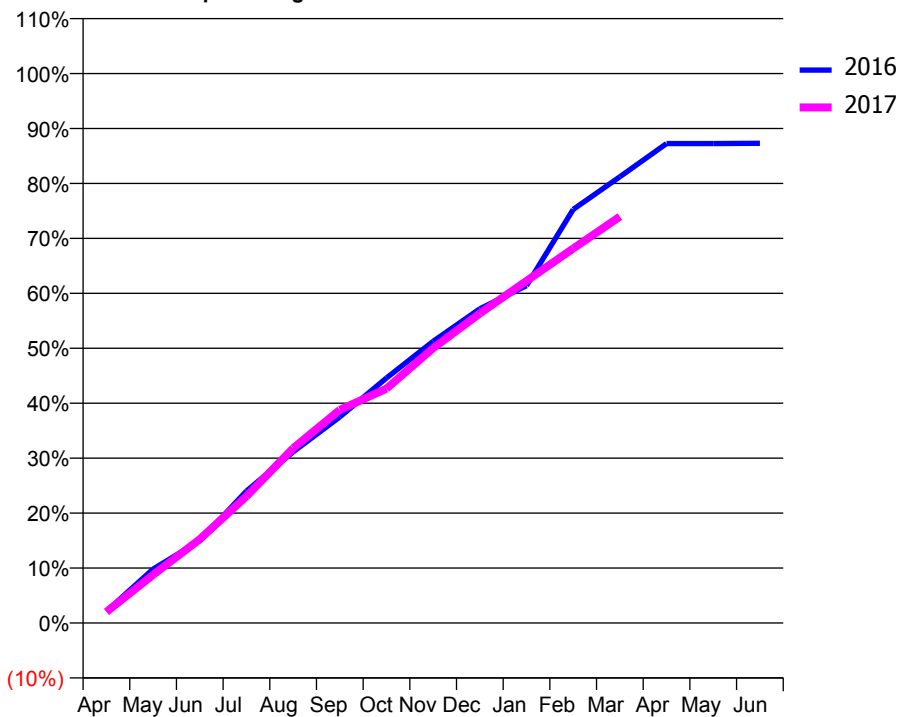
### ACCESS\*

Patients seen in 24 months	Total	Change since previous quarter
Quarter ending March 2016	1,984	
Quarter ending June 2016	1,968	→
Quarter ending September 2016	1,984	→
Quarter ending December 2016	1,978	→
Quarter ending March 2017	1,950	↓
<b>Variance since March 2016</b>	<b>(1.7%)</b>	<b>↓</b>



### ACTIVITY

**Cumulative percentage of contracted UDA delivered 2016 & 2017**



**Adjusted Scheduled Activity (UDA)**

Month	2016	2017
April	144	135
May	660	589
June	1,006	1,025
July	1,614	1,550
August	2,092	2,137
September	2,519	2,606
October	2,995	2,865
November	3,444	3,361
December	3,842	3,785
January	4,123	4,183
February	5,056	4,578
March	5,455	4,969
April	5,862	
May	5,862	
June	5,865	

### QUALITY

	Quantity	Base Number	Contract	AT	Region	England
% of FP17s for the same patient ID Re-attending within 3 months - Children	123	1,456	8.4%	10.4%	11.8%	12.3%
% of FP17s for the same patient ID Re-attending within 3 months - Adults	268	1,055	25.4%	16.0%	17.1%	16.7%
% of FP17s for the same patient ID Re-attending between 3 & 9 months - Children	728	1,456	50.0%	47.8%	46.5%	57.6%
% of FP17s for the same patient ID Re-attending between 3 & 9 months - Adults	404	1,055	38.3%	37.8%	37.6%	50.1%
% of FP17s for Band 1 Urgent Courses	313	2,358	13.3%	10.3%	10.7%	9.1%
% of FP17s Relating to Free Repair or Replacements	0	2,358	0.0%	0.6%	0.6%	0.8%
% of FP17s Relating to Continuations	28	2,358	1.2%	1.1%	0.9%	1.2%
% of Patients satisfied with the dentistry they have received	1	1	N/A	90.5%	90.4%	92.8%
% of Patients satisfied with the time they had to wait for an appointment	1	1	N/A	86.2%	83.7%	88.7%

\* This is based on patients treated on this contract for their most recent course of treatment. Figures in italics indicate the base number of FP17s or Patient Questionnaire responses are less than 100. N/A is shown where the base number of responses is less than 10 during the period. % is calculated as Quantity/Base number\*100

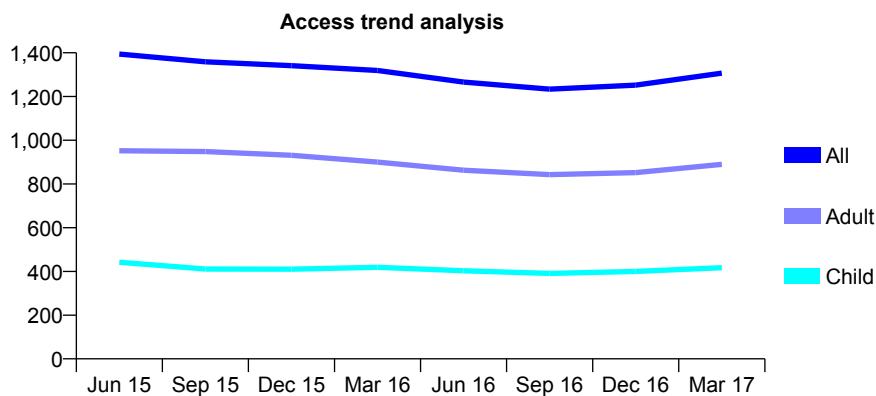
## Q63 - Vital Signs At a Glance Contract Report for 742066/0001 - March 2017

Name or company name	MISS S GAJREE
Contract type name	GDS Contract
Purpose of contract	General
Contract start date	01/04/2006
Contract end date	

16/17 Contracted general activity (UDA)	4,621
Carry forward general activity (UDA)	-92
16/17 Contracted orthodontic activity (UOA)	0
Carry forward orthodontic activity (UOA)	0
Baseline contract value	£132,852.15

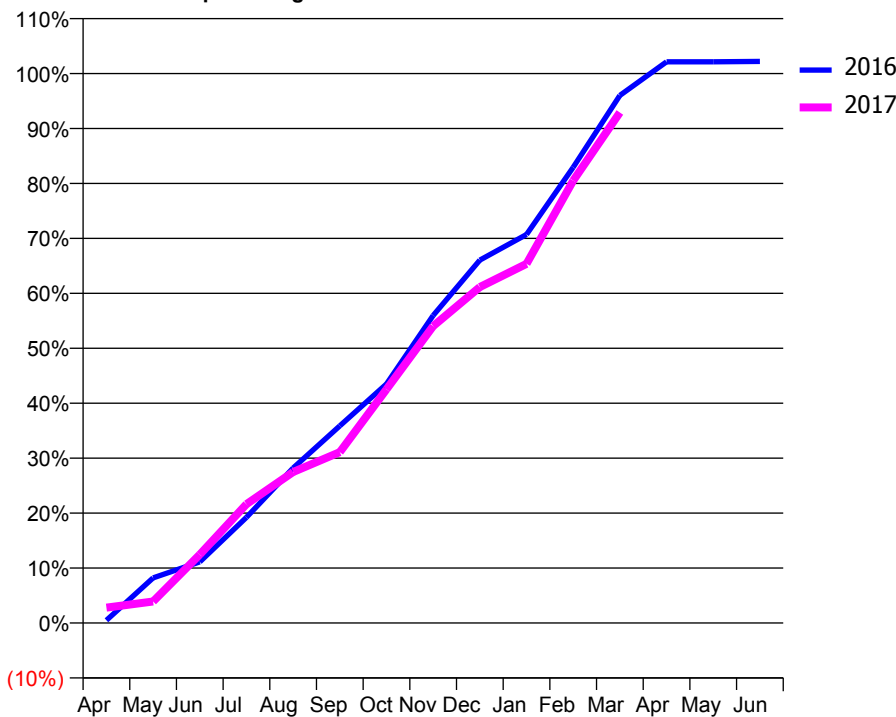
### ACCESS\*

Patients seen in 24 months	Total	Change since previous quarter
Quarter ending March 2016	1,319	
Quarter ending June 2016	1,266	↓
Quarter ending September 2016	1,234	↓
Quarter ending December 2016	1,252	→
Quarter ending March 2017	1,307	↑
<b>Variance since March 2016</b>	<b>(0.9%)</b>	→



### ACTIVITY

Cumulative percentage of contracted UDA delivered 2016 & 2017



Adjusted Scheduled Activity (UDA)

Month	2016	2017
April	23	130
May	380	181
June	514	576
July	888	999
August	1,304	1,270
September	1,658	1,437
October	2,010	1,965
November	2,587	2,497
December	3,051	2,825
January	3,267	3,021
February	3,832	3,720
March	4,437	4,294
April	4,720	
May	4,720	
June	4,723	

### QUALITY

	Quantity	Base Number	Contract	AT	Region	England
% of FP17s for the same patient ID Re-attending within 3 months - Children	38	525	7.2%	10.4%	11.8%	12.3%
% of FP17s for the same patient ID Re-attending within 3 months - Adults	119	1,065	11.2%	16.0%	17.1%	16.7%
% of FP17s for the same patient ID Re-attending between 3 & 9 months - Children	194	525	37.0%	47.8%	46.5%	57.6%
% of FP17s for the same patient ID Re-attending between 3 & 9 months - Adults	483	1,065	45.4%	37.8%	37.6%	50.1%
% of FP17s for Band 1 Urgent Courses	213	1,485	14.3%	10.3%	10.7%	9.1%
% of FP17s Relating to Free Repair or Replacements	1	1,485	0.1%	0.6%	0.6%	0.8%
% of FP17s Relating to Continuations	2	1,485	0.1%	1.1%	0.9%	1.2%
% of Patients satisfied with the dentistry they have received	2	2	N/A	90.5%	90.4%	92.8%
% of Patients satisfied with the time they had to wait for an appointment	1	2	N/A	86.2%	83.7%	88.7%

\* This is based on patients treated on this contract for their most recent course of treatment. Figures in italics indicate the base number of FP17s or Patient Questionnaire responses are less than 100. N/A is shown where the base number of responses is less than 10 during the period. % is calculated as Quantity/Base number\*100

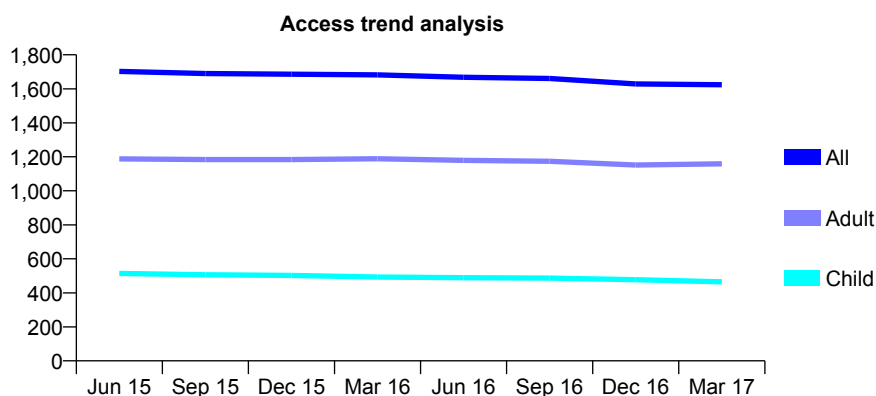
## Q63 - Vital Signs At a Glance Contract Report for 745022/0001 - March 2017

Name or company name	MR NH DOUGLAS
Contract type name	GDS Contract
Purpose of contract	General
Contract start date	01/04/2006
Contract end date	

16/17 Contracted general activity (UDA)	5,200
Carry forward general activity (UDA)	-65
16/17 Contracted orthodontic activity (UOA)	0
Carry forward orthodontic activity (UOA)	0
Baseline contract value	£120,866.96

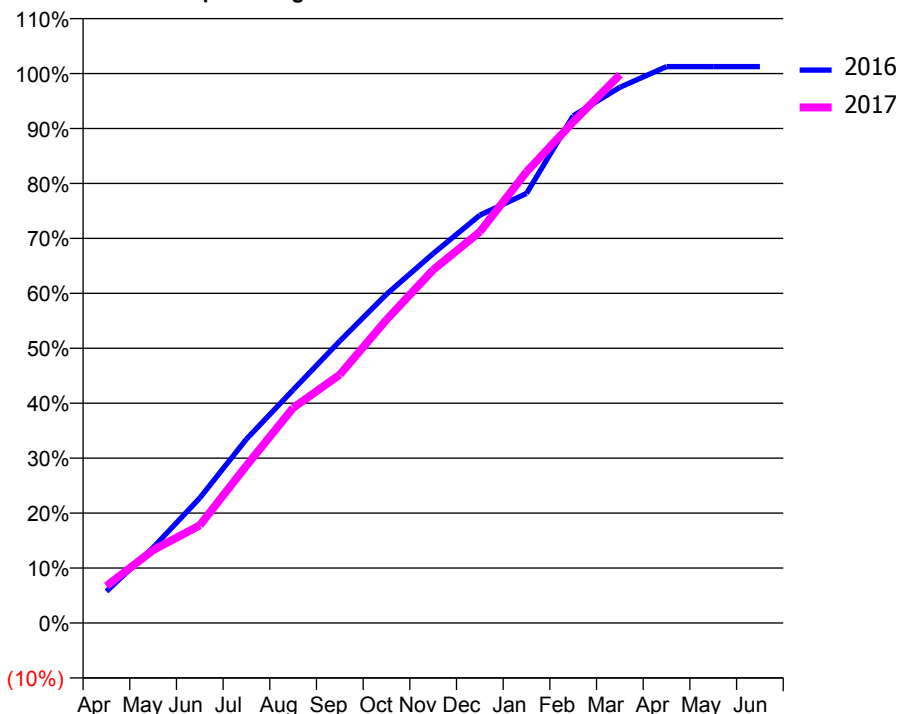
### ACCESS\*

Patients seen in 24 months	Total	Change since previous quarter
Quarter ending March 2016	1,682	
Quarter ending June 2016	1,668	→
Quarter ending September 2016	1,661	→
Quarter ending December 2016	1,629	↓
Quarter ending March 2017	1,624	→
<b>Variance since March 2016</b>	<b>(3.4%)</b>	<b>↓</b>



### ACTIVITY

Cumulative percentage of contracted UDA delivered 2016 & 2017



Month	Adjusted Scheduled Activity (UDA)	
	2016	2017
April	300	350
May	713	690
June	1,184	925
July	1,741	1,490
August	2,206	2,036
September	2,668	2,350
October	3,111	2,870
November	3,496	3,342
December	3,860	3,701
January	4,065	4,270
February	4,799	4,742
March	5,070	5,189
April	5,265	
May	5,265	
June	5,265	

### QUALITY

	Quantity	Base Number	Contract	AT	Region	England
% of FP17s for the same patient ID Re-attending within 3 months - Children	44	699	6.3%	10.4%	11.8%	12.3%
% of FP17s for the same patient ID Re-attending within 3 months - Adults	297	1,550	19.2%	16.0%	17.1%	16.7%
% of FP17s for the same patient ID Re-attending between 3 & 9 months - Children	390	699	55.8%	47.8%	46.5%	57.6%
% of FP17s for the same patient ID Re-attending between 3 & 9 months - Adults	733	1,550	47.3%	37.8%	37.6%	50.1%
% of FP17s for Band 1 Urgent Courses	168	2,165	7.8%	10.3%	10.7%	9.1%
% of FP17s Relating to Free Repair or Replacements	20	2,165	0.9%	0.6%	0.6%	0.8%
% of FP17s Relating to Continuations	83	2,165	3.8%	1.1%	0.9%	1.2%
% of Patients satisfied with the dentistry they have received	4	5	N/A	90.5%	90.4%	92.8%
% of Patients satisfied with the time they had to wait for an appointment	4	5	N/A	86.2%	83.7%	88.7%

\* This is based on patients treated on this contract for their most recent course of treatment. Figures in italics indicate the base number of FP17s or Patient Questionnaire responses are less than 100. N/A is shown where the base number of responses is less than 10 during the period. % is calculated as Quantity/Base number\*100



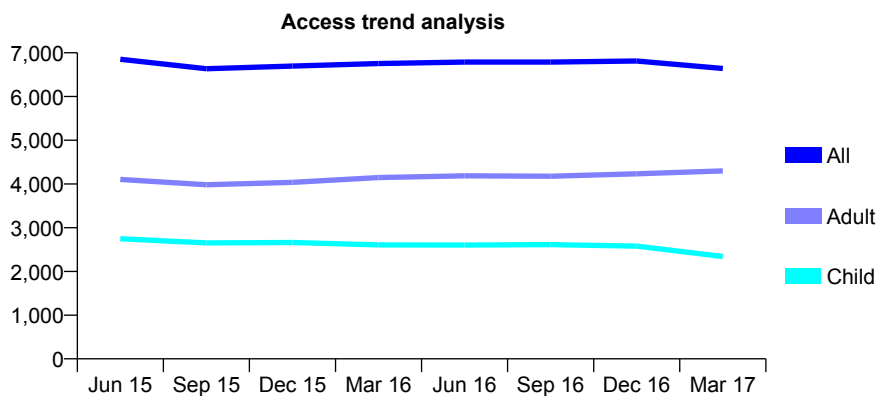
## Q63 - Vital Signs At a Glance Contract Report for 746584/0001 - March 2017

Name or company name	MR N KARIA
Contract type name	GDS Contract
Purpose of contract	General
Contract start date	01/04/2006
Contract end date	

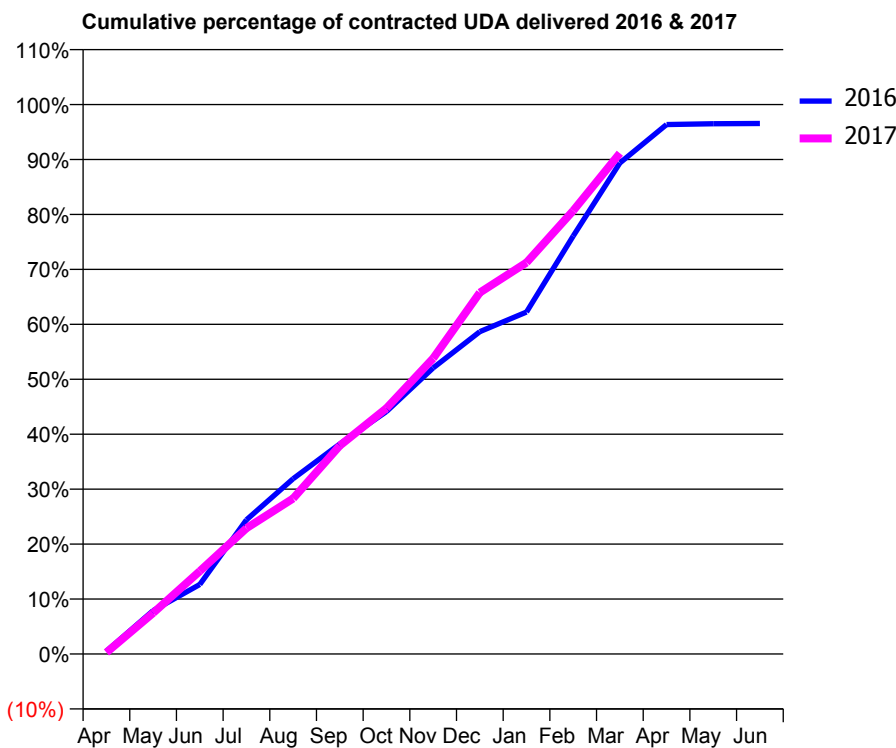
16/17 Contracted general activity (UDA)	16,350
Carry forward general activity (UDA)	566
16/17 Contracted orthodontic activity (UOA)	0
Carry forward orthodontic activity (UOA)	0
Baseline contract value	£467,692.99

### ACCESS\*

Patients seen in 24 months	Total	Change since previous quarter
Quarter ending March 2016	6,753	
Quarter ending June 2016	6,789	→
Quarter ending September 2016	6,788	→
Quarter ending December 2016	6,811	→
Quarter ending March 2017	6,642	↓
<b>Variance since March 2016</b>	<b>(1.6%)</b>	<b>↓</b>



### ACTIVITY



Month	Adjusted Scheduled Activity (UDA)	
	2016	2017
April	85	47
May	1,292	1,220
June	2,070	2,465
July	3,992	3,745
August	5,214	4,629
September	6,252	6,199
October	7,213	7,313
November	8,511	8,800
December	9,590	10,756
January	10,173	11,645
February	12,437	13,192
March	14,609	14,900
April	15,755	
May	15,776	
June	15,784	

### QUALITY

	Quantity	Base Number	Contract	AT	Region	England
% of FP17s for the same patient ID Re-attending within 3 months - Children	205	2,408	8.5%	10.4%	11.8%	12.3%
% of FP17s for the same patient ID Re-attending within 3 months - Adults	1,095	5,025	21.8%	16.0%	17.1%	16.7%
% of FP17s for the same patient ID Re-attending between 3 & 9 months - Children	850	2,408	35.3%	47.8%	46.5%	57.6%
% of FP17s for the same patient ID Re-attending between 3 & 9 months - Adults	1,707	5,025	34.0%	37.8%	37.6%	50.1%
% of FP17s for Band 1 Urgent Courses	1,045	6,263	16.7%	10.3%	10.7%	9.1%
% of FP17s Relating to Free Repair or Replacements	8	6,263	0.1%	0.6%	0.6%	0.8%
% of FP17s Relating to Continuations	64	6,263	1.0%	1.1%	0.9%	1.2%
% of Patients satisfied with the dentistry they have received	1	1	N/A	90.5%	90.4%	92.8%
% of Patients satisfied with the time they had to wait for an appointment	1	1	N/A	86.2%	83.7%	88.7%

\* This is based on patients treated on this contract for their most recent course of treatment. Figures in italics indicate the base number of FP17s or Patient Questionnaire responses are less than 100. N/A is shown where the base number of responses is less than 10 during the period. % is calculated as Quantity/Base number\*100

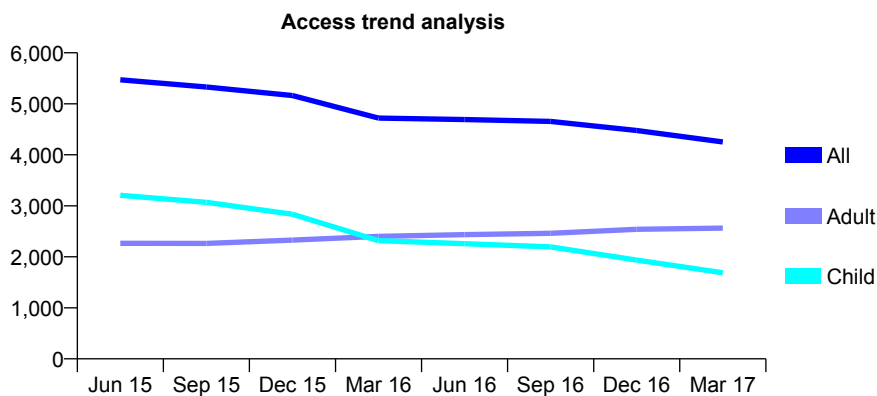
## Q63 - Vital Signs At a Glance Contract Report for 746584/0004 - March 2017

Name or company name	MR N KARIA
Contract type name	GDS Contract
Purpose of contract	General
Contract start date	01/04/2006
Contract end date	

16/17 Contracted general activity (UDA)	11,787
Carry forward general activity (UDA)	0
16/17 Contracted orthodontic activity (UOA)	0
Carry forward orthodontic activity (UOA)	0
Baseline contract value	£302,338.02

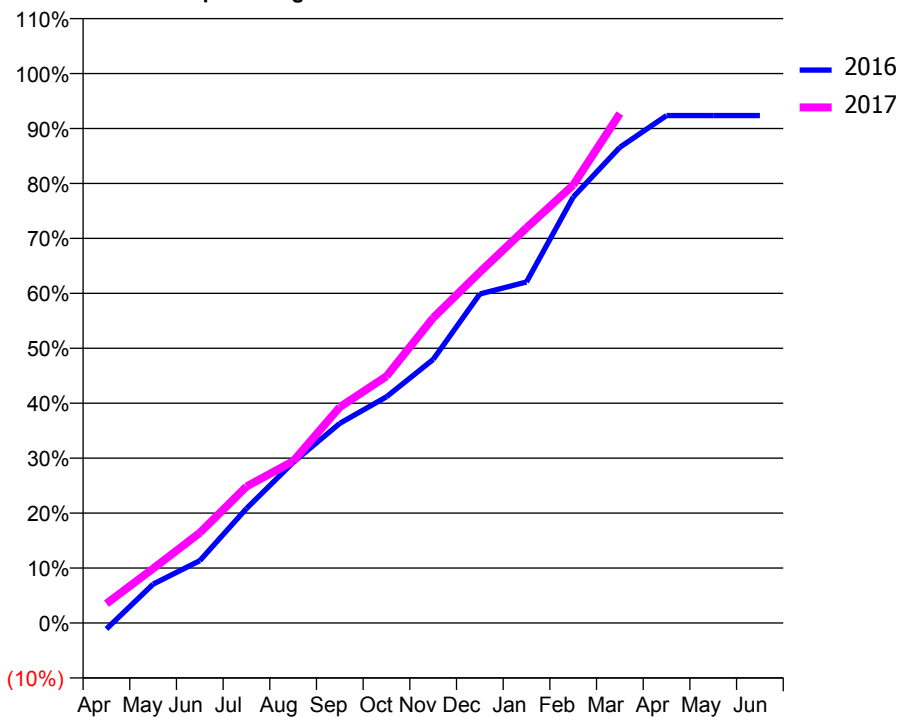
### ACCESS\*

Patients seen in 24 months	Total	Change since previous quarter
Quarter ending March 2016	4,719	
Quarter ending June 2016	4,692	→
Quarter ending September 2016	4,656	→
Quarter ending December 2016	4,476	↓
Quarter ending March 2017	4,252	↓
<b>Variance since March 2016</b>	<b>(9.9%)</b>	<b>↓</b>



### ACTIVITY

Cumulative percentage of contracted UDA delivered 2016 & 2017



Month	Adjusted Scheduled Activity (UDA)	
	2016	2017
April	-131	417
May	833	1,168
June	1,338	1,935
July	2,455	2,929
August	3,446	3,471
September	4,284	4,633
October	4,852	5,293
November	5,654	6,547
December	7,058	7,528
January	7,315	8,478
February	9,137	9,395
March	10,205	10,929
April	10,885	
May	10,885	
June	10,886	

### QUALITY

	Quantity	Base Number	Contract	AT	Region	England
% of FP17s for the same patient ID Re-attending within 3 months - Children	164	2,322	7.1%	10.4%	11.8%	12.3%
% of FP17s for the same patient ID Re-attending within 3 months - Adults	665	3,619	18.4%	16.0%	17.1%	16.7%
% of FP17s for the same patient ID Re-attending between 3 & 9 months - Children	1,209	2,322	52.1%	47.8%	46.5%	57.6%
% of FP17s for the same patient ID Re-attending between 3 & 9 months - Adults	1,794	3,619	49.6%	37.8%	37.6%	50.1%
% of FP17s for Band 1 Urgent Courses	794	5,618	14.1%	10.3%	10.7%	9.1%
% of FP17s Relating to Free Repair or Replacements	7	5,618	0.1%	0.6%	0.6%	0.8%
% of FP17s Relating to Continuations	47	5,618	0.8%	1.1%	0.9%	1.2%
% of Patients satisfied with the dentistry they have received	4	4	N/A	90.5%	90.4%	92.8%
% of Patients satisfied with the time they had to wait for an appointment	3	4	N/A	86.2%	83.7%	88.7%

\* This is based on patients treated on this contract for their most recent course of treatment. Figures in italics indicate the base number of FP17s or Patient Questionnaire responses are less than 100. N/A is shown where the base number of responses is less than 10 during the period. % is calculated as Quantity/Base number\*100

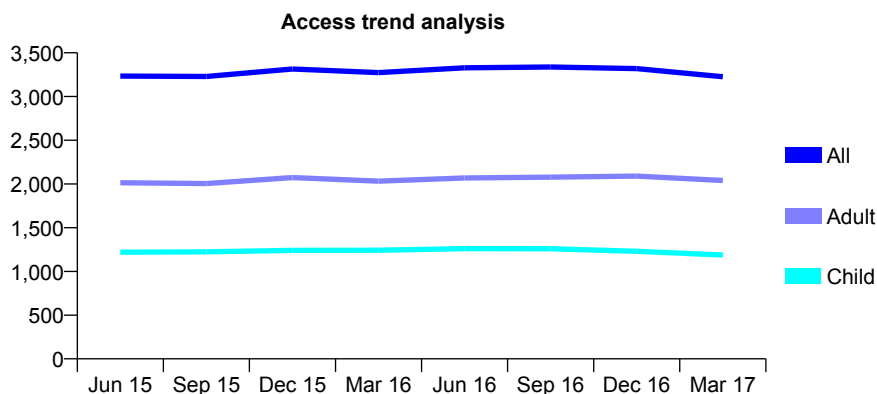
## Q63 - Vital Signs At a Glance Contract Report for 748587/0001 - March 2017

Name or company name	MISS KD MCLAREN
Contract type name	GDS Contract
Purpose of contract	General
Contract start date	01/04/2006
Contract end date	

16/17 Contracted general activity (UDA)	5,992
Carry forward general activity (UDA)	-120
16/17 Contracted orthodontic activity (UOA)	0
Carry forward orthodontic activity (UOA)	0
Baseline contract value	£136,070.54

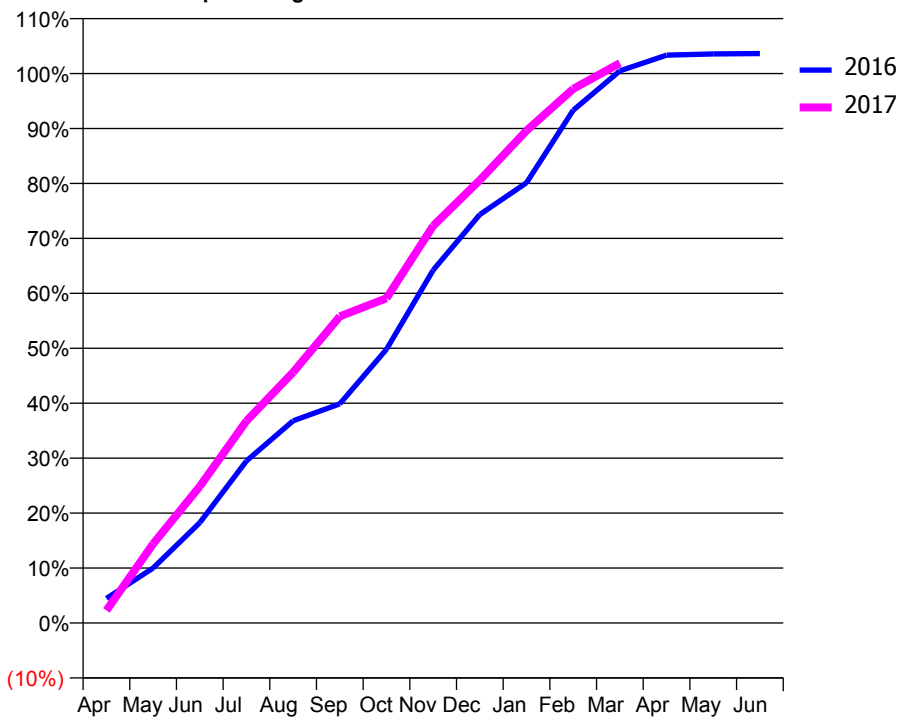
### ACCESS\*

Patients seen in 24 months	Total	Change since previous quarter
Quarter ending March 2016	3,274	
Quarter ending June 2016	3,329	→
Quarter ending September 2016	3,337	→
Quarter ending December 2016	3,320	→
Quarter ending March 2017	3,226	↓
<b>Variance since March 2016</b>	<b>(1.5%)</b>	<b>↓</b>



### ACTIVITY

Cumulative percentage of contracted UDA delivered 2016 & 2017



Adjusted Scheduled Activity (UDA)

Month	2016	2017
April	269	138
May	600	863
June	1,095	1,490
July	1,767	2,203
August	2,205	2,734
September	2,390	3,343
October	2,984	3,542
November	3,849	4,332
December	4,454	4,829
January	4,801	5,370
February	5,592	5,824
March	6,020	6,105
April	6,192	
May	6,205	
June	6,209	

### QUALITY

	Quantity	Base Number	Contract	AT	Region	England
% of FP17s for the same patient ID Re-attending within 3 months - Children	51	1,549	3.3%	10.4%	11.8%	12.3%
% of FP17s for the same patient ID Re-attending within 3 months - Adults	193	2,032	9.5%	16.0%	17.1%	16.7%
% of FP17s for the same patient ID Re-attending between 3 & 9 months - Children	927	1,549	59.8%	47.8%	46.5%	57.6%
% of FP17s for the same patient ID Re-attending between 3 & 9 months - Adults	716	2,032	35.2%	37.8%	37.6%	50.1%
% of FP17s for Band 1 Urgent Courses	181	3,474	5.2%	10.3%	10.7%	9.1%
% of FP17s Relating to Free Repair or Replacements	22	3,474	0.6%	0.6%	0.6%	0.8%
% of FP17s Relating to Continuations	10	3,474	0.3%	1.1%	0.9%	1.2%
% of Patients satisfied with the dentistry they have received	6	6	N/A	90.5%	90.4%	92.8%
% of Patients satisfied with the time they had to wait for an appointment	6	6	N/A	86.2%	83.7%	88.7%

\* This is based on patients treated on this contract for their most recent course of treatment. Figures in italics indicate the base number of FP17s or Patient Questionnaire responses are less than 100. N/A is shown where the base number of responses is less than 10 during the period. % is calculated as Quantity/Base number\*100

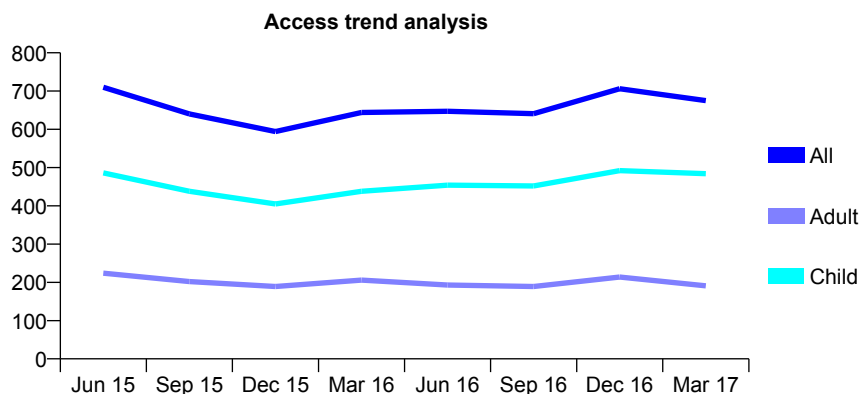
## Q63 - Vital Signs At a Glance Contract Report for 750263/0001 - March 2017

Name or company name	MISS B THURAI SUNDARAM
Contract type name	GDS Contract
Purpose of contract	General
Contract start date	01/04/2006
Contract end date	

16/17 Contracted general activity (UDA)	2,000
Carry forward general activity (UDA)	0
16/17 Contracted orthodontic activity (UOA)	0
Carry forward orthodontic activity (UOA)	0
Baseline contract value	£51,479.53

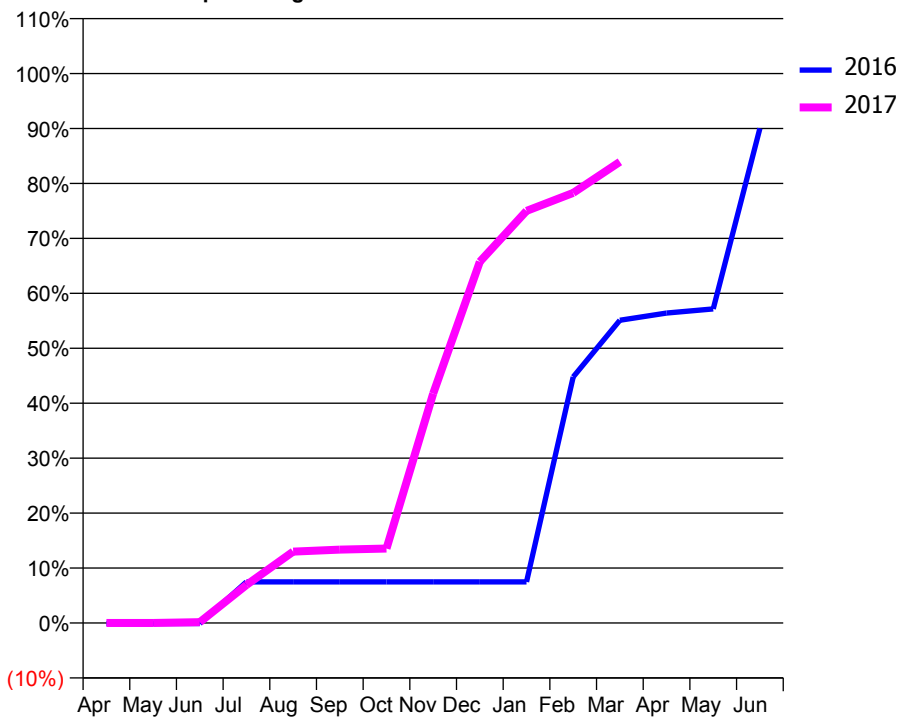
### ACCESS\*

Patients seen in 24 months	Total	Change since previous quarter
Quarter ending March 2016	644	
Quarter ending June 2016	647	→
Quarter ending September 2016	641	→
Quarter ending December 2016	706	↑
Quarter ending March 2017	675	↓
<b>Variance since March 2016</b>	<b>4.8%</b>	<b>↑</b>



### ACTIVITY

Cumulative percentage of contracted UDA delivered 2016 & 2017



Month	Adjusted Scheduled Activity (UDA)	
	2016	2017
April	-2	0
May	-2	0
June	-2	3
July	150	138
August	150	260
September	150	267
October	150	271
November	150	835
December	150	1,315
January	150	1,500
February	896	1,566
March	1,102	1,679
April	1,128	
May	1,143	
June	1,800	

### QUALITY

	Quantity	Base Number	Contract	AT	Region	England
% of FP17s for the same patient ID Re-attending within 3 months - Children	77	690	11.2%	10.4%	11.8%	12.3%
% of FP17s for the same patient ID Re-attending within 3 months - Adults	72	233	30.9%	16.0%	17.1%	16.7%
% of FP17s for the same patient ID Re-attending between 3 & 9 months - Children	242	690	35.1%	47.8%	46.5%	57.6%
% of FP17s for the same patient ID Re-attending between 3 & 9 months - Adults	49	233	21.0%	37.8%	37.6%	50.1%
% of FP17s for Band 1 Urgent Courses	83	645	12.9%	10.3%	10.7%	9.1%
% of FP17s Relating to Free Repair or Replacements	6	645	0.9%	0.6%	0.6%	0.8%
% of FP17s Relating to Continuations	2	645	0.3%	1.1%	0.9%	1.2%
% of Patients satisfied with the dentistry they have received	2	2	N/A	90.5%	90.4%	92.8%
% of Patients satisfied with the time they had to wait for an appointment	2	2	N/A	86.2%	83.7%	88.7%

\* This is based on patients treated on this contract for their most recent course of treatment. Figures in italics indicate the base number of FP17s or Patient Questionnaire responses are less than 100. N/A is shown where the base number of responses is less than 10 during the period. % is calculated as Quantity/Base number\*100

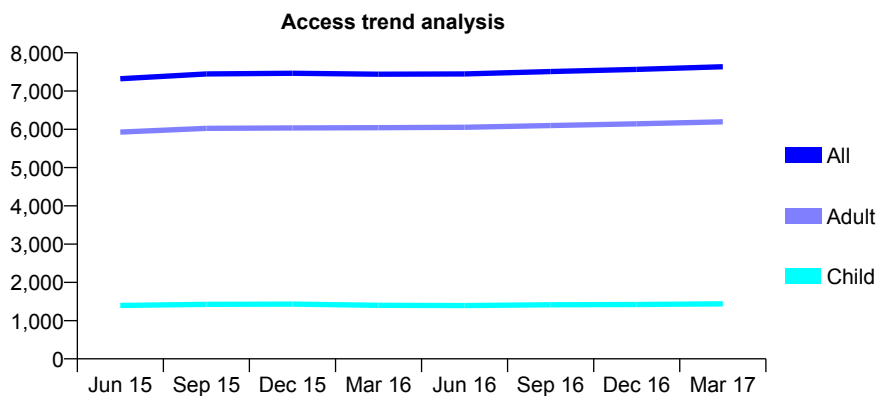
## Q63 - Vital Signs At a Glance Contract Report for 752304/0002 - March 2017

Name or company name	MR MS DARR
Contract type name	GDS Contract
Purpose of contract	General
Contract start date	01/01/2007
Contract end date	

16/17 Contracted general activity (UDA)	21,659
Carry forward general activity (UDA)	-39
16/17 Contracted orthodontic activity (UOA)	0
Carry forward orthodontic activity (UOA)	0
Baseline contract value	£557,725.13

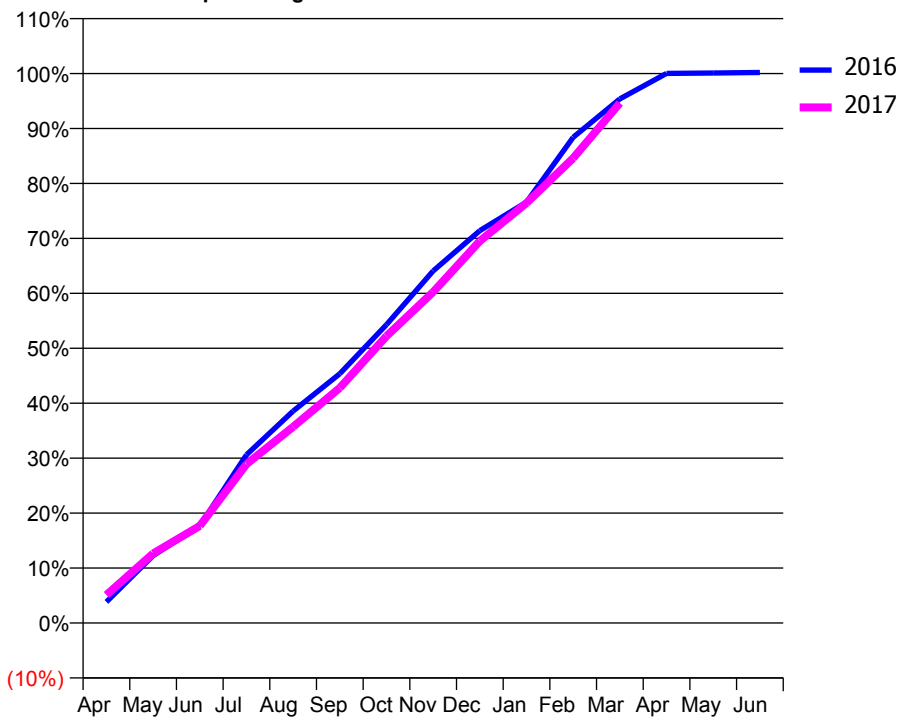
### ACCESS\*

Patients seen in 24 months	Total	Change since previous quarter
Quarter ending March 2016	7,442	
Quarter ending June 2016	7,446	→
Quarter ending September 2016	7,511	→
Quarter ending December 2016	7,565	→
Quarter ending March 2017	7,635	→
<b>Variance since March 2016</b>	<b>2.6%</b>	<b>↑</b>



### ACTIVITY

Cumulative percentage of contracted UDA delivered 2016 & 2017



Month	Adjusted Scheduled Activity (UDA)	
	2016	2017
April	835	1,104
May	2,658	2,740
June	3,832	3,828
July	6,629	6,261
August	8,355	7,734
September	9,828	9,267
October	11,762	11,306
November	13,877	13,049
December	15,464	15,054
January	16,589	16,556
February	19,144	18,323
March	20,658	20,498
April	21,662	
May	21,677	
June	21,698	

### QUALITY

	Quantity	Base Number	Contract	AT	Region	England
% of FP17s for the same patient ID Re-attending within 3 months - Children	125	1,960	6.4%	10.4%	11.8%	12.3%
% of FP17s for the same patient ID Re-attending within 3 months - Adults	1,171	8,275	14.2%	16.0%	17.1%	16.7%
% of FP17s for the same patient ID Re-attending between 3 & 9 months - Children	647	1,960	33.0%	47.8%	46.5%	57.6%
% of FP17s for the same patient ID Re-attending between 3 & 9 months - Adults	3,225	8,275	39.0%	37.8%	37.6%	50.1%
% of FP17s for Band 1 Urgent Courses	654	9,728	6.7%	10.3%	10.7%	9.1%
% of FP17s Relating to Free Repair or Replacements	139	9,728	1.4%	0.6%	0.6%	0.8%
% of FP17s Relating to Continuations	134	9,728	1.4%	1.1%	0.9%	1.2%
% of Patients satisfied with the dentistry they have received	11	11	100.0%	90.5%	90.4%	92.8%
% of Patients satisfied with the time they had to wait for an appointment	11	11	100.0%	86.2%	83.7%	88.7%

\* This is based on patients treated on this contract for their most recent course of treatment. Figures in italics indicate the base number of FP17s or Patient Questionnaire responses are less than 100. N/A is shown where the base number of responses is less than 10 during the period. % is calculated as Quantity/Base number\*100

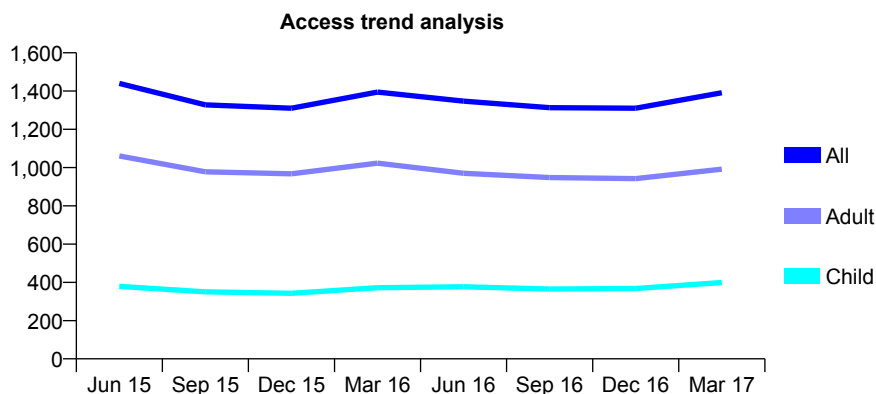
## Q63 - Vital Signs At a Glance Contract Report for 753610/0002 - March 2017

Name or company name	MRS MC HASOON
Contract type name	GDS Contract
Purpose of contract	General
Contract start date	09/03/2007
Contract end date	

16/17 Contracted general activity (UDA)	3,482
Carry forward general activity (UDA)	-40
16/17 Contracted orthodontic activity (UOA)	0
Carry forward orthodontic activity (UOA)	0
Baseline contract value	£89,757.86

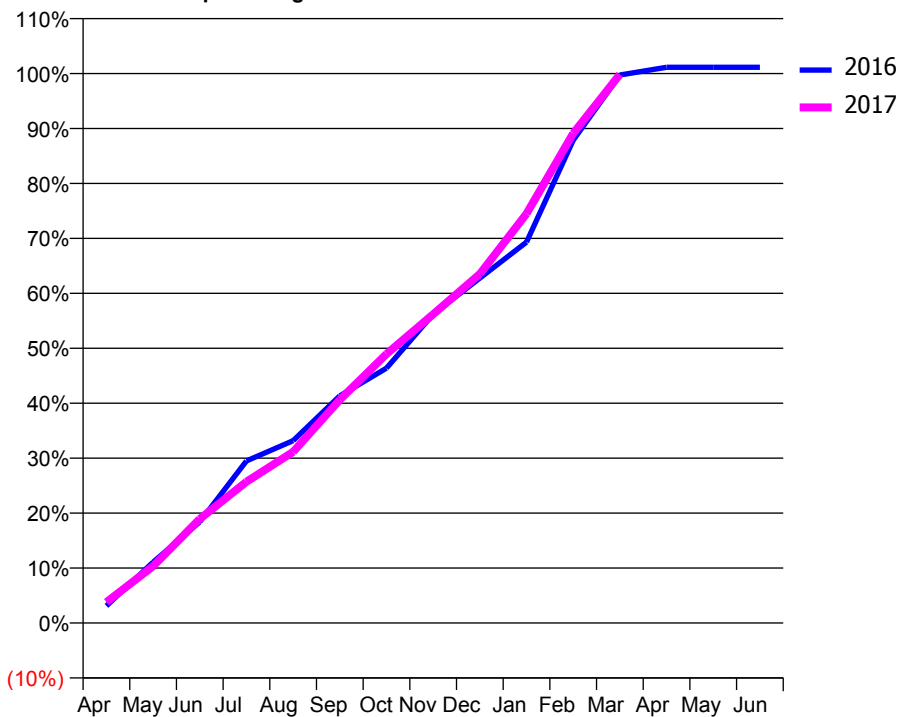
### ACCESS\*

Patients seen in 24 months	Total	Change since previous quarter
Quarter ending March 2016	1,395	
Quarter ending June 2016	1,347	↓
Quarter ending September 2016	1,313	↓
Quarter ending December 2016	1,310	→
Quarter ending March 2017	1,391	↑
<b>Variance since March 2016</b>	<b>(0.3%)</b>	→



### ACTIVITY

Cumulative percentage of contracted UDA delivered 2016 & 2017



Month	Adjusted Scheduled Activity (UDA)	
	2016	2017
April	109	132
May	386	360
June	641	660
July	1,027	895
August	1,156	1,085
September	1,439	1,415
October	1,615	1,705
November	1,957	1,957
December	2,185	2,212
January	2,414	2,594
February	3,059	3,103
March	3,472	3,476
April	3,522	
May	3,522	
June	3,522	

### QUALITY

	Quantity	Base Number	Contract	AT	Region	England
% of FP17s for the same patient ID Re-attending within 3 months - Children	11	420	2.6%	10.4%	11.8%	12.3%
% of FP17s for the same patient ID Re-attending within 3 months - Adults	103	950	10.8%	16.0%	17.1%	16.7%
% of FP17s for the same patient ID Re-attending between 3 & 9 months - Children	136	420	32.4%	47.8%	46.5%	57.6%
% of FP17s for the same patient ID Re-attending between 3 & 9 months - Adults	227	950	23.9%	37.8%	37.6%	50.1%
% of FP17s for Band 1 Urgent Courses	102	1,351	7.5%	10.3%	10.7%	9.1%
% of FP17s Relating to Free Repair or Replacements	7	1,351	0.5%	0.6%	0.6%	0.8%
% of FP17s Relating to Continuations	21	1,351	1.6%	1.1%	0.9%	1.2%
% of Patients satisfied with the dentistry they have received	1	1	N/A	90.5%	90.4%	92.8%
% of Patients satisfied with the time they had to wait for an appointment	1	1	N/A	86.2%	83.7%	88.7%

\* This is based on patients treated on this contract for their most recent course of treatment. Figures in italics indicate the base number of FP17s or Patient Questionnaire responses are less than 100. N/A is shown where the base number of responses is less than 10 during the period. % is calculated as Quantity/Base number\*100

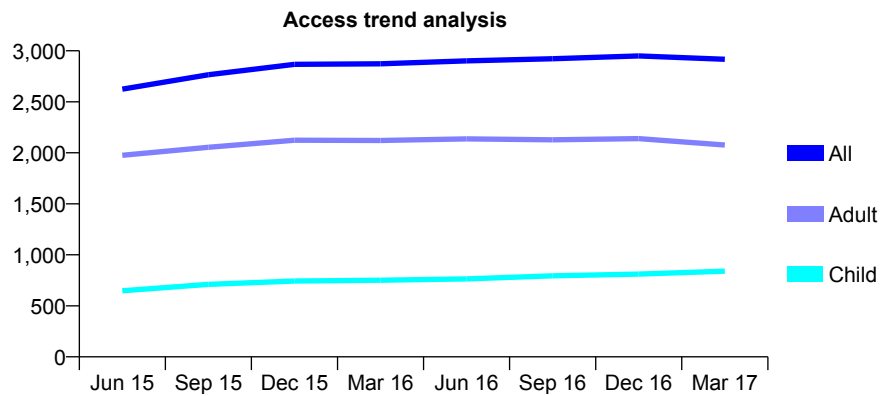
## Q63 - Vital Signs At a Glance Contract Report for 753610/0003 - March 2017

Name or company name	MRS MC HASOON
Contract type name	GDS Contract
Purpose of contract	General
Contract start date	09/01/2013
Contract end date	

16/17 Contracted general activity (UDA)	7,224
Carry forward general activity (UDA)	-27
16/17 Contracted orthodontic activity (UOA)	0
Carry forward orthodontic activity (UOA)	0
Baseline contract value	£183,646.27

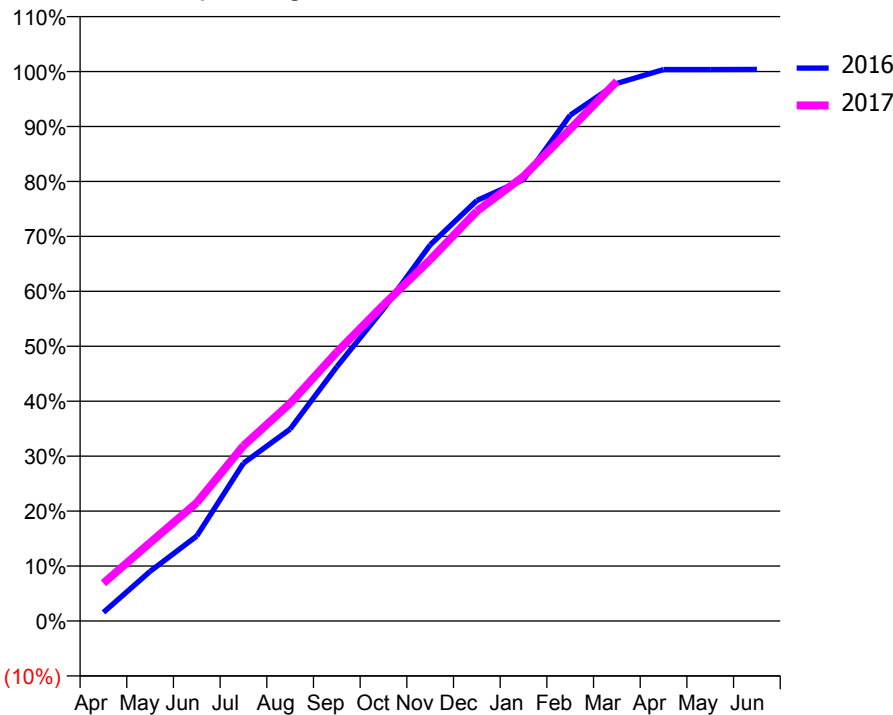
### ACCESS\*

Patients seen in 24 months	Total	Change since previous quarter
Quarter ending March 2016	2,872	
Quarter ending June 2016	2,901	→
Quarter ending September 2016	2,922	→
Quarter ending December 2016	2,950	→
Quarter ending March 2017	2,917	↓
<b>Variance since March 2016</b>	<b>1.6%</b>	<b>→</b>



### ACTIVITY

Cumulative percentage of contracted UDA delivered 2016 & 2017



Month	Adjusted Scheduled Activity (UDA)	
	2016	2017
April	114	496
May	654	1,031
June	1,118	1,555
July	2,075	2,304
August	2,523	2,863
September	3,343	3,534
October	4,102	4,156
November	4,945	4,749
December	5,529	5,388
January	5,804	5,845
February	6,650	6,466
March	7,067	7,096
April	7,250	
May	7,250	
June	7,251	

### QUALITY

	Quantity	Base Number	Contract	AT	Region	England
% of FP17s for the same patient ID Re-attending within 3 months - Children	69	938	7.4%	10.4%	11.8%	12.3%
% of FP17s for the same patient ID Re-attending within 3 months - Adults	314	2,242	14.0%	16.0%	17.1%	16.7%
% of FP17s for the same patient ID Re-attending between 3 & 9 months - Children	352	938	37.5%	47.8%	46.5%	57.6%
% of FP17s for the same patient ID Re-attending between 3 & 9 months - Adults	653	2,242	29.1%	37.8%	37.6%	50.1%
% of FP17s for Band 1 Urgent Courses	369	3,103	11.9%	10.3%	10.7%	9.1%
% of FP17s Relating to Free Repair or Replacements	23	3,103	0.7%	0.6%	0.6%	0.8%
% of FP17s Relating to Continuations	55	3,103	1.8%	1.1%	0.9%	1.2%
% of Patients satisfied with the dentistry they have received	1	1	N/A	90.5%	90.4%	92.8%
% of Patients satisfied with the time they had to wait for an appointment	1	1	N/A	86.2%	83.7%	88.7%

\* This is based on patients treated on this contract for their most recent course of treatment. Figures in italics indicate the base number of FP17s or Patient Questionnaire responses are less than 100. N/A is shown where the base number of responses is less than 10 during the period. % is calculated as Quantity/Base number\*100

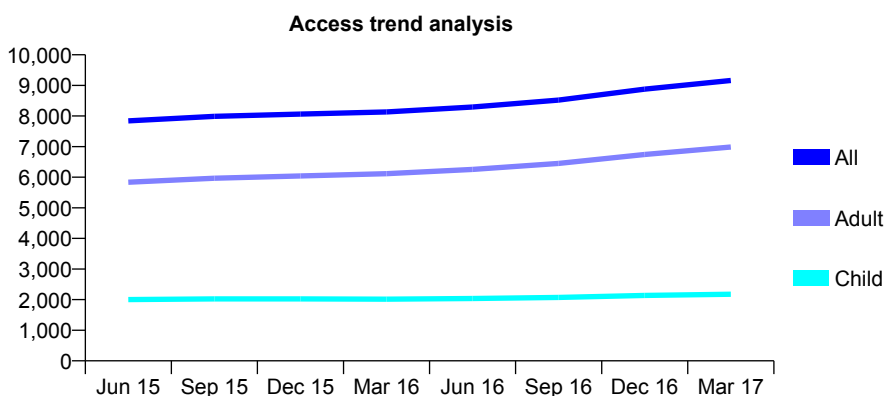
## Q63 - Vital Signs At a Glance Contract Report for 762342/0001 - March 2017

Name or company name	MR D MOHAMMADI SOSHIK
Contract type name	GDS Contract
Purpose of contract	General
Contract start date	01/04/2006
Contract end date	

16/17 Contracted general activity (UDA)	32,064
Carry forward general activity (UDA)	0
16/17 Contracted orthodontic activity (UOA)	0
Carry forward orthodontic activity (UOA)	0
Baseline contract value	£885,470.43

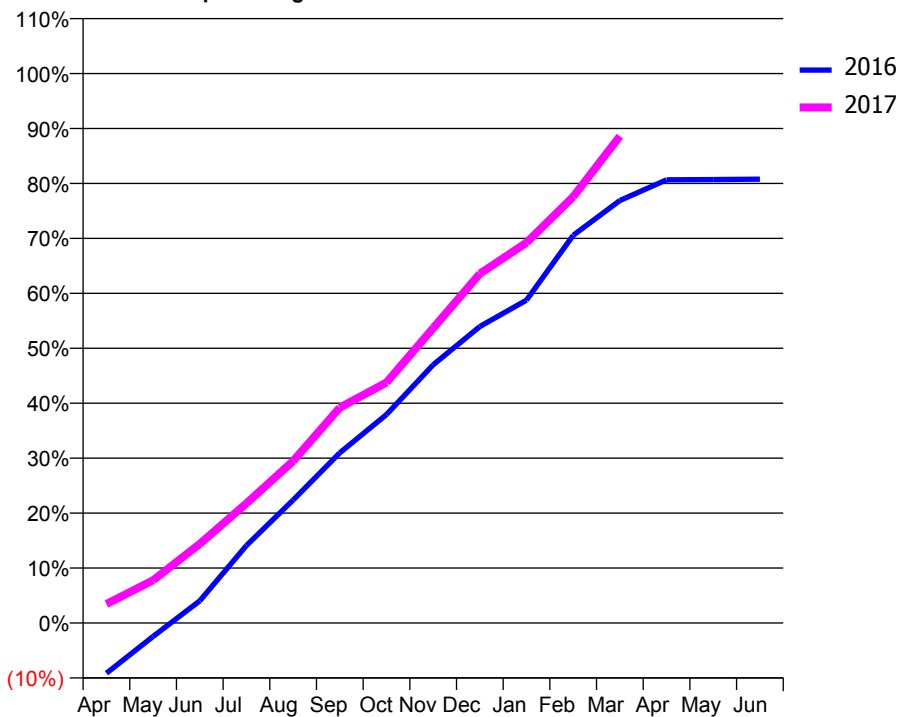
### ACCESS\*

Patients seen in 24 months	Total	Change since previous quarter
Quarter ending March 2016	8,133	
Quarter ending June 2016	8,293	→
Quarter ending September 2016	8,521	↑
Quarter ending December 2016	8,879	↑
Quarter ending March 2017	9,163	↑
<b>Variance since March 2016</b>	<b>12.7%</b>	<b>↑</b>



### ACTIVITY

Cumulative percentage of contracted UDA delivered 2016 & 2017



Month	Adjusted Scheduled Activity (UDA)	
	2016	2017
April	-2,940	1,111
May	-793	2,498
June	1,295	4,622
July	4,527	6,986
August	7,180	9,454
September	9,930	12,572
October	12,163	14,031
November	15,065	17,204
December	17,302	20,381
January	18,839	22,194
February	22,624	24,871
March	24,655	28,405
April	25,857	
May	25,874	
June	25,897	

### QUALITY

	Quantity	Base Number	Contract	AT	Region	England
% of FP17s for the same patient ID Re-attending within 3 months - Children	280	2,686	10.4%	10.4%	11.8%	12.3%
% of FP17s for the same patient ID Re-attending within 3 months - Adults	1,452	8,239	17.6%	16.0%	17.1%	16.7%
% of FP17s for the same patient ID Re-attending between 3 & 9 months - Children	1,033	2,686	38.5%	47.8%	46.5%	57.6%
% of FP17s for the same patient ID Re-attending between 3 & 9 months - Adults	2,702	8,239	32.8%	37.8%	37.6%	50.1%
% of FP17s for Band 1 Urgent Courses	2,122	10,489	20.2%	10.3%	10.7%	9.1%
% of FP17s Relating to Free Repair or Replacements	65	10,489	0.6%	0.6%	0.6%	0.8%
% of FP17s Relating to Continuations	158	10,489	1.5%	1.1%	0.9%	1.2%
% of Patients satisfied with the dentistry they have received	11	12	91.7%	90.5%	90.4%	92.8%
% of Patients satisfied with the time they had to wait for an appointment	10	12	83.3%	86.2%	83.7%	88.7%

\* This is based on patients treated on this contract for their most recent course of treatment. Figures in italics indicate the base number of FP17s or Patient Questionnaire responses are less than 100. N/A is shown where the base number of responses is less than 10 during the period. % is calculated as Quantity/Base number\*100



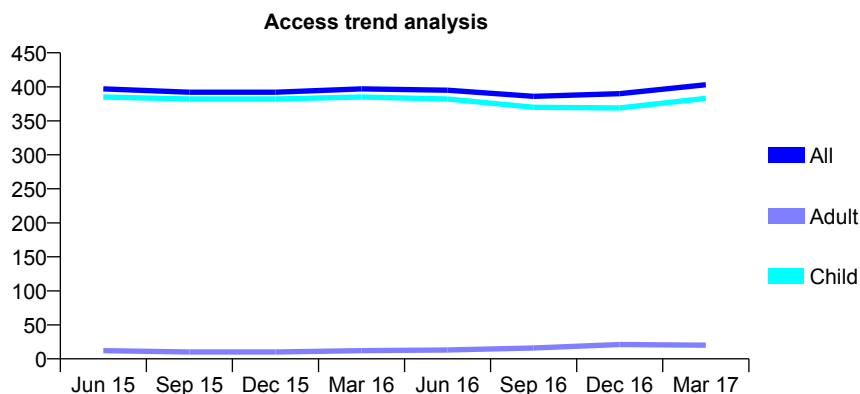
## Q63 - Vital Signs At a Glance Contract Report for 764973/0001 - March 2017

Name or company name	MISS C PASE
Contract type name	GDS Contract
Purpose of contract	General
Contract start date	01/04/2006
Contract end date	

16/17 Contracted general activity (UDA)	600
Carry forward general activity (UDA)	-12
16/17 Contracted orthodontic activity (UOA)	0
Carry forward orthodontic activity (UOA)	0
Baseline contract value	£14,030.59

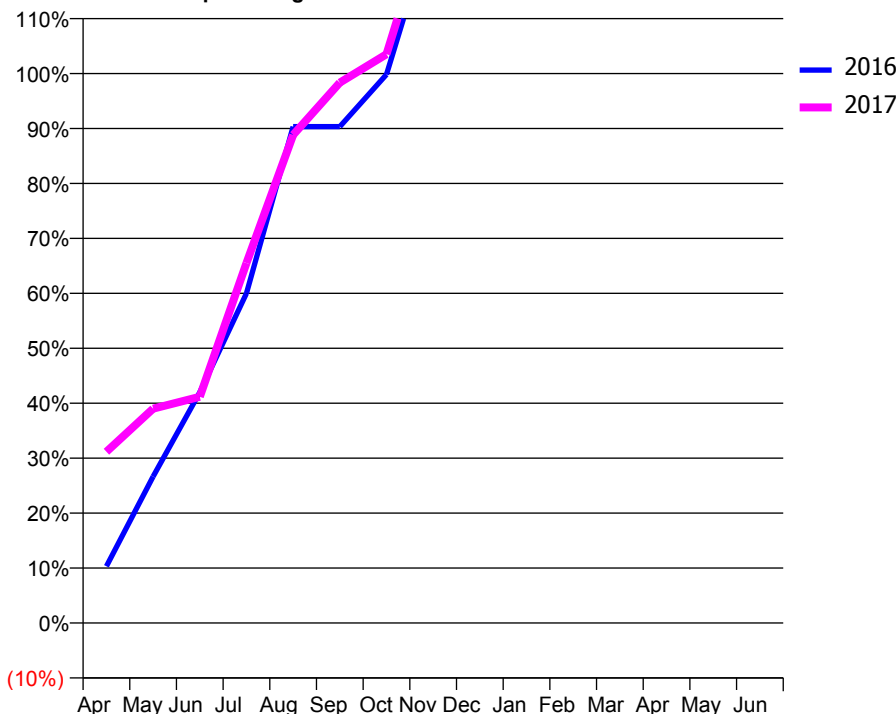
### ACCESS\*

Patients seen in 24 months	Total	Change since previous quarter
Quarter ending March 2016	397	
Quarter ending June 2016	395	→
Quarter ending September 2016	386	↓
Quarter ending December 2016	390	→
Quarter ending March 2017	403	↑
<b>Variance since March 2016</b>	<b>1.5%</b>	<b>→</b>



### ACTIVITY

Cumulative percentage of contracted UDA delivered 2016 & 2017



Month	Adjusted Scheduled Activity (UDA)	
	2016	2017
April	62	187
May	160	234
June	252	247
July	360	393
August	542	533
September	542	590
October	599	621
November	766	785
December	802	807
January	890	906
February	1,026	1,004
March	1,131	1,094
April	1,211	
May	1,211	
June	1,211	

### QUALITY

	Quantity	Base Number	Contract	AT	Region	England
% of FP17s for the same patient ID Re-attending within 3 months - Children	25	437	5.7%	10.4%	11.8%	12.3%
% of FP17s for the same patient ID Re-attending within 3 months - Adults	4	14	28.6%	16.0%	17.1%	16.7%
% of FP17s for the same patient ID Re-attending between 3 & 9 months - Children	207	437	47.4%	47.8%	46.5%	57.6%
% of FP17s for the same patient ID Re-attending between 3 & 9 months - Adults	7	14	50.0%	37.8%	37.6%	50.1%
% of FP17s for Band 1 Urgent Courses	0	418	0.0%	10.3%	10.7%	9.1%
% of FP17s Relating to Free Repair or Replacements	0	418	0.0%	0.6%	0.6%	0.8%
% of FP17s Relating to Continuations	0	418	0.0%	1.1%	0.9%	1.2%
% of Patients satisfied with the dentistry they have received	0	0	N/A	90.5%	90.4%	92.8%
% of Patients satisfied with the time they had to wait for an appointment	0	0	N/A	86.2%	83.7%	88.7%

\* This is based on patients treated on this contract for their most recent course of treatment. Figures in italics indicate the base number of FP17s or Patient Questionnaire responses are less than 100. N/A is shown where the base number of responses is less than 10 during the period. % is calculated as Quantity/Base number\*100

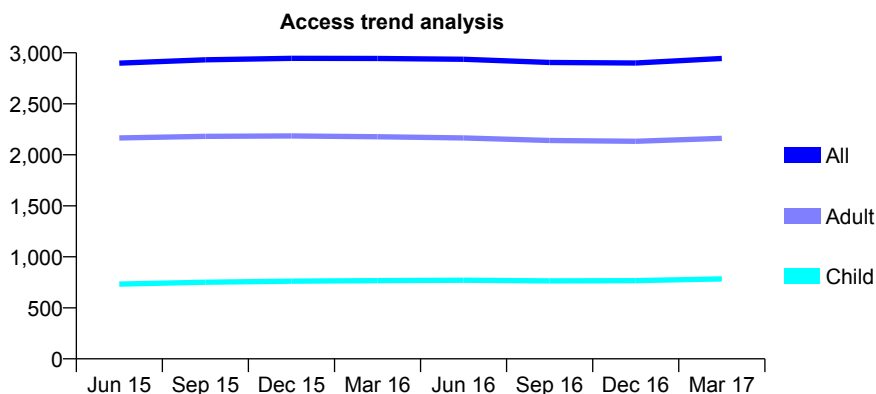
## Q63 - Vital Signs At a Glance Contract Report for 766038/0002 - March 2017

Name or company name	MR VO AKINSOLA
Contract type name	GDS Contract
Purpose of contract	General
Contract start date	01/04/2006
Contract end date	

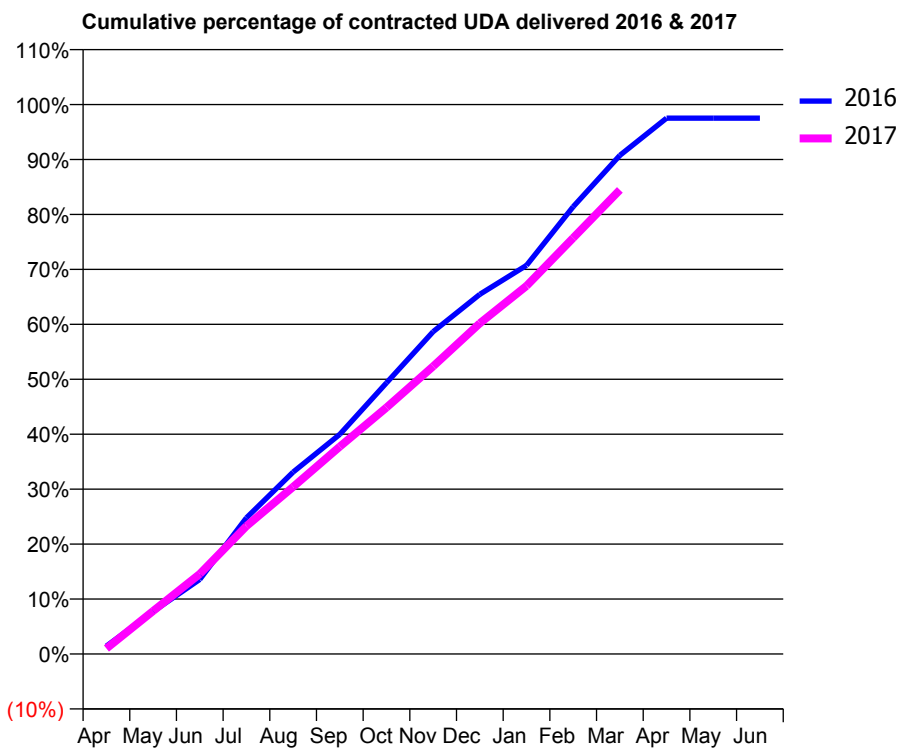
16/17 Contracted general activity (UDA)	12,000
Carry forward general activity (UDA)	299
16/17 Contracted orthodontic activity (UOA)	0
Carry forward orthodontic activity (UOA)	0
Baseline contract value	£378,315.94

### ACCESS\*

Patients seen in 24 months	Total	Change since previous quarter
Quarter ending March 2016	2,944	
Quarter ending June 2016	2,936	→
Quarter ending September 2016	2,905	↓
Quarter ending December 2016	2,900	→
Quarter ending March 2017	2,945	→
<b>Variance since March 2016</b>	<b>0.0%</b>	<b>→</b>



### ACTIVITY



Month	Adjusted Scheduled Activity (UDA)	
	2016	2017
April	172	120
May	926	938
June	1,628	1,749
July	2,974	2,795
August	3,974	3,652
September	4,797	4,529
October	5,920	5,382
November	7,038	6,282
December	7,854	7,223
January	8,486	8,038
February	9,768	9,087
March	10,890	10,134
April	11,701	
May	11,701	
June	11,701	

### QUALITY

	Quantity	Base Number	Contract	AT	Region	England
% of FP17s for the same patient ID Re-attending within 3 months - Children	51	726	7.0%	10.4%	11.8%	12.3%
% of FP17s for the same patient ID Re-attending within 3 months - Adults	351	2,020	17.4%	16.0%	17.1%	16.7%
% of FP17s for the same patient ID Re-attending between 3 & 9 months - Children	229	726	31.5%	47.8%	46.5%	57.6%
% of FP17s for the same patient ID Re-attending between 3 & 9 months - Adults	478	2,020	23.7%	37.8%	37.6%	50.1%
% of FP17s for Band 1 Urgent Courses	341	2,585	13.2%	10.3%	10.7%	9.1%
% of FP17s Relating to Free Repair or Replacements	18	2,585	0.7%	0.6%	0.6%	0.8%
% of FP17s Relating to Continuations	17	2,585	0.7%	1.1%	0.9%	1.2%
% of Patients satisfied with the dentistry they have received	3	3	N/A	90.5%	90.4%	92.8%
% of Patients satisfied with the time they had to wait for an appointment	3	3	N/A	86.2%	83.7%	88.7%

\* This is based on patients treated on this contract for their most recent course of treatment. Figures in italics indicate the base number of FP17s or Patient Questionnaire responses are less than 100. N/A is shown where the base number of responses is less than 10 during the period. % is calculated as Quantity/Base number\*100

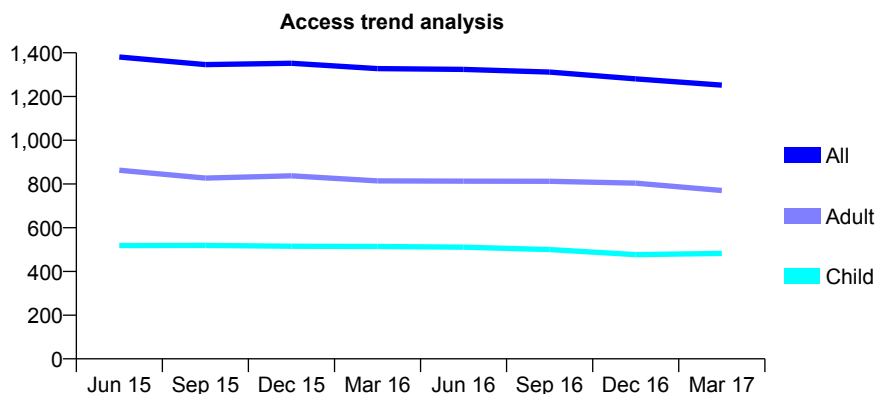
## Q63 - Vital Signs At a Glance Contract Report for 766089/0001 - March 2017

Name or company name	MS G MOBAYEN
Contract type name	GDS Contract
Purpose of contract	General
Contract start date	01/04/2006
Contract end date	

16/17 Contracted general activity (UDA)	7,689
Carry forward general activity (UDA)	0
16/17 Contracted orthodontic activity (UOA)	0
Carry forward orthodontic activity (UOA)	0
Baseline contract value	£221,277.34

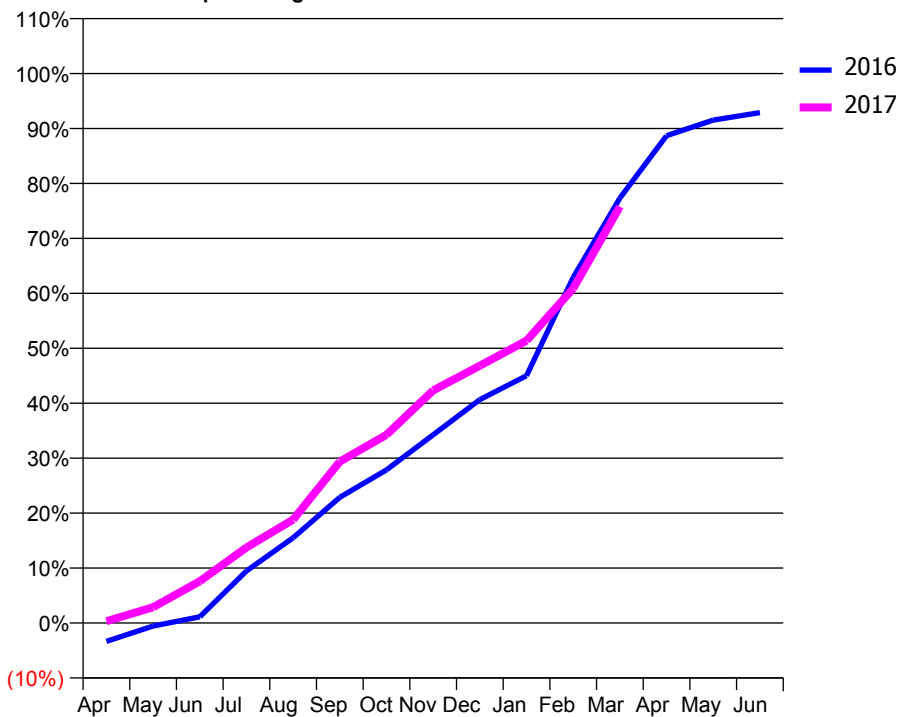
### ACCESS\*

Patients seen in 24 months	Total	Change since previous quarter
Quarter ending March 2016	1,328	
Quarter ending June 2016	1,324	→
Quarter ending September 2016	1,312	→
Quarter ending December 2016	1,281	↓
Quarter ending March 2017	1,252	↓
<b>Variance since March 2016</b>	<b>(5.7%)</b>	<b>↓</b>



### ACTIVITY

Cumulative percentage of contracted UDA delivered 2016 & 2017



Month	Adjusted Scheduled Activity (UDA)	
	2016	2017
April	-258	26
May	-44	221
June	87	584
July	729	1,057
August	1,194	1,448
September	1,758	2,258
October	2,144	2,633
November	2,634	3,254
December	3,127	3,600
January	3,460	3,951
February	4,835	4,680
March	5,945	5,826
April	6,819	
May	7,037	
June	7,142	

### QUALITY

	Quantity	Base Number	Contract	AT	Region	England
% of FP17s for the same patient ID Re-attending within 3 months - Children	23	432	5.3%	10.4%	11.8%	12.3%
% of FP17s for the same patient ID Re-attending within 3 months - Adults	77	641	12.0%	16.0%	17.1%	16.7%
% of FP17s for the same patient ID Re-attending between 3 & 9 months - Children	125	432	28.9%	47.8%	46.5%	57.6%
% of FP17s for the same patient ID Re-attending between 3 & 9 months - Adults	154	641	24.0%	37.8%	37.6%	50.1%
% of FP17s for Band 1 Urgent Courses	103	943	10.9%	10.3%	10.7%	9.1%
% of FP17s Relating to Free Repair or Replacements	0	943	0.0%	0.6%	0.6%	0.8%
% of FP17s Relating to Continuations	11	943	1.2%	1.1%	0.9%	1.2%
% of Patients satisfied with the dentistry they have received	1	1	N/A	90.5%	90.4%	92.8%
% of Patients satisfied with the time they had to wait for an appointment	1	1	N/A	86.2%	83.7%	88.7%

\* This is based on patients treated on this contract for their most recent course of treatment. Figures in italics indicate the base number of FP17s or Patient Questionnaire responses are less than 100. N/A is shown where the base number of responses is less than 10 during the period. % is calculated as Quantity/Base number\*100

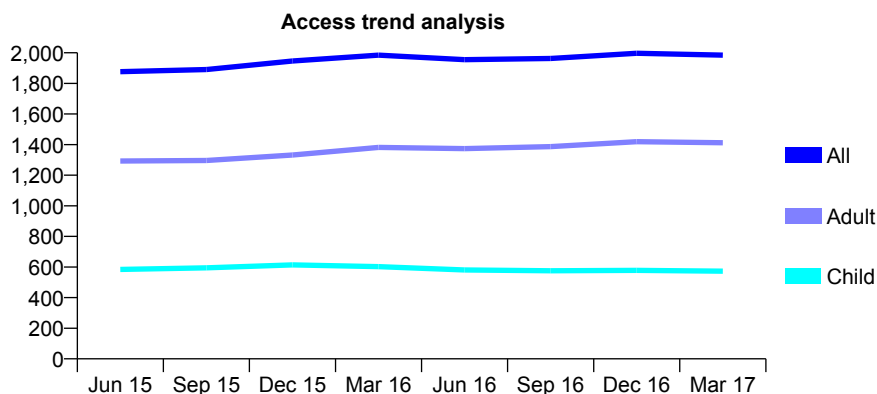
## Q63 - Vital Signs At a Glance Contract Report for 766801/0001 - March 2017

Name or company name	MR D KOWLESSAR
Contract type name	GDS Contract
Purpose of contract	General
Contract start date	01/04/2006
Contract end date	

16/17 Contracted general activity (UDA)	7,250
Carry forward general activity (UDA)	78
16/17 Contracted orthodontic activity (UOA)	0
Carry forward orthodontic activity (UOA)	0
Baseline contract value	£193,149.80

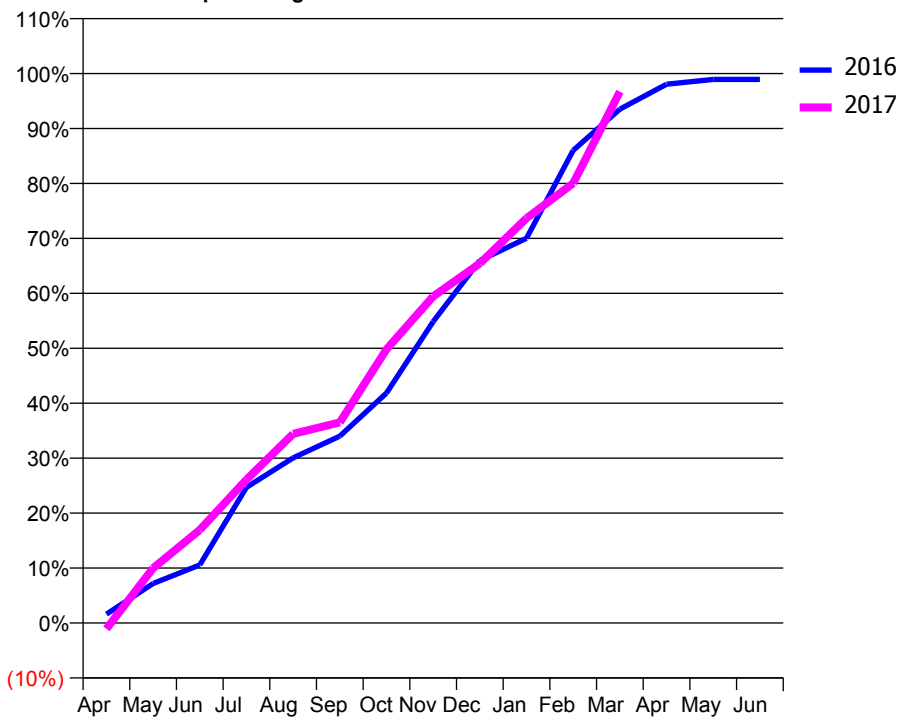
### ACCESS\*

Patients seen in 24 months	Total	Change since previous quarter
Quarter ending March 2016	1,985	
Quarter ending June 2016	1,955	↓
Quarter ending September 2016	1,963	→
Quarter ending December 2016	1,997	→
Quarter ending March 2017	1,985	→
<b>Variance since March 2016</b>	<b>0.0%</b>	<b>→</b>



### ACTIVITY

Cumulative percentage of contracted UDA delivered 2016 & 2017



Month	Adjusted Scheduled Activity (UDA)	
	2016	2017
April	118	-78
May	521	724
June	766	1,229
July	1,789	1,891
August	2,179	2,496
September	2,466	2,647
October	3,035	3,611
November	3,977	4,310
December	4,783	4,743
January	5,077	5,341
February	6,236	5,801
March	6,780	7,010
April	7,109	
May	7,172	
June	7,172	

### QUALITY

	Quantity	Base Number	Contract	AT	Region	England
% of FP17s for the same patient ID Re-attending within 3 months - Children	53	756	7.0%	10.4%	11.8%	12.3%
% of FP17s for the same patient ID Re-attending within 3 months - Adults	266	1,623	16.4%	16.0%	17.1%	16.7%
% of FP17s for the same patient ID Re-attending between 3 & 9 months - Children	390	756	51.6%	47.8%	46.5%	57.6%
% of FP17s for the same patient ID Re-attending between 3 & 9 months - Adults	607	1,623	37.4%	37.8%	37.6%	50.1%
% of FP17s for Band 1 Urgent Courses	332	2,238	14.8%	10.3%	10.7%	9.1%
% of FP17s Relating to Free Repair or Replacements	25	2,238	1.1%	0.6%	0.6%	0.8%
% of FP17s Relating to Continuations	7	2,238	0.3%	1.1%	0.9%	1.2%
% of Patients satisfied with the dentistry they have received	4	4	N/A	90.5%	90.4%	92.8%
% of Patients satisfied with the time they had to wait for an appointment	3	4	N/A	86.2%	83.7%	88.7%

\* This is based on patients treated on this contract for their most recent course of treatment. Figures in italics indicate the base number of FP17s or Patient Questionnaire responses are less than 100. N/A is shown where the base number of responses is less than 10 during the period. % is calculated as Quantity/Base number\*100

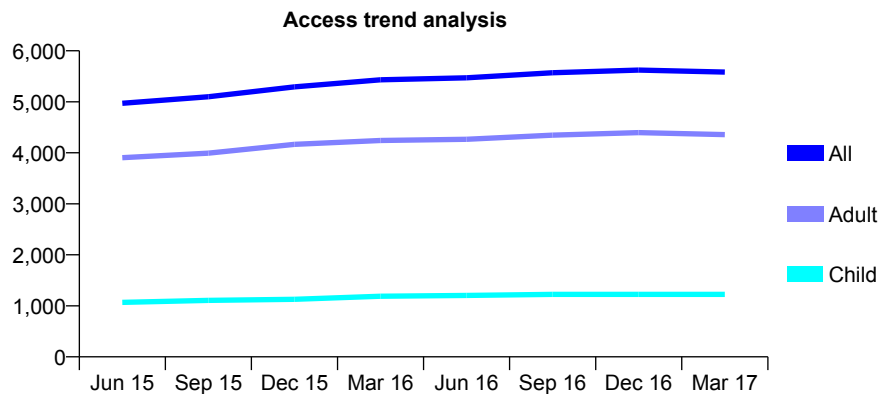
## Q63 - Vital Signs At a Glance Contract Report for 767298/0001 - March 2017

Name or company name	MISS H KHAK-SERESHT
Contract type name	GDS Contract
Purpose of contract	General
Contract start date	01/04/2006
Contract end date	

16/17 Contracted general activity (UDA)	19,500
Carry forward general activity (UDA)	236
16/17 Contracted orthodontic activity (UOA)	0
Carry forward orthodontic activity (UOA)	0
Baseline contract value	£582,189.10

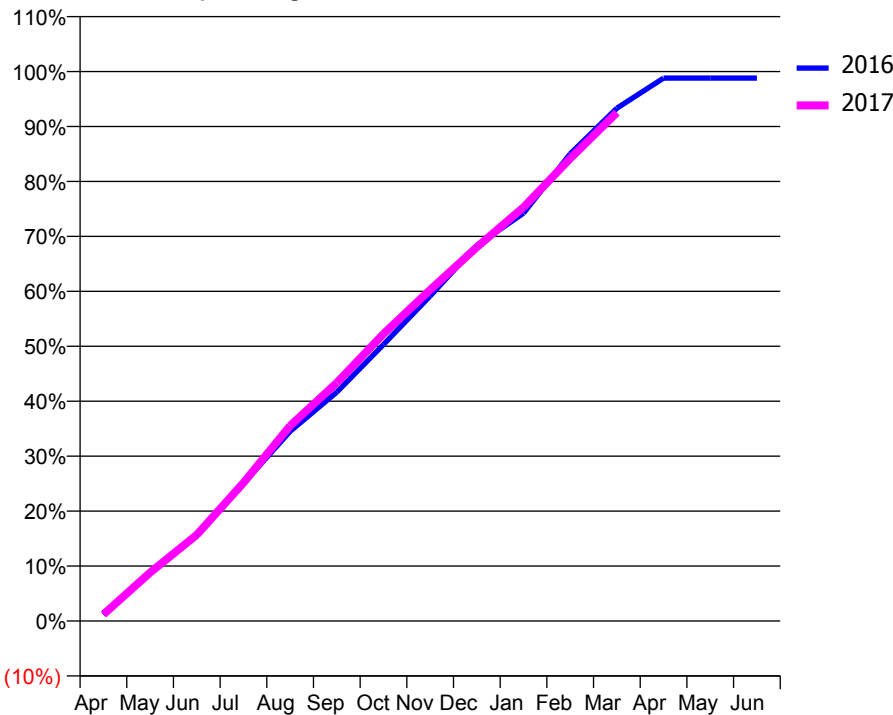
### ACCESS\*

Patients seen in 24 months	Total	Change since previous quarter
Quarter ending March 2016	5,432	
Quarter ending June 2016	5,470	→
Quarter ending September 2016	5,571	→
Quarter ending December 2016	5,622	→
Quarter ending March 2017	5,584	→
<b>Variance since March 2016</b>	<b>2.8%</b>	<b>↑</b>



### ACTIVITY

Cumulative percentage of contracted UDA delivered 2016 & 2017



### QUALITY

	Quantity	Base Number	Contract	AT	Region	England
% of FP17s for the same patient ID Re-attending within 3 months - Children	76	1,303	5.8%	10.4%	11.8%	12.3%
% of FP17s for the same patient ID Re-attending within 3 months - Adults	461	4,185	11.0%	16.0%	17.1%	16.7%
% of FP17s for the same patient ID Re-attending between 3 & 9 months - Children	542	1,303	41.6%	47.8%	46.5%	57.6%
% of FP17s for the same patient ID Re-attending between 3 & 9 months - Adults	1,328	4,185	31.7%	37.8%	37.6%	50.1%
% of FP17s for Band 1 Urgent Courses	522	5,252	9.9%	10.3%	10.7%	9.1%
% of FP17s Relating to Free Repair or Replacements	77	5,252	1.5%	0.6%	0.6%	0.8%
% of FP17s Relating to Continuations	61	5,252	1.2%	1.1%	0.9%	1.2%
% of Patients satisfied with the dentistry they have received	6	10	60.0%	90.5%	90.4%	92.8%
% of Patients satisfied with the time they had to wait for an appointment	7	10	70.0%	86.2%	83.7%	88.7%

\* This is based on patients treated on this contract for their most recent course of treatment. Figures in italics indicate the base number of FP17s or Patient Questionnaire responses are less than 100. N/A is shown where the base number of responses is less than 10 during the period. % is calculated as Quantity/Base number\*100

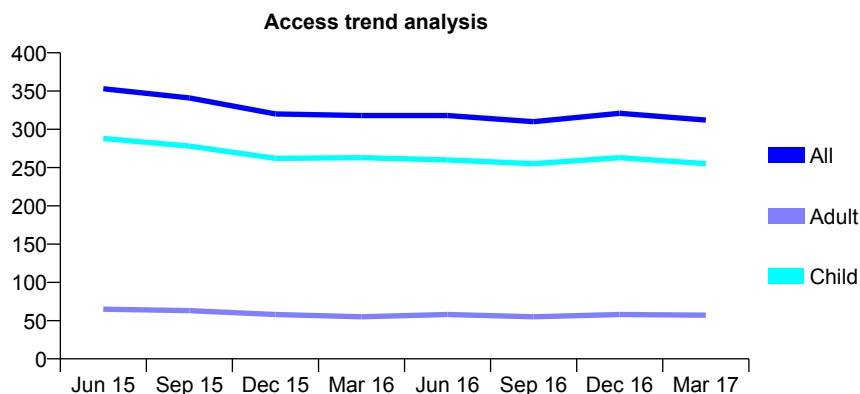
## Q63 - Vital Signs At a Glance Contract Report for 771716/0001 - March 2017

Name or company name	MR JM METCALF
Contract type name	GDS Contract
Purpose of contract	General
Contract start date	01/04/2006
Contract end date	

16/17 Contracted general activity (UDA)	1,031
Carry forward general activity (UDA)	0
16/17 Contracted orthodontic activity (UOA)	0
Carry forward orthodontic activity (UOA)	0
Baseline contract value	£28,116.91

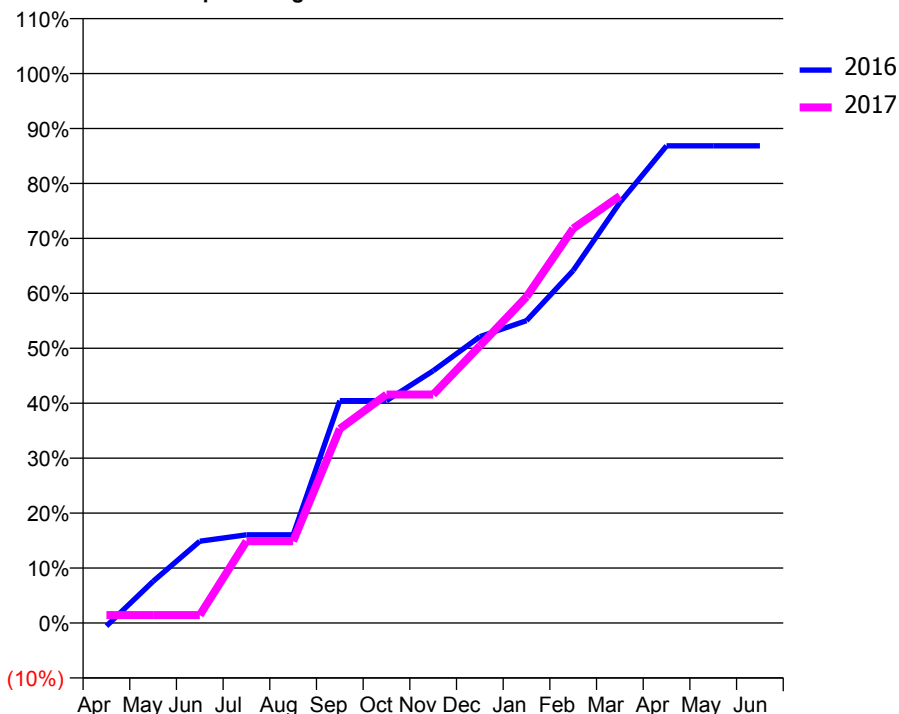
### ACCESS\*

Patients seen in 24 months	Total	Change since previous quarter
Quarter ending March 2016	318	
Quarter ending June 2016	318	→
Quarter ending September 2016	310	↓
Quarter ending December 2016	321	↑
Quarter ending March 2017	312	↓
<b>Variance since March 2016</b>	<b>(1.9%)</b>	<b>↓</b>



### ACTIVITY

Cumulative percentage of contracted UDA delivered 2016 & 2017



Month	Adjusted Scheduled Activity (UDA)	
	2016	2017
April	-6	15
May	78	15
June	153	15
July	166	153
August	166	153
September	417	364
October	417	429
November	473	429
December	537	520
January	567	612
February	661	740
March	789	801
April	895	
May	895	
June	895	

### QUALITY

	Quantity	Base Number	Contract	AT	Region	England
% of FP17s for the same patient ID Re-attending within 3 months - Children	12	332	3.6%	10.4%	11.8%	12.3%
% of FP17s for the same patient ID Re-attending within 3 months - Adults	8	51	15.7%	16.0%	17.1%	16.7%
% of FP17s for the same patient ID Re-attending between 3 & 9 months - Children	195	332	58.7%	47.8%	46.5%	57.6%
% of FP17s for the same patient ID Re-attending between 3 & 9 months - Adults	30	51	58.8%	37.8%	37.6%	50.1%
% of FP17s for Band 1 Urgent Courses	6	344	1.7%	10.3%	10.7%	9.1%
% of FP17s Relating to Free Repair or Replacements	0	344	0.0%	0.6%	0.6%	0.8%
% of FP17s Relating to Continuations	4	344	1.2%	1.1%	0.9%	1.2%
% of Patients satisfied with the dentistry they have received	0	0	N/A	90.5%	90.4%	92.8%
% of Patients satisfied with the time they had to wait for an appointment	0	0	N/A	86.2%	83.7%	88.7%

\* This is based on patients treated on this contract for their most recent course of treatment. Figures in italics indicate the base number of FP17s or Patient Questionnaire responses are less than 100. N/A is shown where the base number of responses is less than 10 during the period. % is calculated as Quantity/Base number\*100

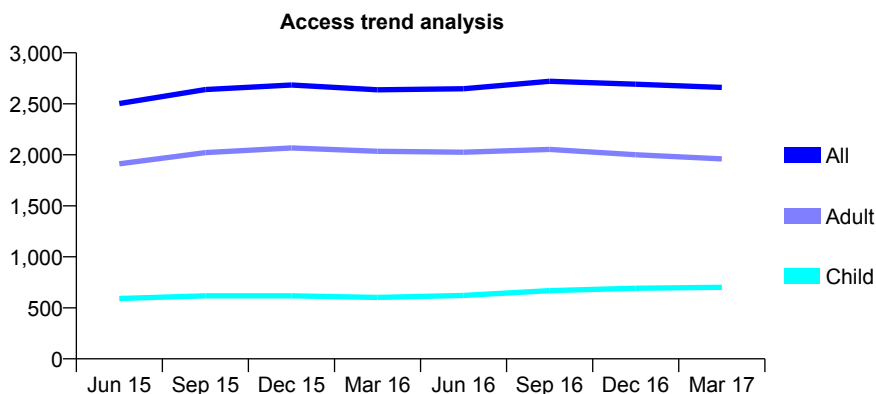
## Q63 - Vital Signs At a Glance Contract Report for 771996/0003 - March 2017

Name or company name	MR H RAZBAN
Contract type name	GDS Contract
Purpose of contract	General
Contract start date	01/05/2013
Contract end date	

16/17 Contracted general activity (UDA)	6,700
Carry forward general activity (UDA)	214
16/17 Contracted orthodontic activity (UOA)	0
Carry forward orthodontic activity (UOA)	0
Baseline contract value	£158,932.58

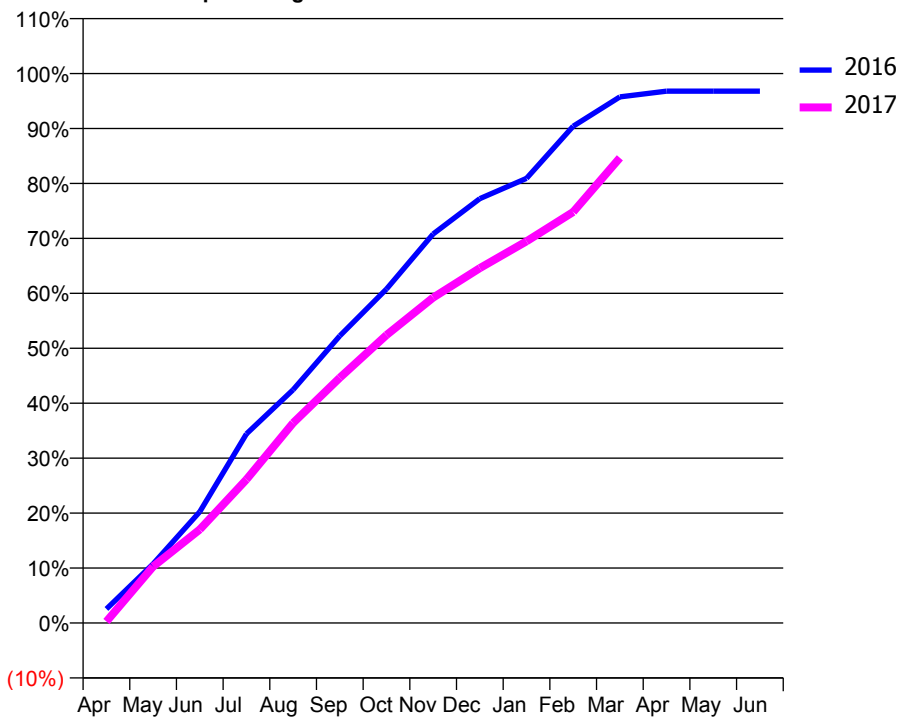
### ACCESS\*

Patients seen in 24 months	Total	Change since previous quarter
Quarter ending March 2016	2,637	
Quarter ending June 2016	2,648	→
Quarter ending September 2016	2,721	↑
Quarter ending December 2016	2,692	↓
Quarter ending March 2017	2,661	↓
<b>Variance since March 2016</b>	<b>0.9%</b>	<b>→</b>



### ACTIVITY

Cumulative percentage of contracted UDA delivered 2016 & 2017



Month	Adjusted Scheduled Activity (UDA)	
	2016	2017
April	171	19
May	722	688
June	1,357	1,141
July	2,307	1,750
August	2,845	2,440
September	3,501	2,991
October	4,072	3,510
November	4,744	3,969
December	5,175	4,327
January	5,422	4,655
February	6,058	5,012
March	6,415	5,673
April	6,485	
May	6,485	
June	6,486	

### QUALITY

	Quantity	Base Number	Contract	AT	Region	England
% of FP17s for the same patient ID Re-attending within 3 months - Children	15	664	2.3%	10.4%	11.8%	12.3%
% of FP17s for the same patient ID Re-attending within 3 months - Adults	67	1,613	4.2%	16.0%	17.1%	16.7%
% of FP17s for the same patient ID Re-attending between 3 & 9 months - Children	226	664	34.0%	47.8%	46.5%	57.6%
% of FP17s for the same patient ID Re-attending between 3 & 9 months - Adults	498	1,613	30.9%	37.8%	37.6%	50.1%
% of FP17s for Band 1 Urgent Courses	123	2,250	5.5%	10.3%	10.7%	9.1%
% of FP17s Relating to Free Repair or Replacements	0	2,250	0.0%	0.6%	0.6%	0.8%
% of FP17s Relating to Continuations	2	2,250	0.1%	1.1%	0.9%	1.2%
% of Patients satisfied with the dentistry they have received	1	2	N/A	90.5%	90.4%	92.8%
% of Patients satisfied with the time they had to wait for an appointment	1	2	N/A	86.2%	83.7%	88.7%

\* This is based on patients treated on this contract for their most recent course of treatment. Figures in italics indicate the base number of FP17s or Patient Questionnaire responses are less than 100. N/A is shown where the base number of responses is less than 10 during the period. % is calculated as Quantity/Base number\*100

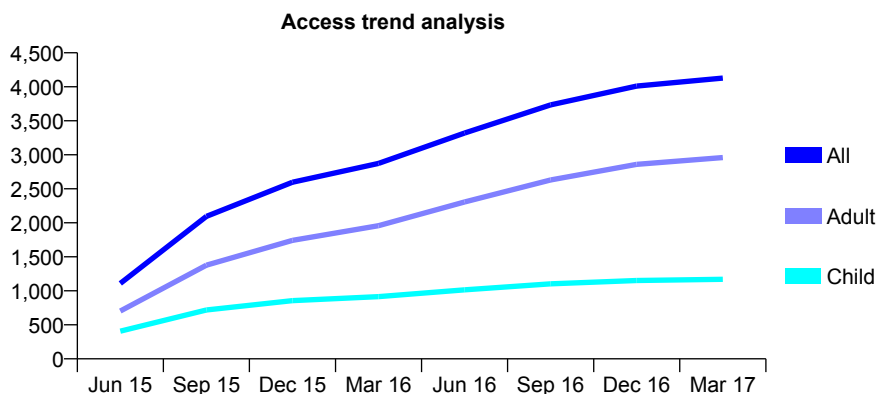
## Q63 - Vital Signs At a Glance Contract Report for 772046/0001 - March 2017

Name or company name	MR A PATEL
Contract type name	GDS Contract
Purpose of contract	General
Contract start date	01/03/2015
Contract end date	

16/17 Contracted general activity (UDA)	8,500
Carry forward general activity (UDA)	-170
16/17 Contracted orthodontic activity (UOA)	0
Carry forward orthodontic activity (UOA)	0
Baseline contract value	£222,950.91

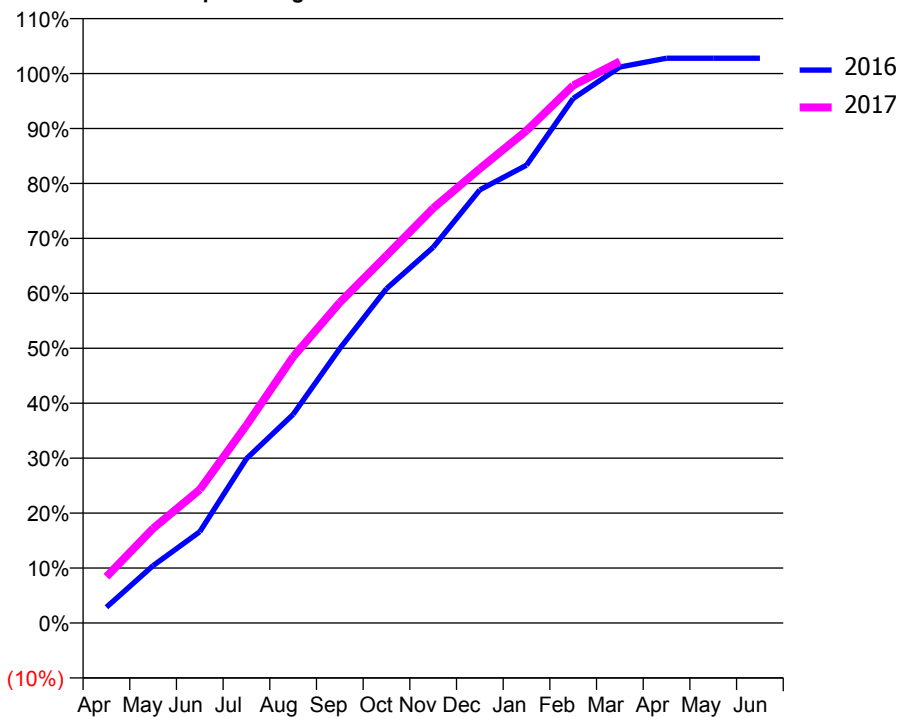
### ACCESS\*

Patients seen in 24 months	Total	Change since previous quarter
Quarter ending March 2016	2,873	
Quarter ending June 2016	3,321	↑
Quarter ending September 2016	3,734	↑
Quarter ending December 2016	4,011	↑
Quarter ending March 2017	4,129	↑
<b>Variance since March 2016</b>	<b>43.7%</b>	<b>↑</b>



### ACTIVITY

Cumulative percentage of contracted UDA delivered 2016 & 2017



Adjusted Scheduled Activity (UDA)

Month	2016	2017
April	243	717
May	888	1,463
June	1,412	2,064
July	2,543	3,060
August	3,228	4,117
September	4,247	4,957
October	5,173	5,684
November	5,811	6,416
December	6,701	7,029
January	7,083	7,616
February	8,114	8,316
March	8,601	8,686
April	8,736	
May	8,736	
June	8,736	

### QUALITY

	Quantity	Base Number	Contract	AT	Region	England
% of FP17s for the same patient ID Re-attending within 3 months - Children	116	1,646	7.0%	10.4%	11.8%	12.3%
% of FP17s for the same patient ID Re-attending within 3 months - Adults	550	3,446	16.0%	16.0%	17.1%	16.7%
% of FP17s for the same patient ID Re-attending between 3 & 9 months - Children	937	1,646	56.9%	47.8%	46.5%	57.6%
% of FP17s for the same patient ID Re-attending between 3 & 9 months - Adults	1,301	3,446	37.8%	37.8%	37.6%	50.1%
% of FP17s for Band 1 Urgent Courses	810	5,003	16.2%	10.3%	10.7%	9.1%
% of FP17s Relating to Free Repair or Replacements	30	5,003	0.6%	0.6%	0.6%	0.8%
% of FP17s Relating to Continuations	46	5,003	0.9%	1.1%	0.9%	1.2%
% of Patients satisfied with the dentistry they have received	2	3	N/A	90.5%	90.4%	92.8%
% of Patients satisfied with the time they had to wait for an appointment	2	3	N/A	86.2%	83.7%	88.7%

\* This is based on patients treated on this contract for their most recent course of treatment. Figures in italics indicate the base number of FP17s or Patient Questionnaire responses are less than 100. N/A is shown where the base number of responses is less than 10 during the period. % is calculated as Quantity/Base number\*100



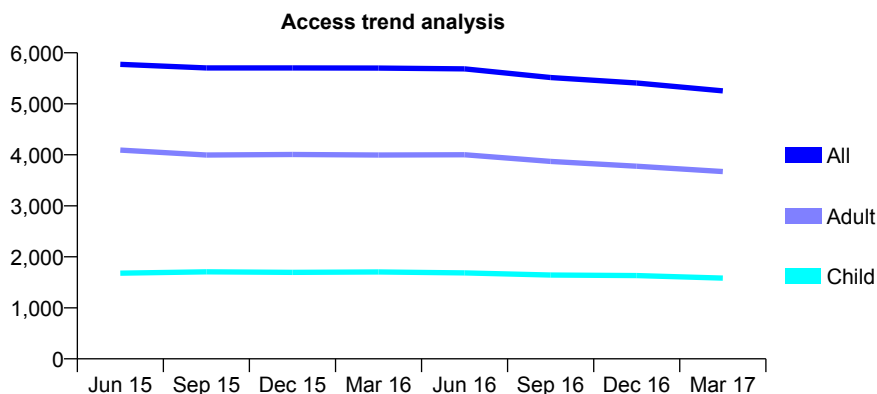
## Q63 - Vital Signs At a Glance Contract Report for 772283/0001 - March 2017

Name or company name	Figges Marsh Dental Practice
Contract type name	GDS Contract
Purpose of contract	General
Contract start date	01/04/2006
Contract end date	

16/17 Contracted general activity (UDA)	17,000
Carry forward general activity (UDA)	258
16/17 Contracted orthodontic activity (UOA)	0
Carry forward orthodontic activity (UOA)	0
Baseline contract value	£427,559.89

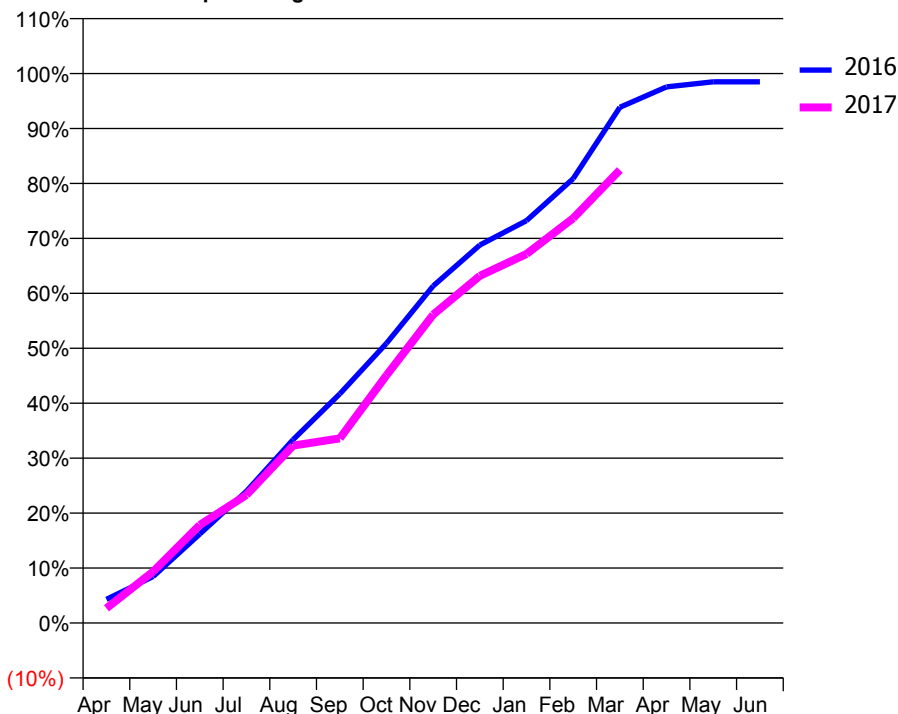
### ACCESS\*

Patients seen in 24 months	Total	Change since previous quarter
Quarter ending March 2016	5,701	
Quarter ending June 2016	5,684	→
Quarter ending September 2016	5,514	↓
Quarter ending December 2016	5,409	↓
Quarter ending March 2017	5,254	↓
<b>Variance since March 2016</b>	<b>(7.8%)</b>	<b>↓</b>



### ACTIVITY

Cumulative percentage of contracted UDA delivered 2016 & 2017



Adjusted Scheduled Activity (UDA)

Month	2016	2017
April	733	457
May	1,438	1,592
June	2,752	3,033
July	4,077	3,963
August	5,674	5,489
September	7,091	5,713
October	8,653	7,664
November	10,425	9,542
December	11,692	10,741
January	12,450	11,415
February	13,748	12,523
March	15,954	14,017
April	16,584	
May	16,744	
June	16,742	

### QUALITY

	Quantity	Base Number	Contract	AT	Region	England
% of FP17s for the same patient ID Re-attending within 3 months - Children	124	1,982	6.3%	10.4%	11.8%	12.3%
% of FP17s for the same patient ID Re-attending within 3 months - Adults	529	3,813	13.9%	16.0%	17.1%	16.7%
% of FP17s for the same patient ID Re-attending between 3 & 9 months - Children	842	1,982	42.5%	47.8%	46.5%	57.6%
% of FP17s for the same patient ID Re-attending between 3 & 9 months - Adults	1,448	3,813	38.0%	37.8%	37.6%	50.1%
% of FP17s for Band 1 Urgent Courses	583	5,428	10.7%	10.3%	10.7%	9.1%
% of FP17s Relating to Free Repair or Replacements	29	5,428	0.5%	0.6%	0.6%	0.8%
% of FP17s Relating to Continuations	11	5,428	0.2%	1.1%	0.9%	1.2%
% of Patients satisfied with the dentistry they have received	3	3	N/A	90.5%	90.4%	92.8%
% of Patients satisfied with the time they had to wait for an appointment	2	3	N/A	86.2%	83.7%	88.7%

\* This is based on patients treated on this contract for their most recent course of treatment. Figures in italics indicate the base number of FP17s or Patient Questionnaire responses are less than 100. N/A is shown where the base number of responses is less than 10 during the period. % is calculated as Quantity/Base number\*100

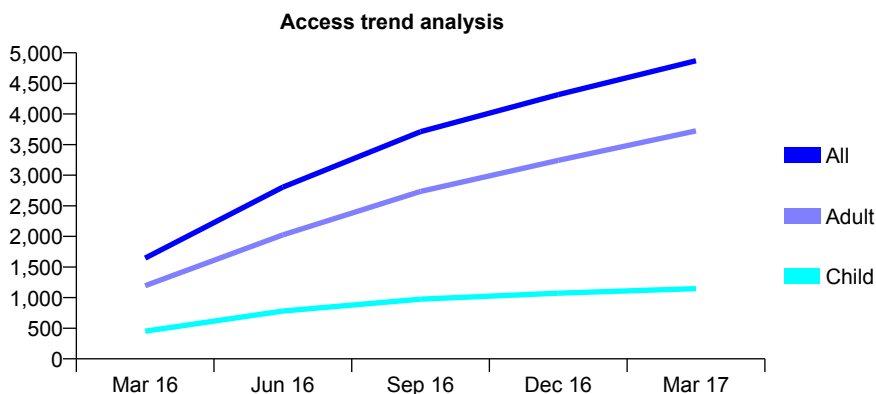
## Q63 - Vital Signs At a Glance Contract Report for 775215/0010 - March 2017

Name or company name	MR C PATEL
Contract type name	GDS Contract
Purpose of contract	General and Orthodontic
Contract start date	01/01/2016
Contract end date	

16/17 Contracted general activity (UDA)	23,346
Carry forward general activity (UDA)	931
16/17 Contracted orthodontic activity (UOA)	326
Carry forward orthodontic activity (UOA)	8
Baseline contract value	£757,050.52

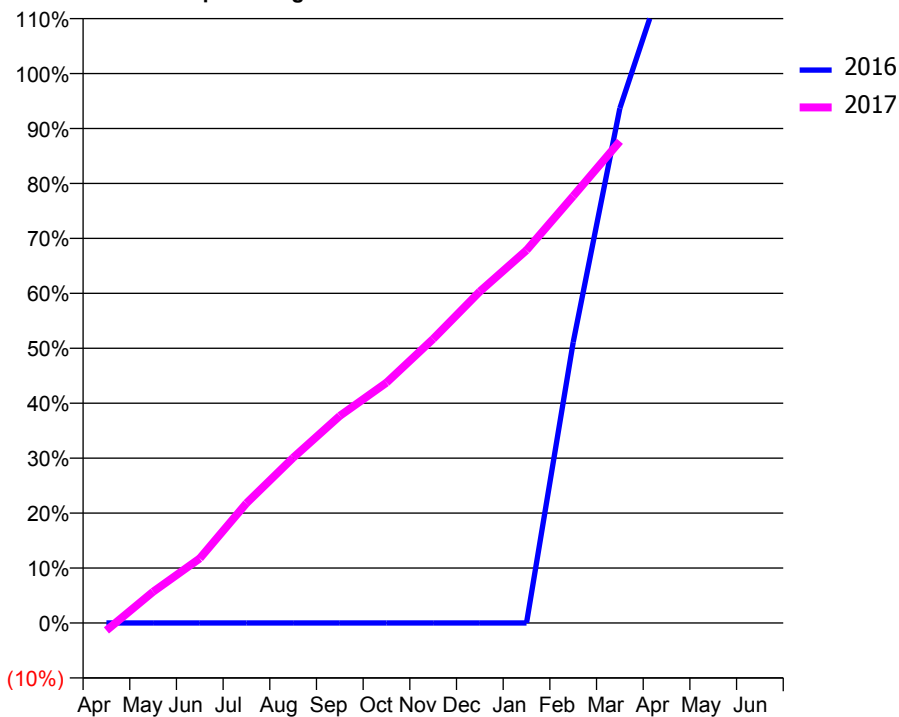
### ACCESS\*

Patients seen in 24 months	Total	Change since previous quarter
Quarter ending March 2016	1,646	
Quarter ending June 2016	2,804	↑
Quarter ending September 2016	3,711	↑
Quarter ending December 2016	4,317	↑
Quarter ending March 2017	4,871	↑
<b>Variance since March 2016</b>	<b>195.9%</b>	<b>↑</b>



### ACTIVITY

Cumulative percentage of contracted UDA delivered 2016 & 2017



Month	Adjusted Scheduled Activity (UDA)	
	2016	2017
April	0	-322
May	0	1,329
June	0	2,746
July	0	5,090
August	0	7,022
September	0	8,804
October	0	10,210
November	0	12,070
December	0	14,087
January	0	15,838
February	2,983	18,136
March	5,468	20,469
April	6,955	
May	6,955	
June	6,955	

### QUALITY

	Quantity	Base Number	Contract	AT	Region	England
% of FP17s for the same patient ID Re-attending within 3 months - Children	92	1,559	5.9%	10.4%	11.8%	12.3%
% of FP17s for the same patient ID Re-attending within 3 months - Adults	467	4,798	9.7%	16.0%	17.1%	16.7%
% of FP17s for the same patient ID Re-attending between 3 & 9 months - Children	510	1,559	32.7%	47.8%	46.5%	57.6%
% of FP17s for the same patient ID Re-attending between 3 & 9 months - Adults	1,301	4,798	27.1%	37.8%	37.6%	50.1%
% of FP17s for Band 1 Urgent Courses	424	6,011	7.1%	10.3%	10.7%	9.1%
% of FP17s Relating to Free Repair or Replacements	3	6,011	0.0%	0.6%	0.6%	0.8%
% of FP17s Relating to Continuations	29	6,011	0.5%	1.1%	0.9%	1.2%
% of Patients satisfied with the dentistry they have received	5	6	N/A	90.5%	90.4%	92.8%
% of Patients satisfied with the time they had to wait for an appointment	3	6	N/A	86.2%	83.7%	88.7%

\* This is based on patients treated on this contract for their most recent course of treatment. Figures in italics indicate the base number of FP17s or Patient Questionnaire responses are less than 100. N/A is shown where the base number of responses is less than 10 during the period. % is calculated as Quantity/Base number\*100

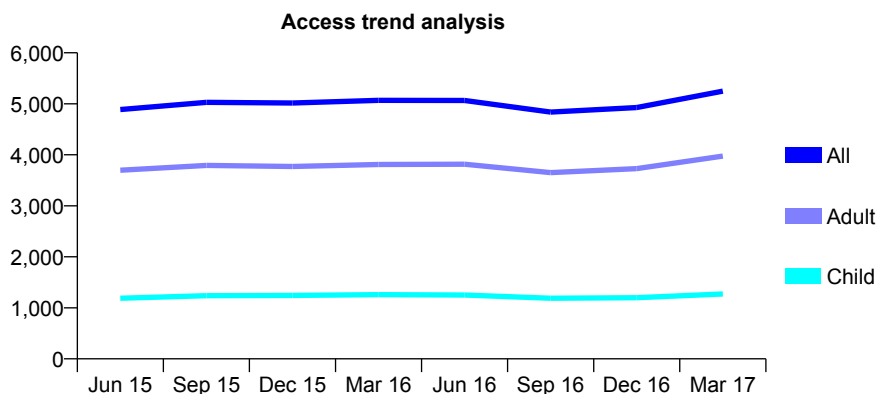
## Q63 - Vital Signs At a Glance Contract Report for 775304/0001 - March 2017

Name or company name	Mrs Megha Deval
Contract type name	GDS Contract
Purpose of contract	General
Contract start date	19/04/2008
Contract end date	

16/17 Contracted general activity (UDA)	15,500
Carry forward general activity (UDA)	321
16/17 Contracted orthodontic activity (UOA)	0
Carry forward orthodontic activity (UOA)	0
Baseline contract value	£351,583.41

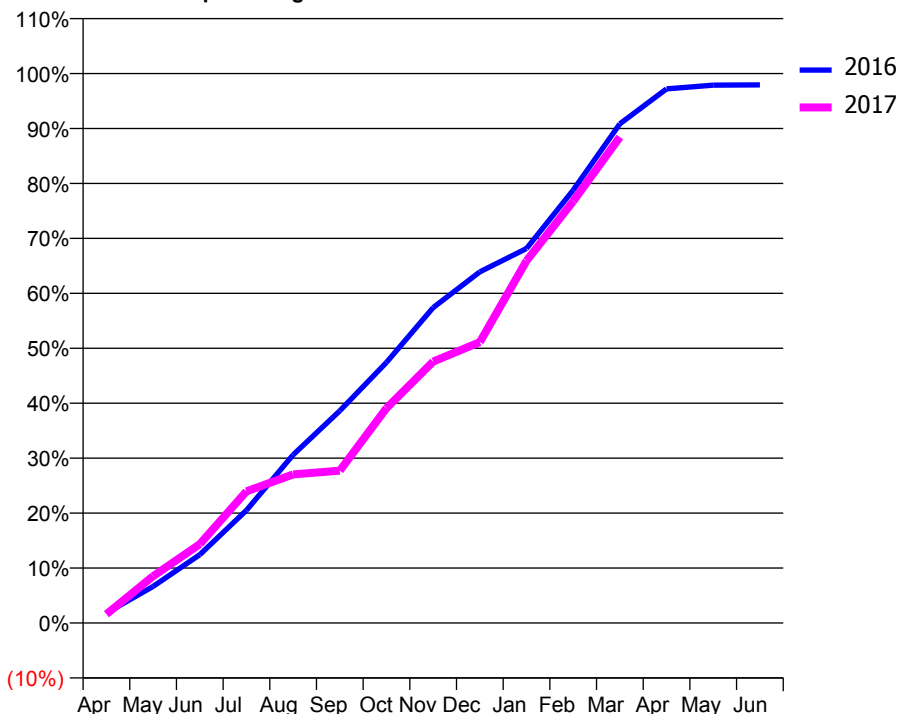
### ACCESS\*

Patients seen in 24 months	Total	Change since previous quarter
Quarter ending March 2016	5,069	
Quarter ending June 2016	5,066	→
Quarter ending September 2016	4,839	↓
Quarter ending December 2016	4,928	→
Quarter ending March 2017	5,249	↑
<b>Variance since March 2016</b>	<b>3.6%</b>	<b>↑</b>



### ACTIVITY

**Cumulative percentage of contracted UDA delivered 2016 & 2017**



**Adjusted Scheduled Activity (UDA)**

Month	2016	2017
April	280	251
May	1,033	1,324
June	1,928	2,224
July	3,180	3,715
August	4,743	4,192
September	5,986	4,297
October	7,352	6,063
November	8,898	7,374
December	9,906	7,923
January	10,563	10,216
February	12,212	11,894
March	14,080	13,709
April	15,067	
May	15,170	
June	15,179	

### QUALITY

	Quantity	Base Number	Contract	AT	Region	England
% of FP17s for the same patient ID Re-attending within 3 months - Children	85	1,308	6.5%	10.4%	11.8%	12.3%
% of FP17s for the same patient ID Re-attending within 3 months - Adults	469	3,735	12.6%	16.0%	17.1%	16.7%
% of FP17s for the same patient ID Re-attending between 3 & 9 months - Children	462	1,308	35.3%	47.8%	46.5%	57.6%
% of FP17s for the same patient ID Re-attending between 3 & 9 months - Adults	1,189	3,735	31.8%	37.8%	37.6%	50.1%
% of FP17s for Band 1 Urgent Courses	428	4,737	9.0%	10.3%	10.7%	9.1%
% of FP17s Relating to Free Repair or Replacements	51	4,737	1.1%	0.6%	0.6%	0.8%
% of FP17s Relating to Continuations	53	4,737	1.1%	1.1%	0.9%	1.2%
% of Patients satisfied with the dentistry they have received	5	6	N/A	90.5%	90.4%	92.8%
% of Patients satisfied with the time they had to wait for an appointment	6	6	N/A	86.2%	83.7%	88.7%

\* This is based on patients treated on this contract for their most recent course of treatment. Figures in italics indicate the base number of FP17s or Patient Questionnaire responses are less than 100. N/A is shown where the base number of responses is less than 10 during the period. % is calculated as Quantity/Base number\*100

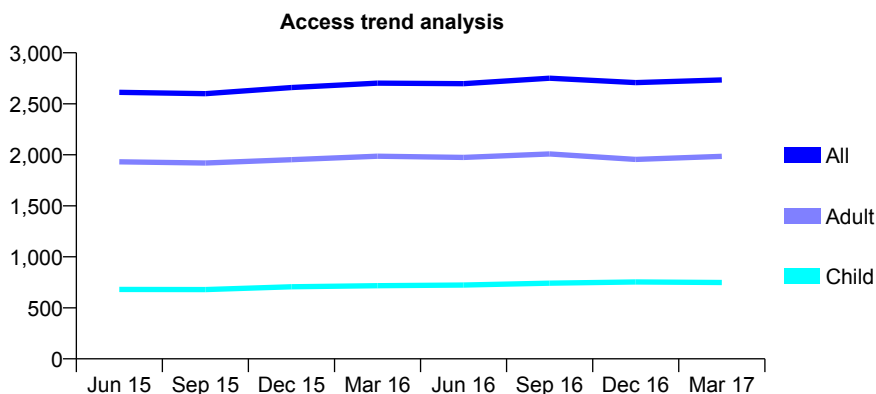
## Q63 - Vital Signs At a Glance Contract Report for 776513/0002 - March 2017

Name or company name	MS P GUPTA
Contract type name	GDS Contract
Purpose of contract	General
Contract start date	09/03/2007
Contract end date	

16/17 Contracted general activity (UDA)	7,716
Carry forward general activity (UDA)	331
16/17 Contracted orthodontic activity (UOA)	0
Carry forward orthodontic activity (UOA)	0
Baseline contract value	£198,896.49

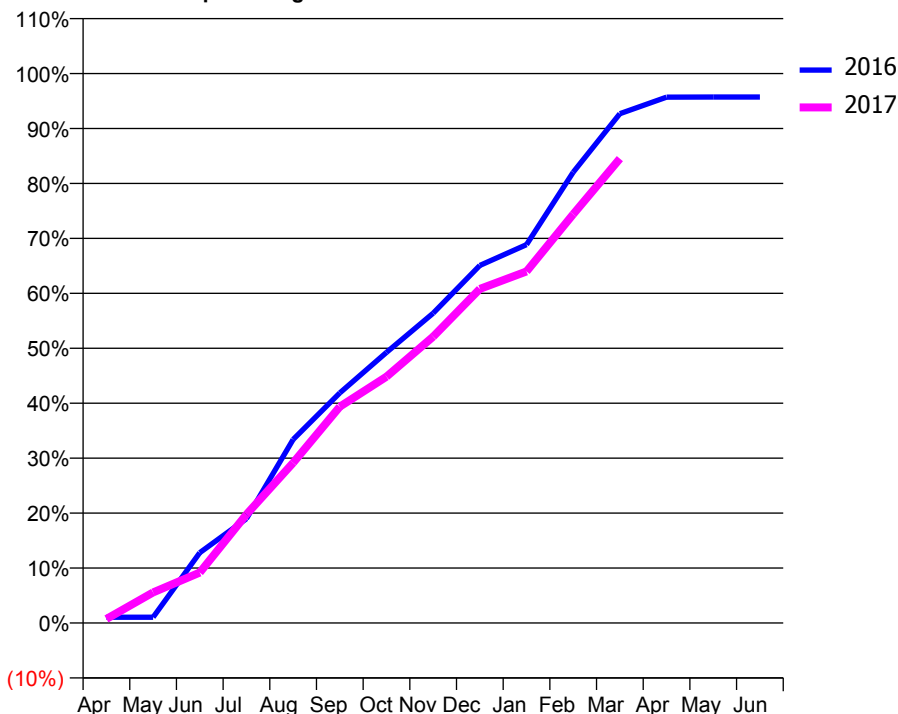
### ACCESS\*

Patients seen in 24 months	Total	Change since previous quarter
Quarter ending March 2016	2,703	
Quarter ending June 2016	2,697	→
Quarter ending September 2016	2,751	↑
Quarter ending December 2016	2,708	↓
Quarter ending March 2017	2,734	→
<b>Variance since March 2016</b>	<b>1.1%</b>	<b>→</b>



### ACTIVITY

Cumulative percentage of contracted UDA delivered 2016 & 2017



Month	Adjusted Scheduled Activity (UDA)	
	2016	2017
April	81	58
May	81	429
June	988	709
July	1,465	1,525
August	2,577	2,250
September	3,231	3,039
October	3,799	3,459
November	4,350	4,021
December	5,022	4,691
January	5,313	4,936
February	6,329	5,740
March	7,152	6,520
April	7,384	
May	7,385	
June	7,385	

### QUALITY

	Quantity	Base Number	Contract	AT	Region	England
% of FP17s for the same patient ID Re-attending within 3 months - Children	115	993	11.6%	10.4%	11.8%	12.3%
% of FP17s for the same patient ID Re-attending within 3 months - Adults	516	2,621	19.7%	16.0%	17.1%	16.7%
% of FP17s for the same patient ID Re-attending between 3 & 9 months - Children	459	993	46.2%	47.8%	46.5%	57.6%
% of FP17s for the same patient ID Re-attending between 3 & 9 months - Adults	1,187	2,621	45.3%	37.8%	37.6%	50.1%
% of FP17s for Band 1 Urgent Courses	291	3,485	8.4%	10.3%	10.7%	9.1%
% of FP17s Relating to Free Repair or Replacements	59	3,485	1.7%	0.6%	0.6%	0.8%
% of FP17s Relating to Continuations	84	3,485	2.4%	1.1%	0.9%	1.2%
% of Patients satisfied with the dentistry they have received	6	7	N/A	90.5%	90.4%	92.8%
% of Patients satisfied with the time they had to wait for an appointment	6	7	N/A	86.2%	83.7%	88.7%

\* This is based on patients treated on this contract for their most recent course of treatment. Figures in italics indicate the base number of FP17s or Patient Questionnaire responses are less than 100. N/A is shown where the base number of responses is less than 10 during the period. % is calculated as Quantity/Base number\*100

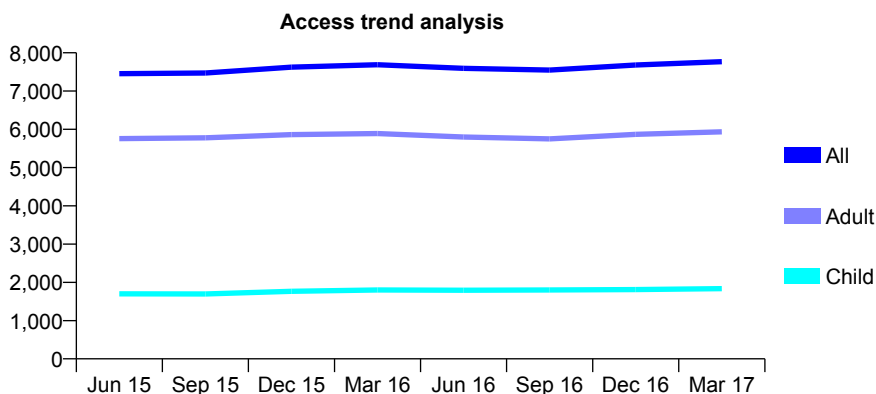
## Q63 - Vital Signs At a Glance Contract Report for 781584/0001 - March 2017

Name or company name	MR M KANANI
Contract type name	GDS Contract
Purpose of contract	General
Contract start date	01/04/2007
Contract end date	

16/17 Contracted general activity (UDA)	26,302
Carry forward general activity (UDA)	802
16/17 Contracted orthodontic activity (UOA)	0
Carry forward orthodontic activity (UOA)	0
Baseline contract value	£696,947.95

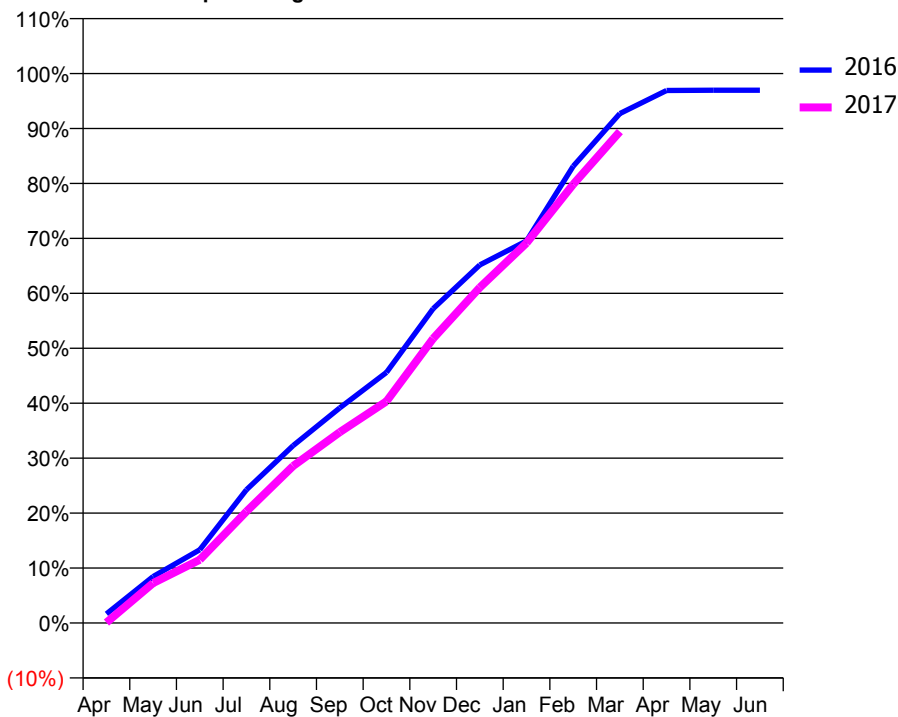
### ACCESS\*

Patients seen in 24 months	Total	Change since previous quarter
Quarter ending March 2016	7,688	
Quarter ending June 2016	7,594	↓
Quarter ending September 2016	7,550	→
Quarter ending December 2016	7,680	→
Quarter ending March 2017	7,768	→
<b>Variance since March 2016</b>	<b>1.0%</b>	<b>→</b>



### ACTIVITY

Cumulative percentage of contracted UDA delivered 2016 & 2017



Month	Adjusted Scheduled Activity (UDA)	
	2016	2017
April	440	22
May	2,222	1,915
June	3,505	3,032
July	6,381	5,342
August	8,494	7,519
September	10,301	9,138
October	11,995	10,609
November	15,050	13,619
December	17,140	16,059
January	18,289	18,189
February	21,866	20,997
March	24,388	23,526
April	25,491	
May	25,500	
June	25,500	

### QUALITY

	Quantity	Base Number	Contract	AT	Region	England
% of FP17s for the same patient ID Re-attending within 3 months - Children	168	1,843	9.1%	10.4%	11.8%	12.3%
% of FP17s for the same patient ID Re-attending within 3 months - Adults	900	6,008	15.0%	16.0%	17.1%	16.7%
% of FP17s for the same patient ID Re-attending between 3 & 9 months - Children	662	1,843	35.9%	47.8%	46.5%	57.6%
% of FP17s for the same patient ID Re-attending between 3 & 9 months - Adults	1,775	6,008	29.5%	37.8%	37.6%	50.1%
% of FP17s for Band 1 Urgent Courses	599	7,536	7.9%	10.3%	10.7%	9.1%
% of FP17s Relating to Free Repair or Replacements	10	7,536	0.1%	0.6%	0.6%	0.8%
% of FP17s Relating to Continuations	157	7,536	2.1%	1.1%	0.9%	1.2%
% of Patients satisfied with the dentistry they have received	10	10	100.0%	90.5%	90.4%	92.8%
% of Patients satisfied with the time they had to wait for an appointment	8	10	80.0%	86.2%	83.7%	88.7%

\* This is based on patients treated on this contract for their most recent course of treatment. Figures in italics indicate the base number of FP17s or Patient Questionnaire responses are less than 100. N/A is shown where the base number of responses is less than 10 during the period. % is calculated as Quantity/Base number\*100

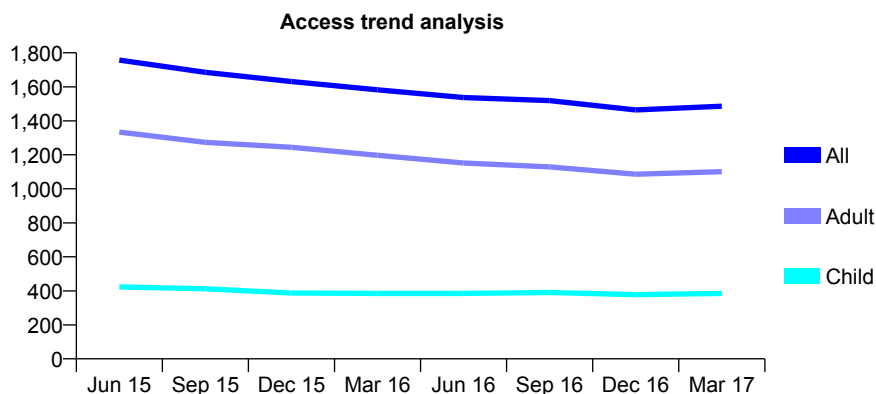
## Q63 - Vital Signs At a Glance Contract Report for 781789/0001 - March 2017

Name or company name	MS L HAGHOZAR
Contract type name	GDS Contract
Purpose of contract	General
Contract start date	01/04/2006
Contract end date	

16/17 Contracted general activity (UDA)	5,596
Carry forward general activity (UDA)	0
16/17 Contracted orthodontic activity (UOA)	0
Carry forward orthodontic activity (UOA)	0
Baseline contract value	£157,326.90

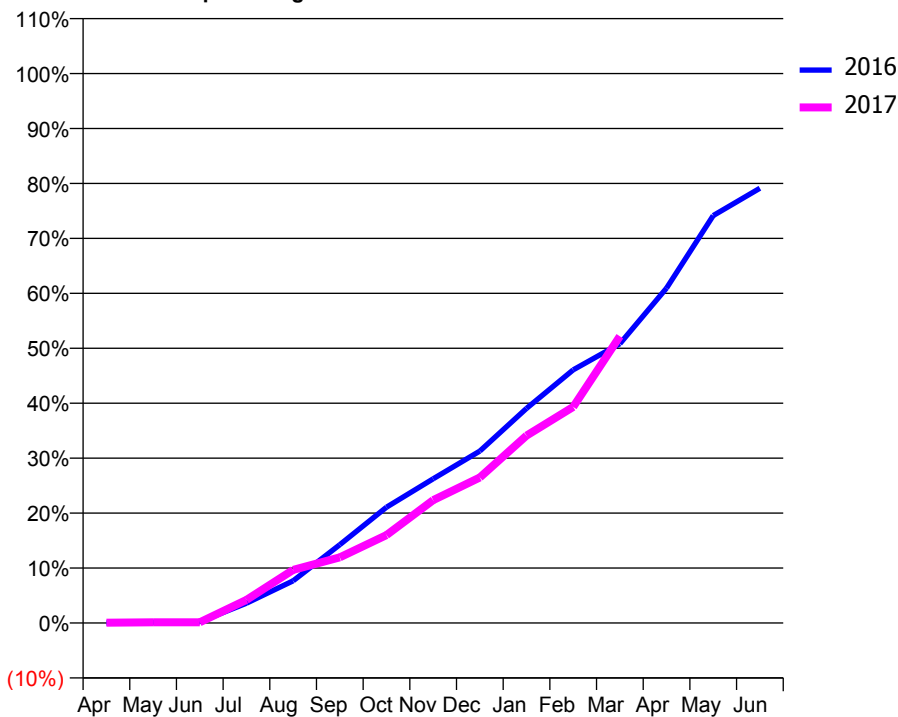
### ACCESS\*

Patients seen in 24 months	Total	Change since previous quarter
Quarter ending March 2016	1,582	
Quarter ending June 2016	1,537	↓
Quarter ending September 2016	1,519	↓
Quarter ending December 2016	1,464	↓
Quarter ending March 2017	1,486	→
<b>Variance since March 2016</b>	<b>(6.1%)</b>	<b>↓</b>



### ACTIVITY

Cumulative percentage of contracted UDA delivered 2016 & 2017



Month	Adjusted Scheduled Activity (UDA)	
	2016	2017
April	1	3
May	8	7
June	11	8
July	201	235
August	430	541
September	797	669
October	1,180	895
November	1,468	1,252
December	1,751	1,482
January	2,185	1,909
February	2,578	2,201
March	2,844	2,920
April	3,410	
May	4,149	
June	4,427	

### QUALITY

	Quantity	Base Number	Contract	AT	Region	England
% of FP17s for the same patient ID Re-attending within 3 months - Children	18	385	4.7%	10.4%	11.8%	12.3%
% of FP17s for the same patient ID Re-attending within 3 months - Adults	83	960	8.6%	16.0%	17.1%	16.7%
% of FP17s for the same patient ID Re-attending between 3 & 9 months - Children	91	385	23.6%	47.8%	46.5%	57.6%
% of FP17s for the same patient ID Re-attending between 3 & 9 months - Adults	255	960	26.6%	37.8%	37.6%	50.1%
% of FP17s for Band 1 Urgent Courses	120	1,013	11.8%	10.3%	10.7%	9.1%
% of FP17s Relating to Free Repair or Replacements	1	1,013	0.1%	0.6%	0.6%	0.8%
% of FP17s Relating to Continuations	7	1,013	0.7%	1.1%	0.9%	1.2%
% of Patients satisfied with the dentistry they have received	3	8	N/A	90.5%	90.4%	92.8%
% of Patients satisfied with the time they had to wait for an appointment	6	8	N/A	86.2%	83.7%	88.7%

\* This is based on patients treated on this contract for their most recent course of treatment. Figures in italics indicate the base number of FP17s or Patient Questionnaire responses are less than 100. N/A is shown where the base number of responses is less than 10 during the period. % is calculated as Quantity/Base number\*100

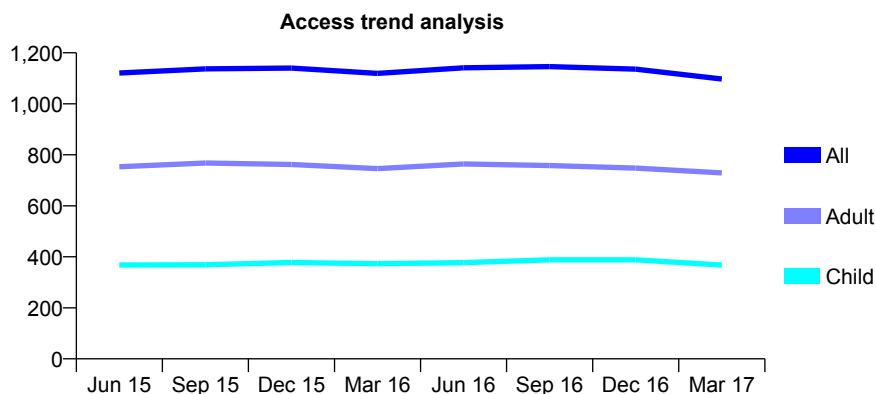
## Q63 - Vital Signs At a Glance Contract Report for 781819/0001 - March 2017

Name or company name	MRS I AZENABOR
Contract type name	GDS Contract
Purpose of contract	General
Contract start date	01/04/2011
Contract end date	

16/17 Contracted general activity (UDA)	2,519
Carry forward general activity (UDA)	-49
16/17 Contracted orthodontic activity (UOA)	0
Carry forward orthodontic activity (UOA)	0
Baseline contract value	£64,666.75

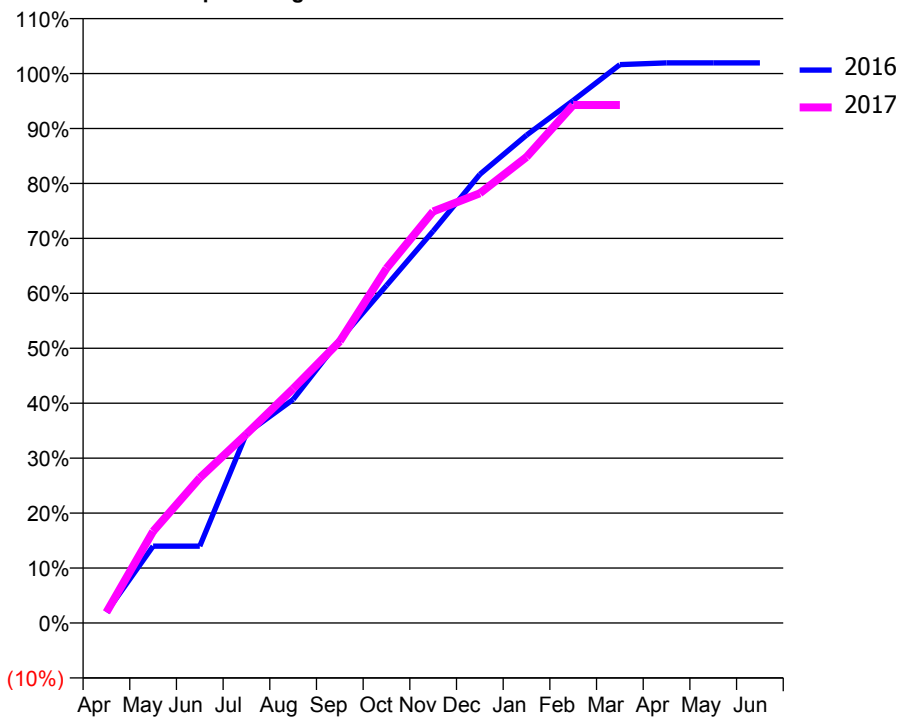
### ACCESS\*

Patients seen in 24 months	Total	Change since previous quarter
Quarter ending March 2016	1,119	
Quarter ending June 2016	1,141	→
Quarter ending September 2016	1,146	→
Quarter ending December 2016	1,136	→
Quarter ending March 2017	1,097	↓
<b>Variance since March 2016</b>	<b>(2.0%)</b>	<b>↓</b>



### ACTIVITY

Cumulative percentage of contracted UDA delivered 2016 & 2017



Month	Adjusted Scheduled Activity (UDA)	
	2016	2017
April	50	49
May	352	420
June	352	665
July	869	867
August	1,025	1,074
September	1,299	1,291
October	1,547	1,626
November	1,797	1,887
December	2,057	1,970
January	2,237	2,136
February	2,396	2,375
March	2,560	2,375
April	2,568	
May	2,568	
June	2,568	

### QUALITY

	Quantity	Base Number	Contract	AT	Region	England
% of FP17s for the same patient ID Re-attending within 3 months - Children	22	413	5.3%	10.4%	11.8%	12.3%
% of FP17s for the same patient ID Re-attending within 3 months - Adults	64	721	8.9%	16.0%	17.1%	16.7%
% of FP17s for the same patient ID Re-attending between 3 & 9 months - Children	178	413	43.1%	47.8%	46.5%	57.6%
% of FP17s for the same patient ID Re-attending between 3 & 9 months - Adults	318	721	44.1%	37.8%	37.6%	50.1%
% of FP17s for Band 1 Urgent Courses	74	1,127	6.6%	10.3%	10.7%	9.1%
% of FP17s Relating to Free Repair or Replacements	0	1,127	0.0%	0.6%	0.6%	0.8%
% of FP17s Relating to Continuations	1	1,127	0.1%	1.1%	0.9%	1.2%
% of Patients satisfied with the dentistry they have received	0	0	N/A	90.5%	90.4%	92.8%
% of Patients satisfied with the time they had to wait for an appointment	0	0	N/A	86.2%	83.7%	88.7%

\* This is based on patients treated on this contract for their most recent course of treatment. Figures in italics indicate the base number of FP17s or Patient Questionnaire responses are less than 100. N/A is shown where the base number of responses is less than 10 during the period. % is calculated as Quantity/Base number\*100

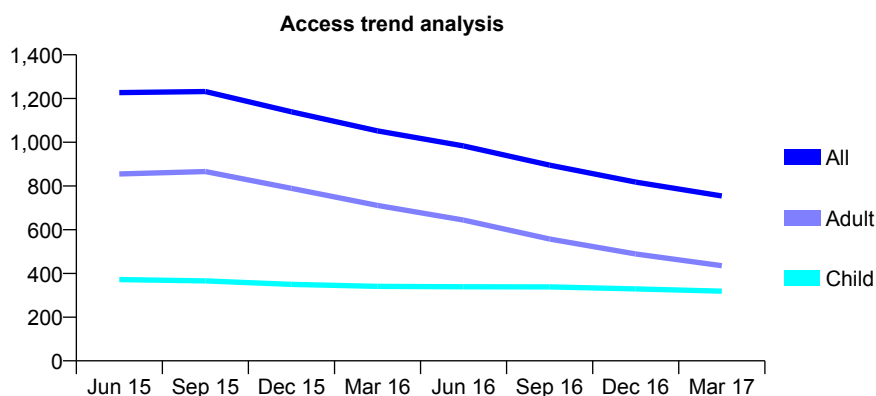
## Q63 - Vital Signs At a Glance Contract Report for 794694/0001 - March 2017

Name or company name	Ian & Kim Duthie
Contract type name	GDS Contract
Purpose of contract	General
Contract start date	01/04/2006
Contract end date	

16/17 Contracted general activity (UDA)	1,344
Carry forward general activity (UDA)	-12
16/17 Contracted orthodontic activity (UOA)	0
Carry forward orthodontic activity (UOA)	0
Baseline contract value	£29,976.36

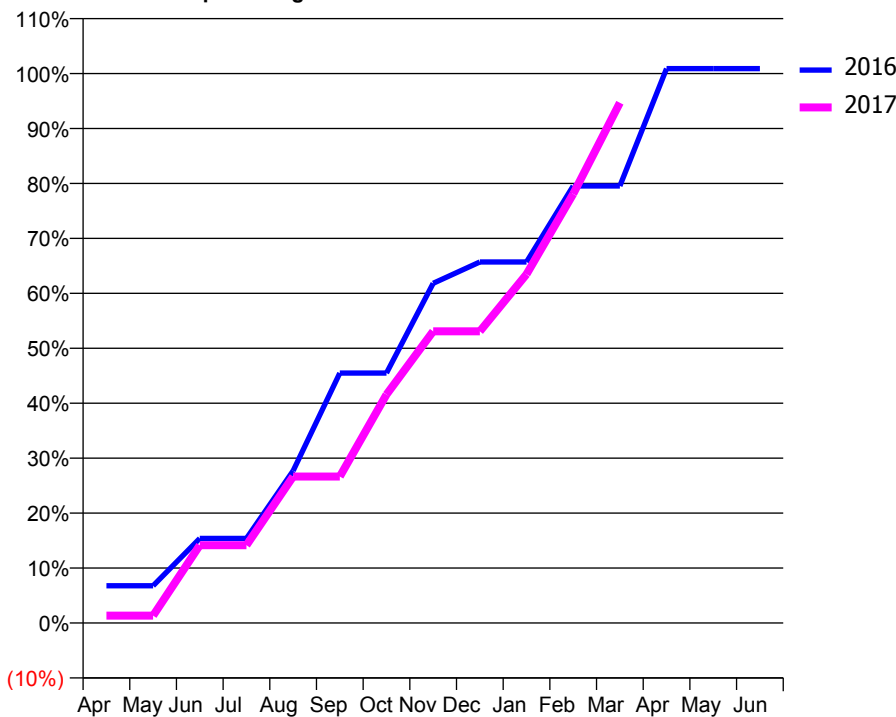
### ACCESS\*

Patients seen in 24 months	Total	Change since previous quarter
Quarter ending March 2016	1,052	
Quarter ending June 2016	983	↓
Quarter ending September 2016	895	↓
Quarter ending December 2016	818	↓
Quarter ending March 2017	754	↓
<b>Variance since March 2016</b>	<b>(28.3%)</b>	<b>↓</b>



### ACTIVITY

Cumulative percentage of contracted UDA delivered 2016 & 2017



Month	Adjusted Scheduled Activity (UDA)	
	2016	2017
April	91	18
May	91	18
June	207	190
July	207	190
August	372	358
September	611	358
October	611	559
November	831	713
December	883	713
January	883	853
February	1,069	1,049
March	1,069	1,272
April	1,356	
May	1,356	
June	1,356	

### QUALITY

	Quantity	Base Number	Contract	AT	Region	England
% of FP17s for the same patient ID Re-attending within 3 months - Children	60	636	9.4%	10.4%	11.8%	12.3%
% of FP17s for the same patient ID Re-attending within 3 months - Adults	46	257	17.9%	16.0%	17.1%	16.7%
% of FP17s for the same patient ID Re-attending between 3 & 9 months - Children	399	636	62.7%	47.8%	46.5%	57.6%
% of FP17s for the same patient ID Re-attending between 3 & 9 months - Adults	118	257	45.9%	37.8%	37.6%	50.1%
% of FP17s for Band 1 Urgent Courses	17	733	2.3%	10.3%	10.7%	9.1%
% of FP17s Relating to Free Repair or Replacements	2	733	0.3%	0.6%	0.6%	0.8%
% of FP17s Relating to Continuations	19	733	2.6%	1.1%	0.9%	1.2%
% of Patients satisfied with the dentistry they have received	0	0	N/A	90.5%	90.4%	92.8%
% of Patients satisfied with the time they had to wait for an appointment	0	0	N/A	86.2%	83.7%	88.7%

\* This is based on patients treated on this contract for their most recent course of treatment. Figures in italics indicate the base number of FP17s or Patient Questionnaire responses are less than 100. N/A is shown where the base number of responses is less than 10 during the period. % is calculated as Quantity/Base number\*100



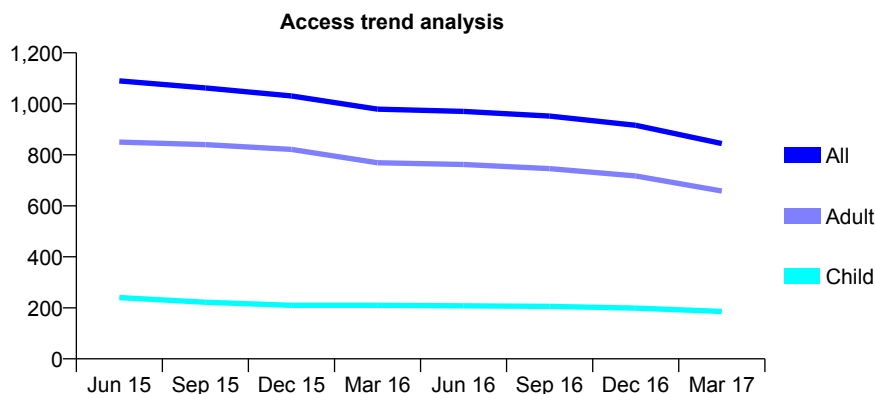
## Q63 - Vital Signs At a Glance Contract Report for 795860/0001 - March 2017

Name or company name	MR S KHAN
Contract type name	GDS Contract
Purpose of contract	General
Contract start date	01/04/2006
Contract end date	

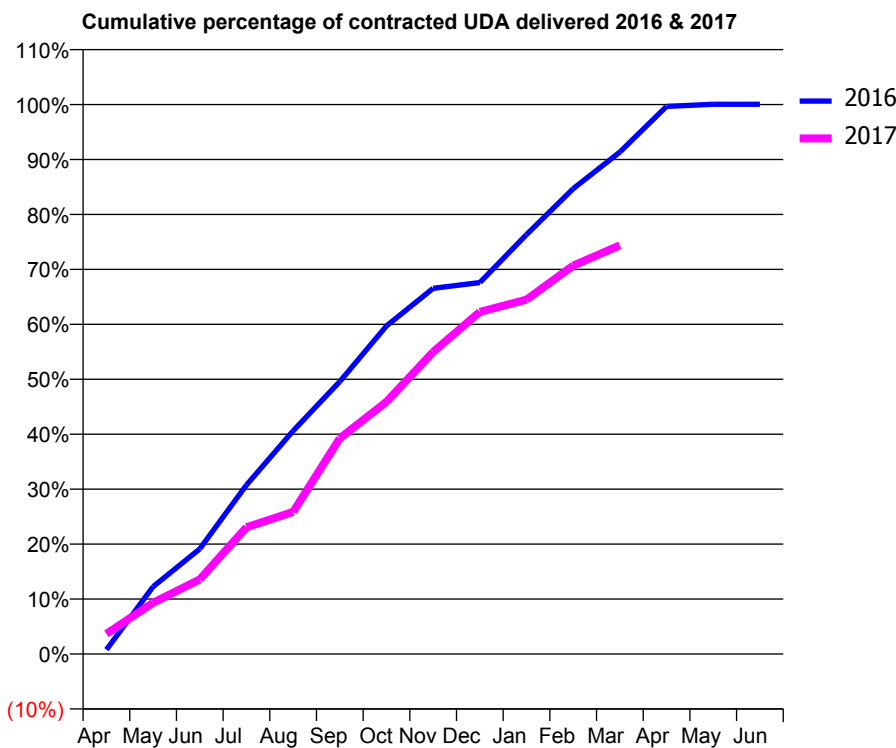
16/17 Contracted general activity (UDA)	4,000
Carry forward general activity (UDA)	-2
16/17 Contracted orthodontic activity (UOA)	0
Carry forward orthodontic activity (UOA)	0
Baseline contract value	£95,967.24

### ACCESS\*

Patients seen in 24 months	Total	Change since previous quarter
Quarter ending March 2016	979	
Quarter ending June 2016	970	→
Quarter ending September 2016	952	↓
Quarter ending December 2016	916	↓
Quarter ending March 2017	844	↓
<b>Variance since March 2016</b>	<b>(13.8%)</b>	<b>↓</b>



### ACTIVITY



Month	Adjusted Scheduled Activity (UDA)	
	2016	2017
April	32	147
May	491	373
June	766	543
July	1,231	922
August	1,625	1,034
September	1,984	1,570
October	2,388	1,836
November	2,662	2,199
December	2,704	2,490
January	3,053	2,580
February	3,387	2,827
March	3,654	2,974
April	3,986	
May	4,002	
June	4,002	

### QUALITY

	Quantity	Base Number	Contract	AT	Region	England
% of FP17s for the same patient ID Re-attending within 3 months - Children	19	206	9.2%	10.4%	11.8%	12.3%
% of FP17s for the same patient ID Re-attending within 3 months - Adults	64	661	9.7%	16.0%	17.1%	16.7%
% of FP17s for the same patient ID Re-attending between 3 & 9 months - Children	82	206	39.8%	47.8%	46.5%	57.6%
% of FP17s for the same patient ID Re-attending between 3 & 9 months - Adults	269	661	40.7%	37.8%	37.6%	50.1%
% of FP17s for Band 1 Urgent Courses	6	781	0.8%	10.3%	10.7%	9.1%
% of FP17s Relating to Free Repair or Replacements	2	781	0.3%	0.6%	0.6%	0.8%
% of FP17s Relating to Continuations	4	781	0.5%	1.1%	0.9%	1.2%
% of Patients satisfied with the dentistry they have received	0	0	N/A	90.5%	90.4%	92.8%
% of Patients satisfied with the time they had to wait for an appointment	0	0	N/A	86.2%	83.7%	88.7%

\* This is based on patients treated on this contract for their most recent course of treatment. Figures in italics indicate the base number of FP17s or Patient Questionnaire responses are less than 100. N/A is shown where the base number of responses is less than 10 during the period. % is calculated as Quantity/Base number\*100

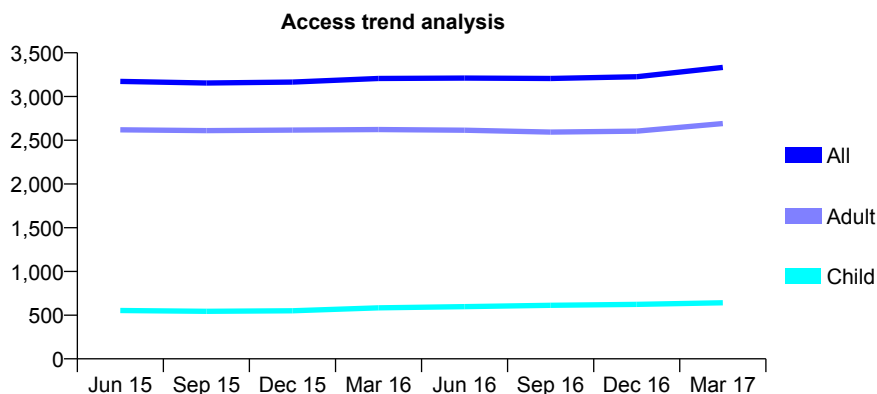
## Q63 - Vital Signs At a Glance Contract Report for 801011/0001 - March 2017

Name or company name	MR H KELAY
Contract type name	GDS Contract
Purpose of contract	General
Contract start date	01/04/2006
Contract end date	

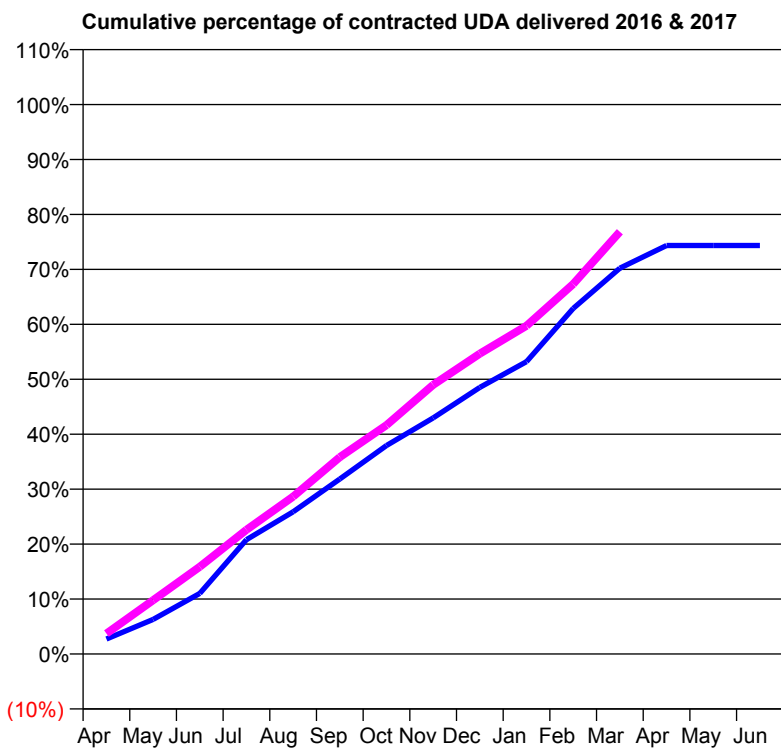
16/17 Contracted general activity (UDA)	11,000
Carry forward general activity (UDA)	0
16/17 Contracted orthodontic activity (UOA)	0
Carry forward orthodontic activity (UOA)	0
Baseline contract value	£250,782.05

### ACCESS\*

Patients seen in 24 months	Total	Change since previous quarter
Quarter ending March 2016	3,207	
Quarter ending June 2016	3,211	→
Quarter ending September 2016	3,206	→
Quarter ending December 2016	3,227	→
Quarter ending March 2017	3,333	↑
<b>Variance since March 2016</b>	<b>3.9%</b>	<b>↑</b>



### ACTIVITY



Month	Adjusted Scheduled Activity (UDA)	
	2016	2017
April	300	411
May	693	1,077
June	1,214	1,747
July	2,288	2,486
August	2,847	3,151
September	3,502	3,941
October	4,173	4,581
November	4,726	5,388
December	5,336	6,012
January	5,853	6,570
February	6,916	7,407
March	7,724	8,454
April	8,177	
May	8,177	
June	8,177	

### QUALITY

	Quantity	Base Number	Contract	AT	Region	England
% of FP17s for the same patient ID Re-attending within 3 months - Children	43	761	5.7%	10.4%	11.8%	12.3%
% of FP17s for the same patient ID Re-attending within 3 months - Adults	356	2,909	12.2%	16.0%	17.1%	16.7%
% of FP17s for the same patient ID Re-attending between 3 & 9 months - Children	315	761	41.4%	47.8%	46.5%	57.6%
% of FP17s for the same patient ID Re-attending between 3 & 9 months - Adults	1,230	2,909	42.3%	37.8%	37.6%	50.1%
% of FP17s for Band 1 Urgent Courses	194	3,254	6.0%	10.3%	10.7%	9.1%
% of FP17s Relating to Free Repair or Replacements	4	3,254	0.1%	0.6%	0.6%	0.8%
% of FP17s Relating to Continuations	67	3,254	2.1%	1.1%	0.9%	1.2%
% of Patients satisfied with the dentistry they have received	0	1	N/A	90.5%	90.4%	92.8%
% of Patients satisfied with the time they had to wait for an appointment	0	1	N/A	86.2%	83.7%	88.7%

\* This is based on patients treated on this contract for their most recent course of treatment. Figures in italics indicate the base number of FP17s or Patient Questionnaire responses are less than 100. N/A is shown where the base number of responses is less than 10 during the period. % is calculated as Quantity/Base number\*100

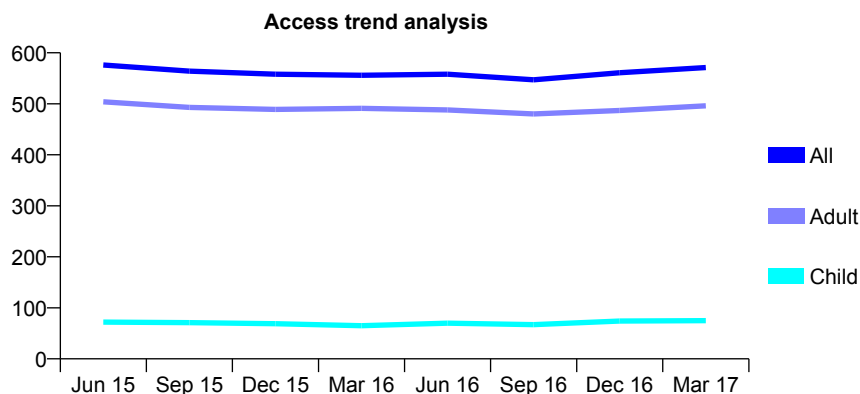
## Q63 - Vital Signs At a Glance Contract Report for 801321/0002 - March 2017

Name or company name	MR AJ WEISS
Contract type name	GDS Contract
Purpose of contract	General
Contract start date	01/04/2006
Contract end date	

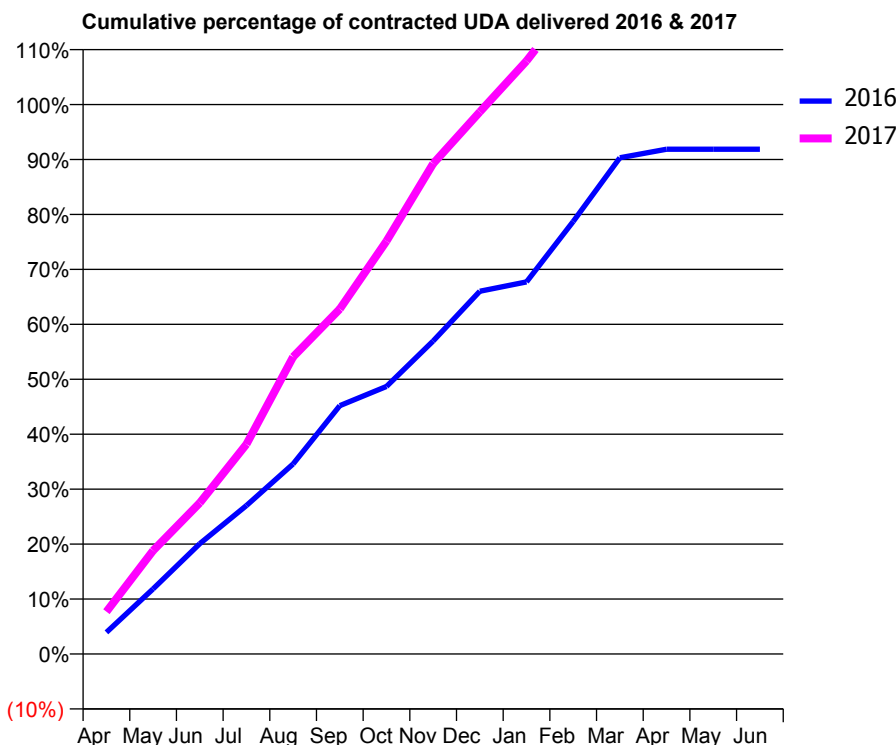
16/17 Contracted general activity (UDA)	1,200
Carry forward general activity (UDA)	0
16/17 Contracted orthodontic activity (UOA)	0
Carry forward orthodontic activity (UOA)	0
Baseline contract value	£24,708.00

### ACCESS\*

Patients seen in 24 months	Total	Change since previous quarter
Quarter ending March 2016	556	
Quarter ending June 2016	558	→
Quarter ending September 2016	547	↓
Quarter ending December 2016	561	↑
Quarter ending March 2017	571	→
<b>Variance since March 2016</b>	<b>2.7%</b>	<b>↑</b>



### ACTIVITY



Month	Adjusted Scheduled Activity (UDA)	
	2016	2017
April	71	92
May	213	226
June	362	330
July	486	458
August	623	649
September	813	753
October	877	902
November	1,026	1,071
December	1,188	1,184
January	1,219	1,295
February	1,417	1,425
March	1,625	1,601
April	1,654	
May	1,654	
June	1,654	

### QUALITY

	Quantity	Base Number	Contract	AT	Region	England
% of FP17s for the same patient ID Re-attending within 3 months - Children	4	103	3.9%	10.4%	11.8%	12.3%
% of FP17s for the same patient ID Re-attending within 3 months - Adults	122	809	15.1%	16.0%	17.1%	16.7%
% of FP17s for the same patient ID Re-attending between 3 & 9 months - Children	65	103	63.1%	47.8%	46.5%	57.6%
% of FP17s for the same patient ID Re-attending between 3 & 9 months - Adults	525	809	64.9%	37.8%	37.6%	50.1%
% of FP17s for Band 1 Urgent Courses	76	897	8.5%	10.3%	10.7%	9.1%
% of FP17s Relating to Free Repair or Replacements	0	897	0.0%	0.6%	0.6%	0.8%
% of FP17s Relating to Continuations	8	897	0.9%	1.1%	0.9%	1.2%
% of Patients satisfied with the dentistry they have received	4	4	N/A	90.5%	90.4%	92.8%
% of Patients satisfied with the time they had to wait for an appointment	4	4	N/A	86.2%	83.7%	88.7%

\* This is based on patients treated on this contract for their most recent course of treatment. Figures in italics indicate the base number of FP17s or Patient Questionnaire responses are less than 100. N/A is shown where the base number of responses is less than 10 during the period. % is calculated as Quantity/Base number\*100

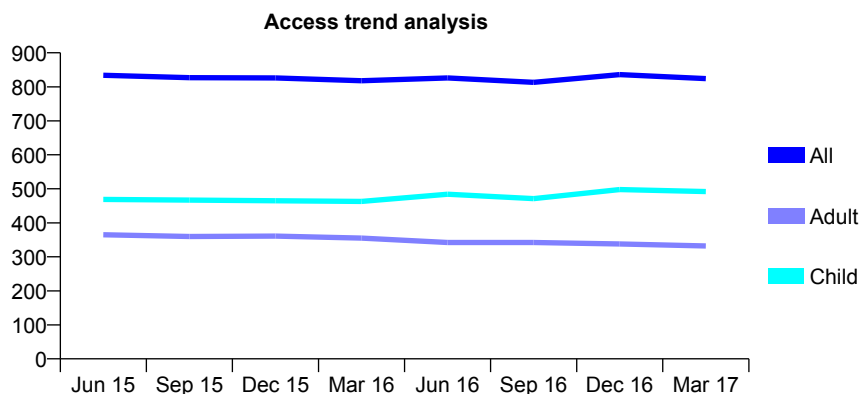
## Q63 - Vital Signs At a Glance Contract Report for 801518/0001 - March 2017

Name or company name	MR DH KEEN
Contract type name	GDS Contract
Purpose of contract	General
Contract start date	01/04/2006
Contract end date	

16/17 Contracted general activity (UDA)	2,287
Carry forward general activity (UDA)	9
16/17 Contracted orthodontic activity (UOA)	0
Carry forward orthodontic activity (UOA)	0
Baseline contract value	£58,876.43

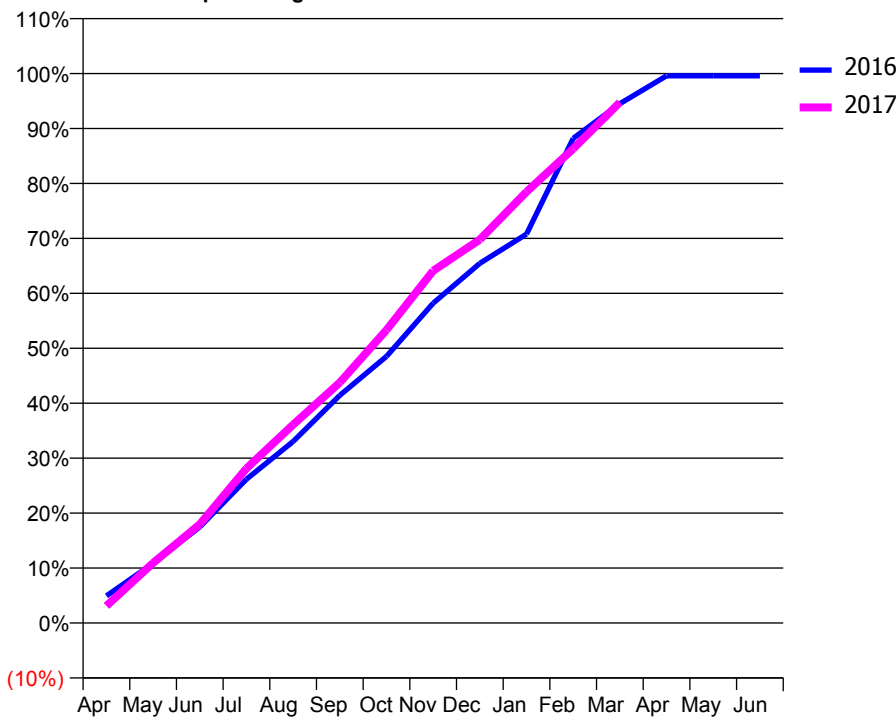
### ACCESS\*

Patients seen in 24 months	Total	Change since previous quarter
Quarter ending March 2016	818	
Quarter ending June 2016	826	→
Quarter ending September 2016	813	↓
Quarter ending December 2016	836	↑
Quarter ending March 2017	824	↓
<b>Variance since March 2016</b>	<b>0.7%</b>	<b>→</b>



### ACTIVITY

Cumulative percentage of contracted UDA delivered 2016 & 2017



Month	Adjusted Scheduled Activity (UDA)	
	2016	2017
April	113	71
May	248	250
June	400	411
July	599	644
August	756	826
September	947	1,001
October	1,110	1,220
November	1,331	1,466
December	1,497	1,596
January	1,618	1,795
February	2,017	1,974
March	2,161	2,167
April	2,278	
May	2,278	
June	2,278	

### QUALITY

	Quantity	Base Number	Contract	AT	Region	England
% of FP17s for the same patient ID Re-attending within 3 months - Children	41	679	6.0%	10.4%	11.8%	12.3%
% of FP17s for the same patient ID Re-attending within 3 months - Adults	70	428	16.4%	16.0%	17.1%	16.7%
% of FP17s for the same patient ID Re-attending between 3 & 9 months - Children	382	679	56.3%	47.8%	46.5%	57.6%
% of FP17s for the same patient ID Re-attending between 3 & 9 months - Adults	213	428	49.8%	37.8%	37.6%	50.1%
% of FP17s for Band 1 Urgent Courses	41	1,056	3.9%	10.3%	10.7%	9.1%
% of FP17s Relating to Free Repair or Replacements	0	1,056	0.0%	0.6%	0.6%	0.8%
% of FP17s Relating to Continuations	0	1,056	0.0%	1.1%	0.9%	1.2%
% of Patients satisfied with the dentistry they have received	3	3	N/A	90.5%	90.4%	92.8%
% of Patients satisfied with the time they had to wait for an appointment	3	3	N/A	86.2%	83.7%	88.7%

\* This is based on patients treated on this contract for their most recent course of treatment. Figures in italics indicate the base number of FP17s or Patient Questionnaire responses are less than 100. N/A is shown where the base number of responses is less than 10 during the period. % is calculated as Quantity/Base number\*100

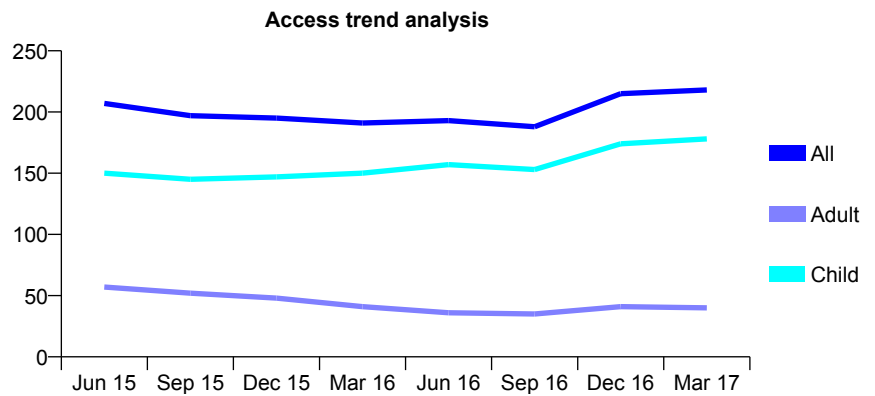
## Q63 - Vital Signs At a Glance Contract Report for 801976/0001 - March 2017

Name or company name	MR BG GRUNDY
Contract type name	GDS Contract
Purpose of contract	General
Contract start date	01/04/2006
Contract end date	

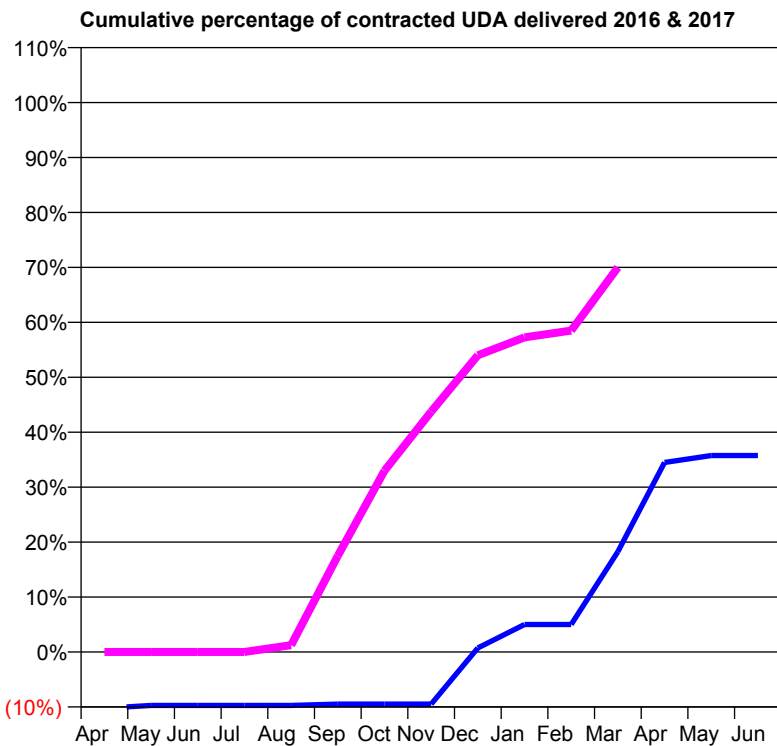
16/17 Contracted general activity (UDA)	400
Carry forward general activity (UDA)	0
16/17 Contracted orthodontic activity (UOA)	0
Carry forward orthodontic activity (UOA)	0
Baseline contract value	£10,758.79

### ACCESS\*

Patients seen in 24 months	Total	Change since previous quarter
Quarter ending March 2016	191	
Quarter ending June 2016	193	→
Quarter ending September 2016	188	↓
Quarter ending December 2016	215	↑
Quarter ending March 2017	218	→
<b>Variance since March 2016</b>	<b>14.1%</b>	<b>↑</b>



### ACTIVITY



Month	Adjusted Scheduled Activity (UDA)	
	2016	2017
April	-41	0
May	-39	0
June	-39	0
July	-39	0
August	-39	5
September	-38	70
October	-38	132
November	-38	175
December	3	216
January	20	229
February	20	234
March	73	280
April	138	
May	143	
June	143	

### QUALITY

	Quantity	Base Number	Contract	AT	Region	England
% of FP17s for the same patient ID Re-attending within 3 months - Children	2	178	1.1%	10.4%	11.8%	12.3%
% of FP17s for the same patient ID Re-attending within 3 months - Adults	1	23	4.3%	16.0%	17.1%	16.7%
% of FP17s for the same patient ID Re-attending between 3 & 9 months - Children	45	178	25.3%	47.8%	46.5%	57.6%
% of FP17s for the same patient ID Re-attending between 3 & 9 months - Adults	2	23	8.7%	37.8%	37.6%	50.1%
% of FP17s for Band 1 Urgent Courses	0	155	0.0%	10.3%	10.7%	9.1%
% of FP17s Relating to Free Repair or Replacements	0	155	0.0%	0.6%	0.6%	0.8%
% of FP17s Relating to Continuations	0	155	0.0%	1.1%	0.9%	1.2%
% of Patients satisfied with the dentistry they have received	0	0	N/A	90.5%	90.4%	92.8%
% of Patients satisfied with the time they had to wait for an appointment	0	0	N/A	86.2%	83.7%	88.7%

\* This is based on patients treated on this contract for their most recent course of treatment. Figures in italics indicate the base number of FP17s or Patient Questionnaire responses are less than 100. N/A is shown where the base number of responses is less than 10 during the period. % is calculated as Quantity/Base number\*100

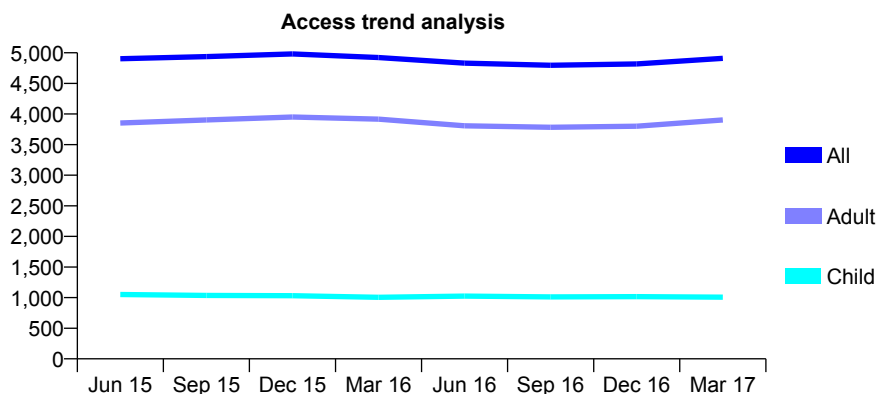
## Q63 - Vital Signs At a Glance Contract Report for 803804/0001 - March 2017

Name or company name	MR PW CHALLIS
Contract type name	GDS Contract
Purpose of contract	General
Contract start date	01/04/2006
Contract end date	

16/17 Contracted general activity (UDA)	13,632
Carry forward general activity (UDA)	-16
16/17 Contracted orthodontic activity (UOA)	0
Carry forward orthodontic activity (UOA)	0
Baseline contract value	£352,017.12

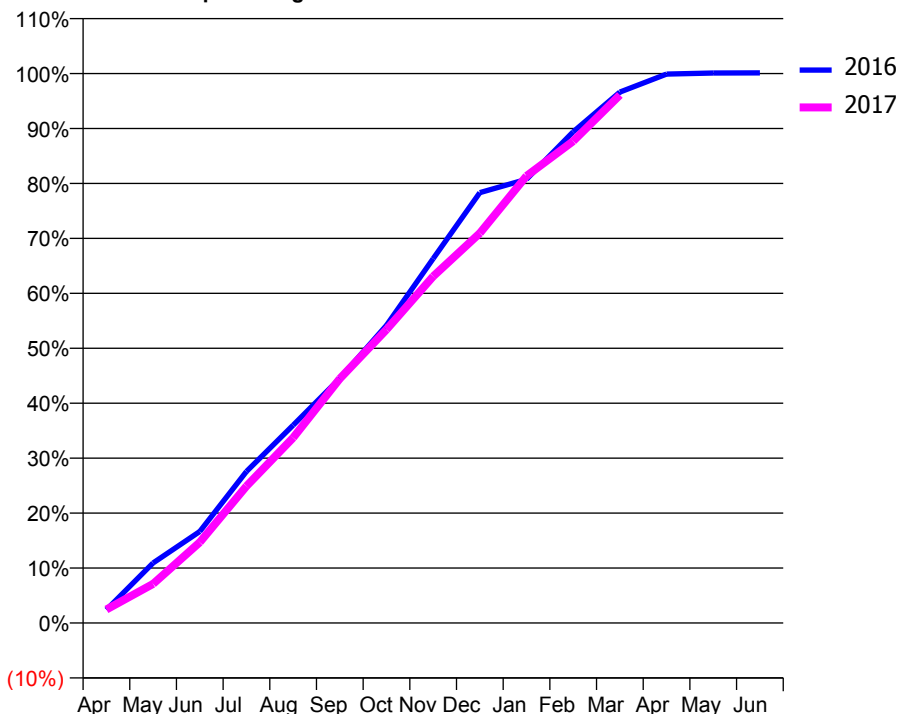
### ACCESS\*

Patients seen in 24 months	Total	Change since previous quarter
Quarter ending March 2016	4,922	
Quarter ending June 2016	4,832	↓
Quarter ending September 2016	4,796	→
Quarter ending December 2016	4,817	→
Quarter ending March 2017	4,909	→
<b>Variance since March 2016</b>	<b>(0.3%)</b>	→



### ACTIVITY

Cumulative percentage of contracted UDA delivered 2016 & 2017



Month	Adjusted Scheduled Activity (UDA)	
	2016	2017
April	331	335
May	1,490	971
June	2,272	2,003
July	3,758	3,394
August	4,906	4,598
September	6,068	6,061
October	7,385	7,280
November	9,039	8,599
December	10,678	9,670
January	11,008	11,091
February	12,184	11,954
March	13,170	13,099
April	13,617	
May	13,643	
June	13,648	

### QUALITY

	Quantity	Base Number	Contract	AT	Region	England
% of FP17s for the same patient ID Re-attending within 3 months - Children	71	1,195	5.9%	10.4%	11.8%	12.3%
% of FP17s for the same patient ID Re-attending within 3 months - Adults	483	3,964	12.2%	16.0%	17.1%	16.7%
% of FP17s for the same patient ID Re-attending between 3 & 9 months - Children	520	1,195	43.5%	47.8%	46.5%	57.6%
% of FP17s for the same patient ID Re-attending between 3 & 9 months - Adults	1,311	3,964	33.1%	37.8%	37.6%	50.1%
% of FP17s for Band 1 Urgent Courses	324	5,011	6.5%	10.3%	10.7%	9.1%
% of FP17s Relating to Free Repair or Replacements	41	5,011	0.8%	0.6%	0.6%	0.8%
% of FP17s Relating to Continuations	14	5,011	0.3%	1.1%	0.9%	1.2%
% of Patients satisfied with the dentistry they have received	6	7	N/A	90.5%	90.4%	92.8%
% of Patients satisfied with the time they had to wait for an appointment	7	7	N/A	86.2%	83.7%	88.7%

\* This is based on patients treated on this contract for their most recent course of treatment. Figures in italics indicate the base number of FP17s or Patient Questionnaire responses are less than 100. N/A is shown where the base number of responses is less than 10 during the period. % is calculated as Quantity/Base number\*100

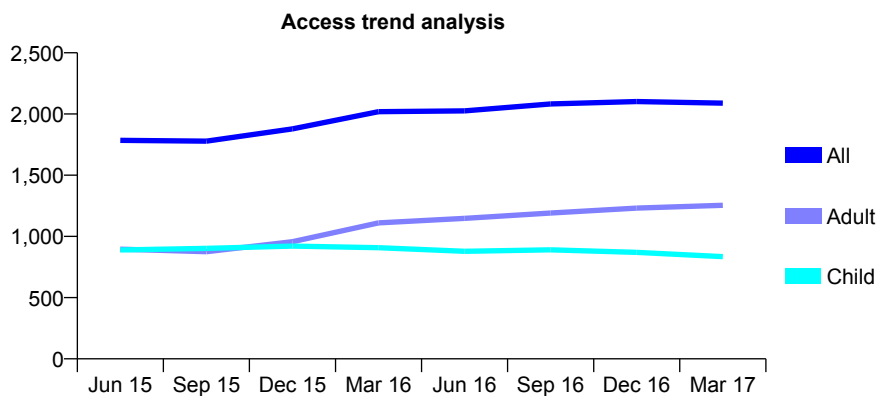
## Q63 - Vital Signs At a Glance Contract Report for 808601/0001 - March 2017

Name or company name	MR GM BURR
Contract type name	GDS Contract
Purpose of contract	General
Contract start date	01/04/2006
Contract end date	

16/17 Contracted general activity (UDA)	4,000
Carry forward general activity (UDA)	3
16/17 Contracted orthodontic activity (UOA)	0
Carry forward orthodontic activity (UOA)	0
Baseline contract value	£102,976.08

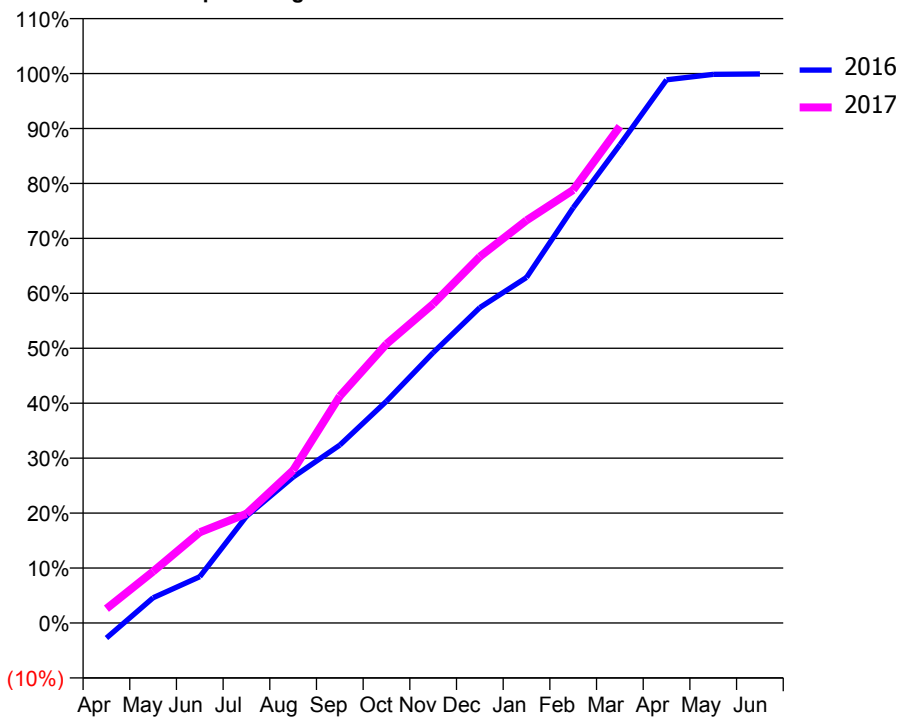
### ACCESS\*

Patients seen in 24 months	Total	Change since previous quarter
Quarter ending March 2016	2,019	
Quarter ending June 2016	2,026	→
Quarter ending September 2016	2,082	↑
Quarter ending December 2016	2,102	→
Quarter ending March 2017	2,089	→
<b>Variance since March 2016</b>	<b>3.5%</b>	<b>↑</b>



### ACTIVITY

Cumulative percentage of contracted UDA delivered 2016 & 2017



Month	Adjusted Scheduled Activity (UDA)	
	2016	2017
April	-110	105
May	184	375
June	337	660
July	777	795
August	1,062	1,112
September	1,295	1,651
October	1,615	2,031
November	1,968	2,323
December	2,296	2,667
January	2,515	2,931
February	3,023	3,152
March	3,481	3,616
April	3,954	
May	3,994	
June	3,997	

### QUALITY

	Quantity	Base Number	Contract	AT	Region	England
% of FP17s for the same patient ID Re-attending within 3 months - Children	43	935	4.6%	10.4%	11.8%	12.3%
% of FP17s for the same patient ID Re-attending within 3 months - Adults	139	1,112	12.5%	16.0%	17.1%	16.7%
% of FP17s for the same patient ID Re-attending between 3 & 9 months - Children	404	935	43.2%	47.8%	46.5%	57.6%
% of FP17s for the same patient ID Re-attending between 3 & 9 months - Adults	325	1,112	29.2%	37.8%	37.6%	50.1%
% of FP17s for Band 1 Urgent Courses	92	1,833	5.0%	10.3%	10.7%	9.1%
% of FP17s Relating to Free Repair or Replacements	1	1,833	0.1%	0.6%	0.6%	0.8%
% of FP17s Relating to Continuations	0	1,833	0.0%	1.1%	0.9%	1.2%
% of Patients satisfied with the dentistry they have received	1	2	N/A	90.5%	90.4%	92.8%
% of Patients satisfied with the time they had to wait for an appointment	1	2	N/A	86.2%	83.7%	88.7%

\* This is based on patients treated on this contract for their most recent course of treatment. Figures in italics indicate the base number of FP17s or Patient Questionnaire responses are less than 100. N/A is shown where the base number of responses is less than 10 during the period. % is calculated as Quantity/Base number\*100

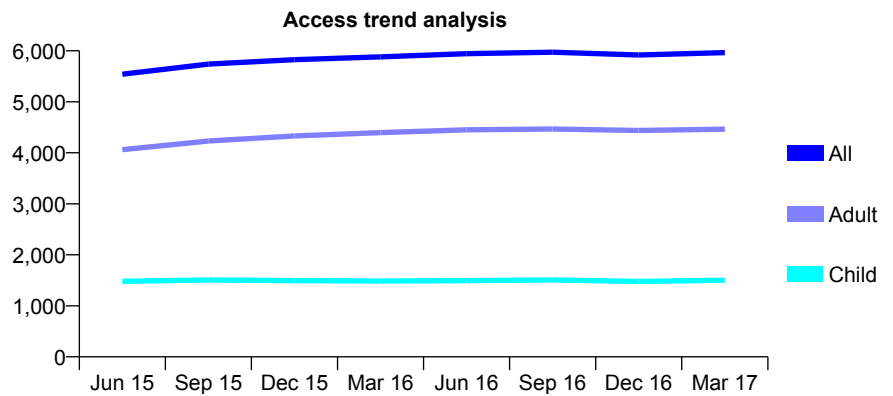
## Q63 - Vital Signs At a Glance Contract Report for 809365/0001 - March 2017

Name or company name	MR CJ WETTON
Contract type name	GDS Contract
Purpose of contract	General
Contract start date	01/08/2012
Contract end date	

16/17 Contracted general activity (UDA)	14,364
Carry forward general activity (UDA)	-136
16/17 Contracted orthodontic activity (UOA)	0
Carry forward orthodontic activity (UOA)	0
Baseline contract value	£369,243.25

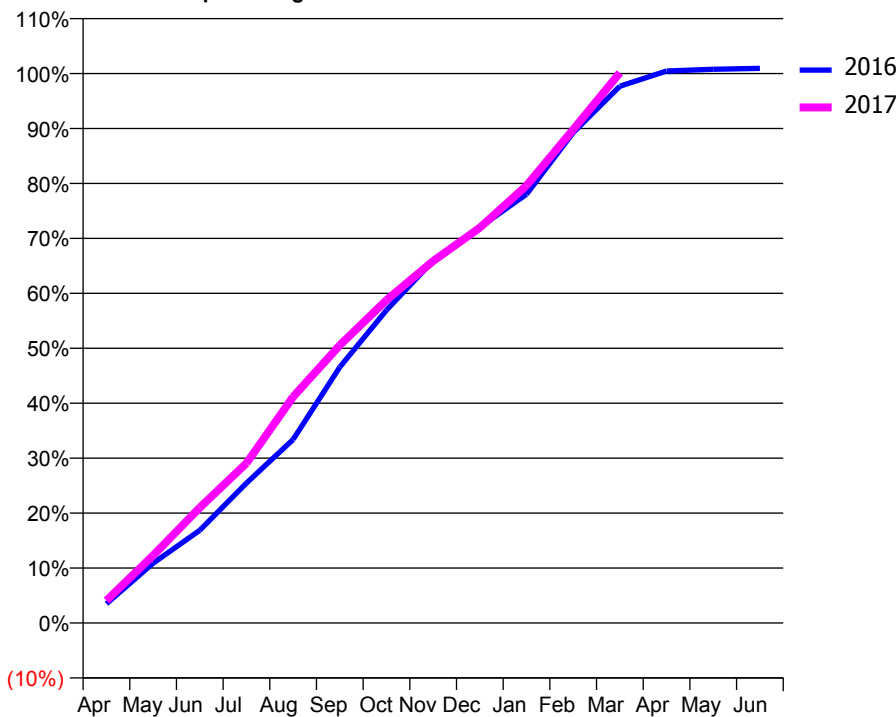
### ACCESS\*

Patients seen in 24 months	Total	Change since previous quarter
Quarter ending March 2016	5,880	
Quarter ending June 2016	5,945	→
Quarter ending September 2016	5,973	→
Quarter ending December 2016	5,918	→
Quarter ending March 2017	5,965	→
<b>Variance since March 2016</b>	<b>1.4%</b>	<b>→</b>



### ACTIVITY

Cumulative percentage of contracted UDA delivered 2016 & 2017



Month	Adjusted Scheduled Activity (UDA)	
	2016	2017
April	502	588
May	1,564	1,764
June	2,425	3,016
July	3,657	4,176
August	4,800	5,913
September	6,692	7,263
October	8,180	8,441
November	9,471	9,462
December	10,344	10,335
January	11,207	11,436
February	12,817	12,900
March	14,032	14,383
April	14,430	
May	14,474	
June	14,500	

### QUALITY

	Quantity	Base Number	Contract	AT	Region	England
% of FP17s for the same patient ID Re-attending within 3 months - Children	88	1,978	4.4%	10.4%	11.8%	12.3%
% of FP17s for the same patient ID Re-attending within 3 months - Adults	587	5,339	11.0%	16.0%	17.1%	16.7%
% of FP17s for the same patient ID Re-attending between 3 & 9 months - Children	875	1,978	44.2%	47.8%	46.5%	57.6%
% of FP17s for the same patient ID Re-attending between 3 & 9 months - Adults	2,145	5,339	40.2%	37.8%	37.6%	50.1%
% of FP17s for Band 1 Urgent Courses	421	7,087	5.9%	10.3%	10.7%	9.1%
% of FP17s Relating to Free Repair or Replacements	78	7,087	1.1%	0.6%	0.6%	0.8%
% of FP17s Relating to Continuations	106	7,087	1.5%	1.1%	0.9%	1.2%
% of Patients satisfied with the dentistry they have received	13	13	100.0%	90.5%	90.4%	92.8%
% of Patients satisfied with the time they had to wait for an appointment	12	13	92.3%	86.2%	83.7%	88.7%

\* This is based on patients treated on this contract for their most recent course of treatment. Figures in italics indicate the base number of FP17s or Patient Questionnaire responses are less than 100. N/A is shown where the base number of responses is less than 10 during the period. % is calculated as Quantity/Base number\*100



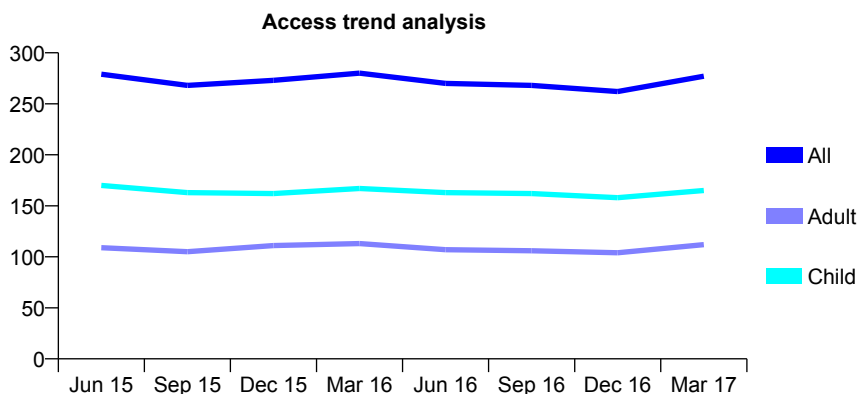
## Q63 - Vital Signs At a Glance Contract Report for 810576/0001 - March 2017

Name or company name	MR RA PEREIRA
Contract type name	GDS Contract
Purpose of contract	General
Contract start date	01/04/2006
Contract end date	

16/17 Contracted general activity (UDA)	600
Carry forward general activity (UDA)	0
16/17 Contracted orthodontic activity (UOA)	0
Carry forward orthodontic activity (UOA)	0
Baseline contract value	£16,200.87

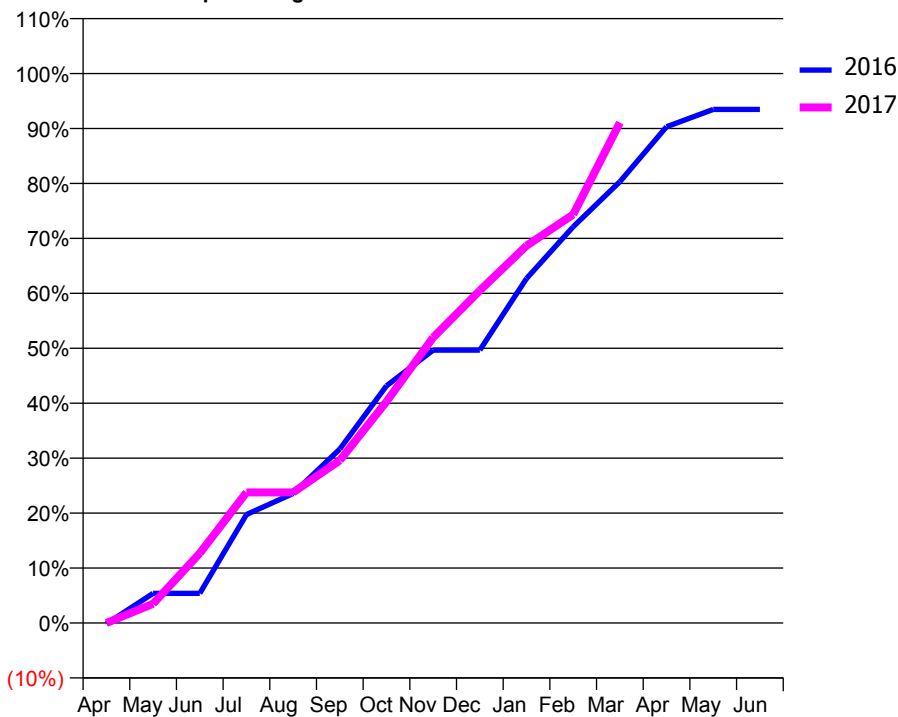
### ACCESS\*

Patients seen in 24 months	Total	Change since previous quarter
Quarter ending March 2016	280	
Quarter ending June 2016	270	↓
Quarter ending September 2016	268	→
Quarter ending December 2016	262	↓
Quarter ending March 2017	277	↑
<b>Variance since March 2016</b>	<b>(1.1%)</b>	<b>↓</b>



### ACTIVITY

Cumulative percentage of contracted UDA delivered 2016 & 2017



Month	Adjusted Scheduled Activity (UDA)	
	2016	2017
April	-1	0
May	32	21
June	32	76
July	118	143
August	141	143
September	190	178
October	259	242
November	298	312
December	298	363
January	376	412
February	433	446
March	482	546
April	542	
May	561	
June	561	

### QUALITY

	Quantity	Base Number	Contract	AT	Region	England
% of FP17s for the same patient ID Re-attending within 3 months - Children	1	168	0.6%	10.4%	11.8%	12.3%
% of FP17s for the same patient ID Re-attending within 3 months - Adults	7	98	7.1%	16.0%	17.1%	16.7%
% of FP17s for the same patient ID Re-attending between 3 & 9 months - Children	32	168	19.0%	47.8%	46.5%	57.6%
% of FP17s for the same patient ID Re-attending between 3 & 9 months - Adults	29	98	29.6%	37.8%	37.6%	50.1%
% of FP17s for Band 1 Urgent Courses	7	243	2.9%	10.3%	10.7%	9.1%
% of FP17s Relating to Free Repair or Replacements	0	243	0.0%	0.6%	0.6%	0.8%
% of FP17s Relating to Continuations	0	243	0.0%	1.1%	0.9%	1.2%
% of Patients satisfied with the dentistry they have received	0	0	N/A	90.5%	90.4%	92.8%
% of Patients satisfied with the time they had to wait for an appointment	0	0	N/A	86.2%	83.7%	88.7%

\* This is based on patients treated on this contract for their most recent course of treatment. Figures in italics indicate the base number of FP17s or Patient Questionnaire responses are less than 100. N/A is shown where the base number of responses is less than 10 during the period. % is calculated as Quantity/Base number\*100

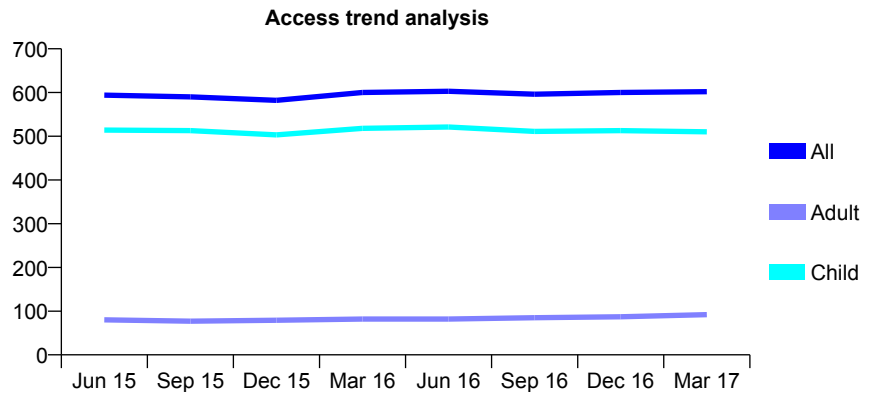
## Q63 - Vital Signs At a Glance Contract Report for 813141/0001 - March 2017

Name or company name	MR MW MURCH
Contract type name	GDS Contract
Purpose of contract	General
Contract start date	01/04/2006
Contract end date	

16/17 Contracted general activity (UDA)	1,261
Carry forward general activity (UDA)	-14
16/17 Contracted orthodontic activity (UOA)	0
Carry forward orthodontic activity (UOA)	0
Baseline contract value	£42,791.69

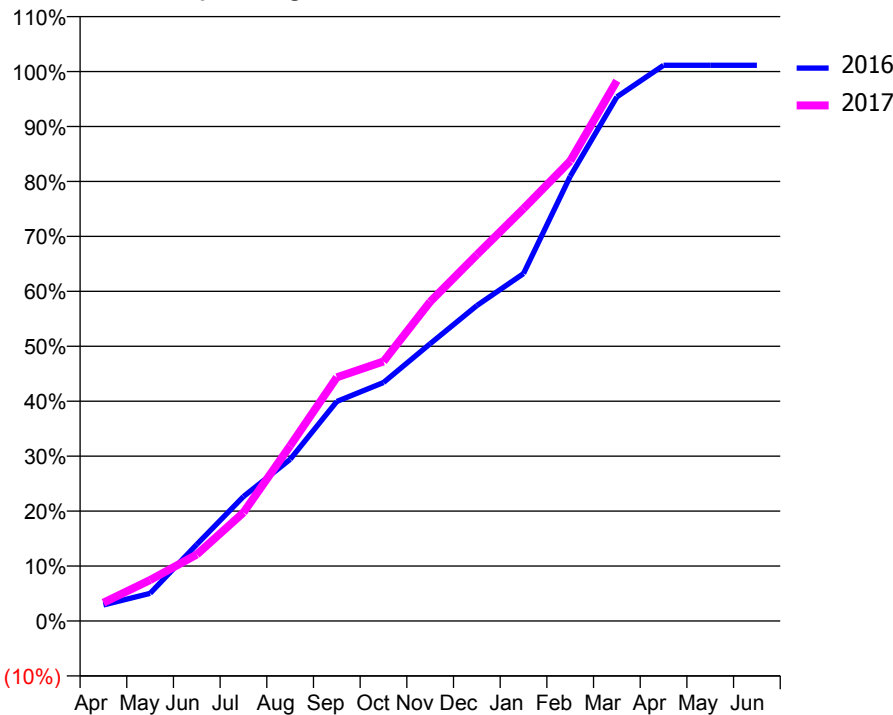
### ACCESS\*

Patients seen in 24 months	Total	Change since previous quarter
Quarter ending March 2016	600	
Quarter ending June 2016	603	→
Quarter ending September 2016	596	↓
Quarter ending December 2016	600	→
Quarter ending March 2017	602	→
<b>Variance since March 2016</b>	<b>0.3%</b>	<b>→</b>



### ACTIVITY

Cumulative percentage of contracted UDA delivered 2016 & 2017



Month	Adjusted Scheduled Activity (UDA)	
	2016	2017
April	37	42
May	63	94
June	176	152
July	286	249
August	371	402
September	504	559
October	547	596
November	636	733
December	724	840
January	797	946
February	1,020	1,056
March	1,203	1,240
April	1,275	
May	1,275	
June	1,275	

### QUALITY

	Quantity	Base Number	Contract	AT	Region	England
% of FP17s for the same patient ID Re-attending within 3 months - Children	28	750	3.7%	10.4%	11.8%	12.3%
% of FP17s for the same patient ID Re-attending within 3 months - Adults	1	35	2.9%	16.0%	17.1%	16.7%
% of FP17s for the same patient ID Re-attending between 3 & 9 months - Children	419	750	55.9%	47.8%	46.5%	57.6%
% of FP17s for the same patient ID Re-attending between 3 & 9 months - Adults	12	35	34.3%	37.8%	37.6%	50.1%
% of FP17s for Band 1 Urgent Courses	24	738	3.3%	10.3%	10.7%	9.1%
% of FP17s Relating to Free Repair or Replacements	0	738	0.0%	0.6%	0.6%	0.8%
% of FP17s Relating to Continuations	3	738	0.4%	1.1%	0.9%	1.2%
% of Patients satisfied with the dentistry they have received	0	0	N/A	90.5%	90.4%	92.8%
% of Patients satisfied with the time they had to wait for an appointment	0	0	N/A	86.2%	83.7%	88.7%

\* This is based on patients treated on this contract for their most recent course of treatment. Figures in italics indicate the base number of FP17s or Patient Questionnaire responses are less than 100. N/A is shown where the base number of responses is less than 10 during the period. % is calculated as Quantity/Base number\*100

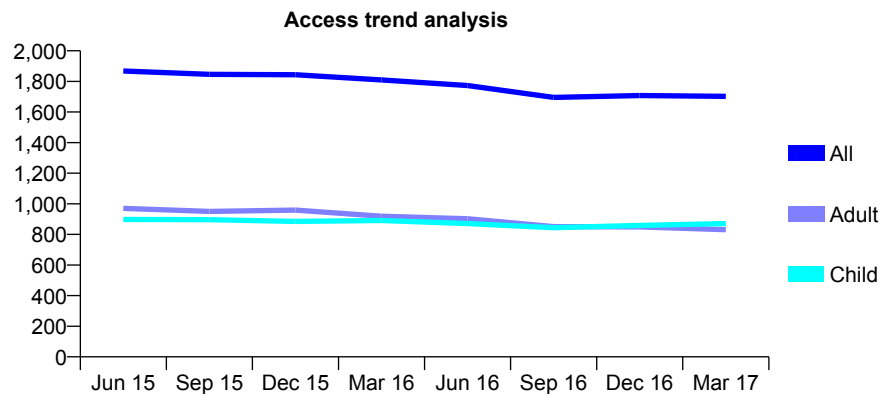
## Q63 - Vital Signs At a Glance Contract Report for 813656/0001 - March 2017

Name or company name	MR KJ BROPHY
Contract type name	GDS Contract
Purpose of contract	General
Contract start date	01/04/2006
Contract end date	

16/17 Contracted general activity (UDA)	7,642
Carry forward general activity (UDA)	0
16/17 Contracted orthodontic activity (UOA)	0
Carry forward orthodontic activity (UOA)	0
Baseline contract value	£246,164.32

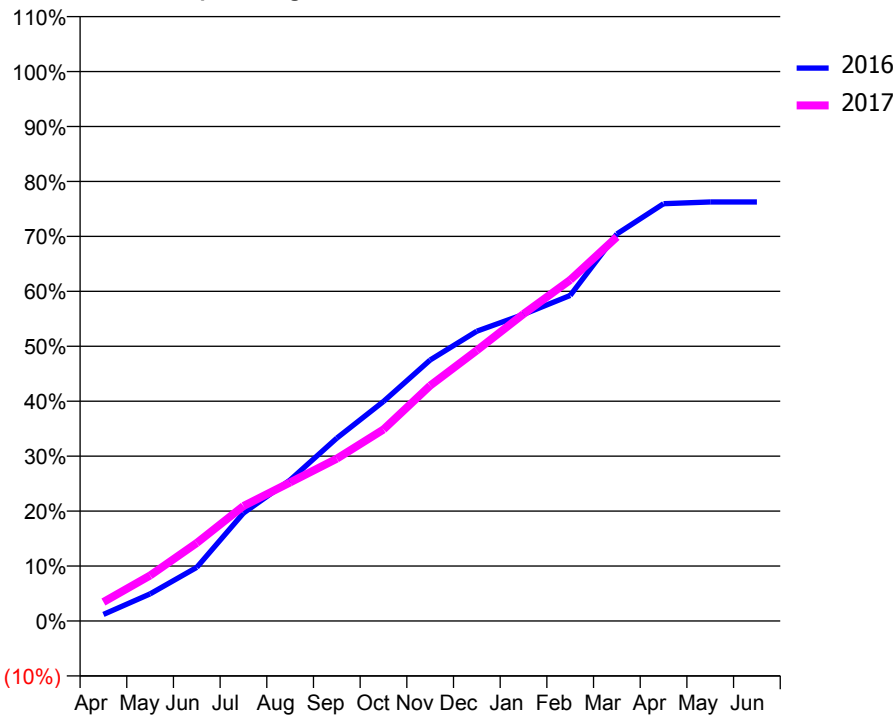
### ACCESS\*

Patients seen in 24 months	Total	Change since previous quarter
Quarter ending March 2016	1,810	
Quarter ending June 2016	1,773	↓
Quarter ending September 2016	1,695	↓
Quarter ending December 2016	1,708	→
Quarter ending March 2017	1,702	→
<b>Variance since March 2016</b>	<b>(6.0%)</b>	<b>↓</b>



### ACTIVITY

Cumulative percentage of contracted UDA delivered 2016 & 2017



Month	Adjusted Scheduled Activity (UDA)	
	2016	2017
April	92	264
May	377	633
June	746	1,085
July	1,502	1,599
August	1,962	1,927
September	2,544	2,259
October	3,054	2,664
November	3,630	3,275
December	4,030	3,764
January	4,265	4,271
February	4,527	4,742
March	5,383	5,342
April	5,804	
May	5,827	
June	5,827	

### QUALITY

	Quantity	Base Number	Contract	AT	Region	England
% of FP17s for the same patient ID Re-attending within 3 months - Children	77	1,139	6.8%	10.4%	11.8%	12.3%
% of FP17s for the same patient ID Re-attending within 3 months - Adults	281	1,072	26.2%	16.0%	17.1%	16.7%
% of FP17s for the same patient ID Re-attending between 3 & 9 months - Children	481	1,139	42.2%	47.8%	46.5%	57.6%
% of FP17s for the same patient ID Re-attending between 3 & 9 months - Adults	390	1,072	36.4%	37.8%	37.6%	50.1%
% of FP17s for Band 1 Urgent Courses	197	2,021	9.7%	10.3%	10.7%	9.1%
% of FP17s Relating to Free Repair or Replacements	35	2,021	1.7%	0.6%	0.6%	0.8%
% of FP17s Relating to Continuations	3	2,021	0.1%	1.1%	0.9%	1.2%
% of Patients satisfied with the dentistry they have received	4	5	N/A	90.5%	90.4%	92.8%
% of Patients satisfied with the time they had to wait for an appointment	4	5	N/A	86.2%	83.7%	88.7%

\* This is based on patients treated on this contract for their most recent course of treatment. Figures in italics indicate the base number of FP17s or Patient Questionnaire responses are less than 100. N/A is shown where the base number of responses is less than 10 during the period. % is calculated as Quantity/Base number\*100

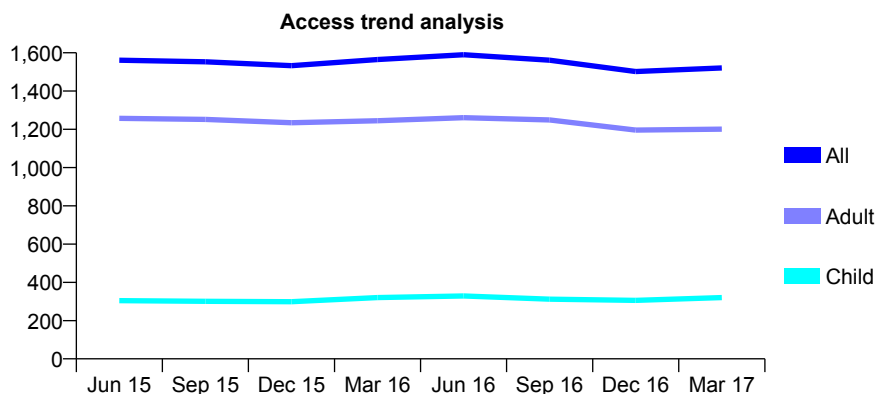
## Q63 - Vital Signs At a Glance Contract Report for 819859/0001 - March 2017

Name or company name	MR CF MCCONNELL
Contract type name	GDS Contract
Purpose of contract	General
Contract start date	01/04/2006
Contract end date	

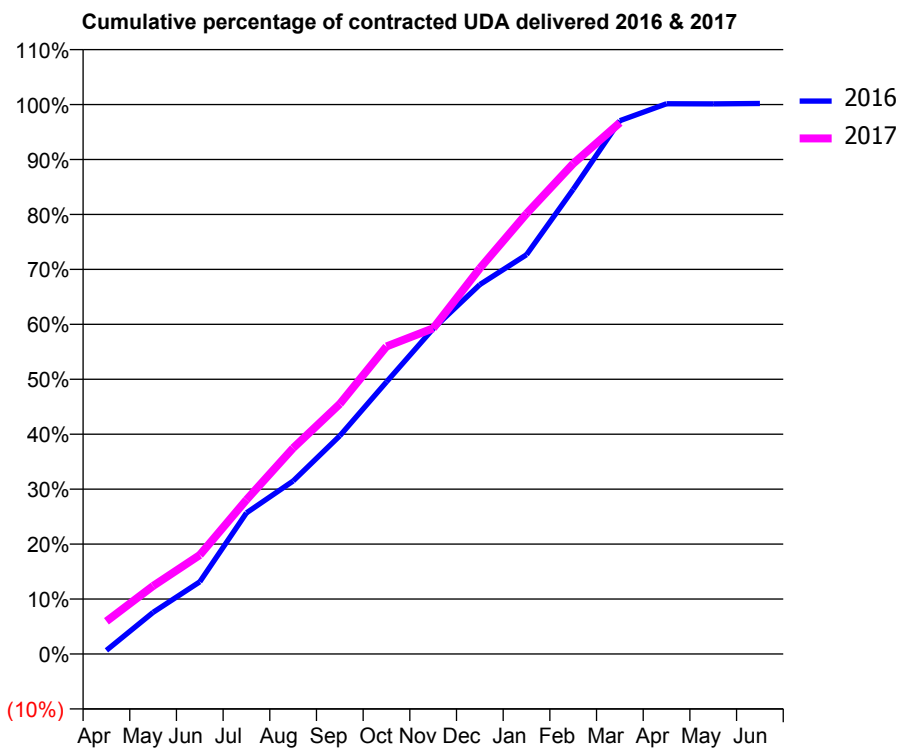
16/17 Contracted general activity (UDA)	5,369
Carry forward general activity (UDA)	-10
16/17 Contracted orthodontic activity (UOA)	0
Carry forward orthodontic activity (UOA)	0
Baseline contract value	£140,730.02

### ACCESS\*

Patients seen in 24 months	Total	Change since previous quarter
Quarter ending March 2016	1,565	
Quarter ending June 2016	1,590	→
Quarter ending September 2016	1,561	↓
Quarter ending December 2016	1,502	↓
Quarter ending March 2017	1,521	→
<b>Variance since March 2016</b>	<b>(2.8%)</b>	<b>↓</b>



### ACTIVITY



Month	Adjusted Scheduled Activity (UDA)	
	2016	2017
April	36	320
May	407	665
June	706	968
July	1,379	1,507
August	1,690	2,012
September	2,133	2,443
October	2,658	3,005
November	3,179	3,182
December	3,610	3,768
January	3,902	4,303
February	4,540	4,792
March	5,210	5,191
April	5,376	
May	5,375	
June	5,379	

### QUALITY

	Quantity	Base Number	Contract	AT	Region	England
% of FP17s for the same patient ID Re-attending within 3 months - Children	15	456	3.3%	10.4%	11.8%	12.3%
% of FP17s for the same patient ID Re-attending within 3 months - Adults	131	1,858	7.1%	16.0%	17.1%	16.7%
% of FP17s for the same patient ID Re-attending between 3 & 9 months - Children	65	456	14.3%	47.8%	46.5%	57.6%
% of FP17s for the same patient ID Re-attending between 3 & 9 months - Adults	583	1,858	31.4%	37.8%	37.6%	50.1%
% of FP17s for Band 1 Urgent Courses	185	2,203	8.4%	10.3%	10.7%	9.1%
% of FP17s Relating to Free Repair or Replacements	35	2,203	1.6%	0.6%	0.6%	0.8%
% of FP17s Relating to Continuations	31	2,203	1.4%	1.1%	0.9%	1.2%
% of Patients satisfied with the dentistry they have received	7	7	N/A	90.5%	90.4%	92.8%
% of Patients satisfied with the time they had to wait for an appointment	7	7	N/A	86.2%	83.7%	88.7%

\* This is based on patients treated on this contract for their most recent course of treatment. Figures in italics indicate the base number of FP17s or Patient Questionnaire responses are less than 100. N/A is shown where the base number of responses is less than 10 during the period. % is calculated as Quantity/Base number\*100

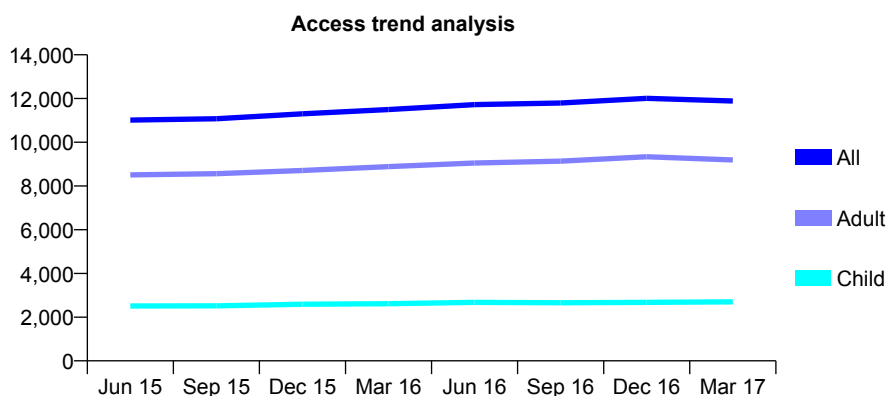
## Q63 - Vital Signs At a Glance Contract Report for 825948/0006 - March 2017

Name or company name	MR JK KOTECHA
Contract type name	GDS Contract
Purpose of contract	General
Contract start date	01/04/2006
Contract end date	

16/17 Contracted general activity (UDA)	36,391
Carry forward general activity (UDA)	-728
16/17 Contracted orthodontic activity (UOA)	0
Carry forward orthodontic activity (UOA)	0
Baseline contract value	£1,221,410.20

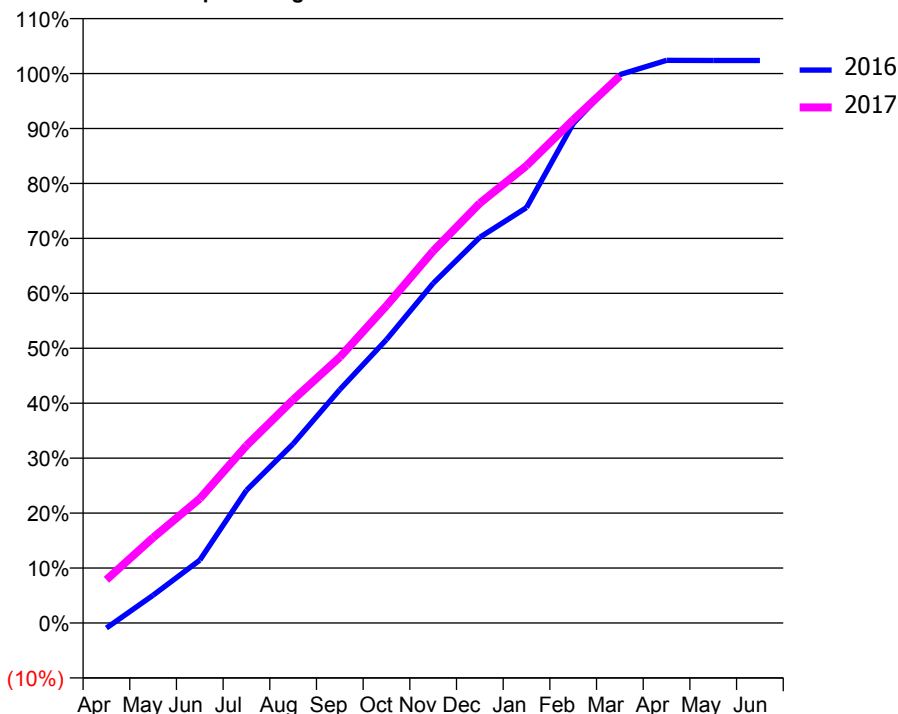
### ACCESS\*

Patients seen in 24 months	Total	Change since previous quarter
Quarter ending March 2016	11,493	
Quarter ending June 2016	11,723	↑
Quarter ending September 2016	11,794	→
Quarter ending December 2016	12,006	→
Quarter ending March 2017	11,889	→
<b>Variance since March 2016</b>	<b>3.4%</b>	<b>↑</b>



### ACTIVITY

Cumulative percentage of contracted UDA delivered 2016 & 2017



Month	Adjusted Scheduled Activity (UDA)	
	2016	2017
April	-338	2,867
May	1,839	5,659
June	4,166	8,234
July	8,791	11,749
August	11,867	14,784
September	15,458	17,604
October	18,771	21,011
November	22,498	24,630
December	25,545	27,802
January	27,509	30,288
February	33,079	33,327
March	36,318	36,224
April	37,266	
May	37,254	
June	37,252	

### QUALITY

	Quantity	Base Number	Contract	AT	Region	England
% of FP17s for the same patient ID Re-attending within 3 months - Children	130	3,095	4.2%	10.4%	11.8%	12.3%
% of FP17s for the same patient ID Re-attending within 3 months - Adults	649	8,548	7.6%	16.0%	17.1%	16.7%
% of FP17s for the same patient ID Re-attending between 3 & 9 months - Children	1,605	3,095	51.9%	47.8%	46.5%	57.6%
% of FP17s for the same patient ID Re-attending between 3 & 9 months - Adults	3,254	8,548	38.1%	37.8%	37.6%	50.1%
% of FP17s for Band 1 Urgent Courses	656	11,321	5.8%	10.3%	10.7%	9.1%
% of FP17s Relating to Free Repair or Replacements	66	11,321	0.6%	0.6%	0.6%	0.8%
% of FP17s Relating to Continuations	5	11,321	0.0%	1.1%	0.9%	1.2%
% of Patients satisfied with the dentistry they have received	7	7	N/A	90.5%	90.4%	92.8%
% of Patients satisfied with the time they had to wait for an appointment	6	7	N/A	86.2%	83.7%	88.7%

\* This is based on patients treated on this contract for their most recent course of treatment. Figures in italics indicate the base number of FP17s or Patient Questionnaire responses are less than 100. N/A is shown where the base number of responses is less than 10 during the period. % is calculated as Quantity/Base number\*100

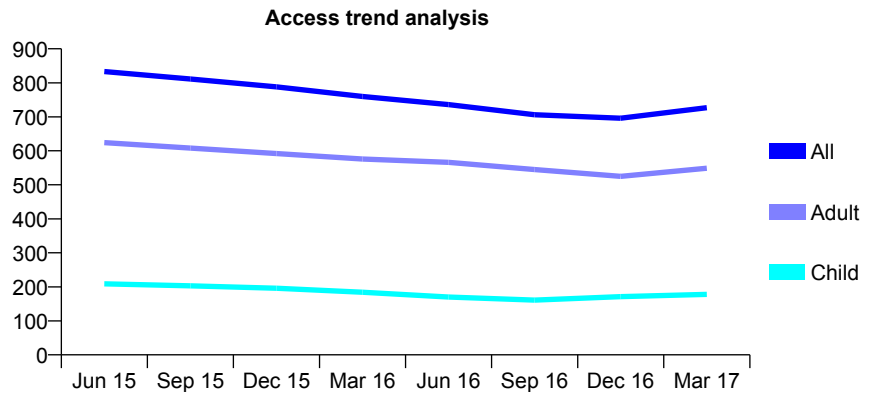
## Q63 - Vital Signs At a Glance Contract Report for 825980/0001 - March 2017

Name or company name	MR KF D'SOUZA
Contract type name	GDS Contract
Purpose of contract	General
Contract start date	01/04/2006
Contract end date	

16/17 Contracted general activity (UDA)	2,000
Carry forward general activity (UDA)	5
16/17 Contracted orthodontic activity (UOA)	0
Carry forward orthodontic activity (UOA)	0
Baseline contract value	£80,676.93

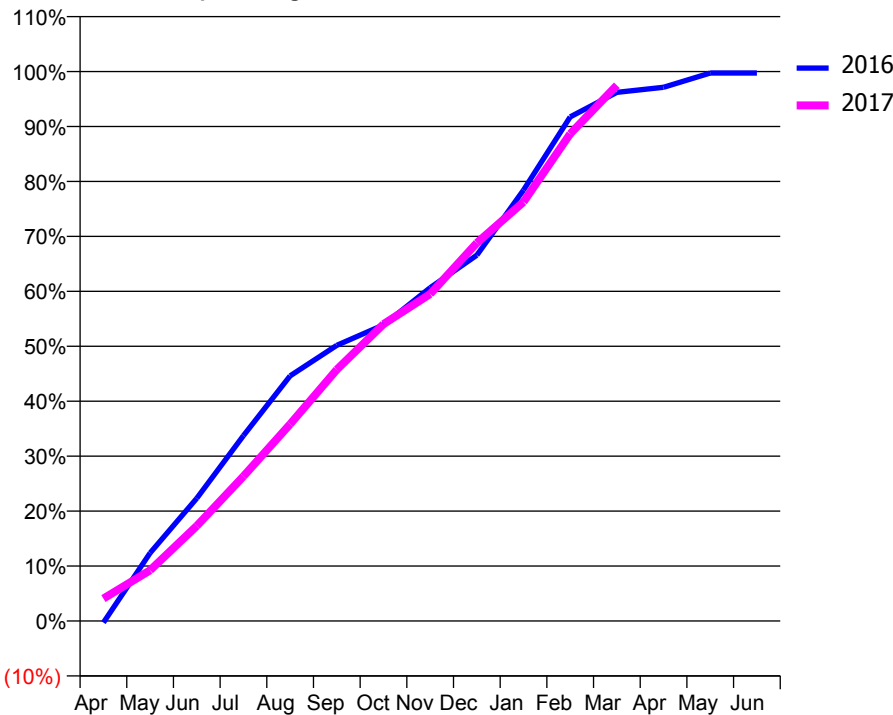
### ACCESS\*

Patients seen in 24 months	Total	Change since previous quarter
Quarter ending March 2016	760	
Quarter ending June 2016	736	↓
Quarter ending September 2016	706	↓
Quarter ending December 2016	696	↓
Quarter ending March 2017	727	↑
<b>Variance since March 2016</b>	<b>(4.3%)</b>	<b>↓</b>



### ACTIVITY

Cumulative percentage of contracted UDA delivered 2016 & 2017



Month	Adjusted Scheduled Activity (UDA)	
	2016	2017
April	-6	82
May	248	185
June	447	346
July	675	527
August	892	716
September	1,003	915
October	1,078	1,080
November	1,213	1,190
December	1,331	1,376
January	1,569	1,525
February	1,835	1,773
March	1,924	1,950
April	1,943	
May	1,995	
June	1,995	

### QUALITY

	Quantity	Base Number	Contract	AT	Region	England
% of FP17s for the same patient ID Re-attending within 3 months - Children	4	188	2.1%	10.4%	11.8%	12.3%
% of FP17s for the same patient ID Re-attending within 3 months - Adults	32	476	6.7%	16.0%	17.1%	16.7%
% of FP17s for the same patient ID Re-attending between 3 & 9 months - Children	51	188	27.1%	47.8%	46.5%	57.6%
% of FP17s for the same patient ID Re-attending between 3 & 9 months - Adults	100	476	21.0%	37.8%	37.6%	50.1%
% of FP17s for Band 1 Urgent Courses	18	623	2.9%	10.3%	10.7%	9.1%
% of FP17s Relating to Free Repair or Replacements	0	623	0.0%	0.6%	0.6%	0.8%
% of FP17s Relating to Continuations	2	623	0.3%	1.1%	0.9%	1.2%
% of Patients satisfied with the dentistry they have received	0	0	N/A	90.5%	90.4%	92.8%
% of Patients satisfied with the time they had to wait for an appointment	0	0	N/A	86.2%	83.7%	88.7%

\* This is based on patients treated on this contract for their most recent course of treatment. Figures in italics indicate the base number of FP17s or Patient Questionnaire responses are less than 100. N/A is shown where the base number of responses is less than 10 during the period. % is calculated as Quantity/Base number\*100

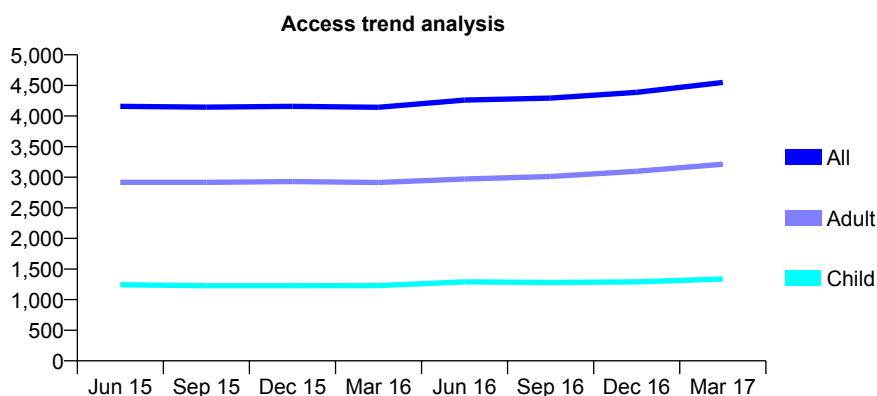
## Q63 - Vital Signs At a Glance Contract Report for 829153/0001 - March 2017

Name or company name	MR GN BROWN
Contract type name	Pilot Contract
Purpose of contract	General
Contract start date	01/04/2006
Contract end date	

16/17 Contracted general activity (UDA)	14,148
Carry forward general activity (UDA)	0
16/17 Contracted orthodontic activity (UOA)	0
Carry forward orthodontic activity (UOA)	0
Baseline contract value	£439,752.69

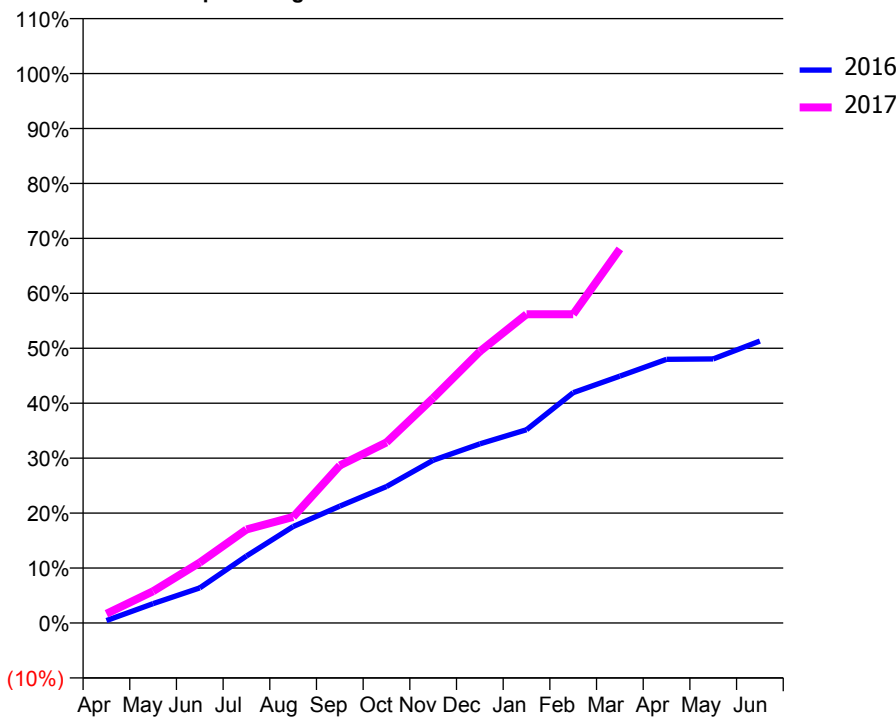
### ACCESS\*

Patients seen in 24 months	Total	Change since previous quarter
Quarter ending March 2016	4,142	
Quarter ending June 2016	4,261	↑
Quarter ending September 2016	4,293	→
Quarter ending December 2016	4,387	↑
Quarter ending March 2017	4,549	↑
<b>Variance since March 2016</b>	<b>9.8%</b>	<b>↑</b>



### ACTIVITY

Cumulative percentage of contracted UDA delivered 2016 & 2017



Month	Adjusted Scheduled Activity (UDA)	
	2016	2017
April	65	240
May	499	820
June	905	1,556
July	1,726	2,409
August	2,484	2,733
September	3,008	4,057
October	3,513	4,651
November	4,189	5,792
December	4,611	6,991
January	4,978	7,948
February	5,931	7,948
March	6,357	9,633
April	6,789	
May	6,801	
June	7,260	

### QUALITY

	Quantity	Base Number	Contract	AT	Region	England
% of FP17s for the same patient ID Re-attending within 3 months - Children	68	1,649	4.1%	10.4%	11.8%	12.3%
% of FP17s for the same patient ID Re-attending within 3 months - Adults	240	3,388	7.1%	16.0%	17.1%	16.7%
% of FP17s for the same patient ID Re-attending between 3 & 9 months - Children	741	1,649	44.9%	47.8%	46.5%	57.6%
% of FP17s for the same patient ID Re-attending between 3 & 9 months - Adults	1,076	3,388	31.8%	37.8%	37.6%	50.1%
% of FP17s for Band 1 Urgent Courses	56	3,935	1.4%	10.3%	10.7%	9.1%
% of FP17s Relating to Free Repair or Replacements	17	3,935	0.4%	0.6%	0.6%	0.8%
% of FP17s Relating to Continuations	42	3,935	1.1%	1.1%	0.9%	1.2%
% of Patients satisfied with the dentistry they have received	2	2	N/A	90.5%	90.4%	92.8%
% of Patients satisfied with the time they had to wait for an appointment	2	2	N/A	86.2%	83.7%	88.7%

\* This is based on patients treated on this contract for their most recent course of treatment. Figures in italics indicate the base number of FP17s or Patient Questionnaire responses are less than 100. N/A is shown where the base number of responses is less than 10 during the period. % is calculated as Quantity/Base number\*100

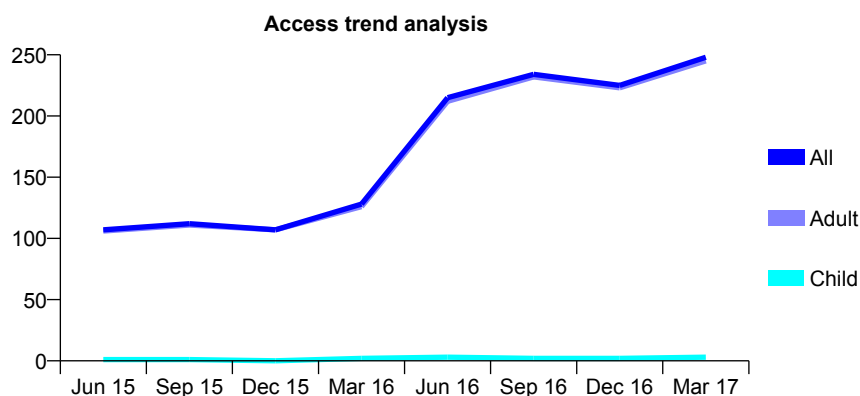
## Q63 - Vital Signs At a Glance Contract Report for 829153/0003 - March 2017

Name or company name	MR GN BROWN
Contract type name	PDS Contract
Purpose of contract	General
Contract start date	01/01/2008
Contract end date	30/11/2017

16/17 Contracted general activity (UDA)	1,500
Carry forward general activity (UDA)	0
16/17 Contracted orthodontic activity (UOA)	0
Carry forward orthodontic activity (UOA)	0
Baseline contract value	£69,090.06

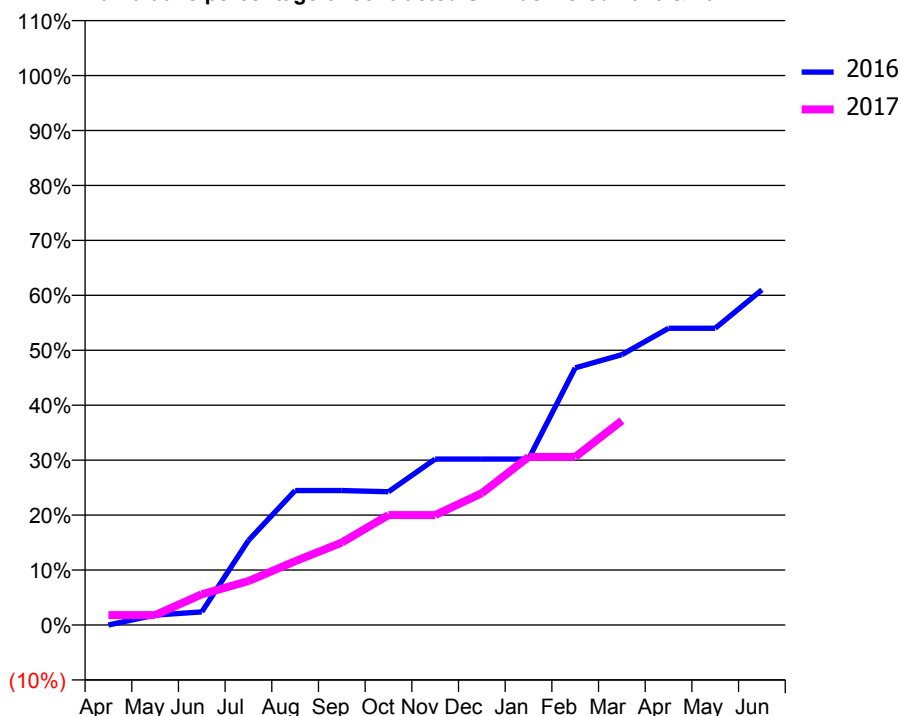
### ACCESS\*

Patients seen in 24 months	Total	Change since previous quarter
Quarter ending March 2016	128	
Quarter ending June 2016	215	↑
Quarter ending September 2016	234	↑
Quarter ending December 2016	225	↓
Quarter ending March 2017	248	↑
<b>Variance since March 2016</b>	<b>93.8%</b>	<b>↑</b>



### ACTIVITY

Cumulative percentage of contracted UDA delivered 2016 & 2017



Adjusted Scheduled Activity (UDA)

Month	2016	2017
April	0	27
May	27	27
June	36	84
July	231	120
August	367	174
September	367	225
October	364	300
November	453	300
December	453	360
January	453	459
February	702	459
March	738	558
April	810	
May	810	
June	915	

### QUALITY

	Quantity	Base Number	Contract	AT	Region	England
% of FP17s for the same patient ID Re-attending within 3 months - Children	0	2	0.0%	10.4%	11.8%	12.3%
% of FP17s for the same patient ID Re-attending within 3 months - Adults	2	251	0.8%	16.0%	17.1%	16.7%
% of FP17s for the same patient ID Re-attending between 3 & 9 months - Children	0	2	0.0%	47.8%	46.5%	57.6%
% of FP17s for the same patient ID Re-attending between 3 & 9 months - Adults	2	251	0.8%	37.8%	37.6%	50.1%
% of FP17s for Band 1 Urgent Courses	0	186	0.0%	10.3%	10.7%	9.1%
% of FP17s Relating to Free Repair or Replacements	0	186	0.0%	0.6%	0.6%	0.8%
% of FP17s Relating to Continuations	0	186	0.0%	1.1%	0.9%	1.2%
% of Patients satisfied with the dentistry they have received	0	0	N/A	90.5%	90.4%	92.8%
% of Patients satisfied with the time they had to wait for an appointment	0	0	N/A	86.2%	83.7%	88.7%

\* This is based on patients treated on this contract for their most recent course of treatment. Figures in italics indicate the base number of FP17s or Patient Questionnaire responses are less than 100. N/A is shown where the base number of responses is less than 10 during the period. % is calculated as Quantity/Base number\*100



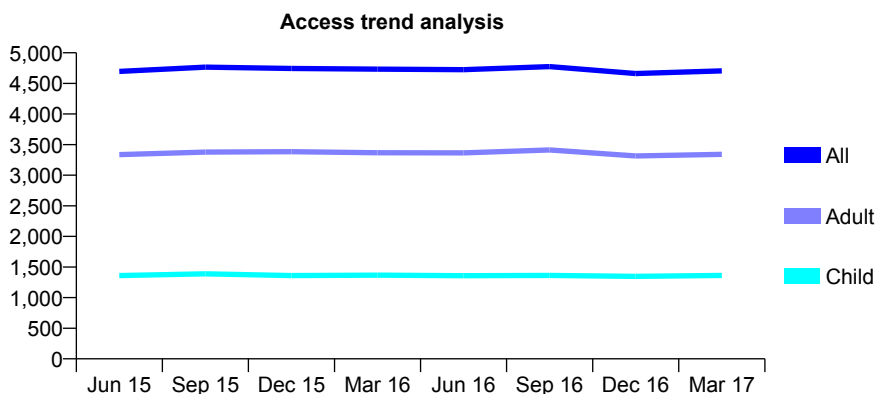
## Q63 - Vital Signs At a Glance Contract Report for 829285/0002 - March 2017

Name or company name	MRS CO ADELOYE
Contract type name	GDS Contract
Purpose of contract	General
Contract start date	01/04/2006
Contract end date	

16/17 Contracted general activity (UDA)	15,503
Carry forward general activity (UDA)	-310
16/17 Contracted orthodontic activity (UOA)	0
Carry forward orthodontic activity (UOA)	0
Baseline contract value	£373,715.29

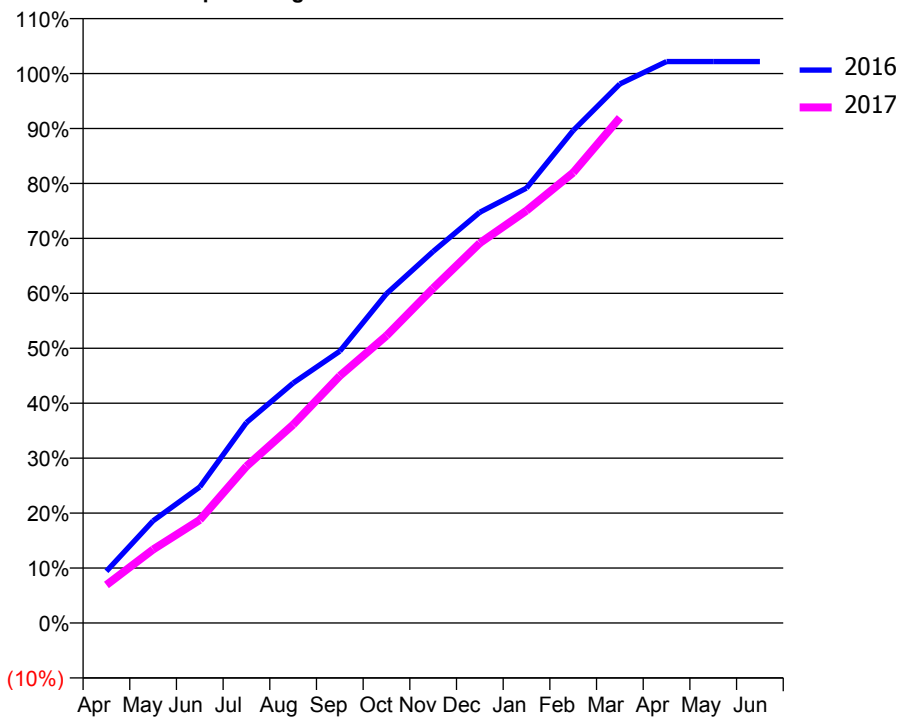
### ACCESS\*

Patients seen in 24 months	Total	Change since previous quarter
Quarter ending March 2016	4,734	
Quarter ending June 2016	4,725	→
Quarter ending September 2016	4,774	→
Quarter ending December 2016	4,662	↓
Quarter ending March 2017	4,704	→
<b>Variance since March 2016</b>	<b>(0.6%)</b>	→



### ACTIVITY

Cumulative percentage of contracted UDA delivered 2016 & 2017



Month	Adjusted Scheduled Activity (UDA)	
	2016	2017
April	1,463	1,074
May	2,882	2,074
June	3,840	2,909
July	5,657	4,424
August	6,771	5,595
September	7,670	6,973
October	9,290	8,104
November	10,482	9,445
December	11,590	10,719
January	12,272	11,634
February	13,895	12,708
March	15,207	14,258
April	15,839	
May	15,841	
June	15,841	

### QUALITY

	Quantity	Base Number	Contract	AT	Region	England
% of FP17s for the same patient ID Re-attending within 3 months - Children	121	1,646	7.4%	10.4%	11.8%	12.3%
% of FP17s for the same patient ID Re-attending within 3 months - Adults	673	3,643	18.5%	16.0%	17.1%	16.7%
% of FP17s for the same patient ID Re-attending between 3 & 9 months - Children	706	1,646	42.9%	47.8%	46.5%	57.6%
% of FP17s for the same patient ID Re-attending between 3 & 9 months - Adults	1,152	3,643	31.6%	37.8%	37.6%	50.1%
% of FP17s for Band 1 Urgent Courses	364	5,046	7.2%	10.3%	10.7%	9.1%
% of FP17s Relating to Free Repair or Replacements	48	5,046	1.0%	0.6%	0.6%	0.8%
% of FP17s Relating to Continuations	59	5,046	1.2%	1.1%	0.9%	1.2%
% of Patients satisfied with the dentistry they have received	3	4	N/A	90.5%	90.4%	92.8%
% of Patients satisfied with the time they had to wait for an appointment	4	4	N/A	86.2%	83.7%	88.7%

\* This is based on patients treated on this contract for their most recent course of treatment. Figures in italics indicate the base number of FP17s or Patient Questionnaire responses are less than 100. N/A is shown where the base number of responses is less than 10 during the period. % is calculated as Quantity/Base number\*100

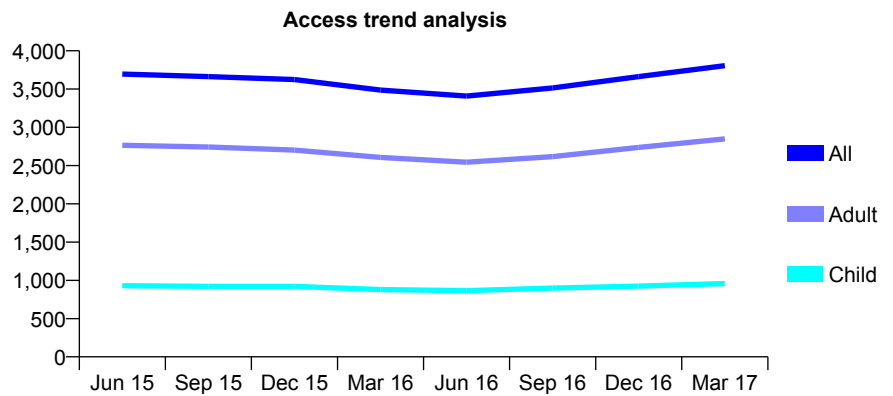
## Q63 - Vital Signs At a Glance Contract Report for 829285/0006 - March 2017

Name or company name	MRS CO ADELOYE
Contract type name	GDS Contract
Purpose of contract	General
Contract start date	15/10/2009
Contract end date	

16/17 Contracted general activity (UDA)	10,500
Carry forward general activity (UDA)	-210
16/17 Contracted orthodontic activity (UOA)	0
Carry forward orthodontic activity (UOA)	0
Baseline contract value	£296,581.28

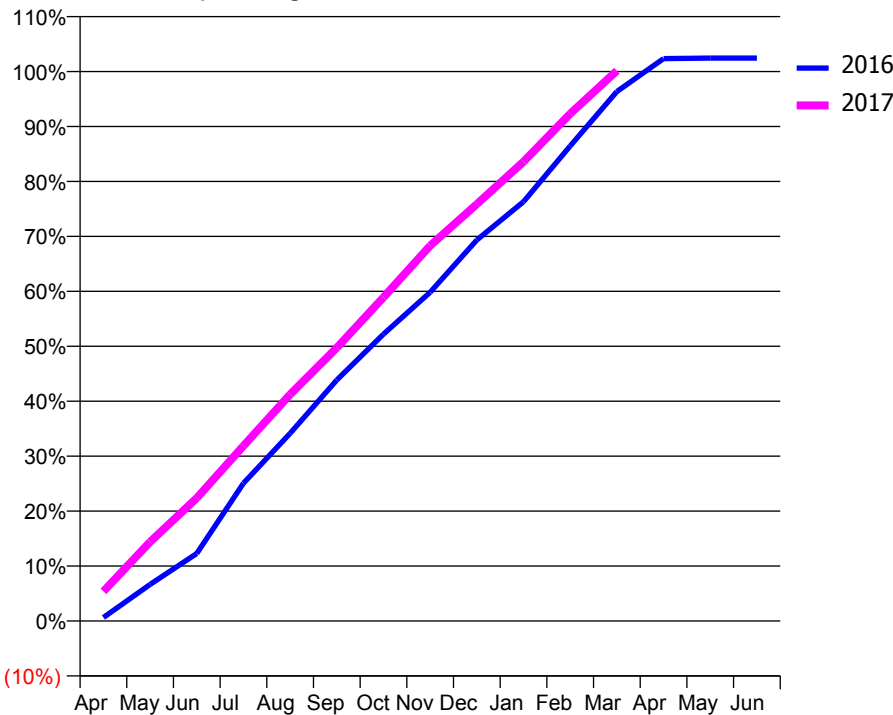
### ACCESS\*

Patients seen in 24 months	Total	Change since previous quarter
Quarter ending March 2016	3,486	
Quarter ending June 2016	3,409	↓
Quarter ending September 2016	3,515	↑
Quarter ending December 2016	3,662	↑
Quarter ending March 2017	3,806	↑
<b>Variance since March 2016</b>	<b>9.2%</b>	<b>↑</b>



### ACTIVITY

Cumulative percentage of contracted UDA delivered 2016 & 2017



Month	Adjusted Scheduled Activity (UDA)	
	2016	2017
April	68	567
May	700	1,513
June	1,290	2,351
July	2,634	3,347
August	3,586	4,330
September	4,605	5,223
October	5,482	6,186
November	6,281	7,171
December	7,280	7,966
January	8,011	8,777
February	9,078	9,693
March	10,117	10,515
April	10,746	
May	10,757	
June	10,757	

### QUALITY

	Quantity	Base Number	Contract	AT	Region	England
% of FP17s for the same patient ID Re-attending within 3 months - Children	65	1,046	6.2%	10.4%	11.8%	12.3%
% of FP17s for the same patient ID Re-attending within 3 months - Adults	428	2,839	15.1%	16.0%	17.1%	16.7%
% of FP17s for the same patient ID Re-attending between 3 & 9 months - Children	343	1,046	32.8%	47.8%	46.5%	57.6%
% of FP17s for the same patient ID Re-attending between 3 & 9 months - Adults	832	2,839	29.3%	37.8%	37.6%	50.1%
% of FP17s for Band 1 Urgent Courses	376	3,672	10.2%	10.3%	10.7%	9.1%
% of FP17s Relating to Free Repair or Replacements	38	3,672	1.0%	0.6%	0.6%	0.8%
% of FP17s Relating to Continuations	13	3,672	0.4%	1.1%	0.9%	1.2%
% of Patients satisfied with the dentistry they have received	6	6	N/A	90.5%	90.4%	92.8%
% of Patients satisfied with the time they had to wait for an appointment	6	6	N/A	86.2%	83.7%	88.7%

\* This is based on patients treated on this contract for their most recent course of treatment. Figures in italics indicate the base number of FP17s or Patient Questionnaire responses are less than 100. N/A is shown where the base number of responses is less than 10 during the period. % is calculated as Quantity/Base number\*100

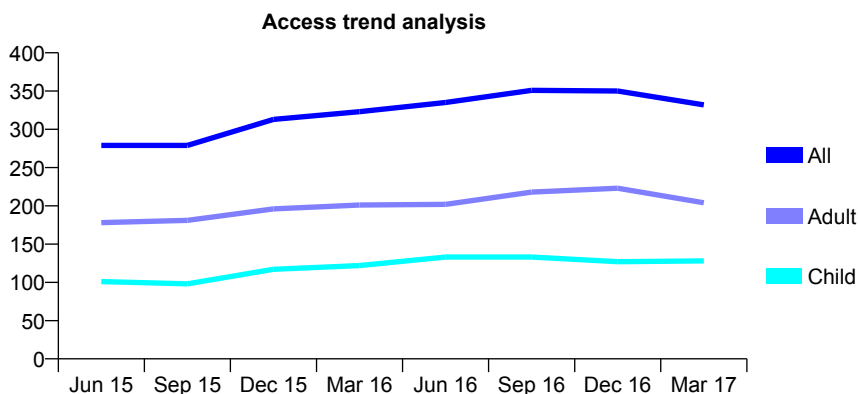
## Q63 - Vital Signs At a Glance Contract Report for 835099/0001 - March 2017

Name or company name	MISS F PESSIAN HAGHIGHI
Contract type name	GDS Contract
Purpose of contract	General
Contract start date	12/11/2007
Contract end date	

16/17 Contracted general activity (UDA)	700
Carry forward general activity (UDA)	-8
16/17 Contracted orthodontic activity (UOA)	0
Carry forward orthodontic activity (UOA)	0
Baseline contract value	£18,017.85

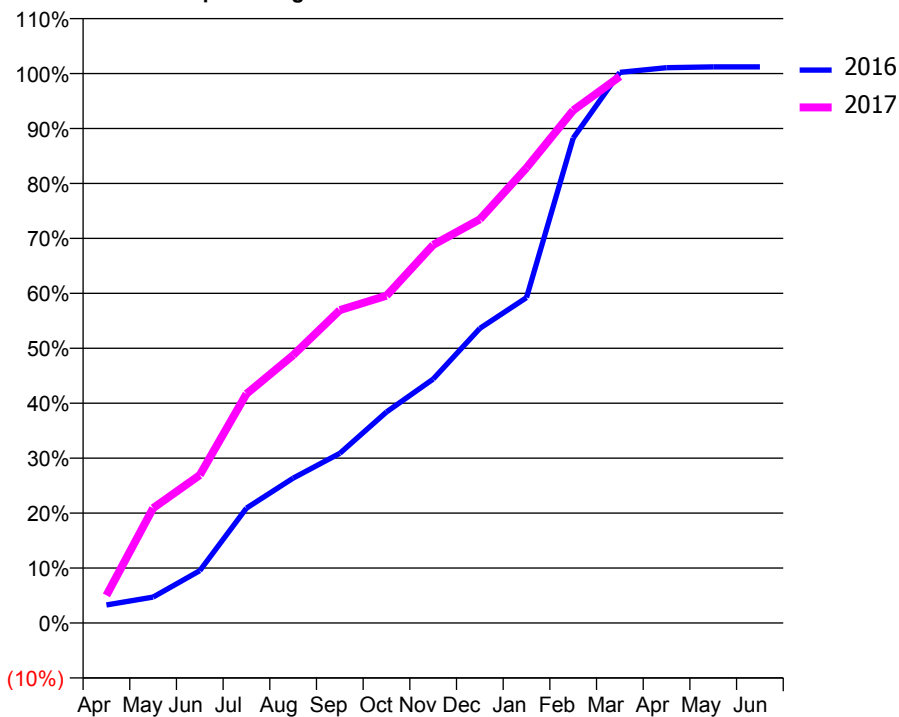
### ACCESS\*

Patients seen in 24 months	Total	Change since previous quarter
Quarter ending March 2016	323	
Quarter ending June 2016	335	↑
Quarter ending September 2016	351	↑
Quarter ending December 2016	350	→
Quarter ending March 2017	332	↓
<b>Variance since March 2016</b>	<b>2.8%</b>	<b>↑</b>



### ACTIVITY

Cumulative percentage of contracted UDA delivered 2016 & 2017



Month	Adjusted Scheduled Activity (UDA)	
	2016	2017
April	23	35
May	33	146
June	67	188
July	146	292
August	185	341
September	216	399
October	269	417
November	311	482
December	375	514
January	415	580
February	618	653
March	701	696
April	707	
May	708	
June	708	

### QUALITY

	Quantity	Base Number	Contract	AT	Region	England
% of FP17s for the same patient ID Re-attending within 3 months - Children	9	140	6.4%	10.4%	11.8%	12.3%
% of FP17s for the same patient ID Re-attending within 3 months - Adults	27	182	14.8%	16.0%	17.1%	16.7%
% of FP17s for the same patient ID Re-attending between 3 & 9 months - Children	43	140	30.7%	47.8%	46.5%	57.6%
% of FP17s for the same patient ID Re-attending between 3 & 9 months - Adults	49	182	26.9%	37.8%	37.6%	50.1%
% of FP17s for Band 1 Urgent Courses	31	317	9.8%	10.3%	10.7%	9.1%
% of FP17s Relating to Free Repair or Replacements	1	317	0.3%	0.6%	0.6%	0.8%
% of FP17s Relating to Continuations	2	317	0.6%	1.1%	0.9%	1.2%
% of Patients satisfied with the dentistry they have received	1	1	N/A	90.5%	90.4%	92.8%
% of Patients satisfied with the time they had to wait for an appointment	1	1	N/A	86.2%	83.7%	88.7%

\* This is based on patients treated on this contract for their most recent course of treatment. Figures in italics indicate the base number of FP17s or Patient Questionnaire responses are less than 100. N/A is shown where the base number of responses is less than 10 during the period. % is calculated as Quantity/Base number\*100

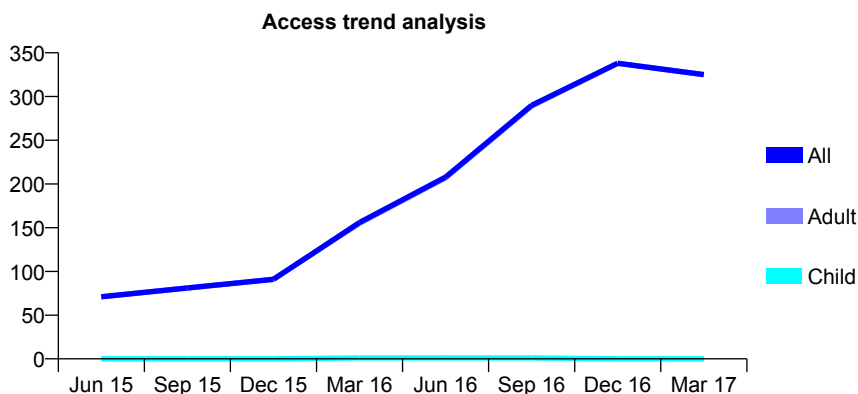
## Q63 - Vital Signs At a Glance Contract Report for 835099/0002 - March 2017

Name or company name	MISS F PESSIAN HAGHIGHI
Contract type name	PDS Contract
Purpose of contract	General
Contract start date	01/06/2013
Contract end date	30/11/2017

16/17 Contracted general activity (UDA)	999
Carry forward general activity (UDA)	0
16/17 Contracted orthodontic activity (UOA)	0
Carry forward orthodontic activity (UOA)	0
Baseline contract value	£52,532.95

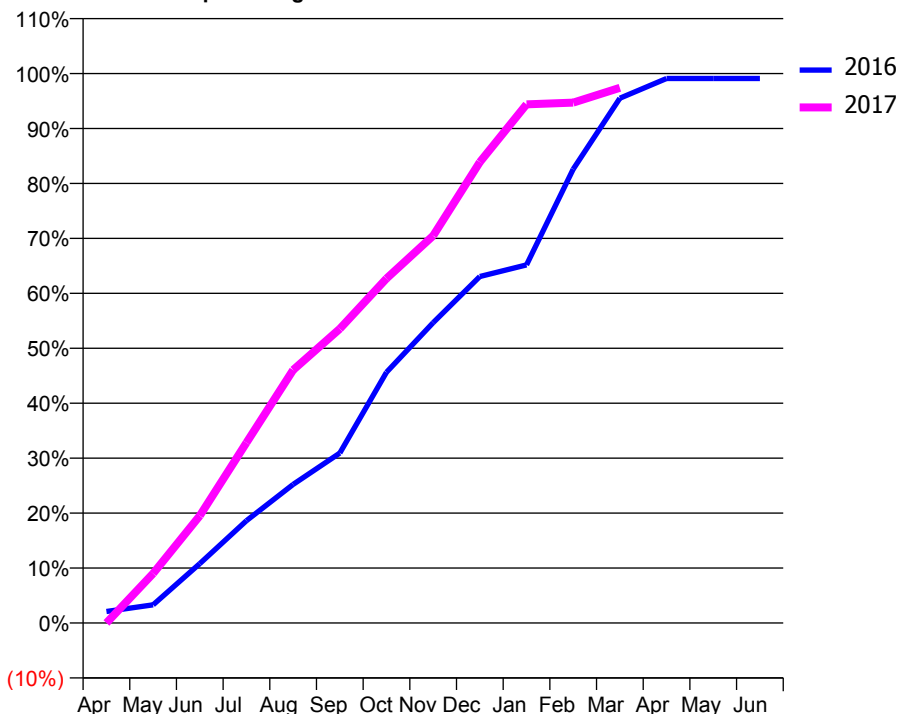
### ACCESS\*

Patients seen in 24 months	Total	Change since previous quarter
Quarter ending March 2016	156	
Quarter ending June 2016	208	↑
Quarter ending September 2016	290	↑
Quarter ending December 2016	338	↑
Quarter ending March 2017	325	↓
<b>Variance since March 2016</b>	<b>108.3%</b>	<b>↑</b>



### ACTIVITY

Cumulative percentage of contracted UDA delivered 2016 & 2017



Month	Adjusted Scheduled Activity (UDA)	
	2016	2017
April	21	0
May	33	90
June	108	195
July	186	328
August	252	460
September	309	535
October	456	626
November	546	704
December	630	838
January	651	943
February	825	946
March	954	973
April	990	
May	990	
June	990	

### QUALITY

	Quantity	Base Number	Contract	AT	Region	England
% of FP17s for the same patient ID Re-attending within 3 months - Children	0	0	N/A	10.4%	11.8%	12.3%
% of FP17s for the same patient ID Re-attending within 3 months - Adults	0	337	0.0%	16.0%	17.1%	16.7%
% of FP17s for the same patient ID Re-attending between 3 & 9 months - Children	0	0	N/A	47.8%	46.5%	57.6%
% of FP17s for the same patient ID Re-attending between 3 & 9 months - Adults	0	337	0.0%	37.8%	37.6%	50.1%
% of FP17s for Band 1 Urgent Courses	0	325	0.0%	10.3%	10.7%	9.1%
% of FP17s Relating to Free Repair or Replacements	0	325	0.0%	0.6%	0.6%	0.8%
% of FP17s Relating to Continuations	0	325	0.0%	1.1%	0.9%	1.2%
% of Patients satisfied with the dentistry they have received	0	0	N/A	90.5%	90.4%	92.8%
% of Patients satisfied with the time they had to wait for an appointment	0	0	N/A	86.2%	83.7%	88.7%

\* This is based on patients treated on this contract for their most recent course of treatment. Figures in italics indicate the base number of FP17s or Patient Questionnaire responses are less than 100. N/A is shown where the base number of responses is less than 10 during the period. % is calculated as Quantity/Base number\*100

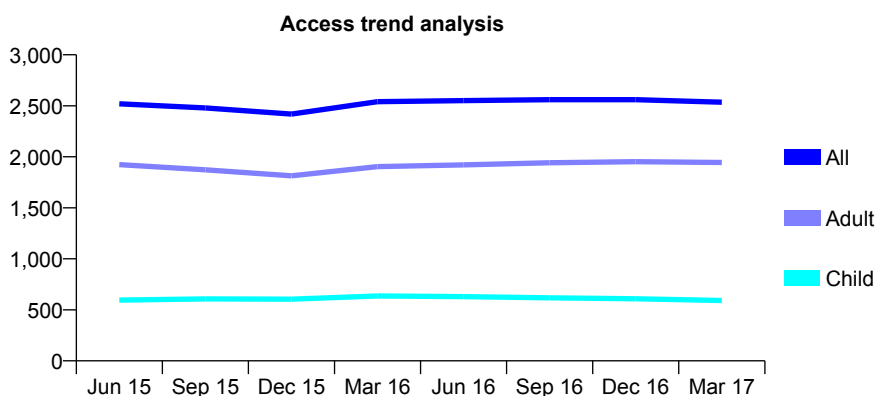
## Q63 - Vital Signs At a Glance Contract Report for 839876/0001 - March 2017

Name or company name	MISS RN NATH
Contract type name	GDS Contract
Purpose of contract	General
Contract start date	01/04/2006
Contract end date	

16/17 Contracted general activity (UDA)	5,861
Carry forward general activity (UDA)	198
16/17 Contracted orthodontic activity (UOA)	0
Carry forward orthodontic activity (UOA)	0
Baseline contract value	£144,116.67

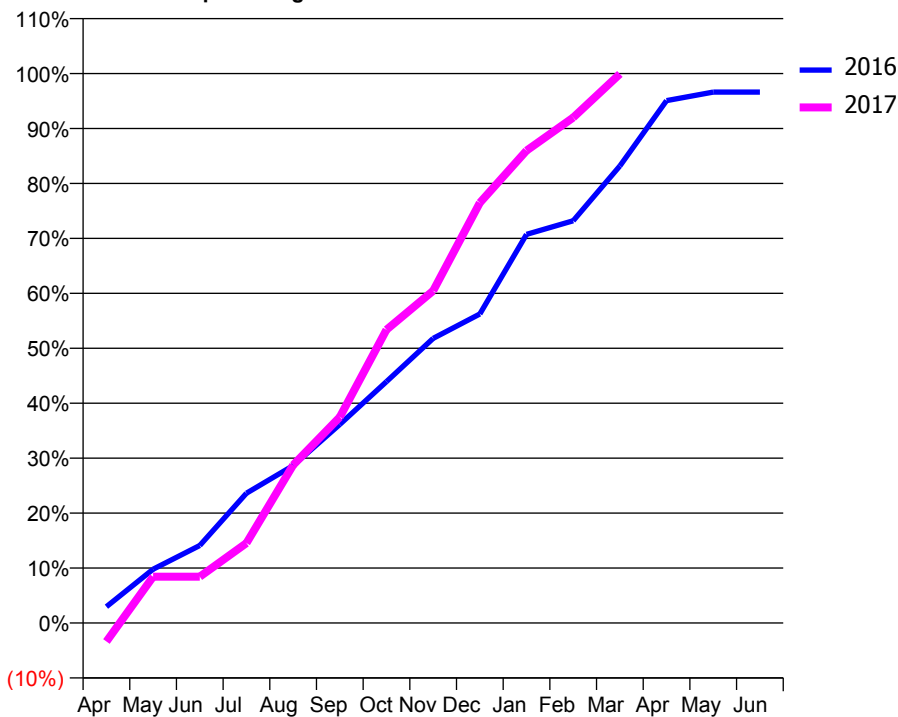
### ACCESS\*

Patients seen in 24 months	Total	Change since previous quarter
Quarter ending March 2016	2,540	
Quarter ending June 2016	2,551	→
Quarter ending September 2016	2,560	→
Quarter ending December 2016	2,560	→
Quarter ending March 2017	2,535	→
<b>Variance since March 2016</b>	<b>(0.2%)</b>	→



### ACTIVITY

Cumulative percentage of contracted UDA delivered 2016 & 2017



Month	Adjusted Scheduled Activity (UDA)	
	2016	2017
April	174	-198
May	574	494
June	827	494
July	1,384	852
August	1,679	1,684
September	2,119	2,197
October	2,575	3,128
November	3,036	3,544
December	3,296	4,482
January	4,145	5,039
February	4,291	5,391
March	4,874	5,856
April	5,572	
May	5,663	
June	5,663	

### QUALITY

	Quantity	Base Number	Contract	AT	Region	England
% of FP17s for the same patient ID Re-attending within 3 months - Children	84	863	9.7%	10.4%	11.8%	12.3%
% of FP17s for the same patient ID Re-attending within 3 months - Adults	445	2,337	19.0%	16.0%	17.1%	16.7%
% of FP17s for the same patient ID Re-attending between 3 & 9 months - Children	424	863	49.1%	47.8%	46.5%	57.6%
% of FP17s for the same patient ID Re-attending between 3 & 9 months - Adults	895	2,337	38.3%	37.8%	37.6%	50.1%
% of FP17s for Band 1 Urgent Courses	240	2,326	10.3%	10.3%	10.7%	9.1%
% of FP17s Relating to Free Repair or Replacements	16	2,326	0.7%	0.6%	0.6%	0.8%
% of FP17s Relating to Continuations	21	2,326	0.9%	1.1%	0.9%	1.2%
% of Patients satisfied with the dentistry they have received	0	1	N/A	90.5%	90.4%	92.8%
% of Patients satisfied with the time they had to wait for an appointment	1	1	N/A	86.2%	83.7%	88.7%

\* This is based on patients treated on this contract for their most recent course of treatment. Figures in italics indicate the base number of FP17s or Patient Questionnaire responses are less than 100. N/A is shown where the base number of responses is less than 10 during the period. % is calculated as Quantity/Base number\*100

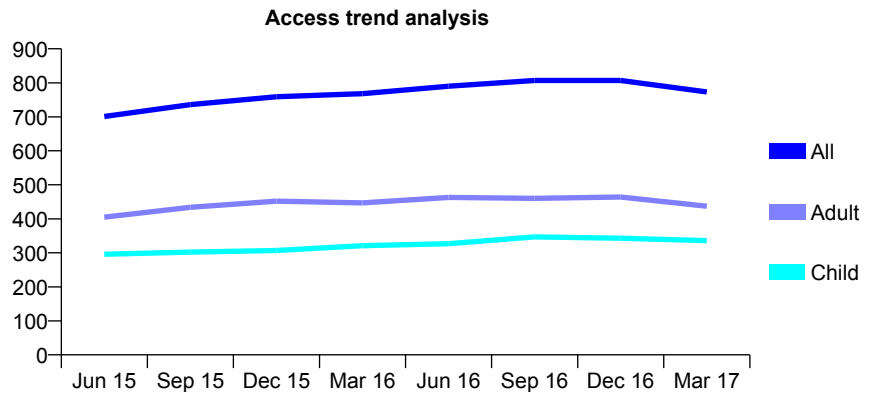
## Q63 - Vital Signs At a Glance Contract Report for 842761/0001 - March 2017

Name or company name	MRS H SEBI
Contract type name	GDS Contract
Purpose of contract	General
Contract start date	01/04/2006
Contract end date	

16/17 Contracted general activity (UDA)	1,704
Carry forward general activity (UDA)	-34
16/17 Contracted orthodontic activity (UOA)	0
Carry forward orthodontic activity (UOA)	0
Baseline contract value	£42,642.52

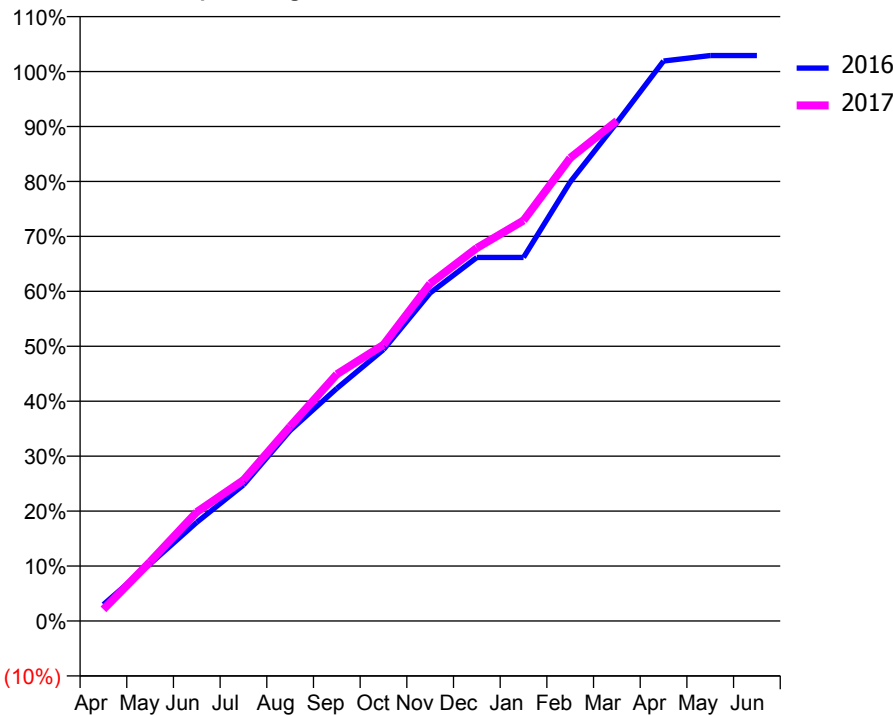
### ACCESS\*

Patients seen in 24 months	Total	Change since previous quarter
Quarter ending March 2016	768	
Quarter ending June 2016	790	↑
Quarter ending September 2016	807	↑
Quarter ending December 2016	807	→
Quarter ending March 2017	773	↓
<b>Variance since March 2016</b>	<b>0.7%</b>	<b>→</b>



### ACTIVITY

Cumulative percentage of contracted UDA delivered 2016 & 2017



Month	Adjusted Scheduled Activity (UDA)	
	2016	2017
April	51	36
May	177	184
June	306	338
July	422	437
August	591	603
September	721	765
October	842	856
November	1,018	1,046
December	1,128	1,157
January	1,128	1,242
February	1,362	1,436
March	1,545	1,551
April	1,736	
May	1,753	
June	1,753	

### QUALITY

	Quantity	Base Number	Contract	AT	Region	England
% of FP17s for the same patient ID Re-attending within 3 months - Children	13	359	3.6%	10.4%	11.8%	12.3%
% of FP17s for the same patient ID Re-attending within 3 months - Adults	12	344	3.5%	16.0%	17.1%	16.7%
% of FP17s for the same patient ID Re-attending between 3 & 9 months - Children	136	359	37.9%	47.8%	46.5%	57.6%
% of FP17s for the same patient ID Re-attending between 3 & 9 months - Adults	99	344	28.8%	37.8%	37.6%	50.1%
% of FP17s for Band 1 Urgent Courses	10	620	1.6%	10.3%	10.7%	9.1%
% of FP17s Relating to Free Repair or Replacements	0	620	0.0%	0.6%	0.6%	0.8%
% of FP17s Relating to Continuations	1	620	0.2%	1.1%	0.9%	1.2%
% of Patients satisfied with the dentistry they have received	2	3	N/A	90.5%	90.4%	92.8%
% of Patients satisfied with the time they had to wait for an appointment	2	3	N/A	86.2%	83.7%	88.7%

\* This is based on patients treated on this contract for their most recent course of treatment. Figures in italics indicate the base number of FP17s or Patient Questionnaire responses are less than 100. N/A is shown where the base number of responses is less than 10 during the period. % is calculated as Quantity/Base number\*100

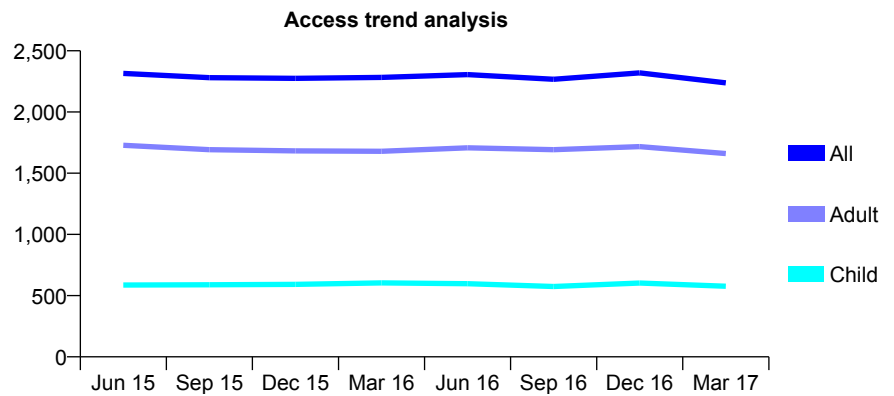
## Q63 - Vital Signs At a Glance Contract Report for 843210/0001 - March 2017

Name or company name	MISS S HAMZEHNEJAD
Contract type name	GDS Contract
Purpose of contract	General
Contract start date	01/04/2006
Contract end date	

16/17 Contracted general activity (UDA)	8,228
Carry forward general activity (UDA)	0
16/17 Contracted orthodontic activity (UOA)	0
Carry forward orthodontic activity (UOA)	0
Baseline contract value	£219,765.85

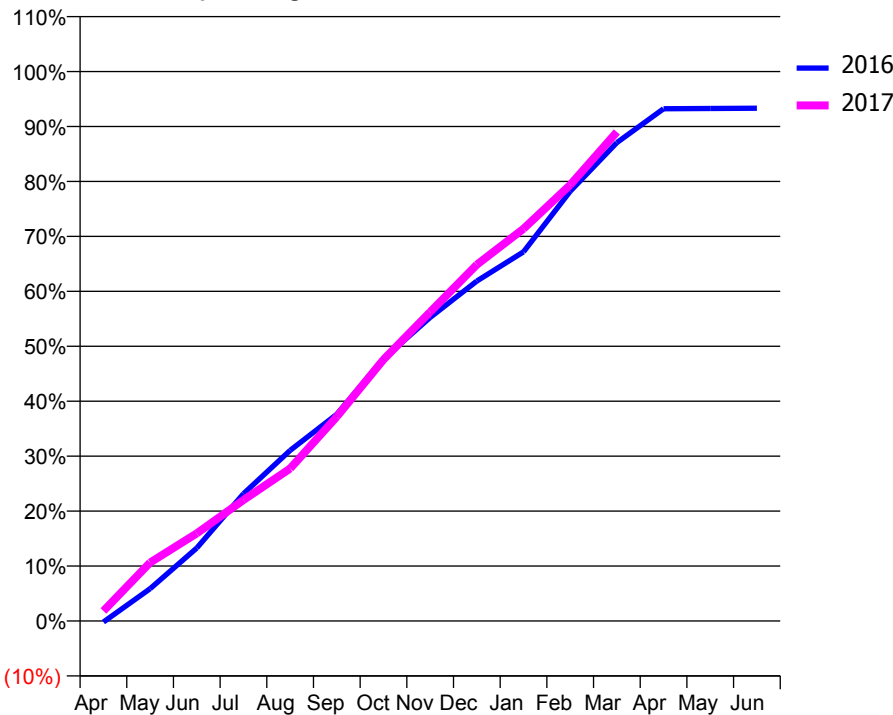
### ACCESS\*

Patients seen in 24 months	Total	Change since previous quarter
Quarter ending March 2016	2,283	
Quarter ending June 2016	2,306	→
Quarter ending September 2016	2,267	↓
Quarter ending December 2016	2,320	↑
Quarter ending March 2017	2,238	↓
<b>Variance since March 2016</b>	<b>(2.0%)</b>	<b>↓</b>



### ACTIVITY

Cumulative percentage of contracted UDA delivered 2016 & 2017



Month	Adjusted Scheduled Activity (UDA)	
	2016	2017
April	-17	151
May	484	875
June	1,092	1,312
July	1,906	1,811
August	2,555	2,282
September	3,095	3,060
October	3,927	3,915
November	4,546	4,628
December	5,090	5,336
January	5,527	5,872
February	6,434	6,530
March	7,163	7,323
April	7,671	
May	7,674	
June	7,678	

### QUALITY

	Quantity	Base Number	Contract	AT	Region	England
% of FP17s for the same patient ID Re-attending within 3 months - Children	62	750	8.3%	10.4%	11.8%	12.3%
% of FP17s for the same patient ID Re-attending within 3 months - Adults	381	2,203	17.3%	16.0%	17.1%	16.7%
% of FP17s for the same patient ID Re-attending between 3 & 9 months - Children	343	750	45.7%	47.8%	46.5%	57.6%
% of FP17s for the same patient ID Re-attending between 3 & 9 months - Adults	988	2,203	44.8%	37.8%	37.6%	50.1%
% of FP17s for Band 1 Urgent Courses	301	2,759	10.9%	10.3%	10.7%	9.1%
% of FP17s Relating to Free Repair or Replacements	41	2,759	1.5%	0.6%	0.6%	0.8%
% of FP17s Relating to Continuations	54	2,759	2.0%	1.1%	0.9%	1.2%
% of Patients satisfied with the dentistry they have received	4	4	N/A	90.5%	90.4%	92.8%
% of Patients satisfied with the time they had to wait for an appointment	4	4	N/A	86.2%	83.7%	88.7%

\* This is based on patients treated on this contract for their most recent course of treatment. Figures in italics indicate the base number of FP17s or Patient Questionnaire responses are less than 100. N/A is shown where the base number of responses is less than 10 during the period. % is calculated as Quantity/Base number\*100

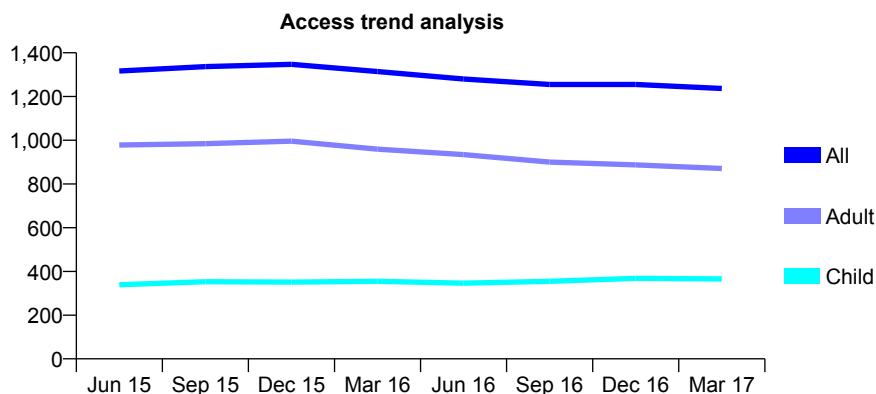
## Q63 - Vital Signs At a Glance Contract Report for 843423/0001 - March 2017

Name or company name	MISS S RAHIMI-ATA
Contract type name	GDS Contract
Purpose of contract	General
Contract start date	01/04/2006
Contract end date	

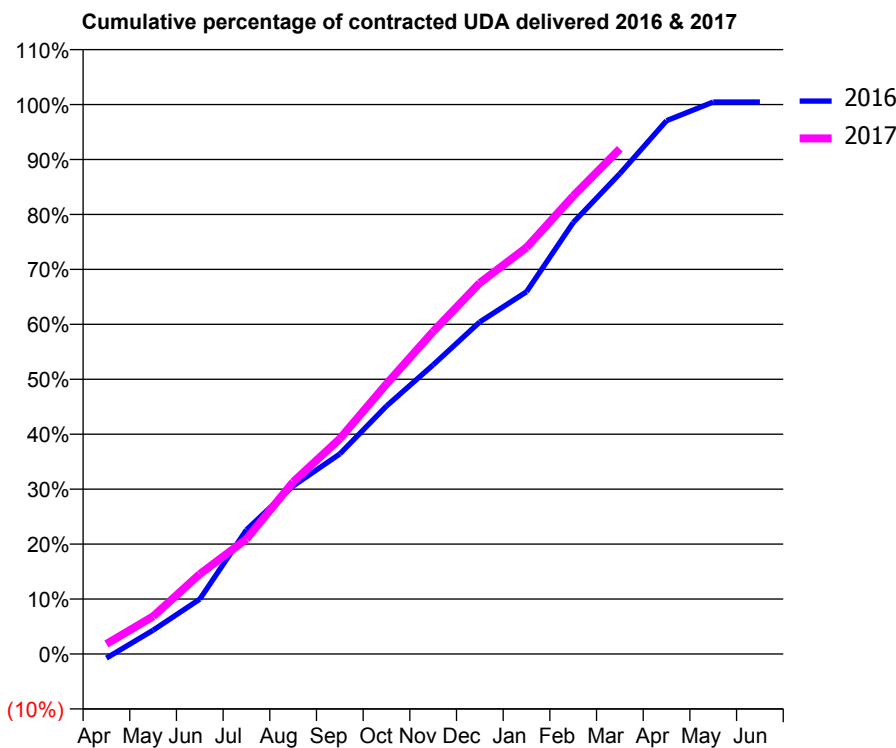
16/17 Contracted general activity (UDA)	4,738
Carry forward general activity (UDA)	-21
16/17 Contracted orthodontic activity (UOA)	0
Carry forward orthodontic activity (UOA)	0
Baseline contract value	£147,269.02

### ACCESS\*

Patients seen in 24 months	Total	Change since previous quarter
Quarter ending March 2016	1,314	
Quarter ending June 2016	1,280	↓
Quarter ending September 2016	1,255	↓
Quarter ending December 2016	1,255	→
Quarter ending March 2017	1,237	↓
<b>Variance since March 2016</b>	<b>(5.9%)</b>	<b>↓</b>



### ACTIVITY



Month	Adjusted Scheduled Activity (UDA)	
	2016	2017
April	-36	86
May	205	325
June	473	689
July	1,071	992
August	1,449	1,484
September	1,726	1,856
October	2,138	2,329
November	2,493	2,781
December	2,863	3,201
January	3,123	3,505
February	3,720	3,949
March	4,142	4,356
April	4,598	
May	4,759	
June	4,759	

### QUALITY

	Quantity	Base Number	Contract	AT	Region	England
% of FP17s for the same patient ID Re-attending within 3 months - Children	13	459	2.8%	10.4%	11.8%	12.3%
% of FP17s for the same patient ID Re-attending within 3 months - Adults	129	1,014	12.7%	16.0%	17.1%	16.7%
% of FP17s for the same patient ID Re-attending between 3 & 9 months - Children	231	459	50.3%	47.8%	46.5%	57.6%
% of FP17s for the same patient ID Re-attending between 3 & 9 months - Adults	459	1,014	45.3%	37.8%	37.6%	50.1%
% of FP17s for Band 1 Urgent Courses	40	1,358	2.9%	10.3%	10.7%	9.1%
% of FP17s Relating to Free Repair or Replacements	0	1,358	0.0%	0.6%	0.6%	0.8%
% of FP17s Relating to Continuations	11	1,358	0.8%	1.1%	0.9%	1.2%
% of Patients satisfied with the dentistry they have received	2	2	N/A	90.5%	90.4%	92.8%
% of Patients satisfied with the time they had to wait for an appointment	2	2	N/A	86.2%	83.7%	88.7%

\* This is based on patients treated on this contract for their most recent course of treatment. Figures in italics indicate the base number of FP17s or Patient Questionnaire responses are less than 100. N/A is shown where the base number of responses is less than 10 during the period. % is calculated as Quantity/Base number\*100



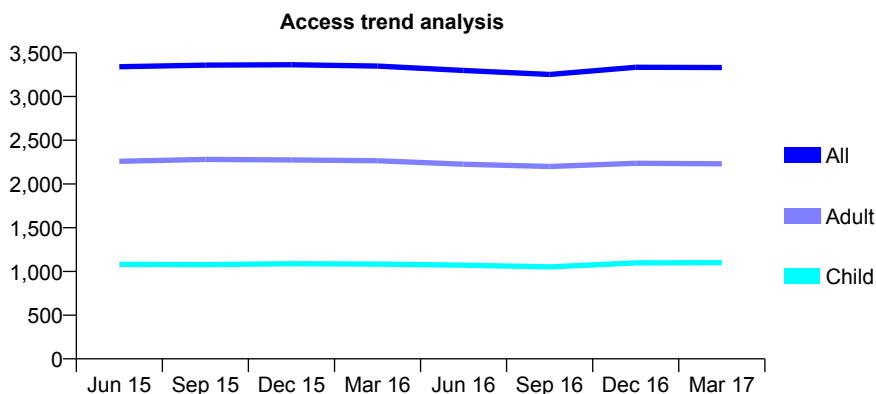
## Q63 - Vital Signs At a Glance Contract Report for 844578/0001 - March 2017

Name or company name	MR PS PANESAR
Contract type name	GDS Contract
Purpose of contract	General
Contract start date	01/04/2006
Contract end date	

16/17 Contracted general activity (UDA)	5,350
Carry forward general activity (UDA)	30
16/17 Contracted orthodontic activity (UOA)	0
Carry forward orthodontic activity (UOA)	0
Baseline contract value	£147,311.75

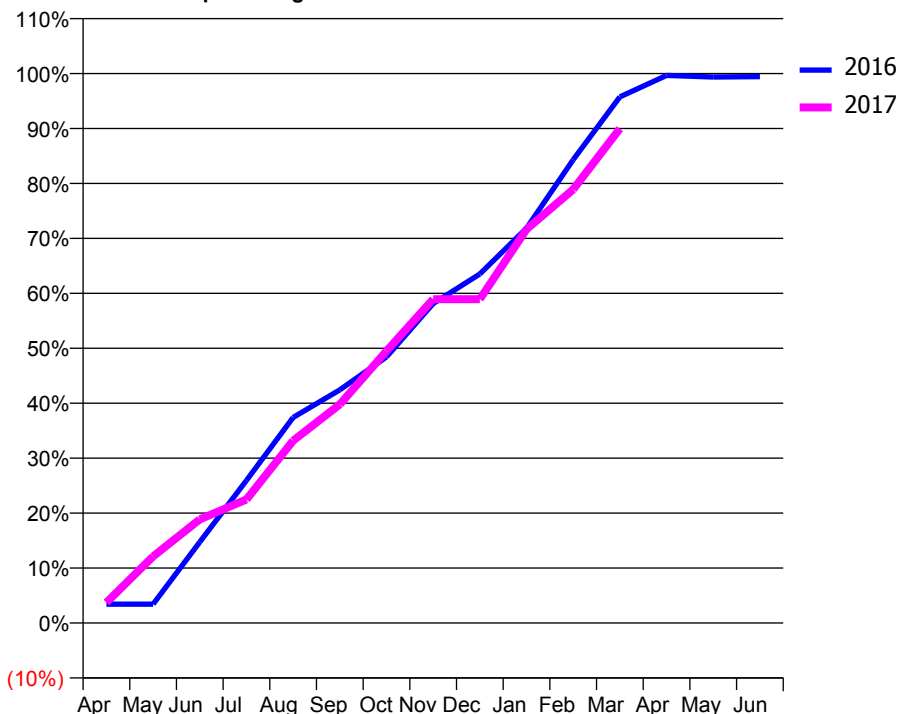
### ACCESS\*

Patients seen in 24 months	Total	Change since previous quarter
Quarter ending March 2016	3,349	
Quarter ending June 2016	3,298	↓
Quarter ending September 2016	3,252	↓
Quarter ending December 2016	3,334	↑
Quarter ending March 2017	3,332	→
<b>Variance since March 2016</b>	<b>(0.5%)</b>	<b>→</b>



### ACTIVITY

Cumulative percentage of contracted UDA delivered 2016 & 2017



Month	Adjusted Scheduled Activity (UDA)	
	2016	2017
April	183	199
May	183	648
June	789	1,010
July	1,388	1,203
August	2,002	1,776
September	2,270	2,128
October	2,591	2,648
November	3,110	3,153
December	3,398	3,153
January	3,843	3,833
February	4,511	4,222
March	5,122	4,814
April	5,332	
May	5,316	
June	5,320	

### QUALITY

	Quantity	Base Number	Contract	AT	Region	England
% of FP17s for the same patient ID Re-attending within 3 months - Children	63	1,241	5.1%	10.4%	11.8%	12.3%
% of FP17s for the same patient ID Re-attending within 3 months - Adults	201	2,221	9.0%	16.0%	17.1%	16.7%
% of FP17s for the same patient ID Re-attending between 3 & 9 months - Children	519	1,241	41.8%	47.8%	46.5%	57.6%
% of FP17s for the same patient ID Re-attending between 3 & 9 months - Adults	779	2,221	35.1%	37.8%	37.6%	50.1%
% of FP17s for Band 1 Urgent Courses	210	2,731	7.7%	10.3%	10.7%	9.1%
% of FP17s Relating to Free Repair or Replacements	20	2,731	0.7%	0.6%	0.6%	0.8%
% of FP17s Relating to Continuations	7	2,731	0.3%	1.1%	0.9%	1.2%
% of Patients satisfied with the dentistry they have received	1	1	N/A	90.5%	90.4%	92.8%
% of Patients satisfied with the time they had to wait for an appointment	1	1	N/A	86.2%	83.7%	88.7%

\* This is based on patients treated on this contract for their most recent course of treatment. Figures in italics indicate the base number of FP17s or Patient Questionnaire responses are less than 100. N/A is shown where the base number of responses is less than 10 during the period. % is calculated as Quantity/Base number\*100

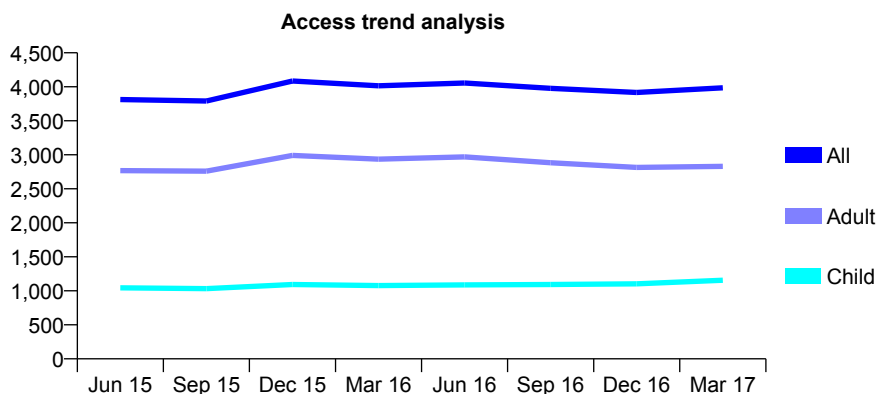
## Q63 - Vital Signs At a Glance Contract Report for 844616/0001 - March 2017

Name or company name	MISS RY ISLAM
Contract type name	GDS Contract
Purpose of contract	General
Contract start date	01/04/2006
Contract end date	

16/17 Contracted general activity (UDA)	10,375
Carry forward general activity (UDA)	-7
16/17 Contracted orthodontic activity (UOA)	0
Carry forward orthodontic activity (UOA)	0
Baseline contract value	£282,875.48

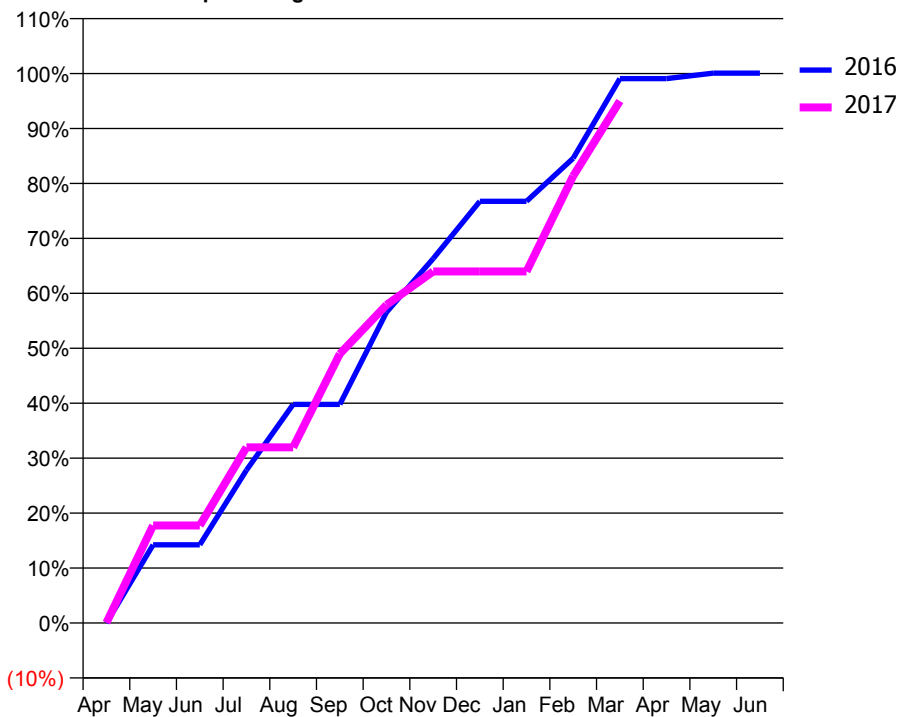
### ACCESS\*

Patients seen in 24 months	Total	Change since previous quarter
Quarter ending March 2016	4,014	
Quarter ending June 2016	4,056	→
Quarter ending September 2016	3,977	↓
Quarter ending December 2016	3,917	↓
Quarter ending March 2017	3,986	→
<b>Variance since March 2016</b>	<b>(0.7%)</b>	<b>→</b>



### ACTIVITY

Cumulative percentage of contracted UDA delivered 2016 & 2017



Adjusted Scheduled Activity (UDA)

Month	2016	2017
April	2	7
May	1,476	1,841
June	1,476	1,841
July	2,887	3,317
August	4,128	3,317
September	4,128	5,083
October	5,868	6,006
November	6,879	6,637
December	7,963	6,637
January	7,963	6,637
February	8,775	8,441
March	10,278	9,855
April	10,278	
May	10,382	
June	10,382	

### QUALITY

	Quantity	Base Number	Contract	AT	Region	England
% of FP17s for the same patient ID Re-attending within 3 months - Children	68	1,217	5.6%	10.4%	11.8%	12.3%
% of FP17s for the same patient ID Re-attending within 3 months - Adults	174	2,557	6.8%	16.0%	17.1%	16.7%
% of FP17s for the same patient ID Re-attending between 3 & 9 months - Children	456	1,217	37.5%	47.8%	46.5%	57.6%
% of FP17s for the same patient ID Re-attending between 3 & 9 months - Adults	888	2,557	34.7%	37.8%	37.6%	50.1%
% of FP17s for Band 1 Urgent Courses	167	3,330	5.0%	10.3%	10.7%	9.1%
% of FP17s Relating to Free Repair or Replacements	9	3,330	0.3%	0.6%	0.6%	0.8%
% of FP17s Relating to Continuations	22	3,330	0.7%	1.1%	0.9%	1.2%
% of Patients satisfied with the dentistry they have received	1	1	N/A	90.5%	90.4%	92.8%
% of Patients satisfied with the time they had to wait for an appointment	1	1	N/A	86.2%	83.7%	88.7%

\* This is based on patients treated on this contract for their most recent course of treatment. Figures in italics indicate the base number of FP17s or Patient Questionnaire responses are less than 100. N/A is shown where the base number of responses is less than 10 during the period. % is calculated as Quantity/Base number\*100

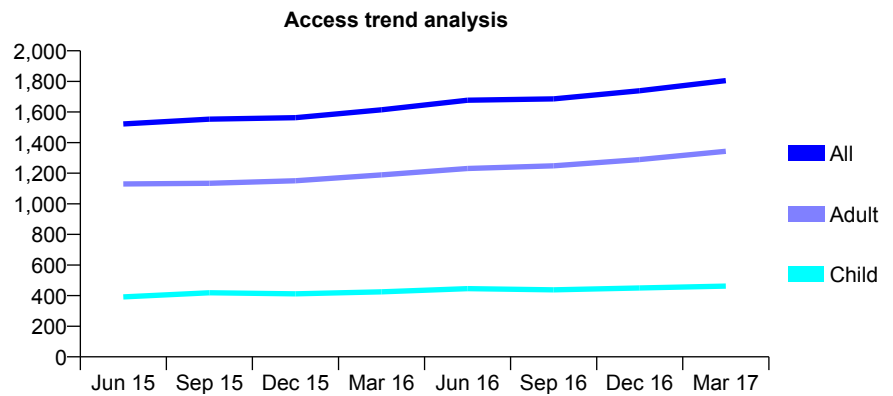
## Q63 - Vital Signs At a Glance Contract Report for 846066/0001 - March 2017

Name or company name	MR A SYED
Contract type name	GDS Contract
Purpose of contract	General
Contract start date	01/04/2006
Contract end date	

16/17 Contracted general activity (UDA)	5,478
Carry forward general activity (UDA)	-52
16/17 Contracted orthodontic activity (UOA)	0
Carry forward orthodontic activity (UOA)	0
Baseline contract value	£220,134.77

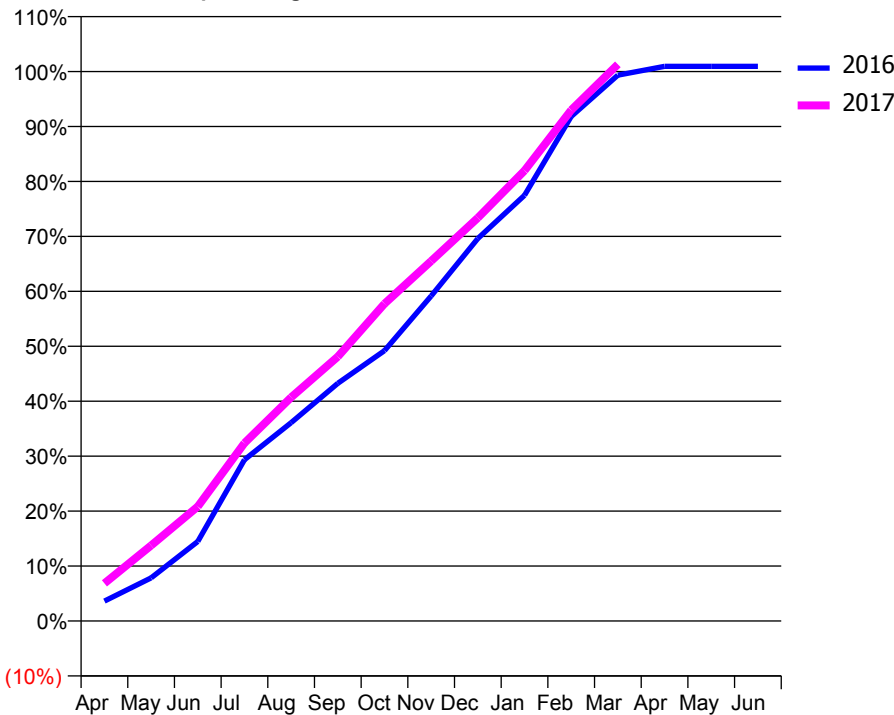
### ACCESS\*

Patients seen in 24 months	Total	Change since previous quarter
Quarter ending March 2016	1,614	
Quarter ending June 2016	1,677	↑
Quarter ending September 2016	1,686	→
Quarter ending December 2016	1,739	↑
Quarter ending March 2017	1,805	↑
<b>Variance since March 2016</b>	<b>11.8%</b>	<b>↑</b>



### ACTIVITY

Cumulative percentage of contracted UDA delivered 2016 & 2017



Month	Adjusted Scheduled Activity (UDA)	
	2016	2017
April	199	376
May	430	753
June	793	1,141
July	1,608	1,774
August	1,978	2,230
September	2,369	2,636
October	2,696	3,164
November	3,240	3,589
December	3,814	4,019
January	4,244	4,490
February	5,029	5,094
March	5,442	5,550
April	5,530	
May	5,530	
June	5,530	

### QUALITY

	Quantity	Base Number	Contract	AT	Region	England
% of FP17s for the same patient ID Re-attending within 3 months - Children	25	579	4.3%	10.4%	11.8%	12.3%
% of FP17s for the same patient ID Re-attending within 3 months - Adults	117	1,180	9.9%	16.0%	17.1%	16.7%
% of FP17s for the same patient ID Re-attending between 3 & 9 months - Children	286	579	49.4%	47.8%	46.5%	57.6%
% of FP17s for the same patient ID Re-attending between 3 & 9 months - Adults	261	1,180	22.1%	37.8%	37.6%	50.1%
% of FP17s for Band 1 Urgent Courses	145	1,715	8.5%	10.3%	10.7%	9.1%
% of FP17s Relating to Free Repair or Replacements	0	1,715	0.0%	0.6%	0.6%	0.8%
% of FP17s Relating to Continuations	4	1,715	0.2%	1.1%	0.9%	1.2%
% of Patients satisfied with the dentistry they have received	1	1	N/A	90.5%	90.4%	92.8%
% of Patients satisfied with the time they had to wait for an appointment	1	1	N/A	86.2%	83.7%	88.7%

\* This is based on patients treated on this contract for their most recent course of treatment. Figures in italics indicate the base number of FP17s or Patient Questionnaire responses are less than 100. N/A is shown where the base number of responses is less than 10 during the period. % is calculated as Quantity/Base number\*100

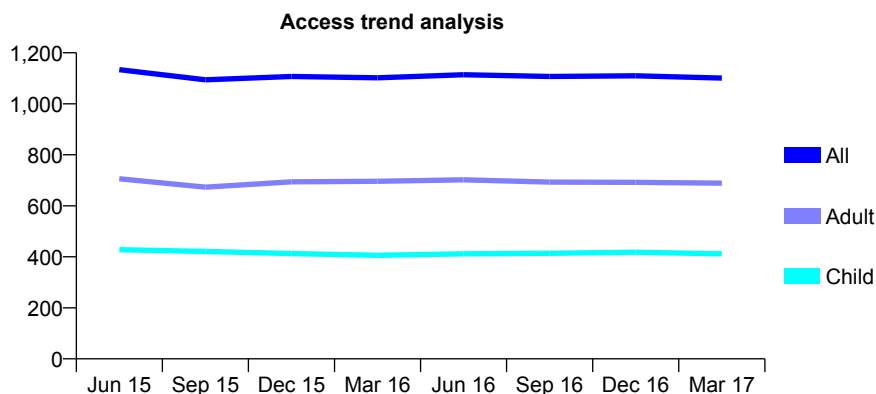
## Q63 - Vital Signs At a Glance Contract Report for 847550/0001 - March 2017

Name or company name	MRS R SHERIFF
Contract type name	GDS Contract
Purpose of contract	General
Contract start date	01/06/2006
Contract end date	

16/17 Contracted general activity (UDA)	4,787
Carry forward general activity (UDA)	0
16/17 Contracted orthodontic activity (UOA)	0
Carry forward orthodontic activity (UOA)	0
Baseline contract value	£143,071.61

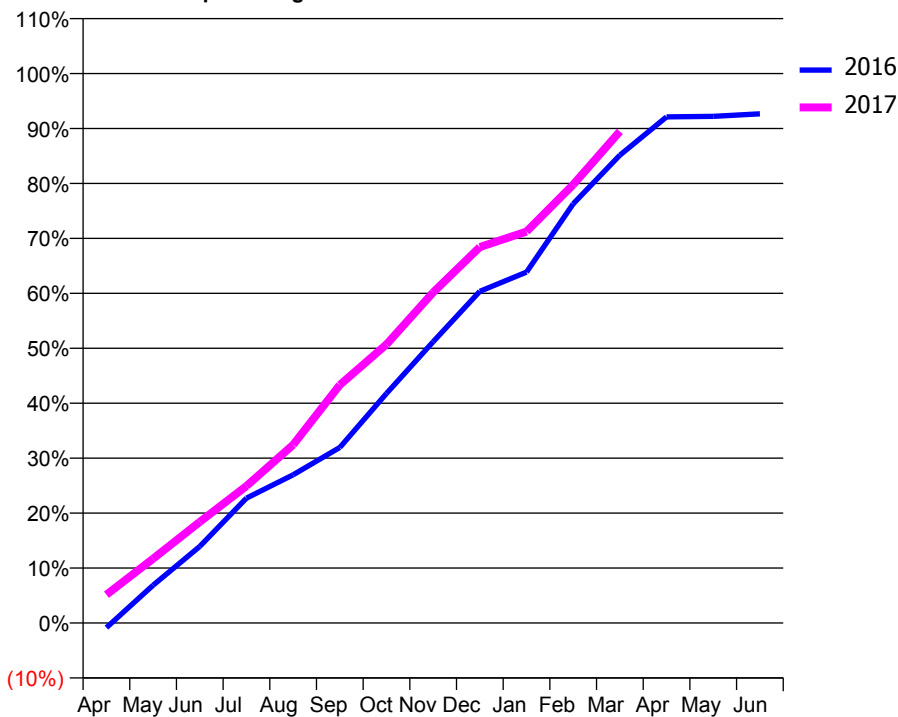
### ACCESS\*

Patients seen in 24 months	Total	Change since previous quarter
Quarter ending March 2016	1,102	
Quarter ending June 2016	1,114	→
Quarter ending September 2016	1,107	→
Quarter ending December 2016	1,110	→
Quarter ending March 2017	1,101	→
<b>Variance since March 2016</b>	<b>(0.1%)</b>	→



### ACTIVITY

Cumulative percentage of contracted UDA delivered 2016 & 2017



Month	Adjusted Scheduled Activity (UDA)	
	2016	2017
April	-41	246
May	329	560
June	667	881
July	1,088	1,193
August	1,291	1,553
September	1,529	2,074
October	2,000	2,428
November	2,451	2,881
December	2,890	3,275
January	3,057	3,410
February	3,651	3,819
March	4,076	4,282
April	4,409	
May	4,414	
June	4,436	

### QUALITY

	Quantity	Base Number	Contract	AT	Region	England
% of FP17s for the same patient ID Re-attending within 3 months - Children	172	580	29.7%	10.4%	11.8%	12.3%
% of FP17s for the same patient ID Re-attending within 3 months - Adults	312	923	33.8%	16.0%	17.1%	16.7%
% of FP17s for the same patient ID Re-attending between 3 & 9 months - Children	175	580	30.2%	47.8%	46.5%	57.6%
% of FP17s for the same patient ID Re-attending between 3 & 9 months - Adults	246	923	26.7%	37.8%	37.6%	50.1%
% of FP17s for Band 1 Urgent Courses	55	1,397	3.9%	10.3%	10.7%	9.1%
% of FP17s Relating to Free Repair or Replacements	5	1,397	0.4%	0.6%	0.6%	0.8%
% of FP17s Relating to Continuations	202	1,397	14.5%	1.1%	0.9%	1.2%
% of Patients satisfied with the dentistry they have received	3	3	N/A	90.5%	90.4%	92.8%
% of Patients satisfied with the time they had to wait for an appointment	3	3	N/A	86.2%	83.7%	88.7%

\* This is based on patients treated on this contract for their most recent course of treatment. Figures in italics indicate the base number of FP17s or Patient Questionnaire responses are less than 100. N/A is shown where the base number of responses is less than 10 during the period. % is calculated as Quantity/Base number\*100

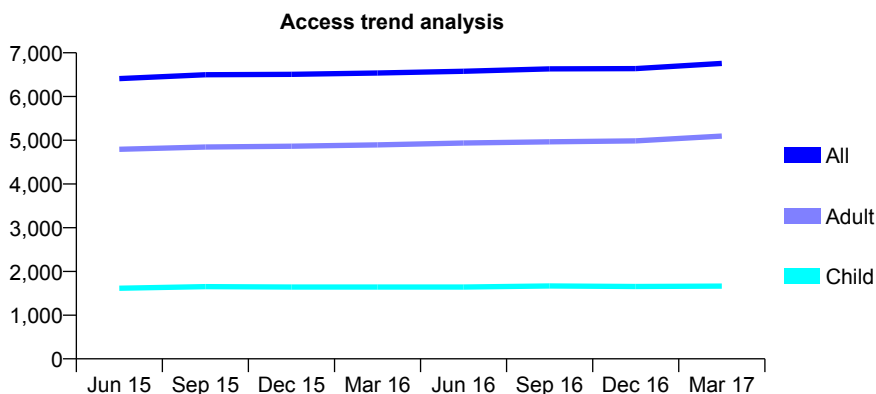
## Q63 - Vital Signs At a Glance Contract Report for 848018/0001 - March 2017

Name or company name	MS F POURGHOBAD
Contract type name	GDS Contract
Purpose of contract	General
Contract start date	01/04/2006
Contract end date	

16/17 Contracted general activity (UDA)	16,817
Carry forward general activity (UDA)	619
16/17 Contracted orthodontic activity (UOA)	0
Carry forward orthodontic activity (UOA)	0
Baseline contract value	£489,852.25

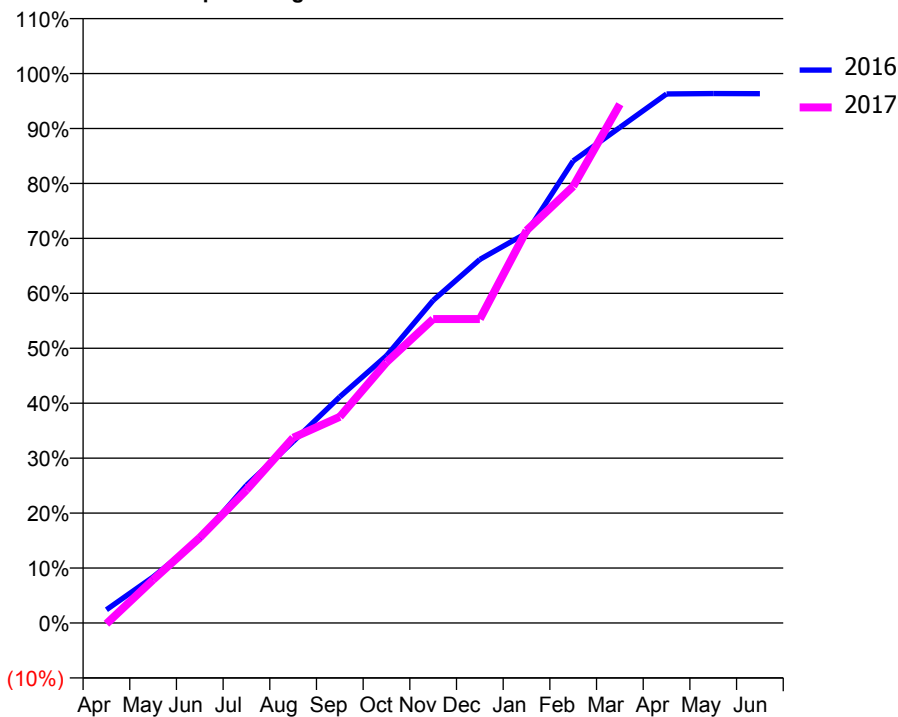
### ACCESS\*

Patients seen in 24 months	Total	Change since previous quarter
Quarter ending March 2016	6,539	
Quarter ending June 2016	6,579	→
Quarter ending September 2016	6,631	→
Quarter ending December 2016	6,640	→
Quarter ending March 2017	6,758	→
<b>Variance since March 2016</b>	<b>3.3%</b>	<b>↑</b>



### ACTIVITY

Cumulative percentage of contracted UDA delivered 2016 & 2017



Month	Adjusted Scheduled Activity (UDA)	
	2016	2017
April	404	-25
May	1,408	1,325
June	2,571	2,616
July	4,213	4,073
August	5,551	5,669
September	6,922	6,313
October	8,179	7,978
November	9,875	9,303
December	11,127	9,303
January	11,933	12,014
February	14,145	13,364
March	15,166	15,878
April	16,192	
May	16,202	
June	16,198	

### QUALITY

	Quantity	Base Number	Contract	AT	Region	England
% of FP17s for the same patient ID Re-attending within 3 months - Children	118	2,280	5.2%	10.4%	11.8%	12.3%
% of FP17s for the same patient ID Re-attending within 3 months - Adults	661	6,679	9.9%	16.0%	17.1%	16.7%
% of FP17s for the same patient ID Re-attending between 3 & 9 months - Children	769	2,280	33.7%	47.8%	46.5%	57.6%
% of FP17s for the same patient ID Re-attending between 3 & 9 months - Adults	2,456	6,679	36.8%	37.8%	37.6%	50.1%
% of FP17s for Band 1 Urgent Courses	510	8,382	6.1%	10.3%	10.7%	9.1%
% of FP17s Relating to Free Repair or Replacements	27	8,382	0.3%	0.6%	0.6%	0.8%
% of FP17s Relating to Continuations	71	8,382	0.8%	1.1%	0.9%	1.2%
% of Patients satisfied with the dentistry they have received	0	0	N/A	90.5%	90.4%	92.8%
% of Patients satisfied with the time they had to wait for an appointment	0	0	N/A	86.2%	83.7%	88.7%

\* This is based on patients treated on this contract for their most recent course of treatment. Figures in italics indicate the base number of FP17s or Patient Questionnaire responses are less than 100. N/A is shown where the base number of responses is less than 10 during the period. % is calculated as Quantity/Base number\*100

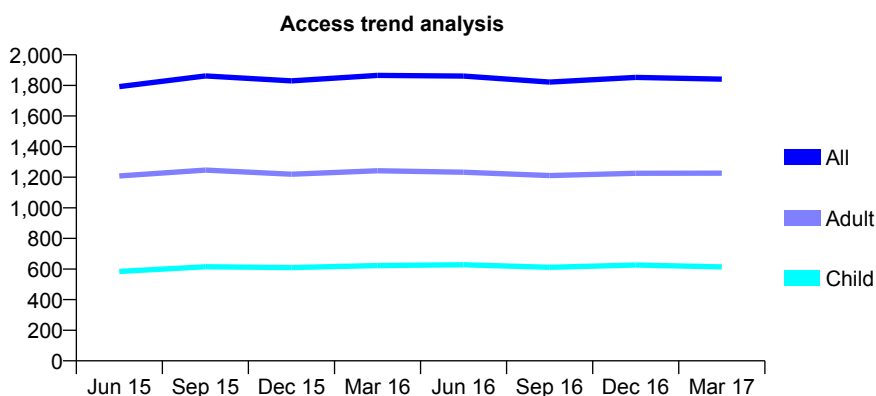
## Q63 - Vital Signs At a Glance Contract Report for 849138/0002 - March 2017

Name or company name	Mr F K Banjo and Mrs D O Banjo
Contract type name	GDS Contract
Purpose of contract	General
Contract start date	01/04/2006
Contract end date	

16/17 Contracted general activity (UDA)	6,000
Carry forward general activity (UDA)	503
16/17 Contracted orthodontic activity (UOA)	0
Carry forward orthodontic activity (UOA)	0
Baseline contract value	£204,518.74

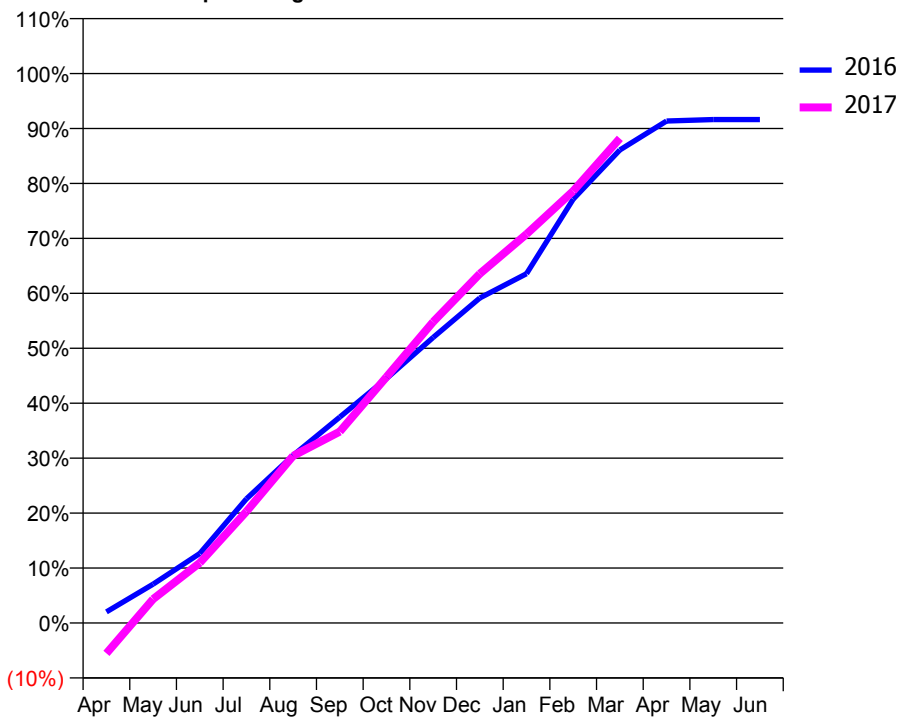
### ACCESS\*

Patients seen in 24 months	Total	Change since previous quarter
Quarter ending March 2016	1,865	
Quarter ending June 2016	1,861	→
Quarter ending September 2016	1,822	↓
Quarter ending December 2016	1,852	→
Quarter ending March 2017	1,841	→
<b>Variance since March 2016</b>	<b>(1.3%)</b>	<b>↓</b>



### ACTIVITY

Cumulative percentage of contracted UDA delivered 2016 & 2017



Month	Adjusted Scheduled Activity (UDA)	
	2016	2017
April	122	-333
May	425	262
June	759	658
July	1,356	1,218
August	1,831	1,825
September	2,249	2,091
October	2,669	2,688
November	3,119	3,288
December	3,549	3,814
January	3,814	4,247
February	4,628	4,717
March	5,166	5,292
April	5,481	
May	5,497	
June	5,497	

### QUALITY

	Quantity	Base Number	Contract	AT	Region	England
% of FP17s for the same patient ID Re-attending within 3 months - Children	57	705	8.1%	10.4%	11.8%	12.3%
% of FP17s for the same patient ID Re-attending within 3 months - Adults	230	1,440	16.0%	16.0%	17.1%	16.7%
% of FP17s for the same patient ID Re-attending between 3 & 9 months - Children	306	705	43.4%	47.8%	46.5%	57.6%
% of FP17s for the same patient ID Re-attending between 3 & 9 months - Adults	544	1,440	37.8%	37.8%	37.6%	50.1%
% of FP17s for Band 1 Urgent Courses	31	2,019	1.5%	10.3%	10.7%	9.1%
% of FP17s Relating to Free Repair or Replacements	8	2,019	0.4%	0.6%	0.6%	0.8%
% of FP17s Relating to Continuations	0	2,019	0.0%	1.1%	0.9%	1.2%
% of Patients satisfied with the dentistry they have received	3	3	N/A	90.5%	90.4%	92.8%
% of Patients satisfied with the time they had to wait for an appointment	3	3	N/A	86.2%	83.7%	88.7%

\* This is based on patients treated on this contract for their most recent course of treatment. Figures in italics indicate the base number of FP17s or Patient Questionnaire responses are less than 100. N/A is shown where the base number of responses is less than 10 during the period. % is calculated as Quantity/Base number\*100

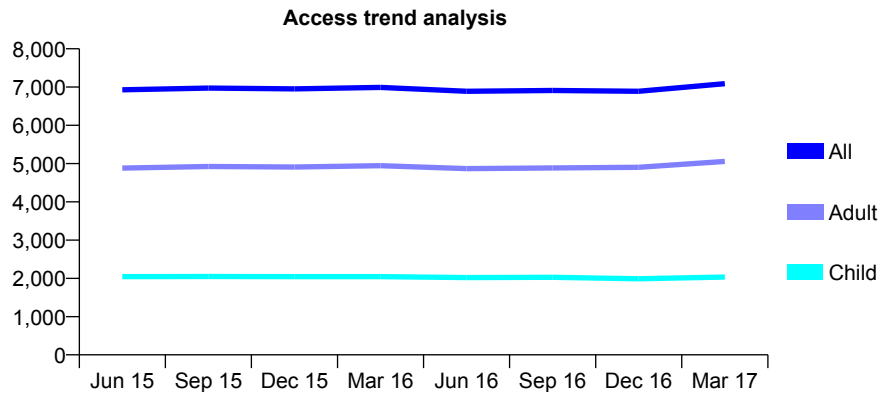
## Q63 - Vital Signs At a Glance Contract Report for 853372/0001 - March 2017

Name or company name	MR K KHOORBHOOR
Contract type name	GDS Contract
Purpose of contract	General
Contract start date	19/04/2008
Contract end date	

16/17 Contracted general activity (UDA)	20,021
Carry forward general activity (UDA)	-93
16/17 Contracted orthodontic activity (UOA)	0
Carry forward orthodontic activity (UOA)	0
Baseline contract value	£565,084.75

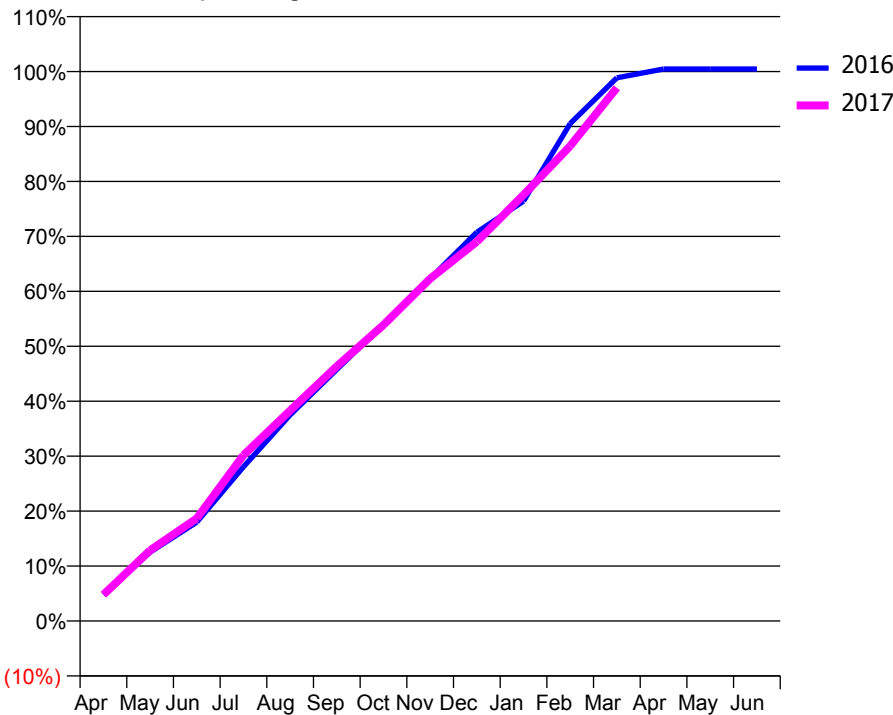
### ACCESS\*

Patients seen in 24 months	Total	Change since previous quarter
Quarter ending March 2016	6,990	
Quarter ending June 2016	6,890	↓
Quarter ending September 2016	6,910	→
Quarter ending December 2016	6,890	→
Quarter ending March 2017	7,088	↑
<b>Variance since March 2016</b>	<b>1.4%</b>	<b>→</b>



### ACTIVITY

Cumulative percentage of contracted UDA delivered 2016 & 2017



Month	Adjusted Scheduled Activity (UDA)	
	2016	2017
April	955	961
May	2,511	2,579
June	3,602	3,736
July	5,617	6,044
August	7,510	7,671
September	9,165	9,282
October	10,807	10,788
November	12,477	12,476
December	14,164	13,819
January	15,297	15,524
February	18,126	17,309
March	19,790	19,428
April	20,114	
May	20,114	
June	20,114	

### QUALITY

	Quantity	Base Number	Contract	AT	Region	England
% of FP17s for the same patient ID Re-attending within 3 months - Children	124	2,322	5.3%	10.4%	11.8%	12.3%
% of FP17s for the same patient ID Re-attending within 3 months - Adults	781	5,240	14.9%	16.0%	17.1%	16.7%
% of FP17s for the same patient ID Re-attending between 3 & 9 months - Children	1,025	2,322	44.1%	47.8%	46.5%	57.6%
% of FP17s for the same patient ID Re-attending between 3 & 9 months - Adults	1,825	5,240	34.8%	37.8%	37.6%	50.1%
% of FP17s for Band 1 Urgent Courses	527	7,133	7.4%	10.3%	10.7%	9.1%
% of FP17s Relating to Free Repair or Replacements	48	7,133	0.7%	0.6%	0.6%	0.8%
% of FP17s Relating to Continuations	221	7,133	3.1%	1.1%	0.9%	1.2%
% of Patients satisfied with the dentistry they have received	13	13	100.0%	90.5%	90.4%	92.8%
% of Patients satisfied with the time they had to wait for an appointment	12	13	92.3%	86.2%	83.7%	88.7%

\* This is based on patients treated on this contract for their most recent course of treatment. Figures in italics indicate the base number of FP17s or Patient Questionnaire responses are less than 100. N/A is shown where the base number of responses is less than 10 during the period. % is calculated as Quantity/Base number\*100

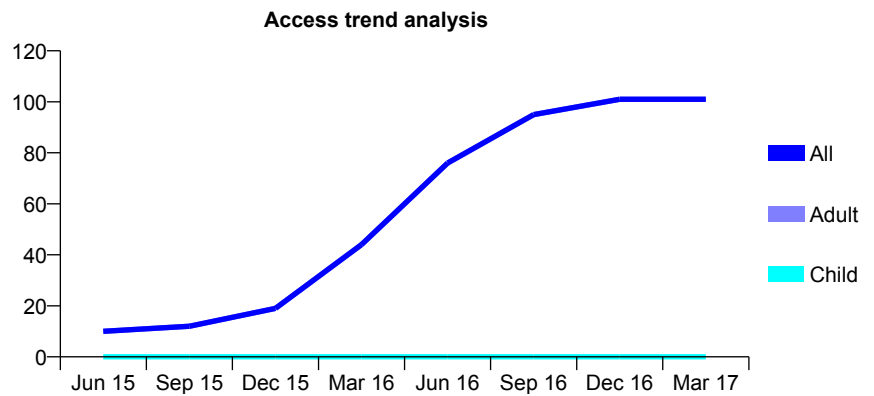
## Q63 - Vital Signs At a Glance Contract Report for 853372/0003 - March 2017

Name or company name	MR K KHOORBHOOR
Contract type name	PDS Contract
Purpose of contract	General
Contract start date	01/06/2013
Contract end date	30/11/2017

16/17 Contracted general activity (UDA)	375
Carry forward general activity (UDA)	0
16/17 Contracted orthodontic activity (UOA)	0
Carry forward orthodontic activity (UOA)	0
Baseline contract value	£20,154.75

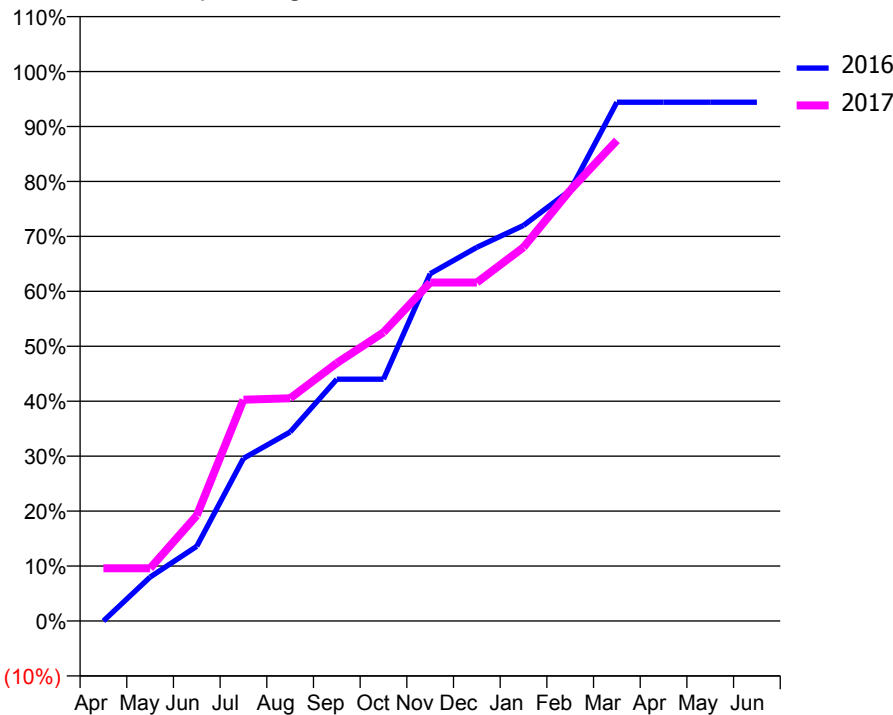
### ACCESS\*

Patients seen in 24 months	Total	Change since previous quarter
Quarter ending March 2016	44	
Quarter ending June 2016	76	↑
Quarter ending September 2016	95	↑
Quarter ending December 2016	101	↑
Quarter ending March 2017	101	→
<b>Variance since March 2016</b>	<b>129.5%</b>	<b>↑</b>



### ACTIVITY

Cumulative percentage of contracted UDA delivered 2016 & 2017



Month	Adjusted Scheduled Activity (UDA)	
	2016	2017
April	0	36
May	30	36
June	51	72
July	111	151
August	129	152
September	165	176
October	165	197
November	237	231
December	255	231
January	270	255
February	294	294
March	354	328
April	354	
May	354	
June	354	

### QUALITY

	Quantity	Base Number	Contract	AT	Region	England
% of FP17s for the same patient ID Re-attending within 3 months - Children	0	0	N/A	10.4%	11.8%	12.3%
% of FP17s for the same patient ID Re-attending within 3 months - Adults	1	112	0.9%	16.0%	17.1%	16.7%
% of FP17s for the same patient ID Re-attending between 3 & 9 months - Children	0	0	N/A	47.8%	46.5%	57.6%
% of FP17s for the same patient ID Re-attending between 3 & 9 months - Adults	4	112	3.6%	37.8%	37.6%	50.1%
% of FP17s for Band 1 Urgent Courses	0	112	0.0%	10.3%	10.7%	9.1%
% of FP17s Relating to Free Repair or Replacements	0	112	0.0%	0.6%	0.6%	0.8%
% of FP17s Relating to Continuations	1	112	0.9%	1.1%	0.9%	1.2%
% of Patients satisfied with the dentistry they have received	0	0	N/A	90.5%	90.4%	92.8%
% of Patients satisfied with the time they had to wait for an appointment	0	0	N/A	86.2%	83.7%	88.7%

\* This is based on patients treated on this contract for their most recent course of treatment. Figures in italics indicate the base number of FP17s or Patient Questionnaire responses are less than 100. N/A is shown where the base number of responses is less than 10 during the period. % is calculated as Quantity/Base number\*100



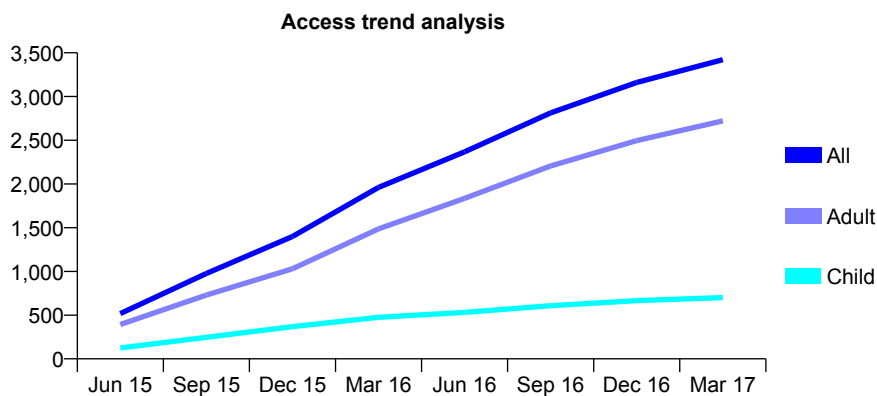
## Q63 - Vital Signs At a Glance Contract Report for 854956/0003 - March 2017

Name or company name	MISS N AL-JUMAILY
Contract type name	GDS Contract
Purpose of contract	General
Contract start date	01/04/2015
Contract end date	

16/17 Contracted general activity (UDA)	6,973
Carry forward general activity (UDA)	-127
16/17 Contracted orthodontic activity (UOA)	0
Carry forward orthodontic activity (UOA)	0
Baseline contract value	£276,759.89

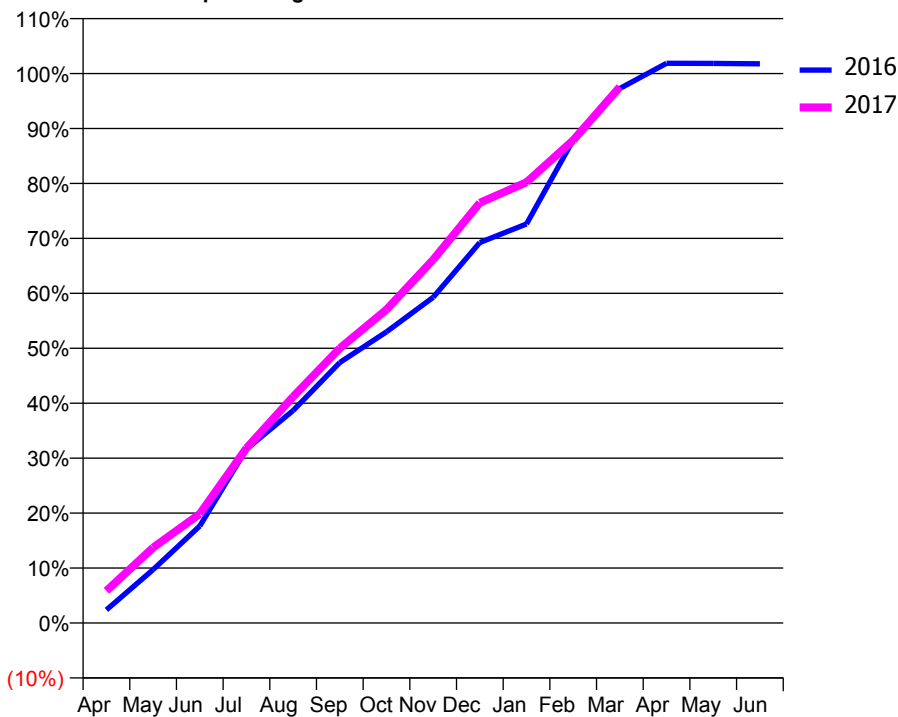
### ACCESS\*

Patients seen in 24 months	Total	Change since previous quarter
Quarter ending March 2016	1,961	
Quarter ending June 2016	2,367	↑
Quarter ending September 2016	2,813	↑
Quarter ending December 2016	3,160	↑
Quarter ending March 2017	3,422	↑
<b>Variance since March 2016</b>	<b>74.5%</b>	<b>↑</b>



### ACTIVITY

Cumulative percentage of contracted UDA delivered 2016 & 2017



Adjusted Scheduled Activity (UDA)

Month	2016	2017
April	166	409
May	678	957
June	1,231	1,386
July	2,207	2,218
August	2,697	2,873
September	3,305	3,486
October	3,695	3,978
November	4,133	4,610
December	4,828	5,333
January	5,064	5,593
February	6,130	6,127
March	6,782	6,803
April	7,103	
May	7,102	
June	7,096	

### QUALITY

	Quantity	Base Number	Contract	AT	Region	England
% of FP17s for the same patient ID Re-attending within 3 months - Children	43	644	6.7%	10.4%	11.8%	12.3%
% of FP17s for the same patient ID Re-attending within 3 months - Adults	152	2,271	6.7%	16.0%	17.1%	16.7%
% of FP17s for the same patient ID Re-attending between 3 & 9 months - Children	171	644	26.6%	47.8%	46.5%	57.6%
% of FP17s for the same patient ID Re-attending between 3 & 9 months - Adults	437	2,271	19.2%	37.8%	37.6%	50.1%
% of FP17s for Band 1 Urgent Courses	206	2,802	7.4%	10.3%	10.7%	9.1%
% of FP17s Relating to Free Repair or Replacements	1	2,802	0.0%	0.6%	0.6%	0.8%
% of FP17s Relating to Continuations	0	2,802	0.0%	1.1%	0.9%	1.2%
% of Patients satisfied with the dentistry they have received	2	3	N/A	90.5%	90.4%	92.8%
% of Patients satisfied with the time they had to wait for an appointment	2	3	N/A	86.2%	83.7%	88.7%

\* This is based on patients treated on this contract for their most recent course of treatment. Figures in italics indicate the base number of FP17s or Patient Questionnaire responses are less than 100. N/A is shown where the base number of responses is less than 10 during the period. % is calculated as Quantity/Base number\*100

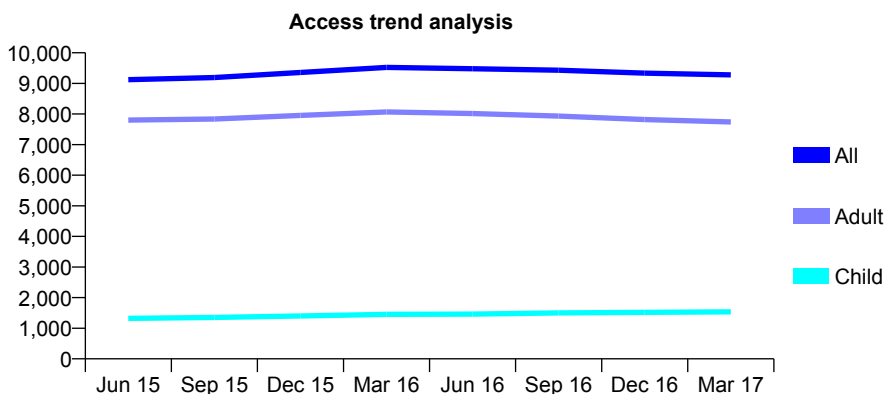
## Q63 - Vital Signs At a Glance Contract Report for 855855/0001 - March 2017

Name or company name	MR F MIRZAI
Contract type name	GDS Contract
Purpose of contract	General
Contract start date	01/03/2008
Contract end date	

16/17 Contracted general activity (UDA)	31,000
Carry forward general activity (UDA)	-7
16/17 Contracted orthodontic activity (UOA)	0
Carry forward orthodontic activity (UOA)	0
Baseline contract value	£924,740.28

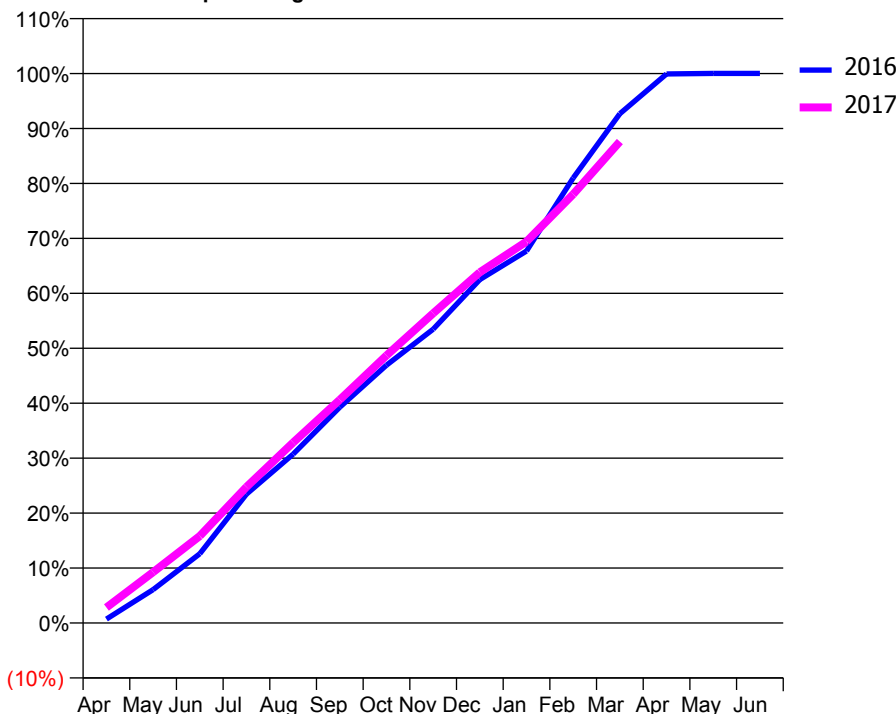
### ACCESS\*

Patients seen in 24 months	Total	Change since previous quarter
Quarter ending March 2016	9,523	
Quarter ending June 2016	9,478	→
Quarter ending September 2016	9,431	→
Quarter ending December 2016	9,336	↓
Quarter ending March 2017	9,278	→
<b>Variance since March 2016</b>	<b>(2.6%)</b>	<b>↓</b>



### ACTIVITY

Cumulative percentage of contracted UDA delivered 2016 & 2017



Month	Adjusted Scheduled Activity (UDA)	
	2016	2017
April	225	873
May	1,888	2,868
June	3,909	4,907
July	7,272	7,680
August	9,524	10,182
September	12,174	12,600
October	14,543	15,097
November	16,573	17,473
December	19,378	19,792
January	20,982	21,515
February	25,105	24,191
March	28,733	27,162
April	30,973	
May	31,007	
June	31,007	

### QUALITY

	Quantity	Base Number	Contract	AT	Region	England
% of FP17s for the same patient ID Re-attending within 3 months - Children	74	1,553	4.8%	10.4%	11.8%	12.3%
% of FP17s for the same patient ID Re-attending within 3 months - Adults	583	6,590	8.8%	16.0%	17.1%	16.7%
% of FP17s for the same patient ID Re-attending between 3 & 9 months - Children	513	1,553	33.0%	47.8%	46.5%	57.6%
% of FP17s for the same patient ID Re-attending between 3 & 9 months - Adults	1,869	6,590	28.4%	37.8%	37.6%	50.1%
% of FP17s for Band 1 Urgent Courses	345	7,670	4.5%	10.3%	10.7%	9.1%
% of FP17s Relating to Free Repair or Replacements	103	7,670	1.3%	0.6%	0.6%	0.8%
% of FP17s Relating to Continuations	112	7,670	1.5%	1.1%	0.9%	1.2%
% of Patients satisfied with the dentistry they have received	5	5	N/A	90.5%	90.4%	92.8%
% of Patients satisfied with the time they had to wait for an appointment	3	5	N/A	86.2%	83.7%	88.7%

\* This is based on patients treated on this contract for their most recent course of treatment. Figures in italics indicate the base number of FP17s or Patient Questionnaire responses are less than 100. N/A is shown where the base number of responses is less than 10 during the period. % is calculated as Quantity/Base number\*100

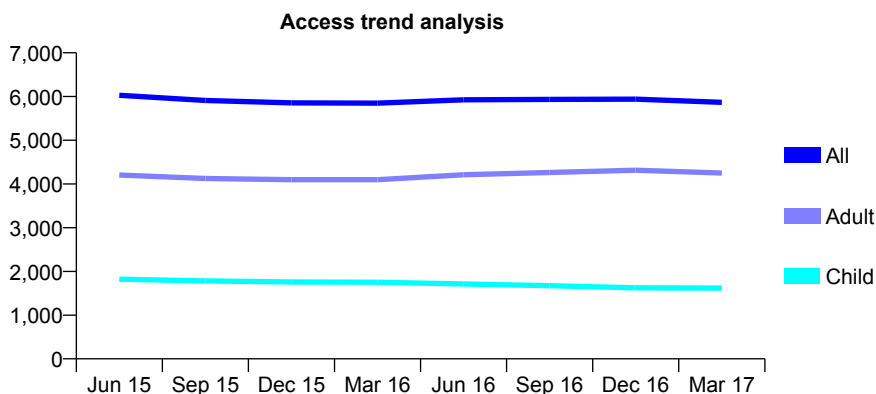
## Q63 - Vital Signs At a Glance Contract Report for 858749/0001 - March 2017

Name or company name	MISS MR HARVEY
Contract type name	GDS Contract
Purpose of contract	General
Contract start date	11/09/2006
Contract end date	

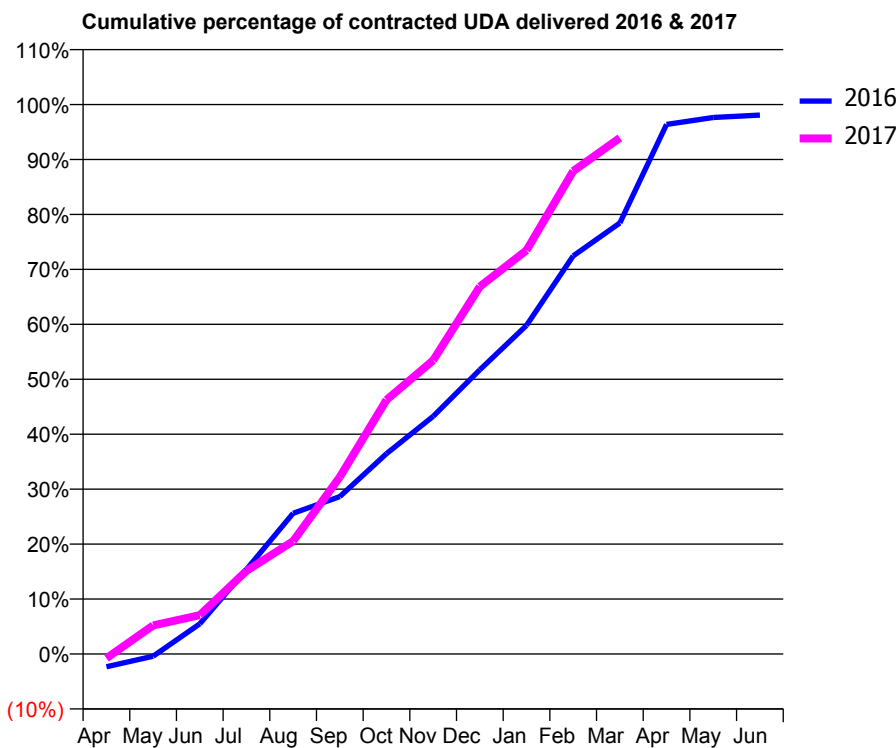
16/17 Contracted general activity (UDA)	12,750
Carry forward general activity (UDA)	247
16/17 Contracted orthodontic activity (UOA)	0
Carry forward orthodontic activity (UOA)	0
Baseline contract value	£319,054.54

### ACCESS\*

Patients seen in 24 months	Total	Change since previous quarter
Quarter ending March 2016	5,850	
Quarter ending June 2016	5,924	→
Quarter ending September 2016	5,935	→
Quarter ending December 2016	5,940	→
Quarter ending March 2017	5,868	↓
<b>Variance since March 2016</b>	<b>0.3%</b>	<b>→</b>



### ACTIVITY



Month	Adjusted Scheduled Activity (UDA)	
	2016	2017
April	-300	-102
May	-54	663
June	702	901
July	1,962	1,930
August	3,267	2,619
September	3,653	4,108
October	4,648	5,895
November	5,516	6,816
December	6,596	8,527
January	7,625	9,367
February	9,237	11,206
March	10,002	11,974
April	12,289	
May	12,449	
June	12,503	

### QUALITY

	Quantity	Base Number	Contract	AT	Region	England
% of FP17s for the same patient ID Re-attending within 3 months - Children	129	1,655	7.8%	10.4%	11.8%	12.3%
% of FP17s for the same patient ID Re-attending within 3 months - Adults	653	4,647	14.1%	16.0%	17.1%	16.7%
% of FP17s for the same patient ID Re-attending between 3 & 9 months - Children	604	1,655	36.5%	47.8%	46.5%	57.6%
% of FP17s for the same patient ID Re-attending between 3 & 9 months - Adults	1,367	4,647	29.4%	37.8%	37.6%	50.1%
% of FP17s for Band 1 Urgent Courses	487	5,205	9.4%	10.3%	10.7%	9.1%
% of FP17s Relating to Free Repair or Replacements	106	5,205	2.0%	0.6%	0.6%	0.8%
% of FP17s Relating to Continuations	34	5,205	0.7%	1.1%	0.9%	1.2%
% of Patients satisfied with the dentistry they have received	7	7	N/A	90.5%	90.4%	92.8%
% of Patients satisfied with the time they had to wait for an appointment	5	7	N/A	86.2%	83.7%	88.7%

\* This is based on patients treated on this contract for their most recent course of treatment. Figures in italics indicate the base number of FP17s or Patient Questionnaire responses are less than 100. N/A is shown where the base number of responses is less than 10 during the period. % is calculated as Quantity/Base number\*100

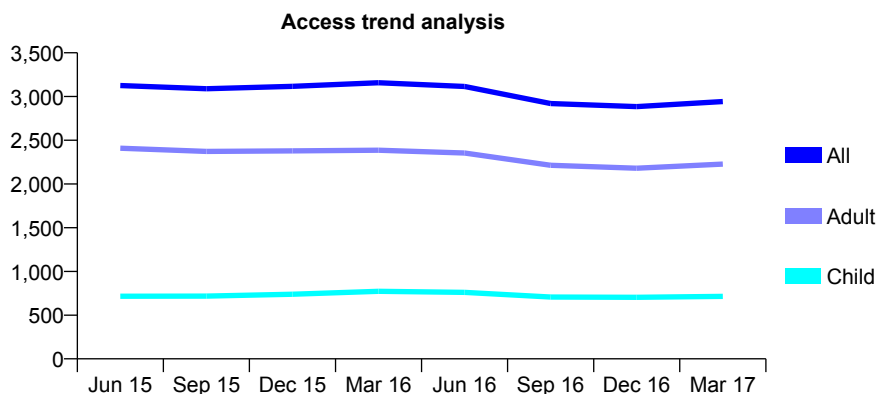
## Q63 - Vital Signs At a Glance Contract Report for 859575/0001 - March 2017

Name or company name	Eltham Family Dental Practice
Contract type name	GDS Contract
Purpose of contract	General
Contract start date	17/07/2008
Contract end date	

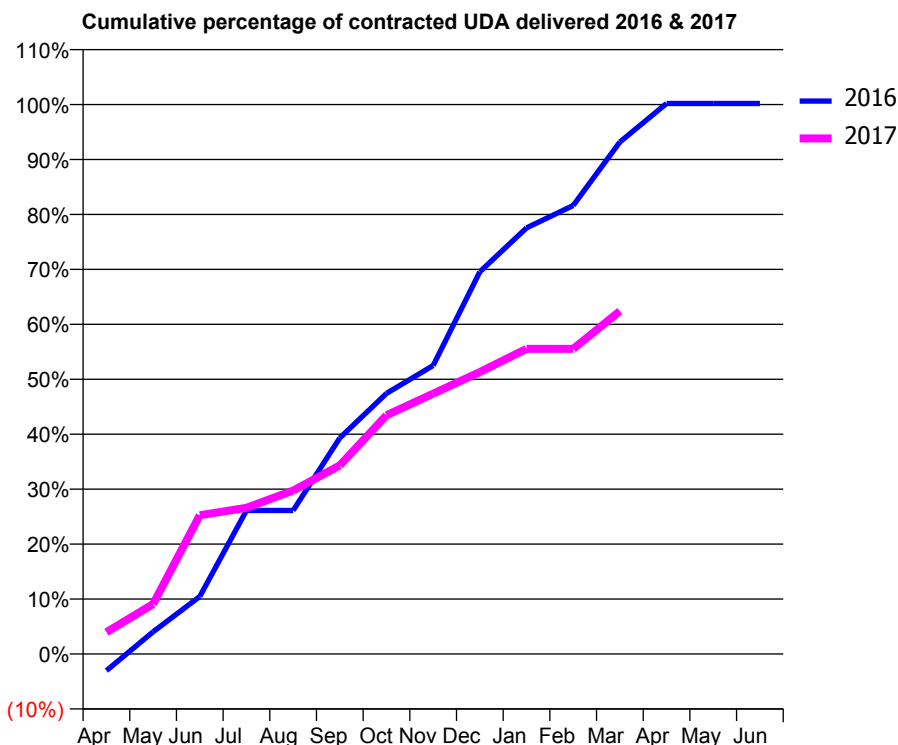
16/17 Contracted general activity (UDA)	8,000
Carry forward general activity (UDA)	-15
16/17 Contracted orthodontic activity (UOA)	0
Carry forward orthodontic activity (UOA)	0
Baseline contract value	£212,408.88

### ACCESS\*

Patients seen in 24 months	Total	Change since previous quarter
Quarter ending March 2016	3,158	
Quarter ending June 2016	3,115	↓
Quarter ending September 2016	2,920	↓
Quarter ending December 2016	2,884	↓
Quarter ending March 2017	2,942	↑
<b>Variance since March 2016</b>	<b>(6.8%)</b>	<b>↓</b>



### ACTIVITY



Month	Adjusted Scheduled Activity (UDA)	
	2016	2017
April	-244	317
May	324	726
June	837	2,021
July	2,091	2,128
August	2,091	2,380
September	3,147	2,746
October	3,794	3,477
November	4,200	3,791
December	5,566	4,105
January	6,204	4,443
February	6,531	4,443
March	7,454	4,993
April	8,015	
May	8,015	
June	8,015	

### QUALITY

	Quantity	Base Number	Contract	AT	Region	England
% of FP17s for the same patient ID Re-attending within 3 months - Children	76	712	10.7%	10.4%	11.8%	12.3%
% of FP17s for the same patient ID Re-attending within 3 months - Adults	388	1,996	19.4%	16.0%	17.1%	16.7%
% of FP17s for the same patient ID Re-attending between 3 & 9 months - Children	343	712	48.2%	47.8%	46.5%	57.6%
% of FP17s for the same patient ID Re-attending between 3 & 9 months - Adults	774	1,996	38.8%	37.8%	37.6%	50.1%
% of FP17s for Band 1 Urgent Courses	398	2,369	16.8%	10.3%	10.7%	9.1%
% of FP17s Relating to Free Repair or Replacements	0	2,369	0.0%	0.6%	0.6%	0.8%
% of FP17s Relating to Continuations	26	2,369	1.1%	1.1%	0.9%	1.2%
% of Patients satisfied with the dentistry they have received	3	3	N/A	90.5%	90.4%	92.8%
% of Patients satisfied with the time they had to wait for an appointment	3	3	N/A	86.2%	83.7%	88.7%

\* This is based on patients treated on this contract for their most recent course of treatment. Figures in italics indicate the base number of FP17s or Patient Questionnaire responses are less than 100. N/A is shown where the base number of responses is less than 10 during the period. % is calculated as Quantity/Base number\*100

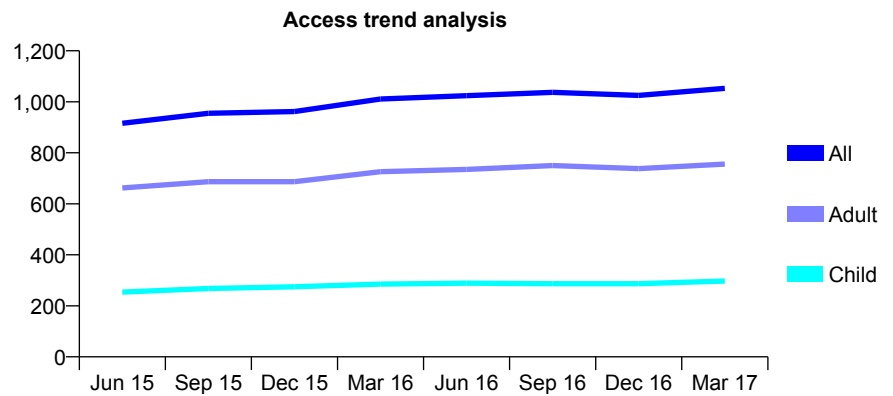
## Q63 - Vital Signs At a Glance Contract Report for 863475/0001 - March 2017

Name or company name	MRS R SIVAKUMARAN
Contract type name	GDS Contract
Purpose of contract	General
Contract start date	01/04/2013
Contract end date	

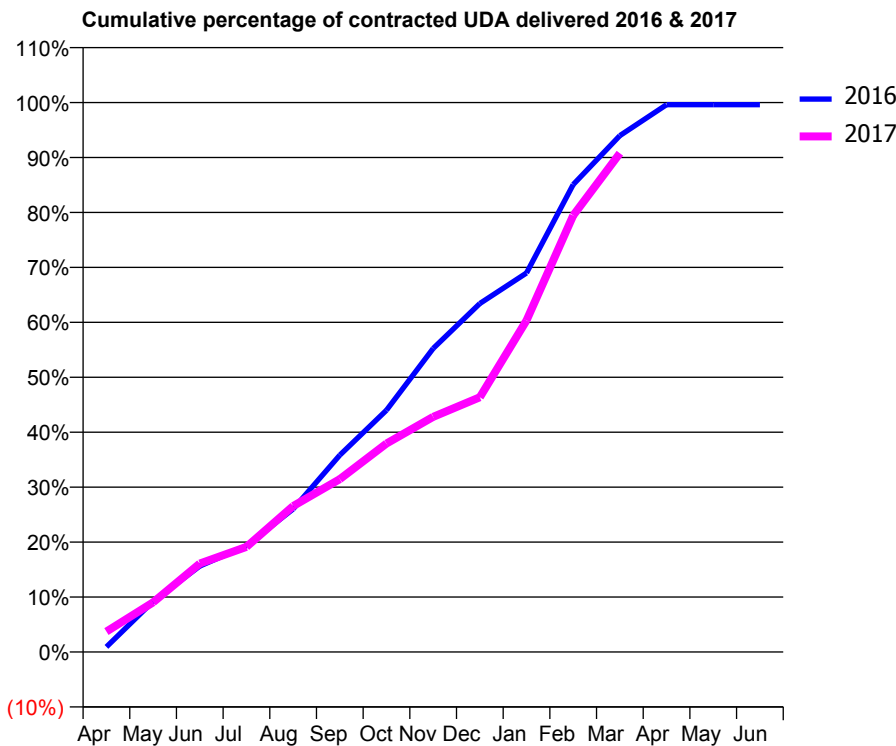
16/17 Contracted general activity (UDA)	4,200
Carry forward general activity (UDA)	16
16/17 Contracted orthodontic activity (UOA)	0
Carry forward orthodontic activity (UOA)	0
Baseline contract value	£113,604.45

### ACCESS\*

Patients seen in 24 months	Total	Change since previous quarter
Quarter ending March 2016	1,011	
Quarter ending June 2016	1,024	→
Quarter ending September 2016	1,037	→
Quarter ending December 2016	1,025	↓
Quarter ending March 2017	1,053	↑
<b>Variance since March 2016</b>	4.2%	↑



### ACTIVITY



Month	Adjusted Scheduled Activity (UDA)	
	2016	2017
April	39	157
May	386	380
June	657	676
July	812	803
August	1,093	1,116
September	1,504	1,321
October	1,849	1,594
November	2,320	1,798
December	2,663	1,947
January	2,897	2,534
February	3,572	3,336
March	3,947	3,812
April	4,184	
May	4,184	
June	4,184	

### QUALITY

	Quantity	Base Number	Contract	AT	Region	England
% of FP17s for the same patient ID Re-attending within 3 months - Children	25	296	8.4%	10.4%	11.8%	12.3%
% of FP17s for the same patient ID Re-attending within 3 months - Adults	90	676	13.3%	16.0%	17.1%	16.7%
% of FP17s for the same patient ID Re-attending between 3 & 9 months - Children	107	296	36.1%	47.8%	46.5%	57.6%
% of FP17s for the same patient ID Re-attending between 3 & 9 months - Adults	120	676	17.8%	37.8%	37.6%	50.1%
% of FP17s for Band 1 Urgent Courses	81	923	8.8%	10.3%	10.7%	9.1%
% of FP17s Relating to Free Repair or Replacements	1	923	0.1%	0.6%	0.6%	0.8%
% of FP17s Relating to Continuations	0	923	0.0%	1.1%	0.9%	1.2%
% of Patients satisfied with the dentistry they have received	1	2	N/A	90.5%	90.4%	92.8%
% of Patients satisfied with the time they had to wait for an appointment	1	2	N/A	86.2%	83.7%	88.7%

\* This is based on patients treated on this contract for their most recent course of treatment. Figures in italics indicate the base number of FP17s or Patient Questionnaire responses are less than 100. N/A is shown where the base number of responses is less than 10 during the period. % is calculated as Quantity/Base number\*100

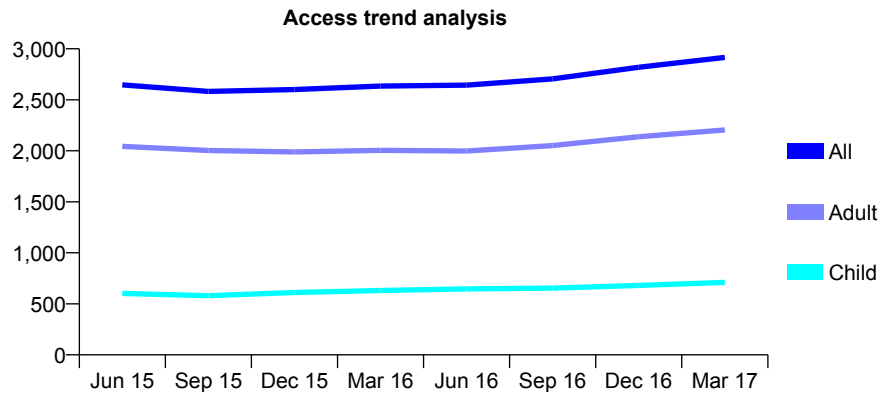
## Q63 - Vital Signs At a Glance Contract Report for 875864/0001 - March 2017

Name or company name	MS MA KICZKA
Contract type name	GDS Contract
Purpose of contract	General
Contract start date	01/04/2013
Contract end date	

16/17 Contracted general activity (UDA)	9,300
Carry forward general activity (UDA)	1,312
16/17 Contracted orthodontic activity (UOA)	0
Carry forward orthodontic activity (UOA)	0
Baseline contract value	£221,853.45

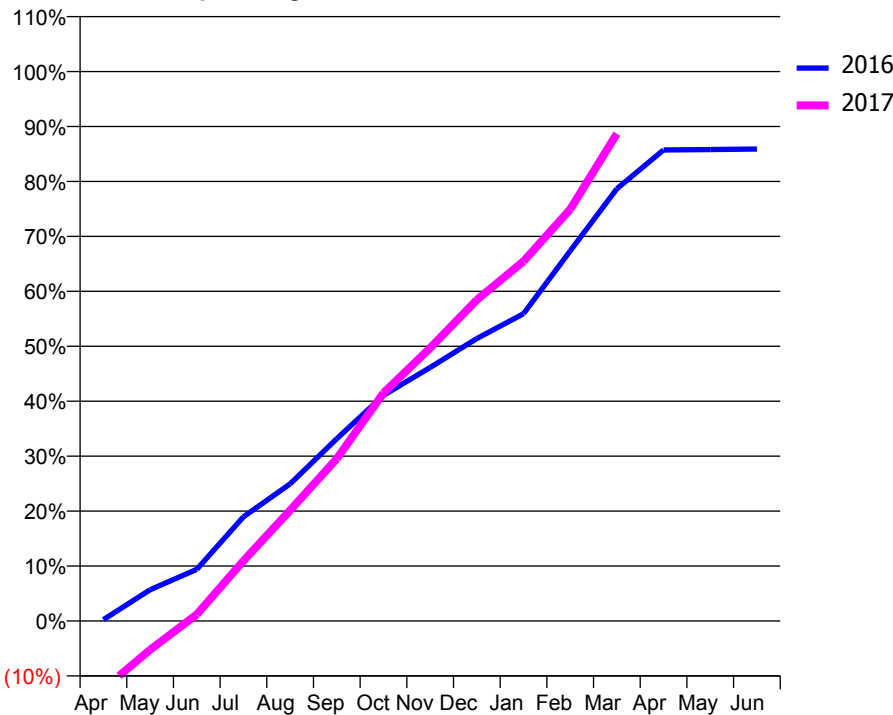
### ACCESS\*

Patients seen in 24 months	Total	Change since previous quarter
Quarter ending March 2016	2,635	
Quarter ending June 2016	2,644	→
Quarter ending September 2016	2,705	↑
Quarter ending December 2016	2,819	↑
Quarter ending March 2017	2,916	↑
<b>Variance since March 2016</b>	<b>10.7%</b>	<b>↑</b>



### ACTIVITY

Cumulative percentage of contracted UDA delivered 2016 & 2017



Month	Adjusted Scheduled Activity (UDA)	
	2016	2017
April	25	-1,154
May	528	-488
June	874	111
July	1,763	1,018
August	2,321	1,873
September	3,087	2,748
October	3,820	3,859
November	4,291	4,622
December	4,781	5,436
January	5,200	6,088
February	6,264	6,968
March	7,316	8,248
April	7,972	
May	7,979	
June	7,988	

### QUALITY

	Quantity	Base Number	Contract	AT	Region	England
% of FP17s for the same patient ID Re-attending within 3 months - Children	67	758	8.8%	10.4%	11.8%	12.3%
% of FP17s for the same patient ID Re-attending within 3 months - Adults	450	2,353	19.1%	16.0%	17.1%	16.7%
% of FP17s for the same patient ID Re-attending between 3 & 9 months - Children	188	758	24.8%	47.8%	46.5%	57.6%
% of FP17s for the same patient ID Re-attending between 3 & 9 months - Adults	544	2,353	23.1%	37.8%	37.6%	50.1%
% of FP17s for Band 1 Urgent Courses	439	2,944	14.9%	10.3%	10.7%	9.1%
% of FP17s Relating to Free Repair or Replacements	74	2,944	2.5%	0.6%	0.6%	0.8%
% of FP17s Relating to Continuations	84	2,944	2.9%	1.1%	0.9%	1.2%
% of Patients satisfied with the dentistry they have received	2	3	N/A	90.5%	90.4%	92.8%
% of Patients satisfied with the time they had to wait for an appointment	3	3	N/A	86.2%	83.7%	88.7%

\* This is based on patients treated on this contract for their most recent course of treatment. Figures in italics indicate the base number of FP17s or Patient Questionnaire responses are less than 100. N/A is shown where the base number of responses is less than 10 during the period. % is calculated as Quantity/Base number\*100

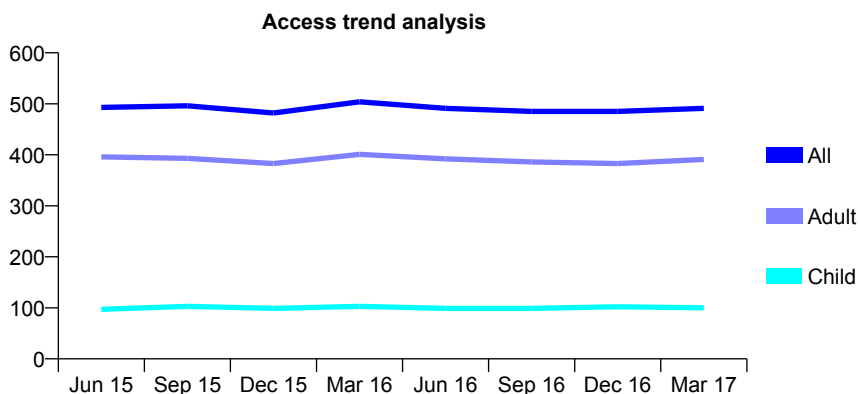
## Q63 - Vital Signs At a Glance Contract Report for 890421/0001 - March 2017

Name or company name	MS M TADAION
Contract type name	GDS Contract
Purpose of contract	General
Contract start date	27/07/2011
Contract end date	

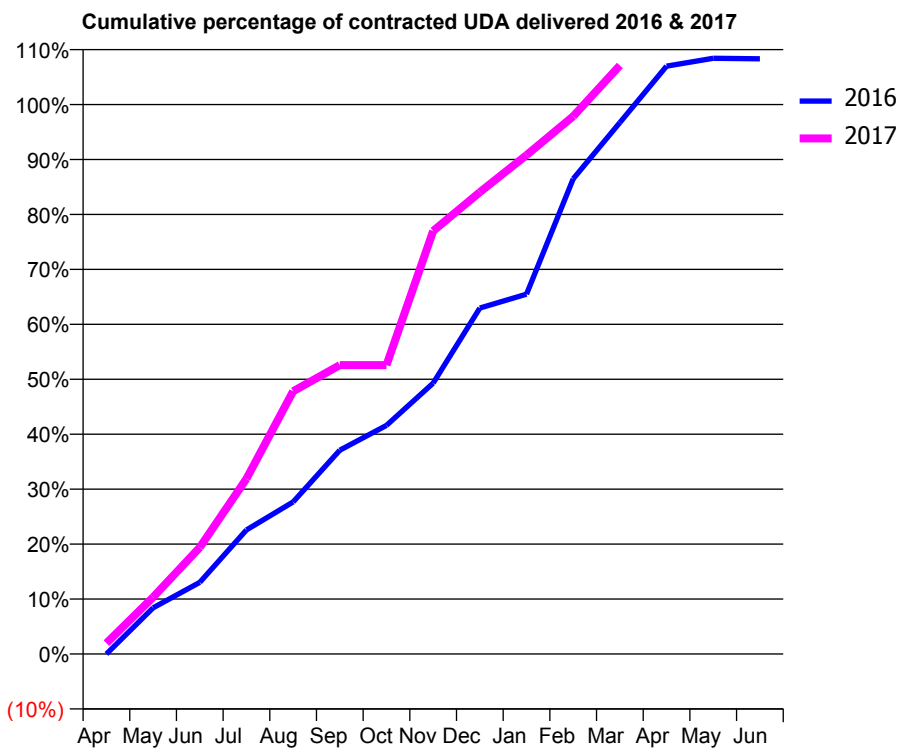
16/17 Contracted general activity (UDA)	910
Carry forward general activity (UDA)	-18
16/17 Contracted orthodontic activity (UOA)	0
Carry forward orthodontic activity (UOA)	0
Baseline contract value	£25,102.01

### ACCESS\*

Patients seen in 24 months	Total	Change since previous quarter
Quarter ending March 2016	504	
Quarter ending June 2016	491	↓
Quarter ending September 2016	485	↓
Quarter ending December 2016	485	→
Quarter ending March 2017	491	→
<b>Variance since March 2016</b>	<b>(2.6%)</b>	<b>↓</b>



### ACTIVITY



Month	Adjusted Scheduled Activity (UDA)	
	2016	2017
April	0	18
May	77	94
June	119	177
July	205	290
August	252	435
September	338	478
October	379	478
November	449	701
December	573	765
January	596	826
February	787	891
March	880	975
April	974	
May	987	
June	986	

### QUALITY

	Quantity	Base Number	Contract	AT	Region	England
% of FP17s for the same patient ID Re-attending within 3 months - Children	10	127	7.9%	10.4%	11.8%	12.3%
% of FP17s for the same patient ID Re-attending within 3 months - Adults	23	392	5.9%	16.0%	17.1%	16.7%
% of FP17s for the same patient ID Re-attending between 3 & 9 months - Children	60	127	47.2%	47.8%	46.5%	57.6%
% of FP17s for the same patient ID Re-attending between 3 & 9 months - Adults	153	392	39.0%	37.8%	37.6%	50.1%
% of FP17s for Band 1 Urgent Courses	43	481	8.9%	10.3%	10.7%	9.1%
% of FP17s Relating to Free Repair or Replacements	0	481	0.0%	0.6%	0.6%	0.8%
% of FP17s Relating to Continuations	0	481	0.0%	1.1%	0.9%	1.2%
% of Patients satisfied with the dentistry they have received	0	0	N/A	90.5%	90.4%	92.8%
% of Patients satisfied with the time they had to wait for an appointment	0	0	N/A	86.2%	83.7%	88.7%

\* This is based on patients treated on this contract for their most recent course of treatment. Figures in italics indicate the base number of FP17s or Patient Questionnaire responses are less than 100. N/A is shown where the base number of responses is less than 10 during the period. % is calculated as Quantity/Base number\*100

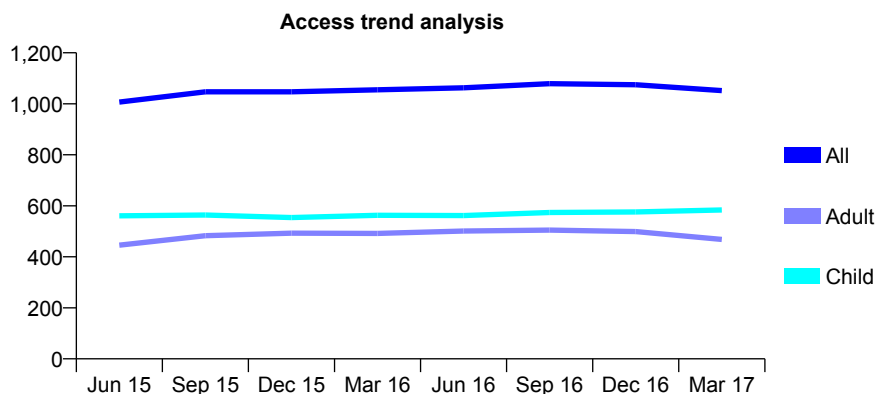
## Q63 - Vital Signs At a Glance Contract Report for 905836/0001 - March 2017

Name or company name	MRS JB JONES
Contract type name	GDS Contract
Purpose of contract	General
Contract start date	01/04/2006
Contract end date	

16/17 Contracted general activity (UDA)	2,250
Carry forward general activity (UDA)	-45
16/17 Contracted orthodontic activity (UOA)	0
Carry forward orthodontic activity (UOA)	0
Baseline contract value	£58,963.80

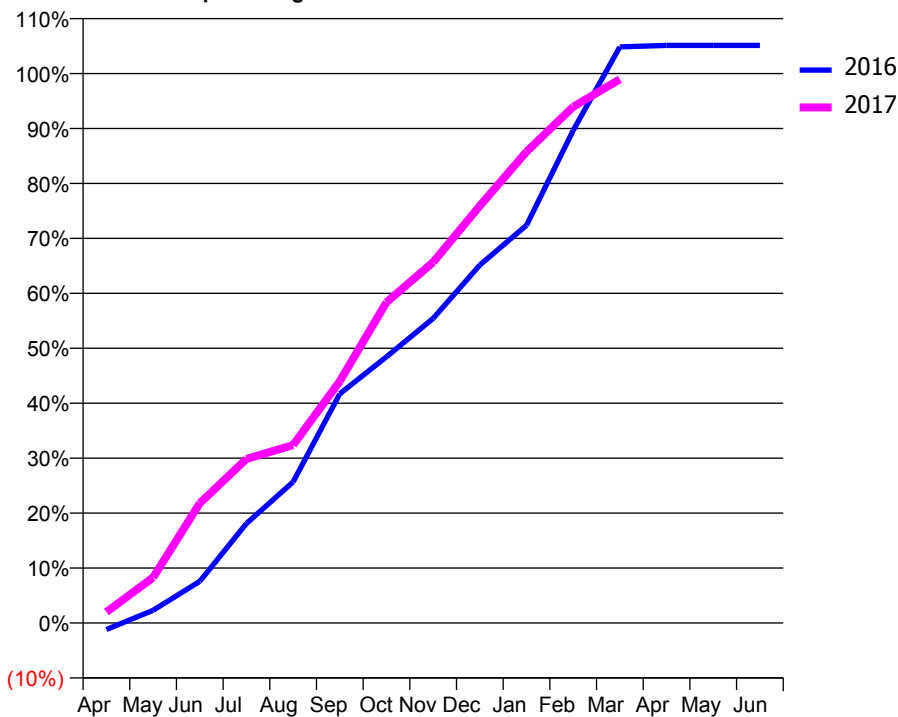
### ACCESS\*

Patients seen in 24 months	Total	Change since previous quarter
Quarter ending March 2016	1,055	
Quarter ending June 2016	1,063	→
Quarter ending September 2016	1,079	→
Quarter ending December 2016	1,075	→
Quarter ending March 2017	1,052	↓
<b>Variance since March 2016</b>	<b>(0.3%)</b>	→



### ACTIVITY

Cumulative percentage of contracted UDA delivered 2016 & 2017



Adjusted Scheduled Activity (UDA)

Month	2016	2017
April	-27	45
May	52	187
June	171	491
July	407	672
August	578	729
September	939	990
October	1,090	1,314
November	1,247	1,477
December	1,466	1,708
January	1,628	1,930
February	2,017	2,114
March	2,359	2,227
April	2,365	
May	2,365	
June	2,365	

### QUALITY

	Quantity	Base Number	Contract	AT	Region	England
% of FP17s for the same patient ID Re-attending within 3 months - Children	64	826	7.7%	10.4%	11.8%	12.3%
% of FP17s for the same patient ID Re-attending within 3 months - Adults	90	520	17.3%	16.0%	17.1%	16.7%
% of FP17s for the same patient ID Re-attending between 3 & 9 months - Children	520	826	63.0%	47.8%	46.5%	57.6%
% of FP17s for the same patient ID Re-attending between 3 & 9 months - Adults	243	520	46.7%	37.8%	37.6%	50.1%
% of FP17s for Band 1 Urgent Courses	103	1,338	7.7%	10.3%	10.7%	9.1%
% of FP17s Relating to Free Repair or Replacements	9	1,338	0.7%	0.6%	0.6%	0.8%
% of FP17s Relating to Continuations	10	1,338	0.7%	1.1%	0.9%	1.2%
% of Patients satisfied with the dentistry they have received	0	0	N/A	90.5%	90.4%	92.8%
% of Patients satisfied with the time they had to wait for an appointment	0	0	N/A	86.2%	83.7%	88.7%

\* This is based on patients treated on this contract for their most recent course of treatment. Figures in italics indicate the base number of FP17s or Patient Questionnaire responses are less than 100. N/A is shown where the base number of responses is less than 10 during the period. % is calculated as Quantity/Base number\*100



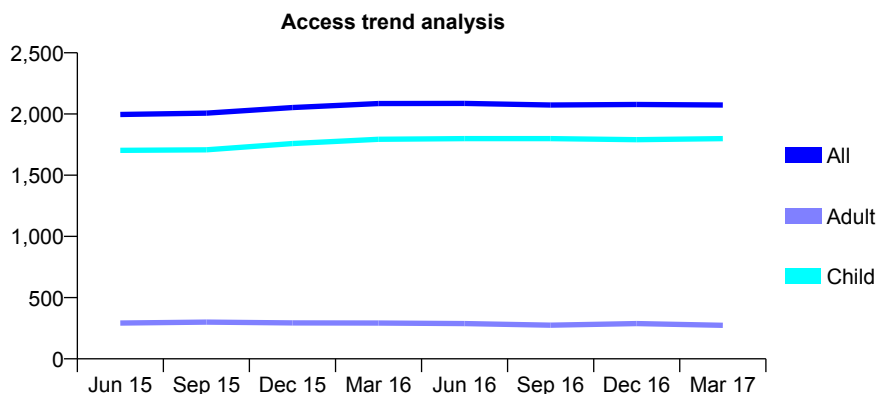
## Q63 - Vital Signs At a Glance Contract Report for 908495/0001 - March 2017

Name or company name	Hayes Dental Surgery
Contract type name	GDS Contract
Purpose of contract	General
Contract start date	01/04/2006
Contract end date	

16/17 Contracted general activity (UDA)	4,427
Carry forward general activity (UDA)	180
16/17 Contracted orthodontic activity (UOA)	0
Carry forward orthodontic activity (UOA)	0
Baseline contract value	£104,759.38

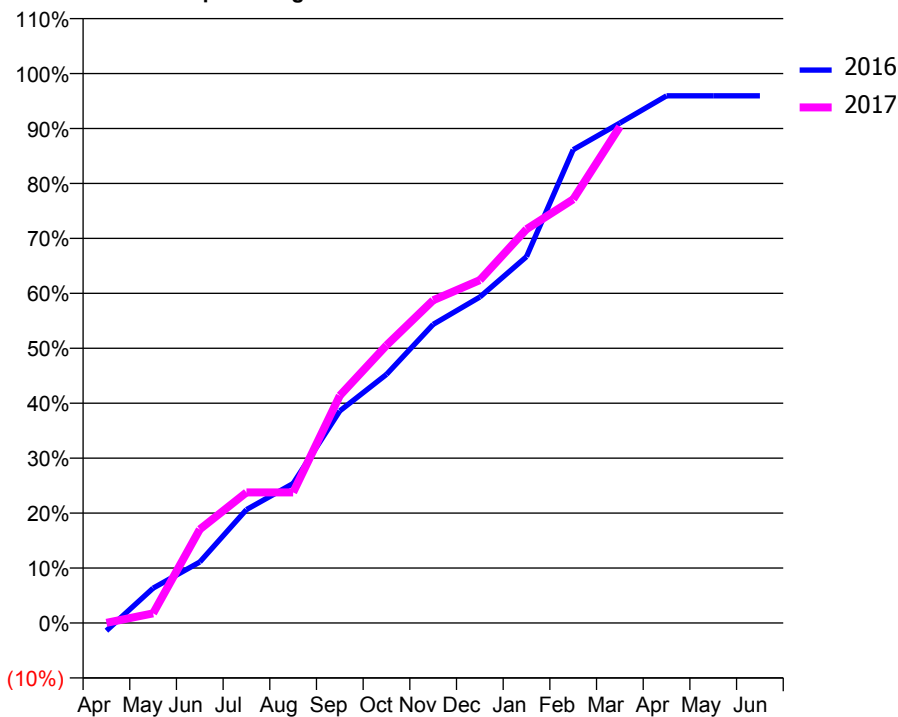
### ACCESS\*

Patients seen in 24 months	Total	Change since previous quarter
Quarter ending March 2016	2,086	
Quarter ending June 2016	2,087	→
Quarter ending September 2016	2,074	→
Quarter ending December 2016	2,078	→
Quarter ending March 2017	2,073	→
<b>Variance since March 2016</b>	<b>(0.6%)</b>	→



### ACTIVITY

Cumulative percentage of contracted UDA delivered 2016 & 2017



Month	Adjusted Scheduled Activity (UDA)	
	2016	2017
April	-63	1
May	281	78
June	491	755
July	914	1,052
August	1,124	1,052
September	1,709	1,832
October	2,003	2,237
November	2,406	2,600
December	2,626	2,762
January	2,951	3,172
February	3,813	3,414
March	4,028	3,999
April	4,247	
May	4,247	
June	4,247	

### QUALITY

	Quantity	Base Number	Contract	AT	Region	England
% of FP17s for the same patient ID Re-attending within 3 months - Children	307	3,221	9.5%	10.4%	11.8%	12.3%
% of FP17s for the same patient ID Re-attending within 3 months - Adults	19	138	13.8%	16.0%	17.1%	16.7%
% of FP17s for the same patient ID Re-attending between 3 & 9 months - Children	2,230	3,221	69.2%	47.8%	46.5%	57.6%
% of FP17s for the same patient ID Re-attending between 3 & 9 months - Adults	94	138	68.1%	37.8%	37.6%	50.1%
% of FP17s for Band 1 Urgent Courses	42	3,182	1.3%	10.3%	10.7%	9.1%
% of FP17s Relating to Free Repair or Replacements	0	3,182	0.0%	0.6%	0.6%	0.8%
% of FP17s Relating to Continuations	48	3,182	1.5%	1.1%	0.9%	1.2%
% of Patients satisfied with the dentistry they have received	2	2	N/A	90.5%	90.4%	92.8%
% of Patients satisfied with the time they had to wait for an appointment	1	2	N/A	86.2%	83.7%	88.7%

\* This is based on patients treated on this contract for their most recent course of treatment. Figures in italics indicate the base number of FP17s or Patient Questionnaire responses are less than 100. N/A is shown where the base number of responses is less than 10 during the period. % is calculated as Quantity/Base number\*100

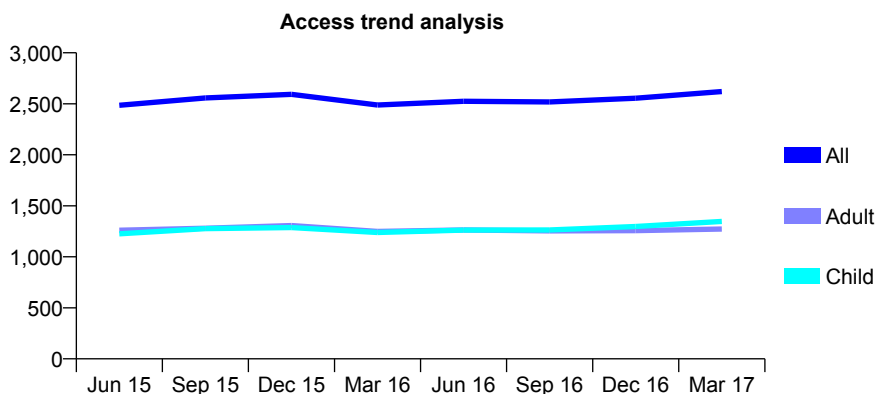
## Q63 - Vital Signs At a Glance Contract Report for 909548/0001 - March 2017

Name or company name	MR HS KALSI
Contract type name	GDS Contract
Purpose of contract	General and Orthodontic
Contract start date	01/04/2006
Contract end date	

16/17 Contracted general activity (UDA)	7,537
Carry forward general activity (UDA)	308
16/17 Contracted orthodontic activity (UOA)	134
Carry forward orthodontic activity (UOA)	4
Baseline contract value	£208,387.62

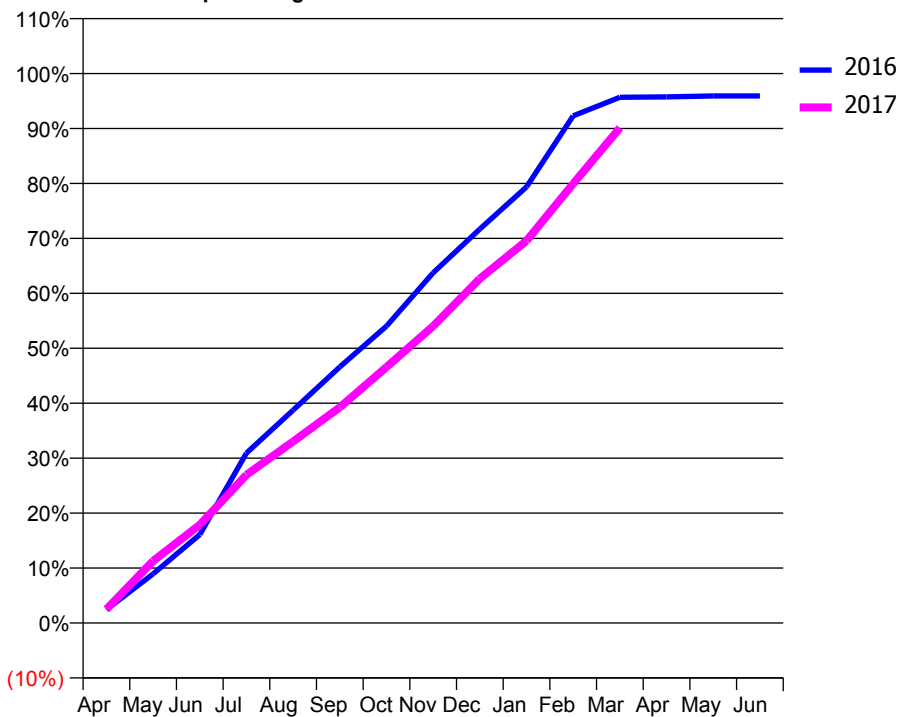
### ACCESS\*

Patients seen in 24 months	Total	Change since previous quarter
Quarter ending March 2016	2,488	
Quarter ending June 2016	2,525	→
Quarter ending September 2016	2,518	→
Quarter ending December 2016	2,555	→
Quarter ending March 2017	2,620	↑
<b>Variance since March 2016</b>	<b>5.3%</b>	<b>↑</b>



### ACTIVITY

Cumulative percentage of contracted UDA delivered 2016 & 2017



Month	Adjusted Scheduled Activity (UDA)	
	2016	2017
April	184	190
May	674	852
June	1,214	1,348
July	2,331	2,033
August	2,920	2,491
September	3,513	2,959
October	4,072	3,511
November	4,804	4,071
December	5,403	4,723
January	5,982	5,243
February	6,956	6,026
March	7,211	6,792
April	7,217	
May	7,229	
June	7,229	

### QUALITY

	Quantity	Base Number	Contract	AT	Region	England
% of FP17s for the same patient ID Re-attending within 3 months - Children	154	2,027	7.6%	10.4%	11.8%	12.3%
% of FP17s for the same patient ID Re-attending within 3 months - Adults	159	1,412	11.3%	16.0%	17.1%	16.7%
% of FP17s for the same patient ID Re-attending between 3 & 9 months - Children	1,167	2,027	57.6%	47.8%	46.5%	57.6%
% of FP17s for the same patient ID Re-attending between 3 & 9 months - Adults	673	1,412	47.7%	37.8%	37.6%	50.1%
% of FP17s for Band 1 Urgent Courses	155	3,397	4.6%	10.3%	10.7%	9.1%
% of FP17s Relating to Free Repair or Replacements	13	3,397	0.4%	0.6%	0.6%	0.8%
% of FP17s Relating to Continuations	9	3,397	0.3%	1.1%	0.9%	1.2%
% of Patients satisfied with the dentistry they have received	6	6	N/A	90.5%	90.4%	92.8%
% of Patients satisfied with the time they had to wait for an appointment	4	6	N/A	86.2%	83.7%	88.7%

\* This is based on patients treated on this contract for their most recent course of treatment. Figures in italics indicate the base number of FP17s or Patient Questionnaire responses are less than 100. N/A is shown where the base number of responses is less than 10 during the period. % is calculated as Quantity/Base number\*100

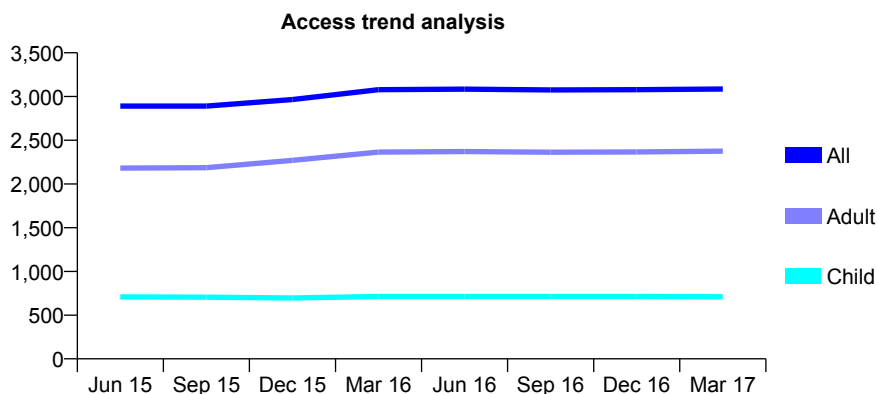
## Q63 - Vital Signs At a Glance Contract Report for 910139/0001 - March 2017

Name or company name	Richard Milner, Nadeem Jawaid and Marga
Contract type name	GDS Contract
Purpose of contract	General
Contract start date	01/04/2006
Contract end date	

16/17 Contracted general activity (UDA)	7,000
Carry forward general activity (UDA)	-140
16/17 Contracted orthodontic activity (UOA)	0
Carry forward orthodontic activity (UOA)	0
Baseline contract value	£168,000.26

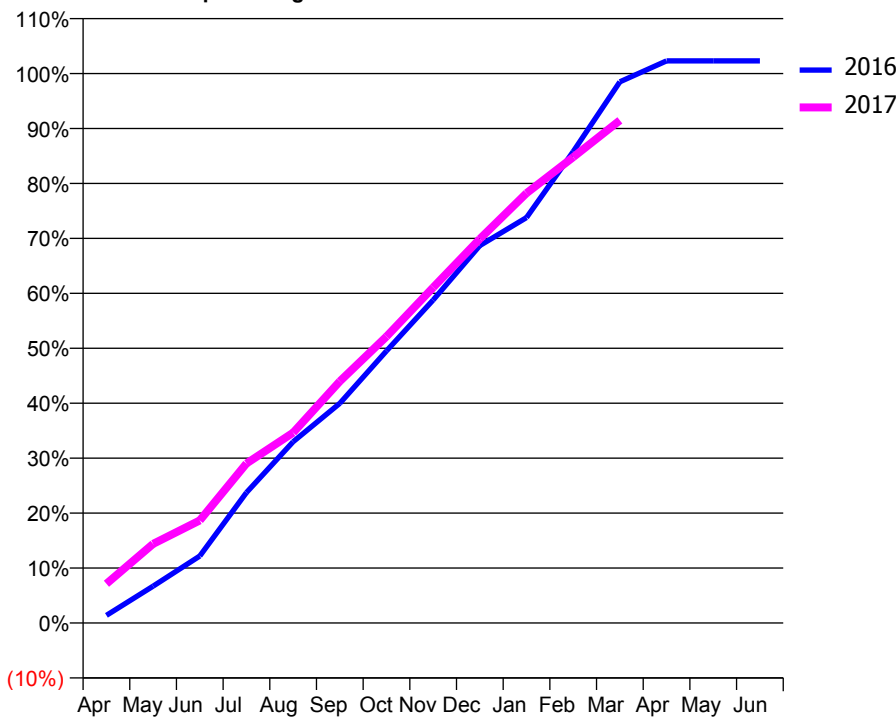
### ACCESS\*

Patients seen in 24 months	Total	Change since previous quarter
Quarter ending March 2016	3,078	
Quarter ending June 2016	3,084	→
Quarter ending September 2016	3,076	→
Quarter ending December 2016	3,079	→
Quarter ending March 2017	3,086	→
<b>Variance since March 2016</b>	<b>0.3%</b>	<b>→</b>



### ACTIVITY

Cumulative percentage of contracted UDA delivered 2016 & 2017



Month	Adjusted Scheduled Activity (UDA)	
	2016	2017
April	98	501
May	469	1,008
June	854	1,307
July	1,663	2,032
August	2,310	2,425
September	2,798	3,078
October	3,467	3,650
November	4,115	4,274
December	4,808	4,893
January	5,165	5,475
February	6,006	5,935
March	6,894	6,403
April	7,161	
May	7,161	
June	7,161	

### QUALITY

	Quantity	Base Number	Contract	AT	Region	England
% of FP17s for the same patient ID Re-attending within 3 months - Children	39	956	4.1%	10.4%	11.8%	12.3%
% of FP17s for the same patient ID Re-attending within 3 months - Adults	271	2,319	11.7%	16.0%	17.1%	16.7%
% of FP17s for the same patient ID Re-attending between 3 & 9 months - Children	576	956	60.3%	47.8%	46.5%	57.6%
% of FP17s for the same patient ID Re-attending between 3 & 9 months - Adults	599	2,319	25.8%	37.8%	37.6%	50.1%
% of FP17s for Band 1 Urgent Courses	427	3,175	13.4%	10.3%	10.7%	9.1%
% of FP17s Relating to Free Repair or Replacements	7	3,175	0.2%	0.6%	0.6%	0.8%
% of FP17s Relating to Continuations	18	3,175	0.6%	1.1%	0.9%	1.2%
% of Patients satisfied with the dentistry they have received	0	0	N/A	90.5%	90.4%	92.8%
% of Patients satisfied with the time they had to wait for an appointment	0	0	N/A	86.2%	83.7%	88.7%

\* This is based on patients treated on this contract for their most recent course of treatment. Figures in italics indicate the base number of FP17s or Patient Questionnaire responses are less than 100. N/A is shown where the base number of responses is less than 10 during the period. % is calculated as Quantity/Base number\*100

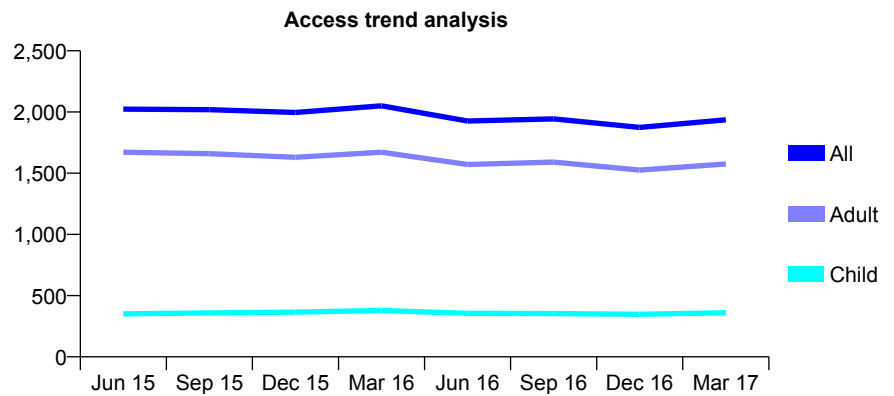
## Q63 - Vital Signs At a Glance Contract Report for 913944/0001 - March 2017

Name or company name	MR MT WONG
Contract type name	GDS Contract
Purpose of contract	General
Contract start date	01/04/2006
Contract end date	

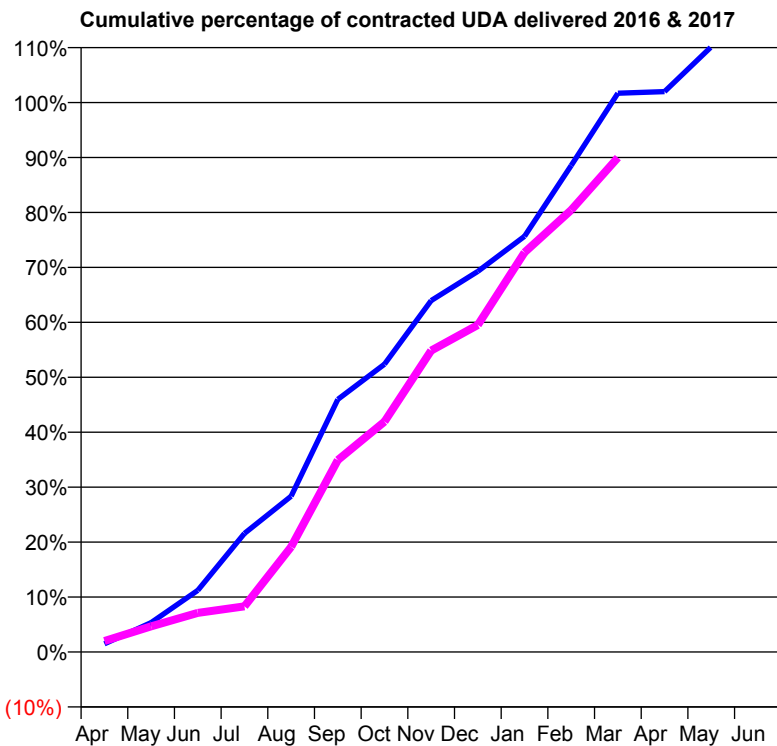
16/17 Contracted general activity (UDA)	4,300
Carry forward general activity (UDA)	-86
16/17 Contracted orthodontic activity (UOA)	0
Carry forward orthodontic activity (UOA)	0
Baseline contract value	£121,172.93

### ACCESS\*

Patients seen in 24 months	Total	Change since previous quarter
Quarter ending March 2016	2,051	
Quarter ending June 2016	1,927	↓
Quarter ending September 2016	1,944	→
Quarter ending December 2016	1,874	↓
Quarter ending March 2017	1,936	↑
<b>Variance since March 2016</b>	<b>(5.6%)</b>	<b>↓</b>



### ACTIVITY



Month	Adjusted Scheduled Activity (UDA)	
	2016	2017
April	64	86
May	230	200
June	483	306
July	928	357
August	1,219	823
September	1,977	1,502
October	2,252	1,803
November	2,750	2,359
December	2,978	2,559
January	3,253	3,127
February	3,807	3,459
March	4,372	3,869
April	4,385	
May	4,735	
June	4,765	

### QUALITY

	Quantity	Base Number	Contract	AT	Region	England
% of FP17s for the same patient ID Re-attending within 3 months - Children	11	294	3.7%	10.4%	11.8%	12.3%
% of FP17s for the same patient ID Re-attending within 3 months - Adults	230	1,574	14.6%	16.0%	17.1%	16.7%
% of FP17s for the same patient ID Re-attending between 3 & 9 months - Children	95	294	32.3%	47.8%	46.5%	57.6%
% of FP17s for the same patient ID Re-attending between 3 & 9 months - Adults	624	1,574	39.6%	37.8%	37.6%	50.1%
% of FP17s for Band 1 Urgent Courses	34	1,713	2.0%	10.3%	10.7%	9.1%
% of FP17s Relating to Free Repair or Replacements	17	1,713	1.0%	0.6%	0.6%	0.8%
% of FP17s Relating to Continuations	6	1,713	0.4%	1.1%	0.9%	1.2%
% of Patients satisfied with the dentistry they have received	2	2	N/A	90.5%	90.4%	92.8%
% of Patients satisfied with the time they had to wait for an appointment	2	2	N/A	86.2%	83.7%	88.7%

\* This is based on patients treated on this contract for their most recent course of treatment. Figures in italics indicate the base number of FP17s or Patient Questionnaire responses are less than 100. N/A is shown where the base number of responses is less than 10 during the period. % is calculated as Quantity/Base number\*100

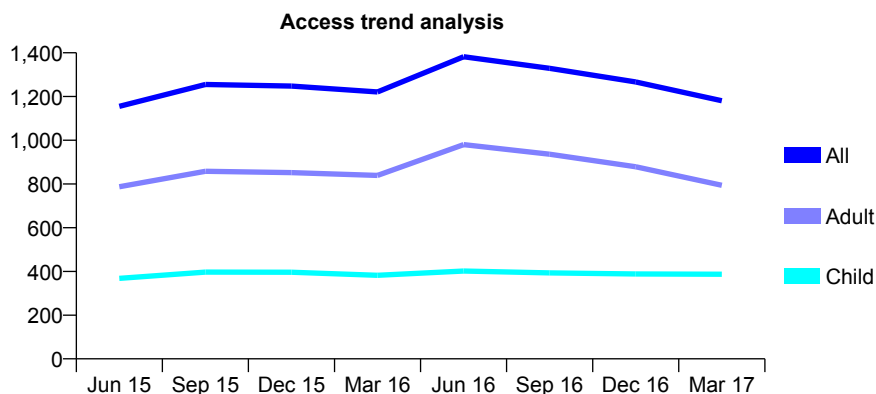
## Q63 - Vital Signs At a Glance Contract Report for 914967/0001 - March 2017

Name or company name	MR JS SOKHI
Contract type name	GDS Contract
Purpose of contract	General
Contract start date	01/04/2006
Contract end date	

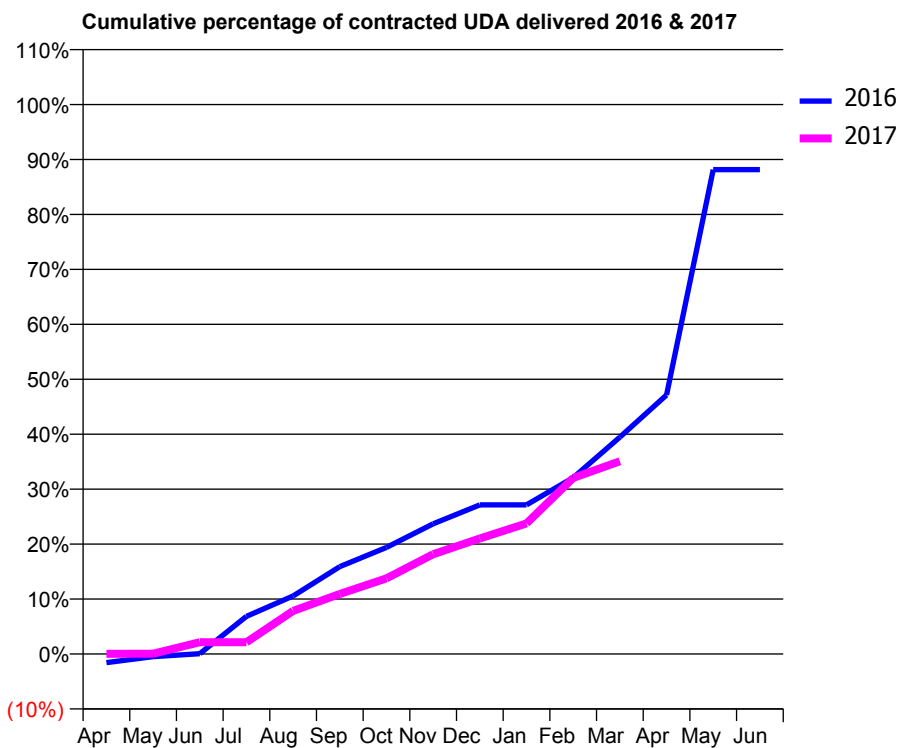
16/17 Contracted general activity (UDA)	6,166
Carry forward general activity (UDA)	0
16/17 Contracted orthodontic activity (UOA)	0
Carry forward orthodontic activity (UOA)	0
Baseline contract value	£177,544.63

### ACCESS\*

Patients seen in 24 months	Total	Change since previous quarter
Quarter ending March 2016	1,221	
Quarter ending June 2016	1,382	↑
Quarter ending September 2016	1,329	↓
Quarter ending December 2016	1,267	↓
Quarter ending March 2017	1,181	↓
<b>Variance since March 2016</b>	<b>(3.3%)</b>	<b>↓</b>



### ACTIVITY



Month	Adjusted Scheduled Activity (UDA)	
	2016	2017
April	-98	2
May	-31	4
June	4	133
July	423	133
August	652	483
September	981	674
October	1,196	849
November	1,461	1,120
December	1,673	1,296
January	1,673	1,465
February	1,979	1,976
March	2,434	2,162
April	2,907	
May	5,436	
June	5,436	

### QUALITY

	Quantity	Base Number	Contract	AT	Region	England
% of FP17s for the same patient ID Re-attending within 3 months - Children	96	621	15.5%	10.4%	11.8%	12.3%
% of FP17s for the same patient ID Re-attending within 3 months - Adults	89	839	10.6%	16.0%	17.1%	16.7%
% of FP17s for the same patient ID Re-attending between 3 & 9 months - Children	313	621	50.4%	47.8%	46.5%	57.6%
% of FP17s for the same patient ID Re-attending between 3 & 9 months - Adults	322	839	38.4%	37.8%	37.6%	50.1%
% of FP17s for Band 1 Urgent Courses	7	996	0.7%	10.3%	10.7%	9.1%
% of FP17s Relating to Free Repair or Replacements	3	996	0.3%	0.6%	0.6%	0.8%
% of FP17s Relating to Continuations	0	996	0.0%	1.1%	0.9%	1.2%
% of Patients satisfied with the dentistry they have received	2	3	N/A	90.5%	90.4%	92.8%
% of Patients satisfied with the time they had to wait for an appointment	2	3	N/A	86.2%	83.7%	88.7%

\* This is based on patients treated on this contract for their most recent course of treatment. Figures in italics indicate the base number of FP17s or Patient Questionnaire responses are less than 100. N/A is shown where the base number of responses is less than 10 during the period. % is calculated as Quantity/Base number\*100

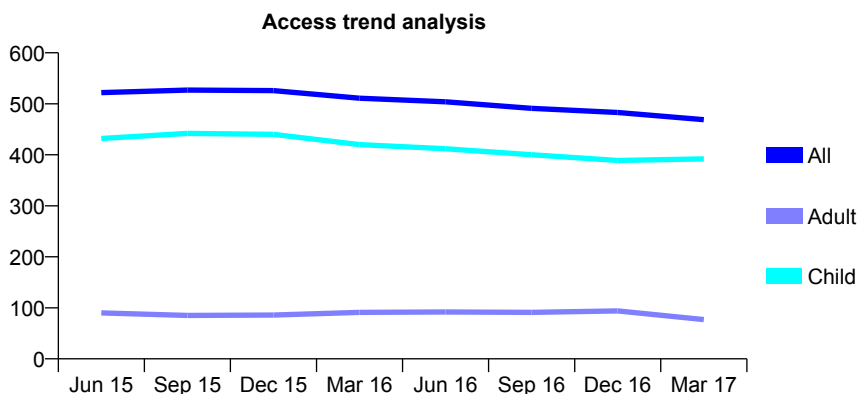
## Q63 - Vital Signs At a Glance Contract Report for 917583/0001 - March 2017

Name or company name	MR A KERSCHBAUMER
Contract type name	GDS Contract
Purpose of contract	General
Contract start date	01/04/2006
Contract end date	

16/17 Contracted general activity (UDA)	1,279
Carry forward general activity (UDA)	0
16/17 Contracted orthodontic activity (UOA)	0
Carry forward orthodontic activity (UOA)	0
Baseline contract value	£27,108.02

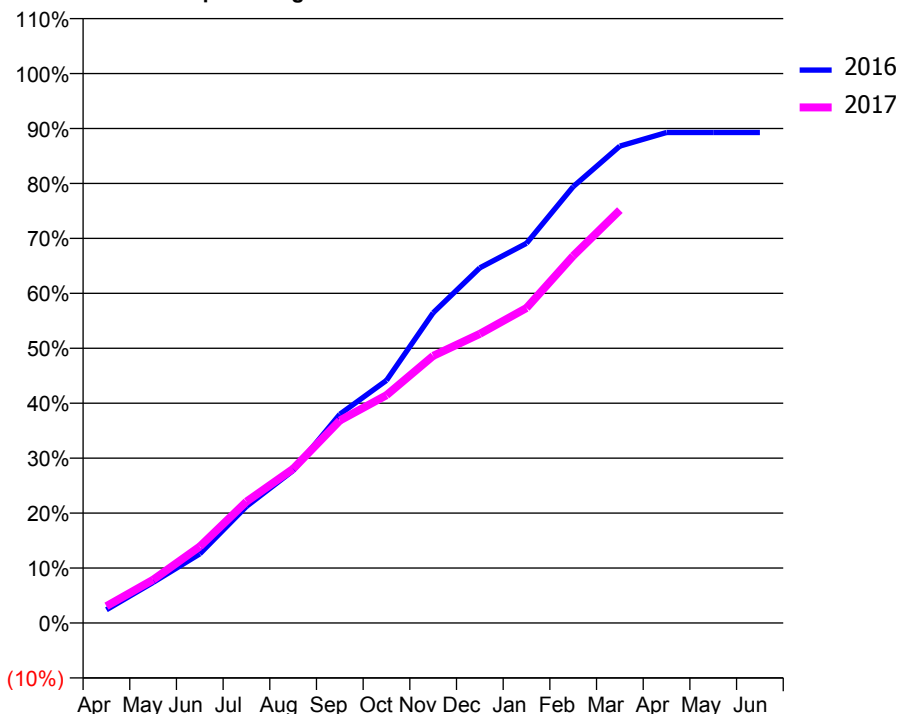
### ACCESS\*

Patients seen in 24 months	Total	Change since previous quarter
Quarter ending March 2016	511	
Quarter ending June 2016	504	↓
Quarter ending September 2016	491	↓
Quarter ending December 2016	483	↓
Quarter ending March 2017	469	↓
<b>Variance since March 2016</b>	<b>(8.2%)</b>	<b>↓</b>



### ACTIVITY

Cumulative percentage of contracted UDA delivered 2016 & 2017



Month	Adjusted Scheduled Activity (UDA)	
	2016	2017
April	31	39
May	94	101
June	161	178
July	271	283
August	355	359
September	486	471
October	565	530
November	722	622
December	827	673
January	884	733
February	1,016	855
March	1,110	961
April	1,142	
May	1,142	
June	1,142	

### QUALITY

	Quantity	Base Number	Contract	AT	Region	England
% of FP17s for the same patient ID Re-attending within 3 months - Children	39	564	6.9%	10.4%	11.8%	12.3%
% of FP17s for the same patient ID Re-attending within 3 months - Adults	1	41	2.4%	16.0%	17.1%	16.7%
% of FP17s for the same patient ID Re-attending between 3 & 9 months - Children	335	564	59.4%	47.8%	46.5%	57.6%
% of FP17s for the same patient ID Re-attending between 3 & 9 months - Adults	25	41	61.0%	37.8%	37.6%	50.1%
% of FP17s for Band 1 Urgent Courses	25	580	4.3%	10.3%	10.7%	9.1%
% of FP17s Relating to Free Repair or Replacements	0	580	0.0%	0.6%	0.6%	0.8%
% of FP17s Relating to Continuations	10	580	1.7%	1.1%	0.9%	1.2%
% of Patients satisfied with the dentistry they have received	1	1	N/A	90.5%	90.4%	92.8%
% of Patients satisfied with the time they had to wait for an appointment	0	1	N/A	86.2%	83.7%	88.7%

\* This is based on patients treated on this contract for their most recent course of treatment. Figures in italics indicate the base number of FP17s or Patient Questionnaire responses are less than 100. N/A is shown where the base number of responses is less than 10 during the period. % is calculated as Quantity/Base number\*100

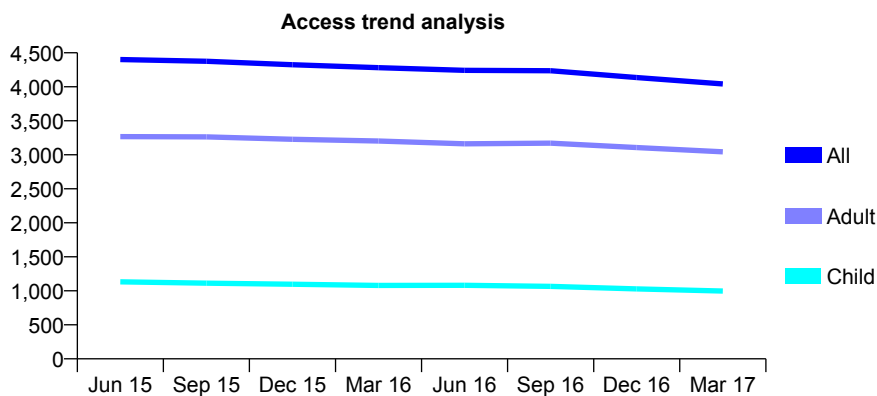
## Q63 - Vital Signs At a Glance Contract Report for 917737/0001 - March 2017

Name or company name	MR JC HEALY
Contract type name	GDS Contract
Purpose of contract	General
Contract start date	01/04/2006
Contract end date	

16/17 Contracted general activity (UDA)	13,000
Carry forward general activity (UDA)	0
16/17 Contracted orthodontic activity (UOA)	0
Carry forward orthodontic activity (UOA)	0
Baseline contract value	£301,232.70

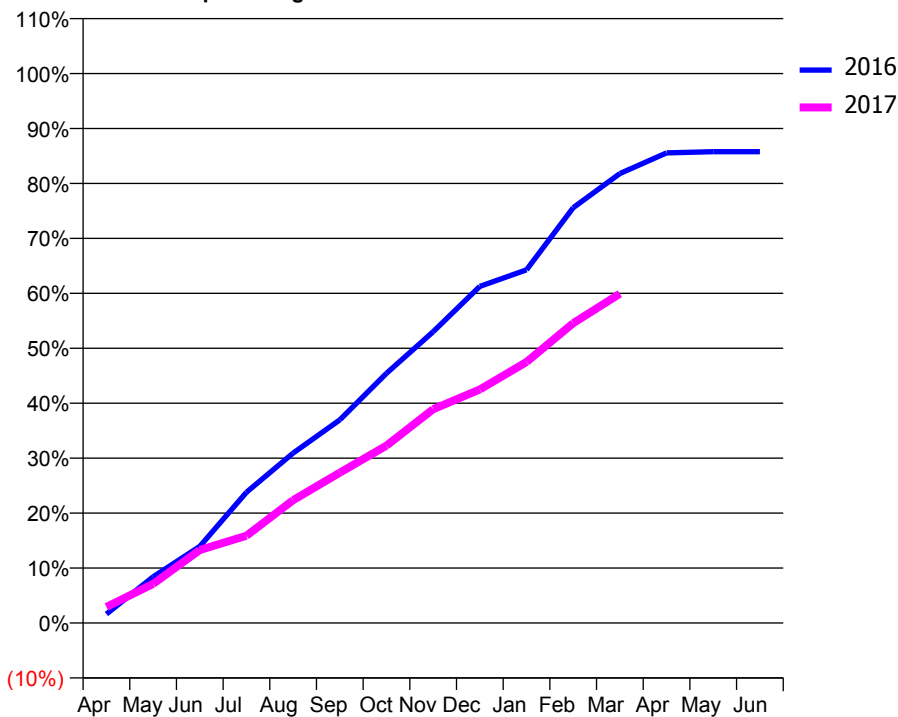
### ACCESS\*

Patients seen in 24 months	Total	Change since previous quarter
Quarter ending March 2016	4,282	
Quarter ending June 2016	4,243	→
Quarter ending September 2016	4,236	→
Quarter ending December 2016	4,136	↓
Quarter ending March 2017	4,043	↓
<b>Variance since March 2016</b>	<b>(5.6%)</b>	<b>↓</b>



### ACTIVITY

Cumulative percentage of contracted UDA delivered 2016 & 2017



Month	Adjusted Scheduled Activity (UDA)	
	2016	2017
April	213	379
May	1,093	927
June	1,812	1,726
July	3,094	2,063
August	4,020	2,908
September	4,807	3,557
October	5,906	4,198
November	6,890	5,060
December	7,964	5,525
January	8,355	6,177
February	9,827	7,092
March	10,632	7,792
April	11,122	
May	11,149	
June	11,149	

### QUALITY

	Quantity	Base Number	Contract	AT	Region	England
% of FP17s for the same patient ID Re-attending within 3 months - Children	35	1,000	3.5%	10.4%	11.8%	12.3%
% of FP17s for the same patient ID Re-attending within 3 months - Adults	413	3,118	13.2%	16.0%	17.1%	16.7%
% of FP17s for the same patient ID Re-attending between 3 & 9 months - Children	512	1,000	51.2%	47.8%	46.5%	57.6%
% of FP17s for the same patient ID Re-attending between 3 & 9 months - Adults	1,536	3,118	49.3%	37.8%	37.6%	50.1%
% of FP17s for Band 1 Urgent Courses	19	3,849	0.5%	10.3%	10.7%	9.1%
% of FP17s Relating to Free Repair or Replacements	78	3,849	2.0%	0.6%	0.6%	0.8%
% of FP17s Relating to Continuations	181	3,849	4.7%	1.1%	0.9%	1.2%
% of Patients satisfied with the dentistry they have received	3	3	N/A	90.5%	90.4%	92.8%
% of Patients satisfied with the time they had to wait for an appointment	3	3	N/A	86.2%	83.7%	88.7%

\* This is based on patients treated on this contract for their most recent course of treatment. Figures in italics indicate the base number of FP17s or Patient Questionnaire responses are less than 100. N/A is shown where the base number of responses is less than 10 during the period. % is calculated as Quantity/Base number\*100

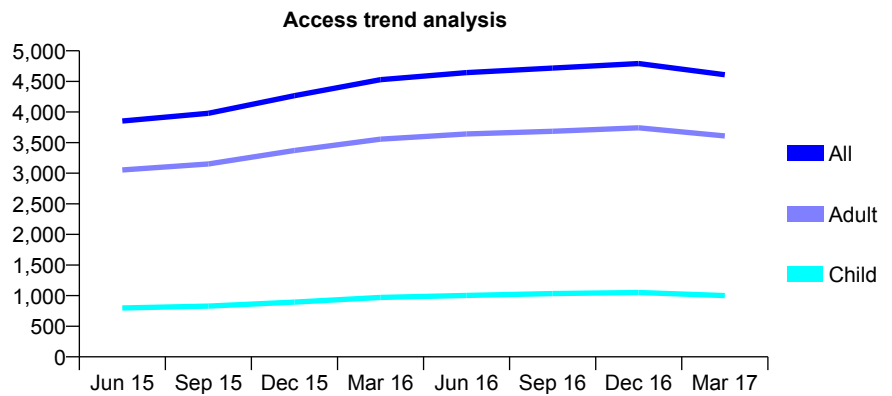
## Q63 - Vital Signs At a Glance Contract Report for 919101/0003 - March 2017

Name or company name	MR S MIRFENDERESKI
Contract type name	GDS Contract
Purpose of contract	General
Contract start date	08/04/2009
Contract end date	

16/17 Contracted general activity (UDA)	13,200
Carry forward general activity (UDA)	135
16/17 Contracted orthodontic activity (UOA)	0
Carry forward orthodontic activity (UOA)	0
Baseline contract value	£325,046.33

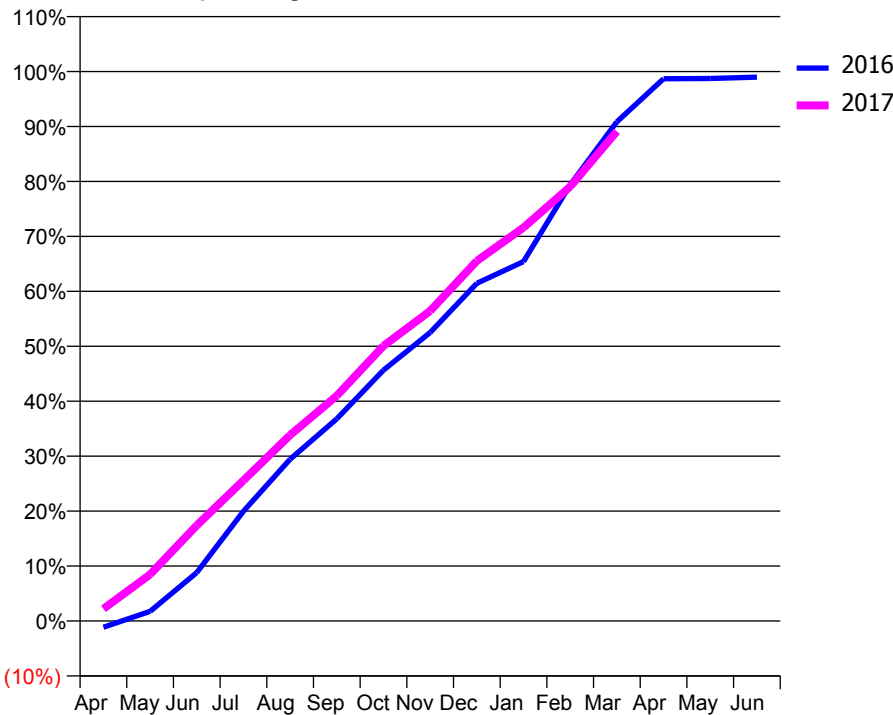
### ACCESS\*

Patients seen in 24 months	Total	Change since previous quarter
Quarter ending March 2016	4,528	
Quarter ending June 2016	4,644	↑
Quarter ending September 2016	4,718	→
Quarter ending December 2016	4,792	→
Quarter ending March 2017	4,610	↓
<b>Variance since March 2016</b>	<b>1.8%</b>	<b>→</b>



### ACTIVITY

Cumulative percentage of contracted UDA delivered 2016 & 2017



Month	Adjusted Scheduled Activity (UDA)	
	2016	2017
April	-152	292
May	233	1,118
June	1,164	2,299
July	2,639	3,379
August	3,887	4,466
September	4,859	5,411
October	6,025	6,611
November	6,931	7,450
December	8,114	8,650
January	8,633	9,450
February	10,481	10,434
March	11,993	11,764
April	13,027	
May	13,032	
June	13,065	

### QUALITY

	Quantity	Base Number	Contract	AT	Region	England
% of FP17s for the same patient ID Re-attending within 3 months - Children	42	1,091	3.8%	10.4%	11.8%	12.3%
% of FP17s for the same patient ID Re-attending within 3 months - Adults	171	3,085	5.5%	16.0%	17.1%	16.7%
% of FP17s for the same patient ID Re-attending between 3 & 9 months - Children	455	1,091	41.7%	47.8%	46.5%	57.6%
% of FP17s for the same patient ID Re-attending between 3 & 9 months - Adults	902	3,085	29.2%	37.8%	37.6%	50.1%
% of FP17s for Band 1 Urgent Courses	105	3,937	2.7%	10.3%	10.7%	9.1%
% of FP17s Relating to Free Repair or Replacements	15	3,937	0.4%	0.6%	0.6%	0.8%
% of FP17s Relating to Continuations	0	3,937	0.0%	1.1%	0.9%	1.2%
% of Patients satisfied with the dentistry they have received	0	0	N/A	90.5%	90.4%	92.8%
% of Patients satisfied with the time they had to wait for an appointment	0	0	N/A	86.2%	83.7%	88.7%

\* This is based on patients treated on this contract for their most recent course of treatment. Figures in italics indicate the base number of FP17s or Patient Questionnaire responses are less than 100. N/A is shown where the base number of responses is less than 10 during the period. % is calculated as Quantity/Base number\*100



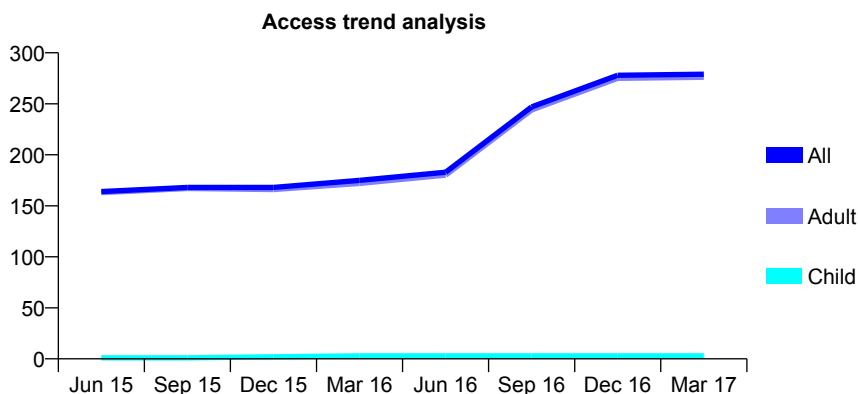
## Q63 - Vital Signs At a Glance Contract Report for 919101/0004 - March 2017

Name or company name	MR S MIRFENDERESKI
Contract type name	PDS Contract
Purpose of contract	General
Contract start date	01/09/2010
Contract end date	30/11/2017

16/17 Contracted general activity (UDA)	600
Carry forward general activity (UDA)	0
16/17 Contracted orthodontic activity (UOA)	0
Carry forward orthodontic activity (UOA)	0
Baseline contract value	£29,230.42

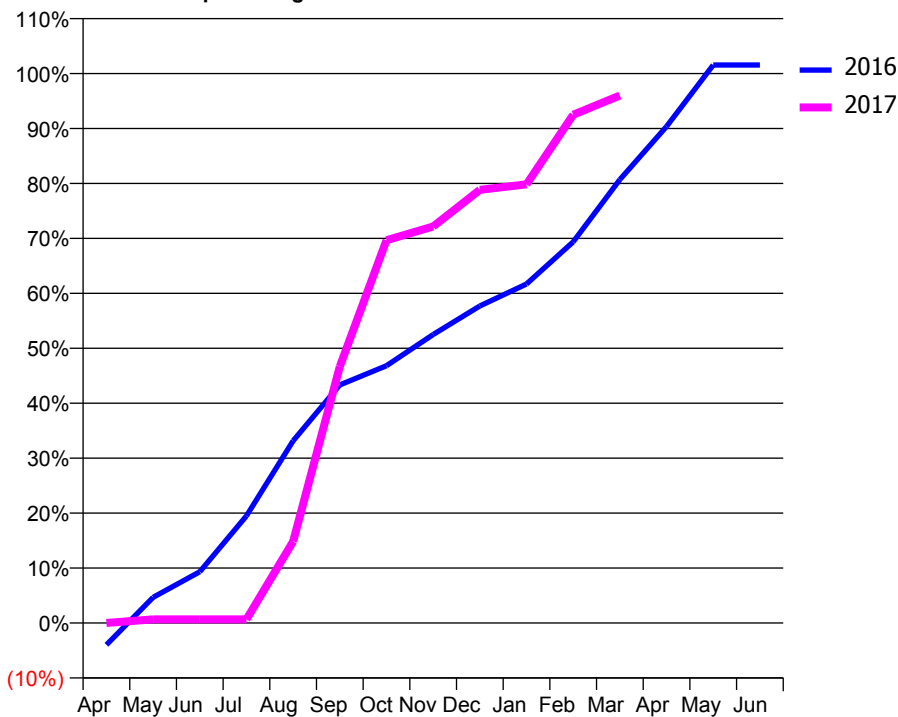
### ACCESS\*

Patients seen in 24 months	Total	Change since previous quarter
Quarter ending March 2016	175	
Quarter ending June 2016	183	↑
Quarter ending September 2016	247	↑
Quarter ending December 2016	278	↑
Quarter ending March 2017	279	→
<b>Variance since March 2016</b>	<b>59.4%</b>	<b>↑</b>



### ACTIVITY

Cumulative percentage of contracted UDA delivered 2016 & 2017



Month	Adjusted Scheduled Activity (UDA)	
	2016	2017
April	-24	0
May	28	4
June	56	4
July	117	4
August	199	89
September	260	280
October	281	418
November	315	433
December	346	473
January	370	479
February	416	555
March	484	576
April	542	
May	609	
June	609	

### QUALITY

	Quantity	Base Number	Contract	AT	Region	England
% of FP17s for the same patient ID Re-attending within 3 months - Children	0	4	0.0%	10.4%	11.8%	12.3%
% of FP17s for the same patient ID Re-attending within 3 months - Adults	1	245	0.4%	16.0%	17.1%	16.7%
% of FP17s for the same patient ID Re-attending between 3 & 9 months - Children	0	4	0.0%	47.8%	46.5%	57.6%
% of FP17s for the same patient ID Re-attending between 3 & 9 months - Adults	0	245	0.0%	37.8%	37.6%	50.1%
% of FP17s for Band 1 Urgent Courses	0	200	0.0%	10.3%	10.7%	9.1%
% of FP17s Relating to Free Repair or Replacements	0	200	0.0%	0.6%	0.6%	0.8%
% of FP17s Relating to Continuations	0	200	0.0%	1.1%	0.9%	1.2%
% of Patients satisfied with the dentistry they have received	0	0	N/A	90.5%	90.4%	92.8%
% of Patients satisfied with the time they had to wait for an appointment	0	0	N/A	86.2%	83.7%	88.7%

\* This is based on patients treated on this contract for their most recent course of treatment. Figures in italics indicate the base number of FP17s or Patient Questionnaire responses are less than 100. N/A is shown where the base number of responses is less than 10 during the period. % is calculated as Quantity/Base number\*100

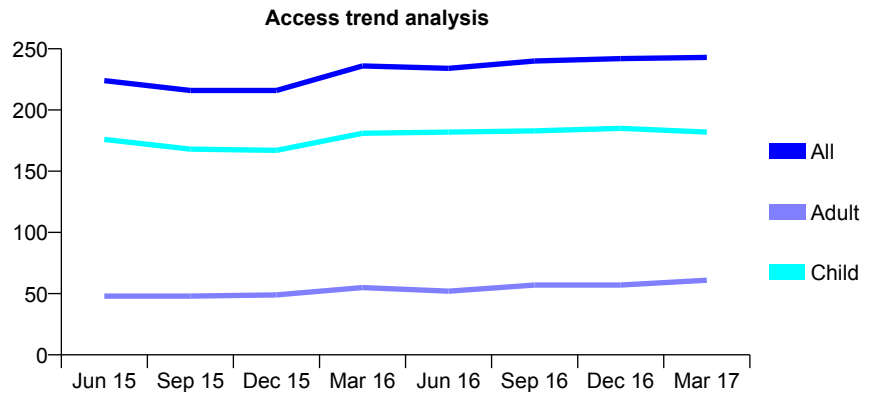
## Q63 - Vital Signs At a Glance Contract Report for 920126/0001 - March 2017

Name or company name	MR MA SULIEMAN
Contract type name	GDS Contract
Purpose of contract	General
Contract start date	01/04/2006
Contract end date	

16/17 Contracted general activity (UDA)	546
Carry forward general activity (UDA)	3
16/17 Contracted orthodontic activity (UOA)	0
Carry forward orthodontic activity (UOA)	0
Baseline contract value	£12,329.63

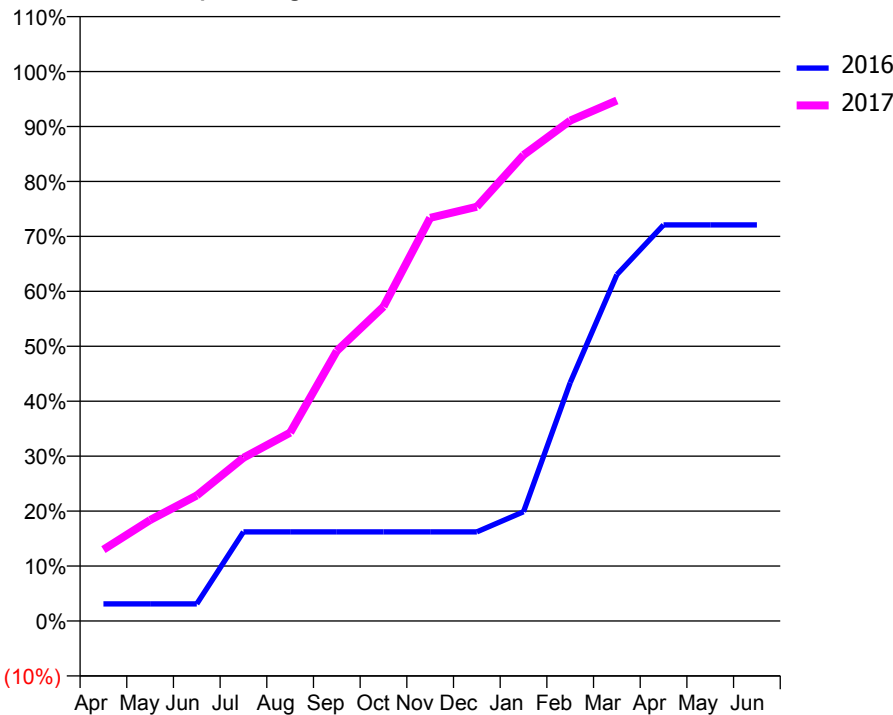
### ACCESS\*

Patients seen in 24 months	Total	Change since previous quarter
Quarter ending March 2016	236	
Quarter ending June 2016	234	→
Quarter ending September 2016	240	↑
Quarter ending December 2016	242	→
Quarter ending March 2017	243	→
<b>Variance since March 2016</b>	<b>3.0%</b>	<b>↑</b>



### ACTIVITY

Cumulative percentage of contracted UDA delivered 2016 & 2017



Month	Adjusted Scheduled Activity (UDA)	
	2016	2017
April	17	71
May	17	100
June	17	125
July	89	162
August	89	187
September	89	268
October	89	312
November	89	401
December	89	412
January	109	463
February	237	497
March	344	517
April	394	
May	394	
June	394	

### QUALITY

	Quantity	Base Number	Contract	AT	Region	England
% of FP17s for the same patient ID Re-attending within 3 months - Children	8	270	3.0%	10.4%	11.8%	12.3%
% of FP17s for the same patient ID Re-attending within 3 months - Adults	4	58	6.9%	16.0%	17.1%	16.7%
% of FP17s for the same patient ID Re-attending between 3 & 9 months - Children	166	270	61.5%	47.8%	46.5%	57.6%
% of FP17s for the same patient ID Re-attending between 3 & 9 months - Adults	32	58	55.2%	37.8%	37.6%	50.1%
% of FP17s for Band 1 Urgent Courses	11	300	3.7%	10.3%	10.7%	9.1%
% of FP17s Relating to Free Repair or Replacements	0	300	0.0%	0.6%	0.6%	0.8%
% of FP17s Relating to Continuations	0	300	0.0%	1.1%	0.9%	1.2%
% of Patients satisfied with the dentistry they have received	0	0	N/A	90.5%	90.4%	92.8%
% of Patients satisfied with the time they had to wait for an appointment	0	0	N/A	86.2%	83.7%	88.7%

\* This is based on patients treated on this contract for their most recent course of treatment. Figures in italics indicate the base number of FP17s or Patient Questionnaire responses are less than 100. N/A is shown where the base number of responses is less than 10 during the period. % is calculated as Quantity/Base number\*100

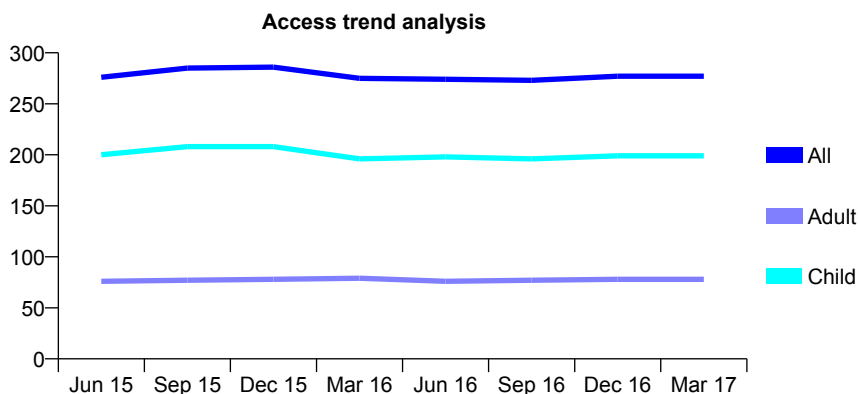
## Q63 - Vital Signs At a Glance Contract Report for 920509/0001 - March 2017

Name or company name	MR KS SIHRA
Contract type name	GDS Contract
Purpose of contract	General
Contract start date	01/04/2006
Contract end date	

16/17 Contracted general activity (UDA)	607
Carry forward general activity (UDA)	-6
16/17 Contracted orthodontic activity (UOA)	0
Carry forward orthodontic activity (UOA)	0
Baseline contract value	£14,962.23

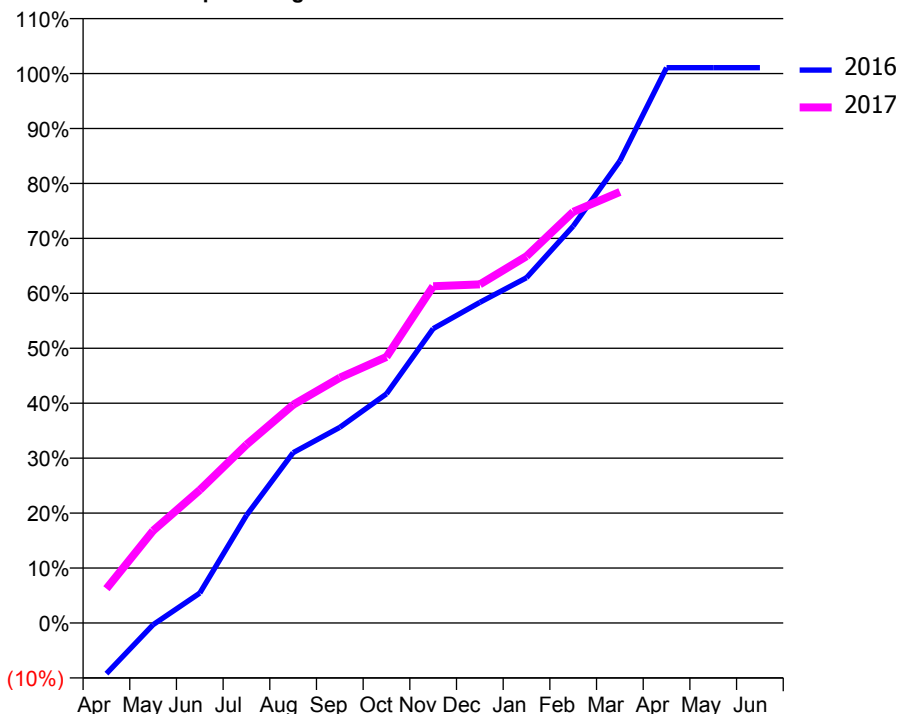
### ACCESS\*

Patients seen in 24 months	Total	Change since previous quarter
Quarter ending March 2016	275	
Quarter ending June 2016	274	→
Quarter ending September 2016	273	→
Quarter ending December 2016	277	→
Quarter ending March 2017	277	→
<b>Variance since March 2016</b>	<b>0.7%</b>	<b>→</b>



### ACTIVITY

Cumulative percentage of contracted UDA delivered 2016 & 2017



Month	Adjusted Scheduled Activity (UDA)	
	2016	2017
April	-56	38
May	-2	102
June	33	147
July	119	197
August	188	241
September	216	271
October	253	294
November	325	372
December	354	374
January	381	405
February	438	454
March	510	476
April	613	
May	613	
June	613	

### QUALITY

	Quantity	Base Number	Contract	AT	Region	England
% of FP17s for the same patient ID Re-attending within 3 months - Children	11	303	3.6%	10.4%	11.8%	12.3%
% of FP17s for the same patient ID Re-attending within 3 months - Adults	25	87	28.7%	16.0%	17.1%	16.7%
% of FP17s for the same patient ID Re-attending between 3 & 9 months - Children	212	303	70.0%	47.8%	46.5%	57.6%
% of FP17s for the same patient ID Re-attending between 3 & 9 months - Adults	45	87	51.7%	37.8%	37.6%	50.1%
% of FP17s for Band 1 Urgent Courses	1	349	0.3%	10.3%	10.7%	9.1%
% of FP17s Relating to Free Repair or Replacements	0	349	0.0%	0.6%	0.6%	0.8%
% of FP17s Relating to Continuations	0	349	0.0%	1.1%	0.9%	1.2%
% of Patients satisfied with the dentistry they have received	1	1	N/A	90.5%	90.4%	92.8%
% of Patients satisfied with the time they had to wait for an appointment	1	1	N/A	86.2%	83.7%	88.7%

\* This is based on patients treated on this contract for their most recent course of treatment. Figures in italics indicate the base number of FP17s or Patient Questionnaire responses are less than 100. N/A is shown where the base number of responses is less than 10 during the period. % is calculated as Quantity/Base number\*100

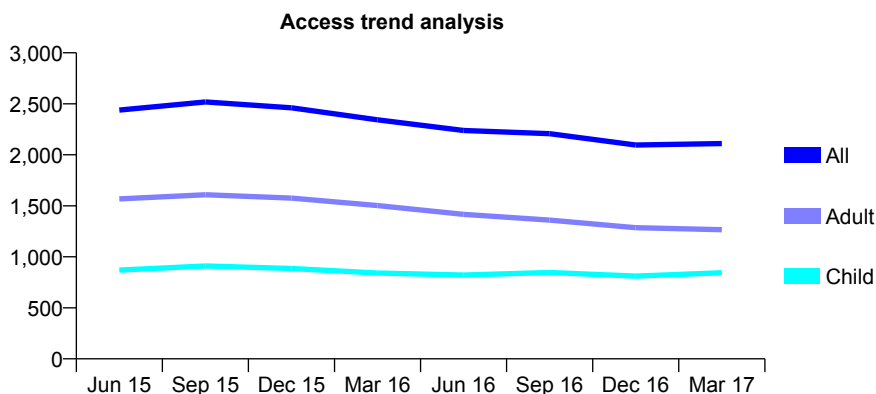
## Q63 - Vital Signs At a Glance Contract Report for 921742/0001 - March 2017

Name or company name	MR AA OJETUNDE
Contract type name	GDS Contract
Purpose of contract	General
Contract start date	01/04/2006
Contract end date	

16/17 Contracted general activity (UDA)	11,195
Carry forward general activity (UDA)	-16
16/17 Contracted orthodontic activity (UOA)	0
Carry forward orthodontic activity (UOA)	0
Baseline contract value	£295,741.62

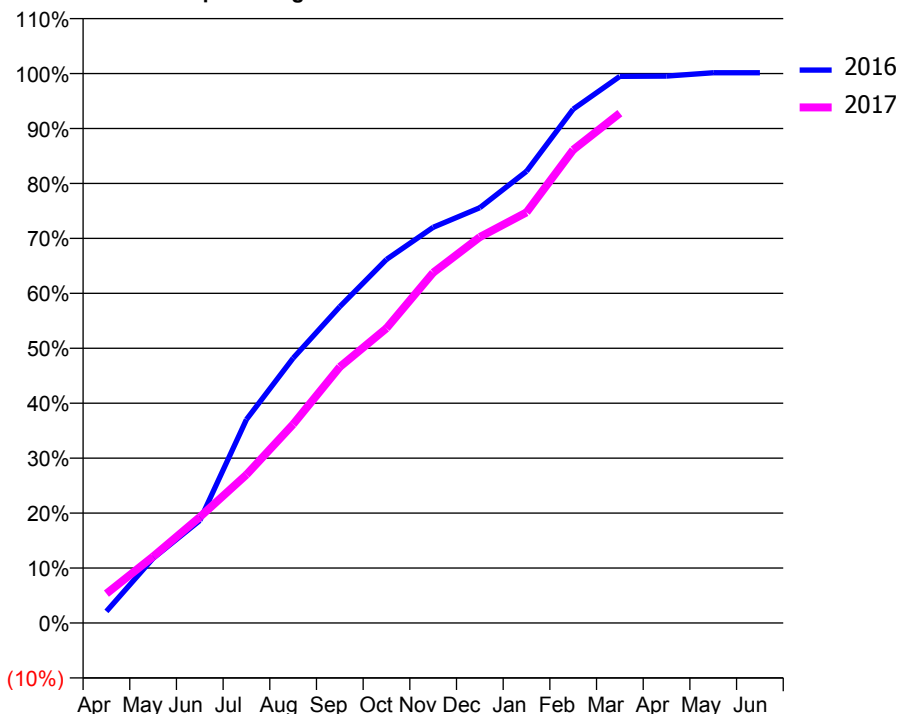
### ACCESS\*

Patients seen in 24 months	Total	Change since previous quarter
Quarter ending March 2016	2,343	
Quarter ending June 2016	2,238	↓
Quarter ending September 2016	2,207	↓
Quarter ending December 2016	2,096	↓
Quarter ending March 2017	2,110	→
<b>Variance since March 2016</b>	<b>(9.9%)</b>	<b>↓</b>



### ACTIVITY

Cumulative percentage of contracted UDA delivered 2016 & 2017



Month	Adjusted Scheduled Activity (UDA)	
	2016	2017
April	237	598
May	1,319	1,355
June	2,087	2,157
July	4,146	3,023
August	5,397	4,050
September	6,446	5,216
October	7,407	6,006
November	8,061	7,139
December	8,460	7,864
January	9,204	8,366
February	10,469	9,640
March	11,137	10,388
April	11,142	
May	11,211	
June	11,211	

### QUALITY

	Quantity	Base Number	Contract	AT	Region	England
% of FP17s for the same patient ID Re-attending within 3 months - Children	38	832	4.6%	10.4%	11.8%	12.3%
% of FP17s for the same patient ID Re-attending within 3 months - Adults	98	1,023	9.6%	16.0%	17.1%	16.7%
% of FP17s for the same patient ID Re-attending between 3 & 9 months - Children	268	832	32.2%	47.8%	46.5%	57.6%
% of FP17s for the same patient ID Re-attending between 3 & 9 months - Adults	345	1,023	33.7%	37.8%	37.6%	50.1%
% of FP17s for Band 1 Urgent Courses	85	1,834	4.6%	10.3%	10.7%	9.1%
% of FP17s Relating to Free Repair or Replacements	5	1,834	0.3%	0.6%	0.6%	0.8%
% of FP17s Relating to Continuations	26	1,834	1.4%	1.1%	0.9%	1.2%
% of Patients satisfied with the dentistry they have received	2	2	N/A	90.5%	90.4%	92.8%
% of Patients satisfied with the time they had to wait for an appointment	2	2	N/A	86.2%	83.7%	88.7%

\* This is based on patients treated on this contract for their most recent course of treatment. Figures in italics indicate the base number of FP17s or Patient Questionnaire responses are less than 100. N/A is shown where the base number of responses is less than 10 during the period. % is calculated as Quantity/Base number\*100

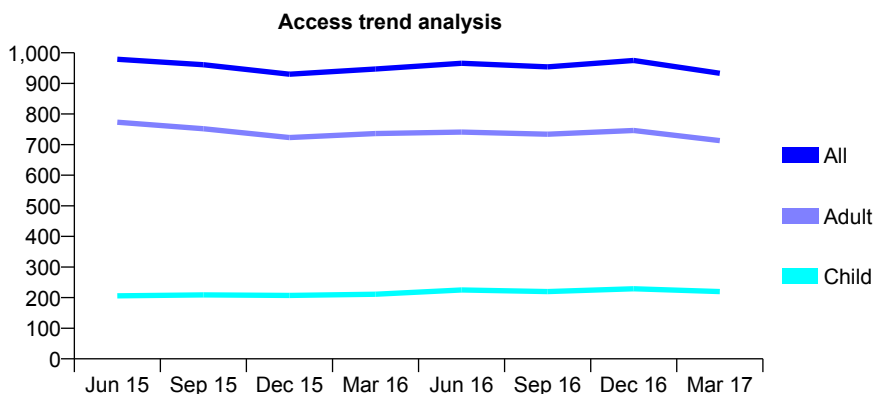
## Q63 - Vital Signs At a Glance Contract Report for 921742/0003 - March 2017

Name or company name	MR AA OJETUNDE
Contract type name	GDS Contract
Purpose of contract	General
Contract start date	01/04/2006
Contract end date	

16/17 Contracted general activity (UDA)	4,795
Carry forward general activity (UDA)	30
16/17 Contracted orthodontic activity (UOA)	0
Carry forward orthodontic activity (UOA)	0
Baseline contract value	£136,410.61

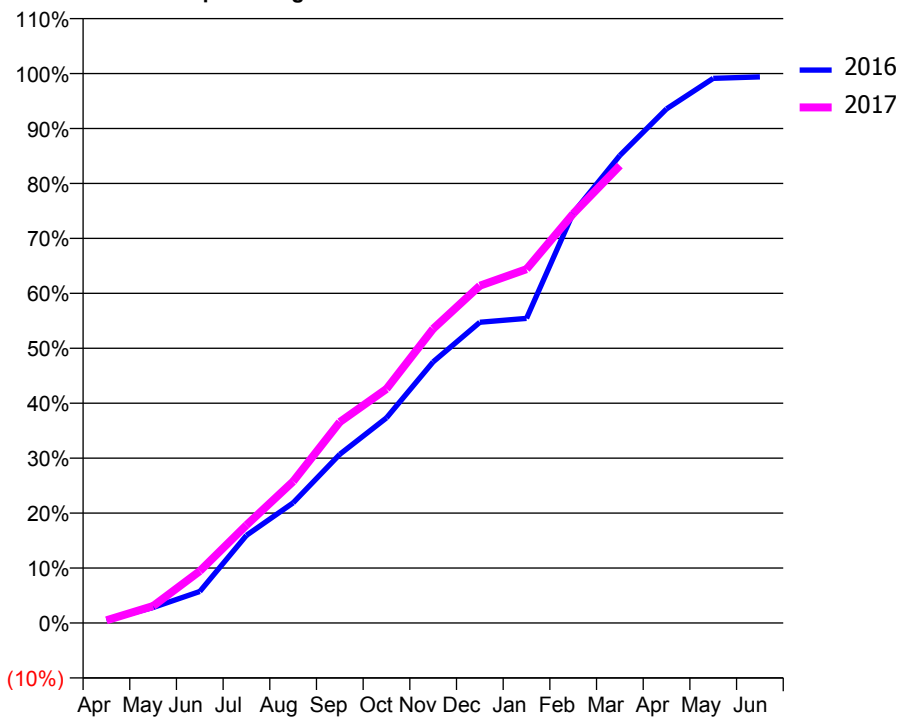
### ACCESS\*

Patients seen in 24 months	Total	Change since previous quarter
Quarter ending March 2016	947	
Quarter ending June 2016	966	↑
Quarter ending September 2016	954	↓
Quarter ending December 2016	975	↑
Quarter ending March 2017	933	↓
<b>Variance since March 2016</b>	<b>(1.5%)</b>	<b>↓</b>



### ACTIVITY

Cumulative percentage of contracted UDA delivered 2016 & 2017



Adjusted Scheduled Activity (UDA)

Month	2016	2017
April	28	24
May	136	148
June	276	453
July	765	855
August	1,049	1,236
September	1,472	1,754
October	1,790	2,043
November	2,279	2,567
December	2,625	2,943
January	2,659	3,088
February	3,579	3,572
March	4,081	3,992
April	4,487	
May	4,753	
June	4,765	

### QUALITY

	Quantity	Base Number	Contract	AT	Region	England
% of FP17s for the same patient ID Re-attending within 3 months - Children	25	300	8.3%	10.4%	11.8%	12.3%
% of FP17s for the same patient ID Re-attending within 3 months - Adults	118	804	14.7%	16.0%	17.1%	16.7%
% of FP17s for the same patient ID Re-attending between 3 & 9 months - Children	146	300	48.7%	47.8%	46.5%	57.6%
% of FP17s for the same patient ID Re-attending between 3 & 9 months - Adults	292	804	36.3%	37.8%	37.6%	50.1%
% of FP17s for Band 1 Urgent Courses	48	952	5.0%	10.3%	10.7%	9.1%
% of FP17s Relating to Free Repair or Replacements	11	952	1.2%	0.6%	0.6%	0.8%
% of FP17s Relating to Continuations	18	952	1.9%	1.1%	0.9%	1.2%
% of Patients satisfied with the dentistry they have received	0	0	N/A	90.5%	90.4%	92.8%
% of Patients satisfied with the time they had to wait for an appointment	0	0	N/A	86.2%	83.7%	88.7%

\* This is based on patients treated on this contract for their most recent course of treatment. Figures in italics indicate the base number of FP17s or Patient Questionnaire responses are less than 100. N/A is shown where the base number of responses is less than 10 during the period. % is calculated as Quantity/Base number\*100

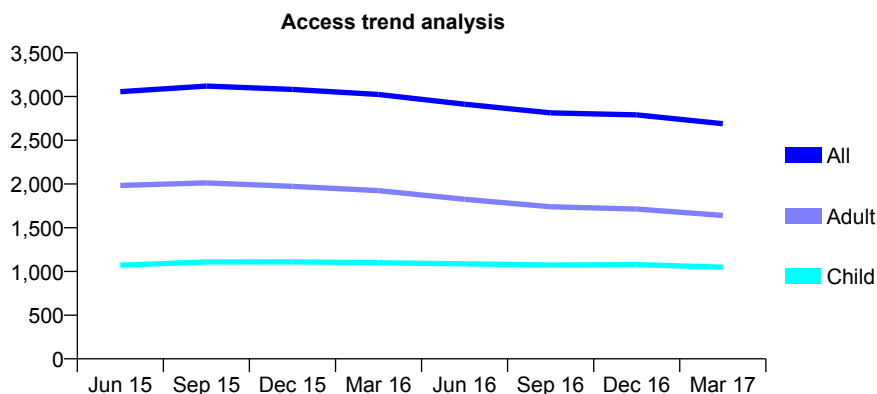
## Q63 - Vital Signs At a Glance Contract Report for 929654/0001 - March 2017

Name or company name	MR MR CHOUDHURY
Contract type name	GDS Contract
Purpose of contract	General
Contract start date	01/04/2006
Contract end date	

16/17 Contracted general activity (UDA)	6,740
Carry forward general activity (UDA)	121
16/17 Contracted orthodontic activity (UOA)	0
Carry forward orthodontic activity (UOA)	0
Baseline contract value	£196,149.50

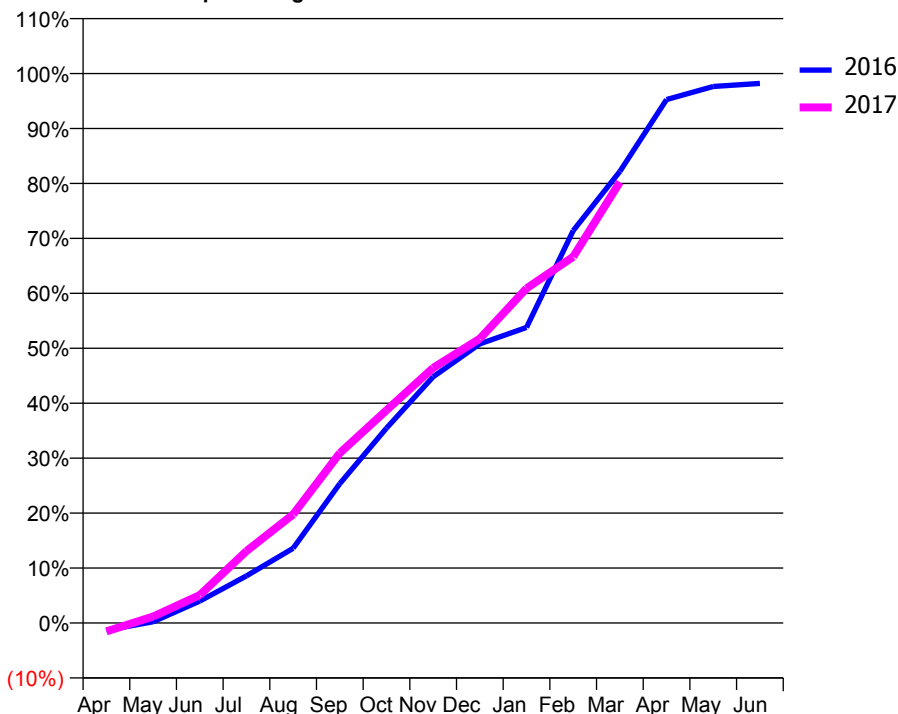
### ACCESS\*

Patients seen in 24 months	Total	Change since previous quarter
Quarter ending March 2016	3,023	
Quarter ending June 2016	2,912	↓
Quarter ending September 2016	2,813	↓
Quarter ending December 2016	2,790	→
Quarter ending March 2017	2,689	↓
<b>Variance since March 2016</b>	<b>(11.0%)</b>	↓



### ACTIVITY

Cumulative percentage of contracted UDA delivered 2016 & 2017



Month	Adjusted Scheduled Activity (UDA)	
	2016	2017
April	-90	-104
May	15	79
June	268	343
July	578	883
August	917	1,333
September	1,709	2,084
October	2,391	2,610
November	3,021	3,129
December	3,425	3,489
January	3,625	4,104
February	4,813	4,493
March	5,538	5,408
April	6,421	
May	6,580	
June	6,619	

### QUALITY

	Quantity	Base Number	Contract	AT	Region	England
% of FP17s for the same patient ID Re-attending within 3 months - Children	47	1,210	3.9%	10.4%	11.8%	12.3%
% of FP17s for the same patient ID Re-attending within 3 months - Adults	206	1,635	12.6%	16.0%	17.1%	16.7%
% of FP17s for the same patient ID Re-attending between 3 & 9 months - Children	527	1,210	43.6%	47.8%	46.5%	57.6%
% of FP17s for the same patient ID Re-attending between 3 & 9 months - Adults	679	1,635	41.5%	37.8%	37.6%	50.1%
% of FP17s for Band 1 Urgent Courses	437	2,442	17.9%	10.3%	10.7%	9.1%
% of FP17s Relating to Free Repair or Replacements	36	2,442	1.5%	0.6%	0.6%	0.8%
% of FP17s Relating to Continuations	2	2,442	0.1%	1.1%	0.9%	1.2%
% of Patients satisfied with the dentistry they have received	8	9	N/A	90.5%	90.4%	92.8%
% of Patients satisfied with the time they had to wait for an appointment	7	9	N/A	86.2%	83.7%	88.7%

\* This is based on patients treated on this contract for their most recent course of treatment. Figures in italics indicate the base number of FP17s or Patient Questionnaire responses are less than 100. N/A is shown where the base number of responses is less than 10 during the period. % is calculated as Quantity/Base number\*100

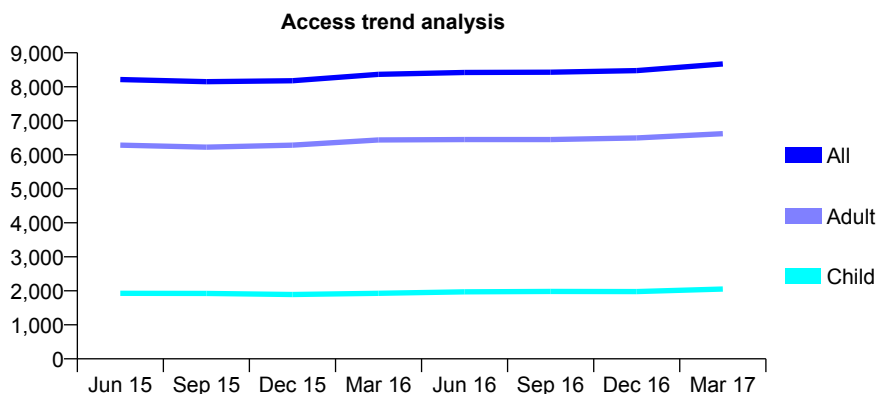
## Q63 - Vital Signs At a Glance Contract Report for 931403/0001 - March 2017

Name or company name	MR AK PATEL
Contract type name	GDS Contract
Purpose of contract	General
Contract start date	01/04/2006
Contract end date	

16/17 Contracted general activity (UDA)	21,449
Carry forward general activity (UDA)	128
16/17 Contracted orthodontic activity (UOA)	0
Carry forward orthodontic activity (UOA)	0
Baseline contract value	£685,765.64

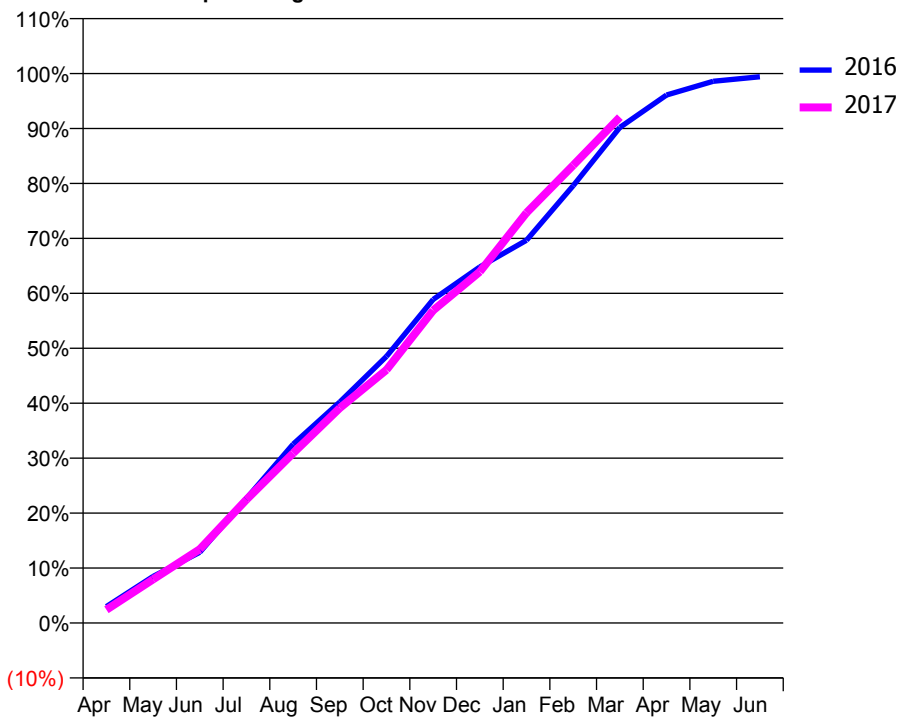
### ACCESS\*

Patients seen in 24 months	Total	Change since previous quarter
Quarter ending March 2016	8,365	
Quarter ending June 2016	8,421	→
Quarter ending September 2016	8,431	→
Quarter ending December 2016	8,476	→
Quarter ending March 2017	8,674	↑
<b>Variance since March 2016</b>	<b>3.7%</b>	<b>↑</b>



### ACTIVITY

Cumulative percentage of contracted UDA delivered 2016 & 2017



Month	Adjusted Scheduled Activity (UDA)	
	2016	2017
April	644	519
May	1,817	1,704
June	2,763	2,882
July	4,864	4,818
August	6,984	6,628
September	8,628	8,395
October	10,409	9,882
November	12,629	12,201
December	13,901	13,711
January	14,939	16,013
February	17,069	17,864
March	19,346	19,743
April	20,610	
May	21,145	
June	21,321	

### QUALITY

	Quantity	Base Number	Contract	AT	Region	England
% of FP17s for the same patient ID Re-attending within 3 months - Children	244	2,533	9.6%	10.4%	11.8%	12.3%
% of FP17s for the same patient ID Re-attending within 3 months - Adults	1,209	7,171	16.9%	16.0%	17.1%	16.7%
% of FP17s for the same patient ID Re-attending between 3 & 9 months - Children	1,065	2,533	42.0%	47.8%	46.5%	57.6%
% of FP17s for the same patient ID Re-attending between 3 & 9 months - Adults	2,419	7,171	33.7%	37.8%	37.6%	50.1%
% of FP17s for Band 1 Urgent Courses	1,350	8,774	15.4%	10.3%	10.7%	9.1%
% of FP17s Relating to Free Repair or Replacements	110	8,774	1.3%	0.6%	0.6%	0.8%
% of FP17s Relating to Continuations	107	8,774	1.2%	1.1%	0.9%	1.2%
% of Patients satisfied with the dentistry they have received	12	14	85.7%	90.5%	90.4%	92.8%
% of Patients satisfied with the time they had to wait for an appointment	12	14	85.7%	86.2%	83.7%	88.7%

\* This is based on patients treated on this contract for their most recent course of treatment. Figures in italics indicate the base number of FP17s or Patient Questionnaire responses are less than 100. N/A is shown where the base number of responses is less than 10 during the period. % is calculated as Quantity/Base number\*100

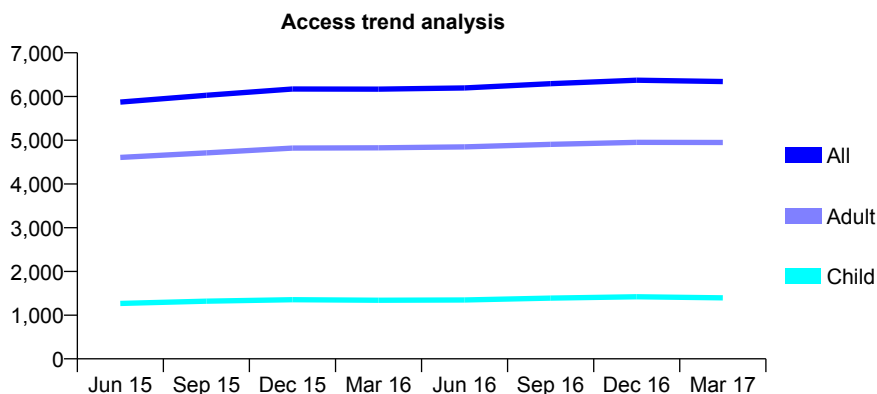
## Q63 - Vital Signs At a Glance Contract Report for 932884/0001 - March 2017

Name or company name	MR HS BASSI
Contract type name	GDS Contract
Purpose of contract	General
Contract start date	01/04/2006
Contract end date	

16/17 Contracted general activity (UDA)	16,913
Carry forward general activity (UDA)	26
16/17 Contracted orthodontic activity (UOA)	0
Carry forward orthodontic activity (UOA)	0
Baseline contract value	£437,251.86

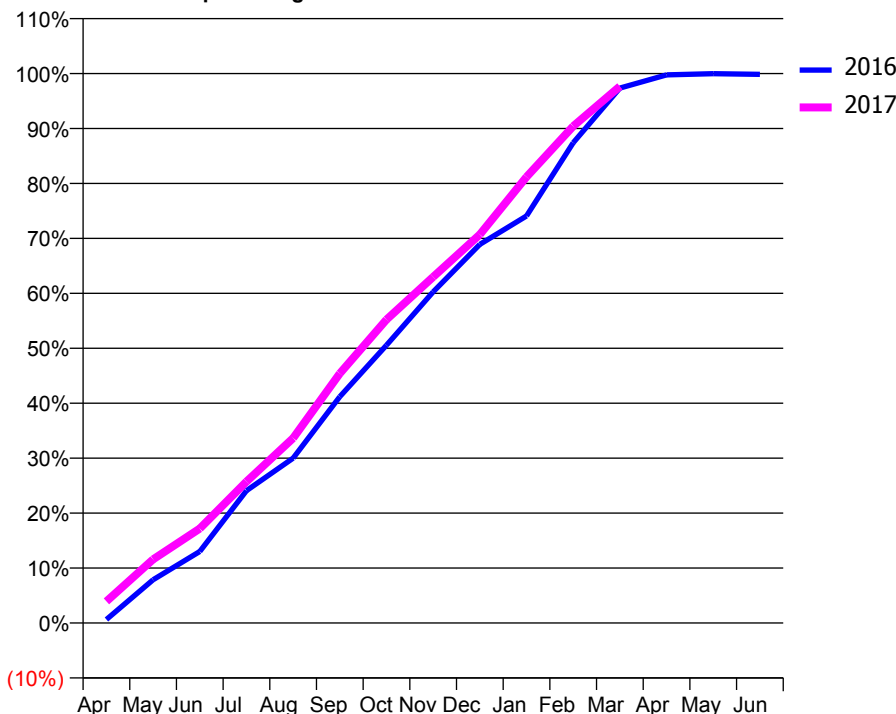
### ACCESS\*

Patients seen in 24 months	Total	Change since previous quarter
Quarter ending March 2016	6,169	
Quarter ending June 2016	6,195	→
Quarter ending September 2016	6,295	→
Quarter ending December 2016	6,372	→
Quarter ending March 2017	6,342	→
<b>Variance since March 2016</b>	<b>2.8%</b>	<b>↑</b>



### ACTIVITY

Cumulative percentage of contracted UDA delivered 2016 & 2017



Month	Adjusted Scheduled Activity (UDA)	
	2016	2017
April	109	667
May	1,333	1,961
June	2,201	2,909
July	4,073	4,353
August	5,073	5,692
September	6,969	7,682
October	8,551	9,339
November	10,193	10,652
December	11,655	11,959
January	12,529	13,731
February	14,781	15,291
March	16,466	16,518
April	16,870	
May	16,906	
June	16,887	

### QUALITY

	Quantity	Base Number	Contract	AT	Region	England
% of FP17s for the same patient ID Re-attending within 3 months - Children	64	1,679	3.8%	10.4%	11.8%	12.3%
% of FP17s for the same patient ID Re-attending within 3 months - Adults	734	6,271	11.7%	16.0%	17.1%	16.7%
% of FP17s for the same patient ID Re-attending between 3 & 9 months - Children	590	1,679	35.1%	47.8%	46.5%	57.6%
% of FP17s for the same patient ID Re-attending between 3 & 9 months - Adults	2,569	6,271	41.0%	37.8%	37.6%	50.1%
% of FP17s for Band 1 Urgent Courses	461	7,100	6.5%	10.3%	10.7%	9.1%
% of FP17s Relating to Free Repair or Replacements	99	7,100	1.4%	0.6%	0.6%	0.8%
% of FP17s Relating to Continuations	63	7,100	0.9%	1.1%	0.9%	1.2%
% of Patients satisfied with the dentistry they have received	8	8	N/A	90.5%	90.4%	92.8%
% of Patients satisfied with the time they had to wait for an appointment	7	8	N/A	86.2%	83.7%	88.7%

\* This is based on patients treated on this contract for their most recent course of treatment. Figures in italics indicate the base number of FP17s or Patient Questionnaire responses are less than 100. N/A is shown where the base number of responses is less than 10 during the period. % is calculated as Quantity/Base number\*100



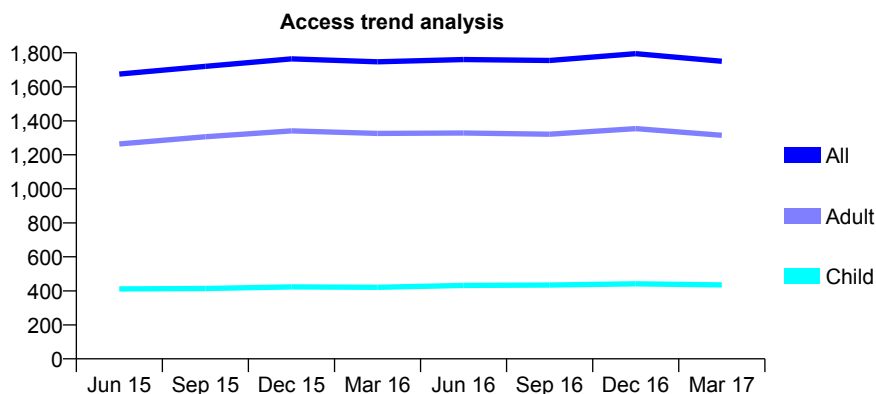
## Q63 - Vital Signs At a Glance Contract Report for 933074/0001 - March 2017

Name or company name	MR M MAZAHERI
Contract type name	GDS Contract
Purpose of contract	General
Contract start date	01/04/2006
Contract end date	

16/17 Contracted general activity (UDA)	10,543
Carry forward general activity (UDA)	-60
16/17 Contracted orthodontic activity (UOA)	0
Carry forward orthodontic activity (UOA)	0
Baseline contract value	£333,308.56

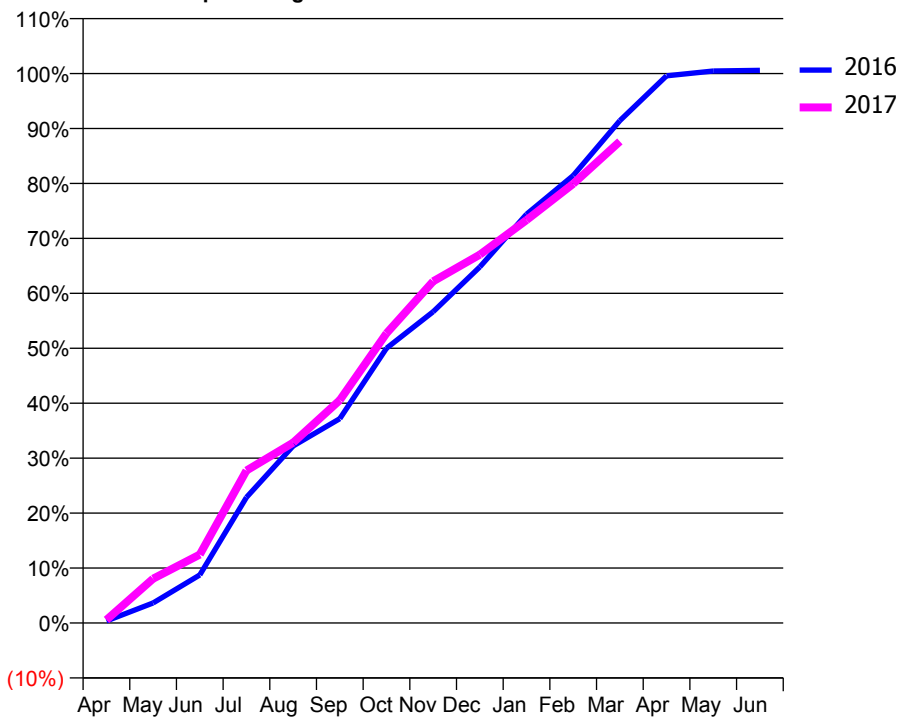
### ACCESS\*

Patients seen in 24 months	Total	Change since previous quarter
Quarter ending March 2016	1,747	
Quarter ending June 2016	1,760	→
Quarter ending September 2016	1,755	→
Quarter ending December 2016	1,795	↑
Quarter ending March 2017	1,750	↓
<b>Variance since March 2016</b>	0.2%	→



### ACTIVITY

Cumulative percentage of contracted UDA delivered 2016 & 2017



Month	Adjusted Scheduled Activity (UDA)	
	2016	2017
April	40	60
May	385	852
June	923	1,315
July	2,410	2,926
August	3,396	3,460
September	3,922	4,277
October	5,271	5,558
November	5,972	6,556
December	6,832	7,067
January	7,843	7,729
February	8,585	8,425
March	9,640	9,241
April	10,498	
May	10,591	
June	10,603	

### QUALITY

	Quantity	Base Number	Contract	AT	Region	England
% of FP17s for the same patient ID Re-attending within 3 months - Children	35	531	6.6%	10.4%	11.8%	12.3%
% of FP17s for the same patient ID Re-attending within 3 months - Adults	186	1,330	14.0%	16.0%	17.1%	16.7%
% of FP17s for the same patient ID Re-attending between 3 & 9 months - Children	291	531	54.8%	47.8%	46.5%	57.6%
% of FP17s for the same patient ID Re-attending between 3 & 9 months - Adults	483	1,330	36.3%	37.8%	37.6%	50.1%
% of FP17s for Band 1 Urgent Courses	48	1,679	2.9%	10.3%	10.7%	9.1%
% of FP17s Relating to Free Repair or Replacements	8	1,679	0.5%	0.6%	0.6%	0.8%
% of FP17s Relating to Continuations	22	1,679	1.3%	1.1%	0.9%	1.2%
% of Patients satisfied with the dentistry they have received	1	2	N/A	90.5%	90.4%	92.8%
% of Patients satisfied with the time they had to wait for an appointment	2	2	N/A	86.2%	83.7%	88.7%

\* This is based on patients treated on this contract for their most recent course of treatment. Figures in italics indicate the base number of FP17s or Patient Questionnaire responses are less than 100. N/A is shown where the base number of responses is less than 10 during the period. % is calculated as Quantity/Base number\*100

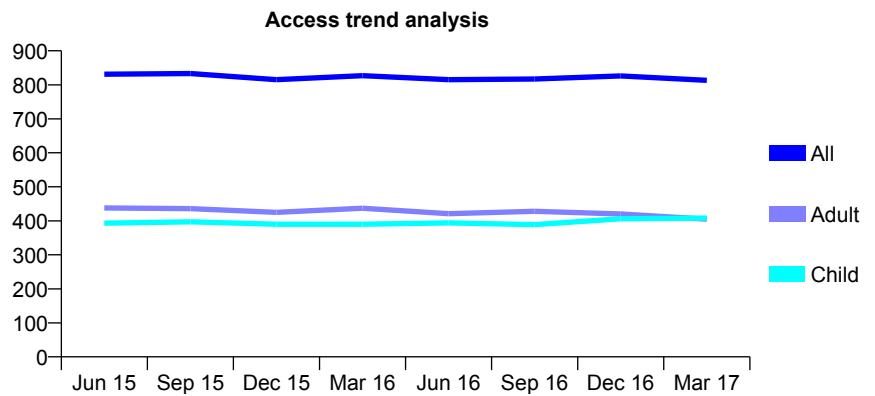
## Q63 - Vital Signs At a Glance Contract Report for 933422/0001 - March 2017

Name or company name	MR A SOMASUNDARARAJAH
Contract type name	GDS Contract
Purpose of contract	General
Contract start date	01/04/2006
Contract end date	

16/17 Contracted general activity (UDA)	3,377
Carry forward general activity (UDA)	0
16/17 Contracted orthodontic activity (UOA)	0
Carry forward orthodontic activity (UOA)	0
Baseline contract value	£96,998.76

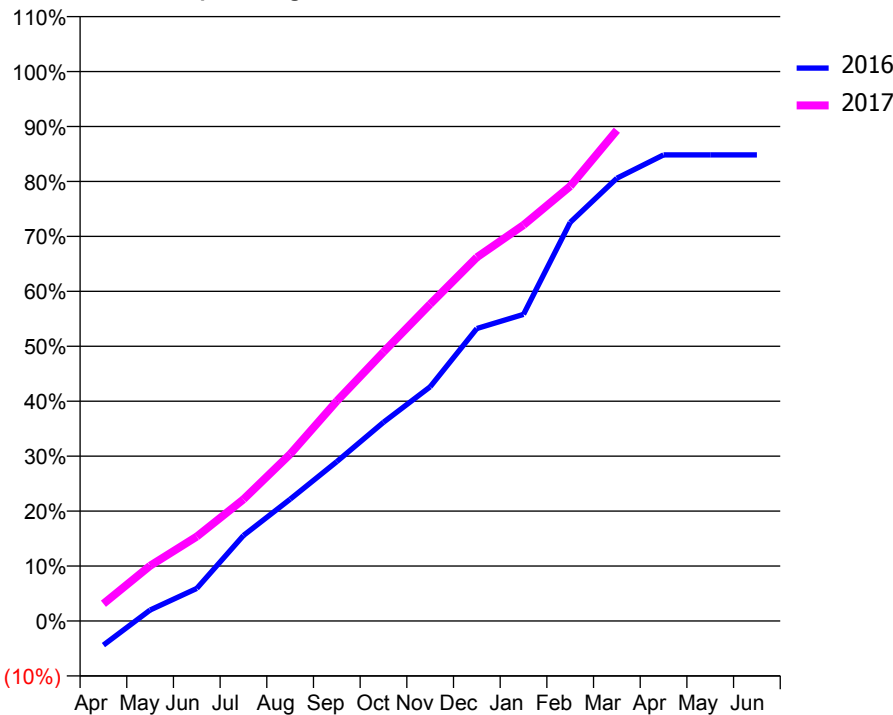
### ACCESS\*

Patients seen in 24 months	Total	Change since previous quarter
Quarter ending March 2016	827	
Quarter ending June 2016	815	↓
Quarter ending September 2016	817	→
Quarter ending December 2016	826	→
Quarter ending March 2017	813	↓
<b>Variance since March 2016</b>	<b>(1.7%)</b>	<b>↓</b>



### ACTIVITY

Cumulative percentage of contracted UDA delivered 2016 & 2017



Month	Adjusted Scheduled Activity (UDA)	
	2016	2017
April	-149	106
May	67	340
June	200	519
July	526	748
August	748	1,025
September	980	1,351
October	1,221	1,653
November	1,439	1,947
December	1,798	2,235
January	1,885	2,434
February	2,450	2,672
March	2,721	3,016
April	2,864	
May	2,864	
June	2,864	

### QUALITY

	Quantity	Base Number	Contract	AT	Region	England
% of FP17s for the same patient ID Re-attending within 3 months - Children	24	489	4.9%	10.4%	11.8%	12.3%
% of FP17s for the same patient ID Re-attending within 3 months - Adults	71	461	15.4%	16.0%	17.1%	16.7%
% of FP17s for the same patient ID Re-attending between 3 & 9 months - Children	206	489	42.1%	47.8%	46.5%	57.6%
% of FP17s for the same patient ID Re-attending between 3 & 9 months - Adults	185	461	40.1%	37.8%	37.6%	50.1%
% of FP17s for Band 1 Urgent Courses	50	889	5.6%	10.3%	10.7%	9.1%
% of FP17s Relating to Free Repair or Replacements	2	889	0.2%	0.6%	0.6%	0.8%
% of FP17s Relating to Continuations	17	889	1.9%	1.1%	0.9%	1.2%
% of Patients satisfied with the dentistry they have received	2	2	N/A	90.5%	90.4%	92.8%
% of Patients satisfied with the time they had to wait for an appointment	2	2	N/A	86.2%	83.7%	88.7%

\* This is based on patients treated on this contract for their most recent course of treatment. Figures in italics indicate the base number of FP17s or Patient Questionnaire responses are less than 100. N/A is shown where the base number of responses is less than 10 during the period. % is calculated as Quantity/Base number\*100

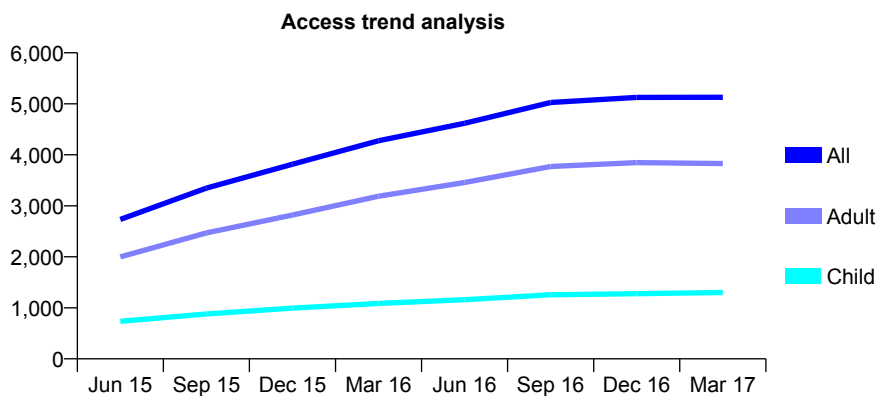
## Q63 - Vital Signs At a Glance Contract Report for 936812/0001 - March 2017

Name or company name	MS M AZARI
Contract type name	GDS Contract
Purpose of contract	General
Contract start date	01/11/2014
Contract end date	

16/17 Contracted general activity (UDA)	17,648
Carry forward general activity (UDA)	409
16/17 Contracted orthodontic activity (UOA)	0
Carry forward orthodontic activity (UOA)	0
Baseline contract value	£653,549.91

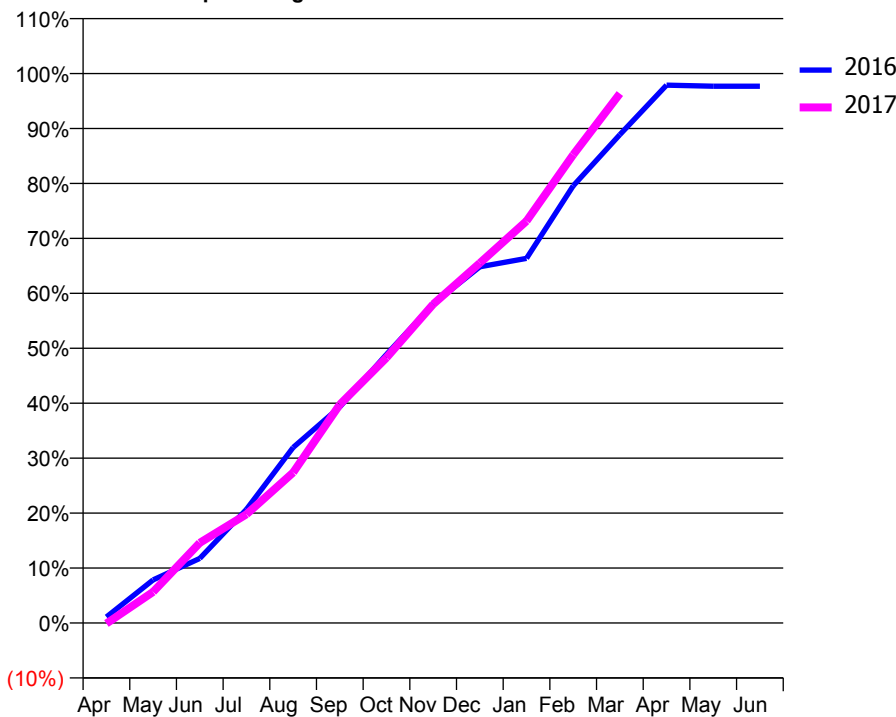
### ACCESS\*

Patients seen in 24 months	Total	Change since previous quarter
Quarter ending March 2016	4,275	
Quarter ending June 2016	4,617	↑
Quarter ending September 2016	5,026	↑
Quarter ending December 2016	5,125	→
Quarter ending March 2017	5,129	→
<b>Variance since March 2016</b>	<b>20.0%</b>	<b>↑</b>



### ACTIVITY

Cumulative percentage of contracted UDA delivered 2016 & 2017



Month	Adjusted Scheduled Activity (UDA)	
	2016	2017
April	193	-20
May	1,386	1,001
June	2,077	2,575
July	3,653	3,491
August	5,639	4,834
September	6,940	7,017
October	8,627	8,522
November	10,245	10,239
December	11,441	11,560
January	11,709	12,911
February	14,042	15,040
March	15,687	17,005
April	17,275	
May	17,240	
June	17,238	

### QUALITY

	Quantity	Base Number	Contract	AT	Region	England
% of FP17s for the same patient ID Re-attending within 3 months - Children	123	1,512	8.1%	10.4%	11.8%	12.3%
% of FP17s for the same patient ID Re-attending within 3 months - Adults	670	4,292	15.6%	16.0%	17.1%	16.7%
% of FP17s for the same patient ID Re-attending between 3 & 9 months - Children	588	1,512	38.9%	47.8%	46.5%	57.6%
% of FP17s for the same patient ID Re-attending between 3 & 9 months - Adults	1,448	4,292	33.7%	37.8%	37.6%	50.1%
% of FP17s for Band 1 Urgent Courses	726	5,405	13.4%	10.3%	10.7%	9.1%
% of FP17s Relating to Free Repair or Replacements	25	5,405	0.5%	0.6%	0.6%	0.8%
% of FP17s Relating to Continuations	11	5,405	0.2%	1.1%	0.9%	1.2%
% of Patients satisfied with the dentistry they have received	2	2	N/A	90.5%	90.4%	92.8%
% of Patients satisfied with the time they had to wait for an appointment	2	2	N/A	86.2%	83.7%	88.7%

\* This is based on patients treated on this contract for their most recent course of treatment. Figures in italics indicate the base number of FP17s or Patient Questionnaire responses are less than 100. N/A is shown where the base number of responses is less than 10 during the period. % is calculated as Quantity/Base number\*100

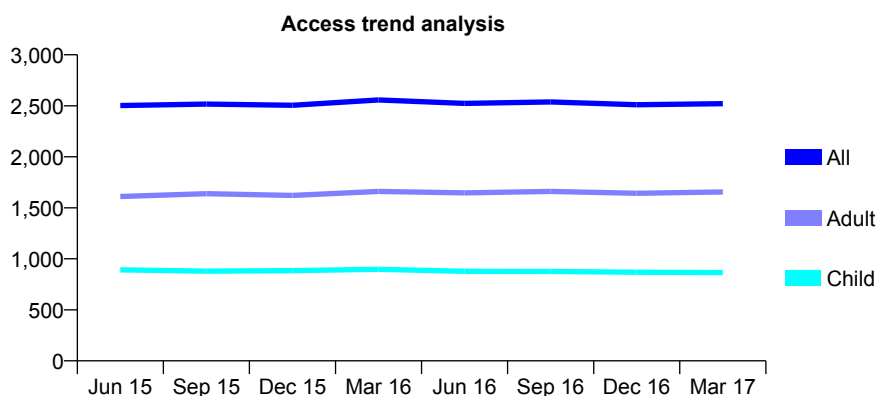
## Q63 - Vital Signs At a Glance Contract Report for 941409/0002 - March 2017

Name or company name	MISS R ILATY
Contract type name	GDS Contract
Purpose of contract	General
Contract start date	30/06/2008
Contract end date	

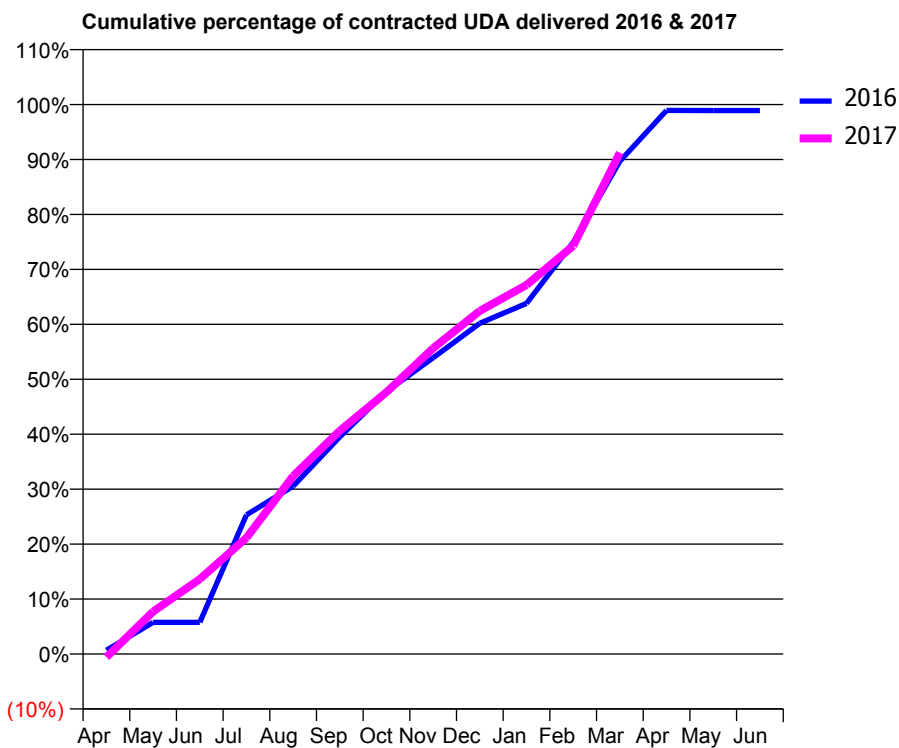
16/17 Contracted general activity (UDA)	8,400
Carry forward general activity (UDA)	93
16/17 Contracted orthodontic activity (UOA)	0
Carry forward orthodontic activity (UOA)	0
Baseline contract value	£191,163.74

### ACCESS\*

Patients seen in 24 months	Total	Change since previous quarter
Quarter ending March 2016	2,558	
Quarter ending June 2016	2,524	↓
Quarter ending September 2016	2,538	→
Quarter ending December 2016	2,511	↓
Quarter ending March 2017	2,521	→
<b>Variance since March 2016</b>	<b>(1.4%)</b>	<b>↓</b>



### ACTIVITY



Month	Adjusted Scheduled Activity (UDA)	
	2016	2017
April	58	-50
May	484	650
June	484	1,145
July	2,127	1,776
August	2,565	2,721
September	3,319	3,414
October	4,012	4,002
November	4,528	4,674
December	5,056	5,245
January	5,359	5,642
February	6,292	6,239
March	7,533	7,664
April	8,310	
May	8,307	
June	8,307	

### QUALITY

	Quantity	Base Number	Contract	AT	Region	England
% of FP17s for the same patient ID Re-attending within 3 months - Children	131	1,363	9.6%	10.4%	11.8%	12.3%
% of FP17s for the same patient ID Re-attending within 3 months - Adults	377	2,193	17.2%	16.0%	17.1%	16.7%
% of FP17s for the same patient ID Re-attending between 3 & 9 months - Children	848	1,363	62.2%	47.8%	46.5%	57.6%
% of FP17s for the same patient ID Re-attending between 3 & 9 months - Adults	1,062	2,193	48.4%	37.8%	37.6%	50.1%
% of FP17s for Band 1 Urgent Courses	229	3,273	7.0%	10.3%	10.7%	9.1%
% of FP17s Relating to Free Repair or Replacements	40	3,273	1.2%	0.6%	0.6%	0.8%
% of FP17s Relating to Continuations	0	3,273	0.0%	1.1%	0.9%	1.2%
% of Patients satisfied with the dentistry they have received	2	2	N/A	90.5%	90.4%	92.8%
% of Patients satisfied with the time they had to wait for an appointment	1	2	N/A	86.2%	83.7%	88.7%

\* This is based on patients treated on this contract for their most recent course of treatment. Figures in italics indicate the base number of FP17s or Patient Questionnaire responses are less than 100. N/A is shown where the base number of responses is less than 10 during the period. % is calculated as Quantity/Base number\*100

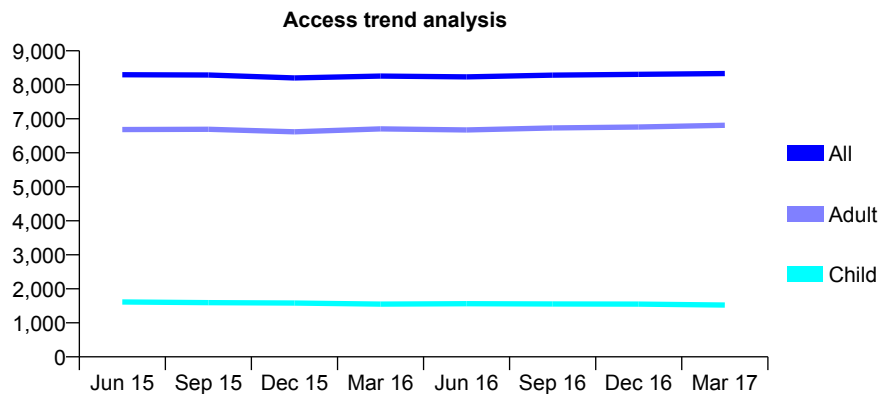
## Q63 - Vital Signs At a Glance Contract Report for 943622/0001 - March 2017

Name or company name	MR H TORKZABAN
Contract type name	GDS Contract
Purpose of contract	General
Contract start date	01/04/2006
Contract end date	

16/17 Contracted general activity (UDA)	29,538
Carry forward general activity (UDA)	0
16/17 Contracted orthodontic activity (UOA)	0
Carry forward orthodontic activity (UOA)	0
Baseline contract value	£895,386.08

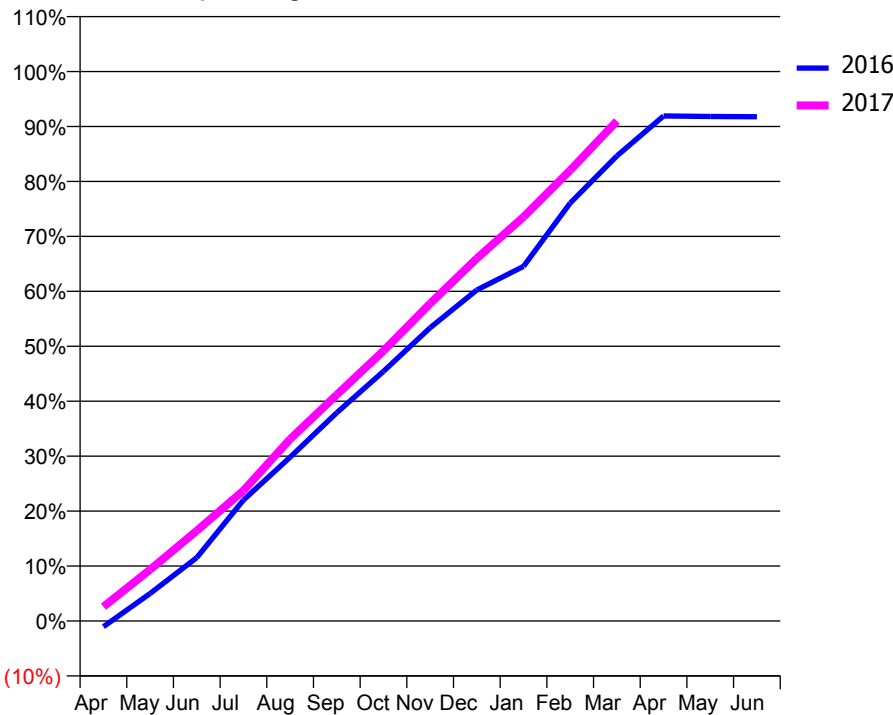
### ACCESS\*

Patients seen in 24 months	Total	Change since previous quarter
Quarter ending March 2016	8,255	
Quarter ending June 2016	8,235	→
Quarter ending September 2016	8,286	→
Quarter ending December 2016	8,308	→
Quarter ending March 2017	8,330	→
<b>Variance since March 2016</b>	<b>0.9%</b>	<b>→</b>



### ACTIVITY

Cumulative percentage of contracted UDA delivered 2016 & 2017



Month	Adjusted Scheduled Activity (UDA)	
	2016	2017
April	-315	771
May	1,483	2,760
June	3,407	4,854
July	6,504	7,012
August	8,803	9,778
September	11,199	12,168
October	13,425	14,524
November	15,769	17,067
December	17,797	19,493
January	19,063	21,724
February	22,468	24,230
March	24,996	26,874
April	27,150	
May	27,119	
June	27,104	

### QUALITY

	Quantity	Base Number	Contract	AT	Region	England
% of FP17s for the same patient ID Re-attending within 3 months - Children	94	1,633	5.8%	10.4%	11.8%	12.3%
% of FP17s for the same patient ID Re-attending within 3 months - Adults	587	6,404	9.2%	16.0%	17.1%	16.7%
% of FP17s for the same patient ID Re-attending between 3 & 9 months - Children	635	1,633	38.9%	47.8%	46.5%	57.6%
% of FP17s for the same patient ID Re-attending between 3 & 9 months - Adults	1,665	6,404	26.0%	37.8%	37.6%	50.1%
% of FP17s for Band 1 Urgent Courses	851	7,630	11.2%	10.3%	10.7%	9.1%
% of FP17s Relating to Free Repair or Replacements	31	7,630	0.4%	0.6%	0.6%	0.8%
% of FP17s Relating to Continuations	29	7,630	0.4%	1.1%	0.9%	1.2%
% of Patients satisfied with the dentistry they have received	11	12	91.7%	90.5%	90.4%	92.8%
% of Patients satisfied with the time they had to wait for an appointment	11	12	91.7%	86.2%	83.7%	88.7%

\* This is based on patients treated on this contract for their most recent course of treatment. Figures in italics indicate the base number of FP17s or Patient Questionnaire responses are less than 100. N/A is shown where the base number of responses is less than 10 during the period. % is calculated as Quantity/Base number\*100

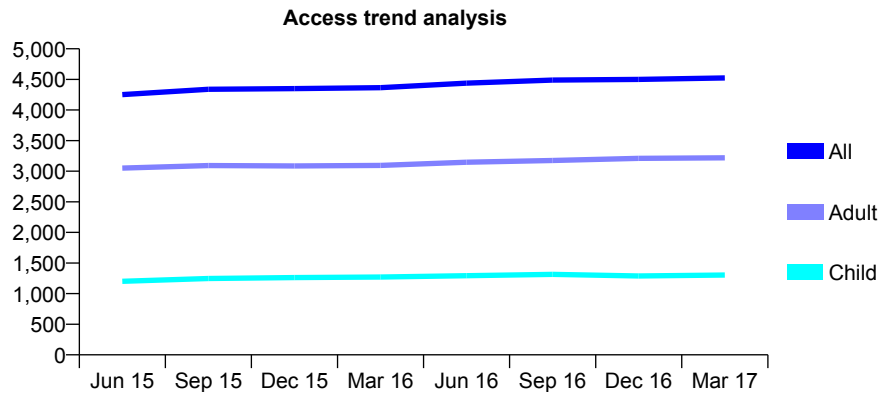
## Q63 - Vital Signs At a Glance Contract Report for 943746/0001 - March 2017

Name or company name	MR MP FUNG
Contract type name	GDS Contract
Purpose of contract	General
Contract start date	01/04/2006
Contract end date	

16/17 Contracted general activity (UDA)	8,866
Carry forward general activity (UDA)	55
16/17 Contracted orthodontic activity (UOA)	0
Carry forward orthodontic activity (UOA)	0
Baseline contract value	£256,510.47

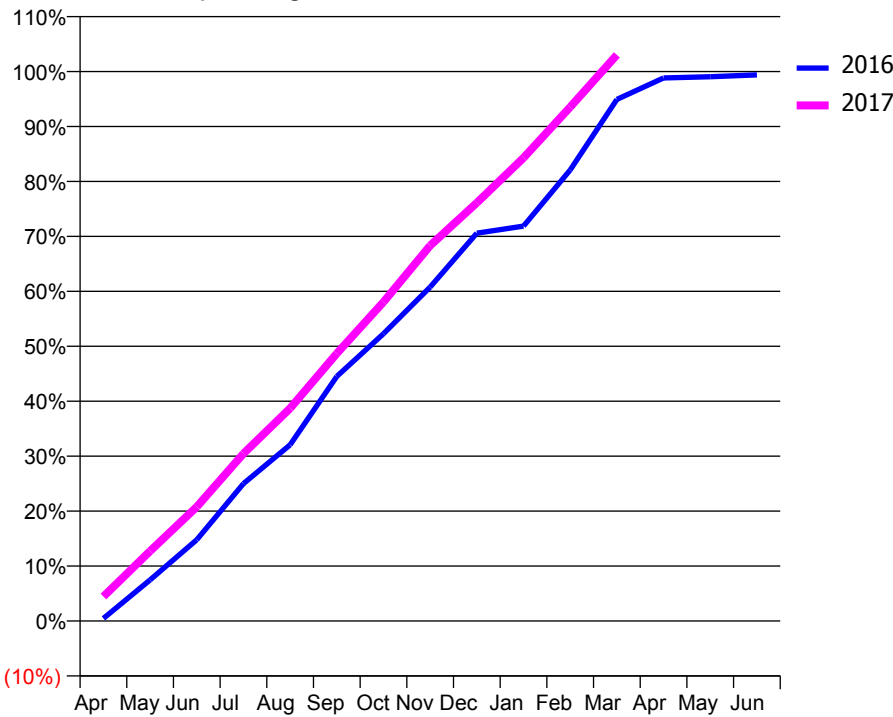
### ACCESS\*

Patients seen in 24 months	Total	Change since previous quarter
Quarter ending March 2016	4,365	
Quarter ending June 2016	4,439	→
Quarter ending September 2016	4,490	→
Quarter ending December 2016	4,500	→
Quarter ending March 2017	4,523	→
<b>Variance since March 2016</b>	<b>3.6%</b>	<b>↑</b>



### ACTIVITY

Cumulative percentage of contracted UDA delivered 2016 & 2017



Month	Adjusted Scheduled Activity (UDA)	
	2016	2017
April	42	395
May	664	1,128
June	1,311	1,843
July	2,218	2,701
August	2,844	3,432
September	3,948	4,318
October	4,634	5,148
November	5,388	6,057
December	6,258	6,748
January	6,372	7,473
February	7,278	8,294
March	8,415	9,135
April	8,761	
May	8,782	
June	8,811	

### QUALITY

	Quantity	Base Number	Contract	AT	Region	England
% of FP17s for the same patient ID Re-attending within 3 months - Children	127	1,765	7.2%	10.4%	11.8%	12.3%
% of FP17s for the same patient ID Re-attending within 3 months - Adults	412	3,220	12.8%	16.0%	17.1%	16.7%
% of FP17s for the same patient ID Re-attending between 3 & 9 months - Children	817	1,765	46.3%	47.8%	46.5%	57.6%
% of FP17s for the same patient ID Re-attending between 3 & 9 months - Adults	929	3,220	28.9%	37.8%	37.6%	50.1%
% of FP17s for Band 1 Urgent Courses	334	4,382	7.6%	10.3%	10.7%	9.1%
% of FP17s Relating to Free Repair or Replacements	7	4,382	0.2%	0.6%	0.6%	0.8%
% of FP17s Relating to Continuations	92	4,382	2.1%	1.1%	0.9%	1.2%
% of Patients satisfied with the dentistry they have received	3	4	N/A	90.5%	90.4%	92.8%
% of Patients satisfied with the time they had to wait for an appointment	4	4	N/A	86.2%	83.7%	88.7%

\* This is based on patients treated on this contract for their most recent course of treatment. Figures in italics indicate the base number of FP17s or Patient Questionnaire responses are less than 100. N/A is shown where the base number of responses is less than 10 during the period. % is calculated as Quantity/Base number\*100

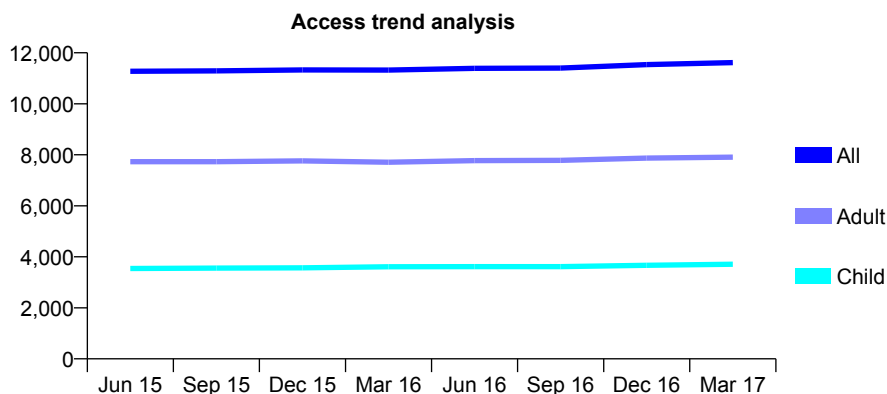
## Q63 - Vital Signs At a Glance Contract Report for 943967/0001 - March 2017

Name or company name	MR JL UBEROI
Contract type name	GDS Contract
Purpose of contract	General
Contract start date	18/12/2009
Contract end date	

16/17 Contracted general activity (UDA)	32,120
Carry forward general activity (UDA)	0
16/17 Contracted orthodontic activity (UOA)	0
Carry forward orthodontic activity (UOA)	0
Baseline contract value	£758,275.05

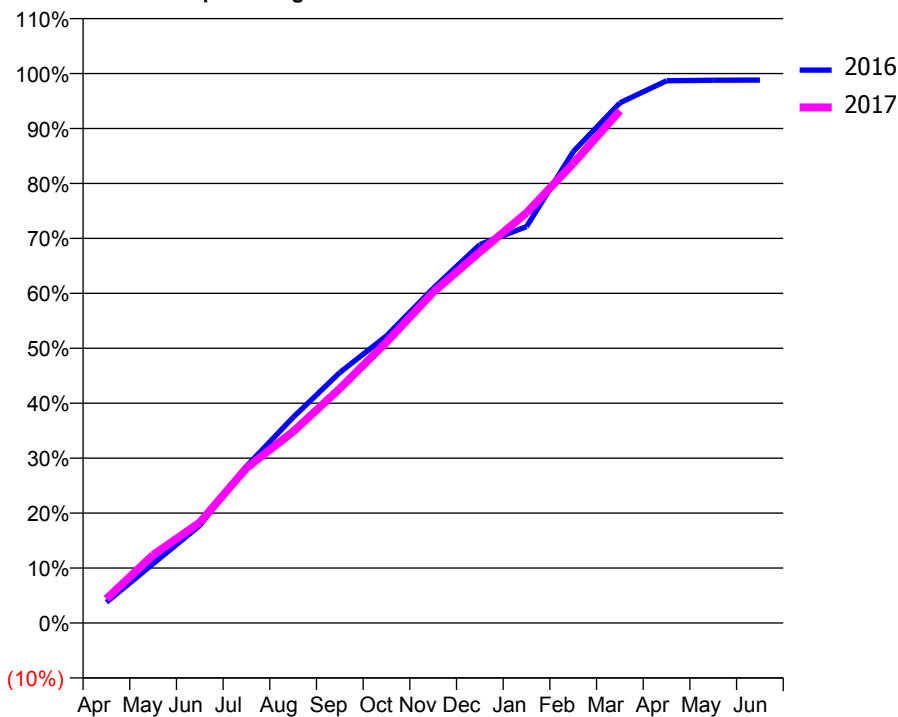
### ACCESS\*

Patients seen in 24 months	Total	Change since previous quarter
Quarter ending March 2016	11,325	
Quarter ending June 2016	11,392	→
Quarter ending September 2016	11,401	→
Quarter ending December 2016	11,538	→
Quarter ending March 2017	11,616	→
<b>Variance since March 2016</b>	2.6%	↑



### ACTIVITY

Cumulative percentage of contracted UDA delivered 2016 & 2017



Month	Adjusted Scheduled Activity (UDA)	
	2016	2017
April	1,211	1,411
May	3,468	3,976
June	5,700	5,881
July	9,161	9,060
August	12,020	11,185
September	14,641	13,704
October	16,786	16,421
November	19,564	19,333
December	22,128	21,686
January	23,168	23,979
February	27,549	26,867
March	30,404	29,945
April	31,693	
May	31,730	
June	31,732	

### QUALITY

	Quantity	Base Number	Contract	AT	Region	England
% of FP17s for the same patient ID Re-attending within 3 months - Children	509	4,762	10.7%	10.4%	11.8%	12.3%
% of FP17s for the same patient ID Re-attending within 3 months - Adults	1,332	8,389	15.9%	16.0%	17.1%	16.7%
% of FP17s for the same patient ID Re-attending between 3 & 9 months - Children	2,121	4,762	44.5%	47.8%	46.5%	57.6%
% of FP17s for the same patient ID Re-attending between 3 & 9 months - Adults	2,977	8,389	35.5%	37.8%	37.6%	50.1%
% of FP17s for Band 1 Urgent Courses	1,302	12,634	10.3%	10.3%	10.7%	9.1%
% of FP17s Relating to Free Repair or Replacements	219	12,634	1.7%	0.6%	0.6%	0.8%
% of FP17s Relating to Continuations	314	12,634	2.5%	1.1%	0.9%	1.2%
% of Patients satisfied with the dentistry they have received	9	11	81.8%	90.5%	90.4%	92.8%
% of Patients satisfied with the time they had to wait for an appointment	9	11	81.8%	86.2%	83.7%	88.7%

\* This is based on patients treated on this contract for their most recent course of treatment. Figures in italics indicate the base number of FP17s or Patient Questionnaire responses are less than 100. N/A is shown where the base number of responses is less than 10 during the period. % is calculated as Quantity/Base number\*100

## Q63 - Vital Signs At a Glance Contract Report for 952982/0004 - March 2017

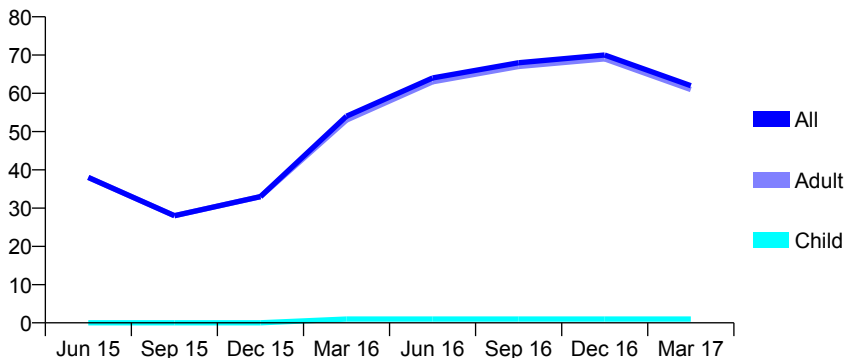
Name or company name	MR PC COLEY
Contract type name	PDS Contract
Purpose of contract	General
Contract start date	02/04/2013
Contract end date	31/03/2017

16/17 Contracted general activity (UDA)	360
Carry forward general activity (UDA)	0
16/17 Contracted orthodontic activity (UOA)	0
Carry forward orthodontic activity (UOA)	0
Baseline contract value	£18,879.55

### ACCESS\*

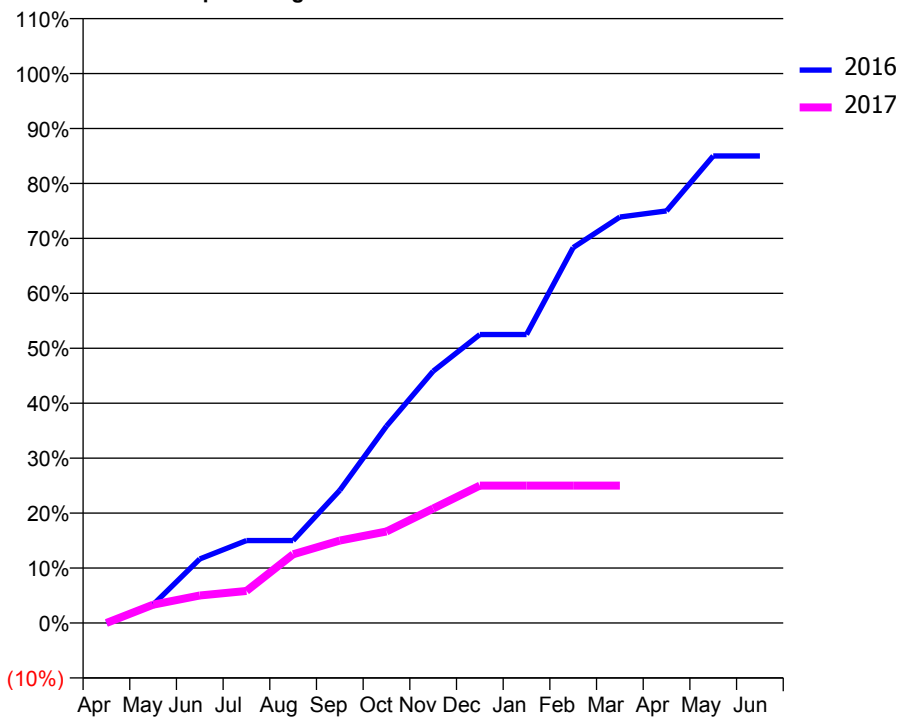
Patients seen in 24 months	Total	Change since previous quarter
Quarter ending March 2016	54	
Quarter ending June 2016	64	↑
Quarter ending September 2016	68	↑
Quarter ending December 2016	70	↑
Quarter ending March 2017	62	↓
<b>Variance since March 2016</b>	14.8%	↑

### Access trend analysis



### ACTIVITY

#### Cumulative percentage of contracted UDA delivered 2016 & 2017



#### Adjusted Scheduled Activity (UDA)

Month	2016	2017
April	0	0
May	12	12
June	42	18
July	54	21
August	54	45
September	87	54
October	129	60
November	165	75
December	189	90
January	189	90
February	246	90
March	266	90
April	270	
May	306	
June	306	

### QUALITY

	Quantity	Base Number	Contract	AT	Region	England
% of FP17s for the same patient ID Re-attending within 3 months - Children	0	(-1)	N/A	10.4%	11.8%	12.3%
% of FP17s for the same patient ID Re-attending within 3 months - Adults	0	43	0.0%	16.0%	17.1%	16.7%
% of FP17s for the same patient ID Re-attending between 3 & 9 months - Children	0	(-1)	N/A	47.8%	46.5%	57.6%
% of FP17s for the same patient ID Re-attending between 3 & 9 months - Adults	0	43	0.0%	37.8%	37.6%	50.1%
% of FP17s for Band 1 Urgent Courses	0	30	0.0%	10.3%	10.7%	9.1%
% of FP17s Relating to Free Repair or Replacements	0	30	0.0%	0.6%	0.6%	0.8%
% of FP17s Relating to Continuations	0	30	0.0%	1.1%	0.9%	1.2%
% of Patients satisfied with the dentistry they have received	0	0	N/A	90.5%	90.4%	92.8%
% of Patients satisfied with the time they had to wait for an appointment	0	0	N/A	86.2%	83.7%	88.7%

\* This is based on patients treated on this contract for their most recent course of treatment. Figures in italics indicate the base number of FP17s or Patient Questionnaire responses are less than 100. N/A is shown where the base number of responses is less than 10 during the period. % is calculated as Quantity/Base number\*100



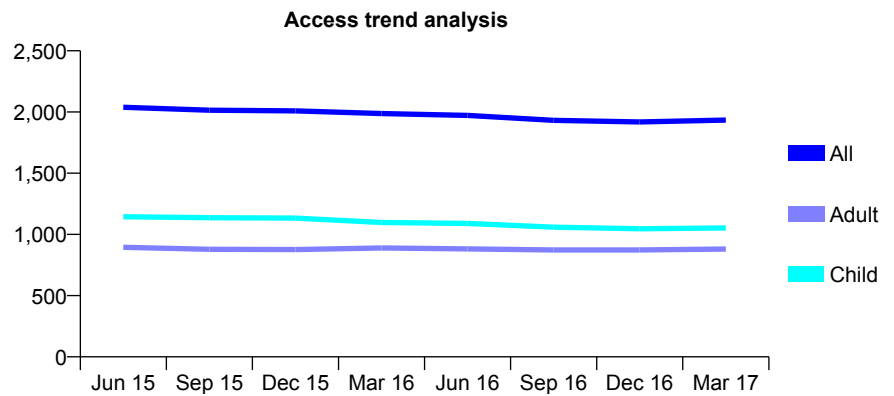
## Q63 - Vital Signs At a Glance Contract Report for 952982/0005 - March 2017

Name or company name	MR PC COLEY
Contract type name	GDS Contract
Purpose of contract	General
Contract start date	02/04/2013
Contract end date	

16/17 Contracted general activity (UDA)	4,762
Carry forward general activity (UDA)	0
16/17 Contracted orthodontic activity (UOA)	0
Carry forward orthodontic activity (UOA)	0
Baseline contract value	£108,319.41

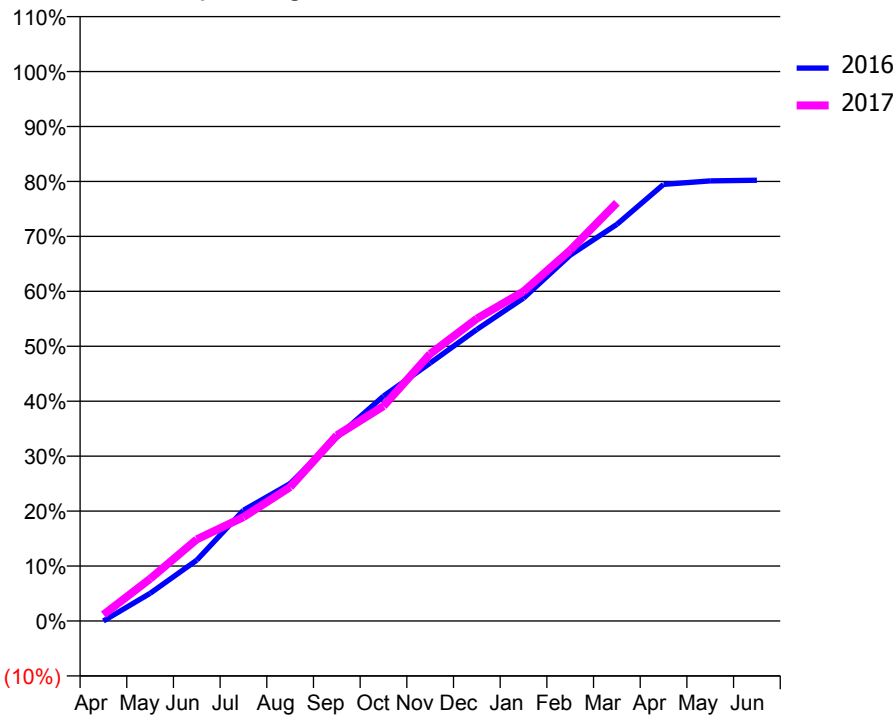
### ACCESS\*

Patients seen in 24 months	Total	Change since previous quarter
Quarter ending March 2016	1,987	
Quarter ending June 2016	1,972	→
Quarter ending September 2016	1,932	↓
Quarter ending December 2016	1,919	→
Quarter ending March 2017	1,934	→
<b>Variance since March 2016</b>	<b>(2.7%)</b>	<b>↓</b>



### ACTIVITY

Cumulative percentage of contracted UDA delivered 2016 & 2017



Month	Adjusted Scheduled Activity (UDA)	
	2016	2017
April	0	54
May	240	366
June	527	708
July	960	900
August	1,191	1,161
September	1,593	1,610
October	1,948	1,863
November	2,236	2,315
December	2,527	2,620
January	2,799	2,856
February	3,170	3,213
March	3,437	3,625
April	3,784	
May	3,814	
June	3,820	

### QUALITY

	Quantity	Base Number	Contract	AT	Region	England
% of FP17s for the same patient ID Re-attending within 3 months - Children	152	1,685	9.0%	10.4%	11.8%	12.3%
% of FP17s for the same patient ID Re-attending within 3 months - Adults	120	1,079	11.1%	16.0%	17.1%	16.7%
% of FP17s for the same patient ID Re-attending between 3 & 9 months - Children	1,074	1,685	63.7%	47.8%	46.5%	57.6%
% of FP17s for the same patient ID Re-attending between 3 & 9 months - Adults	625	1,079	57.9%	37.8%	37.6%	50.1%
% of FP17s for Band 1 Urgent Courses	64	2,515	2.5%	10.3%	10.7%	9.1%
% of FP17s Relating to Free Repair or Replacements	4	2,515	0.2%	0.6%	0.6%	0.8%
% of FP17s Relating to Continuations	10	2,515	0.4%	1.1%	0.9%	1.2%
% of Patients satisfied with the dentistry they have received	2	2	N/A	90.5%	90.4%	92.8%
% of Patients satisfied with the time they had to wait for an appointment	2	2	N/A	86.2%	83.7%	88.7%

\* This is based on patients treated on this contract for their most recent course of treatment. Figures in italics indicate the base number of FP17s or Patient Questionnaire responses are less than 100. N/A is shown where the base number of responses is less than 10 during the period. % is calculated as Quantity/Base number\*100

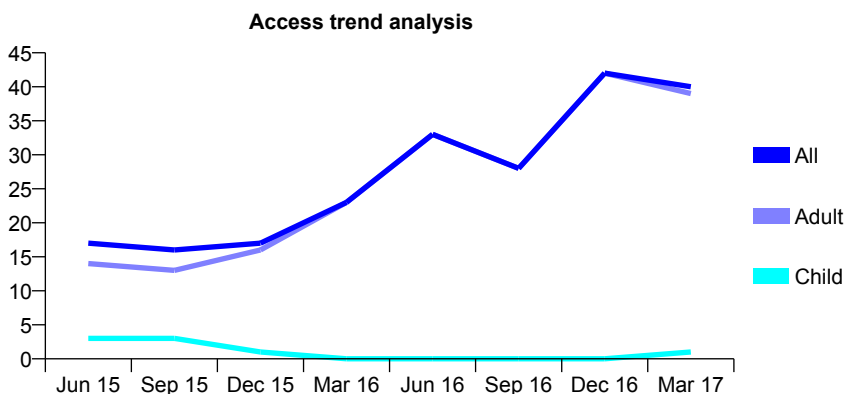
## Q63 - Vital Signs At a Glance Contract Report for 962465/0002 - March 2017

Name or company name	MR AM PRASHAD
Contract type name	PDS Contract
Purpose of contract	General
Contract start date	01/04/2012
Contract end date	30/11/2017

16/17 Contracted general activity (UDA)	540
Carry forward general activity (UDA)	0
16/17 Contracted orthodontic activity (UOA)	0
Carry forward orthodontic activity (UOA)	0
Baseline contract value	£28,318.70

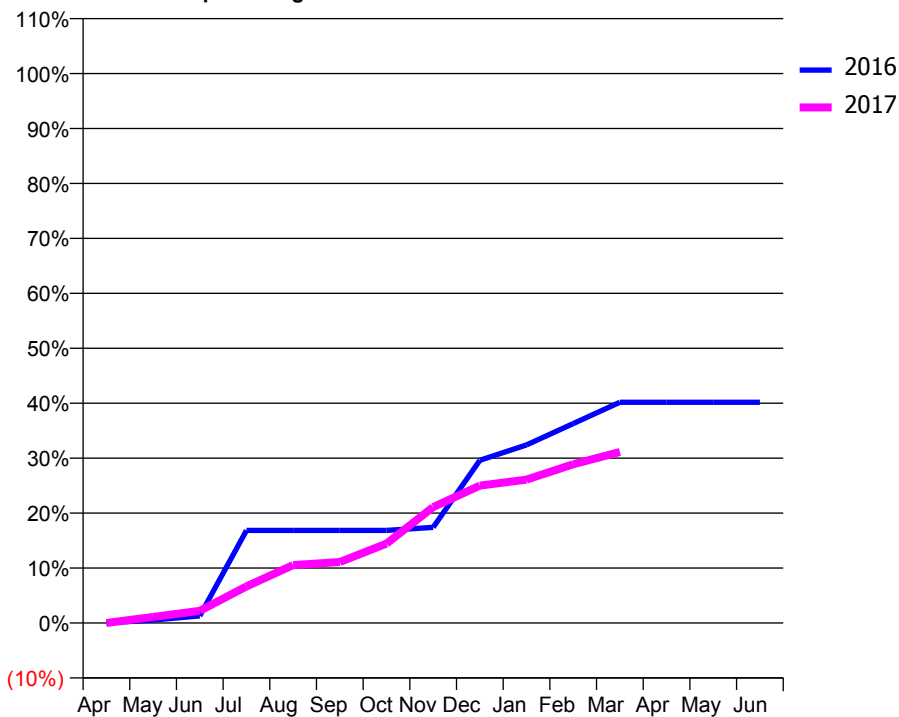
### ACCESS\*

Patients seen in 24 months	Total	Change since previous quarter
Quarter ending March 2016	23	
Quarter ending June 2016	33	↑
Quarter ending September 2016	28	↓
Quarter ending December 2016	42	↑
Quarter ending March 2017	40	↓
<b>Variance since March 2016</b>	<b>73.9%</b>	<b>↑</b>



### ACTIVITY

Cumulative percentage of contracted UDA delivered 2016 & 2017



Month	Adjusted Scheduled Activity (UDA)	
	2016	2017
April	0	0
May	3	6
June	7	12
July	91	36
August	91	57
September	91	60
October	91	78
November	94	114
December	160	135
January	175	141
February	196	156
March	217	168
April	217	
May	217	
June	217	

### QUALITY

	Quantity	Base Number	Contract	AT	Region	England
% of FP17s for the same patient ID Re-attending within 3 months - Children	0	2	0.0%	10.4%	11.8%	12.3%
% of FP17s for the same patient ID Re-attending within 3 months - Adults	0	58	0.0%	16.0%	17.1%	16.7%
% of FP17s for the same patient ID Re-attending between 3 & 9 months - Children	0	2	0.0%	47.8%	46.5%	57.6%
% of FP17s for the same patient ID Re-attending between 3 & 9 months - Adults	0	58	0.0%	37.8%	37.6%	50.1%
% of FP17s for Band 1 Urgent Courses	0	56	0.0%	10.3%	10.7%	9.1%
% of FP17s Relating to Free Repair or Replacements	0	56	0.0%	0.6%	0.6%	0.8%
% of FP17s Relating to Continuations	0	56	0.0%	1.1%	0.9%	1.2%
% of Patients satisfied with the dentistry they have received	0	0	N/A	90.5%	90.4%	92.8%
% of Patients satisfied with the time they had to wait for an appointment	0	0	N/A	86.2%	83.7%	88.7%

\* This is based on patients treated on this contract for their most recent course of treatment. Figures in italics indicate the base number of FP17s or Patient Questionnaire responses are less than 100. N/A is shown where the base number of responses is less than 10 during the period. % is calculated as Quantity/Base number\*100

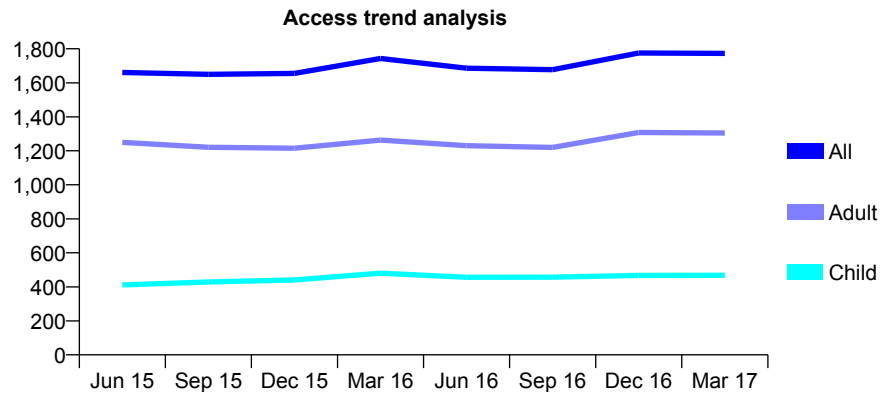
## Q63 - Vital Signs At a Glance Contract Report for 990418/0001 - March 2017

Name or company name	MR D SHAH
Contract type name	GDS Contract
Purpose of contract	General
Contract start date	01/04/2006
Contract end date	

16/17 Contracted general activity (UDA)	9,011
Carry forward general activity (UDA)	-174
16/17 Contracted orthodontic activity (UOA)	0
Carry forward orthodontic activity (UOA)	0
Baseline contract value	£295,077.56

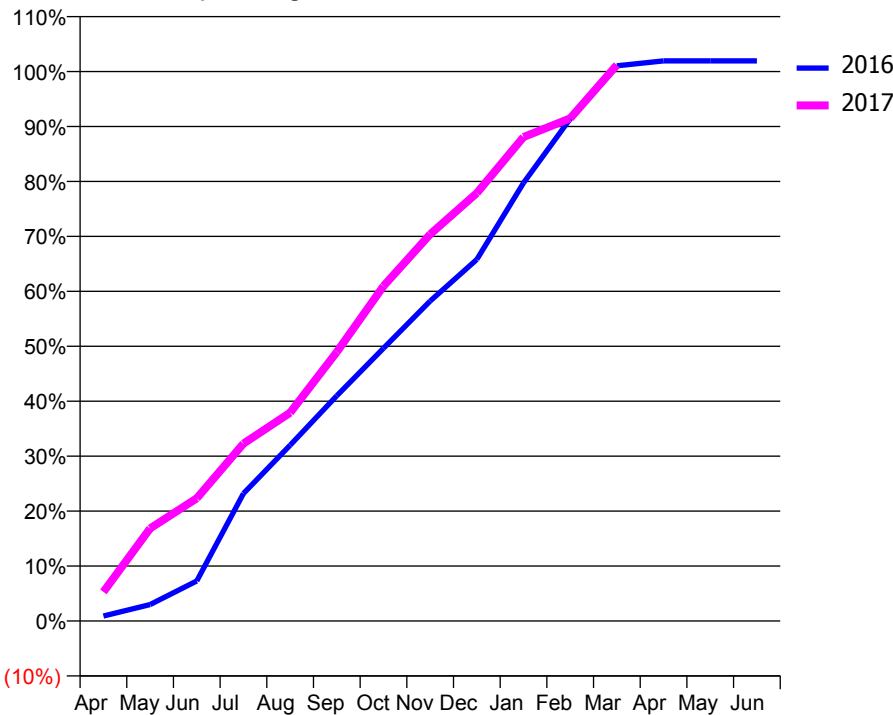
### ACCESS\*

Patients seen in 24 months	Total	Change since previous quarter
Quarter ending March 2016	1,743	
Quarter ending June 2016	1,686	↓
Quarter ending September 2016	1,677	→
Quarter ending December 2016	1,775	↑
Quarter ending March 2017	1,773	→
<b>Variance since March 2016</b>	<b>1.7%</b>	<b>→</b>



### ACTIVITY

Cumulative percentage of contracted UDA delivered 2016 & 2017



Month	Adjusted Scheduled Activity (UDA)	
	2016	2017
April	81	477
May	269	1,518
June	658	2,012
July	2,092	2,909
August	2,883	3,417
September	3,694	4,411
October	4,473	5,491
November	5,247	6,343
December	5,929	7,019
January	7,184	7,936
February	8,237	8,242
March	9,104	9,118
April	9,185	
May	9,185	
June	9,185	

### QUALITY

	Quantity	Base Number	Contract	AT	Region	England
% of FP17s for the same patient ID Re-attending within 3 months - Children	23	471	4.9%	10.4%	11.8%	12.3%
% of FP17s for the same patient ID Re-attending within 3 months - Adults	144	1,259	11.4%	16.0%	17.1%	16.7%
% of FP17s for the same patient ID Re-attending between 3 & 9 months - Children	175	471	37.2%	47.8%	46.5%	57.6%
% of FP17s for the same patient ID Re-attending between 3 & 9 months - Adults	414	1,259	32.9%	37.8%	37.6%	50.1%
% of FP17s for Band 1 Urgent Courses	0	1,705	0.0%	10.3%	10.7%	9.1%
% of FP17s Relating to Free Repair or Replacements	0	1,705	0.0%	0.6%	0.6%	0.8%
% of FP17s Relating to Continuations	0	1,705	0.0%	1.1%	0.9%	1.2%
% of Patients satisfied with the dentistry they have received	2	2	N/A	90.5%	90.4%	92.8%
% of Patients satisfied with the time they had to wait for an appointment	2	2	N/A	86.2%	83.7%	88.7%

\* This is based on patients treated on this contract for their most recent course of treatment. Figures in italics indicate the base number of FP17s or Patient Questionnaire responses are less than 100. N/A is shown where the base number of responses is less than 10 during the period. % is calculated as Quantity/Base number\*100

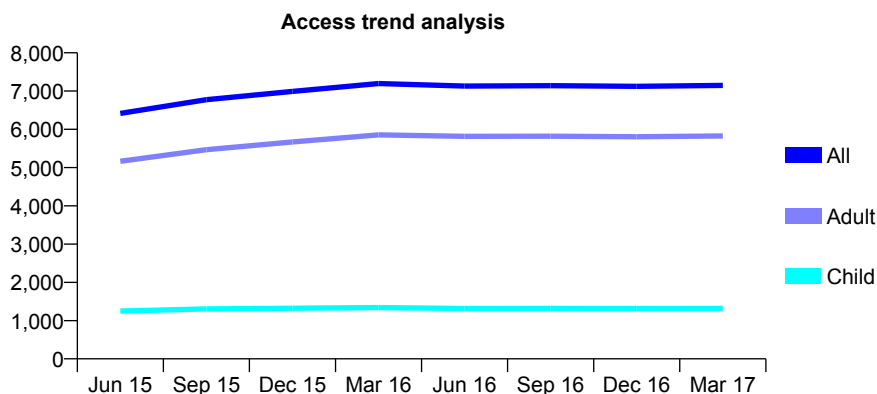
## Q63 - Vital Signs At a Glance Contract Report for 990914/0001 - March 2017

Name or company name	MISS AM MANJI
Contract type name	GDS Contract
Purpose of contract	General
Contract start date	27/11/2013
Contract end date	

16/17 Contracted general activity (UDA)	20,500
Carry forward general activity (UDA)	-190
16/17 Contracted orthodontic activity (UOA)	0
Carry forward orthodontic activity (UOA)	0
Baseline contract value	£427,436.79

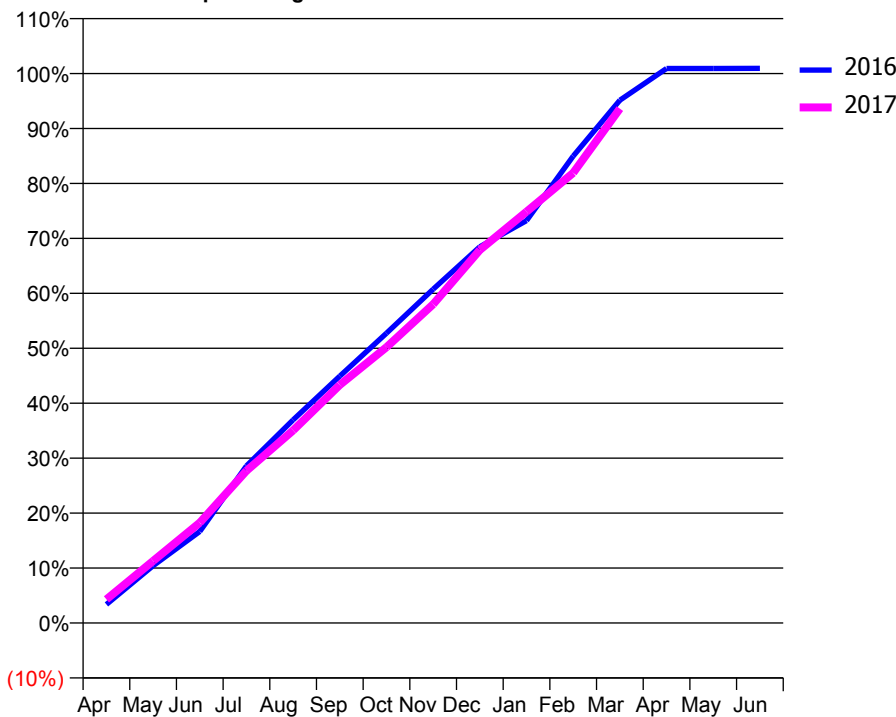
### ACCESS\*

Patients seen in 24 months	Total	Change since previous quarter
Quarter ending March 2016	7,196	
Quarter ending June 2016	7,131	→
Quarter ending September 2016	7,139	→
Quarter ending December 2016	7,124	→
Quarter ending March 2017	7,146	→
<b>Variance since March 2016</b>	<b>(0.7%)</b>	→



### ACTIVITY

Cumulative percentage of contracted UDA delivered 2016 & 2017



Month	Adjusted Scheduled Activity (UDA)	
	2016	2017
April	692	884
May	2,137	2,314
June	3,417	3,743
July	5,864	5,679
August	7,578	7,187
September	9,212	8,883
October	10,812	10,291
November	12,452	11,894
December	14,037	13,916
January	15,010	15,346
February	17,421	16,791
March	19,506	19,189
April	20,687	
May	20,687	
June	20,690	

### QUALITY

	Quantity	Base Number	Contract	AT	Region	England
% of FP17s for the same patient ID Re-attending within 3 months - Children	104	1,888	5.5%	10.4%	11.8%	12.3%
% of FP17s for the same patient ID Re-attending within 3 months - Adults	1,309	8,076	16.2%	16.0%	17.1%	16.7%
% of FP17s for the same patient ID Re-attending between 3 & 9 months - Children	1,206	1,888	63.9%	47.8%	46.5%	57.6%
% of FP17s for the same patient ID Re-attending between 3 & 9 months - Adults	3,978	8,076	49.3%	37.8%	37.6%	50.1%
% of FP17s for Band 1 Urgent Courses	668	9,521	7.0%	10.3%	10.7%	9.1%
% of FP17s Relating to Free Repair or Replacements	48	9,521	0.5%	0.6%	0.6%	0.8%
% of FP17s Relating to Continuations	157	9,521	1.6%	1.1%	0.9%	1.2%
% of Patients satisfied with the dentistry they have received	18	20	90.0%	90.5%	90.4%	92.8%
% of Patients satisfied with the time they had to wait for an appointment	19	20	95.0%	86.2%	83.7%	88.7%

\* This is based on patients treated on this contract for their most recent course of treatment. Figures in italics indicate the base number of FP17s or Patient Questionnaire responses are less than 100. N/A is shown where the base number of responses is less than 10 during the period. % is calculated as Quantity/Base number\*100

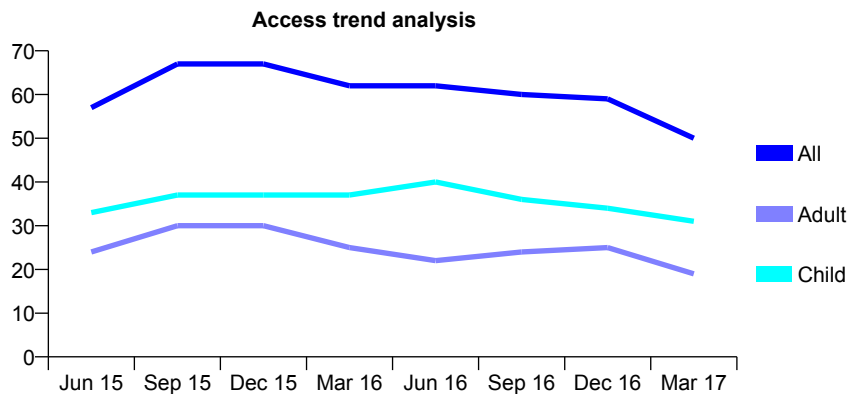
## Q63 - Vital Signs At a Glance Contract Report for 998419/0001 - March 2017

Name or company name	MR AJ RUPAREL
Contract type name	GDS Contract
Purpose of contract	General
Contract start date	01/04/2006
Contract end date	

16/17 Contracted general activity (UDA)	100
Carry forward general activity (UDA)	-2
16/17 Contracted orthodontic activity (UOA)	0
Carry forward orthodontic activity (UOA)	0
Baseline contract value	£2,520.91

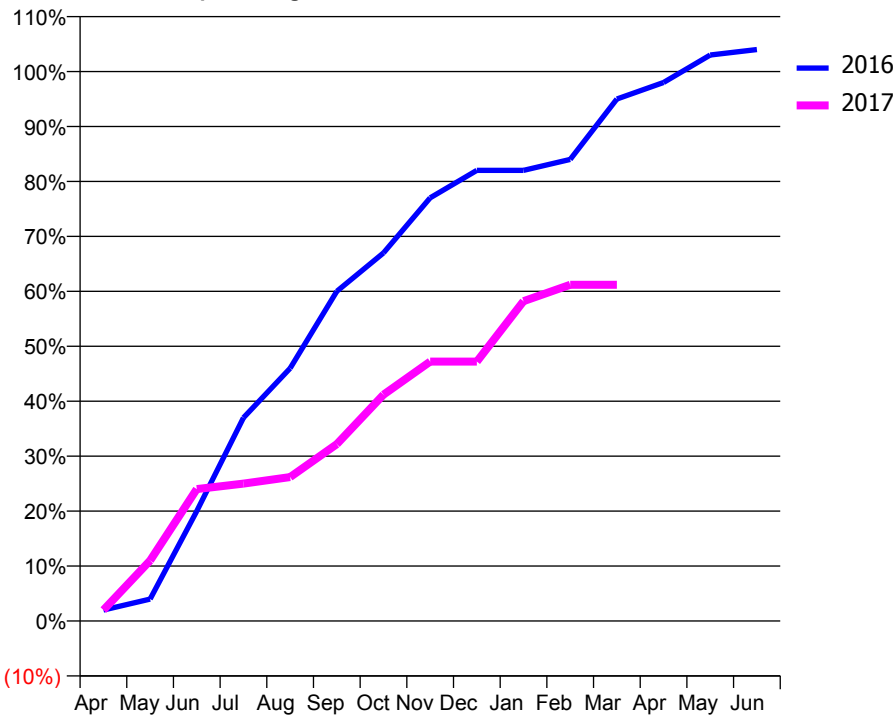
### ACCESS\*

Patients seen in 24 months	Total	Change since previous quarter
Quarter ending March 2016	62	
Quarter ending June 2016	62	→
Quarter ending September 2016	60	↓
Quarter ending December 2016	59	↓
Quarter ending March 2017	50	↓
<b>Variance since March 2016</b>	<b>(19.4%)</b>	<b>↓</b>



### ACTIVITY

Cumulative percentage of contracted UDA delivered 2016 & 2017



Month	Adjusted Scheduled Activity (UDA)	
	2016	2017
April	2	2
May	4	11
June	20	24
July	37	25
August	46	26
September	60	32
October	67	41
November	77	47
December	82	47
January	82	58
February	84	61
March	95	61
April	98	
May	103	
June	104	

### QUALITY

	Quantity	Base Number	Contract	AT	Region	England
% of FP17s for the same patient ID Re-attending within 3 months - Children	1	30	3.3%	10.4%	11.8%	12.3%
% of FP17s for the same patient ID Re-attending within 3 months - Adults	0	14	0.0%	16.0%	17.1%	16.7%
% of FP17s for the same patient ID Re-attending between 3 & 9 months - Children	11	30	36.7%	47.8%	46.5%	57.6%
% of FP17s for the same patient ID Re-attending between 3 & 9 months - Adults	2	14	14.3%	37.8%	37.6%	50.1%
% of FP17s for Band 1 Urgent Courses	1	39	2.6%	10.3%	10.7%	9.1%
% of FP17s Relating to Free Repair or Replacements	0	39	0.0%	0.6%	0.6%	0.8%
% of FP17s Relating to Continuations	0	39	0.0%	1.1%	0.9%	1.2%
% of Patients satisfied with the dentistry they have received	0	0	N/A	90.5%	90.4%	92.8%
% of Patients satisfied with the time they had to wait for an appointment	0	0	N/A	86.2%	83.7%	88.7%

\* This is based on patients treated on this contract for their most recent course of treatment. Figures in italics indicate the base number of FP17s or Patient Questionnaire responses are less than 100. N/A is shown where the base number of responses is less than 10 during the period. % is calculated as Quantity/Base number\*100

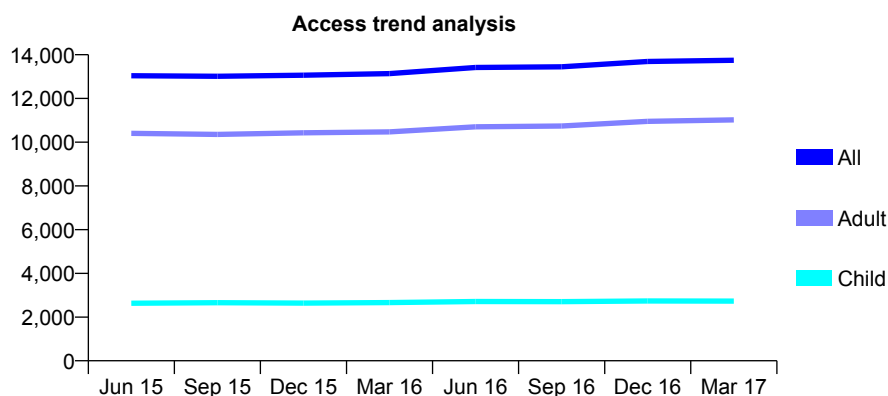
## Q64 - Vital Signs At a Glance Contract Report for 101192/0008 - March 2017

Name or company name	Community Dental Centres Ltd
Contract type name	GDS Contract
Purpose of contract	General
Contract start date	01/04/2006
Contract end date	

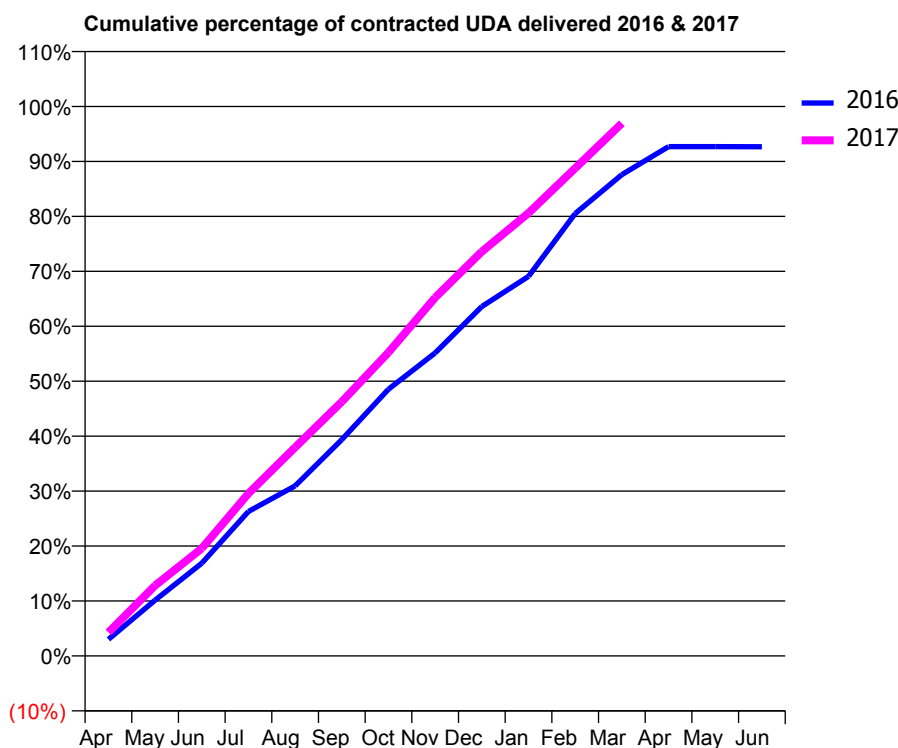
16/17 Contracted general activity (UDA)	35,500
Carry forward general activity (UDA)	0
16/17 Contracted orthodontic activity (UOA)	0
Carry forward orthodontic activity (UOA)	0
Baseline contract value	£840,089.75

### ACCESS\*

Patients seen in 24 months	Total	Change since previous quarter
Quarter ending March 2016	13,135	
Quarter ending June 2016	13,417	↑
Quarter ending September 2016	13,449	→
Quarter ending December 2016	13,690	→
Quarter ending March 2017	13,747	→
<b>Variance since March 2016</b>	<b>4.7%</b>	<b>↑</b>



### ACTIVITY



Month	Adjusted Scheduled Activity (UDA)	
	2016	2017
April	1,076	1,522
May	3,604	4,550
June	5,988	6,944
July	9,334	10,494
August	10,987	13,476
September	13,976	16,426
October	17,230	19,611
November	19,573	23,155
December	22,579	26,127
January	24,520	28,610
February	28,576	31,504
March	31,091	34,416
April	32,902	
May	32,904	
June	32,896	

### QUALITY

	Quantity	Base Number	Contract	AT	Region	England
% of FP17s for the same patient ID Re-attending within 3 months - Children	255	3,930	6.5%	9.6%	11.9%	12.3%
% of FP17s for the same patient ID Re-attending within 3 months - Adults	1,900	13,337	14.2%	14.3%	16.6%	16.7%
% of FP17s for the same patient ID Re-attending between 3 & 9 months - Children	2,321	3,930	59.1%	60.6%	60.2%	57.6%
% of FP17s for the same patient ID Re-attending between 3 & 9 months - Adults	6,006	13,337	45.0%	51.9%	51.5%	50.1%
% of FP17s for Band 1 Urgent Courses	1,478	16,453	9.0%	7.9%	9.5%	9.1%
% of FP17s Relating to Free Repair or Replacements	109	16,453	0.7%	0.8%	0.7%	0.8%
% of FP17s Relating to Continuations	301	16,453	1.8%	1.2%	1.2%	1.2%
% of Patients satisfied with the dentistry they have received	35	38	92.1%	93.2%	93.1%	92.8%
% of Patients satisfied with the time they had to wait for an appointment	34	38	89.5%	89.1%	88.8%	88.7%

\* This is based on patients treated on this contract for their most recent course of treatment. Figures in italics indicate the base number of FP17s or Patient Questionnaire responses are less than 100. N/A is shown where the base number of responses is less than 10 during the period. % is calculated as Quantity/Base number\*100

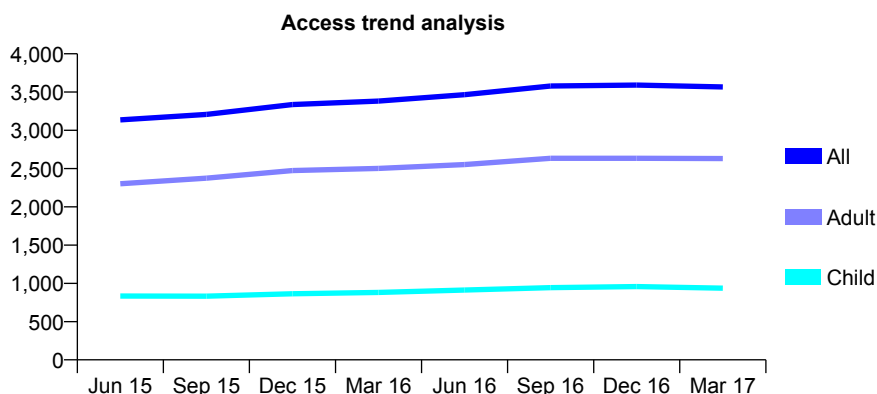
## Q64 - Vital Signs At a Glance Contract Report for 101192/0010 - March 2017

Name or company name	Community Dental Centres Ltd
Contract type name	GDS Contract
Purpose of contract	General
Contract start date	01/11/2008
Contract end date	

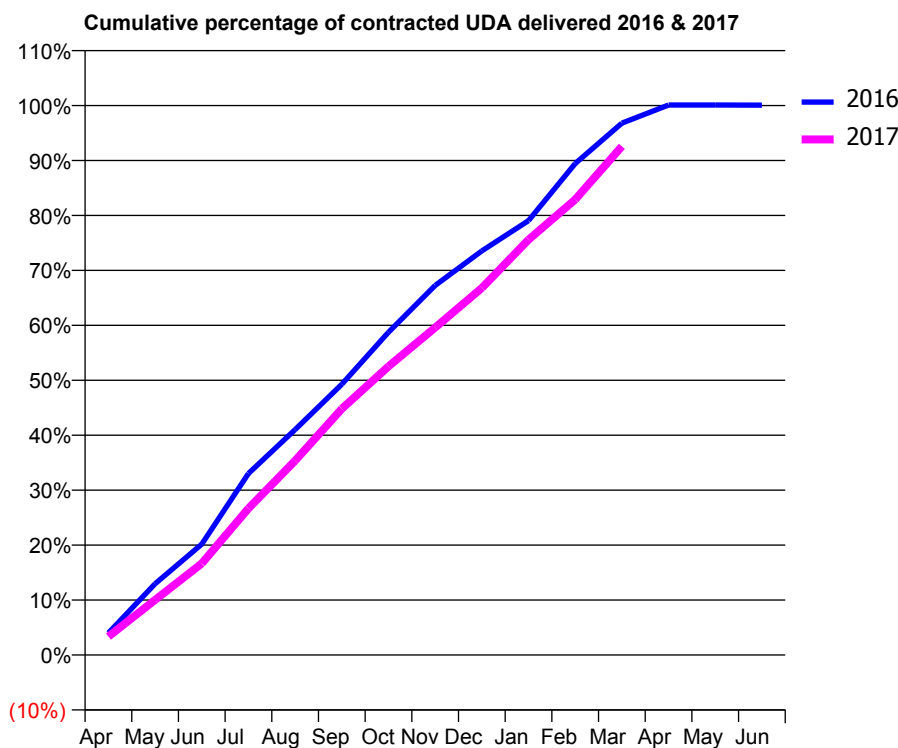
16/17 Contracted general activity (UDA)	12,044
Carry forward general activity (UDA)	-7
16/17 Contracted orthodontic activity (UOA)	0
Carry forward orthodontic activity (UOA)	0
Baseline contract value	£283,059.32

### ACCESS\*

Patients seen in 24 months	Total	Change since previous quarter
Quarter ending March 2016	3,383	
Quarter ending June 2016	3,465	↑
Quarter ending September 2016	3,579	↑
Quarter ending December 2016	3,591	→
Quarter ending March 2017	3,567	→
<b>Variance since March 2016</b>	<b>5.4%</b>	<b>↑</b>



### ACTIVITY



Month	Adjusted Scheduled Activity (UDA)	
	2016	2017
April	483	404
May	1,561	1,209
June	2,429	2,007
July	3,979	3,215
August	4,941	4,260
September	5,934	5,397
October	7,073	6,328
November	8,099	7,178
December	8,858	8,044
January	9,522	9,103
February	10,773	9,983
March	11,658	11,149
April	12,055	
May	12,055	
June	12,051	

### QUALITY

	Quantity	Base Number	Contract	AT	Region	England
% of FP17s for the same patient ID Re-attending within 3 months - Children	102	1,333	7.7%	9.6%	11.9%	12.3%
% of FP17s for the same patient ID Re-attending within 3 months - Adults	450	3,291	13.7%	14.3%	16.6%	16.7%
% of FP17s for the same patient ID Re-attending between 3 & 9 months - Children	738	1,333	55.4%	60.6%	60.2%	57.6%
% of FP17s for the same patient ID Re-attending between 3 & 9 months - Adults	1,549	3,291	47.1%	51.9%	51.5%	50.1%
% of FP17s for Band 1 Urgent Courses	514	4,505	11.4%	7.9%	9.5%	9.1%
% of FP17s Relating to Free Repair or Replacements	22	4,505	0.5%	0.8%	0.7%	0.8%
% of FP17s Relating to Continuations	60	4,505	1.3%	1.2%	1.2%	1.2%
% of Patients satisfied with the dentistry they have received	5	5	N/A	93.2%	93.1%	92.8%
% of Patients satisfied with the time they had to wait for an appointment	3	5	N/A	89.1%	88.8%	88.7%

\* This is based on patients treated on this contract for their most recent course of treatment. Figures in italics indicate the base number of FP17s or Patient Questionnaire responses are less than 100. N/A is shown where the base number of responses is less than 10 during the period. % is calculated as Quantity/Base number\*100

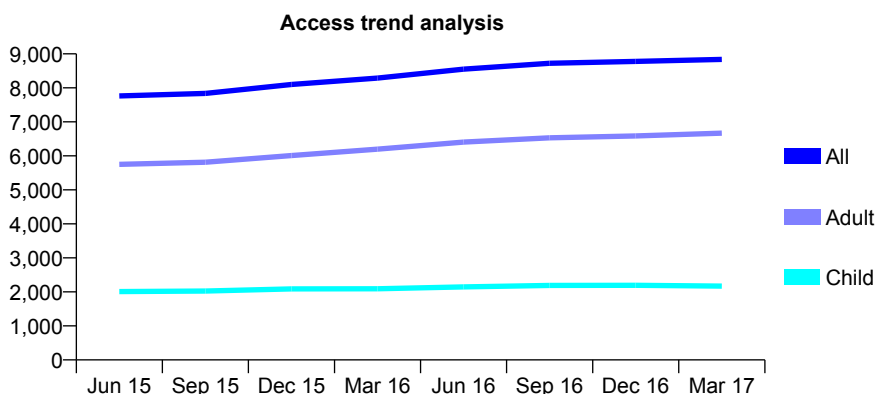
## Q64 - Vital Signs At a Glance Contract Report for 101281/0022 - March 2017

Name or company name	OASIS DENTAL CARE LTD
Contract type name	PDS Contract
Purpose of contract	General
Contract start date	01/04/2006
Contract end date	17/05/2020

16/17 Contracted general activity (UDA)	26,000
Carry forward general activity (UDA)	0
16/17 Contracted orthodontic activity (UOA)	0
Carry forward orthodontic activity (UOA)	0
Baseline contract value	£600,749.66

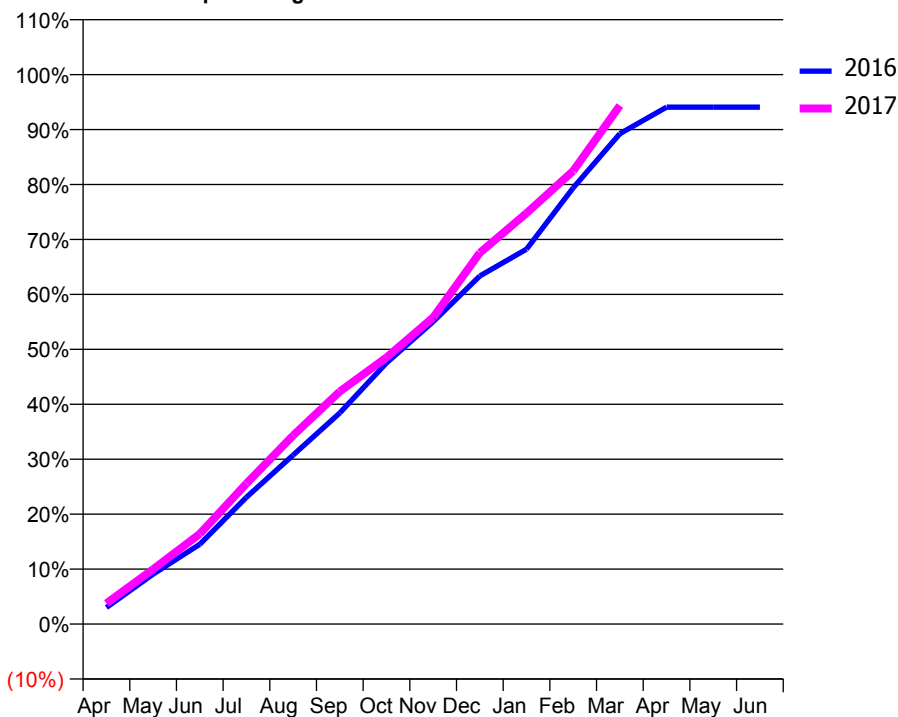
### ACCESS\*

Patients seen in 24 months	Total	Change since previous quarter
Quarter ending March 2016	8,290	
Quarter ending June 2016	8,551	↑
Quarter ending September 2016	8,723	↑
Quarter ending December 2016	8,780	→
Quarter ending March 2017	8,839	→
<b>Variance since March 2016</b>	<b>6.6%</b>	<b>↑</b>



### ACTIVITY

Cumulative percentage of contracted UDA delivered 2016 & 2017



Month	Adjusted Scheduled Activity (UDA)	
	2016	2017
April	788	981
May	2,365	2,596
June	3,778	4,268
July	6,006	6,654
August	7,998	8,922
September	9,994	11,007
October	12,358	12,616
November	14,307	14,511
December	16,469	17,568
January	17,740	19,440
February	20,639	21,445
March	23,203	24,536
April	24,458	
May	24,458	
June	24,458	

### QUALITY

	Quantity	Base Number	Contract	AT	Region	England
% of FP17s for the same patient ID Re-attending within 3 months - Children	230	3,035	7.6%	9.6%	11.9%	12.3%
% of FP17s for the same patient ID Re-attending within 3 months - Adults	1,654	9,427	17.5%	14.3%	16.6%	16.7%
% of FP17s for the same patient ID Re-attending between 3 & 9 months - Children	1,680	3,035	55.4%	60.6%	60.2%	57.6%
% of FP17s for the same patient ID Re-attending between 3 & 9 months - Adults	4,475	9,427	47.5%	51.9%	51.5%	50.1%
% of FP17s for Band 1 Urgent Courses	1,399	11,970	11.7%	7.9%	9.5%	9.1%
% of FP17s Relating to Free Repair or Replacements	90	11,970	0.8%	0.8%	0.7%	0.8%
% of FP17s Relating to Continuations	187	11,970	1.6%	1.2%	1.2%	1.2%
% of Patients satisfied with the dentistry they have received	26	28	92.9%	93.2%	93.1%	92.8%
% of Patients satisfied with the time they had to wait for an appointment	23	28	82.1%	89.1%	88.8%	88.7%

\* This is based on patients treated on this contract for their most recent course of treatment. Figures in italics indicate the base number of FP17s or Patient Questionnaire responses are less than 100. N/A is shown where the base number of responses is less than 10 during the period. % is calculated as Quantity/Base number\*100



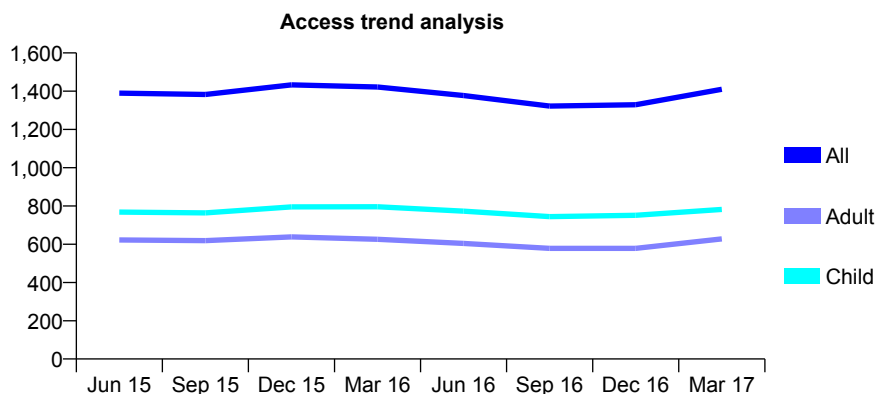
## Q64 - Vital Signs At a Glance Contract Report for 101281/0110 - March 2017

Name or company name	OASIS DENTAL CARE LTD
Contract type name	PDS Contract
Purpose of contract	General
Contract start date	01/04/2006
Contract end date	30/09/2018

16/17 Contracted general activity (UDA)	3,915
Carry forward general activity (UDA)	-78
16/17 Contracted orthodontic activity (UOA)	0
Carry forward orthodontic activity (UOA)	0
Baseline contract value	£90,510.41

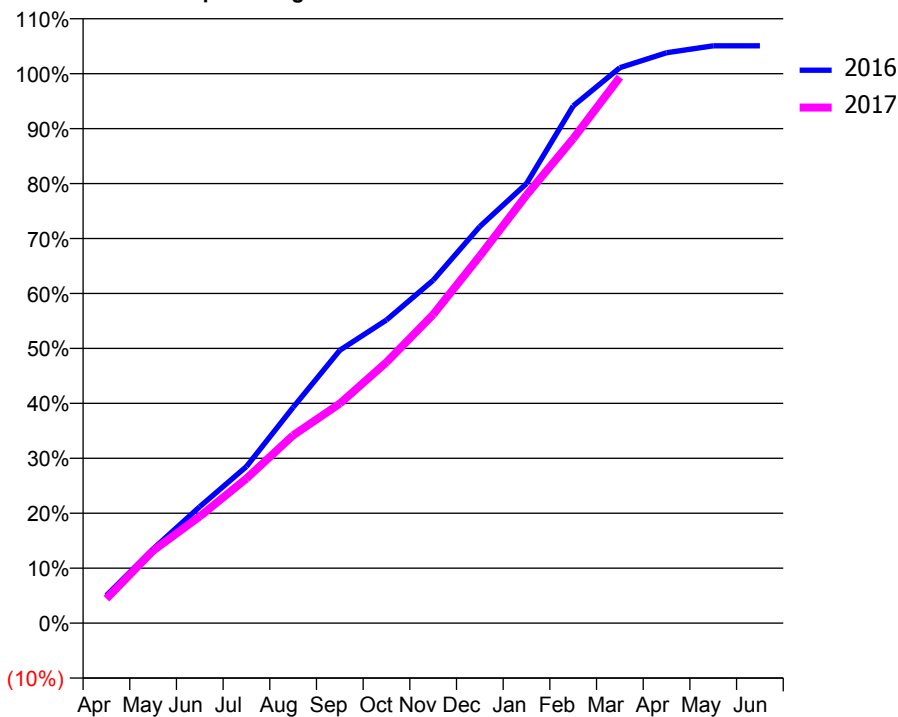
### ACCESS\*

Patients seen in 24 months	Total	Change since previous quarter
Quarter ending March 2016	1,422	
Quarter ending June 2016	1,377	↓
Quarter ending September 2016	1,322	↓
Quarter ending December 2016	1,329	→
Quarter ending March 2017	1,410	↑
<b>Variance since March 2016</b>	<b>(0.8%)</b>	→



### ACTIVITY

Cumulative percentage of contracted UDA delivered 2016 & 2017



Month	Adjusted Scheduled Activity (UDA)	
	2016	2017
April	197	175
May	529	516
June	830	761
July	1,116	1,031
August	1,538	1,339
September	1,944	1,564
October	2,160	1,859
November	2,443	2,199
December	2,826	2,616
January	3,132	3,050
February	3,685	3,452
March	3,958	3,890
April	4,064	
May	4,113	
June	4,113	

### QUALITY

	Quantity	Base Number	Contract	AT	Region	England
% of FP17s for the same patient ID Re-attending within 3 months - Children	154	1,221	12.6%	9.6%	11.9%	12.3%
% of FP17s for the same patient ID Re-attending within 3 months - Adults	131	763	17.2%	14.3%	16.6%	16.7%
% of FP17s for the same patient ID Re-attending between 3 & 9 months - Children	680	1,221	55.7%	60.6%	60.2%	57.6%
% of FP17s for the same patient ID Re-attending between 3 & 9 months - Adults	369	763	48.4%	51.9%	51.5%	50.1%
% of FP17s for Band 1 Urgent Courses	166	1,916	8.7%	7.9%	9.5%	9.1%
% of FP17s Relating to Free Repair or Replacements	21	1,916	1.1%	0.8%	0.7%	0.8%
% of FP17s Relating to Continuations	0	1,916	0.0%	1.2%	1.2%	1.2%
% of Patients satisfied with the dentistry they have received	0	0	N/A	93.2%	93.1%	92.8%
% of Patients satisfied with the time they had to wait for an appointment	0	0	N/A	89.1%	88.8%	88.7%

\* This is based on patients treated on this contract for their most recent course of treatment. Figures in italics indicate the base number of FP17s or Patient Questionnaire responses are less than 100. N/A is shown where the base number of responses is less than 10 during the period. % is calculated as Quantity/Base number\*100

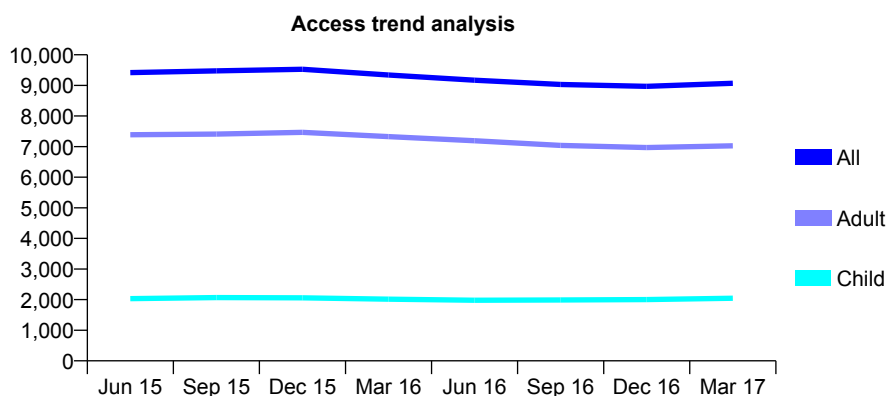
## Q64 - Vital Signs At a Glance Contract Report for 101281/0188 - March 2017

Name or company name	OASIS DENTAL CARE LTD
Contract type name	GDS Contract
Purpose of contract	General
Contract start date	23/10/2008
Contract end date	

16/17 Contracted general activity (UDA)	32,000
Carry forward general activity (UDA)	0
16/17 Contracted orthodontic activity (UOA)	0
Carry forward orthodontic activity (UOA)	0
Baseline contract value	£746,782.75

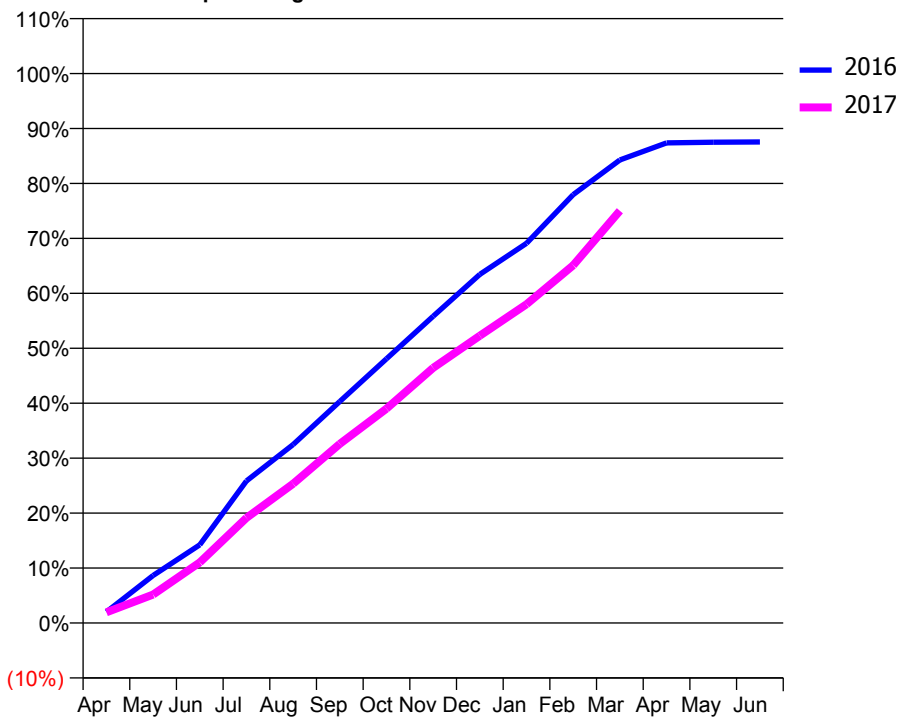
### ACCESS\*

Patients seen in 24 months	Total	Change since previous quarter
Quarter ending March 2016	9,341	
Quarter ending June 2016	9,171	↓
Quarter ending September 2016	9,030	↓
Quarter ending December 2016	8,971	→
Quarter ending March 2017	9,070	→
<b>Variance since March 2016</b>	<b>(2.9%)</b>	<b>↓</b>



### ACTIVITY

Cumulative percentage of contracted UDA delivered 2016 & 2017



Adjusted Scheduled Activity (UDA)

Month	2016	2017
April	646	627
May	2,771	1,656
June	4,551	3,526
July	8,276	6,126
August	10,391	8,109
September	12,898	10,436
October	15,386	12,481
November	17,861	14,860
December	20,300	16,729
January	22,114	18,560
February	24,943	20,834
March	26,967	24,010
April	27,957	
May	27,996	
June	28,017	

### QUALITY

	Quantity	Base Number	Contract	AT	Region	England
% of FP17s for the same patient ID Re-attending within 3 months - Children	229	2,905	7.9%	9.6%	11.9%	12.3%
% of FP17s for the same patient ID Re-attending within 3 months - Adults	1,597	10,231	15.6%	14.3%	16.6%	16.7%
% of FP17s for the same patient ID Re-attending between 3 & 9 months - Children	1,611	2,905	55.5%	60.6%	60.2%	57.6%
% of FP17s for the same patient ID Re-attending between 3 & 9 months - Adults	5,819	10,231	56.9%	51.9%	51.5%	50.1%
% of FP17s for Band 1 Urgent Courses	1,098	12,668	8.7%	7.9%	9.5%	9.1%
% of FP17s Relating to Free Repair or Replacements	193	12,668	1.5%	0.8%	0.7%	0.8%
% of FP17s Relating to Continuations	227	12,668	1.8%	1.2%	1.2%	1.2%
% of Patients satisfied with the dentistry they have received	32	34	94.1%	93.2%	93.1%	92.8%
% of Patients satisfied with the time they had to wait for an appointment	30	34	88.2%	89.1%	88.8%	88.7%

\* This is based on patients treated on this contract for their most recent course of treatment. Figures in italics indicate the base number of FP17s or Patient Questionnaire responses are less than 100. N/A is shown where the base number of responses is less than 10 during the period. % is calculated as Quantity/Base number\*100

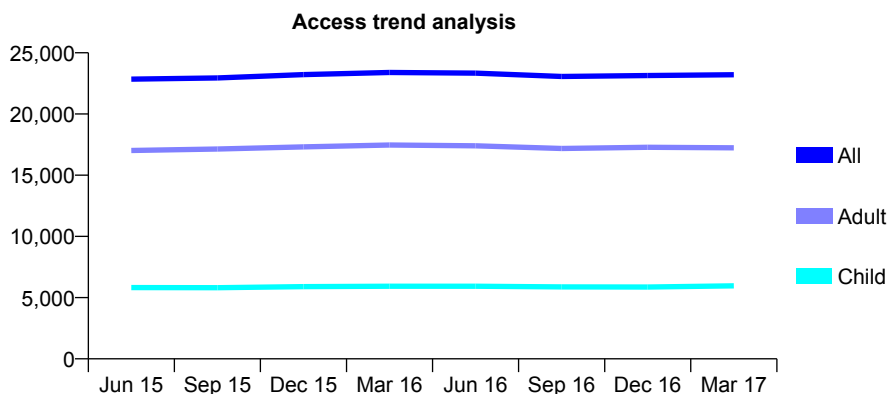
## Q64 - Vital Signs At a Glance Contract Report for 101338/0028 - March 2017

Name or company name	Whitecross Dental Care Limited
Contract type name	GDS Contract
Purpose of contract	General
Contract start date	01/04/2006
Contract end date	

16/17 Contracted general activity (UDA)	64,500
Carry forward general activity (UDA)	100
16/17 Contracted orthodontic activity (UOA)	0
Carry forward orthodontic activity (UOA)	0
Baseline contract value	£1,479,993.39

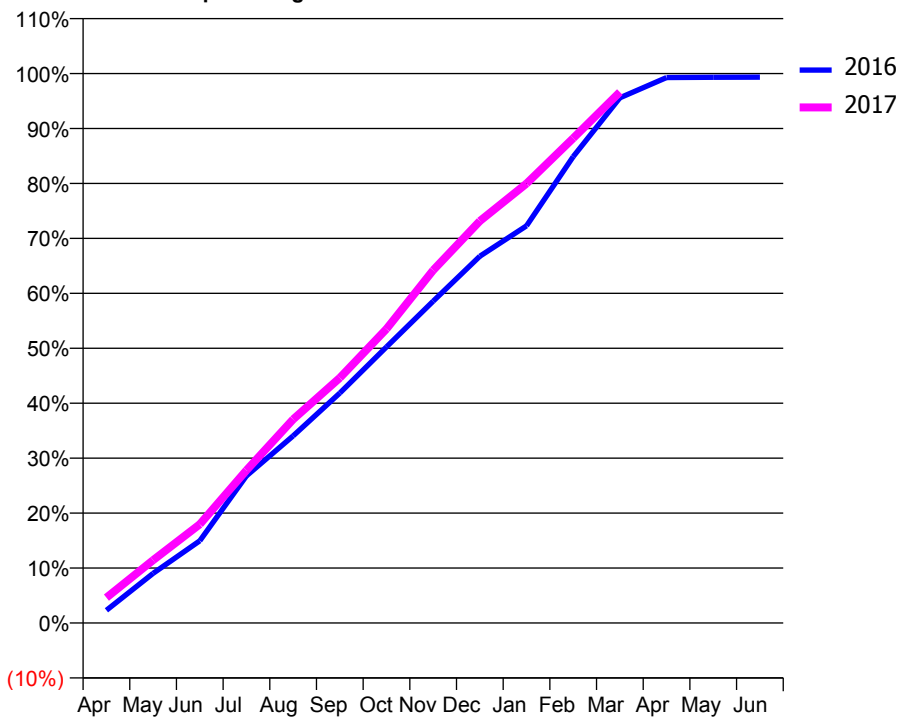
### ACCESS\*

Patients seen in 24 months	Total	Change since previous quarter
Quarter ending March 2016	23,395	
Quarter ending June 2016	23,336	→
Quarter ending September 2016	23,063	↓
Quarter ending December 2016	23,146	→
Quarter ending March 2017	23,203	→
<b>Variance since March 2016</b>	<b>(0.8%)</b>	→



### ACTIVITY

Cumulative percentage of contracted UDA delivered 2016 & 2017



### QUALITY

	Quantity	Base Number	Contract	AT	Region	England
% of FP17s for the same patient ID Re-attending within 3 months - Children	522	8,777	5.9%	9.6%	11.9%	12.3%
% of FP17s for the same patient ID Re-attending within 3 months - Adults	2,211	20,831	10.6%	14.3%	16.6%	16.7%
% of FP17s for the same patient ID Re-attending between 3 & 9 months - Children	5,244	8,777	59.7%	60.6%	60.2%	57.6%
% of FP17s for the same patient ID Re-attending between 3 & 9 months - Adults	10,288	20,831	49.4%	51.9%	51.5%	50.1%
% of FP17s for Band 1 Urgent Courses	1,171	28,481	4.1%	7.9%	9.5%	9.1%
% of FP17s Relating to Free Repair or Replacements	226	28,481	0.8%	0.8%	0.7%	0.8%
% of FP17s Relating to Continuations	505	28,481	1.8%	1.2%	1.2%	1.2%
% of Patients satisfied with the dentistry they have received	62	63	98.4%	93.2%	93.1%	92.8%
% of Patients satisfied with the time they had to wait for an appointment	58	63	92.1%	89.1%	88.8%	88.7%

\* This is based on patients treated on this contract for their most recent course of treatment. Figures in italics indicate the base number of FP17s or Patient Questionnaire responses are less than 100. N/A is shown where the base number of responses is less than 10 during the period. % is calculated as Quantity/Base number\*100

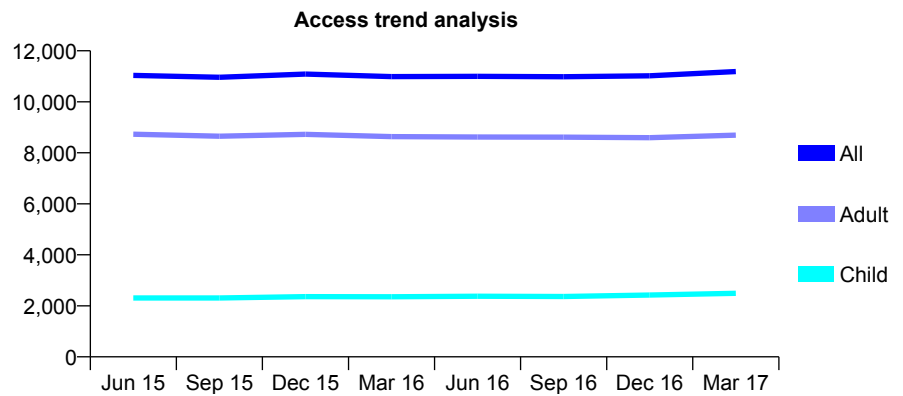
## Q64 - Vital Signs At a Glance Contract Report for 101338/0031 - March 2017

Name or company name	Whitecross Dental Care Limited
Contract type name	GDS Contract
Purpose of contract	General
Contract start date	01/04/2006
Contract end date	

16/17 Contracted general activity (UDA)	33,300
Carry forward general activity (UDA)	616
16/17 Contracted orthodontic activity (UOA)	0
Carry forward orthodontic activity (UOA)	0
Baseline contract value	£789,868.92

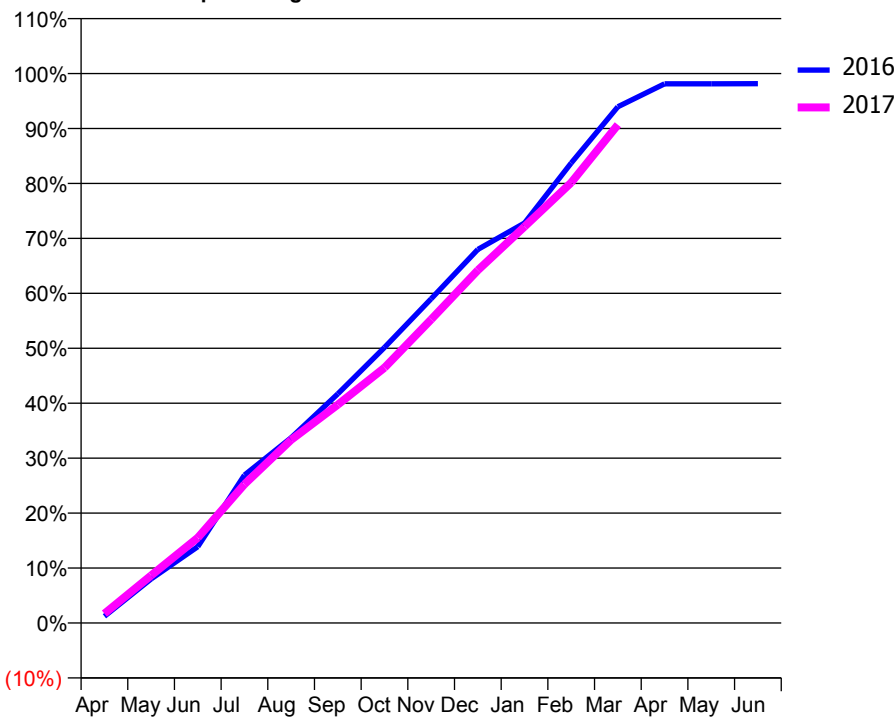
### ACCESS\*

Patients seen in 24 months	Total	Change since previous quarter
Quarter ending March 2016	10,987	
Quarter ending June 2016	10,997	→
Quarter ending September 2016	10,983	→
Quarter ending December 2016	11,017	→
Quarter ending March 2017	11,187	→
<b>Variance since March 2016</b>	<b>1.8%</b>	<b>→</b>



### ACTIVITY

Cumulative percentage of contracted UDA delivered 2016 & 2017



Month	Adjusted Scheduled Activity (UDA)	
	2016	2017
April	408	571
May	2,670	2,878
June	4,624	5,164
July	8,964	8,405
August	11,229	11,102
September	13,888	13,229
October	16,702	15,470
November	19,651	18,399
December	22,640	21,376
January	24,237	24,024
February	27,876	26,686
March	31,288	30,196
April	32,677	
May	32,676	
June	32,684	

### QUALITY

	Quantity	Base Number	Contract	AT	Region	England
% of FP17s for the same patient ID Re-attending within 3 months - Children	231	3,076	7.5%	9.6%	11.9%	12.3%
% of FP17s for the same patient ID Re-attending within 3 months - Adults	1,317	10,102	13.0%	14.3%	16.6%	16.7%
% of FP17s for the same patient ID Re-attending between 3 & 9 months - Children	1,280	3,076	41.6%	60.6%	60.2%	57.6%
% of FP17s for the same patient ID Re-attending between 3 & 9 months - Adults	4,080	10,102	40.4%	51.9%	51.5%	50.1%
% of FP17s for Band 1 Urgent Courses	893	12,757	7.0%	7.9%	9.5%	9.1%
% of FP17s Relating to Free Repair or Replacements	156	12,757	1.2%	0.8%	0.7%	0.8%
% of FP17s Relating to Continuations	275	12,757	2.2%	1.2%	1.2%	1.2%
% of Patients satisfied with the dentistry they have received	29	32	90.6%	93.2%	93.1%	92.8%
% of Patients satisfied with the time they had to wait for an appointment	29	32	90.6%	89.1%	88.8%	88.7%

\* This is based on patients treated on this contract for their most recent course of treatment. Figures in italics indicate the base number of FP17s or Patient Questionnaire responses are less than 100. N/A is shown where the base number of responses is less than 10 during the period. % is calculated as Quantity/Base number\*100

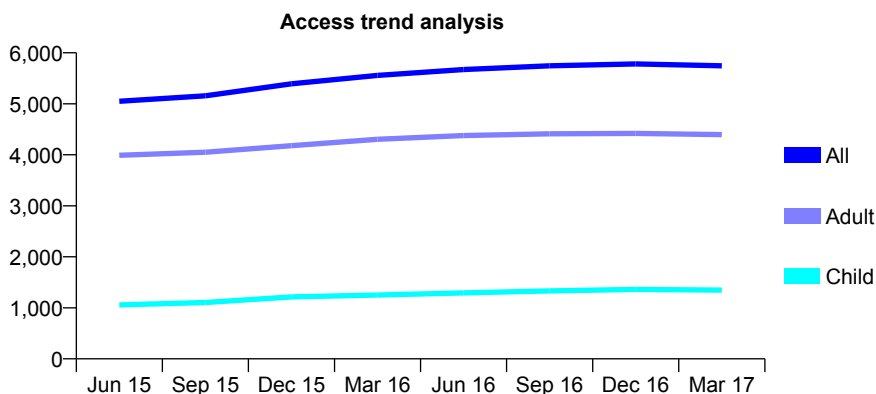
## Q64 - Vital Signs At a Glance Contract Report for 101338/0109 - March 2017

Name or company name	Whitecross Dental Care Limited
Contract type name	GDS Contract
Purpose of contract	General
Contract start date	18/01/2010
Contract end date	

16/17 Contracted general activity (UDA)	13,023
Carry forward general activity (UDA)	-151
16/17 Contracted orthodontic activity (UOA)	0
Carry forward orthodontic activity (UOA)	0
Baseline contract value	£340,854.03

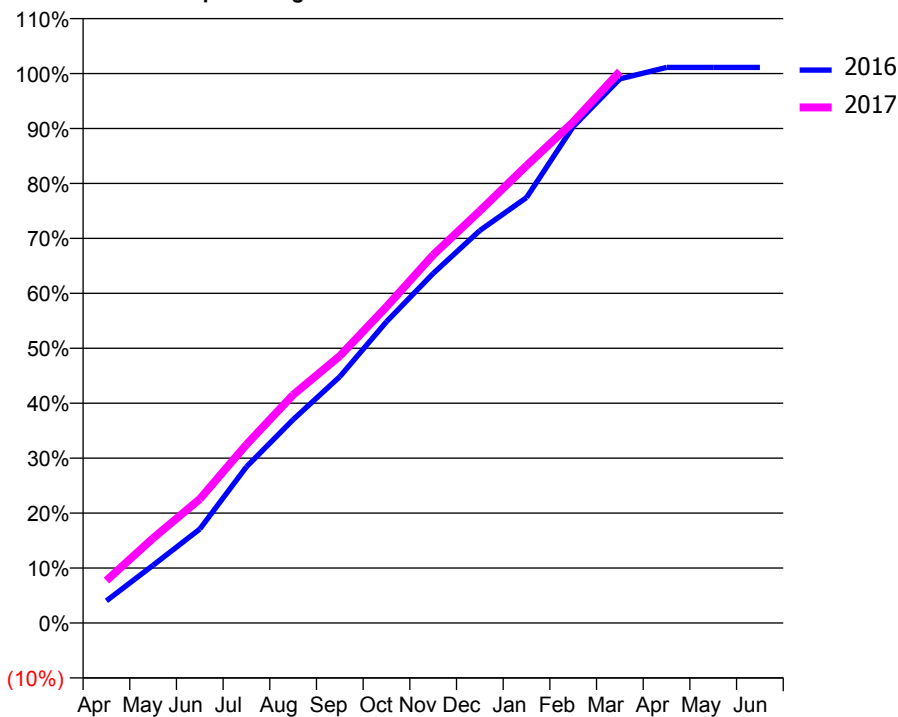
### ACCESS\*

Patients seen in 24 months	Total	Change since previous quarter
Quarter ending March 2016	5,556	
Quarter ending June 2016	5,672	↑
Quarter ending September 2016	5,745	→
Quarter ending December 2016	5,781	→
Quarter ending March 2017	5,746	→
<b>Variance since March 2016</b>	<b>3.4%</b>	<b>↑</b>



### ACTIVITY

Cumulative percentage of contracted UDA delivered 2016 & 2017



Month	Adjusted Scheduled Activity (UDA)	
	2016	2017
April	550	1,006
May	1,434	2,010
June	2,327	2,938
July	3,874	4,231
August	5,044	5,409
September	6,108	6,329
October	7,469	7,493
November	8,666	8,725
December	9,732	9,768
January	10,548	10,837
February	12,305	11,874
March	13,491	13,072
April	13,774	
May	13,774	
June	13,774	

### QUALITY

	Quantity	Base Number	Contract	AT	Region	England
% of FP17s for the same patient ID Re-attending within 3 months - Children	147	2,111	7.0%	9.6%	11.9%	12.3%
% of FP17s for the same patient ID Re-attending within 3 months - Adults	973	6,080	16.0%	14.3%	16.6%	16.7%
% of FP17s for the same patient ID Re-attending between 3 & 9 months - Children	1,391	2,111	65.9%	60.6%	60.2%	57.6%
% of FP17s for the same patient ID Re-attending between 3 & 9 months - Adults	2,666	6,080	43.8%	51.9%	51.5%	50.1%
% of FP17s for Band 1 Urgent Courses	884	8,020	11.0%	7.9%	9.5%	9.1%
% of FP17s Relating to Free Repair or Replacements	77	8,020	1.0%	0.8%	0.7%	0.8%
% of FP17s Relating to Continuations	166	8,020	2.1%	1.2%	1.2%	1.2%
% of Patients satisfied with the dentistry they have received	35	42	83.3%	93.2%	93.1%	92.8%
% of Patients satisfied with the time they had to wait for an appointment	31	42	73.8%	89.1%	88.8%	88.7%

\* This is based on patients treated on this contract for their most recent course of treatment. Figures in italics indicate the base number of FP17s or Patient Questionnaire responses are less than 100. N/A is shown where the base number of responses is less than 10 during the period. % is calculated as Quantity/Base number\*100

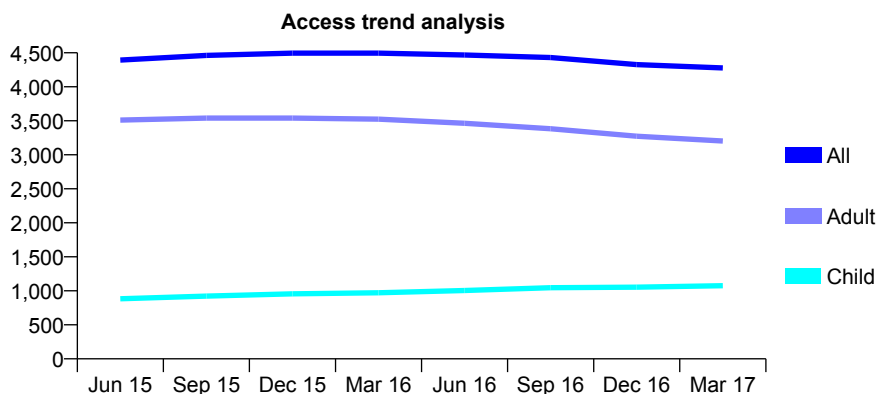
## Q64 - Vital Signs At a Glance Contract Report for 101338/0110 - March 2017

Name or company name	Whitecross Dental Care Limited
Contract type name	GDS Contract
Purpose of contract	General
Contract start date	18/01/2010
Contract end date	

16/17 Contracted general activity (UDA)	11,079
Carry forward general activity (UDA)	136
16/17 Contracted orthodontic activity (UOA)	0
Carry forward orthodontic activity (UOA)	0
Baseline contract value	£288,687.77

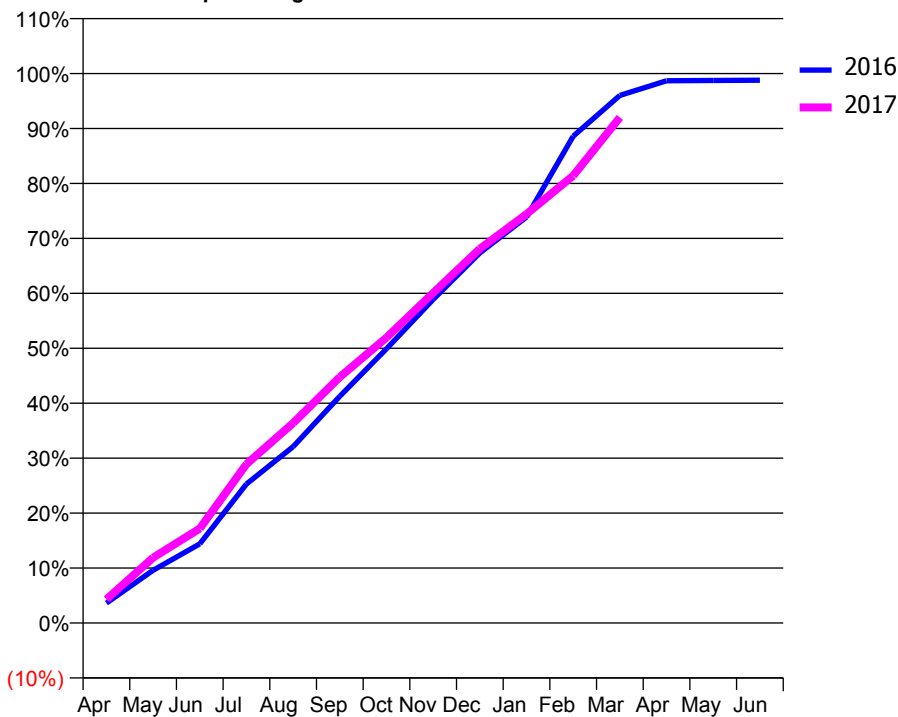
### ACCESS\*

Patients seen in 24 months	Total	Change since previous quarter
Quarter ending March 2016	4,496	
Quarter ending June 2016	4,468	→
Quarter ending September 2016	4,430	→
Quarter ending December 2016	4,327	↓
Quarter ending March 2017	4,277	↓
<b>Variance since March 2016</b>	<b>(4.9%)</b>	<b>↓</b>



### ACTIVITY

Cumulative percentage of contracted UDA delivered 2016 & 2017



Month	Adjusted Scheduled Activity (UDA)	
	2016	2017
April	403	478
May	1,064	1,320
June	1,597	1,906
July	2,802	3,204
August	3,555	4,032
September	4,572	4,959
October	5,529	5,754
November	6,525	6,655
December	7,461	7,546
January	8,184	8,245
February	9,813	9,019
March	10,637	10,192
April	10,934	
May	10,938	
June	10,943	

### QUALITY

	Quantity	Base Number	Contract	AT	Region	England
% of FP17s for the same patient ID Re-attending within 3 months - Children	69	1,500	4.6%	9.6%	11.9%	12.3%
% of FP17s for the same patient ID Re-attending within 3 months - Adults	341	4,173	8.2%	14.3%	16.6%	16.7%
% of FP17s for the same patient ID Re-attending between 3 & 9 months - Children	878	1,500	58.5%	60.6%	60.2%	57.6%
% of FP17s for the same patient ID Re-attending between 3 & 9 months - Adults	2,797	4,173	67.0%	51.9%	51.5%	50.1%
% of FP17s for Band 1 Urgent Courses	112	5,505	2.0%	7.9%	9.5%	9.1%
% of FP17s Relating to Free Repair or Replacements	24	5,505	0.4%	0.8%	0.7%	0.8%
% of FP17s Relating to Continuations	76	5,505	1.4%	1.2%	1.2%	1.2%
% of Patients satisfied with the dentistry they have received	17	18	94.4%	93.2%	93.1%	92.8%
% of Patients satisfied with the time they had to wait for an appointment	16	18	88.9%	89.1%	88.8%	88.7%

\* This is based on patients treated on this contract for their most recent course of treatment. Figures in italics indicate the base number of FP17s or Patient Questionnaire responses are less than 100. N/A is shown where the base number of responses is less than 10 during the period. % is calculated as Quantity/Base number\*100

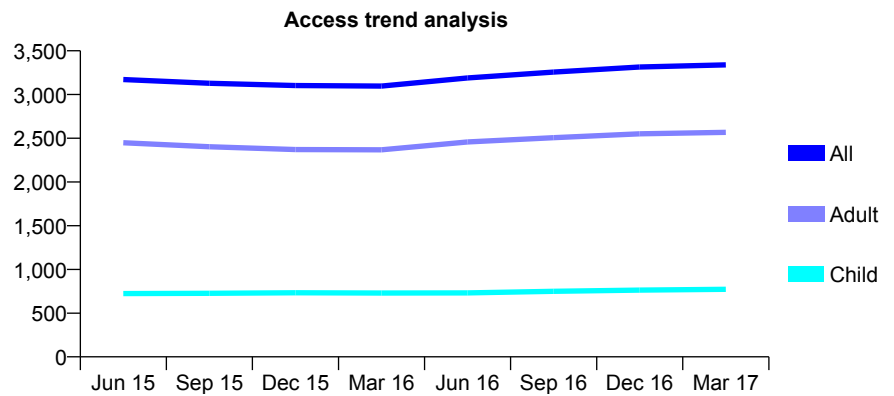
## Q64 - Vital Signs At a Glance Contract Report for 101338/0112 - March 2017

Name or company name	Whitecross Dental Care Limited
Contract type name	GDS Contract
Purpose of contract	General
Contract start date	23/02/2010
Contract end date	

16/17 Contracted general activity (UDA)	8,000
Carry forward general activity (UDA)	146
16/17 Contracted orthodontic activity (UOA)	0
Carry forward orthodontic activity (UOA)	0
Baseline contract value	£208,492.13

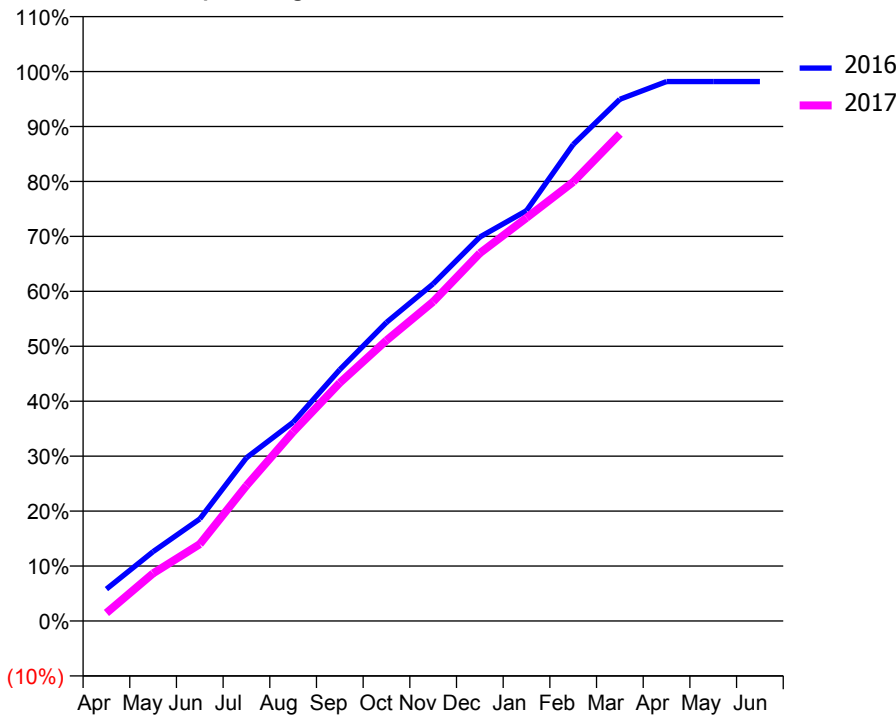
### ACCESS\*

Patients seen in 24 months	Total	Change since previous quarter
Quarter ending March 2016	3,097	
Quarter ending June 2016	3,189	↑
Quarter ending September 2016	3,256	↑
Quarter ending December 2016	3,314	→
Quarter ending March 2017	3,339	→
<b>Variance since March 2016</b>	<b>7.8%</b>	<b>↑</b>



### ACTIVITY

Cumulative percentage of contracted UDA delivered 2016 & 2017



Month	Adjusted Scheduled Activity (UDA)	
	2016	2017
April	465	118
May	1,011	695
June	1,487	1,119
July	2,377	1,971
August	2,893	2,754
September	3,661	3,469
October	4,347	4,086
November	4,909	4,648
December	5,590	5,355
January	5,975	5,869
February	6,938	6,392
March	7,596	7,091
April	7,854	
May	7,854	
June	7,854	

### QUALITY

	Quantity	Base Number	Contract	AT	Region	England
% of FP17s for the same patient ID Re-attending within 3 months - Children	59	1,080	5.5%	9.6%	11.9%	12.3%
% of FP17s for the same patient ID Re-attending within 3 months - Adults	425	3,511	12.1%	14.3%	16.6%	16.7%
% of FP17s for the same patient ID Re-attending between 3 & 9 months - Children	642	1,080	59.4%	60.6%	60.2%	57.6%
% of FP17s for the same patient ID Re-attending between 3 & 9 months - Adults	1,986	3,511	56.6%	51.9%	51.5%	50.1%
% of FP17s for Band 1 Urgent Courses	388	4,420	8.8%	7.9%	9.5%	9.1%
% of FP17s Relating to Free Repair or Replacements	2	4,420	0.0%	0.8%	0.7%	0.8%
% of FP17s Relating to Continuations	56	4,420	1.3%	1.2%	1.2%	1.2%
% of Patients satisfied with the dentistry they have received	7	7	N/A	93.2%	93.1%	92.8%
% of Patients satisfied with the time they had to wait for an appointment	7	7	N/A	89.1%	88.8%	88.7%

\* This is based on patients treated on this contract for their most recent course of treatment. Figures in italics indicate the base number of FP17s or Patient Questionnaire responses are less than 100. N/A is shown where the base number of responses is less than 10 during the period. % is calculated as Quantity/Base number\*100

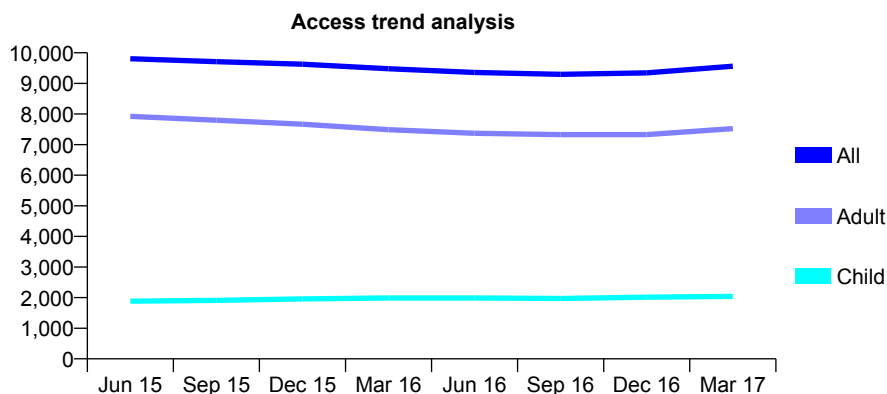
## Q64 - Vital Signs At a Glance Contract Report for 101362/0040 - March 2017

Name or company name	Rodericks Dental Limited
Contract type name	PDS Plus Contract
Purpose of contract	General
Contract start date	12/09/2011
Contract end date	11/09/2021

16/17 Contracted general activity (UDA)	24,000
Carry forward general activity (UDA)	0
16/17 Contracted orthodontic activity (UOA)	0
Carry forward orthodontic activity (UOA)	0
Baseline contract value	£317,163.85

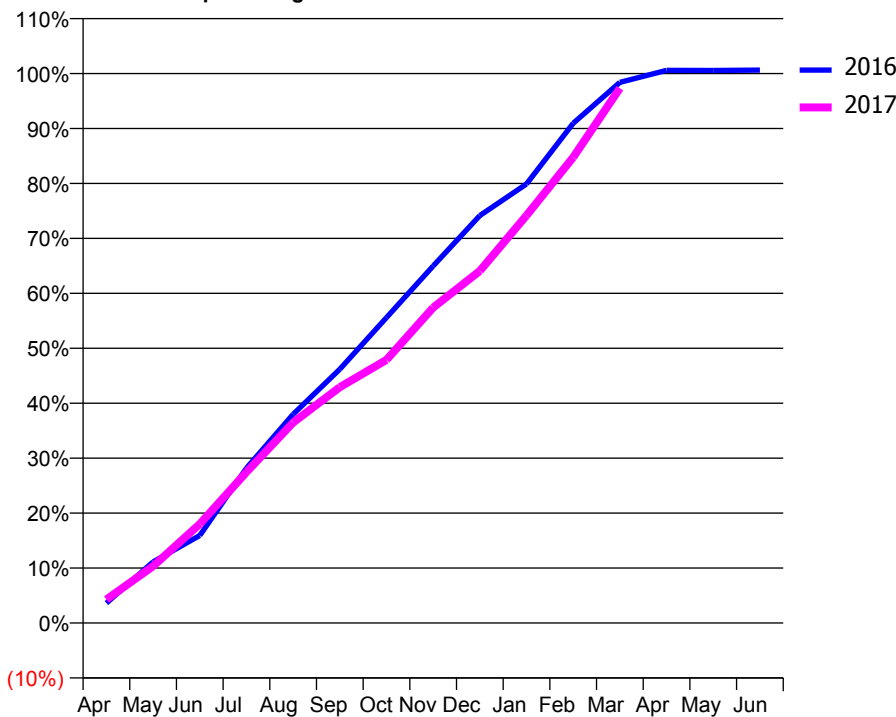
### ACCESS\*

Patients seen in 24 months	Total	Change since previous quarter
Quarter ending March 2016	9,480	
Quarter ending June 2016	9,359	↓
Quarter ending September 2016	9,298	→
Quarter ending December 2016	9,343	→
Quarter ending March 2017	9,563	↑
<b>Variance since March 2016</b>	<b>0.9%</b>	<b>→</b>



### ACTIVITY

Cumulative percentage of contracted UDA delivered 2016 & 2017



Month	Adjusted Scheduled Activity (UDA)	
	2016	2017
April	870	1,028
May	2,671	2,484
June	3,824	4,325
July	6,762	6,590
August	9,119	8,757
September	11,085	10,301
October	13,338	11,492
November	15,596	13,776
December	17,796	15,380
January	19,178	17,801
February	21,827	20,338
March	23,614	23,359
April	24,135	
May	24,134	
June	24,148	

### QUALITY

	Quantity	Base Number	Contract	AT	Region	England
% of FP17s for the same patient ID Re-attending within 3 months - Children	124	2,444	5.1%	9.6%	11.9%	12.3%
% of FP17s for the same patient ID Re-attending within 3 months - Adults	957	8,339	11.5%	14.3%	16.6%	16.7%
% of FP17s for the same patient ID Re-attending between 3 & 9 months - Children	946	2,444	38.7%	60.6%	60.2%	57.6%
% of FP17s for the same patient ID Re-attending between 3 & 9 months - Adults	2,294	8,339	27.5%	51.9%	51.5%	50.1%
% of FP17s for Band 1 Urgent Courses	1,074	10,533	10.2%	7.9%	9.5%	9.1%
% of FP17s Relating to Free Repair or Replacements	112	10,533	1.1%	0.8%	0.7%	0.8%
% of FP17s Relating to Continuations	55	10,533	0.5%	1.2%	1.2%	1.2%
% of Patients satisfied with the dentistry they have received	15	17	88.2%	93.2%	93.1%	92.8%
% of Patients satisfied with the time they had to wait for an appointment	11	17	64.7%	89.1%	88.8%	88.7%

\* This is based on patients treated on this contract for their most recent course of treatment. Figures in italics indicate the base number of FP17s or Patient Questionnaire responses are less than 100. N/A is shown where the base number of responses is less than 10 during the period. % is calculated as Quantity/Base number\*100



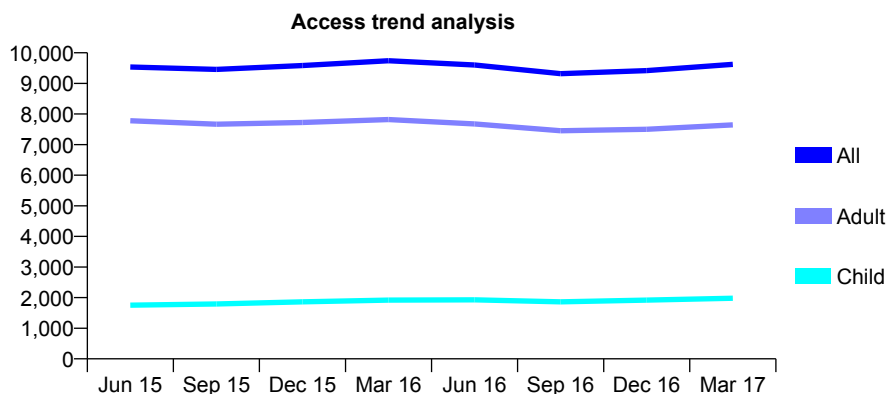
## Q64 - Vital Signs At a Glance Contract Report for 101362/0042 - March 2017

Name or company name	Rodericks Dental Limited
Contract type name	PDS Plus Contract
Purpose of contract	General
Contract start date	03/01/2012
Contract end date	02/01/2022

16/17 Contracted general activity (UDA)	24,000
Carry forward general activity (UDA)	406
16/17 Contracted orthodontic activity (UOA)	0
Carry forward orthodontic activity (UOA)	0
Baseline contract value	£317,163.85

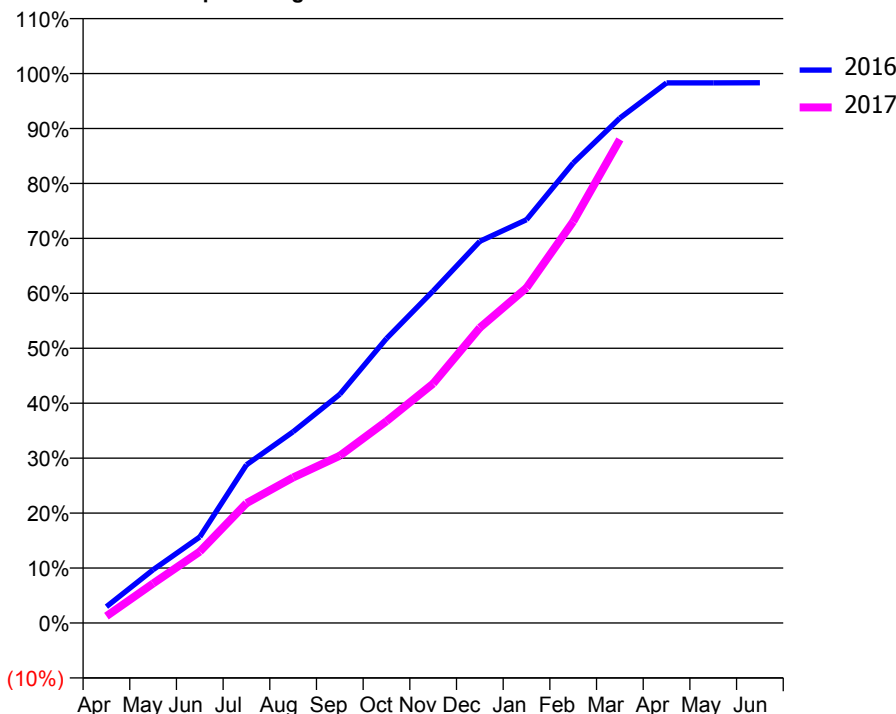
### ACCESS\*

Patients seen in 24 months	Total	Change since previous quarter
Quarter ending March 2016	9,740	
Quarter ending June 2016	9,602	↓
Quarter ending September 2016	9,316	↓
Quarter ending December 2016	9,418	→
Quarter ending March 2017	9,624	↑
<b>Variance since March 2016</b>	<b>(1.2%)</b>	<b>↓</b>



### ACTIVITY

Cumulative percentage of contracted UDA delivered 2016 & 2017



Adjusted Scheduled Activity (UDA)

Month	2016	2017
April	711	298
May	2,325	1,728
June	3,762	3,116
July	6,912	5,233
August	8,354	6,355
September	9,990	7,305
October	12,426	8,814
November	14,506	10,459
December	16,674	12,899
January	17,616	14,639
February	20,089	17,534
March	22,052	21,124
April	23,590	
May	23,593	
June	23,594	

### QUALITY

	Quantity	Base Number	Contract	AT	Region	England
% of FP17s for the same patient ID Re-attending within 3 months - Children	146	2,357	6.2%	9.6%	11.9%	12.3%
% of FP17s for the same patient ID Re-attending within 3 months - Adults	1,291	8,539	15.1%	14.3%	16.6%	16.7%
% of FP17s for the same patient ID Re-attending between 3 & 9 months - Children	792	2,357	33.6%	60.6%	60.2%	57.6%
% of FP17s for the same patient ID Re-attending between 3 & 9 months - Adults	1,947	8,539	22.8%	51.9%	51.5%	50.1%
% of FP17s for Band 1 Urgent Courses	1,844	9,944	18.5%	7.9%	9.5%	9.1%
% of FP17s Relating to Free Repair or Replacements	59	9,944	0.6%	0.8%	0.7%	0.8%
% of FP17s Relating to Continuations	78	9,944	0.8%	1.2%	1.2%	1.2%
% of Patients satisfied with the dentistry they have received	22	24	91.7%	93.2%	93.1%	92.8%
% of Patients satisfied with the time they had to wait for an appointment	14	24	58.3%	89.1%	88.8%	88.7%

\* This is based on patients treated on this contract for their most recent course of treatment. Figures in italics indicate the base number of FP17s or Patient Questionnaire responses are less than 100. N/A is shown where the base number of responses is less than 10 during the period. % is calculated as Quantity/Base number\*100

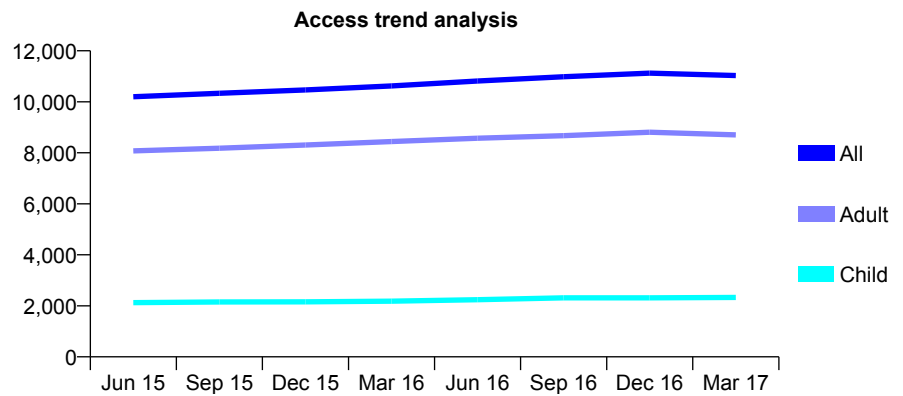
## Q64 - Vital Signs At a Glance Contract Report for 101370/0075 - March 2017

Name or company name	Petrie Tucker and Partners Ltd
Contract type name	GDS Contract
Purpose of contract	General
Contract start date	01/04/2007
Contract end date	

16/17 Contracted general activity (UDA)	32,500
Carry forward general activity (UDA)	-235
16/17 Contracted orthodontic activity (UOA)	0
Carry forward orthodontic activity (UOA)	0
Baseline contract value	£684,967.56

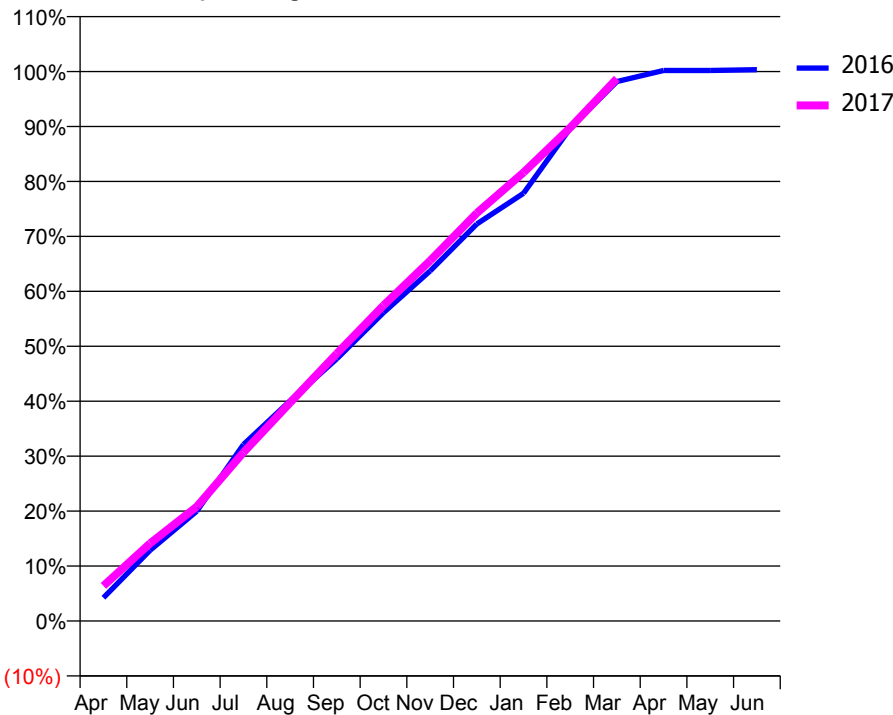
### ACCESS\*

Patients seen in 24 months	Total	Change since previous quarter
Quarter ending March 2016	10,623	
Quarter ending June 2016	10,814	→
Quarter ending September 2016	10,982	→
Quarter ending December 2016	11,125	→
Quarter ending March 2017	11,031	→
<b>Variance since March 2016</b>	<b>3.8%</b>	<b>↑</b>



### ACTIVITY

Cumulative percentage of contracted UDA delivered 2016 & 2017



Month	Adjusted Scheduled Activity (UDA)	
	2016	2017
April	1,376	2,075
May	4,185	4,591
June	6,494	6,759
July	10,438	9,973
August	13,025	12,915
September	15,507	15,813
October	18,238	18,662
November	20,711	21,318
December	23,486	24,130
January	25,294	26,524
February	29,141	29,178
March	31,906	32,080
April	32,561	
May	32,562	
June	32,607	

### QUALITY

	Quantity	Base Number	Contract	AT	Region	England
% of FP17s for the same patient ID Re-attending within 3 months - Children	151	3,332	4.5%	9.6%	11.9%	12.3%
% of FP17s for the same patient ID Re-attending within 3 months - Adults	1,251	11,275	11.1%	14.3%	16.6%	16.7%
% of FP17s for the same patient ID Re-attending between 3 & 9 months - Children	1,934	3,332	58.0%	60.6%	60.2%	57.6%
% of FP17s for the same patient ID Re-attending between 3 & 9 months - Adults	5,459	11,275	48.4%	51.9%	51.5%	50.1%
% of FP17s for Band 1 Urgent Courses	412	14,305	2.9%	7.9%	9.5%	9.1%
% of FP17s Relating to Free Repair or Replacements	71	14,305	0.5%	0.8%	0.7%	0.8%
% of FP17s Relating to Continuations	374	14,305	2.6%	1.2%	1.2%	1.2%
% of Patients satisfied with the dentistry they have received	40	43	93.0%	93.2%	93.1%	92.8%
% of Patients satisfied with the time they had to wait for an appointment	37	43	86.0%	89.1%	88.8%	88.7%

\* This is based on patients treated on this contract for their most recent course of treatment. Figures in italics indicate the base number of FP17s or Patient Questionnaire responses are less than 100. N/A is shown where the base number of responses is less than 10 during the period. % is calculated as Quantity/Base number\*100

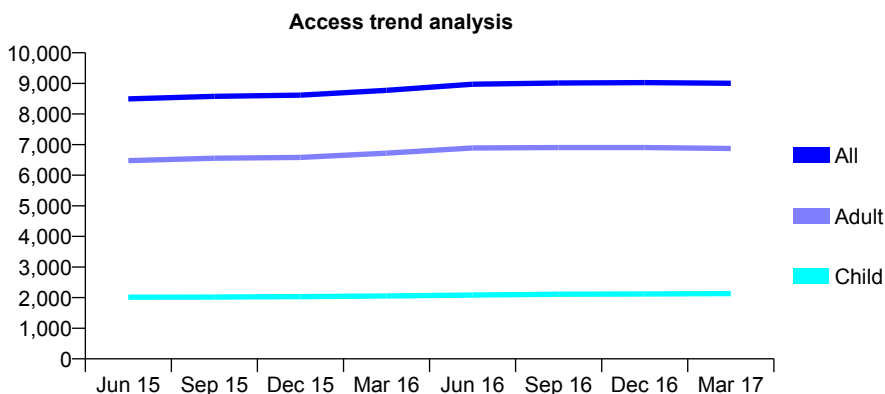
## Q64 - Vital Signs At a Glance Contract Report for 101435/0034 - March 2017

Name or company name	IDH Limited
Contract type name	GDS Contract
Purpose of contract	General
Contract start date	01/04/2006
Contract end date	

16/17 Contracted general activity (UDA)	27,180
Carry forward general activity (UDA)	0
16/17 Contracted orthodontic activity (UOA)	0
Carry forward orthodontic activity (UOA)	0
Baseline contract value	£620,459.90

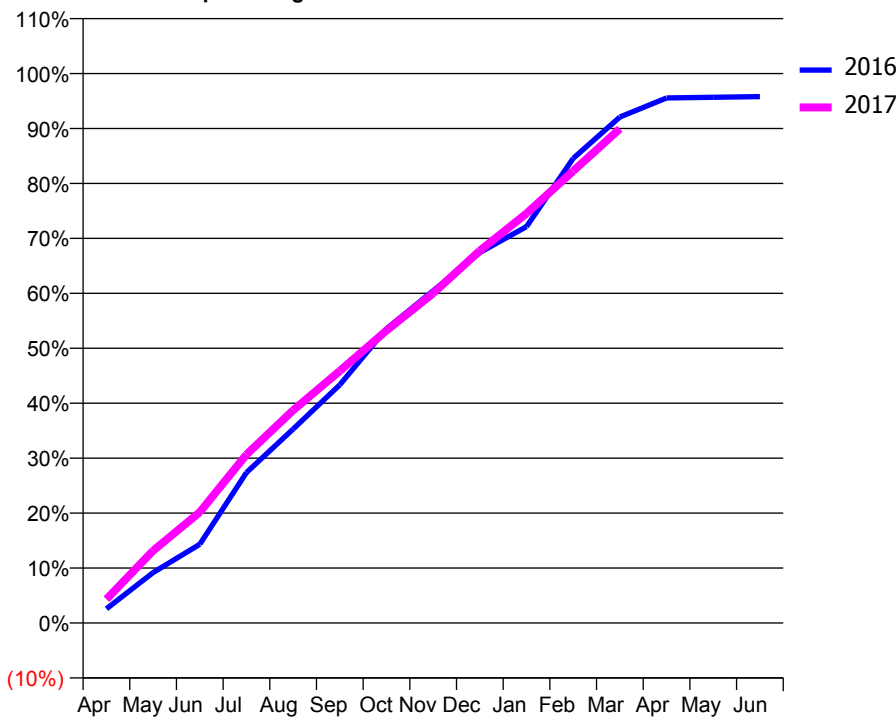
### ACCESS\*

Patients seen in 24 months	Total	Change since previous quarter
Quarter ending March 2016	8,772	
Quarter ending June 2016	8,972	↑
Quarter ending September 2016	9,013	→
Quarter ending December 2016	9,027	→
Quarter ending March 2017	9,003	→
<b>Variance since March 2016</b>	<b>2.6%</b>	<b>↑</b>



### ACTIVITY

Cumulative percentage of contracted UDA delivered 2016 & 2017



Month	Adjusted Scheduled Activity (UDA)	
	2016	2017
April	704	1,178
May	2,496	3,577
June	3,896	5,484
July	7,445	8,335
August	9,593	10,526
September	11,781	12,470
October	14,551	14,466
November	16,431	16,310
December	18,324	18,416
January	19,606	20,256
February	22,982	22,357
March	25,030	24,447
April	25,974	
May	26,006	
June	26,035	

### QUALITY

	Quantity	Base Number	Contract	AT	Region	England
% of FP17s for the same patient ID Re-attending within 3 months - Children	134	2,645	5.1%	9.6%	11.9%	12.3%
% of FP17s for the same patient ID Re-attending within 3 months - Adults	1,121	8,165	13.7%	14.3%	16.6%	16.7%
% of FP17s for the same patient ID Re-attending between 3 & 9 months - Children	1,270	2,645	48.0%	60.6%	60.2%	57.6%
% of FP17s for the same patient ID Re-attending between 3 & 9 months - Adults	3,705	8,165	45.4%	51.9%	51.5%	50.1%
% of FP17s for Band 1 Urgent Courses	631	10,421	6.1%	7.9%	9.5%	9.1%
% of FP17s Relating to Free Repair or Replacements	58	10,421	0.6%	0.8%	0.7%	0.8%
% of FP17s Relating to Continuations	293	10,421	2.8%	1.2%	1.2%	1.2%
% of Patients satisfied with the dentistry they have received	25	26	96.2%	93.2%	93.1%	92.8%
% of Patients satisfied with the time they had to wait for an appointment	22	26	84.6%	89.1%	88.8%	88.7%

\* This is based on patients treated on this contract for their most recent course of treatment. Figures in italics indicate the base number of FP17s or Patient Questionnaire responses are less than 100. N/A is shown where the base number of responses is less than 10 during the period. % is calculated as Quantity/Base number\*100

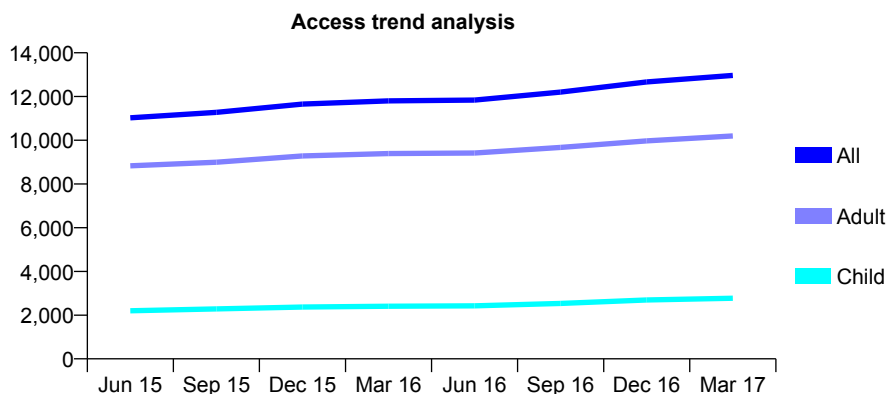
## Q64 - Vital Signs At a Glance Contract Report for 101435/0068 - March 2017

Name or company name	IDH Limited
Contract type name	GDS Contract
Purpose of contract	General
Contract start date	20/08/2007
Contract end date	

16/17 Contracted general activity (UDA)	32,000
Carry forward general activity (UDA)	1,258
16/17 Contracted orthodontic activity (UOA)	0
Carry forward orthodontic activity (UOA)	0
Baseline contract value	£634,436.84

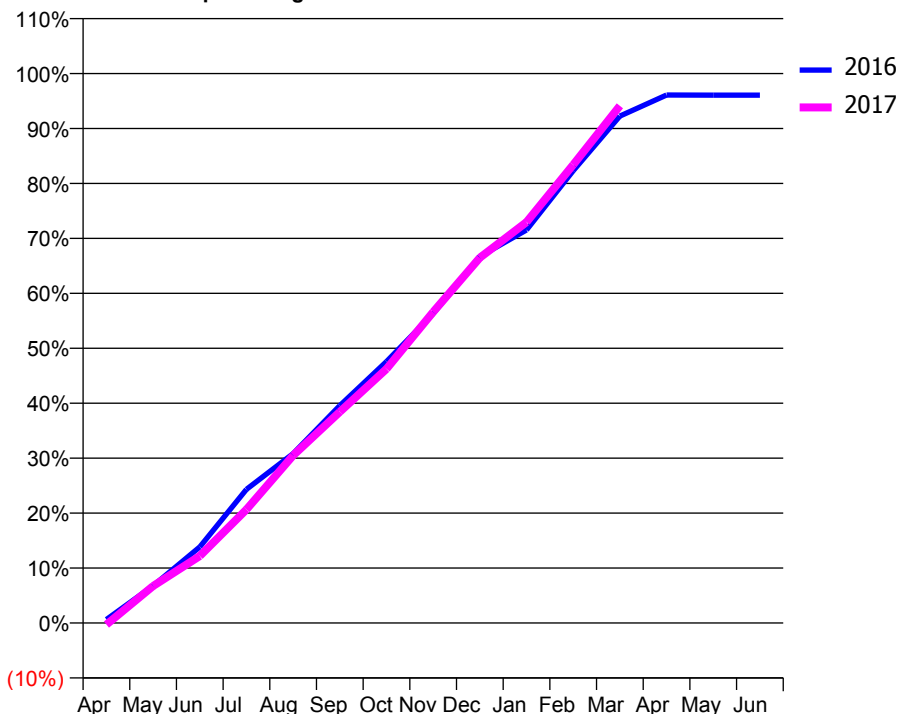
### ACCESS\*

Patients seen in 24 months	Total	Change since previous quarter
Quarter ending March 2016	11,800	
Quarter ending June 2016	11,837	→
Quarter ending September 2016	12,204	↑
Quarter ending December 2016	12,665	↑
Quarter ending March 2017	12,968	↑
<b>Variance since March 2016</b>	9.9%	↑



### ACTIVITY

Cumulative percentage of contracted UDA delivered 2016 & 2017



Month	Adjusted Scheduled Activity (UDA)	
	2016	2017
April	204	-97
May	2,169	2,155
June	4,430	3,905
July	7,786	6,610
August	9,865	9,756
September	12,660	12,300
October	15,224	14,801
November	18,020	18,115
December	21,342	21,274
January	22,887	23,350
February	26,339	26,682
March	29,521	30,122
April	30,745	
May	30,742	
June	30,742	

### QUALITY

	Quantity	Base Number	Contract	AT	Region	England
% of FP17s for the same patient ID Re-attending within 3 months - Children	215	3,474	6.2%	9.6%	11.9%	12.3%
% of FP17s for the same patient ID Re-attending within 3 months - Adults	1,281	11,328	11.3%	14.3%	16.6%	16.7%
% of FP17s for the same patient ID Re-attending between 3 & 9 months - Children	1,470	3,474	42.3%	60.6%	60.2%	57.6%
% of FP17s for the same patient ID Re-attending between 3 & 9 months - Adults	4,460	11,328	39.4%	51.9%	51.5%	50.1%
% of FP17s for Band 1 Urgent Courses	928	14,266	6.5%	7.9%	9.5%	9.1%
% of FP17s Relating to Free Repair or Replacements	72	14,266	0.5%	0.8%	0.7%	0.8%
% of FP17s Relating to Continuations	257	14,266	1.8%	1.2%	1.2%	1.2%
% of Patients satisfied with the dentistry they have received	19	19	100.0%	93.2%	93.1%	92.8%
% of Patients satisfied with the time they had to wait for an appointment	16	19	84.2%	89.1%	88.8%	88.7%

\* This is based on patients treated on this contract for their most recent course of treatment. Figures in italics indicate the base number of FP17s or Patient Questionnaire responses are less than 100. N/A is shown where the base number of responses is less than 10 during the period. % is calculated as Quantity/Base number\*100

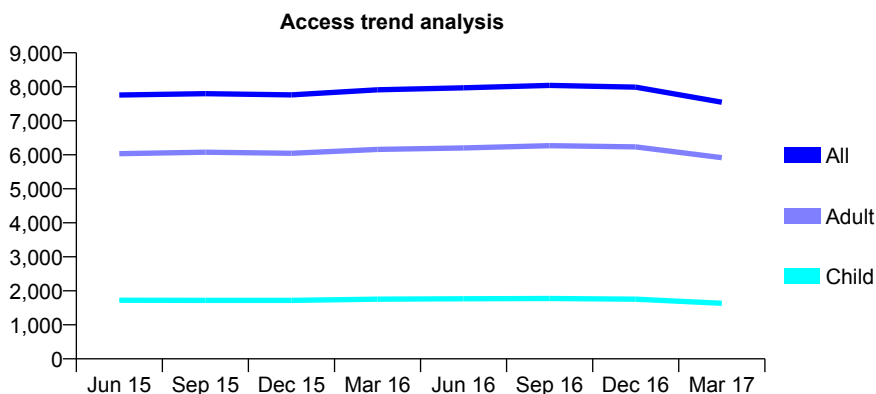
## Q64 - Vital Signs At a Glance Contract Report for 101435/0076 - March 2017

Name or company name	IDH Limited
Contract type name	GDS Contract
Purpose of contract	General
Contract start date	18/12/2007
Contract end date	

16/17 Contracted general activity (UDA)	26,500
Carry forward general activity (UDA)	0
16/17 Contracted orthodontic activity (UOA)	0
Carry forward orthodontic activity (UOA)	0
Baseline contract value	£525,437.49

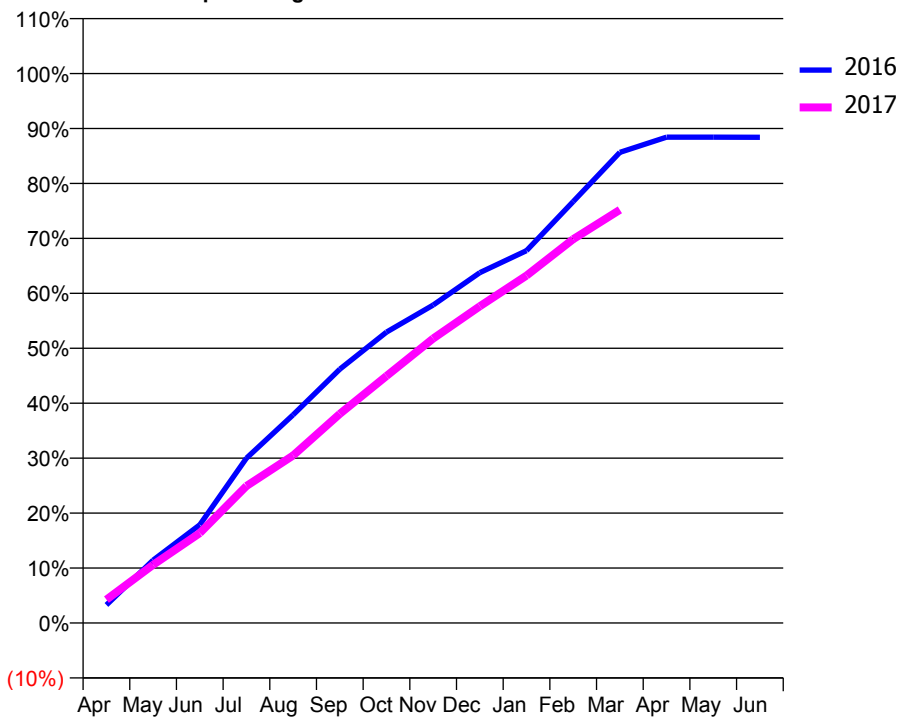
### ACCESS\*

Patients seen in 24 months	Total	Change since previous quarter
Quarter ending March 2016	7,912	
Quarter ending June 2016	7,971	→
Quarter ending September 2016	8,042	→
Quarter ending December 2016	7,991	→
Quarter ending March 2017	7,549	↓
<b>Variance since March 2016</b>	<b>(4.6%)</b>	<b>↓</b>



### ACTIVITY

Cumulative percentage of contracted UDA delivered 2016 & 2017



Month	Adjusted Scheduled Activity (UDA)	
	2016	2017
April	868	1,126
May	3,035	2,808
June	4,733	4,339
July	7,953	6,607
August	10,044	8,079
September	12,240	10,086
October	14,028	11,910
November	15,333	13,721
December	16,895	15,278
January	17,958	16,757
February	20,323	18,511
March	22,698	19,924
April	23,428	
May	23,428	
June	23,425	

### QUALITY

	Quantity	Base Number	Contract	AT	Region	England
% of FP17s for the same patient ID Re-attending within 3 months - Children	129	2,378	5.4%	9.6%	11.9%	12.3%
% of FP17s for the same patient ID Re-attending within 3 months - Adults	1,035	7,936	13.0%	14.3%	16.6%	16.7%
% of FP17s for the same patient ID Re-attending between 3 & 9 months - Children	1,522	2,378	64.0%	60.6%	60.2%	57.6%
% of FP17s for the same patient ID Re-attending between 3 & 9 months - Adults	4,435	7,936	55.9%	51.9%	51.5%	50.1%
% of FP17s for Band 1 Urgent Courses	636	9,955	6.4%	7.9%	9.5%	9.1%
% of FP17s Relating to Free Repair or Replacements	65	9,955	0.7%	0.8%	0.7%	0.8%
% of FP17s Relating to Continuations	242	9,955	2.4%	1.2%	1.2%	1.2%
% of Patients satisfied with the dentistry they have received	17	19	89.5%	93.2%	93.1%	92.8%
% of Patients satisfied with the time they had to wait for an appointment	17	19	89.5%	89.1%	88.8%	88.7%

\* This is based on patients treated on this contract for their most recent course of treatment. Figures in italics indicate the base number of FP17s or Patient Questionnaire responses are less than 100. N/A is shown where the base number of responses is less than 10 during the period. % is calculated as Quantity/Base number\*100

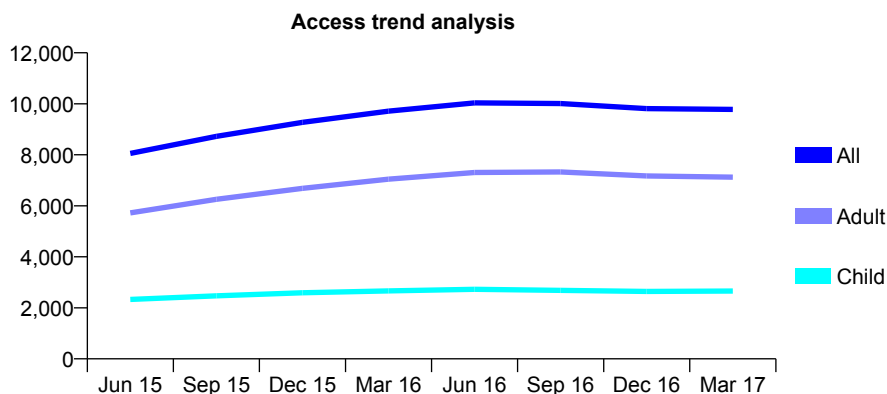
## Q64 - Vital Signs At a Glance Contract Report for 101435/0145 - March 2017

Name or company name	IDH Limited
Contract type name	GDS Contract
Purpose of contract	General
Contract start date	01/08/2014
Contract end date	

16/17 Contracted general activity (UDA)	27,780
Carry forward general activity (UDA)	698
16/17 Contracted orthodontic activity (UOA)	0
Carry forward orthodontic activity (UOA)	0
Baseline contract value	£764,438.93

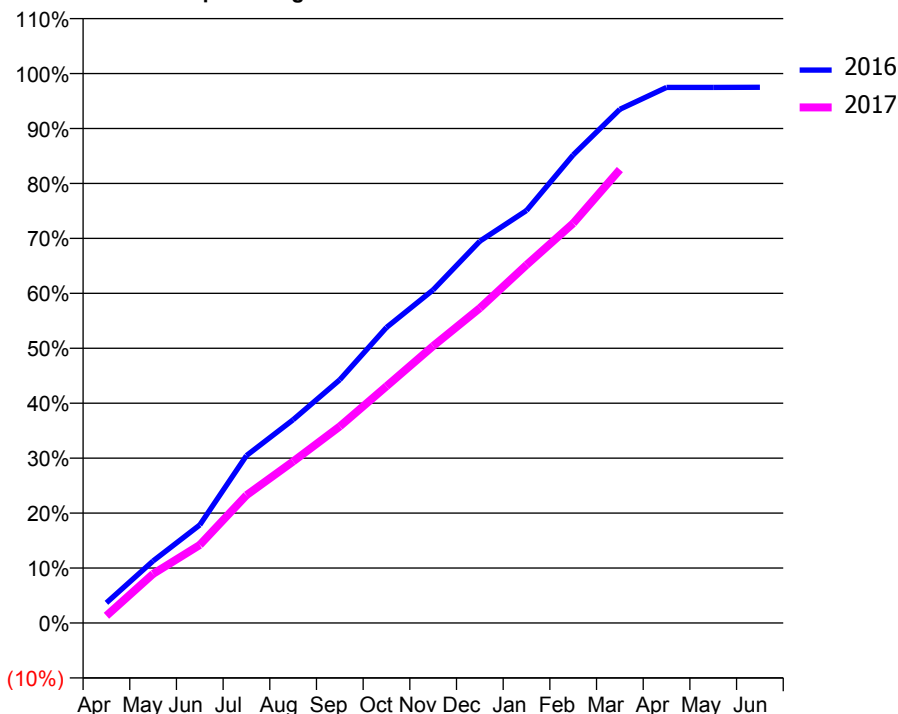
### ACCESS\*

Patients seen in 24 months	Total	Change since previous quarter
Quarter ending March 2016	9,713	
Quarter ending June 2016	10,034	↑
Quarter ending September 2016	10,011	→
Quarter ending December 2016	9,811	↓
Quarter ending March 2017	9,782	→
<b>Variance since March 2016</b>	<b>0.7%</b>	<b>→</b>



### ACTIVITY

Cumulative percentage of contracted UDA delivered 2016 & 2017



Month	Adjusted Scheduled Activity (UDA)	
	2016	2017
April	1,022	368
May	3,137	2,484
June	4,959	3,944
July	8,462	6,461
August	10,277	8,165
September	12,299	9,943
October	14,940	11,969
November	16,844	14,006
December	19,307	15,921
January	20,855	18,104
February	23,665	20,208
March	25,974	22,922
April	27,076	
May	27,078	
June	27,082	

### QUALITY

	Quantity	Base Number	Contract	AT	Region	England
% of FP17s for the same patient ID Re-attending within 3 months - Children	209	3,619	5.8%	9.6%	11.9%	12.3%
% of FP17s for the same patient ID Re-attending within 3 months - Adults	972	8,662	11.2%	14.3%	16.6%	16.7%
% of FP17s for the same patient ID Re-attending between 3 & 9 months - Children	2,094	3,619	57.9%	60.6%	60.2%	57.6%
% of FP17s for the same patient ID Re-attending between 3 & 9 months - Adults	4,665	8,662	53.9%	51.9%	51.5%	50.1%
% of FP17s for Band 1 Urgent Courses	603	11,808	5.1%	7.9%	9.5%	9.1%
% of FP17s Relating to Free Repair or Replacements	71	11,808	0.6%	0.8%	0.7%	0.8%
% of FP17s Relating to Continuations	235	11,808	2.0%	1.2%	1.2%	1.2%
% of Patients satisfied with the dentistry they have received	21	23	91.3%	93.2%	93.1%	92.8%
% of Patients satisfied with the time they had to wait for an appointment	20	23	87.0%	89.1%	88.8%	88.7%

\* This is based on patients treated on this contract for their most recent course of treatment. Figures in italics indicate the base number of FP17s or Patient Questionnaire responses are less than 100. N/A is shown where the base number of responses is less than 10 during the period. % is calculated as Quantity/Base number\*100

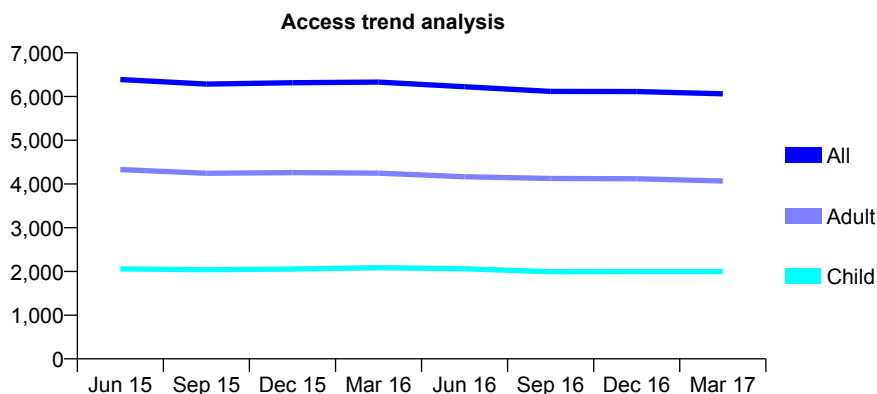
## Q64 - Vital Signs At a Glance Contract Report for 101958/0001 - March 2017

Name or company name	Priory Road Dental Practice
Contract type name	GDS Contract
Purpose of contract	General
Contract start date	01/08/2010
Contract end date	

16/17 Contracted general activity (UDA)	22,667
Carry forward general activity (UDA)	514
16/17 Contracted orthodontic activity (UOA)	0
Carry forward orthodontic activity (UOA)	0
Baseline contract value	£620,792.34

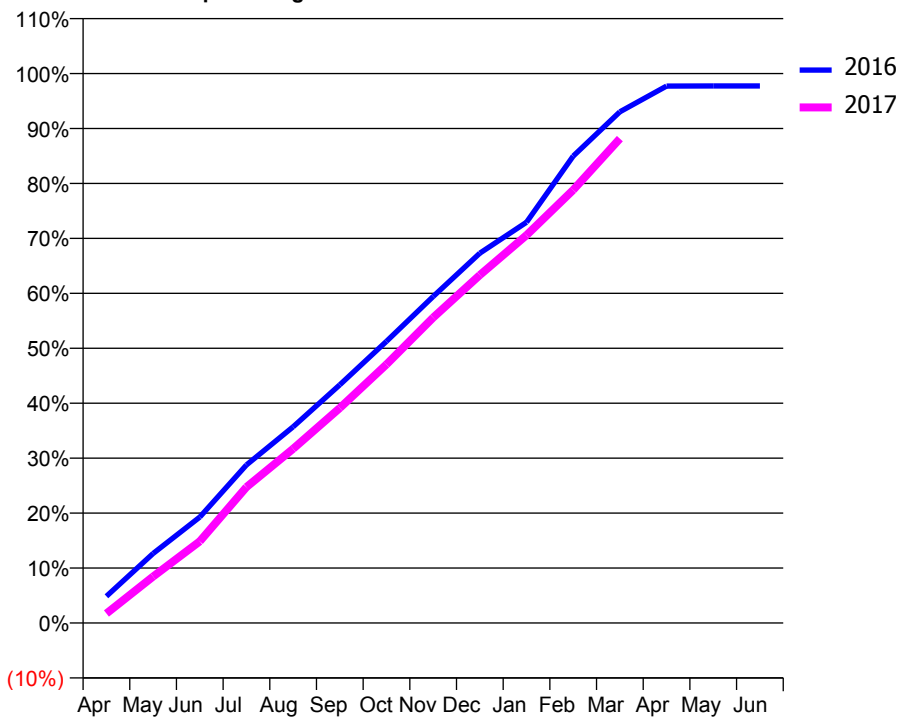
### ACCESS\*

Patients seen in 24 months	Total	Change since previous quarter
Quarter ending March 2016	6,332	
Quarter ending June 2016	6,224	↓
Quarter ending September 2016	6,117	↓
Quarter ending December 2016	6,115	→
Quarter ending March 2017	6,063	→
<b>Variance since March 2016</b>	<b>(4.2%)</b>	<b>↓</b>



### ACTIVITY

Cumulative percentage of contracted UDA delivered 2016 & 2017



Month	Adjusted Scheduled Activity (UDA)	
	2016	2017
April	1,100	392
May	2,870	1,919
June	4,373	3,371
July	6,523	5,610
August	8,092	7,185
September	9,829	8,870
October	11,622	10,667
November	13,467	12,598
December	15,255	14,355
January	16,533	15,997
February	19,263	17,862
March	21,087	19,981
April	22,149	
May	22,153	
June	22,153	

### QUALITY

	Quantity	Base Number	Contract	AT	Region	England
% of FP17s for the same patient ID Re-attending within 3 months - Children	307	3,546	8.7%	9.6%	11.9%	12.3%
% of FP17s for the same patient ID Re-attending within 3 months - Adults	847	6,730	12.6%	14.3%	16.6%	16.7%
% of FP17s for the same patient ID Re-attending between 3 & 9 months - Children	2,637	3,546	74.4%	60.6%	60.2%	57.6%
% of FP17s for the same patient ID Re-attending between 3 & 9 months - Adults	4,753	6,730	70.6%	51.9%	51.5%	50.1%
% of FP17s for Band 1 Urgent Courses	361	9,841	3.7%	7.9%	9.5%	9.1%
% of FP17s Relating to Free Repair or Replacements	72	9,841	0.7%	0.8%	0.7%	0.8%
% of FP17s Relating to Continuations	69	9,841	0.7%	1.2%	1.2%	1.2%
% of Patients satisfied with the dentistry they have received	21	25	84.0%	93.2%	93.1%	92.8%
% of Patients satisfied with the time they had to wait for an appointment	21	25	84.0%	89.1%	88.8%	88.7%

\* This is based on patients treated on this contract for their most recent course of treatment. Figures in italics indicate the base number of FP17s or Patient Questionnaire responses are less than 100. N/A is shown where the base number of responses is less than 10 during the period. % is calculated as Quantity/Base number\*100

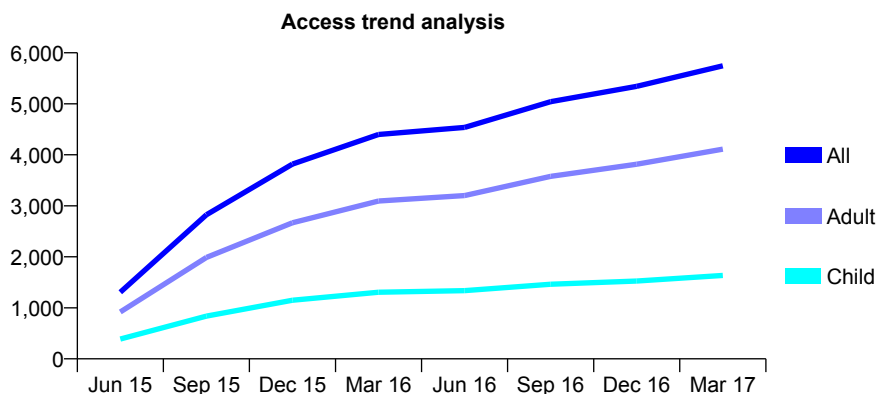
## Q64 - Vital Signs At a Glance Contract Report for 105783/0001 - March 2017

Name or company name	Fisherton House Partnership
Contract type name	GDS Contract
Purpose of contract	General
Contract start date	01/04/2015
Contract end date	

16/17 Contracted general activity (UDA)	15,102
Carry forward general activity (UDA)	0
16/17 Contracted orthodontic activity (UOA)	0
Carry forward orthodontic activity (UOA)	0
Baseline contract value	£377,933.77

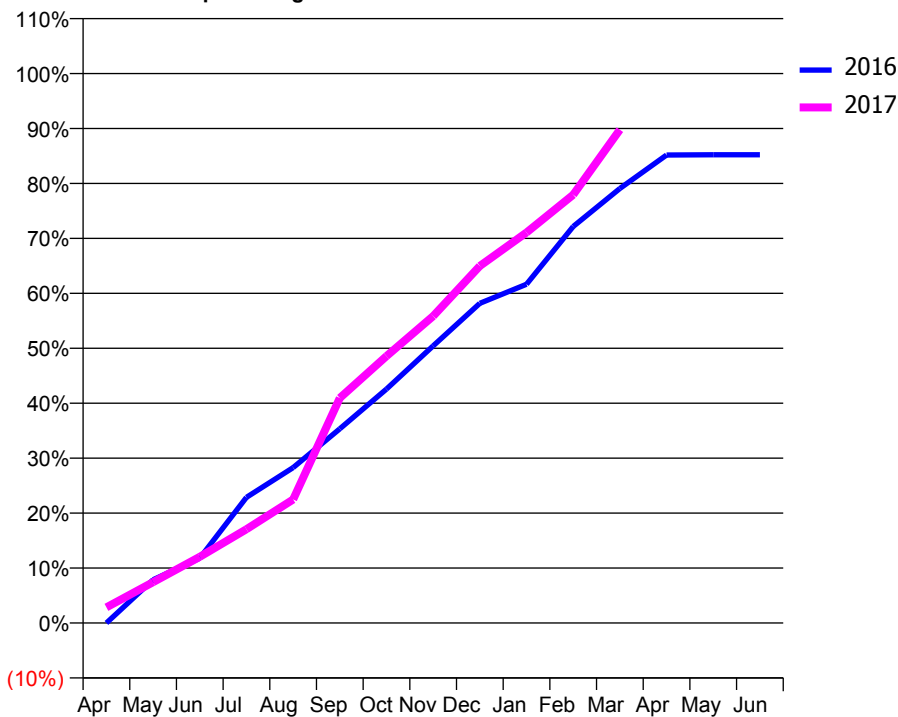
### ACCESS\*

Patients seen in 24 months	Total	Change since previous quarter
Quarter ending March 2016	4,399	
Quarter ending June 2016	4,538	↑
Quarter ending September 2016	5,042	↑
Quarter ending December 2016	5,342	↑
Quarter ending March 2017	5,745	↑
<b>Variance since March 2016</b>	<b>30.6%</b>	<b>↑</b>



### ACTIVITY

Cumulative percentage of contracted UDA delivered 2016 & 2017



Adjusted Scheduled Activity (UDA)

Month	2016	2017
April	0	430
May	1,189	1,122
June	1,783	1,818
July	3,453	2,579
August	4,272	3,395
September	5,338	6,185
October	6,429	7,334
November	7,616	8,436
December	8,785	9,812
January	9,309	10,734
February	10,897	11,769
March	11,943	13,559
April	12,861	
May	12,868	
June	12,868	

### QUALITY

	Quantity	Base Number	Contract	AT	Region	England
% of FP17s for the same patient ID Re-attending within 3 months - Children	118	2,345	5.0%	9.6%	11.9%	12.3%
% of FP17s for the same patient ID Re-attending within 3 months - Adults	658	5,696	11.6%	14.3%	16.6%	16.7%
% of FP17s for the same patient ID Re-attending between 3 & 9 months - Children	1,357	2,345	57.9%	60.6%	60.2%	57.6%
% of FP17s for the same patient ID Re-attending between 3 & 9 months - Adults	3,106	5,696	54.5%	51.9%	51.5%	50.1%
% of FP17s for Band 1 Urgent Courses	386	7,501	5.1%	7.9%	9.5%	9.1%
% of FP17s Relating to Free Repair or Replacements	44	7,501	0.6%	0.8%	0.7%	0.8%
% of FP17s Relating to Continuations	21	7,501	0.3%	1.2%	1.2%	1.2%
% of Patients satisfied with the dentistry they have received	19	21	90.5%	93.2%	93.1%	92.8%
% of Patients satisfied with the time they had to wait for an appointment	18	21	85.7%	89.1%	88.8%	88.7%

\* This is based on patients treated on this contract for their most recent course of treatment. Figures in italics indicate the base number of FP17s or Patient Questionnaire responses are less than 100. N/A is shown where the base number of responses is less than 10 during the period. % is calculated as Quantity/Base number\*100



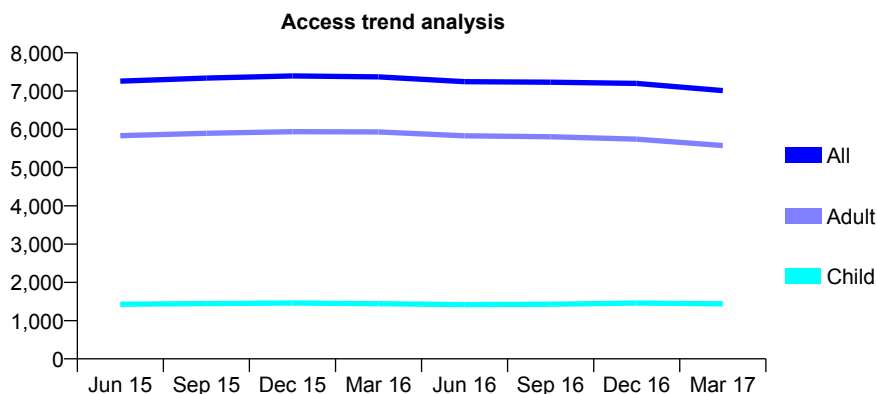
## Q64 - Vital Signs At a Glance Contract Report for 107115/0001 - March 2017

Name or company name	IDH 324 & 325 Ltd
Contract type name	GDS Contract
Purpose of contract	General
Contract start date	01/10/2008
Contract end date	

16/17 Contracted general activity (UDA)	22,226
Carry forward general activity (UDA)	0
16/17 Contracted orthodontic activity (UOA)	0
Carry forward orthodontic activity (UOA)	0
Baseline contract value	£623,550.87

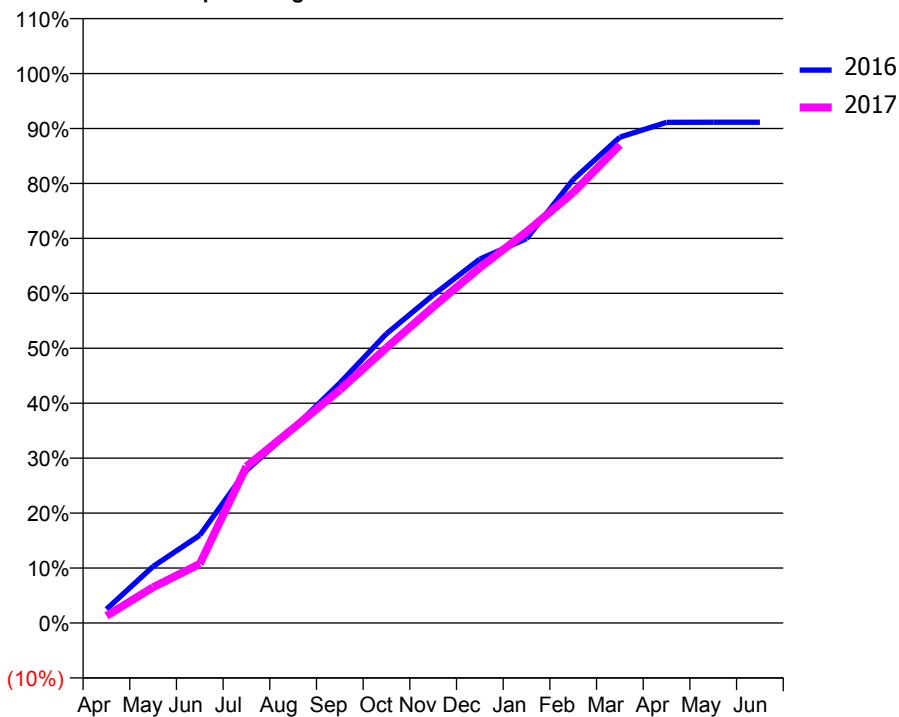
### ACCESS\*

Patients seen in 24 months	Total	Change since previous quarter
Quarter ending March 2016	7,371	
Quarter ending June 2016	7,246	↓
Quarter ending September 2016	7,232	→
Quarter ending December 2016	7,201	→
Quarter ending March 2017	7,012	↓
<b>Variance since March 2016</b>	<b>(4.9%)</b>	<b>↓</b>



### ACTIVITY

Cumulative percentage of contracted UDA delivered 2016 & 2017



Month	Adjusted Scheduled Activity (UDA)	
	2016	2017
April	607	290
May	2,497	1,448
June	3,870	2,392
July	6,728	6,333
August	8,572	7,870
September	10,578	9,429
October	12,753	11,134
November	14,462	12,786
December	16,048	14,374
January	16,944	15,824
February	19,551	17,415
March	21,422	19,338
April	22,074	
May	22,075	
June	22,075	

### QUALITY

	Quantity	Base Number	Contract	AT	Region	England
% of FP17s for the same patient ID Re-attending within 3 months - Children	126	2,255	5.6%	9.6%	11.9%	12.3%
% of FP17s for the same patient ID Re-attending within 3 months - Adults	1,157	8,488	13.6%	14.3%	16.6%	16.7%
% of FP17s for the same patient ID Re-attending between 3 & 9 months - Children	1,433	2,255	63.5%	60.6%	60.2%	57.6%
% of FP17s for the same patient ID Re-attending between 3 & 9 months - Adults	5,196	8,488	61.2%	51.9%	51.5%	50.1%
% of FP17s for Band 1 Urgent Courses	728	10,236	7.1%	7.9%	9.5%	9.1%
% of FP17s Relating to Free Repair or Replacements	81	10,236	0.8%	0.8%	0.7%	0.8%
% of FP17s Relating to Continuations	95	10,236	0.9%	1.2%	1.2%	1.2%
% of Patients satisfied with the dentistry they have received	29	31	93.5%	93.2%	93.1%	92.8%
% of Patients satisfied with the time they had to wait for an appointment	26	31	83.9%	89.1%	88.8%	88.7%

\* This is based on patients treated on this contract for their most recent course of treatment. Figures in italics indicate the base number of FP17s or Patient Questionnaire responses are less than 100. N/A is shown where the base number of responses is less than 10 during the period. % is calculated as Quantity/Base number\*100

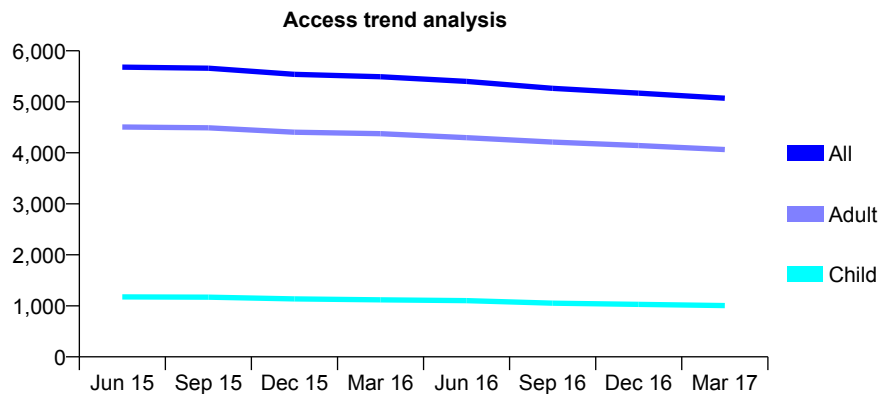
## Q64 - Vital Signs At a Glance Contract Report for 107115/0002 - March 2017

Name or company name	IDH 324 & 325 Ltd
Contract type name	GDS Contract
Purpose of contract	General
Contract start date	01/10/2008
Contract end date	

16/17 Contracted general activity (UDA)	15,000
Carry forward general activity (UDA)	0
16/17 Contracted orthodontic activity (UOA)	0
Carry forward orthodontic activity (UOA)	0
Baseline contract value	£385,357.52

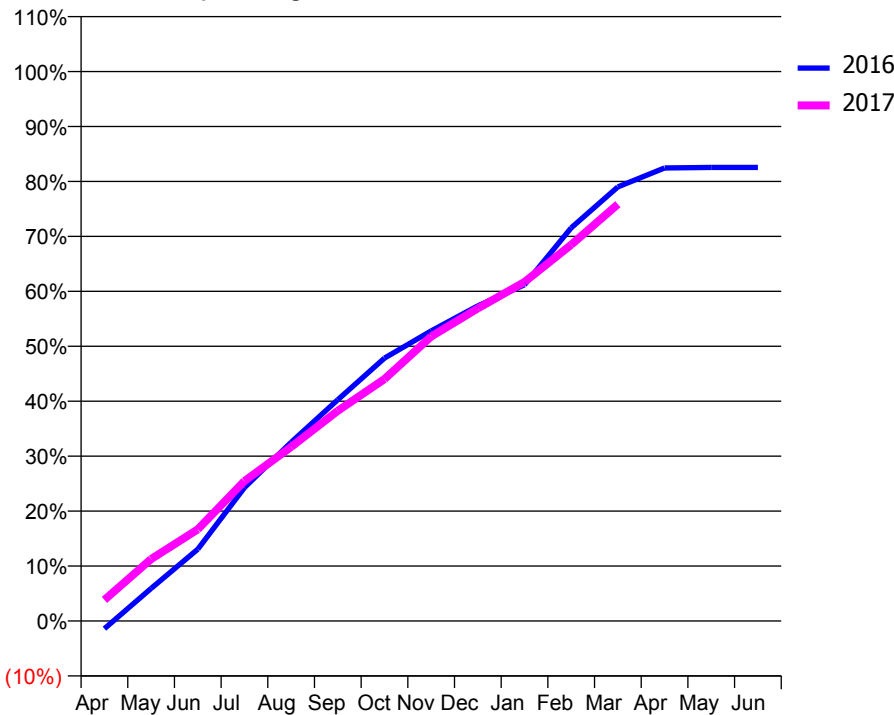
### ACCESS\*

Patients seen in 24 months	Total	Change since previous quarter
Quarter ending March 2016	5,491	
Quarter ending June 2016	5,399	↓
Quarter ending September 2016	5,263	↓
Quarter ending December 2016	5,171	↓
Quarter ending March 2017	5,070	↓
<b>Variance since March 2016</b>	<b>(7.7%)</b>	<b>↓</b>



### ACTIVITY

Cumulative percentage of contracted UDA delivered 2016 & 2017



Month	Adjusted Scheduled Activity (UDA)	
	2016	2017
April	-248	576
May	1,035	1,690
June	2,277	2,501
July	4,229	3,821
August	5,671	4,751
September	7,019	5,738
October	8,337	6,604
November	9,201	7,765
December	9,994	8,533
January	10,665	9,255
February	12,470	10,271
March	13,766	11,378
April	14,368	
May	14,385	
June	14,386	

### QUALITY

	Quantity	Base Number	Contract	AT	Region	England
% of FP17s for the same patient ID Re-attending within 3 months - Children	68	1,299	5.2%	9.6%	11.9%	12.3%
% of FP17s for the same patient ID Re-attending within 3 months - Adults	745	5,301	14.1%	14.3%	16.6%	16.7%
% of FP17s for the same patient ID Re-attending between 3 & 9 months - Children	717	1,299	55.2%	60.6%	60.2%	57.6%
% of FP17s for the same patient ID Re-attending between 3 & 9 months - Adults	2,782	5,301	52.5%	51.9%	51.5%	50.1%
% of FP17s for Band 1 Urgent Courses	479	6,323	7.6%	7.9%	9.5%	9.1%
% of FP17s Relating to Free Repair or Replacements	48	6,323	0.8%	0.8%	0.7%	0.8%
% of FP17s Relating to Continuations	195	6,323	3.1%	1.2%	1.2%	1.2%
% of Patients satisfied with the dentistry they have received	33	36	91.7%	93.2%	93.1%	92.8%
% of Patients satisfied with the time they had to wait for an appointment	26	36	72.2%	89.1%	88.8%	88.7%

\* This is based on patients treated on this contract for their most recent course of treatment. Figures in italics indicate the base number of FP17s or Patient Questionnaire responses are less than 100. N/A is shown where the base number of responses is less than 10 during the period. % is calculated as Quantity/Base number\*100

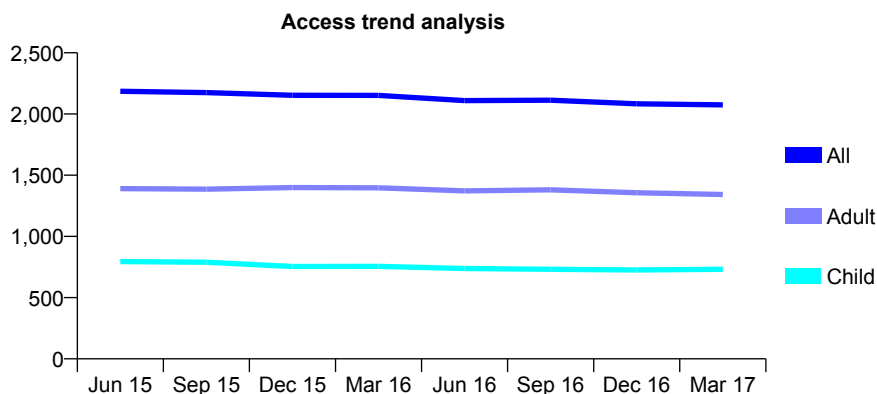
## Q64 - Vital Signs At a Glance Contract Report for 108448/0001 - March 2017

Name or company name	Lyndhurst Dental Practice
Contract type name	GDS Contract
Purpose of contract	General
Contract start date	01/04/2006
Contract end date	

16/17 Contracted general activity (UDA)	5,044
Carry forward general activity (UDA)	-26
16/17 Contracted orthodontic activity (UOA)	0
Carry forward orthodontic activity (UOA)	0
Baseline contract value	£106,809.48

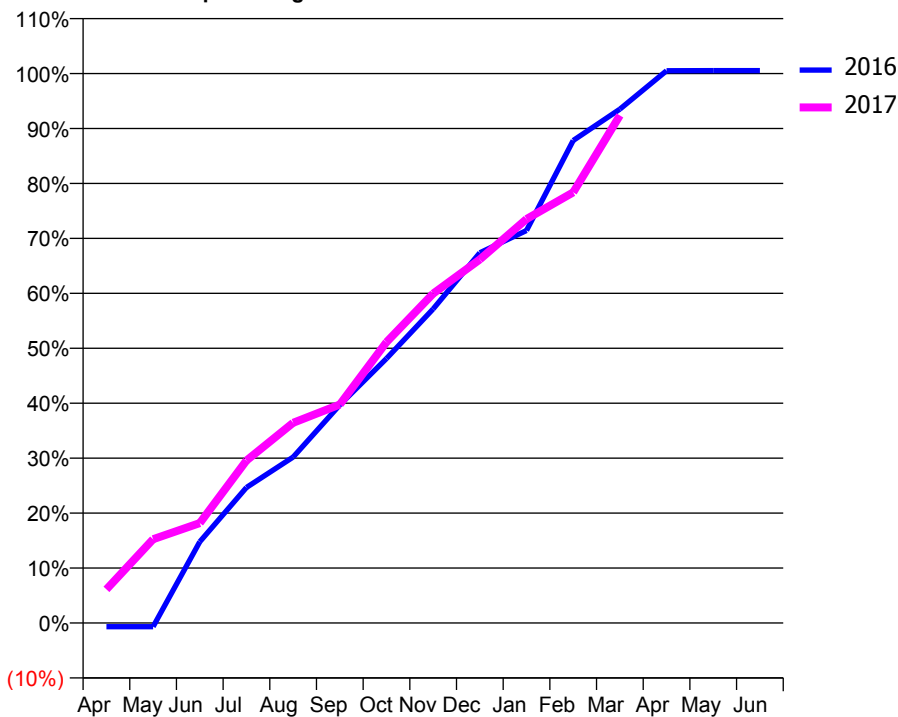
### ACCESS\*

Patients seen in 24 months	Total	Change since previous quarter
Quarter ending March 2016	2,152	
Quarter ending June 2016	2,110	↓
Quarter ending September 2016	2,113	→
Quarter ending December 2016	2,083	↓
Quarter ending March 2017	2,075	→
<b>Variance since March 2016</b>	<b>(3.6%)</b>	<b>↓</b>



### ACTIVITY

Cumulative percentage of contracted UDA delivered 2016 & 2017



Month	Adjusted Scheduled Activity (UDA)	
	2016	2017
April	-35	309
May	-35	769
June	746	917
July	1,244	1,492
August	1,523	1,838
September	2,002	2,005
October	2,428	2,578
November	2,883	3,024
December	3,398	3,337
January	3,603	3,709
February	4,430	3,953
March	4,717	4,659
April	5,069	
May	5,070	
June	5,070	

### QUALITY

	Quantity	Base Number	Contract	AT	Region	England
% of FP17s for the same patient ID Re-attending within 3 months - Children	52	1,094	4.8%	9.6%	11.9%	12.3%
% of FP17s for the same patient ID Re-attending within 3 months - Adults	151	1,809	8.3%	14.3%	16.6%	16.7%
% of FP17s for the same patient ID Re-attending between 3 & 9 months - Children	714	1,094	65.3%	60.6%	60.2%	57.6%
% of FP17s for the same patient ID Re-attending between 3 & 9 months - Adults	1,210	1,809	66.9%	51.9%	51.5%	50.1%
% of FP17s for Band 1 Urgent Courses	185	2,716	6.8%	7.9%	9.5%	9.1%
% of FP17s Relating to Free Repair or Replacements	0	2,716	0.0%	0.8%	0.7%	0.8%
% of FP17s Relating to Continuations	0	2,716	0.0%	1.2%	1.2%	1.2%
% of Patients satisfied with the dentistry they have received	5	5	N/A	93.2%	93.1%	92.8%
% of Patients satisfied with the time they had to wait for an appointment	5	5	N/A	89.1%	88.8%	88.7%

\* This is based on patients treated on this contract for their most recent course of treatment. Figures in italics indicate the base number of FP17s or Patient Questionnaire responses are less than 100. N/A is shown where the base number of responses is less than 10 during the period. % is calculated as Quantity/Base number\*100

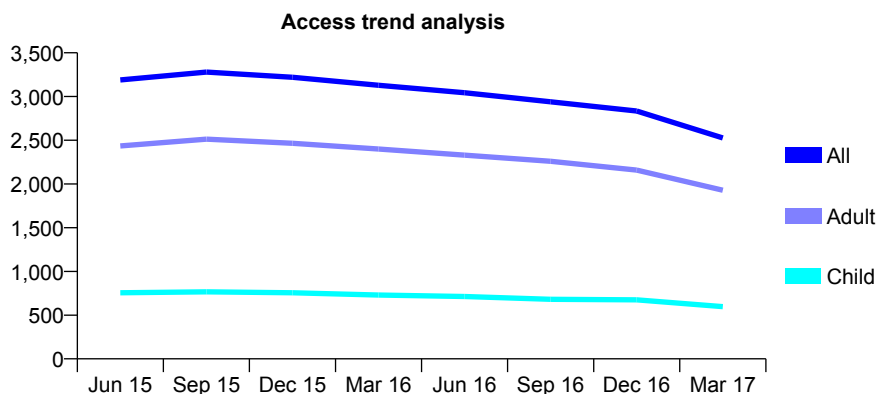
## Q64 - Vital Signs At a Glance Contract Report for 108898/0001 - March 2017

Name or company name	MA Surgeries Limited
Contract type name	GDS Contract
Purpose of contract	General
Contract start date	01/04/2013
Contract end date	

16/17 Contracted general activity (UDA)	9,900
Carry forward general activity (UDA)	0
16/17 Contracted orthodontic activity (UOA)	0
Carry forward orthodontic activity (UOA)	0
Baseline contract value	£231,146.35

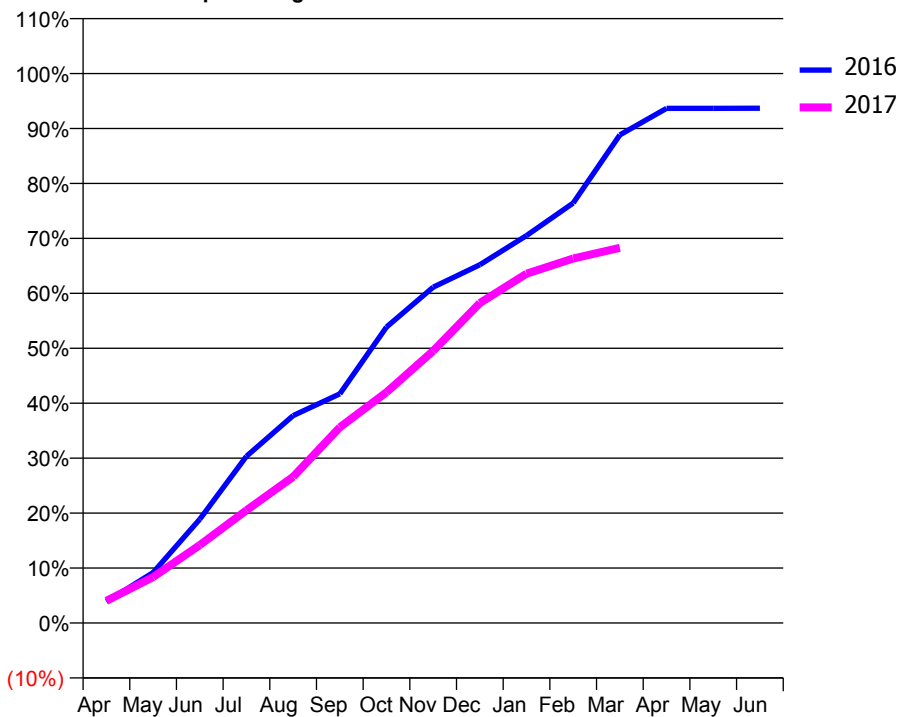
### ACCESS\*

Patients seen in 24 months	Total	Change since previous quarter
Quarter ending March 2016	3,129	
Quarter ending June 2016	3,043	↓
Quarter ending September 2016	2,940	↓
Quarter ending December 2016	2,834	↓
Quarter ending March 2017	2,526	↓
<b>Variance since March 2016</b>	<b>(19.3%)</b>	<b>↓</b>



### ACTIVITY

Cumulative percentage of contracted UDA delivered 2016 & 2017



Month	Adjusted Scheduled Activity (UDA)	
	2016	2017
April	386	399
May	910	827
June	1,871	1,404
July	3,005	2,030
August	3,736	2,635
September	4,128	3,525
October	5,333	4,157
November	6,052	4,903
December	6,454	5,764
January	6,980	6,292
February	7,566	6,567
March	8,793	6,758
April	9,273	
May	9,273	
June	9,274	

### QUALITY

	Quantity	Base Number	Contract	AT	Region	England
% of FP17s for the same patient ID Re-attending within 3 months - Children	52	903	5.8%	9.6%	11.9%	12.3%
% of FP17s for the same patient ID Re-attending within 3 months - Adults	298	2,616	11.4%	14.3%	16.6%	16.7%
% of FP17s for the same patient ID Re-attending between 3 & 9 months - Children	633	903	70.1%	60.6%	60.2%	57.6%
% of FP17s for the same patient ID Re-attending between 3 & 9 months - Adults	1,673	2,616	64.0%	51.9%	51.5%	50.1%
% of FP17s for Band 1 Urgent Courses	146	3,302	4.4%	7.9%	9.5%	9.1%
% of FP17s Relating to Free Repair or Replacements	3	3,302	0.1%	0.8%	0.7%	0.8%
% of FP17s Relating to Continuations	58	3,302	1.8%	1.2%	1.2%	1.2%
% of Patients satisfied with the dentistry they have received	9	11	81.8%	93.2%	93.1%	92.8%
% of Patients satisfied with the time they had to wait for an appointment	10	11	90.9%	89.1%	88.8%	88.7%

\* This is based on patients treated on this contract for their most recent course of treatment. Figures in italics indicate the base number of FP17s or Patient Questionnaire responses are less than 100. N/A is shown where the base number of responses is less than 10 during the period. % is calculated as Quantity/Base number\*100

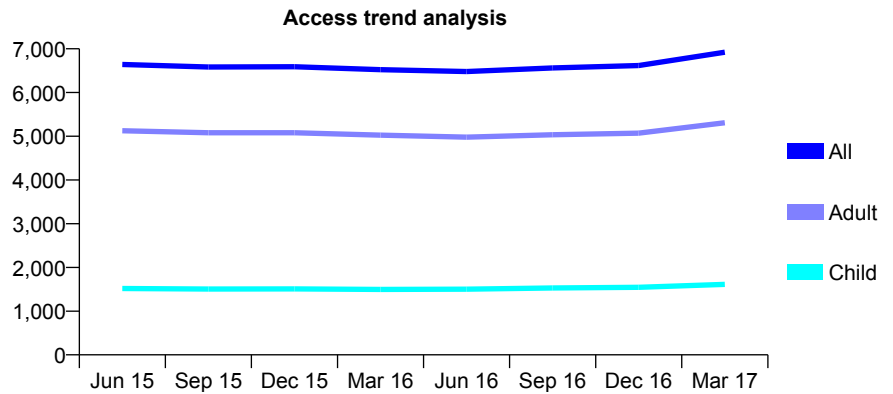
## Q64 - Vital Signs At a Glance Contract Report for 108936/0001 - March 2017

Name or company name	Mrs J Starkey
Contract type name	GDS Contract
Purpose of contract	General
Contract start date	01/08/2012
Contract end date	

16/17 Contracted general activity (UDA)	20,000
Carry forward general activity (UDA)	0
16/17 Contracted orthodontic activity (UOA)	0
Carry forward orthodontic activity (UOA)	0
Baseline contract value	£521,675.49

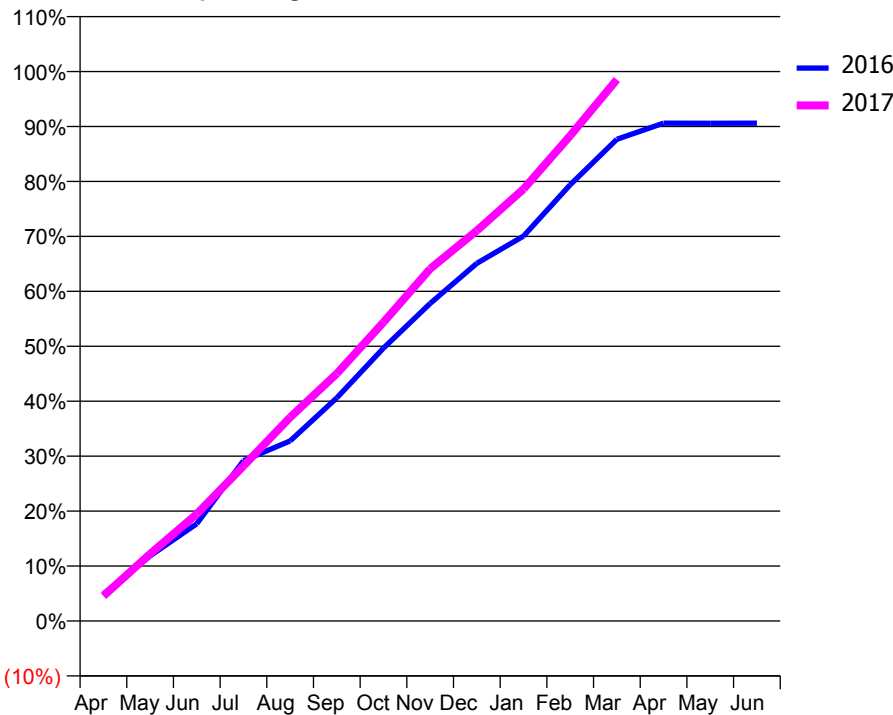
### ACCESS\*

Patients seen in 24 months	Total	Change since previous quarter
Quarter ending March 2016	6,522	
Quarter ending June 2016	6,481	→
Quarter ending September 2016	6,563	→
Quarter ending December 2016	6,617	→
Quarter ending March 2017	6,922	↑
<b>Variance since March 2016</b>	<b>6.1%</b>	<b>↑</b>



### ACTIVITY

Cumulative percentage of contracted UDA delivered 2016 & 2017



Month	Adjusted Scheduled Activity (UDA)	
	2016	2017
April	982	912
May	2,373	2,442
June	3,539	3,893
July	5,838	5,640
August	6,555	7,413
September	8,121	9,005
October	9,931	10,876
November	11,557	12,820
December	13,022	14,209
January	14,012	15,723
February	15,878	17,665
March	17,533	19,708
April	18,119	
May	18,118	
June	18,118	

### QUALITY

	Quantity	Base Number	Contract	AT	Region	England
% of FP17s for the same patient ID Re-attending within 3 months - Children	102	2,535	4.0%	9.6%	11.9%	12.3%
% of FP17s for the same patient ID Re-attending within 3 months - Adults	916	8,050	11.4%	14.3%	16.6%	16.7%
% of FP17s for the same patient ID Re-attending between 3 & 9 months - Children	1,709	2,535	67.4%	60.6%	60.2%	57.6%
% of FP17s for the same patient ID Re-attending between 3 & 9 months - Adults	5,252	8,050	65.2%	51.9%	51.5%	50.1%
% of FP17s for Band 1 Urgent Courses	514	10,262	5.0%	7.9%	9.5%	9.1%
% of FP17s Relating to Free Repair or Replacements	53	10,262	0.5%	0.8%	0.7%	0.8%
% of FP17s Relating to Continuations	56	10,262	0.5%	1.2%	1.2%	1.2%
% of Patients satisfied with the dentistry they have received	17	19	89.5%	93.2%	93.1%	92.8%
% of Patients satisfied with the time they had to wait for an appointment	17	19	89.5%	89.1%	88.8%	88.7%

\* This is based on patients treated on this contract for their most recent course of treatment. Figures in italics indicate the base number of FP17s or Patient Questionnaire responses are less than 100. N/A is shown where the base number of responses is less than 10 during the period. % is calculated as Quantity/Base number\*100

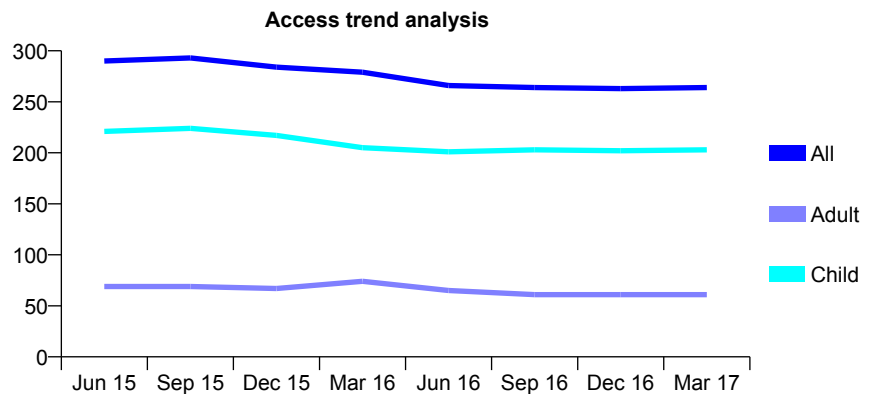
## Q64 - Vital Signs At a Glance Contract Report for 109002/0001 - March 2017

Name or company name	Dr Dominic Killian Ltd
Contract type name	GDS Contract
Purpose of contract	General
Contract start date	01/10/2008
Contract end date	

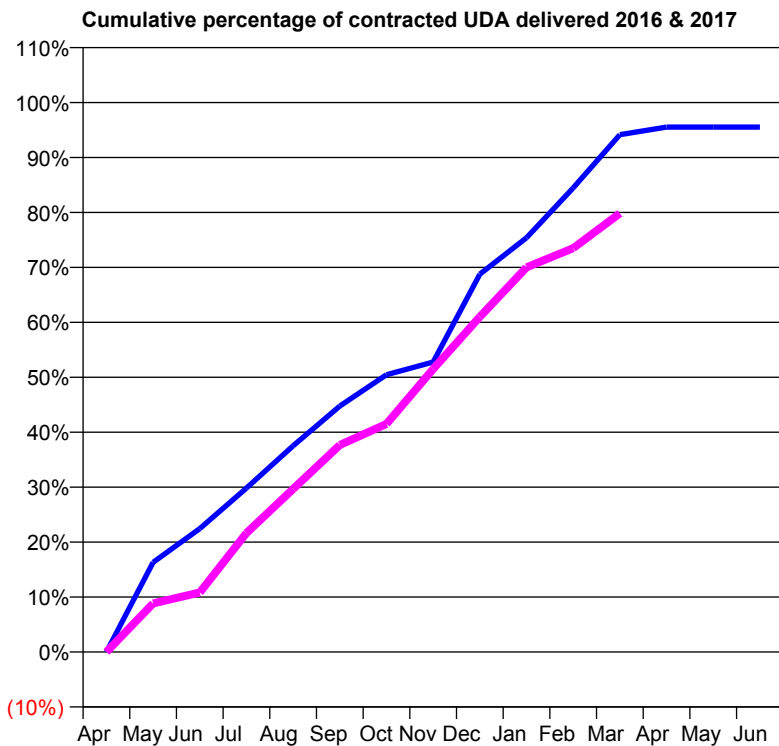
16/17 Contracted general activity (UDA)	600
Carry forward general activity (UDA)	0
16/17 Contracted orthodontic activity (UOA)	0
Carry forward orthodontic activity (UOA)	0
Baseline contract value	£16,329.94

### ACCESS\*

Patients seen in 24 months	Total	Change since previous quarter
Quarter ending March 2016	279	
Quarter ending June 2016	266	↓
Quarter ending September 2016	264	→
Quarter ending December 2016	263	→
Quarter ending March 2017	264	→
<b>Variance since March 2016</b>	<b>(5.4%)</b>	<b>↓</b>



### ACTIVITY



Month	Adjusted Scheduled Activity (UDA)	
	2016	2017
April	0	0
May	106	53
June	146	65
July	194	130
August	244	178
September	291	226
October	328	249
November	343	309
December	447	366
January	490	420
February	549	441
March	612	479
April	621	
May	621	
June	621	

### QUALITY

	Quantity	Base Number	Contract	AT	Region	England
% of FP17s for the same patient ID Re-attending within 3 months - Children	7	293	2.4%	9.6%	11.9%	12.3%
% of FP17s for the same patient ID Re-attending within 3 months - Adults	1	35	2.9%	14.3%	16.6%	16.7%
% of FP17s for the same patient ID Re-attending between 3 & 9 months - Children	205	293	70.0%	60.6%	60.2%	57.6%
% of FP17s for the same patient ID Re-attending between 3 & 9 months - Adults	27	35	77.1%	51.9%	51.5%	50.1%
% of FP17s for Band 1 Urgent Courses	0	322	0.0%	7.9%	9.5%	9.1%
% of FP17s Relating to Free Repair or Replacements	0	322	0.0%	0.8%	0.7%	0.8%
% of FP17s Relating to Continuations	0	322	0.0%	1.2%	1.2%	1.2%
% of Patients satisfied with the dentistry they have received	0	0	N/A	93.2%	93.1%	92.8%
% of Patients satisfied with the time they had to wait for an appointment	0	0	N/A	89.1%	88.8%	88.7%

\* This is based on patients treated on this contract for their most recent course of treatment. Figures in italics indicate the base number of FP17s or Patient Questionnaire responses are less than 100. N/A is shown where the base number of responses is less than 10 during the period. % is calculated as Quantity/Base number\*100

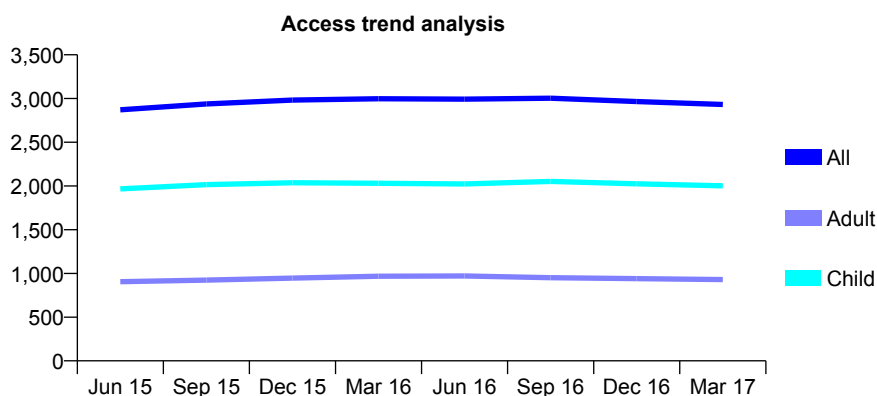
## Q64 - Vital Signs At a Glance Contract Report for 113387/0001 - March 2017

Name or company name	Hanlon, Gardner Dental Surgeons
Contract type name	GDS Contract
Purpose of contract	General and Orthodontic
Contract start date	01/04/2006
Contract end date	

16/17 Contracted general activity (UDA)	6,000
Carry forward general activity (UDA)	131
16/17 Contracted orthodontic activity (UOA)	896
Carry forward orthodontic activity (UOA)	0
Baseline contract value	£188,745.31

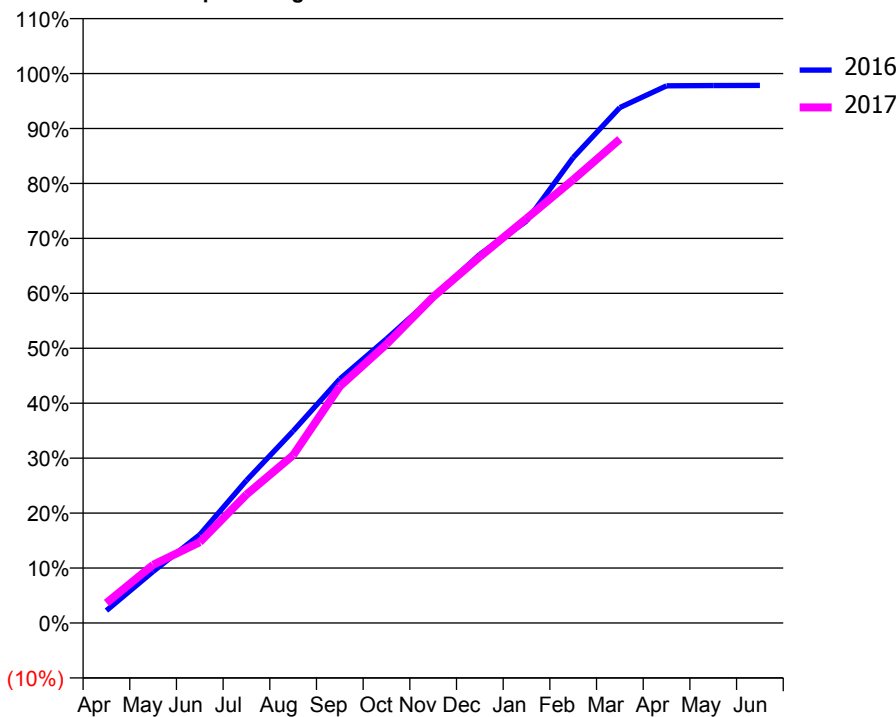
### ACCESS\*

Patients seen in 24 months	Total	Change since previous quarter
Quarter ending March 2016	2,998	
Quarter ending June 2016	2,993	→
Quarter ending September 2016	3,003	→
Quarter ending December 2016	2,965	↓
Quarter ending March 2017	2,932	↓
<b>Variance since March 2016</b>	<b>(2.2%)</b>	<b>↓</b>



### ACTIVITY

Cumulative percentage of contracted UDA delivered 2016 & 2017



Adjusted Scheduled Activity (UDA)

Month	2016	2017
April	137	220
May	563	636
June	964	883
July	1,557	1,403
August	2,096	1,833
September	2,664	2,584
October	3,102	3,044
November	3,559	3,561
December	4,025	3,999
January	4,389	4,416
February	5,082	4,841
March	5,628	5,283
April	5,865	
May	5,868	
June	5,869	

### QUALITY

	Quantity	Base Number	Contract	AT	Region	England
% of FP17s for the same patient ID Re-attending within 3 months - Children	432	3,187	13.6%	9.6%	11.9%	12.3%
% of FP17s for the same patient ID Re-attending within 3 months - Adults	150	975	15.4%	14.3%	16.6%	16.7%
% of FP17s for the same patient ID Re-attending between 3 & 9 months - Children	1,883	3,187	59.1%	60.6%	60.2%	57.6%
% of FP17s for the same patient ID Re-attending between 3 & 9 months - Adults	555	975	56.9%	51.9%	51.5%	50.1%
% of FP17s for Band 1 Urgent Courses	144	3,857	3.7%	7.9%	9.5%	9.1%
% of FP17s Relating to Free Repair or Replacements	0	3,857	0.0%	0.8%	0.7%	0.8%
% of FP17s Relating to Continuations	126	3,857	3.3%	1.2%	1.2%	1.2%
% of Patients satisfied with the dentistry they have received	3	4	N/A	93.2%	93.1%	92.8%
% of Patients satisfied with the time they had to wait for an appointment	3	4	N/A	89.1%	88.8%	88.7%

\* This is based on patients treated on this contract for their most recent course of treatment. Figures in italics indicate the base number of FP17s or Patient Questionnaire responses are less than 100. N/A is shown where the base number of responses is less than 10 during the period. % is calculated as Quantity/Base number\*100

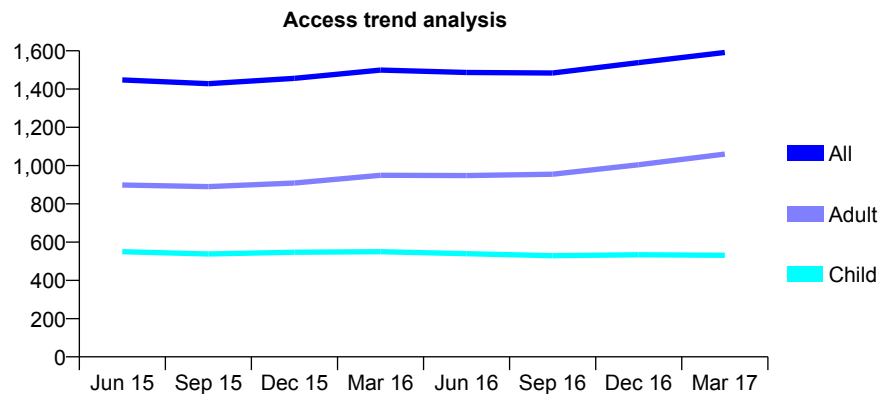
## Q64 - Vital Signs At a Glance Contract Report for 114588/0001 - March 2017

Name or company name	Ferndale Dental Clinic Limited
Contract type name	GDS Contract
Purpose of contract	General
Contract start date	01/04/2008
Contract end date	

16/17 Contracted general activity (UDA)	6,764
Carry forward general activity (UDA)	144
16/17 Contracted orthodontic activity (UOA)	0
Carry forward orthodontic activity (UOA)	0
Baseline contract value	£163,464.03

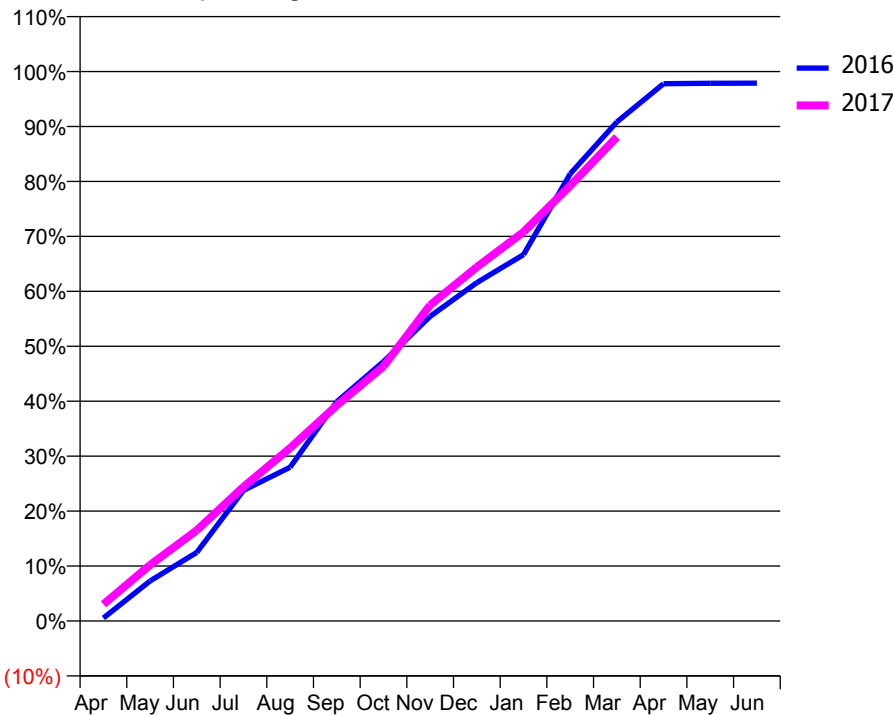
### ACCESS\*

Patients seen in 24 months	Total	Change since previous quarter
Quarter ending March 2016	1,499	
Quarter ending June 2016	1,487	→
Quarter ending September 2016	1,484	→
Quarter ending December 2016	1,538	↑
Quarter ending March 2017	1,591	↑
<b>Variance since March 2016</b>	<b>6.1%</b>	<b>↑</b>



### ACTIVITY

Cumulative percentage of contracted UDA delivered 2016 & 2017



Month	Adjusted Scheduled Activity (UDA)	
	2016	2017
April	38	205
May	494	689
June	845	1,118
July	1,608	1,652
August	1,893	2,129
September	2,699	2,656
October	3,194	3,134
November	3,750	3,889
December	4,165	4,358
January	4,509	4,789
February	5,505	5,359
March	6,142	5,958
April	6,614	
May	6,619	
June	6,620	

### QUALITY

	Quantity	Base Number	Contract	AT	Region	England
% of FP17s for the same patient ID Re-attending within 3 months - Children	55	929	5.9%	9.6%	11.9%	12.3%
% of FP17s for the same patient ID Re-attending within 3 months - Adults	167	1,552	10.8%	14.3%	16.6%	16.7%
% of FP17s for the same patient ID Re-attending between 3 & 9 months - Children	711	929	76.5%	60.6%	60.2%	57.6%
% of FP17s for the same patient ID Re-attending between 3 & 9 months - Adults	1,018	1,552	65.6%	51.9%	51.5%	50.1%
% of FP17s for Band 1 Urgent Courses	91	2,302	4.0%	7.9%	9.5%	9.1%
% of FP17s Relating to Free Repair or Replacements	9	2,302	0.4%	0.8%	0.7%	0.8%
% of FP17s Relating to Continuations	10	2,302	0.4%	1.2%	1.2%	1.2%
% of Patients satisfied with the dentistry they have received	3	4	N/A	93.2%	93.1%	92.8%
% of Patients satisfied with the time they had to wait for an appointment	4	4	N/A	89.1%	88.8%	88.7%

\* This is based on patients treated on this contract for their most recent course of treatment. Figures in italics indicate the base number of FP17s or Patient Questionnaire responses are less than 100. N/A is shown where the base number of responses is less than 10 during the period. % is calculated as Quantity/Base number\*100



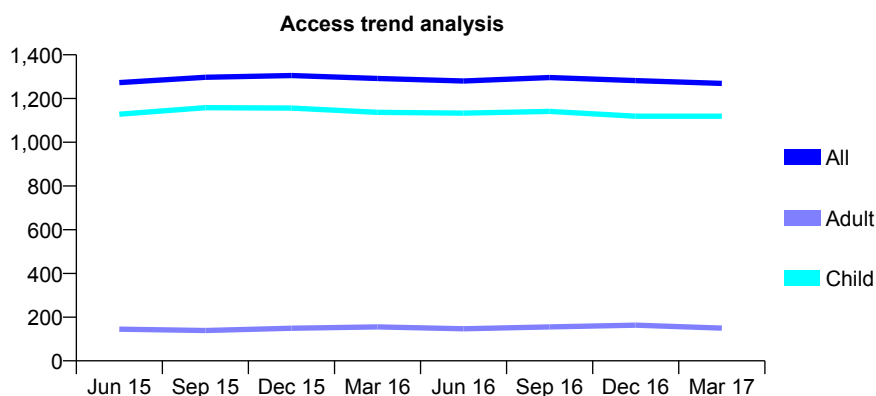
## Q64 - Vital Signs At a Glance Contract Report for 117617/0001 - March 2017

Name or company name	Barley Mow Dental Care
Contract type name	GDS Contract
Purpose of contract	General
Contract start date	01/04/2006
Contract end date	

16/17 Contracted general activity (UDA)	3,100
Carry forward general activity (UDA)	115
16/17 Contracted orthodontic activity (UOA)	0
Carry forward orthodontic activity (UOA)	0
Baseline contract value	£73,828.96

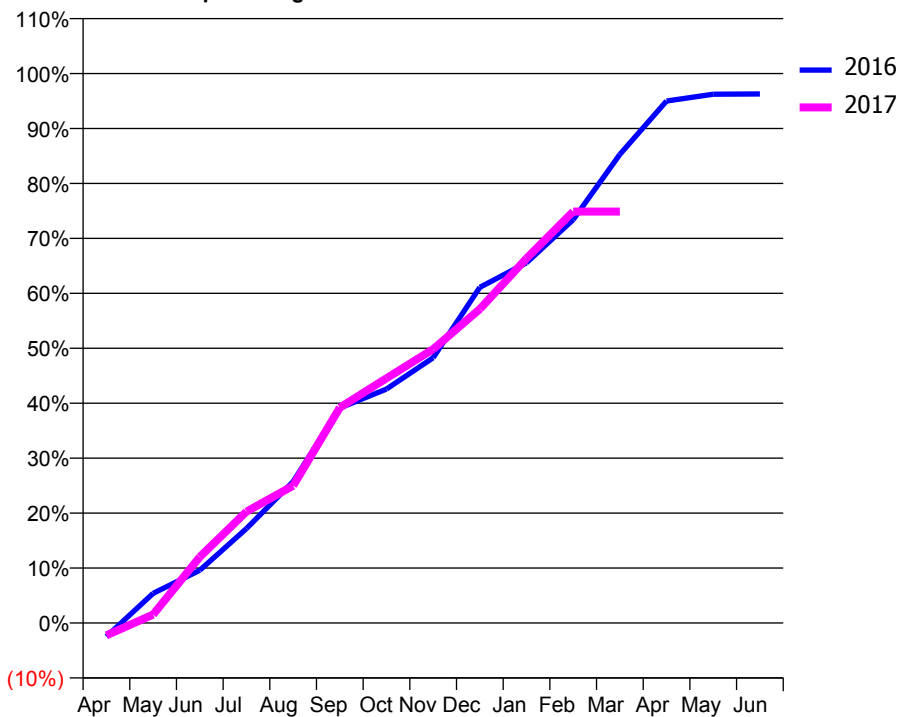
### ACCESS\*

Patients seen in 24 months	Total	Change since previous quarter
Quarter ending March 2016	1,292	
Quarter ending June 2016	1,280	→
Quarter ending September 2016	1,296	→
Quarter ending December 2016	1,282	↓
Quarter ending March 2017	1,269	↓
<b>Variance since March 2016</b>	<b>(1.8%)</b>	<b>↓</b>



### ACTIVITY

Cumulative percentage of contracted UDA delivered 2016 & 2017



Month	Adjusted Scheduled Activity (UDA)	
	2016	2017
April	-77	-71
May	167	48
June	298	372
July	533	629
August	798	774
September	1,213	1,215
October	1,320	1,381
November	1,497	1,545
December	1,894	1,771
January	2,033	2,057
February	2,275	2,321
March	2,644	2,321
April	2,945	
May	2,983	
June	2,985	

### QUALITY

	Quantity	Base Number	Contract	AT	Region	England
% of FP17s for the same patient ID Re-attending within 3 months - Children	202	2,001	10.1%	9.6%	11.9%	12.3%
% of FP17s for the same patient ID Re-attending within 3 months - Adults	1	27	3.7%	14.3%	16.6%	16.7%
% of FP17s for the same patient ID Re-attending between 3 & 9 months - Children	1,267	2,001	63.3%	60.6%	60.2%	57.6%
% of FP17s for the same patient ID Re-attending between 3 & 9 months - Adults	16	27	59.3%	51.9%	51.5%	50.1%
% of FP17s for Band 1 Urgent Courses	30	1,824	1.6%	7.9%	9.5%	9.1%
% of FP17s Relating to Free Repair or Replacements	0	1,824	0.0%	0.8%	0.7%	0.8%
% of FP17s Relating to Continuations	0	1,824	0.0%	1.2%	1.2%	1.2%
% of Patients satisfied with the dentistry they have received	0	0	N/A	93.2%	93.1%	92.8%
% of Patients satisfied with the time they had to wait for an appointment	0	0	N/A	89.1%	88.8%	88.7%

\* This is based on patients treated on this contract for their most recent course of treatment. Figures in italics indicate the base number of FP17s or Patient Questionnaire responses are less than 100. N/A is shown where the base number of responses is less than 10 during the period. % is calculated as Quantity/Base number\*100

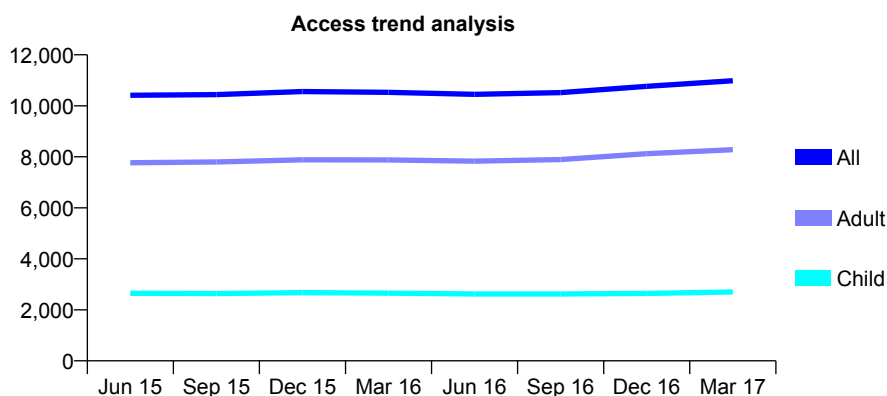
## Q64 - Vital Signs At a Glance Contract Report for 117811/0001 - March 2017

Name or company name	Chipping Manor Dental Practice Ltd.
Contract type name	GDS Contract
Purpose of contract	General
Contract start date	01/04/2008
Contract end date	

16/17 Contracted general activity (UDA)	33,004
Carry forward general activity (UDA)	183
16/17 Contracted orthodontic activity (UOA)	0
Carry forward orthodontic activity (UOA)	0
Baseline contract value	£894,559.02

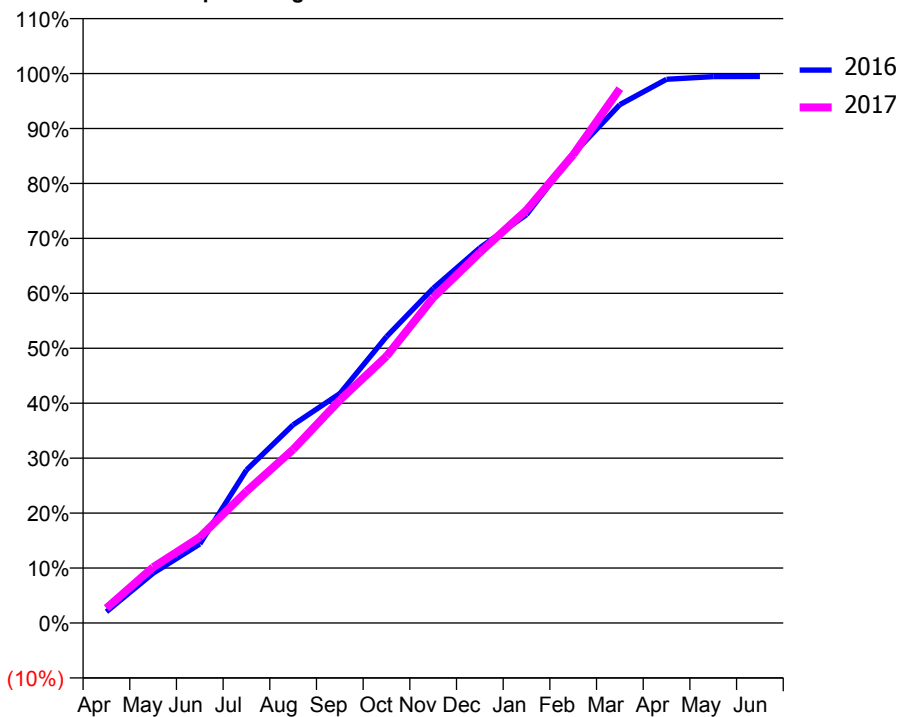
### ACCESS\*

Patients seen in 24 months	Total	Change since previous quarter
Quarter ending March 2016	10,527	
Quarter ending June 2016	10,452	→
Quarter ending September 2016	10,519	→
Quarter ending December 2016	10,762	↑
Quarter ending March 2017	10,981	↑
<b>Variance since March 2016</b>	<b>4.3%</b>	<b>↑</b>



### ACTIVITY

Cumulative percentage of contracted UDA delivered 2016 & 2017



Month	Adjusted Scheduled Activity (UDA)	
	2016	2017
April	676	893
May	2,992	3,355
June	4,745	5,153
July	9,187	7,907
August	11,903	10,422
September	13,776	13,389
October	17,198	16,024
November	20,096	19,538
December	22,533	22,249
January	24,531	24,800
February	28,170	28,122
March	31,132	32,099
April	32,660	
May	32,818	
June	32,821	

### QUALITY

	Quantity	Base Number	Contract	AT	Region	England
% of FP17s for the same patient ID Re-attending within 3 months - Children	282	4,078	6.9%	9.6%	11.9%	12.3%
% of FP17s for the same patient ID Re-attending within 3 months - Adults	1,781	11,543	15.4%	14.3%	16.6%	16.7%
% of FP17s for the same patient ID Re-attending between 3 & 9 months - Children	2,654	4,078	65.1%	60.6%	60.2%	57.6%
% of FP17s for the same patient ID Re-attending between 3 & 9 months - Adults	5,710	11,543	49.5%	51.9%	51.5%	50.1%
% of FP17s for Band 1 Urgent Courses	1,386	14,042	9.9%	7.9%	9.5%	9.1%
% of FP17s Relating to Free Repair or Replacements	216	14,042	1.5%	0.8%	0.7%	0.8%
% of FP17s Relating to Continuations	94	14,042	0.7%	1.2%	1.2%	1.2%
% of Patients satisfied with the dentistry they have received	44	46	95.7%	93.2%	93.1%	92.8%
% of Patients satisfied with the time they had to wait for an appointment	44	46	95.7%	89.1%	88.8%	88.7%

\* This is based on patients treated on this contract for their most recent course of treatment. Figures in italics indicate the base number of FP17s or Patient Questionnaire responses are less than 100. N/A is shown where the base number of responses is less than 10 during the period. % is calculated as Quantity/Base number\*100

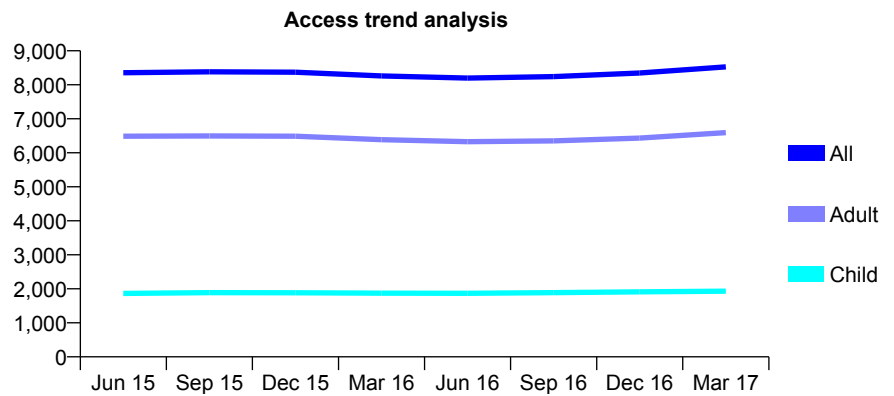
## Q64 - Vital Signs At a Glance Contract Report for 117811/0002 - March 2017

Name or company name	Chipping Manor Dental Practice Ltd.
Contract type name	GDS Contract
Purpose of contract	General
Contract start date	17/09/2008
Contract end date	

16/17 Contracted general activity (UDA)	26,100
Carry forward general activity (UDA)	0
16/17 Contracted orthodontic activity (UOA)	0
Carry forward orthodontic activity (UOA)	0
Baseline contract value	£676,201.44

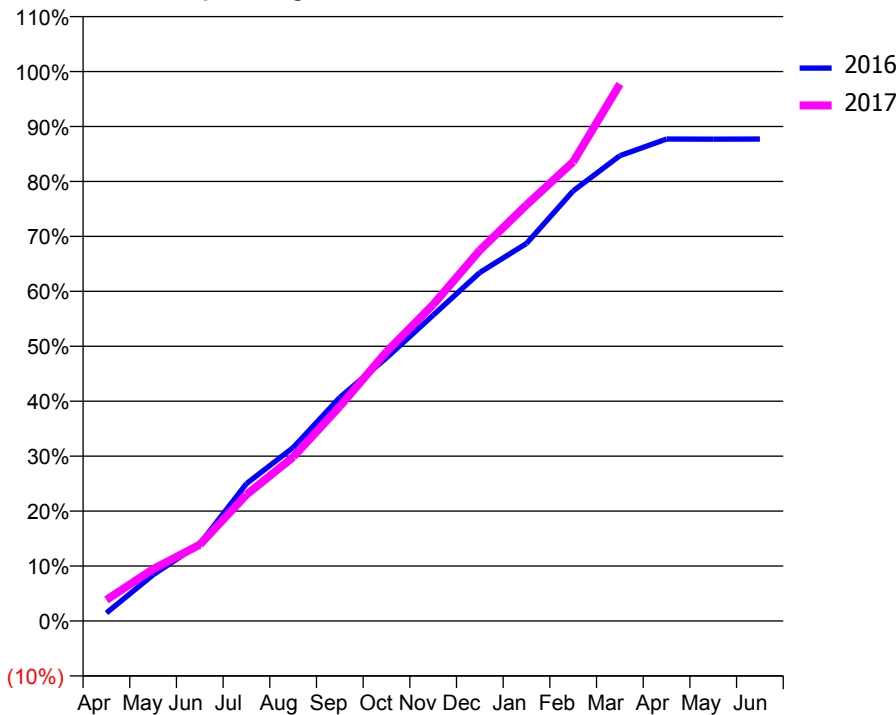
### ACCESS\*

Patients seen in 24 months	Total	Change since previous quarter
Quarter ending March 2016	8,259	
Quarter ending June 2016	8,198	→
Quarter ending September 2016	8,240	→
Quarter ending December 2016	8,346	→
Quarter ending March 2017	8,529	↑
<b>Variance since March 2016</b>	<b>3.3%</b>	<b>↑</b>



### ACTIVITY

Cumulative percentage of contracted UDA delivered 2016 & 2017



Month	Adjusted Scheduled Activity (UDA)	
	2016	2017
April	381	1,006
May	2,194	2,468
June	3,667	3,629
July	6,528	5,999
August	8,239	7,790
September	10,621	10,191
October	12,501	12,791
November	14,529	15,027
December	16,552	17,608
January	17,936	19,762
February	20,427	21,808
March	22,103	25,506
April	22,890	
May	22,890	
June	22,893	

### QUALITY

	Quantity	Base Number	Contract	AT	Region	England
% of FP17s for the same patient ID Re-attending within 3 months - Children	169	3,018	5.6%	9.6%	11.9%	12.3%
% of FP17s for the same patient ID Re-attending within 3 months - Adults	1,115	9,196	12.1%	14.3%	16.6%	16.7%
% of FP17s for the same patient ID Re-attending between 3 & 9 months - Children	1,845	3,018	61.1%	60.6%	60.2%	57.6%
% of FP17s for the same patient ID Re-attending between 3 & 9 months - Adults	4,607	9,196	50.1%	51.9%	51.5%	50.1%
% of FP17s for Band 1 Urgent Courses	708	11,838	6.0%	7.9%	9.5%	9.1%
% of FP17s Relating to Free Repair or Replacements	240	11,838	2.0%	0.8%	0.7%	0.8%
% of FP17s Relating to Continuations	129	11,838	1.1%	1.2%	1.2%	1.2%
% of Patients satisfied with the dentistry they have received	27	28	96.4%	93.2%	93.1%	92.8%
% of Patients satisfied with the time they had to wait for an appointment	26	28	92.9%	89.1%	88.8%	88.7%

\* This is based on patients treated on this contract for their most recent course of treatment. Figures in italics indicate the base number of FP17s or Patient Questionnaire responses are less than 100. N/A is shown where the base number of responses is less than 10 during the period. % is calculated as Quantity/Base number\*100

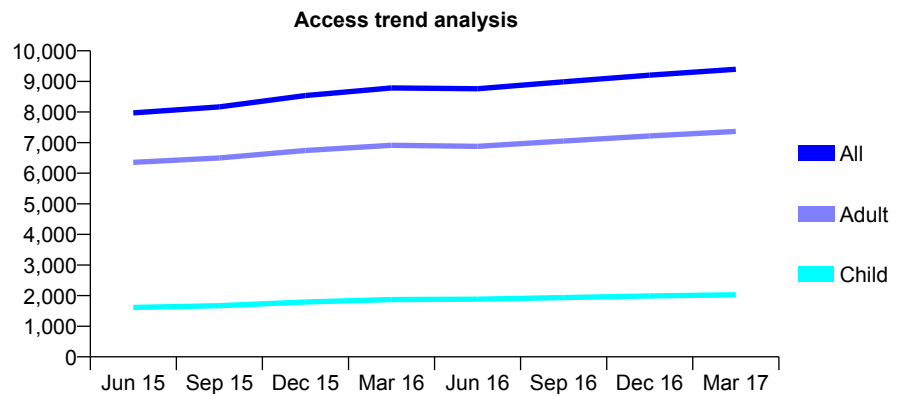
## Q64 - Vital Signs At a Glance Contract Report for 118060/0029 - March 2017

Name or company name	Genix Healthcare Ltd
Contract type name	PDS Plus Contract
Purpose of contract	General
Contract start date	15/09/2011
Contract end date	14/09/2018

16/17 Contracted general activity (UDA)	24,000
Carry forward general activity (UDA)	0
16/17 Contracted orthodontic activity (UOA)	0
Carry forward orthodontic activity (UOA)	0
Baseline contract value	£330,109.31

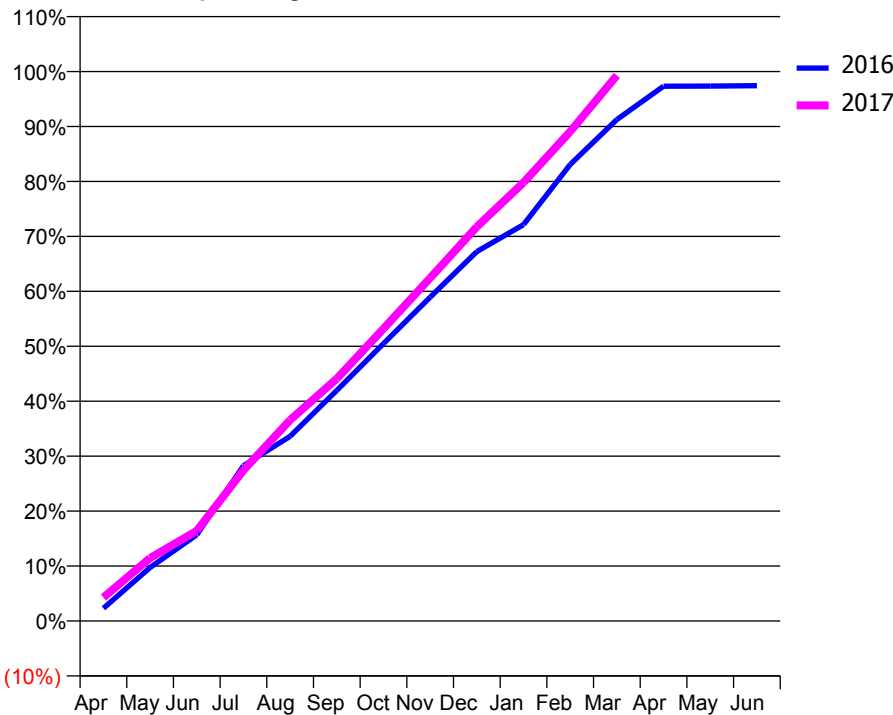
### ACCESS\*

Patients seen in 24 months	Total	Change since previous quarter
Quarter ending March 2016	8,785	
Quarter ending June 2016	8,759	→
Quarter ending September 2016	8,989	↑
Quarter ending December 2016	9,206	↑
Quarter ending March 2017	9,398	↑
<b>Variance since March 2016</b>	<b>7.0%</b>	<b>↑</b>



### ACTIVITY

Cumulative percentage of contracted UDA delivered 2016 & 2017



Month	Adjusted Scheduled Activity (UDA)	
	2016	2017
April	558	1,028
May	2,340	2,751
June	3,763	3,938
July	6,782	6,582
August	8,071	8,780
September	10,072	10,585
October	12,118	12,767
November	14,143	14,981
December	16,137	17,218
January	17,310	19,153
February	19,938	21,375
March	21,902	23,830
April	23,358	
May	23,365	
June	23,381	

### QUALITY

	Quantity	Base Number	Contract	AT	Region	England
% of FP17s for the same patient ID Re-attending within 3 months - Children	113	2,897	3.9%	9.6%	11.9%	12.3%
% of FP17s for the same patient ID Re-attending within 3 months - Adults	1,051	9,475	11.1%	14.3%	16.6%	16.7%
% of FP17s for the same patient ID Re-attending between 3 & 9 months - Children	1,866	2,897	64.4%	60.6%	60.2%	57.6%
% of FP17s for the same patient ID Re-attending between 3 & 9 months - Adults	4,938	9,475	52.1%	51.9%	51.5%	50.1%
% of FP17s for Band 1 Urgent Courses	410	11,753	3.5%	7.9%	9.5%	9.1%
% of FP17s Relating to Free Repair or Replacements	100	11,753	0.9%	0.8%	0.7%	0.8%
% of FP17s Relating to Continuations	126	11,753	1.1%	1.2%	1.2%	1.2%
% of Patients satisfied with the dentistry they have received	34	40	85.0%	93.2%	93.1%	92.8%
% of Patients satisfied with the time they had to wait for an appointment	34	40	85.0%	89.1%	88.8%	88.7%

\* This is based on patients treated on this contract for their most recent course of treatment. Figures in italics indicate the base number of FP17s or Patient Questionnaire responses are less than 100. N/A is shown where the base number of responses is less than 10 during the period. % is calculated as Quantity/Base number\*100

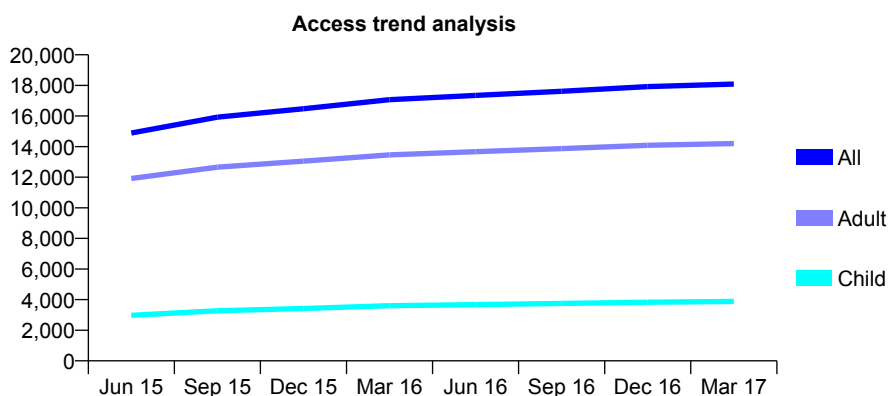
## Q64 - Vital Signs At a Glance Contract Report for 118060/0030 - March 2017

Name or company name	Genix Healthcare Ltd
Contract type name	PDS Plus Contract
Purpose of contract	General
Contract start date	03/11/2011
Contract end date	02/11/2018

16/17 Contracted general activity (UDA)	58,000
Carry forward general activity (UDA)	0
16/17 Contracted orthodontic activity (UOA)	0
Carry forward orthodontic activity (UOA)	0
Baseline contract value	£735,194.44

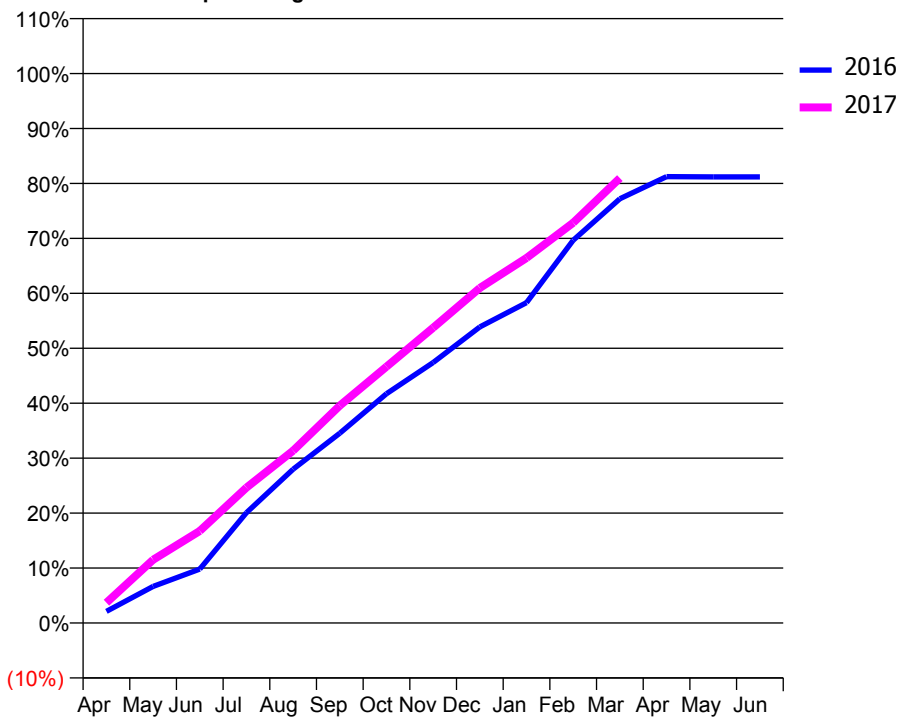
### ACCESS\*

Patients seen in 24 months	Total	Change since previous quarter
Quarter ending March 2016	17,065	
Quarter ending June 2016	17,348	→
Quarter ending September 2016	17,619	→
Quarter ending December 2016	17,919	→
Quarter ending March 2017	18,083	→
<b>Variance since March 2016</b>	<b>6.0%</b>	<b>↑</b>



### ACTIVITY

Cumulative percentage of contracted UDA delivered 2016 & 2017



Month	Adjusted Scheduled Activity (UDA)	
	2016	2017
April	1,361	2,150
May	4,256	6,676
June	6,275	9,726
July	12,854	14,288
August	17,922	18,190
September	22,101	22,950
October	26,706	27,054
November	30,347	31,169
December	34,488	35,370
January	37,315	38,524
February	44,580	42,248
March	49,412	46,960
April	51,984	
May	51,957	
June	51,958	

### QUALITY

	Quantity	Base Number	Contract	AT	Region	England
% of FP17s for the same patient ID Re-attending within 3 months - Children	400	5,467	7.3%	9.6%	11.9%	12.3%
% of FP17s for the same patient ID Re-attending within 3 months - Adults	2,048	16,998	12.0%	14.3%	16.6%	16.7%
% of FP17s for the same patient ID Re-attending between 3 & 9 months - Children	3,285	5,467	60.1%	60.6%	60.2%	57.6%
% of FP17s for the same patient ID Re-attending between 3 & 9 months - Adults	8,775	16,998	51.6%	51.9%	51.5%	50.1%
% of FP17s for Band 1 Urgent Courses	2,175	21,370	10.2%	7.9%	9.5%	9.1%
% of FP17s Relating to Free Repair or Replacements	209	21,370	1.0%	0.8%	0.7%	0.8%
% of FP17s Relating to Continuations	68	21,370	0.3%	1.2%	1.2%	1.2%
% of Patients satisfied with the dentistry they have received	34	40	85.0%	93.2%	93.1%	92.8%
% of Patients satisfied with the time they had to wait for an appointment	37	40	92.5%	89.1%	88.8%	88.7%

\* This is based on patients treated on this contract for their most recent course of treatment. Figures in italics indicate the base number of FP17s or Patient Questionnaire responses are less than 100. N/A is shown where the base number of responses is less than 10 during the period. % is calculated as Quantity/Base number\*100

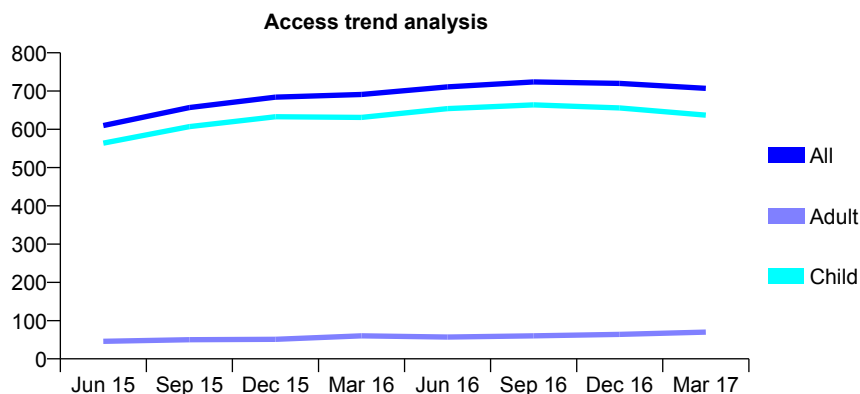
## Q64 - Vital Signs At a Glance Contract Report for 118222/0002 - March 2017

Name or company name	Long Street Dental
Contract type name	GDS Contract
Purpose of contract	General
Contract start date	01/05/2006
Contract end date	

16/17 Contracted general activity (UDA)	1,300
Carry forward general activity (UDA)	-26
16/17 Contracted orthodontic activity (UOA)	0
Carry forward orthodontic activity (UOA)	0
Baseline contract value	£34,089.04

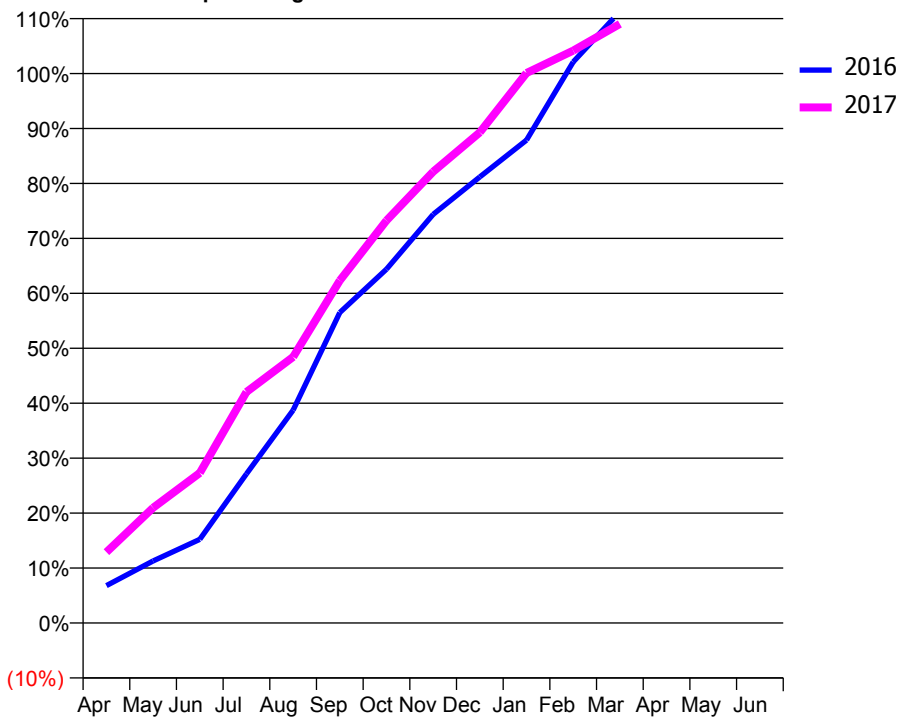
### ACCESS\*

Patients seen in 24 months	Total	Change since previous quarter
Quarter ending March 2016	691	
Quarter ending June 2016	711	↑
Quarter ending September 2016	724	→
Quarter ending December 2016	720	→
Quarter ending March 2017	707	↓
<b>Variance since March 2016</b>	2.3%	↑



### ACTIVITY

Cumulative percentage of contracted UDA delivered 2016 & 2017



Month	Adjusted Scheduled Activity (UDA)	
	2016	2017
April	89	168
May	147	273
June	198	355
July	353	547
August	504	630
September	735	810
October	837	952
November	967	1,068
December	1,055	1,161
January	1,143	1,301
February	1,327	1,354
March	1,446	1,417
April	1,464	
May	1,464	
June	1,464	

### QUALITY

	Quantity	Base Number	Contract	AT	Region	England
% of FP17s for the same patient ID Re-attending within 3 months - Children	87	1,047	8.3%	9.6%	11.9%	12.3%
% of FP17s for the same patient ID Re-attending within 3 months - Adults	0	0	N/A	14.3%	16.6%	16.7%
% of FP17s for the same patient ID Re-attending between 3 & 9 months - Children	770	1,047	73.5%	60.6%	60.2%	57.6%
% of FP17s for the same patient ID Re-attending between 3 & 9 months - Adults	0	0	N/A	51.9%	51.5%	50.1%
% of FP17s for Band 1 Urgent Courses	27	1,021	2.6%	7.9%	9.5%	9.1%
% of FP17s Relating to Free Repair or Replacements	0	1,021	0.0%	0.8%	0.7%	0.8%
% of FP17s Relating to Continuations	24	1,021	2.4%	1.2%	1.2%	1.2%
% of Patients satisfied with the dentistry they have received	1	1	N/A	93.2%	93.1%	92.8%
% of Patients satisfied with the time they had to wait for an appointment	1	1	N/A	89.1%	88.8%	88.7%

\* This is based on patients treated on this contract for their most recent course of treatment. Figures in italics indicate the base number of FP17s or Patient Questionnaire responses are less than 100. N/A is shown where the base number of responses is less than 10 during the period. % is calculated as Quantity/Base number\*100

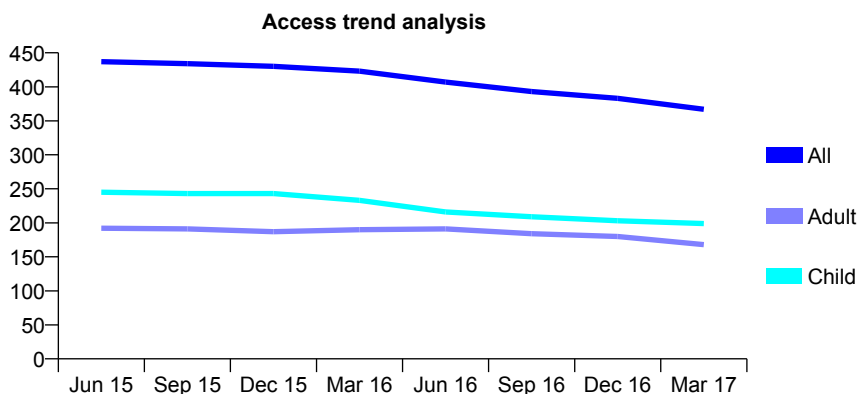
## Q64 - Vital Signs At a Glance Contract Report for 119504/0001 - March 2017

Name or company name	Mr CS Lambert-Rose
Contract type name	GDS Contract
Purpose of contract	General
Contract start date	18/05/2012
Contract end date	

16/17 Contracted general activity (UDA)	650
Carry forward general activity (UDA)	0
16/17 Contracted orthodontic activity (UOA)	0
Carry forward orthodontic activity (UOA)	0
Baseline contract value	£14,288.83

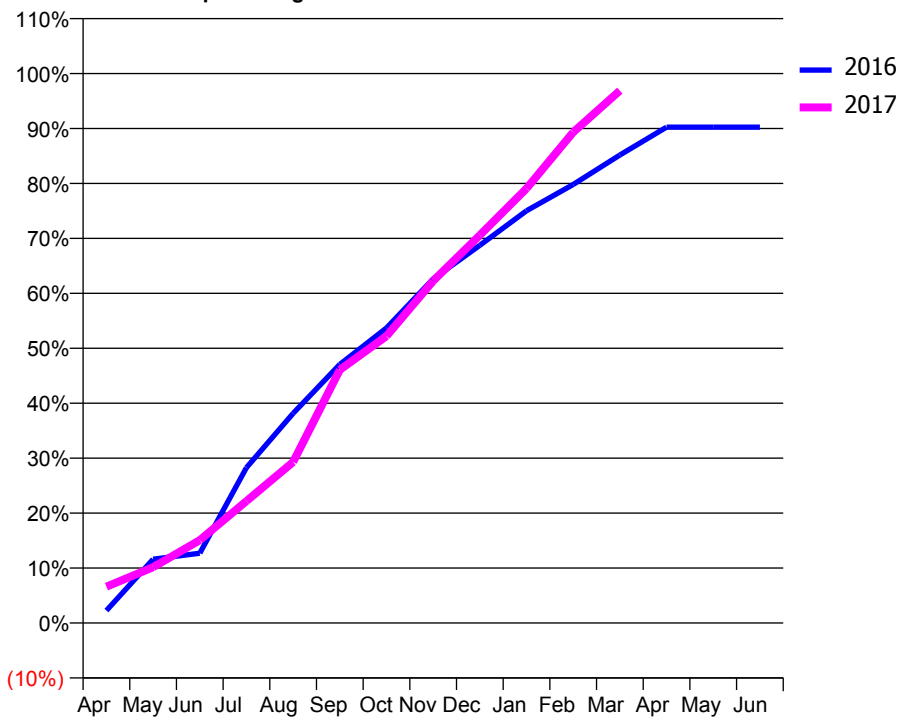
### ACCESS\*

Patients seen in 24 months	Total	Change since previous quarter
Quarter ending March 2016	423	
Quarter ending June 2016	407	↓
Quarter ending September 2016	393	↓
Quarter ending December 2016	383	↓
Quarter ending March 2017	367	↓
<b>Variance since March 2016</b>	<b>(13.2%)</b>	<b>↓</b>



### ACTIVITY

Cumulative percentage of contracted UDA delivered 2016 & 2017



Month	Adjusted Scheduled Activity (UDA)	
	2016	2017
April	17	43
May	87	66
June	95	98
July	212	144
August	286	190
September	353	299
October	403	339
November	470	405
December	516	459
January	563	514
February	599	581
March	639	630
April	677	
May	677	
June	677	

### QUALITY

	Quantity	Base Number	Contract	AT	Region	England
% of FP17s for the same patient ID Re-attending within 3 months - Children	20	274	7.3%	9.6%	11.9%	12.3%
% of FP17s for the same patient ID Re-attending within 3 months - Adults	17	173	9.8%	14.3%	16.6%	16.7%
% of FP17s for the same patient ID Re-attending between 3 & 9 months - Children	104	274	38.0%	60.6%	60.2%	57.6%
% of FP17s for the same patient ID Re-attending between 3 & 9 months - Adults	56	173	32.4%	51.9%	51.5%	50.1%
% of FP17s for Band 1 Urgent Courses	9	421	2.1%	7.9%	9.5%	9.1%
% of FP17s Relating to Free Repair or Replacements	0	421	0.0%	0.8%	0.7%	0.8%
% of FP17s Relating to Continuations	14	421	3.3%	1.2%	1.2%	1.2%
% of Patients satisfied with the dentistry they have received	1	1	N/A	93.2%	93.1%	92.8%
% of Patients satisfied with the time they had to wait for an appointment	1	1	N/A	89.1%	88.8%	88.7%

\* This is based on patients treated on this contract for their most recent course of treatment. Figures in italics indicate the base number of FP17s or Patient Questionnaire responses are less than 100. N/A is shown where the base number of responses is less than 10 during the period. % is calculated as Quantity/Base number\*100

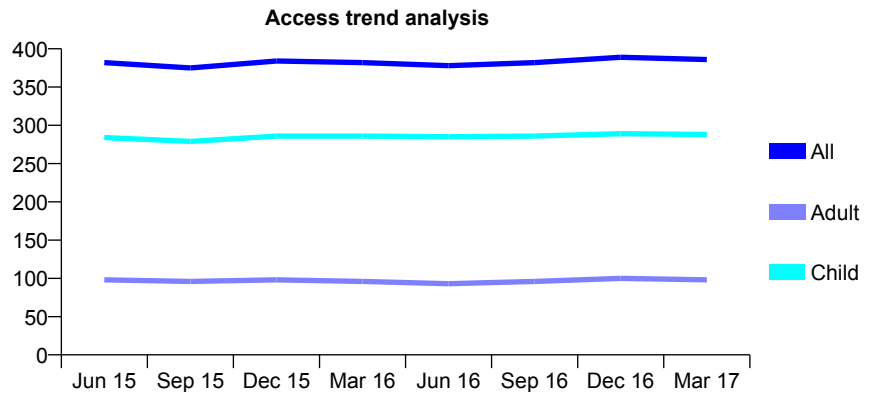
## Q64 - Vital Signs At a Glance Contract Report for 119733/0001 - March 2017

Name or company name	CD Rosser Dental Practice Ltd
Contract type name	GDS Contract
Purpose of contract	General
Contract start date	01/07/2012
Contract end date	

16/17 Contracted general activity (UDA)	1,187
Carry forward general activity (UDA)	0
16/17 Contracted orthodontic activity (UOA)	0
Carry forward orthodontic activity (UOA)	0
Baseline contract value	£26,531.67

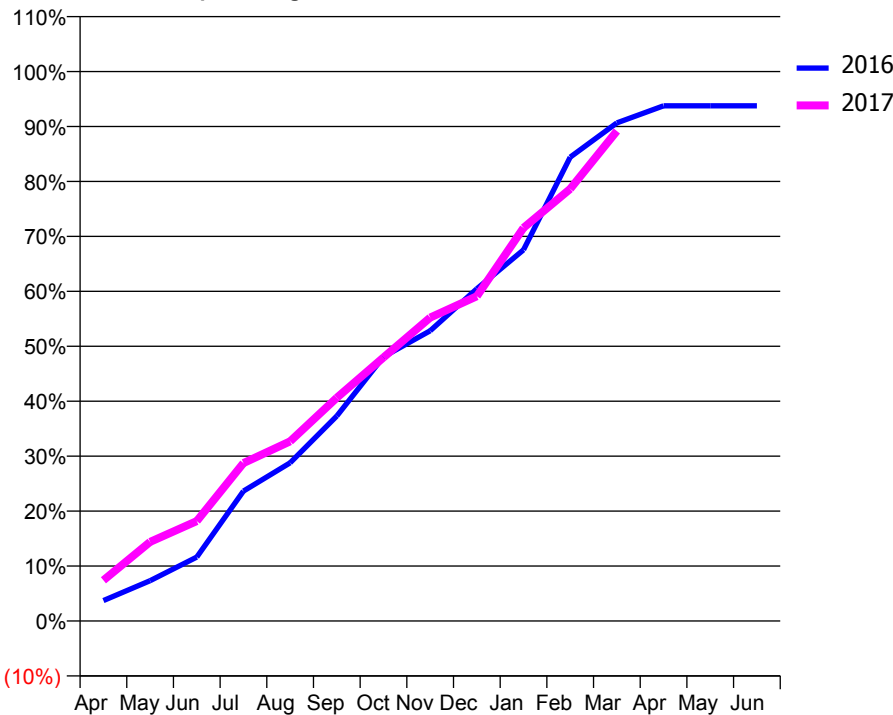
### ACCESS\*

Patients seen in 24 months	Total	Change since previous quarter
Quarter ending March 2016	382	
Quarter ending June 2016	378	↓
Quarter ending September 2016	382	→
Quarter ending December 2016	389	→
Quarter ending March 2017	386	→
<b>Variance since March 2016</b>	<b>1.0%</b>	<b>→</b>



### ACTIVITY

Cumulative percentage of contracted UDA delivered 2016 & 2017



Month	Adjusted Scheduled Activity (UDA)	
	2016	2017
April	44	88
May	87	171
June	138	216
July	281	341
August	342	388
September	443	482
October	571	569
November	627	655
December	718	701
January	802	849
February	1,002	933
March	1,076	1,058
April	1,113	
May	1,113	
June	1,113	

### QUALITY

	Quantity	Base Number	Contract	AT	Region	England
% of FP17s for the same patient ID Re-attending within 3 months - Children	27	498	5.4%	9.6%	11.9%	12.3%
% of FP17s for the same patient ID Re-attending within 3 months - Adults	30	141	21.3%	14.3%	16.6%	16.7%
% of FP17s for the same patient ID Re-attending between 3 & 9 months - Children	351	498	70.5%	60.6%	60.2%	57.6%
% of FP17s for the same patient ID Re-attending between 3 & 9 months - Adults	94	141	66.7%	51.9%	51.5%	50.1%
% of FP17s for Band 1 Urgent Courses	2	621	0.3%	7.9%	9.5%	9.1%
% of FP17s Relating to Free Repair or Replacements	0	621	0.0%	0.8%	0.7%	0.8%
% of FP17s Relating to Continuations	1	621	0.2%	1.2%	1.2%	1.2%
% of Patients satisfied with the dentistry they have received	1	1	N/A	93.2%	93.1%	92.8%
% of Patients satisfied with the time they had to wait for an appointment	1	1	N/A	89.1%	88.8%	88.7%

\* This is based on patients treated on this contract for their most recent course of treatment. Figures in italics indicate the base number of FP17s or Patient Questionnaire responses are less than 100. N/A is shown where the base number of responses is less than 10 during the period. % is calculated as Quantity/Base number\*100



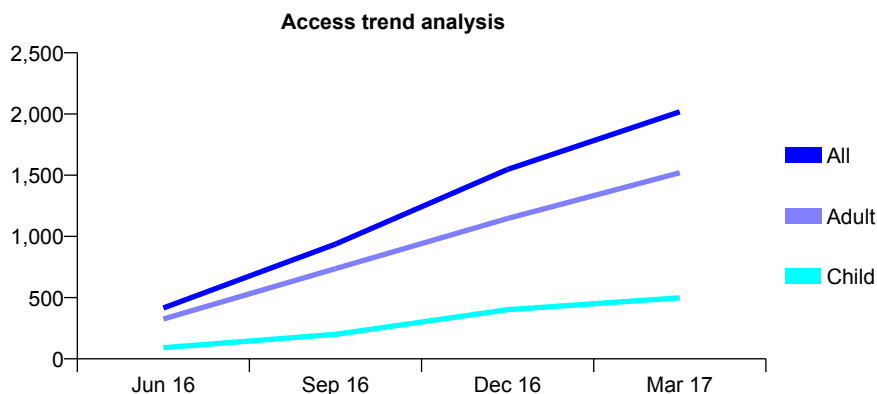
## Q64 - Vital Signs At a Glance Contract Report for 121851/0001 - March 2017

Name or company name	Dharwar Moller Partnership
Contract type name	GDS Contract
Purpose of contract	General
Contract start date	01/02/2016
Contract end date	

16/17 Contracted general activity (UDA)	6,500
Carry forward general activity (UDA)	0
16/17 Contracted orthodontic activity (UOA)	0
Carry forward orthodontic activity (UOA)	0
Baseline contract value	£135,582.80

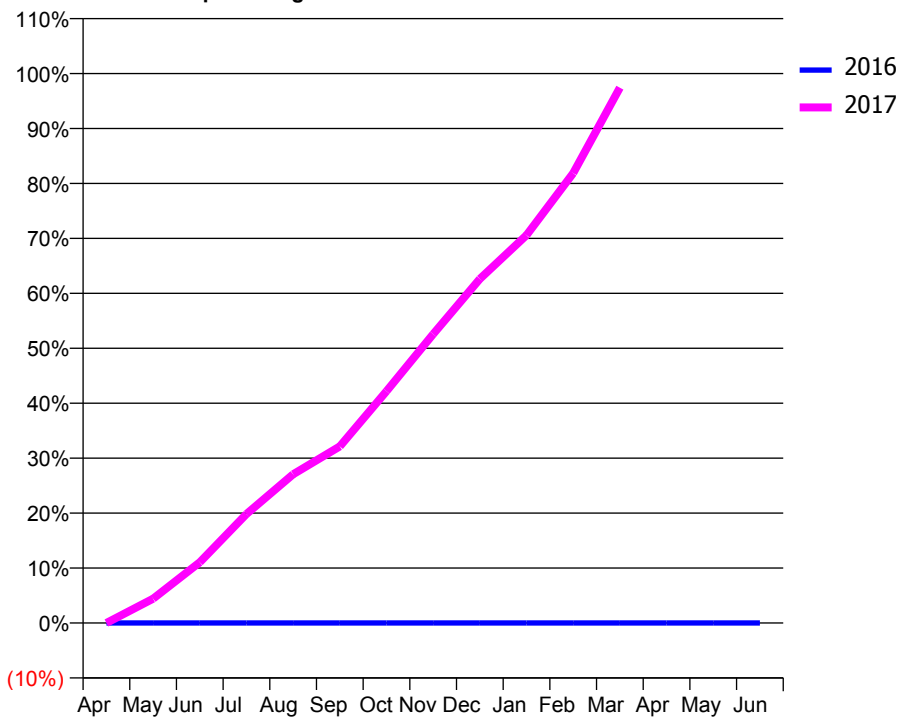
### ACCESS\*

Patients seen in 24 months	Total	Change since previous quarter
Quarter ending March 2016	0	
Quarter ending June 2016	416	↑
Quarter ending September 2016	937	↑
Quarter ending December 2016	1,547	↑
Quarter ending March 2017	2,018	↑
<b>Variance since March 2016</b>	N/A	



### ACTIVITY

Cumulative percentage of contracted UDA delivered 2016 & 2017



Month	Adjusted Scheduled Activity (UDA)	
	2016	2017
April	0	0
May	0	287
June	0	718
July	0	1,290
August	0	1,759
September	0	2,089
October	0	2,742
November	0	3,418
December	0	4,071
January	0	4,588
February	0	5,321
March	0	6,333
April	0	
May	0	
June	0	

### QUALITY

	Quantity	Base Number	Contract	AT	Region	England
% of FP17s for the same patient ID Re-attending within 3 months - Children	68	769	8.8%	9.6%	11.9%	12.3%
% of FP17s for the same patient ID Re-attending within 3 months - Adults	220	2,444	9.0%	14.3%	16.6%	16.7%
% of FP17s for the same patient ID Re-attending between 3 & 9 months - Children	121	769	15.7%	60.6%	60.2%	57.6%
% of FP17s for the same patient ID Re-attending between 3 & 9 months - Adults	461	2,444	18.9%	51.9%	51.5%	50.1%
% of FP17s for Band 1 Urgent Courses	228	3,213	7.1%	7.9%	9.5%	9.1%
% of FP17s Relating to Free Repair or Replacements	19	3,213	0.6%	0.8%	0.7%	0.8%
% of FP17s Relating to Continuations	6	3,213	0.2%	1.2%	1.2%	1.2%
% of Patients satisfied with the dentistry they have received	8	9	N/A	93.2%	93.1%	92.8%
% of Patients satisfied with the time they had to wait for an appointment	8	9	N/A	89.1%	88.8%	88.7%

\* This is based on patients treated on this contract for their most recent course of treatment. Figures in italics indicate the base number of FP17s or Patient Questionnaire responses are less than 100. N/A is shown where the base number of responses is less than 10 during the period. % is calculated as Quantity/Base number\*100

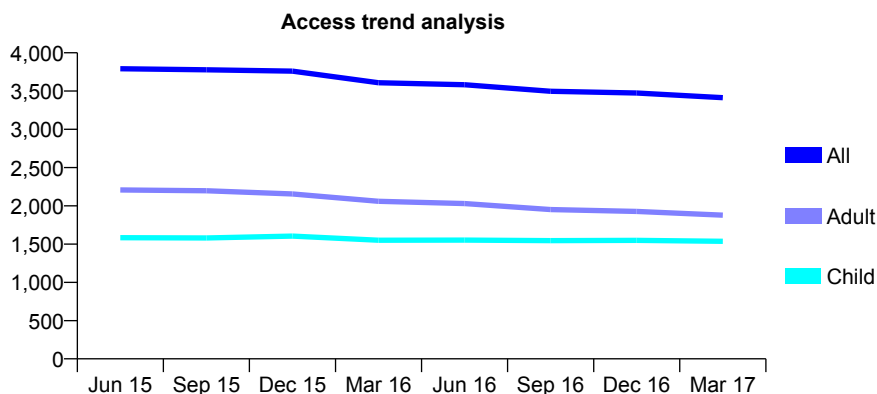
## Q64 - Vital Signs At a Glance Contract Report for 122157/0001 - March 2017

Name or company name	Care Dental
Contract type name	GDS Contract
Purpose of contract	General
Contract start date	01/04/2013
Contract end date	

16/17 Contracted general activity (UDA)	9,000
Carry forward general activity (UDA)	-19
16/17 Contracted orthodontic activity (UOA)	0
Carry forward orthodontic activity (UOA)	0
Baseline contract value	£236,966.76

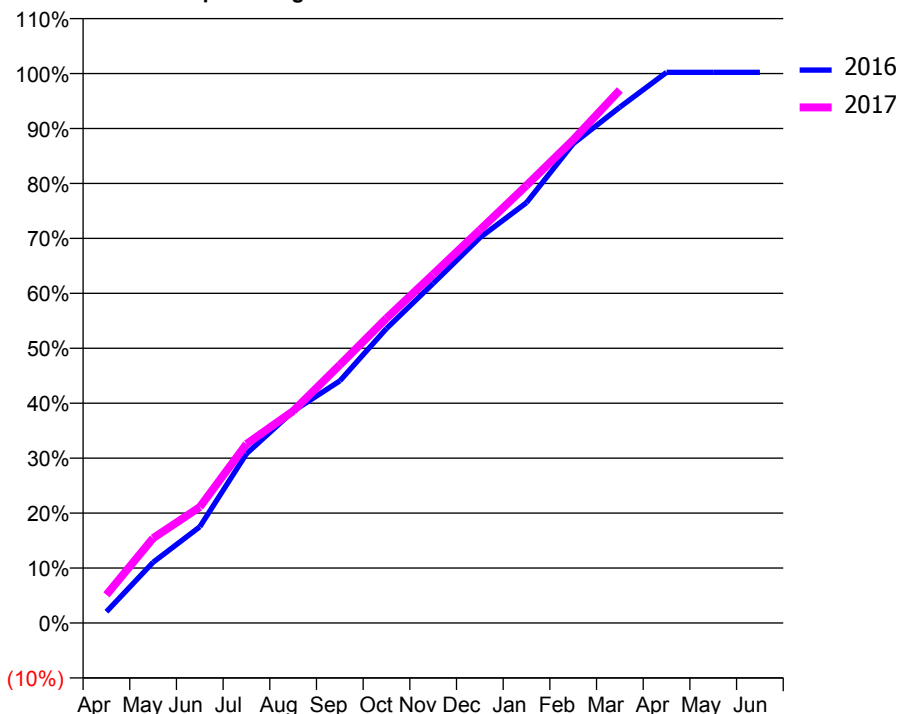
### ACCESS\*

Patients seen in 24 months	Total	Change since previous quarter
Quarter ending March 2016	3,609	
Quarter ending June 2016	3,582	→
Quarter ending September 2016	3,497	↓
Quarter ending December 2016	3,474	→
Quarter ending March 2017	3,414	↓
<b>Variance since March 2016</b>	<b>(5.4%)</b>	<b>↓</b>



### ACTIVITY

Cumulative percentage of contracted UDA delivered 2016 & 2017



Month	Adjusted Scheduled Activity (UDA)	
	2016	2017
April	184	462
May	995	1,390
June	1,576	1,899
July	2,774	2,931
August	3,470	3,471
September	3,966	4,227
October	4,823	4,992
November	5,563	5,713
December	6,310	6,438
January	6,886	7,167
February	7,851	7,913
March	8,450	8,731
April	9,019	
May	9,019	
June	9,019	

### QUALITY

	Quantity	Base Number	Contract	AT	Region	England
% of FP17s for the same patient ID Re-attending within 3 months - Children	142	2,175	6.5%	9.6%	11.9%	12.3%
% of FP17s for the same patient ID Re-attending within 3 months - Adults	275	2,386	11.5%	14.3%	16.6%	16.7%
% of FP17s for the same patient ID Re-attending between 3 & 9 months - Children	1,254	2,175	57.7%	60.6%	60.2%	57.6%
% of FP17s for the same patient ID Re-attending between 3 & 9 months - Adults	1,264	2,386	53.0%	51.9%	51.5%	50.1%
% of FP17s for Band 1 Urgent Courses	230	4,262	5.4%	7.9%	9.5%	9.1%
% of FP17s Relating to Free Repair or Replacements	15	4,262	0.4%	0.8%	0.7%	0.8%
% of FP17s Relating to Continuations	53	4,262	1.2%	1.2%	1.2%	1.2%
% of Patients satisfied with the dentistry they have received	4	4	N/A	93.2%	93.1%	92.8%
% of Patients satisfied with the time they had to wait for an appointment	4	4	N/A	89.1%	88.8%	88.7%

\* This is based on patients treated on this contract for their most recent course of treatment. Figures in italics indicate the base number of FP17s or Patient Questionnaire responses are less than 100. N/A is shown where the base number of responses is less than 10 during the period. % is calculated as Quantity/Base number\*100

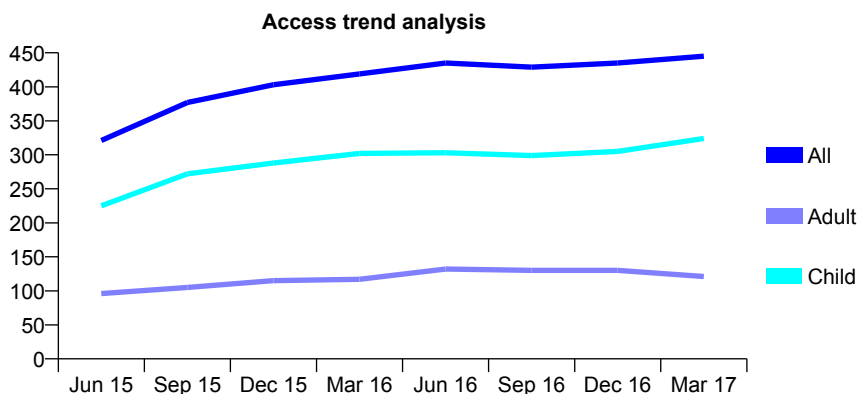
## Q64 - Vital Signs At a Glance Contract Report for 123455/0001 - March 2017

Name or company name	The Corsham Dental Partnership
Contract type name	GDS Contract
Purpose of contract	General
Contract start date	29/08/2014
Contract end date	

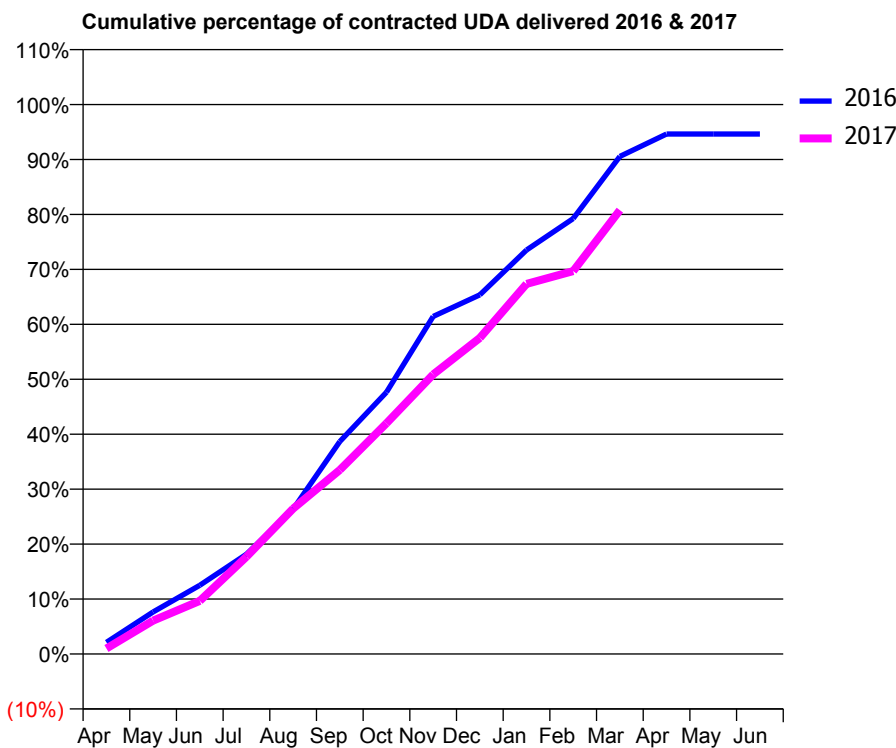
16/17 Contracted general activity (UDA)	1,085
Carry forward general activity (UDA)	0
16/17 Contracted orthodontic activity (UOA)	0
Carry forward orthodontic activity (UOA)	0
Baseline contract value	£23,016.52

### ACCESS\*

Patients seen in 24 months	Total	Change since previous quarter
Quarter ending March 2016	419	
Quarter ending June 2016	435	↑
Quarter ending September 2016	429	↓
Quarter ending December 2016	435	→
Quarter ending March 2017	445	↑
<b>Variance since March 2016</b>	<b>6.2%</b>	<b>↑</b>



### ACTIVITY



Month	Adjusted Scheduled Activity (UDA)	
	2016	2017
April	23	11
May	83	66
June	136	105
July	197	192
August	286	287
September	420	363
October	517	456
November	667	552
December	709	624
January	798	731
February	860	756
March	983	876
April	1,027	
May	1,027	
June	1,027	

### QUALITY

	Quantity	Base Number	Contract	AT	Region	England
% of FP17s for the same patient ID Re-attending within 3 months - Children	39	491	7.9%	9.6%	11.9%	12.3%
% of FP17s for the same patient ID Re-attending within 3 months - Adults	2	39	5.1%	14.3%	16.6%	16.7%
% of FP17s for the same patient ID Re-attending between 3 & 9 months - Children	331	491	67.4%	60.6%	60.2%	57.6%
% of FP17s for the same patient ID Re-attending between 3 & 9 months - Adults	25	39	64.1%	51.9%	51.5%	50.1%
% of FP17s for Band 1 Urgent Courses	22	513	4.3%	7.9%	9.5%	9.1%
% of FP17s Relating to Free Repair or Replacements	0	513	0.0%	0.8%	0.7%	0.8%
% of FP17s Relating to Continuations	5	513	1.0%	1.2%	1.2%	1.2%
% of Patients satisfied with the dentistry they have received	1	1	N/A	93.2%	93.1%	92.8%
% of Patients satisfied with the time they had to wait for an appointment	1	1	N/A	89.1%	88.8%	88.7%

\* This is based on patients treated on this contract for their most recent course of treatment. Figures in italics indicate the base number of FP17s or Patient Questionnaire responses are less than 100. N/A is shown where the base number of responses is less than 10 during the period. % is calculated as Quantity/Base number\*100

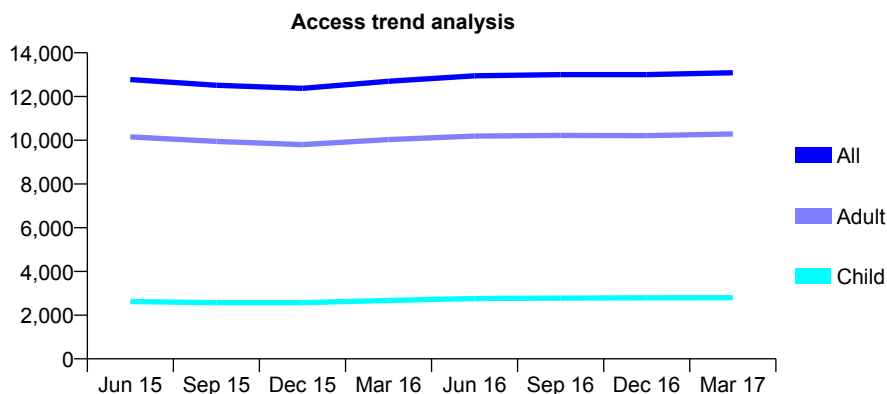
## Q64 - Vital Signs At a Glance Contract Report for 125385/0001 - March 2017

Name or company name	Dr Michael Frain Ltd
Contract type name	GDS Contract
Purpose of contract	General
Contract start date	01/04/2008
Contract end date	

16/17 Contracted general activity (UDA)	35,732
Carry forward general activity (UDA)	990
16/17 Contracted orthodontic activity (UOA)	0
Carry forward orthodontic activity (UOA)	0
Baseline contract value	£799,439.15

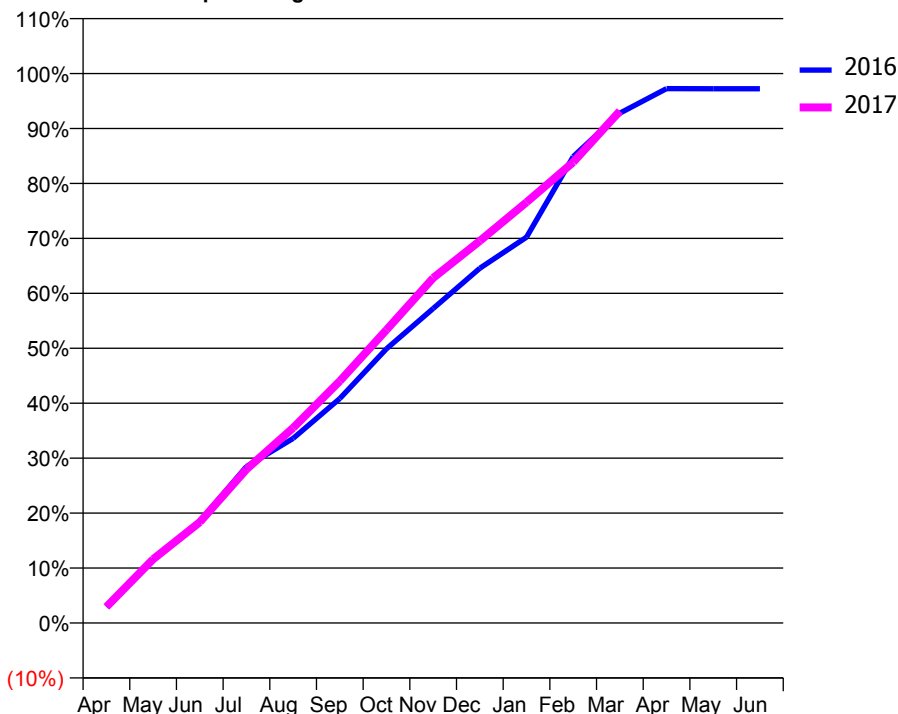
### ACCESS\*

Patients seen in 24 months	Total	Change since previous quarter
Quarter ending March 2016	12,698	
Quarter ending June 2016	12,950	→
Quarter ending September 2016	13,001	→
Quarter ending December 2016	13,002	→
Quarter ending March 2017	13,086	→
<b>Variance since March 2016</b>	<b>3.1%</b>	<b>↑</b>



### ACTIVITY

Cumulative percentage of contracted UDA delivered 2016 & 2017



Month	Adjusted Scheduled Activity (UDA)	
	2016	2017
April	1,048	1,058
May	4,097	4,145
June	6,613	6,558
July	10,176	9,995
August	12,002	12,689
September	14,600	15,732
October	17,829	19,064
November	20,448	22,439
December	23,065	24,843
January	25,087	27,361
February	30,330	29,962
March	33,150	33,296
April	34,745	
May	34,743	
June	34,742	

### QUALITY

	Quantity	Base Number	Contract	AT	Region	England
% of FP17s for the same patient ID Re-attending within 3 months - Children	233	4,367	5.3%	9.6%	11.9%	12.3%
% of FP17s for the same patient ID Re-attending within 3 months - Adults	1,773	15,482	11.5%	14.3%	16.6%	16.7%
% of FP17s for the same patient ID Re-attending between 3 & 9 months - Children	2,661	4,367	60.9%	60.6%	60.2%	57.6%
% of FP17s for the same patient ID Re-attending between 3 & 9 months - Adults	9,135	15,482	59.0%	51.9%	51.5%	50.1%
% of FP17s for Band 1 Urgent Courses	511	18,972	2.7%	7.9%	9.5%	9.1%
% of FP17s Relating to Free Repair or Replacements	269	18,972	1.4%	0.8%	0.7%	0.8%
% of FP17s Relating to Continuations	198	18,972	1.0%	1.2%	1.2%	1.2%
% of Patients satisfied with the dentistry they have received	40	42	95.2%	93.2%	93.1%	92.8%
% of Patients satisfied with the time they had to wait for an appointment	40	42	95.2%	89.1%	88.8%	88.7%

\* This is based on patients treated on this contract for their most recent course of treatment. Figures in italics indicate the base number of FP17s or Patient Questionnaire responses are less than 100. N/A is shown where the base number of responses is less than 10 during the period. % is calculated as Quantity/Base number\*100

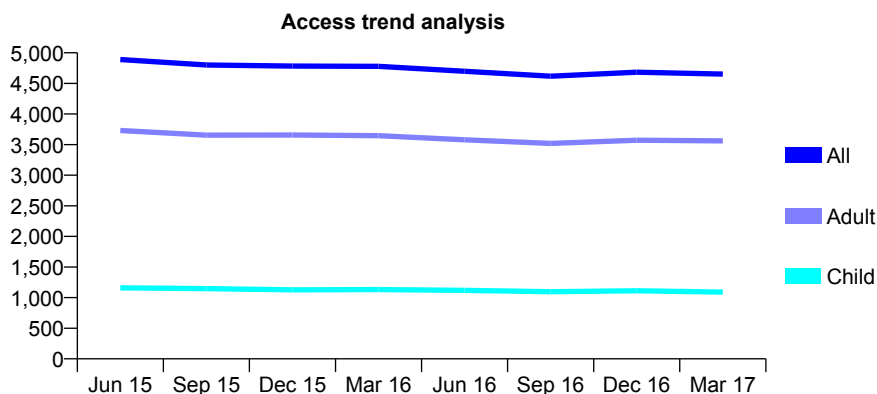
## Q64 - Vital Signs At a Glance Contract Report for 125385/0002 - March 2017

Name or company name	Dr Michael Frain Ltd
Contract type name	GDS Contract
Purpose of contract	General and Orthodontic
Contract start date	01/04/2008
Contract end date	

16/17 Contracted general activity (UDA)	12,500
Carry forward general activity (UDA)	0
16/17 Contracted orthodontic activity (UOA)	5,228
Carry forward orthodontic activity (UOA)	0
Baseline contract value	£622,436.32

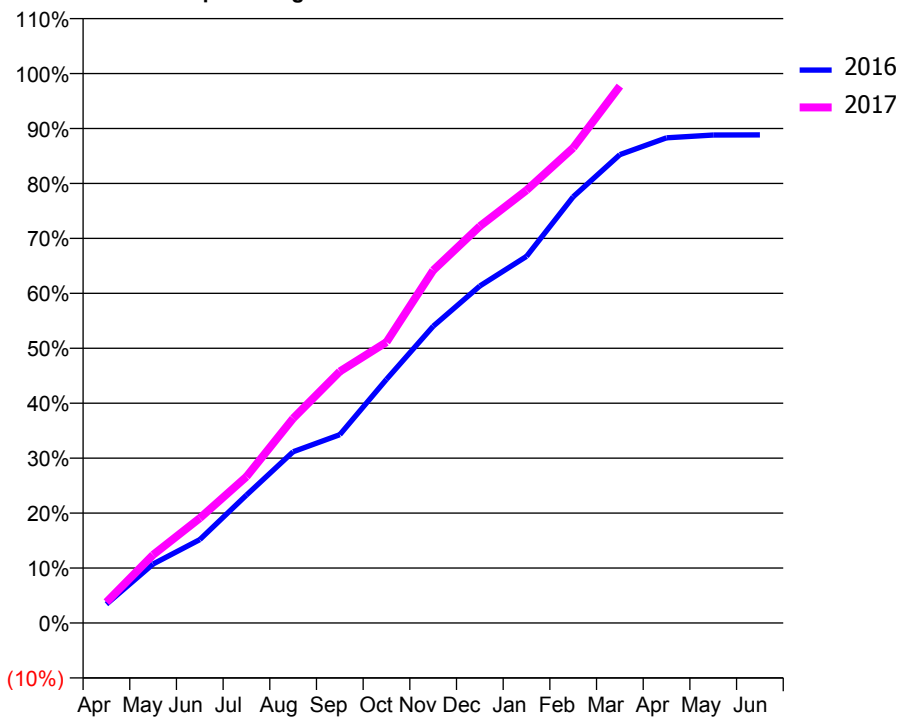
### ACCESS\*

Patients seen in 24 months	Total	Change since previous quarter
Quarter ending March 2016	4,778	
Quarter ending June 2016	4,698	↓
Quarter ending September 2016	4,618	↓
Quarter ending December 2016	4,684	→
Quarter ending March 2017	4,652	→
<b>Variance since March 2016</b>	<b>(2.6%)</b>	<b>↓</b>



### ACTIVITY

Cumulative percentage of contracted UDA delivered 2016 & 2017



Month	Adjusted Scheduled Activity (UDA)	
	2016	2017
April	499	474
May	1,556	1,551
June	2,202	2,387
July	3,378	3,330
August	4,520	4,654
September	4,970	5,721
October	6,429	6,391
November	7,832	8,022
December	8,895	9,027
January	9,675	9,846
February	11,249	10,810
March	12,361	12,213
April	12,801	
May	12,876	
June	12,881	

### QUALITY

	Quantity	Base Number	Contract	AT	Region	England
% of FP17s for the same patient ID Re-attending within 3 months - Children	345	2,251	15.3%	9.6%	11.9%	12.3%
% of FP17s for the same patient ID Re-attending within 3 months - Adults	742	5,479	13.5%	14.3%	16.6%	16.7%
% of FP17s for the same patient ID Re-attending between 3 & 9 months - Children	966	2,251	42.9%	60.6%	60.2%	57.6%
% of FP17s for the same patient ID Re-attending between 3 & 9 months - Adults	3,455	5,479	63.1%	51.9%	51.5%	50.1%
% of FP17s for Band 1 Urgent Courses	254	6,696	3.8%	7.9%	9.5%	9.1%
% of FP17s Relating to Free Repair or Replacements	87	6,696	1.3%	0.8%	0.7%	0.8%
% of FP17s Relating to Continuations	34	6,696	0.5%	1.2%	1.2%	1.2%
% of Patients satisfied with the dentistry they have received	13	13	100.0%	93.2%	93.1%	92.8%
% of Patients satisfied with the time they had to wait for an appointment	12	13	92.3%	89.1%	88.8%	88.7%

\* This is based on patients treated on this contract for their most recent course of treatment. Figures in italics indicate the base number of FP17s or Patient Questionnaire responses are less than 100. N/A is shown where the base number of responses is less than 10 during the period. % is calculated as Quantity/Base number\*100

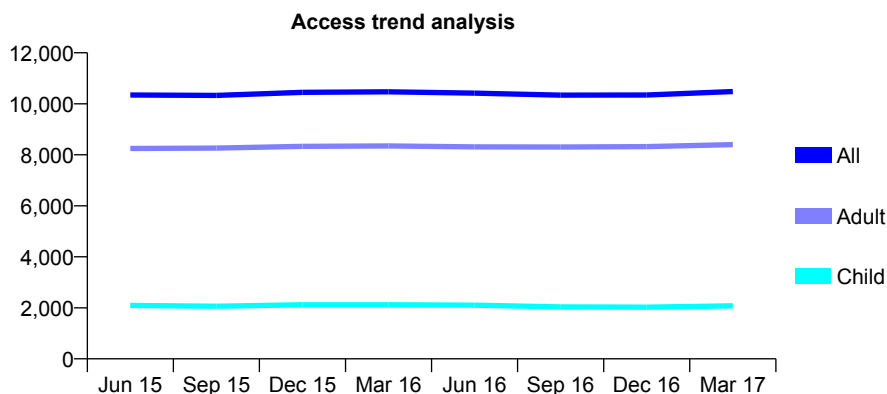
## Q64 - Vital Signs At a Glance Contract Report for 125385/0003 - March 2017

Name or company name	Dr Michael Frain Ltd
Contract type name	GDS Contract
Purpose of contract	General
Contract start date	01/04/2008
Contract end date	

16/17 Contracted general activity (UDA)	32,680
Carry forward general activity (UDA)	461
16/17 Contracted orthodontic activity (UOA)	0
Carry forward orthodontic activity (UOA)	0
Baseline contract value	£897,620.32

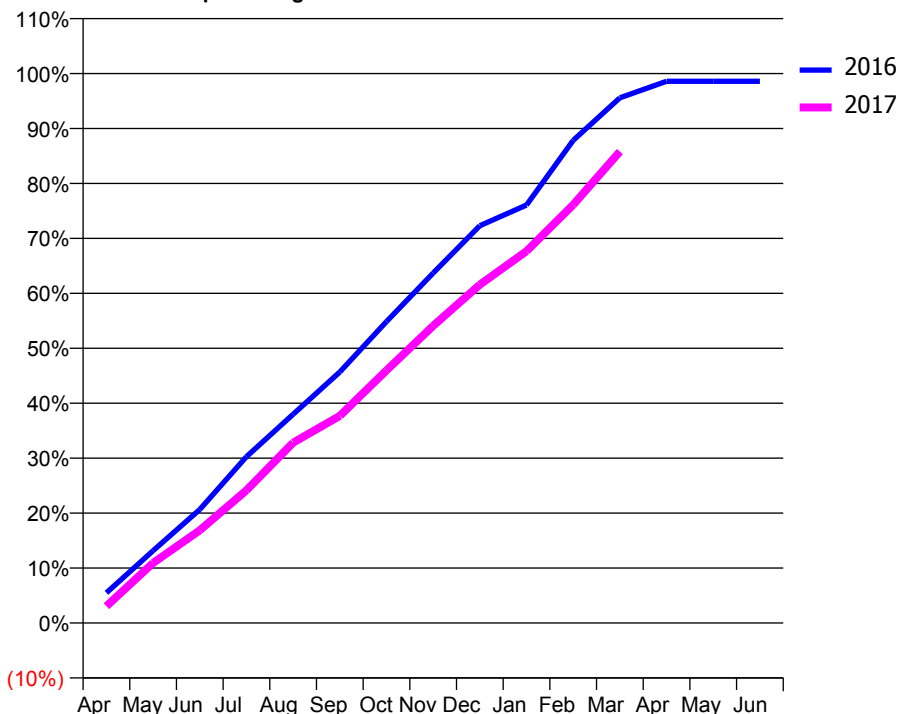
### ACCESS\*

Patients seen in 24 months	Total	Change since previous quarter
Quarter ending March 2016	10,469	
Quarter ending June 2016	10,420	→
Quarter ending September 2016	10,341	→
Quarter ending December 2016	10,344	→
Quarter ending March 2017	10,480	→
<b>Variance since March 2016</b>	<b>0.1%</b>	<b>→</b>



### ACTIVITY

Cumulative percentage of contracted UDA delivered 2016 & 2017



Month	Adjusted Scheduled Activity (UDA)	
	2016	2017
April	1,798	1,007
May	4,305	3,576
June	6,755	5,512
July	9,895	7,893
August	12,414	10,727
September	14,928	12,319
October	17,928	15,023
November	20,815	17,673
December	23,627	20,123
January	24,858	22,111
February	28,704	24,873
March	31,233	28,034
April	32,219	
May	32,219	
June	32,219	

### QUALITY

	Quantity	Base Number	Contract	AT	Region	England
% of FP17s for the same patient ID Re-attending within 3 months - Children	122	2,713	4.5%	9.6%	11.9%	12.3%
% of FP17s for the same patient ID Re-attending within 3 months - Adults	1,463	11,392	12.8%	14.3%	16.6%	16.7%
% of FP17s for the same patient ID Re-attending between 3 & 9 months - Children	598	2,713	22.0%	60.6%	60.2%	57.6%
% of FP17s for the same patient ID Re-attending between 3 & 9 months - Adults	3,774	11,392	33.1%	51.9%	51.5%	50.1%
% of FP17s for Band 1 Urgent Courses	625	13,645	4.6%	7.9%	9.5%	9.1%
% of FP17s Relating to Free Repair or Replacements	293	13,645	2.1%	0.8%	0.7%	0.8%
% of FP17s Relating to Continuations	207	13,645	1.5%	1.2%	1.2%	1.2%
% of Patients satisfied with the dentistry they have received	37	38	97.4%	93.2%	93.1%	92.8%
% of Patients satisfied with the time they had to wait for an appointment	38	38	100.0%	89.1%	88.8%	88.7%

\* This is based on patients treated on this contract for their most recent course of treatment. Figures in italics indicate the base number of FP17s or Patient Questionnaire responses are less than 100. N/A is shown where the base number of responses is less than 10 during the period. % is calculated as Quantity/Base number\*100

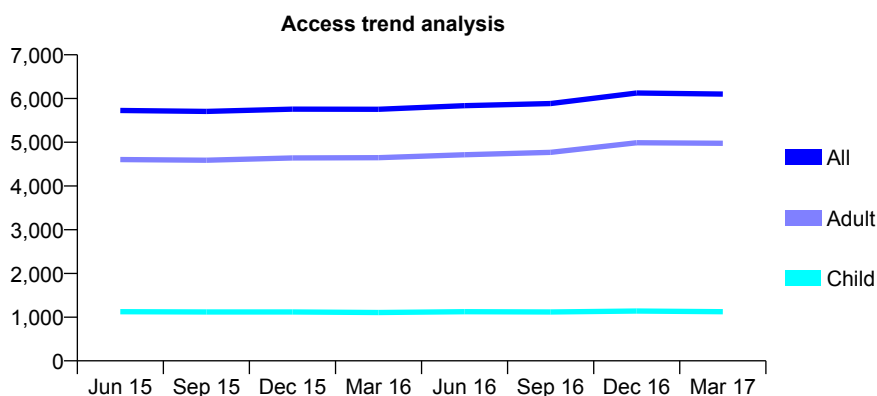
## Q64 - Vital Signs At a Glance Contract Report for 125385/0004 - March 2017

Name or company name	Dr Michael Frain Ltd
Contract type name	GDS Contract
Purpose of contract	General
Contract start date	01/04/2008
Contract end date	

16/17 Contracted general activity (UDA)	17,000
Carry forward general activity (UDA)	0
16/17 Contracted orthodontic activity (UOA)	0
Carry forward orthodontic activity (UOA)	0
Baseline contract value	£447,974.57

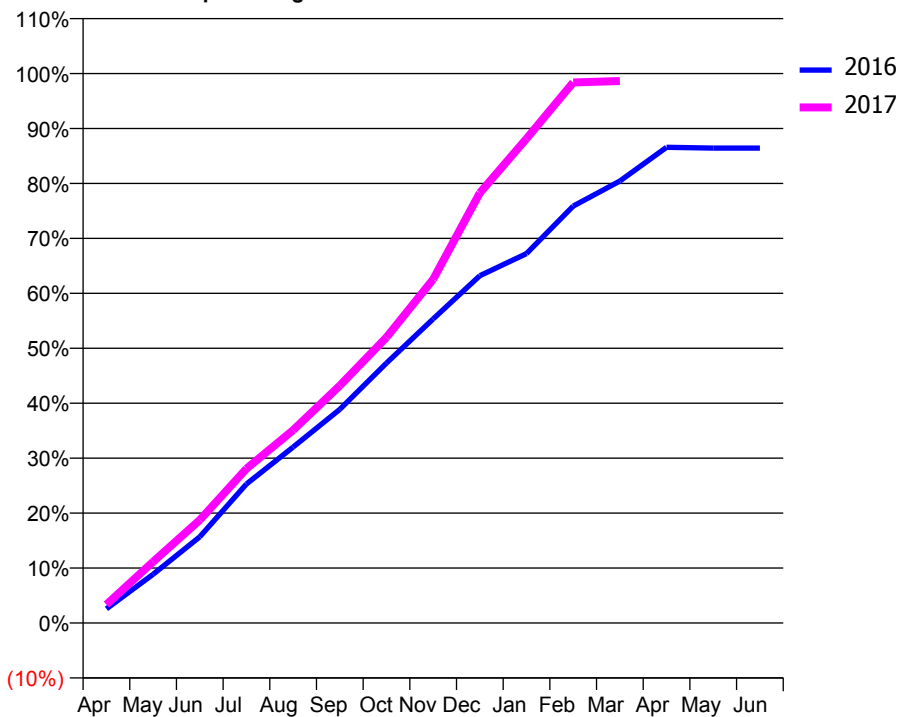
### ACCESS\*

Patients seen in 24 months	Total	Change since previous quarter
Quarter ending March 2016	5,754	
Quarter ending June 2016	5,836	→
Quarter ending September 2016	5,885	→
Quarter ending December 2016	6,127	↑
Quarter ending March 2017	6,101	→
<b>Variance since March 2016</b>	<b>6.0%</b>	<b>↑</b>



### ACTIVITY

Cumulative percentage of contracted UDA delivered 2016 & 2017



Month	Adjusted Scheduled Activity (UDA)	
	2016	2017
April	554	573
May	1,907	1,896
June	3,375	3,185
July	5,442	4,775
August	6,883	5,966
September	8,361	7,345
October	10,169	8,840
November	11,896	10,634
December	13,587	13,308
January	14,452	14,984
February	16,311	16,721
March	17,293	16,766
April	18,614	
May	18,582	
June	18,579	

### QUALITY

	Quantity	Base Number	Contract	AT	Region	England
% of FP17s for the same patient ID Re-attending within 3 months - Children	112	1,681	6.7%	9.6%	11.9%	12.3%
% of FP17s for the same patient ID Re-attending within 3 months - Adults	1,168	7,455	15.7%	14.3%	16.6%	16.7%
% of FP17s for the same patient ID Re-attending between 3 & 9 months - Children	1,029	1,681	61.2%	60.6%	60.2%	57.6%
% of FP17s for the same patient ID Re-attending between 3 & 9 months - Adults	4,281	7,455	57.4%	51.9%	51.5%	50.1%
% of FP17s for Band 1 Urgent Courses	790	8,419	9.4%	7.9%	9.5%	9.1%
% of FP17s Relating to Free Repair or Replacements	285	8,419	3.4%	0.8%	0.7%	0.8%
% of FP17s Relating to Continuations	31	8,419	0.4%	1.2%	1.2%	1.2%
% of Patients satisfied with the dentistry they have received	27	29	93.1%	93.2%	93.1%	92.8%
% of Patients satisfied with the time they had to wait for an appointment	27	29	93.1%	89.1%	88.8%	88.7%

\* This is based on patients treated on this contract for their most recent course of treatment. Figures in italics indicate the base number of FP17s or Patient Questionnaire responses are less than 100. N/A is shown where the base number of responses is less than 10 during the period. % is calculated as Quantity/Base number\*100

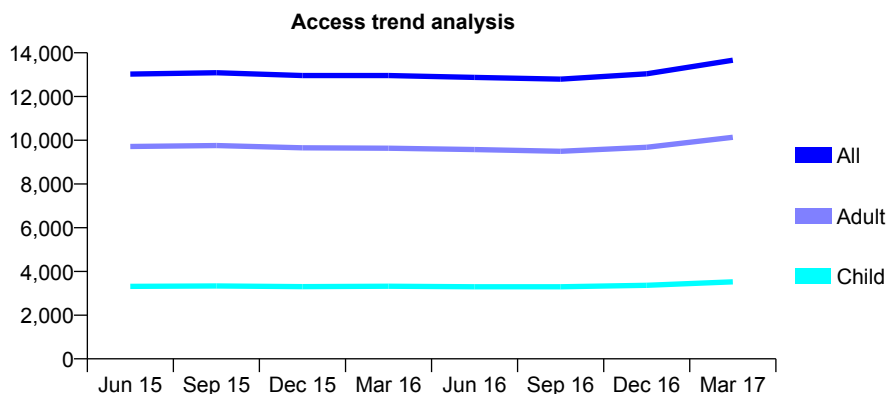
## Q64 - Vital Signs At a Glance Contract Report for 125385/0007 - March 2017

Name or company name	Dr Michael Frain Ltd
Contract type name	GDS Contract
Purpose of contract	General
Contract start date	01/01/2010
Contract end date	

16/17 Contracted general activity (UDA)	40,927
Carry forward general activity (UDA)	486
16/17 Contracted orthodontic activity (UOA)	0
Carry forward orthodontic activity (UOA)	0
Baseline contract value	£1,189,324.99

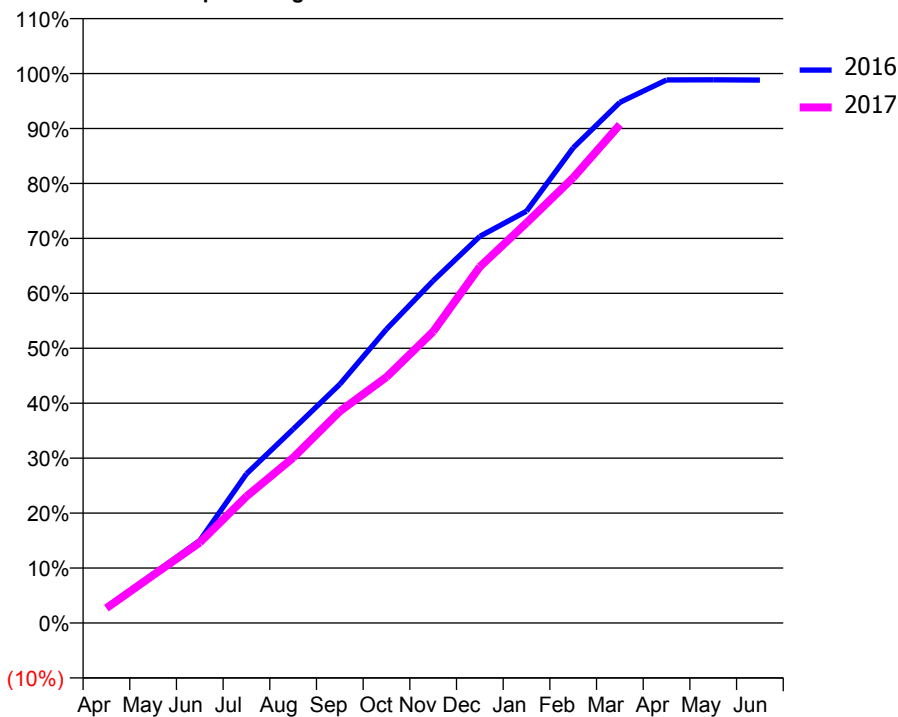
### ACCESS\*

Patients seen in 24 months	Total	Change since previous quarter
Quarter ending March 2016	12,957	
Quarter ending June 2016	12,875	→
Quarter ending September 2016	12,793	→
Quarter ending December 2016	13,042	→
Quarter ending March 2017	13,659	↑
<b>Variance since March 2016</b>	<b>5.4%</b>	<b>↑</b>



### ACTIVITY

Cumulative percentage of contracted UDA delivered 2016 & 2017



Month	Adjusted Scheduled Activity (UDA)	
	2016	2017
April	1,164	1,107
May	3,652	3,562
June	6,141	5,996
July	11,112	9,431
August	14,436	12,313
September	17,785	15,769
October	21,888	18,322
November	25,485	21,705
December	28,801	26,534
January	30,672	29,801
February	35,388	33,170
March	38,781	37,117
April	40,443	
May	40,452	
June	40,441	

### QUALITY

	Quantity	Base Number	Contract	AT	Region	England
% of FP17s for the same patient ID Re-attending within 3 months - Children	270	5,323	5.1%	9.6%	11.9%	12.3%
% of FP17s for the same patient ID Re-attending within 3 months - Adults	1,288	13,420	9.6%	14.3%	16.6%	16.7%
% of FP17s for the same patient ID Re-attending between 3 & 9 months - Children	3,025	5,323	56.8%	60.6%	60.2%	57.6%
% of FP17s for the same patient ID Re-attending between 3 & 9 months - Adults	5,751	13,420	42.9%	51.9%	51.5%	50.1%
% of FP17s for Band 1 Urgent Courses	869	18,045	4.8%	7.9%	9.5%	9.1%
% of FP17s Relating to Free Repair or Replacements	136	18,045	0.8%	0.8%	0.7%	0.8%
% of FP17s Relating to Continuations	76	18,045	0.4%	1.2%	1.2%	1.2%
% of Patients satisfied with the dentistry they have received	56	59	94.9%	93.2%	93.1%	92.8%
% of Patients satisfied with the time they had to wait for an appointment	52	59	88.1%	89.1%	88.8%	88.7%

\* This is based on patients treated on this contract for their most recent course of treatment. Figures in italics indicate the base number of FP17s or Patient Questionnaire responses are less than 100. N/A is shown where the base number of responses is less than 10 during the period. % is calculated as Quantity/Base number\*100



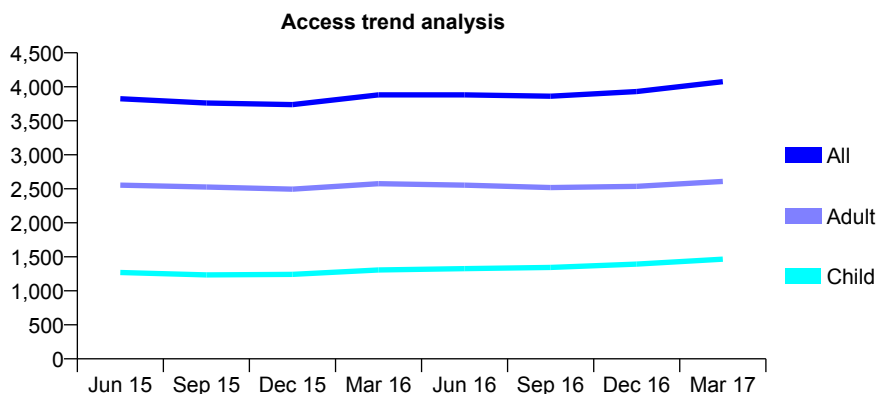
## Q64 - Vital Signs At a Glance Contract Report for 125601/0001 - March 2017

Name or company name	Amesbury Dental Care
Contract type name	GDS Contract
Purpose of contract	General
Contract start date	01/04/2013
Contract end date	

16/17 Contracted general activity (UDA)	10,000
Carry forward general activity (UDA)	-161
16/17 Contracted orthodontic activity (UOA)	0
Carry forward orthodontic activity (UOA)	0
Baseline contract value	£260,615.16

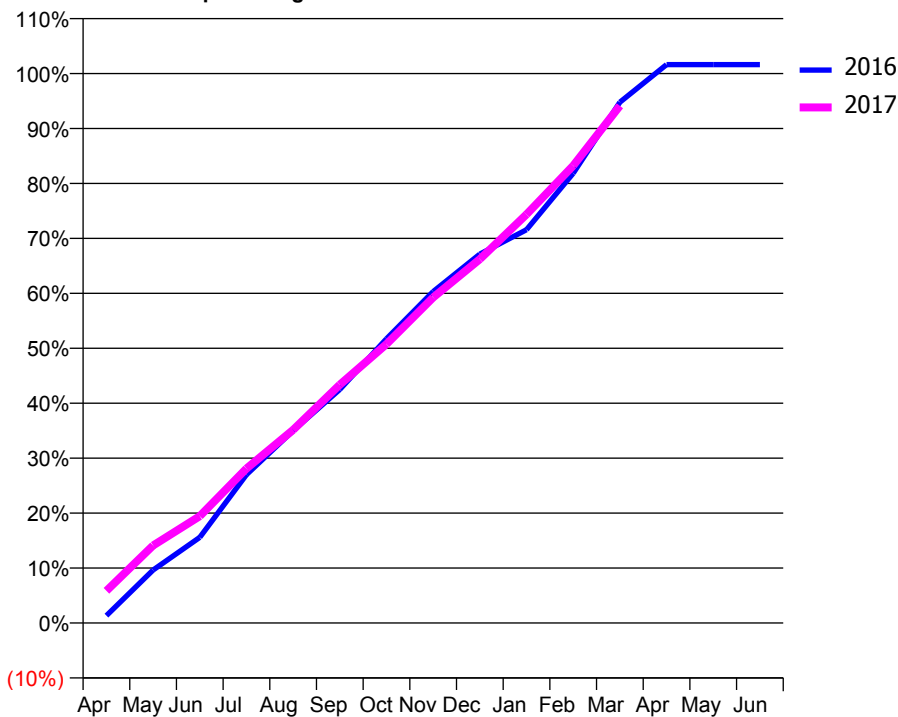
### ACCESS\*

Patients seen in 24 months	Total	Change since previous quarter
Quarter ending March 2016	3,882	
Quarter ending June 2016	3,881	→
Quarter ending September 2016	3,862	→
Quarter ending December 2016	3,930	→
Quarter ending March 2017	4,075	↑
<b>Variance since March 2016</b>	<b>5.0%</b>	<b>↑</b>



### ACTIVITY

Cumulative percentage of contracted UDA delivered 2016 & 2017



Month	Adjusted Scheduled Activity (UDA)	
	2016	2017
April	135	586
May	965	1,411
June	1,559	1,946
July	2,701	2,810
August	3,502	3,516
September	4,251	4,339
October	5,173	5,075
November	6,032	5,925
December	6,713	6,621
January	7,158	7,437
February	8,185	8,323
March	9,479	9,411
April	10,161	
May	10,161	
June	10,161	

### QUALITY

	Quantity	Base Number	Contract	AT	Region	England
% of FP17s for the same patient ID Re-attending within 3 months - Children	55	1,959	2.8%	9.6%	11.9%	12.3%
% of FP17s for the same patient ID Re-attending within 3 months - Adults	170	2,690	6.3%	14.3%	16.6%	16.7%
% of FP17s for the same patient ID Re-attending between 3 & 9 months - Children	1,116	1,959	57.0%	60.6%	60.2%	57.6%
% of FP17s for the same patient ID Re-attending between 3 & 9 months - Adults	996	2,690	37.0%	51.9%	51.5%	50.1%
% of FP17s for Band 1 Urgent Courses	105	4,440	2.4%	7.9%	9.5%	9.1%
% of FP17s Relating to Free Repair or Replacements	11	4,440	0.2%	0.8%	0.7%	0.8%
% of FP17s Relating to Continuations	43	4,440	1.0%	1.2%	1.2%	1.2%
% of Patients satisfied with the dentistry they have received	8	9	N/A	93.2%	93.1%	92.8%
% of Patients satisfied with the time they had to wait for an appointment	9	9	N/A	89.1%	88.8%	88.7%

\* This is based on patients treated on this contract for their most recent course of treatment. Figures in italics indicate the base number of FP17s or Patient Questionnaire responses are less than 100. N/A is shown where the base number of responses is less than 10 during the period. % is calculated as Quantity/Base number\*100

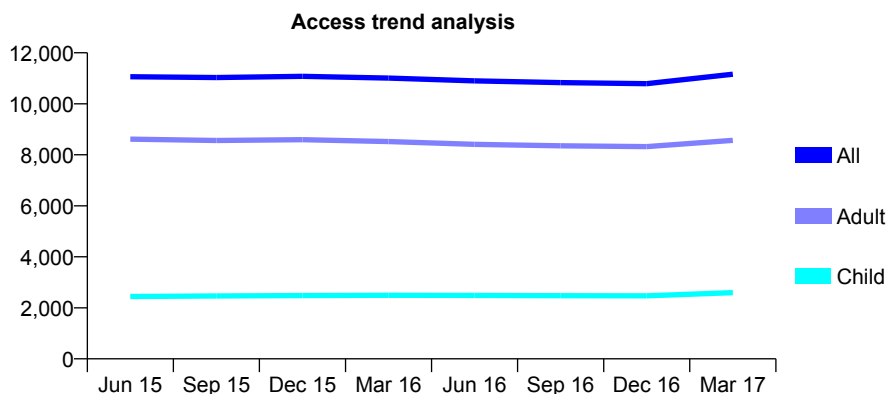
## Q64 - Vital Signs At a Glance Contract Report for 126004/0001 - March 2017

Name or company name	Rodericks Dental Ltd
Contract type name	GDS Contract
Purpose of contract	General
Contract start date	23/10/2008
Contract end date	

16/17 Contracted general activity (UDA)	32,000
Carry forward general activity (UDA)	401
16/17 Contracted orthodontic activity (UOA)	0
Carry forward orthodontic activity (UOA)	0
Baseline contract value	£729,002.22

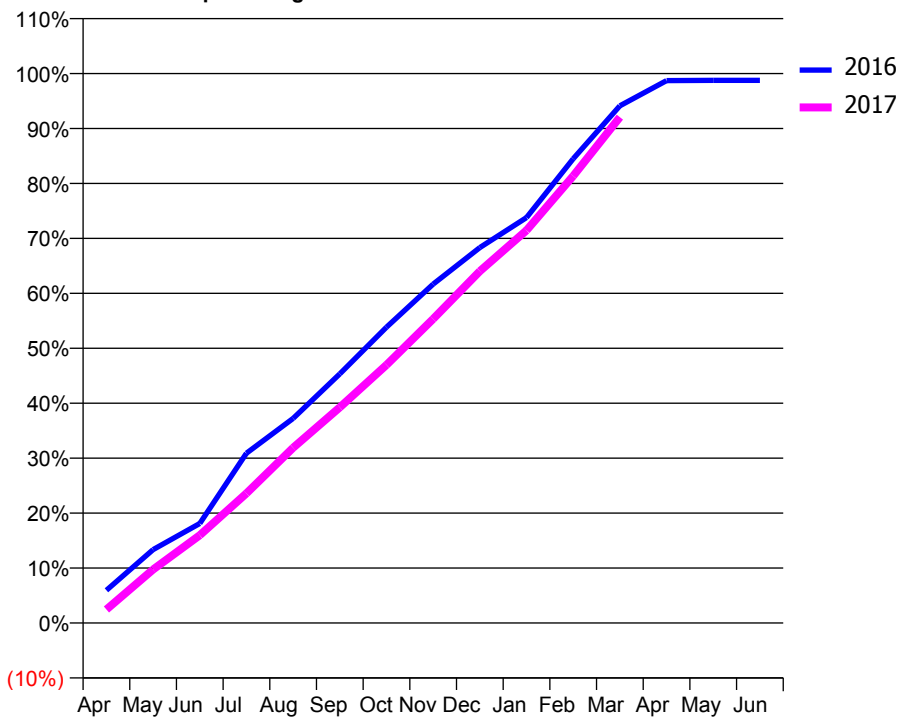
### ACCESS\*

Patients seen in 24 months	Total	Change since previous quarter
Quarter ending March 2016	11,008	
Quarter ending June 2016	10,897	↓
Quarter ending September 2016	10,830	→
Quarter ending December 2016	10,792	→
Quarter ending March 2017	11,162	↑
<b>Variance since March 2016</b>	1.4%	→



### ACTIVITY

Cumulative percentage of contracted UDA delivered 2016 & 2017



Month	Adjusted Scheduled Activity (UDA)	
	2016	2017
April	1,903	785
May	4,273	3,117
June	5,796	5,117
July	9,886	7,549
August	11,916	10,211
September	14,513	12,563
October	17,231	15,030
November	19,735	17,709
December	21,866	20,490
January	23,613	22,863
February	27,034	26,031
March	30,119	29,457
April	31,585	
May	31,599	
June	31,599	

### QUALITY

	Quantity	Base Number	Contract	AT	Region	England
% of FP17s for the same patient ID Re-attending within 3 months - Children	281	3,714	7.6%	9.6%	11.9%	12.3%
% of FP17s for the same patient ID Re-attending within 3 months - Adults	1,931	11,405	16.9%	14.3%	16.6%	16.7%
% of FP17s for the same patient ID Re-attending between 3 & 9 months - Children	2,119	3,714	57.1%	60.6%	60.2%	57.6%
% of FP17s for the same patient ID Re-attending between 3 & 9 months - Adults	5,573	11,405	48.9%	51.9%	51.5%	50.1%
% of FP17s for Band 1 Urgent Courses	1,863	14,477	12.9%	7.9%	9.5%	9.1%
% of FP17s Relating to Free Repair or Replacements	146	14,477	1.0%	0.8%	0.7%	0.8%
% of FP17s Relating to Continuations	115	14,477	0.8%	1.2%	1.2%	1.2%
% of Patients satisfied with the dentistry they have received	25	27	92.6%	93.2%	93.1%	92.8%
% of Patients satisfied with the time they had to wait for an appointment	20	27	74.1%	89.1%	88.8%	88.7%

\* This is based on patients treated on this contract for their most recent course of treatment. Figures in italics indicate the base number of FP17s or Patient Questionnaire responses are less than 100. N/A is shown where the base number of responses is less than 10 during the period. % is calculated as Quantity/Base number\*100

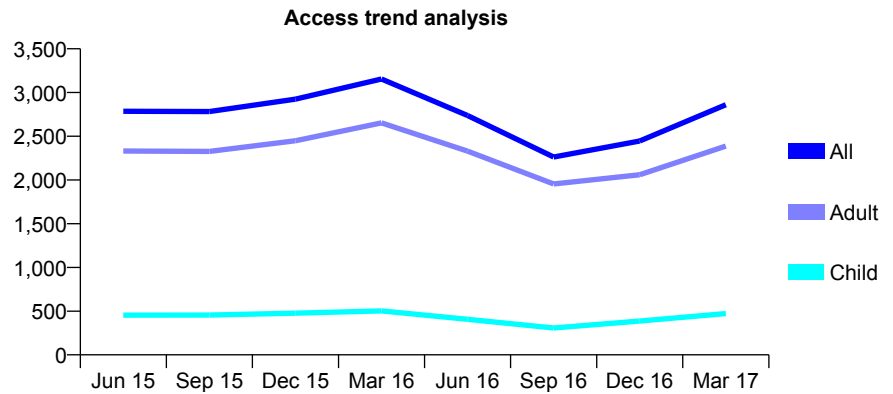
## Q64 - Vital Signs At a Glance Contract Report for 126888/0001 - March 2017

Name or company name	Mr Jiten Doshi
Contract type name	GDS Contract
Purpose of contract	General
Contract start date	01/05/2013
Contract end date	

16/17 Contracted general activity (UDA)	8,294
Carry forward general activity (UDA)	0
16/17 Contracted orthodontic activity (UOA)	0
Carry forward orthodontic activity (UOA)	0
Baseline contract value	£175,630.74

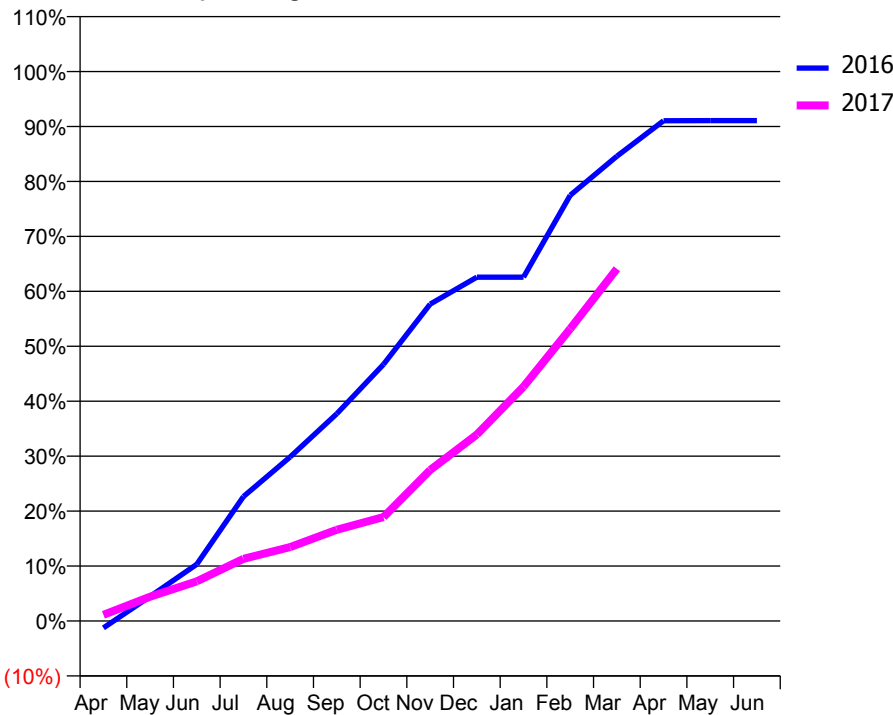
### ACCESS\*

Patients seen in 24 months	Total	Change since previous quarter
Quarter ending March 2016	3,155	
Quarter ending June 2016	2,737	↓
Quarter ending September 2016	2,262	↓
Quarter ending December 2016	2,445	↑
Quarter ending March 2017	2,860	↑
<b>Variance since March 2016</b>	<b>(9.4%)</b>	<b>↓</b>



### ACTIVITY

Cumulative percentage of contracted UDA delivered 2016 & 2017



Month	Adjusted Scheduled Activity (UDA)	
	2016	2017
April	-107	93
May	370	367
June	856	599
July	1,878	938
August	2,477	1,117
September	3,128	1,379
October	3,873	1,569
November	4,783	2,279
December	5,190	2,814
January	5,190	3,538
February	6,426	4,410
March	7,015	5,317
April	7,551	
May	7,552	
June	7,553	

### QUALITY

	Quantity	Base Number	Contract	AT	Region	England
% of FP17s for the same patient ID Re-attending within 3 months - Children	18	604	3.0%	9.6%	11.9%	12.3%
% of FP17s for the same patient ID Re-attending within 3 months - Adults	217	2,707	8.0%	14.3%	16.6%	16.7%
% of FP17s for the same patient ID Re-attending between 3 & 9 months - Children	171	604	28.3%	60.6%	60.2%	57.6%
% of FP17s for the same patient ID Re-attending between 3 & 9 months - Adults	775	2,707	28.6%	51.9%	51.5%	50.1%
% of FP17s for Band 1 Urgent Courses	264	2,900	9.1%	7.9%	9.5%	9.1%
% of FP17s Relating to Free Repair or Replacements	5	2,900	0.2%	0.8%	0.7%	0.8%
% of FP17s Relating to Continuations	3	2,900	0.1%	1.2%	1.2%	1.2%
% of Patients satisfied with the dentistry they have received	10	10	100.0%	93.2%	93.1%	92.8%
% of Patients satisfied with the time they had to wait for an appointment	10	10	100.0%	89.1%	88.8%	88.7%

\* This is based on patients treated on this contract for their most recent course of treatment. Figures in italics indicate the base number of FP17s or Patient Questionnaire responses are less than 100. N/A is shown where the base number of responses is less than 10 during the period. % is calculated as Quantity/Base number\*100

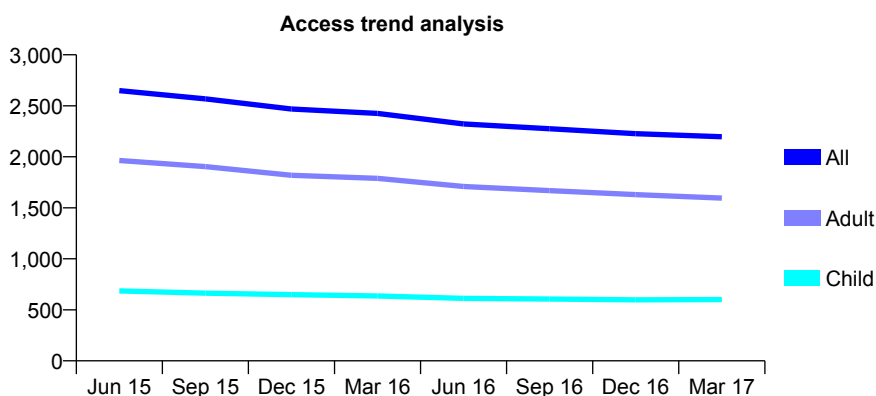
## Q64 - Vital Signs At a Glance Contract Report for 132578/0001 - March 2017

Name or company name	The White Horse Dental Practice
Contract type name	PDS Contract
Purpose of contract	General
Contract start date	01/07/2009
Contract end date	26/06/2019

16/17 Contracted general activity (UDA)	9,724
Carry forward general activity (UDA)	0
16/17 Contracted orthodontic activity (UOA)	0
Carry forward orthodontic activity (UOA)	0
Baseline contract value	£236,484.12

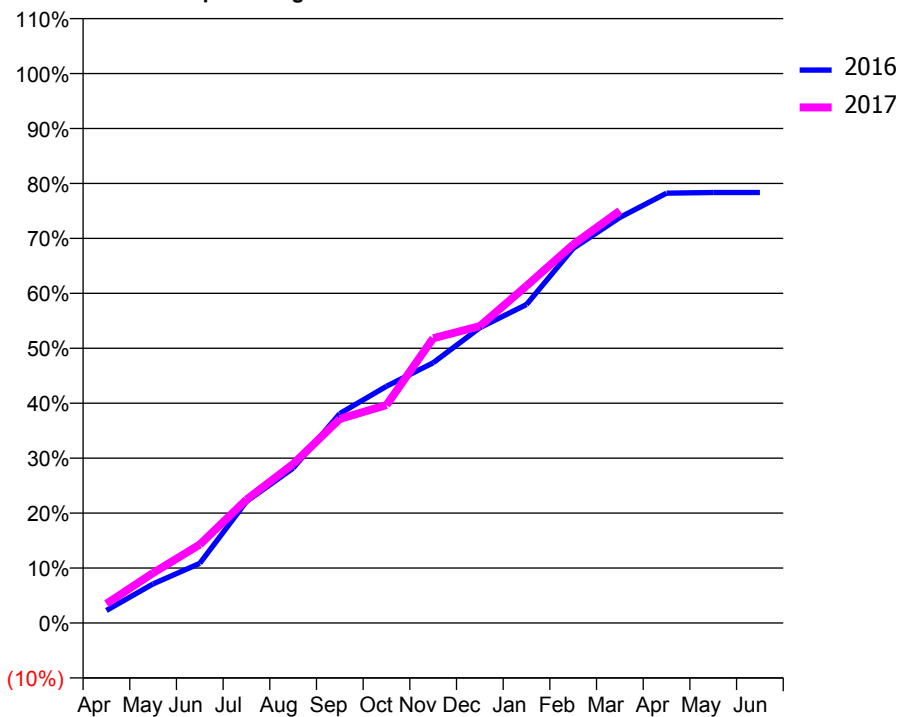
### ACCESS\*

Patients seen in 24 months	Total	Change since previous quarter
Quarter ending March 2016	2,425	
Quarter ending June 2016	2,322	↓
Quarter ending September 2016	2,275	↓
Quarter ending December 2016	2,227	↓
Quarter ending March 2017	2,197	↓
<b>Variance since March 2016</b>	<b>(9.4%)</b>	↓



### ACTIVITY

Cumulative percentage of contracted UDA delivered 2016 & 2017



Adjusted Scheduled Activity (UDA)

Month	2016	2017
April	217	342
May	675	887
June	1,030	1,388
July	2,098	2,183
August	2,673	2,815
September	3,614	3,613
October	4,086	3,857
November	4,491	5,040
December	5,095	5,255
January	5,496	5,966
February	6,466	6,698
March	7,000	7,296
April	7,417	
May	7,428	
June	7,429	

### QUALITY

	Quantity	Base Number	Contract	AT	Region	England
% of FP17s for the same patient ID Re-attending within 3 months - Children	61	854	7.1%	9.6%	11.9%	12.3%
% of FP17s for the same patient ID Re-attending within 3 months - Adults	364	2,230	16.3%	14.3%	16.6%	16.7%
% of FP17s for the same patient ID Re-attending between 3 & 9 months - Children	517	854	60.5%	60.6%	60.2%	57.6%
% of FP17s for the same patient ID Re-attending between 3 & 9 months - Adults	1,178	2,230	52.8%	51.9%	51.5%	50.1%
% of FP17s for Band 1 Urgent Courses	201	2,919	6.9%	7.9%	9.5%	9.1%
% of FP17s Relating to Free Repair or Replacements	11	2,919	0.4%	0.8%	0.7%	0.8%
% of FP17s Relating to Continuations	24	2,919	0.8%	1.2%	1.2%	1.2%
% of Patients satisfied with the dentistry they have received	5	5	N/A	93.2%	93.1%	92.8%
% of Patients satisfied with the time they had to wait for an appointment	3	5	N/A	89.1%	88.8%	88.7%

\* This is based on patients treated on this contract for their most recent course of treatment. Figures in italics indicate the base number of FP17s or Patient Questionnaire responses are less than 100. N/A is shown where the base number of responses is less than 10 during the period. % is calculated as Quantity/Base number\*100

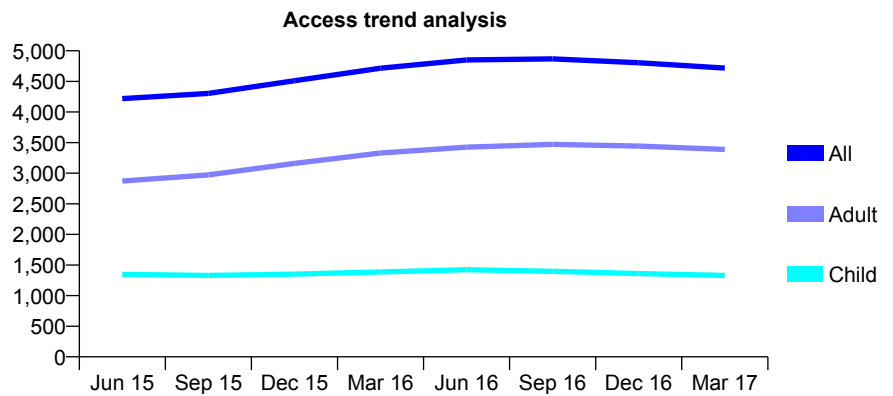
## Q64 - Vital Signs At a Glance Contract Report for 134333/0001 - March 2017

Name or company name	Chantry Dental Practice
Contract type name	GDS Contract
Purpose of contract	General
Contract start date	01/04/2006
Contract end date	

16/17 Contracted general activity (UDA)	13,445
Carry forward general activity (UDA)	0
16/17 Contracted orthodontic activity (UOA)	0
Carry forward orthodontic activity (UOA)	0
Baseline contract value	£357,832.47

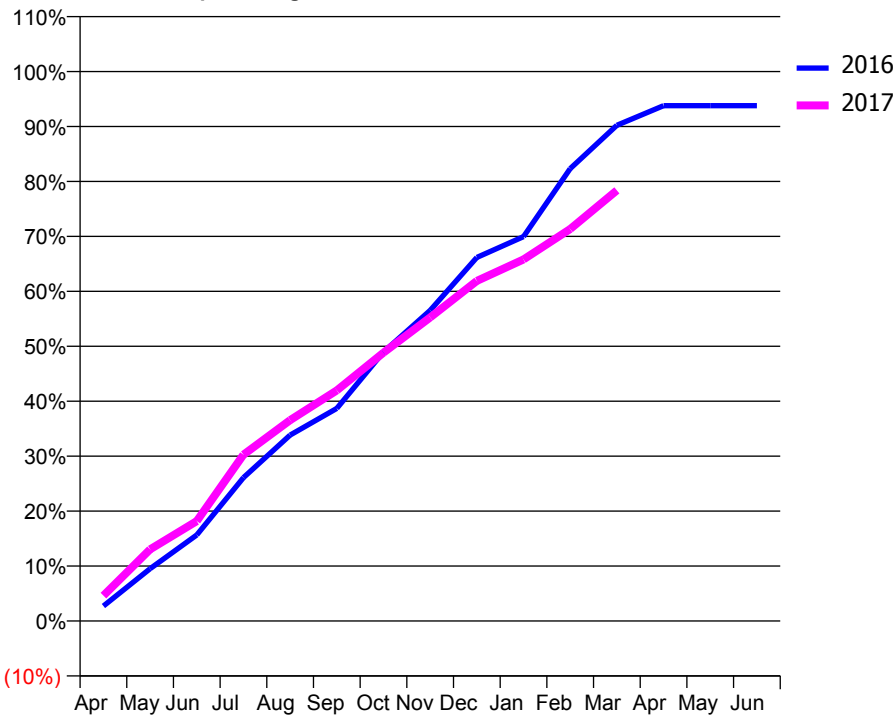
### ACCESS\*

Patients seen in 24 months	Total	Change since previous quarter
Quarter ending March 2016	4,716	
Quarter ending June 2016	4,850	↑
Quarter ending September 2016	4,868	→
Quarter ending December 2016	4,804	↓
Quarter ending March 2017	4,718	↓
<b>Variance since March 2016</b>	<b>0.0%</b>	<b>→</b>



### ACTIVITY

Cumulative percentage of contracted UDA delivered 2016 & 2017



Month	Adjusted Scheduled Activity (UDA)	
	2016	2017
April	395	623
May	1,377	1,754
June	2,264	2,444
July	3,771	4,070
August	4,889	4,914
September	5,591	5,644
October	7,074	6,566
November	8,166	7,427
December	9,556	8,321
January	10,104	8,847
February	11,891	9,591
March	13,031	10,537
April	13,545	
May	13,545	
June	13,545	

### QUALITY

	Quantity	Base Number	Contract	AT	Region	England
% of FP17s for the same patient ID Re-attending within 3 months - Children	92	1,687	5.5%	9.6%	11.9%	12.3%
% of FP17s for the same patient ID Re-attending within 3 months - Adults	465	3,791	12.3%	14.3%	16.6%	16.7%
% of FP17s for the same patient ID Re-attending between 3 & 9 months - Children	993	1,687	58.9%	60.6%	60.2%	57.6%
% of FP17s for the same patient ID Re-attending between 3 & 9 months - Adults	1,812	3,791	47.8%	51.9%	51.5%	50.1%
% of FP17s for Band 1 Urgent Courses	379	5,262	7.2%	7.9%	9.5%	9.1%
% of FP17s Relating to Free Repair or Replacements	23	5,262	0.4%	0.8%	0.7%	0.8%
% of FP17s Relating to Continuations	126	5,262	2.4%	1.2%	1.2%	1.2%
% of Patients satisfied with the dentistry they have received	15	15	100.0%	93.2%	93.1%	92.8%
% of Patients satisfied with the time they had to wait for an appointment	15	15	100.0%	89.1%	88.8%	88.7%

\* This is based on patients treated on this contract for their most recent course of treatment. Figures in italics indicate the base number of FP17s or Patient Questionnaire responses are less than 100. N/A is shown where the base number of responses is less than 10 during the period. % is calculated as Quantity/Base number\*100

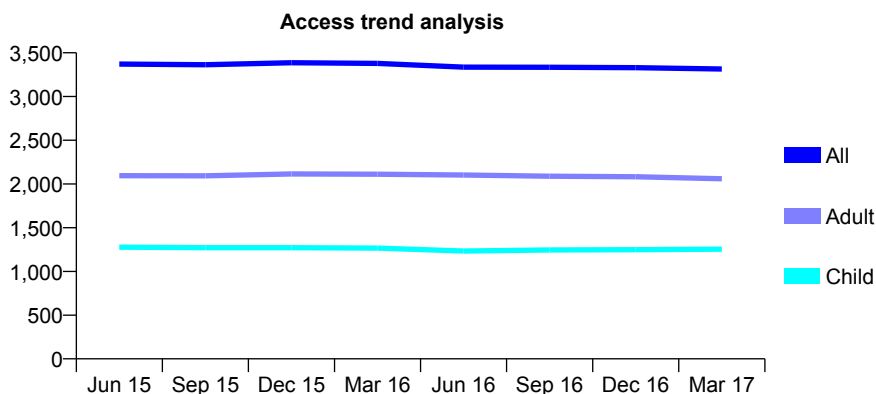
## Q64 - Vital Signs At a Glance Contract Report for 135011/0001 - March 2017

Name or company name	Wyllye Valley Dentistry Limited
Contract type name	GDS Contract
Purpose of contract	General
Contract start date	01/04/2008
Contract end date	

16/17 Contracted general activity (UDA)	7,374
Carry forward general activity (UDA)	257
16/17 Contracted orthodontic activity (UOA)	0
Carry forward orthodontic activity (UOA)	0
Baseline contract value	£169,122.40

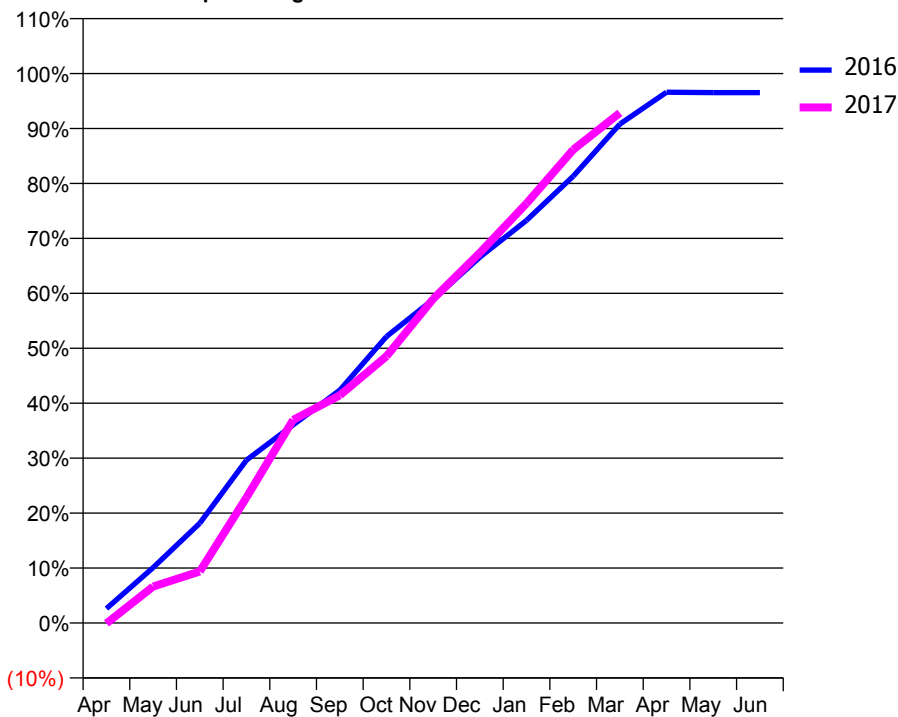
### ACCESS\*

Patients seen in 24 months	Total	Change since previous quarter
Quarter ending March 2016	3,379	
Quarter ending June 2016	3,336	↓
Quarter ending September 2016	3,334	→
Quarter ending December 2016	3,330	→
Quarter ending March 2017	3,314	→
<b>Variance since March 2016</b>	<b>(1.9%)</b>	<b>↓</b>



### ACTIVITY

Cumulative percentage of contracted UDA delivered 2016 & 2017



Adjusted Scheduled Activity (UDA)

Month	2016	2017
April	194	-6
May	744	490
June	1,340	691
July	2,186	1,684
August	2,659	2,727
September	3,124	3,055
October	3,845	3,579
November	4,342	4,350
December	4,909	4,969
January	5,403	5,630
February	5,995	6,352
March	6,696	6,846
April	7,122	
May	7,117	
June	7,117	

### QUALITY

	Quantity	Base Number	Contract	AT	Region	England
% of FP17s for the same patient ID Re-attending within 3 months - Children	194	2,205	8.8%	9.6%	11.9%	12.3%
% of FP17s for the same patient ID Re-attending within 3 months - Adults	409	3,280	12.5%	14.3%	16.6%	16.7%
% of FP17s for the same patient ID Re-attending between 3 & 9 months - Children	1,587	2,205	72.0%	60.6%	60.2%	57.6%
% of FP17s for the same patient ID Re-attending between 3 & 9 months - Adults	2,240	3,280	68.3%	51.9%	51.5%	50.1%
% of FP17s for Band 1 Urgent Courses	231	4,010	5.8%	7.9%	9.5%	9.1%
% of FP17s Relating to Free Repair or Replacements	19	4,010	0.5%	0.8%	0.7%	0.8%
% of FP17s Relating to Continuations	31	4,010	0.8%	1.2%	1.2%	1.2%
% of Patients satisfied with the dentistry they have received	8	8	N/A	93.2%	93.1%	92.8%
% of Patients satisfied with the time they had to wait for an appointment	8	8	N/A	89.1%	88.8%	88.7%

\* This is based on patients treated on this contract for their most recent course of treatment. Figures in italics indicate the base number of FP17s or Patient Questionnaire responses are less than 100. N/A is shown where the base number of responses is less than 10 during the period. % is calculated as Quantity/Base number\*100

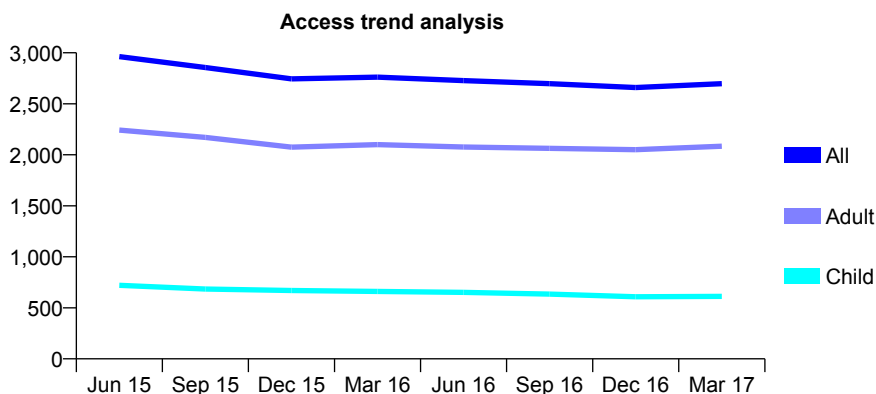
## Q64 - Vital Signs At a Glance Contract Report for 135232/0001 - March 2017

Name or company name	Kennet River Dental Practice
Contract type name	PDS Contract
Purpose of contract	General
Contract start date	01/01/2009
Contract end date	01/01/2019

16/17 Contracted general activity (UDA)	7,696
Carry forward general activity (UDA)	0
16/17 Contracted orthodontic activity (UOA)	0
Carry forward orthodontic activity (UOA)	0
Baseline contract value	£174,339.46

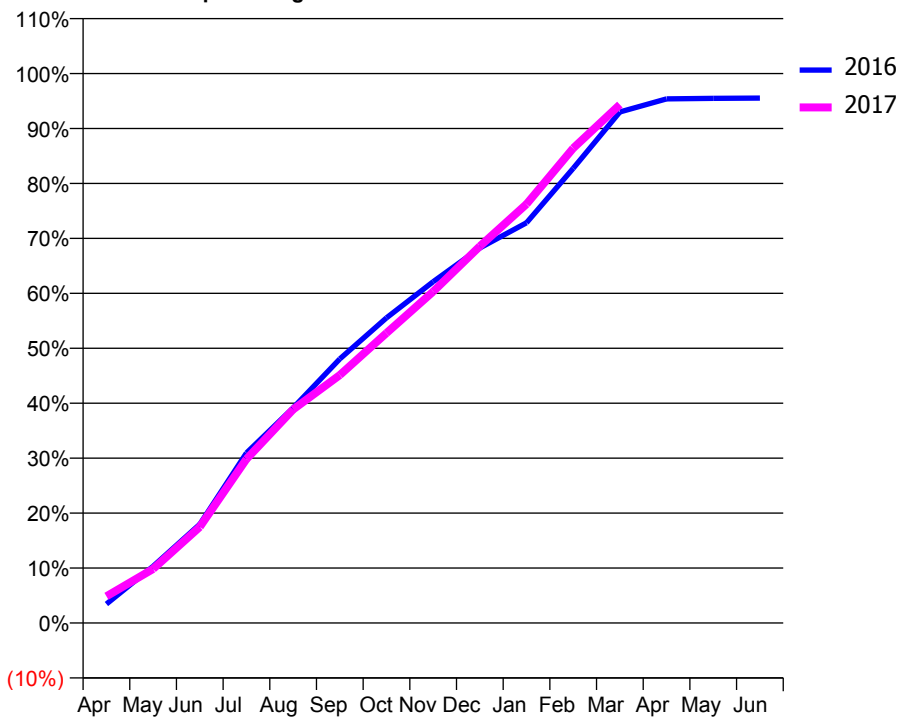
### ACCESS\*

Patients seen in 24 months	Total	Change since previous quarter
Quarter ending March 2016	2,761	
Quarter ending June 2016	2,727	↓
Quarter ending September 2016	2,697	↓
Quarter ending December 2016	2,659	↓
Quarter ending March 2017	2,697	→
<b>Variance since March 2016</b>	<b>(2.3%)</b>	<b>↓</b>



### ACTIVITY

Cumulative percentage of contracted UDA delivered 2016 & 2017



Month	Adjusted Scheduled Activity (UDA)	
	2016	2017
April	288	374
May	863	758
June	1,501	1,346
July	2,584	2,297
August	3,269	2,992
September	4,013	3,472
October	4,637	4,061
November	5,187	4,641
December	5,699	5,277
January	6,081	5,867
February	6,909	6,650
March	7,765	7,260
April	7,965	
May	7,972	
June	7,976	

### QUALITY

	Quantity	Base Number	Contract	AT	Region	England
% of FP17s for the same patient ID Re-attending within 3 months - Children	65	990	6.6%	9.6%	11.9%	12.3%
% of FP17s for the same patient ID Re-attending within 3 months - Adults	382	2,896	13.2%	14.3%	16.6%	16.7%
% of FP17s for the same patient ID Re-attending between 3 & 9 months - Children	700	990	70.7%	60.6%	60.2%	57.6%
% of FP17s for the same patient ID Re-attending between 3 & 9 months - Adults	1,634	2,896	56.4%	51.9%	51.5%	50.1%
% of FP17s for Band 1 Urgent Courses	280	3,762	7.4%	7.9%	9.5%	9.1%
% of FP17s Relating to Free Repair or Replacements	37	3,762	1.0%	0.8%	0.7%	0.8%
% of FP17s Relating to Continuations	13	3,762	0.3%	1.2%	1.2%	1.2%
% of Patients satisfied with the dentistry they have received	10	11	90.9%	93.2%	93.1%	92.8%
% of Patients satisfied with the time they had to wait for an appointment	11	11	100.0%	89.1%	88.8%	88.7%

\* This is based on patients treated on this contract for their most recent course of treatment. Figures in italics indicate the base number of FP17s or Patient Questionnaire responses are less than 100. N/A is shown where the base number of responses is less than 10 during the period. % is calculated as Quantity/Base number\*100

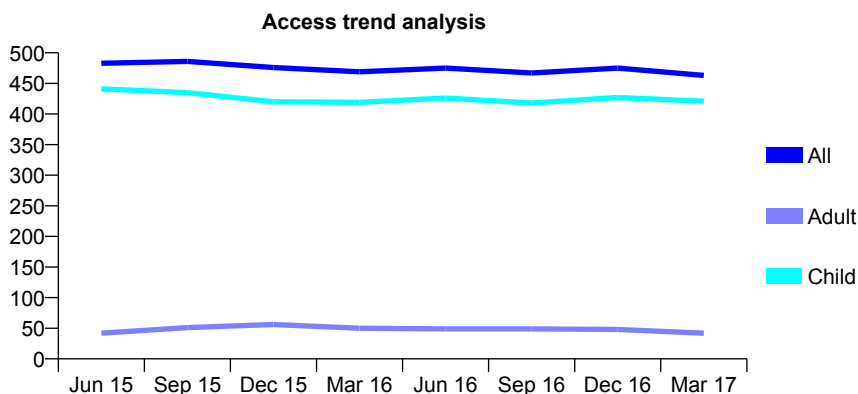
## Q64 - Vital Signs At a Glance Contract Report for 135240/0001 - March 2017

Name or company name	Old College Dental Surgery
Contract type name	GDS Contract
Purpose of contract	General
Contract start date	01/04/2006
Contract end date	

16/17 Contracted general activity (UDA)	1,111
Carry forward general activity (UDA)	0
16/17 Contracted orthodontic activity (UOA)	0
Carry forward orthodontic activity (UOA)	0
Baseline contract value	£24,812.12

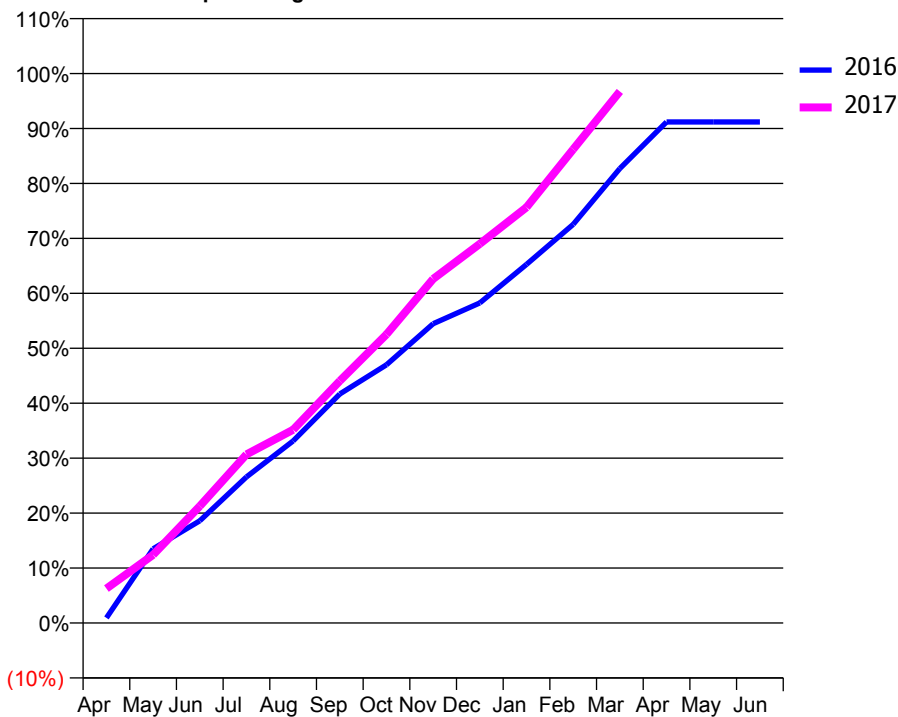
### ACCESS\*

Patients seen in 24 months	Total	Change since previous quarter
Quarter ending March 2016	469	
Quarter ending June 2016	475	→
Quarter ending September 2016	467	↓
Quarter ending December 2016	475	→
Quarter ending March 2017	463	↓
<b>Variance since March 2016</b>	<b>(1.3%)</b>	<b>↓</b>



### ACTIVITY

Cumulative percentage of contracted UDA delivered 2016 & 2017



Month	Adjusted Scheduled Activity (UDA)	
	2016	2017
April	11	70
May	160	138
June	221	236
July	316	341
August	393	391
September	495	489
October	558	584
November	647	696
December	692	767
January	775	840
February	861	958
March	982	1,075
April	1,082	
May	1,082	
June	1,082	

### QUALITY

	Quantity	Base Number	Contract	AT	Region	England
% of FP17s for the same patient ID Re-attending within 3 months - Children	61	865	7.1%	9.6%	11.9%	12.3%
% of FP17s for the same patient ID Re-attending within 3 months - Adults	0	0	N/A	14.3%	16.6%	16.7%
% of FP17s for the same patient ID Re-attending between 3 & 9 months - Children	628	865	72.6%	60.6%	60.2%	57.6%
% of FP17s for the same patient ID Re-attending between 3 & 9 months - Adults	0	0	N/A	51.9%	51.5%	50.1%
% of FP17s for Band 1 Urgent Courses	44	801	5.5%	7.9%	9.5%	9.1%
% of FP17s Relating to Free Repair or Replacements	0	801	0.0%	0.8%	0.7%	0.8%
% of FP17s Relating to Continuations	0	801	0.0%	1.2%	1.2%	1.2%
% of Patients satisfied with the dentistry they have received	1	1	N/A	93.2%	93.1%	92.8%
% of Patients satisfied with the time they had to wait for an appointment	1	1	N/A	89.1%	88.8%	88.7%

\* This is based on patients treated on this contract for their most recent course of treatment. Figures in italics indicate the base number of FP17s or Patient Questionnaire responses are less than 100. N/A is shown where the base number of responses is less than 10 during the period. % is calculated as Quantity/Base number\*100



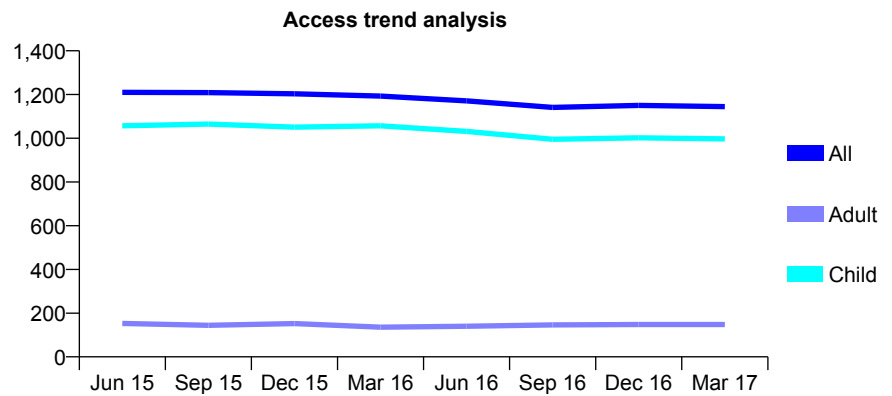
## Q64 - Vital Signs At a Glance Contract Report for 135801/0001 - March 2017

Name or company name	Williams & Sanghera Dental Practice
Contract type name	GDS Contract
Purpose of contract	General
Contract start date	01/04/2006
Contract end date	

16/17 Contracted general activity (UDA)	2,487
Carry forward general activity (UDA)	-50
16/17 Contracted orthodontic activity (UOA)	0
Carry forward orthodontic activity (UOA)	0
Baseline contract value	£59,454.67

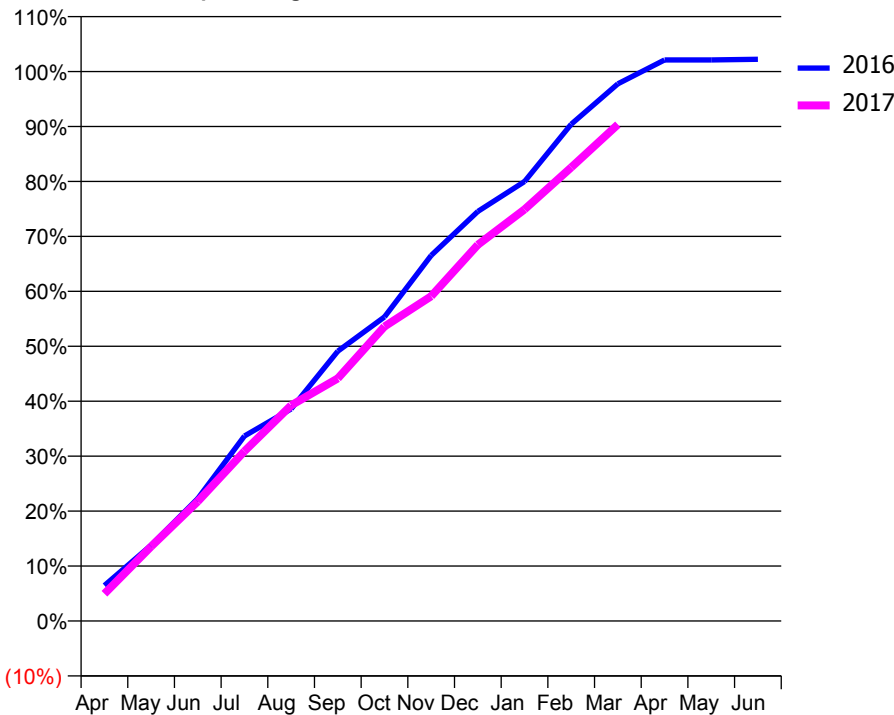
### ACCESS\*

Patients seen in 24 months	Total	Change since previous quarter
Quarter ending March 2016	1,193	
Quarter ending June 2016	1,171	↓
Quarter ending September 2016	1,141	↓
Quarter ending December 2016	1,150	→
Quarter ending March 2017	1,145	→
<b>Variance since March 2016</b>	<b>(4.0%)</b>	<b>↓</b>



### ACTIVITY

Cumulative percentage of contracted UDA delivered 2016 & 2017



Month	Adjusted Scheduled Activity (UDA)	
	2016	2017
April	161	123
May	343	337
June	555	541
July	837	769
August	960	976
September	1,221	1,098
October	1,377	1,333
November	1,655	1,470
December	1,854	1,703
January	1,989	1,863
February	2,249	2,053
March	2,431	2,247
April	2,539	
May	2,539	
June	2,542	

### QUALITY

	Quantity	Base Number	Contract	AT	Region	England
% of FP17s for the same patient ID Re-attending within 3 months - Children	93	1,626	5.7%	9.6%	11.9%	12.3%
% of FP17s for the same patient ID Re-attending within 3 months - Adults	0	0	N/A	14.3%	16.6%	16.7%
% of FP17s for the same patient ID Re-attending between 3 & 9 months - Children	1,115	1,626	68.6%	60.6%	60.2%	57.6%
% of FP17s for the same patient ID Re-attending between 3 & 9 months - Adults	0	0	N/A	51.9%	51.5%	50.1%
% of FP17s for Band 1 Urgent Courses	40	1,556	2.6%	7.9%	9.5%	9.1%
% of FP17s Relating to Free Repair or Replacements	0	1,556	0.0%	0.8%	0.7%	0.8%
% of FP17s Relating to Continuations	0	1,556	0.0%	1.2%	1.2%	1.2%
% of Patients satisfied with the dentistry they have received	3	3	N/A	93.2%	93.1%	92.8%
% of Patients satisfied with the time they had to wait for an appointment	3	3	N/A	89.1%	88.8%	88.7%

\* This is based on patients treated on this contract for their most recent course of treatment. Figures in italics indicate the base number of FP17s or Patient Questionnaire responses are less than 100. N/A is shown where the base number of responses is less than 10 during the period. % is calculated as Quantity/Base number\*100

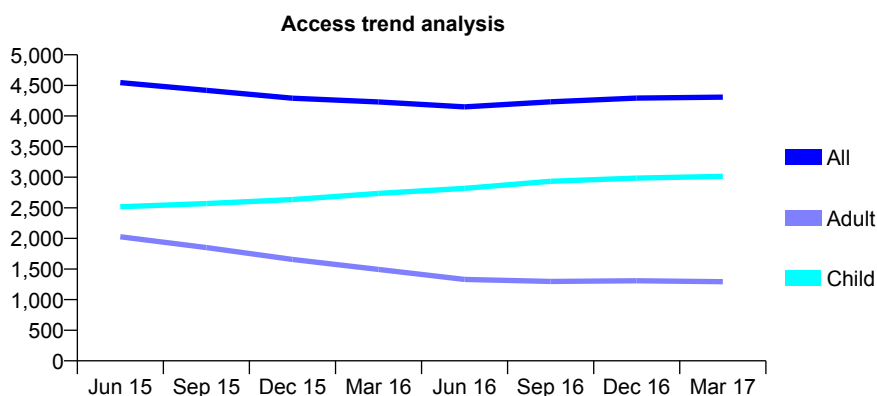
## Q64 - Vital Signs At a Glance Contract Report for 136441/0001 - March 2017

Name or company name	Priory Vale Partnership
Contract type name	GDS Contract
Purpose of contract	General
Contract start date	01/03/2013
Contract end date	

16/17 Contracted general activity (UDA)	10,467
Carry forward general activity (UDA)	181
16/17 Contracted orthodontic activity (UOA)	0
Carry forward orthodontic activity (UOA)	0
Baseline contract value	£256,556.63

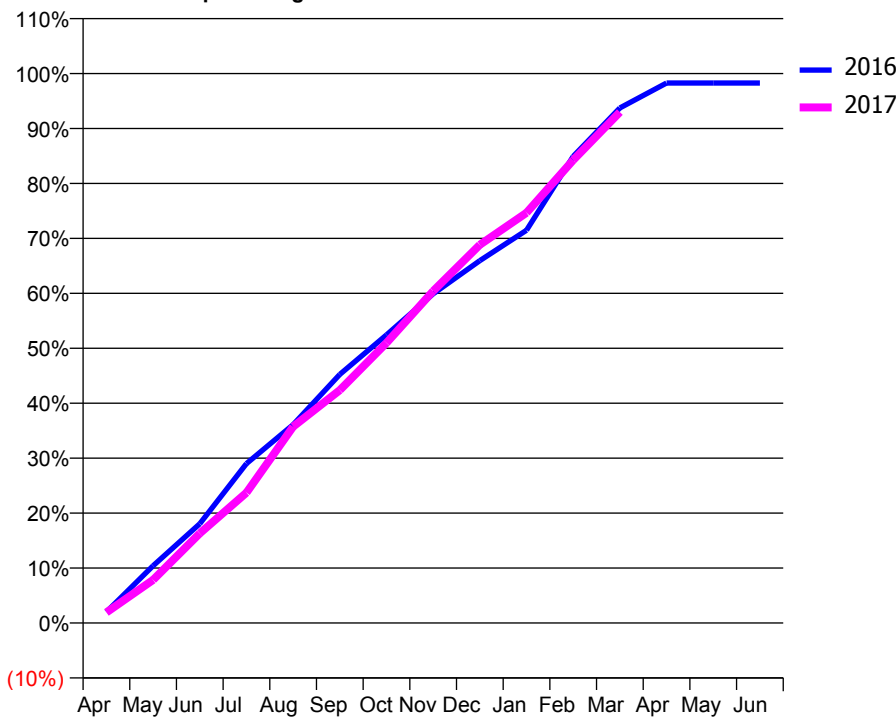
### ACCESS\*

Patients seen in 24 months	Total	Change since previous quarter
Quarter ending March 2016	4,230	
Quarter ending June 2016	4,149	↓
Quarter ending September 2016	4,232	↑
Quarter ending December 2016	4,294	→
Quarter ending March 2017	4,309	→
<b>Variance since March 2016</b>	<b>1.9%</b>	<b>→</b>



### ACTIVITY

Cumulative percentage of contracted UDA delivered 2016 & 2017



Adjusted Scheduled Activity (UDA)

Month	2016	2017
April	212	203
May	1,092	821
June	1,891	1,707
July	3,037	2,484
August	3,778	3,741
September	4,735	4,435
October	5,489	5,336
November	6,270	6,325
December	6,903	7,204
January	7,481	7,815
February	8,890	8,817
March	9,810	9,732
April	10,286	
May	10,286	
June	10,286	

### QUALITY

	Quantity	Base Number	Contract	AT	Region	England
% of FP17s for the same patient ID Re-attending within 3 months - Children	264	4,091	6.5%	9.6%	11.9%	12.3%
% of FP17s for the same patient ID Re-attending within 3 months - Adults	230	1,294	17.8%	14.3%	16.6%	16.7%
% of FP17s for the same patient ID Re-attending between 3 & 9 months - Children	2,409	4,091	58.9%	60.6%	60.2%	57.6%
% of FP17s for the same patient ID Re-attending between 3 & 9 months - Adults	534	1,294	41.3%	51.9%	51.5%	50.1%
% of FP17s for Band 1 Urgent Courses	419	5,137	8.2%	7.9%	9.5%	9.1%
% of FP17s Relating to Free Repair or Replacements	0	5,137	0.0%	0.8%	0.7%	0.8%
% of FP17s Relating to Continuations	0	5,137	0.0%	1.2%	1.2%	1.2%
% of Patients satisfied with the dentistry they have received	5	5	N/A	93.2%	93.1%	92.8%
% of Patients satisfied with the time they had to wait for an appointment	5	5	N/A	89.1%	88.8%	88.7%

\* This is based on patients treated on this contract for their most recent course of treatment. Figures in italics indicate the base number of FP17s or Patient Questionnaire responses are less than 100. N/A is shown where the base number of responses is less than 10 during the period. % is calculated as Quantity/Base number\*100

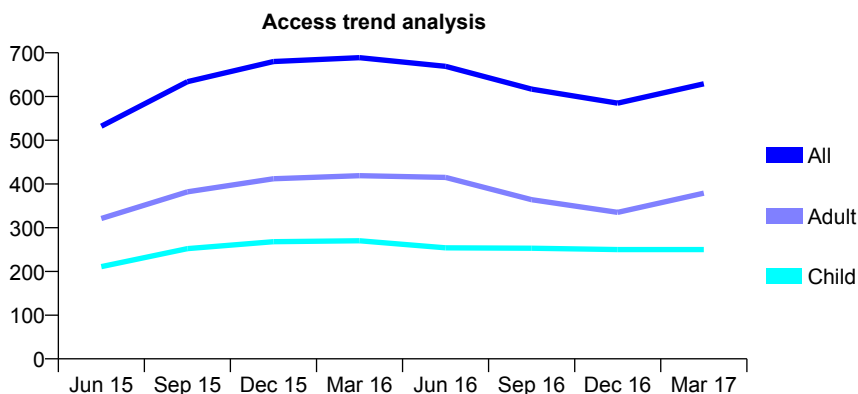
## Q64 - Vital Signs At a Glance Contract Report for 136522/0001 - March 2017

Name or company name	Mr MJ Brown, Salford Dental Practice
Contract type name	GDS Contract
Purpose of contract	General
Contract start date	30/05/2014
Contract end date	

16/17 Contracted general activity (UDA)	1,014
Carry forward general activity (UDA)	-20
16/17 Contracted orthodontic activity (UOA)	0
Carry forward orthodontic activity (UOA)	0
Baseline contract value	£25,957.78

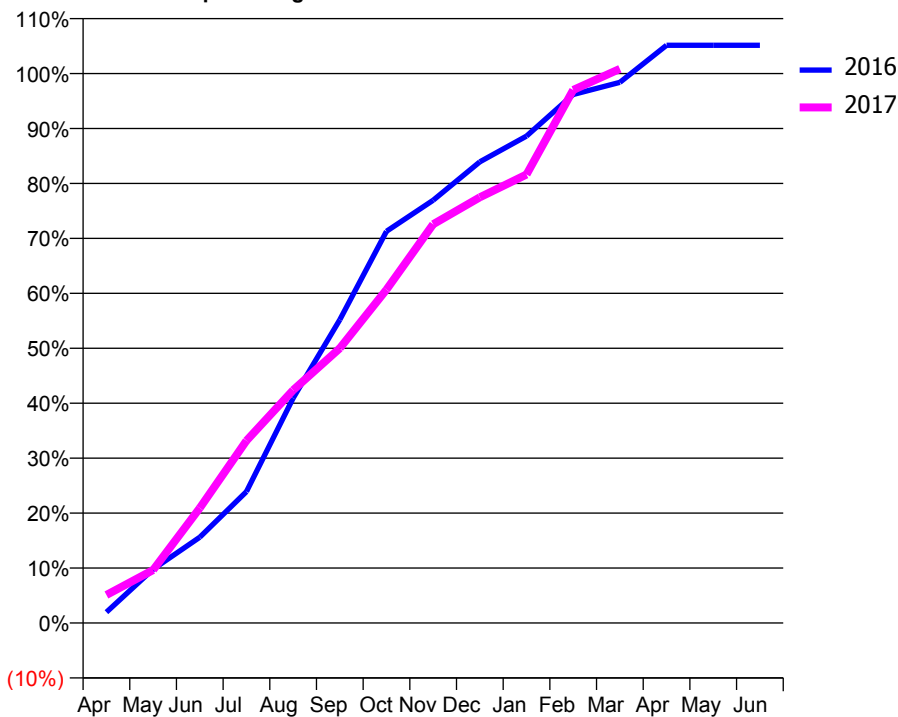
### ACCESS\*

Patients seen in 24 months	Total	Change since previous quarter
Quarter ending March 2016	689	
Quarter ending June 2016	669	↓
Quarter ending September 2016	617	↓
Quarter ending December 2016	585	↓
Quarter ending March 2017	629	↑
<b>Variance since March 2016</b>	<b>(8.7%)</b>	<b>↓</b>



### ACTIVITY

Cumulative percentage of contracted UDA delivered 2016 & 2017



Month	Adjusted Scheduled Activity (UDA)	
	2016	2017
April	20	52
May	99	98
June	158	212
July	243	336
August	415	430
September	560	507
October	723	615
November	780	736
December	851	786
January	898	828
February	975	984
March	998	1,023
April	1,066	
May	1,066	
June	1,066	

### QUALITY

	Quantity	Base Number	Contract	AT	Region	England
% of FP17s for the same patient ID Re-attending within 3 months - Children	11	355	3.1%	9.6%	11.9%	12.3%
% of FP17s for the same patient ID Re-attending within 3 months - Adults	29	361	8.0%	14.3%	16.6%	16.7%
% of FP17s for the same patient ID Re-attending between 3 & 9 months - Children	230	355	64.8%	60.6%	60.2%	57.6%
% of FP17s for the same patient ID Re-attending between 3 & 9 months - Adults	107	361	29.6%	51.9%	51.5%	50.1%
% of FP17s for Band 1 Urgent Courses	33	669	4.9%	7.9%	9.5%	9.1%
% of FP17s Relating to Free Repair or Replacements	0	669	0.0%	0.8%	0.7%	0.8%
% of FP17s Relating to Continuations	0	669	0.0%	1.2%	1.2%	1.2%
% of Patients satisfied with the dentistry they have received	2	2	N/A	93.2%	93.1%	92.8%
% of Patients satisfied with the time they had to wait for an appointment	2	2	N/A	89.1%	88.8%	88.7%

\* This is based on patients treated on this contract for their most recent course of treatment. Figures in italics indicate the base number of FP17s or Patient Questionnaire responses are less than 100. N/A is shown where the base number of responses is less than 10 during the period. % is calculated as Quantity/Base number\*100

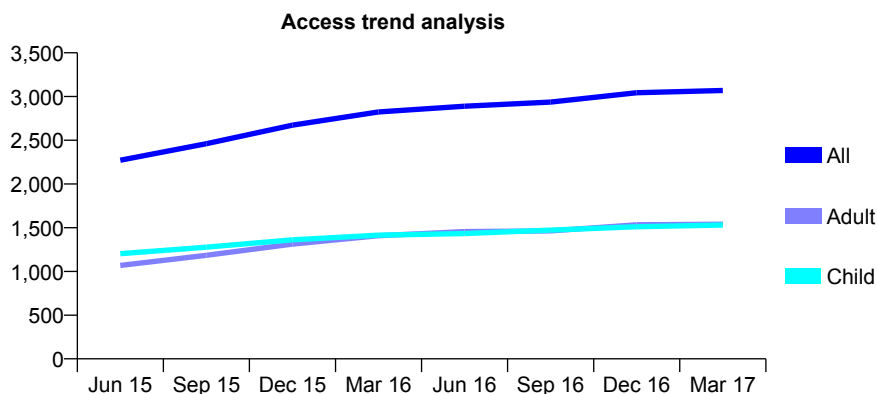
## Q64 - Vital Signs At a Glance Contract Report for 137995/0001 - March 2017

Name or company name	Nelson Street Dental Practice Partnership
Contract type name	GDS Contract
Purpose of contract	General
Contract start date	01/04/2014
Contract end date	

16/17 Contracted general activity (UDA)	8,023
Carry forward general activity (UDA)	41
16/17 Contracted orthodontic activity (UOA)	0
Carry forward orthodontic activity (UOA)	0
Baseline contract value	£185,243.74

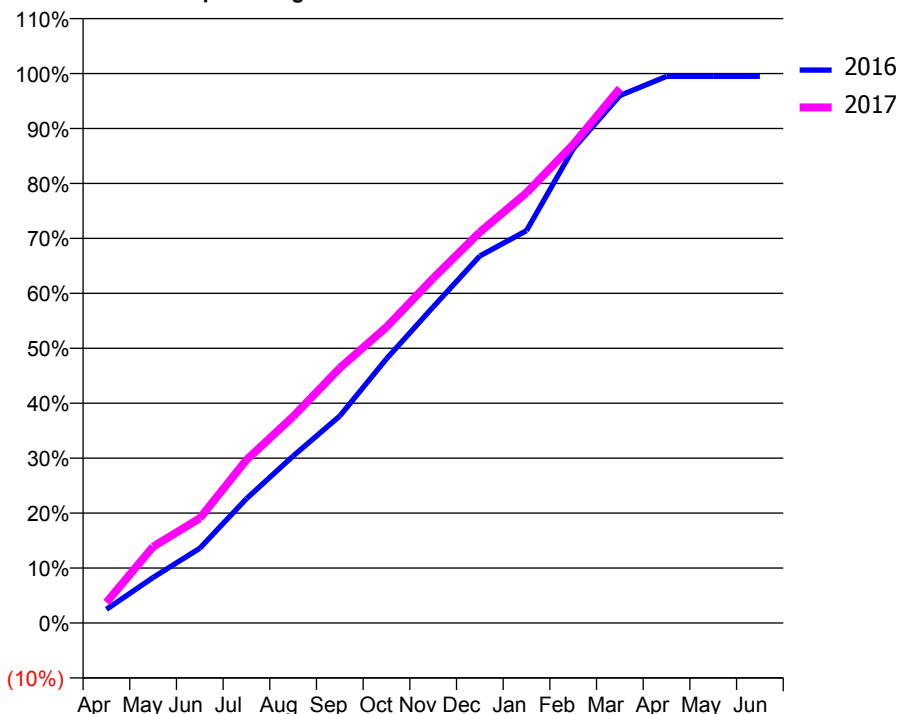
### ACCESS\*

Patients seen in 24 months	Total	Change since previous quarter
Quarter ending March 2016	2,823	
Quarter ending June 2016	2,889	↑
Quarter ending September 2016	2,937	→
Quarter ending December 2016	3,043	↑
Quarter ending March 2017	3,069	→
<b>Variance since March 2016</b>	<b>8.7%</b>	<b>↑</b>



### ACTIVITY

Cumulative percentage of contracted UDA delivered 2016 & 2017



Month	Adjusted Scheduled Activity (UDA)	
	2016	2017
April	199	301
May	665	1,114
June	1,091	1,529
July	1,815	2,382
August	2,438	3,015
September	3,022	3,724
October	3,858	4,321
November	4,615	5,034
December	5,360	5,707
January	5,729	6,282
February	6,921	6,986
March	7,702	7,807
April	7,981	
May	7,982	
June	7,982	

### QUALITY

	Quantity	Base Number	Contract	AT	Region	England
% of FP17s for the same patient ID Re-attending within 3 months - Children	167	2,456	6.8%	9.6%	11.9%	12.3%
% of FP17s for the same patient ID Re-attending within 3 months - Adults	353	1,942	18.2%	14.3%	16.6%	16.7%
% of FP17s for the same patient ID Re-attending between 3 & 9 months - Children	1,612	2,456	65.6%	60.6%	60.2%	57.6%
% of FP17s for the same patient ID Re-attending between 3 & 9 months - Adults	1,009	1,942	52.0%	51.9%	51.5%	50.1%
% of FP17s for Band 1 Urgent Courses	154	3,685	4.2%	7.9%	9.5%	9.1%
% of FP17s Relating to Free Repair or Replacements	1	3,685	0.0%	0.8%	0.7%	0.8%
% of FP17s Relating to Continuations	66	3,685	1.8%	1.2%	1.2%	1.2%
% of Patients satisfied with the dentistry they have received	7	8	N/A	93.2%	93.1%	92.8%
% of Patients satisfied with the time they had to wait for an appointment	8	8	N/A	89.1%	88.8%	88.7%

\* This is based on patients treated on this contract for their most recent course of treatment. Figures in italics indicate the base number of FP17s or Patient Questionnaire responses are less than 100. N/A is shown where the base number of responses is less than 10 during the period. % is calculated as Quantity/Base number\*100

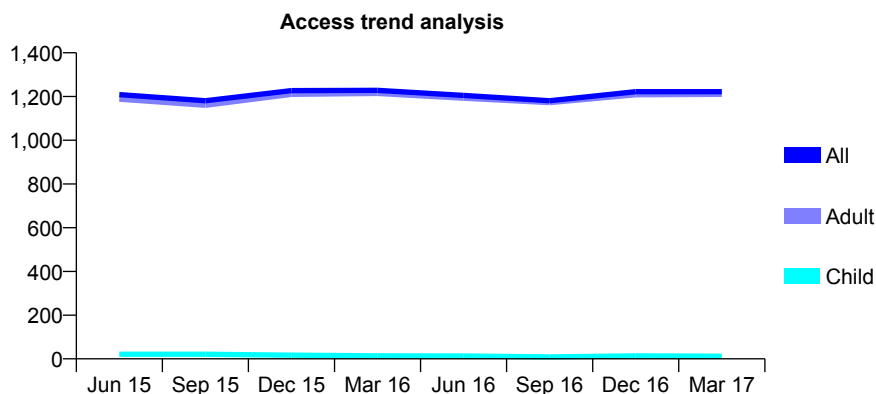
## Q64 - Vital Signs At a Glance Contract Report for 138843/0001 - March 2017

Name or company name	BASDAC LLP
Contract type name	GDS Contract
Purpose of contract	General
Contract start date	01/04/2013
Contract end date	

16/17 Contracted general activity (UDA)	3,339
Carry forward general activity (UDA)	-32
16/17 Contracted orthodontic activity (UOA)	0
Carry forward orthodontic activity (UOA)	0
Baseline contract value	£199,697.78

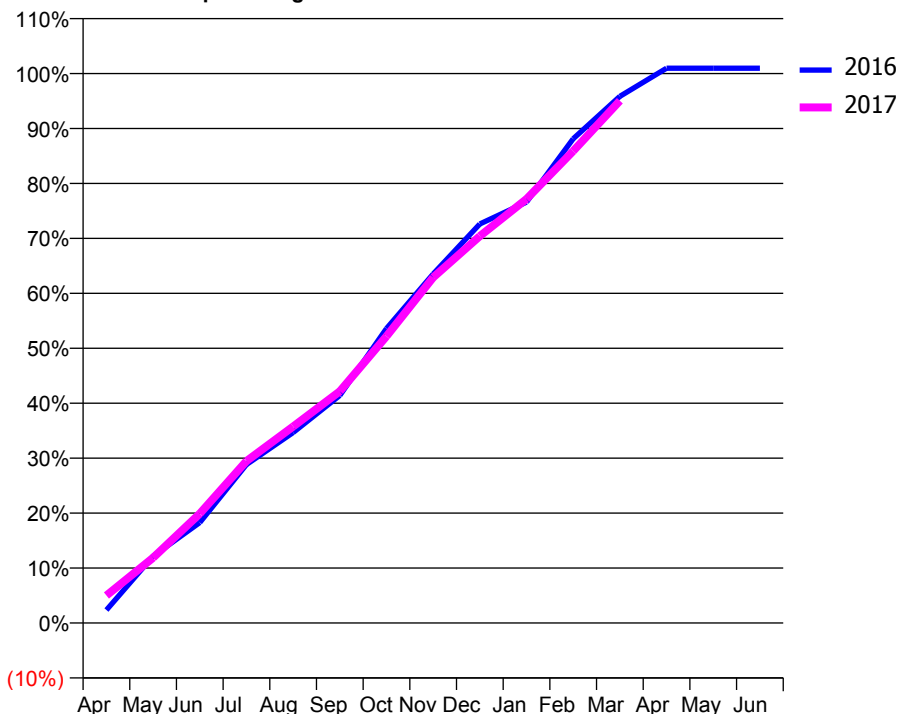
### ACCESS\*

Patients seen in 24 months	Total	Change since previous quarter
Quarter ending March 2016	1,228	
Quarter ending June 2016	1,205	↓
Quarter ending September 2016	1,181	↓
Quarter ending December 2016	1,222	↑
Quarter ending March 2017	1,222	→
<b>Variance since March 2016</b>	<b>(0.5%)</b>	<b>→</b>



### ACTIVITY

Cumulative percentage of contracted UDA delivered 2016 & 2017



### QUALITY

	Quantity	Base Number	Contract	AT	Region	England
% of FP17s for the same patient ID Re-attending within 3 months - Children	0	21	0.0%	9.6%	11.9%	12.3%
% of FP17s for the same patient ID Re-attending within 3 months - Adults	2	1,107	0.2%	14.3%	16.6%	16.7%
% of FP17s for the same patient ID Re-attending between 3 & 9 months - Children	0	21	0.0%	60.6%	60.2%	57.6%
% of FP17s for the same patient ID Re-attending between 3 & 9 months - Adults	4	1,107	0.4%	51.9%	51.5%	50.1%
% of FP17s for Band 1 Urgent Courses	1	1,071	0.1%	7.9%	9.5%	9.1%
% of FP17s Relating to Free Repair or Replacements	0	1,071	0.0%	0.8%	0.7%	0.8%
% of FP17s Relating to Continuations	0	1,071	0.0%	1.2%	1.2%	1.2%
% of Patients satisfied with the dentistry they have received	0	1	N/A	93.2%	93.1%	92.8%
% of Patients satisfied with the time they had to wait for an appointment	0	1	N/A	89.1%	88.8%	88.7%

\* This is based on patients treated on this contract for their most recent course of treatment. Figures in italics indicate the base number of FP17s or Patient Questionnaire responses are less than 100. N/A is shown where the base number of responses is less than 10 during the period. % is calculated as Quantity/Base number\*100

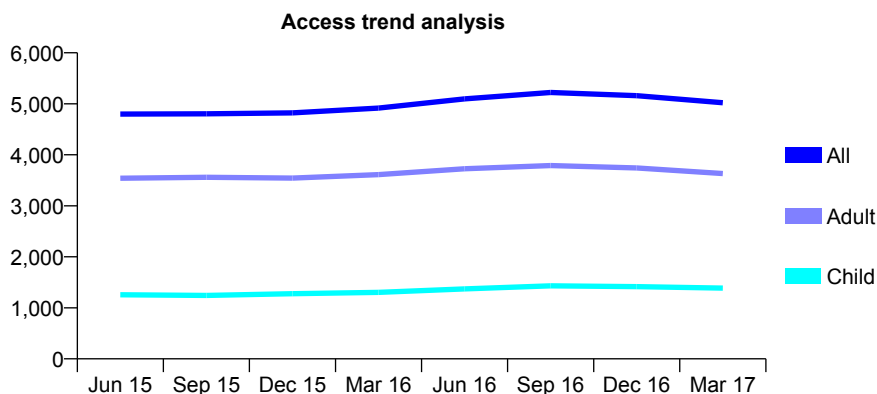
## Q64 - Vital Signs At a Glance Contract Report for 141909/0001 - March 2017

Name or company name	Halton House Dental Centre
Contract type name	GDS Contract
Purpose of contract	General
Contract start date	01/04/2013
Contract end date	

16/17 Contracted general activity (UDA)	14,628
Carry forward general activity (UDA)	555
16/17 Contracted orthodontic activity (UOA)	0
Carry forward orthodontic activity (UOA)	0
Baseline contract value	£379,687.20

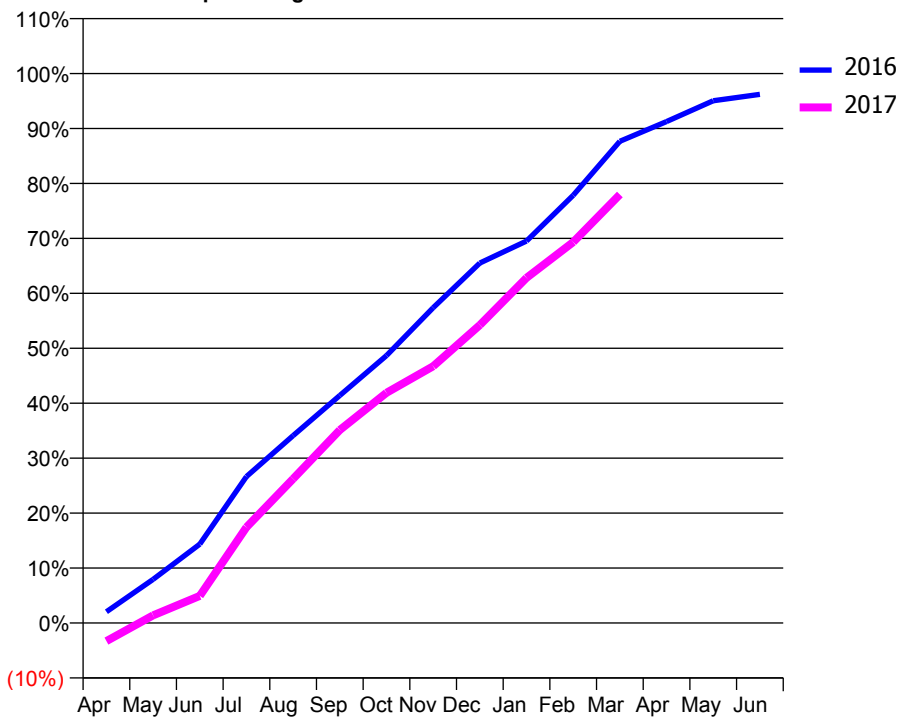
### ACCESS\*

Patients seen in 24 months	Total	Change since previous quarter
Quarter ending March 2016	4,916	
Quarter ending June 2016	5,098	↑
Quarter ending September 2016	5,221	↑
Quarter ending December 2016	5,159	↓
Quarter ending March 2017	5,021	↓
<b>Variance since March 2016</b>	<b>2.1%</b>	<b>↑</b>



### ACTIVITY

Cumulative percentage of contracted UDA delivered 2016 & 2017



Month	Adjusted Scheduled Activity (UDA)	
	2016	2017
April	300	-486
May	1,163	204
June	2,099	721
July	3,901	2,551
August	4,991	3,840
September	6,057	5,137
October	7,118	6,127
November	8,394	6,835
December	9,583	7,933
January	10,167	9,190
February	11,384	10,139
March	12,823	11,407
April	13,348	
May	13,902	
June	14,073	

### QUALITY

	Quantity	Base Number	Contract	AT	Region	England
% of FP17s for the same patient ID Re-attending within 3 months - Children	168	2,037	8.2%	9.6%	11.9%	12.3%
% of FP17s for the same patient ID Re-attending within 3 months - Adults	549	4,670	11.8%	14.3%	16.6%	16.7%
% of FP17s for the same patient ID Re-attending between 3 & 9 months - Children	1,207	2,037	59.3%	60.6%	60.2%	57.6%
% of FP17s for the same patient ID Re-attending between 3 & 9 months - Adults	2,569	4,670	55.0%	51.9%	51.5%	50.1%
% of FP17s for Band 1 Urgent Courses	459	6,012	7.6%	7.9%	9.5%	9.1%
% of FP17s Relating to Free Repair or Replacements	48	6,012	0.8%	0.8%	0.7%	0.8%
% of FP17s Relating to Continuations	64	6,012	1.1%	1.2%	1.2%	1.2%
% of Patients satisfied with the dentistry they have received	17	17	100.0%	93.2%	93.1%	92.8%
% of Patients satisfied with the time they had to wait for an appointment	16	17	94.1%	89.1%	88.8%	88.7%

\* This is based on patients treated on this contract for their most recent course of treatment. Figures in italics indicate the base number of FP17s or Patient Questionnaire responses are less than 100. N/A is shown where the base number of responses is less than 10 during the period. % is calculated as Quantity/Base number\*100

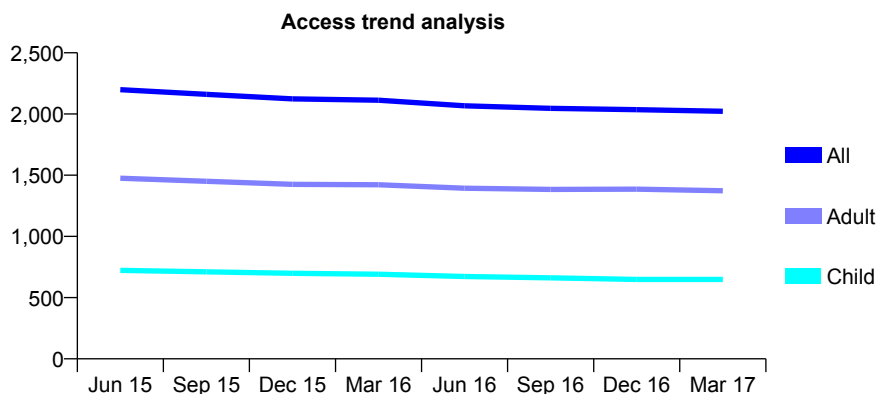
## Q64 - Vital Signs At a Glance Contract Report for 146420/0001 - March 2017

Name or company name	North Way Dental Practice Ltd
Contract type name	GDS Contract
Purpose of contract	General
Contract start date	01/07/2012
Contract end date	

16/17 Contracted general activity (UDA)	6,184
Carry forward general activity (UDA)	-124
16/17 Contracted orthodontic activity (UOA)	0
Carry forward orthodontic activity (UOA)	0
Baseline contract value	£221,083.96

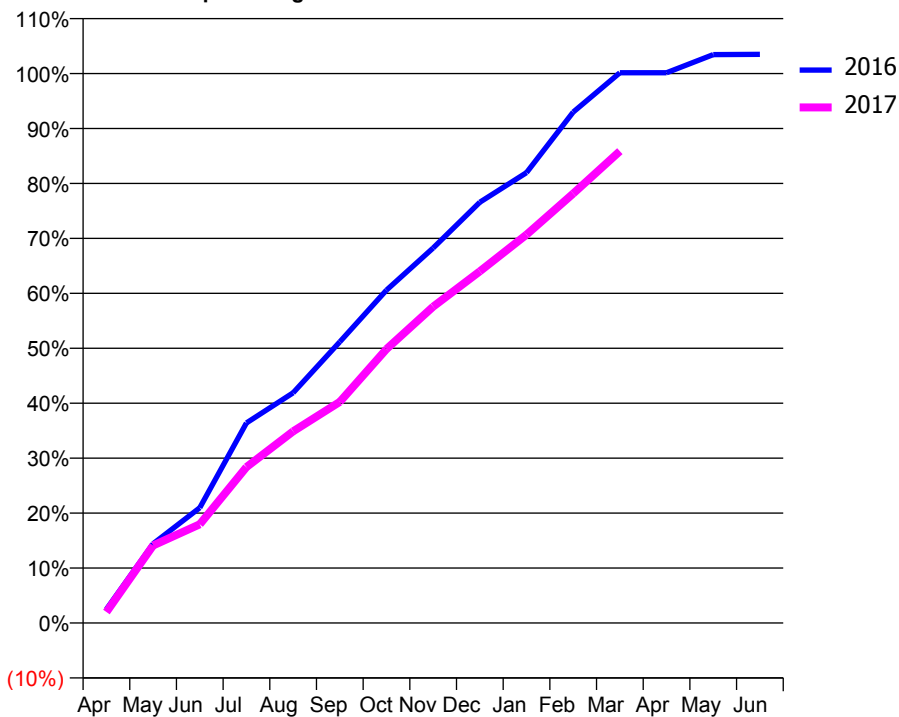
### ACCESS\*

Patients seen in 24 months	Total	Change since previous quarter
Quarter ending March 2016	2,113	
Quarter ending June 2016	2,067	↓
Quarter ending September 2016	2,046	↓
Quarter ending December 2016	2,035	→
Quarter ending March 2017	2,022	→
<b>Variance since March 2016</b>	<b>(4.3%)</b>	<b>↓</b>



### ACTIVITY

Cumulative percentage of contracted UDA delivered 2016 & 2017



Month	Adjusted Scheduled Activity (UDA)	
	2016	2017
April	155	124
May	892	872
June	1,297	1,111
July	2,252	1,755
August	2,591	2,157
September	3,164	2,489
October	3,746	3,083
November	4,220	3,561
December	4,735	3,957
January	5,069	4,370
February	5,750	4,832
March	6,192	5,310
April	6,192	
May	6,397	
June	6,400	

### QUALITY

	Quantity	Base Number	Contract	AT	Region	England
% of FP17s for the same patient ID Re-attending within 3 months - Children	67	1,111	6.0%	9.6%	11.9%	12.3%
% of FP17s for the same patient ID Re-attending within 3 months - Adults	257	2,096	12.3%	14.3%	16.6%	16.7%
% of FP17s for the same patient ID Re-attending between 3 & 9 months - Children	803	1,111	72.3%	60.6%	60.2%	57.6%
% of FP17s for the same patient ID Re-attending between 3 & 9 months - Adults	1,453	2,096	69.3%	51.9%	51.5%	50.1%
% of FP17s for Band 1 Urgent Courses	107	3,070	3.5%	7.9%	9.5%	9.1%
% of FP17s Relating to Free Repair or Replacements	8	3,070	0.3%	0.8%	0.7%	0.8%
% of FP17s Relating to Continuations	13	3,070	0.4%	1.2%	1.2%	1.2%
% of Patients satisfied with the dentistry they have received	7	7	N/A	93.2%	93.1%	92.8%
% of Patients satisfied with the time they had to wait for an appointment	7	7	N/A	89.1%	88.8%	88.7%

\* This is based on patients treated on this contract for their most recent course of treatment. Figures in italics indicate the base number of FP17s or Patient Questionnaire responses are less than 100. N/A is shown where the base number of responses is less than 10 during the period. % is calculated as Quantity/Base number\*100

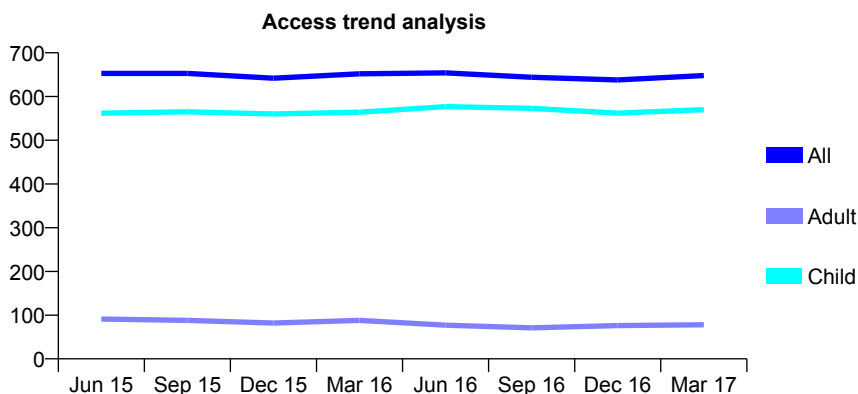
## Q64 - Vital Signs At a Glance Contract Report for 147567/0001 - March 2017

Name or company name	Stonehouse Dental Practice
Contract type name	GDS Contract
Purpose of contract	General
Contract start date	01/11/2012
Contract end date	

16/17 Contracted general activity (UDA)	970
Carry forward general activity (UDA)	0
16/17 Contracted orthodontic activity (UOA)	0
Carry forward orthodontic activity (UOA)	0
Baseline contract value	£21,919.17

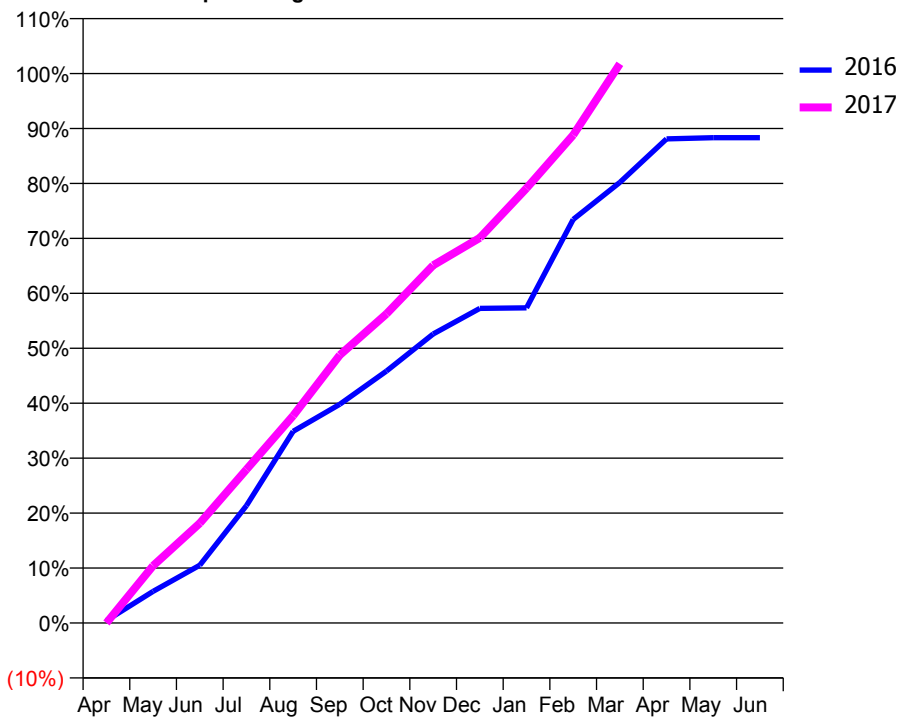
### ACCESS\*

Patients seen in 24 months	Total	Change since previous quarter
Quarter ending March 2016	652	
Quarter ending June 2016	654	→
Quarter ending September 2016	644	↓
Quarter ending December 2016	638	→
Quarter ending March 2017	648	→
<b>Variance since March 2016</b>	<b>(0.6%)</b>	<b>→</b>



### ACTIVITY

Cumulative percentage of contracted UDA delivered 2016 & 2017



Adjusted Scheduled Activity (UDA)

Month	2016	2017
April	5	0
May	63	101
June	116	176
July	235	271
August	384	366
September	438	473
October	504	546
November	579	631
December	630	680
January	631	768
February	808	861
March	882	987
April	969	
May	971	
June	971	

### QUALITY

	Quantity	Base Number	Contract	AT	Region	England
% of FP17s for the same patient ID Re-attending within 3 months - Children	34	797	4.3%	9.6%	11.9%	12.3%
% of FP17s for the same patient ID Re-attending within 3 months - Adults	0	29	0.0%	14.3%	16.6%	16.7%
% of FP17s for the same patient ID Re-attending between 3 & 9 months - Children	487	797	61.1%	60.6%	60.2%	57.6%
% of FP17s for the same patient ID Re-attending between 3 & 9 months - Adults	14	29	48.3%	51.9%	51.5%	50.1%
% of FP17s for Band 1 Urgent Courses	21	749	2.8%	7.9%	9.5%	9.1%
% of FP17s Relating to Free Repair or Replacements	0	749	0.0%	0.8%	0.7%	0.8%
% of FP17s Relating to Continuations	0	749	0.0%	1.2%	1.2%	1.2%
% of Patients satisfied with the dentistry they have received	1	1	N/A	93.2%	93.1%	92.8%
% of Patients satisfied with the time they had to wait for an appointment	1	1	N/A	89.1%	88.8%	88.7%

\* This is based on patients treated on this contract for their most recent course of treatment. Figures in italics indicate the base number of FP17s or Patient Questionnaire responses are less than 100. N/A is shown where the base number of responses is less than 10 during the period. % is calculated as Quantity/Base number\*100



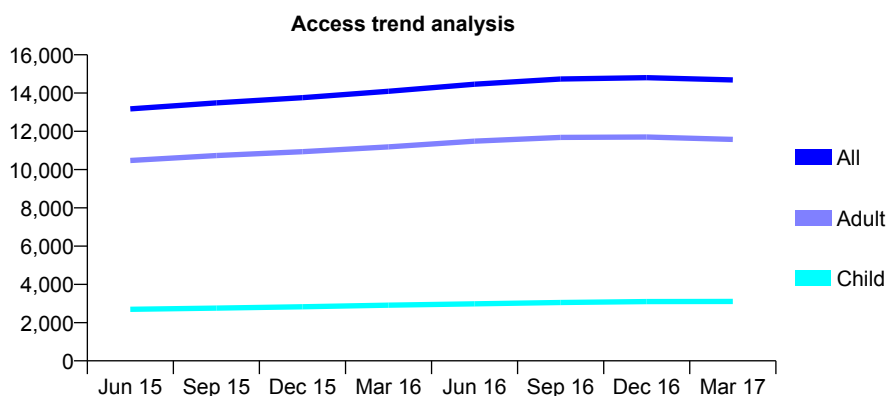
## Q64 - Vital Signs At a Glance Contract Report for 147575/0001 - March 2017

Name or company name	Oriel Villas Dental Surgery
Contract type name	GDS Contract
Purpose of contract	General
Contract start date	01/09/2010
Contract end date	

16/17 Contracted general activity (UDA)	35,818
Carry forward general activity (UDA)	195
16/17 Contracted orthodontic activity (UOA)	0
Carry forward orthodontic activity (UOA)	0
Baseline contract value	£850,081.11

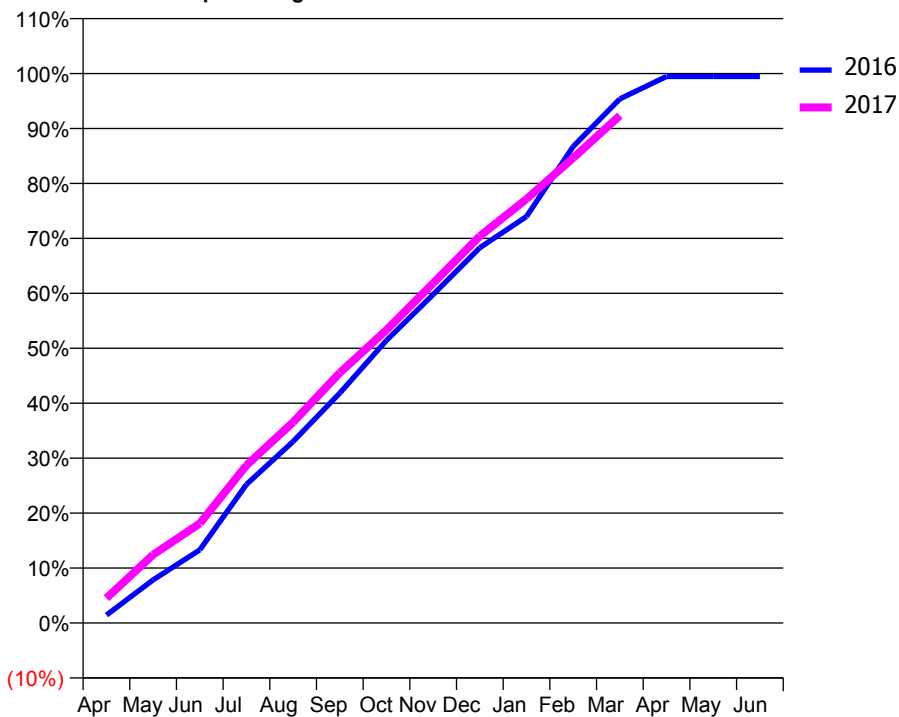
### ACCESS\*

Patients seen in 24 months	Total	Change since previous quarter
Quarter ending March 2016	14,096	
Quarter ending June 2016	14,460	↑
Quarter ending September 2016	14,734	→
Quarter ending December 2016	14,801	→
Quarter ending March 2017	14,687	→
<b>Variance since March 2016</b>	<b>4.2%</b>	<b>↑</b>



### ACTIVITY

Cumulative percentage of contracted UDA delivered 2016 & 2017



Month	Adjusted Scheduled Activity (UDA)	
	2016	2017
April	519	1,625
May	2,811	4,456
June	4,766	6,487
July	9,038	10,275
August	11,832	13,094
September	14,987	16,310
October	18,427	19,097
November	21,410	22,154
December	24,465	25,223
January	26,498	27,632
February	31,061	30,313
March	34,165	33,073
April	35,626	
May	35,623	
June	35,623	

### QUALITY

	Quantity	Base Number	Contract	AT	Region	England
% of FP17s for the same patient ID Re-attending within 3 months - Children	175	4,060	4.3%	9.6%	11.9%	12.3%
% of FP17s for the same patient ID Re-attending within 3 months - Adults	1,234	13,551	9.1%	14.3%	16.6%	16.7%
% of FP17s for the same patient ID Re-attending between 3 & 9 months - Children	2,153	4,060	53.0%	60.6%	60.2%	57.6%
% of FP17s for the same patient ID Re-attending between 3 & 9 months - Adults	6,216	13,551	45.9%	51.9%	51.5%	50.1%
% of FP17s for Band 1 Urgent Courses	712	16,271	4.4%	7.9%	9.5%	9.1%
% of FP17s Relating to Free Repair or Replacements	82	16,271	0.5%	0.8%	0.7%	0.8%
% of FP17s Relating to Continuations	50	16,271	0.3%	1.2%	1.2%	1.2%
% of Patients satisfied with the dentistry they have received	35	39	89.7%	93.2%	93.1%	92.8%
% of Patients satisfied with the time they had to wait for an appointment	32	39	82.1%	89.1%	88.8%	88.7%

\* This is based on patients treated on this contract for their most recent course of treatment. Figures in italics indicate the base number of FP17s or Patient Questionnaire responses are less than 100. N/A is shown where the base number of responses is less than 10 during the period. % is calculated as Quantity/Base number\*100

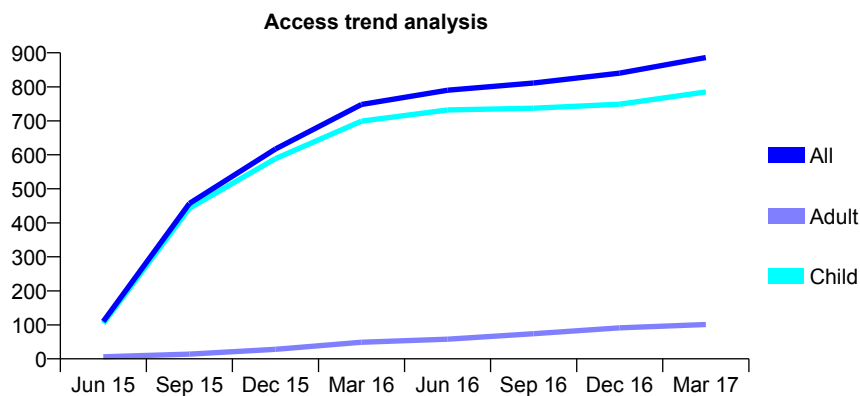
## Q64 - Vital Signs At a Glance Contract Report for 148210/0001 - March 2017

Name or company name	Clarence House Partnership
Contract type name	GDS Contract
Purpose of contract	General
Contract start date	07/04/2015
Contract end date	

16/17 Contracted general activity (UDA)	3,051
Carry forward general activity (UDA)	0
16/17 Contracted orthodontic activity (UOA)	0
Carry forward orthodontic activity (UOA)	0
Baseline contract value	£79,268.83

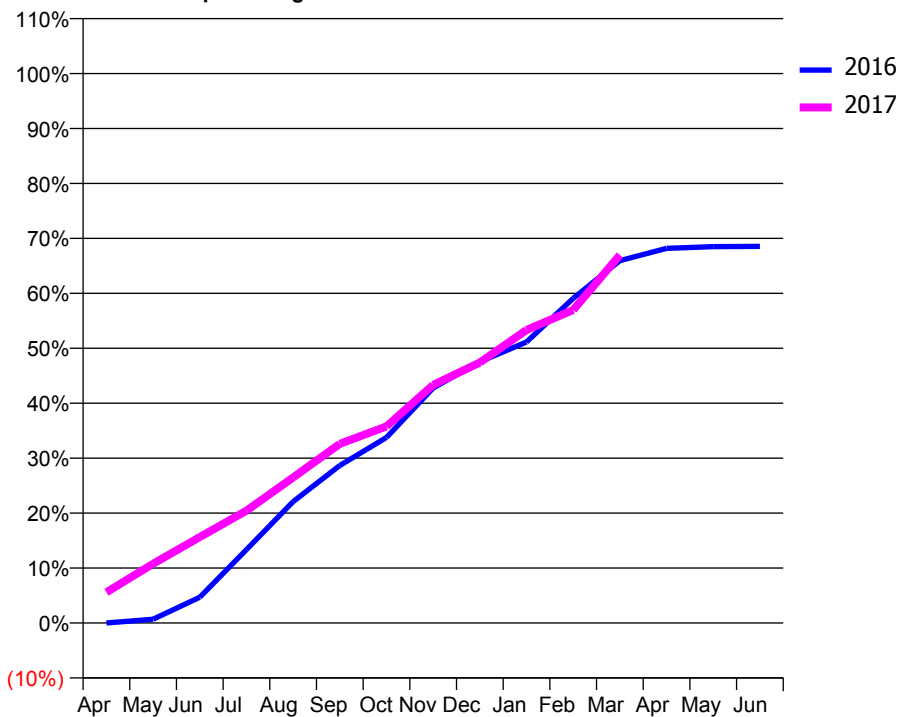
### ACCESS\*

Patients seen in 24 months	Total	Change since previous quarter
Quarter ending March 2016	748	
Quarter ending June 2016	790	↑
Quarter ending September 2016	811	↑
Quarter ending December 2016	840	↑
Quarter ending March 2017	886	↑
<b>Variance since March 2016</b>	<b>18.4%</b>	<b>↑</b>



### ACTIVITY

Cumulative percentage of contracted UDA delivered 2016 & 2017



Month	Adjusted Scheduled Activity (UDA)	
	2016	2017
April	0	171
May	21	329
June	141	477
July	401	624
August	663	808
September	860	995
October	1,013	1,092
November	1,283	1,322
December	1,426	1,446
January	1,534	1,627
February	1,772	1,738
March	1,978	2,043
April	2,045	
May	2,055	
June	2,056	

### QUALITY

	Quantity	Base Number	Contract	AT	Region	England
% of FP17s for the same patient ID Re-attending within 3 months - Children	69	1,200	5.8%	9.6%	11.9%	12.3%
% of FP17s for the same patient ID Re-attending within 3 months - Adults	0	0	N/A	14.3%	16.6%	16.7%
% of FP17s for the same patient ID Re-attending between 3 & 9 months - Children	745	1,200	62.1%	60.6%	60.2%	57.6%
% of FP17s for the same patient ID Re-attending between 3 & 9 months - Adults	0	0	N/A	51.9%	51.5%	50.1%
% of FP17s for Band 1 Urgent Courses	0	1,156	0.0%	7.9%	9.5%	9.1%
% of FP17s Relating to Free Repair or Replacements	0	1,156	0.0%	0.8%	0.7%	0.8%
% of FP17s Relating to Continuations	0	1,156	0.0%	1.2%	1.2%	1.2%
% of Patients satisfied with the dentistry they have received	2	2	N/A	93.2%	93.1%	92.8%
% of Patients satisfied with the time they had to wait for an appointment	2	2	N/A	89.1%	88.8%	88.7%

\* This is based on patients treated on this contract for their most recent course of treatment. Figures in italics indicate the base number of FP17s or Patient Questionnaire responses are less than 100. N/A is shown where the base number of responses is less than 10 during the period. % is calculated as Quantity/Base number\*100

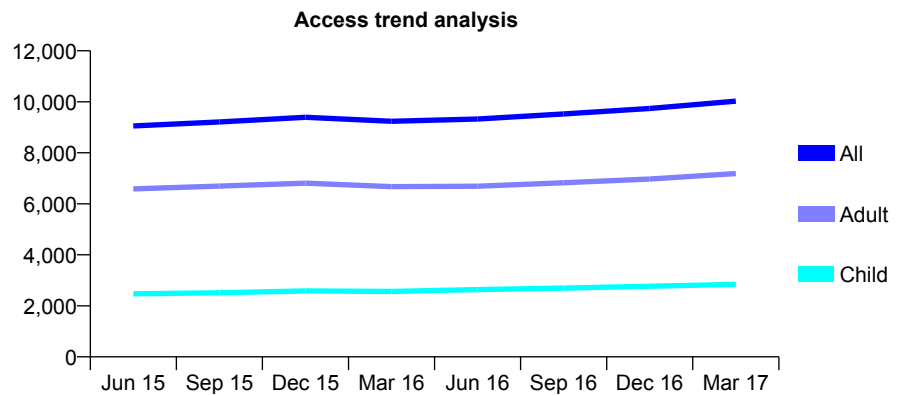
## Q64 - Vital Signs At a Glance Contract Report for 150401/0001 - March 2017

Name or company name	Whitecross Dental care Ltd
Contract type name	GDS Contract
Purpose of contract	General
Contract start date	13/10/2010
Contract end date	

16/17 Contracted general activity (UDA)	25,000
Carry forward general activity (UDA)	181
16/17 Contracted orthodontic activity (UOA)	0
Carry forward orthodontic activity (UOA)	0
Baseline contract value	£615,167.31

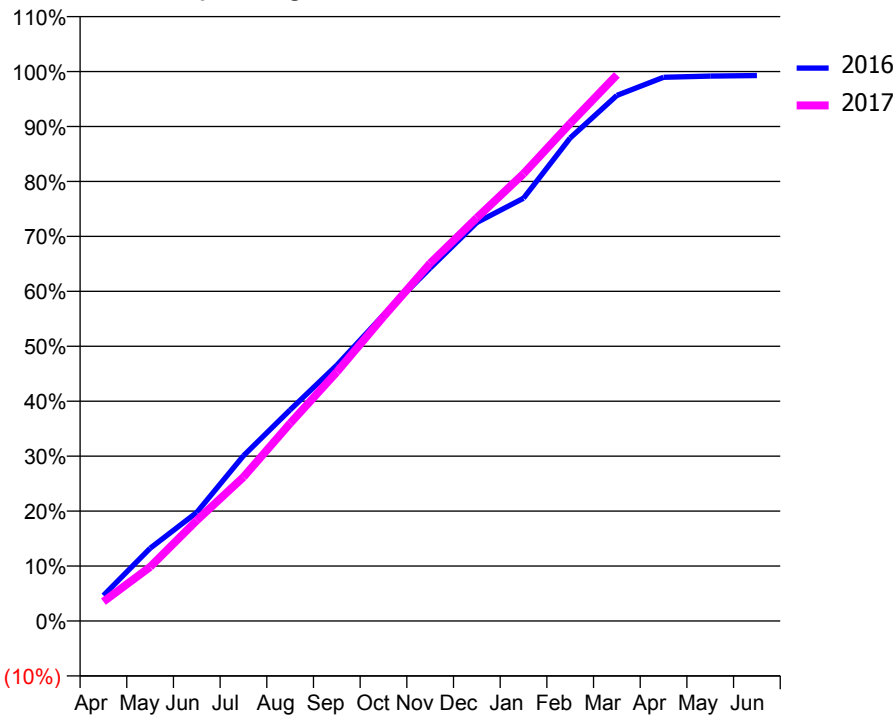
### ACCESS\*

Patients seen in 24 months	Total	Change since previous quarter
Quarter ending March 2016	9,237	
Quarter ending June 2016	9,328	→
Quarter ending September 2016	9,523	↑
Quarter ending December 2016	9,740	↑
Quarter ending March 2017	10,028	↑
<b>Variance since March 2016</b>	<b>8.6%</b>	<b>↑</b>



### ACTIVITY

Cumulative percentage of contracted UDA delivered 2016 & 2017



Month	Adjusted Scheduled Activity (UDA)	
	2016	2017
April	1,164	885
May	3,312	2,460
June	4,941	4,575
July	7,517	6,548
August	9,605	8,994
September	11,642	11,332
October	13,923	13,849
November	16,057	16,271
December	18,132	18,341
January	19,232	20,351
February	21,976	22,639
March	23,913	24,844
April	24,738	
May	24,792	
June	24,819	

### QUALITY

	Quantity	Base Number	Contract	AT	Region	England
% of FP17s for the same patient ID Re-attending within 3 months - Children	396	4,332	9.1%	9.6%	11.9%	12.3%
% of FP17s for the same patient ID Re-attending within 3 months - Adults	909	8,233	11.0%	14.3%	16.6%	16.7%
% of FP17s for the same patient ID Re-attending between 3 & 9 months - Children	2,474	4,332	57.1%	60.6%	60.2%	57.6%
% of FP17s for the same patient ID Re-attending between 3 & 9 months - Adults	3,384	8,233	41.1%	51.9%	51.5%	50.1%
% of FP17s for Band 1 Urgent Courses	158	12,099	1.3%	7.9%	9.5%	9.1%
% of FP17s Relating to Free Repair or Replacements	35	12,099	0.3%	0.8%	0.7%	0.8%
% of FP17s Relating to Continuations	382	12,099	3.2%	1.2%	1.2%	1.2%
% of Patients satisfied with the dentistry they have received	28	32	87.5%	93.2%	93.1%	92.8%
% of Patients satisfied with the time they had to wait for an appointment	26	32	81.3%	89.1%	88.8%	88.7%

\* This is based on patients treated on this contract for their most recent course of treatment. Figures in italics indicate the base number of FP17s or Patient Questionnaire responses are less than 100. N/A is shown where the base number of responses is less than 10 during the period. % is calculated as Quantity/Base number\*100

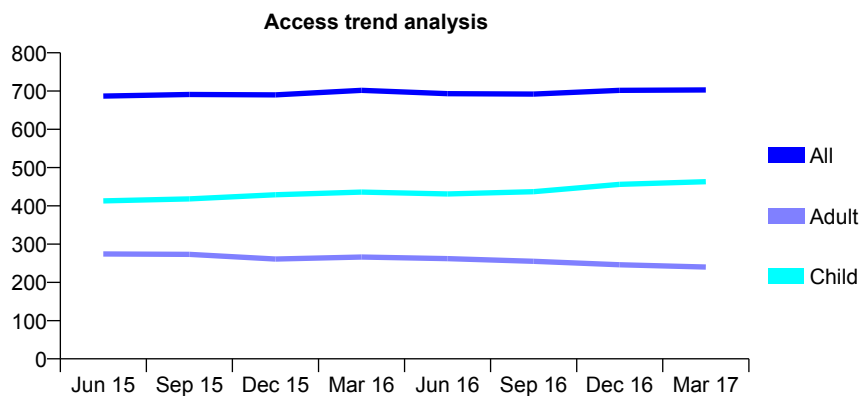
## Q64 - Vital Signs At a Glance Contract Report for 152021/0001 - March 2017

Name or company name	Harptree Dental Surgery
Contract type name	GDS Contract
Purpose of contract	General
Contract start date	01/04/2006
Contract end date	

16/17 Contracted general activity (UDA)	1,646
Carry forward general activity (UDA)	18
16/17 Contracted orthodontic activity (UOA)	0
Carry forward orthodontic activity (UOA)	0
Baseline contract value	£39,210.55

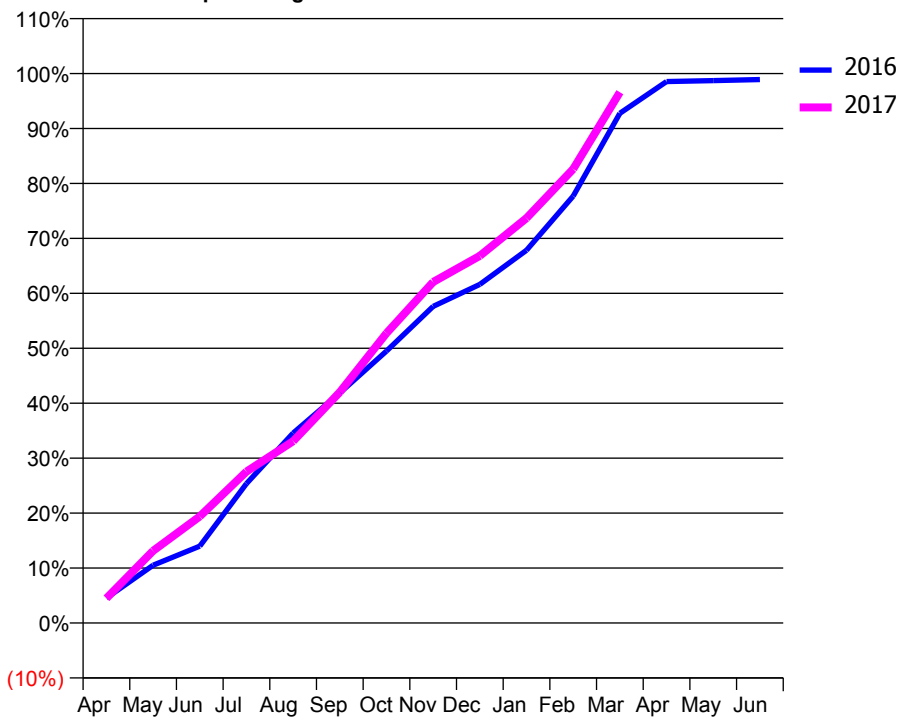
### ACCESS\*

Patients seen in 24 months	Total	Change since previous quarter
Quarter ending March 2016	702	
Quarter ending June 2016	693	↓
Quarter ending September 2016	692	→
Quarter ending December 2016	702	→
Quarter ending March 2017	703	→
<b>Variance since March 2016</b>	<b>0.1%</b>	<b>→</b>



### ACTIVITY

Cumulative percentage of contracted UDA delivered 2016 & 2017



Month	Adjusted Scheduled Activity (UDA)	
	2016	2017
April	75	74
May	173	216
June	230	319
July	418	453
August	569	545
September	689	692
October	815	868
November	948	1,022
December	1,014	1,100
January	1,117	1,213
February	1,279	1,360
March	1,527	1,590
April	1,622	
May	1,625	
June	1,628	

### QUALITY

	Quantity	Base Number	Contract	AT	Region	England
% of FP17s for the same patient ID Re-attending within 3 months - Children	60	812	7.4%	9.6%	11.9%	12.3%
% of FP17s for the same patient ID Re-attending within 3 months - Adults	35	266	13.2%	14.3%	16.6%	16.7%
% of FP17s for the same patient ID Re-attending between 3 & 9 months - Children	578	812	71.2%	60.6%	60.2%	57.6%
% of FP17s for the same patient ID Re-attending between 3 & 9 months - Adults	152	266	57.1%	51.9%	51.5%	50.1%
% of FP17s for Band 1 Urgent Courses	14	1,009	1.4%	7.9%	9.5%	9.1%
% of FP17s Relating to Free Repair or Replacements	0	1,009	0.0%	0.8%	0.7%	0.8%
% of FP17s Relating to Continuations	18	1,009	1.8%	1.2%	1.2%	1.2%
% of Patients satisfied with the dentistry they have received	5	6	N/A	93.2%	93.1%	92.8%
% of Patients satisfied with the time they had to wait for an appointment	6	6	N/A	89.1%	88.8%	88.7%

\* This is based on patients treated on this contract for their most recent course of treatment. Figures in italics indicate the base number of FP17s or Patient Questionnaire responses are less than 100. N/A is shown where the base number of responses is less than 10 during the period. % is calculated as Quantity/Base number\*100

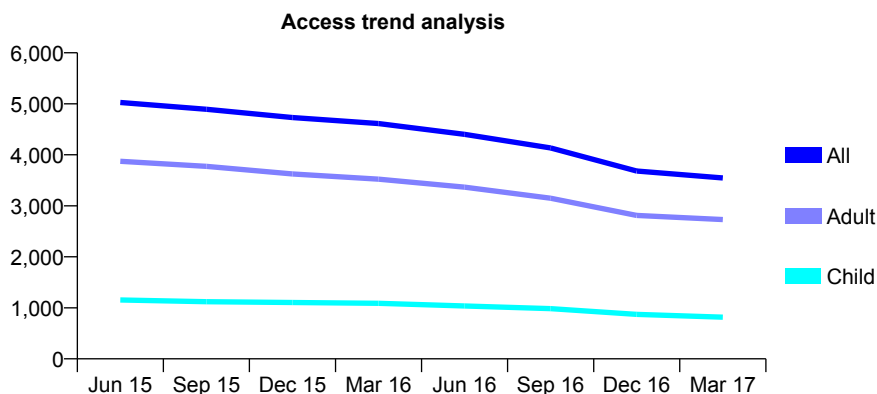
## Q64 - Vital Signs At a Glance Contract Report for 153052/0001 - March 2017

Name or company name	Dentalcare (Southern) Limited
Contract type name	GDS Contract
Purpose of contract	General
Contract start date	01/08/2012
Contract end date	

16/17 Contracted general activity (UDA)	12,257
Carry forward general activity (UDA)	282
16/17 Contracted orthodontic activity (UOA)	0
Carry forward orthodontic activity (UOA)	0
Baseline contract value	£303,125.29

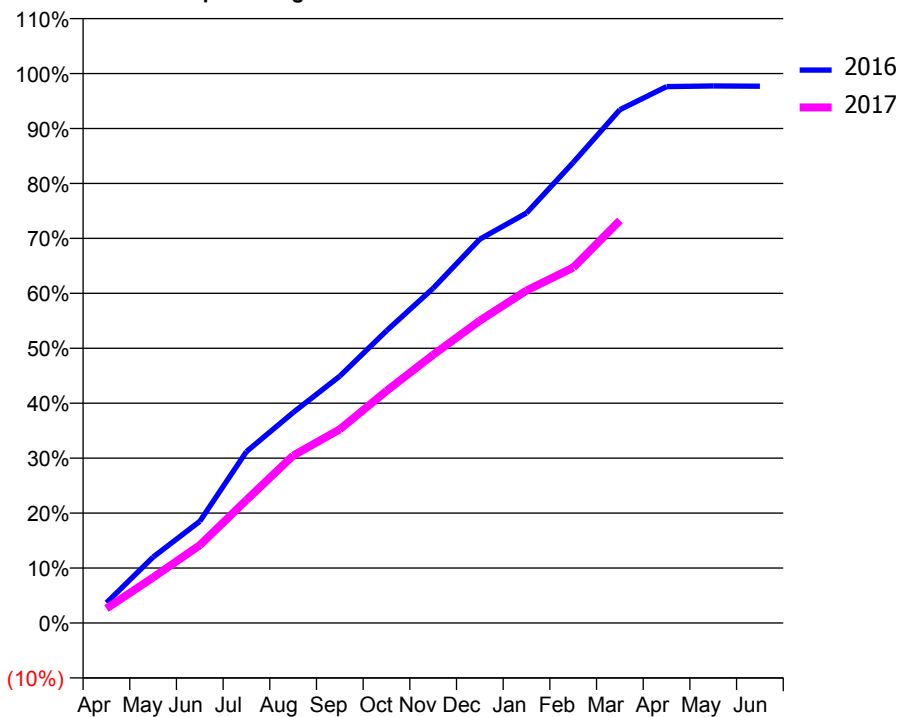
### ACCESS\*

Patients seen in 24 months	Total	Change since previous quarter
Quarter ending March 2016	4,613	
Quarter ending June 2016	4,401	↓
Quarter ending September 2016	4,134	↓
Quarter ending December 2016	3,682	↓
Quarter ending March 2017	3,547	↓
<b>Variance since March 2016</b>	<b>(23.1%)</b>	<b>↓</b>



### ACTIVITY

**Cumulative percentage of contracted UDA delivered 2016 & 2017**



**Adjusted Scheduled Activity (UDA)**

Month	2016	2017
April	450	322
May	1,470	1,017
June	2,269	1,735
July	3,823	2,743
August	4,696	3,734
September	5,507	4,320
October	6,517	5,178
November	7,468	5,983
December	8,562	6,744
January	9,144	7,416
February	10,273	7,929
March	11,451	8,979
April	11,964	
May	11,979	
June	11,975	

### QUALITY

	Quantity	Base Number	Contract	AT	Region	England
% of FP17s for the same patient ID Re-attending within 3 months - Children	50	1,172	4.3%	9.6%	11.9%	12.3%
% of FP17s for the same patient ID Re-attending within 3 months - Adults	450	3,880	11.6%	14.3%	16.6%	16.7%
% of FP17s for the same patient ID Re-attending between 3 & 9 months - Children	655	1,172	55.9%	60.6%	60.2%	57.6%
% of FP17s for the same patient ID Re-attending between 3 & 9 months - Adults	2,138	3,880	55.1%	51.9%	51.5%	50.1%
% of FP17s for Band 1 Urgent Courses	260	4,771	5.4%	7.9%	9.5%	9.1%
% of FP17s Relating to Free Repair or Replacements	84	4,771	1.8%	0.8%	0.7%	0.8%
% of FP17s Relating to Continuations	9	4,771	0.2%	1.2%	1.2%	1.2%
% of Patients satisfied with the dentistry they have received	18	18	100.0%	93.2%	93.1%	92.8%
% of Patients satisfied with the time they had to wait for an appointment	14	18	77.8%	89.1%	88.8%	88.7%

\* This is based on patients treated on this contract for their most recent course of treatment. Figures in italics indicate the base number of FP17s or Patient Questionnaire responses are less than 100. N/A is shown where the base number of responses is less than 10 during the period. % is calculated as Quantity/Base number\*100

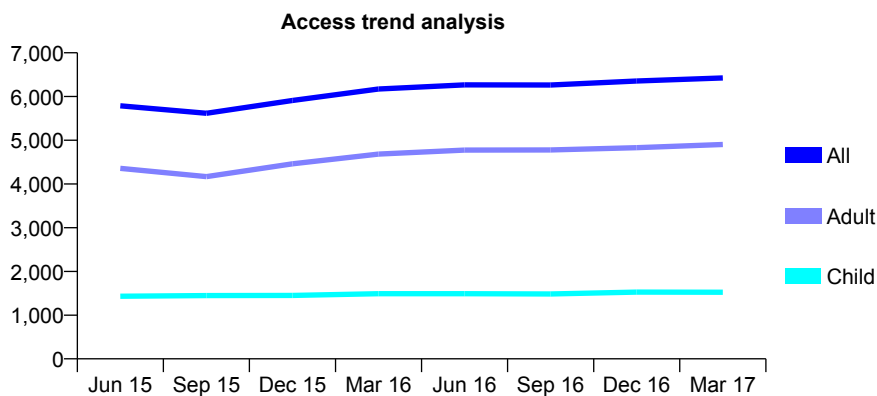
## Q64 - Vital Signs At a Glance Contract Report for 155594/0001 - March 2017

Name or company name	The Parks Dental Practice
Contract type name	GDS Contract
Purpose of contract	General
Contract start date	21/03/2013
Contract end date	

16/17 Contracted general activity (UDA)	17,000
Carry forward general activity (UDA)	-250
16/17 Contracted orthodontic activity (UOA)	0
Carry forward orthodontic activity (UOA)	0
Baseline contract value	£415,420.49

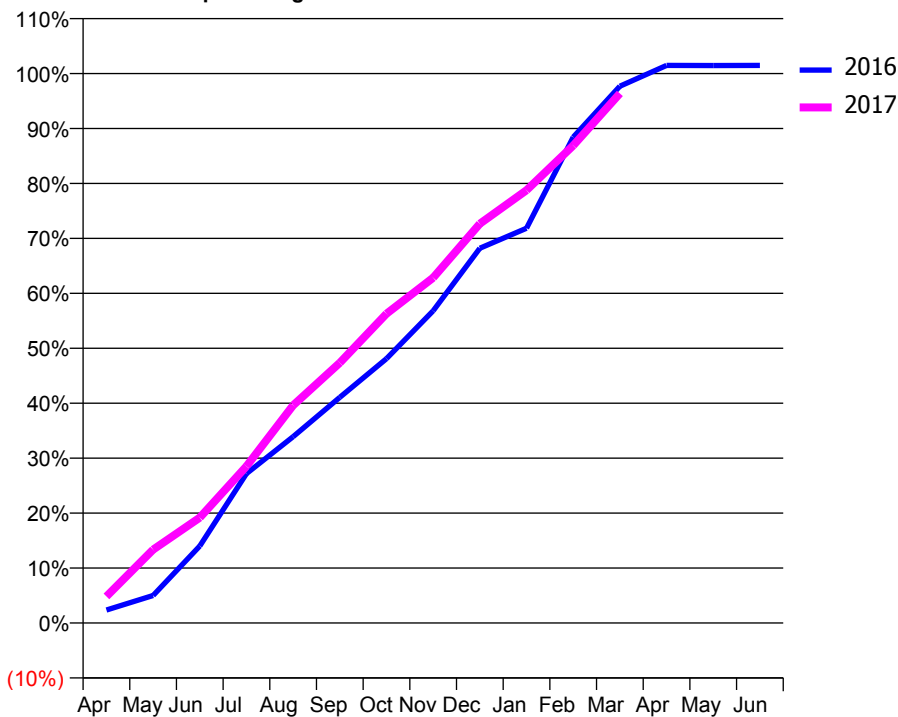
### ACCESS\*

Patients seen in 24 months	Total	Change since previous quarter
Quarter ending March 2016	6,172	
Quarter ending June 2016	6,265	→
Quarter ending September 2016	6,263	→
Quarter ending December 2016	6,356	→
Quarter ending March 2017	6,425	→
<b>Variance since March 2016</b>	<b>4.1%</b>	<b>↑</b>



### ACTIVITY

Cumulative percentage of contracted UDA delivered 2016 & 2017



Month	Adjusted Scheduled Activity (UDA)	
	2016	2017
April	403	823
May	853	2,272
June	2,384	3,263
July	4,622	4,851
August	5,763	6,736
September	6,982	8,050
October	8,178	9,567
November	9,660	10,684
December	11,596	12,354
January	12,214	13,389
February	15,031	14,772
March	16,607	16,382
April	17,250	
May	17,248	
June	17,250	

### QUALITY

	Quantity	Base Number	Contract	AT	Region	England
% of FP17s for the same patient ID Re-attending within 3 months - Children	308	2,637	11.7%	9.6%	11.9%	12.3%
% of FP17s for the same patient ID Re-attending within 3 months - Adults	983	6,480	15.2%	14.3%	16.6%	16.7%
% of FP17s for the same patient ID Re-attending between 3 & 9 months - Children	1,686	2,637	63.9%	60.6%	60.2%	57.6%
% of FP17s for the same patient ID Re-attending between 3 & 9 months - Adults	3,587	6,480	55.4%	51.9%	51.5%	50.1%
% of FP17s for Band 1 Urgent Courses	957	8,729	11.0%	7.9%	9.5%	9.1%
% of FP17s Relating to Free Repair or Replacements	129	8,729	1.5%	0.8%	0.7%	0.8%
% of FP17s Relating to Continuations	111	8,729	1.3%	1.2%	1.2%	1.2%
% of Patients satisfied with the dentistry they have received	15	16	93.8%	93.2%	93.1%	92.8%
% of Patients satisfied with the time they had to wait for an appointment	16	16	100.0%	89.1%	88.8%	88.7%

\* This is based on patients treated on this contract for their most recent course of treatment. Figures in italics indicate the base number of FP17s or Patient Questionnaire responses are less than 100. N/A is shown where the base number of responses is less than 10 during the period. % is calculated as Quantity/Base number\*100

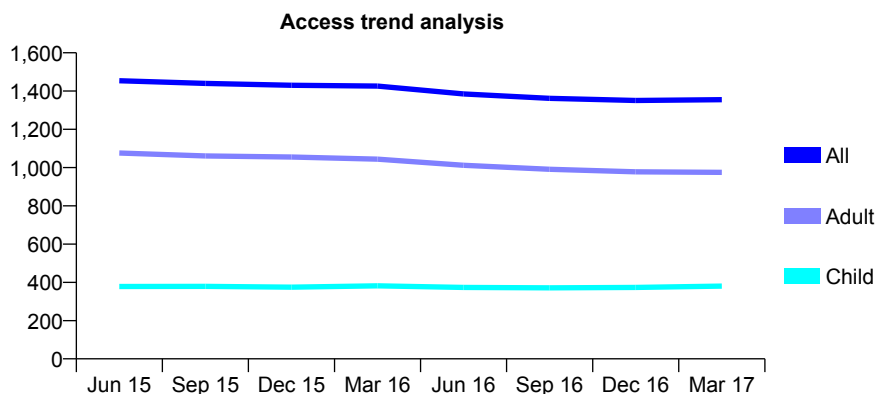
## Q64 - Vital Signs At a Glance Contract Report for 155918/0001 - March 2017

Name or company name	Laser-Dent Ltd
Contract type name	GDS Contract
Purpose of contract	General
Contract start date	01/05/2011
Contract end date	

16/17 Contracted general activity (UDA)	5,100
Carry forward general activity (UDA)	4
16/17 Contracted orthodontic activity (UOA)	0
Carry forward orthodontic activity (UOA)	0
Baseline contract value	£121,078.16

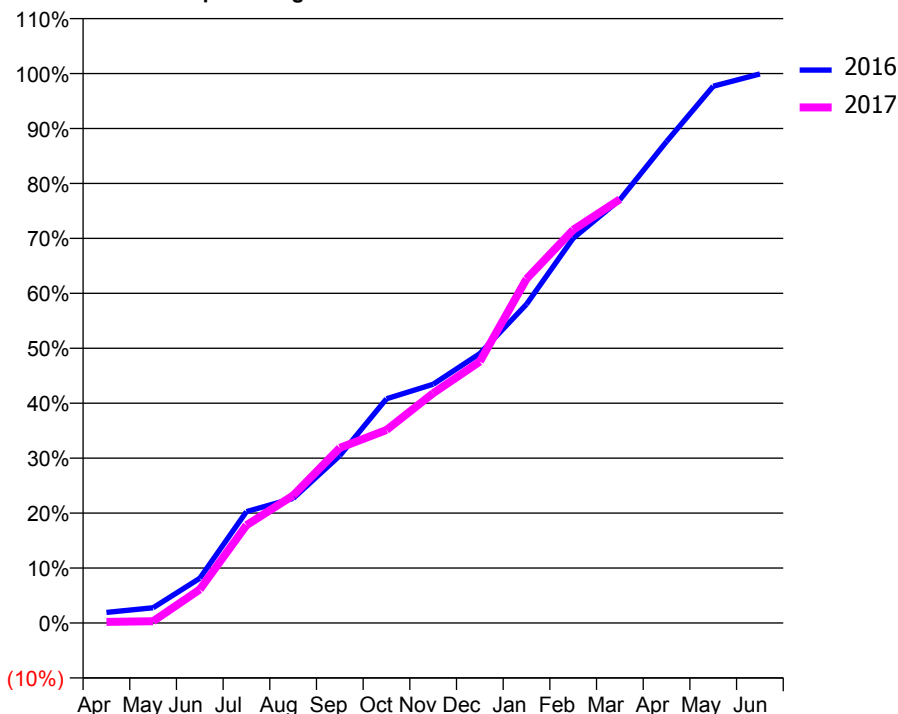
### ACCESS\*

Patients seen in 24 months	Total	Change since previous quarter
Quarter ending March 2016	1,426	
Quarter ending June 2016	1,385	↓
Quarter ending September 2016	1,362	↓
Quarter ending December 2016	1,351	→
Quarter ending March 2017	1,355	→
<b>Variance since March 2016</b>	<b>(5.0%)</b>	<b>↓</b>



### ACTIVITY

Cumulative percentage of contracted UDA delivered 2016 & 2017



Month	Adjusted Scheduled Activity (UDA)	
	2016	2017
April	99	11
May	142	17
June	415	311
July	1,034	907
August	1,157	1,183
September	1,554	1,626
October	2,081	1,791
November	2,215	2,133
December	2,500	2,426
January	2,959	3,193
February	3,572	3,650
March	3,929	3,933
April	4,468	
May	4,982	
June	5,096	

### QUALITY

	Quantity	Base Number	Contract	AT	Region	England
% of FP17s for the same patient ID Re-attending within 3 months - Children	72	582	12.4%	9.6%	11.9%	12.3%
% of FP17s for the same patient ID Re-attending within 3 months - Adults	351	1,589	22.1%	14.3%	16.6%	16.7%
% of FP17s for the same patient ID Re-attending between 3 & 9 months - Children	340	582	58.4%	60.6%	60.2%	57.6%
% of FP17s for the same patient ID Re-attending between 3 & 9 months - Adults	908	1,589	57.1%	51.9%	51.5%	50.1%
% of FP17s for Band 1 Urgent Courses	145	1,677	8.6%	7.9%	9.5%	9.1%
% of FP17s Relating to Free Repair or Replacements	8	1,677	0.5%	0.8%	0.7%	0.8%
% of FP17s Relating to Continuations	14	1,677	0.8%	1.2%	1.2%	1.2%
% of Patients satisfied with the dentistry they have received	15	15	100.0%	93.2%	93.1%	92.8%
% of Patients satisfied with the time they had to wait for an appointment	12	15	80.0%	89.1%	88.8%	88.7%

\* This is based on patients treated on this contract for their most recent course of treatment. Figures in italics indicate the base number of FP17s or Patient Questionnaire responses are less than 100. N/A is shown where the base number of responses is less than 10 during the period. % is calculated as Quantity/Base number\*100

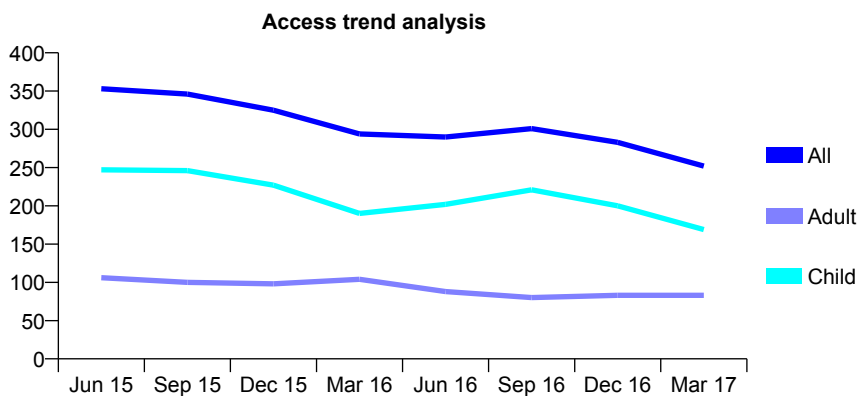
## Q64 - Vital Signs At a Glance Contract Report for 156701/0001 - March 2017

Name or company name	Phoenix Orthodontics
Contract type name	GDS Contract
Purpose of contract	General and Orthodontic
Contract start date	01/06/2011
Contract end date	01/10/2018

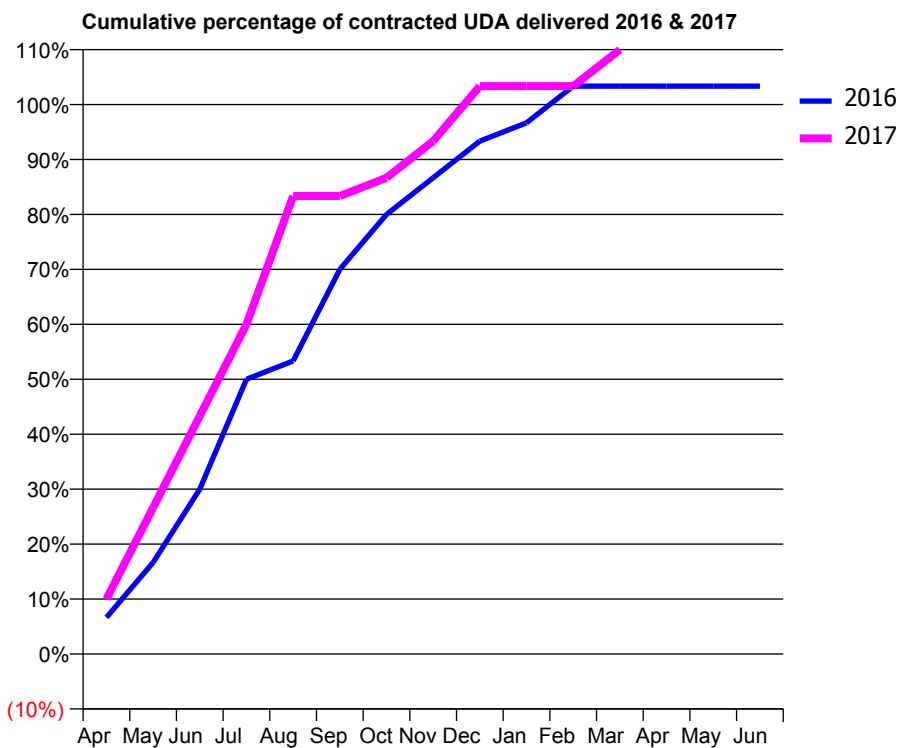
16/17 Contracted general activity (UDA)	30
Carry forward general activity (UDA)	-1
16/17 Contracted orthodontic activity (UOA)	8,084
Carry forward orthodontic activity (UOA)	0
Baseline contract value	£536,125.14

### ACCESS\*

Patients seen in 24 months	Total	Change since previous quarter
Quarter ending March 2016	294	
Quarter ending June 2016	290	↓
Quarter ending September 2016	301	↑
Quarter ending December 2016	283	↓
Quarter ending March 2017	252	↓
<b>Variance since March 2016</b>	<b>(14.3%)</b>	<b>↓</b>



### ACTIVITY



Month	Adjusted Scheduled Activity (UDA)	
	2016	2017
April	2	3
May	5	8
June	9	13
July	15	18
August	16	25
September	21	25
October	24	26
November	26	28
December	28	31
January	29	31
February	31	31
March	31	33
April	31	
May	31	
June	31	

### QUALITY

	Quantity	Base Number	Contract	AT	Region	England
% of FP17s for the same patient ID Re-attending within 3 months - Children	1	765	0.1%	9.6%	11.9%	12.3%
% of FP17s for the same patient ID Re-attending within 3 months - Adults	1	60	1.7%	14.3%	16.6%	16.7%
% of FP17s for the same patient ID Re-attending between 3 & 9 months - Children	15	765	2.0%	60.6%	60.2%	57.6%
% of FP17s for the same patient ID Re-attending between 3 & 9 months - Adults	0	60	0.0%	51.9%	51.5%	50.1%
% of FP17s for Band 1 Urgent Courses	0	32	0.0%	7.9%	9.5%	9.1%
% of FP17s Relating to Free Repair or Replacements	0	32	0.0%	0.8%	0.7%	0.8%
% of FP17s Relating to Continuations	0	32	0.0%	1.2%	1.2%	1.2%
% of Patients satisfied with the dentistry they have received	0	0	N/A	93.2%	93.1%	92.8%
% of Patients satisfied with the time they had to wait for an appointment	0	0	N/A	89.1%	88.8%	88.7%

\* This is based on patients treated on this contract for their most recent course of treatment. Figures in italics indicate the base number of FP17s or Patient Questionnaire responses are less than 100. N/A is shown where the base number of responses is less than 10 during the period. % is calculated as Quantity/Base number\*100



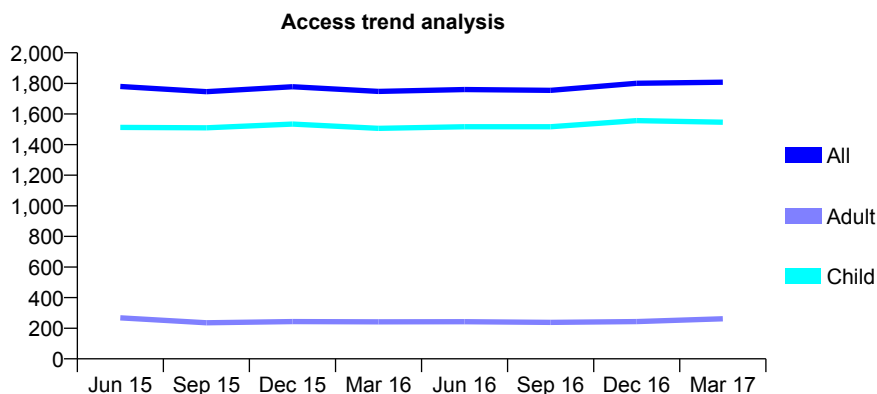
## Q64 - Vital Signs At a Glance Contract Report for 157724/0001 - March 2017

Name or company name	MR AF WOOD
Contract type name	GDS Contract
Purpose of contract	General
Contract start date	23/12/2011
Contract end date	

16/17 Contracted general activity (UDA)	3,680
Carry forward general activity (UDA)	0
16/17 Contracted orthodontic activity (UOA)	0
Carry forward orthodontic activity (UOA)	0
Baseline contract value	£84,958.42

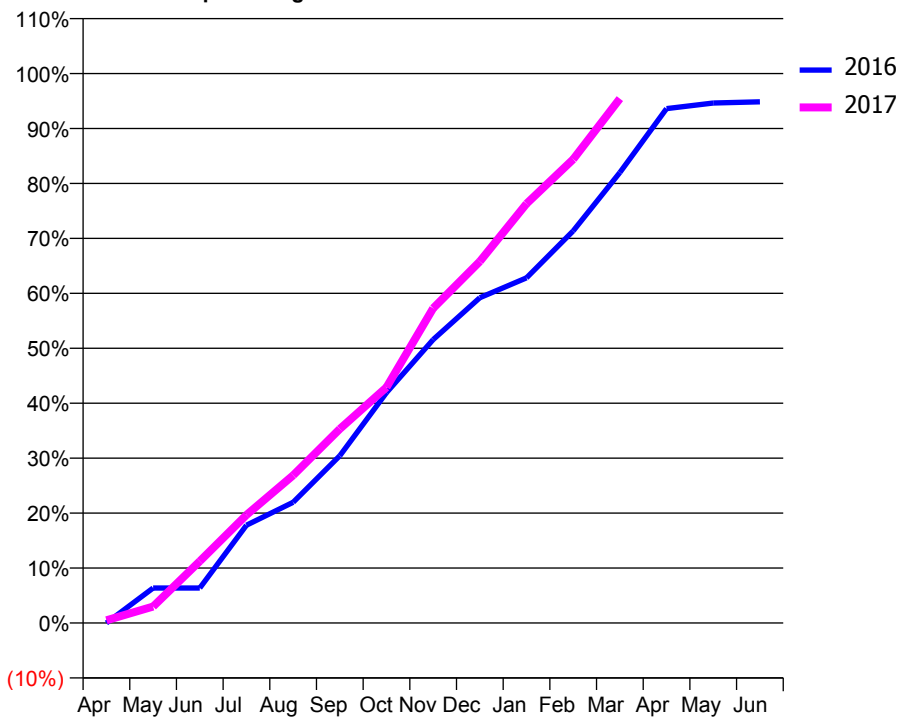
### ACCESS\*

Patients seen in 24 months	Total	Change since previous quarter
Quarter ending March 2016	1,748	
Quarter ending June 2016	1,760	→
Quarter ending September 2016	1,755	→
Quarter ending December 2016	1,801	↑
Quarter ending March 2017	1,808	→
<b>Variance since March 2016</b>	<b>3.4%</b>	<b>↑</b>



### ACTIVITY

Cumulative percentage of contracted UDA delivered 2016 & 2017



Month	Adjusted Scheduled Activity (UDA)	
	2016	2017
April	0	18
May	244	110
June	244	414
July	683	724
August	843	989
September	1,169	1,300
October	1,610	1,578
November	1,981	2,108
December	2,273	2,422
January	2,412	2,808
February	2,740	3,106
March	3,148	3,511
April	3,594	
May	3,633	
June	3,642	

### QUALITY

	Quantity	Base Number	Contract	AT	Region	England
% of FP17s for the same patient ID Re-attending within 3 months - Children	121	2,129	5.7%	9.6%	11.9%	12.3%
% of FP17s for the same patient ID Re-attending within 3 months - Adults	8	128	6.3%	14.3%	16.6%	16.7%
% of FP17s for the same patient ID Re-attending between 3 & 9 months - Children	1,204	2,129	56.6%	60.6%	60.2%	57.6%
% of FP17s for the same patient ID Re-attending between 3 & 9 months - Adults	80	128	62.5%	51.9%	51.5%	50.1%
% of FP17s for Band 1 Urgent Courses	82	1,959	4.2%	7.9%	9.5%	9.1%
% of FP17s Relating to Free Repair or Replacements	0	1,959	0.0%	0.8%	0.7%	0.8%
% of FP17s Relating to Continuations	0	1,959	0.0%	1.2%	1.2%	1.2%
% of Patients satisfied with the dentistry they have received	8	8	N/A	93.2%	93.1%	92.8%
% of Patients satisfied with the time they had to wait for an appointment	7	8	N/A	89.1%	88.8%	88.7%

\* This is based on patients treated on this contract for their most recent course of treatment. Figures in italics indicate the base number of FP17s or Patient Questionnaire responses are less than 100. N/A is shown where the base number of responses is less than 10 during the period. % is calculated as Quantity/Base number\*100

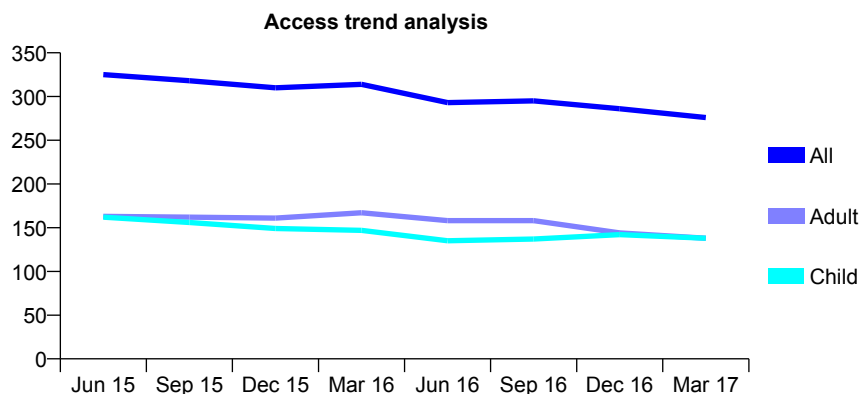
## Q64 - Vital Signs At a Glance Contract Report for 158542/0001 - March 2017

Name or company name	Mr CS Lambert-Rose and Miss SL Watt
Contract type name	GDS Contract
Purpose of contract	General and Orthodontic
Contract start date	18/05/2012
Contract end date	

16/17 Contracted general activity (UDA)	680
Carry forward general activity (UDA)	0
16/17 Contracted orthodontic activity (UOA)	697
Carry forward orthodontic activity (UOA)	17
Baseline contract value	£64,284.48

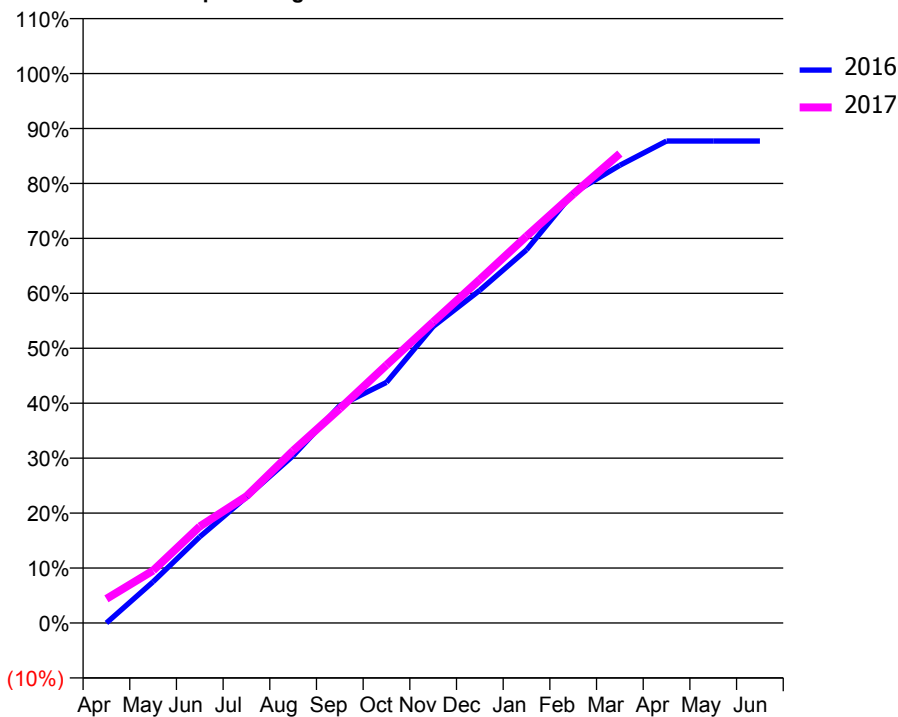
### ACCESS\*

Patients seen in 24 months	Total	Change since previous quarter
Quarter ending March 2016	314	
Quarter ending June 2016	293	↓
Quarter ending September 2016	295	→
Quarter ending December 2016	286	↓
Quarter ending March 2017	276	↓
<b>Variance since March 2016</b>	<b>(12.1%)</b>	<b>↓</b>



### ACTIVITY

Cumulative percentage of contracted UDA delivered 2016 & 2017



Adjusted Scheduled Activity (UDA)

Month	2016	2017
April	0	30
May	58	65
June	122	120
July	178	157
August	236	213
September	307	265
October	339	319
November	418	373
December	469	425
January	526	479
February	606	531
March	646	581
April	680	
May	680	
June	680	

### QUALITY

	Quantity	Base Number	Contract	AT	Region	England
% of FP17s for the same patient ID Re-attending within 3 months - Children	19	322	5.9%	9.6%	11.9%	12.3%
% of FP17s for the same patient ID Re-attending within 3 months - Adults	19	174	10.9%	14.3%	16.6%	16.7%
% of FP17s for the same patient ID Re-attending between 3 & 9 months - Children	145	322	45.0%	60.6%	60.2%	57.6%
% of FP17s for the same patient ID Re-attending between 3 & 9 months - Adults	89	174	51.1%	51.9%	51.5%	50.1%
% of FP17s for Band 1 Urgent Courses	15	356	4.2%	7.9%	9.5%	9.1%
% of FP17s Relating to Free Repair or Replacements	0	356	0.0%	0.8%	0.7%	0.8%
% of FP17s Relating to Continuations	4	356	1.1%	1.2%	1.2%	1.2%
% of Patients satisfied with the dentistry they have received	1	1	N/A	93.2%	93.1%	92.8%
% of Patients satisfied with the time they had to wait for an appointment	1	1	N/A	89.1%	88.8%	88.7%

\* This is based on patients treated on this contract for their most recent course of treatment. Figures in italics indicate the base number of FP17s or Patient Questionnaire responses are less than 100. N/A is shown where the base number of responses is less than 10 during the period. % is calculated as Quantity/Base number\*100

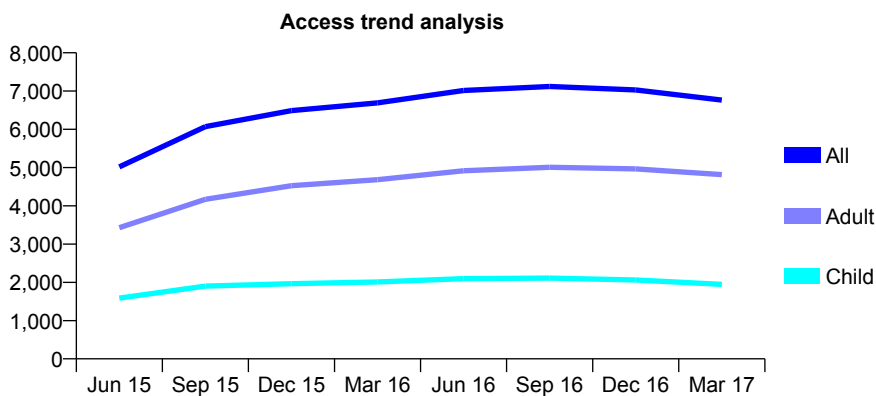
## Q64 - Vital Signs At a Glance Contract Report for 160385/0001 - March 2017

Name or company name	Tidworth Dental Partnership
Contract type name	GDS Contract
Purpose of contract	General
Contract start date	03/11/2014
Contract end date	

16/17 Contracted general activity (UDA)	19,081
Carry forward general activity (UDA)	660
16/17 Contracted orthodontic activity (UOA)	0
Carry forward orthodontic activity (UOA)	0
Baseline contract value	£445,202.78

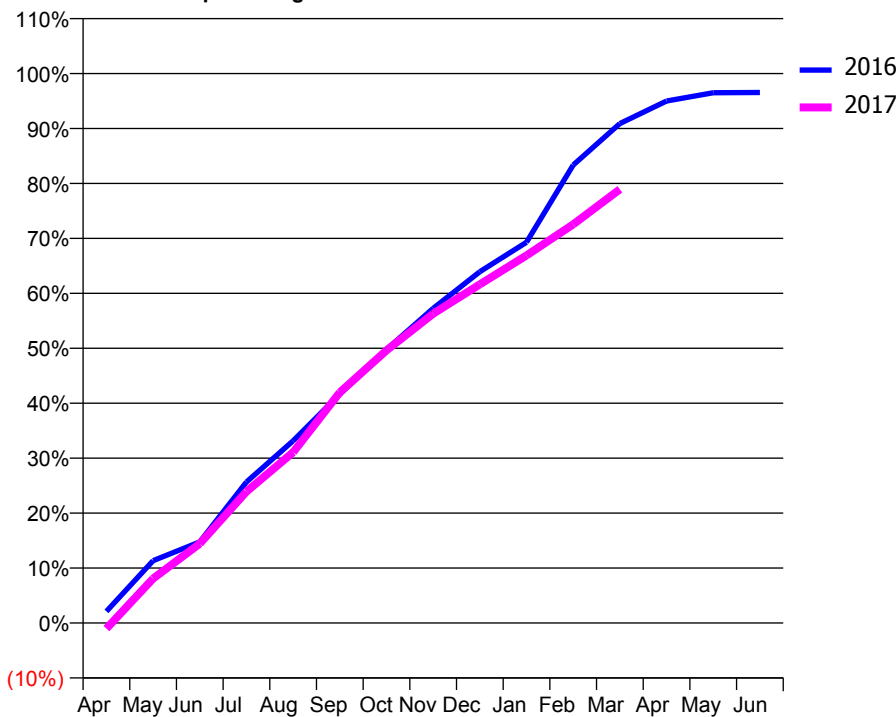
### ACCESS\*

Patients seen in 24 months	Total	Change since previous quarter
Quarter ending March 2016	6,691	
Quarter ending June 2016	7,014	↑
Quarter ending September 2016	7,121	→
Quarter ending December 2016	7,029	↓
Quarter ending March 2017	6,763	↓
<b>Variance since March 2016</b>	<b>1.1%</b>	<b>→</b>



### ACTIVITY

Cumulative percentage of contracted UDA delivered 2016 & 2017



Month	Adjusted Scheduled Activity (UDA)	
	2016	2017
April	406	-198
May	2,165	1,542
June	2,818	2,758
July	4,896	4,564
August	6,328	5,931
September	7,949	8,010
October	9,497	9,465
November	10,924	10,740
December	12,201	11,759
January	13,221	12,765
February	15,902	13,842
March	17,343	15,059
April	18,125	
May	18,414	
June	18,421	

### QUALITY

	Quantity	Base Number	Contract	AT	Region	England
% of FP17s for the same patient ID Re-attending within 3 months - Children	215	2,705	7.9%	9.6%	11.9%	12.3%
% of FP17s for the same patient ID Re-attending within 3 months - Adults	1,018	6,369	16.0%	14.3%	16.6%	16.7%
% of FP17s for the same patient ID Re-attending between 3 & 9 months - Children	1,546	2,705	57.2%	60.6%	60.2%	57.6%
% of FP17s for the same patient ID Re-attending between 3 & 9 months - Adults	2,981	6,369	46.8%	51.9%	51.5%	50.1%
% of FP17s for Band 1 Urgent Courses	641	8,503	7.5%	7.9%	9.5%	9.1%
% of FP17s Relating to Free Repair or Replacements	135	8,503	1.6%	0.8%	0.7%	0.8%
% of FP17s Relating to Continuations	209	8,503	2.5%	1.2%	1.2%	1.2%
% of Patients satisfied with the dentistry they have received	27	30	90.0%	93.2%	93.1%	92.8%
% of Patients satisfied with the time they had to wait for an appointment	27	30	90.0%	89.1%	88.8%	88.7%

\* This is based on patients treated on this contract for their most recent course of treatment. Figures in italics indicate the base number of FP17s or Patient Questionnaire responses are less than 100. N/A is shown where the base number of responses is less than 10 during the period. % is calculated as Quantity/Base number\*100

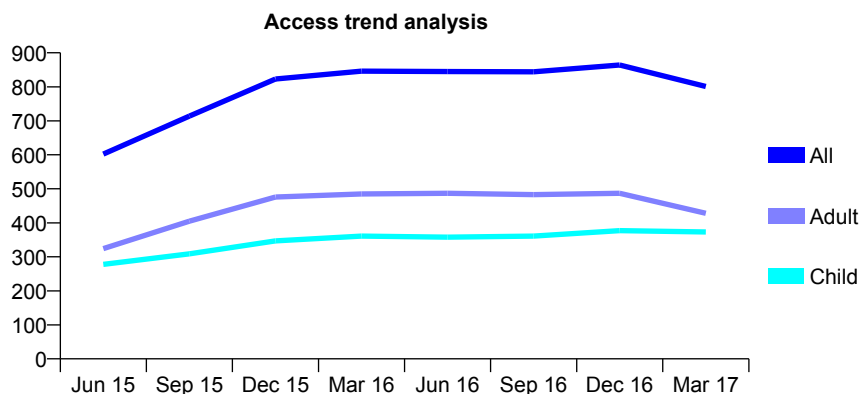
## Q64 - Vital Signs At a Glance Contract Report for 160431/0001 - March 2017

Name or company name	Urchfont Dental Care
Contract type name	GDS Contract
Purpose of contract	General
Contract start date	17/02/2014
Contract end date	

16/17 Contracted general activity (UDA)	2,000
Carry forward general activity (UDA)	-40
16/17 Contracted orthodontic activity (UOA)	0
Carry forward orthodontic activity (UOA)	0
Baseline contract value	£45,703.07

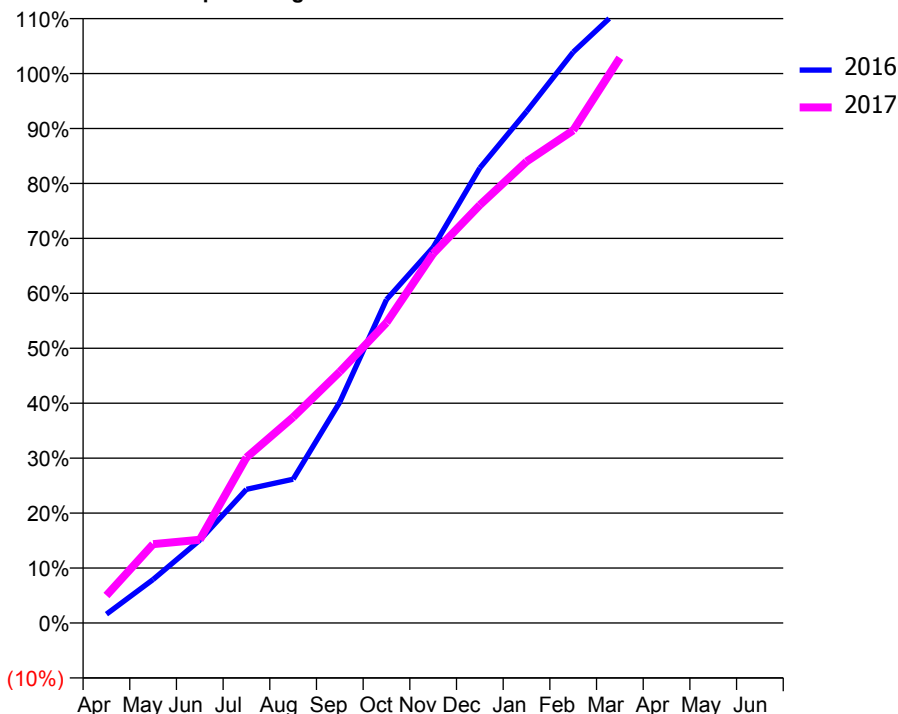
### ACCESS\*

Patients seen in 24 months	Total	Change since previous quarter
Quarter ending March 2016	846	
Quarter ending June 2016	845	→
Quarter ending September 2016	844	→
Quarter ending December 2016	864	↑
Quarter ending March 2017	801	↓
<b>Variance since March 2016</b>	<b>(5.3%)</b>	<b>↓</b>



### ACTIVITY

Cumulative percentage of contracted UDA delivered 2016 & 2017



Adjusted Scheduled Activity (UDA)

Month	2016	2017
April	32	100
May	158	287
June	302	303
July	487	603
August	523	749
September	804	915
October	1,177	1,093
November	1,367	1,345
December	1,656	1,521
January	1,862	1,679
February	2,078	1,793
March	2,236	2,057
April	2,291	
May	2,292	
June	2,292	

### QUALITY

	Quantity	Base Number	Contract	AT	Region	England
% of FP17s for the same patient ID Re-attending within 3 months - Children	55	630	8.7%	9.6%	11.9%	12.3%
% of FP17s for the same patient ID Re-attending within 3 months - Adults	98	536	18.3%	14.3%	16.6%	16.7%
% of FP17s for the same patient ID Re-attending between 3 & 9 months - Children	452	630	71.7%	60.6%	60.2%	57.6%
% of FP17s for the same patient ID Re-attending between 3 & 9 months - Adults	284	536	53.0%	51.9%	51.5%	50.1%
% of FP17s for Band 1 Urgent Courses	85	1,125	7.6%	7.9%	9.5%	9.1%
% of FP17s Relating to Free Repair or Replacements	3	1,125	0.3%	0.8%	0.7%	0.8%
% of FP17s Relating to Continuations	6	1,125	0.5%	1.2%	1.2%	1.2%
% of Patients satisfied with the dentistry they have received	1	1	N/A	93.2%	93.1%	92.8%
% of Patients satisfied with the time they had to wait for an appointment	1	1	N/A	89.1%	88.8%	88.7%

\* This is based on patients treated on this contract for their most recent course of treatment. Figures in italics indicate the base number of FP17s or Patient Questionnaire responses are less than 100. N/A is shown where the base number of responses is less than 10 during the period. % is calculated as Quantity/Base number\*100

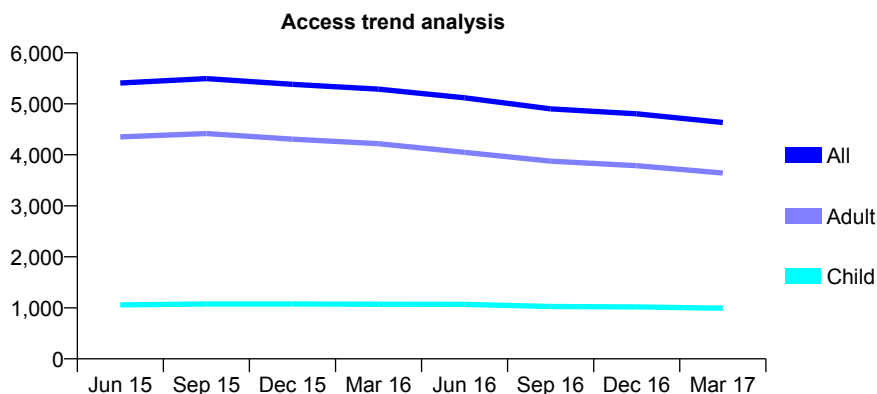
## Q64 - Vital Signs At a Glance Contract Report for 160733/0001 - March 2017

Name or company name	Whitecross Dental Care Ltd
Contract type name	GDS Contract
Purpose of contract	General
Contract start date	01/10/2012
Contract end date	

16/17 Contracted general activity (UDA)	14,800
Carry forward general activity (UDA)	0
16/17 Contracted orthodontic activity (UOA)	0
Carry forward orthodontic activity (UOA)	0
Baseline contract value	£353,953.71

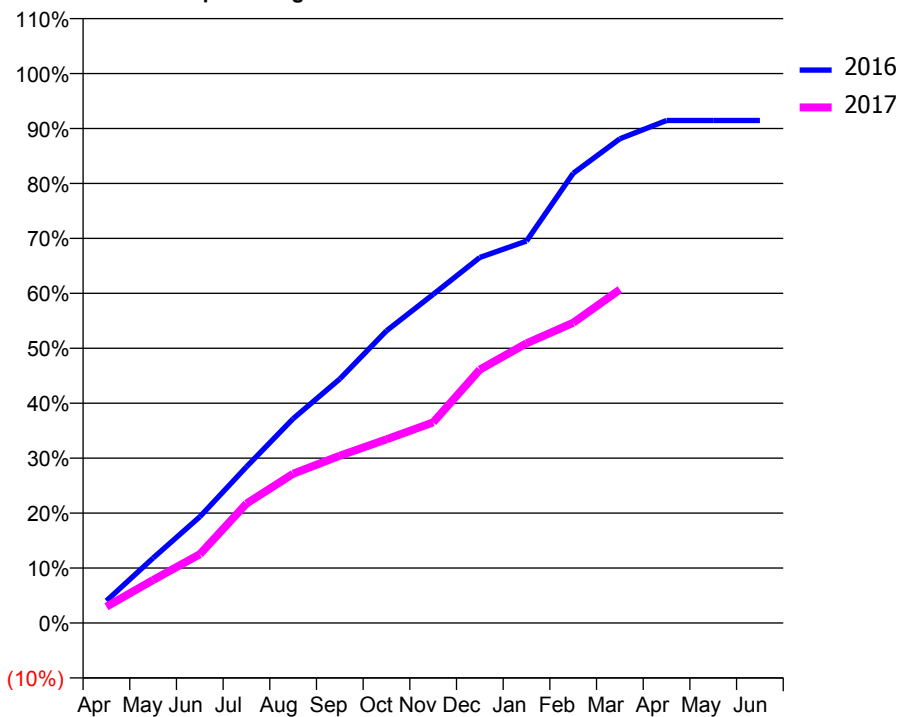
### ACCESS\*

Patients seen in 24 months	Total	Change since previous quarter
Quarter ending March 2016	5,287	
Quarter ending June 2016	5,117	↓
Quarter ending September 2016	4,901	↓
Quarter ending December 2016	4,805	↓
Quarter ending March 2017	4,635	↓
<b>Variance since March 2016</b>	<b>(12.3%)</b>	<b>↓</b>



### ACTIVITY

Cumulative percentage of contracted UDA delivered 2016 & 2017



Month	Adjusted Scheduled Activity (UDA)	
	2016	2017
April	599	440
May	1,752	1,158
June	2,862	1,850
July	4,206	3,218
August	5,505	4,022
September	6,574	4,505
October	7,869	4,946
November	8,852	5,403
December	9,845	6,825
January	10,287	7,534
February	12,113	8,086
March	13,044	8,982
April	13,535	
May	13,535	
June	13,536	

### QUALITY

	Quantity	Base Number	Contract	AT	Region	England
% of FP17s for the same patient ID Re-attending within 3 months - Children	73	1,240	5.9%	9.6%	11.9%	12.3%
% of FP17s for the same patient ID Re-attending within 3 months - Adults	668	4,366	15.3%	14.3%	16.6%	16.7%
% of FP17s for the same patient ID Re-attending between 3 & 9 months - Children	649	1,240	52.3%	60.6%	60.2%	57.6%
% of FP17s for the same patient ID Re-attending between 3 & 9 months - Adults	2,190	4,366	50.2%	51.9%	51.5%	50.1%
% of FP17s for Band 1 Urgent Courses	554	5,322	10.4%	7.9%	9.5%	9.1%
% of FP17s Relating to Free Repair or Replacements	32	5,322	0.6%	0.8%	0.7%	0.8%
% of FP17s Relating to Continuations	79	5,322	1.5%	1.2%	1.2%	1.2%
% of Patients satisfied with the dentistry they have received	6	7	N/A	93.2%	93.1%	92.8%
% of Patients satisfied with the time they had to wait for an appointment	7	7	N/A	89.1%	88.8%	88.7%

\* This is based on patients treated on this contract for their most recent course of treatment. Figures in italics indicate the base number of FP17s or Patient Questionnaire responses are less than 100. N/A is shown where the base number of responses is less than 10 during the period. % is calculated as Quantity/Base number\*100

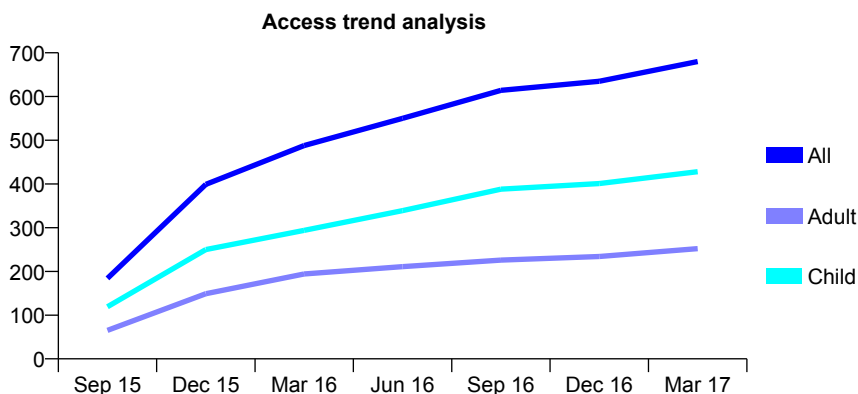
## Q64 - Vital Signs At a Glance Contract Report for 162264/0001 - March 2017

Name or company name	Sarum Dental Centre
Contract type name	GDS Contract
Purpose of contract	General
Contract start date	01/07/2015
Contract end date	

16/17 Contracted general activity (UDA)	1,699
Carry forward general activity (UDA)	-34
16/17 Contracted orthodontic activity (UOA)	0
Carry forward orthodontic activity (UOA)	0
Baseline contract value	£45,497.44

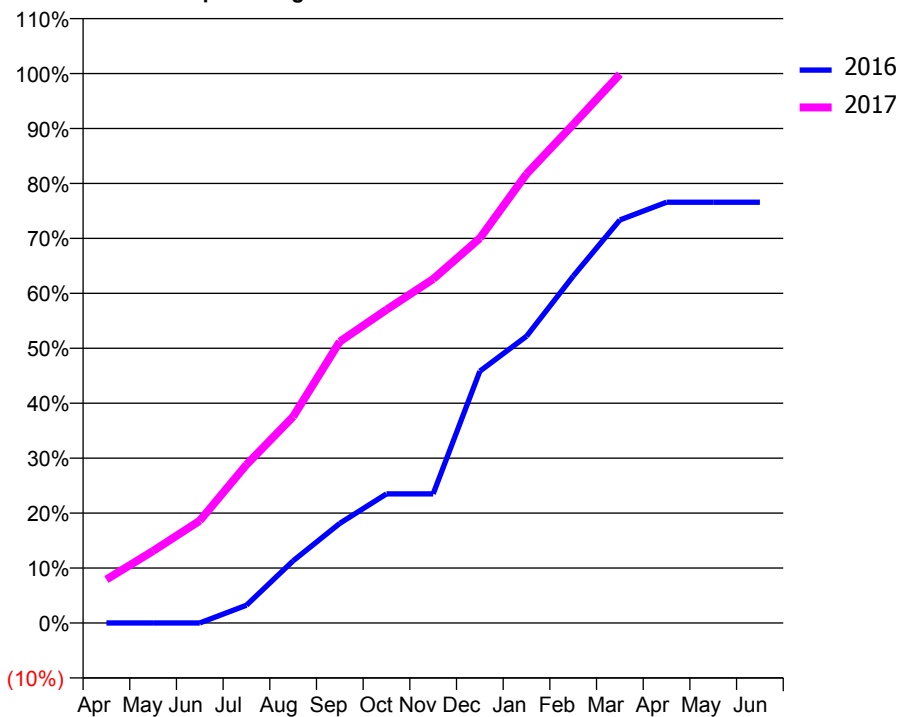
### ACCESS\*

Patients seen in 24 months	Total	Change since previous quarter
Quarter ending March 2016	488	
Quarter ending June 2016	550	↑
Quarter ending September 2016	614	↑
Quarter ending December 2016	635	↑
Quarter ending March 2017	680	↑
<b>Variance since March 2016</b>	<b>39.3%</b>	<b>↑</b>



### ACTIVITY

Cumulative percentage of contracted UDA delivered 2016 & 2017



Adjusted Scheduled Activity (UDA)

Month	2016	2017
April	0	135
May	0	223
June	0	316
July	55	490
August	192	638
September	308	870
October	399	969
November	399	1,064
December	779	1,190
January	887	1,388
February	1,072	1,541
March	1,246	1,697
April	1,301	
May	1,301	
June	1,301	

### QUALITY

	Quantity	Base Number	Contract	AT	Region	England
% of FP17s for the same patient ID Re-attending within 3 months - Children	62	675	9.2%	9.6%	11.9%	12.3%
% of FP17s for the same patient ID Re-attending within 3 months - Adults	42	303	13.9%	14.3%	16.6%	16.7%
% of FP17s for the same patient ID Re-attending between 3 & 9 months - Children	393	675	58.2%	60.6%	60.2%	57.6%
% of FP17s for the same patient ID Re-attending between 3 & 9 months - Adults	184	303	60.7%	51.9%	51.5%	50.1%
% of FP17s for Band 1 Urgent Courses	59	939	6.3%	7.9%	9.5%	9.1%
% of FP17s Relating to Free Repair or Replacements	1	939	0.1%	0.8%	0.7%	0.8%
% of FP17s Relating to Continuations	3	939	0.3%	1.2%	1.2%	1.2%
% of Patients satisfied with the dentistry they have received	4	4	N/A	93.2%	93.1%	92.8%
% of Patients satisfied with the time they had to wait for an appointment	3	4	N/A	89.1%	88.8%	88.7%

\* This is based on patients treated on this contract for their most recent course of treatment. Figures in italics indicate the base number of FP17s or Patient Questionnaire responses are less than 100. N/A is shown where the base number of responses is less than 10 during the period. % is calculated as Quantity/Base number\*100

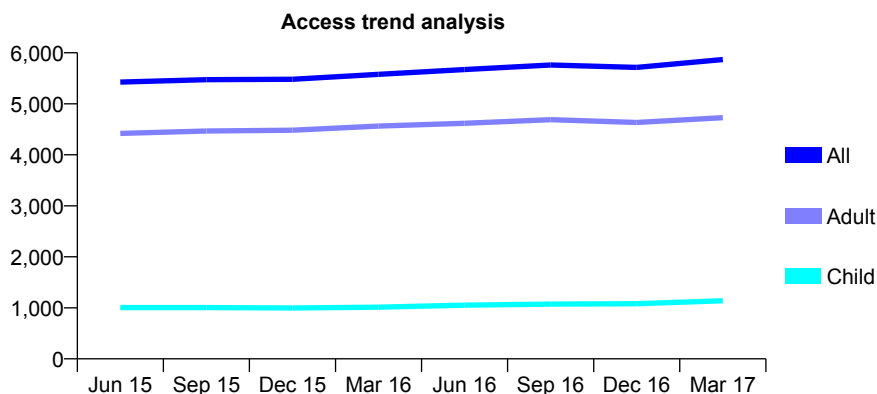
## Q64 - Vital Signs At a Glance Contract Report for 165425/0001 - March 2017

Name or company name	Messenger Dental Practice
Contract type name	GDS Contract
Purpose of contract	General
Contract start date	01/12/2010
Contract end date	

16/17 Contracted general activity (UDA)	16,034
Carry forward general activity (UDA)	209
16/17 Contracted orthodontic activity (UOA)	0
Carry forward orthodontic activity (UOA)	0
Baseline contract value	£441,858.59

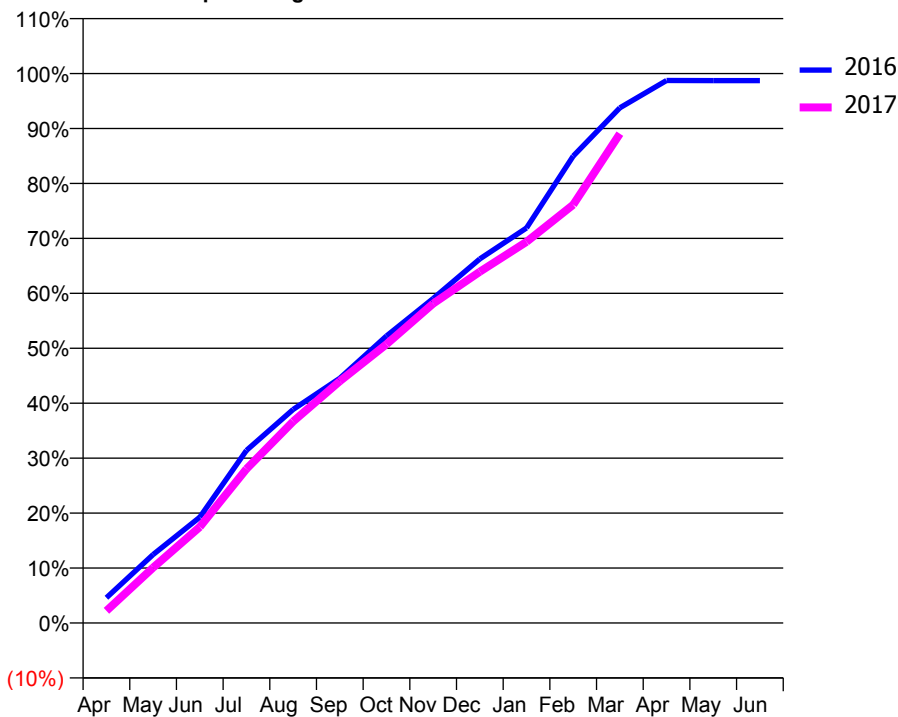
### ACCESS\*

Patients seen in 24 months	Total	Change since previous quarter
Quarter ending March 2016	5,578	
Quarter ending June 2016	5,671	→
Quarter ending September 2016	5,762	→
Quarter ending December 2016	5,714	→
Quarter ending March 2017	5,867	↑
<b>Variance since March 2016</b>	5.2%	↑



### ACTIVITY

Cumulative percentage of contracted UDA delivered 2016 & 2017



Month	Adjusted Scheduled Activity (UDA)	
	2016	2017
April	738	356
May	1,999	1,618
June	3,086	2,803
July	5,036	4,494
August	6,232	5,882
September	7,140	7,058
October	8,374	8,135
November	9,470	9,321
December	10,624	10,250
January	11,527	11,123
February	13,625	12,206
March	15,032	14,276
April	15,829	
May	15,828	
June	15,825	

### QUALITY

	Quantity	Base Number	Contract	AT	Region	England
% of FP17s for the same patient ID Re-attending within 3 months - Children	162	1,824	8.9%	9.6%	11.9%	12.3%
% of FP17s for the same patient ID Re-attending within 3 months - Adults	786	5,950	13.2%	14.3%	16.6%	16.7%
% of FP17s for the same patient ID Re-attending between 3 & 9 months - Children	1,139	1,824	62.4%	60.6%	60.2%	57.6%
% of FP17s for the same patient ID Re-attending between 3 & 9 months - Adults	2,697	5,950	45.3%	51.9%	51.5%	50.1%
% of FP17s for Band 1 Urgent Courses	536	7,442	7.2%	7.9%	9.5%	9.1%
% of FP17s Relating to Free Repair or Replacements	56	7,442	0.8%	0.8%	0.7%	0.8%
% of FP17s Relating to Continuations	40	7,442	0.5%	1.2%	1.2%	1.2%
% of Patients satisfied with the dentistry they have received	28	30	93.3%	93.2%	93.1%	92.8%
% of Patients satisfied with the time they had to wait for an appointment	28	30	93.3%	89.1%	88.8%	88.7%

\* This is based on patients treated on this contract for their most recent course of treatment. Figures in italics indicate the base number of FP17s or Patient Questionnaire responses are less than 100. N/A is shown where the base number of responses is less than 10 during the period. % is calculated as Quantity/Base number\*100

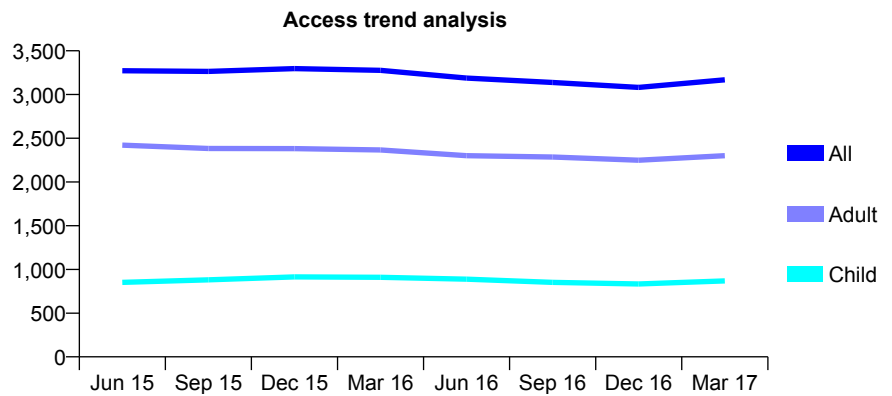
## Q64 - Vital Signs At a Glance Contract Report for 167061/0001 - March 2017

Name or company name	Dentalcare Limited
Contract type name	GDS Contract
Purpose of contract	General
Contract start date	01/08/2009
Contract end date	

16/17 Contracted general activity (UDA)	9,000
Carry forward general activity (UDA)	-180
16/17 Contracted orthodontic activity (UOA)	0
Carry forward orthodontic activity (UOA)	0
Baseline contract value	£232,044.03

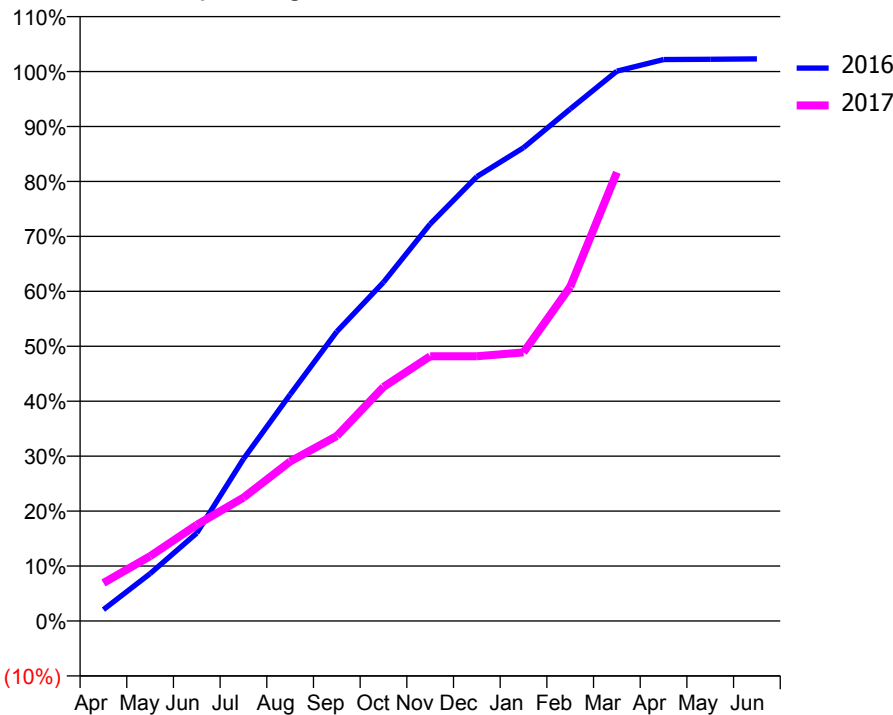
### ACCESS\*

Patients seen in 24 months	Total	Change since previous quarter
Quarter ending March 2016	3,276	
Quarter ending June 2016	3,188	↓
Quarter ending September 2016	3,138	↓
Quarter ending December 2016	3,082	↓
Quarter ending March 2017	3,168	↑
<b>Variance since March 2016</b>	<b>(3.3%)</b>	<b>↓</b>



### ACTIVITY

Cumulative percentage of contracted UDA delivered 2016 & 2017



Month	Adjusted Scheduled Activity (UDA)	
	2016	2017
April	187	624
May	776	1,063
June	1,440	1,577
July	2,656	2,022
August	3,709	2,614
September	4,741	3,030
October	5,549	3,835
November	6,503	4,337
December	7,279	4,337
January	7,753	4,400
February	8,385	5,474
March	9,007	7,348
April	9,195	
May	9,200	
June	9,207	

### QUALITY

	Quantity	Base Number	Contract	AT	Region	England
% of FP17s for the same patient ID Re-attending within 3 months - Children	54	1,195	4.5%	9.6%	11.9%	12.3%
% of FP17s for the same patient ID Re-attending within 3 months - Adults	341	3,167	10.8%	14.3%	16.6%	16.7%
% of FP17s for the same patient ID Re-attending between 3 & 9 months - Children	719	1,195	60.2%	60.6%	60.2%	57.6%
% of FP17s for the same patient ID Re-attending between 3 & 9 months - Adults	1,891	3,167	59.7%	51.9%	51.5%	50.1%
% of FP17s for Band 1 Urgent Courses	311	4,271	7.3%	7.9%	9.5%	9.1%
% of FP17s Relating to Free Repair or Replacements	18	4,271	0.4%	0.8%	0.7%	0.8%
% of FP17s Relating to Continuations	13	4,271	0.3%	1.2%	1.2%	1.2%
% of Patients satisfied with the dentistry they have received	0	1	N/A	93.2%	93.1%	92.8%
% of Patients satisfied with the time they had to wait for an appointment	0	1	N/A	89.1%	88.8%	88.7%

\* This is based on patients treated on this contract for their most recent course of treatment. Figures in italics indicate the base number of FP17s or Patient Questionnaire responses are less than 100. N/A is shown where the base number of responses is less than 10 during the period. % is calculated as Quantity/Base number\*100



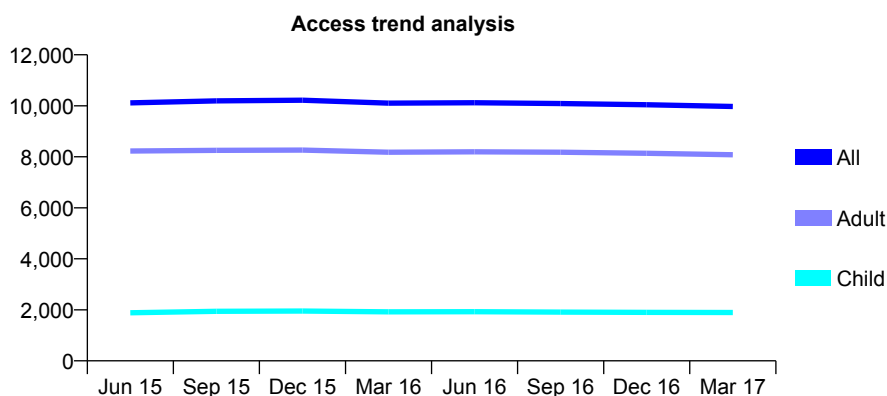
## Q64 - Vital Signs At a Glance Contract Report for 168092/0001 - March 2017

Name or company name	Archway Dental Limited
Contract type name	GDS Contract
Purpose of contract	General
Contract start date	02/08/2010
Contract end date	

16/17 Contracted general activity (UDA)	24,200
Carry forward general activity (UDA)	-484
16/17 Contracted orthodontic activity (UOA)	0
Carry forward orthodontic activity (UOA)	0
Baseline contract value	£540,178.02

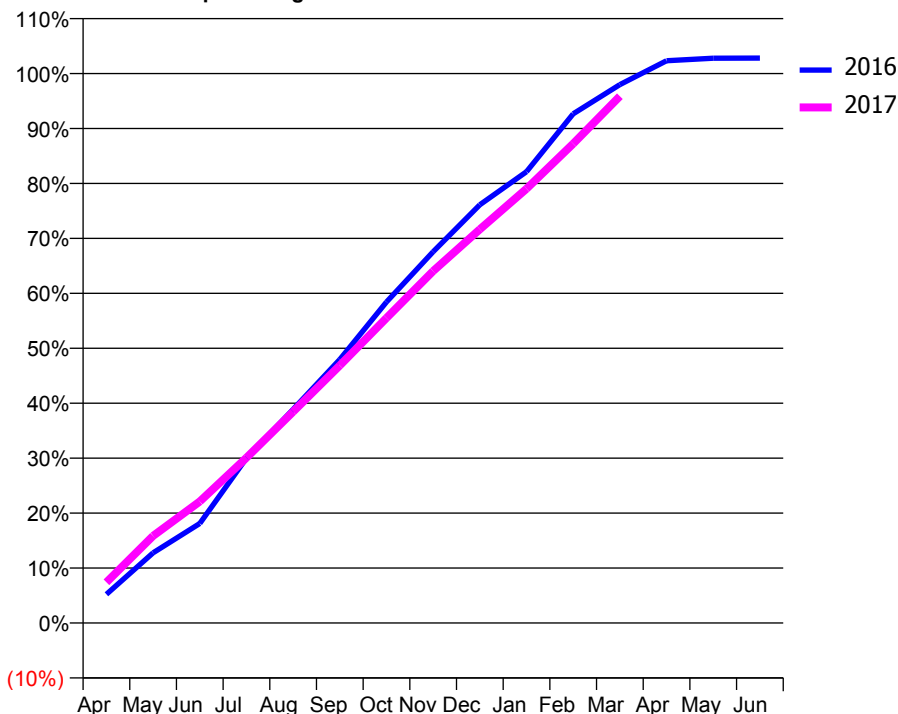
### ACCESS\*

Patients seen in 24 months	Total	Change since previous quarter
Quarter ending March 2016	10,102	
Quarter ending June 2016	10,121	→
Quarter ending September 2016	10,089	→
Quarter ending December 2016	10,040	→
Quarter ending March 2017	9,975	→
<b>Variance since March 2016</b>	<b>(1.3%)</b>	<b>↓</b>



### ACTIVITY

Cumulative percentage of contracted UDA delivered 2016 & 2017



Month	Adjusted Scheduled Activity (UDA)	
	2016	2017
April	1,268	1,793
May	3,094	3,835
June	4,386	5,353
July	7,261	7,282
August	9,413	9,303
September	11,606	11,341
October	14,136	13,433
November	16,352	15,498
December	18,417	17,338
January	19,878	19,123
February	22,425	21,109
March	23,709	23,199
April	24,764	
May	24,874	
June	24,879	

### QUALITY

	Quantity	Base Number	Contract	AT	Region	England
% of FP17s for the same patient ID Re-attending within 3 months - Children	213	3,389	6.3%	9.6%	11.9%	12.3%
% of FP17s for the same patient ID Re-attending within 3 months - Adults	1,697	12,681	13.4%	14.3%	16.6%	16.7%
% of FP17s for the same patient ID Re-attending between 3 & 9 months - Children	2,403	3,389	70.9%	60.6%	60.2%	57.6%
% of FP17s for the same patient ID Re-attending between 3 & 9 months - Adults	7,919	12,681	62.4%	51.9%	51.5%	50.1%
% of FP17s for Band 1 Urgent Courses	777	14,364	5.4%	7.9%	9.5%	9.1%
% of FP17s Relating to Free Repair or Replacements	211	14,364	1.5%	0.8%	0.7%	0.8%
% of FP17s Relating to Continuations	228	14,364	1.6%	1.2%	1.2%	1.2%
% of Patients satisfied with the dentistry they have received	18	18	100.0%	93.2%	93.1%	92.8%
% of Patients satisfied with the time they had to wait for an appointment	13	18	72.2%	89.1%	88.8%	88.7%

\* This is based on patients treated on this contract for their most recent course of treatment. Figures in italics indicate the base number of FP17s or Patient Questionnaire responses are less than 100. N/A is shown where the base number of responses is less than 10 during the period. % is calculated as Quantity/Base number\*100

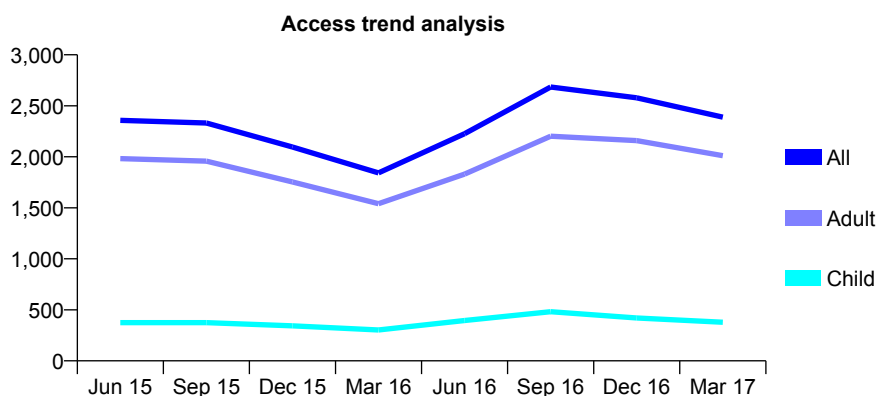
## Q64 - Vital Signs At a Glance Contract Report for 168874/0001 - March 2017

Name or company name	Mr Jiten Doshi
Contract type name	GDS Contract
Purpose of contract	General
Contract start date	01/05/2013
Contract end date	

16/17 Contracted general activity (UDA)	8,940
Carry forward general activity (UDA)	0
16/17 Contracted orthodontic activity (UOA)	0
Carry forward orthodontic activity (UOA)	0
Baseline contract value	£186,512.00

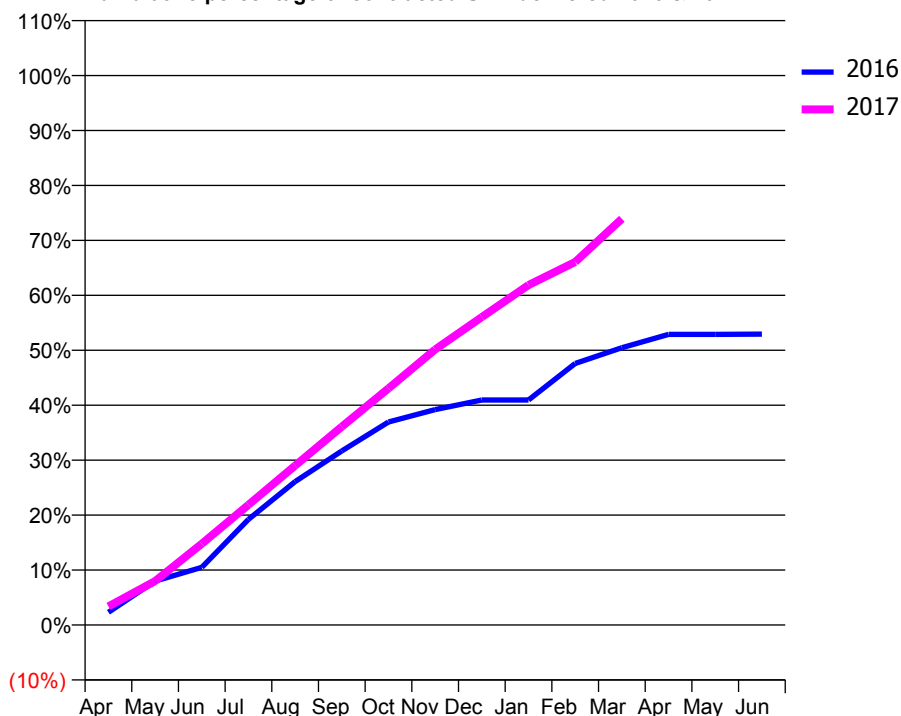
### ACCESS\*

Patients seen in 24 months	Total	Change since previous quarter
Quarter ending March 2016	1,843	
Quarter ending June 2016	2,227	↑
Quarter ending September 2016	2,684	↑
Quarter ending December 2016	2,579	↓
Quarter ending March 2017	2,389	↓
<b>Variance since March 2016</b>	<b>29.6%</b>	<b>↑</b>



### ACTIVITY

Cumulative percentage of contracted UDA delivered 2016 & 2017



Month	Adjusted Scheduled Activity (UDA)	
	2016	2017
April	208	303
May	715	715
June	938	1,321
July	1,719	1,956
August	2,332	2,593
September	2,832	3,228
October	3,302	3,849
November	3,505	4,482
December	3,662	5,010
January	3,662	5,530
February	4,254	5,905
March	4,511	6,609
April	4,729	
May	4,729	
June	4,732	

### QUALITY

	Quantity	Base Number	Contract	AT	Region	England
% of FP17s for the same patient ID Re-attending within 3 months - Children	22	747	2.9%	9.6%	11.9%	12.3%
% of FP17s for the same patient ID Re-attending within 3 months - Adults	421	3,674	11.5%	14.3%	16.6%	16.7%
% of FP17s for the same patient ID Re-attending between 3 & 9 months - Children	225	747	30.1%	60.6%	60.2%	57.6%
% of FP17s for the same patient ID Re-attending between 3 & 9 months - Adults	975	3,674	26.5%	51.9%	51.5%	50.1%
% of FP17s for Band 1 Urgent Courses	535	4,262	12.6%	7.9%	9.5%	9.1%
% of FP17s Relating to Free Repair or Replacements	5	4,262	0.1%	0.8%	0.7%	0.8%
% of FP17s Relating to Continuations	7	4,262	0.2%	1.2%	1.2%	1.2%
% of Patients satisfied with the dentistry they have received	9	9	N/A	93.2%	93.1%	92.8%
% of Patients satisfied with the time they had to wait for an appointment	8	9	N/A	89.1%	88.8%	88.7%

\* This is based on patients treated on this contract for their most recent course of treatment. Figures in italics indicate the base number of FP17s or Patient Questionnaire responses are less than 100. N/A is shown where the base number of responses is less than 10 during the period. % is calculated as Quantity/Base number\*100

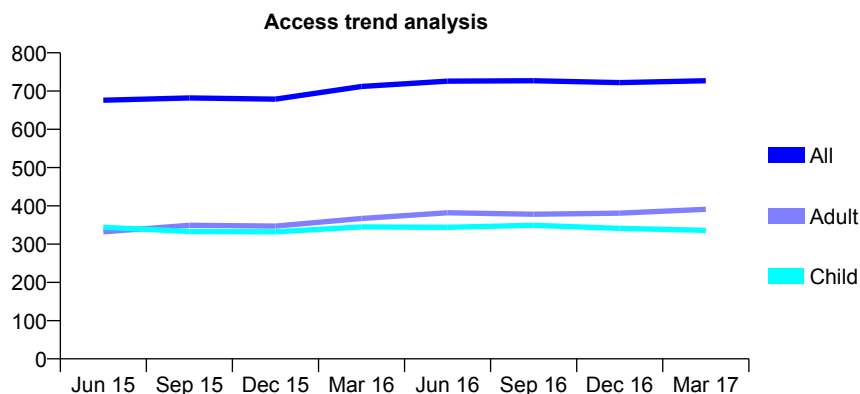
## Q64 - Vital Signs At a Glance Contract Report for 168882/0001 - March 2017

Name or company name	Mr N Parson & Mr A Godara
Contract type name	GDS Contract
Purpose of contract	General
Contract start date	01/08/2012
Contract end date	

16/17 Contracted general activity (UDA)	2,100
Carry forward general activity (UDA)	-32
16/17 Contracted orthodontic activity (UOA)	0
Carry forward orthodontic activity (UOA)	0
Baseline contract value	£52,180.91

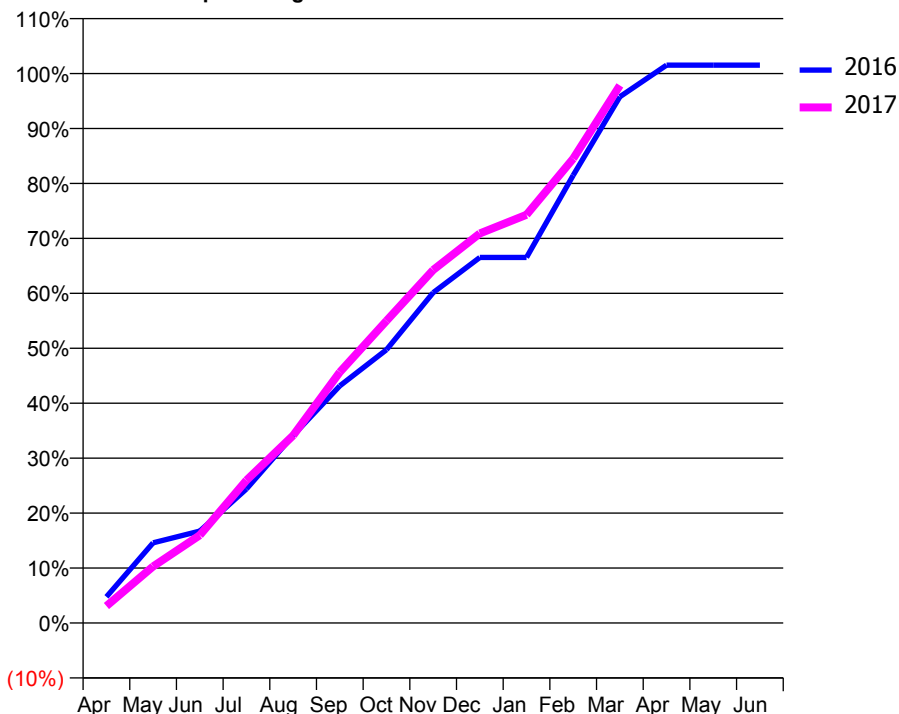
### ACCESS\*

Patients seen in 24 months	Total	Change since previous quarter
Quarter ending March 2016	712	
Quarter ending June 2016	726	→
Quarter ending September 2016	727	→
Quarter ending December 2016	722	→
Quarter ending March 2017	727	→
<b>Variance since March 2016</b>	<b>2.1%</b>	<b>↑</b>



### ACTIVITY

Cumulative percentage of contracted UDA delivered 2016 & 2017



Month	Adjusted Scheduled Activity (UDA)	
	2016	2017
April	100	65
May	306	216
June	352	335
July	512	545
August	717	717
September	906	959
October	1,044	1,155
November	1,263	1,349
December	1,397	1,489
January	1,397	1,560
February	1,711	1,775
March	2,011	2,054
April	2,132	
May	2,132	
June	2,132	

### QUALITY

	Quantity	Base Number	Contract	AT	Region	England
% of FP17s for the same patient ID Re-attending within 3 months - Children	30	572	5.2%	9.6%	11.9%	12.3%
% of FP17s for the same patient ID Re-attending within 3 months - Adults	60	475	12.6%	14.3%	16.6%	16.7%
% of FP17s for the same patient ID Re-attending between 3 & 9 months - Children	422	572	73.8%	60.6%	60.2%	57.6%
% of FP17s for the same patient ID Re-attending between 3 & 9 months - Adults	289	475	60.8%	51.9%	51.5%	50.1%
% of FP17s for Band 1 Urgent Courses	32	981	3.3%	7.9%	9.5%	9.1%
% of FP17s Relating to Free Repair or Replacements	1	981	0.1%	0.8%	0.7%	0.8%
% of FP17s Relating to Continuations	3	981	0.3%	1.2%	1.2%	1.2%
% of Patients satisfied with the dentistry they have received	5	5	N/A	93.2%	93.1%	92.8%
% of Patients satisfied with the time they had to wait for an appointment	5	5	N/A	89.1%	88.8%	88.7%

\* This is based on patients treated on this contract for their most recent course of treatment. Figures in italics indicate the base number of FP17s or Patient Questionnaire responses are less than 100. N/A is shown where the base number of responses is less than 10 during the period. % is calculated as Quantity/Base number\*100

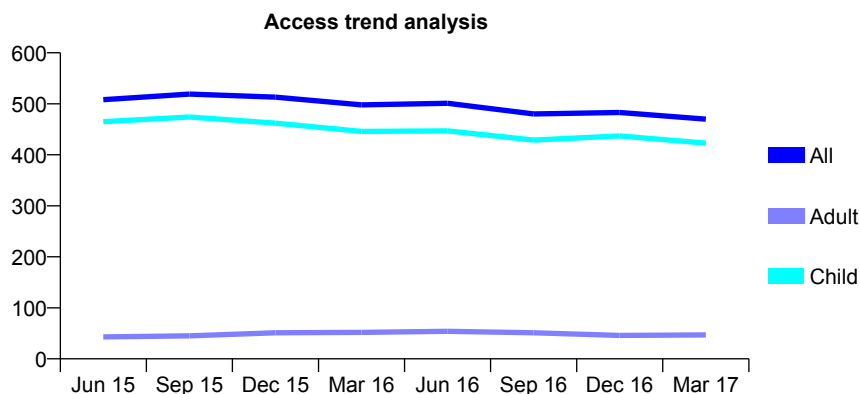
## Q64 - Vital Signs At a Glance Contract Report for 168920/0001 - March 2017

Name or company name	Katherine Price
Contract type name	GDS Contract
Purpose of contract	General
Contract start date	01/03/2013
Contract end date	

16/17 Contracted general activity (UDA)	800
Carry forward general activity (UDA)	-16
16/17 Contracted orthodontic activity (UOA)	0
Carry forward orthodontic activity (UOA)	0
Baseline contract value	£16,837.99

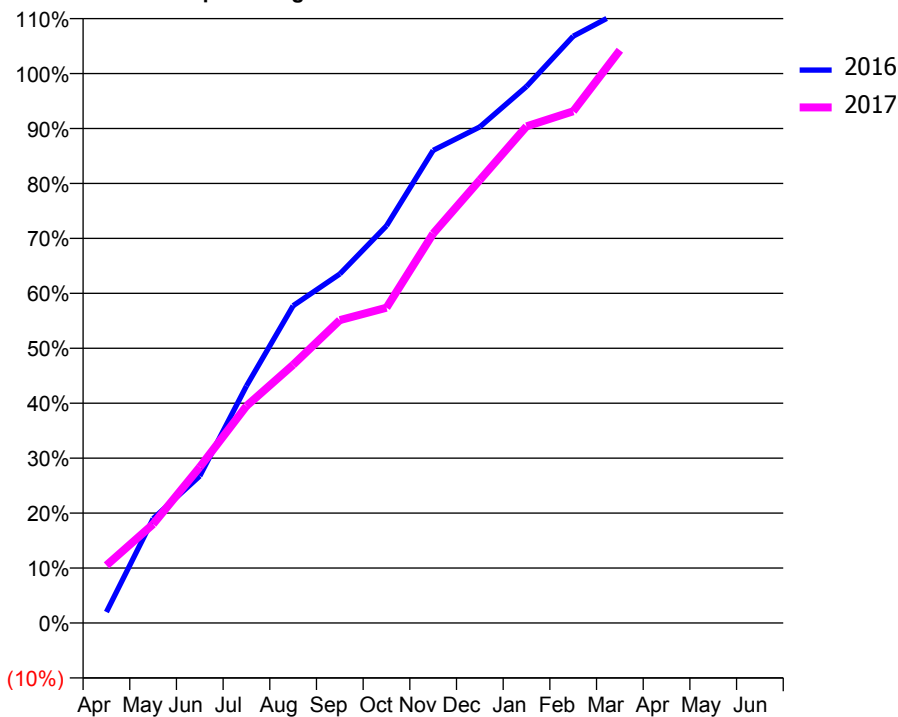
### ACCESS\*

Patients seen in 24 months	Total	Change since previous quarter
Quarter ending March 2016	498	
Quarter ending June 2016	501	→
Quarter ending September 2016	480	↓
Quarter ending December 2016	483	→
Quarter ending March 2017	470	↓
<b>Variance since March 2016</b>	<b>(5.6%)</b>	<b>↓</b>



### ACTIVITY

Cumulative percentage of contracted UDA delivered 2016 & 2017



Month	Adjusted Scheduled Activity (UDA)	
	2016	2017
April	16	84
May	152	144
June	214	227
July	345	316
August	462	376
September	508	441
October	578	459
November	688	567
December	722	645
January	781	723
February	854	745
March	890	834
April	908	
May	908	
June	908	

### QUALITY

	Quantity	Base Number	Contract	AT	Region	England
% of FP17s for the same patient ID Re-attending within 3 months - Children	60	661	9.1%	9.6%	11.9%	12.3%
% of FP17s for the same patient ID Re-attending within 3 months - Adults	0	0	N/A	14.3%	16.6%	16.7%
% of FP17s for the same patient ID Re-attending between 3 & 9 months - Children	405	661	61.3%	60.6%	60.2%	57.6%
% of FP17s for the same patient ID Re-attending between 3 & 9 months - Adults	0	0	N/A	51.9%	51.5%	50.1%
% of FP17s for Band 1 Urgent Courses	0	649	0.0%	7.9%	9.5%	9.1%
% of FP17s Relating to Free Repair or Replacements	0	649	0.0%	0.8%	0.7%	0.8%
% of FP17s Relating to Continuations	0	649	0.0%	1.2%	1.2%	1.2%
% of Patients satisfied with the dentistry they have received	2	2	N/A	93.2%	93.1%	92.8%
% of Patients satisfied with the time they had to wait for an appointment	2	2	N/A	89.1%	88.8%	88.7%

\* This is based on patients treated on this contract for their most recent course of treatment. Figures in italics indicate the base number of FP17s or Patient Questionnaire responses are less than 100. N/A is shown where the base number of responses is less than 10 during the period. % is calculated as Quantity/Base number\*100

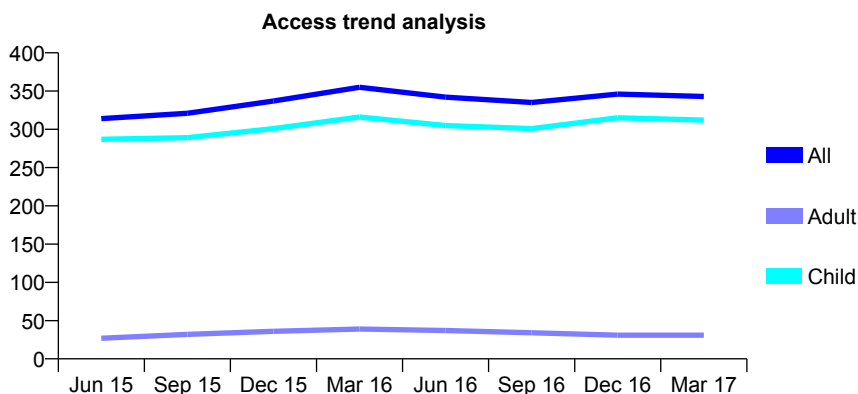
## Q64 - Vital Signs At a Glance Contract Report for 171522/0001 - March 2017

Name or company name	Lechlade Dental Practice
Contract type name	GDS Contract
Purpose of contract	General
Contract start date	01/04/2014
Contract end date	

16/17 Contracted general activity (UDA)	800
Carry forward general activity (UDA)	0
16/17 Contracted orthodontic activity (UOA)	0
Carry forward orthodontic activity (UOA)	0
Baseline contract value	£18,090.08

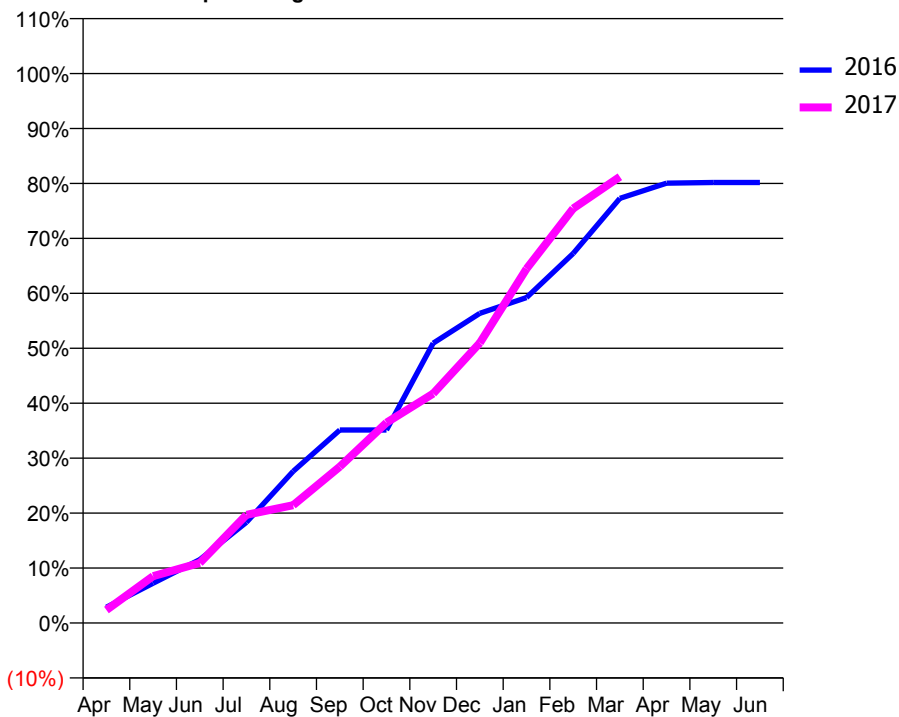
### ACCESS\*

Patients seen in 24 months	Total	Change since previous quarter
Quarter ending March 2016	355	
Quarter ending June 2016	342	↓
Quarter ending September 2016	335	↓
Quarter ending December 2016	346	↑
Quarter ending March 2017	343	→
<b>Variance since March 2016</b>	<b>(3.4%)</b>	<b>↓</b>



### ACTIVITY

Cumulative percentage of contracted UDA delivered 2016 & 2017



Month	Adjusted Scheduled Activity (UDA)	
	2016	2017
April	23	19
May	58	68
June	92	87
July	147	158
August	221	172
September	281	228
October	281	292
November	407	334
December	451	408
January	474	516
February	538	603
March	618	650
April	640	
May	641	
June	641	

### QUALITY

	Quantity	Base Number	Contract	AT	Region	England
% of FP17s for the same patient ID Re-attending within 3 months - Children	23	400	5.8%	9.6%	11.9%	12.3%
% of FP17s for the same patient ID Re-attending within 3 months - Adults	1	14	7.1%	14.3%	16.6%	16.7%
% of FP17s for the same patient ID Re-attending between 3 & 9 months - Children	236	400	59.0%	60.6%	60.2%	57.6%
% of FP17s for the same patient ID Re-attending between 3 & 9 months - Adults	11	14	78.6%	51.9%	51.5%	50.1%
% of FP17s for Band 1 Urgent Courses	13	389	3.3%	7.9%	9.5%	9.1%
% of FP17s Relating to Free Repair or Replacements	0	389	0.0%	0.8%	0.7%	0.8%
% of FP17s Relating to Continuations	0	389	0.0%	1.2%	1.2%	1.2%
% of Patients satisfied with the dentistry they have received	0	0	N/A	93.2%	93.1%	92.8%
% of Patients satisfied with the time they had to wait for an appointment	0	0	N/A	89.1%	88.8%	88.7%

\* This is based on patients treated on this contract for their most recent course of treatment. Figures in italics indicate the base number of FP17s or Patient Questionnaire responses are less than 100. N/A is shown where the base number of responses is less than 10 during the period. % is calculated as Quantity/Base number\*100

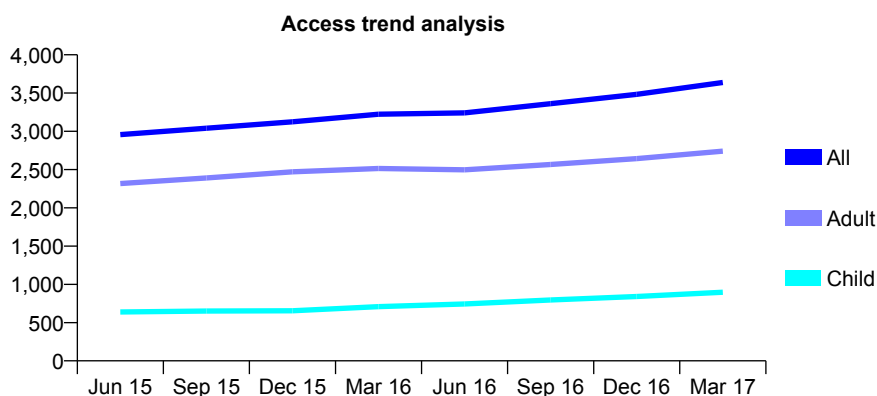
## Q64 - Vital Signs At a Glance Contract Report for 172138/0001 - March 2017

Name or company name	Mr Georgios Mexias
Contract type name	GDS Contract
Purpose of contract	General
Contract start date	01/12/2013
Contract end date	

16/17 Contracted general activity (UDA)	10,143
Carry forward general activity (UDA)	0
16/17 Contracted orthodontic activity (UOA)	0
Carry forward orthodontic activity (UOA)	0
Baseline contract value	£212,392.22

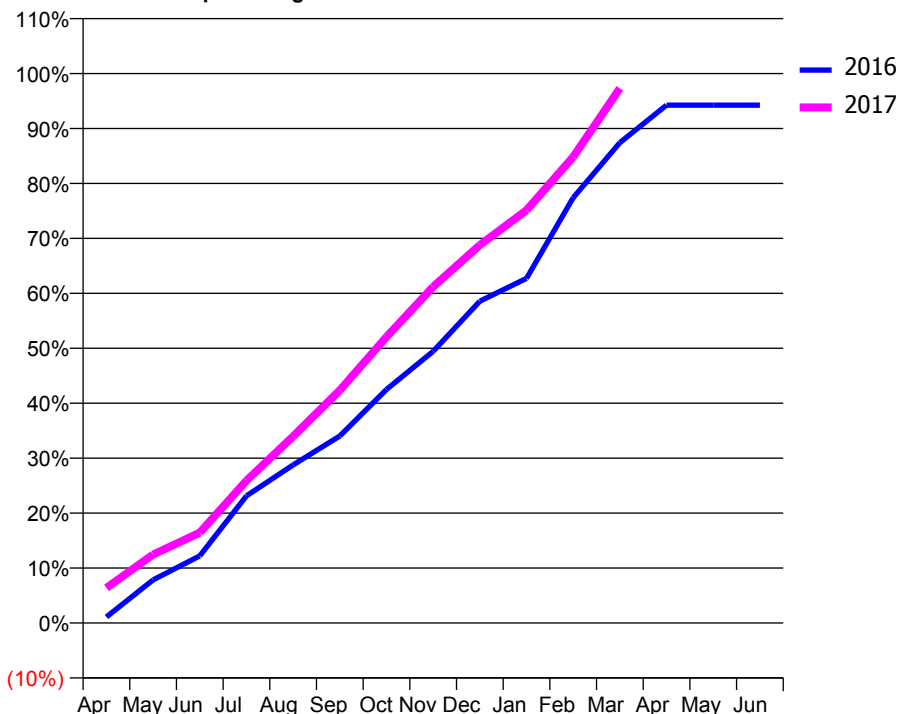
### ACCESS\*

Patients seen in 24 months	Total	Change since previous quarter
Quarter ending March 2016	3,224	
Quarter ending June 2016	3,241	→
Quarter ending September 2016	3,361	↑
Quarter ending December 2016	3,484	↑
Quarter ending March 2017	3,638	↑
<b>Variance since March 2016</b>	<b>12.8%</b>	<b>↑</b>



### ACTIVITY

Cumulative percentage of contracted UDA delivered 2016 & 2017



Month	Adjusted Scheduled Activity (UDA)	
	2016	2017
April	112	648
May	796	1,264
June	1,240	1,667
July	2,346	2,629
August	2,917	3,444
September	3,452	4,297
October	4,312	5,281
November	5,014	6,206
December	5,941	6,978
January	6,360	7,619
February	7,851	8,603
March	8,868	9,869
April	9,559	
May	9,559	
June	9,559	

### QUALITY

	Quantity	Base Number	Contract	AT	Region	England
% of FP17s for the same patient ID Re-attending within 3 months - Children	83	1,414	5.9%	9.6%	11.9%	12.3%
% of FP17s for the same patient ID Re-attending within 3 months - Adults	563	4,228	13.3%	14.3%	16.6%	16.7%
% of FP17s for the same patient ID Re-attending between 3 & 9 months - Children	831	1,414	58.8%	60.6%	60.2%	57.6%
% of FP17s for the same patient ID Re-attending between 3 & 9 months - Adults	2,541	4,228	60.1%	51.9%	51.5%	50.1%
% of FP17s for Band 1 Urgent Courses	395	5,380	7.3%	7.9%	9.5%	9.1%
% of FP17s Relating to Free Repair or Replacements	29	5,380	0.5%	0.8%	0.7%	0.8%
% of FP17s Relating to Continuations	28	5,380	0.5%	1.2%	1.2%	1.2%
% of Patients satisfied with the dentistry they have received	12	12	100.0%	93.2%	93.1%	92.8%
% of Patients satisfied with the time they had to wait for an appointment	12	12	100.0%	89.1%	88.8%	88.7%

\* This is based on patients treated on this contract for their most recent course of treatment. Figures in italics indicate the base number of FP17s or Patient Questionnaire responses are less than 100. N/A is shown where the base number of responses is less than 10 during the period. % is calculated as Quantity/Base number\*100

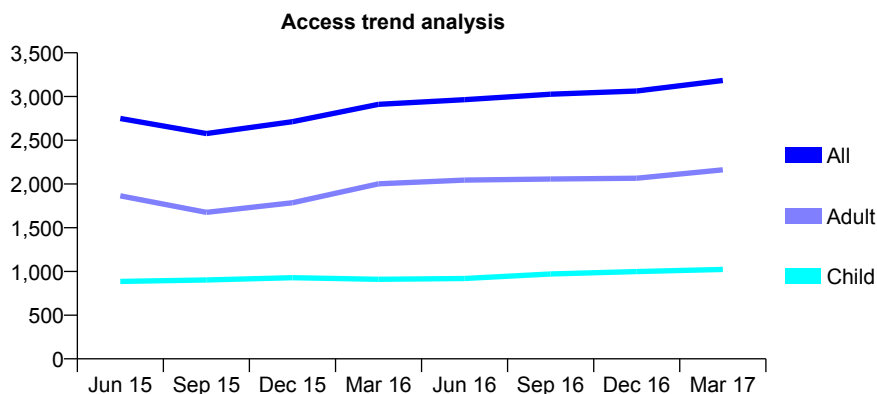
## Q64 - Vital Signs At a Glance Contract Report for 173371/0001 - March 2017

Name or company name	The Parks Dental Practice
Contract type name	GDS Contract
Purpose of contract	General
Contract start date	21/03/2013
Contract end date	

16/17 Contracted general activity (UDA)	7,000
Carry forward general activity (UDA)	30
16/17 Contracted orthodontic activity (UOA)	0
Carry forward orthodontic activity (UOA)	0
Baseline contract value	£168,917.24

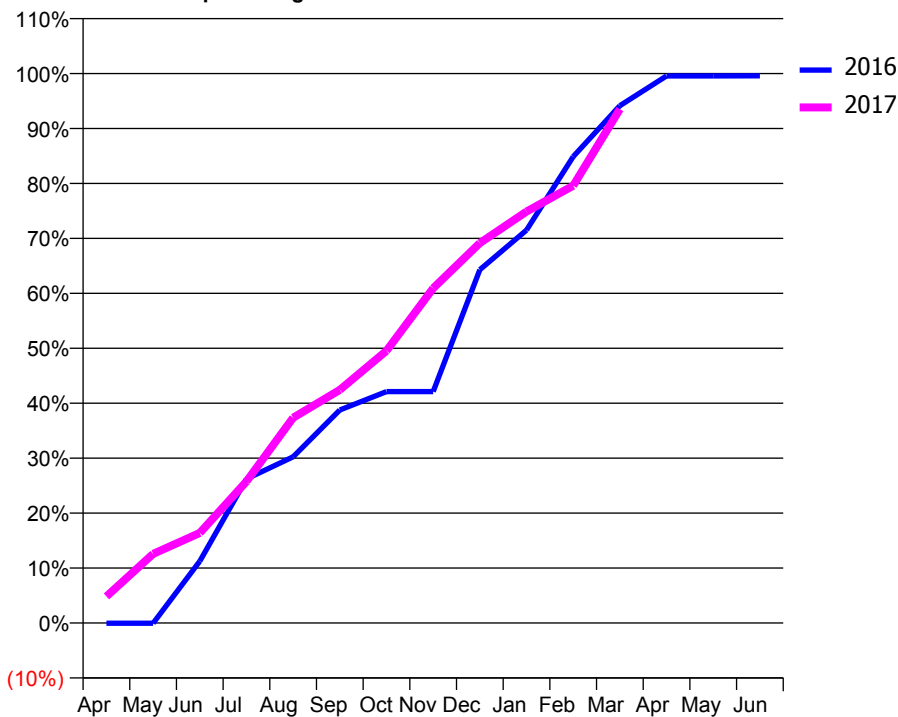
### ACCESS\*

Patients seen in 24 months	Total	Change since previous quarter
Quarter ending March 2016	2,911	
Quarter ending June 2016	2,964	→
Quarter ending September 2016	3,026	↑
Quarter ending December 2016	3,063	→
Quarter ending March 2017	3,184	↑
<b>Variance since March 2016</b>	<b>9.4%</b>	<b>↑</b>



### ACTIVITY

Cumulative percentage of contracted UDA delivered 2016 & 2017



Month	Adjusted Scheduled Activity (UDA)	
	2016	2017
April	-4	339
May	-4	880
June	788	1,147
July	1,836	1,804
August	2,117	2,615
September	2,714	2,971
October	2,948	3,468
November	2,948	4,264
December	4,501	4,841
January	5,004	5,241
February	5,942	5,570
March	6,590	6,546
April	6,969	
May	6,969	
June	6,970	

### QUALITY

	Quantity	Base Number	Contract	AT	Region	England
% of FP17s for the same patient ID Re-attending within 3 months - Children	142	1,726	8.2%	9.6%	11.9%	12.3%
% of FP17s for the same patient ID Re-attending within 3 months - Adults	339	2,299	14.7%	14.3%	16.6%	16.7%
% of FP17s for the same patient ID Re-attending between 3 & 9 months - Children	1,111	1,726	64.4%	60.6%	60.2%	57.6%
% of FP17s for the same patient ID Re-attending between 3 & 9 months - Adults	877	2,299	38.1%	51.9%	51.5%	50.1%
% of FP17s for Band 1 Urgent Courses	475	3,781	12.6%	7.9%	9.5%	9.1%
% of FP17s Relating to Free Repair or Replacements	45	3,781	1.2%	0.8%	0.7%	0.8%
% of FP17s Relating to Continuations	18	3,781	0.5%	1.2%	1.2%	1.2%
% of Patients satisfied with the dentistry they have received	11	12	91.7%	93.2%	93.1%	92.8%
% of Patients satisfied with the time they had to wait for an appointment	12	12	100.0%	89.1%	88.8%	88.7%

\* This is based on patients treated on this contract for their most recent course of treatment. Figures in italics indicate the base number of FP17s or Patient Questionnaire responses are less than 100. N/A is shown where the base number of responses is less than 10 during the period. % is calculated as Quantity/Base number\*100

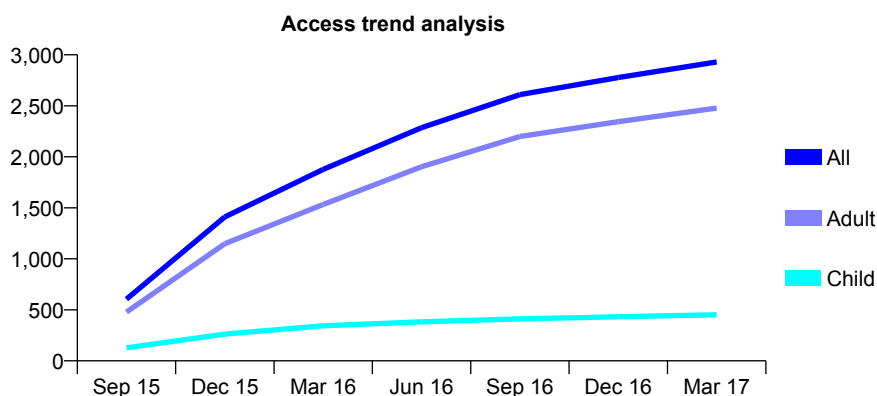
## Q64 - Vital Signs At a Glance Contract Report for 178152/0001 - March 2017

Name or company name	PW & SM Phillips
Contract type name	GDS Contract
Purpose of contract	General
Contract start date	01/07/2015
Contract end date	

16/17 Contracted general activity (UDA)	9,000
Carry forward general activity (UDA)	0
16/17 Contracted orthodontic activity (UOA)	0
Carry forward orthodontic activity (UOA)	0
Baseline contract value	£211,258.53

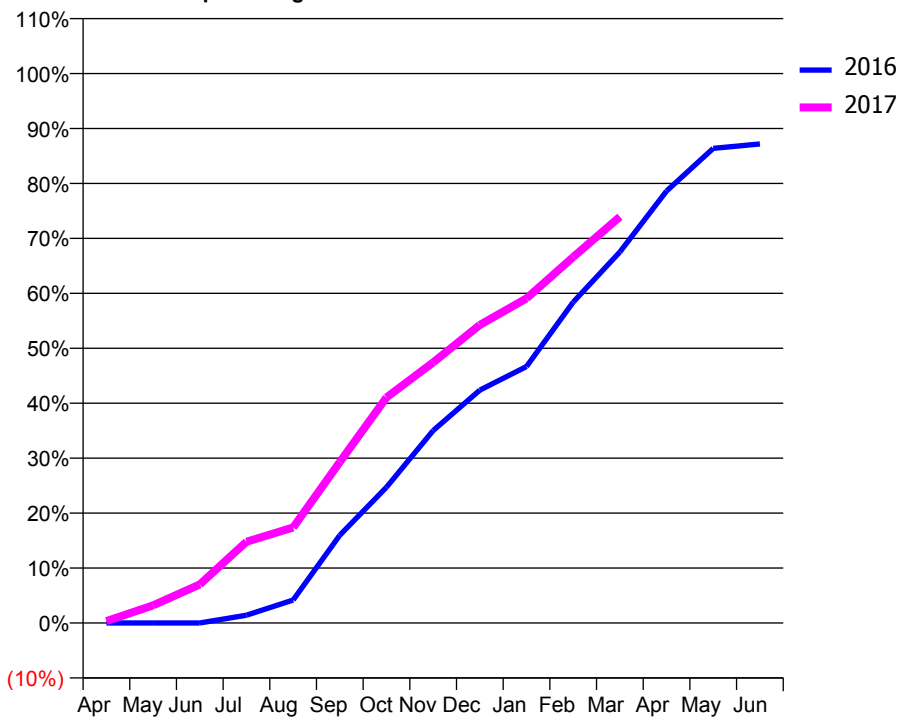
### ACCESS\*

Patients seen in 24 months	Total	Change since previous quarter
Quarter ending March 2016	1,876	
Quarter ending June 2016	2,286	↑
Quarter ending September 2016	2,610	↑
Quarter ending December 2016	2,777	↑
Quarter ending March 2017	2,930	↑
<b>Variance since March 2016</b>	<b>56.2%</b>	<b>↑</b>



### ACTIVITY

Cumulative percentage of contracted UDA delivered 2016 & 2017



Month	Adjusted Scheduled Activity (UDA)	
	2016	2017
April	0	32
May	0	290
June	0	633
July	96	1,332
August	282	1,564
September	1,078	2,637
October	1,669	3,695
November	2,365	4,269
December	2,862	4,882
January	3,150	5,318
February	3,941	5,994
March	4,557	6,653
April	5,306	
May	5,831	
June	5,885	

### QUALITY

	Quantity	Base Number	Contract	AT	Region	England
% of FP17s for the same patient ID Re-attending within 3 months - Children	28	660	4.2%	9.6%	11.9%	12.3%
% of FP17s for the same patient ID Re-attending within 3 months - Adults	508	3,258	15.6%	14.3%	16.6%	16.7%
% of FP17s for the same patient ID Re-attending between 3 & 9 months - Children	316	660	47.9%	60.6%	60.2%	57.6%
% of FP17s for the same patient ID Re-attending between 3 & 9 months - Adults	1,349	3,258	41.4%	51.9%	51.5%	50.1%
% of FP17s for Band 1 Urgent Courses	558	3,332	16.7%	7.9%	9.5%	9.1%
% of FP17s Relating to Free Repair or Replacements	78	3,332	2.3%	0.8%	0.7%	0.8%
% of FP17s Relating to Continuations	5	3,332	0.2%	1.2%	1.2%	1.2%
% of Patients satisfied with the dentistry they have received	29	31	93.5%	93.2%	93.1%	92.8%
% of Patients satisfied with the time they had to wait for an appointment	30	31	96.8%	89.1%	88.8%	88.7%

\* This is based on patients treated on this contract for their most recent course of treatment. Figures in italics indicate the base number of FP17s or Patient Questionnaire responses are less than 100. N/A is shown where the base number of responses is less than 10 during the period. % is calculated as Quantity/Base number\*100



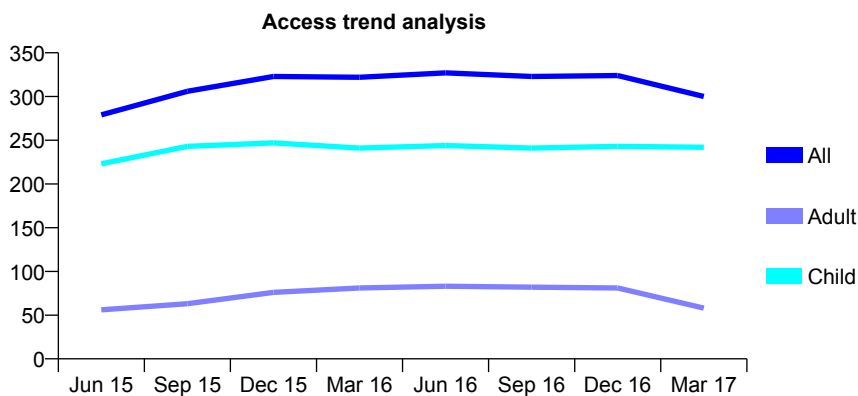
## Q64 - Vital Signs At a Glance Contract Report for 179442/0001 - March 2017

Name or company name	Mr Carl Stuart Sainsbury Roberts
Contract type name	GDS Contract
Purpose of contract	General and Orthodontic
Contract start date	01/04/2014
Contract end date	

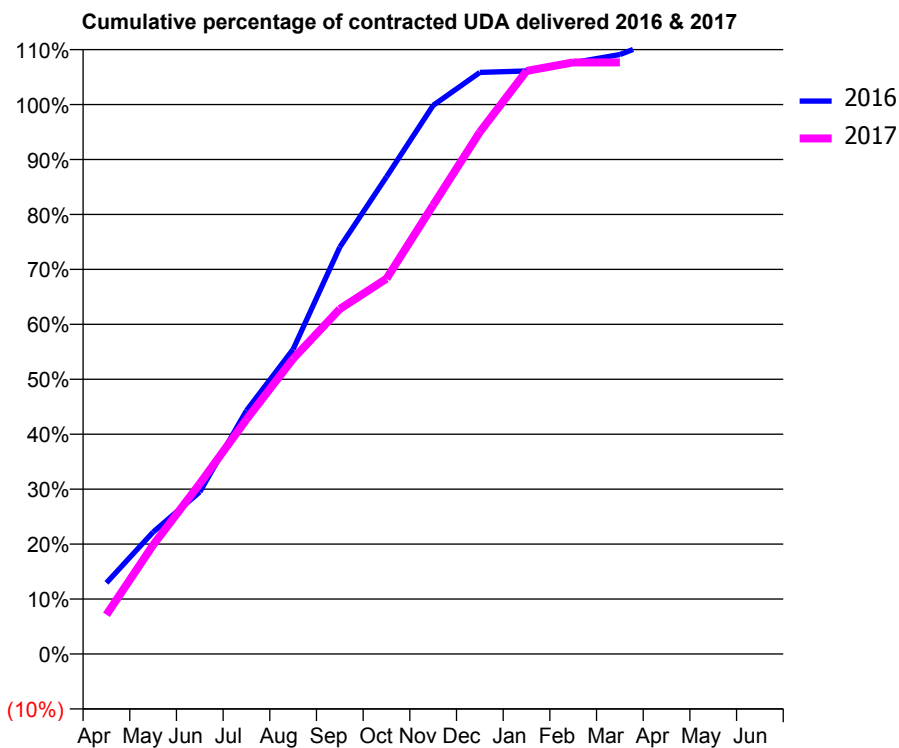
16/17 Contracted general activity (UDA)	400
Carry forward general activity (UDA)	-8
16/17 Contracted orthodontic activity (UOA)	0
Carry forward orthodontic activity (UOA)	0
Baseline contract value	£12,045.14

### ACCESS\*

Patients seen in 24 months	Total	Change since previous quarter
Quarter ending March 2016	322	
Quarter ending June 2016	327	→
Quarter ending September 2016	323	↓
Quarter ending December 2016	324	→
Quarter ending March 2017	300	↓
<b>Variance since March 2016</b>	<b>(6.8%)</b>	<b>↓</b>



### ACTIVITY



Month	Adjusted Scheduled Activity (UDA)	
	2016	2017
April	52	29
May	89	79
June	118	124
July	177	171
August	222	215
September	296	251
October	347	273
November	399	327
December	423	380
January	424	424
February	430	431
March	436	431
April	449	
May	449	
June	449	

### QUALITY

	Quantity	Base Number	Contract	AT	Region	England
% of FP17s for the same patient ID Re-attending within 3 months - Children	13	320	4.1%	9.6%	11.9%	12.3%
% of FP17s for the same patient ID Re-attending within 3 months - Adults	2	22	9.1%	14.3%	16.6%	16.7%
% of FP17s for the same patient ID Re-attending between 3 & 9 months - Children	126	320	39.4%	60.6%	60.2%	57.6%
% of FP17s for the same patient ID Re-attending between 3 & 9 months - Adults	3	22	13.6%	51.9%	51.5%	50.1%
% of FP17s for Band 1 Urgent Courses	23	329	7.0%	7.9%	9.5%	9.1%
% of FP17s Relating to Free Repair or Replacements	1	329	0.3%	0.8%	0.7%	0.8%
% of FP17s Relating to Continuations	0	329	0.0%	1.2%	1.2%	1.2%
% of Patients satisfied with the dentistry they have received	0	0	N/A	93.2%	93.1%	92.8%
% of Patients satisfied with the time they had to wait for an appointment	0	0	N/A	89.1%	88.8%	88.7%

\* This is based on patients treated on this contract for their most recent course of treatment. Figures in italics indicate the base number of FP17s or Patient Questionnaire responses are less than 100. N/A is shown where the base number of responses is less than 10 during the period. % is calculated as Quantity/Base number\*100

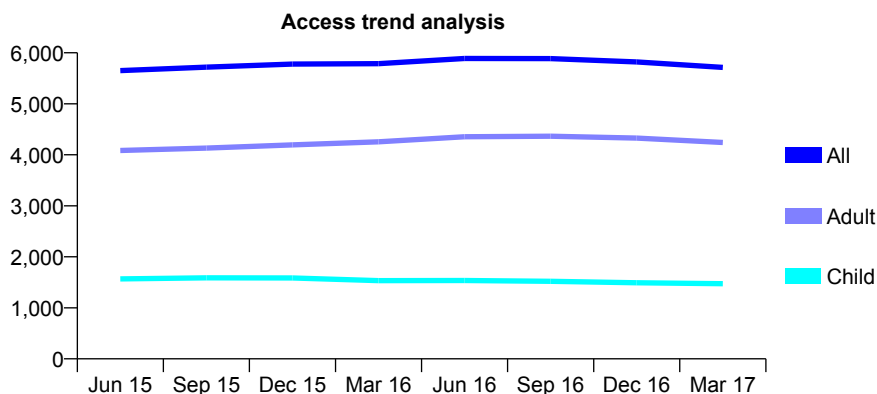
## Q64 - Vital Signs At a Glance Contract Report for 181110/0001 - March 2017

Name or company name	IDH Limited
Contract type name	GDS Contract
Purpose of contract	General
Contract start date	01/03/2008
Contract end date	

16/17 Contracted general activity (UDA)	15,100
Carry forward general activity (UDA)	0
16/17 Contracted orthodontic activity (UOA)	0
Carry forward orthodontic activity (UOA)	0
Baseline contract value	£402,740.97

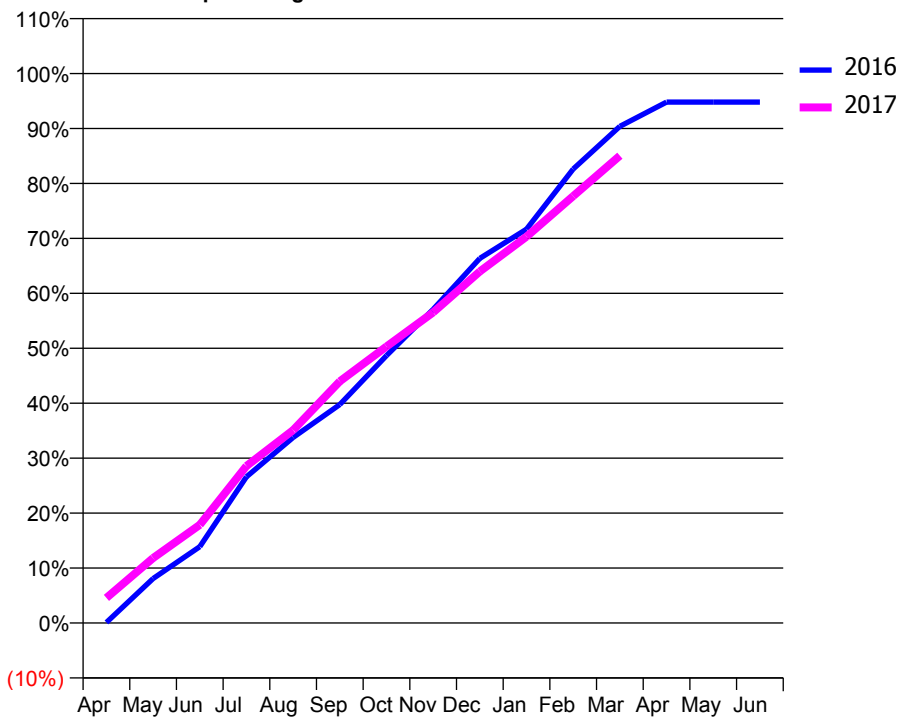
### ACCESS\*

Patients seen in 24 months	Total	Change since previous quarter
Quarter ending March 2016	5,788	
Quarter ending June 2016	5,890	→
Quarter ending September 2016	5,885	→
Quarter ending December 2016	5,821	↓
Quarter ending March 2017	5,713	↓
<b>Variance since March 2016</b>	<b>(1.3%)</b>	<b>↓</b>



### ACTIVITY

Cumulative percentage of contracted UDA delivered 2016 & 2017



Month	Adjusted Scheduled Activity (UDA)	
	2016	2017
April	16	692
May	1,223	1,785
June	2,099	2,700
July	4,017	4,316
August	5,098	5,299
September	6,004	6,643
October	7,349	7,597
November	8,619	8,538
December	10,020	9,661
January	10,822	10,618
February	12,476	11,730
March	13,647	12,840
April	14,315	
May	14,315	
June	14,315	

### QUALITY

	Quantity	Base Number	Contract	AT	Region	England
% of FP17s for the same patient ID Re-attending within 3 months - Children	162	1,907	8.5%	9.6%	11.9%	12.3%
% of FP17s for the same patient ID Re-attending within 3 months - Adults	729	4,790	15.2%	14.3%	16.6%	16.7%
% of FP17s for the same patient ID Re-attending between 3 & 9 months - Children	865	1,907	45.4%	60.6%	60.2%	57.6%
% of FP17s for the same patient ID Re-attending between 3 & 9 months - Adults	1,453	4,790	30.3%	51.9%	51.5%	50.1%
% of FP17s for Band 1 Urgent Courses	572	6,435	8.9%	7.9%	9.5%	9.1%
% of FP17s Relating to Free Repair or Replacements	63	6,435	1.0%	0.8%	0.7%	0.8%
% of FP17s Relating to Continuations	150	6,435	2.3%	1.2%	1.2%	1.2%
% of Patients satisfied with the dentistry they have received	14	15	93.3%	93.2%	93.1%	92.8%
% of Patients satisfied with the time they had to wait for an appointment	13	15	86.7%	89.1%	88.8%	88.7%

\* This is based on patients treated on this contract for their most recent course of treatment. Figures in italics indicate the base number of FP17s or Patient Questionnaire responses are less than 100. N/A is shown where the base number of responses is less than 10 during the period. % is calculated as Quantity/Base number\*100

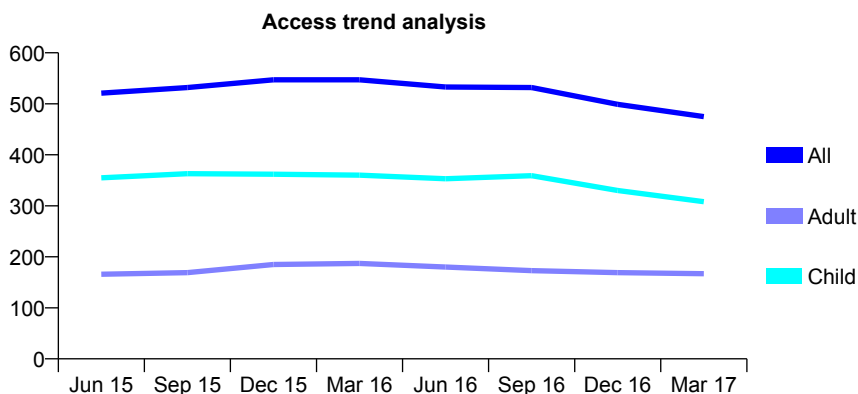
## Q64 - Vital Signs At a Glance Contract Report for 181323/0001 - March 2017

Name or company name	Roger Moore Dental Practice Limited
Contract type name	GDS Contract
Purpose of contract	General
Contract start date	01/04/2008
Contract end date	31/08/2016

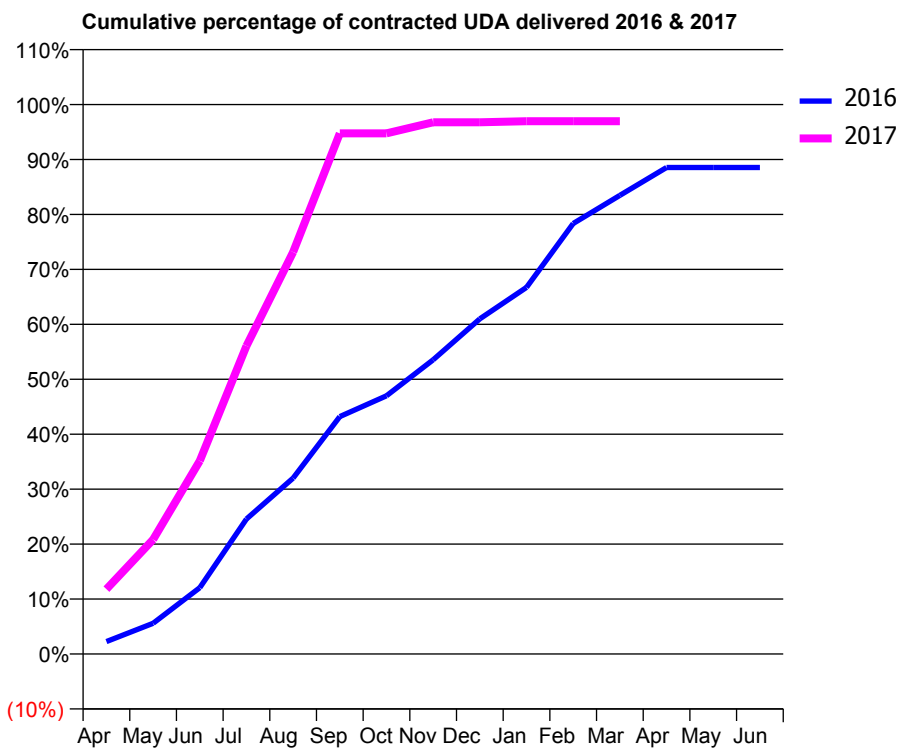
16/17 Contracted general activity (UDA)	500
Carry forward general activity (UDA)	0
16/17 Contracted orthodontic activity (UOA)	0
Carry forward orthodontic activity (UOA)	0
Baseline contract value	£11,766.57

### ACCESS\*

Patients seen in 24 months	Total	Change since previous quarter
Quarter ending March 2016	547	
Quarter ending June 2016	533	↓
Quarter ending September 2016	532	→
Quarter ending December 2016	499	↓
Quarter ending March 2017	475	↓
<b>Variance since March 2016</b>	<b>(13.2%)</b>	<b>↓</b>



### ACTIVITY



Month	Adjusted Scheduled Activity (UDA)	
	2016	2017
April	27	59
May	67	104
June	145	176
July	295	280
August	384	366
September	519	474
October	564	474
November	642	484
December	732	484
January	801	485
February	940	485
March	1,002	485
April	1,063	
May	1,063	
June	1,063	

### QUALITY

	Quantity	Base Number	Contract	AT	Region	England
% of FP17s for the same patient ID Re-attending within 3 months - Children	15	291	5.2%	9.6%	11.9%	12.3%
% of FP17s for the same patient ID Re-attending within 3 months - Adults	9	103	8.7%	14.3%	16.6%	16.7%
% of FP17s for the same patient ID Re-attending between 3 & 9 months - Children	199	291	68.4%	60.6%	60.2%	57.6%
% of FP17s for the same patient ID Re-attending between 3 & 9 months - Adults	66	103	64.1%	51.9%	51.5%	50.1%
% of FP17s for Band 1 Urgent Courses	9	350	2.6%	7.9%	9.5%	9.1%
% of FP17s Relating to Free Repair or Replacements	0	350	0.0%	0.8%	0.7%	0.8%
% of FP17s Relating to Continuations	0	350	0.0%	1.2%	1.2%	1.2%
% of Patients satisfied with the dentistry they have received	0	0	N/A	93.2%	93.1%	92.8%
% of Patients satisfied with the time they had to wait for an appointment	0	0	N/A	89.1%	88.8%	88.7%

\* This is based on patients treated on this contract for their most recent course of treatment. Figures in italics indicate the base number of FP17s or Patient Questionnaire responses are less than 100. N/A is shown where the base number of responses is less than 10 during the period. % is calculated as Quantity/Base number\*100

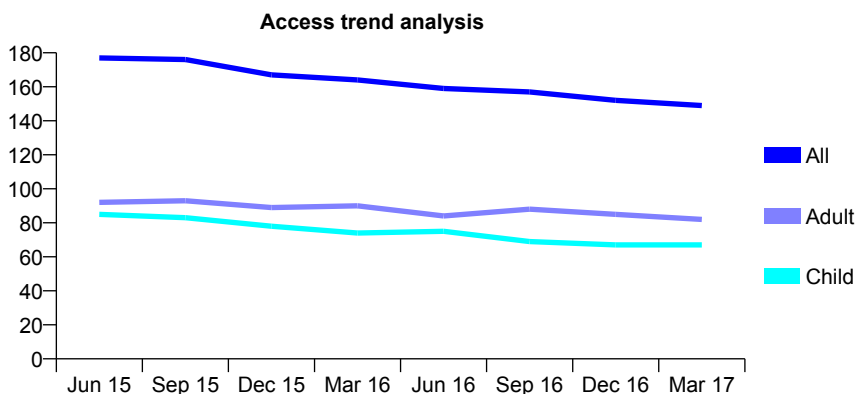
## Q64 - Vital Signs At a Glance Contract Report for 181420/0001 - March 2017

Name or company name	The Cottage Dental & Implant Clinic Limited
Contract type name	GDS Contract
Purpose of contract	General
Contract start date	01/12/2008
Contract end date	

16/17 Contracted general activity (UDA)	650
Carry forward general activity (UDA)	-11
16/17 Contracted orthodontic activity (UOA)	0
Carry forward orthodontic activity (UOA)	0
Baseline contract value	£15,455.38

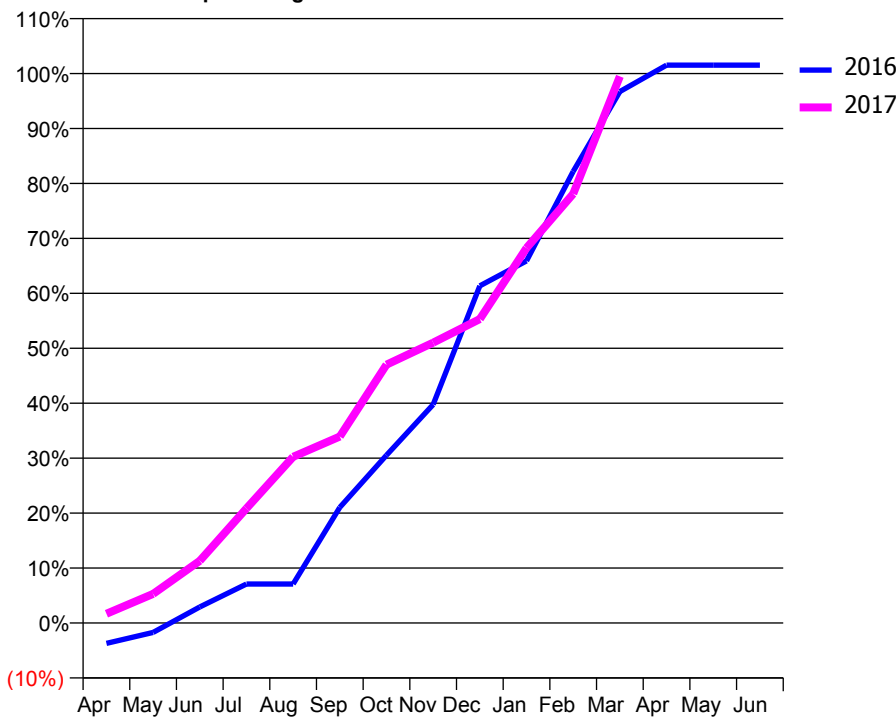
### ACCESS\*

Patients seen in 24 months	Total	Change since previous quarter
Quarter ending March 2016	164	
Quarter ending June 2016	159	↓
Quarter ending September 2016	157	↓
Quarter ending December 2016	152	↓
Quarter ending March 2017	149	↓
<b>Variance since March 2016</b>	<b>(9.1%)</b>	<b>↓</b>



### ACTIVITY

Cumulative percentage of contracted UDA delivered 2016 & 2017



Month	Adjusted Scheduled Activity (UDA)	
	2016	2017
April	-28	11
May	-13	34
June	22	74
July	53	136
August	53	197
September	158	221
October	229	306
November	298	332
December	460	360
January	494	444
February	616	508
March	725	647
April	761	
May	761	
June	761	

### QUALITY

	Quantity	Base Number	Contract	AT	Region	England
% of FP17s for the same patient ID Re-attending within 3 months - Children	5	103	4.9%	9.6%	11.9%	12.3%
% of FP17s for the same patient ID Re-attending within 3 months - Adults	16	105	15.2%	14.3%	16.6%	16.7%
% of FP17s for the same patient ID Re-attending between 3 & 9 months - Children	70	103	68.0%	60.6%	60.2%	57.6%
% of FP17s for the same patient ID Re-attending between 3 & 9 months - Adults	61	105	58.1%	51.9%	51.5%	50.1%
% of FP17s for Band 1 Urgent Courses	3	195	1.5%	7.9%	9.5%	9.1%
% of FP17s Relating to Free Repair or Replacements	0	195	0.0%	0.8%	0.7%	0.8%
% of FP17s Relating to Continuations	7	195	3.6%	1.2%	1.2%	1.2%
% of Patients satisfied with the dentistry they have received	0	0	N/A	93.2%	93.1%	92.8%
% of Patients satisfied with the time they had to wait for an appointment	0	0	N/A	89.1%	88.8%	88.7%

\* This is based on patients treated on this contract for their most recent course of treatment. Figures in italics indicate the base number of FP17s or Patient Questionnaire responses are less than 100. N/A is shown where the base number of responses is less than 10 during the period. % is calculated as Quantity/Base number\*100

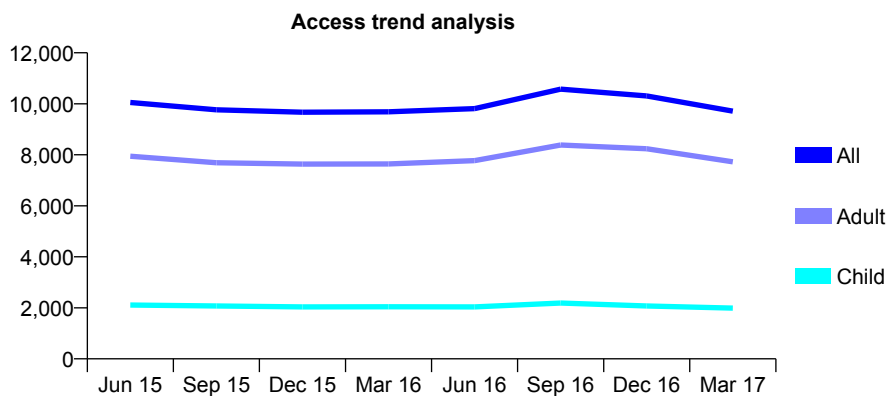
## Q64 - Vital Signs At a Glance Contract Report for 182869/0001 - March 2017

Name or company name	Market Place Dental Practice Ltd
Contract type name	GDS Contract
Purpose of contract	General
Contract start date	01/04/2007
Contract end date	

16/17 Contracted general activity (UDA)	25,000
Carry forward general activity (UDA)	0
16/17 Contracted orthodontic activity (UOA)	0
Carry forward orthodontic activity (UOA)	0
Baseline contract value	£634,673.06

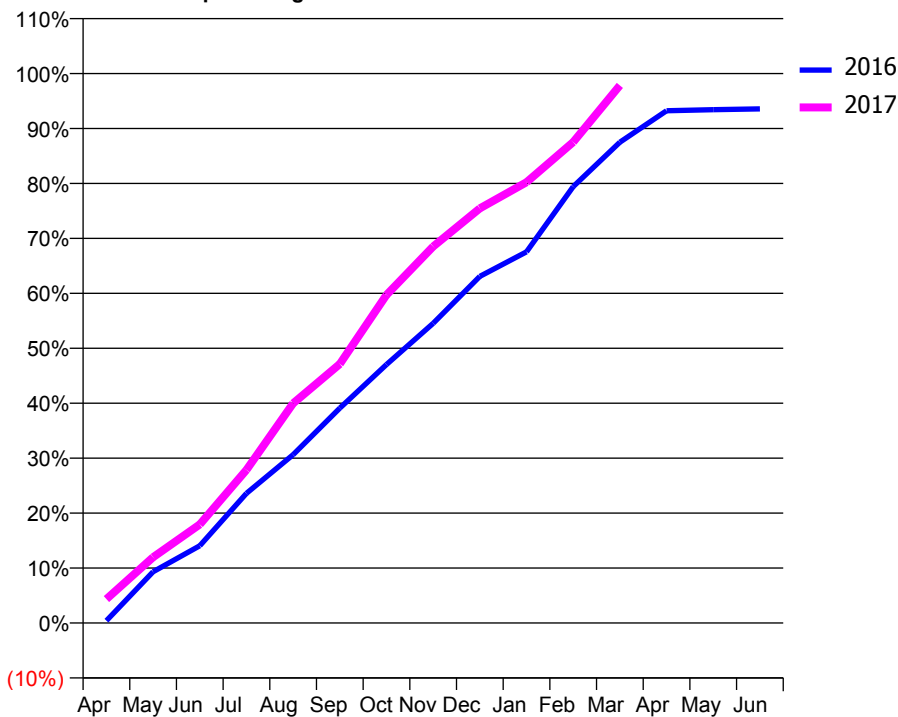
### ACCESS\*

Patients seen in 24 months	Total	Change since previous quarter
Quarter ending March 2016	9,686	
Quarter ending June 2016	9,810	→
Quarter ending September 2016	10,575	↑
Quarter ending December 2016	10,311	↓
Quarter ending March 2017	9,714	↓
<b>Variance since March 2016</b>	<b>0.3%</b>	<b>→</b>



### ACTIVITY

Cumulative percentage of contracted UDA delivered 2016 & 2017



Month	Adjusted Scheduled Activity (UDA)	
	2016	2017
April	107	1,092
May	2,332	2,996
June	3,513	4,489
July	5,899	6,967
August	7,658	9,998
September	9,778	11,782
October	11,761	14,925
November	13,637	17,128
December	15,770	18,867
January	16,885	20,054
February	19,852	21,878
March	21,872	24,459
April	23,308	
May	23,353	
June	23,393	

### QUALITY

	Quantity	Base Number	Contract	AT	Region	England
% of FP17s for the same patient ID Re-attending within 3 months - Children	150	2,936	5.1%	9.6%	11.9%	12.3%
% of FP17s for the same patient ID Re-attending within 3 months - Adults	1,412	11,820	11.9%	14.3%	16.6%	16.7%
% of FP17s for the same patient ID Re-attending between 3 & 9 months - Children	1,465	2,936	49.9%	60.6%	60.2%	57.6%
% of FP17s for the same patient ID Re-attending between 3 & 9 months - Adults	5,871	11,820	49.7%	51.9%	51.5%	50.1%
% of FP17s for Band 1 Urgent Courses	981	13,996	7.0%	7.9%	9.5%	9.1%
% of FP17s Relating to Free Repair or Replacements	57	13,996	0.4%	0.8%	0.7%	0.8%
% of FP17s Relating to Continuations	282	13,996	2.0%	1.2%	1.2%	1.2%
% of Patients satisfied with the dentistry they have received	34	37	91.9%	93.2%	93.1%	92.8%
% of Patients satisfied with the time they had to wait for an appointment	29	37	78.4%	89.1%	88.8%	88.7%

\* This is based on patients treated on this contract for their most recent course of treatment. Figures in italics indicate the base number of FP17s or Patient Questionnaire responses are less than 100. N/A is shown where the base number of responses is less than 10 during the period. % is calculated as Quantity/Base number\*100

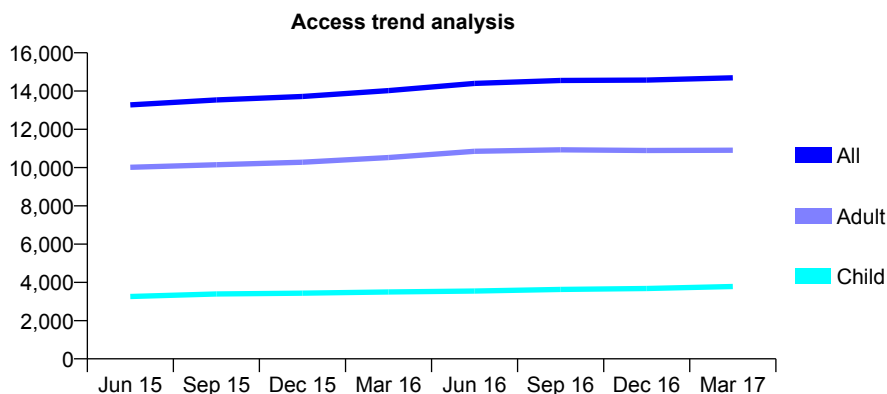
## Q64 - Vital Signs At a Glance Contract Report for 182877/0002 - March 2017

Name or company name	Smileright Limited
Contract type name	GDS Contract
Purpose of contract	General
Contract start date	01/04/2011
Contract end date	

16/17 Contracted general activity (UDA)	50,008
Carry forward general activity (UDA)	-232
16/17 Contracted orthodontic activity (UOA)	0
Carry forward orthodontic activity (UOA)	0
Baseline contract value	£1,179,165.76

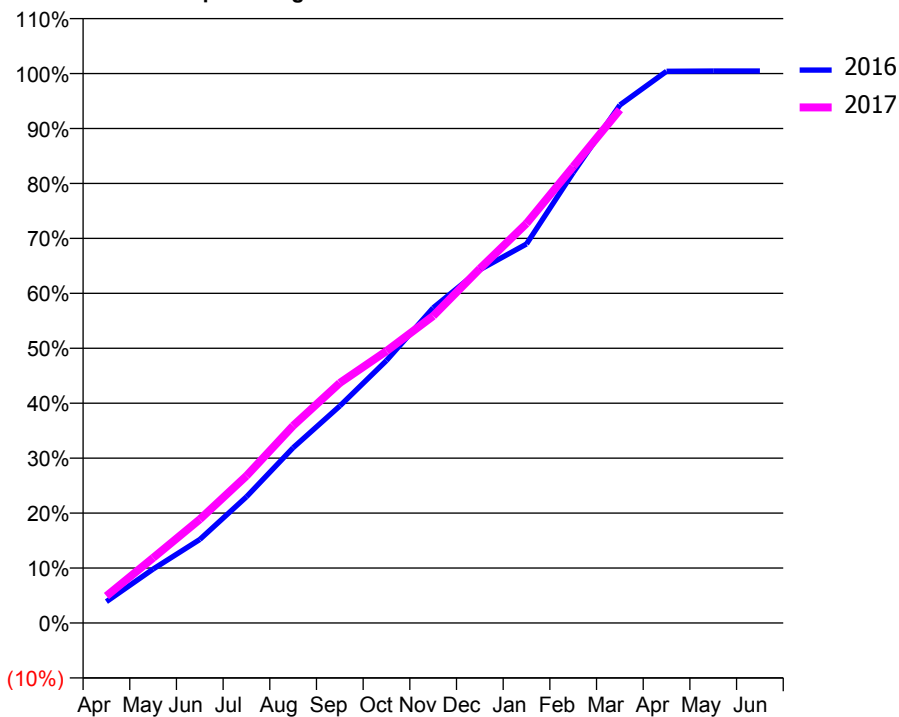
### ACCESS\*

Patients seen in 24 months	Total	Change since previous quarter
Quarter ending March 2016	14,025	
Quarter ending June 2016	14,397	↑
Quarter ending September 2016	14,555	→
Quarter ending December 2016	14,574	→
Quarter ending March 2017	14,694	→
<b>Variance since March 2016</b>	<b>4.8%</b>	<b>↑</b>



### ACTIVITY

Cumulative percentage of contracted UDA delivered 2016 & 2017



Month	Adjusted Scheduled Activity (UDA)	
	2016	2017
April	1,948	2,457
May	4,905	5,923
June	7,606	9,436
July	11,488	13,388
August	15,953	17,954
September	19,755	21,844
October	23,883	24,754
November	28,682	27,937
December	32,157	32,256
January	34,491	36,362
February	40,989	41,537
March	47,137	46,716
April	50,211	
May	50,240	
June	50,240	

### QUALITY

	Quantity	Base Number	Contract	AT	Region	England
% of FP17s for the same patient ID Re-attending within 3 months - Children	367	4,896	7.5%	9.6%	11.9%	12.3%
% of FP17s for the same patient ID Re-attending within 3 months - Adults	1,630	12,450	13.1%	14.3%	16.6%	16.7%
% of FP17s for the same patient ID Re-attending between 3 & 9 months - Children	2,082	4,896	42.5%	60.6%	60.2%	57.6%
% of FP17s for the same patient ID Re-attending between 3 & 9 months - Adults	4,652	12,450	37.4%	51.9%	51.5%	50.1%
% of FP17s for Band 1 Urgent Courses	847	16,386	5.2%	7.9%	9.5%	9.1%
% of FP17s Relating to Free Repair or Replacements	340	16,386	2.1%	0.8%	0.7%	0.8%
% of FP17s Relating to Continuations	293	16,386	1.8%	1.2%	1.2%	1.2%
% of Patients satisfied with the dentistry they have received	45	50	90.0%	93.2%	93.1%	92.8%
% of Patients satisfied with the time they had to wait for an appointment	41	50	82.0%	89.1%	88.8%	88.7%

\* This is based on patients treated on this contract for their most recent course of treatment. Figures in italics indicate the base number of FP17s or Patient Questionnaire responses are less than 100. N/A is shown where the base number of responses is less than 10 during the period. % is calculated as Quantity/Base number\*100

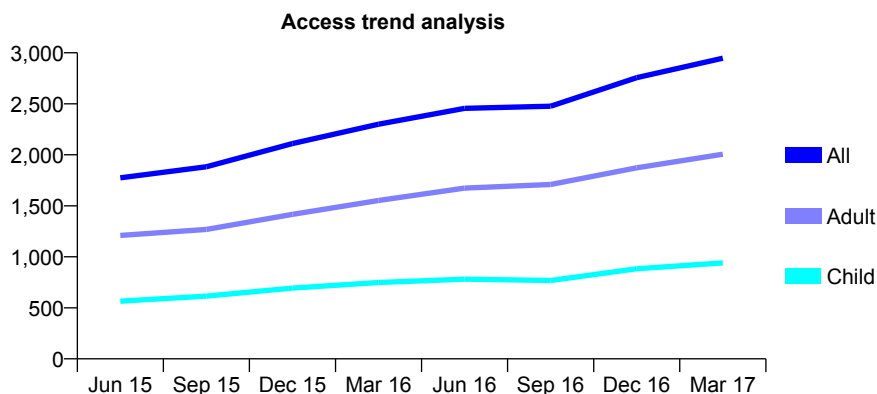
## Q64 - Vital Signs At a Glance Contract Report for 184209/0001 - March 2017

Name or company name	Smilecare Swindon Limited
Contract type name	PDS Plus Contract
Purpose of contract	General
Contract start date	01/04/2013
Contract end date	31/03/2018

16/17 Contracted general activity (UDA)	12,000
Carry forward general activity (UDA)	0
16/17 Contracted orthodontic activity (UOA)	0
Carry forward orthodontic activity (UOA)	0
Baseline contract value	£145,943.03

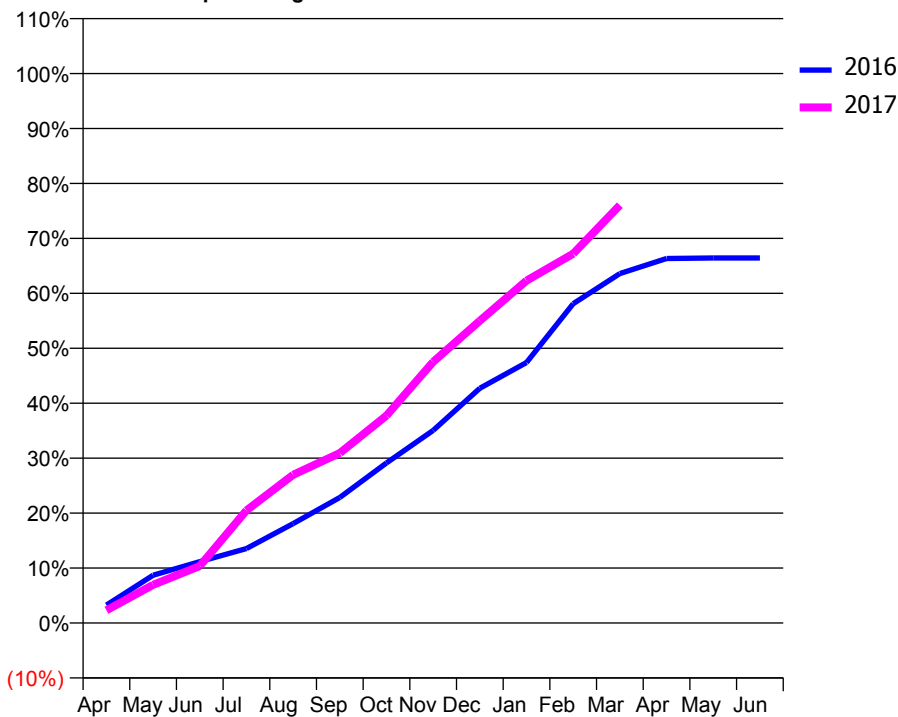
### ACCESS\*

Patients seen in 24 months	Total	Change since previous quarter
Quarter ending March 2016	2,300	
Quarter ending June 2016	2,455	↑
Quarter ending September 2016	2,477	→
Quarter ending December 2016	2,756	↑
Quarter ending March 2017	2,947	↑
<b>Variance since March 2016</b>	<b>28.1%</b>	<b>↑</b>



### ACTIVITY

Cumulative percentage of contracted UDA delivered 2016 & 2017



Month	Adjusted Scheduled Activity (UDA)	
	2016	2017
April	391	279
May	1,044	835
June	1,341	1,244
July	1,627	2,459
August	2,170	3,237
September	2,743	3,711
October	3,496	4,529
November	4,208	5,702
December	5,127	6,599
January	5,688	7,478
February	6,974	8,066
March	7,630	9,125
April	7,961	
May	7,973	
June	7,973	

### QUALITY

	Quantity	Base Number	Contract	AT	Region	England
% of FP17s for the same patient ID Re-attending within 3 months - Children	92	1,082	8.5%	9.6%	11.9%	12.3%
% of FP17s for the same patient ID Re-attending within 3 months - Adults	332	2,307	14.4%	14.3%	16.6%	16.7%
% of FP17s for the same patient ID Re-attending between 3 & 9 months - Children	393	1,082	36.3%	60.6%	60.2%	57.6%
% of FP17s for the same patient ID Re-attending between 3 & 9 months - Adults	839	2,307	36.4%	51.9%	51.5%	50.1%
% of FP17s for Band 1 Urgent Courses	346	3,271	10.6%	7.9%	9.5%	9.1%
% of FP17s Relating to Free Repair or Replacements	51	3,271	1.6%	0.8%	0.7%	0.8%
% of FP17s Relating to Continuations	25	3,271	0.8%	1.2%	1.2%	1.2%
% of Patients satisfied with the dentistry they have received	4	4	N/A	93.2%	93.1%	92.8%
% of Patients satisfied with the time they had to wait for an appointment	4	4	N/A	89.1%	88.8%	88.7%

\* This is based on patients treated on this contract for their most recent course of treatment. Figures in italics indicate the base number of FP17s or Patient Questionnaire responses are less than 100. N/A is shown where the base number of responses is less than 10 during the period. % is calculated as Quantity/Base number\*100

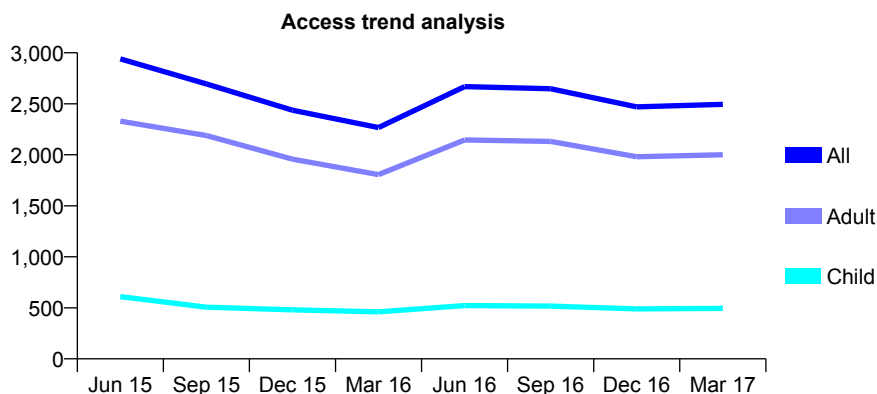
## Q64 - Vital Signs At a Glance Contract Report for 184381/0002 - March 2017

Name or company name	Tetbury Dental Practice
Contract type name	GDS Contract
Purpose of contract	General
Contract start date	01/04/2012
Contract end date	

16/17 Contracted general activity (UDA)	6,131
Carry forward general activity (UDA)	0
16/17 Contracted orthodontic activity (UOA)	0
Carry forward orthodontic activity (UOA)	0
Baseline contract value	£125,758.61

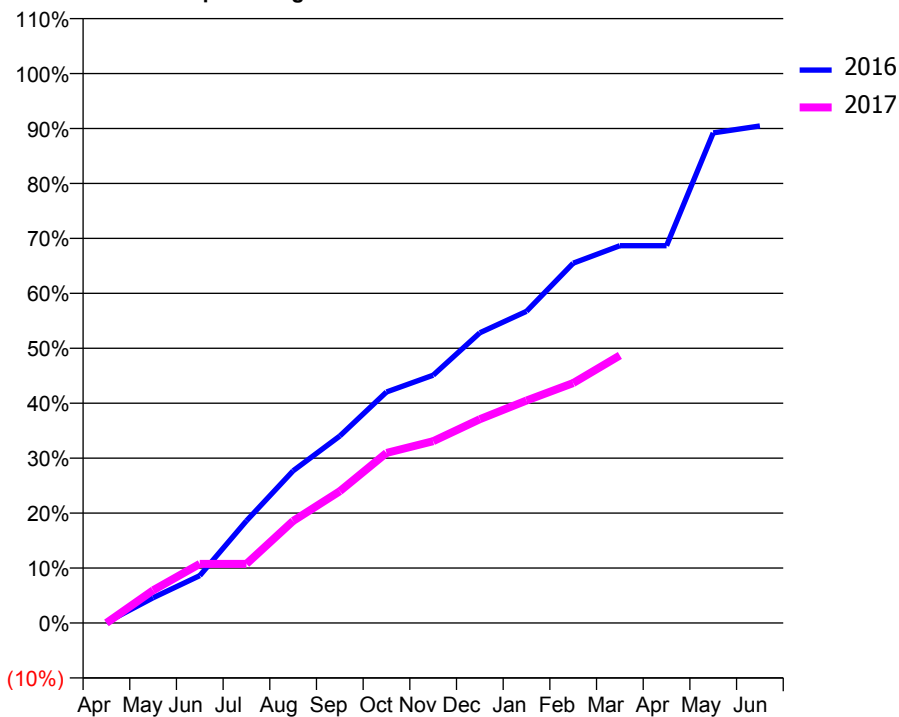
### ACCESS\*

Patients seen in 24 months	Total	Change since previous quarter
Quarter ending March 2016	2,267	
Quarter ending June 2016	2,668	↑
Quarter ending September 2016	2,648	→
Quarter ending December 2016	2,470	↓
Quarter ending March 2017	2,495	→
<b>Variance since March 2016</b>	<b>10.1%</b>	<b>↑</b>



### ACTIVITY

Cumulative percentage of contracted UDA delivered 2016 & 2017



Month	Adjusted Scheduled Activity (UDA)	
	2016	2017
April	7	0
May	281	365
June	528	659
July	1,140	659
August	1,698	1,140
September	2,087	1,471
October	2,578	1,898
November	2,765	2,028
December	3,238	2,274
January	3,478	2,483
February	4,015	2,678
March	4,209	2,985
April	4,209	
May	5,469	
June	5,546	

### QUALITY

	Quantity	Base Number	Contract	AT	Region	England
% of FP17s for the same patient ID Re-attending within 3 months - Children	24	786	3.1%	9.6%	11.9%	12.3%
% of FP17s for the same patient ID Re-attending within 3 months - Adults	192	3,072	6.3%	14.3%	16.6%	16.7%
% of FP17s for the same patient ID Re-attending between 3 & 9 months - Children	330	786	42.0%	60.6%	60.2%	57.6%
% of FP17s for the same patient ID Re-attending between 3 & 9 months - Adults	1,090	3,072	35.5%	51.9%	51.5%	50.1%
% of FP17s for Band 1 Urgent Courses	151	1,755	8.6%	7.9%	9.5%	9.1%
% of FP17s Relating to Free Repair or Replacements	5	1,755	0.3%	0.8%	0.7%	0.8%
% of FP17s Relating to Continuations	16	1,755	0.9%	1.2%	1.2%	1.2%
% of Patients satisfied with the dentistry they have received	2	3	N/A	93.2%	93.1%	92.8%
% of Patients satisfied with the time they had to wait for an appointment	2	3	N/A	89.1%	88.8%	88.7%

\* This is based on patients treated on this contract for their most recent course of treatment. Figures in italics indicate the base number of FP17s or Patient Questionnaire responses are less than 100. N/A is shown where the base number of responses is less than 10 during the period. % is calculated as Quantity/Base number\*100



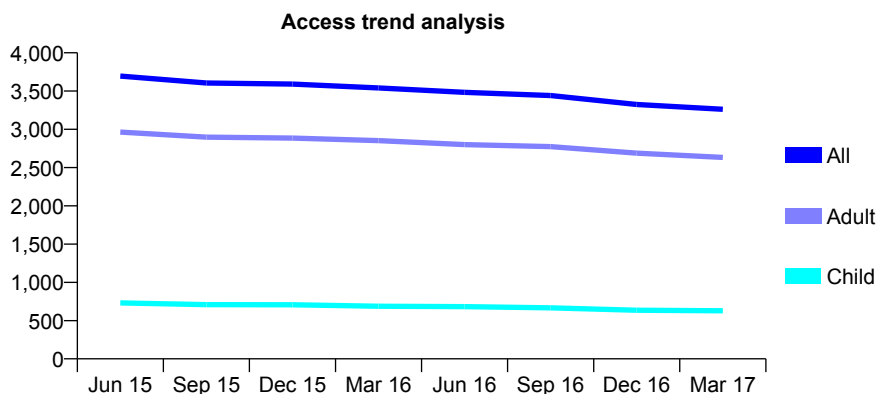
## Q64 - Vital Signs At a Glance Contract Report for 184381/0003 - March 2017

Name or company name	Tetbury Dental Practice
Contract type name	GDS Contract
Purpose of contract	General
Contract start date	01/04/2012
Contract end date	

16/17 Contracted general activity (UDA)	11,640
Carry forward general activity (UDA)	437
16/17 Contracted orthodontic activity (UOA)	0
Carry forward orthodontic activity (UOA)	0
Baseline contract value	£238,521.24

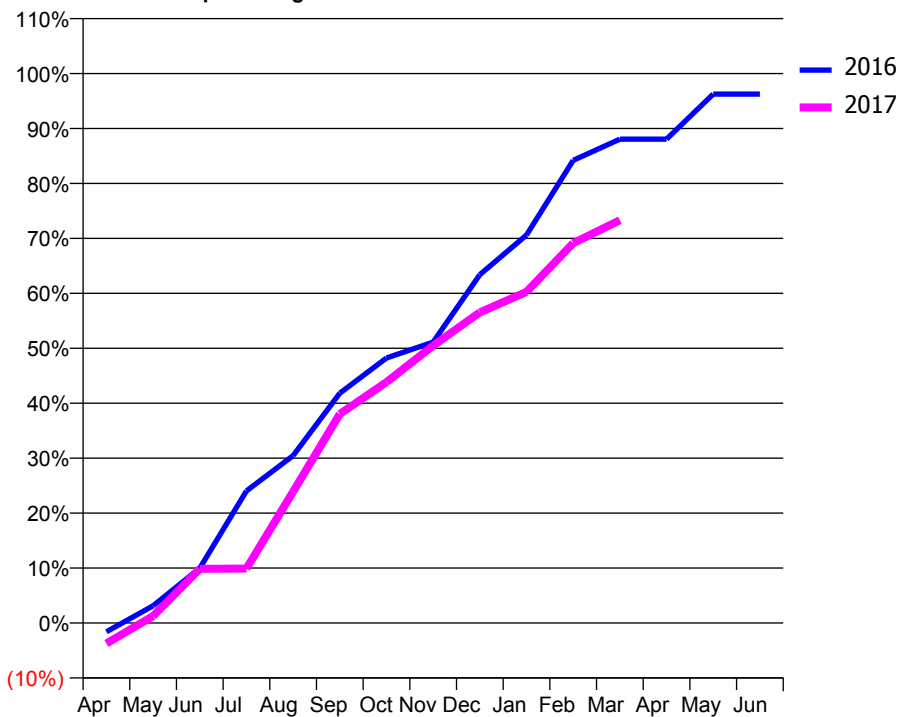
### ACCESS\*

Patients seen in 24 months	Total	Change since previous quarter
Quarter ending March 2016	3,541	
Quarter ending June 2016	3,483	↓
Quarter ending September 2016	3,441	↓
Quarter ending December 2016	3,324	↓
Quarter ending March 2017	3,262	↓
<b>Variance since March 2016</b>	<b>(7.9%)</b>	<b>↓</b>



### ACTIVITY

Cumulative percentage of contracted UDA delivered 2016 & 2017



Month	Adjusted Scheduled Activity (UDA)	
	2016	2017
April	-187	-437
May	366	148
June	1,161	1,148
July	2,797	1,153
August	3,547	2,785
September	4,869	4,427
October	5,615	5,103
November	5,949	5,876
December	7,379	6,580
January	8,218	7,016
February	9,801	8,046
March	10,250	8,532
April	10,250	
May	11,203	
June	11,203	

### QUALITY

	Quantity	Base Number	Contract	AT	Region	England
% of FP17s for the same patient ID Re-attending within 3 months - Children	39	1,053	3.7%	9.6%	11.9%	12.3%
% of FP17s for the same patient ID Re-attending within 3 months - Adults	358	4,323	8.3%	14.3%	16.6%	16.7%
% of FP17s for the same patient ID Re-attending between 3 & 9 months - Children	747	1,053	70.9%	60.6%	60.2%	57.6%
% of FP17s for the same patient ID Re-attending between 3 & 9 months - Adults	2,838	4,323	65.6%	51.9%	51.5%	50.1%
% of FP17s for Band 1 Urgent Courses	462	4,811	9.6%	7.9%	9.5%	9.1%
% of FP17s Relating to Free Repair or Replacements	37	4,811	0.8%	0.8%	0.7%	0.8%
% of FP17s Relating to Continuations	63	4,811	1.3%	1.2%	1.2%	1.2%
% of Patients satisfied with the dentistry they have received	7	8	N/A	93.2%	93.1%	92.8%
% of Patients satisfied with the time they had to wait for an appointment	8	8	N/A	89.1%	88.8%	88.7%

\* This is based on patients treated on this contract for their most recent course of treatment. Figures in italics indicate the base number of FP17s or Patient Questionnaire responses are less than 100. N/A is shown where the base number of responses is less than 10 during the period. % is calculated as Quantity/Base number\*100

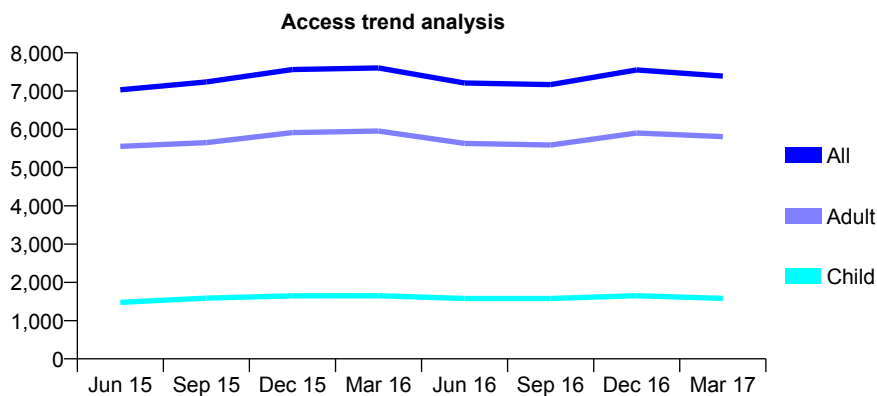
## Q64 - Vital Signs At a Glance Contract Report for 184381/0004 - March 2017

Name or company name	Tetbury Dental Practice
Contract type name	GDS Contract
Purpose of contract	General
Contract start date	01/04/2012
Contract end date	

16/17 Contracted general activity (UDA)	18,740
Carry forward general activity (UDA)	0
16/17 Contracted orthodontic activity (UOA)	0
Carry forward orthodontic activity (UOA)	0
Baseline contract value	£392,790.40

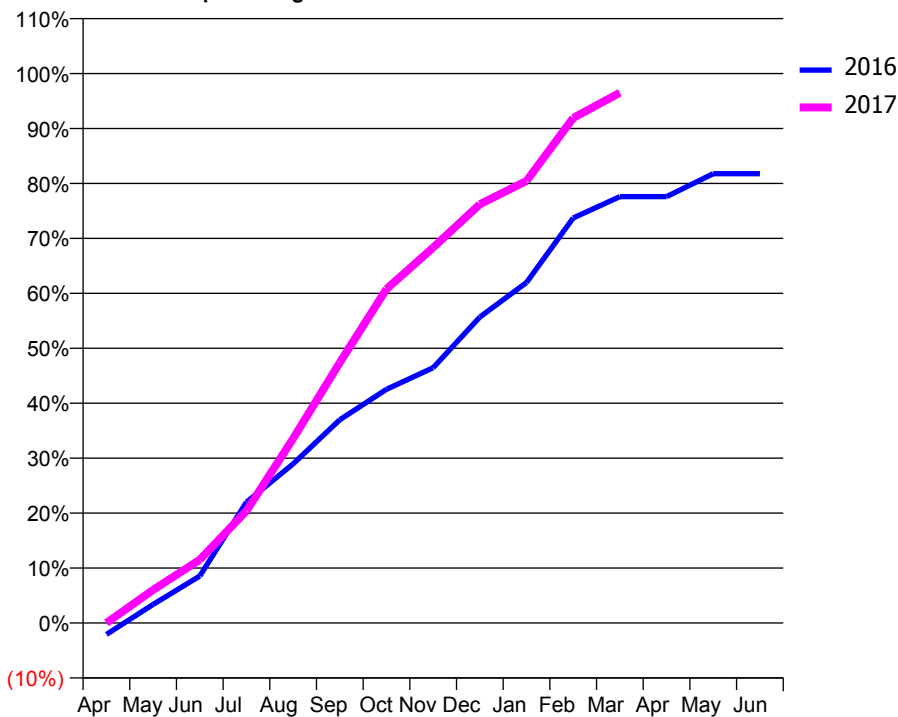
### ACCESS\*

Patients seen in 24 months	Total	Change since previous quarter
Quarter ending March 2016	7,604	
Quarter ending June 2016	7,212	↓
Quarter ending September 2016	7,170	→
Quarter ending December 2016	7,552	↑
Quarter ending March 2017	7,390	↓
<b>Variance since March 2016</b>	<b>(2.8%)</b>	<b>↓</b>



### ACTIVITY

Cumulative percentage of contracted UDA delivered 2016 & 2017



Adjusted Scheduled Activity (UDA)

Month	2016	2017
April	-501	0
May	806	1,129
June	2,034	2,159
July	5,223	3,825
August	6,877	6,293
September	8,784	8,885
October	10,095	11,390
November	11,030	12,806
December	13,218	14,281
January	14,710	15,076
February	17,500	17,223
March	18,421	18,085
April	18,421	
May	19,414	
June	19,414	

### QUALITY

	Quantity	Base Number	Contract	AT	Region	England
% of FP17s for the same patient ID Re-attending within 3 months - Children	96	2,403	4.0%	9.6%	11.9%	12.3%
% of FP17s for the same patient ID Re-attending within 3 months - Adults	946	8,441	11.2%	14.3%	16.6%	16.7%
% of FP17s for the same patient ID Re-attending between 3 & 9 months - Children	1,518	2,403	63.2%	60.6%	60.2%	57.6%
% of FP17s for the same patient ID Re-attending between 3 & 9 months - Adults	4,347	8,441	51.5%	51.9%	51.5%	50.1%
% of FP17s for Band 1 Urgent Courses	848	10,211	8.3%	7.9%	9.5%	9.1%
% of FP17s Relating to Free Repair or Replacements	69	10,211	0.7%	0.8%	0.7%	0.8%
% of FP17s Relating to Continuations	163	10,211	1.6%	1.2%	1.2%	1.2%
% of Patients satisfied with the dentistry they have received	15	15	100.0%	93.2%	93.1%	92.8%
% of Patients satisfied with the time they had to wait for an appointment	14	15	93.3%	89.1%	88.8%	88.7%

\* This is based on patients treated on this contract for their most recent course of treatment. Figures in italics indicate the base number of FP17s or Patient Questionnaire responses are less than 100. N/A is shown where the base number of responses is less than 10 during the period. % is calculated as Quantity/Base number\*100

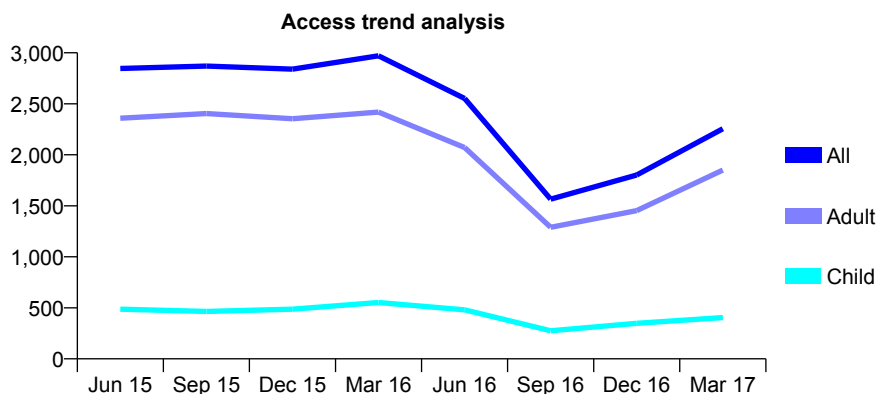
## Q64 - Vital Signs At a Glance Contract Report for 186503/0001 - March 2017

Name or company name	The Market Place Dental Practice Partnersl
Contract type name	GDS Contract
Purpose of contract	General
Contract start date	01/10/2012
Contract end date	

16/17 Contracted general activity (UDA)	7,022
Carry forward general activity (UDA)	139
16/17 Contracted orthodontic activity (UOA)	0
Carry forward orthodontic activity (UOA)	0
Baseline contract value	£156,237.82

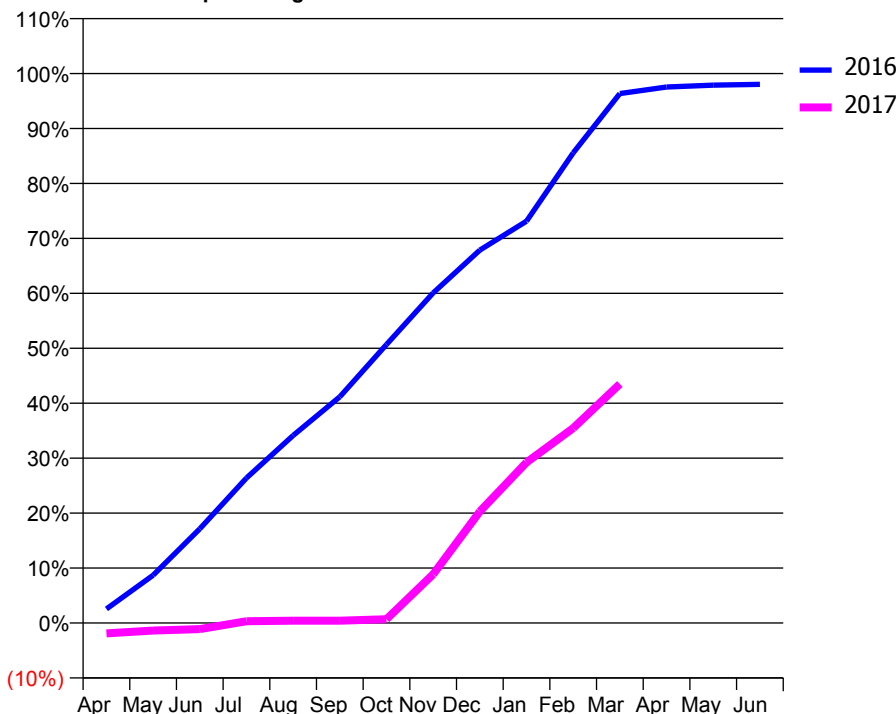
### ACCESS\*

Patients seen in 24 months	Total	Change since previous quarter
Quarter ending March 2016	2,971	
Quarter ending June 2016	2,552	↓
Quarter ending September 2016	1,565	↓
Quarter ending December 2016	1,802	↑
Quarter ending March 2017	2,255	↑
<b>Variance since March 2016</b>	<b>(24.1%)</b>	<b>↓</b>



### ACTIVITY

Cumulative percentage of contracted UDA delivered 2016 & 2017



Month	Adjusted Scheduled Activity (UDA)	
	2016	2017
April	180	-134
May	611	-99
June	1,204	-80
July	1,853	24
August	2,397	29
September	2,890	29
October	3,559	48
November	4,219	623
December	4,765	1,426
January	5,135	2,052
February	6,007	2,490
March	6,765	3,054
April	6,849	
May	6,872	
June	6,883	

### QUALITY

	Quantity	Base Number	Contract	AT	Region	England
% of FP17s for the same patient ID Re-attending within 3 months - Children	9	347	2.6%	9.6%	11.9%	12.3%
% of FP17s for the same patient ID Re-attending within 3 months - Adults	61	1,497	4.1%	14.3%	16.6%	16.7%
% of FP17s for the same patient ID Re-attending between 3 & 9 months - Children	21	347	6.1%	60.6%	60.2%	57.6%
% of FP17s for the same patient ID Re-attending between 3 & 9 months - Adults	88	1,497	5.9%	51.9%	51.5%	50.1%
% of FP17s for Band 1 Urgent Courses	127	1,778	7.1%	7.9%	9.5%	9.1%
% of FP17s Relating to Free Repair or Replacements	3	1,778	0.2%	0.8%	0.7%	0.8%
% of FP17s Relating to Continuations	21	1,778	1.2%	1.2%	1.2%	1.2%
% of Patients satisfied with the dentistry they have received	4	4	N/A	93.2%	93.1%	92.8%
% of Patients satisfied with the time they had to wait for an appointment	3	4	N/A	89.1%	88.8%	88.7%

\* This is based on patients treated on this contract for their most recent course of treatment. Figures in italics indicate the base number of FP17s or Patient Questionnaire responses are less than 100. N/A is shown where the base number of responses is less than 10 during the period. % is calculated as Quantity/Base number\*100

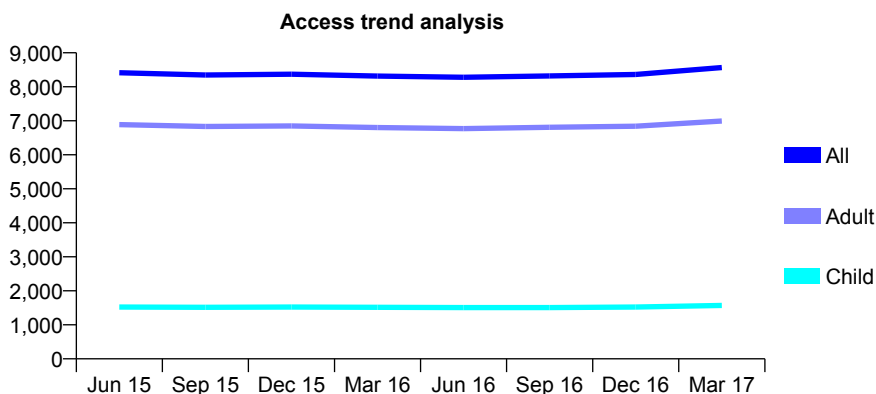
## Q64 - Vital Signs At a Glance Contract Report for 187089/0001 - March 2017

Name or company name	Execudent Limited
Contract type name	GDS Contract
Purpose of contract	General
Contract start date	01/04/2012
Contract end date	

16/17 Contracted general activity (UDA)	29,491
Carry forward general activity (UDA)	185
16/17 Contracted orthodontic activity (UOA)	0
Carry forward orthodontic activity (UOA)	0
Baseline contract value	£598,928.12

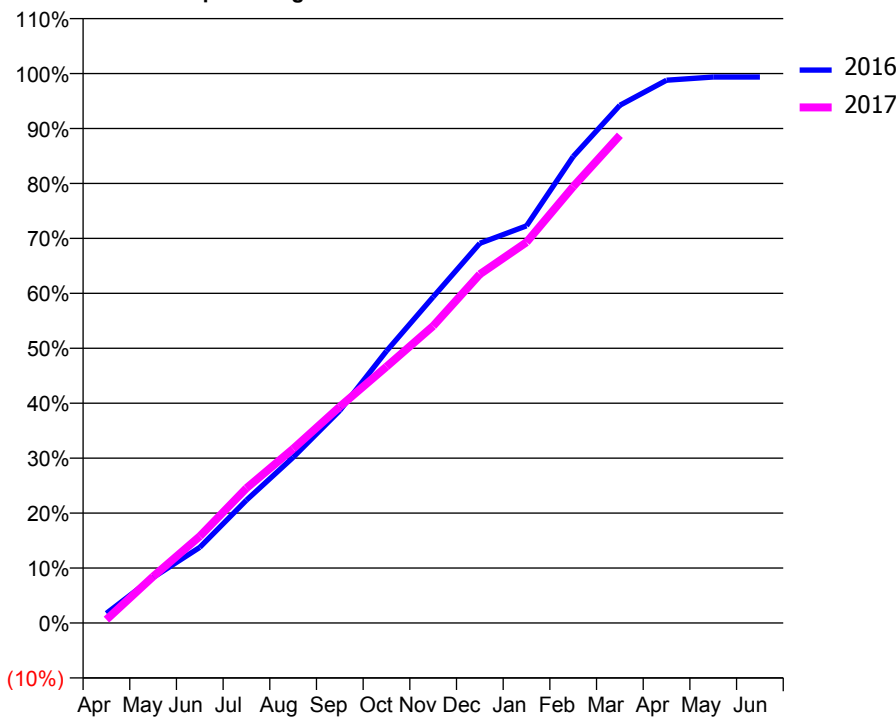
### ACCESS\*

Patients seen in 24 months	Total	Change since previous quarter
Quarter ending March 2016	8,316	
Quarter ending June 2016	8,280	→
Quarter ending September 2016	8,319	→
Quarter ending December 2016	8,362	→
Quarter ending March 2017	8,566	↑
<b>Variance since March 2016</b>	<b>3.0%</b>	<b>↑</b>



### ACTIVITY

Cumulative percentage of contracted UDA delivered 2016 & 2017



Adjusted Scheduled Activity (UDA)

Month	2016	2017
April	517	179
May	2,447	2,495
June	4,064	4,653
July	6,597	7,238
August	8,891	9,350
September	11,405	11,613
October	14,599	13,758
November	17,504	15,941
December	20,379	18,717
January	21,316	20,434
February	25,038	23,423
March	27,787	26,177
April	29,128	
May	29,306	
June	29,306	

### QUALITY

	Quantity	Base Number	Contract	AT	Region	England
% of FP17s for the same patient ID Re-attending within 3 months - Children	89	2,151	4.1%	9.6%	11.9%	12.3%
% of FP17s for the same patient ID Re-attending within 3 months - Adults	1,056	9,780	10.8%	14.3%	16.6%	16.7%
% of FP17s for the same patient ID Re-attending between 3 & 9 months - Children	991	2,151	46.1%	60.6%	60.2%	57.6%
% of FP17s for the same patient ID Re-attending between 3 & 9 months - Adults	5,390	9,780	55.1%	51.9%	51.5%	50.1%
% of FP17s for Band 1 Urgent Courses	535	11,397	4.7%	7.9%	9.5%	9.1%
% of FP17s Relating to Free Repair or Replacements	68	11,397	0.6%	0.8%	0.7%	0.8%
% of FP17s Relating to Continuations	118	11,397	1.0%	1.2%	1.2%	1.2%
% of Patients satisfied with the dentistry they have received	35	37	94.6%	93.2%	93.1%	92.8%
% of Patients satisfied with the time they had to wait for an appointment	35	37	94.6%	89.1%	88.8%	88.7%

\* This is based on patients treated on this contract for their most recent course of treatment. Figures in italics indicate the base number of FP17s or Patient Questionnaire responses are less than 100. N/A is shown where the base number of responses is less than 10 during the period. % is calculated as Quantity/Base number\*100

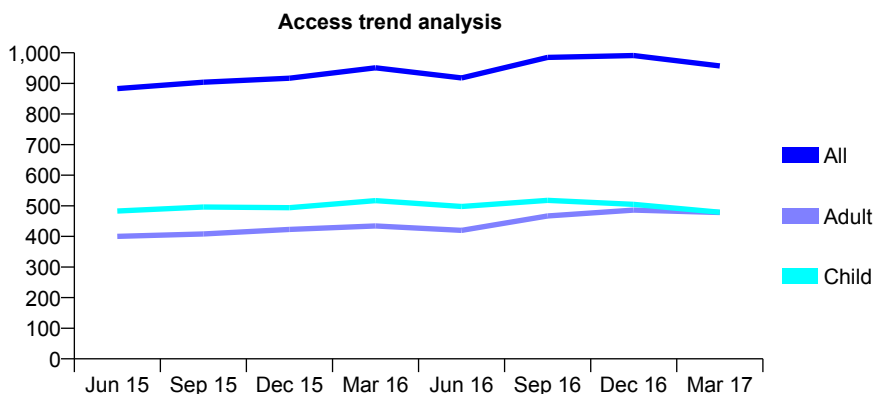
## Q64 - Vital Signs At a Glance Contract Report for 190195/0004 - March 2017

Name or company name	Xeon Smiles UK Ltd
Contract type name	PDS Contract
Purpose of contract	General
Contract start date	01/04/2006
Contract end date	31/03/2017

16/17 Contracted general activity (UDA)	2,000
Carry forward general activity (UDA)	0
16/17 Contracted orthodontic activity (UOA)	0
Carry forward orthodontic activity (UOA)	0
Baseline contract value	£43,048.45

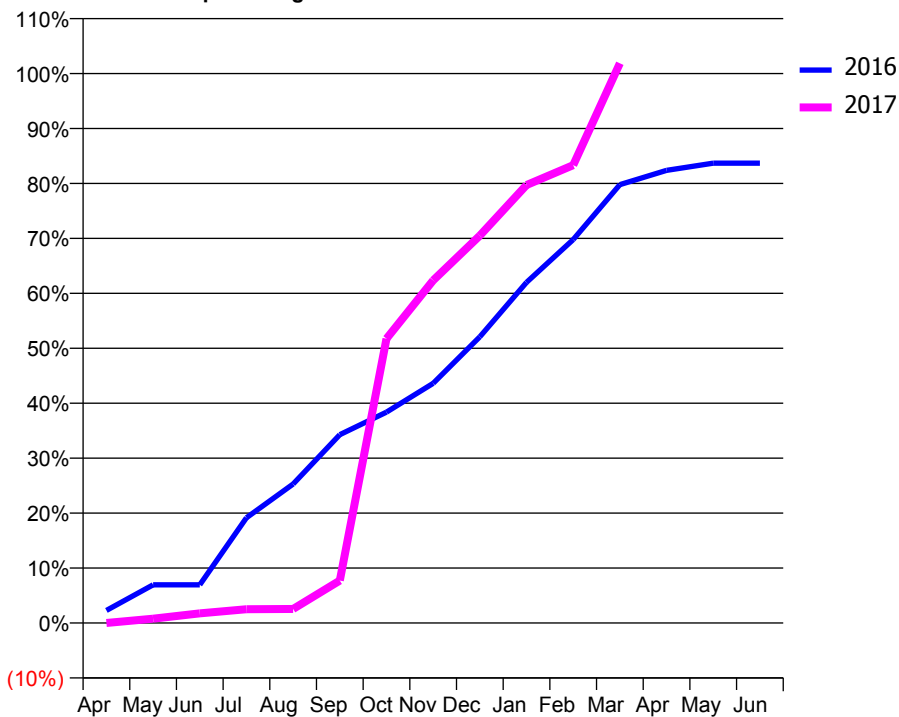
### ACCESS\*

Patients seen in 24 months	Total	Change since previous quarter
Quarter ending March 2016	951	
Quarter ending June 2016	918	↓
Quarter ending September 2016	985	↑
Quarter ending December 2016	991	→
Quarter ending March 2017	957	↓
<b>Variance since March 2016</b>	0.6%	→



### ACTIVITY

Cumulative percentage of contracted UDA delivered 2016 & 2017



Adjusted Scheduled Activity (UDA)

Month	2016	2017
April	46	0
May	139	16
June	139	35
July	383	50
August	506	51
September	685	155
October	768	1,035
November	872	1,247
December	1,042	1,410
January	1,240	1,594
February	1,395	1,666
March	1,596	2,037
April	1,648	
May	1,674	
June	1,674	

### QUALITY

	Quantity	Base Number	Contract	AT	Region	England
% of FP17s for the same patient ID Re-attending within 3 months - Children	25	813	3.1%	9.6%	11.9%	12.3%
% of FP17s for the same patient ID Re-attending within 3 months - Adults	24	557	4.3%	14.3%	16.6%	16.7%
% of FP17s for the same patient ID Re-attending between 3 & 9 months - Children	517	813	63.6%	60.6%	60.2%	57.6%
% of FP17s for the same patient ID Re-attending between 3 & 9 months - Adults	294	557	52.8%	51.9%	51.5%	50.1%
% of FP17s for Band 1 Urgent Courses	30	1,306	2.3%	7.9%	9.5%	9.1%
% of FP17s Relating to Free Repair or Replacements	1	1,306	0.1%	0.8%	0.7%	0.8%
% of FP17s Relating to Continuations	0	1,306	0.0%	1.2%	1.2%	1.2%
% of Patients satisfied with the dentistry they have received	1	1	N/A	93.2%	93.1%	92.8%
% of Patients satisfied with the time they had to wait for an appointment	1	1	N/A	89.1%	88.8%	88.7%

\* This is based on patients treated on this contract for their most recent course of treatment. Figures in italics indicate the base number of FP17s or Patient Questionnaire responses are less than 100. N/A is shown where the base number of responses is less than 10 during the period. % is calculated as Quantity/Base number\*100

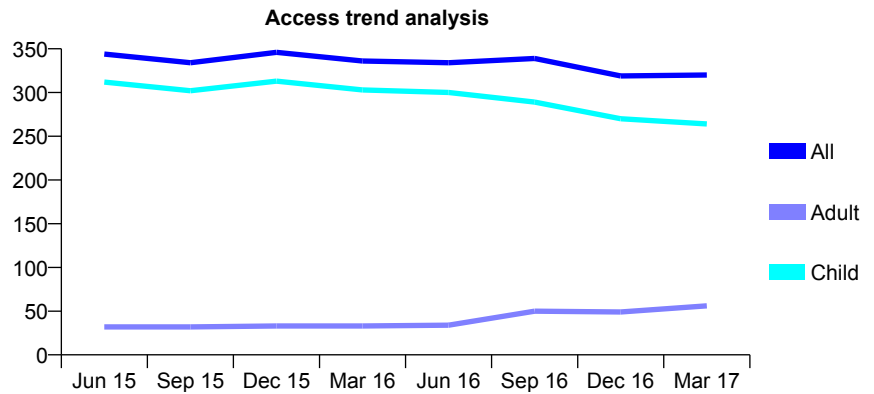
## Q64 - Vital Signs At a Glance Contract Report for 191221/0001 - March 2017

Name or company name	Mid Wessex Orthodontic Clinic
Contract type name	GDS Contract
Purpose of contract	General and Orthodontic
Contract start date	01/03/2013
Contract end date	

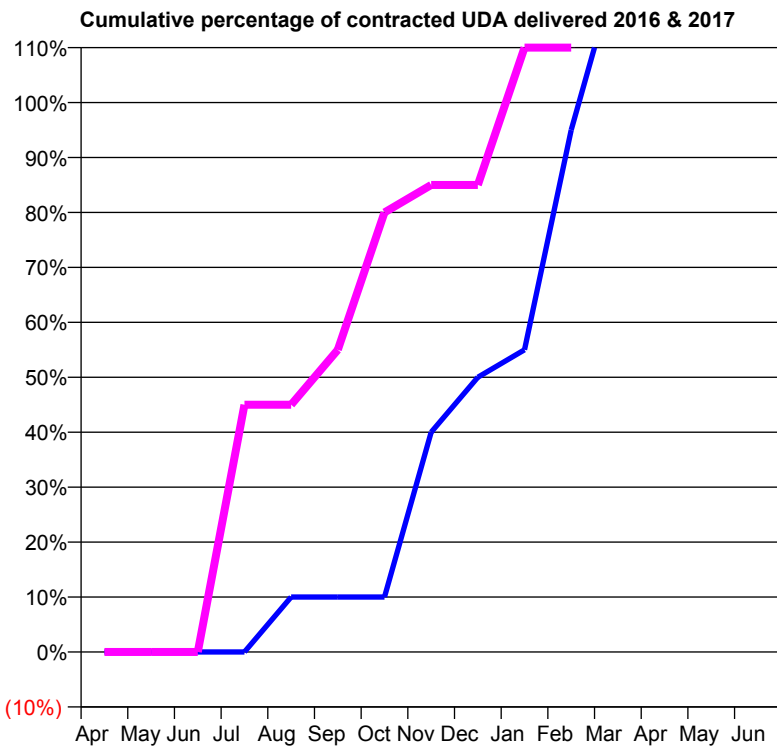
16/17 Contracted general activity (UDA)	20
Carry forward general activity (UDA)	0
16/17 Contracted orthodontic activity (UOA)	4,126
Carry forward orthodontic activity (UOA)	0
Baseline contract value	£274,913.80

### ACCESS\*

Patients seen in 24 months	Total	Change since previous quarter
Quarter ending March 2016	336	
Quarter ending June 2016	334	→
Quarter ending September 2016	339	→
Quarter ending December 2016	319	↓
Quarter ending March 2017	320	→
<b>Variance since March 2016</b>	<b>(4.8%)</b>	<b>↓</b>



### ACTIVITY



Month	Adjusted Scheduled Activity (UDA)	
	2016	2017
April	0	0
May	0	0
June	0	0
July	0	9
August	2	9
September	2	11
October	2	16
November	8	17
December	10	17
January	11	22
February	19	22
March	25	24
April	25	
May	25	
June	25	

### QUALITY

	Quantity	Base Number	Contract	AT	Region	England
% of FP17s for the same patient ID Re-attending within 3 months - Children	1	909	0.1%	9.6%	11.9%	12.3%
% of FP17s for the same patient ID Re-attending within 3 months - Adults	0	54	0.0%	14.3%	16.6%	16.7%
% of FP17s for the same patient ID Re-attending between 3 & 9 months - Children	4	909	0.4%	60.6%	60.2%	57.6%
% of FP17s for the same patient ID Re-attending between 3 & 9 months - Adults	1	54	1.9%	51.9%	51.5%	50.1%
% of FP17s for Band 1 Urgent Courses	0	24	0.0%	7.9%	9.5%	9.1%
% of FP17s Relating to Free Repair or Replacements	0	24	0.0%	0.8%	0.7%	0.8%
% of FP17s Relating to Continuations	0	24	0.0%	1.2%	1.2%	1.2%
% of Patients satisfied with the dentistry they have received	0	0	N/A	93.2%	93.1%	92.8%
% of Patients satisfied with the time they had to wait for an appointment	0	0	N/A	89.1%	88.8%	88.7%

\* This is based on patients treated on this contract for their most recent course of treatment. Figures in italics indicate the base number of FP17s or Patient Questionnaire responses are less than 100. N/A is shown where the base number of responses is less than 10 during the period. % is calculated as Quantity/Base number\*100

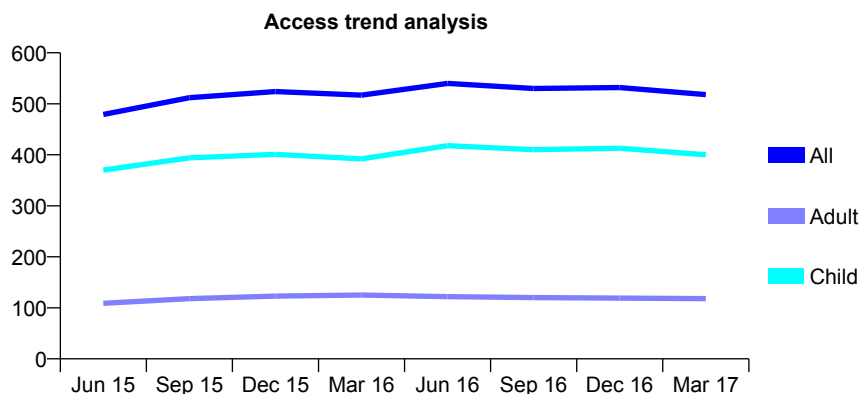
## Q64 - Vital Signs At a Glance Contract Report for 193046/0001 - March 2017

Name or company name	Mr Ahmed Giaziri
Contract type name	GDS Contract
Purpose of contract	General
Contract start date	20/11/2013
Contract end date	

16/17 Contracted general activity (UDA)	1,000
Carry forward general activity (UDA)	-20
16/17 Contracted orthodontic activity (UOA)	0
Carry forward orthodontic activity (UOA)	0
Baseline contract value	£23,781.48

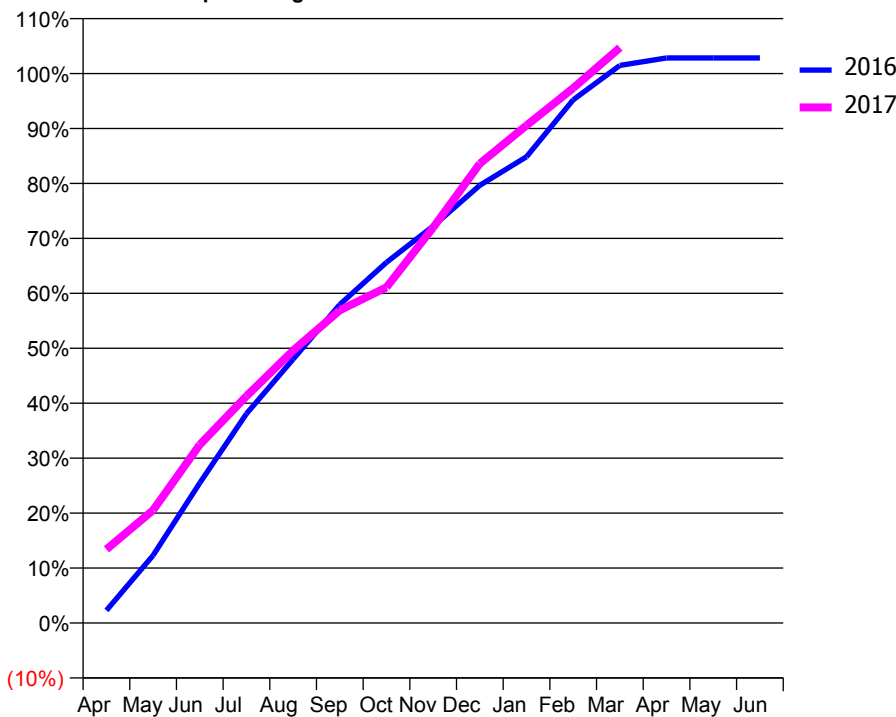
### ACCESS\*

Patients seen in 24 months	Total	Change since previous quarter
Quarter ending March 2016	517	
Quarter ending June 2016	540	↑
Quarter ending September 2016	530	↓
Quarter ending December 2016	532	→
Quarter ending March 2017	518	↓
<b>Variance since March 2016</b>	<b>0.2%</b>	<b>→</b>



### ACTIVITY

Cumulative percentage of contracted UDA delivered 2016 & 2017



Month	Adjusted Scheduled Activity (UDA)	
	2016	2017
April	23	134
May	123	205
June	255	325
July	381	413
August	480	496
September	580	569
October	656	611
November	722	720
December	797	836
January	849	905
February	952	973
March	1,015	1,047
April	1,028	
May	1,028	
June	1,028	

### QUALITY

	Quantity	Base Number	Contract	AT	Region	England
% of FP17s for the same patient ID Re-attending within 3 months - Children	26	656	4.0%	9.6%	11.9%	12.3%
% of FP17s for the same patient ID Re-attending within 3 months - Adults	20	122	16.4%	14.3%	16.6%	16.7%
% of FP17s for the same patient ID Re-attending between 3 & 9 months - Children	451	656	68.8%	60.6%	60.2%	57.6%
% of FP17s for the same patient ID Re-attending between 3 & 9 months - Adults	76	122	62.3%	51.9%	51.5%	50.1%
% of FP17s for Band 1 Urgent Courses	30	771	3.9%	7.9%	9.5%	9.1%
% of FP17s Relating to Free Repair or Replacements	0	771	0.0%	0.8%	0.7%	0.8%
% of FP17s Relating to Continuations	0	771	0.0%	1.2%	1.2%	1.2%
% of Patients satisfied with the dentistry they have received	2	2	N/A	93.2%	93.1%	92.8%
% of Patients satisfied with the time they had to wait for an appointment	2	2	N/A	89.1%	88.8%	88.7%

\* This is based on patients treated on this contract for their most recent course of treatment. Figures in italics indicate the base number of FP17s or Patient Questionnaire responses are less than 100. N/A is shown where the base number of responses is less than 10 during the period. % is calculated as Quantity/Base number\*100

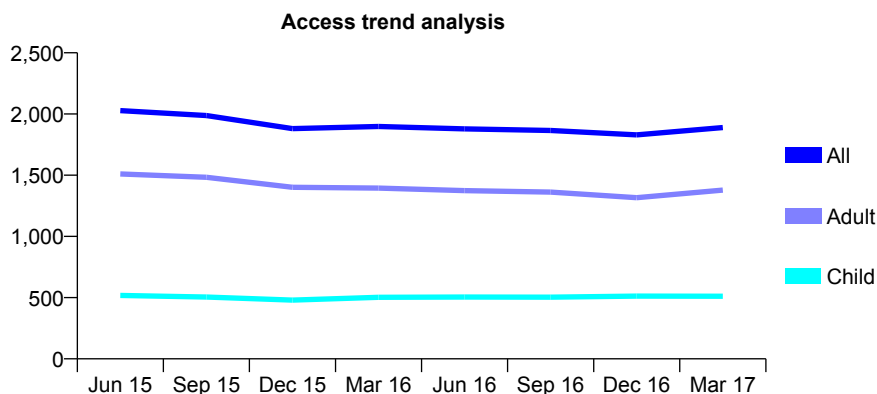
## Q64 - Vital Signs At a Glance Contract Report for 194360/0001 - March 2017

Name or company name	Dr M Alizadeh
Contract type name	GDS Contract
Purpose of contract	General
Contract start date	01/11/2010
Contract end date	

16/17 Contracted general activity (UDA)	7,052
Carry forward general activity (UDA)	0
16/17 Contracted orthodontic activity (UOA)	0
Carry forward orthodontic activity (UOA)	0
Baseline contract value	£164,499.64

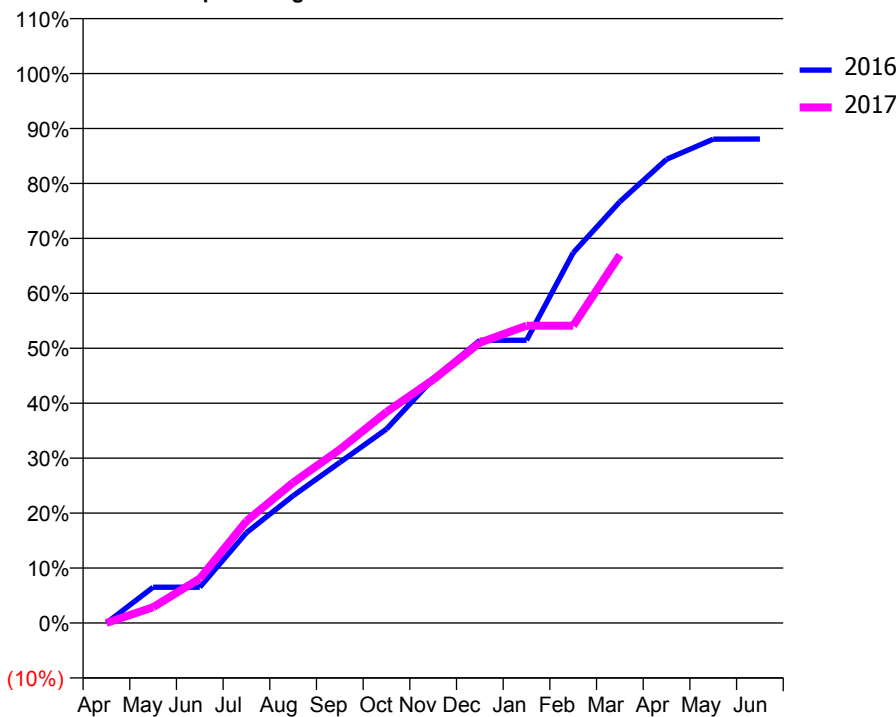
### ACCESS\*

Patients seen in 24 months	Total	Change since previous quarter
Quarter ending March 2016	1,898	
Quarter ending June 2016	1,879	↓
Quarter ending September 2016	1,866	→
Quarter ending December 2016	1,829	↓
Quarter ending March 2017	1,889	↑
<b>Variance since March 2016</b>	<b>(0.5%)</b>	→



### ACTIVITY

Cumulative percentage of contracted UDA delivered 2016 & 2017



Month	Adjusted Scheduled Activity (UDA)	
	2016	2017
April	0	0
May	531	204
June	531	571
July	1,340	1,309
August	1,889	1,803
September	2,383	2,228
October	2,878	2,708
November	3,622	3,123
December	4,196	3,598
January	4,196	3,816
February	5,493	3,816
March	6,252	4,722
April	6,880	
May	7,179	
June	7,180	

### QUALITY

	Quantity	Base Number	Contract	AT	Region	England
% of FP17s for the same patient ID Re-attending within 3 months - Children	100	698	14.3%	9.6%	11.9%	12.3%
% of FP17s for the same patient ID Re-attending within 3 months - Adults	272	1,661	16.4%	14.3%	16.6%	16.7%
% of FP17s for the same patient ID Re-attending between 3 & 9 months - Children	329	698	47.1%	60.6%	60.2%	57.6%
% of FP17s for the same patient ID Re-attending between 3 & 9 months - Adults	786	1,661	47.3%	51.9%	51.5%	50.1%
% of FP17s for Band 1 Urgent Courses	209	2,102	9.9%	7.9%	9.5%	9.1%
% of FP17s Relating to Free Repair or Replacements	2	2,102	0.1%	0.8%	0.7%	0.8%
% of FP17s Relating to Continuations	51	2,102	2.4%	1.2%	1.2%	1.2%
% of Patients satisfied with the dentistry they have received	6	6	N/A	93.2%	93.1%	92.8%
% of Patients satisfied with the time they had to wait for an appointment	5	6	N/A	89.1%	88.8%	88.7%

\* This is based on patients treated on this contract for their most recent course of treatment. Figures in italics indicate the base number of FP17s or Patient Questionnaire responses are less than 100. N/A is shown where the base number of responses is less than 10 during the period. % is calculated as Quantity/Base number\*100



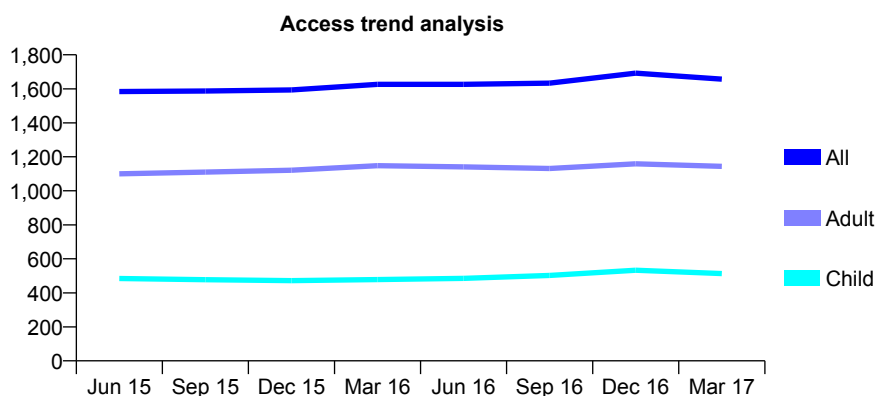
## Q64 - Vital Signs At a Glance Contract Report for 198013/0001 - March 2017

Name or company name	Mr M Monsef
Contract type name	GDS Contract
Purpose of contract	General
Contract start date	01/01/2012
Contract end date	

16/17 Contracted general activity (UDA)	6,000
Carry forward general activity (UDA)	28
16/17 Contracted orthodontic activity (UOA)	0
Carry forward orthodontic activity (UOA)	0
Baseline contract value	£140,013.18

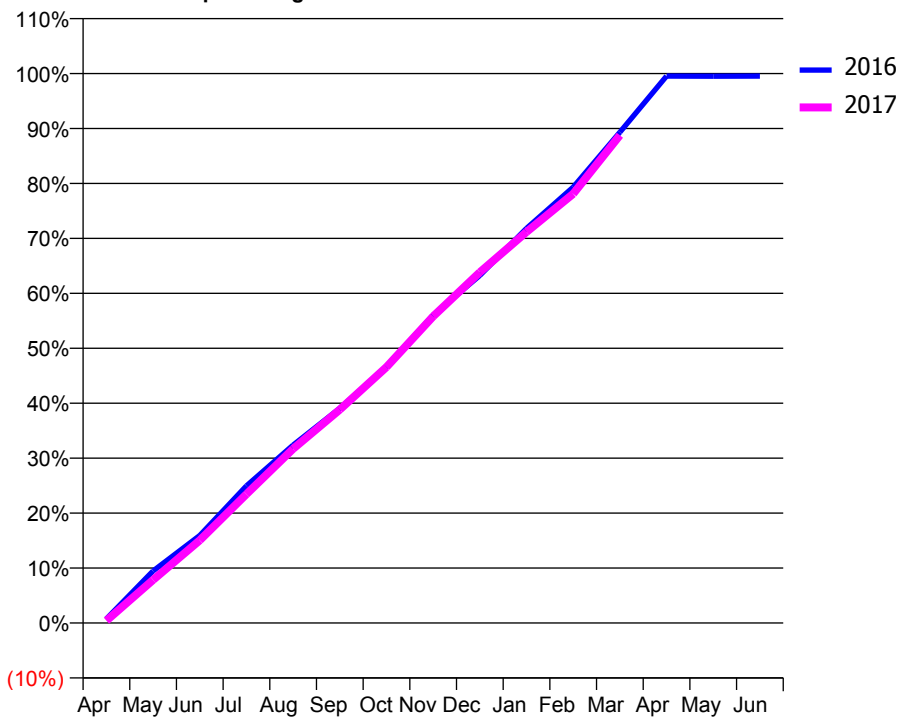
### ACCESS\*

Patients seen in 24 months	Total	Change since previous quarter
Quarter ending March 2016	1,626	
Quarter ending June 2016	1,626	→
Quarter ending September 2016	1,633	→
Quarter ending December 2016	1,692	↑
Quarter ending March 2017	1,657	↓
<b>Variance since March 2016</b>	<b>1.9%</b>	<b>→</b>



### ACTIVITY

Cumulative percentage of contracted UDA delivered 2016 & 2017



Month	Adjusted Scheduled Activity (UDA)	
	2016	2017
April	46	26
May	568	471
June	955	903
July	1,498	1,408
August	1,944	1,902
September	2,345	2,330
October	2,796	2,795
November	3,363	3,348
December	3,795	3,831
January	4,309	4,270
February	4,759	4,686
March	5,358	5,326
April	5,972	
May	5,971	
June	5,972	

### QUALITY

	Quantity	Base Number	Contract	AT	Region	England
% of FP17s for the same patient ID Re-attending within 3 months - Children	41	800	5.1%	9.6%	11.9%	12.3%
% of FP17s for the same patient ID Re-attending within 3 months - Adults	202	1,720	11.7%	14.3%	16.6%	16.7%
% of FP17s for the same patient ID Re-attending between 3 & 9 months - Children	536	800	67.0%	60.6%	60.2%	57.6%
% of FP17s for the same patient ID Re-attending between 3 & 9 months - Adults	1,156	1,720	67.2%	51.9%	51.5%	50.1%
% of FP17s for Band 1 Urgent Courses	94	2,293	4.1%	7.9%	9.5%	9.1%
% of FP17s Relating to Free Repair or Replacements	12	2,293	0.5%	0.8%	0.7%	0.8%
% of FP17s Relating to Continuations	25	2,293	1.1%	1.2%	1.2%	1.2%
% of Patients satisfied with the dentistry they have received	4	4	N/A	93.2%	93.1%	92.8%
% of Patients satisfied with the time they had to wait for an appointment	4	4	N/A	89.1%	88.8%	88.7%

\* This is based on patients treated on this contract for their most recent course of treatment. Figures in italics indicate the base number of FP17s or Patient Questionnaire responses are less than 100. N/A is shown where the base number of responses is less than 10 during the period. % is calculated as Quantity/Base number\*100

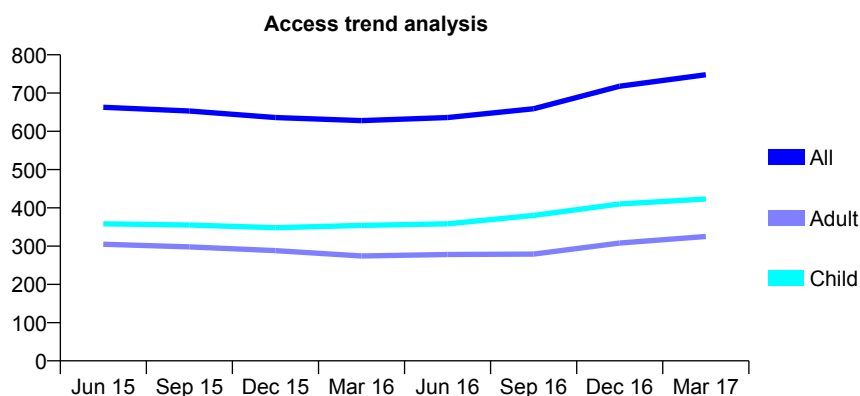
## Q64 - Vital Signs At a Glance Contract Report for 198137/0001 - March 2017

Name or company name	London Road Dental Practice
Contract type name	GDS Contract
Purpose of contract	General
Contract start date	01/10/2012
Contract end date	

16/17 Contracted general activity (UDA)	1,673
Carry forward general activity (UDA)	0
16/17 Contracted orthodontic activity (UOA)	0
Carry forward orthodontic activity (UOA)	0
Baseline contract value	£35,388.49

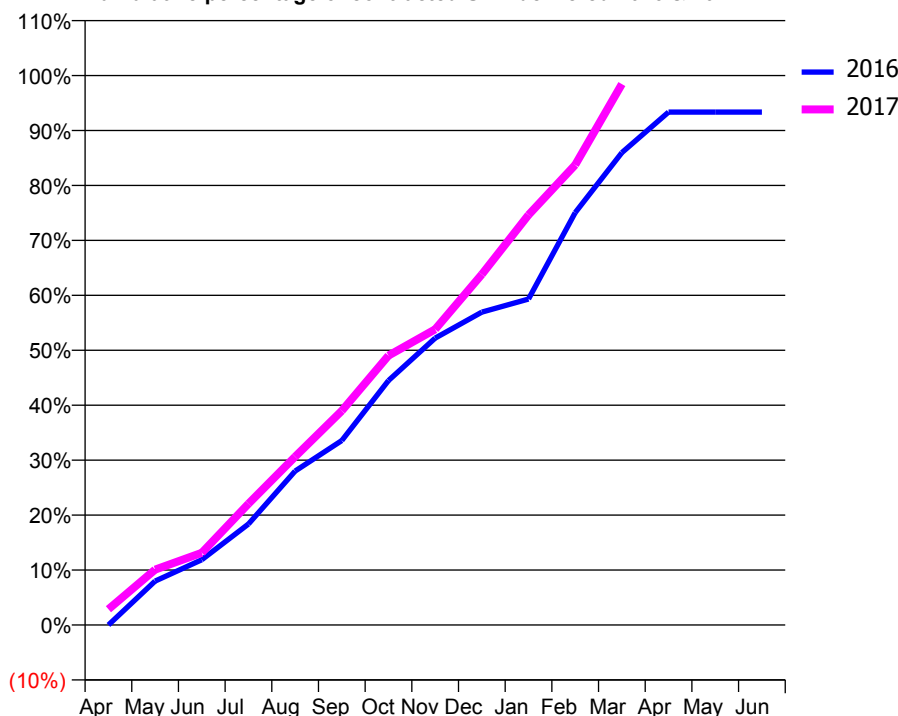
### ACCESS\*

Patients seen in 24 months	Total	Change since previous quarter
Quarter ending March 2016	628	
Quarter ending June 2016	636	→
Quarter ending September 2016	659	↑
Quarter ending December 2016	718	↑
Quarter ending March 2017	748	↑
<b>Variance since March 2016</b>	<b>19.1%</b>	<b>↑</b>



### ACTIVITY

Cumulative percentage of contracted UDA delivered 2016 & 2017



Adjusted Scheduled Activity (UDA)

Month	2016	2017
April	0	48
May	142	169
June	211	220
July	327	369
August	499	512
September	597	652
October	792	820
November	929	900
December	1,014	1,068
January	1,056	1,249
February	1,336	1,401
March	1,530	1,647
April	1,662	
May	1,662	
June	1,662	

### QUALITY

	Quantity	Base Number	Contract	AT	Region	England
% of FP17s for the same patient ID Re-attending within 3 months - Children	56	786	7.1%	9.6%	11.9%	12.3%
% of FP17s for the same patient ID Re-attending within 3 months - Adults	30	392	7.7%	14.3%	16.6%	16.7%
% of FP17s for the same patient ID Re-attending between 3 & 9 months - Children	517	786	65.8%	60.6%	60.2%	57.6%
% of FP17s for the same patient ID Re-attending between 3 & 9 months - Adults	200	392	51.0%	51.9%	51.5%	50.1%
% of FP17s for Band 1 Urgent Courses	55	1,114	4.9%	7.9%	9.5%	9.1%
% of FP17s Relating to Free Repair or Replacements	5	1,114	0.4%	0.8%	0.7%	0.8%
% of FP17s Relating to Continuations	1	1,114	0.1%	1.2%	1.2%	1.2%
% of Patients satisfied with the dentistry they have received	1	1	N/A	93.2%	93.1%	92.8%
% of Patients satisfied with the time they had to wait for an appointment	1	1	N/A	89.1%	88.8%	88.7%

\* This is based on patients treated on this contract for their most recent course of treatment. Figures in italics indicate the base number of FP17s or Patient Questionnaire responses are less than 100. N/A is shown where the base number of responses is less than 10 during the period. % is calculated as Quantity/Base number\*100

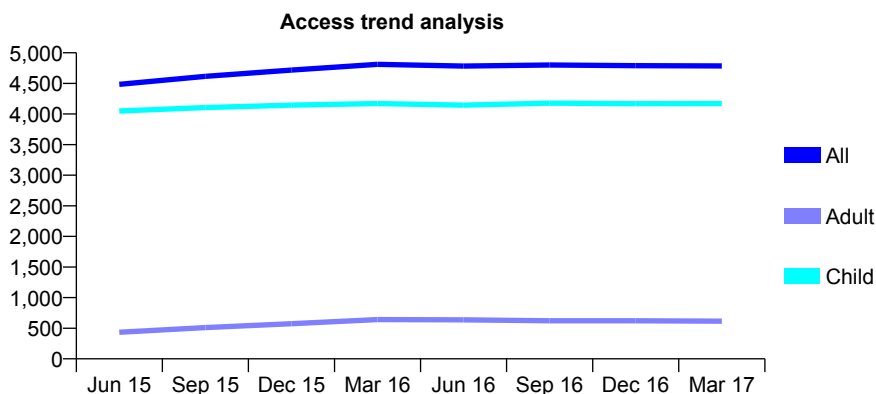
## Q64 - Vital Signs At a Glance Contract Report for 198846/0001 - March 2017

Name or company name	St James Dental - Quedgeley
Contract type name	GDS Contract
Purpose of contract	General
Contract start date	01/04/2014
Contract end date	

16/17 Contracted general activity (UDA)	13,750
Carry forward general activity (UDA)	0
16/17 Contracted orthodontic activity (UOA)	0
Carry forward orthodontic activity (UOA)	0
Baseline contract value	£318,325.29

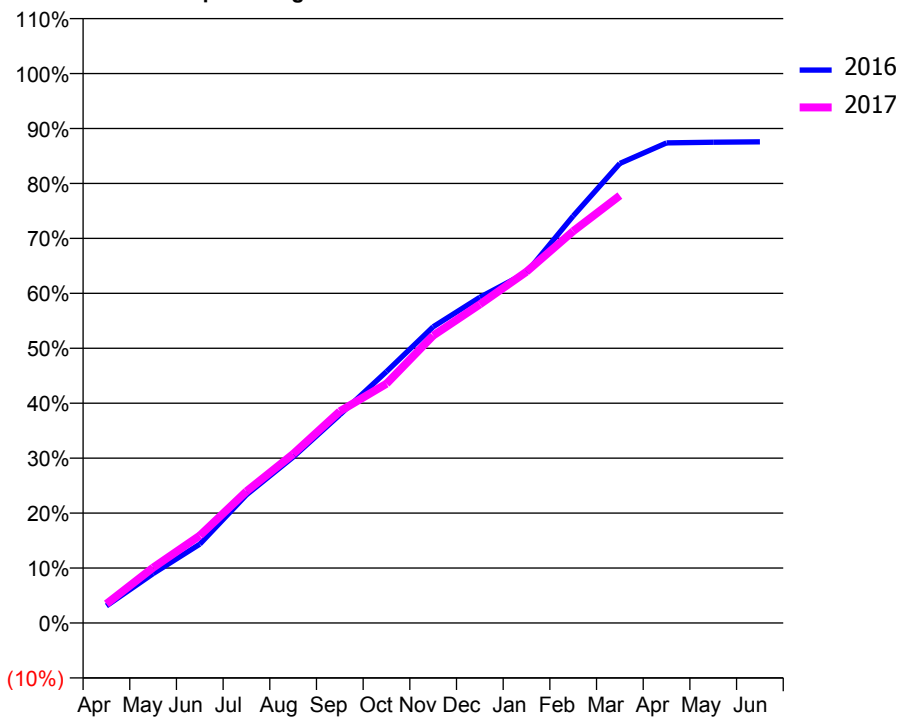
### ACCESS\*

Patients seen in 24 months	Total	Change since previous quarter
Quarter ending March 2016	4,811	
Quarter ending June 2016	4,783	→
Quarter ending September 2016	4,800	→
Quarter ending December 2016	4,789	→
Quarter ending March 2017	4,786	→
<b>Variance since March 2016</b>	<b>(0.5%)</b>	→



### ACTIVITY

Cumulative percentage of contracted UDA delivered 2016 & 2017



Month	Adjusted Scheduled Activity (UDA)	
	2016	2017
April	430	479
May	1,235	1,388
June	1,974	2,187
July	3,210	3,296
August	4,154	4,228
September	5,211	5,297
October	6,293	5,986
November	7,413	7,193
December	8,150	7,973
January	8,771	8,789
February	10,185	9,806
March	11,499	10,697
April	12,012	
May	12,029	
June	12,039	

### QUALITY

	Quantity	Base Number	Contract	AT	Region	England
% of FP17s for the same patient ID Re-attending within 3 months - Children	1,304	8,248	15.8%	9.6%	11.9%	12.3%
% of FP17s for the same patient ID Re-attending within 3 months - Adults	24	306	7.8%	14.3%	16.6%	16.7%
% of FP17s for the same patient ID Re-attending between 3 & 9 months - Children	5,598	8,248	67.9%	60.6%	60.2%	57.6%
% of FP17s for the same patient ID Re-attending between 3 & 9 months - Adults	242	306	79.1%	51.9%	51.5%	50.1%
% of FP17s for Band 1 Urgent Courses	462	8,202	5.6%	7.9%	9.5%	9.1%
% of FP17s Relating to Free Repair or Replacements	21	8,202	0.3%	0.8%	0.7%	0.8%
% of FP17s Relating to Continuations	7	8,202	0.1%	1.2%	1.2%	1.2%
% of Patients satisfied with the dentistry they have received	6	6	N/A	93.2%	93.1%	92.8%
% of Patients satisfied with the time they had to wait for an appointment	6	6	N/A	89.1%	88.8%	88.7%

\* This is based on patients treated on this contract for their most recent course of treatment. Figures in italics indicate the base number of FP17s or Patient Questionnaire responses are less than 100. N/A is shown where the base number of responses is less than 10 during the period. % is calculated as Quantity/Base number\*100

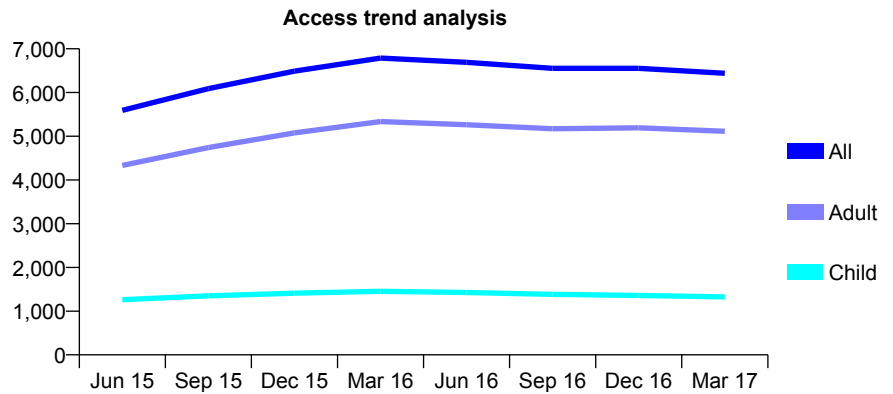
## Q64 - Vital Signs At a Glance Contract Report for 198854/0001 - March 2017

Name or company name	Thomas, Huws & Associates
Contract type name	GDS Contract
Purpose of contract	General
Contract start date	01/04/2014
Contract end date	

16/17 Contracted general activity (UDA)	17,471
Carry forward general activity (UDA)	0
16/17 Contracted orthodontic activity (UOA)	0
Carry forward orthodontic activity (UOA)	0
Baseline contract value	£372,092.21

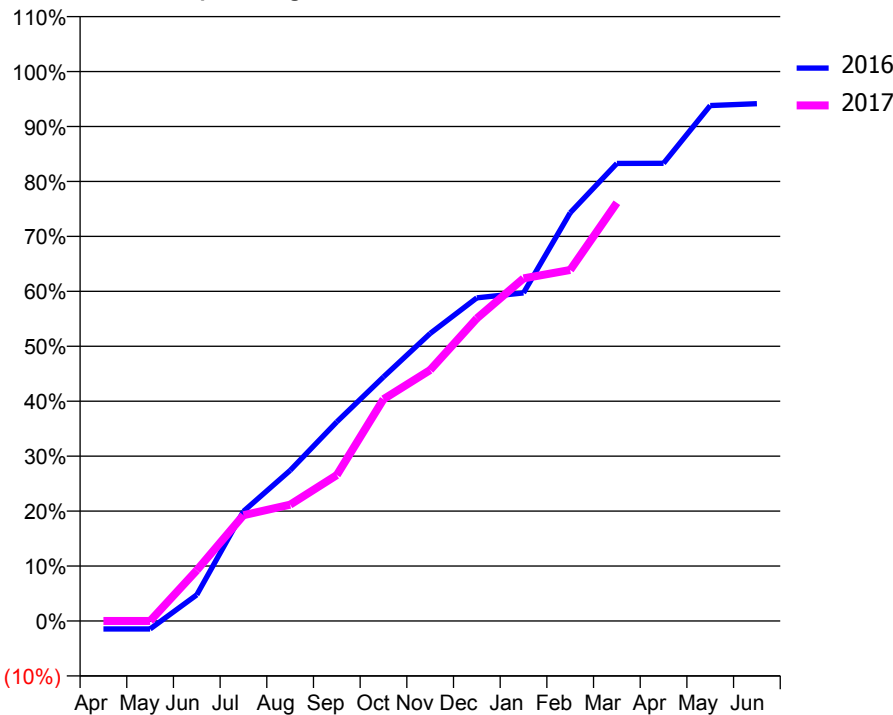
### ACCESS\*

Patients seen in 24 months	Total	Change since previous quarter
Quarter ending March 2016	6,788	
Quarter ending June 2016	6,689	↓
Quarter ending September 2016	6,553	↓
Quarter ending December 2016	6,552	→
Quarter ending March 2017	6,440	↓
<b>Variance since March 2016</b>	<b>(5.1%)</b>	<b>↓</b>



### ACTIVITY

Cumulative percentage of contracted UDA delivered 2016 & 2017



Month	Adjusted Scheduled Activity (UDA)	
	2016	2017
April	-257	0
May	-257	0
June	834	1,613
July	3,488	3,363
August	4,790	3,698
September	6,330	4,640
October	7,762	7,052
November	9,142	7,981
December	10,274	9,624
January	10,432	10,895
February	12,982	11,161
March	14,549	13,300
April	14,553	
May	16,388	
June	16,446	

### QUALITY

	Quantity	Base Number	Contract	AT	Region	England
% of FP17s for the same patient ID Re-attending within 3 months - Children	168	1,773	9.5%	9.6%	11.9%	12.3%
% of FP17s for the same patient ID Re-attending within 3 months - Adults	903	6,552	13.8%	14.3%	16.6%	16.7%
% of FP17s for the same patient ID Re-attending between 3 & 9 months - Children	933	1,773	52.6%	60.6%	60.2%	57.6%
% of FP17s for the same patient ID Re-attending between 3 & 9 months - Adults	3,564	6,552	54.4%	51.9%	51.5%	50.1%
% of FP17s for Band 1 Urgent Courses	339	7,345	4.6%	7.9%	9.5%	9.1%
% of FP17s Relating to Free Repair or Replacements	47	7,345	0.6%	0.8%	0.7%	0.8%
% of FP17s Relating to Continuations	45	7,345	0.6%	1.2%	1.2%	1.2%
% of Patients satisfied with the dentistry they have received	19	22	86.4%	93.2%	93.1%	92.8%
% of Patients satisfied with the time they had to wait for an appointment	21	22	95.5%	89.1%	88.8%	88.7%

\* This is based on patients treated on this contract for their most recent course of treatment. Figures in italics indicate the base number of FP17s or Patient Questionnaire responses are less than 100. N/A is shown where the base number of responses is less than 10 during the period. % is calculated as Quantity/Base number\*100

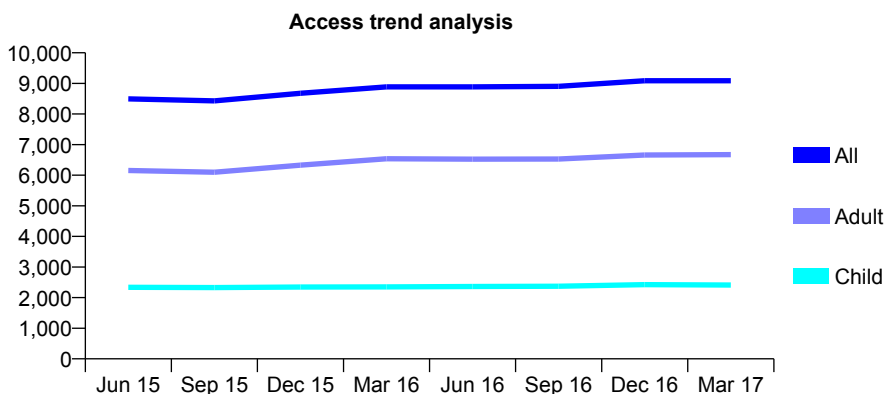
## Q64 - Vital Signs At a Glance Contract Report for 199648/0001 - March 2017

Name or company name	opaley & middlefell ltd
Contract type name	GDS Contract
Purpose of contract	General
Contract start date	06/09/2010
Contract end date	

16/17 Contracted general activity (UDA)	24,000
Carry forward general activity (UDA)	-436
16/17 Contracted orthodontic activity (UOA)	0
Carry forward orthodontic activity (UOA)	0
Baseline contract value	£597,363.34

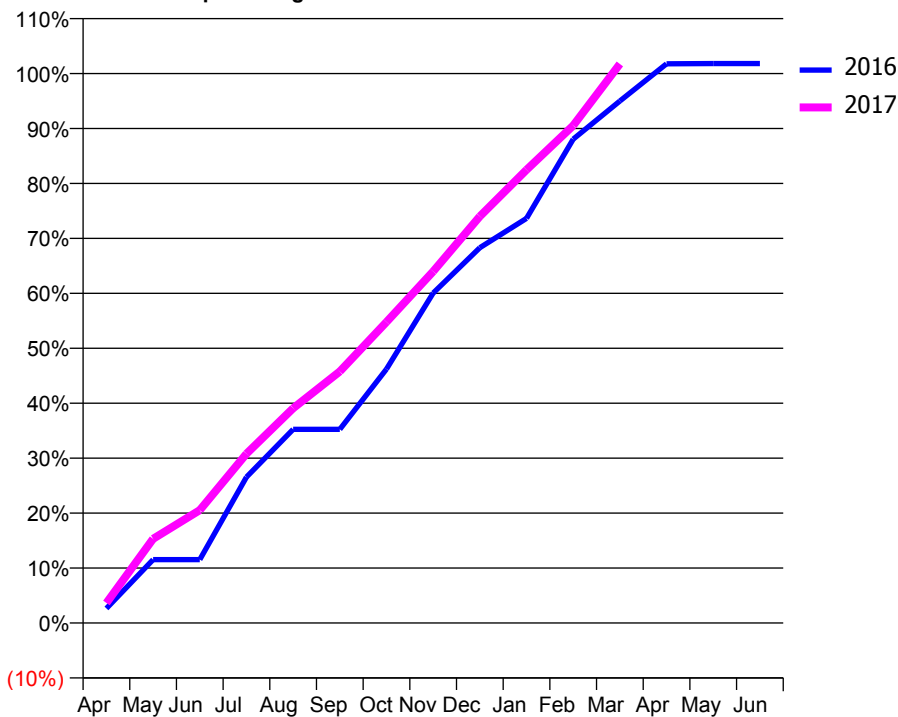
### ACCESS\*

Patients seen in 24 months	Total	Change since previous quarter
Quarter ending March 2016	8,886	
Quarter ending June 2016	8,887	→
Quarter ending September 2016	8,904	→
Quarter ending December 2016	9,085	↑
Quarter ending March 2017	9,088	→
<b>Variance since March 2016</b>	<b>2.3%</b>	<b>↑</b>



### ACTIVITY

Cumulative percentage of contracted UDA delivered 2016 & 2017



Month	Adjusted Scheduled Activity (UDA)	
	2016	2017
April	640	874
May	2,768	3,676
June	2,768	4,930
July	6,375	7,393
August	8,462	9,379
September	8,462	10,987
October	11,092	13,146
November	14,413	15,353
December	16,389	17,762
January	17,675	19,793
February	21,133	21,725
March	22,796	24,417
April	24,424	
May	24,436	
June	24,436	

### QUALITY

	Quantity	Base Number	Contract	AT	Region	England
% of FP17s for the same patient ID Re-attending within 3 months - Children	229	3,780	6.1%	9.6%	11.9%	12.3%
% of FP17s for the same patient ID Re-attending within 3 months - Adults	1,250	7,881	15.9%	14.3%	16.6%	16.7%
% of FP17s for the same patient ID Re-attending between 3 & 9 months - Children	2,378	3,780	62.9%	60.6%	60.2%	57.6%
% of FP17s for the same patient ID Re-attending between 3 & 9 months - Adults	3,782	7,881	48.0%	51.9%	51.5%	50.1%
% of FP17s for Band 1 Urgent Courses	1,136	10,982	10.3%	7.9%	9.5%	9.1%
% of FP17s Relating to Free Repair or Replacements	117	10,982	1.1%	0.8%	0.7%	0.8%
% of FP17s Relating to Continuations	197	10,982	1.8%	1.2%	1.2%	1.2%
% of Patients satisfied with the dentistry they have received	38	40	95.0%	93.2%	93.1%	92.8%
% of Patients satisfied with the time they had to wait for an appointment	37	40	92.5%	89.1%	88.8%	88.7%

\* This is based on patients treated on this contract for their most recent course of treatment. Figures in italics indicate the base number of FP17s or Patient Questionnaire responses are less than 100. N/A is shown where the base number of responses is less than 10 during the period. % is calculated as Quantity/Base number\*100

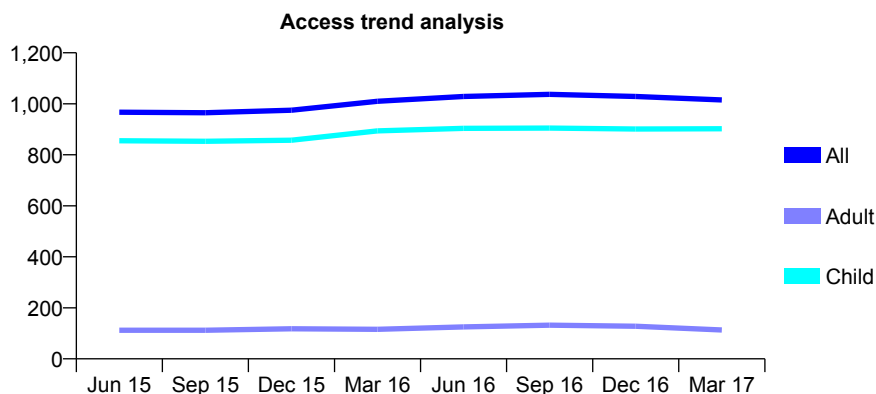
## Q64 - Vital Signs At a Glance Contract Report for 233544/0001 - March 2017

Name or company name	MR D LYONS
Contract type name	GDS Contract
Purpose of contract	General and Orthodontic
Contract start date	01/03/2008
Contract end date	

16/17 Contracted general activity (UDA)	1,909
Carry forward general activity (UDA)	5
16/17 Contracted orthodontic activity (UOA)	1,086
Carry forward orthodontic activity (UOA)	0
Baseline contract value	£117,175.60

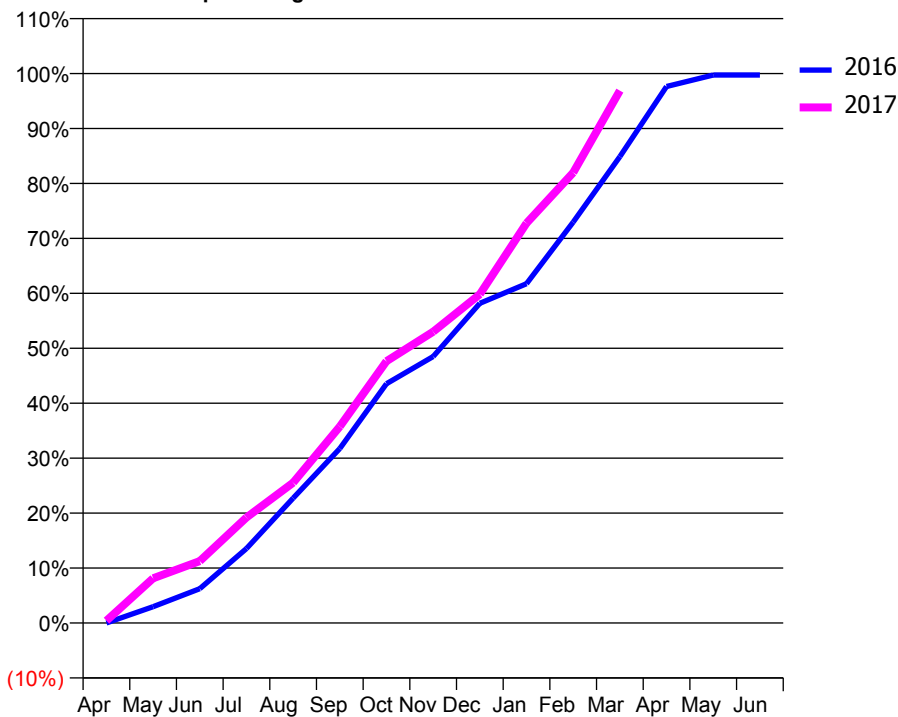
### ACCESS\*

Patients seen in 24 months	Total	Change since previous quarter
Quarter ending March 2016	1,010	
Quarter ending June 2016	1,029	→
Quarter ending September 2016	1,037	→
Quarter ending December 2016	1,029	→
Quarter ending March 2017	1,015	↓
<b>Variance since March 2016</b>	<b>0.5%</b>	<b>→</b>



### ACTIVITY

Cumulative percentage of contracted UDA delivered 2016 & 2017



Month	Adjusted Scheduled Activity (UDA)	
	2016	2017
April	0	8
May	57	155
June	119	215
July	259	367
August	434	488
September	606	682
October	831	910
November	926	1,012
December	1,111	1,142
January	1,179	1,389
February	1,393	1,565
March	1,620	1,849
April	1,864	
May	1,904	
June	1,904	

### QUALITY

	Quantity	Base Number	Contract	AT	Region	England
% of FP17s for the same patient ID Re-attending within 3 months - Children	137	1,531	8.9%	9.6%	11.9%	12.3%
% of FP17s for the same patient ID Re-attending within 3 months - Adults	3	36	8.3%	14.3%	16.6%	16.7%
% of FP17s for the same patient ID Re-attending between 3 & 9 months - Children	811	1,531	53.0%	60.6%	60.2%	57.6%
% of FP17s for the same patient ID Re-attending between 3 & 9 months - Adults	23	36	63.9%	51.9%	51.5%	50.1%
% of FP17s for Band 1 Urgent Courses	47	1,216	3.9%	7.9%	9.5%	9.1%
% of FP17s Relating to Free Repair or Replacements	0	1,216	0.0%	0.8%	0.7%	0.8%
% of FP17s Relating to Continuations	11	1,216	0.9%	1.2%	1.2%	1.2%
% of Patients satisfied with the dentistry they have received	3	3	N/A	93.2%	93.1%	92.8%
% of Patients satisfied with the time they had to wait for an appointment	2	3	N/A	89.1%	88.8%	88.7%

\* This is based on patients treated on this contract for their most recent course of treatment. Figures in italics indicate the base number of FP17s or Patient Questionnaire responses are less than 100. N/A is shown where the base number of responses is less than 10 during the period. % is calculated as Quantity/Base number\*100

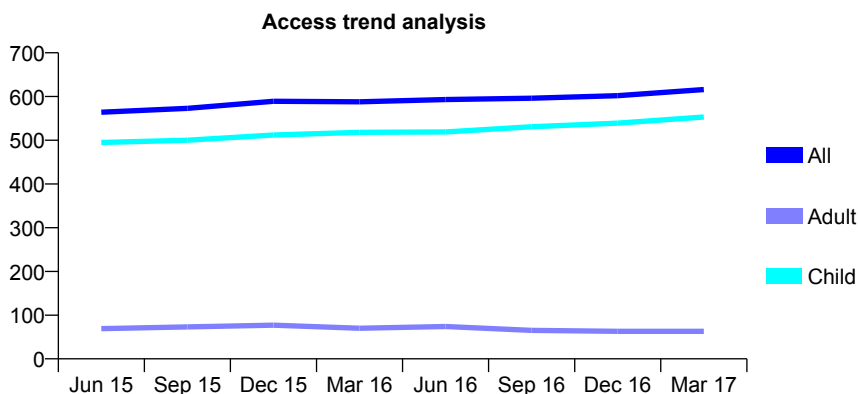
## Q64 - Vital Signs At a Glance Contract Report for 235997/0001 - March 2017

Name or company name	MR MJ BASSETT-CROSS
Contract type name	GDS Contract
Purpose of contract	General and Orthodontic
Contract start date	01/04/2006
Contract end date	

16/17 Contracted general activity (UDA)	1,350
Carry forward general activity (UDA)	31
16/17 Contracted orthodontic activity (UOA)	837
Carry forward orthodontic activity (UOA)	0
Baseline contract value	£87,376.75

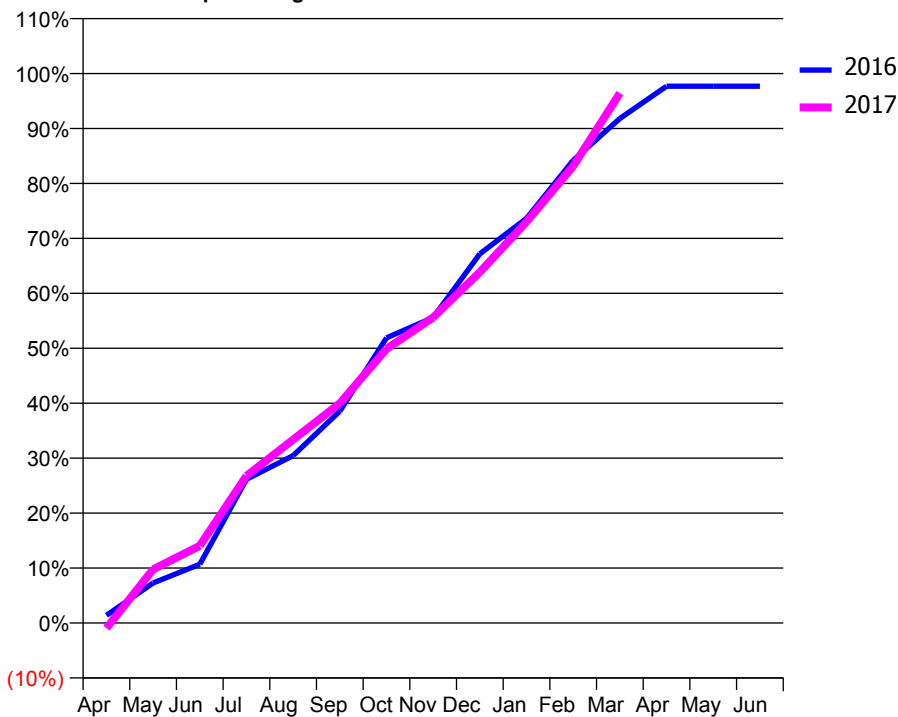
### ACCESS\*

Patients seen in 24 months	Total	Change since previous quarter
Quarter ending March 2016	588	
Quarter ending June 2016	593	→
Quarter ending September 2016	596	→
Quarter ending December 2016	602	→
Quarter ending March 2017	616	↑
<b>Variance since March 2016</b>	<b>4.8%</b>	<b>↑</b>



### ACTIVITY

Cumulative percentage of contracted UDA delivered 2016 & 2017



Adjusted Scheduled Activity (UDA)

Month	2016	2017
April	19	-13
May	98	132
June	144	190
July	353	361
August	411	451
September	520	540
October	701	673
November	751	751
December	907	862
January	994	986
February	1,137	1,123
March	1,240	1,302
April	1,319	
May	1,319	
June	1,319	

### QUALITY

	Quantity	Base Number	Contract	AT	Region	England
% of FP17s for the same patient ID Re-attending within 3 months - Children	64	1,109	5.8%	9.6%	11.9%	12.3%
% of FP17s for the same patient ID Re-attending within 3 months - Adults	0	1	0.0%	14.3%	16.6%	16.7%
% of FP17s for the same patient ID Re-attending between 3 & 9 months - Children	598	1,109	53.9%	60.6%	60.2%	57.6%
% of FP17s for the same patient ID Re-attending between 3 & 9 months - Adults	0	1	0.0%	51.9%	51.5%	50.1%
% of FP17s for Band 1 Urgent Courses	18	972	1.9%	7.9%	9.5%	9.1%
% of FP17s Relating to Free Repair or Replacements	0	972	0.0%	0.8%	0.7%	0.8%
% of FP17s Relating to Continuations	4	972	0.4%	1.2%	1.2%	1.2%
% of Patients satisfied with the dentistry they have received	0	0	N/A	93.2%	93.1%	92.8%
% of Patients satisfied with the time they had to wait for an appointment	0	0	N/A	89.1%	88.8%	88.7%

\* This is based on patients treated on this contract for their most recent course of treatment. Figures in italics indicate the base number of FP17s or Patient Questionnaire responses are less than 100. N/A is shown where the base number of responses is less than 10 during the period. % is calculated as Quantity/Base number\*100

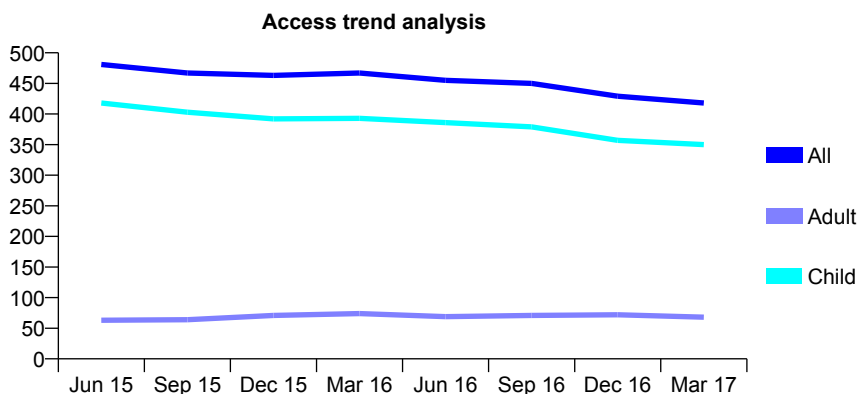
## Q64 - Vital Signs At a Glance Contract Report for 237876/0001 - March 2017

Name or company name	MRS L JAMES
Contract type name	GDS Contract
Purpose of contract	General
Contract start date	01/04/2006
Contract end date	

16/17 Contracted general activity (UDA)	870
Carry forward general activity (UDA)	0
16/17 Contracted orthodontic activity (UOA)	0
Carry forward orthodontic activity (UOA)	0
Baseline contract value	£21,130.68

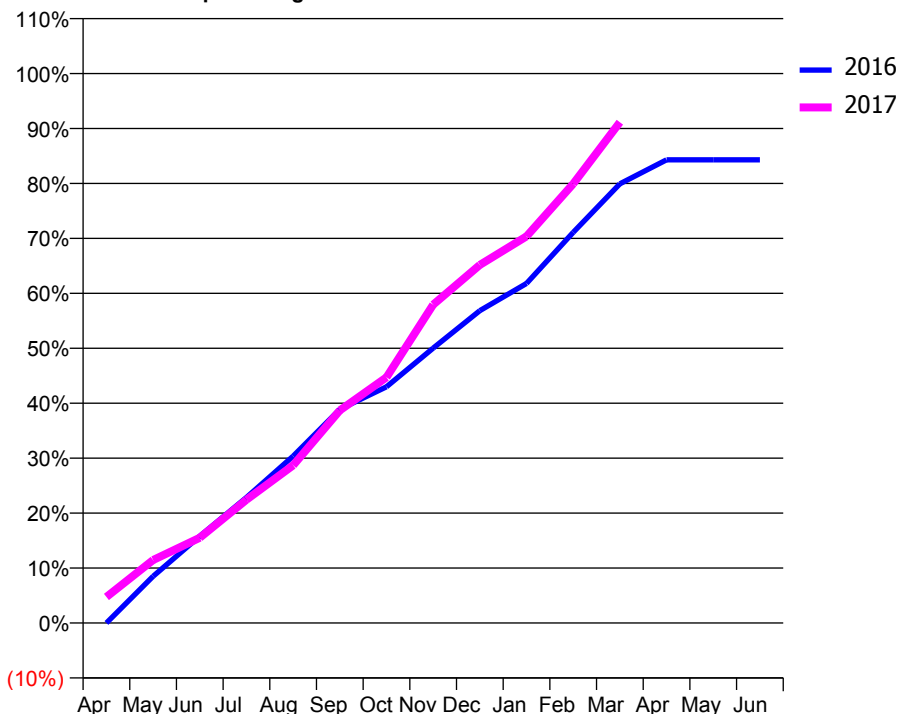
### ACCESS\*

Patients seen in 24 months	Total	Change since previous quarter
Quarter ending March 2016	467	
Quarter ending June 2016	455	↓
Quarter ending September 2016	450	↓
Quarter ending December 2016	429	↓
Quarter ending March 2017	418	↓
<b>Variance since March 2016</b>	<b>(10.5%)</b>	<b>↓</b>



### ACTIVITY

**Cumulative percentage of contracted UDA delivered 2016 & 2017**



**Adjusted Scheduled Activity (UDA)**

Month	2016	2017
April	0	41
May	74	100
June	138	135
July	199	195
August	264	250
September	338	337
October	374	389
November	435	504
December	495	567
January	538	612
February	618	695
March	695	793
April	733	
May	733	
June	733	

### QUALITY

	Quantity	Base Number	Contract	AT	Region	England
% of FP17s for the same patient ID Re-attending within 3 months - Children	32	583	5.5%	9.6%	11.9%	12.3%
% of FP17s for the same patient ID Re-attending within 3 months - Adults	2	32	6.3%	14.3%	16.6%	16.7%
% of FP17s for the same patient ID Re-attending between 3 & 9 months - Children	404	583	69.3%	60.6%	60.2%	57.6%
% of FP17s for the same patient ID Re-attending between 3 & 9 months - Adults	20	32	62.5%	51.9%	51.5%	50.1%
% of FP17s for Band 1 Urgent Courses	19	579	3.3%	7.9%	9.5%	9.1%
% of FP17s Relating to Free Repair or Replacements	0	579	0.0%	0.8%	0.7%	0.8%
% of FP17s Relating to Continuations	4	579	0.7%	1.2%	1.2%	1.2%
% of Patients satisfied with the dentistry they have received	1	1	N/A	93.2%	93.1%	92.8%
% of Patients satisfied with the time they had to wait for an appointment	1	1	N/A	89.1%	88.8%	88.7%

\* This is based on patients treated on this contract for their most recent course of treatment. Figures in italics indicate the base number of FP17s or Patient Questionnaire responses are less than 100. N/A is shown where the base number of responses is less than 10 during the period. % is calculated as Quantity/Base number\*100



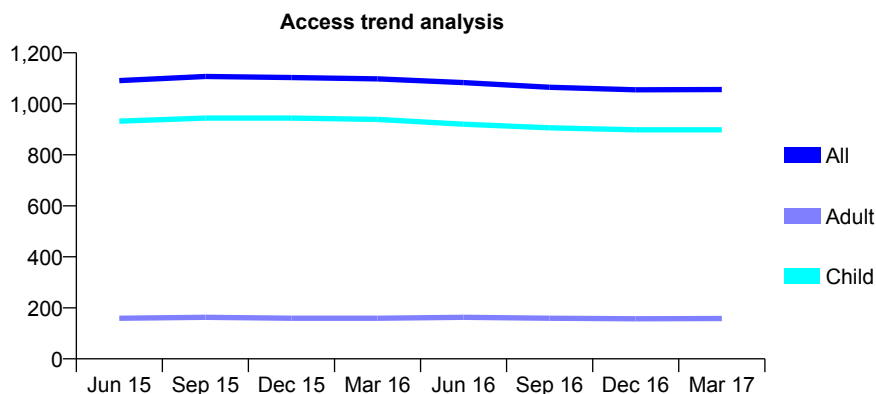
## Q64 - Vital Signs At a Glance Contract Report for 239488/0001 - March 2017

Name or company name	MR JC HOUSE
Contract type name	GDS Contract
Purpose of contract	General
Contract start date	01/04/2006
Contract end date	

16/17 Contracted general activity (UDA)	2,500
Carry forward general activity (UDA)	85
16/17 Contracted orthodontic activity (UOA)	0
Carry forward orthodontic activity (UOA)	0
Baseline contract value	£52,011.55

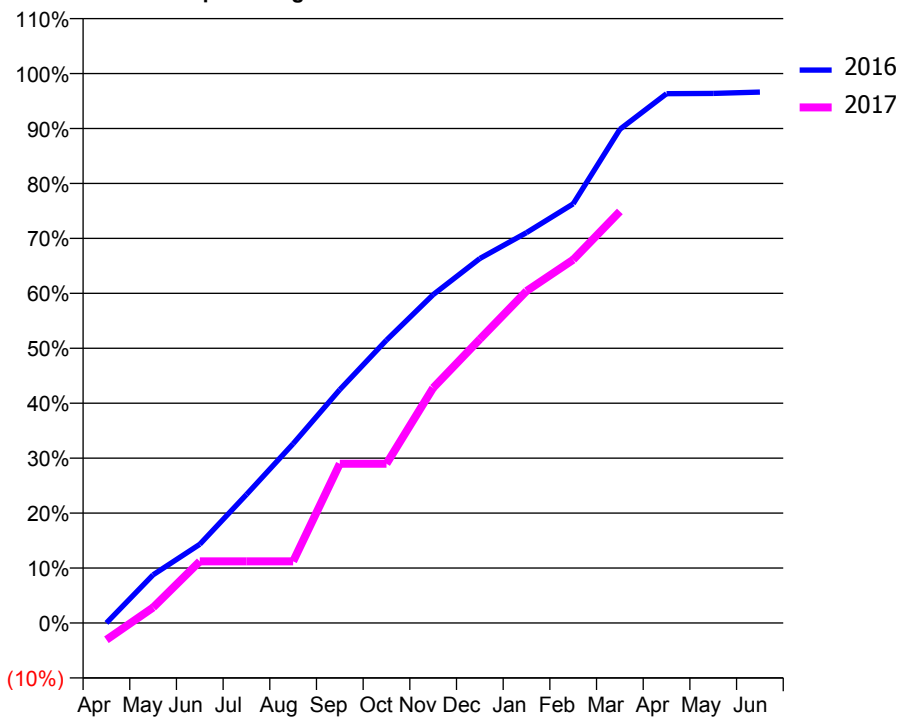
### ACCESS\*

Patients seen in 24 months	Total	Change since previous quarter
Quarter ending March 2016	1,098	
Quarter ending June 2016	1,083	↓
Quarter ending September 2016	1,065	↓
Quarter ending December 2016	1,055	→
Quarter ending March 2017	1,056	→
<b>Variance since March 2016</b>	<b>(3.8%)</b>	<b>↓</b>



### ACTIVITY

**Cumulative percentage of contracted UDA delivered 2016 & 2017**



Month	Adjusted Scheduled Activity (UDA)	
	2016	2017
April	0	-77
May	220	70
June	358	281
July	585	281
August	815	281
September	1,062	724
October	1,287	724
November	1,494	1,070
December	1,659	1,291
January	1,776	1,510
February	1,907	1,653
March	2,246	1,873
April	2,408	
May	2,409	
June	2,415	

### QUALITY

	Quantity	Base Number	Contract	AT	Region	England
% of FP17s for the same patient ID Re-attending within 3 months - Children	106	1,477	7.2%	9.6%	11.9%	12.3%
% of FP17s for the same patient ID Re-attending within 3 months - Adults	2	53	3.8%	14.3%	16.6%	16.7%
% of FP17s for the same patient ID Re-attending between 3 & 9 months - Children	1,063	1,477	72.0%	60.6%	60.2%	57.6%
% of FP17s for the same patient ID Re-attending between 3 & 9 months - Adults	37	53	69.8%	51.9%	51.5%	50.1%
% of FP17s for Band 1 Urgent Courses	29	1,410	2.1%	7.9%	9.5%	9.1%
% of FP17s Relating to Free Repair or Replacements	0	1,410	0.0%	0.8%	0.7%	0.8%
% of FP17s Relating to Continuations	1	1,410	0.1%	1.2%	1.2%	1.2%
% of Patients satisfied with the dentistry they have received	1	1	N/A	93.2%	93.1%	92.8%
% of Patients satisfied with the time they had to wait for an appointment	1	1	N/A	89.1%	88.8%	88.7%

\* This is based on patients treated on this contract for their most recent course of treatment. Figures in italics indicate the base number of FP17s or Patient Questionnaire responses are less than 100. N/A is shown where the base number of responses is less than 10 during the period. % is calculated as Quantity/Base number\*100

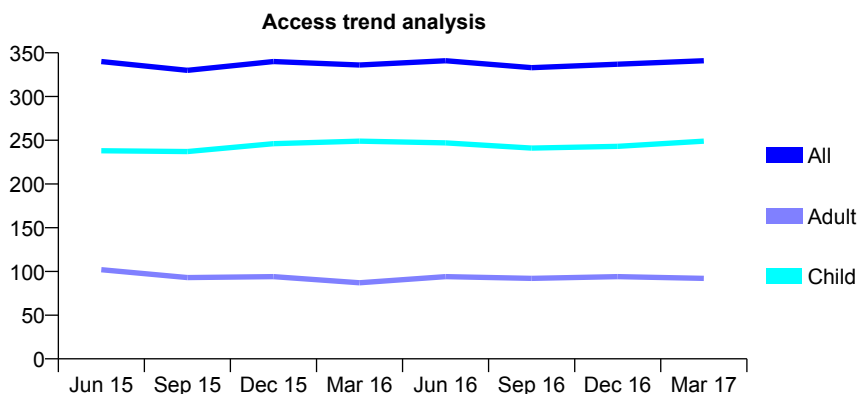
## Q64 - Vital Signs At a Glance Contract Report for 246247/0001 - March 2017

Name or company name	MR JA ANDERSON
Contract type name	GDS Contract
Purpose of contract	General
Contract start date	01/04/2006
Contract end date	

16/17 Contracted general activity (UDA)	600
Carry forward general activity (UDA)	-9
16/17 Contracted orthodontic activity (UOA)	0
Carry forward orthodontic activity (UOA)	0
Baseline contract value	£13,606.58

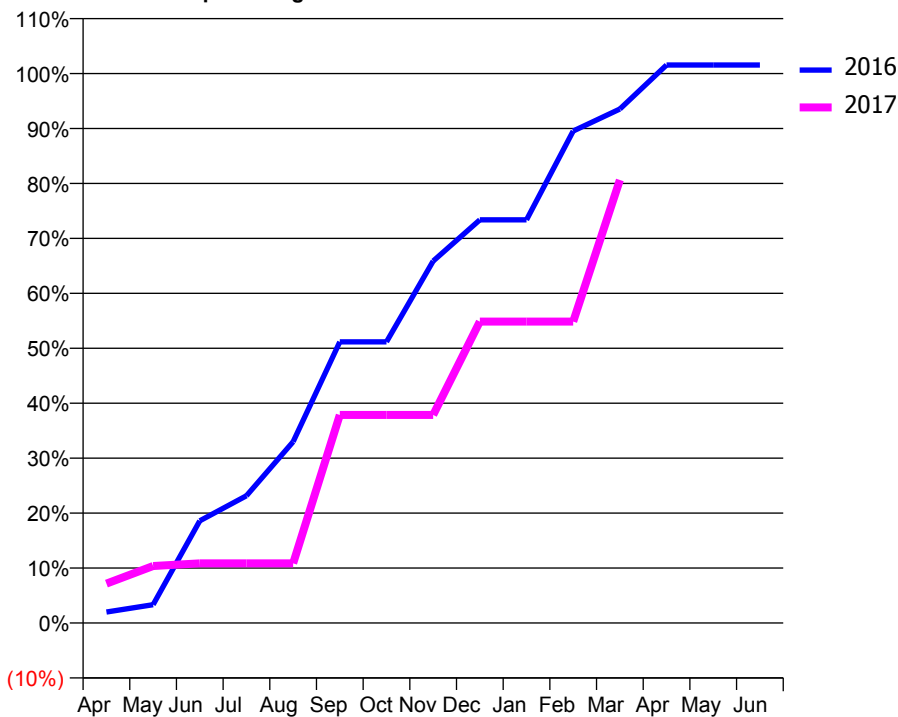
### ACCESS\*

Patients seen in 24 months	Total	Change since previous quarter
Quarter ending March 2016	336	
Quarter ending June 2016	341	→
Quarter ending September 2016	333	↓
Quarter ending December 2016	337	→
Quarter ending March 2017	341	→
<b>Variance since March 2016</b>	<b>1.5%</b>	<b>→</b>



### ACTIVITY

Cumulative percentage of contracted UDA delivered 2016 & 2017



Adjusted Scheduled Activity (UDA)

Month	2016	2017
April	12	43
May	20	62
June	112	65
July	139	65
August	198	65
September	307	227
October	307	227
November	395	227
December	440	329
January	440	329
February	537	329
March	561	484
April	609	
May	609	
June	609	

### QUALITY

	Quantity	Base Number	Contract	AT	Region	England
% of FP17s for the same patient ID Re-attending within 3 months - Children	8	283	2.8%	9.6%	11.9%	12.3%
% of FP17s for the same patient ID Re-attending within 3 months - Adults	5	72	6.9%	14.3%	16.6%	16.7%
% of FP17s for the same patient ID Re-attending between 3 & 9 months - Children	106	283	37.5%	60.6%	60.2%	57.6%
% of FP17s for the same patient ID Re-attending between 3 & 9 months - Adults	36	72	50.0%	51.9%	51.5%	50.1%
% of FP17s for Band 1 Urgent Courses	4	321	1.2%	7.9%	9.5%	9.1%
% of FP17s Relating to Free Repair or Replacements	0	321	0.0%	0.8%	0.7%	0.8%
% of FP17s Relating to Continuations	0	321	0.0%	1.2%	1.2%	1.2%
% of Patients satisfied with the dentistry they have received	1	1	N/A	93.2%	93.1%	92.8%
% of Patients satisfied with the time they had to wait for an appointment	1	1	N/A	89.1%	88.8%	88.7%

\* This is based on patients treated on this contract for their most recent course of treatment. Figures in italics indicate the base number of FP17s or Patient Questionnaire responses are less than 100. N/A is shown where the base number of responses is less than 10 during the period. % is calculated as Quantity/Base number\*100

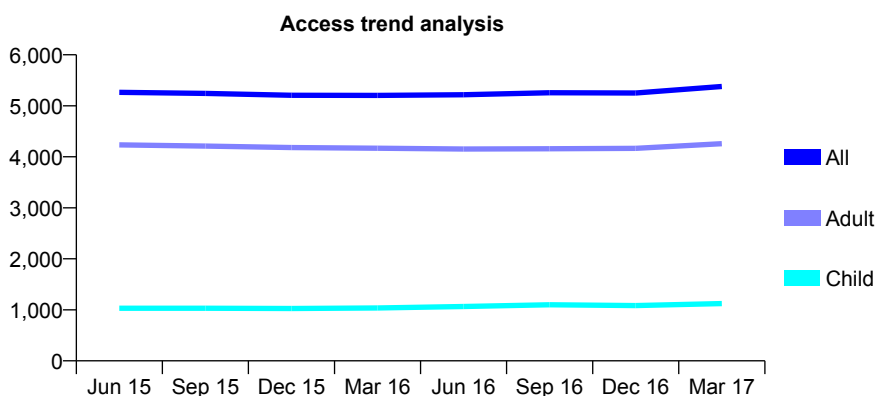
## Q64 - Vital Signs At a Glance Contract Report for 258784/0001 - March 2017

Name or company name	MR SS SANGHERA
Contract type name	GDS Contract
Purpose of contract	General
Contract start date	01/12/2007
Contract end date	

16/17 Contracted general activity (UDA)	17,500
Carry forward general activity (UDA)	0
16/17 Contracted orthodontic activity (UOA)	0
Carry forward orthodontic activity (UOA)	0
Baseline contract value	£418,521.52

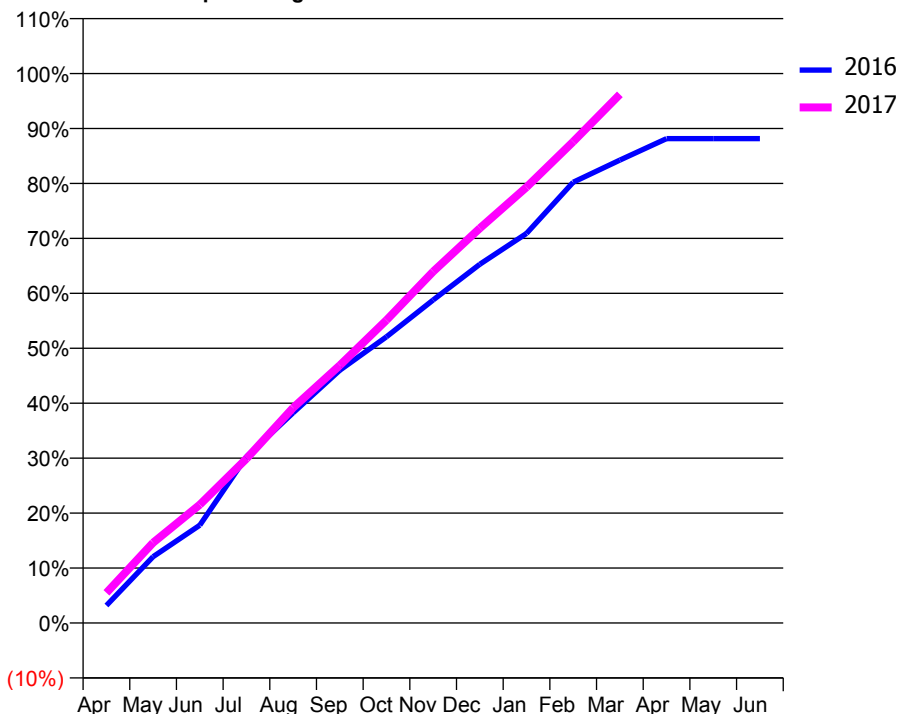
### ACCESS\*

Patients seen in 24 months	Total	Change since previous quarter
Quarter ending March 2016	5,205	
Quarter ending June 2016	5,218	→
Quarter ending September 2016	5,257	→
Quarter ending December 2016	5,250	→
Quarter ending March 2017	5,379	↑
<b>Variance since March 2016</b>	<b>3.3%</b>	<b>↑</b>



### ACTIVITY

Cumulative percentage of contracted UDA delivered 2016 & 2017



Month	Adjusted Scheduled Activity (UDA)	
	2016	2017
April	559	961
May	2,111	2,557
June	3,113	3,767
July	5,297	5,233
August	6,694	6,855
September	8,051	8,207
October	9,114	9,646
November	10,287	11,192
December	11,426	12,572
January	12,409	13,879
February	14,038	15,330
March	14,742	16,834
April	15,425	
May	15,425	
June	15,426	

### QUALITY

	Quantity	Base Number	Contract	AT	Region	England
% of FP17s for the same patient ID Re-attending within 3 months - Children	102	1,935	5.3%	9.6%	11.9%	12.3%
% of FP17s for the same patient ID Re-attending within 3 months - Adults	979	7,174	13.6%	14.3%	16.6%	16.7%
% of FP17s for the same patient ID Re-attending between 3 & 9 months - Children	1,233	1,935	63.7%	60.6%	60.2%	57.6%
% of FP17s for the same patient ID Re-attending between 3 & 9 months - Adults	4,560	7,174	63.6%	51.9%	51.5%	50.1%
% of FP17s for Band 1 Urgent Courses	452	8,436	5.4%	7.9%	9.5%	9.1%
% of FP17s Relating to Free Repair or Replacements	19	8,436	0.2%	0.8%	0.7%	0.8%
% of FP17s Relating to Continuations	223	8,436	2.6%	1.2%	1.2%	1.2%
% of Patients satisfied with the dentistry they have received	23	23	100.0%	93.2%	93.1%	92.8%
% of Patients satisfied with the time they had to wait for an appointment	22	23	95.7%	89.1%	88.8%	88.7%

\* This is based on patients treated on this contract for their most recent course of treatment. Figures in italics indicate the base number of FP17s or Patient Questionnaire responses are less than 100. N/A is shown where the base number of responses is less than 10 during the period. % is calculated as Quantity/Base number\*100

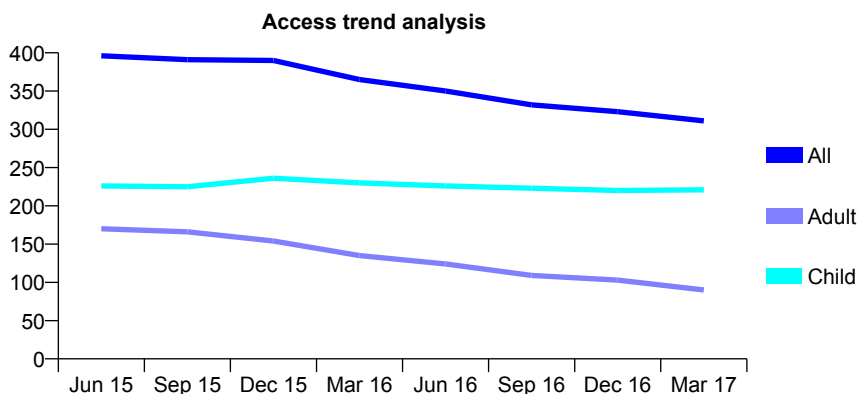
## Q64 - Vital Signs At a Glance Contract Report for 262579/0001 - March 2017

Name or company name	MR M OTHMAN
Contract type name	GDS Contract
Purpose of contract	General
Contract start date	10/09/2007
Contract end date	

16/17 Contracted general activity (UDA)	600
Carry forward general activity (UDA)	0
16/17 Contracted orthodontic activity (UOA)	0
Carry forward orthodontic activity (UOA)	0
Baseline contract value	£14,762.70

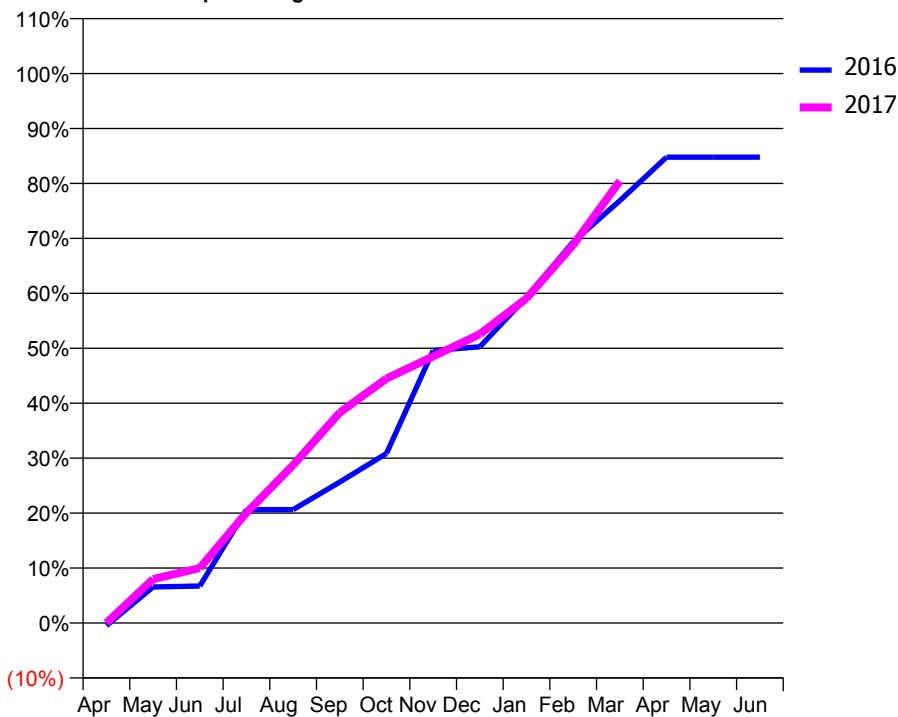
### ACCESS\*

Patients seen in 24 months	Total	Change since previous quarter
Quarter ending March 2016	365	
Quarter ending June 2016	350	↓
Quarter ending September 2016	332	↓
Quarter ending December 2016	323	↓
Quarter ending March 2017	311	↓
<b>Variance since March 2016</b>	<b>(14.8%)</b>	<b>↓</b>



### ACTIVITY

Cumulative percentage of contracted UDA delivered 2016 & 2017



Adjusted Scheduled Activity (UDA)

Month	2016	2017
April	-3	0
May	39	48
June	40	60
July	124	120
August	124	172
September	154	230
October	185	267
November	298	291
December	302	315
January	356	354
February	416	413
March	461	483
April	509	
May	509	
June	509	

### QUALITY

	Quantity	Base Number	Contract	AT	Region	England
% of FP17s for the same patient ID Re-attending within 3 months - Children	19	335	5.7%	9.6%	11.9%	12.3%
% of FP17s for the same patient ID Re-attending within 3 months - Adults	6	65	9.2%	14.3%	16.6%	16.7%
% of FP17s for the same patient ID Re-attending between 3 & 9 months - Children	212	335	63.3%	60.6%	60.2%	57.6%
% of FP17s for the same patient ID Re-attending between 3 & 9 months - Adults	32	65	49.2%	51.9%	51.5%	50.1%
% of FP17s for Band 1 Urgent Courses	13	367	3.5%	7.9%	9.5%	9.1%
% of FP17s Relating to Free Repair or Replacements	0	367	0.0%	0.8%	0.7%	0.8%
% of FP17s Relating to Continuations	0	367	0.0%	1.2%	1.2%	1.2%
% of Patients satisfied with the dentistry they have received	0	0	N/A	93.2%	93.1%	92.8%
% of Patients satisfied with the time they had to wait for an appointment	0	0	N/A	89.1%	88.8%	88.7%

\* This is based on patients treated on this contract for their most recent course of treatment. Figures in italics indicate the base number of FP17s or Patient Questionnaire responses are less than 100. N/A is shown where the base number of responses is less than 10 during the period. % is calculated as Quantity/Base number\*100

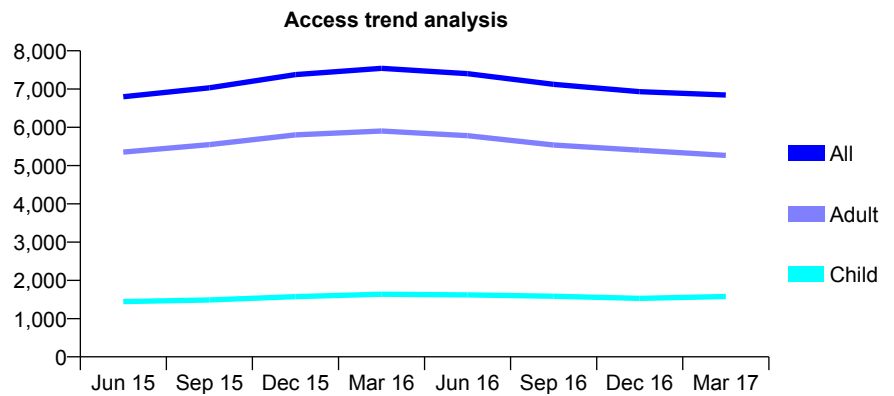
## Q64 - Vital Signs At a Glance Contract Report for 270563/0003 - March 2017

Name or company name	MR RS DHARWAR
Contract type name	GDS Contract
Purpose of contract	General and Orthodontic
Contract start date	01/02/2014
Contract end date	

16/17 Contracted general activity (UDA)	19,451
Carry forward general activity (UDA)	-343
16/17 Contracted orthodontic activity (UOA)	3,056
Carry forward orthodontic activity (UOA)	0
Baseline contract value	£661,124.63

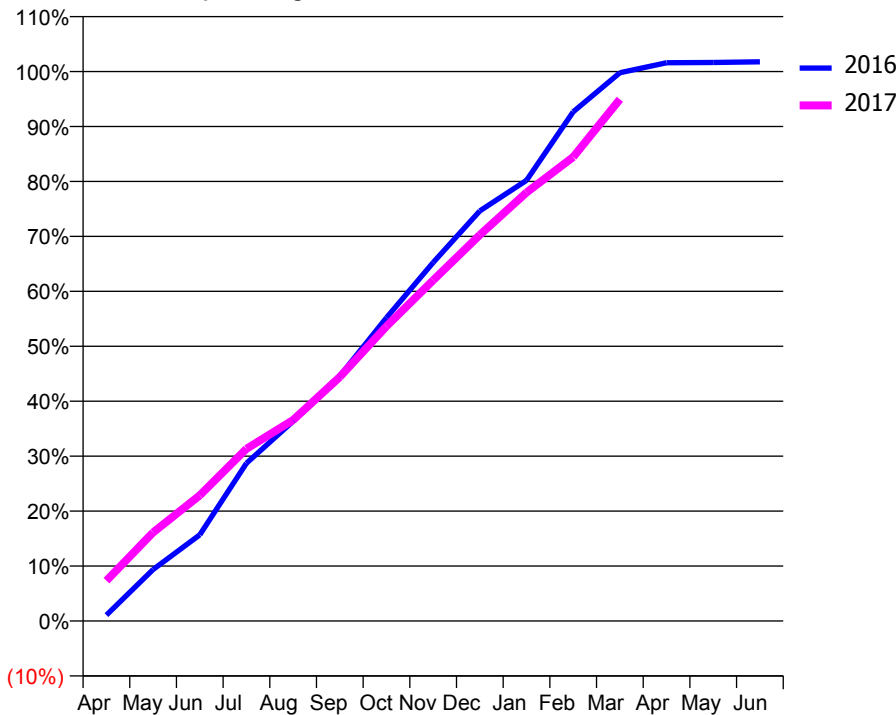
### ACCESS\*

Patients seen in 24 months	Total	Change since previous quarter
Quarter ending March 2016	7,543	
Quarter ending June 2016	7,402	↓
Quarter ending September 2016	7,122	↓
Quarter ending December 2016	6,930	↓
Quarter ending March 2017	6,845	↓
<b>Variance since March 2016</b>	<b>(9.3%)</b>	<b>↓</b>



### ACTIVITY

Cumulative percentage of contracted UDA delivered 2016 & 2017



Month	Adjusted Scheduled Activity (UDA)	
	2016	2017
April	212	1,426
May	1,826	3,135
June	3,050	4,448
July	5,584	6,098
August	7,073	7,116
September	8,672	8,638
October	10,738	10,434
November	12,692	12,063
December	14,516	13,667
January	15,598	15,168
February	18,025	16,422
March	19,406	18,469
April	19,760	
May	19,771	
June	19,794	

### QUALITY

	Quantity	Base Number	Contract	AT	Region	England
% of FP17s for the same patient ID Re-attending within 3 months - Children	169	2,509	6.7%	9.6%	11.9%	12.3%
% of FP17s for the same patient ID Re-attending within 3 months - Adults	939	7,965	11.8%	14.3%	16.6%	16.7%
% of FP17s for the same patient ID Re-attending between 3 & 9 months - Children	1,441	2,509	57.4%	60.6%	60.2%	57.6%
% of FP17s for the same patient ID Re-attending between 3 & 9 months - Adults	5,460	7,965	68.5%	51.9%	51.5%	50.1%
% of FP17s for Band 1 Urgent Courses	899	9,942	9.0%	7.9%	9.5%	9.1%
% of FP17s Relating to Free Repair or Replacements	48	9,942	0.5%	0.8%	0.7%	0.8%
% of FP17s Relating to Continuations	16	9,942	0.2%	1.2%	1.2%	1.2%
% of Patients satisfied with the dentistry they have received	21	22	95.5%	93.2%	93.1%	92.8%
% of Patients satisfied with the time they had to wait for an appointment	21	22	95.5%	89.1%	88.8%	88.7%

\* This is based on patients treated on this contract for their most recent course of treatment. Figures in italics indicate the base number of FP17s or Patient Questionnaire responses are less than 100. N/A is shown where the base number of responses is less than 10 during the period. % is calculated as Quantity/Base number\*100

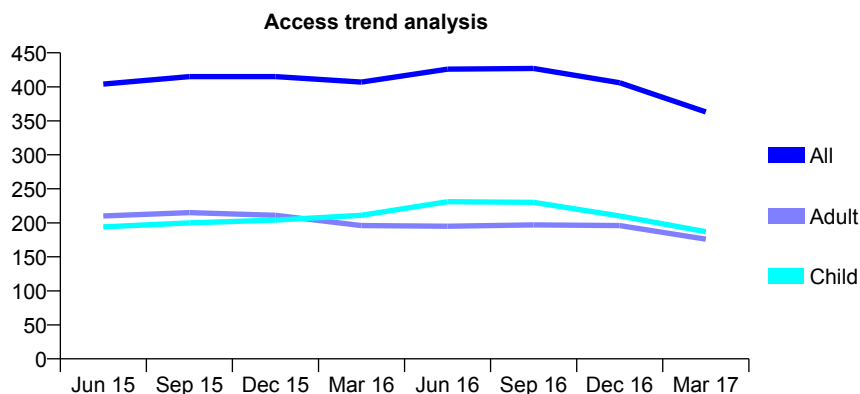
## Q64 - Vital Signs At a Glance Contract Report for 272760/0001 - March 2017

Name or company name	MR BY CHAN
Contract type name	GDS Contract
Purpose of contract	General
Contract start date	16/12/2010
Contract end date	

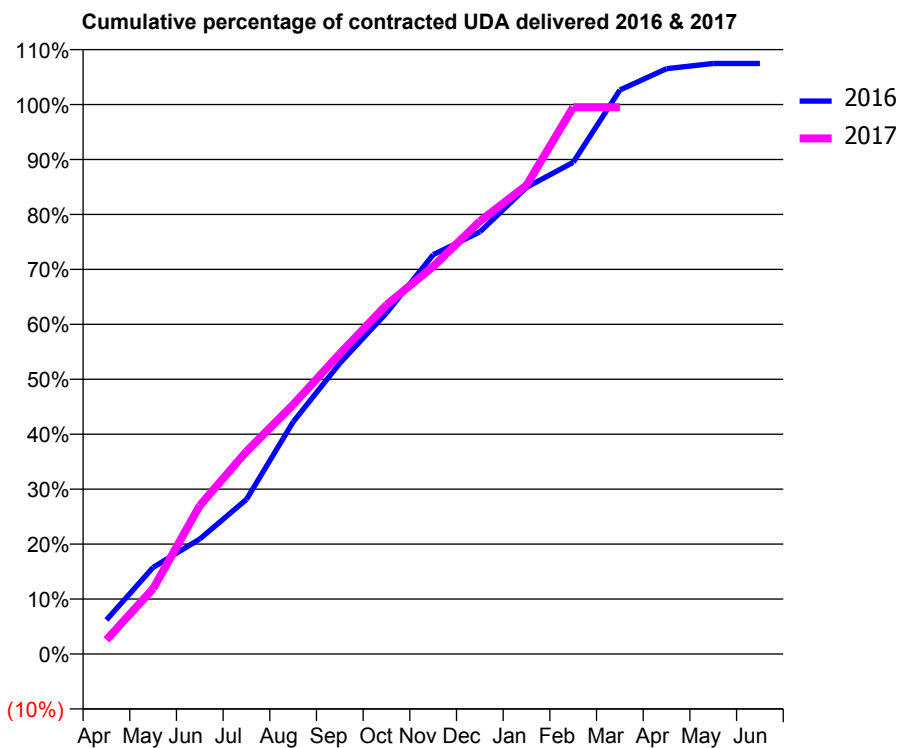
16/17 Contracted general activity (UDA)	850
Carry forward general activity (UDA)	-17
16/17 Contracted orthodontic activity (UOA)	0
Carry forward orthodontic activity (UOA)	0
Baseline contract value	£17,585.09

### ACCESS\*

Patients seen in 24 months	Total	Change since previous quarter
Quarter ending March 2016	407	
Quarter ending June 2016	426	↑
Quarter ending September 2016	427	→
Quarter ending December 2016	406	↓
Quarter ending March 2017	363	↓
<b>Variance since March 2016</b>	<b>(10.8%)</b>	<b>↓</b>



### ACTIVITY



Month	Adjusted Scheduled Activity (UDA)	
	2016	2017
April	53	22
May	134	101
June	178	230
July	239	313
August	359	386
September	450	465
October	528	540
November	618	600
December	653	669
January	722	725
February	761	846
March	872	846
April	905	
May	913	
June	913	

### QUALITY

	Quantity	Base Number	Contract	AT	Region	England
% of FP17s for the same patient ID Re-attending within 3 months - Children	10	324	3.1%	9.6%	11.9%	12.3%
% of FP17s for the same patient ID Re-attending within 3 months - Adults	25	218	11.5%	14.3%	16.6%	16.7%
% of FP17s for the same patient ID Re-attending between 3 & 9 months - Children	151	324	46.6%	60.6%	60.2%	57.6%
% of FP17s for the same patient ID Re-attending between 3 & 9 months - Adults	63	218	28.9%	51.9%	51.5%	50.1%
% of FP17s for Band 1 Urgent Courses	34	515	6.6%	7.9%	9.5%	9.1%
% of FP17s Relating to Free Repair or Replacements	1	515	0.2%	0.8%	0.7%	0.8%
% of FP17s Relating to Continuations	10	515	1.9%	1.2%	1.2%	1.2%
% of Patients satisfied with the dentistry they have received	1	1	N/A	93.2%	93.1%	92.8%
% of Patients satisfied with the time they had to wait for an appointment	1	1	N/A	89.1%	88.8%	88.7%

\* This is based on patients treated on this contract for their most recent course of treatment. Figures in italics indicate the base number of FP17s or Patient Questionnaire responses are less than 100. N/A is shown where the base number of responses is less than 10 during the period. % is calculated as Quantity/Base number\*100

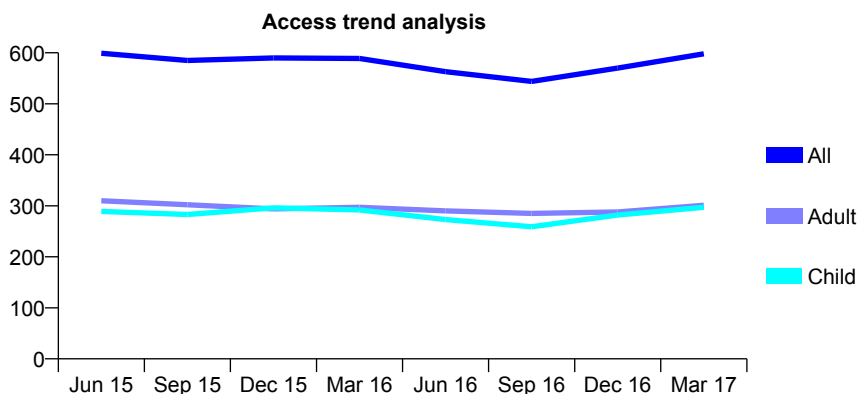
## Q64 - Vital Signs At a Glance Contract Report for 272760/0002 - March 2017

Name or company name	MR BY CHAN
Contract type name	GDS Contract
Purpose of contract	General
Contract start date	16/12/2010
Contract end date	

16/17 Contracted general activity (UDA)	1,300
Carry forward general activity (UDA)	-26
16/17 Contracted orthodontic activity (UOA)	0
Carry forward orthodontic activity (UOA)	0
Baseline contract value	£31,020.71

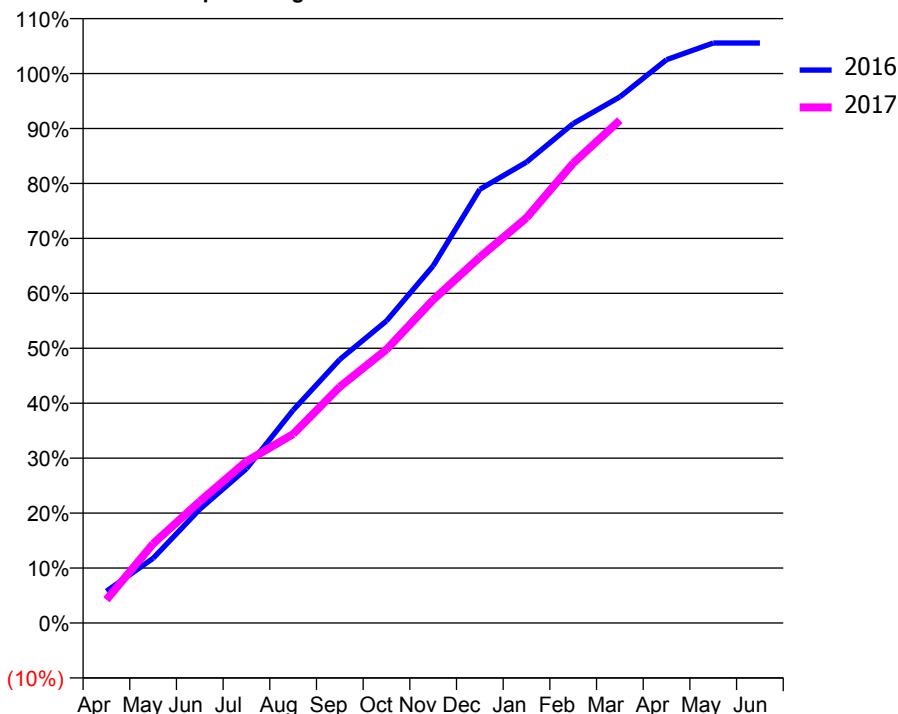
### ACCESS\*

Patients seen in 24 months	Total	Change since previous quarter
Quarter ending March 2016	589	
Quarter ending June 2016	563	↓
Quarter ending September 2016	544	↓
Quarter ending December 2016	570	↑
Quarter ending March 2017	598	↑
<b>Variance since March 2016</b>	1.5%	→



### ACTIVITY

Cumulative percentage of contracted UDA delivered 2016 & 2017



Adjusted Scheduled Activity (UDA)

Month	2016	2017
April	75	55
May	153	188
June	269	288
July	365	383
August	504	447
September	623	559
October	715	647
November	845	764
December	1,026	866
January	1,090	958
February	1,182	1,088
March	1,245	1,189
April	1,333	
May	1,372	
June	1,372	

### QUALITY

	Quantity	Base Number	Contract	AT	Region	England
% of FP17s for the same patient ID Re-attending within 3 months - Children	10	441	2.3%	9.6%	11.9%	12.3%
% of FP17s for the same patient ID Re-attending within 3 months - Adults	31	335	9.3%	14.3%	16.6%	16.7%
% of FP17s for the same patient ID Re-attending between 3 & 9 months - Children	195	441	44.2%	60.6%	60.2%	57.6%
% of FP17s for the same patient ID Re-attending between 3 & 9 months - Adults	113	335	33.7%	51.9%	51.5%	50.1%
% of FP17s for Band 1 Urgent Courses	32	700	4.6%	7.9%	9.5%	9.1%
% of FP17s Relating to Free Repair or Replacements	2	700	0.3%	0.8%	0.7%	0.8%
% of FP17s Relating to Continuations	11	700	1.6%	1.2%	1.2%	1.2%
% of Patients satisfied with the dentistry they have received	2	2	N/A	93.2%	93.1%	92.8%
% of Patients satisfied with the time they had to wait for an appointment	2	2	N/A	89.1%	88.8%	88.7%

\* This is based on patients treated on this contract for their most recent course of treatment. Figures in italics indicate the base number of FP17s or Patient Questionnaire responses are less than 100. N/A is shown where the base number of responses is less than 10 during the period. % is calculated as Quantity/Base number\*100

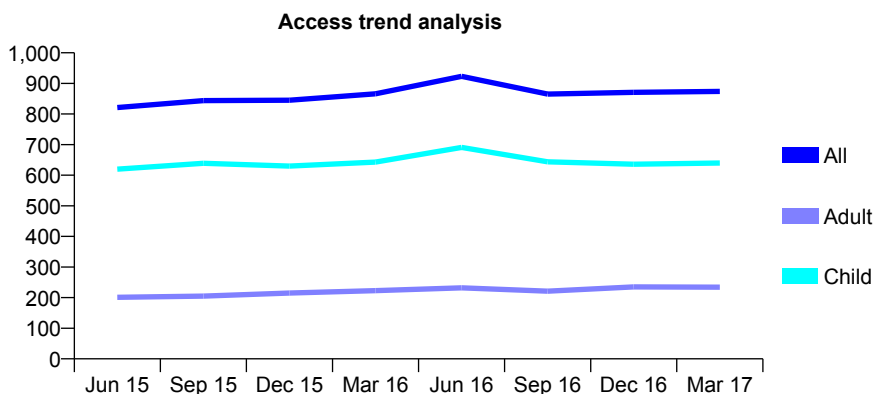
## Q64 - Vital Signs At a Glance Contract Report for 272795/0001 - March 2017

Name or company name	MR MF ISAACS
Contract type name	GDS Contract
Purpose of contract	General
Contract start date	07/02/2007
Contract end date	

16/17 Contracted general activity (UDA)	2,000
Carry forward general activity (UDA)	0
16/17 Contracted orthodontic activity (UOA)	0
Carry forward orthodontic activity (UOA)	0
Baseline contract value	£39,370.65

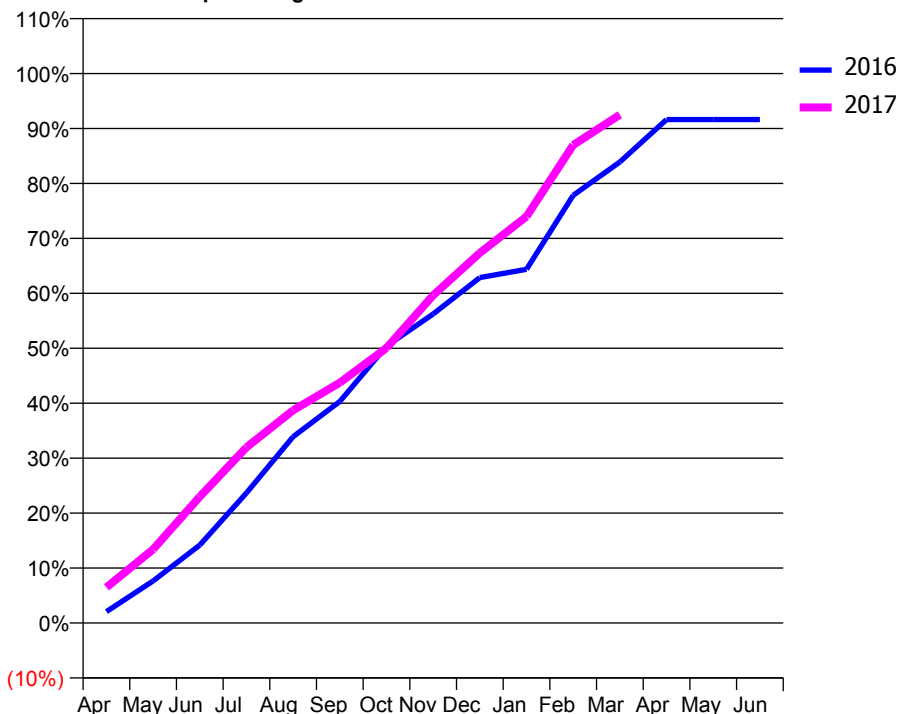
### ACCESS\*

Patients seen in 24 months	Total	Change since previous quarter
Quarter ending March 2016	866	
Quarter ending June 2016	923	↑
Quarter ending September 2016	865	↓
Quarter ending December 2016	871	→
Quarter ending March 2017	874	→
<b>Variance since March 2016</b>	<b>0.9%</b>	<b>→</b>



### ACTIVITY

Cumulative percentage of contracted UDA delivered 2016 & 2017



Month	Adjusted Scheduled Activity (UDA)	
	2016	2017
April	41	130
May	153	268
June	284	460
July	473	639
August	678	774
September	806	875
October	1,008	1,001
November	1,125	1,193
December	1,257	1,347
January	1,287	1,479
February	1,557	1,740
March	1,678	1,850
April	1,832	
May	1,832	
June	1,832	

### QUALITY

	Quantity	Base Number	Contract	AT	Region	England
% of FP17s for the same patient ID Re-attending within 3 months - Children	70	1,032	6.8%	9.6%	11.9%	12.3%
% of FP17s for the same patient ID Re-attending within 3 months - Adults	27	244	11.1%	14.3%	16.6%	16.7%
% of FP17s for the same patient ID Re-attending between 3 & 9 months - Children	599	1,032	58.0%	60.6%	60.2%	57.6%
% of FP17s for the same patient ID Re-attending between 3 & 9 months - Adults	120	244	49.2%	51.9%	51.5%	50.1%
% of FP17s for Band 1 Urgent Courses	74	1,192	6.2%	7.9%	9.5%	9.1%
% of FP17s Relating to Free Repair or Replacements	0	1,192	0.0%	0.8%	0.7%	0.8%
% of FP17s Relating to Continuations	21	1,192	1.8%	1.2%	1.2%	1.2%
% of Patients satisfied with the dentistry they have received	3	3	N/A	93.2%	93.1%	92.8%
% of Patients satisfied with the time they had to wait for an appointment	3	3	N/A	89.1%	88.8%	88.7%

\* This is based on patients treated on this contract for their most recent course of treatment. Figures in italics indicate the base number of FP17s or Patient Questionnaire responses are less than 100. N/A is shown where the base number of responses is less than 10 during the period. % is calculated as Quantity/Base number\*100



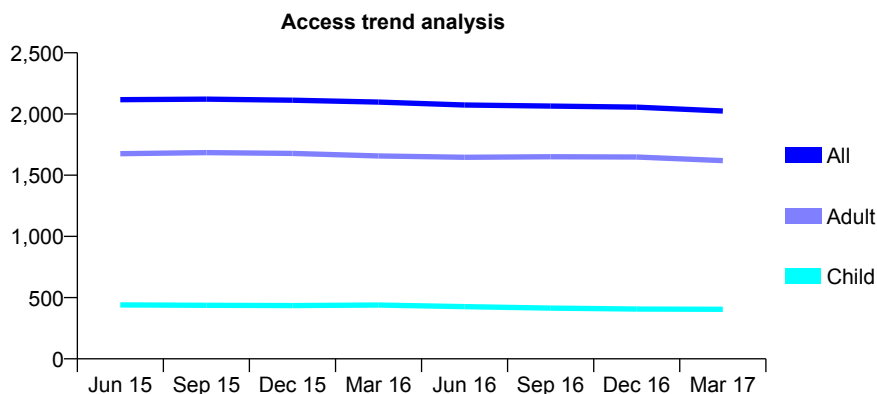
## Q64 - Vital Signs At a Glance Contract Report for 303828/0001 - March 2017

Name or company name	MR J ROBSON
Contract type name	GDS Contract
Purpose of contract	General
Contract start date	01/04/2006
Contract end date	

16/17 Contracted general activity (UDA)	6,039
Carry forward general activity (UDA)	-103
16/17 Contracted orthodontic activity (UOA)	0
Carry forward orthodontic activity (UOA)	0
Baseline contract value	£165,998.25

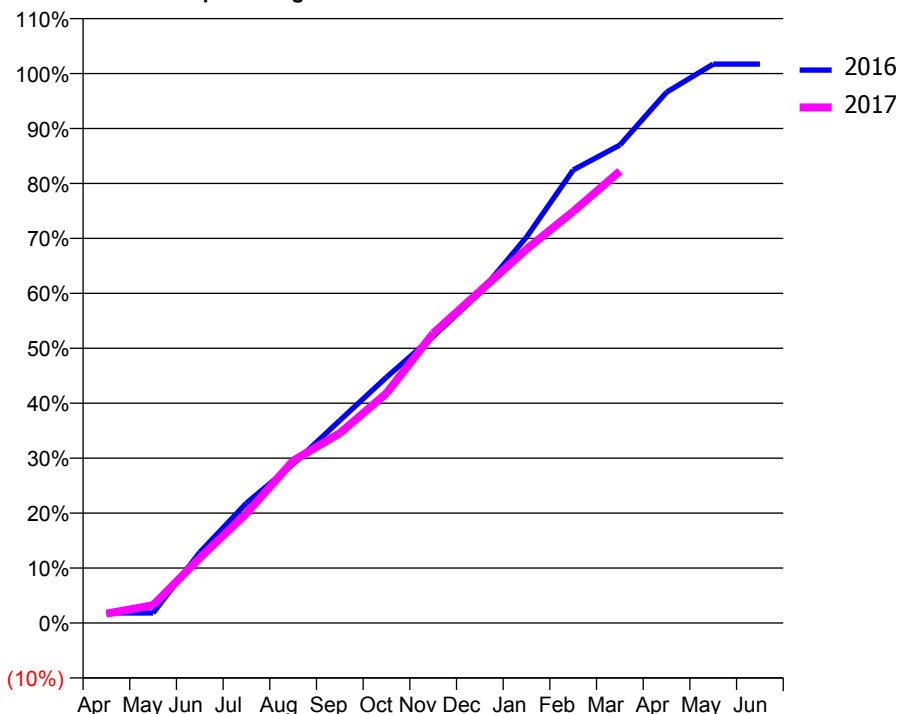
### ACCESS\*

Patients seen in 24 months	Total	Change since previous quarter
Quarter ending March 2016	2,097	
Quarter ending June 2016	2,073	↓
Quarter ending September 2016	2,065	→
Quarter ending December 2016	2,056	→
Quarter ending March 2017	2,024	↓
<b>Variance since March 2016</b>	<b>(3.5%)</b>	<b>↓</b>



### ACTIVITY

Cumulative percentage of contracted UDA delivered 2016 & 2017



Month	Adjusted Scheduled Activity (UDA)	
	2016	2017
April	111	103
May	111	196
June	777	716
July	1,318	1,206
August	1,747	1,785
September	2,227	2,087
October	2,702	2,526
November	3,149	3,184
December	3,629	3,646
January	4,242	4,108
February	4,980	4,523
March	5,253	4,966
April	5,833	
May	6,142	
June	6,142	

### QUALITY

	Quantity	Base Number	Contract	AT	Region	England
% of FP17s for the same patient ID Re-attending within 3 months - Children	26	669	3.9%	9.6%	11.9%	12.3%
% of FP17s for the same patient ID Re-attending within 3 months - Adults	400	2,748	14.6%	14.3%	16.6%	16.7%
% of FP17s for the same patient ID Re-attending between 3 & 9 months - Children	451	669	67.4%	60.6%	60.2%	57.6%
% of FP17s for the same patient ID Re-attending between 3 & 9 months - Adults	1,857	2,748	67.6%	51.9%	51.5%	50.1%
% of FP17s for Band 1 Urgent Courses	268	2,815	9.5%	7.9%	9.5%	9.1%
% of FP17s Relating to Free Repair or Replacements	29	2,815	1.0%	0.8%	0.7%	0.8%
% of FP17s Relating to Continuations	19	2,815	0.7%	1.2%	1.2%	1.2%
% of Patients satisfied with the dentistry they have received	9	9	N/A	93.2%	93.1%	92.8%
% of Patients satisfied with the time they had to wait for an appointment	9	9	N/A	89.1%	88.8%	88.7%

\* This is based on patients treated on this contract for their most recent course of treatment. Figures in italics indicate the base number of FP17s or Patient Questionnaire responses are less than 100. N/A is shown where the base number of responses is less than 10 during the period. % is calculated as Quantity/Base number\*100

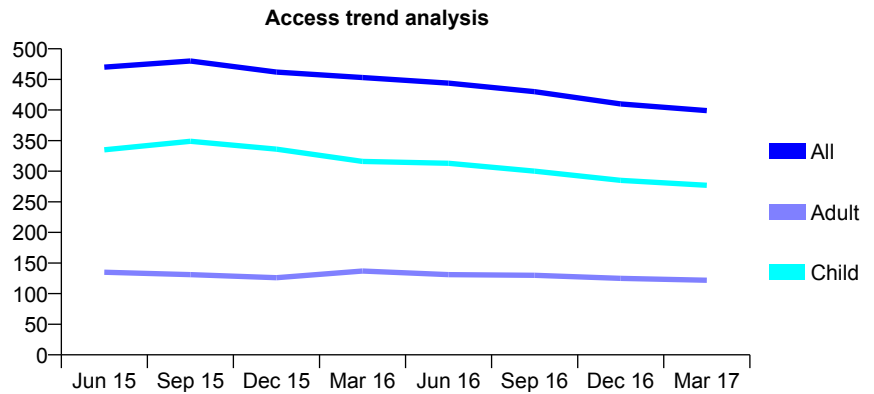
## Q64 - Vital Signs At a Glance Contract Report for 308951/0001 - March 2017

Name or company name	MR DM MEDCALF
Contract type name	GDS Contract
Purpose of contract	General
Contract start date	01/04/2006
Contract end date	

16/17 Contracted general activity (UDA)	723
Carry forward general activity (UDA)	0
16/17 Contracted orthodontic activity (UOA)	0
Carry forward orthodontic activity (UOA)	0
Baseline contract value	£15,267.44

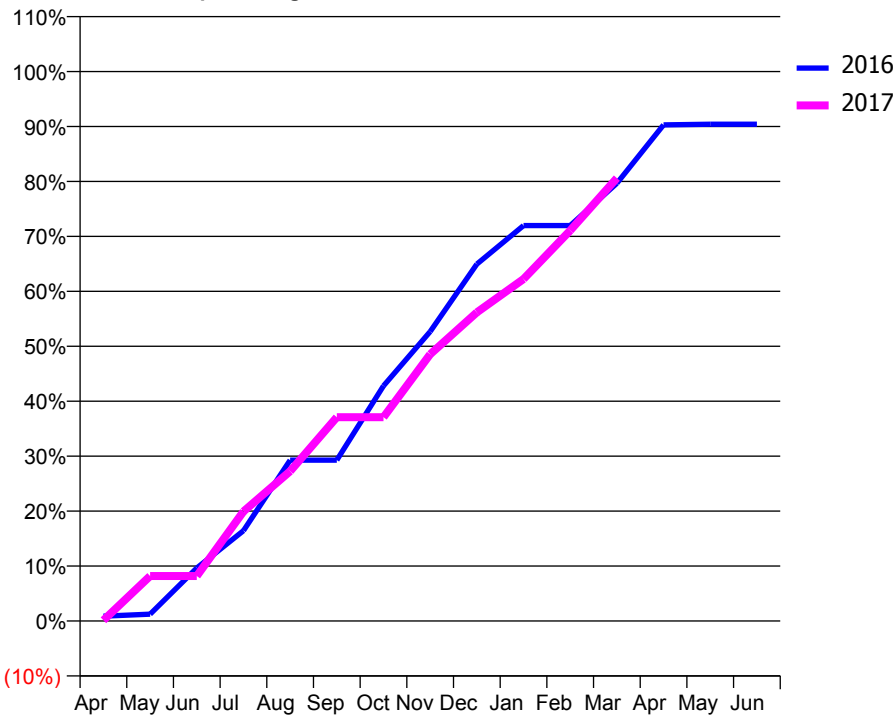
### ACCESS\*

Patients seen in 24 months	Total	Change since previous quarter
Quarter ending March 2016	453	
Quarter ending June 2016	444	↓
Quarter ending September 2016	430	↓
Quarter ending December 2016	410	↓
Quarter ending March 2017	399	↓
<b>Variance since March 2016</b>	<b>(11.9%)</b>	<b>↓</b>



### ACTIVITY

Cumulative percentage of contracted UDA delivered 2016 & 2017



Month	Adjusted Scheduled Activity (UDA)	
	2016	2017
April	7	1
May	10	59
June	77	59
July	132	144
August	234	197
September	234	268
October	342	268
November	421	351
December	520	406
January	576	450
February	576	514
March	637	583
April	722	
May	723	
June	723	

### QUALITY

	Quantity	Base Number	Contract	AT	Region	England
% of FP17s for the same patient ID Re-attending within 3 months - Children	6	371	1.6%	9.6%	11.9%	12.3%
% of FP17s for the same patient ID Re-attending within 3 months - Adults	10	107	9.3%	14.3%	16.6%	16.7%
% of FP17s for the same patient ID Re-attending between 3 & 9 months - Children	209	371	56.3%	60.6%	60.2%	57.6%
% of FP17s for the same patient ID Re-attending between 3 & 9 months - Adults	53	107	49.5%	51.9%	51.5%	50.1%
% of FP17s for Band 1 Urgent Courses	9	415	2.2%	7.9%	9.5%	9.1%
% of FP17s Relating to Free Repair or Replacements	0	415	0.0%	0.8%	0.7%	0.8%
% of FP17s Relating to Continuations	0	415	0.0%	1.2%	1.2%	1.2%
% of Patients satisfied with the dentistry they have received	1	1	N/A	93.2%	93.1%	92.8%
% of Patients satisfied with the time they had to wait for an appointment	1	1	N/A	89.1%	88.8%	88.7%

\* This is based on patients treated on this contract for their most recent course of treatment. Figures in italics indicate the base number of FP17s or Patient Questionnaire responses are less than 100. N/A is shown where the base number of responses is less than 10 during the period. % is calculated as Quantity/Base number\*100

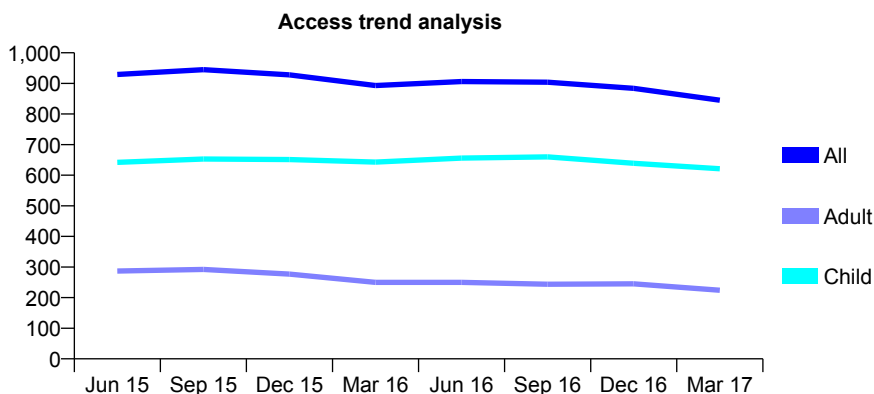
## Q64 - Vital Signs At a Glance Contract Report for 320072/0001 - March 2017

Name or company name	Larkhall Dental Practice
Contract type name	GDS Contract
Purpose of contract	General
Contract start date	01/04/2006
Contract end date	

16/17 Contracted general activity (UDA)	2,630
Carry forward general activity (UDA)	41
16/17 Contracted orthodontic activity (UOA)	0
Carry forward orthodontic activity (UOA)	0
Baseline contract value	£83,398.43

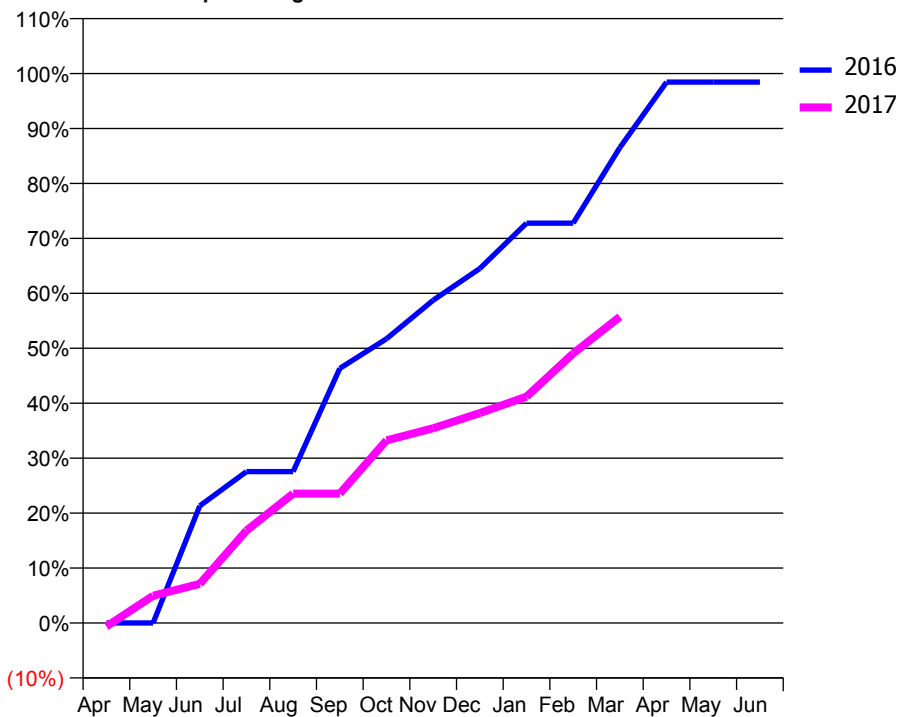
### ACCESS\*

Patients seen in 24 months	Total	Change since previous quarter
Quarter ending March 2016	893	
Quarter ending June 2016	906	→
Quarter ending September 2016	904	→
Quarter ending December 2016	884	↓
Quarter ending March 2017	845	↓
<b>Variance since March 2016</b>	<b>(5.4%)</b>	<b>↓</b>



### ACTIVITY

Cumulative percentage of contracted UDA delivered 2016 & 2017



Month	Adjusted Scheduled Activity (UDA)	
	2016	2017
April	0	-17
May	0	131
June	561	188
July	724	442
August	724	619
September	1,219	619
October	1,360	874
November	1,545	932
December	1,697	1,005
January	1,913	1,083
February	1,913	1,290
March	2,276	1,466
April	2,589	
May	2,589	
June	2,589	

### QUALITY

	Quantity	Base Number	Contract	AT	Region	England
% of FP17s for the same patient ID Re-attending within 3 months - Children	23	823	2.8%	9.6%	11.9%	12.3%
% of FP17s for the same patient ID Re-attending within 3 months - Adults	26	177	14.7%	14.3%	16.6%	16.7%
% of FP17s for the same patient ID Re-attending between 3 & 9 months - Children	520	823	63.2%	60.6%	60.2%	57.6%
% of FP17s for the same patient ID Re-attending between 3 & 9 months - Adults	100	177	56.5%	51.9%	51.5%	50.1%
% of FP17s for Band 1 Urgent Courses	23	856	2.7%	7.9%	9.5%	9.1%
% of FP17s Relating to Free Repair or Replacements	2	856	0.2%	0.8%	0.7%	0.8%
% of FP17s Relating to Continuations	15	856	1.8%	1.2%	1.2%	1.2%
% of Patients satisfied with the dentistry they have received	1	1	N/A	93.2%	93.1%	92.8%
% of Patients satisfied with the time they had to wait for an appointment	1	1	N/A	89.1%	88.8%	88.7%

\* This is based on patients treated on this contract for their most recent course of treatment. Figures in italics indicate the base number of FP17s or Patient Questionnaire responses are less than 100. N/A is shown where the base number of responses is less than 10 during the period. % is calculated as Quantity/Base number\*100

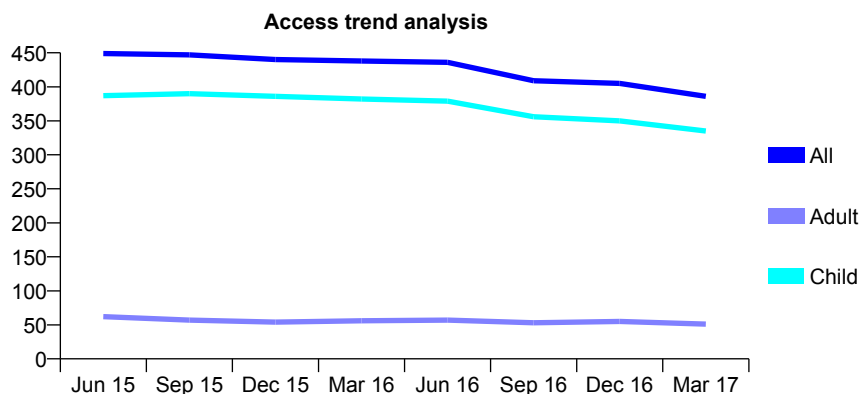
## Q64 - Vital Signs At a Glance Contract Report for 325058/0001 - March 2017

Name or company name	MRS VL VAUGHAN
Contract type name	GDS Contract
Purpose of contract	General
Contract start date	01/04/2006
Contract end date	

16/17 Contracted general activity (UDA)	600
Carry forward general activity (UDA)	-12
16/17 Contracted orthodontic activity (UOA)	0
Carry forward orthodontic activity (UOA)	0
Baseline contract value	£15,846.23

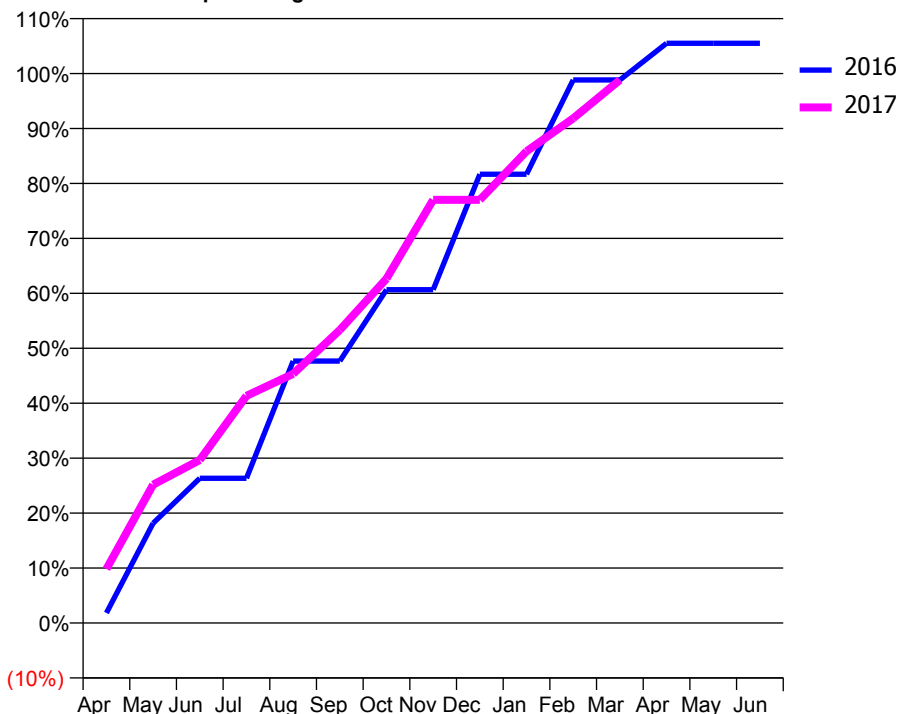
### ACCESS\*

Patients seen in 24 months	Total	Change since previous quarter
Quarter ending March 2016	438	
Quarter ending June 2016	436	→
Quarter ending September 2016	409	↓
Quarter ending December 2016	405	→
Quarter ending March 2017	386	↓
<b>Variance since March 2016</b>	<b>(11.9%)</b>	<b>↓</b>



### ACTIVITY

Cumulative percentage of contracted UDA delivered 2016 & 2017



Adjusted Scheduled Activity (UDA)

Month	2016	2017
April	11	59
May	109	151
June	158	178
July	158	248
August	286	272
September	286	320
October	364	376
November	364	462
December	490	462
January	490	515
February	593	551
March	593	593
April	633	
May	633	
June	633	

### QUALITY

	Quantity	Base Number	Contract	AT	Region	England
% of FP17s for the same patient ID Re-attending within 3 months - Children	11	435	2.5%	9.6%	11.9%	12.3%
% of FP17s for the same patient ID Re-attending within 3 months - Adults	0	14	0.0%	14.3%	16.6%	16.7%
% of FP17s for the same patient ID Re-attending between 3 & 9 months - Children	238	435	54.7%	60.6%	60.2%	57.6%
% of FP17s for the same patient ID Re-attending between 3 & 9 months - Adults	4	14	28.6%	51.9%	51.5%	50.1%
% of FP17s for Band 1 Urgent Courses	0	425	0.0%	7.9%	9.5%	9.1%
% of FP17s Relating to Free Repair or Replacements	0	425	0.0%	0.8%	0.7%	0.8%
% of FP17s Relating to Continuations	1	425	0.2%	1.2%	1.2%	1.2%
% of Patients satisfied with the dentistry they have received	1	1	N/A	93.2%	93.1%	92.8%
% of Patients satisfied with the time they had to wait for an appointment	0	1	N/A	89.1%	88.8%	88.7%

\* This is based on patients treated on this contract for their most recent course of treatment. Figures in italics indicate the base number of FP17s or Patient Questionnaire responses are less than 100. N/A is shown where the base number of responses is less than 10 during the period. % is calculated as Quantity/Base number\*100

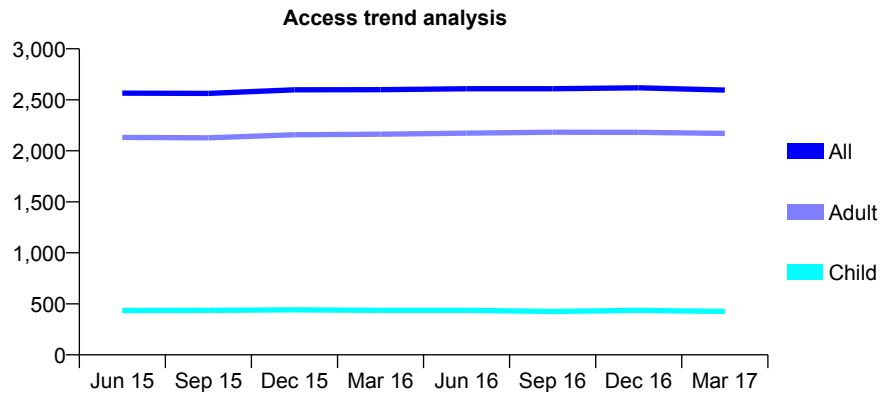
## Q64 - Vital Signs At a Glance Contract Report for 325899/0001 - March 2017

Name or company name	MR ID STORRAR
Contract type name	GDS Contract
Purpose of contract	General
Contract start date	01/04/2006
Contract end date	

16/17 Contracted general activity (UDA)	7,900
Carry forward general activity (UDA)	0
16/17 Contracted orthodontic activity (UOA)	0
Carry forward orthodontic activity (UOA)	0
Baseline contract value	£163,821.35

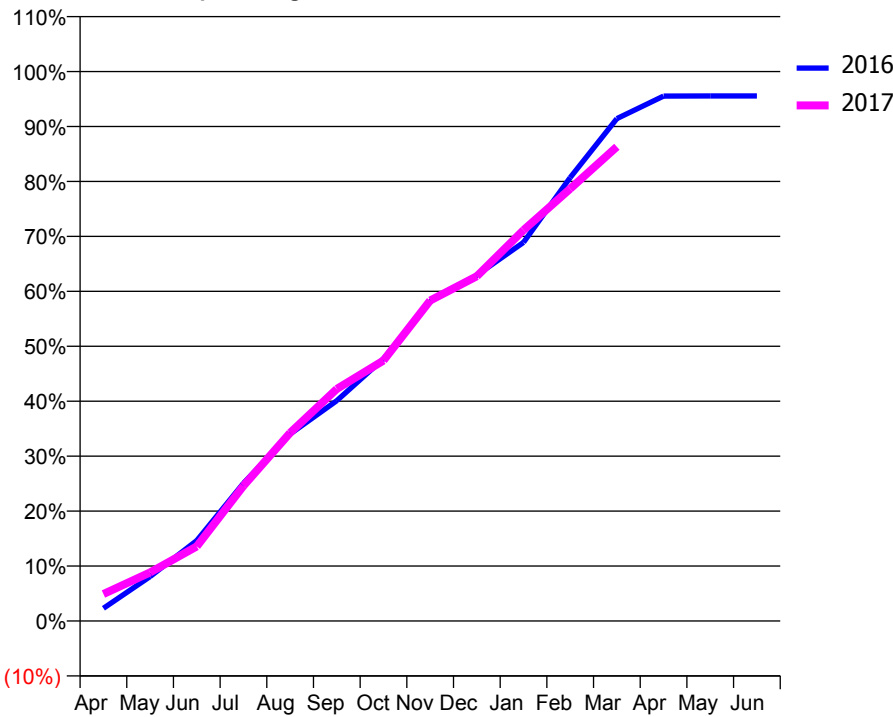
### ACCESS\*

Patients seen in 24 months	Total	Change since previous quarter
Quarter ending March 2016	2,599	
Quarter ending June 2016	2,609	→
Quarter ending September 2016	2,608	→
Quarter ending December 2016	2,617	→
Quarter ending March 2017	2,595	→
<b>Variance since March 2016</b>	<b>(0.2%)</b>	→



### ACTIVITY

Cumulative percentage of contracted UDA delivered 2016 & 2017



Month	Adjusted Scheduled Activity (UDA)	
	2016	2017
April	184	388
May	638	698
June	1,157	1,073
July	1,981	1,943
August	2,689	2,707
September	3,168	3,336
October	3,770	3,744
November	4,594	4,607
December	4,972	4,957
January	5,443	5,620
February	6,376	6,214
March	7,222	6,817
April	7,547	
May	7,549	
June	7,549	

### QUALITY

	Quantity	Base Number	Contract	AT	Region	England
% of FP17s for the same patient ID Re-attending within 3 months - Children	53	668	7.9%	9.6%	11.9%	12.3%
% of FP17s for the same patient ID Re-attending within 3 months - Adults	472	3,167	14.9%	14.3%	16.6%	16.7%
% of FP17s for the same patient ID Re-attending between 3 & 9 months - Children	429	668	64.2%	60.6%	60.2%	57.6%
% of FP17s for the same patient ID Re-attending between 3 & 9 months - Adults	1,685	3,167	53.2%	51.9%	51.5%	50.1%
% of FP17s for Band 1 Urgent Courses	273	3,659	7.5%	7.9%	9.5%	9.1%
% of FP17s Relating to Free Repair or Replacements	97	3,659	2.7%	0.8%	0.7%	0.8%
% of FP17s Relating to Continuations	66	3,659	1.8%	1.2%	1.2%	1.2%
% of Patients satisfied with the dentistry they have received	30	31	96.8%	93.2%	93.1%	92.8%
% of Patients satisfied with the time they had to wait for an appointment	31	31	100.0%	89.1%	88.8%	88.7%

\* This is based on patients treated on this contract for their most recent course of treatment. Figures in italics indicate the base number of FP17s or Patient Questionnaire responses are less than 100. N/A is shown where the base number of responses is less than 10 during the period. % is calculated as Quantity/Base number\*100

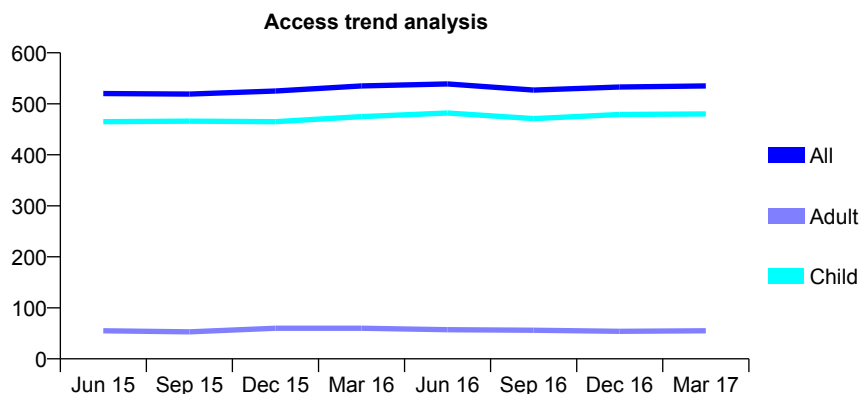
## Q64 - Vital Signs At a Glance Contract Report for 334219/0001 - March 2017

Name or company name	MR NM HARRIS
Contract type name	GDS Contract
Purpose of contract	General
Contract start date	01/04/2006
Contract end date	

16/17 Contracted general activity (UDA)	1,850
Carry forward general activity (UDA)	2
16/17 Contracted orthodontic activity (UOA)	0
Carry forward orthodontic activity (UOA)	0
Baseline contract value	£61,477.35

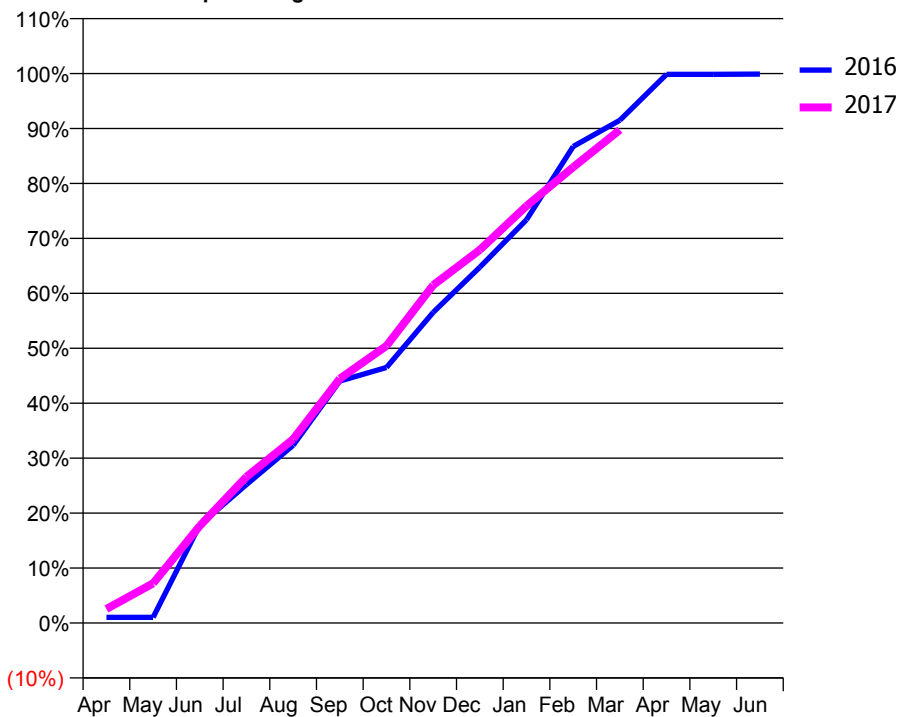
### ACCESS\*

Patients seen in 24 months	Total	Change since previous quarter
Quarter ending March 2016	535	
Quarter ending June 2016	539	→
Quarter ending September 2016	527	↓
Quarter ending December 2016	533	→
Quarter ending March 2017	535	→
<b>Variance since March 2016</b>	<b>0.0%</b>	<b>→</b>



### ACTIVITY

Cumulative percentage of contracted UDA delivered 2016 & 2017



Month	Adjusted Scheduled Activity (UDA)	
	2016	2017
April	19	47
May	19	133
June	330	327
July	466	492
August	598	619
September	814	823
October	860	933
November	1,046	1,138
December	1,198	1,256
January	1,358	1,404
February	1,604	1,535
March	1,693	1,660
April	1,847	
May	1,847	
June	1,848	

### QUALITY

	Quantity	Base Number	Contract	AT	Region	England
% of FP17s for the same patient ID Re-attending within 3 months - Children	66	847	7.8%	9.6%	11.9%	12.3%
% of FP17s for the same patient ID Re-attending within 3 months - Adults	3	38	7.9%	14.3%	16.6%	16.7%
% of FP17s for the same patient ID Re-attending between 3 & 9 months - Children	642	847	75.8%	60.6%	60.2%	57.6%
% of FP17s for the same patient ID Re-attending between 3 & 9 months - Adults	29	38	76.3%	51.9%	51.5%	50.1%
% of FP17s for Band 1 Urgent Courses	42	798	5.3%	7.9%	9.5%	9.1%
% of FP17s Relating to Free Repair or Replacements	0	798	0.0%	0.8%	0.7%	0.8%
% of FP17s Relating to Continuations	0	798	0.0%	1.2%	1.2%	1.2%
% of Patients satisfied with the dentistry they have received	1	1	N/A	93.2%	93.1%	92.8%
% of Patients satisfied with the time they had to wait for an appointment	1	1	N/A	89.1%	88.8%	88.7%

\* This is based on patients treated on this contract for their most recent course of treatment. Figures in italics indicate the base number of FP17s or Patient Questionnaire responses are less than 100. N/A is shown where the base number of responses is less than 10 during the period. % is calculated as Quantity/Base number\*100

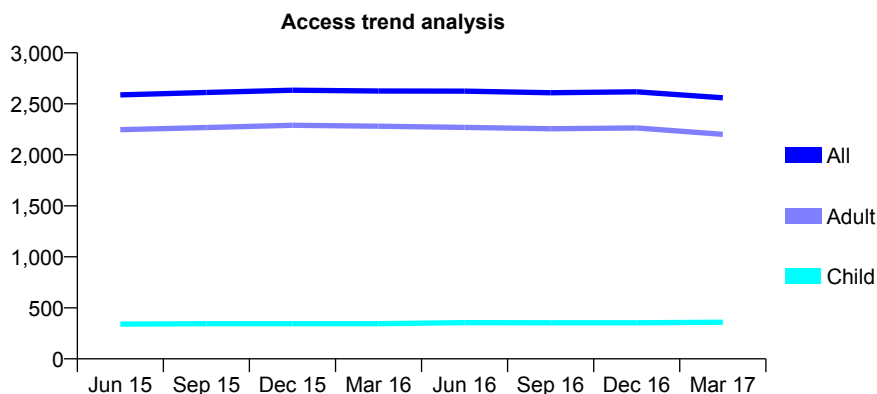
## Q64 - Vital Signs At a Glance Contract Report for 335193/0001 - March 2017

Name or company name	MISS KJ TIMOTHY
Contract type name	GDS Contract
Purpose of contract	General
Contract start date	01/04/2006
Contract end date	

16/17 Contracted general activity (UDA)	6,535
Carry forward general activity (UDA)	0
16/17 Contracted orthodontic activity (UOA)	0
Carry forward orthodontic activity (UOA)	0
Baseline contract value	£187,371.10

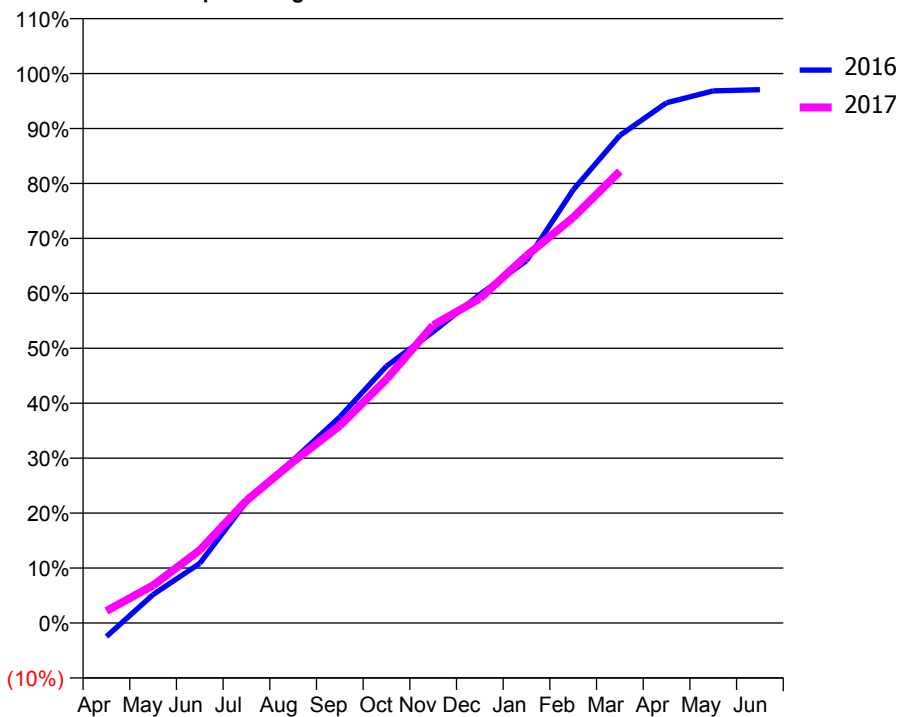
### ACCESS\*

Patients seen in 24 months	Total	Change since previous quarter
Quarter ending March 2016	2,626	
Quarter ending June 2016	2,624	→
Quarter ending September 2016	2,609	→
Quarter ending December 2016	2,618	→
Quarter ending March 2017	2,559	↓
<b>Variance since March 2016</b>	<b>(2.6%)</b>	<b>↓</b>



### ACTIVITY

Cumulative percentage of contracted UDA delivered 2016 & 2017



Month	Adjusted Scheduled Activity (UDA)	
	2016	2017
April	-163	143
May	338	447
June	710	867
July	1,442	1,457
August	1,937	1,919
September	2,452	2,347
October	3,056	2,900
November	3,464	3,542
December	3,907	3,859
January	4,309	4,368
February	5,152	4,824
March	5,799	5,372
April	6,187	
May	6,328	
June	6,342	

### QUALITY

	Quantity	Base Number	Contract	AT	Region	England
% of FP17s for the same patient ID Re-attending within 3 months - Children	34	513	6.6%	9.6%	11.9%	12.3%
% of FP17s for the same patient ID Re-attending within 3 months - Adults	363	2,690	13.5%	14.3%	16.6%	16.7%
% of FP17s for the same patient ID Re-attending between 3 & 9 months - Children	305	513	59.5%	60.6%	60.2%	57.6%
% of FP17s for the same patient ID Re-attending between 3 & 9 months - Adults	1,282	2,690	47.7%	51.9%	51.5%	50.1%
% of FP17s for Band 1 Urgent Courses	227	2,992	7.6%	7.9%	9.5%	9.1%
% of FP17s Relating to Free Repair or Replacements	18	2,992	0.6%	0.8%	0.7%	0.8%
% of FP17s Relating to Continuations	75	2,992	2.5%	1.2%	1.2%	1.2%
% of Patients satisfied with the dentistry they have received	4	5	N/A	93.2%	93.1%	92.8%
% of Patients satisfied with the time they had to wait for an appointment	5	5	N/A	89.1%	88.8%	88.7%

\* This is based on patients treated on this contract for their most recent course of treatment. Figures in italics indicate the base number of FP17s or Patient Questionnaire responses are less than 100. N/A is shown where the base number of responses is less than 10 during the period. % is calculated as Quantity/Base number\*100

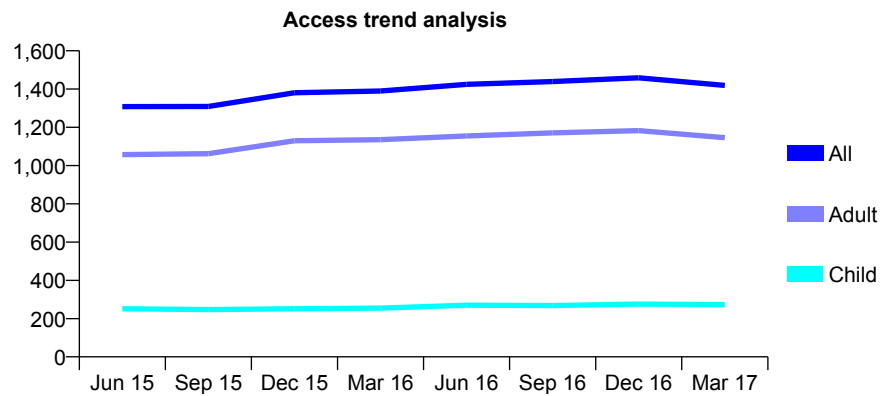
## Q64 - Vital Signs At a Glance Contract Report for 335649/0001 - March 2017

Name or company name	MR GS SOLKER
Contract type name	GDS Contract
Purpose of contract	General
Contract start date	12/06/2006
Contract end date	

16/17 Contracted general activity (UDA)	3,861
Carry forward general activity (UDA)	0
16/17 Contracted orthodontic activity (UOA)	0
Carry forward orthodontic activity (UOA)	0
Baseline contract value	£88,377.04

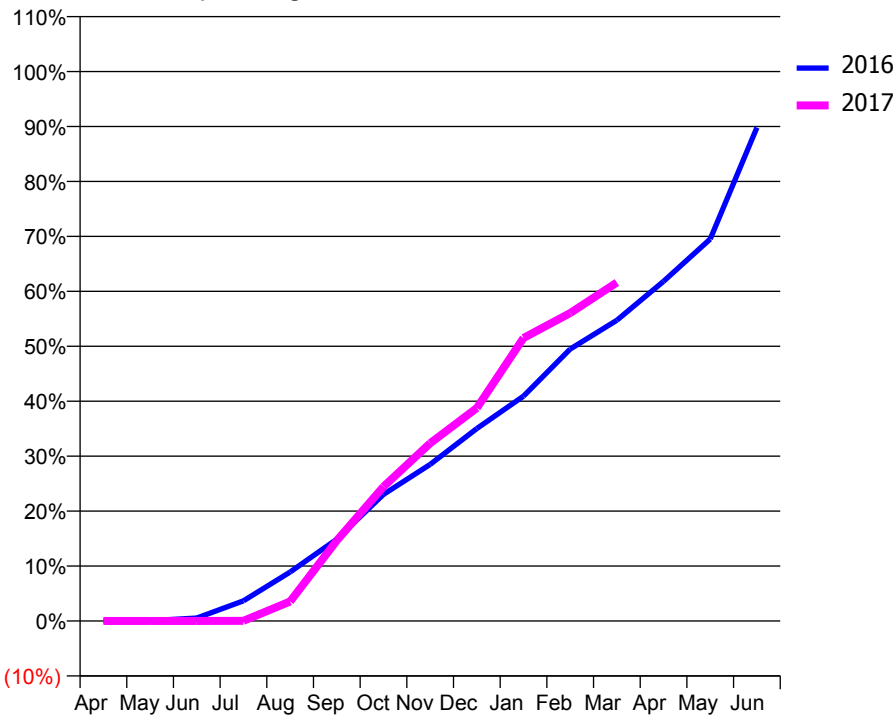
### ACCESS\*

Patients seen in 24 months	Total	Change since previous quarter
Quarter ending March 2016	1,390	
Quarter ending June 2016	1,425	↑
Quarter ending September 2016	1,439	→
Quarter ending December 2016	1,459	→
Quarter ending March 2017	1,419	↓
<b>Variance since March 2016</b>	2.1%	↑



### ACTIVITY

Cumulative percentage of contracted UDA delivered 2016 & 2017



Month	Adjusted Scheduled Activity (UDA)	
	2016	2017
April	0	0
May	3	0
June	23	0
July	158	1
August	383	137
September	640	565
October	990	944
November	1,226	1,250
December	1,507	1,497
January	1,760	1,989
February	2,128	2,164
March	2,353	2,378
April	2,658	
May	2,989	
June	3,861	

### QUALITY

	Quantity	Base Number	Contract	AT	Region	England
% of FP17s for the same patient ID Re-attending within 3 months - Children	11	378	2.9%	9.6%	11.9%	12.3%
% of FP17s for the same patient ID Re-attending within 3 months - Adults	89	1,422	6.3%	14.3%	16.6%	16.7%
% of FP17s for the same patient ID Re-attending between 3 & 9 months - Children	227	378	60.1%	60.6%	60.2%	57.6%
% of FP17s for the same patient ID Re-attending between 3 & 9 months - Adults	773	1,422	54.4%	51.9%	51.5%	50.1%
% of FP17s for Band 1 Urgent Courses	5	1,199	0.4%	7.9%	9.5%	9.1%
% of FP17s Relating to Free Repair or Replacements	4	1,199	0.3%	0.8%	0.7%	0.8%
% of FP17s Relating to Continuations	0	1,199	0.0%	1.2%	1.2%	1.2%
% of Patients satisfied with the dentistry they have received	11	12	91.7%	93.2%	93.1%	92.8%
% of Patients satisfied with the time they had to wait for an appointment	11	12	91.7%	89.1%	88.8%	88.7%

\* This is based on patients treated on this contract for their most recent course of treatment. Figures in italics indicate the base number of FP17s or Patient Questionnaire responses are less than 100. N/A is shown where the base number of responses is less than 10 during the period. % is calculated as Quantity/Base number\*100



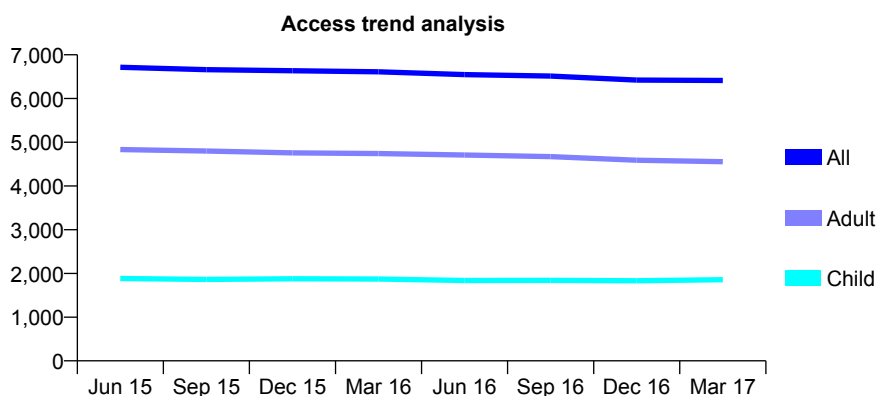
## Q64 - Vital Signs At a Glance Contract Report for 344354/0001 - March 2017

Name or company name	MR CS FULLAWAY
Contract type name	GDS Contract
Purpose of contract	General
Contract start date	01/04/2006
Contract end date	

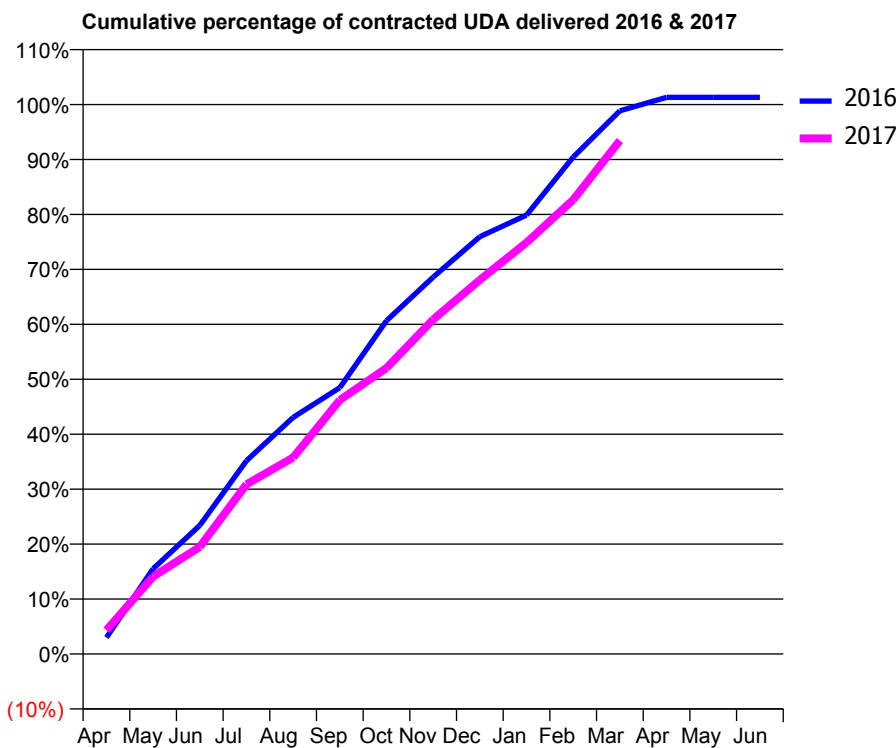
16/17 Contracted general activity (UDA)	12,742
Carry forward general activity (UDA)	-167
16/17 Contracted orthodontic activity (UOA)	0
Carry forward orthodontic activity (UOA)	0
Baseline contract value	£340,572.81

### ACCESS\*

Patients seen in 24 months	Total	Change since previous quarter
Quarter ending March 2016	6,612	
Quarter ending June 2016	6,546	→
Quarter ending September 2016	6,512	→
Quarter ending December 2016	6,423	↓
Quarter ending March 2017	6,413	→
<b>Variance since March 2016</b>	<b>(3.0%)</b>	<b>↓</b>



### ACTIVITY



Month	Adjusted Scheduled Activity (UDA)	
	2016	2017
April	382	551
May	1,978	1,795
June	2,981	2,484
July	4,481	3,936
August	5,485	4,555
September	6,177	5,890
October	7,727	6,631
November	8,741	7,757
December	9,676	8,675
January	10,177	9,542
February	11,521	10,533
March	12,594	11,907
April	12,907	
May	12,908	
June	12,909	

### QUALITY

	Quantity	Base Number	Contract	AT	Region	England
% of FP17s for the same patient ID Re-attending within 3 months - Children	175	2,548	6.9%	9.6%	11.9%	12.3%
% of FP17s for the same patient ID Re-attending within 3 months - Adults	1,138	6,251	18.2%	14.3%	16.6%	16.7%
% of FP17s for the same patient ID Re-attending between 3 & 9 months - Children	1,364	2,548	53.5%	60.6%	60.2%	57.6%
% of FP17s for the same patient ID Re-attending between 3 & 9 months - Adults	2,818	6,251	45.1%	51.9%	51.5%	50.1%
% of FP17s for Band 1 Urgent Courses	826	7,197	11.5%	7.9%	9.5%	9.1%
% of FP17s Relating to Free Repair or Replacements	72	7,197	1.0%	0.8%	0.7%	0.8%
% of FP17s Relating to Continuations	67	7,197	0.9%	1.2%	1.2%	1.2%
% of Patients satisfied with the dentistry they have received	20	21	95.2%	93.2%	93.1%	92.8%
% of Patients satisfied with the time they had to wait for an appointment	16	21	76.2%	89.1%	88.8%	88.7%

\* This is based on patients treated on this contract for their most recent course of treatment. Figures in italics indicate the base number of FP17s or Patient Questionnaire responses are less than 100. N/A is shown where the base number of responses is less than 10 during the period. % is calculated as Quantity/Base number\*100

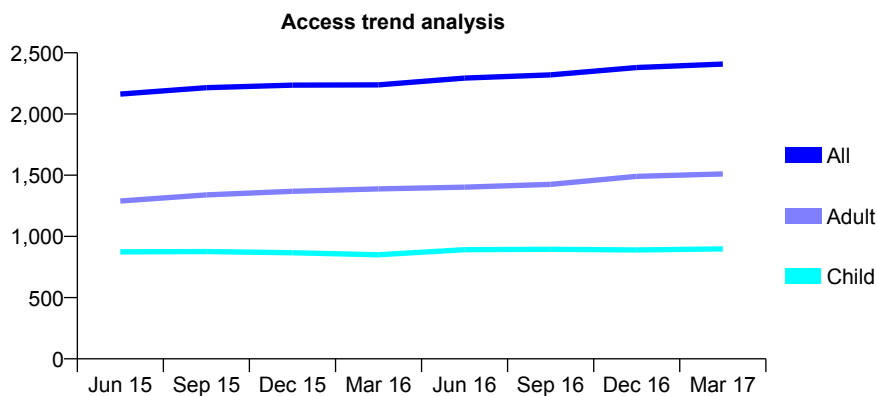
## Q64 - Vital Signs At a Glance Contract Report for 354198/0001 - March 2017

Name or company name	MR F ABBASSIAN
Contract type name	GDS Contract
Purpose of contract	General
Contract start date	01/04/2006
Contract end date	

16/17 Contracted general activity (UDA)	8,643
Carry forward general activity (UDA)	329
16/17 Contracted orthodontic activity (UOA)	0
Carry forward orthodontic activity (UOA)	0
Baseline contract value	£212,525.48

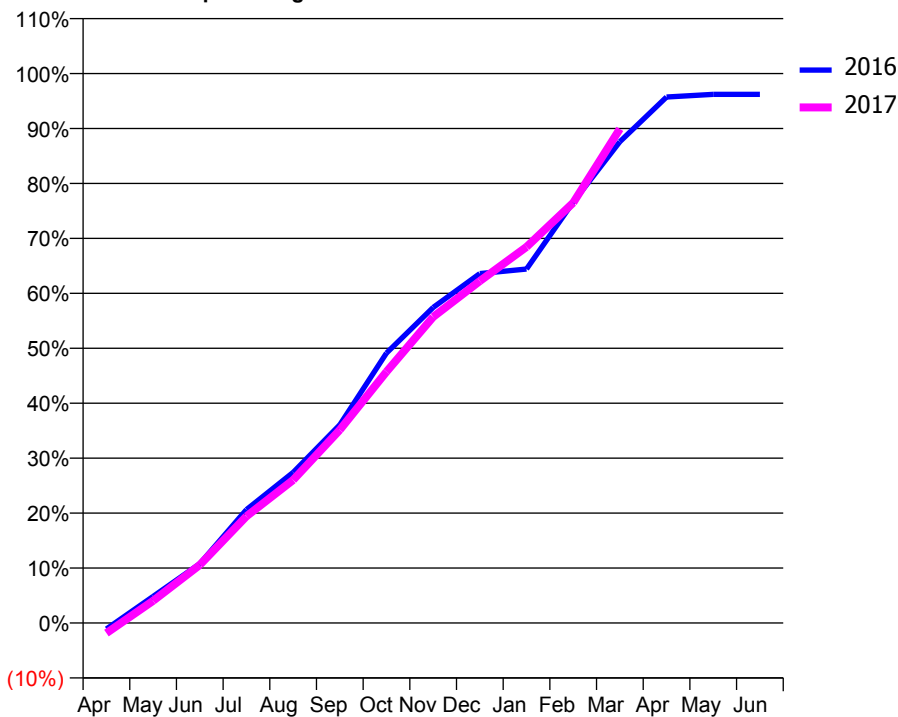
### ACCESS\*

Patients seen in 24 months	Total	Change since previous quarter
Quarter ending March 2016	2,238	
Quarter ending June 2016	2,294	↑
Quarter ending September 2016	2,320	→
Quarter ending December 2016	2,380	↑
Quarter ending March 2017	2,408	→
<b>Variance since March 2016</b>	<b>7.6%</b>	<b>↑</b>



### ACTIVITY

Cumulative percentage of contracted UDA delivered 2016 & 2017



Month	Adjusted Scheduled Activity (UDA)	
	2016	2017
April	-95	-160
May	419	349
June	933	913
July	1,784	1,678
August	2,369	2,249
September	3,117	3,038
October	4,247	3,952
November	4,963	4,814
December	5,496	5,380
January	5,568	5,916
February	6,621	6,611
March	7,570	7,773
April	8,272	
May	8,314	
June	8,314	

### QUALITY

	Quantity	Base Number	Contract	AT	Region	England
% of FP17s for the same patient ID Re-attending within 3 months - Children	84	1,345	6.2%	9.6%	11.9%	12.3%
% of FP17s for the same patient ID Re-attending within 3 months - Adults	311	1,919	16.2%	14.3%	16.6%	16.7%
% of FP17s for the same patient ID Re-attending between 3 & 9 months - Children	773	1,345	57.5%	60.6%	60.2%	57.6%
% of FP17s for the same patient ID Re-attending between 3 & 9 months - Adults	824	1,919	42.9%	51.9%	51.5%	50.1%
% of FP17s for Band 1 Urgent Courses	219	3,013	7.3%	7.9%	9.5%	9.1%
% of FP17s Relating to Free Repair or Replacements	12	3,013	0.4%	0.8%	0.7%	0.8%
% of FP17s Relating to Continuations	50	3,013	1.7%	1.2%	1.2%	1.2%
% of Patients satisfied with the dentistry they have received	6	7	N/A	93.2%	93.1%	92.8%
% of Patients satisfied with the time they had to wait for an appointment	7	7	N/A	89.1%	88.8%	88.7%

\* This is based on patients treated on this contract for their most recent course of treatment. Figures in italics indicate the base number of FP17s or Patient Questionnaire responses are less than 100. N/A is shown where the base number of responses is less than 10 during the period. % is calculated as Quantity/Base number\*100

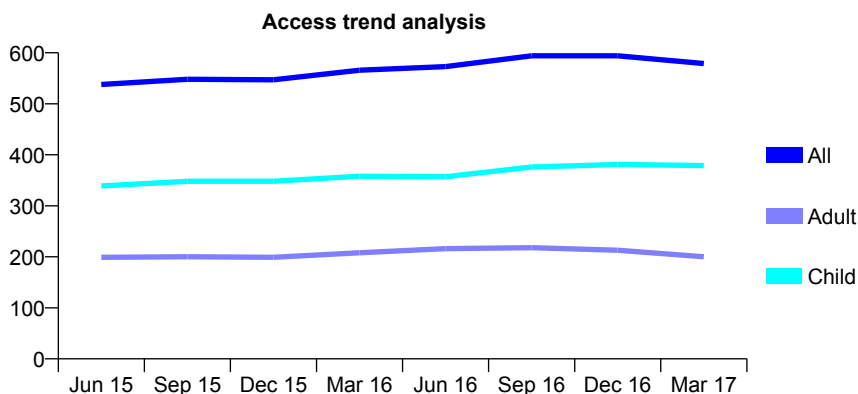
## Q64 - Vital Signs At a Glance Contract Report for 354821/0001 - March 2017

Name or company name	MRS EM MARCHANT
Contract type name	GDS Contract
Purpose of contract	General
Contract start date	08/03/2010
Contract end date	

16/17 Contracted general activity (UDA)	1,319
Carry forward general activity (UDA)	0
16/17 Contracted orthodontic activity (UOA)	0
Carry forward orthodontic activity (UOA)	0
Baseline contract value	£27,673.85

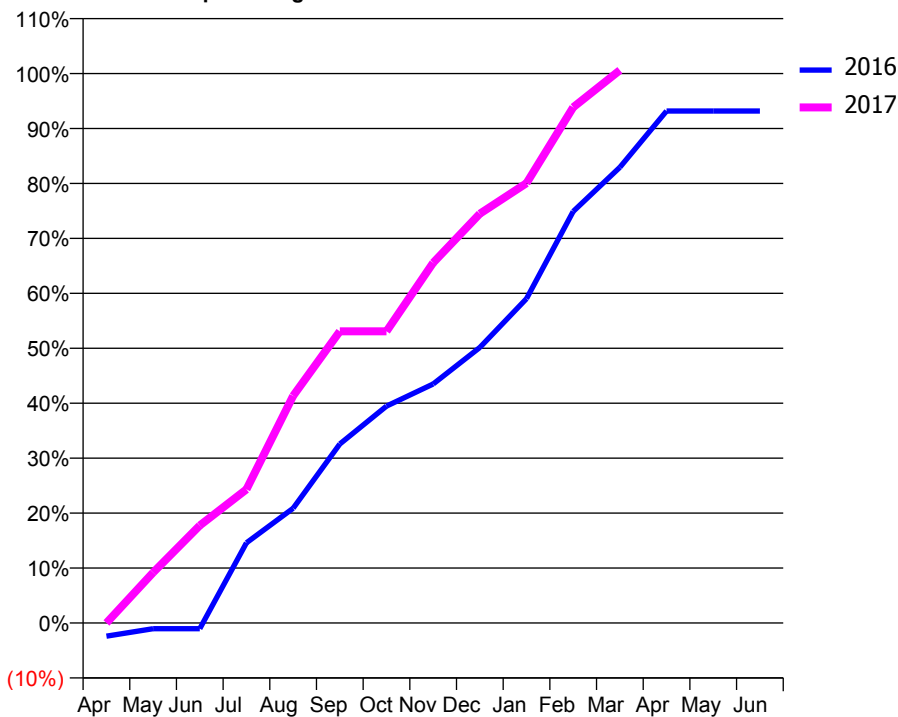
### ACCESS\*

Patients seen in 24 months	Total	Change since previous quarter
Quarter ending March 2016	566	
Quarter ending June 2016	573	→
Quarter ending September 2016	594	↑
Quarter ending December 2016	594	→
Quarter ending March 2017	579	↓
<b>Variance since March 2016</b>	<b>2.3%</b>	<b>↑</b>



### ACTIVITY

Cumulative percentage of contracted UDA delivered 2016 & 2017



Adjusted Scheduled Activity (UDA)

Month	2016	2017
April	-32	0
May	-14	121
June	-14	234
July	192	321
August	275	545
September	430	700
October	521	700
November	574	865
December	662	983
January	779	1,056
February	988	1,238
March	1,094	1,327
April	1,229	
May	1,229	
June	1,229	

### QUALITY

	Quantity	Base Number	Contract	AT	Region	England
% of FP17s for the same patient ID Re-attending within 3 months - Children	49	569	8.6%	9.6%	11.9%	12.3%
% of FP17s for the same patient ID Re-attending within 3 months - Adults	35	215	16.3%	14.3%	16.6%	16.7%
% of FP17s for the same patient ID Re-attending between 3 & 9 months - Children	358	569	62.9%	60.6%	60.2%	57.6%
% of FP17s for the same patient ID Re-attending between 3 & 9 months - Adults	117	215	54.4%	51.9%	51.5%	50.1%
% of FP17s for Band 1 Urgent Courses	5	723	0.7%	7.9%	9.5%	9.1%
% of FP17s Relating to Free Repair or Replacements	0	723	0.0%	0.8%	0.7%	0.8%
% of FP17s Relating to Continuations	0	723	0.0%	1.2%	1.2%	1.2%
% of Patients satisfied with the dentistry they have received	2	2	N/A	93.2%	93.1%	92.8%
% of Patients satisfied with the time they had to wait for an appointment	2	2	N/A	89.1%	88.8%	88.7%

\* This is based on patients treated on this contract for their most recent course of treatment. Figures in italics indicate the base number of FP17s or Patient Questionnaire responses are less than 100. N/A is shown where the base number of responses is less than 10 during the period. % is calculated as Quantity/Base number\*100

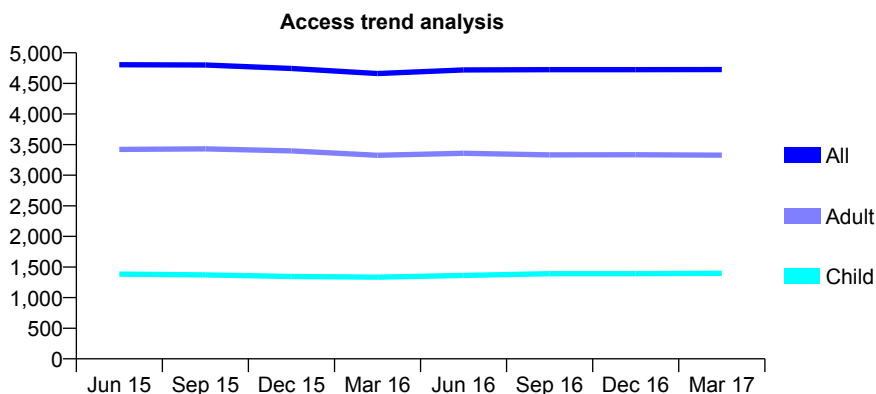
## Q64 - Vital Signs At a Glance Contract Report for 363782/0001 - March 2017

Name or company name	MR UH OGUIKE
Contract type name	GDS Contract
Purpose of contract	General
Contract start date	01/10/2008
Contract end date	

16/17 Contracted general activity (UDA)	13,465
Carry forward general activity (UDA)	0
16/17 Contracted orthodontic activity (UOA)	0
Carry forward orthodontic activity (UOA)	0
Baseline contract value	£317,118.29

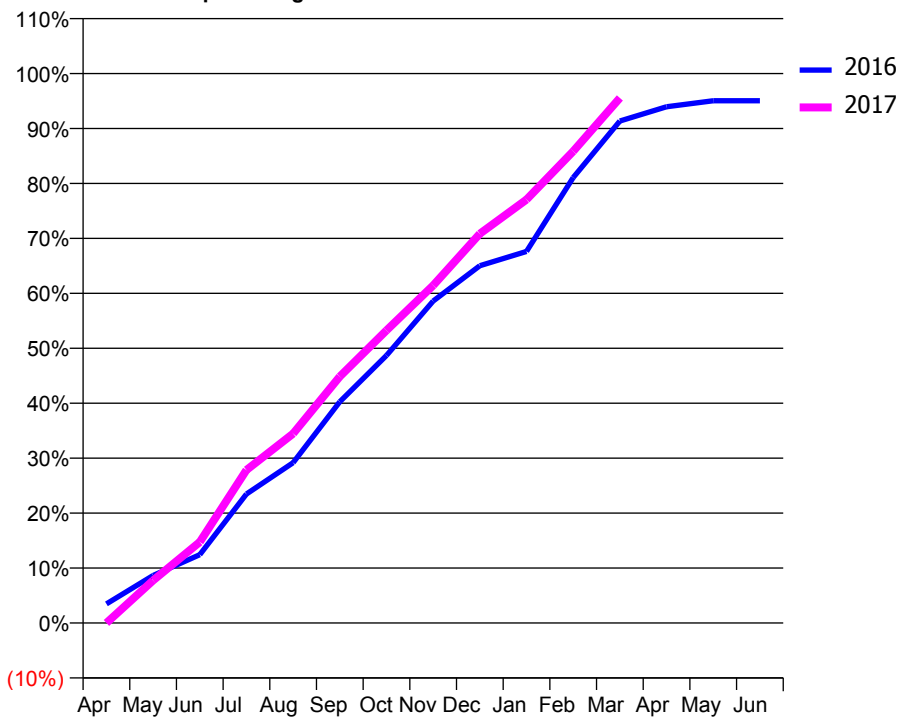
### ACCESS\*

Patients seen in 24 months	Total	Change since previous quarter
Quarter ending March 2016	4,661	
Quarter ending June 2016	4,720	→
Quarter ending September 2016	4,725	→
Quarter ending December 2016	4,725	→
Quarter ending March 2017	4,726	→
<b>Variance since March 2016</b>	<b>1.4%</b>	<b>→</b>



### ACTIVITY

Cumulative percentage of contracted UDA delivered 2016 & 2017



Month	Adjusted Scheduled Activity (UDA)	
	2016	2017
April	470	0
May	1,165	1,044
June	1,675	1,984
July	3,161	3,750
August	3,929	4,643
September	5,422	6,041
October	6,555	7,170
November	7,890	8,271
December	8,755	9,539
January	9,106	10,375
February	10,916	11,558
March	12,301	12,867
April	12,650	
May	12,798	
June	12,798	

### QUALITY

	Quantity	Base Number	Contract	AT	Region	England
% of FP17s for the same patient ID Re-attending within 3 months - Children	93	1,994	4.7%	9.6%	11.9%	12.3%
% of FP17s for the same patient ID Re-attending within 3 months - Adults	511	4,142	12.3%	14.3%	16.6%	16.7%
% of FP17s for the same patient ID Re-attending between 3 & 9 months - Children	1,128	1,994	56.6%	60.6%	60.2%	57.6%
% of FP17s for the same patient ID Re-attending between 3 & 9 months - Adults	2,175	4,142	52.5%	51.9%	51.5%	50.1%
% of FP17s for Band 1 Urgent Courses	286	5,912	4.8%	7.9%	9.5%	9.1%
% of FP17s Relating to Free Repair or Replacements	10	5,912	0.2%	0.8%	0.7%	0.8%
% of FP17s Relating to Continuations	40	5,912	0.7%	1.2%	1.2%	1.2%
% of Patients satisfied with the dentistry they have received	7	8	N/A	93.2%	93.1%	92.8%
% of Patients satisfied with the time they had to wait for an appointment	6	8	N/A	89.1%	88.8%	88.7%

\* This is based on patients treated on this contract for their most recent course of treatment. Figures in italics indicate the base number of FP17s or Patient Questionnaire responses are less than 100. N/A is shown where the base number of responses is less than 10 during the period. % is calculated as Quantity/Base number\*100

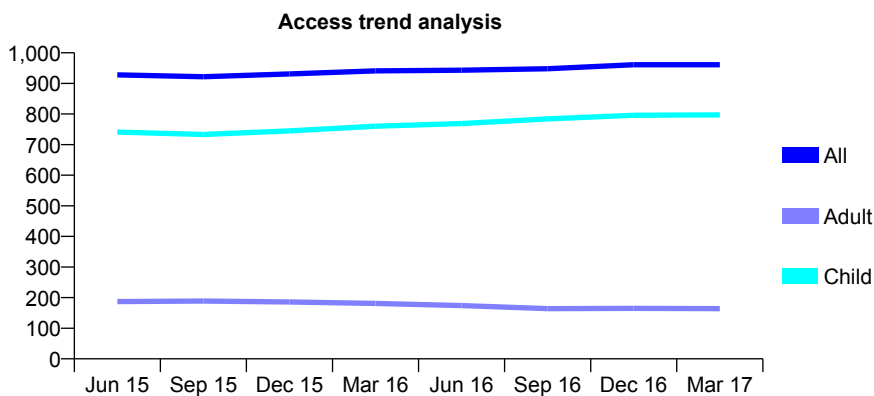
## Q64 - Vital Signs At a Glance Contract Report for 386782/0001 - March 2017

Name or company name	MR AA REED
Contract type name	GDS Contract
Purpose of contract	General
Contract start date	01/04/2006
Contract end date	

16/17 Contracted general activity (UDA)	2,000
Carry forward general activity (UDA)	-40
16/17 Contracted orthodontic activity (UOA)	0
Carry forward orthodontic activity (UOA)	0
Baseline contract value	£42,391.32

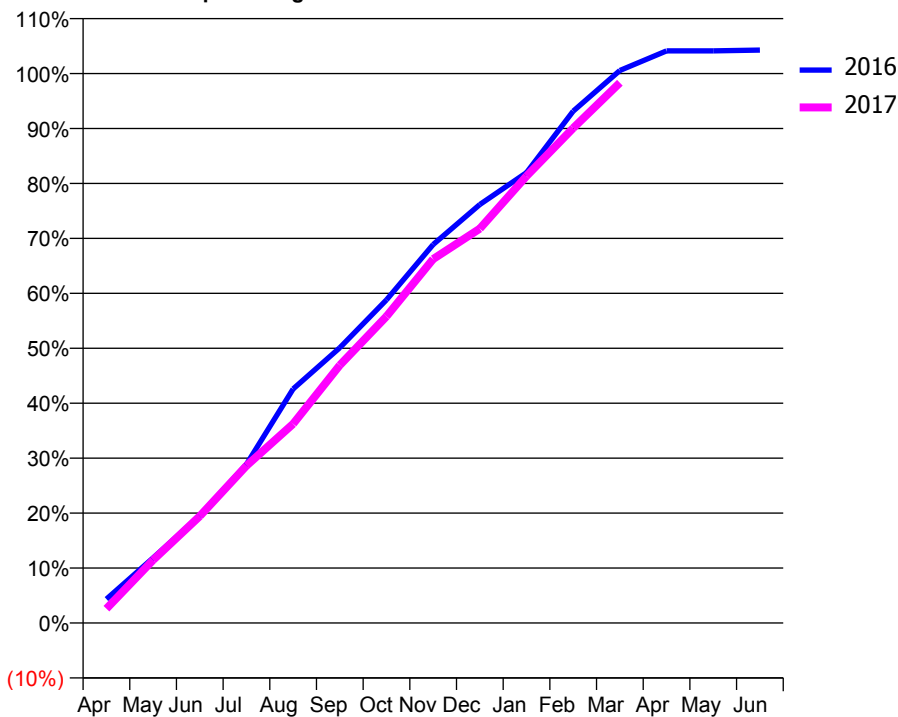
### ACCESS\*

Patients seen in 24 months	Total	Change since previous quarter
Quarter ending March 2016	941	
Quarter ending June 2016	943	→
Quarter ending September 2016	948	→
Quarter ending December 2016	961	→
Quarter ending March 2017	961	→
<b>Variance since March 2016</b>	<b>2.1%</b>	<b>↑</b>



### ACTIVITY

Cumulative percentage of contracted UDA delivered 2016 & 2017



Month	Adjusted Scheduled Activity (UDA)	
	2016	2017
April	87	52
May	237	229
June	390	389
July	578	573
August	852	725
September	1,002	939
October	1,176	1,116
November	1,378	1,325
December	1,523	1,435
January	1,639	1,627
February	1,863	1,801
March	2,011	1,966
April	2,082	
May	2,082	
June	2,085	

### QUALITY

	Quantity	Base Number	Contract	AT	Region	England
% of FP17s for the same patient ID Re-attending within 3 months - Children	46	1,025	4.5%	9.6%	11.9%	12.3%
% of FP17s for the same patient ID Re-attending within 3 months - Adults	22	153	14.4%	14.3%	16.6%	16.7%
% of FP17s for the same patient ID Re-attending between 3 & 9 months - Children	543	1,025	53.0%	60.6%	60.2%	57.6%
% of FP17s for the same patient ID Re-attending between 3 & 9 months - Adults	83	153	54.2%	51.9%	51.5%	50.1%
% of FP17s for Band 1 Urgent Courses	47	1,121	4.2%	7.9%	9.5%	9.1%
% of FP17s Relating to Free Repair or Replacements	0	1,121	0.0%	0.8%	0.7%	0.8%
% of FP17s Relating to Continuations	0	1,121	0.0%	1.2%	1.2%	1.2%
% of Patients satisfied with the dentistry they have received	0	0	N/A	93.2%	93.1%	92.8%
% of Patients satisfied with the time they had to wait for an appointment	0	0	N/A	89.1%	88.8%	88.7%

\* This is based on patients treated on this contract for their most recent course of treatment. Figures in italics indicate the base number of FP17s or Patient Questionnaire responses are less than 100. N/A is shown where the base number of responses is less than 10 during the period. % is calculated as Quantity/Base number\*100

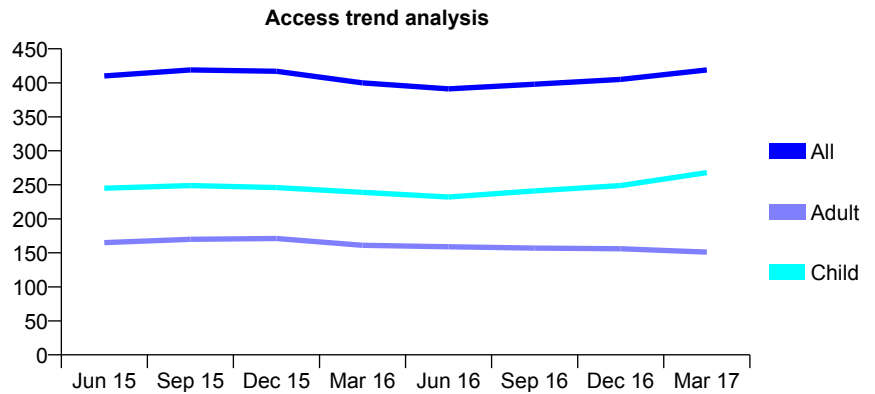
## Q64 - Vital Signs At a Glance Contract Report for 559598/0001 - March 2017

Name or company name	MISS RA EVANS
Contract type name	GDS Contract
Purpose of contract	General
Contract start date	01/04/2006
Contract end date	

16/17 Contracted general activity (UDA)	900
Carry forward general activity (UDA)	0
16/17 Contracted orthodontic activity (UOA)	0
Carry forward orthodontic activity (UOA)	0
Baseline contract value	£23,773.13

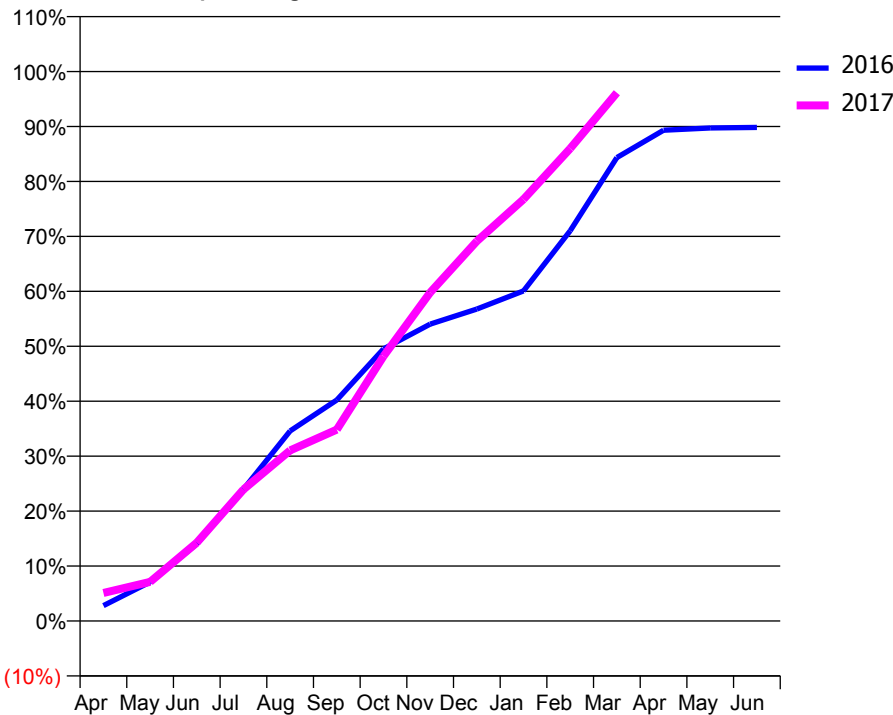
### ACCESS\*

Patients seen in 24 months	Total	Change since previous quarter
Quarter ending March 2016	400	
Quarter ending June 2016	391	↓
Quarter ending September 2016	398	→
Quarter ending December 2016	405	→
Quarter ending March 2017	419	↑
<b>Variance since March 2016</b>	<b>4.8%</b>	<b>↑</b>



### ACTIVITY

Cumulative percentage of contracted UDA delivered 2016 & 2017



Month	Adjusted Scheduled Activity (UDA)	
	2016	2017
April	28	46
May	71	64
June	140	128
July	240	215
August	346	279
September	402	314
October	495	434
November	540	538
December	568	622
January	601	691
February	710	774
March	843	865
April	893	
May	897	
June	898	

### QUALITY

	Quantity	Base Number	Contract	AT	Region	England
% of FP17s for the same patient ID Re-attending within 3 months - Children	14	382	3.7%	9.6%	11.9%	12.3%
% of FP17s for the same patient ID Re-attending within 3 months - Adults	40	182	22.0%	14.3%	16.6%	16.7%
% of FP17s for the same patient ID Re-attending between 3 & 9 months - Children	194	382	50.8%	60.6%	60.2%	57.6%
% of FP17s for the same patient ID Re-attending between 3 & 9 months - Adults	93	182	51.1%	51.9%	51.5%	50.1%
% of FP17s for Band 1 Urgent Courses	16	525	3.0%	7.9%	9.5%	9.1%
% of FP17s Relating to Free Repair or Replacements	0	525	0.0%	0.8%	0.7%	0.8%
% of FP17s Relating to Continuations	7	525	1.3%	1.2%	1.2%	1.2%
% of Patients satisfied with the dentistry they have received	2	2	N/A	93.2%	93.1%	92.8%
% of Patients satisfied with the time they had to wait for an appointment	2	2	N/A	89.1%	88.8%	88.7%

\* This is based on patients treated on this contract for their most recent course of treatment. Figures in italics indicate the base number of FP17s or Patient Questionnaire responses are less than 100. N/A is shown where the base number of responses is less than 10 during the period. % is calculated as Quantity/Base number\*100

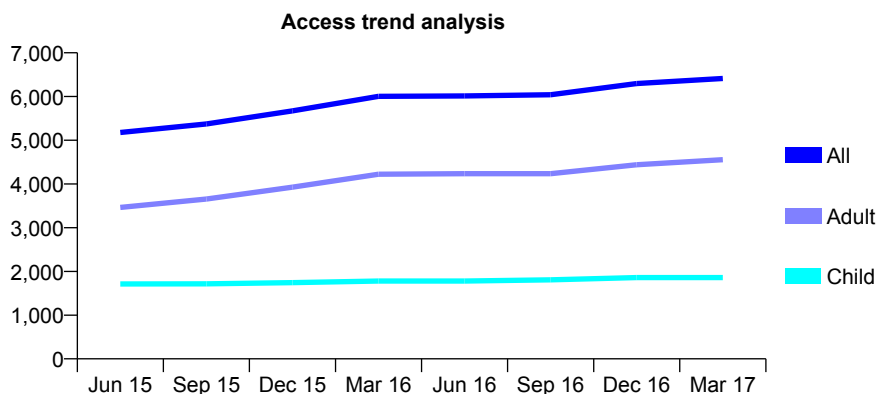
## Q64 - Vital Signs At a Glance Contract Report for 564028/0001 - March 2017

Name or company name	MR DS BARKER
Contract type name	GDS Contract
Purpose of contract	General
Contract start date	01/04/2006
Contract end date	

16/17 Contracted general activity (UDA)	16,372
Carry forward general activity (UDA)	-37
16/17 Contracted orthodontic activity (UOA)	0
Carry forward orthodontic activity (UOA)	0
Baseline contract value	£421,655.09

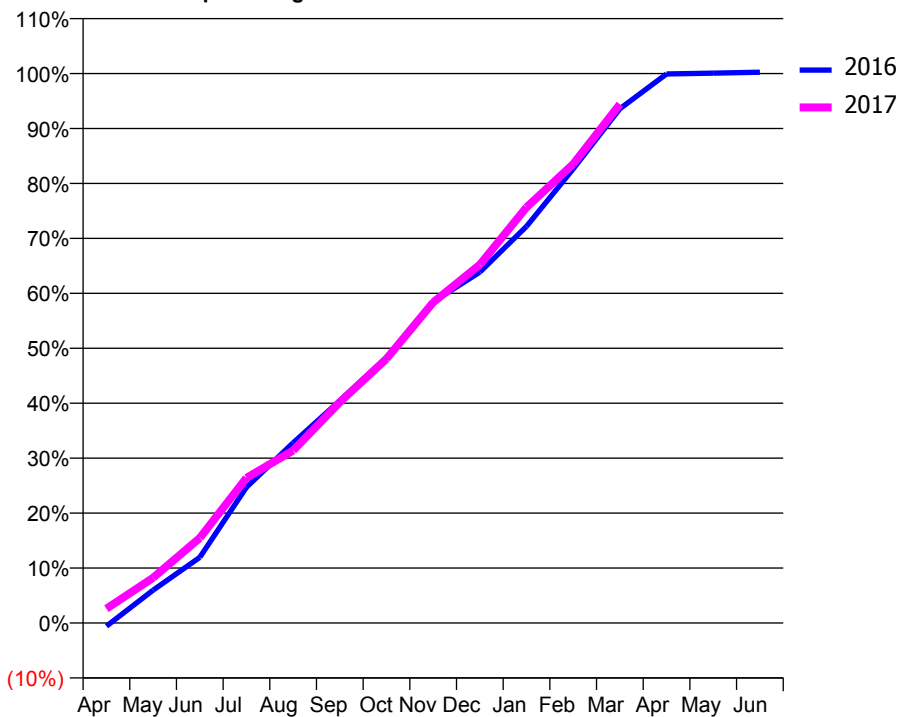
### ACCESS\*

Patients seen in 24 months	Total	Change since previous quarter
Quarter ending March 2016	6,003	
Quarter ending June 2016	6,014	→
Quarter ending September 2016	6,042	→
Quarter ending December 2016	6,298	↑
Quarter ending March 2017	6,413	→
<b>Variance since March 2016</b>	<b>6.8%</b>	<b>↑</b>



### ACTIVITY

Cumulative percentage of contracted UDA delivered 2016 & 2017



Month	Adjusted Scheduled Activity (UDA)	
	2016	2017
April	-98	426
May	980	1,348
June	1,955	2,533
July	4,047	4,325
August	5,371	5,137
September	6,625	6,580
October	7,902	7,873
November	9,567	9,553
December	10,455	10,679
January	11,820	12,385
February	13,531	13,671
March	15,321	15,458
April	16,359	
May	16,384	
June	16,409	

### QUALITY

	Quantity	Base Number	Contract	AT	Region	England
% of FP17s for the same patient ID Re-attending within 3 months - Children	186	2,484	7.5%	9.6%	11.9%	12.3%
% of FP17s for the same patient ID Re-attending within 3 months - Adults	612	4,324	14.2%	14.3%	16.6%	16.7%
% of FP17s for the same patient ID Re-attending between 3 & 9 months - Children	1,312	2,484	52.8%	60.6%	60.2%	57.6%
% of FP17s for the same patient ID Re-attending between 3 & 9 months - Adults	1,577	4,324	36.5%	51.9%	51.5%	50.1%
% of FP17s for Band 1 Urgent Courses	425	6,424	6.6%	7.9%	9.5%	9.1%
% of FP17s Relating to Free Repair or Replacements	7	6,424	0.1%	0.8%	0.7%	0.8%
% of FP17s Relating to Continuations	14	6,424	0.2%	1.2%	1.2%	1.2%
% of Patients satisfied with the dentistry they have received	20	25	80.0%	93.2%	93.1%	92.8%
% of Patients satisfied with the time they had to wait for an appointment	23	25	92.0%	89.1%	88.8%	88.7%

\* This is based on patients treated on this contract for their most recent course of treatment. Figures in italics indicate the base number of FP17s or Patient Questionnaire responses are less than 100. N/A is shown where the base number of responses is less than 10 during the period. % is calculated as Quantity/Base number\*100

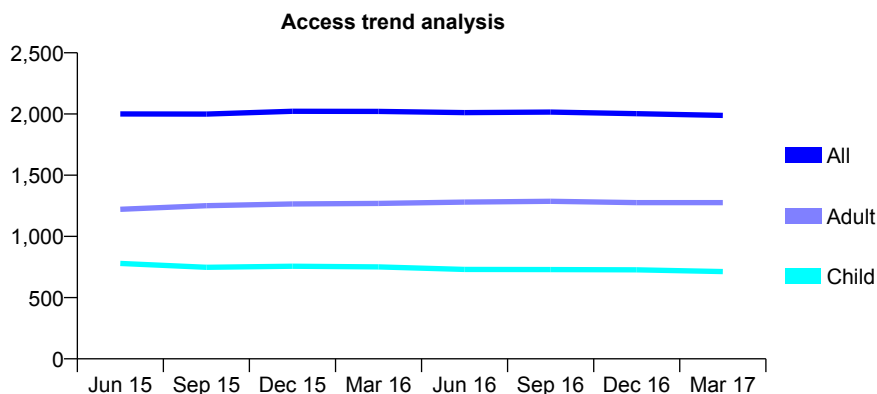
## Q64 - Vital Signs At a Glance Contract Report for 573396/0001 - March 2017

Name or company name	MR JR THORNTON
Contract type name	GDS Contract
Purpose of contract	General
Contract start date	01/04/2006
Contract end date	

16/17 Contracted general activity (UDA)	5,500
Carry forward general activity (UDA)	0
16/17 Contracted orthodontic activity (UOA)	0
Carry forward orthodontic activity (UOA)	0
Baseline contract value	£120,219.48

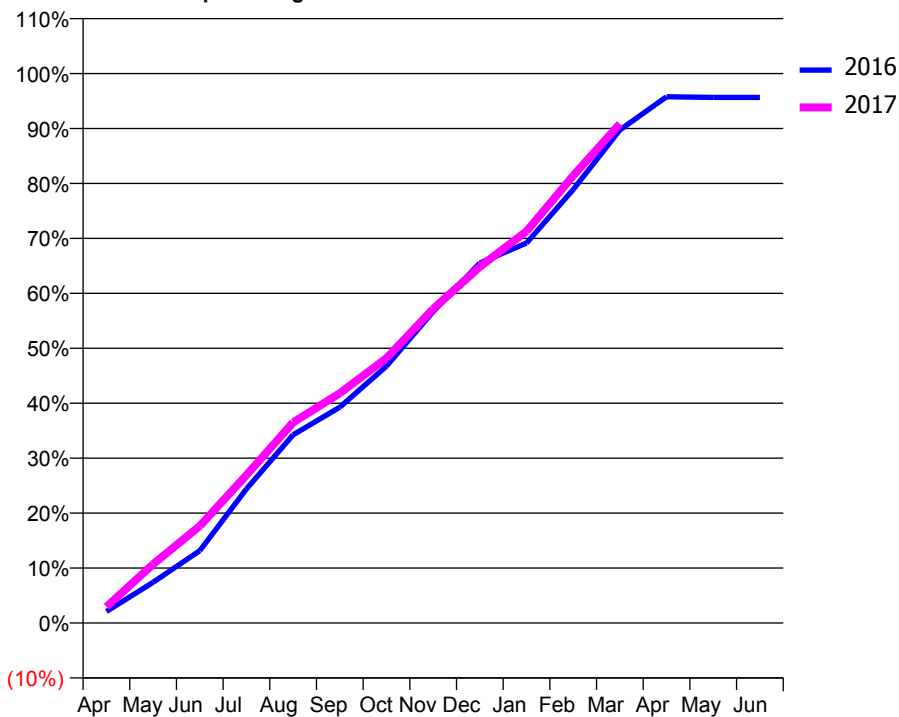
### ACCESS\*

Patients seen in 24 months	Total	Change since previous quarter
Quarter ending March 2016	2,021	
Quarter ending June 2016	2,011	→
Quarter ending September 2016	2,016	→
Quarter ending December 2016	2,003	→
Quarter ending March 2017	1,989	→
<b>Variance since March 2016</b>	<b>(1.6%)</b>	<b>↓</b>



### ACTIVITY

Cumulative percentage of contracted UDA delivered 2016 & 2017



Month	Adjusted Scheduled Activity (UDA)	
	2016	2017
April	115	162
May	408	590
June	724	971
July	1,342	1,480
August	1,884	2,007
September	2,161	2,301
October	2,571	2,652
November	3,117	3,143
December	3,603	3,566
January	3,803	3,921
February	4,338	4,477
March	4,936	4,996
April	5,267	
May	5,261	
June	5,261	

### QUALITY

	Quantity	Base Number	Contract	AT	Region	England
% of FP17s for the same patient ID Re-attending within 3 months - Children	56	1,047	5.3%	9.6%	11.9%	12.3%
% of FP17s for the same patient ID Re-attending within 3 months - Adults	188	1,677	11.2%	14.3%	16.6%	16.7%
% of FP17s for the same patient ID Re-attending between 3 & 9 months - Children	621	1,047	59.3%	60.6%	60.2%	57.6%
% of FP17s for the same patient ID Re-attending between 3 & 9 months - Adults	919	1,677	54.8%	51.9%	51.5%	50.1%
% of FP17s for Band 1 Urgent Courses	99	2,565	3.9%	7.9%	9.5%	9.1%
% of FP17s Relating to Free Repair or Replacements	9	2,565	0.4%	0.8%	0.7%	0.8%
% of FP17s Relating to Continuations	1	2,565	0.0%	1.2%	1.2%	1.2%
% of Patients satisfied with the dentistry they have received	6	6	N/A	93.2%	93.1%	92.8%
% of Patients satisfied with the time they had to wait for an appointment	6	6	N/A	89.1%	88.8%	88.7%

\* This is based on patients treated on this contract for their most recent course of treatment. Figures in italics indicate the base number of FP17s or Patient Questionnaire responses are less than 100. N/A is shown where the base number of responses is less than 10 during the period. % is calculated as Quantity/Base number\*100



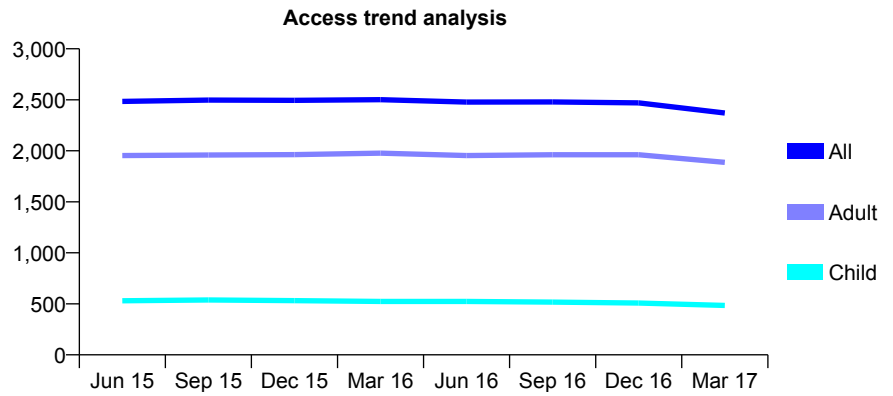
## Q64 - Vital Signs At a Glance Contract Report for 573892/0001 - March 2017

Name or company name	MR JA SETON
Contract type name	GDS Contract
Purpose of contract	General
Contract start date	01/04/2006
Contract end date	

16/17 Contracted general activity (UDA)	7,618
Carry forward general activity (UDA)	-27
16/17 Contracted orthodontic activity (UOA)	0
Carry forward orthodontic activity (UOA)	0
Baseline contract value	£156,552.40

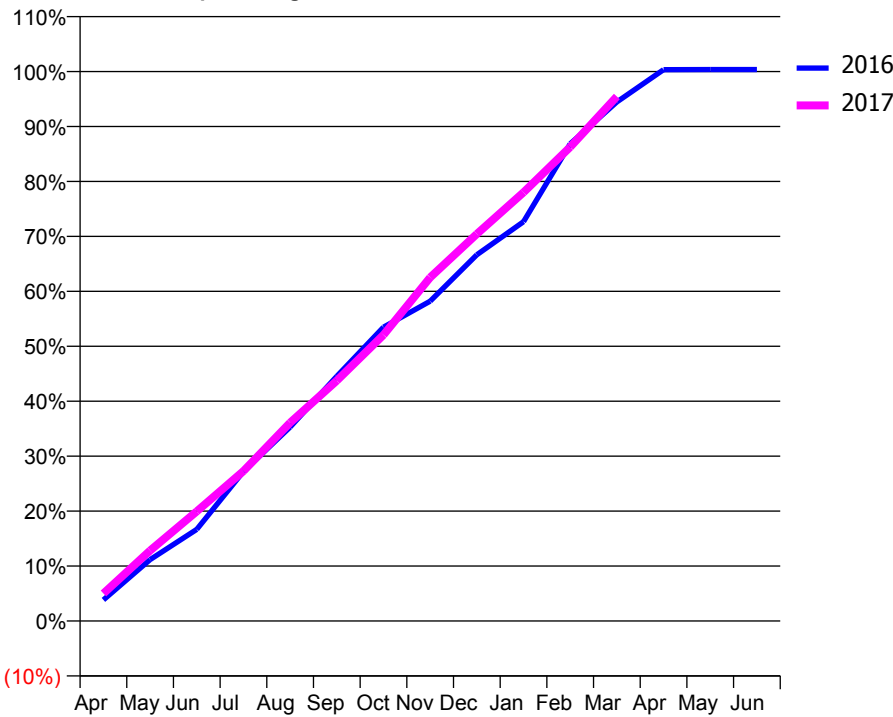
### ACCESS\*

Patients seen in 24 months	Total	Change since previous quarter
Quarter ending March 2016	2,501	
Quarter ending June 2016	2,478	→
Quarter ending September 2016	2,479	→
Quarter ending December 2016	2,470	→
Quarter ending March 2017	2,371	↓
<b>Variance since March 2016</b>	<b>(5.2%)</b>	<b>↓</b>



### ACTIVITY

Cumulative percentage of contracted UDA delivered 2016 & 2017



Month	Adjusted Scheduled Activity (UDA)	
	2016	2017
April	293	382
May	852	976
June	1,271	1,520
July	2,073	2,079
August	2,689	2,749
September	3,392	3,333
October	4,074	3,966
November	4,434	4,764
December	5,077	5,365
January	5,536	5,943
February	6,615	6,570
March	7,196	7,273
April	7,642	
May	7,645	
June	7,645	

### QUALITY

	Quantity	Base Number	Contract	AT	Region	England
% of FP17s for the same patient ID Re-attending within 3 months - Children	57	820	7.0%	9.6%	11.9%	12.3%
% of FP17s for the same patient ID Re-attending within 3 months - Adults	388	3,191	12.2%	14.3%	16.6%	16.7%
% of FP17s for the same patient ID Re-attending between 3 & 9 months - Children	535	820	65.2%	60.6%	60.2%	57.6%
% of FP17s for the same patient ID Re-attending between 3 & 9 months - Adults	2,026	3,191	63.5%	51.9%	51.5%	50.1%
% of FP17s for Band 1 Urgent Courses	263	3,822	6.9%	7.9%	9.5%	9.1%
% of FP17s Relating to Free Repair or Replacements	46	3,822	1.2%	0.8%	0.7%	0.8%
% of FP17s Relating to Continuations	27	3,822	0.7%	1.2%	1.2%	1.2%
% of Patients satisfied with the dentistry they have received	10	10	100.0%	93.2%	93.1%	92.8%
% of Patients satisfied with the time they had to wait for an appointment	10	10	100.0%	89.1%	88.8%	88.7%

\* This is based on patients treated on this contract for their most recent course of treatment. Figures in italics indicate the base number of FP17s or Patient Questionnaire responses are less than 100. N/A is shown where the base number of responses is less than 10 during the period. % is calculated as Quantity/Base number\*100

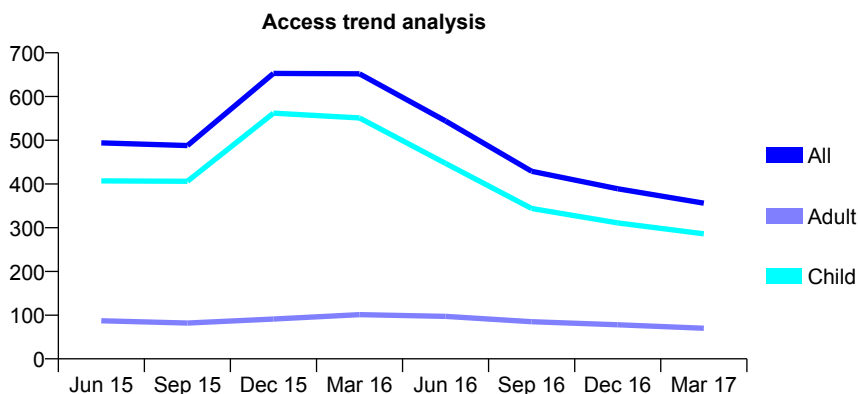
## Q64 - Vital Signs At a Glance Contract Report for 613053/0001 - March 2017

Name or company name	MR A HOLLIDAY
Contract type name	GDS Contract
Purpose of contract	General
Contract start date	01/09/2009
Contract end date	09/09/2016

16/17 Contracted general activity (UDA)	267
Carry forward general activity (UDA)	-12
16/17 Contracted orthodontic activity (UOA)	0
Carry forward orthodontic activity (UOA)	0
Baseline contract value	£5,321.25

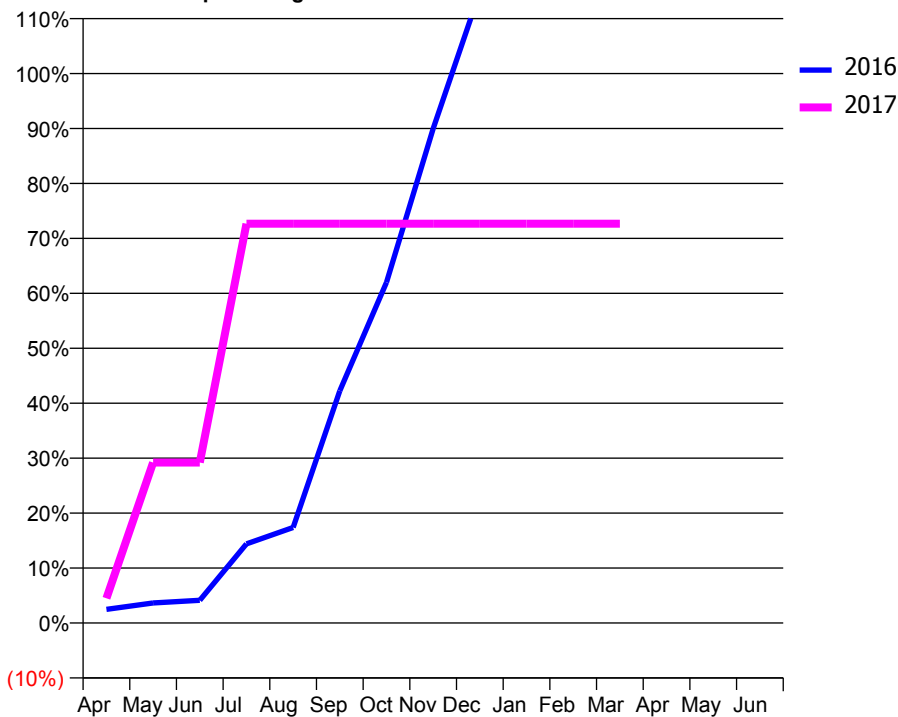
### ACCESS\*

Patients seen in 24 months	Total	Change since previous quarter
Quarter ending March 2016	652	
Quarter ending June 2016	544	↓
Quarter ending September 2016	429	↓
Quarter ending December 2016	389	↓
Quarter ending March 2017	356	↓
<b>Variance since March 2016</b>	<b>(45.4%)</b>	<b>↓</b>



### ACTIVITY

**Cumulative percentage of contracted UDA delivered 2016 & 2017**



**Adjusted Scheduled Activity (UDA)**

Month	2016	2017
April	15	12
May	22	78
June	25	78
July	87	194
August	105	194
September	255	194
October	374	194
November	543	194
December	694	194
January	762	194
February	894	194
March	932	194
April	938	
May	946	
June	946	

### QUALITY

	Quantity	Base Number	Contract	AT	Region	England
% of FP17s for the same patient ID Re-attending within 3 months - Children	3	133	2.3%	9.6%	11.9%	12.3%
% of FP17s for the same patient ID Re-attending within 3 months - Adults	0	10	0.0%	14.3%	16.6%	16.7%
% of FP17s for the same patient ID Re-attending between 3 & 9 months - Children	80	133	60.2%	60.6%	60.2%	57.6%
% of FP17s for the same patient ID Re-attending between 3 & 9 months - Adults	3	10	30.0%	51.9%	51.5%	50.1%
% of FP17s for Band 1 Urgent Courses	0	129	0.0%	7.9%	9.5%	9.1%
% of FP17s Relating to Free Repair or Replacements	0	129	0.0%	0.8%	0.7%	0.8%
% of FP17s Relating to Continuations	1	129	0.8%	1.2%	1.2%	1.2%
% of Patients satisfied with the dentistry they have received	0	0	N/A	93.2%	93.1%	92.8%
% of Patients satisfied with the time they had to wait for an appointment	0	0	N/A	89.1%	88.8%	88.7%

\* This is based on patients treated on this contract for their most recent course of treatment. Figures in italics indicate the base number of FP17s or Patient Questionnaire responses are less than 100. N/A is shown where the base number of responses is less than 10 during the period. % is calculated as Quantity/Base number\*100

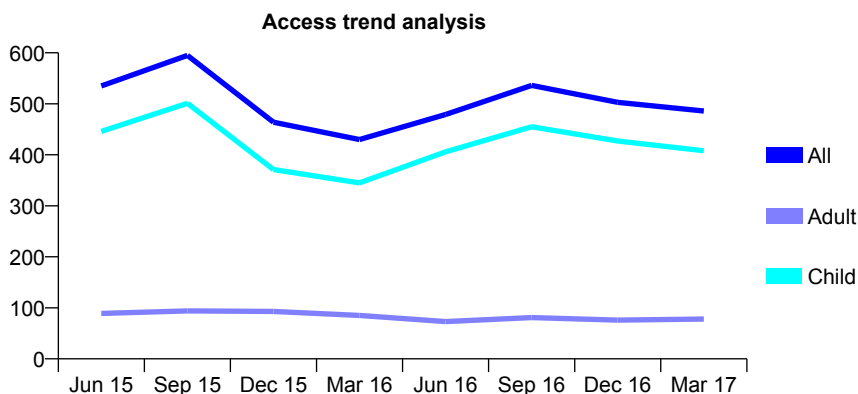
## Q64 - Vital Signs At a Glance Contract Report for 613053/0002 - March 2017

Name or company name	MR A HOLLIDAY
Contract type name	GDS Contract
Purpose of contract	General
Contract start date	01/05/2010
Contract end date	09/09/2016

16/17 Contracted general activity (UDA)	442
Carry forward general activity (UDA)	0
16/17 Contracted orthodontic activity (UOA)	0
Carry forward orthodontic activity (UOA)	0
Baseline contract value	£8,990.12

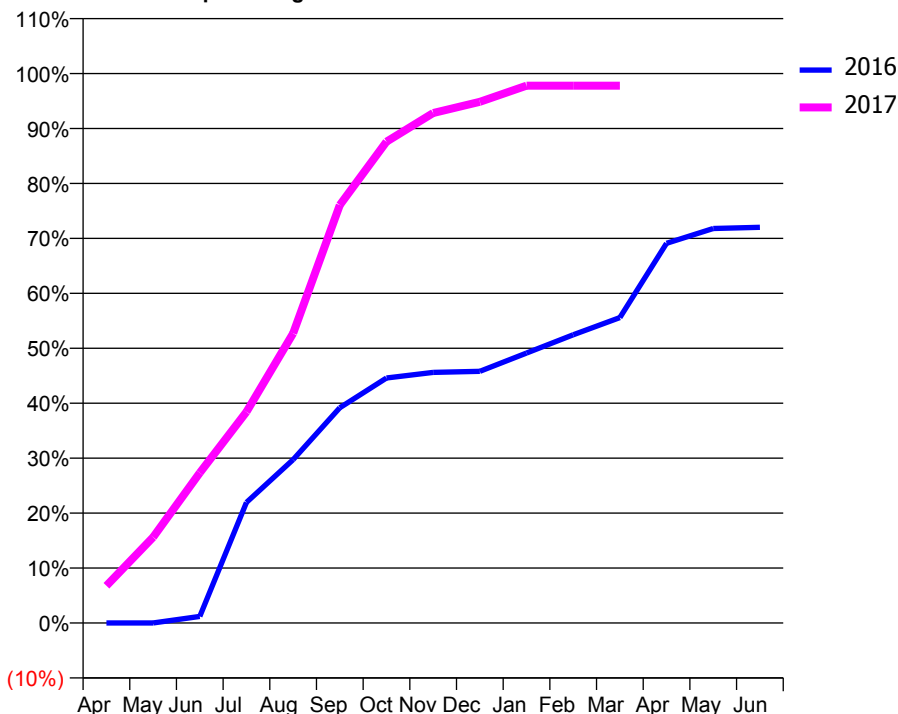
### ACCESS\*

Patients seen in 24 months	Total	Change since previous quarter
Quarter ending March 2016	430	
Quarter ending June 2016	479	↑
Quarter ending September 2016	536	↑
Quarter ending December 2016	503	↓
Quarter ending March 2017	486	↓
<b>Variance since March 2016</b>	<b>13.0%</b>	<b>↑</b>



### ACTIVITY

Cumulative percentage of contracted UDA delivered 2016 & 2017



Adjusted Scheduled Activity (UDA)

Month	2016	2017
April	0	30
May	0	69
June	12	121
July	219	170
August	297	233
September	392	336
October	446	387
November	456	410
December	458	419
January	491	432
February	525	432
March	556	432
April	691	
May	718	
June	720	

### QUALITY

	Quantity	Base Number	Contract	AT	Region	England
% of FP17s for the same patient ID Re-attending within 3 months - Children	11	433	2.5%	9.6%	11.9%	12.3%
% of FP17s for the same patient ID Re-attending within 3 months - Adults	1	34	2.9%	14.3%	16.6%	16.7%
% of FP17s for the same patient ID Re-attending between 3 & 9 months - Children	118	433	27.3%	60.6%	60.2%	57.6%
% of FP17s for the same patient ID Re-attending between 3 & 9 months - Adults	8	34	23.5%	51.9%	51.5%	50.1%
% of FP17s for Band 1 Urgent Courses	6	327	1.8%	7.9%	9.5%	9.1%
% of FP17s Relating to Free Repair or Replacements	0	327	0.0%	0.8%	0.7%	0.8%
% of FP17s Relating to Continuations	0	327	0.0%	1.2%	1.2%	1.2%
% of Patients satisfied with the dentistry they have received	2	2	N/A	93.2%	93.1%	92.8%
% of Patients satisfied with the time they had to wait for an appointment	1	2	N/A	89.1%	88.8%	88.7%

\* This is based on patients treated on this contract for their most recent course of treatment. Figures in italics indicate the base number of FP17s or Patient Questionnaire responses are less than 100. N/A is shown where the base number of responses is less than 10 during the period. % is calculated as Quantity/Base number\*100

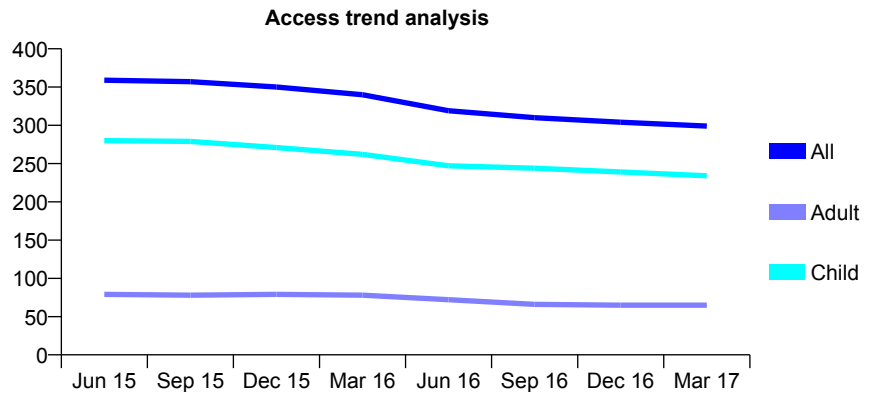
## Q64 - Vital Signs At a Glance Contract Report for 620173/0001 - March 2017

Name or company name	MR JP MACAULAY
Contract type name	GDS Contract
Purpose of contract	General
Contract start date	01/04/2008
Contract end date	

16/17 Contracted general activity (UDA)	502
Carry forward general activity (UDA)	0
16/17 Contracted orthodontic activity (UOA)	0
Carry forward orthodontic activity (UOA)	0
Baseline contract value	£10,600.63

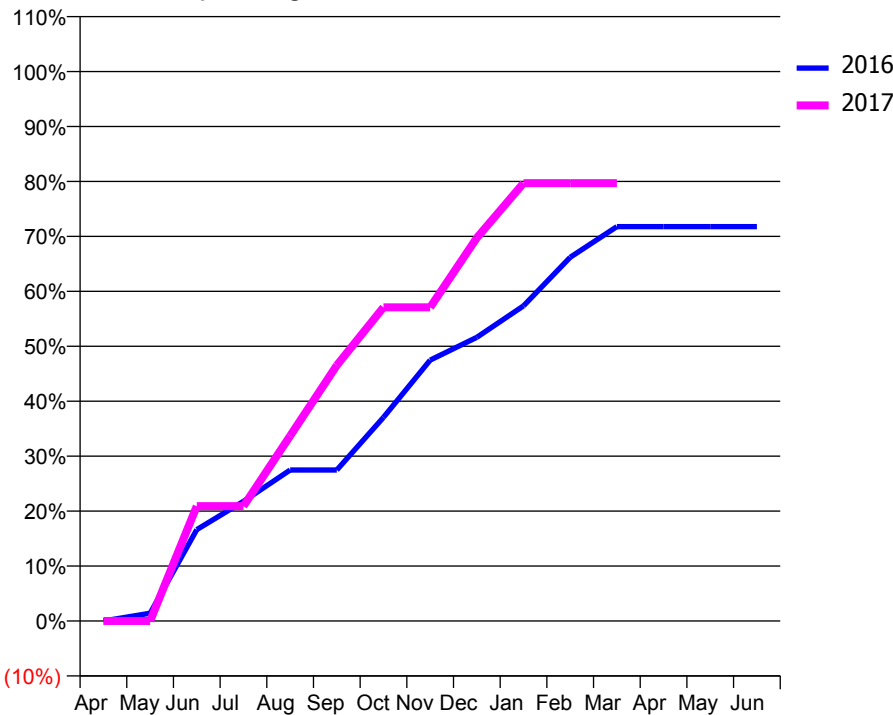
### ACCESS\*

Patients seen in 24 months	Total	Change since previous quarter
Quarter ending March 2016	340	
Quarter ending June 2016	319	↓
Quarter ending September 2016	310	↓
Quarter ending December 2016	304	↓
Quarter ending March 2017	299	↓
<b>Variance since March 2016</b>	<b>(12.1%)</b>	<b>↓</b>



### ACTIVITY

Cumulative percentage of contracted UDA delivered 2016 & 2017



Month	Adjusted Scheduled Activity (UDA)	
	2016	2017
April	0	0
May	10	0
June	116	105
July	152	105
August	192	169
September	192	234
October	259	287
November	332	287
December	361	350
January	401	400
February	463	400
March	502	400
April	502	
May	502	
June	502	

### QUALITY

	Quantity	Base Number	Contract	AT	Region	England
% of FP17s for the same patient ID Re-attending within 3 months - Children	10	268	3.7%	9.6%	11.9%	12.3%
% of FP17s for the same patient ID Re-attending within 3 months - Adults	3	50	6.0%	14.3%	16.6%	16.7%
% of FP17s for the same patient ID Re-attending between 3 & 9 months - Children	165	268	61.6%	60.6%	60.2%	57.6%
% of FP17s for the same patient ID Re-attending between 3 & 9 months - Adults	32	50	64.0%	51.9%	51.5%	50.1%
% of FP17s for Band 1 Urgent Courses	5	317	1.6%	7.9%	9.5%	9.1%
% of FP17s Relating to Free Repair or Replacements	0	317	0.0%	0.8%	0.7%	0.8%
% of FP17s Relating to Continuations	6	317	1.9%	1.2%	1.2%	1.2%
% of Patients satisfied with the dentistry they have received	0	0	N/A	93.2%	93.1%	92.8%
% of Patients satisfied with the time they had to wait for an appointment	0	0	N/A	89.1%	88.8%	88.7%

\* This is based on patients treated on this contract for their most recent course of treatment. Figures in italics indicate the base number of FP17s or Patient Questionnaire responses are less than 100. N/A is shown where the base number of responses is less than 10 during the period. % is calculated as Quantity/Base number\*100

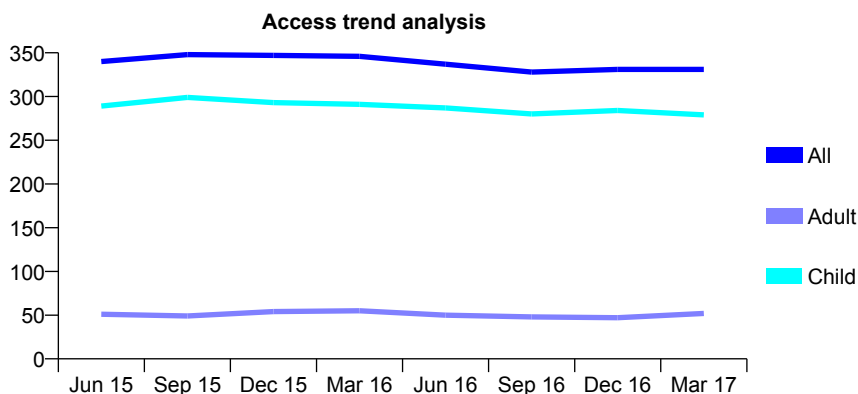
## Q64 - Vital Signs At a Glance Contract Report for 623229/0001 - March 2017

Name or company name	MR PJ JAMES
Contract type name	GDS Contract
Purpose of contract	General
Contract start date	01/04/2006
Contract end date	

16/17 Contracted general activity (UDA)	700
Carry forward general activity (UDA)	0
16/17 Contracted orthodontic activity (UOA)	0
Carry forward orthodontic activity (UOA)	0
Baseline contract value	£17,382.83

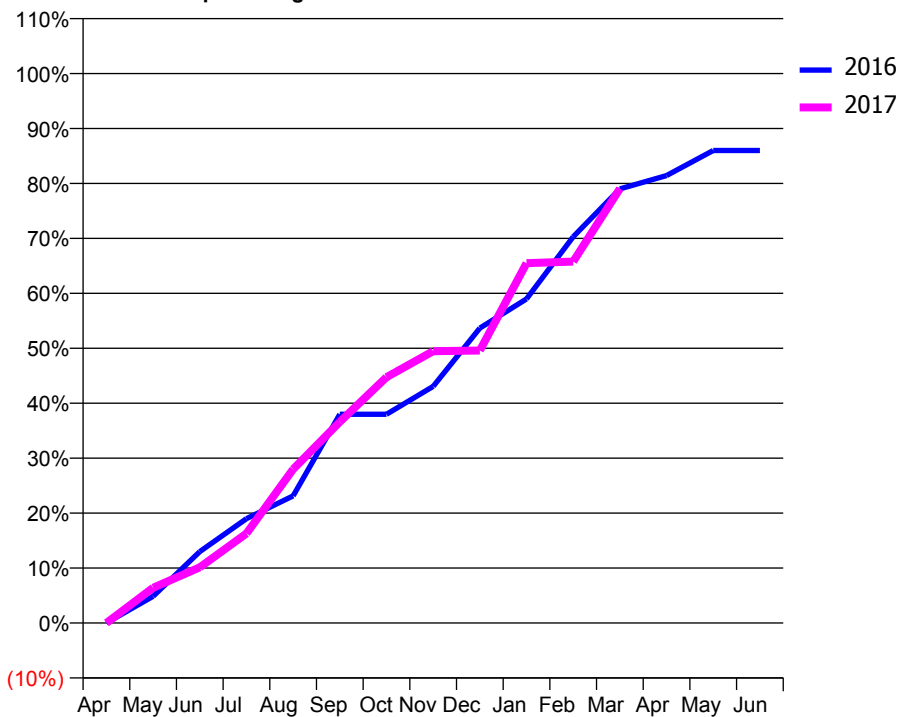
### ACCESS\*

Patients seen in 24 months	Total	Change since previous quarter
Quarter ending March 2016	346	
Quarter ending June 2016	337	↓
Quarter ending September 2016	328	↓
Quarter ending December 2016	331	→
Quarter ending March 2017	331	→
<b>Variance since March 2016</b>	<b>(4.3%)</b>	<b>↓</b>



### ACTIVITY

Cumulative percentage of contracted UDA delivered 2016 & 2017



Month	Adjusted Scheduled Activity (UDA)	
	2016	2017
April	0	0
May	34	45
June	91	71
July	133	114
August	162	196
September	266	256
October	266	313
November	301	346
December	376	347
January	413	458
February	492	460
March	553	553
April	570	
May	602	
June	602	

### QUALITY

	Quantity	Base Number	Contract	AT	Region	England
% of FP17s for the same patient ID Re-attending within 3 months - Children	10	438	2.3%	9.6%	11.9%	12.3%
% of FP17s for the same patient ID Re-attending within 3 months - Adults	0	21	0.0%	14.3%	16.6%	16.7%
% of FP17s for the same patient ID Re-attending between 3 & 9 months - Children	306	438	69.9%	60.6%	60.2%	57.6%
% of FP17s for the same patient ID Re-attending between 3 & 9 months - Adults	13	21	61.9%	51.9%	51.5%	50.1%
% of FP17s for Band 1 Urgent Courses	2	424	0.5%	7.9%	9.5%	9.1%
% of FP17s Relating to Free Repair or Replacements	0	424	0.0%	0.8%	0.7%	0.8%
% of FP17s Relating to Continuations	0	424	0.0%	1.2%	1.2%	1.2%
% of Patients satisfied with the dentistry they have received	0	0	N/A	93.2%	93.1%	92.8%
% of Patients satisfied with the time they had to wait for an appointment	0	0	N/A	89.1%	88.8%	88.7%

\* This is based on patients treated on this contract for their most recent course of treatment. Figures in italics indicate the base number of FP17s or Patient Questionnaire responses are less than 100. N/A is shown where the base number of responses is less than 10 during the period. % is calculated as Quantity/Base number\*100

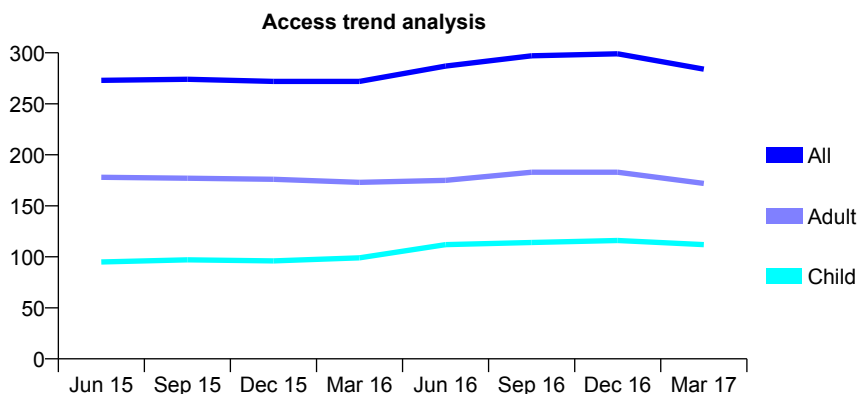
## Q64 - Vital Signs At a Glance Contract Report for 630020/0001 - March 2017

Name or company name	MR RC BEVAN
Contract type name	GDS Contract
Purpose of contract	General
Contract start date	01/04/2006
Contract end date	

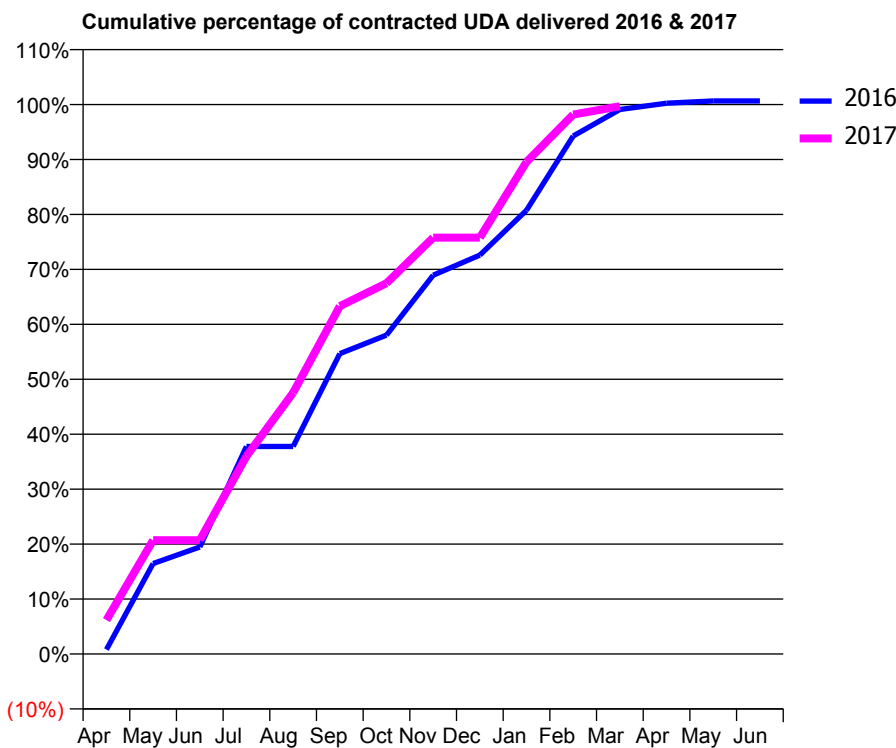
16/17 Contracted general activity (UDA)	737
Carry forward general activity (UDA)	-5
16/17 Contracted orthodontic activity (UOA)	0
Carry forward orthodontic activity (UOA)	0
Baseline contract value	£18,798.61

### ACCESS\*

Patients seen in 24 months	Total	Change since previous quarter
Quarter ending March 2016	272	
Quarter ending June 2016	287	↑
Quarter ending September 2016	297	↑
Quarter ending December 2016	299	→
Quarter ending March 2017	284	↓
<b>Variance since March 2016</b>	<b>4.4%</b>	<b>↑</b>



### ACTIVITY



Month	Adjusted Scheduled Activity (UDA)	
	2016	2017
April	6	46
May	121	153
June	144	153
July	278	265
August	278	350
September	403	467
October	428	497
November	508	558
December	535	558
January	595	660
February	695	724
March	730	735
April	739	
May	742	
June	742	

### QUALITY

	Quantity	Base Number	Contract	AT	Region	England
% of FP17s for the same patient ID Re-attending within 3 months - Children	8	160	5.0%	9.6%	11.9%	12.3%
% of FP17s for the same patient ID Re-attending within 3 months - Adults	28	240	11.7%	14.3%	16.6%	16.7%
% of FP17s for the same patient ID Re-attending between 3 & 9 months - Children	69	160	43.1%	60.6%	60.2%	57.6%
% of FP17s for the same patient ID Re-attending between 3 & 9 months - Adults	100	240	41.7%	51.9%	51.5%	50.1%
% of FP17s for Band 1 Urgent Courses	53	393	13.5%	7.9%	9.5%	9.1%
% of FP17s Relating to Free Repair or Replacements	0	393	0.0%	0.8%	0.7%	0.8%
% of FP17s Relating to Continuations	2	393	0.5%	1.2%	1.2%	1.2%
% of Patients satisfied with the dentistry they have received	0	0	N/A	93.2%	93.1%	92.8%
% of Patients satisfied with the time they had to wait for an appointment	0	0	N/A	89.1%	88.8%	88.7%

\* This is based on patients treated on this contract for their most recent course of treatment. Figures in italics indicate the base number of FP17s or Patient Questionnaire responses are less than 100. N/A is shown where the base number of responses is less than 10 during the period. % is calculated as Quantity/Base number\*100

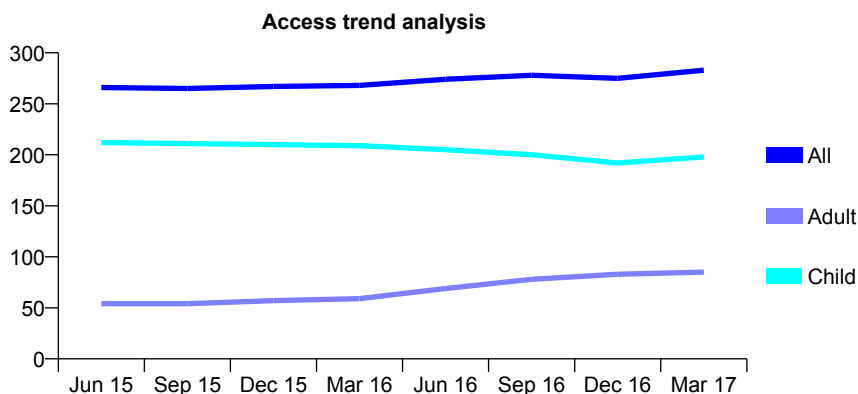
## Q64 - Vital Signs At a Glance Contract Report for 630489/0003 - March 2017

Name or company name	MR CA DANNHAUSER
Contract type name	GDS Contract
Purpose of contract	General
Contract start date	01/04/2006
Contract end date	

16/17 Contracted general activity (UDA)	550
Carry forward general activity (UDA)	-2
16/17 Contracted orthodontic activity (UOA)	0
Carry forward orthodontic activity (UOA)	0
Baseline contract value	£12,493.45

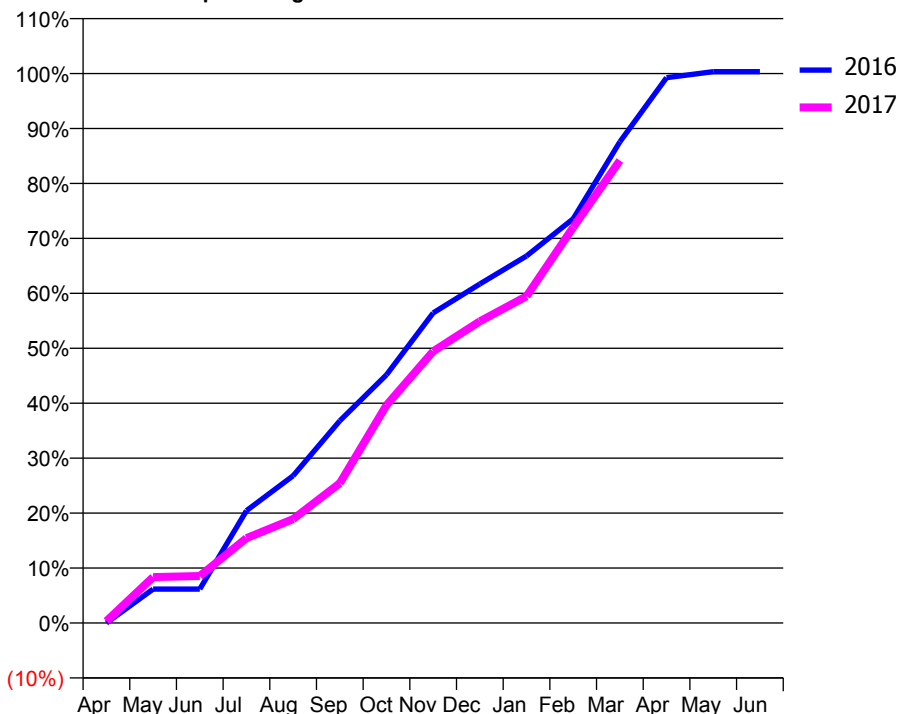
### ACCESS\*

Patients seen in 24 months	Total	Change since previous quarter
Quarter ending March 2016	268	
Quarter ending June 2016	274	↑
Quarter ending September 2016	278	→
Quarter ending December 2016	275	↓
Quarter ending March 2017	283	↑
<b>Variance since March 2016</b>	5.6%	↑



### ACTIVITY

Cumulative percentage of contracted UDA delivered 2016 & 2017



Adjusted Scheduled Activity (UDA)

Month	2016	2017
April	0	2
May	34	46
June	34	47
July	112	85
August	147	104
September	202	140
October	248	218
November	310	272
December	339	302
January	367	327
February	405	396
March	482	463
April	546	
May	552	
June	552	

### QUALITY

	Quantity	Base Number	Contract	AT	Region	England
% of FP17s for the same patient ID Re-attending within 3 months - Children	13	239	5.4%	9.6%	11.9%	12.3%
% of FP17s for the same patient ID Re-attending within 3 months - Adults	1	71	1.4%	14.3%	16.6%	16.7%
% of FP17s for the same patient ID Re-attending between 3 & 9 months - Children	107	239	44.8%	60.6%	60.2%	57.6%
% of FP17s for the same patient ID Re-attending between 3 & 9 months - Adults	31	71	43.7%	51.9%	51.5%	50.1%
% of FP17s for Band 1 Urgent Courses	0	279	0.0%	7.9%	9.5%	9.1%
% of FP17s Relating to Free Repair or Replacements	0	279	0.0%	0.8%	0.7%	0.8%
% of FP17s Relating to Continuations	1	279	0.4%	1.2%	1.2%	1.2%
% of Patients satisfied with the dentistry they have received	0	0	N/A	93.2%	93.1%	92.8%
% of Patients satisfied with the time they had to wait for an appointment	0	0	N/A	89.1%	88.8%	88.7%

\* This is based on patients treated on this contract for their most recent course of treatment. Figures in italics indicate the base number of FP17s or Patient Questionnaire responses are less than 100. N/A is shown where the base number of responses is less than 10 during the period. % is calculated as Quantity/Base number\*100

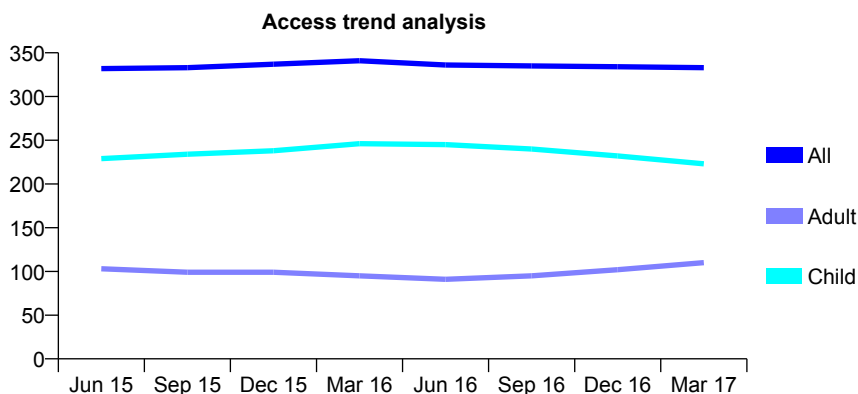
## Q64 - Vital Signs At a Glance Contract Report for 632171/0001 - March 2017

Name or company name	MR CJ RUSHFORTH
Contract type name	GDS Contract
Purpose of contract	General
Contract start date	01/04/2006
Contract end date	

16/17 Contracted general activity (UDA)	550
Carry forward general activity (UDA)	-11
16/17 Contracted orthodontic activity (UOA)	0
Carry forward orthodontic activity (UOA)	0
Baseline contract value	£15,678.16

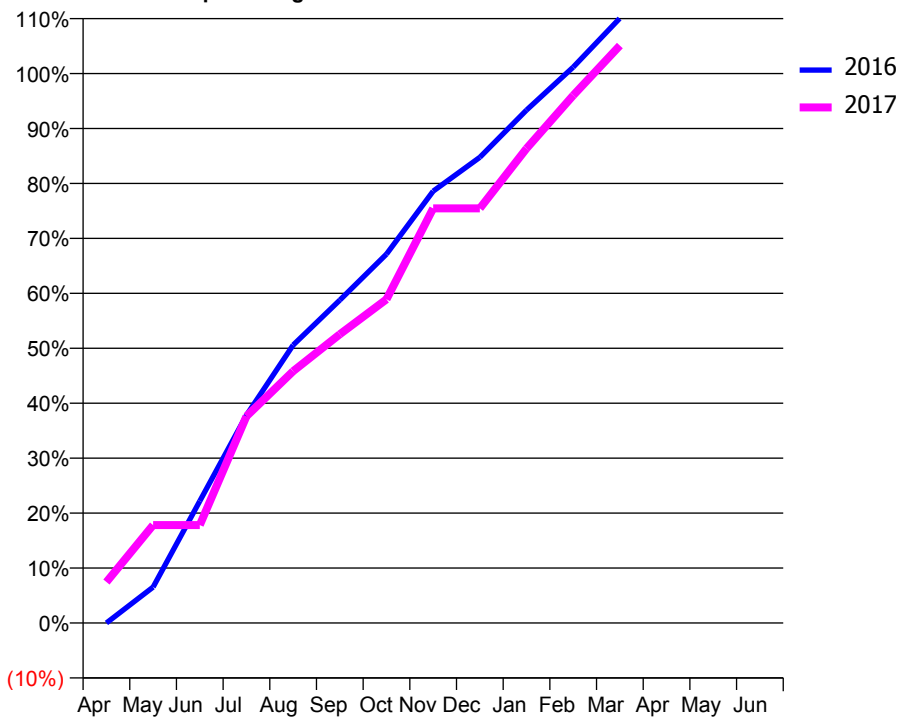
### ACCESS\*

Patients seen in 24 months	Total	Change since previous quarter
Quarter ending March 2016	341	
Quarter ending June 2016	336	↓
Quarter ending September 2016	335	→
Quarter ending December 2016	334	→
Quarter ending March 2017	333	→
<b>Variance since March 2016</b>	<b>(2.3%)</b>	<b>↓</b>



### ACTIVITY

Cumulative percentage of contracted UDA delivered 2016 & 2017



Month	2016	2017
April	0	41
May	36	98
June	122	98
July	208	207
August	278	252
September	323	289
October	369	324
November	432	415
December	466	415
January	513	475
February	556	528
March	605	578
April	606	
May	609	
June	609	

### QUALITY

	Quantity	Base Number	Contract	AT	Region	England
% of FP17s for the same patient ID Re-attending within 3 months - Children	6	340	1.8%	9.6%	11.9%	12.3%
% of FP17s for the same patient ID Re-attending within 3 months - Adults	7	88	8.0%	14.3%	16.6%	16.7%
% of FP17s for the same patient ID Re-attending between 3 & 9 months - Children	237	340	69.7%	60.6%	60.2%	57.6%
% of FP17s for the same patient ID Re-attending between 3 & 9 months - Adults	41	88	46.6%	51.9%	51.5%	50.1%
% of FP17s for Band 1 Urgent Courses	0	426	0.0%	7.9%	9.5%	9.1%
% of FP17s Relating to Free Repair or Replacements	0	426	0.0%	0.8%	0.7%	0.8%
% of FP17s Relating to Continuations	0	426	0.0%	1.2%	1.2%	1.2%
% of Patients satisfied with the dentistry they have received	0	0	N/A	93.2%	93.1%	92.8%
% of Patients satisfied with the time they had to wait for an appointment	0	0	N/A	89.1%	88.8%	88.7%

\* This is based on patients treated on this contract for their most recent course of treatment. Figures in italics indicate the base number of FP17s or Patient Questionnaire responses are less than 100. N/A is shown where the base number of responses is less than 10 during the period. % is calculated as Quantity/Base number\*100



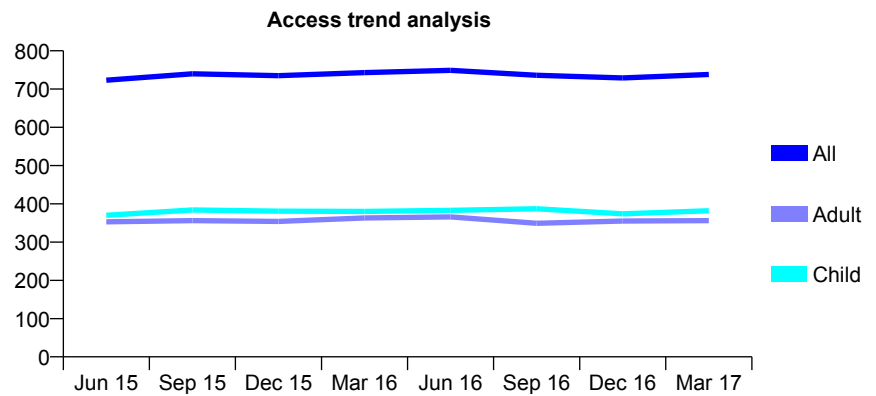
## Q64 - Vital Signs At a Glance Contract Report for 636479/0001 - March 2017

Name or company name	MR MA SALIBA
Contract type name	GDS Contract
Purpose of contract	General
Contract start date	01/04/2006
Contract end date	

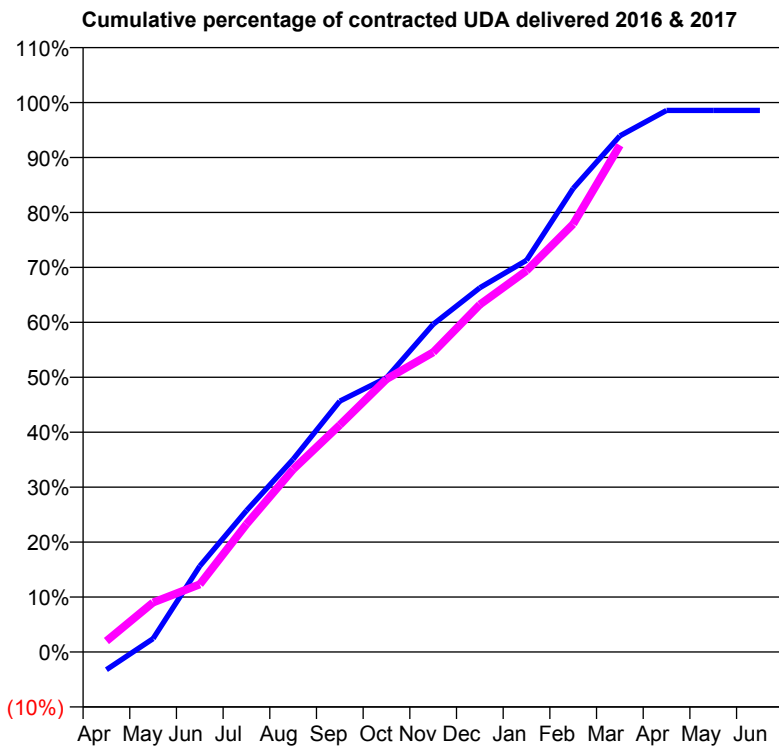
16/17 Contracted general activity (UDA)	2,500
Carry forward general activity (UDA)	36
16/17 Contracted orthodontic activity (UOA)	0
Carry forward orthodontic activity (UOA)	0
Baseline contract value	£68,558.95

### ACCESS\*

Patients seen in 24 months	Total	Change since previous quarter
Quarter ending March 2016	743	
Quarter ending June 2016	749	→
Quarter ending September 2016	736	↓
Quarter ending December 2016	729	→
Quarter ending March 2017	738	→
<b>Variance since March 2016</b>	<b>(0.7%)</b>	<b>→</b>



### ACTIVITY



Month	Adjusted Scheduled Activity (UDA)	
	2016	2017
April	-81	50
May	61	226
June	391	308
July	643	581
August	877	831
September	1,141	1,033
October	1,247	1,242
November	1,491	1,364
December	1,657	1,581
January	1,782	1,735
February	2,109	1,947
March	2,348	2,306
April	2,464	
May	2,464	
June	2,464	

### QUALITY

	Quantity	Base Number	Contract	AT	Region	England
% of FP17s for the same patient ID Re-attending within 3 months - Children	88	729	12.1%	9.6%	11.9%	12.3%
% of FP17s for the same patient ID Re-attending within 3 months - Adults	114	525	21.7%	14.3%	16.6%	16.7%
% of FP17s for the same patient ID Re-attending between 3 & 9 months - Children	496	729	68.0%	60.6%	60.2%	57.6%
% of FP17s for the same patient ID Re-attending between 3 & 9 months - Adults	304	525	57.9%	51.9%	51.5%	50.1%
% of FP17s for Band 1 Urgent Courses	74	1,196	6.2%	7.9%	9.5%	9.1%
% of FP17s Relating to Free Repair or Replacements	25	1,196	2.1%	0.8%	0.7%	0.8%
% of FP17s Relating to Continuations	13	1,196	1.1%	1.2%	1.2%	1.2%
% of Patients satisfied with the dentistry they have received	3	3	N/A	93.2%	93.1%	92.8%
% of Patients satisfied with the time they had to wait for an appointment	3	3	N/A	89.1%	88.8%	88.7%

\* This is based on patients treated on this contract for their most recent course of treatment. Figures in italics indicate the base number of FP17s or Patient Questionnaire responses are less than 100. N/A is shown where the base number of responses is less than 10 during the period. % is calculated as Quantity/Base number\*100

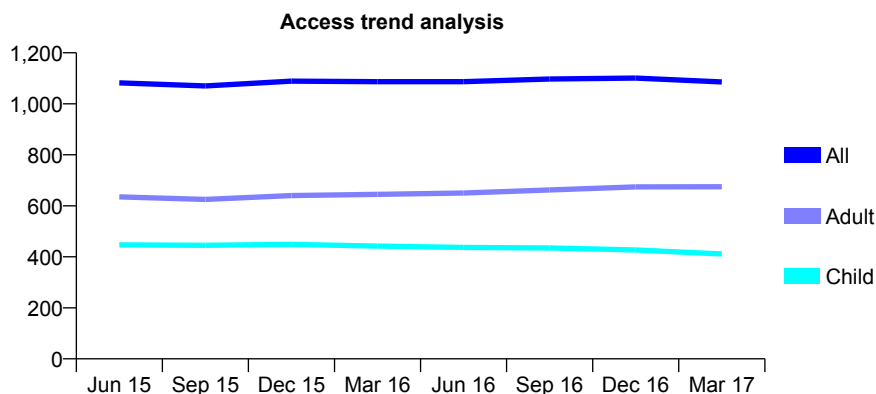
## Q64 - Vital Signs At a Glance Contract Report for 636975/0001 - March 2017

Name or company name	MR PS SMITHSON
Contract type name	GDS Contract
Purpose of contract	General
Contract start date	01/04/2006
Contract end date	

16/17 Contracted general activity (UDA)	3,666
Carry forward general activity (UDA)	61
16/17 Contracted orthodontic activity (UOA)	0
Carry forward orthodontic activity (UOA)	0
Baseline contract value	£83,592.15

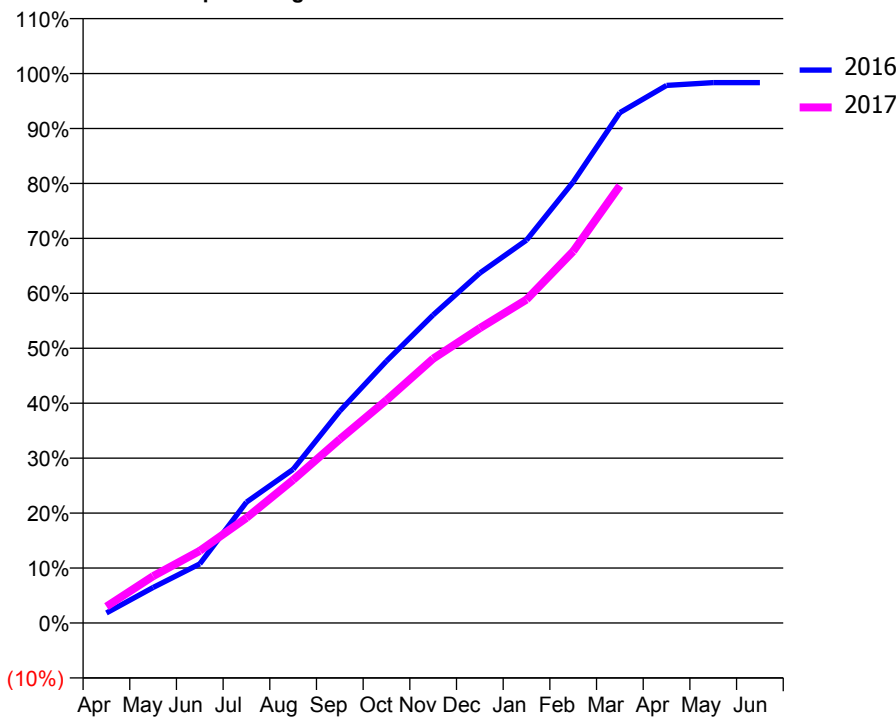
### ACCESS\*

Patients seen in 24 months	Total	Change since previous quarter
Quarter ending March 2016	1,087	
Quarter ending June 2016	1,087	→
Quarter ending September 2016	1,097	→
Quarter ending December 2016	1,101	→
Quarter ending March 2017	1,086	↓
<b>Variance since March 2016</b>	<b>(0.1%)</b>	<b>→</b>



### ACTIVITY

Cumulative percentage of contracted UDA delivered 2016 & 2017



Month	Adjusted Scheduled Activity (UDA)	
	2016	2017
April	67	110
May	237	312
June	395	481
July	806	701
August	1,025	955
September	1,414	1,226
October	1,748	1,487
November	2,055	1,763
December	2,335	1,967
January	2,555	2,158
February	2,942	2,480
March	3,405	2,918
April	3,587	
May	3,605	
June	3,605	

### QUALITY

	Quantity	Base Number	Contract	AT	Region	England
% of FP17s for the same patient ID Re-attending within 3 months - Children	47	601	7.8%	9.6%	11.9%	12.3%
% of FP17s for the same patient ID Re-attending within 3 months - Adults	100	912	11.0%	14.3%	16.6%	16.7%
% of FP17s for the same patient ID Re-attending between 3 & 9 months - Children	334	601	55.6%	60.6%	60.2%	57.6%
% of FP17s for the same patient ID Re-attending between 3 & 9 months - Adults	516	912	56.6%	51.9%	51.5%	50.1%
% of FP17s for Band 1 Urgent Courses	29	1,451	2.0%	7.9%	9.5%	9.1%
% of FP17s Relating to Free Repair or Replacements	12	1,451	0.8%	0.8%	0.7%	0.8%
% of FP17s Relating to Continuations	4	1,451	0.3%	1.2%	1.2%	1.2%
% of Patients satisfied with the dentistry they have received	4	5	N/A	93.2%	93.1%	92.8%
% of Patients satisfied with the time they had to wait for an appointment	4	5	N/A	89.1%	88.8%	88.7%

\* This is based on patients treated on this contract for their most recent course of treatment. Figures in italics indicate the base number of FP17s or Patient Questionnaire responses are less than 100. N/A is shown where the base number of responses is less than 10 during the period. % is calculated as Quantity/Base number\*100

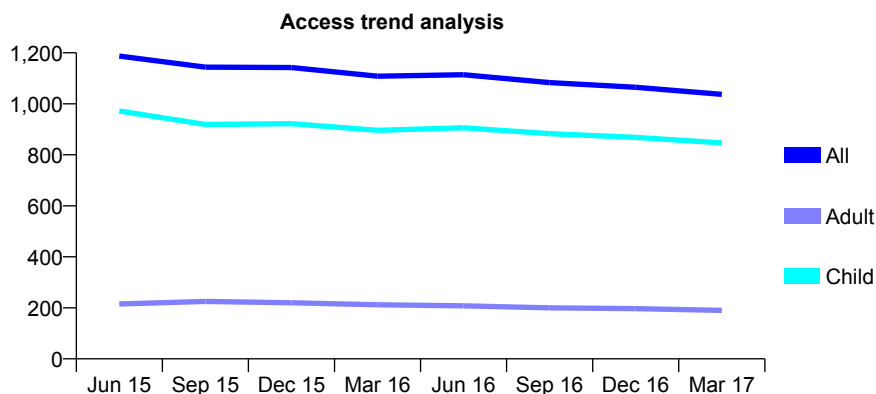
## Q64 - Vital Signs At a Glance Contract Report for 642231/0001 - March 2017

Name or company name	MR RO COLEMAN
Contract type name	GDS Contract
Purpose of contract	General
Contract start date	01/04/2006
Contract end date	

16/17 Contracted general activity (UDA)	2,400
Carry forward general activity (UDA)	0
16/17 Contracted orthodontic activity (UOA)	0
Carry forward orthodontic activity (UOA)	0
Baseline contract value	£50,438.62

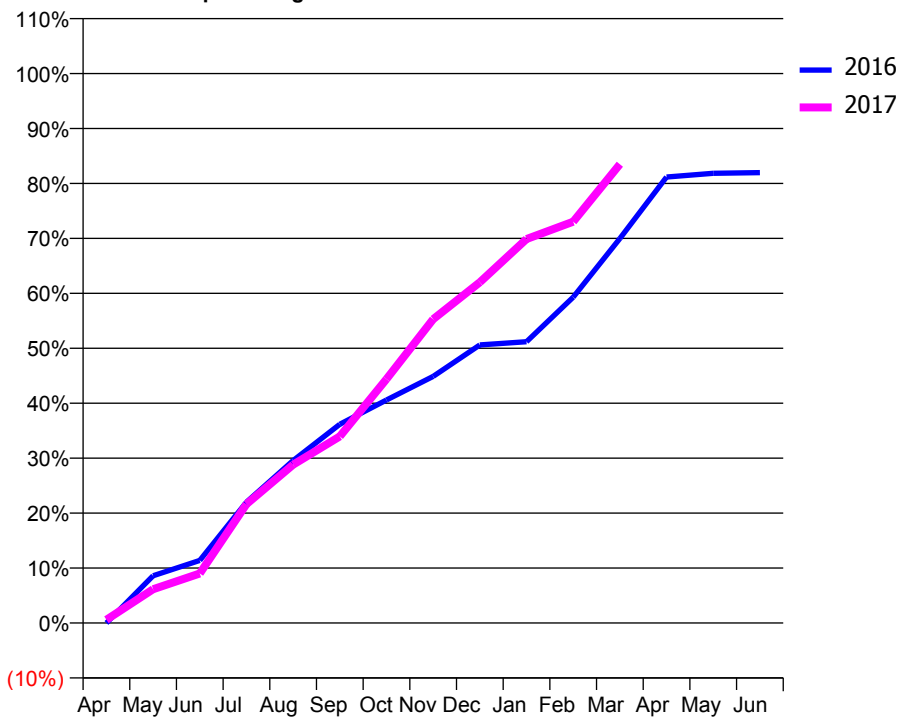
### ACCESS\*

Patients seen in 24 months	Total	Change since previous quarter
Quarter ending March 2016	1,108	
Quarter ending June 2016	1,114	→
Quarter ending September 2016	1,083	↓
Quarter ending December 2016	1,065	↓
Quarter ending March 2017	1,037	↓
<b>Variance since March 2016</b>	<b>(6.4%)</b>	<b>↓</b>



### ACTIVITY

Cumulative percentage of contracted UDA delivered 2016 & 2017



Month	Adjusted Scheduled Activity (UDA)	
	2016	2017
April	0	14
May	206	147
June	274	217
July	528	519
August	709	692
September	868	815
October	974	1,066
November	1,077	1,327
December	1,215	1,489
January	1,229	1,677
February	1,423	1,753
March	1,680	2,004
April	1,948	
May	1,964	
June	1,967	

### QUALITY

	Quantity	Base Number	Contract	AT	Region	England
% of FP17s for the same patient ID Re-attending within 3 months - Children	78	1,200	6.5%	9.6%	11.9%	12.3%
% of FP17s for the same patient ID Re-attending within 3 months - Adults	3	74	4.1%	14.3%	16.6%	16.7%
% of FP17s for the same patient ID Re-attending between 3 & 9 months - Children	602	1,200	50.2%	60.6%	60.2%	57.6%
% of FP17s for the same patient ID Re-attending between 3 & 9 months - Adults	31	74	41.9%	51.9%	51.5%	50.1%
% of FP17s for Band 1 Urgent Courses	34	1,093	3.1%	7.9%	9.5%	9.1%
% of FP17s Relating to Free Repair or Replacements	0	1,093	0.0%	0.8%	0.7%	0.8%
% of FP17s Relating to Continuations	0	1,093	0.0%	1.2%	1.2%	1.2%
% of Patients satisfied with the dentistry they have received	2	2	N/A	93.2%	93.1%	92.8%
% of Patients satisfied with the time they had to wait for an appointment	2	2	N/A	89.1%	88.8%	88.7%

\* This is based on patients treated on this contract for their most recent course of treatment. Figures in italics indicate the base number of FP17s or Patient Questionnaire responses are less than 100. N/A is shown where the base number of responses is less than 10 during the period. % is calculated as Quantity/Base number\*100

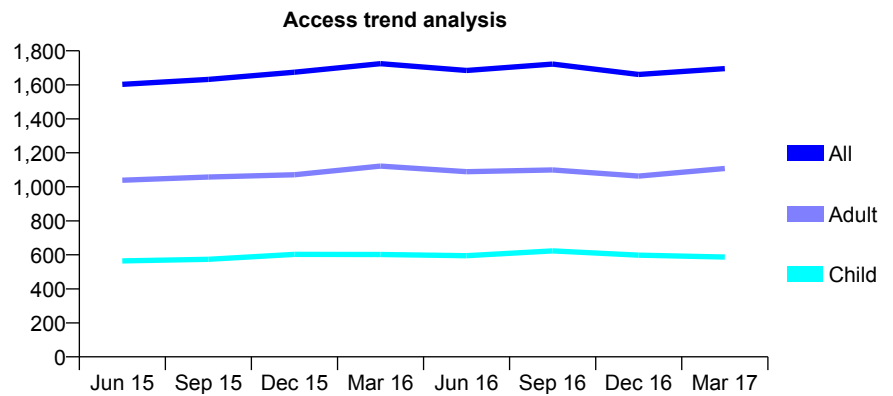
## Q64 - Vital Signs At a Glance Contract Report for 643297/0001 - March 2017

Name or company name	Savernake Dental Partners
Contract type name	GDS Contract
Purpose of contract	General
Contract start date	01/04/2006
Contract end date	

16/17 Contracted general activity (UDA)	3,738
Carry forward general activity (UDA)	-75
16/17 Contracted orthodontic activity (UOA)	0
Carry forward orthodontic activity (UOA)	0
Baseline contract value	£78,610.23

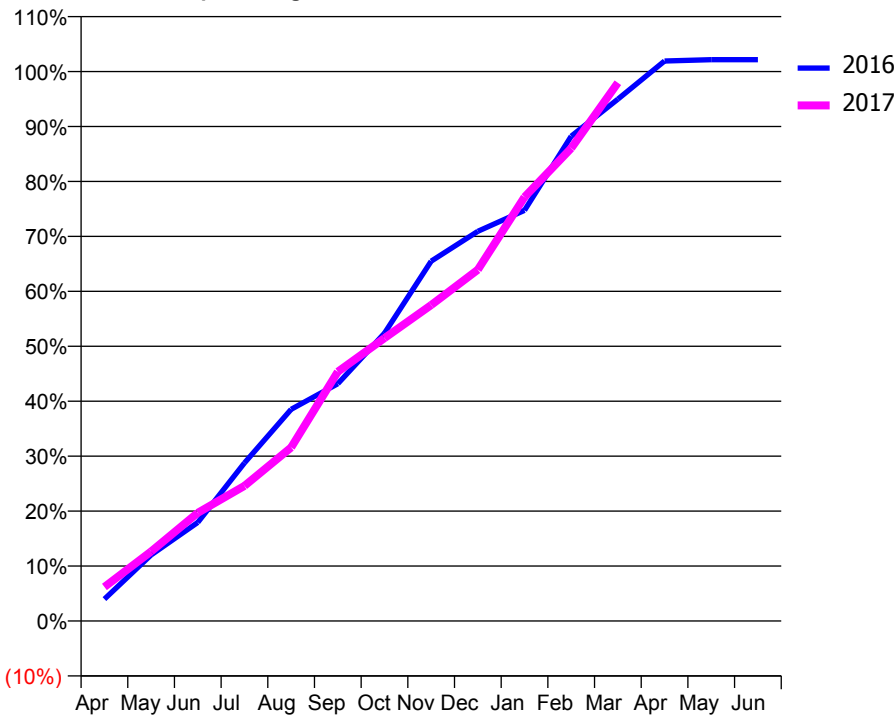
### ACCESS\*

Patients seen in 24 months	Total	Change since previous quarter
Quarter ending March 2016	1,724	
Quarter ending June 2016	1,684	↓
Quarter ending September 2016	1,722	↑
Quarter ending December 2016	1,661	↓
Quarter ending March 2017	1,695	↑
<b>Variance since March 2016</b>	<b>(1.7%)</b>	<b>↓</b>



### ACTIVITY

Cumulative percentage of contracted UDA delivered 2016 & 2017



Month	Adjusted Scheduled Activity (UDA)	
	2016	2017
April	149	231
May	449	473
June	671	736
July	1,075	919
August	1,440	1,180
September	1,615	1,696
October	1,958	1,925
November	2,448	2,150
December	2,651	2,390
January	2,793	2,884
February	3,298	3,216
March	3,550	3,661
April	3,810	
May	3,819	
June	3,819	

### QUALITY

	Quantity	Base Number	Contract	AT	Region	England
% of FP17s for the same patient ID Re-attending within 3 months - Children	44	1,008	4.4%	9.6%	11.9%	12.3%
% of FP17s for the same patient ID Re-attending within 3 months - Adults	185	1,746	10.6%	14.3%	16.6%	16.7%
% of FP17s for the same patient ID Re-attending between 3 & 9 months - Children	501	1,008	49.7%	60.6%	60.2%	57.6%
% of FP17s for the same patient ID Re-attending between 3 & 9 months - Adults	613	1,746	35.1%	51.9%	51.5%	50.1%
% of FP17s for Band 1 Urgent Courses	127	1,860	6.8%	7.9%	9.5%	9.1%
% of FP17s Relating to Free Repair or Replacements	0	1,860	0.0%	0.8%	0.7%	0.8%
% of FP17s Relating to Continuations	9	1,860	0.5%	1.2%	1.2%	1.2%
% of Patients satisfied with the dentistry they have received	5	5	N/A	93.2%	93.1%	92.8%
% of Patients satisfied with the time they had to wait for an appointment	5	5	N/A	89.1%	88.8%	88.7%

\* This is based on patients treated on this contract for their most recent course of treatment. Figures in italics indicate the base number of FP17s or Patient Questionnaire responses are less than 100. N/A is shown where the base number of responses is less than 10 during the period. % is calculated as Quantity/Base number\*100

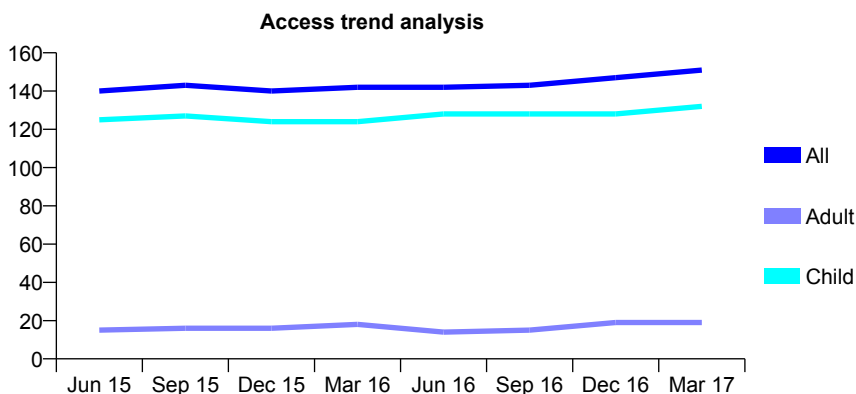
## Q64 - Vital Signs At a Glance Contract Report for 650455/0001 - March 2017

Name or company name	MR JC KILLICK
Contract type name	GDS Contract
Purpose of contract	General
Contract start date	01/04/2006
Contract end date	

16/17 Contracted general activity (UDA)	300
Carry forward general activity (UDA)	-3
16/17 Contracted orthodontic activity (UOA)	0
Carry forward orthodontic activity (UOA)	0
Baseline contract value	£7,051.01

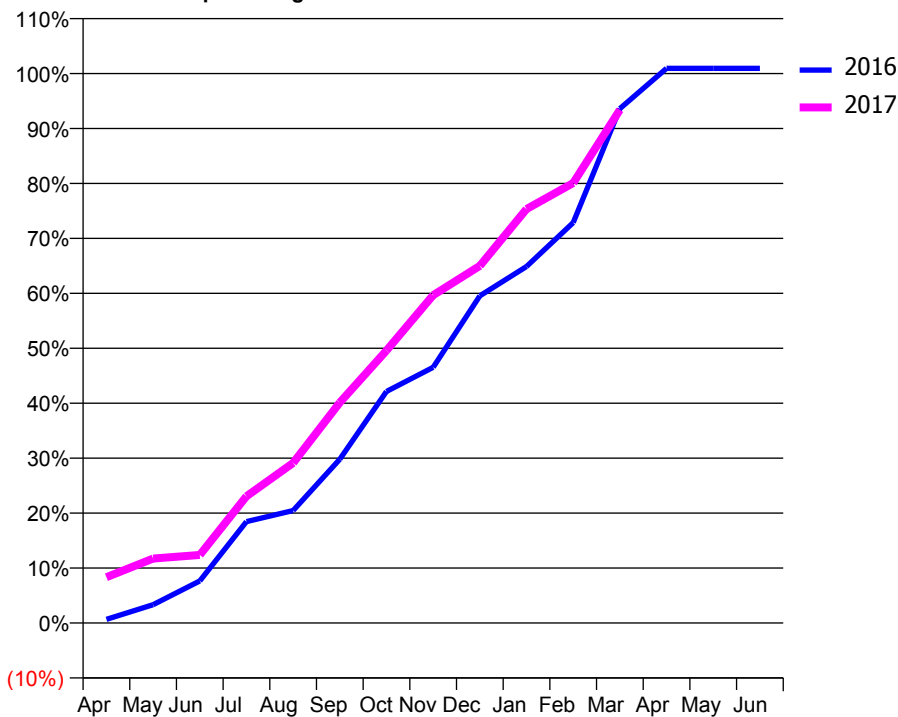
### ACCESS\*

Patients seen in 24 months	Total	Change since previous quarter
Quarter ending March 2016	142	
Quarter ending June 2016	142	→
Quarter ending September 2016	143	→
Quarter ending December 2016	147	↑
Quarter ending March 2017	151	↑
<b>Variance since March 2016</b>	6.3%	↑



### ACTIVITY

Cumulative percentage of contracted UDA delivered 2016 & 2017



Month	Adjusted Scheduled Activity (UDA)	
	2016	2017
April	2	25
May	10	35
June	23	37
July	55	69
August	61	87
September	89	120
October	126	149
November	140	179
December	179	195
January	195	226
February	219	240
March	281	280
April	303	
May	303	
June	303	

### QUALITY

	Quantity	Base Number	Contract	AT	Region	England
% of FP17s for the same patient ID Re-attending within 3 months - Children	8	211	3.8%	9.6%	11.9%	12.3%
% of FP17s for the same patient ID Re-attending within 3 months - Adults	0	9	0.0%	14.3%	16.6%	16.7%
% of FP17s for the same patient ID Re-attending between 3 & 9 months - Children	144	211	68.2%	60.6%	60.2%	57.6%
% of FP17s for the same patient ID Re-attending between 3 & 9 months - Adults	6	9	66.7%	51.9%	51.5%	50.1%
% of FP17s for Band 1 Urgent Courses	6	199	3.0%	7.9%	9.5%	9.1%
% of FP17s Relating to Free Repair or Replacements	0	199	0.0%	0.8%	0.7%	0.8%
% of FP17s Relating to Continuations	0	199	0.0%	1.2%	1.2%	1.2%
% of Patients satisfied with the dentistry they have received	3	3	N/A	93.2%	93.1%	92.8%
% of Patients satisfied with the time they had to wait for an appointment	3	3	N/A	89.1%	88.8%	88.7%

\* This is based on patients treated on this contract for their most recent course of treatment. Figures in italics indicate the base number of FP17s or Patient Questionnaire responses are less than 100. N/A is shown where the base number of responses is less than 10 during the period. % is calculated as Quantity/Base number\*100

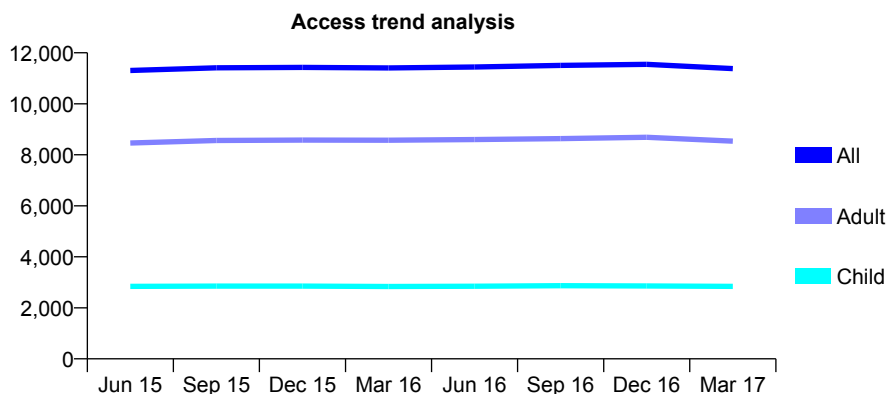
## Q64 - Vital Signs At a Glance Contract Report for 651796/0001 - March 2017

Name or company name	MISS PA RISELEY-PRICHARD
Contract type name	Pilot Contract
Purpose of contract	General
Contract start date	01/04/2006
Contract end date	

16/17 Contracted general activity (UDA)	10,292
Carry forward general activity (UDA)	0
16/17 Contracted orthodontic activity (UOA)	0
Carry forward orthodontic activity (UOA)	0
Baseline contract value	£796,227.79

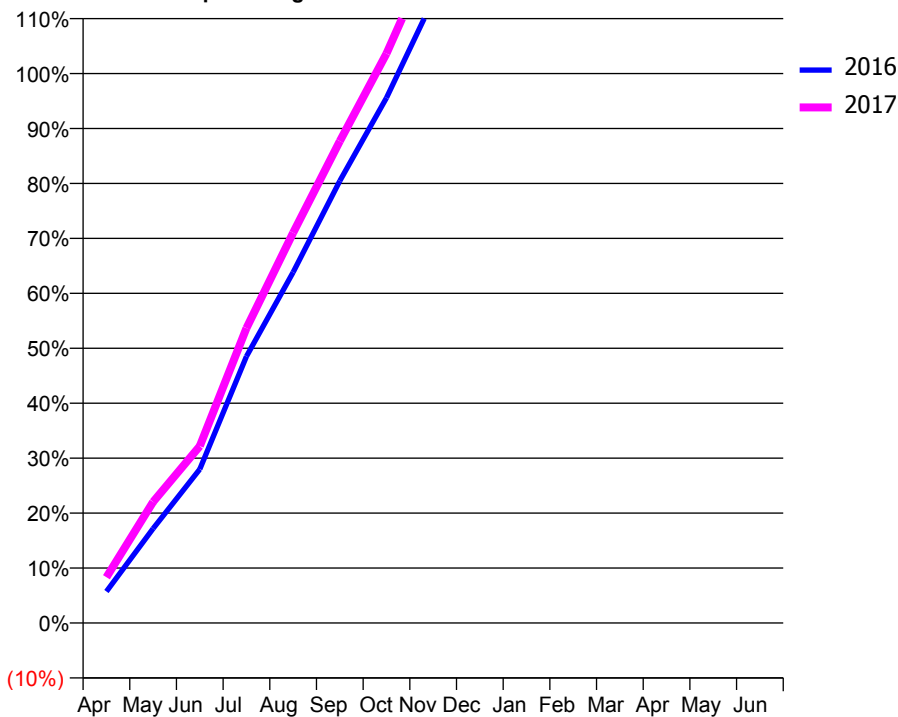
### ACCESS\*

Patients seen in 24 months	Total	Change since previous quarter
Quarter ending March 2016	11,405	
Quarter ending June 2016	11,445	→
Quarter ending September 2016	11,504	→
Quarter ending December 2016	11,547	→
Quarter ending March 2017	11,380	↓
<b>Variance since March 2016</b>	<b>(0.2%)</b>	→



### ACTIVITY

Cumulative percentage of contracted UDA delivered 2016 & 2017



Month	Adjusted Scheduled Activity (UDA)	
	2016	2017
April	591	858
May	1,769	2,268
June	2,880	3,312
July	4,994	5,524
August	6,570	7,309
September	8,280	9,024
October	9,837	10,667
November	11,672	12,622
December	13,219	14,299
January	13,799	15,772
February	16,576	17,253
March	18,607	18,564
April	19,321	
May	19,377	
June	19,400	

### QUALITY

	Quantity	Base Number	Contract	AT	Region	England
% of FP17s for the same patient ID Re-attending within 3 months - Children	136	4,096	3.3%	9.6%	11.9%	12.3%
% of FP17s for the same patient ID Re-attending within 3 months - Adults	833	8,444	9.9%	14.3%	16.6%	16.7%
% of FP17s for the same patient ID Re-attending between 3 & 9 months - Children	2,809	4,096	68.6%	60.6%	60.2%	57.6%
% of FP17s for the same patient ID Re-attending between 3 & 9 months - Adults	3,004	8,444	35.6%	51.9%	51.5%	50.1%
% of FP17s for Band 1 Urgent Courses	798	11,259	7.1%	7.9%	9.5%	9.1%
% of FP17s Relating to Free Repair or Replacements	57	11,259	0.5%	0.8%	0.7%	0.8%
% of FP17s Relating to Continuations	75	11,259	0.7%	1.2%	1.2%	1.2%
% of Patients satisfied with the dentistry they have received	26	27	96.3%	93.2%	93.1%	92.8%
% of Patients satisfied with the time they had to wait for an appointment	19	27	70.4%	89.1%	88.8%	88.7%

\* This is based on patients treated on this contract for their most recent course of treatment. Figures in italics indicate the base number of FP17s or Patient Questionnaire responses are less than 100. N/A is shown where the base number of responses is less than 10 during the period. % is calculated as Quantity/Base number\*100

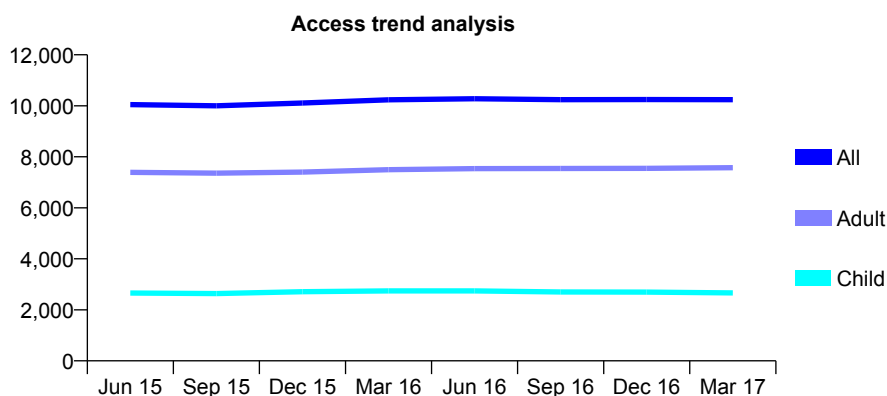
## Q64 - Vital Signs At a Glance Contract Report for 652296/0001 - March 2017

Name or company name	MR MS INMAN
Contract type name	GDS Contract
Purpose of contract	General
Contract start date	01/04/2006
Contract end date	

16/17 Contracted general activity (UDA)	25,241
Carry forward general activity (UDA)	292
16/17 Contracted orthodontic activity (UOA)	0
Carry forward orthodontic activity (UOA)	0
Baseline contract value	£641,183.32

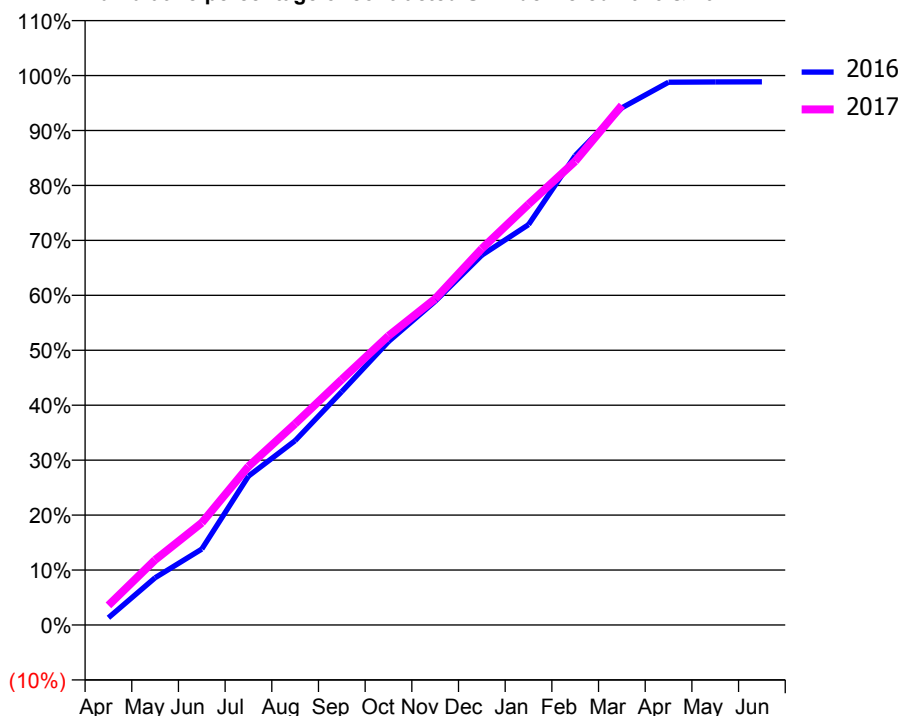
### ACCESS\*

Patients seen in 24 months	Total	Change since previous quarter
Quarter ending March 2016	10,236	
Quarter ending June 2016	10,278	→
Quarter ending September 2016	10,243	→
Quarter ending December 2016	10,246	→
Quarter ending March 2017	10,241	→
<b>Variance since March 2016</b>	<b>0.0%</b>	<b>→</b>



### ACTIVITY

Cumulative percentage of contracted UDA delivered 2016 & 2017



Month	Adjusted Scheduled Activity (UDA)	
	2016	2017
April	334	906
May	2,173	2,992
June	3,491	4,692
July	6,837	7,285
August	8,465	9,248
September	10,722	11,280
October	13,022	13,284
November	14,871	14,985
December	16,989	17,285
January	18,392	19,330
February	21,567	21,303
March	23,759	23,872
April	24,934	
May	24,944	
June	24,949	

### QUALITY

	Quantity	Base Number	Contract	AT	Region	England
% of FP17s for the same patient ID Re-attending within 3 months - Children	430	4,495	9.6%	9.6%	11.9%	12.3%
% of FP17s for the same patient ID Re-attending within 3 months - Adults	1,354	10,833	12.5%	14.3%	16.6%	16.7%
% of FP17s for the same patient ID Re-attending between 3 & 9 months - Children	3,008	4,495	66.9%	60.6%	60.2%	57.6%
% of FP17s for the same patient ID Re-attending between 3 & 9 months - Adults	5,894	10,833	54.4%	51.9%	51.5%	50.1%
% of FP17s for Band 1 Urgent Courses	954	13,687	7.0%	7.9%	9.5%	9.1%
% of FP17s Relating to Free Repair or Replacements	93	13,687	0.7%	0.8%	0.7%	0.8%
% of FP17s Relating to Continuations	92	13,687	0.7%	1.2%	1.2%	1.2%
% of Patients satisfied with the dentistry they have received	31	33	93.9%	93.2%	93.1%	92.8%
% of Patients satisfied with the time they had to wait for an appointment	30	33	90.9%	89.1%	88.8%	88.7%

\* This is based on patients treated on this contract for their most recent course of treatment. Figures in italics indicate the base number of FP17s or Patient Questionnaire responses are less than 100. N/A is shown where the base number of responses is less than 10 during the period. % is calculated as Quantity/Base number\*100

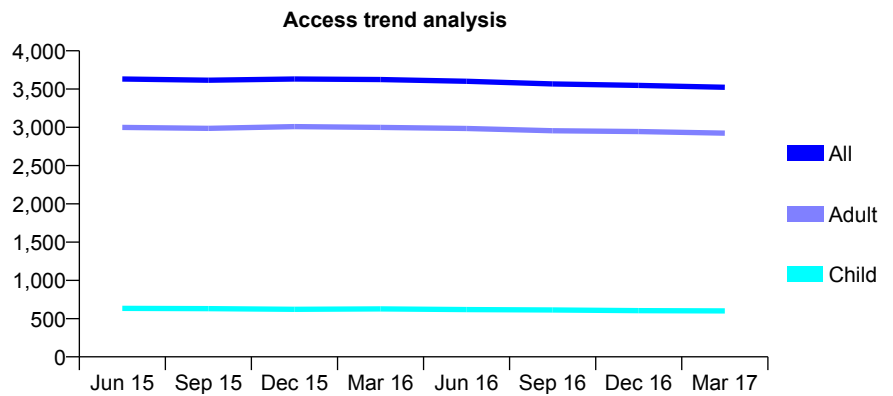
## Q64 - Vital Signs At a Glance Contract Report for 672904/0002 - March 2017

Name or company name	MR DV BOWLES
Contract type name	GDS Contract
Purpose of contract	General
Contract start date	05/09/2012
Contract end date	

16/17 Contracted general activity (UDA)	8,803
Carry forward general activity (UDA)	226
16/17 Contracted orthodontic activity (UOA)	0
Carry forward orthodontic activity (UOA)	0
Baseline contract value	£190,358.40

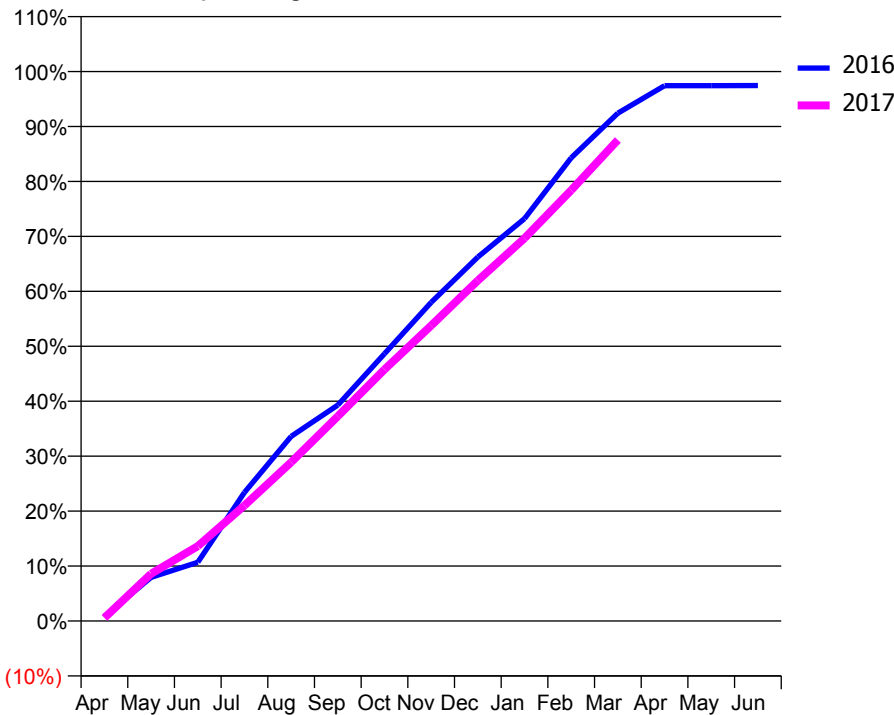
### ACCESS\*

Patients seen in 24 months	Total	Change since previous quarter
Quarter ending March 2016	3,624	
Quarter ending June 2016	3,601	→
Quarter ending September 2016	3,567	→
Quarter ending December 2016	3,548	→
Quarter ending March 2017	3,524	→
<b>Variance since March 2016</b>	<b>(2.8%)</b>	<b>↓</b>



### ACTIVITY

Cumulative percentage of contracted UDA delivered 2016 & 2017



Month	Adjusted Scheduled Activity (UDA)	
	2016	2017
April	77	51
May	699	758
June	942	1,199
July	2,061	1,852
August	2,958	2,542
September	3,459	3,280
October	4,282	4,031
November	5,105	4,732
December	5,830	5,455
January	6,445	6,133
February	7,420	6,901
March	8,136	7,706
April	8,575	
May	8,576	
June	8,577	

### QUALITY

	Quantity	Base Number	Contract	AT	Region	England
% of FP17s for the same patient ID Re-attending within 3 months - Children	30	596	5.0%	9.6%	11.9%	12.3%
% of FP17s for the same patient ID Re-attending within 3 months - Adults	458	3,305	13.9%	14.3%	16.6%	16.7%
% of FP17s for the same patient ID Re-attending between 3 & 9 months - Children	56	596	9.4%	60.6%	60.2%	57.6%
% of FP17s for the same patient ID Re-attending between 3 & 9 months - Adults	952	3,305	28.8%	51.9%	51.5%	50.1%
% of FP17s for Band 1 Urgent Courses	116	3,727	3.1%	7.9%	9.5%	9.1%
% of FP17s Relating to Free Repair or Replacements	42	3,727	1.1%	0.8%	0.7%	0.8%
% of FP17s Relating to Continuations	150	3,727	4.0%	1.2%	1.2%	1.2%
% of Patients satisfied with the dentistry they have received	7	8	N/A	93.2%	93.1%	92.8%
% of Patients satisfied with the time they had to wait for an appointment	8	8	N/A	89.1%	88.8%	88.7%

\* This is based on patients treated on this contract for their most recent course of treatment. Figures in italics indicate the base number of FP17s or Patient Questionnaire responses are less than 100. N/A is shown where the base number of responses is less than 10 during the period. % is calculated as Quantity/Base number\*100



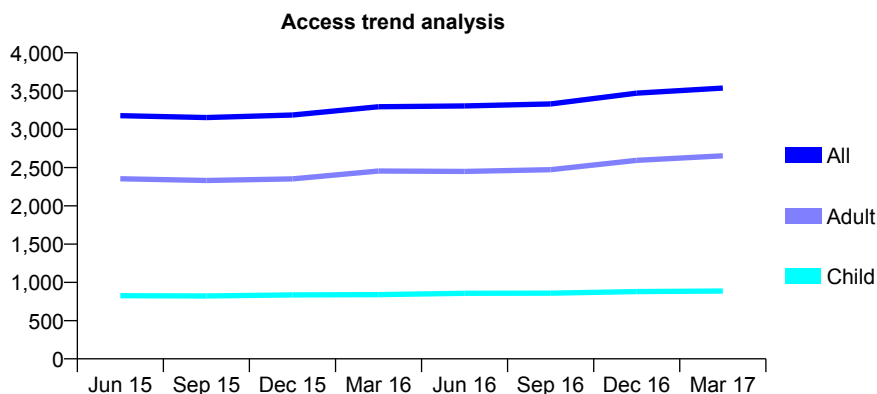
## Q64 - Vital Signs At a Glance Contract Report for 674133/0001 - March 2017

Name or company name	Avon House Dental Practice
Contract type name	GDS Contract
Purpose of contract	General
Contract start date	04/12/2008
Contract end date	

16/17 Contracted general activity (UDA)	7,153
Carry forward general activity (UDA)	-129
16/17 Contracted orthodontic activity (UOA)	0
Carry forward orthodontic activity (UOA)	0
Baseline contract value	£165,654.97

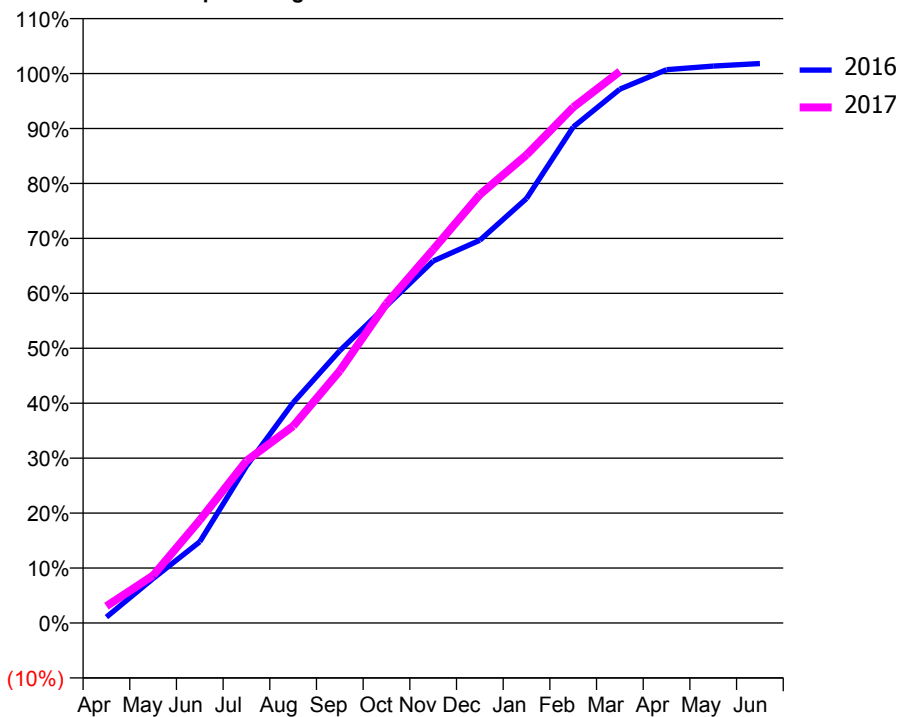
### ACCESS\*

Patients seen in 24 months	Total	Change since previous quarter
Quarter ending March 2016	3,295	
Quarter ending June 2016	3,306	→
Quarter ending September 2016	3,332	→
Quarter ending December 2016	3,473	↑
Quarter ending March 2017	3,539	→
<b>Variance since March 2016</b>	<b>7.4%</b>	<b>↑</b>



### ACTIVITY

Cumulative percentage of contracted UDA delivered 2016 & 2017



Month	Adjusted Scheduled Activity (UDA)	
	2016	2017
April	77	220
May	579	618
June	1,059	1,340
July	2,042	2,112
August	2,868	2,563
September	3,545	3,284
October	4,130	4,160
November	4,711	4,860
December	4,983	5,576
January	5,527	6,094
February	6,456	6,713
March	6,950	7,179
April	7,203	
May	7,249	
June	7,282	

### QUALITY

	Quantity	Base Number	Contract	AT	Region	England
% of FP17s for the same patient ID Re-attending within 3 months - Children	53	1,281	4.1%	9.6%	11.9%	12.3%
% of FP17s for the same patient ID Re-attending within 3 months - Adults	375	3,564	10.5%	14.3%	16.6%	16.7%
% of FP17s for the same patient ID Re-attending between 3 & 9 months - Children	817	1,281	63.8%	60.6%	60.2%	57.6%
% of FP17s for the same patient ID Re-attending between 3 & 9 months - Adults	2,018	3,564	56.6%	51.9%	51.5%	50.1%
% of FP17s for Band 1 Urgent Courses	264	4,628	5.7%	7.9%	9.5%	9.1%
% of FP17s Relating to Free Repair or Replacements	19	4,628	0.4%	0.8%	0.7%	0.8%
% of FP17s Relating to Continuations	17	4,628	0.4%	1.2%	1.2%	1.2%
% of Patients satisfied with the dentistry they have received	7	7	N/A	93.2%	93.1%	92.8%
% of Patients satisfied with the time they had to wait for an appointment	5	7	N/A	89.1%	88.8%	88.7%

\* This is based on patients treated on this contract for their most recent course of treatment. Figures in italics indicate the base number of FP17s or Patient Questionnaire responses are less than 100. N/A is shown where the base number of responses is less than 10 during the period. % is calculated as Quantity/Base number\*100

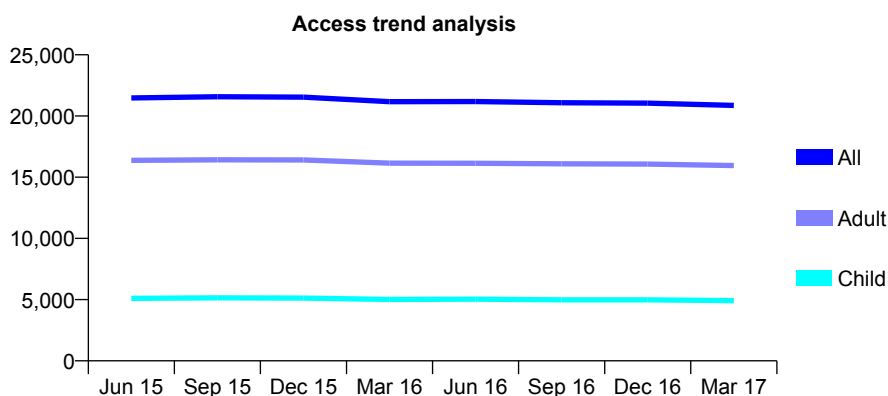
## Q64 - Vital Signs At a Glance Contract Report for 674893/0001 - March 2017

Name or company name	MR B NEDJATI-GILANI
Contract type name	GDS Contract
Purpose of contract	General
Contract start date	01/04/2006
Contract end date	

16/17 Contracted general activity (UDA)	58,705
Carry forward general activity (UDA)	-30
16/17 Contracted orthodontic activity (UOA)	0
Carry forward orthodontic activity (UOA)	0
Baseline contract value	£1,345,127.35

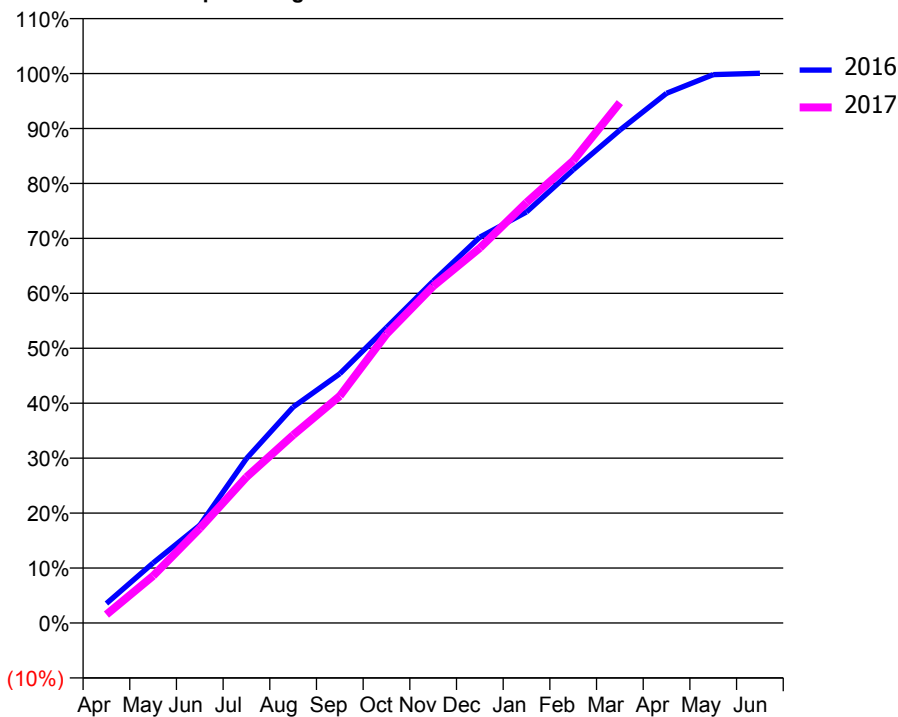
### ACCESS\*

Patients seen in 24 months	Total	Change since previous quarter
Quarter ending March 2016	21,166	
Quarter ending June 2016	21,181	→
Quarter ending September 2016	21,082	→
Quarter ending December 2016	21,049	→
Quarter ending March 2017	20,871	→
<b>Variance since March 2016</b>	<b>(1.4%)</b>	<b>↓</b>



### ACTIVITY

Cumulative percentage of contracted UDA delivered 2016 & 2017



Month	Adjusted Scheduled Activity (UDA)	
	2016	2017
April	2,085	899
May	6,417	5,038
June	10,456	10,111
July	17,567	15,595
August	23,067	20,081
September	26,635	24,248
October	31,558	30,862
November	36,514	35,979
December	41,218	40,073
January	43,911	44,920
February	48,414	49,379
March	52,661	55,596
April	56,591	
May	58,590	
June	58,735	

### QUALITY

	Quantity	Base Number	Contract	AT	Region	England
% of FP17s for the same patient ID Re-attending within 3 months - Children	711	7,526	9.4%	9.6%	11.9%	12.3%
% of FP17s for the same patient ID Re-attending within 3 months - Adults	3,866	23,831	16.2%	14.3%	16.6%	16.7%
% of FP17s for the same patient ID Re-attending between 3 & 9 months - Children	4,234	7,526	56.3%	60.6%	60.2%	57.6%
% of FP17s for the same patient ID Re-attending between 3 & 9 months - Adults	12,543	23,831	52.6%	51.9%	51.5%	50.1%
% of FP17s for Band 1 Urgent Courses	2,757	28,677	9.6%	7.9%	9.5%	9.1%
% of FP17s Relating to Free Repair or Replacements	204	28,677	0.7%	0.8%	0.7%	0.8%
% of FP17s Relating to Continuations	628	28,677	2.2%	1.2%	1.2%	1.2%
% of Patients satisfied with the dentistry they have received	71	76	93.4%	93.2%	93.1%	92.8%
% of Patients satisfied with the time they had to wait for an appointment	70	76	92.1%	89.1%	88.8%	88.7%

\* This is based on patients treated on this contract for their most recent course of treatment. Figures in italics indicate the base number of FP17s or Patient Questionnaire responses are less than 100. N/A is shown where the base number of responses is less than 10 during the period. % is calculated as Quantity/Base number\*100

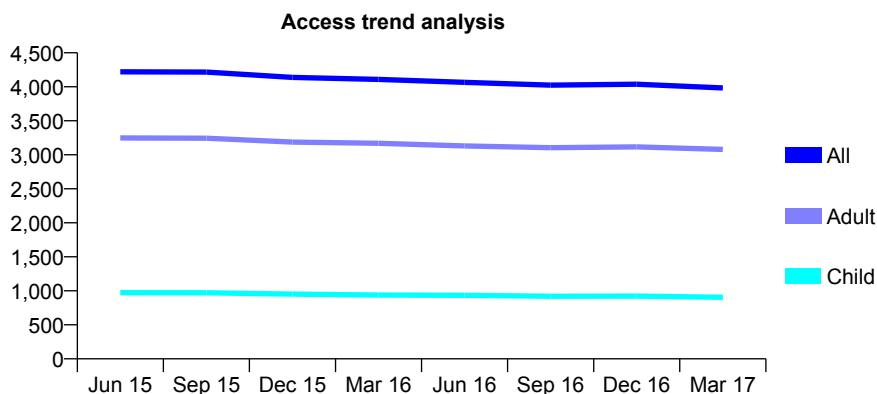
## Q64 - Vital Signs At a Glance Contract Report for 676381/0001 - March 2017

Name or company name	Sherrard, Syed & Mekala
Contract type name	GDS Contract
Purpose of contract	General
Contract start date	01/04/2006
Contract end date	

16/17 Contracted general activity (UDA)	13,000
Carry forward general activity (UDA)	-43
16/17 Contracted orthodontic activity (UOA)	0
Carry forward orthodontic activity (UOA)	0
Baseline contract value	£295,708.49

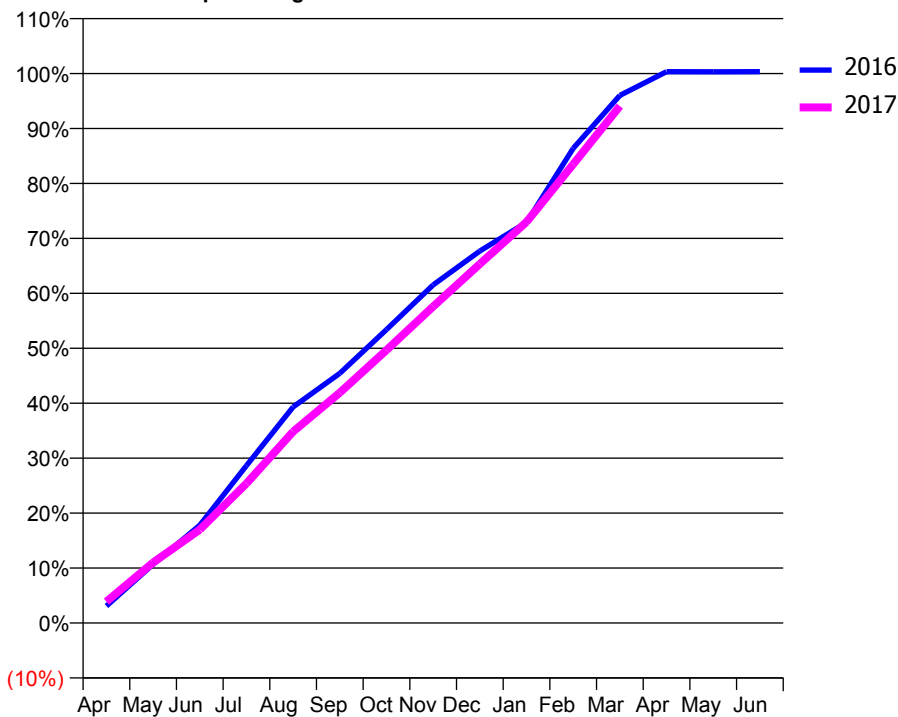
### ACCESS\*

Patients seen in 24 months	Total	Change since previous quarter
Quarter ending March 2016	4,108	
Quarter ending June 2016	4,065	↓
Quarter ending September 2016	4,025	→
Quarter ending December 2016	4,038	→
Quarter ending March 2017	3,983	↓
<b>Variance since March 2016</b>	<b>(3.0%)</b>	<b>↓</b>



### ACTIVITY

Cumulative percentage of contracted UDA delivered 2016 & 2017



Month	Adjusted Scheduled Activity (UDA)	
	2016	2017
April	401	507
May	1,389	1,430
June	2,315	2,211
July	3,724	3,301
August	5,113	4,527
September	5,907	5,451
October	6,943	6,457
November	8,000	7,488
December	8,799	8,493
January	9,478	9,489
February	11,230	10,854
March	12,483	12,229
April	13,042	
May	13,041	
June	13,043	

### QUALITY

	Quantity	Base Number	Contract	AT	Region	England
% of FP17s for the same patient ID Re-attending within 3 months - Children	96	1,512	6.3%	9.6%	11.9%	12.3%
% of FP17s for the same patient ID Re-attending within 3 months - Adults	773	4,799	16.1%	14.3%	16.6%	16.7%
% of FP17s for the same patient ID Re-attending between 3 & 9 months - Children	1,056	1,512	69.8%	60.6%	60.2%	57.6%
% of FP17s for the same patient ID Re-attending between 3 & 9 months - Adults	2,919	4,799	60.8%	51.9%	51.5%	50.1%
% of FP17s for Band 1 Urgent Courses	538	6,014	8.9%	7.9%	9.5%	9.1%
% of FP17s Relating to Free Repair or Replacements	40	6,014	0.7%	0.8%	0.7%	0.8%
% of FP17s Relating to Continuations	48	6,014	0.8%	1.2%	1.2%	1.2%
% of Patients satisfied with the dentistry they have received	32	32	100.0%	93.2%	93.1%	92.8%
% of Patients satisfied with the time they had to wait for an appointment	29	32	90.6%	89.1%	88.8%	88.7%

\* This is based on patients treated on this contract for their most recent course of treatment. Figures in italics indicate the base number of FP17s or Patient Questionnaire responses are less than 100. N/A is shown where the base number of responses is less than 10 during the period. % is calculated as Quantity/Base number\*100

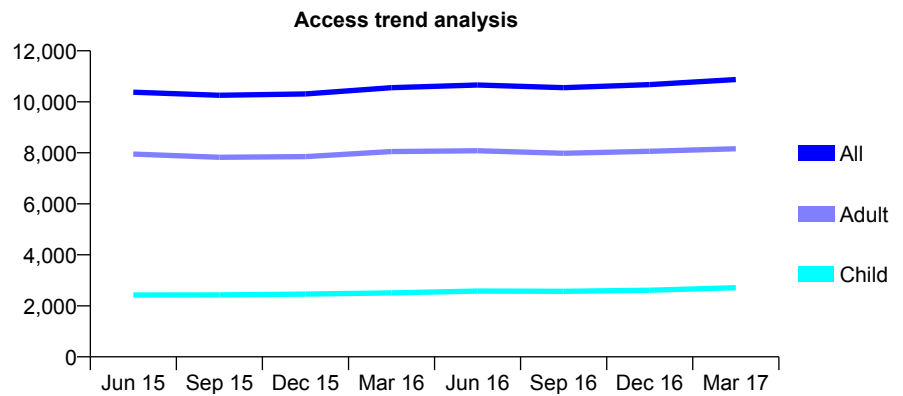
## Q64 - Vital Signs At a Glance Contract Report for 678570/0001 - March 2017

Name or company name	MISS EL FOX
Contract type name	GDS Contract
Purpose of contract	General
Contract start date	01/06/2008
Contract end date	

16/17 Contracted general activity (UDA)	29,547
Carry forward general activity (UDA)	-508
16/17 Contracted orthodontic activity (UOA)	0
Carry forward orthodontic activity (UOA)	0
Baseline contract value	£729,609.60

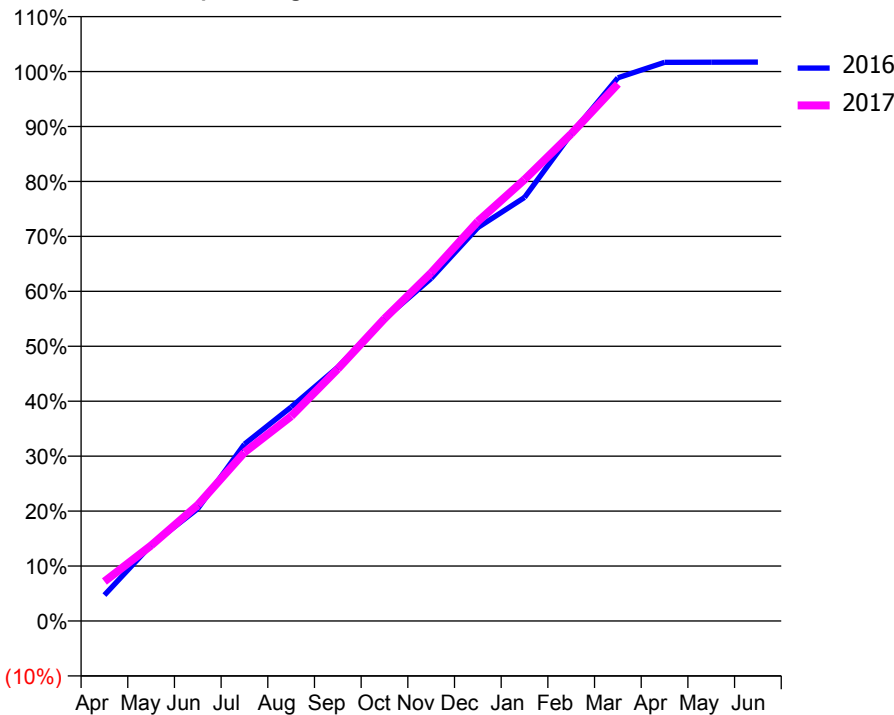
### ACCESS\*

Patients seen in 24 months	Total	Change since previous quarter
Quarter ending March 2016	10,555	
Quarter ending June 2016	10,658	→
Quarter ending September 2016	10,554	→
Quarter ending December 2016	10,674	→
Quarter ending March 2017	10,872	→
<b>Variance since March 2016</b>	<b>3.0%</b>	<b>↑</b>



### ACTIVITY

Cumulative percentage of contracted UDA delivered 2016 & 2017



Month	Adjusted Scheduled Activity (UDA)	
	2016	2017
April	1,397	2,123
May	4,086	4,059
June	6,041	6,242
July	9,511	9,067
August	11,501	11,011
September	13,650	13,557
October	16,249	16,259
November	18,424	18,728
December	21,155	21,486
January	22,776	23,738
February	26,186	26,196
March	29,205	28,876
April	30,038	
May	30,045	
June	30,055	

### QUALITY

	Quantity	Base Number	Contract	AT	Region	England
% of FP17s for the same patient ID Re-attending within 3 months - Children	275	4,143	6.6%	9.6%	11.9%	12.3%
% of FP17s for the same patient ID Re-attending within 3 months - Adults	1,544	10,352	14.9%	14.3%	16.6%	16.7%
% of FP17s for the same patient ID Re-attending between 3 & 9 months - Children	2,728	4,143	65.8%	60.6%	60.2%	57.6%
% of FP17s for the same patient ID Re-attending between 3 & 9 months - Adults	5,411	10,352	52.3%	51.9%	51.5%	50.1%
% of FP17s for Band 1 Urgent Courses	1,112	14,029	7.9%	7.9%	9.5%	9.1%
% of FP17s Relating to Free Repair or Replacements	116	14,029	0.8%	0.8%	0.7%	0.8%
% of FP17s Relating to Continuations	177	14,029	1.3%	1.2%	1.2%	1.2%
% of Patients satisfied with the dentistry they have received	25	27	92.6%	93.2%	93.1%	92.8%
% of Patients satisfied with the time they had to wait for an appointment	23	27	85.2%	89.1%	88.8%	88.7%

\* This is based on patients treated on this contract for their most recent course of treatment. Figures in italics indicate the base number of FP17s or Patient Questionnaire responses are less than 100. N/A is shown where the base number of responses is less than 10 during the period. % is calculated as Quantity/Base number\*100

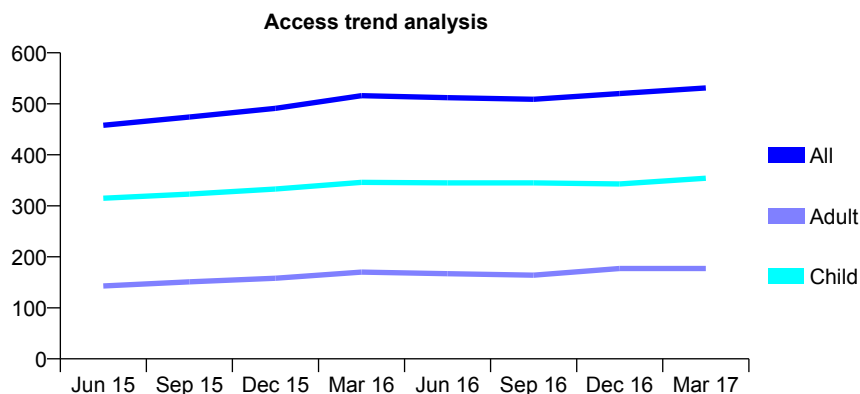
## Q64 - Vital Signs At a Glance Contract Report for 682586/0003 - March 2017

Name or company name	MR EJ LOCKE
Contract type name	GDS Contract
Purpose of contract	General
Contract start date	01/02/2014
Contract end date	

16/17 Contracted general activity (UDA)	1,350
Carry forward general activity (UDA)	-26
16/17 Contracted orthodontic activity (UOA)	0
Carry forward orthodontic activity (UOA)	0
Baseline contract value	£41,014.99

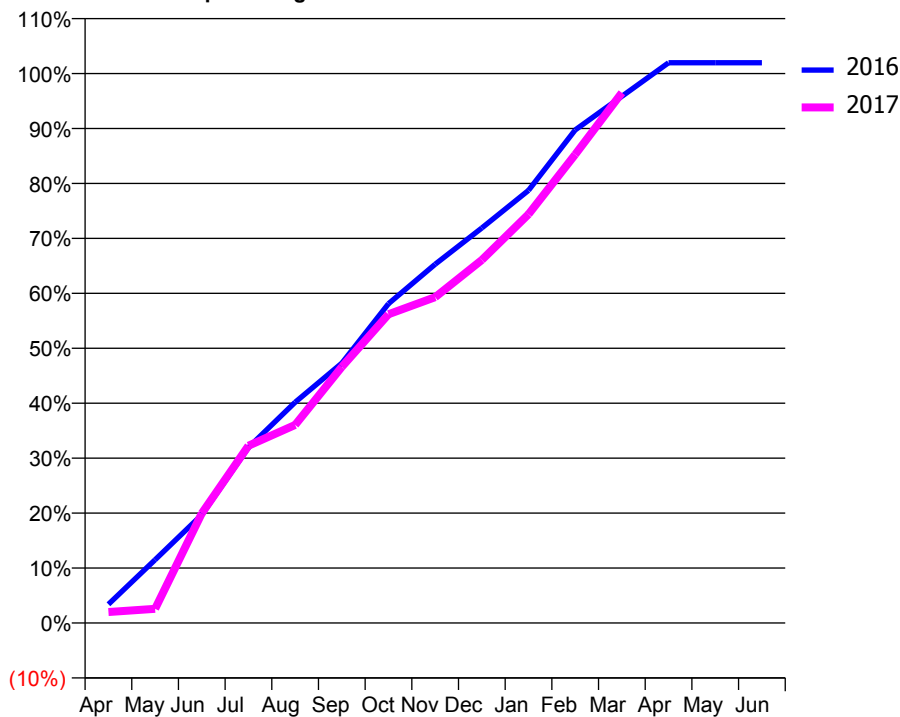
### ACCESS\*

Patients seen in 24 months	Total	Change since previous quarter
Quarter ending March 2016	516	
Quarter ending June 2016	512	→
Quarter ending September 2016	509	→
Quarter ending December 2016	520	↑
Quarter ending March 2017	531	↑
<b>Variance since March 2016</b>	2.9%	↑



### ACTIVITY

Cumulative percentage of contracted UDA delivered 2016 & 2017



Month	Adjusted Scheduled Activity (UDA)	
	2016	2017
April	46	27
May	156	35
June	266	270
July	431	436
August	542	487
September	638	629
October	785	759
November	881	801
December	971	892
January	1,063	1,004
February	1,211	1,151
March	1,294	1,303
April	1,376	
May	1,376	
June	1,376	

### QUALITY

	Quantity	Base Number	Contract	AT	Region	England
% of FP17s for the same patient ID Re-attending within 3 months - Children	33	564	5.9%	9.6%	11.9%	12.3%
% of FP17s for the same patient ID Re-attending within 3 months - Adults	39	222	17.6%	14.3%	16.6%	16.7%
% of FP17s for the same patient ID Re-attending between 3 & 9 months - Children	352	564	62.4%	60.6%	60.2%	57.6%
% of FP17s for the same patient ID Re-attending between 3 & 9 months - Adults	99	222	44.6%	51.9%	51.5%	50.1%
% of FP17s for Band 1 Urgent Courses	44	735	6.0%	7.9%	9.5%	9.1%
% of FP17s Relating to Free Repair or Replacements	0	735	0.0%	0.8%	0.7%	0.8%
% of FP17s Relating to Continuations	0	735	0.0%	1.2%	1.2%	1.2%
% of Patients satisfied with the dentistry they have received	1	1	N/A	93.2%	93.1%	92.8%
% of Patients satisfied with the time they had to wait for an appointment	1	1	N/A	89.1%	88.8%	88.7%

\* This is based on patients treated on this contract for their most recent course of treatment. Figures in italics indicate the base number of FP17s or Patient Questionnaire responses are less than 100. N/A is shown where the base number of responses is less than 10 during the period. % is calculated as Quantity/Base number\*100

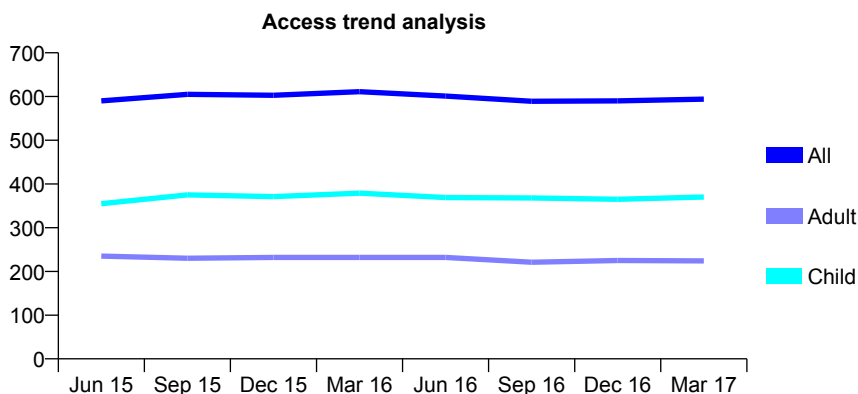
## Q64 - Vital Signs At a Glance Contract Report for 685046/0001 - March 2017

Name or company name	MR DJ MORLEY
Contract type name	GDS Contract
Purpose of contract	General
Contract start date	01/04/2006
Contract end date	

16/17 Contracted general activity (UDA)	1,750
Carry forward general activity (UDA)	0
16/17 Contracted orthodontic activity (UOA)	0
Carry forward orthodontic activity (UOA)	0
Baseline contract value	£38,949.70

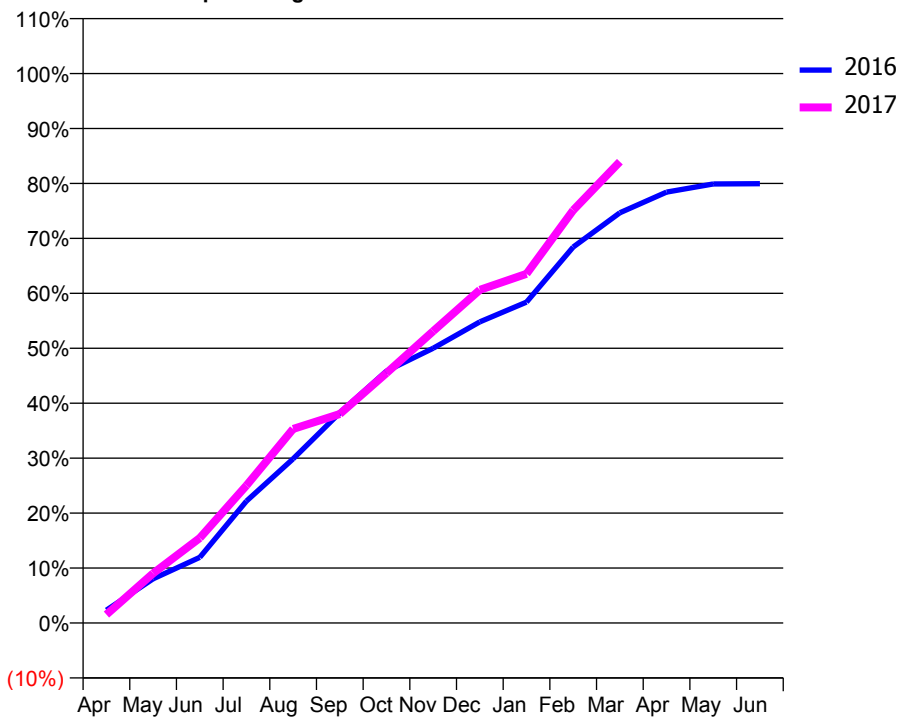
### ACCESS\*

Patients seen in 24 months	Total	Change since previous quarter
Quarter ending March 2016	611	
Quarter ending June 2016	601	↓
Quarter ending September 2016	589	↓
Quarter ending December 2016	590	→
Quarter ending March 2017	594	→
<b>Variance since March 2016</b>	<b>(2.8%)</b>	<b>↓</b>



### ACTIVITY

Cumulative percentage of contracted UDA delivered 2016 & 2017



Month	Adjusted Scheduled Activity (UDA)	
	2016	2017
April	46	27
May	158	158
June	234	271
July	435	438
August	586	618
September	750	666
October	899	796
November	980	929
December	1,074	1,061
January	1,144	1,112
February	1,341	1,314
March	1,463	1,469
April	1,537	
May	1,566	
June	1,567	

### QUALITY

	Quantity	Base Number	Contract	AT	Region	England
% of FP17s for the same patient ID Re-attending within 3 months - Children	29	592	4.9%	9.6%	11.9%	12.3%
% of FP17s for the same patient ID Re-attending within 3 months - Adults	26	274	9.5%	14.3%	16.6%	16.7%
% of FP17s for the same patient ID Re-attending between 3 & 9 months - Children	409	592	69.1%	60.6%	60.2%	57.6%
% of FP17s for the same patient ID Re-attending between 3 & 9 months - Adults	150	274	54.7%	51.9%	51.5%	50.1%
% of FP17s for Band 1 Urgent Courses	36	817	4.4%	7.9%	9.5%	9.1%
% of FP17s Relating to Free Repair or Replacements	0	817	0.0%	0.8%	0.7%	0.8%
% of FP17s Relating to Continuations	0	817	0.0%	1.2%	1.2%	1.2%
% of Patients satisfied with the dentistry they have received	2	2	N/A	93.2%	93.1%	92.8%
% of Patients satisfied with the time they had to wait for an appointment	2	2	N/A	89.1%	88.8%	88.7%

\* This is based on patients treated on this contract for their most recent course of treatment. Figures in italics indicate the base number of FP17s or Patient Questionnaire responses are less than 100. N/A is shown where the base number of responses is less than 10 during the period. % is calculated as Quantity/Base number\*100

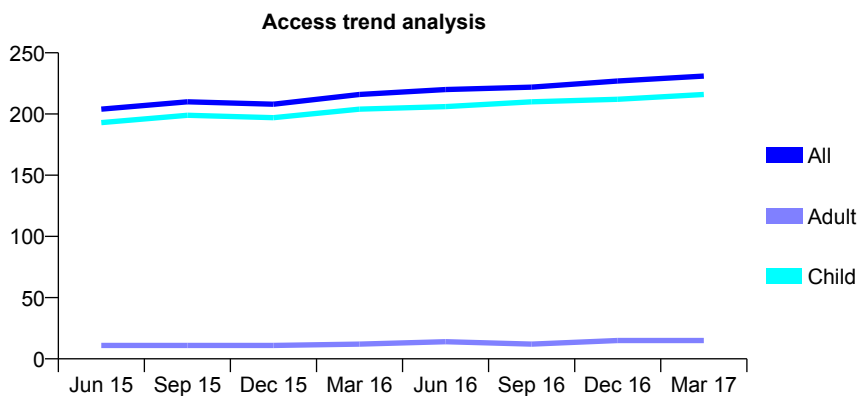
## Q64 - Vital Signs At a Glance Contract Report for 685240/0001 - March 2017

Name or company name	MR OC GUY
Contract type name	GDS Contract
Purpose of contract	General
Contract start date	01/04/2006
Contract end date	

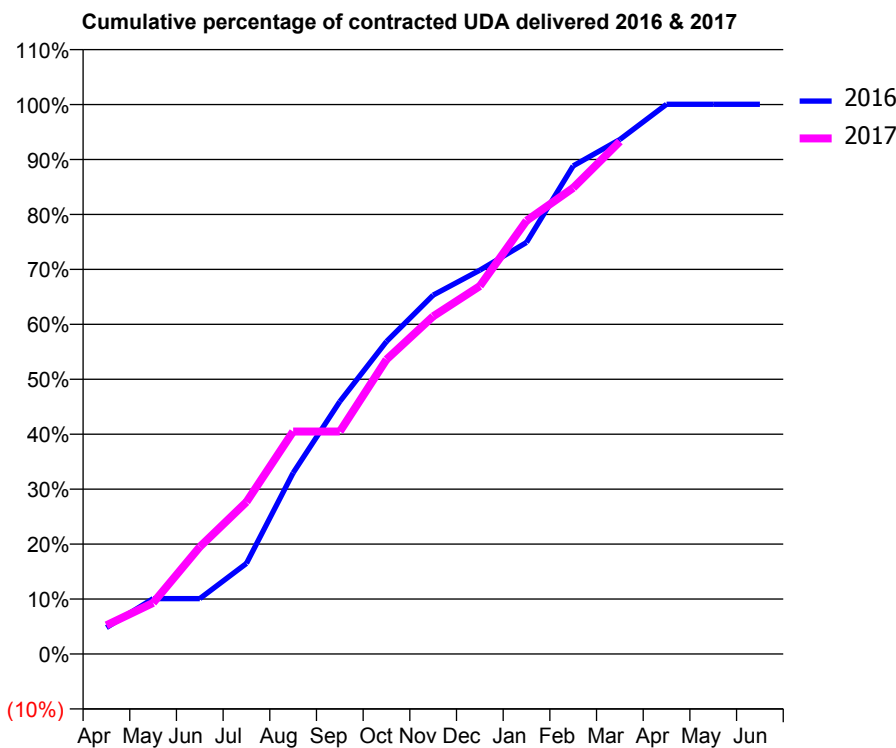
16/17 Contracted general activity (UDA)	440
Carry forward general activity (UDA)	0
16/17 Contracted orthodontic activity (UOA)	0
Carry forward orthodontic activity (UOA)	0
Baseline contract value	£10,321.68

### ACCESS\*

Patients seen in 24 months	Total	Change since previous quarter
Quarter ending March 2016	216	
Quarter ending June 2016	220	→
Quarter ending September 2016	222	→
Quarter ending December 2016	227	↑
Quarter ending March 2017	231	→
<b>Variance since March 2016</b>	<b>6.9%</b>	<b>↑</b>



### ACTIVITY



Month	Adjusted Scheduled Activity (UDA)	
	2016	2017
April	21	23
May	44	41
June	44	86
July	73	122
August	145	178
September	202	178
October	250	236
November	287	270
December	307	295
January	330	347
February	391	373
March	412	410
April	440	
May	440	
June	440	

### QUALITY

	Quantity	Base Number	Contract	AT	Region	England
% of FP17s for the same patient ID Re-attending within 3 months - Children	15	364	4.1%	9.6%	11.9%	12.3%
% of FP17s for the same patient ID Re-attending within 3 months - Adults	0	4	0.0%	14.3%	16.6%	16.7%
% of FP17s for the same patient ID Re-attending between 3 & 9 months - Children	243	364	66.8%	60.6%	60.2%	57.6%
% of FP17s for the same patient ID Re-attending between 3 & 9 months - Adults	4	4	100.0%	51.9%	51.5%	50.1%
% of FP17s for Band 1 Urgent Courses	17	344	4.9%	7.9%	9.5%	9.1%
% of FP17s Relating to Free Repair or Replacements	0	344	0.0%	0.8%	0.7%	0.8%
% of FP17s Relating to Continuations	2	344	0.6%	1.2%	1.2%	1.2%
% of Patients satisfied with the dentistry they have received	1	1	N/A	93.2%	93.1%	92.8%
% of Patients satisfied with the time they had to wait for an appointment	1	1	N/A	89.1%	88.8%	88.7%

\* This is based on patients treated on this contract for their most recent course of treatment. Figures in italics indicate the base number of FP17s or Patient Questionnaire responses are less than 100. N/A is shown where the base number of responses is less than 10 during the period. % is calculated as Quantity/Base number\*100

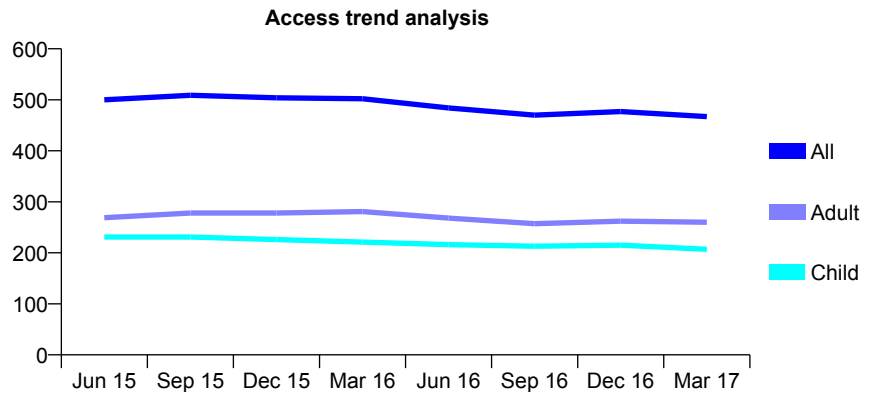
## Q64 - Vital Signs At a Glance Contract Report for 725676/0003 - March 2017

Name or company name	MRS MN PICKARD
Contract type name	GDS Contract
Purpose of contract	General
Contract start date	02/04/2010
Contract end date	

16/17 Contracted general activity (UDA)	1,700
Carry forward general activity (UDA)	-34
16/17 Contracted orthodontic activity (UOA)	0
Carry forward orthodontic activity (UOA)	0
Baseline contract value	£35,152.70

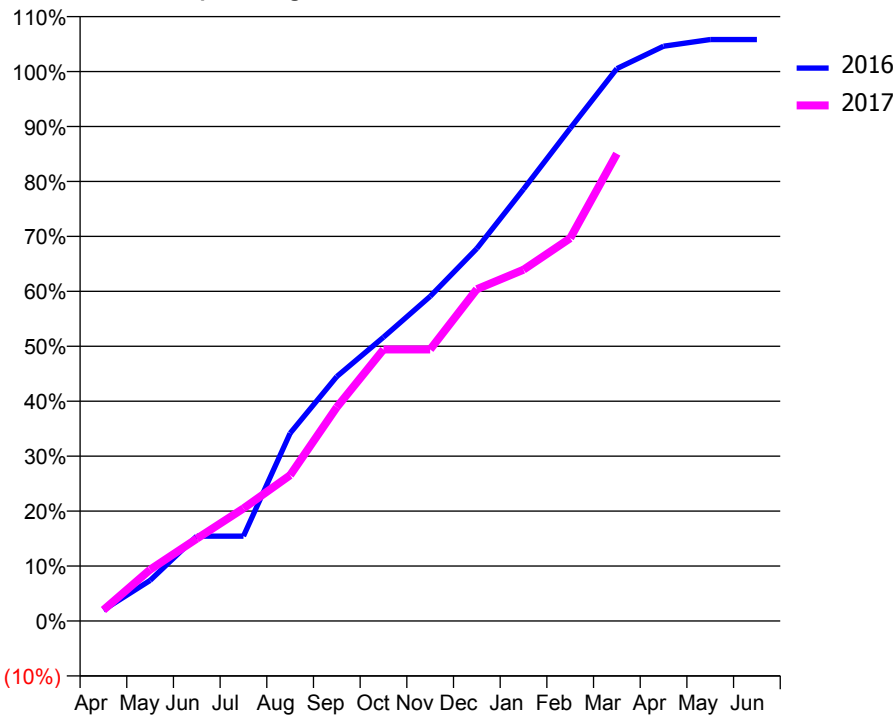
### ACCESS\*

Patients seen in 24 months	Total	Change since previous quarter
Quarter ending March 2016	502	
Quarter ending June 2016	484	↓
Quarter ending September 2016	470	↓
Quarter ending December 2016	477	→
Quarter ending March 2017	467	↓
<b>Variance since March 2016</b>	<b>(7.0%)</b>	<b>↓</b>



### ACTIVITY

Cumulative percentage of contracted UDA delivered 2016 & 2017



Month	Adjusted Scheduled Activity (UDA)	
	2016	2017
April	34	34
May	126	159
June	263	255
July	263	348
August	581	451
September	756	661
October	878	840
November	1,004	840
December	1,152	1,027
January	1,336	1,087
February	1,524	1,184
March	1,709	1,446
April	1,778	
May	1,799	
June	1,799	

### QUALITY

	Quantity	Base Number	Contract	AT	Region	England
% of FP17s for the same patient ID Re-attending within 3 months - Children	27	382	7.1%	9.6%	11.9%	12.3%
% of FP17s for the same patient ID Re-attending within 3 months - Adults	123	410	30.0%	14.3%	16.6%	16.7%
% of FP17s for the same patient ID Re-attending between 3 & 9 months - Children	253	382	66.2%	60.6%	60.2%	57.6%
% of FP17s for the same patient ID Re-attending between 3 & 9 months - Adults	195	410	47.6%	51.9%	51.5%	50.1%
% of FP17s for Band 1 Urgent Courses	64	748	8.6%	7.9%	9.5%	9.1%
% of FP17s Relating to Free Repair or Replacements	0	748	0.0%	0.8%	0.7%	0.8%
% of FP17s Relating to Continuations	0	748	0.0%	1.2%	1.2%	1.2%
% of Patients satisfied with the dentistry they have received	0	0	N/A	93.2%	93.1%	92.8%
% of Patients satisfied with the time they had to wait for an appointment	0	0	N/A	89.1%	88.8%	88.7%

\* This is based on patients treated on this contract for their most recent course of treatment. Figures in italics indicate the base number of FP17s or Patient Questionnaire responses are less than 100. N/A is shown where the base number of responses is less than 10 during the period. % is calculated as Quantity/Base number\*100



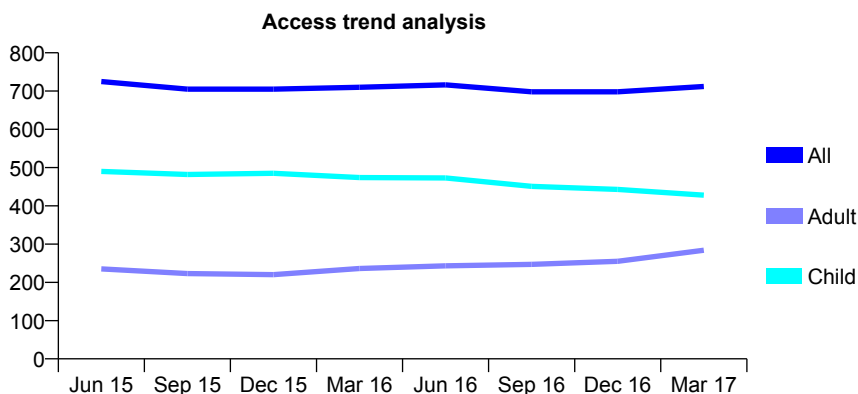
## Q64 - Vital Signs At a Glance Contract Report for 731633/0001 - March 2017

Name or company name	MR PJ COOKE
Contract type name	GDS Contract
Purpose of contract	General and Orthodontic
Contract start date	01/04/2006
Contract end date	

16/17 Contracted general activity (UDA)	1,285
Carry forward general activity (UDA)	-5
16/17 Contracted orthodontic activity (UOA)	1,326
Carry forward orthodontic activity (UOA)	0
Baseline contract value	£106,923.69

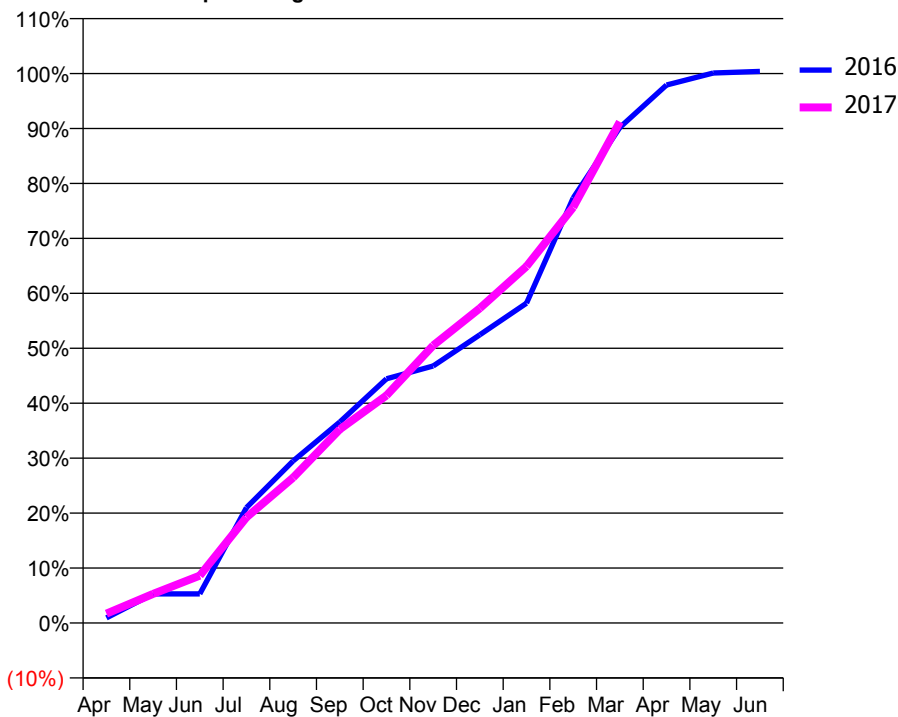
### ACCESS\*

Patients seen in 24 months	Total	Change since previous quarter
Quarter ending March 2016	710	
Quarter ending June 2016	716	→
Quarter ending September 2016	698	↓
Quarter ending December 2016	698	→
Quarter ending March 2017	712	↑
<b>Variance since March 2016</b>	<b>0.3%</b>	<b>→</b>



### ACTIVITY

Cumulative percentage of contracted UDA delivered 2016 & 2017



Month	Adjusted Scheduled Activity (UDA)	
	2016	2017
April	12	22
May	68	68
June	68	111
July	270	247
August	379	340
September	470	453
October	571	532
November	601	649
December	674	736
January	748	834
February	994	972
March	1,159	1,172
April	1,258	
May	1,286	
June	1,290	

### QUALITY

	Quantity	Base Number	Contract	AT	Region	England
% of FP17s for the same patient ID Re-attending within 3 months - Children	62	742	8.4%	9.6%	11.9%	12.3%
% of FP17s for the same patient ID Re-attending within 3 months - Adults	12	222	5.4%	14.3%	16.6%	16.7%
% of FP17s for the same patient ID Re-attending between 3 & 9 months - Children	377	742	50.8%	60.6%	60.2%	57.6%
% of FP17s for the same patient ID Re-attending between 3 & 9 months - Adults	71	222	32.0%	51.9%	51.5%	50.1%
% of FP17s for Band 1 Urgent Courses	0	754	0.0%	7.9%	9.5%	9.1%
% of FP17s Relating to Free Repair or Replacements	0	754	0.0%	0.8%	0.7%	0.8%
% of FP17s Relating to Continuations	17	754	2.3%	1.2%	1.2%	1.2%
% of Patients satisfied with the dentistry they have received	2	2	N/A	93.2%	93.1%	92.8%
% of Patients satisfied with the time they had to wait for an appointment	2	2	N/A	89.1%	88.8%	88.7%

\* This is based on patients treated on this contract for their most recent course of treatment. Figures in italics indicate the base number of FP17s or Patient Questionnaire responses are less than 100. N/A is shown where the base number of responses is less than 10 during the period. % is calculated as Quantity/Base number\*100

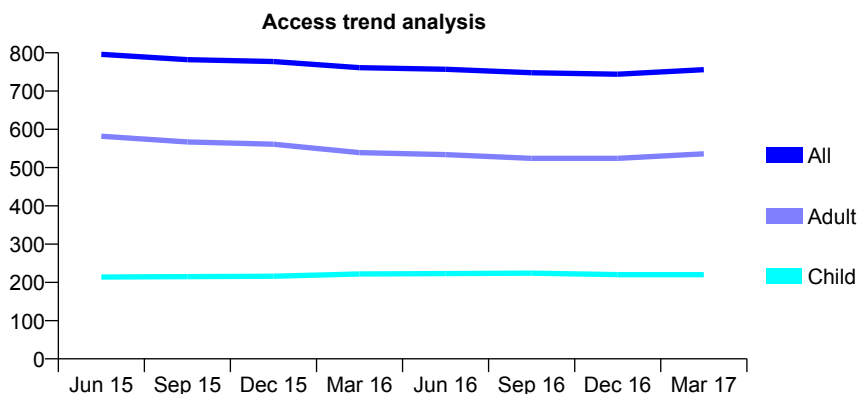
## Q64 - Vital Signs At a Glance Contract Report for 736716/0001 - March 2017

Name or company name	MRS J ROBSON
Contract type name	GDS Contract
Purpose of contract	General
Contract start date	01/04/2006
Contract end date	

16/17 Contracted general activity (UDA)	1,800
Carry forward general activity (UDA)	1
16/17 Contracted orthodontic activity (UOA)	0
Carry forward orthodontic activity (UOA)	0
Baseline contract value	£48,247.50

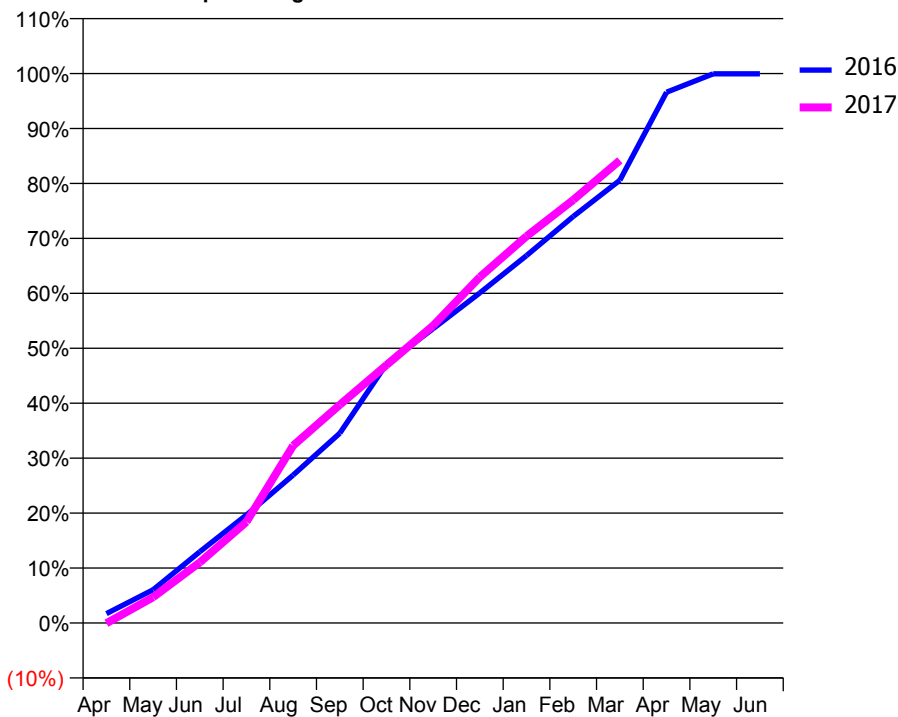
### ACCESS\*

Patients seen in 24 months	Total	Change since previous quarter
Quarter ending March 2016	761	
Quarter ending June 2016	757	→
Quarter ending September 2016	748	↓
Quarter ending December 2016	744	→
Quarter ending March 2017	756	→
<b>Variance since March 2016</b>	<b>(0.7%)</b>	<b>→</b>



### ACTIVITY

Cumulative percentage of contracted UDA delivered 2016 & 2017



Month	Adjusted Scheduled Activity (UDA)	
	2016	2017
April	31	-1
May	109	85
June	233	199
July	354	331
August	485	581
September	622	715
October	849	845
November	964	974
December	1,081	1,133
January	1,203	1,267
February	1,332	1,386
March	1,450	1,516
April	1,739	
May	1,799	
June	1,799	

### QUALITY

	Quantity	Base Number	Contract	AT	Region	England
% of FP17s for the same patient ID Re-attending within 3 months - Children	16	380	4.2%	9.6%	11.9%	12.3%
% of FP17s for the same patient ID Re-attending within 3 months - Adults	100	872	11.5%	14.3%	16.6%	16.7%
% of FP17s for the same patient ID Re-attending between 3 & 9 months - Children	274	380	72.1%	60.6%	60.2%	57.6%
% of FP17s for the same patient ID Re-attending between 3 & 9 months - Adults	613	872	70.3%	51.9%	51.5%	50.1%
% of FP17s for Band 1 Urgent Courses	53	1,024	5.2%	7.9%	9.5%	9.1%
% of FP17s Relating to Free Repair or Replacements	1	1,024	0.1%	0.8%	0.7%	0.8%
% of FP17s Relating to Continuations	2	1,024	0.2%	1.2%	1.2%	1.2%
% of Patients satisfied with the dentistry they have received	0	0	N/A	93.2%	93.1%	92.8%
% of Patients satisfied with the time they had to wait for an appointment	0	0	N/A	89.1%	88.8%	88.7%

\* This is based on patients treated on this contract for their most recent course of treatment. Figures in italics indicate the base number of FP17s or Patient Questionnaire responses are less than 100. N/A is shown where the base number of responses is less than 10 during the period. % is calculated as Quantity/Base number\*100

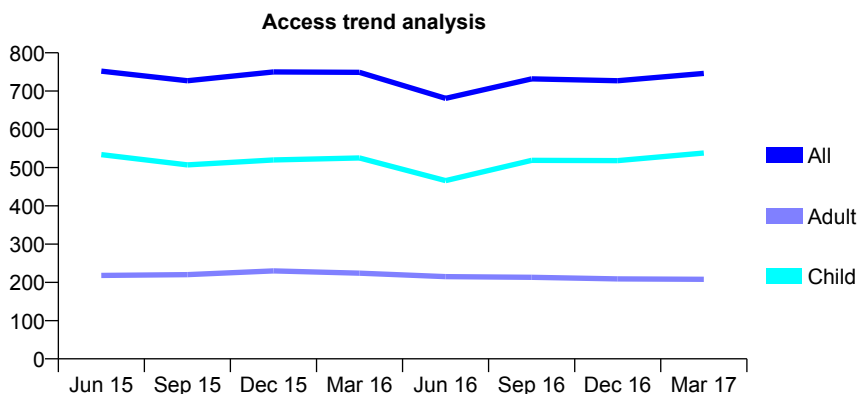
## Q64 - Vital Signs At a Glance Contract Report for 737704/0002 - March 2017

Name or company name	MR AC MILLER
Contract type name	GDS Contract
Purpose of contract	General
Contract start date	01/04/2006
Contract end date	

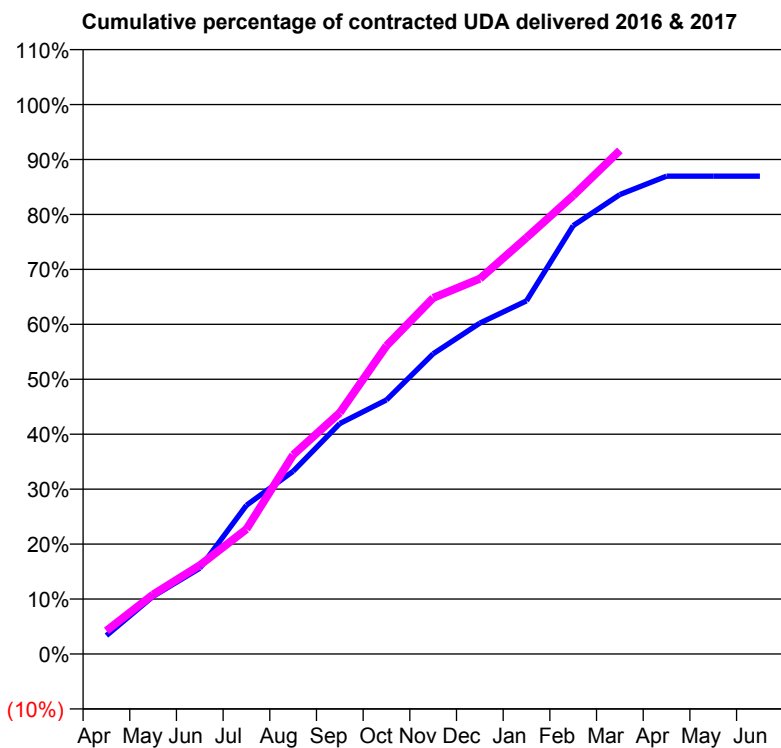
16/17 Contracted general activity (UDA)	1,435
Carry forward general activity (UDA)	0
16/17 Contracted orthodontic activity (UOA)	0
Carry forward orthodontic activity (UOA)	0
Baseline contract value	£31,343.03

### ACCESS\*

Patients seen in 24 months	Total	Change since previous quarter
Quarter ending March 2016	749	
Quarter ending June 2016	681	↓
Quarter ending September 2016	732	↑
Quarter ending December 2016	727	→
Quarter ending March 2017	746	↑
<b>Variance since March 2016</b>	<b>(0.4%)</b>	→



### ACTIVITY



Month	Adjusted Scheduled Activity (UDA)	
	2016	2017
April	55	61
May	173	156
June	258	232
July	447	326
August	549	520
September	692	630
October	763	805
November	901	930
December	994	980
January	1,060	1,087
February	1,286	1,197
March	1,379	1,315
April	1,435	
May	1,435	
June	1,435	

### QUALITY

	Quantity	Base Number	Contract	AT	Region	England
% of FP17s for the same patient ID Re-attending within 3 months - Children	63	841	7.5%	9.6%	11.9%	12.3%
% of FP17s for the same patient ID Re-attending within 3 months - Adults	18	182	9.9%	14.3%	16.6%	16.7%
% of FP17s for the same patient ID Re-attending between 3 & 9 months - Children	450	841	53.5%	60.6%	60.2%	57.6%
% of FP17s for the same patient ID Re-attending between 3 & 9 months - Adults	89	182	48.9%	51.9%	51.5%	50.1%
% of FP17s for Band 1 Urgent Courses	86	977	8.8%	7.9%	9.5%	9.1%
% of FP17s Relating to Free Repair or Replacements	0	977	0.0%	0.8%	0.7%	0.8%
% of FP17s Relating to Continuations	5	977	0.5%	1.2%	1.2%	1.2%
% of Patients satisfied with the dentistry they have received	2	2	N/A	93.2%	93.1%	92.8%
% of Patients satisfied with the time they had to wait for an appointment	2	2	N/A	89.1%	88.8%	88.7%

\* This is based on patients treated on this contract for their most recent course of treatment. Figures in italics indicate the base number of FP17s or Patient Questionnaire responses are less than 100. N/A is shown where the base number of responses is less than 10 during the period. % is calculated as Quantity/Base number\*100

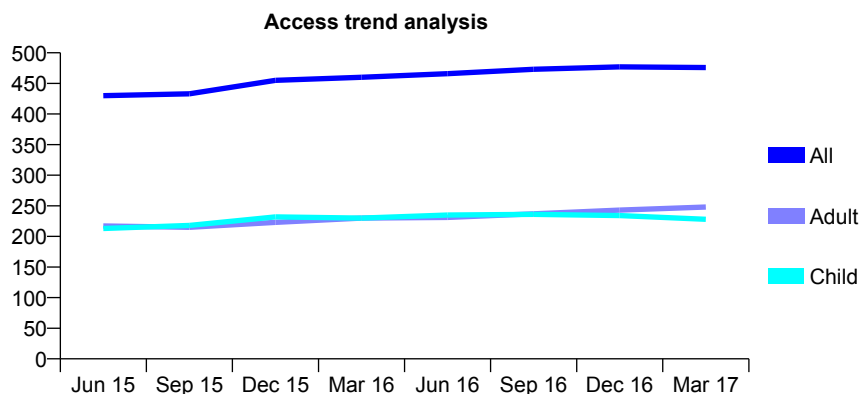
## Q64 - Vital Signs At a Glance Contract Report for 740594/0001 - March 2017

Name or company name	MISS JM HAYES
Contract type name	GDS Contract
Purpose of contract	General
Contract start date	01/04/2006
Contract end date	

16/17 Contracted general activity (UDA)	998
Carry forward general activity (UDA)	-6
16/17 Contracted orthodontic activity (UOA)	0
Carry forward orthodontic activity (UOA)	0
Baseline contract value	£20,767.48

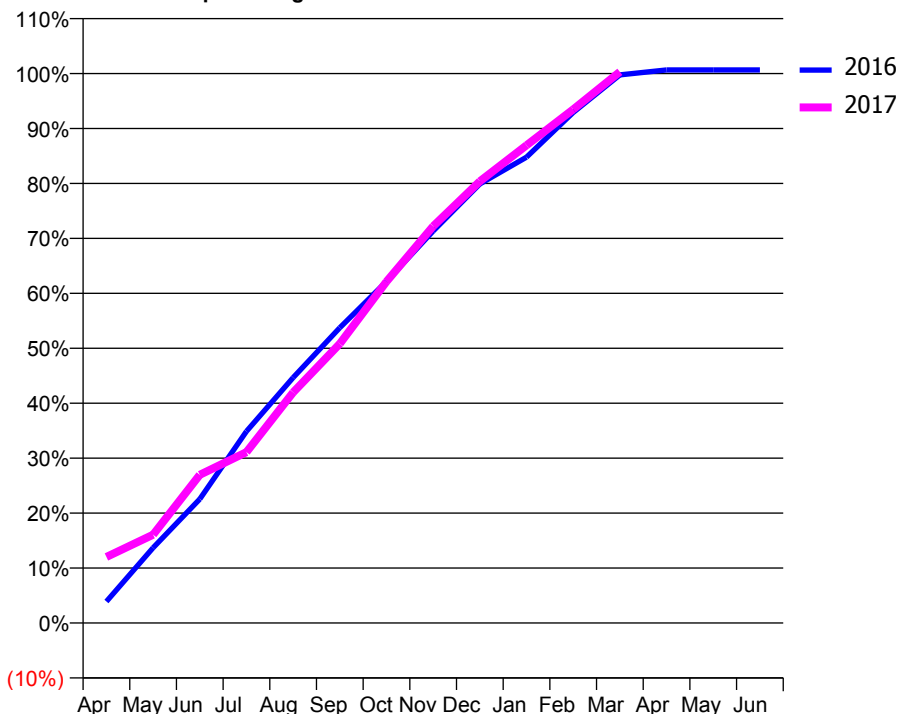
### ACCESS\*

Patients seen in 24 months	Total	Change since previous quarter
Quarter ending March 2016	460	
Quarter ending June 2016	466	→
Quarter ending September 2016	473	→
Quarter ending December 2016	477	→
Quarter ending March 2017	476	→
<b>Variance since March 2016</b>	<b>3.5%</b>	<b>↑</b>



### ACTIVITY

Cumulative percentage of contracted UDA delivered 2016 & 2017



Adjusted Scheduled Activity (UDA)

Month	2016	2017
April	39	120
May	137	160
June	225	269
July	348	310
August	446	419
September	536	507
October	620	620
November	712	721
December	797	802
January	846	868
February	927	933
March	995	1,001
April	1,004	
May	1,004	
June	1,004	

### QUALITY

	Quantity	Base Number	Contract	AT	Region	England
% of FP17s for the same patient ID Re-attending within 3 months - Children	5	313	1.6%	9.6%	11.9%	12.3%
% of FP17s for the same patient ID Re-attending within 3 months - Adults	44	351	12.5%	14.3%	16.6%	16.7%
% of FP17s for the same patient ID Re-attending between 3 & 9 months - Children	168	313	53.7%	60.6%	60.2%	57.6%
% of FP17s for the same patient ID Re-attending between 3 & 9 months - Adults	204	351	58.1%	51.9%	51.5%	50.1%
% of FP17s for Band 1 Urgent Courses	25	652	3.8%	7.9%	9.5%	9.1%
% of FP17s Relating to Free Repair or Replacements	0	652	0.0%	0.8%	0.7%	0.8%
% of FP17s Relating to Continuations	0	652	0.0%	1.2%	1.2%	1.2%
% of Patients satisfied with the dentistry they have received	1	1	N/A	93.2%	93.1%	92.8%
% of Patients satisfied with the time they had to wait for an appointment	1	1	N/A	89.1%	88.8%	88.7%

\* This is based on patients treated on this contract for their most recent course of treatment. Figures in italics indicate the base number of FP17s or Patient Questionnaire responses are less than 100. N/A is shown where the base number of responses is less than 10 during the period. % is calculated as Quantity/Base number\*100

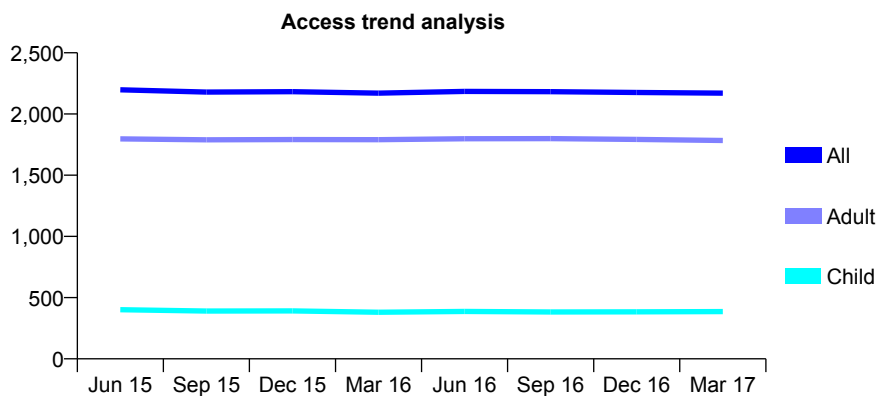
## Q64 - Vital Signs At a Glance Contract Report for 746363/0001 - March 2017

Name or company name	MR DM REID
Contract type name	GDS Contract
Purpose of contract	General
Contract start date	01/04/2006
Contract end date	

16/17 Contracted general activity (UDA)	6,136
Carry forward general activity (UDA)	28
16/17 Contracted orthodontic activity (UOA)	0
Carry forward orthodontic activity (UOA)	0
Baseline contract value	£203,851.28

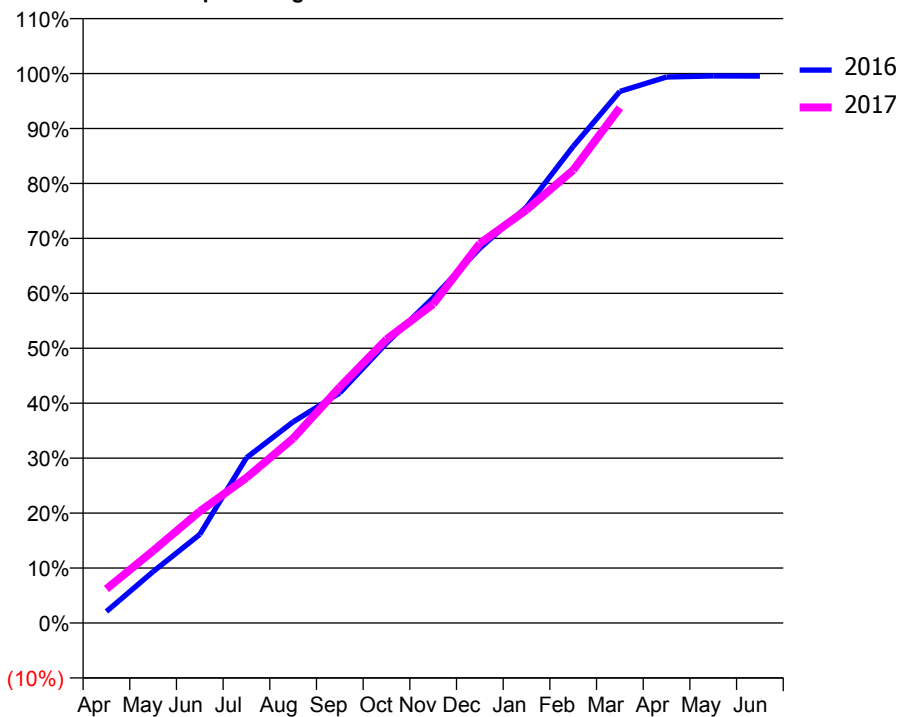
### ACCESS\*

Patients seen in 24 months	Total	Change since previous quarter
Quarter ending March 2016	2,171	
Quarter ending June 2016	2,185	→
Quarter ending September 2016	2,182	→
Quarter ending December 2016	2,176	→
Quarter ending March 2017	2,170	→
<b>Variance since March 2016</b>	<b>(0.0%)</b>	→



### ACTIVITY

Cumulative percentage of contracted UDA delivered 2016 & 2017



Month	Adjusted Scheduled Activity (UDA)	
	2016	2017
April	128	380
May	574	806
June	990	1,247
July	1,846	1,622
August	2,246	2,062
September	2,570	2,635
October	3,124	3,167
November	3,633	3,561
December	4,185	4,238
January	4,646	4,613
February	5,322	5,058
March	5,936	5,754
April	6,097	
May	6,109	
June	6,108	

### QUALITY

	Quantity	Base Number	Contract	AT	Region	England
% of FP17s for the same patient ID Re-attending within 3 months - Children	81	691	11.7%	9.6%	11.9%	12.3%
% of FP17s for the same patient ID Re-attending within 3 months - Adults	378	2,567	14.7%	14.3%	16.6%	16.7%
% of FP17s for the same patient ID Re-attending between 3 & 9 months - Children	438	691	63.4%	60.6%	60.2%	57.6%
% of FP17s for the same patient ID Re-attending between 3 & 9 months - Adults	1,265	2,567	49.3%	51.9%	51.5%	50.1%
% of FP17s for Band 1 Urgent Courses	271	3,156	8.6%	7.9%	9.5%	9.1%
% of FP17s Relating to Free Repair or Replacements	37	3,156	1.2%	0.8%	0.7%	0.8%
% of FP17s Relating to Continuations	47	3,156	1.5%	1.2%	1.2%	1.2%
% of Patients satisfied with the dentistry they have received	10	11	90.9%	93.2%	93.1%	92.8%
% of Patients satisfied with the time they had to wait for an appointment	11	11	100.0%	89.1%	88.8%	88.7%

\* This is based on patients treated on this contract for their most recent course of treatment. Figures in italics indicate the base number of FP17s or Patient Questionnaire responses are less than 100. N/A is shown where the base number of responses is less than 10 during the period. % is calculated as Quantity/Base number\*100

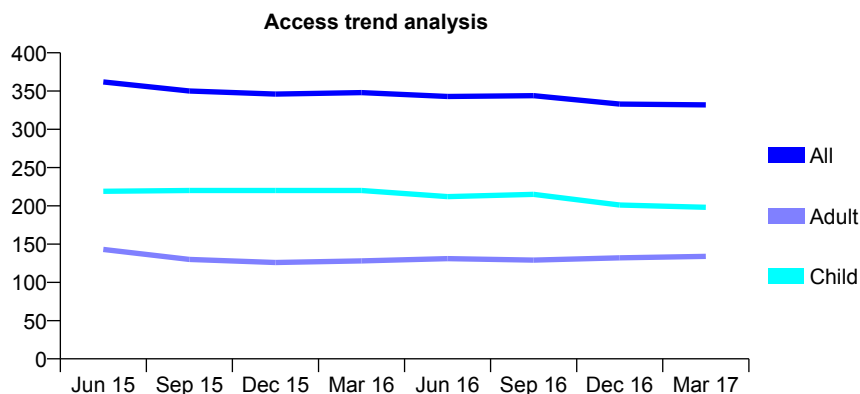
## Q64 - Vital Signs At a Glance Contract Report for 750050/0001 - March 2017

Name or company name	MR SJ GOODE
Contract type name	GDS Contract
Purpose of contract	General
Contract start date	01/04/2006
Contract end date	

16/17 Contracted general activity (UDA)	1,125
Carry forward general activity (UDA)	0
16/17 Contracted orthodontic activity (UOA)	0
Carry forward orthodontic activity (UOA)	0
Baseline contract value	£30,067.18

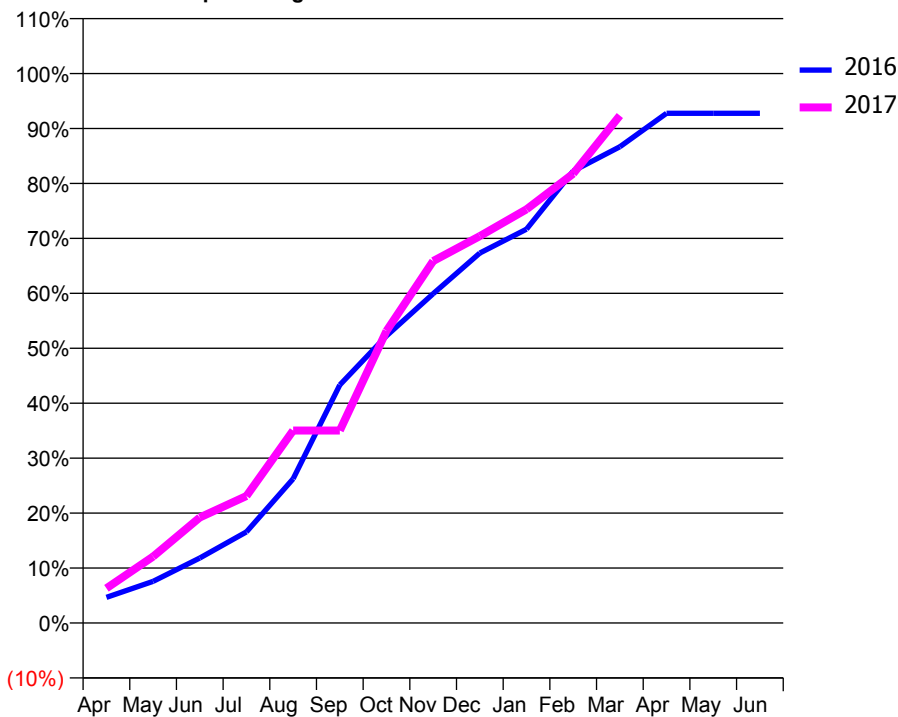
### ACCESS\*

Patients seen in 24 months	Total	Change since previous quarter
Quarter ending March 2016	348	
Quarter ending June 2016	343	↓
Quarter ending September 2016	344	→
Quarter ending December 2016	333	↓
Quarter ending March 2017	332	→
<b>Variance since March 2016</b>	<b>(4.6%)</b>	<b>↓</b>



### ACTIVITY

Cumulative percentage of contracted UDA delivered 2016 & 2017



Month	Adjusted Scheduled Activity (UDA)	
	2016	2017
April	56	71
May	91	136
June	142	216
July	199	260
August	315	394
September	520	394
October	627	598
November	719	741
December	808	792
January	860	847
February	987	920
March	1,040	1,039
April	1,113	
May	1,113	
June	1,113	

### QUALITY

	Quantity	Base Number	Contract	AT	Region	England
% of FP17s for the same patient ID Re-attending within 3 months - Children	4	310	1.3%	9.6%	11.9%	12.3%
% of FP17s for the same patient ID Re-attending within 3 months - Adults	7	128	5.5%	14.3%	16.6%	16.7%
% of FP17s for the same patient ID Re-attending between 3 & 9 months - Children	200	310	64.5%	60.6%	60.2%	57.6%
% of FP17s for the same patient ID Re-attending between 3 & 9 months - Adults	79	128	61.7%	51.9%	51.5%	50.1%
% of FP17s for Band 1 Urgent Courses	0	410	0.0%	7.9%	9.5%	9.1%
% of FP17s Relating to Free Repair or Replacements	0	410	0.0%	0.8%	0.7%	0.8%
% of FP17s Relating to Continuations	4	410	1.0%	1.2%	1.2%	1.2%
% of Patients satisfied with the dentistry they have received	1	1	N/A	93.2%	93.1%	92.8%
% of Patients satisfied with the time they had to wait for an appointment	1	1	N/A	89.1%	88.8%	88.7%

\* This is based on patients treated on this contract for their most recent course of treatment. Figures in italics indicate the base number of FP17s or Patient Questionnaire responses are less than 100. N/A is shown where the base number of responses is less than 10 during the period. % is calculated as Quantity/Base number\*100

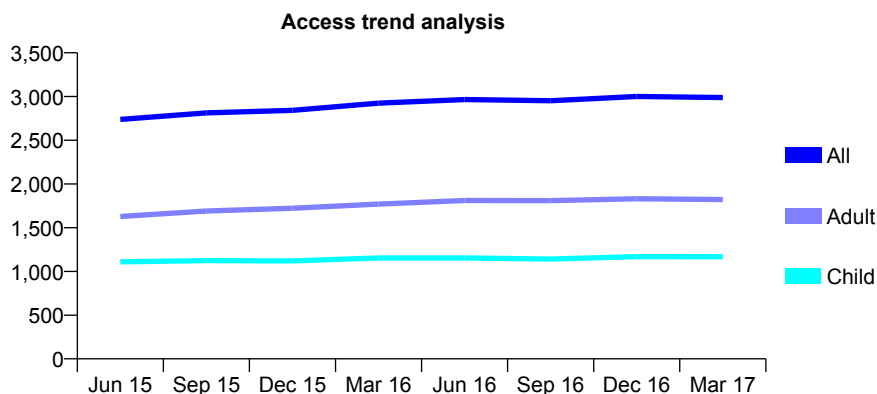
## Q64 - Vital Signs At a Glance Contract Report for 755567/0001 - March 2017

Name or company name	MRS S SUTHAGAR
Contract type name	GDS Contract
Purpose of contract	General
Contract start date	20/10/2011
Contract end date	

16/17 Contracted general activity (UDA)	8,000
Carry forward general activity (UDA)	-34
16/17 Contracted orthodontic activity (UOA)	0
Carry forward orthodontic activity (UOA)	0
Baseline contract value	£213,169.03

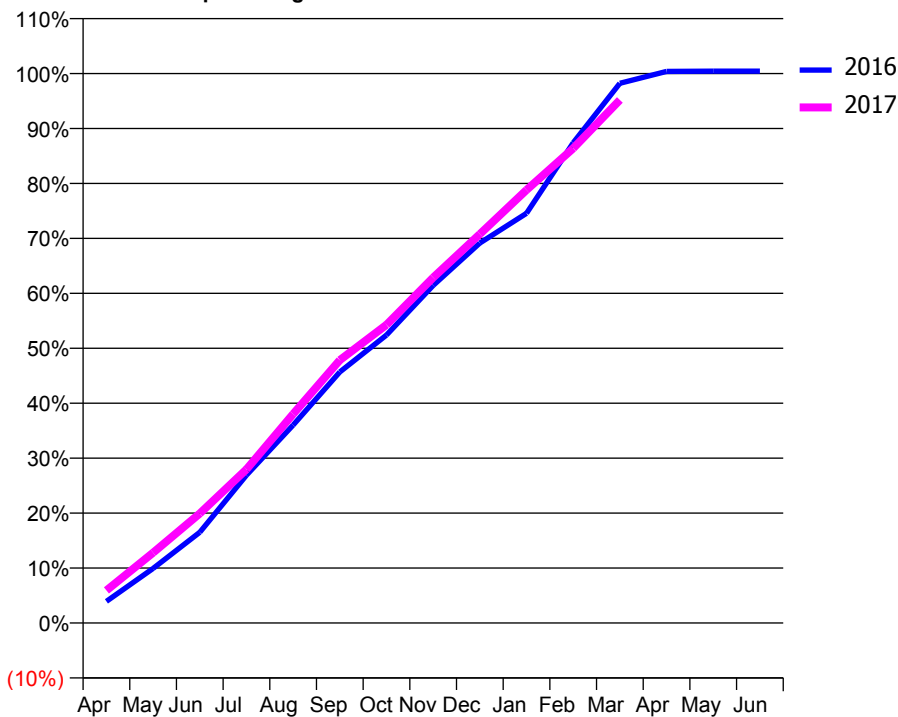
### ACCESS\*

Patients seen in 24 months	Total	Change since previous quarter
Quarter ending March 2016	2,924	
Quarter ending June 2016	2,965	→
Quarter ending September 2016	2,951	→
Quarter ending December 2016	3,000	→
Quarter ending March 2017	2,989	→
<b>Variance since March 2016</b>	2.2%	↑



### ACTIVITY

Cumulative percentage of contracted UDA delivered 2016 & 2017



Month	Adjusted Scheduled Activity (UDA)	
	2016	2017
April	315	475
May	795	1,025
June	1,321	1,595
July	2,152	2,238
August	2,883	3,043
September	3,655	3,827
October	4,193	4,341
November	4,914	5,029
December	5,531	5,662
January	5,965	6,304
February	6,992	6,910
March	7,858	7,614
April	8,031	
May	8,034	
June	8,034	

### QUALITY

	Quantity	Base Number	Contract	AT	Region	England
% of FP17s for the same patient ID Re-attending within 3 months - Children	122	1,794	6.8%	9.6%	11.9%	12.3%
% of FP17s for the same patient ID Re-attending within 3 months - Adults	335	2,421	13.8%	14.3%	16.6%	16.7%
% of FP17s for the same patient ID Re-attending between 3 & 9 months - Children	1,145	1,794	63.8%	60.6%	60.2%	57.6%
% of FP17s for the same patient ID Re-attending between 3 & 9 months - Adults	1,318	2,421	54.4%	51.9%	51.5%	50.1%
% of FP17s for Band 1 Urgent Courses	216	3,715	5.8%	7.9%	9.5%	9.1%
% of FP17s Relating to Free Repair or Replacements	26	3,715	0.7%	0.8%	0.7%	0.8%
% of FP17s Relating to Continuations	11	3,715	0.3%	1.2%	1.2%	1.2%
% of Patients satisfied with the dentistry they have received	5	5	N/A	93.2%	93.1%	92.8%
% of Patients satisfied with the time they had to wait for an appointment	5	5	N/A	89.1%	88.8%	88.7%

\* This is based on patients treated on this contract for their most recent course of treatment. Figures in italics indicate the base number of FP17s or Patient Questionnaire responses are less than 100. N/A is shown where the base number of responses is less than 10 during the period. % is calculated as Quantity/Base number\*100

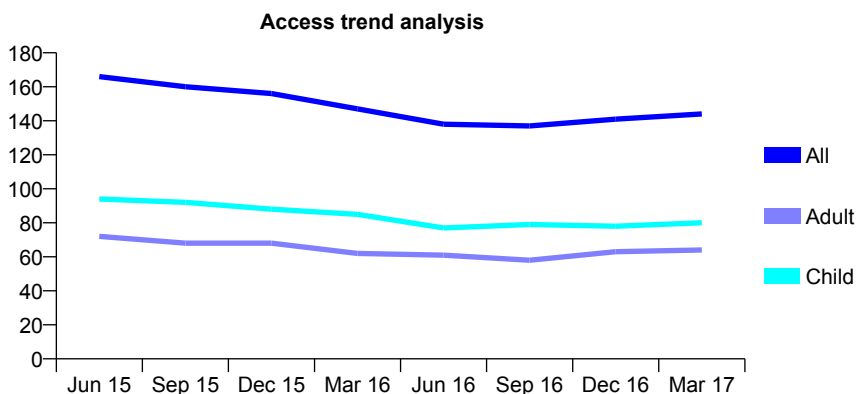
## Q64 - Vital Signs At a Glance Contract Report for 760811/0001 - March 2017

Name or company name	MR GC MULLER
Contract type name	GDS Contract
Purpose of contract	General
Contract start date	01/02/2011
Contract end date	

16/17 Contracted general activity (UDA)	278
Carry forward general activity (UDA)	0
16/17 Contracted orthodontic activity (UOA)	0
Carry forward orthodontic activity (UOA)	0
Baseline contract value	£6,707.68

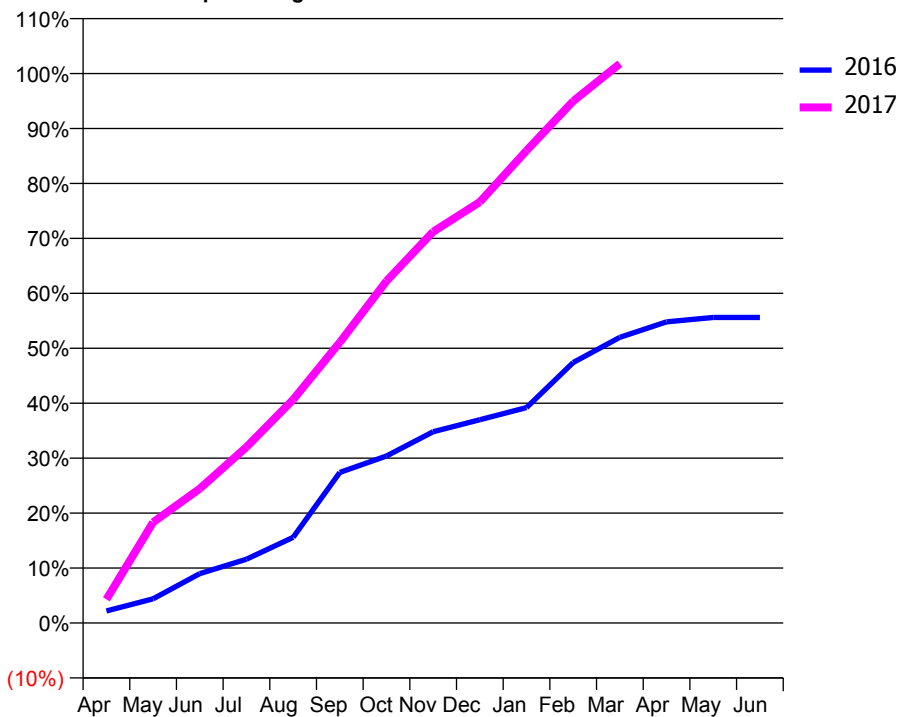
### ACCESS\*

Patients seen in 24 months	Total	Change since previous quarter
Quarter ending March 2016	147	
Quarter ending June 2016	138	↓
Quarter ending September 2016	137	→
Quarter ending December 2016	141	↑
Quarter ending March 2017	144	↑
<b>Variance since March 2016</b>	<b>(2.0%)</b>	<b>↓</b>



### ACTIVITY

Cumulative percentage of contracted UDA delivered 2016 & 2017



Adjusted Scheduled Activity (UDA)

Month	2016	2017
April	11	12
May	22	51
June	45	68
July	58	89
August	78	113
September	137	142
October	152	173
November	174	198
December	185	213
January	196	239
February	237	264
March	260	283
April	274	
May	278	
June	278	

### QUALITY

	Quantity	Base Number	Contract	AT	Region	England
% of FP17s for the same patient ID Re-attending within 3 months - Children	2	131	1.5%	9.6%	11.9%	12.3%
% of FP17s for the same patient ID Re-attending within 3 months - Adults	4	79	5.1%	14.3%	16.6%	16.7%
% of FP17s for the same patient ID Re-attending between 3 & 9 months - Children	99	131	75.6%	60.6%	60.2%	57.6%
% of FP17s for the same patient ID Re-attending between 3 & 9 months - Adults	53	79	67.1%	51.9%	51.5%	50.1%
% of FP17s for Band 1 Urgent Courses	0	191	0.0%	7.9%	9.5%	9.1%
% of FP17s Relating to Free Repair or Replacements	0	191	0.0%	0.8%	0.7%	0.8%
% of FP17s Relating to Continuations	0	191	0.0%	1.2%	1.2%	1.2%
% of Patients satisfied with the dentistry they have received	0	0	N/A	93.2%	93.1%	92.8%
% of Patients satisfied with the time they had to wait for an appointment	0	0	N/A	89.1%	88.8%	88.7%

\* This is based on patients treated on this contract for their most recent course of treatment. Figures in italics indicate the base number of FP17s or Patient Questionnaire responses are less than 100. N/A is shown where the base number of responses is less than 10 during the period. % is calculated as Quantity/Base number\*100



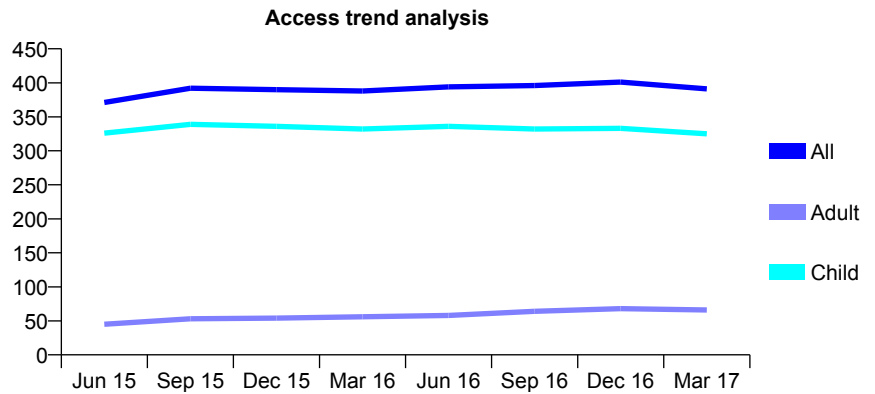
## Q64 - Vital Signs At a Glance Contract Report for 761095/0001 - March 2017

Name or company name	MR PJ TOWNES
Contract type name	GDS Contract
Purpose of contract	General
Contract start date	01/04/2006
Contract end date	

16/17 Contracted general activity (UDA)	1,000
Carry forward general activity (UDA)	1
16/17 Contracted orthodontic activity (UOA)	0
Carry forward orthodontic activity (UOA)	0
Baseline contract value	£21,723.84

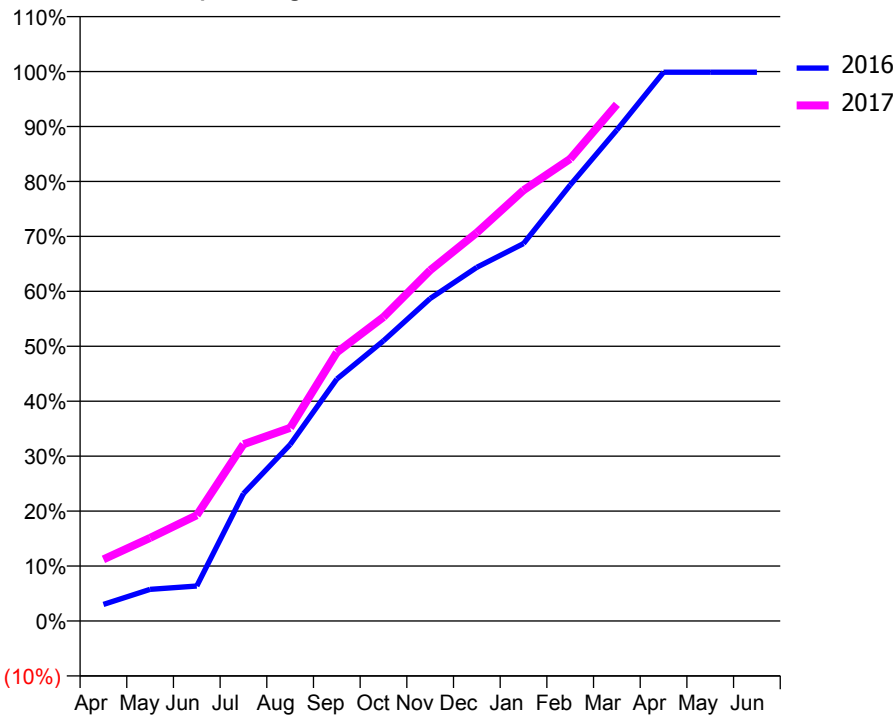
### ACCESS\*

Patients seen in 24 months	Total	Change since previous quarter
Quarter ending March 2016	388	
Quarter ending June 2016	394	→
Quarter ending September 2016	396	→
Quarter ending December 2016	401	→
Quarter ending March 2017	391	↓
<b>Variance since March 2016</b>	<b>0.8%</b>	<b>→</b>



### ACTIVITY

Cumulative percentage of contracted UDA delivered 2016 & 2017



Month	Adjusted Scheduled Activity (UDA)	
	2016	2017
April	30	112
May	58	151
June	64	193
July	232	322
August	321	352
September	440	489
October	510	553
November	587	638
December	644	707
January	687	784
February	793	841
March	894	940
April	999	
May	999	
June	999	

### QUALITY

	Quantity	Base Number	Contract	AT	Region	England
% of FP17s for the same patient ID Re-attending within 3 months - Children	57	657	8.7%	9.6%	11.9%	12.3%
% of FP17s for the same patient ID Re-attending within 3 months - Adults	5	49	10.2%	14.3%	16.6%	16.7%
% of FP17s for the same patient ID Re-attending between 3 & 9 months - Children	502	657	76.4%	60.6%	60.2%	57.6%
% of FP17s for the same patient ID Re-attending between 3 & 9 months - Adults	43	49	87.8%	51.9%	51.5%	50.1%
% of FP17s for Band 1 Urgent Courses	11	638	1.7%	7.9%	9.5%	9.1%
% of FP17s Relating to Free Repair or Replacements	0	638	0.0%	0.8%	0.7%	0.8%
% of FP17s Relating to Continuations	0	638	0.0%	1.2%	1.2%	1.2%
% of Patients satisfied with the dentistry they have received	1	1	N/A	93.2%	93.1%	92.8%
% of Patients satisfied with the time they had to wait for an appointment	1	1	N/A	89.1%	88.8%	88.7%

\* This is based on patients treated on this contract for their most recent course of treatment. Figures in italics indicate the base number of FP17s or Patient Questionnaire responses are less than 100. N/A is shown where the base number of responses is less than 10 during the period. % is calculated as Quantity/Base number\*100

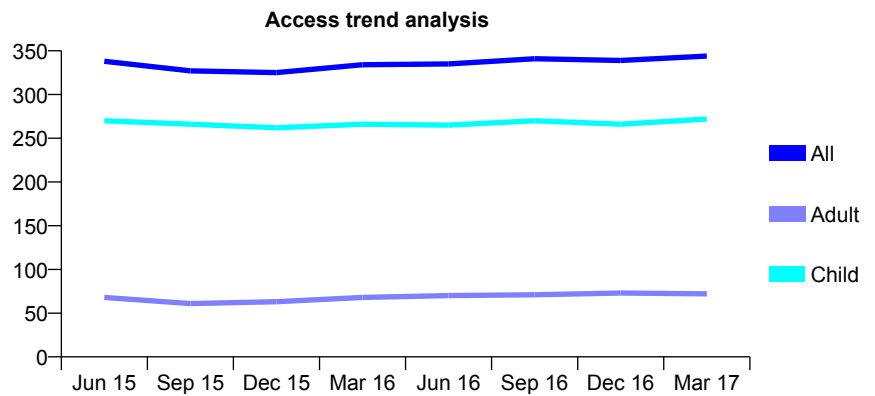
## Q64 - Vital Signs At a Glance Contract Report for 787639/0001 - March 2017

Name or company name	MR CF DA ROCHA O'NEILL
Contract type name	GDS Contract
Purpose of contract	General
Contract start date	01/04/2008
Contract end date	

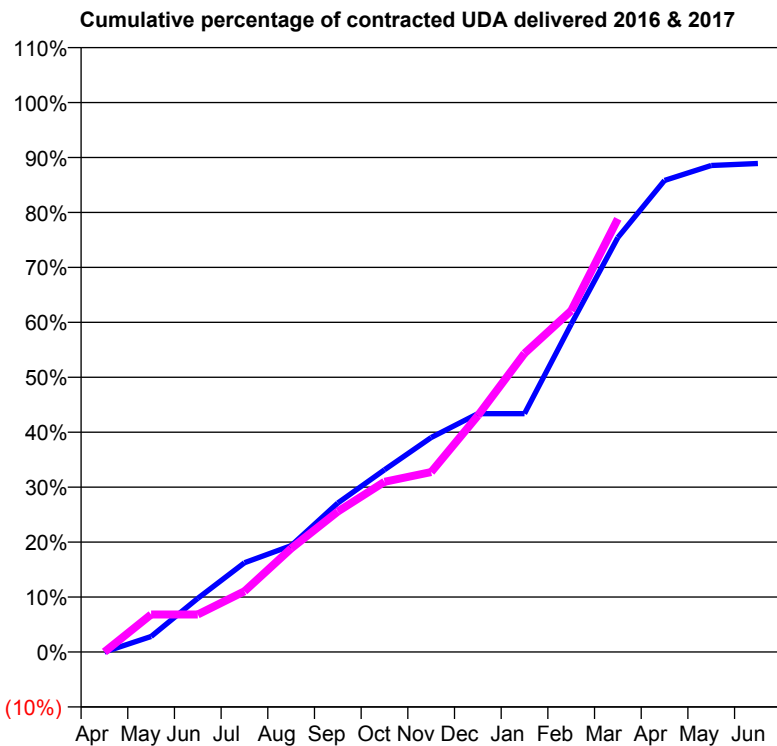
16/17 Contracted general activity (UDA)	850
Carry forward general activity (UDA)	0
16/17 Contracted orthodontic activity (UOA)	0
Carry forward orthodontic activity (UOA)	0
Baseline contract value	£17,949.27

### ACCESS\*

Patients seen in 24 months	Total	Change since previous quarter
Quarter ending March 2016	334	
Quarter ending June 2016	335	→
Quarter ending September 2016	341	→
Quarter ending December 2016	339	→
Quarter ending March 2017	344	→
<b>Variance since March 2016</b>	<b>3.0%</b>	<b>↑</b>



### ACTIVITY



Month	Adjusted Scheduled Activity (UDA)	
	2016	2017
April	0	0
May	24	58
June	83	58
July	138	94
August	164	160
September	231	217
October	282	263
November	332	278
December	369	366
January	369	462
February	507	528
March	641	670
April	729	
May	753	
June	756	

### QUALITY

	Quantity	Base Number	Contract	AT	Region	England
% of FP17s for the same patient ID Re-attending within 3 months - Children	17	362	4.7%	9.6%	11.9%	12.3%
% of FP17s for the same patient ID Re-attending within 3 months - Adults	6	59	10.2%	14.3%	16.6%	16.7%
% of FP17s for the same patient ID Re-attending between 3 & 9 months - Children	205	362	56.6%	60.6%	60.2%	57.6%
% of FP17s for the same patient ID Re-attending between 3 & 9 months - Adults	30	59	50.8%	51.9%	51.5%	50.1%
% of FP17s for Band 1 Urgent Courses	5	331	1.5%	7.9%	9.5%	9.1%
% of FP17s Relating to Free Repair or Replacements	0	331	0.0%	0.8%	0.7%	0.8%
% of FP17s Relating to Continuations	0	331	0.0%	1.2%	1.2%	1.2%
% of Patients satisfied with the dentistry they have received	1	1	N/A	93.2%	93.1%	92.8%
% of Patients satisfied with the time they had to wait for an appointment	1	1	N/A	89.1%	88.8%	88.7%

\* This is based on patients treated on this contract for their most recent course of treatment. Figures in italics indicate the base number of FP17s or Patient Questionnaire responses are less than 100. N/A is shown where the base number of responses is less than 10 during the period. % is calculated as Quantity/Base number\*100

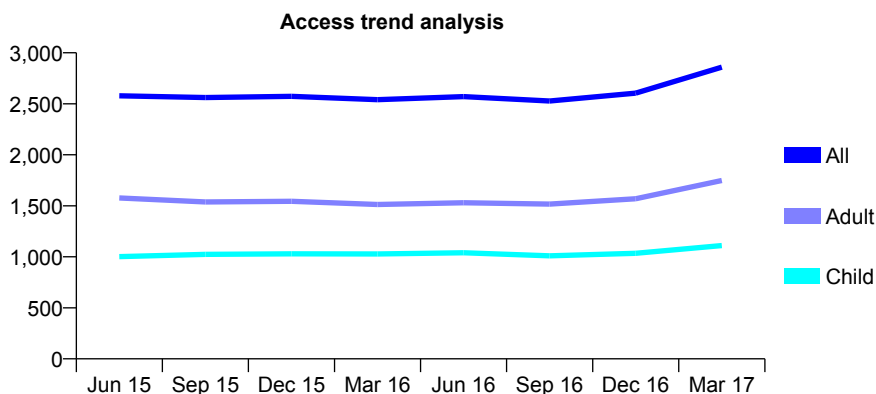
## Q64 - Vital Signs At a Glance Contract Report for 802085/0001 - March 2017

Name or company name	Savernake Dental Partners
Contract type name	GDS Contract
Purpose of contract	General
Contract start date	01/04/2006
Contract end date	

16/17 Contracted general activity (UDA)	6,362
Carry forward general activity (UDA)	-127
16/17 Contracted orthodontic activity (UOA)	0
Carry forward orthodontic activity (UOA)	0
Baseline contract value	£140,073.33

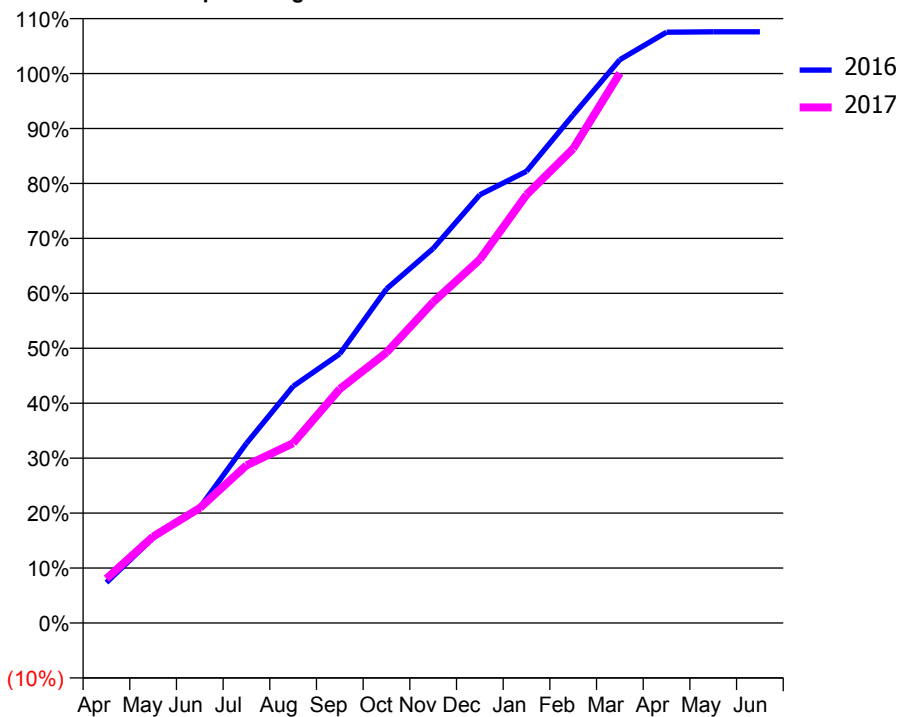
### ACCESS\*

Patients seen in 24 months	Total	Change since previous quarter
Quarter ending March 2016	2,541	
Quarter ending June 2016	2,570	→
Quarter ending September 2016	2,527	↓
Quarter ending December 2016	2,604	↑
Quarter ending March 2017	2,859	↑
<b>Variance since March 2016</b>	<b>12.5%</b>	<b>↑</b>



### ACTIVITY

Cumulative percentage of contracted UDA delivered 2016 & 2017



Month	Adjusted Scheduled Activity (UDA)	
	2016	2017
April	468	513
May	986	1,001
June	1,337	1,332
July	2,081	1,826
August	2,742	2,082
September	3,116	2,710
October	3,868	3,132
November	4,336	3,715
December	4,958	4,209
January	5,230	4,958
February	5,882	5,493
March	6,522	6,366
April	6,840	
May	6,845	
June	6,845	

### QUALITY

	Quantity	Base Number	Contract	AT	Region	England
% of FP17s for the same patient ID Re-attending within 3 months - Children	95	1,741	5.5%	9.6%	11.9%	12.3%
% of FP17s for the same patient ID Re-attending within 3 months - Adults	301	2,615	11.5%	14.3%	16.6%	16.7%
% of FP17s for the same patient ID Re-attending between 3 & 9 months - Children	925	1,741	53.1%	60.6%	60.2%	57.6%
% of FP17s for the same patient ID Re-attending between 3 & 9 months - Adults	1,103	2,615	42.2%	51.9%	51.5%	50.1%
% of FP17s for Band 1 Urgent Courses	258	3,448	7.5%	7.9%	9.5%	9.1%
% of FP17s Relating to Free Repair or Replacements	2	3,448	0.1%	0.8%	0.7%	0.8%
% of FP17s Relating to Continuations	15	3,448	0.4%	1.2%	1.2%	1.2%
% of Patients satisfied with the dentistry they have received	6	6	N/A	93.2%	93.1%	92.8%
% of Patients satisfied with the time they had to wait for an appointment	6	6	N/A	89.1%	88.8%	88.7%

\* This is based on patients treated on this contract for their most recent course of treatment. Figures in italics indicate the base number of FP17s or Patient Questionnaire responses are less than 100. N/A is shown where the base number of responses is less than 10 during the period. % is calculated as Quantity/Base number\*100

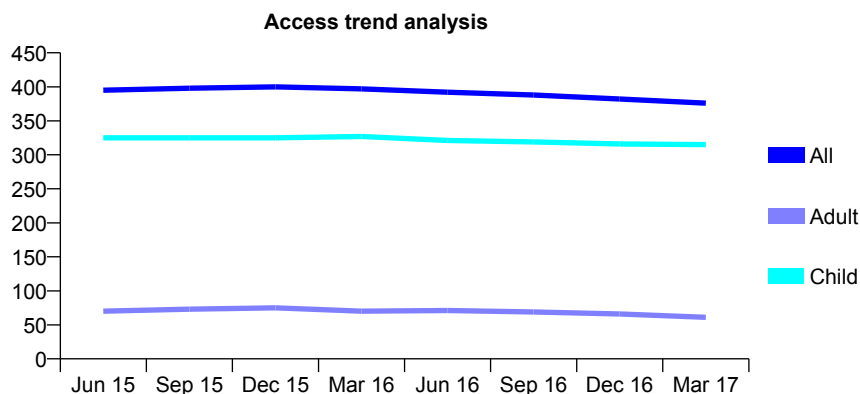
## Q64 - Vital Signs At a Glance Contract Report for 811939/0001 - March 2017

Name or company name	MR JN PATON
Contract type name	GDS Contract
Purpose of contract	General
Contract start date	01/04/2006
Contract end date	

16/17 Contracted general activity (UDA)	750
Carry forward general activity (UDA)	0
16/17 Contracted orthodontic activity (UOA)	0
Carry forward orthodontic activity (UOA)	0
Baseline contract value	£15,188.08

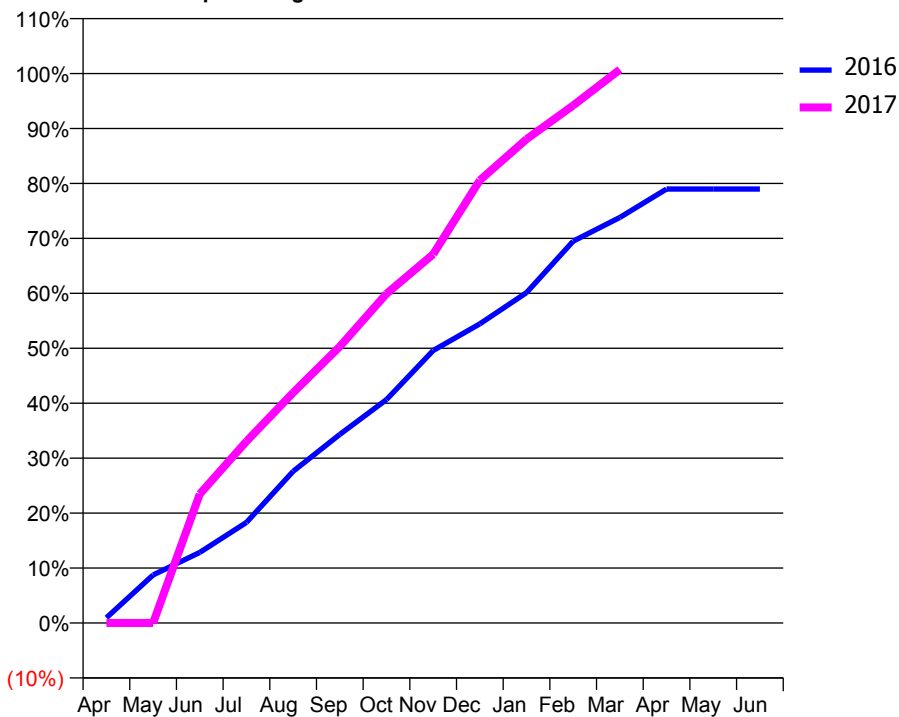
### ACCESS\*

Patients seen in 24 months	Total	Change since previous quarter
Quarter ending March 2016	397	
Quarter ending June 2016	392	↓
Quarter ending September 2016	388	↓
Quarter ending December 2016	382	↓
Quarter ending March 2017	376	↓
<b>Variance since March 2016</b>	<b>(5.3%)</b>	<b>↓</b>



### ACTIVITY

Cumulative percentage of contracted UDA delivered 2016 & 2017



Month	Adjusted Scheduled Activity (UDA)	
	2016	2017
April	9	0
May	83	0
June	122	176
July	174	248
August	262	314
September	326	377
October	386	449
November	471	503
December	517	604
January	571	660
February	660	706
March	701	755
April	750	
May	750	
June	750	

### QUALITY

	Quantity	Base Number	Contract	AT	Region	England
% of FP17s for the same patient ID Re-attending within 3 months - Children	32	530	6.0%	9.6%	11.9%	12.3%
% of FP17s for the same patient ID Re-attending within 3 months - Adults	2	30	6.7%	14.3%	16.6%	16.7%
% of FP17s for the same patient ID Re-attending between 3 & 9 months - Children	370	530	69.8%	60.6%	60.2%	57.6%
% of FP17s for the same patient ID Re-attending between 3 & 9 months - Adults	21	30	70.0%	51.9%	51.5%	50.1%
% of FP17s for Band 1 Urgent Courses	2	529	0.4%	7.9%	9.5%	9.1%
% of FP17s Relating to Free Repair or Replacements	0	529	0.0%	0.8%	0.7%	0.8%
% of FP17s Relating to Continuations	0	529	0.0%	1.2%	1.2%	1.2%
% of Patients satisfied with the dentistry they have received	2	2	N/A	93.2%	93.1%	92.8%
% of Patients satisfied with the time they had to wait for an appointment	2	2	N/A	89.1%	88.8%	88.7%

\* This is based on patients treated on this contract for their most recent course of treatment. Figures in italics indicate the base number of FP17s or Patient Questionnaire responses are less than 100. N/A is shown where the base number of responses is less than 10 during the period. % is calculated as Quantity/Base number\*100

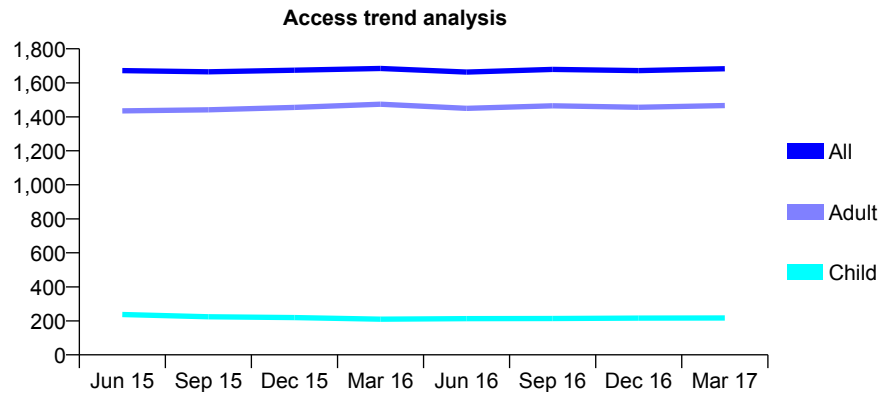
## Q64 - Vital Signs At a Glance Contract Report for 814008/0001 - March 2017

Name or company name	MR IM MIDGLEY
Contract type name	GDS Contract
Purpose of contract	General
Contract start date	01/04/2006
Contract end date	

16/17 Contracted general activity (UDA)	7,460
Carry forward general activity (UDA)	-4
16/17 Contracted orthodontic activity (UOA)	0
Carry forward orthodontic activity (UOA)	0
Baseline contract value	£186,514.59

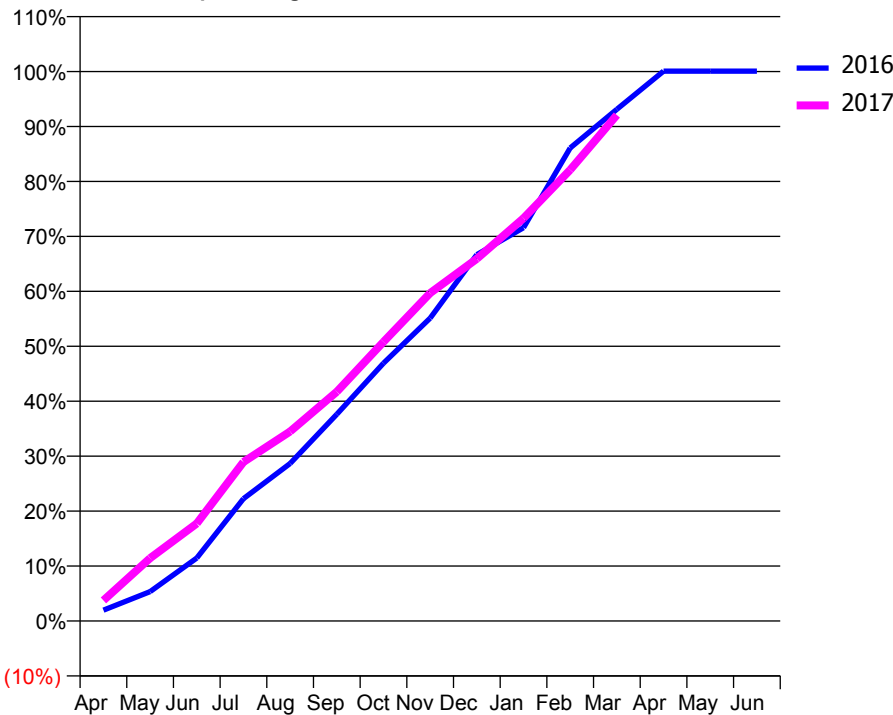
### ACCESS\*

Patients seen in 24 months	Total	Change since previous quarter
Quarter ending March 2016	1,684	
Quarter ending June 2016	1,663	↓
Quarter ending September 2016	1,679	→
Quarter ending December 2016	1,672	→
Quarter ending March 2017	1,683	→
<b>Variance since March 2016</b>	<b>(0.1%)</b>	→



### ACTIVITY

Cumulative percentage of contracted UDA delivered 2016 & 2017



Month	Adjusted Scheduled Activity (UDA)	
	2016	2017
April	147	279
May	399	854
June	855	1,324
July	1,661	2,159
August	2,139	2,573
September	2,807	3,113
October	3,500	3,789
November	4,112	4,452
December	4,973	4,918
January	5,340	5,467
February	6,422	6,125
March	6,946	6,870
April	7,464	
May	7,464	
June	7,464	

### QUALITY

	Quantity	Base Number	Contract	AT	Region	England
% of FP17s for the same patient ID Re-attending within 3 months - Children	27	392	6.9%	9.6%	11.9%	12.3%
% of FP17s for the same patient ID Re-attending within 3 months - Adults	536	2,736	19.6%	14.3%	16.6%	16.7%
% of FP17s for the same patient ID Re-attending between 3 & 9 months - Children	277	392	70.7%	60.6%	60.2%	57.6%
% of FP17s for the same patient ID Re-attending between 3 & 9 months - Adults	1,823	2,736	66.6%	51.9%	51.5%	50.1%
% of FP17s for Band 1 Urgent Courses	575	2,908	19.8%	7.9%	9.5%	9.1%
% of FP17s Relating to Free Repair or Replacements	121	2,908	4.2%	0.8%	0.7%	0.8%
% of FP17s Relating to Continuations	78	2,908	2.7%	1.2%	1.2%	1.2%
% of Patients satisfied with the dentistry they have received	11	11	100.0%	93.2%	93.1%	92.8%
% of Patients satisfied with the time they had to wait for an appointment	11	11	100.0%	89.1%	88.8%	88.7%

\* This is based on patients treated on this contract for their most recent course of treatment. Figures in italics indicate the base number of FP17s or Patient Questionnaire responses are less than 100. N/A is shown where the base number of responses is less than 10 during the period. % is calculated as Quantity/Base number\*100

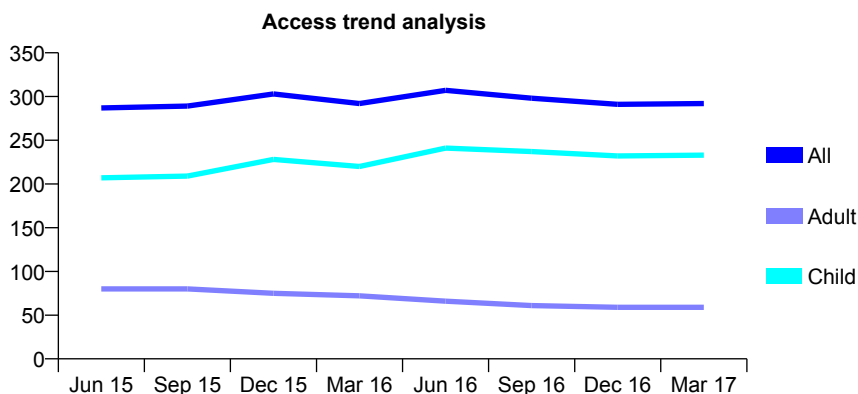
## Q64 - Vital Signs At a Glance Contract Report for 820059/0001 - March 2017

Name or company name	MR AJ SMITH
Contract type name	PDS Contract
Purpose of contract	General and Orthodontic
Contract start date	01/04/2006
Contract end date	31/03/2018

16/17 Contracted general activity (UDA)	800
Carry forward general activity (UDA)	-1
16/17 Contracted orthodontic activity (UOA)	500
Carry forward orthodontic activity (UOA)	0
Baseline contract value	£59,188.00

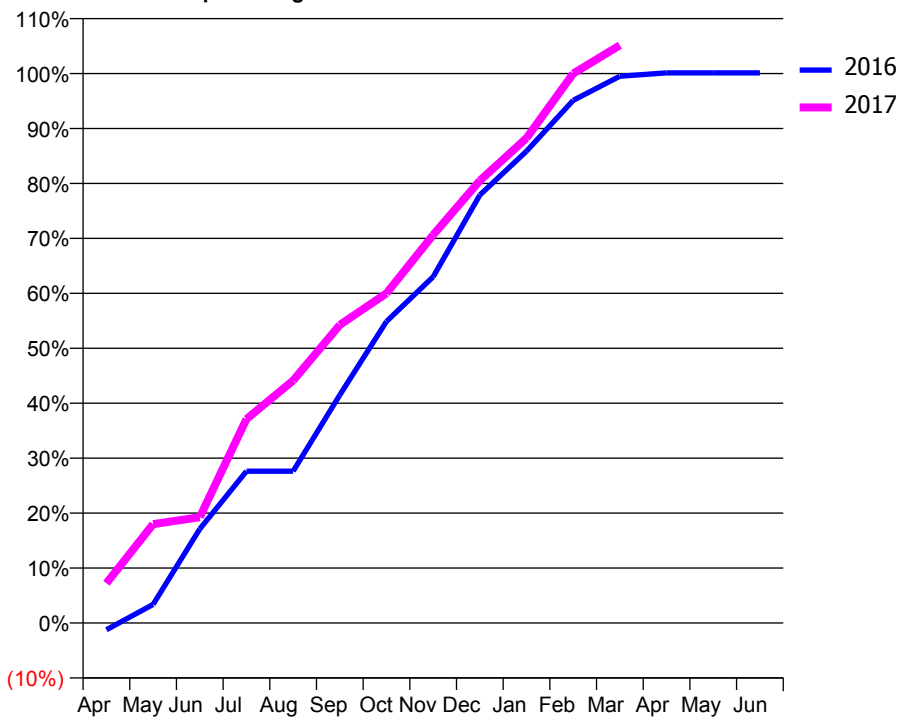
### ACCESS\*

Patients seen in 24 months	Total	Change since previous quarter
Quarter ending March 2016	292	
Quarter ending June 2016	307	↑
Quarter ending September 2016	298	↓
Quarter ending December 2016	291	↓
Quarter ending March 2017	292	→
<b>Variance since March 2016</b>	<b>0.0%</b>	<b>→</b>



### ACTIVITY

Cumulative percentage of contracted UDA delivered 2016 & 2017



Adjusted Scheduled Activity (UDA)

Month	2016	2017
April	-10	58
May	27	144
June	137	154
July	221	297
August	221	353
September	332	434
October	439	480
November	504	565
December	623	644
January	687	706
February	761	800
March	796	841
April	801	
May	801	
June	801	

### QUALITY

	Quantity	Base Number	Contract	AT	Region	England
% of FP17s for the same patient ID Re-attending within 3 months - Children	43	391	11.0%	9.6%	11.9%	12.3%
% of FP17s for the same patient ID Re-attending within 3 months - Adults	2	47	4.3%	14.3%	16.6%	16.7%
% of FP17s for the same patient ID Re-attending between 3 & 9 months - Children	121	391	30.9%	60.6%	60.2%	57.6%
% of FP17s for the same patient ID Re-attending between 3 & 9 months - Adults	20	47	42.6%	51.9%	51.5%	50.1%
% of FP17s for Band 1 Urgent Courses	0	375	0.0%	7.9%	9.5%	9.1%
% of FP17s Relating to Free Repair or Replacements	0	375	0.0%	0.8%	0.7%	0.8%
% of FP17s Relating to Continuations	3	375	0.8%	1.2%	1.2%	1.2%
% of Patients satisfied with the dentistry they have received	0	0	N/A	93.2%	93.1%	92.8%
% of Patients satisfied with the time they had to wait for an appointment	0	0	N/A	89.1%	88.8%	88.7%

\* This is based on patients treated on this contract for their most recent course of treatment. Figures in italics indicate the base number of FP17s or Patient Questionnaire responses are less than 100. N/A is shown where the base number of responses is less than 10 during the period. % is calculated as Quantity/Base number\*100

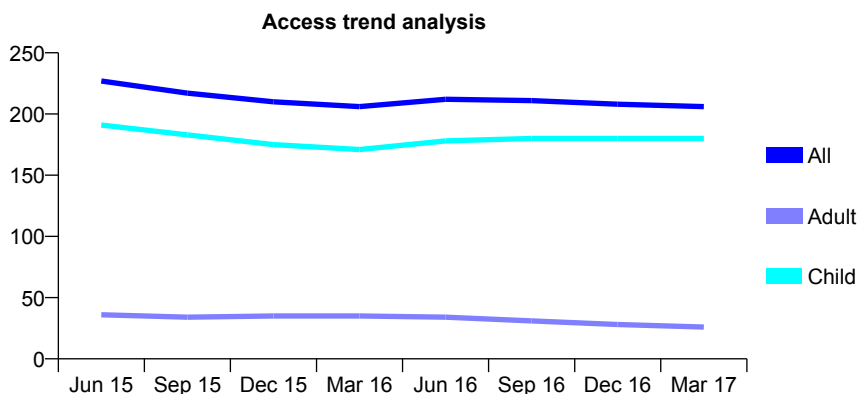
## Q64 - Vital Signs At a Glance Contract Report for 820318/0001 - March 2017

Name or company name	MR DS HOLEYMAN
Contract type name	GDS Contract
Purpose of contract	General
Contract start date	01/04/2006
Contract end date	

16/17 Contracted general activity (UDA)	347
Carry forward general activity (UDA)	0
16/17 Contracted orthodontic activity (UOA)	0
Carry forward orthodontic activity (UOA)	0
Baseline contract value	£7,783.37

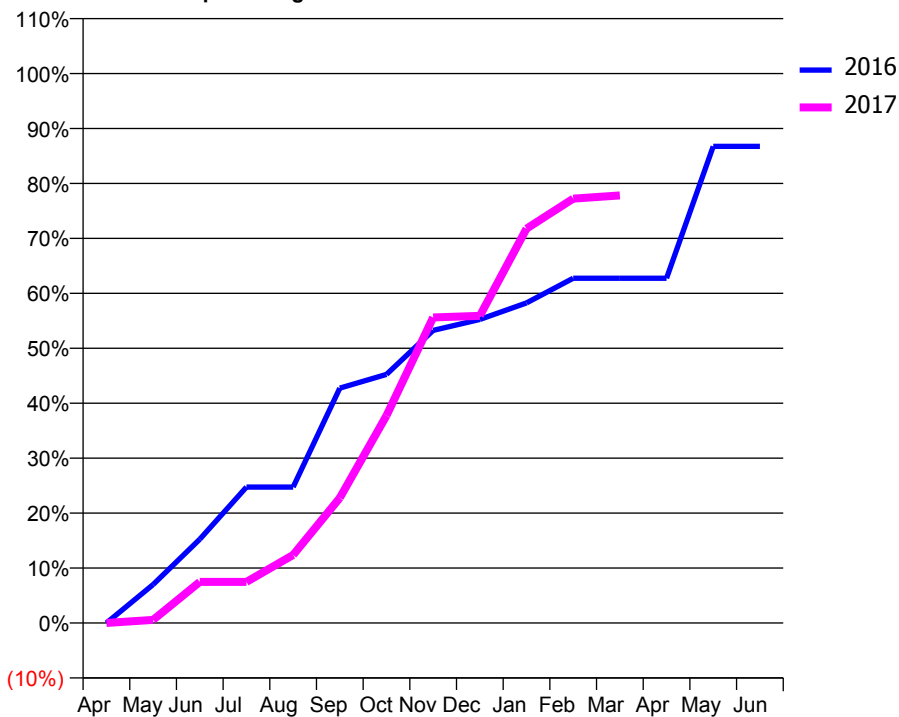
### ACCESS\*

Patients seen in 24 months	Total	Change since previous quarter
Quarter ending March 2016	206	
Quarter ending June 2016	212	↑
Quarter ending September 2016	211	→
Quarter ending December 2016	208	↓
Quarter ending March 2017	206	→
<b>Variance since March 2016</b>	<b>0.0%</b>	<b>→</b>



### ACTIVITY

Cumulative percentage of contracted UDA delivered 2016 & 2017



Month	Adjusted Scheduled Activity (UDA)	
	2016	2017
April	0	0
May	28	2
June	61	26
July	99	26
August	99	43
September	171	79
October	181	131
November	213	193
December	221	194
January	233	249
February	251	268
March	251	270
April	251	
May	347	
June	347	

### QUALITY

	Quantity	Base Number	Contract	AT	Region	England
% of FP17s for the same patient ID Re-attending within 3 months - Children	5	252	2.0%	9.6%	11.9%	12.3%
% of FP17s for the same patient ID Re-attending within 3 months - Adults	1	17	5.9%	14.3%	16.6%	16.7%
% of FP17s for the same patient ID Re-attending between 3 & 9 months - Children	145	252	57.5%	60.6%	60.2%	57.6%
% of FP17s for the same patient ID Re-attending between 3 & 9 months - Adults	12	17	70.6%	51.9%	51.5%	50.1%
% of FP17s for Band 1 Urgent Courses	0	190	0.0%	7.9%	9.5%	9.1%
% of FP17s Relating to Free Repair or Replacements	0	190	0.0%	0.8%	0.7%	0.8%
% of FP17s Relating to Continuations	0	190	0.0%	1.2%	1.2%	1.2%
% of Patients satisfied with the dentistry they have received	2	2	N/A	93.2%	93.1%	92.8%
% of Patients satisfied with the time they had to wait for an appointment	2	2	N/A	89.1%	88.8%	88.7%

\* This is based on patients treated on this contract for their most recent course of treatment. Figures in italics indicate the base number of FP17s or Patient Questionnaire responses are less than 100. N/A is shown where the base number of responses is less than 10 during the period. % is calculated as Quantity/Base number\*100

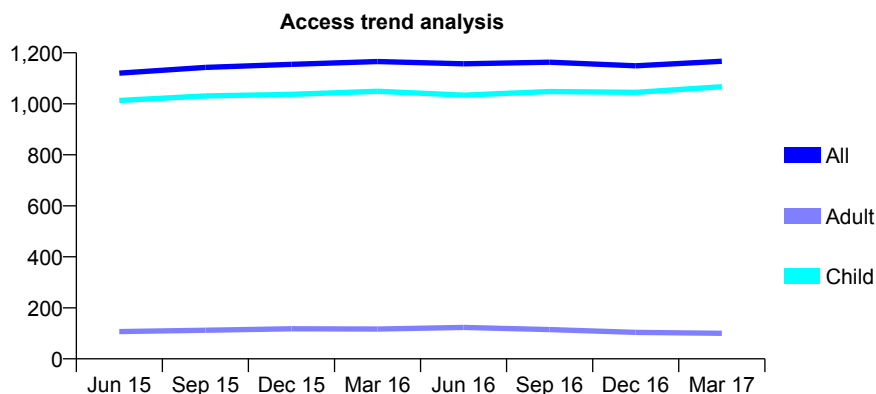
## Q64 - Vital Signs At a Glance Contract Report for 820423/0001 - March 2017

Name or company name	MRS SA MCDOWALL
Contract type name	GDS Contract
Purpose of contract	General
Contract start date	01/04/2006
Contract end date	

16/17 Contracted general activity (UDA)	2,630
Carry forward general activity (UDA)	-28
16/17 Contracted orthodontic activity (UOA)	0
Carry forward orthodontic activity (UOA)	0
Baseline contract value	£63,718.22

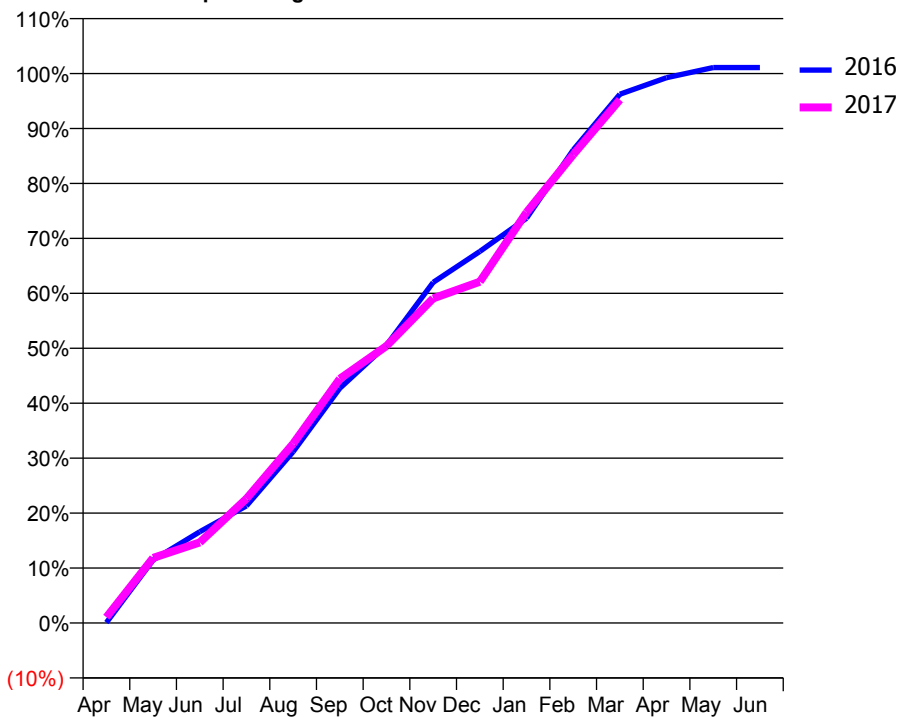
### ACCESS\*

Patients seen in 24 months	Total	Change since previous quarter
Quarter ending March 2016	1,166	
Quarter ending June 2016	1,157	→
Quarter ending September 2016	1,163	→
Quarter ending December 2016	1,149	↓
Quarter ending March 2017	1,167	→
<b>Variance since March 2016</b>	<b>0.1%</b>	<b>→</b>



### ACTIVITY

Cumulative percentage of contracted UDA delivered 2016 & 2017



Month	Adjusted Scheduled Activity (UDA)	
	2016	2017
April	2	28
May	301	312
June	437	386
July	561	595
August	820	858
September	1,124	1,169
October	1,330	1,326
November	1,631	1,554
December	1,778	1,634
January	1,938	1,966
February	2,264	2,242
March	2,531	2,505
April	2,610	
May	2,658	
June	2,658	

### QUALITY

	Quantity	Base Number	Contract	AT	Region	England
% of FP17s for the same patient ID Re-attending within 3 months - Children	110	1,837	6.0%	9.6%	11.9%	12.3%
% of FP17s for the same patient ID Re-attending within 3 months - Adults	0	0	N/A	14.3%	16.6%	16.7%
% of FP17s for the same patient ID Re-attending between 3 & 9 months - Children	1,369	1,837	74.5%	60.6%	60.2%	57.6%
% of FP17s for the same patient ID Re-attending between 3 & 9 months - Adults	0	0	N/A	51.9%	51.5%	50.1%
% of FP17s for Band 1 Urgent Courses	65	1,742	3.7%	7.9%	9.5%	9.1%
% of FP17s Relating to Free Repair or Replacements	0	1,742	0.0%	0.8%	0.7%	0.8%
% of FP17s Relating to Continuations	0	1,742	0.0%	1.2%	1.2%	1.2%
% of Patients satisfied with the dentistry they have received	6	6	N/A	93.2%	93.1%	92.8%
% of Patients satisfied with the time they had to wait for an appointment	6	6	N/A	89.1%	88.8%	88.7%

\* This is based on patients treated on this contract for their most recent course of treatment. Figures in italics indicate the base number of FP17s or Patient Questionnaire responses are less than 100. N/A is shown where the base number of responses is less than 10 during the period. % is calculated as Quantity/Base number\*100



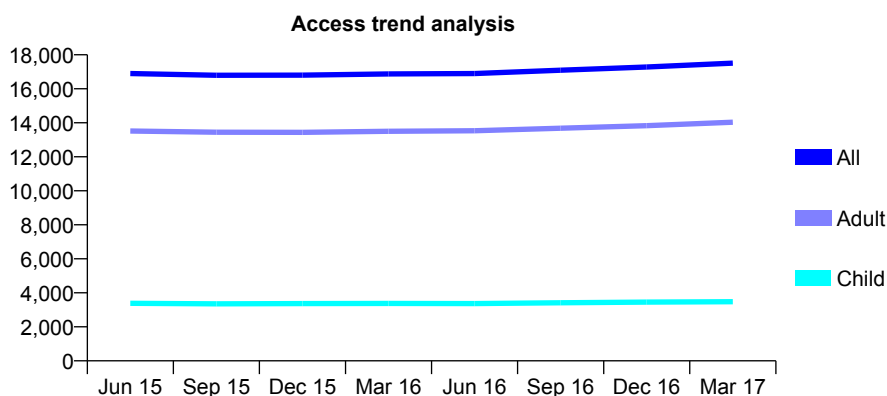
## Q64 - Vital Signs At a Glance Contract Report for 826901/0001 - March 2017

Name or company name	MR SJ CLARKE
Contract type name	GDS Contract
Purpose of contract	General
Contract start date	01/04/2006
Contract end date	

16/17 Contracted general activity (UDA)	52,698
Carry forward general activity (UDA)	1,794
16/17 Contracted orthodontic activity (UOA)	0
Carry forward orthodontic activity (UOA)	0
Baseline contract value	£1,357,564.08

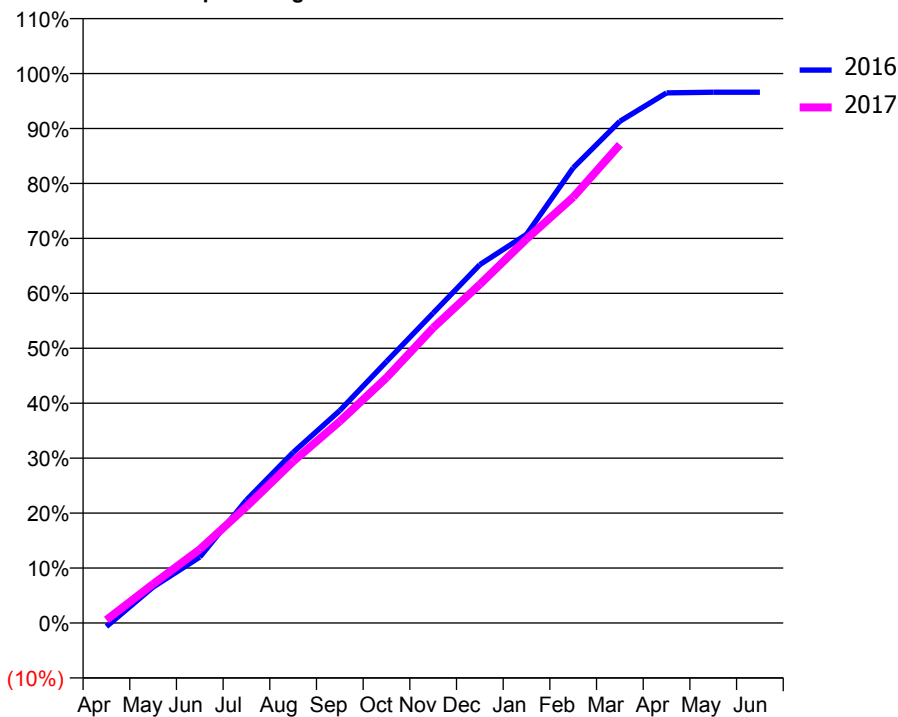
### ACCESS\*

Patients seen in 24 months	Total	Change since previous quarter
Quarter ending March 2016	16,877	
Quarter ending June 2016	16,901	→
Quarter ending September 2016	17,092	→
Quarter ending December 2016	17,280	→
Quarter ending March 2017	17,510	→
<b>Variance since March 2016</b>	<b>3.8%</b>	<b>↑</b>



### ACTIVITY

Cumulative percentage of contracted UDA delivered 2016 & 2017



Month	Adjusted Scheduled Activity (UDA)	
	2016	2017
April	-348	296
May	3,452	3,739
June	6,329	7,066
July	11,796	11,157
August	16,362	15,498
September	20,376	19,337
October	25,069	23,524
November	29,732	28,313
December	34,370	32,477
January	37,271	36,826
February	43,658	40,835
March	48,120	45,881
April	50,840	
May	50,905	
June	50,904	

### QUALITY

	Quantity	Base Number	Contract	AT	Region	England
% of FP17s for the same patient ID Re-attending within 3 months - Children	671	5,984	11.2%	9.6%	11.9%	12.3%
% of FP17s for the same patient ID Re-attending within 3 months - Adults	3,742	23,099	16.2%	14.3%	16.6%	16.7%
% of FP17s for the same patient ID Re-attending between 3 & 9 months - Children	3,772	5,984	63.0%	60.6%	60.2%	57.6%
% of FP17s for the same patient ID Re-attending between 3 & 9 months - Adults	14,414	23,099	62.4%	51.9%	51.5%	50.1%
% of FP17s for Band 1 Urgent Courses	1,280	26,379	4.9%	7.9%	9.5%	9.1%
% of FP17s Relating to Free Repair or Replacements	368	26,379	1.4%	0.8%	0.7%	0.8%
% of FP17s Relating to Continuations	506	26,379	1.9%	1.2%	1.2%	1.2%
% of Patients satisfied with the dentistry they have received	65	68	95.6%	93.2%	93.1%	92.8%
% of Patients satisfied with the time they had to wait for an appointment	64	68	94.1%	89.1%	88.8%	88.7%

\* This is based on patients treated on this contract for their most recent course of treatment. Figures in italics indicate the base number of FP17s or Patient Questionnaire responses are less than 100. N/A is shown where the base number of responses is less than 10 during the period. % is calculated as Quantity/Base number\*100

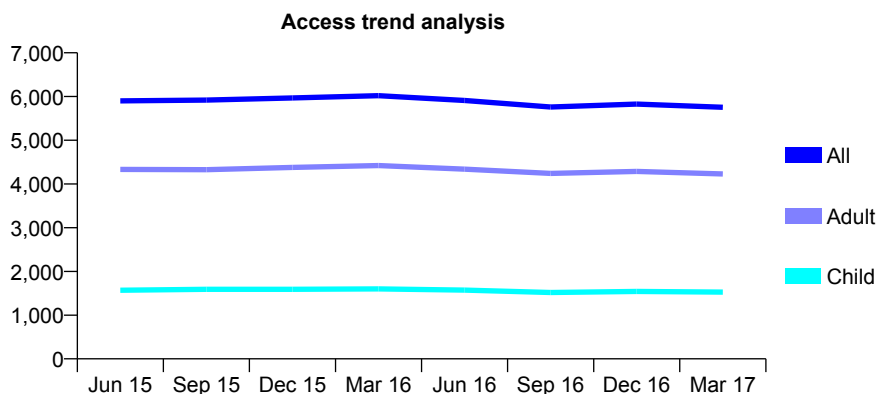
## Q64 - Vital Signs At a Glance Contract Report for 829471/0007 - March 2017

Name or company name	MR JS DHARIWAL
Contract type name	GDS Contract
Purpose of contract	General
Contract start date	15/07/2010
Contract end date	

16/17 Contracted general activity (UDA)	15,000
Carry forward general activity (UDA)	84
16/17 Contracted orthodontic activity (UOA)	0
Carry forward orthodontic activity (UOA)	0
Baseline contract value	£350,764.95

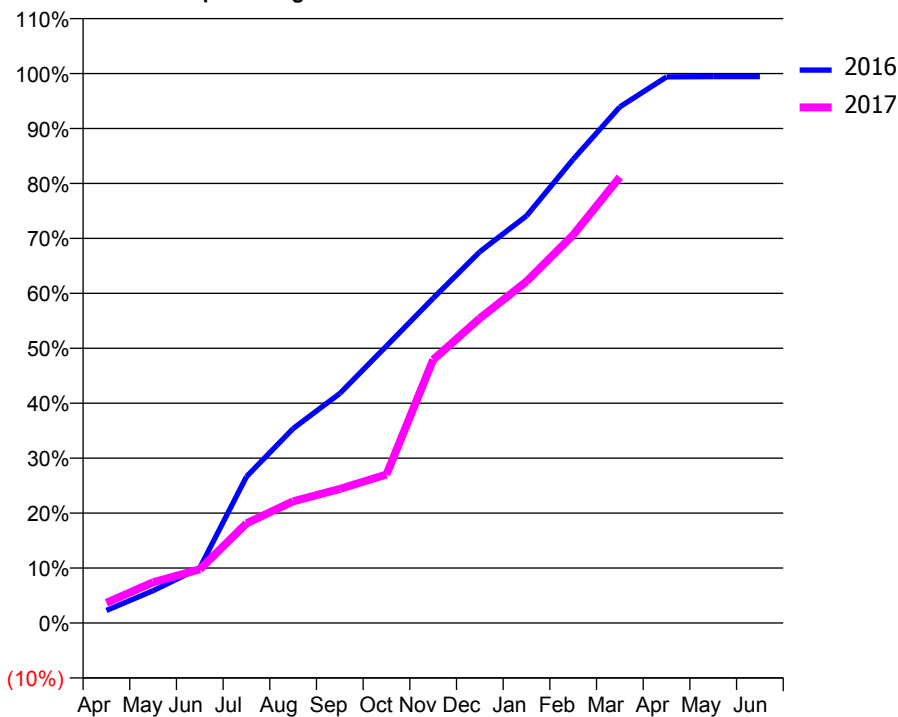
### ACCESS\*

Patients seen in 24 months	Total	Change since previous quarter
Quarter ending March 2016	6,020	
Quarter ending June 2016	5,910	↓
Quarter ending September 2016	5,759	↓
Quarter ending December 2016	5,827	→
Quarter ending March 2017	5,755	↓
<b>Variance since March 2016</b>	<b>(4.4%)</b>	<b>↓</b>



### ACTIVITY

Cumulative percentage of contracted UDA delivered 2016 & 2017



Adjusted Scheduled Activity (UDA)

Month	2016	2017
April	345	551
May	884	1,114
June	1,505	1,467
July	3,995	2,720
August	5,310	3,323
September	6,267	3,659
October	7,563	4,052
November	8,866	7,186
December	10,137	8,319
January	11,116	9,324
February	12,657	10,593
March	14,089	12,175
April	14,906	
May	14,915	
June	14,916	

### QUALITY

	Quantity	Base Number	Contract	AT	Region	England
% of FP17s for the same patient ID Re-attending within 3 months - Children	94	1,812	5.2%	9.6%	11.9%	12.3%
% of FP17s for the same patient ID Re-attending within 3 months - Adults	550	4,668	11.8%	14.3%	16.6%	16.7%
% of FP17s for the same patient ID Re-attending between 3 & 9 months - Children	801	1,812	44.2%	60.6%	60.2%	57.6%
% of FP17s for the same patient ID Re-attending between 3 & 9 months - Adults	2,182	4,668	46.7%	51.9%	51.5%	50.1%
% of FP17s for Band 1 Urgent Courses	602	6,067	9.9%	7.9%	9.5%	9.1%
% of FP17s Relating to Free Repair or Replacements	54	6,067	0.9%	0.8%	0.7%	0.8%
% of FP17s Relating to Continuations	23	6,067	0.4%	1.2%	1.2%	1.2%
% of Patients satisfied with the dentistry they have received	15	17	88.2%	93.2%	93.1%	92.8%
% of Patients satisfied with the time they had to wait for an appointment	12	17	70.6%	89.1%	88.8%	88.7%

\* This is based on patients treated on this contract for their most recent course of treatment. Figures in italics indicate the base number of FP17s or Patient Questionnaire responses are less than 100. N/A is shown where the base number of responses is less than 10 during the period. % is calculated as Quantity/Base number\*100

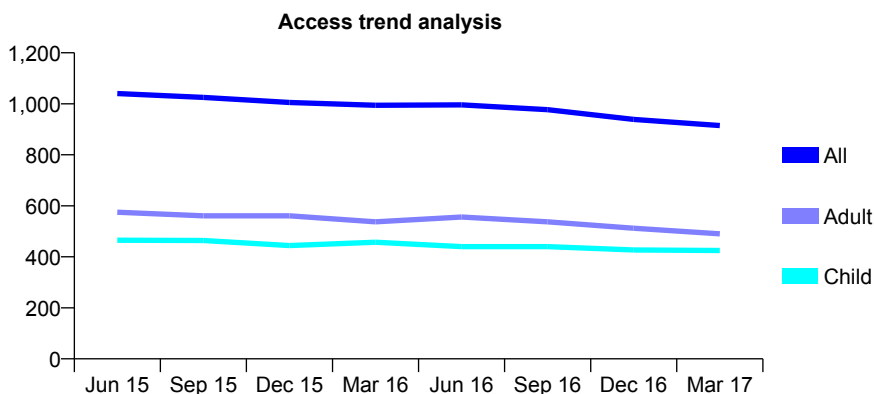
## Q64 - Vital Signs At a Glance Contract Report for 831921/0002 - March 2017

Name or company name	MR TS ESAU
Contract type name	GDS Contract
Purpose of contract	General
Contract start date	01/05/2006
Contract end date	

16/17 Contracted general activity (UDA)	4,200
Carry forward general activity (UDA)	0
16/17 Contracted orthodontic activity (UOA)	0
Carry forward orthodontic activity (UOA)	0
Baseline contract value	£97,812.40

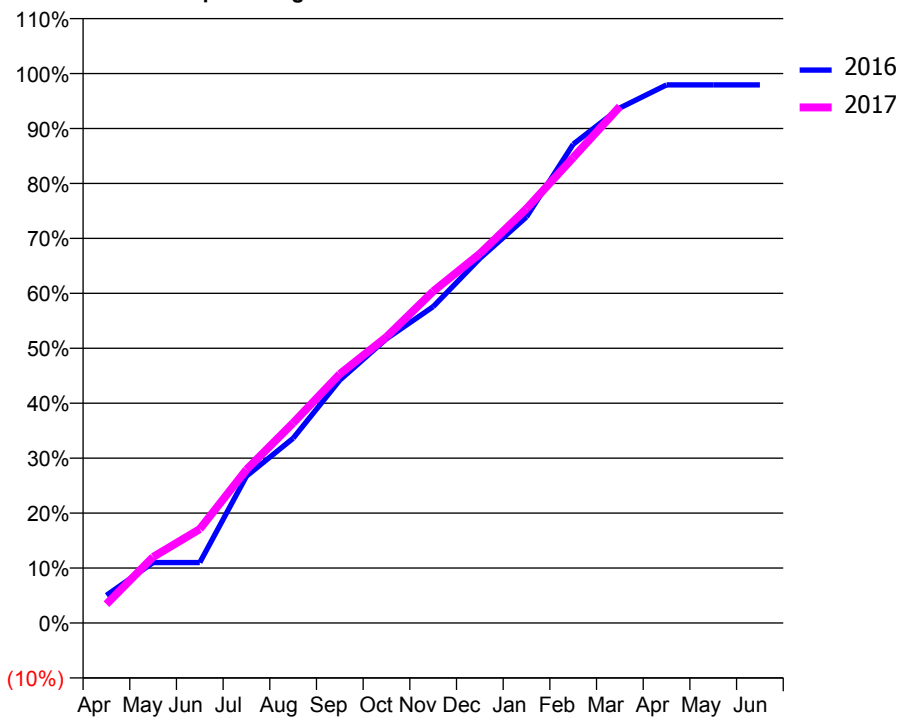
### ACCESS\*

Patients seen in 24 months	Total	Change since previous quarter
Quarter ending March 2016	994	
Quarter ending June 2016	996	→
Quarter ending September 2016	977	↓
Quarter ending December 2016	939	↓
Quarter ending March 2017	915	↓
<b>Variance since March 2016</b>	<b>(7.9%)</b>	<b>↓</b>



### ACTIVITY

Cumulative percentage of contracted UDA delivered 2016 & 2017



Month	Adjusted Scheduled Activity (UDA)	
	2016	2017
April	212	144
May	462	505
June	462	718
July	1,123	1,173
August	1,412	1,530
September	1,856	1,903
October	2,173	2,187
November	2,418	2,535
December	2,786	2,823
January	3,104	3,167
February	3,659	3,558
March	3,937	3,948
April	4,113	
May	4,113	
June	4,113	

### QUALITY

	Quantity	Base Number	Contract	AT	Region	England
% of FP17s for the same patient ID Re-attending within 3 months - Children	171	1,056	16.2%	9.6%	11.9%	12.3%
% of FP17s for the same patient ID Re-attending within 3 months - Adults	154	677	22.7%	14.3%	16.6%	16.7%
% of FP17s for the same patient ID Re-attending between 3 & 9 months - Children	750	1,056	71.0%	60.6%	60.2%	57.6%
% of FP17s for the same patient ID Re-attending between 3 & 9 months - Adults	352	677	52.0%	51.9%	51.5%	50.1%
% of FP17s for Band 1 Urgent Courses	101	1,659	6.1%	7.9%	9.5%	9.1%
% of FP17s Relating to Free Repair or Replacements	0	1,659	0.0%	0.8%	0.7%	0.8%
% of FP17s Relating to Continuations	13	1,659	0.8%	1.2%	1.2%	1.2%
% of Patients satisfied with the dentistry they have received	3	4	N/A	93.2%	93.1%	92.8%
% of Patients satisfied with the time they had to wait for an appointment	3	4	N/A	89.1%	88.8%	88.7%

\* This is based on patients treated on this contract for their most recent course of treatment. Figures in italics indicate the base number of FP17s or Patient Questionnaire responses are less than 100. N/A is shown where the base number of responses is less than 10 during the period. % is calculated as Quantity/Base number\*100

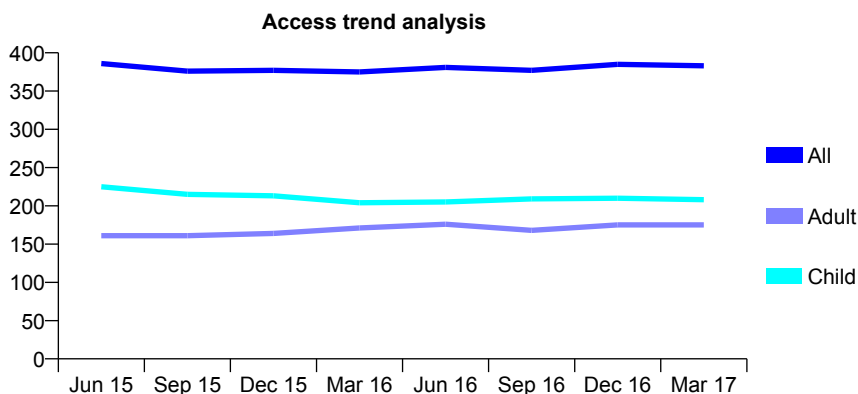
## Q64 - Vital Signs At a Glance Contract Report for 833282/0001 - March 2017

Name or company name	MR GP HOOD
Contract type name	GDS Contract
Purpose of contract	General
Contract start date	01/04/2006
Contract end date	

16/17 Contracted general activity (UDA)	806
Carry forward general activity (UDA)	0
16/17 Contracted orthodontic activity (UOA)	0
Carry forward orthodontic activity (UOA)	0
Baseline contract value	£17,831.77

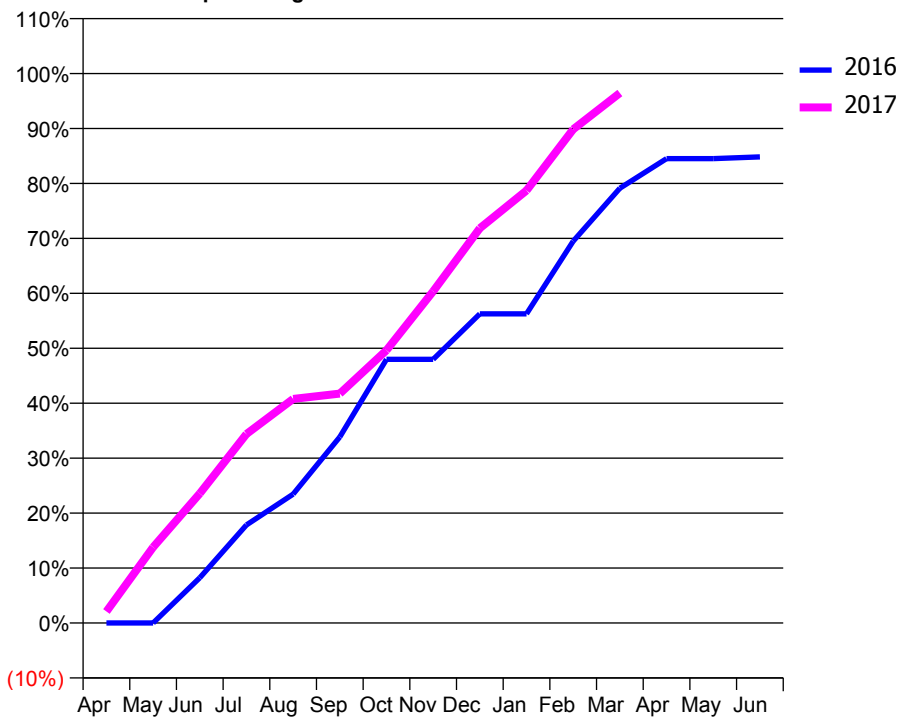
### ACCESS\*

Patients seen in 24 months	Total	Change since previous quarter
Quarter ending March 2016	375	
Quarter ending June 2016	381	→
Quarter ending September 2016	377	↓
Quarter ending December 2016	385	↑
Quarter ending March 2017	383	→
<b>Variance since March 2016</b>	<b>2.1%</b>	<b>↑</b>



### ACTIVITY

Cumulative percentage of contracted UDA delivered 2016 & 2017



Adjusted Scheduled Activity (UDA)

Month	2016	2017
April	0	17
May	0	111
June	78	190
July	170	277
August	223	329
September	322	337
October	456	400
November	456	487
December	534	579
January	534	634
February	660	724
March	752	777
April	803	
May	803	
June	806	

### QUALITY

	Quantity	Base Number	Contract	AT	Region	England
% of FP17s for the same patient ID Re-attending within 3 months - Children	9	262	3.4%	9.6%	11.9%	12.3%
% of FP17s for the same patient ID Re-attending within 3 months - Adults	19	175	10.9%	14.3%	16.6%	16.7%
% of FP17s for the same patient ID Re-attending between 3 & 9 months - Children	127	262	48.5%	60.6%	60.2%	57.6%
% of FP17s for the same patient ID Re-attending between 3 & 9 months - Adults	78	175	44.6%	51.9%	51.5%	50.1%
% of FP17s for Band 1 Urgent Courses	27	412	6.6%	7.9%	9.5%	9.1%
% of FP17s Relating to Free Repair or Replacements	0	412	0.0%	0.8%	0.7%	0.8%
% of FP17s Relating to Continuations	0	412	0.0%	1.2%	1.2%	1.2%
% of Patients satisfied with the dentistry they have received	1	1	N/A	93.2%	93.1%	92.8%
% of Patients satisfied with the time they had to wait for an appointment	1	1	N/A	89.1%	88.8%	88.7%

\* This is based on patients treated on this contract for their most recent course of treatment. Figures in italics indicate the base number of FP17s or Patient Questionnaire responses are less than 100. N/A is shown where the base number of responses is less than 10 during the period. % is calculated as Quantity/Base number\*100

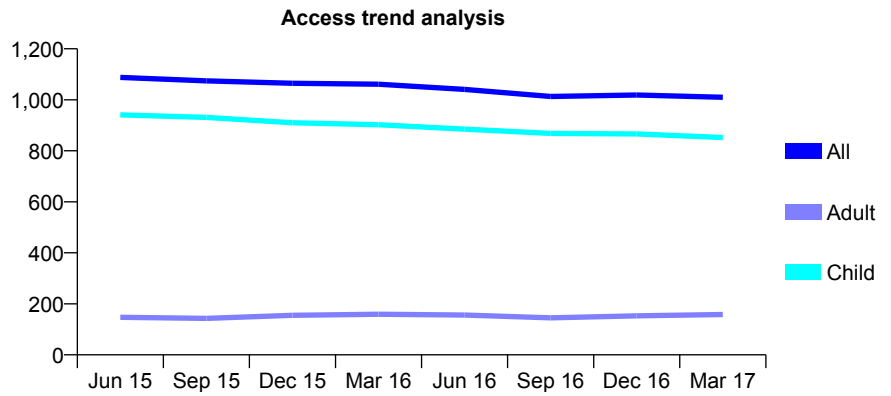
## Q64 - Vital Signs At a Glance Contract Report for 839329/0004 - March 2017

Name or company name	MR SJ MCELROY
Contract type name	GDS Contract
Purpose of contract	General
Contract start date	01/04/2006
Contract end date	

16/17 Contracted general activity (UDA)	3,000
Carry forward general activity (UDA)	65
16/17 Contracted orthodontic activity (UOA)	0
Carry forward orthodontic activity (UOA)	0
Baseline contract value	£75,041.29

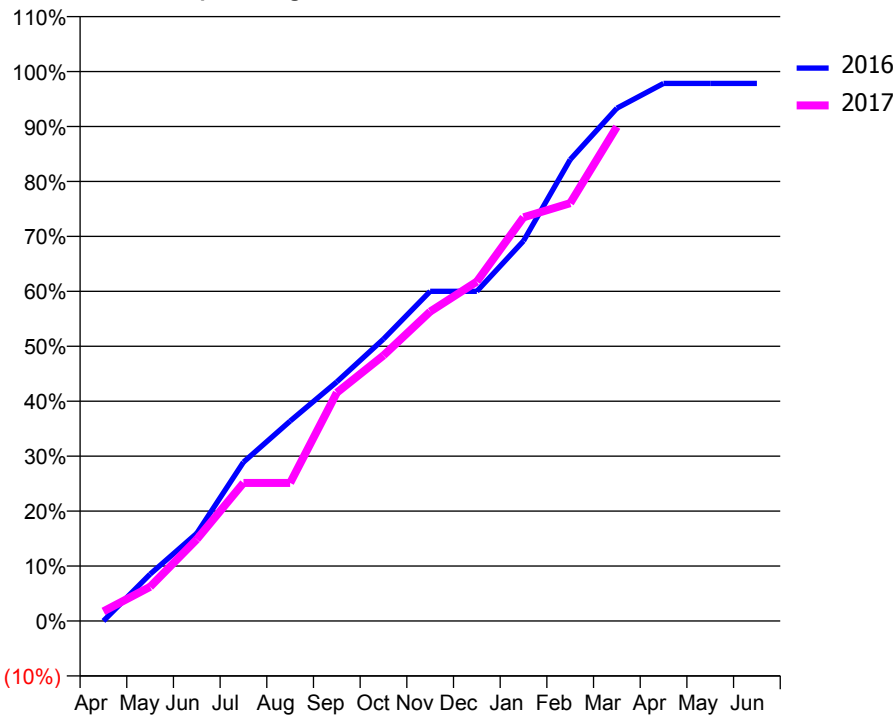
### ACCESS\*

Patients seen in 24 months	Total	Change since previous quarter
Quarter ending March 2016	1,061	
Quarter ending June 2016	1,041	↓
Quarter ending September 2016	1,013	↓
Quarter ending December 2016	1,019	→
Quarter ending March 2017	1,010	→
<b>Variance since March 2016</b>	<b>(4.8%)</b>	<b>↓</b>



### ACTIVITY

Cumulative percentage of contracted UDA delivered 2016 & 2017



Month	Adjusted Scheduled Activity (UDA)	
	2016	2017
April	0	53
May	256	186
June	478	446
July	868	754
August	1,092	754
September	1,306	1,246
October	1,539	1,450
November	1,800	1,690
December	1,800	1,853
January	2,075	2,204
February	2,519	2,281
March	2,800	2,698
April	2,935	
May	2,935	
June	2,935	

### QUALITY

	Quantity	Base Number	Contract	AT	Region	England
% of FP17s for the same patient ID Re-attending within 3 months - Children	97	1,449	6.7%	9.6%	11.9%	12.3%
% of FP17s for the same patient ID Re-attending within 3 months - Adults	0	82	0.0%	14.3%	16.6%	16.7%
% of FP17s for the same patient ID Re-attending between 3 & 9 months - Children	1,030	1,449	71.1%	60.6%	60.2%	57.6%
% of FP17s for the same patient ID Re-attending between 3 & 9 months - Adults	67	82	81.7%	51.9%	51.5%	50.1%
% of FP17s for Band 1 Urgent Courses	30	1,466	2.0%	7.9%	9.5%	9.1%
% of FP17s Relating to Free Repair or Replacements	0	1,466	0.0%	0.8%	0.7%	0.8%
% of FP17s Relating to Continuations	1	1,466	0.1%	1.2%	1.2%	1.2%
% of Patients satisfied with the dentistry they have received	4	4	N/A	93.2%	93.1%	92.8%
% of Patients satisfied with the time they had to wait for an appointment	4	4	N/A	89.1%	88.8%	88.7%

\* This is based on patients treated on this contract for their most recent course of treatment. Figures in italics indicate the base number of FP17s or Patient Questionnaire responses are less than 100. N/A is shown where the base number of responses is less than 10 during the period. % is calculated as Quantity/Base number\*100

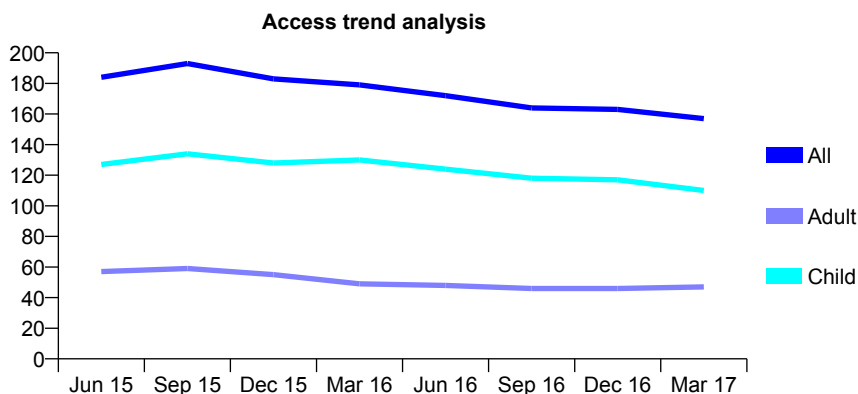
## Q64 - Vital Signs At a Glance Contract Report for 841048/0003 - March 2017

Name or company name	MR CG HARDMAN
Contract type name	GDS Contract
Purpose of contract	General
Contract start date	01/04/2009
Contract end date	

16/17 Contracted general activity (UDA)	355
Carry forward general activity (UDA)	0
16/17 Contracted orthodontic activity (UOA)	0
Carry forward orthodontic activity (UOA)	0
Baseline contract value	£8,340.12

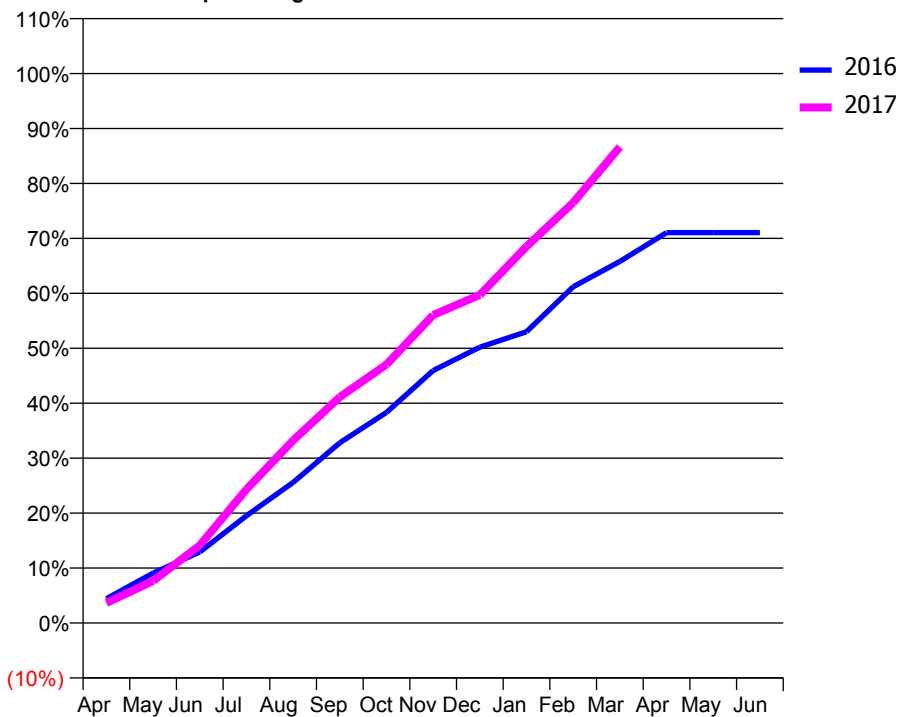
### ACCESS\*

Patients seen in 24 months	Total	Change since previous quarter
Quarter ending March 2016	179	
Quarter ending June 2016	172	↓
Quarter ending September 2016	164	↓
Quarter ending December 2016	163	→
Quarter ending March 2017	157	↓
<b>Variance since March 2016</b>	<b>(12.3%)</b>	<b>↓</b>



### ACTIVITY

Cumulative percentage of contracted UDA delivered 2016 & 2017



Adjusted Scheduled Activity (UDA)

Month	2016	2017
April	22	13
May	45	27
June	65	50
July	98	86
August	128	118
September	164	146
October	192	167
November	230	199
December	251	212
January	265	243
February	306	272
March	329	308
April	355	
May	355	
June	355	

### QUALITY

	Quantity	Base Number	Contract	AT	Region	England
% of FP17s for the same patient ID Re-attending within 3 months - Children	8	187	4.3%	9.6%	11.9%	12.3%
% of FP17s for the same patient ID Re-attending within 3 months - Adults	0	38	0.0%	14.3%	16.6%	16.7%
% of FP17s for the same patient ID Re-attending between 3 & 9 months - Children	114	187	61.0%	60.6%	60.2%	57.6%
% of FP17s for the same patient ID Re-attending between 3 & 9 months - Adults	31	38	81.6%	51.9%	51.5%	50.1%
% of FP17s for Band 1 Urgent Courses	8	202	4.0%	7.9%	9.5%	9.1%
% of FP17s Relating to Free Repair or Replacements	0	202	0.0%	0.8%	0.7%	0.8%
% of FP17s Relating to Continuations	1	202	0.5%	1.2%	1.2%	1.2%
% of Patients satisfied with the dentistry they have received	0	0	N/A	93.2%	93.1%	92.8%
% of Patients satisfied with the time they had to wait for an appointment	0	0	N/A	89.1%	88.8%	88.7%

\* This is based on patients treated on this contract for their most recent course of treatment. Figures in italics indicate the base number of FP17s or Patient Questionnaire responses are less than 100. N/A is shown where the base number of responses is less than 10 during the period. % is calculated as Quantity/Base number\*100

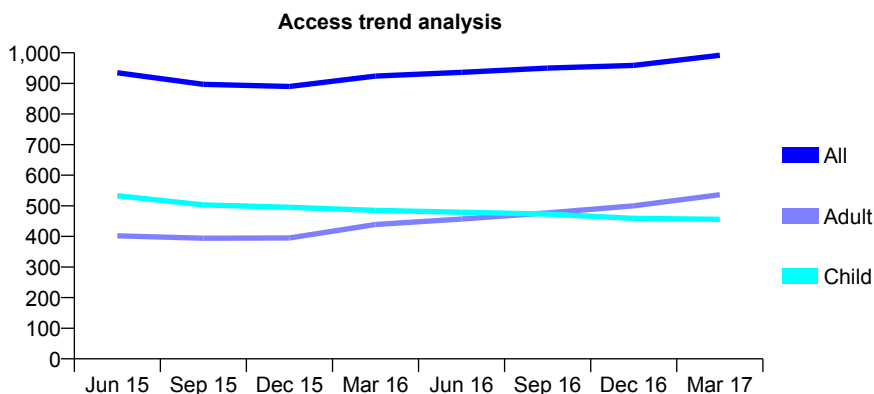
## Q64 - Vital Signs At a Glance Contract Report for 842915/0001 - March 2017

Name or company name	MR P DIBA
Contract type name	GDS Contract
Purpose of contract	General
Contract start date	01/04/2006
Contract end date	

16/17 Contracted general activity (UDA)	3,994
Carry forward general activity (UDA)	160
16/17 Contracted orthodontic activity (UOA)	0
Carry forward orthodontic activity (UOA)	0
Baseline contract value	£97,635.57

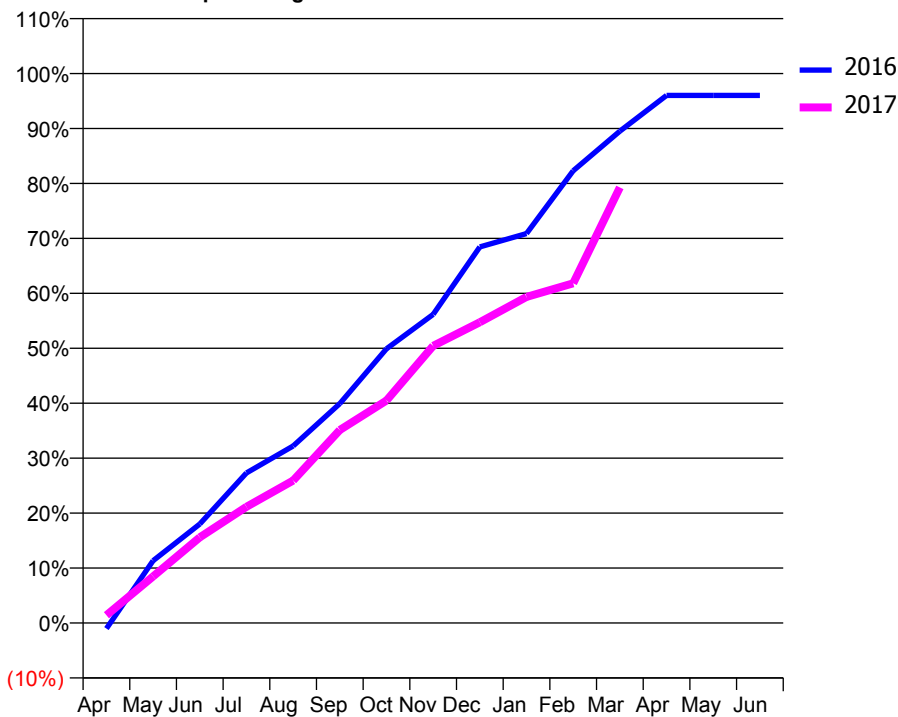
### ACCESS\*

Patients seen in 24 months	Total	Change since previous quarter
Quarter ending March 2016	924	
Quarter ending June 2016	936	→
Quarter ending September 2016	950	→
Quarter ending December 2016	959	→
Quarter ending March 2017	992	↑
<b>Variance since March 2016</b>	<b>7.4%</b>	<b>↑</b>



### ACTIVITY

Cumulative percentage of contracted UDA delivered 2016 & 2017



Month	Adjusted Scheduled Activity (UDA)	
	2016	2017
April	-41	56
May	453	339
June	720	623
July	1,091	844
August	1,287	1,035
September	1,595	1,403
October	1,993	1,618
November	2,243	2,015
December	2,733	2,186
January	2,831	2,371
February	3,287	2,469
March	3,575	3,166
April	3,834	
May	3,834	
June	3,834	

### QUALITY

	Quantity	Base Number	Contract	AT	Region	England
% of FP17s for the same patient ID Re-attending within 3 months - Children	80	913	8.8%	9.6%	11.9%	12.3%
% of FP17s for the same patient ID Re-attending within 3 months - Adults	156	729	21.4%	14.3%	16.6%	16.7%
% of FP17s for the same patient ID Re-attending between 3 & 9 months - Children	682	913	74.7%	60.6%	60.2%	57.6%
% of FP17s for the same patient ID Re-attending between 3 & 9 months - Adults	360	729	49.4%	51.9%	51.5%	50.1%
% of FP17s for Band 1 Urgent Courses	101	1,524	6.6%	7.9%	9.5%	9.1%
% of FP17s Relating to Free Repair or Replacements	0	1,524	0.0%	0.8%	0.7%	0.8%
% of FP17s Relating to Continuations	0	1,524	0.0%	1.2%	1.2%	1.2%
% of Patients satisfied with the dentistry they have received	4	4	N/A	93.2%	93.1%	92.8%
% of Patients satisfied with the time they had to wait for an appointment	3	4	N/A	89.1%	88.8%	88.7%

\* This is based on patients treated on this contract for their most recent course of treatment. Figures in italics indicate the base number of FP17s or Patient Questionnaire responses are less than 100. N/A is shown where the base number of responses is less than 10 during the period. % is calculated as Quantity/Base number\*100

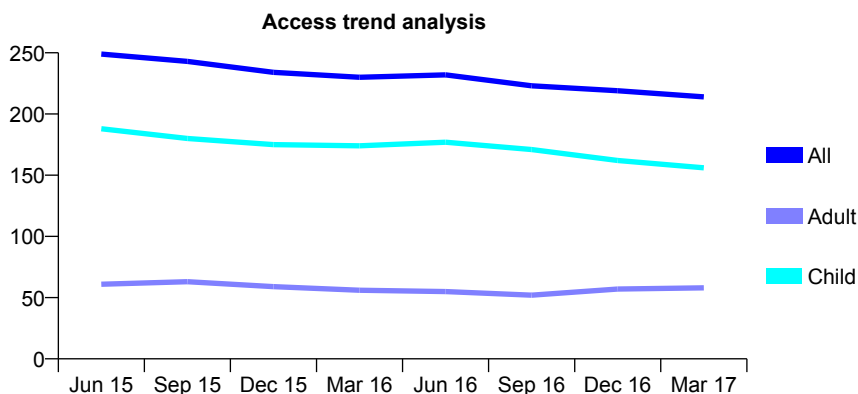
## Q64 - Vital Signs At a Glance Contract Report for 855162/0001 - March 2017

Name or company name	MR M ABRISHAMI
Contract type name	GDS Contract
Purpose of contract	General
Contract start date	01/04/2006
Contract end date	

16/17 Contracted general activity (UDA)	662
Carry forward general activity (UDA)	0
16/17 Contracted orthodontic activity (UOA)	0
Carry forward orthodontic activity (UOA)	0
Baseline contract value	£14,018.02

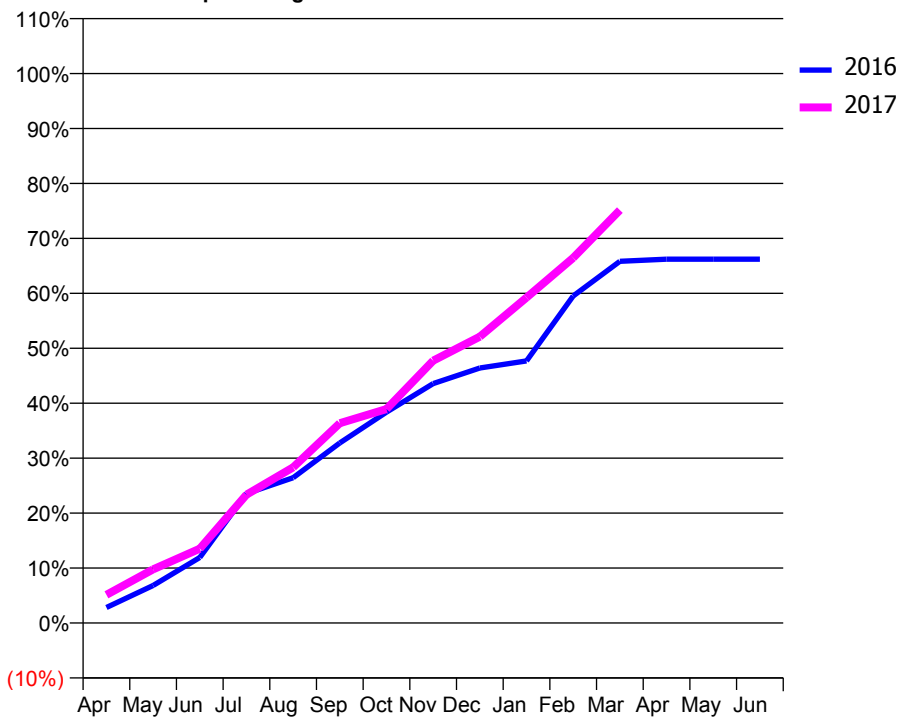
### ACCESS\*

Patients seen in 24 months	Total	Change since previous quarter
Quarter ending March 2016	230	
Quarter ending June 2016	232	→
Quarter ending September 2016	223	↓
Quarter ending December 2016	219	↓
Quarter ending March 2017	214	↓
<b>Variance since March 2016</b>	<b>(7.0%)</b>	↓



### ACTIVITY

Cumulative percentage of contracted UDA delivered 2016 & 2017



Month	Adjusted Scheduled Activity (UDA)	
	2016	2017
April	28	34
May	68	65
June	119	90
July	235	155
August	264	188
September	328	241
October	384	258
November	436	316
December	464	345
January	477	392
February	595	440
March	658	497
April	662	
May	662	
June	662	

### QUALITY

	Quantity	Base Number	Contract	AT	Region	England
% of FP17s for the same patient ID Re-attending within 3 months - Children	21	372	5.6%	9.6%	11.9%	12.3%
% of FP17s for the same patient ID Re-attending within 3 months - Adults	4	32	12.5%	14.3%	16.6%	16.7%
% of FP17s for the same patient ID Re-attending between 3 & 9 months - Children	313	372	84.1%	60.6%	60.2%	57.6%
% of FP17s for the same patient ID Re-attending between 3 & 9 months - Adults	26	32	81.3%	51.9%	51.5%	50.1%
% of FP17s for Band 1 Urgent Courses	7	400	1.8%	7.9%	9.5%	9.1%
% of FP17s Relating to Free Repair or Replacements	0	400	0.0%	0.8%	0.7%	0.8%
% of FP17s Relating to Continuations	0	400	0.0%	1.2%	1.2%	1.2%
% of Patients satisfied with the dentistry they have received	0	0	N/A	93.2%	93.1%	92.8%
% of Patients satisfied with the time they had to wait for an appointment	0	0	N/A	89.1%	88.8%	88.7%

\* This is based on patients treated on this contract for their most recent course of treatment. Figures in italics indicate the base number of FP17s or Patient Questionnaire responses are less than 100. N/A is shown where the base number of responses is less than 10 during the period. % is calculated as Quantity/Base number\*100



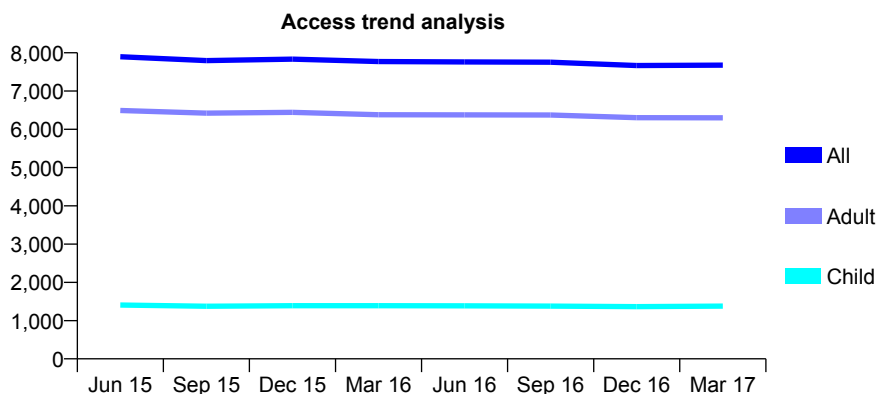
## Q64 - Vital Signs At a Glance Contract Report for 894362/0001 - March 2017

Name or company name	MR T SUNNAR
Contract type name	GDS Contract
Purpose of contract	General
Contract start date	28/07/2010
Contract end date	

16/17 Contracted general activity (UDA)	23,164
Carry forward general activity (UDA)	-402
16/17 Contracted orthodontic activity (UOA)	0
Carry forward orthodontic activity (UOA)	0
Baseline contract value	£483,807.19

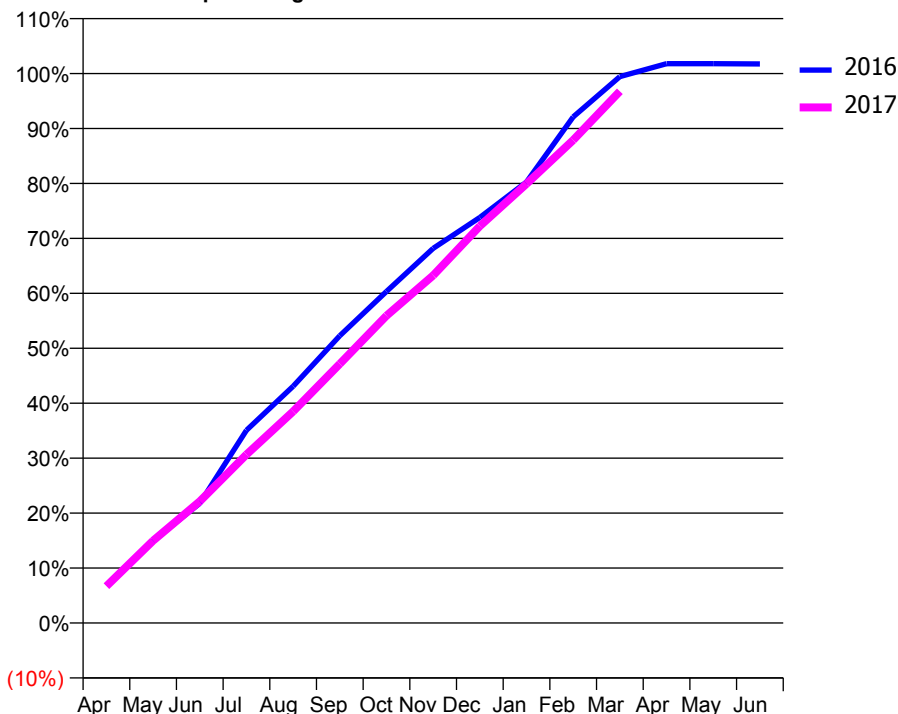
### ACCESS\*

Patients seen in 24 months	Total	Change since previous quarter
Quarter ending March 2016	7,771	
Quarter ending June 2016	7,762	→
Quarter ending September 2016	7,753	→
Quarter ending December 2016	7,666	↓
Quarter ending March 2017	7,677	→
<b>Variance since March 2016</b>	<b>(1.2%)</b>	<b>↓</b>



### ACTIVITY

Cumulative percentage of contracted UDA delivered 2016 & 2017



### QUALITY

	Quantity	Base Number	Contract	AT	Region	England
% of FP17s for the same patient ID Re-attending within 3 months - Children	270	2,472	10.9%	9.6%	11.9%	12.3%
% of FP17s for the same patient ID Re-attending within 3 months - Adults	812	9,048	9.0%	14.3%	16.6%	16.7%
% of FP17s for the same patient ID Re-attending between 3 & 9 months - Children	1,603	2,472	64.8%	60.6%	60.2%	57.6%
% of FP17s for the same patient ID Re-attending between 3 & 9 months - Adults	5,670	9,048	62.7%	51.9%	51.5%	50.1%
% of FP17s for Band 1 Urgent Courses	314	11,267	2.8%	7.9%	9.5%	9.1%
% of FP17s Relating to Free Repair or Replacements	89	11,267	0.8%	0.8%	0.7%	0.8%
% of FP17s Relating to Continuations	91	11,267	0.8%	1.2%	1.2%	1.2%
% of Patients satisfied with the dentistry they have received	37	40	92.5%	93.2%	93.1%	92.8%
% of Patients satisfied with the time they had to wait for an appointment	37	40	92.5%	89.1%	88.8%	88.7%

\* This is based on patients treated on this contract for their most recent course of treatment. Figures in italics indicate the base number of FP17s or Patient Questionnaire responses are less than 100. N/A is shown where the base number of responses is less than 10 during the period. % is calculated as Quantity/Base number\*100

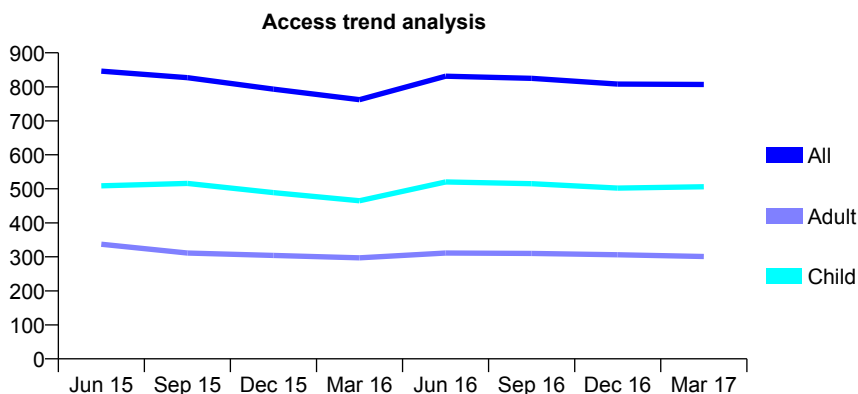
## Q64 - Vital Signs At a Glance Contract Report for 909335/0001 - March 2017

Name or company name	MR MD MILNTHORPE
Contract type name	GDS Contract
Purpose of contract	General
Contract start date	01/04/2006
Contract end date	

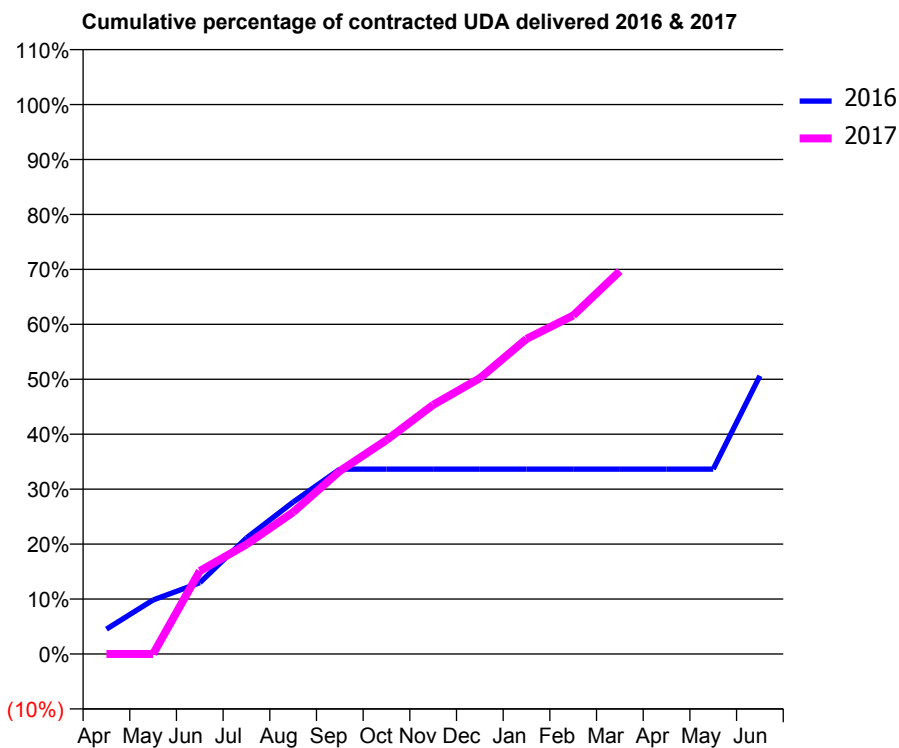
16/17 Contracted general activity (UDA)	2,100
Carry forward general activity (UDA)	0
16/17 Contracted orthodontic activity (UOA)	0
Carry forward orthodontic activity (UOA)	0
Baseline contract value	£45,288.37

### ACCESS\*

Patients seen in 24 months	Total	Change since previous quarter
Quarter ending March 2016	762	
Quarter ending June 2016	831	↑
Quarter ending September 2016	825	→
Quarter ending December 2016	808	↓
Quarter ending March 2017	807	→
<b>Variance since March 2016</b>	<b>5.9%</b>	<b>↑</b>



### ACTIVITY



Month	Adjusted Scheduled Activity (UDA)	
	2016	2017
April	95	0
May	206	0
June	272	317
July	443	418
August	581	542
September	707	700
October	707	818
November	707	952
December	707	1,054
January	707	1,205
February	707	1,294
March	707	1,463
April	707	
May	707	
June	1,063	

### QUALITY

	Quantity	Base Number	Contract	AT	Region	England
% of FP17s for the same patient ID Re-attending within 3 months - Children	83	1,262	6.6%	9.6%	11.9%	12.3%
% of FP17s for the same patient ID Re-attending within 3 months - Adults	24	385	6.2%	14.3%	16.6%	16.7%
% of FP17s for the same patient ID Re-attending between 3 & 9 months - Children	799	1,262	63.3%	60.6%	60.2%	57.6%
% of FP17s for the same patient ID Re-attending between 3 & 9 months - Adults	185	385	48.1%	51.9%	51.5%	50.1%
% of FP17s for Band 1 Urgent Courses	27	1,037	2.6%	7.9%	9.5%	9.1%
% of FP17s Relating to Free Repair or Replacements	0	1,037	0.0%	0.8%	0.7%	0.8%
% of FP17s Relating to Continuations	7	1,037	0.7%	1.2%	1.2%	1.2%
% of Patients satisfied with the dentistry they have received	0	0	N/A	93.2%	93.1%	92.8%
% of Patients satisfied with the time they had to wait for an appointment	0	0	N/A	89.1%	88.8%	88.7%

\* This is based on patients treated on this contract for their most recent course of treatment. Figures in italics indicate the base number of FP17s or Patient Questionnaire responses are less than 100. N/A is shown where the base number of responses is less than 10 during the period. % is calculated as Quantity/Base number\*100

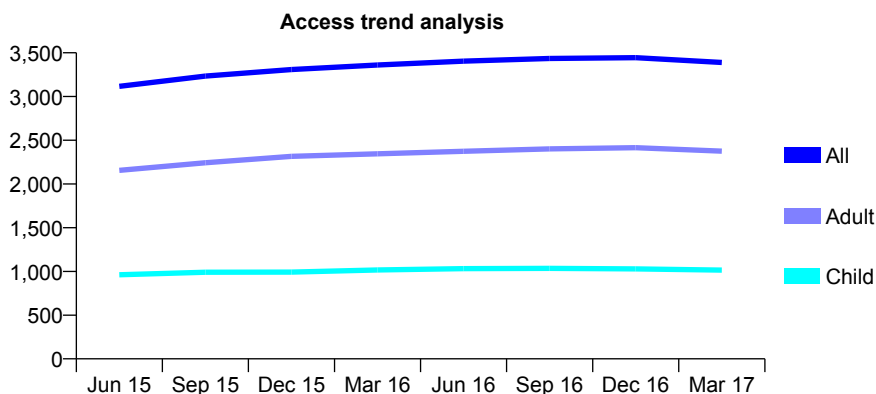
## Q64 - Vital Signs At a Glance Contract Report for 911402/0001 - March 2017

Name or company name	MR CP MACPHERSON
Contract type name	GDS Contract
Purpose of contract	General
Contract start date	01/04/2006
Contract end date	

16/17 Contracted general activity (UDA)	10,642
Carry forward general activity (UDA)	39
16/17 Contracted orthodontic activity (UOA)	0
Carry forward orthodontic activity (UOA)	0
Baseline contract value	£288,118.32

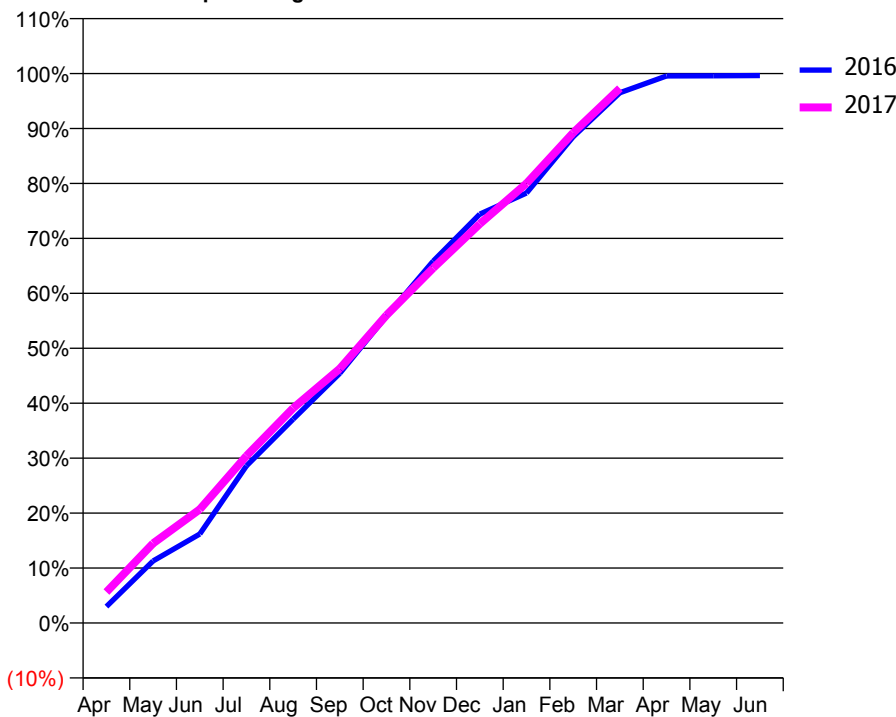
### ACCESS\*

Patients seen in 24 months	Total	Change since previous quarter
Quarter ending March 2016	3,361	
Quarter ending June 2016	3,404	→
Quarter ending September 2016	3,435	→
Quarter ending December 2016	3,444	→
Quarter ending March 2017	3,390	↓
<b>Variance since March 2016</b>	<b>0.9%</b>	<b>→</b>



### ACTIVITY

Cumulative percentage of contracted UDA delivered 2016 & 2017



Month	Adjusted Scheduled Activity (UDA)	
	2016	2017
April	318	602
May	1,203	1,543
June	1,725	2,202
July	3,042	3,237
August	3,948	4,161
September	4,837	4,926
October	5,943	5,962
November	7,008	6,874
December	7,919	7,731
January	8,328	8,513
February	9,416	9,495
March	10,269	10,353
April	10,594	
May	10,597	
June	10,603	

### QUALITY

	Quantity	Base Number	Contract	AT	Region	England
% of FP17s for the same patient ID Re-attending within 3 months - Children	117	1,703	6.9%	9.6%	11.9%	12.3%
% of FP17s for the same patient ID Re-attending within 3 months - Adults	483	3,610	13.4%	14.3%	16.6%	16.7%
% of FP17s for the same patient ID Re-attending between 3 & 9 months - Children	1,175	1,703	69.0%	60.6%	60.2%	57.6%
% of FP17s for the same patient ID Re-attending between 3 & 9 months - Adults	2,312	3,610	64.0%	51.9%	51.5%	50.1%
% of FP17s for Band 1 Urgent Courses	286	5,113	5.6%	7.9%	9.5%	9.1%
% of FP17s Relating to Free Repair or Replacements	31	5,113	0.6%	0.8%	0.7%	0.8%
% of FP17s Relating to Continuations	22	5,113	0.4%	1.2%	1.2%	1.2%
% of Patients satisfied with the dentistry they have received	11	12	91.7%	93.2%	93.1%	92.8%
% of Patients satisfied with the time they had to wait for an appointment	12	12	100.0%	89.1%	88.8%	88.7%

\* This is based on patients treated on this contract for their most recent course of treatment. Figures in italics indicate the base number of FP17s or Patient Questionnaire responses are less than 100. N/A is shown where the base number of responses is less than 10 during the period. % is calculated as Quantity/Base number\*100

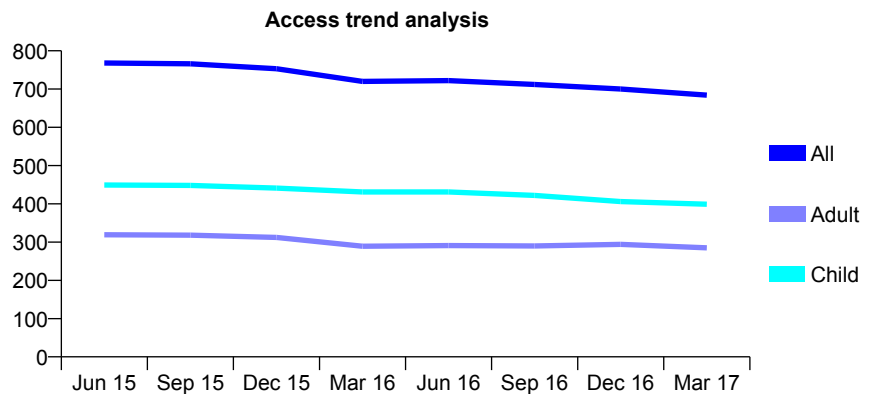
## Q64 - Vital Signs At a Glance Contract Report for 912018/0002 - March 2017

Name or company name	MR JC MOORE
Contract type name	GDS Contract
Purpose of contract	General
Contract start date	01/04/2006
Contract end date	

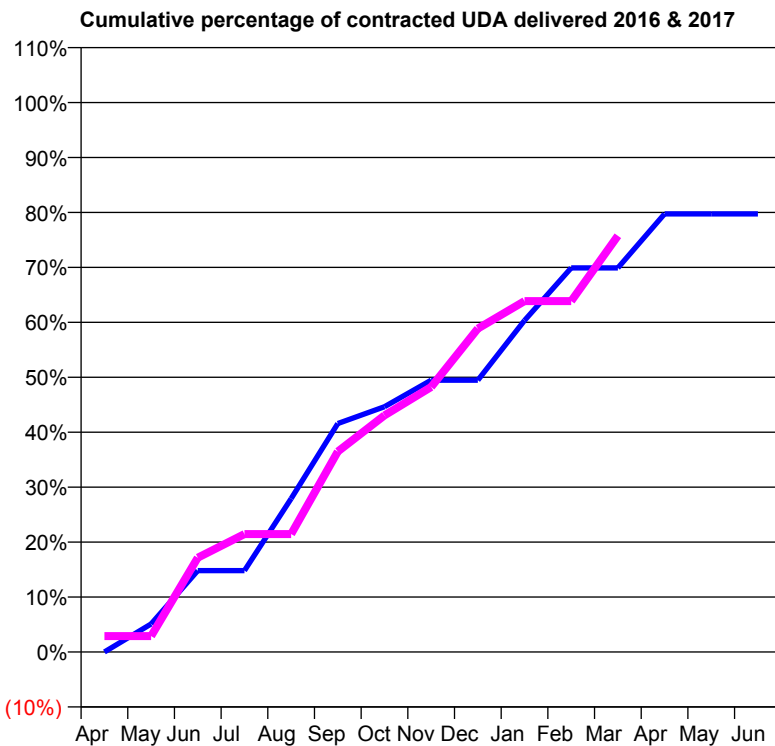
16/17 Contracted general activity (UDA)	1,882
Carry forward general activity (UDA)	0
16/17 Contracted orthodontic activity (UOA)	0
Carry forward orthodontic activity (UOA)	0
Baseline contract value	£39,583.56

### ACCESS\*

Patients seen in 24 months	Total	Change since previous quarter
Quarter ending March 2016	720	
Quarter ending June 2016	722	→
Quarter ending September 2016	712	↓
Quarter ending December 2016	700	↓
Quarter ending March 2017	684	↓
<b>Variance since March 2016</b>	<b>(5.0%)</b>	↓



### ACTIVITY



Month	Adjusted Scheduled Activity (UDA)	
	2016	2017
April	0	54
May	121	54
June	350	323
July	350	404
August	659	404
September	981	687
October	1,054	811
November	1,167	908
December	1,167	1,108
January	1,424	1,202
February	1,649	1,202
March	1,649	1,426
April	1,882	
May	1,882	
June	1,882	

### QUALITY

	Quantity	Base Number	Contract	AT	Region	England
% of FP17s for the same patient ID Re-attending within 3 months - Children	52	676	7.7%	9.6%	11.9%	12.3%
% of FP17s for the same patient ID Re-attending within 3 months - Adults	67	362	18.5%	14.3%	16.6%	16.7%
% of FP17s for the same patient ID Re-attending between 3 & 9 months - Children	465	676	68.8%	60.6%	60.2%	57.6%
% of FP17s for the same patient ID Re-attending between 3 & 9 months - Adults	212	362	58.6%	51.9%	51.5%	50.1%
% of FP17s for Band 1 Urgent Courses	28	893	3.1%	7.9%	9.5%	9.1%
% of FP17s Relating to Free Repair or Replacements	0	893	0.0%	0.8%	0.7%	0.8%
% of FP17s Relating to Continuations	0	893	0.0%	1.2%	1.2%	1.2%
% of Patients satisfied with the dentistry they have received	1	1	N/A	93.2%	93.1%	92.8%
% of Patients satisfied with the time they had to wait for an appointment	1	1	N/A	89.1%	88.8%	88.7%

\* This is based on patients treated on this contract for their most recent course of treatment. Figures in italics indicate the base number of FP17s or Patient Questionnaire responses are less than 100. N/A is shown where the base number of responses is less than 10 during the period. % is calculated as Quantity/Base number\*100

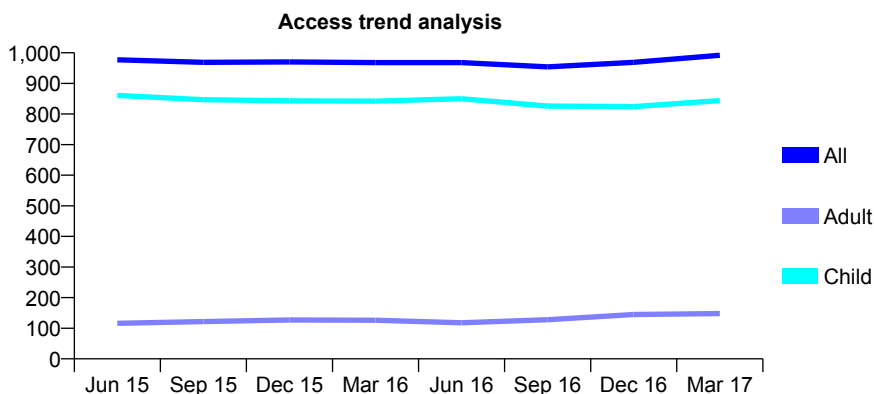
## Q64 - Vital Signs At a Glance Contract Report for 914312/0001 - March 2017

Name or company name	MR IP SPEECHLEY
Contract type name	GDS Contract
Purpose of contract	General
Contract start date	01/04/2006
Contract end date	

16/17 Contracted general activity (UDA)	2,200
Carry forward general activity (UDA)	-8
16/17 Contracted orthodontic activity (UOA)	0
Carry forward orthodontic activity (UOA)	0
Baseline contract value	£49,189.85

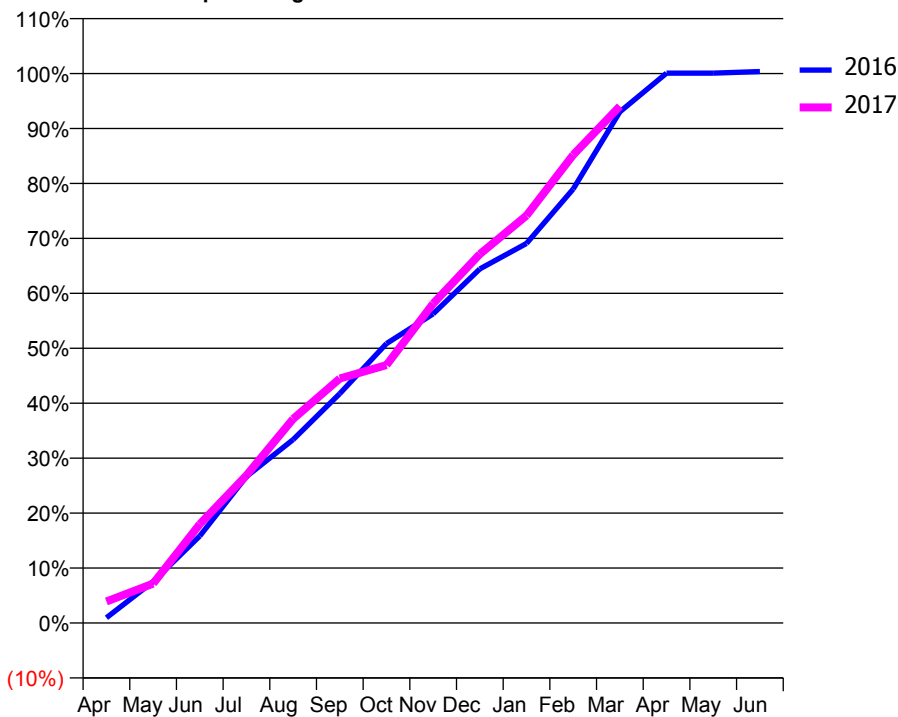
### ACCESS\*

Patients seen in 24 months	Total	Change since previous quarter
Quarter ending March 2016	968	
Quarter ending June 2016	968	→
Quarter ending September 2016	954	↓
Quarter ending December 2016	969	→
Quarter ending March 2017	992	↑
<b>Variance since March 2016</b>	2.5%	↑



### ACTIVITY

Cumulative percentage of contracted UDA delivered 2016 & 2017



Month	Adjusted Scheduled Activity (UDA)	
	2016	2017
April	21	86
May	166	158
June	348	396
July	586	591
August	734	817
September	918	979
October	1,119	1,033
November	1,238	1,279
December	1,418	1,477
January	1,520	1,631
February	1,738	1,874
March	2,047	2,069
April	2,202	
May	2,202	
June	2,208	

### QUALITY

	Quantity	Base Number	Contract	AT	Region	England
% of FP17s for the same patient ID Re-attending within 3 months - Children	64	1,361	4.7%	9.6%	11.9%	12.3%
% of FP17s for the same patient ID Re-attending within 3 months - Adults	0	64	0.0%	14.3%	16.6%	16.7%
% of FP17s for the same patient ID Re-attending between 3 & 9 months - Children	925	1,361	68.0%	60.6%	60.2%	57.6%
% of FP17s for the same patient ID Re-attending between 3 & 9 months - Adults	44	64	68.8%	51.9%	51.5%	50.1%
% of FP17s for Band 1 Urgent Courses	0	1,348	0.0%	7.9%	9.5%	9.1%
% of FP17s Relating to Free Repair or Replacements	0	1,348	0.0%	0.8%	0.7%	0.8%
% of FP17s Relating to Continuations	0	1,348	0.0%	1.2%	1.2%	1.2%
% of Patients satisfied with the dentistry they have received	7	8	N/A	93.2%	93.1%	92.8%
% of Patients satisfied with the time they had to wait for an appointment	8	8	N/A	89.1%	88.8%	88.7%

\* This is based on patients treated on this contract for their most recent course of treatment. Figures in italics indicate the base number of FP17s or Patient Questionnaire responses are less than 100. N/A is shown where the base number of responses is less than 10 during the period. % is calculated as Quantity/Base number\*100

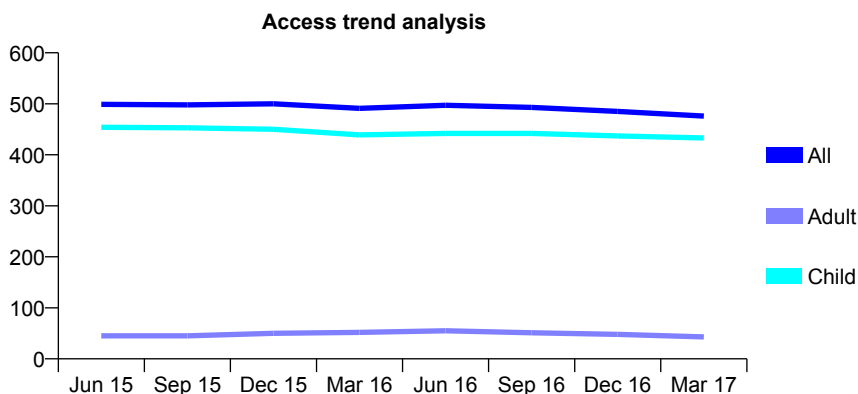
## Q64 - Vital Signs At a Glance Contract Report for 914843/0001 - March 2017

Name or company name	MR RM BAKER
Contract type name	GDS Contract
Purpose of contract	General
Contract start date	01/04/2006
Contract end date	

16/17 Contracted general activity (UDA)	1,036
Carry forward general activity (UDA)	0
16/17 Contracted orthodontic activity (UOA)	0
Carry forward orthodontic activity (UOA)	0
Baseline contract value	£27,255.43

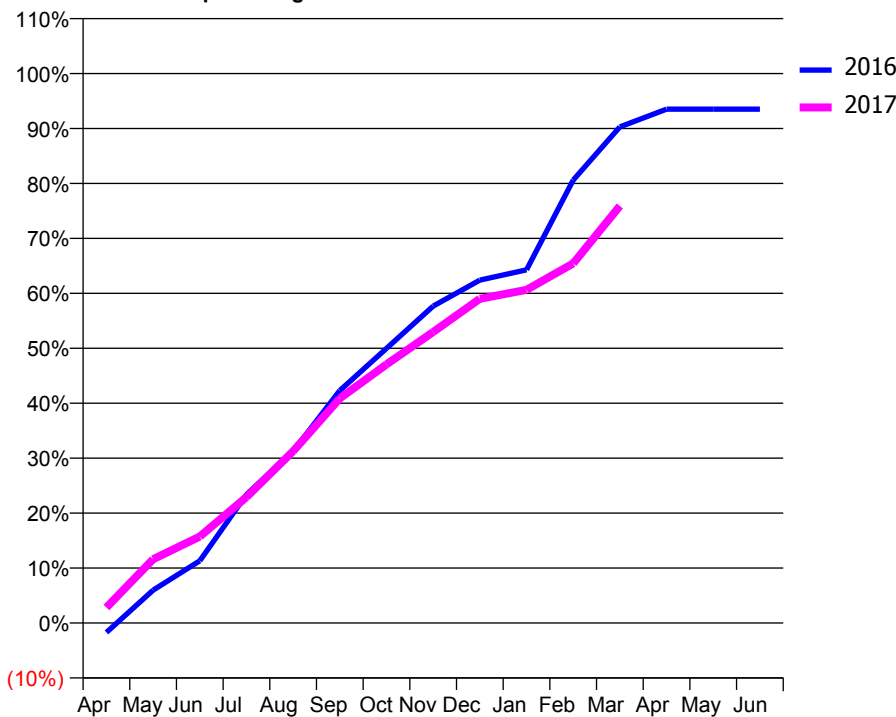
### ACCESS\*

Patients seen in 24 months	Total	Change since previous quarter
Quarter ending March 2016	491	
Quarter ending June 2016	497	→
Quarter ending September 2016	493	→
Quarter ending December 2016	485	↓
Quarter ending March 2017	476	↓
<b>Variance since March 2016</b>	<b>(3.1%)</b>	<b>↓</b>



### ACTIVITY

Cumulative percentage of contracted UDA delivered 2016 & 2017



Month	Adjusted Scheduled Activity (UDA)	
	2016	2017
April	-18	29
May	62	120
June	117	163
July	242	237
August	324	324
September	438	424
October	518	488
November	597	549
December	647	611
January	666	628
February	835	678
March	935	786
April	969	
May	969	
June	969	

### QUALITY

	Quantity	Base Number	Contract	AT	Region	England
% of FP17s for the same patient ID Re-attending within 3 months - Children	55	547	10.1%	9.6%	11.9%	12.3%
% of FP17s for the same patient ID Re-attending within 3 months - Adults	1	17	5.9%	14.3%	16.6%	16.7%
% of FP17s for the same patient ID Re-attending between 3 & 9 months - Children	263	547	48.1%	60.6%	60.2%	57.6%
% of FP17s for the same patient ID Re-attending between 3 & 9 months - Adults	12	17	70.6%	51.9%	51.5%	50.1%
% of FP17s for Band 1 Urgent Courses	26	541	4.8%	7.9%	9.5%	9.1%
% of FP17s Relating to Free Repair or Replacements	0	541	0.0%	0.8%	0.7%	0.8%
% of FP17s Relating to Continuations	14	541	2.6%	1.2%	1.2%	1.2%
% of Patients satisfied with the dentistry they have received	0	0	N/A	93.2%	93.1%	92.8%
% of Patients satisfied with the time they had to wait for an appointment	0	0	N/A	89.1%	88.8%	88.7%

\* This is based on patients treated on this contract for their most recent course of treatment. Figures in italics indicate the base number of FP17s or Patient Questionnaire responses are less than 100. N/A is shown where the base number of responses is less than 10 during the period. % is calculated as Quantity/Base number\*100

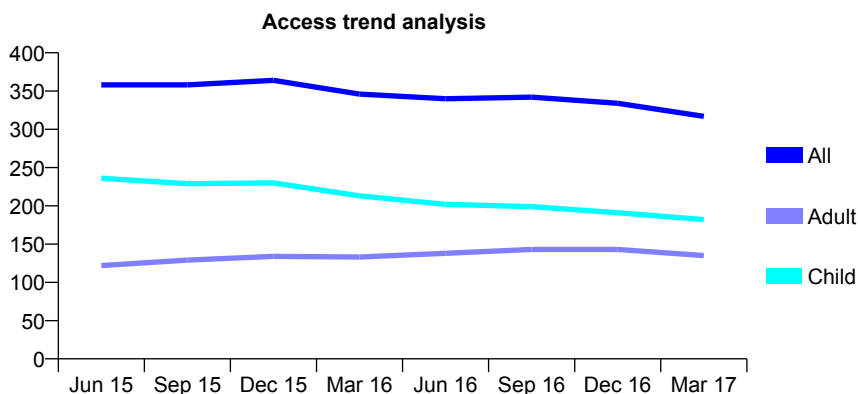
## Q64 - Vital Signs At a Glance Contract Report for 915203/0001 - March 2017

Name or company name	MISS SL WATT
Contract type name	GDS Contract
Purpose of contract	General
Contract start date	01/04/2006
Contract end date	

16/17 Contracted general activity (UDA)	790
Carry forward general activity (UDA)	0
16/17 Contracted orthodontic activity (UOA)	0
Carry forward orthodontic activity (UOA)	0
Baseline contract value	£16,696.20

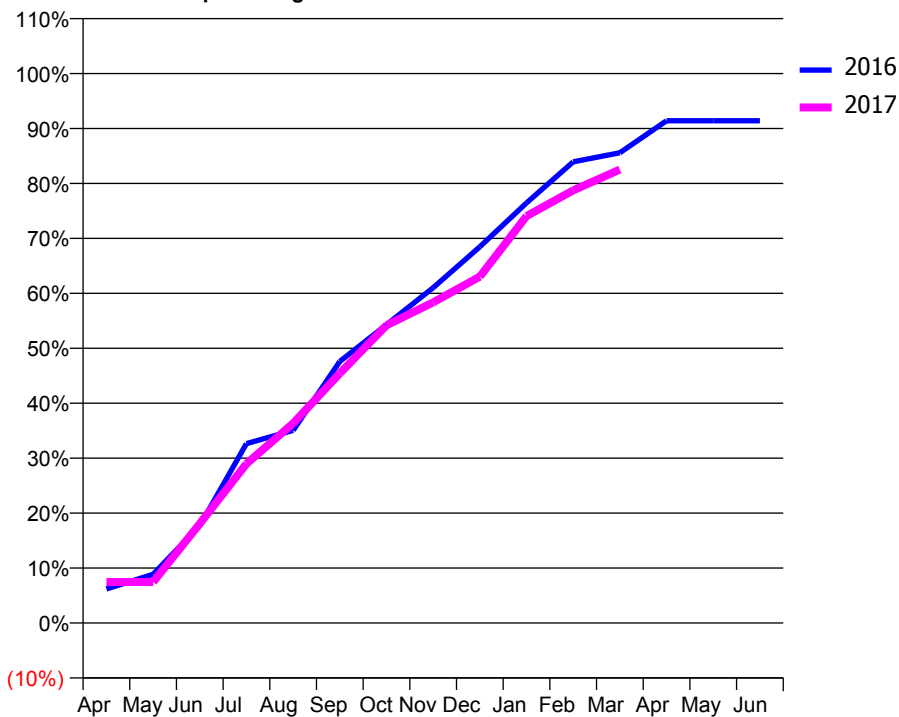
### ACCESS\*

Patients seen in 24 months	Total	Change since previous quarter
Quarter ending March 2016	346	
Quarter ending June 2016	340	↓
Quarter ending September 2016	342	→
Quarter ending December 2016	334	↓
Quarter ending March 2017	317	↓
<b>Variance since March 2016</b>	<b>(8.4%)</b>	<b>↓</b>



### ACTIVITY

Cumulative percentage of contracted UDA delivered 2016 & 2017



Month	Adjusted Scheduled Activity (UDA)	
	2016	2017
April	49	59
May	70	59
June	140	143
July	258	229
August	277	287
September	376	359
October	429	428
November	482	461
December	541	498
January	604	585
February	663	622
March	676	652
April	722	
May	722	
June	722	

### QUALITY

	Quantity	Base Number	Contract	AT	Region	England
% of FP17s for the same patient ID Re-attending within 3 months - Children	16	342	4.7%	9.6%	11.9%	12.3%
% of FP17s for the same patient ID Re-attending within 3 months - Adults	9	155	5.8%	14.3%	16.6%	16.7%
% of FP17s for the same patient ID Re-attending between 3 & 9 months - Children	248	342	72.5%	60.6%	60.2%	57.6%
% of FP17s for the same patient ID Re-attending between 3 & 9 months - Adults	93	155	60.0%	51.9%	51.5%	50.1%
% of FP17s for Band 1 Urgent Courses	0	448	0.0%	7.9%	9.5%	9.1%
% of FP17s Relating to Free Repair or Replacements	0	448	0.0%	0.8%	0.7%	0.8%
% of FP17s Relating to Continuations	10	448	2.2%	1.2%	1.2%	1.2%
% of Patients satisfied with the dentistry they have received	2	2	N/A	93.2%	93.1%	92.8%
% of Patients satisfied with the time they had to wait for an appointment	1	2	N/A	89.1%	88.8%	88.7%

\* This is based on patients treated on this contract for their most recent course of treatment. Figures in italics indicate the base number of FP17s or Patient Questionnaire responses are less than 100. N/A is shown where the base number of responses is less than 10 during the period. % is calculated as Quantity/Base number\*100

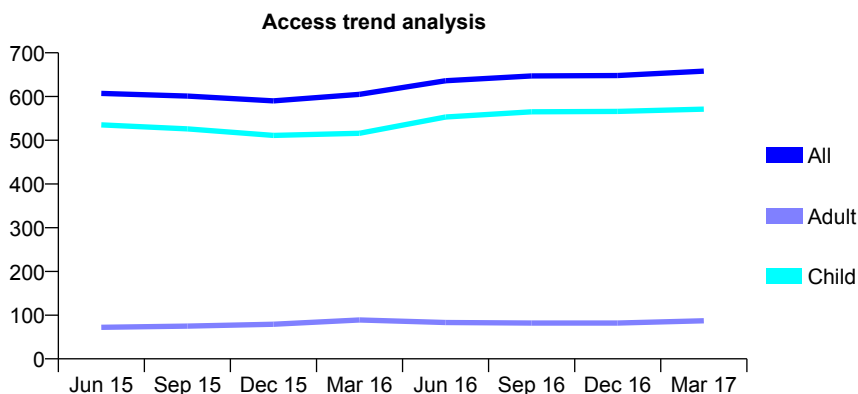
## Q64 - Vital Signs At a Glance Contract Report for 917532/0001 - March 2017

Name or company name	MR RD SWINSON
Contract type name	GDS Contract
Purpose of contract	General
Contract start date	01/04/2006
Contract end date	

16/17 Contracted general activity (UDA)	1,450
Carry forward general activity (UDA)	15
16/17 Contracted orthodontic activity (UOA)	0
Carry forward orthodontic activity (UOA)	0
Baseline contract value	£33,349.27

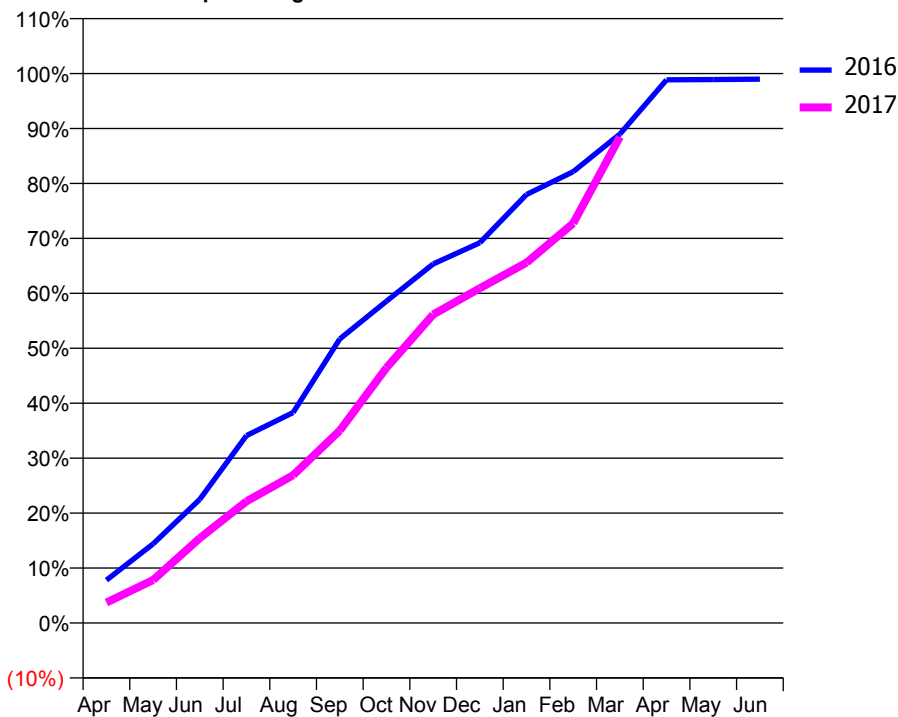
### ACCESS\*

Patients seen in 24 months	Total	Change since previous quarter
Quarter ending March 2016	605	
Quarter ending June 2016	636	↑
Quarter ending September 2016	647	→
Quarter ending December 2016	648	→
Quarter ending March 2017	658	→
<b>Variance since March 2016</b>	<b>8.8%</b>	<b>↑</b>



### ACTIVITY

Cumulative percentage of contracted UDA delivered 2016 & 2017



Adjusted Scheduled Activity (UDA)

Month	2016	2017
April	113	54
May	209	114
June	326	224
July	494	321
August	556	390
September	750	508
October	849	674
November	947	814
December	1,003	883
January	1,131	951
February	1,191	1,055
March	1,290	1,283
April	1,433	
May	1,434	
June	1,435	

### QUALITY

	Quantity	Base Number	Contract	AT	Region	England
% of FP17s for the same patient ID Re-attending within 3 months - Children	46	1,007	4.6%	9.6%	11.9%	12.3%
% of FP17s for the same patient ID Re-attending within 3 months - Adults	2	35	5.7%	14.3%	16.6%	16.7%
% of FP17s for the same patient ID Re-attending between 3 & 9 months - Children	644	1,007	64.0%	60.6%	60.2%	57.6%
% of FP17s for the same patient ID Re-attending between 3 & 9 months - Adults	22	35	62.9%	51.9%	51.5%	50.1%
% of FP17s for Band 1 Urgent Courses	23	928	2.5%	7.9%	9.5%	9.1%
% of FP17s Relating to Free Repair or Replacements	0	928	0.0%	0.8%	0.7%	0.8%
% of FP17s Relating to Continuations	0	928	0.0%	1.2%	1.2%	1.2%
% of Patients satisfied with the dentistry they have received	0	1	N/A	93.2%	93.1%	92.8%
% of Patients satisfied with the time they had to wait for an appointment	0	1	N/A	89.1%	88.8%	88.7%

\* This is based on patients treated on this contract for their most recent course of treatment. Figures in italics indicate the base number of FP17s or Patient Questionnaire responses are less than 100. N/A is shown where the base number of responses is less than 10 during the period. % is calculated as Quantity/Base number\*100



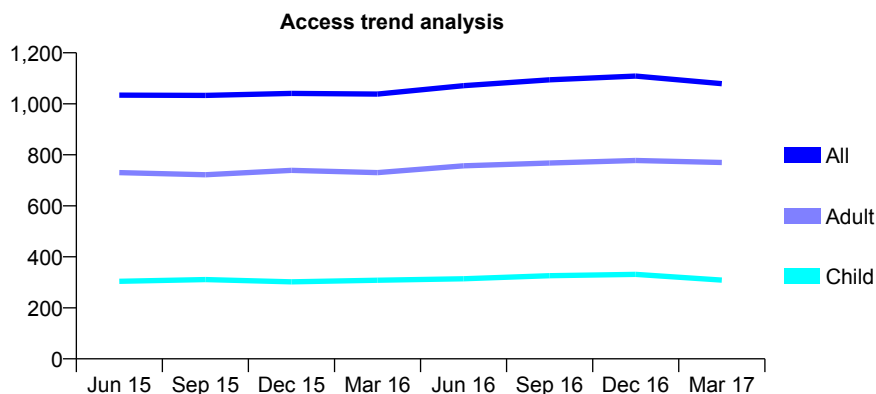
## Q64 - Vital Signs At a Glance Contract Report for 917591/0001 - March 2017

Name or company name	MISS JE TIDMARSH
Contract type name	GDS Contract
Purpose of contract	General
Contract start date	01/04/2006
Contract end date	

16/17 Contracted general activity (UDA)	1,190
Carry forward general activity (UDA)	-13
16/17 Contracted orthodontic activity (UOA)	0
Carry forward orthodontic activity (UOA)	0
Baseline contract value	£28,117.76

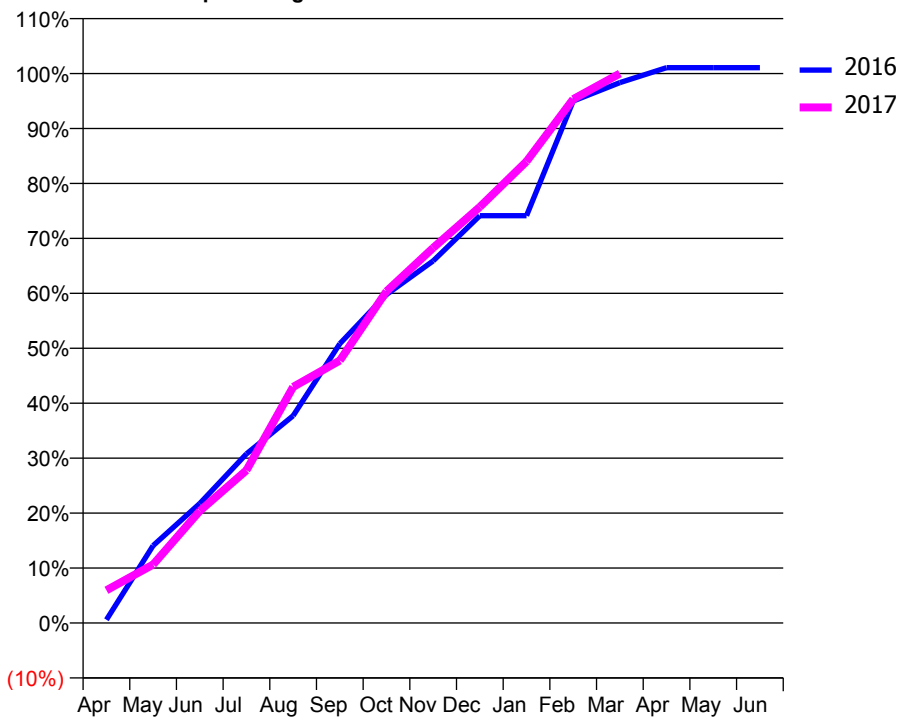
### ACCESS\*

Patients seen in 24 months	Total	Change since previous quarter
Quarter ending March 2016	1,038	
Quarter ending June 2016	1,071	↑
Quarter ending September 2016	1,094	↑
Quarter ending December 2016	1,109	→
Quarter ending March 2017	1,079	↓
<b>Variance since March 2016</b>	<b>3.9%</b>	<b>↑</b>



### ACTIVITY

Cumulative percentage of contracted UDA delivered 2016 & 2017



Month	Adjusted Scheduled Activity (UDA)	
	2016	2017
April	7	71
May	168	127
June	259	243
July	366	331
August	449	511
September	605	568
October	711	718
November	784	813
December	882	901
January	882	1,000
February	1,130	1,134
March	1,170	1,190
April	1,203	
May	1,203	
June	1,203	

### QUALITY

	Quantity	Base Number	Contract	AT	Region	England
% of FP17s for the same patient ID Re-attending within 3 months - Children	26	466	5.6%	9.6%	11.9%	12.3%
% of FP17s for the same patient ID Re-attending within 3 months - Adults	165	1,177	14.0%	14.3%	16.6%	16.7%
% of FP17s for the same patient ID Re-attending between 3 & 9 months - Children	234	466	50.2%	60.6%	60.2%	57.6%
% of FP17s for the same patient ID Re-attending between 3 & 9 months - Adults	575	1,177	48.9%	51.9%	51.5%	50.1%
% of FP17s for Band 1 Urgent Courses	39	630	6.2%	7.9%	9.5%	9.1%
% of FP17s Relating to Free Repair or Replacements	0	630	0.0%	0.8%	0.7%	0.8%
% of FP17s Relating to Continuations	4	630	0.6%	1.2%	1.2%	1.2%
% of Patients satisfied with the dentistry they have received	2	3	N/A	93.2%	93.1%	92.8%
% of Patients satisfied with the time they had to wait for an appointment	2	3	N/A	89.1%	88.8%	88.7%

\* This is based on patients treated on this contract for their most recent course of treatment. Figures in italics indicate the base number of FP17s or Patient Questionnaire responses are less than 100. N/A is shown where the base number of responses is less than 10 during the period. % is calculated as Quantity/Base number\*100

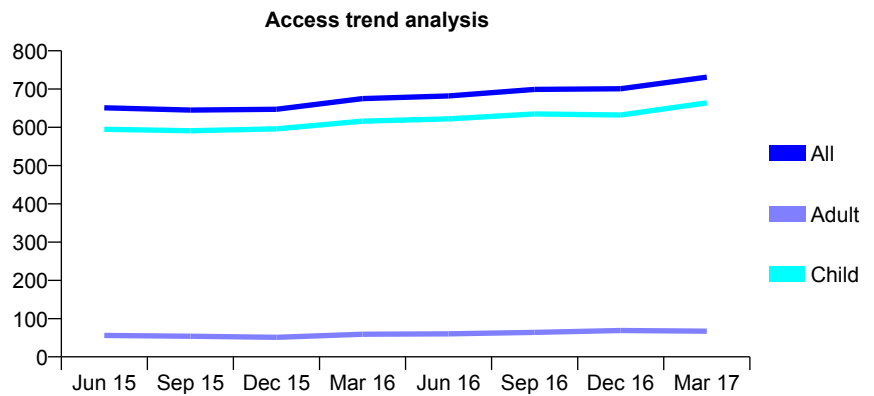
## Q64 - Vital Signs At a Glance Contract Report for 917869/0001 - March 2017

Name or company name	MR PM MCVEIGH
Contract type name	GDS Contract
Purpose of contract	General
Contract start date	01/04/2006
Contract end date	

16/17 Contracted general activity (UDA)	2,100
Carry forward general activity (UDA)	0
16/17 Contracted orthodontic activity (UOA)	0
Carry forward orthodontic activity (UOA)	0
Baseline contract value	£43,309.60

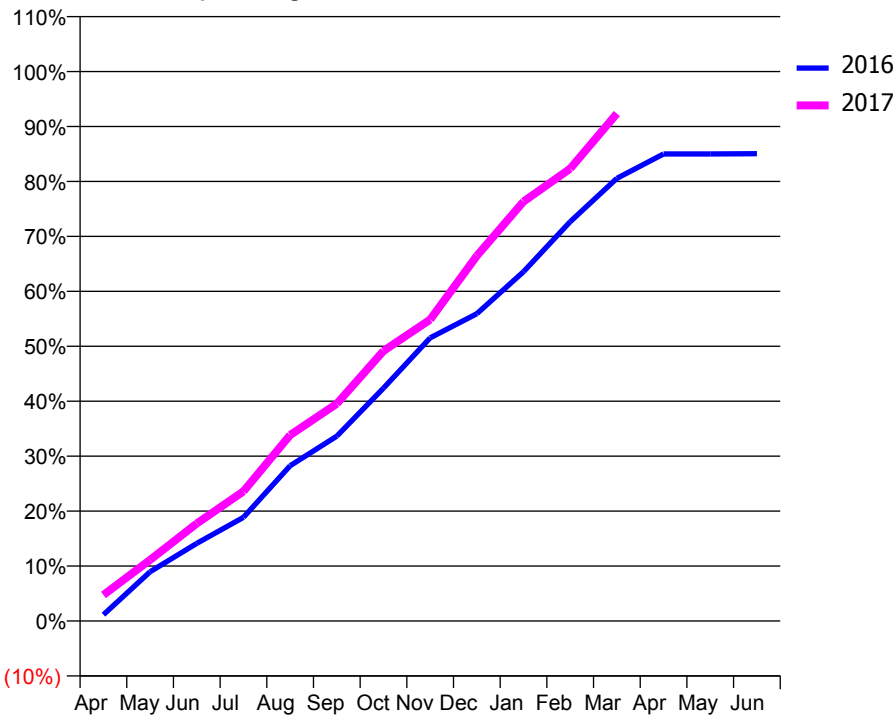
### ACCESS\*

Patients seen in 24 months	Total	Change since previous quarter
Quarter ending March 2016	675	
Quarter ending June 2016	682	→
Quarter ending September 2016	699	↑
Quarter ending December 2016	701	→
Quarter ending March 2017	731	↑
<b>Variance since March 2016</b>	<b>8.3%</b>	<b>↑</b>



### ACTIVITY

Cumulative percentage of contracted UDA delivered 2016 & 2017



Month	Adjusted Scheduled Activity (UDA)	
	2016	2017
April	24	100
May	188	233
June	297	373
July	396	496
August	593	711
September	706	830
October	890	1,032
November	1,082	1,152
December	1,174	1,395
January	1,335	1,603
February	1,526	1,729
March	1,692	1,939
April	1,785	
May	1,785	
June	1,786	

### QUALITY

	Quantity	Base Number	Contract	AT	Region	England
% of FP17s for the same patient ID Re-attending within 3 months - Children	70	1,186	5.9%	9.6%	11.9%	12.3%
% of FP17s for the same patient ID Re-attending within 3 months - Adults	0	0	N/A	14.3%	16.6%	16.7%
% of FP17s for the same patient ID Re-attending between 3 & 9 months - Children	814	1,186	68.6%	60.6%	60.2%	57.6%
% of FP17s for the same patient ID Re-attending between 3 & 9 months - Adults	0	0	N/A	51.9%	51.5%	50.1%
% of FP17s for Band 1 Urgent Courses	56	1,134	4.9%	7.9%	9.5%	9.1%
% of FP17s Relating to Free Repair or Replacements	0	1,134	0.0%	0.8%	0.7%	0.8%
% of FP17s Relating to Continuations	0	1,134	0.0%	1.2%	1.2%	1.2%
% of Patients satisfied with the dentistry they have received	0	0	N/A	93.2%	93.1%	92.8%
% of Patients satisfied with the time they had to wait for an appointment	0	0	N/A	89.1%	88.8%	88.7%

\* This is based on patients treated on this contract for their most recent course of treatment. Figures in italics indicate the base number of FP17s or Patient Questionnaire responses are less than 100. N/A is shown where the base number of responses is less than 10 during the period. % is calculated as Quantity/Base number\*100

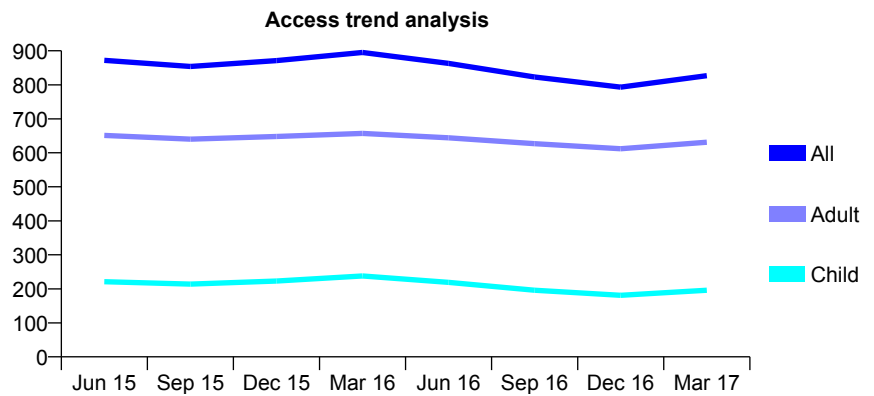
## Q64 - Vital Signs At a Glance Contract Report for 918636/0001 - March 2017

Name or company name	MR KH GEORGE
Contract type name	GDS Contract
Purpose of contract	General
Contract start date	01/04/2006
Contract end date	

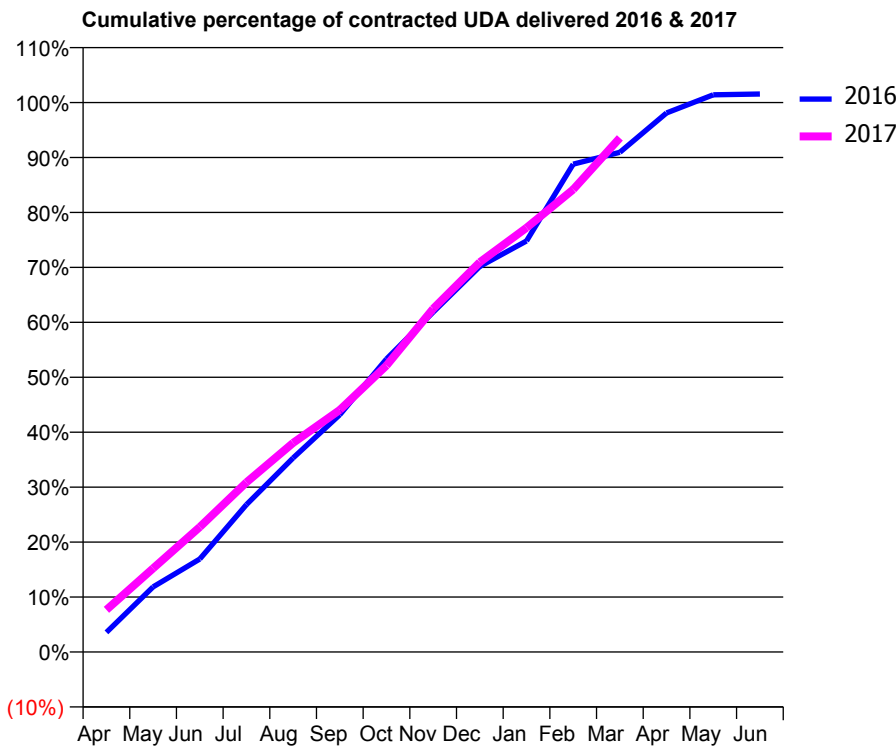
16/17 Contracted general activity (UDA)	2,646
Carry forward general activity (UDA)	-41
16/17 Contracted orthodontic activity (UOA)	0
Carry forward orthodontic activity (UOA)	0
Baseline contract value	£61,418.17

### ACCESS\*

Patients seen in 24 months	Total	Change since previous quarter
Quarter ending March 2016	895	
Quarter ending June 2016	863	↓
Quarter ending September 2016	823	↓
Quarter ending December 2016	793	↓
Quarter ending March 2017	827	↑
<b>Variance since March 2016</b>	<b>(7.6%)</b>	<b>↓</b>



### ACTIVITY



Month	Adjusted Scheduled Activity (UDA)	
	2016	2017
April	95	203
May	313	403
June	448	602
July	710	817
August	935	1,007
September	1,143	1,166
October	1,411	1,380
November	1,636	1,653
December	1,857	1,877
January	1,979	2,043
February	2,349	2,227
March	2,407	2,475
April	2,596	
May	2,683	
June	2,687	

### QUALITY

	Quantity	Base Number	Contract	AT	Region	England
% of FP17s for the same patient ID Re-attending within 3 months - Children	39	308	12.7%	9.6%	11.9%	12.3%
% of FP17s for the same patient ID Re-attending within 3 months - Adults	223	1,032	21.6%	14.3%	16.6%	16.7%
% of FP17s for the same patient ID Re-attending between 3 & 9 months - Children	157	308	51.0%	60.6%	60.2%	57.6%
% of FP17s for the same patient ID Re-attending between 3 & 9 months - Adults	517	1,032	50.1%	51.9%	51.5%	50.1%
% of FP17s for Band 1 Urgent Courses	127	1,188	10.7%	7.9%	9.5%	9.1%
% of FP17s Relating to Free Repair or Replacements	8	1,188	0.7%	0.8%	0.7%	0.8%
% of FP17s Relating to Continuations	12	1,188	1.0%	1.2%	1.2%	1.2%
% of Patients satisfied with the dentistry they have received	3	3	N/A	93.2%	93.1%	92.8%
% of Patients satisfied with the time they had to wait for an appointment	3	3	N/A	89.1%	88.8%	88.7%

\* This is based on patients treated on this contract for their most recent course of treatment. Figures in italics indicate the base number of FP17s or Patient Questionnaire responses are less than 100. N/A is shown where the base number of responses is less than 10 during the period. % is calculated as Quantity/Base number\*100

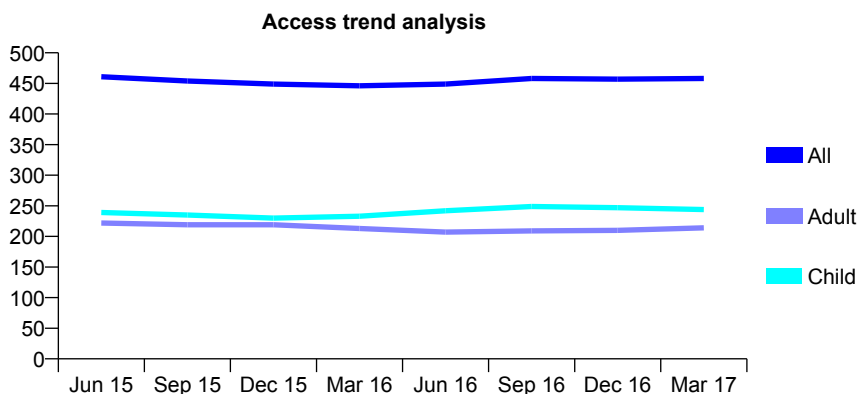
## Q64 - Vital Signs At a Glance Contract Report for 919748/0001 - March 2017

Name or company name	MR RJ SMILLIE
Contract type name	GDS Contract
Purpose of contract	General
Contract start date	01/04/2006
Contract end date	

16/17 Contracted general activity (UDA)	2,240
Carry forward general activity (UDA)	0
16/17 Contracted orthodontic activity (UOA)	0
Carry forward orthodontic activity (UOA)	0
Baseline contract value	£52,262.92

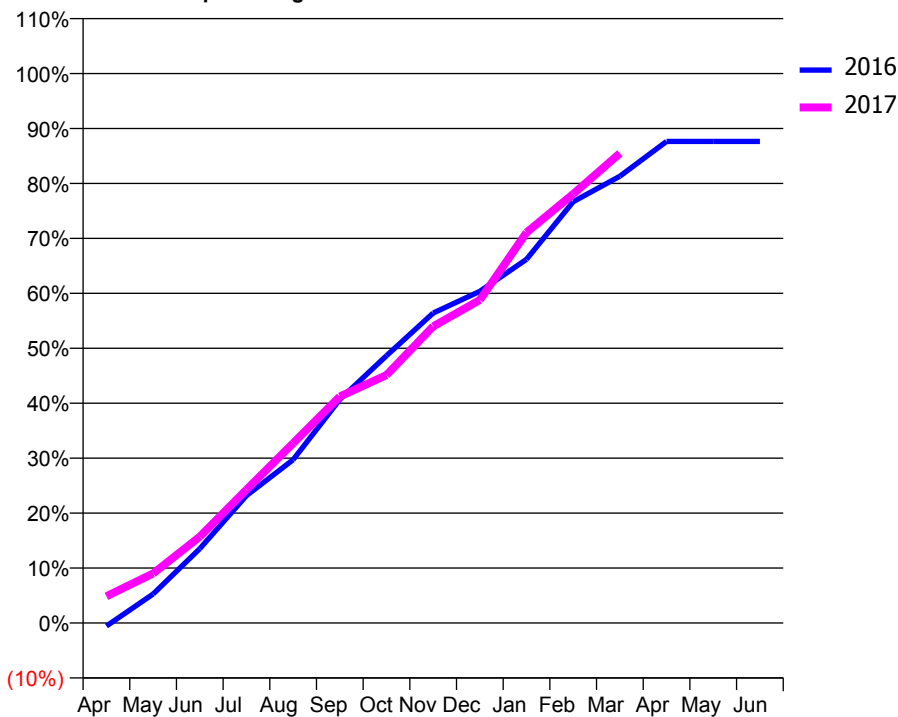
### ACCESS\*

Patients seen in 24 months	Total	Change since previous quarter
Quarter ending March 2016	446	
Quarter ending June 2016	449	→
Quarter ending September 2016	458	↑
Quarter ending December 2016	457	→
Quarter ending March 2017	458	→
<b>Variance since March 2016</b>	<b>2.7%</b>	<b>↑</b>



### ACTIVITY

Cumulative percentage of contracted UDA delivered 2016 & 2017



Month	Adjusted Scheduled Activity (UDA)	
	2016	2017
April	-13	109
May	118	202
June	303	352
July	519	544
August	665	733
September	911	923
October	1,089	1,011
November	1,263	1,209
December	1,352	1,317
January	1,482	1,592
February	1,717	1,749
March	1,821	1,915
April	1,963	
May	1,963	
June	1,963	

### QUALITY

	Quantity	Base Number	Contract	AT	Region	England
% of FP17s for the same patient ID Re-attending within 3 months - Children	40	446	9.0%	9.6%	11.9%	12.3%
% of FP17s for the same patient ID Re-attending within 3 months - Adults	60	328	18.3%	14.3%	16.6%	16.7%
% of FP17s for the same patient ID Re-attending between 3 & 9 months - Children	290	446	65.0%	60.6%	60.2%	57.6%
% of FP17s for the same patient ID Re-attending between 3 & 9 months - Adults	211	328	64.3%	51.9%	51.5%	50.1%
% of FP17s for Band 1 Urgent Courses	0	716	0.0%	7.9%	9.5%	9.1%
% of FP17s Relating to Free Repair or Replacements	0	716	0.0%	0.8%	0.7%	0.8%
% of FP17s Relating to Continuations	0	716	0.0%	1.2%	1.2%	1.2%
% of Patients satisfied with the dentistry they have received	2	2	N/A	93.2%	93.1%	92.8%
% of Patients satisfied with the time they had to wait for an appointment	2	2	N/A	89.1%	88.8%	88.7%

\* This is based on patients treated on this contract for their most recent course of treatment. Figures in italics indicate the base number of FP17s or Patient Questionnaire responses are less than 100. N/A is shown where the base number of responses is less than 10 during the period. % is calculated as Quantity/Base number\*100

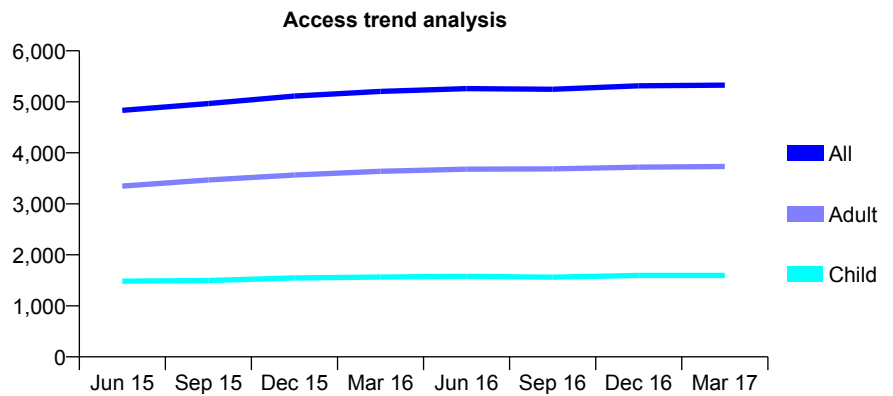
## Q64 - Vital Signs At a Glance Contract Report for 921092/0001 - March 2017

Name or company name	MR AM WILSON
Contract type name	GDS Contract
Purpose of contract	General
Contract start date	01/04/2006
Contract end date	

16/17 Contracted general activity (UDA)	12,500
Carry forward general activity (UDA)	0
16/17 Contracted orthodontic activity (UOA)	0
Carry forward orthodontic activity (UOA)	0
Baseline contract value	£295,637.16

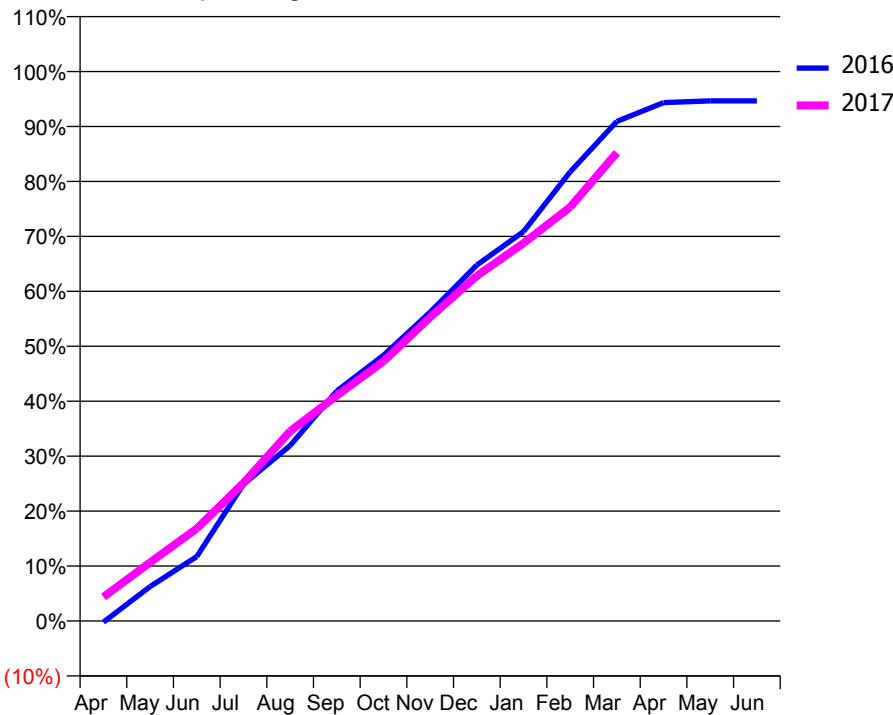
### ACCESS\*

Patients seen in 24 months	Total	Change since previous quarter
Quarter ending March 2016	5,203	
Quarter ending June 2016	5,258	→
Quarter ending September 2016	5,246	→
Quarter ending December 2016	5,314	→
Quarter ending March 2017	5,327	→
<b>Variance since March 2016</b>	<b>2.4%</b>	<b>↑</b>



### ACTIVITY

Cumulative percentage of contracted UDA delivered 2016 & 2017



Month	Adjusted Scheduled Activity (UDA)	
	2016	2017
April	-29	547
May	783	1,334
June	1,467	2,103
July	3,110	3,140
August	3,990	4,317
September	5,233	5,129
October	6,045	5,906
November	7,028	6,913
December	8,097	7,852
January	8,859	8,594
February	10,217	9,418
March	11,364	10,654
April	11,793	
May	11,830	
June	11,830	

### QUALITY

	Quantity	Base Number	Contract	AT	Region	England
% of FP17s for the same patient ID Re-attending within 3 months - Children	162	2,287	7.1%	9.6%	11.9%	12.3%
% of FP17s for the same patient ID Re-attending within 3 months - Adults	800	5,385	14.9%	14.3%	16.6%	16.7%
% of FP17s for the same patient ID Re-attending between 3 & 9 months - Children	1,309	2,287	57.2%	60.6%	60.2%	57.6%
% of FP17s for the same patient ID Re-attending between 3 & 9 months - Adults	3,075	5,385	57.1%	51.9%	51.5%	50.1%
% of FP17s for Band 1 Urgent Courses	490	6,453	7.6%	7.9%	9.5%	9.1%
% of FP17s Relating to Free Repair or Replacements	50	6,453	0.8%	0.8%	0.7%	0.8%
% of FP17s Relating to Continuations	58	6,453	0.9%	1.2%	1.2%	1.2%
% of Patients satisfied with the dentistry they have received	10	13	76.9%	93.2%	93.1%	92.8%
% of Patients satisfied with the time they had to wait for an appointment	11	13	84.6%	89.1%	88.8%	88.7%

\* This is based on patients treated on this contract for their most recent course of treatment. Figures in italics indicate the base number of FP17s or Patient Questionnaire responses are less than 100. N/A is shown where the base number of responses is less than 10 during the period. % is calculated as Quantity/Base number\*100

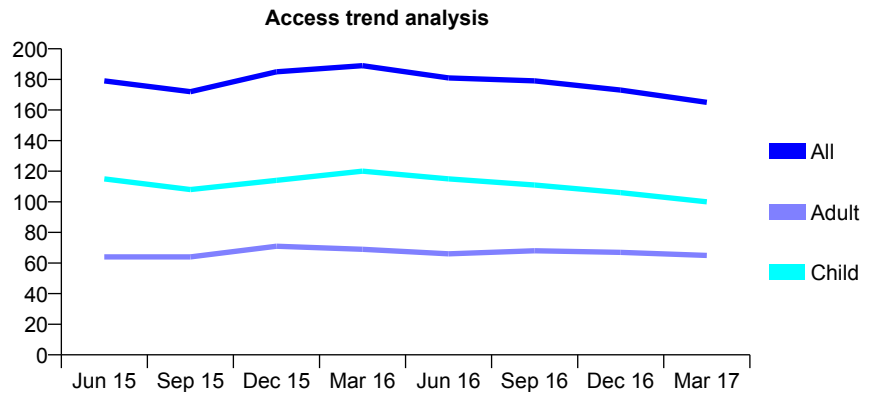
## Q64 - Vital Signs At a Glance Contract Report for 923257/0002 - March 2017

Name or company name	MISS LD BREEZE
Contract type name	GDS Contract
Purpose of contract	General
Contract start date	08/05/2007
Contract end date	

16/17 Contracted general activity (UDA)	400
Carry forward general activity (UDA)	-8
16/17 Contracted orthodontic activity (UOA)	0
Carry forward orthodontic activity (UOA)	0
Baseline contract value	£11,249.02

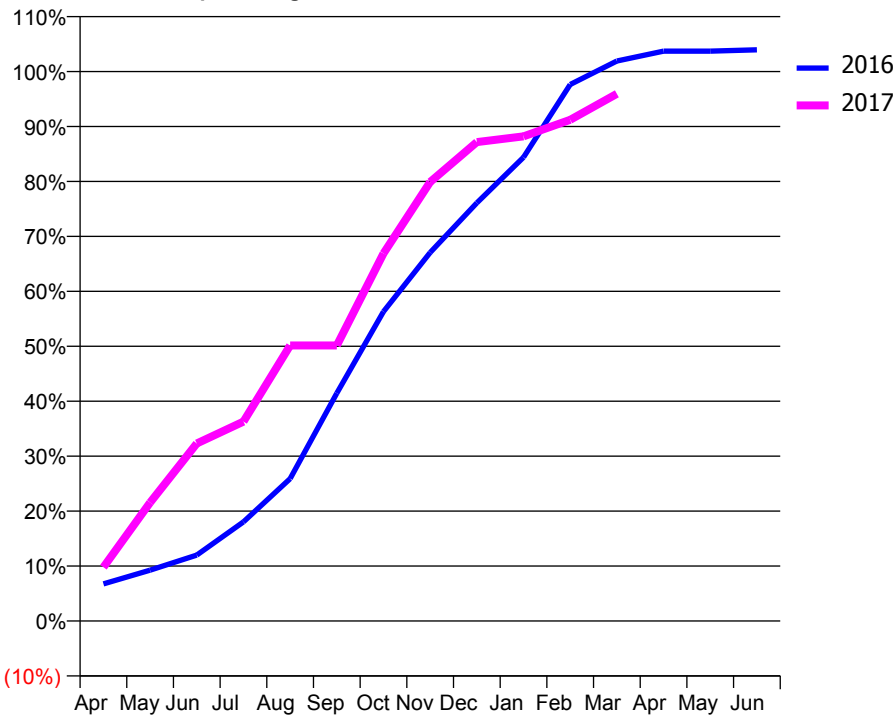
### ACCESS\*

Patients seen in 24 months	Total	Change since previous quarter
Quarter ending March 2016	189	
Quarter ending June 2016	181	↓
Quarter ending September 2016	179	↓
Quarter ending December 2016	173	↓
Quarter ending March 2017	165	↓
<b>Variance since March 2016</b>	<b>(12.7%)</b>	<b>↓</b>



### ACTIVITY

Cumulative percentage of contracted UDA delivered 2016 & 2017



Month	Adjusted Scheduled Activity (UDA)	
	2016	2017
April	27	39
May	37	86
June	48	129
July	72	145
August	104	201
September	166	201
October	225	268
November	268	320
December	304	349
January	338	353
February	391	365
March	408	384
April	415	
May	415	
June	416	

### QUALITY

	Quantity	Base Number	Contract	AT	Region	England
% of FP17s for the same patient ID Re-attending within 3 months - Children	17	175	9.7%	9.6%	11.9%	12.3%
% of FP17s for the same patient ID Re-attending within 3 months - Adults	8	62	12.9%	14.3%	16.6%	16.7%
% of FP17s for the same patient ID Re-attending between 3 & 9 months - Children	123	175	70.3%	60.6%	60.2%	57.6%
% of FP17s for the same patient ID Re-attending between 3 & 9 months - Adults	44	62	71.0%	51.9%	51.5%	50.1%
% of FP17s for Band 1 Urgent Courses	4	232	1.7%	7.9%	9.5%	9.1%
% of FP17s Relating to Free Repair or Replacements	0	232	0.0%	0.8%	0.7%	0.8%
% of FP17s Relating to Continuations	5	232	2.2%	1.2%	1.2%	1.2%
% of Patients satisfied with the dentistry they have received	0	0	N/A	93.2%	93.1%	92.8%
% of Patients satisfied with the time they had to wait for an appointment	0	0	N/A	89.1%	88.8%	88.7%

\* This is based on patients treated on this contract for their most recent course of treatment. Figures in italics indicate the base number of FP17s or Patient Questionnaire responses are less than 100. N/A is shown where the base number of responses is less than 10 during the period. % is calculated as Quantity/Base number\*100

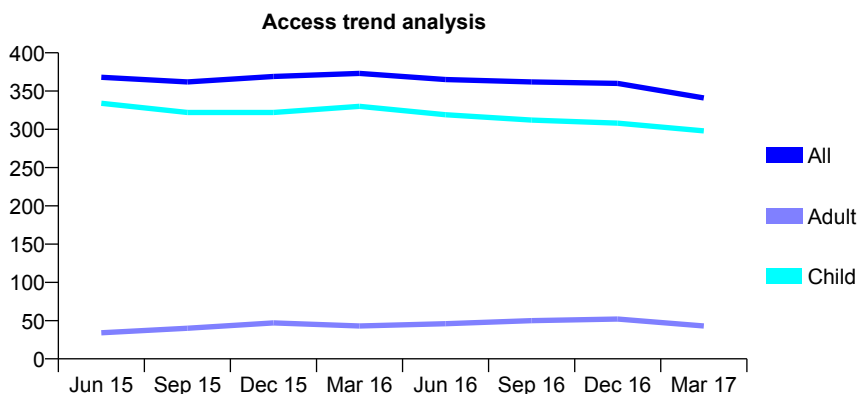
## Q64 - Vital Signs At a Glance Contract Report for 933082/0001 - March 2017

Name or company name	MR RJ ELSEY
Contract type name	GDS Contract
Purpose of contract	General
Contract start date	01/04/2006
Contract end date	

16/17 Contracted general activity (UDA)	625
Carry forward general activity (UDA)	0
16/17 Contracted orthodontic activity (UOA)	0
Carry forward orthodontic activity (UOA)	0
Baseline contract value	£13,960.13

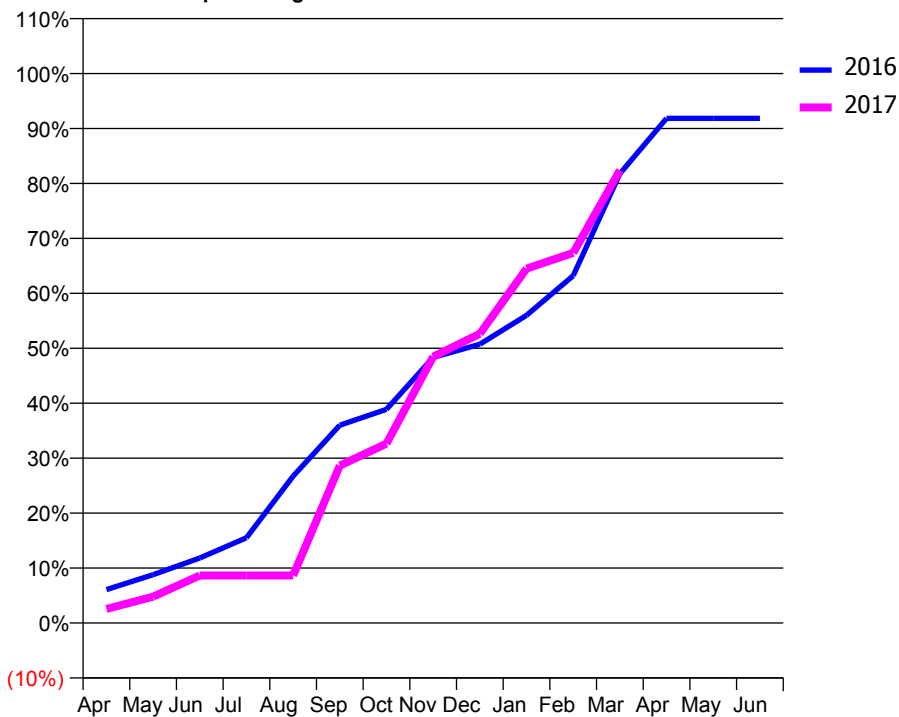
### ACCESS\*

Patients seen in 24 months	Total	Change since previous quarter
Quarter ending March 2016	373	
Quarter ending June 2016	365	↓
Quarter ending September 2016	362	→
Quarter ending December 2016	360	→
Quarter ending March 2017	341	↓
<b>Variance since March 2016</b>	<b>(8.6%)</b>	<b>↓</b>



### ACTIVITY

Cumulative percentage of contracted UDA delivered 2016 & 2017



Adjusted Scheduled Activity (UDA)

Month	2016	2017
April	38	16
May	55	30
June	74	54
July	97	54
August	167	54
September	225	179
October	243	204
November	302	303
December	317	329
January	350	403
February	395	421
March	511	515
April	574	
May	574	
June	574	

### QUALITY

	Quantity	Base Number	Contract	AT	Region	England
% of FP17s for the same patient ID Re-attending within 3 months - Children	33	421	7.8%	9.6%	11.9%	12.3%
% of FP17s for the same patient ID Re-attending within 3 months - Adults	1	15	6.7%	14.3%	16.6%	16.7%
% of FP17s for the same patient ID Re-attending between 3 & 9 months - Children	248	421	58.9%	60.6%	60.2%	57.6%
% of FP17s for the same patient ID Re-attending between 3 & 9 months - Adults	10	15	66.7%	51.9%	51.5%	50.1%
% of FP17s for Band 1 Urgent Courses	0	365	0.0%	7.9%	9.5%	9.1%
% of FP17s Relating to Free Repair or Replacements	0	365	0.0%	0.8%	0.7%	0.8%
% of FP17s Relating to Continuations	0	365	0.0%	1.2%	1.2%	1.2%
% of Patients satisfied with the dentistry they have received	2	2	N/A	93.2%	93.1%	92.8%
% of Patients satisfied with the time they had to wait for an appointment	2	2	N/A	89.1%	88.8%	88.7%

\* This is based on patients treated on this contract for their most recent course of treatment. Figures in italics indicate the base number of FP17s or Patient Questionnaire responses are less than 100. N/A is shown where the base number of responses is less than 10 during the period. % is calculated as Quantity/Base number\*100

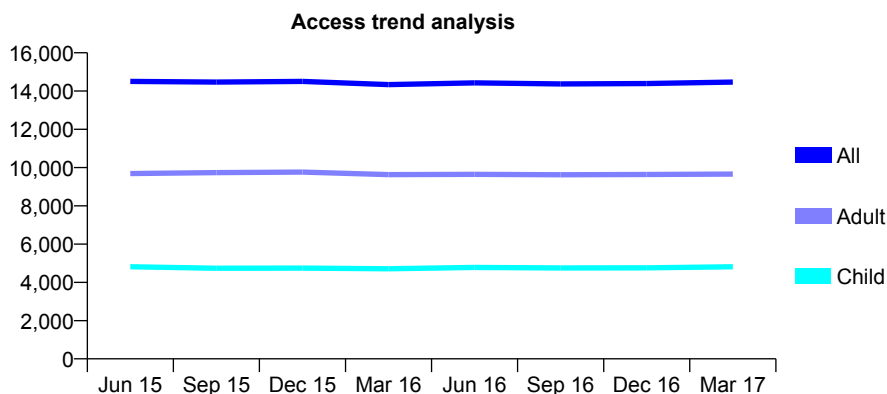
## Q64 - Vital Signs At a Glance Contract Report for 936944/0001 - March 2017

Name or company name	MRS S IRAVANI
Contract type name	GDS Contract
Purpose of contract	General
Contract start date	01/04/2006
Contract end date	

16/17 Contracted general activity (UDA)	37,752
Carry forward general activity (UDA)	60
16/17 Contracted orthodontic activity (UOA)	0
Carry forward orthodontic activity (UOA)	0
Baseline contract value	£1,038,713.65

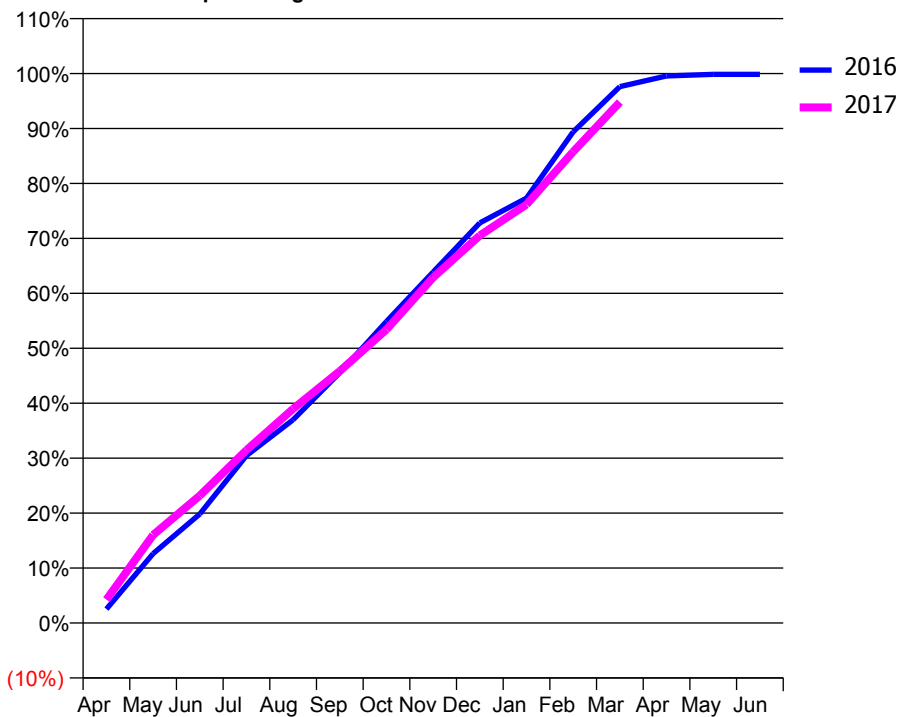
### ACCESS\*

Patients seen in 24 months	Total	Change since previous quarter
Quarter ending March 2016	14,340	
Quarter ending June 2016	14,425	→
Quarter ending September 2016	14,371	→
Quarter ending December 2016	14,395	→
Quarter ending March 2017	14,472	→
<b>Variance since March 2016</b>	<b>0.9%</b>	<b>→</b>



### ACTIVITY

Cumulative percentage of contracted UDA delivered 2016 & 2017



Month	Adjusted Scheduled Activity (UDA)	
	2016	2017
April	953	1,605
May	4,772	6,047
June	7,492	8,750
July	11,504	11,879
August	13,965	14,717
September	17,204	17,311
October	20,720	20,169
November	24,121	23,739
December	27,488	26,625
January	29,195	28,751
February	33,746	32,382
March	36,848	35,790
April	37,584	
May	37,691	
June	37,692	

### QUALITY

	Quantity	Base Number	Contract	AT	Region	England
% of FP17s for the same patient ID Re-attending within 3 months - Children	519	7,232	7.2%	9.6%	11.9%	12.3%
% of FP17s for the same patient ID Re-attending within 3 months - Adults	1,997	14,167	14.1%	14.3%	16.6%	16.7%
% of FP17s for the same patient ID Re-attending between 3 & 9 months - Children	4,706	7,232	65.1%	60.6%	60.2%	57.6%
% of FP17s for the same patient ID Re-attending between 3 & 9 months - Adults	8,803	14,167	62.1%	51.9%	51.5%	50.1%
% of FP17s for Band 1 Urgent Courses	1,454	20,691	7.0%	7.9%	9.5%	9.1%
% of FP17s Relating to Free Repair or Replacements	114	20,691	0.6%	0.8%	0.7%	0.8%
% of FP17s Relating to Continuations	326	20,691	1.6%	1.2%	1.2%	1.2%
% of Patients satisfied with the dentistry they have received	50	52	96.2%	93.2%	93.1%	92.8%
% of Patients satisfied with the time they had to wait for an appointment	51	52	98.1%	89.1%	88.8%	88.7%

\* This is based on patients treated on this contract for their most recent course of treatment. Figures in italics indicate the base number of FP17s or Patient Questionnaire responses are less than 100. N/A is shown where the base number of responses is less than 10 during the period. % is calculated as Quantity/Base number\*100



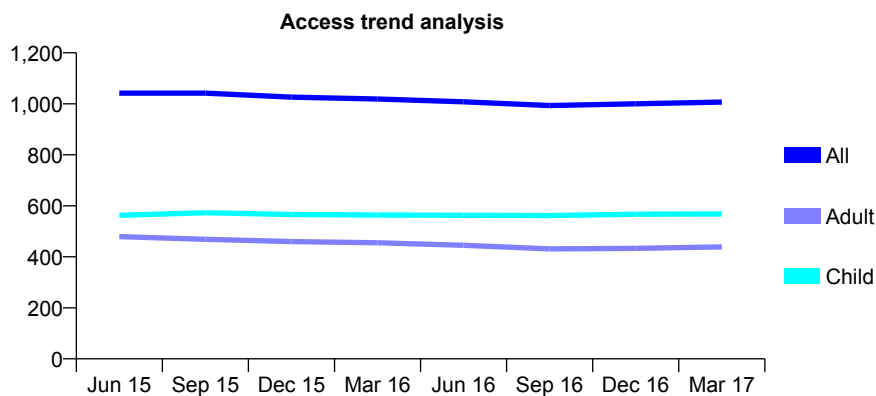
## Q64 - Vital Signs At a Glance Contract Report for 944947/0001 - March 2017

Name or company name	MR PA SHOEBRIDGE
Contract type name	GDS Contract
Purpose of contract	General
Contract start date	01/04/2006
Contract end date	

16/17 Contracted general activity (UDA)	2,703
Carry forward general activity (UDA)	0
16/17 Contracted orthodontic activity (UOA)	0
Carry forward orthodontic activity (UOA)	0
Baseline contract value	£59,636.50

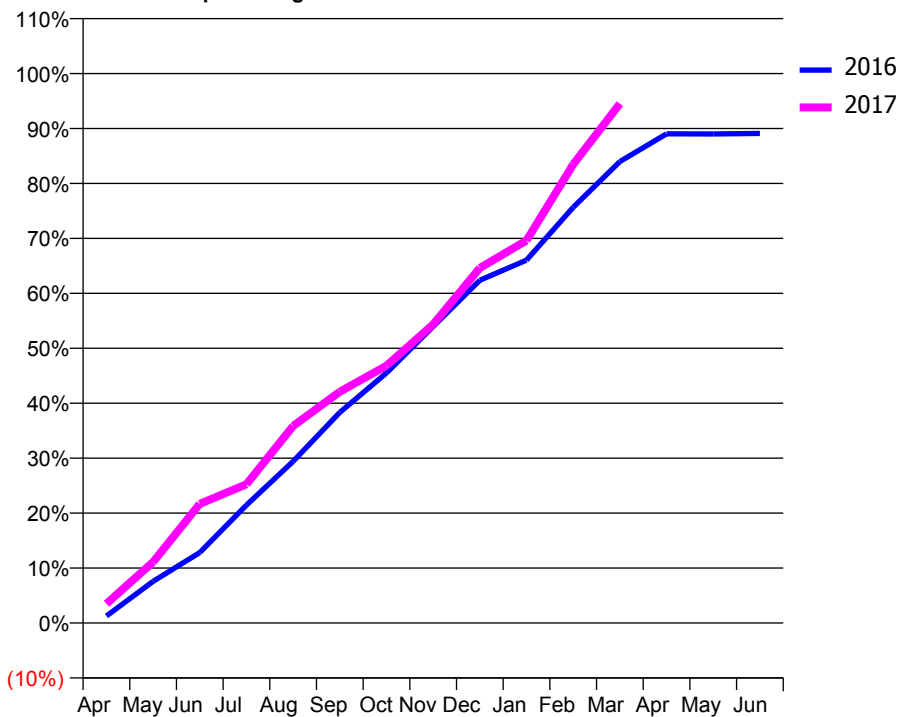
### ACCESS\*

Patients seen in 24 months	Total	Change since previous quarter
Quarter ending March 2016	1,019	
Quarter ending June 2016	1,008	↓
Quarter ending September 2016	993	↓
Quarter ending December 2016	1,000	→
Quarter ending March 2017	1,007	→
<b>Variance since March 2016</b>	<b>(1.2%)</b>	<b>↓</b>



### ACTIVITY

Cumulative percentage of contracted UDA delivered 2016 & 2017



Month	Adjusted Scheduled Activity (UDA)	
	2016	2017
April	38	95
May	224	300
June	379	586
July	635	682
August	870	969
September	1,133	1,137
October	1,346	1,266
November	1,596	1,469
December	1,845	1,746
January	1,953	1,882
February	2,237	2,256
March	2,483	2,555
April	2,633	
May	2,632	
June	2,635	

### QUALITY

	Quantity	Base Number	Contract	AT	Region	England
% of FP17s for the same patient ID Re-attending within 3 months - Children	88	1,000	8.8%	9.6%	11.9%	12.3%
% of FP17s for the same patient ID Re-attending within 3 months - Adults	50	481	10.4%	14.3%	16.6%	16.7%
% of FP17s for the same patient ID Re-attending between 3 & 9 months - Children	646	1,000	64.6%	60.6%	60.2%	57.6%
% of FP17s for the same patient ID Re-attending between 3 & 9 months - Adults	264	481	54.9%	51.9%	51.5%	50.1%
% of FP17s for Band 1 Urgent Courses	39	1,402	2.8%	7.9%	9.5%	9.1%
% of FP17s Relating to Free Repair or Replacements	0	1,402	0.0%	0.8%	0.7%	0.8%
% of FP17s Relating to Continuations	4	1,402	0.3%	1.2%	1.2%	1.2%
% of Patients satisfied with the dentistry they have received	4	4	N/A	93.2%	93.1%	92.8%
% of Patients satisfied with the time they had to wait for an appointment	4	4	N/A	89.1%	88.8%	88.7%

\* This is based on patients treated on this contract for their most recent course of treatment. Figures in italics indicate the base number of FP17s or Patient Questionnaire responses are less than 100. N/A is shown where the base number of responses is less than 10 during the period. % is calculated as Quantity/Base number\*100

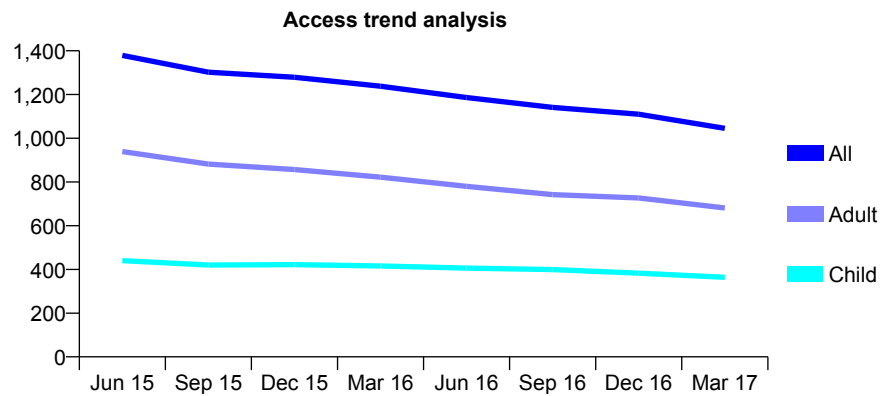
## Q64 - Vital Signs At a Glance Contract Report for 963194/0001 - March 2017

Name or company name	MR TO BAALACK
Contract type name	GDS Contract
Purpose of contract	General
Contract start date	22/12/2011
Contract end date	

16/17 Contracted general activity (UDA)	3,906
Carry forward general activity (UDA)	0
16/17 Contracted orthodontic activity (UOA)	0
Carry forward orthodontic activity (UOA)	0
Baseline contract value	£100,172.59

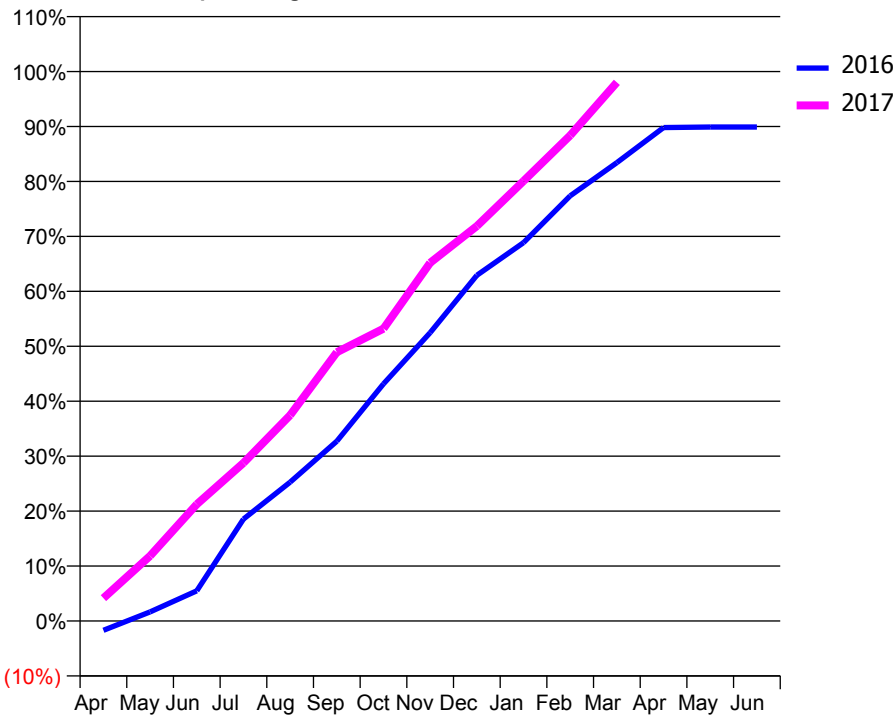
### ACCESS\*

Patients seen in 24 months	Total	Change since previous quarter
Quarter ending March 2016	1,238	
Quarter ending June 2016	1,186	↓
Quarter ending September 2016	1,141	↓
Quarter ending December 2016	1,110	↓
Quarter ending March 2017	1,045	↓
<b>Variance since March 2016</b>	<b>(15.6%)</b>	<b>↓</b>



### ACTIVITY

Cumulative percentage of contracted UDA delivered 2016 & 2017



Month	Adjusted Scheduled Activity (UDA)	
	2016	2017
April	-67	163
May	65	463
June	215	830
July	725	1,124
August	987	1,463
September	1,278	1,910
October	1,686	2,078
November	2,049	2,546
December	2,458	2,807
January	2,690	3,127
February	3,023	3,451
March	3,258	3,829
April	3,508	
May	3,512	
June	3,512	

### QUALITY

	Quantity	Base Number	Contract	AT	Region	England
% of FP17s for the same patient ID Re-attending within 3 months - Children	47	626	7.5%	9.6%	11.9%	12.3%
% of FP17s for the same patient ID Re-attending within 3 months - Adults	150	988	15.2%	14.3%	16.6%	16.7%
% of FP17s for the same patient ID Re-attending between 3 & 9 months - Children	408	626	65.2%	60.6%	60.2%	57.6%
% of FP17s for the same patient ID Re-attending between 3 & 9 months - Adults	584	988	59.1%	51.9%	51.5%	50.1%
% of FP17s for Band 1 Urgent Courses	74	1,517	4.9%	7.9%	9.5%	9.1%
% of FP17s Relating to Free Repair or Replacements	7	1,517	0.5%	0.8%	0.7%	0.8%
% of FP17s Relating to Continuations	17	1,517	1.1%	1.2%	1.2%	1.2%
% of Patients satisfied with the dentistry they have received	2	2	N/A	93.2%	93.1%	92.8%
% of Patients satisfied with the time they had to wait for an appointment	2	2	N/A	89.1%	88.8%	88.7%

\* This is based on patients treated on this contract for their most recent course of treatment. Figures in italics indicate the base number of FP17s or Patient Questionnaire responses are less than 100. N/A is shown where the base number of responses is less than 10 during the period. % is calculated as Quantity/Base number\*100

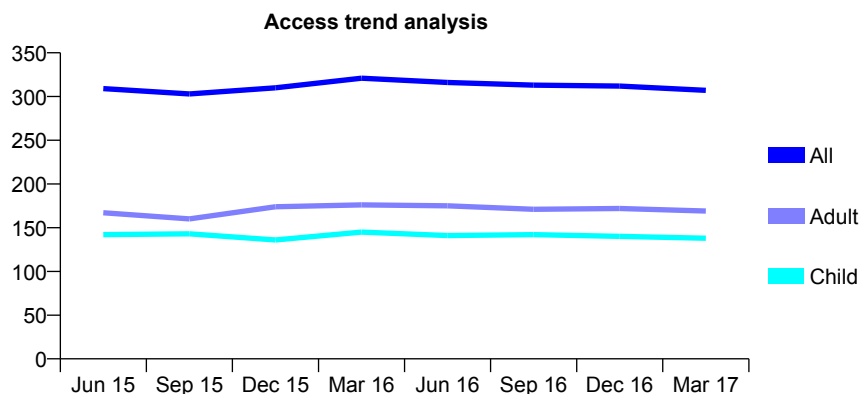
## Q64 - Vital Signs At a Glance Contract Report for 982733/0001 - March 2017

Name or company name	MR SL PIMM
Contract type name	GDS Contract
Purpose of contract	General
Contract start date	01/04/2006
Contract end date	

16/17 Contracted general activity (UDA)	870
Carry forward general activity (UDA)	0
16/17 Contracted orthodontic activity (UOA)	0
Carry forward orthodontic activity (UOA)	0
Baseline contract value	£19,940.65

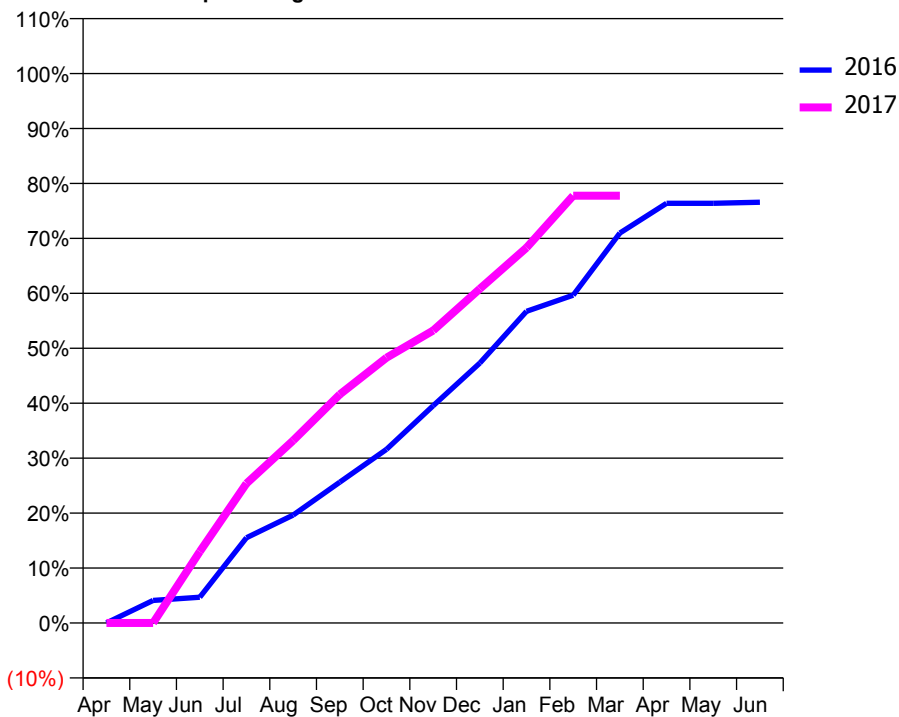
### ACCESS\*

Patients seen in 24 months	Total	Change since previous quarter
Quarter ending March 2016	321	
Quarter ending June 2016	316	↓
Quarter ending September 2016	313	→
Quarter ending December 2016	312	→
Quarter ending March 2017	307	↓
<b>Variance since March 2016</b>	<b>(4.4%)</b>	<b>↓</b>



### ACTIVITY

Cumulative percentage of contracted UDA delivered 2016 & 2017



Month	Adjusted Scheduled Activity (UDA)	
	2016	2017
April	0	0
May	42	0
June	48	113
July	158	221
August	200	289
September	261	362
October	322	420
November	403	463
December	483	529
January	579	594
February	609	677
March	724	677
April	779	
May	779	
June	781	

### QUALITY

	Quantity	Base Number	Contract	AT	Region	England
% of FP17s for the same patient ID Re-attending within 3 months - Children	4	202	2.0%	9.6%	11.9%	12.3%
% of FP17s for the same patient ID Re-attending within 3 months - Adults	15	199	7.5%	14.3%	16.6%	16.7%
% of FP17s for the same patient ID Re-attending between 3 & 9 months - Children	149	202	73.8%	60.6%	60.2%	57.6%
% of FP17s for the same patient ID Re-attending between 3 & 9 months - Adults	128	199	64.3%	51.9%	51.5%	50.1%
% of FP17s for Band 1 Urgent Courses	3	374	0.8%	7.9%	9.5%	9.1%
% of FP17s Relating to Free Repair or Replacements	0	374	0.0%	0.8%	0.7%	0.8%
% of FP17s Relating to Continuations	0	374	0.0%	1.2%	1.2%	1.2%
% of Patients satisfied with the dentistry they have received	1	1	N/A	93.2%	93.1%	92.8%
% of Patients satisfied with the time they had to wait for an appointment	1	1	N/A	89.1%	88.8%	88.7%

\* This is based on patients treated on this contract for their most recent course of treatment. Figures in italics indicate the base number of FP17s or Patient Questionnaire responses are less than 100. N/A is shown where the base number of responses is less than 10 during the period. % is calculated as Quantity/Base number\*100

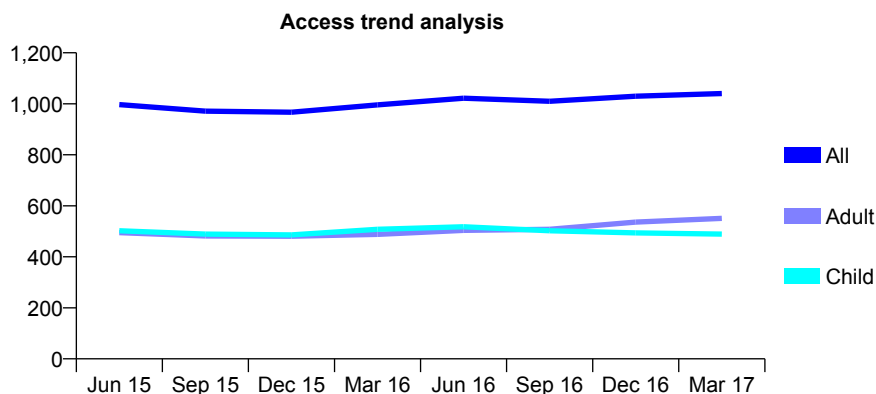
## Q64 - Vital Signs At a Glance Contract Report for 989746/0002 - March 2017

Name or company name	MR JJ WATKINS
Contract type name	GDS Contract
Purpose of contract	General
Contract start date	16/12/2007
Contract end date	

16/17 Contracted general activity (UDA)	3,000
Carry forward general activity (UDA)	0
16/17 Contracted orthodontic activity (UOA)	0
Carry forward orthodontic activity (UOA)	0
Baseline contract value	£63,515.70

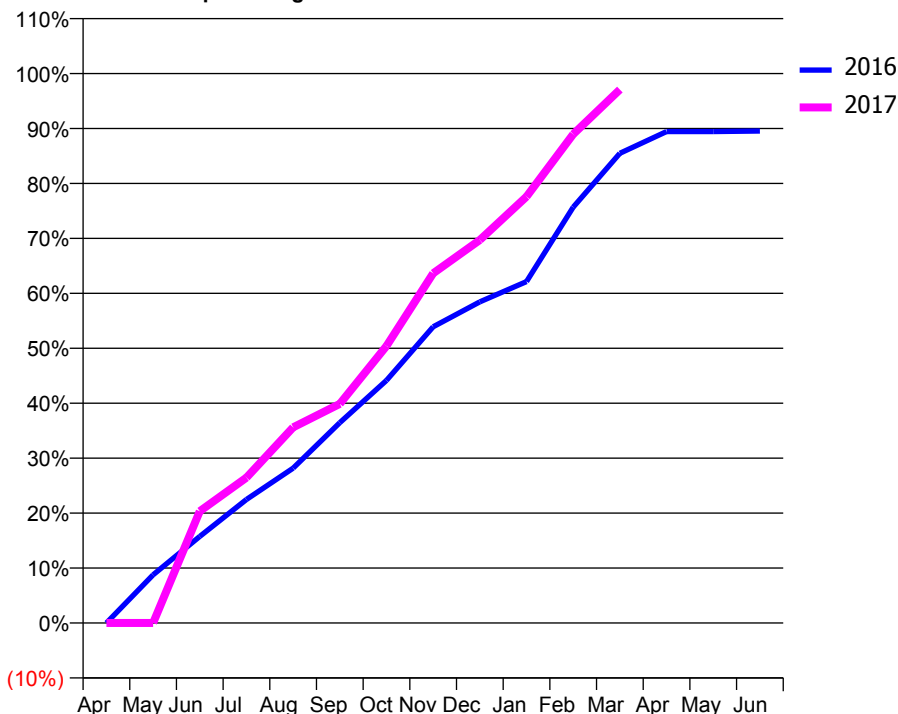
### ACCESS\*

Patients seen in 24 months	Total	Change since previous quarter
Quarter ending March 2016	996	
Quarter ending June 2016	1,022	↑
Quarter ending September 2016	1,010	↓
Quarter ending December 2016	1,030	→
Quarter ending March 2017	1,040	→
<b>Variance since March 2016</b>	<b>4.4%</b>	<b>↑</b>



### ACTIVITY

Cumulative percentage of contracted UDA delivered 2016 & 2017



Month	Adjusted Scheduled Activity (UDA)	
	2016	2017
April	0	0
May	281	0
June	504	610
July	720	794
August	902	1,069
September	1,167	1,196
October	1,413	1,512
November	1,725	1,909
December	1,870	2,091
January	1,989	2,328
February	2,422	2,668
March	2,735	2,913
April	2,862	
May	2,862	
June	2,865	

### QUALITY

	Quantity	Base Number	Contract	AT	Region	England
% of FP17s for the same patient ID Re-attending within 3 months - Children	73	750	9.7%	9.6%	11.9%	12.3%
% of FP17s for the same patient ID Re-attending within 3 months - Adults	249	868	28.7%	14.3%	16.6%	16.7%
% of FP17s for the same patient ID Re-attending between 3 & 9 months - Children	439	750	58.5%	60.6%	60.2%	57.6%
% of FP17s for the same patient ID Re-attending between 3 & 9 months - Adults	391	868	45.0%	51.9%	51.5%	50.1%
% of FP17s for Band 1 Urgent Courses	83	1,557	5.3%	7.9%	9.5%	9.1%
% of FP17s Relating to Free Repair or Replacements	0	1,557	0.0%	0.8%	0.7%	0.8%
% of FP17s Relating to Continuations	0	1,557	0.0%	1.2%	1.2%	1.2%
% of Patients satisfied with the dentistry they have received	3	3	N/A	93.2%	93.1%	92.8%
% of Patients satisfied with the time they had to wait for an appointment	3	3	N/A	89.1%	88.8%	88.7%

\* This is based on patients treated on this contract for their most recent course of treatment. Figures in italics indicate the base number of FP17s or Patient Questionnaire responses are less than 100. N/A is shown where the base number of responses is less than 10 during the period. % is calculated as Quantity/Base number\*100

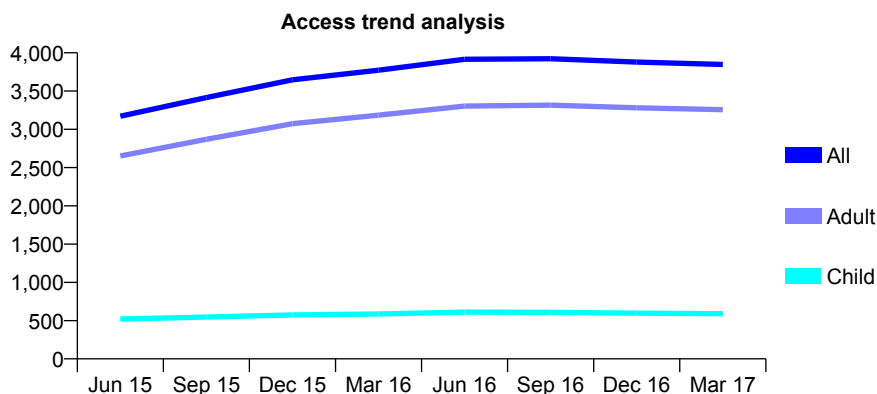
## Q64 - Vital Signs At a Glance Contract Report for 995290/0001 - March 2017

Name or company name	MRS O SIVOVA PENEVA
Contract type name	GDS Contract
Purpose of contract	General
Contract start date	01/08/2014
Contract end date	

16/17 Contracted general activity (UDA)	13,403
Carry forward general activity (UDA)	0
16/17 Contracted orthodontic activity (UOA)	0
Carry forward orthodontic activity (UOA)	0
Baseline contract value	£339,383.21

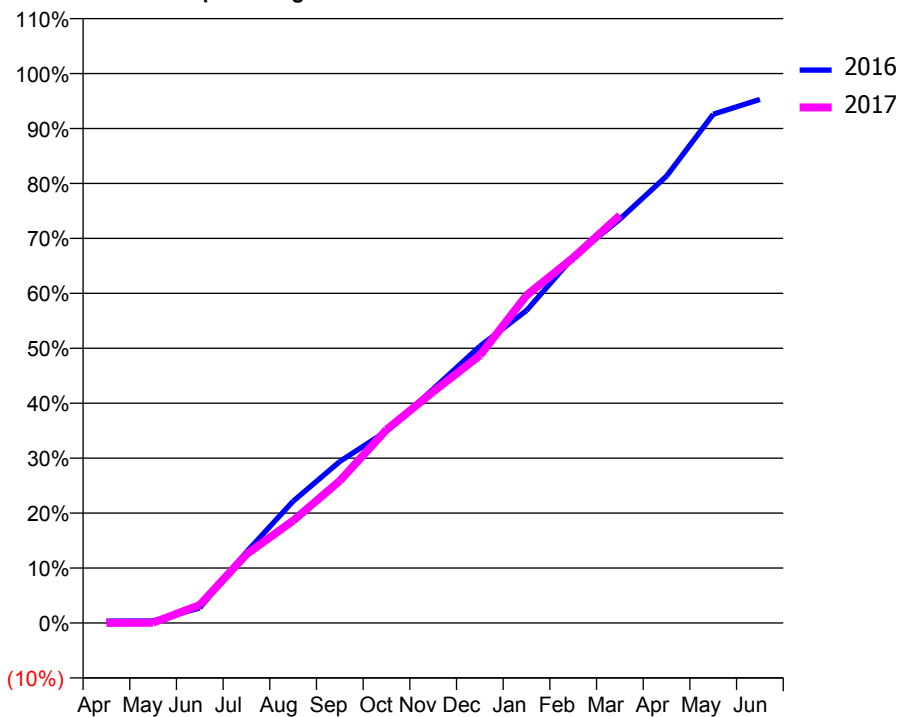
### ACCESS\*

Patients seen in 24 months	Total	Change since previous quarter
Quarter ending March 2016	3,772	
Quarter ending June 2016	3,915	↑
Quarter ending September 2016	3,923	→
Quarter ending December 2016	3,878	↓
Quarter ending March 2017	3,847	→
<b>Variance since March 2016</b>	<b>2.0%</b>	<b>→</b>



### ACTIVITY

Cumulative percentage of contracted UDA delivered 2016 & 2017



Month	Adjusted Scheduled Activity (UDA)	
	2016	2017
April	48	0
May	50	7
June	370	441
July	1,731	1,678
August	2,971	2,497
September	3,940	3,470
October	4,680	4,716
November	5,705	5,643
December	6,750	6,525
January	7,622	7,993
February	8,924	8,911
March	9,851	9,945
April	10,901	
May	12,409	
June	12,771	

### QUALITY

	Quantity	Base Number	Contract	AT	Region	England
% of FP17s for the same patient ID Re-attending within 3 months - Children	71	966	7.3%	9.6%	11.9%	12.3%
% of FP17s for the same patient ID Re-attending within 3 months - Adults	664	5,112	13.0%	14.3%	16.6%	16.7%
% of FP17s for the same patient ID Re-attending between 3 & 9 months - Children	630	966	65.2%	60.6%	60.2%	57.6%
% of FP17s for the same patient ID Re-attending between 3 & 9 months - Adults	3,415	5,112	66.8%	51.9%	51.5%	50.1%
% of FP17s for Band 1 Urgent Courses	123	4,862	2.5%	7.9%	9.5%	9.1%
% of FP17s Relating to Free Repair or Replacements	39	4,862	0.8%	0.8%	0.7%	0.8%
% of FP17s Relating to Continuations	35	4,862	0.7%	1.2%	1.2%	1.2%
% of Patients satisfied with the dentistry they have received	17	19	89.5%	93.2%	93.1%	92.8%
% of Patients satisfied with the time they had to wait for an appointment	18	19	94.7%	89.1%	88.8%	88.7%

\* This is based on patients treated on this contract for their most recent course of treatment. Figures in italics indicate the base number of FP17s or Patient Questionnaire responses are less than 100. N/A is shown where the base number of responses is less than 10 during the period. % is calculated as Quantity/Base number\*100

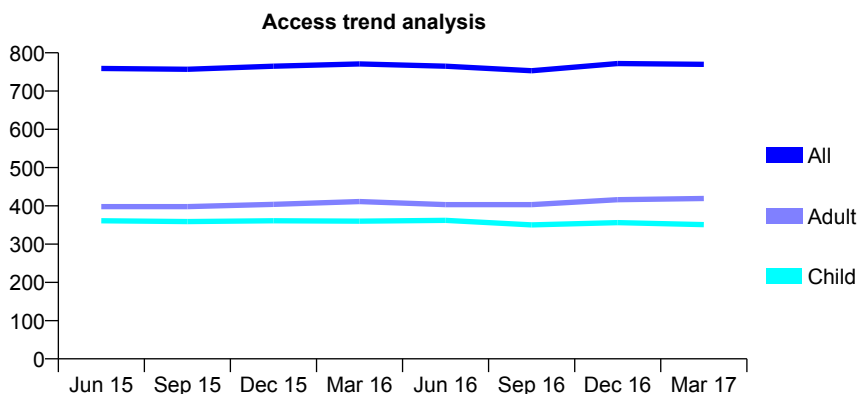
## Q64 - Vital Signs At a Glance Contract Report for 997439/0001 - March 2017

Name or company name	Charlton Road Dental Surgery
Contract type name	GDS Contract
Purpose of contract	General
Contract start date	01/04/2006
Contract end date	

16/17 Contracted general activity (UDA)	2,200
Carry forward general activity (UDA)	-44
16/17 Contracted orthodontic activity (UOA)	0
Carry forward orthodontic activity (UOA)	0
Baseline contract value	£46,578.17

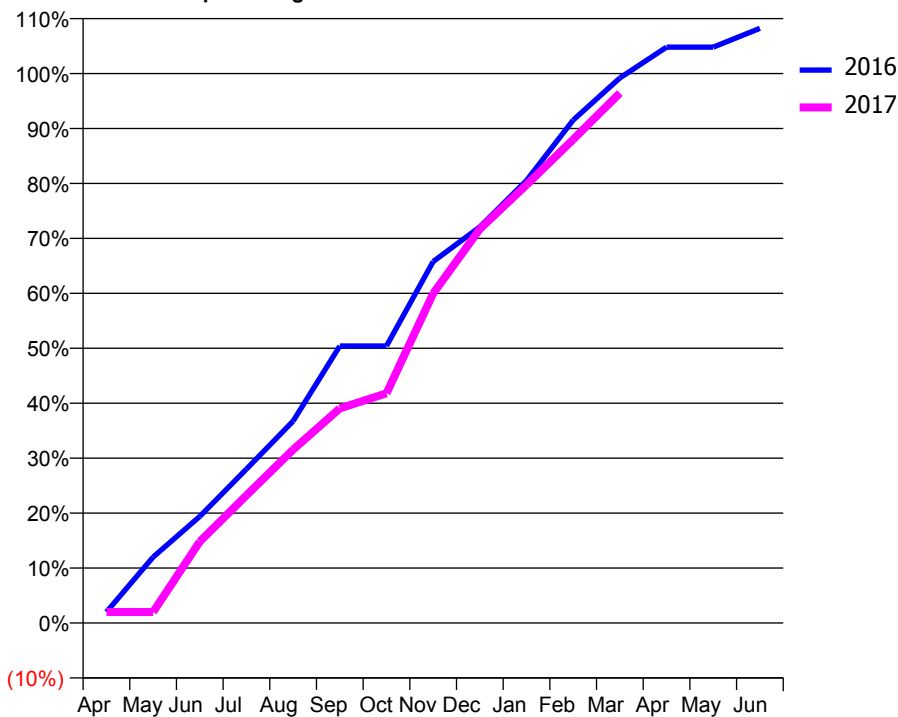
### ACCESS\*

Patients seen in 24 months	Total	Change since previous quarter
Quarter ending March 2016	771	
Quarter ending June 2016	765	→
Quarter ending September 2016	753	↓
Quarter ending December 2016	772	↑
Quarter ending March 2017	770	→
<b>Variance since March 2016</b>	<b>(0.1%)</b>	<b>→</b>



### ACTIVITY

Cumulative percentage of contracted UDA delivered 2016 & 2017



Month	Adjusted Scheduled Activity (UDA)	
	2016	2017
April	44	44
May	264	44
June	427	326
July	616	511
August	808	694
September	1,109	859
October	1,109	919
November	1,447	1,319
December	1,586	1,577
January	1,772	1,754
February	2,013	1,936
March	2,182	2,122
April	2,305	
May	2,305	
June	2,381	

### QUALITY

	Quantity	Base Number	Contract	AT	Region	England
% of FP17s for the same patient ID Re-attending within 3 months - Children	59	571	10.3%	9.6%	11.9%	12.3%
% of FP17s for the same patient ID Re-attending within 3 months - Adults	74	511	14.5%	14.3%	16.6%	16.7%
% of FP17s for the same patient ID Re-attending between 3 & 9 months - Children	356	571	62.3%	60.6%	60.2%	57.6%
% of FP17s for the same patient ID Re-attending between 3 & 9 months - Adults	280	511	54.8%	51.9%	51.5%	50.1%
% of FP17s for Band 1 Urgent Courses	39	967	4.0%	7.9%	9.5%	9.1%
% of FP17s Relating to Free Repair or Replacements	7	967	0.7%	0.8%	0.7%	0.8%
% of FP17s Relating to Continuations	4	967	0.4%	1.2%	1.2%	1.2%
% of Patients satisfied with the dentistry they have received	2	2	N/A	93.2%	93.1%	92.8%
% of Patients satisfied with the time they had to wait for an appointment	2	2	N/A	89.1%	88.8%	88.7%

\* This is based on patients treated on this contract for their most recent course of treatment. Figures in italics indicate the base number of FP17s or Patient Questionnaire responses are less than 100. N/A is shown where the base number of responses is less than 10 during the period. % is calculated as Quantity/Base number\*100

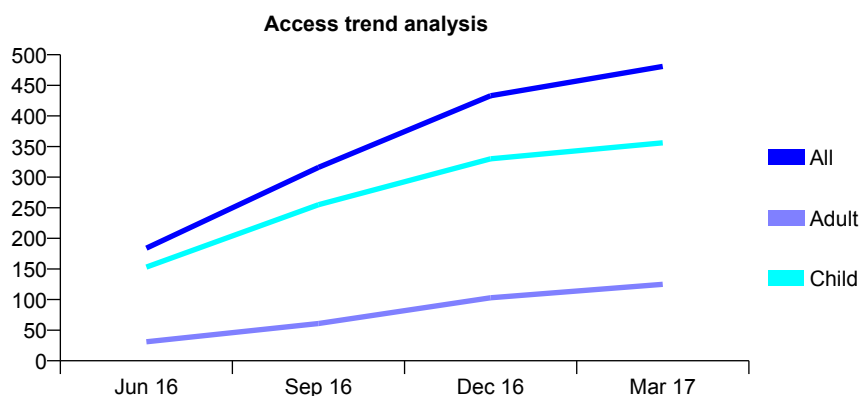
## Q65 - Vital Signs At a Glance Contract Report for 100026/0000 - March 2017

Name or company name	Family Dental Practice
Contract type name	GDS Contract
Purpose of contract	General
Contract start date	01/02/2016
Contract end date	

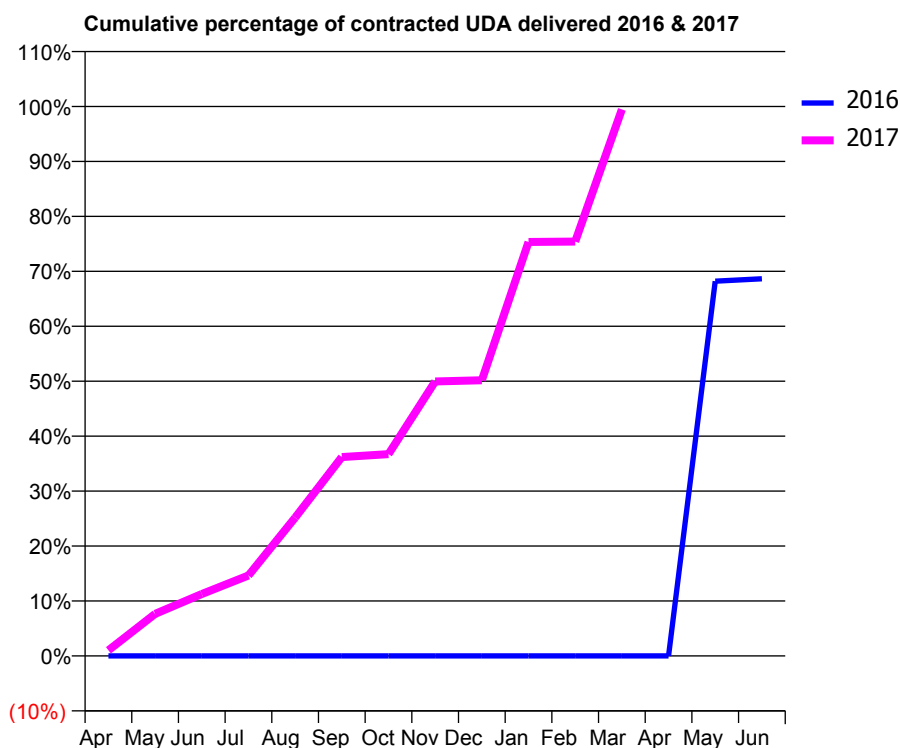
16/17 Contracted general activity (UDA)	1,359
Carry forward general activity (UDA)	-14
16/17 Contracted orthodontic activity (UOA)	0
Carry forward orthodontic activity (UOA)	0
Baseline contract value	£35,162.63

### ACCESS\*

Patients seen in 24 months	Total	Change since previous quarter
Quarter ending March 2016	0	
Quarter ending June 2016	184	↑
Quarter ending September 2016	316	↑
Quarter ending December 2016	433	↑
Quarter ending March 2017	481	↑
<b>Variance since March 2016</b>	N/A	



### ACTIVITY



Month	Adjusted Scheduled Activity (UDA)	
	2016	2017
April	0	14
May	0	104
June	0	153
July	0	199
August	0	342
September	0	492
October	0	499
November	0	679
December	0	682
January	0	1,024
February	0	1,025
March	0	1,352
April	0	
May	155	
June	156	

### QUALITY

	Quantity	Base Number	Contract	AT	Region	England
% of FP17s for the same patient ID Re-attending within 3 months - Children	89	779	11.4%	10.1%	11.9%	12.3%
% of FP17s for the same patient ID Re-attending within 3 months - Adults	18	188	9.6%	15.1%	16.6%	16.7%
% of FP17s for the same patient ID Re-attending between 3 & 9 months - Children	279	779	35.8%	61.3%	60.2%	57.6%
% of FP17s for the same patient ID Re-attending between 3 & 9 months - Adults	44	188	23.4%	52.5%	51.5%	50.1%
% of FP17s for Band 1 Urgent Courses	38	879	4.3%	8.2%	9.5%	9.1%
% of FP17s Relating to Free Repair or Replacements	0	879	0.0%	0.9%	0.7%	0.8%
% of FP17s Relating to Continuations	0	879	0.0%	1.4%	1.2%	1.2%
% of Patients satisfied with the dentistry they have received	1	1	N/A	94.0%	93.1%	92.8%
% of Patients satisfied with the time they had to wait for an appointment	1	1	N/A	89.4%	88.8%	88.7%

\* This is based on patients treated on this contract for their most recent course of treatment. Figures in italics indicate the base number of FP17s or Patient Questionnaire responses are less than 100. N/A is shown where the base number of responses is less than 10 during the period. % is calculated as Quantity/Base number\*100

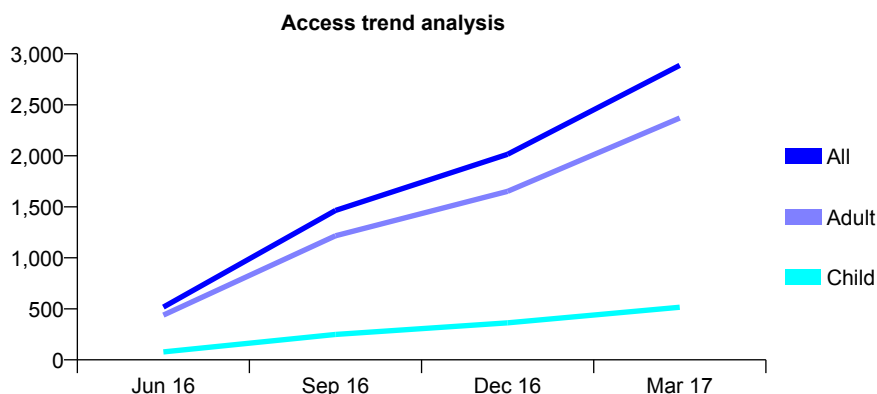
## Q65 - Vital Signs At a Glance Contract Report for 100027/0000 - March 2017

Name or company name	Lympsham Dental Partnership
Contract type name	GDS Contract
Purpose of contract	General
Contract start date	01/02/2016
Contract end date	

16/17 Contracted general activity (UDA)	13,238
Carry forward general activity (UDA)	0
16/17 Contracted orthodontic activity (UOA)	0
Carry forward orthodontic activity (UOA)	0
Baseline contract value	£304,350.94

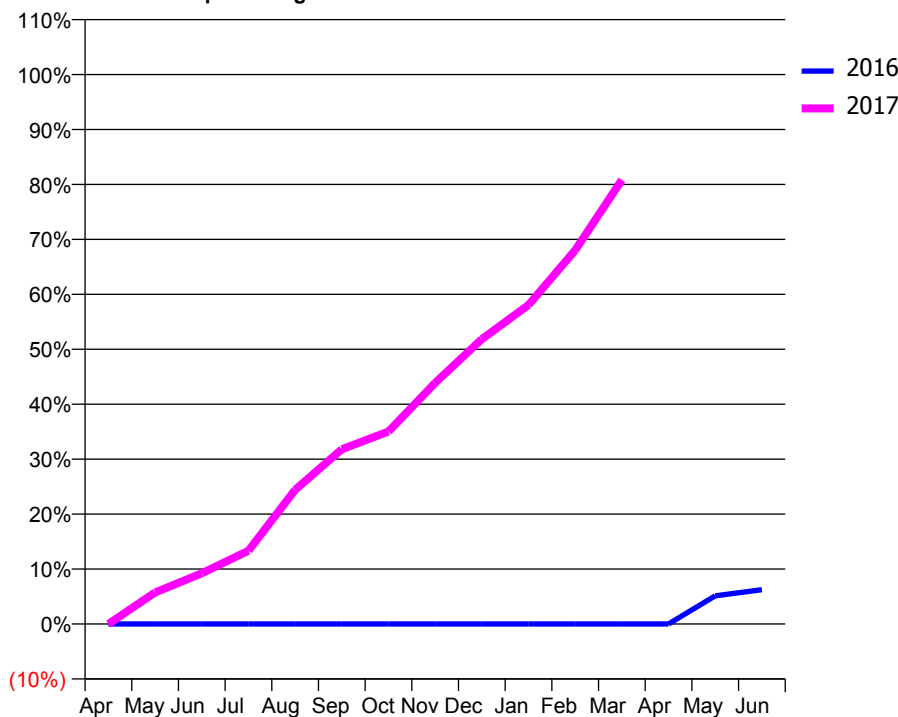
### ACCESS\*

Patients seen in 24 months	Total	Change since previous quarter
Quarter ending March 2016	0	
Quarter ending June 2016	517	↑
Quarter ending September 2016	1,465	↑
Quarter ending December 2016	2,015	↑
Quarter ending March 2017	2,887	↑
<b>Variance since March 2016</b>	N/A	



### ACTIVITY

Cumulative percentage of contracted UDA delivered 2016 & 2017



Month	Adjusted Scheduled Activity (UDA)	
	2016	2017
April	0	0
May	0	760
June	0	1,223
July	0	1,766
August	0	3,233
September	0	4,210
October	0	4,636
November	0	5,808
December	0	6,864
January	0	7,687
February	0	9,005
March	0	10,699
April	0	
May	113	
June	138	

### QUALITY

	Quantity	Base Number	Contract	AT	Region	England
% of FP17s for the same patient ID Re-attending within 3 months - Children	41	762	5.4%	10.1%	11.9%	12.3%
% of FP17s for the same patient ID Re-attending within 3 months - Adults	317	3,542	8.9%	15.1%	16.6%	16.7%
% of FP17s for the same patient ID Re-attending between 3 & 9 months - Children	139	762	18.2%	61.3%	60.2%	57.6%
% of FP17s for the same patient ID Re-attending between 3 & 9 months - Adults	612	3,542	17.3%	52.5%	51.5%	50.1%
% of FP17s for Band 1 Urgent Courses	339	4,230	8.0%	8.2%	9.5%	9.1%
% of FP17s Relating to Free Repair or Replacements	28	4,230	0.7%	0.9%	0.7%	0.8%
% of FP17s Relating to Continuations	41	4,230	1.0%	1.4%	1.2%	1.2%
% of Patients satisfied with the dentistry they have received	11	11	100.0%	94.0%	93.1%	92.8%
% of Patients satisfied with the time they had to wait for an appointment	10	11	90.9%	89.4%	88.8%	88.7%

\* This is based on patients treated on this contract for their most recent course of treatment. Figures in italics indicate the base number of FP17s or Patient Questionnaire responses are less than 100. N/A is shown where the base number of responses is less than 10 during the period. % is calculated as Quantity/Base number\*100



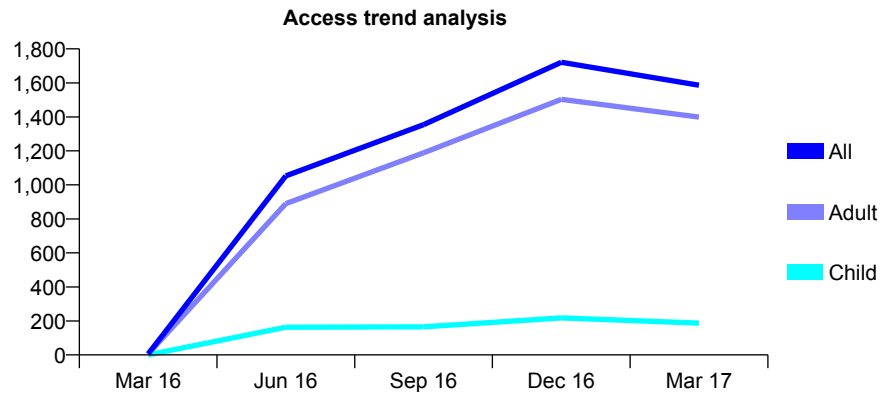
## Q65 - Vital Signs At a Glance Contract Report for 100030/0000 - March 2017

Name or company name	Burnham House Dental Partnership
Contract type name	GDS Contract
Purpose of contract	General
Contract start date	01/02/2016
Contract end date	

16/17 Contracted general activity (UDA)	6,740
Carry forward general activity (UDA)	0
16/17 Contracted orthodontic activity (UOA)	0
Carry forward orthodontic activity (UOA)	0
Baseline contract value	£126,468.20

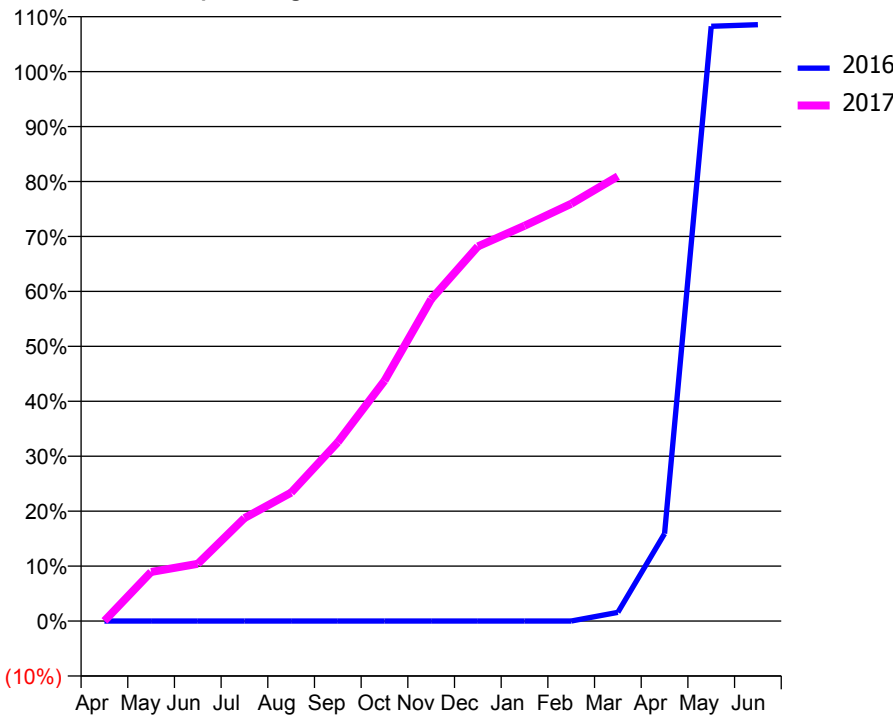
### ACCESS\*

Patients seen in 24 months	Total	Change since previous quarter
Quarter ending March 2016	6	
Quarter ending June 2016	1,053	↑
Quarter ending September 2016	1,354	↑
Quarter ending December 2016	1,721	↑
Quarter ending March 2017	1,586	↓
<b>Variance since March 2016</b>	<b>26333.3%</b>	<b>↑</b>



### ACTIVITY

Cumulative percentage of contracted UDA delivered 2016 & 2017



Month	Adjusted Scheduled Activity (UDA)	
	2016	2017
April	0	2
May	0	603
June	0	703
July	0	1,264
August	0	1,575
September	0	2,194
October	0	2,949
November	0	3,948
December	0	4,596
January	0	4,848
February	0	5,119
March	23	5,456
April	232	
May	1,577	
June	1,581	

### QUALITY

	Quantity	Base Number	Contract	AT	Region	England
% of FP17s for the same patient ID Re-attending within 3 months - Children	9	370	2.4%	10.1%	11.9%	12.3%
% of FP17s for the same patient ID Re-attending within 3 months - Adults	198	2,724	7.3%	15.1%	16.6%	16.7%
% of FP17s for the same patient ID Re-attending between 3 & 9 months - Children	42	370	11.4%	61.3%	60.2%	57.6%
% of FP17s for the same patient ID Re-attending between 3 & 9 months - Adults	520	2,724	19.1%	52.5%	51.5%	50.1%
% of FP17s for Band 1 Urgent Courses	118	2,286	5.2%	8.2%	9.5%	9.1%
% of FP17s Relating to Free Repair or Replacements	32	2,286	1.4%	0.9%	0.7%	0.8%
% of FP17s Relating to Continuations	40	2,286	1.7%	1.4%	1.2%	1.2%
% of Patients satisfied with the dentistry they have received	6	8	N/A	94.0%	93.1%	92.8%
% of Patients satisfied with the time they had to wait for an appointment	8	8	N/A	89.4%	88.8%	88.7%

\* This is based on patients treated on this contract for their most recent course of treatment. Figures in italics indicate the base number of FP17s or Patient Questionnaire responses are less than 100. N/A is shown where the base number of responses is less than 10 during the period. % is calculated as Quantity/Base number\*100

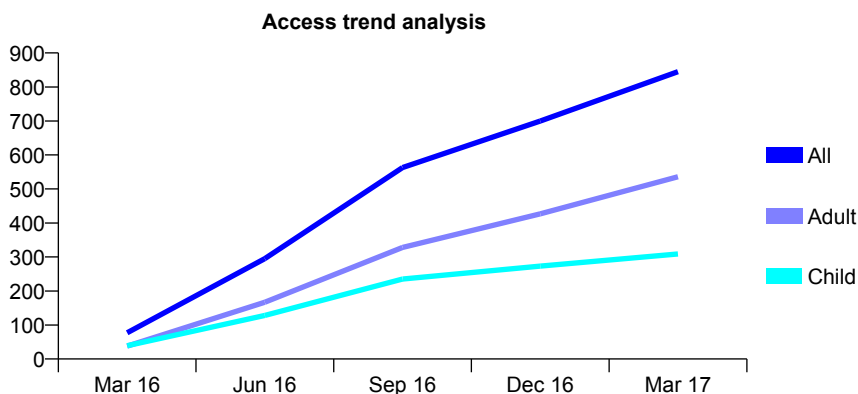
## Q65 - Vital Signs At a Glance Contract Report for 100031/0000 - March 2017

Name or company name	Mr RK Hughes
Contract type name	GDS Contract
Purpose of contract	General
Contract start date	10/03/2016
Contract end date	

16/17 Contracted general activity (UDA)	2,268
Carry forward general activity (UDA)	0
16/17 Contracted orthodontic activity (UOA)	0
Carry forward orthodontic activity (UOA)	0
Baseline contract value	£52,767.27

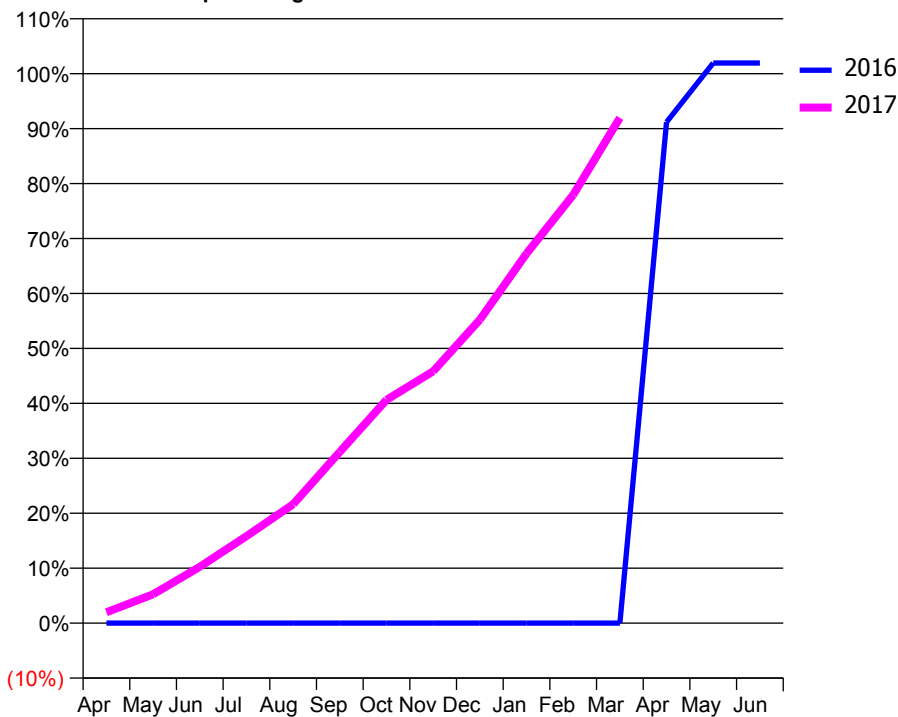
### ACCESS\*

Patients seen in 24 months	Total	Change since previous quarter
Quarter ending March 2016	77	
Quarter ending June 2016	295	↑
Quarter ending September 2016	563	↑
Quarter ending December 2016	700	↑
Quarter ending March 2017	845	↑
<b>Variance since March 2016</b>	<b>997.4%</b>	<b>↑</b>



### ACTIVITY

Cumulative percentage of contracted UDA delivered 2016 & 2017



Adjusted Scheduled Activity (UDA)

Month	2016	2017
April	0	45
May	0	119
June	0	233
July	0	359
August	0	491
September	0	707
October	0	921
November	0	1,040
December	0	1,253
January	0	1,525
February	0	1,768
March	0	2,086
April	122	
May	137	
June	137	

### QUALITY

	Quantity	Base Number	Contract	AT	Region	England
% of FP17s for the same patient ID Re-attending within 3 months - Children	33	561	5.9%	10.1%	11.9%	12.3%
% of FP17s for the same patient ID Re-attending within 3 months - Adults	107	899	11.9%	15.1%	16.6%	16.7%
% of FP17s for the same patient ID Re-attending between 3 & 9 months - Children	193	561	34.4%	61.3%	60.2%	57.6%
% of FP17s for the same patient ID Re-attending between 3 & 9 months - Adults	241	899	26.8%	52.5%	51.5%	50.1%
% of FP17s for Band 1 Urgent Courses	133	1,351	9.8%	8.2%	9.5%	9.1%
% of FP17s Relating to Free Repair or Replacements	6	1,351	0.4%	0.9%	0.7%	0.8%
% of FP17s Relating to Continuations	1	1,351	0.1%	1.4%	1.2%	1.2%
% of Patients satisfied with the dentistry they have received	2	2	N/A	94.0%	93.1%	92.8%
% of Patients satisfied with the time they had to wait for an appointment	2	2	N/A	89.4%	88.8%	88.7%

\* This is based on patients treated on this contract for their most recent course of treatment. Figures in italics indicate the base number of FP17s or Patient Questionnaire responses are less than 100. N/A is shown where the base number of responses is less than 10 during the period. % is calculated as Quantity/Base number\*100

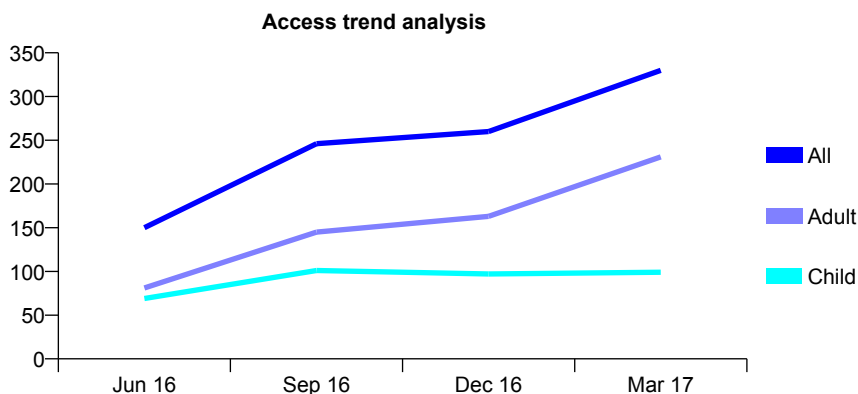
## Q65 - Vital Signs At a Glance Contract Report for 100032/0000 - March 2017

Name or company name	Mr RK Hughes
Contract type name	GDS Contract
Purpose of contract	General
Contract start date	10/03/2016
Contract end date	

16/17 Contracted general activity (UDA)	850
Carry forward general activity (UDA)	0
16/17 Contracted orthodontic activity (UOA)	0
Carry forward orthodontic activity (UOA)	0
Baseline contract value	£17,383.71

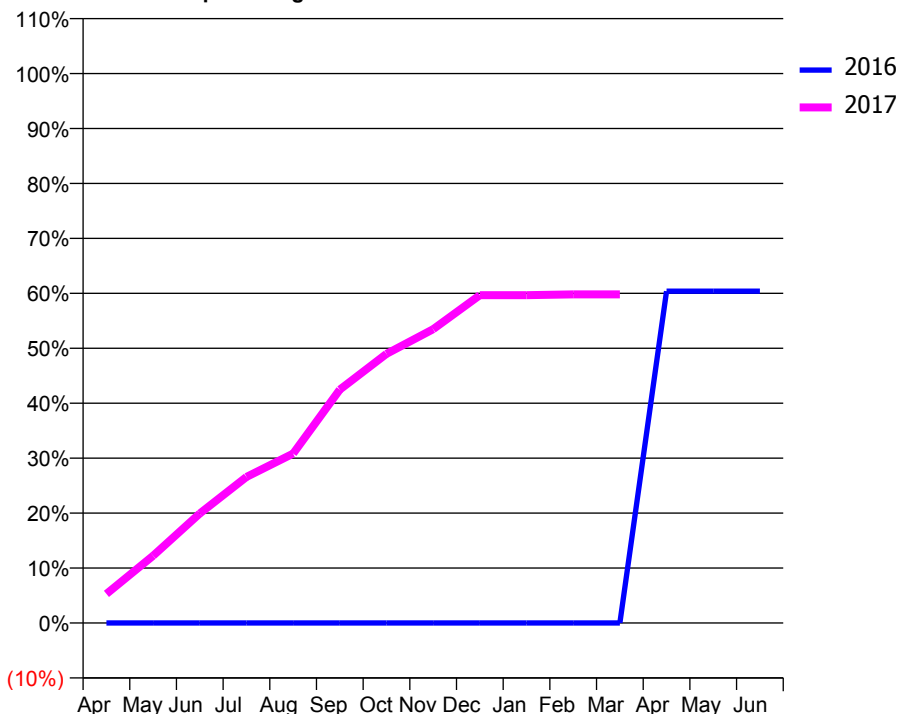
### ACCESS\*

Patients seen in 24 months	Total	Change since previous quarter
Quarter ending March 2016	0	
Quarter ending June 2016	150	↑
Quarter ending September 2016	246	↑
Quarter ending December 2016	260	↑
Quarter ending March 2017	330	↑
<b>Variance since March 2016</b>	N/A	



### ACTIVITY

Cumulative percentage of contracted UDA delivered 2016 & 2017



Adjusted Scheduled Activity (UDA)

Month	2016	2017
April	0	45
May	0	104
June	0	169
July	0	226
August	0	262
September	0	361
October	0	416
November	0	455
December	0	507
January	0	507
February	0	508
March	0	508
April	30	
May	30	
June	30	

### QUALITY

	Quantity	Base Number	Contract	AT	Region	England
% of FP17s for the same patient ID Re-attending within 3 months - Children	2	144	1.4%	10.1%	11.9%	12.3%
% of FP17s for the same patient ID Re-attending within 3 months - Adults	9	205	4.4%	15.1%	16.6%	16.7%
% of FP17s for the same patient ID Re-attending between 3 & 9 months - Children	28	144	19.4%	61.3%	60.2%	57.6%
% of FP17s for the same patient ID Re-attending between 3 & 9 months - Adults	20	205	9.8%	52.5%	51.5%	50.1%
% of FP17s for Band 1 Urgent Courses	17	319	5.3%	8.2%	9.5%	9.1%
% of FP17s Relating to Free Repair or Replacements	0	319	0.0%	0.9%	0.7%	0.8%
% of FP17s Relating to Continuations	0	319	0.0%	1.4%	1.2%	1.2%
% of Patients satisfied with the dentistry they have received	2	2	N/A	94.0%	93.1%	92.8%
% of Patients satisfied with the time they had to wait for an appointment	1	2	N/A	89.4%	88.8%	88.7%

\* This is based on patients treated on this contract for their most recent course of treatment. Figures in italics indicate the base number of FP17s or Patient Questionnaire responses are less than 100. N/A is shown where the base number of responses is less than 10 during the period. % is calculated as Quantity/Base number\*100

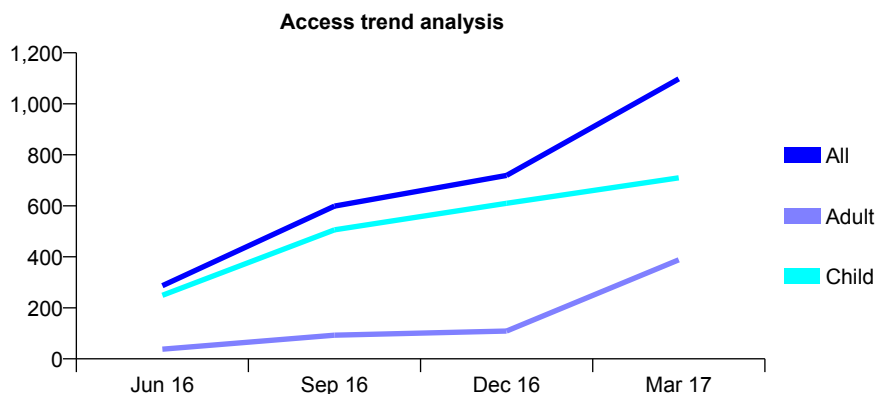
## Q65 - Vital Signs At a Glance Contract Report for 100071/0000 - March 2017

Name or company name	Yarde House Partnership
Contract type name	GDS Contract
Purpose of contract	General
Contract start date	24/03/2016
Contract end date	

16/17 Contracted general activity (UDA)	2,600
Carry forward general activity (UDA)	0
16/17 Contracted orthodontic activity (UOA)	0
Carry forward orthodontic activity (UOA)	0
Baseline contract value	£63,673.96

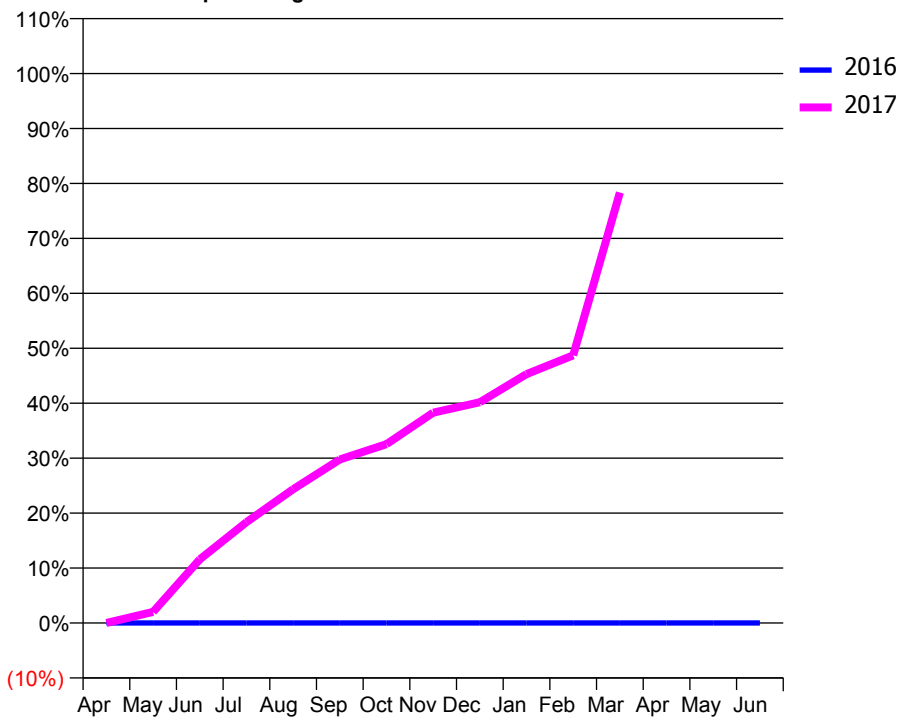
### ACCESS\*

Patients seen in 24 months	Total	Change since previous quarter
Quarter ending March 2016	0	
Quarter ending June 2016	287	↑
Quarter ending September 2016	599	↑
Quarter ending December 2016	719	↑
Quarter ending March 2017	1,098	↑
<b>Variance since March 2016</b>	N/A	



### ACTIVITY

Cumulative percentage of contracted UDA delivered 2016 & 2017



Adjusted Scheduled Activity (UDA)

Month	2016	2017
April	0	0
May	0	53
June	0	301
July	0	477
August	0	633
September	0	774
October	0	846
November	0	995
December	0	1,045
January	0	1,178
February	0	1,267
March	0	2,037
April	0	
May	0	
June	0	

### QUALITY

	Quantity	Base Number	Contract	AT	Region	England
% of FP17s for the same patient ID Re-attending within 3 months - Children	36	1,074	3.4%	10.1%	11.9%	12.3%
% of FP17s for the same patient ID Re-attending within 3 months - Adults	18	352	5.1%	15.1%	16.6%	16.7%
% of FP17s for the same patient ID Re-attending between 3 & 9 months - Children	238	1,074	22.2%	61.3%	60.2%	57.6%
% of FP17s for the same patient ID Re-attending between 3 & 9 months - Adults	30	352	8.5%	52.5%	51.5%	50.1%
% of FP17s for Band 1 Urgent Courses	60	1,426	4.2%	8.2%	9.5%	9.1%
% of FP17s Relating to Free Repair or Replacements	0	1,426	0.0%	0.9%	0.7%	0.8%
% of FP17s Relating to Continuations	0	1,426	0.0%	1.4%	1.2%	1.2%
% of Patients satisfied with the dentistry they have received	0	0	N/A	94.0%	93.1%	92.8%
% of Patients satisfied with the time they had to wait for an appointment	0	0	N/A	89.4%	88.8%	88.7%

\* This is based on patients treated on this contract for their most recent course of treatment. Figures in italics indicate the base number of FP17s or Patient Questionnaire responses are less than 100. N/A is shown where the base number of responses is less than 10 during the period. % is calculated as Quantity/Base number\*100

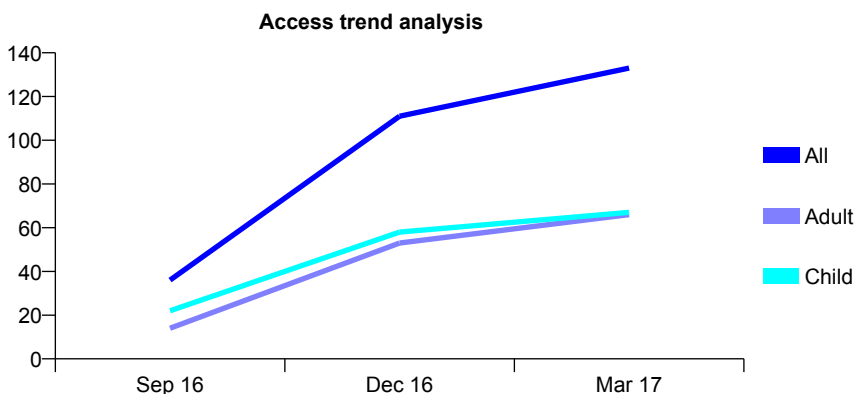
## Q65 - Vital Signs At a Glance Contract Report for 100077/0000 - March 2017

Name or company name	Church Road Dental Clinic
Contract type name	GDS Contract
Purpose of contract	General
Contract start date	01/04/2016
Contract end date	

16/17 Contracted general activity (UDA)	668
Carry forward general activity (UDA)	0
16/17 Contracted orthodontic activity (UOA)	0
Carry forward orthodontic activity (UOA)	0
Baseline contract value	£15,301.00

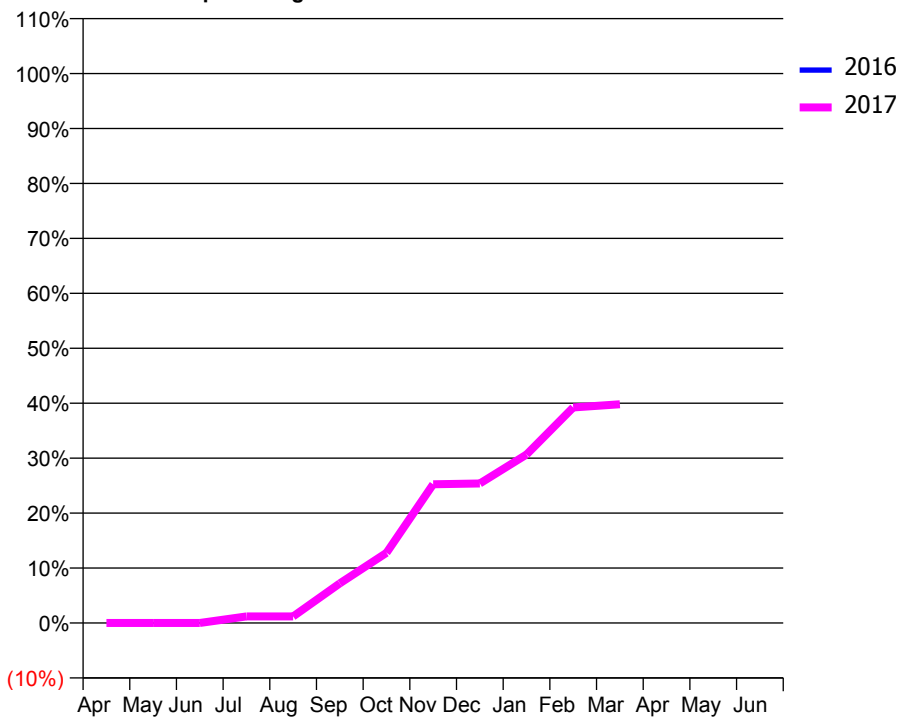
### ACCESS\*

Patients seen in 24 months	Total	Change since previous quarter
Quarter ending March 2016	0	
Quarter ending June 2016	0	
Quarter ending September 2016	36	↑
Quarter ending December 2016	111	↑
Quarter ending March 2017	133	↑
<b>Variance since March 2016</b>	N/A	



### ACTIVITY

Cumulative percentage of contracted UDA delivered 2016 & 2017



Month	Adjusted Scheduled Activity (UDA)	
	2016	2017
April	0	0
May	0	0
June	0	0
July	0	8
August	0	8
September	0	48
October	0	85
November	0	169
December	0	170
January	0	205
February	0	262
March	0	266
April	0	
May	0	
June	0	

### QUALITY

	Quantity	Base Number	Contract	AT	Region	England
% of FP17s for the same patient ID Re-attending within 3 months - Children	0	89	0.0%	10.1%	11.9%	12.3%
% of FP17s for the same patient ID Re-attending within 3 months - Adults	2	77	2.6%	15.1%	16.6%	16.7%
% of FP17s for the same patient ID Re-attending between 3 & 9 months - Children	7	89	7.9%	61.3%	60.2%	57.6%
% of FP17s for the same patient ID Re-attending between 3 & 9 months - Adults	5	77	6.5%	52.5%	51.5%	50.1%
% of FP17s for Band 1 Urgent Courses	5	166	3.0%	8.2%	9.5%	9.1%
% of FP17s Relating to Free Repair or Replacements	0	166	0.0%	0.9%	0.7%	0.8%
% of FP17s Relating to Continuations	0	166	0.0%	1.4%	1.2%	1.2%
% of Patients satisfied with the dentistry they have received	0	0	N/A	94.0%	93.1%	92.8%
% of Patients satisfied with the time they had to wait for an appointment	0	0	N/A	89.4%	88.8%	88.7%

\* This is based on patients treated on this contract for their most recent course of treatment. Figures in italics indicate the base number of FP17s or Patient Questionnaire responses are less than 100. N/A is shown where the base number of responses is less than 10 during the period. % is calculated as Quantity/Base number\*100

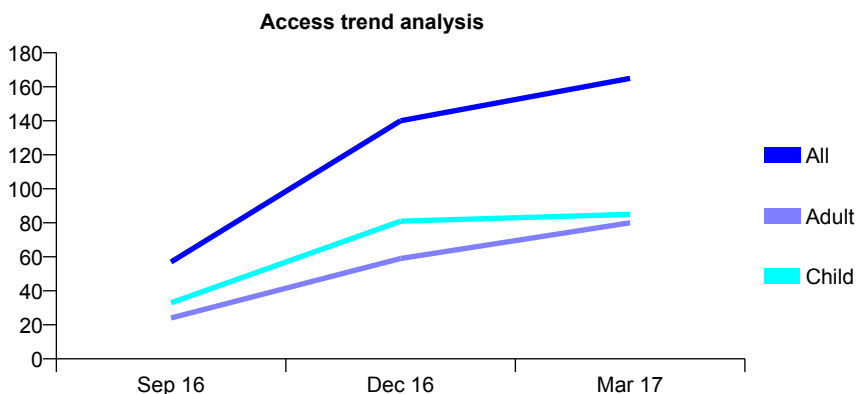
## Q65 - Vital Signs At a Glance Contract Report for 100078/0000 - March 2017

Name or company name	Church Road Dental Clinic
Contract type name	GDS Contract
Purpose of contract	General
Contract start date	01/04/2016
Contract end date	

16/17 Contracted general activity (UDA)	894
Carry forward general activity (UDA)	0
16/17 Contracted orthodontic activity (UOA)	0
Carry forward orthodontic activity (UOA)	0
Baseline contract value	£22,797.52

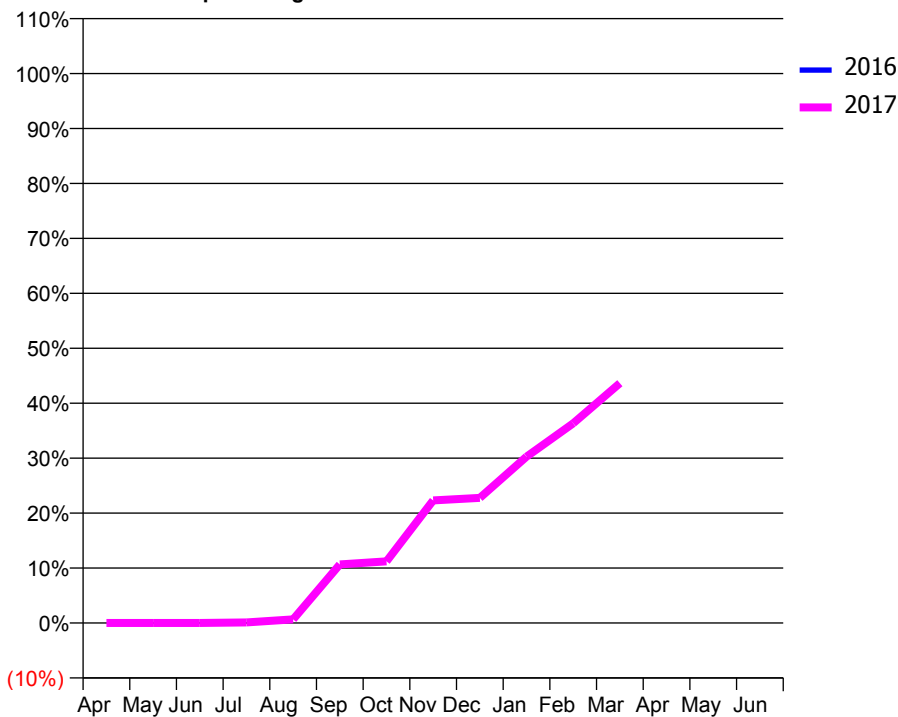
### ACCESS\*

Patients seen in 24 months	Total	Change since previous quarter
Quarter ending March 2016	0	
Quarter ending June 2016	0	
Quarter ending September 2016	57	↑
Quarter ending December 2016	140	↑
Quarter ending March 2017	165	↑
<b>Variance since March 2016</b>	N/A	



### ACTIVITY

Cumulative percentage of contracted UDA delivered 2016 & 2017



Adjusted Scheduled Activity (UDA)

Month	2016	2017
April	0	0
May	0	0
June	0	0
July	0	1
August	0	6
September	0	95
October	0	100
November	0	199
December	0	204
January	0	271
February	0	325
March	0	390
April	0	
May	0	
June	0	

### QUALITY

	Quantity	Base Number	Contract	AT	Region	England
% of FP17s for the same patient ID Re-attending within 3 months - Children	2	132	1.5%	10.1%	11.9%	12.3%
% of FP17s for the same patient ID Re-attending within 3 months - Adults	3	107	2.8%	15.1%	16.6%	16.7%
% of FP17s for the same patient ID Re-attending between 3 & 9 months - Children	13	132	9.8%	61.3%	60.2%	57.6%
% of FP17s for the same patient ID Re-attending between 3 & 9 months - Adults	10	107	9.3%	52.5%	51.5%	50.1%
% of FP17s for Band 1 Urgent Courses	6	239	2.5%	8.2%	9.5%	9.1%
% of FP17s Relating to Free Repair or Replacements	0	239	0.0%	0.9%	0.7%	0.8%
% of FP17s Relating to Continuations	0	239	0.0%	1.4%	1.2%	1.2%
% of Patients satisfied with the dentistry they have received	0	0	N/A	94.0%	93.1%	92.8%
% of Patients satisfied with the time they had to wait for an appointment	0	0	N/A	89.4%	88.8%	88.7%

\* This is based on patients treated on this contract for their most recent course of treatment. Figures in italics indicate the base number of FP17s or Patient Questionnaire responses are less than 100. N/A is shown where the base number of responses is less than 10 during the period. % is calculated as Quantity/Base number\*100

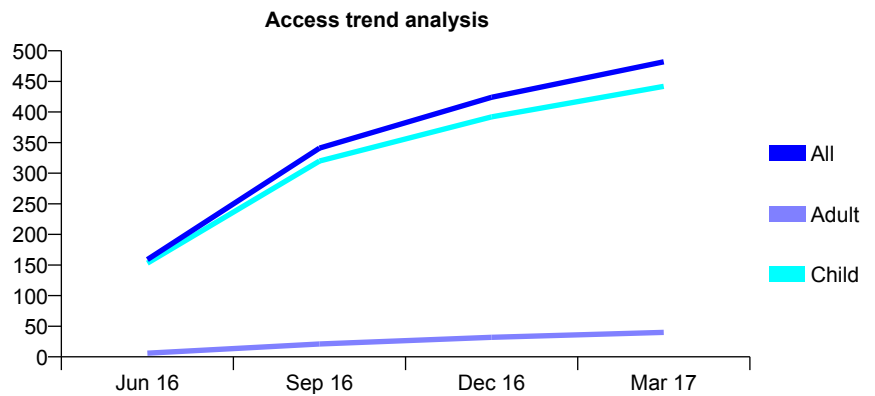
## Q65 - Vital Signs At a Glance Contract Report for 100080/0000 - March 2017

Name or company name	Monika Molnar
Contract type name	GDS Contract
Purpose of contract	General
Contract start date	01/04/2016
Contract end date	

16/17 Contracted general activity (UDA)	1,611
Carry forward general activity (UDA)	0
16/17 Contracted orthodontic activity (UOA)	0
Carry forward orthodontic activity (UOA)	0
Baseline contract value	£36,727.35

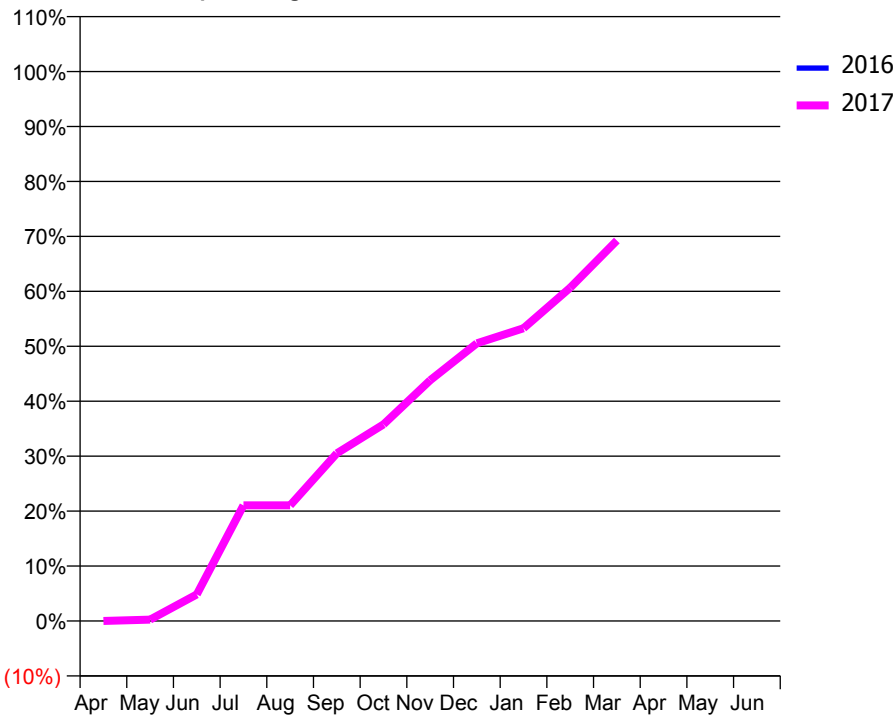
### ACCESS\*

Patients seen in 24 months	Total	Change since previous quarter
Quarter ending March 2016	0	
Quarter ending June 2016	159	↑
Quarter ending September 2016	341	↑
Quarter ending December 2016	424	↑
Quarter ending March 2017	482	↑
<b>Variance since March 2016</b>	N/A	



### ACTIVITY

Cumulative percentage of contracted UDA delivered 2016 & 2017



Month	Adjusted Scheduled Activity (UDA)	
	2016	2017
April	0	0
May	0	4
June	0	78
July	0	339
August	0	339
September	0	492
October	0	577
November	0	706
December	0	814
January	0	858
February	0	977
March	0	1,115
April	0	
May	0	
June	0	

### QUALITY

	Quantity	Base Number	Contract	AT	Region	England
% of FP17s for the same patient ID Re-attending within 3 months - Children	52	769	6.8%	10.1%	11.9%	12.3%
% of FP17s for the same patient ID Re-attending within 3 months - Adults	0	24	0.0%	15.1%	16.6%	16.7%
% of FP17s for the same patient ID Re-attending between 3 & 9 months - Children	205	769	26.7%	61.3%	60.2%	57.6%
% of FP17s for the same patient ID Re-attending between 3 & 9 months - Adults	4	24	16.7%	52.5%	51.5%	50.1%
% of FP17s for Band 1 Urgent Courses	22	793	2.8%	8.2%	9.5%	9.1%
% of FP17s Relating to Free Repair or Replacements	0	793	0.0%	0.9%	0.7%	0.8%
% of FP17s Relating to Continuations	5	793	0.6%	1.4%	1.2%	1.2%
% of Patients satisfied with the dentistry they have received	1	1	N/A	94.0%	93.1%	92.8%
% of Patients satisfied with the time they had to wait for an appointment	1	1	N/A	89.4%	88.8%	88.7%

\* This is based on patients treated on this contract for their most recent course of treatment. Figures in italics indicate the base number of FP17s or Patient Questionnaire responses are less than 100. N/A is shown where the base number of responses is less than 10 during the period. % is calculated as Quantity/Base number\*100

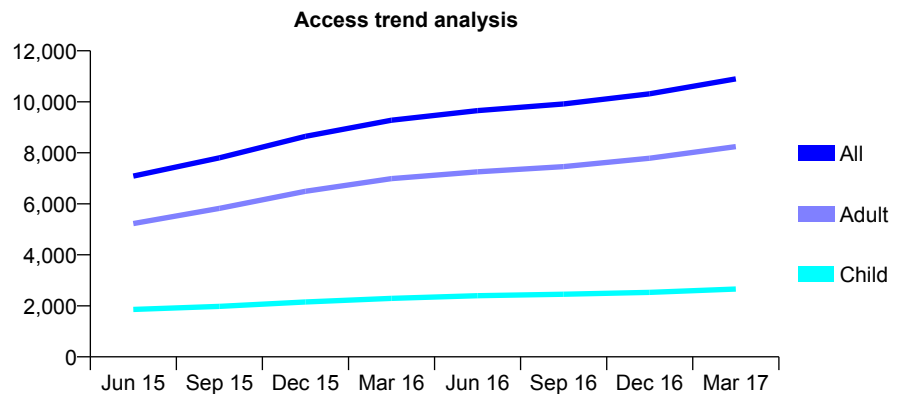
## Q65 - Vital Signs At a Glance Contract Report for 101192/0002 - March 2017

Name or company name	Community Dental Centres Ltd
Contract type name	GDS Contract
Purpose of contract	General
Contract start date	01/04/2006
Contract end date	

16/17 Contracted general activity (UDA)	45,767
Carry forward general activity (UDA)	1,057
16/17 Contracted orthodontic activity (UOA)	0
Carry forward orthodontic activity (UOA)	0
Baseline contract value	£1,088,883.76

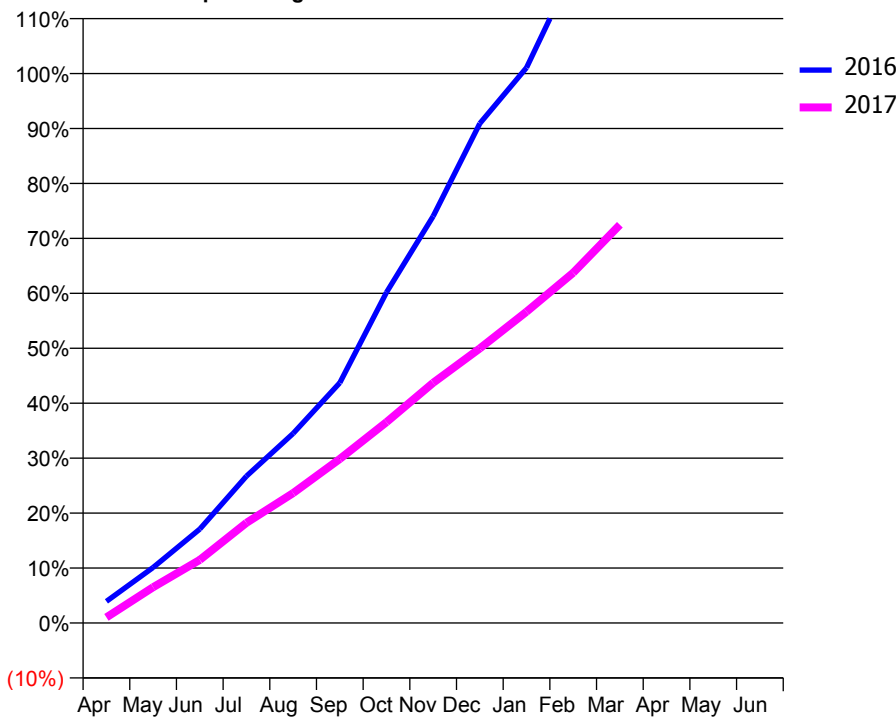
### ACCESS\*

Patients seen in 24 months	Total	Change since previous quarter
Quarter ending March 2016	9,280	
Quarter ending June 2016	9,654	↑
Quarter ending September 2016	9,915	↑
Quarter ending December 2016	10,314	↑
Quarter ending March 2017	10,900	↑
<b>Variance since March 2016</b>	<b>17.5%</b>	<b>↑</b>



### ACTIVITY

Cumulative percentage of contracted UDA delivered 2016 & 2017



Month	Adjusted Scheduled Activity (UDA)	
	2016	2017
April	767	476
May	1,968	2,984
June	3,323	5,261
July	5,198	8,348
August	6,709	10,821
September	8,503	13,663
October	11,702	16,731
November	14,401	20,011
December	17,682	22,878
January	19,659	25,922
February	23,101	29,166
March	26,042	33,172
April	28,089	
May	28,090	
June	28,096	

### QUALITY

	Quantity	Base Number	Contract	AT	Region	England
% of FP17s for the same patient ID Re-attending within 3 months - Children	319	4,188	7.6%	10.1%	11.9%	12.3%
% of FP17s for the same patient ID Re-attending within 3 months - Adults	1,826	12,127	15.1%	15.1%	16.6%	16.7%
% of FP17s for the same patient ID Re-attending between 3 & 9 months - Children	2,492	4,188	59.5%	61.3%	60.2%	57.6%
% of FP17s for the same patient ID Re-attending between 3 & 9 months - Adults	6,119	12,127	50.5%	52.5%	51.5%	50.1%
% of FP17s for Band 1 Urgent Courses	1,200	15,253	7.9%	8.2%	9.5%	9.1%
% of FP17s Relating to Free Repair or Replacements	128	15,253	0.8%	0.9%	0.7%	0.8%
% of FP17s Relating to Continuations	401	15,253	2.6%	1.4%	1.2%	1.2%
% of Patients satisfied with the dentistry they have received	25	26	96.2%	94.0%	93.1%	92.8%
% of Patients satisfied with the time they had to wait for an appointment	25	26	96.2%	89.4%	88.8%	88.7%

\* This is based on patients treated on this contract for their most recent course of treatment. Figures in italics indicate the base number of FP17s or Patient Questionnaire responses are less than 100. N/A is shown where the base number of responses is less than 10 during the period. % is calculated as Quantity/Base number\*100



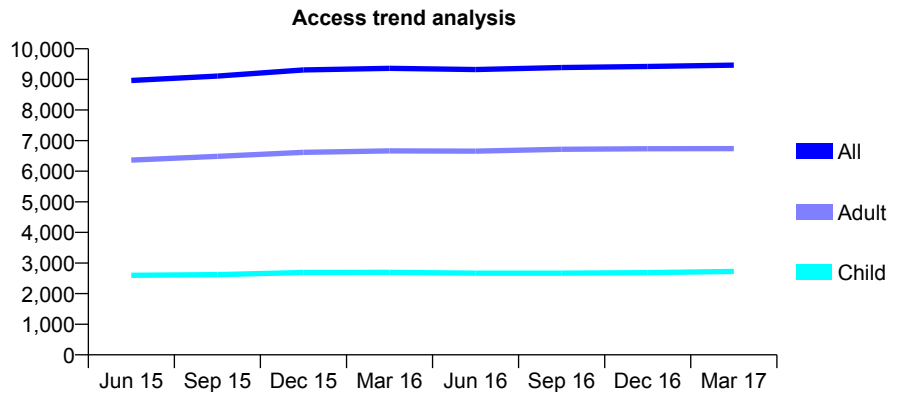
## Q65 - Vital Signs At a Glance Contract Report for 101192/0006 - March 2017

Name or company name	Community Dental Centres Ltd
Contract type name	GDS Contract
Purpose of contract	General
Contract start date	01/04/2006
Contract end date	

16/17 Contracted general activity (UDA)	28,047
Carry forward general activity (UDA)	0
16/17 Contracted orthodontic activity (UOA)	0
Carry forward orthodontic activity (UOA)	0
Baseline contract value	£731,384.08

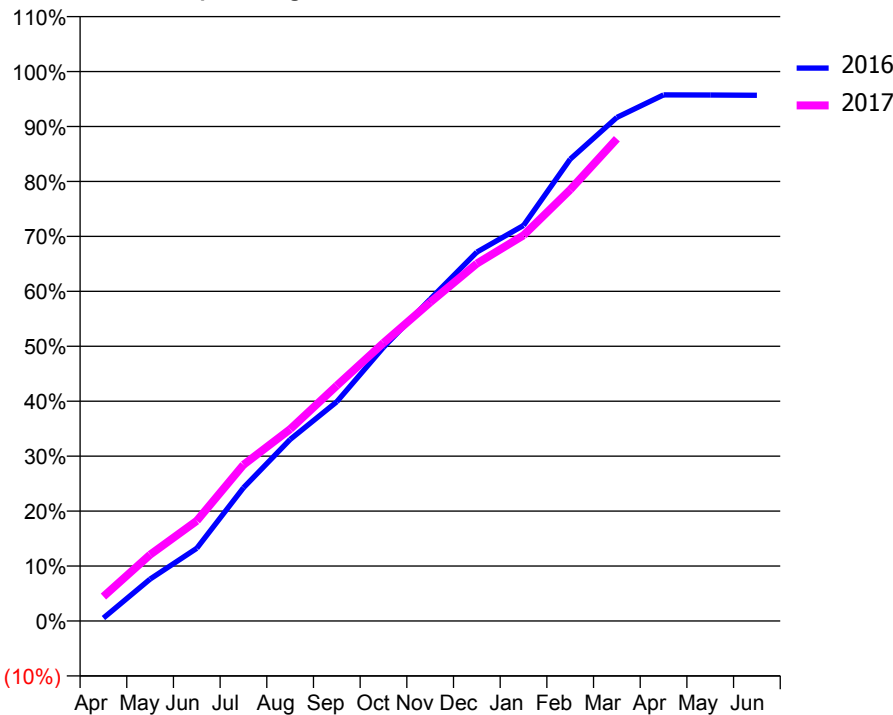
### ACCESS\*

Patients seen in 24 months	Total	Change since previous quarter
Quarter ending March 2016	9,360	
Quarter ending June 2016	9,324	→
Quarter ending September 2016	9,386	→
Quarter ending December 2016	9,421	→
Quarter ending March 2017	9,467	→
<b>Variance since March 2016</b>	<b>1.1%</b>	<b>→</b>



### ACTIVITY

Cumulative percentage of contracted UDA delivered 2016 & 2017



Month	Adjusted Scheduled Activity (UDA)	
	2016	2017
April	156	1,248
May	2,144	3,383
June	3,711	5,114
July	6,799	7,976
August	9,265	9,792
September	11,191	12,020
October	13,971	14,192
November	16,426	16,266
December	18,832	18,247
January	20,194	19,683
February	23,576	22,015
March	25,704	24,617
April	26,850	
May	26,846	
June	26,833	

### QUALITY

	Quantity	Base Number	Contract	AT	Region	England
% of FP17s for the same patient ID Re-attending within 3 months - Children	199	4,082	4.9%	10.1%	11.9%	12.3%
% of FP17s for the same patient ID Re-attending within 3 months - Adults	751	8,634	8.7%	15.1%	16.6%	16.7%
% of FP17s for the same patient ID Re-attending between 3 & 9 months - Children	2,653	4,082	65.0%	61.3%	60.2%	57.6%
% of FP17s for the same patient ID Re-attending between 3 & 9 months - Adults	4,667	8,634	54.1%	52.5%	51.5%	50.1%
% of FP17s for Band 1 Urgent Courses	627	12,290	5.1%	8.2%	9.5%	9.1%
% of FP17s Relating to Free Repair or Replacements	36	12,290	0.3%	0.9%	0.7%	0.8%
% of FP17s Relating to Continuations	196	12,290	1.6%	1.4%	1.2%	1.2%
% of Patients satisfied with the dentistry they have received	24	24	100.0%	94.0%	93.1%	92.8%
% of Patients satisfied with the time they had to wait for an appointment	21	24	87.5%	89.4%	88.8%	88.7%

\* This is based on patients treated on this contract for their most recent course of treatment. Figures in italics indicate the base number of FP17s or Patient Questionnaire responses are less than 100. N/A is shown where the base number of responses is less than 10 during the period. % is calculated as Quantity/Base number\*100

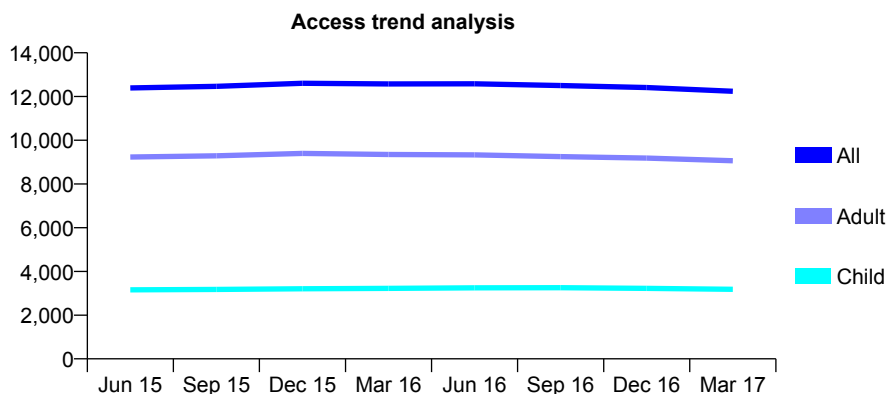
## Q65 - Vital Signs At a Glance Contract Report for 101192/0009 - March 2017

Name or company name	Community Dental Centres Ltd
Contract type name	GDS Contract
Purpose of contract	General
Contract start date	01/04/2006
Contract end date	

16/17 Contracted general activity (UDA)	41,308
Carry forward general activity (UDA)	0
16/17 Contracted orthodontic activity (UOA)	0
Carry forward orthodontic activity (UOA)	0
Baseline contract value	£1,061,664.89

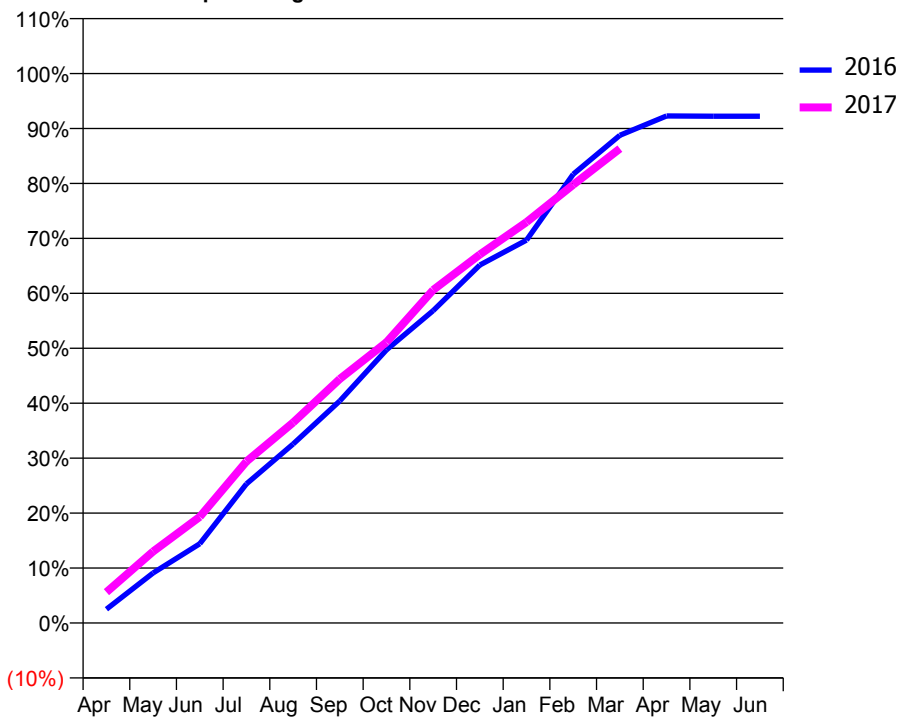
### ACCESS\*

Patients seen in 24 months	Total	Change since previous quarter
Quarter ending March 2016	12,575	
Quarter ending June 2016	12,581	→
Quarter ending September 2016	12,505	→
Quarter ending December 2016	12,410	→
Quarter ending March 2017	12,239	↓
<b>Variance since March 2016</b>	<b>(2.7%)</b>	<b>↓</b>



### ACTIVITY

Cumulative percentage of contracted UDA delivered 2016 & 2017



Month	Adjusted Scheduled Activity (UDA)	
	2016	2017
April	1,035	2,323
May	3,760	5,381
June	5,960	7,983
July	10,464	12,143
August	13,459	15,069
September	16,698	18,352
October	20,532	21,104
November	23,481	25,038
December	26,907	27,699
January	28,783	30,136
February	33,732	32,949
March	36,666	35,665
April	38,115	
May	38,100	
June	38,100	

### QUALITY

	Quantity	Base Number	Contract	AT	Region	England
% of FP17s for the same patient ID Re-attending within 3 months - Children	514	4,953	10.4%	10.1%	11.9%	12.3%
% of FP17s for the same patient ID Re-attending within 3 months - Adults	2,158	12,693	17.0%	15.1%	16.6%	16.7%
% of FP17s for the same patient ID Re-attending between 3 & 9 months - Children	2,806	4,953	56.7%	61.3%	60.2%	57.6%
% of FP17s for the same patient ID Re-attending between 3 & 9 months - Adults	6,271	12,693	49.4%	52.5%	51.5%	50.1%
% of FP17s for Band 1 Urgent Courses	2,115	16,906	12.5%	8.2%	9.5%	9.1%
% of FP17s Relating to Free Repair or Replacements	136	16,906	0.8%	0.9%	0.7%	0.8%
% of FP17s Relating to Continuations	299	16,906	1.8%	1.4%	1.2%	1.2%
% of Patients satisfied with the dentistry they have received	21	22	95.5%	94.0%	93.1%	92.8%
% of Patients satisfied with the time they had to wait for an appointment	18	22	81.8%	89.4%	88.8%	88.7%

\* This is based on patients treated on this contract for their most recent course of treatment. Figures in italics indicate the base number of FP17s or Patient Questionnaire responses are less than 100. N/A is shown where the base number of responses is less than 10 during the period. % is calculated as Quantity/Base number\*100

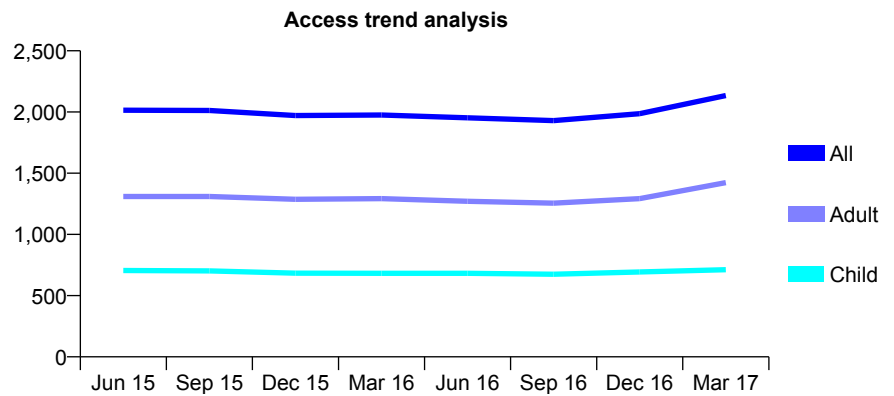
## Q65 - Vital Signs At a Glance Contract Report for 101281/0080 - March 2017

Name or company name	OASIS DENTAL CARE LTD
Contract type name	GDS Contract
Purpose of contract	General
Contract start date	01/04/2006
Contract end date	

16/17 Contracted general activity (UDA)	4,535
Carry forward general activity (UDA)	0
16/17 Contracted orthodontic activity (UOA)	0
Carry forward orthodontic activity (UOA)	0
Baseline contract value	£95,822.72

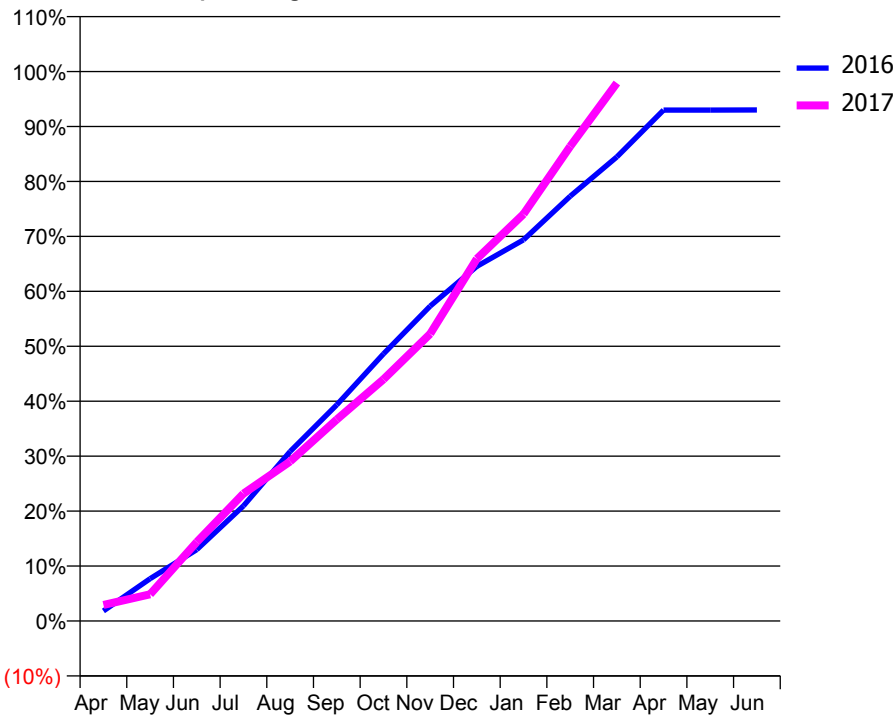
### ACCESS\*

Patients seen in 24 months	Total	Change since previous quarter
Quarter ending March 2016	1,975	
Quarter ending June 2016	1,953	↓
Quarter ending September 2016	1,930	↓
Quarter ending December 2016	1,986	↑
Quarter ending March 2017	2,135	↑
<b>Variance since March 2016</b>	<b>8.1%</b>	<b>↑</b>



### ACTIVITY

Cumulative percentage of contracted UDA delivered 2016 & 2017



Month	Adjusted Scheduled Activity (UDA)	
	2016	2017
April	83	133
May	349	221
June	589	652
July	950	1,052
August	1,399	1,316
September	1,785	1,664
October	2,204	1,995
November	2,599	2,370
December	2,927	2,990
January	3,146	3,358
February	3,505	3,918
March	3,830	4,440
April	4,217	
May	4,217	
June	4,218	

### QUALITY

	Quantity	Base Number	Contract	AT	Region	England
% of FP17s for the same patient ID Re-attending within 3 months - Children	36	1,083	3.3%	10.1%	11.9%	12.3%
% of FP17s for the same patient ID Re-attending within 3 months - Adults	188	1,793	10.5%	15.1%	16.6%	16.7%
% of FP17s for the same patient ID Re-attending between 3 & 9 months - Children	658	1,083	60.8%	61.3%	60.2%	57.6%
% of FP17s for the same patient ID Re-attending between 3 & 9 months - Adults	812	1,793	45.3%	52.5%	51.5%	50.1%
% of FP17s for Band 1 Urgent Courses	104	2,671	3.9%	8.2%	9.5%	9.1%
% of FP17s Relating to Free Repair or Replacements	5	2,671	0.2%	0.9%	0.7%	0.8%
% of FP17s Relating to Continuations	49	2,671	1.8%	1.4%	1.2%	1.2%
% of Patients satisfied with the dentistry they have received	3	3	N/A	94.0%	93.1%	92.8%
% of Patients satisfied with the time they had to wait for an appointment	2	3	N/A	89.4%	88.8%	88.7%

\* This is based on patients treated on this contract for their most recent course of treatment. Figures in italics indicate the base number of FP17s or Patient Questionnaire responses are less than 100. N/A is shown where the base number of responses is less than 10 during the period. % is calculated as Quantity/Base number\*100

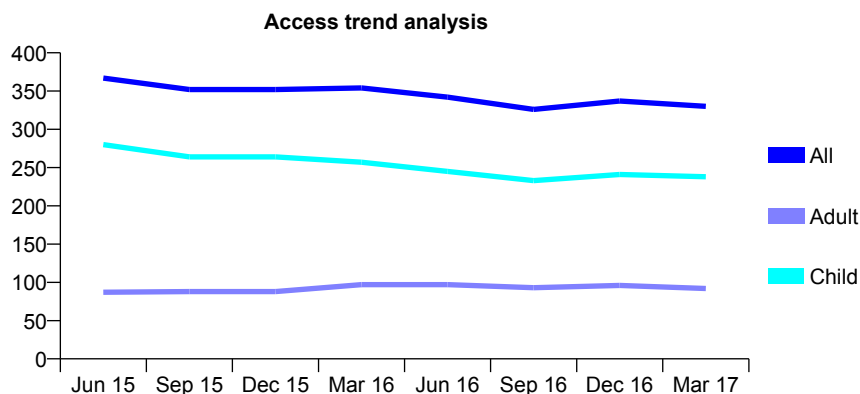
## Q65 - Vital Signs At a Glance Contract Report for 101281/0085 - March 2017

Name or company name	OASIS DENTAL CARE LTD
Contract type name	GDS Contract
Purpose of contract	General
Contract start date	01/04/2006
Contract end date	

16/17 Contracted general activity (UDA)	517
Carry forward general activity (UDA)	-10
16/17 Contracted orthodontic activity (UOA)	0
Carry forward orthodontic activity (UOA)	0
Baseline contract value	£10,890.11

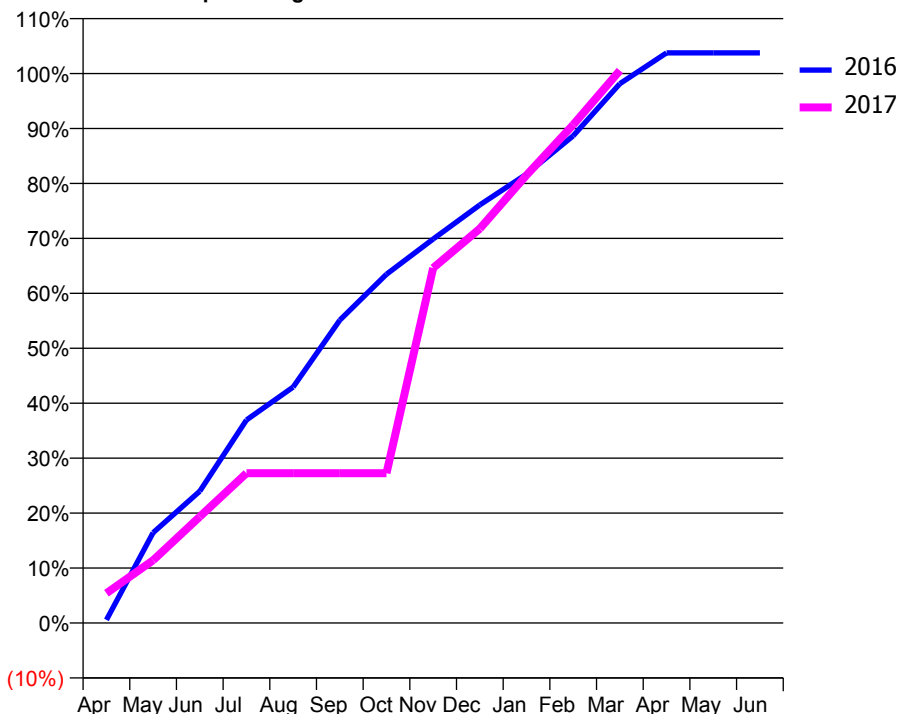
### ACCESS\*

Patients seen in 24 months	Total	Change since previous quarter
Quarter ending March 2016	354	
Quarter ending June 2016	342	↓
Quarter ending September 2016	326	↓
Quarter ending December 2016	337	↑
Quarter ending March 2017	330	↓
<b>Variance since March 2016</b>	<b>(6.8%)</b>	<b>↓</b>



### ACTIVITY

Cumulative percentage of contracted UDA delivered 2016 & 2017



Month	Adjusted Scheduled Activity (UDA)	
	2016	2017
April	3	28
May	85	59
June	124	100
July	191	141
August	222	141
September	285	141
October	328	141
November	361	334
December	393	371
January	422	421
February	458	469
March	507	520
April	536	
May	536	
June	536	

### QUALITY

	Quantity	Base Number	Contract	AT	Region	England
% of FP17s for the same patient ID Re-attending within 3 months - Children	17	327	5.2%	10.1%	11.9%	12.3%
% of FP17s for the same patient ID Re-attending within 3 months - Adults	3	90	3.3%	15.1%	16.6%	16.7%
% of FP17s for the same patient ID Re-attending between 3 & 9 months - Children	175	327	53.5%	61.3%	60.2%	57.6%
% of FP17s for the same patient ID Re-attending between 3 & 9 months - Adults	43	90	47.8%	52.5%	51.5%	50.1%
% of FP17s for Band 1 Urgent Courses	4	390	1.0%	8.2%	9.5%	9.1%
% of FP17s Relating to Free Repair or Replacements	0	390	0.0%	0.9%	0.7%	0.8%
% of FP17s Relating to Continuations	0	390	0.0%	1.4%	1.2%	1.2%
% of Patients satisfied with the dentistry they have received	0	0	N/A	94.0%	93.1%	92.8%
% of Patients satisfied with the time they had to wait for an appointment	0	0	N/A	89.4%	88.8%	88.7%

\* This is based on patients treated on this contract for their most recent course of treatment. Figures in italics indicate the base number of FP17s or Patient Questionnaire responses are less than 100. N/A is shown where the base number of responses is less than 10 during the period. % is calculated as Quantity/Base number\*100

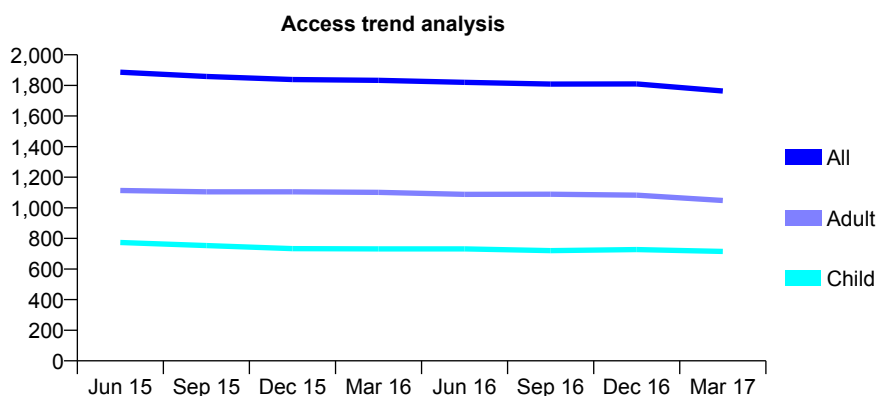
## Q65 - Vital Signs At a Glance Contract Report for 101281/0094 - March 2017

Name or company name	OASIS DENTAL CARE LTD
Contract type name	GDS Contract
Purpose of contract	General
Contract start date	01/04/2006
Contract end date	

16/17 Contracted general activity (UDA)	5,393
Carry forward general activity (UDA)	6
16/17 Contracted orthodontic activity (UOA)	0
Carry forward orthodontic activity (UOA)	0
Baseline contract value	£120,551.31

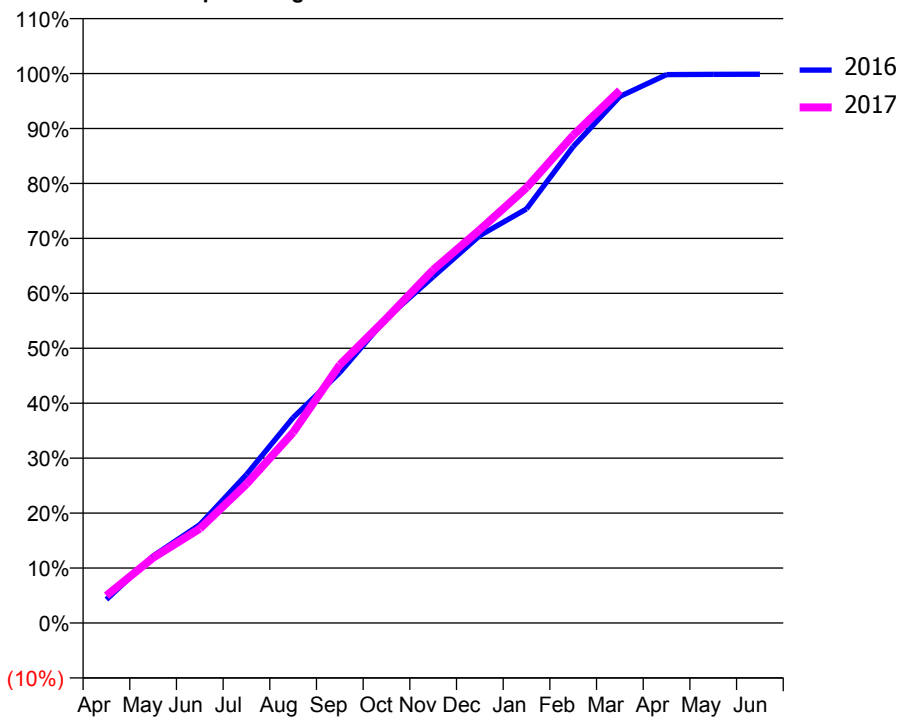
### ACCESS\*

Patients seen in 24 months	Total	Change since previous quarter
Quarter ending March 2016	1,833	
Quarter ending June 2016	1,820	→
Quarter ending September 2016	1,809	→
Quarter ending December 2016	1,810	→
Quarter ending March 2017	1,763	↓
<b>Variance since March 2016</b>	<b>(3.8%)</b>	<b>↓</b>



### ACTIVITY

Cumulative percentage of contracted UDA delivered 2016 & 2017



Month	Adjusted Scheduled Activity (UDA)	
	2016	2017
April	231	269
May	657	641
June	965	926
July	1,457	1,363
August	2,016	1,870
September	2,459	2,534
October	2,991	2,990
November	3,398	3,466
December	3,803	3,860
January	4,064	4,272
February	4,676	4,787
March	5,167	5,228
April	5,383	
May	5,385	
June	5,387	

### QUALITY

	Quantity	Base Number	Contract	AT	Region	England
% of FP17s for the same patient ID Re-attending within 3 months - Children	156	1,237	12.6%	10.1%	11.9%	12.3%
% of FP17s for the same patient ID Re-attending within 3 months - Adults	366	1,654	22.1%	15.1%	16.6%	16.7%
% of FP17s for the same patient ID Re-attending between 3 & 9 months - Children	669	1,237	54.1%	61.3%	60.2%	57.6%
% of FP17s for the same patient ID Re-attending between 3 & 9 months - Adults	849	1,654	51.3%	52.5%	51.5%	50.1%
% of FP17s for Band 1 Urgent Courses	259	2,776	9.3%	8.2%	9.5%	9.1%
% of FP17s Relating to Free Repair or Replacements	10	2,776	0.4%	0.9%	0.7%	0.8%
% of FP17s Relating to Continuations	84	2,776	3.0%	1.4%	1.2%	1.2%
% of Patients satisfied with the dentistry they have received	2	2	N/A	94.0%	93.1%	92.8%
% of Patients satisfied with the time they had to wait for an appointment	1	2	N/A	89.4%	88.8%	88.7%

\* This is based on patients treated on this contract for their most recent course of treatment. Figures in italics indicate the base number of FP17s or Patient Questionnaire responses are less than 100. N/A is shown where the base number of responses is less than 10 during the period. % is calculated as Quantity/Base number\*100

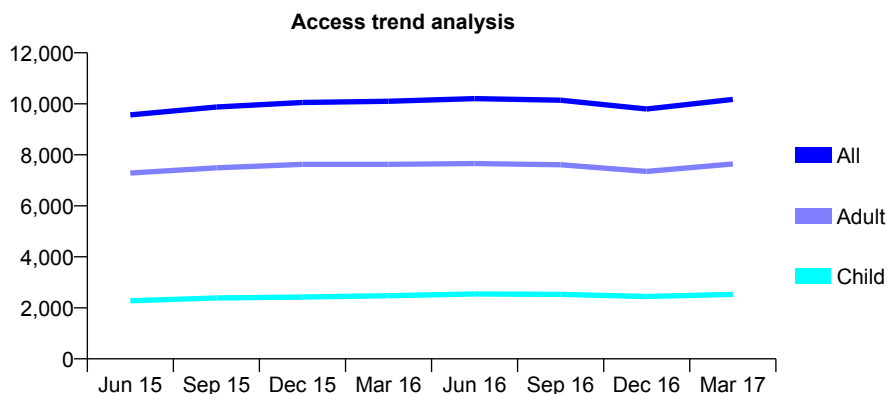
## Q65 - Vital Signs At a Glance Contract Report for 101281/0226 - March 2017

Name or company name	OASIS DENTAL CARE LTD
Contract type name	GDS Contract
Purpose of contract	General
Contract start date	24/11/2010
Contract end date	

16/17 Contracted general activity (UDA)	31,290
Carry forward general activity (UDA)	1,100
16/17 Contracted orthodontic activity (UOA)	0
Carry forward orthodontic activity (UOA)	0
Baseline contract value	£831,472.37

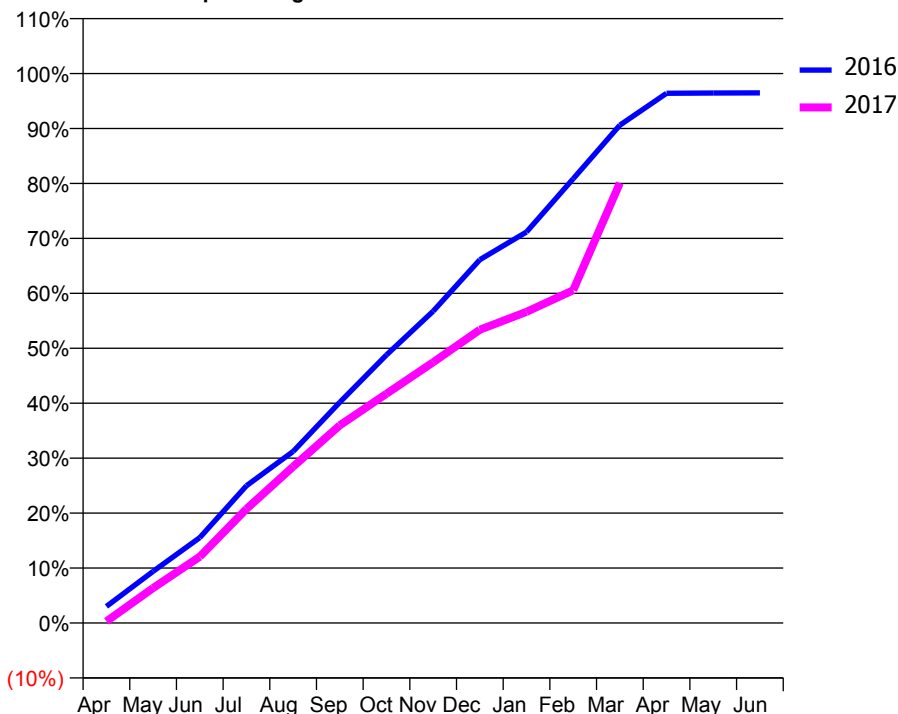
### ACCESS\*

Patients seen in 24 months	Total	Change since previous quarter
Quarter ending March 2016	10,101	
Quarter ending June 2016	10,202	→
Quarter ending September 2016	10,140	→
Quarter ending December 2016	9,796	↓
Quarter ending March 2017	10,171	↑
<b>Variance since March 2016</b>	<b>0.7%</b>	<b>→</b>



### ACTIVITY

Cumulative percentage of contracted UDA delivered 2016 & 2017



Month	Adjusted Scheduled Activity (UDA)	
	2016	2017
April	945	91
May	2,943	1,992
June	4,866	3,778
July	7,818	6,494
August	9,765	8,901
September	12,570	11,259
October	15,264	13,054
November	17,755	14,848
December	20,685	16,703
January	22,270	17,717
February	25,296	18,946
March	28,350	25,057
April	30,164	
May	30,175	
June	30,190	

### QUALITY

	Quantity	Base Number	Contract	AT	Region	England
% of FP17s for the same patient ID Re-attending within 3 months - Children	232	2,934	7.9%	10.1%	11.9%	12.3%
% of FP17s for the same patient ID Re-attending within 3 months - Adults	1,214	8,568	14.2%	15.1%	16.6%	16.7%
% of FP17s for the same patient ID Re-attending between 3 & 9 months - Children	1,416	2,934	48.3%	61.3%	60.2%	57.6%
% of FP17s for the same patient ID Re-attending between 3 & 9 months - Adults	3,934	8,568	45.9%	52.5%	51.5%	50.1%
% of FP17s for Band 1 Urgent Courses	1,224	10,846	11.3%	8.2%	9.5%	9.1%
% of FP17s Relating to Free Repair or Replacements	63	10,846	0.6%	0.9%	0.7%	0.8%
% of FP17s Relating to Continuations	169	10,846	1.6%	1.4%	1.2%	1.2%
% of Patients satisfied with the dentistry they have received	10	12	83.3%	94.0%	93.1%	92.8%
% of Patients satisfied with the time they had to wait for an appointment	9	12	75.0%	89.4%	88.8%	88.7%

\* This is based on patients treated on this contract for their most recent course of treatment. Figures in italics indicate the base number of FP17s or Patient Questionnaire responses are less than 100. N/A is shown where the base number of responses is less than 10 during the period. % is calculated as Quantity/Base number\*100

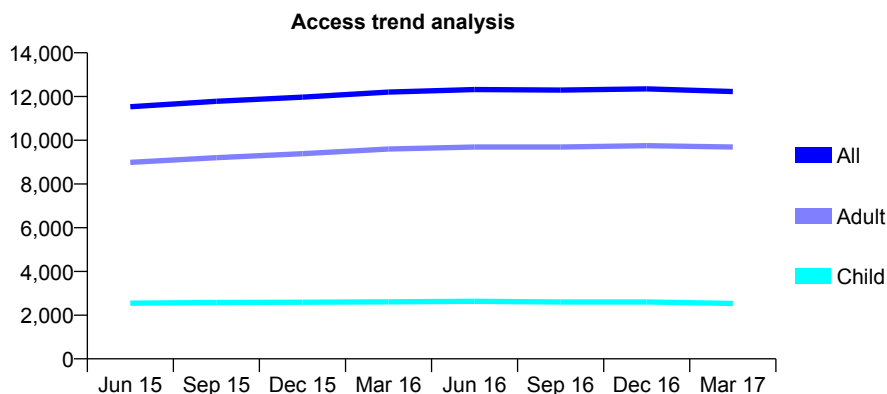
## Q65 - Vital Signs At a Glance Contract Report for 101281/0253 - March 2017

Name or company name	OASIS DENTAL CARE LTD
Contract type name	GDS Contract
Purpose of contract	General
Contract start date	05/04/2013
Contract end date	

16/17 Contracted general activity (UDA)	41,045
Carry forward general activity (UDA)	-536
16/17 Contracted orthodontic activity (UOA)	0
Carry forward orthodontic activity (UOA)	0
Baseline contract value	£1,197,600.07

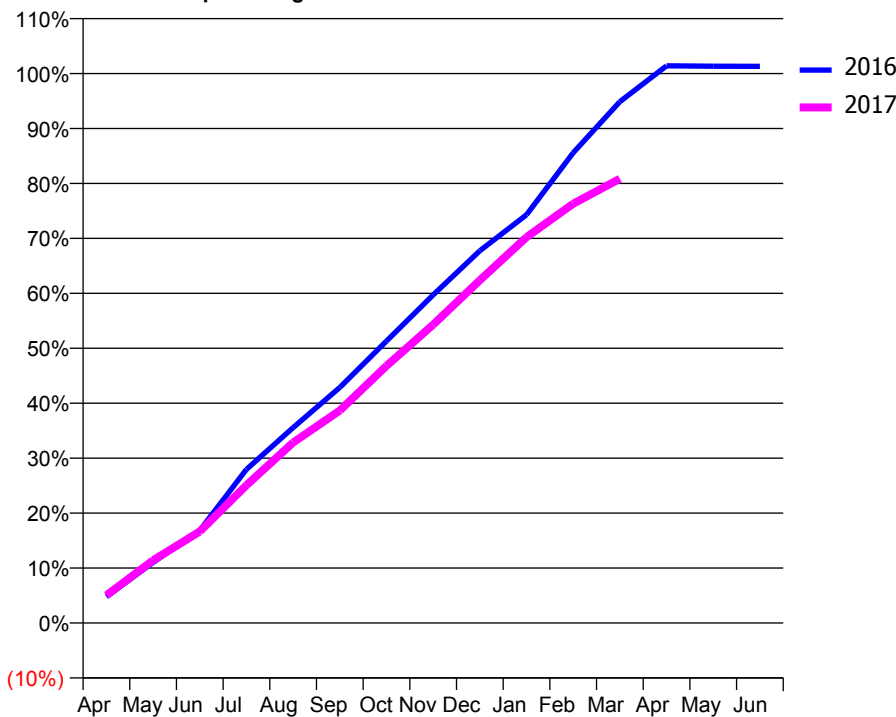
### ACCESS\*

Patients seen in 24 months	Total	Change since previous quarter
Quarter ending March 2016	12,204	
Quarter ending June 2016	12,322	→
Quarter ending September 2016	12,295	→
Quarter ending December 2016	12,350	→
Quarter ending March 2017	12,226	↓
<b>Variance since March 2016</b>	<b>0.2%</b>	<b>→</b>



### ACTIVITY

Cumulative percentage of contracted UDA delivered 2016 & 2017



Adjusted Scheduled Activity (UDA)

Month	2016	2017
April	1,967	2,066
May	4,530	4,689
June	6,915	6,838
July	11,476	10,297
August	14,601	13,484
September	17,599	15,872
October	21,057	19,205
November	24,510	22,289
December	27,803	25,600
January	30,493	28,825
February	35,121	31,318
March	38,942	33,182
April	41,618	
May	41,586	
June	41,581	

### QUALITY

	Quantity	Base Number	Contract	AT	Region	England
% of FP17s for the same patient ID Re-attending within 3 months - Children	296	3,858	7.7%	10.1%	11.9%	12.3%
% of FP17s for the same patient ID Re-attending within 3 months - Adults	2,636	14,530	18.1%	15.1%	16.6%	16.7%
% of FP17s for the same patient ID Re-attending between 3 & 9 months - Children	2,631	3,858	68.2%	61.3%	60.2%	57.6%
% of FP17s for the same patient ID Re-attending between 3 & 9 months - Adults	8,642	14,530	59.5%	52.5%	51.5%	50.1%
% of FP17s for Band 1 Urgent Courses	1,752	17,334	10.1%	8.2%	9.5%	9.1%
% of FP17s Relating to Free Repair or Replacements	432	17,334	2.5%	0.9%	0.7%	0.8%
% of FP17s Relating to Continuations	180	17,334	1.0%	1.4%	1.2%	1.2%
% of Patients satisfied with the dentistry they have received	60	63	95.2%	94.0%	93.1%	92.8%
% of Patients satisfied with the time they had to wait for an appointment	55	63	87.3%	89.4%	88.8%	88.7%

\* This is based on patients treated on this contract for their most recent course of treatment. Figures in italics indicate the base number of FP17s or Patient Questionnaire responses are less than 100. N/A is shown where the base number of responses is less than 10 during the period. % is calculated as Quantity/Base number\*100

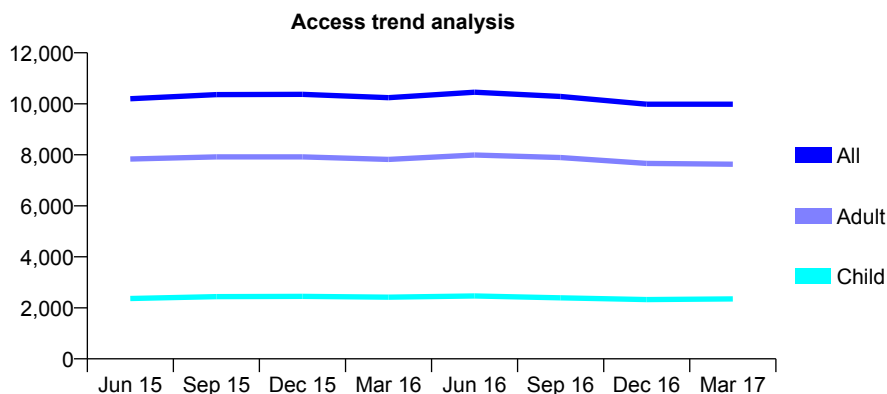
## Q65 - Vital Signs At a Glance Contract Report for 101338/0029 - March 2017

Name or company name	Whitecross Dental Care Limited
Contract type name	GDS Contract
Purpose of contract	General
Contract start date	01/04/2006
Contract end date	

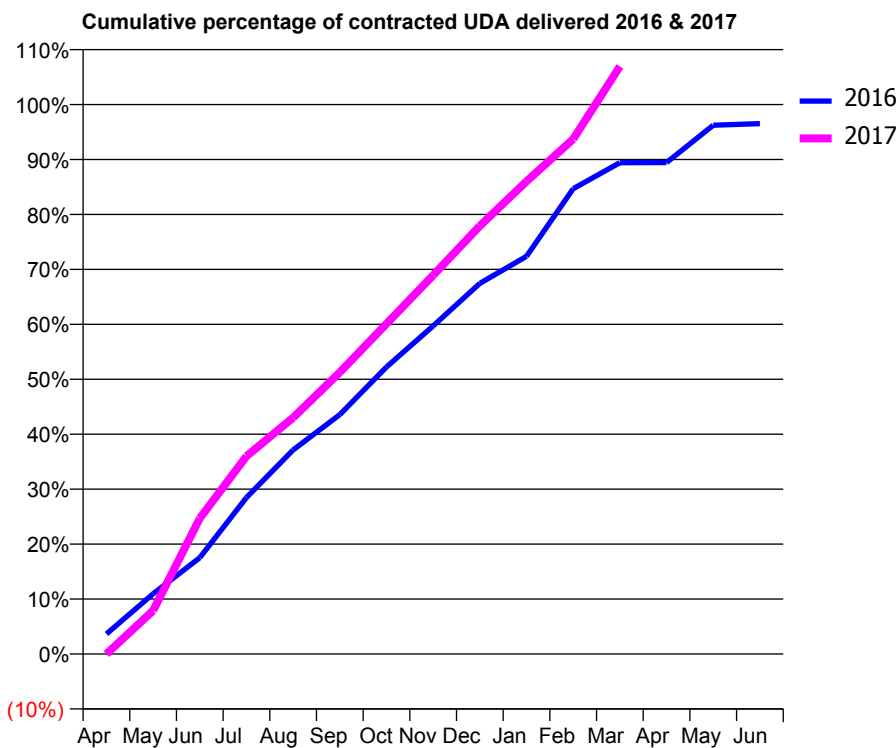
16/17 Contracted general activity (UDA)	22,095
Carry forward general activity (UDA)	0
16/17 Contracted orthodontic activity (UOA)	0
Carry forward orthodontic activity (UOA)	0
Baseline contract value	£459,843.95

### ACCESS\*

Patients seen in 24 months	Total	Change since previous quarter
Quarter ending March 2016	10,238	
Quarter ending June 2016	10,454	↑
Quarter ending September 2016	10,287	↓
Quarter ending December 2016	9,986	↓
Quarter ending March 2017	9,982	→
<b>Variance since March 2016</b>	<b>(2.5%)</b>	<b>↓</b>



### ACTIVITY



Month	Adjusted Scheduled Activity (UDA)	
	2016	2017
April	1,065	0
May	3,188	1,745
June	5,098	5,454
July	8,276	7,953
August	10,793	9,501
September	12,663	11,324
October	15,183	13,279
November	17,355	15,233
December	19,604	17,214
January	21,037	19,004
February	24,614	20,706
March	25,985	23,625
April	25,991	
May	27,966	
June	28,051	

### QUALITY

	Quantity	Base Number	Contract	AT	Region	England
% of FP17s for the same patient ID Re-attending within 3 months - Children	89	3,393	2.6%	10.1%	11.9%	12.3%
% of FP17s for the same patient ID Re-attending within 3 months - Adults	599	10,078	5.9%	15.1%	16.6%	16.7%
% of FP17s for the same patient ID Re-attending between 3 & 9 months - Children	2,039	3,393	60.1%	61.3%	60.2%	57.6%
% of FP17s for the same patient ID Re-attending between 3 & 9 months - Adults	5,115	10,078	50.8%	52.5%	51.5%	50.1%
% of FP17s for Band 1 Urgent Courses	285	12,457	2.3%	8.2%	9.5%	9.1%
% of FP17s Relating to Free Repair or Replacements	75	12,457	0.6%	0.9%	0.7%	0.8%
% of FP17s Relating to Continuations	96	12,457	0.8%	1.4%	1.2%	1.2%
% of Patients satisfied with the dentistry they have received	20	20	100.0%	94.0%	93.1%	92.8%
% of Patients satisfied with the time they had to wait for an appointment	19	20	95.0%	89.4%	88.8%	88.7%

\* This is based on patients treated on this contract for their most recent course of treatment. Figures in italics indicate the base number of FP17s or Patient Questionnaire responses are less than 100. N/A is shown where the base number of responses is less than 10 during the period. % is calculated as Quantity/Base number\*100



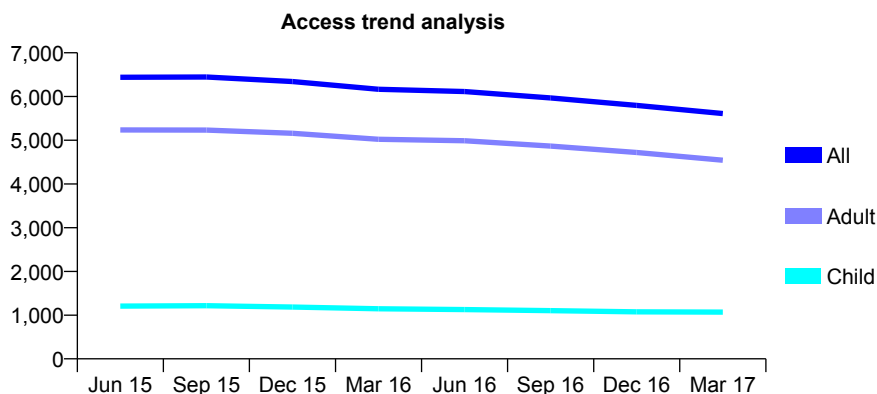
## Q65 - Vital Signs At a Glance Contract Report for 101338/0060 - March 2017

Name or company name	Whitecross Dental Care Limited
Contract type name	GDS Contract
Purpose of contract	General
Contract start date	01/01/2008
Contract end date	

16/17 Contracted general activity (UDA)	16,000
Carry forward general activity (UDA)	0
16/17 Contracted orthodontic activity (UOA)	0
Carry forward orthodontic activity (UOA)	0
Baseline contract value	£415,362.39

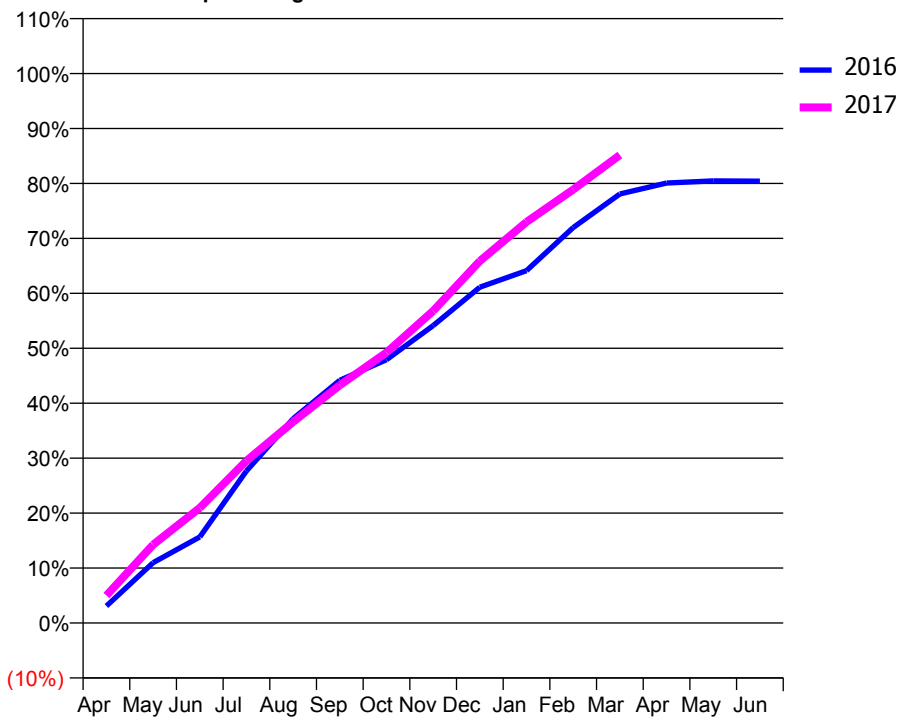
### ACCESS\*

Patients seen in 24 months	Total	Change since previous quarter
Quarter ending March 2016	6,167	
Quarter ending June 2016	6,115	→
Quarter ending September 2016	5,969	↓
Quarter ending December 2016	5,796	↓
Quarter ending March 2017	5,611	↓
<b>Variance since March 2016</b>	<b>(9.0%)</b>	<b>↓</b>



### ACTIVITY

Cumulative percentage of contracted UDA delivered 2016 & 2017



### QUALITY

	Quantity	Base Number	Contract	AT	Region	England
% of FP17s for the same patient ID Re-attending within 3 months - Children	70	1,163	6.0%	10.1%	11.9%	12.3%
% of FP17s for the same patient ID Re-attending within 3 months - Adults	572	4,855	11.8%	15.1%	16.6%	16.7%
% of FP17s for the same patient ID Re-attending between 3 & 9 months - Children	571	1,163	49.1%	61.3%	60.2%	57.6%
% of FP17s for the same patient ID Re-attending between 3 & 9 months - Adults	2,068	4,855	42.6%	52.5%	51.5%	50.1%
% of FP17s for Band 1 Urgent Courses	361	5,814	6.2%	8.2%	9.5%	9.1%
% of FP17s Relating to Free Repair or Replacements	25	5,814	0.4%	0.9%	0.7%	0.8%
% of FP17s Relating to Continuations	85	5,814	1.5%	1.4%	1.2%	1.2%
% of Patients satisfied with the dentistry they have received	17	18	94.4%	94.0%	93.1%	92.8%
% of Patients satisfied with the time they had to wait for an appointment	13	18	72.2%	89.4%	88.8%	88.7%

\* This is based on patients treated on this contract for their most recent course of treatment. Figures in italics indicate the base number of FP17s or Patient Questionnaire responses are less than 100. N/A is shown where the base number of responses is less than 10 during the period. % is calculated as Quantity/Base number\*100

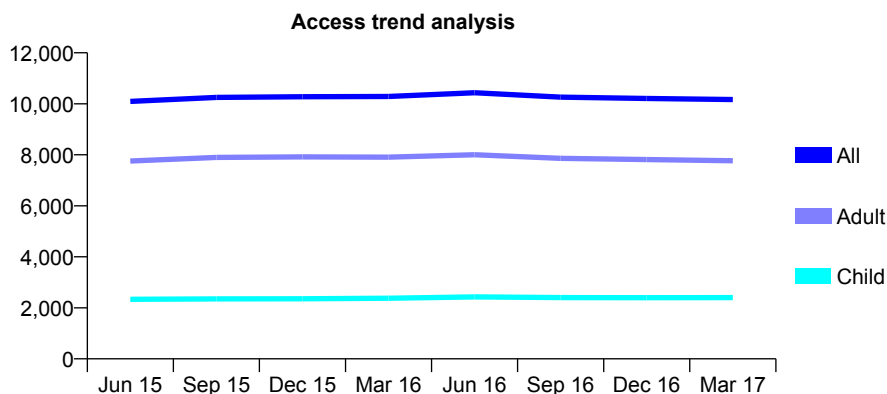
## Q65 - Vital Signs At a Glance Contract Report for 101338/0066 - March 2017

Name or company name	Whitecross Dental Care Limited
Contract type name	GDS Contract
Purpose of contract	General
Contract start date	01/06/2008
Contract end date	

16/17 Contracted general activity (UDA)	25,250
Carry forward general activity (UDA)	0
16/17 Contracted orthodontic activity (UOA)	0
Carry forward orthodontic activity (UOA)	0
Baseline contract value	£607,021.35

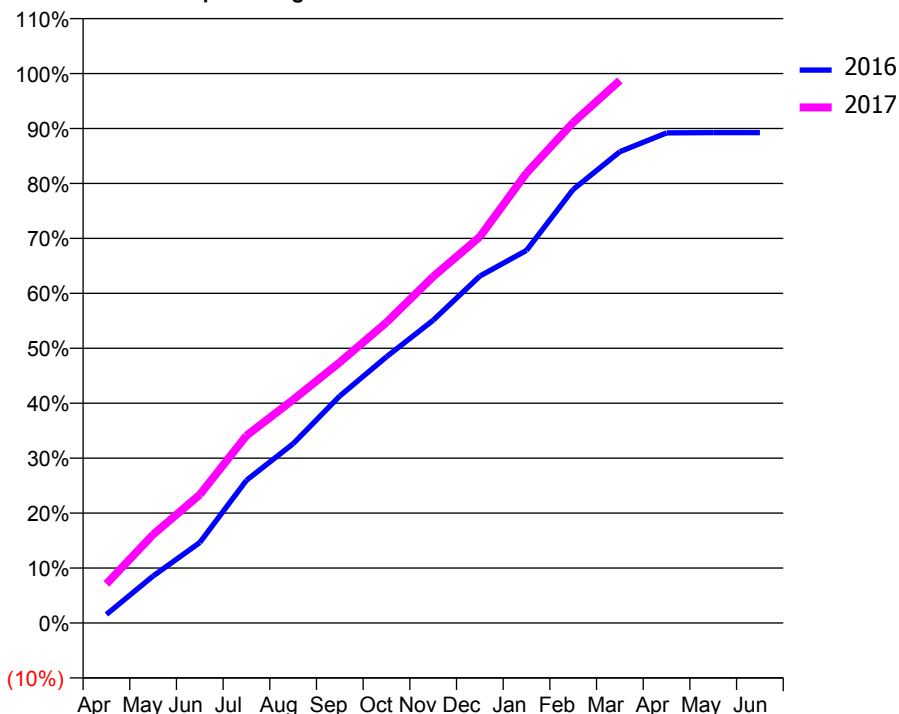
### ACCESS\*

Patients seen in 24 months	Total	Change since previous quarter
Quarter ending March 2016	10,287	
Quarter ending June 2016	10,433	→
Quarter ending September 2016	10,264	↓
Quarter ending December 2016	10,211	→
Quarter ending March 2017	10,169	→
<b>Variance since March 2016</b>	<b>(1.1%)</b>	<b>↓</b>



### ACTIVITY

Cumulative percentage of contracted UDA delivered 2016 & 2017



Month	Adjusted Scheduled Activity (UDA)	
	2016	2017
April	525	1,796
May	2,876	4,068
June	4,929	5,898
July	8,734	8,614
August	10,975	10,262
September	13,893	11,981
October	16,293	13,812
November	18,529	15,916
December	21,236	17,750
January	22,805	20,678
February	26,534	22,998
March	28,849	24,930
April	29,997	
May	30,011	
June	30,011	

### QUALITY

	Quantity	Base Number	Contract	AT	Region	England
% of FP17s for the same patient ID Re-attending within 3 months - Children	202	3,063	6.6%	10.1%	11.9%	12.3%
% of FP17s for the same patient ID Re-attending within 3 months - Adults	1,291	9,280	13.9%	15.1%	16.6%	16.7%
% of FP17s for the same patient ID Re-attending between 3 & 9 months - Children	1,622	3,063	53.0%	61.3%	60.2%	57.6%
% of FP17s for the same patient ID Re-attending between 3 & 9 months - Adults	3,852	9,280	41.5%	52.5%	51.5%	50.1%
% of FP17s for Band 1 Urgent Courses	1,498	11,806	12.7%	8.2%	9.5%	9.1%
% of FP17s Relating to Free Repair or Replacements	86	11,806	0.7%	0.9%	0.7%	0.8%
% of FP17s Relating to Continuations	169	11,806	1.4%	1.4%	1.2%	1.2%
% of Patients satisfied with the dentistry they have received	17	17	100.0%	94.0%	93.1%	92.8%
% of Patients satisfied with the time they had to wait for an appointment	16	17	94.1%	89.4%	88.8%	88.7%

\* This is based on patients treated on this contract for their most recent course of treatment. Figures in italics indicate the base number of FP17s or Patient Questionnaire responses are less than 100. N/A is shown where the base number of responses is less than 10 during the period. % is calculated as Quantity/Base number\*100

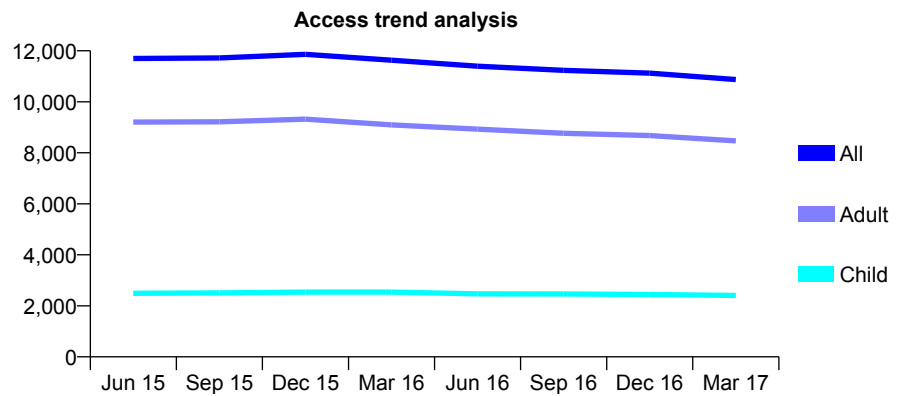
## Q65 - Vital Signs At a Glance Contract Report for 101338/0097 - March 2017

Name or company name	Whitecross Dental Care Limited
Contract type name	GDS Contract
Purpose of contract	General
Contract start date	01/09/2009
Contract end date	

16/17 Contracted general activity (UDA)	32,000
Carry forward general activity (UDA)	0
16/17 Contracted orthodontic activity (UOA)	0
Carry forward orthodontic activity (UOA)	0
Baseline contract value	£848,682.12

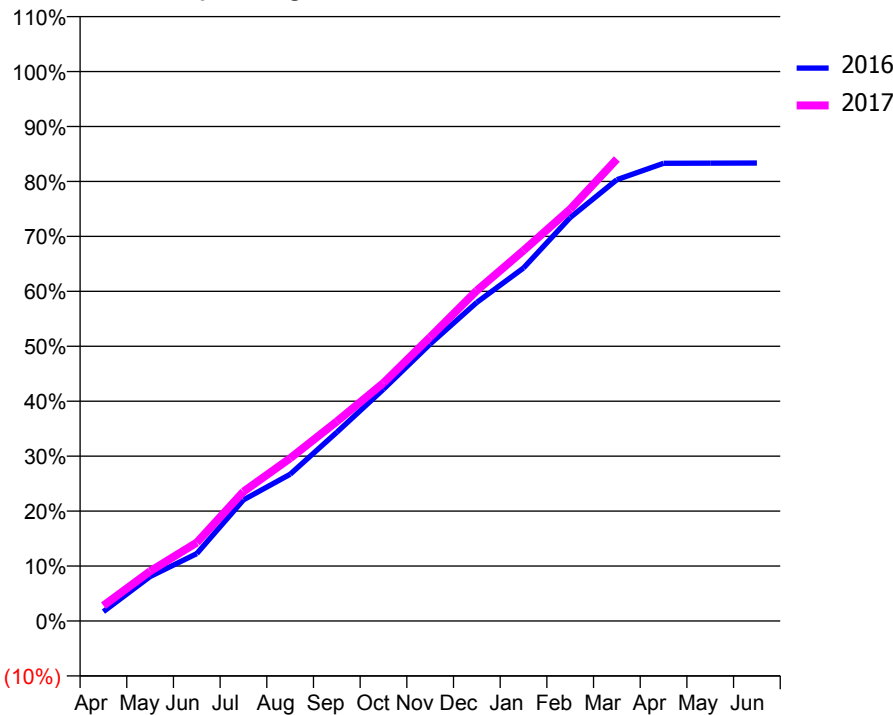
### ACCESS\*

Patients seen in 24 months	Total	Change since previous quarter
Quarter ending March 2016	11,632	
Quarter ending June 2016	11,396	↓
Quarter ending September 2016	11,232	↓
Quarter ending December 2016	11,125	→
Quarter ending March 2017	10,875	↓
<b>Variance since March 2016</b>	<b>(6.5%)</b>	<b>↓</b>



### ACTIVITY

Cumulative percentage of contracted UDA delivered 2016 & 2017



Month	Adjusted Scheduled Activity (UDA)	
	2016	2017
April	627	894
May	2,981	2,902
June	4,516	4,568
July	8,114	7,533
August	9,838	9,477
September	12,646	11,622
October	15,537	13,862
November	18,564	16,540
December	21,354	19,248
January	23,661	21,576
February	27,036	23,982
March	29,571	26,903
April	30,669	
May	30,678	
June	30,688	

### QUALITY

	Quantity	Base Number	Contract	AT	Region	England
% of FP17s for the same patient ID Re-attending within 3 months - Children	178	3,059	5.8%	10.1%	11.9%	12.3%
% of FP17s for the same patient ID Re-attending within 3 months - Adults	1,391	9,715	14.3%	15.1%	16.6%	16.7%
% of FP17s for the same patient ID Re-attending between 3 & 9 months - Children	1,705	3,059	55.7%	61.3%	60.2%	57.6%
% of FP17s for the same patient ID Re-attending between 3 & 9 months - Adults	3,975	9,715	40.9%	52.5%	51.5%	50.1%
% of FP17s for Band 1 Urgent Courses	1,332	12,270	10.9%	8.2%	9.5%	9.1%
% of FP17s Relating to Free Repair or Replacements	138	12,270	1.1%	0.9%	0.7%	0.8%
% of FP17s Relating to Continuations	165	12,270	1.3%	1.4%	1.2%	1.2%
% of Patients satisfied with the dentistry they have received	40	41	97.6%	94.0%	93.1%	92.8%
% of Patients satisfied with the time they had to wait for an appointment	37	41	90.2%	89.4%	88.8%	88.7%

\* This is based on patients treated on this contract for their most recent course of treatment. Figures in italics indicate the base number of FP17s or Patient Questionnaire responses are less than 100. N/A is shown where the base number of responses is less than 10 during the period. % is calculated as Quantity/Base number\*100

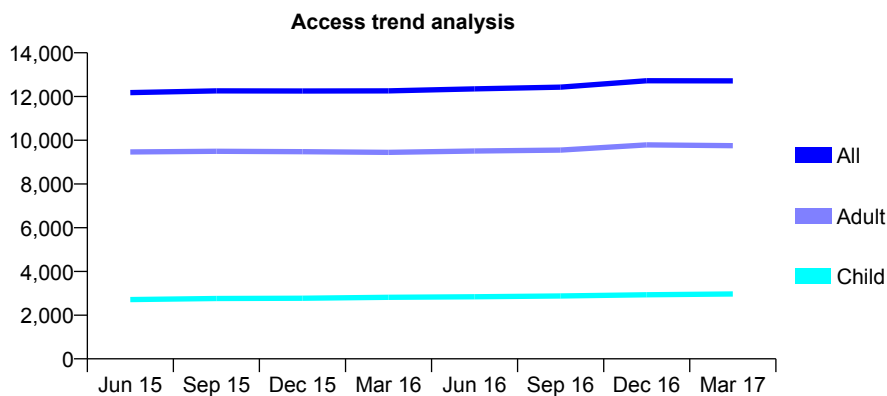
## Q65 - Vital Signs At a Glance Contract Report for 101362/0045 - March 2017

Name or company name	Rodericks Dental Limited
Contract type name	GDS Contract
Purpose of contract	General and Orthodontic
Contract start date	01/02/2012
Contract end date	

16/17 Contracted general activity (UDA)	33,727
Carry forward general activity (UDA)	132
16/17 Contracted orthodontic activity (UOA)	954
Carry forward orthodontic activity (UOA)	0
Baseline contract value	£758,756.71

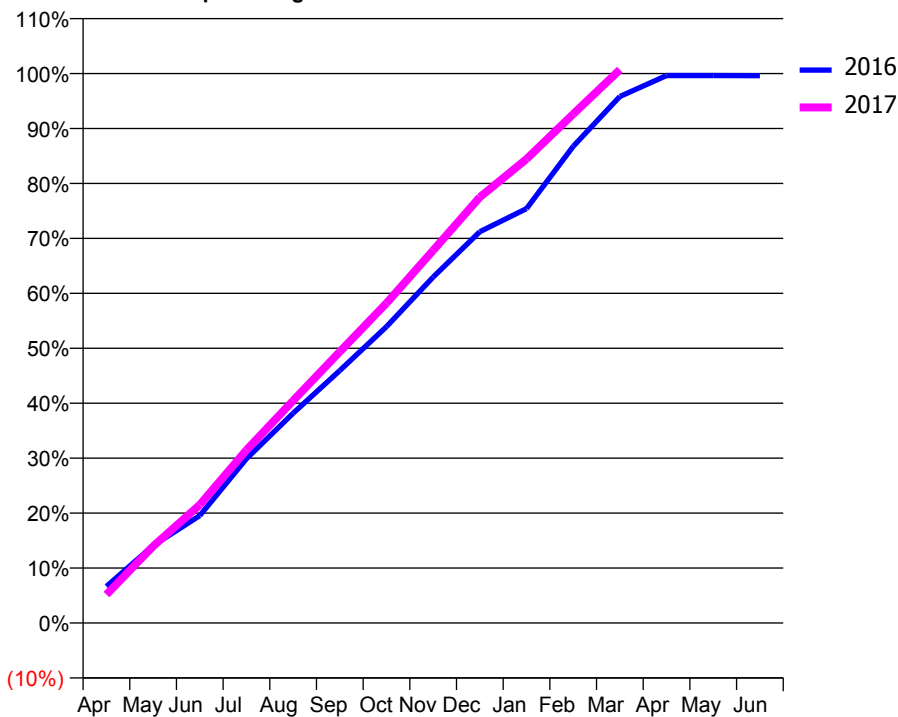
### ACCESS\*

Patients seen in 24 months	Total	Change since previous quarter
Quarter ending March 2016	12,259	
Quarter ending June 2016	12,350	→
Quarter ending September 2016	12,428	→
Quarter ending December 2016	12,722	↑
Quarter ending March 2017	12,717	→
<b>Variance since March 2016</b>	<b>3.7%</b>	<b>↑</b>



### ACTIVITY

Cumulative percentage of contracted UDA delivered 2016 & 2017



Month	Adjusted Scheduled Activity (UDA)	
	2016	2017
April	2,245	1,746
May	4,749	4,713
June	6,589	7,259
July	10,084	10,620
August	12,881	13,651
September	15,498	16,655
October	18,190	19,629
November	21,233	22,872
December	24,014	26,137
January	25,429	28,481
February	29,255	31,235
March	32,315	33,958
April	33,598	
May	33,602	
June	33,595	

### QUALITY

	Quantity	Base Number	Contract	AT	Region	England
% of FP17s for the same patient ID Re-attending within 3 months - Children	339	4,249	8.0%	10.1%	11.9%	12.3%
% of FP17s for the same patient ID Re-attending within 3 months - Adults	1,775	12,491	14.2%	15.1%	16.6%	16.7%
% of FP17s for the same patient ID Re-attending between 3 & 9 months - Children	2,487	4,249	58.5%	61.3%	60.2%	57.6%
% of FP17s for the same patient ID Re-attending between 3 & 9 months - Adults	5,845	12,491	46.8%	52.5%	51.5%	50.1%
% of FP17s for Band 1 Urgent Courses	1,271	16,032	7.9%	8.2%	9.5%	9.1%
% of FP17s Relating to Free Repair or Replacements	231	16,032	1.4%	0.9%	0.7%	0.8%
% of FP17s Relating to Continuations	263	16,032	1.6%	1.4%	1.2%	1.2%
% of Patients satisfied with the dentistry they have received	34	36	94.4%	94.0%	93.1%	92.8%
% of Patients satisfied with the time they had to wait for an appointment	34	36	94.4%	89.4%	88.8%	88.7%

\* This is based on patients treated on this contract for their most recent course of treatment. Figures in italics indicate the base number of FP17s or Patient Questionnaire responses are less than 100. N/A is shown where the base number of responses is less than 10 during the period. % is calculated as Quantity/Base number\*100

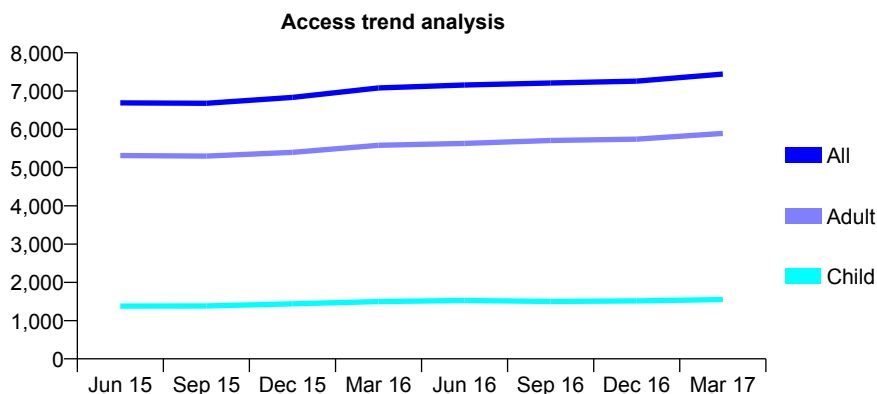
## Q65 - Vital Signs At a Glance Contract Report for 101362/0046 - March 2017

Name or company name	Rodericks Dental Limited
Contract type name	GDS Contract
Purpose of contract	General
Contract start date	01/02/2012
Contract end date	

16/17 Contracted general activity (UDA)	20,083
Carry forward general activity (UDA)	-218
16/17 Contracted orthodontic activity (UOA)	0
Carry forward orthodontic activity (UOA)	0
Baseline contract value	£498,830.01

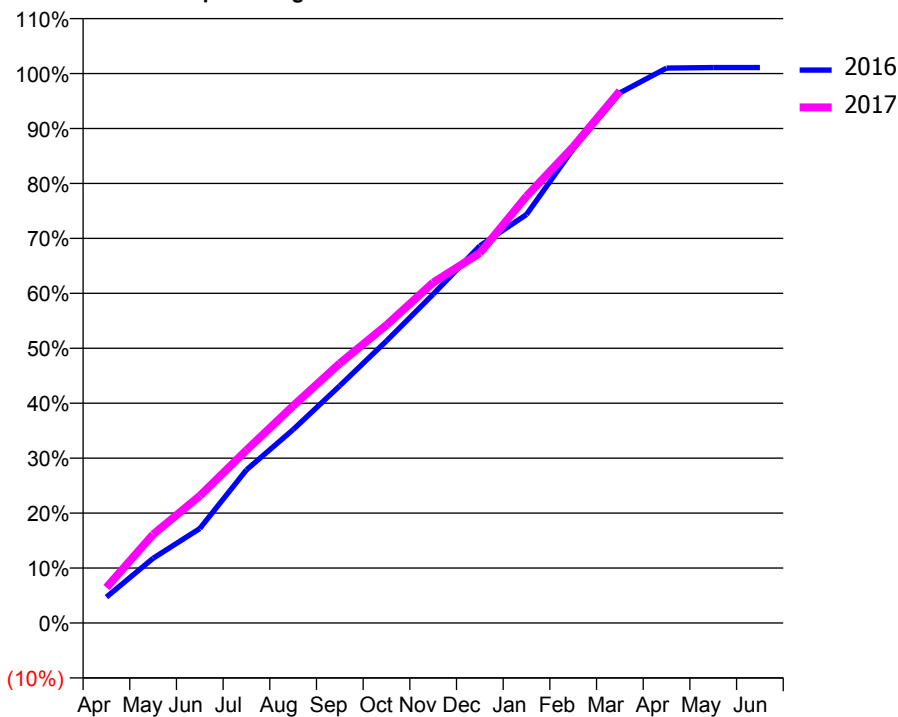
### ACCESS\*

Patients seen in 24 months	Total	Change since previous quarter
Quarter ending March 2016	7,080	
Quarter ending June 2016	7,158	→
Quarter ending September 2016	7,210	→
Quarter ending December 2016	7,258	→
Quarter ending March 2017	7,444	↑
<b>Variance since March 2016</b>	<b>5.1%</b>	<b>↑</b>



### ACTIVITY

Cumulative percentage of contracted UDA delivered 2016 & 2017



### QUALITY

	Quantity	Base Number	Contract	AT	Region	England
% of FP17s for the same patient ID Re-attending within 3 months - Children	170	2,095	8.1%	10.1%	11.9%	12.3%
% of FP17s for the same patient ID Re-attending within 3 months - Adults	925	7,148	12.9%	15.1%	16.6%	16.7%
% of FP17s for the same patient ID Re-attending between 3 & 9 months - Children	1,137	2,095	54.3%	61.3%	60.2%	57.6%
% of FP17s for the same patient ID Re-attending between 3 & 9 months - Adults	3,253	7,148	45.5%	52.5%	51.5%	50.1%
% of FP17s for Band 1 Urgent Courses	1,019	8,851	11.5%	8.2%	9.5%	9.1%
% of FP17s Relating to Free Repair or Replacements	87	8,851	1.0%	0.9%	0.7%	0.8%
% of FP17s Relating to Continuations	47	8,851	0.5%	1.4%	1.2%	1.2%
% of Patients satisfied with the dentistry they have received	26	27	96.3%	94.0%	93.1%	92.8%
% of Patients satisfied with the time they had to wait for an appointment	25	27	92.6%	89.4%	88.8%	88.7%

\* This is based on patients treated on this contract for their most recent course of treatment. Figures in italics indicate the base number of FP17s or Patient Questionnaire responses are less than 100. N/A is shown where the base number of responses is less than 10 during the period. % is calculated as Quantity/Base number\*100

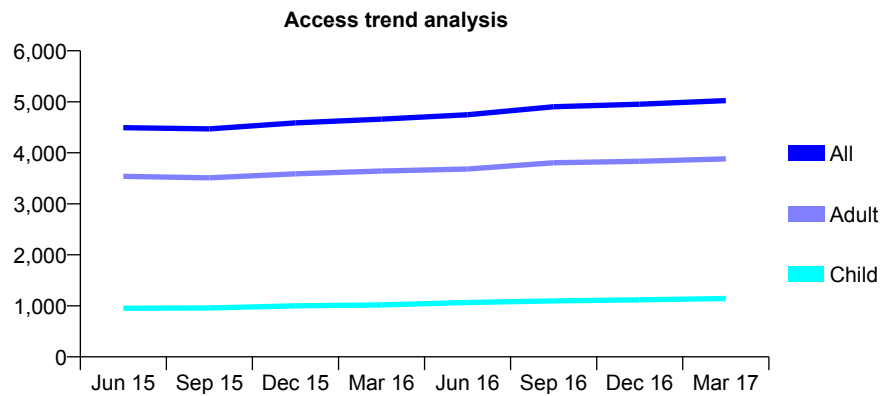
## Q65 - Vital Signs At a Glance Contract Report for 101362/0047 - March 2017

Name or company name	Rodericks Dental Limited
Contract type name	GDS Contract
Purpose of contract	General
Contract start date	01/02/2012
Contract end date	

16/17 Contracted general activity (UDA)	13,456
Carry forward general activity (UDA)	-33
16/17 Contracted orthodontic activity (UOA)	0
Carry forward orthodontic activity (UOA)	0
Baseline contract value	£401,116.16

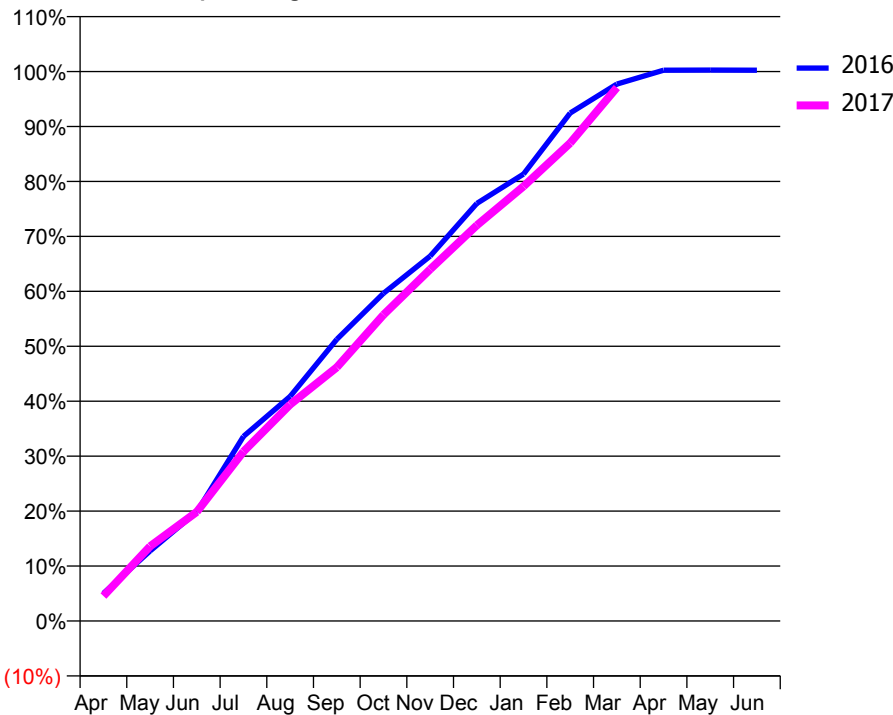
### ACCESS\*

Patients seen in 24 months	Total	Change since previous quarter
Quarter ending March 2016	4,660	
Quarter ending June 2016	4,747	→
Quarter ending September 2016	4,902	↑
Quarter ending December 2016	4,953	→
Quarter ending March 2017	5,024	→
<b>Variance since March 2016</b>	<b>7.8%</b>	<b>↑</b>



### ACTIVITY

Cumulative percentage of contracted UDA delivered 2016 & 2017



Month	Adjusted Scheduled Activity (UDA)	
	2016	2017
April	678	613
May	1,715	1,829
June	2,674	2,672
July	4,522	4,149
August	5,501	5,300
September	6,897	6,212
October	8,024	7,498
November	8,937	8,612
December	10,226	9,689
January	10,945	10,643
February	12,440	11,704
March	13,149	13,063
April	13,489	
May	13,490	
June	13,489	

### QUALITY

	Quantity	Base Number	Contract	AT	Region	England
% of FP17s for the same patient ID Re-attending within 3 months - Children	120	1,866	6.4%	10.1%	11.9%	12.3%
% of FP17s for the same patient ID Re-attending within 3 months - Adults	695	4,451	15.6%	15.1%	16.6%	16.7%
% of FP17s for the same patient ID Re-attending between 3 & 9 months - Children	1,249	1,866	66.9%	61.3%	60.2%	57.6%
% of FP17s for the same patient ID Re-attending between 3 & 9 months - Adults	1,871	4,451	42.0%	52.5%	51.5%	50.1%
% of FP17s for Band 1 Urgent Courses	368	5,390	6.8%	8.2%	9.5%	9.1%
% of FP17s Relating to Free Repair or Replacements	89	5,390	1.7%	0.9%	0.7%	0.8%
% of FP17s Relating to Continuations	128	5,390	2.4%	1.4%	1.2%	1.2%
% of Patients satisfied with the dentistry they have received	17	17	100.0%	94.0%	93.1%	92.8%
% of Patients satisfied with the time they had to wait for an appointment	17	17	100.0%	89.4%	88.8%	88.7%

\* This is based on patients treated on this contract for their most recent course of treatment. Figures in italics indicate the base number of FP17s or Patient Questionnaire responses are less than 100. N/A is shown where the base number of responses is less than 10 during the period. % is calculated as Quantity/Base number\*100

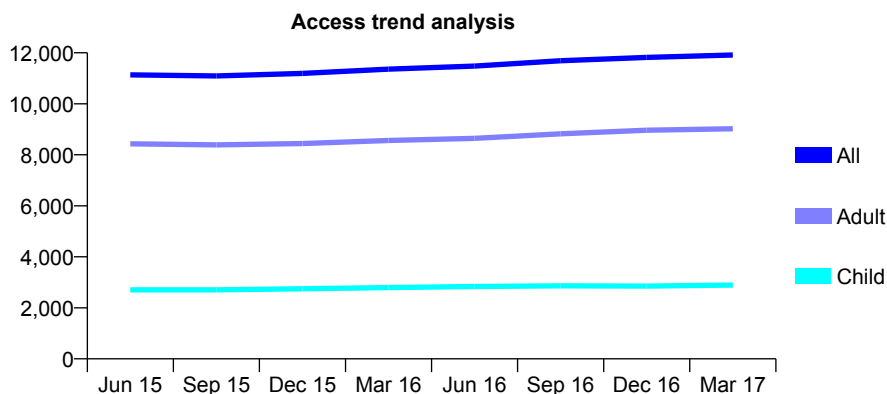
## Q65 - Vital Signs At a Glance Contract Report for 101362/0048 - March 2017

Name or company name	Rodericks Dental Limited
Contract type name	GDS Contract
Purpose of contract	General
Contract start date	01/02/2012
Contract end date	

16/17 Contracted general activity (UDA)	36,000
Carry forward general activity (UDA)	898
16/17 Contracted orthodontic activity (UOA)	0
Carry forward orthodontic activity (UOA)	0
Baseline contract value	£812,674.92

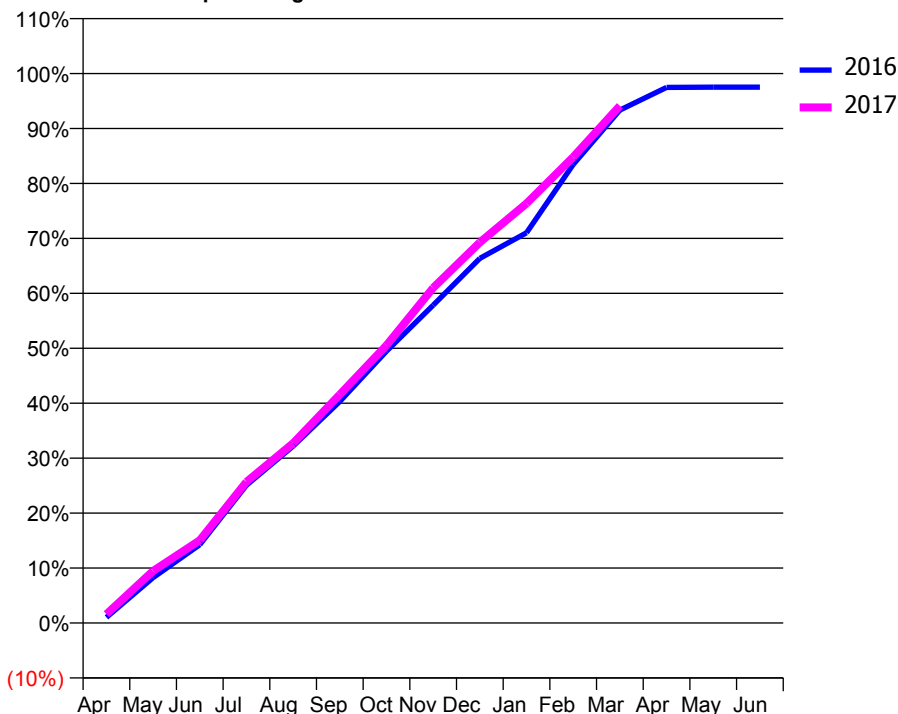
### ACCESS\*

Patients seen in 24 months	Total	Change since previous quarter
Quarter ending March 2016	11,359	
Quarter ending June 2016	11,479	→
Quarter ending September 2016	11,687	→
Quarter ending December 2016	11,819	→
Quarter ending March 2017	11,914	→
<b>Variance since March 2016</b>	<b>4.9%</b>	<b>↑</b>



### ACTIVITY

Cumulative percentage of contracted UDA delivered 2016 & 2017



Month	Adjusted Scheduled Activity (UDA)	
	2016	2017
April	370	578
May	2,975	3,412
June	5,131	5,418
July	9,032	9,248
August	11,592	11,779
September	14,513	14,974
October	17,811	18,197
November	20,823	21,954
December	23,885	24,934
January	25,565	27,485
February	30,035	30,532
March	33,604	33,885
April	35,088	
May	35,105	
June	35,102	

### QUALITY

	Quantity	Base Number	Contract	AT	Region	England
% of FP17s for the same patient ID Re-attending within 3 months - Children	213	3,736	5.7%	10.1%	11.9%	12.3%
% of FP17s for the same patient ID Re-attending within 3 months - Adults	1,514	10,591	14.3%	15.1%	16.6%	16.7%
% of FP17s for the same patient ID Re-attending between 3 & 9 months - Children	2,063	3,736	55.2%	61.3%	60.2%	57.6%
% of FP17s for the same patient ID Re-attending between 3 & 9 months - Adults	4,380	10,591	41.4%	52.5%	51.5%	50.1%
% of FP17s for Band 1 Urgent Courses	1,400	13,765	10.2%	8.2%	9.5%	9.1%
% of FP17s Relating to Free Repair or Replacements	80	13,765	0.6%	0.9%	0.7%	0.8%
% of FP17s Relating to Continuations	85	13,765	0.6%	1.4%	1.2%	1.2%
% of Patients satisfied with the dentistry they have received	25	29	86.2%	94.0%	93.1%	92.8%
% of Patients satisfied with the time they had to wait for an appointment	24	29	82.8%	89.4%	88.8%	88.7%

\* This is based on patients treated on this contract for their most recent course of treatment. Figures in italics indicate the base number of FP17s or Patient Questionnaire responses are less than 100. N/A is shown where the base number of responses is less than 10 during the period. % is calculated as Quantity/Base number\*100

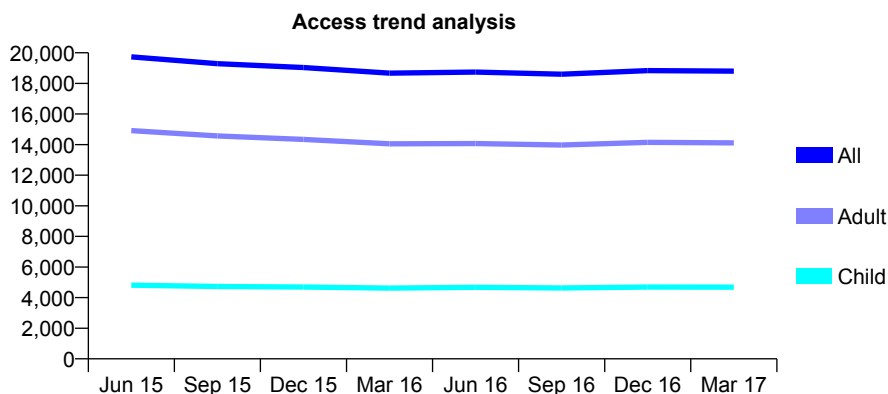
## Q65 - Vital Signs At a Glance Contract Report for 101370/0030 - March 2017

Name or company name	Petrie Tucker and Partners Ltd
Contract type name	GDS Contract
Purpose of contract	General
Contract start date	01/04/2006
Contract end date	

16/17 Contracted general activity (UDA)	61,735
Carry forward general activity (UDA)	0
16/17 Contracted orthodontic activity (UOA)	0
Carry forward orthodontic activity (UOA)	0
Baseline contract value	£1,324,567.02

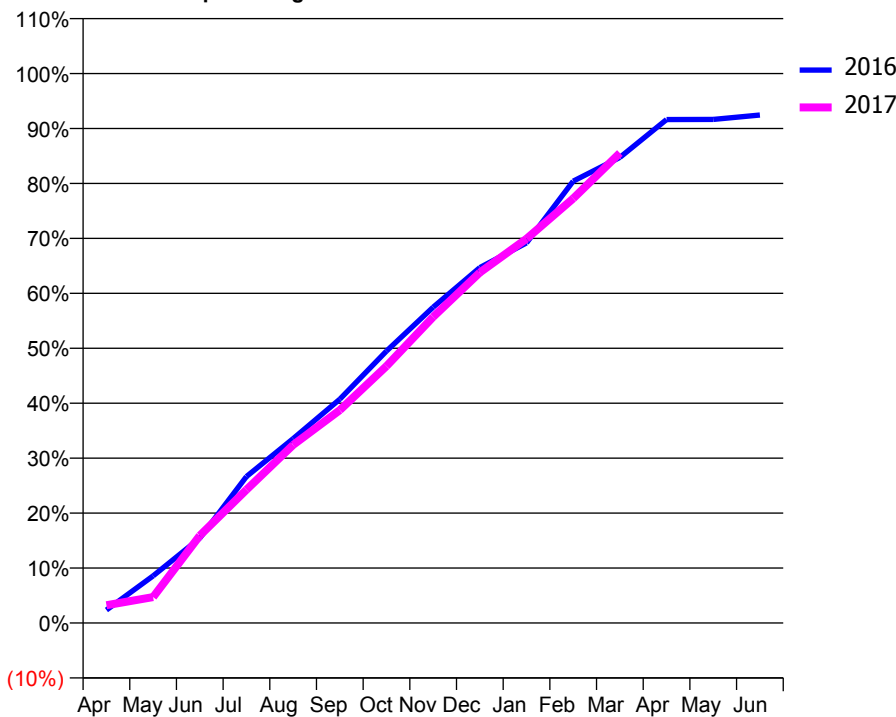
### ACCESS\*

Patients seen in 24 months	Total	Change since previous quarter
Quarter ending March 2016	18,673	
Quarter ending June 2016	18,743	→
Quarter ending September 2016	18,604	→
Quarter ending December 2016	18,835	→
Quarter ending March 2017	18,801	→
<b>Variance since March 2016</b>	<b>0.7%</b>	<b>→</b>



### ACTIVITY

Cumulative percentage of contracted UDA delivered 2016 & 2017



Month	Adjusted Scheduled Activity (UDA)	
	2016	2017
April	1,461	2,002
May	5,295	2,920
June	9,532	9,815
July	16,462	14,971
August	20,709	20,013
September	25,151	23,919
October	30,555	28,864
November	35,482	34,386
December	39,933	39,380
January	42,701	43,170
February	49,645	47,692
March	52,306	52,801
April	56,568	
May	56,575	
June	57,075	

### QUALITY

	Quantity	Base Number	Contract	AT	Region	England
% of FP17s for the same patient ID Re-attending within 3 months - Children	545	7,596	7.2%	10.1%	11.9%	12.3%
% of FP17s for the same patient ID Re-attending within 3 months - Adults	2,954	21,513	13.7%	15.1%	16.6%	16.7%
% of FP17s for the same patient ID Re-attending between 3 & 9 months - Children	4,851	7,596	63.9%	61.3%	60.2%	57.6%
% of FP17s for the same patient ID Re-attending between 3 & 9 months - Adults	12,294	21,513	57.1%	52.5%	51.5%	50.1%
% of FP17s for Band 1 Urgent Courses	1,682	26,855	6.3%	8.2%	9.5%	9.1%
% of FP17s Relating to Free Repair or Replacements	171	26,855	0.6%	0.9%	0.7%	0.8%
% of FP17s Relating to Continuations	557	26,855	2.1%	1.4%	1.2%	1.2%
% of Patients satisfied with the dentistry they have received	21	26	80.8%	94.0%	93.1%	92.8%
% of Patients satisfied with the time they had to wait for an appointment	21	26	80.8%	89.4%	88.8%	88.7%

\* This is based on patients treated on this contract for their most recent course of treatment. Figures in italics indicate the base number of FP17s or Patient Questionnaire responses are less than 100. N/A is shown where the base number of responses is less than 10 during the period. % is calculated as Quantity/Base number\*100



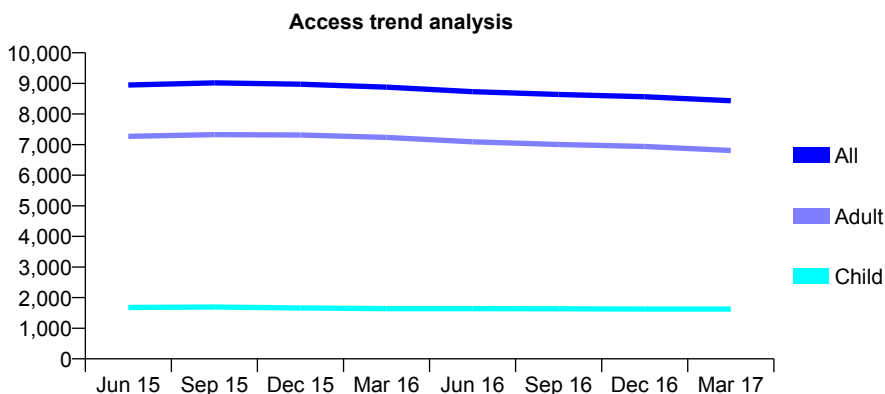
## Q65 - Vital Signs At a Glance Contract Report for 101370/0031 - March 2017

Name or company name	Petrie Tucker and Partners Ltd
Contract type name	GDS Contract
Purpose of contract	General
Contract start date	01/04/2006
Contract end date	

16/17 Contracted general activity (UDA)	29,000
Carry forward general activity (UDA)	0
16/17 Contracted orthodontic activity (UOA)	0
Carry forward orthodontic activity (UOA)	0
Baseline contract value	£609,128.28

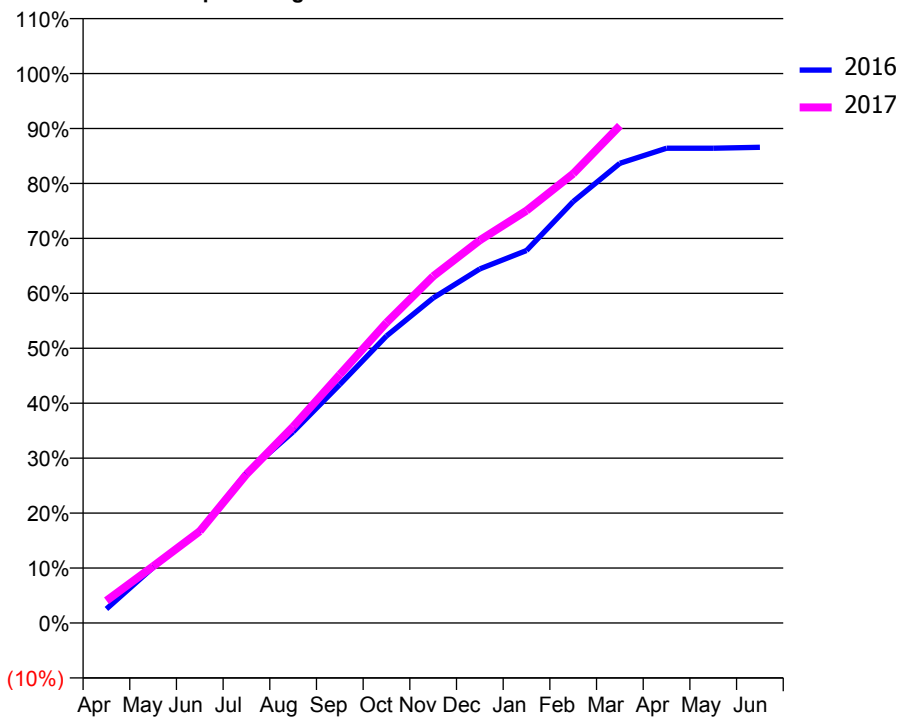
### ACCESS\*

Patients seen in 24 months	Total	Change since previous quarter
Quarter ending March 2016	8,877	
Quarter ending June 2016	8,731	↓
Quarter ending September 2016	8,639	↓
Quarter ending December 2016	8,566	→
Quarter ending March 2017	8,435	↓
<b>Variance since March 2016</b>	<b>(5.0%)</b>	<b>↓</b>



### ACTIVITY

Cumulative percentage of contracted UDA delivered 2016 & 2017



Month	Adjusted Scheduled Activity (UDA)	
	2016	2017
April	772	1,181
May	3,032	2,995
June	5,045	4,845
July	8,190	7,851
August	10,438	10,361
September	13,022	13,117
October	15,668	15,854
November	17,743	18,302
December	19,330	20,204
January	20,334	21,760
February	23,010	23,710
March	25,099	26,244
April	25,919	
May	25,919	
June	25,974	

### QUALITY

	Quantity	Base Number	Contract	AT	Region	England
% of FP17s for the same patient ID Re-attending within 3 months - Children	160	2,203	7.3%	10.1%	11.9%	12.3%
% of FP17s for the same patient ID Re-attending within 3 months - Adults	901	8,200	11.0%	15.1%	16.6%	16.7%
% of FP17s for the same patient ID Re-attending between 3 & 9 months - Children	1,075	2,203	48.8%	61.3%	60.2%	57.6%
% of FP17s for the same patient ID Re-attending between 3 & 9 months - Adults	4,041	8,200	49.3%	52.5%	51.5%	50.1%
% of FP17s for Band 1 Urgent Courses	555	10,081	5.5%	8.2%	9.5%	9.1%
% of FP17s Relating to Free Repair or Replacements	40	10,081	0.4%	0.9%	0.7%	0.8%
% of FP17s Relating to Continuations	174	10,081	1.7%	1.4%	1.2%	1.2%
% of Patients satisfied with the dentistry they have received	12	12	100.0%	94.0%	93.1%	92.8%
% of Patients satisfied with the time they had to wait for an appointment	11	12	91.7%	89.4%	88.8%	88.7%

\* This is based on patients treated on this contract for their most recent course of treatment. Figures in italics indicate the base number of FP17s or Patient Questionnaire responses are less than 100. N/A is shown where the base number of responses is less than 10 during the period. % is calculated as Quantity/Base number\*100

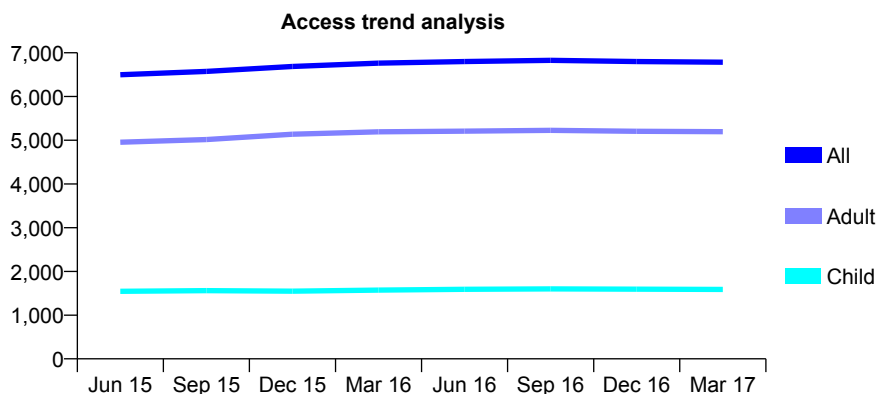
## Q65 - Vital Signs At a Glance Contract Report for 101370/0041 - March 2017

Name or company name	Petrie Tucker and Partners Ltd
Contract type name	GDS Contract
Purpose of contract	General
Contract start date	01/04/2006
Contract end date	

16/17 Contracted general activity (UDA)	18,250
Carry forward general activity (UDA)	217
16/17 Contracted orthodontic activity (UOA)	0
Carry forward orthodontic activity (UOA)	0
Baseline contract value	£406,724.34

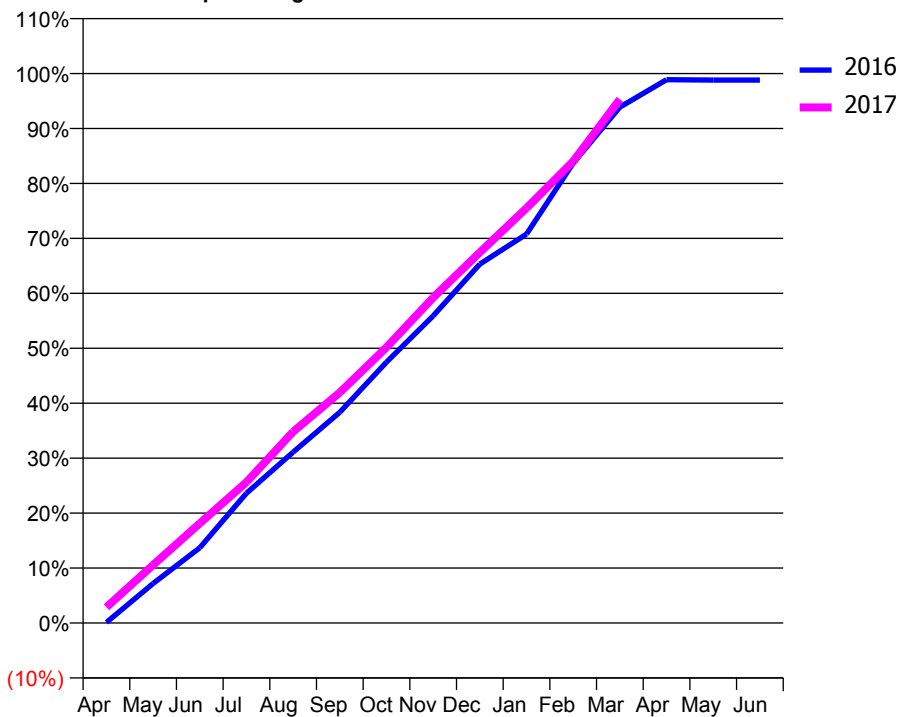
### ACCESS\*

Patients seen in 24 months	Total	Change since previous quarter
Quarter ending March 2016	6,764	
Quarter ending June 2016	6,799	→
Quarter ending September 2016	6,827	→
Quarter ending December 2016	6,800	→
Quarter ending March 2017	6,785	→
<b>Variance since March 2016</b>	<b>0.3%</b>	<b>→</b>



### ACTIVITY

Cumulative percentage of contracted UDA delivered 2016 & 2017



Month	Adjusted Scheduled Activity (UDA)	
	2016	2017
April	20	523
May	1,313	1,930
June	2,498	3,310
July	4,312	4,677
August	5,676	6,352
September	7,001	7,657
October	8,665	9,157
November	10,200	10,807
December	11,920	12,312
January	12,915	13,779
February	15,274	15,335
March	17,133	17,392
April	18,047	
May	18,033	
June	18,033	

### QUALITY

	Quantity	Base Number	Contract	AT	Region	England
% of FP17s for the same patient ID Re-attending within 3 months - Children	151	2,322	6.5%	10.1%	11.9%	12.3%
% of FP17s for the same patient ID Re-attending within 3 months - Adults	739	6,604	11.2%	15.1%	16.6%	16.7%
% of FP17s for the same patient ID Re-attending between 3 & 9 months - Children	1,370	2,322	59.0%	61.3%	60.2%	57.6%
% of FP17s for the same patient ID Re-attending between 3 & 9 months - Adults	3,271	6,604	49.5%	52.5%	51.5%	50.1%
% of FP17s for Band 1 Urgent Courses	522	8,095	6.4%	8.2%	9.5%	9.1%
% of FP17s Relating to Free Repair or Replacements	85	8,095	1.1%	0.9%	0.7%	0.8%
% of FP17s Relating to Continuations	143	8,095	1.8%	1.4%	1.2%	1.2%
% of Patients satisfied with the dentistry they have received	14	15	93.3%	94.0%	93.1%	92.8%
% of Patients satisfied with the time they had to wait for an appointment	14	15	93.3%	89.4%	88.8%	88.7%

\* This is based on patients treated on this contract for their most recent course of treatment. Figures in italics indicate the base number of FP17s or Patient Questionnaire responses are less than 100. N/A is shown where the base number of responses is less than 10 during the period. % is calculated as Quantity/Base number\*100

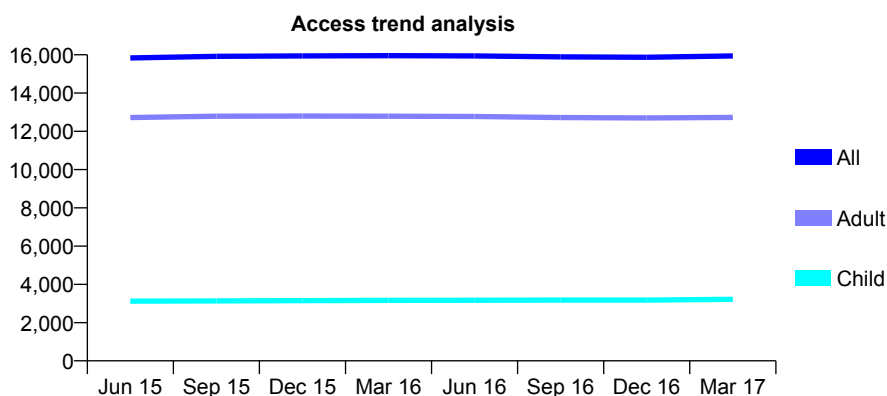
## Q65 - Vital Signs At a Glance Contract Report for 101370/0050 - March 2017

Name or company name	Petrie Tucker and Partners Ltd
Contract type name	GDS Contract
Purpose of contract	General
Contract start date	01/04/2006
Contract end date	

16/17 Contracted general activity (UDA)	46,726
Carry forward general activity (UDA)	0
16/17 Contracted orthodontic activity (UOA)	0
Carry forward orthodontic activity (UOA)	0
Baseline contract value	£1,002,370.22

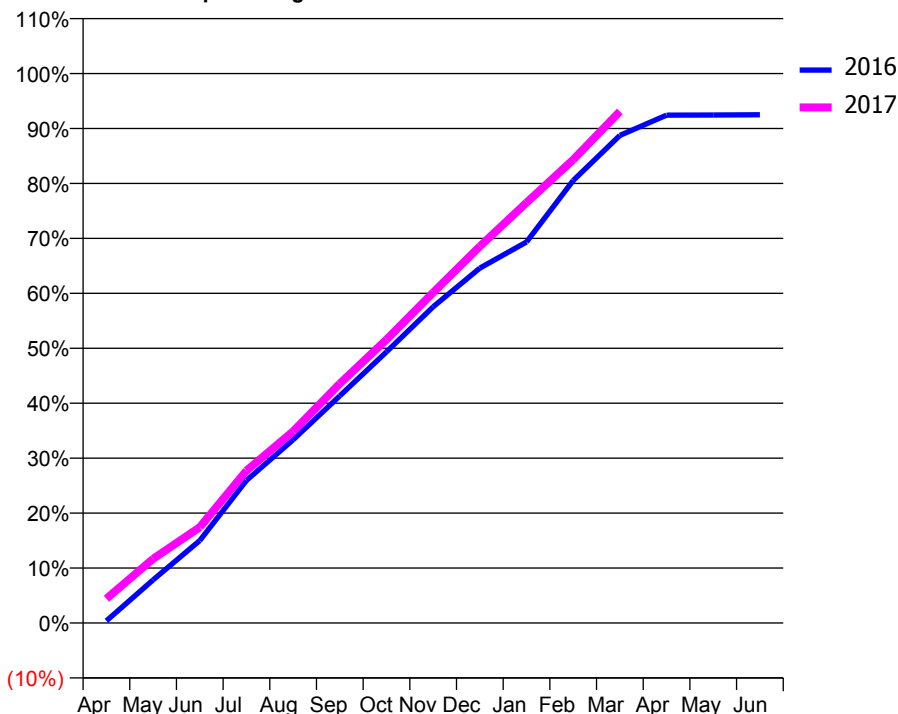
### ACCESS\*

Patients seen in 24 months	Total	Change since previous quarter
Quarter ending March 2016	15,953	
Quarter ending June 2016	15,943	→
Quarter ending September 2016	15,894	→
Quarter ending December 2016	15,872	→
Quarter ending March 2017	15,942	→
<b>Variance since March 2016</b>	<b>(0.1%)</b>	→



### ACTIVITY

Cumulative percentage of contracted UDA delivered 2016 & 2017



Month	Adjusted Scheduled Activity (UDA)	
	2016	2017
April	218	2,074
May	4,216	5,460
June	8,068	8,143
July	13,943	12,956
August	17,914	16,299
September	22,204	20,358
October	26,511	24,106
November	30,913	28,108
December	34,697	32,027
January	37,253	35,743
February	43,270	39,402
March	47,679	43,500
April	49,657	
May	49,672	
June	49,697	

### QUALITY

	Quantity	Base Number	Contract	AT	Region	England
% of FP17s for the same patient ID Re-attending within 3 months - Children	333	5,271	6.3%	10.1%	11.9%	12.3%
% of FP17s for the same patient ID Re-attending within 3 months - Adults	2,053	17,704	11.6%	15.1%	16.6%	16.7%
% of FP17s for the same patient ID Re-attending between 3 & 9 months - Children	3,521	5,271	66.8%	61.3%	60.2%	57.6%
% of FP17s for the same patient ID Re-attending between 3 & 9 months - Adults	10,806	17,704	61.0%	52.5%	51.5%	50.1%
% of FP17s for Band 1 Urgent Courses	1,199	22,037	5.4%	8.2%	9.5%	9.1%
% of FP17s Relating to Free Repair or Replacements	130	22,037	0.6%	0.9%	0.7%	0.8%
% of FP17s Relating to Continuations	495	22,037	2.2%	1.4%	1.2%	1.2%
% of Patients satisfied with the dentistry they have received	22	23	95.7%	94.0%	93.1%	92.8%
% of Patients satisfied with the time they had to wait for an appointment	23	23	100.0%	89.4%	88.8%	88.7%

\* This is based on patients treated on this contract for their most recent course of treatment. Figures in italics indicate the base number of FP17s or Patient Questionnaire responses are less than 100. N/A is shown where the base number of responses is less than 10 during the period. % is calculated as Quantity/Base number\*100

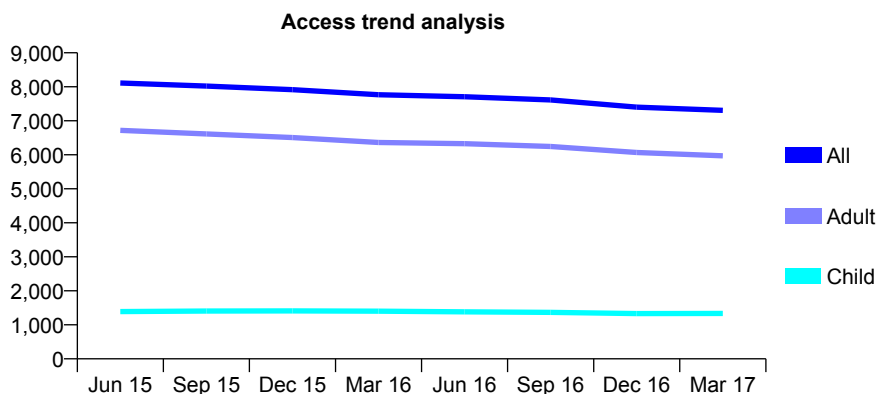
## Q65 - Vital Signs At a Glance Contract Report for 101370/0055 - March 2017

Name or company name	Petrie Tucker and Partners Ltd
Contract type name	GDS Contract
Purpose of contract	General
Contract start date	01/04/2006
Contract end date	

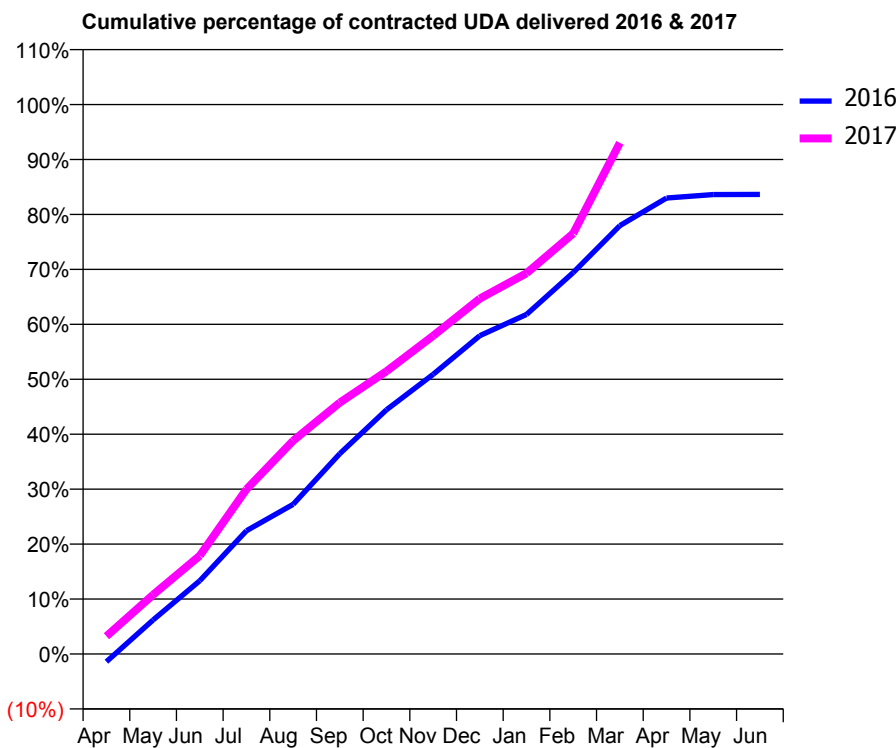
16/17 Contracted general activity (UDA)	23,935
Carry forward general activity (UDA)	0
16/17 Contracted orthodontic activity (UOA)	0
Carry forward orthodontic activity (UOA)	0
Baseline contract value	£538,355.44

### ACCESS\*

Patients seen in 24 months	Total	Change since previous quarter
Quarter ending March 2016	7,765	
Quarter ending June 2016	7,709	→
Quarter ending September 2016	7,614	↓
Quarter ending December 2016	7,401	↓
Quarter ending March 2017	7,307	↓
<b>Variance since March 2016</b>	<b>(5.9%)</b>	↓



### ACTIVITY



Month	Adjusted Scheduled Activity (UDA)	
	2016	2017
April	-424	776
May	1,843	2,584
June	3,960	4,281
July	6,657	7,174
August	8,084	9,291
September	10,824	10,953
October	13,194	12,314
November	15,113	13,859
December	17,202	15,481
January	18,346	16,587
February	20,604	18,315
March	23,145	22,264
April	24,635	
May	24,819	
June	24,827	

### QUALITY

	Quantity	Base Number	Contract	AT	Region	England
% of FP17s for the same patient ID Re-attending within 3 months - Children	98	1,685	5.8%	10.1%	11.9%	12.3%
% of FP17s for the same patient ID Re-attending within 3 months - Adults	865	7,618	11.4%	15.1%	16.6%	16.7%
% of FP17s for the same patient ID Re-attending between 3 & 9 months - Children	926	1,685	55.0%	61.3%	60.2%	57.6%
% of FP17s for the same patient ID Re-attending between 3 & 9 months - Adults	4,076	7,618	53.5%	52.5%	51.5%	50.1%
% of FP17s for Band 1 Urgent Courses	719	8,738	8.2%	8.2%	9.5%	9.1%
% of FP17s Relating to Free Repair or Replacements	75	8,738	0.9%	0.9%	0.7%	0.8%
% of FP17s Relating to Continuations	94	8,738	1.1%	1.4%	1.2%	1.2%
% of Patients satisfied with the dentistry they have received	16	16	100.0%	94.0%	93.1%	92.8%
% of Patients satisfied with the time they had to wait for an appointment	15	16	93.8%	89.4%	88.8%	88.7%

\* This is based on patients treated on this contract for their most recent course of treatment. Figures in italics indicate the base number of FP17s or Patient Questionnaire responses are less than 100. N/A is shown where the base number of responses is less than 10 during the period. % is calculated as Quantity/Base number\*100

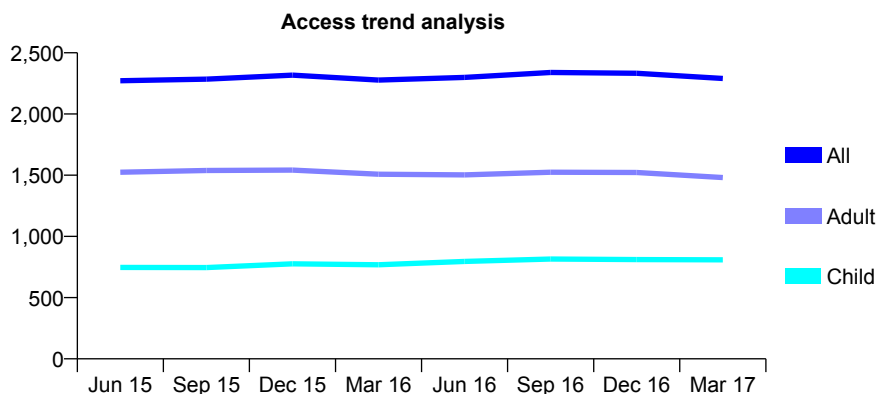
## Q65 - Vital Signs At a Glance Contract Report for 101370/0070 - March 2017

Name or company name	Whitecross Dental Care Limited
Contract type name	GDS Contract
Purpose of contract	General
Contract start date	01/07/2006
Contract end date	

16/17 Contracted general activity (UDA)	6,673
Carry forward general activity (UDA)	14
16/17 Contracted orthodontic activity (UOA)	0
Carry forward orthodontic activity (UOA)	0
Baseline contract value	£171,922.83

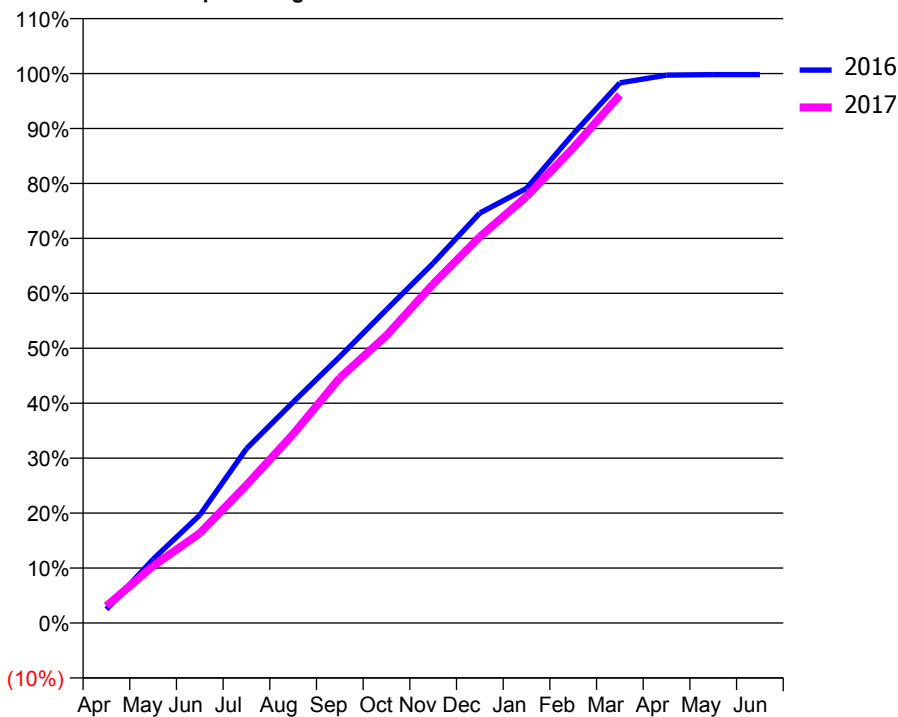
### ACCESS\*

Patients seen in 24 months	Total	Change since previous quarter
Quarter ending March 2016	2,277	
Quarter ending June 2016	2,299	→
Quarter ending September 2016	2,339	→
Quarter ending December 2016	2,333	→
Quarter ending March 2017	2,290	↓
<b>Variance since March 2016</b>	0.6%	→



### ACTIVITY

Cumulative percentage of contracted UDA delivered 2016 & 2017



Month	Adjusted Scheduled Activity (UDA)	
	2016	2017
April	166	207
May	775	692
June	1,311	1,091
July	2,118	1,675
August	2,682	2,294
September	3,235	2,977
October	3,806	3,493
November	4,370	4,117
December	4,979	4,690
January	5,278	5,179
February	5,939	5,769
March	6,558	6,412
April	6,653	
May	6,659	
June	6,659	

### QUALITY

	Quantity	Base Number	Contract	AT	Region	England
% of FP17s for the same patient ID Re-attending within 3 months - Children	132	1,133	11.7%	10.1%	11.9%	12.3%
% of FP17s for the same patient ID Re-attending within 3 months - Adults	284	1,934	14.7%	15.1%	16.6%	16.7%
% of FP17s for the same patient ID Re-attending between 3 & 9 months - Children	622	1,133	54.9%	61.3%	60.2%	57.6%
% of FP17s for the same patient ID Re-attending between 3 & 9 months - Adults	1,005	1,934	52.0%	52.5%	51.5%	50.1%
% of FP17s for Band 1 Urgent Courses	254	2,980	8.5%	8.2%	9.5%	9.1%
% of FP17s Relating to Free Repair or Replacements	12	2,980	0.4%	0.9%	0.7%	0.8%
% of FP17s Relating to Continuations	71	2,980	2.4%	1.4%	1.2%	1.2%
% of Patients satisfied with the dentistry they have received	7	7	N/A	94.0%	93.1%	92.8%
% of Patients satisfied with the time they had to wait for an appointment	7	7	N/A	89.4%	88.8%	88.7%

\* This is based on patients treated on this contract for their most recent course of treatment. Figures in italics indicate the base number of FP17s or Patient Questionnaire responses are less than 100. N/A is shown where the base number of responses is less than 10 during the period. % is calculated as Quantity/Base number\*100

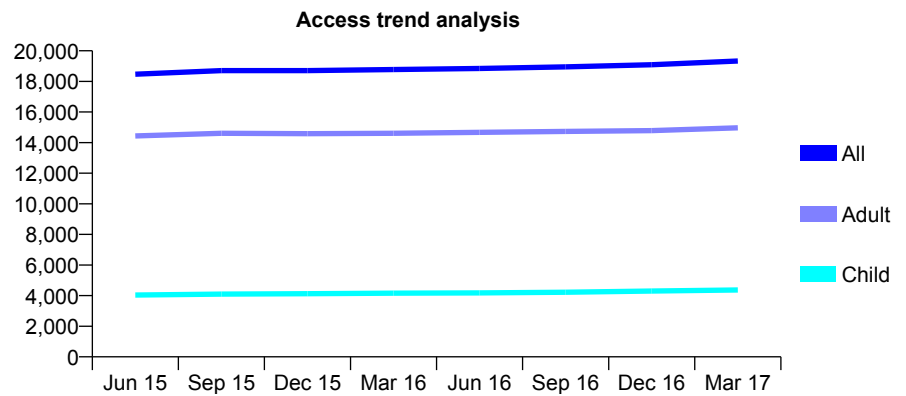
## Q65 - Vital Signs At a Glance Contract Report for 101435/0006 - March 2017

Name or company name	IDH Limited
Contract type name	GDS Contract
Purpose of contract	General
Contract start date	01/04/2006
Contract end date	

16/17 Contracted general activity (UDA)	55,223
Carry forward general activity (UDA)	0
16/17 Contracted orthodontic activity (UOA)	0
Carry forward orthodontic activity (UOA)	0
Baseline contract value	£1,199,225.36

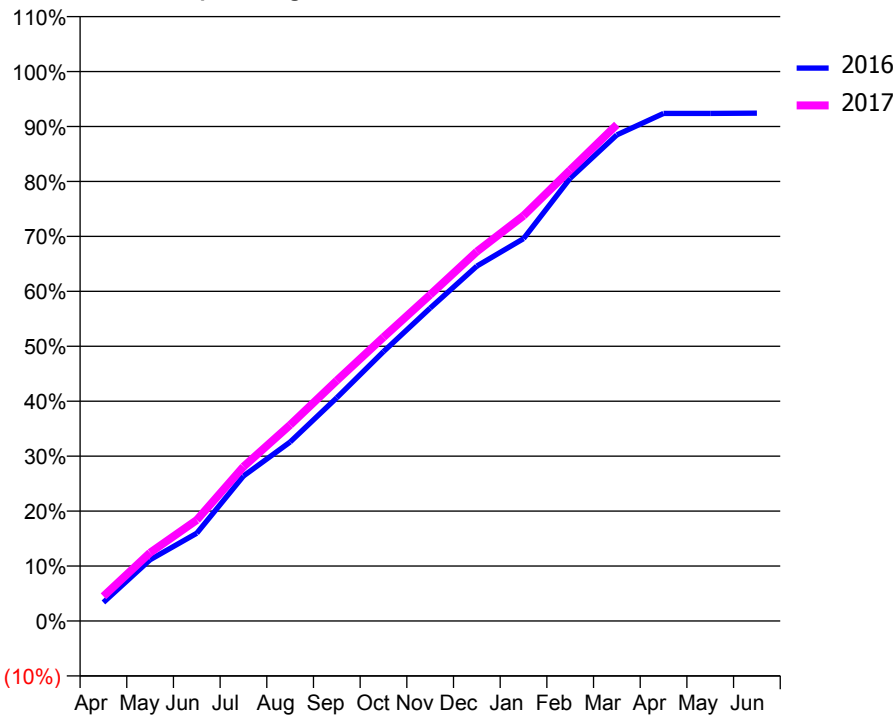
### ACCESS\*

Patients seen in 24 months	Total	Change since previous quarter
Quarter ending March 2016	18,772	
Quarter ending June 2016	18,846	→
Quarter ending September 2016	18,952	→
Quarter ending December 2016	19,085	→
Quarter ending March 2017	19,337	→
<b>Variance since March 2016</b>	<b>3.0%</b>	<b>↑</b>



### ACTIVITY

Cumulative percentage of contracted UDA delivered 2016 & 2017



Month	Adjusted Scheduled Activity (UDA)	
	2016	2017
April	1,866	2,489
May	6,155	6,867
June	8,826	10,152
July	14,567	15,517
August	17,991	19,703
September	22,436	24,166
October	27,081	28,525
November	31,446	32,791
December	35,667	37,126
January	38,421	40,734
February	44,498	45,333
March	48,851	49,885
April	51,014	
May	51,013	
June	51,039	

### QUALITY

	Quantity	Base Number	Contract	AT	Region	England
% of FP17s for the same patient ID Re-attending within 3 months - Children	276	5,461	5.1%	10.1%	11.9%	12.3%
% of FP17s for the same patient ID Re-attending within 3 months - Adults	1,923	18,422	10.4%	15.1%	16.6%	16.7%
% of FP17s for the same patient ID Re-attending between 3 & 9 months - Children	2,781	5,461	50.9%	61.3%	60.2%	57.6%
% of FP17s for the same patient ID Re-attending between 3 & 9 months - Adults	9,415	18,422	51.1%	52.5%	51.5%	50.1%
% of FP17s for Band 1 Urgent Courses	963	22,975	4.2%	8.2%	9.5%	9.1%
% of FP17s Relating to Free Repair or Replacements	67	22,975	0.3%	0.9%	0.7%	0.8%
% of FP17s Relating to Continuations	522	22,975	2.3%	1.4%	1.2%	1.2%
% of Patients satisfied with the dentistry they have received	46	49	93.9%	94.0%	93.1%	92.8%
% of Patients satisfied with the time they had to wait for an appointment	47	49	95.9%	89.4%	88.8%	88.7%

\* This is based on patients treated on this contract for their most recent course of treatment. Figures in italics indicate the base number of FP17s or Patient Questionnaire responses are less than 100. N/A is shown where the base number of responses is less than 10 during the period. % is calculated as Quantity/Base number\*100

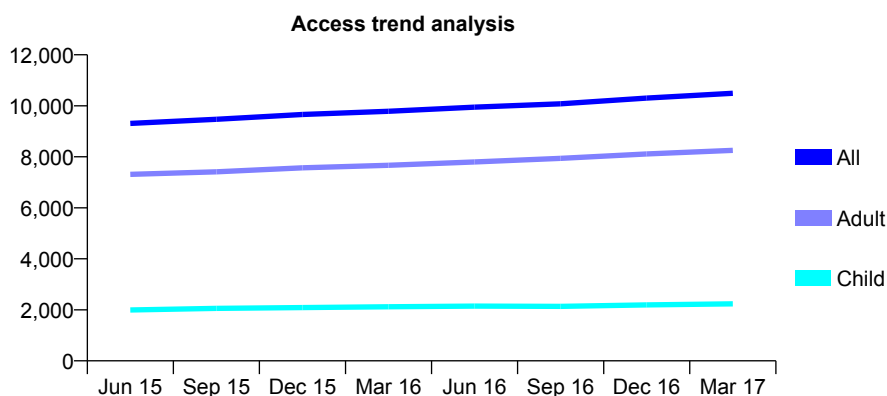
## Q65 - Vital Signs At a Glance Contract Report for 101435/0007 - March 2017

Name or company name	IDH Limited
Contract type name	GDS Contract
Purpose of contract	General
Contract start date	01/04/2006
Contract end date	

16/17 Contracted general activity (UDA)	33,493
Carry forward general activity (UDA)	0
16/17 Contracted orthodontic activity (UOA)	0
Carry forward orthodontic activity (UOA)	0
Baseline contract value	£755,602.75

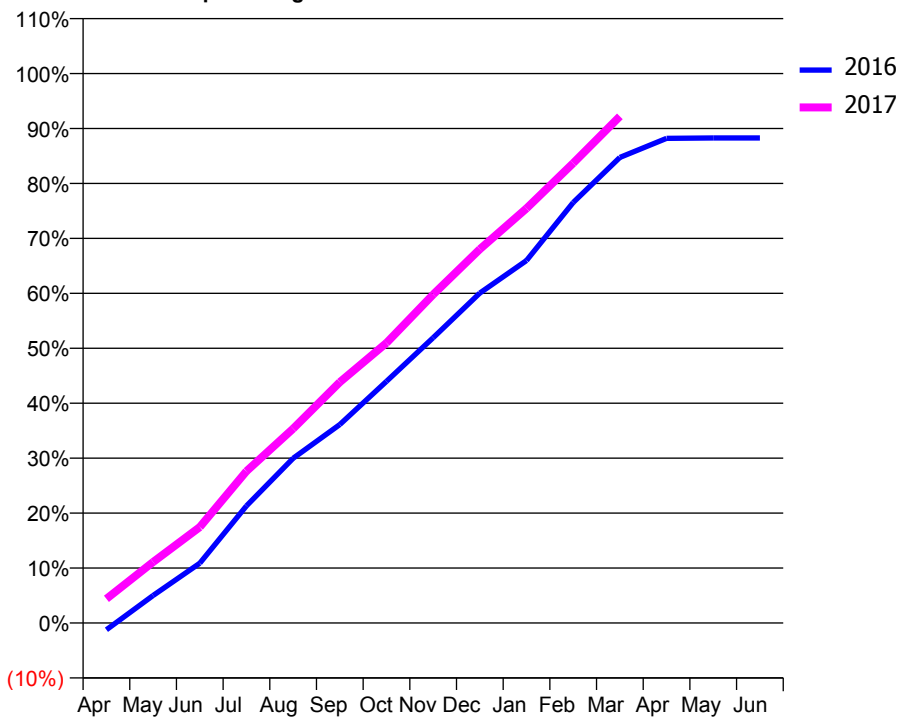
### ACCESS\*

Patients seen in 24 months	Total	Change since previous quarter
Quarter ending March 2016	9,785	
Quarter ending June 2016	9,946	→
Quarter ending September 2016	10,080	→
Quarter ending December 2016	10,304	↑
Quarter ending March 2017	10,489	→
<b>Variance since March 2016</b>	<b>7.2%</b>	<b>↑</b>



### ACTIVITY

Cumulative percentage of contracted UDA delivered 2016 & 2017



Adjusted Scheduled Activity (UDA)

Month	2016	2017
April	-420	1,476
May	1,681	3,716
June	3,644	5,851
July	7,137	9,257
August	10,039	11,844
September	12,100	14,681
October	14,728	17,074
November	17,386	20,020
December	20,111	22,785
January	22,098	25,269
February	25,634	28,032
March	28,376	30,879
April	29,536	
May	29,567	
June	29,567	

### QUALITY

	Quantity	Base Number	Contract	AT	Region	England
% of FP17s for the same patient ID Re-attending within 3 months - Children	192	3,070	6.3%	10.1%	11.9%	12.3%
% of FP17s for the same patient ID Re-attending within 3 months - Adults	1,087	9,892	11.0%	15.1%	16.6%	16.7%
% of FP17s for the same patient ID Re-attending between 3 & 9 months - Children	1,686	3,070	54.9%	61.3%	60.2%	57.6%
% of FP17s for the same patient ID Re-attending between 3 & 9 months - Adults	4,829	9,892	48.8%	52.5%	51.5%	50.1%
% of FP17s for Band 1 Urgent Courses	943	12,505	7.5%	8.2%	9.5%	9.1%
% of FP17s Relating to Free Repair or Replacements	136	12,505	1.1%	0.9%	0.7%	0.8%
% of FP17s Relating to Continuations	141	12,505	1.1%	1.4%	1.2%	1.2%
% of Patients satisfied with the dentistry they have received	32	34	94.1%	94.0%	93.1%	92.8%
% of Patients satisfied with the time they had to wait for an appointment	30	34	88.2%	89.4%	88.8%	88.7%

\* This is based on patients treated on this contract for their most recent course of treatment. Figures in italics indicate the base number of FP17s or Patient Questionnaire responses are less than 100. N/A is shown where the base number of responses is less than 10 during the period. % is calculated as Quantity/Base number\*100

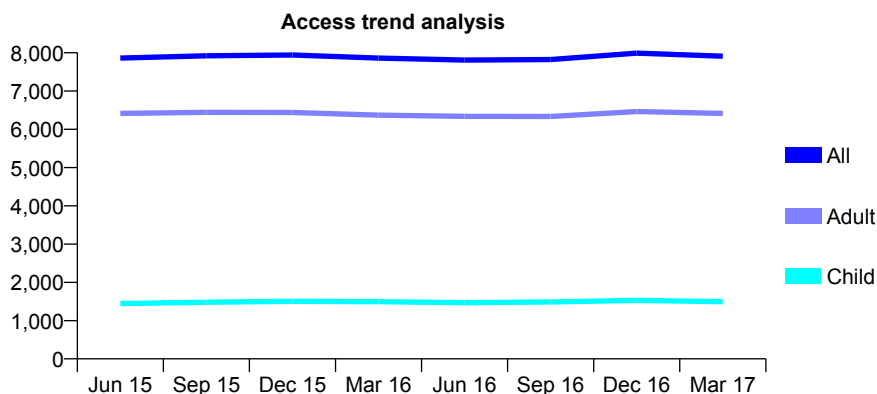
## Q65 - Vital Signs At a Glance Contract Report for 101435/0012 - March 2017

Name or company name	IDH Limited
Contract type name	GDS Contract
Purpose of contract	General
Contract start date	01/04/2006
Contract end date	

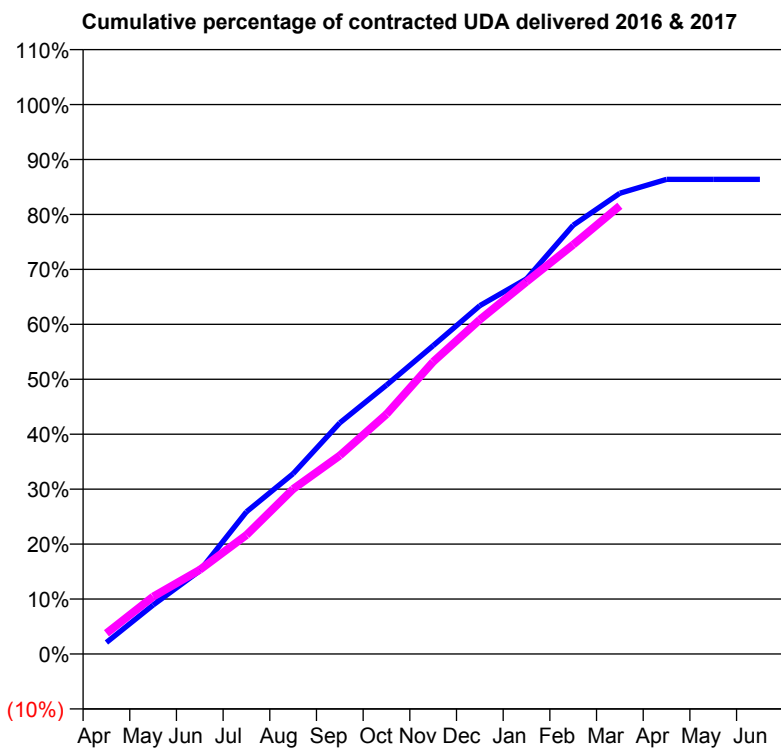
16/17 Contracted general activity (UDA)	23,000
Carry forward general activity (UDA)	0
16/17 Contracted orthodontic activity (UOA)	0
Carry forward orthodontic activity (UOA)	0
Baseline contract value	£432,772.86

### ACCESS\*

Patients seen in 24 months	Total	Change since previous quarter
Quarter ending March 2016	7,862	
Quarter ending June 2016	7,810	→
Quarter ending September 2016	7,823	→
Quarter ending December 2016	7,992	↑
Quarter ending March 2017	7,910	↓
<b>Variance since March 2016</b>	0.6%	→



### ACTIVITY



Month	Adjusted Scheduled Activity (UDA)	
	2016	2017
April	520	870
May	2,218	2,404
June	3,771	3,523
July	6,438	4,983
August	8,164	6,909
September	10,465	8,307
October	12,176	10,039
November	13,963	12,230
December	15,776	13,994
January	16,985	15,583
February	19,415	17,130
March	20,866	18,765
April	21,490	
May	21,490	
June	21,490	

### QUALITY

	Quantity	Base Number	Contract	AT	Region	England
% of FP17s for the same patient ID Re-attending within 3 months - Children	99	2,088	4.7%	10.1%	11.9%	12.3%
% of FP17s for the same patient ID Re-attending within 3 months - Adults	864	8,429	10.3%	15.1%	16.6%	16.7%
% of FP17s for the same patient ID Re-attending between 3 & 9 months - Children	1,253	2,088	60.0%	61.3%	60.2%	57.6%
% of FP17s for the same patient ID Re-attending between 3 & 9 months - Adults	4,660	8,429	55.3%	52.5%	51.5%	50.1%
% of FP17s for Band 1 Urgent Courses	528	10,159	5.2%	8.2%	9.5%	9.1%
% of FP17s Relating to Free Repair or Replacements	52	10,159	0.5%	0.9%	0.7%	0.8%
% of FP17s Relating to Continuations	174	10,159	1.7%	1.4%	1.2%	1.2%
% of Patients satisfied with the dentistry they have received	16	19	84.2%	94.0%	93.1%	92.8%
% of Patients satisfied with the time they had to wait for an appointment	15	19	78.9%	89.4%	88.8%	88.7%

\* This is based on patients treated on this contract for their most recent course of treatment. Figures in italics indicate the base number of FP17s or Patient Questionnaire responses are less than 100. N/A is shown where the base number of responses is less than 10 during the period. % is calculated as Quantity/Base number\*100



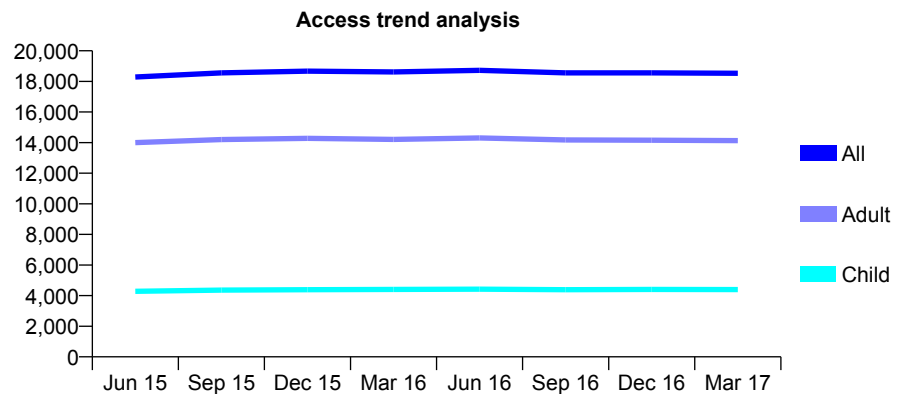
## Q65 - Vital Signs At a Glance Contract Report for 101435/0020 - March 2017

Name or company name	IDH Limited
Contract type name	GDS Contract
Purpose of contract	General
Contract start date	01/04/2006
Contract end date	

16/17 Contracted general activity (UDA)	61,000
Carry forward general activity (UDA)	0
16/17 Contracted orthodontic activity (UOA)	0
Carry forward orthodontic activity (UOA)	0
Baseline contract value	£1,555,048.54

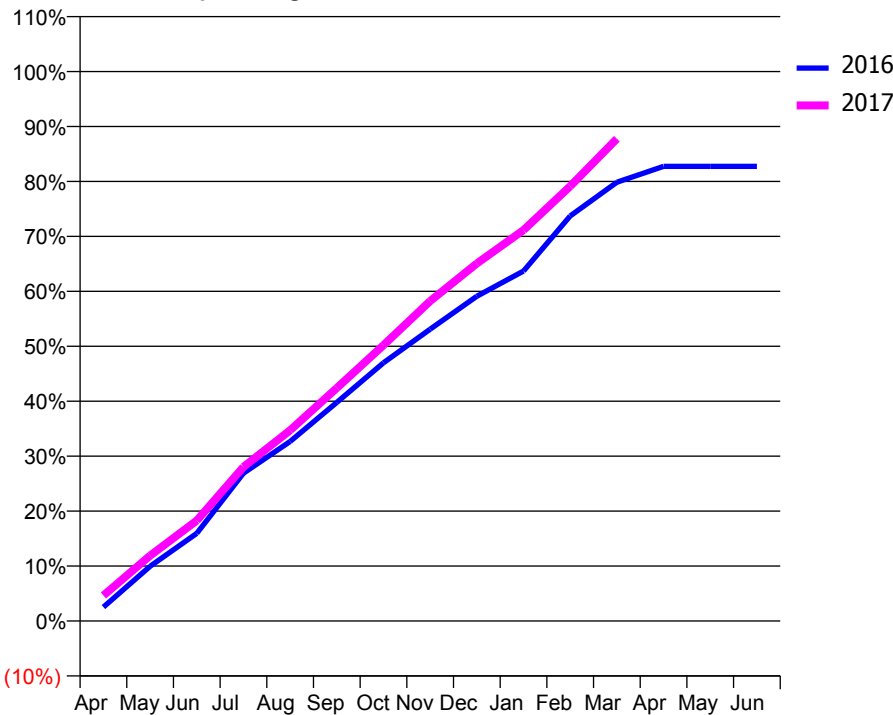
### ACCESS\*

Patients seen in 24 months	Total	Change since previous quarter
Quarter ending March 2016	18,622	
Quarter ending June 2016	18,726	→
Quarter ending September 2016	18,561	→
Quarter ending December 2016	18,560	→
Quarter ending March 2017	18,528	→
<b>Variance since March 2016</b>	<b>(0.5%)</b>	→



### ACTIVITY

Cumulative percentage of contracted UDA delivered 2016 & 2017



Month	Adjusted Scheduled Activity (UDA)	
	2016	2017
April	1,710	2,832
May	6,705	7,262
June	10,751	11,149
July	18,120	17,105
August	22,007	21,180
September	26,802	25,872
October	31,651	30,622
November	35,782	35,525
December	39,817	39,694
January	42,909	43,390
February	49,648	48,266
March	53,795	53,533
April	55,740	
May	55,734	
June	55,734	

### QUALITY

	Quantity	Base Number	Contract	AT	Region	England
% of FP17s for the same patient ID Re-attending within 3 months - Children	375	5,492	6.8%	10.1%	11.9%	12.3%
% of FP17s for the same patient ID Re-attending within 3 months - Adults	2,043	15,741	13.0%	15.1%	16.6%	16.7%
% of FP17s for the same patient ID Re-attending between 3 & 9 months - Children	2,837	5,492	51.7%	61.3%	60.2%	57.6%
% of FP17s for the same patient ID Re-attending between 3 & 9 months - Adults	7,116	15,741	45.2%	52.5%	51.5%	50.1%
% of FP17s for Band 1 Urgent Courses	2,086	20,395	10.2%	8.2%	9.5%	9.1%
% of FP17s Relating to Free Repair or Replacements	86	20,395	0.4%	0.9%	0.7%	0.8%
% of FP17s Relating to Continuations	327	20,395	1.6%	1.4%	1.2%	1.2%
% of Patients satisfied with the dentistry they have received	55	63	87.3%	94.0%	93.1%	92.8%
% of Patients satisfied with the time they had to wait for an appointment	52	63	82.5%	89.4%	88.8%	88.7%

\* This is based on patients treated on this contract for their most recent course of treatment. Figures in italics indicate the base number of FP17s or Patient Questionnaire responses are less than 100. N/A is shown where the base number of responses is less than 10 during the period. % is calculated as Quantity/Base number\*100

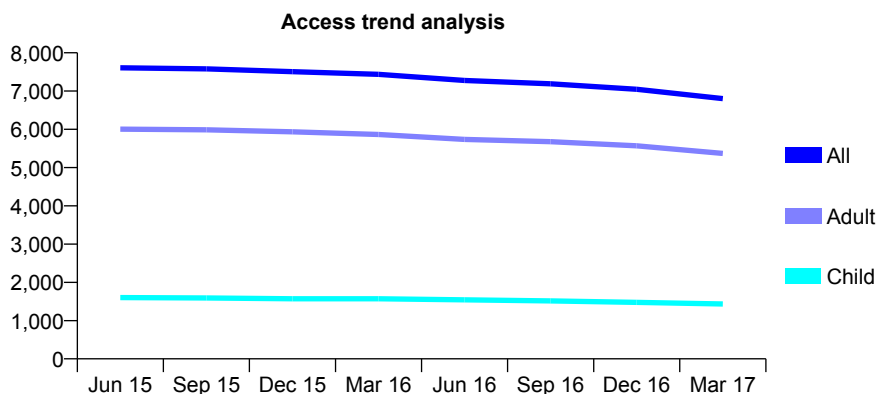
## Q65 - Vital Signs At a Glance Contract Report for 101435/0055 - March 2017

Name or company name	IDH Limited
Contract type name	GDS Contract
Purpose of contract	General
Contract start date	02/01/2007
Contract end date	

16/17 Contracted general activity (UDA)	18,000
Carry forward general activity (UDA)	0
16/17 Contracted orthodontic activity (UOA)	0
Carry forward orthodontic activity (UOA)	0
Baseline contract value	£407,176.69

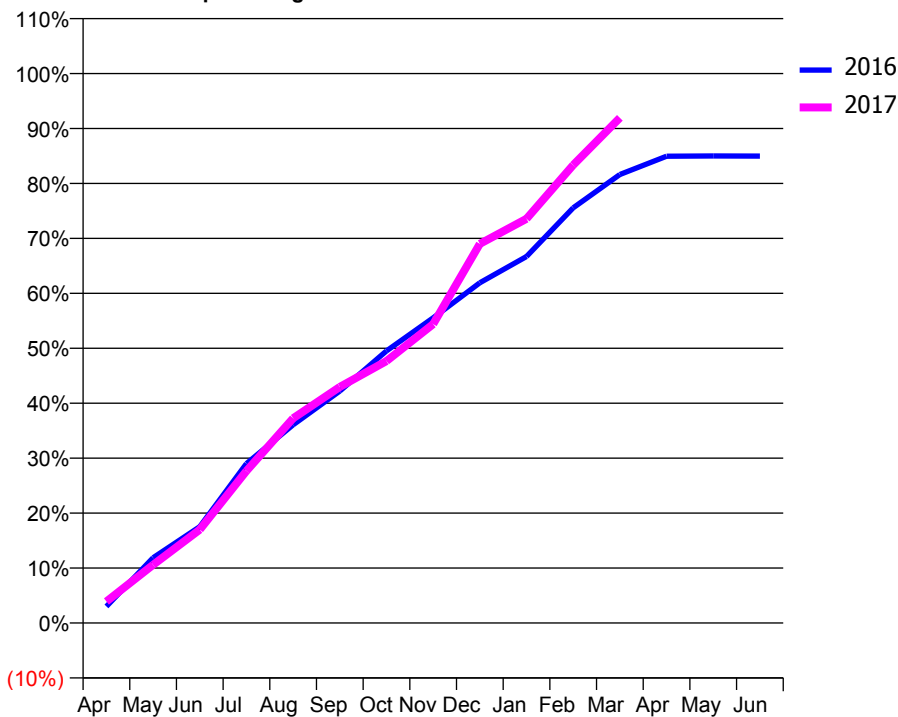
### ACCESS\*

Patients seen in 24 months	Total	Change since previous quarter
Quarter ending March 2016	7,437	
Quarter ending June 2016	7,276	↓
Quarter ending September 2016	7,189	↓
Quarter ending December 2016	7,046	↓
Quarter ending March 2017	6,802	↓
<b>Variance since March 2016</b>	<b>(8.5%)</b>	↓



### ACTIVITY

Cumulative percentage of contracted UDA delivered 2016 & 2017



Month	Adjusted Scheduled Activity (UDA)	
	2016	2017
April	725	706
May	2,856	1,908
June	4,218	3,059
July	6,975	4,981
August	8,675	6,706
September	10,152	7,733
October	11,905	8,583
November	13,354	9,792
December	14,887	12,419
January	16,035	13,241
February	18,164	15,003
March	19,628	16,549
April	20,426	
May	20,434	
June	20,431	

### QUALITY

	Quantity	Base Number	Contract	AT	Region	England
% of FP17s for the same patient ID Re-attending within 3 months - Children	143	1,823	7.8%	10.1%	11.9%	12.3%
% of FP17s for the same patient ID Re-attending within 3 months - Adults	987	6,504	15.2%	15.1%	16.6%	16.7%
% of FP17s for the same patient ID Re-attending between 3 & 9 months - Children	912	1,823	50.0%	61.3%	60.2%	57.6%
% of FP17s for the same patient ID Re-attending between 3 & 9 months - Adults	3,130	6,504	48.1%	52.5%	51.5%	50.1%
% of FP17s for Band 1 Urgent Courses	1,024	8,007	12.8%	8.2%	9.5%	9.1%
% of FP17s Relating to Free Repair or Replacements	147	8,007	1.8%	0.9%	0.7%	0.8%
% of FP17s Relating to Continuations	160	8,007	2.0%	1.4%	1.2%	1.2%
% of Patients satisfied with the dentistry they have received	18	20	90.0%	94.0%	93.1%	92.8%
% of Patients satisfied with the time they had to wait for an appointment	15	20	75.0%	89.4%	88.8%	88.7%

\* This is based on patients treated on this contract for their most recent course of treatment. Figures in italics indicate the base number of FP17s or Patient Questionnaire responses are less than 100. N/A is shown where the base number of responses is less than 10 during the period. % is calculated as Quantity/Base number\*100

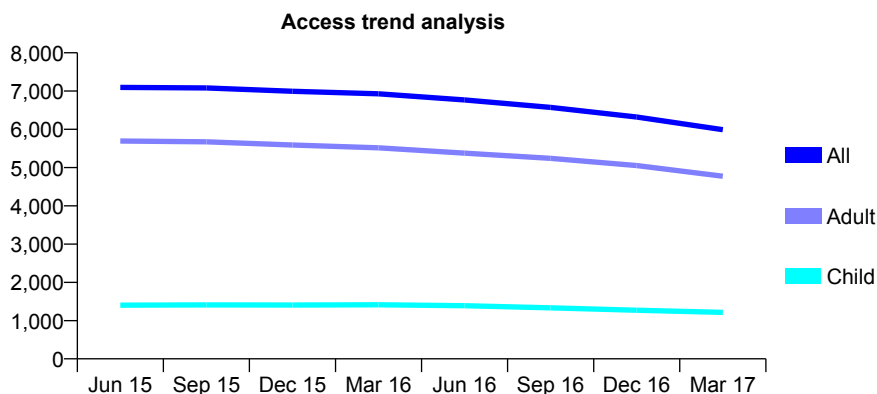
## Q65 - Vital Signs At a Glance Contract Report for 101435/0069 - March 2017

Name or company name	IDH Limited
Contract type name	GDS Contract
Purpose of contract	General
Contract start date	07/09/2007
Contract end date	

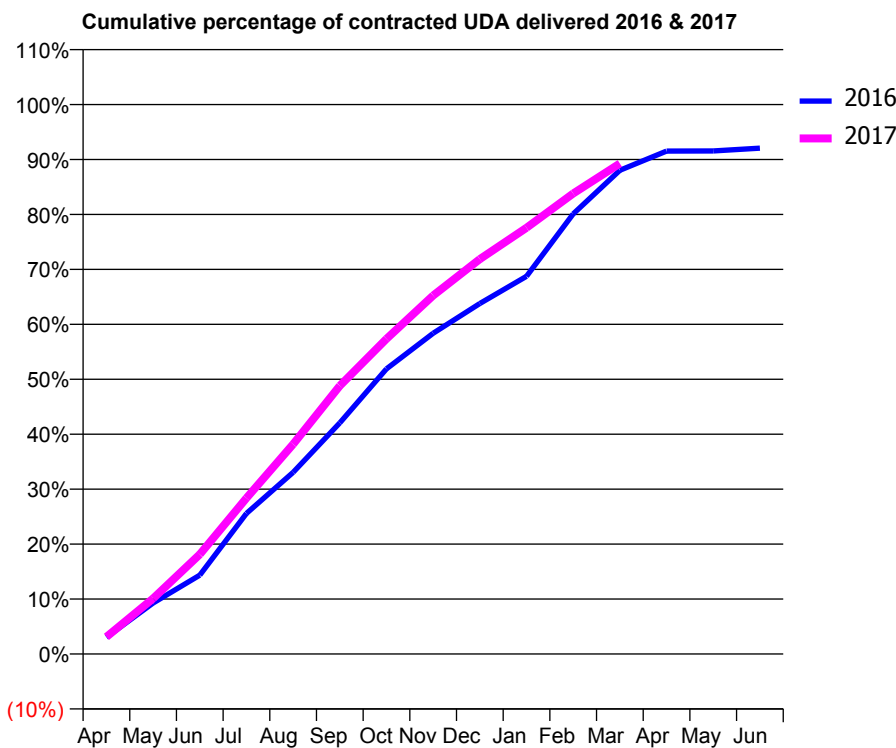
16/17 Contracted general activity (UDA)	14,632
Carry forward general activity (UDA)	0
16/17 Contracted orthodontic activity (UOA)	0
Carry forward orthodontic activity (UOA)	0
Baseline contract value	£293,371.39

### ACCESS\*

Patients seen in 24 months	Total	Change since previous quarter
Quarter ending March 2016	6,929	
Quarter ending June 2016	6,767	↓
Quarter ending September 2016	6,574	↓
Quarter ending December 2016	6,321	↓
Quarter ending March 2017	5,989	↓
<b>Variance since March 2016</b>	<b>(13.6%)</b>	<b>↓</b>



### ACTIVITY



Month	Adjusted Scheduled Activity (UDA)	
	2016	2017
April	641	457
May	1,959	1,480
June	3,032	2,653
July	5,408	4,151
August	6,986	5,588
September	8,887	7,144
October	10,969	8,392
November	12,334	9,546
December	13,479	10,517
January	14,525	11,351
February	16,925	12,264
March	18,603	13,063
April	19,342	
May	19,343	
June	19,454	

### QUALITY

	Quantity	Base Number	Contract	AT	Region	England
% of FP17s for the same patient ID Re-attending within 3 months - Children	89	1,391	6.4%	10.1%	11.9%	12.3%
% of FP17s for the same patient ID Re-attending within 3 months - Adults	810	5,129	15.8%	15.1%	16.6%	16.7%
% of FP17s for the same patient ID Re-attending between 3 & 9 months - Children	853	1,391	61.3%	61.3%	60.2%	57.6%
% of FP17s for the same patient ID Re-attending between 3 & 9 months - Adults	2,486	5,129	48.5%	52.5%	51.5%	50.1%
% of FP17s for Band 1 Urgent Courses	719	6,119	11.8%	8.2%	9.5%	9.1%
% of FP17s Relating to Free Repair or Replacements	59	6,119	1.0%	0.9%	0.7%	0.8%
% of FP17s Relating to Continuations	149	6,119	2.4%	1.4%	1.2%	1.2%
% of Patients satisfied with the dentistry they have received	19	20	95.0%	94.0%	93.1%	92.8%
% of Patients satisfied with the time they had to wait for an appointment	14	20	70.0%	89.4%	88.8%	88.7%

\* This is based on patients treated on this contract for their most recent course of treatment. Figures in italics indicate the base number of FP17s or Patient Questionnaire responses are less than 100. N/A is shown where the base number of responses is less than 10 during the period. % is calculated as Quantity/Base number\*100

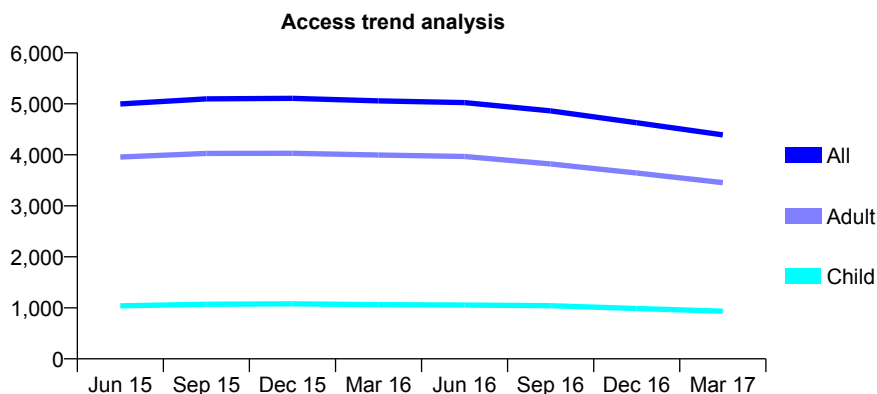
## Q65 - Vital Signs At a Glance Contract Report for 101435/0080 - March 2017

Name or company name	IDH Limited
Contract type name	GDS Contract
Purpose of contract	General
Contract start date	18/01/2008
Contract end date	

16/17 Contracted general activity (UDA)	9,517
Carry forward general activity (UDA)	614
16/17 Contracted orthodontic activity (UOA)	0
Carry forward orthodontic activity (UOA)	0
Baseline contract value	£188,219.32

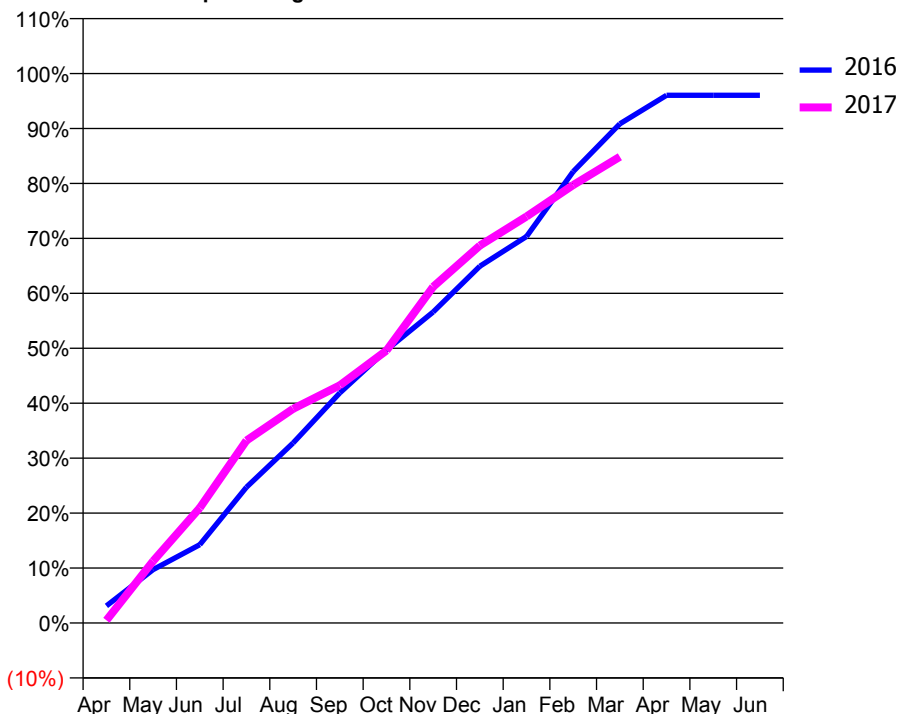
### ACCESS\*

Patients seen in 24 months	Total	Change since previous quarter
Quarter ending March 2016	5,058	
Quarter ending June 2016	5,023	→
Quarter ending September 2016	4,861	↓
Quarter ending December 2016	4,630	↓
Quarter ending March 2017	4,391	↓
<b>Variance since March 2016</b>	<b>(13.2%)</b>	↓



### ACTIVITY

Cumulative percentage of contracted UDA delivered 2016 & 2017



Month	Adjusted Scheduled Activity (UDA)	
	2016	2017
April	485	48
May	1,509	1,074
June	2,213	1,994
July	3,836	3,161
August	5,086	3,711
September	6,498	4,117
October	7,709	4,719
November	8,784	5,824
December	10,074	6,538
January	10,913	7,042
February	12,748	7,585
March	14,097	8,074
April	14,903	
May	14,903	
June	14,903	

### QUALITY

	Quantity	Base Number	Contract	AT	Region	England
% of FP17s for the same patient ID Re-attending within 3 months - Children	78	1,012	7.7%	10.1%	11.9%	12.3%
% of FP17s for the same patient ID Re-attending within 3 months - Adults	590	3,146	18.8%	15.1%	16.6%	16.7%
% of FP17s for the same patient ID Re-attending between 3 & 9 months - Children	598	1,012	59.1%	61.3%	60.2%	57.6%
% of FP17s for the same patient ID Re-attending between 3 & 9 months - Adults	1,153	3,146	36.6%	52.5%	51.5%	50.1%
% of FP17s for Band 1 Urgent Courses	470	3,863	12.2%	8.2%	9.5%	9.1%
% of FP17s Relating to Free Repair or Replacements	24	3,863	0.6%	0.9%	0.7%	0.8%
% of FP17s Relating to Continuations	138	3,863	3.6%	1.4%	1.2%	1.2%
% of Patients satisfied with the dentistry they have received	13	13	100.0%	94.0%	93.1%	92.8%
% of Patients satisfied with the time they had to wait for an appointment	11	13	84.6%	89.4%	88.8%	88.7%

\* This is based on patients treated on this contract for their most recent course of treatment. Figures in italics indicate the base number of FP17s or Patient Questionnaire responses are less than 100. N/A is shown where the base number of responses is less than 10 during the period. % is calculated as Quantity/Base number\*100

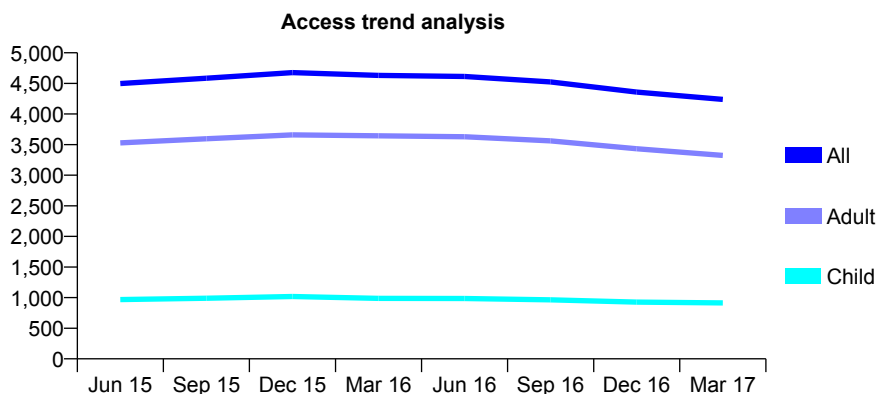
## Q65 - Vital Signs At a Glance Contract Report for 101435/0084 - March 2017

Name or company name	IDH Limited
Contract type name	GDS Contract
Purpose of contract	General
Contract start date	01/02/2008
Contract end date	

16/17 Contracted general activity (UDA)	12,011
Carry forward general activity (UDA)	36
16/17 Contracted orthodontic activity (UOA)	0
Carry forward orthodontic activity (UOA)	0
Baseline contract value	£277,623.01

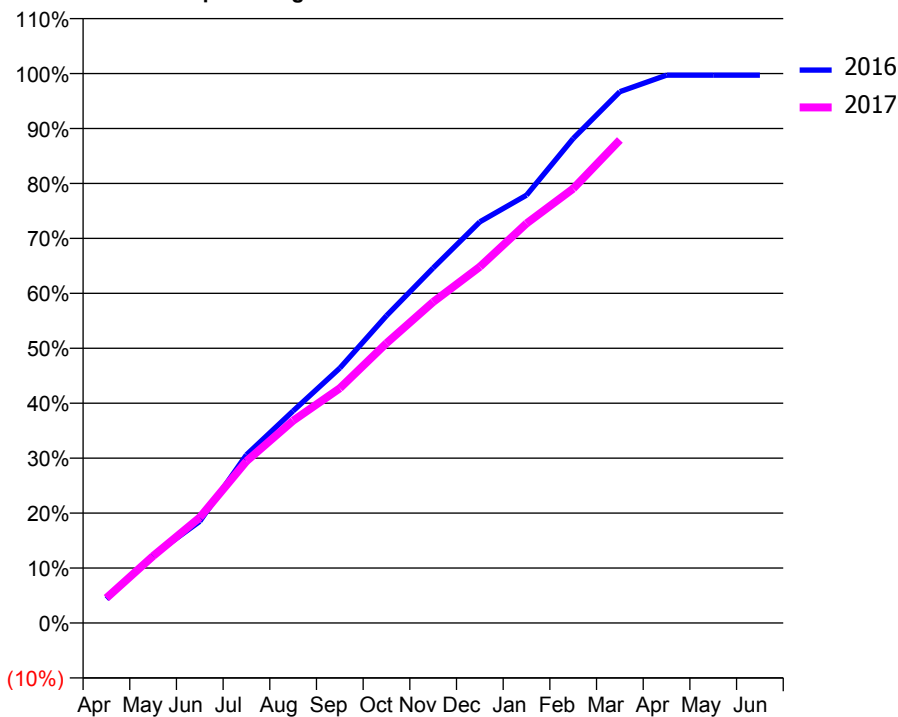
### ACCESS\*

Patients seen in 24 months	Total	Change since previous quarter
Quarter ending March 2016	4,630	
Quarter ending June 2016	4,613	→
Quarter ending September 2016	4,524	↓
Quarter ending December 2016	4,358	↓
Quarter ending March 2017	4,239	↓
<b>Variance since March 2016</b>	<b>(8.4%)</b>	↓



### ACTIVITY

Cumulative percentage of contracted UDA delivered 2016 & 2017



Month	Adjusted Scheduled Activity (UDA)	
	2016	2017
April	526	546
May	1,479	1,465
June	2,223	2,308
July	3,676	3,538
August	4,637	4,424
September	5,572	5,131
October	6,718	6,116
November	7,760	7,018
December	8,770	7,786
January	9,350	8,733
February	10,592	9,495
March	11,613	10,559
April	11,975	
May	11,975	
June	11,975	

### QUALITY

	Quantity	Base Number	Contract	AT	Region	England
% of FP17s for the same patient ID Re-attending within 3 months - Children	71	1,197	5.9%	10.1%	11.9%	12.3%
% of FP17s for the same patient ID Re-attending within 3 months - Adults	575	3,970	14.5%	15.1%	16.6%	16.7%
% of FP17s for the same patient ID Re-attending between 3 & 9 months - Children	613	1,197	51.2%	61.3%	60.2%	57.6%
% of FP17s for the same patient ID Re-attending between 3 & 9 months - Adults	1,547	3,970	39.0%	52.5%	51.5%	50.1%
% of FP17s for Band 1 Urgent Courses	316	5,006	6.3%	8.2%	9.5%	9.1%
% of FP17s Relating to Free Repair or Replacements	24	5,006	0.5%	0.9%	0.7%	0.8%
% of FP17s Relating to Continuations	160	5,006	3.2%	1.4%	1.2%	1.2%
% of Patients satisfied with the dentistry they have received	8	8	N/A	94.0%	93.1%	92.8%
% of Patients satisfied with the time they had to wait for an appointment	8	8	N/A	89.4%	88.8%	88.7%

\* This is based on patients treated on this contract for their most recent course of treatment. Figures in italics indicate the base number of FP17s or Patient Questionnaire responses are less than 100. N/A is shown where the base number of responses is less than 10 during the period. % is calculated as Quantity/Base number\*100

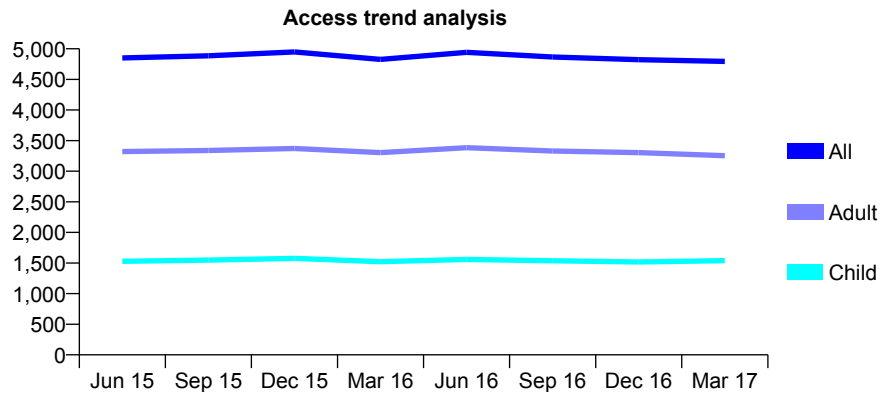
## Q65 - Vital Signs At a Glance Contract Report for 101435/0107 - March 2017

Name or company name	IDH Limited
Contract type name	GDS Contract
Purpose of contract	General
Contract start date	01/07/2008
Contract end date	

16/17 Contracted general activity (UDA)	15,000
Carry forward general activity (UDA)	-300
16/17 Contracted orthodontic activity (UOA)	0
Carry forward orthodontic activity (UOA)	0
Baseline contract value	£308,089.34

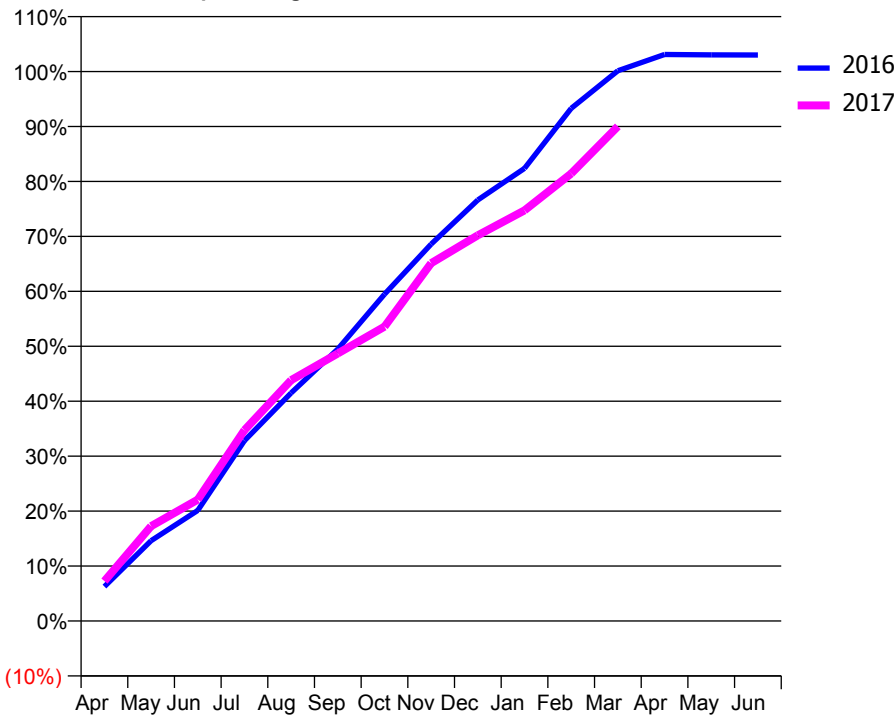
### ACCESS\*

Patients seen in 24 months	Total	Change since previous quarter
Quarter ending March 2016	4,827	
Quarter ending June 2016	4,942	↑
Quarter ending September 2016	4,866	↓
Quarter ending December 2016	4,822	→
Quarter ending March 2017	4,794	→
<b>Variance since March 2016</b>	<b>(0.7%)</b>	→



### ACTIVITY

Cumulative percentage of contracted UDA delivered 2016 & 2017



Month	Adjusted Scheduled Activity (UDA)	
	2016	2017
April	942	1,089
May	2,193	2,589
June	3,020	3,314
July	4,922	5,210
August	6,226	6,575
September	7,426	7,305
October	8,919	8,035
November	10,290	9,769
December	11,494	10,529
January	12,356	11,209
February	13,992	12,215
March	15,022	13,502
April	15,463	
May	15,452	
June	15,451	

### QUALITY

	Quantity	Base Number	Contract	AT	Region	England
% of FP17s for the same patient ID Re-attending within 3 months - Children	208	2,138	9.7%	10.1%	11.9%	12.3%
% of FP17s for the same patient ID Re-attending within 3 months - Adults	547	3,881	14.1%	15.1%	16.6%	16.7%
% of FP17s for the same patient ID Re-attending between 3 & 9 months - Children	1,243	2,138	58.1%	61.3%	60.2%	57.6%
% of FP17s for the same patient ID Re-attending between 3 & 9 months - Adults	1,998	3,881	51.5%	52.5%	51.5%	50.1%
% of FP17s for Band 1 Urgent Courses	623	5,801	10.7%	8.2%	9.5%	9.1%
% of FP17s Relating to Free Repair or Replacements	22	5,801	0.4%	0.9%	0.7%	0.8%
% of FP17s Relating to Continuations	86	5,801	1.5%	1.4%	1.2%	1.2%
% of Patients satisfied with the dentistry they have received	5	6	N/A	94.0%	93.1%	92.8%
% of Patients satisfied with the time they had to wait for an appointment	5	6	N/A	89.4%	88.8%	88.7%

\* This is based on patients treated on this contract for their most recent course of treatment. Figures in italics indicate the base number of FP17s or Patient Questionnaire responses are less than 100. N/A is shown where the base number of responses is less than 10 during the period. % is calculated as Quantity/Base number\*100

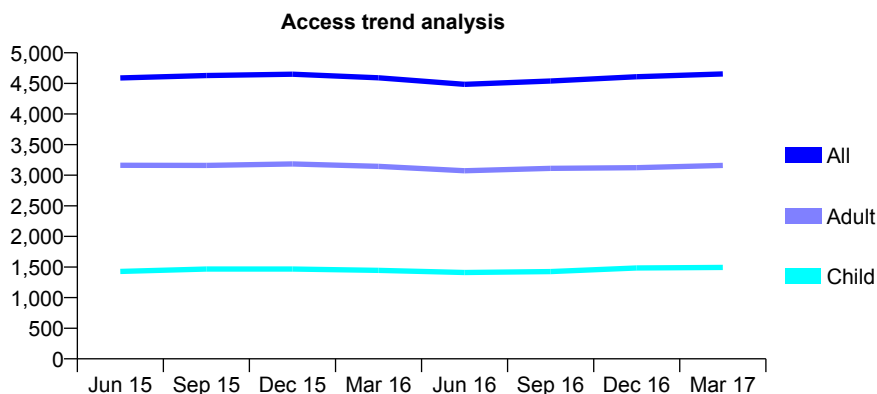
## Q65 - Vital Signs At a Glance Contract Report for 101435/0119 - March 2017

Name or company name	IDH Limited
Contract type name	GDS Contract
Purpose of contract	General
Contract start date	08/12/2008
Contract end date	

16/17 Contracted general activity (UDA)	15,617
Carry forward general activity (UDA)	0
16/17 Contracted orthodontic activity (UOA)	0
Carry forward orthodontic activity (UOA)	0
Baseline contract value	£321,098.28

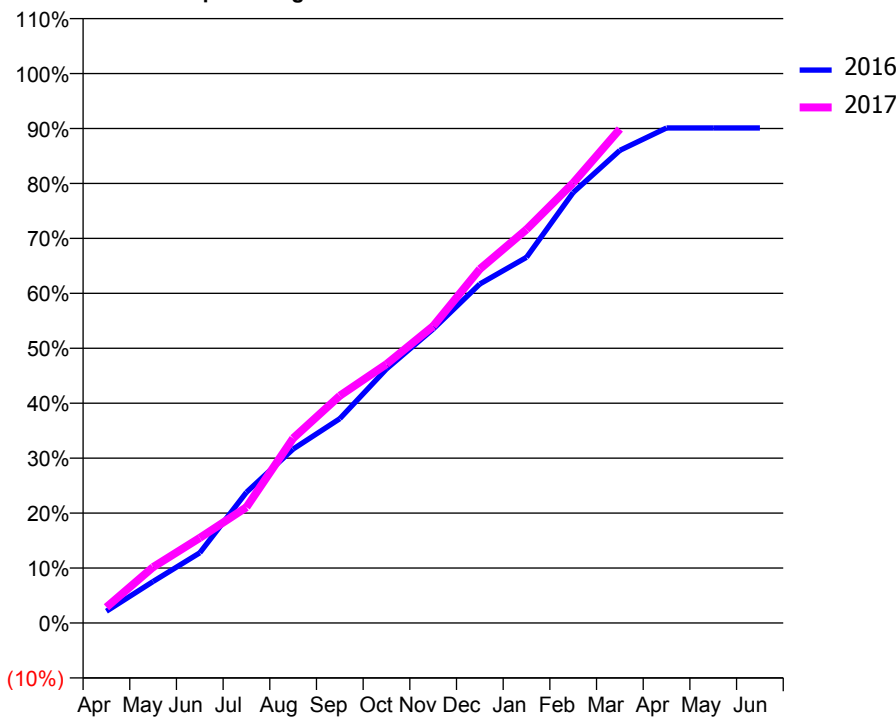
### ACCESS\*

Patients seen in 24 months	Total	Change since previous quarter
Quarter ending March 2016	4,591	
Quarter ending June 2016	4,484	↓
Quarter ending September 2016	4,539	→
Quarter ending December 2016	4,608	→
Quarter ending March 2017	4,654	→
<b>Variance since March 2016</b>	<b>1.4%</b>	<b>→</b>



### ACTIVITY

Cumulative percentage of contracted UDA delivered 2016 & 2017



Month	Adjusted Scheduled Activity (UDA)	
	2016	2017
April	336	451
May	1,182	1,590
June	1,995	2,418
July	3,717	3,293
August	4,945	5,252
September	5,808	6,459
October	7,222	7,359
November	8,354	8,437
December	9,637	10,061
January	10,393	11,187
February	12,236	12,509
March	13,434	14,039
April	14,069	
May	14,069	
June	14,069	

### QUALITY

	Quantity	Base Number	Contract	AT	Region	England
% of FP17s for the same patient ID Re-attending within 3 months - Children	135	1,863	7.2%	10.1%	11.9%	12.3%
% of FP17s for the same patient ID Re-attending within 3 months - Adults	641	3,838	16.7%	15.1%	16.6%	16.7%
% of FP17s for the same patient ID Re-attending between 3 & 9 months - Children	923	1,863	49.5%	61.3%	60.2%	57.6%
% of FP17s for the same patient ID Re-attending between 3 & 9 months - Adults	1,681	3,838	43.8%	52.5%	51.5%	50.1%
% of FP17s for Band 1 Urgent Courses	428	5,473	7.8%	8.2%	9.5%	9.1%
% of FP17s Relating to Free Repair or Replacements	26	5,473	0.5%	0.9%	0.7%	0.8%
% of FP17s Relating to Continuations	137	5,473	2.5%	1.4%	1.2%	1.2%
% of Patients satisfied with the dentistry they have received	7	9	N/A	94.0%	93.1%	92.8%
% of Patients satisfied with the time they had to wait for an appointment	8	9	N/A	89.4%	88.8%	88.7%

\* This is based on patients treated on this contract for their most recent course of treatment. Figures in italics indicate the base number of FP17s or Patient Questionnaire responses are less than 100. N/A is shown where the base number of responses is less than 10 during the period. % is calculated as Quantity/Base number\*100

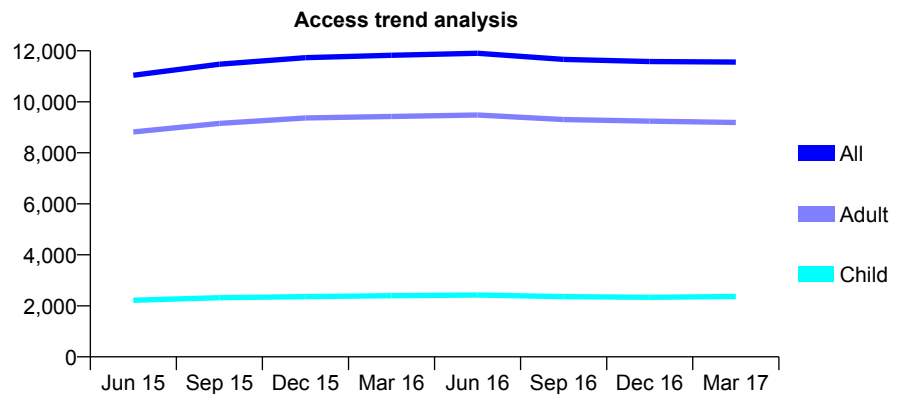
## Q65 - Vital Signs At a Glance Contract Report for 101435/0122 - March 2017

Name or company name	IDH Limited
Contract type name	GDS Contract
Purpose of contract	General
Contract start date	01/04/2009
Contract end date	

16/17 Contracted general activity (UDA)	32,300
Carry forward general activity (UDA)	-356
16/17 Contracted orthodontic activity (UOA)	0
Carry forward orthodontic activity (UOA)	0
Baseline contract value	£724,177.79

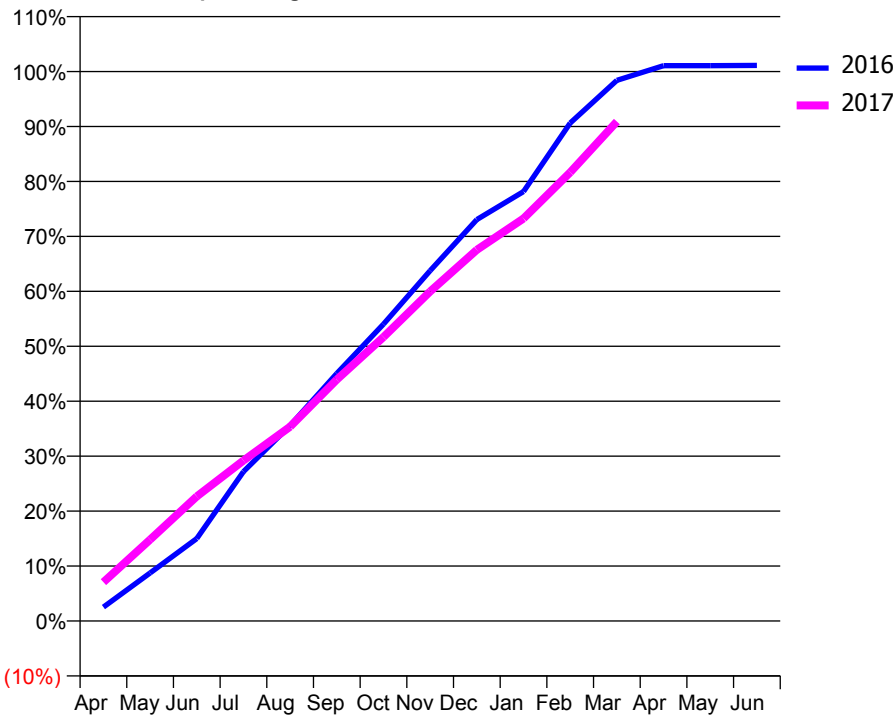
### ACCESS\*

Patients seen in 24 months	Total	Change since previous quarter
Quarter ending March 2016	11,823	
Quarter ending June 2016	11,905	→
Quarter ending September 2016	11,661	↓
Quarter ending December 2016	11,578	→
Quarter ending March 2017	11,558	→
<b>Variance since March 2016</b>	<b>(2.2%)</b>	<b>↓</b>



### ACTIVITY

Cumulative percentage of contracted UDA delivered 2016 & 2017



Month	Adjusted Scheduled Activity (UDA)	
	2016	2017
April	818	2,286
May	2,826	4,788
June	4,845	7,325
July	8,783	9,434
August	11,497	11,424
September	14,550	14,188
October	17,450	16,692
November	20,593	19,369
December	23,597	21,815
January	25,243	23,656
February	29,269	26,375
March	31,783	29,357
April	32,645	
May	32,644	
June	32,656	

### QUALITY

	Quantity	Base Number	Contract	AT	Region	England
% of FP17s for the same patient ID Re-attending within 3 months - Children	163	3,256	5.0%	10.1%	11.9%	12.3%
% of FP17s for the same patient ID Re-attending within 3 months - Adults	925	11,196	8.3%	15.1%	16.6%	16.7%
% of FP17s for the same patient ID Re-attending between 3 & 9 months - Children	1,930	3,256	59.3%	61.3%	60.2%	57.6%
% of FP17s for the same patient ID Re-attending between 3 & 9 months - Adults	5,998	11,196	53.6%	52.5%	51.5%	50.1%
% of FP17s for Band 1 Urgent Courses	565	13,987	4.0%	8.2%	9.5%	9.1%
% of FP17s Relating to Free Repair or Replacements	75	13,987	0.5%	0.9%	0.7%	0.8%
% of FP17s Relating to Continuations	203	13,987	1.5%	1.4%	1.2%	1.2%
% of Patients satisfied with the dentistry they have received	31	35	88.6%	94.0%	93.1%	92.8%
% of Patients satisfied with the time they had to wait for an appointment	28	35	80.0%	89.4%	88.8%	88.7%

\* This is based on patients treated on this contract for their most recent course of treatment. Figures in italics indicate the base number of FP17s or Patient Questionnaire responses are less than 100. N/A is shown where the base number of responses is less than 10 during the period. % is calculated as Quantity/Base number\*100



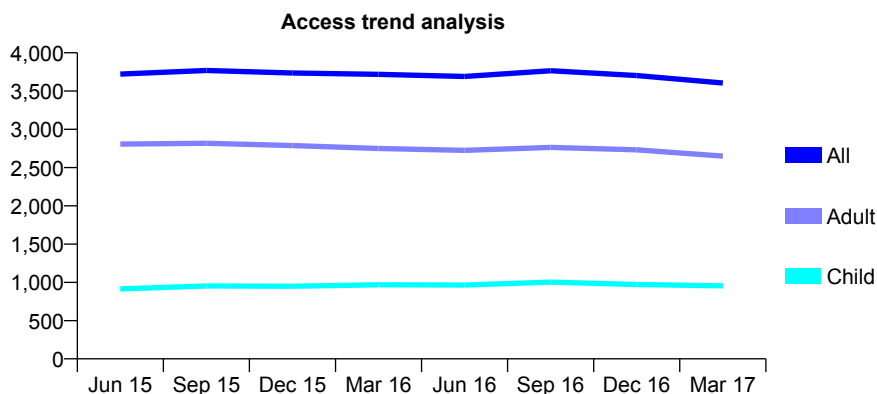
## Q65 - Vital Signs At a Glance Contract Report for 101435/0124 - March 2017

Name or company name	IDH Limited
Contract type name	GDS Contract
Purpose of contract	General
Contract start date	01/03/2010
Contract end date	

16/17 Contracted general activity (UDA)	12,116
Carry forward general activity (UDA)	451
16/17 Contracted orthodontic activity (UOA)	0
Carry forward orthodontic activity (UOA)	0
Baseline contract value	£302,841.58

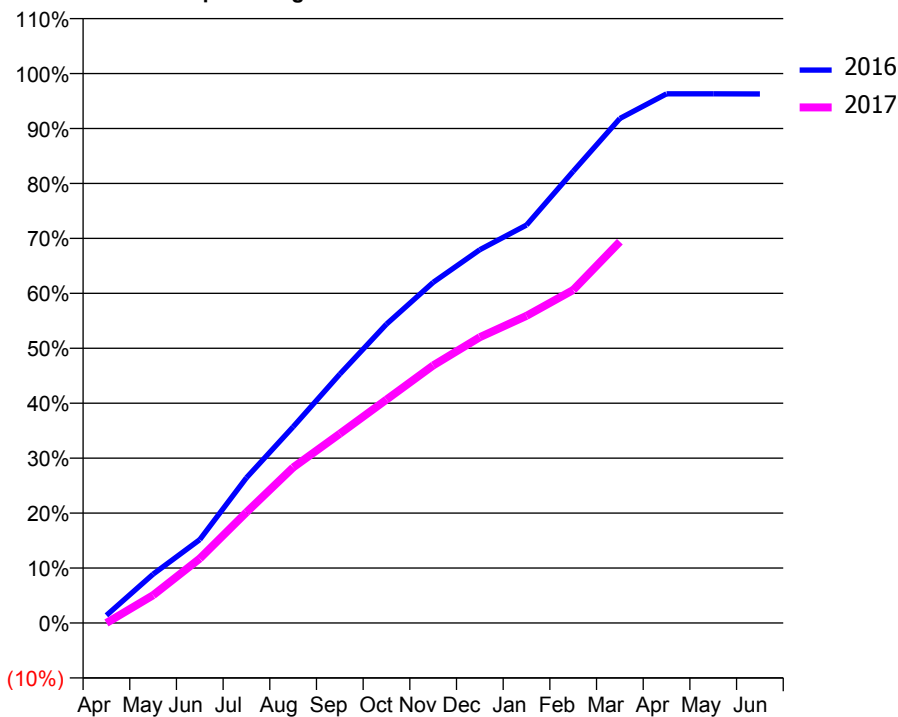
### ACCESS\*

Patients seen in 24 months	Total	Change since previous quarter
Quarter ending March 2016	3,718	
Quarter ending June 2016	3,690	→
Quarter ending September 2016	3,766	↑
Quarter ending December 2016	3,703	↓
Quarter ending March 2017	3,605	↓
<b>Variance since March 2016</b>	<b>(3.0%)</b>	↓



### ACTIVITY

Cumulative percentage of contracted UDA delivered 2016 & 2017



Adjusted Scheduled Activity (UDA)

Month	2016	2017
April	169	-1
May	1,077	612
June	1,839	1,421
July	3,202	2,442
August	4,327	3,430
September	5,488	4,172
October	6,589	4,927
November	7,510	5,679
December	8,232	6,303
January	8,775	6,773
February	9,961	7,344
March	11,123	8,409
April	11,668	
May	11,668	
June	11,665	

### QUALITY

	Quantity	Base Number	Contract	AT	Region	England
% of FP17s for the same patient ID Re-attending within 3 months - Children	118	1,225	9.6%	10.1%	11.9%	12.3%
% of FP17s for the same patient ID Re-attending within 3 months - Adults	478	2,889	16.5%	15.1%	16.6%	16.7%
% of FP17s for the same patient ID Re-attending between 3 & 9 months - Children	630	1,225	51.4%	61.3%	60.2%	57.6%
% of FP17s for the same patient ID Re-attending between 3 & 9 months - Adults	1,185	2,889	41.0%	52.5%	51.5%	50.1%
% of FP17s for Band 1 Urgent Courses	474	3,942	12.0%	8.2%	9.5%	9.1%
% of FP17s Relating to Free Repair or Replacements	11	3,942	0.3%	0.9%	0.7%	0.8%
% of FP17s Relating to Continuations	115	3,942	2.9%	1.4%	1.2%	1.2%
% of Patients satisfied with the dentistry they have received	7	9	N/A	94.0%	93.1%	92.8%
% of Patients satisfied with the time they had to wait for an appointment	7	9	N/A	89.4%	88.8%	88.7%

\* This is based on patients treated on this contract for their most recent course of treatment. Figures in italics indicate the base number of FP17s or Patient Questionnaire responses are less than 100. N/A is shown where the base number of responses is less than 10 during the period. % is calculated as Quantity/Base number\*100

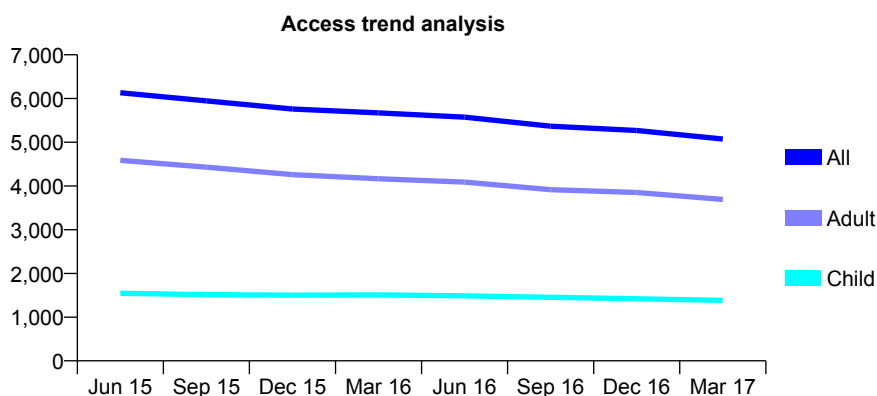
## Q65 - Vital Signs At a Glance Contract Report for 101435/0131 - March 2017

Name or company name	IDH Limited
Contract type name	GDS Contract
Purpose of contract	General
Contract start date	01/04/2010
Contract end date	

16/17 Contracted general activity (UDA)	17,467
Carry forward general activity (UDA)	0
16/17 Contracted orthodontic activity (UOA)	0
Carry forward orthodontic activity (UOA)	0
Baseline contract value	£436,533.93

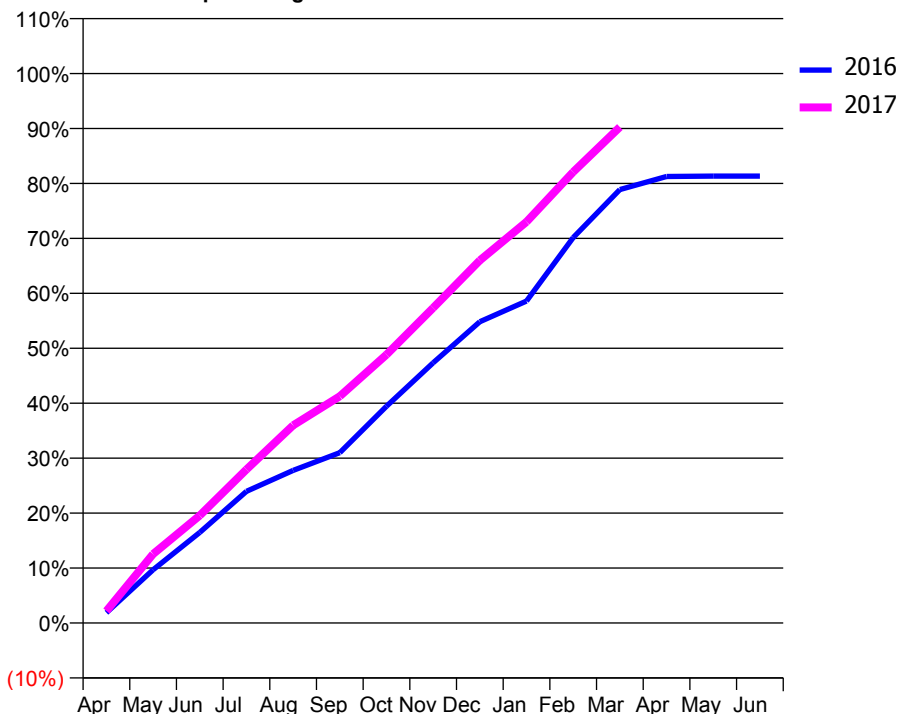
### ACCESS\*

Patients seen in 24 months	Total	Change since previous quarter
Quarter ending March 2016	5,672	
Quarter ending June 2016	5,575	↓
Quarter ending September 2016	5,368	↓
Quarter ending December 2016	5,270	↓
Quarter ending March 2017	5,074	↓
<b>Variance since March 2016</b>	<b>(10.5%)</b>	<b>↓</b>



### ACTIVITY

Cumulative percentage of contracted UDA delivered 2016 & 2017



Adjusted Scheduled Activity (UDA)

Month	2016	2017
April	330	383
May	1,695	2,193
June	2,880	3,420
July	4,187	4,882
August	4,849	6,284
September	5,416	7,210
October	6,890	8,532
November	8,271	10,017
December	9,578	11,527
January	10,234	12,752
February	12,251	14,337
March	13,778	15,765
April	14,193	
May	14,206	
June	14,206	

### QUALITY

	Quantity	Base Number	Contract	AT	Region	England
% of FP17s for the same patient ID Re-attending within 3 months - Children	156	1,603	9.7%	10.1%	11.9%	12.3%
% of FP17s for the same patient ID Re-attending within 3 months - Adults	620	3,962	15.6%	15.1%	16.6%	16.7%
% of FP17s for the same patient ID Re-attending between 3 & 9 months - Children	698	1,603	43.5%	61.3%	60.2%	57.6%
% of FP17s for the same patient ID Re-attending between 3 & 9 months - Adults	1,500	3,962	37.9%	52.5%	51.5%	50.1%
% of FP17s for Band 1 Urgent Courses	257	5,414	4.7%	8.2%	9.5%	9.1%
% of FP17s Relating to Free Repair or Replacements	19	5,414	0.4%	0.9%	0.7%	0.8%
% of FP17s Relating to Continuations	258	5,414	4.8%	1.4%	1.2%	1.2%
% of Patients satisfied with the dentistry they have received	9	9	N/A	94.0%	93.1%	92.8%
% of Patients satisfied with the time they had to wait for an appointment	8	9	N/A	89.4%	88.8%	88.7%

\* This is based on patients treated on this contract for their most recent course of treatment. Figures in italics indicate the base number of FP17s or Patient Questionnaire responses are less than 100. N/A is shown where the base number of responses is less than 10 during the period. % is calculated as Quantity/Base number\*100

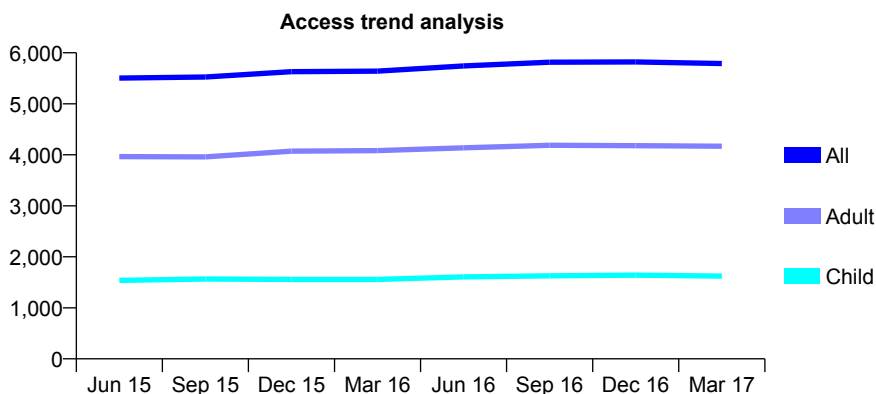
## Q65 - Vital Signs At a Glance Contract Report for 101435/0138 - March 2017

Name or company name	IDH Limited
Contract type name	GDS Contract
Purpose of contract	General
Contract start date	16/08/2010
Contract end date	

16/17 Contracted general activity (UDA)	22,590
Carry forward general activity (UDA)	0
16/17 Contracted orthodontic activity (UOA)	0
Carry forward orthodontic activity (UOA)	0
Baseline contract value	£563,612.10

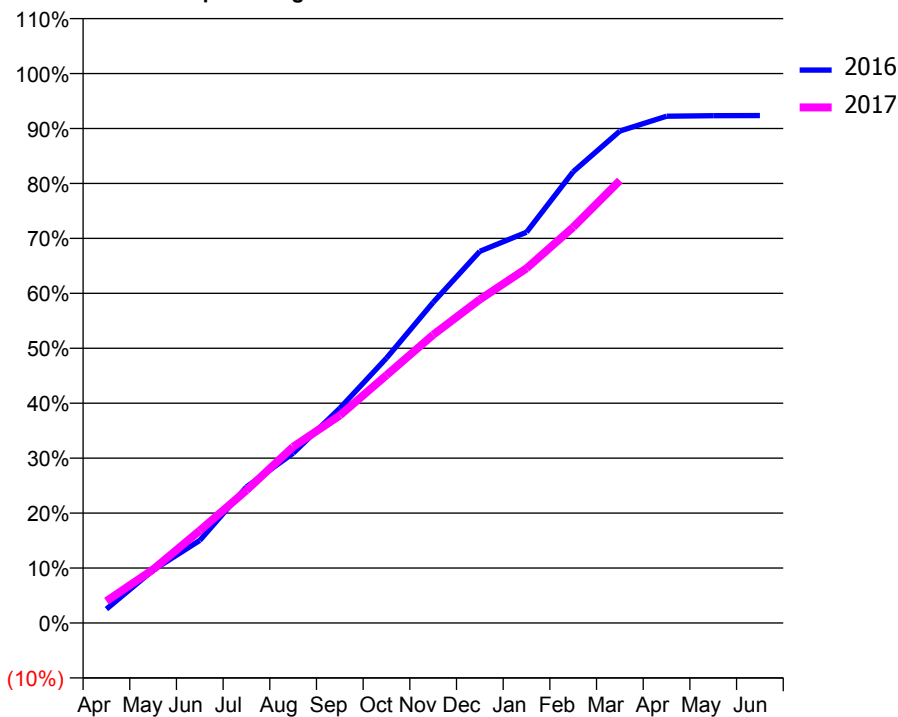
### ACCESS\*

Patients seen in 24 months	Total	Change since previous quarter
Quarter ending March 2016	5,640	
Quarter ending June 2016	5,743	→
Quarter ending September 2016	5,815	→
Quarter ending December 2016	5,821	→
Quarter ending March 2017	5,790	→
<b>Variance since March 2016</b>	<b>2.7%</b>	<b>↑</b>



### ACTIVITY

Cumulative percentage of contracted UDA delivered 2016 & 2017



Month	Adjusted Scheduled Activity (UDA)	
	2016	2017
April	575	903
May	2,172	2,202
June	3,396	3,801
July	5,596	5,457
August	6,983	7,247
September	8,830	8,532
October	10,889	10,190
November	13,181	11,852
December	15,278	13,303
January	16,062	14,577
February	18,556	16,271
March	20,224	18,191
April	20,833	
May	20,857	
June	20,859	

### QUALITY

	Quantity	Base Number	Contract	AT	Region	England
% of FP17s for the same patient ID Re-attending within 3 months - Children	185	2,631	7.0%	10.1%	11.9%	12.3%
% of FP17s for the same patient ID Re-attending within 3 months - Adults	778	5,529	14.1%	15.1%	16.6%	16.7%
% of FP17s for the same patient ID Re-attending between 3 & 9 months - Children	1,692	2,631	64.3%	61.3%	60.2%	57.6%
% of FP17s for the same patient ID Re-attending between 3 & 9 months - Adults	3,013	5,529	54.5%	52.5%	51.5%	50.1%
% of FP17s for Band 1 Urgent Courses	602	7,864	7.7%	8.2%	9.5%	9.1%
% of FP17s Relating to Free Repair or Replacements	29	7,864	0.4%	0.9%	0.7%	0.8%
% of FP17s Relating to Continuations	163	7,864	2.1%	1.4%	1.2%	1.2%
% of Patients satisfied with the dentistry they have received	7	7	N/A	94.0%	93.1%	92.8%
% of Patients satisfied with the time they had to wait for an appointment	7	7	N/A	89.4%	88.8%	88.7%

\* This is based on patients treated on this contract for their most recent course of treatment. Figures in italics indicate the base number of FP17s or Patient Questionnaire responses are less than 100. N/A is shown where the base number of responses is less than 10 during the period. % is calculated as Quantity/Base number\*100

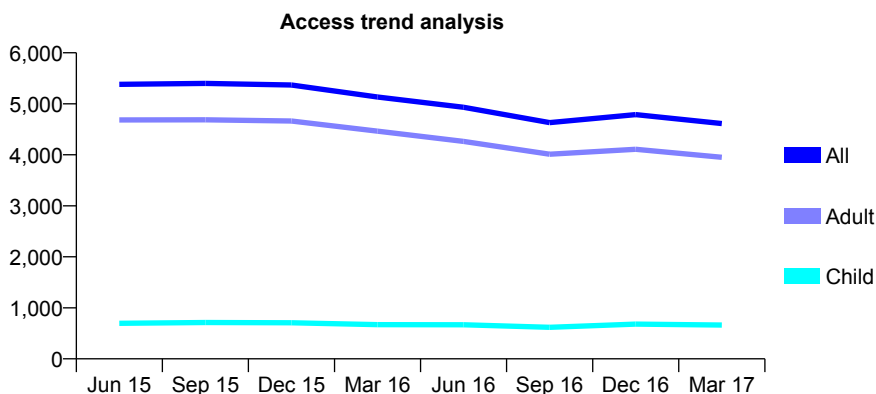
## Q65 - Vital Signs At a Glance Contract Report for 101435/0140 - March 2017

Name or company name	IDH Limited
Contract type name	GDS Contract
Purpose of contract	General
Contract start date	16/08/2010
Contract end date	

16/17 Contracted general activity (UDA)	12,000
Carry forward general activity (UDA)	0
16/17 Contracted orthodontic activity (UOA)	0
Carry forward orthodontic activity (UOA)	0
Baseline contract value	£297,491.91

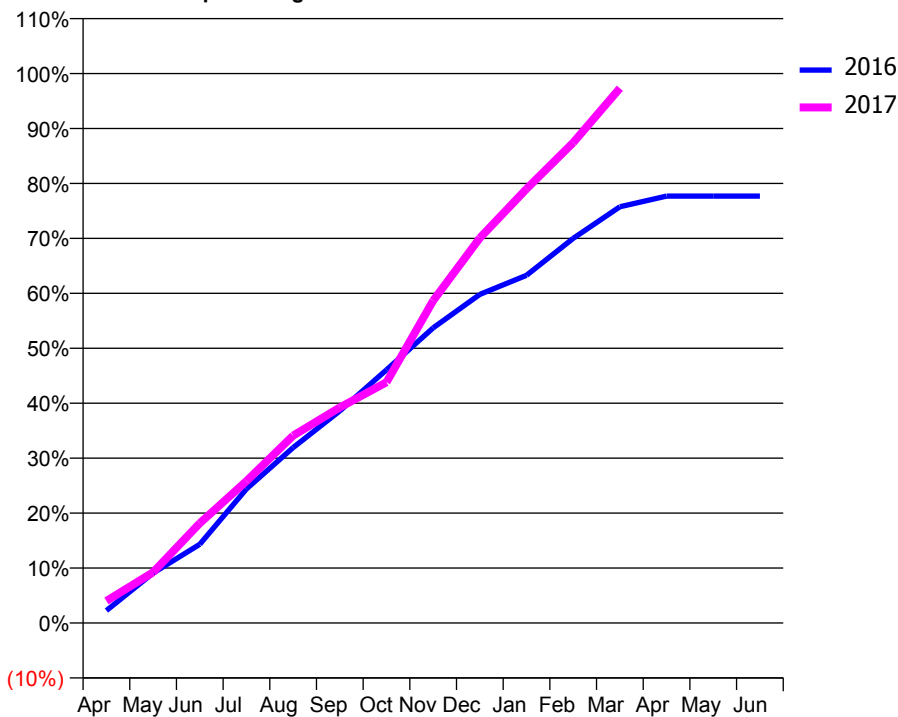
### ACCESS\*

Patients seen in 24 months	Total	Change since previous quarter
Quarter ending March 2016	5,134	
Quarter ending June 2016	4,932	↓
Quarter ending September 2016	4,631	↓
Quarter ending December 2016	4,789	↑
Quarter ending March 2017	4,614	↓
<b>Variance since March 2016</b>	<b>(10.1%)</b>	<b>↓</b>



### ACTIVITY

Cumulative percentage of contracted UDA delivered 2016 & 2017



Adjusted Scheduled Activity (UDA)

Month	2016	2017
April	362	481
May	1,453	1,107
June	2,294	2,179
July	3,904	3,099
August	5,107	4,094
September	6,177	4,707
October	7,371	5,257
November	8,593	7,039
December	9,569	8,408
January	10,124	9,480
February	11,201	10,491
March	12,118	11,679
April	12,431	
May	12,432	
June	12,432	

### QUALITY

	Quantity	Base Number	Contract	AT	Region	England
% of FP17s for the same patient ID Re-attending within 3 months - Children	86	745	11.5%	10.1%	11.9%	12.3%
% of FP17s for the same patient ID Re-attending within 3 months - Adults	784	4,072	19.3%	15.1%	16.6%	16.7%
% of FP17s for the same patient ID Re-attending between 3 & 9 months - Children	245	745	32.9%	61.3%	60.2%	57.6%
% of FP17s for the same patient ID Re-attending between 3 & 9 months - Adults	1,274	4,072	31.3%	52.5%	51.5%	50.1%
% of FP17s for Band 1 Urgent Courses	676	4,695	14.4%	8.2%	9.5%	9.1%
% of FP17s Relating to Free Repair or Replacements	56	4,695	1.2%	0.9%	0.7%	0.8%
% of FP17s Relating to Continuations	106	4,695	2.3%	1.4%	1.2%	1.2%
% of Patients satisfied with the dentistry they have received	3	4	N/A	94.0%	93.1%	92.8%
% of Patients satisfied with the time they had to wait for an appointment	2	4	N/A	89.4%	88.8%	88.7%

\* This is based on patients treated on this contract for their most recent course of treatment. Figures in italics indicate the base number of FP17s or Patient Questionnaire responses are less than 100. N/A is shown where the base number of responses is less than 10 during the period. % is calculated as Quantity/Base number\*100

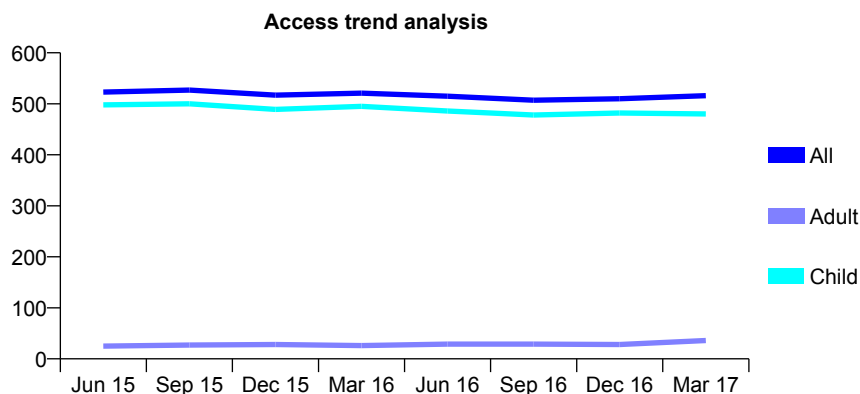
## Q65 - Vital Signs At a Glance Contract Report for 104310/0001 - March 2017

Name or company name	Henleaze Dental Practice Ltd
Contract type name	GDS Contract
Purpose of contract	General
Contract start date	01/07/2010
Contract end date	

16/17 Contracted general activity (UDA)	612
Carry forward general activity (UDA)	-12
16/17 Contracted orthodontic activity (UOA)	0
Carry forward orthodontic activity (UOA)	0
Baseline contract value	£11,379.36

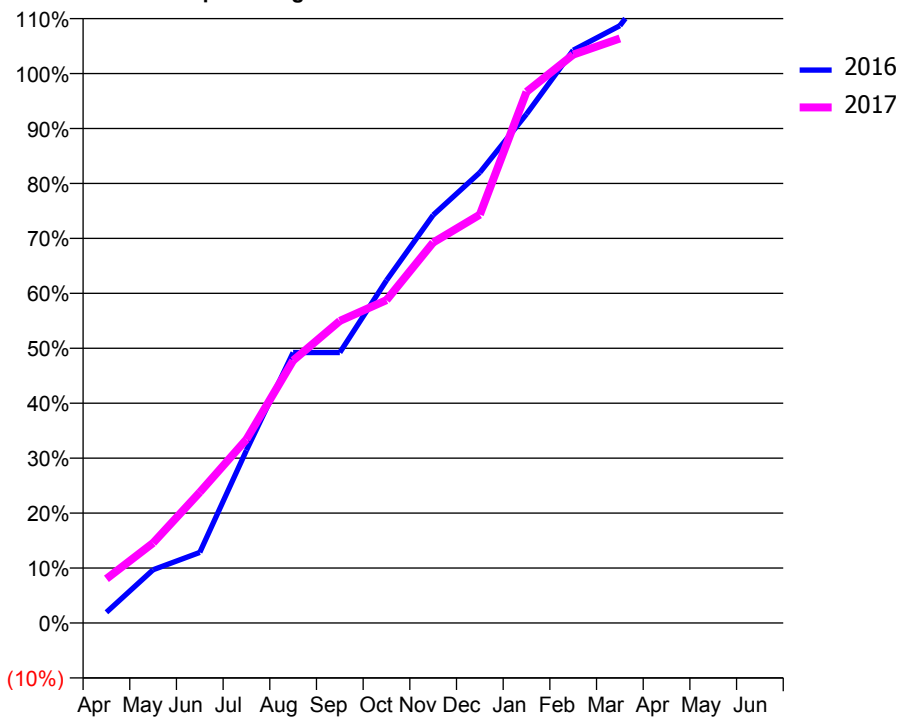
### ACCESS\*

Patients seen in 24 months	Total	Change since previous quarter
Quarter ending March 2016	521	
Quarter ending June 2016	515	↓
Quarter ending September 2016	507	↓
Quarter ending December 2016	510	→
Quarter ending March 2017	516	→
<b>Variance since March 2016</b>	<b>(1.0%)</b>	→



### ACTIVITY

Cumulative percentage of contracted UDA delivered 2016 & 2017



Month	Adjusted Scheduled Activity (UDA)	
	2016	2017
April	12	49
May	59	89
June	79	146
July	192	205
August	301	292
September	301	336
October	382	360
November	454	424
December	502	455
January	567	592
February	638	633
March	665	651
April	732	
May	732	
June	732	

### QUALITY

	Quantity	Base Number	Contract	AT	Region	England
% of FP17s for the same patient ID Re-attending within 3 months - Children	42	574	7.3%	10.1%	11.9%	12.3%
% of FP17s for the same patient ID Re-attending within 3 months - Adults	0	0	N/A	15.1%	16.6%	16.7%
% of FP17s for the same patient ID Re-attending between 3 & 9 months - Children	147	574	25.6%	61.3%	60.2%	57.6%
% of FP17s for the same patient ID Re-attending between 3 & 9 months - Adults	0	0	N/A	52.5%	51.5%	50.1%
% of FP17s for Band 1 Urgent Courses	15	526	2.9%	8.2%	9.5%	9.1%
% of FP17s Relating to Free Repair or Replacements	0	526	0.0%	0.9%	0.7%	0.8%
% of FP17s Relating to Continuations	0	526	0.0%	1.4%	1.2%	1.2%
% of Patients satisfied with the dentistry they have received	1	1	N/A	94.0%	93.1%	92.8%
% of Patients satisfied with the time they had to wait for an appointment	1	1	N/A	89.4%	88.8%	88.7%

\* This is based on patients treated on this contract for their most recent course of treatment. Figures in italics indicate the base number of FP17s or Patient Questionnaire responses are less than 100. N/A is shown where the base number of responses is less than 10 during the period. % is calculated as Quantity/Base number\*100

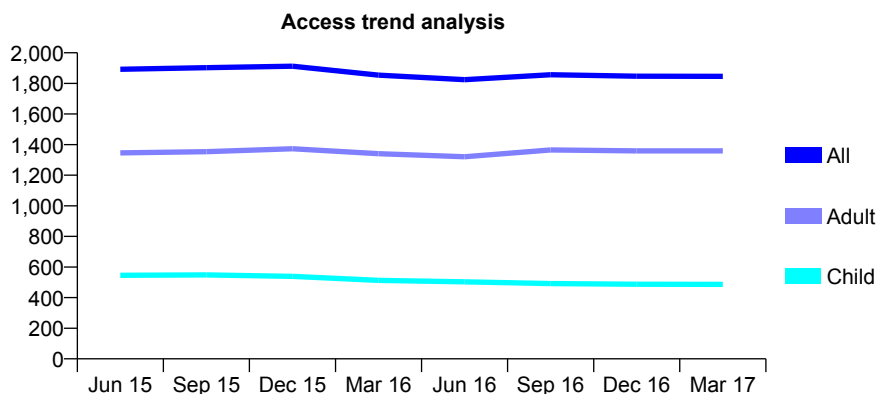
## Q65 - Vital Signs At a Glance Contract Report for 106089/0001 - March 2017

Name or company name	Church Street Dental Practice Ltd
Contract type name	GDS Contract
Purpose of contract	General and Orthodontic
Contract start date	01/04/2010
Contract end date	

16/17 Contracted general activity (UDA)	3,250
Carry forward general activity (UDA)	-43
16/17 Contracted orthodontic activity (UOA)	462
Carry forward orthodontic activity (UOA)	9
Baseline contract value	£100,221.79

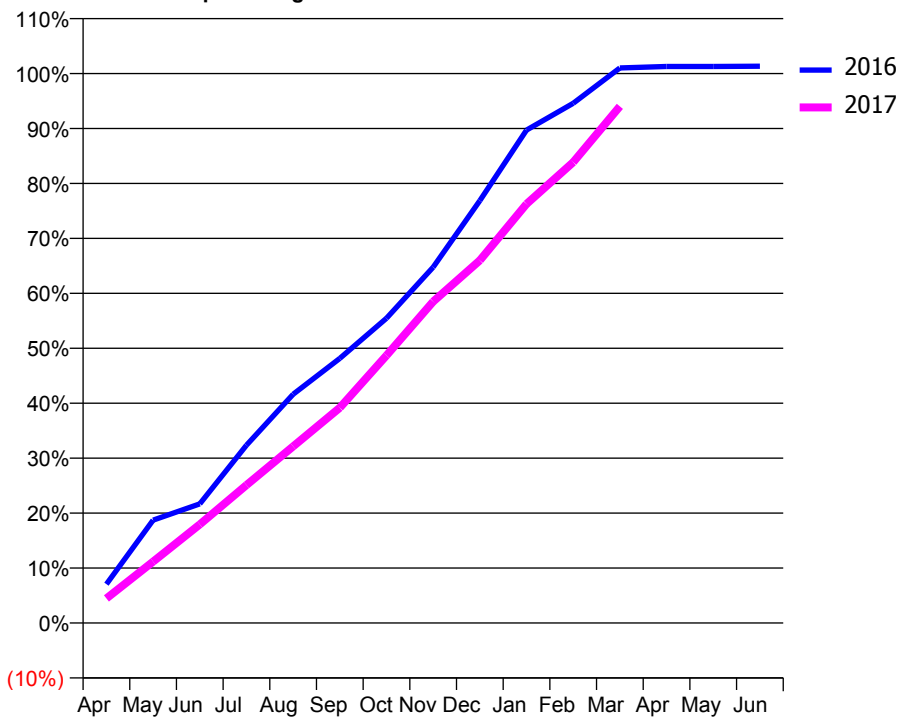
### ACCESS\*

Patients seen in 24 months	Total	Change since previous quarter
Quarter ending March 2016	1,854	
Quarter ending June 2016	1,824	↓
Quarter ending September 2016	1,857	→
Quarter ending December 2016	1,847	→
Quarter ending March 2017	1,846	→
<b>Variance since March 2016</b>	<b>(0.4%)</b>	→



### ACTIVITY

Cumulative percentage of contracted UDA delivered 2016 & 2017



Month	Adjusted Scheduled Activity (UDA)	
	2016	2017
April	230	145
May	609	363
June	705	583
July	1,052	816
August	1,353	1,045
September	1,565	1,273
October	1,803	1,582
November	2,105	1,901
December	2,498	2,145
January	2,915	2,478
February	3,074	2,726
March	3,283	3,055
April	3,291	
May	3,291	
June	3,293	

### QUALITY

	Quantity	Base Number	Contract	AT	Region	England
% of FP17s for the same patient ID Re-attending within 3 months - Children	91	824	11.0%	10.1%	11.9%	12.3%
% of FP17s for the same patient ID Re-attending within 3 months - Adults	270	1,848	14.6%	15.1%	16.6%	16.7%
% of FP17s for the same patient ID Re-attending between 3 & 9 months - Children	500	824	60.7%	61.3%	60.2%	57.6%
% of FP17s for the same patient ID Re-attending between 3 & 9 months - Adults	1,058	1,848	57.3%	52.5%	51.5%	50.1%
% of FP17s for Band 1 Urgent Courses	97	1,503	6.5%	8.2%	9.5%	9.1%
% of FP17s Relating to Free Repair or Replacements	11	1,503	0.7%	0.9%	0.7%	0.8%
% of FP17s Relating to Continuations	26	1,503	1.7%	1.4%	1.2%	1.2%
% of Patients satisfied with the dentistry they have received	9	9	N/A	94.0%	93.1%	92.8%
% of Patients satisfied with the time they had to wait for an appointment	7	9	N/A	89.4%	88.8%	88.7%

\* This is based on patients treated on this contract for their most recent course of treatment. Figures in italics indicate the base number of FP17s or Patient Questionnaire responses are less than 100. N/A is shown where the base number of responses is less than 10 during the period. % is calculated as Quantity/Base number\*100

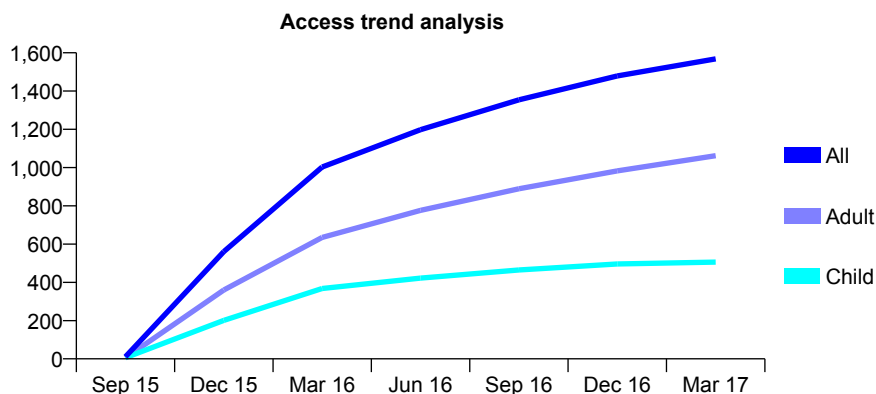
## Q65 - Vital Signs At a Glance Contract Report for 106305/0001 - March 2017

Name or company name	G S Worrall & Associates
Contract type name	GDS Contract
Purpose of contract	General
Contract start date	02/09/2015
Contract end date	

16/17 Contracted general activity (UDA)	3,366
Carry forward general activity (UDA)	0
16/17 Contracted orthodontic activity (UOA)	0
Carry forward orthodontic activity (UOA)	0
Baseline contract value	£91,990.44

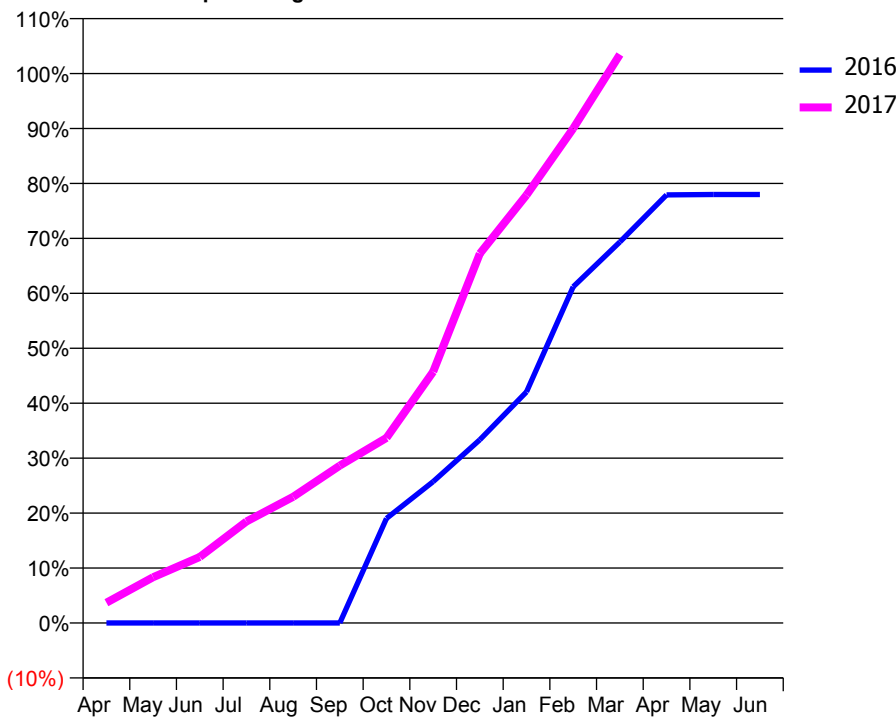
### ACCESS\*

Patients seen in 24 months	Total	Change since previous quarter
Quarter ending March 2016	1,003	
Quarter ending June 2016	1,198	↑
Quarter ending September 2016	1,354	↑
Quarter ending December 2016	1,479	↑
Quarter ending March 2017	1,568	↑
<b>Variance since March 2016</b>	<b>56.3%</b>	<b>↑</b>



### ACTIVITY

Cumulative percentage of contracted UDA delivered 2016 & 2017



Month	Adjusted Scheduled Activity (UDA)	
	2016	2017
April	0	125
May	0	281
June	0	404
July	0	622
August	0	773
September	0	964
October	303	1,134
November	409	1,539
December	531	2,263
January	669	2,621
February	974	3,029
March	1,103	3,482
April	1,240	
May	1,241	
June	1,241	

### QUALITY

	Quantity	Base Number	Contract	AT	Region	England
% of FP17s for the same patient ID Re-attending within 3 months - Children	87	904	9.6%	10.1%	11.9%	12.3%
% of FP17s for the same patient ID Re-attending within 3 months - Adults	289	1,706	16.9%	15.1%	16.6%	16.7%
% of FP17s for the same patient ID Re-attending between 3 & 9 months - Children	524	904	58.0%	61.3%	60.2%	57.6%
% of FP17s for the same patient ID Re-attending between 3 & 9 months - Adults	854	1,706	50.1%	52.5%	51.5%	50.1%
% of FP17s for Band 1 Urgent Courses	126	1,885	6.7%	8.2%	9.5%	9.1%
% of FP17s Relating to Free Repair or Replacements	26	1,885	1.4%	0.9%	0.7%	0.8%
% of FP17s Relating to Continuations	6	1,885	0.3%	1.4%	1.2%	1.2%
% of Patients satisfied with the dentistry they have received	9	10	90.0%	94.0%	93.1%	92.8%
% of Patients satisfied with the time they had to wait for an appointment	10	10	100.0%	89.4%	88.8%	88.7%

\* This is based on patients treated on this contract for their most recent course of treatment. Figures in italics indicate the base number of FP17s or Patient Questionnaire responses are less than 100. N/A is shown where the base number of responses is less than 10 during the period. % is calculated as Quantity/Base number\*100

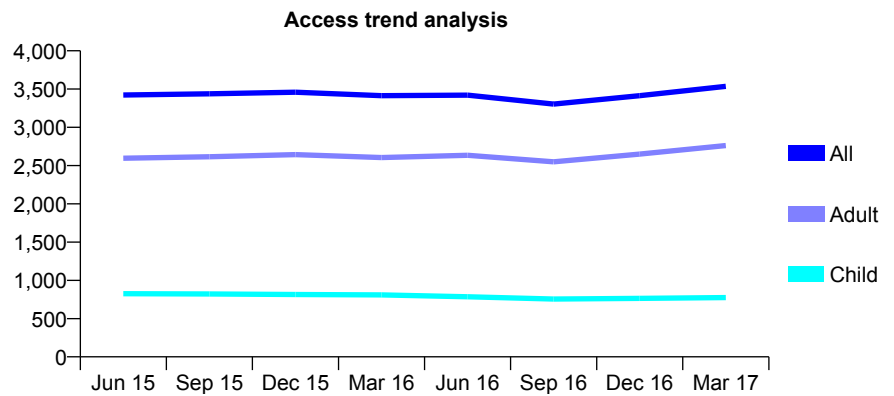
## Q65 - Vital Signs At a Glance Contract Report for 107034/0003 - March 2017

Name or company name	TDK Dental Limited
Contract type name	GDS Contract
Purpose of contract	General
Contract start date	01/09/2008
Contract end date	

16/17 Contracted general activity (UDA)	13,778
Carry forward general activity (UDA)	0
16/17 Contracted orthodontic activity (UOA)	0
Carry forward orthodontic activity (UOA)	0
Baseline contract value	£343,899.27

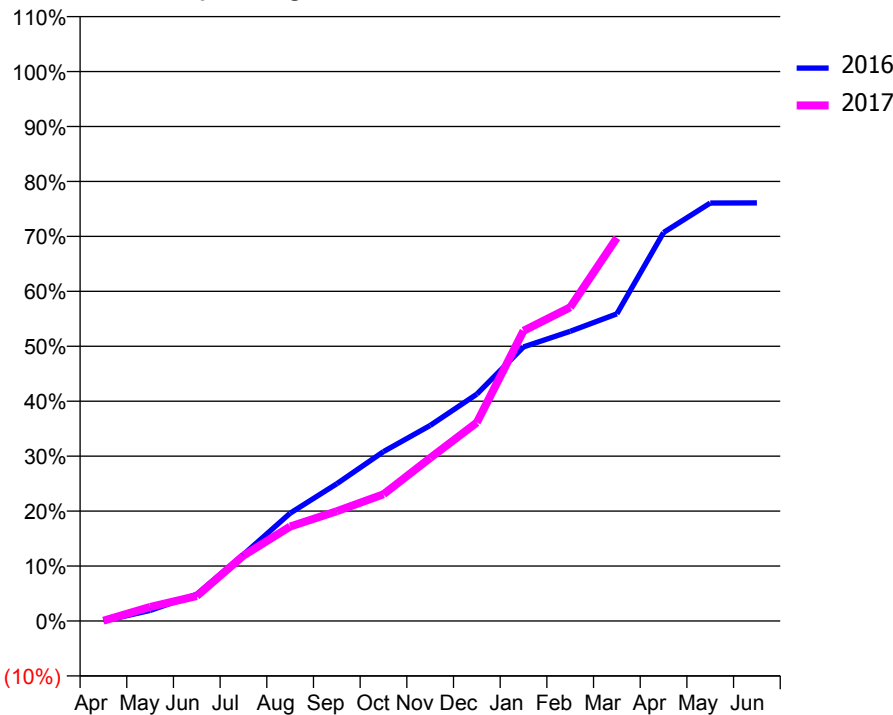
### ACCESS\*

Patients seen in 24 months	Total	Change since previous quarter
Quarter ending March 2016	3,413	
Quarter ending June 2016	3,420	→
Quarter ending September 2016	3,304	↓
Quarter ending December 2016	3,414	↑
Quarter ending March 2017	3,535	↑
<b>Variance since March 2016</b>	<b>3.6%</b>	<b>↑</b>



### ACTIVITY

Cumulative percentage of contracted UDA delivered 2016 & 2017



Month	Adjusted Scheduled Activity (UDA)	
	2016	2017
April	0	7
May	264	353
June	672	626
July	1,668	1,641
August	2,702	2,368
September	3,443	2,754
October	4,247	3,177
November	4,904	4,088
December	5,687	4,978
January	6,874	7,277
February	7,262	7,867
March	7,702	9,607
April	9,741	
May	10,481	
June	10,483	

### QUALITY

	Quantity	Base Number	Contract	AT	Region	England
% of FP17s for the same patient ID Re-attending within 3 months - Children	98	1,243	7.9%	10.1%	11.9%	12.3%
% of FP17s for the same patient ID Re-attending within 3 months - Adults	931	4,564	20.4%	15.1%	16.6%	16.7%
% of FP17s for the same patient ID Re-attending between 3 & 9 months - Children	661	1,243	53.2%	61.3%	60.2%	57.6%
% of FP17s for the same patient ID Re-attending between 3 & 9 months - Adults	2,148	4,564	47.1%	52.5%	51.5%	50.1%
% of FP17s for Band 1 Urgent Courses	516	4,563	11.3%	8.2%	9.5%	9.1%
% of FP17s Relating to Free Repair or Replacements	19	4,563	0.4%	0.9%	0.7%	0.8%
% of FP17s Relating to Continuations	78	4,563	1.7%	1.4%	1.2%	1.2%
% of Patients satisfied with the dentistry they have received	8	8	N/A	94.0%	93.1%	92.8%
% of Patients satisfied with the time they had to wait for an appointment	8	8	N/A	89.4%	88.8%	88.7%

\* This is based on patients treated on this contract for their most recent course of treatment. Figures in italics indicate the base number of FP17s or Patient Questionnaire responses are less than 100. N/A is shown where the base number of responses is less than 10 during the period. % is calculated as Quantity/Base number\*100



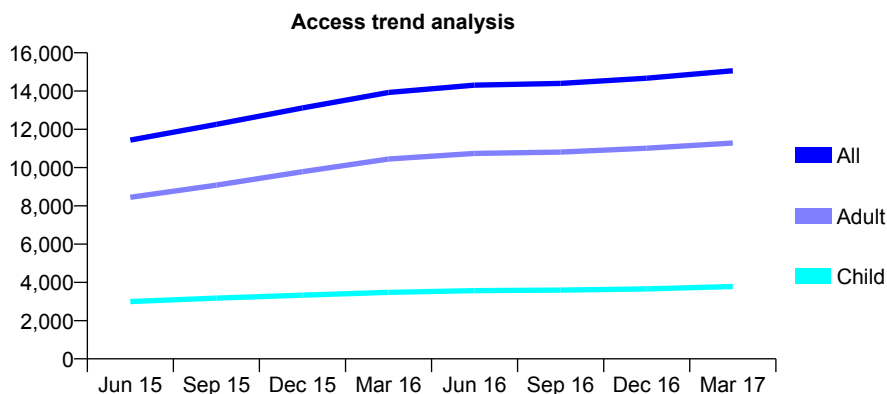
## Q65 - Vital Signs At a Glance Contract Report for 107263/0001 - March 2017

Name or company name	Smile Line (UK) Ltd
Contract type name	GDS Contract
Purpose of contract	General
Contract start date	01/06/2014
Contract end date	

16/17 Contracted general activity (UDA)	54,160
Carry forward general activity (UDA)	1,699
16/17 Contracted orthodontic activity (UOA)	0
Carry forward orthodontic activity (UOA)	0
Baseline contract value	£1,424,591.30

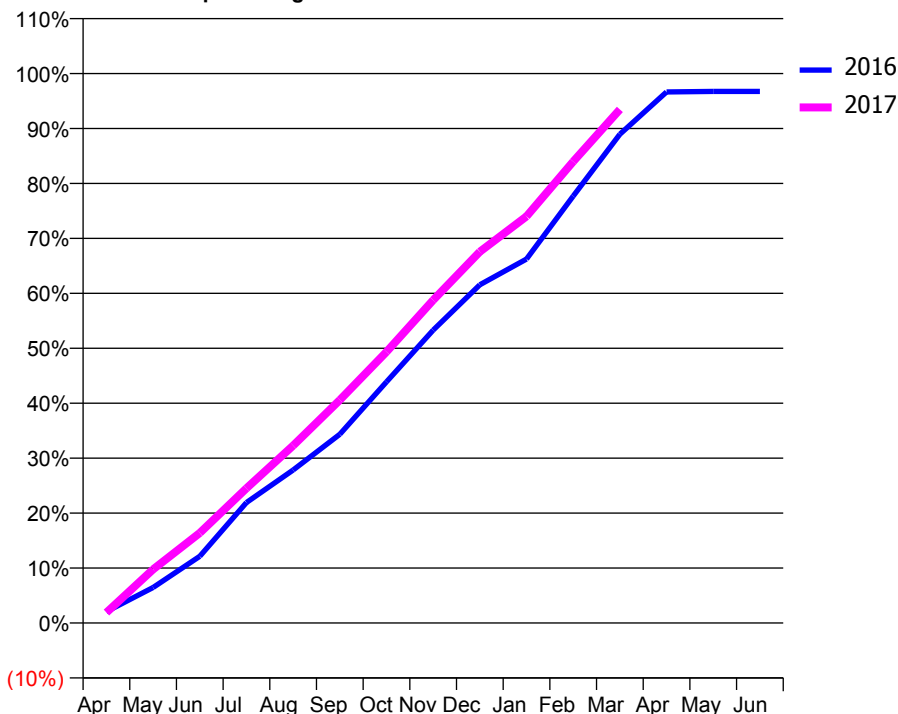
### ACCESS\*

Patients seen in 24 months	Total	Change since previous quarter
Quarter ending March 2016	13,927	
Quarter ending June 2016	14,306	↑
Quarter ending September 2016	14,403	→
Quarter ending December 2016	14,669	→
Quarter ending March 2017	15,065	↑
<b>Variance since March 2016</b>	<b>8.2%</b>	<b>↑</b>



### ACTIVITY

Cumulative percentage of contracted UDA delivered 2016 & 2017



Month	Adjusted Scheduled Activity (UDA)	
	2016	2017
April	1,089	1,034
May	3,382	5,296
June	6,345	8,881
July	11,459	13,275
August	14,560	17,482
September	17,958	21,980
October	22,952	26,721
November	27,868	31,822
December	32,180	36,594
January	34,632	40,079
February	40,626	45,484
March	46,507	50,626
April	50,527	
May	50,580	
June	50,586	

### QUALITY

	Quantity	Base Number	Contract	AT	Region	England
% of FP17s for the same patient ID Re-attending within 3 months - Children	384	6,152	6.2%	10.1%	11.9%	12.3%
% of FP17s for the same patient ID Re-attending within 3 months - Adults	1,987	16,093	12.3%	15.1%	16.6%	16.7%
% of FP17s for the same patient ID Re-attending between 3 & 9 months - Children	4,105	6,152	66.7%	61.3%	60.2%	57.6%
% of FP17s for the same patient ID Re-attending between 3 & 9 months - Adults	9,469	16,093	58.8%	52.5%	51.5%	50.1%
% of FP17s for Band 1 Urgent Courses	2,071	20,884	9.9%	8.2%	9.5%	9.1%
% of FP17s Relating to Free Repair or Replacements	87	20,884	0.4%	0.9%	0.7%	0.8%
% of FP17s Relating to Continuations	63	20,884	0.3%	1.4%	1.2%	1.2%
% of Patients satisfied with the dentistry they have received	23	24	95.8%	94.0%	93.1%	92.8%
% of Patients satisfied with the time they had to wait for an appointment	24	24	100.0%	89.4%	88.8%	88.7%

\* This is based on patients treated on this contract for their most recent course of treatment. Figures in italics indicate the base number of FP17s or Patient Questionnaire responses are less than 100. N/A is shown where the base number of responses is less than 10 during the period. % is calculated as Quantity/Base number\*100

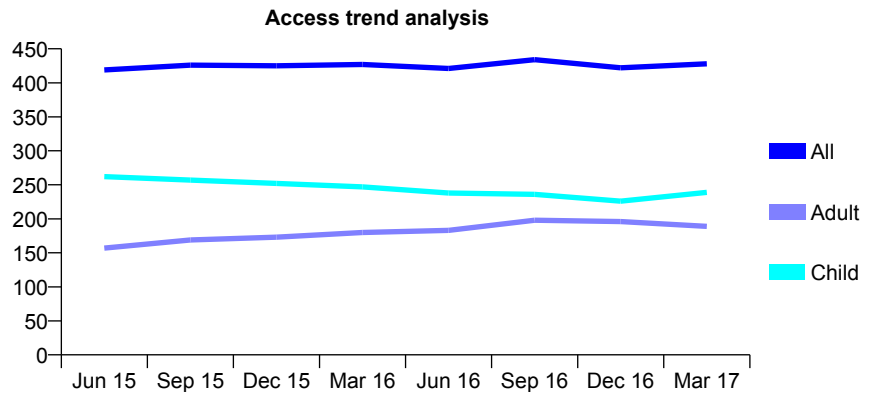
## Q65 - Vital Signs At a Glance Contract Report for 109681/0001 - March 2017

Name or company name	Backwell Dental Care Ltd
Contract type name	GDS Contract
Purpose of contract	General
Contract start date	01/06/2010
Contract end date	

16/17 Contracted general activity (UDA)	1,205
Carry forward general activity (UDA)	5
16/17 Contracted orthodontic activity (UOA)	0
Carry forward orthodontic activity (UOA)	0
Baseline contract value	£35,690.68

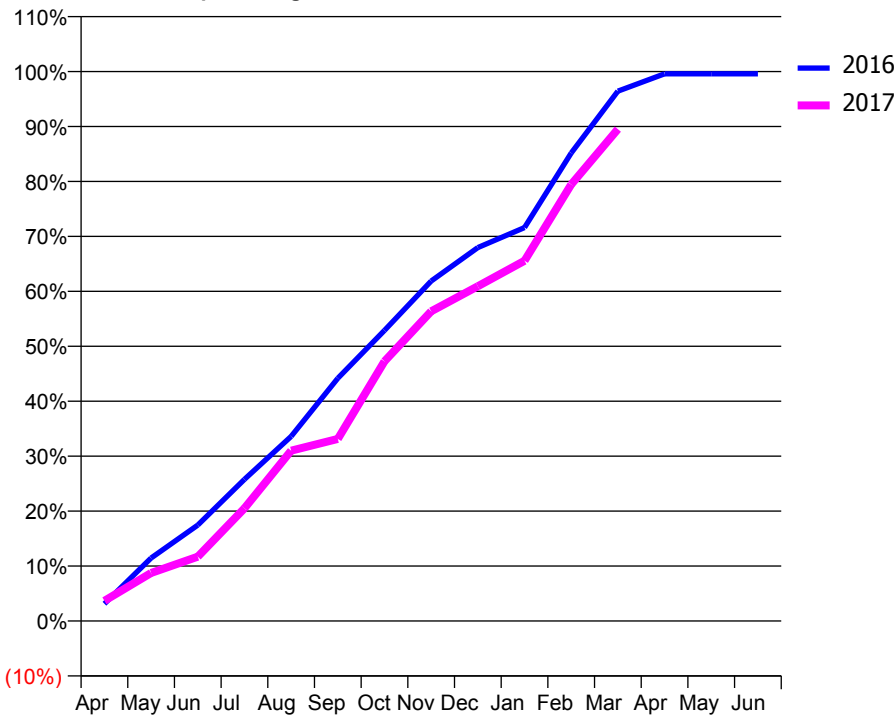
### ACCESS\*

Patients seen in 24 months	Total	Change since previous quarter
Quarter ending March 2016	427	
Quarter ending June 2016	421	↓
Quarter ending September 2016	434	↑
Quarter ending December 2016	422	↓
Quarter ending March 2017	428	→
<b>Variance since March 2016</b>	<b>0.2%</b>	<b>→</b>



### ACTIVITY

Cumulative percentage of contracted UDA delivered 2016 & 2017



Month	Adjusted Scheduled Activity (UDA)	
	2016	2017
April	38	44
May	138	105
June	210	141
July	311	247
August	405	374
September	532	399
October	637	570
November	745	679
December	819	734
January	863	790
February	1,026	957
March	1,162	1,079
April	1,200	
May	1,200	
June	1,200	

### QUALITY

	Quantity	Base Number	Contract	AT	Region	England
% of FP17s for the same patient ID Re-attending within 3 months - Children	34	422	8.1%	10.1%	11.9%	12.3%
% of FP17s for the same patient ID Re-attending within 3 months - Adults	38	245	15.5%	15.1%	16.6%	16.7%
% of FP17s for the same patient ID Re-attending between 3 & 9 months - Children	299	422	70.9%	61.3%	60.2%	57.6%
% of FP17s for the same patient ID Re-attending between 3 & 9 months - Adults	147	245	60.0%	52.5%	51.5%	50.1%
% of FP17s for Band 1 Urgent Courses	48	638	7.5%	8.2%	9.5%	9.1%
% of FP17s Relating to Free Repair or Replacements	0	638	0.0%	0.9%	0.7%	0.8%
% of FP17s Relating to Continuations	0	638	0.0%	1.4%	1.2%	1.2%
% of Patients satisfied with the dentistry they have received	0	0	N/A	94.0%	93.1%	92.8%
% of Patients satisfied with the time they had to wait for an appointment	0	0	N/A	89.4%	88.8%	88.7%

\* This is based on patients treated on this contract for their most recent course of treatment. Figures in italics indicate the base number of FP17s or Patient Questionnaire responses are less than 100. N/A is shown where the base number of responses is less than 10 during the period. % is calculated as Quantity/Base number\*100

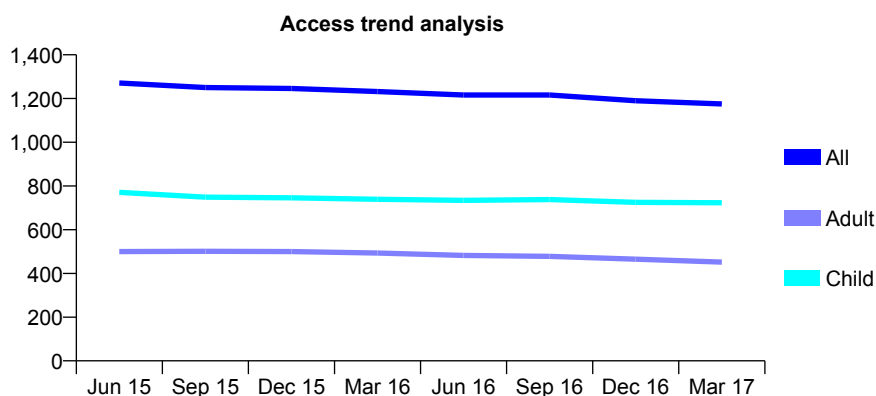
## Q65 - Vital Signs At a Glance Contract Report for 111333/0001 - March 2017

Name or company name	Michael Furlong & Connor Hichens - Bank (
Contract type name	GDS Contract
Purpose of contract	General and Orthodontic
Contract start date	01/12/2012
Contract end date	

16/17 Contracted general activity (UDA)	2,300
Carry forward general activity (UDA)	0
16/17 Contracted orthodontic activity (UOA)	233
Carry forward orthodontic activity (UOA)	0
Baseline contract value	£64,585.03

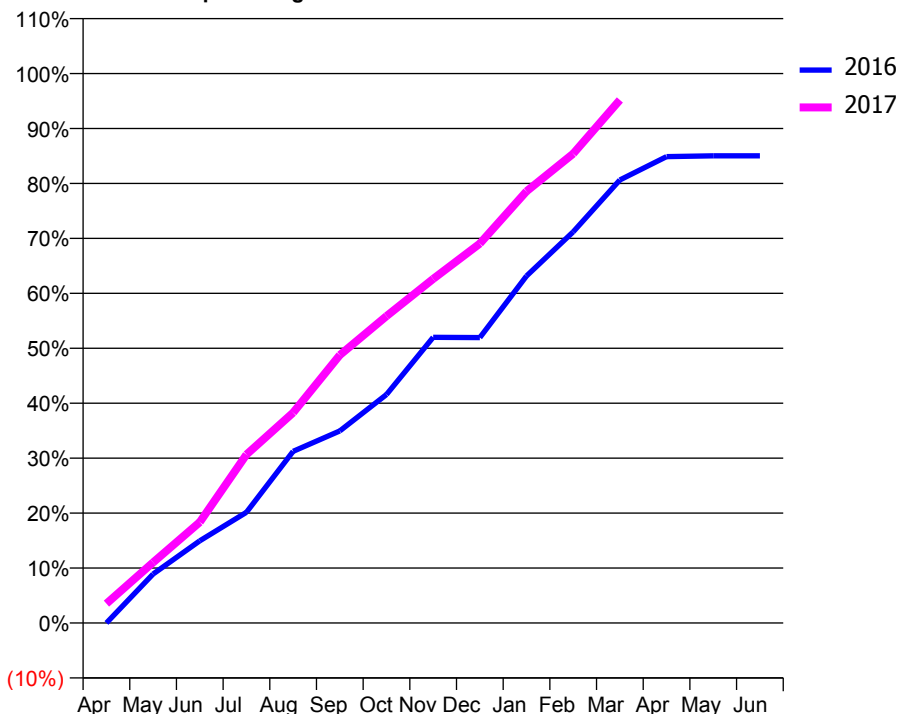
### ACCESS\*

Patients seen in 24 months	Total	Change since previous quarter
Quarter ending March 2016	1,232	
Quarter ending June 2016	1,216	↓
Quarter ending September 2016	1,216	→
Quarter ending December 2016	1,190	↓
Quarter ending March 2017	1,175	↓
<b>Variance since March 2016</b>	<b>(4.6%)</b>	<b>↓</b>



### ACTIVITY

Cumulative percentage of contracted UDA delivered 2016 & 2017



Adjusted Scheduled Activity (UDA)

Month	2016	2017
April	0	81
May	241	253
June	404	422
July	544	705
August	843	880
September	944	1,122
October	1,123	1,285
November	1,404	1,440
December	1,403	1,588
January	1,705	1,807
February	1,922	1,965
March	2,177	2,189
April	2,291	
May	2,295	
June	2,295	

### QUALITY

	Quantity	Base Number	Contract	AT	Region	England
% of FP17s for the same patient ID Re-attending within 3 months - Children	126	1,149	11.0%	10.1%	11.9%	12.3%
% of FP17s for the same patient ID Re-attending within 3 months - Adults	38	449	8.5%	15.1%	16.6%	16.7%
% of FP17s for the same patient ID Re-attending between 3 & 9 months - Children	634	1,149	55.2%	61.3%	60.2%	57.6%
% of FP17s for the same patient ID Re-attending between 3 & 9 months - Adults	201	449	44.8%	52.5%	51.5%	50.1%
% of FP17s for Band 1 Urgent Courses	62	1,475	4.2%	8.2%	9.5%	9.1%
% of FP17s Relating to Free Repair or Replacements	0	1,475	0.0%	0.9%	0.7%	0.8%
% of FP17s Relating to Continuations	0	1,475	0.0%	1.4%	1.2%	1.2%
% of Patients satisfied with the dentistry they have received	3	3	N/A	94.0%	93.1%	92.8%
% of Patients satisfied with the time they had to wait for an appointment	3	3	N/A	89.4%	88.8%	88.7%

\* This is based on patients treated on this contract for their most recent course of treatment. Figures in italics indicate the base number of FP17s or Patient Questionnaire responses are less than 100. N/A is shown where the base number of responses is less than 10 during the period. % is calculated as Quantity/Base number\*100

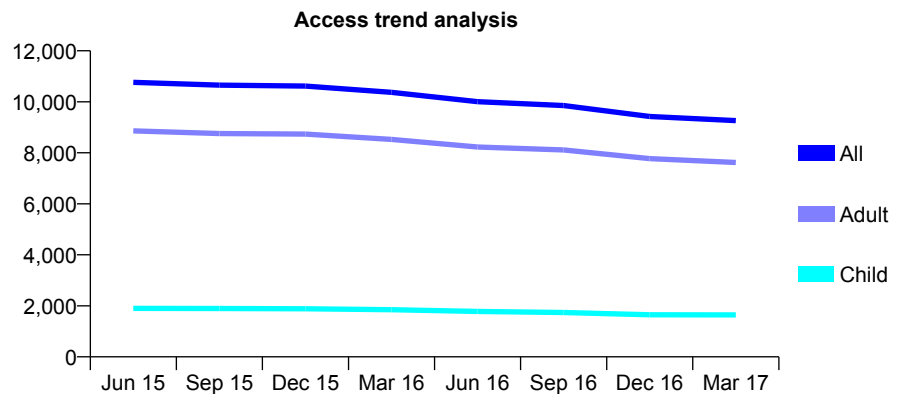
## Q65 - Vital Signs At a Glance Contract Report for 112194/0001 - March 2017

Name or company name	High Street Dental Practice
Contract type name	GDS Contract
Purpose of contract	General
Contract start date	01/04/2006
Contract end date	

16/17 Contracted general activity (UDA)	31,000
Carry forward general activity (UDA)	0
16/17 Contracted orthodontic activity (UOA)	0
Carry forward orthodontic activity (UOA)	0
Baseline contract value	£810,906.06

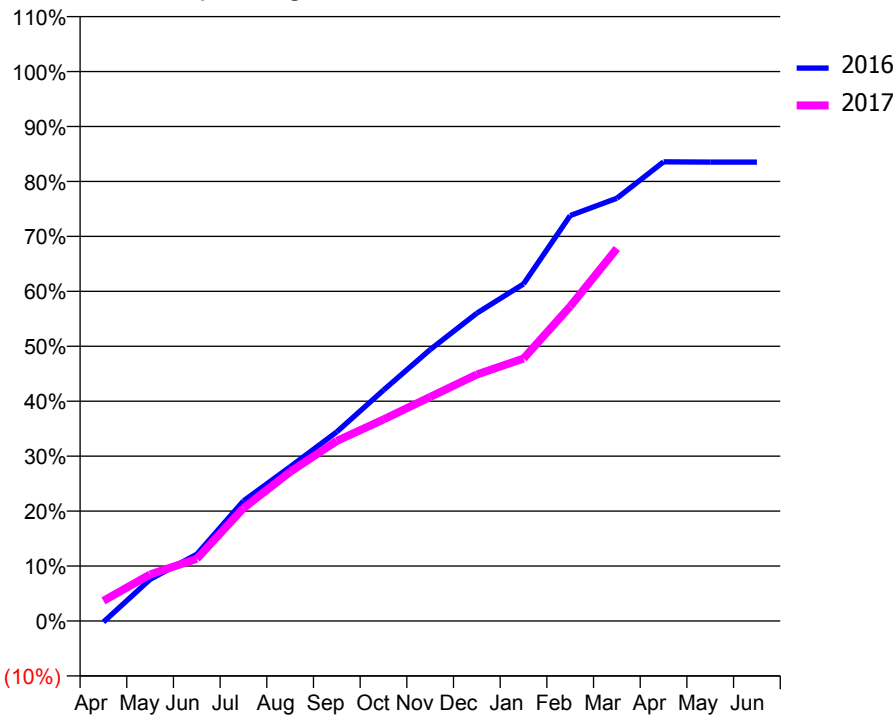
### ACCESS\*

Patients seen in 24 months	Total	Change since previous quarter
Quarter ending March 2016	10,373	
Quarter ending June 2016	10,005	↓
Quarter ending September 2016	9,855	↓
Quarter ending December 2016	9,427	↓
Quarter ending March 2017	9,263	↓
<b>Variance since March 2016</b>	<b>(10.7%)</b>	<b>↓</b>



### ACTIVITY

Cumulative percentage of contracted UDA delivered 2016 & 2017



Month	Adjusted Scheduled Activity (UDA)	
	2016	2017
April	-60	1,142
May	2,348	2,630
June	3,765	3,510
July	6,777	6,368
August	8,701	8,413
September	10,669	10,161
October	13,023	11,370
November	15,310	12,643
December	17,364	13,904
January	19,013	14,811
February	22,870	17,749
March	23,851	21,012
April	25,908	
May	25,888	
June	25,893	

### QUALITY

	Quantity	Base Number	Contract	AT	Region	England
% of FP17s for the same patient ID Re-attending within 3 months - Children	118	2,191	5.4%	10.1%	11.9%	12.3%
% of FP17s for the same patient ID Re-attending within 3 months - Adults	992	7,949	12.5%	15.1%	16.6%	16.7%
% of FP17s for the same patient ID Re-attending between 3 & 9 months - Children	1,242	2,191	56.7%	61.3%	60.2%	57.6%
% of FP17s for the same patient ID Re-attending between 3 & 9 months - Adults	1,982	7,949	24.9%	52.5%	51.5%	50.1%
% of FP17s for Band 1 Urgent Courses	691	9,242	7.5%	8.2%	9.5%	9.1%
% of FP17s Relating to Free Repair or Replacements	121	9,242	1.3%	0.9%	0.7%	0.8%
% of FP17s Relating to Continuations	190	9,242	2.1%	1.4%	1.2%	1.2%
% of Patients satisfied with the dentistry they have received	24	26	92.3%	94.0%	93.1%	92.8%
% of Patients satisfied with the time they had to wait for an appointment	22	26	84.6%	89.4%	88.8%	88.7%

\* This is based on patients treated on this contract for their most recent course of treatment. Figures in italics indicate the base number of FP17s or Patient Questionnaire responses are less than 100. N/A is shown where the base number of responses is less than 10 during the period. % is calculated as Quantity/Base number\*100

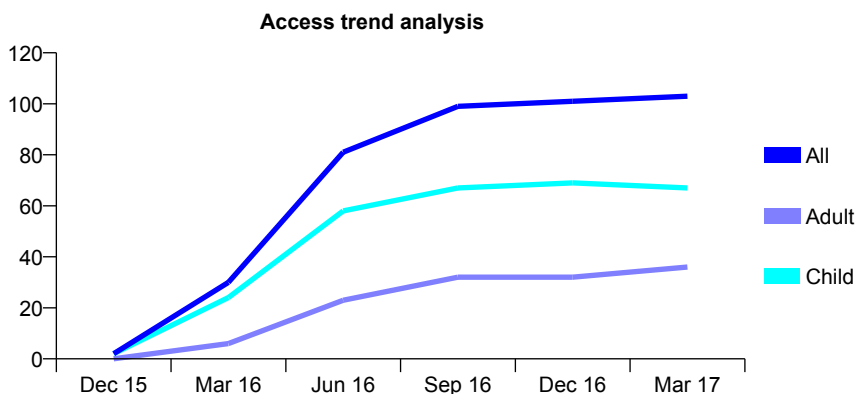
## Q65 - Vital Signs At a Glance Contract Report for 114669/0001 - March 2017

Name or company name	MR MI STEWART
Contract type name	GDS Contract
Purpose of contract	General
Contract start date	01/09/2015
Contract end date	

16/17 Contracted general activity (UDA)	200
Carry forward general activity (UDA)	0
16/17 Contracted orthodontic activity (UOA)	0
Carry forward orthodontic activity (UOA)	0
Baseline contract value	£4,207.40

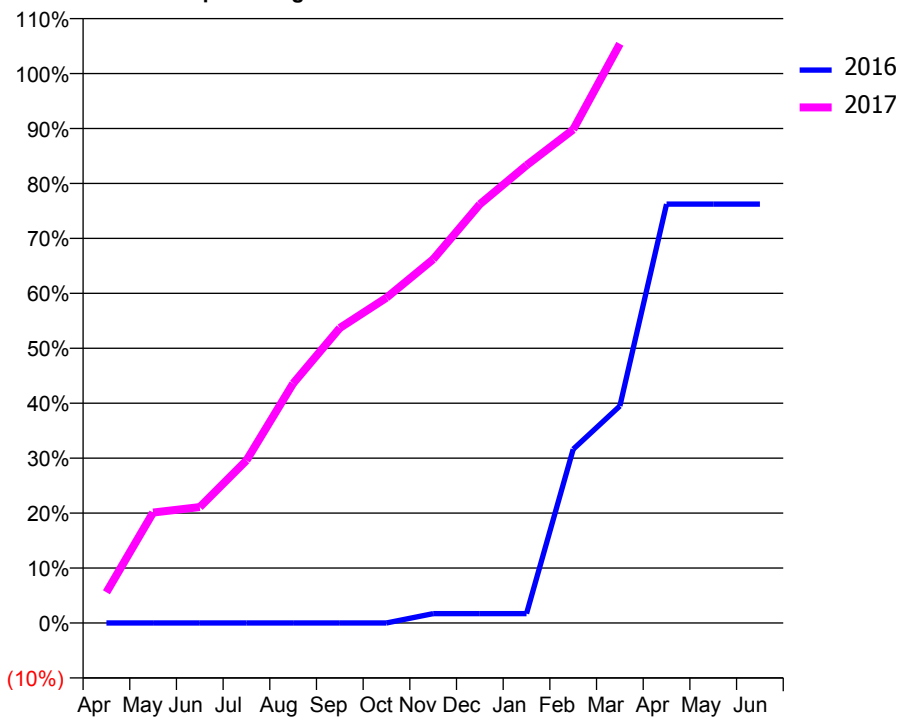
### ACCESS\*

Patients seen in 24 months	Total	Change since previous quarter
Quarter ending March 2016	30	
Quarter ending June 2016	81	↑
Quarter ending September 2016	99	↑
Quarter ending December 2016	101	↑
Quarter ending March 2017	103	→
<b>Variance since March 2016</b>	<b>243.3%</b>	<b>↑</b>



### ACTIVITY

Cumulative percentage of contracted UDA delivered 2016 & 2017



Adjusted Scheduled Activity (UDA)

Month	2016	2017
April	0	11
May	0	40
June	0	42
July	0	59
August	0	87
September	0	107
October	0	118
November	2	132
December	2	152
January	2	167
February	37	180
March	46	211
April	89	
May	89	
June	89	

### QUALITY

	Quantity	Base Number	Contract	AT	Region	England
% of FP17s for the same patient ID Re-attending within 3 months - Children	6	159	3.8%	10.1%	11.9%	12.3%
% of FP17s for the same patient ID Re-attending within 3 months - Adults	5	50	10.0%	15.1%	16.6%	16.7%
% of FP17s for the same patient ID Re-attending between 3 & 9 months - Children	77	159	48.4%	61.3%	60.2%	57.6%
% of FP17s for the same patient ID Re-attending between 3 & 9 months - Adults	16	50	32.0%	52.5%	51.5%	50.1%
% of FP17s for Band 1 Urgent Courses	4	164	2.4%	8.2%	9.5%	9.1%
% of FP17s Relating to Free Repair or Replacements	0	164	0.0%	0.9%	0.7%	0.8%
% of FP17s Relating to Continuations	2	164	1.2%	1.4%	1.2%	1.2%
% of Patients satisfied with the dentistry they have received	0	0	N/A	94.0%	93.1%	92.8%
% of Patients satisfied with the time they had to wait for an appointment	0	0	N/A	89.4%	88.8%	88.7%

\* This is based on patients treated on this contract for their most recent course of treatment. Figures in italics indicate the base number of FP17s or Patient Questionnaire responses are less than 100. N/A is shown where the base number of responses is less than 10 during the period. % is calculated as Quantity/Base number\*100

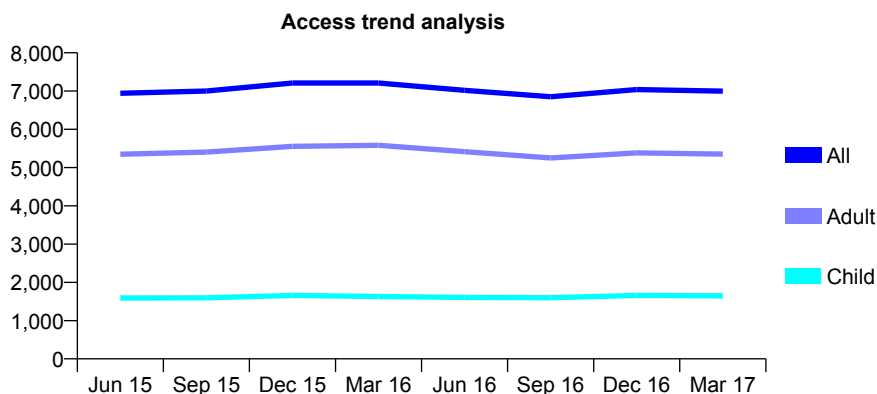
## Q65 - Vital Signs At a Glance Contract Report for 115371/0001 - March 2017

Name or company name	Bahram Ltd.
Contract type name	GDS Contract
Purpose of contract	General
Contract start date	01/11/2008
Contract end date	

16/17 Contracted general activity (UDA)	21,238
Carry forward general activity (UDA)	777
16/17 Contracted orthodontic activity (UOA)	0
Carry forward orthodontic activity (UOA)	0
Baseline contract value	£533,186.98

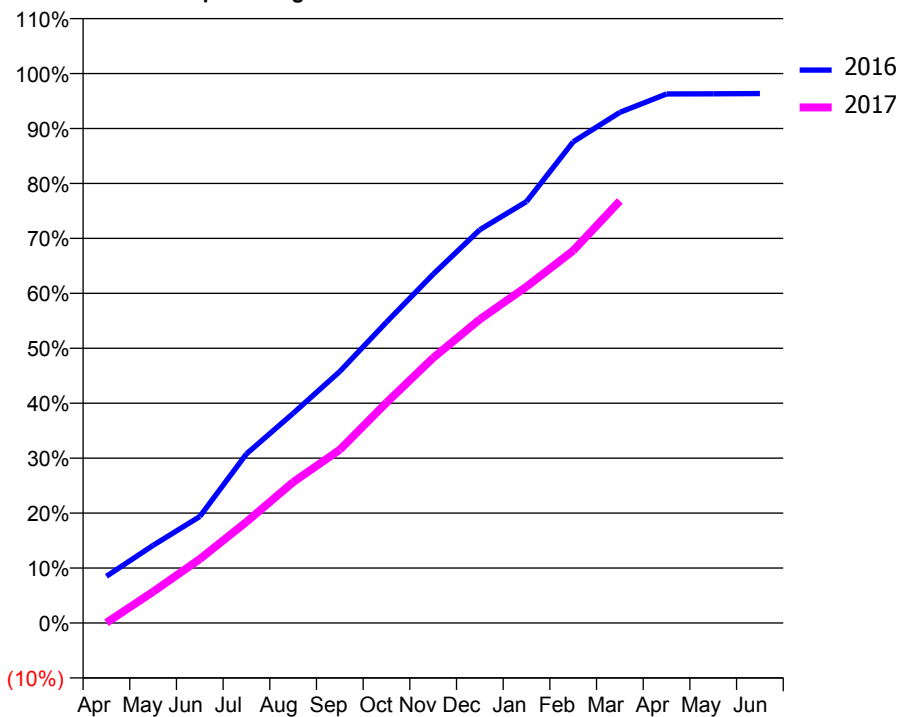
### ACCESS\*

Patients seen in 24 months	Total	Change since previous quarter
Quarter ending March 2016	7,212	
Quarter ending June 2016	7,018	↓
Quarter ending September 2016	6,850	↓
Quarter ending December 2016	7,041	↑
Quarter ending March 2017	6,997	→
<b>Variance since March 2016</b>	<b>(3.0%)</b>	<b>↓</b>



### ACTIVITY

Cumulative percentage of contracted UDA delivered 2016 & 2017



Month	Adjusted Scheduled Activity (UDA)	
	2016	2017
April	1,805	15
May	3,004	1,211
June	4,114	2,471
July	6,537	3,908
August	8,105	5,443
September	9,724	6,700
October	11,627	8,516
November	13,478	10,248
December	15,199	11,737
January	16,290	12,998
February	18,596	14,392
March	19,735	16,315
April	20,449	
May	20,452	
June	20,461	

### QUALITY

	Quantity	Base Number	Contract	AT	Region	England
% of FP17s for the same patient ID Re-attending within 3 months - Children	168	2,654	6.3%	10.1%	11.9%	12.3%
% of FP17s for the same patient ID Re-attending within 3 months - Adults	1,109	8,032	13.8%	15.1%	16.6%	16.7%
% of FP17s for the same patient ID Re-attending between 3 & 9 months - Children	1,761	2,654	66.4%	61.3%	60.2%	57.6%
% of FP17s for the same patient ID Re-attending between 3 & 9 months - Adults	4,836	8,032	60.2%	52.5%	51.5%	50.1%
% of FP17s for Band 1 Urgent Courses	806	9,526	8.5%	8.2%	9.5%	9.1%
% of FP17s Relating to Free Repair or Replacements	104	9,526	1.1%	0.9%	0.7%	0.8%
% of FP17s Relating to Continuations	40	9,526	0.4%	1.4%	1.2%	1.2%
% of Patients satisfied with the dentistry they have received	20	22	90.9%	94.0%	93.1%	92.8%
% of Patients satisfied with the time they had to wait for an appointment	22	22	100.0%	89.4%	88.8%	88.7%

\* This is based on patients treated on this contract for their most recent course of treatment. Figures in italics indicate the base number of FP17s or Patient Questionnaire responses are less than 100. N/A is shown where the base number of responses is less than 10 during the period. % is calculated as Quantity/Base number\*100

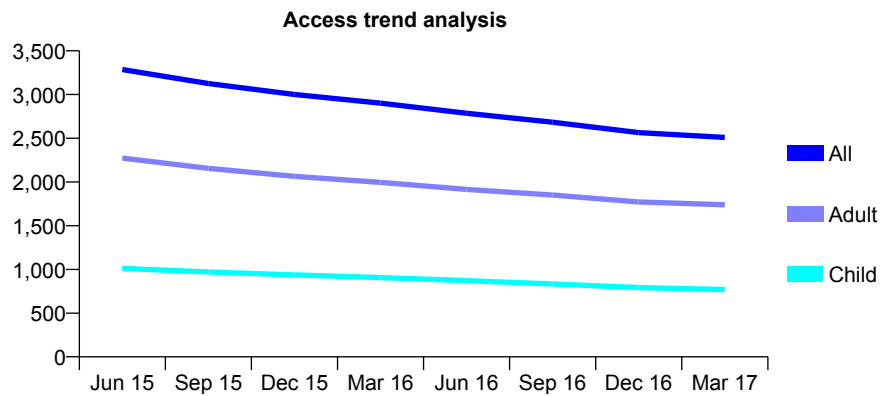
## Q65 - Vital Signs At a Glance Contract Report for 115754/0001 - March 2017

Name or company name	Catherine Court Dentistry Limited
Contract type name	GDS Contract
Purpose of contract	General
Contract start date	01/02/2013
Contract end date	

16/17 Contracted general activity (UDA)	10,000
Carry forward general activity (UDA)	145
16/17 Contracted orthodontic activity (UOA)	0
Carry forward orthodontic activity (UOA)	0
Baseline contract value	£235,305.74

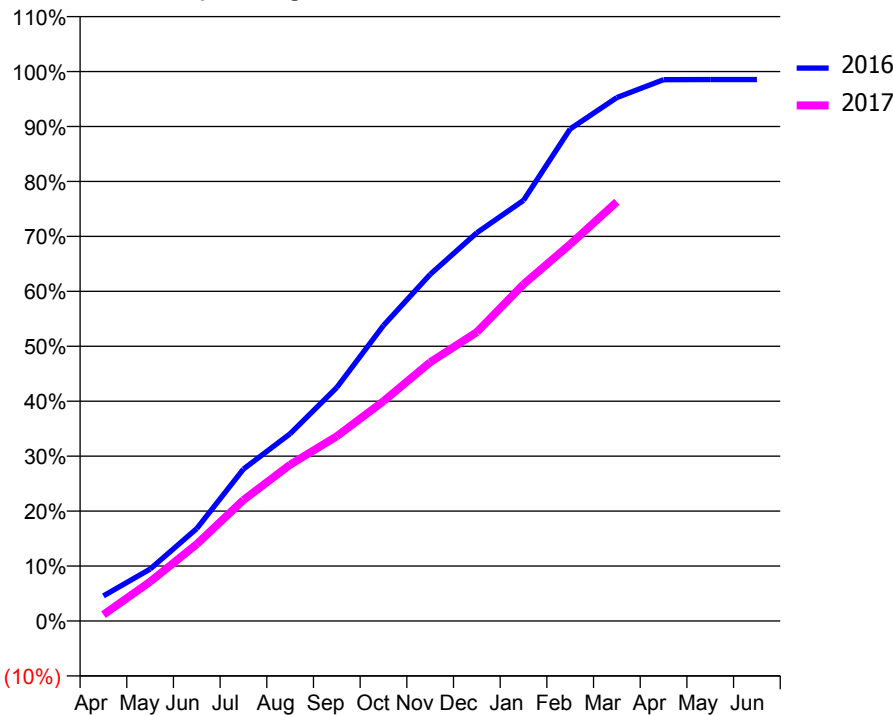
### ACCESS\*

Patients seen in 24 months	Total	Change since previous quarter
Quarter ending March 2016	2,902	
Quarter ending June 2016	2,785	↓
Quarter ending September 2016	2,683	↓
Quarter ending December 2016	2,564	↓
Quarter ending March 2017	2,509	↓
<b>Variance since March 2016</b>	<b>(13.5%)</b>	↓



### ACTIVITY

Cumulative percentage of contracted UDA delivered 2016 & 2017



Month	Adjusted Scheduled Activity (UDA)	
	2016	2017
April	458	115
May	946	714
June	1,683	1,399
July	2,765	2,203
August	3,409	2,846
September	4,249	3,363
October	5,378	4,001
November	6,308	4,710
December	7,066	5,257
January	7,655	6,128
February	8,955	6,856
March	9,527	7,629
April	9,852	
May	9,855	
June	9,855	

### QUALITY

	Quantity	Base Number	Contract	AT	Region	England
% of FP17s for the same patient ID Re-attending within 3 months - Children	55	1,143	4.8%	10.1%	11.9%	12.3%
% of FP17s for the same patient ID Re-attending within 3 months - Adults	353	2,589	13.6%	15.1%	16.6%	16.7%
% of FP17s for the same patient ID Re-attending between 3 & 9 months - Children	747	1,143	65.4%	61.3%	60.2%	57.6%
% of FP17s for the same patient ID Re-attending between 3 & 9 months - Adults	1,760	2,589	68.0%	52.5%	51.5%	50.1%
% of FP17s for Band 1 Urgent Courses	210	3,553	5.9%	8.2%	9.5%	9.1%
% of FP17s Relating to Free Repair or Replacements	34	3,553	1.0%	0.9%	0.7%	0.8%
% of FP17s Relating to Continuations	1	3,553	0.0%	1.4%	1.2%	1.2%
% of Patients satisfied with the dentistry they have received	7	8	N/A	94.0%	93.1%	92.8%
% of Patients satisfied with the time they had to wait for an appointment	6	8	N/A	89.4%	88.8%	88.7%

\* This is based on patients treated on this contract for their most recent course of treatment. Figures in italics indicate the base number of FP17s or Patient Questionnaire responses are less than 100. N/A is shown where the base number of responses is less than 10 during the period. % is calculated as Quantity/Base number\*100

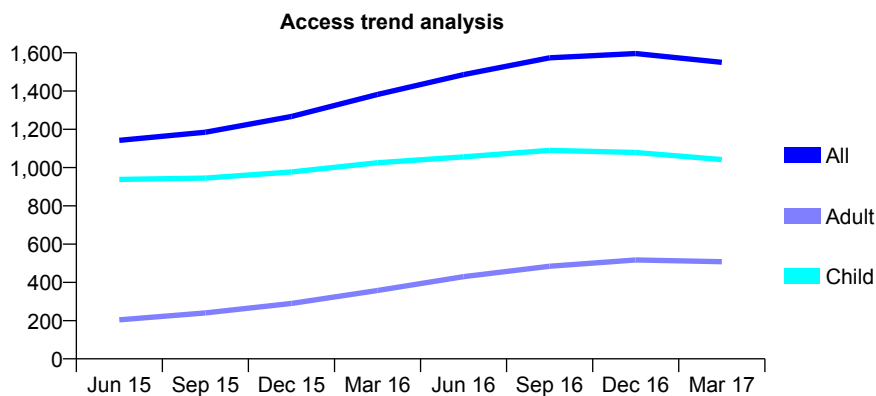
## Q65 - Vital Signs At a Glance Contract Report for 115827/0001 - March 2017

Name or company name	College Street Dental Practice
Contract type name	GDS Contract
Purpose of contract	General
Contract start date	28/07/2014
Contract end date	

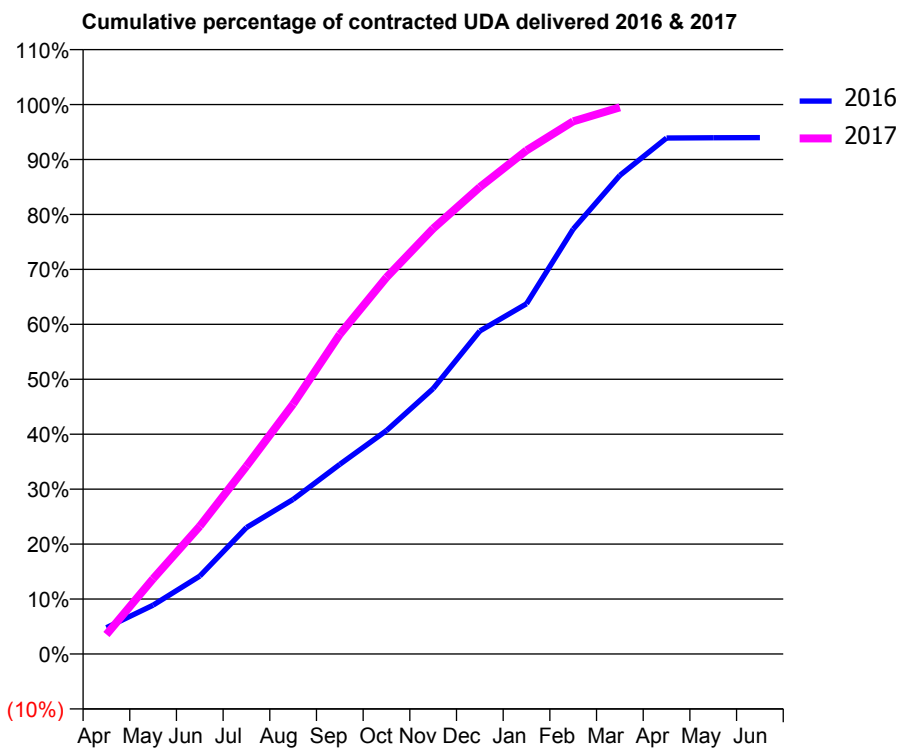
16/17 Contracted general activity (UDA)	4,000
Carry forward general activity (UDA)	0
16/17 Contracted orthodontic activity (UOA)	0
Carry forward orthodontic activity (UOA)	0
Baseline contract value	£97,854.49

### ACCESS\*

Patients seen in 24 months	Total	Change since previous quarter
Quarter ending March 2016	1,382	
Quarter ending June 2016	1,486	↑
Quarter ending September 2016	1,574	↑
Quarter ending December 2016	1,596	→
Quarter ending March 2017	1,550	↓
<b>Variance since March 2016</b>	12.2%	↑



### ACTIVITY



Month	Adjusted Scheduled Activity (UDA)	
	2016	2017
April	192	142
May	355	548
June	567	931
July	921	1,367
August	1,125	1,820
September	1,381	2,327
October	1,626	2,741
November	1,933	3,097
December	2,352	3,399
January	2,549	3,666
February	3,093	3,878
March	3,484	3,979
April	3,756	
May	3,758	
June	3,759	

### QUALITY

	Quantity	Base Number	Contract	AT	Region	England
% of FP17s for the same patient ID Re-attending within 3 months - Children	182	1,938	9.4%	10.1%	11.9%	12.3%
% of FP17s for the same patient ID Re-attending within 3 months - Adults	128	636	20.1%	15.1%	16.6%	16.7%
% of FP17s for the same patient ID Re-attending between 3 & 9 months - Children	1,388	1,938	71.6%	61.3%	60.2%	57.6%
% of FP17s for the same patient ID Re-attending between 3 & 9 months - Adults	321	636	50.5%	52.5%	51.5%	50.1%
% of FP17s for Band 1 Urgent Courses	152	2,419	6.3%	8.2%	9.5%	9.1%
% of FP17s Relating to Free Repair or Replacements	5	2,419	0.2%	0.9%	0.7%	0.8%
% of FP17s Relating to Continuations	5	2,419	0.2%	1.4%	1.2%	1.2%
% of Patients satisfied with the dentistry they have received	4	4	N/A	94.0%	93.1%	92.8%
% of Patients satisfied with the time they had to wait for an appointment	4	4	N/A	89.4%	88.8%	88.7%

\* This is based on patients treated on this contract for their most recent course of treatment. Figures in italics indicate the base number of FP17s or Patient Questionnaire responses are less than 100. N/A is shown where the base number of responses is less than 10 during the period. % is calculated as Quantity/Base number\*100



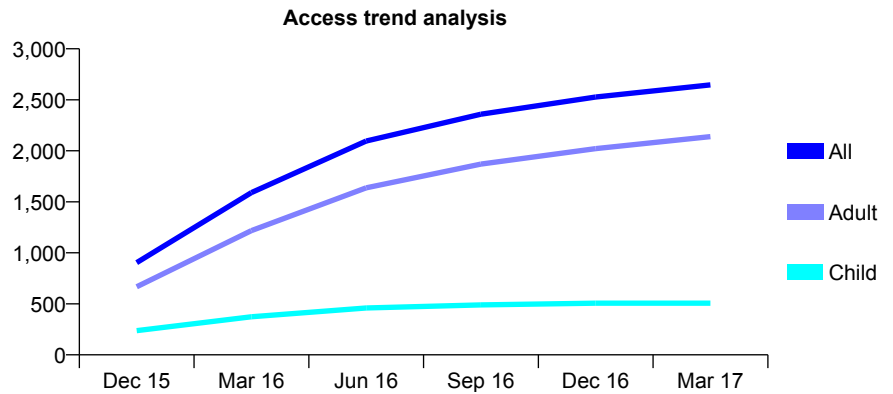
## Q65 - Vital Signs At a Glance Contract Report for 116424/0001 - March 2017

Name or company name	White Dental Partnership
Contract type name	GDS Contract
Purpose of contract	General
Contract start date	01/09/2015
Contract end date	

16/17 Contracted general activity (UDA)	7,059
Carry forward general activity (UDA)	103
16/17 Contracted orthodontic activity (UOA)	0
Carry forward orthodontic activity (UOA)	0
Baseline contract value	£151,189.10

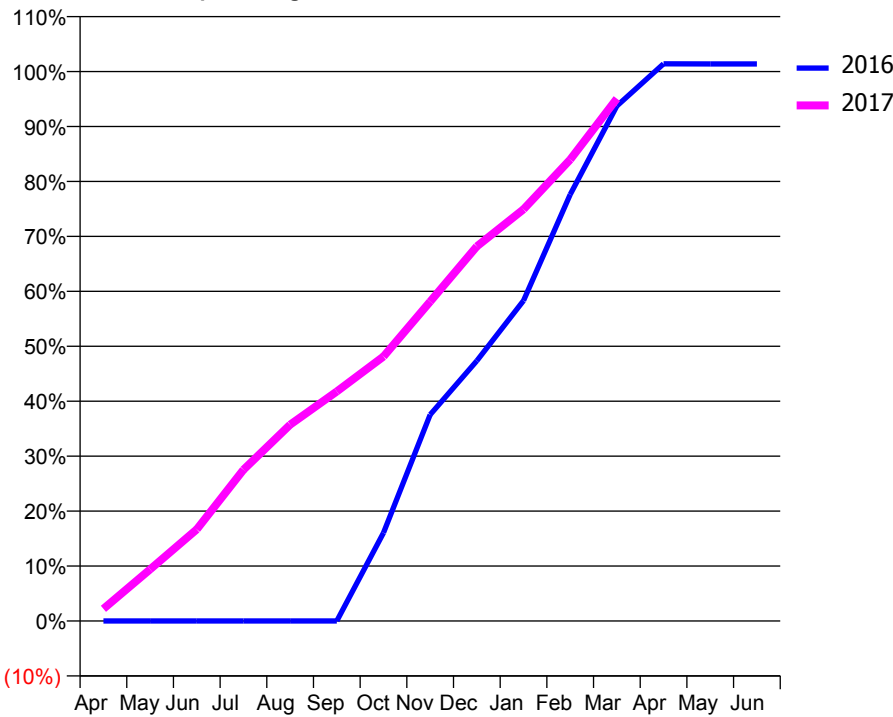
### ACCESS\*

Patients seen in 24 months	Total	Change since previous quarter
Quarter ending March 2016	1,590	
Quarter ending June 2016	2,096	↑
Quarter ending September 2016	2,359	↑
Quarter ending December 2016	2,528	↑
Quarter ending March 2017	2,646	↑
<b>Variance since March 2016</b>	<b>66.4%</b>	<b>↑</b>



### ACTIVITY

Cumulative percentage of contracted UDA delivered 2016 & 2017



Month	Adjusted Scheduled Activity (UDA)	
	2016	2017
April	0	157
May	0	664
June	0	1,178
July	0	1,944
August	0	2,522
September	0	2,949
October	661	3,397
November	1,546	4,104
December	1,951	4,813
January	2,401	5,289
February	3,196	5,928
March	3,860	6,711
April	4,176	
May	4,175	
June	4,175	

### QUALITY

	Quantity	Base Number	Contract	AT	Region	England
% of FP17s for the same patient ID Re-attending within 3 months - Children	62	880	7.0%	10.1%	11.9%	12.3%
% of FP17s for the same patient ID Re-attending within 3 months - Adults	254	2,729	9.3%	15.1%	16.6%	16.7%
% of FP17s for the same patient ID Re-attending between 3 & 9 months - Children	489	880	55.6%	61.3%	60.2%	57.6%
% of FP17s for the same patient ID Re-attending between 3 & 9 months - Adults	1,137	2,729	41.7%	52.5%	51.5%	50.1%
% of FP17s for Band 1 Urgent Courses	200	3,474	5.8%	8.2%	9.5%	9.1%
% of FP17s Relating to Free Repair or Replacements	16	3,474	0.5%	0.9%	0.7%	0.8%
% of FP17s Relating to Continuations	22	3,474	0.6%	1.4%	1.2%	1.2%
% of Patients satisfied with the dentistry they have received	6	6	N/A	94.0%	93.1%	92.8%
% of Patients satisfied with the time they had to wait for an appointment	6	6	N/A	89.4%	88.8%	88.7%

\* This is based on patients treated on this contract for their most recent course of treatment. Figures in italics indicate the base number of FP17s or Patient Questionnaire responses are less than 100. N/A is shown where the base number of responses is less than 10 during the period. % is calculated as Quantity/Base number\*100

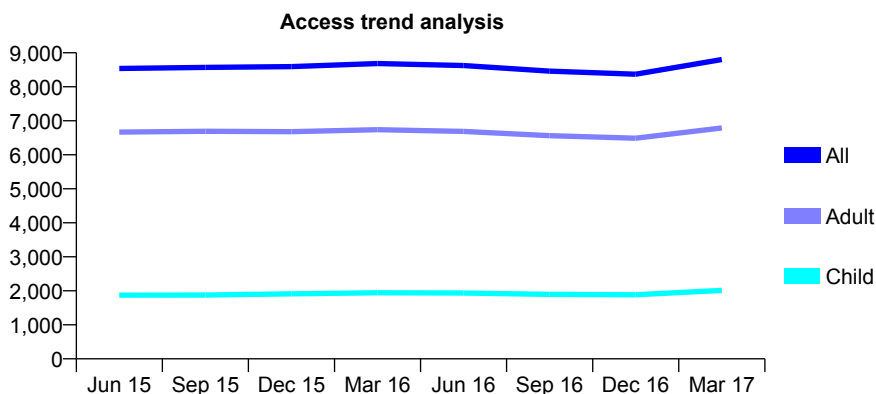
## Q65 - Vital Signs At a Glance Contract Report for 118583/0001 - March 2017

Name or company name	Execudent Ltd
Contract type name	GDS Contract
Purpose of contract	General
Contract start date	01/10/2012
Contract end date	

16/17 Contracted general activity (UDA)	27,280
Carry forward general activity (UDA)	1,074
16/17 Contracted orthodontic activity (UOA)	0
Carry forward orthodontic activity (UOA)	0
Baseline contract value	£719,359.61

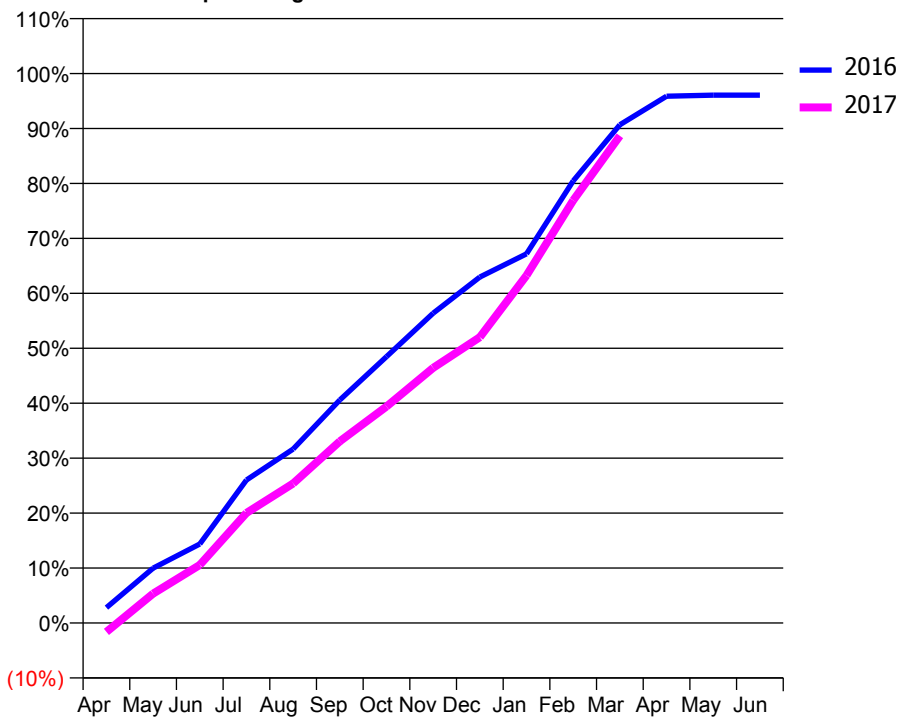
### ACCESS\*

Patients seen in 24 months	Total	Change since previous quarter
Quarter ending March 2016	8,683	
Quarter ending June 2016	8,625	→
Quarter ending September 2016	8,460	↓
Quarter ending December 2016	8,370	↓
Quarter ending March 2017	8,803	↑
<b>Variance since March 2016</b>	<b>1.4%</b>	<b>→</b>



### ACTIVITY

Cumulative percentage of contracted UDA delivered 2016 & 2017



Month	Adjusted Scheduled Activity (UDA)	
	2016	2017
April	766	-446
May	2,723	1,457
June	3,920	2,881
July	7,100	5,466
August	8,638	6,929
September	11,069	9,018
October	13,221	10,750
November	15,379	12,667
December	17,177	14,190
January	18,328	17,255
February	21,946	20,984
March	24,735	24,183
April	26,155	
May	26,205	
June	26,206	

### QUALITY

	Quantity	Base Number	Contract	AT	Region	England
% of FP17s for the same patient ID Re-attending within 3 months - Children	186	3,071	6.1%	10.1%	11.9%	12.3%
% of FP17s for the same patient ID Re-attending within 3 months - Adults	1,371	10,143	13.5%	15.1%	16.6%	16.7%
% of FP17s for the same patient ID Re-attending between 3 & 9 months - Children	1,921	3,071	62.6%	61.3%	60.2%	57.6%
% of FP17s for the same patient ID Re-attending between 3 & 9 months - Adults	6,196	10,143	61.1%	52.5%	51.5%	50.1%
% of FP17s for Band 1 Urgent Courses	736	12,583	5.8%	8.2%	9.5%	9.1%
% of FP17s Relating to Free Repair or Replacements	76	12,583	0.6%	0.9%	0.7%	0.8%
% of FP17s Relating to Continuations	135	12,583	1.1%	1.4%	1.2%	1.2%
% of Patients satisfied with the dentistry they have received	17	19	89.5%	94.0%	93.1%	92.8%
% of Patients satisfied with the time they had to wait for an appointment	17	19	89.5%	89.4%	88.8%	88.7%

\* This is based on patients treated on this contract for their most recent course of treatment. Figures in italics indicate the base number of FP17s or Patient Questionnaire responses are less than 100. N/A is shown where the base number of responses is less than 10 during the period. % is calculated as Quantity/Base number\*100

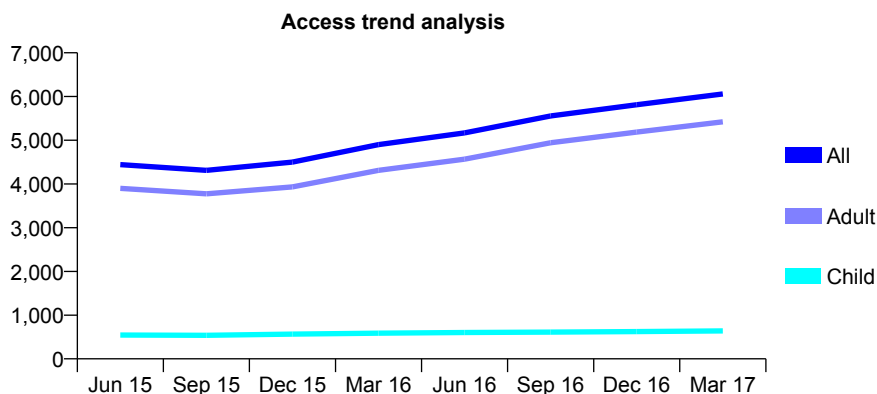
## Q65 - Vital Signs At a Glance Contract Report for 118583/0002 - March 2017

Name or company name	Execudent Ltd
Contract type name	GDS Contract
Purpose of contract	General
Contract start date	01/10/2012
Contract end date	

16/17 Contracted general activity (UDA)	14,299
Carry forward general activity (UDA)	0
16/17 Contracted orthodontic activity (UOA)	0
Carry forward orthodontic activity (UOA)	0
Baseline contract value	£314,171.95

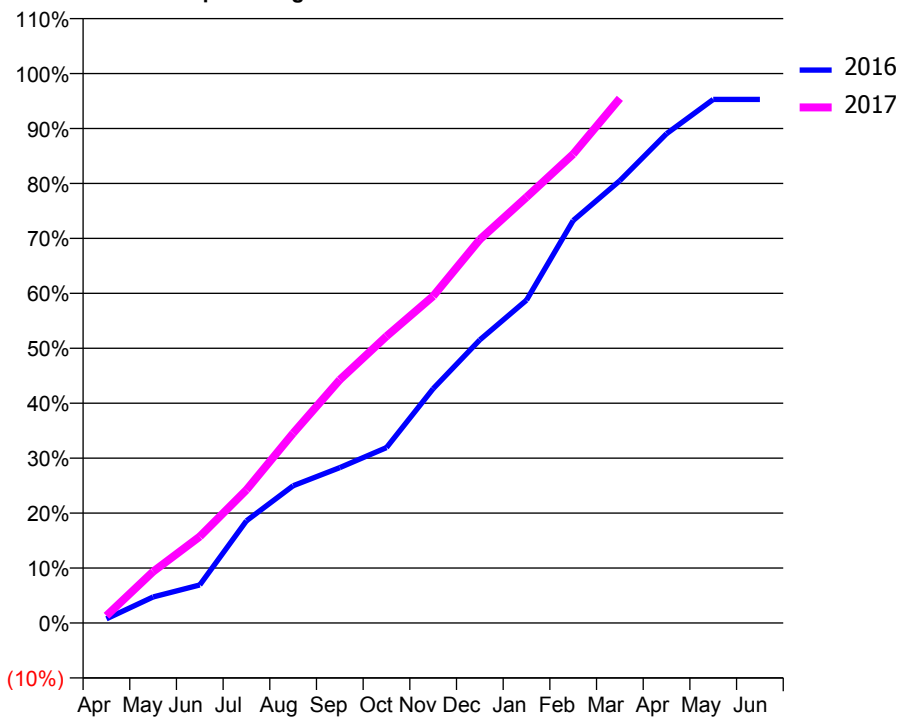
### ACCESS\*

Patients seen in 24 months	Total	Change since previous quarter
Quarter ending March 2016	4,899	
Quarter ending June 2016	5,169	↑
Quarter ending September 2016	5,556	↑
Quarter ending December 2016	5,811	↑
Quarter ending March 2017	6,059	↑
<b>Variance since March 2016</b>	<b>23.7%</b>	<b>↑</b>



### ACTIVITY

Cumulative percentage of contracted UDA delivered 2016 & 2017



Month	Adjusted Scheduled Activity (UDA)	
	2016	2017
April	111	189
May	680	1,336
June	991	2,249
July	2,661	3,466
August	3,573	4,940
September	4,043	6,332
October	4,566	7,463
November	6,099	8,506
December	7,367	9,981
January	8,401	11,082
February	10,473	12,203
March	11,513	13,653
April	12,734	
May	13,624	
June	13,624	

### QUALITY

	Quantity	Base Number	Contract	AT	Region	England
% of FP17s for the same patient ID Re-attending within 3 months - Children	92	957	9.6%	10.1%	11.9%	12.3%
% of FP17s for the same patient ID Re-attending within 3 months - Adults	877	6,960	12.6%	15.1%	16.6%	16.7%
% of FP17s for the same patient ID Re-attending between 3 & 9 months - Children	472	957	49.3%	61.3%	60.2%	57.6%
% of FP17s for the same patient ID Re-attending between 3 & 9 months - Adults	2,688	6,960	38.6%	52.5%	51.5%	50.1%
% of FP17s for Band 1 Urgent Courses	489	7,080	6.9%	8.2%	9.5%	9.1%
% of FP17s Relating to Free Repair or Replacements	85	7,080	1.2%	0.9%	0.7%	0.8%
% of FP17s Relating to Continuations	99	7,080	1.4%	1.4%	1.2%	1.2%
% of Patients satisfied with the dentistry they have received	6	7	N/A	94.0%	93.1%	92.8%
% of Patients satisfied with the time they had to wait for an appointment	7	7	N/A	89.4%	88.8%	88.7%

\* This is based on patients treated on this contract for their most recent course of treatment. Figures in italics indicate the base number of FP17s or Patient Questionnaire responses are less than 100. N/A is shown where the base number of responses is less than 10 during the period. % is calculated as Quantity/Base number\*100

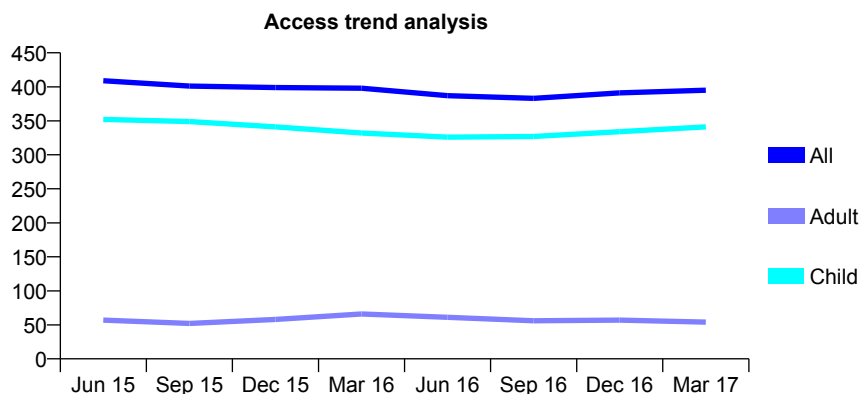
## Q65 - Vital Signs At a Glance Contract Report for 118613/0001 - March 2017

Name or company name	The Bruton Dental Practice Limited
Contract type name	GDS Contract
Purpose of contract	General
Contract start date	01/12/2009
Contract end date	

16/17 Contracted general activity (UDA)	874
Carry forward general activity (UDA)	0
16/17 Contracted orthodontic activity (UOA)	0
Carry forward orthodontic activity (UOA)	0
Baseline contract value	£18,541.59

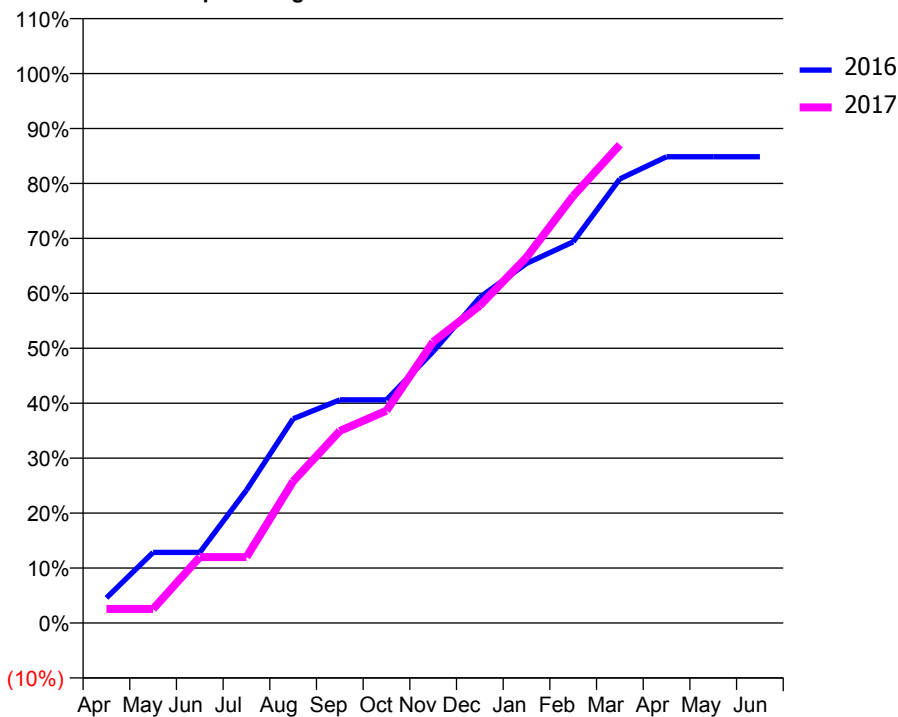
### ACCESS\*

Patients seen in 24 months	Total	Change since previous quarter
Quarter ending March 2016	398	
Quarter ending June 2016	387	↓
Quarter ending September 2016	383	↓
Quarter ending December 2016	391	↑
Quarter ending March 2017	395	→
<b>Variance since March 2016</b>	<b>(0.8%)</b>	<b>→</b>



### ACTIVITY

Cumulative percentage of contracted UDA delivered 2016 & 2017



Adjusted Scheduled Activity (UDA)

Month	2016	2017
April	40	22
May	112	22
June	112	105
July	211	105
August	325	225
September	355	306
October	355	338
November	432	447
December	518	505
January	572	582
February	606	679
March	706	761
April	742	
May	742	
June	742	

### QUALITY

	Quantity	Base Number	Contract	AT	Region	England
% of FP17s for the same patient ID Re-attending within 3 months - Children	24	549	4.4%	10.1%	11.9%	12.3%
% of FP17s for the same patient ID Re-attending within 3 months - Adults	4	31	12.9%	15.1%	16.6%	16.7%
% of FP17s for the same patient ID Re-attending between 3 & 9 months - Children	396	549	72.1%	61.3%	60.2%	57.6%
% of FP17s for the same patient ID Re-attending between 3 & 9 months - Adults	15	31	48.4%	52.5%	51.5%	50.1%
% of FP17s for Band 1 Urgent Courses	28	555	5.0%	8.2%	9.5%	9.1%
% of FP17s Relating to Free Repair or Replacements	0	555	0.0%	0.9%	0.7%	0.8%
% of FP17s Relating to Continuations	0	555	0.0%	1.4%	1.2%	1.2%
% of Patients satisfied with the dentistry they have received	0	0	N/A	94.0%	93.1%	92.8%
% of Patients satisfied with the time they had to wait for an appointment	0	0	N/A	89.4%	88.8%	88.7%

\* This is based on patients treated on this contract for their most recent course of treatment. Figures in italics indicate the base number of FP17s or Patient Questionnaire responses are less than 100. N/A is shown where the base number of responses is less than 10 during the period. % is calculated as Quantity/Base number\*100

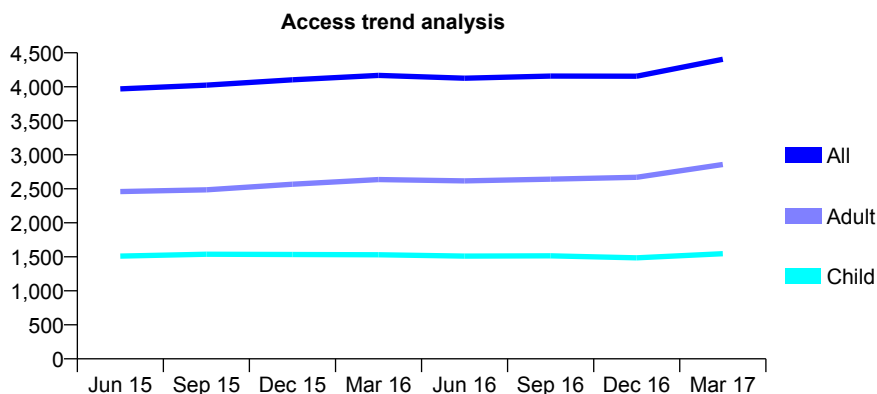
## Q65 - Vital Signs At a Glance Contract Report for 119466/0001 - March 2017

Name or company name	Davidson, Smith and Associates
Contract type name	GDS Contract
Purpose of contract	General
Contract start date	01/04/2011
Contract end date	

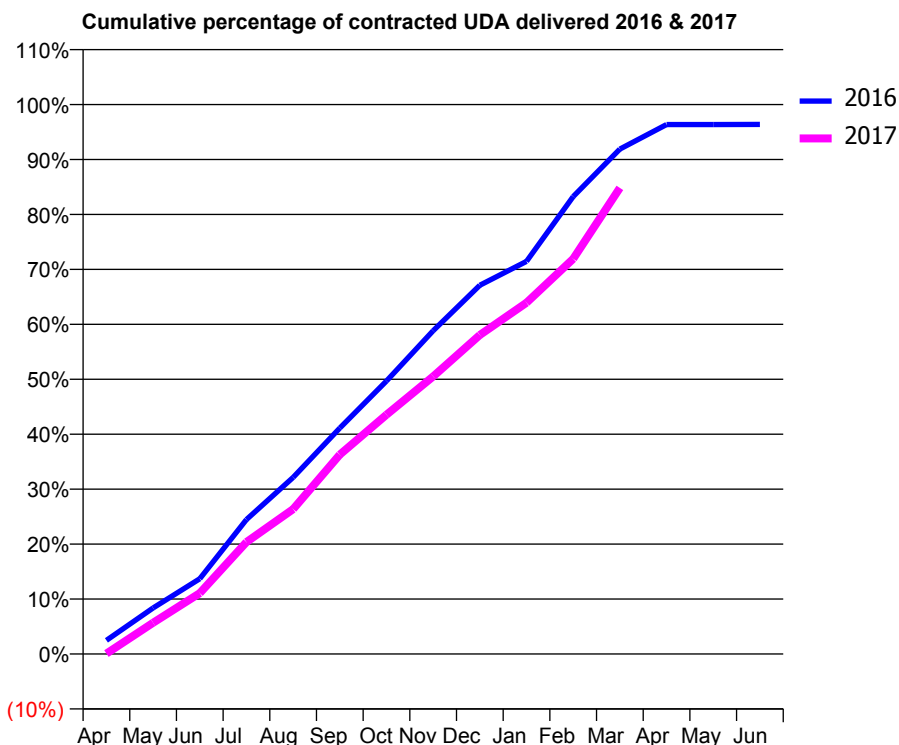
16/17 Contracted general activity (UDA)	12,029
Carry forward general activity (UDA)	437
16/17 Contracted orthodontic activity (UOA)	0
Carry forward orthodontic activity (UOA)	0
Baseline contract value	£302,404.50

### ACCESS\*

Patients seen in 24 months	Total	Change since previous quarter
Quarter ending March 2016	4,167	
Quarter ending June 2016	4,126	→
Quarter ending September 2016	4,157	→
Quarter ending December 2016	4,156	→
Quarter ending March 2017	4,405	↑
<b>Variance since March 2016</b>	5.7%	↑



### ACTIVITY



Month	Adjusted Scheduled Activity (UDA)	
	2016	2017
April	298	9
May	1,009	685
June	1,649	1,333
July	2,943	2,451
August	3,867	3,172
September	4,947	4,365
October	5,978	5,240
November	7,076	6,077
December	8,073	6,984
January	8,596	7,689
February	10,013	8,651
March	11,053	10,203
April	11,591	
May	11,591	
June	11,592	

### QUALITY

	Quantity	Base Number	Contract	AT	Region	England
% of FP17s for the same patient ID Re-attending within 3 months - Children	246	2,562	9.6%	10.1%	11.9%	12.3%
% of FP17s for the same patient ID Re-attending within 3 months - Adults	603	4,096	14.7%	15.1%	16.6%	16.7%
% of FP17s for the same patient ID Re-attending between 3 & 9 months - Children	1,735	2,562	67.7%	61.3%	60.2%	57.6%
% of FP17s for the same patient ID Re-attending between 3 & 9 months - Adults	2,534	4,096	61.9%	52.5%	51.5%	50.1%
% of FP17s for Band 1 Urgent Courses	317	5,519	5.7%	8.2%	9.5%	9.1%
% of FP17s Relating to Free Repair or Replacements	20	5,519	0.4%	0.9%	0.7%	0.8%
% of FP17s Relating to Continuations	22	5,519	0.4%	1.4%	1.2%	1.2%
% of Patients satisfied with the dentistry they have received	8	9	N/A	94.0%	93.1%	92.8%
% of Patients satisfied with the time they had to wait for an appointment	9	9	N/A	89.4%	88.8%	88.7%

\* This is based on patients treated on this contract for their most recent course of treatment. Figures in italics indicate the base number of FP17s or Patient Questionnaire responses are less than 100. N/A is shown where the base number of responses is less than 10 during the period. % is calculated as Quantity/Base number\*100

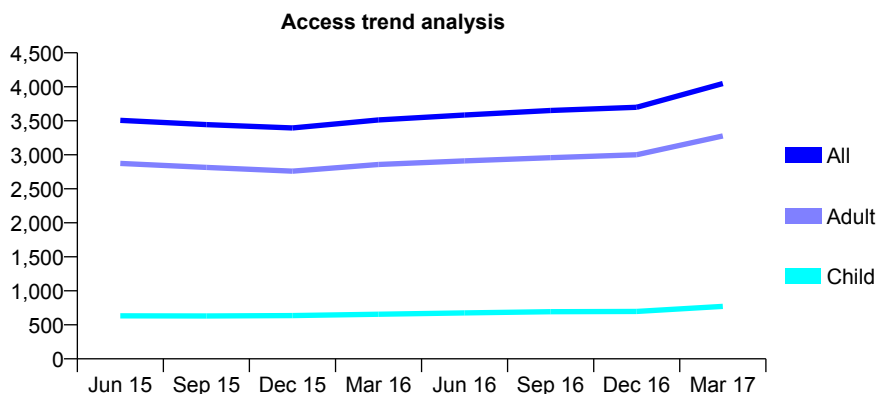
## Q65 - Vital Signs At a Glance Contract Report for 121193/0001 - March 2017

Name or company name	Easton Dental Practice
Contract type name	GDS Contract
Purpose of contract	General
Contract start date	26/11/2009
Contract end date	

16/17 Contracted general activity (UDA)	15,012
Carry forward general activity (UDA)	365
16/17 Contracted orthodontic activity (UOA)	0
Carry forward orthodontic activity (UOA)	0
Baseline contract value	£347,408.49

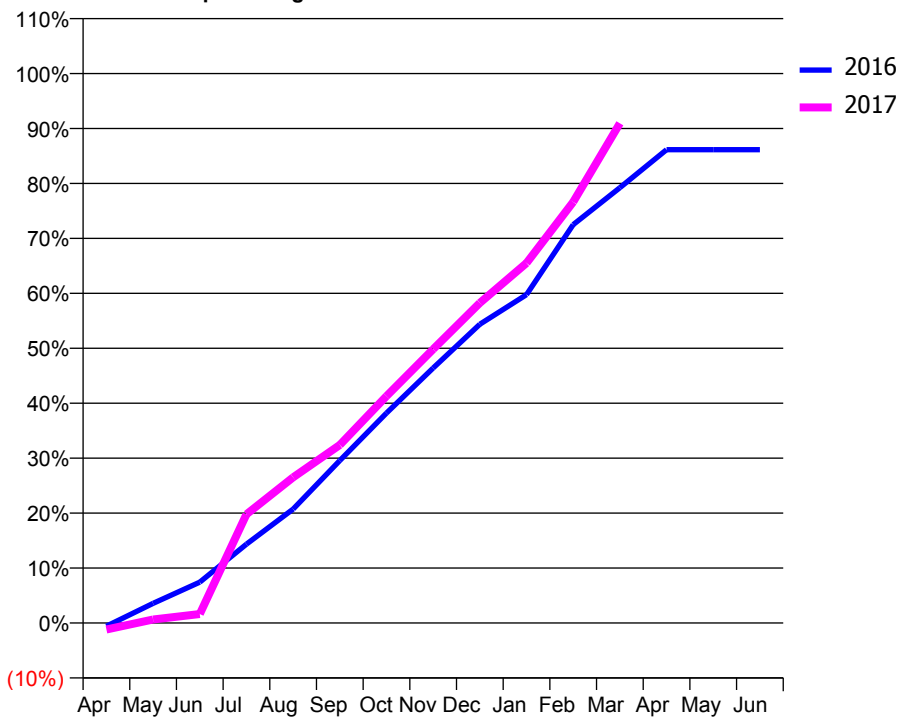
### ACCESS\*

Patients seen in 24 months	Total	Change since previous quarter
Quarter ending March 2016	3,513	
Quarter ending June 2016	3,586	↑
Quarter ending September 2016	3,652	→
Quarter ending December 2016	3,699	→
Quarter ending March 2017	4,048	↑
<b>Variance since March 2016</b>	<b>15.2%</b>	<b>↑</b>



### ACTIVITY

Cumulative percentage of contracted UDA delivered 2016 & 2017



Adjusted Scheduled Activity (UDA)

Month	2016	2017
April	-66	-182
May	404	98
June	837	247
July	1,615	2,972
August	2,334	3,980
September	3,329	4,865
October	4,302	6,199
November	5,226	7,479
December	6,121	8,744
January	6,727	9,835
February	8,162	11,503
March	8,919	13,653
April	9,698	
May	9,698	
June	9,698	

### QUALITY

	Quantity	Base Number	Contract	AT	Region	England
% of FP17s for the same patient ID Re-attending within 3 months - Children	79	1,029	7.7%	10.1%	11.9%	12.3%
% of FP17s for the same patient ID Re-attending within 3 months - Adults	564	4,150	13.6%	15.1%	16.6%	16.7%
% of FP17s for the same patient ID Re-attending between 3 & 9 months - Children	474	1,029	46.1%	61.3%	60.2%	57.6%
% of FP17s for the same patient ID Re-attending between 3 & 9 months - Adults	1,577	4,150	38.0%	52.5%	51.5%	50.1%
% of FP17s for Band 1 Urgent Courses	598	4,851	12.3%	8.2%	9.5%	9.1%
% of FP17s Relating to Free Repair or Replacements	5	4,851	0.1%	0.9%	0.7%	0.8%
% of FP17s Relating to Continuations	39	4,851	0.8%	1.4%	1.2%	1.2%
% of Patients satisfied with the dentistry they have received	12	15	80.0%	94.0%	93.1%	92.8%
% of Patients satisfied with the time they had to wait for an appointment	14	15	93.3%	89.4%	88.8%	88.7%

\* This is based on patients treated on this contract for their most recent course of treatment. Figures in italics indicate the base number of FP17s or Patient Questionnaire responses are less than 100. N/A is shown where the base number of responses is less than 10 during the period. % is calculated as Quantity/Base number\*100

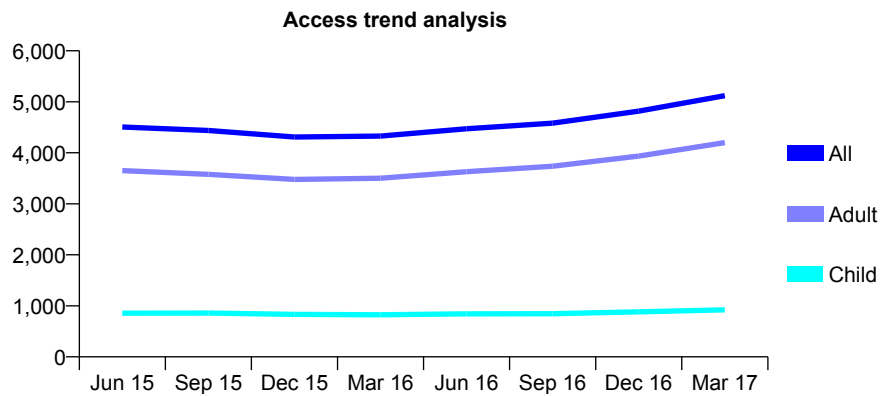
## Q65 - Vital Signs At a Glance Contract Report for 121193/0002 - March 2017

Name or company name	Easton Dental Partnership
Contract type name	GDS Contract
Purpose of contract	General
Contract start date	01/04/2011
Contract end date	

16/17 Contracted general activity (UDA)	14,903
Carry forward general activity (UDA)	0
16/17 Contracted orthodontic activity (UOA)	0
Carry forward orthodontic activity (UOA)	0
Baseline contract value	£355,308.54

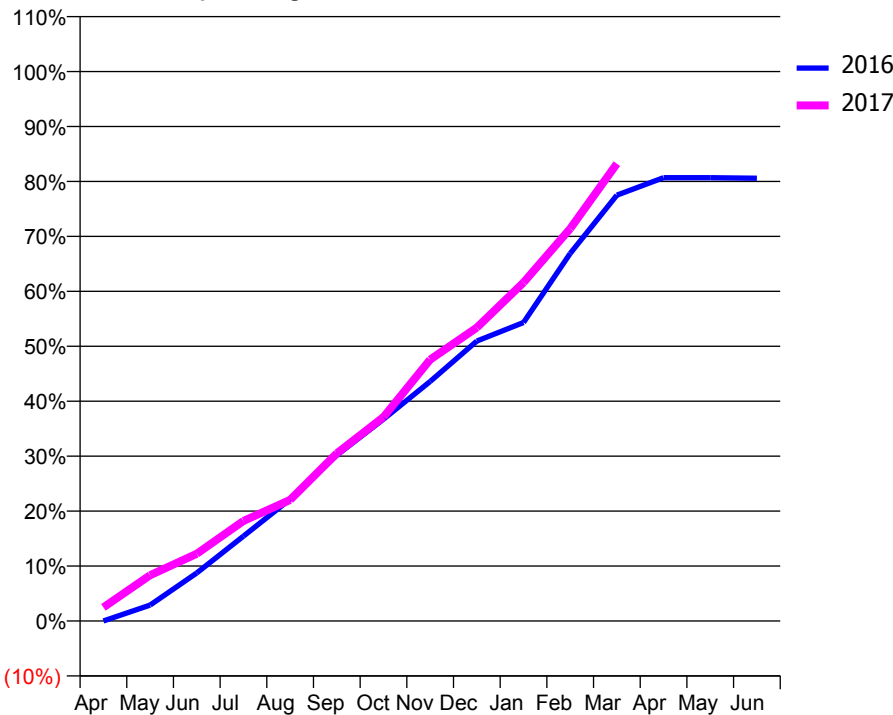
### ACCESS\*

Patients seen in 24 months	Total	Change since previous quarter
Quarter ending March 2016	4,328	
Quarter ending June 2016	4,472	↑
Quarter ending September 2016	4,583	↑
Quarter ending December 2016	4,818	↑
Quarter ending March 2017	5,121	↑
<b>Variance since March 2016</b>	<b>18.3%</b>	<b>↑</b>



### ACTIVITY

Cumulative percentage of contracted UDA delivered 2016 & 2017



Month	Adjusted Scheduled Activity (UDA)	
	2016	2017
April	0	369
May	434	1,242
June	1,305	1,825
July	2,301	2,713
August	3,304	3,287
September	4,498	4,549
October	5,472	5,531
November	6,498	7,089
December	7,592	7,957
January	8,095	9,180
February	9,968	10,641
March	11,548	12,402
April	12,022	
May	12,022	
June	12,009	

### QUALITY

	Quantity	Base Number	Contract	AT	Region	England
% of FP17s for the same patient ID Re-attending within 3 months - Children	68	1,137	6.0%	10.1%	11.9%	12.3%
% of FP17s for the same patient ID Re-attending within 3 months - Adults	403	5,053	8.0%	15.1%	16.6%	16.7%
% of FP17s for the same patient ID Re-attending between 3 & 9 months - Children	539	1,137	47.4%	61.3%	60.2%	57.6%
% of FP17s for the same patient ID Re-attending between 3 & 9 months - Adults	2,386	5,053	47.2%	52.5%	51.5%	50.1%
% of FP17s for Band 1 Urgent Courses	552	5,997	9.2%	8.2%	9.5%	9.1%
% of FP17s Relating to Free Repair or Replacements	20	5,997	0.3%	0.9%	0.7%	0.8%
% of FP17s Relating to Continuations	26	5,997	0.4%	1.4%	1.2%	1.2%
% of Patients satisfied with the dentistry they have received	26	26	100.0%	94.0%	93.1%	92.8%
% of Patients satisfied with the time they had to wait for an appointment	22	26	84.6%	89.4%	88.8%	88.7%

\* This is based on patients treated on this contract for their most recent course of treatment. Figures in italics indicate the base number of FP17s or Patient Questionnaire responses are less than 100. N/A is shown where the base number of responses is less than 10 during the period. % is calculated as Quantity/Base number\*100

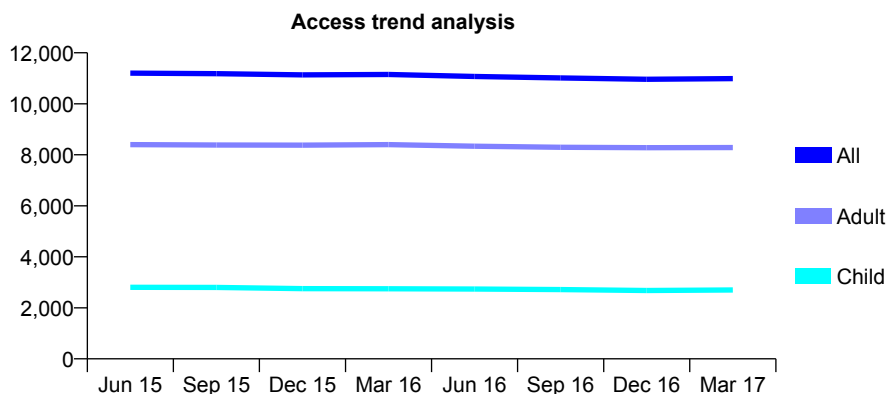
## Q65 - Vital Signs At a Glance Contract Report for 122165/0001 - March 2017

Name or company name	Passage House Dental Care
Contract type name	GDS Contract
Purpose of contract	General and Orthodontic
Contract start date	01/10/2008
Contract end date	

16/17 Contracted general activity (UDA)	28,767
Carry forward general activity (UDA)	620
16/17 Contracted orthodontic activity (UOA)	784
Carry forward orthodontic activity (UOA)	0
Baseline contract value	£759,896.18

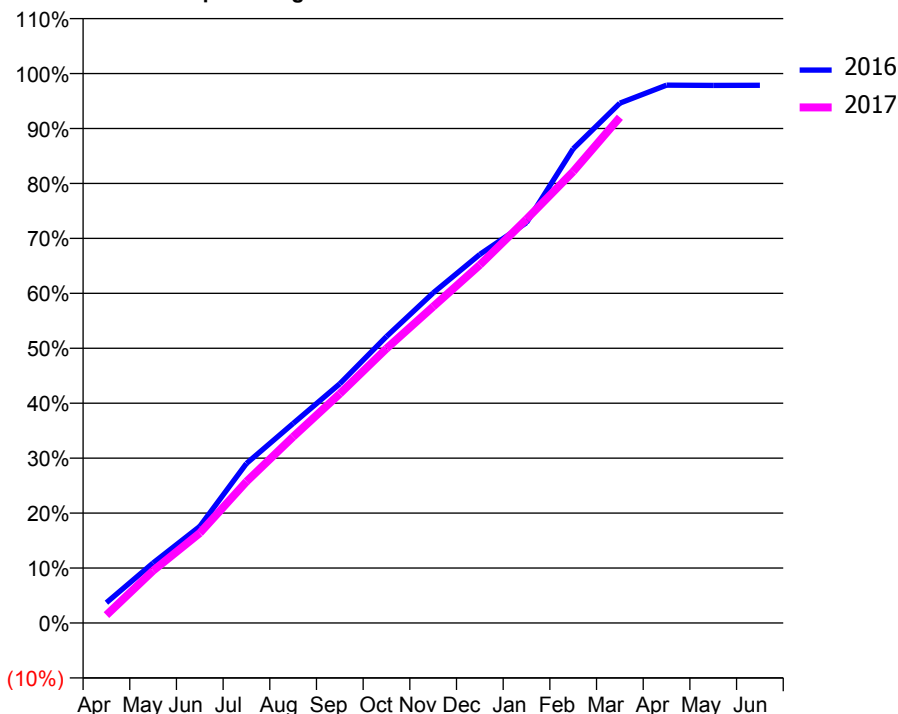
### ACCESS\*

Patients seen in 24 months	Total	Change since previous quarter
Quarter ending March 2016	11,148	
Quarter ending June 2016	11,073	→
Quarter ending September 2016	11,012	→
Quarter ending December 2016	10,960	→
Quarter ending March 2017	10,988	→
<b>Variance since March 2016</b>	<b>(1.4%)</b>	<b>↓</b>



### ACTIVITY

Cumulative percentage of contracted UDA delivered 2016 & 2017



Month	Adjusted Scheduled Activity (UDA)	
	2016	2017
April	1,064	415
May	3,144	2,739
June	5,054	4,712
July	8,350	7,404
August	10,450	9,749
September	12,527	12,004
October	14,999	14,367
November	17,282	16,563
December	19,299	18,747
January	20,959	21,143
February	24,827	23,637
March	27,218	26,476
April	28,160	
May	28,140	
June	28,147	

### QUALITY

	Quantity	Base Number	Contract	AT	Region	England
% of FP17s for the same patient ID Re-attending within 3 months - Children	467	4,436	10.5%	10.1%	11.9%	12.3%
% of FP17s for the same patient ID Re-attending within 3 months - Adults	2,172	13,501	16.1%	15.1%	16.6%	16.7%
% of FP17s for the same patient ID Re-attending between 3 & 9 months - Children	2,926	4,436	66.0%	61.3%	60.2%	57.6%
% of FP17s for the same patient ID Re-attending between 3 & 9 months - Adults	8,657	13,501	64.1%	52.5%	51.5%	50.1%
% of FP17s for Band 1 Urgent Courses	1,276	16,247	7.9%	8.2%	9.5%	9.1%
% of FP17s Relating to Free Repair or Replacements	210	16,247	1.3%	0.9%	0.7%	0.8%
% of FP17s Relating to Continuations	103	16,247	0.6%	1.4%	1.2%	1.2%
% of Patients satisfied with the dentistry they have received	35	38	92.1%	94.0%	93.1%	92.8%
% of Patients satisfied with the time they had to wait for an appointment	36	38	94.7%	89.4%	88.8%	88.7%

\* This is based on patients treated on this contract for their most recent course of treatment. Figures in italics indicate the base number of FP17s or Patient Questionnaire responses are less than 100. N/A is shown where the base number of responses is less than 10 during the period. % is calculated as Quantity/Base number\*100



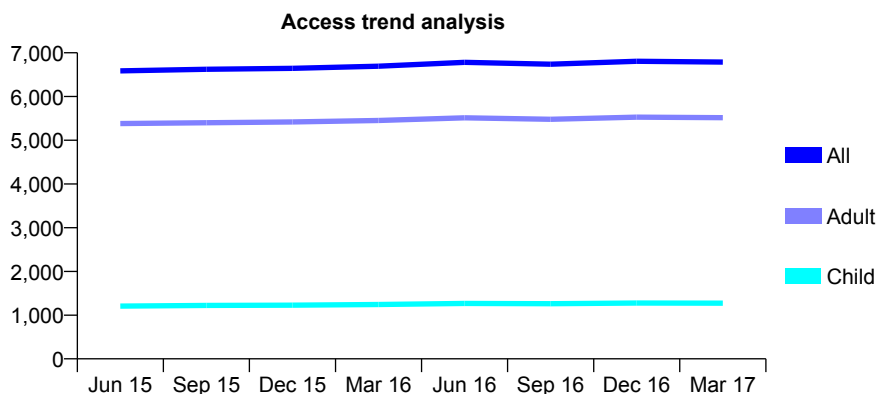
## Q65 - Vital Signs At a Glance Contract Report for 123870/0001 - March 2017

Name or company name	Bramcote Dental Practice
Contract type name	GDS Contract
Purpose of contract	General
Contract start date	01/01/2013
Contract end date	

16/17 Contracted general activity (UDA)	22,500
Carry forward general activity (UDA)	0
16/17 Contracted orthodontic activity (UOA)	0
Carry forward orthodontic activity (UOA)	0
Baseline contract value	£500,034.86

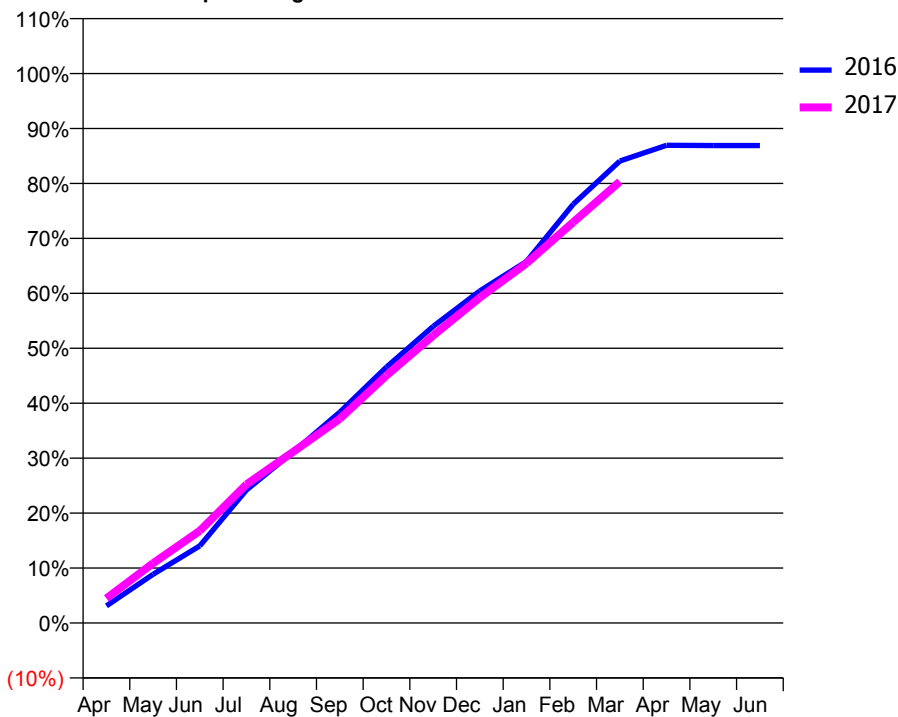
### ACCESS\*

Patients seen in 24 months	Total	Change since previous quarter
Quarter ending March 2016	6,694	
Quarter ending June 2016	6,781	→
Quarter ending September 2016	6,740	→
Quarter ending December 2016	6,805	→
Quarter ending March 2017	6,789	→
<b>Variance since March 2016</b>	<b>1.4%</b>	<b>→</b>



### ACTIVITY

Cumulative percentage of contracted UDA delivered 2016 & 2017



Month	Adjusted Scheduled Activity (UDA)	
	2016	2017
April	699	1,007
May	1,995	2,447
June	3,159	3,778
July	5,445	5,675
August	7,002	7,008
September	8,635	8,360
October	10,481	10,138
November	12,146	11,770
December	13,597	13,324
January	14,806	14,727
February	17,146	16,408
March	18,919	18,077
April	19,560	
May	19,549	
June	19,548	

### QUALITY

	Quantity	Base Number	Contract	AT	Region	England
% of FP17s for the same patient ID Re-attending within 3 months - Children	111	1,963	5.7%	10.1%	11.9%	12.3%
% of FP17s for the same patient ID Re-attending within 3 months - Adults	1,327	8,358	15.9%	15.1%	16.6%	16.7%
% of FP17s for the same patient ID Re-attending between 3 & 9 months - Children	1,255	1,963	63.9%	61.3%	60.2%	57.6%
% of FP17s for the same patient ID Re-attending between 3 & 9 months - Adults	4,473	8,358	53.5%	52.5%	51.5%	50.1%
% of FP17s for Band 1 Urgent Courses	1,162	9,988	11.6%	8.2%	9.5%	9.1%
% of FP17s Relating to Free Repair or Replacements	132	9,988	1.3%	0.9%	0.7%	0.8%
% of FP17s Relating to Continuations	98	9,988	1.0%	1.4%	1.2%	1.2%
% of Patients satisfied with the dentistry they have received	31	33	93.9%	94.0%	93.1%	92.8%
% of Patients satisfied with the time they had to wait for an appointment	30	33	90.9%	89.4%	88.8%	88.7%

\* This is based on patients treated on this contract for their most recent course of treatment. Figures in italics indicate the base number of FP17s or Patient Questionnaire responses are less than 100. N/A is shown where the base number of responses is less than 10 during the period. % is calculated as Quantity/Base number\*100

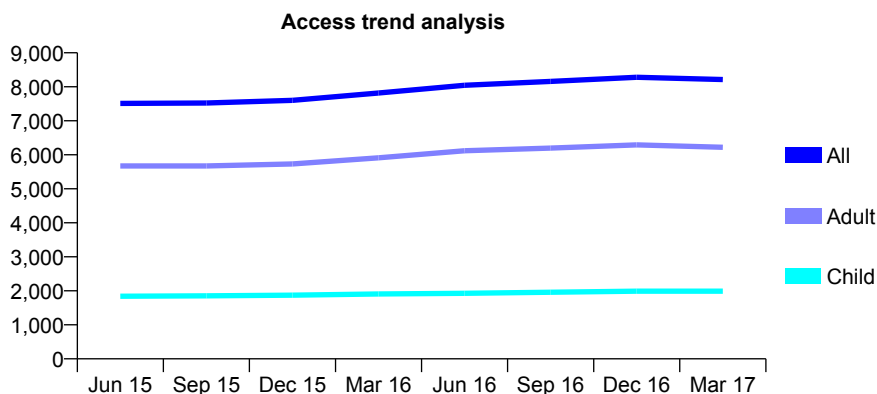
## Q65 - Vital Signs At a Glance Contract Report for 125385/0005 - March 2017

Name or company name	Dr Michael Frain Ltd
Contract type name	GDS Contract
Purpose of contract	General
Contract start date	01/04/2008
Contract end date	

16/17 Contracted general activity (UDA)	22,571
Carry forward general activity (UDA)	406
16/17 Contracted orthodontic activity (UOA)	0
Carry forward orthodontic activity (UOA)	0
Baseline contract value	£464,505.26

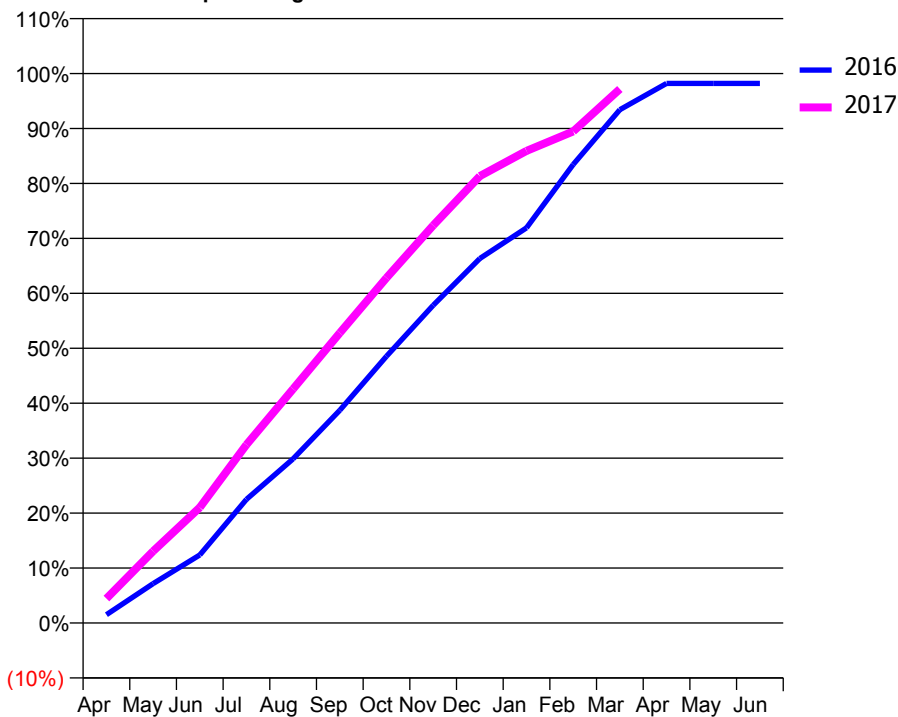
### ACCESS\*

Patients seen in 24 months	Total	Change since previous quarter
Quarter ending March 2016	7,819	
Quarter ending June 2016	8,046	↑
Quarter ending September 2016	8,157	→
Quarter ending December 2016	8,282	→
Quarter ending March 2017	8,214	→
<b>Variance since March 2016</b>	<b>5.1%</b>	<b>↑</b>



### ACTIVITY

Cumulative percentage of contracted UDA delivered 2016 & 2017



Month	Adjusted Scheduled Activity (UDA)	
	2016	2017
April	343	1,007
May	1,618	2,947
June	2,798	4,747
July	5,081	7,328
August	6,746	9,616
September	8,740	11,917
October	10,956	14,178
November	13,051	16,331
December	14,973	18,359
January	16,232	19,394
February	18,834	20,191
March	21,082	21,934
April	22,166	
May	22,163	
June	22,165	

### QUALITY

	Quantity	Base Number	Contract	AT	Region	England
% of FP17s for the same patient ID Re-attending within 3 months - Children	128	2,882	4.4%	10.1%	11.9%	12.3%
% of FP17s for the same patient ID Re-attending within 3 months - Adults	906	7,808	11.6%	15.1%	16.6%	16.7%
% of FP17s for the same patient ID Re-attending between 3 & 9 months - Children	1,241	2,882	43.1%	61.3%	60.2%	57.6%
% of FP17s for the same patient ID Re-attending between 3 & 9 months - Adults	3,020	7,808	38.7%	52.5%	51.5%	50.1%
% of FP17s for Band 1 Urgent Courses	749	10,210	7.3%	8.2%	9.5%	9.1%
% of FP17s Relating to Free Repair or Replacements	90	10,210	0.9%	0.9%	0.7%	0.8%
% of FP17s Relating to Continuations	97	10,210	1.0%	1.4%	1.2%	1.2%
% of Patients satisfied with the dentistry they have received	23	23	100.0%	94.0%	93.1%	92.8%
% of Patients satisfied with the time they had to wait for an appointment	22	23	95.7%	89.4%	88.8%	88.7%

\* This is based on patients treated on this contract for their most recent course of treatment. Figures in italics indicate the base number of FP17s or Patient Questionnaire responses are less than 100. N/A is shown where the base number of responses is less than 10 during the period. % is calculated as Quantity/Base number\*100

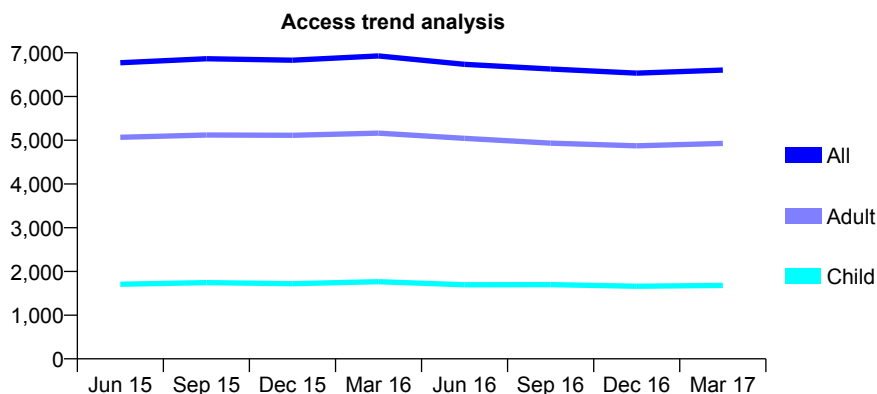
## Q65 - Vital Signs At a Glance Contract Report for 126322/0001 - March 2017

Name or company name	Bishopsworth Dental Surgery
Contract type name	GDS Contract
Purpose of contract	General
Contract start date	01/04/2010
Contract end date	

16/17 Contracted general activity (UDA)	29,014
Carry forward general activity (UDA)	0
16/17 Contracted orthodontic activity (UOA)	0
Carry forward orthodontic activity (UOA)	0
Baseline contract value	£648,617.67

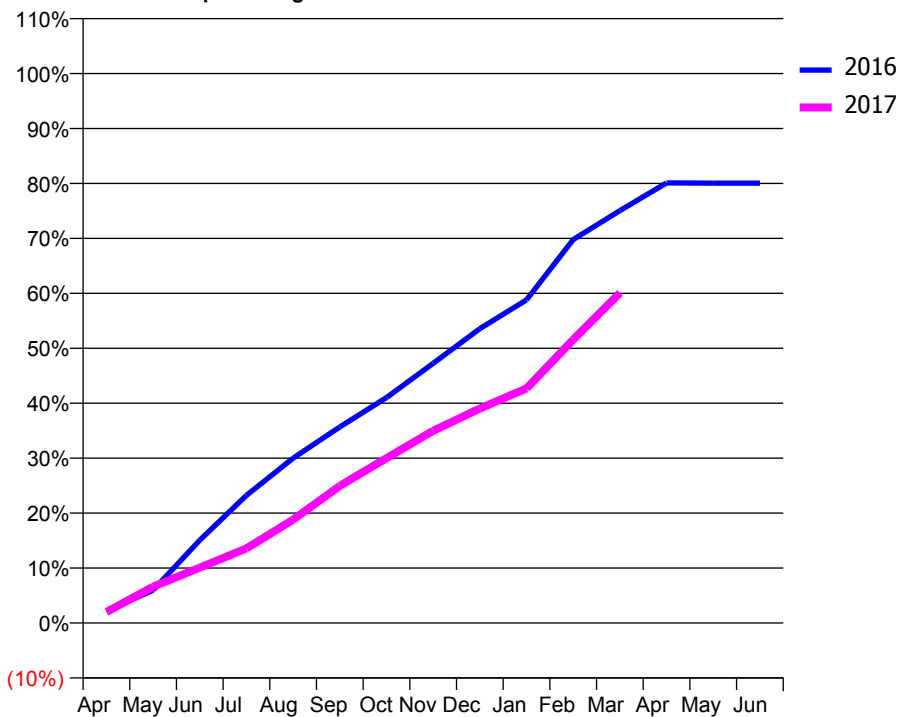
### ACCESS\*

Patients seen in 24 months	Total	Change since previous quarter
Quarter ending March 2016	6,929	
Quarter ending June 2016	6,735	↓
Quarter ending September 2016	6,630	↓
Quarter ending December 2016	6,536	↓
Quarter ending March 2017	6,604	→
<b>Variance since March 2016</b>	<b>(4.7%)</b>	<b>↓</b>



### ACTIVITY

Cumulative percentage of contracted UDA delivered 2016 & 2017



Month	Adjusted Scheduled Activity (UDA)	
	2016	2017
April	696	579
May	1,912	1,921
June	4,834	2,928
July	7,444	3,941
August	9,611	5,457
September	11,426	7,245
October	13,140	8,708
November	15,134	10,147
December	17,156	11,324
January	18,834	12,390
February	22,346	14,969
March	24,037	17,430
April	25,655	
May	25,640	
June	25,640	

### QUALITY

	Quantity	Base Number	Contract	AT	Region	England
% of FP17s for the same patient ID Re-attending within 3 months - Children	142	2,233	6.4%	10.1%	11.9%	12.3%
% of FP17s for the same patient ID Re-attending within 3 months - Adults	692	6,361	10.9%	15.1%	16.6%	16.7%
% of FP17s for the same patient ID Re-attending between 3 & 9 months - Children	1,304	2,233	58.4%	61.3%	60.2%	57.6%
% of FP17s for the same patient ID Re-attending between 3 & 9 months - Adults	3,796	6,361	59.7%	52.5%	51.5%	50.1%
% of FP17s for Band 1 Urgent Courses	661	8,057	8.2%	8.2%	9.5%	9.1%
% of FP17s Relating to Free Repair or Replacements	57	8,057	0.7%	0.9%	0.7%	0.8%
% of FP17s Relating to Continuations	39	8,057	0.5%	1.4%	1.2%	1.2%
% of Patients satisfied with the dentistry they have received	10	11	90.9%	94.0%	93.1%	92.8%
% of Patients satisfied with the time they had to wait for an appointment	10	11	90.9%	89.4%	88.8%	88.7%

\* This is based on patients treated on this contract for their most recent course of treatment. Figures in italics indicate the base number of FP17s or Patient Questionnaire responses are less than 100. N/A is shown where the base number of responses is less than 10 during the period. % is calculated as Quantity/Base number\*100

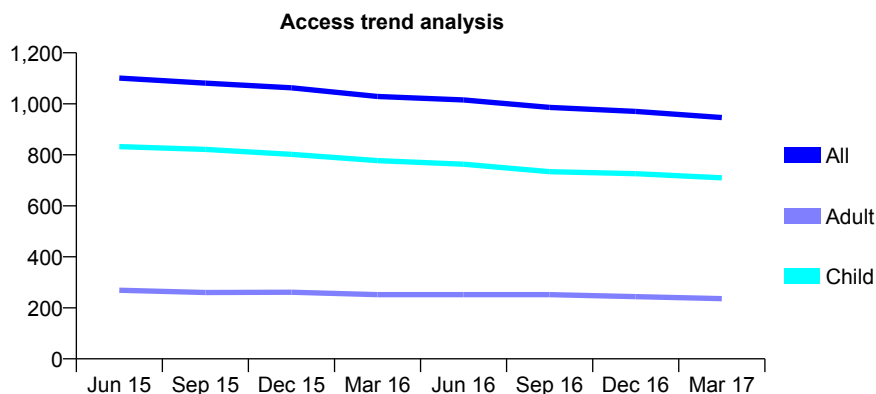
## Q65 - Vital Signs At a Glance Contract Report for 126373/0001 - March 2017

Name or company name	Welshmill Dental Practice
Contract type name	GDS Contract
Purpose of contract	General
Contract start date	01/04/2006
Contract end date	

16/17 Contracted general activity (UDA)	3,700
Carry forward general activity (UDA)	0
16/17 Contracted orthodontic activity (UOA)	0
Carry forward orthodontic activity (UOA)	0
Baseline contract value	£88,173.73

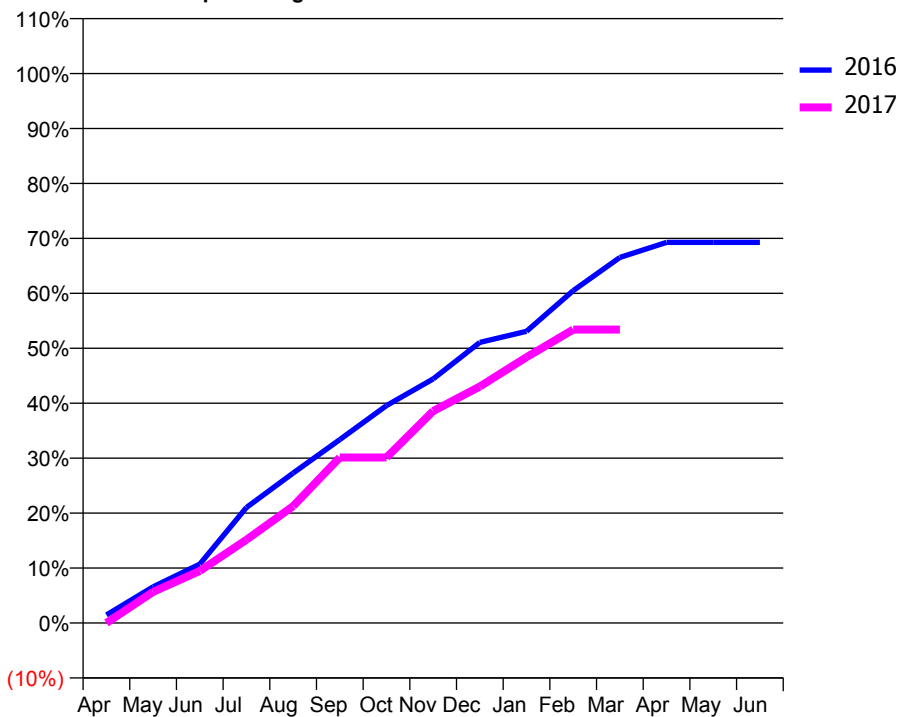
### ACCESS\*

Patients seen in 24 months	Total	Change since previous quarter
Quarter ending March 2016	1,029	
Quarter ending June 2016	1,015	↓
Quarter ending September 2016	986	↓
Quarter ending December 2016	970	↓
Quarter ending March 2017	946	↓
<b>Variance since March 2016</b>	<b>(8.1%)</b>	<b>↓</b>



### ACTIVITY

Cumulative percentage of contracted UDA delivered 2016 & 2017



Month	Adjusted Scheduled Activity (UDA)	
	2016	2017
April	54	0
May	244	210
June	396	351
July	778	561
August	1,010	787
September	1,235	1,115
October	1,464	1,115
November	1,644	1,427
December	1,889	1,593
January	1,964	1,790
February	2,238	1,976
March	2,461	1,976
April	2,563	
May	2,563	
June	2,563	

### QUALITY

	Quantity	Base Number	Contract	AT	Region	England
% of FP17s for the same patient ID Re-attending within 3 months - Children	73	1,120	6.5%	10.1%	11.9%	12.3%
% of FP17s for the same patient ID Re-attending within 3 months - Adults	54	265	20.4%	15.1%	16.6%	16.7%
% of FP17s for the same patient ID Re-attending between 3 & 9 months - Children	831	1,120	74.2%	61.3%	60.2%	57.6%
% of FP17s for the same patient ID Re-attending between 3 & 9 months - Adults	176	265	66.4%	52.5%	51.5%	50.1%
% of FP17s for Band 1 Urgent Courses	55	1,316	4.2%	8.2%	9.5%	9.1%
% of FP17s Relating to Free Repair or Replacements	0	1,316	0.0%	0.9%	0.7%	0.8%
% of FP17s Relating to Continuations	26	1,316	2.0%	1.4%	1.2%	1.2%
% of Patients satisfied with the dentistry they have received	2	2	N/A	94.0%	93.1%	92.8%
% of Patients satisfied with the time they had to wait for an appointment	2	2	N/A	89.4%	88.8%	88.7%

\* This is based on patients treated on this contract for their most recent course of treatment. Figures in italics indicate the base number of FP17s or Patient Questionnaire responses are less than 100. N/A is shown where the base number of responses is less than 10 during the period. % is calculated as Quantity/Base number\*100

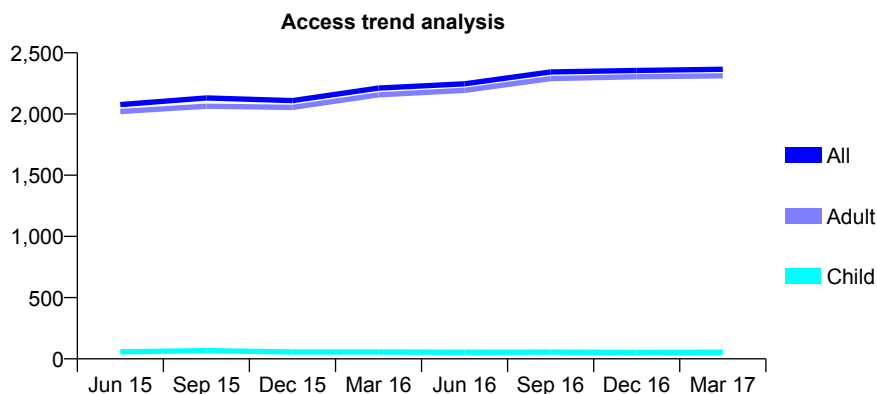
## Q65 - Vital Signs At a Glance Contract Report for 126705/0001 - March 2017

Name or company name	BASDAC LLP
Contract type name	PDS Contract
Purpose of contract	General
Contract start date	01/10/2012
Contract end date	30/09/2022

16/17 Contracted general activity (UDA)	7,025
Carry forward general activity (UDA)	-94
16/17 Contracted orthodontic activity (UOA)	0
Carry forward orthodontic activity (UOA)	0
Baseline contract value	£466,956.34

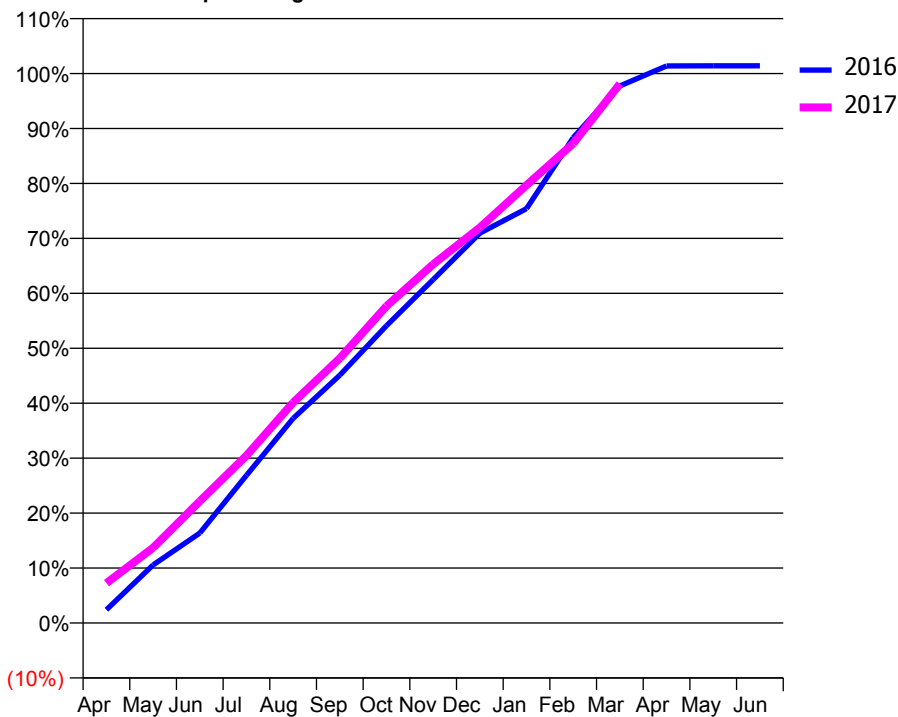
### ACCESS\*

Patients seen in 24 months	Total	Change since previous quarter
Quarter ending March 2016	2,212	
Quarter ending June 2016	2,247	→
Quarter ending September 2016	2,344	↑
Quarter ending December 2016	2,356	→
Quarter ending March 2017	2,366	→
<b>Variance since March 2016</b>	7.0%	↑



### ACTIVITY

Cumulative percentage of contracted UDA delivered 2016 & 2017



Month	Adjusted Scheduled Activity (UDA)	
	2016	2017
April	163	510
May	710	963
June	1,101	1,557
July	1,808	2,140
August	2,504	2,818
September	3,032	3,385
October	3,638	4,052
November	4,202	4,587
December	4,771	5,055
January	5,072	5,598
February	5,940	6,129
March	6,572	6,893
April	6,818	
May	6,819	
June	6,819	

### QUALITY

	Quantity	Base Number	Contract	AT	Region	England
% of FP17s for the same patient ID Re-attending within 3 months - Children	0	53	0.0%	10.1%	11.9%	12.3%
% of FP17s for the same patient ID Re-attending within 3 months - Adults	18	2,341	0.8%	15.1%	16.6%	16.7%
% of FP17s for the same patient ID Re-attending between 3 & 9 months - Children	1	53	1.9%	61.3%	60.2%	57.6%
% of FP17s for the same patient ID Re-attending between 3 & 9 months - Adults	15	2,341	0.6%	52.5%	51.5%	50.1%
% of FP17s for Band 1 Urgent Courses	10	2,307	0.4%	8.2%	9.5%	9.1%
% of FP17s Relating to Free Repair or Replacements	1	2,307	0.0%	0.9%	0.7%	0.8%
% of FP17s Relating to Continuations	6	2,307	0.3%	1.4%	1.2%	1.2%
% of Patients satisfied with the dentistry they have received	0	0	N/A	94.0%	93.1%	92.8%
% of Patients satisfied with the time they had to wait for an appointment	0	0	N/A	89.4%	88.8%	88.7%

\* This is based on patients treated on this contract for their most recent course of treatment. Figures in italics indicate the base number of FP17s or Patient Questionnaire responses are less than 100. N/A is shown where the base number of responses is less than 10 during the period. % is calculated as Quantity/Base number\*100

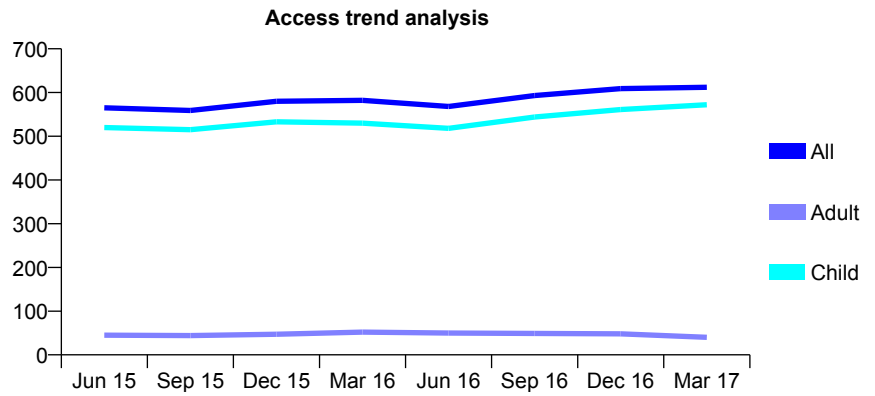
## Q65 - Vital Signs At a Glance Contract Report for 127507/0001 - March 2017

Name or company name	Andrew Horne
Contract type name	GDS Contract
Purpose of contract	General
Contract start date	01/04/2009
Contract end date	

16/17 Contracted general activity (UDA)	1,322
Carry forward general activity (UDA)	0
16/17 Contracted orthodontic activity (UOA)	0
Carry forward orthodontic activity (UOA)	0
Baseline contract value	£37,706.16

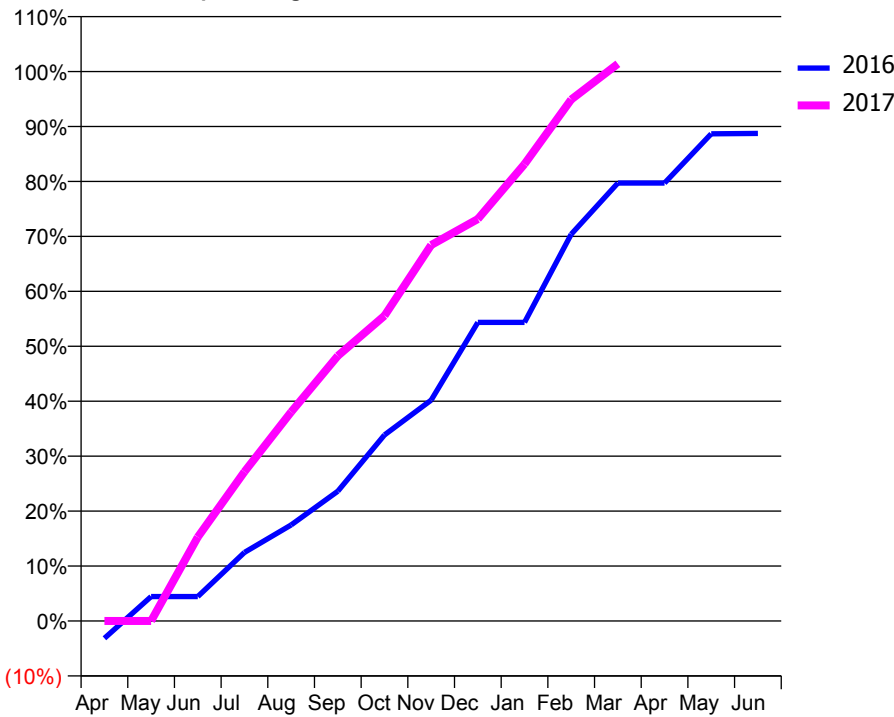
### ACCESS\*

Patients seen in 24 months	Total	Change since previous quarter
Quarter ending March 2016	582	
Quarter ending June 2016	568	↓
Quarter ending September 2016	593	↑
Quarter ending December 2016	609	↑
Quarter ending March 2017	612	→
<b>Variance since March 2016</b>	<b>5.2%</b>	<b>↑</b>



### ACTIVITY

Cumulative percentage of contracted UDA delivered 2016 & 2017



Month	Adjusted Scheduled Activity (UDA)	
	2016	2017
April	-42	0
May	59	0
June	59	202
July	165	359
August	231	503
September	312	638
October	448	734
November	531	904
December	719	967
January	719	1,099
February	931	1,254
March	1,054	1,340
April	1,054	
May	1,172	
June	1,173	

### QUALITY

	Quantity	Base Number	Contract	AT	Region	England
% of FP17s for the same patient ID Re-attending within 3 months - Children	104	942	11.0%	10.1%	11.9%	12.3%
% of FP17s for the same patient ID Re-attending within 3 months - Adults	0	1	0.0%	15.1%	16.6%	16.7%
% of FP17s for the same patient ID Re-attending between 3 & 9 months - Children	555	942	58.9%	61.3%	60.2%	57.6%
% of FP17s for the same patient ID Re-attending between 3 & 9 months - Adults	1	1	100.0%	52.5%	51.5%	50.1%
% of FP17s for Band 1 Urgent Courses	27	847	3.2%	8.2%	9.5%	9.1%
% of FP17s Relating to Free Repair or Replacements	0	847	0.0%	0.9%	0.7%	0.8%
% of FP17s Relating to Continuations	0	847	0.0%	1.4%	1.2%	1.2%
% of Patients satisfied with the dentistry they have received	0	0	N/A	94.0%	93.1%	92.8%
% of Patients satisfied with the time they had to wait for an appointment	0	0	N/A	89.4%	88.8%	88.7%

\* This is based on patients treated on this contract for their most recent course of treatment. Figures in italics indicate the base number of FP17s or Patient Questionnaire responses are less than 100. N/A is shown where the base number of responses is less than 10 during the period. % is calculated as Quantity/Base number\*100

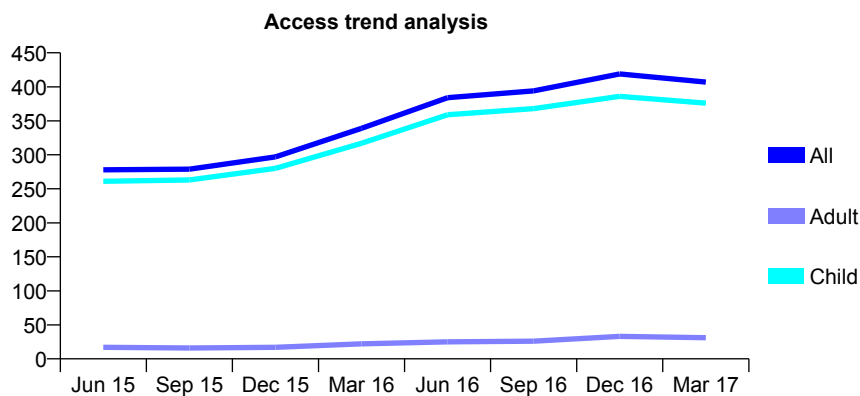
## Q65 - Vital Signs At a Glance Contract Report for 129496/0001 - March 2017

Name or company name	Smile Solutions Orthodontics
Contract type name	PDS Contract
Purpose of contract	General and Orthodontic
Contract start date	01/04/2006
Contract end date	31/03/2018

16/17 Contracted general activity (UDA)	900
Carry forward general activity (UDA)	6
16/17 Contracted orthodontic activity (UOA)	8,008
Carry forward orthodontic activity (UOA)	58
Baseline contract value	£560,703.08

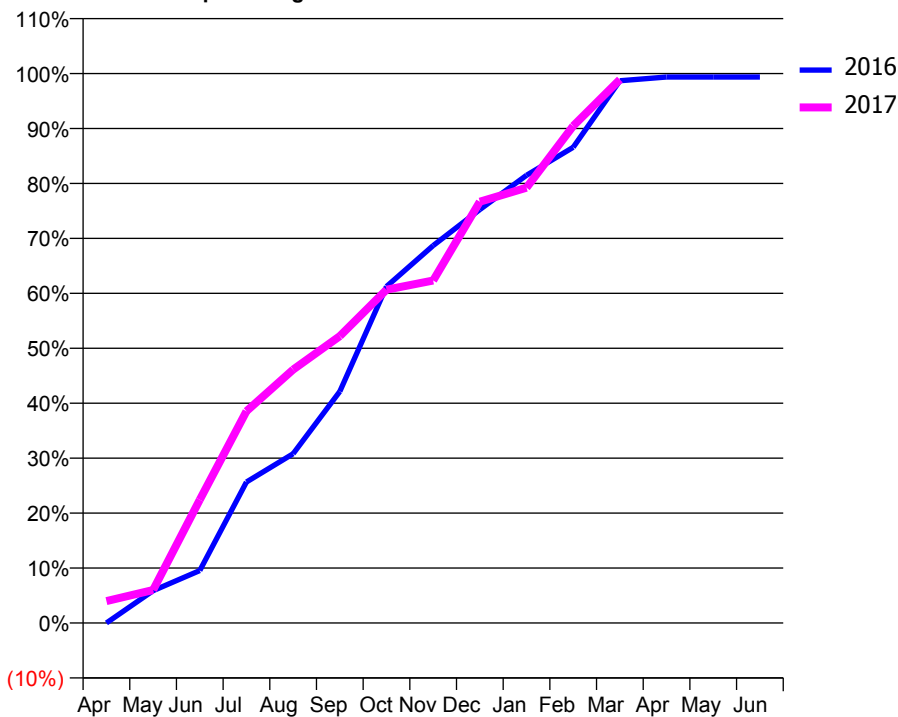
### ACCESS\*

Patients seen in 24 months	Total	Change since previous quarter
Quarter ending March 2016	339	
Quarter ending June 2016	384	↑
Quarter ending September 2016	394	↑
Quarter ending December 2016	419	↑
Quarter ending March 2017	407	↓
<b>Variance since March 2016</b>	<b>20.1%</b>	<b>↑</b>



### ACTIVITY

Cumulative percentage of contracted UDA delivered 2016 & 2017



Adjusted Scheduled Activity (UDA)

Month	2016	2017
April	0	36
May	53	54
June	86	202
July	231	347
August	277	415
September	379	470
October	551	546
November	618	561
December	677	690
January	733	713
February	779	814
March	888	890
April	894	
May	894	
June	894	

### QUALITY

	Quantity	Base Number	Contract	AT	Region	England
% of FP17s for the same patient ID Re-attending within 3 months - Children	306	1,598	19.1%	10.1%	11.9%	12.3%
% of FP17s for the same patient ID Re-attending within 3 months - Adults	1	11	9.1%	15.1%	16.6%	16.7%
% of FP17s for the same patient ID Re-attending between 3 & 9 months - Children	76	1,598	4.8%	61.3%	60.2%	57.6%
% of FP17s for the same patient ID Re-attending between 3 & 9 months - Adults	3	11	27.3%	52.5%	51.5%	50.1%
% of FP17s for Band 1 Urgent Courses	0	388	0.0%	8.2%	9.5%	9.1%
% of FP17s Relating to Free Repair or Replacements	0	388	0.0%	0.9%	0.7%	0.8%
% of FP17s Relating to Continuations	0	388	0.0%	1.4%	1.2%	1.2%
% of Patients satisfied with the dentistry they have received	1	1	N/A	94.0%	93.1%	92.8%
% of Patients satisfied with the time they had to wait for an appointment	1	1	N/A	89.4%	88.8%	88.7%

\* This is based on patients treated on this contract for their most recent course of treatment. Figures in italics indicate the base number of FP17s or Patient Questionnaire responses are less than 100. N/A is shown where the base number of responses is less than 10 during the period. % is calculated as Quantity/Base number\*100

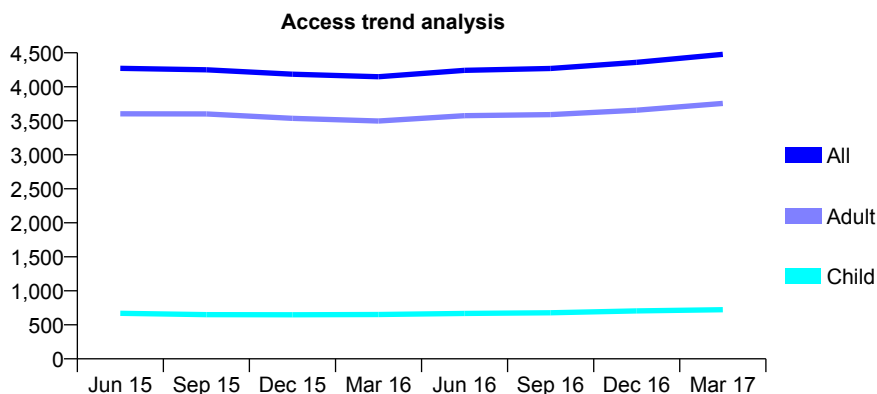
## Q65 - Vital Signs At a Glance Contract Report for 129690/0001 - March 2017

Name or company name	Dulverton Dental Practice Ltd
Contract type name	GDS Contract
Purpose of contract	General and Orthodontic
Contract start date	02/04/2007
Contract end date	

16/17 Contracted general activity (UDA)	16,500
Carry forward general activity (UDA)	0
16/17 Contracted orthodontic activity (UOA)	504
Carry forward orthodontic activity (UOA)	0
Baseline contract value	£488,785.12

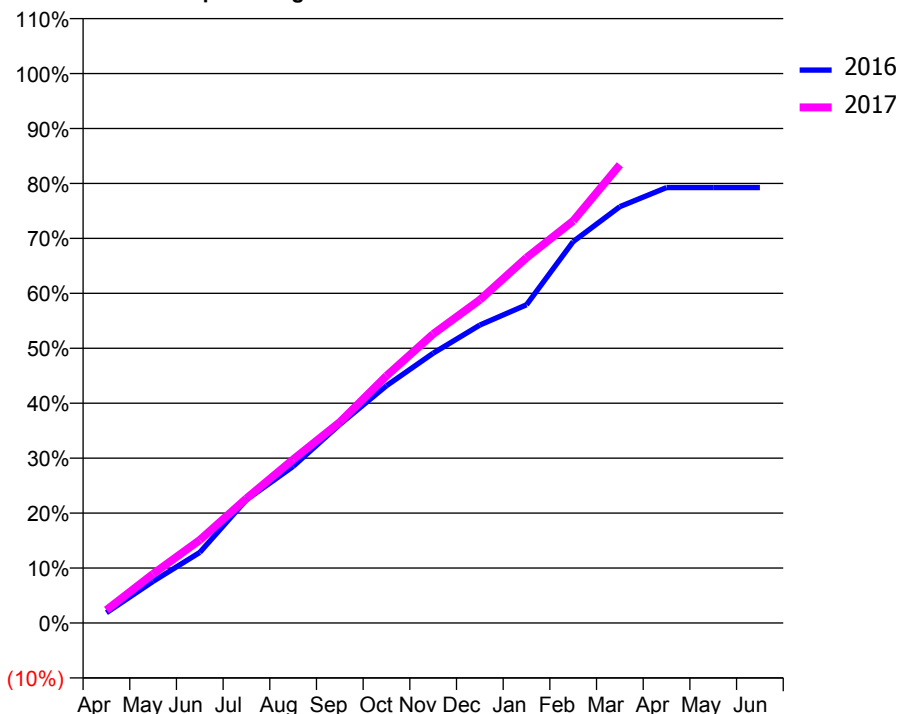
### ACCESS\*

Patients seen in 24 months	Total	Change since previous quarter
Quarter ending March 2016	4,149	
Quarter ending June 2016	4,243	↑
Quarter ending September 2016	4,269	→
Quarter ending December 2016	4,360	↑
Quarter ending March 2017	4,477	↑
<b>Variance since March 2016</b>	<b>7.9%</b>	<b>↑</b>



### ACTIVITY

Cumulative percentage of contracted UDA delivered 2016 & 2017



Month	Adjusted Scheduled Activity (UDA)	
	2016	2017
April	312	392
May	1,249	1,476
June	2,119	2,491
July	3,700	3,741
August	4,701	4,910
September	5,965	6,031
October	7,124	7,422
November	8,103	8,677
December	8,947	9,705
January	9,556	10,968
February	11,452	12,075
March	12,501	13,758
April	13,076	
May	13,076	
June	13,075	

### QUALITY

	Quantity	Base Number	Contract	AT	Region	England
% of FP17s for the same patient ID Re-attending within 3 months - Children	238	1,275	18.7%	10.1%	11.9%	12.3%
% of FP17s for the same patient ID Re-attending within 3 months - Adults	1,166	5,599	20.8%	15.1%	16.6%	16.7%
% of FP17s for the same patient ID Re-attending between 3 & 9 months - Children	682	1,275	53.5%	61.3%	60.2%	57.6%
% of FP17s for the same patient ID Re-attending between 3 & 9 months - Adults	2,387	5,599	42.6%	52.5%	51.5%	50.1%
% of FP17s for Band 1 Urgent Courses	786	6,536	12.0%	8.2%	9.5%	9.1%
% of FP17s Relating to Free Repair or Replacements	105	6,536	1.6%	0.9%	0.7%	0.8%
% of FP17s Relating to Continuations	89	6,536	1.4%	1.4%	1.2%	1.2%
% of Patients satisfied with the dentistry they have received	13	14	92.9%	94.0%	93.1%	92.8%
% of Patients satisfied with the time they had to wait for an appointment	12	14	85.7%	89.4%	88.8%	88.7%

\* This is based on patients treated on this contract for their most recent course of treatment. Figures in italics indicate the base number of FP17s or Patient Questionnaire responses are less than 100. N/A is shown where the base number of responses is less than 10 during the period. % is calculated as Quantity/Base number\*100



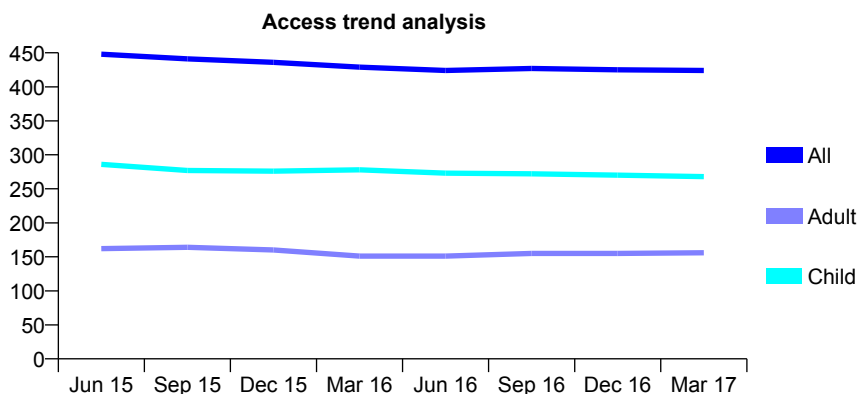
## Q65 - Vital Signs At a Glance Contract Report for 130281/0001 - March 2017

Name or company name	PDSP 1864
Contract type name	GDS Contract
Purpose of contract	General
Contract start date	01/08/2010
Contract end date	

16/17 Contracted general activity (UDA)	1,100
Carry forward general activity (UDA)	0
16/17 Contracted orthodontic activity (UOA)	0
Carry forward orthodontic activity (UOA)	0
Baseline contract value	£25,313.54

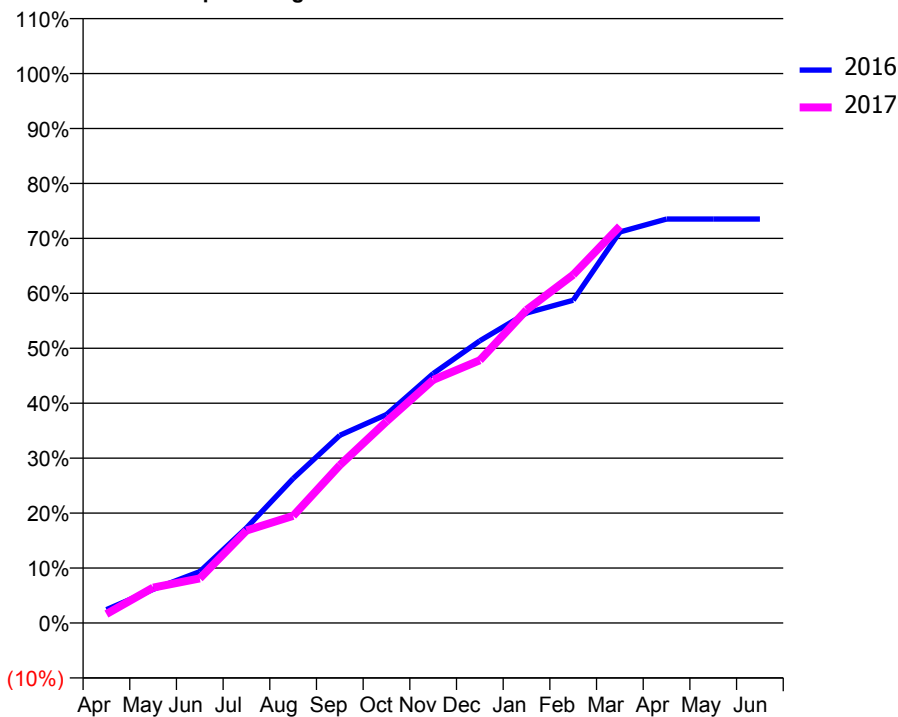
### ACCESS\*

Patients seen in 24 months	Total	Change since previous quarter
Quarter ending March 2016	429	
Quarter ending June 2016	424	↓
Quarter ending September 2016	427	→
Quarter ending December 2016	425	→
Quarter ending March 2017	424	→
<b>Variance since March 2016</b>	<b>(1.2%)</b>	<b>↓</b>



### ACTIVITY

Cumulative percentage of contracted UDA delivered 2016 & 2017



Adjusted Scheduled Activity (UDA)

Month	2016	2017
April	29	18
May	73	71
June	112	89
July	208	185
August	316	214
September	410	316
October	455	404
November	545	487
December	616	526
January	677	627
February	705	697
March	854	794
April	882	
May	882	
June	882	

### QUALITY

	Quantity	Base Number	Contract	AT	Region	England
% of FP17s for the same patient ID Re-attending within 3 months - Children	30	426	7.0%	10.1%	11.9%	12.3%
% of FP17s for the same patient ID Re-attending within 3 months - Adults	29	156	18.6%	15.1%	16.6%	16.7%
% of FP17s for the same patient ID Re-attending between 3 & 9 months - Children	257	426	60.3%	61.3%	60.2%	57.6%
% of FP17s for the same patient ID Re-attending between 3 & 9 months - Adults	66	156	42.3%	52.5%	51.5%	50.1%
% of FP17s for Band 1 Urgent Courses	42	566	7.4%	8.2%	9.5%	9.1%
% of FP17s Relating to Free Repair or Replacements	0	566	0.0%	0.9%	0.7%	0.8%
% of FP17s Relating to Continuations	1	566	0.2%	1.4%	1.2%	1.2%
% of Patients satisfied with the dentistry they have received	2	2	N/A	94.0%	93.1%	92.8%
% of Patients satisfied with the time they had to wait for an appointment	2	2	N/A	89.4%	88.8%	88.7%

\* This is based on patients treated on this contract for their most recent course of treatment. Figures in italics indicate the base number of FP17s or Patient Questionnaire responses are less than 100. N/A is shown where the base number of responses is less than 10 during the period. % is calculated as Quantity/Base number\*100

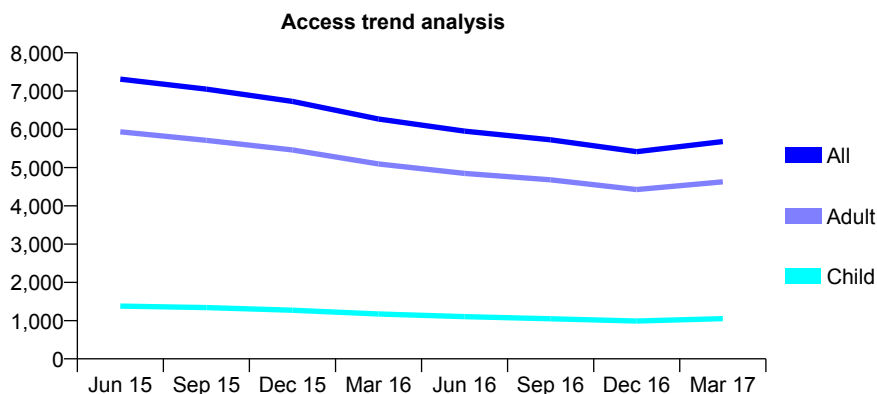
## Q65 - Vital Signs At a Glance Contract Report for 131504/0001 - March 2017

Name or company name	Clevedon Dental Care
Contract type name	GDS Contract
Purpose of contract	General
Contract start date	01/04/2010
Contract end date	

16/17 Contracted general activity (UDA)	22,315
Carry forward general activity (UDA)	0
16/17 Contracted orthodontic activity (UOA)	0
Carry forward orthodontic activity (UOA)	0
Baseline contract value	£461,189.36

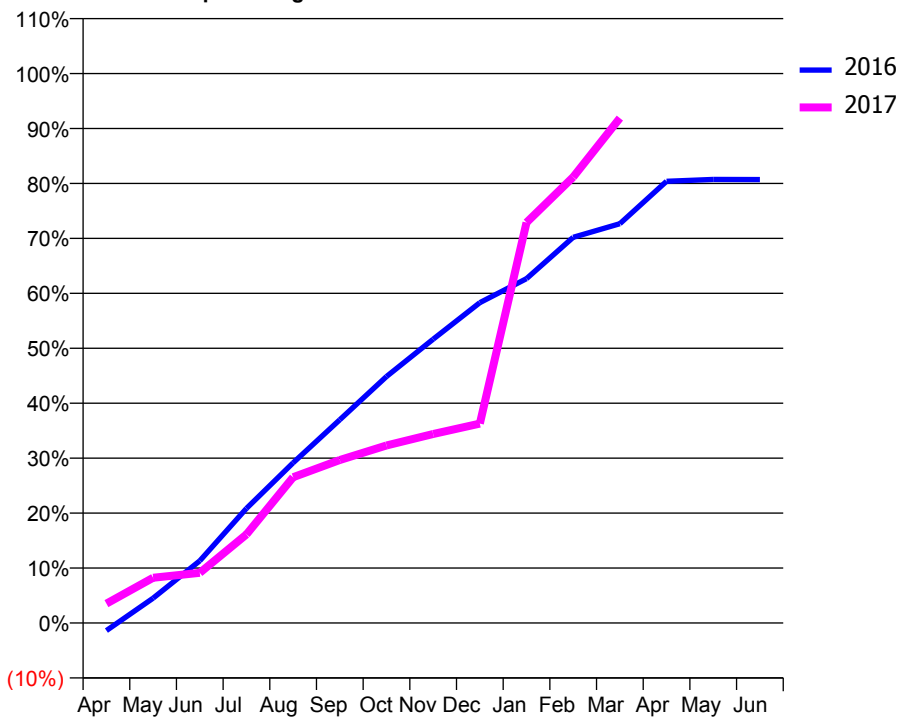
### ACCESS\*

Patients seen in 24 months	Total	Change since previous quarter
Quarter ending March 2016	6,268	
Quarter ending June 2016	5,951	↓
Quarter ending September 2016	5,725	↓
Quarter ending December 2016	5,415	↓
Quarter ending March 2017	5,679	↑
<b>Variance since March 2016</b>	<b>(9.4%)</b>	<b>↓</b>



### ACTIVITY

Cumulative percentage of contracted UDA delivered 2016 & 2017



Month	Adjusted Scheduled Activity (UDA)	
	2016	2017
April	-313	786
May	1,008	1,841
June	2,524	2,039
July	4,654	3,600
August	6,506	5,924
September	8,254	6,620
October	10,012	7,208
November	11,524	7,677
December	13,009	8,099
January	13,987	16,264
February	15,663	18,113
March	16,217	20,506
April	17,938	
May	18,015	
June	18,007	

### QUALITY

	Quantity	Base Number	Contract	AT	Region	England
% of FP17s for the same patient ID Re-attending within 3 months - Children	133	1,823	7.3%	10.1%	11.9%	12.3%
% of FP17s for the same patient ID Re-attending within 3 months - Adults	1,182	7,580	15.6%	15.1%	16.6%	16.7%
% of FP17s for the same patient ID Re-attending between 3 & 9 months - Children	1,009	1,823	55.3%	61.3%	60.2%	57.6%
% of FP17s for the same patient ID Re-attending between 3 & 9 months - Adults	3,899	7,580	51.4%	52.5%	51.5%	50.1%
% of FP17s for Band 1 Urgent Courses	545	8,477	6.4%	8.2%	9.5%	9.1%
% of FP17s Relating to Free Repair or Replacements	121	8,477	1.4%	0.9%	0.7%	0.8%
% of FP17s Relating to Continuations	205	8,477	2.4%	1.4%	1.2%	1.2%
% of Patients satisfied with the dentistry they have received	16	17	94.1%	94.0%	93.1%	92.8%
% of Patients satisfied with the time they had to wait for an appointment	10	17	58.8%	89.4%	88.8%	88.7%

\* This is based on patients treated on this contract for their most recent course of treatment. Figures in italics indicate the base number of FP17s or Patient Questionnaire responses are less than 100. N/A is shown where the base number of responses is less than 10 during the period. % is calculated as Quantity/Base number\*100

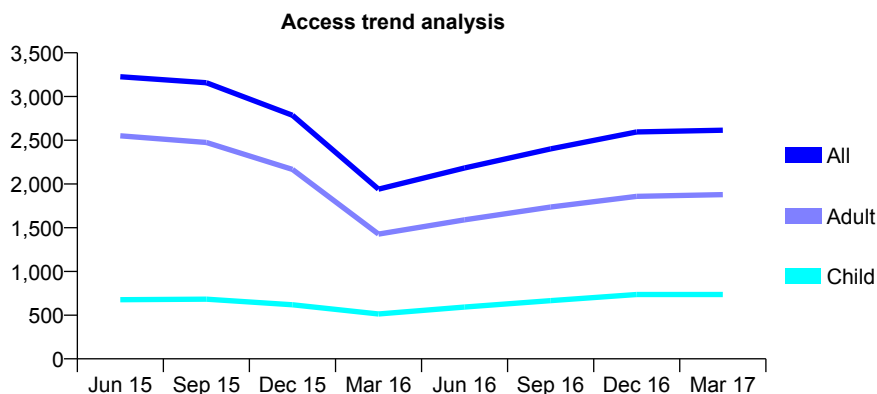
## Q65 - Vital Signs At a Glance Contract Report for 131563/0001 - March 2017

Name or company name	Broadwalk Dental Centre Practice Partners
Contract type name	GDS Contract
Purpose of contract	General
Contract start date	01/04/2008
Contract end date	

16/17 Contracted general activity (UDA)	10,000
Carry forward general activity (UDA)	0
16/17 Contracted orthodontic activity (UOA)	0
Carry forward orthodontic activity (UOA)	0
Baseline contract value	£234,258.46

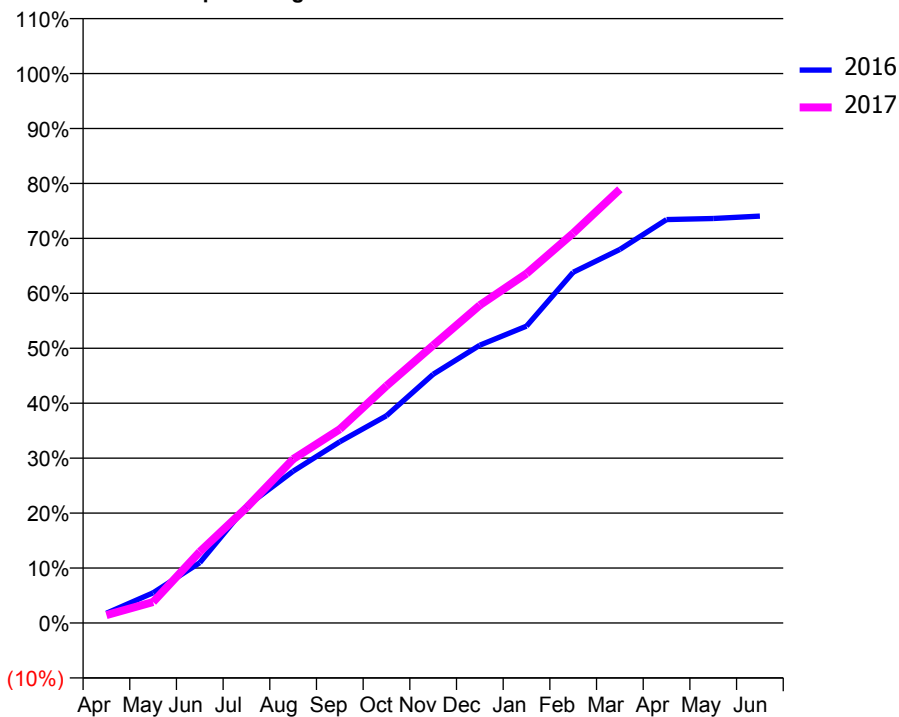
### ACCESS\*

Patients seen in 24 months	Total	Change since previous quarter
Quarter ending March 2016	1,940	
Quarter ending June 2016	2,183	↑
Quarter ending September 2016	2,401	↑
Quarter ending December 2016	2,595	↑
Quarter ending March 2017	2,614	→
<b>Variance since March 2016</b>	<b>34.7%</b>	<b>↑</b>



### ACTIVITY

Cumulative percentage of contracted UDA delivered 2016 & 2017



Month	Adjusted Scheduled Activity (UDA)	
	2016	2017
April	178	143
May	551	383
June	1,097	1,296
July	2,125	2,099
August	2,762	2,985
September	3,299	3,527
October	3,771	4,316
November	4,528	5,053
December	5,057	5,783
January	5,402	6,360
February	6,383	7,095
March	6,799	7,892
April	7,343	
May	7,361	
June	7,405	

### QUALITY

	Quantity	Base Number	Contract	AT	Region	England
% of FP17s for the same patient ID Re-attending within 3 months - Children	104	1,341	7.8%	10.1%	11.9%	12.3%
% of FP17s for the same patient ID Re-attending within 3 months - Adults	309	2,853	10.8%	15.1%	16.6%	16.7%
% of FP17s for the same patient ID Re-attending between 3 & 9 months - Children	782	1,341	58.3%	61.3%	60.2%	57.6%
% of FP17s for the same patient ID Re-attending between 3 & 9 months - Adults	1,487	2,853	52.1%	52.5%	51.5%	50.1%
% of FP17s for Band 1 Urgent Courses	216	3,876	5.6%	8.2%	9.5%	9.1%
% of FP17s Relating to Free Repair or Replacements	18	3,876	0.5%	0.9%	0.7%	0.8%
% of FP17s Relating to Continuations	90	3,876	2.3%	1.4%	1.2%	1.2%
% of Patients satisfied with the dentistry they have received	5	6	N/A	94.0%	93.1%	92.8%
% of Patients satisfied with the time they had to wait for an appointment	5	6	N/A	89.4%	88.8%	88.7%

\* This is based on patients treated on this contract for their most recent course of treatment. Figures in italics indicate the base number of FP17s or Patient Questionnaire responses are less than 100. N/A is shown where the base number of responses is less than 10 during the period. % is calculated as Quantity/Base number\*100

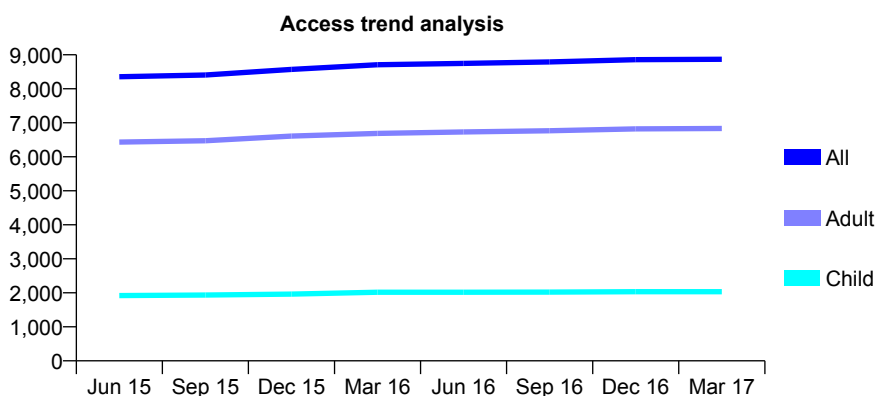
## Q65 - Vital Signs At a Glance Contract Report for 135739/0001 - March 2017

Name or company name	Woodburn Cottage Services Ltd
Contract type name	GDS Contract
Purpose of contract	General
Contract start date	01/04/2010
Contract end date	

16/17 Contracted general activity (UDA)	27,795
Carry forward general activity (UDA)	-115
16/17 Contracted orthodontic activity (UOA)	0
Carry forward orthodontic activity (UOA)	0
Baseline contract value	£635,723.64

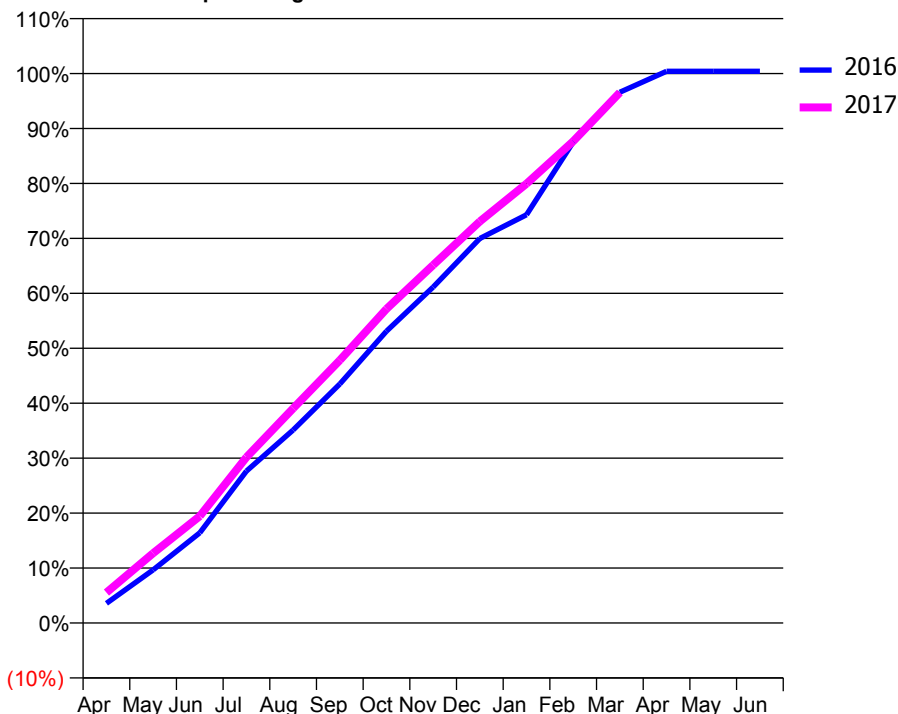
### ACCESS\*

Patients seen in 24 months	Total	Change since previous quarter
Quarter ending March 2016	8,707	
Quarter ending June 2016	8,747	→
Quarter ending September 2016	8,789	→
Quarter ending December 2016	8,858	→
Quarter ending March 2017	8,869	→
<b>Variance since March 2016</b>	<b>1.9%</b>	<b>→</b>



### ACTIVITY

Cumulative percentage of contracted UDA delivered 2016 & 2017



Month	Adjusted Scheduled Activity (UDA)	
	2016	2017
April	992	1,543
May	2,687	3,531
June	4,565	5,407
July	7,687	8,385
August	9,765	10,853
September	12,091	13,294
October	14,763	15,889
November	16,992	18,110
December	19,450	20,314
January	20,651	22,218
February	24,327	24,365
March	26,847	26,838
April	27,904	
May	27,910	
June	27,910	

### QUALITY

	Quantity	Base Number	Contract	AT	Region	England
% of FP17s for the same patient ID Re-attending within 3 months - Children	157	3,122	5.0%	10.1%	11.9%	12.3%
% of FP17s for the same patient ID Re-attending within 3 months - Adults	1,293	10,137	12.8%	15.1%	16.6%	16.7%
% of FP17s for the same patient ID Re-attending between 3 & 9 months - Children	1,983	3,122	63.5%	61.3%	60.2%	57.6%
% of FP17s for the same patient ID Re-attending between 3 & 9 months - Adults	6,132	10,137	60.5%	52.5%	51.5%	50.1%
% of FP17s for Band 1 Urgent Courses	743	12,764	5.8%	8.2%	9.5%	9.1%
% of FP17s Relating to Free Repair or Replacements	111	12,764	0.9%	0.9%	0.7%	0.8%
% of FP17s Relating to Continuations	141	12,764	1.1%	1.4%	1.2%	1.2%
% of Patients satisfied with the dentistry they have received	32	32	100.0%	94.0%	93.1%	92.8%
% of Patients satisfied with the time they had to wait for an appointment	28	32	87.5%	89.4%	88.8%	88.7%

\* This is based on patients treated on this contract for their most recent course of treatment. Figures in italics indicate the base number of FP17s or Patient Questionnaire responses are less than 100. N/A is shown where the base number of responses is less than 10 during the period. % is calculated as Quantity/Base number\*100

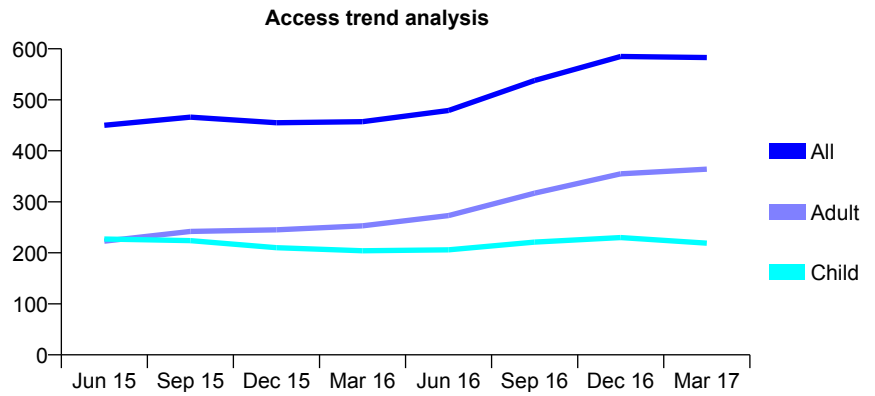
## Q65 - Vital Signs At a Glance Contract Report for 141216/0001 - March 2017

Name or company name	Gairloch House Dental Practice
Contract type name	GDS Contract
Purpose of contract	General
Contract start date	01/08/2013
Contract end date	

16/17 Contracted general activity (UDA)	1,170
Carry forward general activity (UDA)	0
16/17 Contracted orthodontic activity (UOA)	0
Carry forward orthodontic activity (UOA)	0
Baseline contract value	£27,762.89

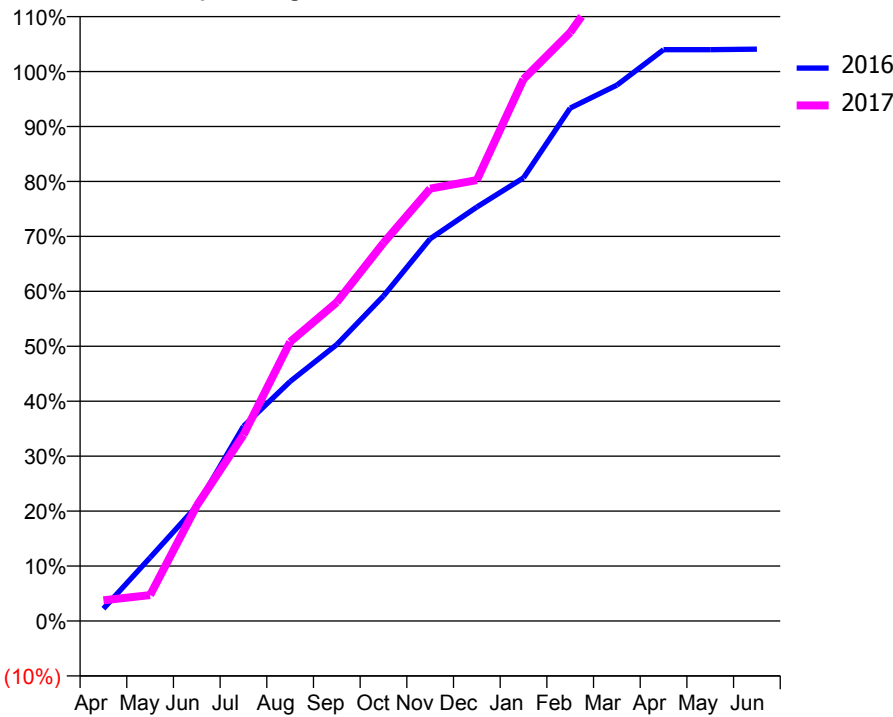
### ACCESS\*

Patients seen in 24 months	Total	Change since previous quarter
Quarter ending March 2016	457	
Quarter ending June 2016	479	↑
Quarter ending September 2016	538	↑
Quarter ending December 2016	585	↑
Quarter ending March 2017	583	→
<b>Variance since March 2016</b>	<b>27.6%</b>	<b>↑</b>



### ACTIVITY

Cumulative percentage of contracted UDA delivered 2016 & 2017



Month	2016	2017
April	26	44
May	135	55
June	245	246
July	415	396
August	510	594
September	589	679
October	692	805
November	814	921
December	881	939
January	944	1,154
February	1,092	1,253
March	1,141	1,393
April	1,217	
May	1,217	
June	1,218	

### QUALITY

	Quantity	Base Number	Contract	AT	Region	England
% of FP17s for the same patient ID Re-attending within 3 months - Children	32	380	8.4%	10.1%	11.9%	12.3%
% of FP17s for the same patient ID Re-attending within 3 months - Adults	51	522	9.8%	15.1%	16.6%	16.7%
% of FP17s for the same patient ID Re-attending between 3 & 9 months - Children	240	380	63.2%	61.3%	60.2%	57.6%
% of FP17s for the same patient ID Re-attending between 3 & 9 months - Adults	240	522	46.0%	52.5%	51.5%	50.1%
% of FP17s for Band 1 Urgent Courses	50	856	5.8%	8.2%	9.5%	9.1%
% of FP17s Relating to Free Repair or Replacements	1	856	0.1%	0.9%	0.7%	0.8%
% of FP17s Relating to Continuations	12	856	1.4%	1.4%	1.2%	1.2%
% of Patients satisfied with the dentistry they have received	3	3	N/A	94.0%	93.1%	92.8%
% of Patients satisfied with the time they had to wait for an appointment	2	3	N/A	89.4%	88.8%	88.7%

\* This is based on patients treated on this contract for their most recent course of treatment. Figures in italics indicate the base number of FP17s or Patient Questionnaire responses are less than 100. N/A is shown where the base number of responses is less than 10 during the period. % is calculated as Quantity/Base number\*100

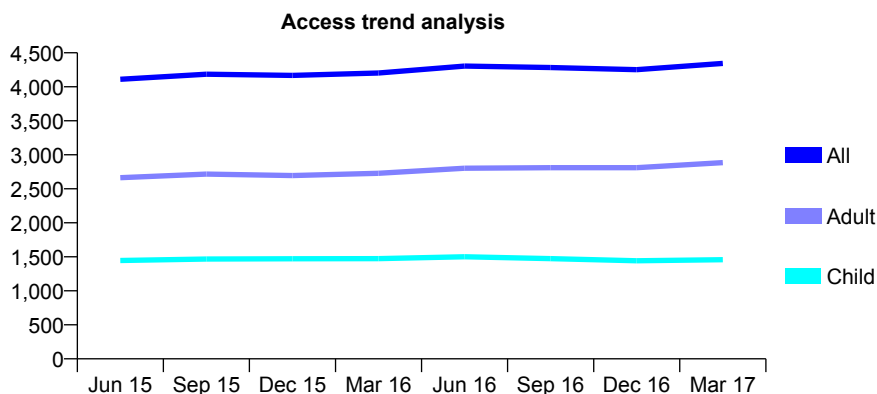
## Q65 - Vital Signs At a Glance Contract Report for 146706/0001 - March 2017

Name or company name	Coly House Ltd
Contract type name	GDS Contract
Purpose of contract	General
Contract start date	01/04/2010
Contract end date	

16/17 Contracted general activity (UDA)	10,000
Carry forward general activity (UDA)	0
16/17 Contracted orthodontic activity (UOA)	0
Carry forward orthodontic activity (UOA)	0
Baseline contract value	£220,322.23

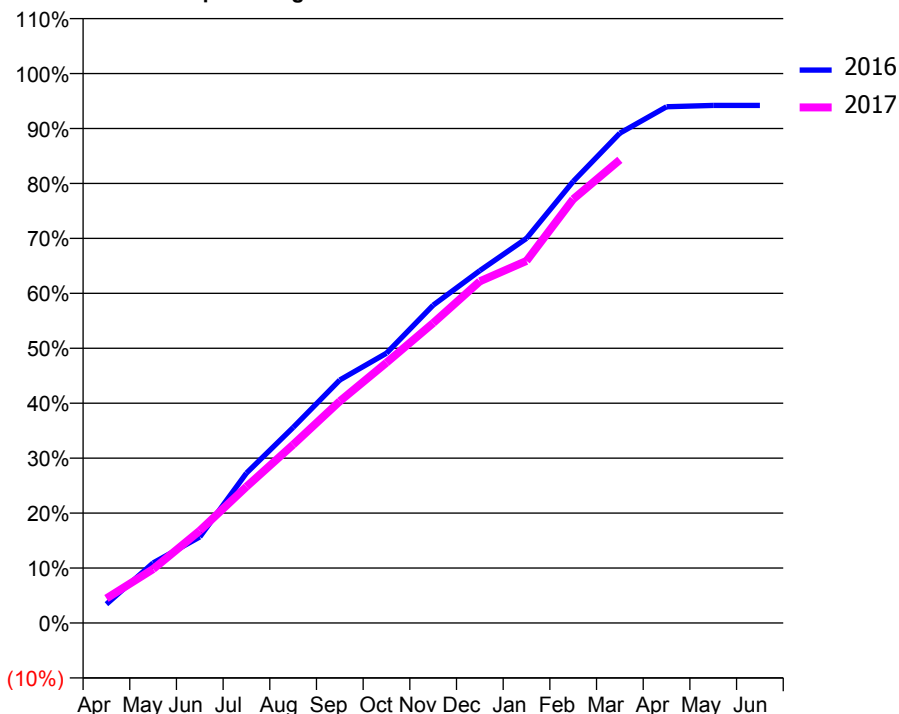
### ACCESS\*

Patients seen in 24 months	Total	Change since previous quarter
Quarter ending March 2016	4,202	
Quarter ending June 2016	4,304	↑
Quarter ending September 2016	4,284	→
Quarter ending December 2016	4,252	→
Quarter ending March 2017	4,344	↑
<b>Variance since March 2016</b>	<b>3.4%</b>	<b>↑</b>



### ACTIVITY

Cumulative percentage of contracted UDA delivered 2016 & 2017



Month	Adjusted Scheduled Activity (UDA)	
	2016	2017
April	344	447
May	1,092	982
June	1,566	1,679
July	2,730	2,482
August	3,558	3,245
September	4,424	4,037
October	4,911	4,738
November	5,784	5,460
December	6,412	6,217
January	7,001	6,591
February	8,036	7,712
March	8,913	8,430
April	9,395	
May	9,419	
June	9,419	

### QUALITY

	Quantity	Base Number	Contract	AT	Region	England
% of FP17s for the same patient ID Re-attending within 3 months - Children	181	2,508	7.2%	10.1%	11.9%	12.3%
% of FP17s for the same patient ID Re-attending within 3 months - Adults	604	4,173	14.5%	15.1%	16.6%	16.7%
% of FP17s for the same patient ID Re-attending between 3 & 9 months - Children	1,729	2,508	68.9%	61.3%	60.2%	57.6%
% of FP17s for the same patient ID Re-attending between 3 & 9 months - Adults	2,598	4,173	62.3%	52.5%	51.5%	50.1%
% of FP17s for Band 1 Urgent Courses	299	4,819	6.2%	8.2%	9.5%	9.1%
% of FP17s Relating to Free Repair or Replacements	67	4,819	1.4%	0.9%	0.7%	0.8%
% of FP17s Relating to Continuations	78	4,819	1.6%	1.4%	1.2%	1.2%
% of Patients satisfied with the dentistry they have received	7	8	N/A	94.0%	93.1%	92.8%
% of Patients satisfied with the time they had to wait for an appointment	5	8	N/A	89.4%	88.8%	88.7%

\* This is based on patients treated on this contract for their most recent course of treatment. Figures in italics indicate the base number of FP17s or Patient Questionnaire responses are less than 100. N/A is shown where the base number of responses is less than 10 during the period. % is calculated as Quantity/Base number\*100

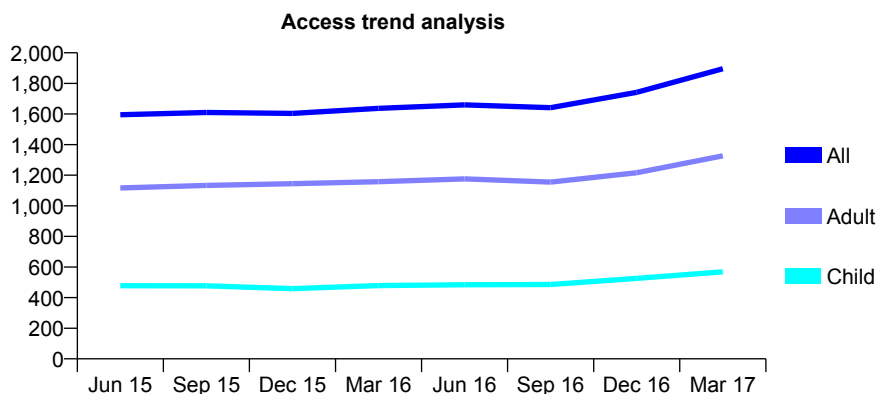
## Q65 - Vital Signs At a Glance Contract Report for 148172/0001 - March 2017

Name or company name	Stokes Lane Dental Practice
Contract type name	GDS Contract
Purpose of contract	General
Contract start date	01/04/2011
Contract end date	

16/17 Contracted general activity (UDA)	5,819
Carry forward general activity (UDA)	0
16/17 Contracted orthodontic activity (UOA)	0
Carry forward orthodontic activity (UOA)	0
Baseline contract value	£125,207.03

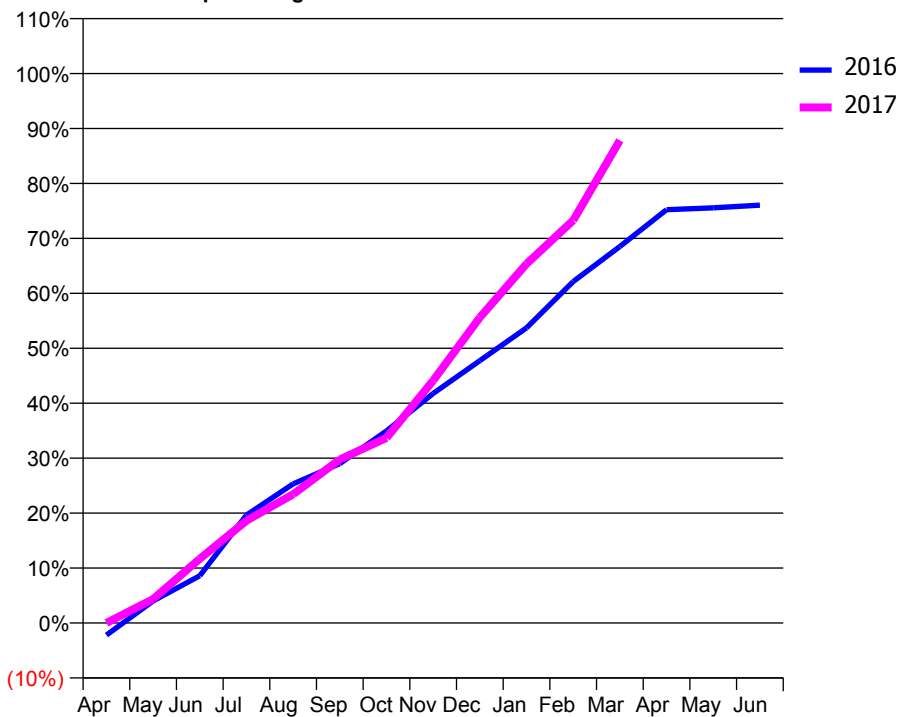
### ACCESS\*

Patients seen in 24 months	Total	Change since previous quarter
Quarter ending March 2016	1,637	
Quarter ending June 2016	1,660	→
Quarter ending September 2016	1,641	↓
Quarter ending December 2016	1,742	↑
Quarter ending March 2017	1,896	↑
<b>Variance since March 2016</b>	<b>15.8%</b>	<b>↑</b>



### ACTIVITY

Cumulative percentage of contracted UDA delivered 2016 & 2017



Adjusted Scheduled Activity (UDA)

Month	2016	2017
April	-130	0
May	233	254
June	501	680
July	1,143	1,084
August	1,473	1,363
September	1,688	1,731
October	2,034	1,961
November	2,430	2,568
December	2,778	3,236
January	3,125	3,804
February	3,616	4,264
March	3,988	5,111
April	4,377	
May	4,397	
June	4,425	

### QUALITY

	Quantity	Base Number	Contract	AT	Region	England
% of FP17s for the same patient ID Re-attending within 3 months - Children	55	868	6.3%	10.1%	11.9%	12.3%
% of FP17s for the same patient ID Re-attending within 3 months - Adults	365	2,180	16.7%	15.1%	16.6%	16.7%
% of FP17s for the same patient ID Re-attending between 3 & 9 months - Children	466	868	53.7%	61.3%	60.2%	57.6%
% of FP17s for the same patient ID Re-attending between 3 & 9 months - Adults	1,158	2,180	53.1%	52.5%	51.5%	50.1%
% of FP17s for Band 1 Urgent Courses	188	2,751	6.8%	8.2%	9.5%	9.1%
% of FP17s Relating to Free Repair or Replacements	38	2,751	1.4%	0.9%	0.7%	0.8%
% of FP17s Relating to Continuations	17	2,751	0.6%	1.4%	1.2%	1.2%
% of Patients satisfied with the dentistry they have received	9	11	81.8%	94.0%	93.1%	92.8%
% of Patients satisfied with the time they had to wait for an appointment	11	11	100.0%	89.4%	88.8%	88.7%

\* This is based on patients treated on this contract for their most recent course of treatment. Figures in italics indicate the base number of FP17s or Patient Questionnaire responses are less than 100. N/A is shown where the base number of responses is less than 10 during the period. % is calculated as Quantity/Base number\*100

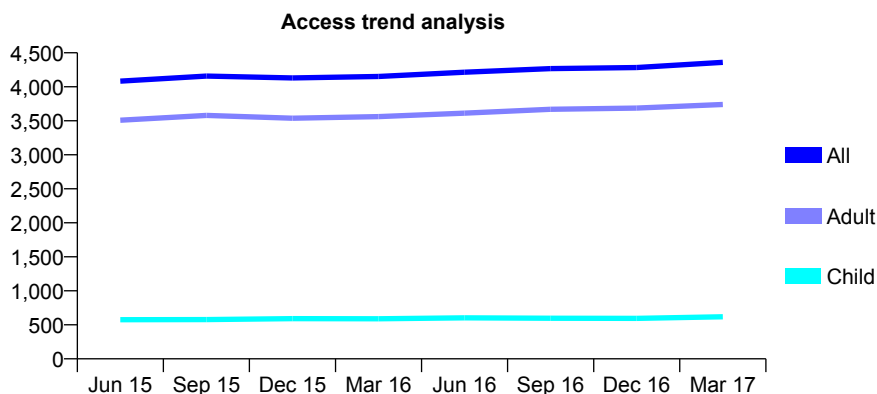
## Q65 - Vital Signs At a Glance Contract Report for 151416/0001 - March 2017

Name or company name	Holloway House Dental Surgery
Contract type name	GDS Contract
Purpose of contract	General
Contract start date	01/09/2013
Contract end date	

16/17 Contracted general activity (UDA)	16,000
Carry forward general activity (UDA)	-13
16/17 Contracted orthodontic activity (UOA)	0
Carry forward orthodontic activity (UOA)	0
Baseline contract value	£340,723.01

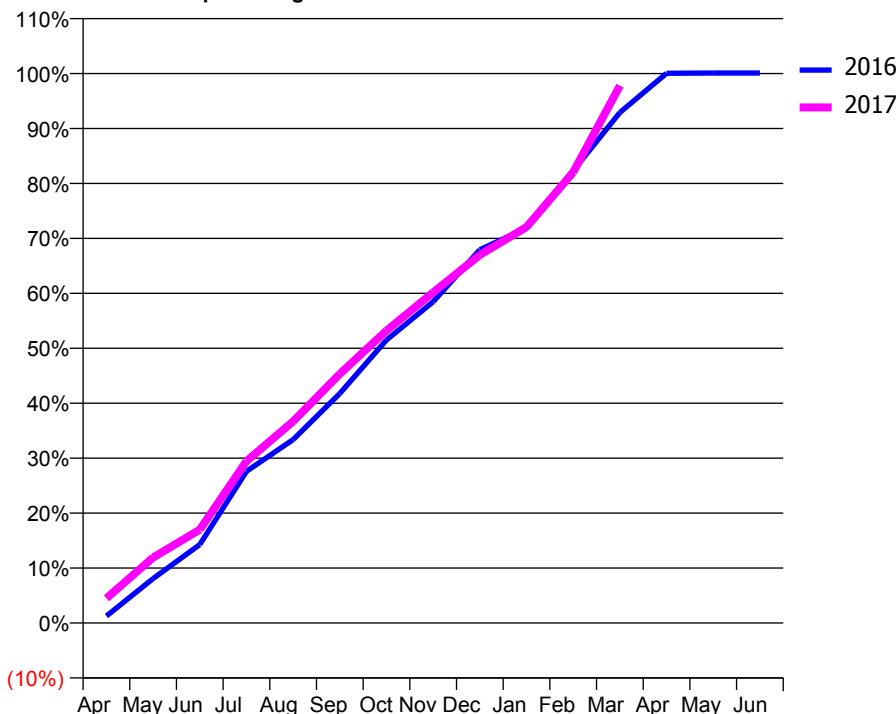
### ACCESS\*

Patients seen in 24 months	Total	Change since previous quarter
Quarter ending March 2016	4,152	
Quarter ending June 2016	4,215	→
Quarter ending September 2016	4,267	→
Quarter ending December 2016	4,284	→
Quarter ending March 2017	4,359	→
<b>Variance since March 2016</b>	5.0%	↑



### ACTIVITY

Cumulative percentage of contracted UDA delivered 2016 & 2017



Month	Adjusted Scheduled Activity (UDA)	
	2016	2017
April	204	720
May	1,295	1,908
June	2,285	2,720
July	4,416	4,712
August	5,342	5,873
September	6,684	7,254
October	8,242	8,514
November	9,355	9,627
December	10,868	10,718
January	11,500	11,528
February	13,173	13,125
March	14,866	15,646
April	16,007	
May	16,013	
June	16,013	

### QUALITY

	Quantity	Base Number	Contract	AT	Region	England
% of FP17s for the same patient ID Re-attending within 3 months - Children	66	823	8.0%	10.1%	11.9%	12.3%
% of FP17s for the same patient ID Re-attending within 3 months - Adults	1,004	5,523	18.2%	15.1%	16.6%	16.7%
% of FP17s for the same patient ID Re-attending between 3 & 9 months - Children	381	823	46.3%	61.3%	60.2%	57.6%
% of FP17s for the same patient ID Re-attending between 3 & 9 months - Adults	2,771	5,523	50.2%	52.5%	51.5%	50.1%
% of FP17s for Band 1 Urgent Courses	664	6,022	11.0%	8.2%	9.5%	9.1%
% of FP17s Relating to Free Repair or Replacements	119	6,022	2.0%	0.9%	0.7%	0.8%
% of FP17s Relating to Continuations	109	6,022	1.8%	1.4%	1.2%	1.2%
% of Patients satisfied with the dentistry they have received	25	26	96.2%	94.0%	93.1%	92.8%
% of Patients satisfied with the time they had to wait for an appointment	24	26	92.3%	89.4%	88.8%	88.7%

\* This is based on patients treated on this contract for their most recent course of treatment. Figures in italics indicate the base number of FP17s or Patient Questionnaire responses are less than 100. N/A is shown where the base number of responses is less than 10 during the period. % is calculated as Quantity/Base number\*100



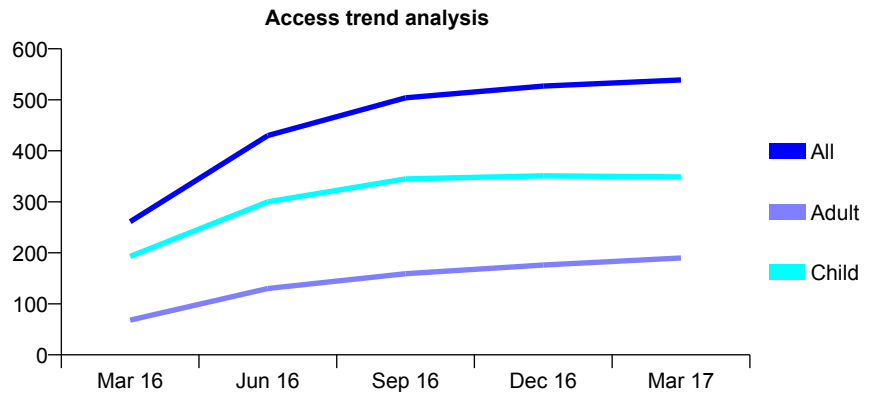
## Q65 - Vital Signs At a Glance Contract Report for 152277/0001 - March 2017

Name or company name	Myridakis and Myridaki
Contract type name	GDS Contract
Purpose of contract	General
Contract start date	17/12/2015
Contract end date	

16/17 Contracted general activity (UDA)	1,800
Carry forward general activity (UDA)	0
16/17 Contracted orthodontic activity (UOA)	0
Carry forward orthodontic activity (UOA)	0
Baseline contract value	£38,309.55

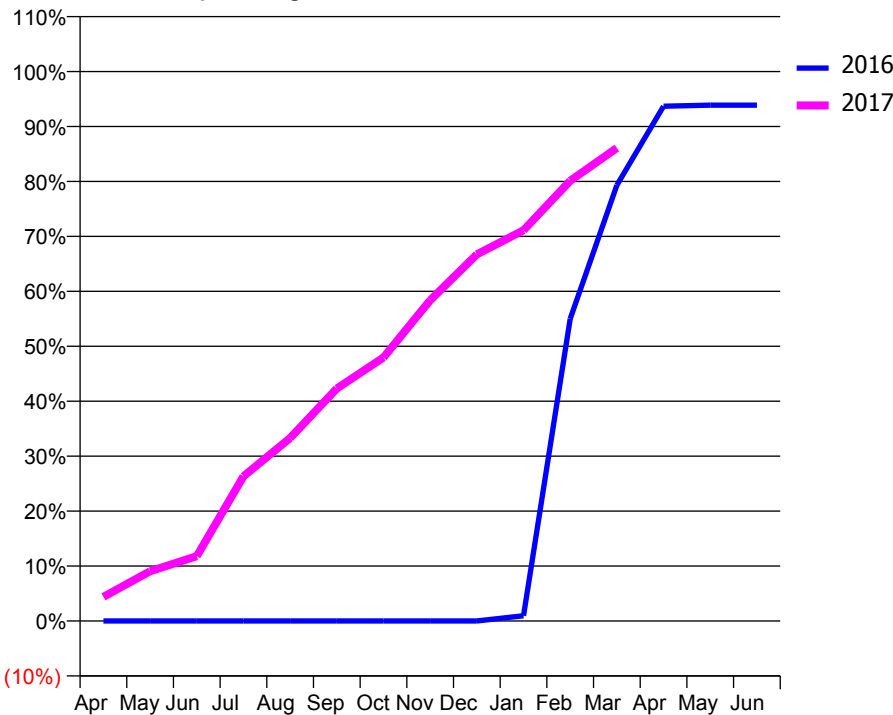
### ACCESS\*

Patients seen in 24 months	Total	Change since previous quarter
Quarter ending March 2016	261	
Quarter ending June 2016	430	↑
Quarter ending September 2016	504	↑
Quarter ending December 2016	527	↑
Quarter ending March 2017	539	↑
<b>Variance since March 2016</b>	<b>106.5%</b>	<b>↑</b>



### ACTIVITY

Cumulative percentage of contracted UDA delivered 2016 & 2017



Month	Adjusted Scheduled Activity (UDA)	
	2016	2017
April	0	79
May	0	163
June	0	213
July	0	474
August	0	599
September	0	762
October	0	863
November	0	1,051
December	0	1,201
January	5	1,280
February	288	1,442
March	415	1,549
April	490	
May	491	
June	491	

### QUALITY

	Quantity	Base Number	Contract	AT	Region	England
% of FP17s for the same patient ID Re-attending within 3 months - Children	50	603	8.3%	10.1%	11.9%	12.3%
% of FP17s for the same patient ID Re-attending within 3 months - Adults	40	272	14.7%	15.1%	16.6%	16.7%
% of FP17s for the same patient ID Re-attending between 3 & 9 months - Children	286	603	47.4%	61.3%	60.2%	57.6%
% of FP17s for the same patient ID Re-attending between 3 & 9 months - Adults	99	272	36.4%	52.5%	51.5%	50.1%
% of FP17s for Band 1 Urgent Courses	22	837	2.6%	8.2%	9.5%	9.1%
% of FP17s Relating to Free Repair or Replacements	0	837	0.0%	0.9%	0.7%	0.8%
% of FP17s Relating to Continuations	0	837	0.0%	1.4%	1.2%	1.2%
% of Patients satisfied with the dentistry they have received	3	3	N/A	94.0%	93.1%	92.8%
% of Patients satisfied with the time they had to wait for an appointment	3	3	N/A	89.4%	88.8%	88.7%

\* This is based on patients treated on this contract for their most recent course of treatment. Figures in italics indicate the base number of FP17s or Patient Questionnaire responses are less than 100. N/A is shown where the base number of responses is less than 10 during the period. % is calculated as Quantity/Base number\*100

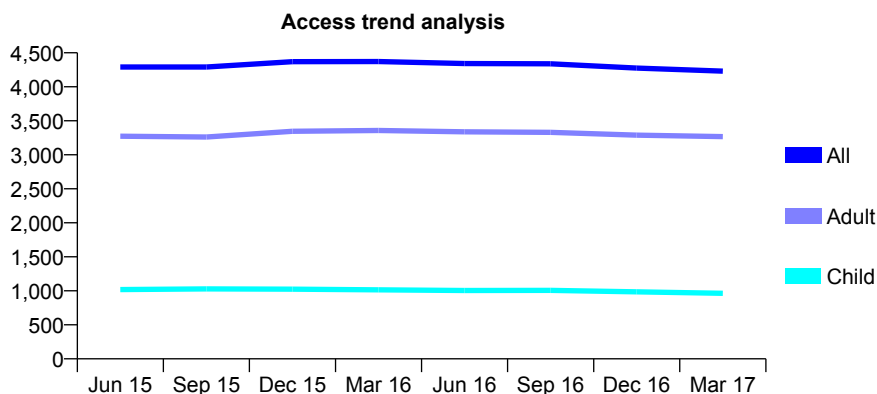
## Q65 - Vital Signs At a Glance Contract Report for 153753/0001 - March 2017

Name or company name	Redland Park DS Ltd
Contract type name	GDS Contract
Purpose of contract	General
Contract start date	01/04/2011
Contract end date	

16/17 Contracted general activity (UDA)	8,224
Carry forward general activity (UDA)	-153
16/17 Contracted orthodontic activity (UOA)	0
Carry forward orthodontic activity (UOA)	0
Baseline contract value	£308,087.11

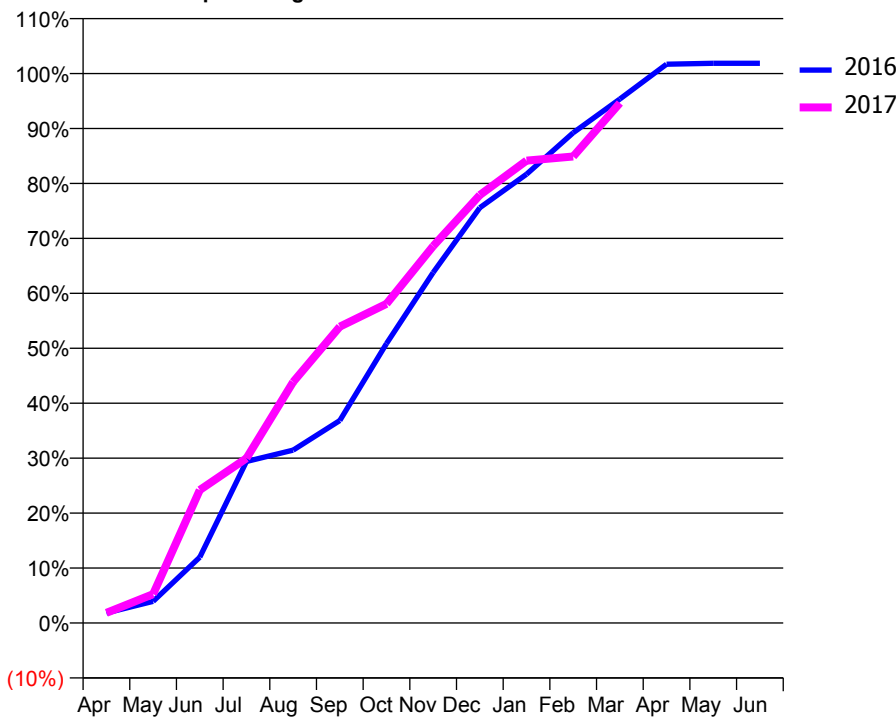
### ACCESS\*

Patients seen in 24 months	Total	Change since previous quarter
Quarter ending March 2016	4,371	
Quarter ending June 2016	4,343	→
Quarter ending September 2016	4,338	→
Quarter ending December 2016	4,275	↓
Quarter ending March 2017	4,231	↓
<b>Variance since March 2016</b>	<b>(3.2%)</b>	<b>↓</b>



### ACTIVITY

Cumulative percentage of contracted UDA delivered 2016 & 2017



Adjusted Scheduled Activity (UDA)

Month	2016	2017
April	150	153
May	324	432
June	984	1,990
July	2,418	2,467
August	2,588	3,607
September	3,031	4,436
October	4,181	4,777
November	5,246	5,640
December	6,216	6,406
January	6,717	6,921
February	7,337	6,982
March	7,843	7,783
April	8,364	
May	8,376	
June	8,377	

### QUALITY

	Quantity	Base Number	Contract	AT	Region	England
% of FP17s for the same patient ID Re-attending within 3 months - Children	77	1,282	6.0%	10.1%	11.9%	12.3%
% of FP17s for the same patient ID Re-attending within 3 months - Adults	553	3,910	14.1%	15.1%	16.6%	16.7%
% of FP17s for the same patient ID Re-attending between 3 & 9 months - Children	846	1,282	66.0%	61.3%	60.2%	57.6%
% of FP17s for the same patient ID Re-attending between 3 & 9 months - Adults	1,868	3,910	47.8%	52.5%	51.5%	50.1%
% of FP17s for Band 1 Urgent Courses	733	4,371	16.8%	8.2%	9.5%	9.1%
% of FP17s Relating to Free Repair or Replacements	23	4,371	0.5%	0.9%	0.7%	0.8%
% of FP17s Relating to Continuations	18	4,371	0.4%	1.4%	1.2%	1.2%
% of Patients satisfied with the dentistry they have received	22	23	95.7%	94.0%	93.1%	92.8%
% of Patients satisfied with the time they had to wait for an appointment	22	23	95.7%	89.4%	88.8%	88.7%

\* This is based on patients treated on this contract for their most recent course of treatment. Figures in italics indicate the base number of FP17s or Patient Questionnaire responses are less than 100. N/A is shown where the base number of responses is less than 10 during the period. % is calculated as Quantity/Base number\*100

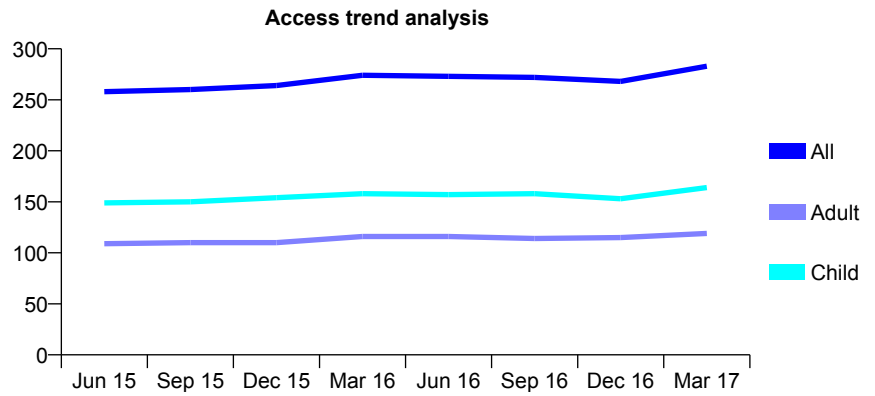
## Q65 - Vital Signs At a Glance Contract Report for 154091/0001 - March 2017

Name or company name	RCST Ltd
Contract type name	GDS Contract
Purpose of contract	General
Contract start date	01/10/2012
Contract end date	

16/17 Contracted general activity (UDA)	616
Carry forward general activity (UDA)	-4
16/17 Contracted orthodontic activity (UOA)	0
Carry forward orthodontic activity (UOA)	0
Baseline contract value	£14,351.83

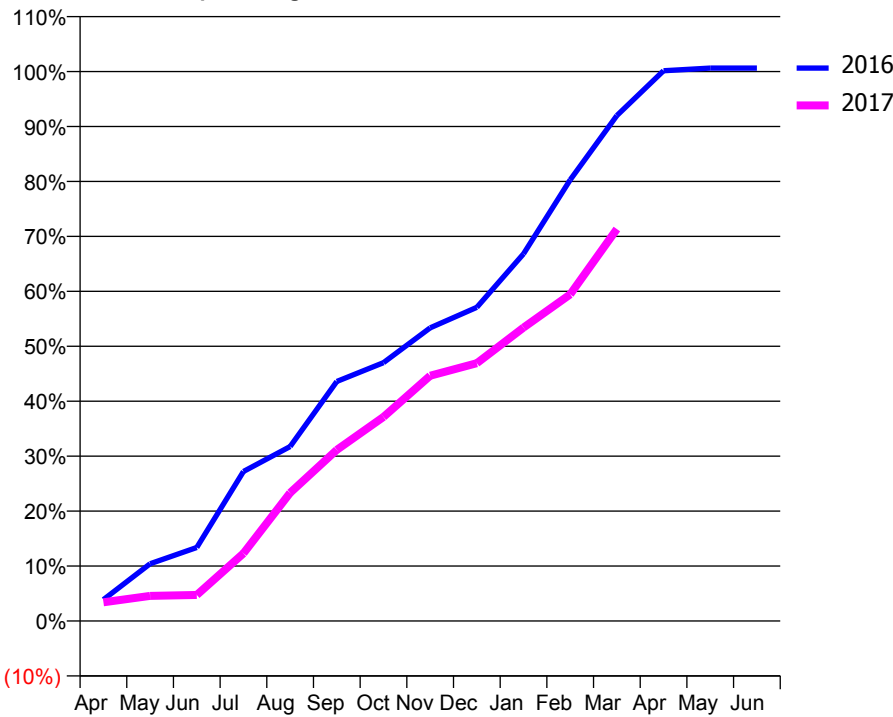
### ACCESS\*

Patients seen in 24 months	Total	Change since previous quarter
Quarter ending March 2016	274	
Quarter ending June 2016	273	→
Quarter ending September 2016	272	→
Quarter ending December 2016	268	↓
Quarter ending March 2017	283	↑
<b>Variance since March 2016</b>	<b>3.3%</b>	<b>↑</b>



### ACTIVITY

Cumulative percentage of contracted UDA delivered 2016 & 2017



Month	Adjusted Scheduled Activity (UDA)	
	2016	2017
April	24	21
May	64	28
June	82	29
July	168	76
August	196	144
September	269	192
October	290	229
November	329	275
December	352	289
January	412	329
February	495	366
March	567	439
April	617	
May	620	
June	620	

### QUALITY

	Quantity	Base Number	Contract	AT	Region	England
% of FP17s for the same patient ID Re-attending within 3 months - Children	11	245	4.5%	10.1%	11.9%	12.3%
% of FP17s for the same patient ID Re-attending within 3 months - Adults	5	113	4.4%	15.1%	16.6%	16.7%
% of FP17s for the same patient ID Re-attending between 3 & 9 months - Children	174	245	71.0%	61.3%	60.2%	57.6%
% of FP17s for the same patient ID Re-attending between 3 & 9 months - Adults	45	113	39.8%	52.5%	51.5%	50.1%
% of FP17s for Band 1 Urgent Courses	7	327	2.1%	8.2%	9.5%	9.1%
% of FP17s Relating to Free Repair or Replacements	0	327	0.0%	0.9%	0.7%	0.8%
% of FP17s Relating to Continuations	0	327	0.0%	1.4%	1.2%	1.2%
% of Patients satisfied with the dentistry they have received	0	0	N/A	94.0%	93.1%	92.8%
% of Patients satisfied with the time they had to wait for an appointment	0	0	N/A	89.4%	88.8%	88.7%

\* This is based on patients treated on this contract for their most recent course of treatment. Figures in italics indicate the base number of FP17s or Patient Questionnaire responses are less than 100. N/A is shown where the base number of responses is less than 10 during the period. % is calculated as Quantity/Base number\*100

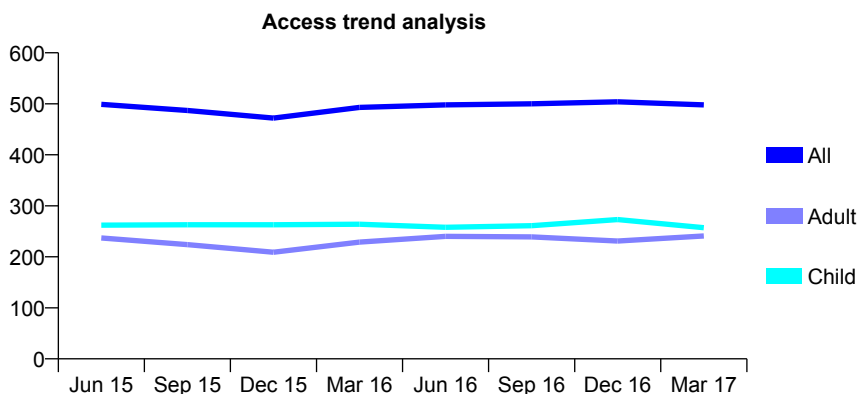
## Q65 - Vital Signs At a Glance Contract Report for 158151/0001 - March 2017

Name or company name	The Dental Touch
Contract type name	GDS Contract
Purpose of contract	General
Contract start date	28/02/2011
Contract end date	

16/17 Contracted general activity (UDA)	1,156
Carry forward general activity (UDA)	-23
16/17 Contracted orthodontic activity (UOA)	0
Carry forward orthodontic activity (UOA)	0
Baseline contract value	£31,318.01

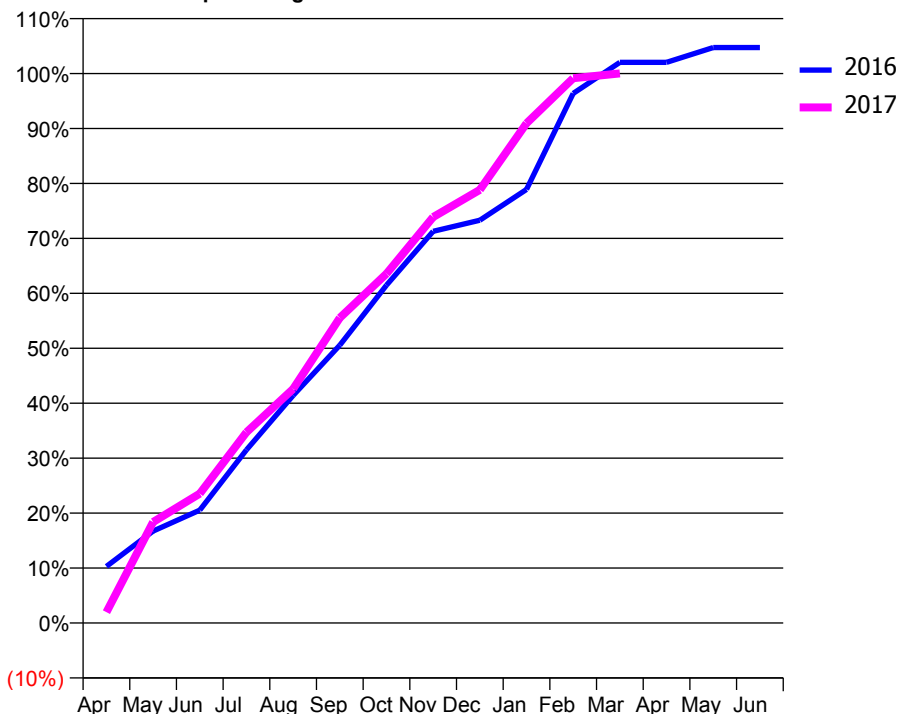
### ACCESS\*

Patients seen in 24 months	Total	Change since previous quarter
Quarter ending March 2016	493	
Quarter ending June 2016	498	→
Quarter ending September 2016	500	→
Quarter ending December 2016	504	→
Quarter ending March 2017	498	↓
<b>Variance since March 2016</b>	<b>1.0%</b>	<b>→</b>



### ACTIVITY

Cumulative percentage of contracted UDA delivered 2016 & 2017



Month	Adjusted Scheduled Activity (UDA)	
	2016	2017
April	119	23
May	193	213
June	238	272
July	364	401
August	479	493
September	584	642
October	711	735
November	824	854
December	847	911
January	912	1,051
February	1,114	1,146
March	1,180	1,156
April	1,180	
May	1,211	
June	1,211	

### QUALITY

	Quantity	Base Number	Contract	AT	Region	England
% of FP17s for the same patient ID Re-attending within 3 months - Children	46	398	11.6%	10.1%	11.9%	12.3%
% of FP17s for the same patient ID Re-attending within 3 months - Adults	17	221	7.7%	15.1%	16.6%	16.7%
% of FP17s for the same patient ID Re-attending between 3 & 9 months - Children	246	398	61.8%	61.3%	60.2%	57.6%
% of FP17s for the same patient ID Re-attending between 3 & 9 months - Adults	81	221	36.7%	52.5%	51.5%	50.1%
% of FP17s for Band 1 Urgent Courses	36	602	6.0%	8.2%	9.5%	9.1%
% of FP17s Relating to Free Repair or Replacements	0	602	0.0%	0.9%	0.7%	0.8%
% of FP17s Relating to Continuations	13	602	2.2%	1.4%	1.2%	1.2%
% of Patients satisfied with the dentistry they have received	0	0	N/A	94.0%	93.1%	92.8%
% of Patients satisfied with the time they had to wait for an appointment	0	0	N/A	89.4%	88.8%	88.7%

\* This is based on patients treated on this contract for their most recent course of treatment. Figures in italics indicate the base number of FP17s or Patient Questionnaire responses are less than 100. N/A is shown where the base number of responses is less than 10 during the period. % is calculated as Quantity/Base number\*100

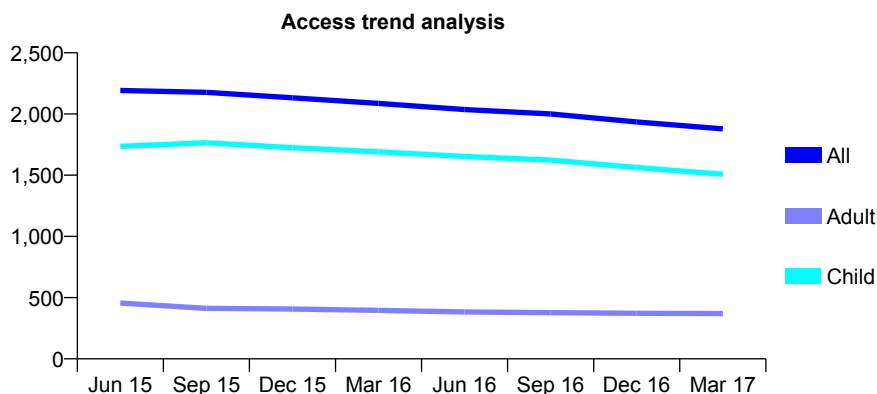
## Q65 - Vital Signs At a Glance Contract Report for 159808/0001 - March 2017

Name or company name	Redland Dental Practice
Contract type name	GDS Contract
Purpose of contract	General
Contract start date	01/04/2006
Contract end date	

16/17 Contracted general activity (UDA)	5,000
Carry forward general activity (UDA)	0
16/17 Contracted orthodontic activity (UOA)	0
Carry forward orthodontic activity (UOA)	0
Baseline contract value	£123,405.48

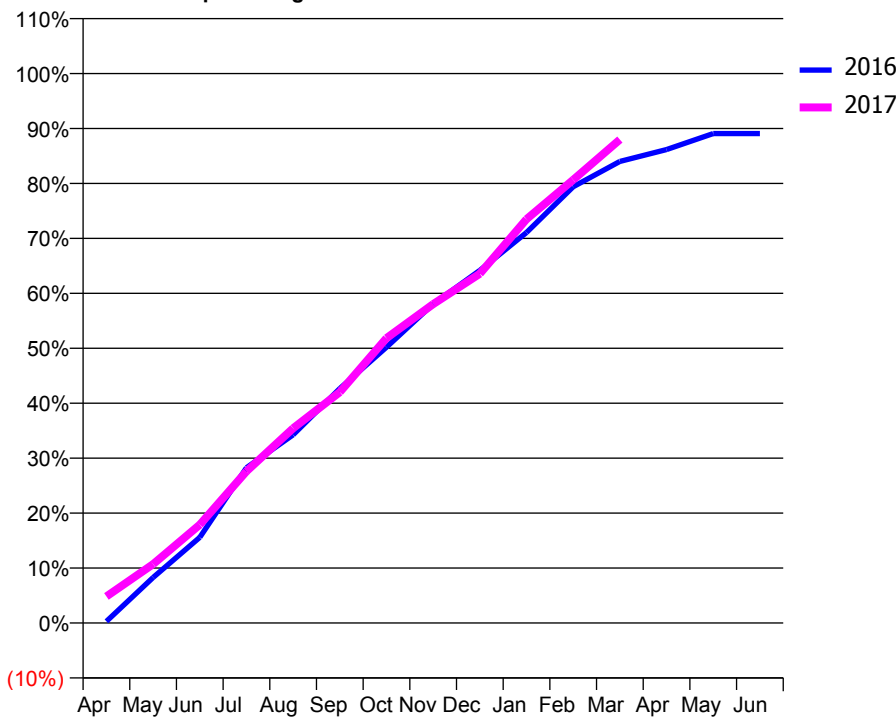
### ACCESS\*

Patients seen in 24 months	Total	Change since previous quarter
Quarter ending March 2016	2,087	
Quarter ending June 2016	2,036	↓
Quarter ending September 2016	2,001	↓
Quarter ending December 2016	1,935	↓
Quarter ending March 2017	1,878	↓
<b>Variance since March 2016</b>	<b>(10.0%)</b>	<b>↓</b>



### ACTIVITY

Cumulative percentage of contracted UDA delivered 2016 & 2017



Month	Adjusted Scheduled Activity (UDA)	
	2016	2017
April	15	242
May	415	536
June	780	895
July	1,413	1,380
August	1,713	1,772
September	2,134	2,101
October	2,510	2,592
November	2,903	2,902
December	3,208	3,179
January	3,553	3,675
February	3,970	4,032
March	4,199	4,399
April	4,308	
May	4,454	
June	4,454	

### QUALITY

	Quantity	Base Number	Contract	AT	Region	England
% of FP17s for the same patient ID Re-attending within 3 months - Children	196	2,501	7.8%	10.1%	11.9%	12.3%
% of FP17s for the same patient ID Re-attending within 3 months - Adults	74	337	22.0%	15.1%	16.6%	16.7%
% of FP17s for the same patient ID Re-attending between 3 & 9 months - Children	1,527	2,501	61.1%	61.3%	60.2%	57.6%
% of FP17s for the same patient ID Re-attending between 3 & 9 months - Adults	176	337	52.2%	52.5%	51.5%	50.1%
% of FP17s for Band 1 Urgent Courses	90	2,670	3.4%	8.2%	9.5%	9.1%
% of FP17s Relating to Free Repair or Replacements	0	2,670	0.0%	0.9%	0.7%	0.8%
% of FP17s Relating to Continuations	39	2,670	1.5%	1.4%	1.2%	1.2%
% of Patients satisfied with the dentistry they have received	4	4	N/A	94.0%	93.1%	92.8%
% of Patients satisfied with the time they had to wait for an appointment	4	4	N/A	89.4%	88.8%	88.7%

\* This is based on patients treated on this contract for their most recent course of treatment. Figures in italics indicate the base number of FP17s or Patient Questionnaire responses are less than 100. N/A is shown where the base number of responses is less than 10 during the period. % is calculated as Quantity/Base number\*100

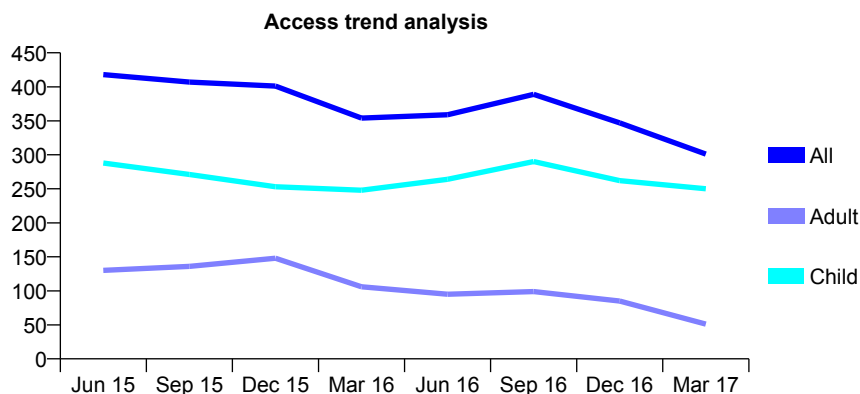
## Q65 - Vital Signs At a Glance Contract Report for 161136/0001 - March 2017

Name or company name	Straight & Bright Dental LTD
Contract type name	PDS Contract
Purpose of contract	General and Orthodontic
Contract start date	01/04/2011
Contract end date	31/03/2021

16/17 Contracted general activity (UDA)	388
Carry forward general activity (UDA)	0
16/17 Contracted orthodontic activity (UOA)	6,957
Carry forward orthodontic activity (UOA)	0
Baseline contract value	£503,028.94

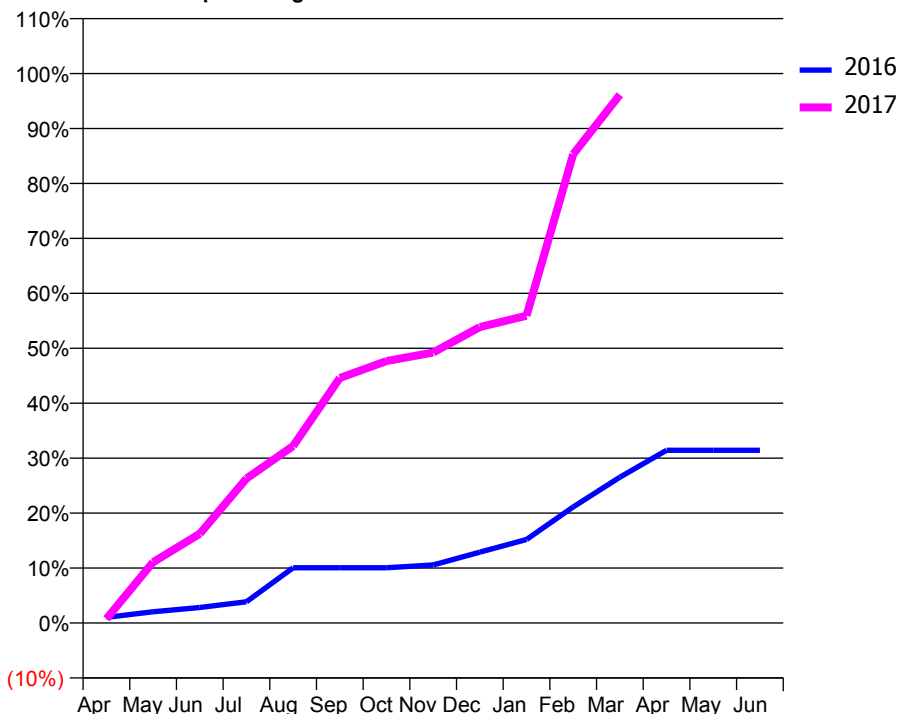
### ACCESS\*

Patients seen in 24 months	Total	Change since previous quarter
Quarter ending March 2016	354	
Quarter ending June 2016	359	→
Quarter ending September 2016	389	↑
Quarter ending December 2016	347	↓
Quarter ending March 2017	301	↓
<b>Variance since March 2016</b>	<b>(15.0%)</b>	<b>↓</b>



### ACTIVITY

Cumulative percentage of contracted UDA delivered 2016 & 2017



Month	Adjusted Scheduled Activity (UDA)	
	2016	2017
April	4	3
May	8	43
June	11	63
July	15	102
August	39	125
September	39	173
October	39	185
November	41	191
December	50	209
January	59	217
February	82	331
March	103	373
April	122	
May	122	
June	122	

### QUALITY

	Quantity	Base Number	Contract	AT	Region	England
% of FP17s for the same patient ID Re-attending within 3 months - Children	70	1,040	6.7%	10.1%	11.9%	12.3%
% of FP17s for the same patient ID Re-attending within 3 months - Adults	3	32	9.4%	15.1%	16.6%	16.7%
% of FP17s for the same patient ID Re-attending between 3 & 9 months - Children	64	1,040	6.2%	61.3%	60.2%	57.6%
% of FP17s for the same patient ID Re-attending between 3 & 9 months - Adults	5	32	15.6%	52.5%	51.5%	50.1%
% of FP17s for Band 1 Urgent Courses	0	237	0.0%	8.2%	9.5%	9.1%
% of FP17s Relating to Free Repair or Replacements	0	237	0.0%	0.9%	0.7%	0.8%
% of FP17s Relating to Continuations	0	237	0.0%	1.4%	1.2%	1.2%
% of Patients satisfied with the dentistry they have received	0	0	N/A	94.0%	93.1%	92.8%
% of Patients satisfied with the time they had to wait for an appointment	0	0	N/A	89.4%	88.8%	88.7%

\* This is based on patients treated on this contract for their most recent course of treatment. Figures in italics indicate the base number of FP17s or Patient Questionnaire responses are less than 100. N/A is shown where the base number of responses is less than 10 during the period. % is calculated as Quantity/Base number\*100

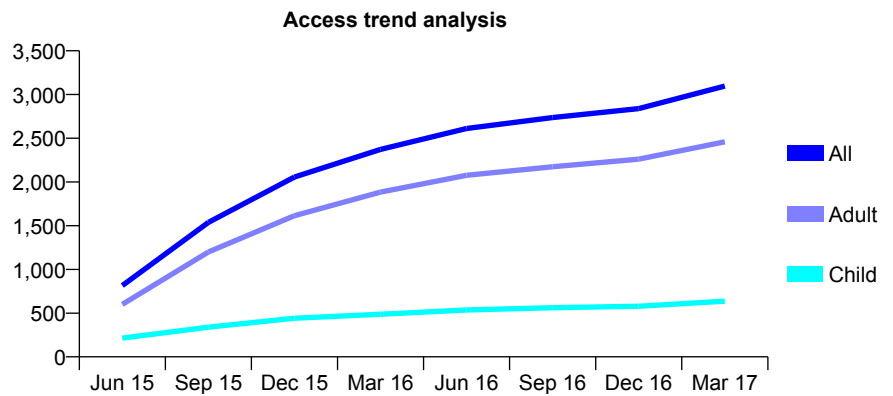
## Q65 - Vital Signs At a Glance Contract Report for 162493/0001 - March 2017

Name or company name	Honeycomb Dental Clinic
Contract type name	GDS Contract
Purpose of contract	General
Contract start date	01/03/2015
Contract end date	

16/17 Contracted general activity (UDA)	8,978
Carry forward general activity (UDA)	-125
16/17 Contracted orthodontic activity (UOA)	0
Carry forward orthodontic activity (UOA)	0
Baseline contract value	£190,839.22

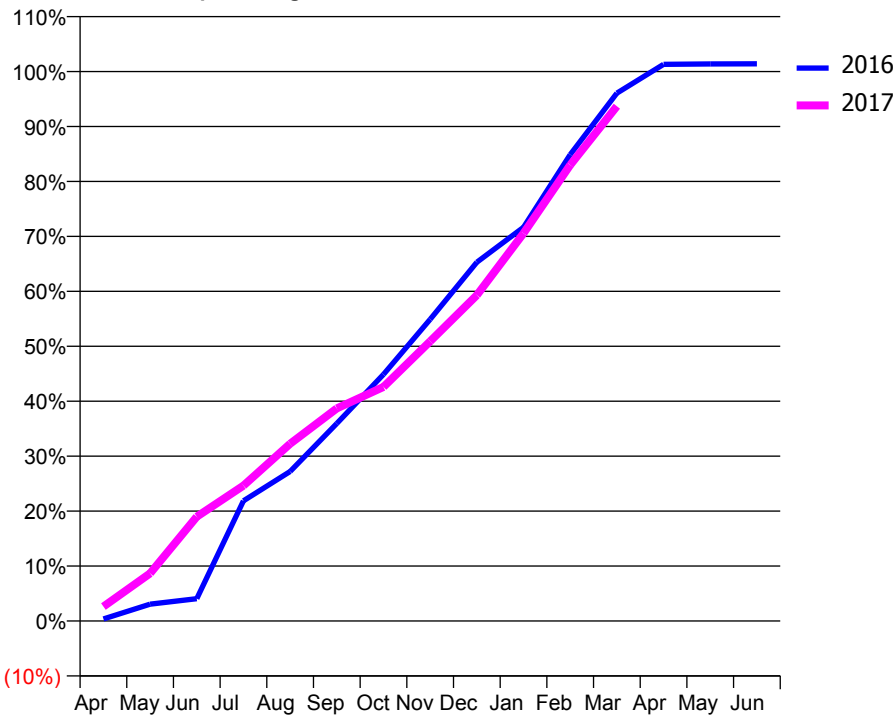
### ACCESS\*

Patients seen in 24 months	Total	Change since previous quarter
Quarter ending March 2016	2,372	
Quarter ending June 2016	2,612	↑
Quarter ending September 2016	2,736	↑
Quarter ending December 2016	2,839	↑
Quarter ending March 2017	3,096	↑
<b>Variance since March 2016</b>	<b>30.5%</b>	<b>↑</b>



### ACTIVITY

Cumulative percentage of contracted UDA delivered 2016 & 2017



Month	Adjusted Scheduled Activity (UDA)	
	2016	2017
April	34	237
May	275	778
June	364	1,704
July	1,963	2,212
August	2,444	2,897
September	3,228	3,474
October	4,029	3,826
November	4,929	4,571
December	5,861	5,323
January	6,432	6,335
February	7,620	7,451
March	8,624	8,411
April	9,095	
May	9,102	
June	9,103	

### QUALITY

	Quantity	Base Number	Contract	AT	Region	England
% of FP17s for the same patient ID Re-attending within 3 months - Children	66	970	6.8%	10.1%	11.9%	12.3%
% of FP17s for the same patient ID Re-attending within 3 months - Adults	514	3,420	15.0%	15.1%	16.6%	16.7%
% of FP17s for the same patient ID Re-attending between 3 & 9 months - Children	574	970	59.2%	61.3%	60.2%	57.6%
% of FP17s for the same patient ID Re-attending between 3 & 9 months - Adults	1,762	3,420	51.5%	52.5%	51.5%	50.1%
% of FP17s for Band 1 Urgent Courses	291	4,155	7.0%	8.2%	9.5%	9.1%
% of FP17s Relating to Free Repair or Replacements	45	4,155	1.1%	0.9%	0.7%	0.8%
% of FP17s Relating to Continuations	12	4,155	0.3%	1.4%	1.2%	1.2%
% of Patients satisfied with the dentistry they have received	6	6	N/A	94.0%	93.1%	92.8%
% of Patients satisfied with the time they had to wait for an appointment	6	6	N/A	89.4%	88.8%	88.7%

\* This is based on patients treated on this contract for their most recent course of treatment. Figures in italics indicate the base number of FP17s or Patient Questionnaire responses are less than 100. N/A is shown where the base number of responses is less than 10 during the period. % is calculated as Quantity/Base number\*100

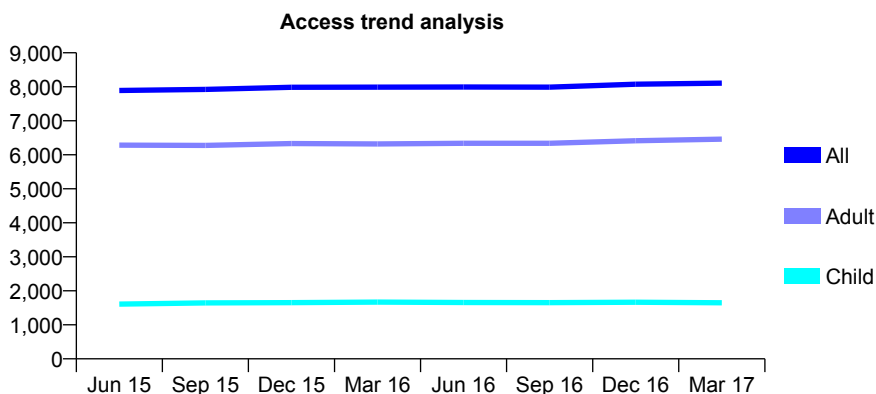
## Q65 - Vital Signs At a Glance Contract Report for 163341/0001 - March 2017

Name or company name	The Ile Dental Centre Ltd
Contract type name	GDS Contract
Purpose of contract	General
Contract start date	01/05/2012
Contract end date	

16/17 Contracted general activity (UDA)	23,500
Carry forward general activity (UDA)	0
16/17 Contracted orthodontic activity (UOA)	0
Carry forward orthodontic activity (UOA)	0
Baseline contract value	£523,805.18

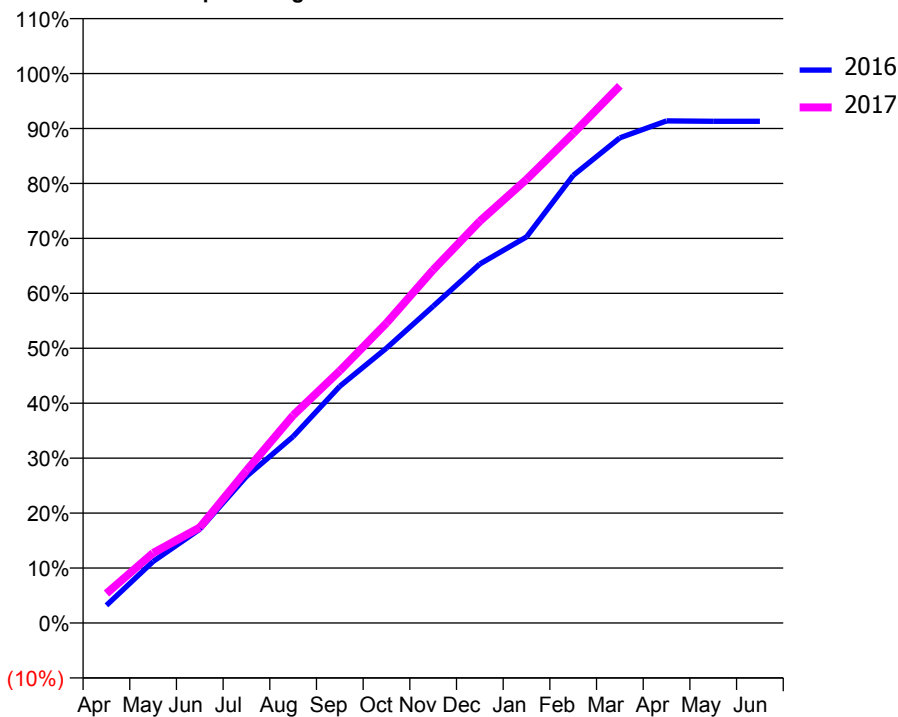
### ACCESS\*

Patients seen in 24 months	Total	Change since previous quarter
Quarter ending March 2016	7,989	
Quarter ending June 2016	7,994	→
Quarter ending September 2016	7,992	→
Quarter ending December 2016	8,078	→
Quarter ending March 2017	8,108	→
<b>Variance since March 2016</b>	<b>1.5%</b>	<b>→</b>



### ACTIVITY

Cumulative percentage of contracted UDA delivered 2016 & 2017



Month	Adjusted Scheduled Activity (UDA)	
	2016	2017
April	817	1,264
May	2,859	2,994
June	4,354	4,089
July	6,805	6,524
August	8,657	8,884
September	10,985	10,789
October	12,759	12,829
November	14,700	15,106
December	16,661	17,187
January	17,916	18,969
February	20,767	20,940
March	22,512	22,972
April	23,303	
May	23,281	
June	23,285	

### QUALITY

	Quantity	Base Number	Contract	AT	Region	England
% of FP17s for the same patient ID Re-attending within 3 months - Children	288	2,744	10.5%	10.1%	11.9%	12.3%
% of FP17s for the same patient ID Re-attending within 3 months - Adults	1,534	9,765	15.7%	15.1%	16.6%	16.7%
% of FP17s for the same patient ID Re-attending between 3 & 9 months - Children	1,863	2,744	67.9%	61.3%	60.2%	57.6%
% of FP17s for the same patient ID Re-attending between 3 & 9 months - Adults	5,487	9,765	56.2%	52.5%	51.5%	50.1%
% of FP17s for Band 1 Urgent Courses	682	12,046	5.7%	8.2%	9.5%	9.1%
% of FP17s Relating to Free Repair or Replacements	105	12,046	0.9%	0.9%	0.7%	0.8%
% of FP17s Relating to Continuations	192	12,046	1.6%	1.4%	1.2%	1.2%
% of Patients satisfied with the dentistry they have received	17	18	94.4%	94.0%	93.1%	92.8%
% of Patients satisfied with the time they had to wait for an appointment	17	18	94.4%	89.4%	88.8%	88.7%

\* This is based on patients treated on this contract for their most recent course of treatment. Figures in italics indicate the base number of FP17s or Patient Questionnaire responses are less than 100. N/A is shown where the base number of responses is less than 10 during the period. % is calculated as Quantity/Base number\*100



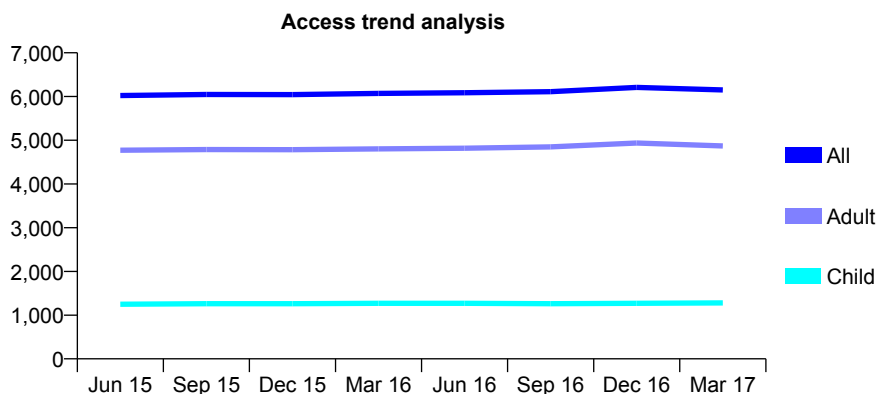
## Q65 - Vital Signs At a Glance Contract Report for 163341/0002 - March 2017

Name or company name	The Ile Dental Centre Ltd
Contract type name	GDS Contract
Purpose of contract	General
Contract start date	01/05/2012
Contract end date	

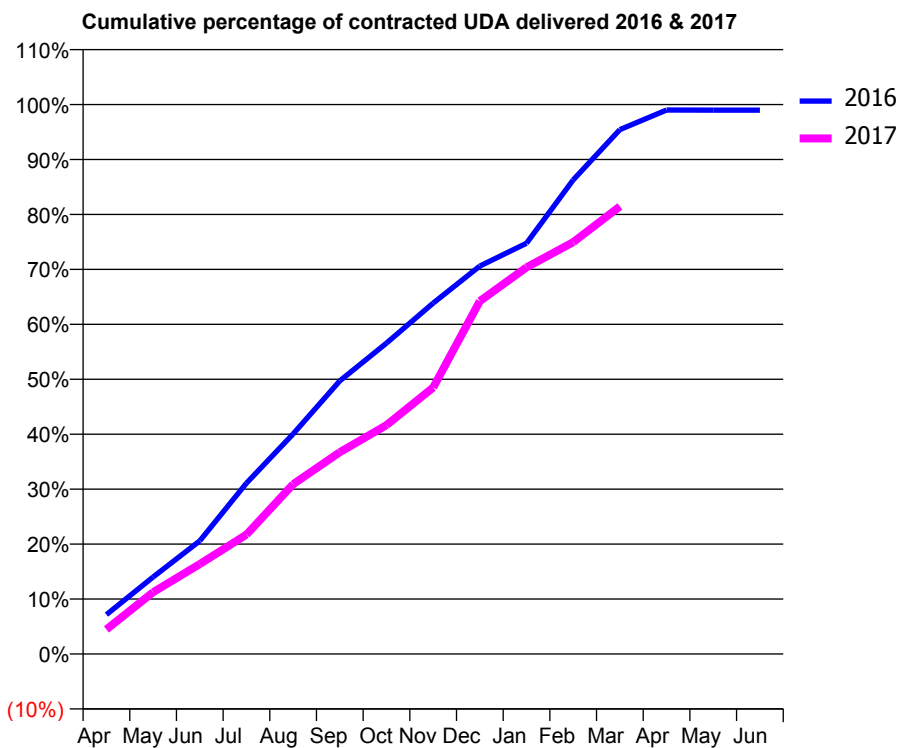
16/17 Contracted general activity (UDA)	18,675
Carry forward general activity (UDA)	193
16/17 Contracted orthodontic activity (UOA)	0
Carry forward orthodontic activity (UOA)	0
Baseline contract value	£471,510.54

### ACCESS\*

Patients seen in 24 months	Total	Change since previous quarter
Quarter ending March 2016	6,070	
Quarter ending June 2016	6,088	→
Quarter ending September 2016	6,110	→
Quarter ending December 2016	6,207	→
Quarter ending March 2017	6,150	→
<b>Variance since March 2016</b>	<b>1.3%</b>	<b>→</b>



### ACTIVITY



Month	Adjusted Scheduled Activity (UDA)	
	2016	2017
April	1,338	834
May	2,617	2,102
June	3,847	3,057
July	5,807	4,057
August	7,479	5,773
September	9,286	6,860
October	10,566	7,780
November	11,925	9,059
December	13,188	11,991
January	13,959	13,138
February	16,114	13,999
March	17,819	15,209
April	18,487	
May	18,483	
June	18,482	

### QUALITY

	Quantity	Base Number	Contract	AT	Region	England
% of FP17s for the same patient ID Re-attending within 3 months - Children	150	1,912	7.8%	10.1%	11.9%	12.3%
% of FP17s for the same patient ID Re-attending within 3 months - Adults	1,188	7,282	16.3%	15.1%	16.6%	16.7%
% of FP17s for the same patient ID Re-attending between 3 & 9 months - Children	1,306	1,912	68.3%	61.3%	60.2%	57.6%
% of FP17s for the same patient ID Re-attending between 3 & 9 months - Adults	4,245	7,282	58.3%	52.5%	51.5%	50.1%
% of FP17s for Band 1 Urgent Courses	856	8,785	9.7%	8.2%	9.5%	9.1%
% of FP17s Relating to Free Repair or Replacements	94	8,785	1.1%	0.9%	0.7%	0.8%
% of FP17s Relating to Continuations	52	8,785	0.6%	1.4%	1.2%	1.2%
% of Patients satisfied with the dentistry they have received	16	17	94.1%	94.0%	93.1%	92.8%
% of Patients satisfied with the time they had to wait for an appointment	16	17	94.1%	89.4%	88.8%	88.7%

\* This is based on patients treated on this contract for their most recent course of treatment. Figures in italics indicate the base number of FP17s or Patient Questionnaire responses are less than 100. N/A is shown where the base number of responses is less than 10 during the period. % is calculated as Quantity/Base number\*100

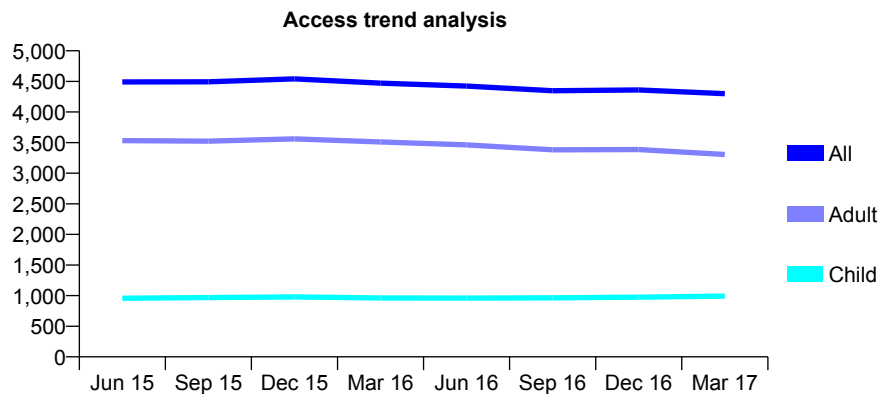
## Q65 - Vital Signs At a Glance Contract Report for 163341/0003 - March 2017

Name or company name	The Ile Dental Centre Ltd
Contract type name	GDS Contract
Purpose of contract	General
Contract start date	01/05/2012
Contract end date	

16/17 Contracted general activity (UDA)	14,000
Carry forward general activity (UDA)	0
16/17 Contracted orthodontic activity (UOA)	0
Carry forward orthodontic activity (UOA)	0
Baseline contract value	£353,600.08

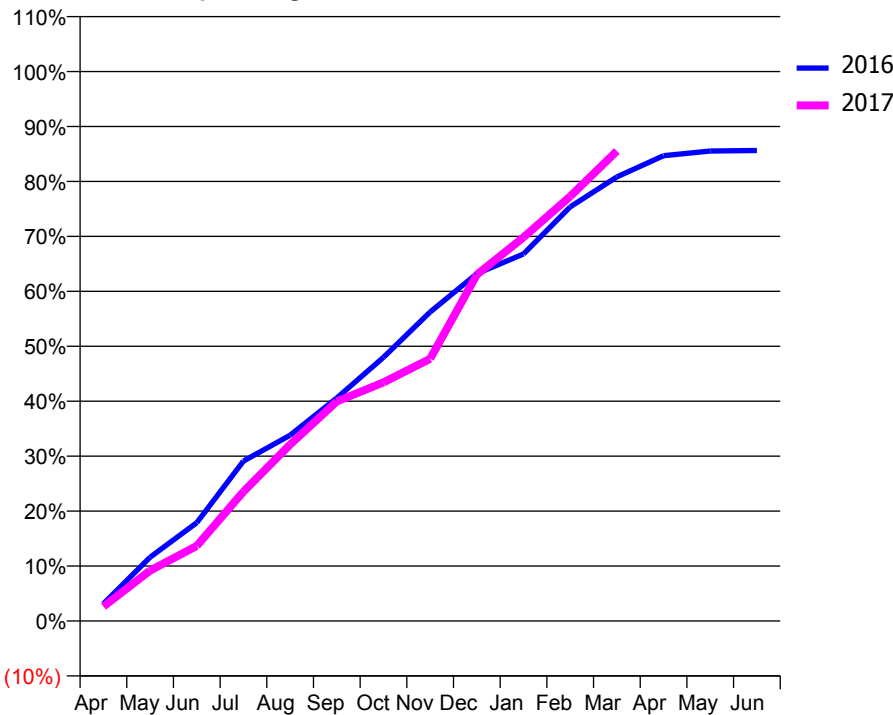
### ACCESS\*

Patients seen in 24 months	Total	Change since previous quarter
Quarter ending March 2016	4,472	
Quarter ending June 2016	4,424	↓
Quarter ending September 2016	4,347	↓
Quarter ending December 2016	4,361	→
Quarter ending March 2017	4,299	↓
<b>Variance since March 2016</b>	<b>(3.9%)</b>	<b>↓</b>



### ACTIVITY

Cumulative percentage of contracted UDA delivered 2016 & 2017



Month	Adjusted Scheduled Activity (UDA)	
	2016	2017
April	441	367
May	1,624	1,285
June	2,505	1,913
July	4,074	3,298
August	4,733	4,495
September	5,682	5,592
October	6,719	6,081
November	7,874	6,682
December	8,849	8,824
January	9,350	9,777
February	10,551	10,821
March	11,313	11,972
April	11,855	
May	11,973	
June	11,988	

### QUALITY

	Quantity	Base Number	Contract	AT	Region	England
% of FP17s for the same patient ID Re-attending within 3 months - Children	143	1,459	9.8%	10.1%	11.9%	12.3%
% of FP17s for the same patient ID Re-attending within 3 months - Adults	800	5,039	15.9%	15.1%	16.6%	16.7%
% of FP17s for the same patient ID Re-attending between 3 & 9 months - Children	841	1,459	57.6%	61.3%	60.2%	57.6%
% of FP17s for the same patient ID Re-attending between 3 & 9 months - Adults	2,933	5,039	58.2%	52.5%	51.5%	50.1%
% of FP17s for Band 1 Urgent Courses	422	5,998	7.0%	8.2%	9.5%	9.1%
% of FP17s Relating to Free Repair or Replacements	62	5,998	1.0%	0.9%	0.7%	0.8%
% of FP17s Relating to Continuations	44	5,998	0.7%	1.4%	1.2%	1.2%
% of Patients satisfied with the dentistry they have received	14	15	93.3%	94.0%	93.1%	92.8%
% of Patients satisfied with the time they had to wait for an appointment	13	15	86.7%	89.4%	88.8%	88.7%

\* This is based on patients treated on this contract for their most recent course of treatment. Figures in italics indicate the base number of FP17s or Patient Questionnaire responses are less than 100. N/A is shown where the base number of responses is less than 10 during the period. % is calculated as Quantity/Base number\*100

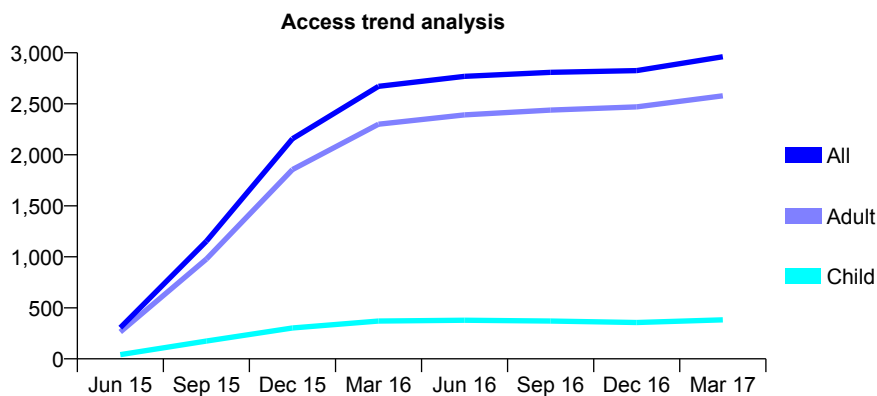
## Q65 - Vital Signs At a Glance Contract Report for 165573/0001 - March 2017

Name or company name	Dentaz Limited
Contract type name	GDS Contract
Purpose of contract	General
Contract start date	01/04/2015
Contract end date	

16/17 Contracted general activity (UDA)	9,500
Carry forward general activity (UDA)	-16
16/17 Contracted orthodontic activity (UOA)	0
Carry forward orthodontic activity (UOA)	0
Baseline contract value	£234,652.35

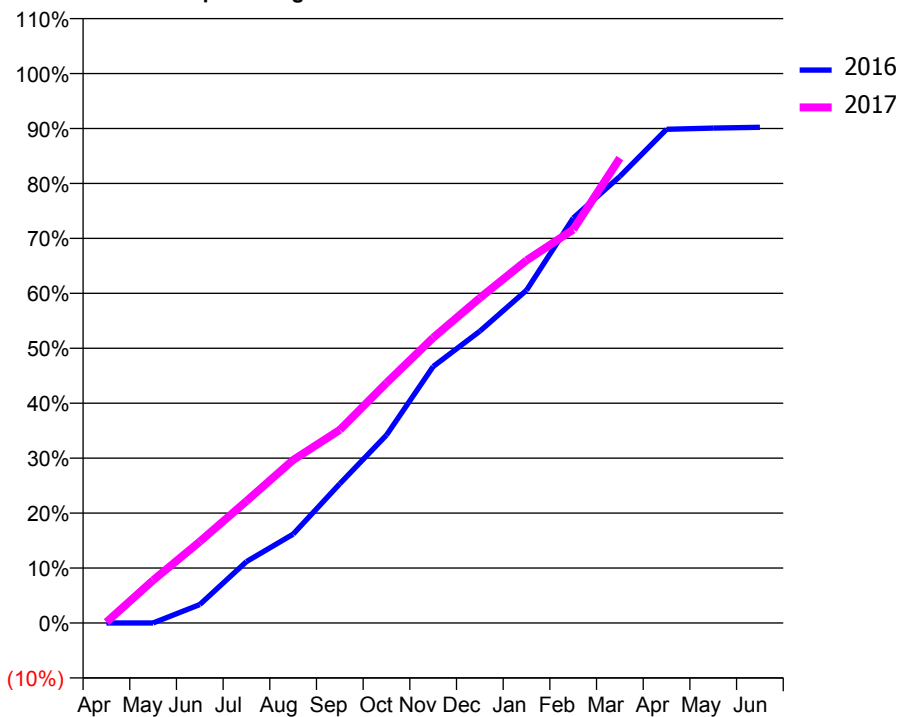
### ACCESS\*

Patients seen in 24 months	Total	Change since previous quarter
Quarter ending March 2016	2,671	
Quarter ending June 2016	2,769	↑
Quarter ending September 2016	2,808	→
Quarter ending December 2016	2,826	→
Quarter ending March 2017	2,962	↑
<b>Variance since March 2016</b>	<b>10.9%</b>	<b>↑</b>



### ACTIVITY

Cumulative percentage of contracted UDA delivered 2016 & 2017



Month	Adjusted Scheduled Activity (UDA)	
	2016	2017
April	0	16
May	0	738
June	321	1,408
July	1,071	2,109
August	1,550	2,819
September	2,430	3,338
October	3,279	4,151
November	4,474	4,931
December	5,091	5,619
January	5,805	6,270
February	7,061	6,802
March	7,791	8,037
April	8,612	
May	8,631	
June	8,645	

### QUALITY

	Quantity	Base Number	Contract	AT	Region	England
% of FP17s for the same patient ID Re-attending within 3 months - Children	56	614	9.1%	10.1%	11.9%	12.3%
% of FP17s for the same patient ID Re-attending within 3 months - Adults	462	3,546	13.0%	15.1%	16.6%	16.7%
% of FP17s for the same patient ID Re-attending between 3 & 9 months - Children	392	614	63.8%	61.3%	60.2%	57.6%
% of FP17s for the same patient ID Re-attending between 3 & 9 months - Adults	1,933	3,546	54.5%	52.5%	51.5%	50.1%
% of FP17s for Band 1 Urgent Courses	182	3,819	4.8%	8.2%	9.5%	9.1%
% of FP17s Relating to Free Repair or Replacements	51	3,819	1.3%	0.9%	0.7%	0.8%
% of FP17s Relating to Continuations	59	3,819	1.5%	1.4%	1.2%	1.2%
% of Patients satisfied with the dentistry they have received	48	52	92.3%	94.0%	93.1%	92.8%
% of Patients satisfied with the time they had to wait for an appointment	50	52	96.2%	89.4%	88.8%	88.7%

\* This is based on patients treated on this contract for their most recent course of treatment. Figures in italics indicate the base number of FP17s or Patient Questionnaire responses are less than 100. N/A is shown where the base number of responses is less than 10 during the period. % is calculated as Quantity/Base number\*100

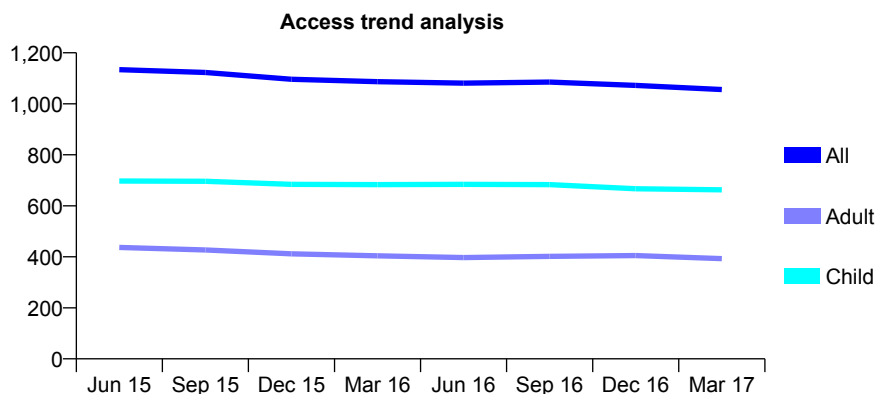
## Q65 - Vital Signs At a Glance Contract Report for 167991/0001 - March 2017

Name or company name	Bridge Street Dental Centre
Contract type name	GDS Contract
Purpose of contract	General
Contract start date	01/04/2009
Contract end date	

16/17 Contracted general activity (UDA)	2,675
Carry forward general activity (UDA)	0
16/17 Contracted orthodontic activity (UOA)	0
Carry forward orthodontic activity (UOA)	0
Baseline contract value	£57,383.40

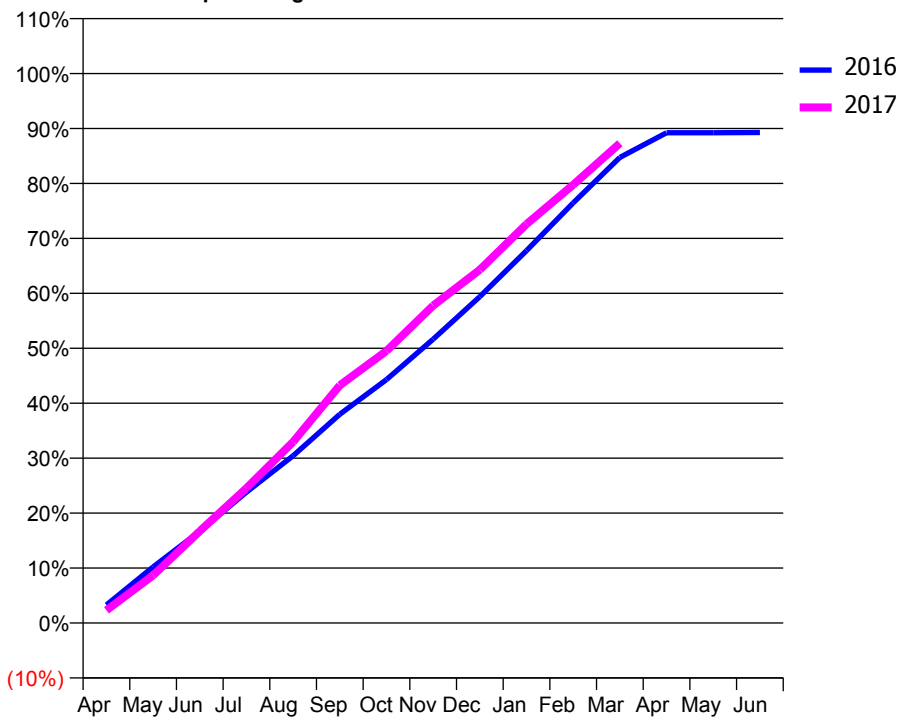
### ACCESS\*

Patients seen in 24 months	Total	Change since previous quarter
Quarter ending March 2016	1,087	
Quarter ending June 2016	1,081	→
Quarter ending September 2016	1,085	→
Quarter ending December 2016	1,072	↓
Quarter ending March 2017	1,056	↓
<b>Variance since March 2016</b>	<b>(2.9%)</b>	<b>↓</b>



### ACTIVITY

Cumulative percentage of contracted UDA delivered 2016 & 2017



Month	Adjusted Scheduled Activity (UDA)	
	2016	2017
April	88	62
May	273	232
June	447	447
July	637	657
August	814	882
September	1,016	1,157
October	1,185	1,325
November	1,381	1,545
December	1,589	1,720
January	1,813	1,942
February	2,045	2,133
March	2,266	2,336
April	2,387	
May	2,387	
June	2,388	

### QUALITY

	Quantity	Base Number	Contract	AT	Region	England
% of FP17s for the same patient ID Re-attending within 3 months - Children	90	1,025	8.8%	10.1%	11.9%	12.3%
% of FP17s for the same patient ID Re-attending within 3 months - Adults	66	496	13.3%	15.1%	16.6%	16.7%
% of FP17s for the same patient ID Re-attending between 3 & 9 months - Children	610	1,025	59.5%	61.3%	60.2%	57.6%
% of FP17s for the same patient ID Re-attending between 3 & 9 months - Adults	291	496	58.7%	52.5%	51.5%	50.1%
% of FP17s for Band 1 Urgent Courses	18	1,444	1.2%	8.2%	9.5%	9.1%
% of FP17s Relating to Free Repair or Replacements	0	1,444	0.0%	0.9%	0.7%	0.8%
% of FP17s Relating to Continuations	10	1,444	0.7%	1.4%	1.2%	1.2%
% of Patients satisfied with the dentistry they have received	0	0	N/A	94.0%	93.1%	92.8%
% of Patients satisfied with the time they had to wait for an appointment	0	0	N/A	89.4%	88.8%	88.7%

\* This is based on patients treated on this contract for their most recent course of treatment. Figures in italics indicate the base number of FP17s or Patient Questionnaire responses are less than 100. N/A is shown where the base number of responses is less than 10 during the period. % is calculated as Quantity/Base number\*100

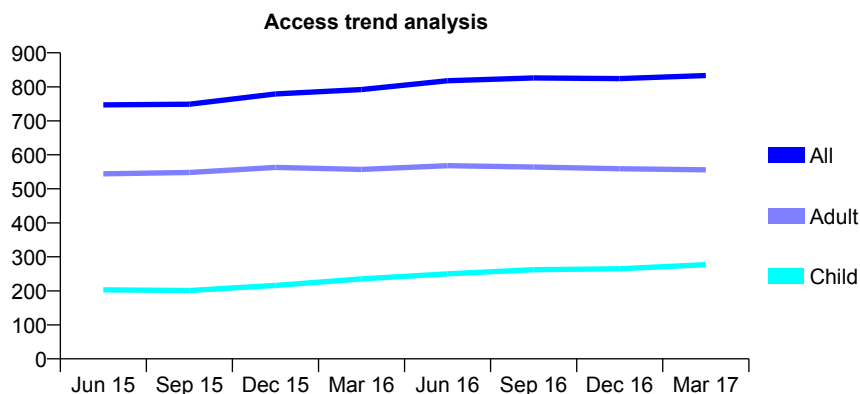
## Q65 - Vital Signs At a Glance Contract Report for 170089/0001 - March 2017

Name or company name	Your Dentist Limited
Contract type name	GDS Contract
Purpose of contract	General
Contract start date	01/04/2011
Contract end date	

16/17 Contracted general activity (UDA)	2,527
Carry forward general activity (UDA)	-3
16/17 Contracted orthodontic activity (UOA)	0
Carry forward orthodontic activity (UOA)	0
Baseline contract value	£72,513.43

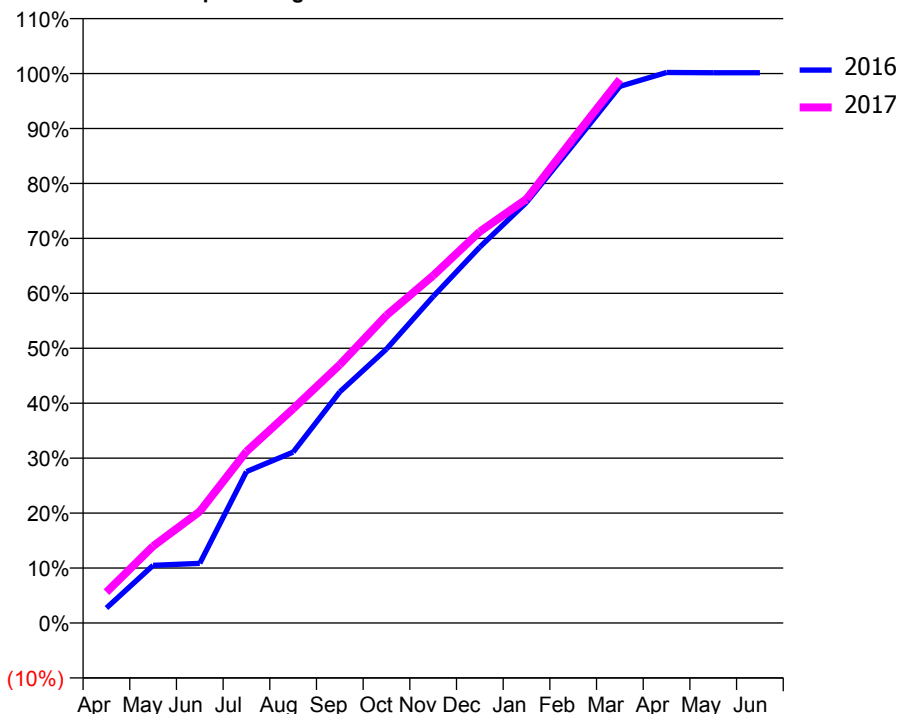
### ACCESS\*

Patients seen in 24 months	Total	Change since previous quarter
Quarter ending March 2016	792	
Quarter ending June 2016	818	↑
Quarter ending September 2016	826	→
Quarter ending December 2016	824	→
Quarter ending March 2017	833	→
<b>Variance since March 2016</b>	<b>5.2%</b>	<b>↑</b>



### ACTIVITY

Cumulative percentage of contracted UDA delivered 2016 & 2017



Month	Adjusted Scheduled Activity (UDA)	
	2016	2017
April	69	142
May	265	354
June	274	513
July	696	789
August	786	985
September	1,063	1,188
October	1,260	1,415
November	1,501	1,598
December	1,729	1,800
January	1,934	1,950
February	2,199	2,227
March	2,468	2,500
April	2,531	
May	2,530	
June	2,530	

### QUALITY

	Quantity	Base Number	Contract	AT	Region	England
% of FP17s for the same patient ID Re-attending within 3 months - Children	45	412	10.9%	10.1%	11.9%	12.3%
% of FP17s for the same patient ID Re-attending within 3 months - Adults	108	670	16.1%	15.1%	16.6%	16.7%
% of FP17s for the same patient ID Re-attending between 3 & 9 months - Children	199	412	48.3%	61.3%	60.2%	57.6%
% of FP17s for the same patient ID Re-attending between 3 & 9 months - Adults	305	670	45.5%	52.5%	51.5%	50.1%
% of FP17s for Band 1 Urgent Courses	68	1,056	6.4%	8.2%	9.5%	9.1%
% of FP17s Relating to Free Repair or Replacements	2	1,056	0.2%	0.9%	0.7%	0.8%
% of FP17s Relating to Continuations	5	1,056	0.5%	1.4%	1.2%	1.2%
% of Patients satisfied with the dentistry they have received	1	1	N/A	94.0%	93.1%	92.8%
% of Patients satisfied with the time they had to wait for an appointment	1	1	N/A	89.4%	88.8%	88.7%

\* This is based on patients treated on this contract for their most recent course of treatment. Figures in italics indicate the base number of FP17s or Patient Questionnaire responses are less than 100. N/A is shown where the base number of responses is less than 10 during the period. % is calculated as Quantity/Base number\*100

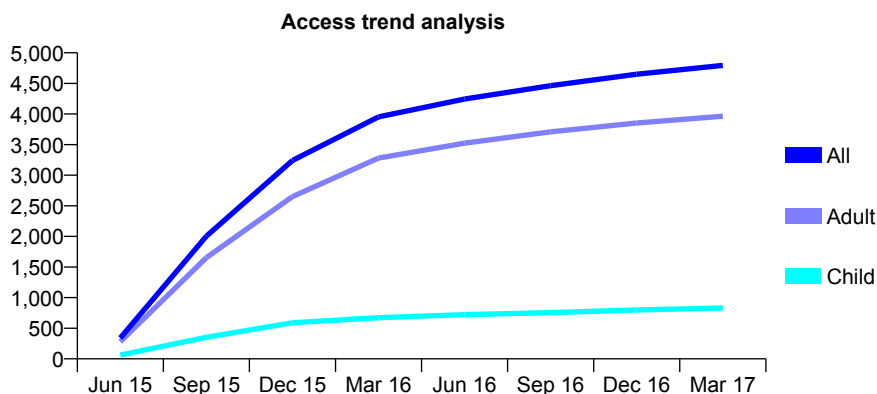
## Q65 - Vital Signs At a Glance Contract Report for 172081/0001 - March 2017

Name or company name	Hounds Road Dental Practice Partnership
Contract type name	GDS Contract
Purpose of contract	General
Contract start date	01/06/2015
Contract end date	

16/17 Contracted general activity (UDA)	12,406
Carry forward general activity (UDA)	8
16/17 Contracted orthodontic activity (UOA)	0
Carry forward orthodontic activity (UOA)	0
Baseline contract value	£279,424.83

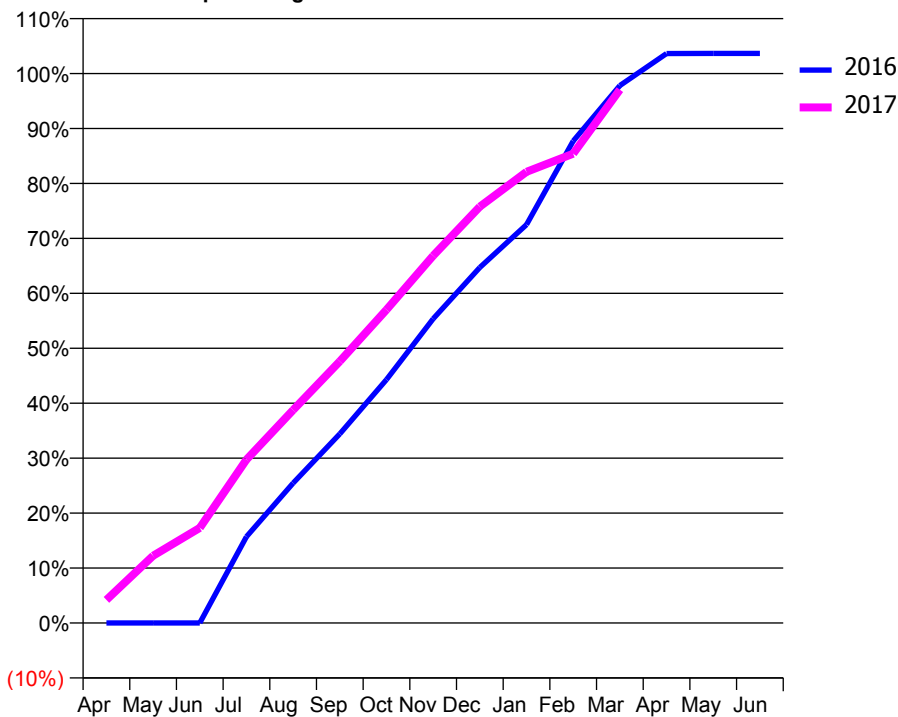
### ACCESS\*

Patients seen in 24 months	Total	Change since previous quarter
Quarter ending March 2016	3,953	
Quarter ending June 2016	4,246	↑
Quarter ending September 2016	4,463	↑
Quarter ending December 2016	4,651	↑
Quarter ending March 2017	4,794	↑
<b>Variance since March 2016</b>	<b>21.3%</b>	<b>↑</b>



### ACTIVITY

Cumulative percentage of contracted UDA delivered 2016 & 2017



Month	Adjusted Scheduled Activity (UDA)	
	2016	2017
April	0	523
May	0	1,520
June	0	2,149
July	1,624	3,689
August	2,632	4,809
September	3,559	5,907
October	4,579	7,072
November	5,723	8,292
December	6,689	9,399
January	7,494	10,186
February	9,067	10,594
March	10,110	12,041
April	10,713	
May	10,715	
June	10,716	

### QUALITY

	Quantity	Base Number	Contract	AT	Region	England
% of FP17s for the same patient ID Re-attending within 3 months - Children	79	1,339	5.9%	10.1%	11.9%	12.3%
% of FP17s for the same patient ID Re-attending within 3 months - Adults	767	5,861	13.1%	15.1%	16.6%	16.7%
% of FP17s for the same patient ID Re-attending between 3 & 9 months - Children	870	1,339	65.0%	61.3%	60.2%	57.6%
% of FP17s for the same patient ID Re-attending between 3 & 9 months - Adults	3,352	5,861	57.2%	52.5%	51.5%	50.1%
% of FP17s for Band 1 Urgent Courses	514	6,882	7.5%	8.2%	9.5%	9.1%
% of FP17s Relating to Free Repair or Replacements	75	6,882	1.1%	0.9%	0.7%	0.8%
% of FP17s Relating to Continuations	69	6,882	1.0%	1.4%	1.2%	1.2%
% of Patients satisfied with the dentistry they have received	17	17	100.0%	94.0%	93.1%	92.8%
% of Patients satisfied with the time they had to wait for an appointment	15	17	88.2%	89.4%	88.8%	88.7%

\* This is based on patients treated on this contract for their most recent course of treatment. Figures in italics indicate the base number of FP17s or Patient Questionnaire responses are less than 100. N/A is shown where the base number of responses is less than 10 during the period. % is calculated as Quantity/Base number\*100

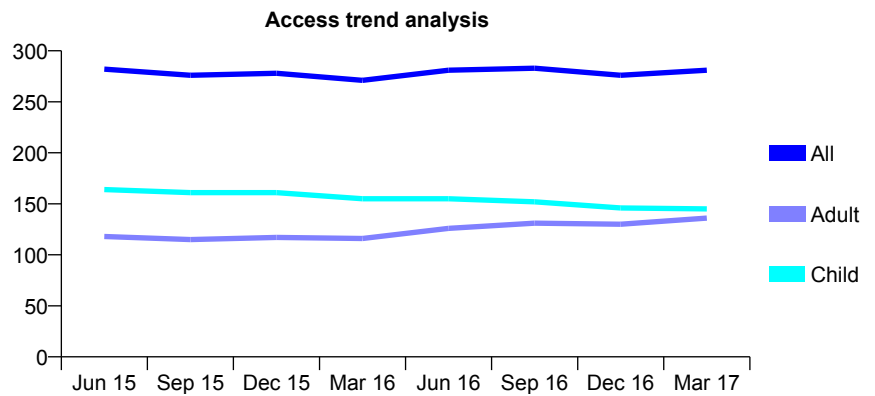
## Q65 - Vital Signs At a Glance Contract Report for 172863/0001 - March 2017

Name or company name	Southwoods Dental Practice Ltd
Contract type name	GDS Contract
Purpose of contract	General
Contract start date	01/04/2010
Contract end date	

16/17 Contracted general activity (UDA)	750
Carry forward general activity (UDA)	0
16/17 Contracted orthodontic activity (UOA)	0
Carry forward orthodontic activity (UOA)	0
Baseline contract value	£19,074.88

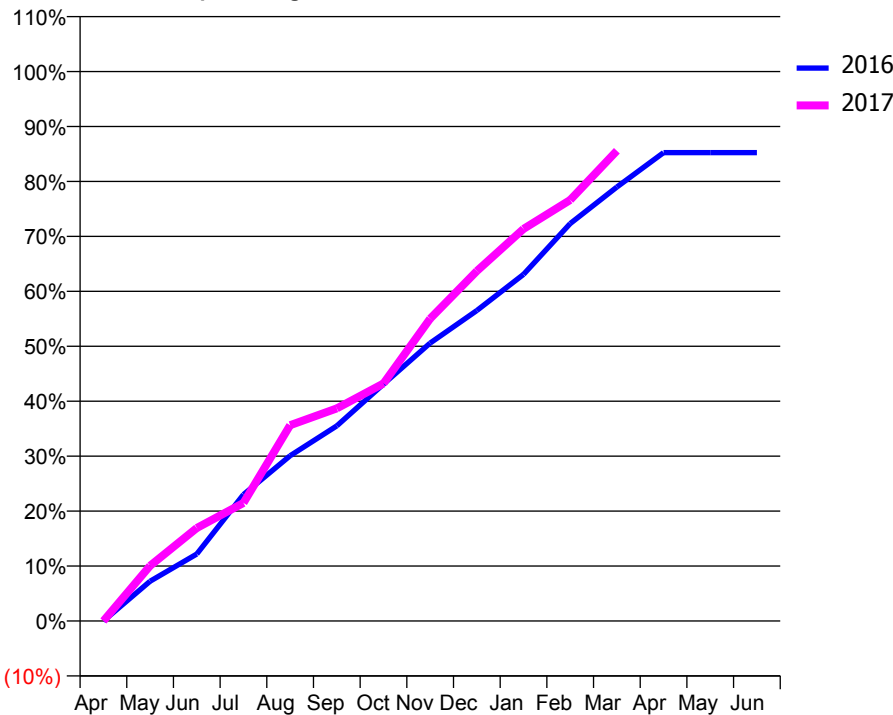
### ACCESS\*

Patients seen in 24 months	Total	Change since previous quarter
Quarter ending March 2016	271	
Quarter ending June 2016	281	↑
Quarter ending September 2016	283	→
Quarter ending December 2016	276	↓
Quarter ending March 2017	281	→
<b>Variance since March 2016</b>	<b>3.7%</b>	<b>↑</b>



### ACTIVITY

Cumulative percentage of contracted UDA delivered 2016 & 2017



Month	Adjusted Scheduled Activity (UDA)	
	2016	2017
April	0	0
May	62	75
June	104	127
July	196	161
August	256	267
September	302	290
October	366	324
November	430	413
December	480	478
January	536	535
February	615	575
March	671	642
April	725	
May	725	
June	725	

### QUALITY

	Quantity	Base Number	Contract	AT	Region	England
% of FP17s for the same patient ID Re-attending within 3 months - Children	16	232	6.9%	10.1%	11.9%	12.3%
% of FP17s for the same patient ID Re-attending within 3 months - Adults	26	169	15.4%	15.1%	16.6%	16.7%
% of FP17s for the same patient ID Re-attending between 3 & 9 months - Children	127	232	54.7%	61.3%	60.2%	57.6%
% of FP17s for the same patient ID Re-attending between 3 & 9 months - Adults	105	169	62.1%	52.5%	51.5%	50.1%
% of FP17s for Band 1 Urgent Courses	29	379	7.7%	8.2%	9.5%	9.1%
% of FP17s Relating to Free Repair or Replacements	0	379	0.0%	0.9%	0.7%	0.8%
% of FP17s Relating to Continuations	0	379	0.0%	1.4%	1.2%	1.2%
% of Patients satisfied with the dentistry they have received	1	1	N/A	94.0%	93.1%	92.8%
% of Patients satisfied with the time they had to wait for an appointment	1	1	N/A	89.4%	88.8%	88.7%

\* This is based on patients treated on this contract for their most recent course of treatment. Figures in italics indicate the base number of FP17s or Patient Questionnaire responses are less than 100. N/A is shown where the base number of responses is less than 10 during the period. % is calculated as Quantity/Base number\*100

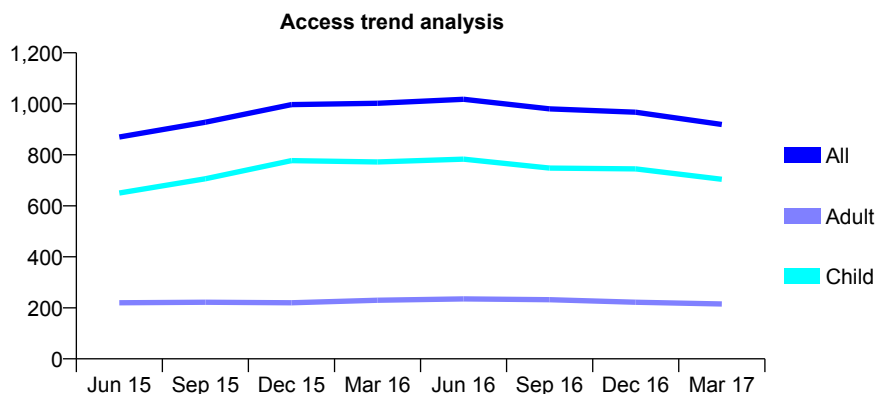
## Q65 - Vital Signs At a Glance Contract Report for 176710/0001 - March 2017

Name or company name	Q Dental Care Limited
Contract type name	PDS Contract
Purpose of contract	General and Orthodontic
Contract start date	01/04/2008
Contract end date	31/03/2018

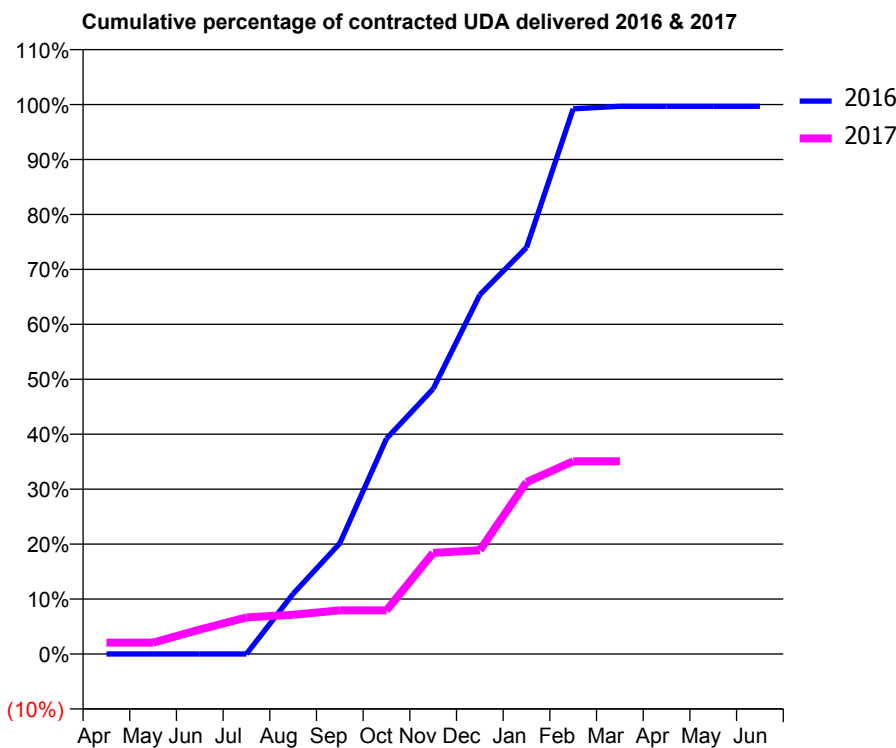
16/17 Contracted general activity (UDA)	630
Carry forward general activity (UDA)	-13
16/17 Contracted orthodontic activity (UOA)	15,713
Carry forward orthodontic activity (UOA)	0
Baseline contract value	£1,068,837.87

### ACCESS\*

Patients seen in 24 months	Total	Change since previous quarter
Quarter ending March 2016	1,002	
Quarter ending June 2016	1,018	→
Quarter ending September 2016	980	↓
Quarter ending December 2016	967	↓
Quarter ending March 2017	919	↓
<b>Variance since March 2016</b>	<b>(8.3%)</b>	<b>↓</b>



### ACTIVITY



Month	Adjusted Scheduled Activity (UDA)	
	2016	2017
April	0	13
May	0	13
June	0	28
July	0	42
August	69	45
September	127	50
October	247	50
November	304	116
December	412	119
January	466	197
February	625	221
March	628	221
April	628	
May	628	
June	628	

### QUALITY

	Quantity	Base Number	Contract	AT	Region	England
% of FP17s for the same patient ID Re-attending within 3 months - Children	41	2,047	2.0%	10.1%	11.9%	12.3%
% of FP17s for the same patient ID Re-attending within 3 months - Adults	1	76	1.3%	15.1%	16.6%	16.7%
% of FP17s for the same patient ID Re-attending between 3 & 9 months - Children	15	2,047	0.7%	61.3%	60.2%	57.6%
% of FP17s for the same patient ID Re-attending between 3 & 9 months - Adults	0	76	0.0%	52.5%	51.5%	50.1%
% of FP17s for Band 1 Urgent Courses	0	108	0.0%	8.2%	9.5%	9.1%
% of FP17s Relating to Free Repair or Replacements	0	108	0.0%	0.9%	0.7%	0.8%
% of FP17s Relating to Continuations	0	108	0.0%	1.4%	1.2%	1.2%
% of Patients satisfied with the dentistry they have received	0	0	N/A	94.0%	93.1%	92.8%
% of Patients satisfied with the time they had to wait for an appointment	0	0	N/A	89.4%	88.8%	88.7%

\* This is based on patients treated on this contract for their most recent course of treatment. Figures in italics indicate the base number of FP17s or Patient Questionnaire responses are less than 100. N/A is shown where the base number of responses is less than 10 during the period. % is calculated as Quantity/Base number\*100



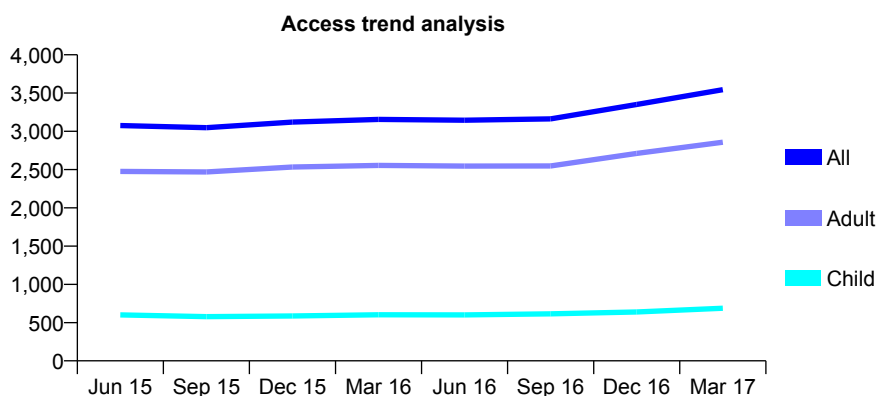
## Q65 - Vital Signs At a Glance Contract Report for 177911/0001 - March 2017

Name or company name	Linden Lodge Dental Care Ltd.
Contract type name	GDS Contract
Purpose of contract	General
Contract start date	01/04/2011
Contract end date	

16/17 Contracted general activity (UDA)	9,256
Carry forward general activity (UDA)	0
16/17 Contracted orthodontic activity (UOA)	0
Carry forward orthodontic activity (UOA)	0
Baseline contract value	£245,673.88

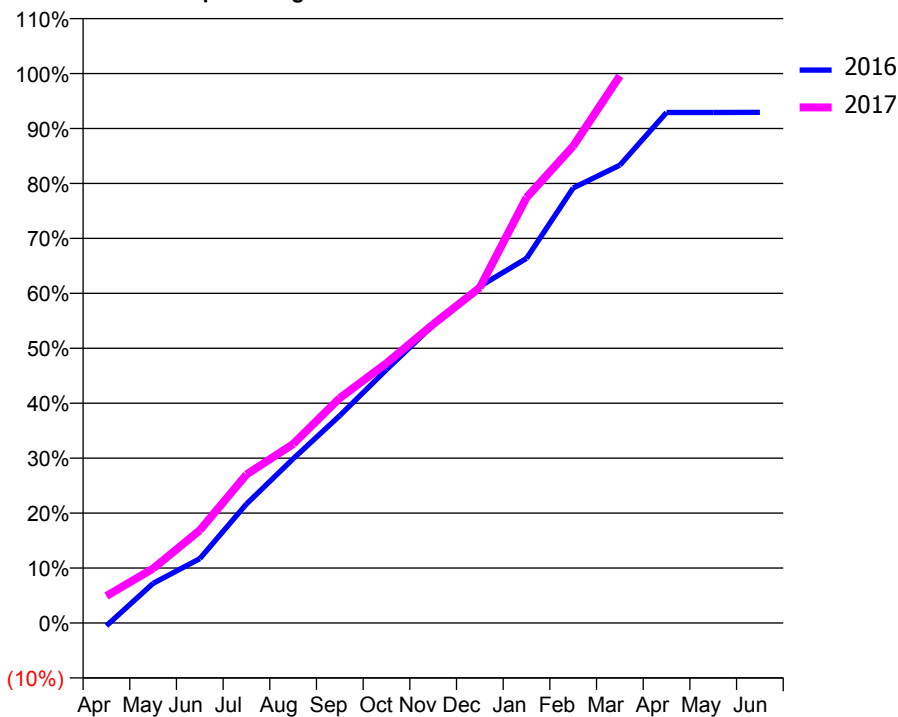
### ACCESS\*

Patients seen in 24 months	Total	Change since previous quarter
Quarter ending March 2016	3,156	
Quarter ending June 2016	3,145	→
Quarter ending September 2016	3,162	→
Quarter ending December 2016	3,350	↑
Quarter ending March 2017	3,545	↑
<b>Variance since March 2016</b>	<b>12.3%</b>	<b>↑</b>



### ACTIVITY

Cumulative percentage of contracted UDA delivered 2016 & 2017



Month	Adjusted Scheduled Activity (UDA)	
	2016	2017
April	-47	454
May	669	918
June	1,085	1,561
July	2,004	2,501
August	2,766	3,015
September	3,493	3,790
October	4,269	4,377
November	5,017	5,033
December	5,671	5,651
January	6,142	7,165
February	7,329	8,033
March	7,713	9,216
April	8,598	
May	8,598	
June	8,601	

### QUALITY

	Quantity	Base Number	Contract	AT	Region	England
% of FP17s for the same patient ID Re-attending within 3 months - Children	60	1,161	5.2%	10.1%	11.9%	12.3%
% of FP17s for the same patient ID Re-attending within 3 months - Adults	586	4,811	12.2%	15.1%	16.6%	16.7%
% of FP17s for the same patient ID Re-attending between 3 & 9 months - Children	745	1,161	64.2%	61.3%	60.2%	57.6%
% of FP17s for the same patient ID Re-attending between 3 & 9 months - Adults	3,112	4,811	64.7%	52.5%	51.5%	50.1%
% of FP17s for Band 1 Urgent Courses	291	5,510	5.3%	8.2%	9.5%	9.1%
% of FP17s Relating to Free Repair or Replacements	18	5,510	0.3%	0.9%	0.7%	0.8%
% of FP17s Relating to Continuations	116	5,510	2.1%	1.4%	1.2%	1.2%
% of Patients satisfied with the dentistry they have received	8	8	N/A	94.0%	93.1%	92.8%
% of Patients satisfied with the time they had to wait for an appointment	8	8	N/A	89.4%	88.8%	88.7%

\* This is based on patients treated on this contract for their most recent course of treatment. Figures in italics indicate the base number of FP17s or Patient Questionnaire responses are less than 100. N/A is shown where the base number of responses is less than 10 during the period. % is calculated as Quantity/Base number\*100

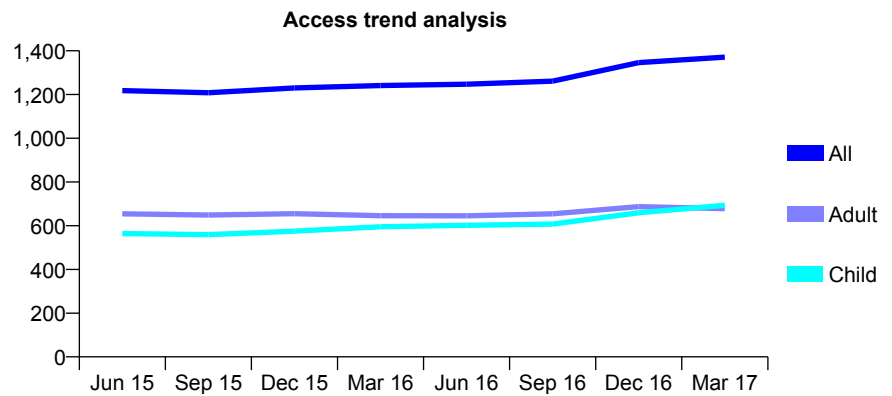
## Q65 - Vital Signs At a Glance Contract Report for 180319/0001 - March 2017

Name or company name	High Street Dental Practice Ltd
Contract type name	GDS Contract
Purpose of contract	General
Contract start date	01/08/2008
Contract end date	

16/17 Contracted general activity (UDA)	4,843
Carry forward general activity (UDA)	32
16/17 Contracted orthodontic activity (UOA)	0
Carry forward orthodontic activity (UOA)	0
Baseline contract value	£105,594.31

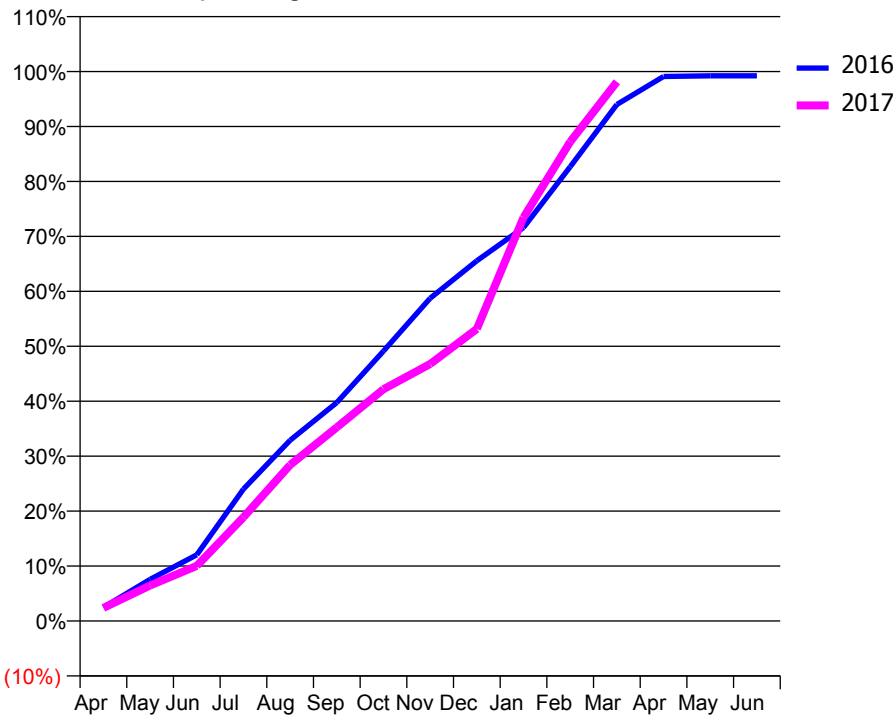
### ACCESS\*

Patients seen in 24 months	Total	Change since previous quarter
Quarter ending March 2016	1,241	
Quarter ending June 2016	1,247	→
Quarter ending September 2016	1,261	→
Quarter ending December 2016	1,346	↑
Quarter ending March 2017	1,371	→
<b>Variance since March 2016</b>	<b>10.5%</b>	<b>↑</b>



### ACTIVITY

Cumulative percentage of contracted UDA delivered 2016 & 2017



Month	Adjusted Scheduled Activity (UDA)	
	2016	2017
April	100	116
May	306	313
June	487	486
July	971	915
August	1,330	1,376
September	1,608	1,707
October	1,987	2,043
November	2,375	2,266
December	2,651	2,575
January	2,895	3,557
February	3,342	4,224
March	3,801	4,752
April	4,006	
May	4,011	
June	4,011	

### QUALITY

	Quantity	Base Number	Contract	AT	Region	England
% of FP17s for the same patient ID Re-attending within 3 months - Children	96	1,068	9.0%	10.1%	11.9%	12.3%
% of FP17s for the same patient ID Re-attending within 3 months - Adults	203	929	21.9%	15.1%	16.6%	16.7%
% of FP17s for the same patient ID Re-attending between 3 & 9 months - Children	525	1,068	49.2%	61.3%	60.2%	57.6%
% of FP17s for the same patient ID Re-attending between 3 & 9 months - Adults	408	929	43.9%	52.5%	51.5%	50.1%
% of FP17s for Band 1 Urgent Courses	179	1,920	9.3%	8.2%	9.5%	9.1%
% of FP17s Relating to Free Repair or Replacements	1	1,920	0.1%	0.9%	0.7%	0.8%
% of FP17s Relating to Continuations	0	1,920	0.0%	1.4%	1.2%	1.2%
% of Patients satisfied with the dentistry they have received	1	1	N/A	94.0%	93.1%	92.8%
% of Patients satisfied with the time they had to wait for an appointment	1	1	N/A	89.4%	88.8%	88.7%

\* This is based on patients treated on this contract for their most recent course of treatment. Figures in italics indicate the base number of FP17s or Patient Questionnaire responses are less than 100. N/A is shown where the base number of responses is less than 10 during the period. % is calculated as Quantity/Base number\*100

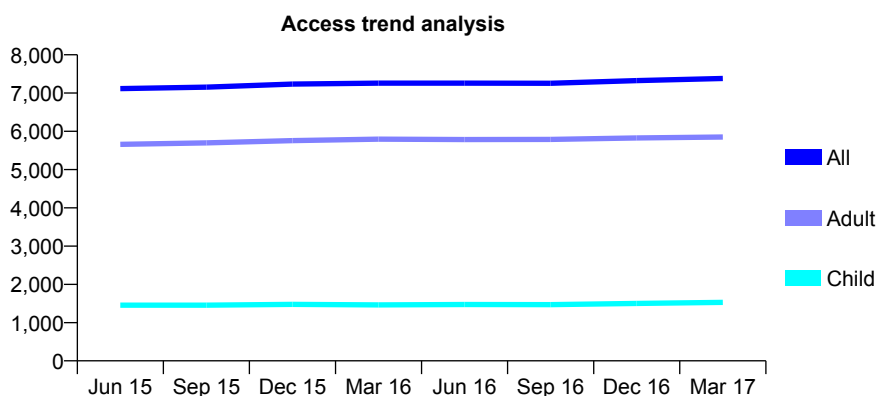
## Q65 - Vital Signs At a Glance Contract Report for 181773/0001 - March 2017

Name or company name	Frampton Dental Practice
Contract type name	GDS Contract
Purpose of contract	General
Contract start date	06/01/2012
Contract end date	

16/17 Contracted general activity (UDA)	16,609
Carry forward general activity (UDA)	-247
16/17 Contracted orthodontic activity (UOA)	0
Carry forward orthodontic activity (UOA)	0
Baseline contract value	£332,953.82

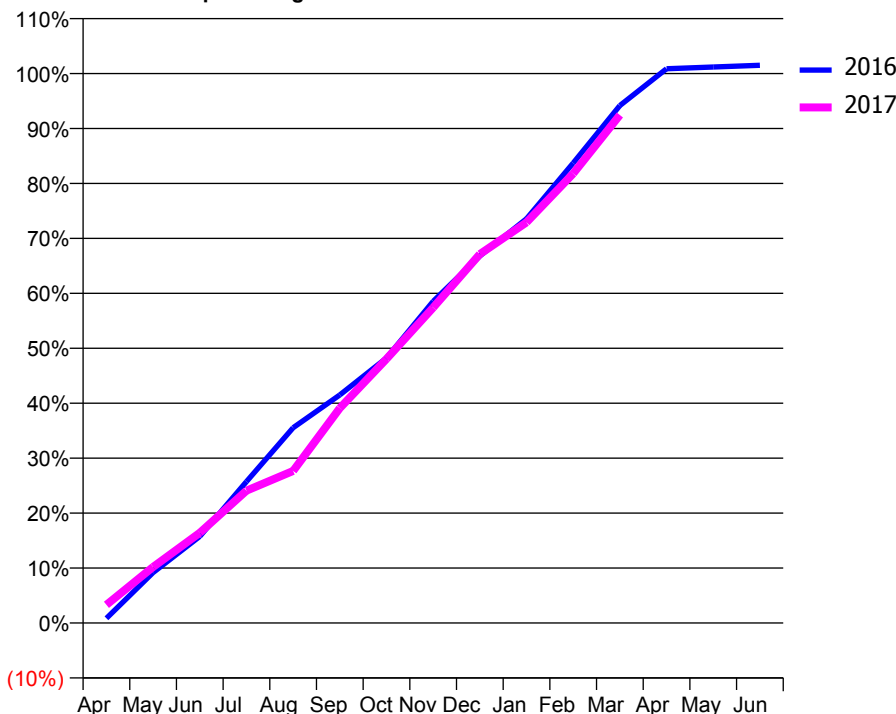
### ACCESS\*

Patients seen in 24 months	Total	Change since previous quarter
Quarter ending March 2016	7,259	
Quarter ending June 2016	7,260	→
Quarter ending September 2016	7,257	→
Quarter ending December 2016	7,325	→
Quarter ending March 2017	7,380	→
<b>Variance since March 2016</b>	<b>1.7%</b>	<b>→</b>



### ACTIVITY

Cumulative percentage of contracted UDA delivered 2016 & 2017



Month	Adjusted Scheduled Activity (UDA)	
	2016	2017
April	145	551
May	1,524	1,693
June	2,617	2,728
July	4,275	4,000
August	5,904	4,598
September	6,894	6,493
October	8,010	7,983
November	9,724	9,536
December	11,095	11,152
January	12,220	12,110
February	13,903	13,584
March	15,640	15,356
April	16,752	
May	16,806	
June	16,856	

### QUALITY

	Quantity	Base Number	Contract	AT	Region	England
% of FP17s for the same patient ID Re-attending within 3 months - Children	162	2,146	7.5%	10.1%	11.9%	12.3%
% of FP17s for the same patient ID Re-attending within 3 months - Adults	1,255	7,550	16.6%	15.1%	16.6%	16.7%
% of FP17s for the same patient ID Re-attending between 3 & 9 months - Children	1,258	2,146	58.6%	61.3%	60.2%	57.6%
% of FP17s for the same patient ID Re-attending between 3 & 9 months - Adults	3,429	7,550	45.4%	52.5%	51.5%	50.1%
% of FP17s for Band 1 Urgent Courses	1,231	9,046	13.6%	8.2%	9.5%	9.1%
% of FP17s Relating to Free Repair or Replacements	129	9,046	1.4%	0.9%	0.7%	0.8%
% of FP17s Relating to Continuations	72	9,046	0.8%	1.4%	1.2%	1.2%
% of Patients satisfied with the dentistry they have received	19	22	86.4%	94.0%	93.1%	92.8%
% of Patients satisfied with the time they had to wait for an appointment	21	22	95.5%	89.4%	88.8%	88.7%

\* This is based on patients treated on this contract for their most recent course of treatment. Figures in italics indicate the base number of FP17s or Patient Questionnaire responses are less than 100. N/A is shown where the base number of responses is less than 10 during the period. % is calculated as Quantity/Base number\*100

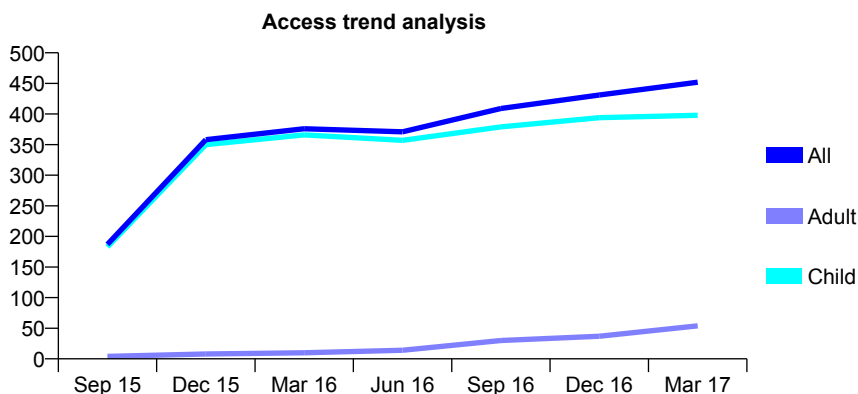
## Q65 - Vital Signs At a Glance Contract Report for 183644/0001 - March 2017

Name or company name	Frome Dental Surgery Limited
Contract type name	GDS Contract
Purpose of contract	General
Contract start date	16/03/2015
Contract end date	

16/17 Contracted general activity (UDA)	1,630
Carry forward general activity (UDA)	0
16/17 Contracted orthodontic activity (UOA)	0
Carry forward orthodontic activity (UOA)	0
Baseline contract value	£38,780.24

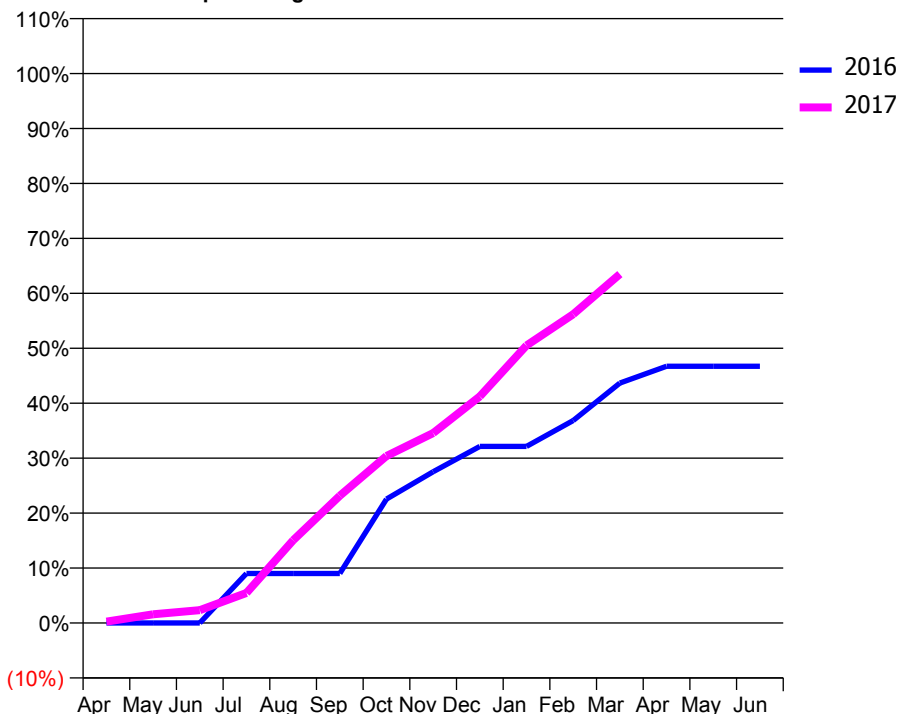
### ACCESS\*

Patients seen in 24 months	Total	Change since previous quarter
Quarter ending March 2016	376	
Quarter ending June 2016	371	↓
Quarter ending September 2016	409	↑
Quarter ending December 2016	431	↑
Quarter ending March 2017	452	↑
<b>Variance since March 2016</b>	<b>20.2%</b>	<b>↑</b>



### ACTIVITY

Cumulative percentage of contracted UDA delivered 2016 & 2017



Adjusted Scheduled Activity (UDA)

Month	2016	2017
April	0	4
May	0	26
June	0	38
July	147	89
August	147	245
September	147	378
October	368	495
November	449	564
December	524	672
January	524	823
February	601	916
March	712	1,035
April	762	
May	762	
June	762	

### QUALITY

	Quantity	Base Number	Contract	AT	Region	England
% of FP17s for the same patient ID Re-attending within 3 months - Children	59	738	8.0%	10.1%	11.9%	12.3%
% of FP17s for the same patient ID Re-attending within 3 months - Adults	1	27	3.7%	15.1%	16.6%	16.7%
% of FP17s for the same patient ID Re-attending between 3 & 9 months - Children	450	738	61.0%	61.3%	60.2%	57.6%
% of FP17s for the same patient ID Re-attending between 3 & 9 months - Adults	6	27	22.2%	52.5%	51.5%	50.1%
% of FP17s for Band 1 Urgent Courses	16	740	2.2%	8.2%	9.5%	9.1%
% of FP17s Relating to Free Repair or Replacements	0	740	0.0%	0.9%	0.7%	0.8%
% of FP17s Relating to Continuations	7	740	0.9%	1.4%	1.2%	1.2%
% of Patients satisfied with the dentistry they have received	0	0	N/A	94.0%	93.1%	92.8%
% of Patients satisfied with the time they had to wait for an appointment	0	0	N/A	89.4%	88.8%	88.7%

\* This is based on patients treated on this contract for their most recent course of treatment. Figures in italics indicate the base number of FP17s or Patient Questionnaire responses are less than 100. N/A is shown where the base number of responses is less than 10 during the period. % is calculated as Quantity/Base number\*100

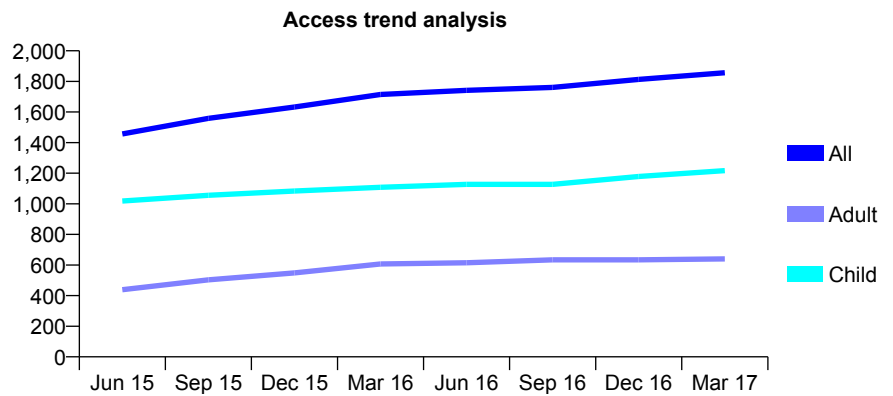
## Q65 - Vital Signs At a Glance Contract Report for 183733/0001 - March 2017

Name or company name	Rock House Dental Practice
Contract type name	GDS Contract
Purpose of contract	General
Contract start date	26/02/2014
Contract end date	

16/17 Contracted general activity (UDA)	3,500
Carry forward general activity (UDA)	96
16/17 Contracted orthodontic activity (UOA)	0
Carry forward orthodontic activity (UOA)	0
Baseline contract value	£109,490.53

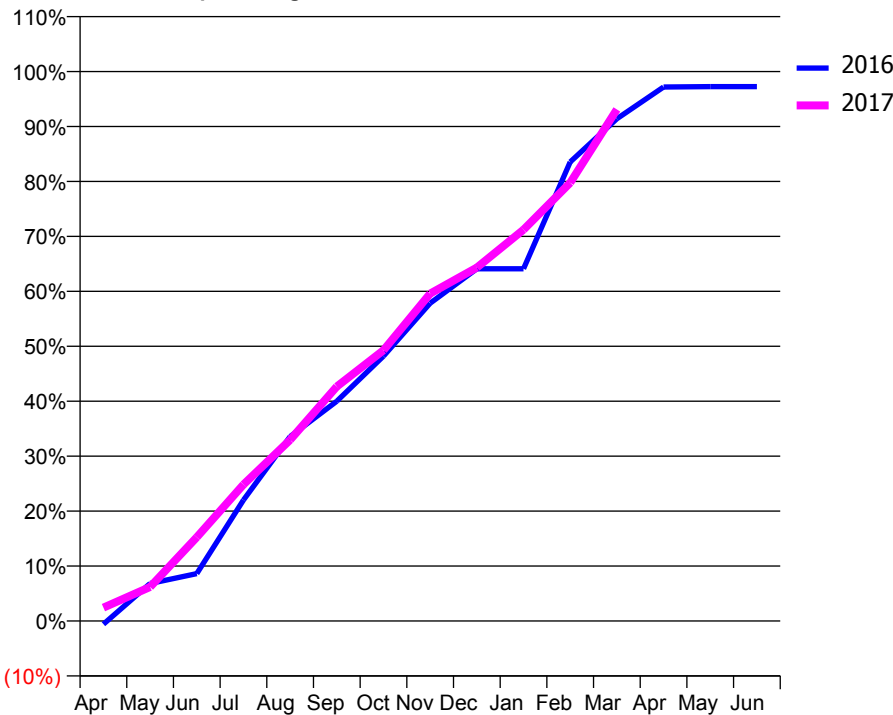
### ACCESS\*

Patients seen in 24 months	Total	Change since previous quarter
Quarter ending March 2016	1,715	
Quarter ending June 2016	1,742	→
Quarter ending September 2016	1,761	→
Quarter ending December 2016	1,813	↑
Quarter ending March 2017	1,857	↑
<b>Variance since March 2016</b>	<b>8.3%</b>	<b>↑</b>



### ACTIVITY

Cumulative percentage of contracted UDA delivered 2016 & 2017



Month	Adjusted Scheduled Activity (UDA)	
	2016	2017
April	-21	85
May	239	217
June	302	534
July	771	869
August	1,175	1,154
September	1,400	1,493
October	1,687	1,725
November	2,024	2,085
December	2,244	2,251
January	2,244	2,493
February	2,924	2,792
March	3,199	3,258
April	3,401	
May	3,404	
June	3,404	

### QUALITY

	Quantity	Base Number	Contract	AT	Region	England
% of FP17s for the same patient ID Re-attending within 3 months - Children	163	1,888	8.6%	10.1%	11.9%	12.3%
% of FP17s for the same patient ID Re-attending within 3 months - Adults	59	573	10.3%	15.1%	16.6%	16.7%
% of FP17s for the same patient ID Re-attending between 3 & 9 months - Children	1,105	1,888	58.5%	61.3%	60.2%	57.6%
% of FP17s for the same patient ID Re-attending between 3 & 9 months - Adults	221	573	38.6%	52.5%	51.5%	50.1%
% of FP17s for Band 1 Urgent Courses	162	2,313	7.0%	8.2%	9.5%	9.1%
% of FP17s Relating to Free Repair or Replacements	1	2,313	0.0%	0.9%	0.7%	0.8%
% of FP17s Relating to Continuations	2	2,313	0.1%	1.4%	1.2%	1.2%
% of Patients satisfied with the dentistry they have received	20	20	100.0%	94.0%	93.1%	92.8%
% of Patients satisfied with the time they had to wait for an appointment	18	20	90.0%	89.4%	88.8%	88.7%

\* This is based on patients treated on this contract for their most recent course of treatment. Figures in italics indicate the base number of FP17s or Patient Questionnaire responses are less than 100. N/A is shown where the base number of responses is less than 10 during the period. % is calculated as Quantity/Base number\*100

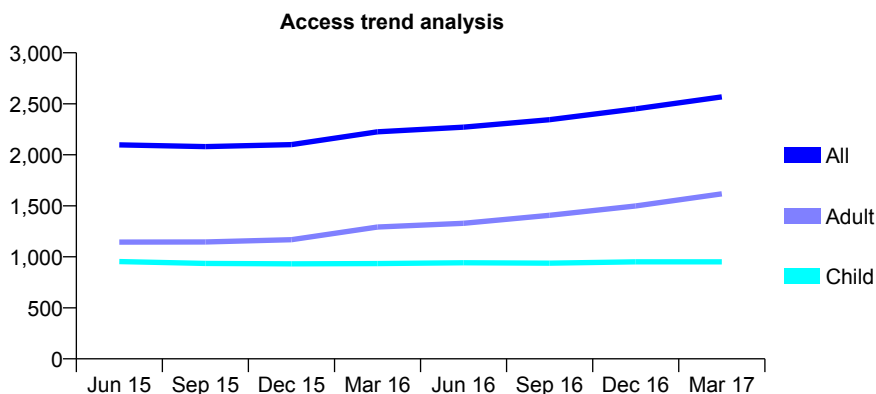
## Q65 - Vital Signs At a Glance Contract Report for 183849/0001 - March 2017

Name or company name	Kings Road Dental Practice
Contract type name	GDS Contract
Purpose of contract	General
Contract start date	01/03/2011
Contract end date	

16/17 Contracted general activity (UDA)	9,580
Carry forward general activity (UDA)	0
16/17 Contracted orthodontic activity (UOA)	0
Carry forward orthodontic activity (UOA)	0
Baseline contract value	£242,944.61

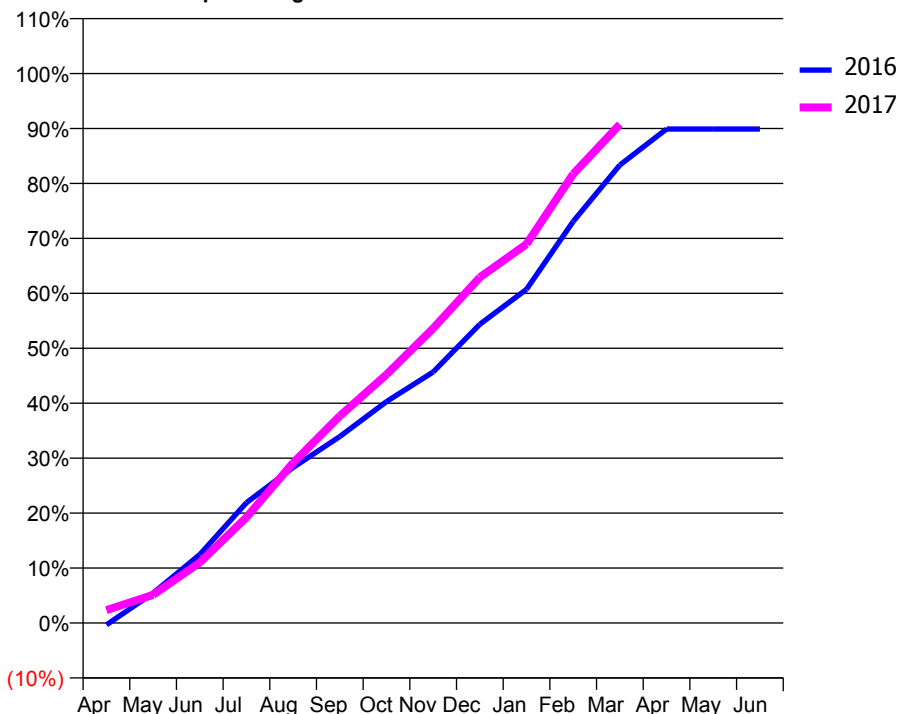
### ACCESS\*

Patients seen in 24 months	Total	Change since previous quarter
Quarter ending March 2016	2,226	
Quarter ending June 2016	2,271	↑
Quarter ending September 2016	2,345	↑
Quarter ending December 2016	2,450	↑
Quarter ending March 2017	2,568	↑
<b>Variance since March 2016</b>	<b>15.4%</b>	<b>↑</b>



### ACTIVITY

Cumulative percentage of contracted UDA delivered 2016 & 2017



Month	Adjusted Scheduled Activity (UDA)	
	2016	2017
April	-27	224
May	419	493
June	961	1,055
July	1,688	1,843
August	2,181	2,793
September	2,615	3,609
October	3,105	4,332
November	3,521	5,136
December	4,189	6,026
January	4,678	6,606
February	5,631	7,829
March	6,423	8,693
April	6,927	
May	6,927	
June	6,927	

### QUALITY

	Quantity	Base Number	Contract	AT	Region	England
% of FP17s for the same patient ID Re-attending within 3 months - Children	123	1,520	8.1%	10.1%	11.9%	12.3%
% of FP17s for the same patient ID Re-attending within 3 months - Adults	332	2,195	15.1%	15.1%	16.6%	16.7%
% of FP17s for the same patient ID Re-attending between 3 & 9 months - Children	911	1,520	59.9%	61.3%	60.2%	57.6%
% of FP17s for the same patient ID Re-attending between 3 & 9 months - Adults	1,003	2,195	45.7%	52.5%	51.5%	50.1%
% of FP17s for Band 1 Urgent Courses	240	3,556	6.7%	8.2%	9.5%	9.1%
% of FP17s Relating to Free Repair or Replacements	19	3,556	0.5%	0.9%	0.7%	0.8%
% of FP17s Relating to Continuations	7	3,556	0.2%	1.4%	1.2%	1.2%
% of Patients satisfied with the dentistry they have received	2	3	N/A	94.0%	93.1%	92.8%
% of Patients satisfied with the time they had to wait for an appointment	3	3	N/A	89.4%	88.8%	88.7%

\* This is based on patients treated on this contract for their most recent course of treatment. Figures in italics indicate the base number of FP17s or Patient Questionnaire responses are less than 100. N/A is shown where the base number of responses is less than 10 during the period. % is calculated as Quantity/Base number\*100

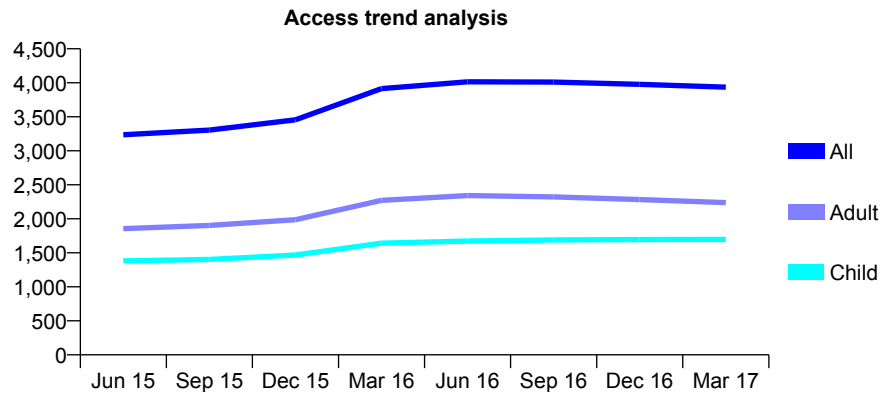
## Q65 - Vital Signs At a Glance Contract Report for 185086/0001 - March 2017

Name or company name	The New Chestnuts Dental Practice
Contract type name	GDS Contract
Purpose of contract	General
Contract start date	01/04/2006
Contract end date	

16/17 Contracted general activity (UDA)	9,148
Carry forward general activity (UDA)	229
16/17 Contracted orthodontic activity (UOA)	0
Carry forward orthodontic activity (UOA)	0
Baseline contract value	£200,665.39

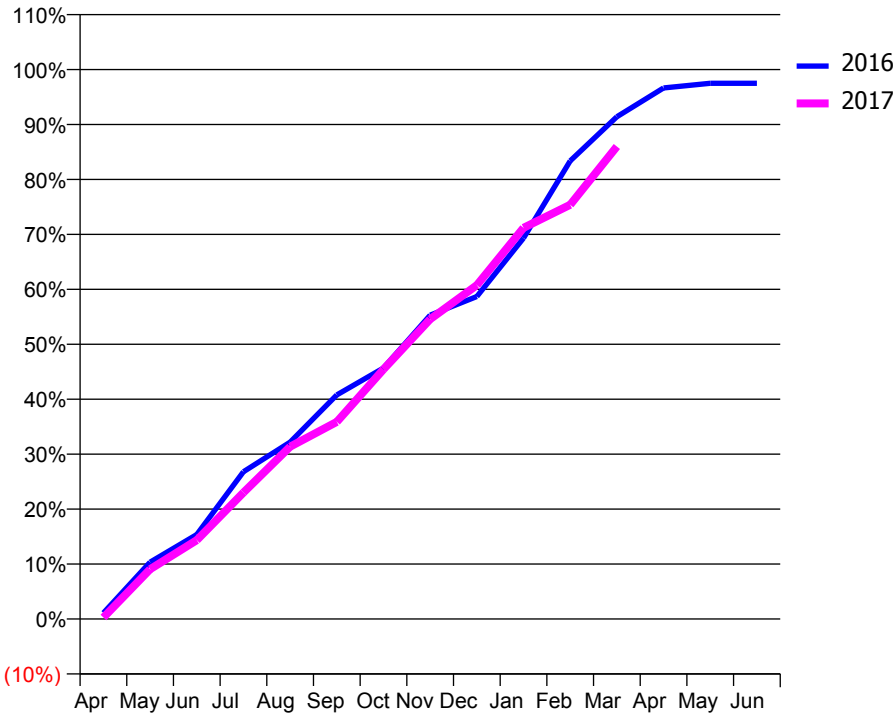
### ACCESS\*

Patients seen in 24 months	Total	Change since previous quarter
Quarter ending March 2016	3,914	
Quarter ending June 2016	4,015	↑
Quarter ending September 2016	4,011	→
Quarter ending December 2016	3,978	→
Quarter ending March 2017	3,937	↓
<b>Variance since March 2016</b>	<b>0.6%</b>	<b>→</b>



### ACTIVITY

Cumulative percentage of contracted UDA delivered 2016 & 2017



Month	Adjusted Scheduled Activity (UDA)	
	2016	2017
April	102	25
May	947	830
June	1,407	1,312
July	2,453	2,105
August	2,945	2,870
September	3,731	3,283
October	4,180	4,156
November	5,058	4,993
December	5,369	5,558
January	6,342	6,512
February	7,626	6,897
March	8,361	7,866
April	8,841	
May	8,919	
June	8,919	

### QUALITY

	Quantity	Base Number	Contract	AT	Region	England
% of FP17s for the same patient ID Re-attending within 3 months - Children	255	3,050	8.4%	10.1%	11.9%	12.3%
% of FP17s for the same patient ID Re-attending within 3 months - Adults	492	3,876	12.7%	15.1%	16.6%	16.7%
% of FP17s for the same patient ID Re-attending between 3 & 9 months - Children	1,864	3,050	61.1%	61.3%	60.2%	57.6%
% of FP17s for the same patient ID Re-attending between 3 & 9 months - Adults	2,246	3,876	57.9%	52.5%	51.5%	50.1%
% of FP17s for Band 1 Urgent Courses	302	5,155	5.9%	8.2%	9.5%	9.1%
% of FP17s Relating to Free Repair or Replacements	16	5,155	0.3%	0.9%	0.7%	0.8%
% of FP17s Relating to Continuations	36	5,155	0.7%	1.4%	1.2%	1.2%
% of Patients satisfied with the dentistry they have received	3	3	N/A	94.0%	93.1%	92.8%
% of Patients satisfied with the time they had to wait for an appointment	3	3	N/A	89.4%	88.8%	88.7%

\* This is based on patients treated on this contract for their most recent course of treatment. Figures in italics indicate the base number of FP17s or Patient Questionnaire responses are less than 100. N/A is shown where the base number of responses is less than 10 during the period. % is calculated as Quantity/Base number\*100

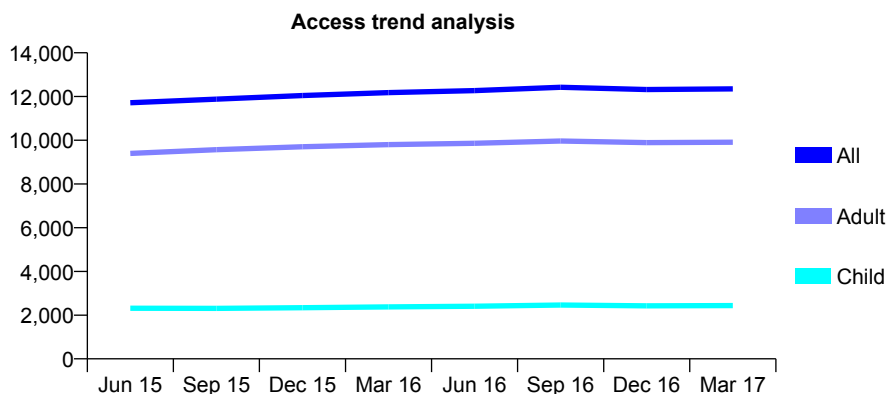
## Q65 - Vital Signs At a Glance Contract Report for 186619/0001 - March 2017

Name or company name	Nigel Reynolds Limited
Contract type name	GDS Contract
Purpose of contract	General
Contract start date	01/06/2008
Contract end date	

16/17 Contracted general activity (UDA)	34,077
Carry forward general activity (UDA)	143
16/17 Contracted orthodontic activity (UOA)	0
Carry forward orthodontic activity (UOA)	0
Baseline contract value	£766,245.82

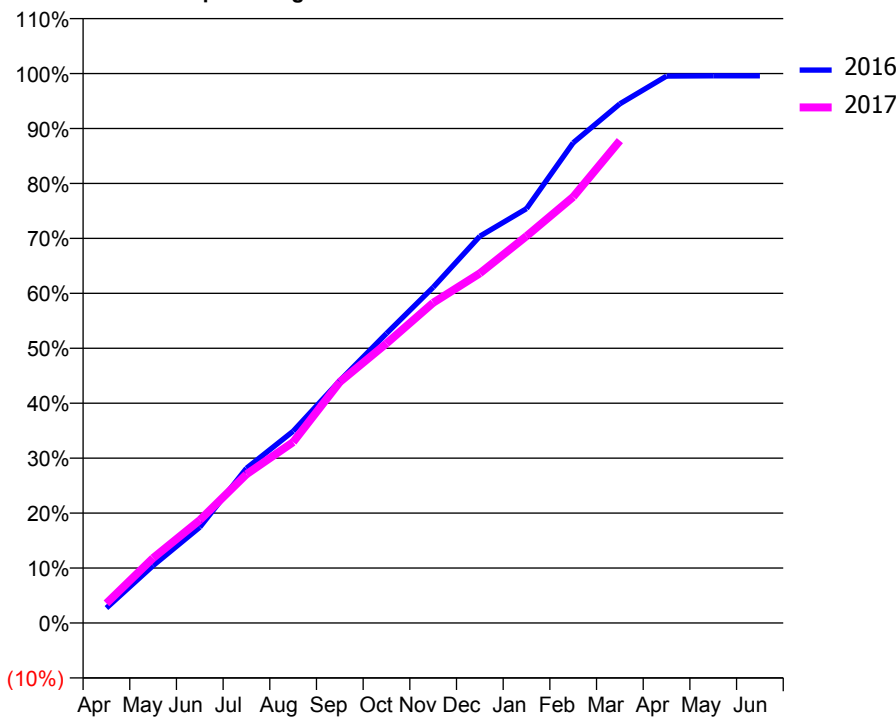
### ACCESS\*

Patients seen in 24 months	Total	Change since previous quarter
Quarter ending March 2016	12,177	
Quarter ending June 2016	12,268	→
Quarter ending September 2016	12,425	→
Quarter ending December 2016	12,320	→
Quarter ending March 2017	12,351	→
<b>Variance since March 2016</b>	<b>1.4%</b>	<b>→</b>



### ACTIVITY

**Cumulative percentage of contracted UDA delivered 2016 & 2017**



Month	Adjusted Scheduled Activity (UDA)	
	2016	2017
April	934	1,219
May	3,558	4,028
June	5,941	6,379
July	9,600	9,223
August	11,894	11,222
September	15,026	14,945
October	17,955	17,340
November	20,817	19,863
December	23,989	21,687
January	25,694	23,993
February	29,779	26,424
March	32,200	29,918
April	33,918	
May	33,936	
June	33,934	

### QUALITY

	Quantity	Base Number	Contract	AT	Region	England
% of FP17s for the same patient ID Re-attending within 3 months - Children	274	3,758	7.3%	10.1%	11.9%	12.3%
% of FP17s for the same patient ID Re-attending within 3 months - Adults	1,894	14,667	12.9%	15.1%	16.6%	16.7%
% of FP17s for the same patient ID Re-attending between 3 & 9 months - Children	2,443	3,758	65.0%	61.3%	60.2%	57.6%
% of FP17s for the same patient ID Re-attending between 3 & 9 months - Adults	9,422	14,667	64.2%	52.5%	51.5%	50.1%
% of FP17s for Band 1 Urgent Courses	1,250	17,480	7.2%	8.2%	9.5%	9.1%
% of FP17s Relating to Free Repair or Replacements	106	17,480	0.6%	0.9%	0.7%	0.8%
% of FP17s Relating to Continuations	111	17,480	0.6%	1.4%	1.2%	1.2%
% of Patients satisfied with the dentistry they have received	20	21	95.2%	94.0%	93.1%	92.8%
% of Patients satisfied with the time they had to wait for an appointment	21	21	100.0%	89.4%	88.8%	88.7%

\* This is based on patients treated on this contract for their most recent course of treatment. Figures in italics indicate the base number of FP17s or Patient Questionnaire responses are less than 100. N/A is shown where the base number of responses is less than 10 during the period. % is calculated as Quantity/Base number\*100



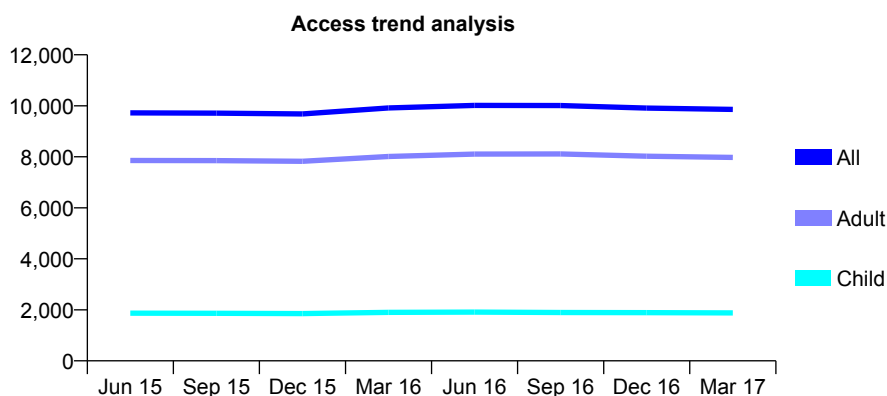
## Q65 - Vital Signs At a Glance Contract Report for 186716/0001 - March 2017

Name or company name	Parkfield Dental Surgery Ltd
Contract type name	GDS Contract
Purpose of contract	General and Orthodontic
Contract start date	01/04/2007
Contract end date	

16/17 Contracted general activity (UDA)	29,027
Carry forward general activity (UDA)	0
16/17 Contracted orthodontic activity (UOA)	260
Carry forward orthodontic activity (UOA)	0
Baseline contract value	£702,878.57

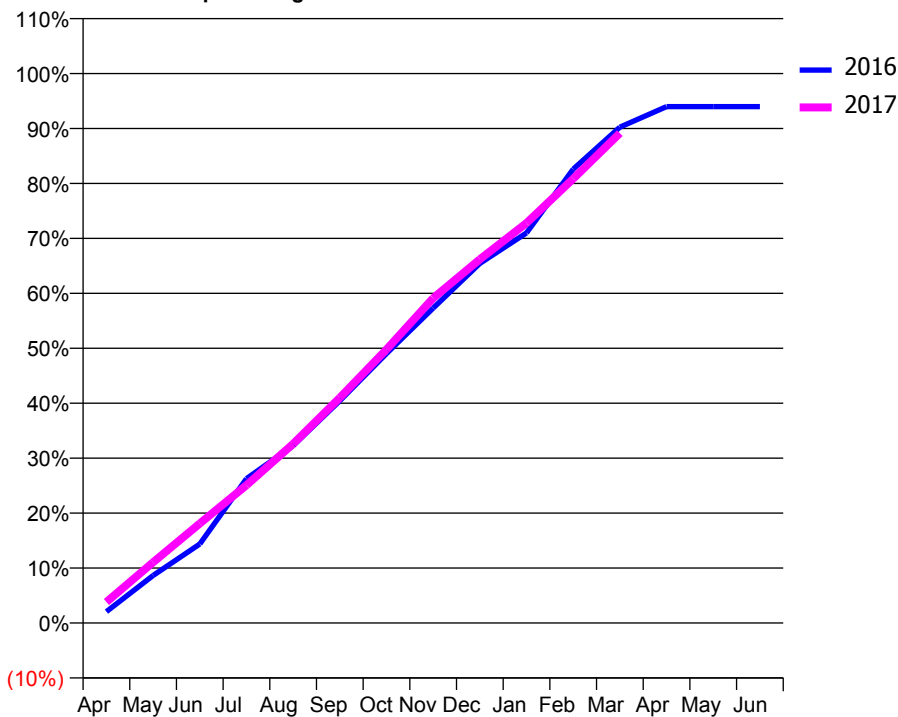
### ACCESS\*

Patients seen in 24 months	Total	Change since previous quarter
Quarter ending March 2016	9,914	
Quarter ending June 2016	10,018	→
Quarter ending September 2016	10,011	→
Quarter ending December 2016	9,913	→
Quarter ending March 2017	9,857	→
<b>Variance since March 2016</b>	<b>(0.6%)</b>	→



### ACTIVITY

Cumulative percentage of contracted UDA delivered 2016 & 2017



Month	Adjusted Scheduled Activity (UDA)	
	2016	2017
April	600	1,109
May	2,514	3,206
June	4,176	5,260
July	7,625	7,283
August	9,370	9,466
September	11,742	11,900
October	14,232	14,454
November	16,631	17,162
December	18,993	19,210
January	20,610	21,125
February	23,971	23,467
March	26,195	25,877
April	27,279	
May	27,278	
June	27,280	

### QUALITY

	Quantity	Base Number	Contract	AT	Region	England
% of FP17s for the same patient ID Re-attending within 3 months - Children	200	2,927	6.8%	10.1%	11.9%	12.3%
% of FP17s for the same patient ID Re-attending within 3 months - Adults	1,858	11,410	16.3%	15.1%	16.6%	16.7%
% of FP17s for the same patient ID Re-attending between 3 & 9 months - Children	1,848	2,927	63.1%	61.3%	60.2%	57.6%
% of FP17s for the same patient ID Re-attending between 3 & 9 months - Adults	5,028	11,410	44.1%	52.5%	51.5%	50.1%
% of FP17s for Band 1 Urgent Courses	1,041	12,640	8.2%	8.2%	9.5%	9.1%
% of FP17s Relating to Free Repair or Replacements	124	12,640	1.0%	0.9%	0.7%	0.8%
% of FP17s Relating to Continuations	173	12,640	1.4%	1.4%	1.2%	1.2%
% of Patients satisfied with the dentistry they have received	28	28	100.0%	94.0%	93.1%	92.8%
% of Patients satisfied with the time they had to wait for an appointment	27	28	96.4%	89.4%	88.8%	88.7%

\* This is based on patients treated on this contract for their most recent course of treatment. Figures in italics indicate the base number of FP17s or Patient Questionnaire responses are less than 100. N/A is shown where the base number of responses is less than 10 during the period. % is calculated as Quantity/Base number\*100

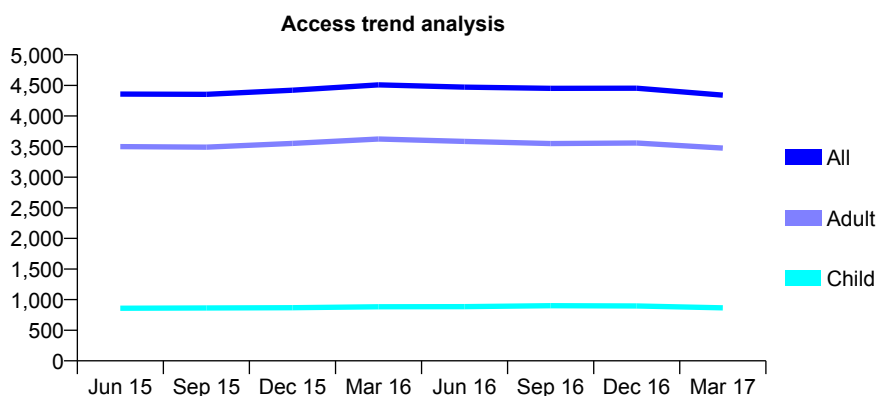
## Q65 - Vital Signs At a Glance Contract Report for 186716/0003 - March 2017

Name or company name	Parkfield Dental Surgery Ltd
Contract type name	GDS Contract
Purpose of contract	General
Contract start date	01/03/2010
Contract end date	

16/17 Contracted general activity (UDA)	14,550
Carry forward general activity (UDA)	0
16/17 Contracted orthodontic activity (UOA)	0
Carry forward orthodontic activity (UOA)	0
Baseline contract value	£330,125.59

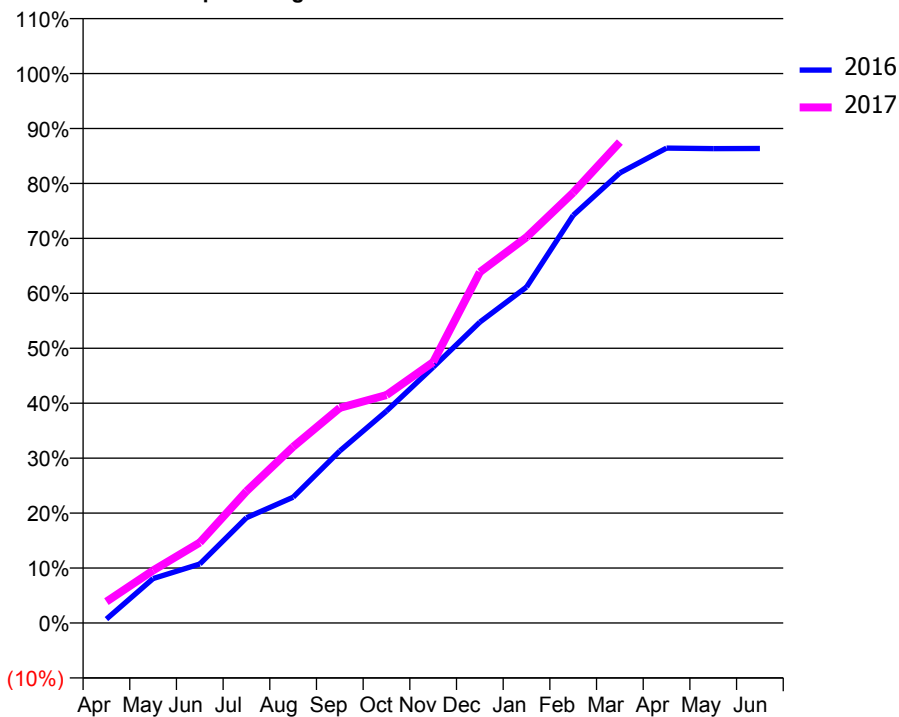
### ACCESS\*

Patients seen in 24 months	Total	Change since previous quarter
Quarter ending March 2016	4,508	
Quarter ending June 2016	4,471	→
Quarter ending September 2016	4,451	→
Quarter ending December 2016	4,455	→
Quarter ending March 2017	4,342	↓
<b>Variance since March 2016</b>	<b>(3.7%)</b>	<b>↓</b>



### ACTIVITY

Cumulative percentage of contracted UDA delivered 2016 & 2017



Adjusted Scheduled Activity (UDA)

Month	2016	2017
April	106	566
May	1,177	1,392
June	1,563	2,131
July	2,786	3,490
August	3,330	4,667
September	4,557	5,698
October	5,611	6,037
November	6,774	6,909
December	7,967	9,290
January	8,896	10,218
February	10,797	11,397
March	11,917	12,734
April	12,575	
May	12,559	
June	12,564	

### QUALITY

	Quantity	Base Number	Contract	AT	Region	England
% of FP17s for the same patient ID Re-attending within 3 months - Children	161	1,230	13.1%	10.1%	11.9%	12.3%
% of FP17s for the same patient ID Re-attending within 3 months - Adults	799	5,049	15.8%	15.1%	16.6%	16.7%
% of FP17s for the same patient ID Re-attending between 3 & 9 months - Children	662	1,230	53.8%	61.3%	60.2%	57.6%
% of FP17s for the same patient ID Re-attending between 3 & 9 months - Adults	2,996	5,049	59.3%	52.5%	51.5%	50.1%
% of FP17s for Band 1 Urgent Courses	523	6,082	8.6%	8.2%	9.5%	9.1%
% of FP17s Relating to Free Repair or Replacements	93	6,082	1.5%	0.9%	0.7%	0.8%
% of FP17s Relating to Continuations	90	6,082	1.5%	1.4%	1.2%	1.2%
% of Patients satisfied with the dentistry they have received	13	15	86.7%	94.0%	93.1%	92.8%
% of Patients satisfied with the time they had to wait for an appointment	11	15	73.3%	89.4%	88.8%	88.7%

\* This is based on patients treated on this contract for their most recent course of treatment. Figures in italics indicate the base number of FP17s or Patient Questionnaire responses are less than 100. N/A is shown where the base number of responses is less than 10 during the period. % is calculated as Quantity/Base number\*100

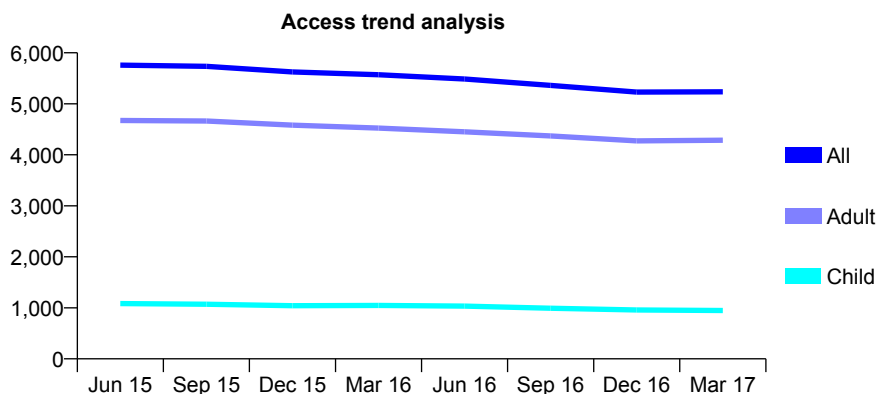
## Q65 - Vital Signs At a Glance Contract Report for 186716/0004 - March 2017

Name or company name	Parkfield Dental Surgery Ltd
Contract type name	GDS Contract
Purpose of contract	General
Contract start date	09/05/2011
Contract end date	

16/17 Contracted general activity (UDA)	18,000
Carry forward general activity (UDA)	0
16/17 Contracted orthodontic activity (UOA)	0
Carry forward orthodontic activity (UOA)	0
Baseline contract value	£477,647.93

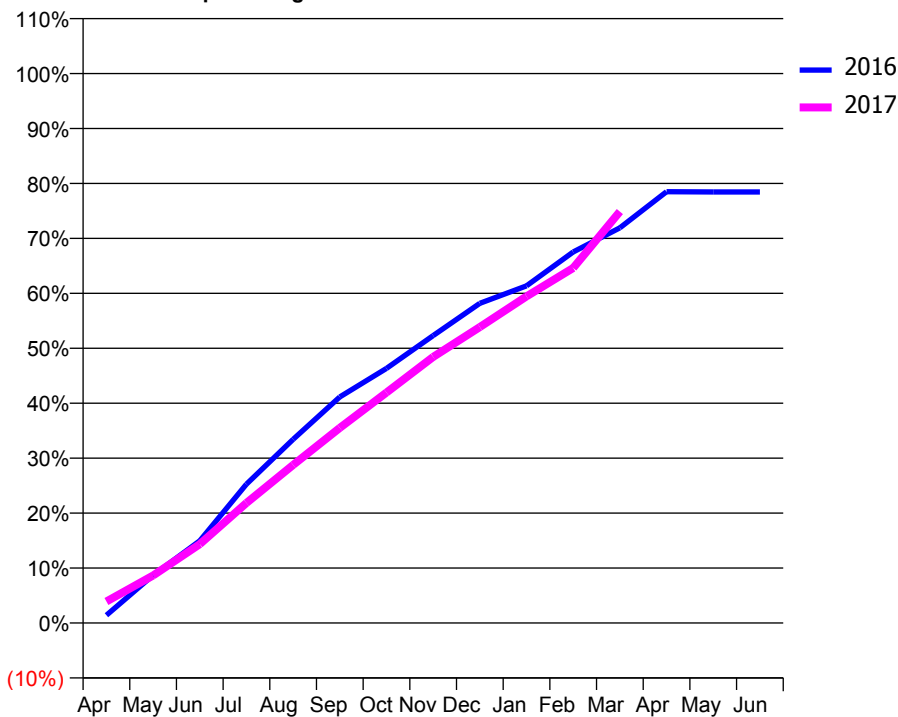
### ACCESS\*

Patients seen in 24 months	Total	Change since previous quarter
Quarter ending March 2016	5,571	
Quarter ending June 2016	5,486	↓
Quarter ending September 2016	5,362	↓
Quarter ending December 2016	5,230	↓
Quarter ending March 2017	5,235	→
<b>Variance since March 2016</b>	<b>(6.0%)</b>	<b>↓</b>



### ACTIVITY

Cumulative percentage of contracted UDA delivered 2016 & 2017



Adjusted Scheduled Activity (UDA)

Month	2016	2017
April	254	704
May	1,568	1,555
June	2,693	2,584
July	4,550	3,932
August	6,018	5,177
September	7,407	6,393
October	8,340	7,549
November	9,415	8,715
December	10,473	9,695
January	11,045	10,699
February	12,154	11,629
March	12,943	13,477
April	14,128	
May	14,121	
June	14,121	

### QUALITY

	Quantity	Base Number	Contract	AT	Region	England
% of FP17s for the same patient ID Re-attending within 3 months - Children	91	1,568	5.8%	10.1%	11.9%	12.3%
% of FP17s for the same patient ID Re-attending within 3 months - Adults	1,163	7,266	16.0%	15.1%	16.6%	16.7%
% of FP17s for the same patient ID Re-attending between 3 & 9 months - Children	1,075	1,568	68.6%	61.3%	60.2%	57.6%
% of FP17s for the same patient ID Re-attending between 3 & 9 months - Adults	4,559	7,266	62.7%	52.5%	51.5%	50.1%
% of FP17s for Band 1 Urgent Courses	604	7,549	8.0%	8.2%	9.5%	9.1%
% of FP17s Relating to Free Repair or Replacements	142	7,549	1.9%	0.9%	0.7%	0.8%
% of FP17s Relating to Continuations	104	7,549	1.4%	1.4%	1.2%	1.2%
% of Patients satisfied with the dentistry they have received	17	17	100.0%	94.0%	93.1%	92.8%
% of Patients satisfied with the time they had to wait for an appointment	16	17	94.1%	89.4%	88.8%	88.7%

\* This is based on patients treated on this contract for their most recent course of treatment. Figures in italics indicate the base number of FP17s or Patient Questionnaire responses are less than 100. N/A is shown where the base number of responses is less than 10 during the period. % is calculated as Quantity/Base number\*100

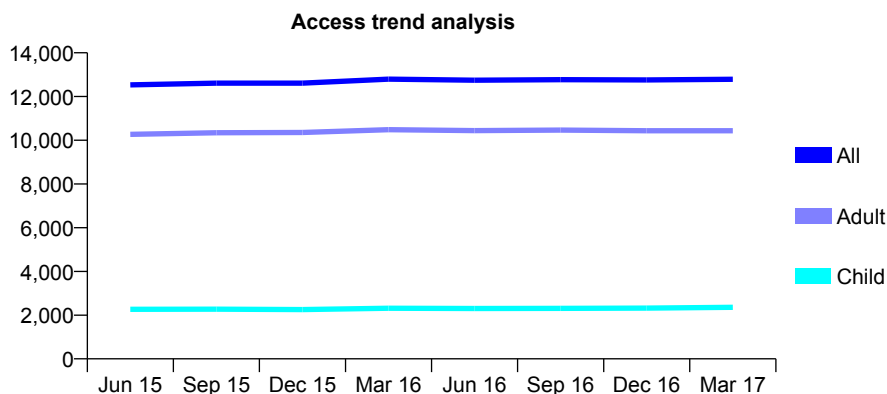
## Q65 - Vital Signs At a Glance Contract Report for 187321/0001 - March 2017

Name or company name	Phoenix Dental Ltd.,
Contract type name	GDS Contract
Purpose of contract	General
Contract start date	01/05/2007
Contract end date	

16/17 Contracted general activity (UDA)	39,546
Carry forward general activity (UDA)	0
16/17 Contracted orthodontic activity (UOA)	0
Carry forward orthodontic activity (UOA)	0
Baseline contract value	£837,992.17

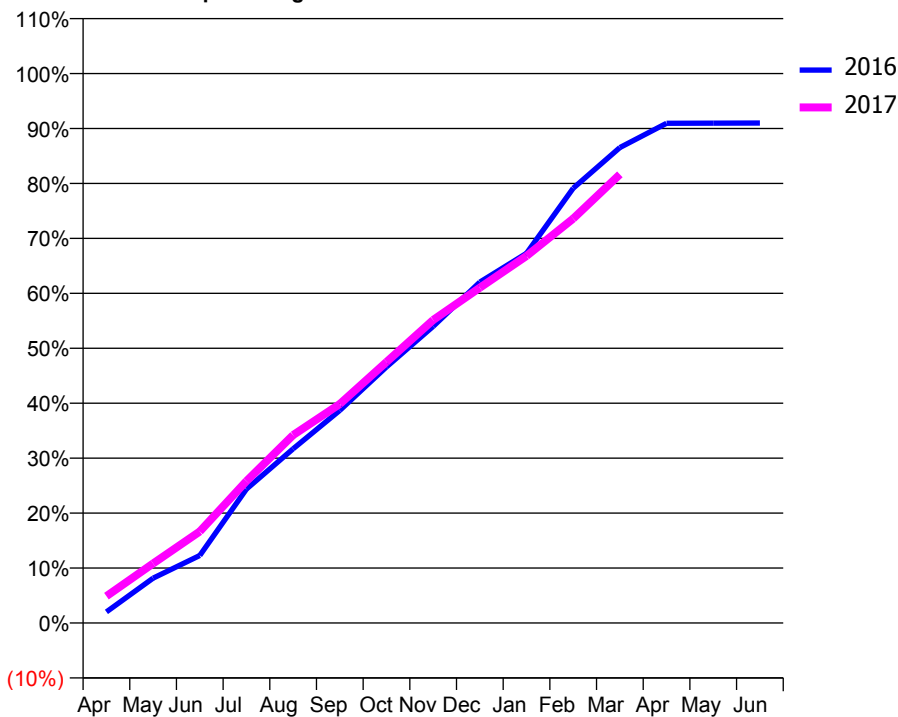
### ACCESS\*

Patients seen in 24 months	Total	Change since previous quarter
Quarter ending March 2016	12,794	
Quarter ending June 2016	12,748	→
Quarter ending September 2016	12,773	→
Quarter ending December 2016	12,758	→
Quarter ending March 2017	12,791	→
<b>Variance since March 2016</b>	<b>(0.0%)</b>	→



### ACTIVITY

Cumulative percentage of contracted UDA delivered 2016 & 2017



Month	Adjusted Scheduled Activity (UDA)	
	2016	2017
April	800	1,930
May	3,233	4,289
June	4,858	6,591
July	9,636	10,219
August	12,534	13,529
September	15,306	15,766
October	18,428	18,782
November	21,348	21,810
December	24,538	24,131
January	26,603	26,414
February	31,293	29,098
March	34,214	32,287
April	35,964	
May	35,968	
June	35,987	

### QUALITY

	Quantity	Base Number	Contract	AT	Region	England
% of FP17s for the same patient ID Re-attending within 3 months - Children	181	3,460	5.2%	10.1%	11.9%	12.3%
% of FP17s for the same patient ID Re-attending within 3 months - Adults	1,571	14,349	10.9%	15.1%	16.6%	16.7%
% of FP17s for the same patient ID Re-attending between 3 & 9 months - Children	1,960	3,460	56.6%	61.3%	60.2%	57.6%
% of FP17s for the same patient ID Re-attending between 3 & 9 months - Adults	7,459	14,349	52.0%	52.5%	51.5%	50.1%
% of FP17s for Band 1 Urgent Courses	873	16,997	5.1%	8.2%	9.5%	9.1%
% of FP17s Relating to Free Repair or Replacements	151	16,997	0.9%	0.9%	0.7%	0.8%
% of FP17s Relating to Continuations	292	16,997	1.7%	1.4%	1.2%	1.2%
% of Patients satisfied with the dentistry they have received	34	34	100.0%	94.0%	93.1%	92.8%
% of Patients satisfied with the time they had to wait for an appointment	28	34	82.4%	89.4%	88.8%	88.7%

\* This is based on patients treated on this contract for their most recent course of treatment. Figures in italics indicate the base number of FP17s or Patient Questionnaire responses are less than 100. N/A is shown where the base number of responses is less than 10 during the period. % is calculated as Quantity/Base number\*100

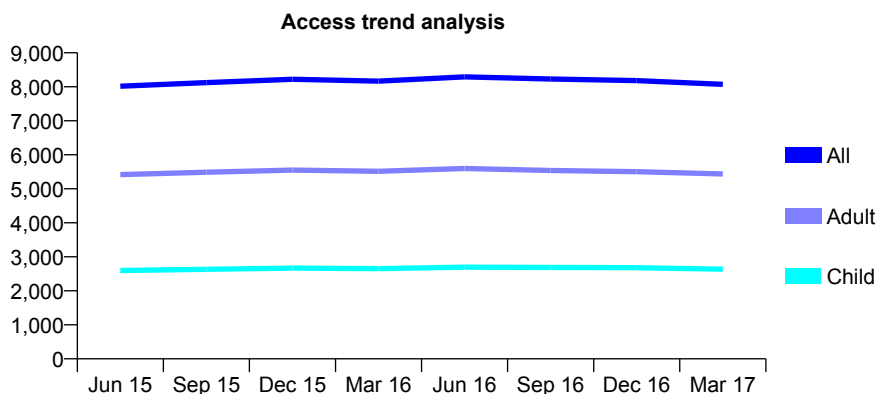
## Q65 - Vital Signs At a Glance Contract Report for 187321/0002 - March 2017

Name or company name	Phoenix Dental Ltd.,
Contract type name	GDS Contract
Purpose of contract	General
Contract start date	01/04/2009
Contract end date	

16/17 Contracted general activity (UDA)	20,500
Carry forward general activity (UDA)	0
16/17 Contracted orthodontic activity (UOA)	0
Carry forward orthodontic activity (UOA)	0
Baseline contract value	£478,702.88

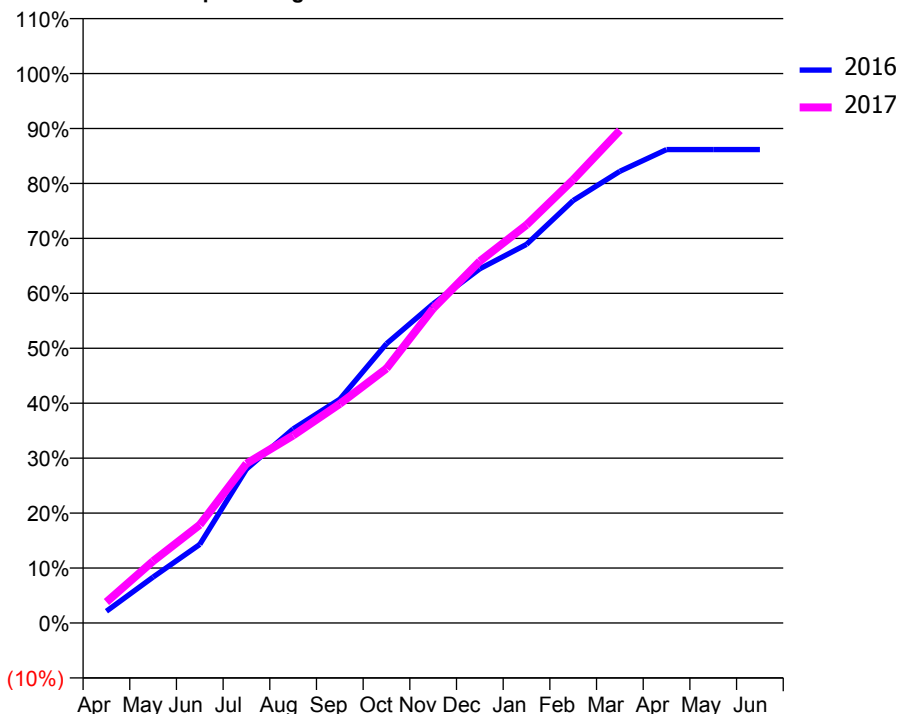
### ACCESS\*

Patients seen in 24 months	Total	Change since previous quarter
Quarter ending March 2016	8,168	
Quarter ending June 2016	8,294	→
Quarter ending September 2016	8,228	→
Quarter ending December 2016	8,183	→
Quarter ending March 2017	8,074	↓
<b>Variance since March 2016</b>	<b>(1.2%)</b>	<b>↓</b>



### ACTIVITY

Cumulative percentage of contracted UDA delivered 2016 & 2017



Month	Adjusted Scheduled Activity (UDA)	
	2016	2017
April	438	784
May	1,712	2,309
June	2,934	3,663
July	5,746	5,947
August	7,241	6,997
September	8,348	8,177
October	10,419	9,492
November	11,907	11,732
December	13,213	13,497
January	14,126	14,851
February	15,760	16,536
March	16,851	18,379
April	17,663	
May	17,664	
June	17,664	

### QUALITY

	Quantity	Base Number	Contract	AT	Region	England
% of FP17s for the same patient ID Re-attending within 3 months - Children	286	3,997	7.2%	10.1%	11.9%	12.3%
% of FP17s for the same patient ID Re-attending within 3 months - Adults	829	7,130	11.6%	15.1%	16.6%	16.7%
% of FP17s for the same patient ID Re-attending between 3 & 9 months - Children	2,373	3,997	59.4%	61.3%	60.2%	57.6%
% of FP17s for the same patient ID Re-attending between 3 & 9 months - Adults	3,677	7,130	51.6%	52.5%	51.5%	50.1%
% of FP17s for Band 1 Urgent Courses	504	10,320	4.9%	8.2%	9.5%	9.1%
% of FP17s Relating to Free Repair or Replacements	58	10,320	0.6%	0.9%	0.7%	0.8%
% of FP17s Relating to Continuations	223	10,320	2.2%	1.4%	1.2%	1.2%
% of Patients satisfied with the dentistry they have received	24	27	88.9%	94.0%	93.1%	92.8%
% of Patients satisfied with the time they had to wait for an appointment	24	27	88.9%	89.4%	88.8%	88.7%

\* This is based on patients treated on this contract for their most recent course of treatment. Figures in italics indicate the base number of FP17s or Patient Questionnaire responses are less than 100. N/A is shown where the base number of responses is less than 10 during the period. % is calculated as Quantity/Base number\*100

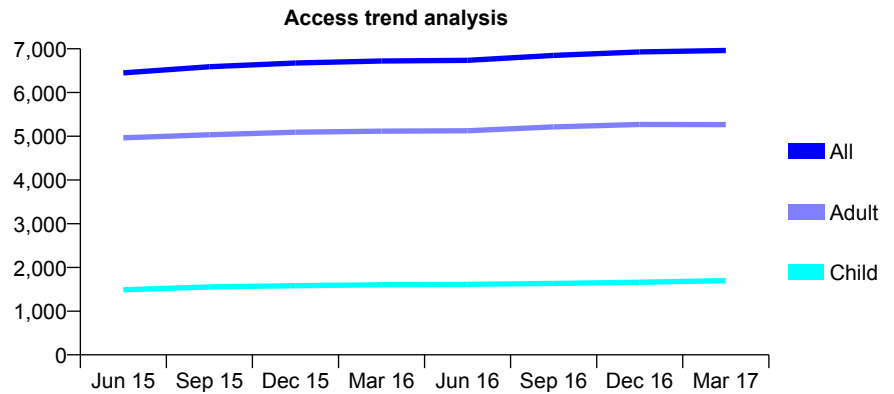
## Q65 - Vital Signs At a Glance Contract Report for 187321/0003 - March 2017

Name or company name	Phoenix Dental Ltd.,
Contract type name	GDS Contract
Purpose of contract	General
Contract start date	25/10/2010
Contract end date	

16/17 Contracted general activity (UDA)	19,000
Carry forward general activity (UDA)	0
16/17 Contracted orthodontic activity (UOA)	0
Carry forward orthodontic activity (UOA)	0
Baseline contract value	£492,205.73

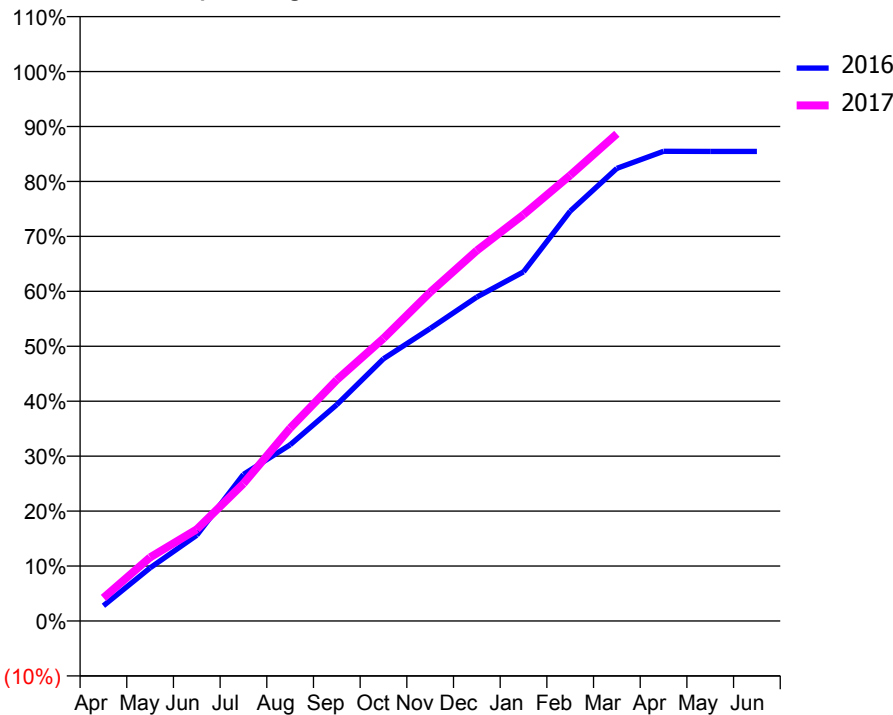
### ACCESS\*

Patients seen in 24 months	Total	Change since previous quarter
Quarter ending March 2016	6,720	
Quarter ending June 2016	6,736	→
Quarter ending September 2016	6,848	→
Quarter ending December 2016	6,929	→
Quarter ending March 2017	6,962	→
<b>Variance since March 2016</b>	<b>3.6%</b>	<b>↑</b>



### ACTIVITY

Cumulative percentage of contracted UDA delivered 2016 & 2017



Month	Adjusted Scheduled Activity (UDA)	
	2016	2017
April	576	801
May	2,000	2,201
June	3,232	3,169
July	5,521	4,753
August	6,640	6,668
September	8,148	8,339
October	9,877	9,773
November	11,019	11,367
December	12,206	12,812
January	13,151	14,050
February	15,439	15,412
March	17,052	16,846
April	17,696	
May	17,690	
June	17,691	

### QUALITY

	Quantity	Base Number	Contract	AT	Region	England
% of FP17s for the same patient ID Re-attending within 3 months - Children	115	2,369	4.9%	10.1%	11.9%	12.3%
% of FP17s for the same patient ID Re-attending within 3 months - Adults	453	6,044	7.5%	15.1%	16.6%	16.7%
% of FP17s for the same patient ID Re-attending between 3 & 9 months - Children	1,451	2,369	61.2%	61.3%	60.2%	57.6%
% of FP17s for the same patient ID Re-attending between 3 & 9 months - Adults	3,180	6,044	52.6%	52.5%	51.5%	50.1%
% of FP17s for Band 1 Urgent Courses	238	8,094	2.9%	8.2%	9.5%	9.1%
% of FP17s Relating to Free Repair or Replacements	57	8,094	0.7%	0.9%	0.7%	0.8%
% of FP17s Relating to Continuations	75	8,094	0.9%	1.4%	1.2%	1.2%
% of Patients satisfied with the dentistry they have received	11	12	91.7%	94.0%	93.1%	92.8%
% of Patients satisfied with the time they had to wait for an appointment	9	12	75.0%	89.4%	88.8%	88.7%

\* This is based on patients treated on this contract for their most recent course of treatment. Figures in italics indicate the base number of FP17s or Patient Questionnaire responses are less than 100. N/A is shown where the base number of responses is less than 10 during the period. % is calculated as Quantity/Base number\*100

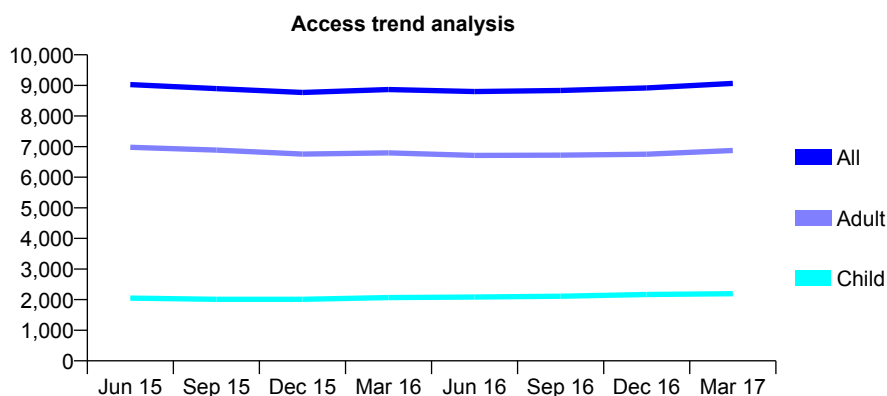
## Q65 - Vital Signs At a Glance Contract Report for 190195/0007 - March 2017

Name or company name	Xeon Smiles UK Ltd
Contract type name	GDS Contract
Purpose of contract	General
Contract start date	01/11/2010
Contract end date	

16/17 Contracted general activity (UDA)	31,772
Carry forward general activity (UDA)	180
16/17 Contracted orthodontic activity (UOA)	0
Carry forward orthodontic activity (UOA)	0
Baseline contract value	£795,830.75

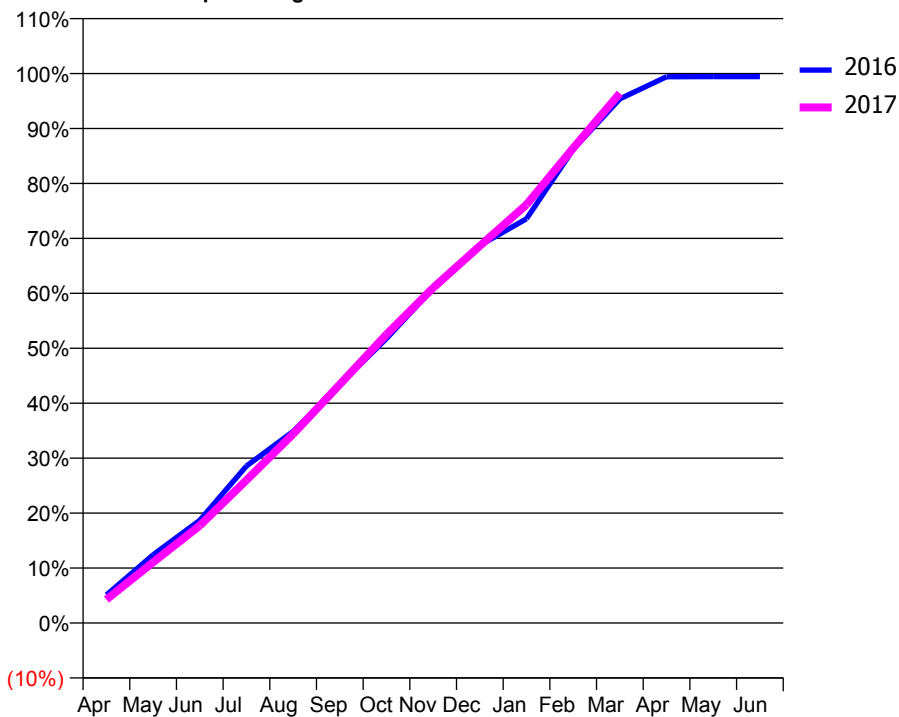
### ACCESS\*

Patients seen in 24 months	Total	Change since previous quarter
Quarter ending March 2016	8,866	
Quarter ending June 2016	8,800	→
Quarter ending September 2016	8,834	→
Quarter ending December 2016	8,917	→
Quarter ending March 2017	9,067	→
<b>Variance since March 2016</b>	<b>2.3%</b>	<b>↑</b>



### ACTIVITY

Cumulative percentage of contracted UDA delivered 2016 & 2017



Month	Adjusted Scheduled Activity (UDA)	
	2016	2017
April	1,623	1,364
May	3,944	3,513
June	5,940	5,629
July	9,080	8,262
August	11,073	10,926
September	13,779	13,795
October	16,446	16,686
November	19,350	19,382
December	21,830	21,798
January	23,371	24,194
February	27,379	27,458
March	30,306	30,628
April	31,582	
May	31,589	
June	31,592	

### QUALITY

	Quantity	Base Number	Contract	AT	Region	England
% of FP17s for the same patient ID Re-attending within 3 months - Children	228	2,840	8.0%	10.1%	11.9%	12.3%
% of FP17s for the same patient ID Re-attending within 3 months - Adults	1,364	8,303	16.4%	15.1%	16.6%	16.7%
% of FP17s for the same patient ID Re-attending between 3 & 9 months - Children	1,358	2,840	47.8%	61.3%	60.2%	57.6%
% of FP17s for the same patient ID Re-attending between 3 & 9 months - Adults	3,349	8,303	40.3%	52.5%	51.5%	50.1%
% of FP17s for Band 1 Urgent Courses	1,308	10,677	12.3%	8.2%	9.5%	9.1%
% of FP17s Relating to Free Repair or Replacements	208	10,677	1.9%	0.9%	0.7%	0.8%
% of FP17s Relating to Continuations	87	10,677	0.8%	1.4%	1.2%	1.2%
% of Patients satisfied with the dentistry they have received	15	17	88.2%	94.0%	93.1%	92.8%
% of Patients satisfied with the time they had to wait for an appointment	12	17	70.6%	89.4%	88.8%	88.7%

\* This is based on patients treated on this contract for their most recent course of treatment. Figures in italics indicate the base number of FP17s or Patient Questionnaire responses are less than 100. N/A is shown where the base number of responses is less than 10 during the period. % is calculated as Quantity/Base number\*100

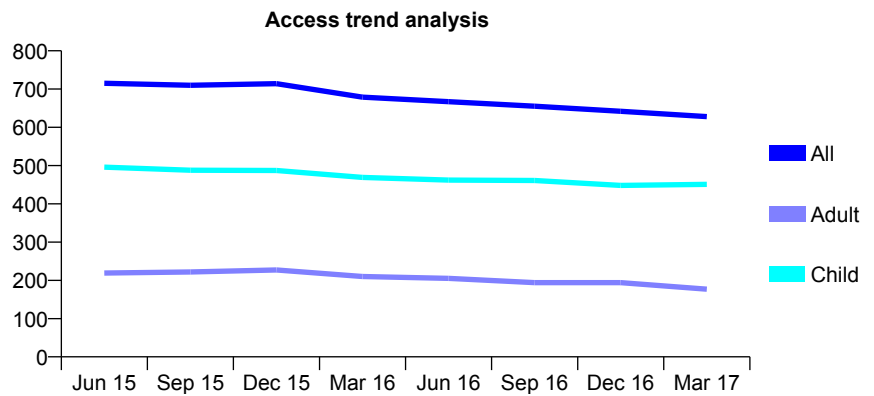
## Q65 - Vital Signs At a Glance Contract Report for 190365/0001 - March 2017

Name or company name	Main Dental Partners
Contract type name	GDS Contract
Purpose of contract	General
Contract start date	01/03/2013
Contract end date	

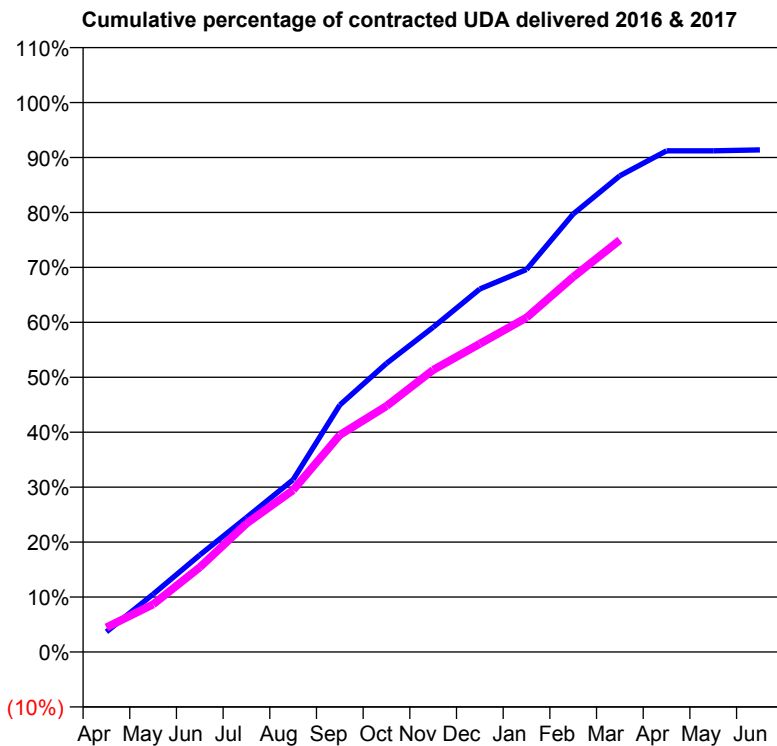
16/17 Contracted general activity (UDA)	1,600
Carry forward general activity (UDA)	0
16/17 Contracted orthodontic activity (UOA)	0
Carry forward orthodontic activity (UOA)	0
Baseline contract value	£35,698.41

### ACCESS\*

Patients seen in 24 months	Total	Change since previous quarter
Quarter ending March 2016	679	
Quarter ending June 2016	667	↓
Quarter ending September 2016	655	↓
Quarter ending December 2016	642	↓
Quarter ending March 2017	628	↓
<b>Variance since March 2016</b>	<b>(7.5%)</b>	<b>↓</b>



### ACTIVITY



Month	Adjusted Scheduled Activity (UDA)	
	2016	2017
April	59	72
May	168	139
June	282	247
July	391	374
August	502	471
September	719	632
October	841	716
November	946	821
December	1,057	897
January	1,114	974
February	1,275	1,092
March	1,387	1,200
April	1,459	
May	1,459	
June	1,462	

### QUALITY

	Quantity	Base Number	Contract	AT	Region	England
% of FP17s for the same patient ID Re-attending within 3 months - Children	56	744	7.5%	10.1%	11.9%	12.3%
% of FP17s for the same patient ID Re-attending within 3 months - Adults	23	144	16.0%	15.1%	16.6%	16.7%
% of FP17s for the same patient ID Re-attending between 3 & 9 months - Children	489	744	65.7%	61.3%	60.2%	57.6%
% of FP17s for the same patient ID Re-attending between 3 & 9 months - Adults	74	144	51.4%	52.5%	51.5%	50.1%
% of FP17s for Band 1 Urgent Courses	23	832	2.8%	8.2%	9.5%	9.1%
% of FP17s Relating to Free Repair or Replacements	0	832	0.0%	0.9%	0.7%	0.8%
% of FP17s Relating to Continuations	6	832	0.7%	1.4%	1.2%	1.2%
% of Patients satisfied with the dentistry they have received	1	1	N/A	94.0%	93.1%	92.8%
% of Patients satisfied with the time they had to wait for an appointment	1	1	N/A	89.4%	88.8%	88.7%

\* This is based on patients treated on this contract for their most recent course of treatment. Figures in italics indicate the base number of FP17s or Patient Questionnaire responses are less than 100. N/A is shown where the base number of responses is less than 10 during the period. % is calculated as Quantity/Base number\*100



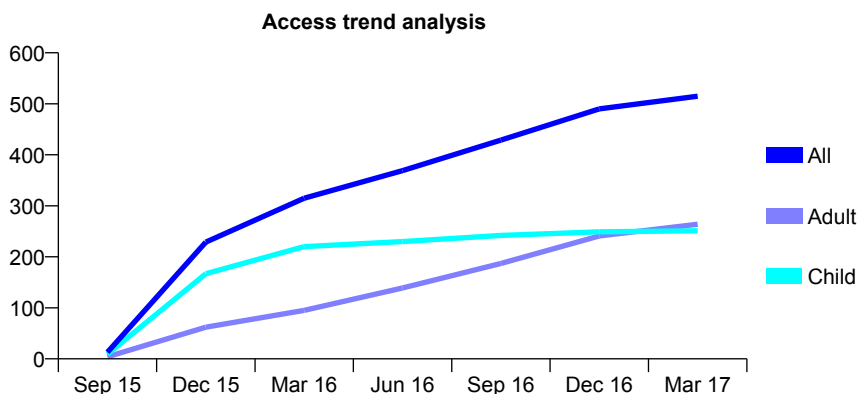
## Q65 - Vital Signs At a Glance Contract Report for 192392/0001 - March 2017

Name or company name	Miss AJ Gorman
Contract type name	GDS Contract
Purpose of contract	General
Contract start date	15/05/2015
Contract end date	

16/17 Contracted general activity (UDA)	1,255
Carry forward general activity (UDA)	0
16/17 Contracted orthodontic activity (UOA)	0
Carry forward orthodontic activity (UOA)	0
Baseline contract value	£29,940.79

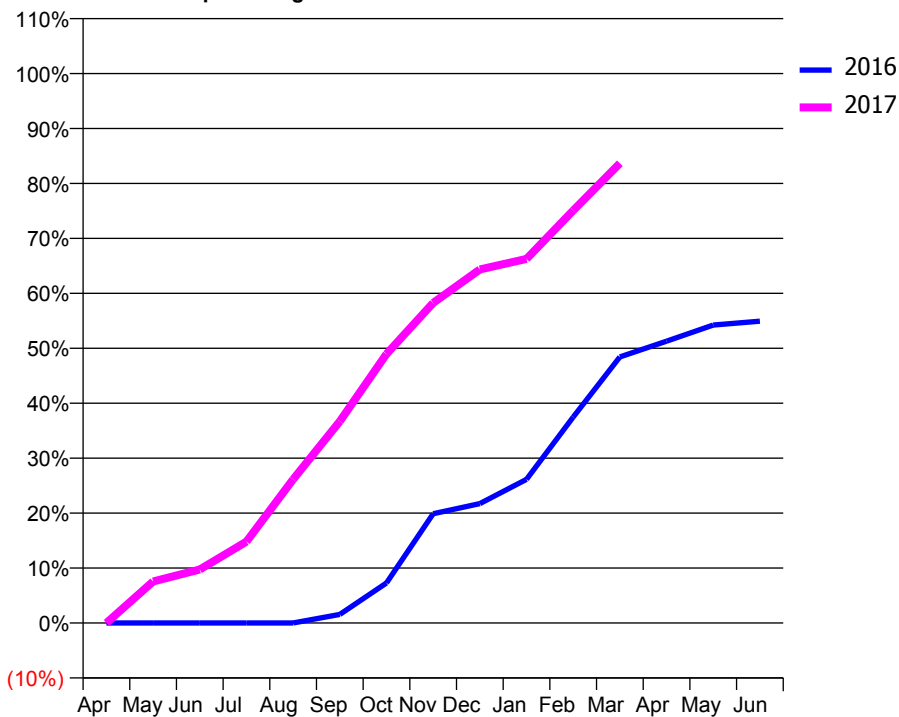
### ACCESS\*

Patients seen in 24 months	Total	Change since previous quarter
Quarter ending March 2016	315	
Quarter ending June 2016	369	↑
Quarter ending September 2016	429	↑
Quarter ending December 2016	490	↑
Quarter ending March 2017	515	↑
<b>Variance since March 2016</b>	<b>63.5%</b>	<b>↑</b>



### ACTIVITY

Cumulative percentage of contracted UDA delivered 2016 & 2017



Month	Adjusted Scheduled Activity (UDA)	
	2016	2017
April	0	0
May	0	95
June	0	122
July	0	186
August	0	328
September	17	461
October	80	614
November	220	731
December	240	808
January	289	832
February	414	942
March	535	1,050
April	566	
May	599	
June	606	

### QUALITY

	Quantity	Base Number	Contract	AT	Region	England
% of FP17s for the same patient ID Re-attending within 3 months - Children	19	332	5.7%	10.1%	11.9%	12.3%
% of FP17s for the same patient ID Re-attending within 3 months - Adults	28	280	10.0%	15.1%	16.6%	16.7%
% of FP17s for the same patient ID Re-attending between 3 & 9 months - Children	160	332	48.2%	61.3%	60.2%	57.6%
% of FP17s for the same patient ID Re-attending between 3 & 9 months - Adults	52	280	18.6%	52.5%	51.5%	50.1%
% of FP17s for Band 1 Urgent Courses	94	520	18.1%	8.2%	9.5%	9.1%
% of FP17s Relating to Free Repair or Replacements	0	520	0.0%	0.9%	0.7%	0.8%
% of FP17s Relating to Continuations	0	520	0.0%	1.4%	1.2%	1.2%
% of Patients satisfied with the dentistry they have received	3	3	N/A	94.0%	93.1%	92.8%
% of Patients satisfied with the time they had to wait for an appointment	1	3	N/A	89.4%	88.8%	88.7%

\* This is based on patients treated on this contract for their most recent course of treatment. Figures in italics indicate the base number of FP17s or Patient Questionnaire responses are less than 100. N/A is shown where the base number of responses is less than 10 during the period. % is calculated as Quantity/Base number\*100

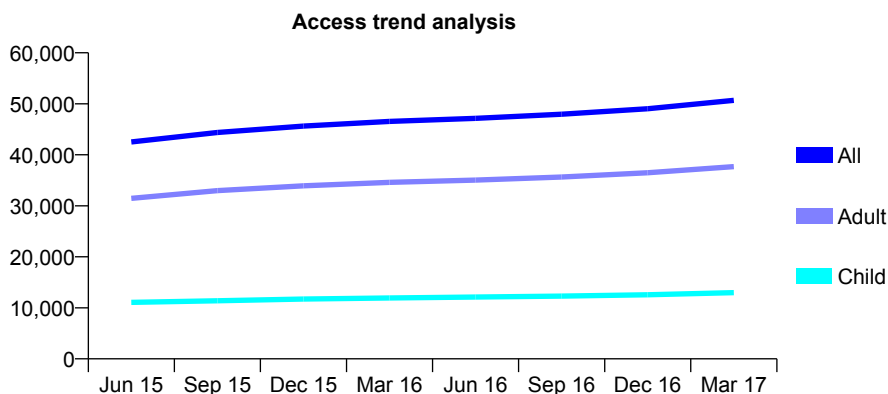
## Q65 - Vital Signs At a Glance Contract Report for 196703/0001 - March 2017

Name or company name	D A & C Houston & Associates
Contract type name	GDS Contract
Purpose of contract	General
Contract start date	01/10/2013
Contract end date	

16/17 Contracted general activity (UDA)	168,434
Carry forward general activity (UDA)	0
16/17 Contracted orthodontic activity (UOA)	0
Carry forward orthodontic activity (UOA)	0
Baseline contract value	£4,110,158.97

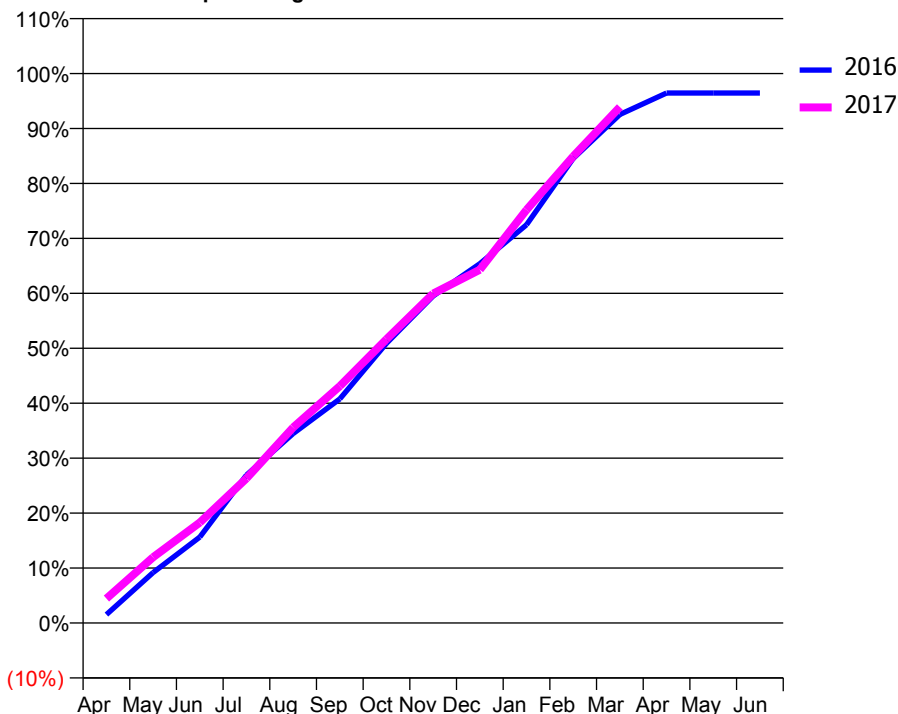
### ACCESS\*

Patients seen in 24 months	Total	Change since previous quarter
Quarter ending March 2016	46,549	
Quarter ending June 2016	47,151	→
Quarter ending September 2016	47,956	→
Quarter ending December 2016	49,044	↑
Quarter ending March 2017	50,668	↑
<b>Variance since March 2016</b>	<b>8.8%</b>	<b>↑</b>



### ACTIVITY

Cumulative percentage of contracted UDA delivered 2016 & 2017



Adjusted Scheduled Activity (UDA)

Month	2016	2017
April	2,438	7,494
May	14,437	20,178
June	24,577	30,804
July	42,336	44,319
August	54,195	59,937
September	64,083	72,593
October	79,995	86,983
November	93,561	100,975
December	102,763	108,315
January	113,933	126,665
February	132,892	143,054
March	145,453	158,167
April	151,616	
May	151,596	
June	151,587	

### QUALITY

	Quantity	Base Number	Contract	AT	Region	England
% of FP17s for the same patient ID Re-attending within 3 months - Children	1,649	21,122	7.8%	10.1%	11.9%	12.3%
% of FP17s for the same patient ID Re-attending within 3 months - Adults	10,610	61,056	17.4%	15.1%	16.6%	16.7%
% of FP17s for the same patient ID Re-attending between 3 & 9 months - Children	13,788	21,122	65.3%	61.3%	60.2%	57.6%
% of FP17s for the same patient ID Re-attending between 3 & 9 months - Adults	36,267	61,056	59.4%	52.5%	51.5%	50.1%
% of FP17s for Band 1 Urgent Courses	7,163	75,864	9.4%	8.2%	9.5%	9.1%
% of FP17s Relating to Free Repair or Replacements	873	75,864	1.2%	0.9%	0.7%	0.8%
% of FP17s Relating to Continuations	1,882	75,864	2.5%	1.4%	1.2%	1.2%
% of Patients satisfied with the dentistry they have received	116	124	93.5%	94.0%	93.1%	92.8%
% of Patients satisfied with the time they had to wait for an appointment	115	124	92.7%	89.4%	88.8%	88.7%

\* This is based on patients treated on this contract for their most recent course of treatment. Figures in italics indicate the base number of FP17s or Patient Questionnaire responses are less than 100. N/A is shown where the base number of responses is less than 10 during the period. % is calculated as Quantity/Base number\*100

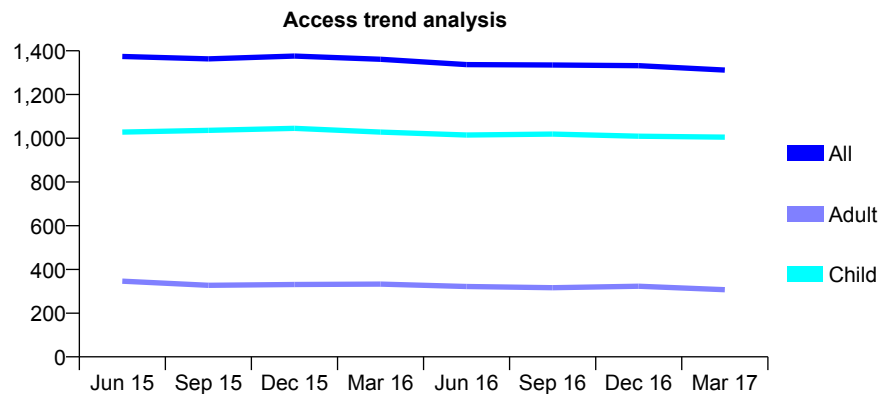
## Q65 - Vital Signs At a Glance Contract Report for 197963/0001 - March 2017

Name or company name	Linden House Dental Practice
Contract type name	GDS Contract
Purpose of contract	General and Orthodontic
Contract start date	01/02/2011
Contract end date	

16/17 Contracted general activity (UDA)	3,702
Carry forward general activity (UDA)	0
16/17 Contracted orthodontic activity (UOA)	472
Carry forward orthodontic activity (UOA)	0
Baseline contract value	£118,349.32

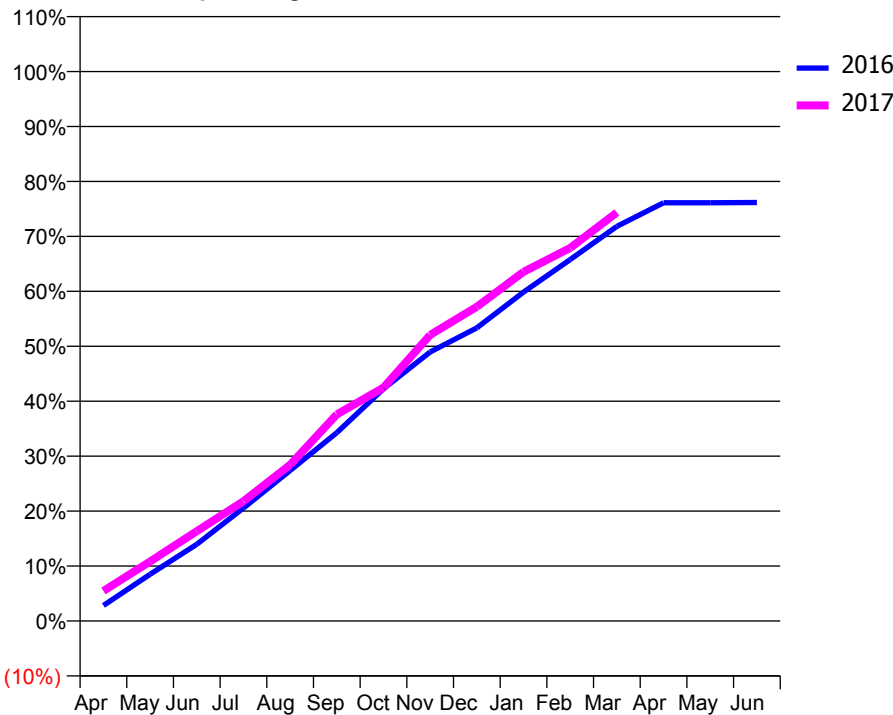
### ACCESS\*

Patients seen in 24 months	Total	Change since previous quarter
Quarter ending March 2016	1,361	
Quarter ending June 2016	1,337	↓
Quarter ending September 2016	1,335	→
Quarter ending December 2016	1,332	→
Quarter ending March 2017	1,312	↓
<b>Variance since March 2016</b>	<b>(3.6%)</b>	<b>↓</b>



### ACTIVITY

Cumulative percentage of contracted UDA delivered 2016 & 2017



Month	Adjusted Scheduled Activity (UDA)	
	2016	2017
April	118	203
May	354	401
June	582	605
July	857	807
August	1,141	1,053
September	1,427	1,392
October	1,760	1,573
November	2,040	1,928
December	2,222	2,117
January	2,493	2,352
February	2,740	2,514
March	2,991	2,752
April	3,170	
May	3,170	
June	3,172	

### QUALITY

	Quantity	Base Number	Contract	AT	Region	England
% of FP17s for the same patient ID Re-attending within 3 months - Children	150	1,685	8.9%	10.1%	11.9%	12.3%
% of FP17s for the same patient ID Re-attending within 3 months - Adults	34	249	13.7%	15.1%	16.6%	16.7%
% of FP17s for the same patient ID Re-attending between 3 & 9 months - Children	1,135	1,685	67.4%	61.3%	60.2%	57.6%
% of FP17s for the same patient ID Re-attending between 3 & 9 months - Adults	164	249	65.9%	52.5%	51.5%	50.1%
% of FP17s for Band 1 Urgent Courses	41	1,774	2.3%	8.2%	9.5%	9.1%
% of FP17s Relating to Free Repair or Replacements	0	1,774	0.0%	0.9%	0.7%	0.8%
% of FP17s Relating to Continuations	1	1,774	0.1%	1.4%	1.2%	1.2%
% of Patients satisfied with the dentistry they have received	3	3	N/A	94.0%	93.1%	92.8%
% of Patients satisfied with the time they had to wait for an appointment	3	3	N/A	89.4%	88.8%	88.7%

\* This is based on patients treated on this contract for their most recent course of treatment. Figures in italics indicate the base number of FP17s or Patient Questionnaire responses are less than 100. N/A is shown where the base number of responses is less than 10 during the period. % is calculated as Quantity/Base number\*100

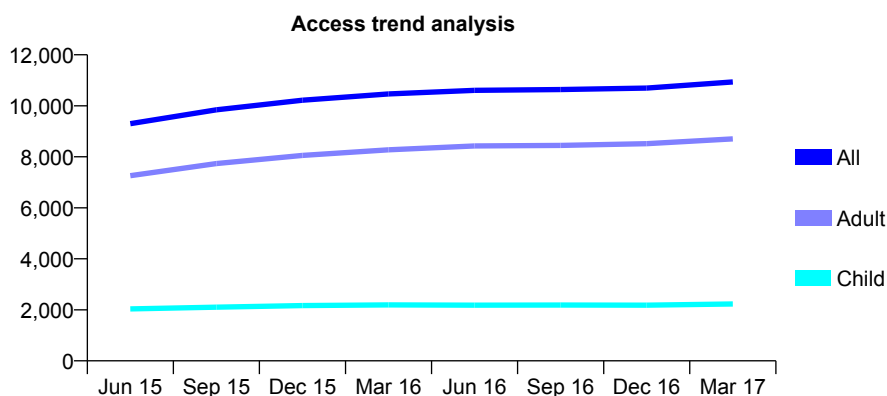
## Q65 - Vital Signs At a Glance Contract Report for 198587/0001 - March 2017

Name or company name	Cheddar Dental Practice
Contract type name	GDS Contract
Purpose of contract	General
Contract start date	01/08/2014
Contract end date	

16/17 Contracted general activity (UDA)	29,758
Carry forward general activity (UDA)	571
16/17 Contracted orthodontic activity (UOA)	0
Carry forward orthodontic activity (UOA)	0
Baseline contract value	£651,884.34

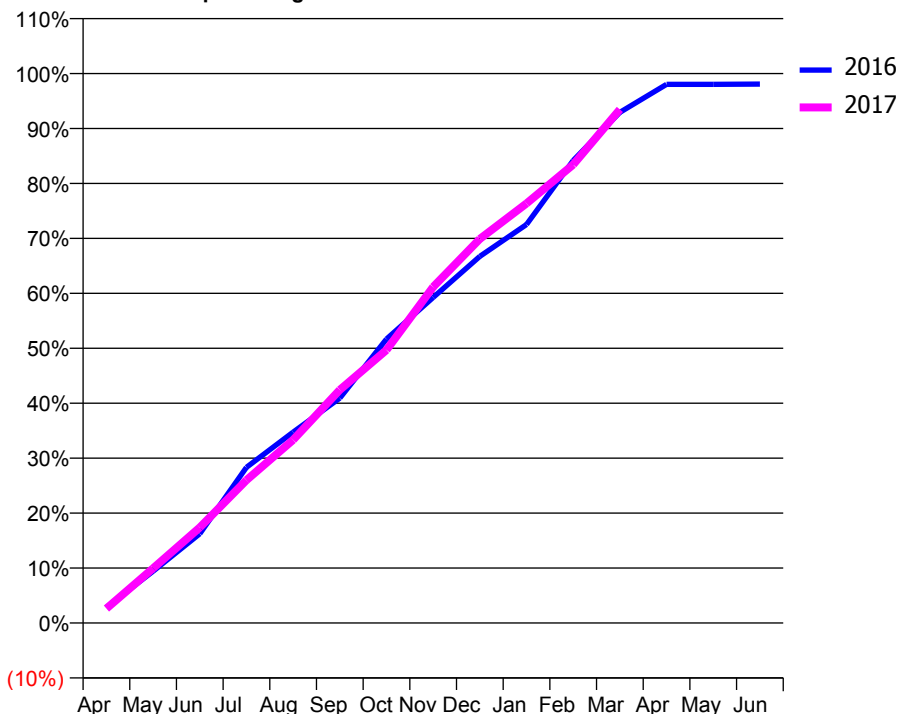
### ACCESS\*

Patients seen in 24 months	Total	Change since previous quarter
Quarter ending March 2016	10,467	
Quarter ending June 2016	10,609	→
Quarter ending September 2016	10,639	→
Quarter ending December 2016	10,696	→
Quarter ending March 2017	10,935	↑
<b>Variance since March 2016</b>	<b>4.5%</b>	<b>↑</b>



### ACTIVITY

Cumulative percentage of contracted UDA delivered 2016 & 2017



Month	Adjusted Scheduled Activity (UDA)	
	2016	2017
April	850	783
May	2,807	2,961
June	4,834	5,171
July	8,429	7,739
August	10,338	9,917
September	12,182	12,625
October	15,381	14,787
November	17,629	18,201
December	19,856	20,803
January	21,581	22,719
February	25,046	24,825
March	27,656	27,816
April	29,174	
May	29,171	
June	29,187	

### QUALITY

	Quantity	Base Number	Contract	AT	Region	England
% of FP17s for the same patient ID Re-attending within 3 months - Children	302	3,911	7.7%	10.1%	11.9%	12.3%
% of FP17s for the same patient ID Re-attending within 3 months - Adults	2,183	13,115	16.6%	15.1%	16.6%	16.7%
% of FP17s for the same patient ID Re-attending between 3 & 9 months - Children	2,827	3,911	72.3%	61.3%	60.2%	57.6%
% of FP17s for the same patient ID Re-attending between 3 & 9 months - Adults	6,012	13,115	45.8%	52.5%	51.5%	50.1%
% of FP17s for Band 1 Urgent Courses	1,071	14,959	7.2%	8.2%	9.5%	9.1%
% of FP17s Relating to Free Repair or Replacements	229	14,959	1.5%	0.9%	0.7%	0.8%
% of FP17s Relating to Continuations	199	14,959	1.3%	1.4%	1.2%	1.2%
% of Patients satisfied with the dentistry they have received	41	41	100.0%	94.0%	93.1%	92.8%
% of Patients satisfied with the time they had to wait for an appointment	39	41	95.1%	89.4%	88.8%	88.7%

\* This is based on patients treated on this contract for their most recent course of treatment. Figures in italics indicate the base number of FP17s or Patient Questionnaire responses are less than 100. N/A is shown where the base number of responses is less than 10 during the period. % is calculated as Quantity/Base number\*100

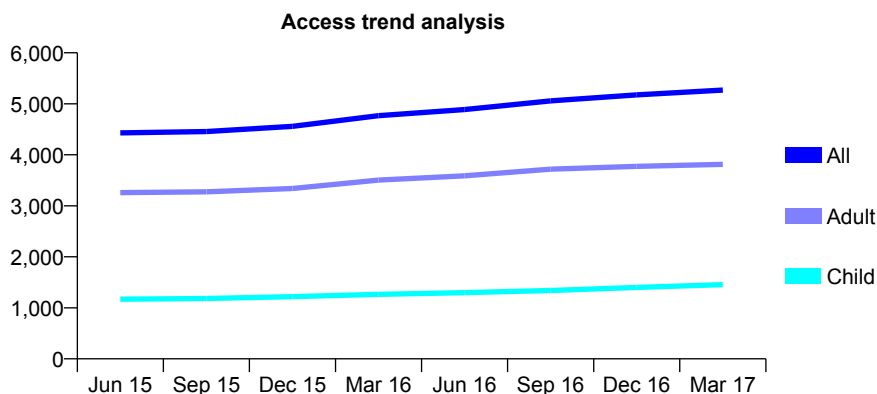
## Q65 - Vital Signs At a Glance Contract Report for 199311/0001 - March 2017

Name or company name	Watersedge Blue Ltd
Contract type name	GDS Contract
Purpose of contract	General
Contract start date	01/09/2010
Contract end date	

16/17 Contracted general activity (UDA)	14,000
Carry forward general activity (UDA)	0
16/17 Contracted orthodontic activity (UOA)	0
Carry forward orthodontic activity (UOA)	0
Baseline contract value	£364,582.96

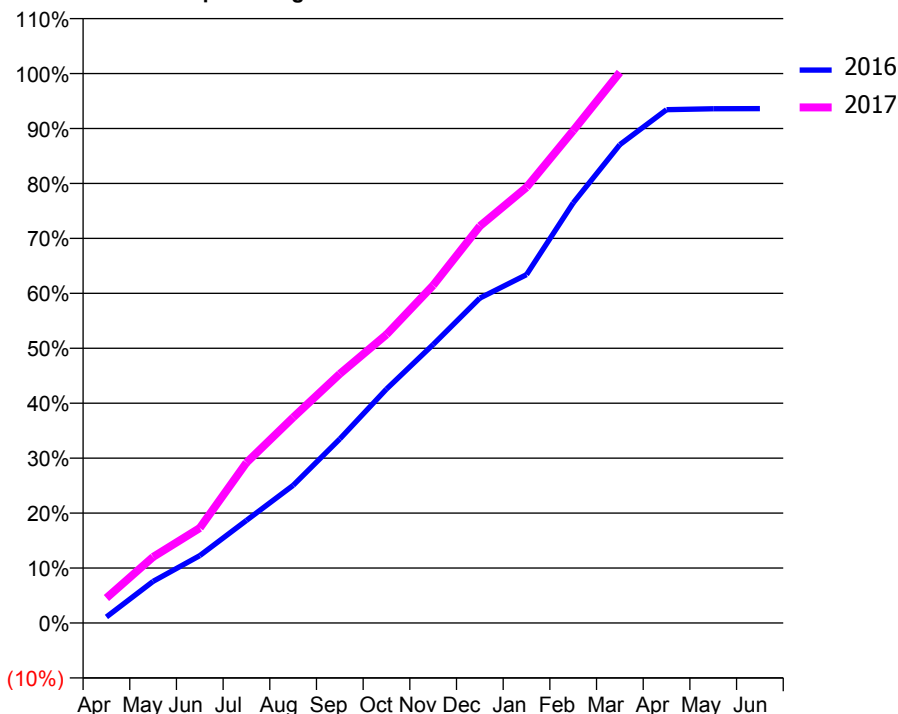
### ACCESS\*

Patients seen in 24 months	Total	Change since previous quarter
Quarter ending March 2016	4,768	
Quarter ending June 2016	4,887	↑
Quarter ending September 2016	5,058	↑
Quarter ending December 2016	5,175	↑
Quarter ending March 2017	5,268	→
<b>Variance since March 2016</b>	<b>10.5%</b>	<b>↑</b>



### ACTIVITY

Cumulative percentage of contracted UDA delivered 2016 & 2017



Month	Adjusted Scheduled Activity (UDA)	
	2016	2017
April	154	638
May	1,060	1,684
June	1,716	2,422
July	2,614	4,085
August	3,506	5,237
September	4,691	6,348
October	5,961	7,352
November	7,095	8,604
December	8,278	10,113
January	8,875	11,099
February	10,702	12,544
March	12,188	14,028
April	13,080	
May	13,103	
June	13,106	

### QUALITY

	Quantity	Base Number	Contract	AT	Region	England
% of FP17s for the same patient ID Re-attending within 3 months - Children	207	2,048	10.1%	10.1%	11.9%	12.3%
% of FP17s for the same patient ID Re-attending within 3 months - Adults	844	4,930	17.1%	15.1%	16.6%	16.7%
% of FP17s for the same patient ID Re-attending between 3 & 9 months - Children	1,011	2,048	49.4%	61.3%	60.2%	57.6%
% of FP17s for the same patient ID Re-attending between 3 & 9 months - Adults	2,156	4,930	43.7%	52.5%	51.5%	50.1%
% of FP17s for Band 1 Urgent Courses	452	5,853	7.7%	8.2%	9.5%	9.1%
% of FP17s Relating to Free Repair or Replacements	94	5,853	1.6%	0.9%	0.7%	0.8%
% of FP17s Relating to Continuations	103	5,853	1.8%	1.4%	1.2%	1.2%
% of Patients satisfied with the dentistry they have received	12	12	100.0%	94.0%	93.1%	92.8%
% of Patients satisfied with the time they had to wait for an appointment	11	12	91.7%	89.4%	88.8%	88.7%

\* This is based on patients treated on this contract for their most recent course of treatment. Figures in italics indicate the base number of FP17s or Patient Questionnaire responses are less than 100. N/A is shown where the base number of responses is less than 10 during the period. % is calculated as Quantity/Base number\*100

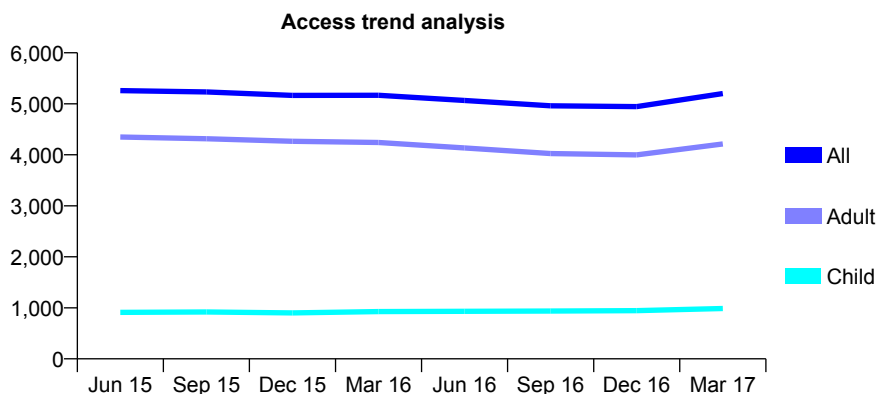
## Q65 - Vital Signs At a Glance Contract Report for 199311/0002 - March 2017

Name or company name	Watersedge Blue Ltd
Contract type name	GDS Contract
Purpose of contract	General
Contract start date	01/04/2013
Contract end date	

16/17 Contracted general activity (UDA)	18,000
Carry forward general activity (UDA)	121
16/17 Contracted orthodontic activity (UOA)	0
Carry forward orthodontic activity (UOA)	0
Baseline contract value	£533,392.13

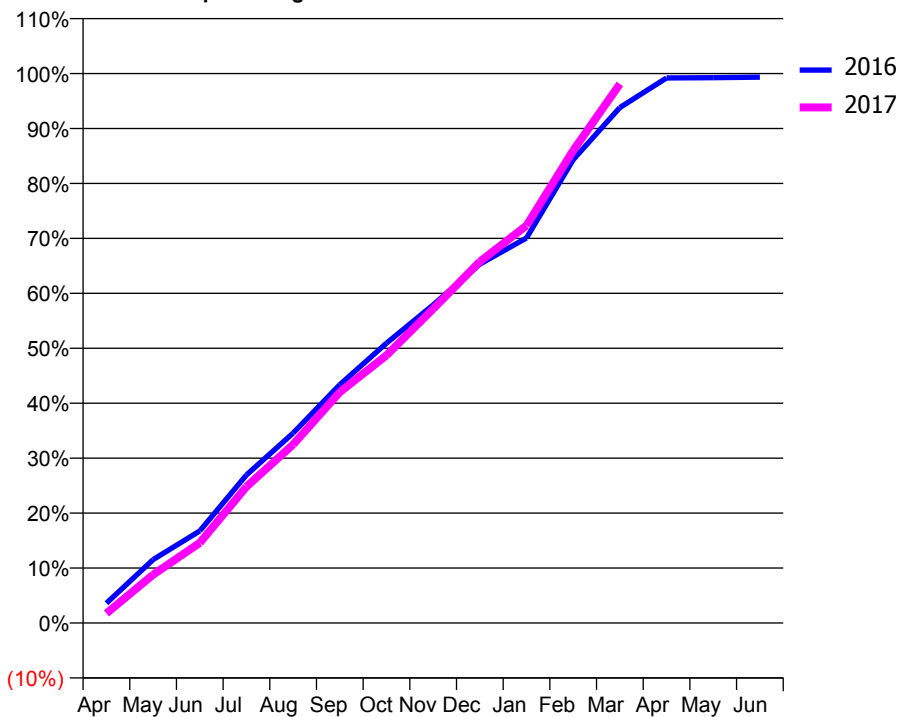
### ACCESS\*

Patients seen in 24 months	Total	Change since previous quarter
Quarter ending March 2016	5,168	
Quarter ending June 2016	5,066	↓
Quarter ending September 2016	4,962	↓
Quarter ending December 2016	4,944	→
Quarter ending March 2017	5,200	↑
<b>Variance since March 2016</b>	0.6%	→



### ACTIVITY

Cumulative percentage of contracted UDA delivered 2016 & 2017



Month	Adjusted Scheduled Activity (UDA)	
	2016	2017
April	647	315
May	2,078	1,583
June	3,015	2,629
July	4,852	4,468
August	6,224	5,849
September	7,807	7,565
October	9,168	8,767
November	10,419	10,288
December	11,758	11,838
January	12,612	13,018
February	15,177	15,479
March	16,885	17,657
April	17,856	
May	17,865	
June	17,879	

### QUALITY

	Quantity	Base Number	Contract	AT	Region	England
% of FP17s for the same patient ID Re-attending within 3 months - Children	93	1,156	8.0%	10.1%	11.9%	12.3%
% of FP17s for the same patient ID Re-attending within 3 months - Adults	1,183	5,896	20.1%	15.1%	16.6%	16.7%
% of FP17s for the same patient ID Re-attending between 3 & 9 months - Children	444	1,156	38.4%	61.3%	60.2%	57.6%
% of FP17s for the same patient ID Re-attending between 3 & 9 months - Adults	2,649	5,896	44.9%	52.5%	51.5%	50.1%
% of FP17s for Band 1 Urgent Courses	584	6,702	8.7%	8.2%	9.5%	9.1%
% of FP17s Relating to Free Repair or Replacements	117	6,702	1.7%	0.9%	0.7%	0.8%
% of FP17s Relating to Continuations	151	6,702	2.3%	1.4%	1.2%	1.2%
% of Patients satisfied with the dentistry they have received	24	24	100.0%	94.0%	93.1%	92.8%
% of Patients satisfied with the time they had to wait for an appointment	19	24	79.2%	89.4%	88.8%	88.7%

\* This is based on patients treated on this contract for their most recent course of treatment. Figures in italics indicate the base number of FP17s or Patient Questionnaire responses are less than 100. N/A is shown where the base number of responses is less than 10 during the period. % is calculated as Quantity/Base number\*100

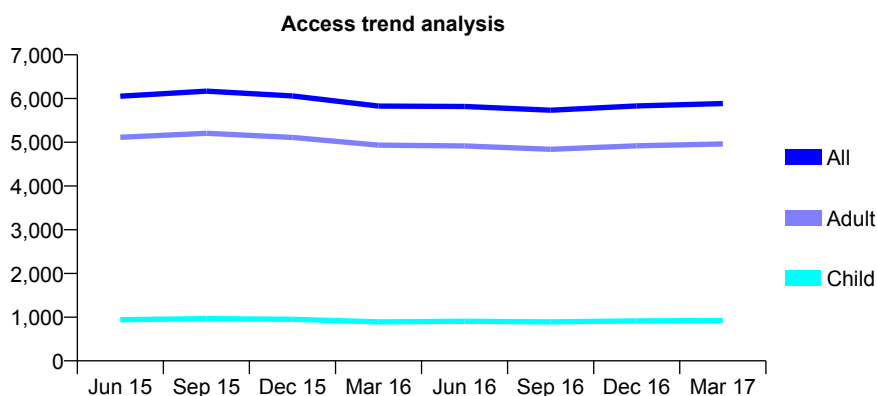
## Q65 - Vital Signs At a Glance Contract Report for 199311/0003 - March 2017

Name or company name	Watersedge Blue Ltd
Contract type name	GDS Contract
Purpose of contract	General
Contract start date	01/04/2013
Contract end date	

16/17 Contracted general activity (UDA)	19,322
Carry forward general activity (UDA)	-386
16/17 Contracted orthodontic activity (UOA)	0
Carry forward orthodontic activity (UOA)	0
Baseline contract value	£572,566.81

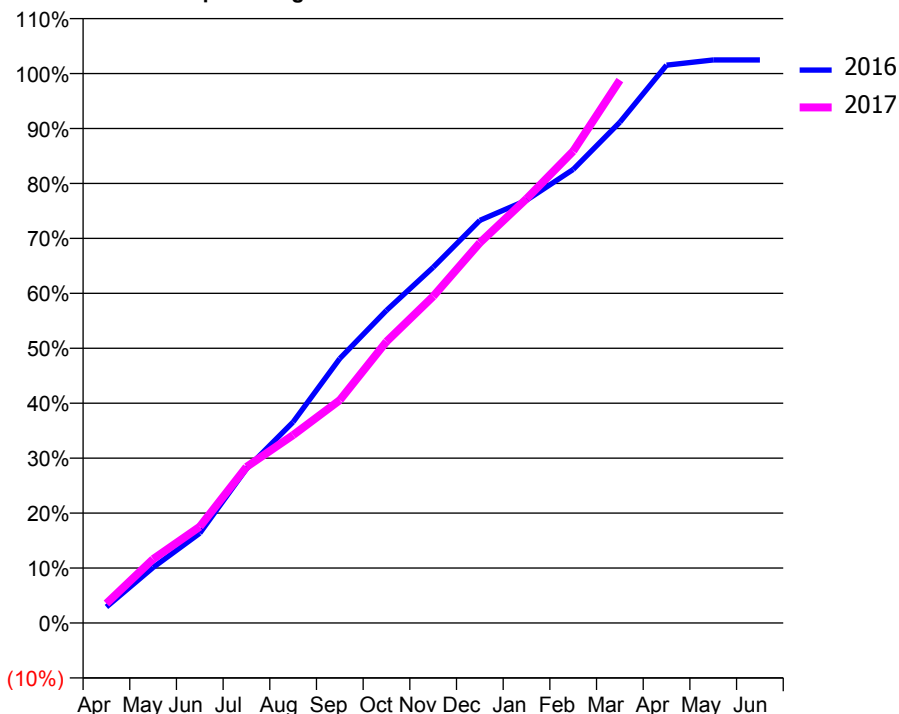
### ACCESS\*

Patients seen in 24 months	Total	Change since previous quarter
Quarter ending March 2016	5,826	
Quarter ending June 2016	5,819	→
Quarter ending September 2016	5,732	↓
Quarter ending December 2016	5,831	→
Quarter ending March 2017	5,885	→
<b>Variance since March 2016</b>	<b>1.0%</b>	<b>→</b>



### ACTIVITY

Cumulative percentage of contracted UDA delivered 2016 & 2017



Month	Adjusted Scheduled Activity (UDA)	
	2016	2017
April	565	685
May	1,951	2,250
June	3,160	3,389
July	5,425	5,491
August	7,070	6,611
September	9,301	7,838
October	10,993	9,896
November	12,505	11,484
December	14,158	13,368
January	14,868	14,917
February	15,948	16,590
March	17,609	19,090
April	19,617	
May	19,801	
June	19,800	

### QUALITY

	Quantity	Base Number	Contract	AT	Region	England
% of FP17s for the same patient ID Re-attending within 3 months - Children	108	1,168	9.2%	10.1%	11.9%	12.3%
% of FP17s for the same patient ID Re-attending within 3 months - Adults	1,578	7,258	21.7%	15.1%	16.6%	16.7%
% of FP17s for the same patient ID Re-attending between 3 & 9 months - Children	365	1,168	31.3%	61.3%	60.2%	57.6%
% of FP17s for the same patient ID Re-attending between 3 & 9 months - Adults	3,018	7,258	41.6%	52.5%	51.5%	50.1%
% of FP17s for Band 1 Urgent Courses	926	7,370	12.6%	8.2%	9.5%	9.1%
% of FP17s Relating to Free Repair or Replacements	210	7,370	2.8%	0.9%	0.7%	0.8%
% of FP17s Relating to Continuations	234	7,370	3.2%	1.4%	1.2%	1.2%
% of Patients satisfied with the dentistry they have received	21	22	95.5%	94.0%	93.1%	92.8%
% of Patients satisfied with the time they had to wait for an appointment	22	22	100.0%	89.4%	88.8%	88.7%

\* This is based on patients treated on this contract for their most recent course of treatment. Figures in italics indicate the base number of FP17s or Patient Questionnaire responses are less than 100. N/A is shown where the base number of responses is less than 10 during the period. % is calculated as Quantity/Base number\*100

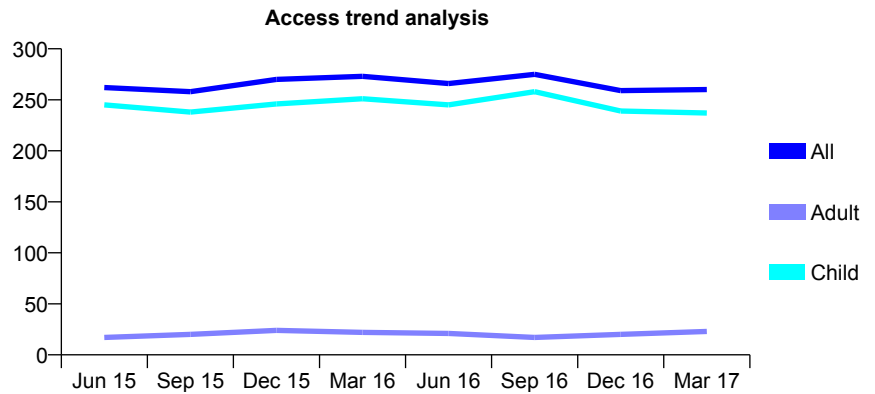
## Q65 - Vital Signs At a Glance Contract Report for 199397/0001 - March 2017

Name or company name	Stoke Bishop Dental Centre
Contract type name	GDS Contract
Purpose of contract	General
Contract start date	01/04/2012
Contract end date	

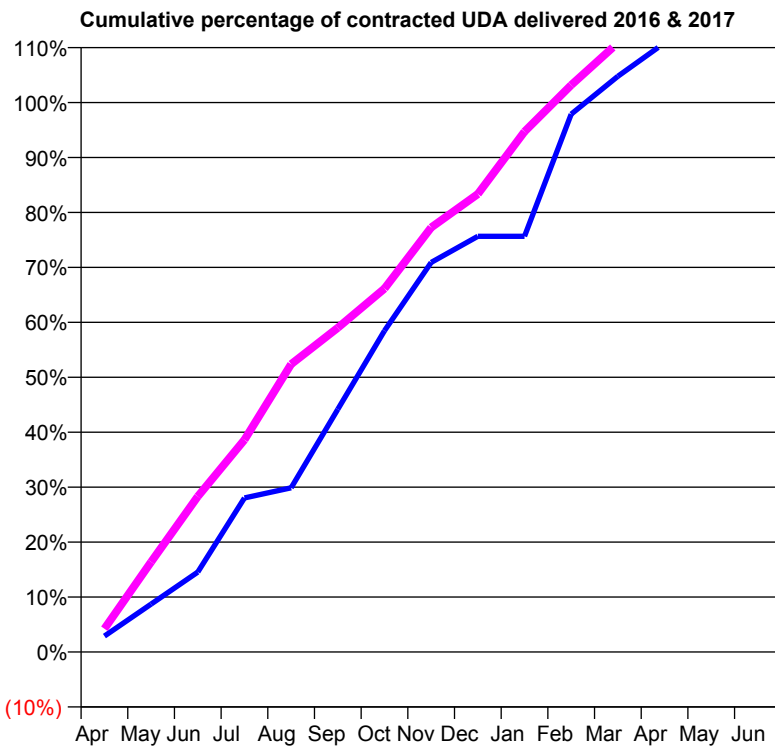
16/17 Contracted general activity (UDA)	378
Carry forward general activity (UDA)	-8
16/17 Contracted orthodontic activity (UOA)	0
Carry forward orthodontic activity (UOA)	0
Baseline contract value	£8,446.10

### ACCESS\*

Patients seen in 24 months	Total	Change since previous quarter
Quarter ending March 2016	273	
Quarter ending June 2016	266	↓
Quarter ending September 2016	275	↑
Quarter ending December 2016	259	↓
Quarter ending March 2017	260	→
<b>Variance since March 2016</b>	<b>(4.8%)</b>	<b>↓</b>



### ACTIVITY



Month	Adjusted Scheduled Activity (UDA)	
	2016	2017
April	11	16
May	33	62
June	55	107
July	106	146
August	113	198
September	167	223
October	221	250
November	268	292
December	286	315
January	286	358
February	370	390
March	396	419
April	419	
May	419	
June	419	

### QUALITY

	Quantity	Base Number	Contract	AT	Region	England
% of FP17s for the same patient ID Re-attending within 3 months - Children	16	367	4.4%	10.1%	11.9%	12.3%
% of FP17s for the same patient ID Re-attending within 3 months - Adults	0	3	0.0%	15.1%	16.6%	16.7%
% of FP17s for the same patient ID Re-attending between 3 & 9 months - Children	256	367	69.8%	61.3%	60.2%	57.6%
% of FP17s for the same patient ID Re-attending between 3 & 9 months - Adults	1	3	33.3%	52.5%	51.5%	50.1%
% of FP17s for Band 1 Urgent Courses	0	343	0.0%	8.2%	9.5%	9.1%
% of FP17s Relating to Free Repair or Replacements	0	343	0.0%	0.9%	0.7%	0.8%
% of FP17s Relating to Continuations	0	343	0.0%	1.4%	1.2%	1.2%
% of Patients satisfied with the dentistry they have received	0	0	N/A	94.0%	93.1%	92.8%
% of Patients satisfied with the time they had to wait for an appointment	0	0	N/A	89.4%	88.8%	88.7%

\* This is based on patients treated on this contract for their most recent course of treatment. Figures in italics indicate the base number of FP17s or Patient Questionnaire responses are less than 100. N/A is shown where the base number of responses is less than 10 during the period. % is calculated as Quantity/Base number\*100



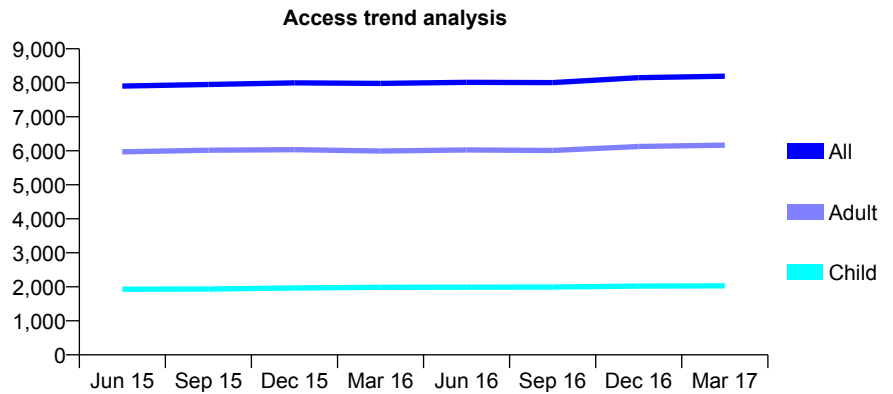
## Q65 - Vital Signs At a Glance Contract Report for 199419/0001 - March 2017

Name or company name	Apple Practice Limited
Contract type name	GDS Contract
Purpose of contract	General
Contract start date	01/04/2011
Contract end date	

16/17 Contracted general activity (UDA)	21,776
Carry forward general activity (UDA)	0
16/17 Contracted orthodontic activity (UOA)	0
Carry forward orthodontic activity (UOA)	0
Baseline contract value	£569,410.24

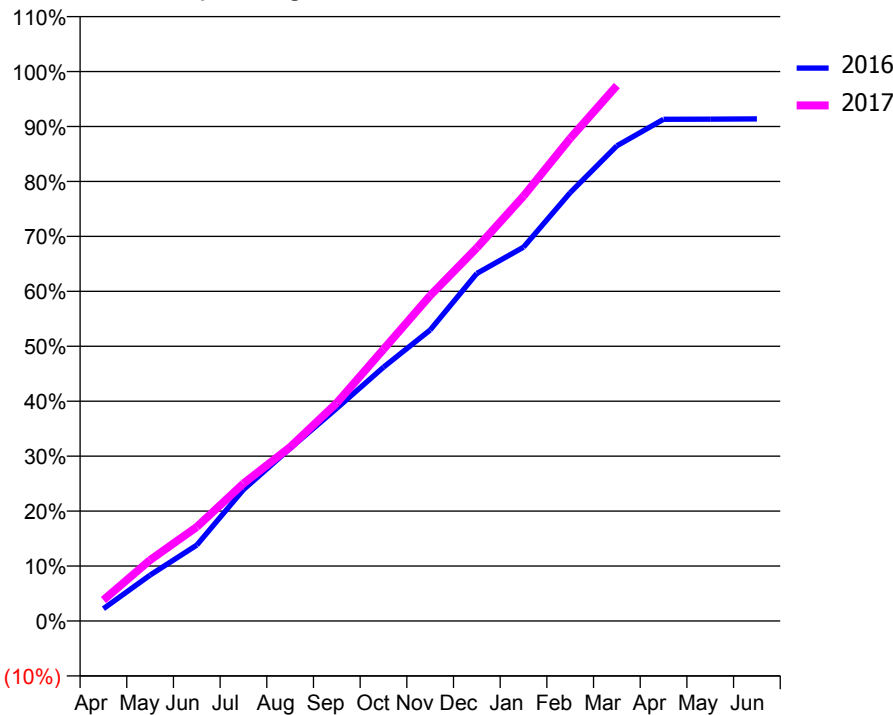
### ACCESS\*

Patients seen in 24 months	Total	Change since previous quarter
Quarter ending March 2016	7,982	
Quarter ending June 2016	8,013	→
Quarter ending September 2016	8,007	→
Quarter ending December 2016	8,151	→
Quarter ending March 2017	8,195	→
<b>Variance since March 2016</b>	<b>2.7%</b>	<b>↑</b>



### ACTIVITY

Cumulative percentage of contracted UDA delivered 2016 & 2017



Month	Adjusted Scheduled Activity (UDA)	
	2016	2017
April	487	831
May	1,822	2,415
June	3,008	3,728
July	5,208	5,450
August	6,840	6,892
September	8,430	8,640
October	10,060	10,765
November	11,534	12,898
December	13,774	14,787
January	14,813	16,841
February	16,977	19,127
March	18,829	21,220
April	19,883	
May	19,888	
June	19,896	

### QUALITY

	Quantity	Base Number	Contract	AT	Region	England
% of FP17s for the same patient ID Re-attending within 3 months - Children	218	3,162	6.9%	10.1%	11.9%	12.3%
% of FP17s for the same patient ID Re-attending within 3 months - Adults	1,383	9,066	15.3%	15.1%	16.6%	16.7%
% of FP17s for the same patient ID Re-attending between 3 & 9 months - Children	1,838	3,162	58.1%	61.3%	60.2%	57.6%
% of FP17s for the same patient ID Re-attending between 3 & 9 months - Adults	4,556	9,066	50.3%	52.5%	51.5%	50.1%
% of FP17s for Band 1 Urgent Courses	756	11,384	6.6%	8.2%	9.5%	9.1%
% of FP17s Relating to Free Repair or Replacements	260	11,384	2.3%	0.9%	0.7%	0.8%
% of FP17s Relating to Continuations	135	11,384	1.2%	1.4%	1.2%	1.2%
% of Patients satisfied with the dentistry they have received	15	17	88.2%	94.0%	93.1%	92.8%
% of Patients satisfied with the time they had to wait for an appointment	13	17	76.5%	89.4%	88.8%	88.7%

\* This is based on patients treated on this contract for their most recent course of treatment. Figures in italics indicate the base number of FP17s or Patient Questionnaire responses are less than 100. N/A is shown where the base number of responses is less than 10 during the period. % is calculated as Quantity/Base number\*100

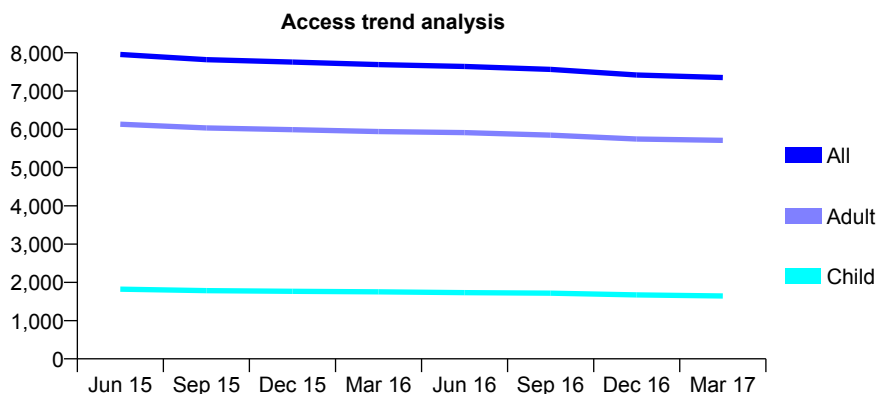
## Q65 - Vital Signs At a Glance Contract Report for 199419/0002 - March 2017

Name or company name	Apple Practice Limited
Contract type name	GDS Contract
Purpose of contract	General
Contract start date	01/04/2011
Contract end date	

16/17 Contracted general activity (UDA)	20,410
Carry forward general activity (UDA)	0
16/17 Contracted orthodontic activity (UOA)	0
Carry forward orthodontic activity (UOA)	0
Baseline contract value	£565,617.08

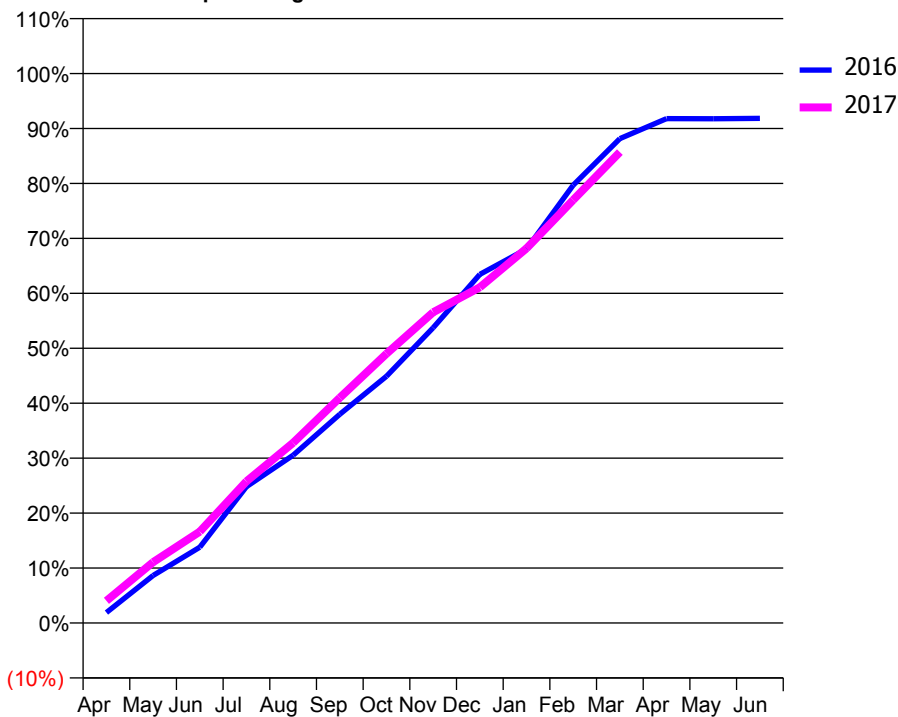
### ACCESS\*

Patients seen in 24 months	Total	Change since previous quarter
Quarter ending March 2016	7,693	
Quarter ending June 2016	7,642	→
Quarter ending September 2016	7,565	↓
Quarter ending December 2016	7,419	↓
Quarter ending March 2017	7,354	→
<b>Variance since March 2016</b>	<b>(4.4%)</b>	<b>↓</b>



### ACTIVITY

Cumulative percentage of contracted UDA delivered 2016 & 2017



Month	Adjusted Scheduled Activity (UDA)	
	2016	2017
April	388	827
May	1,766	2,261
June	2,817	3,397
July	5,063	5,264
August	6,234	6,692
September	7,752	8,370
October	9,164	10,002
November	10,969	11,543
December	12,951	12,469
January	13,888	13,913
February	16,261	15,714
March	17,990	17,493
April	18,735	
May	18,728	
June	18,742	

### QUALITY

	Quantity	Base Number	Contract	AT	Region	England
% of FP17s for the same patient ID Re-attending within 3 months - Children	146	2,560	5.7%	10.1%	11.9%	12.3%
% of FP17s for the same patient ID Re-attending within 3 months - Adults	1,222	8,508	14.4%	15.1%	16.6%	16.7%
% of FP17s for the same patient ID Re-attending between 3 & 9 months - Children	1,590	2,560	62.1%	61.3%	60.2%	57.6%
% of FP17s for the same patient ID Re-attending between 3 & 9 months - Adults	4,465	8,508	52.5%	52.5%	51.5%	50.1%
% of FP17s for Band 1 Urgent Courses	821	10,146	8.1%	8.2%	9.5%	9.1%
% of FP17s Relating to Free Repair or Replacements	169	10,146	1.7%	0.9%	0.7%	0.8%
% of FP17s Relating to Continuations	58	10,146	0.6%	1.4%	1.2%	1.2%
% of Patients satisfied with the dentistry they have received	16	17	94.1%	94.0%	93.1%	92.8%
% of Patients satisfied with the time they had to wait for an appointment	15	17	88.2%	89.4%	88.8%	88.7%

\* This is based on patients treated on this contract for their most recent course of treatment. Figures in italics indicate the base number of FP17s or Patient Questionnaire responses are less than 100. N/A is shown where the base number of responses is less than 10 during the period. % is calculated as Quantity/Base number\*100

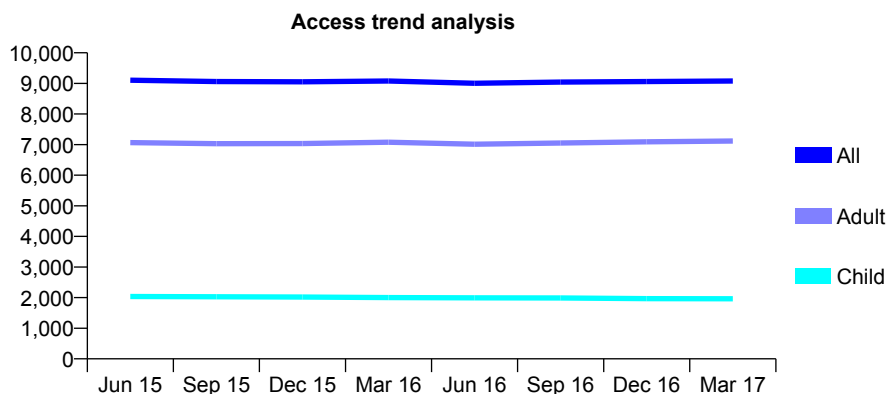
## Q65 - Vital Signs At a Glance Contract Report for 199419/0003 - March 2017

Name or company name	Apple Practice Limited
Contract type name	GDS Contract
Purpose of contract	General
Contract start date	01/04/2011
Contract end date	

16/17 Contracted general activity (UDA)	20,814
Carry forward general activity (UDA)	0
16/17 Contracted orthodontic activity (UOA)	0
Carry forward orthodontic activity (UOA)	0
Baseline contract value	£599,221.62

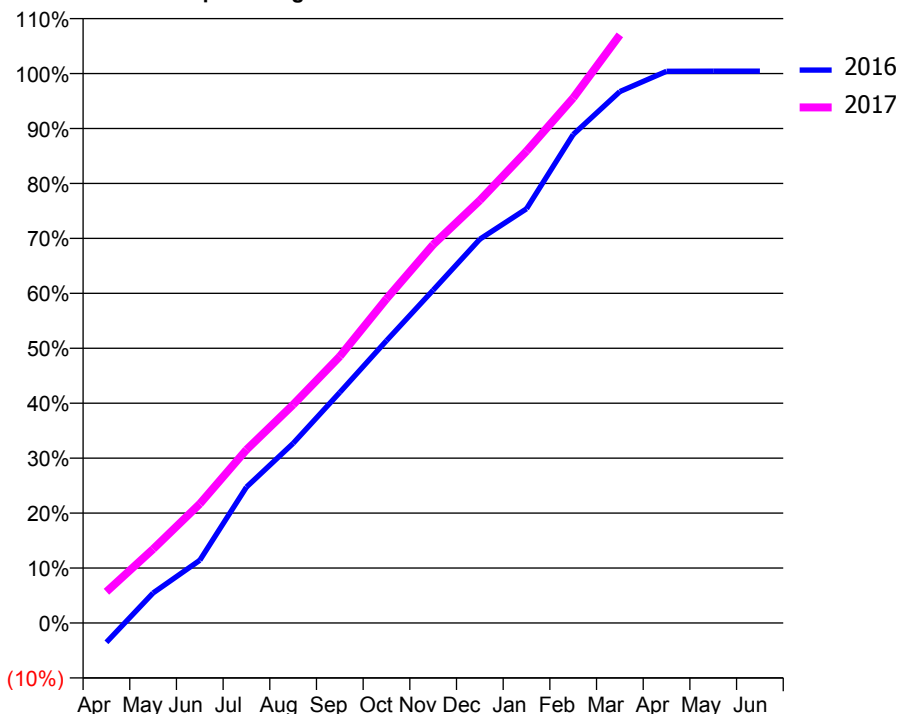
### ACCESS\*

Patients seen in 24 months	Total	Change since previous quarter
Quarter ending March 2016	9,079	
Quarter ending June 2016	9,004	→
Quarter ending September 2016	9,042	→
Quarter ending December 2016	9,060	→
Quarter ending March 2017	9,077	→
<b>Variance since March 2016</b>	<b>(0.0%)</b>	→



### ACTIVITY

Cumulative percentage of contracted UDA delivered 2016 & 2017



Month	Adjusted Scheduled Activity (UDA)	
	2016	2017
April	-734	1,184
May	1,140	2,799
June	2,375	4,515
July	5,147	6,565
August	6,807	8,271
September	8,733	10,097
October	10,696	12,280
November	12,612	14,333
December	14,538	16,009
January	15,688	17,872
February	18,504	19,890
March	20,129	22,279
April	20,899	
May	20,905	
June	20,902	

### QUALITY

	Quantity	Base Number	Contract	AT	Region	England
% of FP17s for the same patient ID Re-attending within 3 months - Children	234	3,233	7.2%	10.1%	11.9%	12.3%
% of FP17s for the same patient ID Re-attending within 3 months - Adults	1,544	10,418	14.8%	15.1%	16.6%	16.7%
% of FP17s for the same patient ID Re-attending between 3 & 9 months - Children	2,047	3,233	63.3%	61.3%	60.2%	57.6%
% of FP17s for the same patient ID Re-attending between 3 & 9 months - Adults	5,376	10,418	51.6%	52.5%	51.5%	50.1%
% of FP17s for Band 1 Urgent Courses	1,146	12,468	9.2%	8.2%	9.5%	9.1%
% of FP17s Relating to Free Repair or Replacements	209	12,468	1.7%	0.9%	0.7%	0.8%
% of FP17s Relating to Continuations	59	12,468	0.5%	1.4%	1.2%	1.2%
% of Patients satisfied with the dentistry they have received	29	31	93.5%	94.0%	93.1%	92.8%
% of Patients satisfied with the time they had to wait for an appointment	27	31	87.1%	89.4%	88.8%	88.7%

\* This is based on patients treated on this contract for their most recent course of treatment. Figures in italics indicate the base number of FP17s or Patient Questionnaire responses are less than 100. N/A is shown where the base number of responses is less than 10 during the period. % is calculated as Quantity/Base number\*100

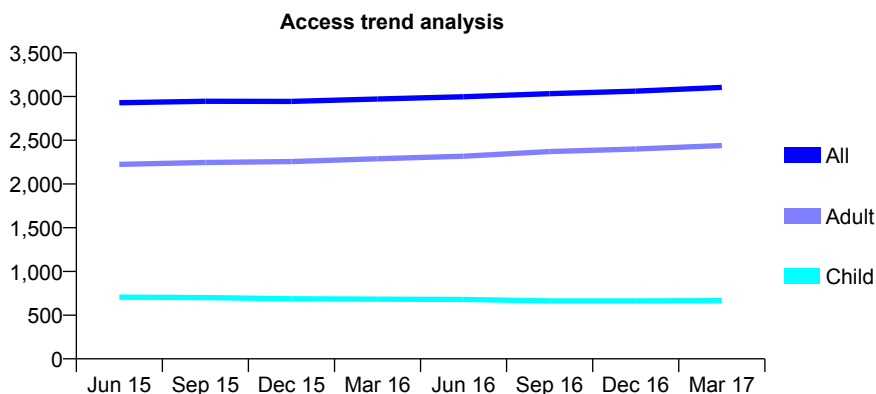
## Q65 - Vital Signs At a Glance Contract Report for 199427/0001 - March 2017

Name or company name	Parade Dental Practice Limited
Contract type name	GDS Contract
Purpose of contract	General
Contract start date	01/04/2009
Contract end date	

16/17 Contracted general activity (UDA)	7,546
Carry forward general activity (UDA)	-39
16/17 Contracted orthodontic activity (UOA)	0
Carry forward orthodontic activity (UOA)	0
Baseline contract value	£201,386.63

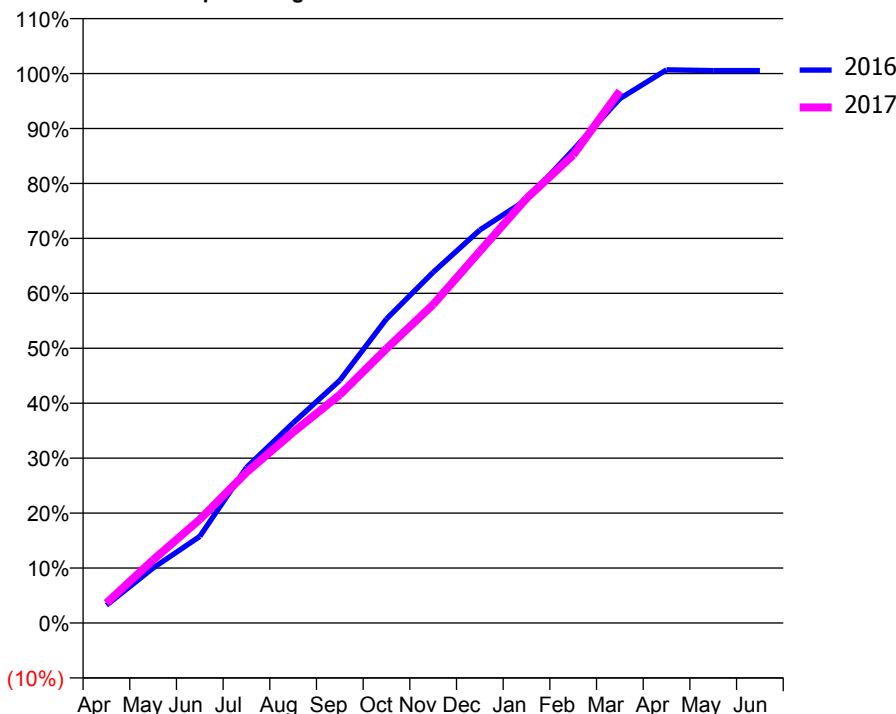
### ACCESS\*

Patients seen in 24 months	Total	Change since previous quarter
Quarter ending March 2016	2,971	
Quarter ending June 2016	2,998	→
Quarter ending September 2016	3,033	→
Quarter ending December 2016	3,062	→
Quarter ending March 2017	3,104	→
<b>Variance since March 2016</b>	<b>4.5%</b>	<b>↑</b>



### ACTIVITY

Cumulative percentage of contracted UDA delivered 2016 & 2017



Month	Adjusted Scheduled Activity (UDA)	
	2016	2017
April	245	274
May	755	867
June	1,189	1,422
July	2,137	2,069
August	2,747	2,619
September	3,331	3,134
October	4,176	3,767
November	4,818	4,374
December	5,397	5,104
January	5,814	5,831
February	6,498	6,426
March	7,200	7,305
April	7,597	
May	7,585	
June	7,585	

### QUALITY

	Quantity	Base Number	Contract	AT	Region	England
% of FP17s for the same patient ID Re-attending within 3 months - Children	51	800	6.4%	10.1%	11.9%	12.3%
% of FP17s for the same patient ID Re-attending within 3 months - Adults	583	2,774	21.0%	15.1%	16.6%	16.7%
% of FP17s for the same patient ID Re-attending between 3 & 9 months - Children	272	800	34.0%	61.3%	60.2%	57.6%
% of FP17s for the same patient ID Re-attending between 3 & 9 months - Adults	648	2,774	23.4%	52.5%	51.5%	50.1%
% of FP17s for Band 1 Urgent Courses	597	3,371	17.7%	8.2%	9.5%	9.1%
% of FP17s Relating to Free Repair or Replacements	0	3,371	0.0%	0.9%	0.7%	0.8%
% of FP17s Relating to Continuations	45	3,371	1.3%	1.4%	1.2%	1.2%
% of Patients satisfied with the dentistry they have received	4	4	N/A	94.0%	93.1%	92.8%
% of Patients satisfied with the time they had to wait for an appointment	4	4	N/A	89.4%	88.8%	88.7%

\* This is based on patients treated on this contract for their most recent course of treatment. Figures in italics indicate the base number of FP17s or Patient Questionnaire responses are less than 100. N/A is shown where the base number of responses is less than 10 during the period. % is calculated as Quantity/Base number\*100

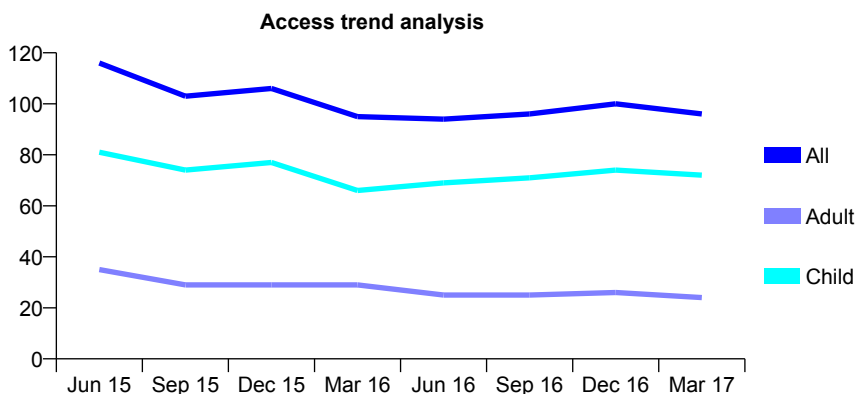
## Q65 - Vital Signs At a Glance Contract Report for 210064/0002 - March 2017

Name or company name	MR PE FROUD
Contract type name	GDS Contract
Purpose of contract	General
Contract start date	02/10/2007
Contract end date	

16/17 Contracted general activity (UDA)	400
Carry forward general activity (UDA)	0
16/17 Contracted orthodontic activity (UOA)	0
Carry forward orthodontic activity (UOA)	0
Baseline contract value	£8,871.53

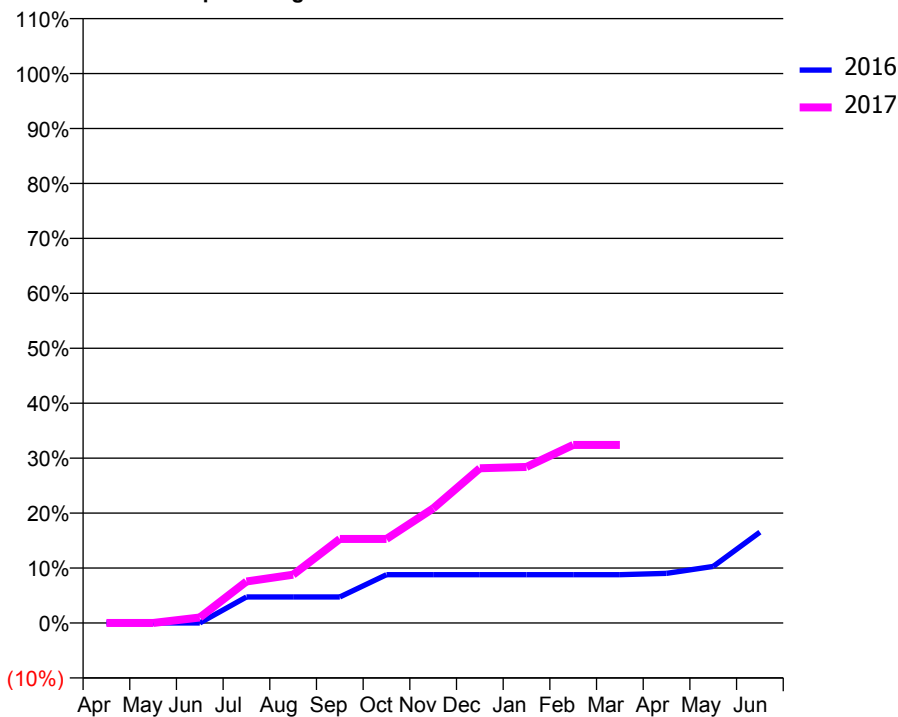
### ACCESS\*

Patients seen in 24 months	Total	Change since previous quarter
Quarter ending March 2016	95	
Quarter ending June 2016	94	↓
Quarter ending September 2016	96	↑
Quarter ending December 2016	100	↑
Quarter ending March 2017	96	↓
<b>Variance since March 2016</b>	1.1%	→



### ACTIVITY

Cumulative percentage of contracted UDA delivered 2016 & 2017



Month	Adjusted Scheduled Activity (UDA)	
	2016	2017
April	0	0
May	0	0
June	0	4
July	19	30
August	19	35
September	19	61
October	35	61
November	35	83
December	35	113
January	35	114
February	35	130
March	35	130
April	36	
May	41	
June	66	

### QUALITY

	Quantity	Base Number	Contract	AT	Region	England
% of FP17s for the same patient ID Re-attending within 3 months - Children	7	125	5.6%	10.1%	11.9%	12.3%
% of FP17s for the same patient ID Re-attending within 3 months - Adults	5	37	13.5%	15.1%	16.6%	16.7%
% of FP17s for the same patient ID Re-attending between 3 & 9 months - Children	75	125	60.0%	61.3%	60.2%	57.6%
% of FP17s for the same patient ID Re-attending between 3 & 9 months - Adults	18	37	48.6%	52.5%	51.5%	50.1%
% of FP17s for Band 1 Urgent Courses	3	97	3.1%	8.2%	9.5%	9.1%
% of FP17s Relating to Free Repair or Replacements	0	97	0.0%	0.9%	0.7%	0.8%
% of FP17s Relating to Continuations	0	97	0.0%	1.4%	1.2%	1.2%
% of Patients satisfied with the dentistry they have received	0	0	N/A	94.0%	93.1%	92.8%
% of Patients satisfied with the time they had to wait for an appointment	0	0	N/A	89.4%	88.8%	88.7%

\* This is based on patients treated on this contract for their most recent course of treatment. Figures in italics indicate the base number of FP17s or Patient Questionnaire responses are less than 100. N/A is shown where the base number of responses is less than 10 during the period. % is calculated as Quantity/Base number\*100

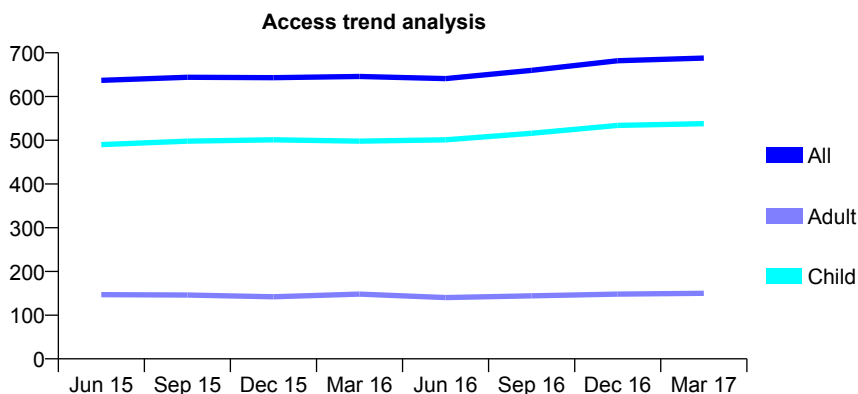
## Q65 - Vital Signs At a Glance Contract Report for 210382/0001 - March 2017

Name or company name	MR W GAMBLIN
Contract type name	GDS Contract
Purpose of contract	General
Contract start date	01/04/2006
Contract end date	

16/17 Contracted general activity (UDA)	1,100
Carry forward general activity (UDA)	-22
16/17 Contracted orthodontic activity (UOA)	0
Carry forward orthodontic activity (UOA)	0
Baseline contract value	£24,248.61

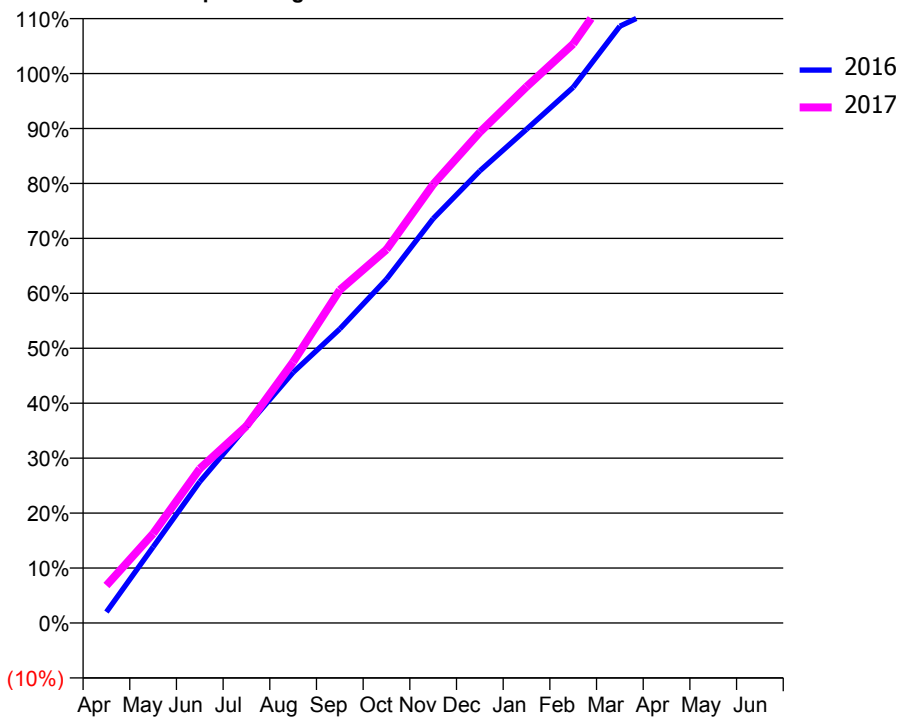
### ACCESS\*

Patients seen in 24 months	Total	Change since previous quarter
Quarter ending March 2016	646	
Quarter ending June 2016	641	→
Quarter ending September 2016	660	↑
Quarter ending December 2016	682	↑
Quarter ending March 2017	688	→
<b>Variance since March 2016</b>	<b>6.5%</b>	<b>↑</b>



### ACTIVITY

Cumulative percentage of contracted UDA delivered 2016 & 2017



Month	Adjusted Scheduled Activity (UDA)	
	2016	2017
April	22	75
May	152	179
June	283	309
July	393	394
August	502	523
September	589	667
October	688	748
November	810	878
December	905	982
January	988	1,074
February	1,072	1,159
March	1,195	1,292
April	1,238	
May	1,241	
June	1,244	

### QUALITY

	Quantity	Base Number	Contract	AT	Region	England
% of FP17s for the same patient ID Re-attending within 3 months - Children	41	901	4.6%	10.1%	11.9%	12.3%
% of FP17s for the same patient ID Re-attending within 3 months - Adults	18	155	11.6%	15.1%	16.6%	16.7%
% of FP17s for the same patient ID Re-attending between 3 & 9 months - Children	639	901	70.9%	61.3%	60.2%	57.6%
% of FP17s for the same patient ID Re-attending between 3 & 9 months - Adults	99	155	63.9%	52.5%	51.5%	50.1%
% of FP17s for Band 1 Urgent Courses	38	1,016	3.7%	8.2%	9.5%	9.1%
% of FP17s Relating to Free Repair or Replacements	0	1,016	0.0%	0.9%	0.7%	0.8%
% of FP17s Relating to Continuations	11	1,016	1.1%	1.4%	1.2%	1.2%
% of Patients satisfied with the dentistry they have received	1	1	N/A	94.0%	93.1%	92.8%
% of Patients satisfied with the time they had to wait for an appointment	1	1	N/A	89.4%	88.8%	88.7%

\* This is based on patients treated on this contract for their most recent course of treatment. Figures in italics indicate the base number of FP17s or Patient Questionnaire responses are less than 100. N/A is shown where the base number of responses is less than 10 during the period. % is calculated as Quantity/Base number\*100

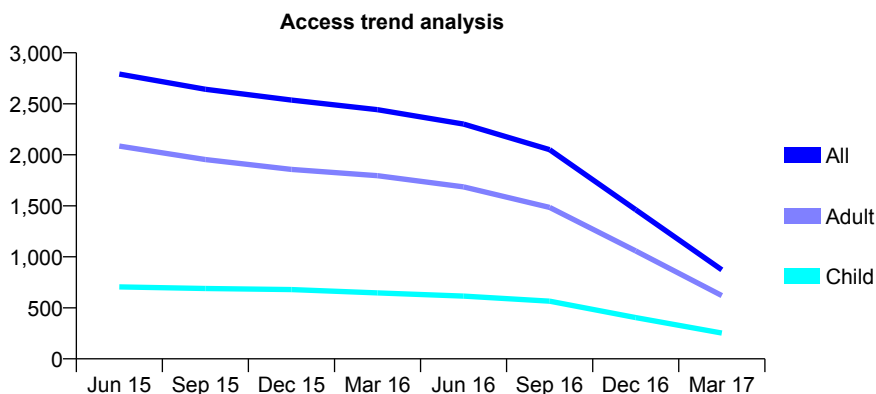
## Q65 - Vital Signs At a Glance Contract Report for 218510/0001 - March 2017

Name or company name	Whitecross Road Dental Practice
Contract type name	GDS Contract
Purpose of contract	General
Contract start date	01/04/2006
Contract end date	30/11/2016

16/17 Contracted general activity (UDA)	4,717
Carry forward general activity (UDA)	-142
16/17 Contracted orthodontic activity (UOA)	0
Carry forward orthodontic activity (UOA)	0
Baseline contract value	£94,431.93

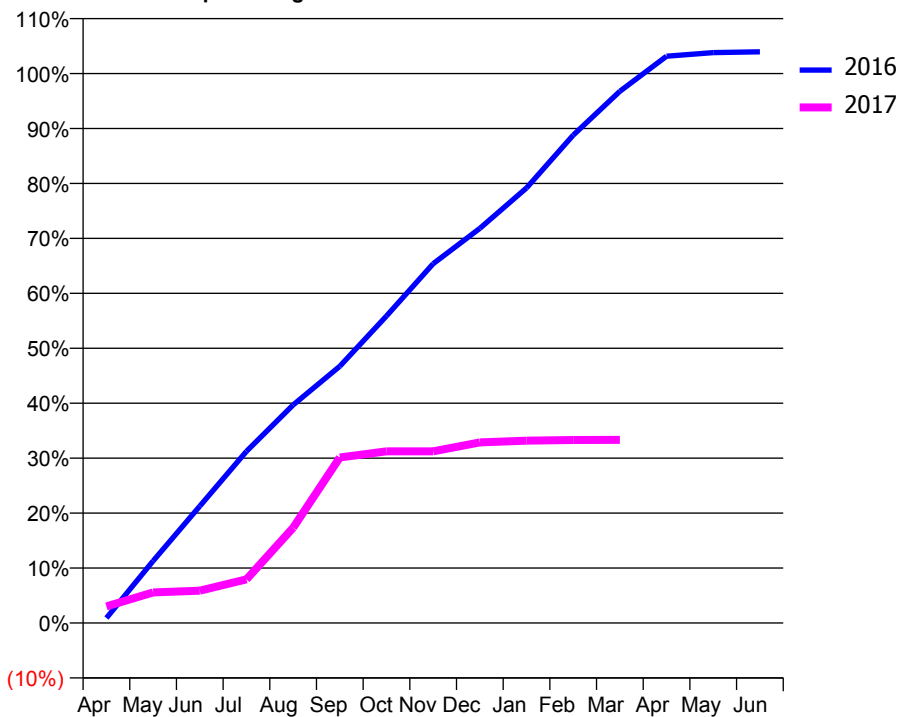
### ACCESS\*

Patients seen in 24 months	Total	Change since previous quarter
Quarter ending March 2016	2,443	
Quarter ending June 2016	2,301	↓
Quarter ending September 2016	2,050	↓
Quarter ending December 2016	1,462	↓
Quarter ending March 2017	873	↓
<b>Variance since March 2016</b>	<b>(64.3%)</b>	↓



### ACTIVITY

Cumulative percentage of contracted UDA delivered 2016 & 2017



Month	Adjusted Scheduled Activity (UDA)	
	2016	2017
April	64	143
May	799	262
June	1,504	277
July	2,210	375
August	2,808	818
September	3,307	1,421
October	3,953	1,474
November	4,627	1,474
December	5,081	1,551
January	5,601	1,565
February	6,282	1,571
March	6,846	1,572
April	7,297	
May	7,345	
June	7,354	

### QUALITY

	Quantity	Base Number	Contract	AT	Region	England
% of FP17s for the same patient ID Re-attending within 3 months - Children	27	324	8.3%	10.1%	11.9%	12.3%
% of FP17s for the same patient ID Re-attending within 3 months - Adults	105	730	14.4%	15.1%	16.6%	16.7%
% of FP17s for the same patient ID Re-attending between 3 & 9 months - Children	169	324	52.2%	61.3%	60.2%	57.6%
% of FP17s for the same patient ID Re-attending between 3 & 9 months - Adults	404	730	55.3%	52.5%	51.5%	50.1%
% of FP17s for Band 1 Urgent Courses	76	845	9.0%	8.2%	9.5%	9.1%
% of FP17s Relating to Free Repair or Replacements	14	845	1.7%	0.9%	0.7%	0.8%
% of FP17s Relating to Continuations	12	845	1.4%	1.4%	1.2%	1.2%
% of Patients satisfied with the dentistry they have received	6	6	N/A	94.0%	93.1%	92.8%
% of Patients satisfied with the time they had to wait for an appointment	2	6	N/A	89.4%	88.8%	88.7%

\* This is based on patients treated on this contract for their most recent course of treatment. Figures in italics indicate the base number of FP17s or Patient Questionnaire responses are less than 100. N/A is shown where the base number of responses is less than 10 during the period. % is calculated as Quantity/Base number\*100

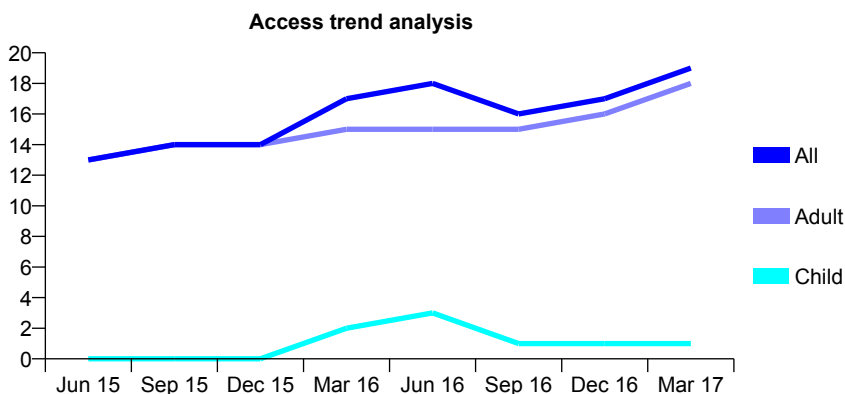
## Q65 - Vital Signs At a Glance Contract Report for 220353/0001 - March 2017

Name or company name	MR CN BELL
Contract type name	PDS Contract
Purpose of contract	General
Contract start date	01/04/2006
Contract end date	

16/17 Contracted general activity (UDA)	29
Carry forward general activity (UDA)	0
16/17 Contracted orthodontic activity (UOA)	0
Carry forward orthodontic activity (UOA)	0
Baseline contract value	£789.90

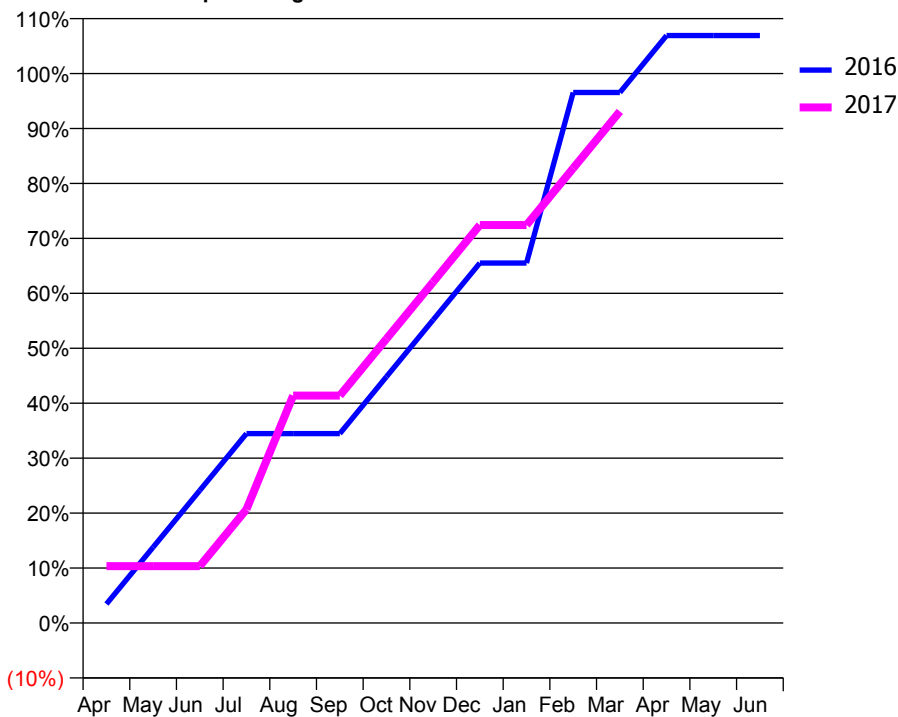
### ACCESS\*

Patients seen in 24 months	Total	Change since previous quarter
Quarter ending March 2016	17	
Quarter ending June 2016	18	↑
Quarter ending September 2016	16	↓
Quarter ending December 2016	17	↑
Quarter ending March 2017	19	↑
<b>Variance since March 2016</b>	11.8%	↑



### ACTIVITY

Cumulative percentage of contracted UDA delivered 2016 & 2017



Adjusted Scheduled Activity (UDA)

Month	2016	2017
April	1	3
May	4	3
June	7	3
July	10	6
August	10	12
September	10	12
October	13	15
November	16	18
December	19	21
January	19	21
February	28	24
March	28	27
April	31	
May	31	
June	31	

### QUALITY

	Quantity	Base Number	Contract	AT	Region	England
% of FP17s for the same patient ID Re-attending within 3 months - Children	0	1	0.0%	10.1%	11.9%	12.3%
% of FP17s for the same patient ID Re-attending within 3 months - Adults	0	9	0.0%	15.1%	16.6%	16.7%
% of FP17s for the same patient ID Re-attending between 3 & 9 months - Children	0	1	0.0%	61.3%	60.2%	57.6%
% of FP17s for the same patient ID Re-attending between 3 & 9 months - Adults	0	9	0.0%	52.5%	51.5%	50.1%
% of FP17s for Band 1 Urgent Courses	0	9	0.0%	8.2%	9.5%	9.1%
% of FP17s Relating to Free Repair or Replacements	0	9	0.0%	0.9%	0.7%	0.8%
% of FP17s Relating to Continuations	0	9	0.0%	1.4%	1.2%	1.2%
% of Patients satisfied with the dentistry they have received	0	0	N/A	94.0%	93.1%	92.8%
% of Patients satisfied with the time they had to wait for an appointment	0	0	N/A	89.4%	88.8%	88.7%

\* This is based on patients treated on this contract for their most recent course of treatment. Figures in italics indicate the base number of FP17s or Patient Questionnaire responses are less than 100. N/A is shown where the base number of responses is less than 10 during the period. % is calculated as Quantity/Base number\*100



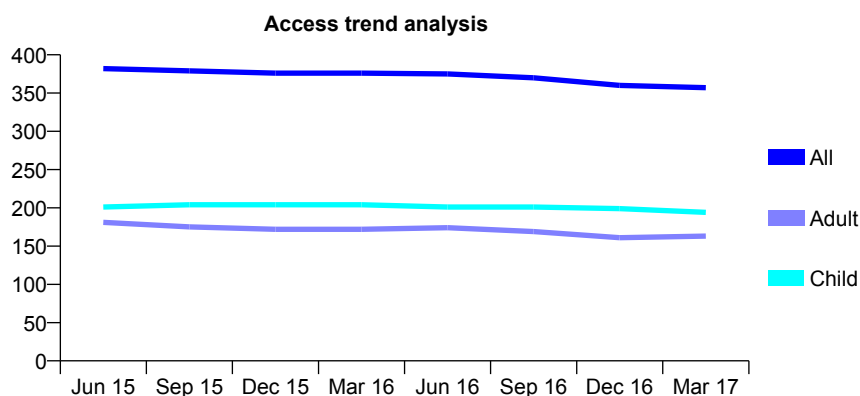
## Q65 - Vital Signs At a Glance Contract Report for 220647/0001 - March 2017

Name or company name	MR JP HILL
Contract type name	GDS Contract
Purpose of contract	General
Contract start date	01/04/2006
Contract end date	

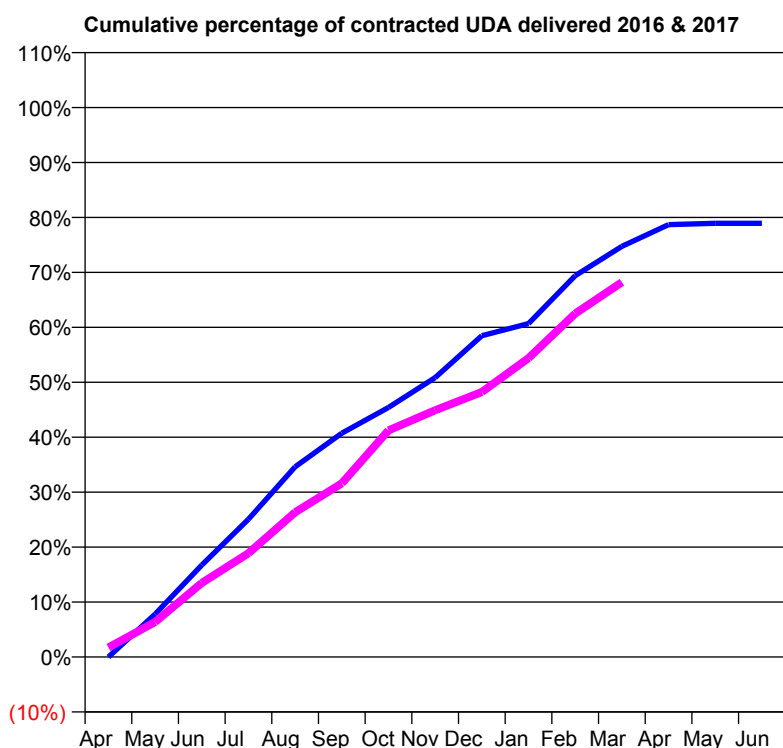
16/17 Contracted general activity (UDA)	1,147
Carry forward general activity (UDA)	0
16/17 Contracted orthodontic activity (UOA)	0
Carry forward orthodontic activity (UOA)	0
Baseline contract value	£26,304.03

### ACCESS\*

Patients seen in 24 months	Total	Change since previous quarter
Quarter ending March 2016	376	
Quarter ending June 2016	375	→
Quarter ending September 2016	370	↓
Quarter ending December 2016	360	↓
Quarter ending March 2017	357	→
<b>Variance since March 2016</b>	<b>(5.1%)</b>	<b>↓</b>



### ACTIVITY



Month	Adjusted Scheduled Activity (UDA)	
	2016	2017
April	0	20
May	90	73
June	192	155
July	288	217
August	397	302
September	467	363
October	521	473
November	583	515
December	671	553
January	696	624
February	796	717
March	857	782
April	902	
May	905	
June	905	

### QUALITY

	Quantity	Base Number	Contract	AT	Region	England
% of FP17s for the same patient ID Re-attending within 3 months - Children	9	337	2.7%	10.1%	11.9%	12.3%
% of FP17s for the same patient ID Re-attending within 3 months - Adults	49	247	19.8%	15.1%	16.6%	16.7%
% of FP17s for the same patient ID Re-attending between 3 & 9 months - Children	268	337	79.5%	61.3%	60.2%	57.6%
% of FP17s for the same patient ID Re-attending between 3 & 9 months - Adults	146	247	59.1%	52.5%	51.5%	50.1%
% of FP17s for Band 1 Urgent Courses	22	543	4.1%	8.2%	9.5%	9.1%
% of FP17s Relating to Free Repair or Replacements	0	543	0.0%	0.9%	0.7%	0.8%
% of FP17s Relating to Continuations	2	543	0.4%	1.4%	1.2%	1.2%
% of Patients satisfied with the dentistry they have received	1	1	N/A	94.0%	93.1%	92.8%
% of Patients satisfied with the time they had to wait for an appointment	1	1	N/A	89.4%	88.8%	88.7%

\* This is based on patients treated on this contract for their most recent course of treatment. Figures in italics indicate the base number of FP17s or Patient Questionnaire responses are less than 100. N/A is shown where the base number of responses is less than 10 during the period. % is calculated as Quantity/Base number\*100

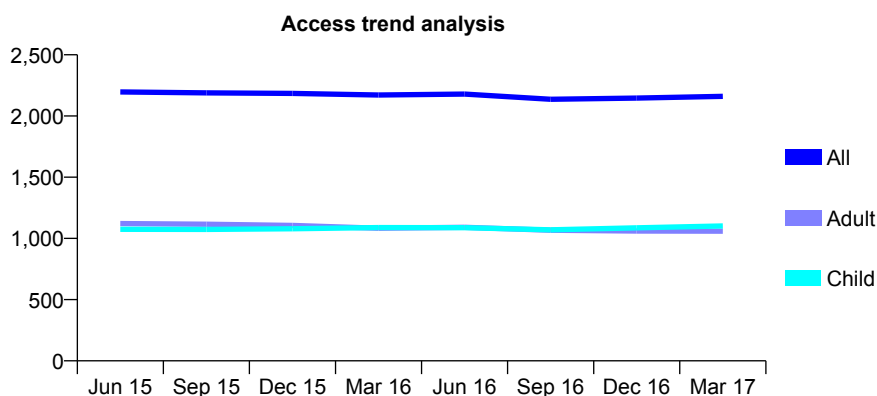
## Q65 - Vital Signs At a Glance Contract Report for 222399/0001 - March 2017

Name or company name	MR S KUMORDZIE
Contract type name	GDS Contract
Purpose of contract	General and Orthodontic
Contract start date	01/04/2006
Contract end date	

16/17 Contracted general activity (UDA)	5,751
Carry forward general activity (UDA)	0
16/17 Contracted orthodontic activity (UOA)	753
Carry forward orthodontic activity (UOA)	0
Baseline contract value	£184,510.37

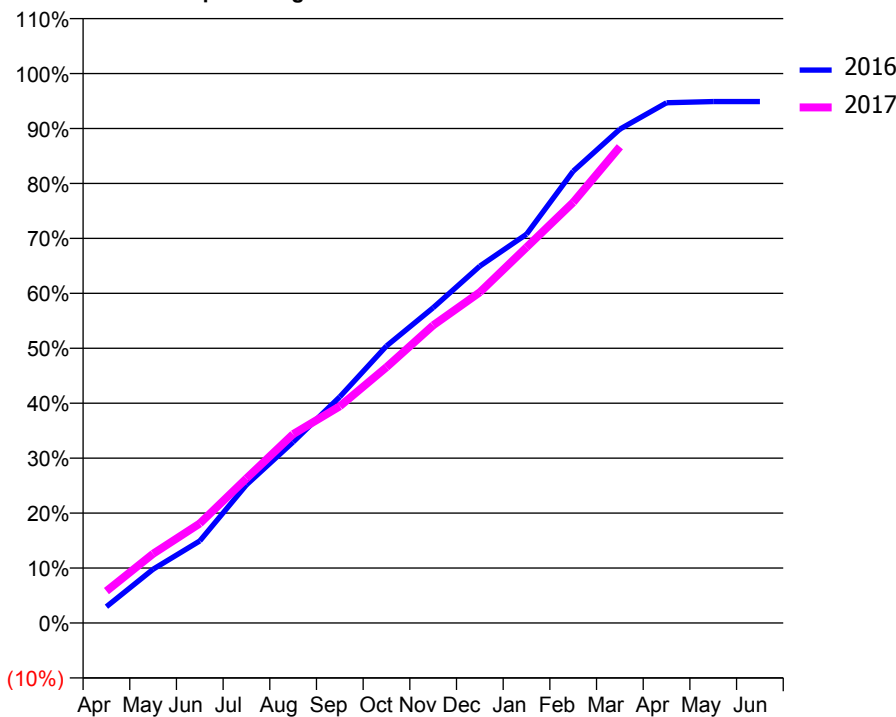
### ACCESS\*

Patients seen in 24 months	Total	Change since previous quarter
Quarter ending March 2016	2,172	
Quarter ending June 2016	2,179	→
Quarter ending September 2016	2,137	↓
Quarter ending December 2016	2,147	→
Quarter ending March 2017	2,161	→
<b>Variance since March 2016</b>	<b>(0.5%)</b>	<b>→</b>



### ACTIVITY

Cumulative percentage of contracted UDA delivered 2016 & 2017



Month	Adjusted Scheduled Activity (UDA)	
	2016	2017
April	171	335
May	563	725
June	859	1,041
July	1,447	1,513
August	1,895	1,977
September	2,367	2,268
October	2,899	2,677
November	3,299	3,116
December	3,736	3,462
January	4,069	3,932
February	4,730	4,403
March	5,169	4,984
April	5,445	
May	5,457	
June	5,457	

### QUALITY

	Quantity	Base Number	Contract	AT	Region	England
% of FP17s for the same patient ID Re-attending within 3 months - Children	222	1,975	11.2%	10.1%	11.9%	12.3%
% of FP17s for the same patient ID Re-attending within 3 months - Adults	134	1,292	10.4%	15.1%	16.6%	16.7%
% of FP17s for the same patient ID Re-attending between 3 & 9 months - Children	1,335	1,975	67.6%	61.3%	60.2%	57.6%
% of FP17s for the same patient ID Re-attending between 3 & 9 months - Adults	758	1,292	58.7%	52.5%	51.5%	50.1%
% of FP17s for Band 1 Urgent Courses	121	3,029	4.0%	8.2%	9.5%	9.1%
% of FP17s Relating to Free Repair or Replacements	9	3,029	0.3%	0.9%	0.7%	0.8%
% of FP17s Relating to Continuations	4	3,029	0.1%	1.4%	1.2%	1.2%
% of Patients satisfied with the dentistry they have received	5	5	N/A	94.0%	93.1%	92.8%
% of Patients satisfied with the time they had to wait for an appointment	5	5	N/A	89.4%	88.8%	88.7%

\* This is based on patients treated on this contract for their most recent course of treatment. Figures in italics indicate the base number of FP17s or Patient Questionnaire responses are less than 100. N/A is shown where the base number of responses is less than 10 during the period. % is calculated as Quantity/Base number\*100

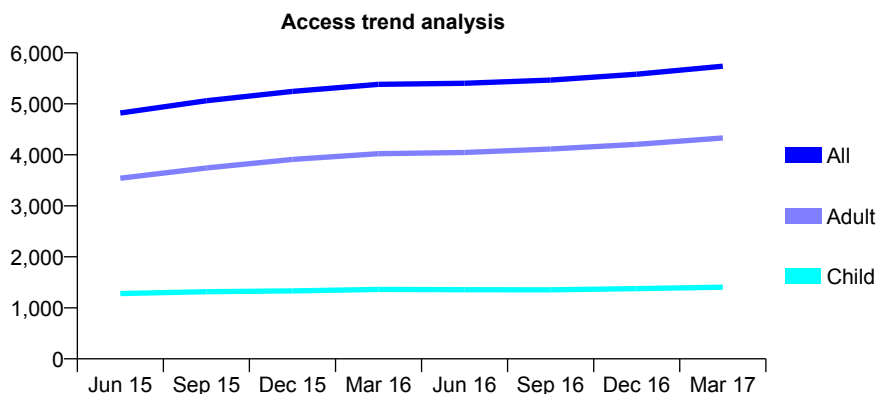
## Q65 - Vital Signs At a Glance Contract Report for 251798/0001 - March 2017

Name or company name	MISS KD DAVIES
Contract type name	GDS Contract
Purpose of contract	General
Contract start date	24/01/2014
Contract end date	

16/17 Contracted general activity (UDA)	14,138
Carry forward general activity (UDA)	-104
16/17 Contracted orthodontic activity (UOA)	0
Carry forward orthodontic activity (UOA)	0
Baseline contract value	£367,079.25

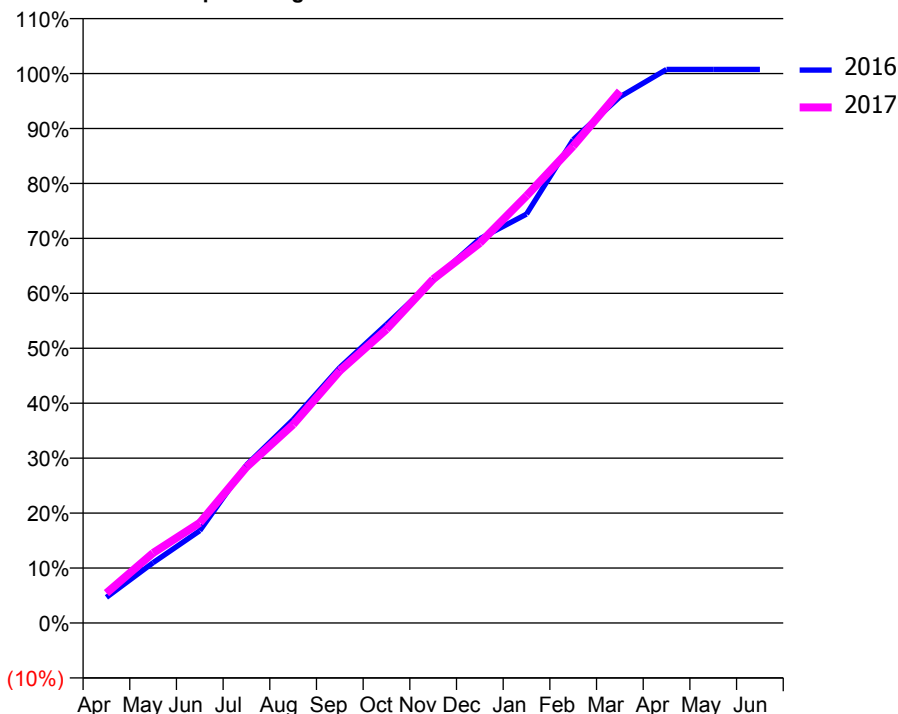
### ACCESS\*

Patients seen in 24 months	Total	Change since previous quarter
Quarter ending March 2016	5,382	
Quarter ending June 2016	5,403	→
Quarter ending September 2016	5,466	→
Quarter ending December 2016	5,581	↑
Quarter ending March 2017	5,736	↑
<b>Variance since March 2016</b>	<b>6.6%</b>	<b>↑</b>



### ACTIVITY

Cumulative percentage of contracted UDA delivered 2016 & 2017



Month	Adjusted Scheduled Activity (UDA)	
	2016	2017
April	659	770
May	1,552	1,804
June	2,376	2,578
July	4,068	4,013
August	5,234	5,108
September	6,575	6,489
October	7,683	7,556
November	8,815	8,846
December	9,886	9,776
January	10,520	10,989
February	12,434	12,271
March	13,536	13,685
April	14,245	
May	14,242	
June	14,242	

### QUALITY

	Quantity	Base Number	Contract	AT	Region	England
% of FP17s for the same patient ID Re-attending within 3 months - Children	228	2,521	9.0%	10.1%	11.9%	12.3%
% of FP17s for the same patient ID Re-attending within 3 months - Adults	1,098	6,760	16.2%	15.1%	16.6%	16.7%
% of FP17s for the same patient ID Re-attending between 3 & 9 months - Children	1,700	2,521	67.4%	61.3%	60.2%	57.6%
% of FP17s for the same patient ID Re-attending between 3 & 9 months - Adults	3,748	6,760	55.4%	52.5%	51.5%	50.1%
% of FP17s for Band 1 Urgent Courses	414	7,310	5.7%	8.2%	9.5%	9.1%
% of FP17s Relating to Free Repair or Replacements	177	7,310	2.4%	0.9%	0.7%	0.8%
% of FP17s Relating to Continuations	66	7,310	0.9%	1.4%	1.2%	1.2%
% of Patients satisfied with the dentistry they have received	22	22	100.0%	94.0%	93.1%	92.8%
% of Patients satisfied with the time they had to wait for an appointment	21	22	95.5%	89.4%	88.8%	88.7%

\* This is based on patients treated on this contract for their most recent course of treatment. Figures in italics indicate the base number of FP17s or Patient Questionnaire responses are less than 100. N/A is shown where the base number of responses is less than 10 during the period. % is calculated as Quantity/Base number\*100

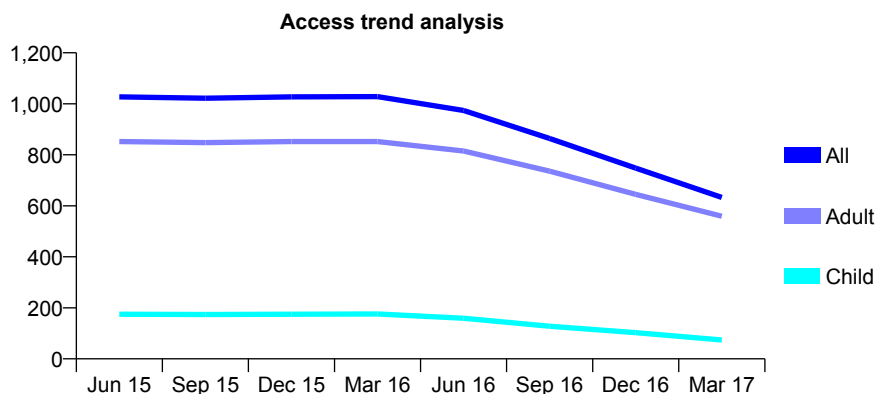
## Q65 - Vital Signs At a Glance Contract Report for 321214/0001 - March 2017

Name or company name	MISS BA CLARK
Contract type name	GDS Contract
Purpose of contract	General
Contract start date	01/04/2006
Contract end date	30/06/2016

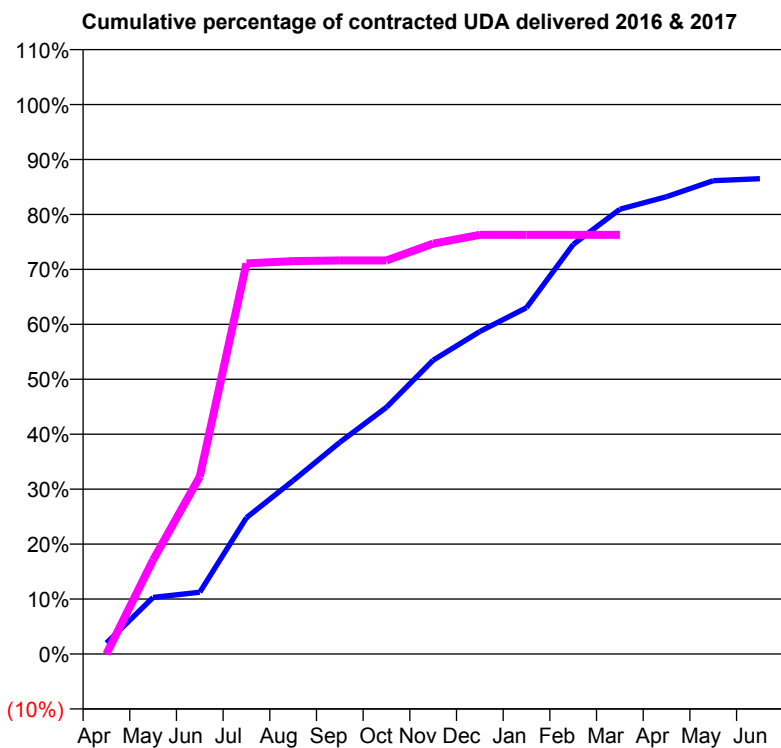
16/17 Contracted general activity (UDA)	750
Carry forward general activity (UDA)	0
16/17 Contracted orthodontic activity (UOA)	0
Carry forward orthodontic activity (UOA)	0
Baseline contract value	£14,663.38

### ACCESS\*

Patients seen in 24 months	Total	Change since previous quarter
Quarter ending March 2016	1,028	
Quarter ending June 2016	974	↓
Quarter ending September 2016	864	↓
Quarter ending December 2016	748	↓
Quarter ending March 2017	633	↓
<b>Variance since March 2016</b>	<b>(38.4%)</b>	<b>↓</b>



### ACTIVITY



Month	Adjusted Scheduled Activity (UDA)	
	2016	2017
April	60	0
May	309	128
June	337	242
July	744	533
August	947	536
September	1,156	537
October	1,347	537
November	1,604	560
December	1,761	572
January	1,891	572
February	2,236	572
March	2,429	572
April	2,497	
May	2,584	
June	2,595	

### QUALITY

	Quantity	Base Number	Contract	AT	Region	England
% of FP17s for the same patient ID Re-attending within 3 months - Children	0	60	0.0%	10.1%	11.9%	12.3%
% of FP17s for the same patient ID Re-attending within 3 months - Adults	34	377	9.0%	15.1%	16.6%	16.7%
% of FP17s for the same patient ID Re-attending between 3 & 9 months - Children	41	60	68.3%	61.3%	60.2%	57.6%
% of FP17s for the same patient ID Re-attending between 3 & 9 months - Adults	258	377	68.4%	52.5%	51.5%	50.1%
% of FP17s for Band 1 Urgent Courses	15	331	4.5%	8.2%	9.5%	9.1%
% of FP17s Relating to Free Repair or Replacements	0	331	0.0%	0.9%	0.7%	0.8%
% of FP17s Relating to Continuations	0	331	0.0%	1.4%	1.2%	1.2%
% of Patients satisfied with the dentistry they have received	1	1	N/A	94.0%	93.1%	92.8%
% of Patients satisfied with the time they had to wait for an appointment	1	1	N/A	89.4%	88.8%	88.7%

\* This is based on patients treated on this contract for their most recent course of treatment. Figures in italics indicate the base number of FP17s or Patient Questionnaire responses are less than 100. N/A is shown where the base number of responses is less than 10 during the period. % is calculated as Quantity/Base number\*100

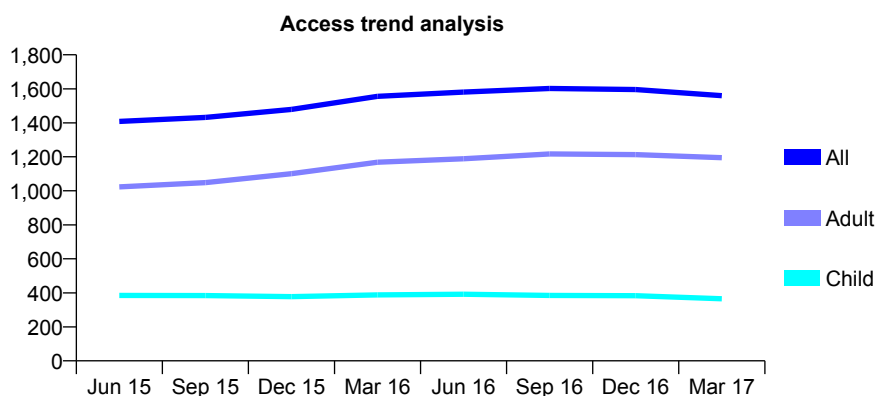
## Q65 - Vital Signs At a Glance Contract Report for 322148/0001 - March 2017

Name or company name	Elgin Park Dental Partnership
Contract type name	GDS Contract
Purpose of contract	General
Contract start date	01/04/2006
Contract end date	

16/17 Contracted general activity (UDA)	4,243
Carry forward general activity (UDA)	-85
16/17 Contracted orthodontic activity (UOA)	0
Carry forward orthodontic activity (UOA)	0
Baseline contract value	£103,342.17

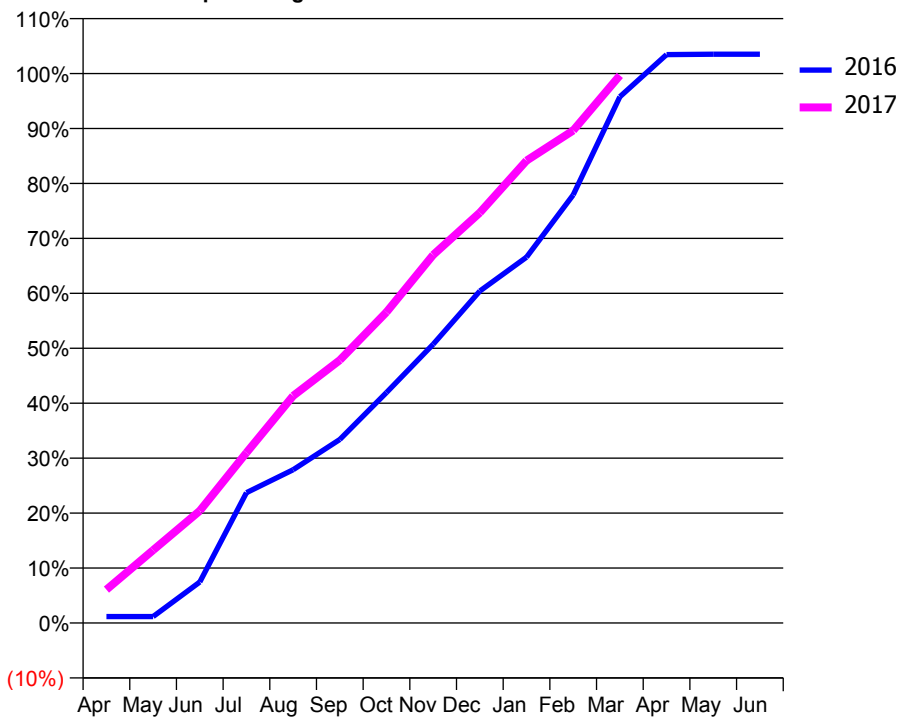
### ACCESS\*

Patients seen in 24 months	Total	Change since previous quarter
Quarter ending March 2016	1,556	
Quarter ending June 2016	1,581	→
Quarter ending September 2016	1,602	→
Quarter ending December 2016	1,596	→
Quarter ending March 2017	1,560	↓
<b>Variance since March 2016</b>	0.3%	→



### ACTIVITY

Cumulative percentage of contracted UDA delivered 2016 & 2017



Month	Adjusted Scheduled Activity (UDA)	
	2016	2017
April	50	258
May	50	563
June	316	867
July	1,006	1,315
August	1,184	1,754
September	1,417	2,030
October	1,780	2,400
November	2,153	2,843
December	2,563	3,169
January	2,825	3,570
February	3,306	3,803
March	4,063	4,228
April	4,389	
May	4,392	
June	4,392	

### QUALITY

	Quantity	Base Number	Contract	AT	Region	England
% of FP17s for the same patient ID Re-attending within 3 months - Children	39	574	6.8%	10.1%	11.9%	12.3%
% of FP17s for the same patient ID Re-attending within 3 months - Adults	284	1,651	17.2%	15.1%	16.6%	16.7%
% of FP17s for the same patient ID Re-attending between 3 & 9 months - Children	349	574	60.8%	61.3%	60.2%	57.6%
% of FP17s for the same patient ID Re-attending between 3 & 9 months - Adults	725	1,651	43.9%	52.5%	51.5%	50.1%
% of FP17s for Band 1 Urgent Courses	233	2,044	11.4%	8.2%	9.5%	9.1%
% of FP17s Relating to Free Repair or Replacements	0	2,044	0.0%	0.9%	0.7%	0.8%
% of FP17s Relating to Continuations	3	2,044	0.1%	1.4%	1.2%	1.2%
% of Patients satisfied with the dentistry they have received	5	5	N/A	94.0%	93.1%	92.8%
% of Patients satisfied with the time they had to wait for an appointment	3	5	N/A	89.4%	88.8%	88.7%

\* This is based on patients treated on this contract for their most recent course of treatment. Figures in italics indicate the base number of FP17s or Patient Questionnaire responses are less than 100. N/A is shown where the base number of responses is less than 10 during the period. % is calculated as Quantity/Base number\*100

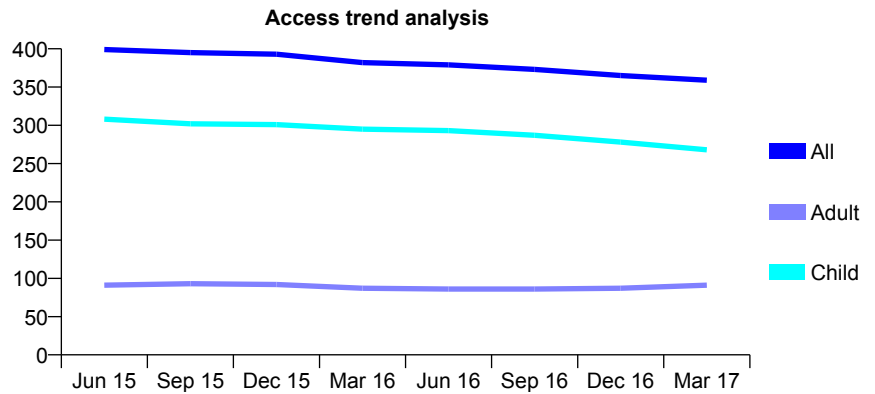
## Q65 - Vital Signs At a Glance Contract Report for 322237/0002 - March 2017

Name or company name	MR DC MASON
Contract type name	GDS Contract
Purpose of contract	General
Contract start date	01/04/2006
Contract end date	

16/17 Contracted general activity (UDA)	850
Carry forward general activity (UDA)	0
16/17 Contracted orthodontic activity (UOA)	0
Carry forward orthodontic activity (UOA)	0
Baseline contract value	£20,730.17

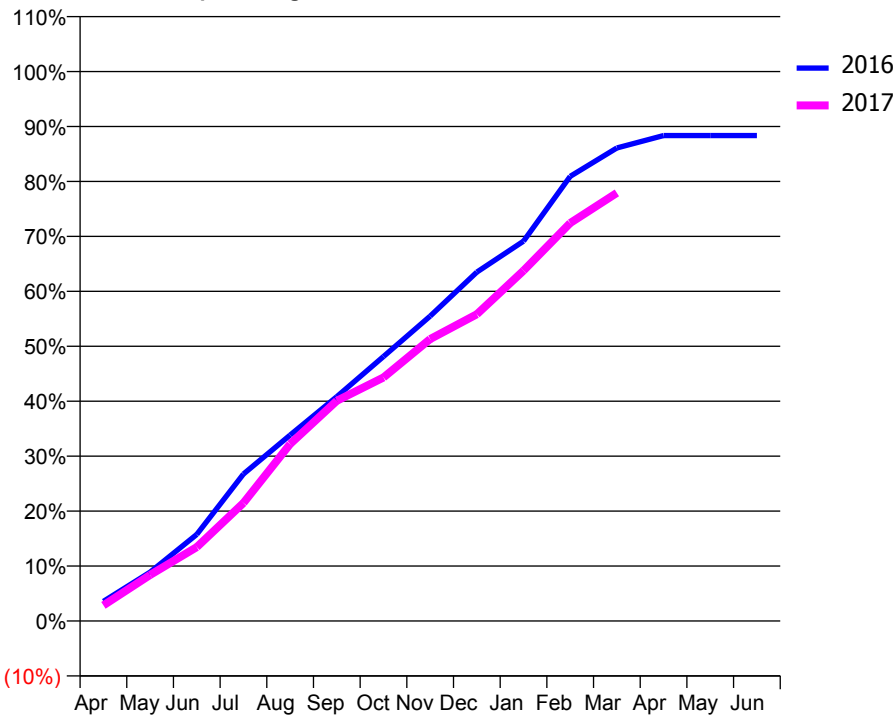
### ACCESS\*

Patients seen in 24 months	Total	Change since previous quarter
Quarter ending March 2016	382	
Quarter ending June 2016	379	→
Quarter ending September 2016	373	↓
Quarter ending December 2016	365	↓
Quarter ending March 2017	359	↓
<b>Variance since March 2016</b>	<b>(6.0%)</b>	↓



### ACTIVITY

Cumulative percentage of contracted UDA delivered 2016 & 2017



Month	Adjusted Scheduled Activity (UDA)	
	2016	2017
April	30	24
May	76	71
June	134	114
July	227	183
August	288	274
September	347	341
October	409	377
November	472	436
December	540	475
January	588	542
February	688	616
March	732	662
April	751	
May	751	
June	751	

### QUALITY

	Quantity	Base Number	Contract	AT	Region	England
% of FP17s for the same patient ID Re-attending within 3 months - Children	25	476	5.3%	10.1%	11.9%	12.3%
% of FP17s for the same patient ID Re-attending within 3 months - Adults	2	76	2.6%	15.1%	16.6%	16.7%
% of FP17s for the same patient ID Re-attending between 3 & 9 months - Children	357	476	75.0%	61.3%	60.2%	57.6%
% of FP17s for the same patient ID Re-attending between 3 & 9 months - Adults	49	76	64.5%	52.5%	51.5%	50.1%
% of FP17s for Band 1 Urgent Courses	21	533	3.9%	8.2%	9.5%	9.1%
% of FP17s Relating to Free Repair or Replacements	0	533	0.0%	0.9%	0.7%	0.8%
% of FP17s Relating to Continuations	0	533	0.0%	1.4%	1.2%	1.2%
% of Patients satisfied with the dentistry they have received	0	0	N/A	94.0%	93.1%	92.8%
% of Patients satisfied with the time they had to wait for an appointment	0	0	N/A	89.4%	88.8%	88.7%

\* This is based on patients treated on this contract for their most recent course of treatment. Figures in italics indicate the base number of FP17s or Patient Questionnaire responses are less than 100. N/A is shown where the base number of responses is less than 10 during the period. % is calculated as Quantity/Base number\*100

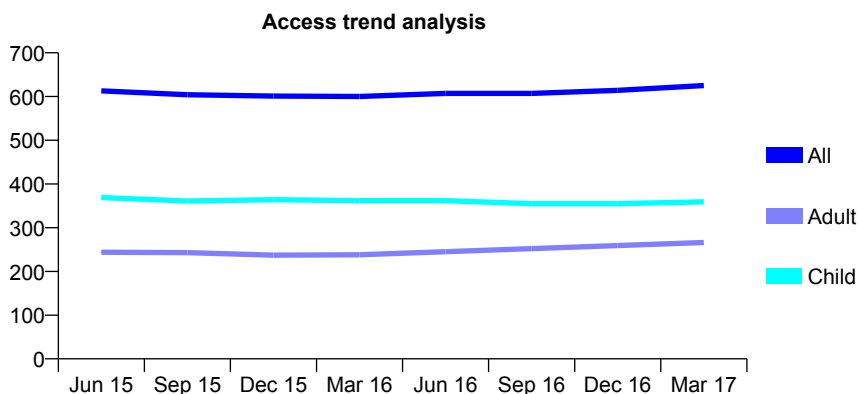
## Q65 - Vital Signs At a Glance Contract Report for 328316/0001 - March 2017

Name or company name	MR JM TRIGG
Contract type name	GDS Contract
Purpose of contract	General
Contract start date	01/04/2006
Contract end date	

16/17 Contracted general activity (UDA)	1,000
Carry forward general activity (UDA)	0
16/17 Contracted orthodontic activity (UOA)	0
Carry forward orthodontic activity (UOA)	0
Baseline contract value	£24,286.42

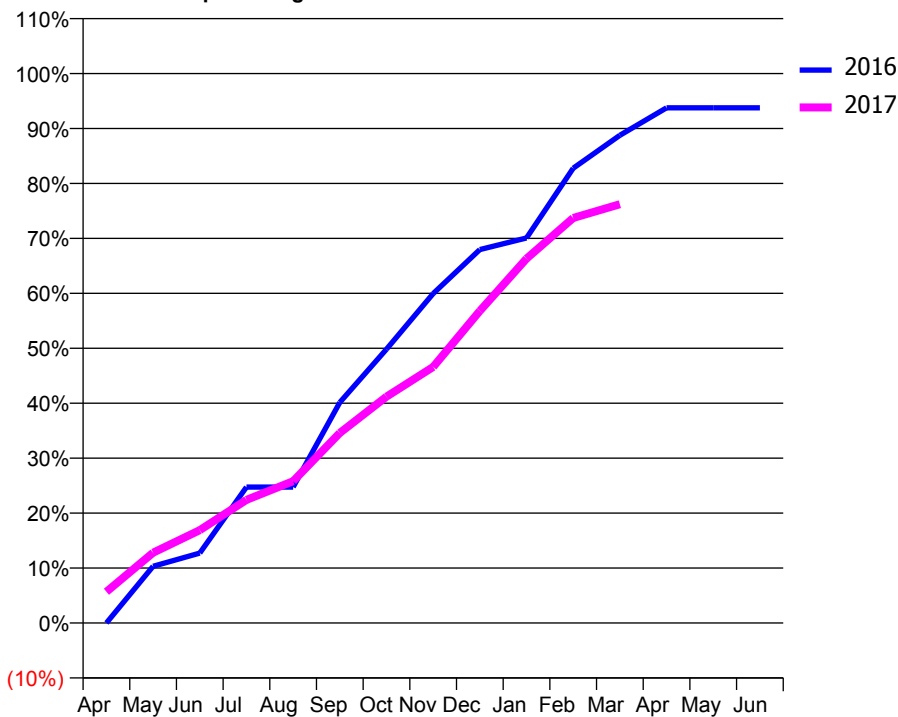
### ACCESS\*

Patients seen in 24 months	Total	Change since previous quarter
Quarter ending March 2016	600	
Quarter ending June 2016	607	→
Quarter ending September 2016	607	→
Quarter ending December 2016	614	→
Quarter ending March 2017	625	→
<b>Variance since March 2016</b>	<b>4.2%</b>	<b>↑</b>



### ACTIVITY

Cumulative percentage of contracted UDA delivered 2016 & 2017



Adjusted Scheduled Activity (UDA)

Month	2016	2017
April	0	57
May	103	128
June	127	169
July	247	224
August	247	258
September	401	346
October	498	412
November	600	466
December	680	568
January	701	663
February	828	737
March	888	762
April	938	
May	938	
June	938	

### QUALITY

	Quantity	Base Number	Contract	AT	Region	England
% of FP17s for the same patient ID Re-attending within 3 months - Children	8	454	1.8%	10.1%	11.9%	12.3%
% of FP17s for the same patient ID Re-attending within 3 months - Adults	3	215	1.4%	15.1%	16.6%	16.7%
% of FP17s for the same patient ID Re-attending between 3 & 9 months - Children	258	454	56.8%	61.3%	60.2%	57.6%
% of FP17s for the same patient ID Re-attending between 3 & 9 months - Adults	103	215	47.9%	52.5%	51.5%	50.1%
% of FP17s for Band 1 Urgent Courses	0	621	0.0%	8.2%	9.5%	9.1%
% of FP17s Relating to Free Repair or Replacements	0	621	0.0%	0.9%	0.7%	0.8%
% of FP17s Relating to Continuations	0	621	0.0%	1.4%	1.2%	1.2%
% of Patients satisfied with the dentistry they have received	1	1	N/A	94.0%	93.1%	92.8%
% of Patients satisfied with the time they had to wait for an appointment	1	1	N/A	89.4%	88.8%	88.7%

\* This is based on patients treated on this contract for their most recent course of treatment. Figures in italics indicate the base number of FP17s or Patient Questionnaire responses are less than 100. N/A is shown where the base number of responses is less than 10 during the period. % is calculated as Quantity/Base number\*100

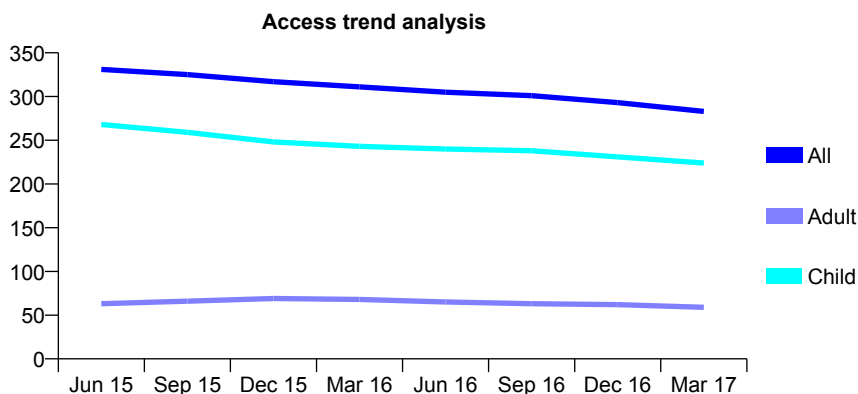
## Q65 - Vital Signs At a Glance Contract Report for 331163/0001 - March 2017

Name or company name	MR JR HATFIELD
Contract type name	GDS Contract
Purpose of contract	General
Contract start date	01/04/2006
Contract end date	

16/17 Contracted general activity (UDA)	909
Carry forward general activity (UDA)	0
16/17 Contracted orthodontic activity (UOA)	0
Carry forward orthodontic activity (UOA)	0
Baseline contract value	£18,510.39

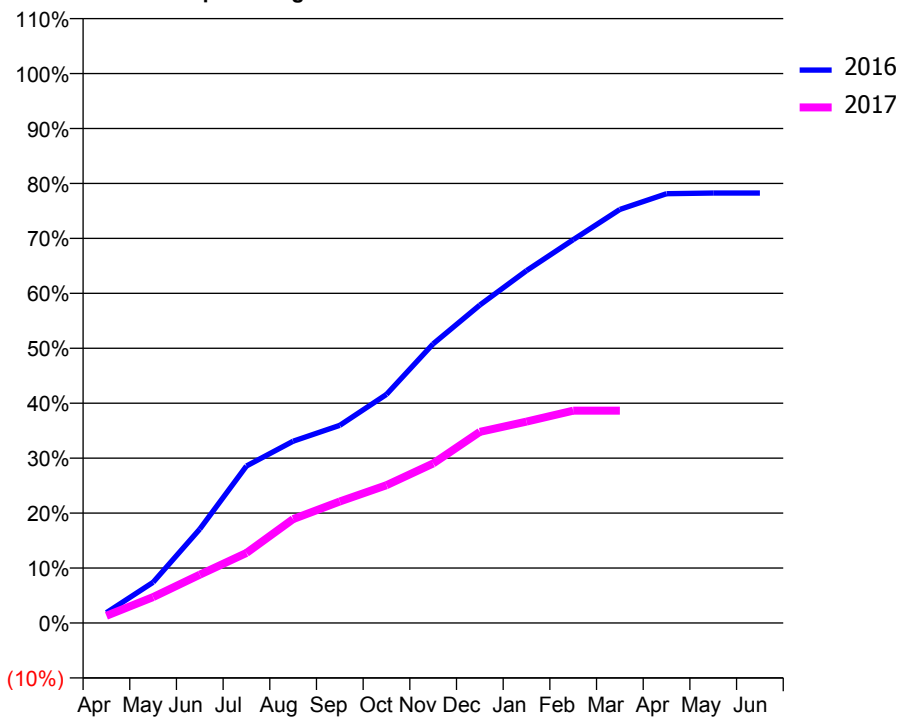
### ACCESS\*

Patients seen in 24 months	Total	Change since previous quarter
Quarter ending March 2016	311	
Quarter ending June 2016	305	↓
Quarter ending September 2016	301	↓
Quarter ending December 2016	293	↓
Quarter ending March 2017	283	↓
<b>Variance since March 2016</b>	<b>(9.0%)</b>	<b>↓</b>



### ACTIVITY

Cumulative percentage of contracted UDA delivered 2016 & 2017



Adjusted Scheduled Activity (UDA)

Month	2016	2017
April	17	12
May	67	43
June	155	80
July	260	116
August	301	172
September	327	201
October	378	228
November	462	264
December	526	316
January	583	333
February	634	351
March	684	351
April	710	
May	711	
June	711	

### QUALITY

	Quantity	Base Number	Contract	AT	Region	England
% of FP17s for the same patient ID Re-attending within 3 months - Children	19	241	7.9%	10.1%	11.9%	12.3%
% of FP17s for the same patient ID Re-attending within 3 months - Adults	3	18	16.7%	15.1%	16.6%	16.7%
% of FP17s for the same patient ID Re-attending between 3 & 9 months - Children	171	241	71.0%	61.3%	60.2%	57.6%
% of FP17s for the same patient ID Re-attending between 3 & 9 months - Adults	10	18	55.6%	52.5%	51.5%	50.1%
% of FP17s for Band 1 Urgent Courses	1	238	0.4%	8.2%	9.5%	9.1%
% of FP17s Relating to Free Repair or Replacements	0	238	0.0%	0.9%	0.7%	0.8%
% of FP17s Relating to Continuations	0	238	0.0%	1.4%	1.2%	1.2%
% of Patients satisfied with the dentistry they have received	1	1	N/A	94.0%	93.1%	92.8%
% of Patients satisfied with the time they had to wait for an appointment	1	1	N/A	89.4%	88.8%	88.7%

\* This is based on patients treated on this contract for their most recent course of treatment. Figures in italics indicate the base number of FP17s or Patient Questionnaire responses are less than 100. N/A is shown where the base number of responses is less than 10 during the period. % is calculated as Quantity/Base number\*100



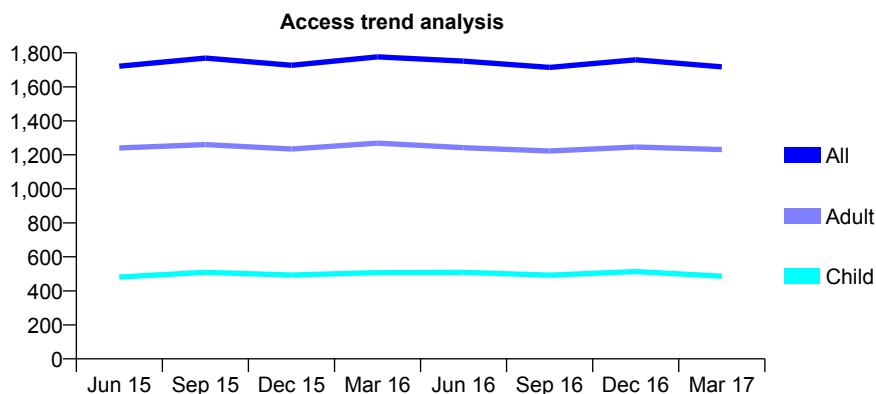
## Q65 - Vital Signs At a Glance Contract Report for 339636/0001 - March 2017

Name or company name	MRS J ZEINALI
Contract type name	GDS Contract
Purpose of contract	General
Contract start date	01/04/2006
Contract end date	

16/17 Contracted general activity (UDA)	5,939
Carry forward general activity (UDA)	16
16/17 Contracted orthodontic activity (UOA)	0
Carry forward orthodontic activity (UOA)	0
Baseline contract value	£142,427.21

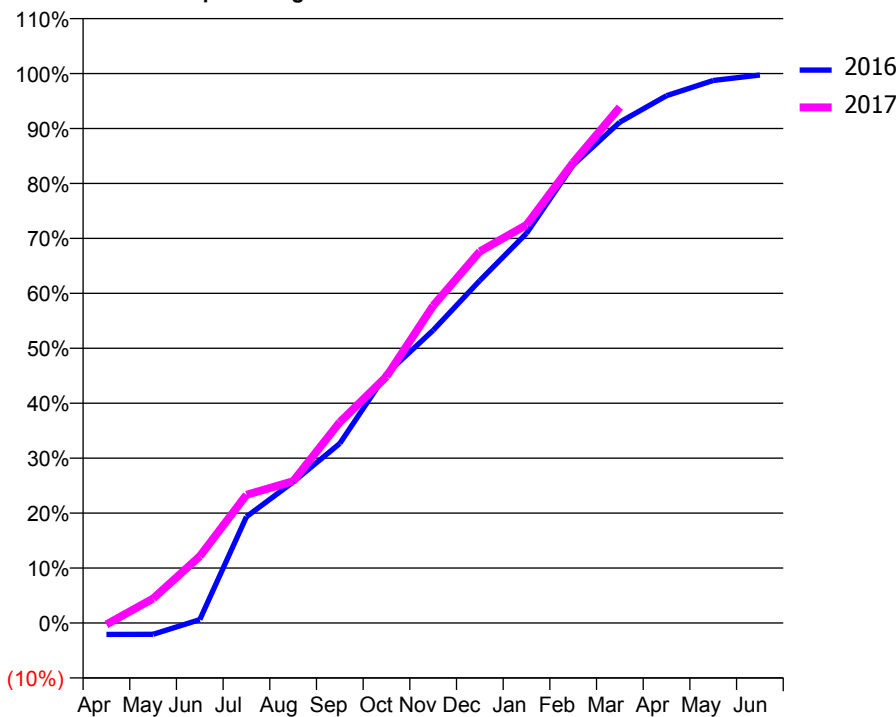
### ACCESS\*

Patients seen in 24 months	Total	Change since previous quarter
Quarter ending March 2016	1,776	
Quarter ending June 2016	1,751	↓
Quarter ending September 2016	1,714	↓
Quarter ending December 2016	1,759	↑
Quarter ending March 2017	1,717	↓
<b>Variance since March 2016</b>	<b>(3.3%)</b>	<b>↓</b>



### ACTIVITY

Cumulative percentage of contracted UDA delivered 2016 & 2017



Month	Adjusted Scheduled Activity (UDA)	
	2016	2017
April	-124	-16
May	-123	265
June	37	722
July	1,149	1,386
August	1,525	1,532
September	1,941	2,171
October	2,694	2,664
November	3,165	3,429
December	3,702	4,015
January	4,212	4,303
February	4,951	4,977
March	5,414	5,576
April	5,700	
May	5,864	
June	5,923	

### QUALITY

	Quantity	Base Number	Contract	AT	Region	England
% of FP17s for the same patient ID Re-attending within 3 months - Children	74	669	11.1%	10.1%	11.9%	12.3%
% of FP17s for the same patient ID Re-attending within 3 months - Adults	366	1,896	19.3%	15.1%	16.6%	16.7%
% of FP17s for the same patient ID Re-attending between 3 & 9 months - Children	360	669	53.8%	61.3%	60.2%	57.6%
% of FP17s for the same patient ID Re-attending between 3 & 9 months - Adults	955	1,896	50.4%	52.5%	51.5%	50.1%
% of FP17s for Band 1 Urgent Courses	305	2,374	12.8%	8.2%	9.5%	9.1%
% of FP17s Relating to Free Repair or Replacements	15	2,374	0.6%	0.9%	0.7%	0.8%
% of FP17s Relating to Continuations	19	2,374	0.8%	1.4%	1.2%	1.2%
% of Patients satisfied with the dentistry they have received	2	2	N/A	94.0%	93.1%	92.8%
% of Patients satisfied with the time they had to wait for an appointment	1	2	N/A	89.4%	88.8%	88.7%

\* This is based on patients treated on this contract for their most recent course of treatment. Figures in italics indicate the base number of FP17s or Patient Questionnaire responses are less than 100. N/A is shown where the base number of responses is less than 10 during the period. % is calculated as Quantity/Base number\*100

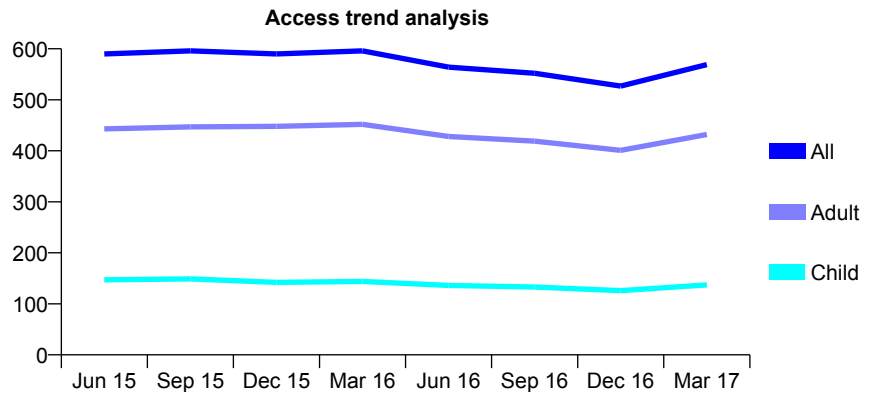
## Q65 - Vital Signs At a Glance Contract Report for 339636/0002 - March 2017

Name or company name	MRS J ZEINALI
Contract type name	GDS Contract
Purpose of contract	General
Contract start date	01/04/2006
Contract end date	

16/17 Contracted general activity (UDA)	2,235
Carry forward general activity (UDA)	0
16/17 Contracted orthodontic activity (UOA)	0
Carry forward orthodontic activity (UOA)	0
Baseline contract value	£54,436.35

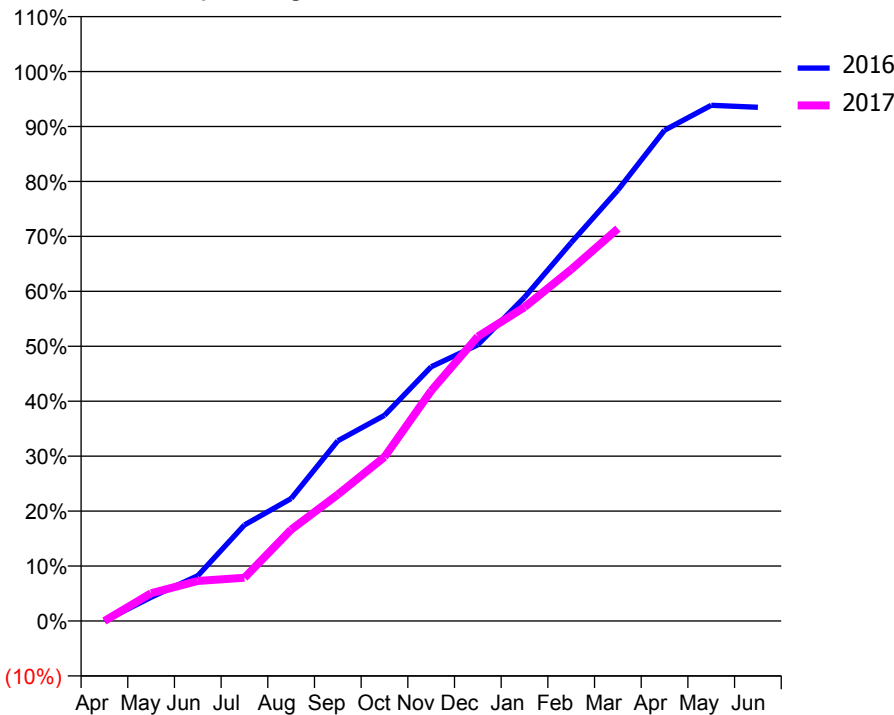
### ACCESS\*

Patients seen in 24 months	Total	Change since previous quarter
Quarter ending March 2016	596	
Quarter ending June 2016	564	↓
Quarter ending September 2016	552	↓
Quarter ending December 2016	527	↓
Quarter ending March 2017	569	↑
<b>Variance since March 2016</b>	<b>(4.5%)</b>	<b>↓</b>



### ACTIVITY

Cumulative percentage of contracted UDA delivered 2016 & 2017



Month	Adjusted Scheduled Activity (UDA)	
	2016	2017
April	0	0
May	97	113
June	184	163
July	391	176
August	498	372
September	733	514
October	836	667
November	1,034	936
December	1,123	1,157
January	1,316	1,276
February	1,539	1,430
March	1,753	1,596
April	1,996	
May	2,097	
June	2,090	

### QUALITY

	Quantity	Base Number	Contract	AT	Region	England
% of FP17s for the same patient ID Re-attending within 3 months - Children	11	181	6.1%	10.1%	11.9%	12.3%
% of FP17s for the same patient ID Re-attending within 3 months - Adults	82	631	13.0%	15.1%	16.6%	16.7%
% of FP17s for the same patient ID Re-attending between 3 & 9 months - Children	88	181	48.6%	61.3%	60.2%	57.6%
% of FP17s for the same patient ID Re-attending between 3 & 9 months - Adults	325	631	51.5%	52.5%	51.5%	50.1%
% of FP17s for Band 1 Urgent Courses	64	705	9.1%	8.2%	9.5%	9.1%
% of FP17s Relating to Free Repair or Replacements	6	705	0.9%	0.9%	0.7%	0.8%
% of FP17s Relating to Continuations	5	705	0.7%	1.4%	1.2%	1.2%
% of Patients satisfied with the dentistry they have received	2	2	N/A	94.0%	93.1%	92.8%
% of Patients satisfied with the time they had to wait for an appointment	2	2	N/A	89.4%	88.8%	88.7%

\* This is based on patients treated on this contract for their most recent course of treatment. Figures in italics indicate the base number of FP17s or Patient Questionnaire responses are less than 100. N/A is shown where the base number of responses is less than 10 during the period. % is calculated as Quantity/Base number\*100

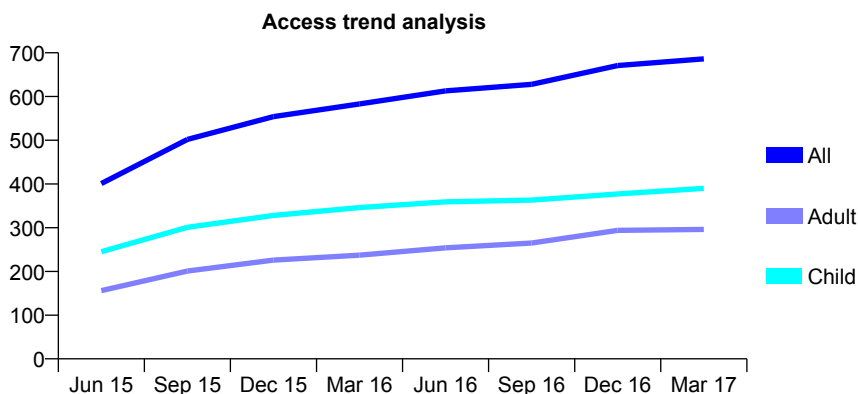
## Q65 - Vital Signs At a Glance Contract Report for 342408/0001 - March 2017

Name or company name	MR DA CHAPMAN
Contract type name	GDS Contract
Purpose of contract	General and Orthodontic
Contract start date	01/12/2014
Contract end date	

16/17 Contracted general activity (UDA)	1,802
Carry forward general activity (UDA)	0
16/17 Contracted orthodontic activity (UOA)	0
Carry forward orthodontic activity (UOA)	0
Baseline contract value	£45,036.16

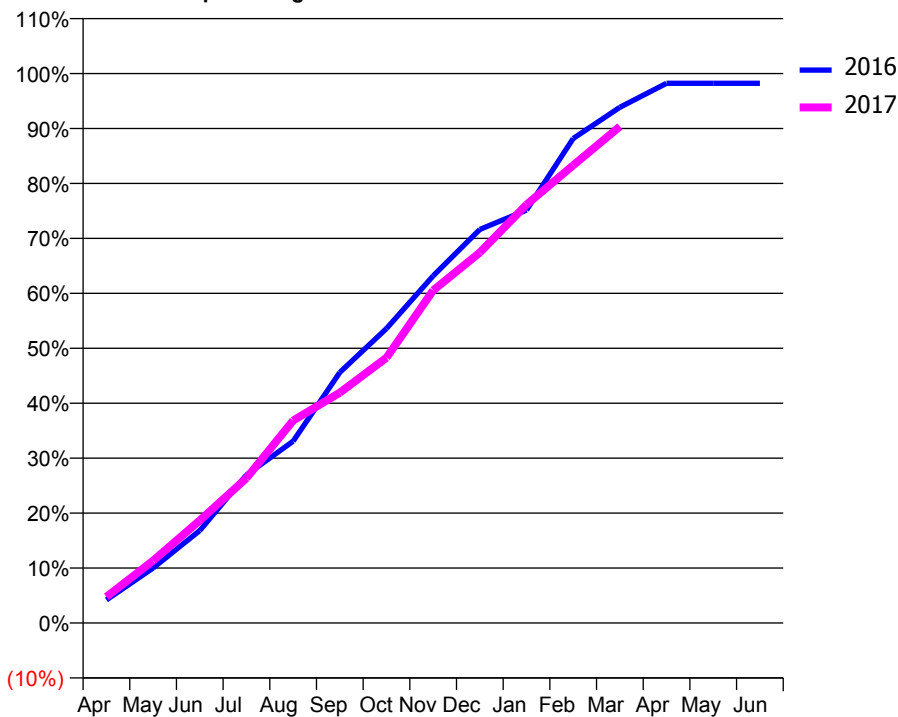
### ACCESS\*

Patients seen in 24 months	Total	Change since previous quarter
Quarter ending March 2016	583	
Quarter ending June 2016	613	↑
Quarter ending September 2016	628	↑
Quarter ending December 2016	671	↑
Quarter ending March 2017	686	↑
<b>Variance since March 2016</b>	<b>17.7%</b>	<b>↑</b>



### ACTIVITY

Cumulative percentage of contracted UDA delivered 2016 & 2017



Month	Adjusted Scheduled Activity (UDA)	
	2016	2017
April	75	86
May	177	204
June	298	337
July	477	475
August	586	664
September	807	755
October	949	870
November	1,118	1,091
December	1,268	1,215
January	1,330	1,372
February	1,561	1,501
March	1,661	1,628
April	1,738	
May	1,738	
June	1,738	

### QUALITY

	Quantity	Base Number	Contract	AT	Region	England
% of FP17s for the same patient ID Re-attending within 3 months - Children	31	611	5.1%	10.1%	11.9%	12.3%
% of FP17s for the same patient ID Re-attending within 3 months - Adults	51	393	13.0%	15.1%	16.6%	16.7%
% of FP17s for the same patient ID Re-attending between 3 & 9 months - Children	445	611	72.8%	61.3%	60.2%	57.6%
% of FP17s for the same patient ID Re-attending between 3 & 9 months - Adults	236	393	60.1%	52.5%	51.5%	50.1%
% of FP17s for Band 1 Urgent Courses	42	964	4.4%	8.2%	9.5%	9.1%
% of FP17s Relating to Free Repair or Replacements	0	964	0.0%	0.9%	0.7%	0.8%
% of FP17s Relating to Continuations	2	964	0.2%	1.4%	1.2%	1.2%
% of Patients satisfied with the dentistry they have received	1	1	N/A	94.0%	93.1%	92.8%
% of Patients satisfied with the time they had to wait for an appointment	1	1	N/A	89.4%	88.8%	88.7%

\* This is based on patients treated on this contract for their most recent course of treatment. Figures in italics indicate the base number of FP17s or Patient Questionnaire responses are less than 100. N/A is shown where the base number of responses is less than 10 during the period. % is calculated as Quantity/Base number\*100

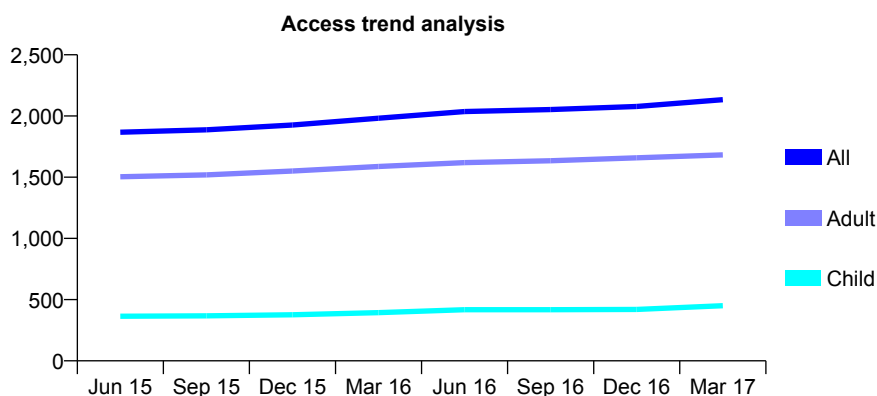
## Q65 - Vital Signs At a Glance Contract Report for 364800/0001 - March 2017

Name or company name	Twindent Dental Care Partnership
Contract type name	GDS Contract
Purpose of contract	General
Contract start date	01/04/2012
Contract end date	

16/17 Contracted general activity (UDA)	5,601
Carry forward general activity (UDA)	-10
16/17 Contracted orthodontic activity (UOA)	0
Carry forward orthodontic activity (UOA)	0
Baseline contract value	£124,387.87

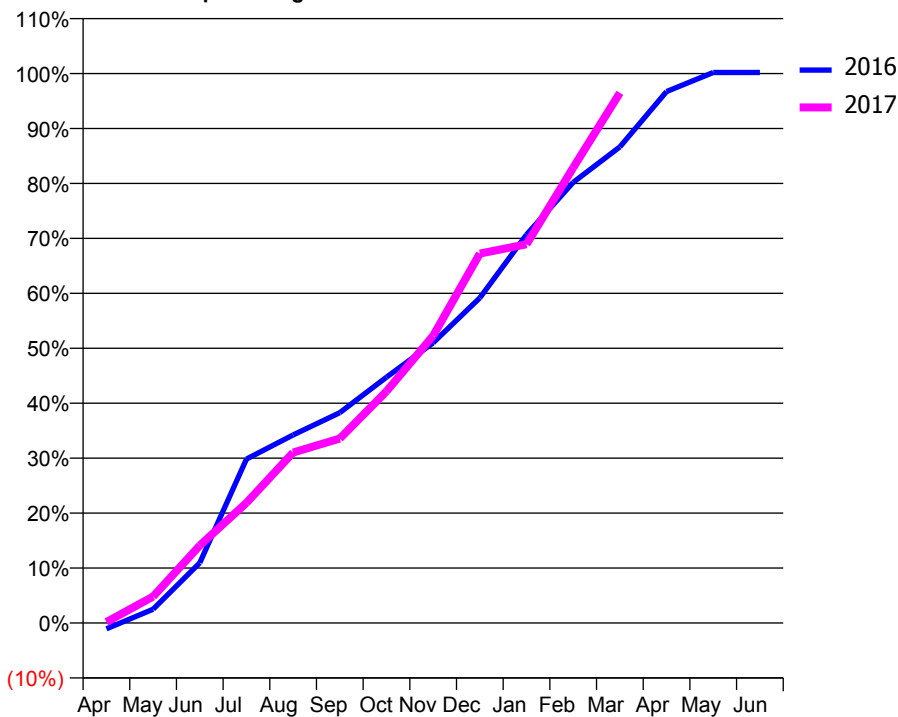
### ACCESS\*

Patients seen in 24 months	Total	Change since previous quarter
Quarter ending March 2016	1,982	
Quarter ending June 2016	2,037	↑
Quarter ending September 2016	2,053	→
Quarter ending December 2016	2,078	→
Quarter ending March 2017	2,133	↑
<b>Variance since March 2016</b>	<b>7.6%</b>	<b>↑</b>



### ACTIVITY

Cumulative percentage of contracted UDA delivered 2016 & 2017



Adjusted Scheduled Activity (UDA)

Month	2016	2017
April	-61	10
May	141	269
June	614	791
July	1,671	1,226
August	1,917	1,738
September	2,145	1,880
October	2,506	2,362
November	2,856	2,928
December	3,315	3,766
January	3,959	3,861
February	4,491	4,641
March	4,853	5,404
April	5,416	
May	5,611	
June	5,611	

### QUALITY

	Quantity	Base Number	Contract	AT	Region	England
% of FP17s for the same patient ID Re-attending within 3 months - Children	45	651	6.9%	10.1%	11.9%	12.3%
% of FP17s for the same patient ID Re-attending within 3 months - Adults	287	2,291	12.5%	15.1%	16.6%	16.7%
% of FP17s for the same patient ID Re-attending between 3 & 9 months - Children	294	651	45.2%	61.3%	60.2%	57.6%
% of FP17s for the same patient ID Re-attending between 3 & 9 months - Adults	1,030	2,291	45.0%	52.5%	51.5%	50.1%
% of FP17s for Band 1 Urgent Courses	245	2,575	9.5%	8.2%	9.5%	9.1%
% of FP17s Relating to Free Repair or Replacements	8	2,575	0.3%	0.9%	0.7%	0.8%
% of FP17s Relating to Continuations	12	2,575	0.5%	1.4%	1.2%	1.2%
% of Patients satisfied with the dentistry they have received	9	9	N/A	94.0%	93.1%	92.8%
% of Patients satisfied with the time they had to wait for an appointment	8	9	N/A	89.4%	88.8%	88.7%

\* This is based on patients treated on this contract for their most recent course of treatment. Figures in italics indicate the base number of FP17s or Patient Questionnaire responses are less than 100. N/A is shown where the base number of responses is less than 10 during the period. % is calculated as Quantity/Base number\*100

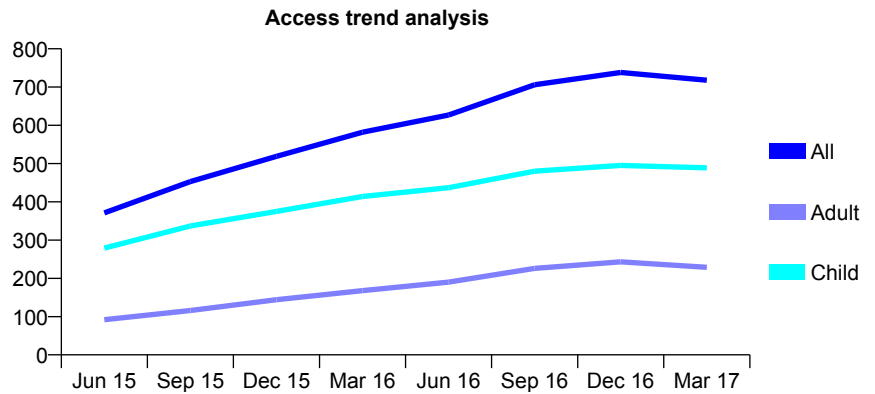
## Q65 - Vital Signs At a Glance Contract Report for 568031/0001 - March 2017

Name or company name	MR SC LAWSON
Contract type name	GDS Contract
Purpose of contract	General and Orthodontic
Contract start date	01/01/2015
Contract end date	

16/17 Contracted general activity (UDA)	2,000
Carry forward general activity (UDA)	0
16/17 Contracted orthodontic activity (UOA)	743
Carry forward orthodontic activity (UOA)	0
Baseline contract value	£96,245.55

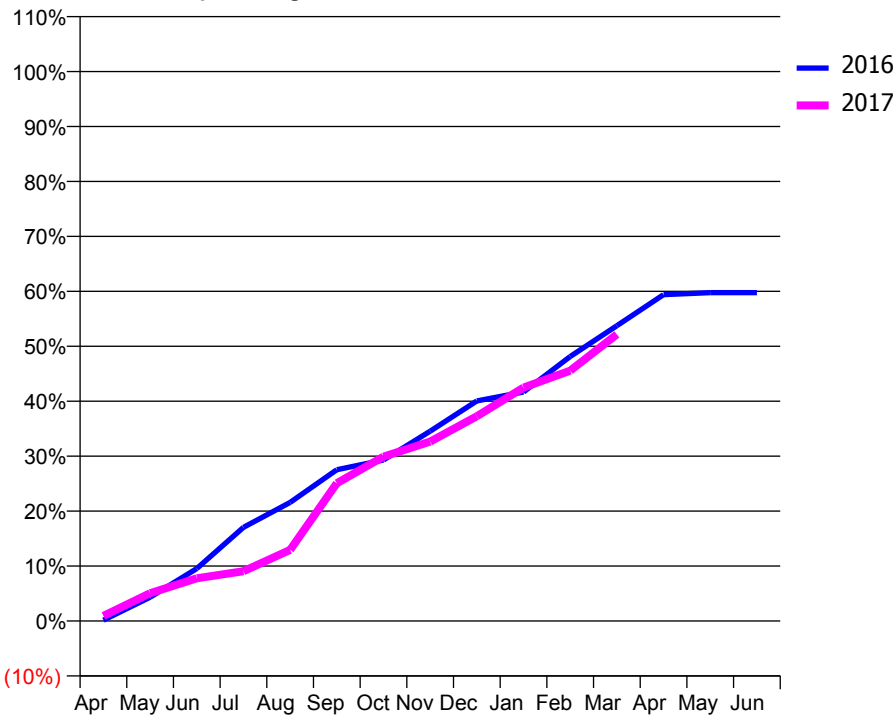
### ACCESS\*

Patients seen in 24 months	Total	Change since previous quarter
Quarter ending March 2016	582	
Quarter ending June 2016	627	↑
Quarter ending September 2016	706	↑
Quarter ending December 2016	738	↑
Quarter ending March 2017	718	↓
<b>Variance since March 2016</b>	<b>23.4%</b>	<b>↑</b>



### ACTIVITY

Cumulative percentage of contracted UDA delivered 2016 & 2017



Month	Adjusted Scheduled Activity (UDA)	
	2016	2017
April	4	19
May	107	101
June	235	155
July	420	181
August	531	259
September	678	502
October	722	598
November	851	653
December	987	745
January	1,027	850
February	1,186	911
March	1,324	1,043
April	1,463	
May	1,472	
June	1,472	

### QUALITY

	Quantity	Base Number	Contract	AT	Region	England
% of FP17s for the same patient ID Re-attending within 3 months - Children	63	748	8.4%	10.1%	11.9%	12.3%
% of FP17s for the same patient ID Re-attending within 3 months - Adults	2	143	1.4%	15.1%	16.6%	16.7%
% of FP17s for the same patient ID Re-attending between 3 & 9 months - Children	403	748	53.9%	61.3%	60.2%	57.6%
% of FP17s for the same patient ID Re-attending between 3 & 9 months - Adults	16	143	11.2%	52.5%	51.5%	50.1%
% of FP17s for Band 1 Urgent Courses	122	668	18.3%	8.2%	9.5%	9.1%
% of FP17s Relating to Free Repair or Replacements	1	668	0.1%	0.9%	0.7%	0.8%
% of FP17s Relating to Continuations	0	668	0.0%	1.4%	1.2%	1.2%
% of Patients satisfied with the dentistry they have received	1	1	N/A	94.0%	93.1%	92.8%
% of Patients satisfied with the time they had to wait for an appointment	1	1	N/A	89.4%	88.8%	88.7%

\* This is based on patients treated on this contract for their most recent course of treatment. Figures in italics indicate the base number of FP17s or Patient Questionnaire responses are less than 100. N/A is shown where the base number of responses is less than 10 during the period. % is calculated as Quantity/Base number\*100

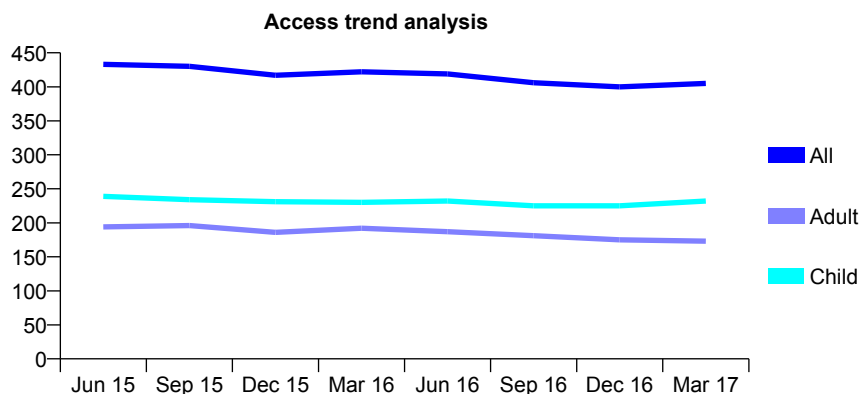
## Q65 - Vital Signs At a Glance Contract Report for 568058/0001 - March 2017

Name or company name	MR DG GIBSON
Contract type name	GDS Contract
Purpose of contract	General
Contract start date	01/04/2006
Contract end date	

16/17 Contracted general activity (UDA)	950
Carry forward general activity (UDA)	0
16/17 Contracted orthodontic activity (UOA)	0
Carry forward orthodontic activity (UOA)	0
Baseline contract value	£23,106.23

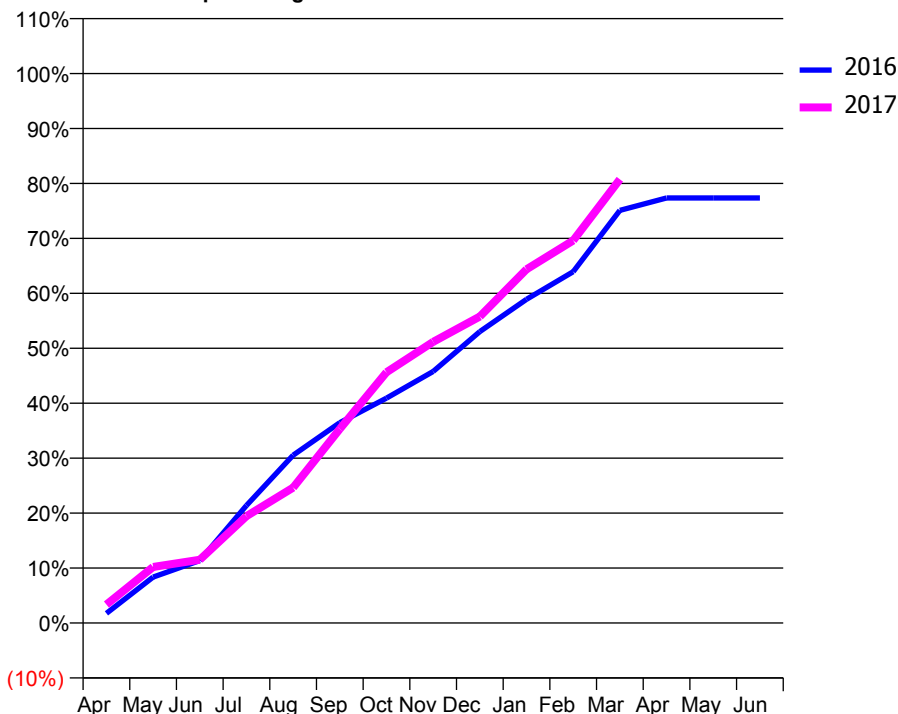
### ACCESS\*

Patients seen in 24 months	Total	Change since previous quarter
Quarter ending March 2016	422	
Quarter ending June 2016	419	→
Quarter ending September 2016	406	↓
Quarter ending December 2016	400	↓
Quarter ending March 2017	405	→
<b>Variance since March 2016</b>	<b>(4.0%)</b>	<b>↓</b>



### ACTIVITY

**Cumulative percentage of contracted UDA delivered 2016 & 2017**



**Adjusted Scheduled Activity (UDA)**

Month	2016	2017
April	21	32
May	100	97
June	136	109
July	257	185
August	366	234
September	438	336
October	491	434
November	549	486
December	636	530
January	707	612
February	767	661
March	901	767
April	928	
May	928	
June	928	

### QUALITY

	Quantity	Base Number	Contract	AT	Region	England
% of FP17s for the same patient ID Re-attending within 3 months - Children	15	366	4.1%	10.1%	11.9%	12.3%
% of FP17s for the same patient ID Re-attending within 3 months - Adults	32	165	19.4%	15.1%	16.6%	16.7%
% of FP17s for the same patient ID Re-attending between 3 & 9 months - Children	253	366	69.1%	61.3%	60.2%	57.6%
% of FP17s for the same patient ID Re-attending between 3 & 9 months - Adults	87	165	52.7%	52.5%	51.5%	50.1%
% of FP17s for Band 1 Urgent Courses	25	512	4.9%	8.2%	9.5%	9.1%
% of FP17s Relating to Free Repair or Replacements	0	512	0.0%	0.9%	0.7%	0.8%
% of FP17s Relating to Continuations	0	512	0.0%	1.4%	1.2%	1.2%
% of Patients satisfied with the dentistry they have received	1	1	N/A	94.0%	93.1%	92.8%
% of Patients satisfied with the time they had to wait for an appointment	1	1	N/A	89.4%	88.8%	88.7%

\* This is based on patients treated on this contract for their most recent course of treatment. Figures in italics indicate the base number of FP17s or Patient Questionnaire responses are less than 100. N/A is shown where the base number of responses is less than 10 during the period. % is calculated as Quantity/Base number\*100

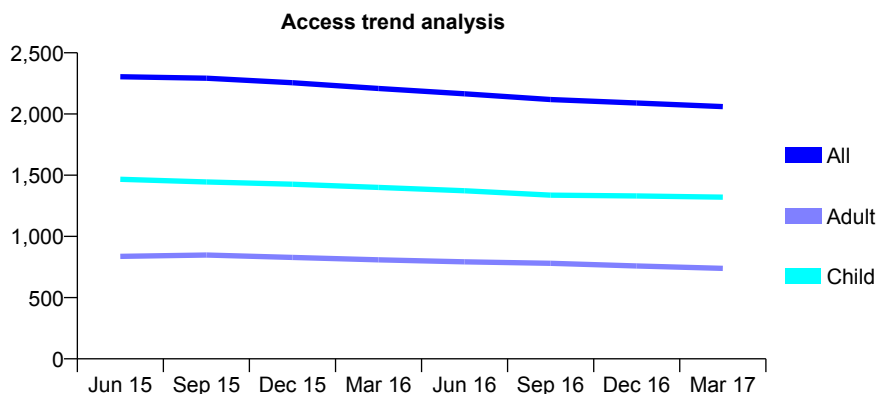
## Q65 - Vital Signs At a Glance Contract Report for 570796/0001 - March 2017

Name or company name	MR JL RAUTENBACH
Contract type name	GDS Contract
Purpose of contract	General
Contract start date	01/04/2006
Contract end date	

16/17 Contracted general activity (UDA)	4,860
Carry forward general activity (UDA)	0
16/17 Contracted orthodontic activity (UOA)	0
Carry forward orthodontic activity (UOA)	0
Baseline contract value	£113,527.61

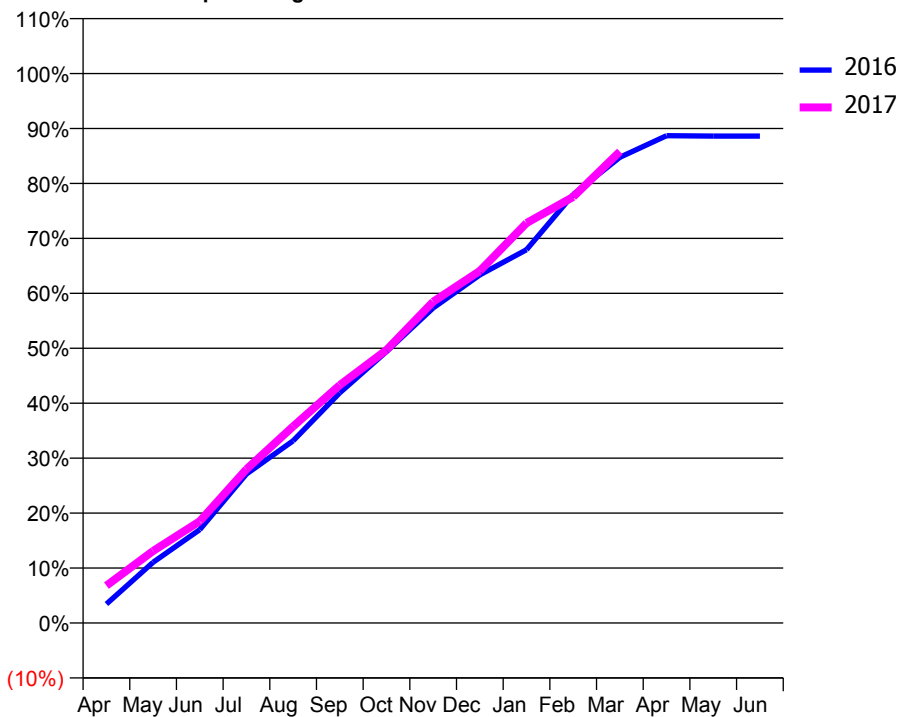
### ACCESS\*

Patients seen in 24 months	Total	Change since previous quarter
Quarter ending March 2016	2,209	
Quarter ending June 2016	2,165	↓
Quarter ending September 2016	2,118	↓
Quarter ending December 2016	2,090	↓
Quarter ending March 2017	2,060	↓
<b>Variance since March 2016</b>	<b>(6.7%)</b>	<b>↓</b>



### ACTIVITY

Cumulative percentage of contracted UDA delivered 2016 & 2017



Month	Adjusted Scheduled Activity (UDA)	
	2016	2017
April	187	330
May	597	637
June	919	900
July	1,464	1,360
August	1,790	1,738
September	2,262	2,105
October	2,668	2,415
November	3,096	2,842
December	3,421	3,114
January	3,668	3,538
February	4,211	3,769
March	4,577	4,170
April	4,788	
May	4,784	
June	4,784	

### QUALITY

	Quantity	Base Number	Contract	AT	Region	England
% of FP17s for the same patient ID Re-attending within 3 months - Children	135	2,293	5.9%	10.1%	11.9%	12.3%
% of FP17s for the same patient ID Re-attending within 3 months - Adults	85	734	11.6%	15.1%	16.6%	16.7%
% of FP17s for the same patient ID Re-attending between 3 & 9 months - Children	1,718	2,293	74.9%	61.3%	60.2%	57.6%
% of FP17s for the same patient ID Re-attending between 3 & 9 months - Adults	377	734	51.4%	52.5%	51.5%	50.1%
% of FP17s for Band 1 Urgent Courses	66	2,909	2.3%	8.2%	9.5%	9.1%
% of FP17s Relating to Free Repair or Replacements	1	2,909	0.0%	0.9%	0.7%	0.8%
% of FP17s Relating to Continuations	0	2,909	0.0%	1.4%	1.2%	1.2%
% of Patients satisfied with the dentistry they have received	4	4	N/A	94.0%	93.1%	92.8%
% of Patients satisfied with the time they had to wait for an appointment	4	4	N/A	89.4%	88.8%	88.7%

\* This is based on patients treated on this contract for their most recent course of treatment. Figures in italics indicate the base number of FP17s or Patient Questionnaire responses are less than 100. N/A is shown where the base number of responses is less than 10 during the period. % is calculated as Quantity/Base number\*100

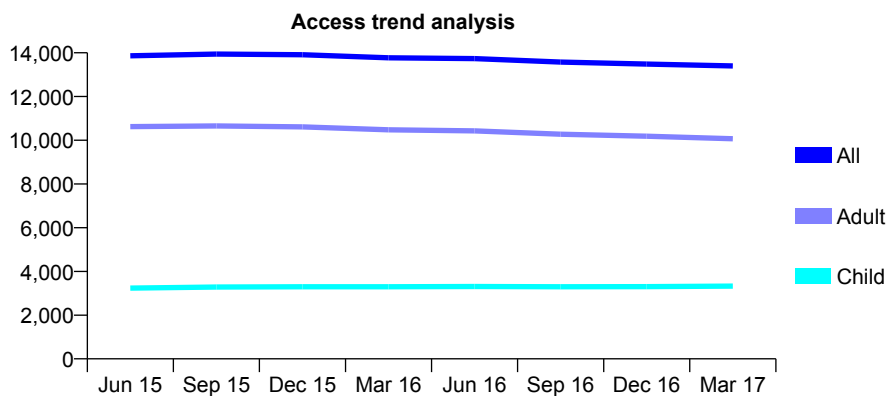
## Q65 - Vital Signs At a Glance Contract Report for 574236/0001 - March 2017

Name or company name	MR IR JAMES
Contract type name	GDS Contract
Purpose of contract	General
Contract start date	01/04/2006
Contract end date	

16/17 Contracted general activity (UDA)	31,810
Carry forward general activity (UDA)	0
16/17 Contracted orthodontic activity (UOA)	0
Carry forward orthodontic activity (UOA)	0
Baseline contract value	£772,906.06

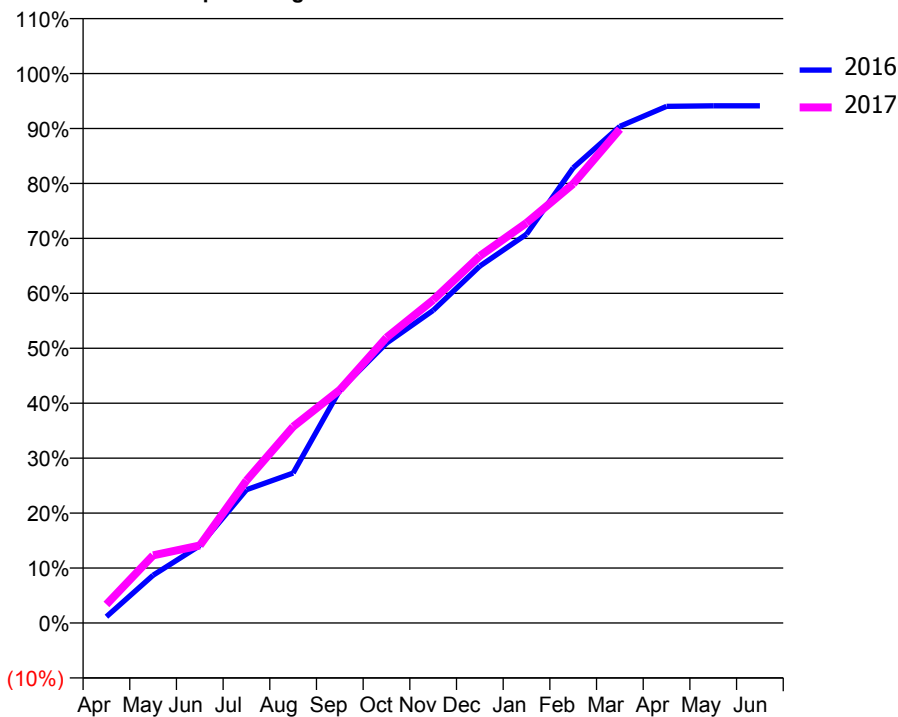
### ACCESS\*

Patients seen in 24 months	Total	Change since previous quarter
Quarter ending March 2016	13,773	
Quarter ending June 2016	13,735	→
Quarter ending September 2016	13,575	↓
Quarter ending December 2016	13,486	→
Quarter ending March 2017	13,397	→
<b>Variance since March 2016</b>	<b>(2.7%)</b>	<b>↓</b>



### ACTIVITY

Cumulative percentage of contracted UDA delivered 2016 & 2017



Month	Adjusted Scheduled Activity (UDA)	
	2016	2017
April	366	1,074
May	2,768	3,918
June	4,483	4,492
July	7,715	8,251
August	8,678	11,365
September	13,479	13,494
October	16,198	16,527
November	18,100	18,700
December	20,660	21,245
January	22,505	23,162
February	26,353	25,420
March	28,749	28,587
April	29,911	
May	29,941	
June	29,940	

### QUALITY

	Quantity	Base Number	Contract	AT	Region	England
% of FP17s for the same patient ID Re-attending within 3 months - Children	274	5,222	5.2%	10.1%	11.9%	12.3%
% of FP17s for the same patient ID Re-attending within 3 months - Adults	1,589	14,175	11.2%	15.1%	16.6%	16.7%
% of FP17s for the same patient ID Re-attending between 3 & 9 months - Children	3,558	5,222	68.1%	61.3%	60.2%	57.6%
% of FP17s for the same patient ID Re-attending between 3 & 9 months - Adults	8,951	14,175	63.1%	52.5%	51.5%	50.1%
% of FP17s for Band 1 Urgent Courses	971	17,547	5.5%	8.2%	9.5%	9.1%
% of FP17s Relating to Free Repair or Replacements	118	17,547	0.7%	0.9%	0.7%	0.8%
% of FP17s Relating to Continuations	225	17,547	1.3%	1.4%	1.2%	1.2%
% of Patients satisfied with the dentistry they have received	13	15	86.7%	94.0%	93.1%	92.8%
% of Patients satisfied with the time they had to wait for an appointment	15	15	100.0%	89.4%	88.8%	88.7%

\* This is based on patients treated on this contract for their most recent course of treatment. Figures in italics indicate the base number of FP17s or Patient Questionnaire responses are less than 100. N/A is shown where the base number of responses is less than 10 during the period. % is calculated as Quantity/Base number\*100



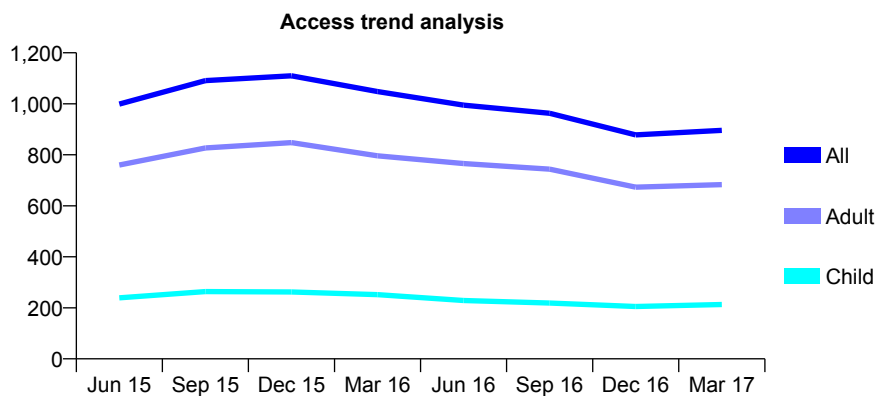
## Q65 - Vital Signs At a Glance Contract Report for 629596/0001 - March 2017

Name or company name	MR NJ NEWTON
Contract type name	GDS Contract
Purpose of contract	General
Contract start date	01/04/2006
Contract end date	

16/17 Contracted general activity (UDA)	2,990
Carry forward general activity (UDA)	-60
16/17 Contracted orthodontic activity (UOA)	0
Carry forward orthodontic activity (UOA)	0
Baseline contract value	£80,698.96

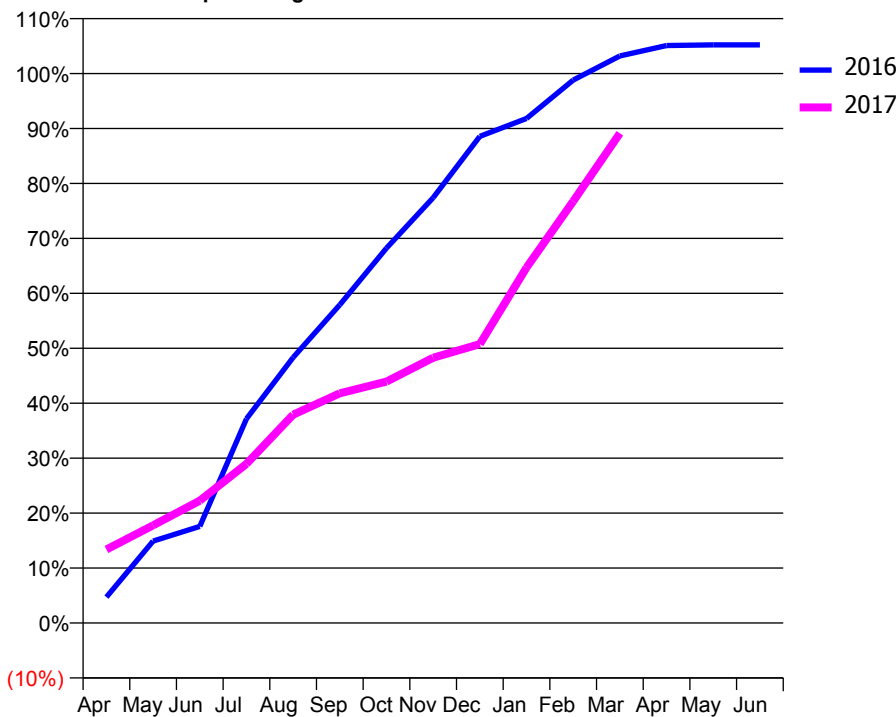
### ACCESS\*

Patients seen in 24 months	Total	Change since previous quarter
Quarter ending March 2016	1,048	
Quarter ending June 2016	995	↓
Quarter ending September 2016	963	↓
Quarter ending December 2016	878	↓
Quarter ending March 2017	896	↑
<b>Variance since March 2016</b>	<b>(14.5%)</b>	<b>↓</b>



### ACTIVITY

Cumulative percentage of contracted UDA delivered 2016 & 2017



Month	Adjusted Scheduled Activity (UDA)	
	2016	2017
April	141	400
May	446	531
June	526	666
July	1,111	866
August	1,445	1,134
September	1,731	1,250
October	2,040	1,314
November	2,314	1,443
December	2,648	1,517
January	2,745	1,934
February	2,954	2,294
March	3,085	2,665
April	3,142	
May	3,145	
June	3,145	

### QUALITY

	Quantity	Base Number	Contract	AT	Region	England
% of FP17s for the same patient ID Re-attending within 3 months - Children	21	258	8.1%	10.1%	11.9%	12.3%
% of FP17s for the same patient ID Re-attending within 3 months - Adults	96	919	10.4%	15.1%	16.6%	16.7%
% of FP17s for the same patient ID Re-attending between 3 & 9 months - Children	153	258	59.3%	61.3%	60.2%	57.6%
% of FP17s for the same patient ID Re-attending between 3 & 9 months - Adults	551	919	60.0%	52.5%	51.5%	50.1%
% of FP17s for Band 1 Urgent Courses	59	1,154	5.1%	8.2%	9.5%	9.1%
% of FP17s Relating to Free Repair or Replacements	6	1,154	0.5%	0.9%	0.7%	0.8%
% of FP17s Relating to Continuations	13	1,154	1.1%	1.4%	1.2%	1.2%
% of Patients satisfied with the dentistry they have received	10	10	100.0%	94.0%	93.1%	92.8%
% of Patients satisfied with the time they had to wait for an appointment	8	10	80.0%	89.4%	88.8%	88.7%

\* This is based on patients treated on this contract for their most recent course of treatment. Figures in italics indicate the base number of FP17s or Patient Questionnaire responses are less than 100. N/A is shown where the base number of responses is less than 10 during the period. % is calculated as Quantity/Base number\*100

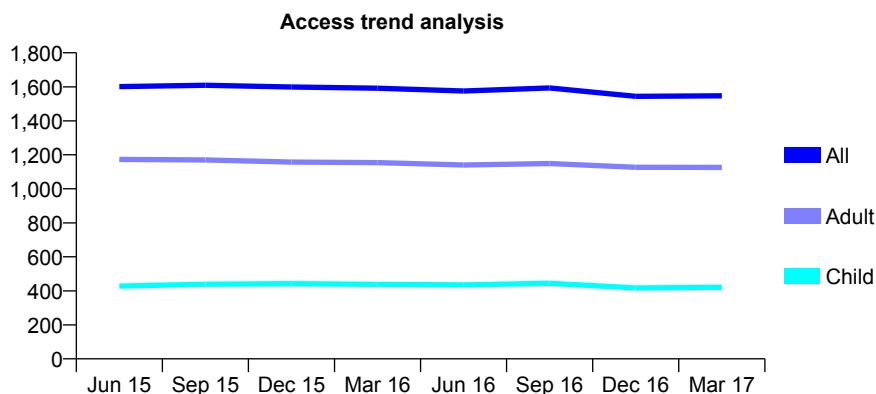
## Q65 - Vital Signs At a Glance Contract Report for 632910/0001 - March 2017

Name or company name	MR GW IRVINE
Contract type name	GDS Contract
Purpose of contract	General
Contract start date	01/04/2006
Contract end date	

16/17 Contracted general activity (UDA)	2,000
Carry forward general activity (UDA)	0
16/17 Contracted orthodontic activity (UOA)	0
Carry forward orthodontic activity (UOA)	0
Baseline contract value	£42,627.78

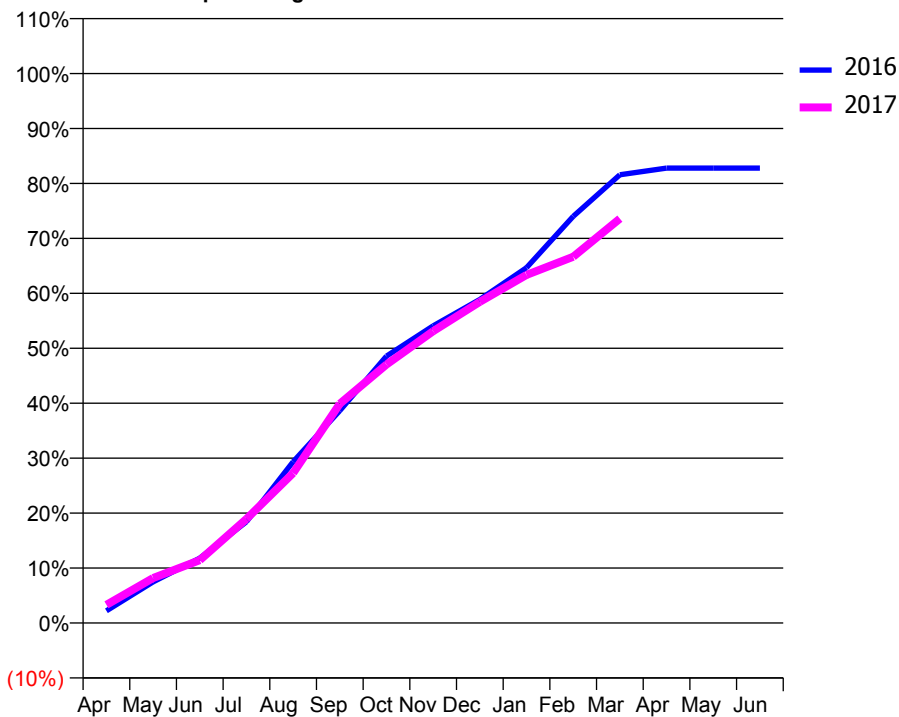
### ACCESS\*

Patients seen in 24 months	Total	Change since previous quarter
Quarter ending March 2016	1,592	
Quarter ending June 2016	1,575	↓
Quarter ending September 2016	1,593	→
Quarter ending December 2016	1,544	↓
Quarter ending March 2017	1,547	→
<b>Variance since March 2016</b>	<b>(2.8%)</b>	<b>↓</b>



### ACTIVITY

Cumulative percentage of contracted UDA delivered 2016 & 2017



Month	Adjusted Scheduled Activity (UDA)	
	2016	2017
April	44	66
May	150	164
June	236	229
July	368	379
August	587	546
September	773	798
October	971	941
November	1,082	1,062
December	1,178	1,169
January	1,293	1,267
February	1,480	1,333
March	1,632	1,472
April	1,656	
May	1,656	
June	1,656	

### QUALITY

	Quantity	Base Number	Contract	AT	Region	England
% of FP17s for the same patient ID Re-attending within 3 months - Children	53	576	9.2%	10.1%	11.9%	12.3%
% of FP17s for the same patient ID Re-attending within 3 months - Adults	198	1,437	13.8%	15.1%	16.6%	16.7%
% of FP17s for the same patient ID Re-attending between 3 & 9 months - Children	321	576	55.7%	61.3%	60.2%	57.6%
% of FP17s for the same patient ID Re-attending between 3 & 9 months - Adults	849	1,437	59.1%	52.5%	51.5%	50.1%
% of FP17s for Band 1 Urgent Courses	45	817	5.5%	8.2%	9.5%	9.1%
% of FP17s Relating to Free Repair or Replacements	9	817	1.1%	0.9%	0.7%	0.8%
% of FP17s Relating to Continuations	6	817	0.7%	1.4%	1.2%	1.2%
% of Patients satisfied with the dentistry they have received	4	4	N/A	94.0%	93.1%	92.8%
% of Patients satisfied with the time they had to wait for an appointment	4	4	N/A	89.4%	88.8%	88.7%

\* This is based on patients treated on this contract for their most recent course of treatment. Figures in italics indicate the base number of FP17s or Patient Questionnaire responses are less than 100. N/A is shown where the base number of responses is less than 10 during the period. % is calculated as Quantity/Base number\*100

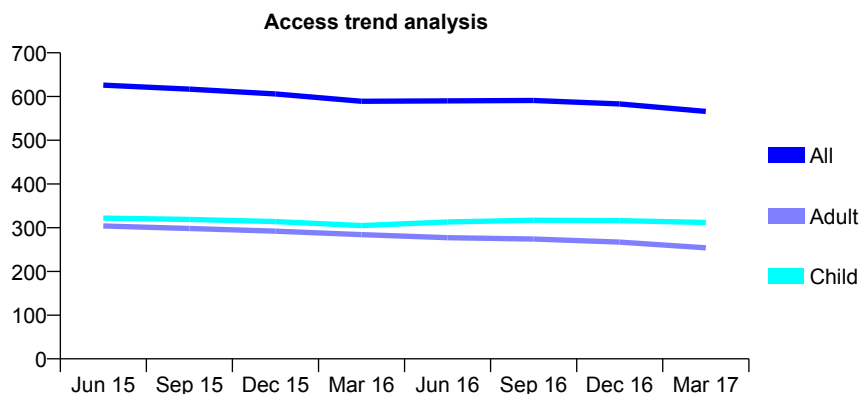
## Q65 - Vital Signs At a Glance Contract Report for 643777/0001 - March 2017

Name or company name	MR SD WATKINS
Contract type name	GDS Contract
Purpose of contract	General
Contract start date	01/04/2006
Contract end date	

16/17 Contracted general activity (UDA)	1,750
Carry forward general activity (UDA)	0
16/17 Contracted orthodontic activity (UOA)	0
Carry forward orthodontic activity (UOA)	0
Baseline contract value	£38,274.96

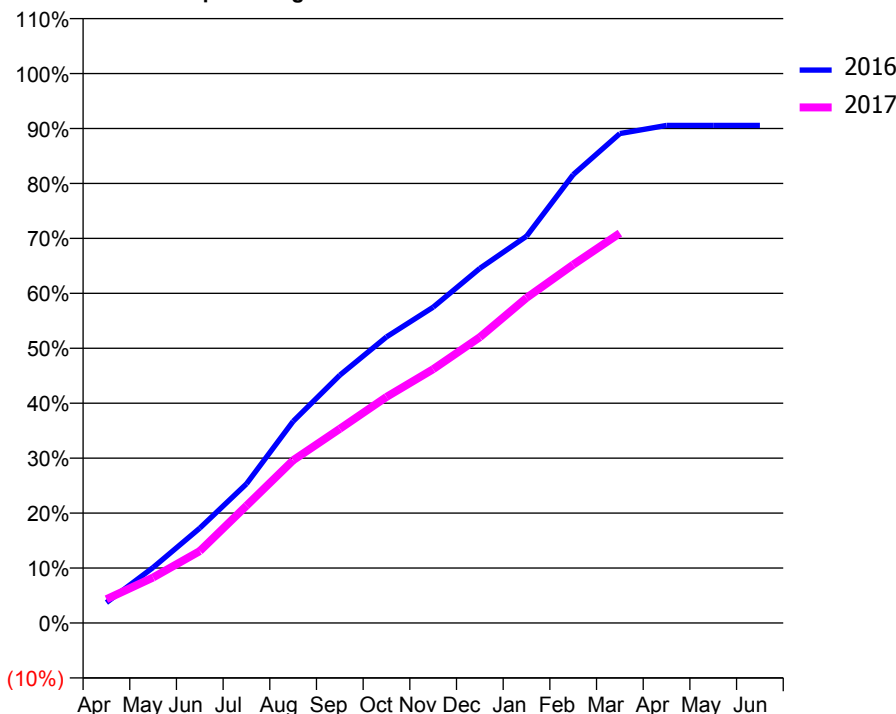
### ACCESS\*

Patients seen in 24 months	Total	Change since previous quarter
Quarter ending March 2016	589	
Quarter ending June 2016	590	→
Quarter ending September 2016	591	→
Quarter ending December 2016	583	↓
Quarter ending March 2017	566	↓
<b>Variance since March 2016</b>	<b>(3.9%)</b>	<b>↓</b>



### ACTIVITY

Cumulative percentage of contracted UDA delivered 2016 & 2017



Adjusted Scheduled Activity (UDA)

Month	2016	2017
April	65	76
May	177	145
June	302	229
July	443	373
August	642	518
September	789	619
October	911	720
November	1,006	808
December	1,129	910
January	1,232	1,035
February	1,428	1,141
March	1,559	1,241
April	1,585	
May	1,585	
June	1,585	

### QUALITY

	Quantity	Base Number	Contract	AT	Region	England
% of FP17s for the same patient ID Re-attending within 3 months - Children	32	588	5.4%	10.1%	11.9%	12.3%
% of FP17s for the same patient ID Re-attending within 3 months - Adults	38	334	11.4%	15.1%	16.6%	16.7%
% of FP17s for the same patient ID Re-attending between 3 & 9 months - Children	469	588	79.8%	61.3%	60.2%	57.6%
% of FP17s for the same patient ID Re-attending between 3 & 9 months - Adults	243	334	72.8%	52.5%	51.5%	50.1%
% of FP17s for Band 1 Urgent Courses	7	901	0.8%	8.2%	9.5%	9.1%
% of FP17s Relating to Free Repair or Replacements	0	901	0.0%	0.9%	0.7%	0.8%
% of FP17s Relating to Continuations	3	901	0.3%	1.4%	1.2%	1.2%
% of Patients satisfied with the dentistry they have received	0	0	N/A	94.0%	93.1%	92.8%
% of Patients satisfied with the time they had to wait for an appointment	0	0	N/A	89.4%	88.8%	88.7%

\* This is based on patients treated on this contract for their most recent course of treatment. Figures in italics indicate the base number of FP17s or Patient Questionnaire responses are less than 100. N/A is shown where the base number of responses is less than 10 during the period. % is calculated as Quantity/Base number\*100

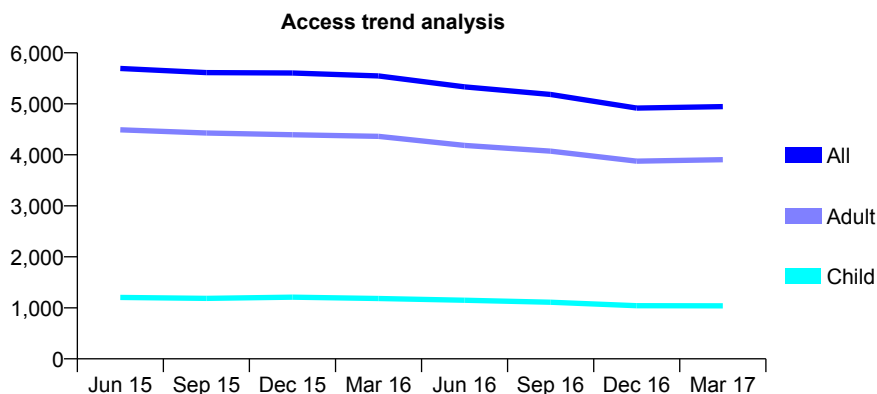
## Q65 - Vital Signs At a Glance Contract Report for 644927/0001 - March 2017

Name or company name	MR MR BRICKLEY
Contract type name	GDS Contract
Purpose of contract	General
Contract start date	01/04/2006
Contract end date	

16/17 Contracted general activity (UDA)	15,500
Carry forward general activity (UDA)	0
16/17 Contracted orthodontic activity (UOA)	0
Carry forward orthodontic activity (UOA)	0
Baseline contract value	£395,708.68

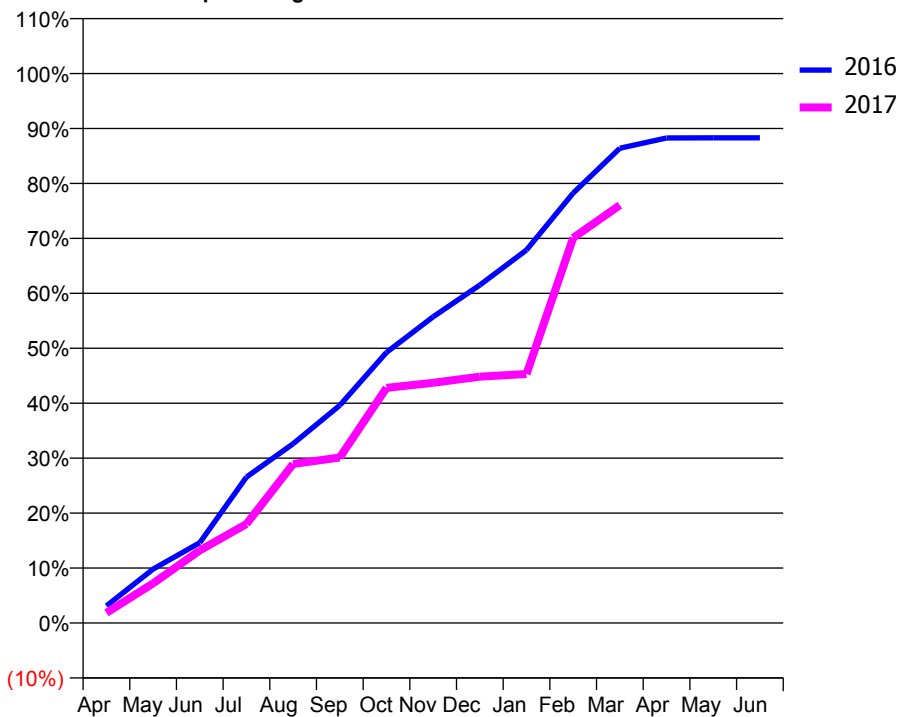
### ACCESS\*

Patients seen in 24 months	Total	Change since previous quarter
Quarter ending March 2016	5,547	
Quarter ending June 2016	5,333	↓
Quarter ending September 2016	5,182	↓
Quarter ending December 2016	4,917	↓
Quarter ending March 2017	4,945	→
<b>Variance since March 2016</b>	<b>(10.9%)</b>	<b>↓</b>



### ACTIVITY

Cumulative percentage of contracted UDA delivered 2016 & 2017



Adjusted Scheduled Activity (UDA)

Month	2016	2017
April	483	287
May	1,520	1,120
June	2,267	2,046
July	4,116	2,793
August	5,056	4,484
September	6,142	4,669
October	7,635	6,632
November	8,638	6,776
December	9,533	6,948
January	10,522	7,023
February	12,127	10,865
March	13,392	11,787
April	13,684	
May	13,685	
June	13,687	

### QUALITY

	Quantity	Base Number	Contract	AT	Region	England
% of FP17s for the same patient ID Re-attending within 3 months - Children	73	1,303	5.6%	10.1%	11.9%	12.3%
% of FP17s for the same patient ID Re-attending within 3 months - Adults	771	4,683	16.5%	15.1%	16.6%	16.7%
% of FP17s for the same patient ID Re-attending between 3 & 9 months - Children	652	1,303	50.0%	61.3%	60.2%	57.6%
% of FP17s for the same patient ID Re-attending between 3 & 9 months - Adults	2,006	4,683	42.8%	52.5%	51.5%	50.1%
% of FP17s for Band 1 Urgent Courses	605	5,782	10.5%	8.2%	9.5%	9.1%
% of FP17s Relating to Free Repair or Replacements	42	5,782	0.7%	0.9%	0.7%	0.8%
% of FP17s Relating to Continuations	134	5,782	2.3%	1.4%	1.2%	1.2%
% of Patients satisfied with the dentistry they have received	4	4	N/A	94.0%	93.1%	92.8%
% of Patients satisfied with the time they had to wait for an appointment	3	4	N/A	89.4%	88.8%	88.7%

\* This is based on patients treated on this contract for their most recent course of treatment. Figures in italics indicate the base number of FP17s or Patient Questionnaire responses are less than 100. N/A is shown where the base number of responses is less than 10 during the period. % is calculated as Quantity/Base number\*100

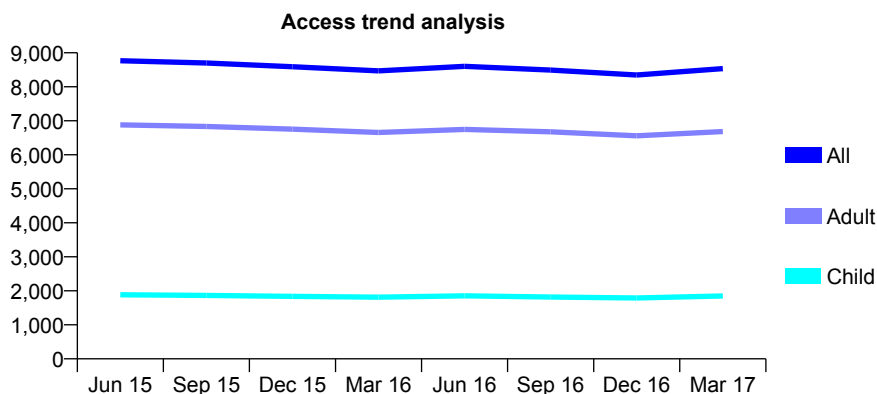
## Q65 - Vital Signs At a Glance Contract Report for 644927/0002 - March 2017

Name or company name	MR MR BRICKLEY
Contract type name	GDS Contract
Purpose of contract	General
Contract start date	01/04/2006
Contract end date	

16/17 Contracted general activity (UDA)	23,942
Carry forward general activity (UDA)	0
16/17 Contracted orthodontic activity (UOA)	0
Carry forward orthodontic activity (UOA)	0
Baseline contract value	£612,085.52

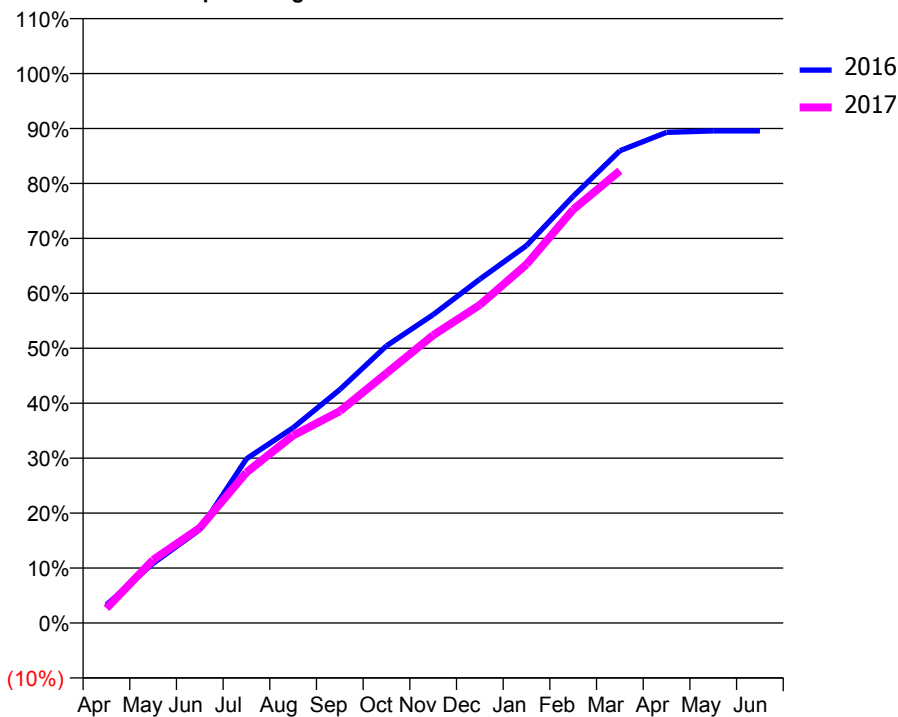
### ACCESS\*

Patients seen in 24 months	Total	Change since previous quarter
Quarter ending March 2016	8,469	
Quarter ending June 2016	8,603	→
Quarter ending September 2016	8,494	↓
Quarter ending December 2016	8,349	↓
Quarter ending March 2017	8,534	↑
<b>Variance since March 2016</b>	<b>0.8%</b>	<b>→</b>



### ACTIVITY

Cumulative percentage of contracted UDA delivered 2016 & 2017



Month	Adjusted Scheduled Activity (UDA)	
	2016	2017
April	793	642
May	2,599	2,748
June	4,073	4,147
July	7,156	6,560
August	8,507	8,173
September	10,169	9,228
October	12,077	10,888
November	13,433	12,539
December	14,982	13,860
January	16,444	15,627
February	18,595	18,015
March	20,574	19,707
April	21,377	
May	21,440	
June	21,440	

### QUALITY

	Quantity	Base Number	Contract	AT	Region	England
% of FP17s for the same patient ID Re-attending within 3 months - Children	148	2,501	5.9%	10.1%	11.9%	12.3%
% of FP17s for the same patient ID Re-attending within 3 months - Adults	1,764	8,752	20.2%	15.1%	16.6%	16.7%
% of FP17s for the same patient ID Re-attending between 3 & 9 months - Children	1,376	2,501	55.0%	61.3%	60.2%	57.6%
% of FP17s for the same patient ID Re-attending between 3 & 9 months - Adults	3,393	8,752	38.8%	52.5%	51.5%	50.1%
% of FP17s for Band 1 Urgent Courses	1,666	10,771	15.5%	8.2%	9.5%	9.1%
% of FP17s Relating to Free Repair or Replacements	59	10,771	0.5%	0.9%	0.7%	0.8%
% of FP17s Relating to Continuations	155	10,771	1.4%	1.4%	1.2%	1.2%
% of Patients satisfied with the dentistry they have received	30	31	96.8%	94.0%	93.1%	92.8%
% of Patients satisfied with the time they had to wait for an appointment	31	31	100.0%	89.4%	88.8%	88.7%

\* This is based on patients treated on this contract for their most recent course of treatment. Figures in italics indicate the base number of FP17s or Patient Questionnaire responses are less than 100. N/A is shown where the base number of responses is less than 10 during the period. % is calculated as Quantity/Base number\*100

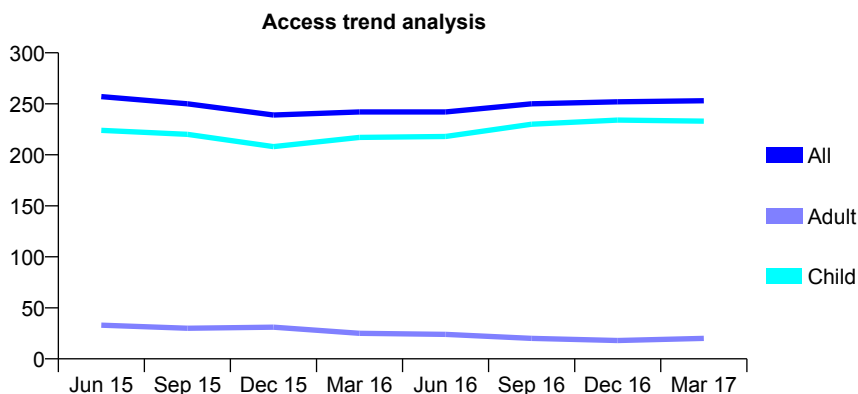
## Q65 - Vital Signs At a Glance Contract Report for 677752/0001 - March 2017

Name or company name	MR AJ SHEPHERD
Contract type name	GDS Contract
Purpose of contract	General
Contract start date	01/04/2008
Contract end date	

16/17 Contracted general activity (UDA)	550
Carry forward general activity (UDA)	0
16/17 Contracted orthodontic activity (UOA)	0
Carry forward orthodontic activity (UOA)	0
Baseline contract value	£11,708.39

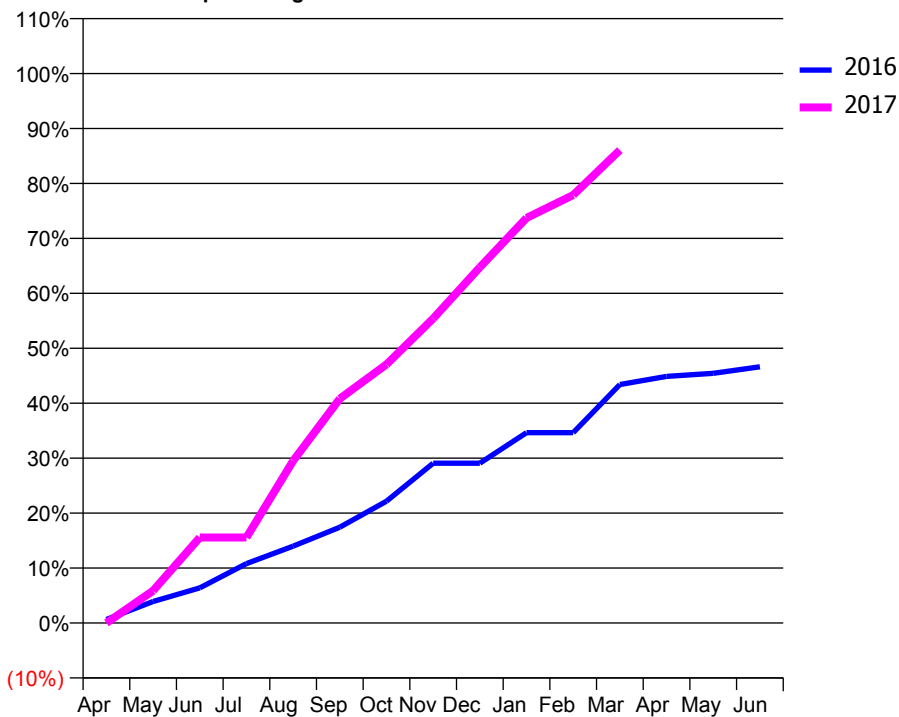
### ACCESS\*

Patients seen in 24 months	Total	Change since previous quarter
Quarter ending March 2016	242	
Quarter ending June 2016	242	→
Quarter ending September 2016	250	↑
Quarter ending December 2016	252	→
Quarter ending March 2017	253	→
<b>Variance since March 2016</b>	<b>4.5%</b>	<b>↑</b>



### ACTIVITY

Cumulative percentage of contracted UDA delivered 2016 & 2017



Month	Adjusted Scheduled Activity (UDA)	
	2016	2017
April	7	0
May	43	32
June	70	86
July	119	86
August	154	162
September	192	225
October	244	259
November	320	305
December	320	356
January	381	405
February	381	428
March	477	473
April	494	
May	500	
June	513	

### QUALITY

	Quantity	Base Number	Contract	AT	Region	England
% of FP17s for the same patient ID Re-attending within 3 months - Children	32	353	9.1%	10.1%	11.9%	12.3%
% of FP17s for the same patient ID Re-attending within 3 months - Adults	0	0	N/A	15.1%	16.6%	16.7%
% of FP17s for the same patient ID Re-attending between 3 & 9 months - Children	208	353	58.9%	61.3%	60.2%	57.6%
% of FP17s for the same patient ID Re-attending between 3 & 9 months - Adults	0	0	N/A	52.5%	51.5%	50.1%
% of FP17s for Band 1 Urgent Courses	12	328	3.7%	8.2%	9.5%	9.1%
% of FP17s Relating to Free Repair or Replacements	0	328	0.0%	0.9%	0.7%	0.8%
% of FP17s Relating to Continuations	7	328	2.1%	1.4%	1.2%	1.2%
% of Patients satisfied with the dentistry they have received	0	0	N/A	94.0%	93.1%	92.8%
% of Patients satisfied with the time they had to wait for an appointment	0	0	N/A	89.4%	88.8%	88.7%

\* This is based on patients treated on this contract for their most recent course of treatment. Figures in italics indicate the base number of FP17s or Patient Questionnaire responses are less than 100. N/A is shown where the base number of responses is less than 10 during the period. % is calculated as Quantity/Base number\*100

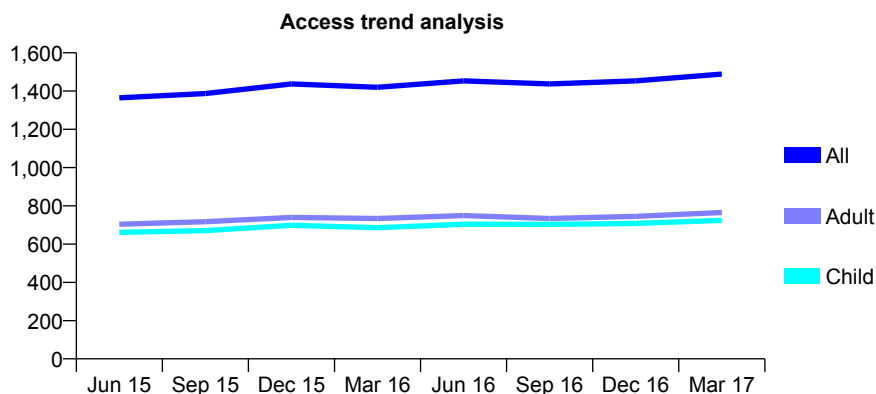
## Q65 - Vital Signs At a Glance Contract Report for 678775/0002 - March 2017

Name or company name	MR MS JAMIE
Contract type name	GDS Contract
Purpose of contract	General
Contract start date	01/04/2006
Contract end date	

16/17 Contracted general activity (UDA)	5,438
Carry forward general activity (UDA)	127
16/17 Contracted orthodontic activity (UOA)	0
Carry forward orthodontic activity (UOA)	0
Baseline contract value	£107,254.41

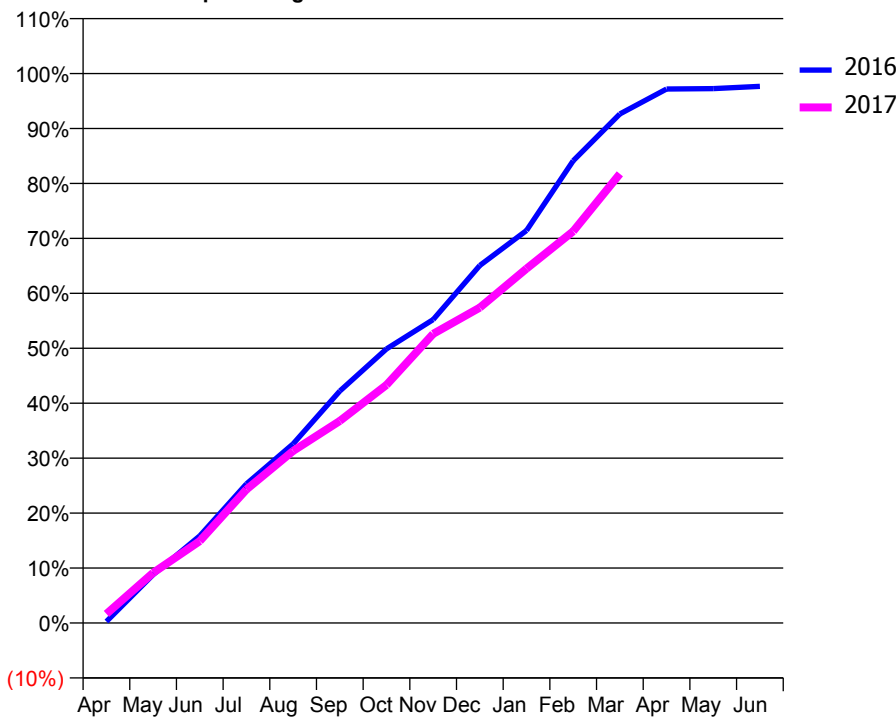
### ACCESS\*

Patients seen in 24 months	Total	Change since previous quarter
Quarter ending March 2016	1,420	
Quarter ending June 2016	1,453	↑
Quarter ending September 2016	1,437	↓
Quarter ending December 2016	1,453	→
Quarter ending March 2017	1,489	↑
<b>Variance since March 2016</b>	<b>4.9%</b>	<b>↑</b>



### ACTIVITY

Cumulative percentage of contracted UDA delivered 2016 & 2017



Adjusted Scheduled Activity (UDA)

Month	2016	2017
April	16	90
May	479	496
June	863	810
July	1,376	1,321
August	1,772	1,703
September	2,296	2,000
October	2,713	2,356
November	3,003	2,862
December	3,539	3,121
January	3,885	3,507
February	4,575	3,877
March	5,038	4,445
April	5,285	
May	5,289	
June	5,311	

### QUALITY

	Quantity	Base Number	Contract	AT	Region	England
% of FP17s for the same patient ID Re-attending within 3 months - Children	61	915	6.7%	10.1%	11.9%	12.3%
% of FP17s for the same patient ID Re-attending within 3 months - Adults	132	839	15.7%	15.1%	16.6%	16.7%
% of FP17s for the same patient ID Re-attending between 3 & 9 months - Children	478	915	52.2%	61.3%	60.2%	57.6%
% of FP17s for the same patient ID Re-attending between 3 & 9 months - Adults	396	839	47.2%	52.5%	51.5%	50.1%
% of FP17s for Band 1 Urgent Courses	81	1,659	4.9%	8.2%	9.5%	9.1%
% of FP17s Relating to Free Repair or Replacements	1	1,659	0.1%	0.9%	0.7%	0.8%
% of FP17s Relating to Continuations	48	1,659	2.9%	1.4%	1.2%	1.2%
% of Patients satisfied with the dentistry they have received	1	2	N/A	94.0%	93.1%	92.8%
% of Patients satisfied with the time they had to wait for an appointment	2	2	N/A	89.4%	88.8%	88.7%

\* This is based on patients treated on this contract for their most recent course of treatment. Figures in italics indicate the base number of FP17s or Patient Questionnaire responses are less than 100. N/A is shown where the base number of responses is less than 10 during the period. % is calculated as Quantity/Base number\*100

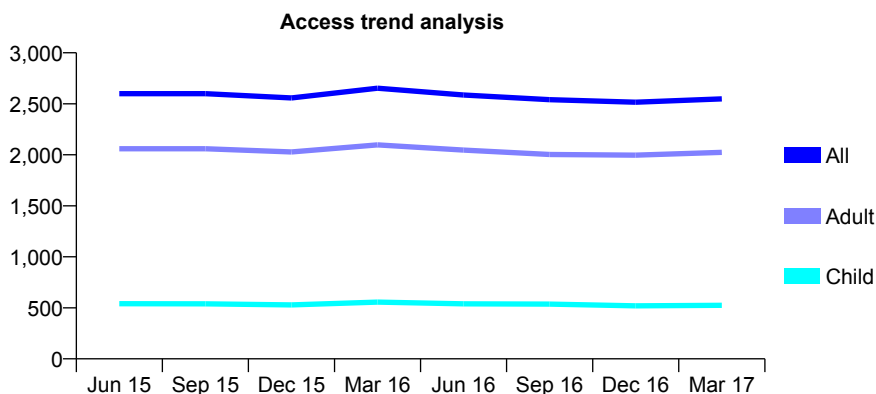
## Q65 - Vital Signs At a Glance Contract Report for 679704/0001 - March 2017

Name or company name	MR N ZARGARIAN
Contract type name	GDS Contract
Purpose of contract	General
Contract start date	01/04/2006
Contract end date	

16/17 Contracted general activity (UDA)	8,819
Carry forward general activity (UDA)	0
16/17 Contracted orthodontic activity (UOA)	0
Carry forward orthodontic activity (UOA)	0
Baseline contract value	£203,399.73

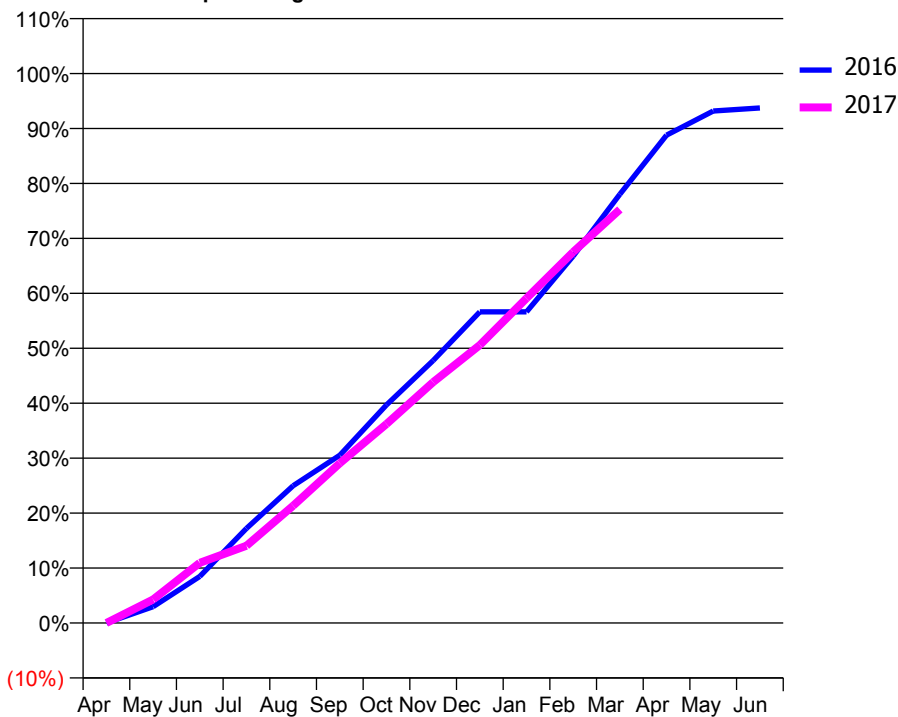
### ACCESS\*

Patients seen in 24 months	Total	Change since previous quarter
Quarter ending March 2016	2,653	
Quarter ending June 2016	2,586	↓
Quarter ending September 2016	2,540	↓
Quarter ending December 2016	2,516	→
Quarter ending March 2017	2,549	→
<b>Variance since March 2016</b>	<b>(3.9%)</b>	<b>↓</b>



### ACTIVITY

Cumulative percentage of contracted UDA delivered 2016 & 2017



Month	Adjusted Scheduled Activity (UDA)	
	2016	2017
April	0	0
May	262	378
June	748	965
July	1,519	1,241
August	2,203	1,882
September	2,693	2,564
October	3,500	3,195
November	4,212	3,866
December	4,994	4,461
January	4,994	5,213
February	5,889	5,955
March	6,882	6,638
April	7,829	
May	8,218	
June	8,266	

### QUALITY

	Quantity	Base Number	Contract	AT	Region	England
% of FP17s for the same patient ID Re-attending within 3 months - Children	37	742	5.0%	10.1%	11.9%	12.3%
% of FP17s for the same patient ID Re-attending within 3 months - Adults	416	3,025	13.8%	15.1%	16.6%	16.7%
% of FP17s for the same patient ID Re-attending between 3 & 9 months - Children	495	742	66.7%	61.3%	60.2%	57.6%
% of FP17s for the same patient ID Re-attending between 3 & 9 months - Adults	1,869	3,025	61.8%	52.5%	51.5%	50.1%
% of FP17s for Band 1 Urgent Courses	248	3,178	7.8%	8.2%	9.5%	9.1%
% of FP17s Relating to Free Repair or Replacements	3	3,178	0.1%	0.9%	0.7%	0.8%
% of FP17s Relating to Continuations	65	3,178	2.0%	1.4%	1.2%	1.2%
% of Patients satisfied with the dentistry they have received	4	4	N/A	94.0%	93.1%	92.8%
% of Patients satisfied with the time they had to wait for an appointment	4	4	N/A	89.4%	88.8%	88.7%

\* This is based on patients treated on this contract for their most recent course of treatment. Figures in italics indicate the base number of FP17s or Patient Questionnaire responses are less than 100. N/A is shown where the base number of responses is less than 10 during the period. % is calculated as Quantity/Base number\*100



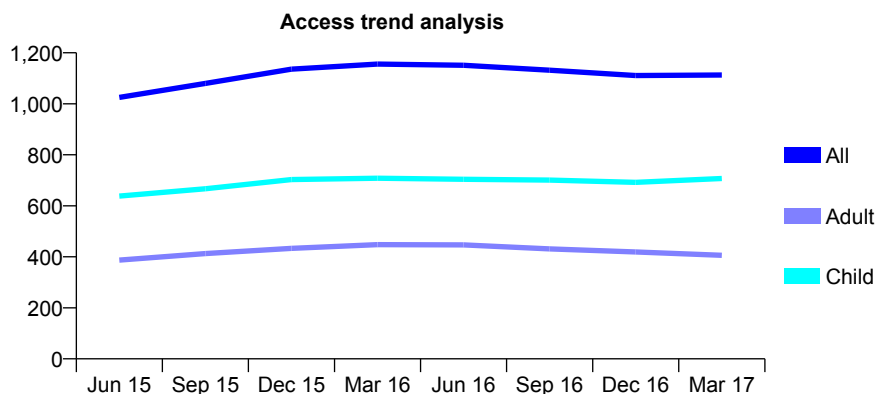
## Q65 - Vital Signs At a Glance Contract Report for 682179/0001 - March 2017

Name or company name	MR T RAZAVI
Contract type name	GDS Contract
Purpose of contract	General
Contract start date	09/05/2014
Contract end date	

16/17 Contracted general activity (UDA)	3,300
Carry forward general activity (UDA)	0
16/17 Contracted orthodontic activity (UOA)	0
Carry forward orthodontic activity (UOA)	0
Baseline contract value	£71,411.55

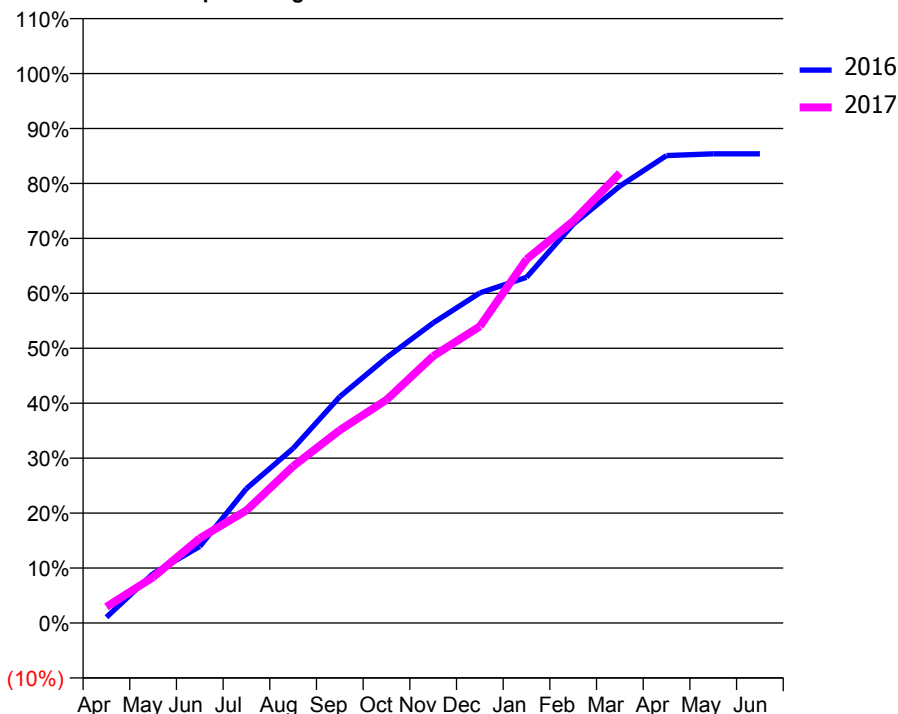
### ACCESS\*

Patients seen in 24 months	Total	Change since previous quarter
Quarter ending March 2016	1,156	
Quarter ending June 2016	1,151	→
Quarter ending September 2016	1,132	↓
Quarter ending December 2016	1,111	↓
Quarter ending March 2017	1,113	→
<b>Variance since March 2016</b>	<b>(3.7%)</b>	<b>↓</b>



### ACTIVITY

Cumulative percentage of contracted UDA delivered 2016 & 2017



Month	Adjusted Scheduled Activity (UDA)	
	2016	2017
April	35	97
May	297	275
June	460	509
July	808	676
August	1,048	941
September	1,359	1,158
October	1,594	1,340
November	1,803	1,603
December	1,982	1,781
January	2,076	2,185
February	2,395	2,413
March	2,624	2,702
April	2,808	
May	2,818	
June	2,818	

### QUALITY

	Quantity	Base Number	Contract	AT	Region	England
% of FP17s for the same patient ID Re-attending within 3 months - Children	96	1,273	7.5%	10.1%	11.9%	12.3%
% of FP17s for the same patient ID Re-attending within 3 months - Adults	50	458	10.9%	15.1%	16.6%	16.7%
% of FP17s for the same patient ID Re-attending between 3 & 9 months - Children	843	1,273	66.2%	61.3%	60.2%	57.6%
% of FP17s for the same patient ID Re-attending between 3 & 9 months - Adults	279	458	60.9%	52.5%	51.5%	50.1%
% of FP17s for Band 1 Urgent Courses	100	1,622	6.2%	8.2%	9.5%	9.1%
% of FP17s Relating to Free Repair or Replacements	0	1,622	0.0%	0.9%	0.7%	0.8%
% of FP17s Relating to Continuations	2	1,622	0.1%	1.4%	1.2%	1.2%
% of Patients satisfied with the dentistry they have received	2	2	N/A	94.0%	93.1%	92.8%
% of Patients satisfied with the time they had to wait for an appointment	2	2	N/A	89.4%	88.8%	88.7%

\* This is based on patients treated on this contract for their most recent course of treatment. Figures in italics indicate the base number of FP17s or Patient Questionnaire responses are less than 100. N/A is shown where the base number of responses is less than 10 during the period. % is calculated as Quantity/Base number\*100

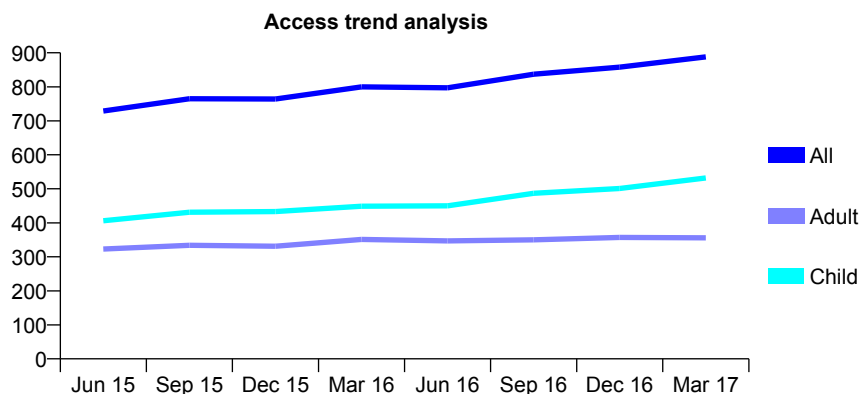
## Q65 - Vital Signs At a Glance Contract Report for 715883/0001 - March 2017

Name or company name	MR CP OWEN-ROBERTS
Contract type name	GDS Contract
Purpose of contract	General
Contract start date	01/08/2013
Contract end date	

16/17 Contracted general activity (UDA)	2,709
Carry forward general activity (UDA)	-54
16/17 Contracted orthodontic activity (UOA)	0
Carry forward orthodontic activity (UOA)	0
Baseline contract value	£81,434.43

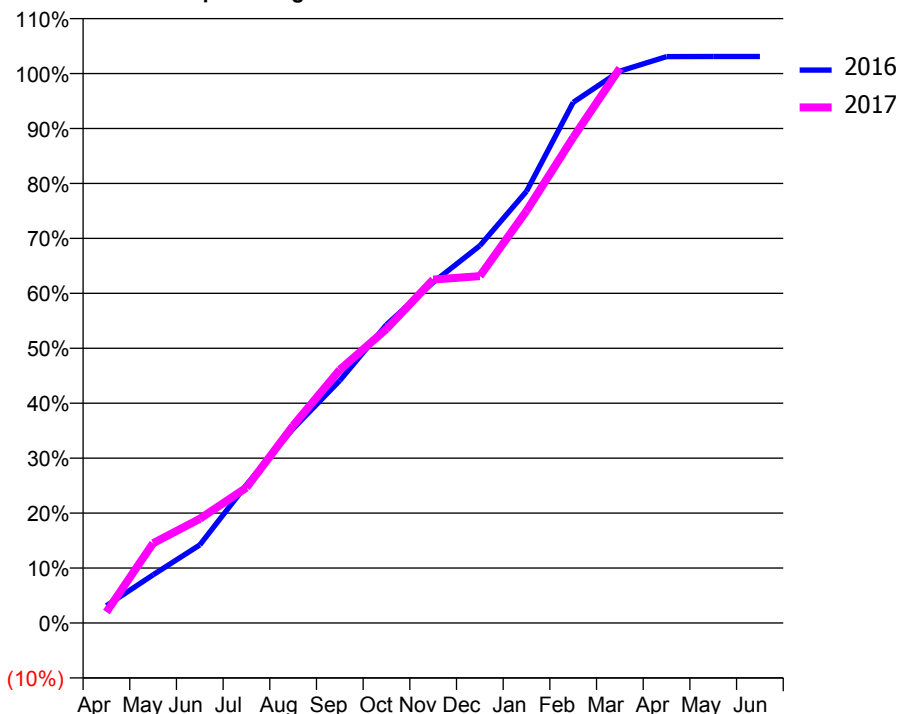
### ACCESS\*

Patients seen in 24 months	Total	Change since previous quarter
Quarter ending March 2016	800	
Quarter ending June 2016	797	→
Quarter ending September 2016	837	↑
Quarter ending December 2016	858	↑
Quarter ending March 2017	888	↑
<b>Variance since March 2016</b>	11.0%	↑



### ACTIVITY

Cumulative percentage of contracted UDA delivered 2016 & 2017



Month	Adjusted Scheduled Activity (UDA)	
	2016	2017
April	85	54
May	237	394
June	385	514
July	682	668
August	958	973
September	1,195	1,249
October	1,471	1,450
November	1,680	1,693
December	1,860	1,710
January	2,129	2,032
February	2,567	2,394
March	2,721	2,735
April	2,792	
May	2,793	
June	2,793	

### QUALITY

	Quantity	Base Number	Contract	AT	Region	England
% of FP17s for the same patient ID Re-attending within 3 months - Children	42	820	5.1%	10.1%	11.9%	12.3%
% of FP17s for the same patient ID Re-attending within 3 months - Adults	118	502	23.5%	15.1%	16.6%	16.7%
% of FP17s for the same patient ID Re-attending between 3 & 9 months - Children	498	820	60.7%	61.3%	60.2%	57.6%
% of FP17s for the same patient ID Re-attending between 3 & 9 months - Adults	246	502	49.0%	52.5%	51.5%	50.1%
% of FP17s for Band 1 Urgent Courses	46	1,279	3.6%	8.2%	9.5%	9.1%
% of FP17s Relating to Free Repair or Replacements	0	1,279	0.0%	0.9%	0.7%	0.8%
% of FP17s Relating to Continuations	1	1,279	0.1%	1.4%	1.2%	1.2%
% of Patients satisfied with the dentistry they have received	4	4	N/A	94.0%	93.1%	92.8%
% of Patients satisfied with the time they had to wait for an appointment	4	4	N/A	89.4%	88.8%	88.7%

\* This is based on patients treated on this contract for their most recent course of treatment. Figures in italics indicate the base number of FP17s or Patient Questionnaire responses are less than 100. N/A is shown where the base number of responses is less than 10 during the period. % is calculated as Quantity/Base number\*100

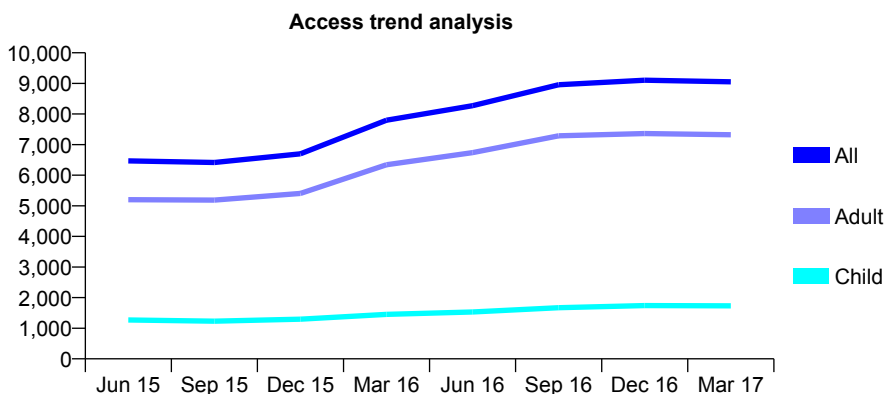
## Q65 - Vital Signs At a Glance Contract Report for 760285/0001 - March 2017

Name or company name	MR PS WILTSHIRE
Contract type name	GDS Contract
Purpose of contract	General
Contract start date	01/04/2006
Contract end date	

16/17 Contracted general activity (UDA)	24,932
Carry forward general activity (UDA)	-481
16/17 Contracted orthodontic activity (UOA)	0
Carry forward orthodontic activity (UOA)	0
Baseline contract value	£514,541.52

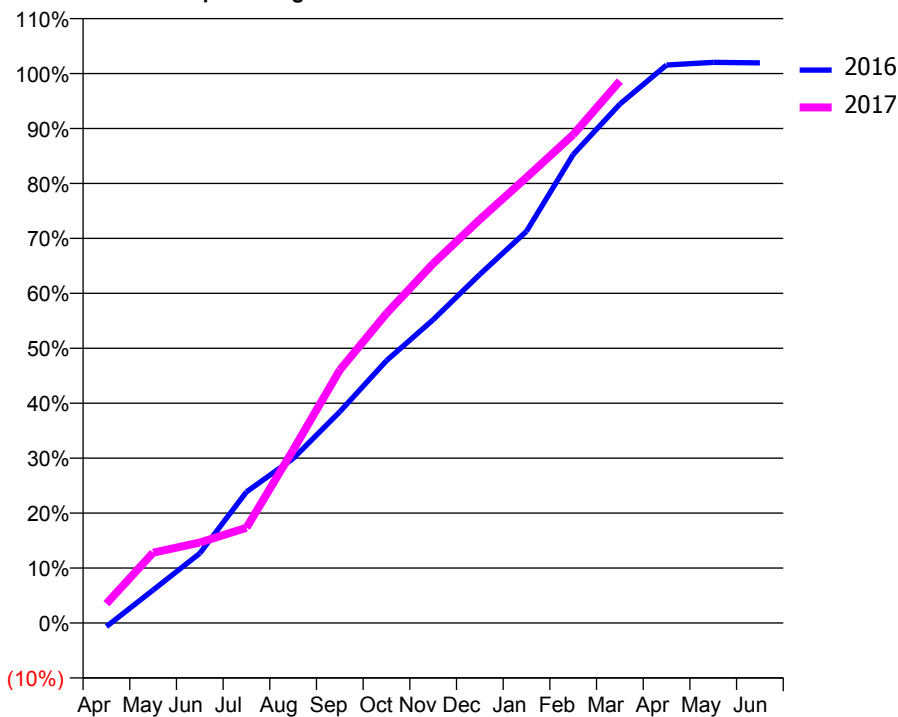
### ACCESS\*

Patients seen in 24 months	Total	Change since previous quarter
Quarter ending March 2016	7,797	
Quarter ending June 2016	8,272	↑
Quarter ending September 2016	8,958	↑
Quarter ending December 2016	9,105	→
Quarter ending March 2017	9,054	→
<b>Variance since March 2016</b>	<b>16.1%</b>	<b>↑</b>



### ACTIVITY

Cumulative percentage of contracted UDA delivered 2016 & 2017



Month	Adjusted Scheduled Activity (UDA)	
	2016	2017
April	-164	881
May	1,500	3,190
June	3,161	3,652
July	5,949	4,321
August	7,463	7,852
September	9,586	11,479
October	11,904	14,044
November	13,763	16,306
December	15,819	18,310
January	17,770	20,216
February	21,260	22,162
March	23,543	24,593
April	25,320	
May	25,437	
June	25,413	

### QUALITY

	Quantity	Base Number	Contract	AT	Region	England
% of FP17s for the same patient ID Re-attending within 3 months - Children	167	2,633	6.3%	10.1%	11.9%	12.3%
% of FP17s for the same patient ID Re-attending within 3 months - Adults	1,239	9,521	13.0%	15.1%	16.6%	16.7%
% of FP17s for the same patient ID Re-attending between 3 & 9 months - Children	1,482	2,633	56.3%	61.3%	60.2%	57.6%
% of FP17s for the same patient ID Re-attending between 3 & 9 months - Adults	4,884	9,521	51.3%	52.5%	51.5%	50.1%
% of FP17s for Band 1 Urgent Courses	675	11,282	6.0%	8.2%	9.5%	9.1%
% of FP17s Relating to Free Repair or Replacements	137	11,282	1.2%	0.9%	0.7%	0.8%
% of FP17s Relating to Continuations	87	11,282	0.8%	1.4%	1.2%	1.2%
% of Patients satisfied with the dentistry they have received	18	23	78.3%	94.0%	93.1%	92.8%
% of Patients satisfied with the time they had to wait for an appointment	18	23	78.3%	89.4%	88.8%	88.7%

\* This is based on patients treated on this contract for their most recent course of treatment. Figures in italics indicate the base number of FP17s or Patient Questionnaire responses are less than 100. N/A is shown where the base number of responses is less than 10 during the period. % is calculated as Quantity/Base number\*100

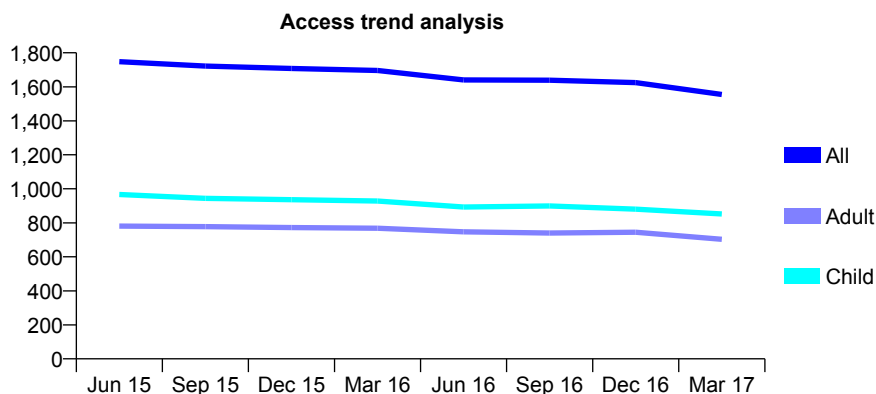
## Q65 - Vital Signs At a Glance Contract Report for 762903/0001 - March 2017

Name or company name	MR CR BRANN
Contract type name	GDS Contract
Purpose of contract	General
Contract start date	01/02/2007
Contract end date	

16/17 Contracted general activity (UDA)	5,865
Carry forward general activity (UDA)	0
16/17 Contracted orthodontic activity (UOA)	0
Carry forward orthodontic activity (UOA)	0
Baseline contract value	£130,362.30

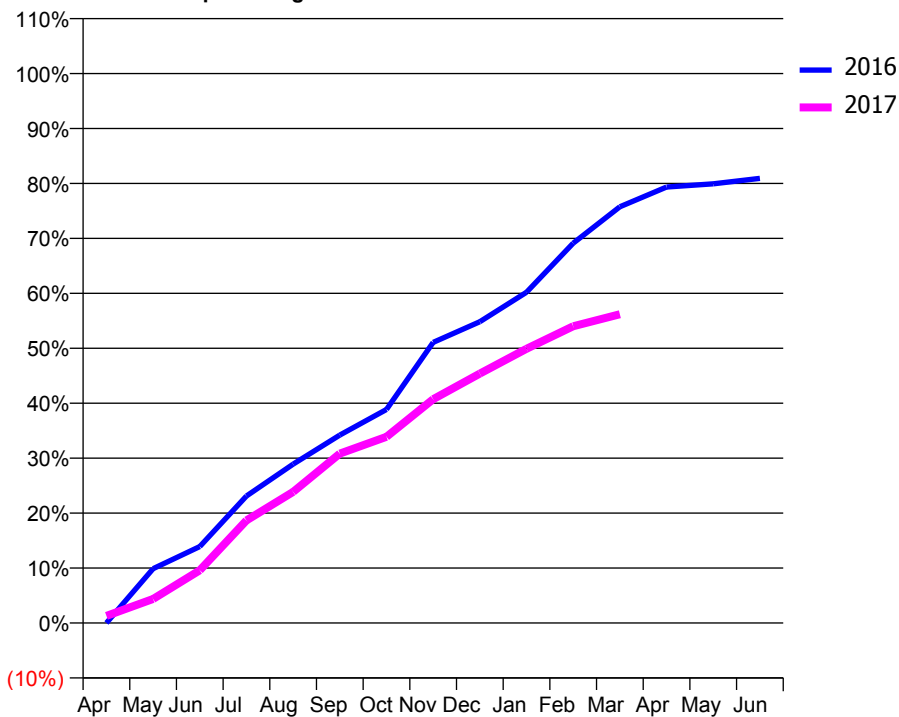
### ACCESS\*

Patients seen in 24 months	Total	Change since previous quarter
Quarter ending March 2016	1,696	
Quarter ending June 2016	1,640	↓
Quarter ending September 2016	1,639	→
Quarter ending December 2016	1,625	→
Quarter ending March 2017	1,555	↓
<b>Variance since March 2016</b>	<b>(8.3%)</b>	<b>↓</b>



### ACTIVITY

Cumulative percentage of contracted UDA delivered 2016 & 2017



Month	Adjusted Scheduled Activity (UDA)	
	2016	2017
April	0	76
May	581	257
June	817	563
July	1,355	1,095
August	1,695	1,399
September	2,005	1,808
October	2,279	1,988
November	2,995	2,388
December	3,215	2,662
January	3,531	2,927
February	4,055	3,167
March	4,443	3,295
April	4,653	
May	4,688	
June	4,745	

### QUALITY

	Quantity	Base Number	Contract	AT	Region	England
% of FP17s for the same patient ID Re-attending within 3 months - Children	103	1,411	7.3%	10.1%	11.9%	12.3%
% of FP17s for the same patient ID Re-attending within 3 months - Adults	128	790	16.2%	15.1%	16.6%	16.7%
% of FP17s for the same patient ID Re-attending between 3 & 9 months - Children	1,041	1,411	73.8%	61.3%	60.2%	57.6%
% of FP17s for the same patient ID Re-attending between 3 & 9 months - Adults	477	790	60.4%	52.5%	51.5%	50.1%
% of FP17s for Band 1 Urgent Courses	117	2,050	5.7%	8.2%	9.5%	9.1%
% of FP17s Relating to Free Repair or Replacements	10	2,050	0.5%	0.9%	0.7%	0.8%
% of FP17s Relating to Continuations	14	2,050	0.7%	1.4%	1.2%	1.2%
% of Patients satisfied with the dentistry they have received	2	2	N/A	94.0%	93.1%	92.8%
% of Patients satisfied with the time they had to wait for an appointment	1	2	N/A	89.4%	88.8%	88.7%

\* This is based on patients treated on this contract for their most recent course of treatment. Figures in italics indicate the base number of FP17s or Patient Questionnaire responses are less than 100. N/A is shown where the base number of responses is less than 10 during the period. % is calculated as Quantity/Base number\*100

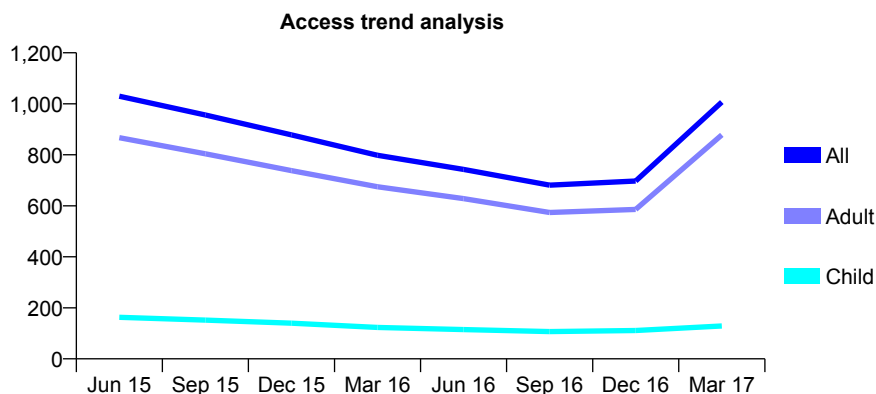
## Q65 - Vital Signs At a Glance Contract Report for 765864/0001 - March 2017

Name or company name	Nordea Dental Clinic
Contract type name	GDS Contract
Purpose of contract	General
Contract start date	01/04/2006
Contract end date	

16/17 Contracted general activity (UDA)	3,500
Carry forward general activity (UDA)	0
16/17 Contracted orthodontic activity (UOA)	0
Carry forward orthodontic activity (UOA)	0
Baseline contract value	£97,261.56

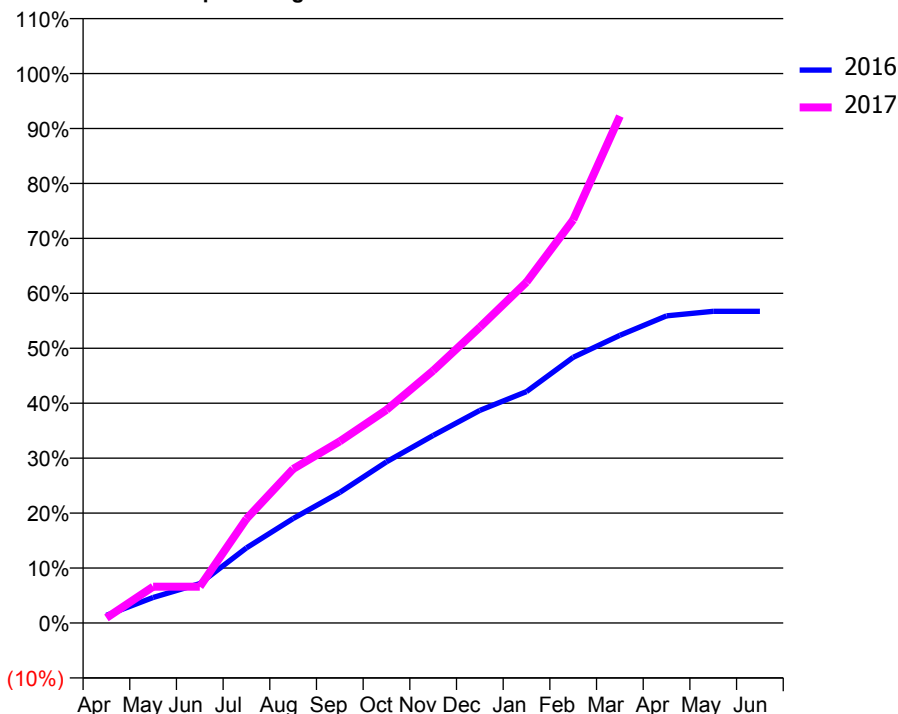
### ACCESS\*

Patients seen in 24 months	Total	Change since previous quarter
Quarter ending March 2016	798	
Quarter ending June 2016	743	↓
Quarter ending September 2016	681	↓
Quarter ending December 2016	697	↑
Quarter ending March 2017	1,007	↑
<b>Variance since March 2016</b>	<b>26.2%</b>	<b>↑</b>



### ACTIVITY

Cumulative percentage of contracted UDA delivered 2016 & 2017



Adjusted Scheduled Activity (UDA)

Month	2016	2017
April	84	33
May	279	232
June	430	232
July	821	664
August	1,141	981
September	1,426	1,157
October	1,759	1,358
November	2,048	1,607
December	2,321	1,884
January	2,526	2,171
February	2,900	2,568
March	3,140	3,229
April	3,353	
May	3,402	
June	3,402	

### QUALITY

	Quantity	Base Number	Contract	AT	Region	England
% of FP17s for the same patient ID Re-attending within 3 months - Children	2	175	1.1%	10.1%	11.9%	12.3%
% of FP17s for the same patient ID Re-attending within 3 months - Adults	188	1,275	14.7%	15.1%	16.6%	16.7%
% of FP17s for the same patient ID Re-attending between 3 & 9 months - Children	119	175	68.0%	61.3%	60.2%	57.6%
% of FP17s for the same patient ID Re-attending between 3 & 9 months - Adults	635	1,275	49.8%	52.5%	51.5%	50.1%
% of FP17s for Band 1 Urgent Courses	135	1,383	9.8%	8.2%	9.5%	9.1%
% of FP17s Relating to Free Repair or Replacements	23	1,383	1.7%	0.9%	0.7%	0.8%
% of FP17s Relating to Continuations	11	1,383	0.8%	1.4%	1.2%	1.2%
% of Patients satisfied with the dentistry they have received	6	7	N/A	94.0%	93.1%	92.8%
% of Patients satisfied with the time they had to wait for an appointment	6	7	N/A	89.4%	88.8%	88.7%

\* This is based on patients treated on this contract for their most recent course of treatment. Figures in italics indicate the base number of FP17s or Patient Questionnaire responses are less than 100. N/A is shown where the base number of responses is less than 10 during the period. % is calculated as Quantity/Base number\*100

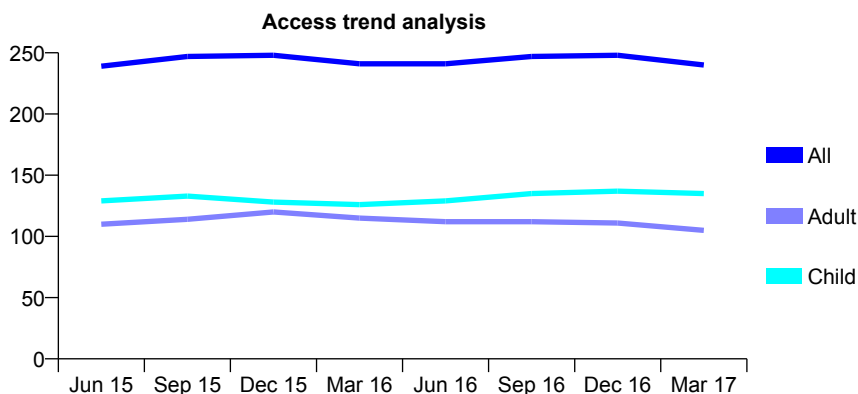
## Q65 - Vital Signs At a Glance Contract Report for 770574/0001 - March 2017

Name or company name	MR MJ OVERTON-FOX
Contract type name	GDS Contract
Purpose of contract	General
Contract start date	01/04/2006
Contract end date	

16/17 Contracted general activity (UDA)	770
Carry forward general activity (UDA)	0
16/17 Contracted orthodontic activity (UOA)	0
Carry forward orthodontic activity (UOA)	0
Baseline contract value	£17,449.53

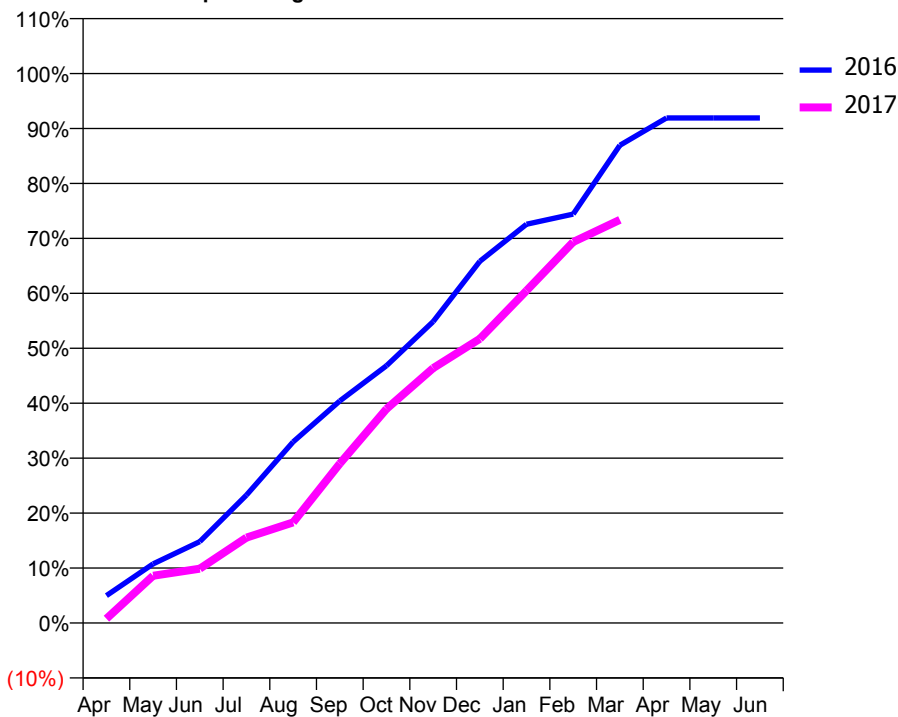
### ACCESS\*

Patients seen in 24 months	Total	Change since previous quarter
Quarter ending March 2016	241	
Quarter ending June 2016	241	→
Quarter ending September 2016	247	↑
Quarter ending December 2016	248	→
Quarter ending March 2017	240	↓
<b>Variance since March 2016</b>	<b>(0.4%)</b>	<b>→</b>



### ACTIVITY

Cumulative percentage of contracted UDA delivered 2016 & 2017



Month	Adjusted Scheduled Activity (UDA)	
	2016	2017
April	38	6
May	83	66
June	114	76
July	179	120
August	254	141
September	311	223
October	361	300
November	422	357
December	507	398
January	559	466
February	573	534
March	669	565
April	708	
May	708	
June	708	

### QUALITY

	Quantity	Base Number	Contract	AT	Region	England
% of FP17s for the same patient ID Re-attending within 3 months - Children	10	212	4.7%	10.1%	11.9%	12.3%
% of FP17s for the same patient ID Re-attending within 3 months - Adults	13	118	11.0%	15.1%	16.6%	16.7%
% of FP17s for the same patient ID Re-attending between 3 & 9 months - Children	141	212	66.5%	61.3%	60.2%	57.6%
% of FP17s for the same patient ID Re-attending between 3 & 9 months - Adults	70	118	59.3%	52.5%	51.5%	50.1%
% of FP17s for Band 1 Urgent Courses	20	318	6.3%	8.2%	9.5%	9.1%
% of FP17s Relating to Free Repair or Replacements	0	318	0.0%	0.9%	0.7%	0.8%
% of FP17s Relating to Continuations	0	318	0.0%	1.4%	1.2%	1.2%
% of Patients satisfied with the dentistry they have received	1	1	N/A	94.0%	93.1%	92.8%
% of Patients satisfied with the time they had to wait for an appointment	1	1	N/A	89.4%	88.8%	88.7%

\* This is based on patients treated on this contract for their most recent course of treatment. Figures in italics indicate the base number of FP17s or Patient Questionnaire responses are less than 100. N/A is shown where the base number of responses is less than 10 during the period. % is calculated as Quantity/Base number\*100

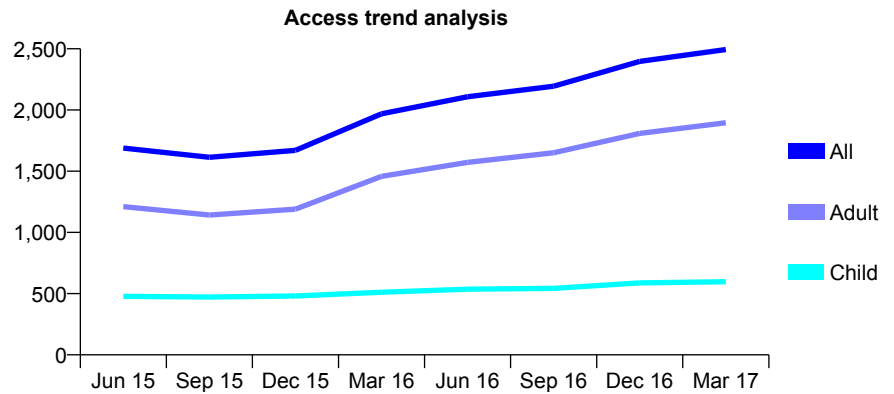
## Q65 - Vital Signs At a Glance Contract Report for 787442/0001 - March 2017

Name or company name	MR J SKVARKA
Contract type name	GDS Contract
Purpose of contract	General
Contract start date	01/04/2006
Contract end date	

16/17 Contracted general activity (UDA)	5,997
Carry forward general activity (UDA)	0
16/17 Contracted orthodontic activity (UOA)	0
Carry forward orthodontic activity (UOA)	0
Baseline contract value	£141,711.58

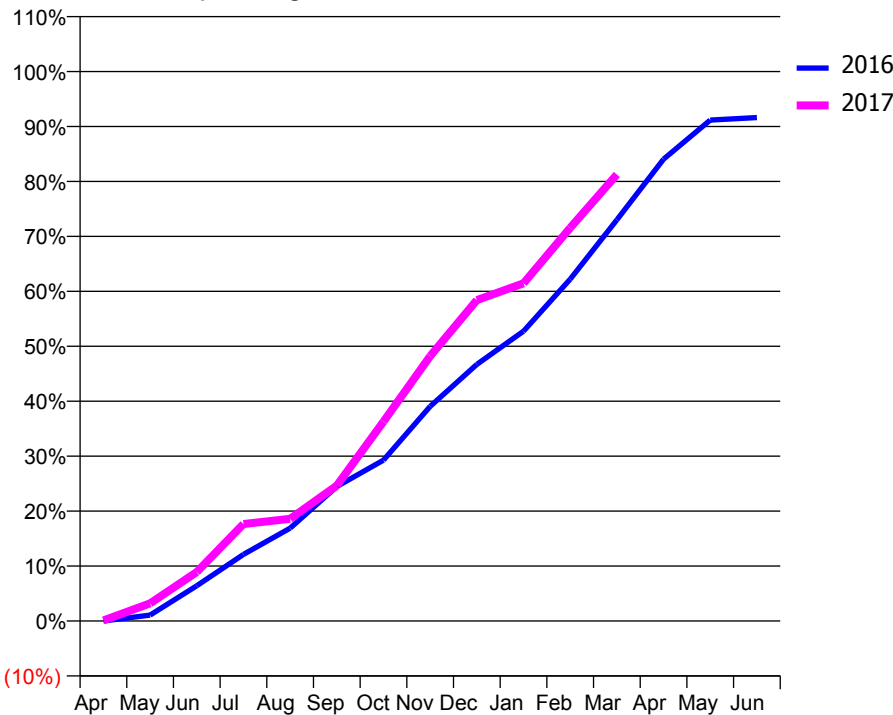
### ACCESS\*

Patients seen in 24 months	Total	Change since previous quarter
Quarter ending March 2016	1,969	
Quarter ending June 2016	2,108	↑
Quarter ending September 2016	2,194	↑
Quarter ending December 2016	2,397	↑
Quarter ending March 2017	2,494	↑
<b>Variance since March 2016</b>	<b>26.7%</b>	<b>↑</b>



### ACTIVITY

Cumulative percentage of contracted UDA delivered 2016 & 2017



Month	Adjusted Scheduled Activity (UDA)	
	2016	2017
April	1	6
May	65	192
June	386	535
July	727	1,058
August	1,014	1,116
September	1,468	1,478
October	1,755	2,176
November	2,342	2,891
December	2,800	3,502
January	3,163	3,686
February	3,730	4,290
March	4,378	4,873
April	5,040	
May	5,467	
June	5,495	

### QUALITY

	Quantity	Base Number	Contract	AT	Region	England
% of FP17s for the same patient ID Re-attending within 3 months - Children	32	600	5.3%	10.1%	11.9%	12.3%
% of FP17s for the same patient ID Re-attending within 3 months - Adults	114	1,701	6.7%	15.1%	16.6%	16.7%
% of FP17s for the same patient ID Re-attending between 3 & 9 months - Children	198	600	33.0%	61.3%	60.2%	57.6%
% of FP17s for the same patient ID Re-attending between 3 & 9 months - Adults	480	1,701	28.2%	52.5%	51.5%	50.1%
% of FP17s for Band 1 Urgent Courses	125	1,899	6.6%	8.2%	9.5%	9.1%
% of FP17s Relating to Free Repair or Replacements	5	1,899	0.3%	0.9%	0.7%	0.8%
% of FP17s Relating to Continuations	2	1,899	0.1%	1.4%	1.2%	1.2%
% of Patients satisfied with the dentistry they have received	3	3	N/A	94.0%	93.1%	92.8%
% of Patients satisfied with the time they had to wait for an appointment	2	3	N/A	89.4%	88.8%	88.7%

\* This is based on patients treated on this contract for their most recent course of treatment. Figures in italics indicate the base number of FP17s or Patient Questionnaire responses are less than 100. N/A is shown where the base number of responses is less than 10 during the period. % is calculated as Quantity/Base number\*100

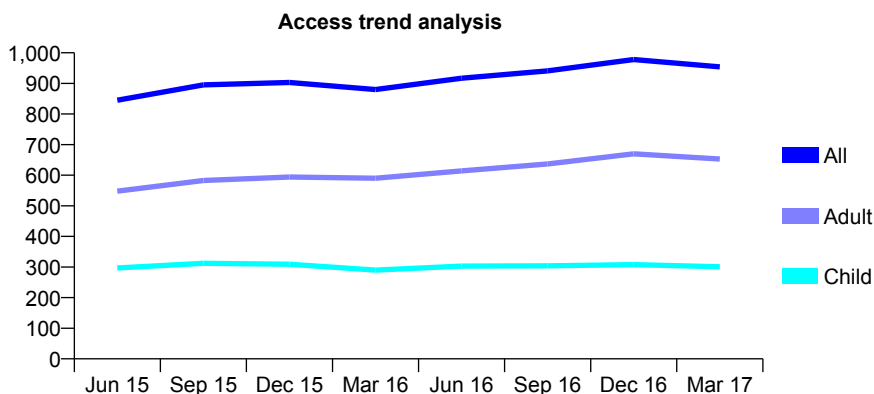
## Q65 - Vital Signs At a Glance Contract Report for 804703/0001 - March 2017

Name or company name	MR LM COSTELLO
Contract type name	GDS Contract
Purpose of contract	General
Contract start date	01/04/2006
Contract end date	

16/17 Contracted general activity (UDA)	2,817
Carry forward general activity (UDA)	0
16/17 Contracted orthodontic activity (UOA)	0
Carry forward orthodontic activity (UOA)	0
Baseline contract value	£69,794.75

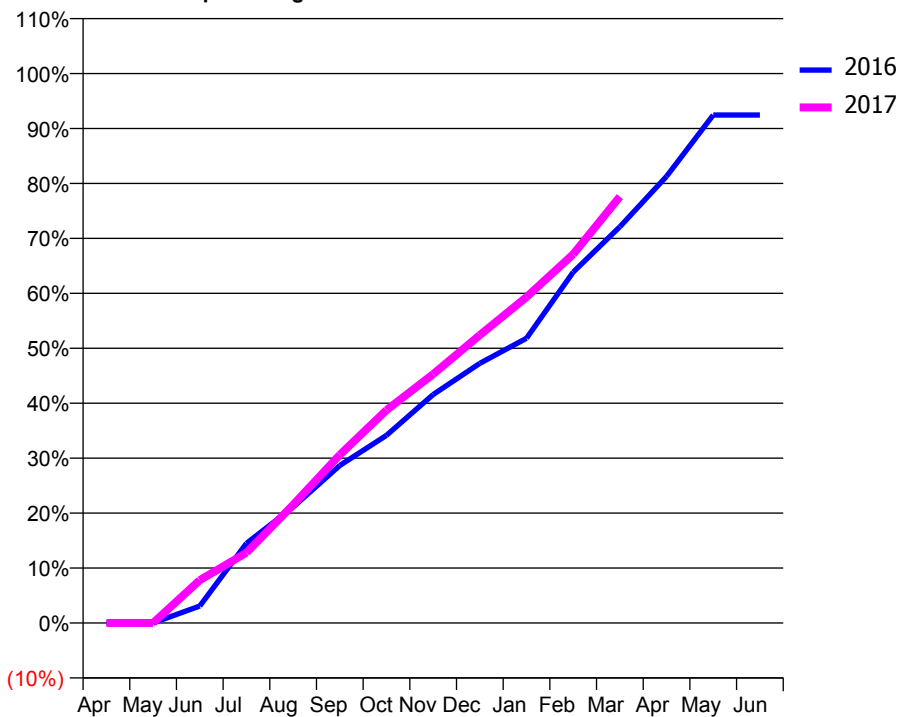
### ACCESS\*

Patients seen in 24 months	Total	Change since previous quarter
Quarter ending March 2016	880	
Quarter ending June 2016	917	↑
Quarter ending September 2016	941	↑
Quarter ending December 2016	978	↑
Quarter ending March 2017	954	↓
<b>Variance since March 2016</b>	<b>8.4%</b>	<b>↑</b>



### ACTIVITY

Cumulative percentage of contracted UDA delivered 2016 & 2017



Adjusted Scheduled Activity (UDA)

Month	2016	2017
April	0	0
May	0	0
June	87	220
July	409	360
August	595	606
September	808	862
October	962	1,091
November	1,171	1,276
December	1,332	1,476
January	1,460	1,671
February	1,799	1,890
March	2,031	2,186
April	2,290	
May	2,604	
June	2,604	

### QUALITY

	Quantity	Base Number	Contract	AT	Region	England
% of FP17s for the same patient ID Re-attending within 3 months - Children	19	431	4.4%	10.1%	11.9%	12.3%
% of FP17s for the same patient ID Re-attending within 3 months - Adults	73	827	8.8%	15.1%	16.6%	16.7%
% of FP17s for the same patient ID Re-attending between 3 & 9 months - Children	252	431	58.5%	61.3%	60.2%	57.6%
% of FP17s for the same patient ID Re-attending between 3 & 9 months - Adults	387	827	46.8%	52.5%	51.5%	50.1%
% of FP17s for Band 1 Urgent Courses	68	1,048	6.5%	8.2%	9.5%	9.1%
% of FP17s Relating to Free Repair or Replacements	2	1,048	0.2%	0.9%	0.7%	0.8%
% of FP17s Relating to Continuations	0	1,048	0.0%	1.4%	1.2%	1.2%
% of Patients satisfied with the dentistry they have received	0	0	N/A	94.0%	93.1%	92.8%
% of Patients satisfied with the time they had to wait for an appointment	0	0	N/A	89.4%	88.8%	88.7%

\* This is based on patients treated on this contract for their most recent course of treatment. Figures in italics indicate the base number of FP17s or Patient Questionnaire responses are less than 100. N/A is shown where the base number of responses is less than 10 during the period. % is calculated as Quantity/Base number\*100



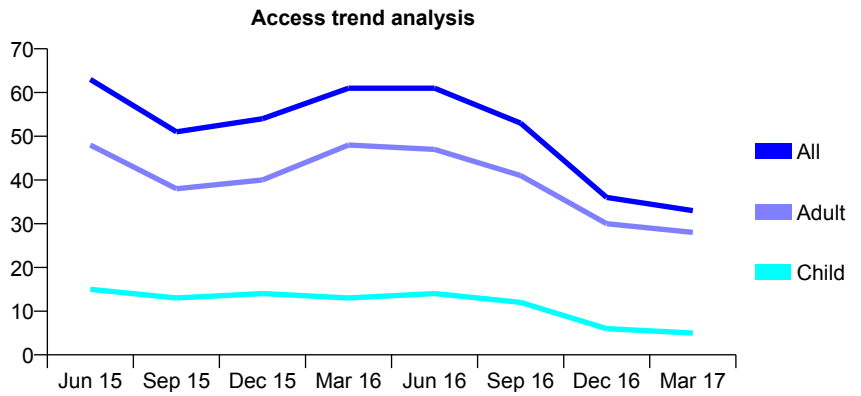
## Q65 - Vital Signs At a Glance Contract Report for 806048/0001 - March 2017

Name or company name	MR W LONG
Contract type name	GDS Contract
Purpose of contract	General
Contract start date	01/04/2006
Contract end date	30/04/2016

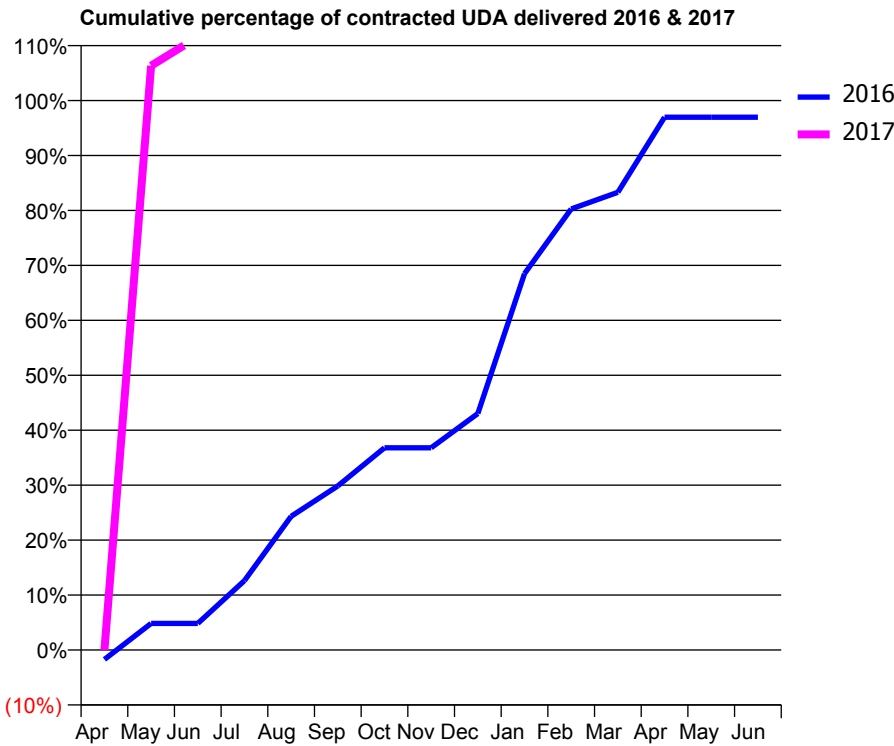
16/17 Contracted general activity (UDA)	19
Carry forward general activity (UDA)	0
16/17 Contracted orthodontic activity (UOA)	0
Carry forward orthodontic activity (UOA)	0
Baseline contract value	£484.65

### ACCESS\*

Patients seen in 24 months	Total	Change since previous quarter
Quarter ending March 2016	61	
Quarter ending June 2016	61	→
Quarter ending September 2016	53	↓
Quarter ending December 2016	36	↓
Quarter ending March 2017	33	↓
<b>Variance since March 2016</b>	<b>(45.9%)</b>	<b>↓</b>



### ACTIVITY



Month	Adjusted Scheduled Activity (UDA)	
	2016	2017
April	-4	0
May	11	20
June	11	21
July	29	21
August	56	21
September	69	21
October	85	21
November	85	21
December	99	21
January	158	21
February	185	21
March	192	21
April	224	
May	224	
June	224	

### QUALITY

	Quantity	Base Number	Contract	AT	Region	England
% of FP17s for the same patient ID Re-attending within 3 months - Children	0	7	0.0%	10.1%	11.9%	12.3%
% of FP17s for the same patient ID Re-attending within 3 months - Adults	2	20	10.0%	15.1%	16.6%	16.7%
% of FP17s for the same patient ID Re-attending between 3 & 9 months - Children	2	7	28.6%	61.3%	60.2%	57.6%
% of FP17s for the same patient ID Re-attending between 3 & 9 months - Adults	6	20	30.0%	52.5%	51.5%	50.1%
% of FP17s for Band 1 Urgent Courses	1	10	10.0%	8.2%	9.5%	9.1%
% of FP17s Relating to Free Repair or Replacements	0	10	0.0%	0.9%	0.7%	0.8%
% of FP17s Relating to Continuations	0	10	0.0%	1.4%	1.2%	1.2%
% of Patients satisfied with the dentistry they have received	0	0	N/A	94.0%	93.1%	92.8%
% of Patients satisfied with the time they had to wait for an appointment	0	0	N/A	89.4%	88.8%	88.7%

\* This is based on patients treated on this contract for their most recent course of treatment. Figures in italics indicate the base number of FP17s or Patient Questionnaire responses are less than 100. N/A is shown where the base number of responses is less than 10 during the period. % is calculated as Quantity/Base number\*100

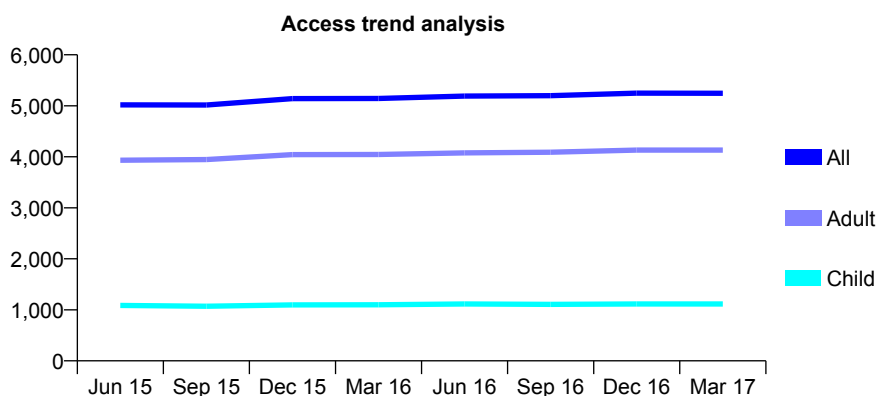
## Q65 - Vital Signs At a Glance Contract Report for 807982/0001 - March 2017

Name or company name	MR MA WILCOX
Contract type name	GDS Contract
Purpose of contract	General
Contract start date	01/04/2006
Contract end date	

16/17 Contracted general activity (UDA)	15,918
Carry forward general activity (UDA)	-318
16/17 Contracted orthodontic activity (UOA)	0
Carry forward orthodontic activity (UOA)	0
Baseline contract value	£361,379.83

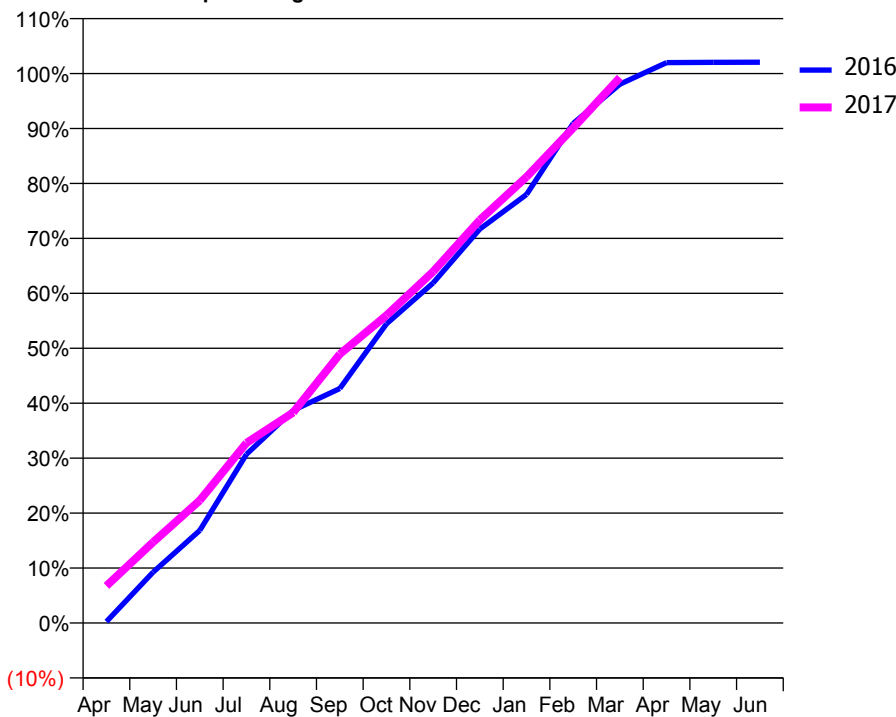
### ACCESS\*

Patients seen in 24 months	Total	Change since previous quarter
Quarter ending March 2016	5,145	
Quarter ending June 2016	5,192	→
Quarter ending September 2016	5,198	→
Quarter ending December 2016	5,249	→
Quarter ending March 2017	5,247	→
<b>Variance since March 2016</b>	<b>2.0%</b>	<b>→</b>



### ACTIVITY

Cumulative percentage of contracted UDA delivered 2016 & 2017



Month	Adjusted Scheduled Activity (UDA)	
	2016	2017
April	41	1,077
May	1,473	2,344
June	2,685	3,552
July	4,887	5,217
August	6,159	6,097
September	6,791	7,789
October	8,665	8,913
November	9,851	10,179
December	11,413	11,677
January	12,412	12,923
February	14,471	14,342
March	15,608	15,800
April	16,233	
May	16,243	
June	16,244	

### QUALITY

	Quantity	Base Number	Contract	AT	Region	England
% of FP17s for the same patient ID Re-attending within 3 months - Children	105	1,457	7.2%	10.1%	11.9%	12.3%
% of FP17s for the same patient ID Re-attending within 3 months - Adults	739	5,420	13.6%	15.1%	16.6%	16.7%
% of FP17s for the same patient ID Re-attending between 3 & 9 months - Children	702	1,457	48.2%	61.3%	60.2%	57.6%
% of FP17s for the same patient ID Re-attending between 3 & 9 months - Adults	2,549	5,420	47.0%	52.5%	51.5%	50.1%
% of FP17s for Band 1 Urgent Courses	126	6,616	1.9%	8.2%	9.5%	9.1%
% of FP17s Relating to Free Repair or Replacements	153	6,616	2.3%	0.9%	0.7%	0.8%
% of FP17s Relating to Continuations	134	6,616	2.0%	1.4%	1.2%	1.2%
% of Patients satisfied with the dentistry they have received	17	18	94.4%	94.0%	93.1%	92.8%
% of Patients satisfied with the time they had to wait for an appointment	17	18	94.4%	89.4%	88.8%	88.7%

\* This is based on patients treated on this contract for their most recent course of treatment. Figures in italics indicate the base number of FP17s or Patient Questionnaire responses are less than 100. N/A is shown where the base number of responses is less than 10 during the period. % is calculated as Quantity/Base number\*100

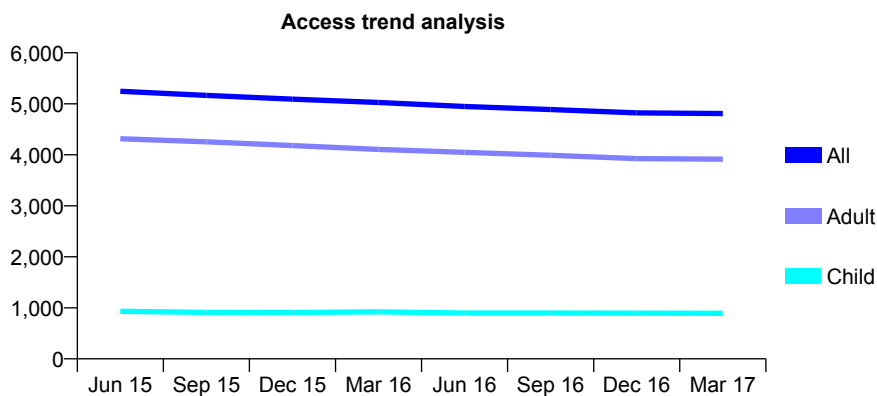
## Q65 - Vital Signs At a Glance Contract Report for 813893/0001 - March 2017

Name or company name	MR P MARFFY
Contract type name	GDS Contract
Purpose of contract	General
Contract start date	01/04/2006
Contract end date	

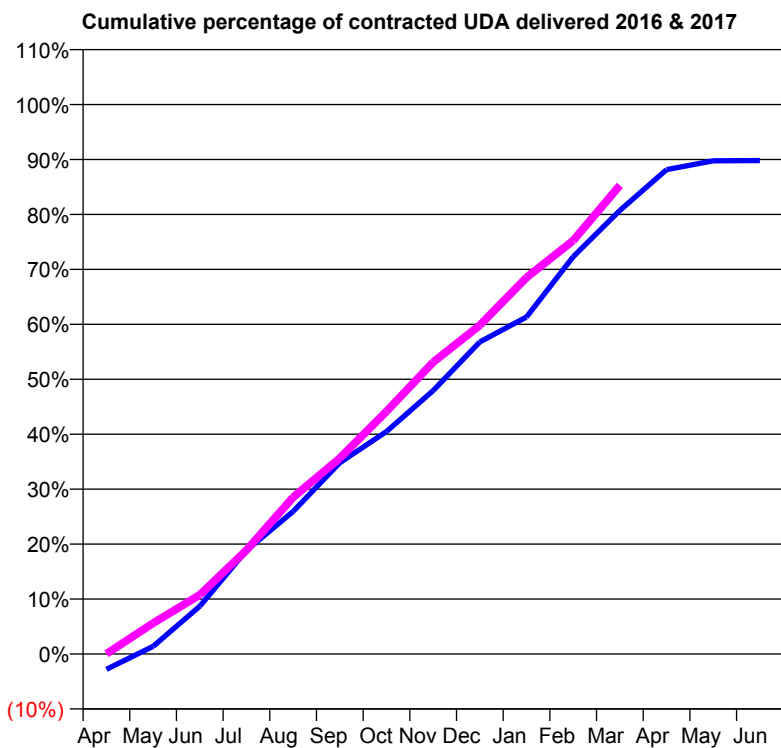
16/17 Contracted general activity (UDA)	13,482
Carry forward general activity (UDA)	0
16/17 Contracted orthodontic activity (UOA)	0
Carry forward orthodontic activity (UOA)	0
Baseline contract value	£302,912.58

### ACCESS\*

Patients seen in 24 months	Total	Change since previous quarter
Quarter ending March 2016	5,027	
Quarter ending June 2016	4,947	↓
Quarter ending September 2016	4,888	↓
Quarter ending December 2016	4,822	↓
Quarter ending March 2017	4,808	→
<b>Variance since March 2016</b>	<b>(4.4%)</b>	<b>↓</b>



### ACTIVITY



Month	Adjusted Scheduled Activity (UDA)	
	2016	2017
April	-377	4
May	187	757
June	1,174	1,452
July	2,542	2,546
August	3,501	3,845
September	4,695	4,805
October	5,458	5,954
November	6,464	7,161
December	7,656	8,067
January	8,270	9,236
February	9,746	10,145
March	10,882	11,498
April	11,883	
May	12,102	
June	12,107	

### QUALITY

	Quantity	Base Number	Contract	AT	Region	England
% of FP17s for the same patient ID Re-attending within 3 months - Children	80	1,015	7.9%	10.1%	11.9%	12.3%
% of FP17s for the same patient ID Re-attending within 3 months - Adults	986	4,719	20.9%	15.1%	16.6%	16.7%
% of FP17s for the same patient ID Re-attending between 3 & 9 months - Children	282	1,015	27.8%	61.3%	60.2%	57.6%
% of FP17s for the same patient ID Re-attending between 3 & 9 months - Adults	1,226	4,719	26.0%	52.5%	51.5%	50.1%
% of FP17s for Band 1 Urgent Courses	586	5,222	11.2%	8.2%	9.5%	9.1%
% of FP17s Relating to Free Repair or Replacements	34	5,222	0.7%	0.9%	0.7%	0.8%
% of FP17s Relating to Continuations	100	5,222	1.9%	1.4%	1.2%	1.2%
% of Patients satisfied with the dentistry they have received	18	19	94.7%	94.0%	93.1%	92.8%
% of Patients satisfied with the time they had to wait for an appointment	18	19	94.7%	89.4%	88.8%	88.7%

\* This is based on patients treated on this contract for their most recent course of treatment. Figures in italics indicate the base number of FP17s or Patient Questionnaire responses are less than 100. N/A is shown where the base number of responses is less than 10 during the period. % is calculated as Quantity/Base number\*100

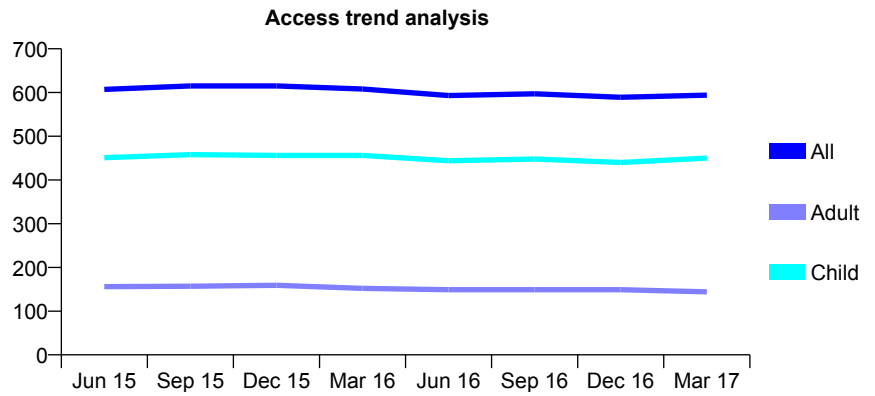
## Q65 - Vital Signs At a Glance Contract Report for 825441/0001 - March 2017

Name or company name	MISS AL WHITBY
Contract type name	GDS Contract
Purpose of contract	General
Contract start date	01/04/2006
Contract end date	

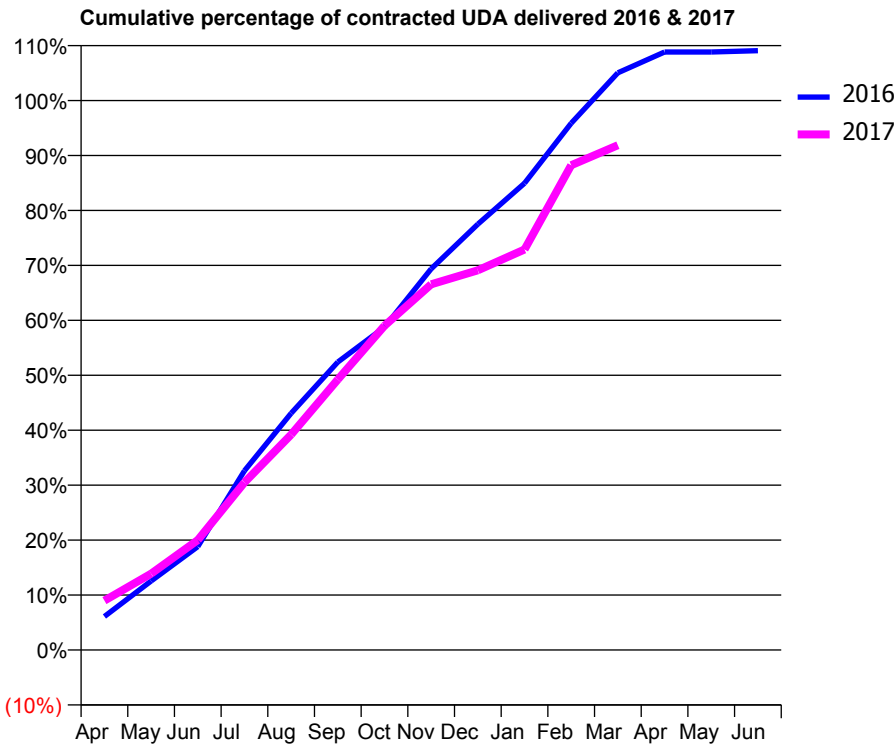
16/17 Contracted general activity (UDA)	1,300
Carry forward general activity (UDA)	-26
16/17 Contracted orthodontic activity (UOA)	0
Carry forward orthodontic activity (UOA)	0
Baseline contract value	£29,841.75

### ACCESS\*

Patients seen in 24 months	Total	Change since previous quarter
Quarter ending March 2016	608	
Quarter ending June 2016	593	↓
Quarter ending September 2016	597	→
Quarter ending December 2016	589	↓
Quarter ending March 2017	594	→
<b>Variance since March 2016</b>	<b>(2.3%)</b>	<b>↓</b>



### ACTIVITY



Month	Adjusted Scheduled Activity (UDA)	
	2016	2017
April	79	117
May	163	181
June	245	260
July	424	396
August	560	510
September	681	640
October	764	767
November	902	865
December	1,008	898
January	1,104	947
February	1,246	1,147
March	1,365	1,194
April	1,415	
May	1,415	
June	1,418	

### QUALITY

	Quantity	Base Number	Contract	AT	Region	England
% of FP17s for the same patient ID Re-attending within 3 months - Children	71	703	10.1%	10.1%	11.9%	12.3%
% of FP17s for the same patient ID Re-attending within 3 months - Adults	31	127	24.4%	15.1%	16.6%	16.7%
% of FP17s for the same patient ID Re-attending between 3 & 9 months - Children	453	703	64.4%	61.3%	60.2%	57.6%
% of FP17s for the same patient ID Re-attending between 3 & 9 months - Adults	72	127	56.7%	52.5%	51.5%	50.1%
% of FP17s for Band 1 Urgent Courses	36	793	4.5%	8.2%	9.5%	9.1%
% of FP17s Relating to Free Repair or Replacements	0	793	0.0%	0.9%	0.7%	0.8%
% of FP17s Relating to Continuations	0	793	0.0%	1.4%	1.2%	1.2%
% of Patients satisfied with the dentistry they have received	1	1	N/A	94.0%	93.1%	92.8%
% of Patients satisfied with the time they had to wait for an appointment	1	1	N/A	89.4%	88.8%	88.7%

\* This is based on patients treated on this contract for their most recent course of treatment. Figures in italics indicate the base number of FP17s or Patient Questionnaire responses are less than 100. N/A is shown where the base number of responses is less than 10 during the period. % is calculated as Quantity/Base number\*100

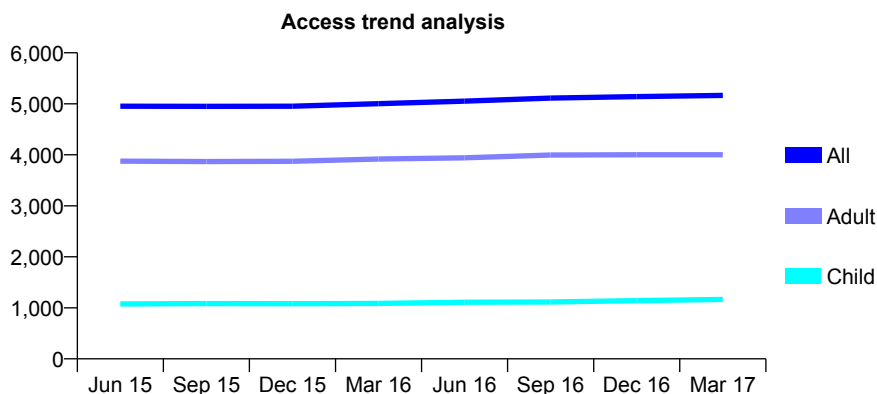
## Q65 - Vital Signs At a Glance Contract Report for 836133/0001 - March 2017

Name or company name	MRS LA BARNES
Contract type name	GDS Contract
Purpose of contract	General and Orthodontic
Contract start date	01/06/2013
Contract end date	

16/17 Contracted general activity (UDA)	13,500
Carry forward general activity (UDA)	35
16/17 Contracted orthodontic activity (UOA)	500
Carry forward orthodontic activity (UOA)	0
Baseline contract value	£333,991.66

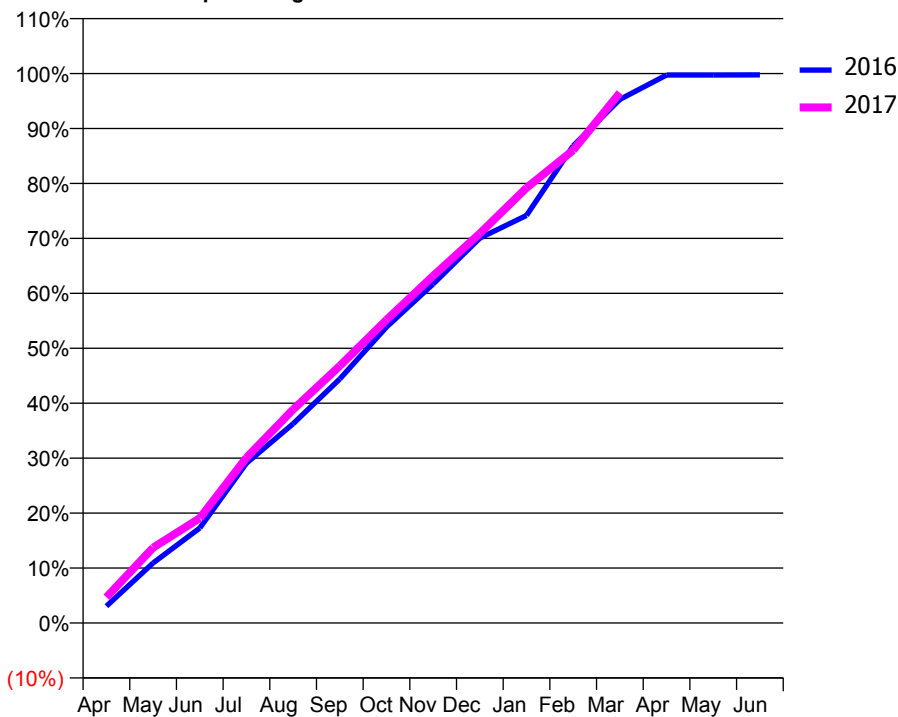
### ACCESS\*

Patients seen in 24 months	Total	Change since previous quarter
Quarter ending March 2016	5,003	
Quarter ending June 2016	5,053	→
Quarter ending September 2016	5,113	→
Quarter ending December 2016	5,142	→
Quarter ending March 2017	5,165	→
<b>Variance since March 2016</b>	<b>3.2%</b>	<b>↑</b>



### ACTIVITY

Cumulative percentage of contracted UDA delivered 2016 & 2017



Month	Adjusted Scheduled Activity (UDA)	
	2016	2017
April	414	632
May	1,475	1,854
June	2,336	2,576
July	3,927	4,065
August	4,895	5,247
September	5,998	6,319
October	7,272	7,448
November	8,330	8,528
December	9,457	9,572
January	10,013	10,691
February	11,724	11,617
March	12,862	13,028
April	13,464	
May	13,463	
June	13,465	

### QUALITY

	Quantity	Base Number	Contract	AT	Region	England
% of FP17s for the same patient ID Re-attending within 3 months - Children	202	2,057	9.8%	10.1%	11.9%	12.3%
% of FP17s for the same patient ID Re-attending within 3 months - Adults	887	6,125	14.5%	15.1%	16.6%	16.7%
% of FP17s for the same patient ID Re-attending between 3 & 9 months - Children	1,400	2,057	68.1%	61.3%	60.2%	57.6%
% of FP17s for the same patient ID Re-attending between 3 & 9 months - Adults	3,429	6,125	56.0%	52.5%	51.5%	50.1%
% of FP17s for Band 1 Urgent Courses	532	7,781	6.8%	8.2%	9.5%	9.1%
% of FP17s Relating to Free Repair or Replacements	51	7,781	0.7%	0.9%	0.7%	0.8%
% of FP17s Relating to Continuations	42	7,781	0.5%	1.4%	1.2%	1.2%
% of Patients satisfied with the dentistry they have received	18	18	100.0%	94.0%	93.1%	92.8%
% of Patients satisfied with the time they had to wait for an appointment	18	18	100.0%	89.4%	88.8%	88.7%

\* This is based on patients treated on this contract for their most recent course of treatment. Figures in italics indicate the base number of FP17s or Patient Questionnaire responses are less than 100. N/A is shown where the base number of responses is less than 10 during the period. % is calculated as Quantity/Base number\*100

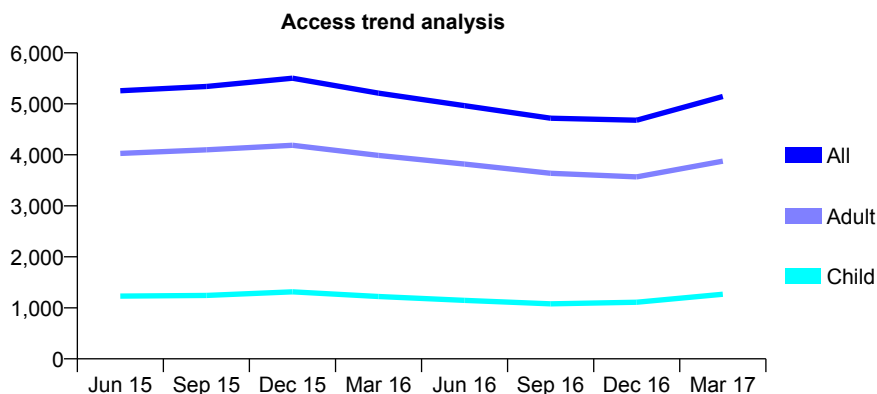
## Q65 - Vital Signs At a Glance Contract Report for 840289/0002 - March 2017

Name or company name	MR AM HOUSE
Contract type name	GDS Contract
Purpose of contract	General
Contract start date	01/04/2007
Contract end date	

16/17 Contracted general activity (UDA)	12,686
Carry forward general activity (UDA)	246
16/17 Contracted orthodontic activity (UOA)	0
Carry forward orthodontic activity (UOA)	0
Baseline contract value	£263,789.31

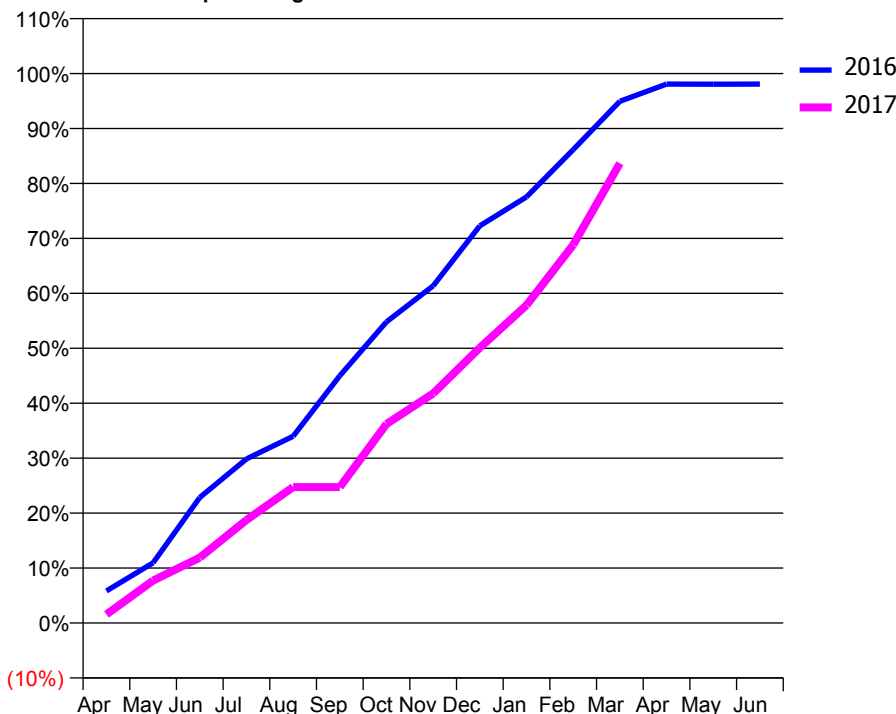
### ACCESS\*

Patients seen in 24 months	Total	Change since previous quarter
Quarter ending March 2016	5,210	
Quarter ending June 2016	4,963	↓
Quarter ending September 2016	4,717	↓
Quarter ending December 2016	4,679	→
Quarter ending March 2017	5,144	↑
<b>Variance since March 2016</b>	<b>(1.3%)</b>	<b>↓</b>



### ACTIVITY

Cumulative percentage of contracted UDA delivered 2016 & 2017



Month	Adjusted Scheduled Activity (UDA)	
	2016	2017
April	741	198
May	1,390	982
June	2,900	1,509
July	3,787	2,379
August	4,310	3,138
September	5,711	3,138
October	6,953	4,596
November	7,783	5,299
December	9,169	6,357
January	9,837	7,338
February	10,926	8,730
March	12,045	10,612
April	12,440	
May	12,439	
June	12,440	

### QUALITY

	Quantity	Base Number	Contract	AT	Region	England
% of FP17s for the same patient ID Re-attending within 3 months - Children	79	1,747	4.5%	10.1%	11.9%	12.3%
% of FP17s for the same patient ID Re-attending within 3 months - Adults	608	4,879	12.5%	15.1%	16.6%	16.7%
% of FP17s for the same patient ID Re-attending between 3 & 9 months - Children	970	1,747	55.5%	61.3%	60.2%	57.6%
% of FP17s for the same patient ID Re-attending between 3 & 9 months - Adults	2,034	4,879	41.7%	52.5%	51.5%	50.1%
% of FP17s for Band 1 Urgent Courses	344	5,888	5.8%	8.2%	9.5%	9.1%
% of FP17s Relating to Free Repair or Replacements	63	5,888	1.1%	0.9%	0.7%	0.8%
% of FP17s Relating to Continuations	42	5,888	0.7%	1.4%	1.2%	1.2%
% of Patients satisfied with the dentistry they have received	10	10	100.0%	94.0%	93.1%	92.8%
% of Patients satisfied with the time they had to wait for an appointment	9	10	90.0%	89.4%	88.8%	88.7%

\* This is based on patients treated on this contract for their most recent course of treatment. Figures in italics indicate the base number of FP17s or Patient Questionnaire responses are less than 100. N/A is shown where the base number of responses is less than 10 during the period. % is calculated as Quantity/Base number\*100

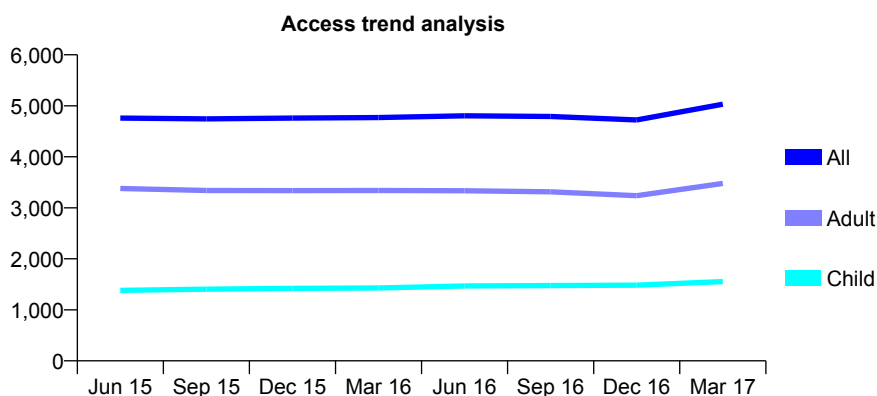
## Q65 - Vital Signs At a Glance Contract Report for 843342/0001 - March 2017

Name or company name	MISS IR BORMANN
Contract type name	GDS Contract
Purpose of contract	General
Contract start date	01/04/2006
Contract end date	

16/17 Contracted general activity (UDA)	10,022
Carry forward general activity (UDA)	1
16/17 Contracted orthodontic activity (UOA)	0
Carry forward orthodontic activity (UOA)	0
Baseline contract value	£266,362.34

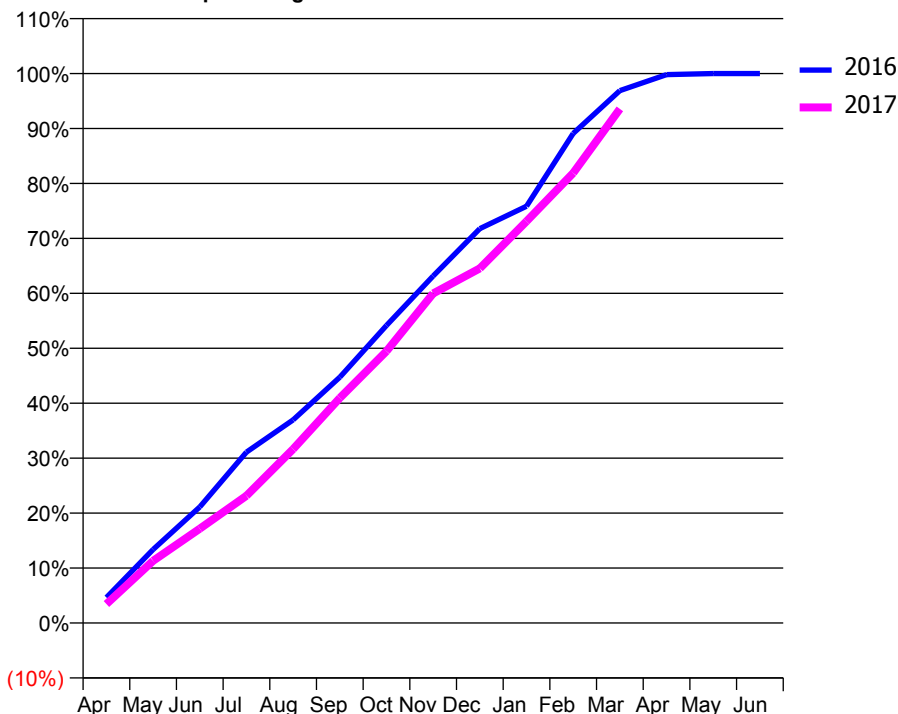
### ACCESS\*

Patients seen in 24 months	Total	Change since previous quarter
Quarter ending March 2016	4,769	
Quarter ending June 2016	4,803	→
Quarter ending September 2016	4,790	→
Quarter ending December 2016	4,722	↓
Quarter ending March 2017	5,031	↑
<b>Variance since March 2016</b>	<b>5.5%</b>	<b>↑</b>



### ACTIVITY

Cumulative percentage of contracted UDA delivered 2016 & 2017



Month	Adjusted Scheduled Activity (UDA)	
	2016	2017
April	465	346
May	1,341	1,135
June	2,116	1,722
July	3,116	2,321
August	3,706	3,173
September	4,483	4,105
October	5,427	4,958
November	6,330	6,011
December	7,193	6,468
January	7,601	7,326
February	8,930	8,207
March	9,711	9,376
April	10,001	
May	10,021	
June	10,021	

### QUALITY

	Quantity	Base Number	Contract	AT	Region	England
% of FP17s for the same patient ID Re-attending within 3 months - Children	113	2,329	4.9%	10.1%	11.9%	12.3%
% of FP17s for the same patient ID Re-attending within 3 months - Adults	399	4,016	9.9%	15.1%	16.6%	16.7%
% of FP17s for the same patient ID Re-attending between 3 & 9 months - Children	1,483	2,329	63.7%	61.3%	60.2%	57.6%
% of FP17s for the same patient ID Re-attending between 3 & 9 months - Adults	1,853	4,016	46.1%	52.5%	51.5%	50.1%
% of FP17s for Band 1 Urgent Courses	184	5,291	3.5%	8.2%	9.5%	9.1%
% of FP17s Relating to Free Repair or Replacements	20	5,291	0.4%	0.9%	0.7%	0.8%
% of FP17s Relating to Continuations	25	5,291	0.5%	1.4%	1.2%	1.2%
% of Patients satisfied with the dentistry they have received	4	4	N/A	94.0%	93.1%	92.8%
% of Patients satisfied with the time they had to wait for an appointment	4	4	N/A	89.4%	88.8%	88.7%

\* This is based on patients treated on this contract for their most recent course of treatment. Figures in italics indicate the base number of FP17s or Patient Questionnaire responses are less than 100. N/A is shown where the base number of responses is less than 10 during the period. % is calculated as Quantity/Base number\*100

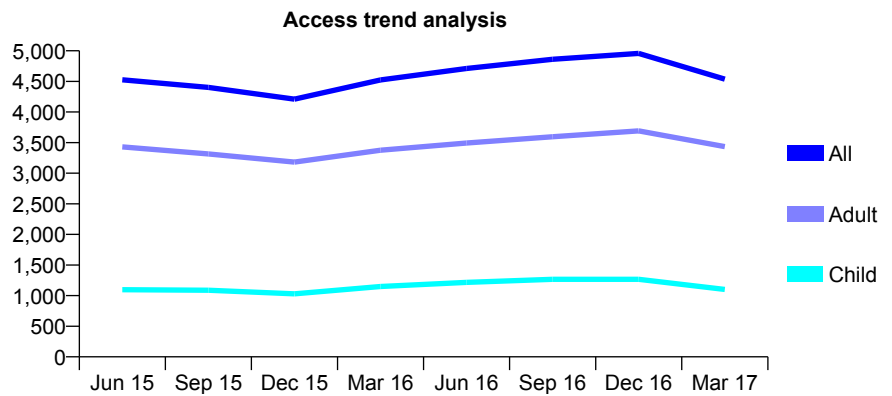
## Q65 - Vital Signs At a Glance Contract Report for 858471/0001 - March 2017

Name or company name	MR TS WESTCOTT
Contract type name	GDS Contract
Purpose of contract	General
Contract start date	01/04/2007
Contract end date	

16/17 Contracted general activity (UDA)	10,704
Carry forward general activity (UDA)	359
16/17 Contracted orthodontic activity (UOA)	0
Carry forward orthodontic activity (UOA)	0
Baseline contract value	£240,309.13

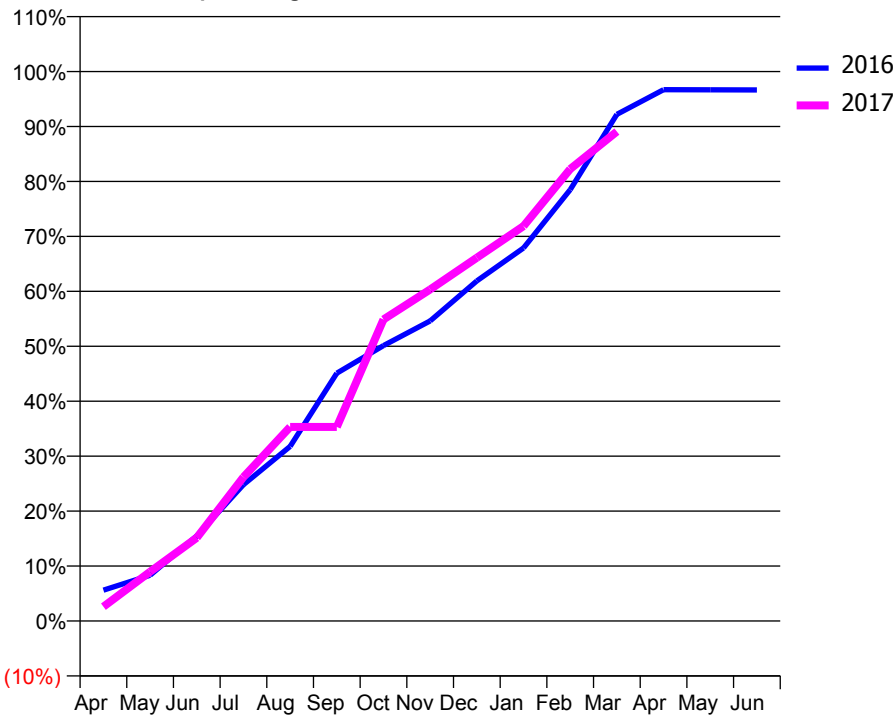
### ACCESS\*

Patients seen in 24 months	Total	Change since previous quarter
Quarter ending March 2016	4,524	
Quarter ending June 2016	4,711	↑
Quarter ending September 2016	4,861	↑
Quarter ending December 2016	4,958	→
Quarter ending March 2017	4,536	↓
<b>Variance since March 2016</b>	<b>0.3%</b>	<b>→</b>



### ACTIVITY

Cumulative percentage of contracted UDA delivered 2016 & 2017



Month	Adjusted Scheduled Activity (UDA)	
	2016	2017
April	602	279
May	892	961
June	1,659	1,621
July	2,655	2,804
August	3,402	3,781
September	4,827	3,781
October	5,365	5,875
November	5,846	6,459
December	6,624	7,078
January	7,268	7,691
February	8,403	8,805
March	9,871	9,534
April	10,351	
May	10,346	
June	10,345	

### QUALITY

	Quantity	Base Number	Contract	AT	Region	England
% of FP17s for the same patient ID Re-attending within 3 months - Children	116	1,838	6.3%	10.1%	11.9%	12.3%
% of FP17s for the same patient ID Re-attending within 3 months - Adults	517	4,824	10.7%	15.1%	16.6%	16.7%
% of FP17s for the same patient ID Re-attending between 3 & 9 months - Children	1,056	1,838	57.5%	61.3%	60.2%	57.6%
% of FP17s for the same patient ID Re-attending between 3 & 9 months - Adults	2,143	4,824	44.4%	52.5%	51.5%	50.1%
% of FP17s for Band 1 Urgent Courses	379	5,443	7.0%	8.2%	9.5%	9.1%
% of FP17s Relating to Free Repair or Replacements	44	5,443	0.8%	0.9%	0.7%	0.8%
% of FP17s Relating to Continuations	45	5,443	0.8%	1.4%	1.2%	1.2%
% of Patients satisfied with the dentistry they have received	14	16	87.5%	94.0%	93.1%	92.8%
% of Patients satisfied with the time they had to wait for an appointment	15	16	93.8%	89.4%	88.8%	88.7%

\* This is based on patients treated on this contract for their most recent course of treatment. Figures in italics indicate the base number of FP17s or Patient Questionnaire responses are less than 100. N/A is shown where the base number of responses is less than 10 during the period. % is calculated as Quantity/Base number\*100



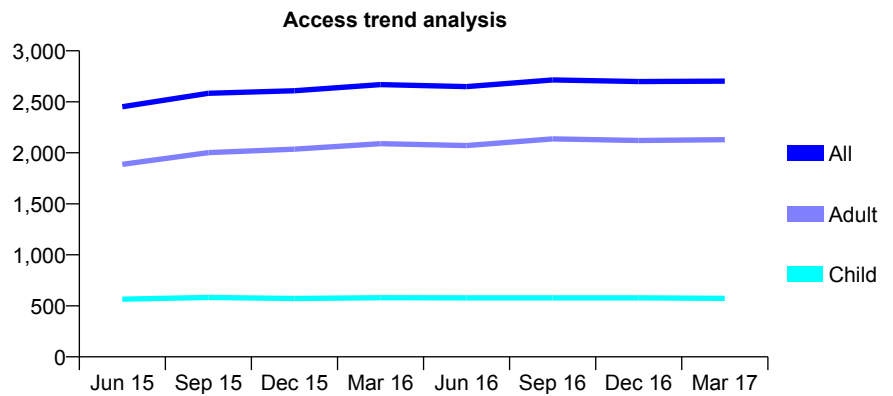
## Q65 - Vital Signs At a Glance Contract Report for 873519/0001 - March 2017

Name or company name	MR KB NAIK
Contract type name	GDS Contract
Purpose of contract	General
Contract start date	01/03/2014
Contract end date	

16/17 Contracted general activity (UDA)	7,192
Carry forward general activity (UDA)	137
16/17 Contracted orthodontic activity (UOA)	0
Carry forward orthodontic activity (UOA)	0
Baseline contract value	£180,556.11

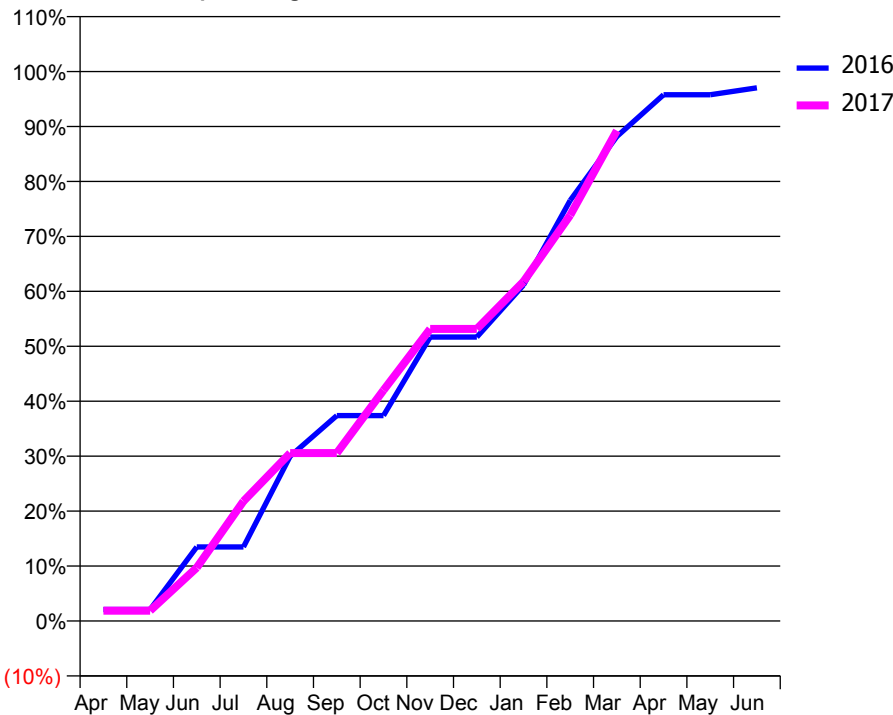
### ACCESS\*

Patients seen in 24 months	Total	Change since previous quarter
Quarter ending March 2016	2,669	
Quarter ending June 2016	2,649	→
Quarter ending September 2016	2,715	↑
Quarter ending December 2016	2,699	→
Quarter ending March 2017	2,702	→
<b>Variance since March 2016</b>	<b>1.2%</b>	<b>→</b>



### ACTIVITY

Cumulative percentage of contracted UDA delivered 2016 & 2017



Month	Adjusted Scheduled Activity (UDA)	
	2016	2017
April	151	136
May	151	136
June	970	699
July	970	1,569
August	2,157	2,198
September	2,689	2,198
October	2,689	3,021
November	3,716	3,823
December	3,716	3,823
January	4,397	4,443
February	5,506	5,312
March	6,342	6,418
April	6,888	
May	6,888	
June	6,979	

### QUALITY

	Quantity	Base Number	Contract	AT	Region	England
% of FP17s for the same patient ID Re-attending within 3 months - Children	46	812	5.7%	10.1%	11.9%	12.3%
% of FP17s for the same patient ID Re-attending within 3 months - Adults	181	2,641	6.9%	15.1%	16.6%	16.7%
% of FP17s for the same patient ID Re-attending between 3 & 9 months - Children	471	812	58.0%	61.3%	60.2%	57.6%
% of FP17s for the same patient ID Re-attending between 3 & 9 months - Adults	1,409	2,641	53.4%	52.5%	51.5%	50.1%
% of FP17s for Band 1 Urgent Courses	95	3,180	3.0%	8.2%	9.5%	9.1%
% of FP17s Relating to Free Repair or Replacements	0	3,180	0.0%	0.9%	0.7%	0.8%
% of FP17s Relating to Continuations	71	3,180	2.2%	1.4%	1.2%	1.2%
% of Patients satisfied with the dentistry they have received	3	3	N/A	94.0%	93.1%	92.8%
% of Patients satisfied with the time they had to wait for an appointment	3	3	N/A	89.4%	88.8%	88.7%

\* This is based on patients treated on this contract for their most recent course of treatment. Figures in italics indicate the base number of FP17s or Patient Questionnaire responses are less than 100. N/A is shown where the base number of responses is less than 10 during the period. % is calculated as Quantity/Base number\*100

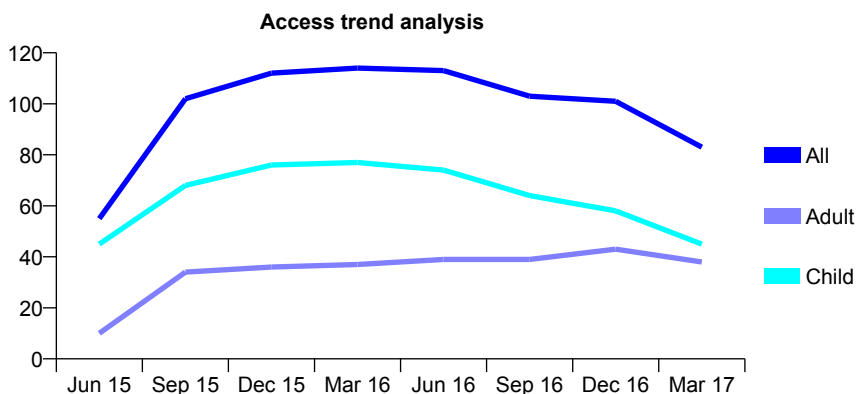
## Q65 - Vital Signs At a Glance Contract Report for 886947/0001 - March 2017

Name or company name	MR BR DAVIES
Contract type name	GDS Contract
Purpose of contract	General
Contract start date	01/04/2006
Contract end date	31/12/2016

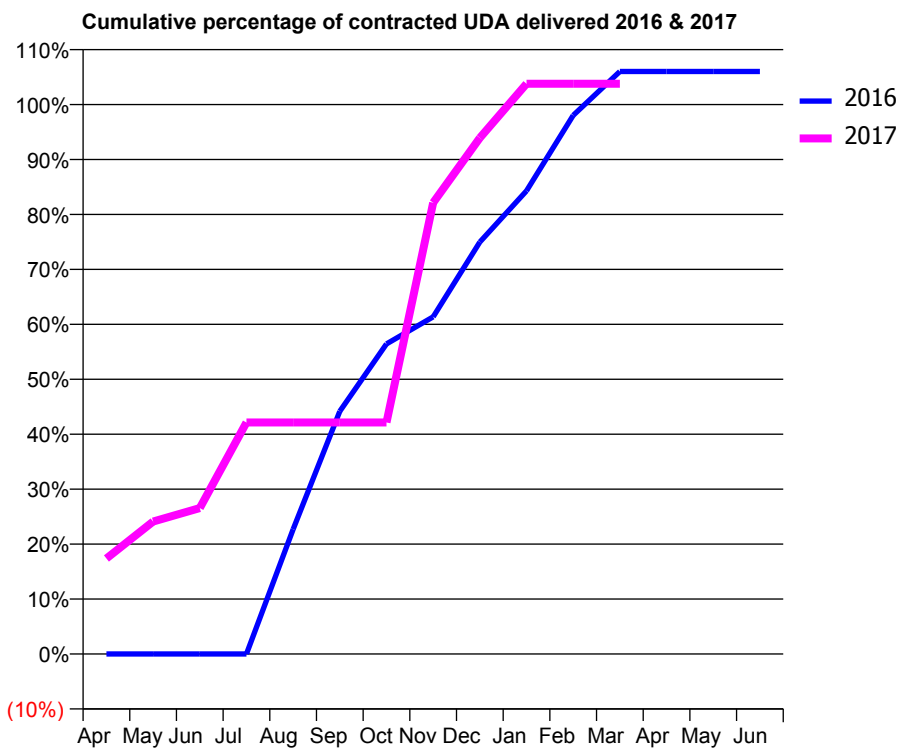
16/17 Contracted general activity (UDA)	122
Carry forward general activity (UDA)	-3
16/17 Contracted orthodontic activity (UOA)	0
Carry forward orthodontic activity (UOA)	0
Baseline contract value	£3,025.48

### ACCESS\*

Patients seen in 24 months	Total	Change since previous quarter
Quarter ending March 2016	114	
Quarter ending June 2016	113	→
Quarter ending September 2016	103	↓
Quarter ending December 2016	101	↓
Quarter ending March 2017	83	↓
<b>Variance since March 2016</b>	<b>(27.2%)</b>	<b>↓</b>



### ACTIVITY



Month	Adjusted Scheduled Activity (UDA)	
	2016	2017
April	0	21
May	0	29
June	0	32
July	0	51
August	37	51
September	72	51
October	92	51
November	100	100
December	122	115
January	137	127
February	160	127
March	173	127
April	173	
May	173	
June	173	

### QUALITY

	Quantity	Base Number	Contract	AT	Region	England
% of FP17s for the same patient ID Re-attending within 3 months - Children	4	72	5.6%	10.1%	11.9%	12.3%
% of FP17s for the same patient ID Re-attending within 3 months - Adults	3	33	9.1%	15.1%	16.6%	16.7%
% of FP17s for the same patient ID Re-attending between 3 & 9 months - Children	44	72	61.1%	61.3%	60.2%	57.6%
% of FP17s for the same patient ID Re-attending between 3 & 9 months - Adults	22	33	66.7%	52.5%	51.5%	50.1%
% of FP17s for Band 1 Urgent Courses	8	105	7.6%	8.2%	9.5%	9.1%
% of FP17s Relating to Free Repair or Replacements	0	105	0.0%	0.9%	0.7%	0.8%
% of FP17s Relating to Continuations	0	105	0.0%	1.4%	1.2%	1.2%
% of Patients satisfied with the dentistry they have received	0	0	N/A	94.0%	93.1%	92.8%
% of Patients satisfied with the time they had to wait for an appointment	0	0	N/A	89.4%	88.8%	88.7%

\* This is based on patients treated on this contract for their most recent course of treatment. Figures in italics indicate the base number of FP17s or Patient Questionnaire responses are less than 100. N/A is shown where the base number of responses is less than 10 during the period. % is calculated as Quantity/Base number\*100

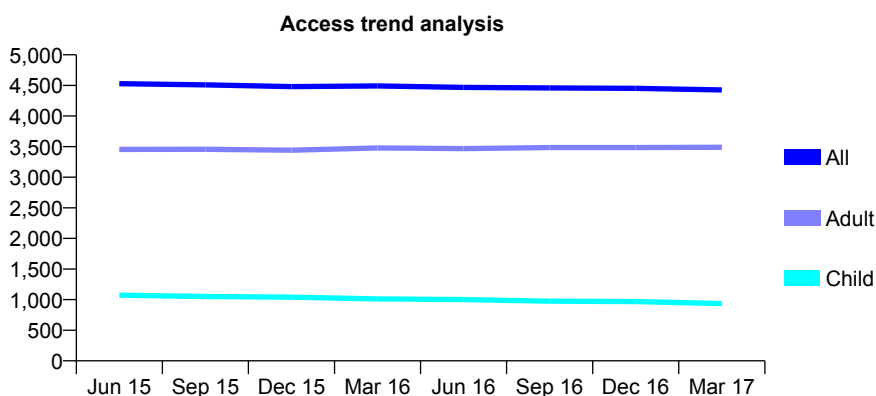
## Q65 - Vital Signs At a Glance Contract Report for 904953/0001 - March 2017

Name or company name	MR GJ SHOVLIN
Contract type name	GDS Contract
Purpose of contract	General
Contract start date	01/04/2006
Contract end date	

16/17 Contracted general activity (UDA)	14,500
Carry forward general activity (UDA)	0
16/17 Contracted orthodontic activity (UOA)	0
Carry forward orthodontic activity (UOA)	0
Baseline contract value	£307,708.05

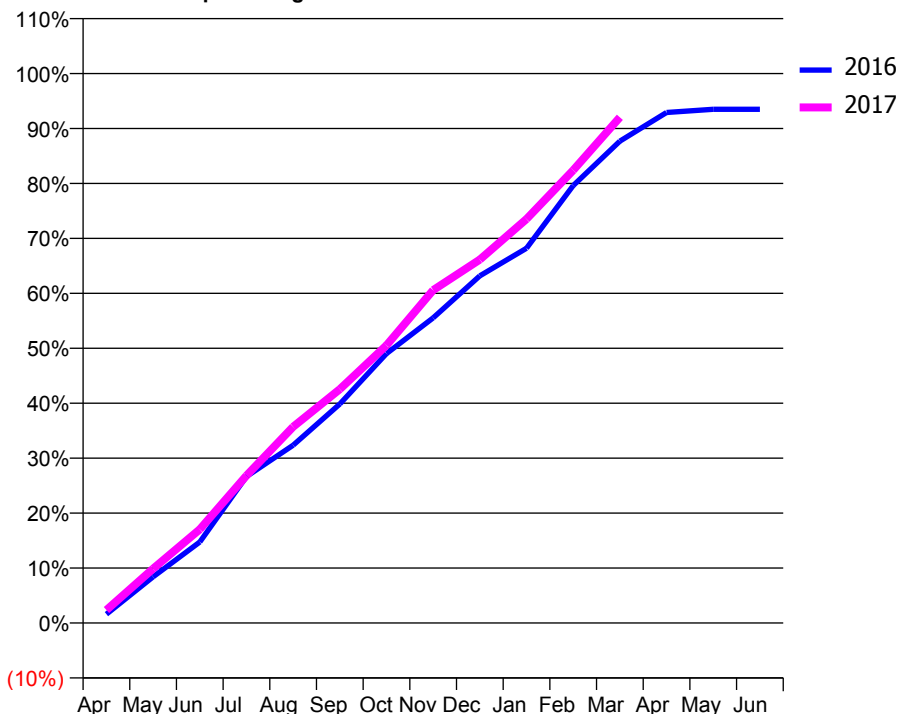
### ACCESS\*

Patients seen in 24 months	Total	Change since previous quarter
Quarter ending March 2016	4,492	
Quarter ending June 2016	4,468	→
Quarter ending September 2016	4,459	→
Quarter ending December 2016	4,453	→
Quarter ending March 2017	4,426	→
<b>Variance since March 2016</b>	<b>(1.5%)</b>	<b>↓</b>



### ACTIVITY

Cumulative percentage of contracted UDA delivered 2016 & 2017



Month	Adjusted Scheduled Activity (UDA)	
	2016	2017
April	245	344
May	1,277	1,433
June	2,240	2,472
July	4,051	3,891
August	4,919	5,179
September	6,057	6,172
October	7,453	7,327
November	8,442	8,785
December	9,603	9,591
January	10,366	10,660
February	12,102	11,948
March	13,329	13,346
April	14,122	
May	14,210	
June	14,210	

### QUALITY

	Quantity	Base Number	Contract	AT	Region	England
% of FP17s for the same patient ID Re-attending within 3 months - Children	142	1,717	8.3%	10.1%	11.9%	12.3%
% of FP17s for the same patient ID Re-attending within 3 months - Adults	1,121	6,165	18.2%	15.1%	16.6%	16.7%
% of FP17s for the same patient ID Re-attending between 3 & 9 months - Children	1,200	1,717	69.9%	61.3%	60.2%	57.6%
% of FP17s for the same patient ID Re-attending between 3 & 9 months - Adults	3,981	6,165	64.6%	52.5%	51.5%	50.1%
% of FP17s for Band 1 Urgent Courses	529	7,491	7.1%	8.2%	9.5%	9.1%
% of FP17s Relating to Free Repair or Replacements	45	7,491	0.6%	0.9%	0.7%	0.8%
% of FP17s Relating to Continuations	231	7,491	3.1%	1.4%	1.2%	1.2%
% of Patients satisfied with the dentistry they have received	10	10	100.0%	94.0%	93.1%	92.8%
% of Patients satisfied with the time they had to wait for an appointment	10	10	100.0%	89.4%	88.8%	88.7%

\* This is based on patients treated on this contract for their most recent course of treatment. Figures in italics indicate the base number of FP17s or Patient Questionnaire responses are less than 100. N/A is shown where the base number of responses is less than 10 during the period. % is calculated as Quantity/Base number\*100

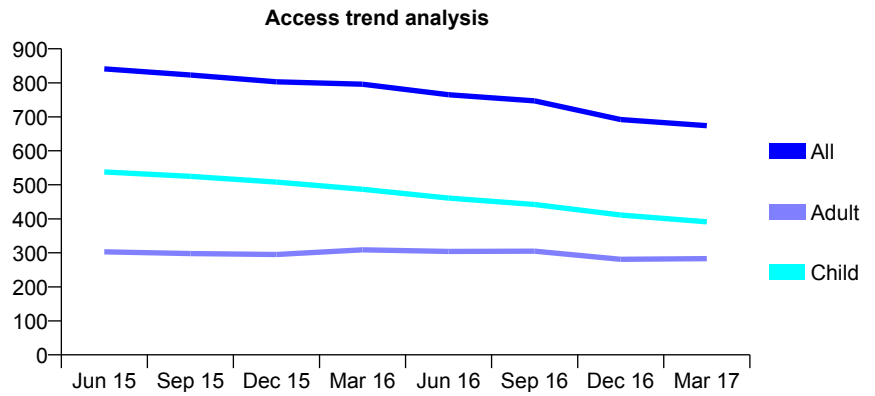
## Q65 - Vital Signs At a Glance Contract Report for 907391/0001 - March 2017

Name or company name	MR JP MURPHY
Contract type name	GDS Contract
Purpose of contract	General
Contract start date	01/04/2006
Contract end date	

16/17 Contracted general activity (UDA)	1,750
Carry forward general activity (UDA)	0
16/17 Contracted orthodontic activity (UOA)	0
Carry forward orthodontic activity (UOA)	0
Baseline contract value	£35,825.57

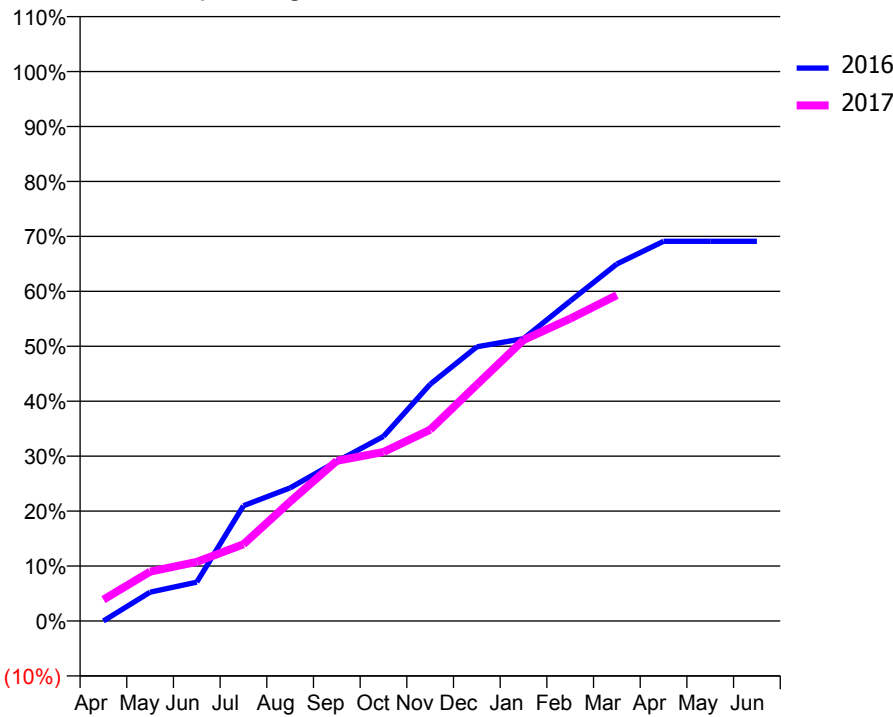
### ACCESS\*

Patients seen in 24 months	Total	Change since previous quarter
Quarter ending March 2016	796	
Quarter ending June 2016	765	↓
Quarter ending September 2016	747	↓
Quarter ending December 2016	692	↓
Quarter ending March 2017	674	↓
<b>Variance since March 2016</b>	<b>(15.3%)</b>	<b>↓</b>



### ACTIVITY

Cumulative percentage of contracted UDA delivered 2016 & 2017



Month	Adjusted Scheduled Activity (UDA)	
	2016	2017
April	0	68
May	92	157
June	124	188
July	367	244
August	424	380
September	508	510
October	588	538
November	754	609
December	873	753
January	899	895
February	1,019	963
March	1,137	1,038
April	1,209	
May	1,209	
June	1,209	

### QUALITY

	Quantity	Base Number	Contract	AT	Region	England
% of FP17s for the same patient ID Re-attending within 3 months - Children	26	491	5.3%	10.1%	11.9%	12.3%
% of FP17s for the same patient ID Re-attending within 3 months - Adults	18	252	7.1%	15.1%	16.6%	16.7%
% of FP17s for the same patient ID Re-attending between 3 & 9 months - Children	268	491	54.6%	61.3%	60.2%	57.6%
% of FP17s for the same patient ID Re-attending between 3 & 9 months - Adults	125	252	49.6%	52.5%	51.5%	50.1%
% of FP17s for Band 1 Urgent Courses	4	689	0.6%	8.2%	9.5%	9.1%
% of FP17s Relating to Free Repair or Replacements	2	689	0.3%	0.9%	0.7%	0.8%
% of FP17s Relating to Continuations	0	689	0.0%	1.4%	1.2%	1.2%
% of Patients satisfied with the dentistry they have received	0	0	N/A	94.0%	93.1%	92.8%
% of Patients satisfied with the time they had to wait for an appointment	0	0	N/A	89.4%	88.8%	88.7%

\* This is based on patients treated on this contract for their most recent course of treatment. Figures in italics indicate the base number of FP17s or Patient Questionnaire responses are less than 100. N/A is shown where the base number of responses is less than 10 during the period. % is calculated as Quantity/Base number\*100

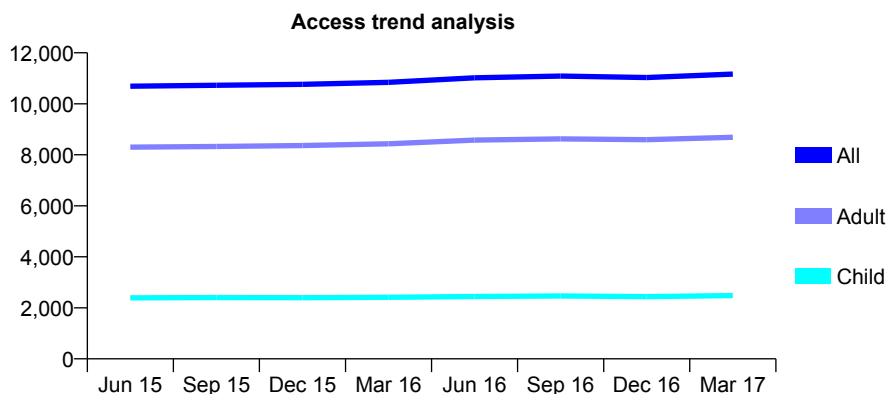
## Q65 - Vital Signs At a Glance Contract Report for 913782/0001 - March 2017

Name or company name	MR PJ DRUGAN
Contract type name	GDS Contract
Purpose of contract	General and Orthodontic
Contract start date	01/04/2006
Contract end date	

16/17 Contracted general activity (UDA)	31,020
Carry forward general activity (UDA)	0
16/17 Contracted orthodontic activity (UOA)	1,138
Carry forward orthodontic activity (UOA)	0
Baseline contract value	£743,219.46

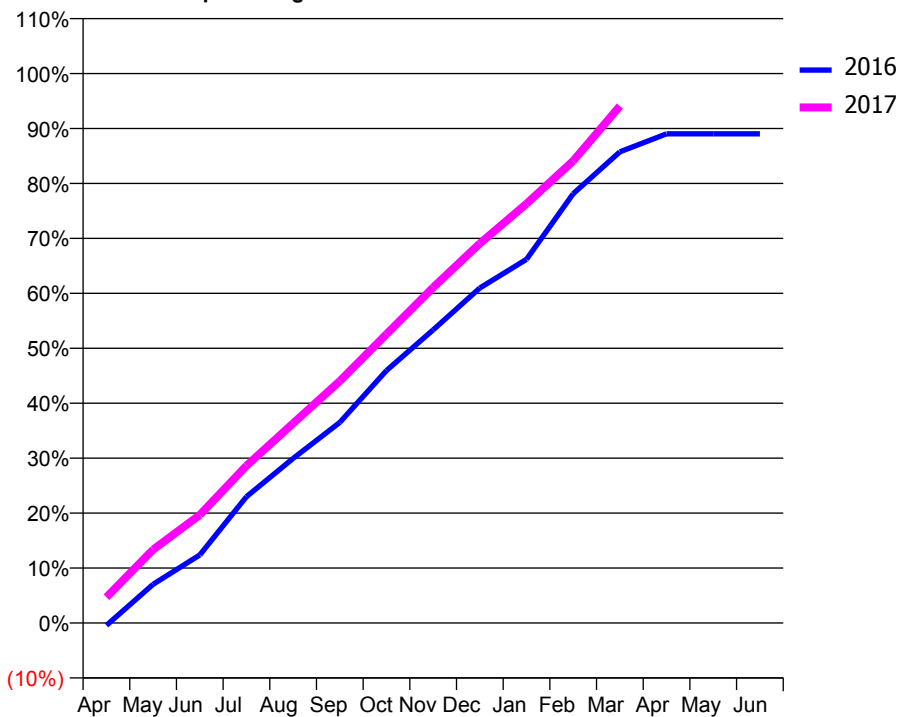
### ACCESS\*

Patients seen in 24 months	Total	Change since previous quarter
Quarter ending March 2016	10,843	
Quarter ending June 2016	11,018	→
Quarter ending September 2016	11,090	→
Quarter ending December 2016	11,032	→
Quarter ending March 2017	11,168	→
<b>Variance since March 2016</b>	<b>3.0%</b>	<b>↑</b>



### ACTIVITY

Cumulative percentage of contracted UDA delivered 2016 & 2017



Month	Adjusted Scheduled Activity (UDA)	
	2016	2017
April	-138	1,455
May	2,188	4,143
June	3,843	6,099
July	7,134	8,882
August	9,294	11,273
September	11,328	13,660
October	14,254	16,312
November	16,553	18,946
December	18,911	21,427
January	20,532	23,672
February	24,232	26,086
March	26,597	29,182
April	27,615	
May	27,615	
June	27,618	

### QUALITY

	Quantity	Base Number	Contract	AT	Region	England
% of FP17s for the same patient ID Re-attending within 3 months - Children	547	4,446	12.3%	10.1%	11.9%	12.3%
% of FP17s for the same patient ID Re-attending within 3 months - Adults	2,139	14,617	14.6%	15.1%	16.6%	16.7%
% of FP17s for the same patient ID Re-attending between 3 & 9 months - Children	3,045	4,446	68.5%	61.3%	60.2%	57.6%
% of FP17s for the same patient ID Re-attending between 3 & 9 months - Adults	9,424	14,617	64.5%	52.5%	51.5%	50.1%
% of FP17s for Band 1 Urgent Courses	1,157	16,893	6.8%	8.2%	9.5%	9.1%
% of FP17s Relating to Free Repair or Replacements	118	16,893	0.7%	0.9%	0.7%	0.8%
% of FP17s Relating to Continuations	304	16,893	1.8%	1.4%	1.2%	1.2%
% of Patients satisfied with the dentistry they have received	38	42	90.5%	94.0%	93.1%	92.8%
% of Patients satisfied with the time they had to wait for an appointment	38	42	90.5%	89.4%	88.8%	88.7%

\* This is based on patients treated on this contract for their most recent course of treatment. Figures in italics indicate the base number of FP17s or Patient Questionnaire responses are less than 100. N/A is shown where the base number of responses is less than 10 during the period. % is calculated as Quantity/Base number\*100

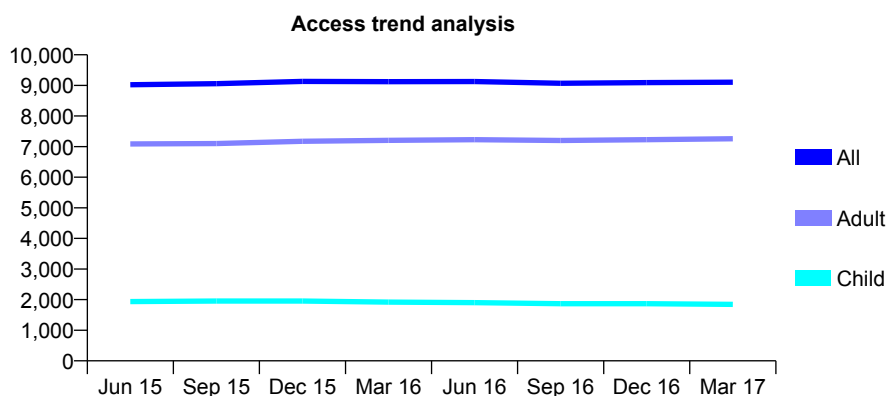
## Q65 - Vital Signs At a Glance Contract Report for 913782/0002 - March 2017

Name or company name	MR PJ DRUGAN
Contract type name	GDS Contract
Purpose of contract	General
Contract start date	01/04/2006
Contract end date	

16/17 Contracted general activity (UDA)	27,879
Carry forward general activity (UDA)	1,115
16/17 Contracted orthodontic activity (UOA)	0
Carry forward orthodontic activity (UOA)	0
Baseline contract value	£683,689.97

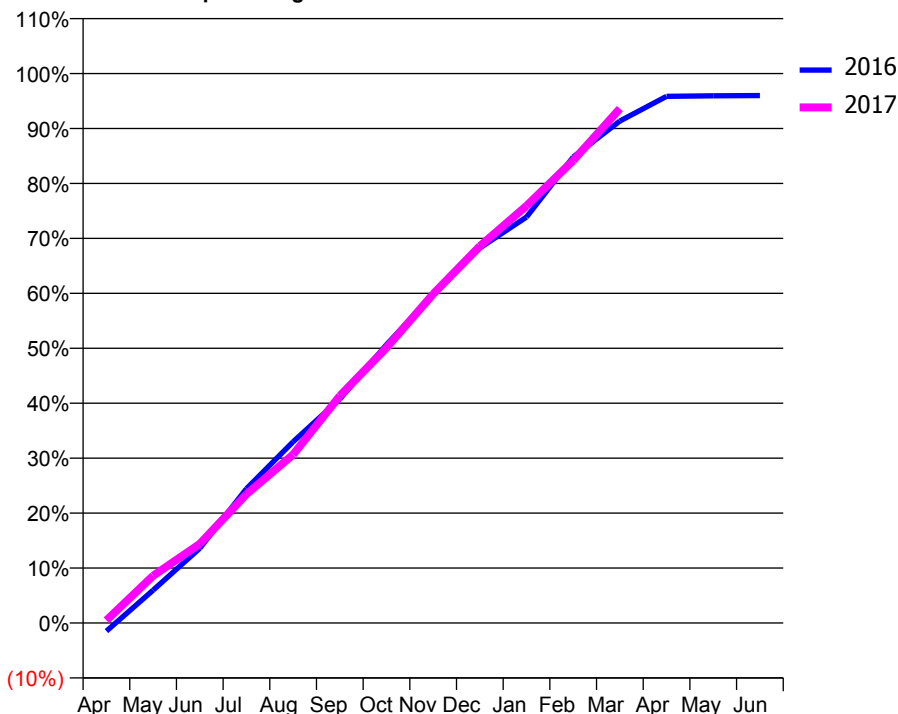
### ACCESS\*

Patients seen in 24 months	Total	Change since previous quarter
Quarter ending March 2016	9,122	
Quarter ending June 2016	9,128	→
Quarter ending September 2016	9,068	→
Quarter ending December 2016	9,092	→
Quarter ending March 2017	9,103	→
<b>Variance since March 2016</b>	<b>(0.2%)</b>	→



### ACTIVITY

Cumulative percentage of contracted UDA delivered 2016 & 2017



Month	Adjusted Scheduled Activity (UDA)	
	2016	2017
April	-417	136
May	1,671	2,398
June	3,794	4,012
July	6,814	6,542
August	9,195	8,546
September	11,359	11,528
October	14,120	13,970
November	16,662	16,697
December	19,027	19,120
January	20,595	21,164
February	23,639	23,466
March	25,468	26,096
April	26,717	
May	26,749	
June	26,764	

### QUALITY

	Quantity	Base Number	Contract	AT	Region	England
% of FP17s for the same patient ID Re-attending within 3 months - Children	330	3,330	9.9%	10.1%	11.9%	12.3%
% of FP17s for the same patient ID Re-attending within 3 months - Adults	1,847	11,385	16.2%	15.1%	16.6%	16.7%
% of FP17s for the same patient ID Re-attending between 3 & 9 months - Children	2,148	3,330	64.5%	61.3%	60.2%	57.6%
% of FP17s for the same patient ID Re-attending between 3 & 9 months - Adults	6,553	11,385	57.6%	52.5%	51.5%	50.1%
% of FP17s for Band 1 Urgent Courses	813	13,970	5.8%	8.2%	9.5%	9.1%
% of FP17s Relating to Free Repair or Replacements	182	13,970	1.3%	0.9%	0.7%	0.8%
% of FP17s Relating to Continuations	252	13,970	1.8%	1.4%	1.2%	1.2%
% of Patients satisfied with the dentistry they have received	33	34	97.1%	94.0%	93.1%	92.8%
% of Patients satisfied with the time they had to wait for an appointment	28	34	82.4%	89.4%	88.8%	88.7%

\* This is based on patients treated on this contract for their most recent course of treatment. Figures in italics indicate the base number of FP17s or Patient Questionnaire responses are less than 100. N/A is shown where the base number of responses is less than 10 during the period. % is calculated as Quantity/Base number\*100

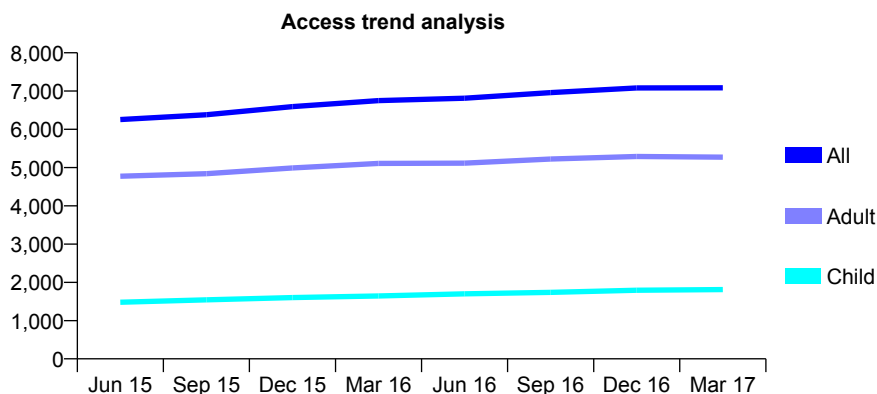
## Q65 - Vital Signs At a Glance Contract Report for 929603/0001 - March 2017

Name or company name	MR F TOMAS ALLAHVERDIN
Contract type name	GDS Contract
Purpose of contract	General
Contract start date	01/04/2006
Contract end date	

16/17 Contracted general activity (UDA)	16,989
Carry forward general activity (UDA)	-192
16/17 Contracted orthodontic activity (UOA)	0
Carry forward orthodontic activity (UOA)	0
Baseline contract value	£441,081.40

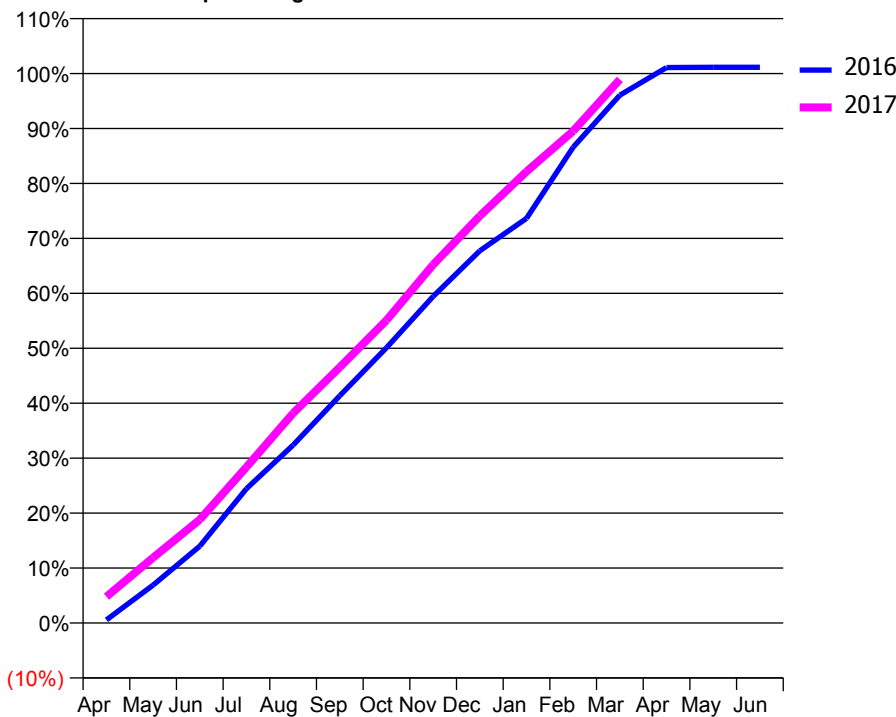
### ACCESS\*

Patients seen in 24 months	Total	Change since previous quarter
Quarter ending March 2016	6,752	
Quarter ending June 2016	6,814	→
Quarter ending September 2016	6,960	↑
Quarter ending December 2016	7,083	→
Quarter ending March 2017	7,084	→
<b>Variance since March 2016</b>	<b>4.9%</b>	<b>↑</b>



### ACTIVITY

Cumulative percentage of contracted UDA delivered 2016 & 2017



Month	Adjusted Scheduled Activity (UDA)	
	2016	2017
April	96	814
May	1,171	2,024
June	2,375	3,196
July	4,155	4,820
August	5,503	6,486
September	7,029	7,909
October	8,511	9,359
November	10,099	11,078
December	11,508	12,584
January	12,511	13,958
February	14,713	15,209
March	16,320	16,804
April	17,175	
May	17,180	
June	17,181	

### QUALITY

	Quantity	Base Number	Contract	AT	Region	England
% of FP17s for the same patient ID Re-attending within 3 months - Children	146	2,690	5.4%	10.1%	11.9%	12.3%
% of FP17s for the same patient ID Re-attending within 3 months - Adults	636	6,814	9.3%	15.1%	16.6%	16.7%
% of FP17s for the same patient ID Re-attending between 3 & 9 months - Children	1,773	2,690	65.9%	61.3%	60.2%	57.6%
% of FP17s for the same patient ID Re-attending between 3 & 9 months - Adults	3,961	6,814	58.1%	52.5%	51.5%	50.1%
% of FP17s for Band 1 Urgent Courses	443	9,105	4.9%	8.2%	9.5%	9.1%
% of FP17s Relating to Free Repair or Replacements	27	9,105	0.3%	0.9%	0.7%	0.8%
% of FP17s Relating to Continuations	55	9,105	0.6%	1.4%	1.2%	1.2%
% of Patients satisfied with the dentistry they have received	14	14	100.0%	94.0%	93.1%	92.8%
% of Patients satisfied with the time they had to wait for an appointment	14	14	100.0%	89.4%	88.8%	88.7%

\* This is based on patients treated on this contract for their most recent course of treatment. Figures in italics indicate the base number of FP17s or Patient Questionnaire responses are less than 100. N/A is shown where the base number of responses is less than 10 during the period. % is calculated as Quantity/Base number\*100

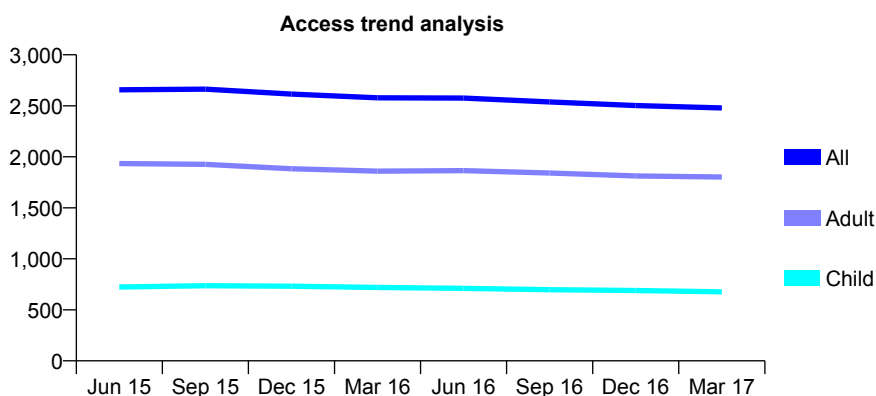
## Q65 - Vital Signs At a Glance Contract Report for 941433/0001 - March 2017

Name or company name	MRS M MORADIAN
Contract type name	GDS Contract
Purpose of contract	General
Contract start date	01/04/2006
Contract end date	

16/17 Contracted general activity (UDA)	11,500
Carry forward general activity (UDA)	0
16/17 Contracted orthodontic activity (UOA)	0
Carry forward orthodontic activity (UOA)	0
Baseline contract value	£272,331.59

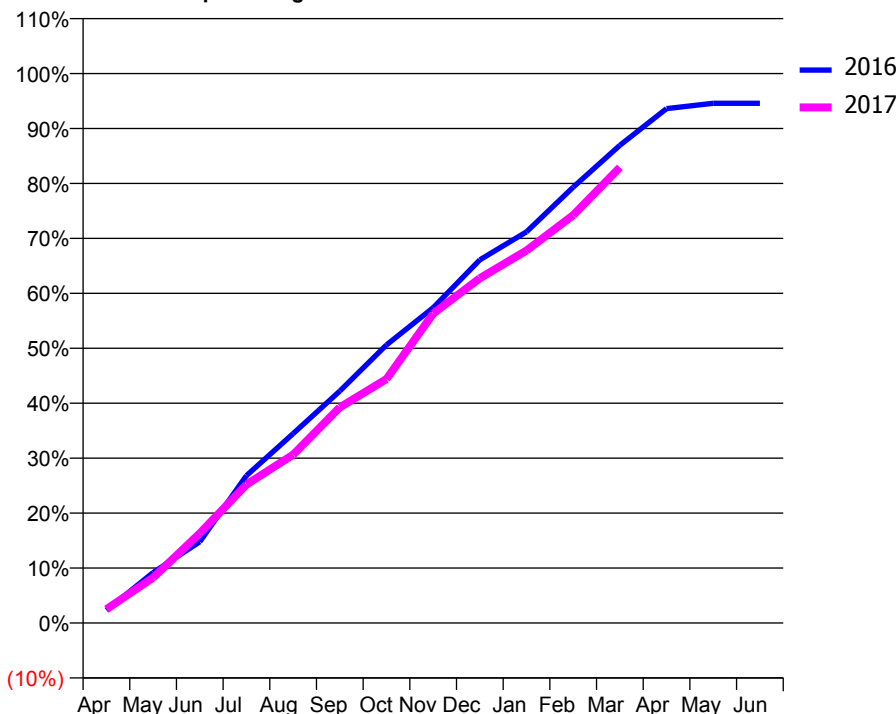
### ACCESS\*

Patients seen in 24 months	Total	Change since previous quarter
Quarter ending March 2016	2,579	
Quarter ending June 2016	2,576	→
Quarter ending September 2016	2,538	↓
Quarter ending December 2016	2,503	↓
Quarter ending March 2017	2,479	→
<b>Variance since March 2016</b>	<b>(3.9%)</b>	<b>↓</b>



### ACTIVITY

Cumulative percentage of contracted UDA delivered 2016 & 2017



Month	Adjusted Scheduled Activity (UDA)	
	2016	2017
April	256	289
May	1,011	951
June	1,628	1,875
July	2,952	2,899
August	3,792	3,523
September	4,643	4,513
October	5,567	5,105
November	6,311	6,477
December	7,271	7,216
January	7,832	7,796
February	8,725	8,536
March	9,563	9,534
April	10,298	
May	10,405	
June	10,405	

### QUALITY

	Quantity	Base Number	Contract	AT	Region	England
% of FP17s for the same patient ID Re-attending within 3 months - Children	103	984	10.5%	10.1%	11.9%	12.3%
% of FP17s for the same patient ID Re-attending within 3 months - Adults	594	2,800	21.2%	15.1%	16.6%	16.7%
% of FP17s for the same patient ID Re-attending between 3 & 9 months - Children	561	984	57.0%	61.3%	60.2%	57.6%
% of FP17s for the same patient ID Re-attending between 3 & 9 months - Adults	1,394	2,800	49.8%	52.5%	51.5%	50.1%
% of FP17s for Band 1 Urgent Courses	527	3,505	15.0%	8.2%	9.5%	9.1%
% of FP17s Relating to Free Repair or Replacements	25	3,505	0.7%	0.9%	0.7%	0.8%
% of FP17s Relating to Continuations	40	3,505	1.1%	1.4%	1.2%	1.2%
% of Patients satisfied with the dentistry they have received	8	9	N/A	94.0%	93.1%	92.8%
% of Patients satisfied with the time they had to wait for an appointment	8	9	N/A	89.4%	88.8%	88.7%

\* This is based on patients treated on this contract for their most recent course of treatment. Figures in italics indicate the base number of FP17s or Patient Questionnaire responses are less than 100. N/A is shown where the base number of responses is less than 10 during the period. % is calculated as Quantity/Base number\*100



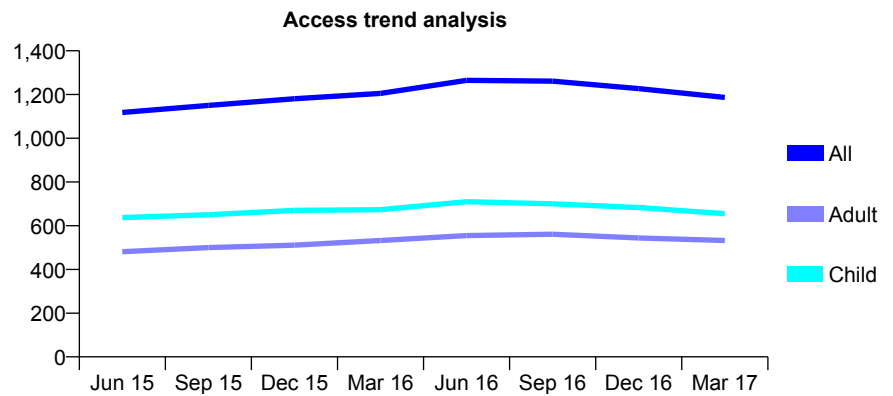
## Q65 - Vital Signs At a Glance Contract Report for 962201/0001 - March 2017

Name or company name	MR JC LYLE
Contract type name	GDS Contract
Purpose of contract	General
Contract start date	09/03/2011
Contract end date	

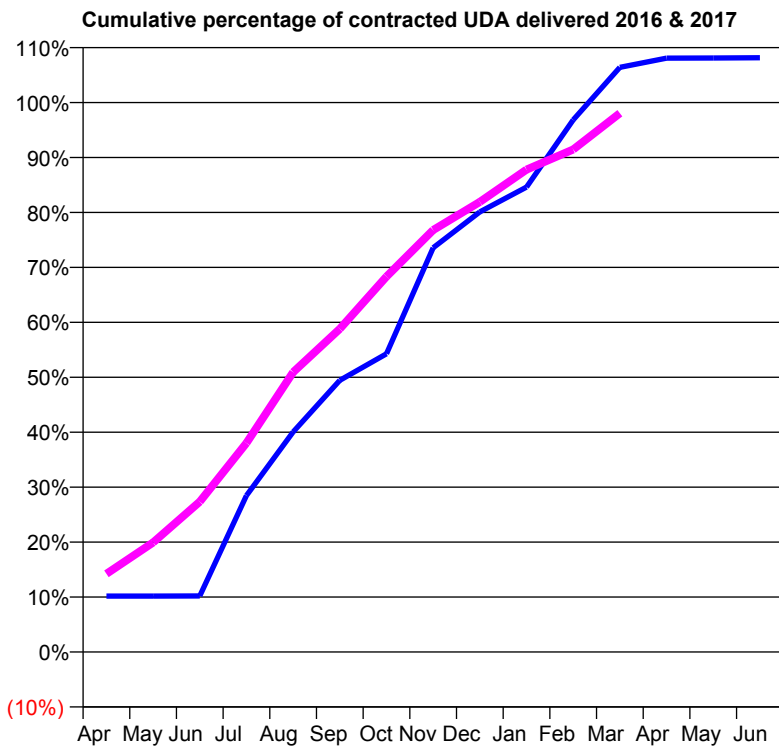
16/17 Contracted general activity (UDA)	2,930
Carry forward general activity (UDA)	-59
16/17 Contracted orthodontic activity (UOA)	0
Carry forward orthodontic activity (UOA)	0
Baseline contract value	£64,182.86

### ACCESS\*

Patients seen in 24 months	Total	Change since previous quarter
Quarter ending March 2016	1,205	
Quarter ending June 2016	1,265	↑
Quarter ending September 2016	1,261	→
Quarter ending December 2016	1,227	↓
Quarter ending March 2017	1,187	↓
<b>Variance since March 2016</b>	<b>(1.5%)</b>	↓



### ACTIVITY



Month	Adjusted Scheduled Activity (UDA)	
	2016	2017
April	298	417
May	298	584
June	299	801
July	834	1,114
August	1,174	1,492
September	1,448	1,723
October	1,590	2,002
November	2,155	2,250
December	2,347	2,400
January	2,479	2,572
February	2,838	2,679
March	3,118	2,873
April	3,166	
May	3,167	
June	3,168	

### QUALITY

	Quantity	Base Number	Contract	AT	Region	England
% of FP17s for the same patient ID Re-attending within 3 months - Children	82	1,021	8.0%	10.1%	11.9%	12.3%
% of FP17s for the same patient ID Re-attending within 3 months - Adults	136	688	19.8%	15.1%	16.6%	16.7%
% of FP17s for the same patient ID Re-attending between 3 & 9 months - Children	711	1,021	69.6%	61.3%	60.2%	57.6%
% of FP17s for the same patient ID Re-attending between 3 & 9 months - Adults	418	688	60.8%	52.5%	51.5%	50.1%
% of FP17s for Band 1 Urgent Courses	113	1,683	6.7%	8.2%	9.5%	9.1%
% of FP17s Relating to Free Repair or Replacements	2	1,683	0.1%	0.9%	0.7%	0.8%
% of FP17s Relating to Continuations	14	1,683	0.8%	1.4%	1.2%	1.2%
% of Patients satisfied with the dentistry they have received	2	2	N/A	94.0%	93.1%	92.8%
% of Patients satisfied with the time they had to wait for an appointment	2	2	N/A	89.4%	88.8%	88.7%

\* This is based on patients treated on this contract for their most recent course of treatment. Figures in italics indicate the base number of FP17s or Patient Questionnaire responses are less than 100. N/A is shown where the base number of responses is less than 10 during the period. % is calculated as Quantity/Base number\*100

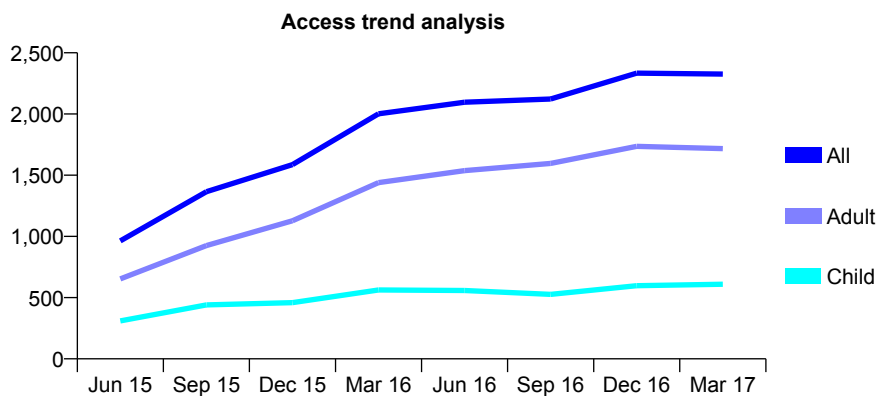
## Q65 - Vital Signs At a Glance Contract Report for 995274/0001 - March 2017

Name or company name	MR PW CHAN
Contract type name	GDS Contract
Purpose of contract	General
Contract start date	01/02/2015
Contract end date	

16/17 Contracted general activity (UDA)	6,181
Carry forward general activity (UDA)	0
16/17 Contracted orthodontic activity (UOA)	0
Carry forward orthodontic activity (UOA)	0
Baseline contract value	£127,149.46

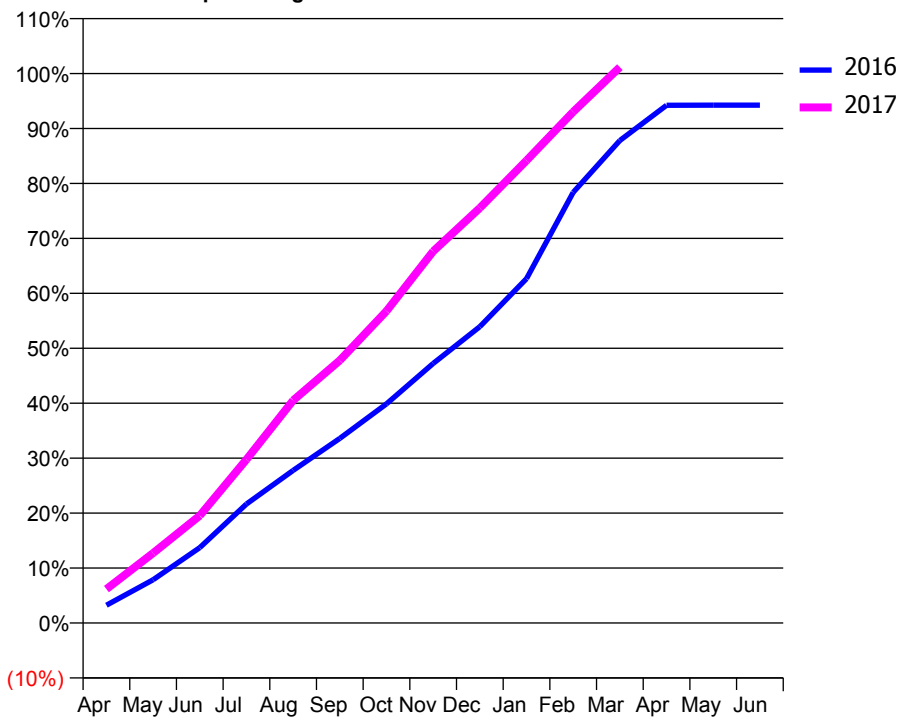
### ACCESS\*

Patients seen in 24 months	Total	Change since previous quarter
Quarter ending March 2016	2,002	
Quarter ending June 2016	2,096	↑
Quarter ending September 2016	2,123	→
Quarter ending December 2016	2,334	↑
Quarter ending March 2017	2,326	→
<b>Variance since March 2016</b>	<b>16.2%</b>	<b>↑</b>



### ACTIVITY

Cumulative percentage of contracted UDA delivered 2016 & 2017



Month	Adjusted Scheduled Activity (UDA)	
	2016	2017
April	200	381
May	487	786
June	848	1,208
July	1,338	1,840
August	1,716	2,504
September	2,077	2,954
October	2,466	3,509
November	2,920	4,182
December	3,334	4,668
January	3,874	5,203
February	4,844	5,749
March	5,428	6,252
April	5,823	
May	5,825	
June	5,825	

### QUALITY

	Quantity	Base Number	Contract	AT	Region	England
% of FP17s for the same patient ID Re-attending within 3 months - Children	59	972	6.1%	10.1%	11.9%	12.3%
% of FP17s for the same patient ID Re-attending within 3 months - Adults	270	2,437	11.1%	15.1%	16.6%	16.7%
% of FP17s for the same patient ID Re-attending between 3 & 9 months - Children	511	972	52.6%	61.3%	60.2%	57.6%
% of FP17s for the same patient ID Re-attending between 3 & 9 months - Adults	1,359	2,437	55.8%	52.5%	51.5%	50.1%
% of FP17s for Band 1 Urgent Courses	175	3,200	5.5%	8.2%	9.5%	9.1%
% of FP17s Relating to Free Repair or Replacements	31	3,200	1.0%	0.9%	0.7%	0.8%
% of FP17s Relating to Continuations	31	3,200	1.0%	1.4%	1.2%	1.2%
% of Patients satisfied with the dentistry they have received	3	4	N/A	94.0%	93.1%	92.8%
% of Patients satisfied with the time they had to wait for an appointment	2	4	N/A	89.4%	88.8%	88.7%

\* This is based on patients treated on this contract for their most recent course of treatment. Figures in italics indicate the base number of FP17s or Patient Questionnaire responses are less than 100. N/A is shown where the base number of responses is less than 10 during the period. % is calculated as Quantity/Base number\*100

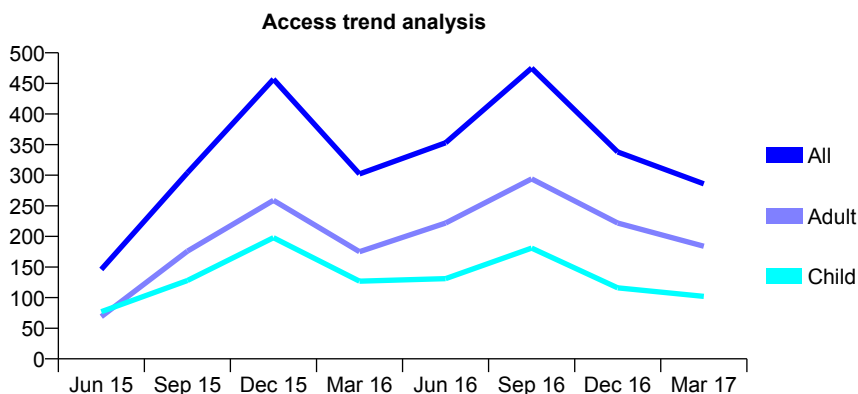
## Q65 - Vital Signs At a Glance Contract Report for 995274/0002 - March 2017

Name or company name	MR PW CHAN
Contract type name	GDS Contract
Purpose of contract	General
Contract start date	01/02/2015
Contract end date	

16/17 Contracted general activity (UDA)	1,216
Carry forward general activity (UDA)	-17
16/17 Contracted orthodontic activity (UOA)	0
Carry forward orthodontic activity (UOA)	0
Baseline contract value	£24,838.70

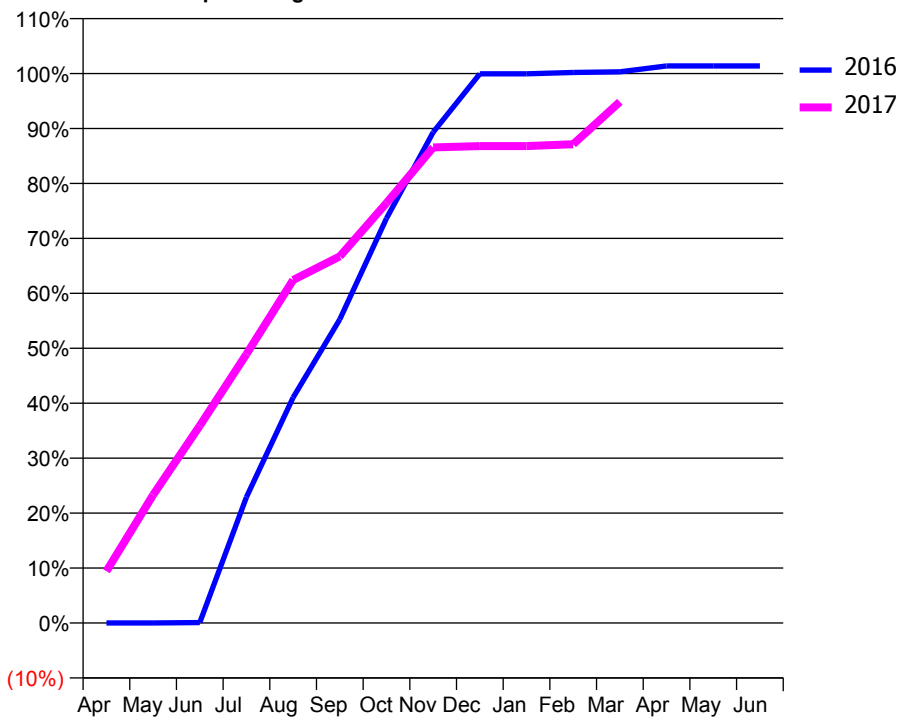
### ACCESS\*

Patients seen in 24 months	Total	Change since previous quarter
Quarter ending March 2016	302	
Quarter ending June 2016	353	↑
Quarter ending September 2016	475	↑
Quarter ending December 2016	338	↓
Quarter ending March 2017	286	↓
<b>Variance since March 2016</b>	<b>(5.3%)</b>	<b>↓</b>



### ACTIVITY

Cumulative percentage of contracted UDA delivered 2016 & 2017



Month	Adjusted Scheduled Activity (UDA)	
	2016	2017
April	0	115
May	0	283
June	1	437
July	279	595
August	499	759
September	672	811
October	895	929
November	1,086	1,052
December	1,215	1,055
January	1,215	1,055
February	1,218	1,059
March	1,220	1,153
April	1,233	
May	1,233	
June	1,233	

### QUALITY

	Quantity	Base Number	Contract	AT	Region	England
% of FP17s for the same patient ID Re-attending within 3 months - Children	9	219	4.1%	10.1%	11.9%	12.3%
% of FP17s for the same patient ID Re-attending within 3 months - Adults	32	338	9.5%	15.1%	16.6%	16.7%
% of FP17s for the same patient ID Re-attending between 3 & 9 months - Children	77	219	35.2%	61.3%	60.2%	57.6%
% of FP17s for the same patient ID Re-attending between 3 & 9 months - Adults	92	338	27.2%	52.5%	51.5%	50.1%
% of FP17s for Band 1 Urgent Courses	22	555	4.0%	8.2%	9.5%	9.1%
% of FP17s Relating to Free Repair or Replacements	8	555	1.4%	0.9%	0.7%	0.8%
% of FP17s Relating to Continuations	2	555	0.4%	1.4%	1.2%	1.2%
% of Patients satisfied with the dentistry they have received	0	0	N/A	94.0%	93.1%	92.8%
% of Patients satisfied with the time they had to wait for an appointment	0	0	N/A	89.4%	88.8%	88.7%

\* This is based on patients treated on this contract for their most recent course of treatment. Figures in italics indicate the base number of FP17s or Patient Questionnaire responses are less than 100. N/A is shown where the base number of responses is less than 10 during the period. % is calculated as Quantity/Base number\*100

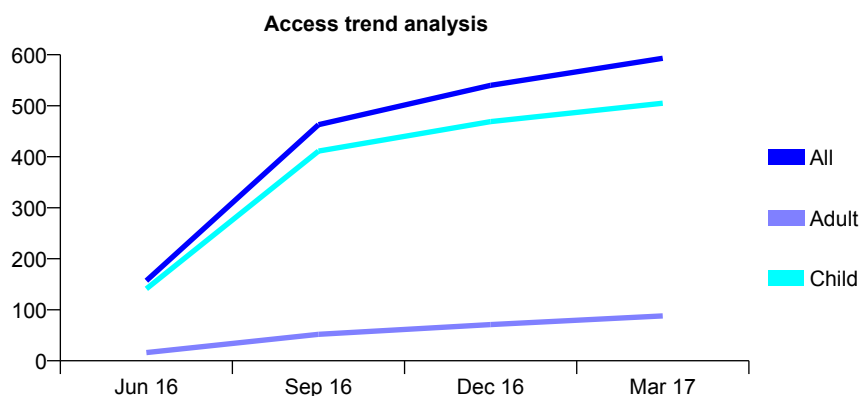
## Q66 - Vital Signs At a Glance Contract Report for 100076/0000 - March 2017

Name or company name	Hayle Dental Practice Partnership
Contract type name	GDS Contract
Purpose of contract	General
Contract start date	01/04/2016
Contract end date	

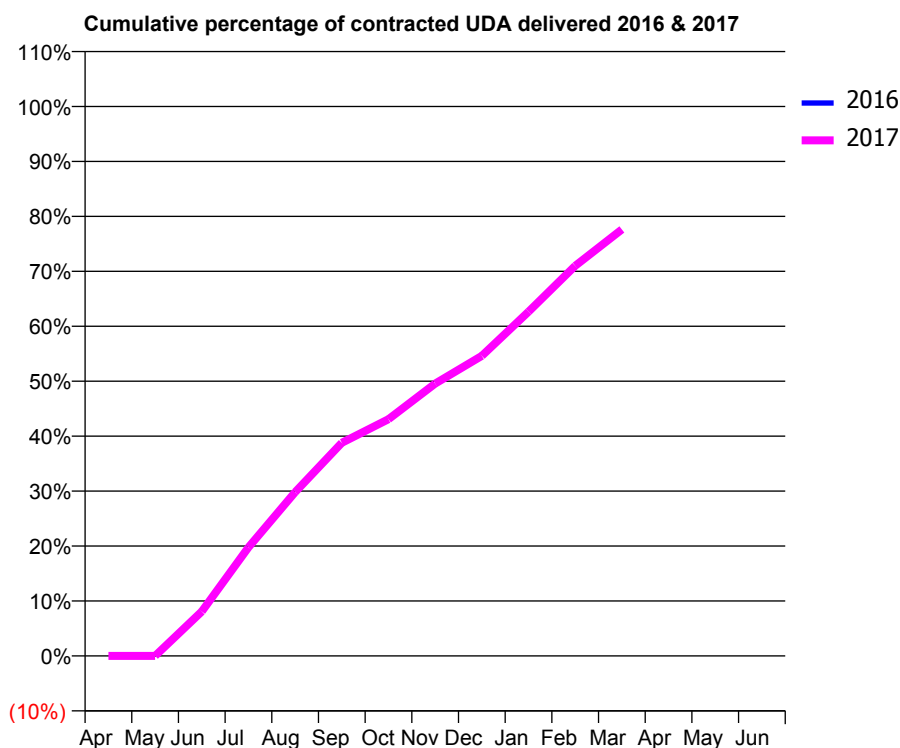
16/17 Contracted general activity (UDA)	1,557
Carry forward general activity (UDA)	0
16/17 Contracted orthodontic activity (UOA)	0
Carry forward orthodontic activity (UOA)	0
Baseline contract value	£40,616.06

### ACCESS\*

Patients seen in 24 months	Total	Change since previous quarter
Quarter ending March 2016	0	
Quarter ending June 2016	157	↑
Quarter ending September 2016	463	↑
Quarter ending December 2016	540	↑
Quarter ending March 2017	593	↑
<b>Variance since March 2016</b>	N/A	



### ACTIVITY



Month	Adjusted Scheduled Activity (UDA)	
	2016	2017
April	0	0
May	0	0
June	0	126
July	0	308
August	0	464
September	0	604
October	0	671
November	0	772
December	0	850
January	0	975
February	0	1,105
March	0	1,209
April	0	
May	0	
June	0	

### QUALITY

	Quantity	Base Number	Contract	AT	Region	England
% of FP17s for the same patient ID Re-attending within 3 months - Children	42	795	5.3%	10.5%	11.9%	12.3%
% of FP17s for the same patient ID Re-attending within 3 months - Adults	3	100	3.0%	16.0%	16.6%	16.7%
% of FP17s for the same patient ID Re-attending between 3 & 9 months - Children	203	795	25.5%	58.5%	60.2%	57.6%
% of FP17s for the same patient ID Re-attending between 3 & 9 months - Adults	22	100	22.0%	49.5%	51.5%	50.1%
% of FP17s for Band 1 Urgent Courses	33	895	3.7%	10.4%	9.5%	9.1%
% of FP17s Relating to Free Repair or Replacements	0	895	0.0%	0.9%	0.7%	0.8%
% of FP17s Relating to Continuations	4	895	0.4%	1.4%	1.2%	1.2%
% of Patients satisfied with the dentistry they have received	1	1	N/A	93.4%	93.1%	92.8%
% of Patients satisfied with the time they had to wait for an appointment	1	1	N/A	88.4%	88.8%	88.7%

\* This is based on patients treated on this contract for their most recent course of treatment. Figures in italics indicate the base number of FP17s or Patient Questionnaire responses are less than 100. N/A is shown where the base number of responses is less than 10 during the period. % is calculated as Quantity/Base number\*100

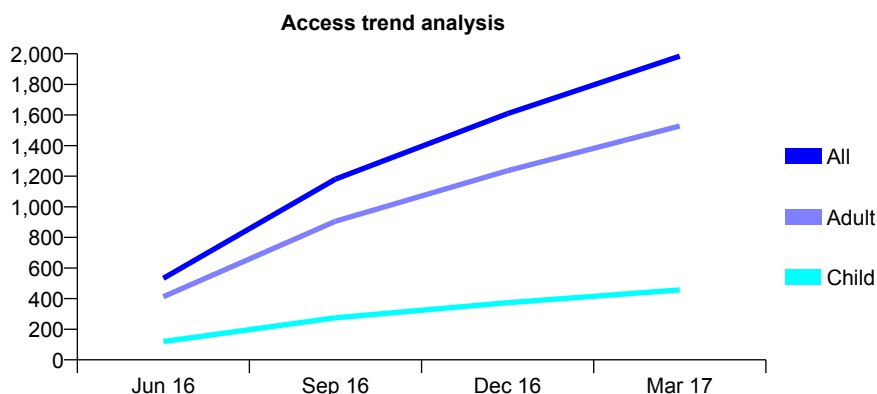
## Q66 - Vital Signs At a Glance Contract Report for 100083/0000 - March 2017

Name or company name	PCH Dental CIC
Contract type name	GDS Contract
Purpose of contract	General
Contract start date	01/04/2016
Contract end date	

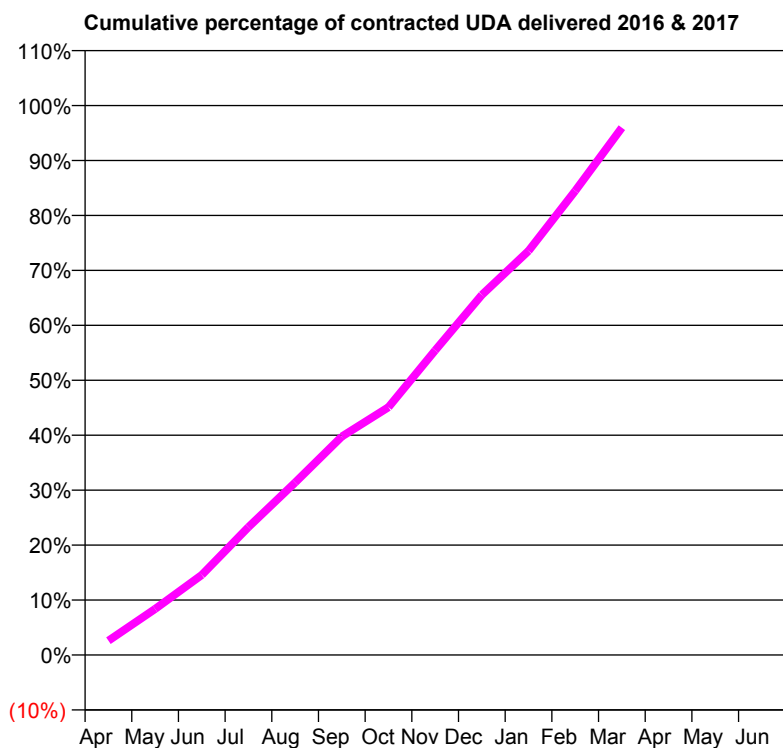
16/17 Contracted general activity (UDA)	7,750
Carry forward general activity (UDA)	0
16/17 Contracted orthodontic activity (UOA)	0
Carry forward orthodontic activity (UOA)	0
Baseline contract value	£217,260.25

### ACCESS\*

Patients seen in 24 months	Total	Change since previous quarter
Quarter ending March 2016	0	
Quarter ending June 2016	533	↑
Quarter ending September 2016	1,181	↑
Quarter ending December 2016	1,609	↑
Quarter ending March 2017	1,985	↑
<b>Variance since March 2016</b>	N/A	



### ACTIVITY



Month	Adjusted Scheduled Activity (UDA)	
	2016	2017
April	0	202
May	0	650
June	0	1,129
July	0	1,805
August	0	2,432
September	0	3,081
October	0	3,495
November	0	4,297
December	0	5,078
January	0	5,700
February	0	6,545
March	0	7,438
April	0	
May	0	
June	0	

### QUALITY

	Quantity	Base Number	Contract	AT	Region	England
% of FP17s for the same patient ID Re-attending within 3 months - Children	41	690	5.9%	10.5%	11.9%	12.3%
% of FP17s for the same patient ID Re-attending within 3 months - Adults	356	2,479	14.4%	16.0%	16.6%	16.7%
% of FP17s for the same patient ID Re-attending between 3 & 9 months - Children	163	690	23.6%	58.5%	60.2%	57.6%
% of FP17s for the same patient ID Re-attending between 3 & 9 months - Adults	562	2,479	22.7%	49.5%	51.5%	50.1%
% of FP17s for Band 1 Urgent Courses	227	3,169	7.2%	10.4%	9.5%	9.1%
% of FP17s Relating to Free Repair or Replacements	33	3,169	1.0%	0.9%	0.7%	0.8%
% of FP17s Relating to Continuations	37	3,169	1.2%	1.4%	1.2%	1.2%
% of Patients satisfied with the dentistry they have received	5	5	N/A	93.4%	93.1%	92.8%
% of Patients satisfied with the time they had to wait for an appointment	4	5	N/A	88.4%	88.8%	88.7%

\* This is based on patients treated on this contract for their most recent course of treatment. Figures in italics indicate the base number of FP17s or Patient Questionnaire responses are less than 100. N/A is shown where the base number of responses is less than 10 during the period. % is calculated as Quantity/Base number\*100

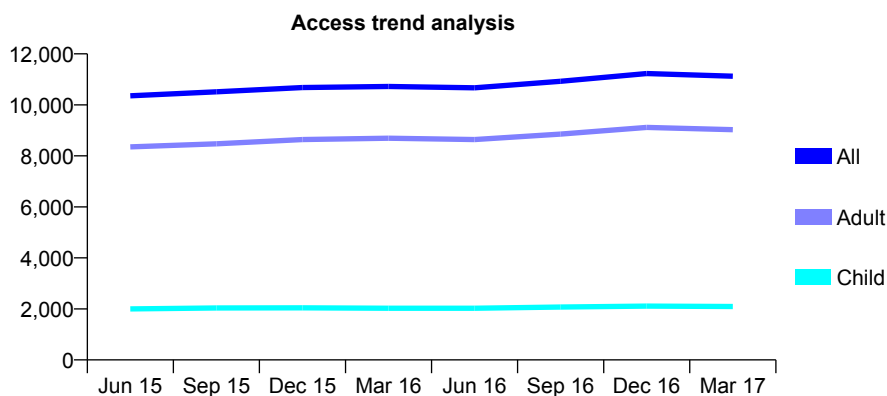
## Q66 - Vital Signs At a Glance Contract Report for 101192/0007 - March 2017

Name or company name	Community Dental Centres Ltd
Contract type name	GDS Contract
Purpose of contract	General and Orthodontic
Contract start date	01/04/2006
Contract end date	

16/17 Contracted general activity (UDA)	36,000
Carry forward general activity (UDA)	0
16/17 Contracted orthodontic activity (UOA)	3,677
Carry forward orthodontic activity (UOA)	0
Baseline contract value	£1,196,190.31

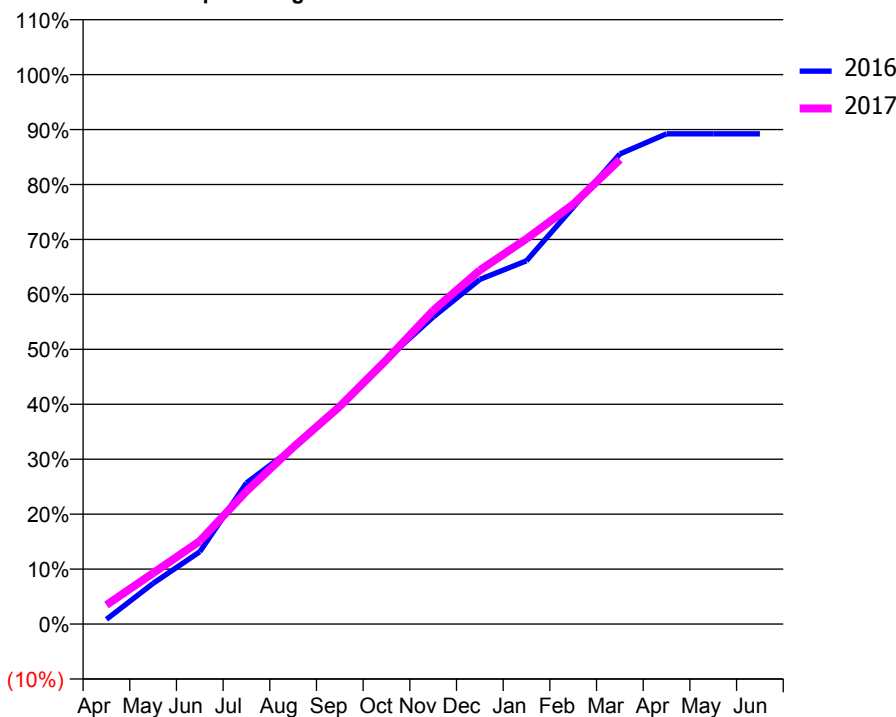
### ACCESS\*

Patients seen in 24 months	Total	Change since previous quarter
Quarter ending March 2016	10,719	
Quarter ending June 2016	10,669	→
Quarter ending September 2016	10,926	↑
Quarter ending December 2016	11,227	↑
Quarter ending March 2017	11,122	→
<b>Variance since March 2016</b>	<b>3.8%</b>	<b>↑</b>



### ACTIVITY

Cumulative percentage of contracted UDA delivered 2016 & 2017



Month	Adjusted Scheduled Activity (UDA)	
	2016	2017
April	306	1,253
May	2,668	3,345
June	4,739	5,440
July	9,243	8,702
August	11,544	11,583
September	14,249	14,265
October	17,353	17,313
November	20,112	20,544
December	22,576	23,181
January	23,801	25,241
February	27,304	27,504
March	30,797	30,434
April	32,114	
May	32,117	
June	32,115	

### QUALITY

	Quantity	Base Number	Contract	AT	Region	England
% of FP17s for the same patient ID Re-attending within 3 months - Children	150	2,523	5.9%	10.5%	11.9%	12.3%
% of FP17s for the same patient ID Re-attending within 3 months - Adults	1,289	10,759	12.0%	16.0%	16.6%	16.7%
% of FP17s for the same patient ID Re-attending between 3 & 9 months - Children	1,290	2,523	51.1%	58.5%	60.2%	57.6%
% of FP17s for the same patient ID Re-attending between 3 & 9 months - Adults	5,398	10,759	50.2%	49.5%	51.5%	50.1%
% of FP17s for Band 1 Urgent Courses	1,028	12,832	8.0%	10.4%	9.5%	9.1%
% of FP17s Relating to Free Repair or Replacements	66	12,832	0.5%	0.9%	0.7%	0.8%
% of FP17s Relating to Continuations	118	12,832	0.9%	1.4%	1.2%	1.2%
% of Patients satisfied with the dentistry they have received	28	29	96.6%	93.4%	93.1%	92.8%
% of Patients satisfied with the time they had to wait for an appointment	25	29	86.2%	88.4%	88.8%	88.7%

\* This is based on patients treated on this contract for their most recent course of treatment. Figures in italics indicate the base number of FP17s or Patient Questionnaire responses are less than 100. N/A is shown where the base number of responses is less than 10 during the period. % is calculated as Quantity/Base number\*100

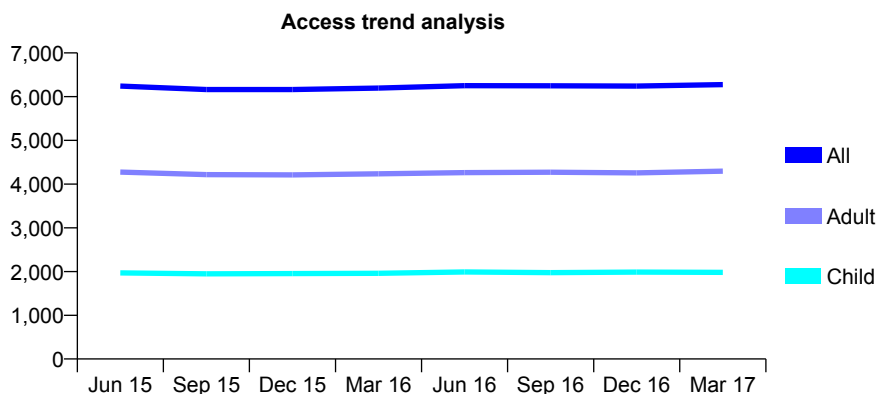
## Q66 - Vital Signs At a Glance Contract Report for 101281/0062 - March 2017

Name or company name	OASIS DENTAL CARE LTD
Contract type name	GDS Contract
Purpose of contract	General
Contract start date	01/04/2006
Contract end date	

16/17 Contracted general activity (UDA)	17,010
Carry forward general activity (UDA)	0
16/17 Contracted orthodontic activity (UOA)	0
Carry forward orthodontic activity (UOA)	0
Baseline contract value	£381,549.95

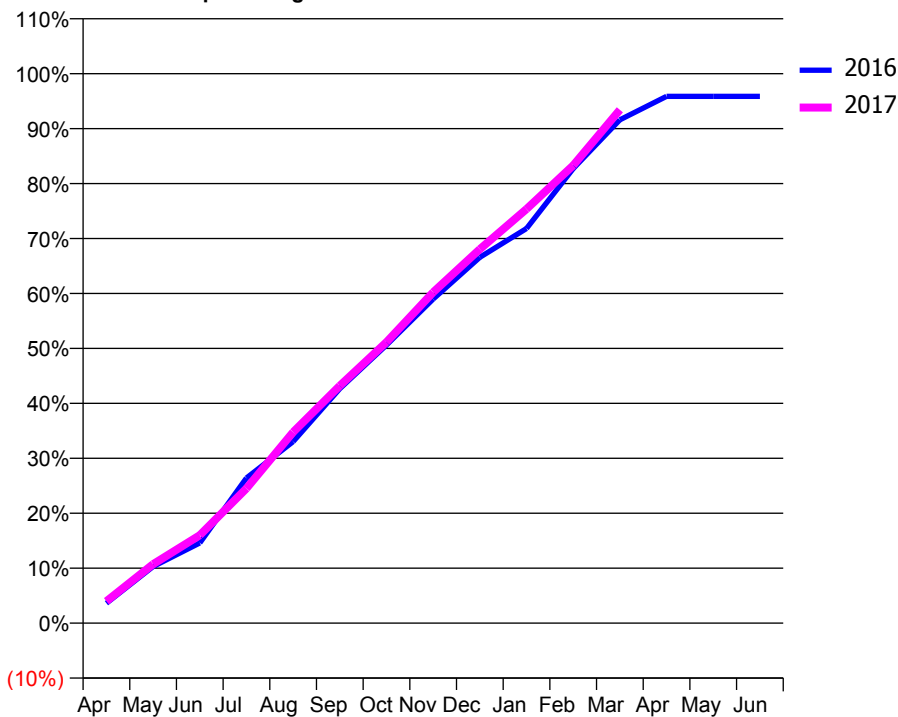
### ACCESS\*

Patients seen in 24 months	Total	Change since previous quarter
Quarter ending March 2016	6,196	
Quarter ending June 2016	6,251	→
Quarter ending September 2016	6,247	→
Quarter ending December 2016	6,243	→
Quarter ending March 2017	6,277	→
<b>Variance since March 2016</b>	<b>1.3%</b>	<b>→</b>



### ACTIVITY

Cumulative percentage of contracted UDA delivered 2016 & 2017



Month	Adjusted Scheduled Activity (UDA)	
	2016	2017
April	618	679
May	1,753	1,828
June	2,482	2,723
July	4,491	4,171
August	5,619	5,914
September	7,261	7,351
October	8,609	8,697
November	10,032	10,245
December	11,323	11,578
January	12,218	12,821
February	14,071	14,169
March	15,582	15,889
April	16,306	
May	16,306	
June	16,308	

### QUALITY

	Quantity	Base Number	Contract	AT	Region	England
% of FP17s for the same patient ID Re-attending within 3 months - Children	181	3,334	5.4%	10.5%	11.9%	12.3%
% of FP17s for the same patient ID Re-attending within 3 months - Adults	738	6,448	11.4%	16.0%	16.6%	16.7%
% of FP17s for the same patient ID Re-attending between 3 & 9 months - Children	2,404	3,334	72.1%	58.5%	60.2%	57.6%
% of FP17s for the same patient ID Re-attending between 3 & 9 months - Adults	4,066	6,448	63.1%	49.5%	51.5%	50.1%
% of FP17s for Band 1 Urgent Courses	416	9,395	4.4%	10.4%	9.5%	9.1%
% of FP17s Relating to Free Repair or Replacements	58	9,395	0.6%	0.9%	0.7%	0.8%
% of FP17s Relating to Continuations	37	9,395	0.4%	1.4%	1.2%	1.2%
% of Patients satisfied with the dentistry they have received	9	10	90.0%	93.4%	93.1%	92.8%
% of Patients satisfied with the time they had to wait for an appointment	9	10	90.0%	88.4%	88.8%	88.7%

\* This is based on patients treated on this contract for their most recent course of treatment. Figures in italics indicate the base number of FP17s or Patient Questionnaire responses are less than 100. N/A is shown where the base number of responses is less than 10 during the period. % is calculated as Quantity/Base number\*100

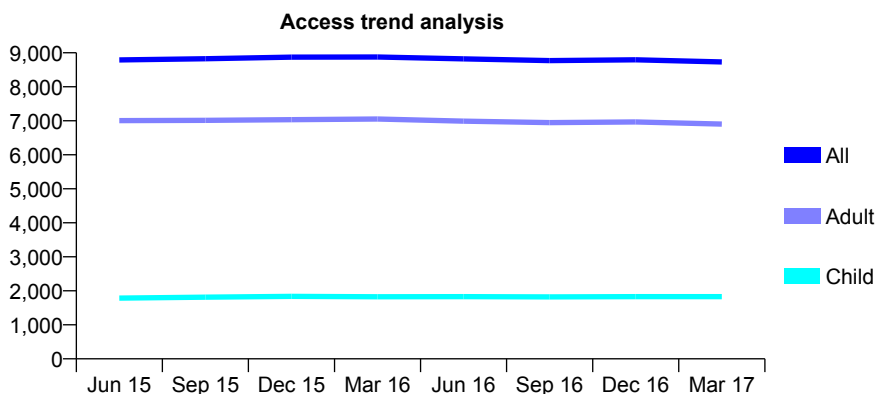
## Q66 - Vital Signs At a Glance Contract Report for 101281/0165 - March 2017

Name or company name	OASIS DENTAL CARE LTD
Contract type name	GDS Contract
Purpose of contract	General
Contract start date	10/04/2007
Contract end date	

16/17 Contracted general activity (UDA)	30,000
Carry forward general activity (UDA)	125
16/17 Contracted orthodontic activity (UOA)	0
Carry forward orthodontic activity (UOA)	0
Baseline contract value	£686,771.85

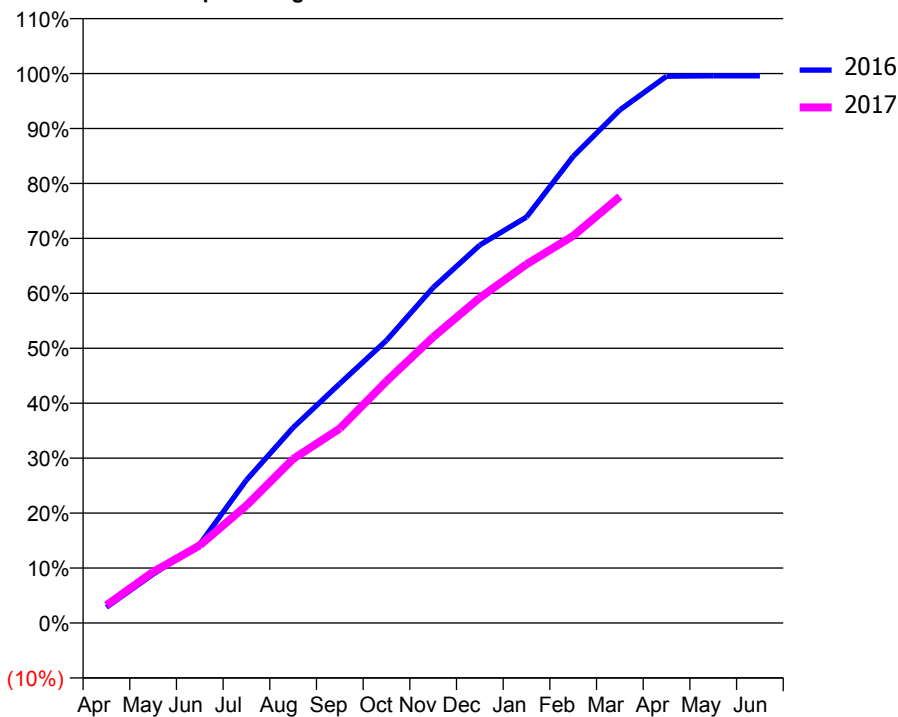
### ACCESS\*

Patients seen in 24 months	Total	Change since previous quarter
Quarter ending March 2016	8,877	
Quarter ending June 2016	8,820	→
Quarter ending September 2016	8,771	→
Quarter ending December 2016	8,796	→
Quarter ending March 2017	8,733	→
<b>Variance since March 2016</b>	<b>(1.6%)</b>	<b>↓</b>



### ACTIVITY

Cumulative percentage of contracted UDA delivered 2016 & 2017



### QUALITY

	Quantity	Base Number	Contract	AT	Region	England
% of FP17s for the same patient ID Re-attending within 3 months - Children	166	2,532	6.6%	10.5%	11.9%	12.3%
% of FP17s for the same patient ID Re-attending within 3 months - Adults	1,392	9,556	14.6%	16.0%	16.6%	16.7%
% of FP17s for the same patient ID Re-attending between 3 & 9 months - Children	1,388	2,532	54.8%	58.5%	60.2%	57.6%
% of FP17s for the same patient ID Re-attending between 3 & 9 months - Adults	5,205	9,556	54.5%	49.5%	51.5%	50.1%
% of FP17s for Band 1 Urgent Courses	911	11,401	8.0%	10.4%	9.5%	9.1%
% of FP17s Relating to Free Repair or Replacements	122	11,401	1.1%	0.9%	0.7%	0.8%
% of FP17s Relating to Continuations	121	11,401	1.1%	1.4%	1.2%	1.2%
% of Patients satisfied with the dentistry they have received	27	30	90.0%	93.4%	93.1%	92.8%
% of Patients satisfied with the time they had to wait for an appointment	26	30	86.7%	88.4%	88.8%	88.7%

\* This is based on patients treated on this contract for their most recent course of treatment. Figures in italics indicate the base number of FP17s or Patient Questionnaire responses are less than 100. N/A is shown where the base number of responses is less than 10 during the period. % is calculated as Quantity/Base number\*100



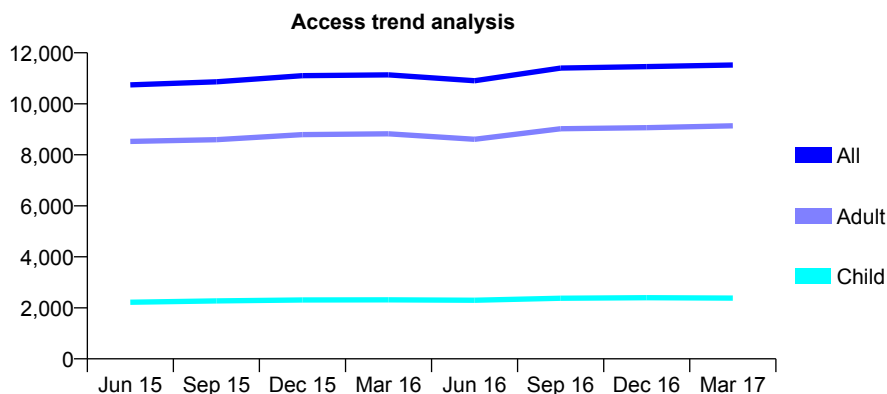
## Q66 - Vital Signs At a Glance Contract Report for 101281/0169 - March 2017

Name or company name	OASIS DENTAL CARE LTD
Contract type name	GDS Contract
Purpose of contract	General
Contract start date	01/06/2007
Contract end date	

16/17 Contracted general activity (UDA)	33,000
Carry forward general activity (UDA)	-660
16/17 Contracted orthodontic activity (UOA)	0
Carry forward orthodontic activity (UOA)	0
Baseline contract value	£735,120.84

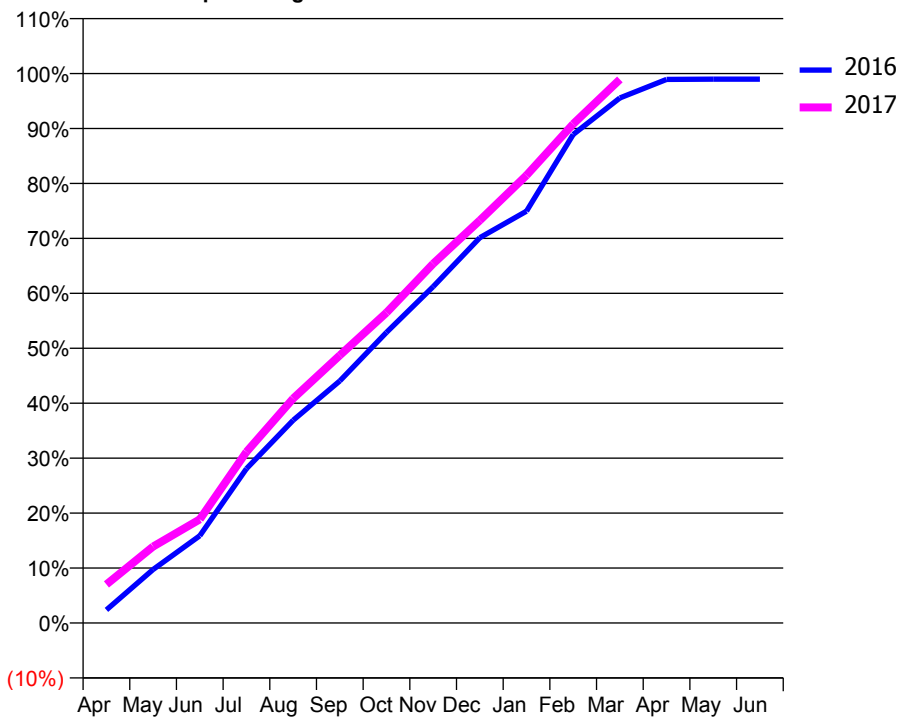
### ACCESS\*

Patients seen in 24 months	Total	Change since previous quarter
Quarter ending March 2016	11,135	
Quarter ending June 2016	10,907	↓
Quarter ending September 2016	11,399	↑
Quarter ending December 2016	11,460	→
Quarter ending March 2017	11,519	→
<b>Variance since March 2016</b>	<b>3.4%</b>	<b>↑</b>



### ACTIVITY

Cumulative percentage of contracted UDA delivered 2016 & 2017



Month	Adjusted Scheduled Activity (UDA)	
	2016	2017
April	786	2,321
May	3,216	4,593
June	5,242	6,223
July	9,267	10,276
August	12,177	13,483
September	14,540	16,075
October	17,457	18,636
November	20,201	21,580
December	23,143	24,182
January	24,732	26,889
February	29,336	29,967
March	31,533	32,642
April	32,645	
May	32,659	
June	32,658	

### QUALITY

	Quantity	Base Number	Contract	AT	Region	England
% of FP17s for the same patient ID Re-attending within 3 months - Children	280	3,744	7.5%	10.5%	11.9%	12.3%
% of FP17s for the same patient ID Re-attending within 3 months - Adults	2,523	14,373	17.6%	16.0%	16.6%	16.7%
% of FP17s for the same patient ID Re-attending between 3 & 9 months - Children	2,402	3,744	64.2%	58.5%	60.2%	57.6%
% of FP17s for the same patient ID Re-attending between 3 & 9 months - Adults	8,530	14,373	59.3%	49.5%	51.5%	50.1%
% of FP17s for Band 1 Urgent Courses	2,024	17,238	11.7%	10.4%	9.5%	9.1%
% of FP17s Relating to Free Repair or Replacements	307	17,238	1.8%	0.9%	0.7%	0.8%
% of FP17s Relating to Continuations	141	17,238	0.8%	1.4%	1.2%	1.2%
% of Patients satisfied with the dentistry they have received	20	22	90.9%	93.4%	93.1%	92.8%
% of Patients satisfied with the time they had to wait for an appointment	19	22	86.4%	88.4%	88.8%	88.7%

\* This is based on patients treated on this contract for their most recent course of treatment. Figures in italics indicate the base number of FP17s or Patient Questionnaire responses are less than 100. N/A is shown where the base number of responses is less than 10 during the period. % is calculated as Quantity/Base number\*100

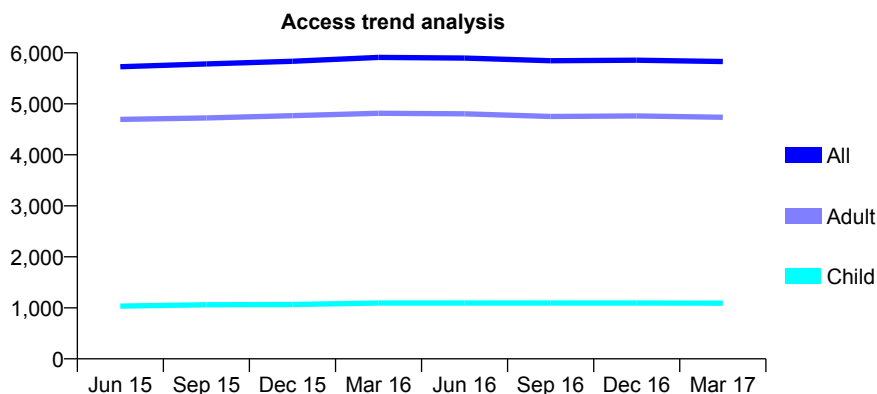
## Q66 - Vital Signs At a Glance Contract Report for 101338/0027 - March 2017

Name or company name	Whitecross Dental Care Limited
Contract type name	GDS Contract
Purpose of contract	General
Contract start date	01/04/2006
Contract end date	

16/17 Contracted general activity (UDA)	19,823
Carry forward general activity (UDA)	0
16/17 Contracted orthodontic activity (UOA)	0
Carry forward orthodontic activity (UOA)	0
Baseline contract value	£571,761.71

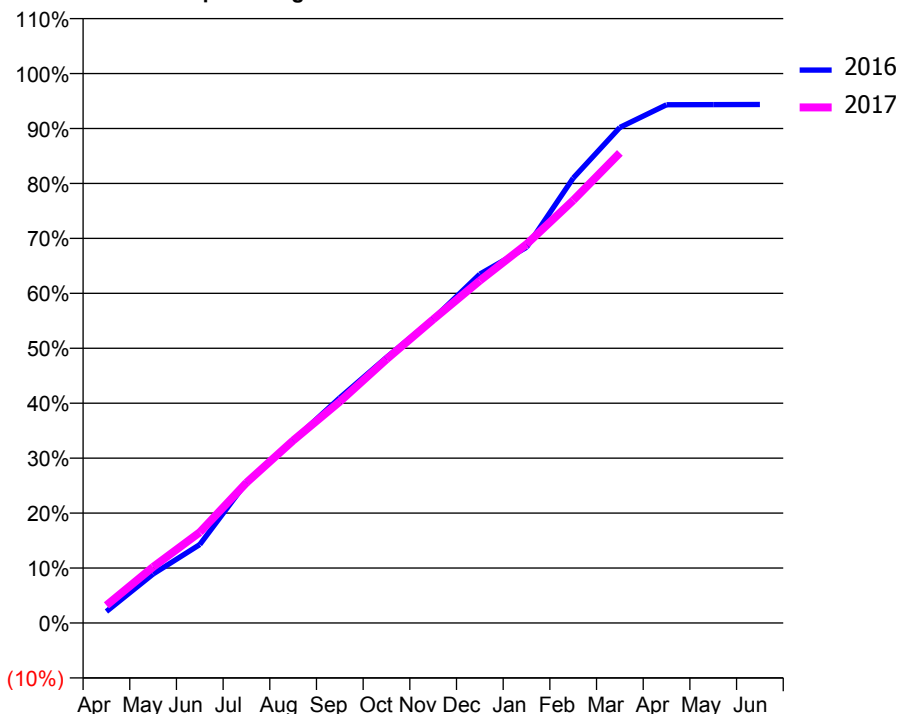
### ACCESS\*

Patients seen in 24 months	Total	Change since previous quarter
Quarter ending March 2016	5,910	
Quarter ending June 2016	5,897	→
Quarter ending September 2016	5,844	→
Quarter ending December 2016	5,855	→
Quarter ending March 2017	5,829	→
<b>Variance since March 2016</b>	<b>(1.4%)</b>	<b>↓</b>



### ACTIVITY

Cumulative percentage of contracted UDA delivered 2016 & 2017



Month	Adjusted Scheduled Activity (UDA)	
	2016	2017
April	415	637
May	1,769	2,025
June	2,833	3,273
July	5,076	5,061
August	6,584	6,582
September	8,126	7,989
October	9,581	9,514
November	10,969	10,949
December	12,588	12,352
January	13,554	13,666
February	16,052	15,246
March	17,876	16,960
April	18,698	
May	18,703	
June	18,704	

### QUALITY

	Quantity	Base Number	Contract	AT	Region	England
% of FP17s for the same patient ID Re-attending within 3 months - Children	96	1,529	6.3%	10.5%	11.9%	12.3%
% of FP17s for the same patient ID Re-attending within 3 months - Adults	1,328	7,021	18.9%	16.0%	16.6%	16.7%
% of FP17s for the same patient ID Re-attending between 3 & 9 months - Children	949	1,529	62.1%	58.5%	60.2%	57.6%
% of FP17s for the same patient ID Re-attending between 3 & 9 months - Adults	3,993	7,021	56.9%	49.5%	51.5%	50.1%
% of FP17s for Band 1 Urgent Courses	769	8,201	9.4%	10.4%	9.5%	9.1%
% of FP17s Relating to Free Repair or Replacements	65	8,201	0.8%	0.9%	0.7%	0.8%
% of FP17s Relating to Continuations	288	8,201	3.5%	1.4%	1.2%	1.2%
% of Patients satisfied with the dentistry they have received	26	27	96.3%	93.4%	93.1%	92.8%
% of Patients satisfied with the time they had to wait for an appointment	23	27	85.2%	88.4%	88.8%	88.7%

\* This is based on patients treated on this contract for their most recent course of treatment. Figures in italics indicate the base number of FP17s or Patient Questionnaire responses are less than 100. N/A is shown where the base number of responses is less than 10 during the period. % is calculated as Quantity/Base number\*100

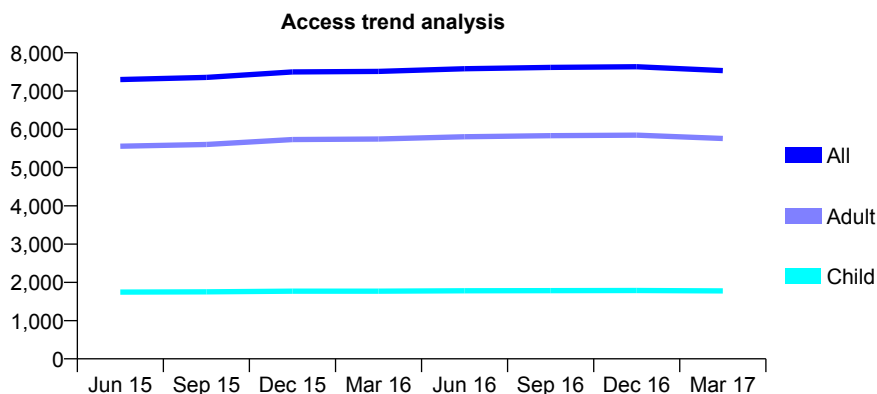
## Q66 - Vital Signs At a Glance Contract Report for 101338/0077 - March 2017

Name or company name	Whitecross Dental Care Limited
Contract type name	GDS Contract
Purpose of contract	General
Contract start date	09/03/2009
Contract end date	

16/17 Contracted general activity (UDA)	20,500
Carry forward general activity (UDA)	-199
16/17 Contracted orthodontic activity (UOA)	0
Carry forward orthodontic activity (UOA)	0
Baseline contract value	£539,789.48

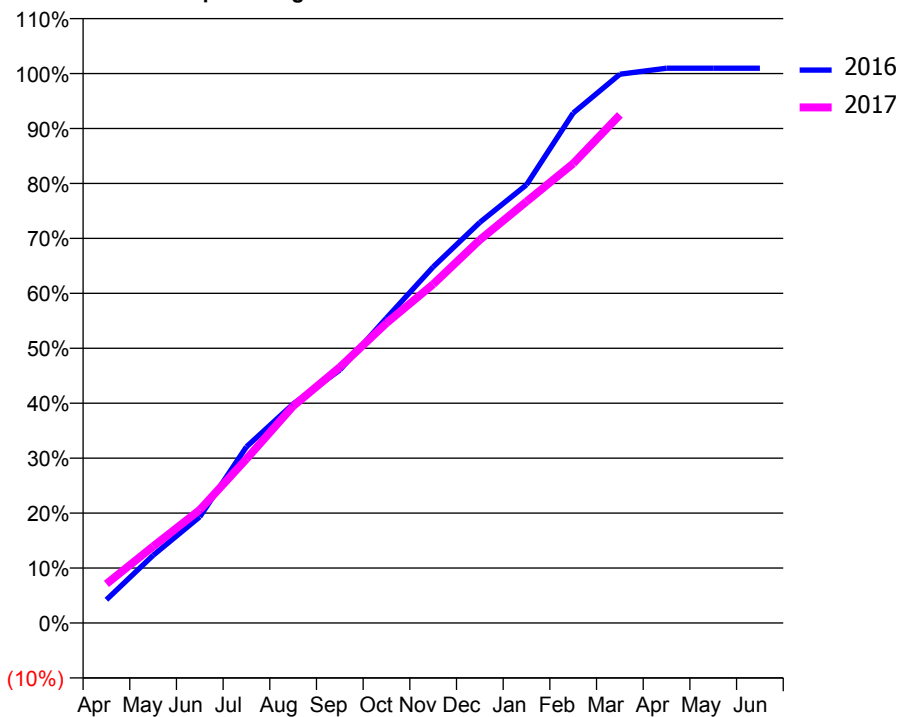
### ACCESS\*

Patients seen in 24 months	Total	Change since previous quarter
Quarter ending March 2016	7,513	
Quarter ending June 2016	7,583	→
Quarter ending September 2016	7,618	→
Quarter ending December 2016	7,634	→
Quarter ending March 2017	7,536	↓
<b>Variance since March 2016</b>	<b>0.3%</b>	<b>→</b>



### ACTIVITY

Cumulative percentage of contracted UDA delivered 2016 & 2017



Month	Adjusted Scheduled Activity (UDA)	
	2016	2017
April	868	1,461
May	2,523	2,860
June	3,964	4,223
July	6,574	6,124
August	8,173	8,093
September	9,440	9,545
October	11,381	11,188
November	13,283	12,640
December	14,949	14,296
January	16,347	15,724
February	19,024	17,142
March	20,474	18,957
April	20,699	
May	20,699	
June	20,699	

### QUALITY

	Quantity	Base Number	Contract	AT	Region	England
% of FP17s for the same patient ID Re-attending within 3 months - Children	148	2,005	7.4%	10.5%	11.9%	12.3%
% of FP17s for the same patient ID Re-attending within 3 months - Adults	790	5,888	13.4%	16.0%	16.6%	16.7%
% of FP17s for the same patient ID Re-attending between 3 & 9 months - Children	802	2,005	40.0%	58.5%	60.2%	57.6%
% of FP17s for the same patient ID Re-attending between 3 & 9 months - Adults	2,037	5,888	34.6%	49.5%	51.5%	50.1%
% of FP17s for Band 1 Urgent Courses	546	7,771	7.0%	10.4%	9.5%	9.1%
% of FP17s Relating to Free Repair or Replacements	41	7,771	0.5%	0.9%	0.7%	0.8%
% of FP17s Relating to Continuations	168	7,771	2.2%	1.4%	1.2%	1.2%
% of Patients satisfied with the dentistry they have received	17	18	94.4%	93.4%	93.1%	92.8%
% of Patients satisfied with the time they had to wait for an appointment	13	18	72.2%	88.4%	88.8%	88.7%

\* This is based on patients treated on this contract for their most recent course of treatment. Figures in italics indicate the base number of FP17s or Patient Questionnaire responses are less than 100. N/A is shown where the base number of responses is less than 10 during the period. % is calculated as Quantity/Base number\*100

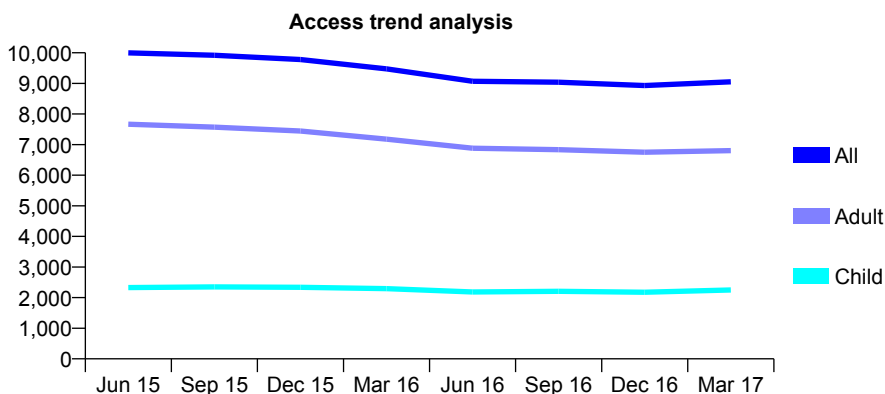
## Q66 - Vital Signs At a Glance Contract Report for 101338/0078 - March 2017

Name or company name	Whitecross Dental Care Limited
Contract type name	GDS Contract
Purpose of contract	General
Contract start date	15/04/2009
Contract end date	

16/17 Contracted general activity (UDA)	26,000
Carry forward general activity (UDA)	0
16/17 Contracted orthodontic activity (UOA)	0
Carry forward orthodontic activity (UOA)	0
Baseline contract value	£586,809.48

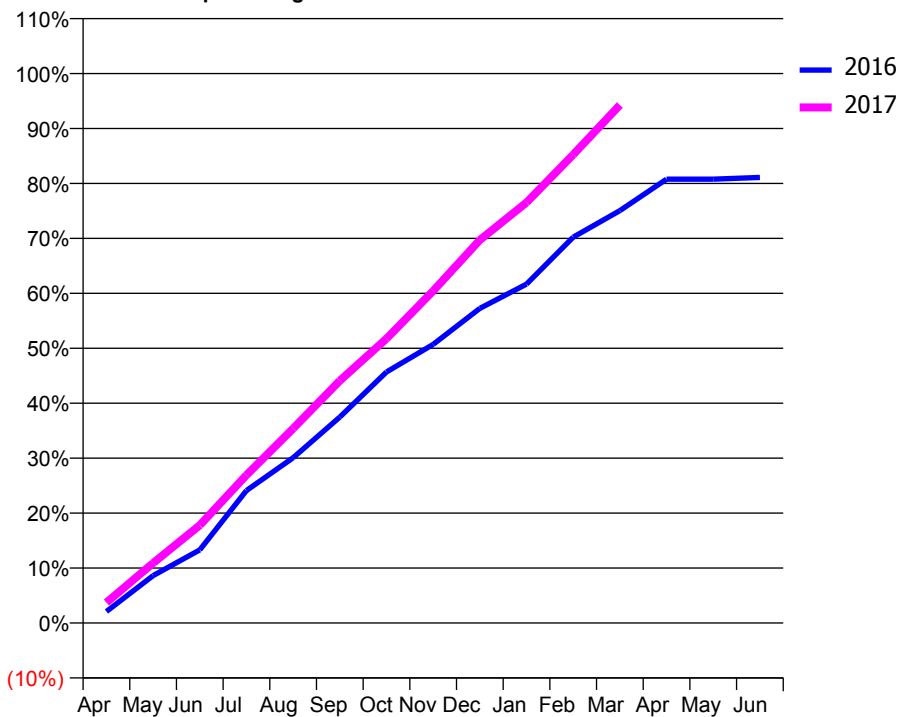
### ACCESS\*

Patients seen in 24 months	Total	Change since previous quarter
Quarter ending March 2016	9,473	
Quarter ending June 2016	9,070	↓
Quarter ending September 2016	9,040	→
Quarter ending December 2016	8,930	↓
Quarter ending March 2017	9,054	→
<b>Variance since March 2016</b>	<b>(4.4%)</b>	<b>↓</b>



### ACTIVITY

Cumulative percentage of contracted UDA delivered 2016 & 2017



Month	Adjusted Scheduled Activity (UDA)	
	2016	2017
April	747	969
May	3,063	2,834
June	4,726	4,626
July	8,560	7,003
August	10,678	9,204
September	13,306	11,468
October	16,216	13,456
November	18,003	15,714
December	20,323	18,123
January	21,893	19,895
February	24,925	22,160
March	26,645	24,507
April	28,672	
May	28,674	
June	28,783	

### QUALITY

	Quantity	Base Number	Contract	AT	Region	England
% of FP17s for the same patient ID Re-attending within 3 months - Children	171	3,184	5.4%	10.5%	11.9%	12.3%
% of FP17s for the same patient ID Re-attending within 3 months - Adults	979	9,112	10.7%	16.0%	16.6%	16.7%
% of FP17s for the same patient ID Re-attending between 3 & 9 months - Children	1,751	3,184	55.0%	58.5%	60.2%	57.6%
% of FP17s for the same patient ID Re-attending between 3 & 9 months - Adults	4,987	9,112	54.7%	49.5%	51.5%	50.1%
% of FP17s for Band 1 Urgent Courses	450	11,254	4.0%	10.4%	9.5%	9.1%
% of FP17s Relating to Free Repair or Replacements	53	11,254	0.5%	0.9%	0.7%	0.8%
% of FP17s Relating to Continuations	208	11,254	1.8%	1.4%	1.2%	1.2%
% of Patients satisfied with the dentistry they have received	13	13	100.0%	93.4%	93.1%	92.8%
% of Patients satisfied with the time they had to wait for an appointment	12	13	92.3%	88.4%	88.8%	88.7%

\* This is based on patients treated on this contract for their most recent course of treatment. Figures in italics indicate the base number of FP17s or Patient Questionnaire responses are less than 100. N/A is shown where the base number of responses is less than 10 during the period. % is calculated as Quantity/Base number\*100

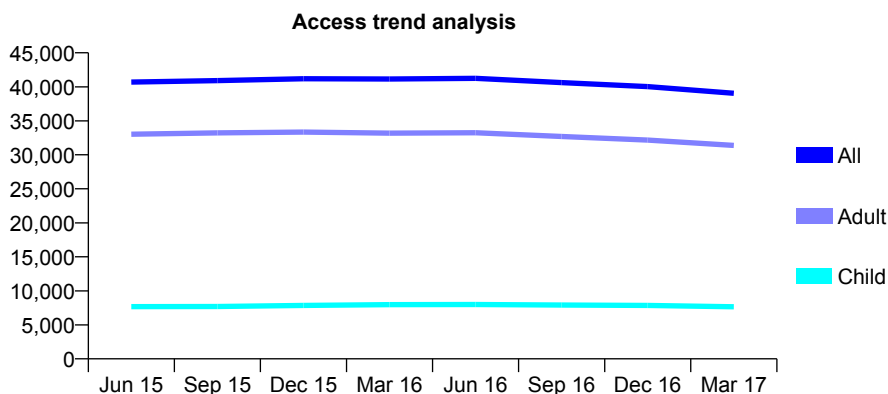
## Q66 - Vital Signs At a Glance Contract Report for 101338/0084 - March 2017

Name or company name	Whitecross Dental Care Limited
Contract type name	GDS Contract
Purpose of contract	General
Contract start date	01/04/2009
Contract end date	

16/17 Contracted general activity (UDA)	122,469
Carry forward general activity (UDA)	0
16/17 Contracted orthodontic activity (UOA)	0
Carry forward orthodontic activity (UOA)	0
Baseline contract value	£3,246,901.22

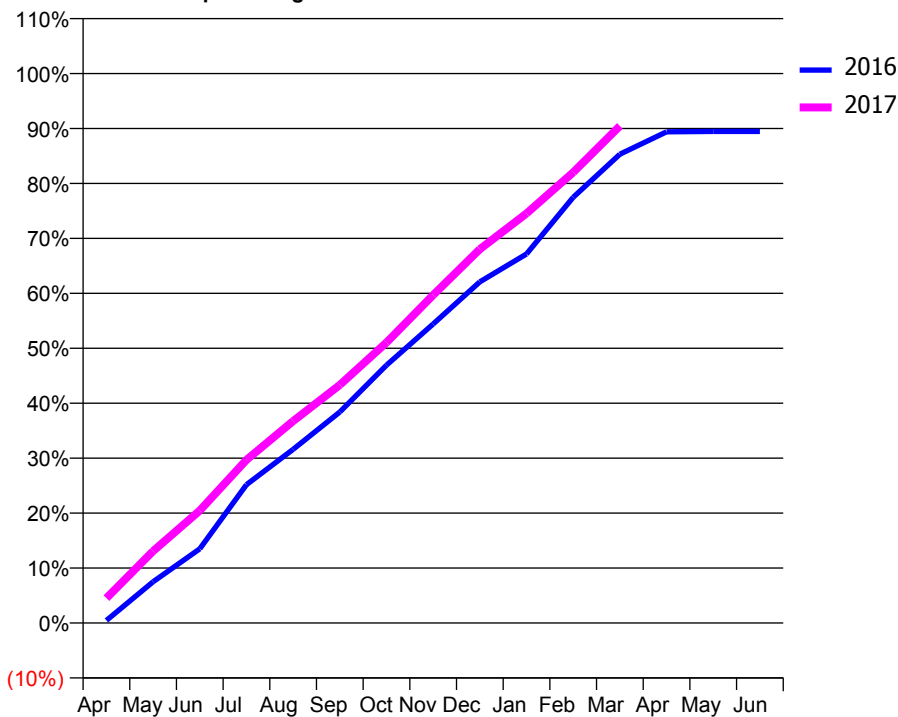
### ACCESS\*

Patients seen in 24 months	Total	Change since previous quarter
Quarter ending March 2016	41,149	
Quarter ending June 2016	41,243	→
Quarter ending September 2016	40,613	↓
Quarter ending December 2016	40,021	↓
Quarter ending March 2017	39,041	↓
<b>Variance since March 2016</b>	<b>(5.1%)</b>	↓



### ACTIVITY

Cumulative percentage of contracted UDA delivered 2016 & 2017



### QUALITY

	Quantity	Base Number	Contract	AT	Region	England
% of FP17s for the same patient ID Re-attending within 3 months - Children	576	10,692	5.4%	10.5%	11.9%	12.3%
% of FP17s for the same patient ID Re-attending within 3 months - Adults	5,911	42,128	14.0%	16.0%	16.6%	16.7%
% of FP17s for the same patient ID Re-attending between 3 & 9 months - Children	6,126	10,692	57.3%	58.5%	60.2%	57.6%
% of FP17s for the same patient ID Re-attending between 3 & 9 months - Adults	21,768	42,128	51.7%	49.5%	51.5%	50.1%
% of FP17s for Band 1 Urgent Courses	4,549	50,486	9.0%	10.4%	9.5%	9.1%
% of FP17s Relating to Free Repair or Replacements	351	50,486	0.7%	0.9%	0.7%	0.8%
% of FP17s Relating to Continuations	988	50,486	2.0%	1.4%	1.2%	1.2%
% of Patients satisfied with the dentistry they have received	105	116	90.5%	93.4%	93.1%	92.8%
% of Patients satisfied with the time they had to wait for an appointment	102	116	87.9%	88.4%	88.8%	88.7%

\* This is based on patients treated on this contract for their most recent course of treatment. Figures in italics indicate the base number of FP17s or Patient Questionnaire responses are less than 100. N/A is shown where the base number of responses is less than 10 during the period. % is calculated as Quantity/Base number\*100

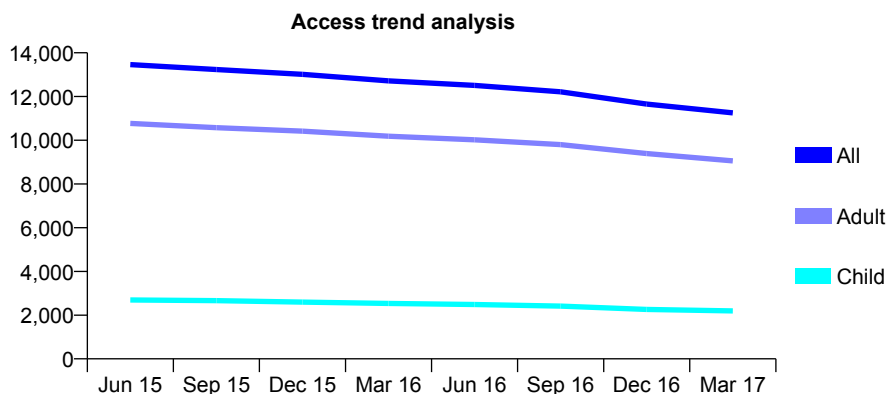
## Q66 - Vital Signs At a Glance Contract Report for 101338/0131 - March 2017

Name or company name	Whitecross Dental Care Limited
Contract type name	GDS Contract
Purpose of contract	General
Contract start date	01/04/2011
Contract end date	

16/17 Contracted general activity (UDA)	28,196
Carry forward general activity (UDA)	0
16/17 Contracted orthodontic activity (UOA)	0
Carry forward orthodontic activity (UOA)	0
Baseline contract value	£786,535.87

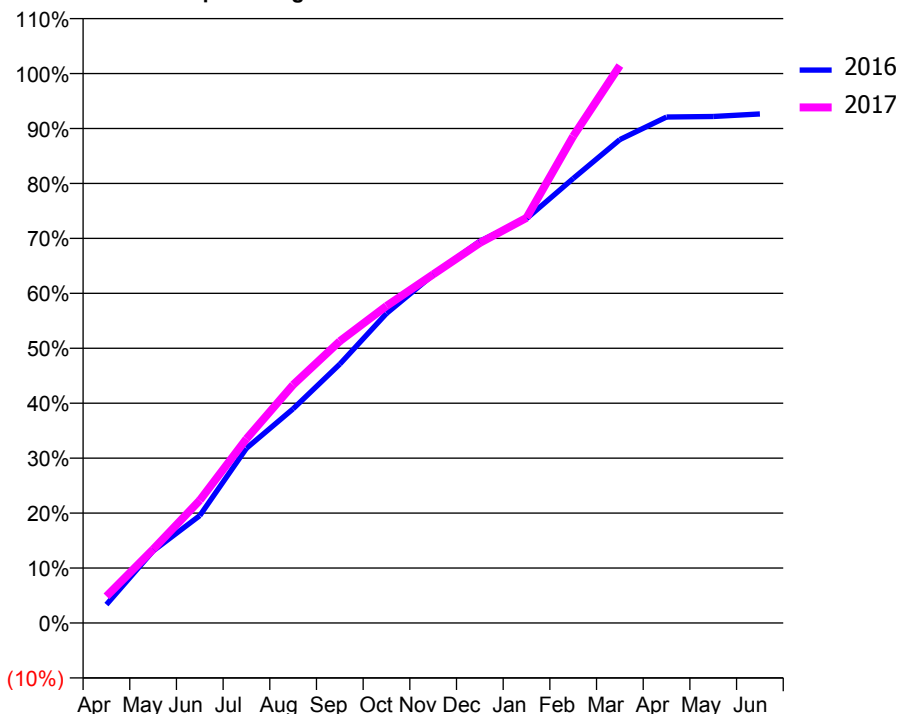
### ACCESS\*

Patients seen in 24 months	Total	Change since previous quarter
Quarter ending March 2016	12,716	
Quarter ending June 2016	12,508	↓
Quarter ending September 2016	12,215	↓
Quarter ending December 2016	11,654	↓
Quarter ending March 2017	11,253	↓
<b>Variance since March 2016</b>	<b>(11.5%)</b>	<b>↓</b>



### ACTIVITY

Cumulative percentage of contracted UDA delivered 2016 & 2017



Adjusted Scheduled Activity (UDA)

Month	2016	2017
April	1,227	1,375
May	4,792	3,778
June	7,137	6,298
July	11,613	9,453
August	14,233	12,226
September	17,202	14,463
October	20,571	16,269
November	23,142	17,886
December	25,370	19,506
January	26,865	20,791
February	29,538	24,975
March	32,119	28,603
April	33,616	
May	33,652	
June	33,827	

### QUALITY

	Quantity	Base Number	Contract	AT	Region	England
% of FP17s for the same patient ID Re-attending within 3 months - Children	198	3,224	6.1%	10.5%	11.9%	12.3%
% of FP17s for the same patient ID Re-attending within 3 months - Adults	1,672	12,423	13.5%	16.0%	16.6%	16.7%
% of FP17s for the same patient ID Re-attending between 3 & 9 months - Children	1,938	3,224	60.1%	58.5%	60.2%	57.6%
% of FP17s for the same patient ID Re-attending between 3 & 9 months - Adults	7,001	12,423	56.4%	49.5%	51.5%	50.1%
% of FP17s for Band 1 Urgent Courses	1,048	14,734	7.1%	10.4%	9.5%	9.1%
% of FP17s Relating to Free Repair or Replacements	96	14,734	0.7%	0.9%	0.7%	0.8%
% of FP17s Relating to Continuations	303	14,734	2.1%	1.4%	1.2%	1.2%
% of Patients satisfied with the dentistry they have received	29	32	90.6%	93.4%	93.1%	92.8%
% of Patients satisfied with the time they had to wait for an appointment	29	32	90.6%	88.4%	88.8%	88.7%

\* This is based on patients treated on this contract for their most recent course of treatment. Figures in italics indicate the base number of FP17s or Patient Questionnaire responses are less than 100. N/A is shown where the base number of responses is less than 10 during the period. % is calculated as Quantity/Base number\*100

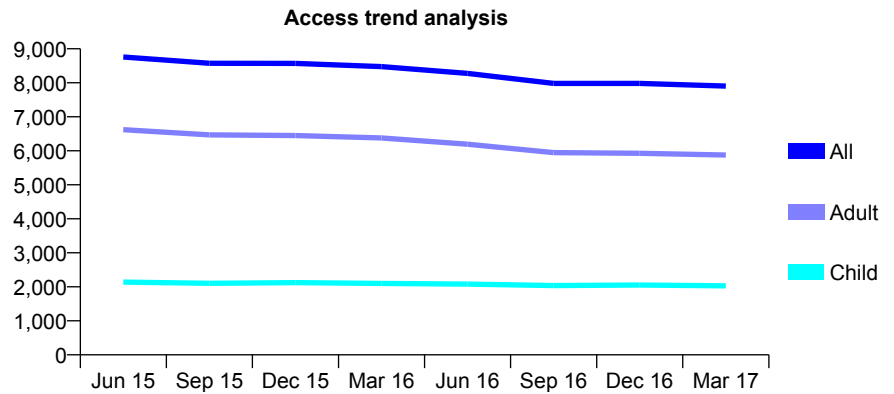
## Q66 - Vital Signs At a Glance Contract Report for 101338/0144 - March 2017

Name or company name	Whitecross Dental Care Limited
Contract type name	GDS Contract
Purpose of contract	General
Contract start date	01/10/2012
Contract end date	

16/17 Contracted general activity (UDA)	24,078
Carry forward general activity (UDA)	0
16/17 Contracted orthodontic activity (UOA)	0
Carry forward orthodontic activity (UOA)	0
Baseline contract value	£574,577.84

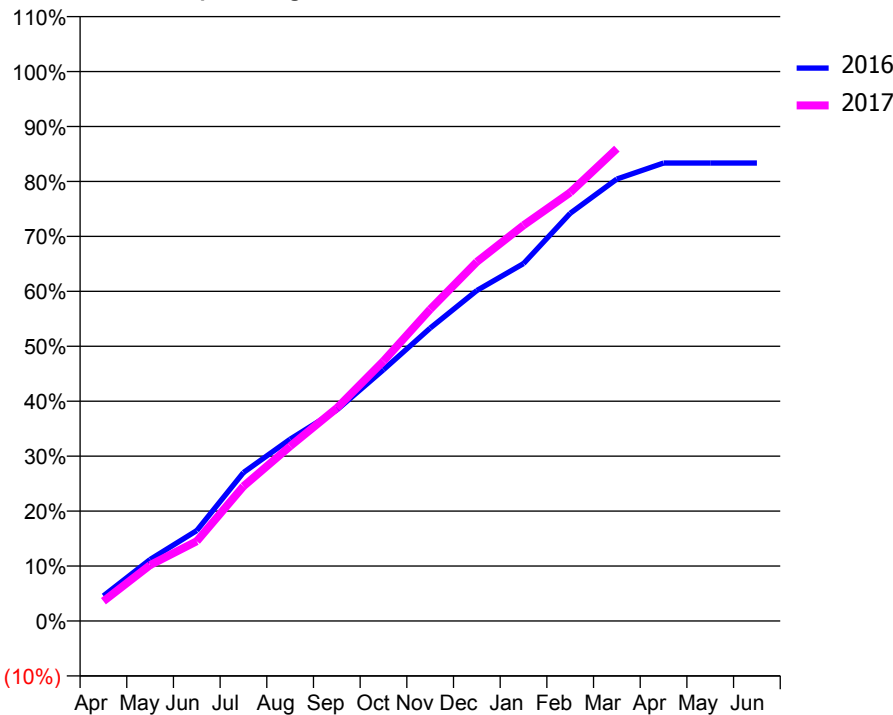
### ACCESS\*

Patients seen in 24 months	Total	Change since previous quarter
Quarter ending March 2016	8,477	
Quarter ending June 2016	8,277	↓
Quarter ending September 2016	7,983	↓
Quarter ending December 2016	7,982	→
Quarter ending March 2017	7,905	→
<b>Variance since March 2016</b>	<b>(6.7%)</b>	<b>↓</b>



### ACTIVITY

Cumulative percentage of contracted UDA delivered 2016 & 2017



Month	Adjusted Scheduled Activity (UDA)	
	2016	2017
April	1,102	870
May	2,698	2,454
June	3,965	3,499
July	6,507	5,906
August	7,968	7,657
September	9,244	9,328
October	11,010	11,390
November	12,836	13,656
December	14,484	15,738
January	15,665	17,338
February	17,863	18,779
March	19,369	20,702
April	20,070	
May	20,067	
June	20,068	

### QUALITY

	Quantity	Base Number	Contract	AT	Region	England
% of FP17s for the same patient ID Re-attending within 3 months - Children	149	2,827	5.3%	10.5%	11.9%	12.3%
% of FP17s for the same patient ID Re-attending within 3 months - Adults	1,184	7,180	16.5%	16.0%	16.6%	16.7%
% of FP17s for the same patient ID Re-attending between 3 & 9 months - Children	1,699	2,827	60.1%	58.5%	60.2%	57.6%
% of FP17s for the same patient ID Re-attending between 3 & 9 months - Adults	2,675	7,180	37.3%	49.5%	51.5%	50.1%
% of FP17s for Band 1 Urgent Courses	1,278	9,726	13.1%	10.4%	9.5%	9.1%
% of FP17s Relating to Free Repair or Replacements	95	9,726	1.0%	0.9%	0.7%	0.8%
% of FP17s Relating to Continuations	127	9,726	1.3%	1.4%	1.2%	1.2%
% of Patients satisfied with the dentistry they have received	16	18	88.9%	93.4%	93.1%	92.8%
% of Patients satisfied with the time they had to wait for an appointment	16	18	88.9%	88.4%	88.8%	88.7%

\* This is based on patients treated on this contract for their most recent course of treatment. Figures in italics indicate the base number of FP17s or Patient Questionnaire responses are less than 100. N/A is shown where the base number of responses is less than 10 during the period. % is calculated as Quantity/Base number\*100

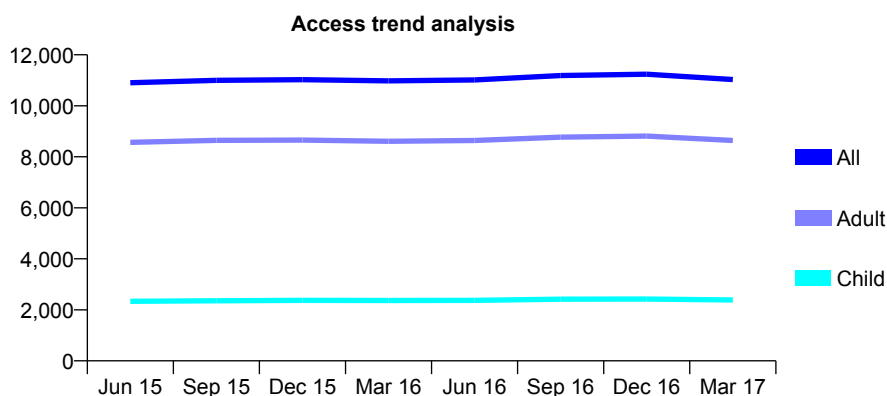
## Q66 - Vital Signs At a Glance Contract Report for 101338/0145 - March 2017

Name or company name	Whitecross Dental Care Limited
Contract type name	GDS Contract
Purpose of contract	General
Contract start date	01/10/2012
Contract end date	

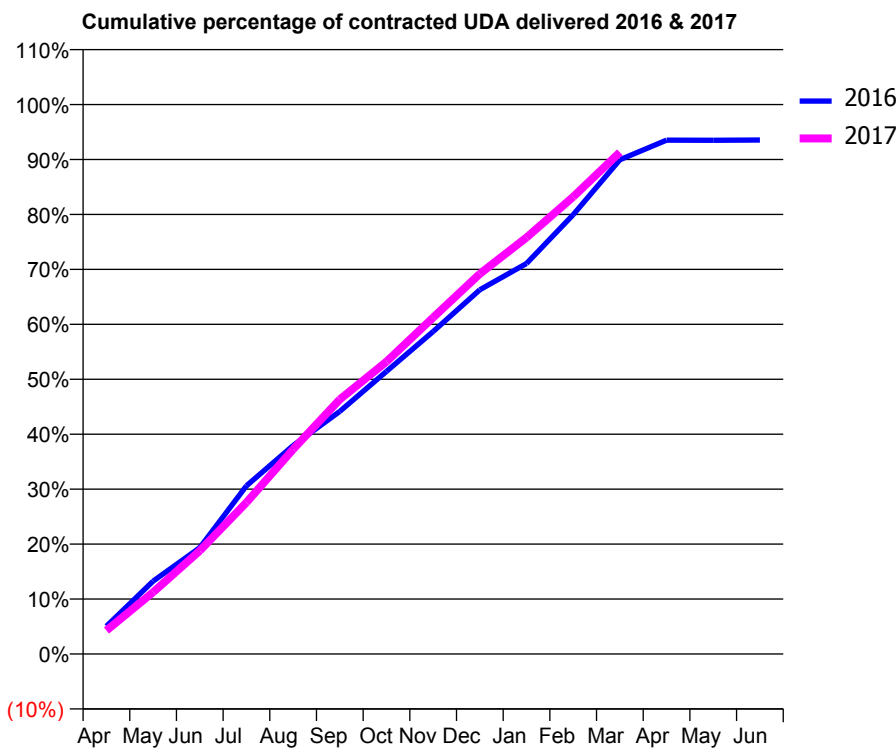
16/17 Contracted general activity (UDA)	33,365
Carry forward general activity (UDA)	0
16/17 Contracted orthodontic activity (UOA)	0
Carry forward orthodontic activity (UOA)	0
Baseline contract value	£796,192.15

### ACCESS\*

Patients seen in 24 months	Total	Change since previous quarter
Quarter ending March 2016	10,976	
Quarter ending June 2016	11,013	→
Quarter ending September 2016	11,188	→
Quarter ending December 2016	11,238	→
Quarter ending March 2017	11,030	↓
<b>Variance since March 2016</b>	<b>0.5%</b>	<b>→</b>



### ACTIVITY



Month	Adjusted Scheduled Activity (UDA)	
	2016	2017
April	1,685	1,428
May	4,427	3,756
June	6,455	6,268
July	10,216	9,201
August	12,661	12,435
September	14,730	15,462
October	17,161	17,754
November	19,578	20,433
December	22,115	23,088
January	23,714	25,291
February	26,676	27,761
March	30,007	30,464
April	31,201	
May	31,195	
June	31,211	

### QUALITY

	Quantity	Base Number	Contract	AT	Region	England
% of FP17s for the same patient ID Re-attending within 3 months - Children	191	3,513	5.4%	10.5%	11.9%	12.3%
% of FP17s for the same patient ID Re-attending within 3 months - Adults	1,449	11,581	12.5%	16.0%	16.6%	16.7%
% of FP17s for the same patient ID Re-attending between 3 & 9 months - Children	2,181	3,513	62.1%	58.5%	60.2%	57.6%
% of FP17s for the same patient ID Re-attending between 3 & 9 months - Adults	5,722	11,581	49.4%	49.5%	51.5%	50.1%
% of FP17s for Band 1 Urgent Courses	758	14,426	5.3%	10.4%	9.5%	9.1%
% of FP17s Relating to Free Repair or Replacements	146	14,426	1.0%	0.9%	0.7%	0.8%
% of FP17s Relating to Continuations	371	14,426	2.6%	1.4%	1.2%	1.2%
% of Patients satisfied with the dentistry they have received	35	37	94.6%	93.4%	93.1%	92.8%
% of Patients satisfied with the time they had to wait for an appointment	32	37	86.5%	88.4%	88.8%	88.7%

\* This is based on patients treated on this contract for their most recent course of treatment. Figures in italics indicate the base number of FP17s or Patient Questionnaire responses are less than 100. N/A is shown where the base number of responses is less than 10 during the period. % is calculated as Quantity/Base number\*100



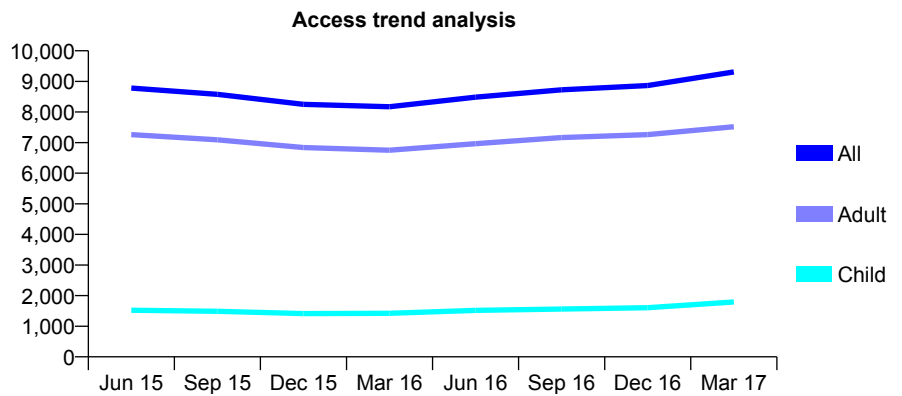
## Q66 - Vital Signs At a Glance Contract Report for 101370/0025 - March 2017

Name or company name	Whitecross Dental Care Limited
Contract type name	Pilot Contract
Purpose of contract	General
Contract start date	01/04/2006
Contract end date	

16/17 Contracted general activity (UDA)	38,464
Carry forward general activity (UDA)	0
16/17 Contracted orthodontic activity (UOA)	0
Carry forward orthodontic activity (UOA)	0
Baseline contract value	£976,029.66

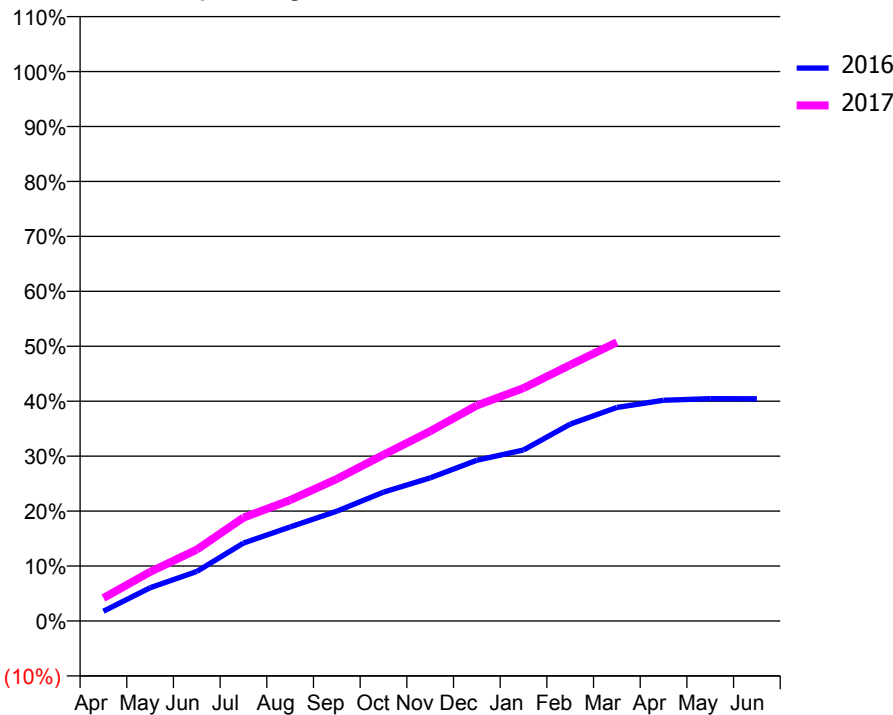
### ACCESS\*

Patients seen in 24 months	Total	Change since previous quarter
Quarter ending March 2016	8,174	
Quarter ending June 2016	8,484	↑
Quarter ending September 2016	8,726	↑
Quarter ending December 2016	8,867	→
Quarter ending March 2017	9,311	↑
<b>Variance since March 2016</b>	<b>13.9%</b>	<b>↑</b>



### ACTIVITY

Cumulative percentage of contracted UDA delivered 2016 & 2017



Month	Adjusted Scheduled Activity (UDA)	
	2016	2017
April	682	1,613
May	2,325	3,437
June	3,466	4,995
July	5,453	7,236
August	6,584	8,466
September	7,686	9,946
October	9,017	11,632
November	10,016	13,287
December	11,254	15,093
January	11,971	16,305
February	13,780	17,923
March	14,948	19,517
April	15,448	
May	15,562	
June	15,560	

### QUALITY

	Quantity	Base Number	Contract	AT	Region	England
% of FP17s for the same patient ID Re-attending within 3 months - Children	109	2,082	5.2%	10.5%	11.9%	12.3%
% of FP17s for the same patient ID Re-attending within 3 months - Adults	924	8,187	11.3%	16.0%	16.6%	16.7%
% of FP17s for the same patient ID Re-attending between 3 & 9 months - Children	805	2,082	38.7%	58.5%	60.2%	57.6%
% of FP17s for the same patient ID Re-attending between 3 & 9 months - Adults	2,491	8,187	30.4%	49.5%	51.5%	50.1%
% of FP17s for Band 1 Urgent Courses	1,082	9,822	11.0%	10.4%	9.5%	9.1%
% of FP17s Relating to Free Repair or Replacements	15	9,822	0.2%	0.9%	0.7%	0.8%
% of FP17s Relating to Continuations	103	9,822	1.0%	1.4%	1.2%	1.2%
% of Patients satisfied with the dentistry they have received	21	22	95.5%	93.4%	93.1%	92.8%
% of Patients satisfied with the time they had to wait for an appointment	14	22	63.6%	88.4%	88.8%	88.7%

\* This is based on patients treated on this contract for their most recent course of treatment. Figures in italics indicate the base number of FP17s or Patient Questionnaire responses are less than 100. N/A is shown where the base number of responses is less than 10 during the period. % is calculated as Quantity/Base number\*100

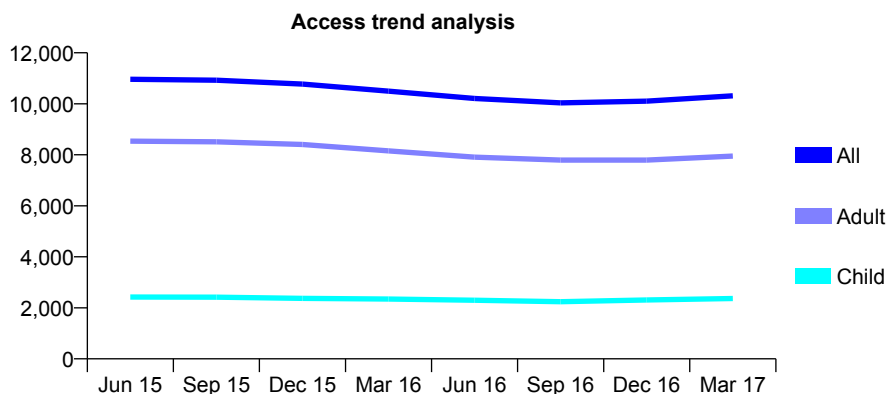
## Q66 - Vital Signs At a Glance Contract Report for 101370/0026 - March 2017

Name or company name	Petrie Tucker and Partners Ltd
Contract type name	GDS Contract
Purpose of contract	General
Contract start date	01/04/2006
Contract end date	

16/17 Contracted general activity (UDA)	32,620
Carry forward general activity (UDA)	1,323
16/17 Contracted orthodontic activity (UOA)	0
Carry forward orthodontic activity (UOA)	0
Baseline contract value	£943,256.11

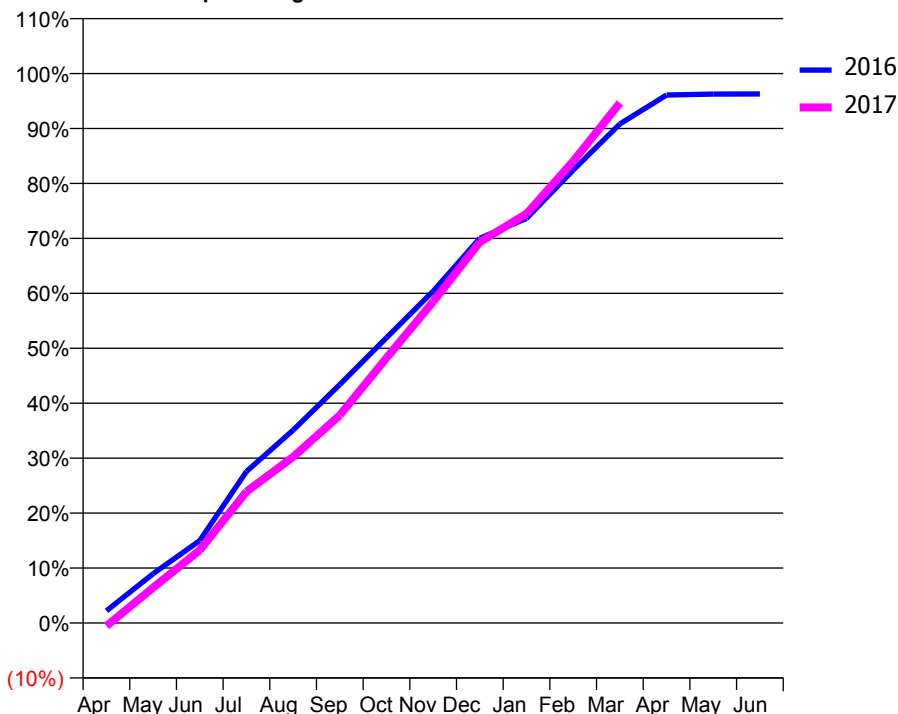
### ACCESS\*

Patients seen in 24 months	Total	Change since previous quarter
Quarter ending March 2016	10,497	
Quarter ending June 2016	10,208	↓
Quarter ending September 2016	10,036	↓
Quarter ending December 2016	10,103	→
Quarter ending March 2017	10,315	↑
<b>Variance since March 2016</b>	<b>(1.7%)</b>	<b>↓</b>



### ACTIVITY

Cumulative percentage of contracted UDA delivered 2016 & 2017



Month	Adjusted Scheduled Activity (UDA)	
	2016	2017
April	816	-185
May	3,297	2,100
June	5,512	4,324
July	10,137	7,802
August	12,901	9,858
September	15,949	12,336
October	19,080	15,729
November	22,194	19,083
December	25,729	22,612
January	27,062	24,301
February	30,287	27,411
March	33,374	30,873
April	35,310	
May	35,370	
June	35,376	

### QUALITY

	Quantity	Base Number	Contract	AT	Region	England
% of FP17s for the same patient ID Re-attending within 3 months - Children	214	3,535	6.1%	10.5%	11.9%	12.3%
% of FP17s for the same patient ID Re-attending within 3 months - Adults	1,304	10,198	12.8%	16.0%	16.6%	16.7%
% of FP17s for the same patient ID Re-attending between 3 & 9 months - Children	2,013	3,535	56.9%	58.5%	60.2%	57.6%
% of FP17s for the same patient ID Re-attending between 3 & 9 months - Adults	4,329	10,198	42.4%	49.5%	51.5%	50.1%
% of FP17s for Band 1 Urgent Courses	901	13,096	6.9%	10.4%	9.5%	9.1%
% of FP17s Relating to Free Repair or Replacements	104	13,096	0.8%	0.9%	0.7%	0.8%
% of FP17s Relating to Continuations	301	13,096	2.3%	1.4%	1.2%	1.2%
% of Patients satisfied with the dentistry they have received	34	39	87.2%	93.4%	93.1%	92.8%
% of Patients satisfied with the time they had to wait for an appointment	29	39	74.4%	88.4%	88.8%	88.7%

\* This is based on patients treated on this contract for their most recent course of treatment. Figures in italics indicate the base number of FP17s or Patient Questionnaire responses are less than 100. N/A is shown where the base number of responses is less than 10 during the period. % is calculated as Quantity/Base number\*100

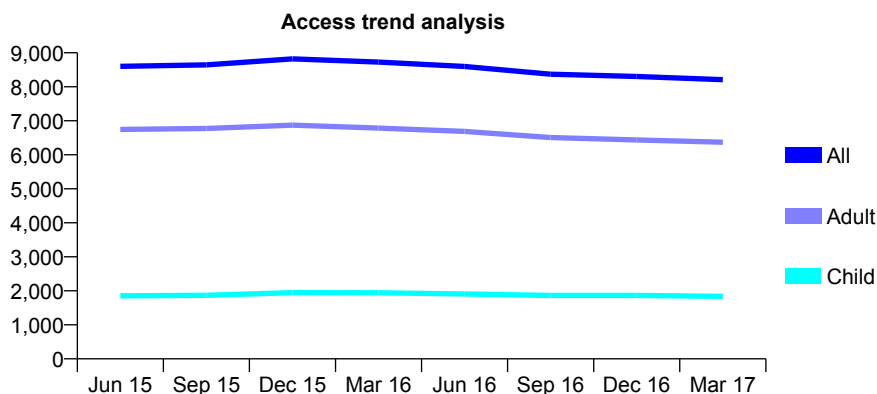
## Q66 - Vital Signs At a Glance Contract Report for 101370/0027 - March 2017

Name or company name	Whitecross Dental Care Limited
Contract type name	GDS Contract
Purpose of contract	General
Contract start date	01/04/2006
Contract end date	

16/17 Contracted general activity (UDA)	20,845
Carry forward general activity (UDA)	0
16/17 Contracted orthodontic activity (UOA)	0
Carry forward orthodontic activity (UOA)	0
Baseline contract value	£624,393.67

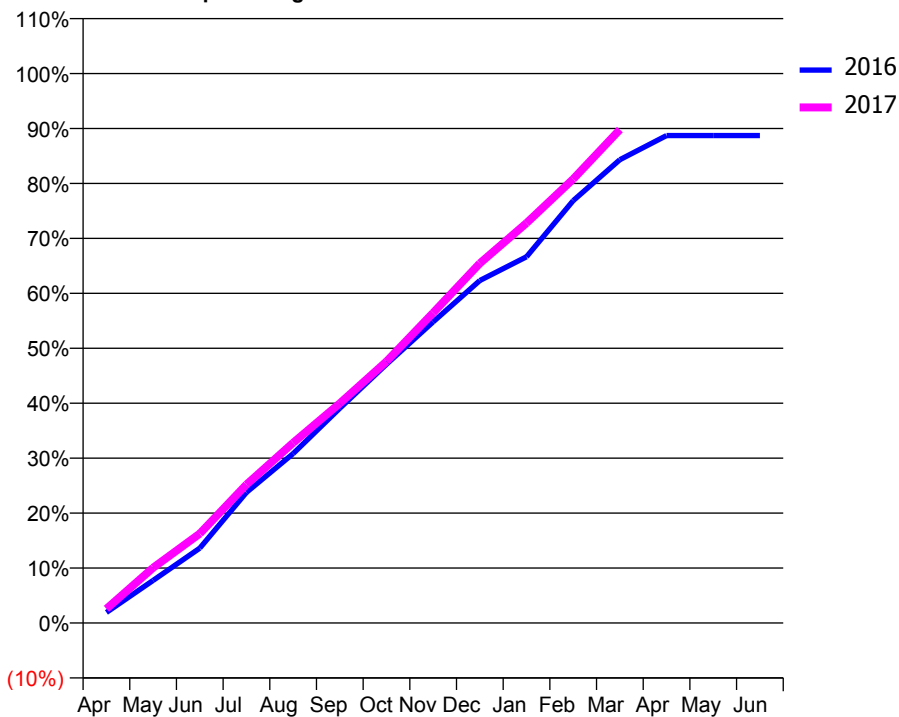
### ACCESS\*

Patients seen in 24 months	Total	Change since previous quarter
Quarter ending March 2016	8,728	
Quarter ending June 2016	8,597	↓
Quarter ending September 2016	8,372	↓
Quarter ending December 2016	8,304	→
Quarter ending March 2017	8,208	↓
<b>Variance since March 2016</b>	<b>(6.0%)</b>	↓



### ACTIVITY

Cumulative percentage of contracted UDA delivered 2016 & 2017



Month	Adjusted Scheduled Activity (UDA)	
	2016	2017
April	450	538
May	1,808	2,097
June	3,174	3,390
July	5,536	5,253
August	7,183	6,838
September	9,105	8,331
October	10,974	9,923
November	12,772	11,770
December	14,526	13,644
January	15,531	15,172
February	17,911	16,842
March	19,646	18,717
April	20,669	
May	20,672	
June	20,672	

### QUALITY

	Quantity	Base Number	Contract	AT	Region	England
% of FP17s for the same patient ID Re-attending within 3 months - Children	165	2,539	6.5%	10.5%	11.9%	12.3%
% of FP17s for the same patient ID Re-attending within 3 months - Adults	1,087	7,710	14.1%	16.0%	16.6%	16.7%
% of FP17s for the same patient ID Re-attending between 3 & 9 months - Children	1,435	2,539	56.5%	58.5%	60.2%	57.6%
% of FP17s for the same patient ID Re-attending between 3 & 9 months - Adults	2,767	7,710	35.9%	49.5%	51.5%	50.1%
% of FP17s for Band 1 Urgent Courses	897	9,784	9.2%	10.4%	9.5%	9.1%
% of FP17s Relating to Free Repair or Replacements	39	9,784	0.4%	0.9%	0.7%	0.8%
% of FP17s Relating to Continuations	178	9,784	1.8%	1.4%	1.2%	1.2%
% of Patients satisfied with the dentistry they have received	14	16	87.5%	93.4%	93.1%	92.8%
% of Patients satisfied with the time they had to wait for an appointment	14	16	87.5%	88.4%	88.8%	88.7%

\* This is based on patients treated on this contract for their most recent course of treatment. Figures in italics indicate the base number of FP17s or Patient Questionnaire responses are less than 100. N/A is shown where the base number of responses is less than 10 during the period. % is calculated as Quantity/Base number\*100

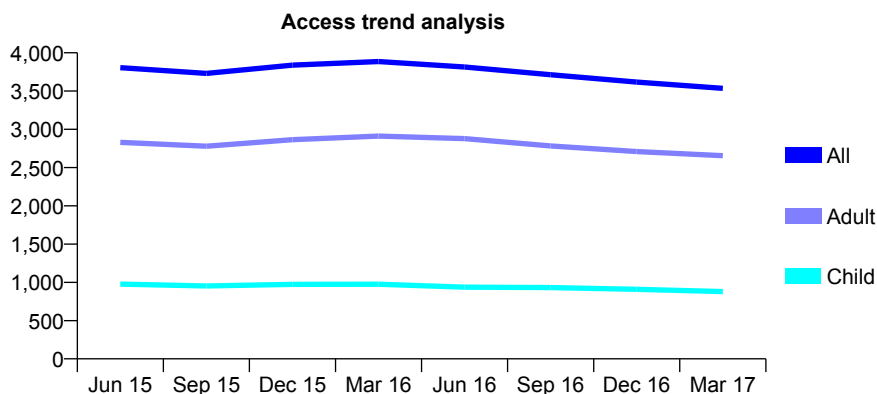
## Q66 - Vital Signs At a Glance Contract Report for 101370/0058 - March 2017

Name or company name	Petrie Tucker and Partners Ltd
Contract type name	GDS Contract
Purpose of contract	General
Contract start date	01/04/2006
Contract end date	

16/17 Contracted general activity (UDA)	11,395
Carry forward general activity (UDA)	395
16/17 Contracted orthodontic activity (UOA)	0
Carry forward orthodontic activity (UOA)	0
Baseline contract value	£325,276.57

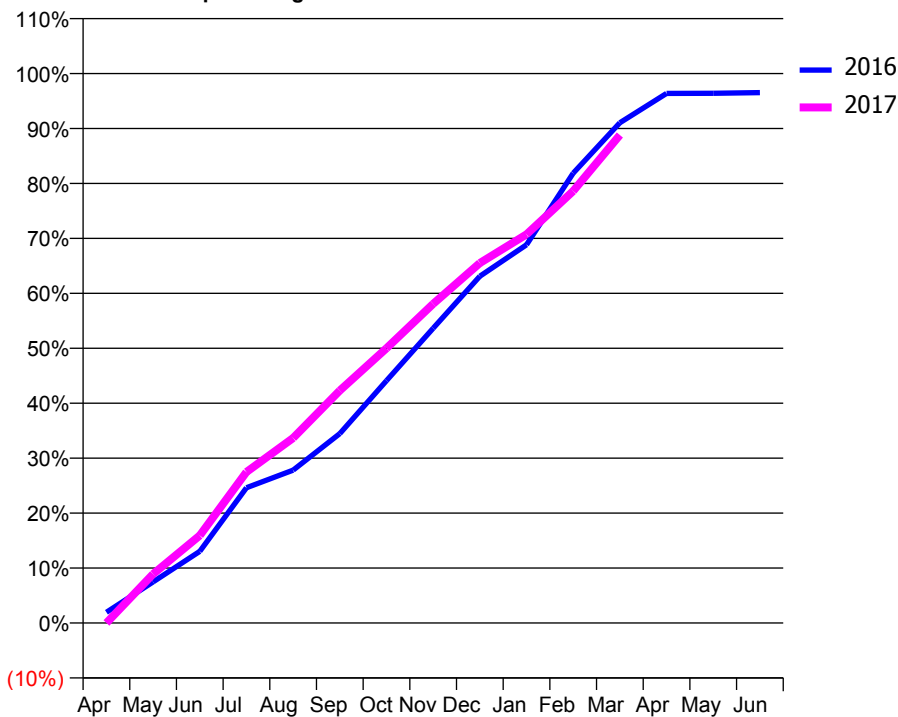
### ACCESS\*

Patients seen in 24 months	Total	Change since previous quarter
Quarter ending March 2016	3,886	
Quarter ending June 2016	3,814	↓
Quarter ending September 2016	3,713	↓
Quarter ending December 2016	3,618	↓
Quarter ending March 2017	3,536	↓
<b>Variance since March 2016</b>	<b>(9.0%)</b>	↓



### ACTIVITY

Cumulative percentage of contracted UDA delivered 2016 & 2017



Month	Adjusted Scheduled Activity (UDA)	
	2016	2017
April	222	0
May	852	1,018
June	1,485	1,816
July	2,804	3,132
August	3,170	3,837
September	3,927	4,821
October	5,024	5,697
November	6,112	6,620
December	7,191	7,464
January	7,842	8,058
February	9,330	8,959
March	10,374	10,118
April	10,981	
May	10,985	
June	11,000	

### QUALITY

	Quantity	Base Number	Contract	AT	Region	England
% of FP17s for the same patient ID Re-attending within 3 months - Children	48	1,086	4.4%	10.5%	11.9%	12.3%
% of FP17s for the same patient ID Re-attending within 3 months - Adults	467	3,254	14.4%	16.0%	16.6%	16.7%
% of FP17s for the same patient ID Re-attending between 3 & 9 months - Children	591	1,086	54.4%	58.5%	60.2%	57.6%
% of FP17s for the same patient ID Re-attending between 3 & 9 months - Adults	1,712	3,254	52.6%	49.5%	51.5%	50.1%
% of FP17s for Band 1 Urgent Courses	252	4,120	6.1%	10.4%	9.5%	9.1%
% of FP17s Relating to Free Repair or Replacements	32	4,120	0.8%	0.9%	0.7%	0.8%
% of FP17s Relating to Continuations	85	4,120	2.1%	1.4%	1.2%	1.2%
% of Patients satisfied with the dentistry they have received	2	3	N/A	93.4%	93.1%	92.8%
% of Patients satisfied with the time they had to wait for an appointment	2	3	N/A	88.4%	88.8%	88.7%

\* This is based on patients treated on this contract for their most recent course of treatment. Figures in italics indicate the base number of FP17s or Patient Questionnaire responses are less than 100. N/A is shown where the base number of responses is less than 10 during the period. % is calculated as Quantity/Base number\*100

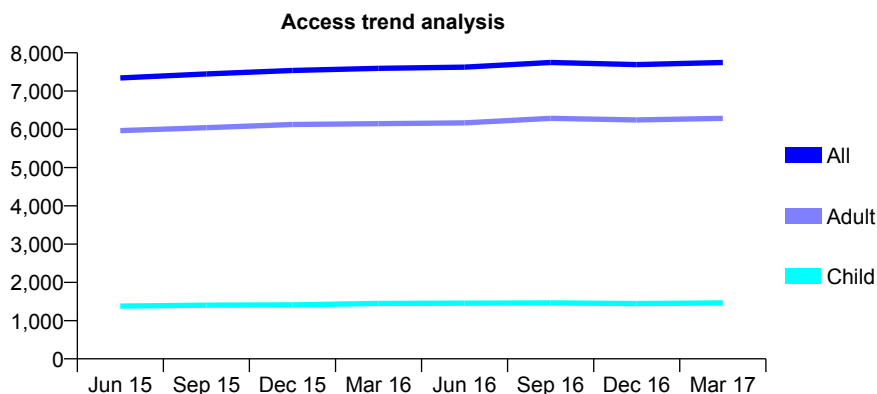
## Q66 - Vital Signs At a Glance Contract Report for 101370/0072 - March 2017

Name or company name	Whitecross Dental Care Limited
Contract type name	GDS Contract
Purpose of contract	General
Contract start date	01/07/2006
Contract end date	

16/17 Contracted general activity (UDA)	21,434
Carry forward general activity (UDA)	0
16/17 Contracted orthodontic activity (UOA)	0
Carry forward orthodontic activity (UOA)	0
Baseline contract value	£631,199.62

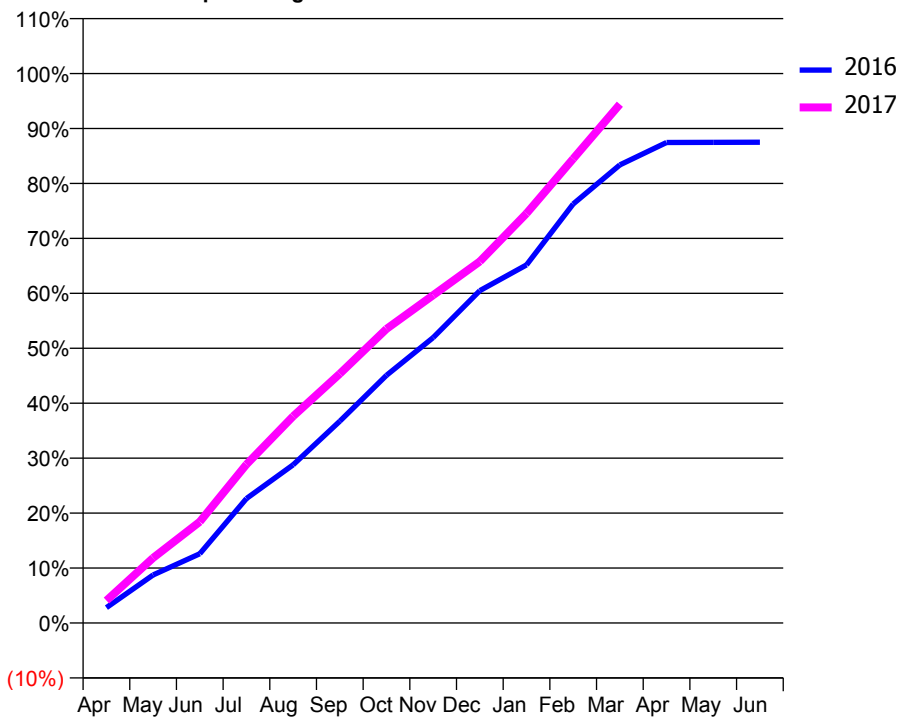
### ACCESS\*

Patients seen in 24 months	Total	Change since previous quarter
Quarter ending March 2016	7,593	
Quarter ending June 2016	7,624	→
Quarter ending September 2016	7,748	→
Quarter ending December 2016	7,690	→
Quarter ending March 2017	7,748	→
<b>Variance since March 2016</b>	<b>2.0%</b>	<b>↑</b>



### ACTIVITY

Cumulative percentage of contracted UDA delivered 2016 & 2017



Month	Adjusted Scheduled Activity (UDA)	
	2016	2017
April	725	874
May	2,267	2,542
June	3,270	3,952
July	5,872	6,189
August	7,464	8,065
September	9,523	9,721
October	11,688	11,470
November	13,468	12,786
December	15,687	14,103
January	16,900	15,975
February	19,774	18,107
March	21,619	20,237
April	22,681	
May	22,686	
June	22,689	

### QUALITY

	Quantity	Base Number	Contract	AT	Region	England
% of FP17s for the same patient ID Re-attending within 3 months - Children	225	2,335	9.6%	10.5%	11.9%	12.3%
% of FP17s for the same patient ID Re-attending within 3 months - Adults	1,423	8,695	16.4%	16.0%	16.6%	16.7%
% of FP17s for the same patient ID Re-attending between 3 & 9 months - Children	1,368	2,335	58.6%	58.5%	60.2%	57.6%
% of FP17s for the same patient ID Re-attending between 3 & 9 months - Adults	4,166	8,695	47.9%	49.5%	51.5%	50.1%
% of FP17s for Band 1 Urgent Courses	1,007	10,486	9.6%	10.4%	9.5%	9.1%
% of FP17s Relating to Free Repair or Replacements	141	10,486	1.3%	0.9%	0.7%	0.8%
% of FP17s Relating to Continuations	285	10,486	2.7%	1.4%	1.2%	1.2%
% of Patients satisfied with the dentistry they have received	19	20	95.0%	93.4%	93.1%	92.8%
% of Patients satisfied with the time they had to wait for an appointment	16	20	80.0%	88.4%	88.8%	88.7%

\* This is based on patients treated on this contract for their most recent course of treatment. Figures in italics indicate the base number of FP17s or Patient Questionnaire responses are less than 100. N/A is shown where the base number of responses is less than 10 during the period. % is calculated as Quantity/Base number\*100

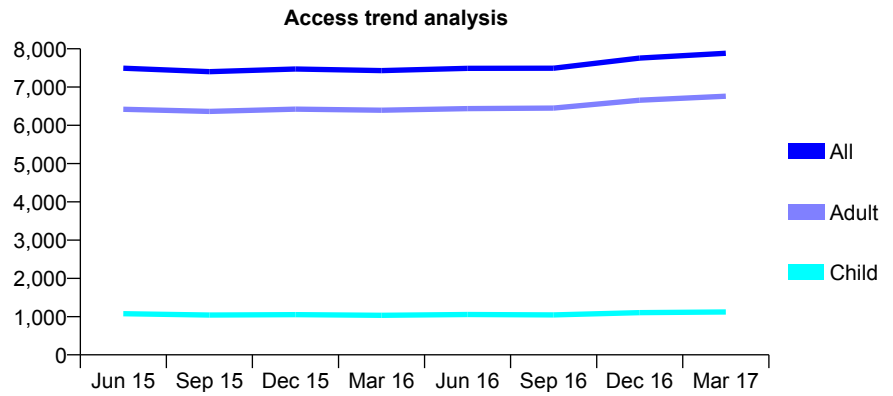
## Q66 - Vital Signs At a Glance Contract Report for 101370/0082 - March 2017

Name or company name	Petrie Tucker and Partners Ltd
Contract type name	GDS Contract
Purpose of contract	General
Contract start date	01/04/2007
Contract end date	

16/17 Contracted general activity (UDA)	23,964
Carry forward general activity (UDA)	0
16/17 Contracted orthodontic activity (UOA)	0
Carry forward orthodontic activity (UOA)	0
Baseline contract value	£644,568.95

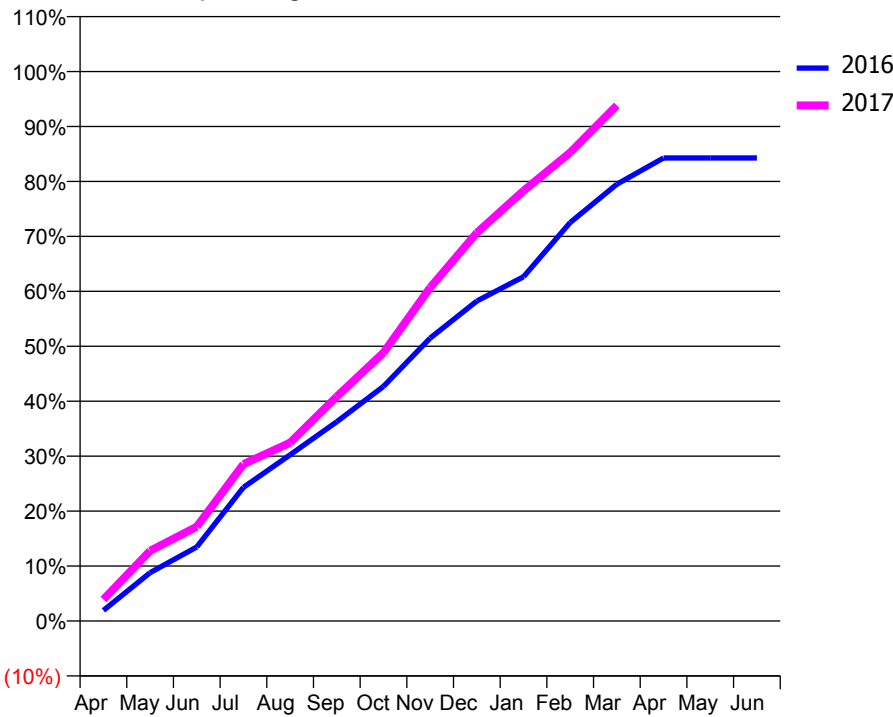
### ACCESS\*

Patients seen in 24 months	Total	Change since previous quarter
Quarter ending March 2016	7,429	
Quarter ending June 2016	7,489	→
Quarter ending September 2016	7,494	→
Quarter ending December 2016	7,758	↑
Quarter ending March 2017	7,882	→
<b>Variance since March 2016</b>	<b>6.1%</b>	<b>↑</b>



### ACTIVITY

Cumulative percentage of contracted UDA delivered 2016 & 2017



Month	Adjusted Scheduled Activity (UDA)	
	2016	2017
April	501	941
May	2,270	3,064
June	3,483	4,113
July	6,284	6,841
August	7,808	7,778
September	9,362	9,788
October	11,027	11,703
November	13,295	14,541
December	15,035	16,933
January	16,176	18,765
February	18,726	20,434
March	20,526	22,487
April	21,758	
May	21,758	
June	21,762	

### QUALITY

	Quantity	Base Number	Contract	AT	Region	England
% of FP17s for the same patient ID Re-attending within 3 months - Children	111	1,747	6.4%	10.5%	11.9%	12.3%
% of FP17s for the same patient ID Re-attending within 3 months - Adults	1,233	10,035	12.3%	16.0%	16.6%	16.7%
% of FP17s for the same patient ID Re-attending between 3 & 9 months - Children	996	1,747	57.0%	58.5%	60.2%	57.6%
% of FP17s for the same patient ID Re-attending between 3 & 9 months - Adults	5,435	10,035	54.2%	49.5%	51.5%	50.1%
% of FP17s for Band 1 Urgent Courses	686	11,315	6.1%	10.4%	9.5%	9.1%
% of FP17s Relating to Free Repair or Replacements	37	11,315	0.3%	0.9%	0.7%	0.8%
% of FP17s Relating to Continuations	230	11,315	2.0%	1.4%	1.2%	1.2%
% of Patients satisfied with the dentistry they have received	39	40	97.5%	93.4%	93.1%	92.8%
% of Patients satisfied with the time they had to wait for an appointment	38	40	95.0%	88.4%	88.8%	88.7%

\* This is based on patients treated on this contract for their most recent course of treatment. Figures in italics indicate the base number of FP17s or Patient Questionnaire responses are less than 100. N/A is shown where the base number of responses is less than 10 during the period. % is calculated as Quantity/Base number\*100

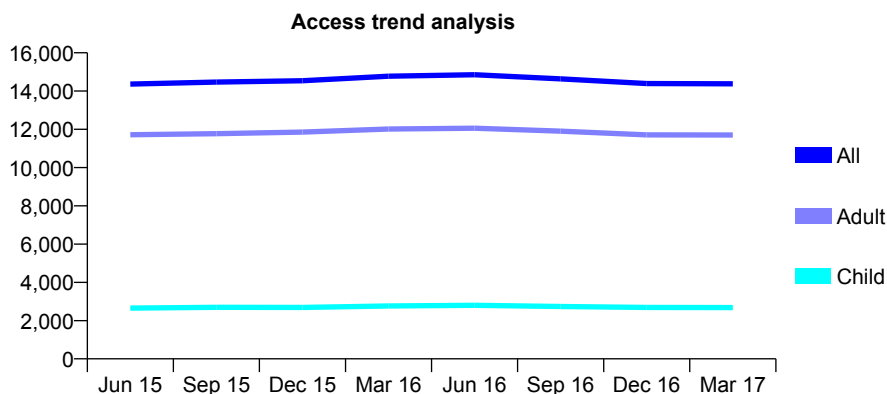
## Q66 - Vital Signs At a Glance Contract Report for 101370/0122 - March 2017

Name or company name	Petrie Tucker and Partners Ltd
Contract type name	GDS Contract
Purpose of contract	General
Contract start date	01/04/2009
Contract end date	

16/17 Contracted general activity (UDA)	39,052
Carry forward general activity (UDA)	0
16/17 Contracted orthodontic activity (UOA)	0
Carry forward orthodontic activity (UOA)	0
Baseline contract value	£1,124,371.28

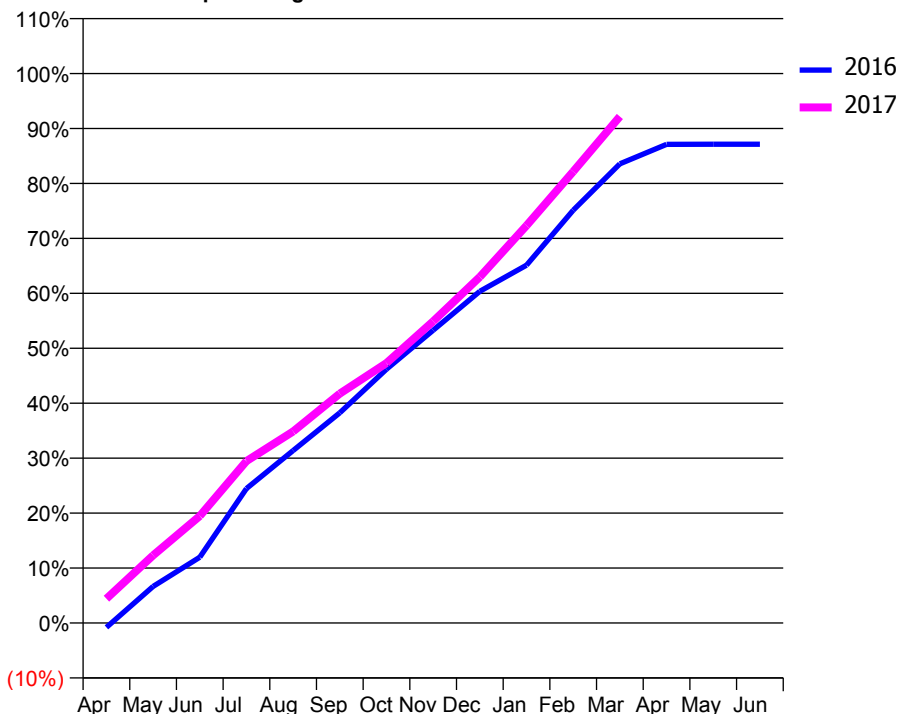
### ACCESS\*

Patients seen in 24 months	Total	Change since previous quarter
Quarter ending March 2016	14,779	
Quarter ending June 2016	14,856	→
Quarter ending September 2016	14,637	↓
Quarter ending December 2016	14,396	↓
Quarter ending March 2017	14,380	→
<b>Variance since March 2016</b>	<b>(2.7%)</b>	<b>↓</b>



### ACTIVITY

Cumulative percentage of contracted UDA delivered 2016 & 2017



Month	Adjusted Scheduled Activity (UDA)	
	2016	2017
April	-394	1,729
May	3,206	4,805
June	5,763	7,602
July	11,789	11,505
August	15,121	13,611
September	18,421	16,303
October	22,244	18,477
November	25,657	21,439
December	29,066	24,594
January	31,361	28,247
February	36,173	32,086
March	40,248	35,997
April	41,952	
May	41,966	
June	41,966	

### QUALITY

	Quantity	Base Number	Contract	AT	Region	England
% of FP17s for the same patient ID Re-attending within 3 months - Children	156	3,610	4.3%	10.5%	11.9%	12.3%
% of FP17s for the same patient ID Re-attending within 3 months - Adults	1,528	14,403	10.6%	16.0%	16.6%	16.7%
% of FP17s for the same patient ID Re-attending between 3 & 9 months - Children	2,053	3,610	56.9%	58.5%	60.2%	57.6%
% of FP17s for the same patient ID Re-attending between 3 & 9 months - Adults	6,883	14,403	47.8%	49.5%	51.5%	50.1%
% of FP17s for Band 1 Urgent Courses	1,168	17,266	6.8%	10.4%	9.5%	9.1%
% of FP17s Relating to Free Repair or Replacements	113	17,266	0.7%	0.9%	0.7%	0.8%
% of FP17s Relating to Continuations	227	17,266	1.3%	1.4%	1.2%	1.2%
% of Patients satisfied with the dentistry they have received	31	33	93.9%	93.4%	93.1%	92.8%
% of Patients satisfied with the time they had to wait for an appointment	25	33	75.8%	88.4%	88.8%	88.7%

\* This is based on patients treated on this contract for their most recent course of treatment. Figures in italics indicate the base number of FP17s or Patient Questionnaire responses are less than 100. N/A is shown where the base number of responses is less than 10 during the period. % is calculated as Quantity/Base number\*100

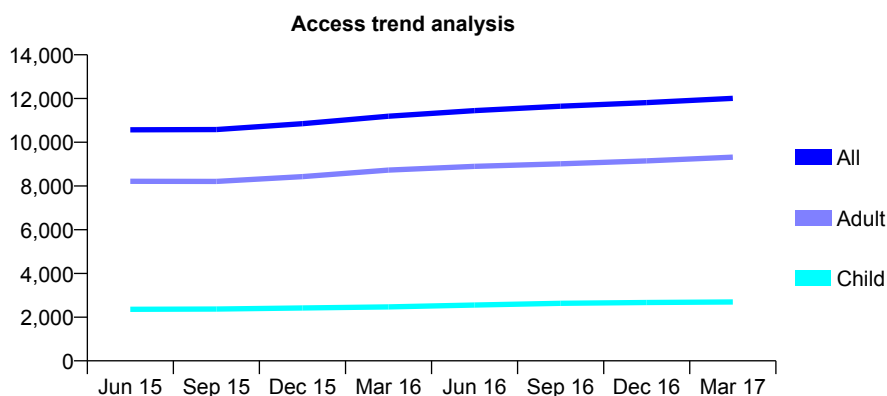
## Q66 - Vital Signs At a Glance Contract Report for 101435/0057 - March 2017

Name or company name	IDH Limited
Contract type name	GDS Contract
Purpose of contract	General
Contract start date	01/04/2007
Contract end date	

16/17 Contracted general activity (UDA)	35,973
Carry forward general activity (UDA)	231
16/17 Contracted orthodontic activity (UOA)	0
Carry forward orthodontic activity (UOA)	0
Baseline contract value	£812,356.79

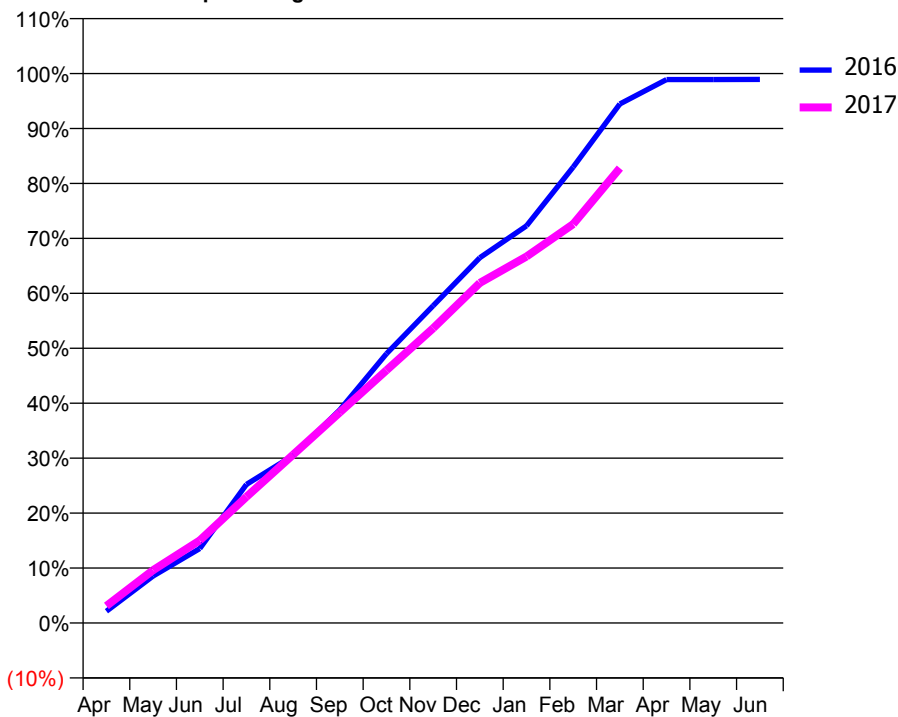
### ACCESS\*

Patients seen in 24 months	Total	Change since previous quarter
Quarter ending March 2016	11,190	
Quarter ending June 2016	11,446	↑
Quarter ending September 2016	11,650	→
Quarter ending December 2016	11,812	→
Quarter ending March 2017	12,011	→
<b>Variance since March 2016</b>	<b>7.3%</b>	<b>↑</b>



### ACTIVITY

Cumulative percentage of contracted UDA delivered 2016 & 2017



Month	Adjusted Scheduled Activity (UDA)	
	2016	2017
April	648	1,121
May	2,583	3,460
June	4,092	5,404
July	7,621	8,261
August	9,207	11,017
September	11,718	13,792
October	14,800	16,543
November	17,441	19,297
December	20,075	22,267
January	21,832	23,991
February	25,063	26,116
March	28,527	29,779
April	29,868	
May	29,870	
June	29,875	

### QUALITY

	Quantity	Base Number	Contract	AT	Region	England
% of FP17s for the same patient ID Re-attending within 3 months - Children	160	3,437	4.7%	10.5%	11.9%	12.3%
% of FP17s for the same patient ID Re-attending within 3 months - Adults	1,356	11,311	12.0%	16.0%	16.6%	16.7%
% of FP17s for the same patient ID Re-attending between 3 & 9 months - Children	1,770	3,437	51.5%	58.5%	60.2%	57.6%
% of FP17s for the same patient ID Re-attending between 3 & 9 months - Adults	4,845	11,311	42.8%	49.5%	51.5%	50.1%
% of FP17s for Band 1 Urgent Courses	1,083	14,190	7.6%	10.4%	9.5%	9.1%
% of FP17s Relating to Free Repair or Replacements	76	14,190	0.5%	0.9%	0.7%	0.8%
% of FP17s Relating to Continuations	252	14,190	1.8%	1.4%	1.2%	1.2%
% of Patients satisfied with the dentistry they have received	30	33	90.9%	93.4%	93.1%	92.8%
% of Patients satisfied with the time they had to wait for an appointment	25	33	75.8%	88.4%	88.8%	88.7%

\* This is based on patients treated on this contract for their most recent course of treatment. Figures in italics indicate the base number of FP17s or Patient Questionnaire responses are less than 100. N/A is shown where the base number of responses is less than 10 during the period. % is calculated as Quantity/Base number\*100



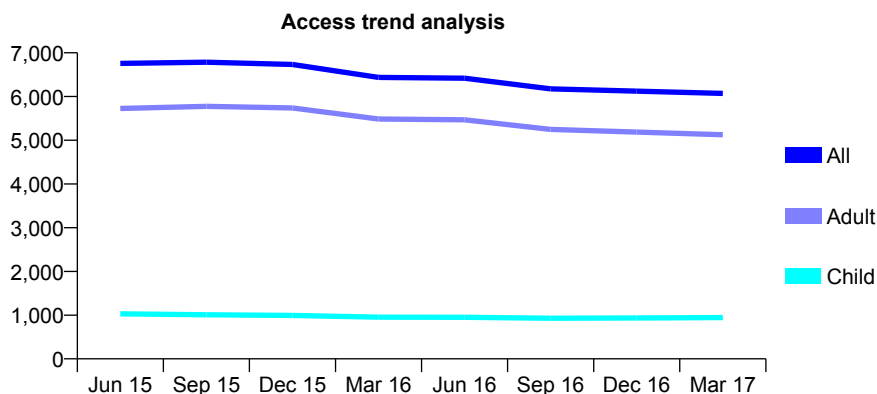
## Q66 - Vital Signs At a Glance Contract Report for 101435/0075 - March 2017

Name or company name	IDH Limited
Contract type name	GDS Contract
Purpose of contract	General
Contract start date	10/12/2007
Contract end date	

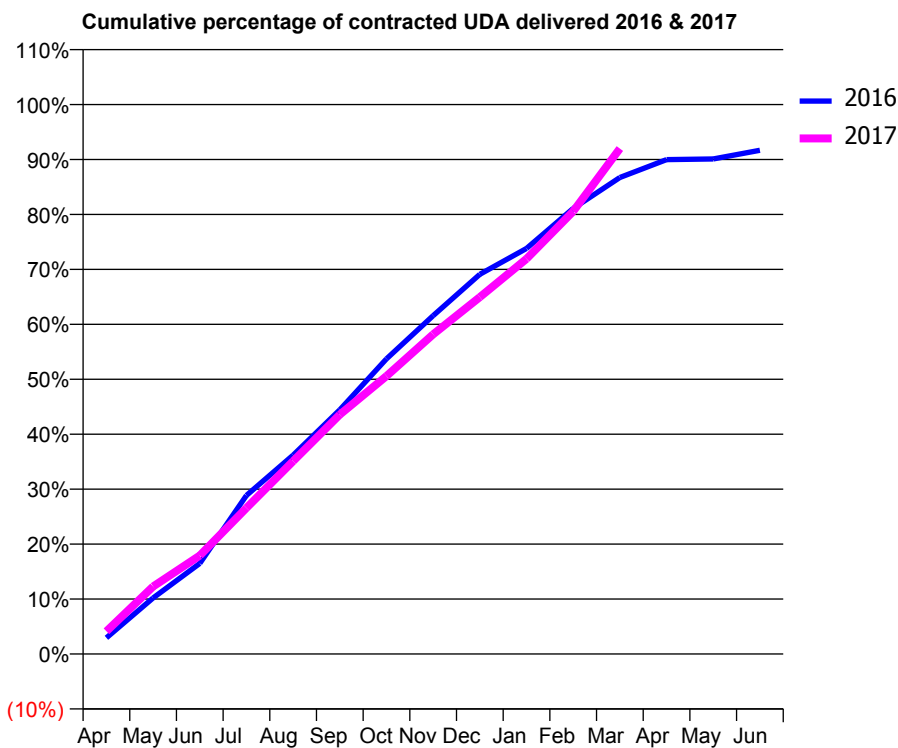
16/17 Contracted general activity (UDA)	16,750
Carry forward general activity (UDA)	0
16/17 Contracted orthodontic activity (UOA)	0
Carry forward orthodontic activity (UOA)	0
Baseline contract value	£414,830.91

### ACCESS\*

Patients seen in 24 months	Total	Change since previous quarter
Quarter ending March 2016	6,437	
Quarter ending June 2016	6,418	→
Quarter ending September 2016	6,175	↓
Quarter ending December 2016	6,123	→
Quarter ending March 2017	6,070	→
<b>Variance since March 2016</b>	<b>(5.7%)</b>	<b>↓</b>



### ACTIVITY



Month	Adjusted Scheduled Activity (UDA)	
	2016	2017
April	580	691
May	2,016	2,057
June	3,255	3,000
July	5,700	4,453
August	7,147	5,881
September	8,780	7,299
October	10,606	8,473
November	12,163	9,744
December	13,649	10,878
January	14,579	12,046
February	16,013	13,492
March	17,126	15,406
April	17,769	
May	17,791	
June	18,103	

### QUALITY

	Quantity	Base Number	Contract	AT	Region	England
% of FP17s for the same patient ID Re-attending within 3 months - Children	39	1,120	3.5%	10.5%	11.9%	12.3%
% of FP17s for the same patient ID Re-attending within 3 months - Adults	665	6,140	10.8%	16.0%	16.6%	16.7%
% of FP17s for the same patient ID Re-attending between 3 & 9 months - Children	472	1,120	42.1%	58.5%	60.2%	57.6%
% of FP17s for the same patient ID Re-attending between 3 & 9 months - Adults	2,753	6,140	44.8%	49.5%	51.5%	50.1%
% of FP17s for Band 1 Urgent Courses	354	6,886	5.1%	10.4%	9.5%	9.1%
% of FP17s Relating to Free Repair or Replacements	29	6,886	0.4%	0.9%	0.7%	0.8%
% of FP17s Relating to Continuations	135	6,886	2.0%	1.4%	1.2%	1.2%
% of Patients satisfied with the dentistry they have received	15	16	93.8%	93.4%	93.1%	92.8%
% of Patients satisfied with the time they had to wait for an appointment	14	16	87.5%	88.4%	88.8%	88.7%

\* This is based on patients treated on this contract for their most recent course of treatment. Figures in italics indicate the base number of FP17s or Patient Questionnaire responses are less than 100. N/A is shown where the base number of responses is less than 10 during the period. % is calculated as Quantity/Base number\*100

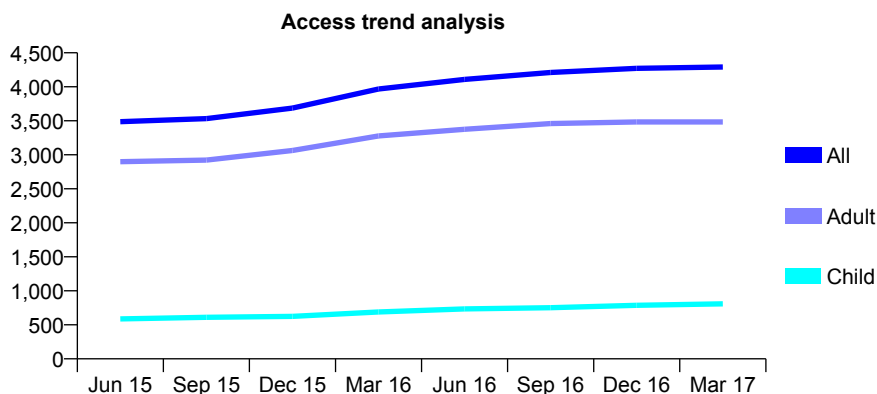
## Q66 - Vital Signs At a Glance Contract Report for 102601/0001 - March 2017

Name or company name	Smile Care Plymouth Ltd
Contract type name	PDS Contract
Purpose of contract	General
Contract start date	01/09/2012
Contract end date	31/08/2022

16/17 Contracted general activity (UDA)	14,000
Carry forward general activity (UDA)	196
16/17 Contracted orthodontic activity (UOA)	0
Carry forward orthodontic activity (UOA)	0
Baseline contract value	£324,131.20

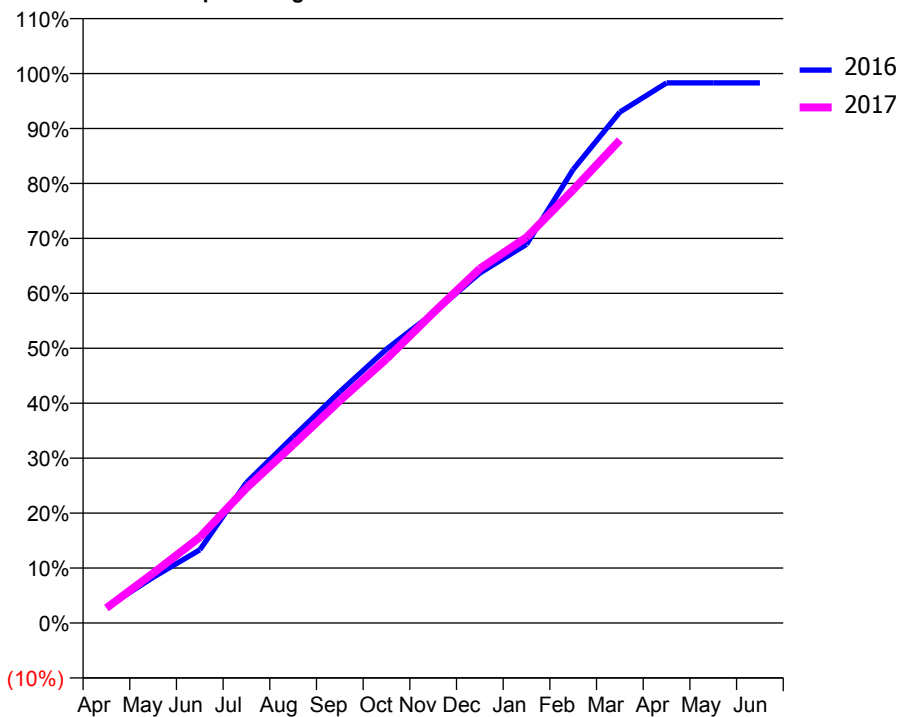
### ACCESS\*

Patients seen in 24 months	Total	Change since previous quarter
Quarter ending March 2016	3,967	
Quarter ending June 2016	4,109	↑
Quarter ending September 2016	4,211	↑
Quarter ending December 2016	4,271	→
Quarter ending March 2017	4,292	→
<b>Variance since March 2016</b>	<b>8.2%</b>	<b>↑</b>



### ACTIVITY

Cumulative percentage of contracted UDA delivered 2016 & 2017



Month	Adjusted Scheduled Activity (UDA)	
	2016	2017
April	397	383
May	1,163	1,269
June	1,864	2,186
July	3,580	3,440
August	4,744	4,542
September	5,893	5,666
October	6,976	6,729
November	7,896	7,901
December	8,916	9,030
January	9,648	9,826
February	11,555	11,035
March	13,016	12,305
April	13,760	
May	13,761	
June	13,760	

### QUALITY

	Quantity	Base Number	Contract	AT	Region	England
% of FP17s for the same patient ID Re-attending within 3 months - Children	88	945	9.3%	10.5%	11.9%	12.3%
% of FP17s for the same patient ID Re-attending within 3 months - Adults	449	3,942	11.4%	16.0%	16.6%	16.7%
% of FP17s for the same patient ID Re-attending between 3 & 9 months - Children	382	945	40.4%	58.5%	60.2%	57.6%
% of FP17s for the same patient ID Re-attending between 3 & 9 months - Adults	1,717	3,942	43.6%	49.5%	51.5%	50.1%
% of FP17s for Band 1 Urgent Courses	741	4,673	15.9%	10.4%	9.5%	9.1%
% of FP17s Relating to Free Repair or Replacements	32	4,673	0.7%	0.9%	0.7%	0.8%
% of FP17s Relating to Continuations	8	4,673	0.2%	1.4%	1.2%	1.2%
% of Patients satisfied with the dentistry they have received	6	6	N/A	93.4%	93.1%	92.8%
% of Patients satisfied with the time they had to wait for an appointment	6	6	N/A	88.4%	88.8%	88.7%

\* This is based on patients treated on this contract for their most recent course of treatment. Figures in italics indicate the base number of FP17s or Patient Questionnaire responses are less than 100. N/A is shown where the base number of responses is less than 10 during the period. % is calculated as Quantity/Base number\*100

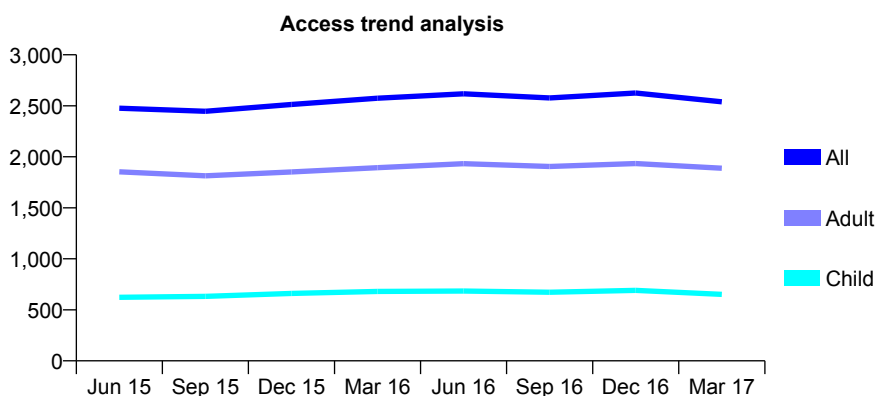
## Q66 - Vital Signs At a Glance Contract Report for 102601/0002 - March 2017

Name or company name	Smile Care Plymouth Ltd
Contract type name	PDS Contract
Purpose of contract	General
Contract start date	01/09/2012
Contract end date	31/08/2022

16/17 Contracted general activity (UDA)	7,000
Carry forward general activity (UDA)	-134
16/17 Contracted orthodontic activity (UOA)	0
Carry forward orthodontic activity (UOA)	0
Baseline contract value	£162,065.60

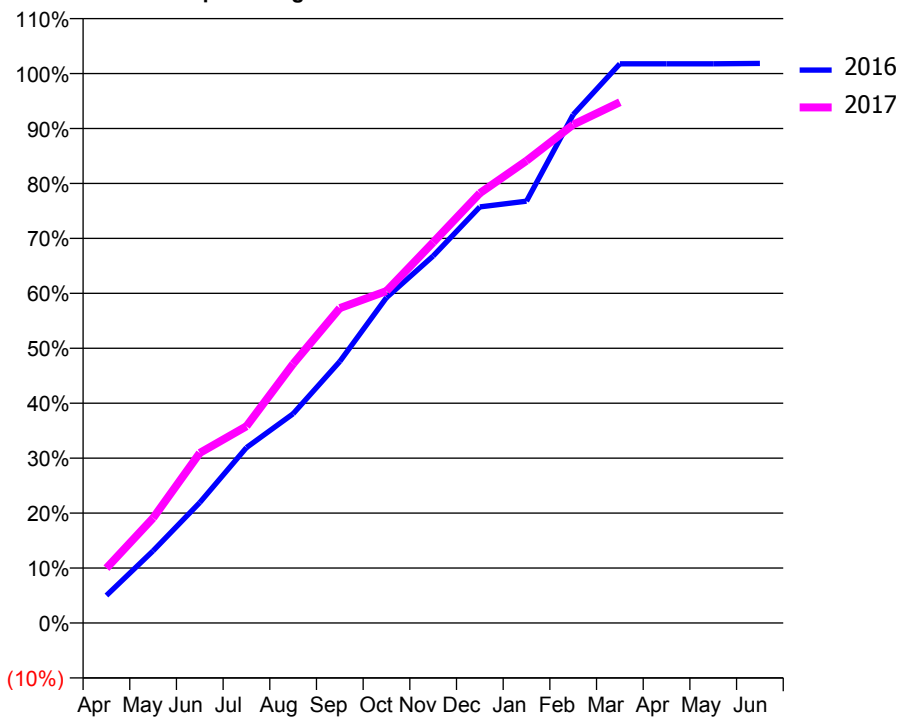
### ACCESS\*

Patients seen in 24 months	Total	Change since previous quarter
Quarter ending March 2016	2,574	
Quarter ending June 2016	2,617	→
Quarter ending September 2016	2,577	↓
Quarter ending December 2016	2,625	→
Quarter ending March 2017	2,539	↓
<b>Variance since March 2016</b>	<b>(1.4%)</b>	<b>↓</b>



### ACTIVITY

Cumulative percentage of contracted UDA delivered 2016 & 2017



Month	Adjusted Scheduled Activity (UDA)	
	2016	2017
April	351	698
May	919	1,337
June	1,535	2,167
July	2,234	2,507
August	2,666	3,302
September	3,331	4,011
October	4,146	4,229
November	4,676	4,848
December	5,300	5,476
January	5,374	5,889
February	6,475	6,348
March	7,124	6,633
April	7,123	
May	7,123	
June	7,128	

### QUALITY

	Quantity	Base Number	Contract	AT	Region	England
% of FP17s for the same patient ID Re-attending within 3 months - Children	50	627	8.0%	10.5%	11.9%	12.3%
% of FP17s for the same patient ID Re-attending within 3 months - Adults	201	1,726	11.6%	16.0%	16.6%	16.7%
% of FP17s for the same patient ID Re-attending between 3 & 9 months - Children	197	627	31.4%	58.5%	60.2%	57.6%
% of FP17s for the same patient ID Re-attending between 3 & 9 months - Adults	536	1,726	31.1%	49.5%	51.5%	50.1%
% of FP17s for Band 1 Urgent Courses	312	2,345	13.3%	10.4%	9.5%	9.1%
% of FP17s Relating to Free Repair or Replacements	9	2,345	0.4%	0.9%	0.7%	0.8%
% of FP17s Relating to Continuations	1	2,345	0.0%	1.4%	1.2%	1.2%
% of Patients satisfied with the dentistry they have received	1	1	N/A	93.4%	93.1%	92.8%
% of Patients satisfied with the time they had to wait for an appointment	1	1	N/A	88.4%	88.8%	88.7%

\* This is based on patients treated on this contract for their most recent course of treatment. Figures in italics indicate the base number of FP17s or Patient Questionnaire responses are less than 100. N/A is shown where the base number of responses is less than 10 during the period. % is calculated as Quantity/Base number\*100

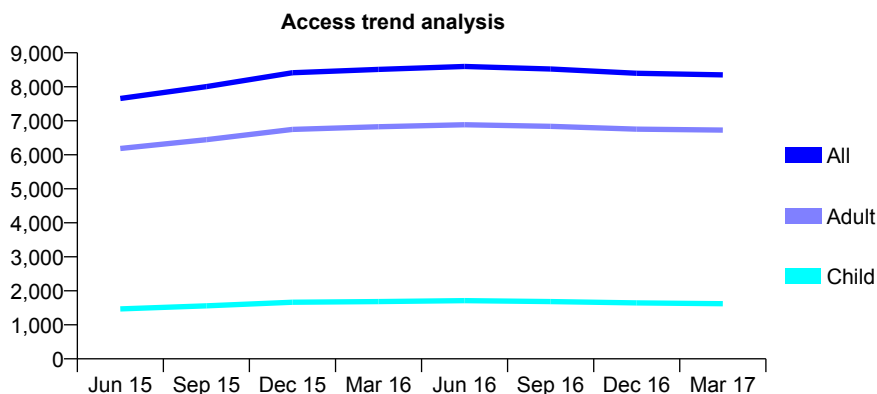
## Q66 - Vital Signs At a Glance Contract Report for 102849/0001 - March 2017

Name or company name	Kings Avenue Partnership
Contract type name	GDS Contract
Purpose of contract	General
Contract start date	06/12/2013
Contract end date	

16/17 Contracted general activity (UDA)	26,339
Carry forward general activity (UDA)	-332
16/17 Contracted orthodontic activity (UOA)	0
Carry forward orthodontic activity (UOA)	0
Baseline contract value	£643,095.76

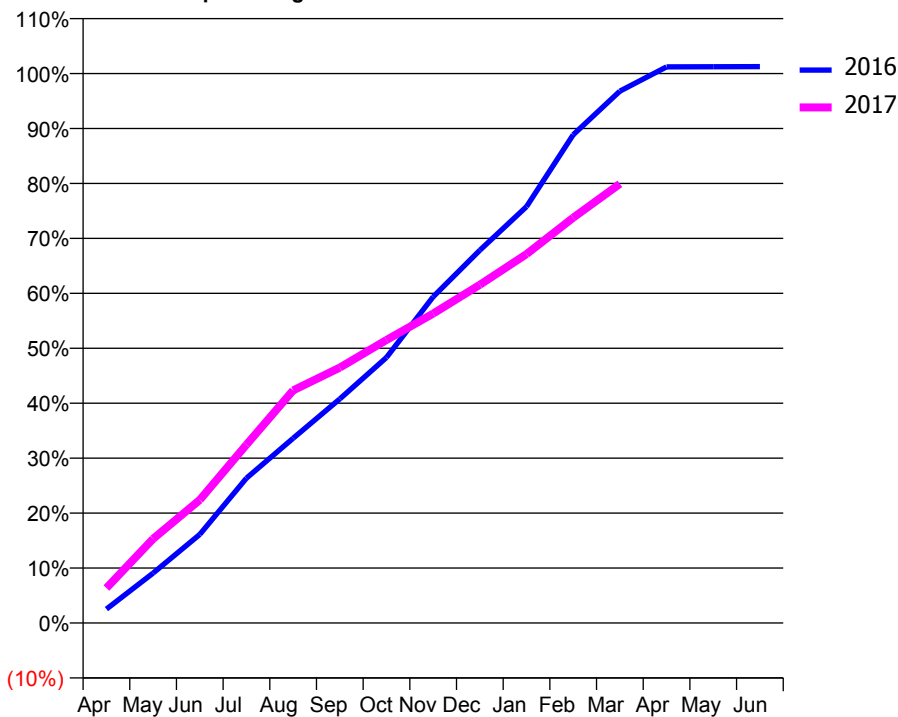
### ACCESS\*

Patients seen in 24 months	Total	Change since previous quarter
Quarter ending March 2016	8,510	
Quarter ending June 2016	8,597	→
Quarter ending September 2016	8,522	→
Quarter ending December 2016	8,397	↓
Quarter ending March 2017	8,350	→
<b>Variance since March 2016</b>	<b>(1.9%)</b>	<b>↓</b>



### ACTIVITY

Cumulative percentage of contracted UDA delivered 2016 & 2017



Month	Adjusted Scheduled Activity (UDA)	
	2016	2017
April	665	1,680
May	2,394	4,039
June	4,245	5,903
July	6,947	8,551
August	8,854	11,149
September	10,743	12,242
October	12,727	13,566
November	15,640	14,829
December	17,866	16,210
January	19,957	17,680
February	23,405	19,429
March	25,491	21,049
April	26,656	
May	26,663	
June	26,671	

### QUALITY

	Quantity	Base Number	Contract	AT	Region	England
% of FP17s for the same patient ID Re-attending within 3 months - Children	178	2,174	8.2%	10.5%	11.9%	12.3%
% of FP17s for the same patient ID Re-attending within 3 months - Adults	1,472	8,784	16.8%	16.0%	16.6%	16.7%
% of FP17s for the same patient ID Re-attending between 3 & 9 months - Children	1,322	2,174	60.8%	58.5%	60.2%	57.6%
% of FP17s for the same patient ID Re-attending between 3 & 9 months - Adults	4,601	8,784	52.4%	49.5%	51.5%	50.1%
% of FP17s for Band 1 Urgent Courses	1,268	10,411	12.2%	10.4%	9.5%	9.1%
% of FP17s Relating to Free Repair or Replacements	340	10,411	3.3%	0.9%	0.7%	0.8%
% of FP17s Relating to Continuations	131	10,411	1.3%	1.4%	1.2%	1.2%
% of Patients satisfied with the dentistry they have received	19	22	86.4%	93.4%	93.1%	92.8%
% of Patients satisfied with the time they had to wait for an appointment	17	22	77.3%	88.4%	88.8%	88.7%

\* This is based on patients treated on this contract for their most recent course of treatment. Figures in italics indicate the base number of FP17s or Patient Questionnaire responses are less than 100. N/A is shown where the base number of responses is less than 10 during the period. % is calculated as Quantity/Base number\*100

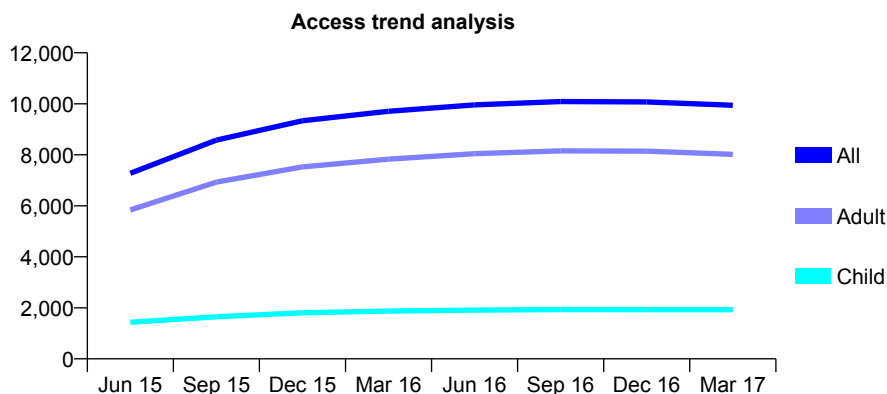
## Q66 - Vital Signs At a Glance Contract Report for 106828/0001 - March 2017

Name or company name	Fairfield House
Contract type name	GDS Contract
Purpose of contract	General and Orthodontic
Contract start date	01/10/2014
Contract end date	

16/17 Contracted general activity (UDA)	29,644
Carry forward general activity (UDA)	-593
16/17 Contracted orthodontic activity (UOA)	27
Carry forward orthodontic activity (UOA)	0
Baseline contract value	£748,532.82

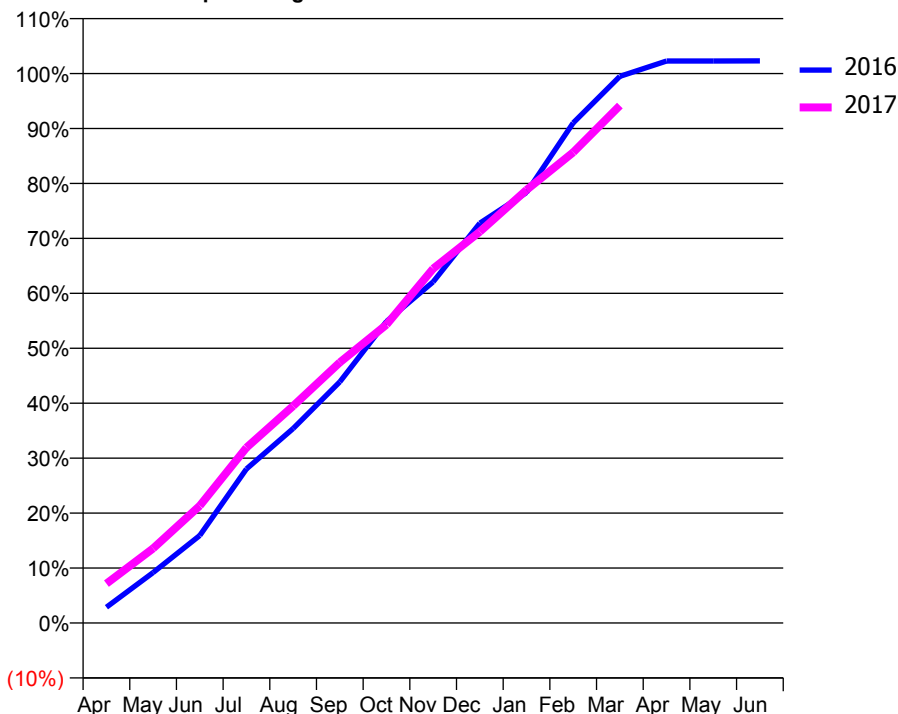
### ACCESS\*

Patients seen in 24 months	Total	Change since previous quarter
Quarter ending March 2016	9,706	
Quarter ending June 2016	9,957	↑
Quarter ending September 2016	10,090	→
Quarter ending December 2016	10,071	→
Quarter ending March 2017	9,943	↓
<b>Variance since March 2016</b>	<b>2.4%</b>	<b>↑</b>



### ACTIVITY

Cumulative percentage of contracted UDA delivered 2016 & 2017



Month	Adjusted Scheduled Activity (UDA)	
	2016	2017
April	851	2,126
May	2,724	4,025
June	4,722	6,328
July	8,315	9,467
August	10,489	11,704
September	13,010	14,061
October	16,267	16,098
November	18,406	19,116
December	21,572	21,108
January	23,224	23,362
February	26,977	25,393
March	29,489	27,917
April	30,319	
May	30,317	
June	30,323	

### QUALITY

	Quantity	Base Number	Contract	AT	Region	England
% of FP17s for the same patient ID Re-attending within 3 months - Children	279	3,006	9.3%	10.5%	11.9%	12.3%
% of FP17s for the same patient ID Re-attending within 3 months - Adults	2,706	12,584	21.5%	16.0%	16.6%	16.7%
% of FP17s for the same patient ID Re-attending between 3 & 9 months - Children	1,887	3,006	62.8%	58.5%	60.2%	57.6%
% of FP17s for the same patient ID Re-attending between 3 & 9 months - Adults	6,492	12,584	51.6%	49.5%	51.5%	50.1%
% of FP17s for Band 1 Urgent Courses	1,177	14,147	8.3%	10.4%	9.5%	9.1%
% of FP17s Relating to Free Repair or Replacements	343	14,147	2.4%	0.9%	0.7%	0.8%
% of FP17s Relating to Continuations	189	14,147	1.3%	1.4%	1.2%	1.2%
% of Patients satisfied with the dentistry they have received	34	34	100.0%	93.4%	93.1%	92.8%
% of Patients satisfied with the time they had to wait for an appointment	34	34	100.0%	88.4%	88.8%	88.7%

\* This is based on patients treated on this contract for their most recent course of treatment. Figures in italics indicate the base number of FP17s or Patient Questionnaire responses are less than 100. N/A is shown where the base number of responses is less than 10 during the period. % is calculated as Quantity/Base number\*100

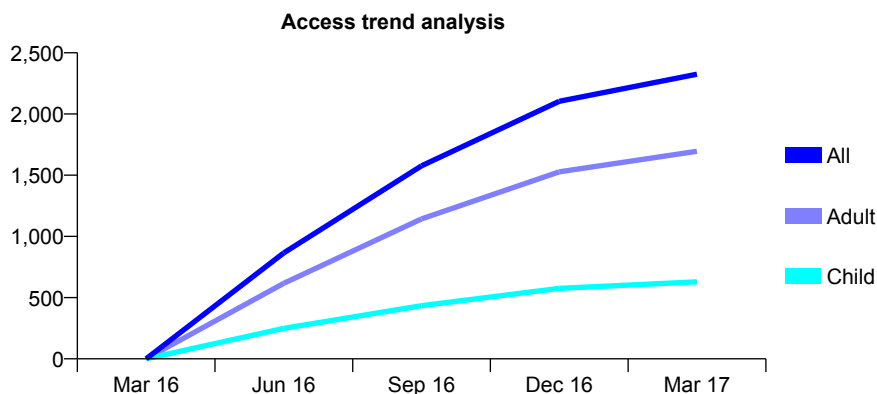
## Q66 - Vital Signs At a Glance Contract Report for 107956/0002 - March 2017

Name or company name	Smile Care (Cornwall) Ltd
Contract type name	PDS Contract
Purpose of contract	General
Contract start date	15/01/2016
Contract end date	14/01/2021

16/17 Contracted general activity (UDA)	12,500
Carry forward general activity (UDA)	0
16/17 Contracted orthodontic activity (UOA)	0
Carry forward orthodontic activity (UOA)	0
Baseline contract value	£306,148.14

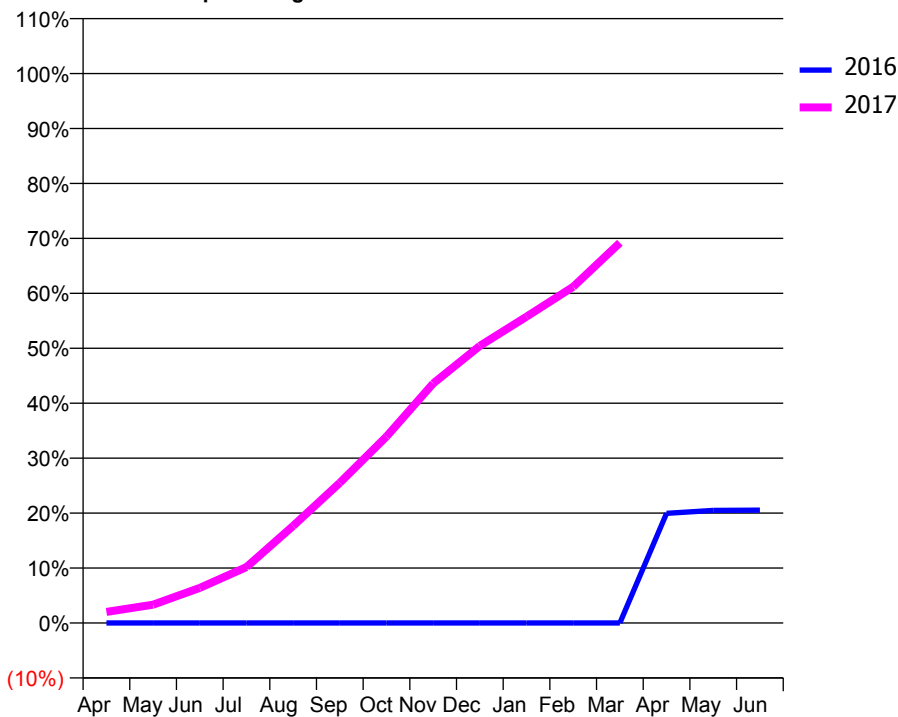
### ACCESS\*

Patients seen in 24 months	Total	Change since previous quarter
Quarter ending March 2016	1	
Quarter ending June 2016	866	↑
Quarter ending September 2016	1,577	↑
Quarter ending December 2016	2,104	↑
Quarter ending March 2017	2,325	↑
<b>Variance since March 2016</b>	<b>#####</b>	<b>↑</b>



### ACTIVITY

Cumulative percentage of contracted UDA delivered 2016 & 2017



Month	Adjusted Scheduled Activity (UDA)	
	2016	2017
April	0	253
May	0	419
June	0	800
July	0	1,271
August	0	2,211
September	0	3,189
October	0	4,243
November	0	5,448
December	0	6,306
January	0	6,970
February	0	7,649
March	0	8,649
April	593	
May	610	
June	611	

### QUALITY

	Quantity	Base Number	Contract	AT	Region	England
% of FP17s for the same patient ID Re-attending within 3 months - Children	56	1,059	5.3%	10.5%	11.9%	12.3%
% of FP17s for the same patient ID Re-attending within 3 months - Adults	334	2,841	11.8%	16.0%	16.6%	16.7%
% of FP17s for the same patient ID Re-attending between 3 & 9 months - Children	297	1,059	28.0%	58.5%	60.2%	57.6%
% of FP17s for the same patient ID Re-attending between 3 & 9 months - Adults	676	2,841	23.8%	49.5%	51.5%	50.1%
% of FP17s for Band 1 Urgent Courses	304	3,442	8.8%	10.4%	9.5%	9.1%
% of FP17s Relating to Free Repair or Replacements	28	3,442	0.8%	0.9%	0.7%	0.8%
% of FP17s Relating to Continuations	27	3,442	0.8%	1.4%	1.2%	1.2%
% of Patients satisfied with the dentistry they have received	9	9	N/A	93.4%	93.1%	92.8%
% of Patients satisfied with the time they had to wait for an appointment	9	9	N/A	88.4%	88.8%	88.7%

\* This is based on patients treated on this contract for their most recent course of treatment. Figures in italics indicate the base number of FP17s or Patient Questionnaire responses are less than 100. N/A is shown where the base number of responses is less than 10 during the period. % is calculated as Quantity/Base number\*100

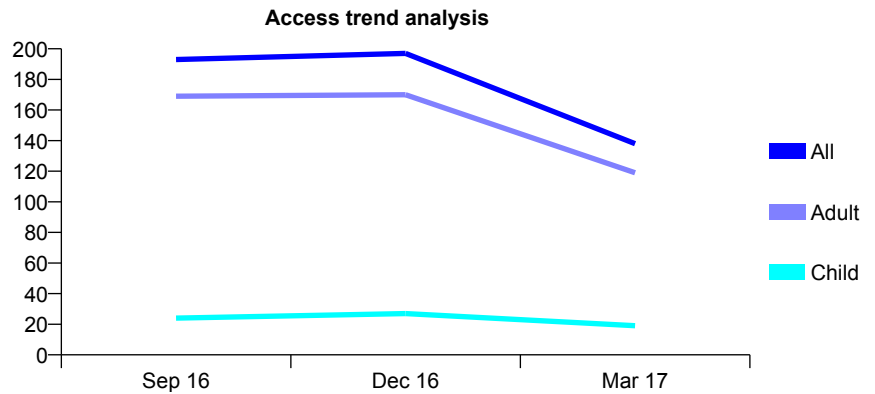
## Q66 - Vital Signs At a Glance Contract Report for 107956/0003 - March 2017

Name or company name	Smile Care (Cornwall) Ltd
Contract type name	PDS Contract
Purpose of contract	General
Contract start date	08/02/2016
Contract end date	31/03/2021

16/17 Contracted general activity (UDA)	5,300
Carry forward general activity (UDA)	0
16/17 Contracted orthodontic activity (UOA)	0
Carry forward orthodontic activity (UOA)	0
Baseline contract value	£124,398.19

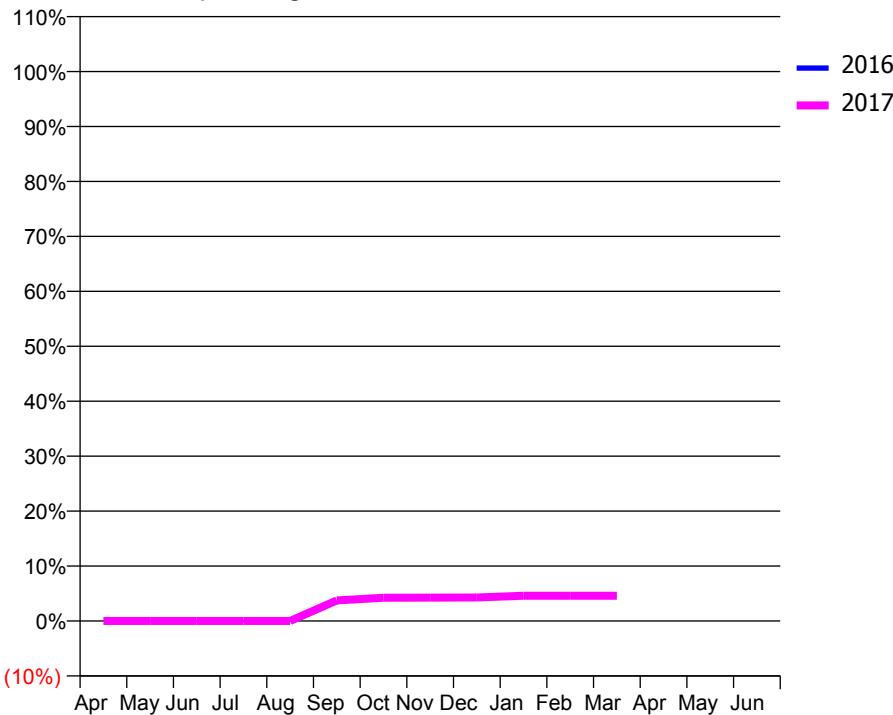
### ACCESS\*

Patients seen in 24 months	Total	Change since previous quarter
Quarter ending March 2016	0	
Quarter ending June 2016	0	
Quarter ending September 2016	193	↑
Quarter ending December 2016	197	↑
Quarter ending March 2017	138	↓
<b>Variance since March 2016</b>	N/A	



### ACTIVITY

Cumulative percentage of contracted UDA delivered 2016 & 2017



Month	Adjusted Scheduled Activity (UDA)	
	2016	2017
April	0	0
May	0	0
June	0	0
July	0	0
August	0	0
September	0	198
October	0	224
November	0	225
December	0	226
January	0	243
February	0	243
March	0	243
April	0	
May	0	
June	0	

### QUALITY

	Quantity	Base Number	Contract	AT	Region	England
% of FP17s for the same patient ID Re-attending within 3 months - Children	0	28	0.0%	10.5%	11.9%	12.3%
% of FP17s for the same patient ID Re-attending within 3 months - Adults	1	185	0.5%	16.0%	16.6%	16.7%
% of FP17s for the same patient ID Re-attending between 3 & 9 months - Children	0	28	0.0%	58.5%	60.2%	57.6%
% of FP17s for the same patient ID Re-attending between 3 & 9 months - Adults	0	185	0.0%	49.5%	51.5%	50.1%
% of FP17s for Band 1 Urgent Courses	2	213	0.9%	10.4%	9.5%	9.1%
% of FP17s Relating to Free Repair or Replacements	0	213	0.0%	0.9%	0.7%	0.8%
% of FP17s Relating to Continuations	0	213	0.0%	1.4%	1.2%	1.2%
% of Patients satisfied with the dentistry they have received	0	0	N/A	93.4%	93.1%	92.8%
% of Patients satisfied with the time they had to wait for an appointment	0	0	N/A	88.4%	88.8%	88.7%

\* This is based on patients treated on this contract for their most recent course of treatment. Figures in italics indicate the base number of FP17s or Patient Questionnaire responses are less than 100. N/A is shown where the base number of responses is less than 10 during the period. % is calculated as Quantity/Base number\*100

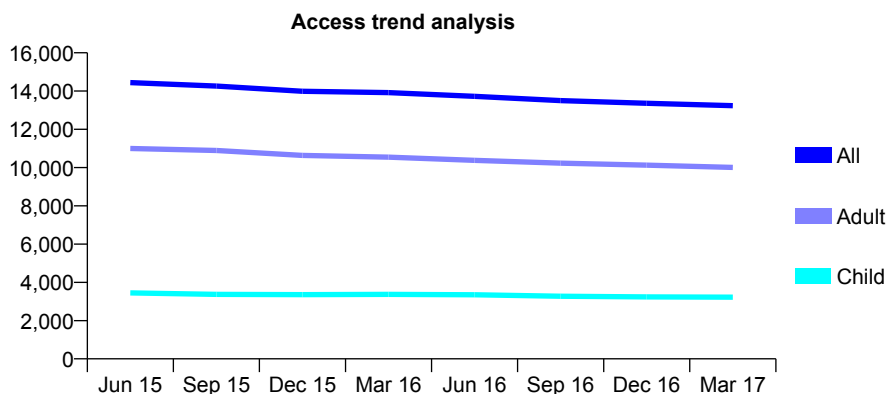
## Q66 - Vital Signs At a Glance Contract Report for 107980/0001 - March 2017

Name or company name	BM Pearson Ltd
Contract type name	GDS Contract
Purpose of contract	General and Orthodontic
Contract start date	01/10/2006
Contract end date	

16/17 Contracted general activity (UDA)	36,550
Carry forward general activity (UDA)	-484
16/17 Contracted orthodontic activity (UOA)	210
Carry forward orthodontic activity (UOA)	0
Baseline contract value	£1,199,594.99

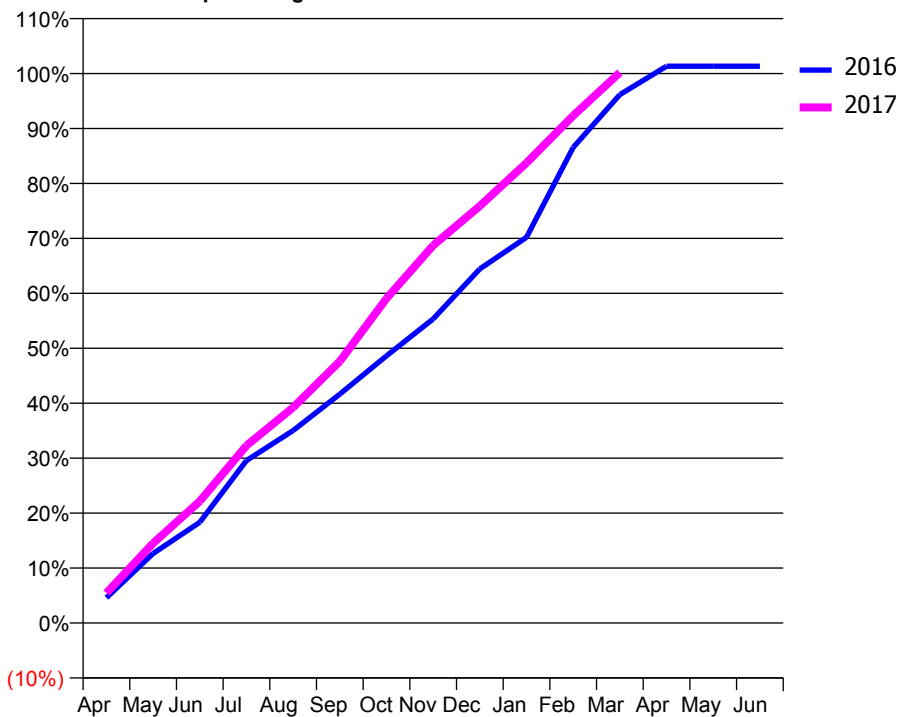
### ACCESS\*

Patients seen in 24 months	Total	Change since previous quarter
Quarter ending March 2016	13,921	
Quarter ending June 2016	13,721	↓
Quarter ending September 2016	13,502	↓
Quarter ending December 2016	13,362	↓
Quarter ending March 2017	13,235	→
<b>Variance since March 2016</b>	<b>(4.9%)</b>	<b>↓</b>



### ACTIVITY

Cumulative percentage of contracted UDA delivered 2016 & 2017



Month	Adjusted Scheduled Activity (UDA)	
	2016	2017
April	1,677	1,999
May	4,629	5,306
June	6,701	8,100
July	10,806	11,802
August	12,805	14,337
September	15,222	17,406
October	17,774	21,580
November	20,223	25,115
December	23,550	27,737
January	25,658	30,607
February	31,632	33,747
March	35,143	36,619
April	37,036	
May	37,033	
June	37,034	

### QUALITY

	Quantity	Base Number	Contract	AT	Region	England
% of FP17s for the same patient ID Re-attending within 3 months - Children	360	4,275	8.4%	10.5%	11.9%	12.3%
% of FP17s for the same patient ID Re-attending within 3 months - Adults	2,207	11,934	18.5%	16.0%	16.6%	16.7%
% of FP17s for the same patient ID Re-attending between 3 & 9 months - Children	2,100	4,275	49.1%	58.5%	60.2%	57.6%
% of FP17s for the same patient ID Re-attending between 3 & 9 months - Adults	3,940	11,934	33.0%	49.5%	51.5%	50.1%
% of FP17s for Band 1 Urgent Courses	2,185	15,332	14.3%	10.4%	9.5%	9.1%
% of FP17s Relating to Free Repair or Replacements	83	15,332	0.5%	0.9%	0.7%	0.8%
% of FP17s Relating to Continuations	147	15,332	1.0%	1.4%	1.2%	1.2%
% of Patients satisfied with the dentistry they have received	26	27	96.3%	93.4%	93.1%	92.8%
% of Patients satisfied with the time they had to wait for an appointment	23	27	85.2%	88.4%	88.8%	88.7%

\* This is based on patients treated on this contract for their most recent course of treatment. Figures in italics indicate the base number of FP17s or Patient Questionnaire responses are less than 100. N/A is shown where the base number of responses is less than 10 during the period. % is calculated as Quantity/Base number\*100



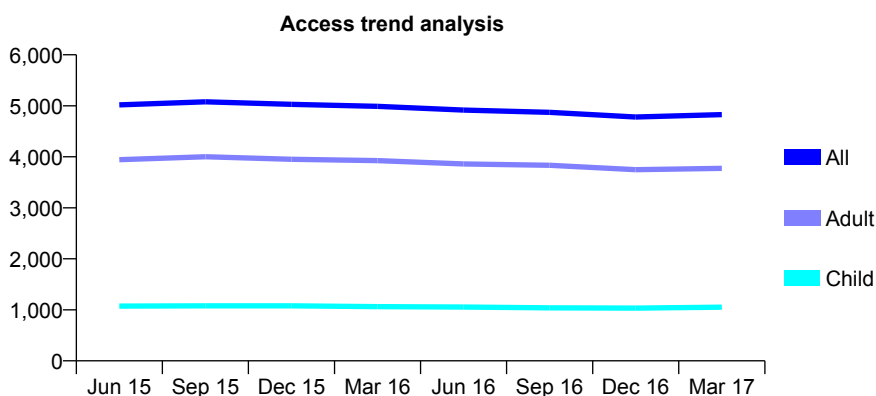
## Q66 - Vital Signs At a Glance Contract Report for 108111/0001 - March 2017

Name or company name	Chulmleigh Dental Practice LTD
Contract type name	GDS Contract
Purpose of contract	General
Contract start date	01/11/2007
Contract end date	

16/17 Contracted general activity (UDA)	12,315
Carry forward general activity (UDA)	0
16/17 Contracted orthodontic activity (UOA)	0
Carry forward orthodontic activity (UOA)	0
Baseline contract value	£331,274.90

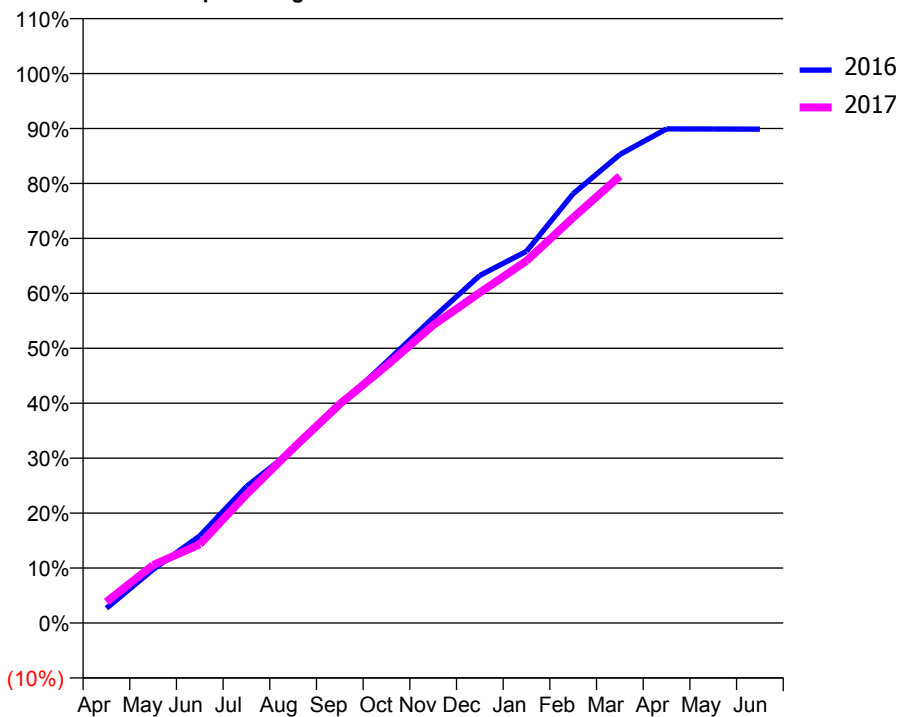
### ACCESS\*

Patients seen in 24 months	Total	Change since previous quarter
Quarter ending March 2016	4,989	
Quarter ending June 2016	4,916	↓
Quarter ending September 2016	4,872	→
Quarter ending December 2016	4,781	↓
Quarter ending March 2017	4,827	→
<b>Variance since March 2016</b>	<b>(3.2%)</b>	<b>↓</b>



### ACTIVITY

Cumulative percentage of contracted UDA delivered 2016 & 2017



Month	Adjusted Scheduled Activity (UDA)	
	2016	2017
April	331	473
May	1,201	1,297
June	1,952	1,764
July	3,059	2,883
August	3,883	3,917
September	4,872	4,908
October	5,853	5,766
November	6,843	6,674
December	7,790	7,403
January	8,332	8,114
February	9,621	9,085
March	10,501	10,015
April	11,075	
May	11,070	
June	11,067	

### QUALITY

	Quantity	Base Number	Contract	AT	Region	England
% of FP17s for the same patient ID Re-attending within 3 months - Children	78	1,502	5.2%	10.5%	11.9%	12.3%
% of FP17s for the same patient ID Re-attending within 3 months - Adults	555	5,107	10.9%	16.0%	16.6%	16.7%
% of FP17s for the same patient ID Re-attending between 3 & 9 months - Children	878	1,502	58.5%	58.5%	60.2%	57.6%
% of FP17s for the same patient ID Re-attending between 3 & 9 months - Adults	2,972	5,107	58.2%	49.5%	51.5%	50.1%
% of FP17s for Band 1 Urgent Courses	374	5,419	6.9%	10.4%	9.5%	9.1%
% of FP17s Relating to Free Repair or Replacements	82	5,419	1.5%	0.9%	0.7%	0.8%
% of FP17s Relating to Continuations	28	5,419	0.5%	1.4%	1.2%	1.2%
% of Patients satisfied with the dentistry they have received	12	12	100.0%	93.4%	93.1%	92.8%
% of Patients satisfied with the time they had to wait for an appointment	12	12	100.0%	88.4%	88.8%	88.7%

\* This is based on patients treated on this contract for their most recent course of treatment. Figures in italics indicate the base number of FP17s or Patient Questionnaire responses are less than 100. N/A is shown where the base number of responses is less than 10 during the period. % is calculated as Quantity/Base number\*100

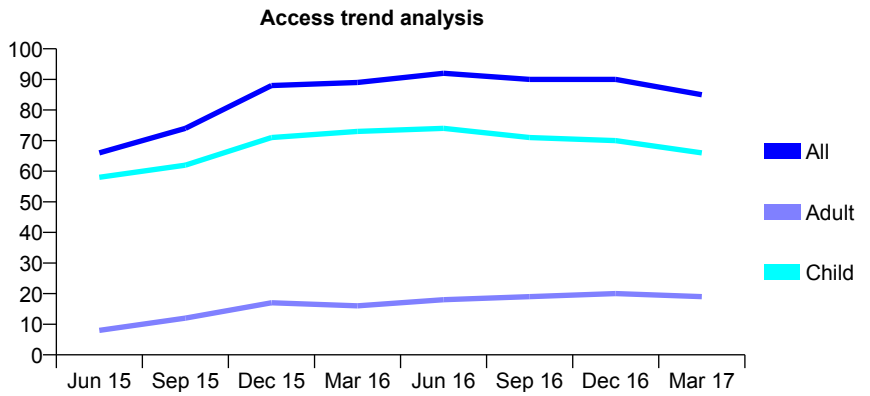
## Q66 - Vital Signs At a Glance Contract Report for 109053/0001 - March 2017

Name or company name	Modbury Dental Practice Ltd
Contract type name	GDS Contract
Purpose of contract	General
Contract start date	01/07/2014
Contract end date	

16/17 Contracted general activity (UDA)	172
Carry forward general activity (UDA)	0
16/17 Contracted orthodontic activity (UOA)	0
Carry forward orthodontic activity (UOA)	0
Baseline contract value	£4,735.66

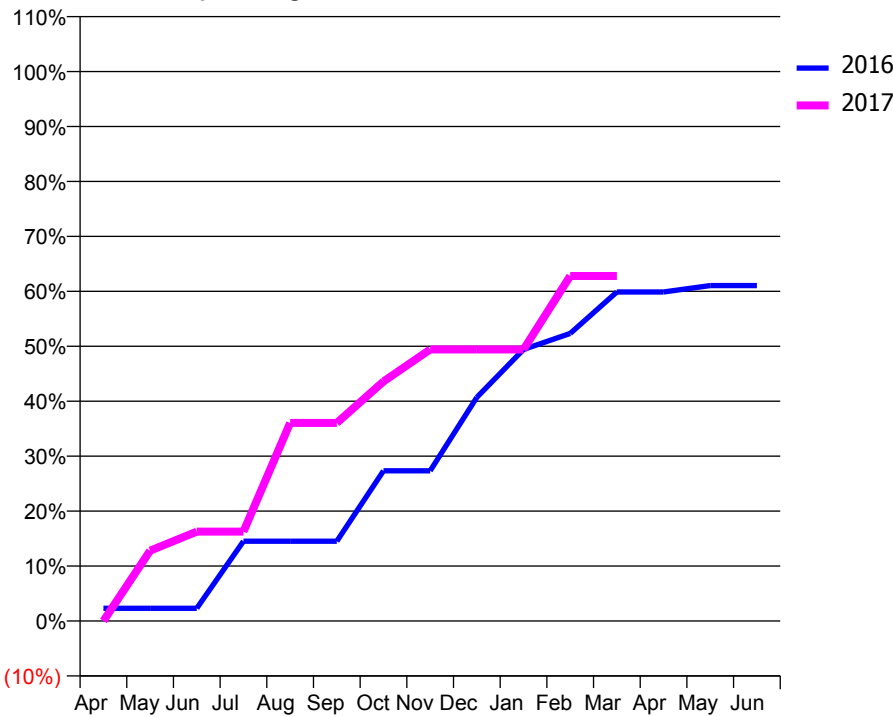
### ACCESS\*

Patients seen in 24 months	Total	Change since previous quarter
Quarter ending March 2016	89	
Quarter ending June 2016	92	↑
Quarter ending September 2016	90	↓
Quarter ending December 2016	90	→
Quarter ending March 2017	85	↓
<b>Variance since March 2016</b>	<b>(4.5%)</b>	<b>↓</b>



### ACTIVITY

Cumulative percentage of contracted UDA delivered 2016 & 2017



Month	Adjusted Scheduled Activity (UDA)	
	2016	2017
April	4	0
May	4	22
June	4	28
July	25	28
August	25	62
September	25	62
October	47	75
November	47	85
December	70	85
January	85	85
February	90	108
March	103	108
April	103	
May	105	
June	105	

### QUALITY

	Quantity	Base Number	Contract	AT	Region	England
% of FP17s for the same patient ID Re-attending within 3 months - Children	4	86	4.7%	10.5%	11.9%	12.3%
% of FP17s for the same patient ID Re-attending within 3 months - Adults	0	5	0.0%	16.0%	16.6%	16.7%
% of FP17s for the same patient ID Re-attending between 3 & 9 months - Children	48	86	55.8%	58.5%	60.2%	57.6%
% of FP17s for the same patient ID Re-attending between 3 & 9 months - Adults	3	5	60.0%	49.5%	51.5%	50.1%
% of FP17s for Band 1 Urgent Courses	0	89	0.0%	10.4%	9.5%	9.1%
% of FP17s Relating to Free Repair or Replacements	0	89	0.0%	0.9%	0.7%	0.8%
% of FP17s Relating to Continuations	1	89	1.1%	1.4%	1.2%	1.2%
% of Patients satisfied with the dentistry they have received	0	0	N/A	93.4%	93.1%	92.8%
% of Patients satisfied with the time they had to wait for an appointment	0	0	N/A	88.4%	88.8%	88.7%

\* This is based on patients treated on this contract for their most recent course of treatment. Figures in italics indicate the base number of FP17s or Patient Questionnaire responses are less than 100. N/A is shown where the base number of responses is less than 10 during the period. % is calculated as Quantity/Base number\*100

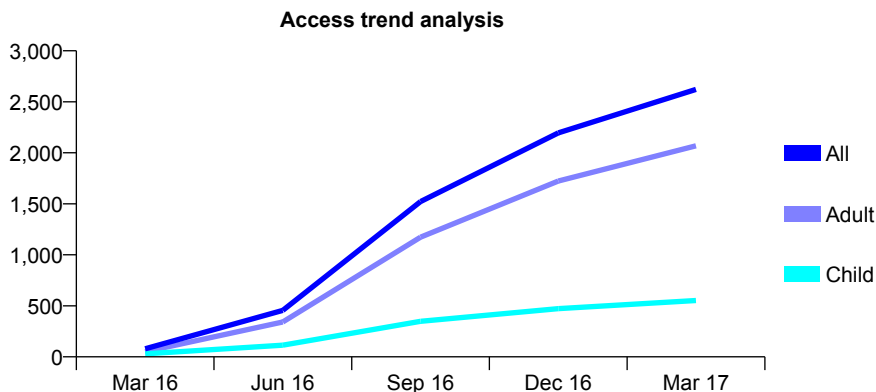
## Q66 - Vital Signs At a Glance Contract Report for 110426/0001 - March 2017

Name or company name	Mount Wise Dental Practice
Contract type name	GDS Contract
Purpose of contract	General
Contract start date	01/01/2016
Contract end date	

16/17 Contracted general activity (UDA)	5,874
Carry forward general activity (UDA)	0
16/17 Contracted orthodontic activity (UOA)	0
Carry forward orthodontic activity (UOA)	0
Baseline contract value	£161,815.79

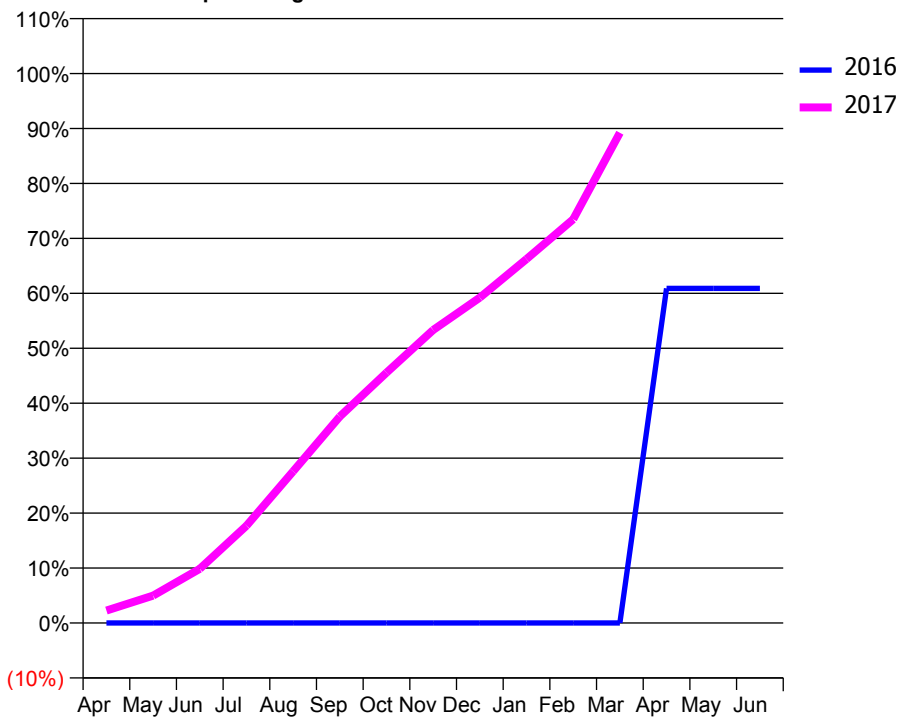
### ACCESS\*

Patients seen in 24 months	Total	Change since previous quarter
Quarter ending March 2016	79	
Quarter ending June 2016	456	↑
Quarter ending September 2016	1,522	↑
Quarter ending December 2016	2,196	↑
Quarter ending March 2017	2,621	↑
<b>Variance since March 2016</b>	<b>3217.7%</b>	<b>↑</b>



### ACTIVITY

Cumulative percentage of contracted UDA delivered 2016 & 2017



Month	Adjusted Scheduled Activity (UDA)	
	2016	2017
April	0	133
May	0	293
June	0	580
July	0	1,039
August	0	1,622
September	0	2,207
October	0	2,677
November	0	3,133
December	0	3,479
January	0	3,890
February	0	4,315
March	0	5,240
April	147	
May	147	
June	147	

### QUALITY

	Quantity	Base Number	Contract	AT	Region	England
% of FP17s for the same patient ID Re-attending within 3 months - Children	40	839	4.8%	10.5%	11.9%	12.3%
% of FP17s for the same patient ID Re-attending within 3 months - Adults	314	3,070	10.2%	16.0%	16.6%	16.7%
% of FP17s for the same patient ID Re-attending between 3 & 9 months - Children	190	839	22.6%	58.5%	60.2%	57.6%
% of FP17s for the same patient ID Re-attending between 3 & 9 months - Adults	602	3,070	19.6%	49.5%	51.5%	50.1%
% of FP17s for Band 1 Urgent Courses	80	2,558	3.1%	10.4%	9.5%	9.1%
% of FP17s Relating to Free Repair or Replacements	10	2,558	0.4%	0.9%	0.7%	0.8%
% of FP17s Relating to Continuations	42	2,558	1.6%	1.4%	1.2%	1.2%
% of Patients satisfied with the dentistry they have received	3	3	N/A	93.4%	93.1%	92.8%
% of Patients satisfied with the time they had to wait for an appointment	3	3	N/A	88.4%	88.8%	88.7%

\* This is based on patients treated on this contract for their most recent course of treatment. Figures in italics indicate the base number of FP17s or Patient Questionnaire responses are less than 100. N/A is shown where the base number of responses is less than 10 during the period. % is calculated as Quantity/Base number\*100

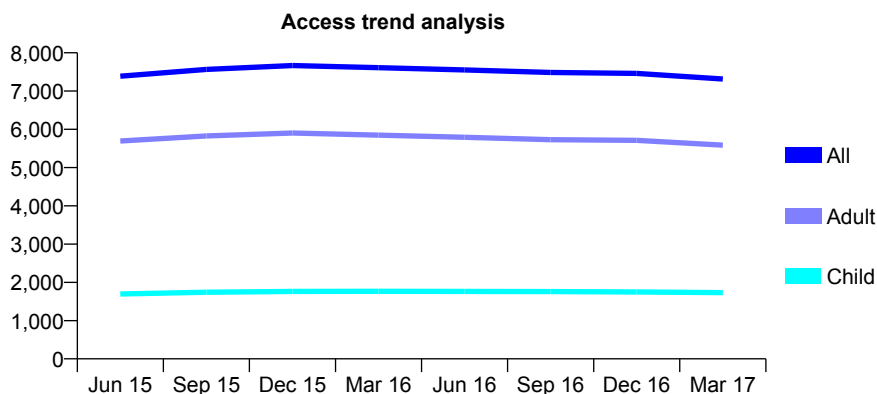
## Q66 - Vital Signs At a Glance Contract Report for 110698/0008 - March 2017

Name or company name	Primecare Oral Health Services Ltd
Contract type name	PDS Plus Contract
Purpose of contract	General
Contract start date	21/02/2011
Contract end date	20/02/2021

16/17 Contracted general activity (UDA)	18,116
Carry forward general activity (UDA)	0
16/17 Contracted orthodontic activity (UOA)	0
Carry forward orthodontic activity (UOA)	0
Baseline contract value	£267,167.12

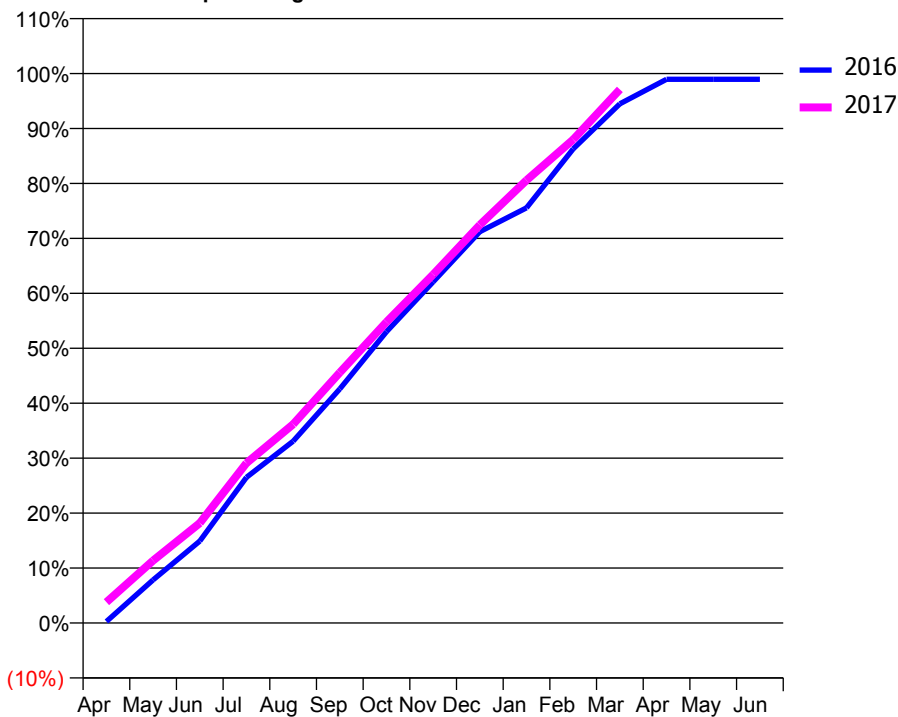
### ACCESS\*

Patients seen in 24 months	Total	Change since previous quarter
Quarter ending March 2016	7,612	
Quarter ending June 2016	7,551	→
Quarter ending September 2016	7,486	→
Quarter ending December 2016	7,461	→
Quarter ending March 2017	7,314	↓
<b>Variance since March 2016</b>	<b>(3.9%)</b>	<b>↓</b>



### ACTIVITY

Cumulative percentage of contracted UDA delivered 2016 & 2017



Month	Adjusted Scheduled Activity (UDA)	
	2016	2017
April	49	687
May	1,421	2,061
June	2,703	3,297
July	4,805	5,274
August	5,996	6,555
September	7,719	8,260
October	9,605	9,924
November	11,249	11,490
December	12,899	13,123
January	13,688	14,597
February	15,630	15,937
March	17,116	17,589
April	17,924	
May	17,924	
June	17,927	

### QUALITY

	Quantity	Base Number	Contract	AT	Region	England
% of FP17s for the same patient ID Re-attending within 3 months - Children	119	2,734	4.4%	10.5%	11.9%	12.3%
% of FP17s for the same patient ID Re-attending within 3 months - Adults	667	6,668	10.0%	16.0%	16.6%	16.7%
% of FP17s for the same patient ID Re-attending between 3 & 9 months - Children	1,827	2,734	66.8%	58.5%	60.2%	57.6%
% of FP17s for the same patient ID Re-attending between 3 & 9 months - Adults	2,080	6,668	31.2%	49.5%	51.5%	50.1%
% of FP17s for Band 1 Urgent Courses	752	9,018	8.3%	10.4%	9.5%	9.1%
% of FP17s Relating to Free Repair or Replacements	58	9,018	0.6%	0.9%	0.7%	0.8%
% of FP17s Relating to Continuations	132	9,018	1.5%	1.4%	1.2%	1.2%
% of Patients satisfied with the dentistry they have received	20	22	90.9%	93.4%	93.1%	92.8%
% of Patients satisfied with the time they had to wait for an appointment	19	22	86.4%	88.4%	88.8%	88.7%

\* This is based on patients treated on this contract for their most recent course of treatment. Figures in italics indicate the base number of FP17s or Patient Questionnaire responses are less than 100. N/A is shown where the base number of responses is less than 10 during the period. % is calculated as Quantity/Base number\*100

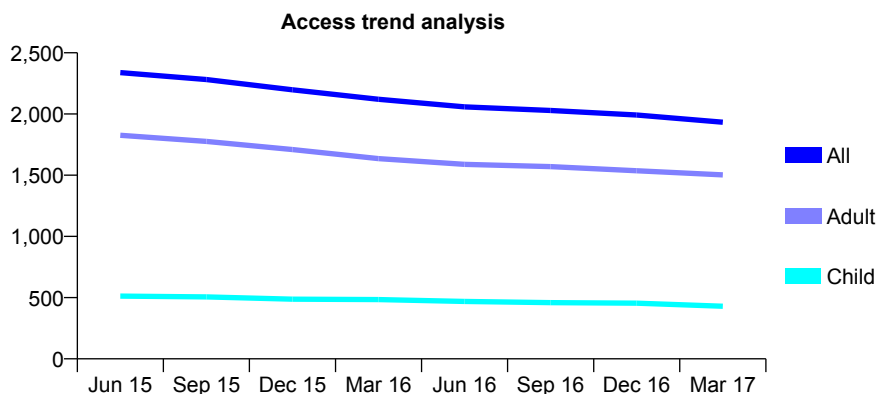
## Q66 - Vital Signs At a Glance Contract Report for 110744/0001 - March 2017

Name or company name	Peks Dental LTD
Contract type name	GDS Contract
Purpose of contract	General
Contract start date	01/09/2009
Contract end date	

16/17 Contracted general activity (UDA)	6,000
Carry forward general activity (UDA)	-118
16/17 Contracted orthodontic activity (UOA)	0
Carry forward orthodontic activity (UOA)	0
Baseline contract value	£160,873.52

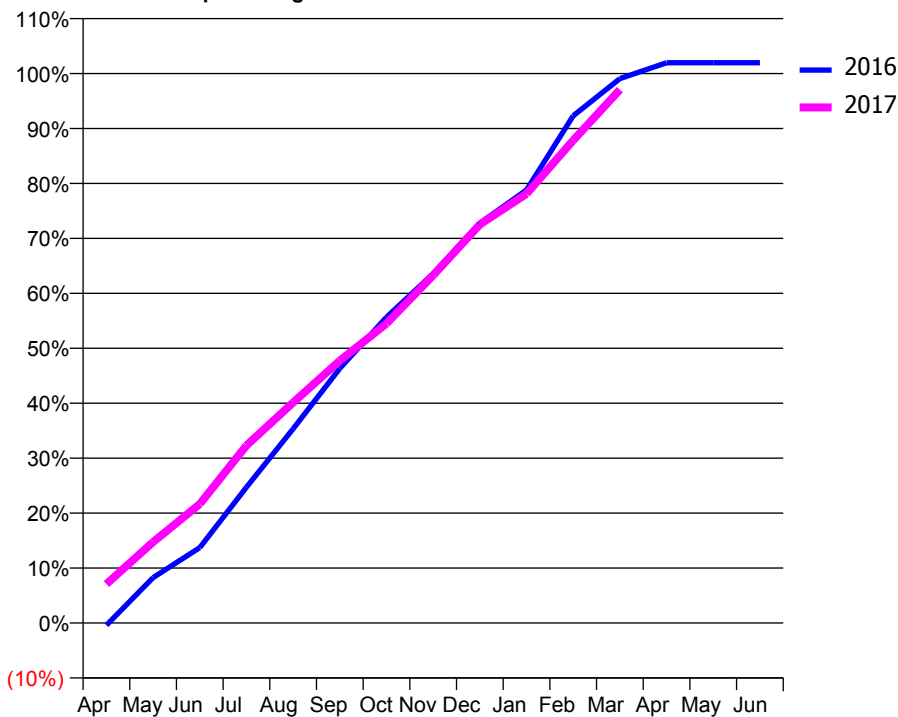
### ACCESS\*

Patients seen in 24 months	Total	Change since previous quarter
Quarter ending March 2016	2,120	
Quarter ending June 2016	2,058	↓
Quarter ending September 2016	2,029	↓
Quarter ending December 2016	1,992	↓
Quarter ending March 2017	1,933	↓
<b>Variance since March 2016</b>	<b>(8.8%)</b>	<b>↓</b>



### ACTIVITY

Cumulative percentage of contracted UDA delivered 2016 & 2017



Adjusted Scheduled Activity (UDA)

Month	2016	2017
April	-25	426
May	496	884
June	823	1,299
July	1,483	1,939
August	2,120	2,408
September	2,780	2,865
October	3,339	3,270
November	3,813	3,796
December	4,366	4,352
January	4,729	4,686
February	5,538	5,269
March	5,944	5,823
April	6,118	
May	6,118	
June	6,118	

### QUALITY

	Quantity	Base Number	Contract	AT	Region	England
% of FP17s for the same patient ID Re-attending within 3 months - Children	30	584	5.1%	10.5%	11.9%	12.3%
% of FP17s for the same patient ID Re-attending within 3 months - Adults	247	1,891	13.1%	16.0%	16.6%	16.7%
% of FP17s for the same patient ID Re-attending between 3 & 9 months - Children	365	584	62.5%	58.5%	60.2%	57.6%
% of FP17s for the same patient ID Re-attending between 3 & 9 months - Adults	940	1,891	49.7%	49.5%	51.5%	50.1%
% of FP17s for Band 1 Urgent Courses	212	2,393	8.9%	10.4%	9.5%	9.1%
% of FP17s Relating to Free Repair or Replacements	4	2,393	0.2%	0.9%	0.7%	0.8%
% of FP17s Relating to Continuations	14	2,393	0.6%	1.4%	1.2%	1.2%
% of Patients satisfied with the dentistry they have received	2	2	N/A	93.4%	93.1%	92.8%
% of Patients satisfied with the time they had to wait for an appointment	2	2	N/A	88.4%	88.8%	88.7%

\* This is based on patients treated on this contract for their most recent course of treatment. Figures in italics indicate the base number of FP17s or Patient Questionnaire responses are less than 100. N/A is shown where the base number of responses is less than 10 during the period. % is calculated as Quantity/Base number\*100

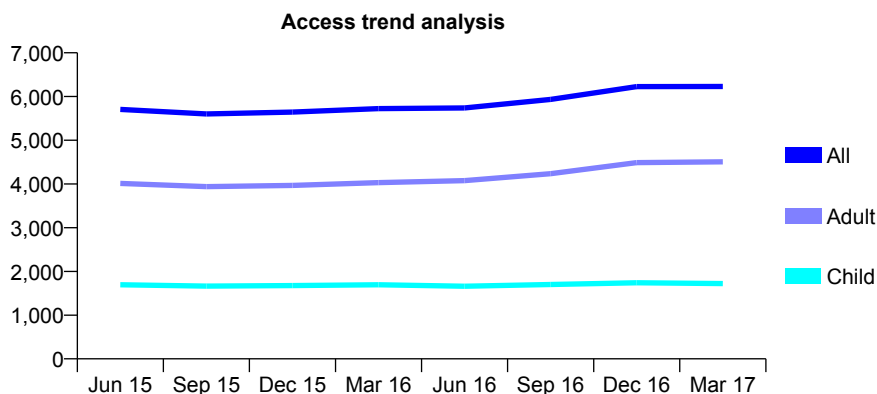
## Q66 - Vital Signs At a Glance Contract Report for 111481/0003 - March 2017

Name or company name	Pure Dental Care Ltd
Contract type name	GDS Contract
Purpose of contract	General
Contract start date	01/02/2007
Contract end date	

16/17 Contracted general activity (UDA)	18,235
Carry forward general activity (UDA)	0
16/17 Contracted orthodontic activity (UOA)	0
Carry forward orthodontic activity (UOA)	0
Baseline contract value	£464,856.16

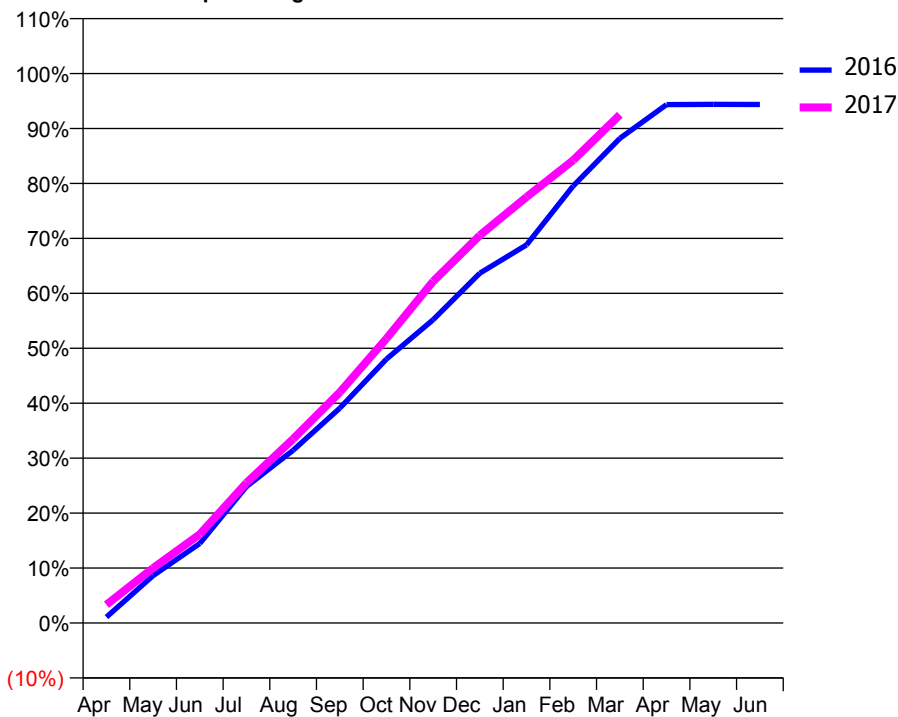
### ACCESS\*

Patients seen in 24 months	Total	Change since previous quarter
Quarter ending March 2016	5,723	
Quarter ending June 2016	5,739	→
Quarter ending September 2016	5,934	↑
Quarter ending December 2016	6,228	↑
Quarter ending March 2017	6,231	→
<b>Variance since March 2016</b>	<b>8.9%</b>	<b>↑</b>



### ACTIVITY

Cumulative percentage of contracted UDA delivered 2016 & 2017



Month	Adjusted Scheduled Activity (UDA)	
	2016	2017
April	198	611
May	1,571	1,827
June	2,641	2,947
July	4,528	4,653
August	5,733	6,110
September	7,130	7,656
October	8,760	9,439
November	10,066	11,338
December	11,608	12,866
January	12,546	14,135
February	14,501	15,358
March	16,085	16,866
April	17,203	
May	17,210	
June	17,208	

### QUALITY

	Quantity	Base Number	Contract	AT	Region	England
% of FP17s for the same patient ID Re-attending within 3 months - Children	213	2,829	7.5%	10.5%	11.9%	12.3%
% of FP17s for the same patient ID Re-attending within 3 months - Adults	990	6,646	14.9%	16.0%	16.6%	16.7%
% of FP17s for the same patient ID Re-attending between 3 & 9 months - Children	1,903	2,829	67.3%	58.5%	60.2%	57.6%
% of FP17s for the same patient ID Re-attending between 3 & 9 months - Adults	3,939	6,646	59.3%	49.5%	51.5%	50.1%
% of FP17s for Band 1 Urgent Courses	787	8,978	8.8%	10.4%	9.5%	9.1%
% of FP17s Relating to Free Repair or Replacements	65	8,978	0.7%	0.9%	0.7%	0.8%
% of FP17s Relating to Continuations	49	8,978	0.5%	1.4%	1.2%	1.2%
% of Patients satisfied with the dentistry they have received	15	16	93.8%	93.4%	93.1%	92.8%
% of Patients satisfied with the time they had to wait for an appointment	16	16	100.0%	88.4%	88.8%	88.7%

\* This is based on patients treated on this contract for their most recent course of treatment. Figures in italics indicate the base number of FP17s or Patient Questionnaire responses are less than 100. N/A is shown where the base number of responses is less than 10 during the period. % is calculated as Quantity/Base number\*100

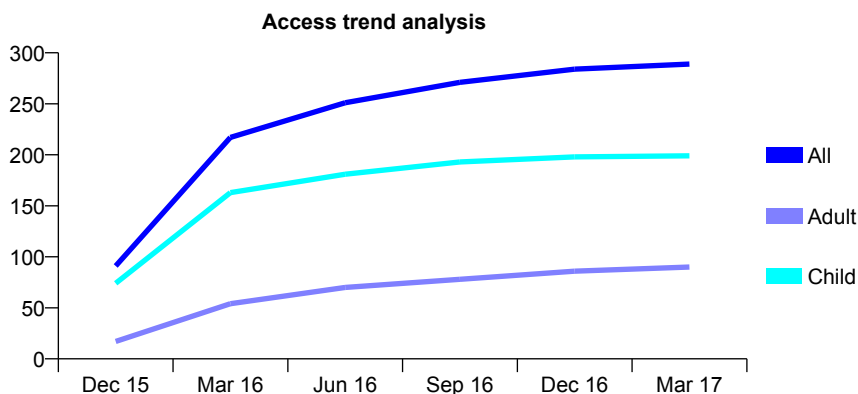
## Q66 - Vital Signs At a Glance Contract Report for 113093/0001 - March 2017

Name or company name	ELCK Limited
Contract type name	GDS Contract
Purpose of contract	General
Contract start date	01/10/2015
Contract end date	

16/17 Contracted general activity (UDA)	600
Carry forward general activity (UDA)	-7
16/17 Contracted orthodontic activity (UOA)	0
Carry forward orthodontic activity (UOA)	0
Baseline contract value	£14,231.75

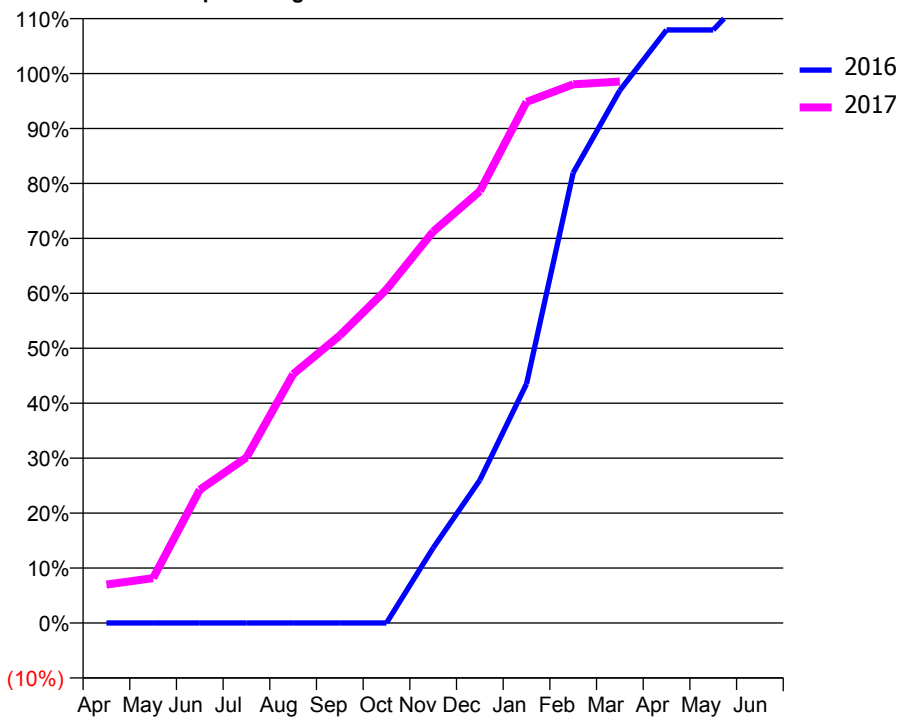
### ACCESS\*

Patients seen in 24 months	Total	Change since previous quarter
Quarter ending March 2016	217	
Quarter ending June 2016	251	↑
Quarter ending September 2016	271	↑
Quarter ending December 2016	284	↑
Quarter ending March 2017	289	→
<b>Variance since March 2016</b>	<b>33.2%</b>	<b>↑</b>



### ACTIVITY

Cumulative percentage of contracted UDA delivered 2016 & 2017



Month	Adjusted Scheduled Activity (UDA)	
	2016	2017
April	0	42
May	0	49
June	0	146
July	0	181
August	0	272
September	0	314
October	0	364
November	41	427
December	78	472
January	131	569
February	246	588
March	291	591
April	324	
May	324	
June	351	

### QUALITY

	Quantity	Base Number	Contract	AT	Region	England
% of FP17s for the same patient ID Re-attending within 3 months - Children	21	307	6.8%	10.5%	11.9%	12.3%
% of FP17s for the same patient ID Re-attending within 3 months - Adults	12	109	11.0%	16.0%	16.6%	16.7%
% of FP17s for the same patient ID Re-attending between 3 & 9 months - Children	203	307	66.1%	58.5%	60.2%	57.6%
% of FP17s for the same patient ID Re-attending between 3 & 9 months - Adults	54	109	49.5%	49.5%	51.5%	50.1%
% of FP17s for Band 1 Urgent Courses	11	395	2.8%	10.4%	9.5%	9.1%
% of FP17s Relating to Free Repair or Replacements	0	395	0.0%	0.9%	0.7%	0.8%
% of FP17s Relating to Continuations	5	395	1.3%	1.4%	1.2%	1.2%
% of Patients satisfied with the dentistry they have received	0	0	N/A	93.4%	93.1%	92.8%
% of Patients satisfied with the time they had to wait for an appointment	0	0	N/A	88.4%	88.8%	88.7%

\* This is based on patients treated on this contract for their most recent course of treatment. Figures in italics indicate the base number of FP17s or Patient Questionnaire responses are less than 100. N/A is shown where the base number of responses is less than 10 during the period. % is calculated as Quantity/Base number\*100

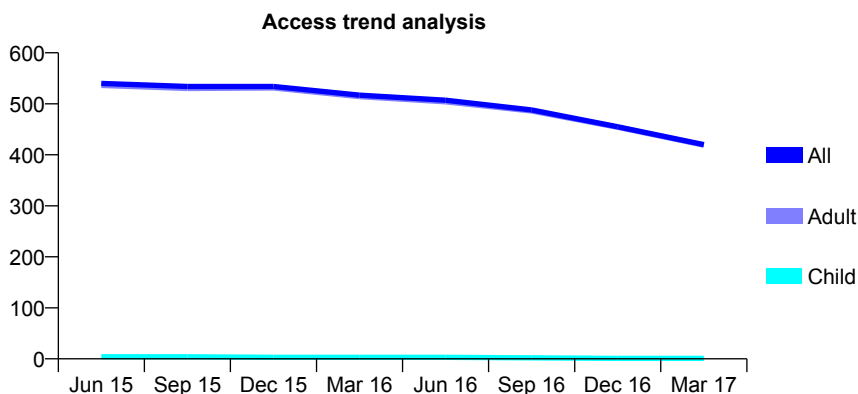
## Q66 - Vital Signs At a Glance Contract Report for 113972/0002 - March 2017

Name or company name	Access Dental Ltd
Contract type name	PDS Contract
Purpose of contract	General
Contract start date	01/04/2007
Contract end date	31/03/2019

16/17 Contracted general activity (UDA)	1,000
Carry forward general activity (UDA)	0
16/17 Contracted orthodontic activity (UOA)	0
Carry forward orthodontic activity (UOA)	0
Baseline contract value	£1.00

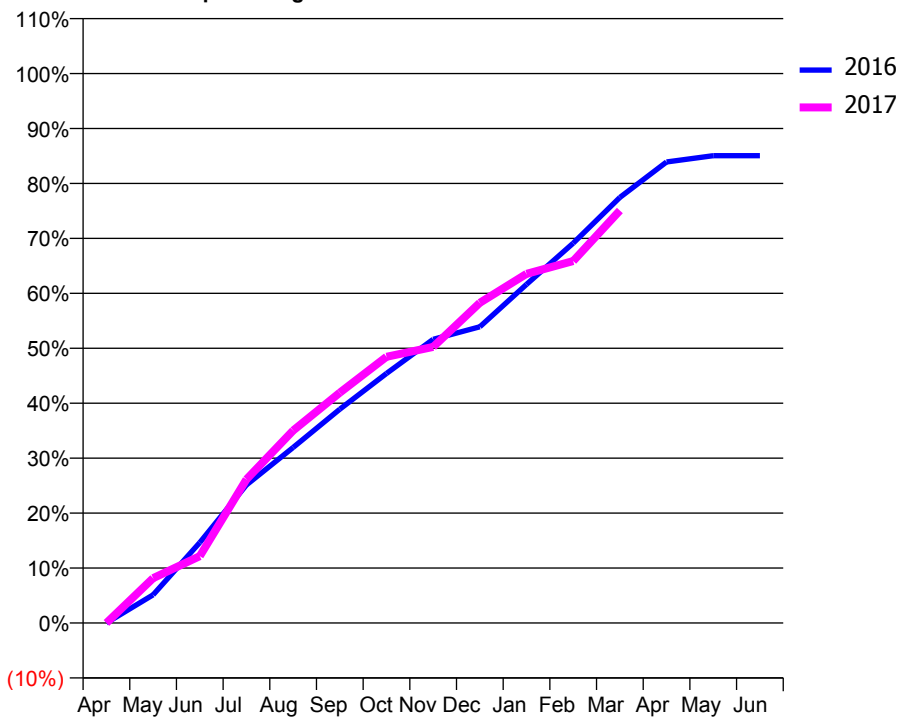
### ACCESS\*

Patients seen in 24 months	Total	Change since previous quarter
Quarter ending March 2016	517	
Quarter ending June 2016	507	↓
Quarter ending September 2016	488	↓
Quarter ending December 2016	455	↓
Quarter ending March 2017	420	↓
<b>Variance since March 2016</b>	<b>(18.8%)</b>	<b>↓</b>



### ACTIVITY

Cumulative percentage of contracted UDA delivered 2016 & 2017



Month	Adjusted Scheduled Activity (UDA)	
	2016	2017
April	0	0
May	51	82
June	146	122
July	251	261
August	319	350
September	389	419
October	454	484
November	516	502
December	539	583
January	616	635
February	691	659
March	774	751
April	839	
May	850	
June	850	

### QUALITY

	Quantity	Base Number	Contract	AT	Region	England
% of FP17s for the same patient ID Re-attending within 3 months - Children	0	0	N/A	10.5%	11.9%	12.3%
% of FP17s for the same patient ID Re-attending within 3 months - Adults	16	295	5.4%	16.0%	16.6%	16.7%
% of FP17s for the same patient ID Re-attending between 3 & 9 months - Children	0	0	N/A	58.5%	60.2%	57.6%
% of FP17s for the same patient ID Re-attending between 3 & 9 months - Adults	17	295	5.8%	49.5%	51.5%	50.1%
% of FP17s for Band 1 Urgent Courses	113	263	43.0%	10.4%	9.5%	9.1%
% of FP17s Relating to Free Repair or Replacements	0	263	0.0%	0.9%	0.7%	0.8%
% of FP17s Relating to Continuations	0	263	0.0%	1.4%	1.2%	1.2%
% of Patients satisfied with the dentistry they have received	0	0	N/A	93.4%	93.1%	92.8%
% of Patients satisfied with the time they had to wait for an appointment	0	0	N/A	88.4%	88.8%	88.7%

\* This is based on patients treated on this contract for their most recent course of treatment. Figures in italics indicate the base number of FP17s or Patient Questionnaire responses are less than 100. N/A is shown where the base number of responses is less than 10 during the period. % is calculated as Quantity/Base number\*100



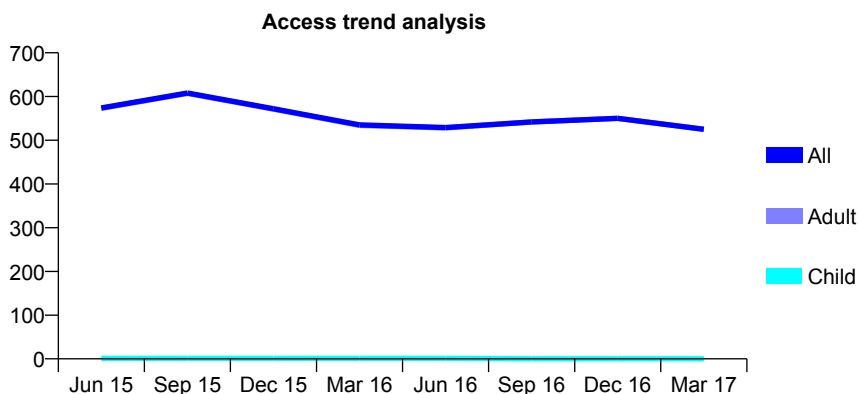
## Q66 - Vital Signs At a Glance Contract Report for 113972/0003 - March 2017

Name or company name	Access Dental Ltd
Contract type name	PDS Contract
Purpose of contract	General
Contract start date	01/04/2007
Contract end date	31/03/2019

16/17 Contracted general activity (UDA)	1,500
Carry forward general activity (UDA)	0
16/17 Contracted orthodontic activity (UOA)	0
Carry forward orthodontic activity (UOA)	0
Baseline contract value	£1.00

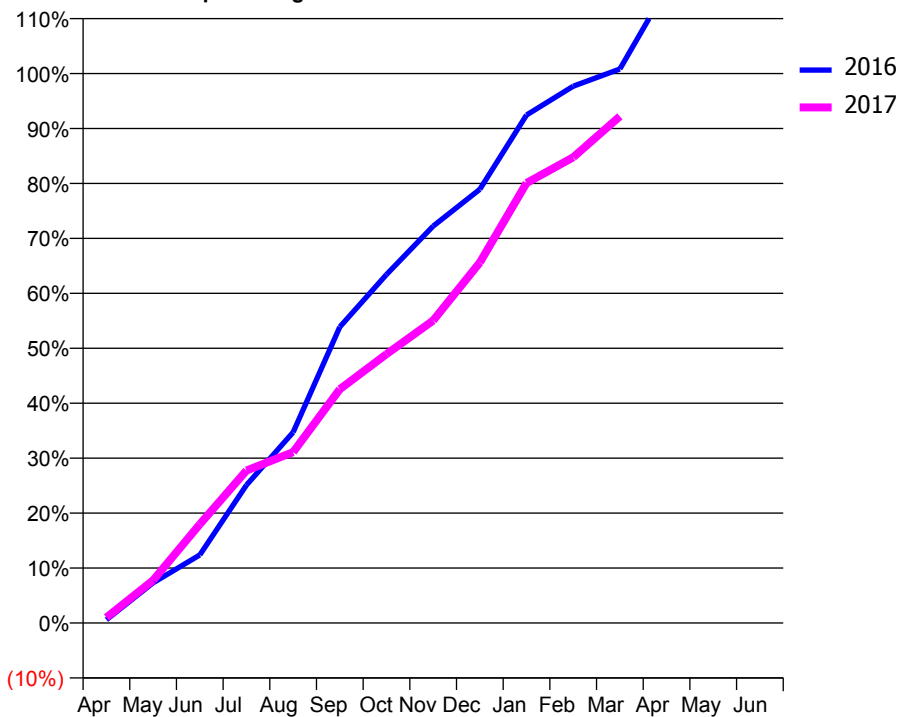
### ACCESS\*

Patients seen in 24 months	Total	Change since previous quarter
Quarter ending March 2016	535	
Quarter ending June 2016	529	↓
Quarter ending September 2016	542	↑
Quarter ending December 2016	550	→
Quarter ending March 2017	525	↓
<b>Variance since March 2016</b>	<b>(1.9%)</b>	<b>↓</b>



### ACTIVITY

Cumulative percentage of contracted UDA delivered 2016 & 2017



Month	Adjusted Scheduled Activity (UDA)	
	2016	2017
April	9	15
May	110	117
June	186	270
July	376	416
August	521	466
September	808	638
October	951	734
November	1,084	826
December	1,184	984
January	1,387	1,201
February	1,465	1,271
March	1,512	1,383
April	1,732	
May	1,736	
June	1,747	

### QUALITY

	Quantity	Base Number	Contract	AT	Region	England
% of FP17s for the same patient ID Re-attending within 3 months - Children	0	0	N/A	10.5%	11.9%	12.3%
% of FP17s for the same patient ID Re-attending within 3 months - Adults	72	469	15.4%	16.0%	16.6%	16.7%
% of FP17s for the same patient ID Re-attending between 3 & 9 months - Children	0	0	N/A	58.5%	60.2%	57.6%
% of FP17s for the same patient ID Re-attending between 3 & 9 months - Adults	64	469	13.6%	49.5%	51.5%	50.1%
% of FP17s for Band 1 Urgent Courses	120	406	29.6%	10.4%	9.5%	9.1%
% of FP17s Relating to Free Repair or Replacements	0	406	0.0%	0.9%	0.7%	0.8%
% of FP17s Relating to Continuations	0	406	0.0%	1.4%	1.2%	1.2%
% of Patients satisfied with the dentistry they have received	0	0	N/A	93.4%	93.1%	92.8%
% of Patients satisfied with the time they had to wait for an appointment	0	0	N/A	88.4%	88.8%	88.7%

\* This is based on patients treated on this contract for their most recent course of treatment. Figures in italics indicate the base number of FP17s or Patient Questionnaire responses are less than 100. N/A is shown where the base number of responses is less than 10 during the period. % is calculated as Quantity/Base number\*100

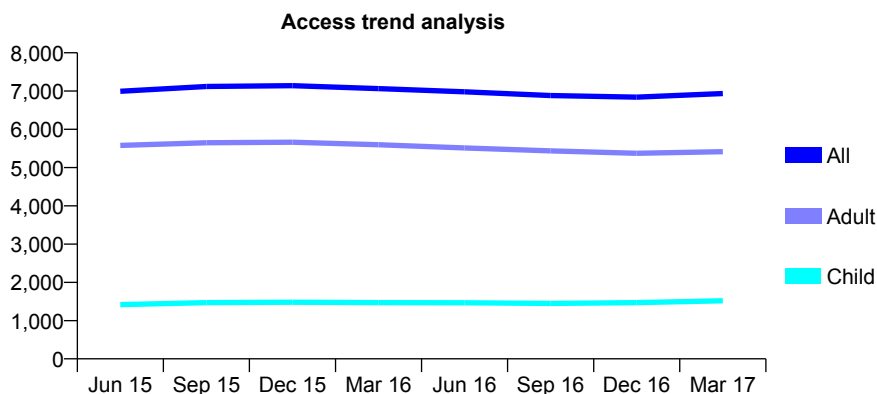
## Q66 - Vital Signs At a Glance Contract Report for 115150/0001 - March 2017

Name or company name	Newquay Dental Centre Ltd
Contract type name	GDS Contract
Purpose of contract	General
Contract start date	01/04/2013
Contract end date	

16/17 Contracted general activity (UDA)	23,500
Carry forward general activity (UDA)	-319
16/17 Contracted orthodontic activity (UOA)	0
Carry forward orthodontic activity (UOA)	0
Baseline contract value	£625,097.17

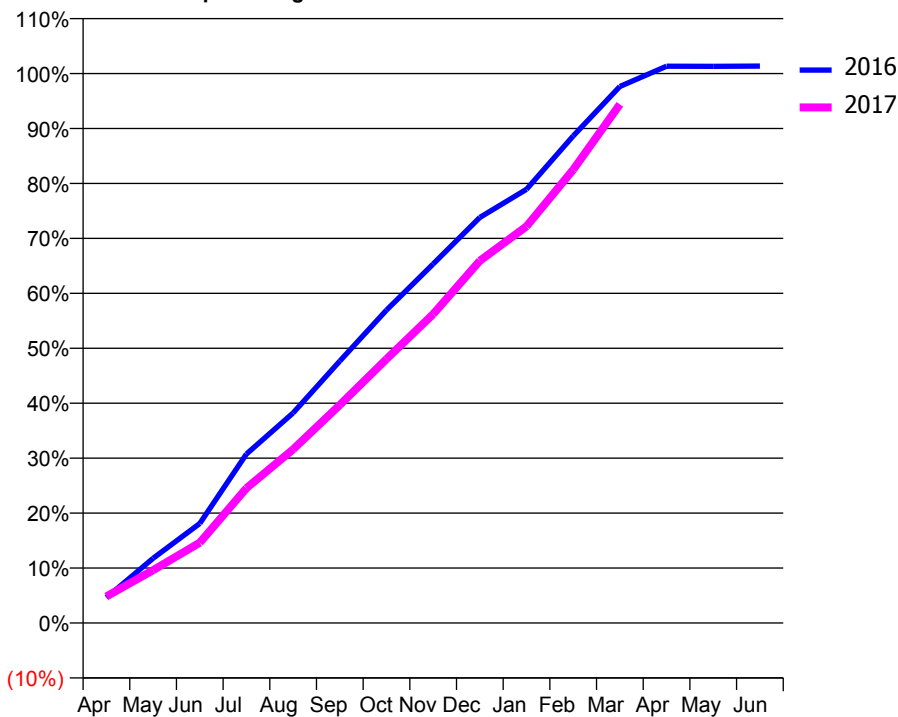
### ACCESS\*

Patients seen in 24 months	Total	Change since previous quarter
Quarter ending March 2016	7,065	
Quarter ending June 2016	6,980	↓
Quarter ending September 2016	6,884	↓
Quarter ending December 2016	6,842	→
Quarter ending March 2017	6,934	→
<b>Variance since March 2016</b>	<b>(1.9%)</b>	<b>↓</b>



### ACTIVITY

Cumulative percentage of contracted UDA delivered 2016 & 2017



Month	Adjusted Scheduled Activity (UDA)	
	2016	2017
April	1,084	1,140
May	2,770	2,259
June	4,259	3,437
July	7,226	5,768
August	8,982	7,429
September	11,201	9,329
October	13,380	11,288
November	15,353	13,210
December	17,345	15,491
January	18,549	16,961
February	20,828	19,387
March	22,946	22,179
April	23,811	
May	23,808	
June	23,819	

### QUALITY

	Quantity	Base Number	Contract	AT	Region	England
% of FP17s for the same patient ID Re-attending within 3 months - Children	132	2,195	6.0%	10.5%	11.9%	12.3%
% of FP17s for the same patient ID Re-attending within 3 months - Adults	975	7,207	13.5%	16.0%	16.6%	16.7%
% of FP17s for the same patient ID Re-attending between 3 & 9 months - Children	1,288	2,195	58.7%	58.5%	60.2%	57.6%
% of FP17s for the same patient ID Re-attending between 3 & 9 months - Adults	3,597	7,207	49.9%	49.5%	51.5%	50.1%
% of FP17s for Band 1 Urgent Courses	890	9,088	9.8%	10.4%	9.5%	9.1%
% of FP17s Relating to Free Repair or Replacements	50	9,088	0.6%	0.9%	0.7%	0.8%
% of FP17s Relating to Continuations	56	9,088	0.6%	1.4%	1.2%	1.2%
% of Patients satisfied with the dentistry they have received	16	18	88.9%	93.4%	93.1%	92.8%
% of Patients satisfied with the time they had to wait for an appointment	17	18	94.4%	88.4%	88.8%	88.7%

\* This is based on patients treated on this contract for their most recent course of treatment. Figures in italics indicate the base number of FP17s or Patient Questionnaire responses are less than 100. N/A is shown where the base number of responses is less than 10 during the period. % is calculated as Quantity/Base number\*100

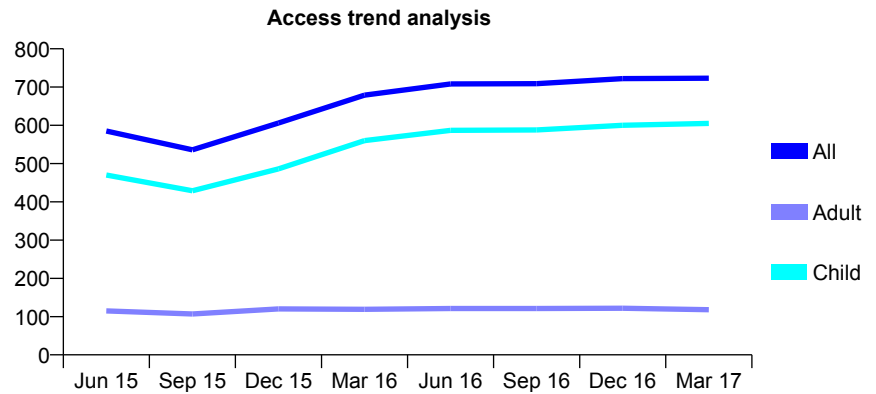
## Q66 - Vital Signs At a Glance Contract Report for 116106/0001 - March 2017

Name or company name	Ward Dental Ltd
Contract type name	GDS Contract
Purpose of contract	General and Orthodontic
Contract start date	01/06/2007
Contract end date	

16/17 Contracted general activity (UDA)	1,378
Carry forward general activity (UDA)	-10
16/17 Contracted orthodontic activity (UOA)	650
Carry forward orthodontic activity (UOA)	1
Baseline contract value	£79,728.12

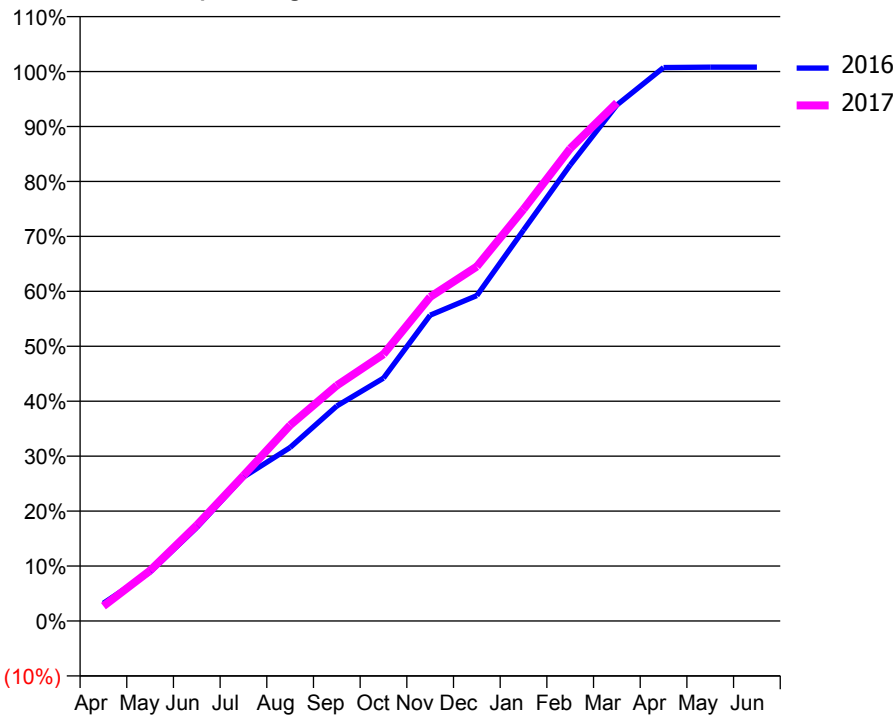
### ACCESS\*

Patients seen in 24 months	Total	Change since previous quarter
Quarter ending March 2016	679	
Quarter ending June 2016	708	↑
Quarter ending September 2016	709	→
Quarter ending December 2016	722	→
Quarter ending March 2017	723	→
<b>Variance since March 2016</b>	<b>6.5%</b>	<b>↑</b>



### ACTIVITY

Cumulative percentage of contracted UDA delivered 2016 & 2017



Month	Adjusted Scheduled Activity (UDA)	
	2016	2017
April	40	37
May	112	127
June	213	240
July	327	365
August	395	491
September	489	591
October	553	669
November	696	813
December	740	889
January	889	1,032
February	1,037	1,185
March	1,174	1,300
April	1,259	
May	1,260	
June	1,260	

### QUALITY

	Quantity	Base Number	Contract	AT	Region	England
% of FP17s for the same patient ID Re-attending within 3 months - Children	78	1,037	7.5%	10.5%	11.9%	12.3%
% of FP17s for the same patient ID Re-attending within 3 months - Adults	7	63	11.1%	16.0%	16.6%	16.7%
% of FP17s for the same patient ID Re-attending between 3 & 9 months - Children	580	1,037	55.9%	58.5%	60.2%	57.6%
% of FP17s for the same patient ID Re-attending between 3 & 9 months - Adults	39	63	61.9%	49.5%	51.5%	50.1%
% of FP17s for Band 1 Urgent Courses	24	937	2.6%	10.4%	9.5%	9.1%
% of FP17s Relating to Free Repair or Replacements	0	937	0.0%	0.9%	0.7%	0.8%
% of FP17s Relating to Continuations	9	937	1.0%	1.4%	1.2%	1.2%
% of Patients satisfied with the dentistry they have received	0	0	N/A	93.4%	93.1%	92.8%
% of Patients satisfied with the time they had to wait for an appointment	0	0	N/A	88.4%	88.8%	88.7%

\* This is based on patients treated on this contract for their most recent course of treatment. Figures in italics indicate the base number of FP17s or Patient Questionnaire responses are less than 100. N/A is shown where the base number of responses is less than 10 during the period. % is calculated as Quantity/Base number\*100

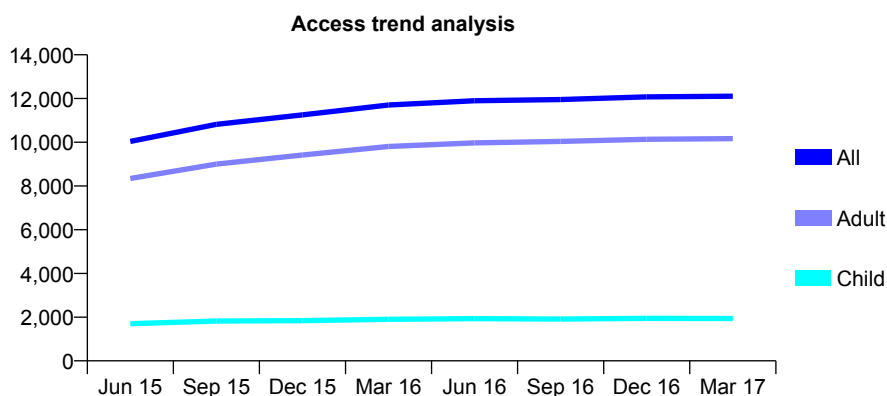
## Q66 - Vital Signs At a Glance Contract Report for 116475/0001 - March 2017

Name or company name	T.Bellingan Ltd.
Contract type name	GDS Contract
Purpose of contract	General
Contract start date	01/06/2014
Contract end date	

16/17 Contracted general activity (UDA)	38,126
Carry forward general activity (UDA)	408
16/17 Contracted orthodontic activity (UOA)	0
Carry forward orthodontic activity (UOA)	0
Baseline contract value	£988,907.47

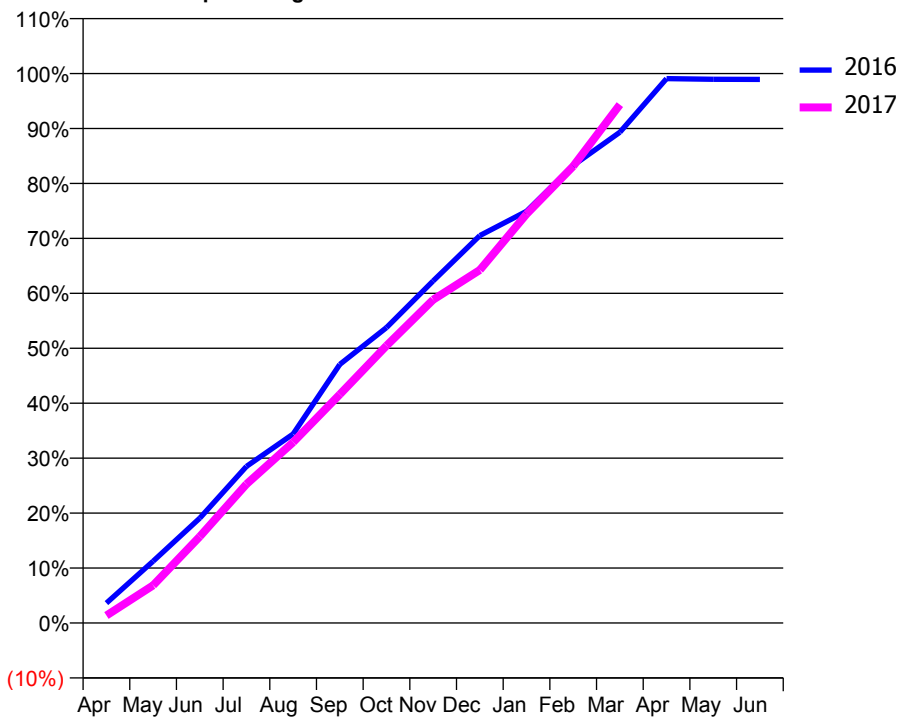
### ACCESS\*

Patients seen in 24 months	Total	Change since previous quarter
Quarter ending March 2016	11,706	
Quarter ending June 2016	11,899	→
Quarter ending September 2016	11,952	→
Quarter ending December 2016	12,077	→
Quarter ending March 2017	12,103	→
<b>Variance since March 2016</b>	<b>3.4%</b>	<b>↑</b>



### ACTIVITY

Cumulative percentage of contracted UDA delivered 2016 & 2017



Month	Adjusted Scheduled Activity (UDA)	
	2016	2017
April	1,385	521
May	4,286	2,612
June	7,277	6,003
July	10,869	9,635
August	13,118	12,543
September	17,940	15,864
October	20,500	19,242
November	23,737	22,432
December	26,879	24,492
January	28,570	28,374
February	31,747	31,694
March	34,051	35,965
April	37,768	
May	37,728	
June	37,718	

### QUALITY

	Quantity	Base Number	Contract	AT	Region	England
% of FP17s for the same patient ID Re-attending within 3 months - Children	164	3,172	5.2%	10.5%	11.9%	12.3%
% of FP17s for the same patient ID Re-attending within 3 months - Adults	1,584	13,851	11.4%	16.0%	16.6%	16.7%
% of FP17s for the same patient ID Re-attending between 3 & 9 months - Children	1,887	3,172	59.5%	58.5%	60.2%	57.6%
% of FP17s for the same patient ID Re-attending between 3 & 9 months - Adults	6,083	13,851	43.9%	49.5%	51.5%	50.1%
% of FP17s for Band 1 Urgent Courses	1,187	15,254	7.8%	10.4%	9.5%	9.1%
% of FP17s Relating to Free Repair or Replacements	72	15,254	0.5%	0.9%	0.7%	0.8%
% of FP17s Relating to Continuations	182	15,254	1.2%	1.4%	1.2%	1.2%
% of Patients satisfied with the dentistry they have received	36	38	94.7%	93.4%	93.1%	92.8%
% of Patients satisfied with the time they had to wait for an appointment	33	38	86.8%	88.4%	88.8%	88.7%

\* This is based on patients treated on this contract for their most recent course of treatment. Figures in italics indicate the base number of FP17s or Patient Questionnaire responses are less than 100. N/A is shown where the base number of responses is less than 10 during the period. % is calculated as Quantity/Base number\*100

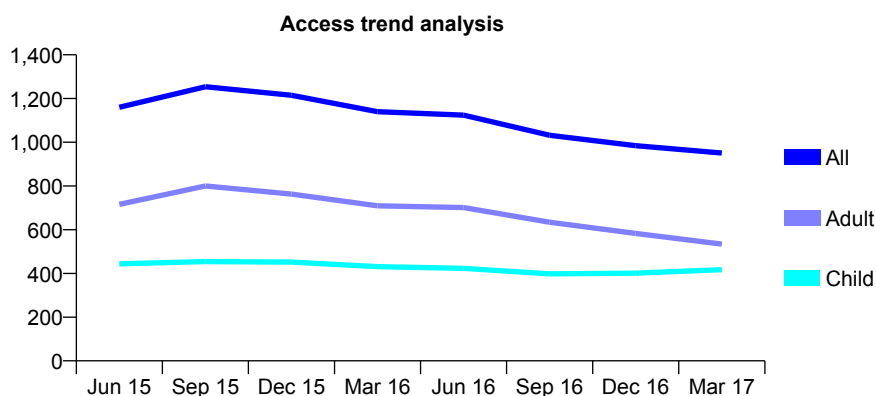
## Q66 - Vital Signs At a Glance Contract Report for 116629/0001 - March 2017

Name or company name	OLIVELLE & ASSOCIATES LIMITED
Contract type name	GDS Contract
Purpose of contract	General
Contract start date	01/04/2011
Contract end date	

16/17 Contracted general activity (UDA)	1,000
Carry forward general activity (UDA)	-15
16/17 Contracted orthodontic activity (UOA)	0
Carry forward orthodontic activity (UOA)	0
Baseline contract value	£28,858.32

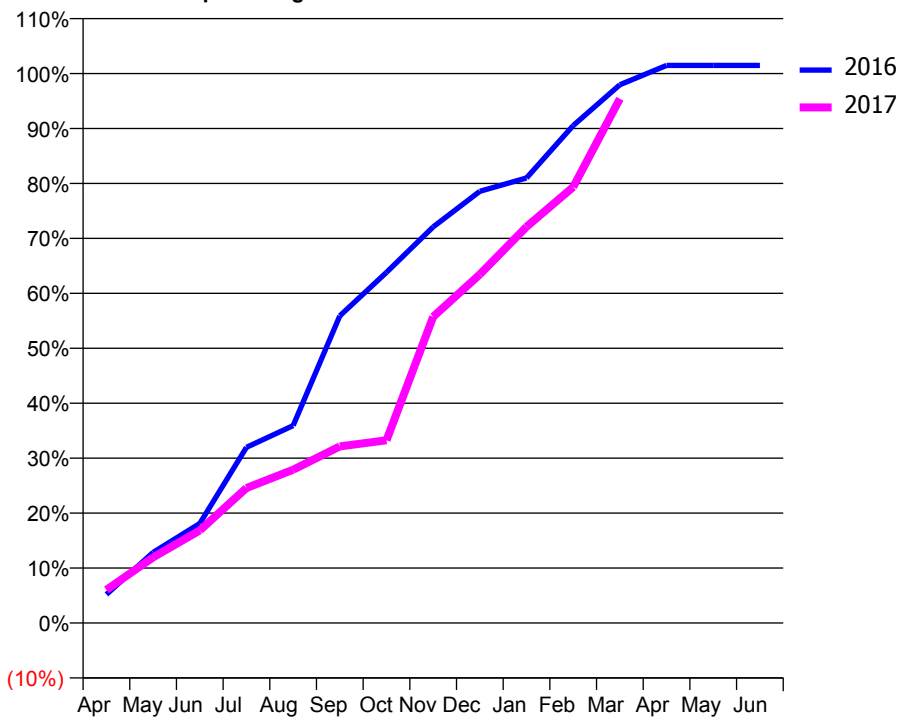
### ACCESS\*

Patients seen in 24 months	Total	Change since previous quarter
Quarter ending March 2016	1,140	
Quarter ending June 2016	1,124	↓
Quarter ending September 2016	1,032	↓
Quarter ending December 2016	984	↓
Quarter ending March 2017	951	↓
<b>Variance since March 2016</b>	<b>(16.6%)</b>	<b>↓</b>



### ACTIVITY

Cumulative percentage of contracted UDA delivered 2016 & 2017



Month	Adjusted Scheduled Activity (UDA)	
	2016	2017
April	52	60
May	128	119
June	181	169
July	320	246
August	359	279
September	559	321
October	638	333
November	721	557
December	786	634
January	810	721
February	905	793
March	980	954
April	1,015	
May	1,015	
June	1,015	

### QUALITY

	Quantity	Base Number	Contract	AT	Region	England
% of FP17s for the same patient ID Re-attending within 3 months - Children	47	616	7.6%	10.5%	11.9%	12.3%
% of FP17s for the same patient ID Re-attending within 3 months - Adults	59	460	12.8%	16.0%	16.6%	16.7%
% of FP17s for the same patient ID Re-attending between 3 & 9 months - Children	365	616	59.3%	58.5%	60.2%	57.6%
% of FP17s for the same patient ID Re-attending between 3 & 9 months - Adults	182	460	39.6%	49.5%	51.5%	50.1%
% of FP17s for Band 1 Urgent Courses	35	634	5.5%	10.4%	9.5%	9.1%
% of FP17s Relating to Free Repair or Replacements	0	634	0.0%	0.9%	0.7%	0.8%
% of FP17s Relating to Continuations	1	634	0.2%	1.4%	1.2%	1.2%
% of Patients satisfied with the dentistry they have received	2	2	N/A	93.4%	93.1%	92.8%
% of Patients satisfied with the time they had to wait for an appointment	2	2	N/A	88.4%	88.8%	88.7%

\* This is based on patients treated on this contract for their most recent course of treatment. Figures in italics indicate the base number of FP17s or Patient Questionnaire responses are less than 100. N/A is shown where the base number of responses is less than 10 during the period. % is calculated as Quantity/Base number\*100

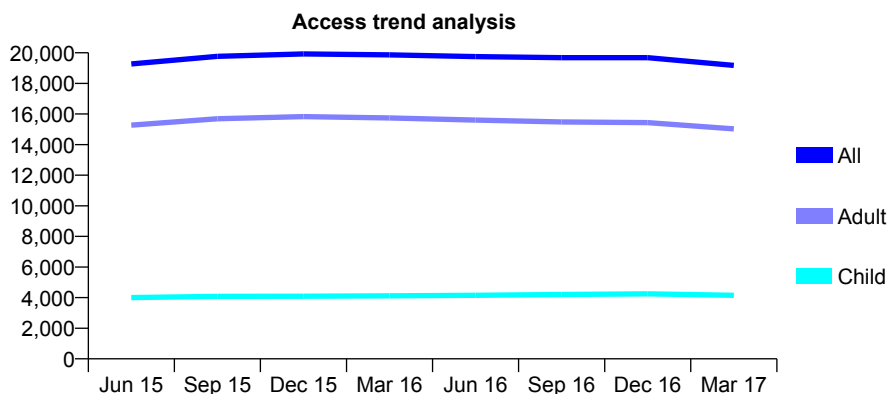
## Q66 - Vital Signs At a Glance Contract Report for 118370/0001 - March 2017

Name or company name	Mainstone Health Ltd
Contract type name	GDS Contract
Purpose of contract	General
Contract start date	01/04/2008
Contract end date	

16/17 Contracted general activity (UDA)	46,729
Carry forward general activity (UDA)	0
16/17 Contracted orthodontic activity (UOA)	0
Carry forward orthodontic activity (UOA)	0
Baseline contract value	£1,230,359.98

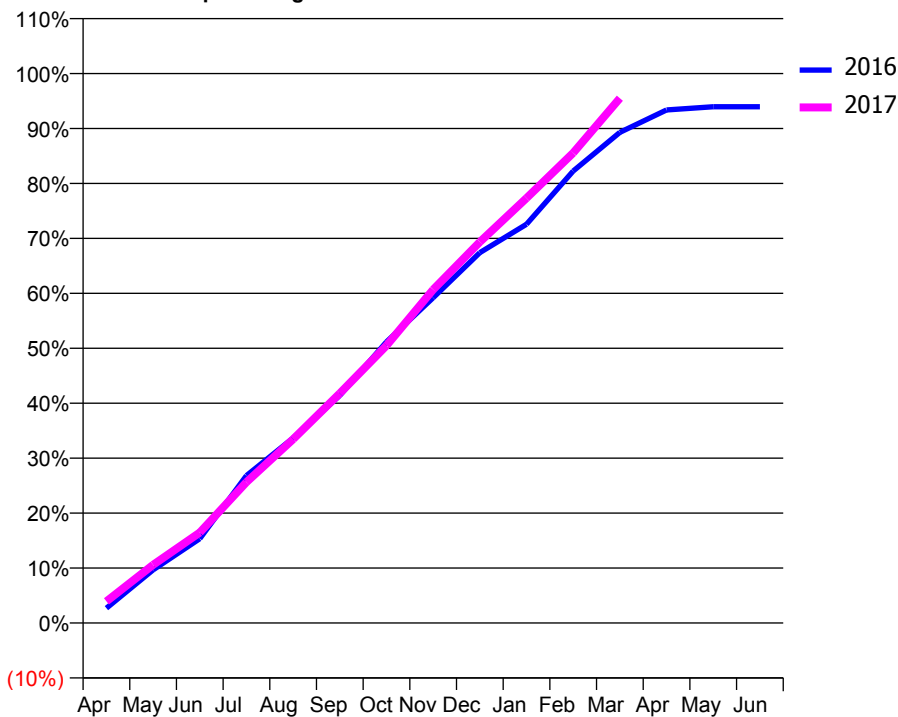
### ACCESS\*

Patients seen in 24 months	Total	Change since previous quarter
Quarter ending March 2016	19,862	
Quarter ending June 2016	19,754	→
Quarter ending September 2016	19,684	→
Quarter ending December 2016	19,681	→
Quarter ending March 2017	19,178	↓
<b>Variance since March 2016</b>	<b>(3.4%)</b>	<b>↓</b>



### ACTIVITY

Cumulative percentage of contracted UDA delivered 2016 & 2017



Month	Adjusted Scheduled Activity (UDA)	
	2016	2017
April	1,422	1,841
May	5,083	4,955
June	8,068	7,692
July	14,092	11,975
August	17,693	15,630
September	21,758	19,528
October	26,891	23,596
November	31,108	28,357
December	35,420	32,405
January	38,142	36,136
February	43,229	39,975
March	46,927	44,623
April	49,067	
May	49,364	
June	49,364	

### QUALITY

	Quantity	Base Number	Contract	AT	Region	England
% of FP17s for the same patient ID Re-attending within 3 months - Children	256	5,108	5.0%	10.5%	11.9%	12.3%
% of FP17s for the same patient ID Re-attending within 3 months - Adults	1,856	15,110	12.3%	16.0%	16.6%	16.7%
% of FP17s for the same patient ID Re-attending between 3 & 9 months - Children	2,344	5,108	45.9%	58.5%	60.2%	57.6%
% of FP17s for the same patient ID Re-attending between 3 & 9 months - Adults	4,052	15,110	26.8%	49.5%	51.5%	50.1%
% of FP17s for Band 1 Urgent Courses	1,486	19,358	7.7%	10.4%	9.5%	9.1%
% of FP17s Relating to Free Repair or Replacements	143	19,358	0.7%	0.9%	0.7%	0.8%
% of FP17s Relating to Continuations	458	19,358	2.4%	1.4%	1.2%	1.2%
% of Patients satisfied with the dentistry they have received	95	102	93.1%	93.4%	93.1%	92.8%
% of Patients satisfied with the time they had to wait for an appointment	88	102	86.3%	88.4%	88.8%	88.7%

\* This is based on patients treated on this contract for their most recent course of treatment. Figures in italics indicate the base number of FP17s or Patient Questionnaire responses are less than 100. N/A is shown where the base number of responses is less than 10 during the period. % is calculated as Quantity/Base number\*100

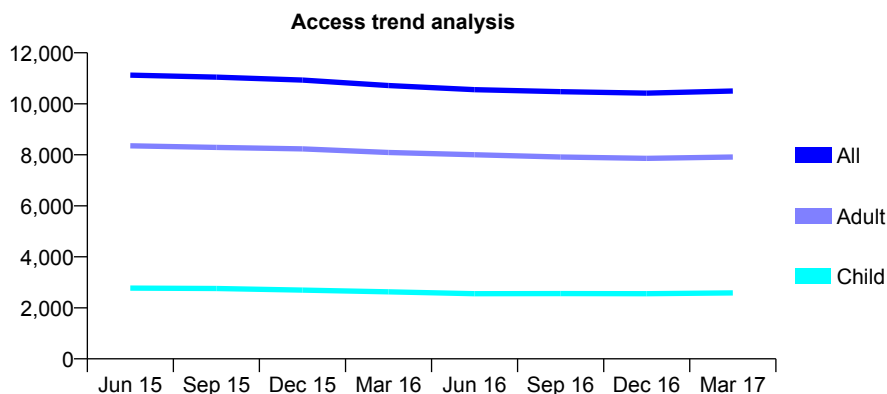
## Q66 - Vital Signs At a Glance Contract Report for 121037/0001 - March 2017

Name or company name	Pinhoe Dental Centre Limited
Contract type name	GDS Contract
Purpose of contract	General
Contract start date	01/05/2010
Contract end date	

16/17 Contracted general activity (UDA)	29,282
Carry forward general activity (UDA)	1,019
16/17 Contracted orthodontic activity (UOA)	0
Carry forward orthodontic activity (UOA)	0
Baseline contract value	£1,053,857.14

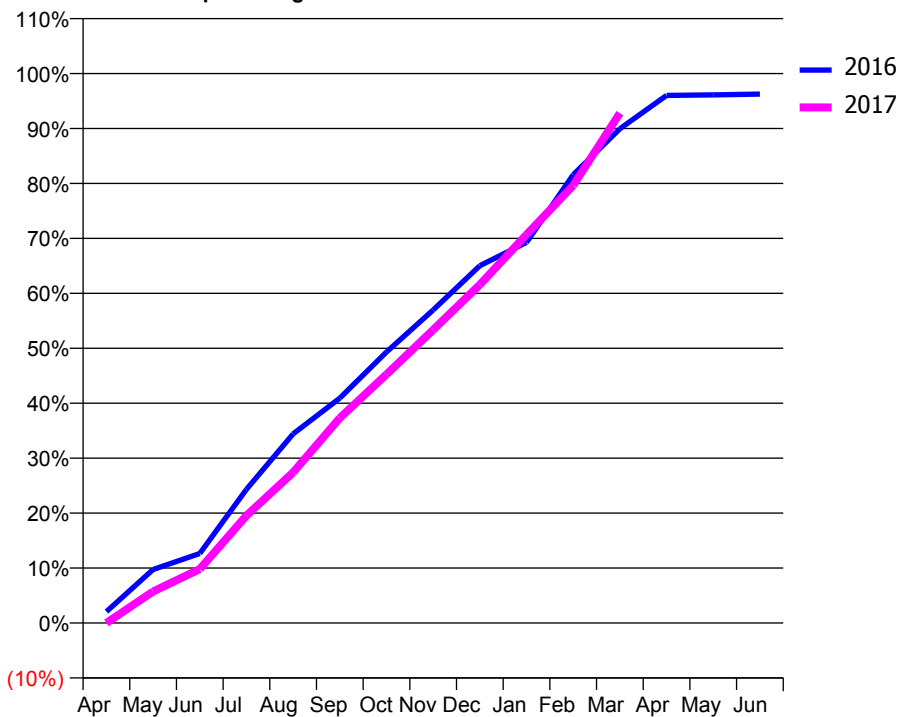
### ACCESS\*

Patients seen in 24 months	Total	Change since previous quarter
Quarter ending March 2016	10,716	
Quarter ending June 2016	10,555	↓
Quarter ending September 2016	10,474	→
Quarter ending December 2016	10,418	→
Quarter ending March 2017	10,503	→
<b>Variance since March 2016</b>	<b>(2.0%)</b>	<b>↓</b>



### ACTIVITY

Cumulative percentage of contracted UDA delivered 2016 & 2017



Month	Adjusted Scheduled Activity (UDA)	
	2016	2017
April	588	-0
May	2,748	1,677
June	3,569	2,873
July	6,855	5,725
August	9,703	8,024
September	11,538	10,927
October	13,903	13,246
November	16,055	15,619
December	18,327	18,034
January	19,526	20,699
February	22,996	23,320
March	25,355	27,168
April	27,066	
May	27,091	
June	27,129	

### QUALITY

	Quantity	Base Number	Contract	AT	Region	England
% of FP17s for the same patient ID Re-attending within 3 months - Children	321	3,882	8.3%	10.5%	11.9%	12.3%
% of FP17s for the same patient ID Re-attending within 3 months - Adults	1,582	11,050	14.3%	16.0%	16.6%	16.7%
% of FP17s for the same patient ID Re-attending between 3 & 9 months - Children	2,161	3,882	55.7%	58.5%	60.2%	57.6%
% of FP17s for the same patient ID Re-attending between 3 & 9 months - Adults	5,549	11,050	50.2%	49.5%	51.5%	50.1%
% of FP17s for Band 1 Urgent Courses	1,443	14,002	10.3%	10.4%	9.5%	9.1%
% of FP17s Relating to Free Repair or Replacements	96	14,002	0.7%	0.9%	0.7%	0.8%
% of FP17s Relating to Continuations	134	14,002	1.0%	1.4%	1.2%	1.2%
% of Patients satisfied with the dentistry they have received	15	15	100.0%	93.4%	93.1%	92.8%
% of Patients satisfied with the time they had to wait for an appointment	13	15	86.7%	88.4%	88.8%	88.7%

\* This is based on patients treated on this contract for their most recent course of treatment. Figures in italics indicate the base number of FP17s or Patient Questionnaire responses are less than 100. N/A is shown where the base number of responses is less than 10 during the period. % is calculated as Quantity/Base number\*100

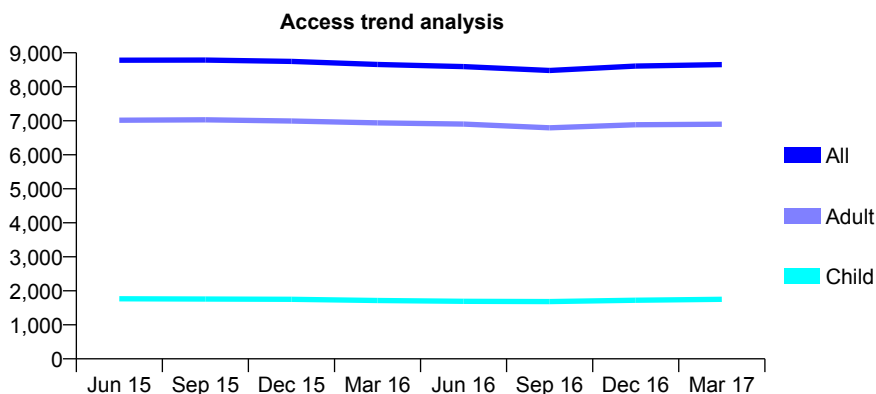
## Q66 - Vital Signs At a Glance Contract Report for 121231/0001 - March 2017

Name or company name	Wadebridge Dental Care LTD
Contract type name	GDS Contract
Purpose of contract	General
Contract start date	05/11/2012
Contract end date	

16/17 Contracted general activity (UDA)	27,473
Carry forward general activity (UDA)	1,639
16/17 Contracted orthodontic activity (UOA)	0
Carry forward orthodontic activity (UOA)	0
Baseline contract value	£712,878.18

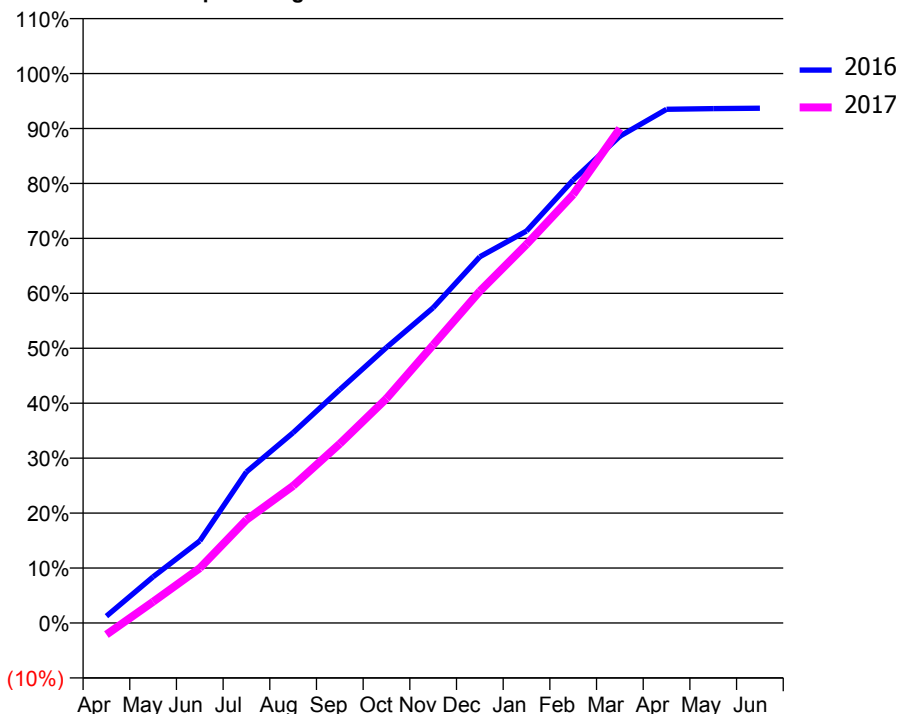
### ACCESS\*

Patients seen in 24 months	Total	Change since previous quarter
Quarter ending March 2016	8,655	
Quarter ending June 2016	8,594	→
Quarter ending September 2016	8,479	↓
Quarter ending December 2016	8,609	→
Quarter ending March 2017	8,652	→
<b>Variance since March 2016</b>	<b>(0.0%)</b>	<b>→</b>



### ACTIVITY

Cumulative percentage of contracted UDA delivered 2016 & 2017



Adjusted Scheduled Activity (UDA)

Month	2016	2017
April	323	-583
May	2,183	1,062
June	3,882	2,746
July	7,153	5,165
August	9,005	6,860
September	11,046	8,964
October	13,041	11,222
November	14,920	13,904
December	17,332	16,589
January	18,549	18,933
February	20,964	21,426
March	23,033	24,725
April	24,305	
May	24,337	
June	24,361	

### QUALITY

	Quantity	Base Number	Contract	AT	Region	England
% of FP17s for the same patient ID Re-attending within 3 months - Children	188	2,623	7.2%	10.5%	11.9%	12.3%
% of FP17s for the same patient ID Re-attending within 3 months - Adults	1,703	9,872	17.3%	16.0%	16.6%	16.7%
% of FP17s for the same patient ID Re-attending between 3 & 9 months - Children	1,507	2,623	57.5%	58.5%	60.2%	57.6%
% of FP17s for the same patient ID Re-attending between 3 & 9 months - Adults	4,842	9,872	49.0%	49.5%	51.5%	50.1%
% of FP17s for Band 1 Urgent Courses	829	11,412	7.3%	10.4%	9.5%	9.1%
% of FP17s Relating to Free Repair or Replacements	126	11,412	1.1%	0.9%	0.7%	0.8%
% of FP17s Relating to Continuations	377	11,412	3.3%	1.4%	1.2%	1.2%
% of Patients satisfied with the dentistry they have received	25	25	100.0%	93.4%	93.1%	92.8%
% of Patients satisfied with the time they had to wait for an appointment	25	25	100.0%	88.4%	88.8%	88.7%

\* This is based on patients treated on this contract for their most recent course of treatment. Figures in italics indicate the base number of FP17s or Patient Questionnaire responses are less than 100. N/A is shown where the base number of responses is less than 10 during the period. % is calculated as Quantity/Base number\*100



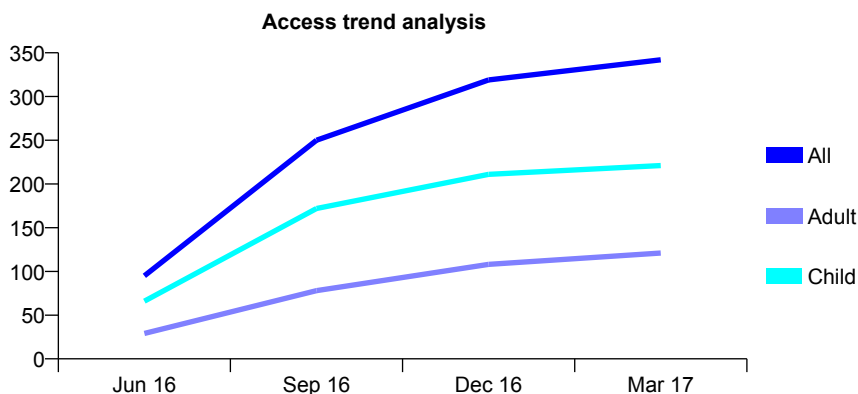
## Q66 - Vital Signs At a Glance Contract Report for 122548/0001 - March 2017

Name or company name	Juliette Moor
Contract type name	GDS Contract
Purpose of contract	General
Contract start date	01/01/2016
Contract end date	

16/17 Contracted general activity (UDA)	1,298
Carry forward general activity (UDA)	0
16/17 Contracted orthodontic activity (UOA)	0
Carry forward orthodontic activity (UOA)	0
Baseline contract value	£27,884.88

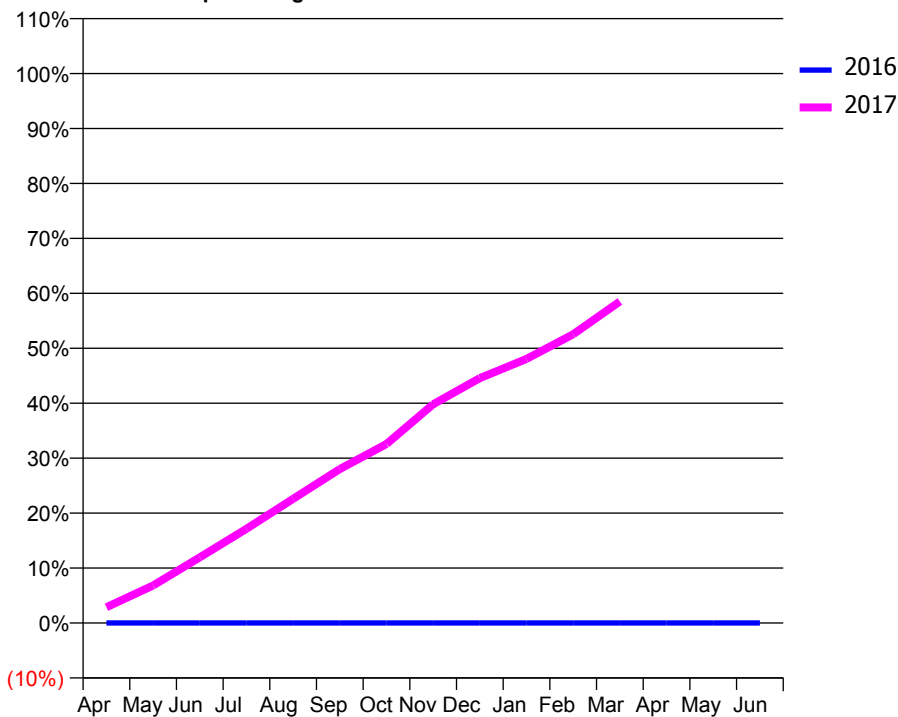
### ACCESS\*

Patients seen in 24 months	Total	Change since previous quarter
Quarter ending March 2016	0	
Quarter ending June 2016	95	↑
Quarter ending September 2016	250	↑
Quarter ending December 2016	319	↑
Quarter ending March 2017	342	↑
<b>Variance since March 2016</b>	N/A	



### ACTIVITY

Cumulative percentage of contracted UDA delivered 2016 & 2017



Adjusted Scheduled Activity (UDA)

Month	2016	2017
April	0	37
May	0	89
June	0	155
July	0	222
August	0	293
September	0	364
October	0	423
November	0	517
December	0	578
January	0	624
February	0	682
March	0	760
April	0	
May	0	
June	0	

### QUALITY

	Quantity	Base Number	Contract	AT	Region	England
% of FP17s for the same patient ID Re-attending within 3 months - Children	33	470	7.0%	10.5%	11.9%	12.3%
% of FP17s for the same patient ID Re-attending within 3 months - Adults	2	196	1.0%	16.0%	16.6%	16.7%
% of FP17s for the same patient ID Re-attending between 3 & 9 months - Children	113	470	24.0%	58.5%	60.2%	57.6%
% of FP17s for the same patient ID Re-attending between 3 & 9 months - Adults	55	196	28.1%	49.5%	51.5%	50.1%
% of FP17s for Band 1 Urgent Courses	28	529	5.3%	10.4%	9.5%	9.1%
% of FP17s Relating to Free Repair or Replacements	2	529	0.4%	0.9%	0.7%	0.8%
% of FP17s Relating to Continuations	0	529	0.0%	1.4%	1.2%	1.2%
% of Patients satisfied with the dentistry they have received	0	0	N/A	93.4%	93.1%	92.8%
% of Patients satisfied with the time they had to wait for an appointment	0	0	N/A	88.4%	88.8%	88.7%

\* This is based on patients treated on this contract for their most recent course of treatment. Figures in italics indicate the base number of FP17s or Patient Questionnaire responses are less than 100. N/A is shown where the base number of responses is less than 10 during the period. % is calculated as Quantity/Base number\*100

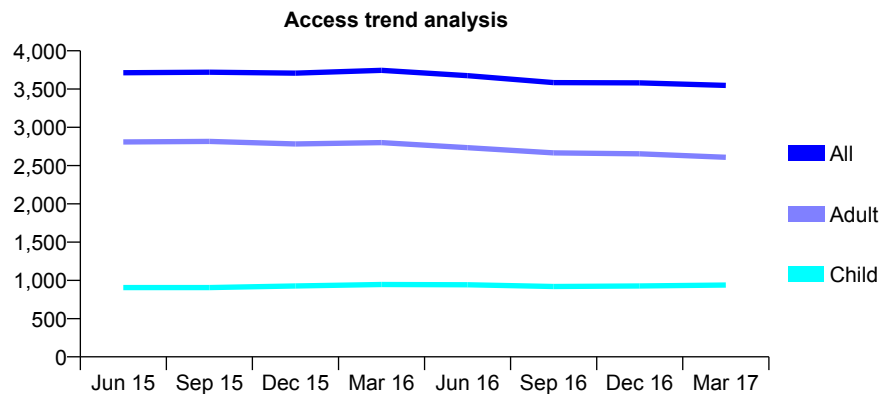
## Q66 - Vital Signs At a Glance Contract Report for 124362/0001 - March 2017

Name or company name	Dental Dimensions
Contract type name	GDS Contract
Purpose of contract	General
Contract start date	01/02/2009
Contract end date	

16/17 Contracted general activity (UDA)	15,000
Carry forward general activity (UDA)	142
16/17 Contracted orthodontic activity (UOA)	0
Carry forward orthodontic activity (UOA)	0
Baseline contract value	£354,665.07

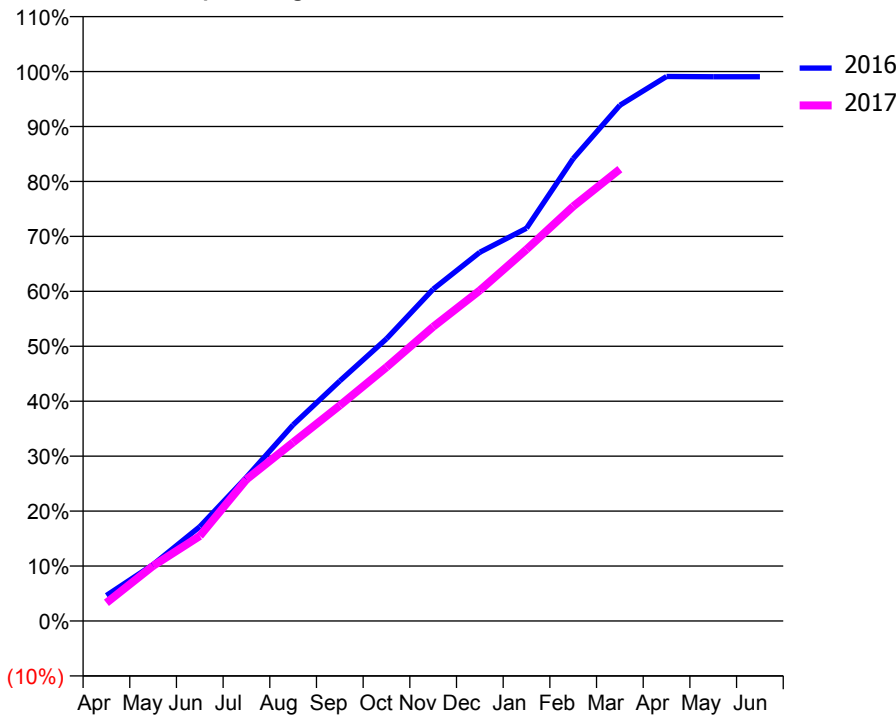
### ACCESS\*

Patients seen in 24 months	Total	Change since previous quarter
Quarter ending March 2016	3,745	
Quarter ending June 2016	3,675	↓
Quarter ending September 2016	3,585	↓
Quarter ending December 2016	3,580	→
Quarter ending March 2017	3,547	→
<b>Variance since March 2016</b>	<b>(5.3%)</b>	<b>↓</b>



### ACTIVITY

Cumulative percentage of contracted UDA delivered 2016 & 2017



Month	Adjusted Scheduled Activity (UDA)	
	2016	2017
April	697	498
May	1,540	1,504
June	2,574	2,320
July	3,928	3,865
August	5,356	4,876
September	6,553	5,884
October	7,703	6,928
November	9,059	8,032
December	10,066	9,027
January	10,720	10,142
February	12,622	11,320
March	14,077	12,335
April	14,864	
May	14,858	
June	14,858	

### QUALITY

	Quantity	Base Number	Contract	AT	Region	England
% of FP17s for the same patient ID Re-attending within 3 months - Children	190	1,422	13.4%	10.5%	11.9%	12.3%
% of FP17s for the same patient ID Re-attending within 3 months - Adults	989	4,038	24.5%	16.0%	16.6%	16.7%
% of FP17s for the same patient ID Re-attending between 3 & 9 months - Children	795	1,422	55.9%	58.5%	60.2%	57.6%
% of FP17s for the same patient ID Re-attending between 3 & 9 months - Adults	2,174	4,038	53.8%	49.5%	51.5%	50.1%
% of FP17s for Band 1 Urgent Courses	376	5,180	7.3%	10.4%	9.5%	9.1%
% of FP17s Relating to Free Repair or Replacements	4	5,180	0.1%	0.9%	0.7%	0.8%
% of FP17s Relating to Continuations	215	5,180	4.2%	1.4%	1.2%	1.2%
% of Patients satisfied with the dentistry they have received	11	11	100.0%	93.4%	93.1%	92.8%
% of Patients satisfied with the time they had to wait for an appointment	10	11	90.9%	88.4%	88.8%	88.7%

\* This is based on patients treated on this contract for their most recent course of treatment. Figures in italics indicate the base number of FP17s or Patient Questionnaire responses are less than 100. N/A is shown where the base number of responses is less than 10 during the period. % is calculated as Quantity/Base number\*100

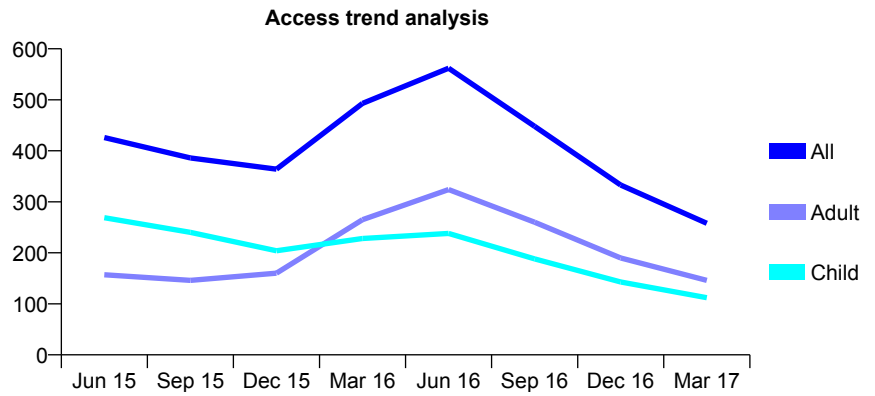
## Q66 - Vital Signs At a Glance Contract Report for 125776/0009 - March 2017

Name or company name	Apex Dental Care Ltd
Contract type name	GDS Contract
Purpose of contract	General
Contract start date	01/08/2010
Contract end date	

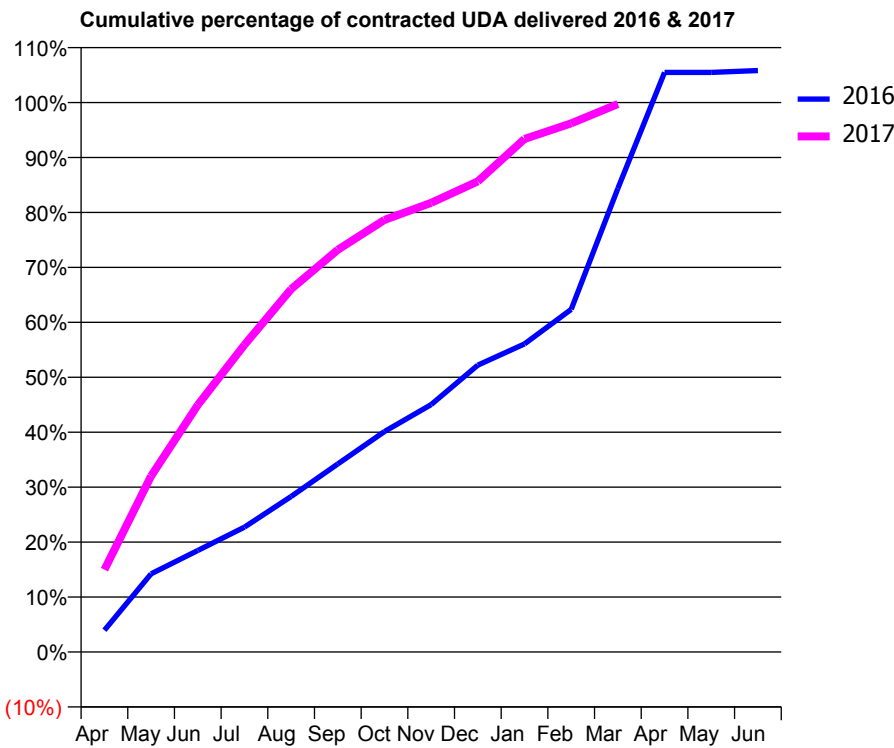
16/17 Contracted general activity (UDA)	882
Carry forward general activity (UDA)	-18
16/17 Contracted orthodontic activity (UOA)	0
Carry forward orthodontic activity (UOA)	0
Baseline contract value	£20,647.20

### ACCESS\*

Patients seen in 24 months	Total	Change since previous quarter
Quarter ending March 2016	493	
Quarter ending June 2016	562	↑
Quarter ending September 2016	448	↓
Quarter ending December 2016	333	↓
Quarter ending March 2017	258	↓
<b>Variance since March 2016</b>	<b>(47.7%)</b>	<b>↓</b>



### ACTIVITY



Month	Adjusted Scheduled Activity (UDA)	
	2016	2017
April	35	132
May	126	282
June	163	397
July	200	493
August	250	582
September	302	646
October	354	694
November	397	721
December	460	755
January	495	824
February	550	849
March	744	880
April	930	
May	930	
June	933	

### QUALITY

	Quantity	Base Number	Contract	AT	Region	England
% of FP17s for the same patient ID Re-attending within 3 months - Children	17	207	8.2%	10.5%	11.9%	12.3%
% of FP17s for the same patient ID Re-attending within 3 months - Adults	21	282	7.4%	16.0%	16.6%	16.7%
% of FP17s for the same patient ID Re-attending between 3 & 9 months - Children	90	207	43.5%	58.5%	60.2%	57.6%
% of FP17s for the same patient ID Re-attending between 3 & 9 months - Adults	63	282	22.3%	49.5%	51.5%	50.1%
% of FP17s for Band 1 Urgent Courses	18	387	4.7%	10.4%	9.5%	9.1%
% of FP17s Relating to Free Repair or Replacements	0	387	0.0%	0.9%	0.7%	0.8%
% of FP17s Relating to Continuations	9	387	2.3%	1.4%	1.2%	1.2%
% of Patients satisfied with the dentistry they have received	0	0	N/A	93.4%	93.1%	92.8%
% of Patients satisfied with the time they had to wait for an appointment	0	0	N/A	88.4%	88.8%	88.7%

\* This is based on patients treated on this contract for their most recent course of treatment. Figures in italics indicate the base number of FP17s or Patient Questionnaire responses are less than 100. N/A is shown where the base number of responses is less than 10 during the period. % is calculated as Quantity/Base number\*100

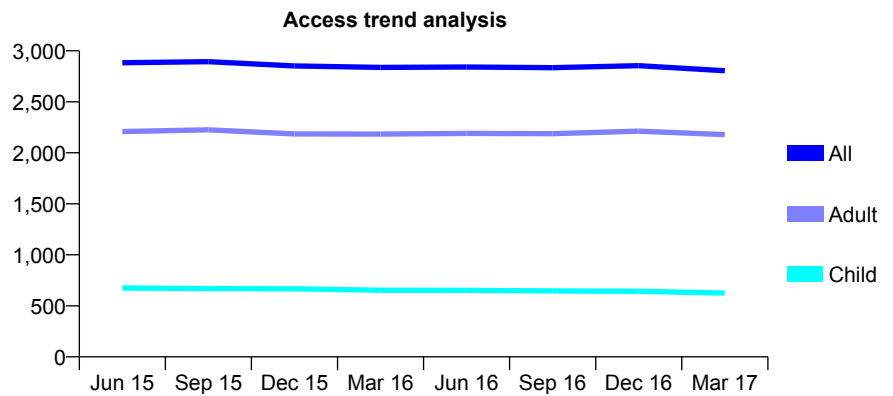
## Q66 - Vital Signs At a Glance Contract Report for 126713/0001 - March 2017

Name or company name	CASTLE HILL DENTAL PRACTICE LIMITE
Contract type name	GDS Contract
Purpose of contract	General
Contract start date	01/04/2011
Contract end date	

16/17 Contracted general activity (UDA)	7,823
Carry forward general activity (UDA)	0
16/17 Contracted orthodontic activity (UOA)	0
Carry forward orthodontic activity (UOA)	0
Baseline contract value	£207,074.06

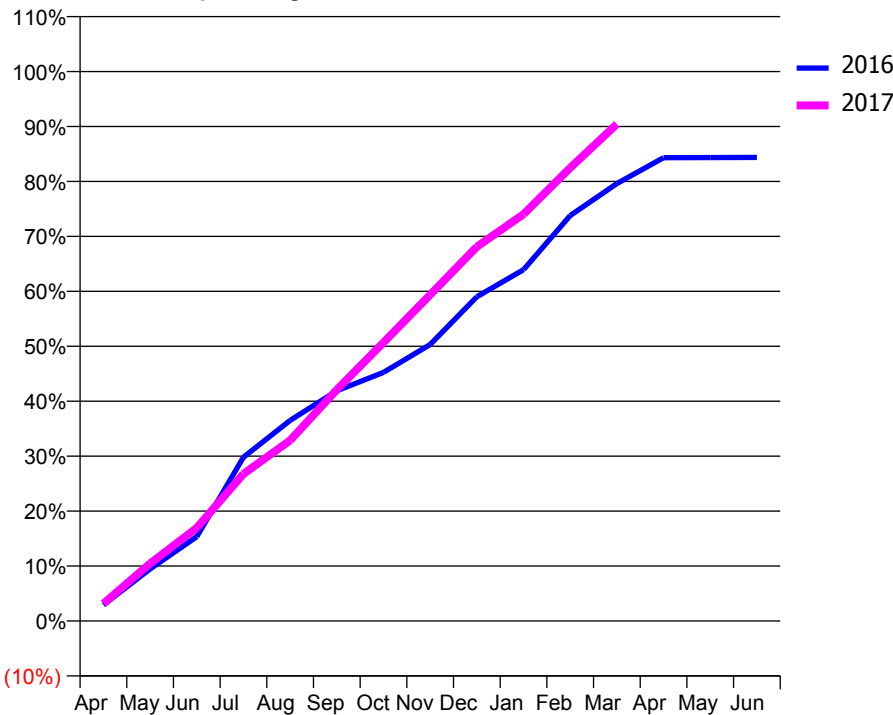
### ACCESS\*

Patients seen in 24 months	Total	Change since previous quarter
Quarter ending March 2016	2,837	
Quarter ending June 2016	2,841	→
Quarter ending September 2016	2,835	→
Quarter ending December 2016	2,854	→
Quarter ending March 2017	2,804	↓
<b>Variance since March 2016</b>	<b>(1.2%)</b>	<b>↓</b>



### ACTIVITY

Cumulative percentage of contracted UDA delivered 2016 & 2017



Month	Adjusted Scheduled Activity (UDA)	
	2016	2017
April	232	248
May	750	820
June	1,216	1,325
July	2,360	2,095
August	2,891	2,572
September	3,317	3,293
October	3,582	3,965
November	3,984	4,645
December	4,673	5,329
January	5,063	5,791
February	5,842	6,452
March	6,302	7,074
April	6,676	
May	6,678	
June	6,679	

### QUALITY

	Quantity	Base Number	Contract	AT	Region	England
% of FP17s for the same patient ID Re-attending within 3 months - Children	32	915	3.5%	10.5%	11.9%	12.3%
% of FP17s for the same patient ID Re-attending within 3 months - Adults	261	2,779	9.4%	16.0%	16.6%	16.7%
% of FP17s for the same patient ID Re-attending between 3 & 9 months - Children	509	915	55.6%	58.5%	60.2%	57.6%
% of FP17s for the same patient ID Re-attending between 3 & 9 months - Adults	1,437	2,779	51.7%	49.5%	51.5%	50.1%
% of FP17s for Band 1 Urgent Courses	165	3,562	4.6%	10.4%	9.5%	9.1%
% of FP17s Relating to Free Repair or Replacements	0	3,562	0.0%	0.9%	0.7%	0.8%
% of FP17s Relating to Continuations	32	3,562	0.9%	1.4%	1.2%	1.2%
% of Patients satisfied with the dentistry they have received	9	9	N/A	93.4%	93.1%	92.8%
% of Patients satisfied with the time they had to wait for an appointment	7	9	N/A	88.4%	88.8%	88.7%

\* This is based on patients treated on this contract for their most recent course of treatment. Figures in italics indicate the base number of FP17s or Patient Questionnaire responses are less than 100. N/A is shown where the base number of responses is less than 10 during the period. % is calculated as Quantity/Base number\*100

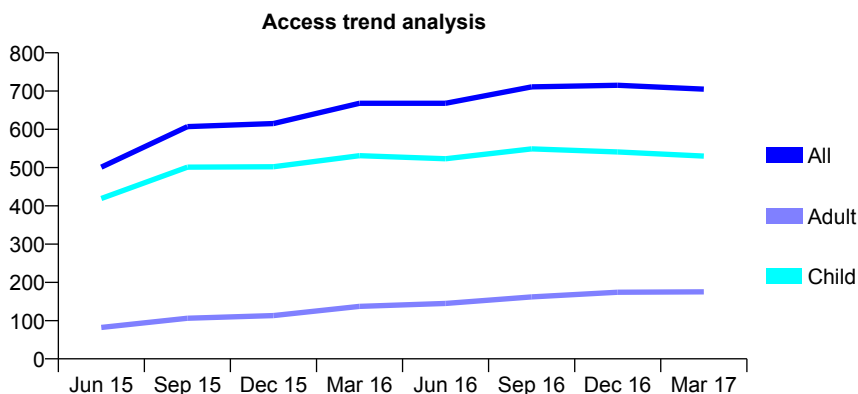
## Q66 - Vital Signs At a Glance Contract Report for 127310/0001 - March 2017

Name or company name	Green Room Dentistry
Contract type name	GDS Contract
Purpose of contract	General
Contract start date	01/01/2015
Contract end date	

16/17 Contracted general activity (UDA)	1,718
Carry forward general activity (UDA)	-9
16/17 Contracted orthodontic activity (UOA)	0
Carry forward orthodontic activity (UOA)	0
Baseline contract value	£44,589.30

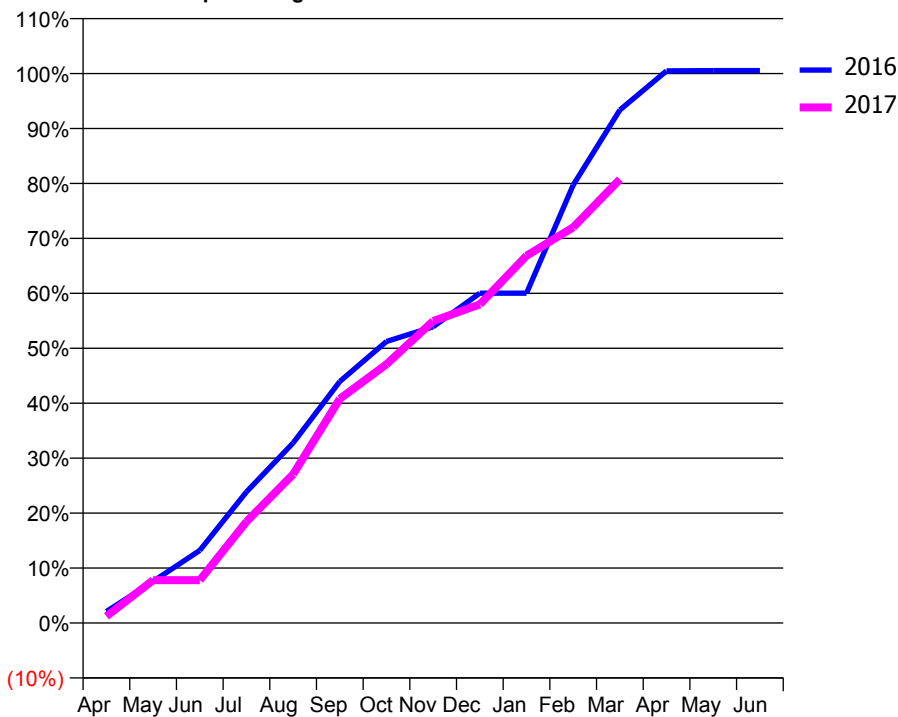
### ACCESS\*

Patients seen in 24 months	Total	Change since previous quarter
Quarter ending March 2016	668	
Quarter ending June 2016	668	→
Quarter ending September 2016	711	↑
Quarter ending December 2016	715	→
Quarter ending March 2017	705	↓
<b>Variance since March 2016</b>	<b>5.5%</b>	<b>↑</b>



### ACTIVITY

Cumulative percentage of contracted UDA delivered 2016 & 2017



Month	Adjusted Scheduled Activity (UDA)	
	2016	2017
April	36	21
May	130	134
June	227	134
July	410	317
August	563	465
September	755	701
October	880	809
November	926	944
December	1,031	996
January	1,031	1,148
February	1,369	1,237
March	1,604	1,387
April	1,726	
May	1,727	
June	1,727	

### QUALITY

	Quantity	Base Number	Contract	AT	Region	England
% of FP17s for the same patient ID Re-attending within 3 months - Children	31	863	3.6%	10.5%	11.9%	12.3%
% of FP17s for the same patient ID Re-attending within 3 months - Adults	8	170	4.7%	16.0%	16.6%	16.7%
% of FP17s for the same patient ID Re-attending between 3 & 9 months - Children	678	863	78.6%	58.5%	60.2%	57.6%
% of FP17s for the same patient ID Re-attending between 3 & 9 months - Adults	122	170	71.8%	49.5%	51.5%	50.1%
% of FP17s for Band 1 Urgent Courses	1	953	0.1%	10.4%	9.5%	9.1%
% of FP17s Relating to Free Repair or Replacements	0	953	0.0%	0.9%	0.7%	0.8%
% of FP17s Relating to Continuations	0	953	0.0%	1.4%	1.2%	1.2%
% of Patients satisfied with the dentistry they have received	3	3	N/A	93.4%	93.1%	92.8%
% of Patients satisfied with the time they had to wait for an appointment	2	3	N/A	88.4%	88.8%	88.7%

\* This is based on patients treated on this contract for their most recent course of treatment. Figures in italics indicate the base number of FP17s or Patient Questionnaire responses are less than 100. N/A is shown where the base number of responses is less than 10 during the period. % is calculated as Quantity/Base number\*100

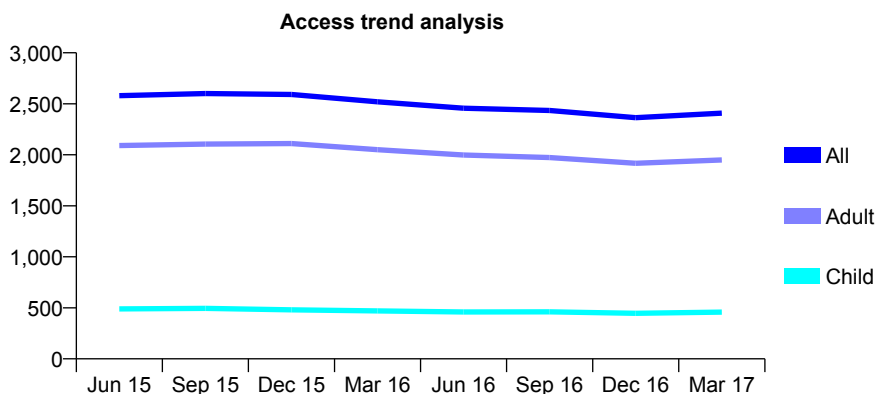
## Q66 - Vital Signs At a Glance Contract Report for 127329/0001 - March 2017

Name or company name	Diplomat Devon Ltd
Contract type name	GDS Contract
Purpose of contract	General
Contract start date	06/12/2010
Contract end date	

16/17 Contracted general activity (UDA)	9,000
Carry forward general activity (UDA)	0
16/17 Contracted orthodontic activity (UOA)	0
Carry forward orthodontic activity (UOA)	0
Baseline contract value	£229,591.19

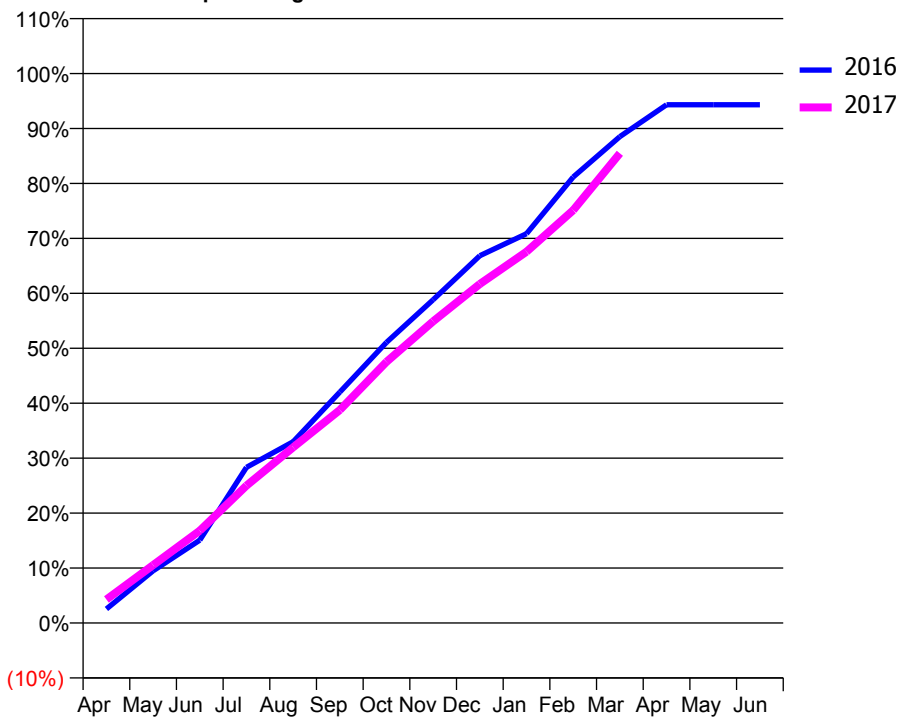
### ACCESS\*

Patients seen in 24 months	Total	Change since previous quarter
Quarter ending March 2016	2,520	
Quarter ending June 2016	2,457	↓
Quarter ending September 2016	2,434	→
Quarter ending December 2016	2,364	↓
Quarter ending March 2017	2,408	→
<b>Variance since March 2016</b>	<b>(4.4%)</b>	<b>↓</b>



### ACTIVITY

Cumulative percentage of contracted UDA delivered 2016 & 2017



Month	Adjusted Scheduled Activity (UDA)	
	2016	2017
April	230	385
May	855	948
June	1,358	1,513
July	2,549	2,250
August	2,969	2,877
September	3,781	3,488
October	4,595	4,278
November	5,295	4,941
December	6,017	5,553
January	6,377	6,081
February	7,304	6,760
March	7,967	7,692
April	8,488	
May	8,488	
June	8,488	

### QUALITY

	Quantity	Base Number	Contract	AT	Region	England
% of FP17s for the same patient ID Re-attending within 3 months - Children	54	751	7.2%	10.5%	11.9%	12.3%
% of FP17s for the same patient ID Re-attending within 3 months - Adults	628	3,246	19.3%	16.0%	16.6%	16.7%
% of FP17s for the same patient ID Re-attending between 3 & 9 months - Children	515	751	68.6%	58.5%	60.2%	57.6%
% of FP17s for the same patient ID Re-attending between 3 & 9 months - Adults	1,973	3,246	60.8%	49.5%	51.5%	50.1%
% of FP17s for Band 1 Urgent Courses	402	3,816	10.5%	10.4%	9.5%	9.1%
% of FP17s Relating to Free Repair or Replacements	11	3,816	0.3%	0.9%	0.7%	0.8%
% of FP17s Relating to Continuations	33	3,816	0.9%	1.4%	1.2%	1.2%
% of Patients satisfied with the dentistry they have received	11	11	100.0%	93.4%	93.1%	92.8%
% of Patients satisfied with the time they had to wait for an appointment	11	11	100.0%	88.4%	88.8%	88.7%

\* This is based on patients treated on this contract for their most recent course of treatment. Figures in italics indicate the base number of FP17s or Patient Questionnaire responses are less than 100. N/A is shown where the base number of responses is less than 10 during the period. % is calculated as Quantity/Base number\*100

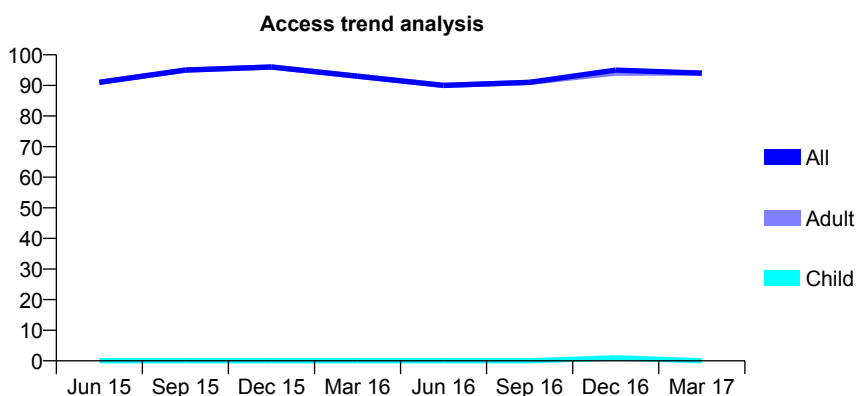
## Q66 - Vital Signs At a Glance Contract Report for 127329/0002 - March 2017

Name or company name	Diplomat Devon Ltd
Contract type name	PDS Contract
Purpose of contract	General
Contract start date	01/10/2013
Contract end date	31/03/2022

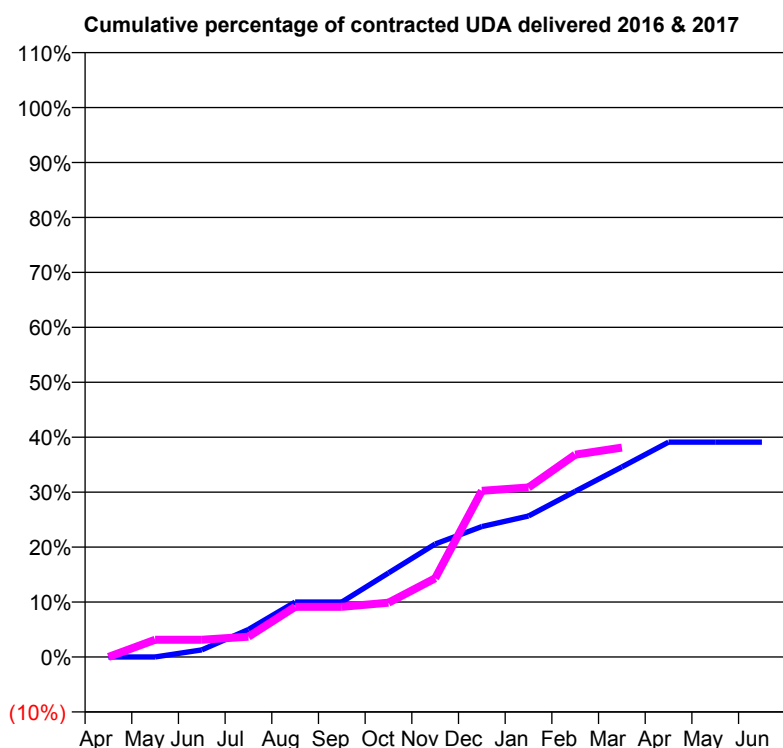
16/17 Contracted general activity (UDA)	540
Carry forward general activity (UDA)	0
16/17 Contracted orthodontic activity (UOA)	0
Carry forward orthodontic activity (UOA)	0
Baseline contract value	£11,479.69

### ACCESS\*

Patients seen in 24 months	Total	Change since previous quarter
Quarter ending March 2016	93	
Quarter ending June 2016	90	↓
Quarter ending September 2016	91	→
Quarter ending December 2016	95	↑
Quarter ending March 2017	94	↓
<b>Variance since March 2016</b>	<b>1.1%</b>	<b>→</b>



### ACTIVITY



Month	Adjusted Scheduled Activity (UDA)	
	2016	2017
April	0	0
May	0	17
June	7	17
July	27	20
August	54	49
September	54	49
October	83	53
November	111	77
December	128	163
January	139	167
February	163	199
March	187	206
April	211	
May	211	
June	211	

### QUALITY

	Quantity	Base Number	Contract	AT	Region	England
% of FP17s for the same patient ID Re-attending within 3 months - Children	0	1	0.0%	10.5%	11.9%	12.3%
% of FP17s for the same patient ID Re-attending within 3 months - Adults	13	98	13.3%	16.0%	16.6%	16.7%
% of FP17s for the same patient ID Re-attending between 3 & 9 months - Children	0	1	0.0%	58.5%	60.2%	57.6%
% of FP17s for the same patient ID Re-attending between 3 & 9 months - Adults	40	98	40.8%	49.5%	51.5%	50.1%
% of FP17s for Band 1 Urgent Courses	8	83	9.6%	10.4%	9.5%	9.1%
% of FP17s Relating to Free Repair or Replacements	1	83	1.2%	0.9%	0.7%	0.8%
% of FP17s Relating to Continuations	0	83	0.0%	1.4%	1.2%	1.2%
% of Patients satisfied with the dentistry they have received	0	0	N/A	93.4%	93.1%	92.8%
% of Patients satisfied with the time they had to wait for an appointment	0	0	N/A	88.4%	88.8%	88.7%

\* This is based on patients treated on this contract for their most recent course of treatment. Figures in italics indicate the base number of FP17s or Patient Questionnaire responses are less than 100. N/A is shown where the base number of responses is less than 10 during the period. % is calculated as Quantity/Base number\*100

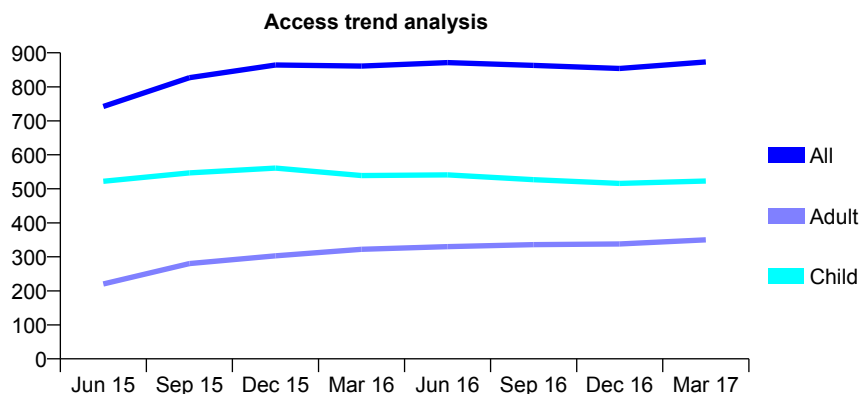
## Q66 - Vital Signs At a Glance Contract Report for 127817/0001 - March 2017

Name or company name	Shiphay Dental & Torbay Implant Centre
Contract type name	GDS Contract
Purpose of contract	General
Contract start date	01/06/2014
Contract end date	

16/17 Contracted general activity (UDA)	2,000
Carry forward general activity (UDA)	-25
16/17 Contracted orthodontic activity (UOA)	0
Carry forward orthodontic activity (UOA)	0
Baseline contract value	£46,388.64

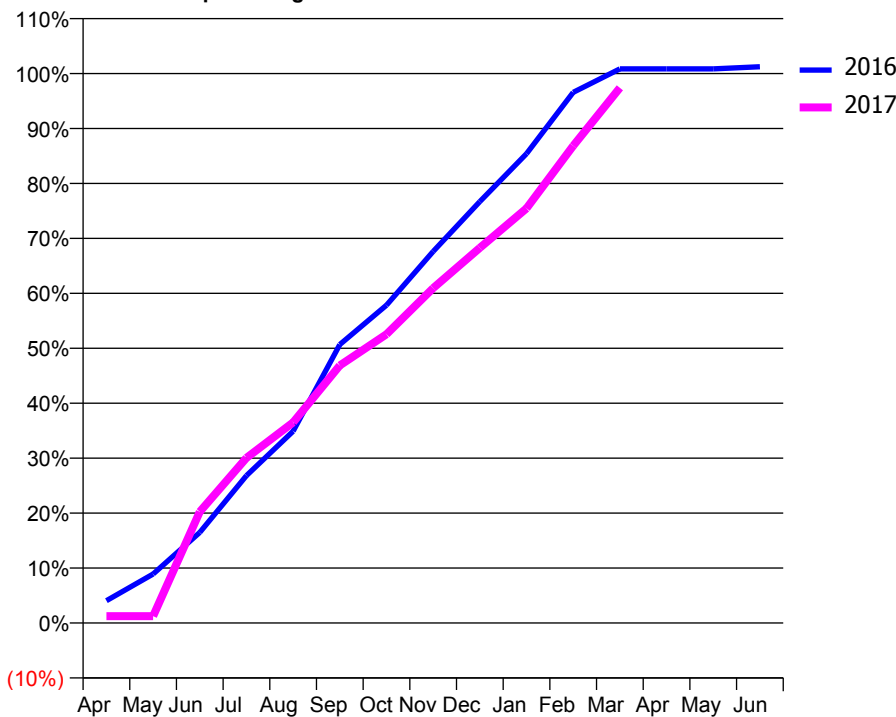
### ACCESS\*

Patients seen in 24 months	Total	Change since previous quarter
Quarter ending March 2016	861	
Quarter ending June 2016	871	→
Quarter ending September 2016	863	→
Quarter ending December 2016	854	↓
Quarter ending March 2017	873	↑
<b>Variance since March 2016</b>	<b>1.4%</b>	<b>→</b>



### ACTIVITY

Cumulative percentage of contracted UDA delivered 2016 & 2017



Month	Adjusted Scheduled Activity (UDA)	
	2016	2017
April	81	25
May	178	25
June	330	405
July	536	601
August	698	730
September	1,013	938
October	1,157	1,051
November	1,352	1,219
December	1,534	1,366
January	1,708	1,509
February	1,932	1,737
March	2,017	1,948
April	2,017	
May	2,017	
June	2,025	

### QUALITY

	Quantity	Base Number	Contract	AT	Region	England
% of FP17s for the same patient ID Re-attending within 3 months - Children	53	957	5.5%	10.5%	11.9%	12.3%
% of FP17s for the same patient ID Re-attending within 3 months - Adults	26	409	6.4%	16.0%	16.6%	16.7%
% of FP17s for the same patient ID Re-attending between 3 & 9 months - Children	702	957	73.4%	58.5%	60.2%	57.6%
% of FP17s for the same patient ID Re-attending between 3 & 9 months - Adults	282	409	68.9%	49.5%	51.5%	50.1%
% of FP17s for Band 1 Urgent Courses	55	1,361	4.0%	10.4%	9.5%	9.1%
% of FP17s Relating to Free Repair or Replacements	11	1,361	0.8%	0.9%	0.7%	0.8%
% of FP17s Relating to Continuations	5	1,361	0.4%	1.4%	1.2%	1.2%
% of Patients satisfied with the dentistry they have received	1	1	N/A	93.4%	93.1%	92.8%
% of Patients satisfied with the time they had to wait for an appointment	1	1	N/A	88.4%	88.8%	88.7%

\* This is based on patients treated on this contract for their most recent course of treatment. Figures in italics indicate the base number of FP17s or Patient Questionnaire responses are less than 100. N/A is shown where the base number of responses is less than 10 during the period. % is calculated as Quantity/Base number\*100



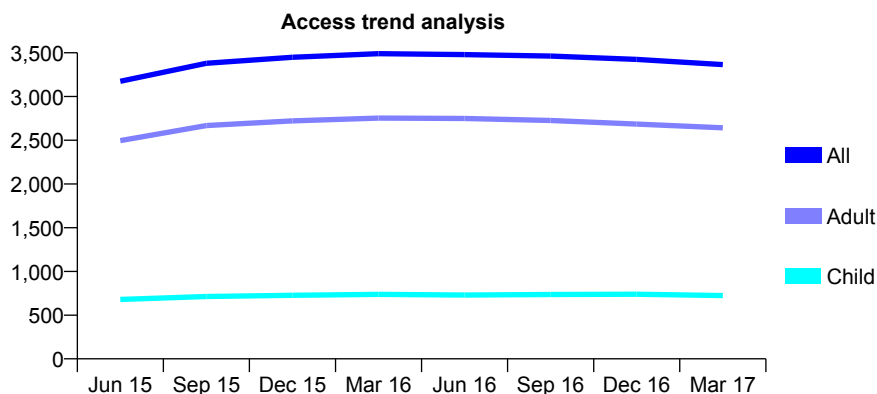
## Q66 - Vital Signs At a Glance Contract Report for 129550/0001 - March 2017

Name or company name	Noahs Ark (Fowey) Ltd
Contract type name	Pilot Contract
Purpose of contract	General
Contract start date	01/09/2013
Contract end date	

16/17 Contracted general activity (UDA)	8,983
Carry forward general activity (UDA)	0
16/17 Contracted orthodontic activity (UOA)	0
Carry forward orthodontic activity (UOA)	0
Baseline contract value	£238,607.16

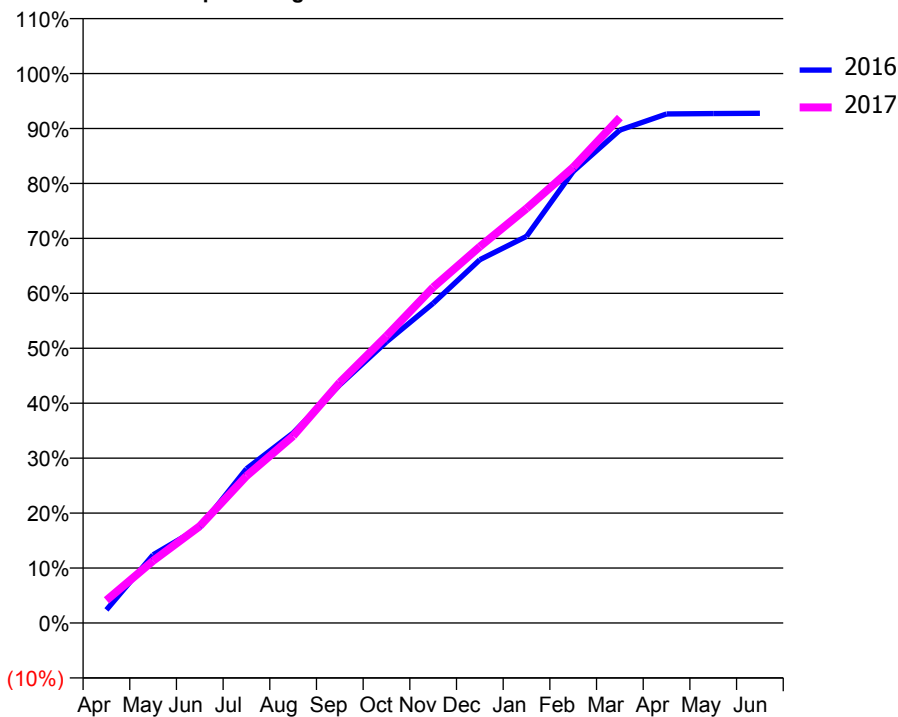
### ACCESS\*

Patients seen in 24 months	Total	Change since previous quarter
Quarter ending March 2016	3,490	
Quarter ending June 2016	3,479	→
Quarter ending September 2016	3,462	→
Quarter ending December 2016	3,424	↓
Quarter ending March 2017	3,365	↓
<b>Variance since March 2016</b>	<b>(3.6%)</b>	<b>↓</b>



### ACTIVITY

Cumulative percentage of contracted UDA delivered 2016 & 2017



Month	Adjusted Scheduled Activity (UDA)	
	2016	2017
April	215	373
May	1,114	1,017
June	1,563	1,584
July	2,521	2,402
August	3,107	3,057
September	3,894	3,933
October	4,596	4,692
November	5,227	5,487
December	5,938	6,152
January	6,321	6,776
February	7,382	7,450
March	8,058	8,263
April	8,322	
May	8,329	
June	8,332	

### QUALITY

	Quantity	Base Number	Contract	AT	Region	England
% of FP17s for the same patient ID Re-attending within 3 months - Children	97	1,124	8.6%	10.5%	11.9%	12.3%
% of FP17s for the same patient ID Re-attending within 3 months - Adults	479	3,236	14.8%	16.0%	16.6%	16.7%
% of FP17s for the same patient ID Re-attending between 3 & 9 months - Children	677	1,124	60.2%	58.5%	60.2%	57.6%
% of FP17s for the same patient ID Re-attending between 3 & 9 months - Adults	1,162	3,236	35.9%	49.5%	51.5%	50.1%
% of FP17s for Band 1 Urgent Courses	283	4,195	6.7%	10.4%	9.5%	9.1%
% of FP17s Relating to Free Repair or Replacements	45	4,195	1.1%	0.9%	0.7%	0.8%
% of FP17s Relating to Continuations	33	4,195	0.8%	1.4%	1.2%	1.2%
% of Patients satisfied with the dentistry they have received	6	6	N/A	93.4%	93.1%	92.8%
% of Patients satisfied with the time they had to wait for an appointment	6	6	N/A	88.4%	88.8%	88.7%

\* This is based on patients treated on this contract for their most recent course of treatment. Figures in italics indicate the base number of FP17s or Patient Questionnaire responses are less than 100. N/A is shown where the base number of responses is less than 10 during the period. % is calculated as Quantity/Base number\*100

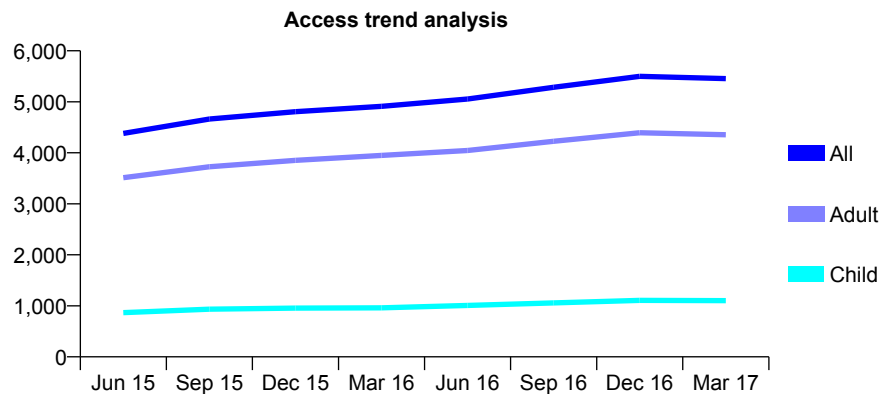
## Q66 - Vital Signs At a Glance Contract Report for 129879/0001 - March 2017

Name or company name	Victoria Road Practice Ltd
Contract type name	GDS Contract
Purpose of contract	General
Contract start date	01/04/2009
Contract end date	

16/17 Contracted general activity (UDA)	16,642
Carry forward general activity (UDA)	193
16/17 Contracted orthodontic activity (UOA)	0
Carry forward orthodontic activity (UOA)	0
Baseline contract value	£439,673.87

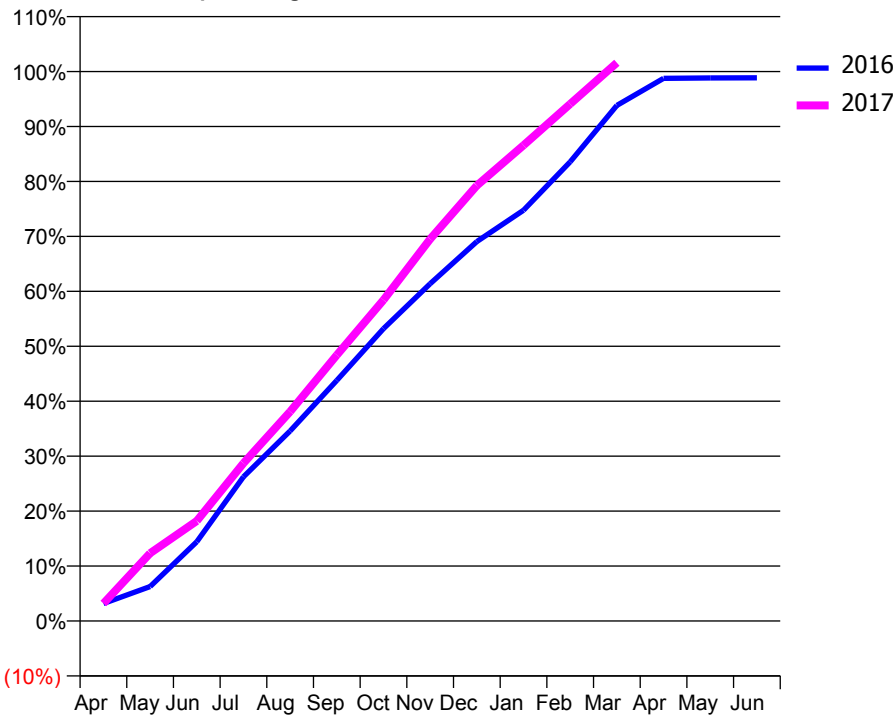
### ACCESS\*

Patients seen in 24 months	Total	Change since previous quarter
Quarter ending March 2016	4,910	
Quarter ending June 2016	5,054	↑
Quarter ending September 2016	5,285	↑
Quarter ending December 2016	5,500	↑
Quarter ending March 2017	5,454	→
<b>Variance since March 2016</b>	<b>11.1%</b>	<b>↑</b>



### ACTIVITY

Cumulative percentage of contracted UDA delivered 2016 & 2017



Month	Adjusted Scheduled Activity (UDA)	
	2016	2017
April	530	529
May	1,046	2,053
June	2,401	3,031
July	4,368	4,778
August	5,759	6,342
September	7,287	8,054
October	8,856	9,722
November	10,213	11,569
December	11,490	13,188
January	12,439	14,406
February	13,906	15,659
March	15,614	16,908
April	16,435	
May	16,445	
June	16,449	

### QUALITY

	Quantity	Base Number	Contract	AT	Region	England
% of FP17s for the same patient ID Re-attending within 3 months - Children	197	1,669	11.8%	10.5%	11.9%	12.3%
% of FP17s for the same patient ID Re-attending within 3 months - Adults	1,273	6,314	20.2%	16.0%	16.6%	16.7%
% of FP17s for the same patient ID Re-attending between 3 & 9 months - Children	815	1,669	48.8%	58.5%	60.2%	57.6%
% of FP17s for the same patient ID Re-attending between 3 & 9 months - Adults	2,767	6,314	43.8%	49.5%	51.5%	50.1%
% of FP17s for Band 1 Urgent Courses	657	7,698	8.5%	10.4%	9.5%	9.1%
% of FP17s Relating to Free Repair or Replacements	157	7,698	2.0%	0.9%	0.7%	0.8%
% of FP17s Relating to Continuations	89	7,698	1.2%	1.4%	1.2%	1.2%
% of Patients satisfied with the dentistry they have received	19	20	95.0%	93.4%	93.1%	92.8%
% of Patients satisfied with the time they had to wait for an appointment	16	20	80.0%	88.4%	88.8%	88.7%

\* This is based on patients treated on this contract for their most recent course of treatment. Figures in italics indicate the base number of FP17s or Patient Questionnaire responses are less than 100. N/A is shown where the base number of responses is less than 10 during the period. % is calculated as Quantity/Base number\*100

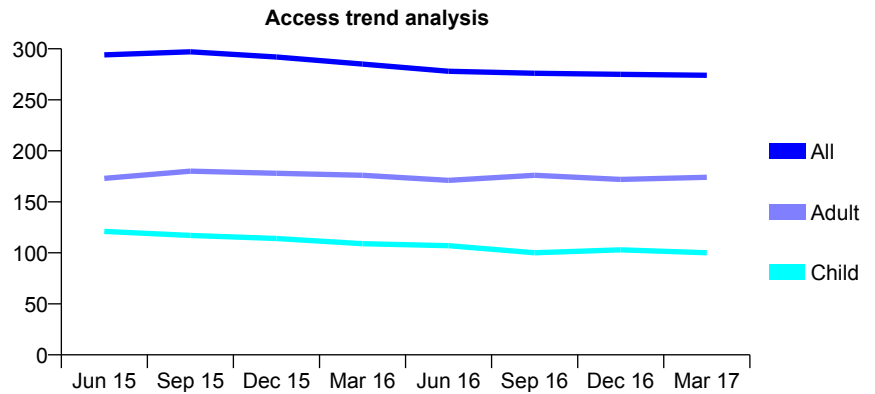
## Q66 - Vital Signs At a Glance Contract Report for 130192/0001 - March 2017

Name or company name	Golds Place Dental Practice Ltd
Contract type name	GDS Contract
Purpose of contract	General
Contract start date	01/07/2010
Contract end date	

16/17 Contracted general activity (UDA)	1,100
Carry forward general activity (UDA)	0
16/17 Contracted orthodontic activity (UOA)	0
Carry forward orthodontic activity (UOA)	0
Baseline contract value	£24,658.78

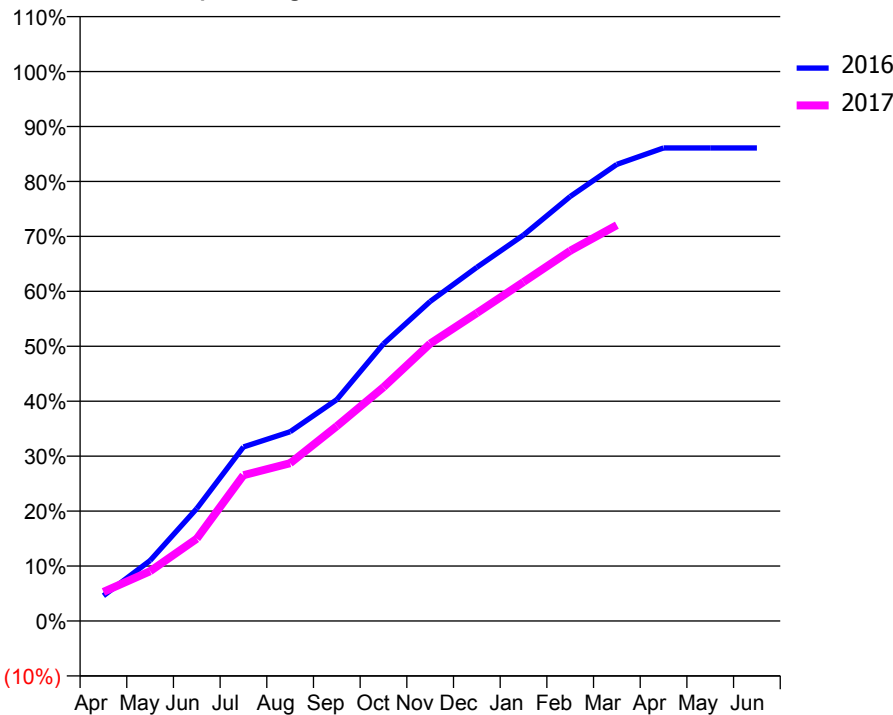
### ACCESS\*

Patients seen in 24 months	Total	Change since previous quarter
Quarter ending March 2016	285	
Quarter ending June 2016	278	↓
Quarter ending September 2016	276	→
Quarter ending December 2016	275	→
Quarter ending March 2017	274	→
<b>Variance since March 2016</b>	<b>(3.9%)</b>	<b>↓</b>



### ACTIVITY

Cumulative percentage of contracted UDA delivered 2016 & 2017



Month	Adjusted Scheduled Activity (UDA)	
	2016	2017
April	51	58
May	121	100
June	225	165
July	349	292
August	379	316
September	443	390
October	555	468
November	640	555
December	708	617
January	773	679
February	850	741
March	914	792
April	947	
May	947	
June	947	

### QUALITY

	Quantity	Base Number	Contract	AT	Region	England
% of FP17s for the same patient ID Re-attending within 3 months - Children	4	162	2.5%	10.5%	11.9%	12.3%
% of FP17s for the same patient ID Re-attending within 3 months - Adults	26	262	9.9%	16.0%	16.6%	16.7%
% of FP17s for the same patient ID Re-attending between 3 & 9 months - Children	121	162	74.7%	58.5%	60.2%	57.6%
% of FP17s for the same patient ID Re-attending between 3 & 9 months - Adults	190	262	72.5%	49.5%	51.5%	50.1%
% of FP17s for Band 1 Urgent Courses	32	408	7.8%	10.4%	9.5%	9.1%
% of FP17s Relating to Free Repair or Replacements	0	408	0.0%	0.9%	0.7%	0.8%
% of FP17s Relating to Continuations	0	408	0.0%	1.4%	1.2%	1.2%
% of Patients satisfied with the dentistry they have received	0	0	N/A	93.4%	93.1%	92.8%
% of Patients satisfied with the time they had to wait for an appointment	0	0	N/A	88.4%	88.8%	88.7%

\* This is based on patients treated on this contract for their most recent course of treatment. Figures in italics indicate the base number of FP17s or Patient Questionnaire responses are less than 100. N/A is shown where the base number of responses is less than 10 during the period. % is calculated as Quantity/Base number\*100

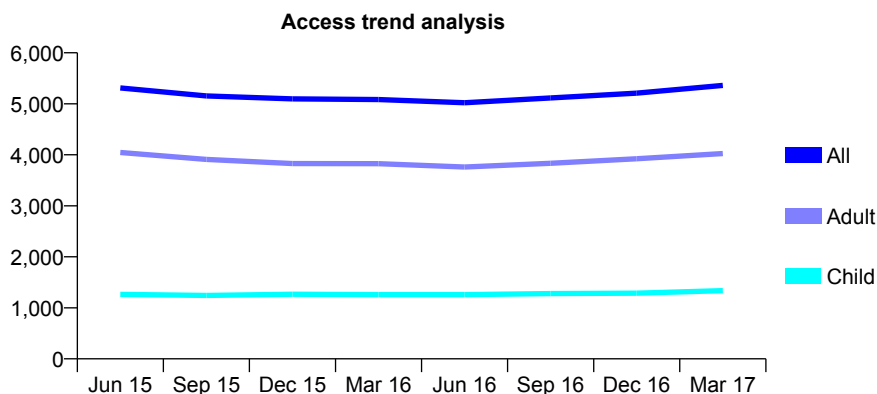
## Q66 - Vital Signs At a Glance Contract Report for 132071/0001 - March 2017

Name or company name	Moor Dental Care Ltd
Contract type name	GDS Contract
Purpose of contract	General
Contract start date	01/12/2009
Contract end date	

16/17 Contracted general activity (UDA)	16,000
Carry forward general activity (UDA)	401
16/17 Contracted orthodontic activity (UOA)	0
Carry forward orthodontic activity (UOA)	0
Baseline contract value	£425,913.68

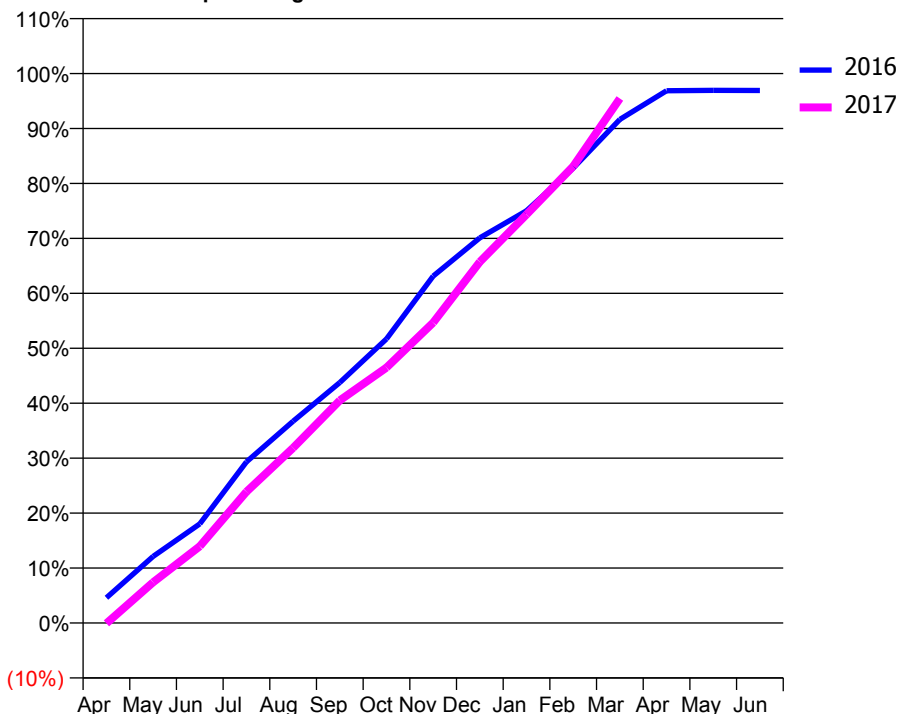
### ACCESS\*

Patients seen in 24 months	Total	Change since previous quarter
Quarter ending March 2016	5,084	
Quarter ending June 2016	5,020	↓
Quarter ending September 2016	5,114	→
Quarter ending December 2016	5,210	→
Quarter ending March 2017	5,360	↑
<b>Variance since March 2016</b>	<b>5.4%</b>	<b>↑</b>



### ACTIVITY

Cumulative percentage of contracted UDA delivered 2016 & 2017



Month	Adjusted Scheduled Activity (UDA)	
	2016	2017
April	737	-15
May	1,939	1,186
June	2,888	2,233
July	4,692	3,821
August	5,875	5,102
September	7,004	6,483
October	8,271	7,436
November	10,100	8,746
December	11,213	10,518
January	12,004	11,895
February	13,247	13,296
March	14,663	15,272
April	15,500	
May	15,508	
June	15,505	

### QUALITY

	Quantity	Base Number	Contract	AT	Region	England
% of FP17s for the same patient ID Re-attending within 3 months - Children	173	2,164	8.0%	10.5%	11.9%	12.3%
% of FP17s for the same patient ID Re-attending within 3 months - Adults	993	6,303	15.8%	16.0%	16.6%	16.7%
% of FP17s for the same patient ID Re-attending between 3 & 9 months - Children	1,396	2,164	64.5%	58.5%	60.2%	57.6%
% of FP17s for the same patient ID Re-attending between 3 & 9 months - Adults	3,467	6,303	55.0%	49.5%	51.5%	50.1%
% of FP17s for Band 1 Urgent Courses	749	8,123	9.2%	10.4%	9.5%	9.1%
% of FP17s Relating to Free Repair or Replacements	123	8,123	1.5%	0.9%	0.7%	0.8%
% of FP17s Relating to Continuations	75	8,123	0.9%	1.4%	1.2%	1.2%
% of Patients satisfied with the dentistry they have received	17	18	94.4%	93.4%	93.1%	92.8%
% of Patients satisfied with the time they had to wait for an appointment	17	18	94.4%	88.4%	88.8%	88.7%

\* This is based on patients treated on this contract for their most recent course of treatment. Figures in italics indicate the base number of FP17s or Patient Questionnaire responses are less than 100. N/A is shown where the base number of responses is less than 10 during the period. % is calculated as Quantity/Base number\*100

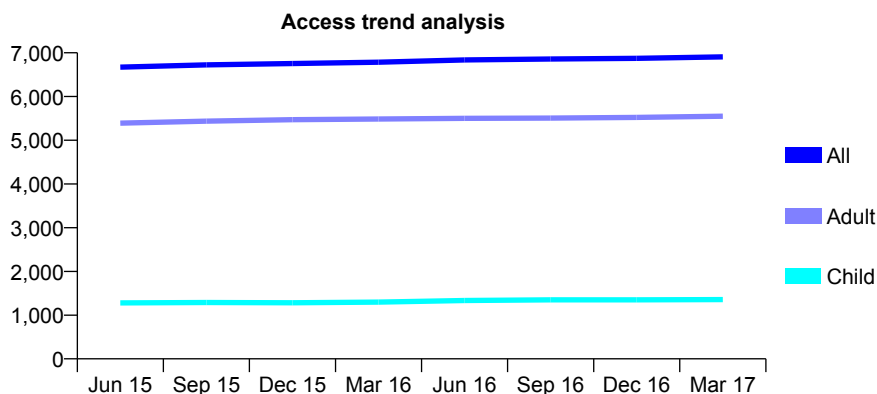
## Q66 - Vital Signs At a Glance Contract Report for 132470/0001 - March 2017

Name or company name	Mr & Mrs Murgatroyd
Contract type name	GDS Contract
Purpose of contract	General
Contract start date	02/02/2013
Contract end date	

16/17 Contracted general activity (UDA)	17,152
Carry forward general activity (UDA)	-243
16/17 Contracted orthodontic activity (UOA)	0
Carry forward orthodontic activity (UOA)	0
Baseline contract value	£450,926.94

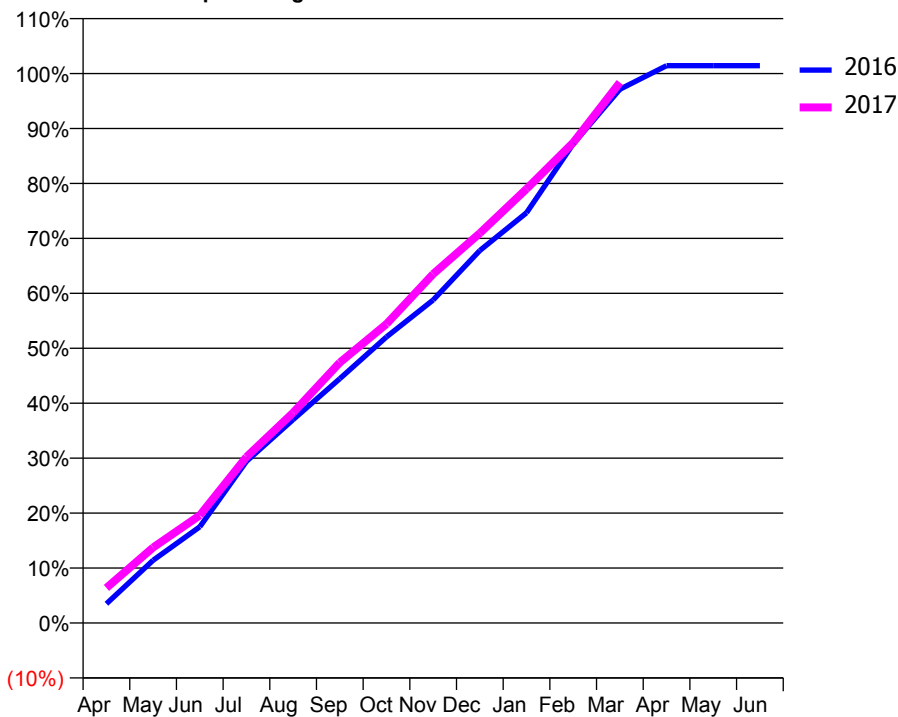
### ACCESS\*

Patients seen in 24 months	Total	Change since previous quarter
Quarter ending March 2016	6,786	
Quarter ending June 2016	6,836	→
Quarter ending September 2016	6,858	→
Quarter ending December 2016	6,874	→
Quarter ending March 2017	6,906	→
<b>Variance since March 2016</b>	<b>1.8%</b>	<b>→</b>



### ACTIVITY

Cumulative percentage of contracted UDA delivered 2016 & 2017



Month	Adjusted Scheduled Activity (UDA)	
	2016	2017
April	603	1,098
May	1,956	2,358
June	3,004	3,363
July	5,045	5,183
August	6,348	6,568
September	7,629	8,132
October	8,930	9,333
November	10,085	10,897
December	11,629	12,169
January	12,804	13,551
February	14,954	14,996
March	16,659	16,872
April	17,395	
May	17,395	
June	17,395	

### QUALITY

	Quantity	Base Number	Contract	AT	Region	England
% of FP17s for the same patient ID Re-attending within 3 months - Children	199	2,487	8.0%	10.5%	11.9%	12.3%
% of FP17s for the same patient ID Re-attending within 3 months - Adults	1,334	8,566	15.6%	16.0%	16.6%	16.7%
% of FP17s for the same patient ID Re-attending between 3 & 9 months - Children	1,819	2,487	73.1%	58.5%	60.2%	57.6%
% of FP17s for the same patient ID Re-attending between 3 & 9 months - Adults	4,459	8,566	52.1%	49.5%	51.5%	50.1%
% of FP17s for Band 1 Urgent Courses	789	9,354	8.4%	10.4%	9.5%	9.1%
% of FP17s Relating to Free Repair or Replacements	50	9,354	0.5%	0.9%	0.7%	0.8%
% of FP17s Relating to Continuations	131	9,354	1.4%	1.4%	1.2%	1.2%
% of Patients satisfied with the dentistry they have received	17	17	100.0%	93.4%	93.1%	92.8%
% of Patients satisfied with the time they had to wait for an appointment	16	17	94.1%	88.4%	88.8%	88.7%

\* This is based on patients treated on this contract for their most recent course of treatment. Figures in italics indicate the base number of FP17s or Patient Questionnaire responses are less than 100. N/A is shown where the base number of responses is less than 10 during the period. % is calculated as Quantity/Base number\*100

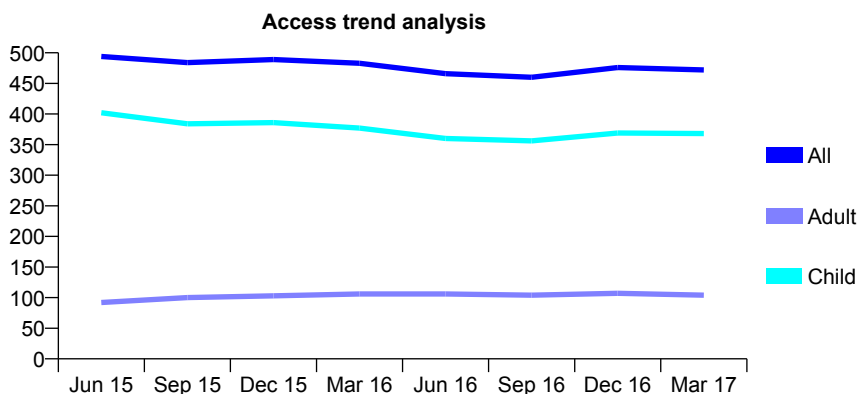
## Q66 - Vital Signs At a Glance Contract Report for 134090/0001 - March 2017

Name or company name	Cherrybrook Dental Surgery
Contract type name	PDS Contract
Purpose of contract	General
Contract start date	01/09/2007
Contract end date	31/03/2019

16/17 Contracted general activity (UDA)	1,087
Carry forward general activity (UDA)	-6
16/17 Contracted orthodontic activity (UOA)	0
Carry forward orthodontic activity (UOA)	0
Baseline contract value	£27,845.73

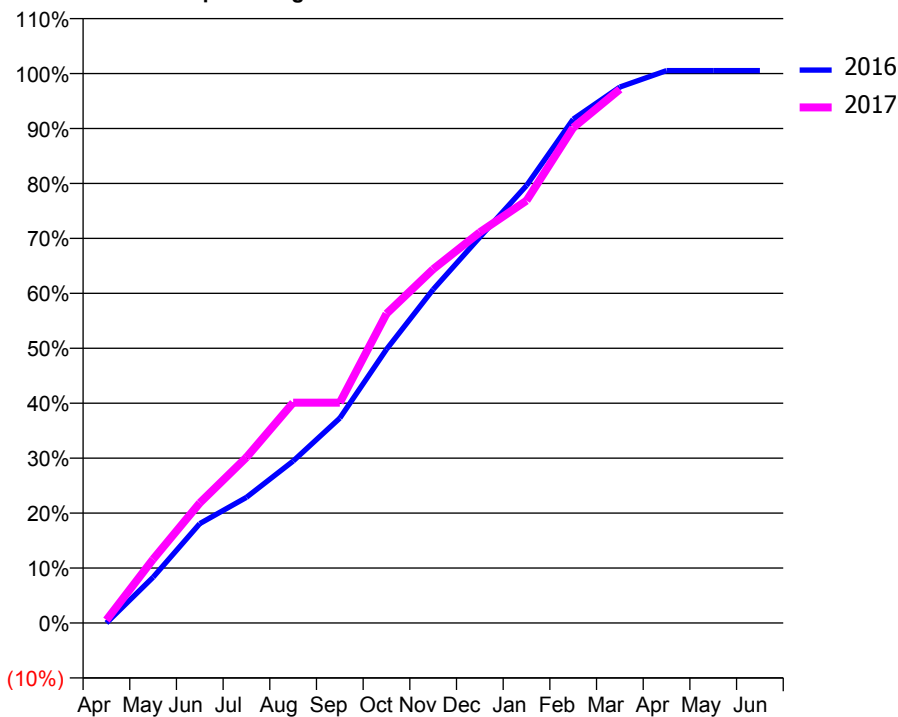
### ACCESS\*

Patients seen in 24 months	Total	Change since previous quarter
Quarter ending March 2016	483	
Quarter ending June 2016	466	↓
Quarter ending September 2016	460	↓
Quarter ending December 2016	476	↑
Quarter ending March 2017	472	→
<b>Variance since March 2016</b>	<b>(2.3%)</b>	<b>↓</b>



### ACTIVITY

Cumulative percentage of contracted UDA delivered 2016 & 2017



Month	Adjusted Scheduled Activity (UDA)	
	2016	2017
April	0	6
May	91	126
June	197	238
July	249	328
August	320	436
September	405	436
October	541	612
November	660	700
December	763	773
January	865	836
February	997	980
March	1,060	1,056
April	1,093	
May	1,093	
June	1,093	

### QUALITY

	Quantity	Base Number	Contract	AT	Region	England
% of FP17s for the same patient ID Re-attending within 3 months - Children	42	593	7.1%	10.5%	11.9%	12.3%
% of FP17s for the same patient ID Re-attending within 3 months - Adults	6	78	7.7%	16.0%	16.6%	16.7%
% of FP17s for the same patient ID Re-attending between 3 & 9 months - Children	387	593	65.3%	58.5%	60.2%	57.6%
% of FP17s for the same patient ID Re-attending between 3 & 9 months - Adults	58	78	74.4%	49.5%	51.5%	50.1%
% of FP17s for Band 1 Urgent Courses	14	649	2.2%	10.4%	9.5%	9.1%
% of FP17s Relating to Free Repair or Replacements	0	649	0.0%	0.9%	0.7%	0.8%
% of FP17s Relating to Continuations	12	649	1.8%	1.4%	1.2%	1.2%
% of Patients satisfied with the dentistry they have received	1	1	N/A	93.4%	93.1%	92.8%
% of Patients satisfied with the time they had to wait for an appointment	1	1	N/A	88.4%	88.8%	88.7%

\* This is based on patients treated on this contract for their most recent course of treatment. Figures in italics indicate the base number of FP17s or Patient Questionnaire responses are less than 100. N/A is shown where the base number of responses is less than 10 during the period. % is calculated as Quantity/Base number\*100

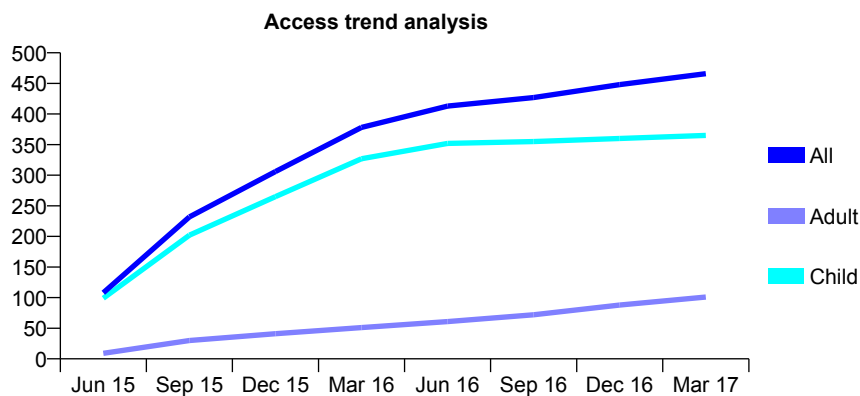
## Q66 - Vital Signs At a Glance Contract Report for 135313/0001 - March 2017

Name or company name	Messer's Robinson, Wood and Bryant
Contract type name	GDS Contract
Purpose of contract	General
Contract start date	28/03/2015
Contract end date	

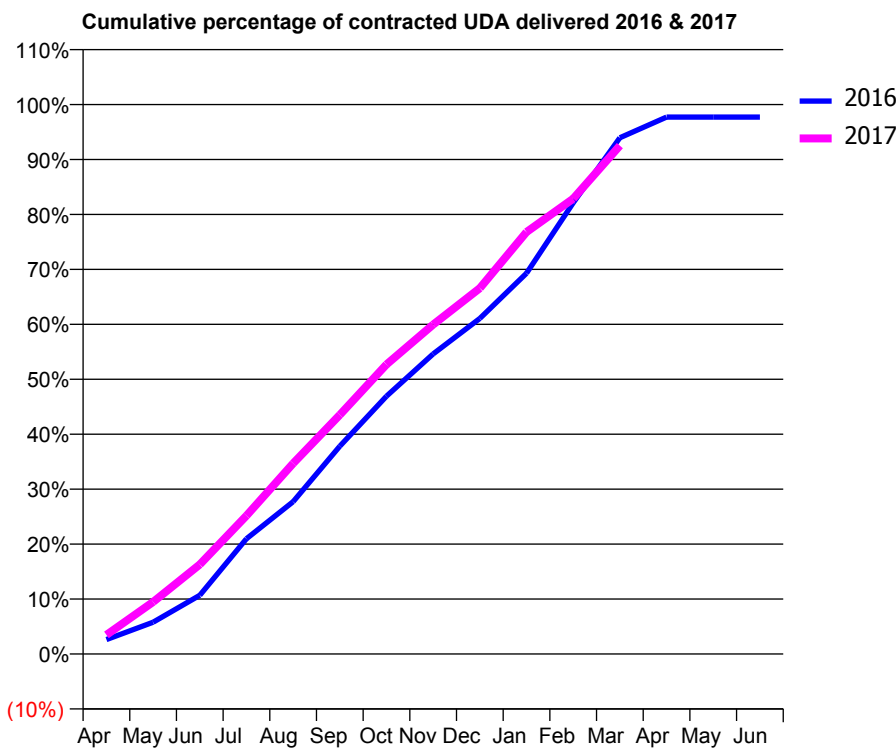
16/17 Contracted general activity (UDA)	799
Carry forward general activity (UDA)	18
16/17 Contracted orthodontic activity (UOA)	0
Carry forward orthodontic activity (UOA)	0
Baseline contract value	£18,372.50

### ACCESS\*

Patients seen in 24 months	Total	Change since previous quarter
Quarter ending March 2016	378	
Quarter ending June 2016	413	↑
Quarter ending September 2016	427	↑
Quarter ending December 2016	448	↑
Quarter ending March 2017	466	↑
<b>Variance since March 2016</b>	<b>23.3%</b>	<b>↑</b>



### ACTIVITY



Month	Adjusted Scheduled Activity (UDA)	
	2016	2017
April	21	28
May	46	76
June	85	130
July	168	201
August	222	277
September	302	348
October	375	421
November	436	479
December	488	532
January	554	614
February	656	662
March	751	739
April	781	
May	781	
June	781	

### QUALITY

	Quantity	Base Number	Contract	AT	Region	England
% of FP17s for the same patient ID Re-attending within 3 months - Children	19	524	3.6%	10.5%	11.9%	12.3%
% of FP17s for the same patient ID Re-attending within 3 months - Adults	2	98	2.0%	16.0%	16.6%	16.7%
% of FP17s for the same patient ID Re-attending between 3 & 9 months - Children	310	524	59.2%	58.5%	60.2%	57.6%
% of FP17s for the same patient ID Re-attending between 3 & 9 months - Adults	32	98	32.7%	49.5%	51.5%	50.1%
% of FP17s for Band 1 Urgent Courses	31	598	5.2%	10.4%	9.5%	9.1%
% of FP17s Relating to Free Repair or Replacements	0	598	0.0%	0.9%	0.7%	0.8%
% of FP17s Relating to Continuations	0	598	0.0%	1.4%	1.2%	1.2%
% of Patients satisfied with the dentistry they have received	0	0	N/A	93.4%	93.1%	92.8%
% of Patients satisfied with the time they had to wait for an appointment	0	0	N/A	88.4%	88.8%	88.7%

\* This is based on patients treated on this contract for their most recent course of treatment. Figures in italics indicate the base number of FP17s or Patient Questionnaire responses are less than 100. N/A is shown where the base number of responses is less than 10 during the period. % is calculated as Quantity/Base number\*100

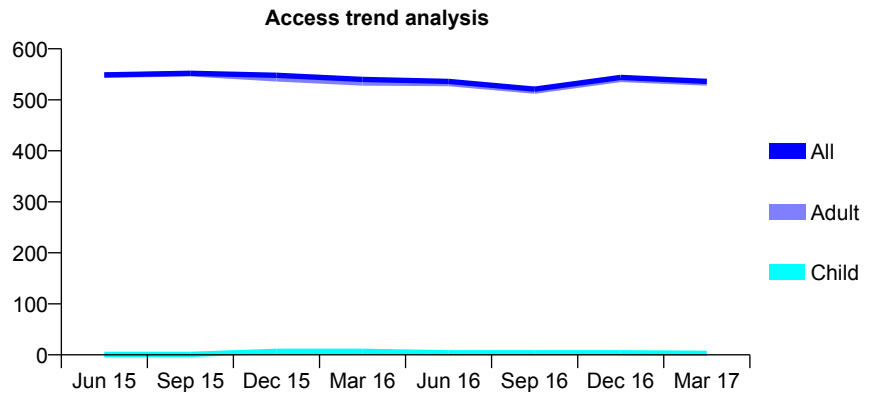
## Q66 - Vital Signs At a Glance Contract Report for 135461/0001 - March 2017

Name or company name	The Visiting Dental Service Ltd
Contract type name	PDS Contract
Purpose of contract	General
Contract start date	01/04/2012
Contract end date	31/03/2017

16/17 Contracted general activity (UDA)	2,500
Carry forward general activity (UDA)	0
16/17 Contracted orthodontic activity (UOA)	0
Carry forward orthodontic activity (UOA)	0
Baseline contract value	£130,488.07

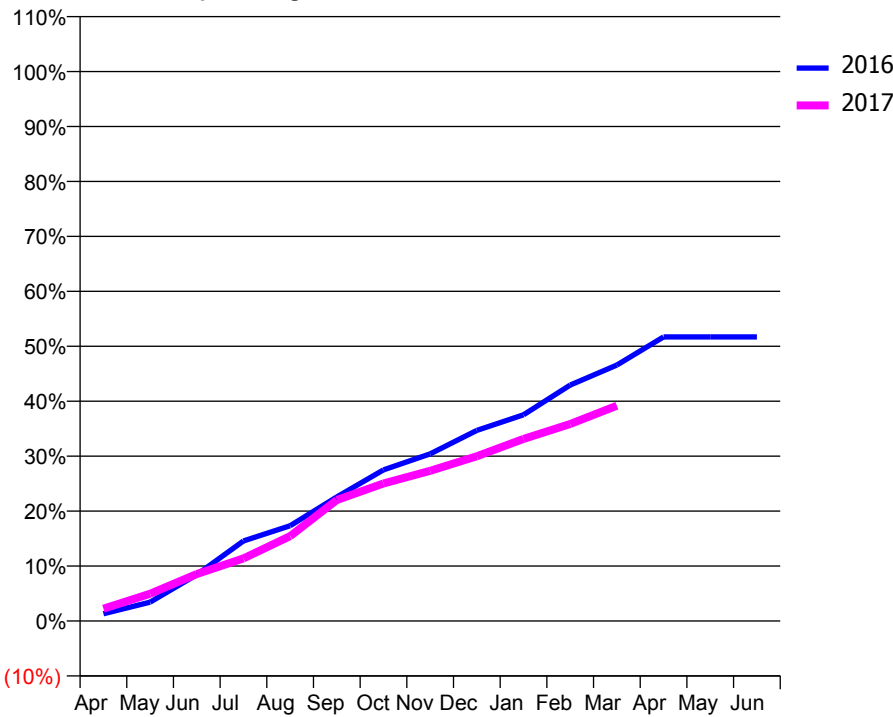
### ACCESS\*

Patients seen in 24 months	Total	Change since previous quarter
Quarter ending March 2016	540	
Quarter ending June 2016	536	→
Quarter ending September 2016	521	↓
Quarter ending December 2016	544	↑
Quarter ending March 2017	536	↓
<b>Variance since March 2016</b>	<b>(0.7%)</b>	<b>→</b>



### ACTIVITY

Cumulative percentage of contracted UDA delivered 2016 & 2017



Month	Adjusted Scheduled Activity (UDA)	
	2016	2017
April	33	56
May	86	124
June	211	214
July	364	285
August	434	386
September	565	551
October	688	626
November	761	683
December	867	750
January	938	828
February	1,073	897
March	1,165	979
April	1,293	
May	1,293	
June	1,293	

### QUALITY

	Quantity	Base Number	Contract	AT	Region	England
% of FP17s for the same patient ID Re-attending within 3 months - Children	1	2	50.0%	10.5%	11.9%	12.3%
% of FP17s for the same patient ID Re-attending within 3 months - Adults	35	491	7.1%	16.0%	16.6%	16.7%
% of FP17s for the same patient ID Re-attending between 3 & 9 months - Children	0	2	0.0%	58.5%	60.2%	57.6%
% of FP17s for the same patient ID Re-attending between 3 & 9 months - Adults	146	491	29.7%	49.5%	51.5%	50.1%
% of FP17s for Band 1 Urgent Courses	41	458	9.0%	10.4%	9.5%	9.1%
% of FP17s Relating to Free Repair or Replacements	0	458	0.0%	0.9%	0.7%	0.8%
% of FP17s Relating to Continuations	5	458	1.1%	1.4%	1.2%	1.2%
% of Patients satisfied with the dentistry they have received	0	0	N/A	93.4%	93.1%	92.8%
% of Patients satisfied with the time they had to wait for an appointment	0	0	N/A	88.4%	88.8%	88.7%

\* This is based on patients treated on this contract for their most recent course of treatment. Figures in italics indicate the base number of FP17s or Patient Questionnaire responses are less than 100. N/A is shown where the base number of responses is less than 10 during the period. % is calculated as Quantity/Base number\*100



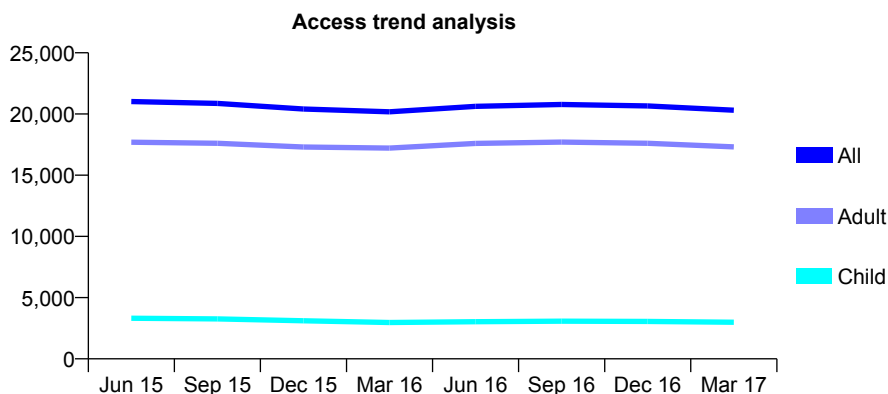
## Q66 - Vital Signs At a Glance Contract Report for 136212/0001 - March 2017

Name or company name	PCH Dental CIC
Contract type name	PDS Contract
Purpose of contract	General
Contract start date	01/04/2013
Contract end date	30/09/2017

16/17 Contracted general activity (UDA)	46,000
Carry forward general activity (UDA)	0
16/17 Contracted orthodontic activity (UOA)	0
Carry forward orthodontic activity (UOA)	0
Baseline contract value	£6,567,165.56

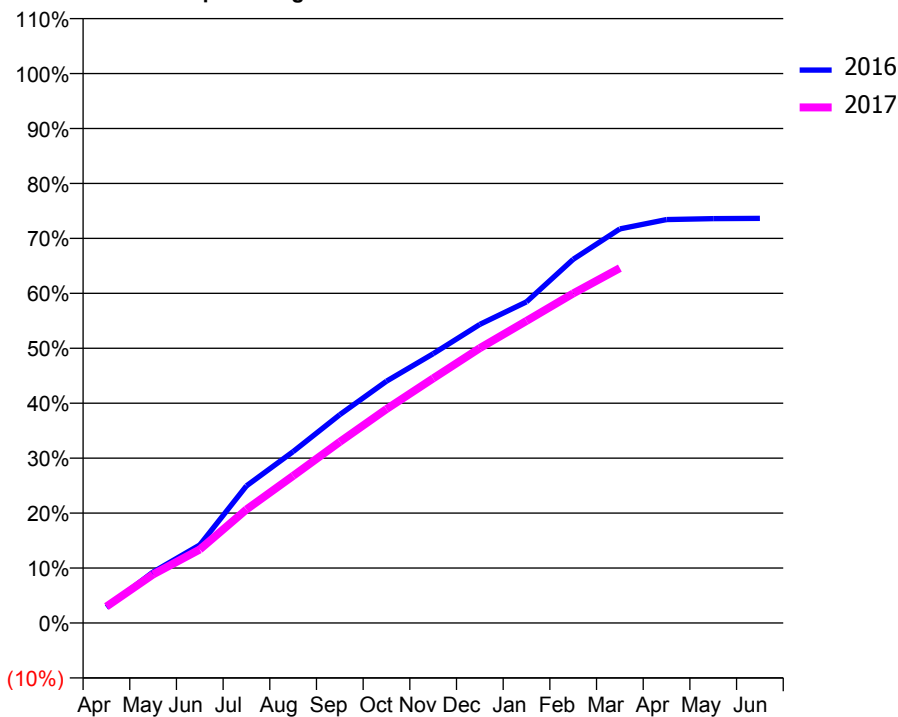
### ACCESS\*

Patients seen in 24 months	Total	Change since previous quarter
Quarter ending March 2016	20,183	
Quarter ending June 2016	20,631	↑
Quarter ending September 2016	20,782	→
Quarter ending December 2016	20,659	→
Quarter ending March 2017	20,312	↓
<b>Variance since March 2016</b>	0.6%	→



### ACTIVITY

Cumulative percentage of contracted UDA delivered 2016 & 2017



Month	Adjusted Scheduled Activity (UDA)	
	2016	2017
April	1,205	1,375
May	3,913	4,064
June	5,989	6,158
July	10,522	9,504
August	13,151	12,319
September	15,987	15,162
October	18,553	17,908
November	20,670	20,479
December	22,918	23,010
January	24,650	25,290
February	27,907	27,588
March	30,242	29,715
April	30,962	
May	31,031	
June	31,053	

### QUALITY

	Quantity	Base Number	Contract	AT	Region	England
% of FP17s for the same patient ID Re-attending within 3 months - Children	591	4,817	12.3%	10.5%	11.9%	12.3%
% of FP17s for the same patient ID Re-attending within 3 months - Adults	2,455	17,606	13.9%	16.0%	16.6%	16.7%
% of FP17s for the same patient ID Re-attending between 3 & 9 months - Children	654	4,817	13.6%	58.5%	60.2%	57.6%
% of FP17s for the same patient ID Re-attending between 3 & 9 months - Adults	1,873	17,606	10.6%	49.5%	51.5%	50.1%
% of FP17s for Band 1 Urgent Courses	16,927	21,129	80.1%	10.4%	9.5%	9.1%
% of FP17s Relating to Free Repair or Replacements	138	21,129	0.7%	0.9%	0.7%	0.8%
% of FP17s Relating to Continuations	11	21,129	0.1%	1.4%	1.2%	1.2%
% of Patients satisfied with the dentistry they have received	15	16	93.8%	93.4%	93.1%	92.8%
% of Patients satisfied with the time they had to wait for an appointment	12	16	75.0%	88.4%	88.8%	88.7%

\* This is based on patients treated on this contract for their most recent course of treatment. Figures in italics indicate the base number of FP17s or Patient Questionnaire responses are less than 100. N/A is shown where the base number of responses is less than 10 during the period. % is calculated as Quantity/Base number\*100

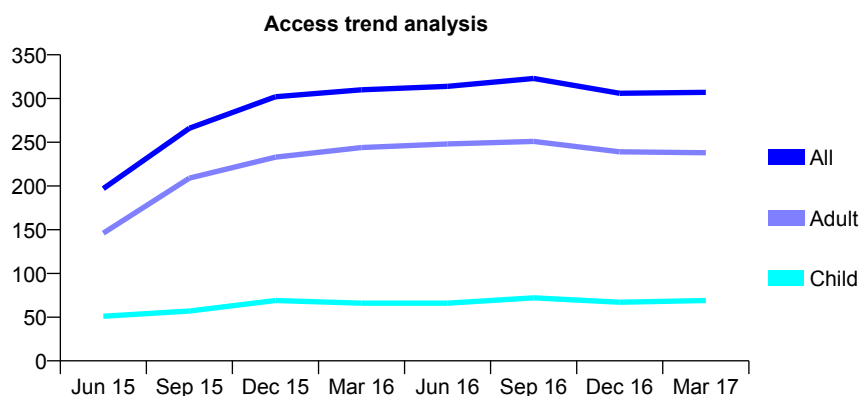
## Q66 - Vital Signs At a Glance Contract Report for 136212/0003 - March 2017

Name or company name	PCH Dental CIC
Contract type name	GDS Contract
Purpose of contract	General
Contract start date	01/09/2014
Contract end date	

16/17 Contracted general activity (UDA)	800
Carry forward general activity (UDA)	0
16/17 Contracted orthodontic activity (UOA)	0
Carry forward orthodontic activity (UOA)	0
Baseline contract value	£19,593.48

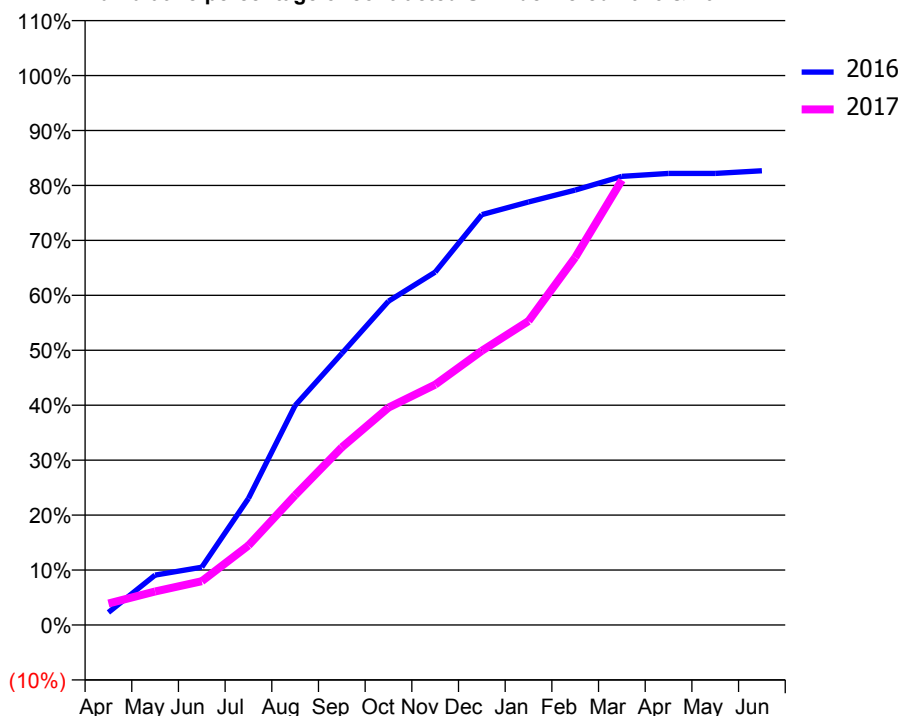
### ACCESS\*

Patients seen in 24 months	Total	Change since previous quarter
Quarter ending March 2016	310	
Quarter ending June 2016	314	→
Quarter ending September 2016	323	↑
Quarter ending December 2016	306	↓
Quarter ending March 2017	307	→
<b>Variance since March 2016</b>	<b>(1.0%)</b>	<b>→</b>



### ACTIVITY

Cumulative percentage of contracted UDA delivered 2016 & 2017



Month	Adjusted Scheduled Activity (UDA)	
	2016	2017
April	32	31
May	127	49
June	147	64
July	323	116
August	559	189
September	692	259
October	825	317
November	899	350
December	1,046	399
January	1,078	443
February	1,108	535
March	1,143	648
April	1,150	
May	1,150	
June	1,157	

### QUALITY

	Quantity	Base Number	Contract	AT	Region	England
% of FP17s for the same patient ID Re-attending within 3 months - Children	3	77	3.9%	10.5%	11.9%	12.3%
% of FP17s for the same patient ID Re-attending within 3 months - Adults	26	255	10.2%	16.0%	16.6%	16.7%
% of FP17s for the same patient ID Re-attending between 3 & 9 months - Children	33	77	42.9%	58.5%	60.2%	57.6%
% of FP17s for the same patient ID Re-attending between 3 & 9 months - Adults	118	255	46.3%	49.5%	51.5%	50.1%
% of FP17s for Band 1 Urgent Courses	19	307	6.2%	10.4%	9.5%	9.1%
% of FP17s Relating to Free Repair or Replacements	0	307	0.0%	0.9%	0.7%	0.8%
% of FP17s Relating to Continuations	0	307	0.0%	1.4%	1.2%	1.2%
% of Patients satisfied with the dentistry they have received	0	0	N/A	93.4%	93.1%	92.8%
% of Patients satisfied with the time they had to wait for an appointment	0	0	N/A	88.4%	88.8%	88.7%

\* This is based on patients treated on this contract for their most recent course of treatment. Figures in italics indicate the base number of FP17s or Patient Questionnaire responses are less than 100. N/A is shown where the base number of responses is less than 10 during the period. % is calculated as Quantity/Base number\*100

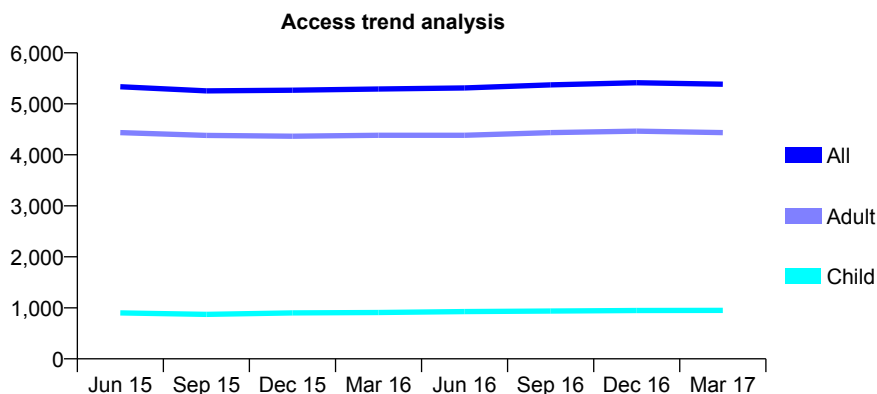
## Q66 - Vital Signs At a Glance Contract Report for 136603/0001 - March 2017

Name or company name	Murgelas Practice Management Limited
Contract type name	GDS Contract
Purpose of contract	General
Contract start date	01/04/2010
Contract end date	

16/17 Contracted general activity (UDA)	15,730
Carry forward general activity (UDA)	0
16/17 Contracted orthodontic activity (UOA)	0
Carry forward orthodontic activity (UOA)	0
Baseline contract value	£450,129.95

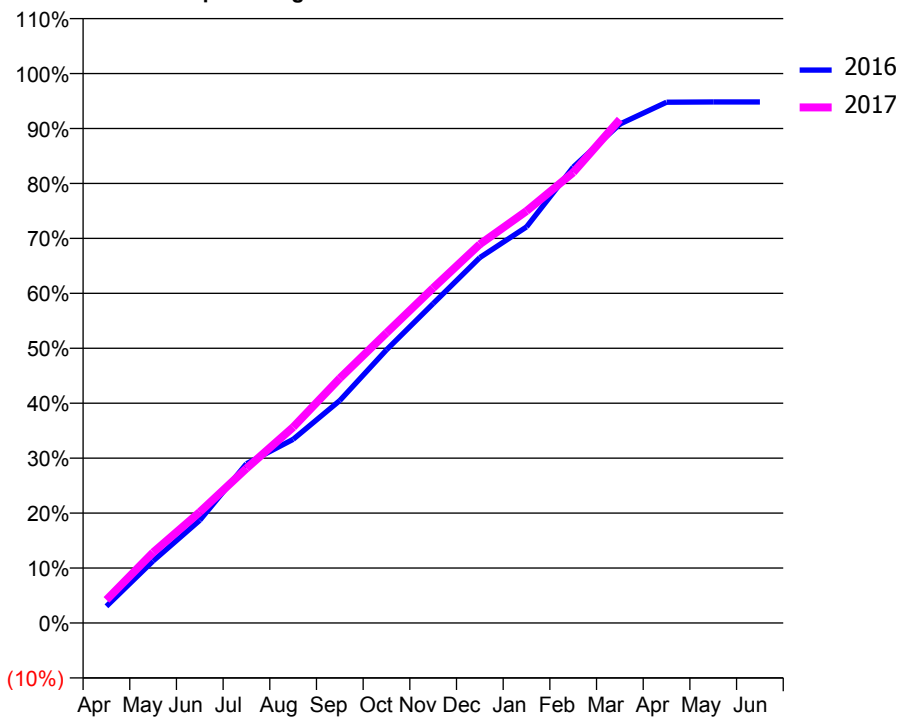
### ACCESS\*

Patients seen in 24 months	Total	Change since previous quarter
Quarter ending March 2016	5,290	
Quarter ending June 2016	5,310	→
Quarter ending September 2016	5,370	→
Quarter ending December 2016	5,413	→
Quarter ending March 2017	5,384	→
<b>Variance since March 2016</b>	<b>1.8%</b>	<b>→</b>



### ACTIVITY

Cumulative percentage of contracted UDA delivered 2016 & 2017



Adjusted Scheduled Activity (UDA)

Month	2016	2017
April	477	663
May	1,778	2,022
June	2,943	3,180
July	4,559	4,426
August	5,260	5,604
September	6,369	7,007
October	7,820	8,303
November	9,144	9,592
December	10,460	10,843
January	11,341	11,795
February	13,048	12,895
March	14,282	14,416
April	14,906	
May	14,914	
June	14,914	

### QUALITY

	Quantity	Base Number	Contract	AT	Region	England
% of FP17s for the same patient ID Re-attending within 3 months - Children	57	1,478	3.9%	10.5%	11.9%	12.3%
% of FP17s for the same patient ID Re-attending within 3 months - Adults	779	6,550	11.9%	16.0%	16.6%	16.7%
% of FP17s for the same patient ID Re-attending between 3 & 9 months - Children	987	1,478	66.8%	58.5%	60.2%	57.6%
% of FP17s for the same patient ID Re-attending between 3 & 9 months - Adults	3,837	6,550	58.6%	49.5%	51.5%	50.1%
% of FP17s for Band 1 Urgent Courses	409	7,750	5.3%	10.4%	9.5%	9.1%
% of FP17s Relating to Free Repair or Replacements	42	7,750	0.5%	0.9%	0.7%	0.8%
% of FP17s Relating to Continuations	152	7,750	2.0%	1.4%	1.2%	1.2%
% of Patients satisfied with the dentistry they have received	14	15	93.3%	93.4%	93.1%	92.8%
% of Patients satisfied with the time they had to wait for an appointment	13	15	86.7%	88.4%	88.8%	88.7%

\* This is based on patients treated on this contract for their most recent course of treatment. Figures in italics indicate the base number of FP17s or Patient Questionnaire responses are less than 100. N/A is shown where the base number of responses is less than 10 during the period. % is calculated as Quantity/Base number\*100

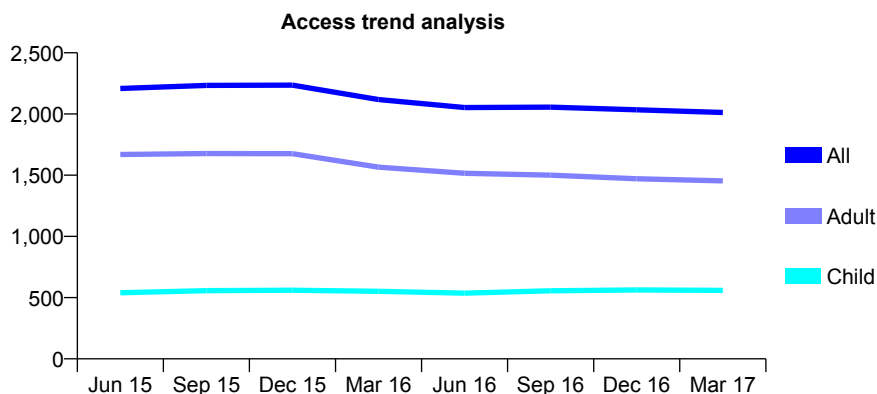
## Q66 - Vital Signs At a Glance Contract Report for 136603/0002 - March 2017

Name or company name	Murgelas Practice Management Limited
Contract type name	GDS Contract
Purpose of contract	General
Contract start date	01/04/2010
Contract end date	

16/17 Contracted general activity (UDA)	7,060
Carry forward general activity (UDA)	43
16/17 Contracted orthodontic activity (UOA)	0
Carry forward orthodontic activity (UOA)	0
Baseline contract value	£189,292.83

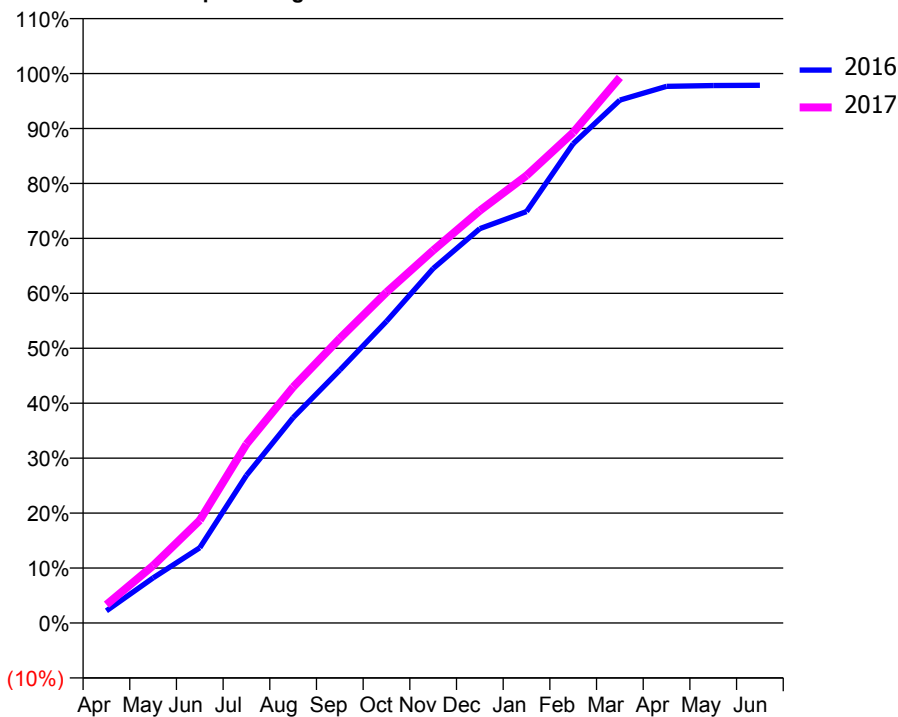
### ACCESS\*

Patients seen in 24 months	Total	Change since previous quarter
Quarter ending March 2016	2,118	
Quarter ending June 2016	2,053	↓
Quarter ending September 2016	2,056	→
Quarter ending December 2016	2,034	↓
Quarter ending March 2017	2,013	↓
<b>Variance since March 2016</b>	<b>(5.0%)</b>	<b>↓</b>



### ACTIVITY

Cumulative percentage of contracted UDA delivered 2016 & 2017



Month	Adjusted Scheduled Activity (UDA)	
	2016	2017
April	182	236
May	671	738
June	1,119	1,319
July	2,193	2,298
August	3,050	3,032
September	3,756	3,657
October	4,480	4,249
November	5,264	4,787
December	5,856	5,298
January	6,110	5,748
February	7,118	6,303
March	7,766	7,010
April	7,969	
May	7,981	
June	7,985	

### QUALITY

	Quantity	Base Number	Contract	AT	Region	England
% of FP17s for the same patient ID Re-attending within 3 months - Children	41	794	5.2%	10.5%	11.9%	12.3%
% of FP17s for the same patient ID Re-attending within 3 months - Adults	306	1,826	16.8%	16.0%	16.6%	16.7%
% of FP17s for the same patient ID Re-attending between 3 & 9 months - Children	458	794	57.7%	58.5%	60.2%	57.6%
% of FP17s for the same patient ID Re-attending between 3 & 9 months - Adults	795	1,826	43.5%	49.5%	51.5%	50.1%
% of FP17s for Band 1 Urgent Courses	267	2,565	10.4%	10.4%	9.5%	9.1%
% of FP17s Relating to Free Repair or Replacements	33	2,565	1.3%	0.9%	0.7%	0.8%
% of FP17s Relating to Continuations	86	2,565	3.4%	1.4%	1.2%	1.2%
% of Patients satisfied with the dentistry they have received	7	7	N/A	93.4%	93.1%	92.8%
% of Patients satisfied with the time they had to wait for an appointment	4	7	N/A	88.4%	88.8%	88.7%

\* This is based on patients treated on this contract for their most recent course of treatment. Figures in italics indicate the base number of FP17s or Patient Questionnaire responses are less than 100. N/A is shown where the base number of responses is less than 10 during the period. % is calculated as Quantity/Base number\*100

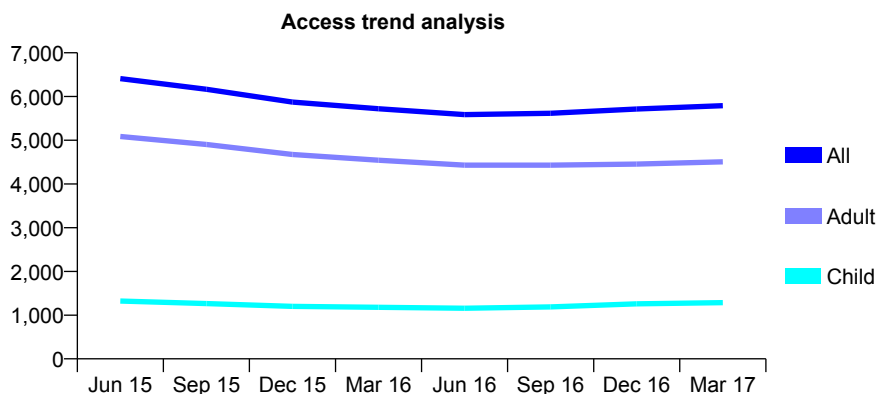
## Q66 - Vital Signs At a Glance Contract Report for 136603/0003 - March 2017

Name or company name	Murgelas Practice Management Limited
Contract type name	GDS Contract
Purpose of contract	General
Contract start date	01/04/2011
Contract end date	

16/17 Contracted general activity (UDA)	19,250
Carry forward general activity (UDA)	0
16/17 Contracted orthodontic activity (UOA)	0
Carry forward orthodontic activity (UOA)	0
Baseline contract value	£547,144.92

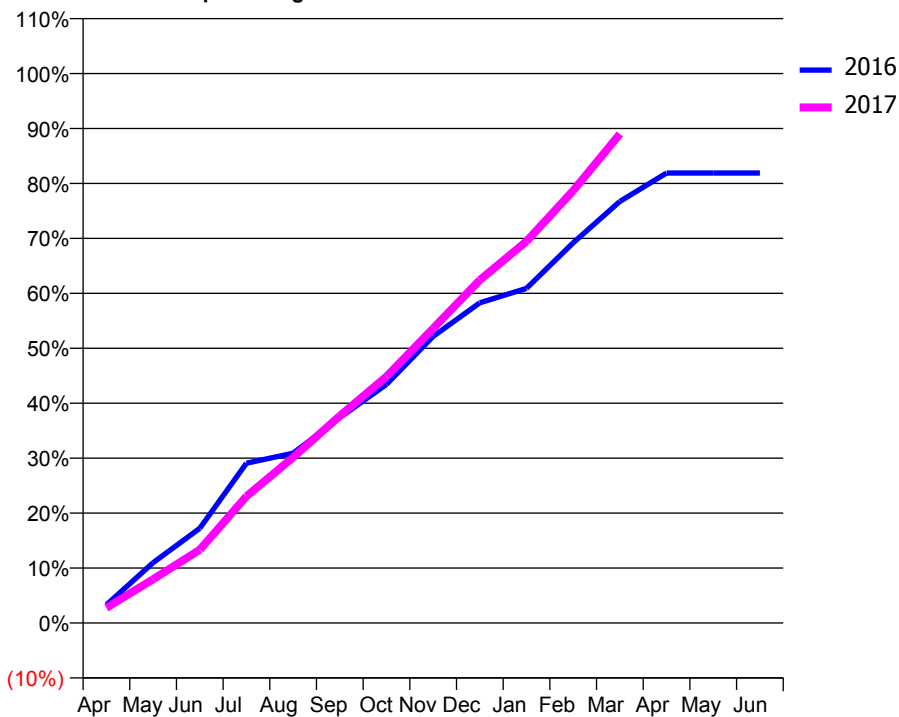
### ACCESS\*

Patients seen in 24 months	Total	Change since previous quarter
Quarter ending March 2016	5,722	
Quarter ending June 2016	5,585	↓
Quarter ending September 2016	5,618	→
Quarter ending December 2016	5,713	→
Quarter ending March 2017	5,791	→
<b>Variance since March 2016</b>	<b>1.2%</b>	<b>→</b>



### ACTIVITY

Cumulative percentage of contracted UDA delivered 2016 & 2017



Month	Adjusted Scheduled Activity (UDA)	
	2016	2017
April	594	532
May	1,975	1,537
June	3,104	2,566
July	5,234	4,438
August	5,561	5,805
September	6,730	7,257
October	7,817	8,636
November	9,388	10,320
December	10,489	12,016
January	10,964	13,372
February	12,454	15,145
March	13,811	17,131
April	14,741	
May	14,741	
June	14,741	

### QUALITY

	Quantity	Base Number	Contract	AT	Region	England
% of FP17s for the same patient ID Re-attending within 3 months - Children	96	1,601	6.0%	10.5%	11.9%	12.3%
% of FP17s for the same patient ID Re-attending within 3 months - Adults	831	5,520	15.1%	16.0%	16.6%	16.7%
% of FP17s for the same patient ID Re-attending between 3 & 9 months - Children	548	1,601	34.2%	58.5%	60.2%	57.6%
% of FP17s for the same patient ID Re-attending between 3 & 9 months - Adults	1,858	5,520	33.7%	49.5%	51.5%	50.1%
% of FP17s for Band 1 Urgent Courses	775	6,814	11.4%	10.4%	9.5%	9.1%
% of FP17s Relating to Free Repair or Replacements	58	6,814	0.9%	0.9%	0.7%	0.8%
% of FP17s Relating to Continuations	149	6,814	2.2%	1.4%	1.2%	1.2%
% of Patients satisfied with the dentistry they have received	30	31	96.8%	93.4%	93.1%	92.8%
% of Patients satisfied with the time they had to wait for an appointment	27	31	87.1%	88.4%	88.8%	88.7%

\* This is based on patients treated on this contract for their most recent course of treatment. Figures in italics indicate the base number of FP17s or Patient Questionnaire responses are less than 100. N/A is shown where the base number of responses is less than 10 during the period. % is calculated as Quantity/Base number\*100

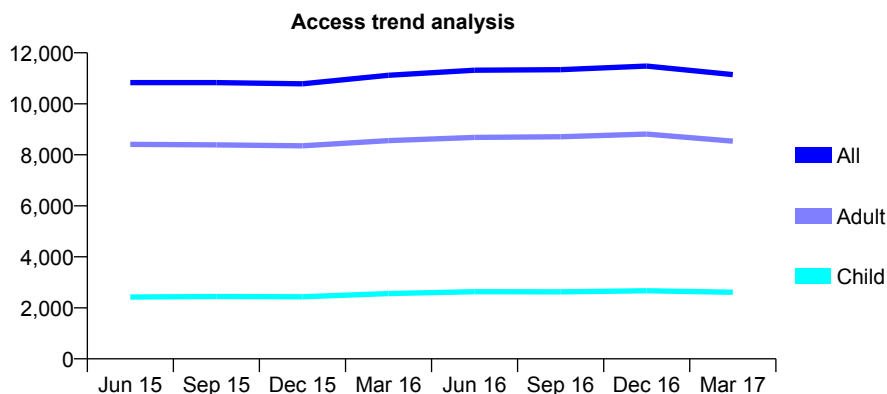
## Q66 - Vital Signs At a Glance Contract Report for 137669/0001 - March 2017

Name or company name	Alliance Dental Care Ltd
Contract type name	GDS Contract
Purpose of contract	General
Contract start date	01/04/2012
Contract end date	

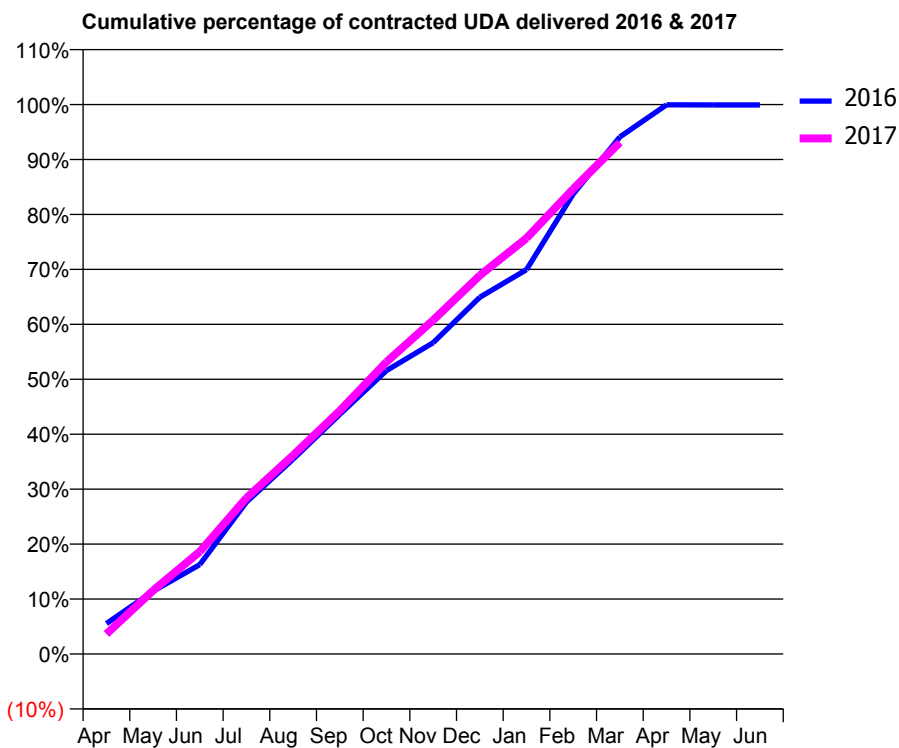
16/17 Contracted general activity (UDA)	40,450
Carry forward general activity (UDA)	35
16/17 Contracted orthodontic activity (UOA)	0
Carry forward orthodontic activity (UOA)	0
Baseline contract value	£1,028,487.23

### ACCESS\*

Patients seen in 24 months	Total	Change since previous quarter
Quarter ending March 2016	11,119	
Quarter ending June 2016	11,316	→
Quarter ending September 2016	11,338	→
Quarter ending December 2016	11,479	→
Quarter ending March 2017	11,146	↓
<b>Variance since March 2016</b>	<b>0.2%</b>	<b>→</b>



### ACTIVITY



Month	Adjusted Scheduled Activity (UDA)	
	2016	2017
April	2,248	1,480
May	4,623	4,675
June	6,581	7,533
July	11,190	11,488
August	14,346	14,633
September	17,644	17,905
October	20,861	21,499
November	22,919	24,578
December	26,265	27,869
January	28,295	30,613
February	33,863	34,238
March	38,058	37,654
April	40,425	
May	40,422	
June	40,415	

### QUALITY

	Quantity	Base Number	Contract	AT	Region	England
% of FP17s for the same patient ID Re-attending within 3 months - Children	318	3,571	8.9%	10.5%	11.9%	12.3%
% of FP17s for the same patient ID Re-attending within 3 months - Adults	2,289	11,165	20.5%	16.0%	16.6%	16.7%
% of FP17s for the same patient ID Re-attending between 3 & 9 months - Children	1,908	3,571	53.4%	58.5%	60.2%	57.6%
% of FP17s for the same patient ID Re-attending between 3 & 9 months - Adults	4,976	11,165	44.6%	49.5%	51.5%	50.1%
% of FP17s for Band 1 Urgent Courses	2,537	14,048	18.1%	10.4%	9.5%	9.1%
% of FP17s Relating to Free Repair or Replacements	85	14,048	0.6%	0.9%	0.7%	0.8%
% of FP17s Relating to Continuations	81	14,048	0.6%	1.4%	1.2%	1.2%
% of Patients satisfied with the dentistry they have received	40	43	93.0%	93.4%	93.1%	92.8%
% of Patients satisfied with the time they had to wait for an appointment	37	43	86.0%	88.4%	88.8%	88.7%

\* This is based on patients treated on this contract for their most recent course of treatment. Figures in italics indicate the base number of FP17s or Patient Questionnaire responses are less than 100. N/A is shown where the base number of responses is less than 10 during the period. % is calculated as Quantity/Base number\*100

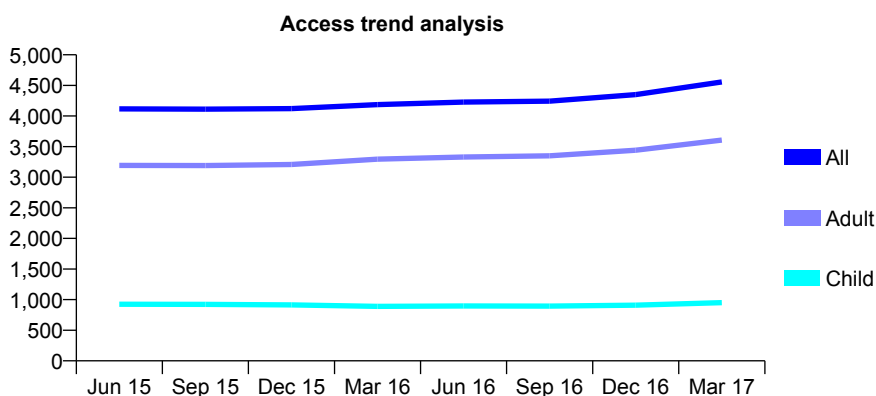
## Q66 - Vital Signs At a Glance Contract Report for 138185/0001 - March 2017

Name or company name	Parkhill Dent Ltd
Contract type name	GDS Contract
Purpose of contract	General
Contract start date	19/01/2009
Contract end date	

16/17 Contracted general activity (UDA)	16,000
Carry forward general activity (UDA)	397
16/17 Contracted orthodontic activity (UOA)	0
Carry forward orthodontic activity (UOA)	0
Baseline contract value	£428,996.15

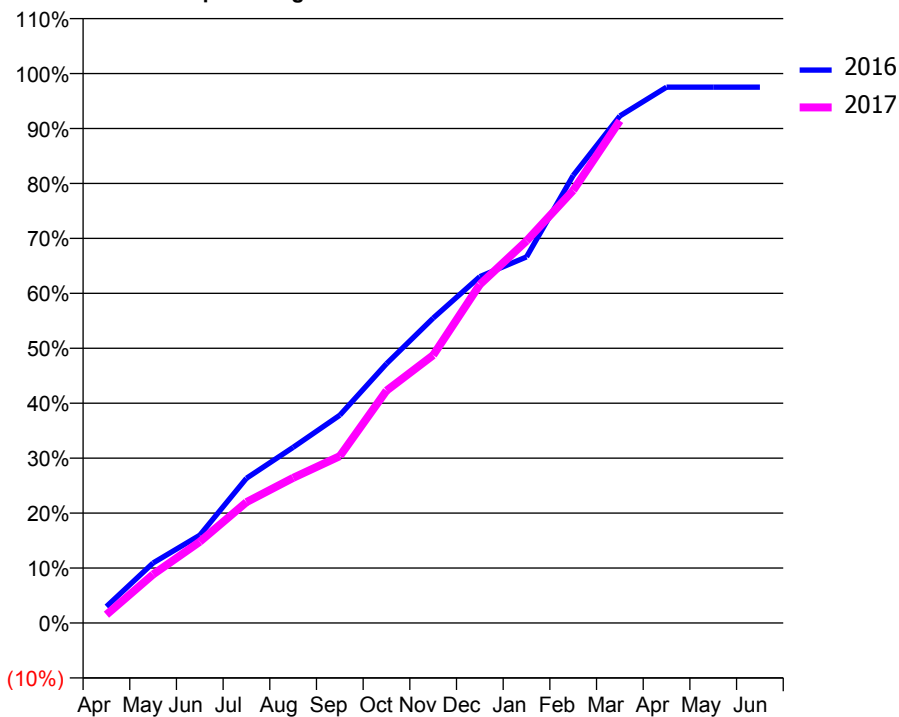
### ACCESS\*

Patients seen in 24 months	Total	Change since previous quarter
Quarter ending March 2016	4,186	
Quarter ending June 2016	4,228	→
Quarter ending September 2016	4,243	→
Quarter ending December 2016	4,350	↑
Quarter ending March 2017	4,557	↑
<b>Variance since March 2016</b>	<b>8.9%</b>	<b>↑</b>



### ACTIVITY

Cumulative percentage of contracted UDA delivered 2016 & 2017



Month	Adjusted Scheduled Activity (UDA)	
	2016	2017
April	481	243
May	1,748	1,415
June	2,558	2,366
July	4,215	3,521
August	5,114	4,227
September	6,050	4,861
October	7,549	6,766
November	8,877	7,800
December	10,086	9,856
January	10,660	11,126
February	13,033	12,599
March	14,763	14,625
April	15,602	
May	15,603	
June	15,603	

### QUALITY

	Quantity	Base Number	Contract	AT	Region	England
% of FP17s for the same patient ID Re-attending within 3 months - Children	132	1,363	9.7%	10.5%	11.9%	12.3%
% of FP17s for the same patient ID Re-attending within 3 months - Adults	759	4,935	15.4%	16.0%	16.6%	16.7%
% of FP17s for the same patient ID Re-attending between 3 & 9 months - Children	732	1,363	53.7%	58.5%	60.2%	57.6%
% of FP17s for the same patient ID Re-attending between 3 & 9 months - Adults	2,576	4,935	52.2%	49.5%	51.5%	50.1%
% of FP17s for Band 1 Urgent Courses	330	6,008	5.5%	10.4%	9.5%	9.1%
% of FP17s Relating to Free Repair or Replacements	21	6,008	0.3%	0.9%	0.7%	0.8%
% of FP17s Relating to Continuations	169	6,008	2.8%	1.4%	1.2%	1.2%
% of Patients satisfied with the dentistry they have received	11	14	78.6%	93.4%	93.1%	92.8%
% of Patients satisfied with the time they had to wait for an appointment	11	14	78.6%	88.4%	88.8%	88.7%

\* This is based on patients treated on this contract for their most recent course of treatment. Figures in italics indicate the base number of FP17s or Patient Questionnaire responses are less than 100. N/A is shown where the base number of responses is less than 10 during the period. % is calculated as Quantity/Base number\*100

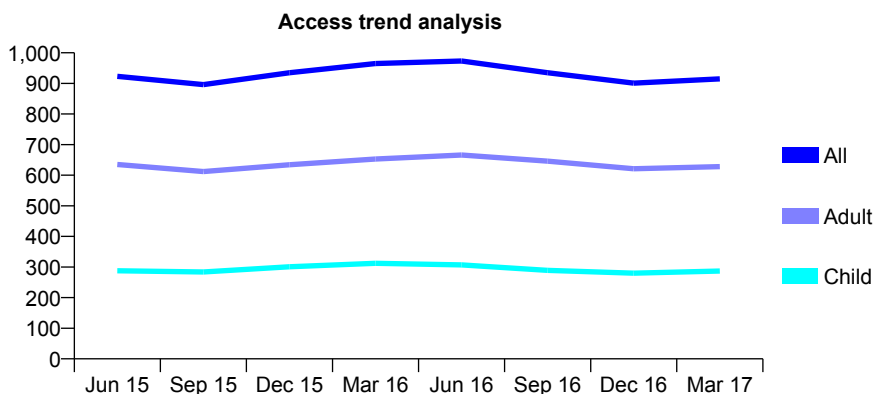
## Q66 - Vital Signs At a Glance Contract Report for 139025/0001 - March 2017

Name or company name	Terrace Practice Care Ltd
Contract type name	GDS Contract
Purpose of contract	General
Contract start date	01/07/2007
Contract end date	

16/17 Contracted general activity (UDA)	1,900
Carry forward general activity (UDA)	0
16/17 Contracted orthodontic activity (UOA)	0
Carry forward orthodontic activity (UOA)	0
Baseline contract value	£40,204.44

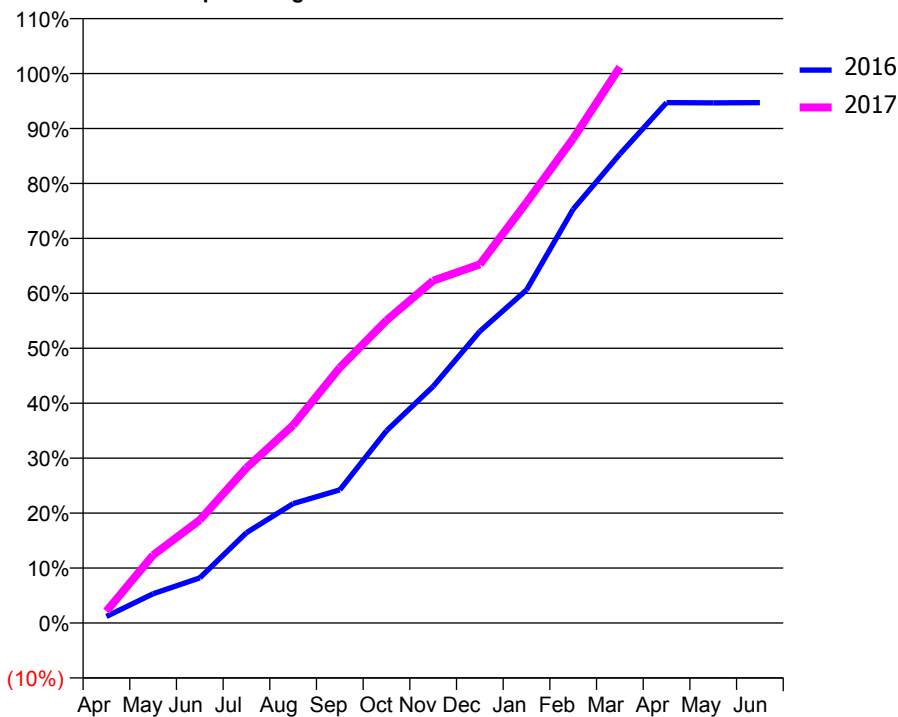
### ACCESS\*

Patients seen in 24 months	Total	Change since previous quarter
Quarter ending March 2016	965	
Quarter ending June 2016	973	→
Quarter ending September 2016	935	↓
Quarter ending December 2016	901	↓
Quarter ending March 2017	915	→
<b>Variance since March 2016</b>	<b>(5.2%)</b>	<b>↓</b>



### ACTIVITY

Cumulative percentage of contracted UDA delivered 2016 & 2017



Month	Adjusted Scheduled Activity (UDA)	
	2016	2017
April	23	41
May	101	235
June	156	356
July	313	536
August	413	684
September	460	883
October	665	1,046
November	818	1,184
December	1,009	1,240
January	1,151	1,454
February	1,431	1,675
March	1,621	1,922
April	1,799	
May	1,798	
June	1,799	

### QUALITY

	Quantity	Base Number	Contract	AT	Region	England
% of FP17s for the same patient ID Re-attending within 3 months - Children	54	571	9.5%	10.5%	11.9%	12.3%
% of FP17s for the same patient ID Re-attending within 3 months - Adults	150	1,073	14.0%	16.0%	16.6%	16.7%
% of FP17s for the same patient ID Re-attending between 3 & 9 months - Children	399	571	69.9%	58.5%	60.2%	57.6%
% of FP17s for the same patient ID Re-attending between 3 & 9 months - Adults	624	1,073	58.2%	49.5%	51.5%	50.1%
% of FP17s for Band 1 Urgent Courses	65	991	6.6%	10.4%	9.5%	9.1%
% of FP17s Relating to Free Repair or Replacements	4	991	0.4%	0.9%	0.7%	0.8%
% of FP17s Relating to Continuations	4	991	0.4%	1.4%	1.2%	1.2%
% of Patients satisfied with the dentistry they have received	0	0	N/A	93.4%	93.1%	92.8%
% of Patients satisfied with the time they had to wait for an appointment	0	0	N/A	88.4%	88.8%	88.7%

\* This is based on patients treated on this contract for their most recent course of treatment. Figures in italics indicate the base number of FP17s or Patient Questionnaire responses are less than 100. N/A is shown where the base number of responses is less than 10 during the period. % is calculated as Quantity/Base number\*100



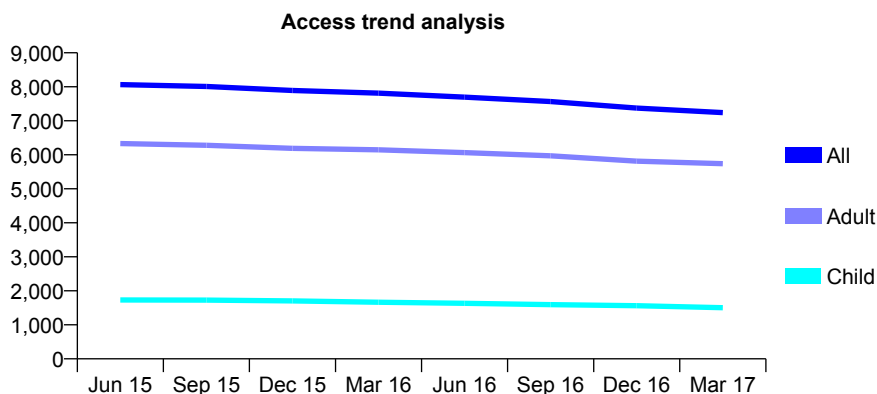
## Q66 - Vital Signs At a Glance Contract Report for 139459/0001 - March 2017

Name or company name	The Helston Dental Practice Partnership
Contract type name	GDS Contract
Purpose of contract	General
Contract start date	01/08/2011
Contract end date	

16/17 Contracted general activity (UDA)	18,000
Carry forward general activity (UDA)	0
16/17 Contracted orthodontic activity (UOA)	0
Carry forward orthodontic activity (UOA)	0
Baseline contract value	£466,897.45

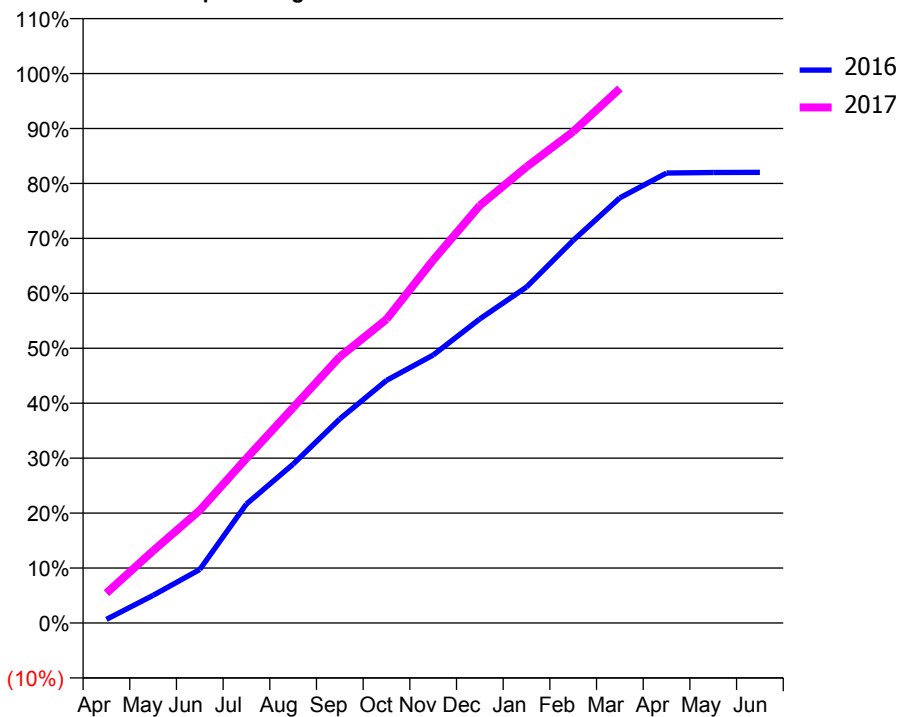
### ACCESS\*

Patients seen in 24 months	Total	Change since previous quarter
Quarter ending March 2016	7,813	
Quarter ending June 2016	7,696	↓
Quarter ending September 2016	7,566	↓
Quarter ending December 2016	7,375	↓
Quarter ending March 2017	7,241	↓
<b>Variance since March 2016</b>	<b>(7.3%)</b>	<b>↓</b>



### ACTIVITY

Cumulative percentage of contracted UDA delivered 2016 & 2017



Month	Adjusted Scheduled Activity (UDA)	
	2016	2017
April	159	980
May	1,205	2,365
June	2,329	3,695
July	5,178	5,398
August	6,915	7,059
September	8,887	8,720
October	10,562	9,949
November	11,663	11,886
December	13,240	13,679
January	14,627	14,939
February	16,659	16,100
March	18,512	17,508
April	19,593	
May	19,615	
June	19,622	

### QUALITY

	Quantity	Base Number	Contract	AT	Region	England
% of FP17s for the same patient ID Re-attending within 3 months - Children	146	2,248	6.5%	10.5%	11.9%	12.3%
% of FP17s for the same patient ID Re-attending within 3 months - Adults	878	7,081	12.4%	16.0%	16.6%	16.7%
% of FP17s for the same patient ID Re-attending between 3 & 9 months - Children	1,387	2,248	61.7%	58.5%	60.2%	57.6%
% of FP17s for the same patient ID Re-attending between 3 & 9 months - Adults	2,996	7,081	42.3%	49.5%	51.5%	50.1%
% of FP17s for Band 1 Urgent Courses	398	8,866	4.5%	10.4%	9.5%	9.1%
% of FP17s Relating to Free Repair or Replacements	71	8,866	0.8%	0.9%	0.7%	0.8%
% of FP17s Relating to Continuations	205	8,866	2.3%	1.4%	1.2%	1.2%
% of Patients satisfied with the dentistry they have received	18	19	94.7%	93.4%	93.1%	92.8%
% of Patients satisfied with the time they had to wait for an appointment	16	19	84.2%	88.4%	88.8%	88.7%

\* This is based on patients treated on this contract for their most recent course of treatment. Figures in italics indicate the base number of FP17s or Patient Questionnaire responses are less than 100. N/A is shown where the base number of responses is less than 10 during the period. % is calculated as Quantity/Base number\*100

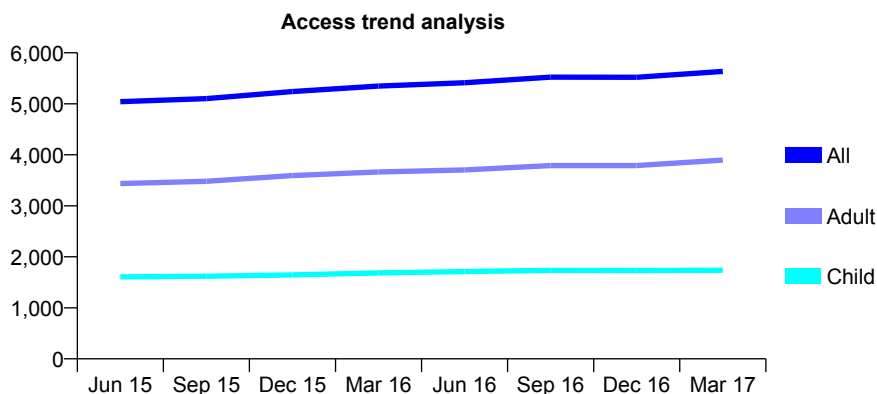
## Q66 - Vital Signs At a Glance Contract Report for 141461/0001 - March 2017

Name or company name	Queen Annes Dental Practice Limited
Contract type name	GDS Contract
Purpose of contract	General and Orthodontic
Contract start date	01/10/2007
Contract end date	

16/17 Contracted general activity (UDA)	14,575
Carry forward general activity (UDA)	0
16/17 Contracted orthodontic activity (UOA)	700
Carry forward orthodontic activity (UOA)	0
Baseline contract value	£437,364.80

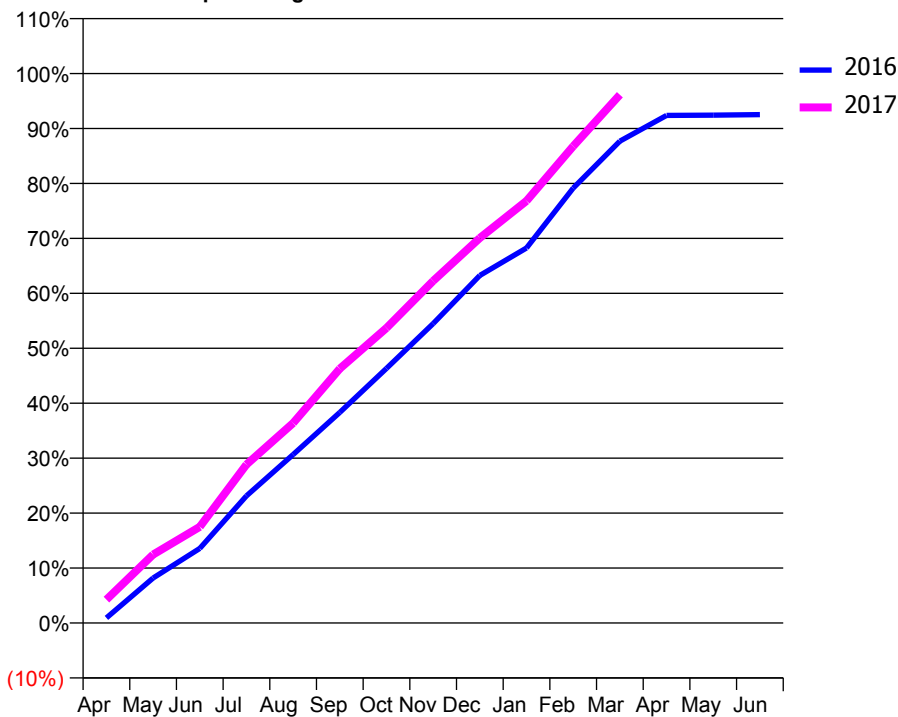
### ACCESS\*

Patients seen in 24 months	Total	Change since previous quarter
Quarter ending March 2016	5,349	
Quarter ending June 2016	5,414	→
Quarter ending September 2016	5,524	↑
Quarter ending December 2016	5,521	→
Quarter ending March 2017	5,634	↑
<b>Variance since March 2016</b>	<b>5.3%</b>	<b>↑</b>



### ACTIVITY

Cumulative percentage of contracted UDA delivered 2016 & 2017



Month	Adjusted Scheduled Activity (UDA)	
	2016	2017
April	136	621
May	1,194	1,815
June	1,978	2,552
July	3,371	4,204
August	4,468	5,304
September	5,586	6,747
October	6,755	7,825
November	7,942	9,075
December	9,220	10,213
January	9,947	11,195
February	11,534	12,645
March	12,780	14,012
April	13,463	
May	13,471	
June	13,483	

### QUALITY

	Quantity	Base Number	Contract	AT	Region	England
% of FP17s for the same patient ID Re-attending within 3 months - Children	447	3,104	14.4%	10.5%	11.9%	12.3%
% of FP17s for the same patient ID Re-attending within 3 months - Adults	1,157	6,054	19.1%	16.0%	16.6%	16.7%
% of FP17s for the same patient ID Re-attending between 3 & 9 months - Children	1,941	3,104	62.5%	58.5%	60.2%	57.6%
% of FP17s for the same patient ID Re-attending between 3 & 9 months - Adults	3,344	6,054	55.2%	49.5%	51.5%	50.1%
% of FP17s for Band 1 Urgent Courses	659	7,773	8.5%	10.4%	9.5%	9.1%
% of FP17s Relating to Free Repair or Replacements	55	7,773	0.7%	0.9%	0.7%	0.8%
% of FP17s Relating to Continuations	43	7,773	0.6%	1.4%	1.2%	1.2%
% of Patients satisfied with the dentistry they have received	14	14	100.0%	93.4%	93.1%	92.8%
% of Patients satisfied with the time they had to wait for an appointment	13	14	92.9%	88.4%	88.8%	88.7%

\* This is based on patients treated on this contract for their most recent course of treatment. Figures in italics indicate the base number of FP17s or Patient Questionnaire responses are less than 100. N/A is shown where the base number of responses is less than 10 during the period. % is calculated as Quantity/Base number\*100

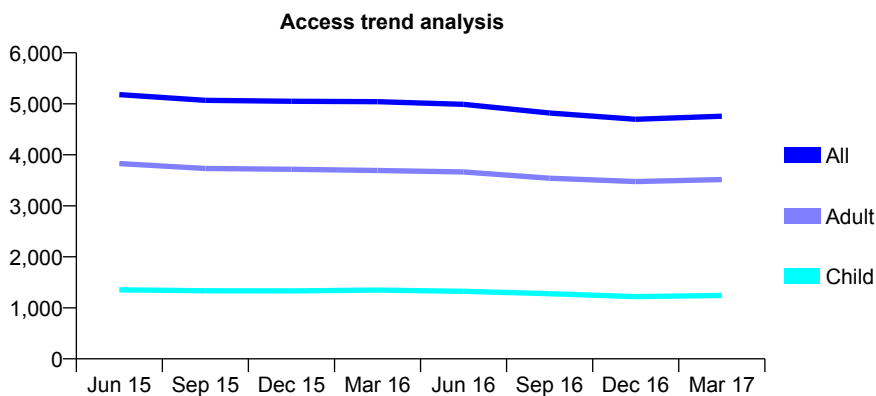
## Q66 - Vital Signs At a Glance Contract Report for 144886/0001 - March 2017

Name or company name	Bodmin Dental Care Ltd
Contract type name	GDS Contract
Purpose of contract	General
Contract start date	01/01/2008
Contract end date	

16/17 Contracted general activity (UDA)	16,500
Carry forward general activity (UDA)	0
16/17 Contracted orthodontic activity (UOA)	0
Carry forward orthodontic activity (UOA)	0
Baseline contract value	£388,720.60

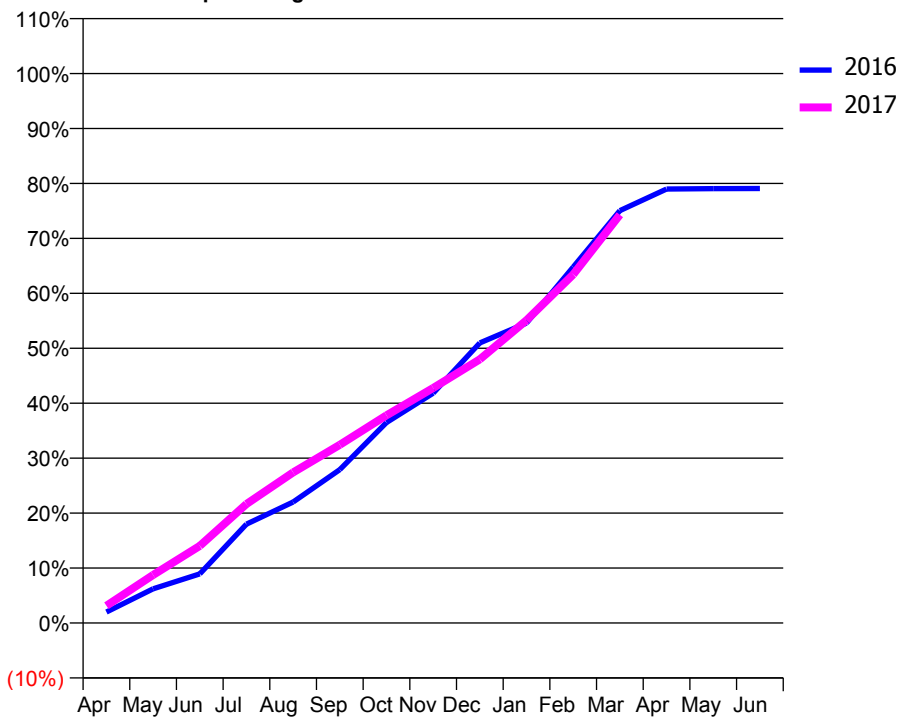
### ACCESS\*

Patients seen in 24 months	Total	Change since previous quarter
Quarter ending March 2016	5,042	
Quarter ending June 2016	4,989	↓
Quarter ending September 2016	4,820	↓
Quarter ending December 2016	4,697	↓
Quarter ending March 2017	4,757	→
<b>Variance since March 2016</b>	<b>(5.7%)</b>	<b>↓</b>



### ACTIVITY

Cumulative percentage of contracted UDA delivered 2016 & 2017



Month	Adjusted Scheduled Activity (UDA)	
	2016	2017
April	352	517
May	1,093	1,443
June	1,573	2,317
July	3,165	3,576
August	3,875	4,521
September	4,912	5,350
October	6,421	6,235
November	7,359	7,056
December	8,971	7,918
January	9,609	9,092
February	11,402	10,465
March	13,209	12,257
April	13,902	
May	13,911	
June	13,916	

### QUALITY

	Quantity	Base Number	Contract	AT	Region	England
% of FP17s for the same patient ID Re-attending within 3 months - Children	127	1,768	7.2%	10.5%	11.9%	12.3%
% of FP17s for the same patient ID Re-attending within 3 months - Adults	811	5,244	15.5%	16.0%	16.6%	16.7%
% of FP17s for the same patient ID Re-attending between 3 & 9 months - Children	1,109	1,768	62.7%	58.5%	60.2%	57.6%
% of FP17s for the same patient ID Re-attending between 3 & 9 months - Adults	3,355	5,244	64.0%	49.5%	51.5%	50.1%
% of FP17s for Band 1 Urgent Courses	307	6,666	4.6%	10.4%	9.5%	9.1%
% of FP17s Relating to Free Repair or Replacements	78	6,666	1.2%	0.9%	0.7%	0.8%
% of FP17s Relating to Continuations	139	6,666	2.1%	1.4%	1.2%	1.2%
% of Patients satisfied with the dentistry they have received	13	14	92.9%	93.4%	93.1%	92.8%
% of Patients satisfied with the time they had to wait for an appointment	14	14	100.0%	88.4%	88.8%	88.7%

\* This is based on patients treated on this contract for their most recent course of treatment. Figures in italics indicate the base number of FP17s or Patient Questionnaire responses are less than 100. N/A is shown where the base number of responses is less than 10 during the period. % is calculated as Quantity/Base number\*100

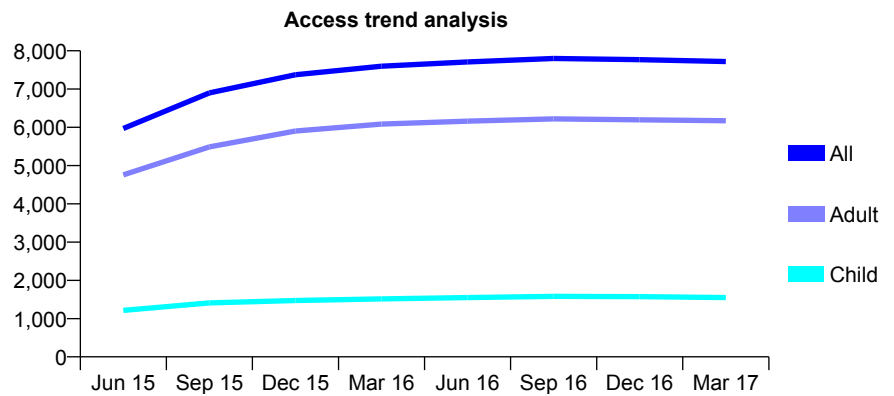
## Q66 - Vital Signs At a Glance Contract Report for 145866/0001 - March 2017

Name or company name	Cathedral House Partnership
Contract type name	GDS Contract
Purpose of contract	General
Contract start date	01/10/2014
Contract end date	

16/17 Contracted general activity (UDA)	27,751
Carry forward general activity (UDA)	-78
16/17 Contracted orthodontic activity (UOA)	0
Carry forward orthodontic activity (UOA)	0
Baseline contract value	£719,792.57

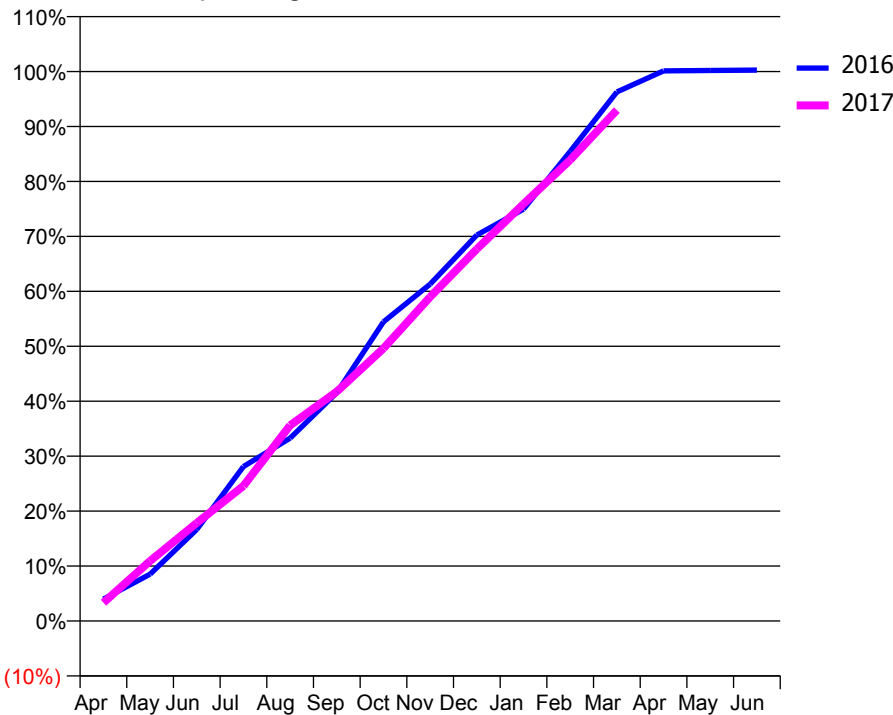
### ACCESS\*

Patients seen in 24 months	Total	Change since previous quarter
Quarter ending March 2016	7,599	
Quarter ending June 2016	7,708	→
Quarter ending September 2016	7,800	→
Quarter ending December 2016	7,769	→
Quarter ending March 2017	7,721	→
<b>Variance since March 2016</b>	<b>1.6%</b>	<b>→</b>



### ACTIVITY

Cumulative percentage of contracted UDA delivered 2016 & 2017



Month	Adjusted Scheduled Activity (UDA)	
	2016	2017
April	1,108	925
May	2,366	3,034
June	4,623	4,953
July	7,804	6,828
August	9,236	9,884
September	11,531	11,587
October	15,110	13,766
November	17,013	16,367
December	19,491	18,786
January	20,797	21,060
February	23,716	23,282
March	26,720	25,804
April	27,785	
May	27,800	
June	27,820	

### QUALITY

	Quantity	Base Number	Contract	AT	Region	England
% of FP17s for the same patient ID Re-attending within 3 months - Children	187	2,382	7.9%	10.5%	11.9%	12.3%
% of FP17s for the same patient ID Re-attending within 3 months - Adults	1,567	9,361	16.7%	16.0%	16.6%	16.7%
% of FP17s for the same patient ID Re-attending between 3 & 9 months - Children	1,317	2,382	55.3%	58.5%	60.2%	57.6%
% of FP17s for the same patient ID Re-attending between 3 & 9 months - Adults	4,865	9,361	52.0%	49.5%	51.5%	50.1%
% of FP17s for Band 1 Urgent Courses	637	11,262	5.7%	10.4%	9.5%	9.1%
% of FP17s Relating to Free Repair or Replacements	102	11,262	0.9%	0.9%	0.7%	0.8%
% of FP17s Relating to Continuations	264	11,262	2.3%	1.4%	1.2%	1.2%
% of Patients satisfied with the dentistry they have received	19	20	95.0%	93.4%	93.1%	92.8%
% of Patients satisfied with the time they had to wait for an appointment	20	20	100.0%	88.4%	88.8%	88.7%

\* This is based on patients treated on this contract for their most recent course of treatment. Figures in italics indicate the base number of FP17s or Patient Questionnaire responses are less than 100. N/A is shown where the base number of responses is less than 10 during the period. % is calculated as Quantity/Base number\*100

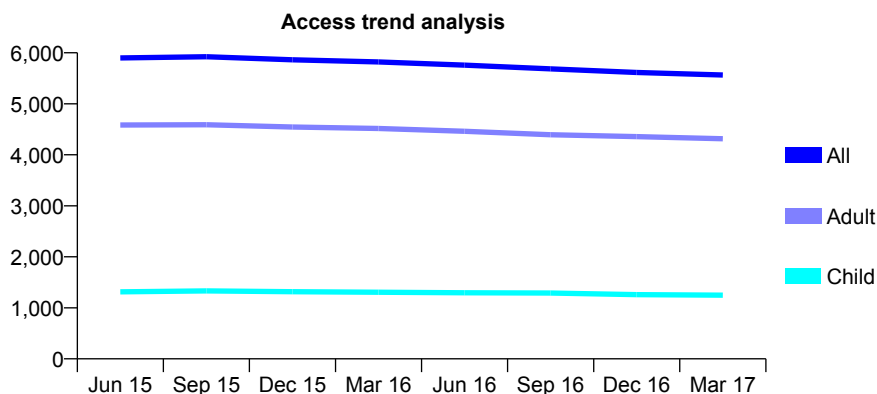
## Q66 - Vital Signs At a Glance Contract Report for 148334/0001 - March 2017

Name or company name	Cedar Hut Dental Limited
Contract type name	GDS Contract
Purpose of contract	General
Contract start date	30/04/2013
Contract end date	

16/17 Contracted general activity (UDA)	17,155
Carry forward general activity (UDA)	545
16/17 Contracted orthodontic activity (UOA)	0
Carry forward orthodontic activity (UOA)	0
Baseline contract value	£506,085.43

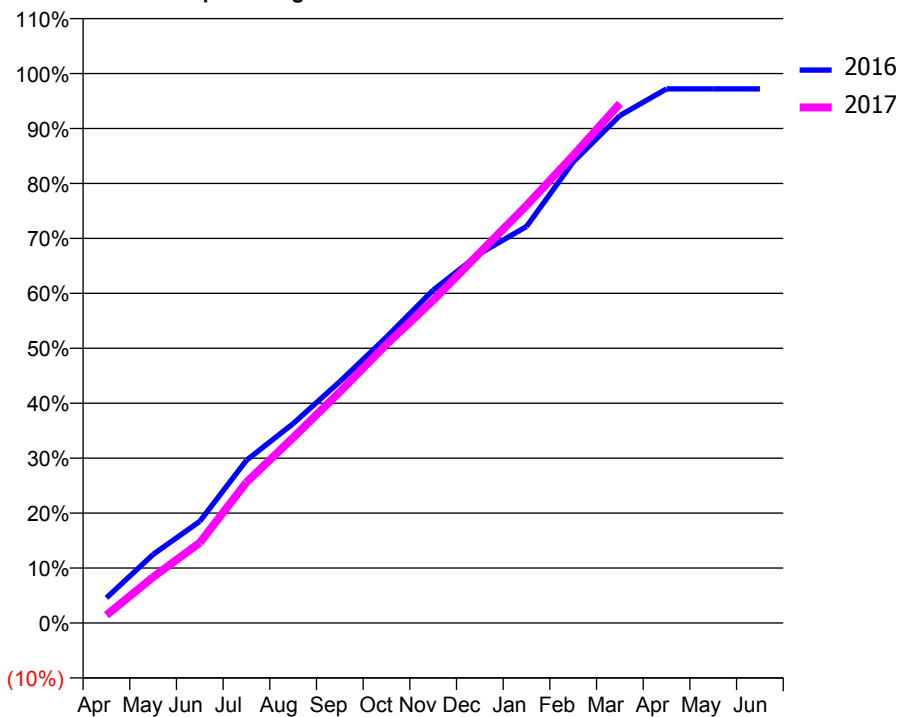
### ACCESS\*

Patients seen in 24 months	Total	Change since previous quarter
Quarter ending March 2016	5,822	
Quarter ending June 2016	5,757	↓
Quarter ending September 2016	5,685	↓
Quarter ending December 2016	5,615	↓
Quarter ending March 2017	5,565	→
<b>Variance since March 2016</b>	<b>(4.4%)</b>	<b>↓</b>



### ACTIVITY

Cumulative percentage of contracted UDA delivered 2016 & 2017



Month	Adjusted Scheduled Activity (UDA)	
	2016	2017
April	896	249
May	2,448	1,434
June	3,627	2,508
July	5,805	4,396
August	7,115	5,790
September	8,610	7,218
October	10,200	8,702
November	11,874	10,071
December	13,178	11,564
January	14,142	13,038
February	16,445	14,600
March	18,098	16,218
April	19,051	
May	19,053	
June	19,052	

### QUALITY

	Quantity	Base Number	Contract	AT	Region	England
% of FP17s for the same patient ID Re-attending within 3 months - Children	150	2,150	7.0%	10.5%	11.9%	12.3%
% of FP17s for the same patient ID Re-attending within 3 months - Adults	1,062	6,990	15.2%	16.0%	16.6%	16.7%
% of FP17s for the same patient ID Re-attending between 3 & 9 months - Children	1,565	2,150	72.8%	58.5%	60.2%	57.6%
% of FP17s for the same patient ID Re-attending between 3 & 9 months - Adults	4,702	6,990	67.3%	49.5%	51.5%	50.1%
% of FP17s for Band 1 Urgent Courses	693	7,901	8.8%	10.4%	9.5%	9.1%
% of FP17s Relating to Free Repair or Replacements	52	7,901	0.7%	0.9%	0.7%	0.8%
% of FP17s Relating to Continuations	4	7,901	0.1%	1.4%	1.2%	1.2%
% of Patients satisfied with the dentistry they have received	16	16	100.0%	93.4%	93.1%	92.8%
% of Patients satisfied with the time they had to wait for an appointment	15	16	93.8%	88.4%	88.8%	88.7%

\* This is based on patients treated on this contract for their most recent course of treatment. Figures in italics indicate the base number of FP17s or Patient Questionnaire responses are less than 100. N/A is shown where the base number of responses is less than 10 during the period. % is calculated as Quantity/Base number\*100

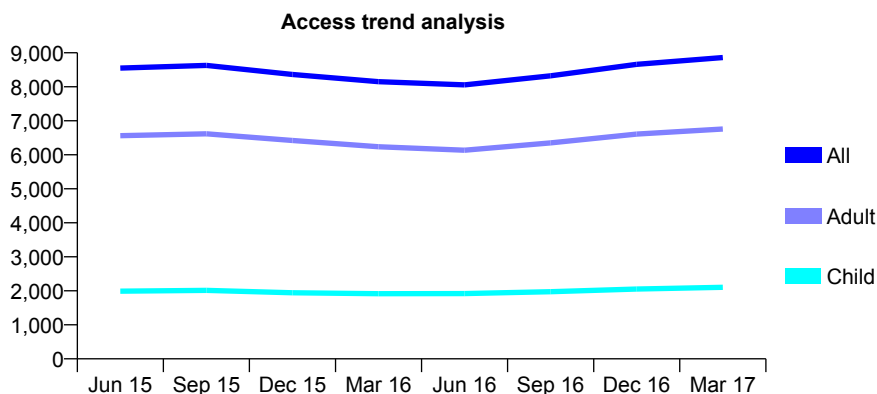
## Q66 - Vital Signs At a Glance Contract Report for 149756/0001 - March 2017

Name or company name	IDH 331 Ltd
Contract type name	GDS Contract
Purpose of contract	General
Contract start date	01/12/2008
Contract end date	

16/17 Contracted general activity (UDA)	25,452
Carry forward general activity (UDA)	0
16/17 Contracted orthodontic activity (UOA)	0
Carry forward orthodontic activity (UOA)	0
Baseline contract value	£664,880.75

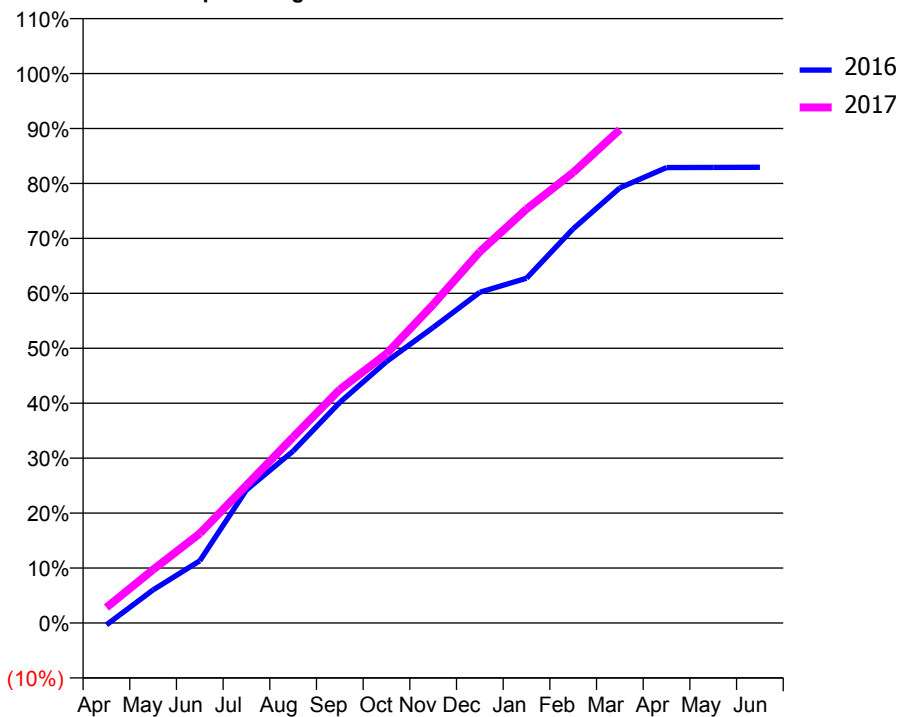
### ACCESS\*

Patients seen in 24 months	Total	Change since previous quarter
Quarter ending March 2016	8,152	
Quarter ending June 2016	8,055	↓
Quarter ending September 2016	8,325	↑
Quarter ending December 2016	8,661	↑
Quarter ending March 2017	8,859	↑
<b>Variance since March 2016</b>	<b>8.7%</b>	<b>↑</b>



### ACTIVITY

Cumulative percentage of contracted UDA delivered 2016 & 2017



Month	Adjusted Scheduled Activity (UDA)	
	2016	2017
April	-89	722
May	1,537	2,473
June	2,881	4,146
July	6,165	6,382
August	7,964	8,616
September	10,220	10,816
October	12,108	12,472
November	13,688	14,755
December	15,321	17,199
January	15,969	19,172
February	18,264	20,866
March	20,155	22,854
April	21,096	
May	21,103	
June	21,107	

### QUALITY

	Quantity	Base Number	Contract	AT	Region	England
% of FP17s for the same patient ID Re-attending within 3 months - Children	178	3,248	5.5%	10.5%	11.9%	12.3%
% of FP17s for the same patient ID Re-attending within 3 months - Adults	1,149	9,807	11.7%	16.0%	16.6%	16.7%
% of FP17s for the same patient ID Re-attending between 3 & 9 months - Children	1,910	3,248	58.8%	58.5%	60.2%	57.6%
% of FP17s for the same patient ID Re-attending between 3 & 9 months - Adults	4,900	9,807	50.0%	49.5%	51.5%	50.1%
% of FP17s for Band 1 Urgent Courses	592	11,805	5.0%	10.4%	9.5%	9.1%
% of FP17s Relating to Free Repair or Replacements	119	11,805	1.0%	0.9%	0.7%	0.8%
% of FP17s Relating to Continuations	272	11,805	2.3%	1.4%	1.2%	1.2%
% of Patients satisfied with the dentistry they have received	19	20	95.0%	93.4%	93.1%	92.8%
% of Patients satisfied with the time they had to wait for an appointment	18	20	90.0%	88.4%	88.8%	88.7%

\* This is based on patients treated on this contract for their most recent course of treatment. Figures in italics indicate the base number of FP17s or Patient Questionnaire responses are less than 100. N/A is shown where the base number of responses is less than 10 during the period. % is calculated as Quantity/Base number\*100

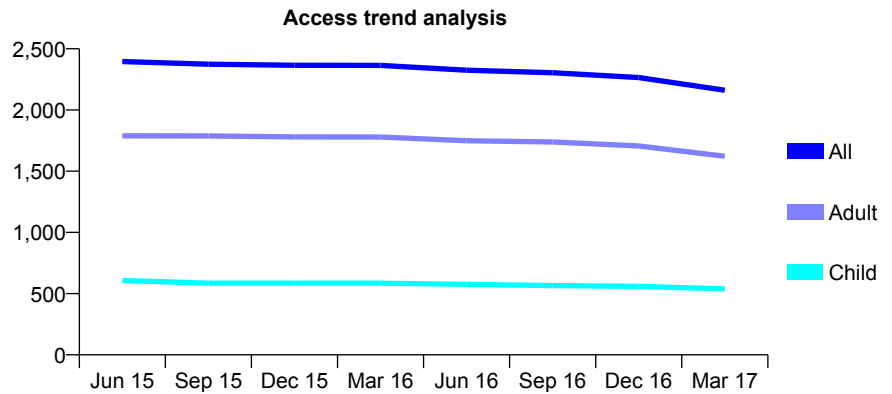
## Q66 - Vital Signs At a Glance Contract Report for 150088/0001 - March 2017

Name or company name	Ben Pearson Limited
Contract type name	GDS Contract
Purpose of contract	General
Contract start date	01/04/2010
Contract end date	

16/17 Contracted general activity (UDA)	6,422
Carry forward general activity (UDA)	18
16/17 Contracted orthodontic activity (UOA)	0
Carry forward orthodontic activity (UOA)	0
Baseline contract value	£218,564.39

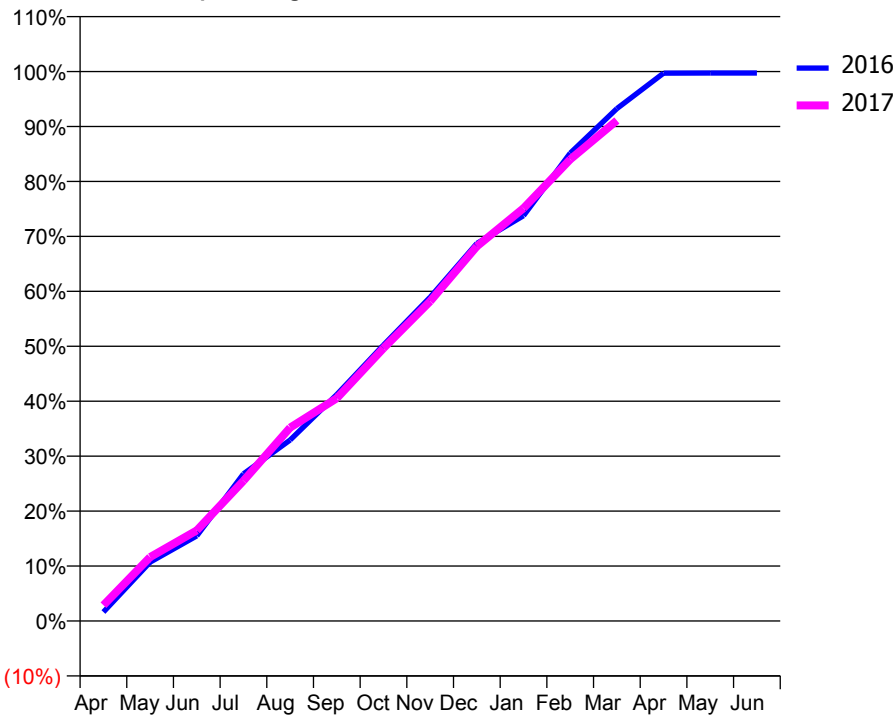
### ACCESS\*

Patients seen in 24 months	Total	Change since previous quarter
Quarter ending March 2016	2,364	
Quarter ending June 2016	2,325	↓
Quarter ending September 2016	2,305	→
Quarter ending December 2016	2,265	↓
Quarter ending March 2017	2,162	↓
<b>Variance since March 2016</b>	<b>(8.5%)</b>	<b>↓</b>



### ACTIVITY

Cumulative percentage of contracted UDA delivered 2016 & 2017



Month	Adjusted Scheduled Activity (UDA)	
	2016	2017
April	106	184
May	689	748
June	995	1,059
July	1,720	1,638
August	2,115	2,261
September	2,647	2,603
October	3,225	3,187
November	3,784	3,737
December	4,412	4,378
January	4,737	4,824
February	5,467	5,394
March	5,988	5,850
April	6,403	
May	6,404	
June	6,404	

### QUALITY

	Quantity	Base Number	Contract	AT	Region	England
% of FP17s for the same patient ID Re-attending within 3 months - Children	60	804	7.5%	10.5%	11.9%	12.3%
% of FP17s for the same patient ID Re-attending within 3 months - Adults	247	2,151	11.5%	16.0%	16.6%	16.7%
% of FP17s for the same patient ID Re-attending between 3 & 9 months - Children	513	804	63.8%	58.5%	60.2%	57.6%
% of FP17s for the same patient ID Re-attending between 3 & 9 months - Adults	1,197	2,151	55.6%	49.5%	51.5%	50.1%
% of FP17s for Band 1 Urgent Courses	87	2,779	3.1%	10.4%	9.5%	9.1%
% of FP17s Relating to Free Repair or Replacements	24	2,779	0.9%	0.9%	0.7%	0.8%
% of FP17s Relating to Continuations	44	2,779	1.6%	1.4%	1.2%	1.2%
% of Patients satisfied with the dentistry they have received	5	6	N/A	93.4%	93.1%	92.8%
% of Patients satisfied with the time they had to wait for an appointment	6	6	N/A	88.4%	88.8%	88.7%

\* This is based on patients treated on this contract for their most recent course of treatment. Figures in italics indicate the base number of FP17s or Patient Questionnaire responses are less than 100. N/A is shown where the base number of responses is less than 10 during the period. % is calculated as Quantity/Base number\*100

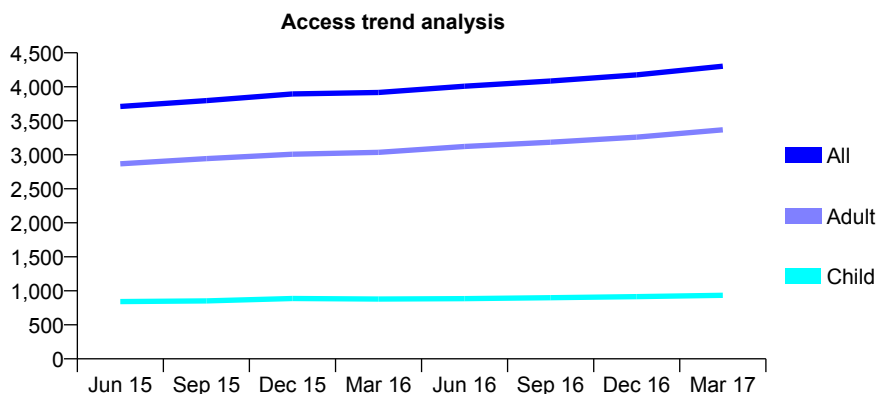
## Q66 - Vital Signs At a Glance Contract Report for 150940/0001 - March 2017

Name or company name	Salisbury Villa Ltd
Contract type name	GDS Contract
Purpose of contract	General
Contract start date	03/12/2007
Contract end date	

16/17 Contracted general activity (UDA)	9,000
Carry forward general activity (UDA)	102
16/17 Contracted orthodontic activity (UOA)	0
Carry forward orthodontic activity (UOA)	0
Baseline contract value	£226,619.70

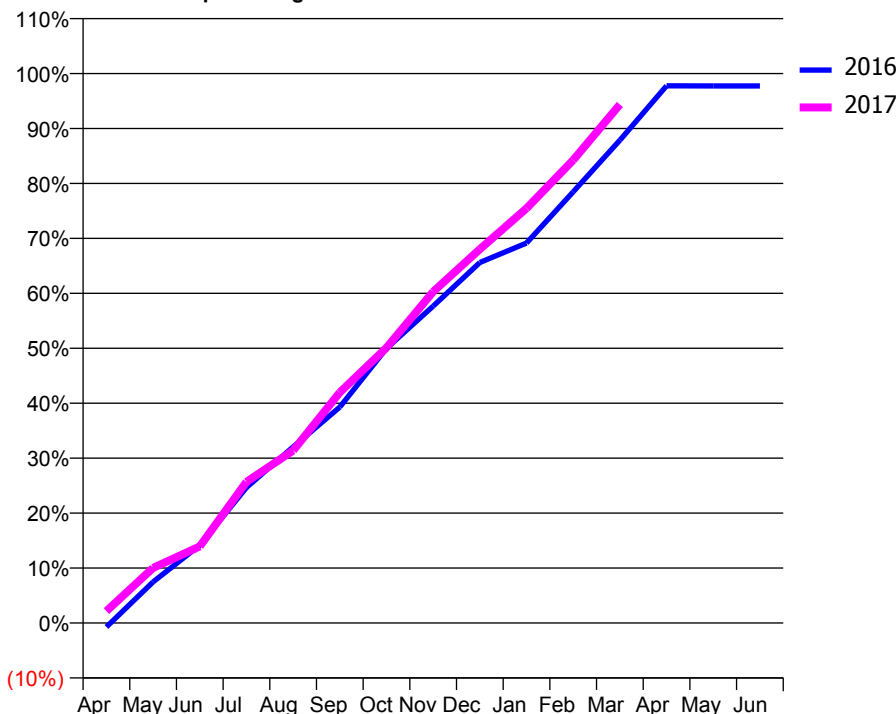
### ACCESS\*

Patients seen in 24 months	Total	Change since previous quarter
Quarter ending March 2016	3,916	
Quarter ending June 2016	4,008	↑
Quarter ending September 2016	4,085	→
Quarter ending December 2016	4,175	↑
Quarter ending March 2017	4,302	↑
<b>Variance since March 2016</b>	<b>9.9%</b>	<b>↑</b>



### ACTIVITY

Cumulative percentage of contracted UDA delivered 2016 & 2017



Month	Adjusted Scheduled Activity (UDA)	
	2016	2017
April	-68	195
May	674	903
June	1,274	1,255
July	2,220	2,311
August	2,884	2,825
September	3,536	3,777
October	4,498	4,509
November	5,190	5,427
December	5,904	6,122
January	6,223	6,792
February	7,063	7,582
March	7,908	8,493
April	8,798	
May	8,796	
June	8,796	

### QUALITY

	Quantity	Base Number	Contract	AT	Region	England
% of FP17s for the same patient ID Re-attending within 3 months - Children	119	1,340	8.9%	10.5%	11.9%	12.3%
% of FP17s for the same patient ID Re-attending within 3 months - Adults	675	4,630	14.6%	16.0%	16.6%	16.7%
% of FP17s for the same patient ID Re-attending between 3 & 9 months - Children	669	1,340	49.9%	58.5%	60.2%	57.6%
% of FP17s for the same patient ID Re-attending between 3 & 9 months - Adults	2,262	4,630	48.9%	49.5%	51.5%	50.1%
% of FP17s for Band 1 Urgent Courses	694	4,870	14.3%	10.4%	9.5%	9.1%
% of FP17s Relating to Free Repair or Replacements	44	4,870	0.9%	0.9%	0.7%	0.8%
% of FP17s Relating to Continuations	43	4,870	0.9%	1.4%	1.2%	1.2%
% of Patients satisfied with the dentistry they have received	13	14	92.9%	93.4%	93.1%	92.8%
% of Patients satisfied with the time they had to wait for an appointment	13	14	92.9%	88.4%	88.8%	88.7%

\* This is based on patients treated on this contract for their most recent course of treatment. Figures in italics indicate the base number of FP17s or Patient Questionnaire responses are less than 100. N/A is shown where the base number of responses is less than 10 during the period. % is calculated as Quantity/Base number\*100



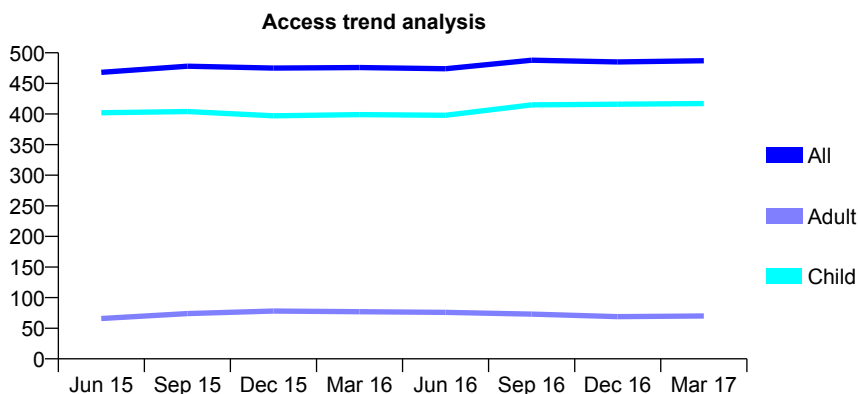
## Q66 - Vital Signs At a Glance Contract Report for 151149/0001 - March 2017

Name or company name	B & M Dental Care Ltd
Contract type name	GDS Contract
Purpose of contract	General
Contract start date	01/11/2013
Contract end date	

16/17 Contracted general activity (UDA)	1,154
Carry forward general activity (UDA)	0
16/17 Contracted orthodontic activity (UOA)	0
Carry forward orthodontic activity (UOA)	0
Baseline contract value	£27,216.26

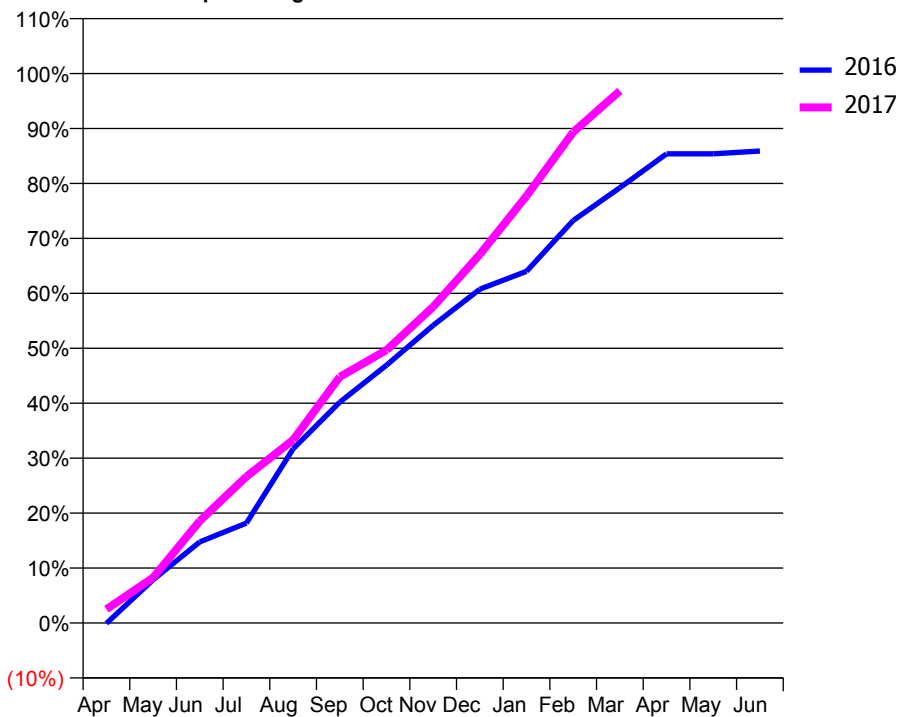
### ACCESS\*

Patients seen in 24 months	Total	Change since previous quarter
Quarter ending March 2016	476	
Quarter ending June 2016	474	→
Quarter ending September 2016	488	↑
Quarter ending December 2016	485	→
Quarter ending March 2017	487	→
<b>Variance since March 2016</b>	<b>2.3%</b>	<b>↑</b>



### ACTIVITY

Cumulative percentage of contracted UDA delivered 2016 & 2017



Month	Adjusted Scheduled Activity (UDA)	
	2016	2017
April	-1	29
May	91	95
June	170	214
July	210	308
August	366	385
September	464	517
October	541	573
November	625	664
December	701	774
January	739	897
February	845	1,031
March	914	1,117
April	985	
May	985	
June	991	

### QUALITY

	Quantity	Base Number	Contract	AT	Region	England
% of FP17s for the same patient ID Re-attending within 3 months - Children	35	711	4.9%	10.5%	11.9%	12.3%
% of FP17s for the same patient ID Re-attending within 3 months - Adults	1	21	4.8%	16.0%	16.6%	16.7%
% of FP17s for the same patient ID Re-attending between 3 & 9 months - Children	480	711	67.5%	58.5%	60.2%	57.6%
% of FP17s for the same patient ID Re-attending between 3 & 9 months - Adults	12	21	57.1%	49.5%	51.5%	50.1%
% of FP17s for Band 1 Urgent Courses	12	683	1.8%	10.4%	9.5%	9.1%
% of FP17s Relating to Free Repair or Replacements	0	683	0.0%	0.9%	0.7%	0.8%
% of FP17s Relating to Continuations	0	683	0.0%	1.4%	1.2%	1.2%
% of Patients satisfied with the dentistry they have received	0	0	N/A	93.4%	93.1%	92.8%
% of Patients satisfied with the time they had to wait for an appointment	0	0	N/A	88.4%	88.8%	88.7%

\* This is based on patients treated on this contract for their most recent course of treatment. Figures in italics indicate the base number of FP17s or Patient Questionnaire responses are less than 100. N/A is shown where the base number of responses is less than 10 during the period. % is calculated as Quantity/Base number\*100

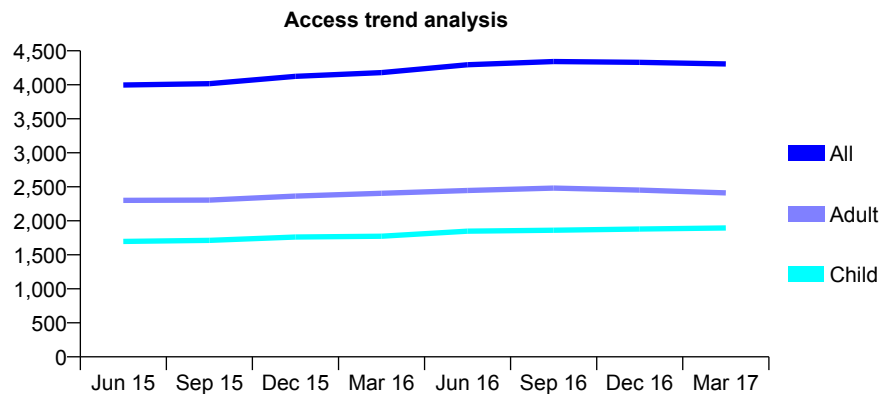
## Q66 - Vital Signs At a Glance Contract Report for 153001/0001 - March 2017

Name or company name	Gentle Dental UK Ltd
Contract type name	GDS Contract
Purpose of contract	General
Contract start date	01/12/2007
Contract end date	

16/17 Contracted general activity (UDA)	14,673
Carry forward general activity (UDA)	0
16/17 Contracted orthodontic activity (UOA)	0
Carry forward orthodontic activity (UOA)	0
Baseline contract value	£384,270.64

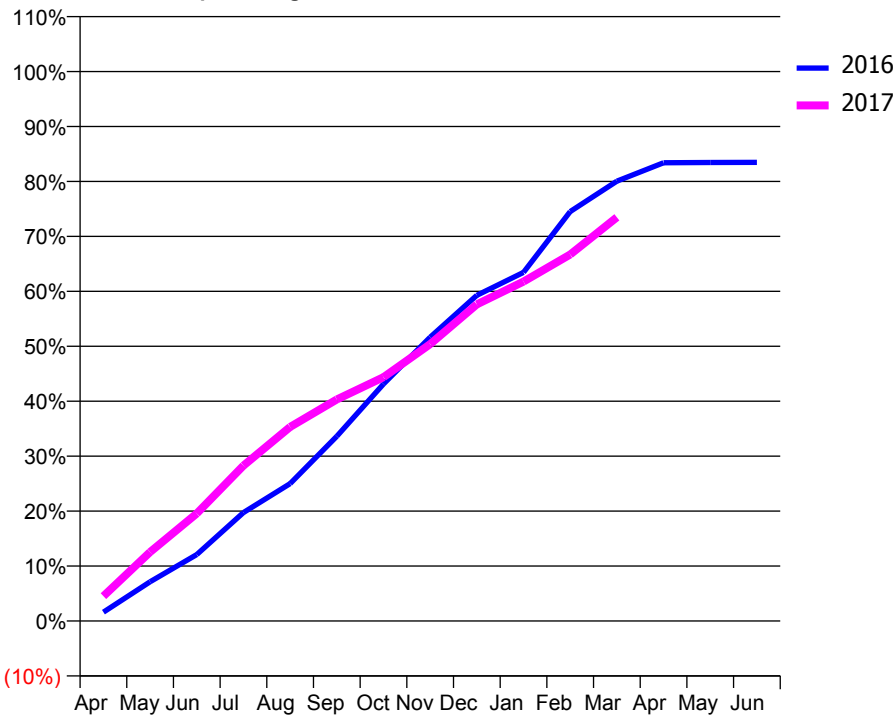
### ACCESS\*

Patients seen in 24 months	Total	Change since previous quarter
Quarter ending March 2016	4,179	
Quarter ending June 2016	4,295	↑
Quarter ending September 2016	4,343	→
Quarter ending December 2016	4,330	→
Quarter ending March 2017	4,306	→
<b>Variance since March 2016</b>	<b>3.0%</b>	<b>↑</b>



### ACTIVITY

Cumulative percentage of contracted UDA delivered 2016 & 2017



Month	Adjusted Scheduled Activity (UDA)	
	2016	2017
April	237	662
May	1,048	1,842
June	1,776	2,870
July	2,896	4,149
August	3,670	5,181
September	4,933	5,915
October	6,328	6,512
November	7,578	7,395
December	8,698	8,453
January	9,310	9,065
February	10,935	9,785
March	11,746	10,780
April	12,236	
May	12,244	
June	12,248	

### QUALITY

	Quantity	Base Number	Contract	AT	Region	England
% of FP17s for the same patient ID Re-attending within 3 months - Children	324	3,038	10.7%	10.5%	11.9%	12.3%
% of FP17s for the same patient ID Re-attending within 3 months - Adults	502	3,433	14.6%	16.0%	16.6%	16.7%
% of FP17s for the same patient ID Re-attending between 3 & 9 months - Children	1,934	3,038	63.7%	58.5%	60.2%	57.6%
% of FP17s for the same patient ID Re-attending between 3 & 9 months - Adults	2,293	3,433	66.8%	49.5%	51.5%	50.1%
% of FP17s for Band 1 Urgent Courses	243	5,705	4.3%	10.4%	9.5%	9.1%
% of FP17s Relating to Free Repair or Replacements	38	5,705	0.7%	0.9%	0.7%	0.8%
% of FP17s Relating to Continuations	24	5,705	0.4%	1.4%	1.2%	1.2%
% of Patients satisfied with the dentistry they have received	11	13	84.6%	93.4%	93.1%	92.8%
% of Patients satisfied with the time they had to wait for an appointment	12	13	92.3%	88.4%	88.8%	88.7%

\* This is based on patients treated on this contract for their most recent course of treatment. Figures in italics indicate the base number of FP17s or Patient Questionnaire responses are less than 100. N/A is shown where the base number of responses is less than 10 during the period. % is calculated as Quantity/Base number\*100

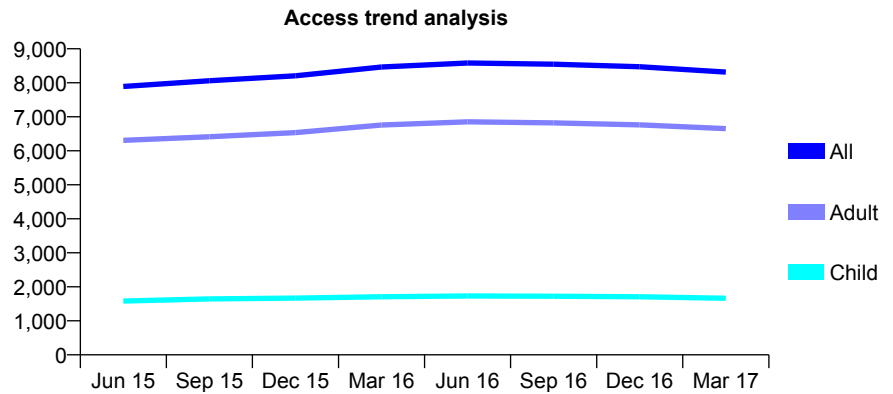
## Q66 - Vital Signs At a Glance Contract Report for 157260/0001 - March 2017

Name or company name	Dart Vale Dental Care Ltd
Contract type name	GDS Contract
Purpose of contract	General
Contract start date	01/10/2008
Contract end date	

16/17 Contracted general activity (UDA)	25,500
Carry forward general activity (UDA)	316
16/17 Contracted orthodontic activity (UOA)	0
Carry forward orthodontic activity (UOA)	0
Baseline contract value	£633,439.62

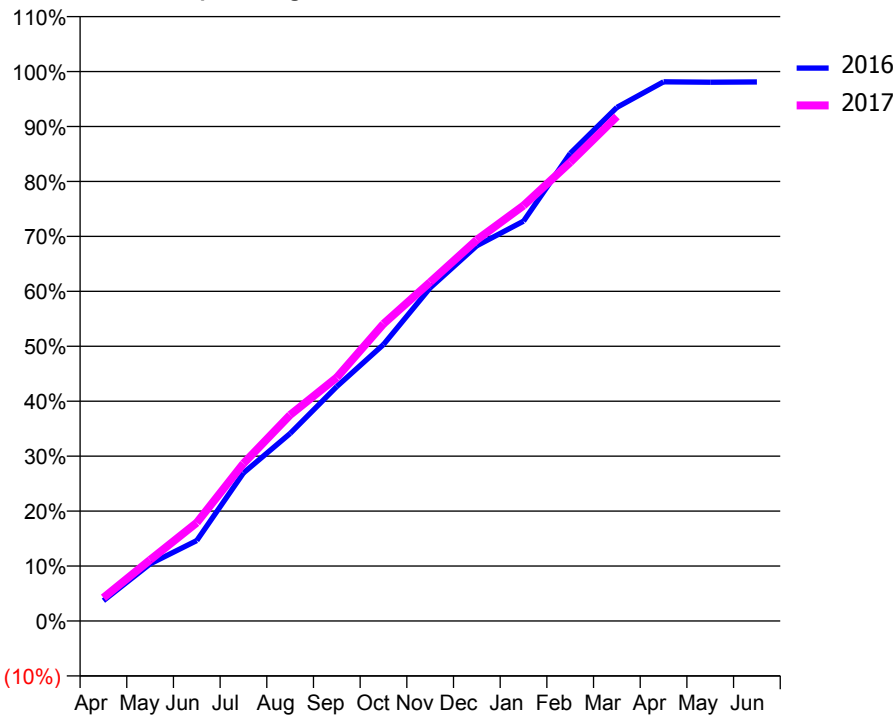
### ACCESS\*

Patients seen in 24 months	Total	Change since previous quarter
Quarter ending March 2016	8,465	
Quarter ending June 2016	8,584	→
Quarter ending September 2016	8,546	→
Quarter ending December 2016	8,472	→
Quarter ending March 2017	8,315	↓
<b>Variance since March 2016</b>	<b>(1.8%)</b>	<b>↓</b>



### ACTIVITY

Cumulative percentage of contracted UDA delivered 2016 & 2017



Month	Adjusted Scheduled Activity (UDA)	
	2016	2017
April	946	1,079
May	2,653	2,835
June	3,734	4,564
July	6,871	7,308
August	8,701	9,565
September	10,881	11,300
October	12,834	13,790
November	15,462	15,725
December	17,419	17,686
January	18,554	19,280
February	21,696	21,282
March	23,834	23,410
April	25,018	
May	25,006	
June	25,016	

### QUALITY

	Quantity	Base Number	Contract	AT	Region	England
% of FP17s for the same patient ID Re-attending within 3 months - Children	205	2,593	7.9%	10.5%	11.9%	12.3%
% of FP17s for the same patient ID Re-attending within 3 months - Adults	1,873	10,511	17.8%	16.0%	16.6%	16.7%
% of FP17s for the same patient ID Re-attending between 3 & 9 months - Children	1,683	2,593	64.9%	58.5%	60.2%	57.6%
% of FP17s for the same patient ID Re-attending between 3 & 9 months - Adults	6,292	10,511	59.9%	49.5%	51.5%	50.1%
% of FP17s for Band 1 Urgent Courses	1,286	12,479	10.3%	10.4%	9.5%	9.1%
% of FP17s Relating to Free Repair or Replacements	147	12,479	1.2%	0.9%	0.7%	0.8%
% of FP17s Relating to Continuations	231	12,479	1.9%	1.4%	1.2%	1.2%
% of Patients satisfied with the dentistry they have received	23	26	88.5%	93.4%	93.1%	92.8%
% of Patients satisfied with the time they had to wait for an appointment	23	26	88.5%	88.4%	88.8%	88.7%

\* This is based on patients treated on this contract for their most recent course of treatment. Figures in italics indicate the base number of FP17s or Patient Questionnaire responses are less than 100. N/A is shown where the base number of responses is less than 10 during the period. % is calculated as Quantity/Base number\*100

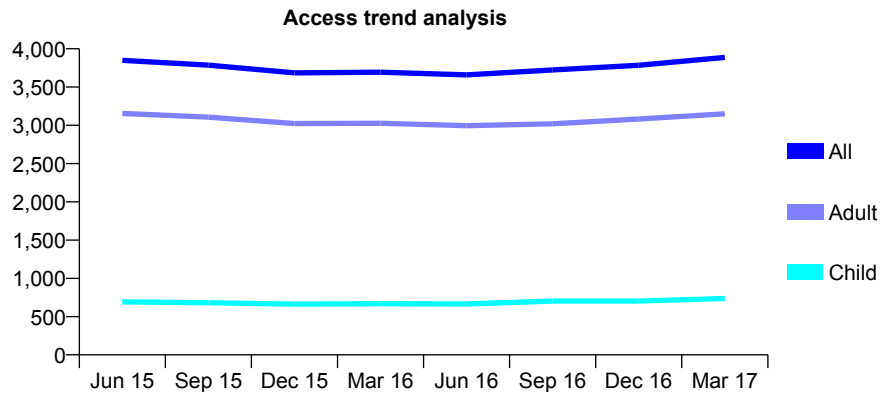
## Q66 - Vital Signs At a Glance Contract Report for 159298/0001 - March 2017

Name or company name	DP Shipsey & AMA Shipsey
Contract type name	GDS Contract
Purpose of contract	General
Contract start date	01/04/2012
Contract end date	

16/17 Contracted general activity (UDA)	15,500
Carry forward general activity (UDA)	0
16/17 Contracted orthodontic activity (UOA)	0
Carry forward orthodontic activity (UOA)	0
Baseline contract value	£407,589.60

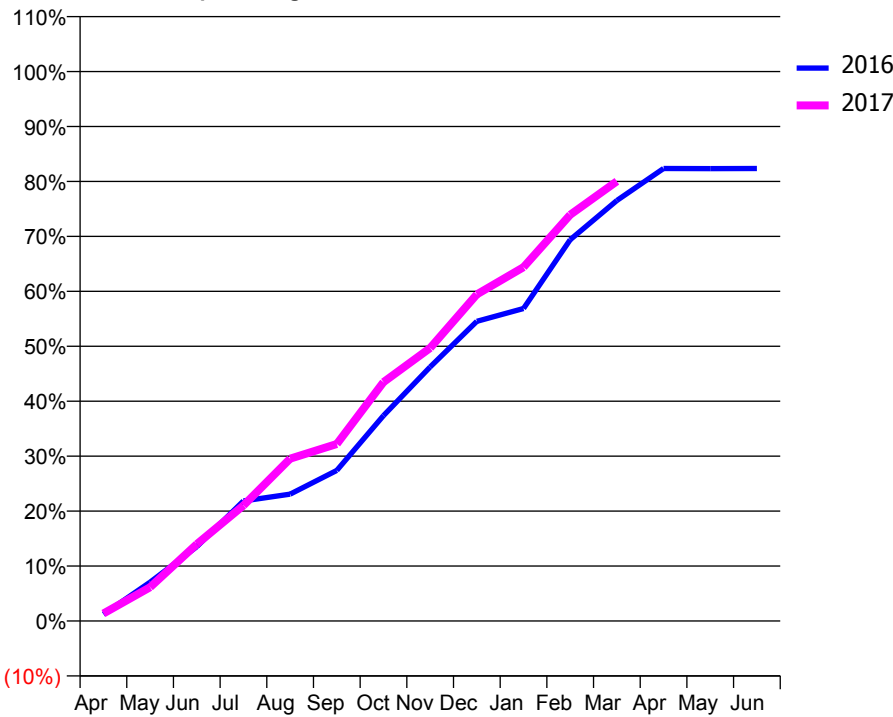
### ACCESS\*

Patients seen in 24 months	Total	Change since previous quarter
Quarter ending March 2016	3,694	
Quarter ending June 2016	3,660	→
Quarter ending September 2016	3,723	→
Quarter ending December 2016	3,785	→
Quarter ending March 2017	3,887	↑
<b>Variance since March 2016</b>	5.2%	↑



### ACTIVITY

Cumulative percentage of contracted UDA delivered 2016 & 2017



Month	Adjusted Scheduled Activity (UDA)	
	2016	2017
April	188	214
May	1,096	952
June	2,097	2,169
July	3,386	3,259
August	3,580	4,580
September	4,247	4,992
October	5,794	6,738
November	7,166	7,700
December	8,452	9,213
January	8,813	9,979
February	10,757	11,460
March	11,860	12,405
April	12,764	
May	12,762	
June	12,764	

### QUALITY

	Quantity	Base Number	Contract	AT	Region	England
% of FP17s for the same patient ID Re-attending within 3 months - Children	57	1,009	5.6%	10.5%	11.9%	12.3%
% of FP17s for the same patient ID Re-attending within 3 months - Adults	752	4,603	16.3%	16.0%	16.6%	16.7%
% of FP17s for the same patient ID Re-attending between 3 & 9 months - Children	584	1,009	57.9%	58.5%	60.2%	57.6%
% of FP17s for the same patient ID Re-attending between 3 & 9 months - Adults	2,549	4,603	55.4%	49.5%	51.5%	50.1%
% of FP17s for Band 1 Urgent Courses	440	5,283	8.3%	10.4%	9.5%	9.1%
% of FP17s Relating to Free Repair or Replacements	70	5,283	1.3%	0.9%	0.7%	0.8%
% of FP17s Relating to Continuations	99	5,283	1.9%	1.4%	1.2%	1.2%
% of Patients satisfied with the dentistry they have received	6	7	N/A	93.4%	93.1%	92.8%
% of Patients satisfied with the time they had to wait for an appointment	7	7	N/A	88.4%	88.8%	88.7%

\* This is based on patients treated on this contract for their most recent course of treatment. Figures in italics indicate the base number of FP17s or Patient Questionnaire responses are less than 100. N/A is shown where the base number of responses is less than 10 during the period. % is calculated as Quantity/Base number\*100

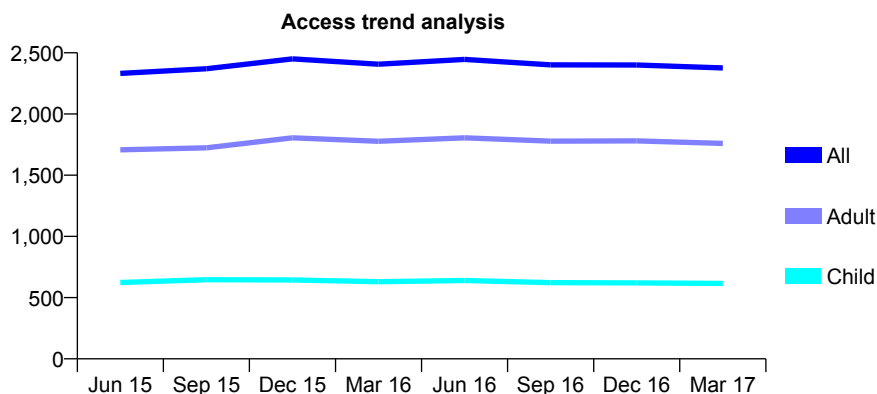
## Q66 - Vital Signs At a Glance Contract Report for 159913/0001 - March 2017

Name or company name	Ingleby Dental Practice Limited
Contract type name	GDS Contract
Purpose of contract	General
Contract start date	01/05/2012
Contract end date	

16/17 Contracted general activity (UDA)	6,529
Carry forward general activity (UDA)	-18
16/17 Contracted orthodontic activity (UOA)	0
Carry forward orthodontic activity (UOA)	0
Baseline contract value	£177,547.88

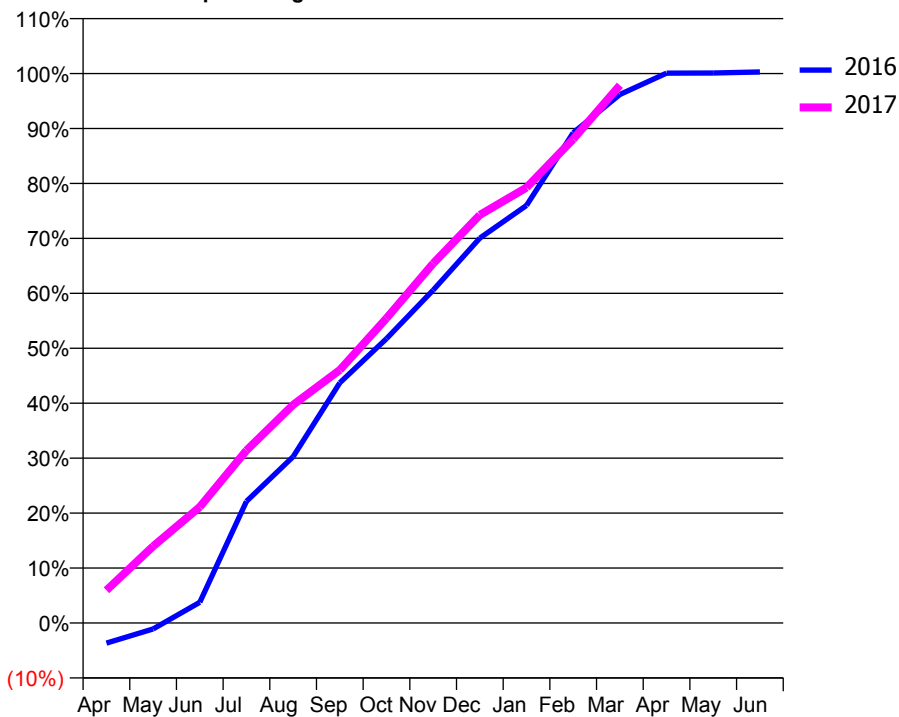
### ACCESS\*

Patients seen in 24 months	Total	Change since previous quarter
Quarter ending March 2016	2,407	
Quarter ending June 2016	2,446	→
Quarter ending September 2016	2,401	↓
Quarter ending December 2016	2,400	→
Quarter ending March 2017	2,376	↓
<b>Variance since March 2016</b>	<b>(1.3%)</b>	<b>↓</b>



### ACTIVITY

Cumulative percentage of contracted UDA delivered 2016 & 2017



Month	Adjusted Scheduled Activity (UDA)	
	2016	2017
April	-240	389
May	-72	911
June	246	1,379
July	1,446	2,051
August	1,976	2,594
September	2,854	3,006
October	3,379	3,621
November	3,955	4,272
December	4,573	4,849
January	4,962	5,174
February	5,826	5,748
March	6,280	6,389
April	6,533	
May	6,535	
June	6,547	

### QUALITY

	Quantity	Base Number	Contract	AT	Region	England
% of FP17s for the same patient ID Re-attending within 3 months - Children	49	958	5.1%	10.5%	11.9%	12.3%
% of FP17s for the same patient ID Re-attending within 3 months - Adults	255	2,405	10.6%	16.0%	16.6%	16.7%
% of FP17s for the same patient ID Re-attending between 3 & 9 months - Children	668	958	69.7%	58.5%	60.2%	57.6%
% of FP17s for the same patient ID Re-attending between 3 & 9 months - Adults	1,487	2,405	61.8%	49.5%	51.5%	50.1%
% of FP17s for Band 1 Urgent Courses	146	3,184	4.6%	10.4%	9.5%	9.1%
% of FP17s Relating to Free Repair or Replacements	9	3,184	0.3%	0.9%	0.7%	0.8%
% of FP17s Relating to Continuations	48	3,184	1.5%	1.4%	1.2%	1.2%
% of Patients satisfied with the dentistry they have received	1	2	N/A	93.4%	93.1%	92.8%
% of Patients satisfied with the time they had to wait for an appointment	2	2	N/A	88.4%	88.8%	88.7%

\* This is based on patients treated on this contract for their most recent course of treatment. Figures in italics indicate the base number of FP17s or Patient Questionnaire responses are less than 100. N/A is shown where the base number of responses is less than 10 during the period. % is calculated as Quantity/Base number\*100

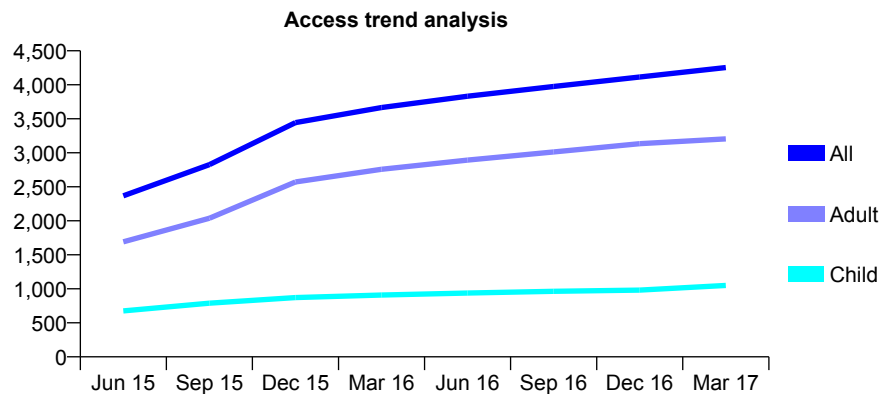
## Q66 - Vital Signs At a Glance Contract Report for 160555/0001 - March 2017

Name or company name	Marlborough Dental Centre Partnership
Contract type name	GDS Contract
Purpose of contract	General
Contract start date	01/01/2015
Contract end date	

16/17 Contracted general activity (UDA)	13,361
Carry forward general activity (UDA)	0
16/17 Contracted orthodontic activity (UOA)	0
Carry forward orthodontic activity (UOA)	0
Baseline contract value	£344,665.22

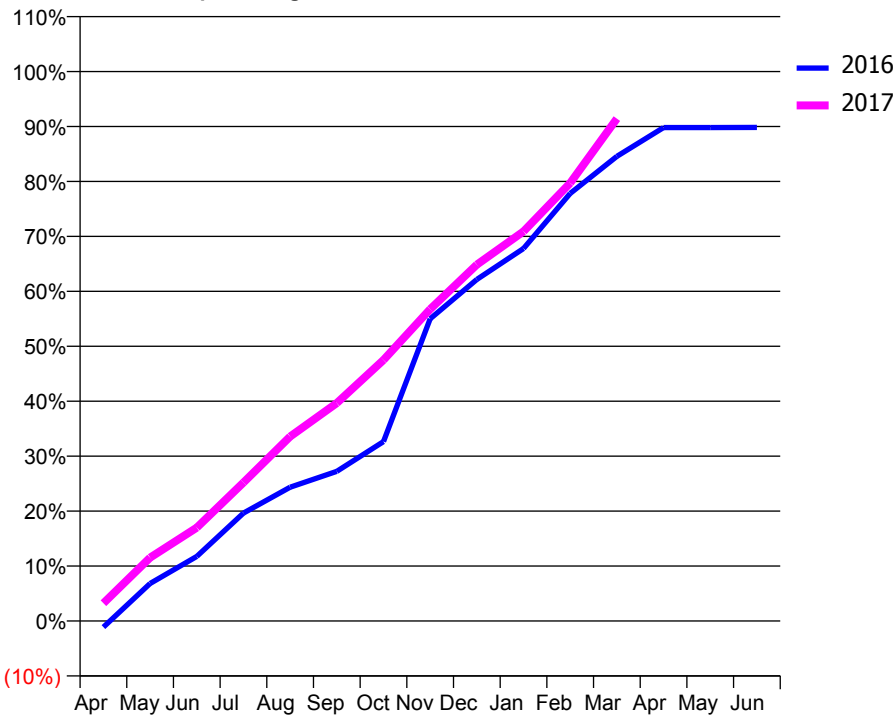
### ACCESS\*

Patients seen in 24 months	Total	Change since previous quarter
Quarter ending March 2016	3,665	
Quarter ending June 2016	3,832	↑
Quarter ending September 2016	3,976	↑
Quarter ending December 2016	4,115	↑
Quarter ending March 2017	4,254	↑
<b>Variance since March 2016</b>	<b>16.1%</b>	<b>↑</b>



### ACTIVITY

Cumulative percentage of contracted UDA delivered 2016 & 2017



Month	Adjusted Scheduled Activity (UDA)	
	2016	2017
April	-149	432
May	912	1,542
June	1,570	2,270
July	2,625	3,367
August	3,254	4,485
September	3,638	5,298
October	4,363	6,347
November	7,349	7,583
December	8,305	8,666
January	9,059	9,473
February	10,397	10,648
March	11,299	12,214
April	11,997	
May	11,997	
June	12,000	

### QUALITY

	Quantity	Base Number	Contract	AT	Region	England
% of FP17s for the same patient ID Re-attending within 3 months - Children	151	1,682	9.0%	10.5%	11.9%	12.3%
% of FP17s for the same patient ID Re-attending within 3 months - Adults	680	4,501	15.1%	16.0%	16.6%	16.7%
% of FP17s for the same patient ID Re-attending between 3 & 9 months - Children	992	1,682	59.0%	58.5%	60.2%	57.6%
% of FP17s for the same patient ID Re-attending between 3 & 9 months - Adults	2,014	4,501	44.7%	49.5%	51.5%	50.1%
% of FP17s for Band 1 Urgent Courses	645	5,959	10.8%	10.4%	9.5%	9.1%
% of FP17s Relating to Free Repair or Replacements	92	5,959	1.5%	0.9%	0.7%	0.8%
% of FP17s Relating to Continuations	64	5,959	1.1%	1.4%	1.2%	1.2%
% of Patients satisfied with the dentistry they have received	7	8	N/A	93.4%	93.1%	92.8%
% of Patients satisfied with the time they had to wait for an appointment	7	8	N/A	88.4%	88.8%	88.7%

\* This is based on patients treated on this contract for their most recent course of treatment. Figures in italics indicate the base number of FP17s or Patient Questionnaire responses are less than 100. N/A is shown where the base number of responses is less than 10 during the period. % is calculated as Quantity/Base number\*100

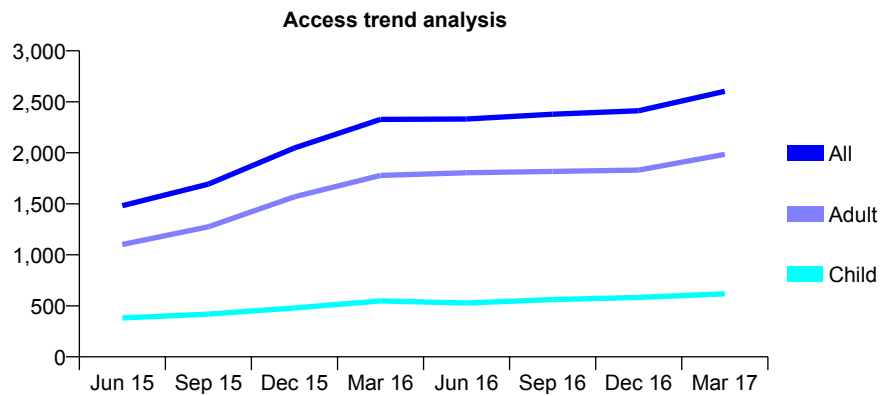
## Q66 - Vital Signs At a Glance Contract Report for 160555/0002 - March 2017

Name or company name	Marlborough Dental Centre Partnership
Contract type name	GDS Contract
Purpose of contract	General
Contract start date	01/01/2015
Contract end date	

16/17 Contracted general activity (UDA)	7,561
Carry forward general activity (UDA)	0
16/17 Contracted orthodontic activity (UOA)	0
Carry forward orthodontic activity (UOA)	0
Baseline contract value	£201,685.13

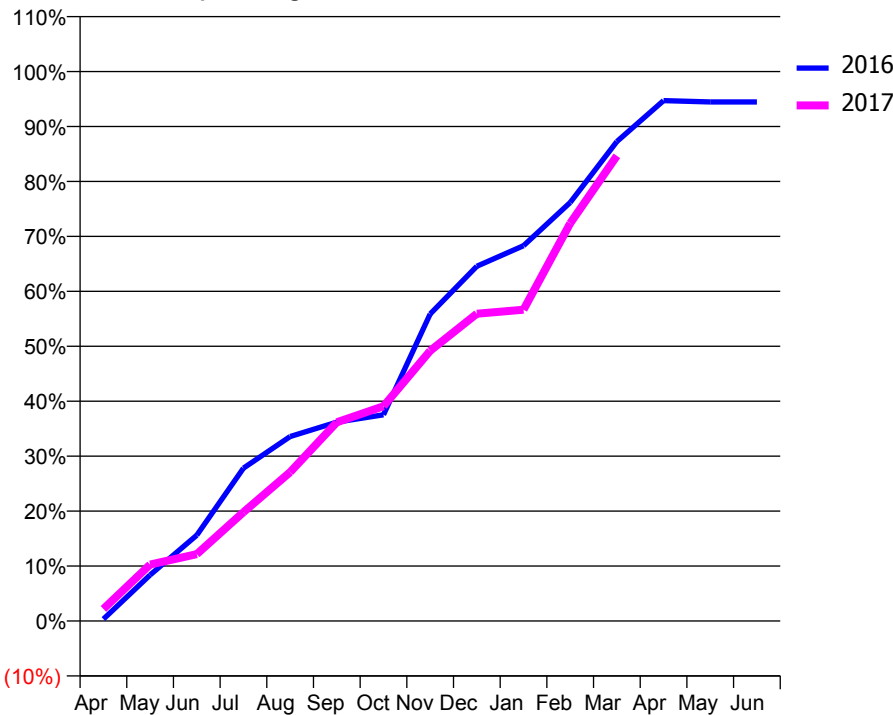
### ACCESS\*

Patients seen in 24 months	Total	Change since previous quarter
Quarter ending March 2016	2,328	
Quarter ending June 2016	2,332	→
Quarter ending September 2016	2,379	↑
Quarter ending December 2016	2,413	→
Quarter ending March 2017	2,603	↑
<b>Variance since March 2016</b>	<b>11.8%</b>	<b>↑</b>



### ACTIVITY

Cumulative percentage of contracted UDA delivered 2016 & 2017



Month	Adjusted Scheduled Activity (UDA)	
	2016	2017
April	26	166
May	633	776
June	1,182	919
July	2,104	1,498
August	2,538	2,048
September	2,737	2,735
October	2,837	2,955
November	4,224	3,718
December	4,881	4,228
January	5,164	4,283
February	5,758	5,472
March	6,597	6,400
April	7,160	
May	7,143	
June	7,142	

### QUALITY

	Quantity	Base Number	Contract	AT	Region	England
% of FP17s for the same patient ID Re-attending within 3 months - Children	40	962	4.2%	10.5%	11.9%	12.3%
% of FP17s for the same patient ID Re-attending within 3 months - Adults	241	2,491	9.7%	16.0%	16.6%	16.7%
% of FP17s for the same patient ID Re-attending between 3 & 9 months - Children	481	962	50.0%	58.5%	60.2%	57.6%
% of FP17s for the same patient ID Re-attending between 3 & 9 months - Adults	1,023	2,491	41.1%	49.5%	51.5%	50.1%
% of FP17s for Band 1 Urgent Courses	317	3,228	9.8%	10.4%	9.5%	9.1%
% of FP17s Relating to Free Repair or Replacements	18	3,228	0.6%	0.9%	0.7%	0.8%
% of FP17s Relating to Continuations	23	3,228	0.7%	1.4%	1.2%	1.2%
% of Patients satisfied with the dentistry they have received	4	4	N/A	93.4%	93.1%	92.8%
% of Patients satisfied with the time they had to wait for an appointment	3	4	N/A	88.4%	88.8%	88.7%

\* This is based on patients treated on this contract for their most recent course of treatment. Figures in italics indicate the base number of FP17s or Patient Questionnaire responses are less than 100. N/A is shown where the base number of responses is less than 10 during the period. % is calculated as Quantity/Base number\*100

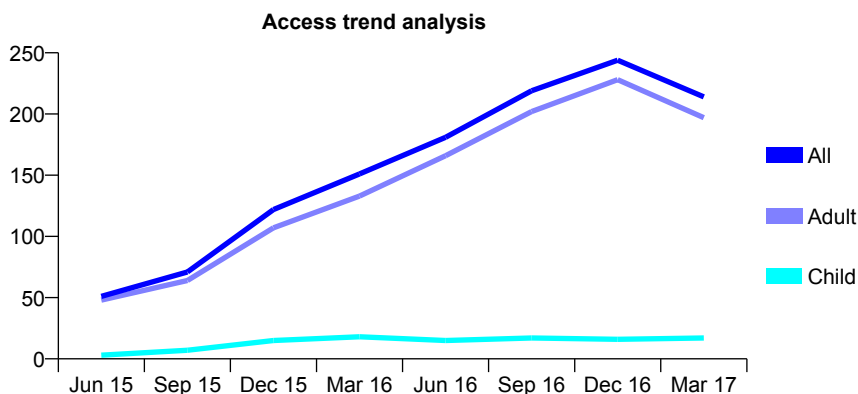
## Q66 - Vital Signs At a Glance Contract Report for 160555/0003 - March 2017

Name or company name	Marlborough Dental Centre Partnership
Contract type name	GDS Contract
Purpose of contract	General
Contract start date	01/01/2015
Contract end date	

16/17 Contracted general activity (UDA)	230
Carry forward general activity (UDA)	0
16/17 Contracted orthodontic activity (UOA)	0
Carry forward orthodontic activity (UOA)	0
Baseline contract value	£30,501.62

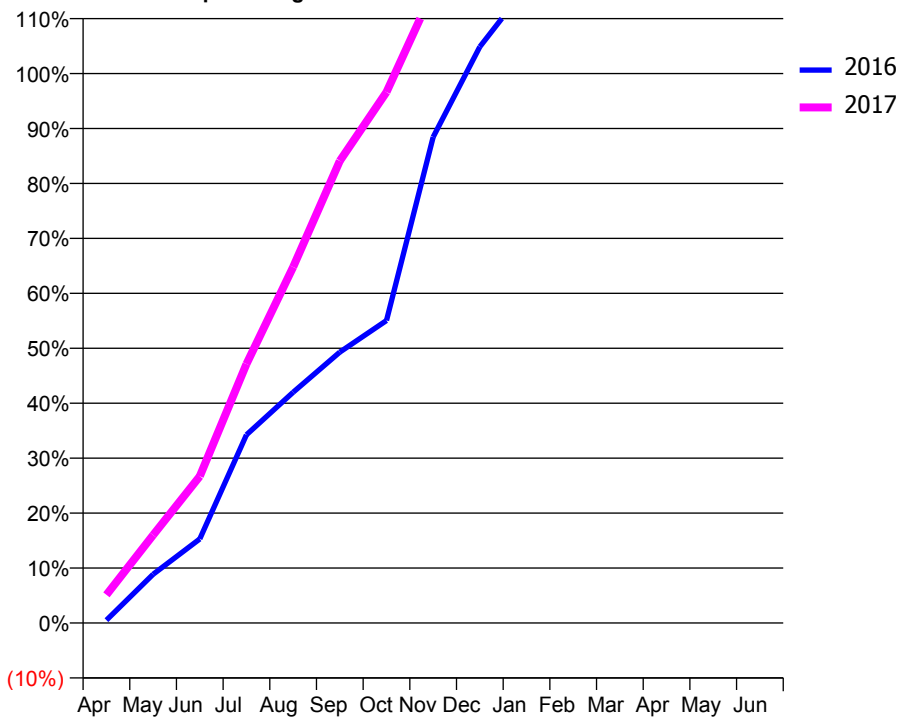
### ACCESS\*

Patients seen in 24 months	Total	Change since previous quarter
Quarter ending March 2016	151	
Quarter ending June 2016	181	↑
Quarter ending September 2016	219	↑
Quarter ending December 2016	244	↑
Quarter ending March 2017	214	↓
<b>Variance since March 2016</b>	<b>41.7%</b>	<b>↑</b>



### ACTIVITY

Cumulative percentage of contracted UDA delivered 2016 & 2017



Month	Adjusted Scheduled Activity (UDA)	
	2016	2017
April	1	12
May	20	37
June	35	61
July	79	108
August	97	149
September	113	193
October	127	222
November	203	265
December	241	283
January	266	309
February	310	335
March	340	353
April	361	
May	361	
June	362	

### QUALITY

	Quantity	Base Number	Contract	AT	Region	England
% of FP17s for the same patient ID Re-attending within 3 months - Children	0	26	0.0%	10.5%	11.9%	12.3%
% of FP17s for the same patient ID Re-attending within 3 months - Adults	15	279	5.4%	16.0%	16.6%	16.7%
% of FP17s for the same patient ID Re-attending between 3 & 9 months - Children	0	26	0.0%	58.5%	60.2%	57.6%
% of FP17s for the same patient ID Re-attending between 3 & 9 months - Adults	10	279	3.6%	49.5%	51.5%	50.1%
% of FP17s for Band 1 Urgent Courses	273	288	94.8%	10.4%	9.5%	9.1%
% of FP17s Relating to Free Repair or Replacements	0	288	0.0%	0.9%	0.7%	0.8%
% of FP17s Relating to Continuations	0	288	0.0%	1.4%	1.2%	1.2%
% of Patients satisfied with the dentistry they have received	0	0	N/A	93.4%	93.1%	92.8%
% of Patients satisfied with the time they had to wait for an appointment	0	0	N/A	88.4%	88.8%	88.7%

\* This is based on patients treated on this contract for their most recent course of treatment. Figures in italics indicate the base number of FP17s or Patient Questionnaire responses are less than 100. N/A is shown where the base number of responses is less than 10 during the period. % is calculated as Quantity/Base number\*100



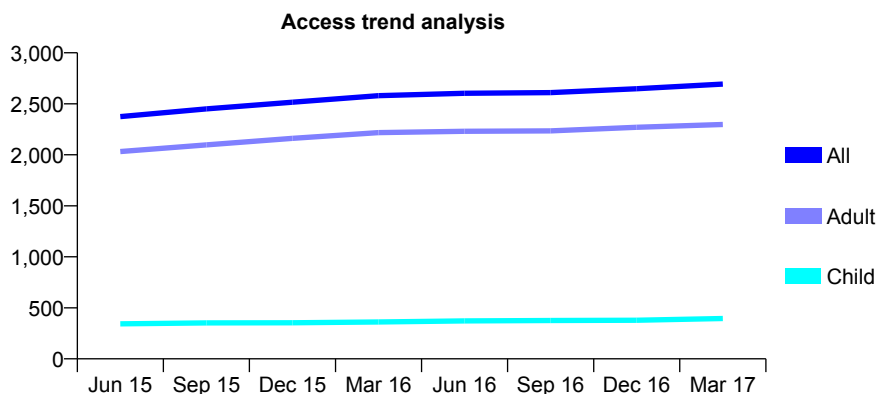
## Q66 - Vital Signs At a Glance Contract Report for 160881/0001 - March 2017

Name or company name	The Trewirgie Dental Practice Partnership
Contract type name	GDS Contract
Purpose of contract	General
Contract start date	28/03/2014
Contract end date	

16/17 Contracted general activity (UDA)	9,184
Carry forward general activity (UDA)	0
16/17 Contracted orthodontic activity (UOA)	0
Carry forward orthodontic activity (UOA)	0
Baseline contract value	£238,232.21

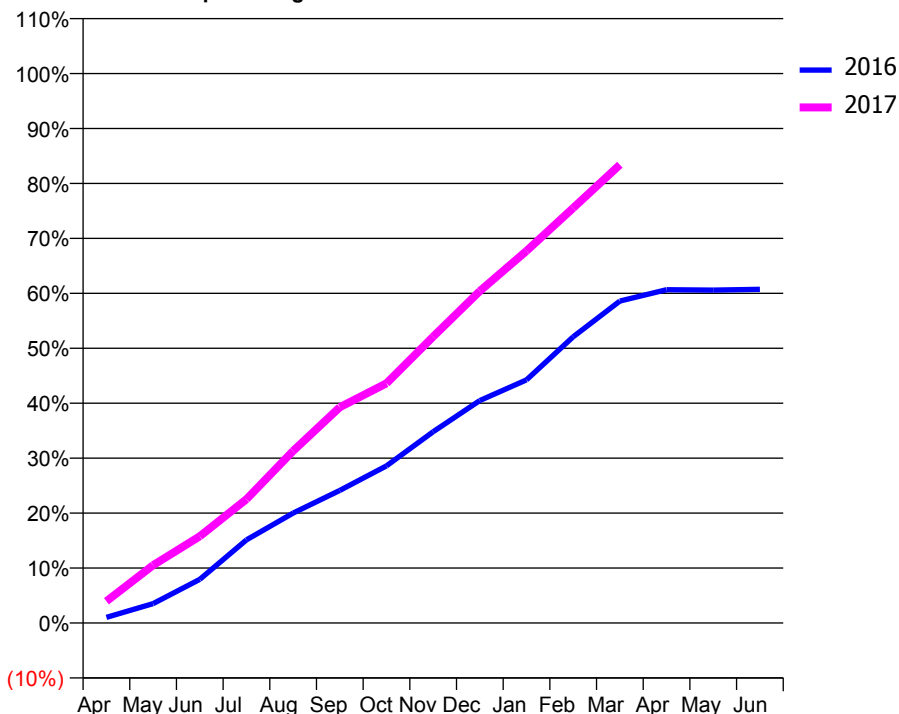
### ACCESS\*

Patients seen in 24 months	Total	Change since previous quarter
Quarter ending March 2016	2,580	
Quarter ending June 2016	2,603	→
Quarter ending September 2016	2,610	→
Quarter ending December 2016	2,648	→
Quarter ending March 2017	2,693	→
<b>Variance since March 2016</b>	<b>4.4%</b>	<b>↑</b>



### ACTIVITY

Cumulative percentage of contracted UDA delivered 2016 & 2017



Month	Adjusted Scheduled Activity (UDA)	
	2016	2017
April	144	364
May	493	966
June	1,112	1,450
July	2,118	2,069
August	2,802	2,876
September	3,378	3,607
October	4,003	4,005
November	4,874	4,786
December	5,670	5,547
January	6,196	6,220
February	7,293	6,938
March	8,202	7,658
April	8,493	
May	8,481	
June	8,501	

### QUALITY

	Quantity	Base Number	Contract	AT	Region	England
% of FP17s for the same patient ID Re-attending within 3 months - Children	29	554	5.2%	10.5%	11.9%	12.3%
% of FP17s for the same patient ID Re-attending within 3 months - Adults	380	3,115	12.2%	16.0%	16.6%	16.7%
% of FP17s for the same patient ID Re-attending between 3 & 9 months - Children	297	554	53.6%	58.5%	60.2%	57.6%
% of FP17s for the same patient ID Re-attending between 3 & 9 months - Adults	1,673	3,115	53.7%	49.5%	51.5%	50.1%
% of FP17s for Band 1 Urgent Courses	215	3,558	6.0%	10.4%	9.5%	9.1%
% of FP17s Relating to Free Repair or Replacements	26	3,558	0.7%	0.9%	0.7%	0.8%
% of FP17s Relating to Continuations	71	3,558	2.0%	1.4%	1.2%	1.2%
% of Patients satisfied with the dentistry they have received	8	8	N/A	93.4%	93.1%	92.8%
% of Patients satisfied with the time they had to wait for an appointment	7	8	N/A	88.4%	88.8%	88.7%

\* This is based on patients treated on this contract for their most recent course of treatment. Figures in italics indicate the base number of FP17s or Patient Questionnaire responses are less than 100. N/A is shown where the base number of responses is less than 10 during the period. % is calculated as Quantity/Base number\*100

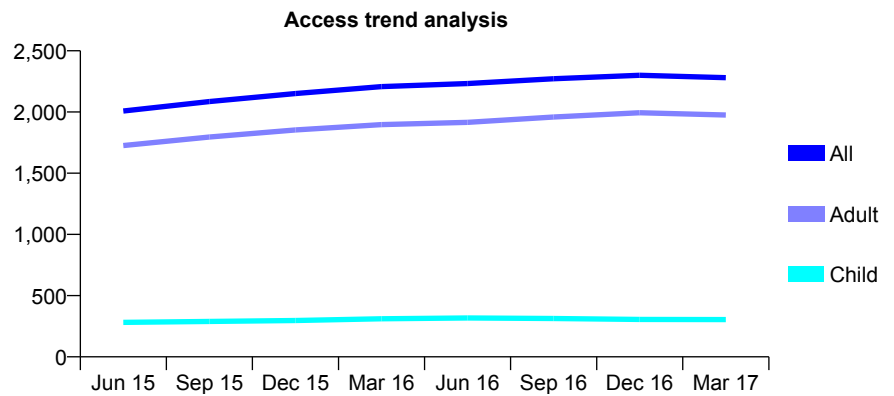
## Q66 - Vital Signs At a Glance Contract Report for 161128/0001 - March 2017

Name or company name	The Old Brewery Yard Dental Practice Part
Contract type name	GDS Contract
Purpose of contract	General
Contract start date	17/12/2013
Contract end date	

16/17 Contracted general activity (UDA)	8,000
Carry forward general activity (UDA)	-159
16/17 Contracted orthodontic activity (UOA)	0
Carry forward orthodontic activity (UOA)	0
Baseline contract value	£168,916.56

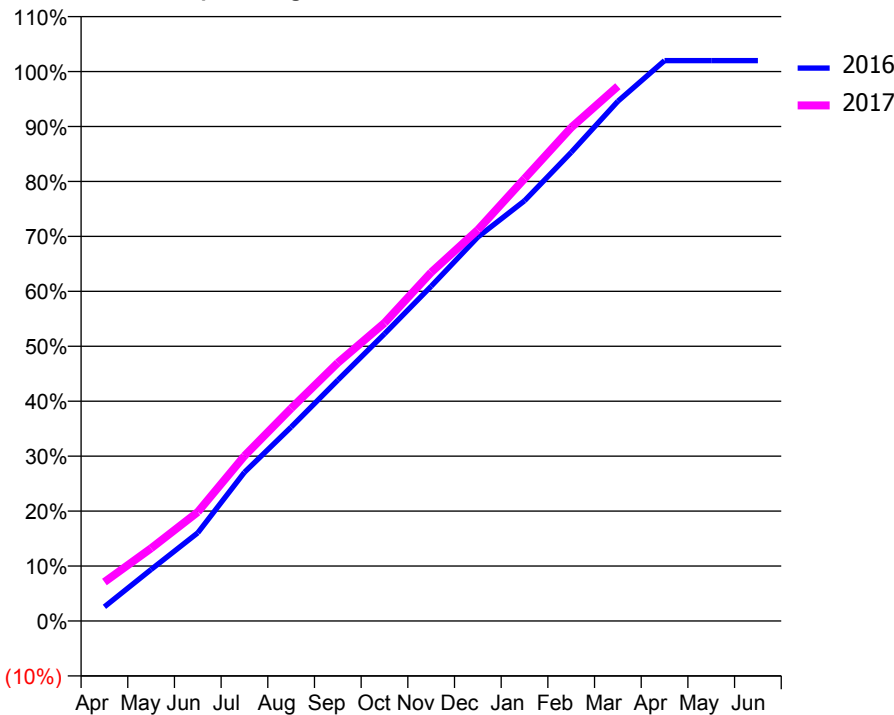
### ACCESS\*

Patients seen in 24 months	Total	Change since previous quarter
Quarter ending March 2016	2,208	
Quarter ending June 2016	2,233	→
Quarter ending September 2016	2,272	→
Quarter ending December 2016	2,300	→
Quarter ending March 2017	2,280	→
<b>Variance since March 2016</b>	<b>3.3%</b>	<b>↑</b>



### ACTIVITY

Cumulative percentage of contracted UDA delivered 2016 & 2017



Month	2016	2017
April	206	567
May	750	1,059
June	1,285	1,587
July	2,166	2,404
August	2,825	3,096
September	3,507	3,759
October	4,181	4,341
November	4,874	5,075
December	5,590	5,695
January	6,118	6,441
February	6,822	7,184
March	7,566	7,785
April	8,159	
May	8,159	
June	8,159	

### QUALITY

	Quantity	Base Number	Contract	AT	Region	England
% of FP17s for the same patient ID Re-attending within 3 months - Children	43	587	7.3%	10.5%	11.9%	12.3%
% of FP17s for the same patient ID Re-attending within 3 months - Adults	619	3,508	17.6%	16.0%	16.6%	16.7%
% of FP17s for the same patient ID Re-attending between 3 & 9 months - Children	406	587	69.2%	58.5%	60.2%	57.6%
% of FP17s for the same patient ID Re-attending between 3 & 9 months - Adults	1,995	3,508	56.9%	49.5%	51.5%	50.1%
% of FP17s for Band 1 Urgent Courses	430	3,826	11.2%	10.4%	9.5%	9.1%
% of FP17s Relating to Free Repair or Replacements	58	3,826	1.5%	0.9%	0.7%	0.8%
% of FP17s Relating to Continuations	64	3,826	1.7%	1.4%	1.2%	1.2%
% of Patients satisfied with the dentistry they have received	9	10	90.0%	93.4%	93.1%	92.8%
% of Patients satisfied with the time they had to wait for an appointment	9	10	90.0%	88.4%	88.8%	88.7%

\* This is based on patients treated on this contract for their most recent course of treatment. Figures in italics indicate the base number of FP17s or Patient Questionnaire responses are less than 100. N/A is shown where the base number of responses is less than 10 during the period. % is calculated as Quantity/Base number\*100

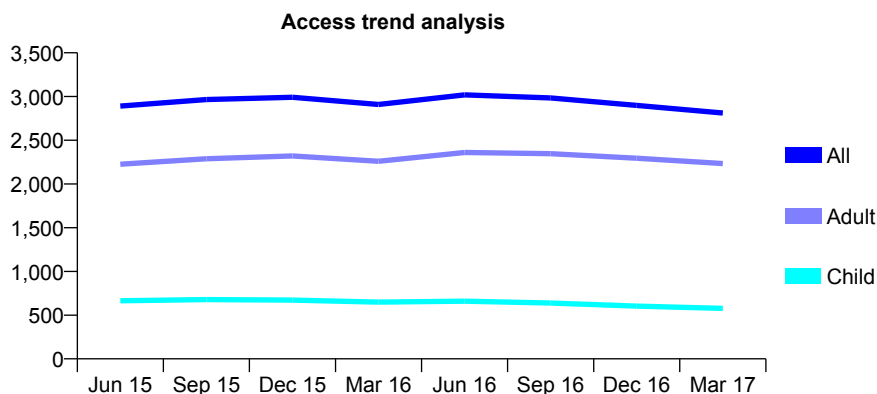
## Q66 - Vital Signs At a Glance Contract Report for 161306/0001 - March 2017

Name or company name	Mount Folly Square Dental Practice Partner
Contract type name	GDS Contract
Purpose of contract	General
Contract start date	16/11/2010
Contract end date	

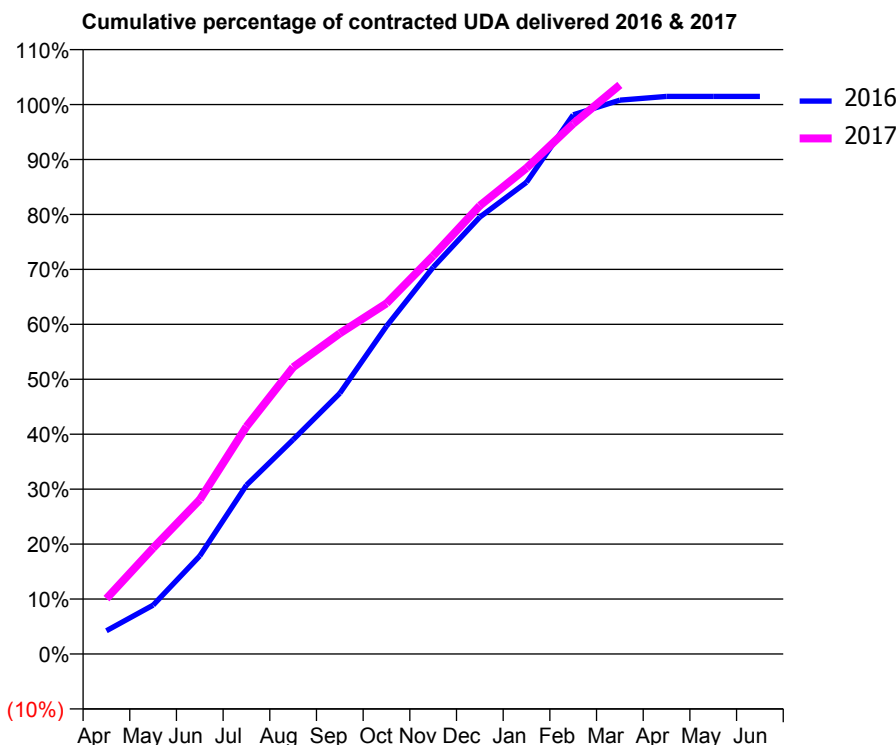
16/17 Contracted general activity (UDA)	7,250
Carry forward general activity (UDA)	-106
16/17 Contracted orthodontic activity (UOA)	0
Carry forward orthodontic activity (UOA)	0
Baseline contract value	£187,630.97

### ACCESS\*

Patients seen in 24 months	Total	Change since previous quarter
Quarter ending March 2016	2,909	
Quarter ending June 2016	3,019	↑
Quarter ending September 2016	2,984	↓
Quarter ending December 2016	2,898	↓
Quarter ending March 2017	2,811	↓
<b>Variance since March 2016</b>	<b>(3.4%)</b>	<b>↓</b>



### ACTIVITY



Month	Adjusted Scheduled Activity (UDA)	
	2016	2017
April	307	730
May	644	1,398
June	1,294	2,036
July	2,229	3,000
August	2,828	3,784
September	3,440	4,231
October	4,326	4,626
November	5,103	5,254
December	5,765	5,916
January	6,224	6,412
February	7,114	6,996
March	7,308	7,508
April	7,356	
May	7,356	
June	7,356	

### QUALITY

	Quantity	Base Number	Contract	AT	Region	England
% of FP17s for the same patient ID Re-attending within 3 months - Children	47	664	7.1%	10.5%	11.9%	12.3%
% of FP17s for the same patient ID Re-attending within 3 months - Adults	426	2,828	15.1%	16.0%	16.6%	16.7%
% of FP17s for the same patient ID Re-attending between 3 & 9 months - Children	294	664	44.3%	58.5%	60.2%	57.6%
% of FP17s for the same patient ID Re-attending between 3 & 9 months - Adults	1,328	2,828	47.0%	49.5%	51.5%	50.1%
% of FP17s for Band 1 Urgent Courses	281	3,470	8.1%	10.4%	9.5%	9.1%
% of FP17s Relating to Free Repair or Replacements	15	3,470	0.4%	0.9%	0.7%	0.8%
% of FP17s Relating to Continuations	98	3,470	2.8%	1.4%	1.2%	1.2%
% of Patients satisfied with the dentistry they have received	6	9	N/A	93.4%	93.1%	92.8%
% of Patients satisfied with the time they had to wait for an appointment	5	9	N/A	88.4%	88.8%	88.7%

\* This is based on patients treated on this contract for their most recent course of treatment. Figures in italics indicate the base number of FP17s or Patient Questionnaire responses are less than 100. N/A is shown where the base number of responses is less than 10 during the period. % is calculated as Quantity/Base number\*100

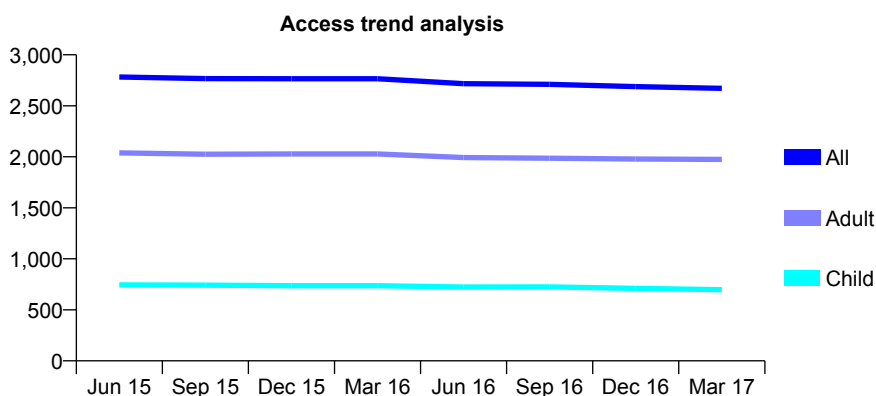
## Q66 - Vital Signs At a Glance Contract Report for 161365/0001 - March 2017

Name or company name	The Chudleigh Practice Limited
Contract type name	GDS Contract
Purpose of contract	General
Contract start date	01/05/2010
Contract end date	

16/17 Contracted general activity (UDA)	8,400
Carry forward general activity (UDA)	95
16/17 Contracted orthodontic activity (UOA)	0
Carry forward orthodontic activity (UOA)	0
Baseline contract value	£207,171.23

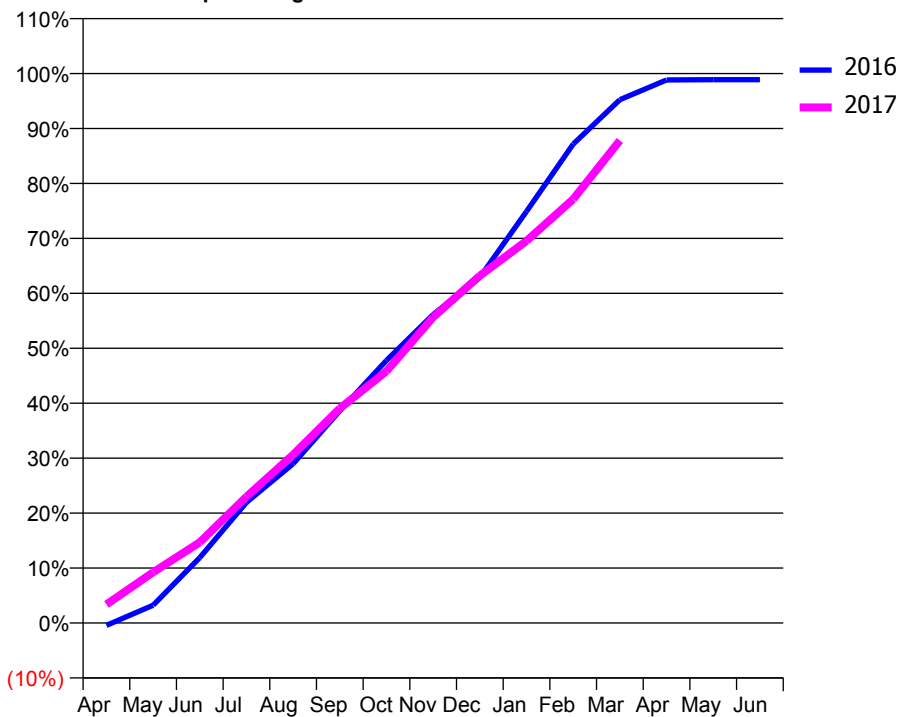
### ACCESS\*

Patients seen in 24 months	Total	Change since previous quarter
Quarter ending March 2016	2,765	
Quarter ending June 2016	2,717	↓
Quarter ending September 2016	2,711	→
Quarter ending December 2016	2,688	→
Quarter ending March 2017	2,671	→
<b>Variance since March 2016</b>	<b>(3.4%)</b>	<b>↓</b>



### ACTIVITY

Cumulative percentage of contracted UDA delivered 2016 & 2017



Month	Adjusted Scheduled Activity (UDA)	
	2016	2017
April	-38	284
May	273	775
June	999	1,235
July	1,844	1,932
August	2,434	2,574
September	3,244	3,280
October	4,015	3,850
November	4,717	4,675
December	5,285	5,309
January	6,292	5,841
February	7,321	6,479
March	8,001	7,377
April	8,302	
May	8,305	
June	8,305	

### QUALITY

	Quantity	Base Number	Contract	AT	Region	England
% of FP17s for the same patient ID Re-attending within 3 months - Children	116	1,127	10.3%	10.5%	11.9%	12.3%
% of FP17s for the same patient ID Re-attending within 3 months - Adults	414	2,659	15.6%	16.0%	16.6%	16.7%
% of FP17s for the same patient ID Re-attending between 3 & 9 months - Children	588	1,127	52.2%	58.5%	60.2%	57.6%
% of FP17s for the same patient ID Re-attending between 3 & 9 months - Adults	1,366	2,659	51.4%	49.5%	51.5%	50.1%
% of FP17s for Band 1 Urgent Courses	288	3,643	7.9%	10.4%	9.5%	9.1%
% of FP17s Relating to Free Repair or Replacements	27	3,643	0.7%	0.9%	0.7%	0.8%
% of FP17s Relating to Continuations	102	3,643	2.8%	1.4%	1.2%	1.2%
% of Patients satisfied with the dentistry they have received	6	6	N/A	93.4%	93.1%	92.8%
% of Patients satisfied with the time they had to wait for an appointment	6	6	N/A	88.4%	88.8%	88.7%

\* This is based on patients treated on this contract for their most recent course of treatment. Figures in italics indicate the base number of FP17s or Patient Questionnaire responses are less than 100. N/A is shown where the base number of responses is less than 10 during the period. % is calculated as Quantity/Base number\*100

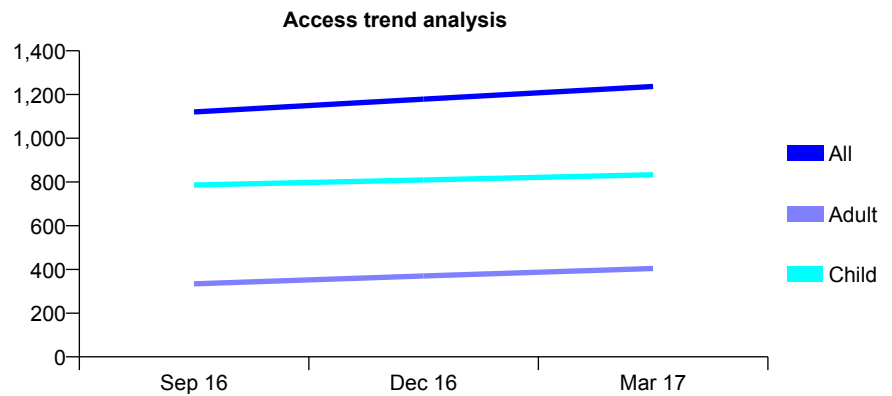
## Q66 - Vital Signs At a Glance Contract Report for 163910/0001 - March 2017

Name or company name	White Rose Dental Practice Limited
Contract type name	GDS Contract
Purpose of contract	General
Contract start date	01/12/2015
Contract end date	

16/17 Contracted general activity (UDA)	5,400
Carry forward general activity (UDA)	-108
16/17 Contracted orthodontic activity (UOA)	0
Carry forward orthodontic activity (UOA)	0
Baseline contract value	£114,017.74

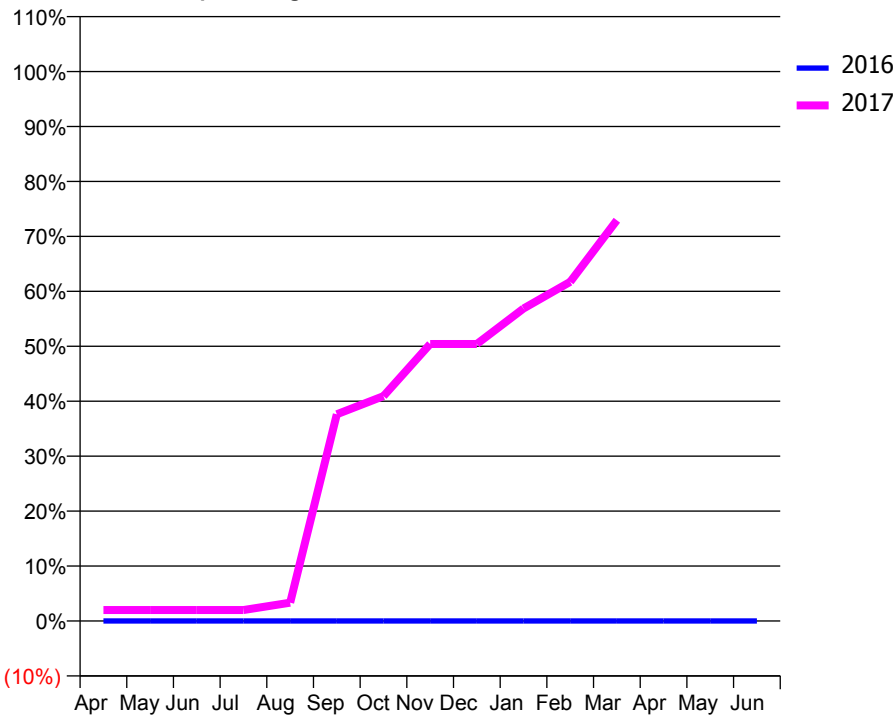
### ACCESS\*

Patients seen in 24 months	Total	Change since previous quarter
Quarter ending March 2016	0	
Quarter ending June 2016	0	
Quarter ending September 2016	1,120	↑
Quarter ending December 2016	1,179	↑
Quarter ending March 2017	1,237	↑
<b>Variance since March 2016</b>	N/A	



### ACTIVITY

Cumulative percentage of contracted UDA delivered 2016 & 2017



Month	Adjusted Scheduled Activity (UDA)	
	2016	2017
April	0	108
May	0	108
June	0	108
July	0	108
August	0	180
September	0	2,032
October	0	2,210
November	0	2,723
December	0	2,723
January	0	3,071
February	0	3,332
March	0	3,938
April	0	
May	0	
June	0	

### QUALITY

	Quantity	Base Number	Contract	AT	Region	England
% of FP17s for the same patient ID Re-attending within 3 months - Children	105	2,330	4.5%	10.5%	11.9%	12.3%
% of FP17s for the same patient ID Re-attending within 3 months - Adults	52	590	8.8%	16.0%	16.6%	16.7%
% of FP17s for the same patient ID Re-attending between 3 & 9 months - Children	1,157	2,330	49.7%	58.5%	60.2%	57.6%
% of FP17s for the same patient ID Re-attending between 3 & 9 months - Adults	143	590	24.2%	49.5%	51.5%	50.1%
% of FP17s for Band 1 Urgent Courses	75	2,013	3.7%	10.4%	9.5%	9.1%
% of FP17s Relating to Free Repair or Replacements	0	2,013	0.0%	0.9%	0.7%	0.8%
% of FP17s Relating to Continuations	13	2,013	0.6%	1.4%	1.2%	1.2%
% of Patients satisfied with the dentistry they have received	1	1	N/A	93.4%	93.1%	92.8%
% of Patients satisfied with the time they had to wait for an appointment	1	1	N/A	88.4%	88.8%	88.7%

\* This is based on patients treated on this contract for their most recent course of treatment. Figures in italics indicate the base number of FP17s or Patient Questionnaire responses are less than 100. N/A is shown where the base number of responses is less than 10 during the period. % is calculated as Quantity/Base number\*100

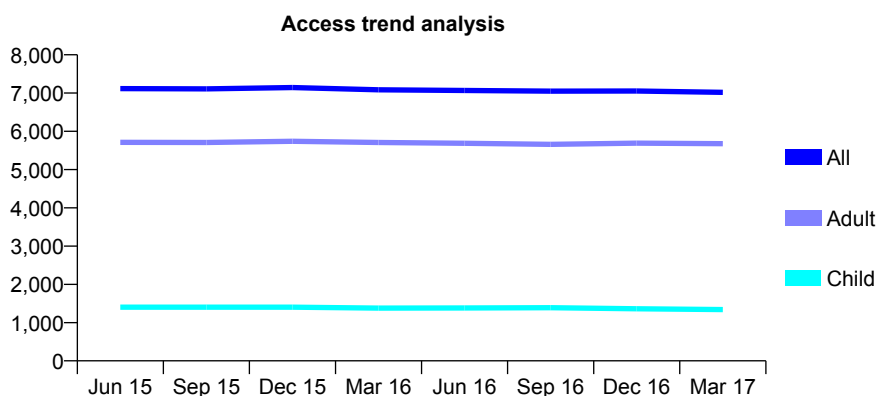
## Q66 - Vital Signs At a Glance Contract Report for 164410/0001 - March 2017

Name or company name	QDP (DEVON) LTD
Contract type name	GDS Contract
Purpose of contract	General
Contract start date	01/05/2011
Contract end date	

16/17 Contracted general activity (UDA)	20,094
Carry forward general activity (UDA)	-373
16/17 Contracted orthodontic activity (UOA)	0
Carry forward orthodontic activity (UOA)	0
Baseline contract value	£582,967.98

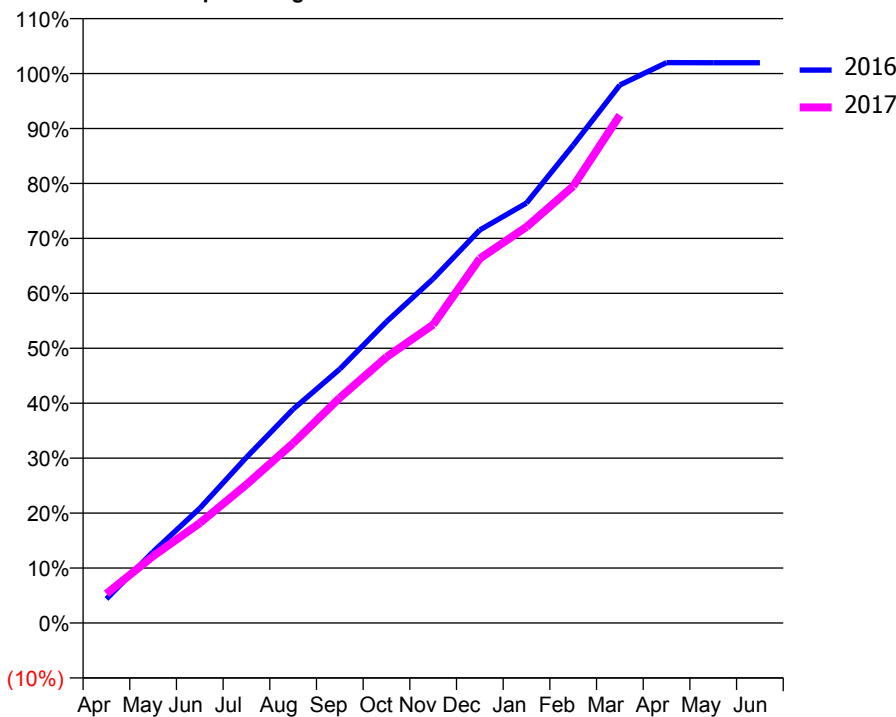
### ACCESS\*

Patients seen in 24 months	Total	Change since previous quarter
Quarter ending March 2016	7,085	
Quarter ending June 2016	7,069	→
Quarter ending September 2016	7,049	→
Quarter ending December 2016	7,053	→
Quarter ending March 2017	7,018	→
<b>Variance since March 2016</b>	<b>(0.9%)</b>	→



### ACTIVITY

Cumulative percentage of contracted UDA delivered 2016 & 2017



Adjusted Scheduled Activity (UDA)

Month	2016	2017
April	834	1,070
May	2,462	2,444
June	3,969	3,655
July	5,727	5,064
August	7,392	6,576
September	8,780	8,236
October	10,419	9,724
November	11,902	10,910
December	13,591	13,330
January	14,522	14,482
February	16,522	15,973
March	18,601	18,571
April	19,374	
May	19,373	
June	19,373	

### QUALITY

	Quantity	Base Number	Contract	AT	Region	England
% of FP17s for the same patient ID Re-attending within 3 months - Children	156	2,081	7.5%	10.5%	11.9%	12.3%
% of FP17s for the same patient ID Re-attending within 3 months - Adults	1,283	8,115	15.8%	16.0%	16.6%	16.7%
% of FP17s for the same patient ID Re-attending between 3 & 9 months - Children	1,279	2,081	61.5%	58.5%	60.2%	57.6%
% of FP17s for the same patient ID Re-attending between 3 & 9 months - Adults	4,352	8,115	53.6%	49.5%	51.5%	50.1%
% of FP17s for Band 1 Urgent Courses	854	9,053	9.4%	10.4%	9.5%	9.1%
% of FP17s Relating to Free Repair or Replacements	101	9,053	1.1%	0.9%	0.7%	0.8%
% of FP17s Relating to Continuations	119	9,053	1.3%	1.4%	1.2%	1.2%
% of Patients satisfied with the dentistry they have received	18	19	94.7%	93.4%	93.1%	92.8%
% of Patients satisfied with the time they had to wait for an appointment	14	19	73.7%	88.4%	88.8%	88.7%

\* This is based on patients treated on this contract for their most recent course of treatment. Figures in italics indicate the base number of FP17s or Patient Questionnaire responses are less than 100. N/A is shown where the base number of responses is less than 10 during the period. % is calculated as Quantity/Base number\*100

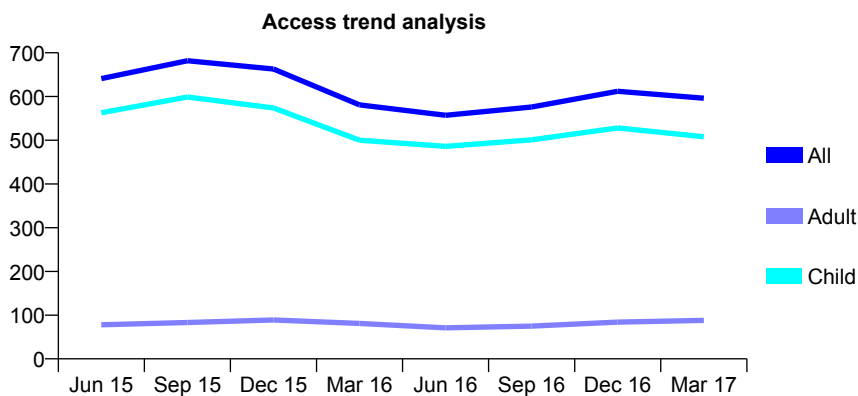
## Q66 - Vital Signs At a Glance Contract Report for 164720/0001 - March 2017

Name or company name	Thomson Dental Ltd
Contract type name	GDS Contract
Purpose of contract	General
Contract start date	01/06/2007
Contract end date	

16/17 Contracted general activity (UDA)	1,150
Carry forward general activity (UDA)	3
16/17 Contracted orthodontic activity (UOA)	0
Carry forward orthodontic activity (UOA)	0
Baseline contract value	£32,027.68

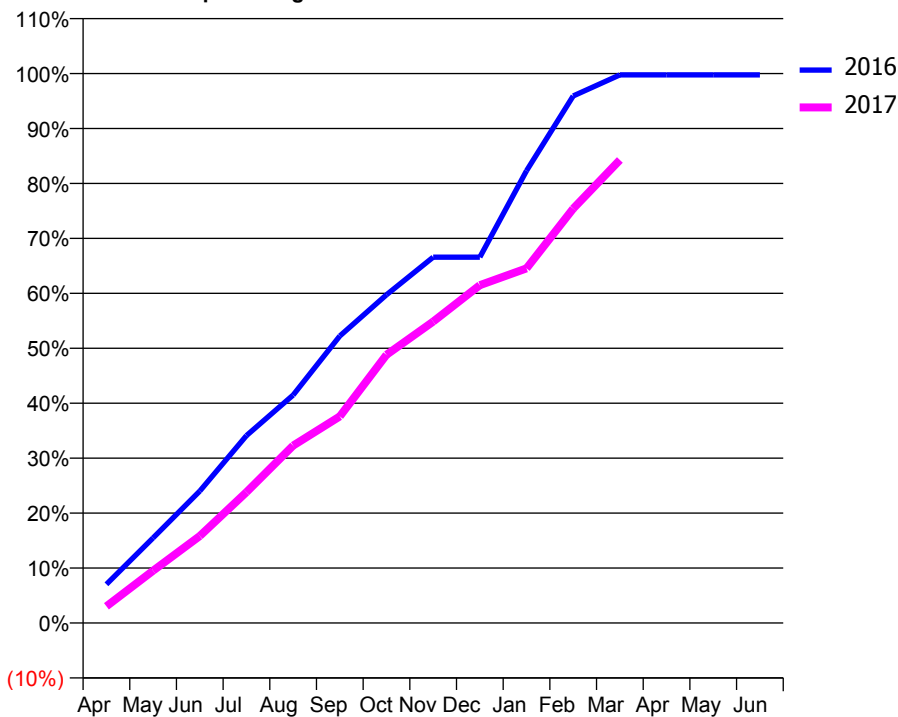
### ACCESS\*

Patients seen in 24 months	Total	Change since previous quarter
Quarter ending March 2016	581	
Quarter ending June 2016	557	↓
Quarter ending September 2016	576	↑
Quarter ending December 2016	612	↑
Quarter ending March 2017	596	↓
<b>Variance since March 2016</b>	2.6%	↑



### ACTIVITY

Cumulative percentage of contracted UDA delivered 2016 & 2017



Month	Adjusted Scheduled Activity (UDA)	
	2016	2017
April	81	35
May	178	110
June	276	182
July	392	274
August	477	371
September	601	432
October	687	561
November	766	631
December	766	707
January	947	742
February	1,103	867
March	1,147	969
April	1,147	
May	1,147	
June	1,147	

### QUALITY

	Quantity	Base Number	Contract	AT	Region	England
% of FP17s for the same patient ID Re-attending within 3 months - Children	23	746	3.1%	10.5%	11.9%	12.3%
% of FP17s for the same patient ID Re-attending within 3 months - Adults	1	41	2.4%	16.0%	16.6%	16.7%
% of FP17s for the same patient ID Re-attending between 3 & 9 months - Children	461	746	61.8%	58.5%	60.2%	57.6%
% of FP17s for the same patient ID Re-attending between 3 & 9 months - Adults	27	41	65.9%	49.5%	51.5%	50.1%
% of FP17s for Band 1 Urgent Courses	16	787	2.0%	10.4%	9.5%	9.1%
% of FP17s Relating to Free Repair or Replacements	0	787	0.0%	0.9%	0.7%	0.8%
% of FP17s Relating to Continuations	5	787	0.6%	1.4%	1.2%	1.2%
% of Patients satisfied with the dentistry they have received	0	0	N/A	93.4%	93.1%	92.8%
% of Patients satisfied with the time they had to wait for an appointment	0	0	N/A	88.4%	88.8%	88.7%

\* This is based on patients treated on this contract for their most recent course of treatment. Figures in italics indicate the base number of FP17s or Patient Questionnaire responses are less than 100. N/A is shown where the base number of responses is less than 10 during the period. % is calculated as Quantity/Base number\*100

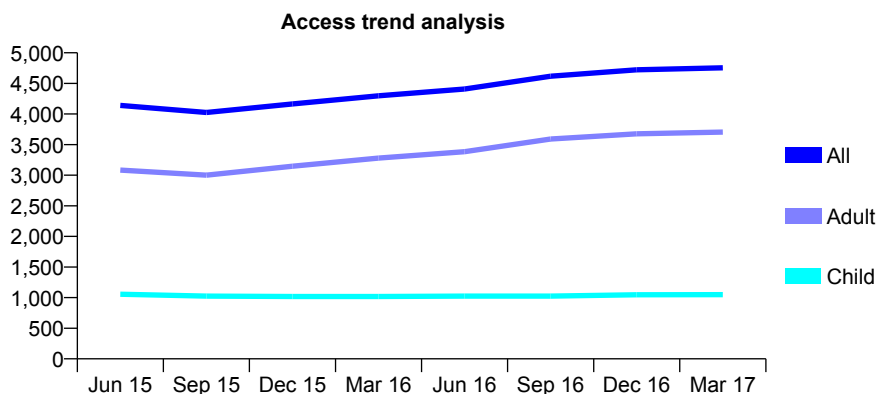
## Q66 - Vital Signs At a Glance Contract Report for 164895/0001 - March 2017

Name or company name	Browns Dental Practice Ltd.
Contract type name	GDS Contract
Purpose of contract	General
Contract start date	01/02/2009
Contract end date	

16/17 Contracted general activity (UDA)	7,627
Carry forward general activity (UDA)	-36
16/17 Contracted orthodontic activity (UOA)	0
Carry forward orthodontic activity (UOA)	0
Baseline contract value	£226,507.45

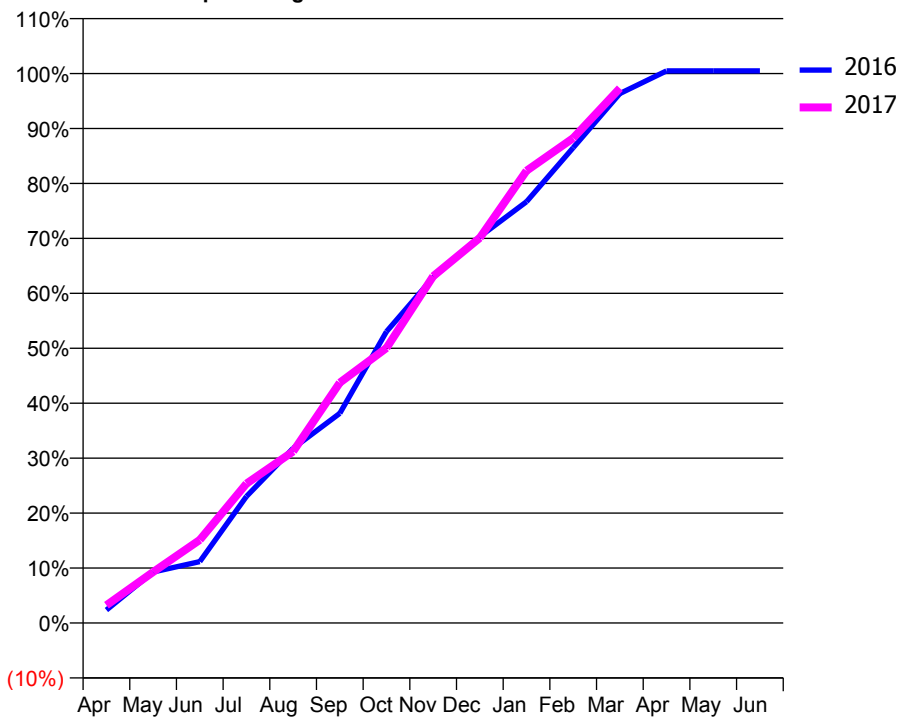
### ACCESS\*

Patients seen in 24 months	Total	Change since previous quarter
Quarter ending March 2016	4,297	
Quarter ending June 2016	4,408	↑
Quarter ending September 2016	4,618	↑
Quarter ending December 2016	4,722	↑
Quarter ending March 2017	4,754	→
<b>Variance since March 2016</b>	<b>10.6%</b>	<b>↑</b>



### ACTIVITY

Cumulative percentage of contracted UDA delivered 2016 & 2017



Month	Adjusted Scheduled Activity (UDA)	
	2016	2017
April	180	247
May	708	707
June	852	1,154
July	1,757	1,936
August	2,425	2,381
September	2,911	3,337
October	4,045	3,818
November	4,796	4,813
December	5,363	5,346
January	5,848	6,276
February	6,598	6,730
March	7,350	7,423
April	7,663	
May	7,663	
June	7,663	

### QUALITY

	Quantity	Base Number	Contract	AT	Region	England
% of FP17s for the same patient ID Re-attending within 3 months - Children	99	1,623	6.1%	10.5%	11.9%	12.3%
% of FP17s for the same patient ID Re-attending within 3 months - Adults	447	4,235	10.6%	16.0%	16.6%	16.7%
% of FP17s for the same patient ID Re-attending between 3 & 9 months - Children	1,005	1,623	61.9%	58.5%	60.2%	57.6%
% of FP17s for the same patient ID Re-attending between 3 & 9 months - Adults	1,685	4,235	39.8%	49.5%	51.5%	50.1%
% of FP17s for Band 1 Urgent Courses	82	3,973	2.1%	10.4%	9.5%	9.1%
% of FP17s Relating to Free Repair or Replacements	33	3,973	0.8%	0.9%	0.7%	0.8%
% of FP17s Relating to Continuations	56	3,973	1.4%	1.4%	1.2%	1.2%
% of Patients satisfied with the dentistry they have received	5	5	N/A	93.4%	93.1%	92.8%
% of Patients satisfied with the time they had to wait for an appointment	5	5	N/A	88.4%	88.8%	88.7%

\* This is based on patients treated on this contract for their most recent course of treatment. Figures in italics indicate the base number of FP17s or Patient Questionnaire responses are less than 100. N/A is shown where the base number of responses is less than 10 during the period. % is calculated as Quantity/Base number\*100



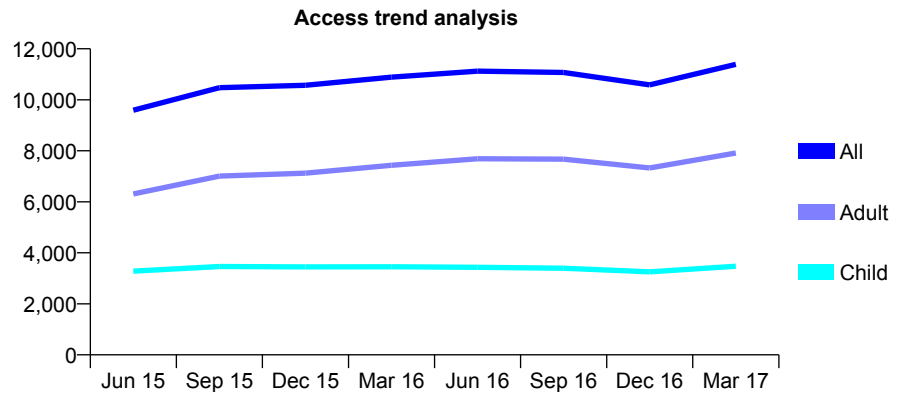
## Q66 - Vital Signs At a Glance Contract Report for 165298/0001 - March 2017

Name or company name	Plymouth Community Dental Services Limit
Contract type name	PDS Contract
Purpose of contract	General and Orthodontic
Contract start date	01/10/2013
Contract end date	30/09/2017

16/17 Contracted general activity (UDA)	29,150
Carry forward general activity (UDA)	0
16/17 Contracted orthodontic activity (UOA)	1,980
Carry forward orthodontic activity (UOA)	0
Baseline contract value	£2,899,785.21

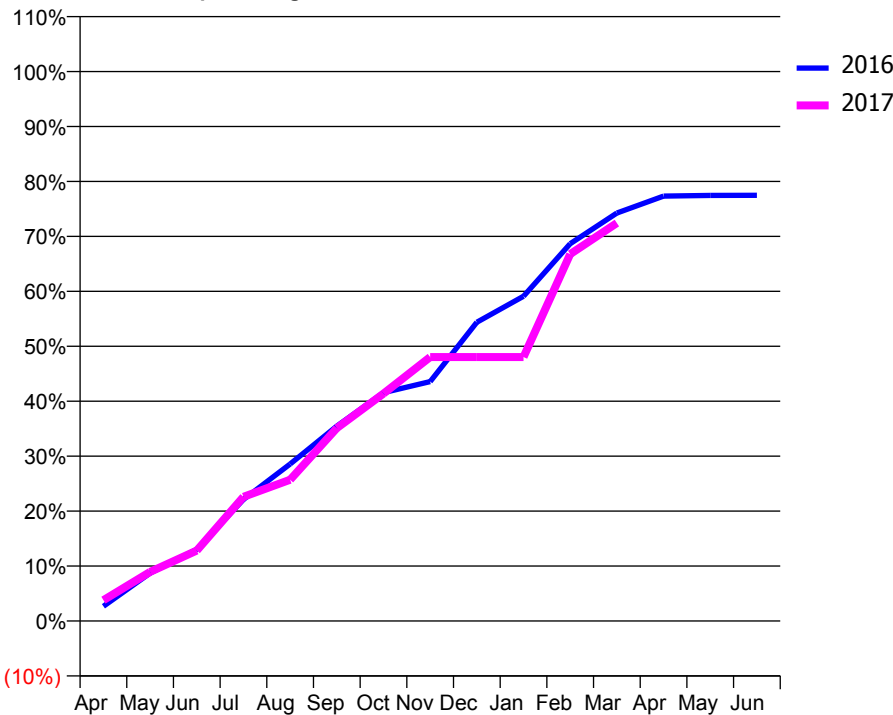
### ACCESS\*

Patients seen in 24 months	Total	Change since previous quarter
Quarter ending March 2016	10,887	
Quarter ending June 2016	11,123	↑
Quarter ending September 2016	11,070	→
Quarter ending December 2016	10,585	↓
Quarter ending March 2017	11,390	↑
<b>Variance since March 2016</b>	<b>4.6%</b>	<b>↑</b>



### ACTIVITY

Cumulative percentage of contracted UDA delivered 2016 & 2017



Month	Adjusted Scheduled Activity (UDA)	
	2016	2017
April	783	1,109
May	2,542	2,609
June	3,801	3,741
July	6,446	6,586
August	8,327	7,497
September	10,338	10,235
October	12,111	12,066
November	12,701	14,002
December	15,847	14,002
January	17,230	14,002
February	20,014	19,463
March	21,641	21,112
April	22,544	
May	22,577	
June	22,581	

### QUALITY

	Quantity	Base Number	Contract	AT	Region	England
% of FP17s for the same patient ID Re-attending within 3 months - Children	657	4,573	14.4%	10.5%	11.9%	12.3%
% of FP17s for the same patient ID Re-attending within 3 months - Adults	1,164	8,052	14.5%	16.0%	16.6%	16.7%
% of FP17s for the same patient ID Re-attending between 3 & 9 months - Children	1,557	4,573	34.0%	58.5%	60.2%	57.6%
% of FP17s for the same patient ID Re-attending between 3 & 9 months - Adults	1,100	8,052	13.7%	49.5%	51.5%	50.1%
% of FP17s for Band 1 Urgent Courses	5,127	11,718	43.8%	10.4%	9.5%	9.1%
% of FP17s Relating to Free Repair or Replacements	4	11,718	0.0%	0.9%	0.7%	0.8%
% of FP17s Relating to Continuations	17	11,718	0.1%	1.4%	1.2%	1.2%
% of Patients satisfied with the dentistry they have received	6	6	N/A	93.4%	93.1%	92.8%
% of Patients satisfied with the time they had to wait for an appointment	5	6	N/A	88.4%	88.8%	88.7%

\* This is based on patients treated on this contract for their most recent course of treatment. Figures in italics indicate the base number of FP17s or Patient Questionnaire responses are less than 100. N/A is shown where the base number of responses is less than 10 during the period. % is calculated as Quantity/Base number\*100

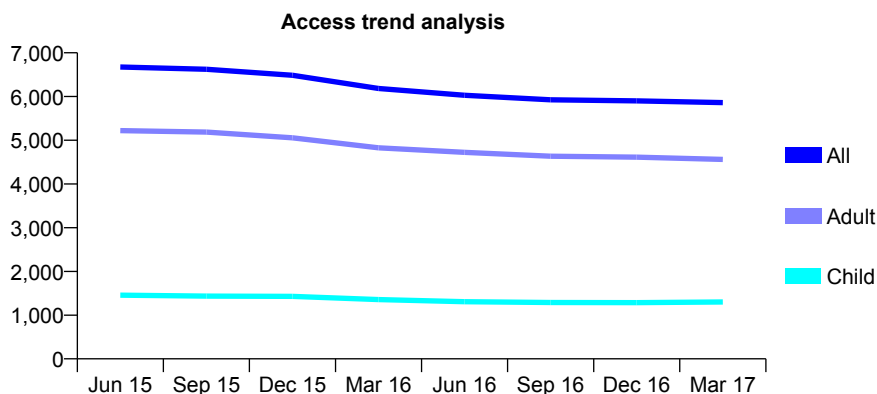
## Q66 - Vital Signs At a Glance Contract Report for 167827/0001 - March 2017

Name or company name	Tully Crine LTD
Contract type name	GDS Contract
Purpose of contract	General
Contract start date	01/07/2011
Contract end date	

16/17 Contracted general activity (UDA)	12,000
Carry forward general activity (UDA)	0
16/17 Contracted orthodontic activity (UOA)	0
Carry forward orthodontic activity (UOA)	0
Baseline contract value	£311,275.27

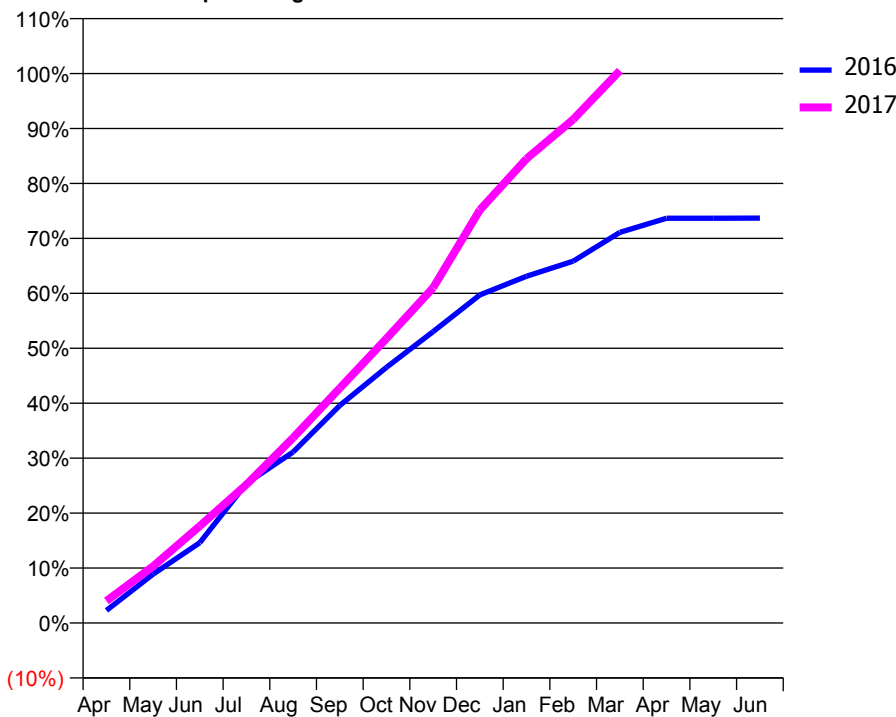
### ACCESS\*

Patients seen in 24 months	Total	Change since previous quarter
Quarter ending March 2016	6,184	
Quarter ending June 2016	6,030	↓
Quarter ending September 2016	5,925	↓
Quarter ending December 2016	5,899	→
Quarter ending March 2017	5,862	→
<b>Variance since March 2016</b>	<b>(5.2%)</b>	<b>↓</b>



### ACTIVITY

Cumulative percentage of contracted UDA delivered 2016 & 2017



Adjusted Scheduled Activity (UDA)

Month	2016	2017
April	346	481
May	1,345	1,239
June	2,214	2,119
July	3,843	3,023
August	4,710	4,046
September	5,990	5,130
October	7,042	6,213
November	8,024	7,324
December	9,037	9,021
January	9,549	10,138
February	9,966	10,996
March	10,758	12,064
April	11,148	
May	11,148	
June	11,151	

### QUALITY

	Quantity	Base Number	Contract	AT	Region	England
% of FP17s for the same patient ID Re-attending within 3 months - Children	93	1,845	5.0%	10.5%	11.9%	12.3%
% of FP17s for the same patient ID Re-attending within 3 months - Adults	715	6,025	11.9%	16.0%	16.6%	16.7%
% of FP17s for the same patient ID Re-attending between 3 & 9 months - Children	873	1,845	47.3%	58.5%	60.2%	57.6%
% of FP17s for the same patient ID Re-attending between 3 & 9 months - Adults	2,671	6,025	44.3%	49.5%	51.5%	50.1%
% of FP17s for Band 1 Urgent Courses	465	6,655	7.0%	10.4%	9.5%	9.1%
% of FP17s Relating to Free Repair or Replacements	62	6,655	0.9%	0.9%	0.7%	0.8%
% of FP17s Relating to Continuations	94	6,655	1.4%	1.4%	1.2%	1.2%
% of Patients satisfied with the dentistry they have received	13	16	81.3%	93.4%	93.1%	92.8%
% of Patients satisfied with the time they had to wait for an appointment	12	16	75.0%	88.4%	88.8%	88.7%

\* This is based on patients treated on this contract for their most recent course of treatment. Figures in italics indicate the base number of FP17s or Patient Questionnaire responses are less than 100. N/A is shown where the base number of responses is less than 10 during the period. % is calculated as Quantity/Base number\*100

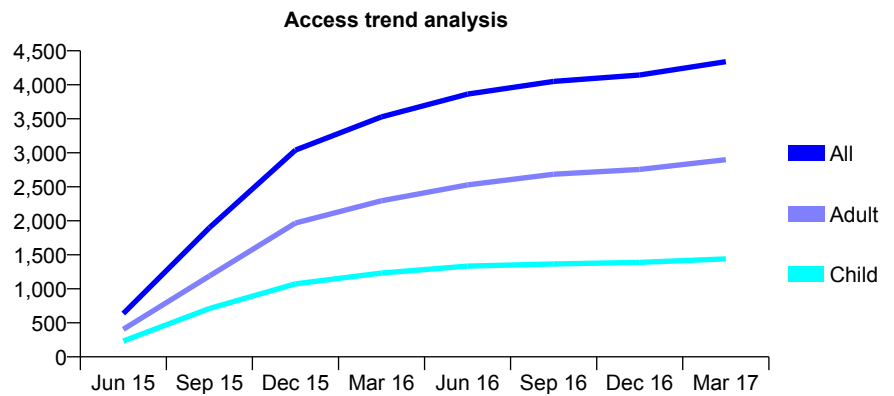
## Q66 - Vital Signs At a Glance Contract Report for 168262/0001 - March 2017

Name or company name	SpaDental
Contract type name	GDS Contract
Purpose of contract	General
Contract start date	01/04/2015
Contract end date	

16/17 Contracted general activity (UDA)	13,394
Carry forward general activity (UDA)	768
16/17 Contracted orthodontic activity (UOA)	0
Carry forward orthodontic activity (UOA)	0
Baseline contract value	£348,441.04

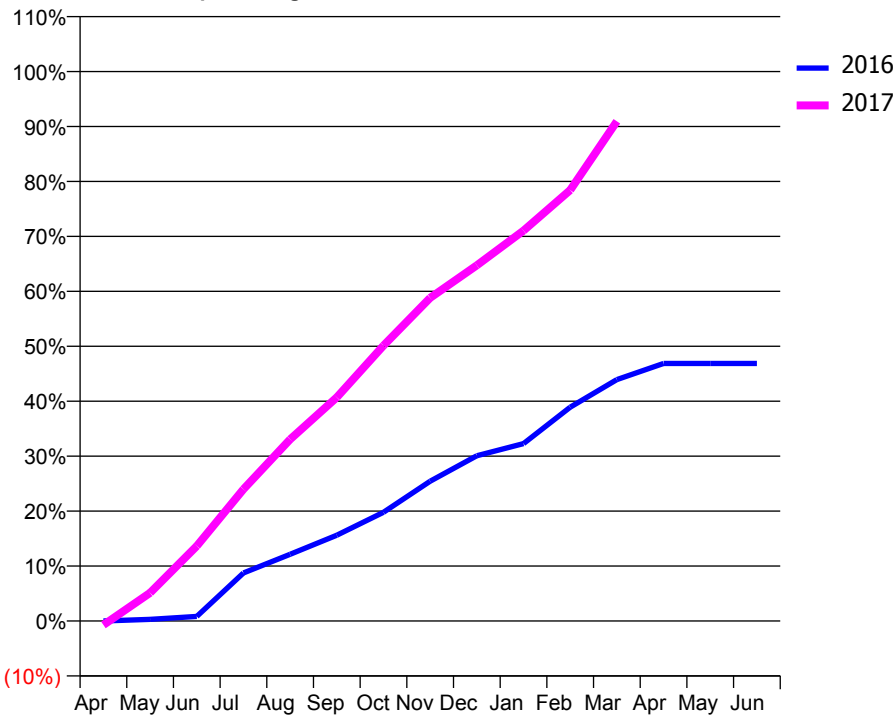
### ACCESS\*

Patients seen in 24 months	Total	Change since previous quarter
Quarter ending March 2016	3,528	
Quarter ending June 2016	3,863	↑
Quarter ending September 2016	4,050	↑
Quarter ending December 2016	4,145	↑
Quarter ending March 2017	4,340	↑
<b>Variance since March 2016</b>	<b>23.0%</b>	<b>↑</b>



### ACTIVITY

Cumulative percentage of contracted UDA delivered 2016 & 2017



Month	Adjusted Scheduled Activity (UDA)	
	2016	2017
April	0	-99
May	78	687
June	204	1,829
July	2,164	3,213
August	3,003	4,428
September	3,860	5,453
October	4,891	6,714
November	6,287	7,876
December	7,438	8,671
January	7,980	9,514
February	9,617	10,504
March	10,864	12,179
April	11,589	
May	11,589	
June	11,589	

### QUALITY

	Quantity	Base Number	Contract	AT	Region	England
% of FP17s for the same patient ID Re-attending within 3 months - Children	110	2,224	4.9%	10.5%	11.9%	12.3%
% of FP17s for the same patient ID Re-attending within 3 months - Adults	447	4,198	10.6%	16.0%	16.6%	16.7%
% of FP17s for the same patient ID Re-attending between 3 & 9 months - Children	1,403	2,224	63.1%	58.5%	60.2%	57.6%
% of FP17s for the same patient ID Re-attending between 3 & 9 months - Adults	2,548	4,198	60.7%	49.5%	51.5%	50.1%
% of FP17s for Band 1 Urgent Courses	341	6,098	5.6%	10.4%	9.5%	9.1%
% of FP17s Relating to Free Repair or Replacements	34	6,098	0.6%	0.9%	0.7%	0.8%
% of FP17s Relating to Continuations	41	6,098	0.7%	1.4%	1.2%	1.2%
% of Patients satisfied with the dentistry they have received	7	7	N/A	93.4%	93.1%	92.8%
% of Patients satisfied with the time they had to wait for an appointment	6	7	N/A	88.4%	88.8%	88.7%

\* This is based on patients treated on this contract for their most recent course of treatment. Figures in italics indicate the base number of FP17s or Patient Questionnaire responses are less than 100. N/A is shown where the base number of responses is less than 10 during the period. % is calculated as Quantity/Base number\*100

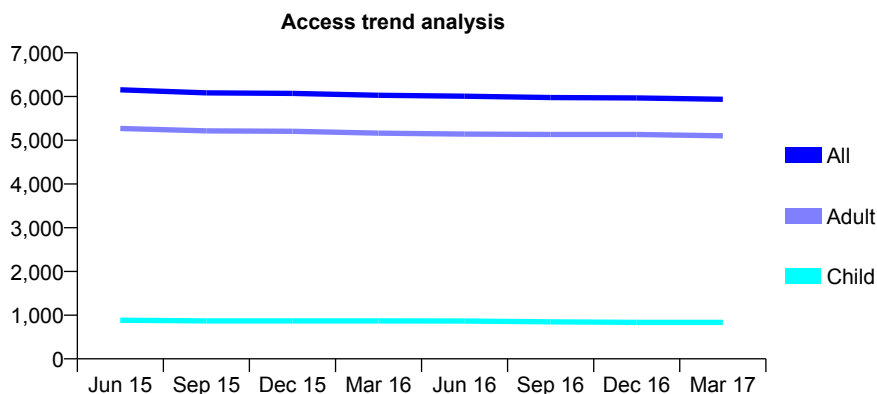
## Q66 - Vital Signs At a Glance Contract Report for 170062/0001 - March 2017

Name or company name	St Pauls Dental Practice Ltd
Contract type name	GDS Contract
Purpose of contract	General
Contract start date	01/04/2009
Contract end date	

16/17 Contracted general activity (UDA)	19,373
Carry forward general activity (UDA)	-479
16/17 Contracted orthodontic activity (UOA)	0
Carry forward orthodontic activity (UOA)	0
Baseline contract value	£639,336.13

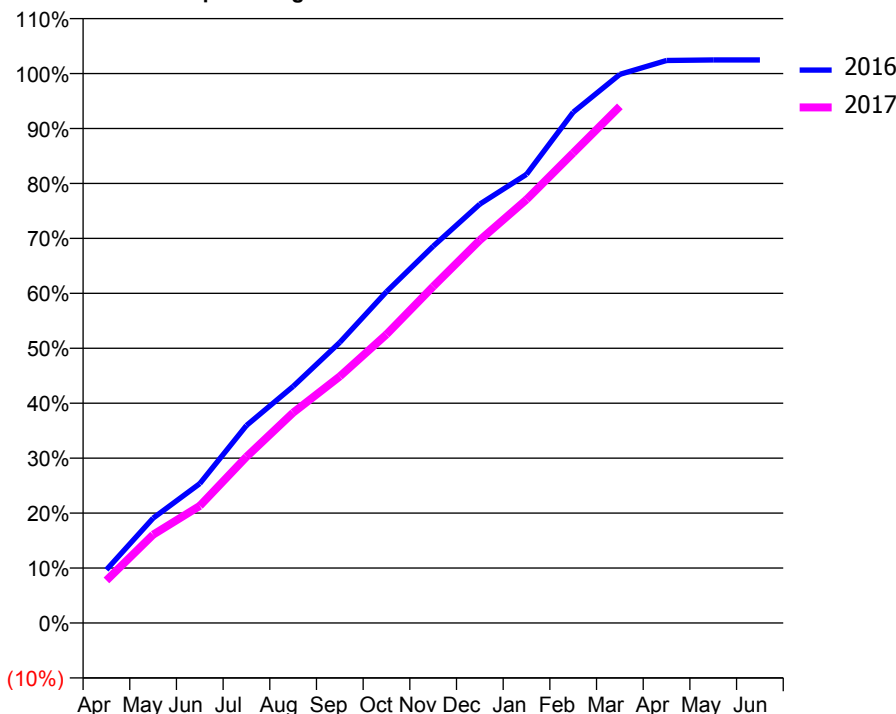
### ACCESS\*

Patients seen in 24 months	Total	Change since previous quarter
Quarter ending March 2016	6,030	
Quarter ending June 2016	6,007	→
Quarter ending September 2016	5,978	→
Quarter ending December 2016	5,967	→
Quarter ending March 2017	5,937	→
<b>Variance since March 2016</b>	<b>(1.5%)</b>	<b>↓</b>



### ACTIVITY

Cumulative percentage of contracted UDA delivered 2016 & 2017



Month	Adjusted Scheduled Activity (UDA)	
	2016	2017
April	1,877	1,502
May	3,696	3,113
June	4,913	4,131
July	6,967	5,861
August	8,341	7,415
September	9,895	8,695
October	11,679	10,174
November	13,285	11,864
December	14,767	13,499
January	15,815	14,928
February	18,007	16,575
March	19,343	18,215
April	19,833	
May	19,852	
June	19,852	

### QUALITY

	Quantity	Base Number	Contract	AT	Region	England
% of FP17s for the same patient ID Re-attending within 3 months - Children	75	1,537	4.9%	10.5%	11.9%	12.3%
% of FP17s for the same patient ID Re-attending within 3 months - Adults	1,120	8,183	13.7%	16.0%	16.6%	16.7%
% of FP17s for the same patient ID Re-attending between 3 & 9 months - Children	1,148	1,537	74.7%	58.5%	60.2%	57.6%
% of FP17s for the same patient ID Re-attending between 3 & 9 months - Adults	4,199	8,183	51.3%	49.5%	51.5%	50.1%
% of FP17s for Band 1 Urgent Courses	518	9,473	5.5%	10.4%	9.5%	9.1%
% of FP17s Relating to Free Repair or Replacements	103	9,473	1.1%	0.9%	0.7%	0.8%
% of FP17s Relating to Continuations	168	9,473	1.8%	1.4%	1.2%	1.2%
% of Patients satisfied with the dentistry they have received	20	20	100.0%	93.4%	93.1%	92.8%
% of Patients satisfied with the time they had to wait for an appointment	19	20	95.0%	88.4%	88.8%	88.7%

\* This is based on patients treated on this contract for their most recent course of treatment. Figures in italics indicate the base number of FP17s or Patient Questionnaire responses are less than 100. N/A is shown where the base number of responses is less than 10 during the period. % is calculated as Quantity/Base number\*100

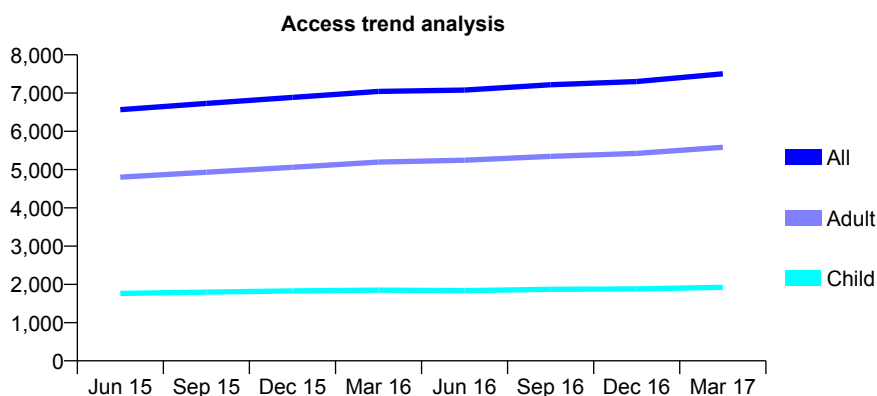
## Q66 - Vital Signs At a Glance Contract Report for 170909/0001 - March 2017

Name or company name	Larkham House Dental Practice Limited
Contract type name	GDS Contract
Purpose of contract	General
Contract start date	06/01/2014
Contract end date	

16/17 Contracted general activity (UDA)	25,338
Carry forward general activity (UDA)	-338
16/17 Contracted orthodontic activity (UOA)	0
Carry forward orthodontic activity (UOA)	0
Baseline contract value	£647,283.23

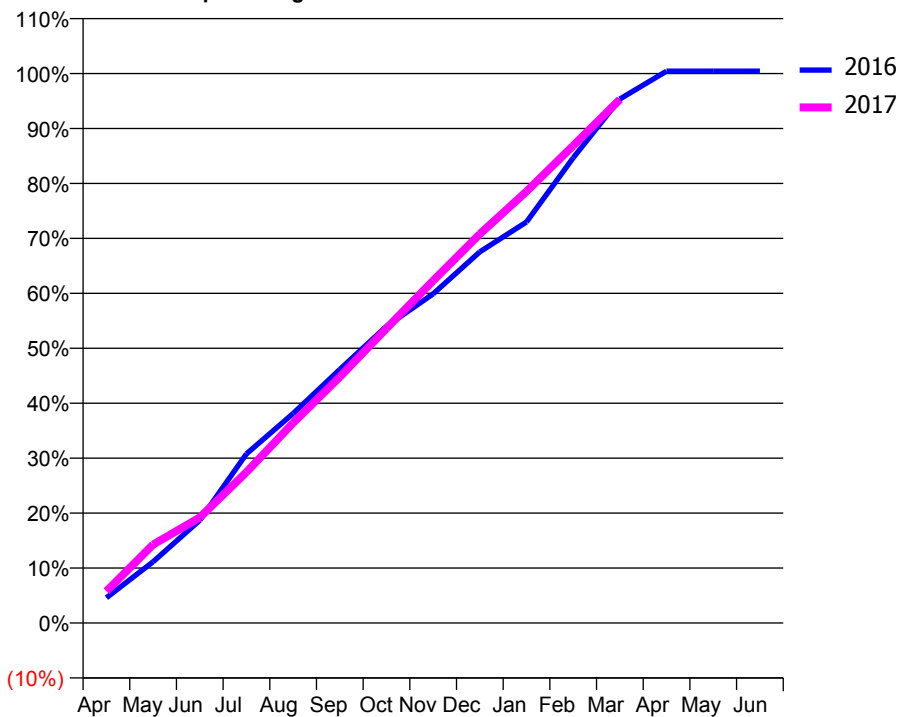
### ACCESS\*

Patients seen in 24 months	Total	Change since previous quarter
Quarter ending March 2016	7,043	
Quarter ending June 2016	7,079	→
Quarter ending September 2016	7,216	→
Quarter ending December 2016	7,302	→
Quarter ending March 2017	7,504	↑
<b>Variance since March 2016</b>	<b>6.5%</b>	<b>↑</b>



### ACTIVITY

Cumulative percentage of contracted UDA delivered 2016 & 2017



Month	Adjusted Scheduled Activity (UDA)	
	2016	2017
April	1,167	1,469
May	2,825	3,617
June	4,740	4,867
July	7,799	6,959
August	9,663	9,227
September	11,693	11,350
October	13,684	13,588
November	15,181	15,788
December	17,112	17,937
January	18,492	19,902
February	21,452	22,012
March	24,161	24,140
April	25,448	
May	25,448	
June	25,448	

### QUALITY

	Quantity	Base Number	Contract	AT	Region	England
% of FP17s for the same patient ID Re-attending within 3 months - Children	287	3,363	8.5%	10.5%	11.9%	12.3%
% of FP17s for the same patient ID Re-attending within 3 months - Adults	1,498	9,636	15.5%	16.0%	16.6%	16.7%
% of FP17s for the same patient ID Re-attending between 3 & 9 months - Children	2,366	3,363	70.4%	58.5%	60.2%	57.6%
% of FP17s for the same patient ID Re-attending between 3 & 9 months - Adults	6,373	9,636	66.1%	49.5%	51.5%	50.1%
% of FP17s for Band 1 Urgent Courses	931	12,418	7.5%	10.4%	9.5%	9.1%
% of FP17s Relating to Free Repair or Replacements	85	12,418	0.7%	0.9%	0.7%	0.8%
% of FP17s Relating to Continuations	430	12,418	3.5%	1.4%	1.2%	1.2%
% of Patients satisfied with the dentistry they have received	17	18	94.4%	93.4%	93.1%	92.8%
% of Patients satisfied with the time they had to wait for an appointment	16	18	88.9%	88.4%	88.8%	88.7%

\* This is based on patients treated on this contract for their most recent course of treatment. Figures in italics indicate the base number of FP17s or Patient Questionnaire responses are less than 100. N/A is shown where the base number of responses is less than 10 during the period. % is calculated as Quantity/Base number\*100

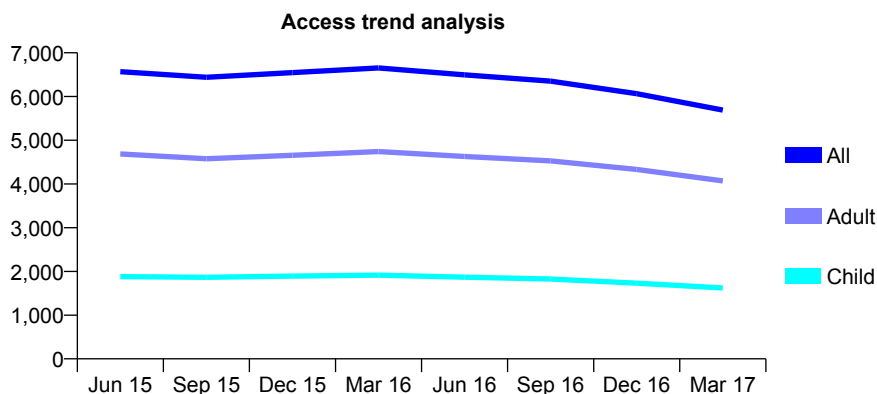
## Q66 - Vital Signs At a Glance Contract Report for 172146/0001 - March 2017

Name or company name	Westpark Dental Practice Limited
Contract type name	GDS Contract
Purpose of contract	General
Contract start date	01/04/2011
Contract end date	

16/17 Contracted general activity (UDA)	13,497
Carry forward general activity (UDA)	0
16/17 Contracted orthodontic activity (UOA)	0
Carry forward orthodontic activity (UOA)	0
Baseline contract value	£312,483.32

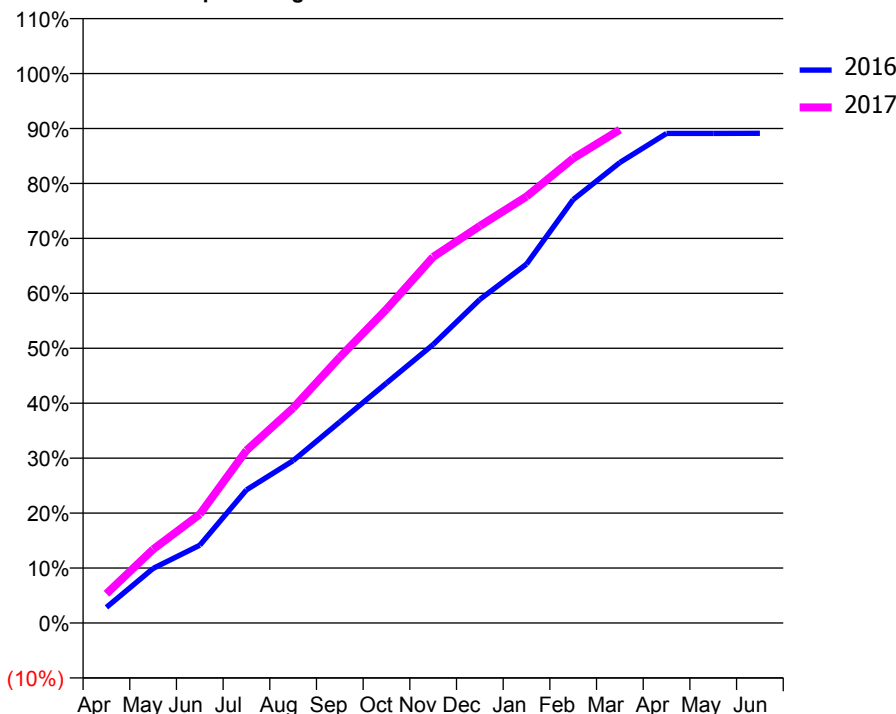
### ACCESS\*

Patients seen in 24 months	Total	Change since previous quarter
Quarter ending March 2016	6,653	
Quarter ending June 2016	6,496	↓
Quarter ending September 2016	6,353	↓
Quarter ending December 2016	6,065	↓
Quarter ending March 2017	5,691	↓
<b>Variance since March 2016</b>	<b>(14.5%)</b>	<b>↓</b>



### ACTIVITY

Cumulative percentage of contracted UDA delivered 2016 & 2017



Month	Adjusted Scheduled Activity (UDA)	
	2016	2017
April	498	720
May	1,732	1,810
June	2,465	2,672
July	4,218	4,240
August	5,142	5,281
September	6,373	6,530
October	7,602	7,709
November	8,824	8,992
December	10,252	9,751
January	11,371	10,477
February	13,415	11,414
March	14,592	12,118
April	15,512	
May	15,512	
June	15,515	

### QUALITY

	Quantity	Base Number	Contract	AT	Region	England
% of FP17s for the same patient ID Re-attending within 3 months - Children	118	1,789	6.6%	10.5%	11.9%	12.3%
% of FP17s for the same patient ID Re-attending within 3 months - Adults	683	4,550	15.0%	16.0%	16.6%	16.7%
% of FP17s for the same patient ID Re-attending between 3 & 9 months - Children	728	1,789	40.7%	58.5%	60.2%	57.6%
% of FP17s for the same patient ID Re-attending between 3 & 9 months - Adults	2,142	4,550	47.1%	49.5%	51.5%	50.1%
% of FP17s for Band 1 Urgent Courses	525	5,967	8.8%	10.4%	9.5%	9.1%
% of FP17s Relating to Free Repair or Replacements	62	5,967	1.0%	0.9%	0.7%	0.8%
% of FP17s Relating to Continuations	107	5,967	1.8%	1.4%	1.2%	1.2%
% of Patients satisfied with the dentistry they have received	8	8	N/A	93.4%	93.1%	92.8%
% of Patients satisfied with the time they had to wait for an appointment	5	8	N/A	88.4%	88.8%	88.7%

\* This is based on patients treated on this contract for their most recent course of treatment. Figures in italics indicate the base number of FP17s or Patient Questionnaire responses are less than 100. N/A is shown where the base number of responses is less than 10 during the period. % is calculated as Quantity/Base number\*100

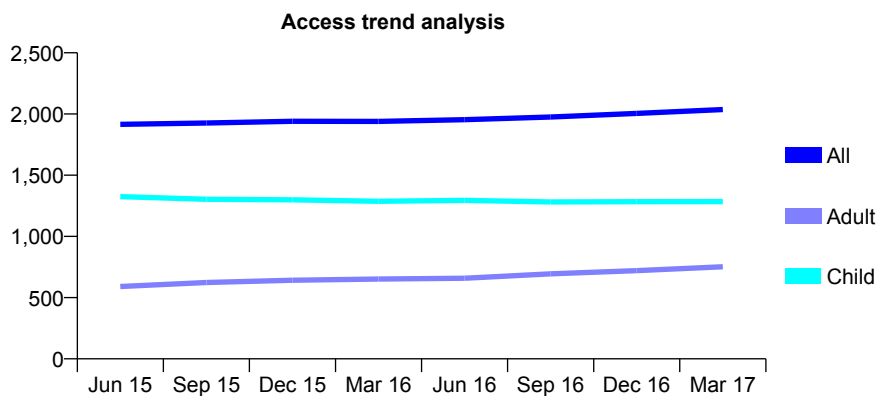
## Q66 - Vital Signs At a Glance Contract Report for 174033/0001 - March 2017

Name or company name	El-Nashar Dental Care Ltd
Contract type name	GDS Contract
Purpose of contract	General
Contract start date	01/01/2008
Contract end date	

16/17 Contracted general activity (UDA)	7,000
Carry forward general activity (UDA)	211
16/17 Contracted orthodontic activity (UOA)	0
Carry forward orthodontic activity (UOA)	0
Baseline contract value	£229,830.62

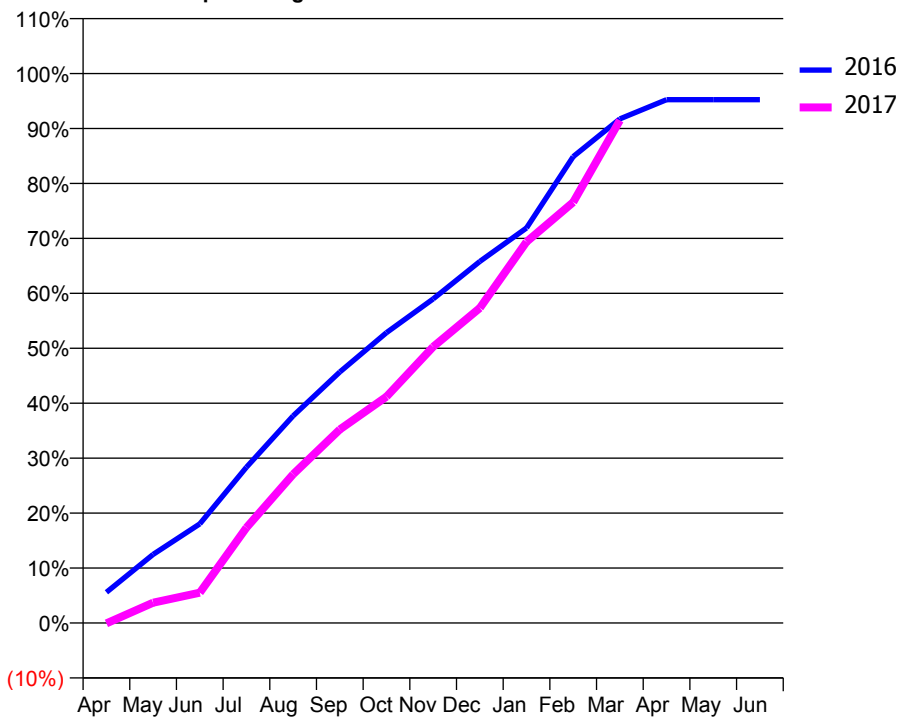
### ACCESS\*

Patients seen in 24 months	Total	Change since previous quarter
Quarter ending March 2016	1,939	
Quarter ending June 2016	1,954	→
Quarter ending September 2016	1,976	→
Quarter ending December 2016	2,005	→
Quarter ending March 2017	2,037	→
<b>Variance since March 2016</b>	<b>5.1%</b>	<b>↑</b>



### ACTIVITY

Cumulative percentage of contracted UDA delivered 2016 & 2017



Adjusted Scheduled Activity (UDA)

Month	2016	2017
April	392	-6
May	873	260
June	1,264	387
July	1,985	1,216
August	2,639	1,896
September	3,198	2,465
October	3,699	2,883
November	4,128	3,519
December	4,607	4,013
January	5,033	4,856
February	5,942	5,360
March	6,422	6,404
April	6,666	
May	6,667	
June	6,667	

### QUALITY

	Quantity	Base Number	Contract	AT	Region	England
% of FP17s for the same patient ID Re-attending within 3 months - Children	322	2,777	11.6%	10.5%	11.9%	12.3%
% of FP17s for the same patient ID Re-attending within 3 months - Adults	183	1,086	16.9%	16.0%	16.6%	16.7%
% of FP17s for the same patient ID Re-attending between 3 & 9 months - Children	1,990	2,777	71.7%	58.5%	60.2%	57.6%
% of FP17s for the same patient ID Re-attending between 3 & 9 months - Adults	620	1,086	57.1%	49.5%	51.5%	50.1%
% of FP17s for Band 1 Urgent Courses	199	3,655	5.4%	10.4%	9.5%	9.1%
% of FP17s Relating to Free Repair or Replacements	20	3,655	0.5%	0.9%	0.7%	0.8%
% of FP17s Relating to Continuations	10	3,655	0.3%	1.4%	1.2%	1.2%
% of Patients satisfied with the dentistry they have received	4	4	N/A	93.4%	93.1%	92.8%
% of Patients satisfied with the time they had to wait for an appointment	4	4	N/A	88.4%	88.8%	88.7%

\* This is based on patients treated on this contract for their most recent course of treatment. Figures in italics indicate the base number of FP17s or Patient Questionnaire responses are less than 100. N/A is shown where the base number of responses is less than 10 during the period. % is calculated as Quantity/Base number\*100

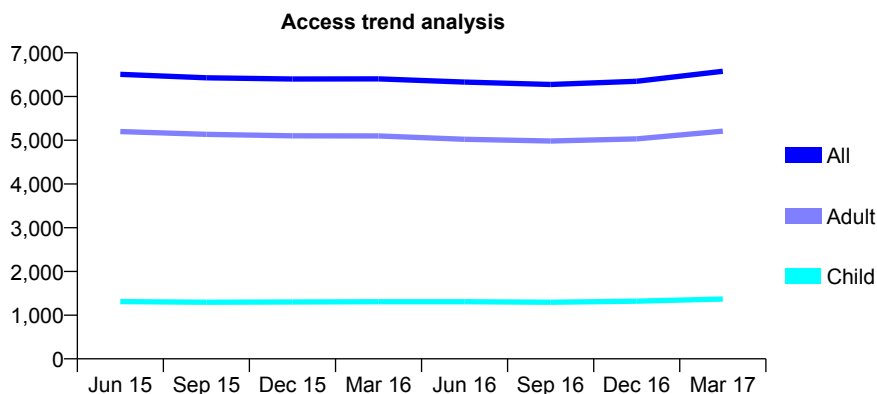
## Q66 - Vital Signs At a Glance Contract Report for 174068/0001 - March 2017

Name or company name	The Treatment Centre Limited
Contract type name	GDS Contract
Purpose of contract	General
Contract start date	06/04/2012
Contract end date	

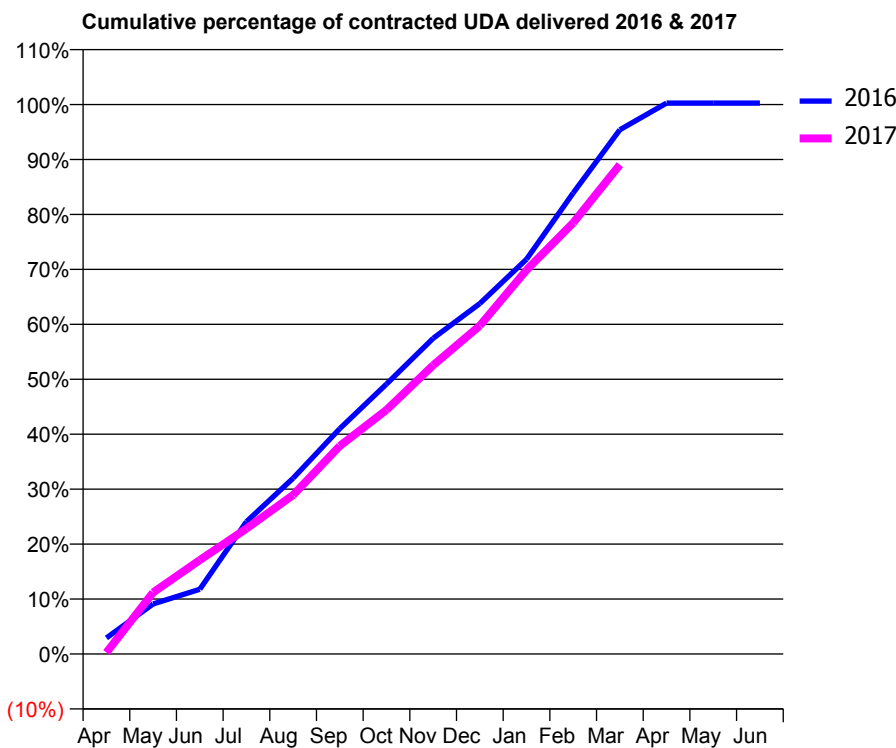
16/17 Contracted general activity (UDA)	16,062
Carry forward general activity (UDA)	-43
16/17 Contracted orthodontic activity (UOA)	0
Carry forward orthodontic activity (UOA)	0
Baseline contract value	£419,729.02

### ACCESS\*

Patients seen in 24 months	Total	Change since previous quarter
Quarter ending March 2016	6,403	
Quarter ending June 2016	6,329	↓
Quarter ending September 2016	6,277	→
Quarter ending December 2016	6,350	→
Quarter ending March 2017	6,577	↑
<b>Variance since March 2016</b>	<b>2.7%</b>	<b>↑</b>



### ACTIVITY



Month	Adjusted Scheduled Activity (UDA)	
	2016	2017
April	470	43
May	1,462	1,799
June	1,892	2,745
July	3,870	3,664
August	5,139	4,648
September	6,590	6,082
October	7,893	7,135
November	9,230	8,439
December	10,245	9,599
January	11,540	11,223
February	13,476	12,604
March	15,323	14,303
April	16,103	
May	16,103	
June	16,105	

### QUALITY

	Quantity	Base Number	Contract	AT	Region	England
% of FP17s for the same patient ID Re-attending within 3 months - Children	54	1,778	3.0%	10.5%	11.9%	12.3%
% of FP17s for the same patient ID Re-attending within 3 months - Adults	582	6,937	8.4%	16.0%	16.6%	16.7%
% of FP17s for the same patient ID Re-attending between 3 & 9 months - Children	750	1,778	42.2%	58.5%	60.2%	57.6%
% of FP17s for the same patient ID Re-attending between 3 & 9 months - Adults	3,192	6,937	46.0%	49.5%	51.5%	50.1%
% of FP17s for Band 1 Urgent Courses	471	7,909	6.0%	10.4%	9.5%	9.1%
% of FP17s Relating to Free Repair or Replacements	136	7,909	1.7%	0.9%	0.7%	0.8%
% of FP17s Relating to Continuations	62	7,909	0.8%	1.4%	1.2%	1.2%
% of Patients satisfied with the dentistry they have received	8	8	N/A	93.4%	93.1%	92.8%
% of Patients satisfied with the time they had to wait for an appointment	8	8	N/A	88.4%	88.8%	88.7%

\* This is based on patients treated on this contract for their most recent course of treatment. Figures in italics indicate the base number of FP17s or Patient Questionnaire responses are less than 100. N/A is shown where the base number of responses is less than 10 during the period. % is calculated as Quantity/Base number\*100



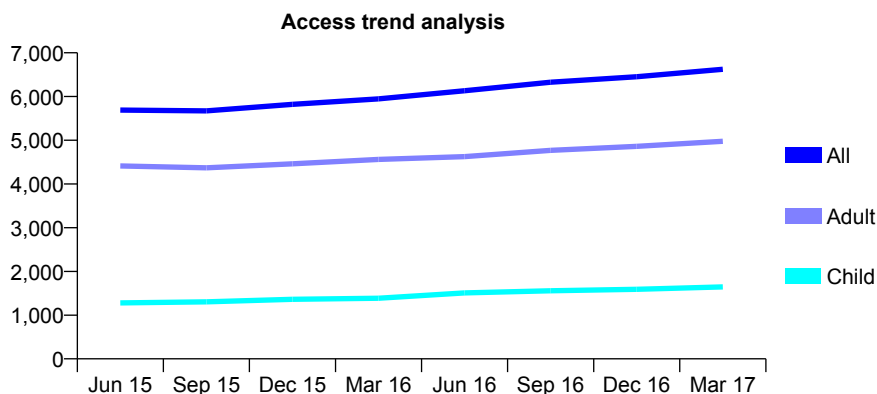
## Q66 - Vital Signs At a Glance Contract Report for 174807/0001 - March 2017

Name or company name	Smile Care Paignton Ltd
Contract type name	PDS Plus Contract
Purpose of contract	General
Contract start date	23/07/2012
Contract end date	23/07/2017

16/17 Contracted general activity (UDA)	22,000
Carry forward general activity (UDA)	0
16/17 Contracted orthodontic activity (UOA)	0
Carry forward orthodontic activity (UOA)	0
Baseline contract value	£305,609.40

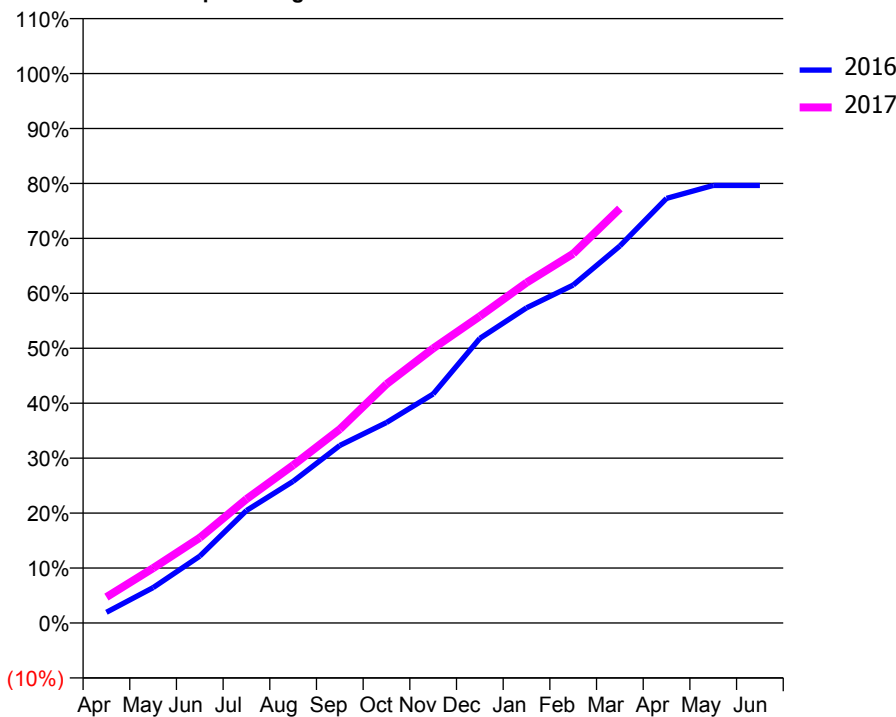
### ACCESS\*

Patients seen in 24 months	Total	Change since previous quarter
Quarter ending March 2016	5,946	
Quarter ending June 2016	6,131	↑
Quarter ending September 2016	6,326	↑
Quarter ending December 2016	6,452	→
Quarter ending March 2017	6,622	↑
<b>Variance since March 2016</b>	<b>11.4%</b>	<b>↑</b>



### ACTIVITY

Cumulative percentage of contracted UDA delivered 2016 & 2017



Month	Adjusted Scheduled Activity (UDA)	
	2016	2017
April	430	1,040
May	1,415	2,196
June	2,680	3,414
July	4,502	4,964
August	5,672	6,321
September	7,111	7,762
October	8,027	9,564
November	9,168	10,997
December	11,395	12,284
January	12,618	13,629
February	13,533	14,784
March	15,098	16,596
April	17,001	
May	17,518	
June	17,521	

### QUALITY

	Quantity	Base Number	Contract	AT	Region	England
% of FP17s for the same patient ID Re-attending within 3 months - Children	187	2,134	8.8%	10.5%	11.9%	12.3%
% of FP17s for the same patient ID Re-attending within 3 months - Adults	1,447	6,914	20.9%	16.0%	16.6%	16.7%
% of FP17s for the same patient ID Re-attending between 3 & 9 months - Children	820	2,134	38.4%	58.5%	60.2%	57.6%
% of FP17s for the same patient ID Re-attending between 3 & 9 months - Adults	2,477	6,914	35.8%	49.5%	51.5%	50.1%
% of FP17s for Band 1 Urgent Courses	816	7,392	11.0%	10.4%	9.5%	9.1%
% of FP17s Relating to Free Repair or Replacements	107	7,392	1.4%	0.9%	0.7%	0.8%
% of FP17s Relating to Continuations	313	7,392	4.2%	1.4%	1.2%	1.2%
% of Patients satisfied with the dentistry they have received	11	13	84.6%	93.4%	93.1%	92.8%
% of Patients satisfied with the time they had to wait for an appointment	13	13	100.0%	88.4%	88.8%	88.7%

\* This is based on patients treated on this contract for their most recent course of treatment. Figures in italics indicate the base number of FP17s or Patient Questionnaire responses are less than 100. N/A is shown where the base number of responses is less than 10 during the period. % is calculated as Quantity/Base number\*100

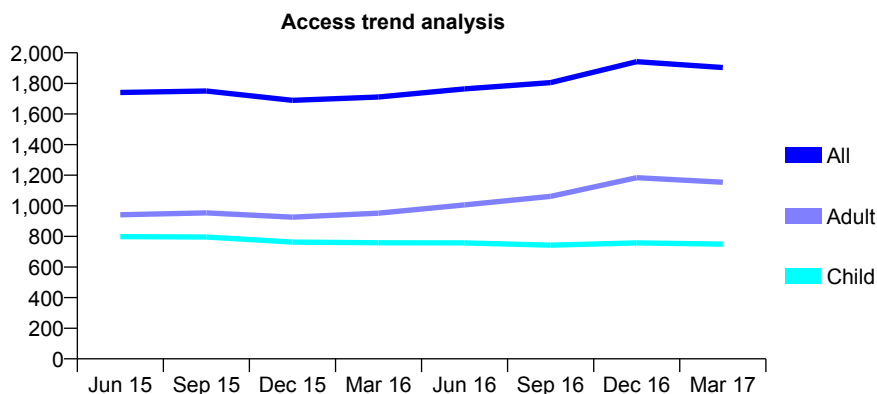
## Q66 - Vital Signs At a Glance Contract Report for 174807/0002 - March 2017

Name or company name	Smile Care Paignton Ltd
Contract type name	GDS Contract
Purpose of contract	General
Contract start date	05/11/2012
Contract end date	

16/17 Contracted general activity (UDA)	6,000
Carry forward general activity (UDA)	223
16/17 Contracted orthodontic activity (UOA)	0
Carry forward orthodontic activity (UOA)	0
Baseline contract value	£165,117.49

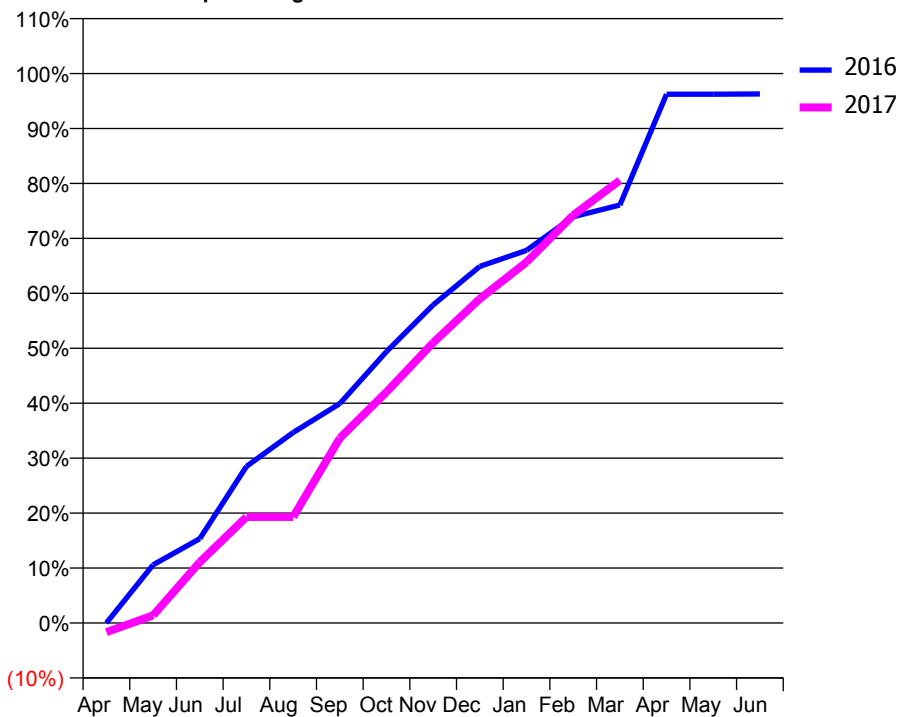
### ACCESS\*

Patients seen in 24 months	Total	Change since previous quarter
Quarter ending March 2016	1,711	
Quarter ending June 2016	1,764	↑
Quarter ending September 2016	1,805	↑
Quarter ending December 2016	1,942	↑
Quarter ending March 2017	1,904	↓
<b>Variance since March 2016</b>	<b>11.3%</b>	<b>↑</b>



### ACTIVITY

Cumulative percentage of contracted UDA delivered 2016 & 2017



Month	Adjusted Scheduled Activity (UDA)	
	2016	2017
April	0	-102
May	636	83
June	921	665
July	1,711	1,158
August	2,080	1,158
September	2,396	2,019
October	2,964	2,522
November	3,473	3,061
December	3,894	3,541
January	4,068	3,940
February	4,436	4,453
March	4,563	4,833
April	5,774	
May	5,774	
June	5,777	

### QUALITY

	Quantity	Base Number	Contract	AT	Region	England
% of FP17s for the same patient ID Re-attending within 3 months - Children	146	1,275	11.5%	10.5%	11.9%	12.3%
% of FP17s for the same patient ID Re-attending within 3 months - Adults	141	1,598	8.8%	16.0%	16.6%	16.7%
% of FP17s for the same patient ID Re-attending between 3 & 9 months - Children	765	1,275	60.0%	58.5%	60.2%	57.6%
% of FP17s for the same patient ID Re-attending between 3 & 9 months - Adults	556	1,598	34.8%	49.5%	51.5%	50.1%
% of FP17s for Band 1 Urgent Courses	138	2,452	5.6%	10.4%	9.5%	9.1%
% of FP17s Relating to Free Repair or Replacements	7	2,452	0.3%	0.9%	0.7%	0.8%
% of FP17s Relating to Continuations	17	2,452	0.7%	1.4%	1.2%	1.2%
% of Patients satisfied with the dentistry they have received	1	3	N/A	93.4%	93.1%	92.8%
% of Patients satisfied with the time they had to wait for an appointment	3	3	N/A	88.4%	88.8%	88.7%

\* This is based on patients treated on this contract for their most recent course of treatment. Figures in italics indicate the base number of FP17s or Patient Questionnaire responses are less than 100. N/A is shown where the base number of responses is less than 10 during the period. % is calculated as Quantity/Base number\*100

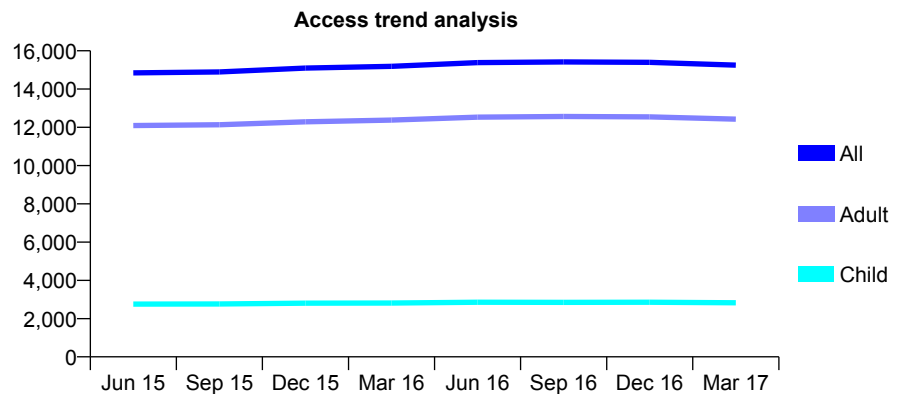
## Q66 - Vital Signs At a Glance Contract Report for 175064/0001 - March 2017

Name or company name	Milehouse Dental Care Ltd
Contract type name	GDS Contract
Purpose of contract	General
Contract start date	01/09/2012
Contract end date	

16/17 Contracted general activity (UDA)	40,396
Carry forward general activity (UDA)	584
16/17 Contracted orthodontic activity (UOA)	0
Carry forward orthodontic activity (UOA)	0
Baseline contract value	£1,069,545.57

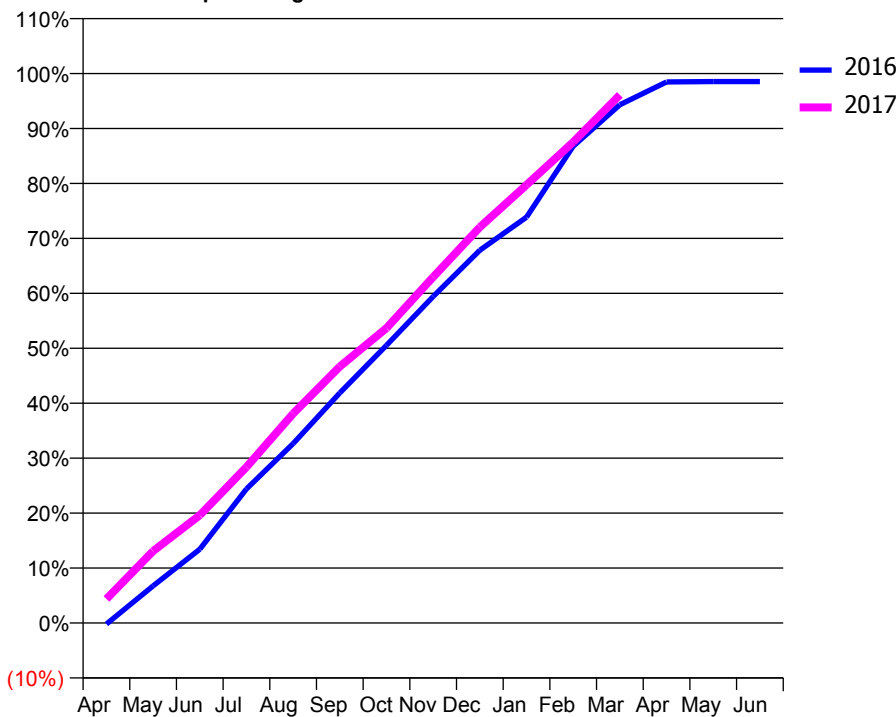
### ACCESS\*

Patients seen in 24 months	Total	Change since previous quarter
Quarter ending March 2016	15,186	
Quarter ending June 2016	15,385	→
Quarter ending September 2016	15,415	→
Quarter ending December 2016	15,398	→
Quarter ending March 2017	15,251	→
<b>Variance since March 2016</b>	<b>0.4%</b>	<b>→</b>



### ACTIVITY

Cumulative percentage of contracted UDA delivered 2016 & 2017



Month	Adjusted Scheduled Activity (UDA)	
	2016	2017
April	-86	1,765
May	2,729	5,287
June	5,426	7,926
July	9,861	11,465
August	13,194	15,394
September	16,911	18,854
October	20,413	21,682
November	24,001	25,438
December	27,405	29,099
January	29,832	32,205
February	35,046	35,353
March	38,097	38,825
April	39,776	
May	39,805	
June	39,808	

### QUALITY

	Quantity	Base Number	Contract	AT	Region	England
% of FP17s for the same patient ID Re-attending within 3 months - Children	340	5,278	6.4%	10.5%	11.9%	12.3%
% of FP17s for the same patient ID Re-attending within 3 months - Adults	2,711	16,927	16.0%	16.0%	16.6%	16.7%
% of FP17s for the same patient ID Re-attending between 3 & 9 months - Children	3,918	5,278	74.2%	58.5%	60.2%	57.6%
% of FP17s for the same patient ID Re-attending between 3 & 9 months - Adults	6,218	16,927	36.7%	49.5%	51.5%	50.1%
% of FP17s for Band 1 Urgent Courses	1,458	21,215	6.9%	10.4%	9.5%	9.1%
% of FP17s Relating to Free Repair or Replacements	170	21,215	0.8%	0.9%	0.7%	0.8%
% of FP17s Relating to Continuations	188	21,215	0.9%	1.4%	1.2%	1.2%
% of Patients satisfied with the dentistry they have received	29	30	96.7%	93.4%	93.1%	92.8%
% of Patients satisfied with the time they had to wait for an appointment	29	30	96.7%	88.4%	88.8%	88.7%

\* This is based on patients treated on this contract for their most recent course of treatment. Figures in italics indicate the base number of FP17s or Patient Questionnaire responses are less than 100. N/A is shown where the base number of responses is less than 10 during the period. % is calculated as Quantity/Base number\*100

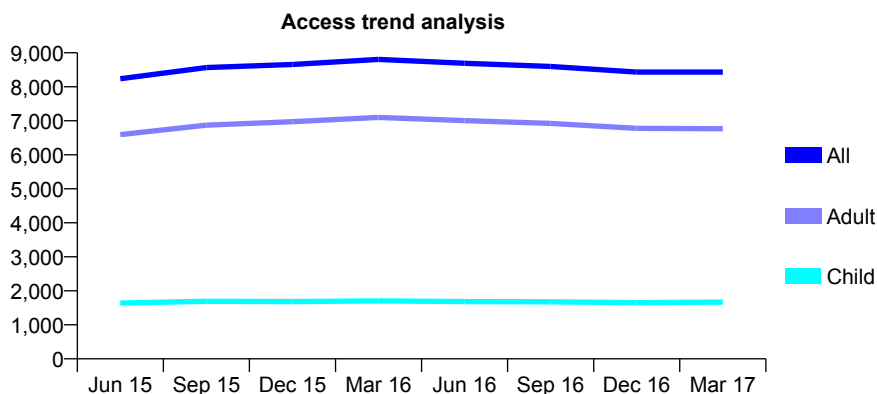
## Q66 - Vital Signs At a Glance Contract Report for 175617/0001 - March 2017

Name or company name	Mr J Nuttall & Dr T Hodges
Contract type name	GDS Contract
Purpose of contract	General
Contract start date	01/04/2014
Contract end date	

16/17 Contracted general activity (UDA)	21,000
Carry forward general activity (UDA)	433
16/17 Contracted orthodontic activity (UOA)	0
Carry forward orthodontic activity (UOA)	0
Baseline contract value	£530,195.47

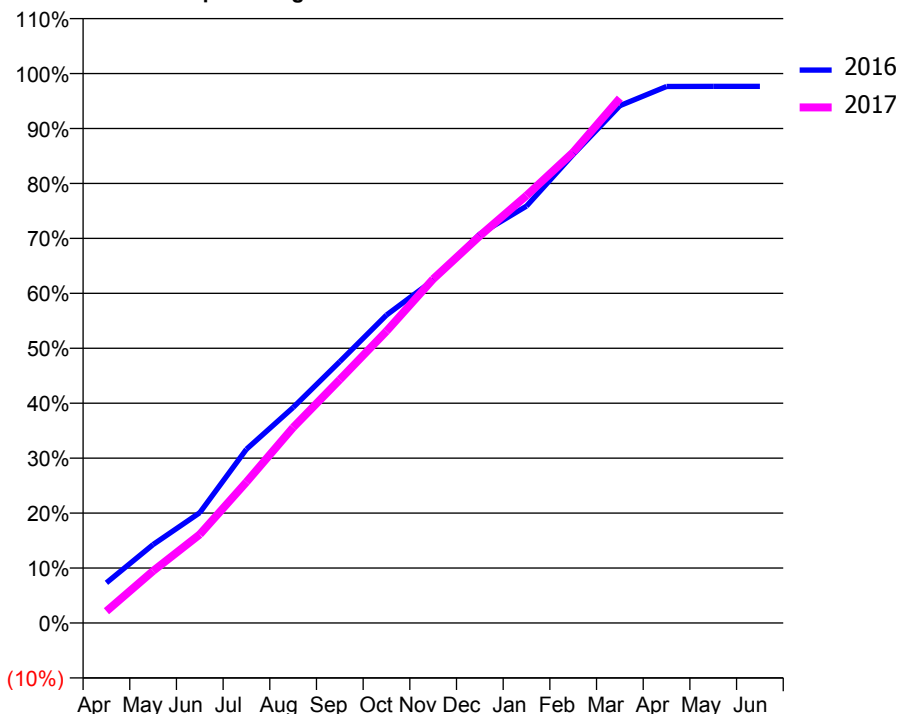
### ACCESS\*

Patients seen in 24 months	Total	Change since previous quarter
Quarter ending March 2016	8,804	
Quarter ending June 2016	8,691	↓
Quarter ending September 2016	8,599	↓
Quarter ending December 2016	8,434	↓
Quarter ending March 2017	8,435	→
<b>Variance since March 2016</b>	<b>(4.2%)</b>	<b>↓</b>



### ACTIVITY

Cumulative percentage of contracted UDA delivered 2016 & 2017



Month	Adjusted Scheduled Activity (UDA)	
	2016	2017
April	1,538	453
May	2,997	1,991
June	4,217	3,388
July	6,642	5,391
August	8,239	7,474
September	9,993	9,301
October	11,771	11,154
November	13,102	13,146
December	14,861	14,796
January	15,931	16,334
February	17,904	17,991
March	19,772	20,056
April	20,505	
May	20,511	
June	20,511	

### QUALITY

	Quantity	Base Number	Contract	AT	Region	England
% of FP17s for the same patient ID Re-attending within 3 months - Children	108	2,406	4.5%	10.5%	11.9%	12.3%
% of FP17s for the same patient ID Re-attending within 3 months - Adults	1,534	9,635	15.9%	16.0%	16.6%	16.7%
% of FP17s for the same patient ID Re-attending between 3 & 9 months - Children	1,341	2,406	55.7%	58.5%	60.2%	57.6%
% of FP17s for the same patient ID Re-attending between 3 & 9 months - Adults	4,479	9,635	46.5%	49.5%	51.5%	50.1%
% of FP17s for Band 1 Urgent Courses	928	10,006	9.3%	10.4%	9.5%	9.1%
% of FP17s Relating to Free Repair or Replacements	92	10,006	0.9%	0.9%	0.7%	0.8%
% of FP17s Relating to Continuations	87	10,006	0.9%	1.4%	1.2%	1.2%
% of Patients satisfied with the dentistry they have received	25	26	96.2%	93.4%	93.1%	92.8%
% of Patients satisfied with the time they had to wait for an appointment	23	26	88.5%	88.4%	88.8%	88.7%

\* This is based on patients treated on this contract for their most recent course of treatment. Figures in italics indicate the base number of FP17s or Patient Questionnaire responses are less than 100. N/A is shown where the base number of responses is less than 10 during the period. % is calculated as Quantity/Base number\*100

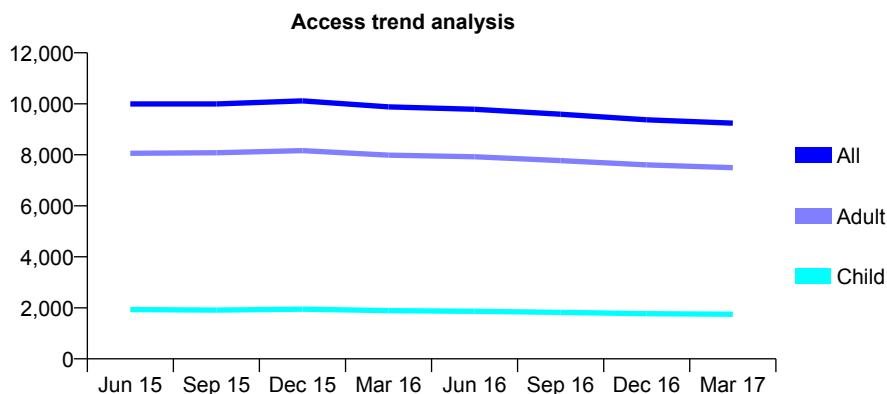
## Q66 - Vital Signs At a Glance Contract Report for 175986/0001 - March 2017

Name or company name	DEN DENTAL GROUP PRACTICE LLP
Contract type name	GDS Contract
Purpose of contract	General
Contract start date	01/06/2011
Contract end date	

16/17 Contracted general activity (UDA)	26,014
Carry forward general activity (UDA)	-172
16/17 Contracted orthodontic activity (UOA)	0
Carry forward orthodontic activity (UOA)	0
Baseline contract value	£820,420.44

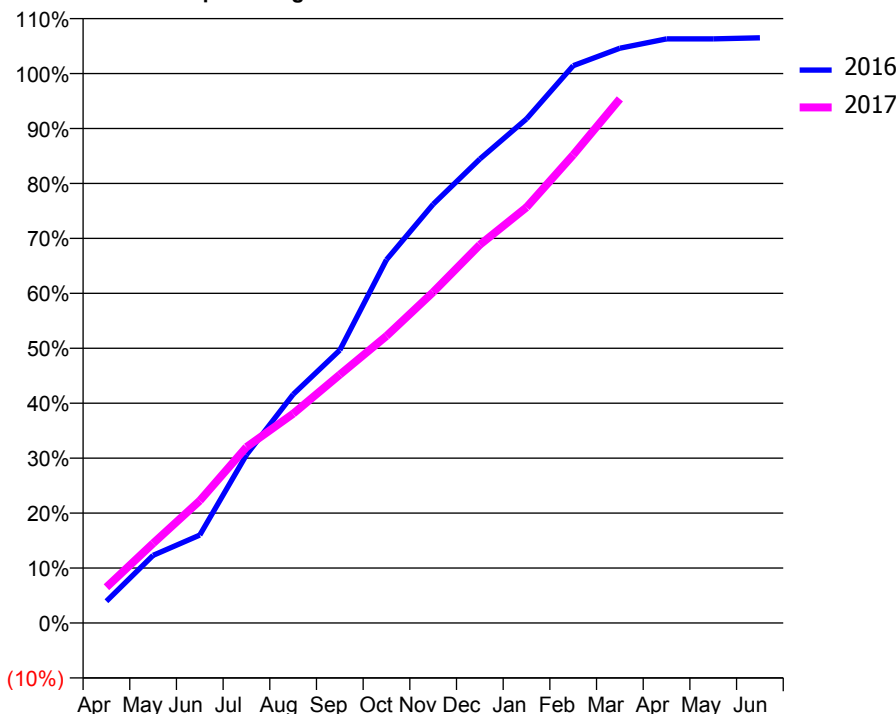
### ACCESS\*

Patients seen in 24 months	Total	Change since previous quarter
Quarter ending March 2016	9,878	
Quarter ending June 2016	9,788	→
Quarter ending September 2016	9,593	↓
Quarter ending December 2016	9,373	↓
Quarter ending March 2017	9,243	↓
<b>Variance since March 2016</b>	<b>(6.4%)</b>	<b>↓</b>



### ACTIVITY

Cumulative percentage of contracted UDA delivered 2016 & 2017



Month	Adjusted Scheduled Activity (UDA)	
	2016	2017
April	1,034	1,695
May	3,207	3,770
June	4,161	5,789
July	7,962	8,329
August	10,825	9,910
September	12,919	11,761
October	17,202	13,591
November	19,823	15,662
December	21,968	17,904
January	23,867	19,680
February	26,387	22,163
March	27,214	24,809
April	27,652	
May	27,654	
June	27,702	

### QUALITY

	Quantity	Base Number	Contract	AT	Region	England
% of FP17s for the same patient ID Re-attending within 3 months - Children	127	2,233	5.7%	10.5%	11.9%	12.3%
% of FP17s for the same patient ID Re-attending within 3 months - Adults	1,500	10,295	14.6%	16.0%	16.6%	16.7%
% of FP17s for the same patient ID Re-attending between 3 & 9 months - Children	1,120	2,233	50.2%	58.5%	60.2%	57.6%
% of FP17s for the same patient ID Re-attending between 3 & 9 months - Adults	5,134	10,295	49.9%	49.5%	51.5%	50.1%
% of FP17s for Band 1 Urgent Courses	1,202	12,270	9.8%	10.4%	9.5%	9.1%
% of FP17s Relating to Free Repair or Replacements	84	12,270	0.7%	0.9%	0.7%	0.8%
% of FP17s Relating to Continuations	86	12,270	0.7%	1.4%	1.2%	1.2%
% of Patients satisfied with the dentistry they have received	22	23	95.7%	93.4%	93.1%	92.8%
% of Patients satisfied with the time they had to wait for an appointment	16	23	69.6%	88.4%	88.8%	88.7%

\* This is based on patients treated on this contract for their most recent course of treatment. Figures in italics indicate the base number of FP17s or Patient Questionnaire responses are less than 100. N/A is shown where the base number of responses is less than 10 during the period. % is calculated as Quantity/Base number\*100

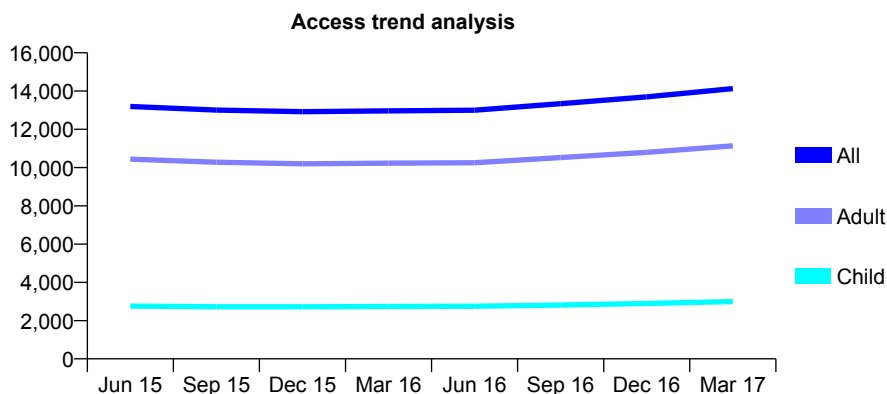
## Q66 - Vital Signs At a Glance Contract Report for 175986/0002 - March 2017

Name or company name	DEN DENTAL GROUP PRACTICE LLP
Contract type name	GDS Contract
Purpose of contract	General
Contract start date	01/06/2011
Contract end date	

16/17 Contracted general activity (UDA)	34,870
Carry forward general activity (UDA)	577
16/17 Contracted orthodontic activity (UOA)	0
Carry forward orthodontic activity (UOA)	0
Baseline contract value	£1,059,945.14

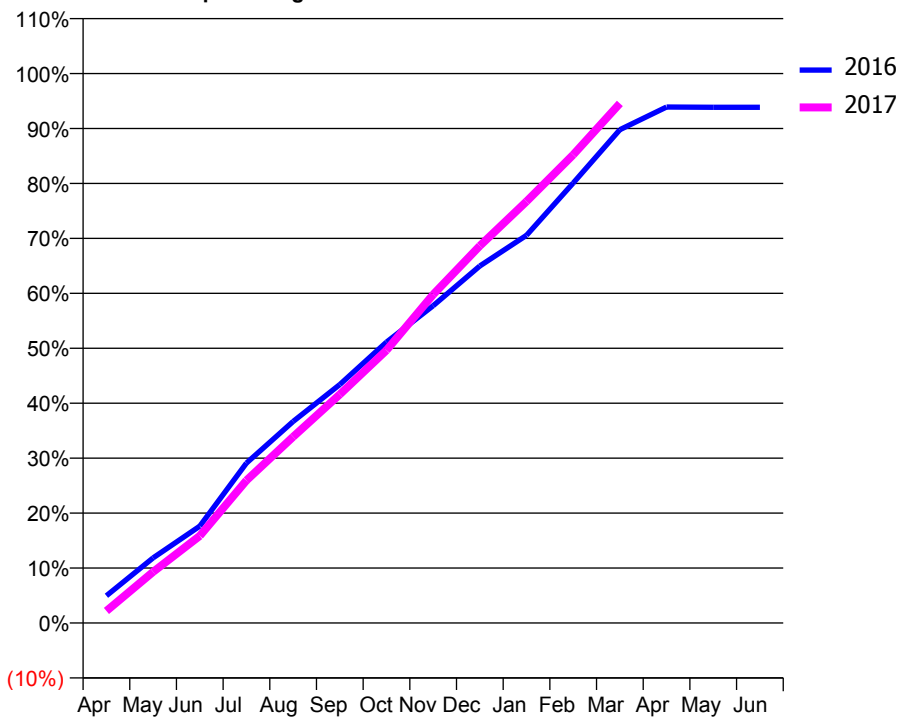
### ACCESS\*

Patients seen in 24 months	Total	Change since previous quarter
Quarter ending March 2016	12,967	
Quarter ending June 2016	12,998	→
Quarter ending September 2016	13,337	↑
Quarter ending December 2016	13,697	↑
Quarter ending March 2017	14,129	↑
<b>Variance since March 2016</b>	9.0%	↑



### ACTIVITY

Cumulative percentage of contracted UDA delivered 2016 & 2017



Adjusted Scheduled Activity (UDA)

Month	2016	2017
April	1,729	767
May	4,135	3,243
June	6,145	5,534
July	10,150	9,048
August	12,788	11,820
September	15,130	14,505
October	17,828	17,306
November	20,132	20,850
December	22,654	23,937
January	24,604	26,755
February	27,924	29,718
March	31,308	32,972
April	32,745	
May	32,723	
June	32,723	

### QUALITY

	Quantity	Base Number	Contract	AT	Region	England
% of FP17s for the same patient ID Re-attending within 3 months - Children	252	4,024	6.3%	10.5%	11.9%	12.3%
% of FP17s for the same patient ID Re-attending within 3 months - Adults	2,802	15,835	17.7%	16.0%	16.6%	16.7%
% of FP17s for the same patient ID Re-attending between 3 & 9 months - Children	1,814	4,024	45.1%	58.5%	60.2%	57.6%
% of FP17s for the same patient ID Re-attending between 3 & 9 months - Adults	7,089	15,835	44.8%	49.5%	51.5%	50.1%
% of FP17s for Band 1 Urgent Courses	2,133	19,087	11.2%	10.4%	9.5%	9.1%
% of FP17s Relating to Free Repair or Replacements	353	19,087	1.8%	0.9%	0.7%	0.8%
% of FP17s Relating to Continuations	158	19,087	0.8%	1.4%	1.2%	1.2%
% of Patients satisfied with the dentistry they have received	27	28	96.4%	93.4%	93.1%	92.8%
% of Patients satisfied with the time they had to wait for an appointment	27	28	96.4%	88.4%	88.8%	88.7%

\* This is based on patients treated on this contract for their most recent course of treatment. Figures in italics indicate the base number of FP17s or Patient Questionnaire responses are less than 100. N/A is shown where the base number of responses is less than 10 during the period. % is calculated as Quantity/Base number\*100

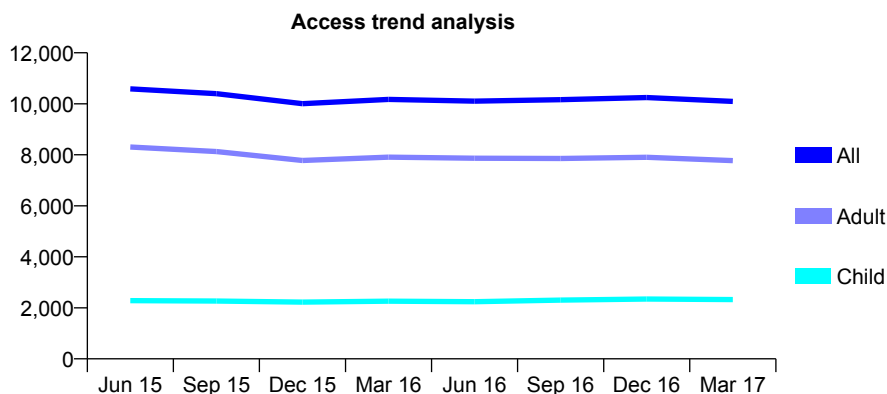
## Q66 - Vital Signs At a Glance Contract Report for 175986/0004 - March 2017

Name or company name	DEN DENTAL GROUP PRACTICE LLP
Contract type name	GDS Contract
Purpose of contract	General
Contract start date	01/06/2011
Contract end date	

16/17 Contracted general activity (UDA)	28,374
Carry forward general activity (UDA)	0
16/17 Contracted orthodontic activity (UOA)	0
Carry forward orthodontic activity (UOA)	0
Baseline contract value	£776,041.81

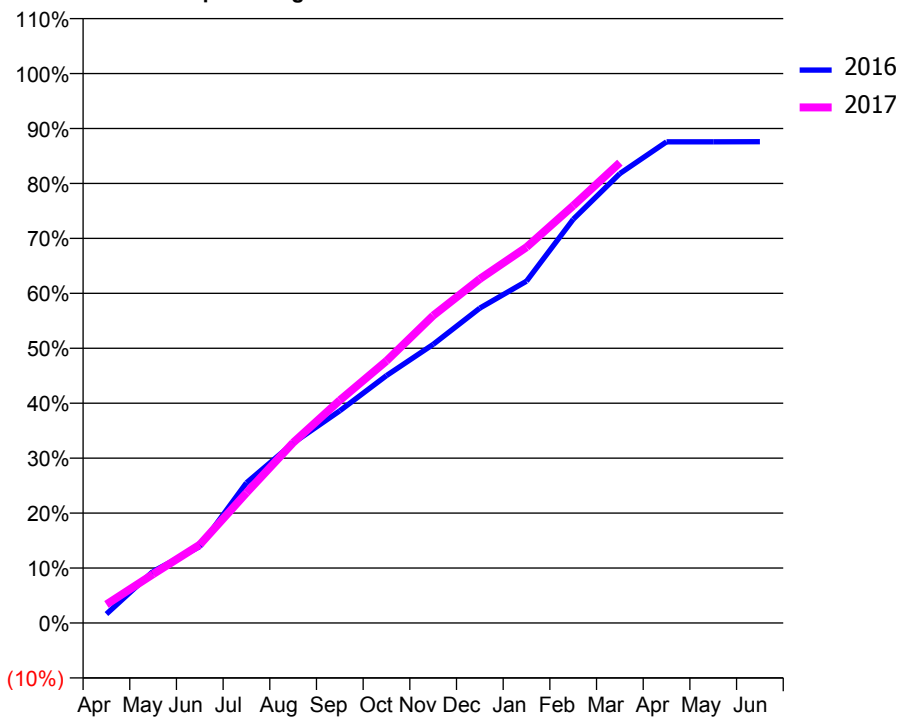
### ACCESS\*

Patients seen in 24 months	Total	Change since previous quarter
Quarter ending March 2016	10,172	
Quarter ending June 2016	10,104	→
Quarter ending September 2016	10,162	→
Quarter ending December 2016	10,247	→
Quarter ending March 2017	10,096	↓
<b>Variance since March 2016</b>	<b>(0.7%)</b>	→



### ACTIVITY

Cumulative percentage of contracted UDA delivered 2016 & 2017



Month	Adjusted Scheduled Activity (UDA)	
	2016	2017
April	464	960
May	2,670	2,527
June	3,948	4,047
July	7,238	6,724
August	9,292	9,311
September	10,956	11,504
October	12,779	13,537
November	14,390	15,873
December	16,258	17,771
January	17,653	19,404
February	20,844	21,546
March	23,208	23,772
April	24,846	
May	24,850	
June	24,851	

### QUALITY

	Quantity	Base Number	Contract	AT	Region	England
% of FP17s for the same patient ID Re-attending within 3 months - Children	228	3,348	6.8%	10.5%	11.9%	12.3%
% of FP17s for the same patient ID Re-attending within 3 months - Adults	1,197	10,290	11.6%	16.0%	16.6%	16.7%
% of FP17s for the same patient ID Re-attending between 3 & 9 months - Children	1,767	3,348	52.8%	58.5%	60.2%	57.6%
% of FP17s for the same patient ID Re-attending between 3 & 9 months - Adults	5,153	10,290	50.1%	49.5%	51.5%	50.1%
% of FP17s for Band 1 Urgent Courses	1,002	12,924	7.8%	10.4%	9.5%	9.1%
% of FP17s Relating to Free Repair or Replacements	119	12,924	0.9%	0.9%	0.7%	0.8%
% of FP17s Relating to Continuations	92	12,924	0.7%	1.4%	1.2%	1.2%
% of Patients satisfied with the dentistry they have received	10	11	90.9%	93.4%	93.1%	92.8%
% of Patients satisfied with the time they had to wait for an appointment	10	11	90.9%	88.4%	88.8%	88.7%

\* This is based on patients treated on this contract for their most recent course of treatment. Figures in italics indicate the base number of FP17s or Patient Questionnaire responses are less than 100. N/A is shown where the base number of responses is less than 10 during the period. % is calculated as Quantity/Base number\*100

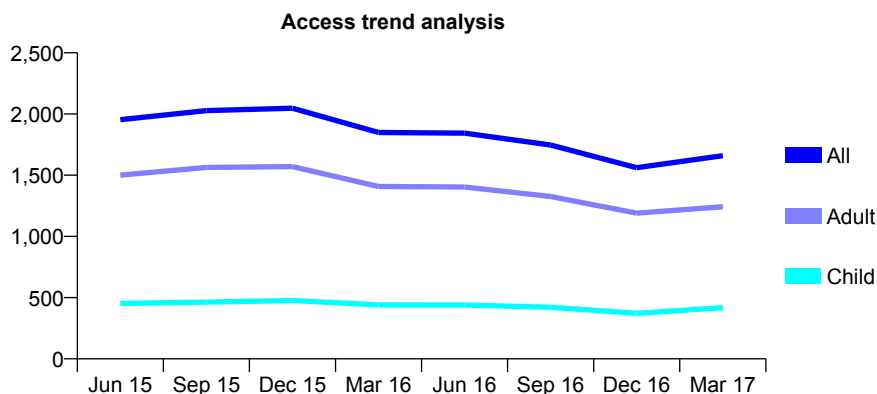
## Q66 - Vital Signs At a Glance Contract Report for 175986/0005 - March 2017

Name or company name	DEN DENTAL GROUP PRACTICE LLP
Contract type name	GDS Contract
Purpose of contract	General
Contract start date	01/06/2011
Contract end date	

16/17 Contracted general activity (UDA)	4,676
Carry forward general activity (UDA)	-9
16/17 Contracted orthodontic activity (UOA)	0
Carry forward orthodontic activity (UOA)	0
Baseline contract value	£119,816.37

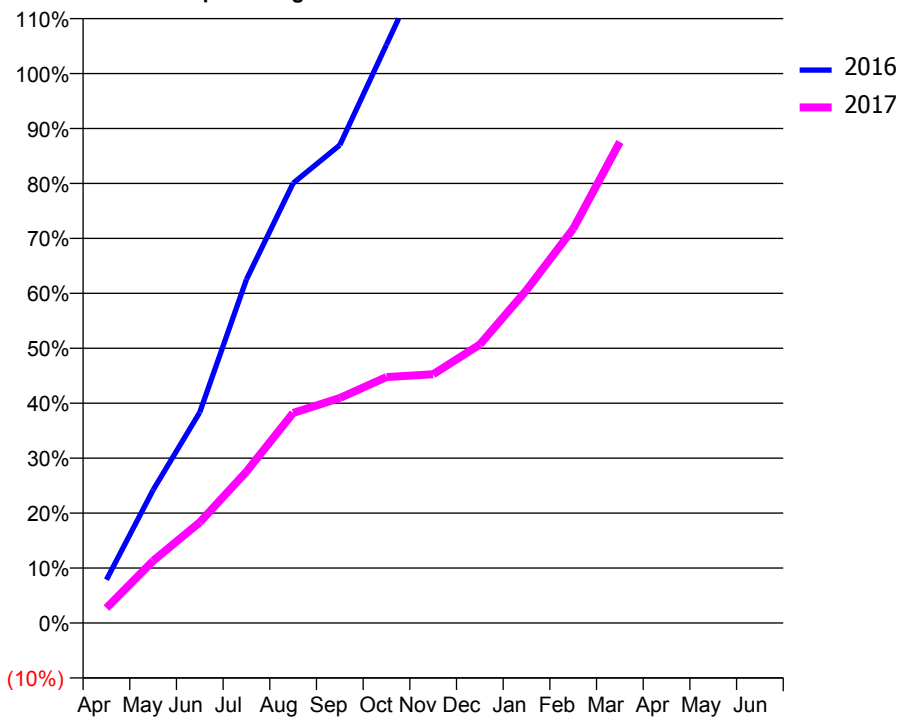
### ACCESS\*

Patients seen in 24 months	Total	Change since previous quarter
Quarter ending March 2016	1,849	
Quarter ending June 2016	1,844	→
Quarter ending September 2016	1,747	↓
Quarter ending December 2016	1,562	↓
Quarter ending March 2017	1,660	↑
<b>Variance since March 2016</b>	<b>(10.2%)</b>	<b>↓</b>



### ACTIVITY

Cumulative percentage of contracted UDA delivered 2016 & 2017



Month	Adjusted Scheduled Activity (UDA)	
	2016	2017
April	211	128
May	648	530
June	1,027	857
July	1,673	1,289
August	2,142	1,788
September	2,328	1,915
October	2,816	2,093
November	3,303	2,117
December	3,739	2,370
January	3,863	2,833
February	4,000	3,355
March	4,179	4,094
April	4,348	
May	4,384	
June	4,387	

### QUALITY

	Quantity	Base Number	Contract	AT	Region	England
% of FP17s for the same patient ID Re-attending within 3 months - Children	15	635	2.4%	10.5%	11.9%	12.3%
% of FP17s for the same patient ID Re-attending within 3 months - Adults	84	1,632	5.1%	16.0%	16.6%	16.7%
% of FP17s for the same patient ID Re-attending between 3 & 9 months - Children	328	635	51.7%	58.5%	60.2%	57.6%
% of FP17s for the same patient ID Re-attending between 3 & 9 months - Adults	781	1,632	47.9%	49.5%	51.5%	50.1%
% of FP17s for Band 1 Urgent Courses	88	2,049	4.3%	10.4%	9.5%	9.1%
% of FP17s Relating to Free Repair or Replacements	26	2,049	1.3%	0.9%	0.7%	0.8%
% of FP17s Relating to Continuations	11	2,049	0.5%	1.4%	1.2%	1.2%
% of Patients satisfied with the dentistry they have received	4	4	N/A	93.4%	93.1%	92.8%
% of Patients satisfied with the time they had to wait for an appointment	1	4	N/A	88.4%	88.8%	88.7%

\* This is based on patients treated on this contract for their most recent course of treatment. Figures in italics indicate the base number of FP17s or Patient Questionnaire responses are less than 100. N/A is shown where the base number of responses is less than 10 during the period. % is calculated as Quantity/Base number\*100



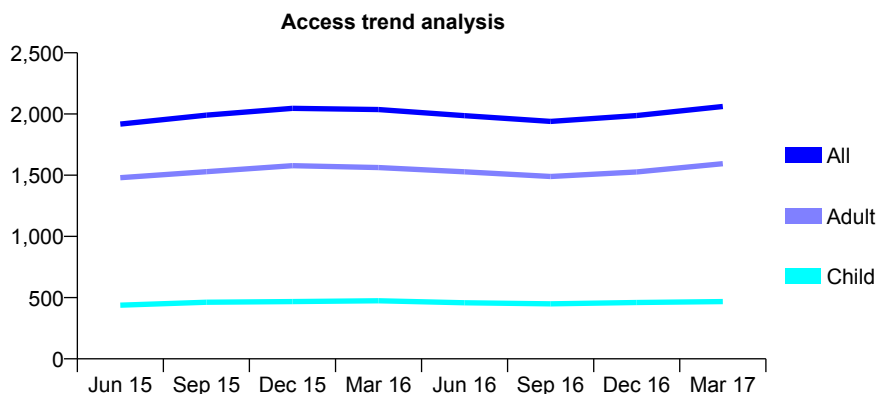
## Q66 - Vital Signs At a Glance Contract Report for 175986/0006 - March 2017

Name or company name	DEN DENTAL GROUP PRACTICE LLP
Contract type name	GDS Contract
Purpose of contract	General
Contract start date	01/06/2011
Contract end date	

16/17 Contracted general activity (UDA)	4,500
Carry forward general activity (UDA)	0
16/17 Contracted orthodontic activity (UOA)	0
Carry forward orthodontic activity (UOA)	0
Baseline contract value	£118,242.04

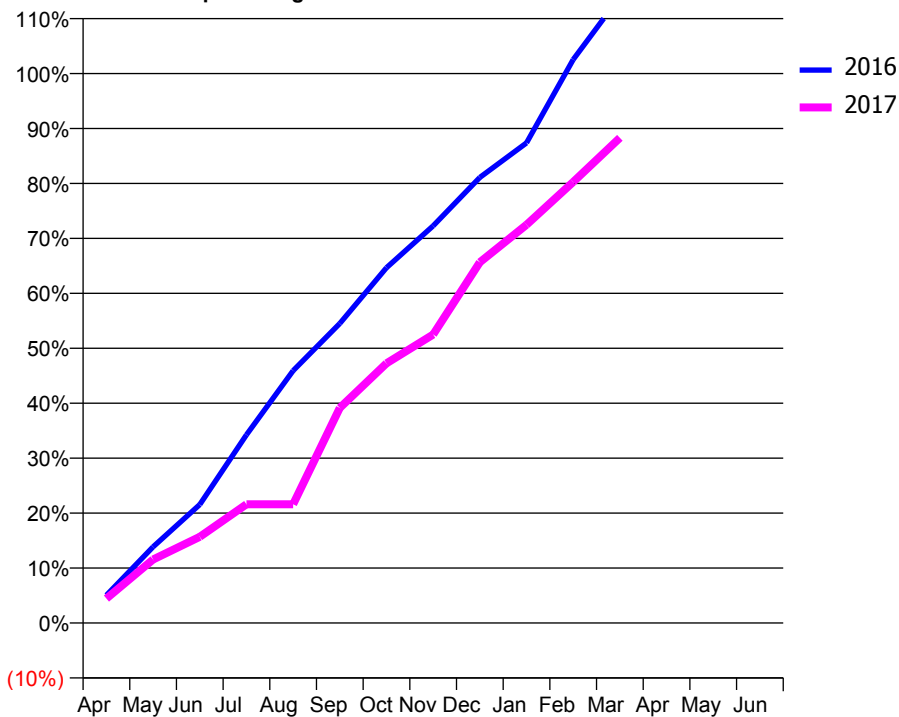
### ACCESS\*

Patients seen in 24 months	Total	Change since previous quarter
Quarter ending March 2016	2,037	
Quarter ending June 2016	1,986	↓
Quarter ending September 2016	1,939	↓
Quarter ending December 2016	1,987	↑
Quarter ending March 2017	2,062	↑
<b>Variance since March 2016</b>	1.2%	→



### ACTIVITY

Cumulative percentage of contracted UDA delivered 2016 & 2017



Month	Adjusted Scheduled Activity (UDA)	
	2016	2017
April	228	201
May	624	520
June	970	706
July	1,542	973
August	2,066	973
September	2,453	1,762
October	2,910	2,126
November	3,252	2,363
December	3,649	2,954
January	3,931	3,261
February	4,614	3,612
March	5,126	3,973
April	5,337	
May	5,337	
June	5,337	

### QUALITY

	Quantity	Base Number	Contract	AT	Region	England
% of FP17s for the same patient ID Re-attending within 3 months - Children	44	606	7.3%	10.5%	11.9%	12.3%
% of FP17s for the same patient ID Re-attending within 3 months - Adults	216	1,969	11.0%	16.0%	16.6%	16.7%
% of FP17s for the same patient ID Re-attending between 3 & 9 months - Children	344	606	56.8%	58.5%	60.2%	57.6%
% of FP17s for the same patient ID Re-attending between 3 & 9 months - Adults	1,092	1,969	55.5%	49.5%	51.5%	50.1%
% of FP17s for Band 1 Urgent Courses	130	2,462	5.3%	10.4%	9.5%	9.1%
% of FP17s Relating to Free Repair or Replacements	13	2,462	0.5%	0.9%	0.7%	0.8%
% of FP17s Relating to Continuations	9	2,462	0.4%	1.4%	1.2%	1.2%
% of Patients satisfied with the dentistry they have received	2	2	N/A	93.4%	93.1%	92.8%
% of Patients satisfied with the time they had to wait for an appointment	2	2	N/A	88.4%	88.8%	88.7%

\* This is based on patients treated on this contract for their most recent course of treatment. Figures in italics indicate the base number of FP17s or Patient Questionnaire responses are less than 100. N/A is shown where the base number of responses is less than 10 during the period. % is calculated as Quantity/Base number\*100

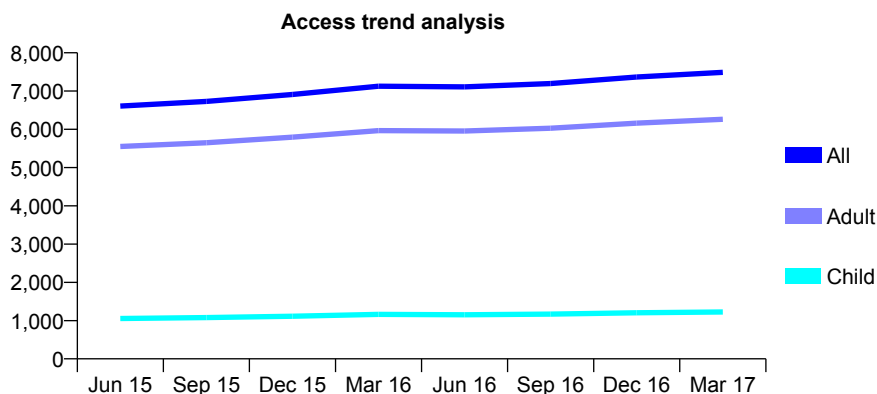
## Q66 - Vital Signs At a Glance Contract Report for 175986/0007 - March 2017

Name or company name	DEN DENTAL GROUP PRACTICE LLP
Contract type name	PDS Plus Contract
Purpose of contract	General
Contract start date	01/06/2011
Contract end date	30/06/2020

16/17 Contracted general activity (UDA)	24,000
Carry forward general activity (UDA)	537
16/17 Contracted orthodontic activity (UOA)	0
Carry forward orthodontic activity (UOA)	0
Baseline contract value	£348,765.21

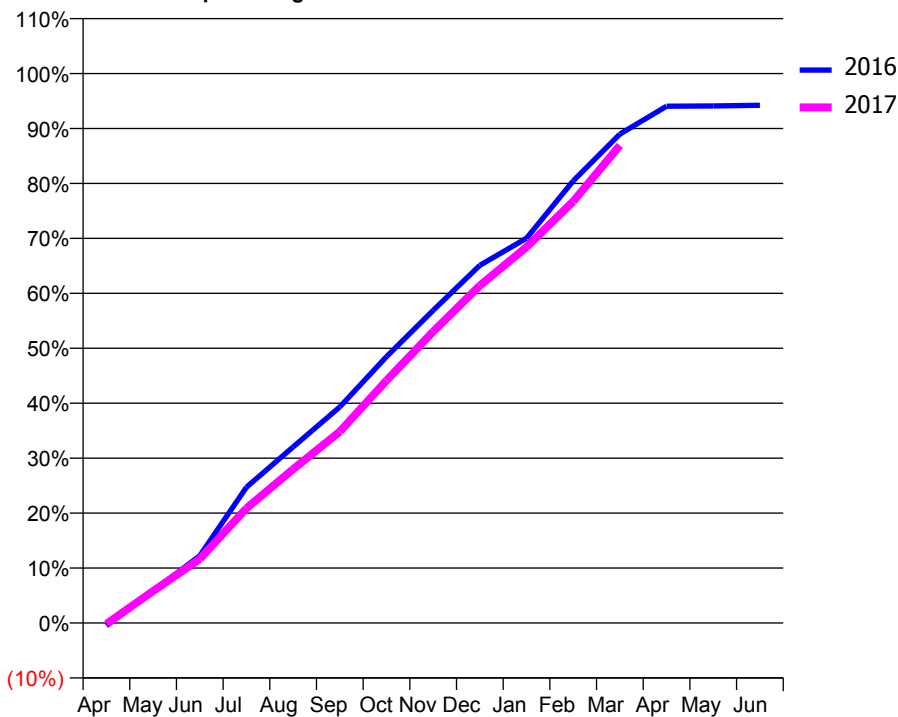
### ACCESS\*

Patients seen in 24 months	Total	Change since previous quarter
Quarter ending March 2016	7,128	
Quarter ending June 2016	7,110	→
Quarter ending September 2016	7,198	→
Quarter ending December 2016	7,366	↑
Quarter ending March 2017	7,488	→
<b>Variance since March 2016</b>	<b>5.1%</b>	<b>↑</b>



### ACTIVITY

Cumulative percentage of contracted UDA delivered 2016 & 2017



Month	Adjusted Scheduled Activity (UDA)	
	2016	2017
April	-126	-45
May	1,402	1,397
June	2,936	2,799
July	5,934	5,012
August	7,692	6,721
September	9,441	8,358
October	11,631	10,589
November	13,654	12,726
December	15,622	14,738
January	16,805	16,422
February	19,312	18,413
March	21,351	20,860
April	22,570	
May	22,581	
June	22,610	

### QUALITY

	Quantity	Base Number	Contract	AT	Region	England
% of FP17s for the same patient ID Re-attending within 3 months - Children	148	1,809	8.2%	10.5%	11.9%	12.3%
% of FP17s for the same patient ID Re-attending within 3 months - Adults	1,388	9,098	15.3%	16.0%	16.6%	16.7%
% of FP17s for the same patient ID Re-attending between 3 & 9 months - Children	1,092	1,809	60.4%	58.5%	60.2%	57.6%
% of FP17s for the same patient ID Re-attending between 3 & 9 months - Adults	5,134	9,098	56.4%	49.5%	51.5%	50.1%
% of FP17s for Band 1 Urgent Courses	1,004	10,314	9.7%	10.4%	9.5%	9.1%
% of FP17s Relating to Free Repair or Replacements	140	10,314	1.4%	0.9%	0.7%	0.8%
% of FP17s Relating to Continuations	46	10,314	0.4%	1.4%	1.2%	1.2%
% of Patients satisfied with the dentistry they have received	23	24	95.8%	93.4%	93.1%	92.8%
% of Patients satisfied with the time they had to wait for an appointment	22	24	91.7%	88.4%	88.8%	88.7%

\* This is based on patients treated on this contract for their most recent course of treatment. Figures in italics indicate the base number of FP17s or Patient Questionnaire responses are less than 100. N/A is shown where the base number of responses is less than 10 during the period. % is calculated as Quantity/Base number\*100

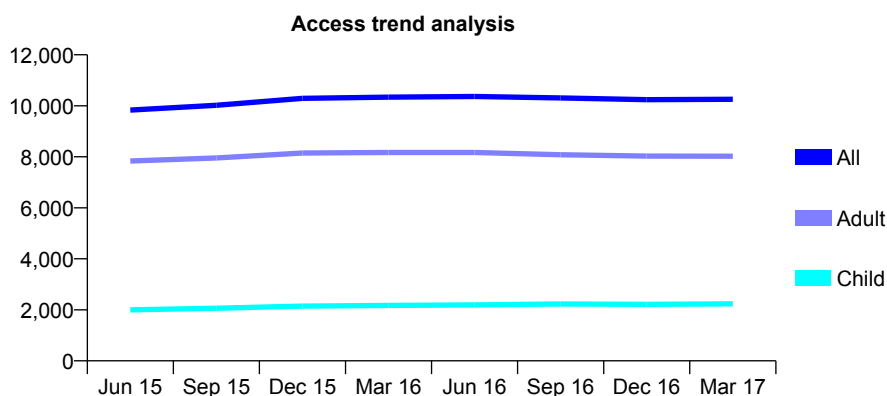
## Q66 - Vital Signs At a Glance Contract Report for 175986/0008 - March 2017

Name or company name	DEN DENTAL GROUP PRACTICE LLP
Contract type name	PDS Plus Contract
Purpose of contract	General
Contract start date	01/06/2011
Contract end date	30/06/2020

16/17 Contracted general activity (UDA)	27,000
Carry forward general activity (UDA)	246
16/17 Contracted orthodontic activity (UOA)	0
Carry forward orthodontic activity (UOA)	0
Baseline contract value	£392,361.85

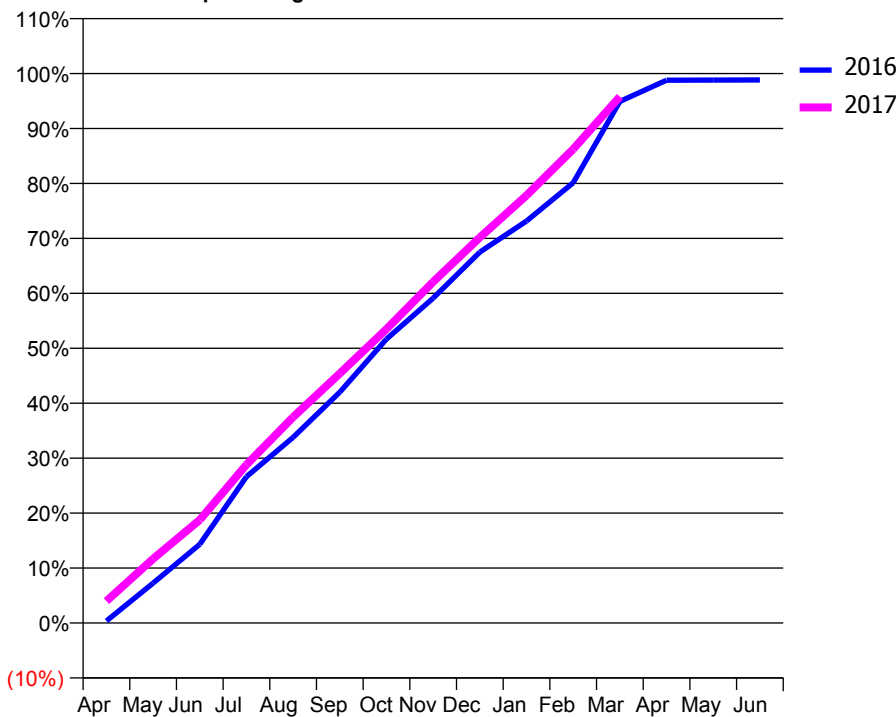
### ACCESS\*

Patients seen in 24 months	Total	Change since previous quarter
Quarter ending March 2016	10,340	
Quarter ending June 2016	10,366	→
Quarter ending September 2016	10,310	→
Quarter ending December 2016	10,243	→
Quarter ending March 2017	10,257	→
<b>Variance since March 2016</b>	<b>(0.8%)</b>	→



### ACTIVITY

Cumulative percentage of contracted UDA delivered 2016 & 2017



Month	Adjusted Scheduled Activity (UDA)	
	2016	2017
April	102	1,077
May	1,959	3,152
June	3,866	5,067
July	7,193	7,781
August	9,125	10,118
September	11,345	12,264
October	13,949	14,441
November	15,966	16,764
December	18,222	18,945
January	19,751	21,008
February	21,630	23,283
March	25,631	25,865
April	26,672	
May	26,678	
June	26,681	

### QUALITY

	Quantity	Base Number	Contract	AT	Region	England
% of FP17s for the same patient ID Re-attending within 3 months - Children	189	3,478	5.4%	10.5%	11.9%	12.3%
% of FP17s for the same patient ID Re-attending within 3 months - Adults	1,448	12,188	11.9%	16.0%	16.6%	16.7%
% of FP17s for the same patient ID Re-attending between 3 & 9 months - Children	2,373	3,478	68.2%	58.5%	60.2%	57.6%
% of FP17s for the same patient ID Re-attending between 3 & 9 months - Adults	7,861	12,188	64.5%	49.5%	51.5%	50.1%
% of FP17s for Band 1 Urgent Courses	1,142	15,086	7.6%	10.4%	9.5%	9.1%
% of FP17s Relating to Free Repair or Replacements	145	15,086	1.0%	0.9%	0.7%	0.8%
% of FP17s Relating to Continuations	87	15,086	0.6%	1.4%	1.2%	1.2%
% of Patients satisfied with the dentistry they have received	35	37	94.6%	93.4%	93.1%	92.8%
% of Patients satisfied with the time they had to wait for an appointment	32	37	86.5%	88.4%	88.8%	88.7%

\* This is based on patients treated on this contract for their most recent course of treatment. Figures in italics indicate the base number of FP17s or Patient Questionnaire responses are less than 100. N/A is shown where the base number of responses is less than 10 during the period. % is calculated as Quantity/Base number\*100

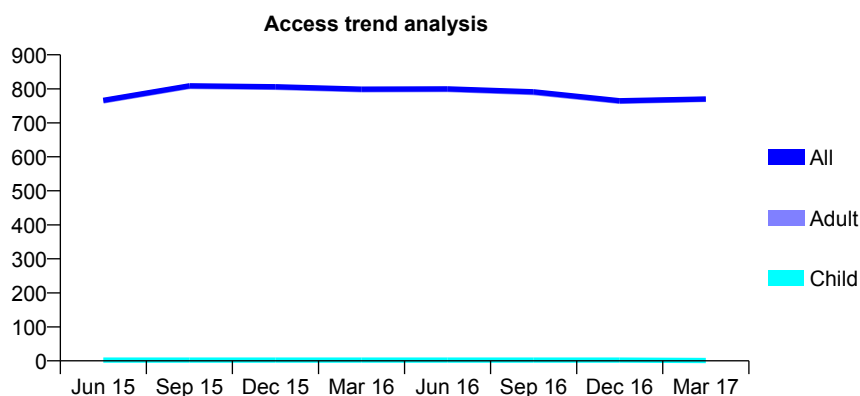
## Q66 - Vital Signs At a Glance Contract Report for 175986/0009 - March 2017

Name or company name	DEN DENTAL GROUP PRACTICE LLP
Contract type name	PDS Contract
Purpose of contract	General
Contract start date	01/06/2012
Contract end date	31/05/2022

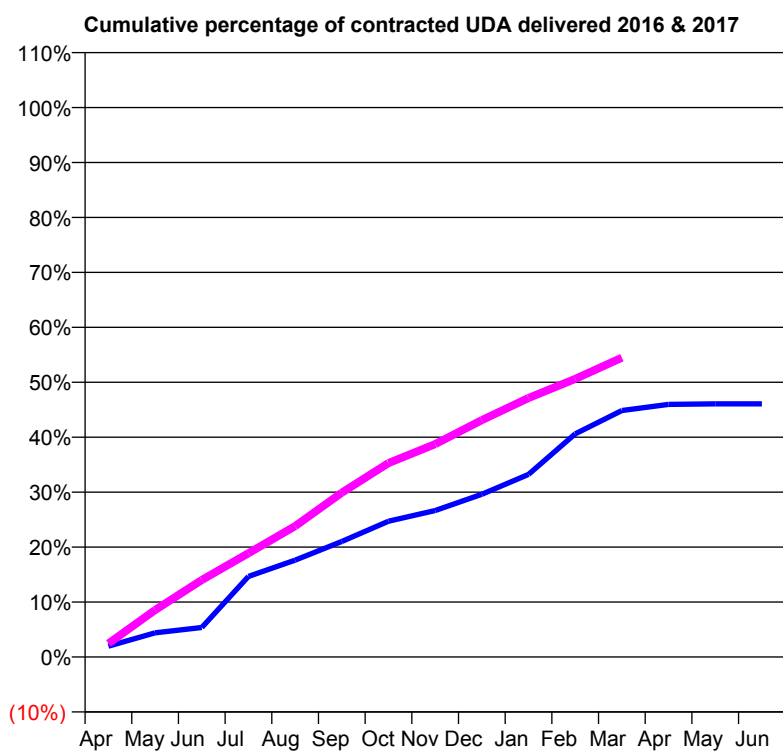
16/17 Contracted general activity (UDA)	3,000
Carry forward general activity (UDA)	0
16/17 Contracted orthodontic activity (UOA)	0
Carry forward orthodontic activity (UOA)	0
Baseline contract value	£185,217.83

### ACCESS\*

Patients seen in 24 months	Total	Change since previous quarter
Quarter ending March 2016	799	
Quarter ending June 2016	800	→
Quarter ending September 2016	791	↓
Quarter ending December 2016	765	↓
Quarter ending March 2017	770	→
<b>Variance since March 2016</b>	<b>(3.6%)</b>	<b>↓</b>



### ACTIVITY



Month	Adjusted Scheduled Activity (UDA)	
	2016	2017
April	59	74
May	132	257
June	161	421
July	440	567
August	529	715
September	631	897
October	742	1,059
November	800	1,162
December	889	1,294
January	997	1,414
February	1,218	1,518
March	1,346	1,634
April	1,379	
May	1,382	
June	1,382	

### QUALITY

	Quantity	Base Number	Contract	AT	Region	England
% of FP17s for the same patient ID Re-attending within 3 months - Children	0	2	0.0%	10.5%	11.9%	12.3%
% of FP17s for the same patient ID Re-attending within 3 months - Adults	40	653	6.1%	16.0%	16.6%	16.7%
% of FP17s for the same patient ID Re-attending between 3 & 9 months - Children	2	2	100.0%	58.5%	60.2%	57.6%
% of FP17s for the same patient ID Re-attending between 3 & 9 months - Adults	186	653	28.5%	49.5%	51.5%	50.1%
% of FP17s for Band 1 Urgent Courses	79	631	12.5%	10.4%	9.5%	9.1%
% of FP17s Relating to Free Repair or Replacements	4	631	0.6%	0.9%	0.7%	0.8%
% of FP17s Relating to Continuations	2	631	0.3%	1.4%	1.2%	1.2%
% of Patients satisfied with the dentistry they have received	3	3	N/A	93.4%	93.1%	92.8%
% of Patients satisfied with the time they had to wait for an appointment	3	3	N/A	88.4%	88.8%	88.7%

\* This is based on patients treated on this contract for their most recent course of treatment. Figures in italics indicate the base number of FP17s or Patient Questionnaire responses are less than 100. N/A is shown where the base number of responses is less than 10 during the period. % is calculated as Quantity/Base number\*100

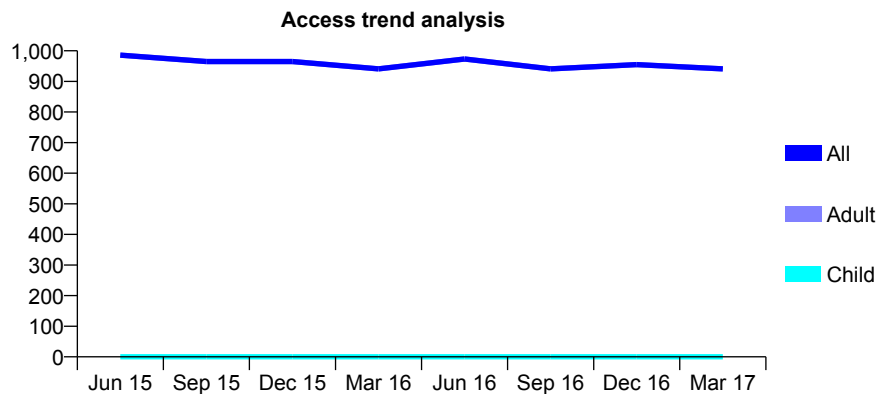
## Q66 - Vital Signs At a Glance Contract Report for 176001/0001 - March 2017

Name or company name	Dental Home Visits Cornwall
Contract type name	PDS Contract
Purpose of contract	General
Contract start date	01/04/2012
Contract end date	31/03/2022

16/17 Contracted general activity (UDA)	2,388
Carry forward general activity (UDA)	-27
16/17 Contracted orthodontic activity (UOA)	0
Carry forward orthodontic activity (UOA)	0
Baseline contract value	£145,331.78

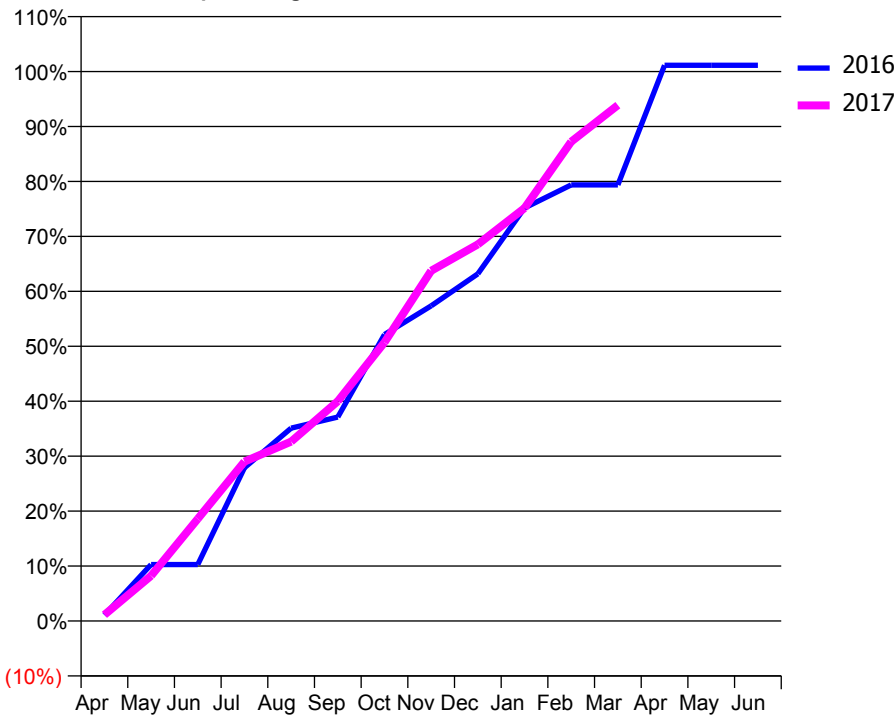
### ACCESS\*

Patients seen in 24 months	Total	Change since previous quarter
Quarter ending March 2016	941	
Quarter ending June 2016	973	↑
Quarter ending September 2016	941	↓
Quarter ending December 2016	955	→
Quarter ending March 2017	941	↓
<b>Variance since March 2016</b>	<b>0.0%</b>	<b>→</b>



### ACTIVITY

Cumulative percentage of contracted UDA delivered 2016 & 2017



Month	Adjusted Scheduled Activity (UDA)	
	2016	2017
April	26	27
May	245	197
June	245	444
July	666	693
August	838	780
September	886	955
October	1,245	1,211
November	1,369	1,522
December	1,509	1,637
January	1,795	1,794
February	1,895	2,083
March	1,895	2,242
April	2,415	
May	2,415	
June	2,415	

### QUALITY

	Quantity	Base Number	Contract	AT	Region	England
% of FP17s for the same patient ID Re-attending within 3 months - Children	0	0	N/A	10.5%	11.9%	12.3%
% of FP17s for the same patient ID Re-attending within 3 months - Adults	178	901	19.8%	16.0%	16.6%	16.7%
% of FP17s for the same patient ID Re-attending between 3 & 9 months - Children	0	0	N/A	58.5%	60.2%	57.6%
% of FP17s for the same patient ID Re-attending between 3 & 9 months - Adults	150	901	16.6%	49.5%	51.5%	50.1%
% of FP17s for Band 1 Urgent Courses	193	722	26.7%	10.4%	9.5%	9.1%
% of FP17s Relating to Free Repair or Replacements	6	722	0.8%	0.9%	0.7%	0.8%
% of FP17s Relating to Continuations	19	722	2.6%	1.4%	1.2%	1.2%
% of Patients satisfied with the dentistry they have received	1	1	N/A	93.4%	93.1%	92.8%
% of Patients satisfied with the time they had to wait for an appointment	1	1	N/A	88.4%	88.8%	88.7%

\* This is based on patients treated on this contract for their most recent course of treatment. Figures in italics indicate the base number of FP17s or Patient Questionnaire responses are less than 100. N/A is shown where the base number of responses is less than 10 during the period. % is calculated as Quantity/Base number\*100

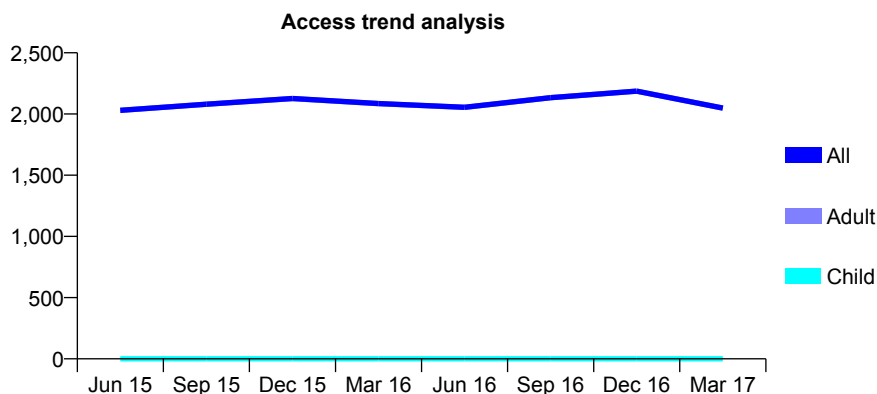
## Q66 - Vital Signs At a Glance Contract Report for 176001/0002 - March 2017

Name or company name	Dental Home Visits Cornwall
Contract type name	PDS Contract
Purpose of contract	General
Contract start date	01/04/2012
Contract end date	31/03/2022

16/17 Contracted general activity (UDA)	3,816
Carry forward general activity (UDA)	-58
16/17 Contracted orthodontic activity (UOA)	0
Carry forward orthodontic activity (UOA)	0
Baseline contract value	£217,981.84

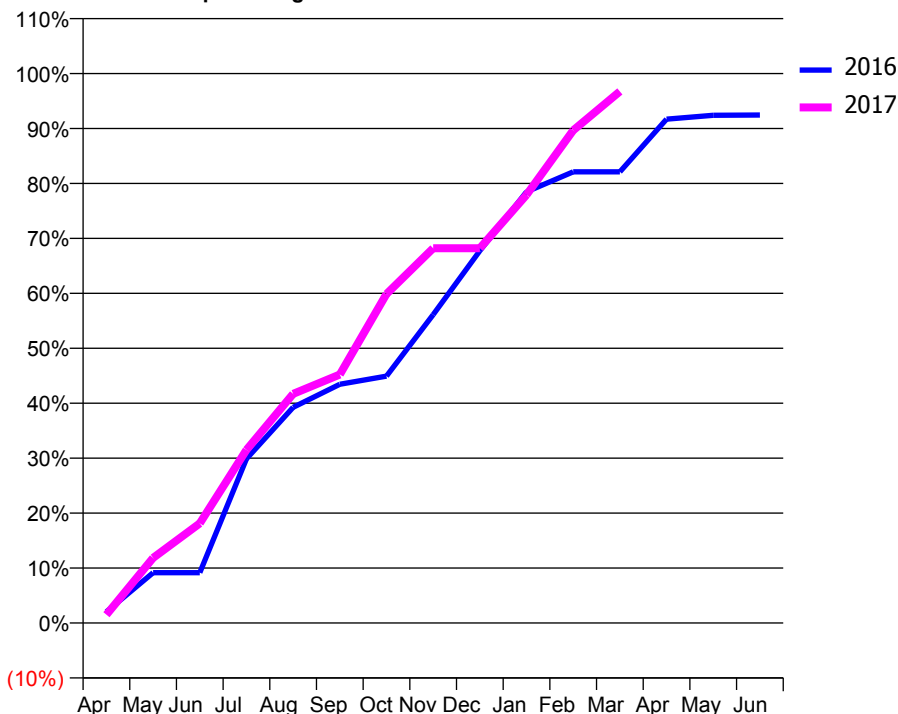
### ACCESS\*

Patients seen in 24 months	Total	Change since previous quarter
Quarter ending March 2016	2,085	
Quarter ending June 2016	2,055	↓
Quarter ending September 2016	2,133	↑
Quarter ending December 2016	2,187	↑
Quarter ending March 2017	2,048	↓
<b>Variance since March 2016</b>	<b>(1.8%)</b>	<b>↓</b>



### ACTIVITY

Cumulative percentage of contracted UDA delivered 2016 & 2017



### QUALITY

	Quantity	Base Number	Contract	AT	Region	England
% of FP17s for the same patient ID Re-attending within 3 months - Children	1	2	50.0%	10.5%	11.9%	12.3%
% of FP17s for the same patient ID Re-attending within 3 months - Adults	181	1,900	9.5%	16.0%	16.6%	16.7%
% of FP17s for the same patient ID Re-attending between 3 & 9 months - Children	0	2	0.0%	58.5%	60.2%	57.6%
% of FP17s for the same patient ID Re-attending between 3 & 9 months - Adults	484	1,900	25.5%	49.5%	51.5%	50.1%
% of FP17s for Band 1 Urgent Courses	202	1,557	13.0%	10.4%	9.5%	9.1%
% of FP17s Relating to Free Repair or Replacements	12	1,557	0.8%	0.9%	0.7%	0.8%
% of FP17s Relating to Continuations	10	1,557	0.6%	1.4%	1.2%	1.2%
% of Patients satisfied with the dentistry they have received	11	11	100.0%	93.4%	93.1%	92.8%
% of Patients satisfied with the time they had to wait for an appointment	10	11	90.9%	88.4%	88.8%	88.7%

\* This is based on patients treated on this contract for their most recent course of treatment. Figures in italics indicate the base number of FP17s or Patient Questionnaire responses are less than 100. N/A is shown where the base number of responses is less than 10 during the period. % is calculated as Quantity/Base number\*100

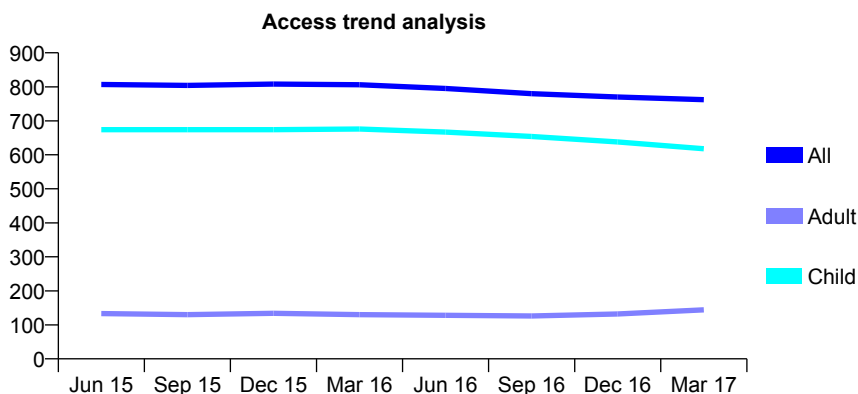
## Q66 - Vital Signs At a Glance Contract Report for 177091/0001 - March 2017

Name or company name	Highland Dental Care Ltd
Contract type name	GDS Contract
Purpose of contract	General
Contract start date	01/08/2007
Contract end date	

16/17 Contracted general activity (UDA)	1,537
Carry forward general activity (UDA)	-31
16/17 Contracted orthodontic activity (UOA)	0
Carry forward orthodontic activity (UOA)	0
Baseline contract value	£37,215.78

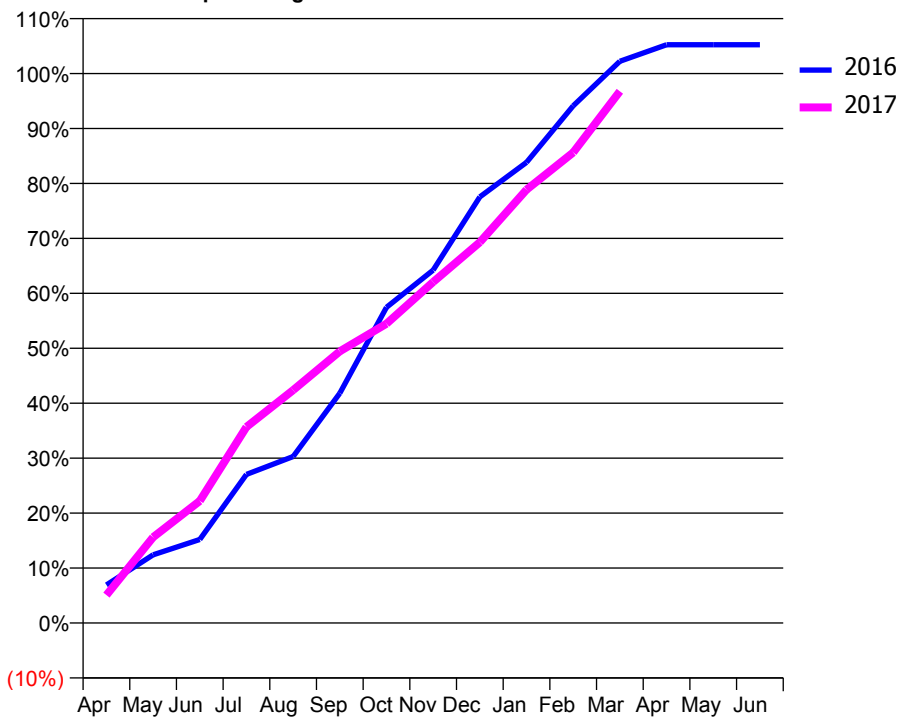
### ACCESS\*

Patients seen in 24 months	Total	Change since previous quarter
Quarter ending March 2016	806	
Quarter ending June 2016	795	↓
Quarter ending September 2016	780	↓
Quarter ending December 2016	770	↓
Quarter ending March 2017	762	↓
<b>Variance since March 2016</b>	<b>(5.5%)</b>	<b>↓</b>



### ACTIVITY

**Cumulative percentage of contracted UDA delivered 2016 & 2017**



**Adjusted Scheduled Activity (UDA)**

Month	2016	2017
April	106	78
May	191	240
June	234	342
July	416	549
August	466	652
September	643	760
October	883	837
November	987	954
December	1,192	1,065
January	1,288	1,212
February	1,447	1,316
March	1,571	1,487
April	1,617	
May	1,617	
June	1,617	

### QUALITY

	Quantity	Base Number	Contract	AT	Region	England
% of FP17s for the same patient ID Re-attending within 3 months - Children	68	964	7.1%	10.5%	11.9%	12.3%
% of FP17s for the same patient ID Re-attending within 3 months - Adults	3	80	3.8%	16.0%	16.6%	16.7%
% of FP17s for the same patient ID Re-attending between 3 & 9 months - Children	574	964	59.5%	58.5%	60.2%	57.6%
% of FP17s for the same patient ID Re-attending between 3 & 9 months - Adults	39	80	48.8%	49.5%	51.5%	50.1%
% of FP17s for Band 1 Urgent Courses	12	994	1.2%	10.4%	9.5%	9.1%
% of FP17s Relating to Free Repair or Replacements	1	994	0.1%	0.9%	0.7%	0.8%
% of FP17s Relating to Continuations	0	994	0.0%	1.4%	1.2%	1.2%
% of Patients satisfied with the dentistry they have received	3	3	N/A	93.4%	93.1%	92.8%
% of Patients satisfied with the time they had to wait for an appointment	3	3	N/A	88.4%	88.8%	88.7%

\* This is based on patients treated on this contract for their most recent course of treatment. Figures in italics indicate the base number of FP17s or Patient Questionnaire responses are less than 100. N/A is shown where the base number of responses is less than 10 during the period. % is calculated as Quantity/Base number\*100

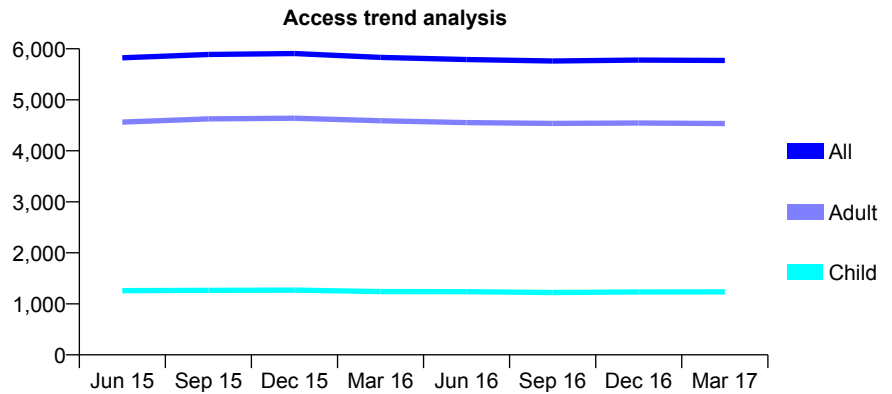
## Q66 - Vital Signs At a Glance Contract Report for 178500/0001 - March 2017

Name or company name	Addy Dental Care Ltd
Contract type name	GDS Contract
Purpose of contract	General
Contract start date	01/05/2008
Contract end date	

16/17 Contracted general activity (UDA)	17,018
Carry forward general activity (UDA)	166
16/17 Contracted orthodontic activity (UOA)	0
Carry forward orthodontic activity (UOA)	0
Baseline contract value	£494,917.66

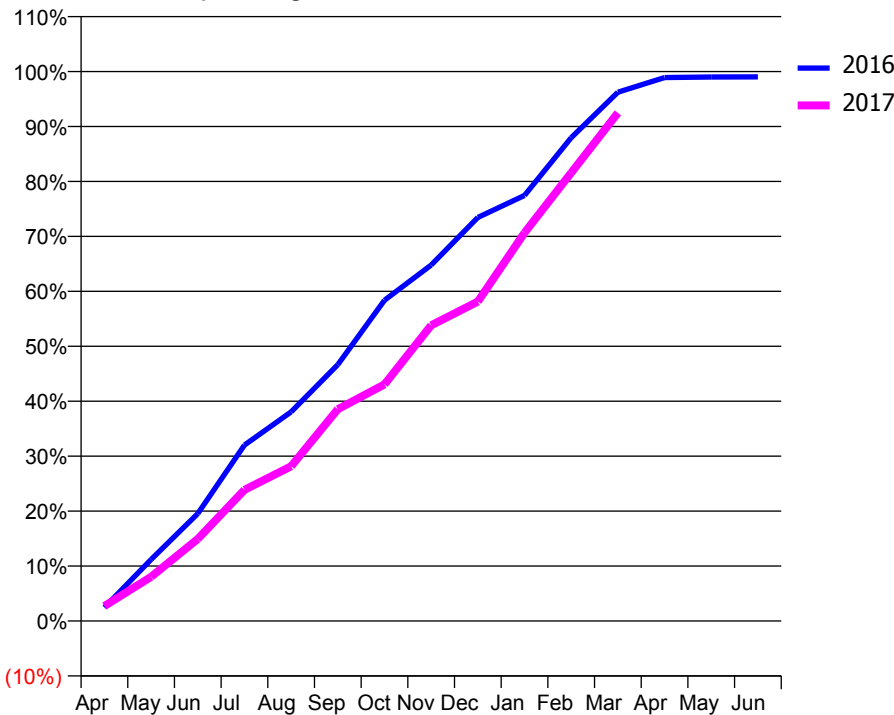
### ACCESS\*

Patients seen in 24 months	Total	Change since previous quarter
Quarter ending March 2016	5,831	
Quarter ending June 2016	5,789	→
Quarter ending September 2016	5,760	→
Quarter ending December 2016	5,778	→
Quarter ending March 2017	5,770	→
<b>Variance since March 2016</b>	<b>(1.0%)</b>	<b>↓</b>



### ACTIVITY

Cumulative percentage of contracted UDA delivered 2016 & 2017



Month	Adjusted Scheduled Activity (UDA)	
	2016	2017
April	421	464
May	1,906	1,367
June	3,325	2,541
July	5,450	4,063
August	6,476	4,791
September	7,941	6,559
October	9,933	7,326
November	11,023	9,157
December	12,500	9,892
January	13,179	12,025
February	14,970	13,883
March	16,377	15,735
April	16,832	
May	16,849	
June	16,852	

### QUALITY

	Quantity	Base Number	Contract	AT	Region	England
% of FP17s for the same patient ID Re-attending within 3 months - Children	121	1,813	6.7%	10.5%	11.9%	12.3%
% of FP17s for the same patient ID Re-attending within 3 months - Adults	944	6,542	14.4%	16.0%	16.6%	16.7%
% of FP17s for the same patient ID Re-attending between 3 & 9 months - Children	961	1,813	53.0%	58.5%	60.2%	57.6%
% of FP17s for the same patient ID Re-attending between 3 & 9 months - Adults	3,216	6,542	49.2%	49.5%	51.5%	50.1%
% of FP17s for Band 1 Urgent Courses	658	8,117	8.1%	10.4%	9.5%	9.1%
% of FP17s Relating to Free Repair or Replacements	137	8,117	1.7%	0.9%	0.7%	0.8%
% of FP17s Relating to Continuations	131	8,117	1.6%	1.4%	1.2%	1.2%
% of Patients satisfied with the dentistry they have received	7	7	N/A	93.4%	93.1%	92.8%
% of Patients satisfied with the time they had to wait for an appointment	7	7	N/A	88.4%	88.8%	88.7%

\* This is based on patients treated on this contract for their most recent course of treatment. Figures in italics indicate the base number of FP17s or Patient Questionnaire responses are less than 100. N/A is shown where the base number of responses is less than 10 during the period. % is calculated as Quantity/Base number\*100



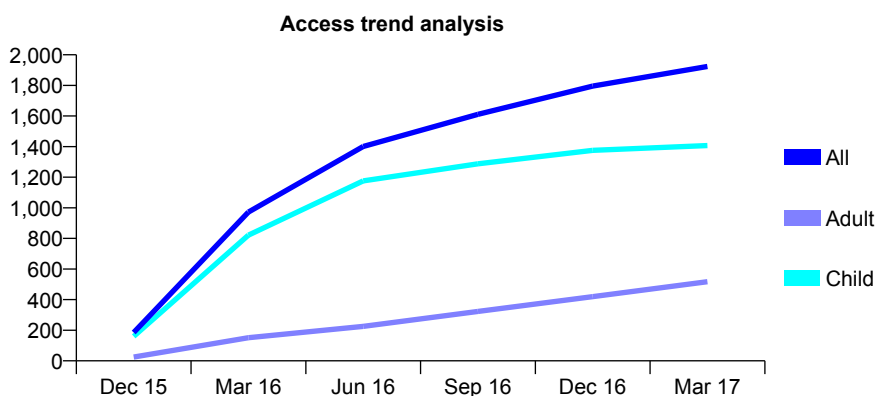
## Q66 - Vital Signs At a Glance Contract Report for 178926/0001 - March 2017

Name or company name	Madford Lane Partnership
Contract type name	GDS Contract
Purpose of contract	General
Contract start date	01/12/2015
Contract end date	

16/17 Contracted general activity (UDA)	4,250
Carry forward general activity (UDA)	58
16/17 Contracted orthodontic activity (UOA)	0
Carry forward orthodontic activity (UOA)	0
Baseline contract value	£107,082.97

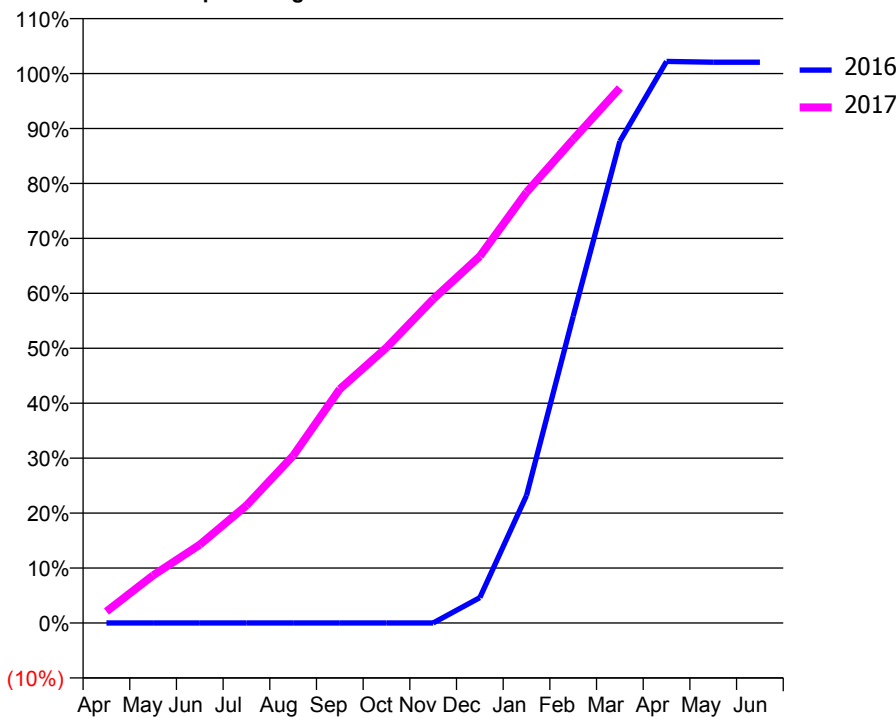
### ACCESS\*

Patients seen in 24 months	Total	Change since previous quarter
Quarter ending March 2016	972	
Quarter ending June 2016	1,401	↑
Quarter ending September 2016	1,611	↑
Quarter ending December 2016	1,796	↑
Quarter ending March 2017	1,924	↑
<b>Variance since March 2016</b>	<b>97.9%</b>	<b>↑</b>



### ACTIVITY

Cumulative percentage of contracted UDA delivered 2016 & 2017



Adjusted Scheduled Activity (UDA)

Month	2016	2017
April	0	90
May	0	369
June	0	606
July	0	909
August	0	1,294
September	0	1,810
October	0	2,131
November	0	2,504
December	65	2,837
January	329	3,332
February	790	3,740
March	1,241	4,138
April	1,447	
May	1,445	
June	1,445	

### QUALITY

	Quantity	Base Number	Contract	AT	Region	England
% of FP17s for the same patient ID Re-attending within 3 months - Children	125	2,603	4.8%	10.5%	11.9%	12.3%
% of FP17s for the same patient ID Re-attending within 3 months - Adults	52	656	7.9%	16.0%	16.6%	16.7%
% of FP17s for the same patient ID Re-attending between 3 & 9 months - Children	1,566	2,603	60.2%	58.5%	60.2%	57.6%
% of FP17s for the same patient ID Re-attending between 3 & 9 months - Adults	287	656	43.8%	49.5%	51.5%	50.1%
% of FP17s for Band 1 Urgent Courses	106	3,102	3.4%	10.4%	9.5%	9.1%
% of FP17s Relating to Free Repair or Replacements	0	3,102	0.0%	0.9%	0.7%	0.8%
% of FP17s Relating to Continuations	0	3,102	0.0%	1.4%	1.2%	1.2%
% of Patients satisfied with the dentistry they have received	1	1	N/A	93.4%	93.1%	92.8%
% of Patients satisfied with the time they had to wait for an appointment	1	1	N/A	88.4%	88.8%	88.7%

\* This is based on patients treated on this contract for their most recent course of treatment. Figures in italics indicate the base number of FP17s or Patient Questionnaire responses are less than 100. N/A is shown where the base number of responses is less than 10 during the period. % is calculated as Quantity/Base number\*100

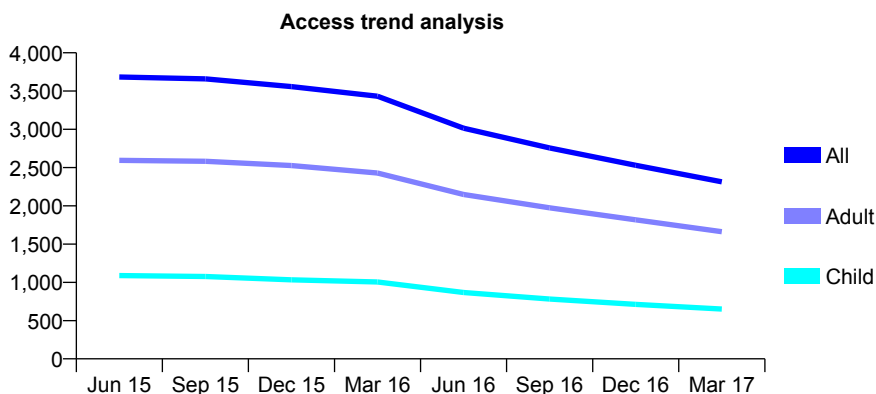
## Q66 - Vital Signs At a Glance Contract Report for 179639/0001 - March 2017

Name or company name	Meneage Dental Care Limited
Contract type name	GDS Contract
Purpose of contract	General
Contract start date	31/03/2012
Contract end date	

16/17 Contracted general activity (UDA)	7,912
Carry forward general activity (UDA)	344
16/17 Contracted orthodontic activity (UOA)	0
Carry forward orthodontic activity (UOA)	0
Baseline contract value	£205,227.38

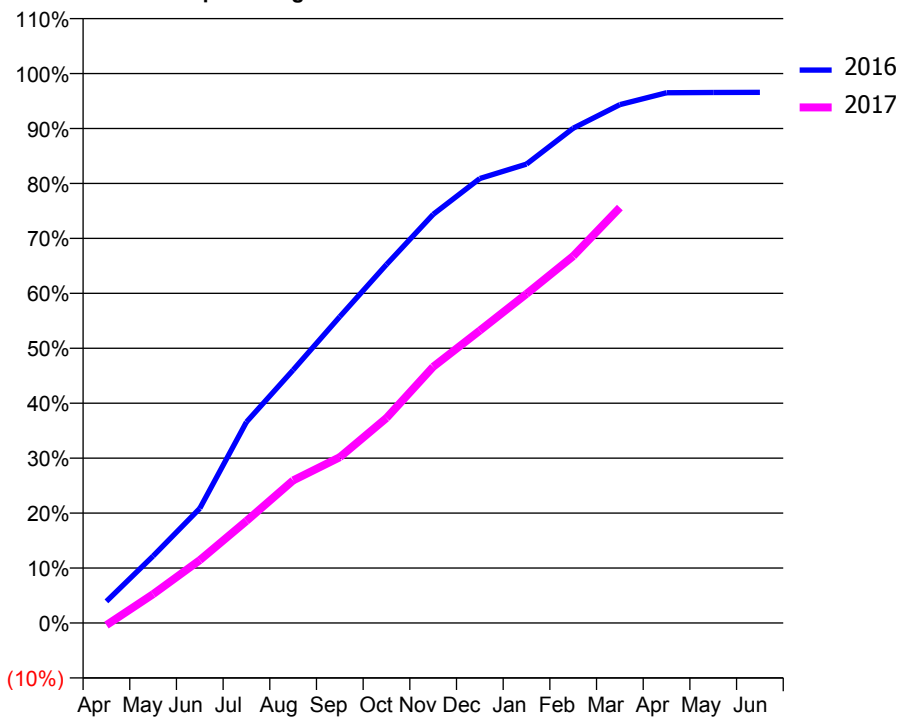
### ACCESS\*

Patients seen in 24 months	Total	Change since previous quarter
Quarter ending March 2016	3,433	
Quarter ending June 2016	3,015	↓
Quarter ending September 2016	2,756	↓
Quarter ending December 2016	2,529	↓
Quarter ending March 2017	2,313	↓
<b>Variance since March 2016</b>	<b>(32.6%)</b>	<b>↓</b>



### ACTIVITY

Cumulative percentage of contracted UDA delivered 2016 & 2017



Month	Adjusted Scheduled Activity (UDA)	
	2016	2017
April	413	-31
May	1,281	416
June	2,190	905
July	3,842	1,470
August	4,835	2,054
September	5,855	2,388
October	6,851	2,953
November	7,808	3,689
December	8,493	4,211
January	8,768	4,740
February	9,454	5,284
March	9,906	5,982
April	10,132	
May	10,138	
June	10,140	

### QUALITY

	Quantity	Base Number	Contract	AT	Region	England
% of FP17s for the same patient ID Re-attending within 3 months - Children	84	1,012	8.3%	10.5%	11.9%	12.3%
% of FP17s for the same patient ID Re-attending within 3 months - Adults	249	2,168	11.5%	16.0%	16.6%	16.7%
% of FP17s for the same patient ID Re-attending between 3 & 9 months - Children	704	1,012	69.6%	58.5%	60.2%	57.6%
% of FP17s for the same patient ID Re-attending between 3 & 9 months - Adults	1,346	2,168	62.1%	49.5%	51.5%	50.1%
% of FP17s for Band 1 Urgent Courses	114	3,039	3.8%	10.4%	9.5%	9.1%
% of FP17s Relating to Free Repair or Replacements	33	3,039	1.1%	0.9%	0.7%	0.8%
% of FP17s Relating to Continuations	18	3,039	0.6%	1.4%	1.2%	1.2%
% of Patients satisfied with the dentistry they have received	4	4	N/A	93.4%	93.1%	92.8%
% of Patients satisfied with the time they had to wait for an appointment	4	4	N/A	88.4%	88.8%	88.7%

\* This is based on patients treated on this contract for their most recent course of treatment. Figures in italics indicate the base number of FP17s or Patient Questionnaire responses are less than 100. N/A is shown where the base number of responses is less than 10 during the period. % is calculated as Quantity/Base number\*100

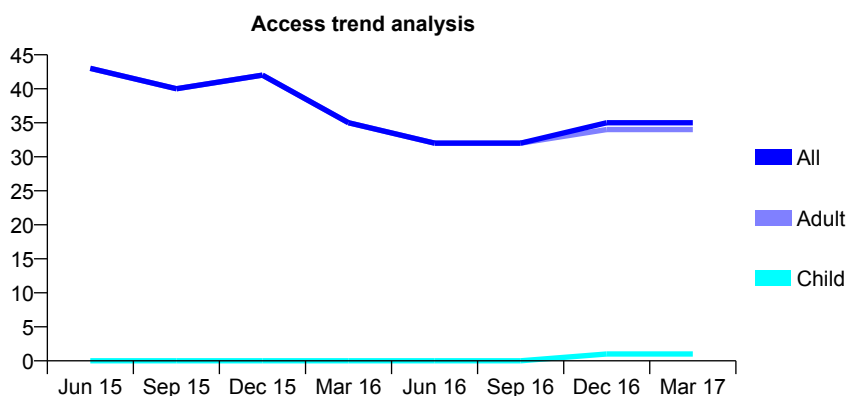
## Q66 - Vital Signs At a Glance Contract Report for 179639/0002 - March 2017

Name or company name	Meneage Dental Care Limited
Contract type name	PDS Contract
Purpose of contract	General
Contract start date	31/03/2012
Contract end date	30/03/2022

16/17 Contracted general activity (UDA)	90
Carry forward general activity (UDA)	0
16/17 Contracted orthodontic activity (UOA)	0
Carry forward orthodontic activity (UOA)	0
Baseline contract value	£5,177.69

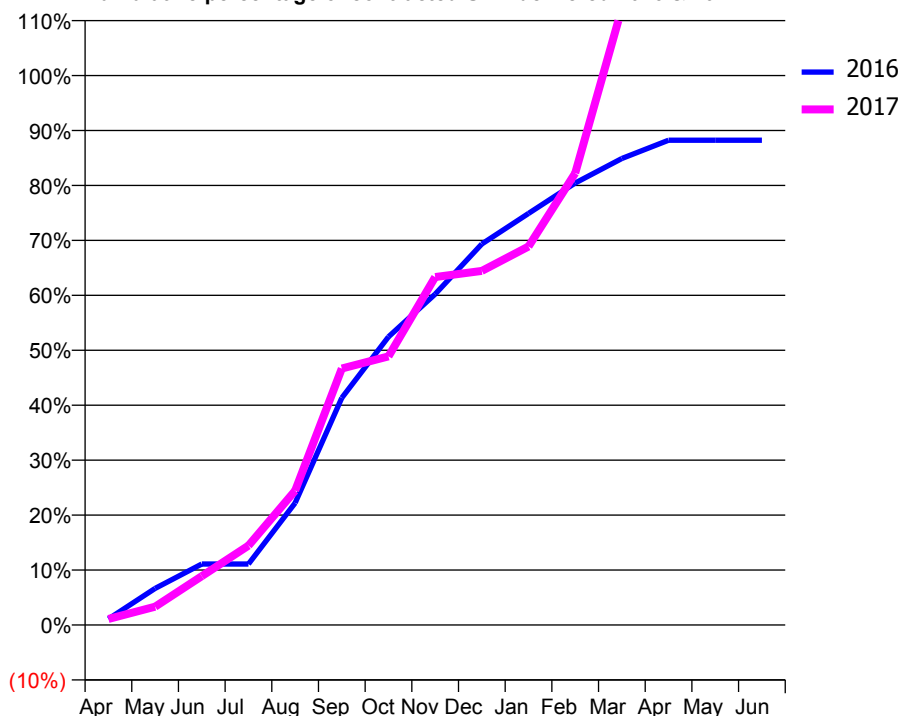
### ACCESS\*

Patients seen in 24 months	Total	Change since previous quarter
Quarter ending March 2016	35	
Quarter ending June 2016	32	↓
Quarter ending September 2016	32	→
Quarter ending December 2016	35	↑
Quarter ending March 2017	35	→
<b>Variance since March 2016</b>	<b>0.0%</b>	<b>→</b>



### ACTIVITY

Cumulative percentage of contracted UDA delivered 2016 & 2017



Month	Adjusted Scheduled Activity (UDA)	
	2016	2017
April	1	1
May	6	3
June	10	8
July	10	13
August	20	22
September	37	42
October	47	44
November	54	57
December	62	58
January	67	62
February	72	74
March	76	101
April	79	
May	79	
June	79	

### QUALITY

	Quantity	Base Number	Contract	AT	Region	England
% of FP17s for the same patient ID Re-attending within 3 months - Children	0	2	0.0%	10.5%	11.9%	12.3%
% of FP17s for the same patient ID Re-attending within 3 months - Adults	11	55	20.0%	16.0%	16.6%	16.7%
% of FP17s for the same patient ID Re-attending between 3 & 9 months - Children	0	2	0.0%	58.5%	60.2%	57.6%
% of FP17s for the same patient ID Re-attending between 3 & 9 months - Adults	26	55	47.3%	49.5%	51.5%	50.1%
% of FP17s for Band 1 Urgent Courses	0	54	0.0%	10.4%	9.5%	9.1%
% of FP17s Relating to Free Repair or Replacements	0	54	0.0%	0.9%	0.7%	0.8%
% of FP17s Relating to Continuations	0	54	0.0%	1.4%	1.2%	1.2%
% of Patients satisfied with the dentistry they have received	0	0	N/A	93.4%	93.1%	92.8%
% of Patients satisfied with the time they had to wait for an appointment	0	0	N/A	88.4%	88.8%	88.7%

\* This is based on patients treated on this contract for their most recent course of treatment. Figures in italics indicate the base number of FP17s or Patient Questionnaire responses are less than 100. N/A is shown where the base number of responses is less than 10 during the period. % is calculated as Quantity/Base number\*100

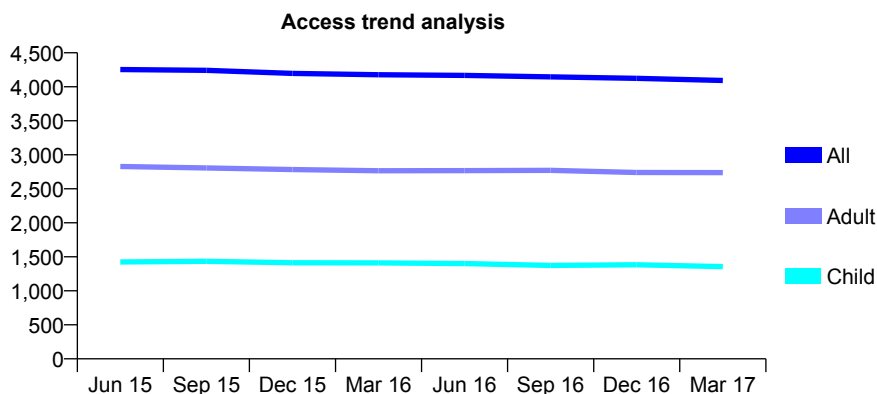
## Q66 - Vital Signs At a Glance Contract Report for 180238/0001 - March 2017

Name or company name	Courtenay Dental Ltd
Contract type name	GDS Contract
Purpose of contract	General
Contract start date	01/04/2013
Contract end date	

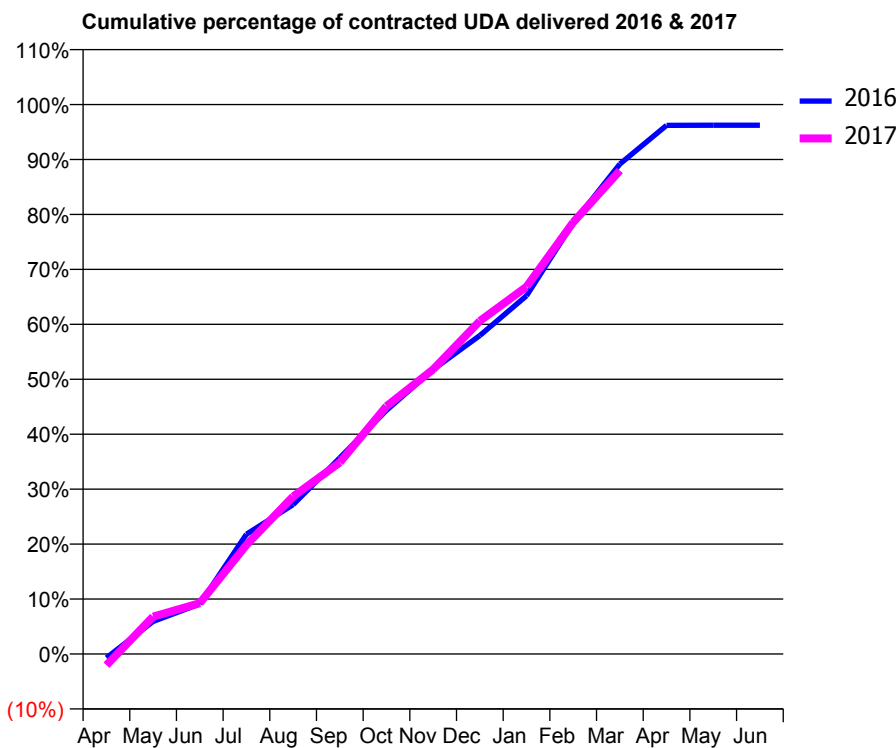
16/17 Contracted general activity (UDA)	12,006
Carry forward general activity (UDA)	439
16/17 Contracted orthodontic activity (UOA)	0
Carry forward orthodontic activity (UOA)	0
Baseline contract value	£261,044.70

### ACCESS\*

Patients seen in 24 months	Total	Change since previous quarter
Quarter ending March 2016	4,177	
Quarter ending June 2016	4,168	→
Quarter ending September 2016	4,146	→
Quarter ending December 2016	4,124	→
Quarter ending March 2017	4,093	→
<b>Variance since March 2016</b>	<b>(2.0%)</b>	<b>↓</b>



### ACTIVITY



Month	Adjusted Scheduled Activity (UDA)	
	2016	2017
April	-86	-247
May	711	817
June	1,095	1,113
July	2,618	2,385
August	3,264	3,443
September	4,286	4,186
October	5,325	5,414
November	6,216	6,219
December	6,958	7,276
January	7,827	8,025
February	9,417	9,434
March	10,707	10,564
April	11,550	
May	11,552	
June	11,553	

### QUALITY

	Quantity	Base Number	Contract	AT	Region	England
% of FP17s for the same patient ID Re-attending within 3 months - Children	172	2,306	7.5%	10.5%	11.9%	12.3%
% of FP17s for the same patient ID Re-attending within 3 months - Adults	474	3,769	12.6%	16.0%	16.6%	16.7%
% of FP17s for the same patient ID Re-attending between 3 & 9 months - Children	1,538	2,306	66.7%	58.5%	60.2%	57.6%
% of FP17s for the same patient ID Re-attending between 3 & 9 months - Adults	2,267	3,769	60.1%	49.5%	51.5%	50.1%
% of FP17s for Band 1 Urgent Courses	354	5,649	6.3%	10.4%	9.5%	9.1%
% of FP17s Relating to Free Repair or Replacements	28	5,649	0.5%	0.9%	0.7%	0.8%
% of FP17s Relating to Continuations	52	5,649	0.9%	1.4%	1.2%	1.2%
% of Patients satisfied with the dentistry they have received	10	10	100.0%	93.4%	93.1%	92.8%
% of Patients satisfied with the time they had to wait for an appointment	10	10	100.0%	88.4%	88.8%	88.7%

\* This is based on patients treated on this contract for their most recent course of treatment. Figures in italics indicate the base number of FP17s or Patient Questionnaire responses are less than 100. N/A is shown where the base number of responses is less than 10 during the period. % is calculated as Quantity/Base number\*100

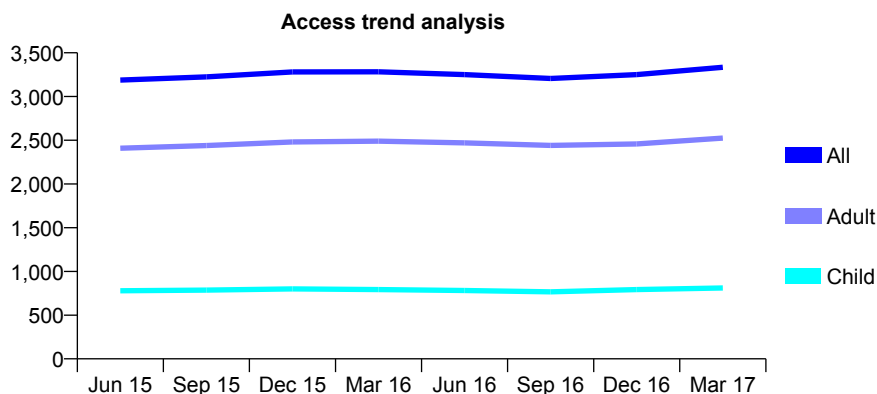
## Q66 - Vital Signs At a Glance Contract Report for 181781/0001 - March 2017

Name or company name	Matford Dental Clinic Limited
Contract type name	GDS Contract
Purpose of contract	General
Contract start date	01/02/2010
Contract end date	

16/17 Contracted general activity (UDA)	10,500
Carry forward general activity (UDA)	193
16/17 Contracted orthodontic activity (UOA)	0
Carry forward orthodontic activity (UOA)	0
Baseline contract value	£330,064.29

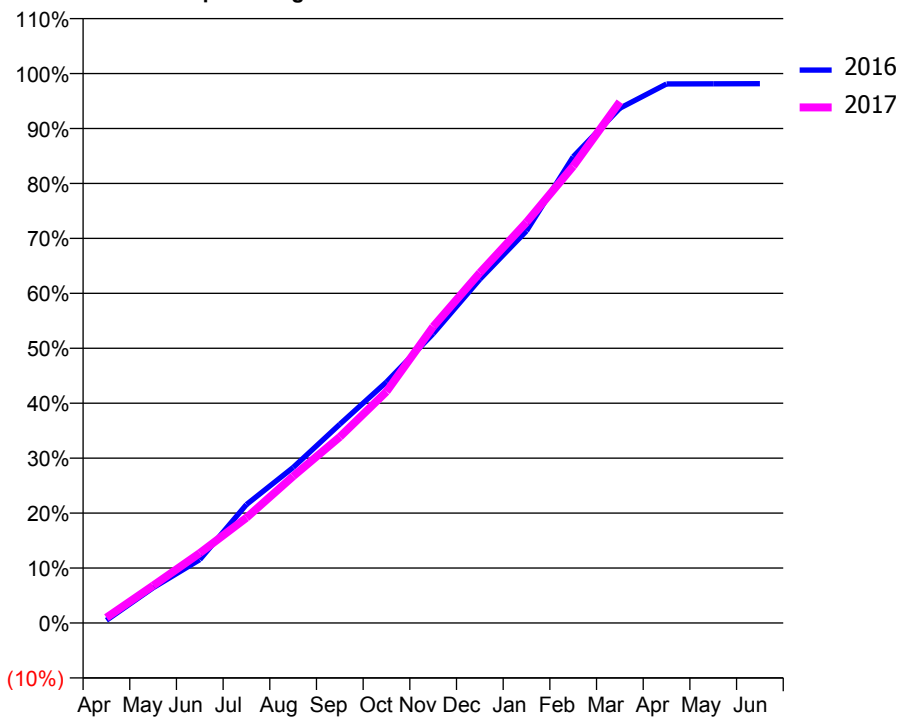
### ACCESS\*

Patients seen in 24 months	Total	Change since previous quarter
Quarter ending March 2016	3,282	
Quarter ending June 2016	3,251	→
Quarter ending September 2016	3,207	↓
Quarter ending December 2016	3,251	→
Quarter ending March 2017	3,335	↑
<b>Variance since March 2016</b>	<b>1.6%</b>	<b>→</b>



### ACTIVITY

Cumulative percentage of contracted UDA delivered 2016 & 2017



Month	Adjusted Scheduled Activity (UDA)	
	2016	2017
April	52	102
May	673	716
June	1,212	1,337
July	2,263	2,011
August	2,972	2,803
September	3,799	3,557
October	4,605	4,423
November	5,529	5,663
December	6,567	6,693
January	7,493	7,658
February	8,909	8,727
March	9,836	9,958
April	10,302	
May	10,303	
June	10,307	

### QUALITY

	Quantity	Base Number	Contract	AT	Region	England
% of FP17s for the same patient ID Re-attending within 3 months - Children	122	1,336	9.1%	10.5%	11.9%	12.3%
% of FP17s for the same patient ID Re-attending within 3 months - Adults	781	4,333	18.0%	16.0%	16.6%	16.7%
% of FP17s for the same patient ID Re-attending between 3 & 9 months - Children	906	1,336	67.8%	58.5%	60.2%	57.6%
% of FP17s for the same patient ID Re-attending between 3 & 9 months - Adults	2,798	4,333	64.6%	49.5%	51.5%	50.1%
% of FP17s for Band 1 Urgent Courses	215	4,807	4.5%	10.4%	9.5%	9.1%
% of FP17s Relating to Free Repair or Replacements	75	4,807	1.6%	0.9%	0.7%	0.8%
% of FP17s Relating to Continuations	60	4,807	1.2%	1.4%	1.2%	1.2%
% of Patients satisfied with the dentistry they have received	14	15	93.3%	93.4%	93.1%	92.8%
% of Patients satisfied with the time they had to wait for an appointment	15	15	100.0%	88.4%	88.8%	88.7%

\* This is based on patients treated on this contract for their most recent course of treatment. Figures in italics indicate the base number of FP17s or Patient Questionnaire responses are less than 100. N/A is shown where the base number of responses is less than 10 during the period. % is calculated as Quantity/Base number\*100

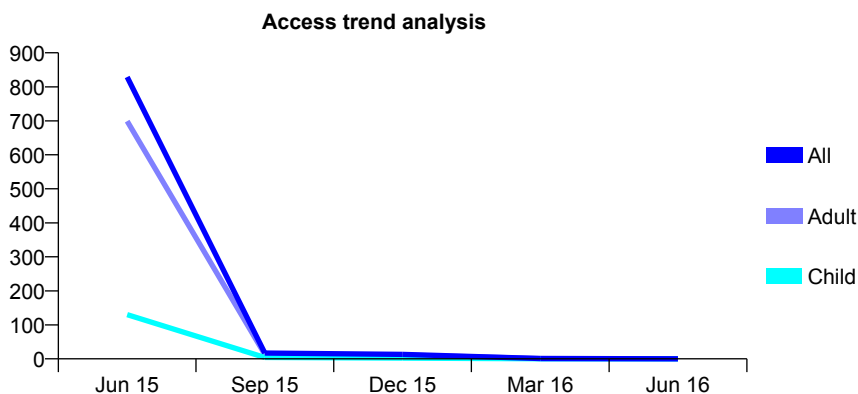
## Q66 - Vital Signs At a Glance Contract Report for 184020/0001 - March 2017

Name or company name	Dental Access Centre
Contract type name	PDS Contract
Purpose of contract	General and Orthodontic
Contract start date	01/04/2006
Contract end date	

16/17 Contracted general activity (UDA)	29,980
Carry forward general activity (UDA)	0
16/17 Contracted orthodontic activity (UOA)	1,458
Carry forward orthodontic activity (UOA)	0
Baseline contract value	£0.00

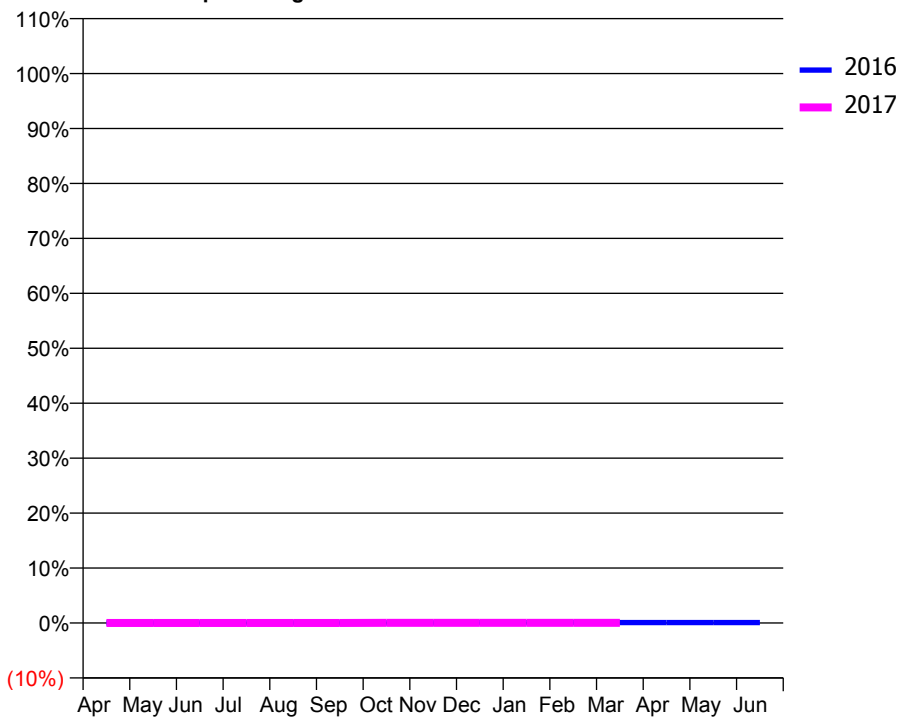
### ACCESS\*

Patients seen in 24 months	Total	Change since previous quarter
Quarter ending March 2016	1	
Quarter ending June 2016	0	
Quarter ending September 2016	0	
Quarter ending December 2016	0	
Quarter ending March 2017	0	
<b>Variance since March 2016</b>	<b>N/A</b>	



### ACTIVITY

Cumulative percentage of contracted UDA delivered 2016 & 2017



Month	Adjusted Scheduled Activity (UDA)	
	2016	2017
April	1	0
May	1	0
June	1	0
July	2	5
August	5	5
September	6	5
October	6	8
November	7	8
December	20	8
January	20	8
February	23	9
March	23	9
April	23	
May	23	
June	23	

### QUALITY

	Quantity	Base Number	Contract	AT	Region	England
% of FP17s for the same patient ID Re-attending within 3 months - Children	0	8	0.0%	10.5%	11.9%	12.3%
% of FP17s for the same patient ID Re-attending within 3 months - Adults	0	8	0.0%	16.0%	16.6%	16.7%
% of FP17s for the same patient ID Re-attending between 3 & 9 months - Children	0	8	0.0%	58.5%	60.2%	57.6%
% of FP17s for the same patient ID Re-attending between 3 & 9 months - Adults	1	8	12.5%	49.5%	51.5%	50.1%
% of FP17s for Band 1 Urgent Courses	0	5	0.0%	10.4%	9.5%	9.1%
% of FP17s Relating to Free Repair or Replacements	0	5	0.0%	0.9%	0.7%	0.8%
% of FP17s Relating to Continuations	0	5	0.0%	1.4%	1.2%	1.2%
% of Patients satisfied with the dentistry they have received	0	0	N/A	93.4%	93.1%	92.8%
% of Patients satisfied with the time they had to wait for an appointment	0	0	N/A	88.4%	88.8%	88.7%

\* This is based on patients treated on this contract for their most recent course of treatment. Figures in italics indicate the base number of FP17s or Patient Questionnaire responses are less than 100. N/A is shown where the base number of responses is less than 10 during the period. % is calculated as Quantity/Base number\*100

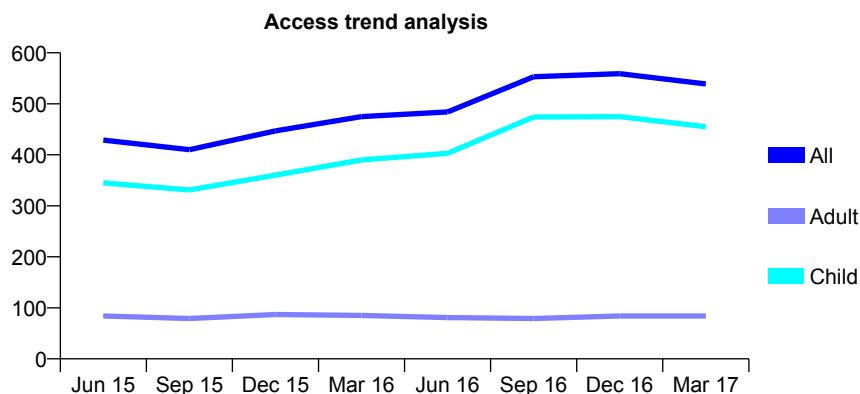
## Q66 - Vital Signs At a Glance Contract Report for 185981/0001 - March 2017

Name or company name	Clark House Dental Surgeries Limited
Contract type name	GDS Contract
Purpose of contract	General
Contract start date	01/03/2012
Contract end date	

16/17 Contracted general activity (UDA)	850
Carry forward general activity (UDA)	0
16/17 Contracted orthodontic activity (UOA)	0
Carry forward orthodontic activity (UOA)	0
Baseline contract value	£19,526.07

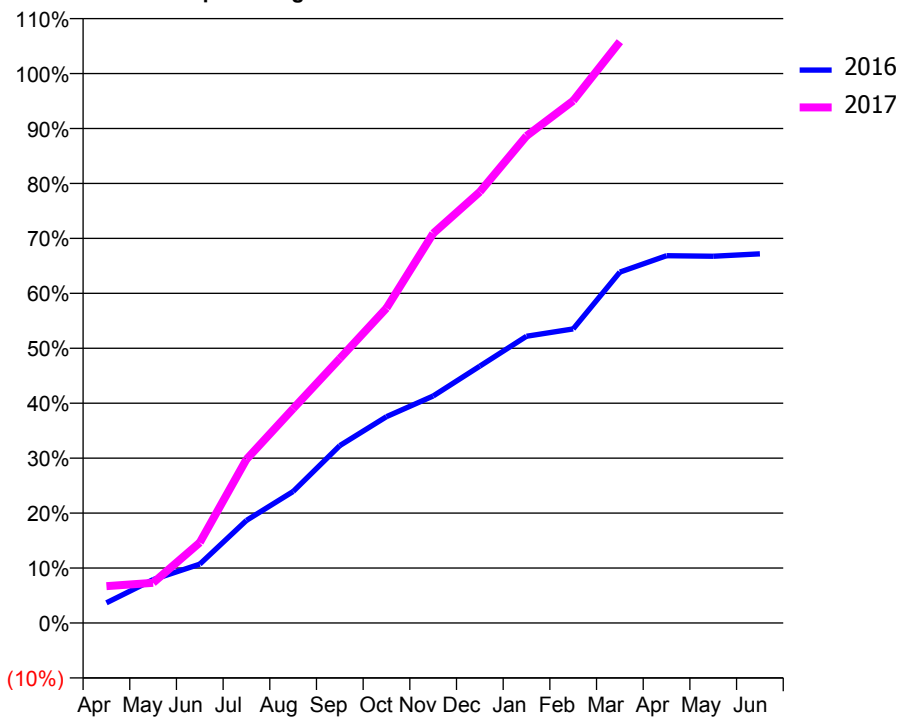
### ACCESS\*

Patients seen in 24 months	Total	Change since previous quarter
Quarter ending March 2016	475	
Quarter ending June 2016	484	→
Quarter ending September 2016	553	↑
Quarter ending December 2016	559	→
Quarter ending March 2017	539	↓
<b>Variance since March 2016</b>	<b>13.5%</b>	<b>↑</b>



### ACTIVITY

Cumulative percentage of contracted UDA delivered 2016 & 2017



Adjusted Scheduled Activity (UDA)

Month	2016	2017
April	42	57
May	90	62
June	122	124
July	213	253
August	273	332
September	368	409
October	428	487
November	471	603
December	533	667
January	595	753
February	610	808
March	728	899
April	762	
May	761	
June	766	

### QUALITY

	Quantity	Base Number	Contract	AT	Region	England
% of FP17s for the same patient ID Re-attending within 3 months - Children	43	744	5.8%	10.5%	11.9%	12.3%
% of FP17s for the same patient ID Re-attending within 3 months - Adults	3	30	10.0%	16.0%	16.6%	16.7%
% of FP17s for the same patient ID Re-attending between 3 & 9 months - Children	404	744	54.3%	58.5%	60.2%	57.6%
% of FP17s for the same patient ID Re-attending between 3 & 9 months - Adults	17	30	56.7%	49.5%	51.5%	50.1%
% of FP17s for Band 1 Urgent Courses	21	707	3.0%	10.4%	9.5%	9.1%
% of FP17s Relating to Free Repair or Replacements	0	707	0.0%	0.9%	0.7%	0.8%
% of FP17s Relating to Continuations	5	707	0.7%	1.4%	1.2%	1.2%
% of Patients satisfied with the dentistry they have received	0	0	N/A	93.4%	93.1%	92.8%
% of Patients satisfied with the time they had to wait for an appointment	0	0	N/A	88.4%	88.8%	88.7%

\* This is based on patients treated on this contract for their most recent course of treatment. Figures in italics indicate the base number of FP17s or Patient Questionnaire responses are less than 100. N/A is shown where the base number of responses is less than 10 during the period. % is calculated as Quantity/Base number\*100

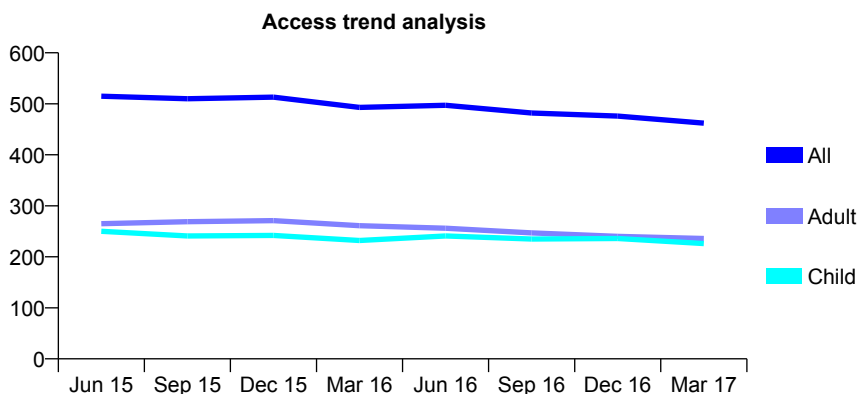
## Q66 - Vital Signs At a Glance Contract Report for 186783/0001 - March 2017

Name or company name	The Smile Dispensary
Contract type name	GDS Contract
Purpose of contract	General
Contract start date	01/04/2011
Contract end date	

16/17 Contracted general activity (UDA)	1,300
Carry forward general activity (UDA)	0
16/17 Contracted orthodontic activity (UOA)	0
Carry forward orthodontic activity (UOA)	0
Baseline contract value	£28,784.48

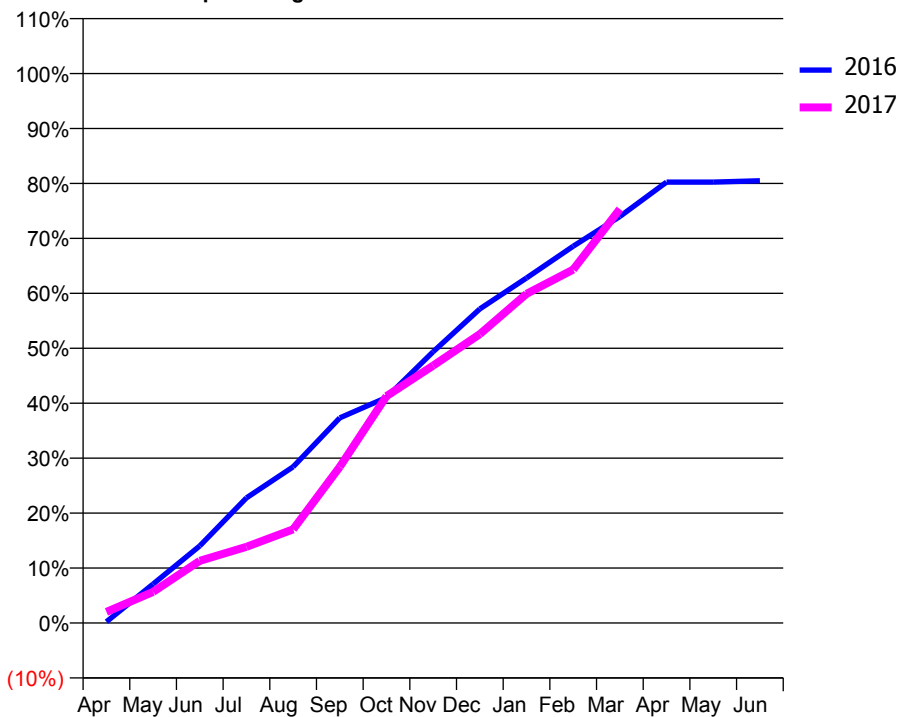
### ACCESS\*

Patients seen in 24 months	Total	Change since previous quarter
Quarter ending March 2016	493	
Quarter ending June 2016	497	→
Quarter ending September 2016	482	↓
Quarter ending December 2016	476	↓
Quarter ending March 2017	462	↓
<b>Variance since March 2016</b>	<b>(6.3%)</b>	<b>↓</b>



### ACTIVITY

Cumulative percentage of contracted UDA delivered 2016 & 2017



Adjusted Scheduled Activity (UDA)

Month	2016	2017
April	3	26
May	92	74
June	182	147
July	296	180
August	370	222
September	485	370
October	534	537
November	642	609
December	743	683
January	816	779
February	891	836
March	962	979
April	1,043	
May	1,043	
June	1,046	

### QUALITY

	Quantity	Base Number	Contract	AT	Region	England
% of FP17s for the same patient ID Re-attending within 3 months - Children	17	420	4.0%	10.5%	11.9%	12.3%
% of FP17s for the same patient ID Re-attending within 3 months - Adults	23	331	6.9%	16.0%	16.6%	16.7%
% of FP17s for the same patient ID Re-attending between 3 & 9 months - Children	313	420	74.5%	58.5%	60.2%	57.6%
% of FP17s for the same patient ID Re-attending between 3 & 9 months - Adults	199	331	60.1%	49.5%	51.5%	50.1%
% of FP17s for Band 1 Urgent Courses	27	688	3.9%	10.4%	9.5%	9.1%
% of FP17s Relating to Free Repair or Replacements	0	688	0.0%	0.9%	0.7%	0.8%
% of FP17s Relating to Continuations	0	688	0.0%	1.4%	1.2%	1.2%
% of Patients satisfied with the dentistry they have received	0	0	N/A	93.4%	93.1%	92.8%
% of Patients satisfied with the time they had to wait for an appointment	0	0	N/A	88.4%	88.8%	88.7%

\* This is based on patients treated on this contract for their most recent course of treatment. Figures in italics indicate the base number of FP17s or Patient Questionnaire responses are less than 100. N/A is shown where the base number of responses is less than 10 during the period. % is calculated as Quantity/Base number\*100



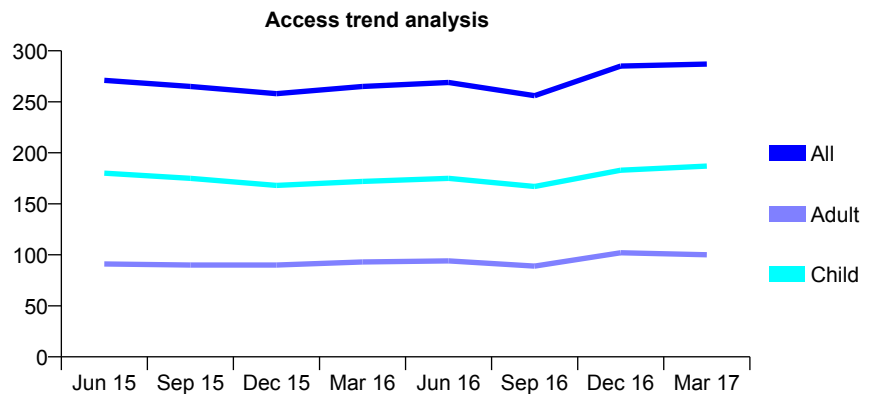
## Q66 - Vital Signs At a Glance Contract Report for 187569/0001 - March 2017

Name or company name	Smile for Life Ltd
Contract type name	GDS Contract
Purpose of contract	General
Contract start date	01/01/2007
Contract end date	

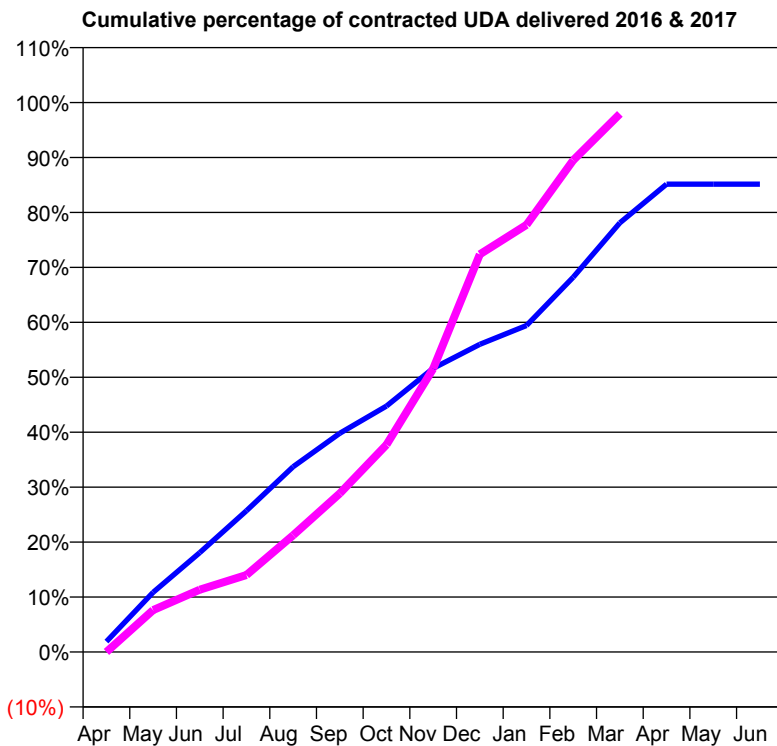
16/17 Contracted general activity (UDA)	485
Carry forward general activity (UDA)	0
16/17 Contracted orthodontic activity (UOA)	0
Carry forward orthodontic activity (UOA)	0
Baseline contract value	£11,467.79

### ACCESS\*

Patients seen in 24 months	Total	Change since previous quarter
Quarter ending March 2016	265	
Quarter ending June 2016	269	→
Quarter ending September 2016	256	↓
Quarter ending December 2016	285	↑
Quarter ending March 2017	287	→
<b>Variance since March 2016</b>	<b>8.3%</b>	<b>↑</b>



### ACTIVITY



Month	Adjusted Scheduled Activity (UDA)	
	2016	2017
April	10	0
May	57	37
June	95	55
July	135	68
August	177	103
September	209	140
October	235	183
November	271	250
December	294	351
January	312	377
February	358	434
March	410	475
April	447	
May	447	
June	447	

### QUALITY

	Quantity	Base Number	Contract	AT	Region	England
% of FP17s for the same patient ID Re-attending within 3 months - Children	14	256	5.5%	10.5%	11.9%	12.3%
% of FP17s for the same patient ID Re-attending within 3 months - Adults	2	88	2.3%	16.0%	16.6%	16.7%
% of FP17s for the same patient ID Re-attending between 3 & 9 months - Children	126	256	49.2%	58.5%	60.2%	57.6%
% of FP17s for the same patient ID Re-attending between 3 & 9 months - Adults	42	88	47.7%	49.5%	51.5%	50.1%
% of FP17s for Band 1 Urgent Courses	0	321	0.0%	10.4%	9.5%	9.1%
% of FP17s Relating to Free Repair or Replacements	0	321	0.0%	0.9%	0.7%	0.8%
% of FP17s Relating to Continuations	0	321	0.0%	1.4%	1.2%	1.2%
% of Patients satisfied with the dentistry they have received	1	1	N/A	93.4%	93.1%	92.8%
% of Patients satisfied with the time they had to wait for an appointment	1	1	N/A	88.4%	88.8%	88.7%

\* This is based on patients treated on this contract for their most recent course of treatment. Figures in italics indicate the base number of FP17s or Patient Questionnaire responses are less than 100. N/A is shown where the base number of responses is less than 10 during the period. % is calculated as Quantity/Base number\*100

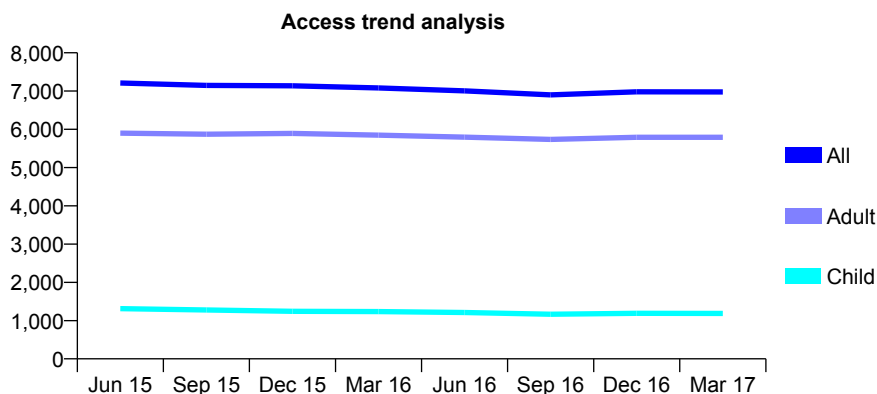
## Q66 - Vital Signs At a Glance Contract Report for 189472/0001 - March 2017

Name or company name	St Leonard's Dental Practice Ltd
Contract type name	GDS Contract
Purpose of contract	General
Contract start date	01/08/2009
Contract end date	

16/17 Contracted general activity (UDA)	21,973
Carry forward general activity (UDA)	-419
16/17 Contracted orthodontic activity (UOA)	0
Carry forward orthodontic activity (UOA)	0
Baseline contract value	£695,700.57

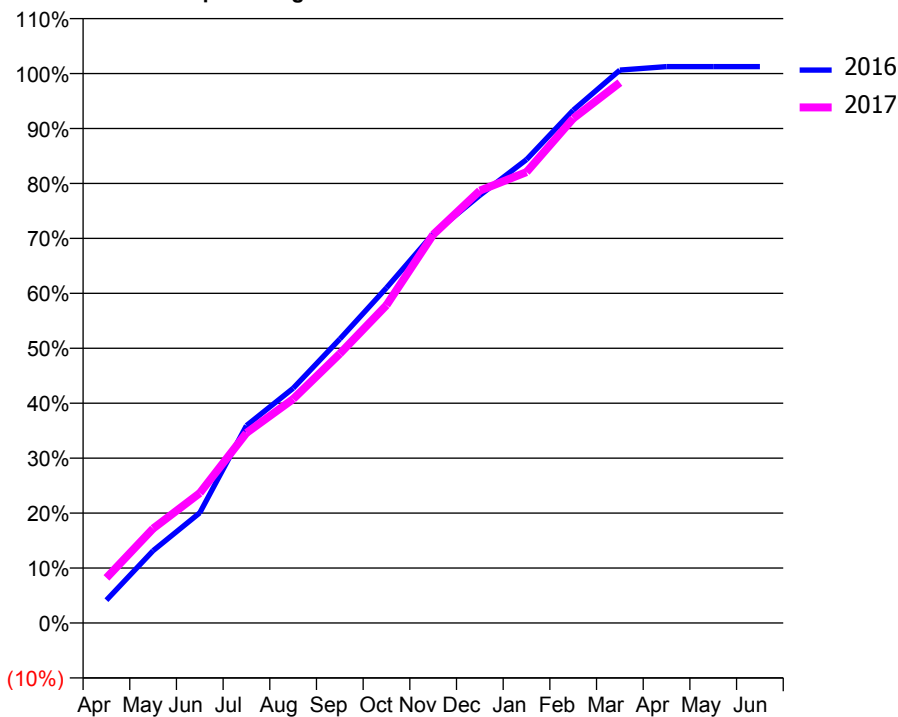
### ACCESS\*

Patients seen in 24 months	Total	Change since previous quarter
Quarter ending March 2016	7,082	
Quarter ending June 2016	7,005	↓
Quarter ending September 2016	6,901	↓
Quarter ending December 2016	6,980	→
Quarter ending March 2017	6,977	→
<b>Variance since March 2016</b>	<b>(1.5%)</b>	<b>↓</b>



### ACTIVITY

Cumulative percentage of contracted UDA delivered 2016 & 2017



Month	Adjusted Scheduled Activity (UDA)	
	2016	2017
April	914	1,803
May	2,891	3,777
June	4,404	5,195
July	7,895	7,599
August	9,388	8,957
September	11,354	10,769
October	13,400	12,709
November	15,562	15,529
December	17,101	17,290
January	18,533	18,032
February	20,505	20,172
March	22,107	21,607
April	22,251	
May	22,250	
June	22,251	

### QUALITY

	Quantity	Base Number	Contract	AT	Region	England
% of FP17s for the same patient ID Re-attending within 3 months - Children	102	1,982	5.1%	10.5%	11.9%	12.3%
% of FP17s for the same patient ID Re-attending within 3 months - Adults	1,410	9,271	15.2%	16.0%	16.6%	16.7%
% of FP17s for the same patient ID Re-attending between 3 & 9 months - Children	1,389	1,982	70.1%	58.5%	60.2%	57.6%
% of FP17s for the same patient ID Re-attending between 3 & 9 months - Adults	5,737	9,271	61.9%	49.5%	51.5%	50.1%
% of FP17s for Band 1 Urgent Courses	1,131	11,160	10.1%	10.4%	9.5%	9.1%
% of FP17s Relating to Free Repair or Replacements	74	11,160	0.7%	0.9%	0.7%	0.8%
% of FP17s Relating to Continuations	80	11,160	0.7%	1.4%	1.2%	1.2%
% of Patients satisfied with the dentistry they have received	31	32	96.9%	93.4%	93.1%	92.8%
% of Patients satisfied with the time they had to wait for an appointment	29	32	90.6%	88.4%	88.8%	88.7%

\* This is based on patients treated on this contract for their most recent course of treatment. Figures in italics indicate the base number of FP17s or Patient Questionnaire responses are less than 100. N/A is shown where the base number of responses is less than 10 during the period. % is calculated as Quantity/Base number\*100

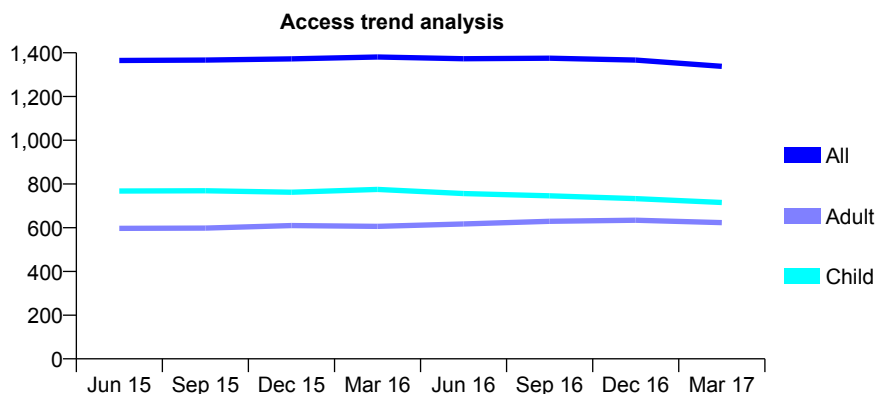
## Q66 - Vital Signs At a Glance Contract Report for 189731/0001 - March 2017

Name or company name	Spicer Road Dental Practice Ltd
Contract type name	GDS Contract
Purpose of contract	General
Contract start date	01/01/2013
Contract end date	

16/17 Contracted general activity (UDA)	4,200
Carry forward general activity (UDA)	0
16/17 Contracted orthodontic activity (UOA)	0
Carry forward orthodontic activity (UOA)	0
Baseline contract value	£100,331.17

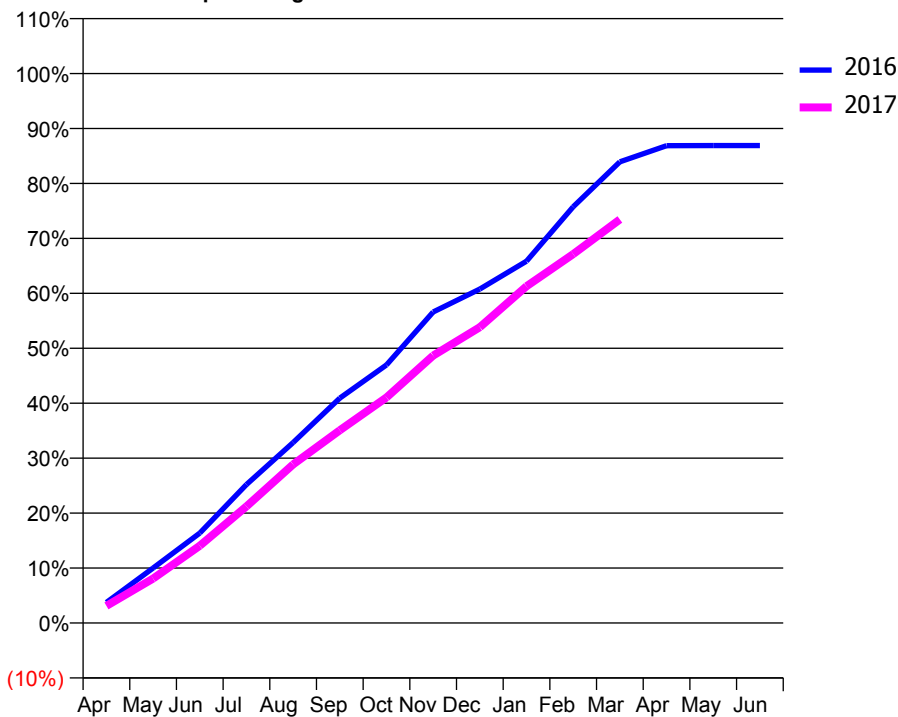
### ACCESS\*

Patients seen in 24 months	Total	Change since previous quarter
Quarter ending March 2016	1,381	
Quarter ending June 2016	1,373	→
Quarter ending September 2016	1,375	→
Quarter ending December 2016	1,367	→
Quarter ending March 2017	1,338	↓
<b>Variance since March 2016</b>	<b>(3.1%)</b>	<b>↓</b>



### ACTIVITY

Cumulative percentage of contracted UDA delivered 2016 & 2017



Month	Adjusted Scheduled Activity (UDA)	
	2016	2017
April	157	131
May	421	340
June	687	590
July	1,059	892
August	1,380	1,213
September	1,718	1,473
October	1,973	1,724
November	2,378	2,044
December	2,552	2,261
January	2,766	2,574
February	3,181	2,820
March	3,525	3,084
April	3,648	
May	3,649	
June	3,649	

### QUALITY

	Quantity	Base Number	Contract	AT	Region	England
% of FP17s for the same patient ID Re-attending within 3 months - Children	89	1,203	7.4%	10.5%	11.9%	12.3%
% of FP17s for the same patient ID Re-attending within 3 months - Adults	138	826	16.7%	16.0%	16.6%	16.7%
% of FP17s for the same patient ID Re-attending between 3 & 9 months - Children	832	1,203	69.2%	58.5%	60.2%	57.6%
% of FP17s for the same patient ID Re-attending between 3 & 9 months - Adults	519	826	62.8%	49.5%	51.5%	50.1%
% of FP17s for Band 1 Urgent Courses	147	1,949	7.5%	10.4%	9.5%	9.1%
% of FP17s Relating to Free Repair or Replacements	5	1,949	0.3%	0.9%	0.7%	0.8%
% of FP17s Relating to Continuations	1	1,949	0.1%	1.4%	1.2%	1.2%
% of Patients satisfied with the dentistry they have received	2	2	N/A	93.4%	93.1%	92.8%
% of Patients satisfied with the time they had to wait for an appointment	2	2	N/A	88.4%	88.8%	88.7%

\* This is based on patients treated on this contract for their most recent course of treatment. Figures in italics indicate the base number of FP17s or Patient Questionnaire responses are less than 100. N/A is shown where the base number of responses is less than 10 during the period. % is calculated as Quantity/Base number\*100

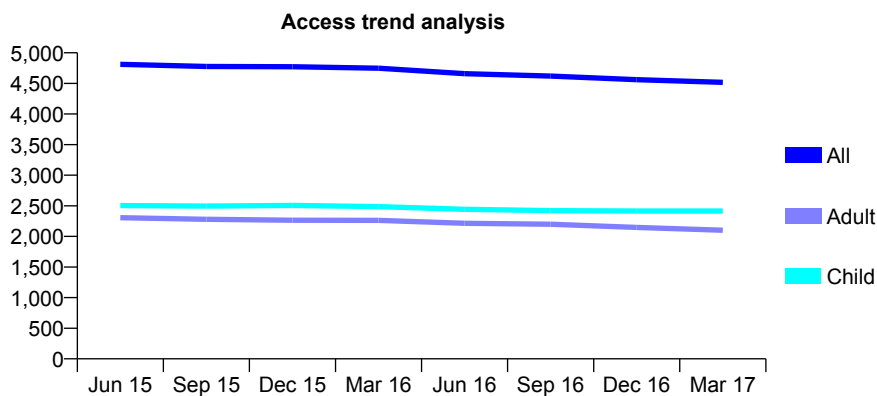
## Q66 - Vital Signs At a Glance Contract Report for 191078/0001 - March 2017

Name or company name	Lynbridge House NHS Dental Practice
Contract type name	GDS Contract
Purpose of contract	General
Contract start date	01/04/2006
Contract end date	

16/17 Contracted general activity (UDA)	12,250
Carry forward general activity (UDA)	0
16/17 Contracted orthodontic activity (UOA)	0
Carry forward orthodontic activity (UOA)	0
Baseline contract value	£289,158.18

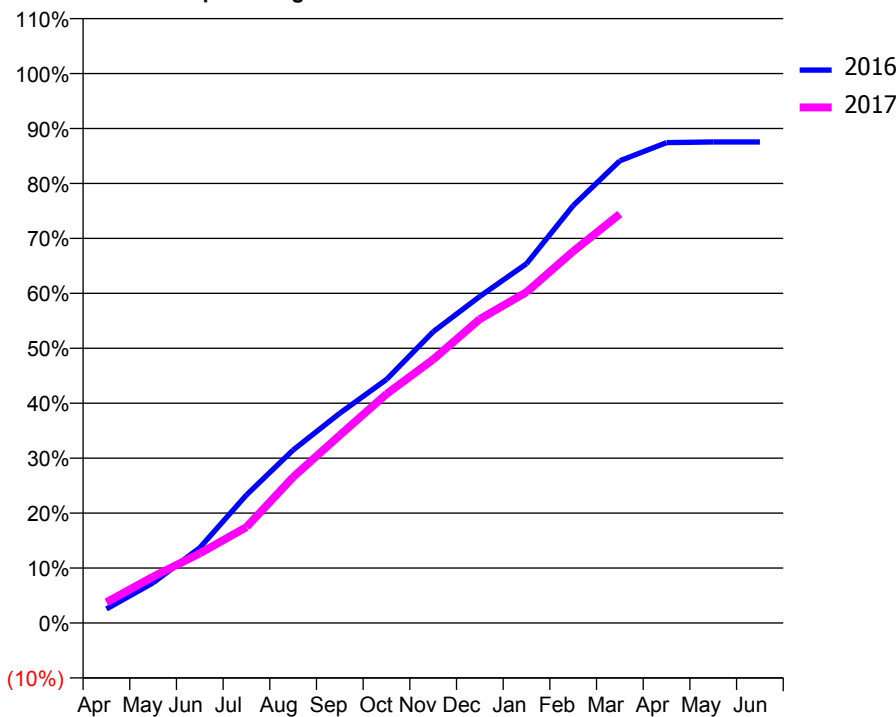
### ACCESS\*

Patients seen in 24 months	Total	Change since previous quarter
Quarter ending March 2016	4,748	
Quarter ending June 2016	4,659	↓
Quarter ending September 2016	4,620	→
Quarter ending December 2016	4,562	↓
Quarter ending March 2017	4,518	→
<b>Variance since March 2016</b>	<b>(4.8%)</b>	<b>↓</b>



### ACTIVITY

Cumulative percentage of contracted UDA delivered 2016 & 2017



Adjusted Scheduled Activity (UDA)

Month	2016	2017
April	314	464
May	898	1,033
June	1,677	1,553
July	2,854	2,140
August	3,857	3,253
September	4,679	4,188
October	5,431	5,107
November	6,495	5,876
December	7,281	6,775
January	8,009	7,378
February	9,305	8,287
March	10,304	9,118
April	10,708	
May	10,724	
June	10,724	

### QUALITY

	Quantity	Base Number	Contract	AT	Region	England
% of FP17s for the same patient ID Re-attending within 3 months - Children	231	3,038	7.6%	10.5%	11.9%	12.3%
% of FP17s for the same patient ID Re-attending within 3 months - Adults	624	2,522	24.7%	16.0%	16.6%	16.7%
% of FP17s for the same patient ID Re-attending between 3 & 9 months - Children	1,503	3,038	49.5%	58.5%	60.2%	57.6%
% of FP17s for the same patient ID Re-attending between 3 & 9 months - Adults	1,112	2,522	44.1%	49.5%	51.5%	50.1%
% of FP17s for Band 1 Urgent Courses	501	4,245	11.8%	10.4%	9.5%	9.1%
% of FP17s Relating to Free Repair or Replacements	0	4,245	0.0%	0.9%	0.7%	0.8%
% of FP17s Relating to Continuations	22	4,245	0.5%	1.4%	1.2%	1.2%
% of Patients satisfied with the dentistry they have received	6	7	N/A	93.4%	93.1%	92.8%
% of Patients satisfied with the time they had to wait for an appointment	7	7	N/A	88.4%	88.8%	88.7%

\* This is based on patients treated on this contract for their most recent course of treatment. Figures in italics indicate the base number of FP17s or Patient Questionnaire responses are less than 100. N/A is shown where the base number of responses is less than 10 during the period. % is calculated as Quantity/Base number\*100

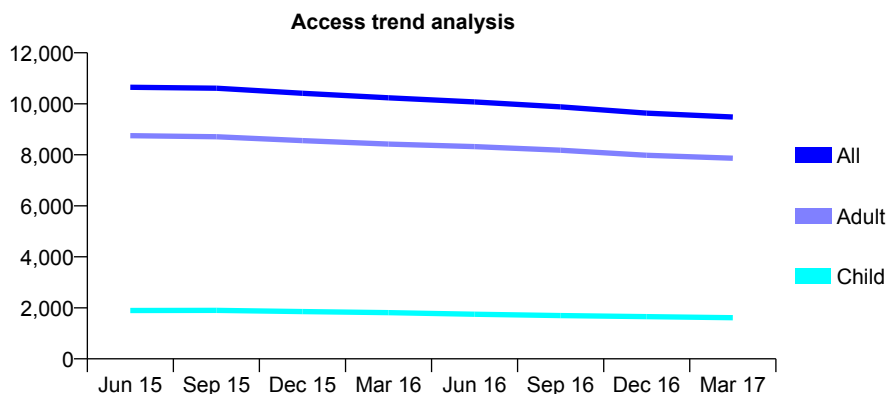
## Q66 - Vital Signs At a Glance Contract Report for 193305/0001 - March 2017

Name or company name	HONITON DENTAL CENTRE
Contract type name	GDS Contract
Purpose of contract	General and Orthodontic
Contract start date	01/09/2009
Contract end date	

16/17 Contracted general activity (UDA)	34,432
Carry forward general activity (UDA)	0
16/17 Contracted orthodontic activity (UOA)	0
Carry forward orthodontic activity (UOA)	0
Baseline contract value	£1,108,325.94

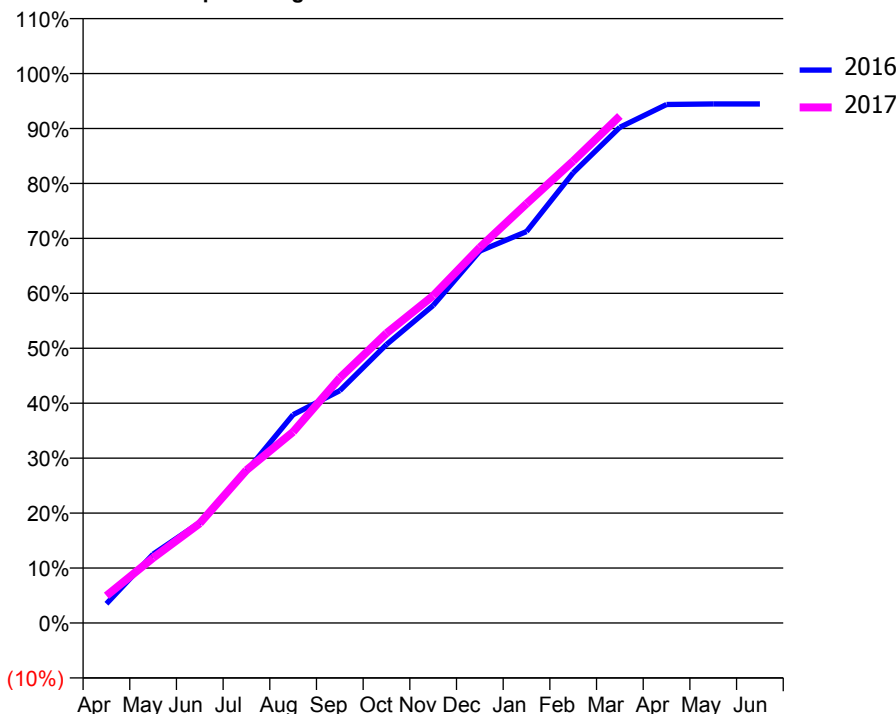
### ACCESS\*

Patients seen in 24 months	Total	Change since previous quarter
Quarter ending March 2016	10,234	
Quarter ending June 2016	10,075	↓
Quarter ending September 2016	9,880	↓
Quarter ending December 2016	9,635	↓
Quarter ending March 2017	9,483	↓
<b>Variance since March 2016</b>	<b>(7.3%)</b>	<b>↓</b>



### ACTIVITY

Cumulative percentage of contracted UDA delivered 2016 & 2017



Month	Adjusted Scheduled Activity (UDA)	
	2016	2017
April	1,208	1,706
May	4,314	4,085
June	6,299	6,243
July	9,514	9,578
August	13,055	11,977
September	14,563	15,365
October	17,447	18,157
November	19,903	20,506
December	23,309	23,532
January	24,531	26,271
February	28,209	28,944
March	31,065	31,773
April	32,495	
May	32,521	
June	32,524	

### QUALITY

	Quantity	Base Number	Contract	AT	Region	England
% of FP17s for the same patient ID Re-attending within 3 months - Children	179	2,701	6.6%	10.5%	11.9%	12.3%
% of FP17s for the same patient ID Re-attending within 3 months - Adults	2,357	13,102	18.0%	16.0%	16.6%	16.7%
% of FP17s for the same patient ID Re-attending between 3 & 9 months - Children	1,825	2,701	67.6%	58.5%	60.2%	57.6%
% of FP17s for the same patient ID Re-attending between 3 & 9 months - Adults	7,396	13,102	56.4%	49.5%	51.5%	50.1%
% of FP17s for Band 1 Urgent Courses	975	15,140	6.4%	10.4%	9.5%	9.1%
% of FP17s Relating to Free Repair or Replacements	165	15,140	1.1%	0.9%	0.7%	0.8%
% of FP17s Relating to Continuations	327	15,140	2.2%	1.4%	1.2%	1.2%
% of Patients satisfied with the dentistry they have received	16	17	94.1%	93.4%	93.1%	92.8%
% of Patients satisfied with the time they had to wait for an appointment	16	17	94.1%	88.4%	88.8%	88.7%

\* This is based on patients treated on this contract for their most recent course of treatment. Figures in italics indicate the base number of FP17s or Patient Questionnaire responses are less than 100. N/A is shown where the base number of responses is less than 10 during the period. % is calculated as Quantity/Base number\*100

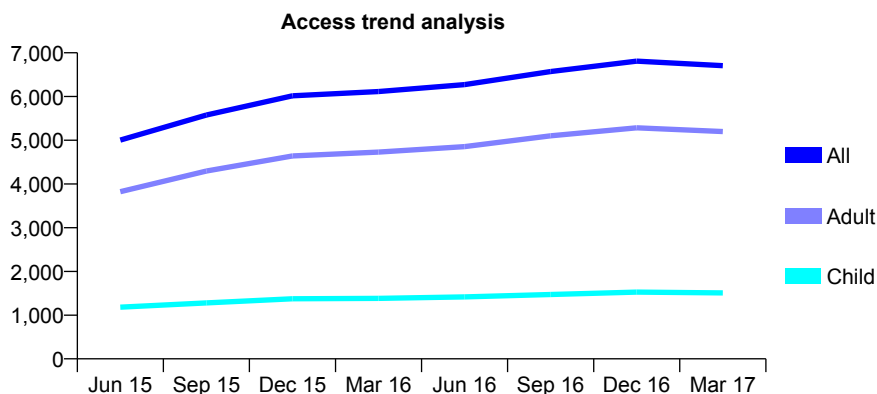
## Q66 - Vital Signs At a Glance Contract Report for 194921/0001 - March 2017

Name or company name	The Harbour Way Partnership
Contract type name	GDS Contract
Purpose of contract	General and Orthodontic
Contract start date	01/02/2014
Contract end date	

16/17 Contracted general activity (UDA)	20,000
Carry forward general activity (UDA)	-45
16/17 Contracted orthodontic activity (UOA)	0
Carry forward orthodontic activity (UOA)	0
Baseline contract value	£443,214.92

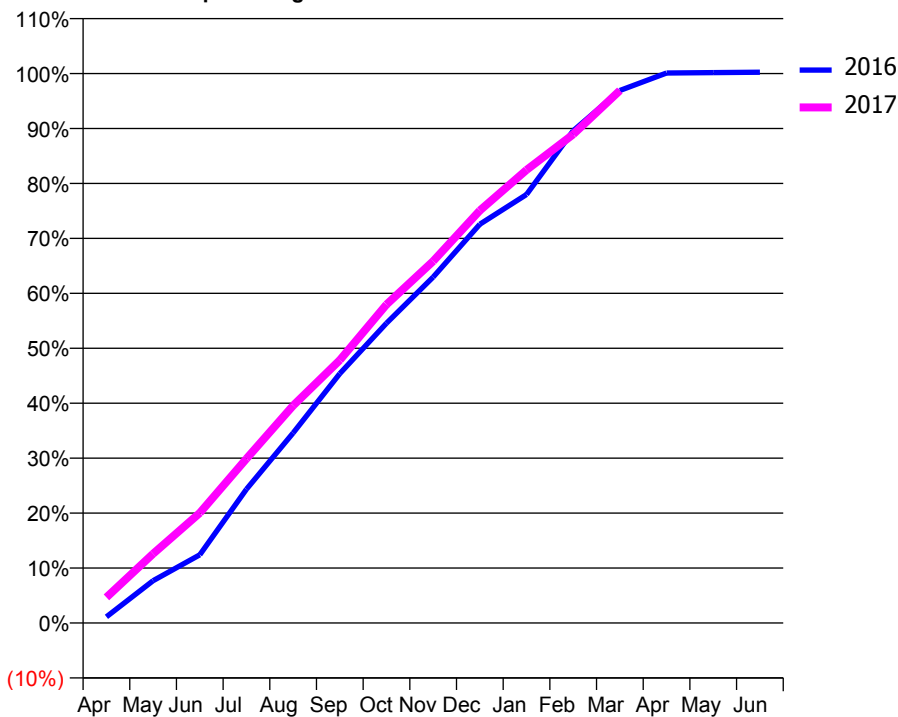
### ACCESS\*

Patients seen in 24 months	Total	Change since previous quarter
Quarter ending March 2016	6,114	
Quarter ending June 2016	6,273	↑
Quarter ending September 2016	6,572	↑
Quarter ending December 2016	6,809	↑
Quarter ending March 2017	6,706	↓
<b>Variance since March 2016</b>	9.7%	↑



### ACTIVITY

Cumulative percentage of contracted UDA delivered 2016 & 2017



Month	Adjusted Scheduled Activity (UDA)	
	2016	2017
April	227	937
May	1,542	2,522
June	2,481	4,007
July	4,869	5,983
August	6,917	7,915
September	9,079	9,567
October	10,915	11,594
November	12,594	13,169
December	14,514	15,013
January	15,595	16,489
February	17,915	17,787
March	19,380	19,382
April	20,020	
May	20,031	
June	20,045	

### QUALITY

	Quantity	Base Number	Contract	AT	Region	England
% of FP17s for the same patient ID Re-attending within 3 months - Children	186	2,248	8.3%	10.5%	11.9%	12.3%
% of FP17s for the same patient ID Re-attending within 3 months - Adults	1,619	7,906	20.5%	16.0%	16.6%	16.7%
% of FP17s for the same patient ID Re-attending between 3 & 9 months - Children	1,389	2,248	61.8%	58.5%	60.2%	57.6%
% of FP17s for the same patient ID Re-attending between 3 & 9 months - Adults	4,317	7,906	54.6%	49.5%	51.5%	50.1%
% of FP17s for Band 1 Urgent Courses	1,053	9,808	10.7%	10.4%	9.5%	9.1%
% of FP17s Relating to Free Repair or Replacements	168	9,808	1.7%	0.9%	0.7%	0.8%
% of FP17s Relating to Continuations	344	9,808	3.5%	1.4%	1.2%	1.2%
% of Patients satisfied with the dentistry they have received	15	16	93.8%	93.4%	93.1%	92.8%
% of Patients satisfied with the time they had to wait for an appointment	15	16	93.8%	88.4%	88.8%	88.7%

\* This is based on patients treated on this contract for their most recent course of treatment. Figures in italics indicate the base number of FP17s or Patient Questionnaire responses are less than 100. N/A is shown where the base number of responses is less than 10 during the period. % is calculated as Quantity/Base number\*100

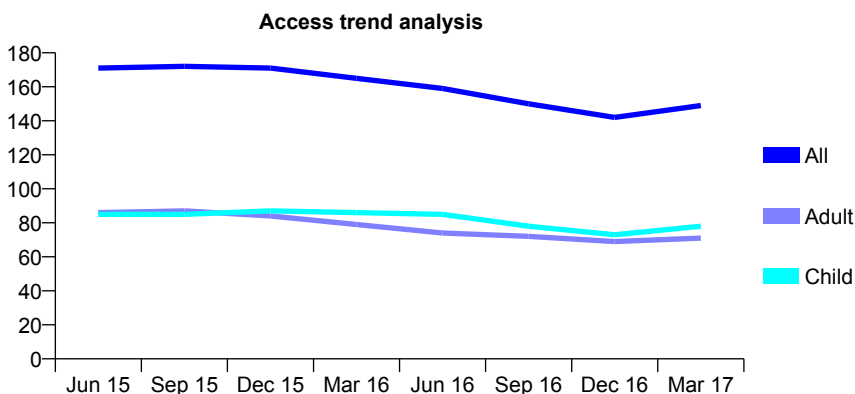
## Q66 - Vital Signs At a Glance Contract Report for 195715/0001 - March 2017

Name or company name	Tor Lodge Dental Partnership
Contract type name	GDS Contract
Purpose of contract	General and Orthodontic
Contract start date	15/11/2013
Contract end date	

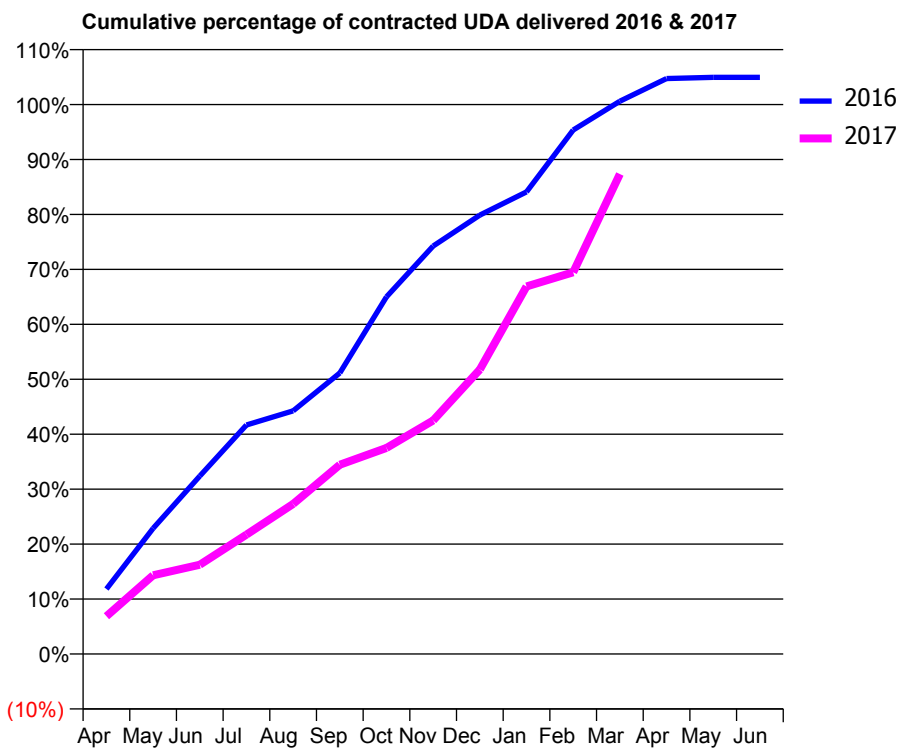
16/17 Contracted general activity (UDA)	465
Carry forward general activity (UDA)	-9
16/17 Contracted orthodontic activity (UOA)	600
Carry forward orthodontic activity (UOA)	14
Baseline contract value	£53,623.96

### ACCESS\*

Patients seen in 24 months	Total	Change since previous quarter
Quarter ending March 2016	165	
Quarter ending June 2016	159	↓
Quarter ending September 2016	150	↓
Quarter ending December 2016	142	↓
Quarter ending March 2017	149	↑
<b>Variance since March 2016</b>	<b>(9.7%)</b>	<b>↓</b>



### ACTIVITY



Month	Adjusted Scheduled Activity (UDA)	
	2016	2017
April	55	32
May	106	67
June	151	76
July	194	101
August	206	127
September	238	160
October	302	174
November	345	198
December	371	241
January	391	311
February	443	323
March	468	406
April	487	
May	488	
June	488	

### QUALITY

	Quantity	Base Number	Contract	AT	Region	England
% of FP17s for the same patient ID Re-attending within 3 months - Children	20	249	8.0%	10.5%	11.9%	12.3%
% of FP17s for the same patient ID Re-attending within 3 months - Adults	14	106	13.2%	16.0%	16.6%	16.7%
% of FP17s for the same patient ID Re-attending between 3 & 9 months - Children	80	249	32.1%	58.5%	60.2%	57.6%
% of FP17s for the same patient ID Re-attending between 3 & 9 months - Adults	77	106	72.6%	49.5%	51.5%	50.1%
% of FP17s for Band 1 Urgent Courses	11	192	5.7%	10.4%	9.5%	9.1%
% of FP17s Relating to Free Repair or Replacements	0	192	0.0%	0.9%	0.7%	0.8%
% of FP17s Relating to Continuations	1	192	0.5%	1.4%	1.2%	1.2%
% of Patients satisfied with the dentistry they have received	0	0	N/A	93.4%	93.1%	92.8%
% of Patients satisfied with the time they had to wait for an appointment	0	0	N/A	88.4%	88.8%	88.7%

\* This is based on patients treated on this contract for their most recent course of treatment. Figures in italics indicate the base number of FP17s or Patient Questionnaire responses are less than 100. N/A is shown where the base number of responses is less than 10 during the period. % is calculated as Quantity/Base number\*100

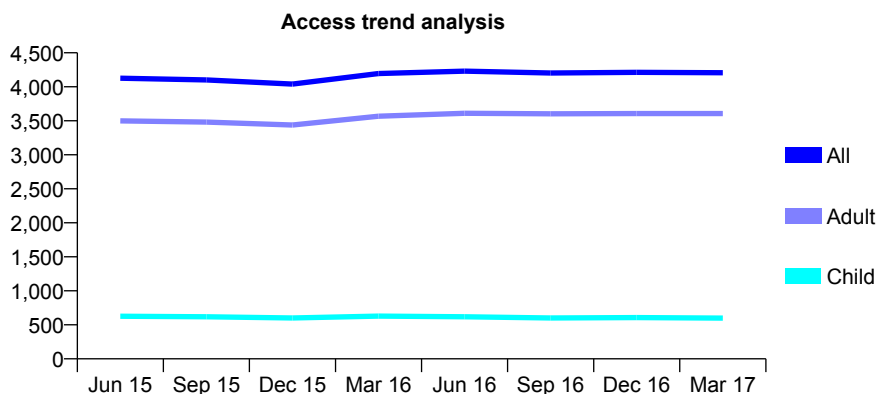
## Q66 - Vital Signs At a Glance Contract Report for 196002/0001 - March 2017

Name or company name	Ingrid Cubbon Dental surgery (SW) Limited
Contract type name	GDS Contract
Purpose of contract	General
Contract start date	01/12/2012
Contract end date	

16/17 Contracted general activity (UDA)	15,021
Carry forward general activity (UDA)	-129
16/17 Contracted orthodontic activity (UOA)	0
Carry forward orthodontic activity (UOA)	0
Baseline contract value	£343,503.12

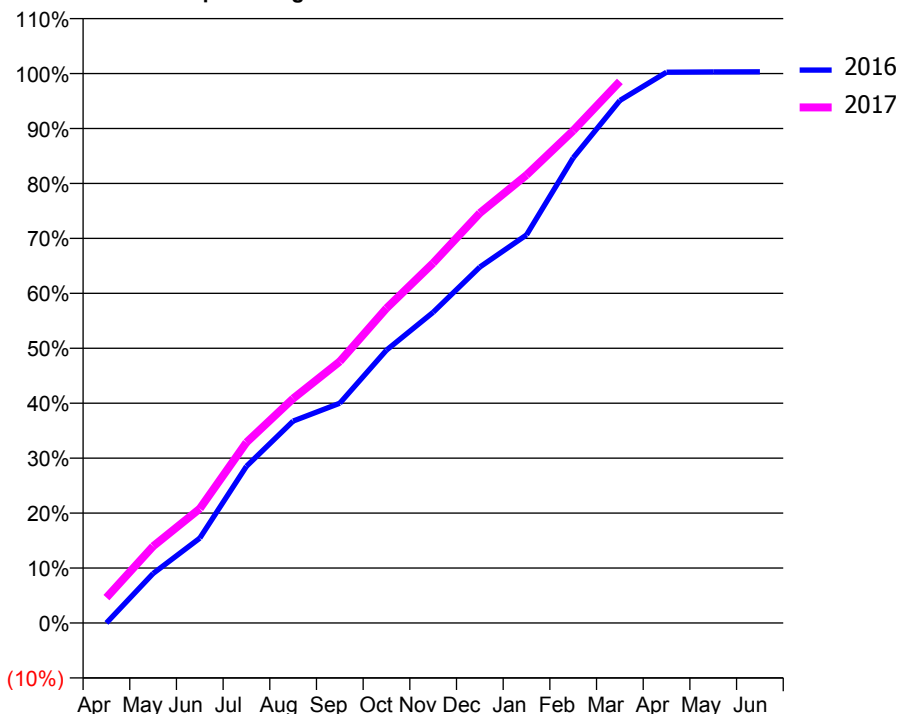
### ACCESS\*

Patients seen in 24 months	Total	Change since previous quarter
Quarter ending March 2016	4,196	
Quarter ending June 2016	4,230	→
Quarter ending September 2016	4,203	→
Quarter ending December 2016	4,213	→
Quarter ending March 2017	4,206	→
<b>Variance since March 2016</b>	<b>0.2%</b>	<b>→</b>



### ACTIVITY

Cumulative percentage of contracted UDA delivered 2016 & 2017



Adjusted Scheduled Activity (UDA)

Month	2016	2017
April	2	694
May	1,353	2,099
June	2,320	3,124
July	4,285	4,936
August	5,522	6,135
September	6,008	7,148
October	7,459	8,605
November	8,494	9,839
December	9,732	11,208
January	10,609	12,246
February	12,715	13,460
March	14,285	14,804
April	15,058	
May	15,062	
June	15,067	

### QUALITY

	Quantity	Base Number	Contract	AT	Region	England
% of FP17s for the same patient ID Re-attending within 3 months - Children	60	954	6.3%	10.5%	11.9%	12.3%
% of FP17s for the same patient ID Re-attending within 3 months - Adults	1,175	6,791	17.3%	16.0%	16.6%	16.7%
% of FP17s for the same patient ID Re-attending between 3 & 9 months - Children	646	954	67.7%	58.5%	60.2%	57.6%
% of FP17s for the same patient ID Re-attending between 3 & 9 months - Adults	4,491	6,791	66.1%	49.5%	51.5%	50.1%
% of FP17s for Band 1 Urgent Courses	476	7,355	6.5%	10.4%	9.5%	9.1%
% of FP17s Relating to Free Repair or Replacements	65	7,355	0.9%	0.9%	0.7%	0.8%
% of FP17s Relating to Continuations	137	7,355	1.9%	1.4%	1.2%	1.2%
% of Patients satisfied with the dentistry they have received	11	11	100.0%	93.4%	93.1%	92.8%
% of Patients satisfied with the time they had to wait for an appointment	11	11	100.0%	88.4%	88.8%	88.7%

\* This is based on patients treated on this contract for their most recent course of treatment. Figures in italics indicate the base number of FP17s or Patient Questionnaire responses are less than 100. N/A is shown where the base number of responses is less than 10 during the period. % is calculated as Quantity/Base number\*100



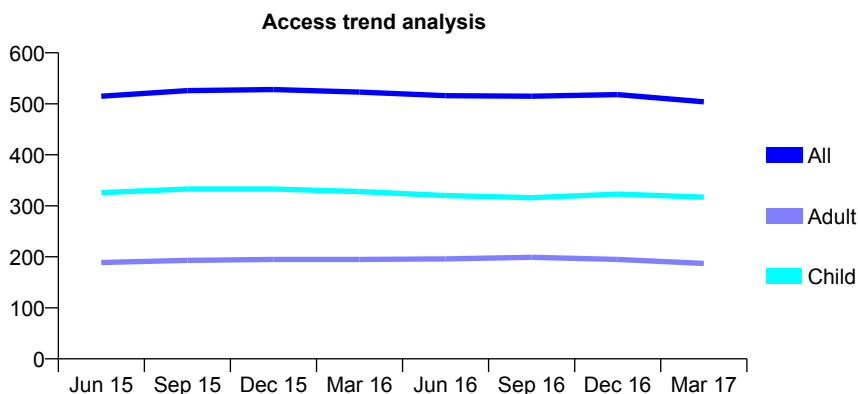
## Q66 - Vital Signs At a Glance Contract Report for 196045/0001 - March 2017

Name or company name	Millbrook Villas Limited
Contract type name	GDS Contract
Purpose of contract	General
Contract start date	01/05/2013
Contract end date	

16/17 Contracted general activity (UDA)	1,100
Carry forward general activity (UDA)	0
16/17 Contracted orthodontic activity (UOA)	0
Carry forward orthodontic activity (UOA)	0
Baseline contract value	£27,451.58

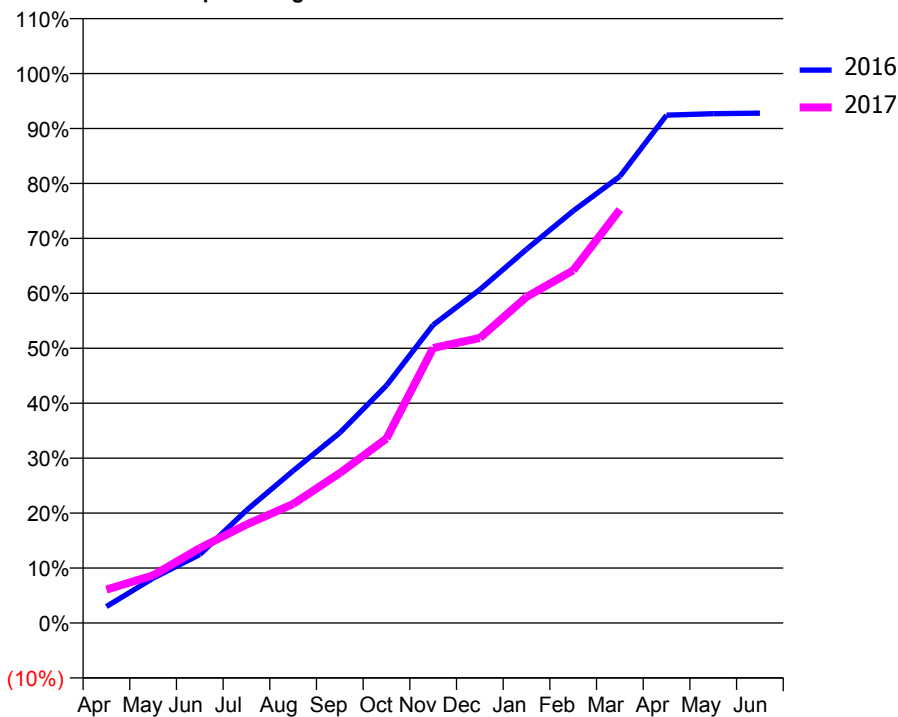
### ACCESS\*

Patients seen in 24 months	Total	Change since previous quarter
Quarter ending March 2016	523	
Quarter ending June 2016	516	↓
Quarter ending September 2016	515	→
Quarter ending December 2016	518	→
Quarter ending March 2017	504	↓
<b>Variance since March 2016</b>	<b>(3.6%)</b>	<b>↓</b>



### ACTIVITY

Cumulative percentage of contracted UDA delivered 2016 & 2017



Adjusted Scheduled Activity (UDA)

Month	2016	2017
April	33	67
May	90	95
June	137	150
July	226	197
August	305	238
September	381	300
October	476	369
November	597	551
December	668	571
January	748	653
February	825	706
March	894	828
April	1,017	
May	1,020	
June	1,021	

### QUALITY

	Quantity	Base Number	Contract	AT	Region	England
% of FP17s for the same patient ID Re-attending within 3 months - Children	33	572	5.8%	10.5%	11.9%	12.3%
% of FP17s for the same patient ID Re-attending within 3 months - Adults	11	222	5.0%	16.0%	16.6%	16.7%
% of FP17s for the same patient ID Re-attending between 3 & 9 months - Children	435	572	76.0%	58.5%	60.2%	57.6%
% of FP17s for the same patient ID Re-attending between 3 & 9 months - Adults	136	222	61.3%	49.5%	51.5%	50.1%
% of FP17s for Band 1 Urgent Courses	18	688	2.6%	10.4%	9.5%	9.1%
% of FP17s Relating to Free Repair or Replacements	0	688	0.0%	0.9%	0.7%	0.8%
% of FP17s Relating to Continuations	0	688	0.0%	1.4%	1.2%	1.2%
% of Patients satisfied with the dentistry they have received	3	3	N/A	93.4%	93.1%	92.8%
% of Patients satisfied with the time they had to wait for an appointment	3	3	N/A	88.4%	88.8%	88.7%

\* This is based on patients treated on this contract for their most recent course of treatment. Figures in italics indicate the base number of FP17s or Patient Questionnaire responses are less than 100. N/A is shown where the base number of responses is less than 10 during the period. % is calculated as Quantity/Base number\*100

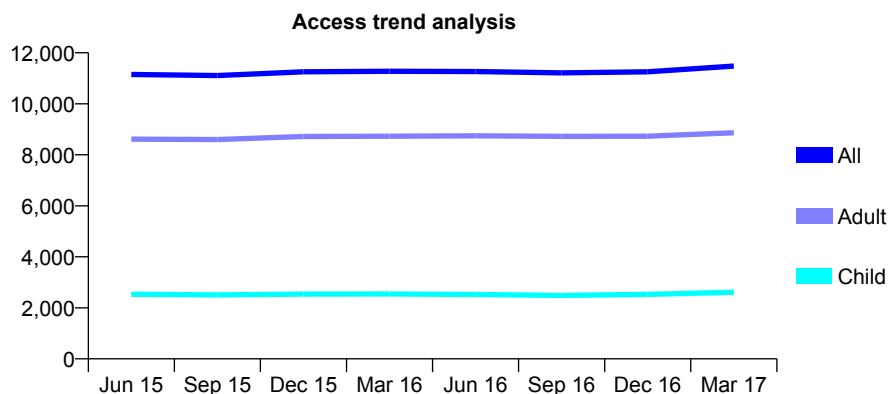
## Q66 - Vital Signs At a Glance Contract Report for 196053/0001 - March 2017

Name or company name	Truro Dental Health
Contract type name	GDS Contract
Purpose of contract	General
Contract start date	01/02/2007
Contract end date	

16/17 Contracted general activity (UDA)	29,737
Carry forward general activity (UDA)	815
16/17 Contracted orthodontic activity (UOA)	0
Carry forward orthodontic activity (UOA)	0
Baseline contract value	£771,340.53

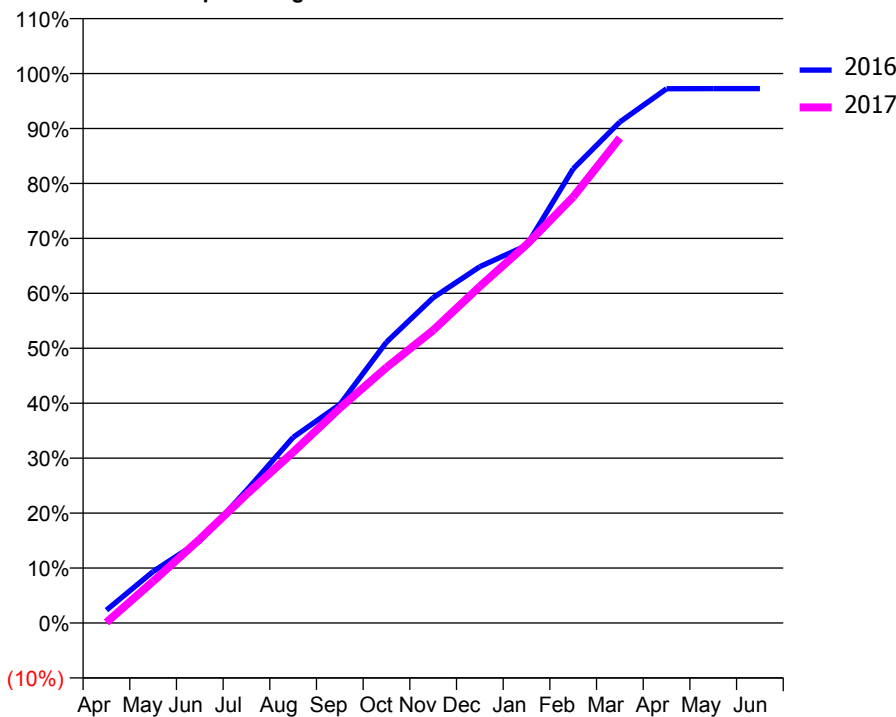
### ACCESS\*

Patients seen in 24 months	Total	Change since previous quarter
Quarter ending March 2016	11,274	
Quarter ending June 2016	11,267	→
Quarter ending September 2016	11,211	→
Quarter ending December 2016	11,255	→
Quarter ending March 2017	11,480	→
<b>Variance since March 2016</b>	<b>1.8%</b>	<b>→</b>



### ACTIVITY

Cumulative percentage of contracted UDA delivered 2016 & 2017



Month	Adjusted Scheduled Activity (UDA)	
	2016	2017
April	695	30
May	2,786	2,255
June	4,445	4,544
July	7,176	6,959
August	10,048	9,247
September	11,822	11,626
October	15,203	13,830
November	17,601	15,841
December	19,287	18,219
January	20,434	20,473
February	24,581	23,062
March	27,118	26,251
April	28,909	
May	28,916	
June	28,922	

### QUALITY

	Quantity	Base Number	Contract	AT	Region	England
% of FP17s for the same patient ID Re-attending within 3 months - Children	237	3,818	6.2%	10.5%	11.9%	12.3%
% of FP17s for the same patient ID Re-attending within 3 months - Adults	1,966	13,146	15.0%	16.0%	16.6%	16.7%
% of FP17s for the same patient ID Re-attending between 3 & 9 months - Children	2,168	3,818	56.8%	58.5%	60.2%	57.6%
% of FP17s for the same patient ID Re-attending between 3 & 9 months - Adults	7,180	13,146	54.6%	49.5%	51.5%	50.1%
% of FP17s for Band 1 Urgent Courses	1,410	15,116	9.3%	10.4%	9.5%	9.1%
% of FP17s Relating to Free Repair or Replacements	240	15,116	1.6%	0.9%	0.7%	0.8%
% of FP17s Relating to Continuations	203	15,116	1.3%	1.4%	1.2%	1.2%
% of Patients satisfied with the dentistry they have received	19	20	95.0%	93.4%	93.1%	92.8%
% of Patients satisfied with the time they had to wait for an appointment	18	20	90.0%	88.4%	88.8%	88.7%

\* This is based on patients treated on this contract for their most recent course of treatment. Figures in italics indicate the base number of FP17s or Patient Questionnaire responses are less than 100. N/A is shown where the base number of responses is less than 10 during the period. % is calculated as Quantity/Base number\*100

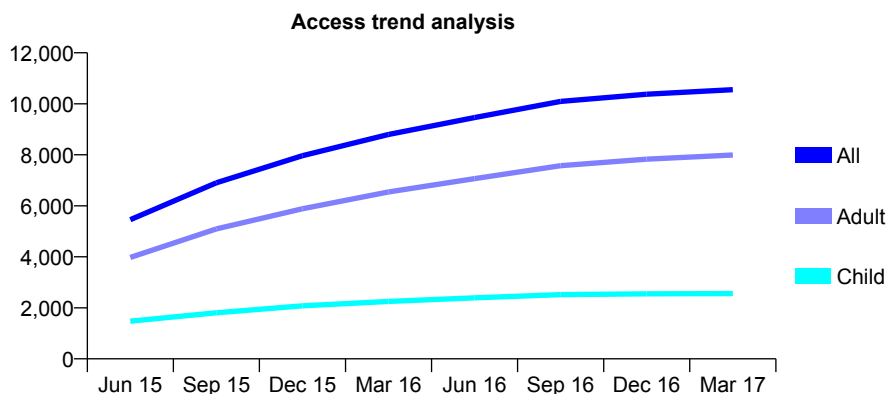
## Q66 - Vital Signs At a Glance Contract Report for 196460/0001 - March 2017

Name or company name	Dr G Bradshaw, Dr I Wood, Dr R Bryant
Contract type name	GDS Contract
Purpose of contract	General
Contract start date	01/12/2014
Contract end date	

16/17 Contracted general activity (UDA)	34,038
Carry forward general activity (UDA)	0
16/17 Contracted orthodontic activity (UOA)	0
Carry forward orthodontic activity (UOA)	0
Baseline contract value	£919,558.64

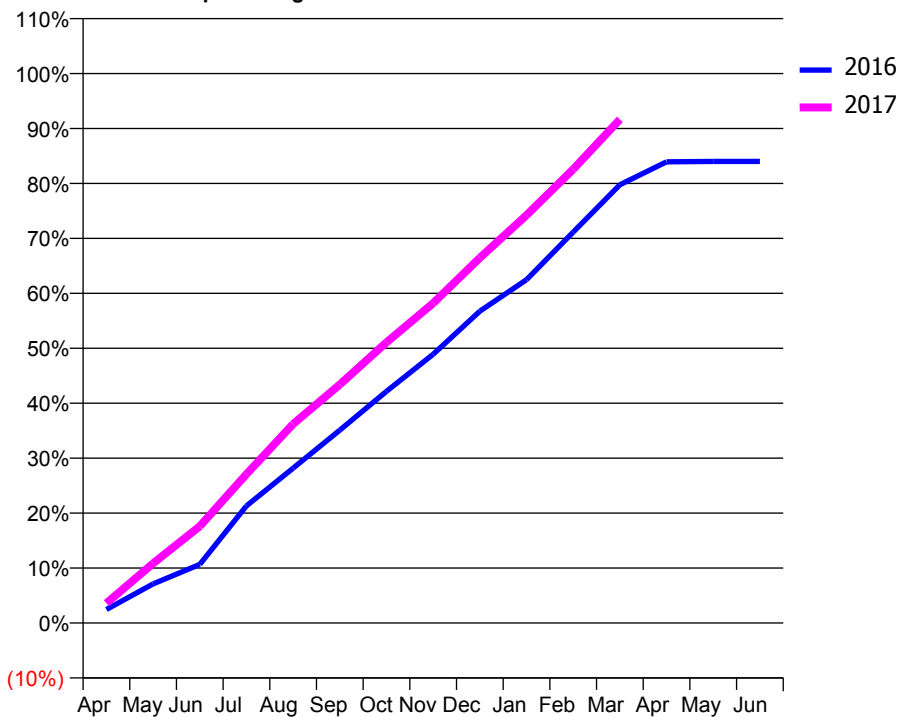
### ACCESS\*

Patients seen in 24 months	Total	Change since previous quarter
Quarter ending March 2016	8,795	
Quarter ending June 2016	9,459	↑
Quarter ending September 2016	10,092	↑
Quarter ending December 2016	10,378	↑
Quarter ending March 2017	10,554	→
<b>Variance since March 2016</b>	<b>20.0%</b>	<b>↑</b>



### ACTIVITY

Cumulative percentage of contracted UDA delivered 2016 & 2017



Month	Adjusted Scheduled Activity (UDA)	
	2016	2017
April	836	1,229
May	2,426	3,698
June	3,628	5,989
July	7,257	9,225
August	9,591	12,327
September	11,945	14,776
October	14,348	17,386
November	16,646	19,809
December	19,315	22,620
January	21,265	25,267
February	24,214	28,102
March	27,143	31,195
April	28,566	
May	28,590	
June	28,595	

### QUALITY

	Quantity	Base Number	Contract	AT	Region	England
% of FP17s for the same patient ID Re-attending within 3 months - Children	305	3,543	8.6%	10.5%	11.9%	12.3%
% of FP17s for the same patient ID Re-attending within 3 months - Adults	2,120	11,173	19.0%	16.0%	16.6%	16.7%
% of FP17s for the same patient ID Re-attending between 3 & 9 months - Children	1,814	3,543	51.2%	58.5%	60.2%	57.6%
% of FP17s for the same patient ID Re-attending between 3 & 9 months - Adults	5,297	11,173	47.4%	49.5%	51.5%	50.1%
% of FP17s for Band 1 Urgent Courses	1,946	14,082	13.8%	10.4%	9.5%	9.1%
% of FP17s Relating to Free Repair or Replacements	268	14,082	1.9%	0.9%	0.7%	0.8%
% of FP17s Relating to Continuations	150	14,082	1.1%	1.4%	1.2%	1.2%
% of Patients satisfied with the dentistry they have received	22	24	91.7%	93.4%	93.1%	92.8%
% of Patients satisfied with the time they had to wait for an appointment	21	24	87.5%	88.4%	88.8%	88.7%

\* This is based on patients treated on this contract for their most recent course of treatment. Figures in italics indicate the base number of FP17s or Patient Questionnaire responses are less than 100. N/A is shown where the base number of responses is less than 10 during the period. % is calculated as Quantity/Base number\*100

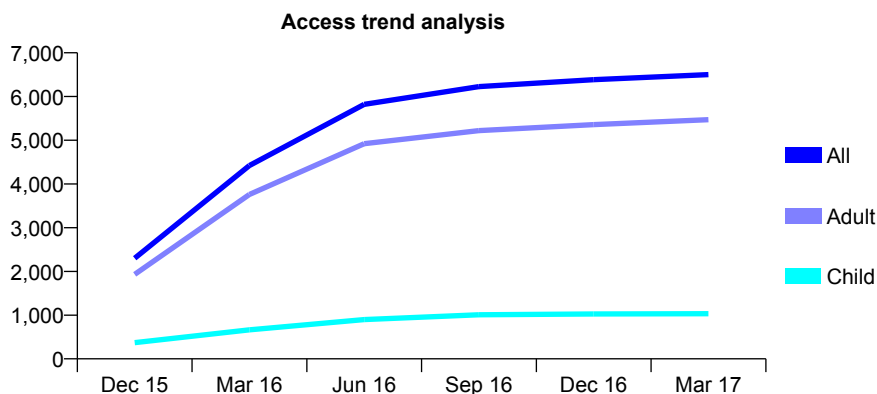
## Q66 - Vital Signs At a Glance Contract Report for 196665/0001 - March 2017

Name or company name	DR Jaswinder Dhariwal
Contract type name	GDS Contract
Purpose of contract	General
Contract start date	14/09/2015
Contract end date	

16/17 Contracted general activity (UDA)	22,000
Carry forward general activity (UDA)	0
16/17 Contracted orthodontic activity (UOA)	0
Carry forward orthodontic activity (UOA)	0
Baseline contract value	£575,189.78

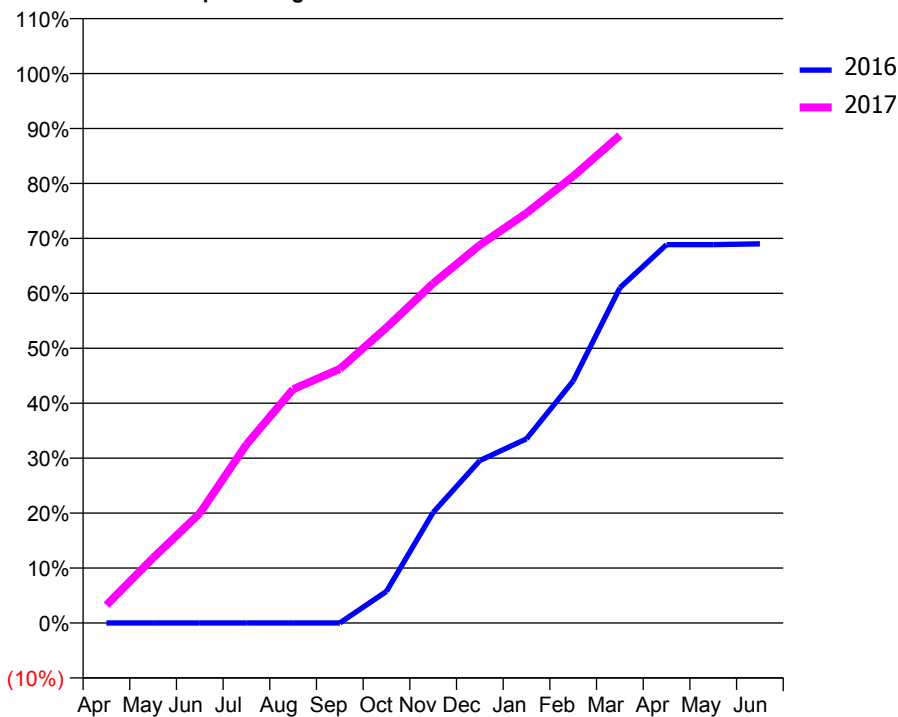
### ACCESS\*

Patients seen in 24 months	Total	Change since previous quarter
Quarter ending March 2016	4,422	
Quarter ending June 2016	5,821	↑
Quarter ending September 2016	6,228	↑
Quarter ending December 2016	6,385	↑
Quarter ending March 2017	6,502	→
<b>Variance since March 2016</b>	<b>47.0%</b>	<b>↑</b>



### ACTIVITY

Cumulative percentage of contracted UDA delivered 2016 & 2017



Month	Adjusted Scheduled Activity (UDA)	
	2016	2017
April	0	718
May	0	2,606
June	0	4,389
July	0	7,153
August	0	9,362
September	0	10,172
October	882	11,828
November	3,084	13,599
December	4,531	15,133
January	5,137	16,416
February	6,751	17,889
March	9,344	19,521
April	10,550	
May	10,551	
June	10,574	

### QUALITY

	Quantity	Base Number	Contract	AT	Region	England
% of FP17s for the same patient ID Re-attending within 3 months - Children	167	1,881	8.9%	10.5%	11.9%	12.3%
% of FP17s for the same patient ID Re-attending within 3 months - Adults	1,159	8,863	13.1%	16.0%	16.6%	16.7%
% of FP17s for the same patient ID Re-attending between 3 & 9 months - Children	961	1,881	51.1%	58.5%	60.2%	57.6%
% of FP17s for the same patient ID Re-attending between 3 & 9 months - Adults	4,576	8,863	51.6%	49.5%	51.5%	50.1%
% of FP17s for Band 1 Urgent Courses	644	10,193	6.3%	10.4%	9.5%	9.1%
% of FP17s Relating to Free Repair or Replacements	88	10,193	0.9%	0.9%	0.7%	0.8%
% of FP17s Relating to Continuations	26	10,193	0.3%	1.4%	1.2%	1.2%
% of Patients satisfied with the dentistry they have received	22	23	95.7%	93.4%	93.1%	92.8%
% of Patients satisfied with the time they had to wait for an appointment	21	23	91.3%	88.4%	88.8%	88.7%

\* This is based on patients treated on this contract for their most recent course of treatment. Figures in italics indicate the base number of FP17s or Patient Questionnaire responses are less than 100. N/A is shown where the base number of responses is less than 10 during the period. % is calculated as Quantity/Base number\*100

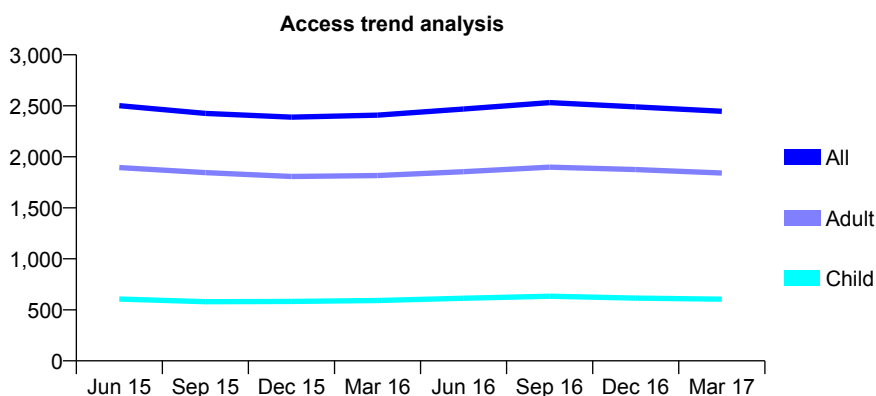
## Q66 - Vital Signs At a Glance Contract Report for 196681/0001 - March 2017

Name or company name	Salcombe Dental Practice Limited
Contract type name	GDS Contract
Purpose of contract	General
Contract start date	01/04/2011
Contract end date	

16/17 Contracted general activity (UDA)	7,250
Carry forward general activity (UDA)	93
16/17 Contracted orthodontic activity (UOA)	0
Carry forward orthodontic activity (UOA)	0
Baseline contract value	£188,868.85

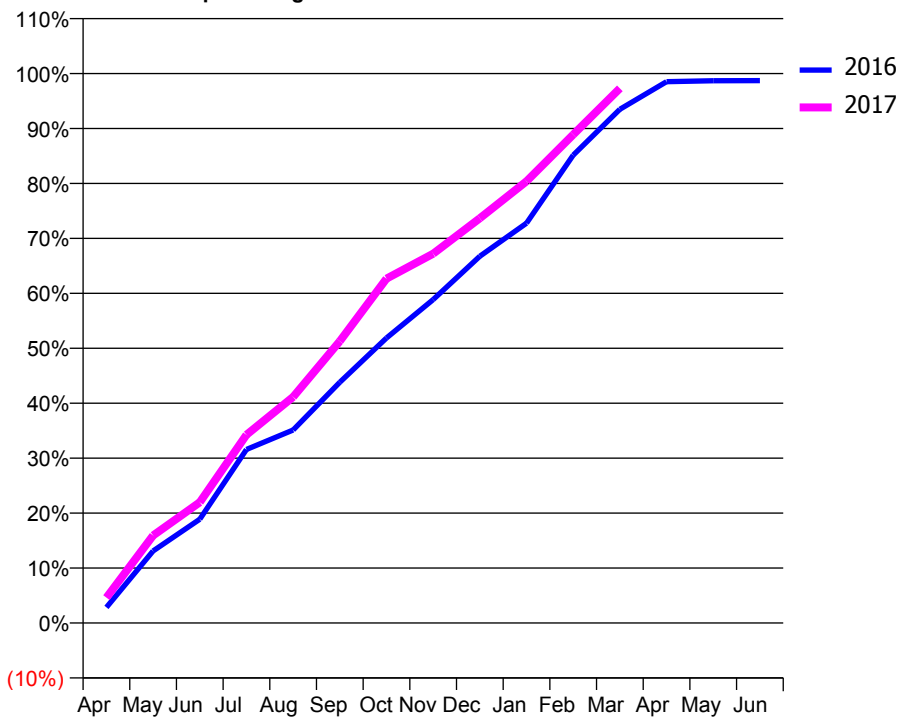
### ACCESS\*

Patients seen in 24 months	Total	Change since previous quarter
Quarter ending March 2016	2,408	
Quarter ending June 2016	2,468	↑
Quarter ending September 2016	2,532	↑
Quarter ending December 2016	2,490	↓
Quarter ending March 2017	2,446	↓
<b>Variance since March 2016</b>	<b>1.6%</b>	→



### ACTIVITY

Cumulative percentage of contracted UDA delivered 2016 & 2017



Month	Adjusted Scheduled Activity (UDA)	
	2016	2017
April	207	335
May	952	1,155
June	1,370	1,593
July	2,289	2,483
August	2,546	2,982
September	3,177	3,719
October	3,761	4,543
November	4,267	4,873
December	4,839	5,341
January	5,275	5,828
February	6,173	6,443
March	6,778	7,055
April	7,142	
May	7,154	
June	7,157	

### QUALITY

	Quantity	Base Number	Contract	AT	Region	England
% of FP17s for the same patient ID Re-attending within 3 months - Children	69	957	7.2%	10.5%	11.9%	12.3%
% of FP17s for the same patient ID Re-attending within 3 months - Adults	513	2,813	18.2%	16.0%	16.6%	16.7%
% of FP17s for the same patient ID Re-attending between 3 & 9 months - Children	595	957	62.2%	58.5%	60.2%	57.6%
% of FP17s for the same patient ID Re-attending between 3 & 9 months - Adults	1,495	2,813	53.1%	49.5%	51.5%	50.1%
% of FP17s for Band 1 Urgent Courses	363	3,595	10.1%	10.4%	9.5%	9.1%
% of FP17s Relating to Free Repair or Replacements	6	3,595	0.2%	0.9%	0.7%	0.8%
% of FP17s Relating to Continuations	84	3,595	2.3%	1.4%	1.2%	1.2%
% of Patients satisfied with the dentistry they have received	4	5	N/A	93.4%	93.1%	92.8%
% of Patients satisfied with the time they had to wait for an appointment	4	5	N/A	88.4%	88.8%	88.7%

\* This is based on patients treated on this contract for their most recent course of treatment. Figures in italics indicate the base number of FP17s or Patient Questionnaire responses are less than 100. N/A is shown where the base number of responses is less than 10 during the period. % is calculated as Quantity/Base number\*100

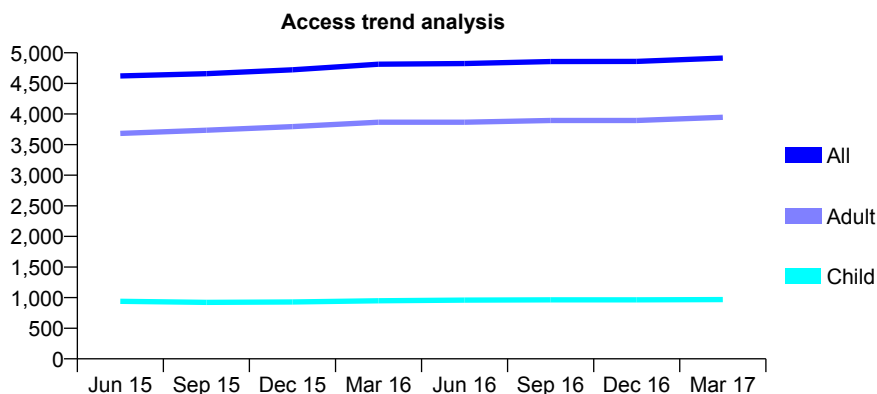
## Q66 - Vital Signs At a Glance Contract Report for 197521/0001 - March 2017

Name or company name	Fresh Dental Health Care Limited
Contract type name	PDS Plus Contract
Purpose of contract	General
Contract start date	01/04/2010
Contract end date	30/06/2020

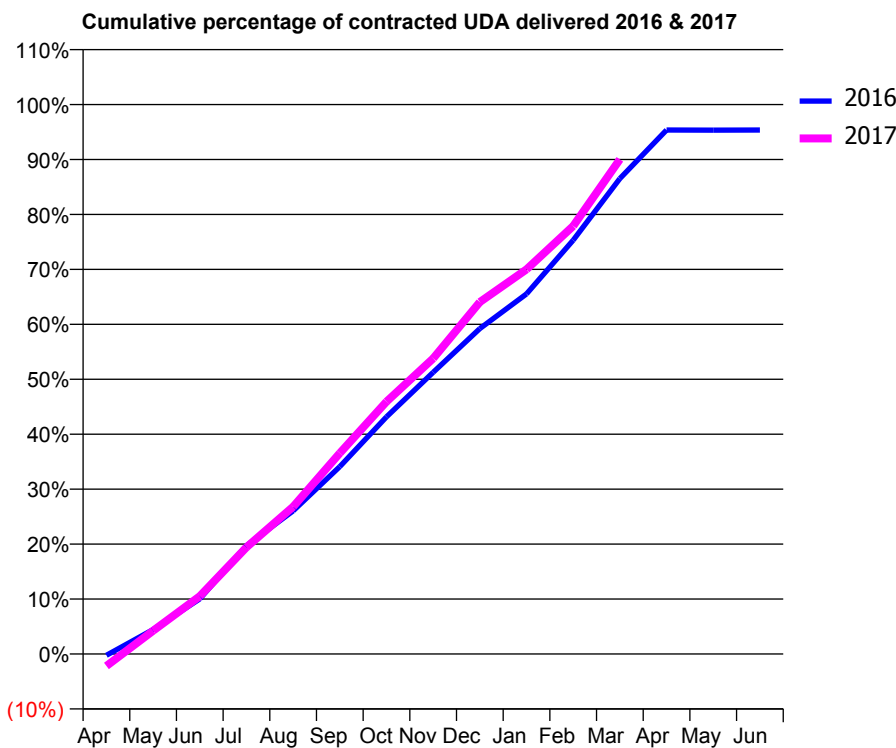
16/17 Contracted general activity (UDA)	14,300
Carry forward general activity (UDA)	665
16/17 Contracted orthodontic activity (UOA)	0
Carry forward orthodontic activity (UOA)	0
Baseline contract value	£233,018.41

### ACCESS\*

Patients seen in 24 months	Total	Change since previous quarter
Quarter ending March 2016	4,813	
Quarter ending June 2016	4,825	→
Quarter ending September 2016	4,857	→
Quarter ending December 2016	4,859	→
Quarter ending March 2017	4,915	→
<b>Variance since March 2016</b>	<b>2.1%</b>	<b>↑</b>



### ACTIVITY



Month	Adjusted Scheduled Activity (UDA)	
	2016	2017
April	-38	-313
May	637	607
June	1,434	1,504
July	2,821	2,777
August	3,726	3,834
September	4,878	5,227
October	6,172	6,566
November	7,330	7,690
December	8,469	9,158
January	9,370	10,011
February	10,770	11,137
March	12,373	12,873
April	13,637	
May	13,634	
June	13,635	

### QUALITY

	Quantity	Base Number	Contract	AT	Region	England
% of FP17s for the same patient ID Re-attending within 3 months - Children	138	1,400	9.9%	10.5%	11.9%	12.3%
% of FP17s for the same patient ID Re-attending within 3 months - Adults	1,037	5,426	19.1%	16.0%	16.6%	16.7%
% of FP17s for the same patient ID Re-attending between 3 & 9 months - Children	830	1,400	59.3%	58.5%	60.2%	57.6%
% of FP17s for the same patient ID Re-attending between 3 & 9 months - Adults	2,634	5,426	48.5%	49.5%	51.5%	50.1%
% of FP17s for Band 1 Urgent Courses	940	6,448	14.6%	10.4%	9.5%	9.1%
% of FP17s Relating to Free Repair or Replacements	66	6,448	1.0%	0.9%	0.7%	0.8%
% of FP17s Relating to Continuations	50	6,448	0.8%	1.4%	1.2%	1.2%
% of Patients satisfied with the dentistry they have received	5	5	N/A	93.4%	93.1%	92.8%
% of Patients satisfied with the time they had to wait for an appointment	5	5	N/A	88.4%	88.8%	88.7%

\* This is based on patients treated on this contract for their most recent course of treatment. Figures in italics indicate the base number of FP17s or Patient Questionnaire responses are less than 100. N/A is shown where the base number of responses is less than 10 during the period. % is calculated as Quantity/Base number\*100

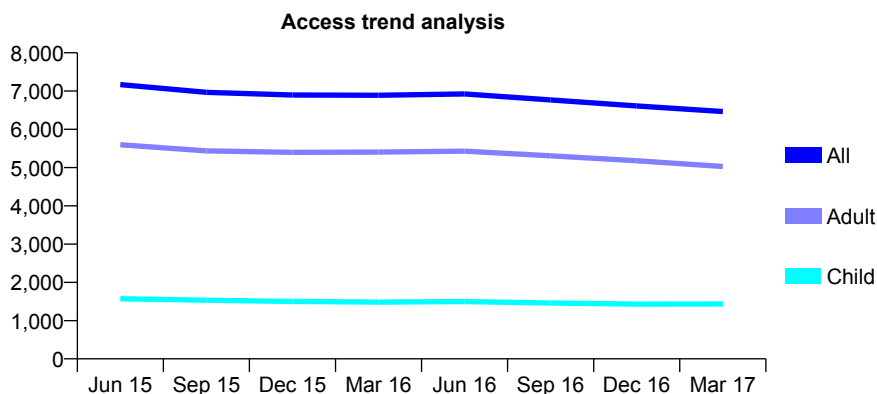
## Q66 - Vital Signs At a Glance Contract Report for 197971/0001 - March 2017

Name or company name	Maidwell Dental Practice Limited
Contract type name	GDS Contract
Purpose of contract	General
Contract start date	01/08/2010
Contract end date	

16/17 Contracted general activity (UDA)	16,293
Carry forward general activity (UDA)	-193
16/17 Contracted orthodontic activity (UOA)	0
Carry forward orthodontic activity (UOA)	0
Baseline contract value	£428,607.35

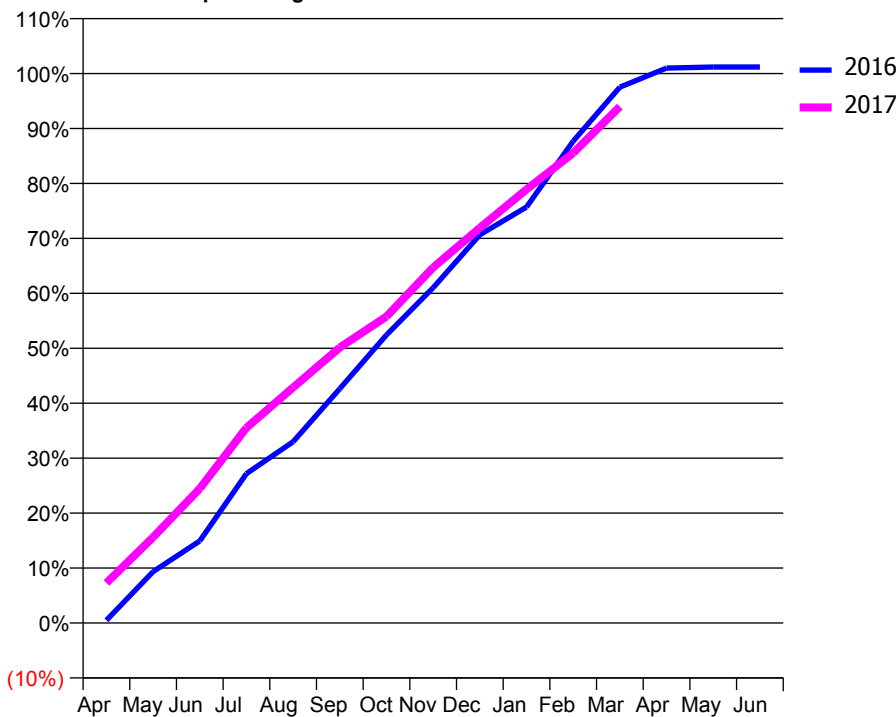
### ACCESS\*

Patients seen in 24 months	Total	Change since previous quarter
Quarter ending March 2016	6,889	
Quarter ending June 2016	6,924	→
Quarter ending September 2016	6,768	↓
Quarter ending December 2016	6,610	↓
Quarter ending March 2017	6,464	↓
<b>Variance since March 2016</b>	<b>(6.2%)</b>	↓



### ACTIVITY

Cumulative percentage of contracted UDA delivered 2016 & 2017



Month	Adjusted Scheduled Activity (UDA)	
	2016	2017
April	79	1,189
May	1,523	2,544
June	2,433	3,986
July	4,429	5,789
August	5,374	6,986
September	6,948	8,169
October	8,541	9,087
November	9,942	10,543
December	11,513	11,716
January	12,333	12,855
February	14,285	13,934
March	15,890	15,312
April	16,453	
May	16,486	
June	16,486	

### QUALITY

	Quantity	Base Number	Contract	AT	Region	England
% of FP17s for the same patient ID Re-attending within 3 months - Children	95	1,752	5.4%	10.5%	11.9%	12.3%
% of FP17s for the same patient ID Re-attending within 3 months - Adults	830	6,263	13.3%	16.0%	16.6%	16.7%
% of FP17s for the same patient ID Re-attending between 3 & 9 months - Children	675	1,752	38.5%	58.5%	60.2%	57.6%
% of FP17s for the same patient ID Re-attending between 3 & 9 months - Adults	2,753	6,263	44.0%	49.5%	51.5%	50.1%
% of FP17s for Band 1 Urgent Courses	262	7,646	3.4%	10.4%	9.5%	9.1%
% of FP17s Relating to Free Repair or Replacements	49	7,646	0.6%	0.9%	0.7%	0.8%
% of FP17s Relating to Continuations	184	7,646	2.4%	1.4%	1.2%	1.2%
% of Patients satisfied with the dentistry they have received	10	11	90.9%	93.4%	93.1%	92.8%
% of Patients satisfied with the time they had to wait for an appointment	9	11	81.8%	88.4%	88.8%	88.7%

\* This is based on patients treated on this contract for their most recent course of treatment. Figures in italics indicate the base number of FP17s or Patient Questionnaire responses are less than 100. N/A is shown where the base number of responses is less than 10 during the period. % is calculated as Quantity/Base number\*100

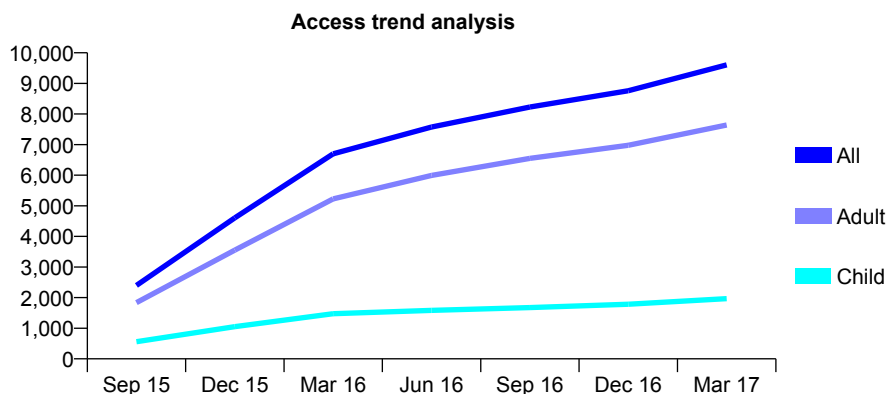
## Q66 - Vital Signs At a Glance Contract Report for 198382/0001 - March 2017

Name or company name	Bond Street Dental Partners
Contract type name	GDS Contract
Purpose of contract	General
Contract start date	01/07/2015
Contract end date	

16/17 Contracted general activity (UDA)	33,000
Carry forward general activity (UDA)	1,164
16/17 Contracted orthodontic activity (UOA)	0
Carry forward orthodontic activity (UOA)	0
Baseline contract value	£855,978.67

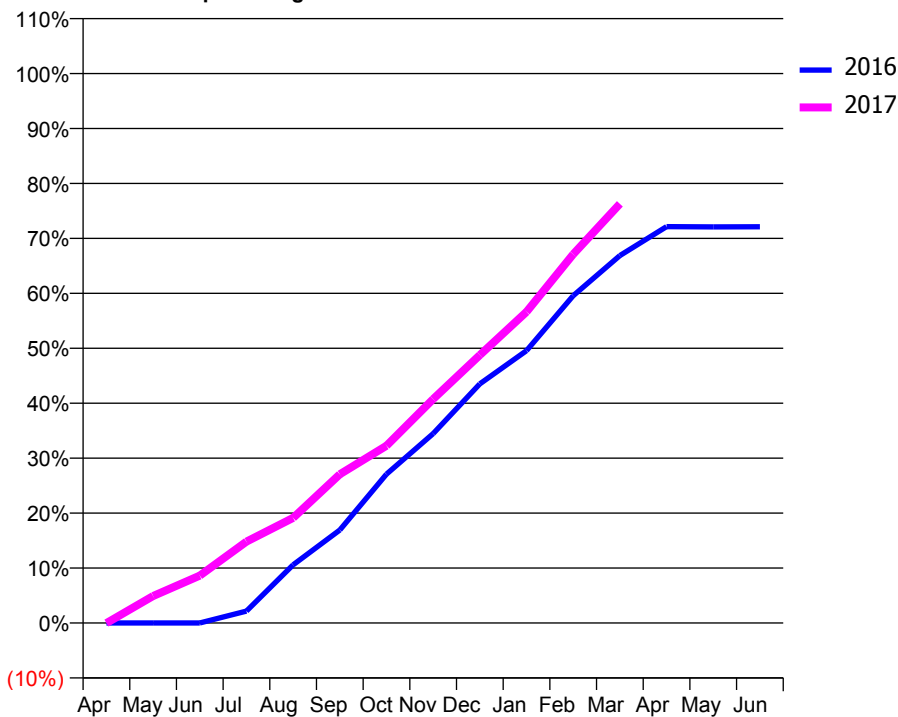
### ACCESS\*

Patients seen in 24 months	Total	Change since previous quarter
Quarter ending March 2016	6,701	
Quarter ending June 2016	7,574	↑
Quarter ending September 2016	8,227	↑
Quarter ending December 2016	8,762	↑
Quarter ending March 2017	9,606	↑
<b>Variance since March 2016</b>	<b>43.4%</b>	<b>↑</b>



### ACTIVITY

Cumulative percentage of contracted UDA delivered 2016 & 2017



Month	Adjusted Scheduled Activity (UDA)	
	2016	2017
April	0	-13
May	0	1,624
June	0	2,847
July	717	4,892
August	3,478	6,311
September	5,555	8,937
October	8,891	10,645
November	11,312	13,453
December	14,286	16,096
January	16,266	18,689
February	19,554	22,148
March	21,952	25,173
April	23,679	
May	23,658	
June	23,670	

### QUALITY

	Quantity	Base Number	Contract	AT	Region	England
% of FP17s for the same patient ID Re-attending within 3 months - Children	216	2,414	8.9%	10.5%	11.9%	12.3%
% of FP17s for the same patient ID Re-attending within 3 months - Adults	1,664	9,196	18.1%	16.0%	16.6%	16.7%
% of FP17s for the same patient ID Re-attending between 3 & 9 months - Children	1,038	2,414	43.0%	58.5%	60.2%	57.6%
% of FP17s for the same patient ID Re-attending between 3 & 9 months - Adults	3,101	9,196	33.7%	49.5%	51.5%	50.1%
% of FP17s for Band 1 Urgent Courses	1,161	10,762	10.8%	10.4%	9.5%	9.1%
% of FP17s Relating to Free Repair or Replacements	273	10,762	2.5%	0.9%	0.7%	0.8%
% of FP17s Relating to Continuations	145	10,762	1.3%	1.4%	1.2%	1.2%
% of Patients satisfied with the dentistry they have received	31	35	88.6%	93.4%	93.1%	92.8%
% of Patients satisfied with the time they had to wait for an appointment	29	35	82.9%	88.4%	88.8%	88.7%

\* This is based on patients treated on this contract for their most recent course of treatment. Figures in italics indicate the base number of FP17s or Patient Questionnaire responses are less than 100. N/A is shown where the base number of responses is less than 10 during the period. % is calculated as Quantity/Base number\*100



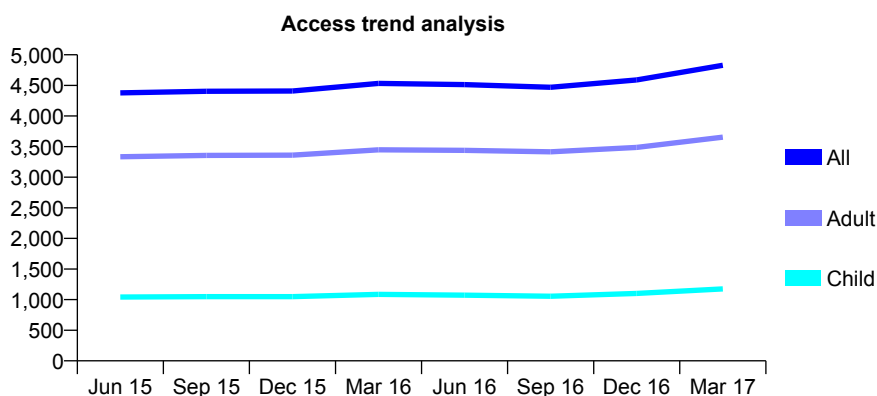
## Q66 - Vital Signs At a Glance Contract Report for 199109/0001 - March 2017

Name or company name	Central Park Dental Practice Limited
Contract type name	GDS Contract
Purpose of contract	General
Contract start date	01/04/2010
Contract end date	

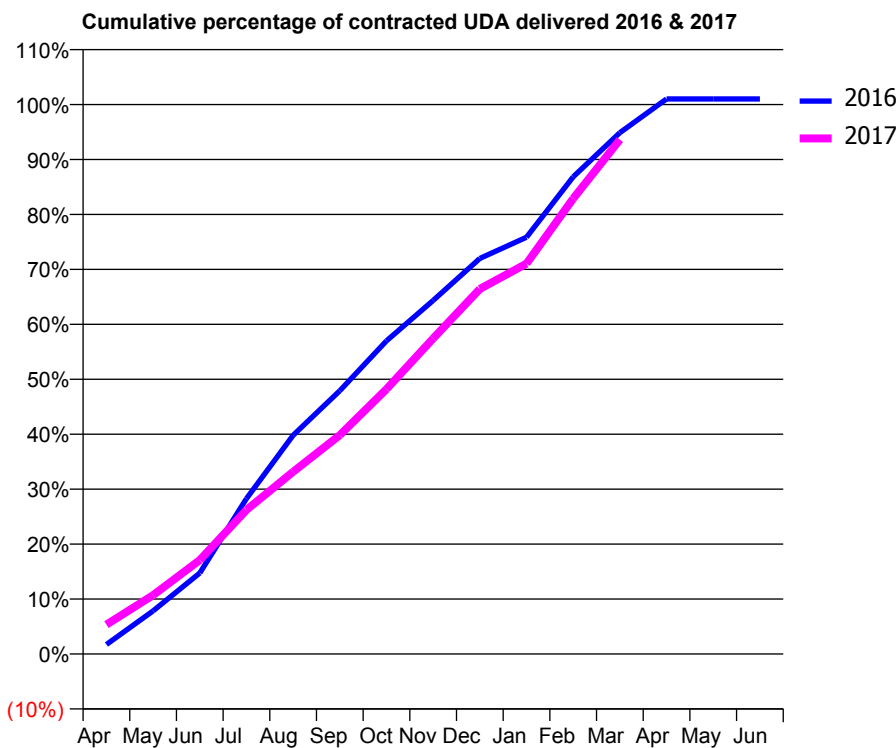
16/17 Contracted general activity (UDA)	14,000
Carry forward general activity (UDA)	-143
16/17 Contracted orthodontic activity (UOA)	0
Carry forward orthodontic activity (UOA)	0
Baseline contract value	£352,559.62

### ACCESS\*

Patients seen in 24 months	Total	Change since previous quarter
Quarter ending March 2016	4,533	
Quarter ending June 2016	4,512	→
Quarter ending September 2016	4,470	→
Quarter ending December 2016	4,590	↑
Quarter ending March 2017	4,830	↑
<b>Variance since March 2016</b>	<b>6.6%</b>	<b>↑</b>



### ACTIVITY



Month	Adjusted Scheduled Activity (UDA)	
	2016	2017
April	242	749
May	1,098	1,500
June	2,065	2,395
July	3,958	3,672
August	5,574	4,644
September	6,709	5,577
October	7,979	6,748
November	9,008	8,039
December	10,078	9,301
January	10,620	9,946
February	12,158	11,604
March	13,281	13,105
April	14,142	
May	14,142	
June	14,143	

### QUALITY

	Quantity	Base Number	Contract	AT	Region	England
% of FP17s for the same patient ID Re-attending within 3 months - Children	103	1,584	6.5%	10.5%	11.9%	12.3%
% of FP17s for the same patient ID Re-attending within 3 months - Adults	731	4,877	15.0%	16.0%	16.6%	16.7%
% of FP17s for the same patient ID Re-attending between 3 & 9 months - Children	804	1,584	50.8%	58.5%	60.2%	57.6%
% of FP17s for the same patient ID Re-attending between 3 & 9 months - Adults	2,372	4,877	48.6%	49.5%	51.5%	50.1%
% of FP17s for Band 1 Urgent Courses	261	6,127	4.3%	10.4%	9.5%	9.1%
% of FP17s Relating to Free Repair or Replacements	86	6,127	1.4%	0.9%	0.7%	0.8%
% of FP17s Relating to Continuations	175	6,127	2.9%	1.4%	1.2%	1.2%
% of Patients satisfied with the dentistry they have received	37	40	92.5%	93.4%	93.1%	92.8%
% of Patients satisfied with the time they had to wait for an appointment	38	40	95.0%	88.4%	88.8%	88.7%

\* This is based on patients treated on this contract for their most recent course of treatment. Figures in italics indicate the base number of FP17s or Patient Questionnaire responses are less than 100. N/A is shown where the base number of responses is less than 10 during the period. % is calculated as Quantity/Base number\*100

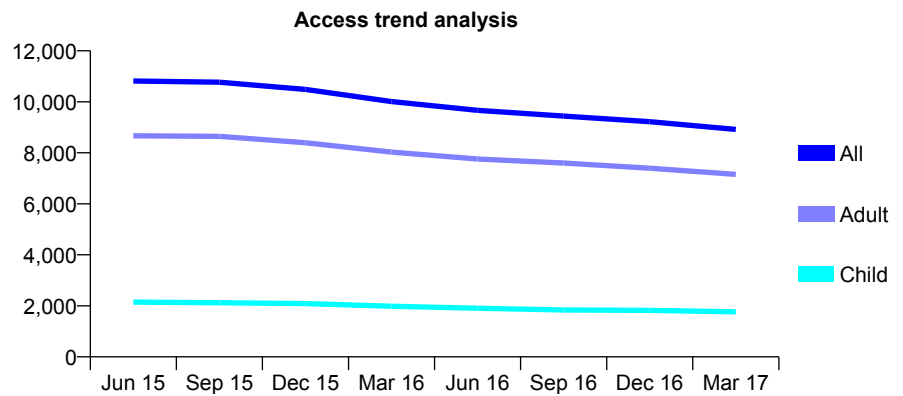
## Q66 - Vital Signs At a Glance Contract Report for 199222/0001 - March 2017

Name or company name	Green Lane Dental Practice Partnership
Contract type name	GDS Contract
Purpose of contract	General
Contract start date	24/01/2013
Contract end date	

16/17 Contracted general activity (UDA)	22,741
Carry forward general activity (UDA)	347
16/17 Contracted orthodontic activity (UOA)	0
Carry forward orthodontic activity (UOA)	0
Baseline contract value	£589,923.20

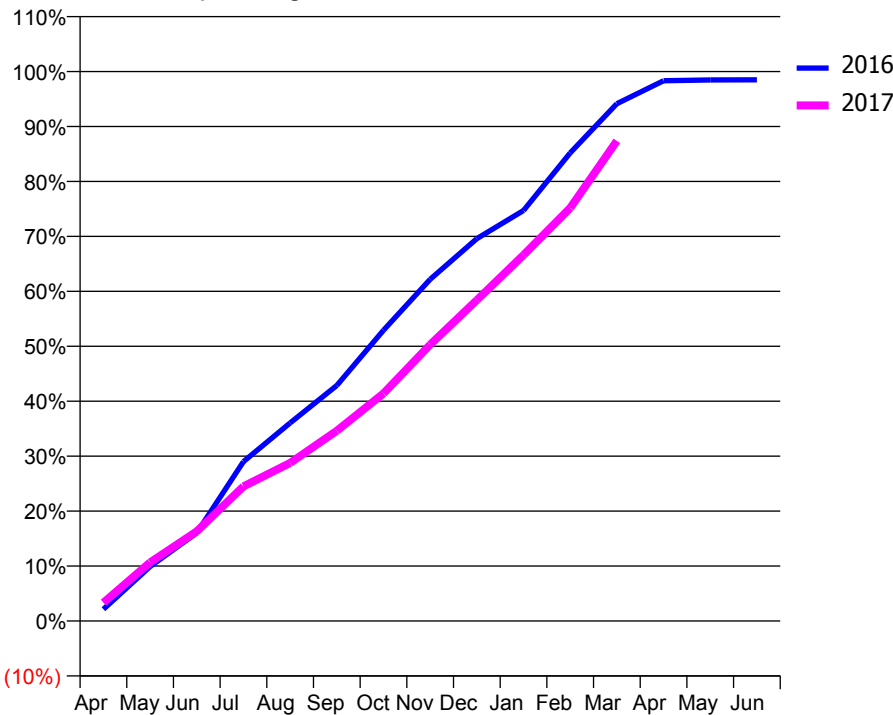
### ACCESS\*

Patients seen in 24 months	Total	Change since previous quarter
Quarter ending March 2016	10,010	
Quarter ending June 2016	9,666	↓
Quarter ending September 2016	9,441	↓
Quarter ending December 2016	9,221	↓
Quarter ending March 2017	8,917	↓
<b>Variance since March 2016</b>	<b>(10.9%)</b>	↓



### ACTIVITY

Cumulative percentage of contracted UDA delivered 2016 & 2017



Month	Adjusted Scheduled Activity (UDA)	
	2016	2017
April	651	761
May	3,008	2,426
June	4,868	3,711
July	8,794	5,572
August	10,924	6,543
September	12,993	7,873
October	16,036	9,416
November	18,849	11,436
December	21,095	13,282
January	22,645	15,148
February	25,819	17,093
March	28,535	19,869
April	29,802	
May	29,846	
June	29,852	

### QUALITY

	Quantity	Base Number	Contract	AT	Region	England
% of FP17s for the same patient ID Re-attending within 3 months - Children	84	2,006	4.2%	10.5%	11.9%	12.3%
% of FP17s for the same patient ID Re-attending within 3 months - Adults	1,099	8,203	13.4%	16.0%	16.6%	16.7%
% of FP17s for the same patient ID Re-attending between 3 & 9 months - Children	870	2,006	43.4%	58.5%	60.2%	57.6%
% of FP17s for the same patient ID Re-attending between 3 & 9 months - Adults	3,120	8,203	38.0%	49.5%	51.5%	50.1%
% of FP17s for Band 1 Urgent Courses	842	9,680	8.7%	10.4%	9.5%	9.1%
% of FP17s Relating to Free Repair or Replacements	59	9,680	0.6%	0.9%	0.7%	0.8%
% of FP17s Relating to Continuations	150	9,680	1.5%	1.4%	1.2%	1.2%
% of Patients satisfied with the dentistry they have received	20	22	90.9%	93.4%	93.1%	92.8%
% of Patients satisfied with the time they had to wait for an appointment	18	22	81.8%	88.4%	88.8%	88.7%

\* This is based on patients treated on this contract for their most recent course of treatment. Figures in italics indicate the base number of FP17s or Patient Questionnaire responses are less than 100. N/A is shown where the base number of responses is less than 10 during the period. % is calculated as Quantity/Base number\*100

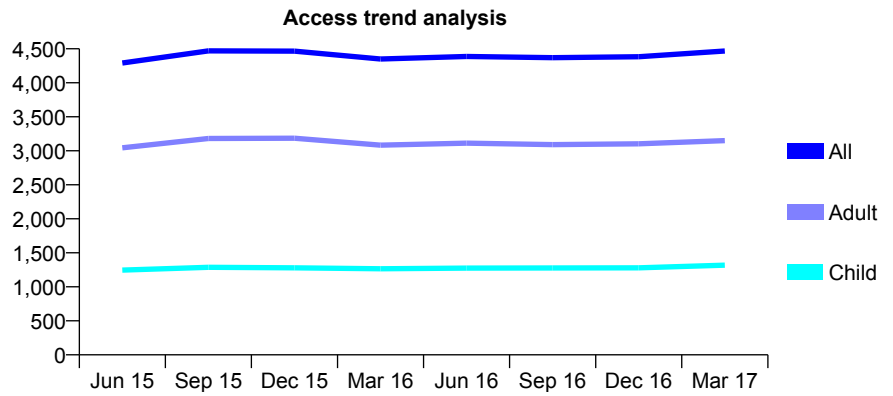
## Q66 - Vital Signs At a Glance Contract Report for 199672/0001 - March 2017

Name or company name	Murgelas Practice Management Ltd
Contract type name	GDS Contract
Purpose of contract	General
Contract start date	01/06/2010
Contract end date	

16/17 Contracted general activity (UDA)	14,230
Carry forward general activity (UDA)	-31
16/17 Contracted orthodontic activity (UOA)	0
Carry forward orthodontic activity (UOA)	0
Baseline contract value	£368,456.17

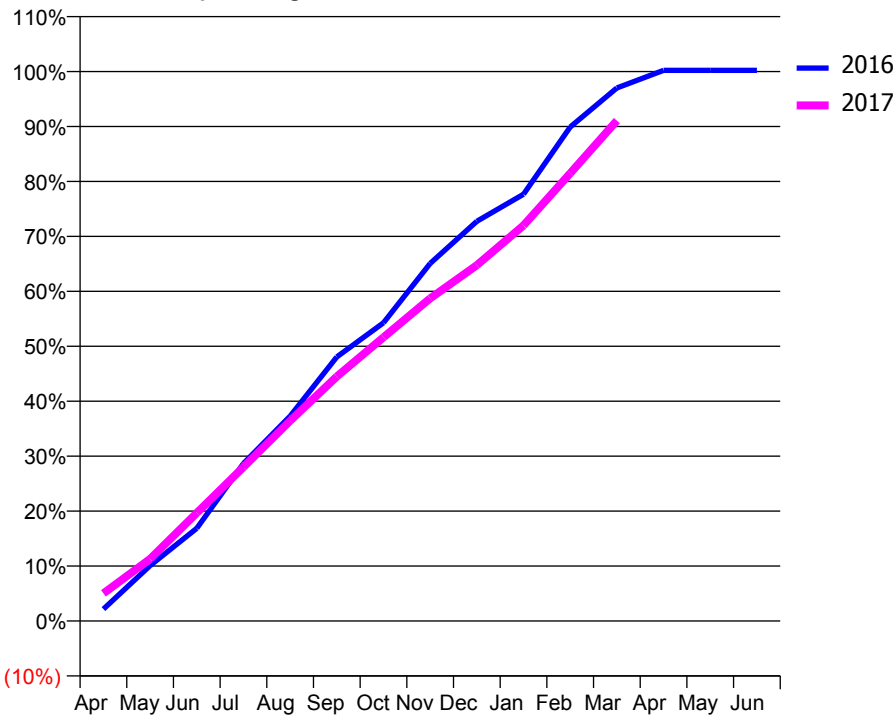
### ACCESS\*

Patients seen in 24 months	Total	Change since previous quarter
Quarter ending March 2016	4,350	
Quarter ending June 2016	4,388	→
Quarter ending September 2016	4,369	→
Quarter ending December 2016	4,383	→
Quarter ending March 2017	4,468	→
<b>Variance since March 2016</b>	<b>2.7%</b>	<b>↑</b>



### ACTIVITY

Cumulative percentage of contracted UDA delivered 2016 & 2017



Month	Adjusted Scheduled Activity (UDA)	
	2016	2017
April	309	717
May	1,433	1,606
June	2,401	2,799
July	4,080	3,988
August	5,307	5,187
September	6,838	6,332
October	7,723	7,345
November	9,261	8,355
December	10,352	9,214
January	11,051	10,243
February	12,794	11,596
March	13,805	12,958
April	14,259	
May	14,260	
June	14,261	

### QUALITY

	Quantity	Base Number	Contract	AT	Region	England
% of FP17s for the same patient ID Re-attending within 3 months - Children	132	1,948	6.8%	10.5%	11.9%	12.3%
% of FP17s for the same patient ID Re-attending within 3 months - Adults	650	4,202	15.5%	16.0%	16.6%	16.7%
% of FP17s for the same patient ID Re-attending between 3 & 9 months - Children	1,131	1,948	58.1%	58.5%	60.2%	57.6%
% of FP17s for the same patient ID Re-attending between 3 & 9 months - Adults	2,122	4,202	50.5%	49.5%	51.5%	50.1%
% of FP17s for Band 1 Urgent Courses	598	5,955	10.0%	10.4%	9.5%	9.1%
% of FP17s Relating to Free Repair or Replacements	55	5,955	0.9%	0.9%	0.7%	0.8%
% of FP17s Relating to Continuations	80	5,955	1.3%	1.4%	1.2%	1.2%
% of Patients satisfied with the dentistry they have received	5	6	N/A	93.4%	93.1%	92.8%
% of Patients satisfied with the time they had to wait for an appointment	5	6	N/A	88.4%	88.8%	88.7%

\* This is based on patients treated on this contract for their most recent course of treatment. Figures in italics indicate the base number of FP17s or Patient Questionnaire responses are less than 100. N/A is shown where the base number of responses is less than 10 during the period. % is calculated as Quantity/Base number\*100

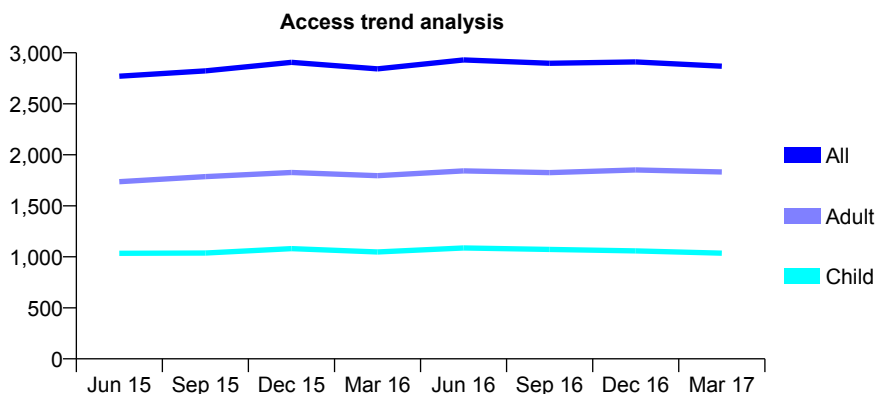
## Q66 - Vital Signs At a Glance Contract Report for 199982/0001 - March 2017

Name or company name	The White House Dental Surgery
Contract type name	GDS Contract
Purpose of contract	General
Contract start date	01/11/2007
Contract end date	

16/17 Contracted general activity (UDA)	7,461
Carry forward general activity (UDA)	-13
16/17 Contracted orthodontic activity (UOA)	0
Carry forward orthodontic activity (UOA)	0
Baseline contract value	£170,251.95

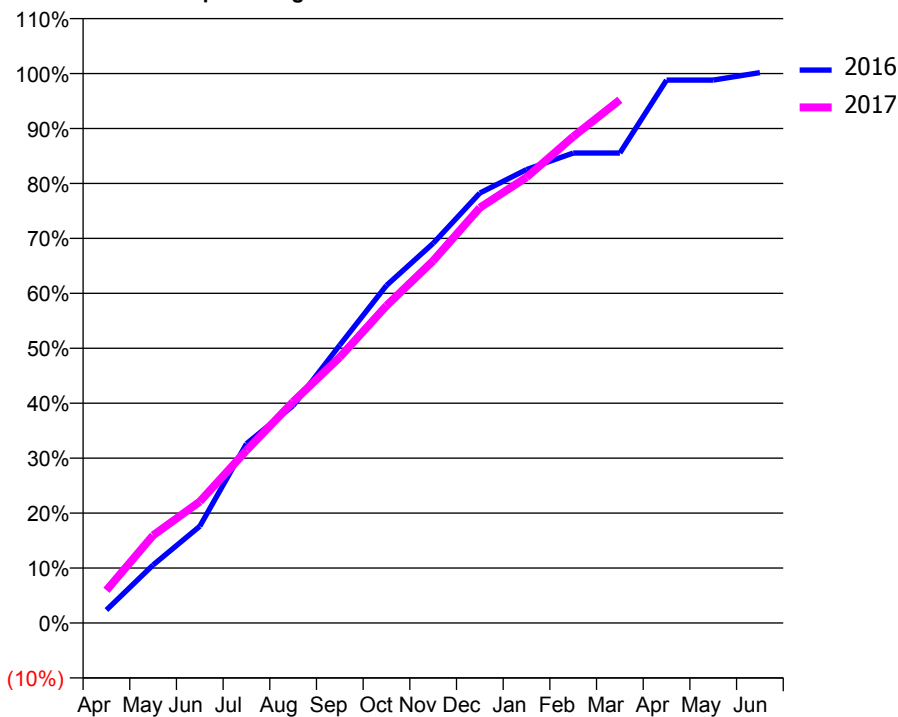
### ACCESS\*

Patients seen in 24 months	Total	Change since previous quarter
Quarter ending March 2016	2,843	
Quarter ending June 2016	2,930	↑
Quarter ending September 2016	2,898	↓
Quarter ending December 2016	2,910	→
Quarter ending March 2017	2,868	↓
<b>Variance since March 2016</b>	<b>0.9%</b>	<b>→</b>



### ACTIVITY

Cumulative percentage of contracted UDA delivered 2016 & 2017



Month	Adjusted Scheduled Activity (UDA)	
	2016	2017
April	177	444
May	788	1,190
June	1,314	1,648
July	2,434	2,344
August	2,952	3,005
September	3,774	3,610
October	4,583	4,309
November	5,156	4,919
December	5,839	5,639
January	6,157	6,051
February	6,381	6,604
March	6,381	7,105
April	7,372	
May	7,372	
June	7,474	

### QUALITY

	Quantity	Base Number	Contract	AT	Region	England
% of FP17s for the same patient ID Re-attending within 3 months - Children	138	1,896	7.3%	10.5%	11.9%	12.3%
% of FP17s for the same patient ID Re-attending within 3 months - Adults	392	2,854	13.7%	16.0%	16.6%	16.7%
% of FP17s for the same patient ID Re-attending between 3 & 9 months - Children	1,119	1,896	59.0%	58.5%	60.2%	57.6%
% of FP17s for the same patient ID Re-attending between 3 & 9 months - Adults	1,481	2,854	51.9%	49.5%	51.5%	50.1%
% of FP17s for Band 1 Urgent Courses	203	4,125	4.9%	10.4%	9.5%	9.1%
% of FP17s Relating to Free Repair or Replacements	36	4,125	0.9%	0.9%	0.7%	0.8%
% of FP17s Relating to Continuations	97	4,125	2.4%	1.4%	1.2%	1.2%
% of Patients satisfied with the dentistry they have received	4	4	N/A	93.4%	93.1%	92.8%
% of Patients satisfied with the time they had to wait for an appointment	4	4	N/A	88.4%	88.8%	88.7%

\* This is based on patients treated on this contract for their most recent course of treatment. Figures in italics indicate the base number of FP17s or Patient Questionnaire responses are less than 100. N/A is shown where the base number of responses is less than 10 during the period. % is calculated as Quantity/Base number\*100

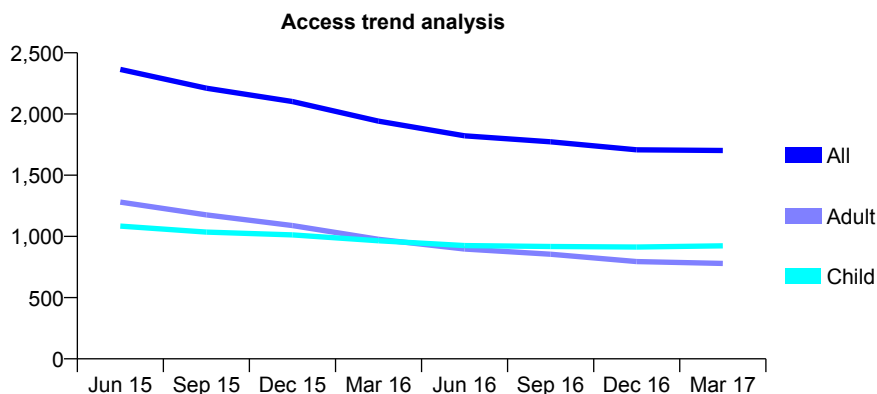
## Q66 - Vital Signs At a Glance Contract Report for 199990/0003 - March 2017

Name or company name	Endsleigh Dental Practices Limited
Contract type name	GDS Contract
Purpose of contract	General
Contract start date	01/09/2006
Contract end date	

16/17 Contracted general activity (UDA)	4,000
Carry forward general activity (UDA)	151
16/17 Contracted orthodontic activity (UOA)	0
Carry forward orthodontic activity (UOA)	0
Baseline contract value	£106,377.44

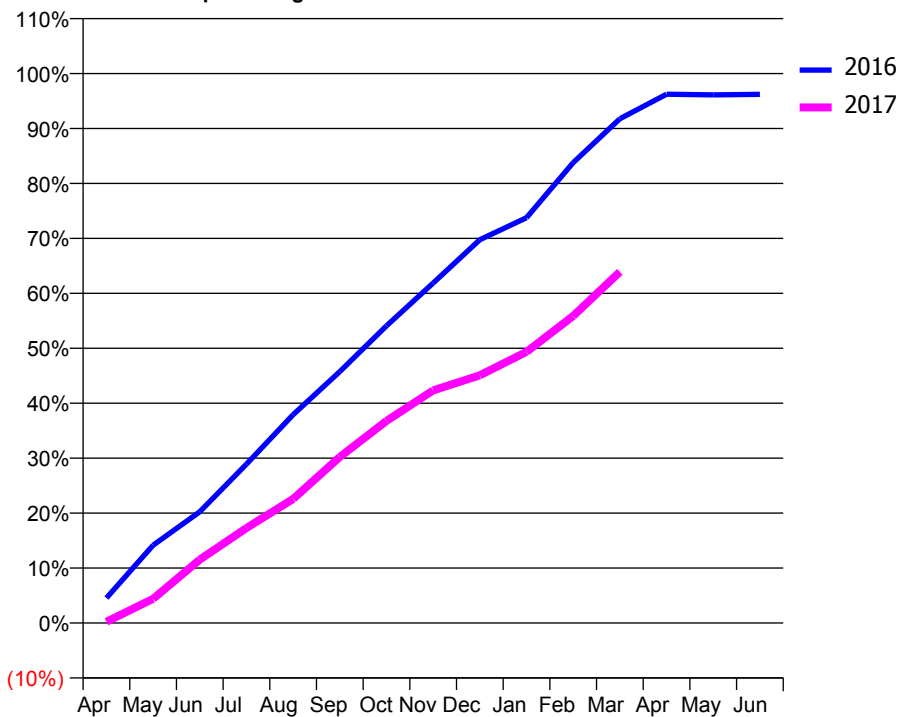
### ACCESS\*

Patients seen in 24 months	Total	Change since previous quarter
Quarter ending March 2016	1,942	
Quarter ending June 2016	1,822	↓
Quarter ending September 2016	1,773	↓
Quarter ending December 2016	1,708	↓
Quarter ending March 2017	1,702	→
<b>Variance since March 2016</b>	<b>(12.4%)</b>	<b>↓</b>



### ACTIVITY

Cumulative percentage of contracted UDA delivered 2016 & 2017



Adjusted Scheduled Activity (UDA)

Month	2016	2017
April	182	10
May	567	177
June	810	462
July	1,157	692
August	1,517	903
September	1,830	1,209
October	2,163	1,471
November	2,475	1,694
December	2,790	1,803
January	2,950	1,973
February	3,352	2,235
March	3,670	2,556
April	3,850	
May	3,845	
June	3,849	

### QUALITY

	Quantity	Base Number	Contract	AT	Region	England
% of FP17s for the same patient ID Re-attending within 3 months - Children	65	1,145	5.7%	10.5%	11.9%	12.3%
% of FP17s for the same patient ID Re-attending within 3 months - Adults	62	759	8.2%	16.0%	16.6%	16.7%
% of FP17s for the same patient ID Re-attending between 3 & 9 months - Children	610	1,145	53.3%	58.5%	60.2%	57.6%
% of FP17s for the same patient ID Re-attending between 3 & 9 months - Adults	427	759	56.3%	49.5%	51.5%	50.1%
% of FP17s for Band 1 Urgent Courses	52	1,793	2.9%	10.4%	9.5%	9.1%
% of FP17s Relating to Free Repair or Replacements	0	1,793	0.0%	0.9%	0.7%	0.8%
% of FP17s Relating to Continuations	23	1,793	1.3%	1.4%	1.2%	1.2%
% of Patients satisfied with the dentistry they have received	2	2	N/A	93.4%	93.1%	92.8%
% of Patients satisfied with the time they had to wait for an appointment	2	2	N/A	88.4%	88.8%	88.7%

\* This is based on patients treated on this contract for their most recent course of treatment. Figures in italics indicate the base number of FP17s or Patient Questionnaire responses are less than 100. N/A is shown where the base number of responses is less than 10 during the period. % is calculated as Quantity/Base number\*100

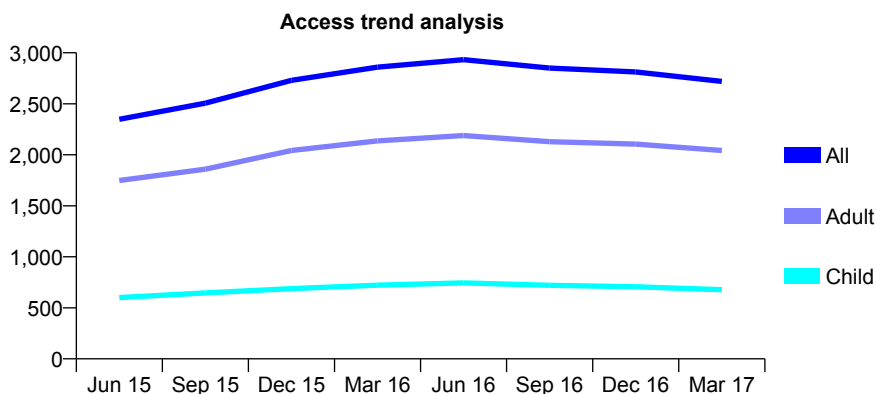
## Q66 - Vital Signs At a Glance Contract Report for 221171/0001 - March 2017

Name or company name	MR MB RETALLACK
Contract type name	GDS Contract
Purpose of contract	General
Contract start date	01/08/2008
Contract end date	

16/17 Contracted general activity (UDA)	6,500
Carry forward general activity (UDA)	-130
16/17 Contracted orthodontic activity (UOA)	0
Carry forward orthodontic activity (UOA)	0
Baseline contract value	£153,688.17

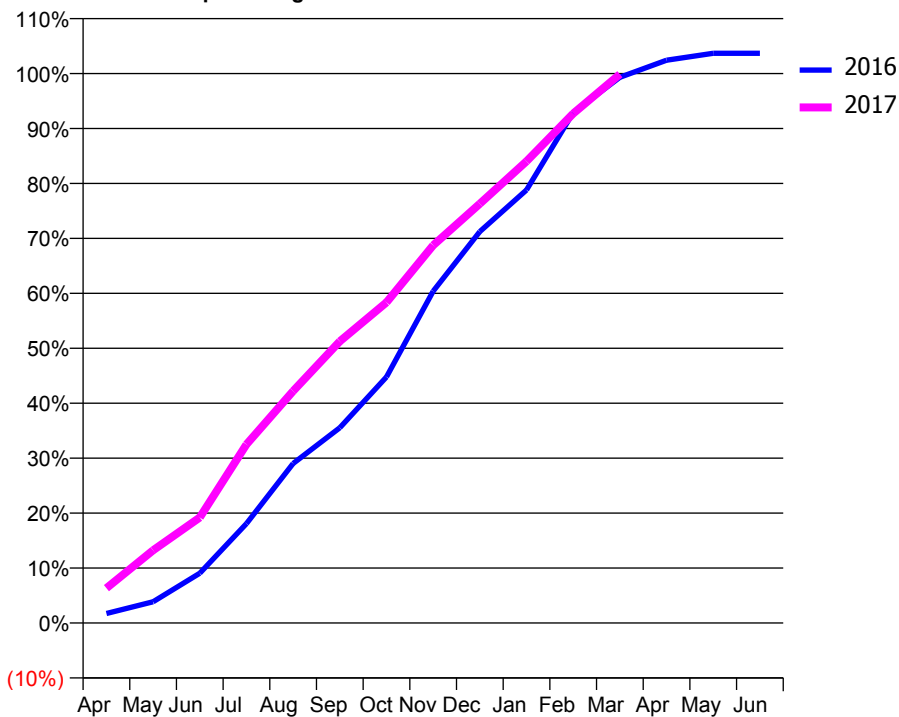
### ACCESS\*

Patients seen in 24 months	Total	Change since previous quarter
Quarter ending March 2016	2,859	
Quarter ending June 2016	2,933	↑
Quarter ending September 2016	2,850	↓
Quarter ending December 2016	2,812	↓
Quarter ending March 2017	2,720	↓
<b>Variance since March 2016</b>	<b>(4.9%)</b>	<b>↓</b>



### ACTIVITY

Cumulative percentage of contracted UDA delivered 2016 & 2017



Month	Adjusted Scheduled Activity (UDA)	
	2016	2017
April	112	413
May	251	861
June	589	1,249
July	1,176	2,113
August	1,887	2,744
September	2,309	3,332
October	2,911	3,793
November	3,925	4,469
December	4,631	4,960
January	5,123	5,461
February	6,037	6,026
March	6,455	6,491
April	6,657	
May	6,739	
June	6,739	

### QUALITY

	Quantity	Base Number	Contract	AT	Region	England
% of FP17s for the same patient ID Re-attending within 3 months - Children	63	755	8.3%	10.5%	11.9%	12.3%
% of FP17s for the same patient ID Re-attending within 3 months - Adults	380	2,431	15.6%	16.0%	16.6%	16.7%
% of FP17s for the same patient ID Re-attending between 3 & 9 months - Children	325	755	43.0%	58.5%	60.2%	57.6%
% of FP17s for the same patient ID Re-attending between 3 & 9 months - Adults	999	2,431	41.1%	49.5%	51.5%	50.1%
% of FP17s for Band 1 Urgent Courses	356	3,050	11.7%	10.4%	9.5%	9.1%
% of FP17s Relating to Free Repair or Replacements	75	3,050	2.5%	0.9%	0.7%	0.8%
% of FP17s Relating to Continuations	18	3,050	0.6%	1.4%	1.2%	1.2%
% of Patients satisfied with the dentistry they have received	8	8	N/A	93.4%	93.1%	92.8%
% of Patients satisfied with the time they had to wait for an appointment	8	8	N/A	88.4%	88.8%	88.7%

\* This is based on patients treated on this contract for their most recent course of treatment. Figures in italics indicate the base number of FP17s or Patient Questionnaire responses are less than 100. N/A is shown where the base number of responses is less than 10 during the period. % is calculated as Quantity/Base number\*100

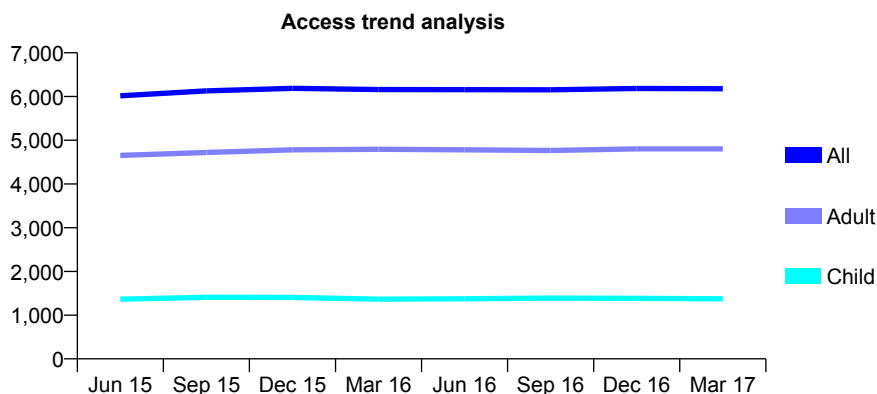
## Q66 - Vital Signs At a Glance Contract Report for 229342/0001 - March 2017

Name or company name	MR IJ MILLS
Contract type name	GDS Contract
Purpose of contract	General and Orthodontic
Contract start date	01/04/2006
Contract end date	

16/17 Contracted general activity (UDA)	17,125
Carry forward general activity (UDA)	8
16/17 Contracted orthodontic activity (UOA)	1,004
Carry forward orthodontic activity (UOA)	0
Baseline contract value	£706,703.17

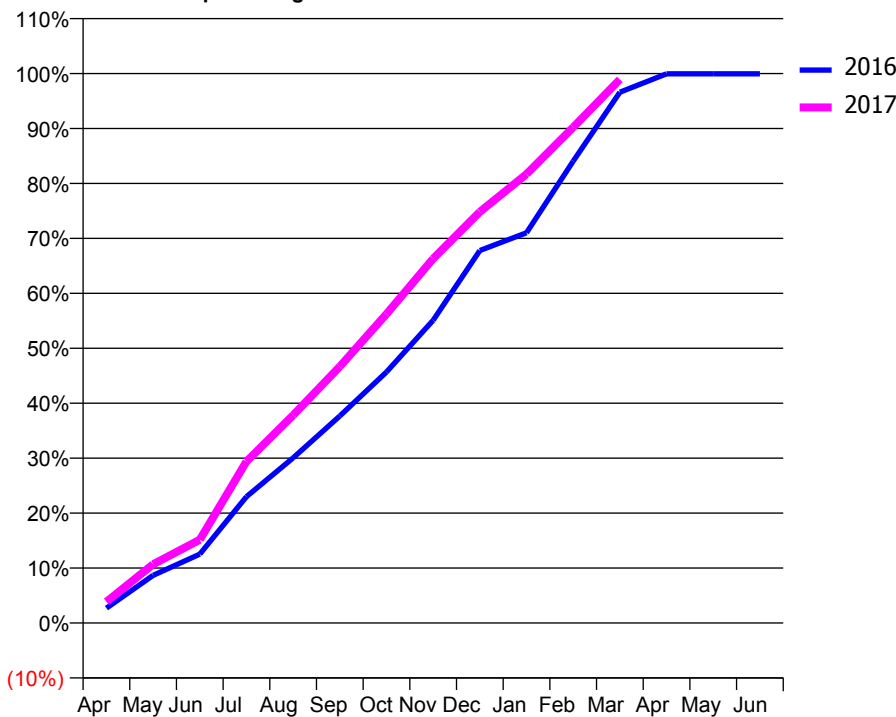
### ACCESS\*

Patients seen in 24 months	Total	Change since previous quarter
Quarter ending March 2016	6,160	
Quarter ending June 2016	6,157	→
Quarter ending September 2016	6,155	→
Quarter ending December 2016	6,185	→
Quarter ending March 2017	6,177	→
<b>Variance since March 2016</b>	<b>0.3%</b>	<b>→</b>



### ACTIVITY

Cumulative percentage of contracted UDA delivered 2016 & 2017



Month	Adjusted Scheduled Activity (UDA)	
	2016	2017
April	473	662
May	1,516	1,829
June	2,192	2,597
July	4,020	5,034
August	5,256	6,478
September	6,591	7,992
October	7,990	9,629
November	9,634	11,355
December	11,857	12,816
January	12,420	13,991
February	14,701	15,448
March	16,894	16,941
April	17,481	
May	17,481	
June	17,481	

### QUALITY

	Quantity	Base Number	Contract	AT	Region	England
% of FP17s for the same patient ID Re-attending within 3 months - Children	261	2,131	12.2%	10.5%	11.9%	12.3%
% of FP17s for the same patient ID Re-attending within 3 months - Adults	973	6,499	15.0%	16.0%	16.6%	16.7%
% of FP17s for the same patient ID Re-attending between 3 & 9 months - Children	1,163	2,131	54.6%	58.5%	60.2%	57.6%
% of FP17s for the same patient ID Re-attending between 3 & 9 months - Adults	3,399	6,499	52.3%	49.5%	51.5%	50.1%
% of FP17s for Band 1 Urgent Courses	698	8,230	8.5%	10.4%	9.5%	9.1%
% of FP17s Relating to Free Repair or Replacements	71	8,230	0.9%	0.9%	0.7%	0.8%
% of FP17s Relating to Continuations	203	8,230	2.5%	1.4%	1.2%	1.2%
% of Patients satisfied with the dentistry they have received	13	15	86.7%	93.4%	93.1%	92.8%
% of Patients satisfied with the time they had to wait for an appointment	15	15	100.0%	88.4%	88.8%	88.7%

\* This is based on patients treated on this contract for their most recent course of treatment. Figures in italics indicate the base number of FP17s or Patient Questionnaire responses are less than 100. N/A is shown where the base number of responses is less than 10 during the period. % is calculated as Quantity/Base number\*100

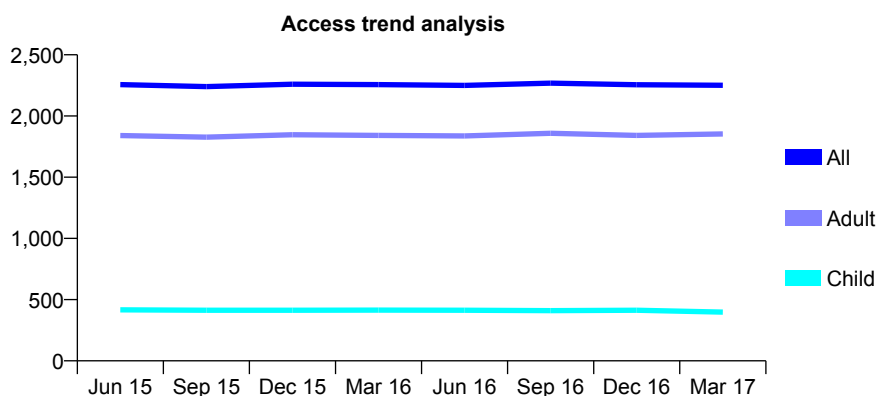
## Q66 - Vital Signs At a Glance Contract Report for 230499/0001 - March 2017

Name or company name	Tregenna Hill Dental Surgery Partnership
Contract type name	GDS Contract
Purpose of contract	General
Contract start date	01/04/2006
Contract end date	

16/17 Contracted general activity (UDA)	8,530
Carry forward general activity (UDA)	-171
16/17 Contracted orthodontic activity (UOA)	0
Carry forward orthodontic activity (UOA)	0
Baseline contract value	£221,037.04

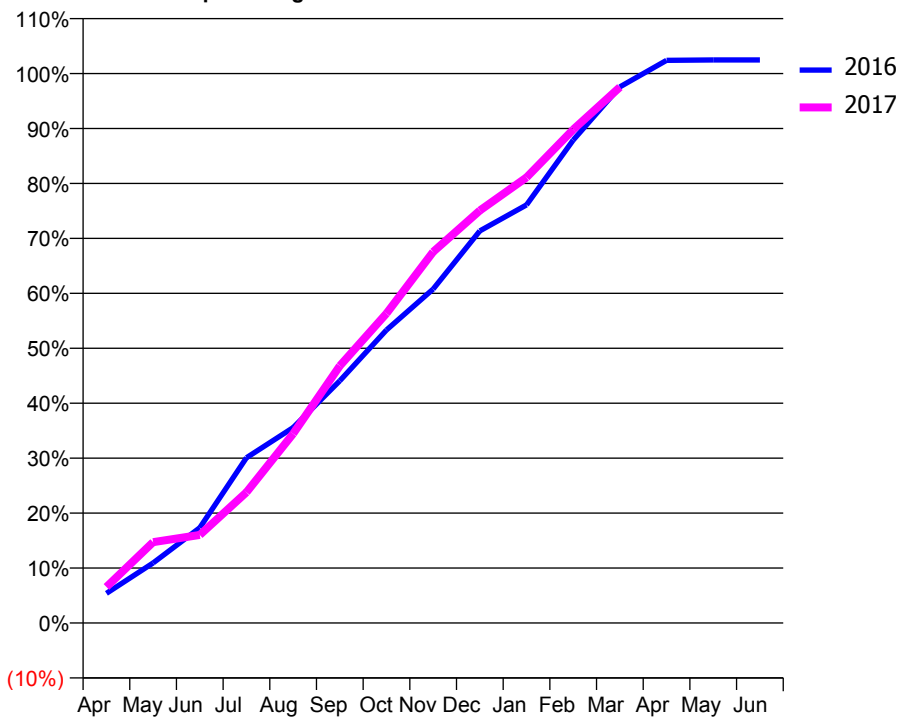
### ACCESS\*

Patients seen in 24 months	Total	Change since previous quarter
Quarter ending March 2016	2,256	
Quarter ending June 2016	2,250	→
Quarter ending September 2016	2,269	→
Quarter ending December 2016	2,255	→
Quarter ending March 2017	2,251	→
<b>Variance since March 2016</b>	<b>(0.2%)</b>	→



### ACTIVITY

Cumulative percentage of contracted UDA delivered 2016 & 2017



Month	Adjusted Scheduled Activity (UDA)	
	2016	2017
April	461	560
May	932	1,256
June	1,480	1,367
July	2,565	2,030
August	3,033	2,938
September	3,761	3,993
October	4,549	4,805
November	5,184	5,761
December	6,088	6,404
January	6,491	6,917
February	7,496	7,660
March	8,322	8,319
April	8,734	
May	8,741	
June	8,741	

### QUALITY

	Quantity	Base Number	Contract	AT	Region	England
% of FP17s for the same patient ID Re-attending within 3 months - Children	48	464	10.3%	10.5%	11.9%	12.3%
% of FP17s for the same patient ID Re-attending within 3 months - Adults	516	2,377	21.7%	16.0%	16.6%	16.7%
% of FP17s for the same patient ID Re-attending between 3 & 9 months - Children	141	464	30.4%	58.5%	60.2%	57.6%
% of FP17s for the same patient ID Re-attending between 3 & 9 months - Adults	835	2,377	35.1%	49.5%	51.5%	50.1%
% of FP17s for Band 1 Urgent Courses	109	2,696	4.0%	10.4%	9.5%	9.1%
% of FP17s Relating to Free Repair or Replacements	80	2,696	3.0%	0.9%	0.7%	0.8%
% of FP17s Relating to Continuations	145	2,696	5.4%	1.4%	1.2%	1.2%
% of Patients satisfied with the dentistry they have received	6	6	N/A	93.4%	93.1%	92.8%
% of Patients satisfied with the time they had to wait for an appointment	6	6	N/A	88.4%	88.8%	88.7%

\* This is based on patients treated on this contract for their most recent course of treatment. Figures in italics indicate the base number of FP17s or Patient Questionnaire responses are less than 100. N/A is shown where the base number of responses is less than 10 during the period. % is calculated as Quantity/Base number\*100



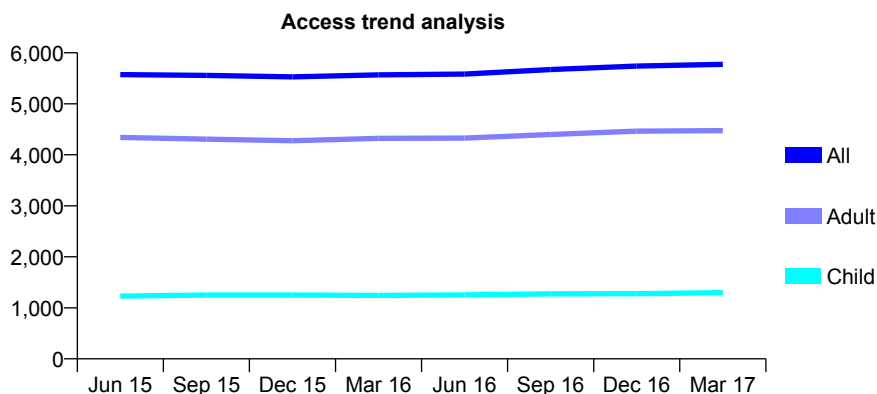
## Q66 - Vital Signs At a Glance Contract Report for 235326/0001 - March 2017

Name or company name	MRS YS CHAN
Contract type name	GDS Contract
Purpose of contract	General
Contract start date	01/04/2006
Contract end date	

16/17 Contracted general activity (UDA)	14,000
Carry forward general activity (UDA)	403
16/17 Contracted orthodontic activity (UOA)	0
Carry forward orthodontic activity (UOA)	0
Baseline contract value	£359,091.79

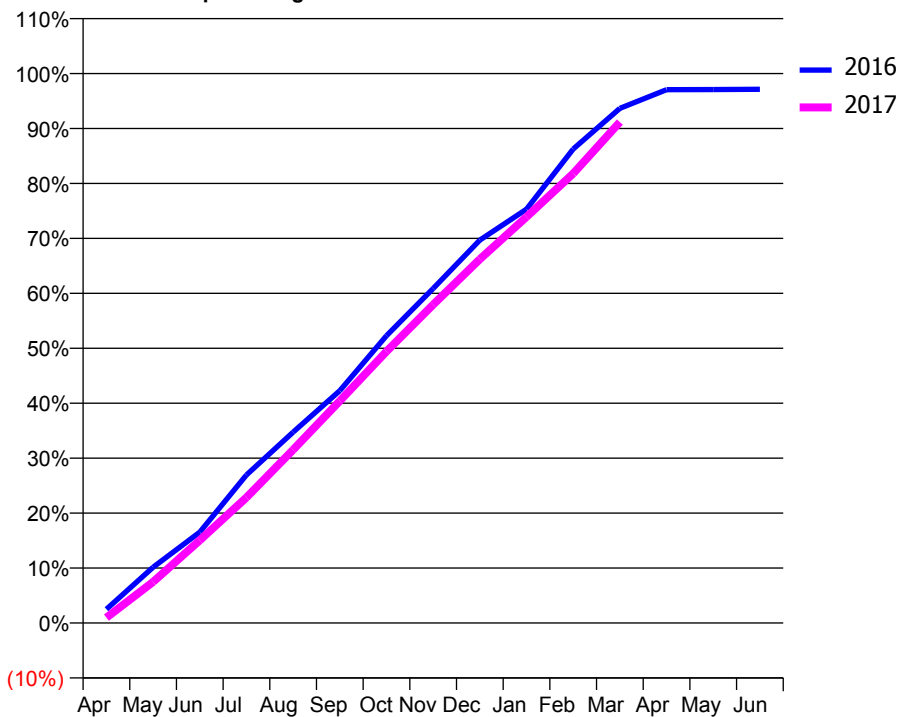
### ACCESS\*

Patients seen in 24 months	Total	Change since previous quarter
Quarter ending March 2016	5,567	
Quarter ending June 2016	5,583	→
Quarter ending September 2016	5,673	→
Quarter ending December 2016	5,740	→
Quarter ending March 2017	5,773	→
<b>Variance since March 2016</b>	<b>3.7%</b>	<b>↑</b>



### ACTIVITY

Cumulative percentage of contracted UDA delivered 2016 & 2017



Month	Adjusted Scheduled Activity (UDA)	
	2016	2017
April	352	138
May	1,423	1,047
June	2,315	2,109
July	3,772	3,199
August	4,863	4,413
September	5,919	5,658
October	7,318	6,919
November	8,522	8,112
December	9,757	9,271
January	10,545	10,346
February	12,077	11,452
March	13,111	12,761
April	13,589	
May	13,591	
June	13,597	

### QUALITY

	Quantity	Base Number	Contract	AT	Region	England
% of FP17s for the same patient ID Re-attending within 3 months - Children	65	1,479	4.4%	10.5%	11.9%	12.3%
% of FP17s for the same patient ID Re-attending within 3 months - Adults	476	5,470	8.7%	16.0%	16.6%	16.7%
% of FP17s for the same patient ID Re-attending between 3 & 9 months - Children	616	1,479	41.6%	58.5%	60.2%	57.6%
% of FP17s for the same patient ID Re-attending between 3 & 9 months - Adults	2,902	5,470	53.1%	49.5%	51.5%	50.1%
% of FP17s for Band 1 Urgent Courses	312	6,141	5.1%	10.4%	9.5%	9.1%
% of FP17s Relating to Free Repair or Replacements	0	6,141	0.0%	0.9%	0.7%	0.8%
% of FP17s Relating to Continuations	18	6,141	0.3%	1.4%	1.2%	1.2%
% of Patients satisfied with the dentistry they have received	35	35	100.0%	93.4%	93.1%	92.8%
% of Patients satisfied with the time they had to wait for an appointment	28	35	80.0%	88.4%	88.8%	88.7%

\* This is based on patients treated on this contract for their most recent course of treatment. Figures in italics indicate the base number of FP17s or Patient Questionnaire responses are less than 100. N/A is shown where the base number of responses is less than 10 during the period. % is calculated as Quantity/Base number\*100

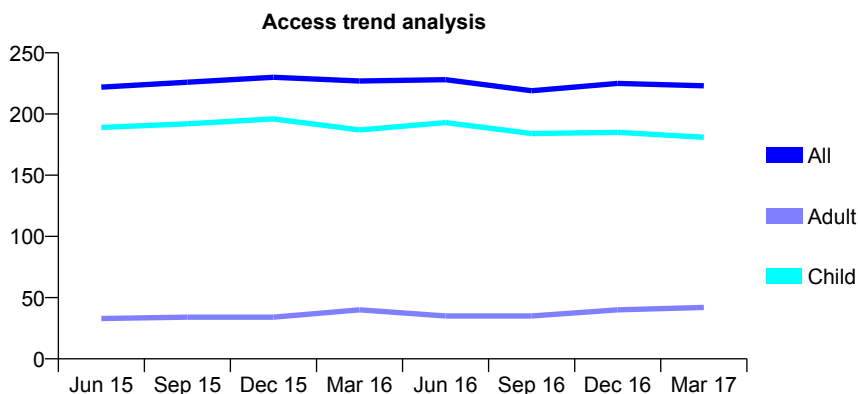
## Q66 - Vital Signs At a Glance Contract Report for 235512/0001 - March 2017

Name or company name	MR SF O'CONNILL
Contract type name	GDS Contract
Purpose of contract	General
Contract start date	01/04/2006
Contract end date	

16/17 Contracted general activity (UDA)	434
Carry forward general activity (UDA)	-9
16/17 Contracted orthodontic activity (UOA)	0
Carry forward orthodontic activity (UOA)	0
Baseline contract value	£12,292.41

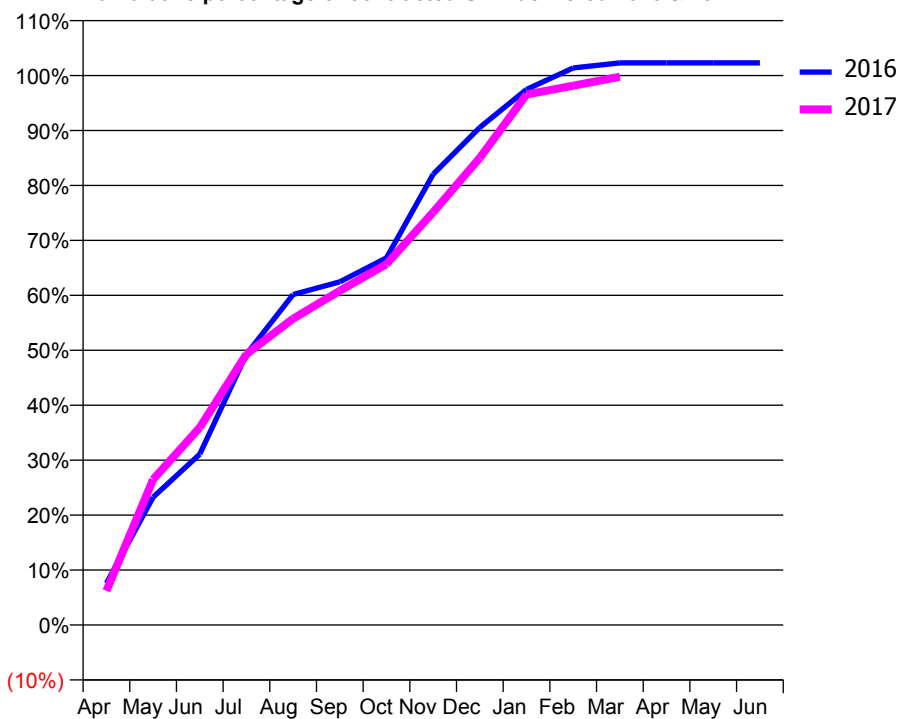
### ACCESS\*

Patients seen in 24 months	Total	Change since previous quarter
Quarter ending March 2016	227	
Quarter ending June 2016	228	→
Quarter ending September 2016	219	↓
Quarter ending December 2016	225	↑
Quarter ending March 2017	223	→
<b>Variance since March 2016</b>	<b>(1.8%)</b>	<b>↓</b>



### ACTIVITY

Cumulative percentage of contracted UDA delivered 2016 & 2017



Month	Adjusted Scheduled Activity (UDA)	
	2016	2017
April	33	27
May	101	115
June	135	156
July	214	214
August	261	242
September	271	264
October	290	285
November	356	326
December	393	369
January	423	419
February	440	426
March	444	433
April	444	
May	444	
June	444	

### QUALITY

	Quantity	Base Number	Contract	AT	Region	England
% of FP17s for the same patient ID Re-attending within 3 months - Children	8	309	2.6%	10.5%	11.9%	12.3%
% of FP17s for the same patient ID Re-attending within 3 months - Adults	0	30	0.0%	16.0%	16.6%	16.7%
% of FP17s for the same patient ID Re-attending between 3 & 9 months - Children	230	309	74.4%	58.5%	60.2%	57.6%
% of FP17s for the same patient ID Re-attending between 3 & 9 months - Adults	12	30	40.0%	49.5%	51.5%	50.1%
% of FP17s for Band 1 Urgent Courses	0	339	0.0%	10.4%	9.5%	9.1%
% of FP17s Relating to Free Repair or Replacements	0	339	0.0%	0.9%	0.7%	0.8%
% of FP17s Relating to Continuations	0	339	0.0%	1.4%	1.2%	1.2%
% of Patients satisfied with the dentistry they have received	1	1	N/A	93.4%	93.1%	92.8%
% of Patients satisfied with the time they had to wait for an appointment	1	1	N/A	88.4%	88.8%	88.7%

\* This is based on patients treated on this contract for their most recent course of treatment. Figures in italics indicate the base number of FP17s or Patient Questionnaire responses are less than 100. N/A is shown where the base number of responses is less than 10 during the period. % is calculated as Quantity/Base number\*100

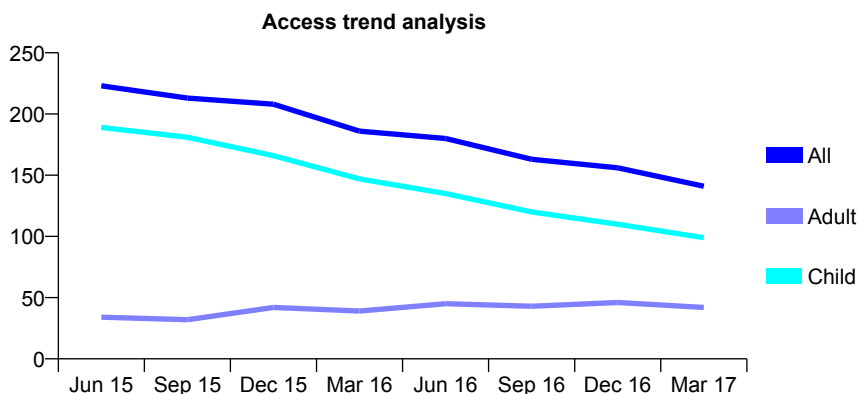
## Q66 - Vital Signs At a Glance Contract Report for 239283/0001 - March 2017

Name or company name	MR R HILL
Contract type name	GDS Contract
Purpose of contract	General
Contract start date	01/04/2006
Contract end date	31/03/2017

16/17 Contracted general activity (UDA)	500
Carry forward general activity (UDA)	0
16/17 Contracted orthodontic activity (UOA)	0
Carry forward orthodontic activity (UOA)	0
Baseline contract value	£13,307.26

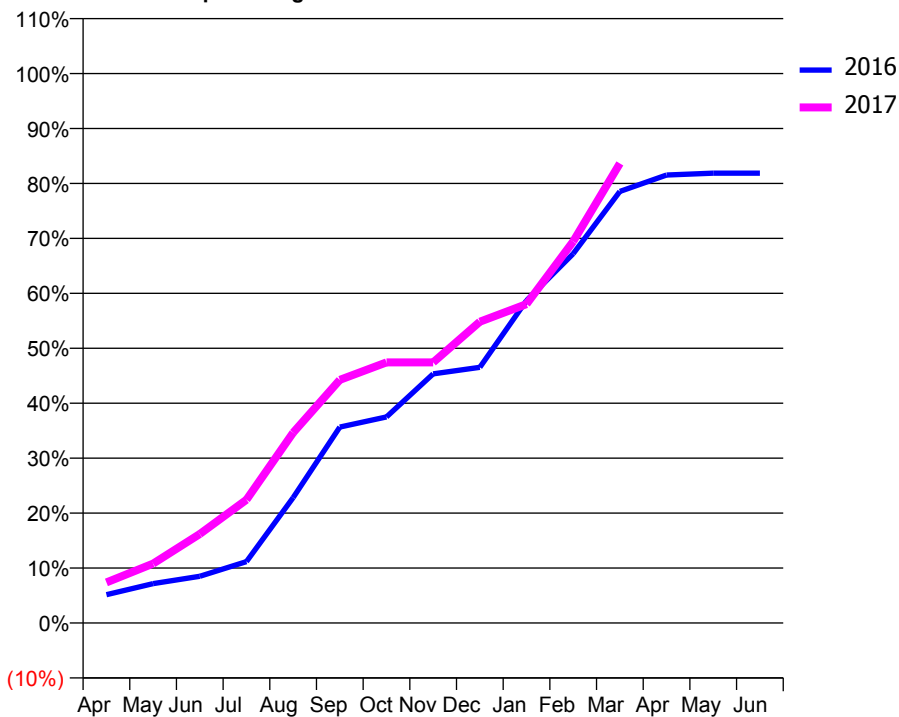
### ACCESS\*

Patients seen in 24 months	Total	Change since previous quarter
Quarter ending March 2016	186	
Quarter ending June 2016	180	↓
Quarter ending September 2016	163	↓
Quarter ending December 2016	156	↓
Quarter ending March 2017	141	↓
<b>Variance since March 2016</b>	<b>(24.2%)</b>	<b>↓</b>



### ACTIVITY

Cumulative percentage of contracted UDA delivered 2016 & 2017



Adjusted Scheduled Activity (UDA)

Month	2016	2017
April	31	37
May	43	54
June	51	81
July	67	112
August	137	173
September	214	221
October	225	237
November	272	237
December	279	274
January	352	290
February	403	347
March	471	418
April	489	
May	491	
June	491	

### QUALITY

	Quantity	Base Number	Contract	AT	Region	England
% of FP17s for the same patient ID Re-attending within 3 months - Children	19	190	10.0%	10.5%	11.9%	12.3%
% of FP17s for the same patient ID Re-attending within 3 months - Adults	0	0	N/A	16.0%	16.6%	16.7%
% of FP17s for the same patient ID Re-attending between 3 & 9 months - Children	128	190	67.4%	58.5%	60.2%	57.6%
% of FP17s for the same patient ID Re-attending between 3 & 9 months - Adults	0	0	N/A	49.5%	51.5%	50.1%
% of FP17s for Band 1 Urgent Courses	1	181	0.6%	10.4%	9.5%	9.1%
% of FP17s Relating to Free Repair or Replacements	0	181	0.0%	0.9%	0.7%	0.8%
% of FP17s Relating to Continuations	7	181	3.9%	1.4%	1.2%	1.2%
% of Patients satisfied with the dentistry they have received	0	0	N/A	93.4%	93.1%	92.8%
% of Patients satisfied with the time they had to wait for an appointment	0	0	N/A	88.4%	88.8%	88.7%

\* This is based on patients treated on this contract for their most recent course of treatment. Figures in italics indicate the base number of FP17s or Patient Questionnaire responses are less than 100. N/A is shown where the base number of responses is less than 10 during the period. % is calculated as Quantity/Base number\*100

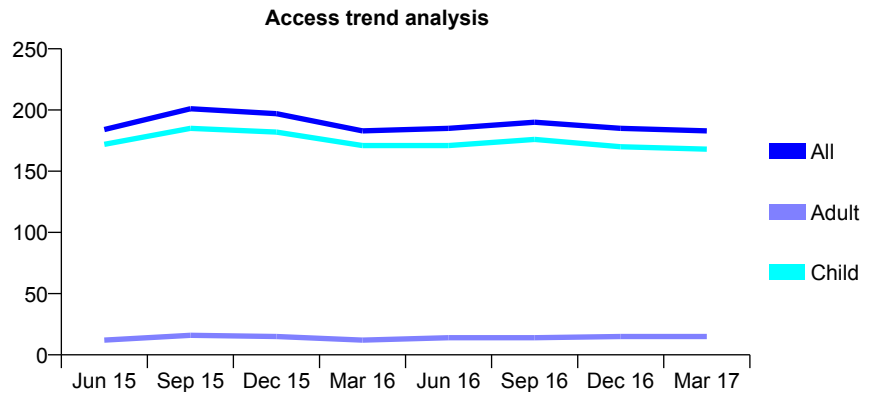
## Q66 - Vital Signs At a Glance Contract Report for 243841/0001 - March 2017

Name or company name	MRS HL WILMOT
Contract type name	GDS Contract
Purpose of contract	General
Contract start date	01/04/2006
Contract end date	

16/17 Contracted general activity (UDA)	555
Carry forward general activity (UDA)	-1
16/17 Contracted orthodontic activity (UOA)	0
Carry forward orthodontic activity (UOA)	0
Baseline contract value	£14,314.84

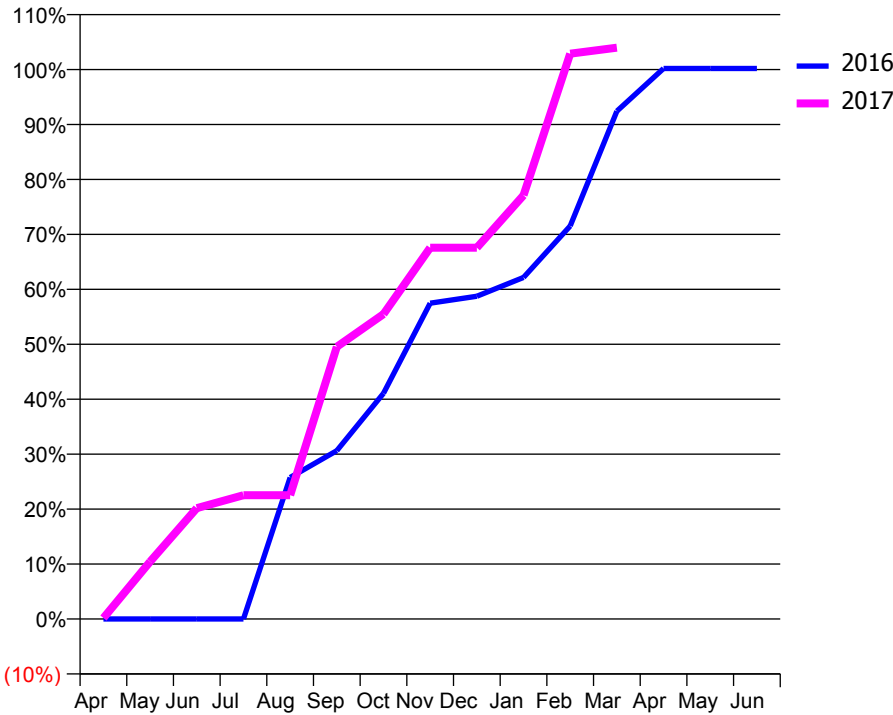
### ACCESS\*

Patients seen in 24 months	Total	Change since previous quarter
Quarter ending March 2016	183	
Quarter ending June 2016	185	→
Quarter ending September 2016	190	↑
Quarter ending December 2016	185	↓
Quarter ending March 2017	183	↓
<b>Variance since March 2016</b>	0.0%	→



### ACTIVITY

Cumulative percentage of contracted UDA delivered 2016 & 2017



Month	Adjusted Scheduled Activity (UDA)	
	2016	2017
April	0	1
May	0	58
June	0	112
July	0	125
August	143	125
September	170	275
October	228	308
November	319	375
December	326	375
January	345	428
February	397	571
March	513	577
April	556	
May	556	
June	556	

### QUALITY

	Quantity	Base Number	Contract	AT	Region	England
% of FP17s for the same patient ID Re-attending within 3 months - Children	17	295	5.8%	10.5%	11.9%	12.3%
% of FP17s for the same patient ID Re-attending within 3 months - Adults	0	0	N/A	16.0%	16.6%	16.7%
% of FP17s for the same patient ID Re-attending between 3 & 9 months - Children	210	295	71.2%	58.5%	60.2%	57.6%
% of FP17s for the same patient ID Re-attending between 3 & 9 months - Adults	0	0	N/A	49.5%	51.5%	50.1%
% of FP17s for Band 1 Urgent Courses	0	272	0.0%	10.4%	9.5%	9.1%
% of FP17s Relating to Free Repair or Replacements	0	272	0.0%	0.9%	0.7%	0.8%
% of FP17s Relating to Continuations	3	272	1.1%	1.4%	1.2%	1.2%
% of Patients satisfied with the dentistry they have received	0	0	N/A	93.4%	93.1%	92.8%
% of Patients satisfied with the time they had to wait for an appointment	0	0	N/A	88.4%	88.8%	88.7%

\* This is based on patients treated on this contract for their most recent course of treatment. Figures in italics indicate the base number of FP17s or Patient Questionnaire responses are less than 100. N/A is shown where the base number of responses is less than 10 during the period. % is calculated as Quantity/Base number\*100

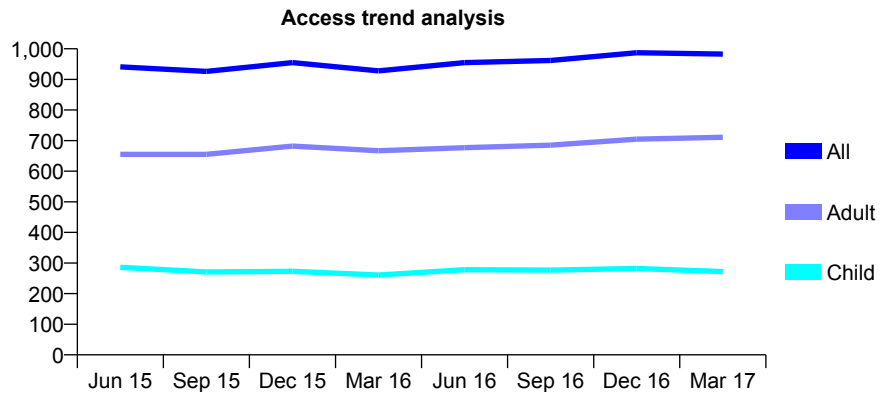
## Q66 - Vital Signs At a Glance Contract Report for 248924/0001 - March 2017

Name or company name	Spring Hill Dental Partnership
Contract type name	GDS Contract
Purpose of contract	General
Contract start date	01/04/2006
Contract end date	

16/17 Contracted general activity (UDA)	2,847
Carry forward general activity (UDA)	0
16/17 Contracted orthodontic activity (UOA)	0
Carry forward orthodontic activity (UOA)	0
Baseline contract value	£88,430.60

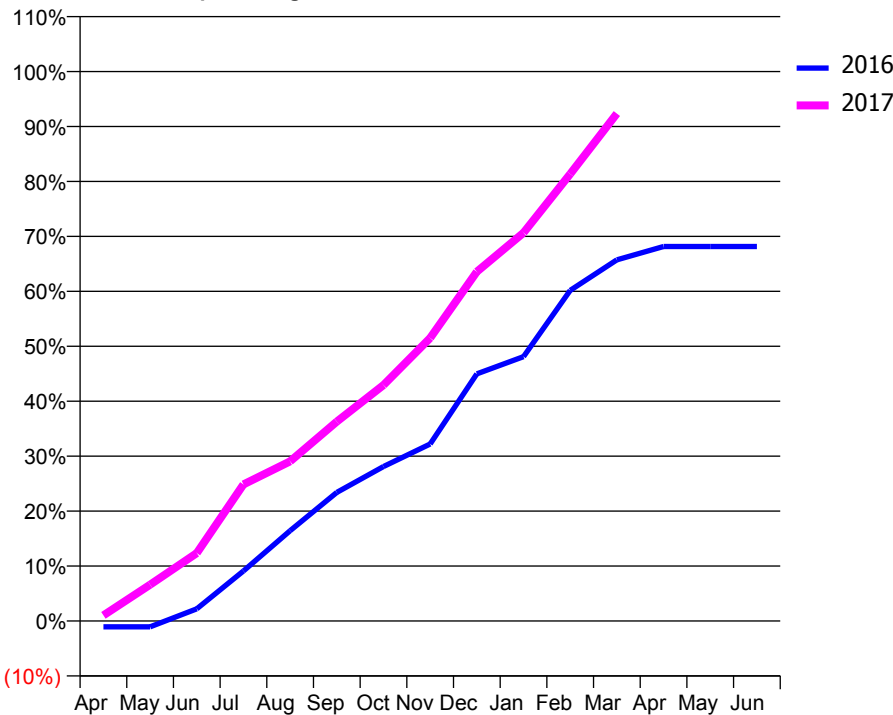
### ACCESS\*

Patients seen in 24 months	Total	Change since previous quarter
Quarter ending March 2016	928	
Quarter ending June 2016	955	↑
Quarter ending September 2016	962	→
Quarter ending December 2016	987	↑
Quarter ending March 2017	983	→
<b>Variance since March 2016</b>	<b>5.9%</b>	<b>↑</b>



### ACTIVITY

Cumulative percentage of contracted UDA delivered 2016 & 2017



Month	Adjusted Scheduled Activity (UDA)	
	2016	2017
April	-31	29
May	-31	188
June	63	352
July	260	708
August	468	828
September	666	1,033
October	801	1,222
November	917	1,466
December	1,281	1,810
January	1,370	2,012
February	1,713	2,316
March	1,871	2,629
April	1,941	
May	1,941	
June	1,941	

### QUALITY

	Quantity	Base Number	Contract	AT	Region	England
% of FP17s for the same patient ID Re-attending within 3 months - Children	23	381	6.0%	10.5%	11.9%	12.3%
% of FP17s for the same patient ID Re-attending within 3 months - Adults	172	901	19.1%	16.0%	16.6%	16.7%
% of FP17s for the same patient ID Re-attending between 3 & 9 months - Children	189	381	49.6%	58.5%	60.2%	57.6%
% of FP17s for the same patient ID Re-attending between 3 & 9 months - Adults	381	901	42.3%	49.5%	51.5%	50.1%
% of FP17s for Band 1 Urgent Courses	86	1,256	6.8%	10.4%	9.5%	9.1%
% of FP17s Relating to Free Repair or Replacements	18	1,256	1.4%	0.9%	0.7%	0.8%
% of FP17s Relating to Continuations	10	1,256	0.8%	1.4%	1.2%	1.2%
% of Patients satisfied with the dentistry they have received	5	5	N/A	93.4%	93.1%	92.8%
% of Patients satisfied with the time they had to wait for an appointment	3	5	N/A	88.4%	88.8%	88.7%

\* This is based on patients treated on this contract for their most recent course of treatment. Figures in italics indicate the base number of FP17s or Patient Questionnaire responses are less than 100. N/A is shown where the base number of responses is less than 10 during the period. % is calculated as Quantity/Base number\*100

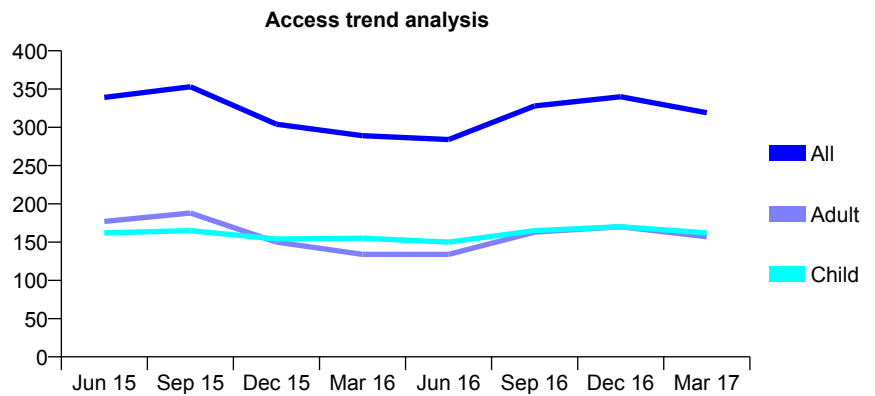
## Q66 - Vital Signs At a Glance Contract Report for 258504/0001 - March 2017

Name or company name	MR ME SHAW
Contract type name	GDS Contract
Purpose of contract	General
Contract start date	01/04/2006
Contract end date	

16/17 Contracted general activity (UDA)	1,035
Carry forward general activity (UDA)	-17
16/17 Contracted orthodontic activity (UOA)	0
Carry forward orthodontic activity (UOA)	0
Baseline contract value	£26,545.33

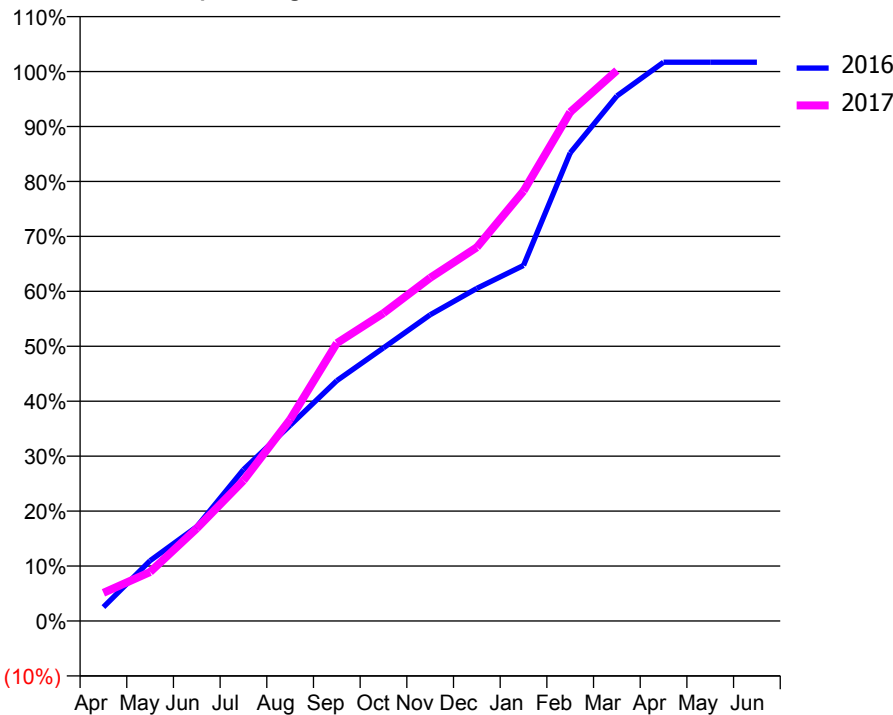
### ACCESS\*

Patients seen in 24 months	Total	Change since previous quarter
Quarter ending March 2016	289	
Quarter ending June 2016	284	↓
Quarter ending September 2016	328	↑
Quarter ending December 2016	340	↑
Quarter ending March 2017	319	↓
<b>Variance since March 2016</b>	<b>10.4%</b>	<b>↑</b>



### ACTIVITY

Cumulative percentage of contracted UDA delivered 2016 & 2017



Month	Adjusted Scheduled Activity (UDA)	
	2016	2017
April	26	53
May	114	92
June	178	174
July	285	265
August	369	380
September	453	523
October	515	580
November	577	646
December	626	704
January	670	810
February	882	959
March	989	1,037
April	1,052	
May	1,052	
June	1,052	

### QUALITY

	Quantity	Base Number	Contract	AT	Region	England
% of FP17s for the same patient ID Re-attending within 3 months - Children	28	330	8.5%	10.5%	11.9%	12.3%
% of FP17s for the same patient ID Re-attending within 3 months - Adults	11	235	4.7%	16.0%	16.6%	16.7%
% of FP17s for the same patient ID Re-attending between 3 & 9 months - Children	229	330	69.4%	58.5%	60.2%	57.6%
% of FP17s for the same patient ID Re-attending between 3 & 9 months - Adults	91	235	38.7%	49.5%	51.5%	50.1%
% of FP17s for Band 1 Urgent Courses	24	528	4.5%	10.4%	9.5%	9.1%
% of FP17s Relating to Free Repair or Replacements	3	528	0.6%	0.9%	0.7%	0.8%
% of FP17s Relating to Continuations	2	528	0.4%	1.4%	1.2%	1.2%
% of Patients satisfied with the dentistry they have received	1	1	N/A	93.4%	93.1%	92.8%
% of Patients satisfied with the time they had to wait for an appointment	1	1	N/A	88.4%	88.8%	88.7%

\* This is based on patients treated on this contract for their most recent course of treatment. Figures in italics indicate the base number of FP17s or Patient Questionnaire responses are less than 100. N/A is shown where the base number of responses is less than 10 during the period. % is calculated as Quantity/Base number\*100

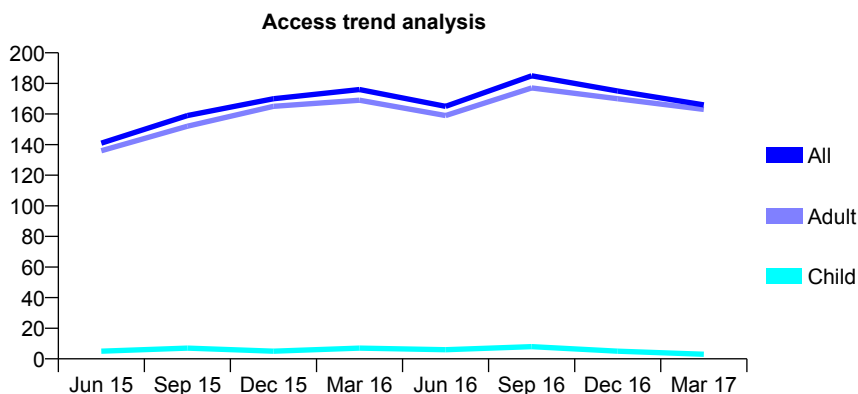
## Q66 - Vital Signs At a Glance Contract Report for 258504/0002 - March 2017

Name or company name	MR ME SHAW
Contract type name	PDS Contract
Purpose of contract	General
Contract start date	01/07/2007
Contract end date	

16/17 Contracted general activity (UDA)	400
Carry forward general activity (UDA)	0
16/17 Contracted orthodontic activity (UOA)	0
Carry forward orthodontic activity (UOA)	0
Baseline contract value	£55,745.34

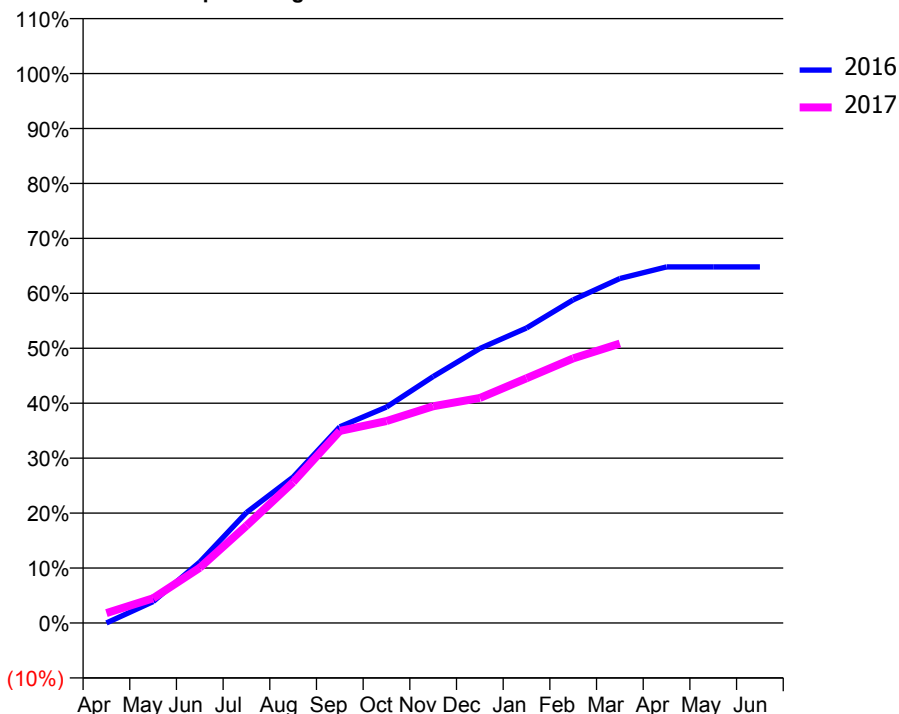
### ACCESS\*

Patients seen in 24 months	Total	Change since previous quarter
Quarter ending March 2016	176	
Quarter ending June 2016	165	↓
Quarter ending September 2016	185	↑
Quarter ending December 2016	175	↓
Quarter ending March 2017	166	↓
<b>Variance since March 2016</b>	<b>(5.7%)</b>	<b>↓</b>



### ACTIVITY

Cumulative percentage of contracted UDA delivered 2016 & 2017



Month	Adjusted Scheduled Activity (UDA)	
	2016	2017
April	0	7
May	16	18
June	44	40
July	80	71
August	106	103
September	143	140
October	157	147
November	179	158
December	200	164
January	215	178
February	235	193
March	251	203
April	259	
May	259	
June	259	

### QUALITY

	Quantity	Base Number	Contract	AT	Region	England
% of FP17s for the same patient ID Re-attending within 3 months - Children	0	5	0.0%	10.5%	11.9%	12.3%
% of FP17s for the same patient ID Re-attending within 3 months - Adults	18	167	10.8%	16.0%	16.6%	16.7%
% of FP17s for the same patient ID Re-attending between 3 & 9 months - Children	0	5	0.0%	58.5%	60.2%	57.6%
% of FP17s for the same patient ID Re-attending between 3 & 9 months - Adults	2	167	1.2%	49.5%	51.5%	50.1%
% of FP17s for Band 1 Urgent Courses	162	165	98.2%	10.4%	9.5%	9.1%
% of FP17s Relating to Free Repair or Replacements	0	165	0.0%	0.9%	0.7%	0.8%
% of FP17s Relating to Continuations	0	165	0.0%	1.4%	1.2%	1.2%
% of Patients satisfied with the dentistry they have received	0	0	N/A	93.4%	93.1%	92.8%
% of Patients satisfied with the time they had to wait for an appointment	0	0	N/A	88.4%	88.8%	88.7%

\* This is based on patients treated on this contract for their most recent course of treatment. Figures in italics indicate the base number of FP17s or Patient Questionnaire responses are less than 100. N/A is shown where the base number of responses is less than 10 during the period. % is calculated as Quantity/Base number\*100

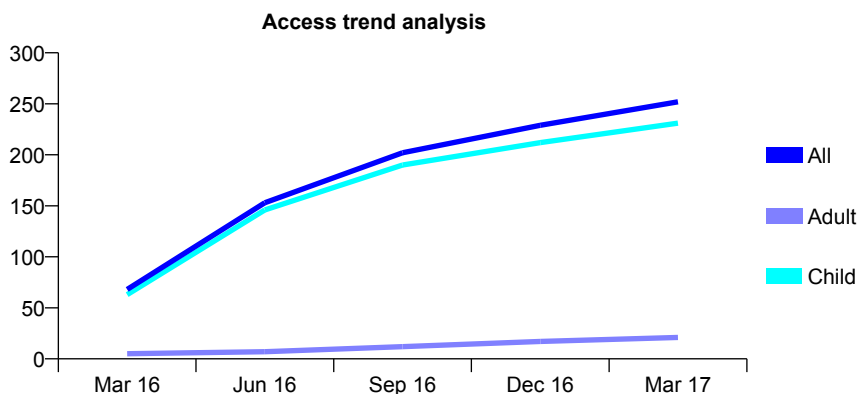
## Q66 - Vital Signs At a Glance Contract Report for 308412/0002 - March 2017

Name or company name	MR CR MERCER
Contract type name	GDS Contract
Purpose of contract	General
Contract start date	18/01/2016
Contract end date	

16/17 Contracted general activity (UDA)	340
Carry forward general activity (UDA)	7
16/17 Contracted orthodontic activity (UOA)	0
Carry forward orthodontic activity (UOA)	0
Baseline contract value	£8,437.26

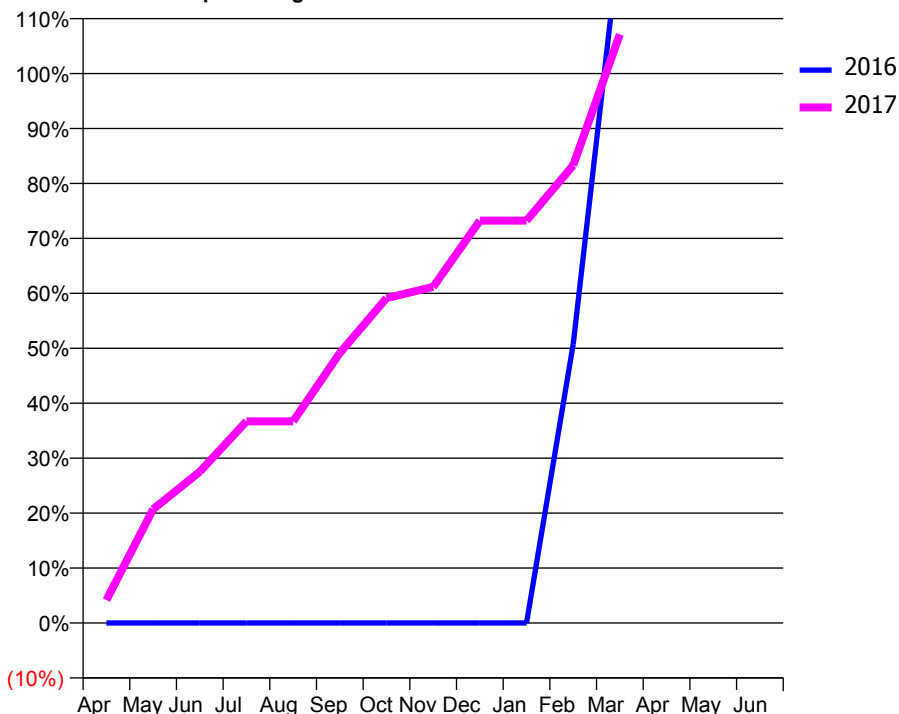
### ACCESS\*

Patients seen in 24 months	Total	Change since previous quarter
Quarter ending March 2016	68	
Quarter ending June 2016	153	↑
Quarter ending September 2016	202	↑
Quarter ending December 2016	229	↑
Quarter ending March 2017	252	↑
<b>Variance since March 2016</b>	<b>270.6%</b>	<b>↑</b>



### ACTIVITY

Cumulative percentage of contracted UDA delivered 2016 & 2017



Month	Adjusted Scheduled Activity (UDA)	
	2016	2017
April	0	14
May	0	70
June	0	94
July	0	125
August	0	125
September	0	167
October	0	201
November	0	208
December	0	249
January	0	249
February	35	283
March	86	364
April	86	
May	86	
June	86	

### QUALITY

	Quantity	Base Number	Contract	AT	Region	England
% of FP17s for the same patient ID Re-attending within 3 months - Children	0	281	0.0%	10.5%	11.9%	12.3%
% of FP17s for the same patient ID Re-attending within 3 months - Adults	1	11	9.1%	16.0%	16.6%	16.7%
% of FP17s for the same patient ID Re-attending between 3 & 9 months - Children	65	281	23.1%	58.5%	60.2%	57.6%
% of FP17s for the same patient ID Re-attending between 3 & 9 months - Adults	1	11	9.1%	49.5%	51.5%	50.1%
% of FP17s for Band 1 Urgent Courses	6	292	2.1%	10.4%	9.5%	9.1%
% of FP17s Relating to Free Repair or Replacements	0	292	0.0%	0.9%	0.7%	0.8%
% of FP17s Relating to Continuations	0	292	0.0%	1.4%	1.2%	1.2%
% of Patients satisfied with the dentistry they have received	0	0	N/A	93.4%	93.1%	92.8%
% of Patients satisfied with the time they had to wait for an appointment	0	0	N/A	88.4%	88.8%	88.7%

\* This is based on patients treated on this contract for their most recent course of treatment. Figures in italics indicate the base number of FP17s or Patient Questionnaire responses are less than 100. N/A is shown where the base number of responses is less than 10 during the period. % is calculated as Quantity/Base number\*100



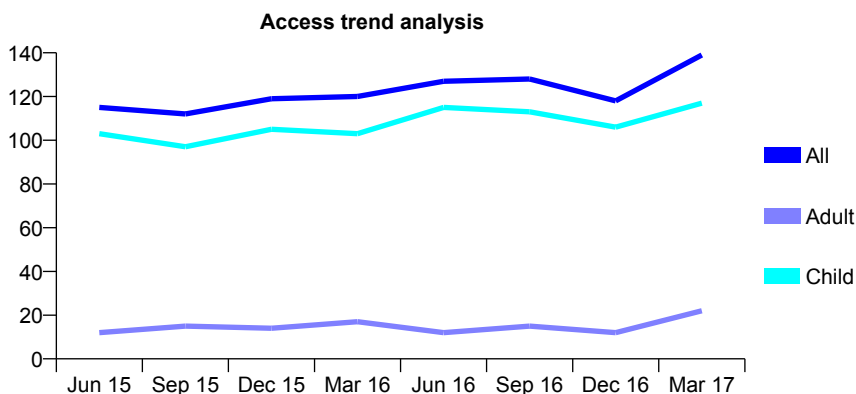
## Q66 - Vital Signs At a Glance Contract Report for 322792/0001 - March 2017

Name or company name	MR NG PERCIVAL
Contract type name	GDS Contract
Purpose of contract	General and Orthodontic
Contract start date	01/04/2006
Contract end date	

16/17 Contracted general activity (UDA)	290
Carry forward general activity (UDA)	0
16/17 Contracted orthodontic activity (UOA)	8
Carry forward orthodontic activity (UOA)	0
Baseline contract value	£7,414.03

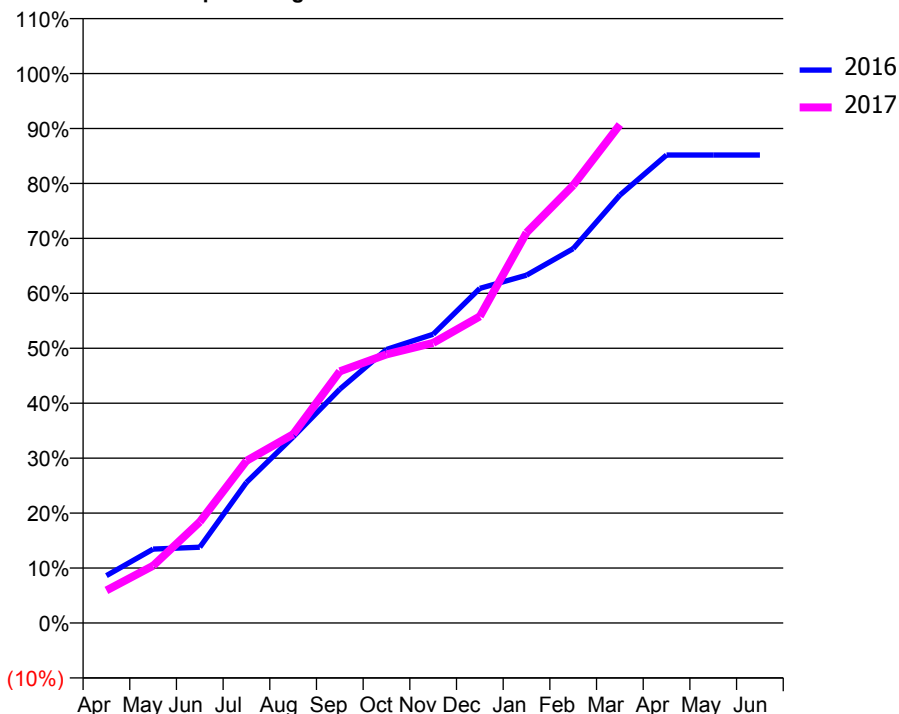
### ACCESS\*

Patients seen in 24 months	Total	Change since previous quarter
Quarter ending March 2016	120	
Quarter ending June 2016	127	↑
Quarter ending September 2016	128	→
Quarter ending December 2016	118	↓
Quarter ending March 2017	139	↑
<b>Variance since March 2016</b>	15.8%	↑



### ACTIVITY

Cumulative percentage of contracted UDA delivered 2016 & 2017



Month	Adjusted Scheduled Activity (UDA)	
	2016	2017
April	25	17
May	39	30
June	40	53
July	74	86
August	98	100
September	123	133
October	144	142
November	152	148
December	177	162
January	184	206
February	198	231
March	226	263
April	247	
May	247	
June	247	

### QUALITY

	Quantity	Base Number	Contract	AT	Region	England
% of FP17s for the same patient ID Re-attending within 3 months - Children	7	197	3.6%	10.5%	11.9%	12.3%
% of FP17s for the same patient ID Re-attending within 3 months - Adults	0	10	0.0%	16.0%	16.6%	16.7%
% of FP17s for the same patient ID Re-attending between 3 & 9 months - Children	118	197	59.9%	58.5%	60.2%	57.6%
% of FP17s for the same patient ID Re-attending between 3 & 9 months - Adults	0	10	0.0%	49.5%	51.5%	50.1%
% of FP17s for Band 1 Urgent Courses	5	179	2.8%	10.4%	9.5%	9.1%
% of FP17s Relating to Free Repair or Replacements	0	179	0.0%	0.9%	0.7%	0.8%
% of FP17s Relating to Continuations	0	179	0.0%	1.4%	1.2%	1.2%
% of Patients satisfied with the dentistry they have received	2	2	N/A	93.4%	93.1%	92.8%
% of Patients satisfied with the time they had to wait for an appointment	2	2	N/A	88.4%	88.8%	88.7%

\* This is based on patients treated on this contract for their most recent course of treatment. Figures in italics indicate the base number of FP17s or Patient Questionnaire responses are less than 100. N/A is shown where the base number of responses is less than 10 during the period. % is calculated as Quantity/Base number\*100

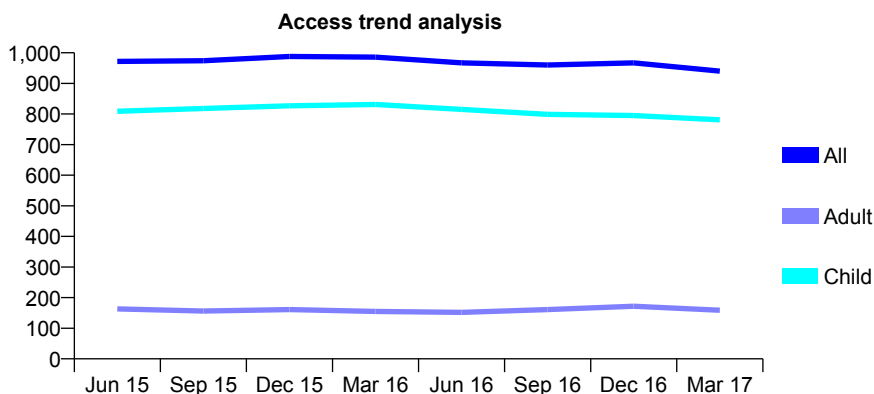
## Q66 - Vital Signs At a Glance Contract Report for 324205/0001 - March 2017

Name or company name	MR DK BURGESS
Contract type name	GDS Contract
Purpose of contract	General and Orthodontic
Contract start date	01/04/2006
Contract end date	

16/17 Contracted general activity (UDA)	2,137
Carry forward general activity (UDA)	85
16/17 Contracted orthodontic activity (UOA)	728
Carry forward orthodontic activity (UOA)	0
Baseline contract value	£103,667.55

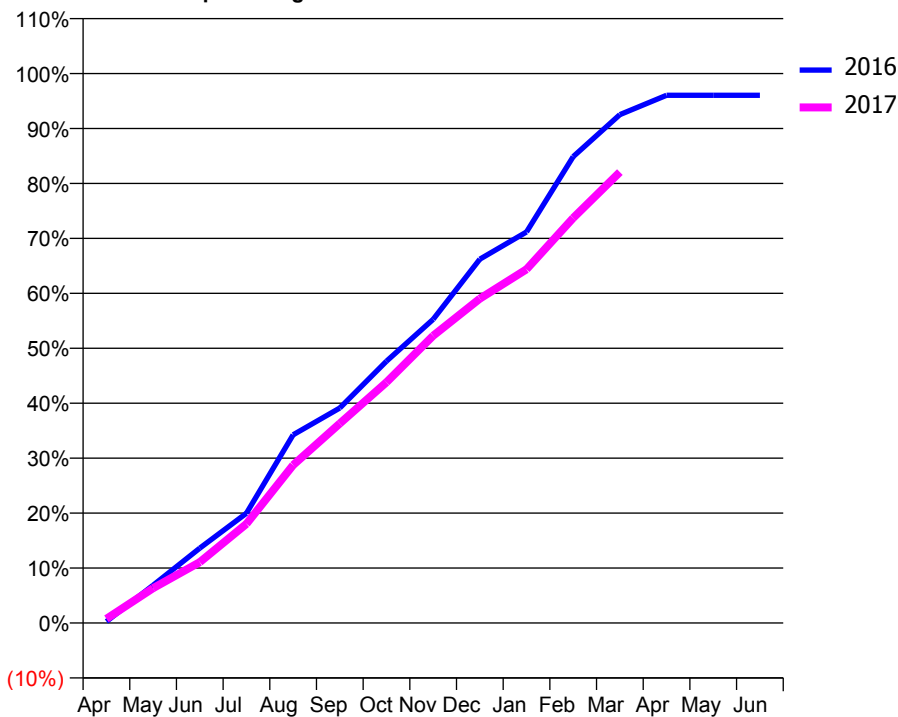
### ACCESS\*

Patients seen in 24 months	Total	Change since previous quarter
Quarter ending March 2016	986	
Quarter ending June 2016	967	↓
Quarter ending September 2016	960	→
Quarter ending December 2016	967	→
Quarter ending March 2017	940	↓
<b>Variance since March 2016</b>	<b>(4.7%)</b>	<b>↓</b>



### ACTIVITY

Cumulative percentage of contracted UDA delivered 2016 & 2017



### QUALITY

	Quantity	Base Number	Contract	AT	Region	England
% of FP17s for the same patient ID Re-attending within 3 months - Children	121	1,371	8.8%	10.5%	11.9%	12.3%
% of FP17s for the same patient ID Re-attending within 3 months - Adults	15	76	19.7%	16.0%	16.6%	16.7%
% of FP17s for the same patient ID Re-attending between 3 & 9 months - Children	954	1,371	69.6%	58.5%	60.2%	57.6%
% of FP17s for the same patient ID Re-attending between 3 & 9 months - Adults	37	76	48.7%	49.5%	51.5%	50.1%
% of FP17s for Band 1 Urgent Courses	18	1,323	1.4%	10.4%	9.5%	9.1%
% of FP17s Relating to Free Repair or Replacements	0	1,323	0.0%	0.9%	0.7%	0.8%
% of FP17s Relating to Continuations	0	1,323	0.0%	1.4%	1.2%	1.2%
% of Patients satisfied with the dentistry they have received	2	2	N/A	93.4%	93.1%	92.8%
% of Patients satisfied with the time they had to wait for an appointment	2	2	N/A	88.4%	88.8%	88.7%

\* This is based on patients treated on this contract for their most recent course of treatment. Figures in italics indicate the base number of FP17s or Patient Questionnaire responses are less than 100. N/A is shown where the base number of responses is less than 10 during the period. % is calculated as Quantity/Base number\*100

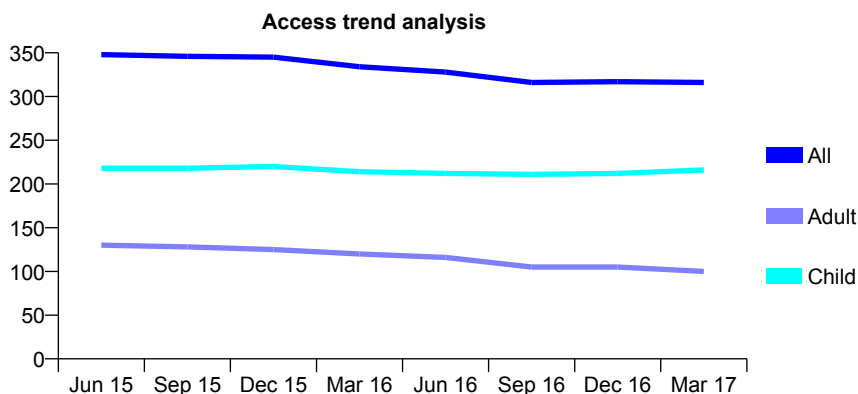
## Q66 - Vital Signs At a Glance Contract Report for 329037/0001 - March 2017

Name or company name	MISS EL CHOUROT
Contract type name	GDS Contract
Purpose of contract	General
Contract start date	01/04/2006
Contract end date	

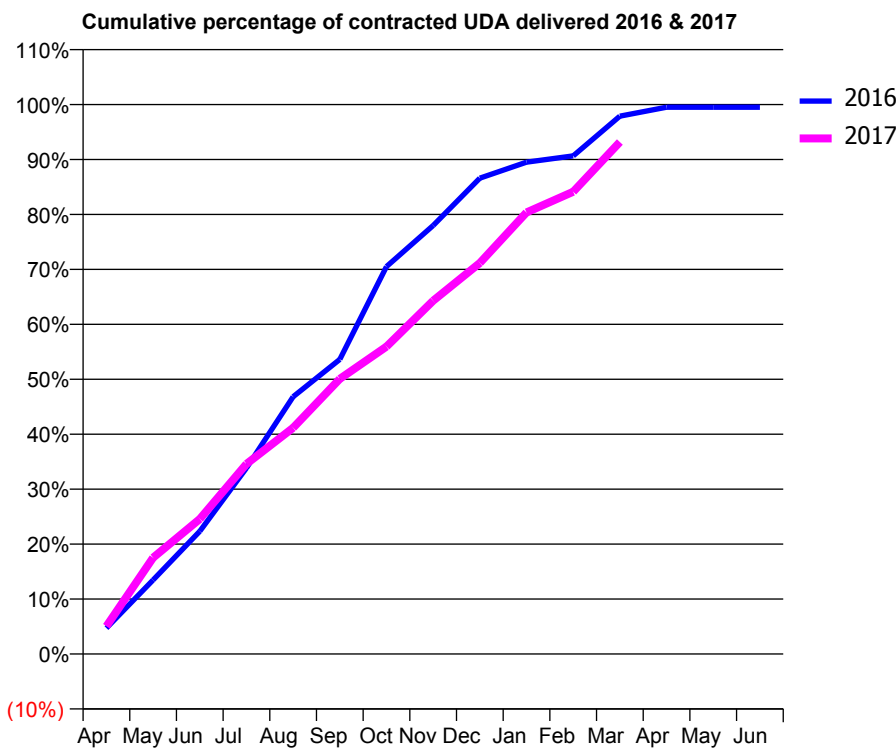
16/17 Contracted general activity (UDA)	700
Carry forward general activity (UDA)	3
16/17 Contracted orthodontic activity (UOA)	0
Carry forward orthodontic activity (UOA)	0
Baseline contract value	£15,371.28

### ACCESS\*

Patients seen in 24 months	Total	Change since previous quarter
Quarter ending March 2016	334	
Quarter ending June 2016	328	↓
Quarter ending September 2016	316	↓
Quarter ending December 2016	317	→
Quarter ending March 2017	316	→
<b>Variance since March 2016</b>	<b>(5.4%)</b>	<b>↓</b>



### ACTIVITY



Month	Adjusted Scheduled Activity (UDA)	
	2016	2017
April	33	35
May	94	123
June	156	172
July	237	242
August	328	288
September	375	351
October	494	392
November	546	450
December	606	498
January	627	563
February	635	589
March	685	652
April	697	
May	697	
June	697	

### QUALITY

	Quantity	Base Number	Contract	AT	Region	England
% of FP17s for the same patient ID Re-attending within 3 months - Children	13	365	3.6%	10.5%	11.9%	12.3%
% of FP17s for the same patient ID Re-attending within 3 months - Adults	14	98	14.3%	16.0%	16.6%	16.7%
% of FP17s for the same patient ID Re-attending between 3 & 9 months - Children	266	365	72.9%	58.5%	60.2%	57.6%
% of FP17s for the same patient ID Re-attending between 3 & 9 months - Adults	48	98	49.0%	49.5%	51.5%	50.1%
% of FP17s for Band 1 Urgent Courses	21	454	4.6%	10.4%	9.5%	9.1%
% of FP17s Relating to Free Repair or Replacements	0	454	0.0%	0.9%	0.7%	0.8%
% of FP17s Relating to Continuations	0	454	0.0%	1.4%	1.2%	1.2%
% of Patients satisfied with the dentistry they have received	1	1	N/A	93.4%	93.1%	92.8%
% of Patients satisfied with the time they had to wait for an appointment	1	1	N/A	88.4%	88.8%	88.7%

\* This is based on patients treated on this contract for their most recent course of treatment. Figures in italics indicate the base number of FP17s or Patient Questionnaire responses are less than 100. N/A is shown where the base number of responses is less than 10 during the period. % is calculated as Quantity/Base number\*100

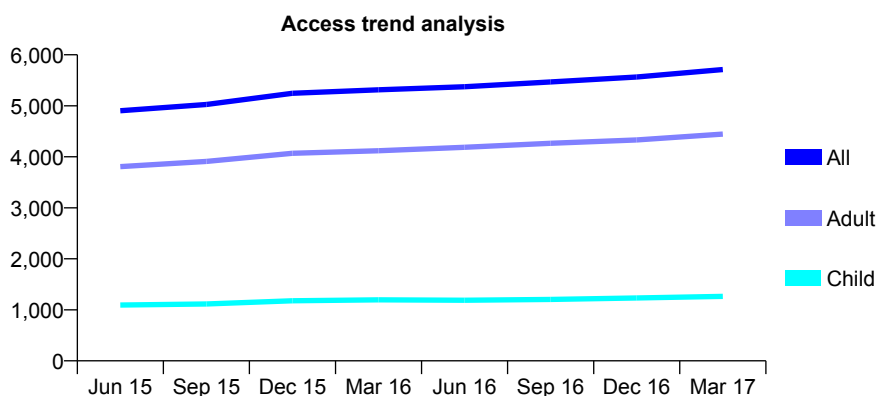
## Q66 - Vital Signs At a Glance Contract Report for 331872/0001 - March 2017

Name or company name	MR SC PACE
Contract type name	GDS Contract
Purpose of contract	General
Contract start date	01/04/2006
Contract end date	

16/17 Contracted general activity (UDA)	17,536
Carry forward general activity (UDA)	556
16/17 Contracted orthodontic activity (UOA)	0
Carry forward orthodontic activity (UOA)	0
Baseline contract value	£454,861.89

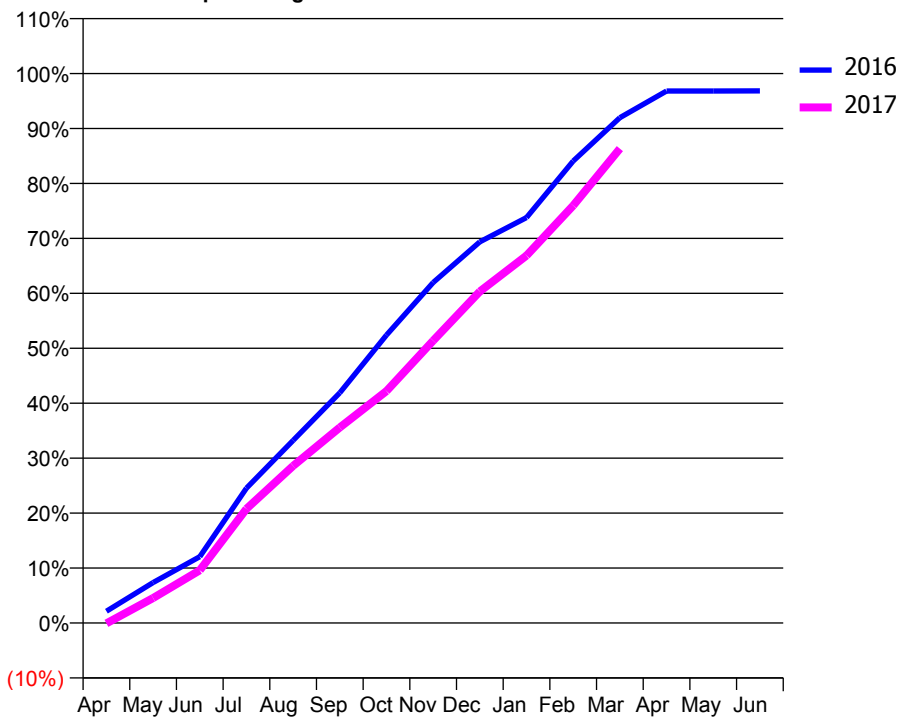
### ACCESS\*

Patients seen in 24 months	Total	Change since previous quarter
Quarter ending March 2016	5,315	
Quarter ending June 2016	5,374	→
Quarter ending September 2016	5,469	→
Quarter ending December 2016	5,565	→
Quarter ending March 2017	5,710	↑
<b>Variance since March 2016</b>	<b>7.4%</b>	<b>↑</b>



### ACTIVITY

Cumulative percentage of contracted UDA delivered 2016 & 2017



Month	Adjusted Scheduled Activity (UDA)	
	2016	2017
April	375	-13
May	1,291	799
June	2,117	1,684
July	4,303	3,645
August	5,826	5,014
September	7,345	6,240
October	9,192	7,404
November	10,865	9,012
December	12,163	10,583
January	12,937	11,726
February	14,741	13,322
March	16,128	15,137
April	16,977	
May	16,977	
June	16,980	

### QUALITY

	Quantity	Base Number	Contract	AT	Region	England
% of FP17s for the same patient ID Re-attending within 3 months - Children	183	2,145	8.5%	10.5%	11.9%	12.3%
% of FP17s for the same patient ID Re-attending within 3 months - Adults	977	6,768	14.4%	16.0%	16.6%	16.7%
% of FP17s for the same patient ID Re-attending between 3 & 9 months - Children	1,402	2,145	65.4%	58.5%	60.2%	57.6%
% of FP17s for the same patient ID Re-attending between 3 & 9 months - Adults	3,895	6,768	57.6%	49.5%	51.5%	50.1%
% of FP17s for Band 1 Urgent Courses	407	8,423	4.8%	10.4%	9.5%	9.1%
% of FP17s Relating to Free Repair or Replacements	170	8,423	2.0%	0.9%	0.7%	0.8%
% of FP17s Relating to Continuations	84	8,423	1.0%	1.4%	1.2%	1.2%
% of Patients satisfied with the dentistry they have received	14	15	93.3%	93.4%	93.1%	92.8%
% of Patients satisfied with the time they had to wait for an appointment	15	15	100.0%	88.4%	88.8%	88.7%

\* This is based on patients treated on this contract for their most recent course of treatment. Figures in italics indicate the base number of FP17s or Patient Questionnaire responses are less than 100. N/A is shown where the base number of responses is less than 10 during the period. % is calculated as Quantity/Base number\*100

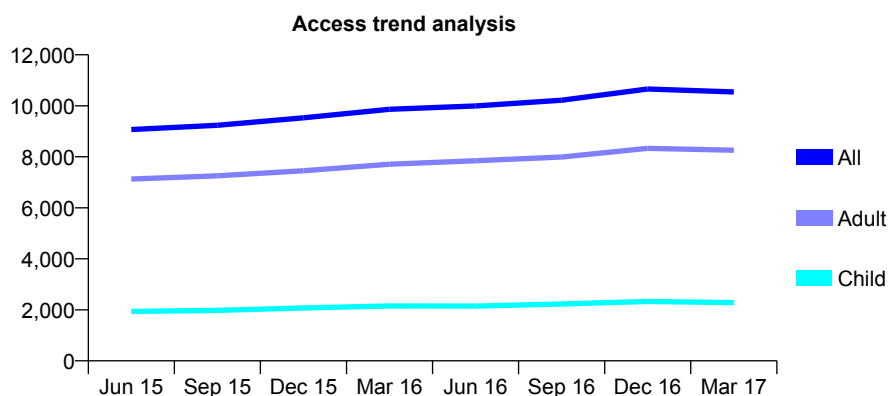
## Q66 - Vital Signs At a Glance Contract Report for 331872/0002 - March 2017

Name or company name	MR SC PACE
Contract type name	GDS Contract
Purpose of contract	General
Contract start date	01/04/2006
Contract end date	

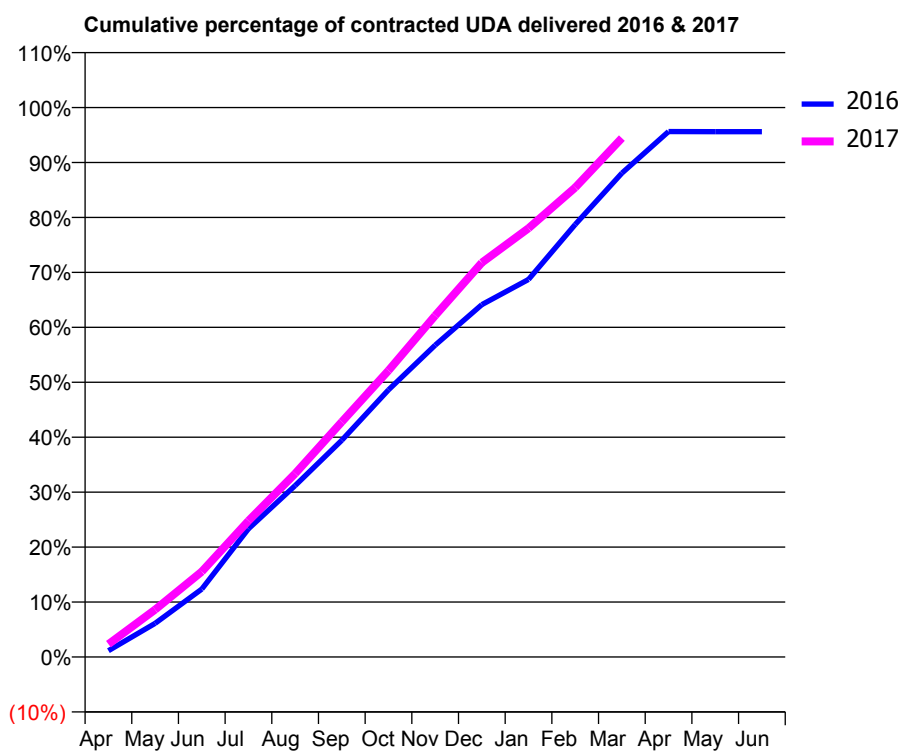
16/17 Contracted general activity (UDA)	37,242
Carry forward general activity (UDA)	0
16/17 Contracted orthodontic activity (UOA)	0
Carry forward orthodontic activity (UOA)	0
Baseline contract value	£1,001,462.53

### ACCESS\*

Patients seen in 24 months	Total	Change since previous quarter
Quarter ending March 2016	9,862	
Quarter ending June 2016	9,996	→
Quarter ending September 2016	10,219	↑
Quarter ending December 2016	10,658	↑
Quarter ending March 2017	10,542	↓
<b>Variance since March 2016</b>	6.9%	↑



### ACTIVITY



Month	Adjusted Scheduled Activity (UDA)	
	2016	2017
April	427	872
May	2,284	3,213
June	4,607	5,784
July	8,689	9,236
August	11,621	12,428
September	14,693	15,933
October	18,104	19,416
November	21,136	23,139
December	23,883	26,727
January	25,590	29,059
February	29,315	31,816
March	32,795	35,167
April	35,609	
May	35,607	
June	35,607	

### QUALITY

	Quantity	Base Number	Contract	AT	Region	England
% of FP17s for the same patient ID Re-attending within 3 months - Children	183	3,346	5.5%	10.5%	11.9%	12.3%
% of FP17s for the same patient ID Re-attending within 3 months - Adults	1,401	12,290	11.4%	16.0%	16.6%	16.7%
% of FP17s for the same patient ID Re-attending between 3 & 9 months - Children	2,122	3,346	63.4%	58.5%	60.2%	57.6%
% of FP17s for the same patient ID Re-attending between 3 & 9 months - Adults	7,733	12,290	62.9%	49.5%	51.5%	50.1%
% of FP17s for Band 1 Urgent Courses	540	14,817	3.6%	10.4%	9.5%	9.1%
% of FP17s Relating to Free Repair or Replacements	103	14,817	0.7%	0.9%	0.7%	0.8%
% of FP17s Relating to Continuations	29	14,817	0.2%	1.4%	1.2%	1.2%
% of Patients satisfied with the dentistry they have received	33	36	91.7%	93.4%	93.1%	92.8%
% of Patients satisfied with the time they had to wait for an appointment	31	36	86.1%	88.4%	88.8%	88.7%

\* This is based on patients treated on this contract for their most recent course of treatment. Figures in italics indicate the base number of FP17s or Patient Questionnaire responses are less than 100. N/A is shown where the base number of responses is less than 10 during the period. % is calculated as Quantity/Base number\*100

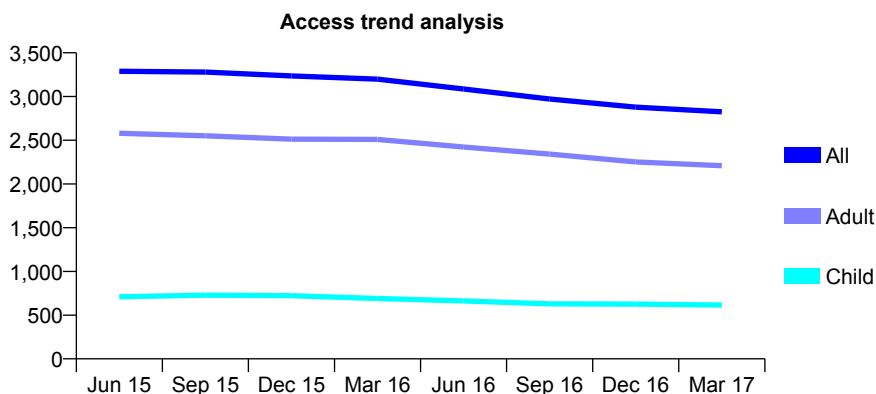
## Q66 - Vital Signs At a Glance Contract Report for 331872/0003 - March 2017

Name or company name	MR SC PACE
Contract type name	GDS Contract
Purpose of contract	General
Contract start date	01/11/2012
Contract end date	

16/17 Contracted general activity (UDA)	9,500
Carry forward general activity (UDA)	270
16/17 Contracted orthodontic activity (UOA)	0
Carry forward orthodontic activity (UOA)	0
Baseline contract value	£253,992.06

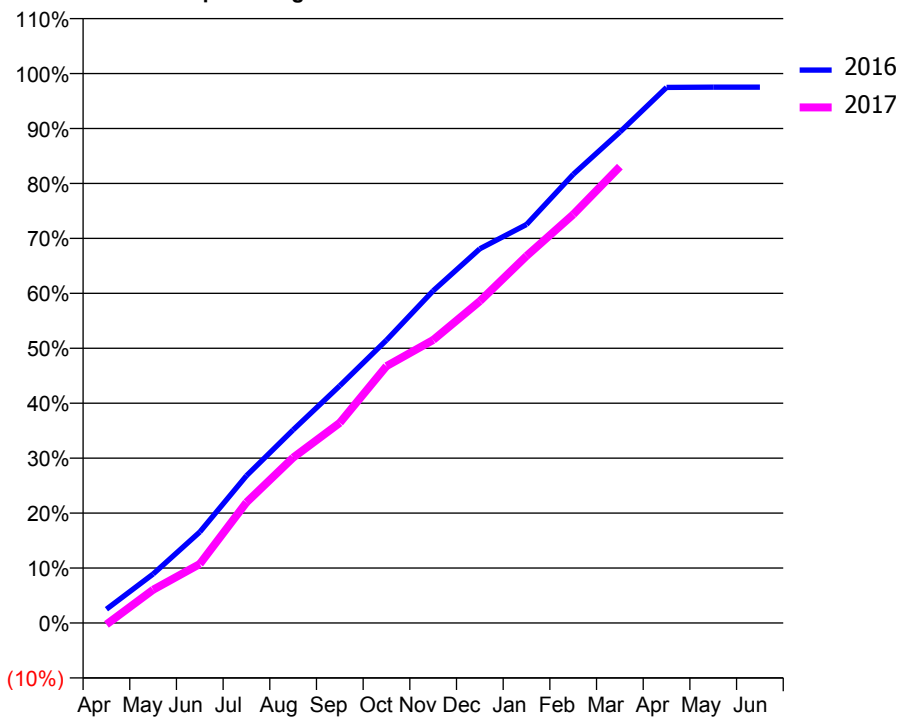
### ACCESS\*

Patients seen in 24 months	Total	Change since previous quarter
Quarter ending March 2016	3,199	
Quarter ending June 2016	3,086	↓
Quarter ending September 2016	2,971	↓
Quarter ending December 2016	2,878	↓
Quarter ending March 2017	2,825	↓
<b>Variance since March 2016</b>	<b>(11.7%)</b>	<b>↓</b>



### ACTIVITY

Cumulative percentage of contracted UDA delivered 2016 & 2017



Adjusted Scheduled Activity (UDA)

Month	2016	2017
April	274	-27
May	970	575
June	1,802	1,020
July	2,918	2,085
August	3,828	2,859
September	4,702	3,462
October	5,605	4,441
November	6,583	4,893
December	7,415	5,563
January	7,896	6,346
February	8,888	7,062
March	9,726	7,891
April	10,612	
May	10,616	
June	10,617	

### QUALITY

	Quantity	Base Number	Contract	AT	Region	England
% of FP17s for the same patient ID Re-attending within 3 months - Children	62	842	7.4%	10.5%	11.9%	12.3%
% of FP17s for the same patient ID Re-attending within 3 months - Adults	469	2,958	15.9%	16.0%	16.6%	16.7%
% of FP17s for the same patient ID Re-attending between 3 & 9 months - Children	458	842	54.4%	58.5%	60.2%	57.6%
% of FP17s for the same patient ID Re-attending between 3 & 9 months - Adults	1,706	2,958	57.7%	49.5%	51.5%	50.1%
% of FP17s for Band 1 Urgent Courses	245	3,610	6.8%	10.4%	9.5%	9.1%
% of FP17s Relating to Free Repair or Replacements	77	3,610	2.1%	0.9%	0.7%	0.8%
% of FP17s Relating to Continuations	33	3,610	0.9%	1.4%	1.2%	1.2%
% of Patients satisfied with the dentistry they have received	7	7	N/A	93.4%	93.1%	92.8%
% of Patients satisfied with the time they had to wait for an appointment	4	7	N/A	88.4%	88.8%	88.7%

\* This is based on patients treated on this contract for their most recent course of treatment. Figures in italics indicate the base number of FP17s or Patient Questionnaire responses are less than 100. N/A is shown where the base number of responses is less than 10 during the period. % is calculated as Quantity/Base number\*100

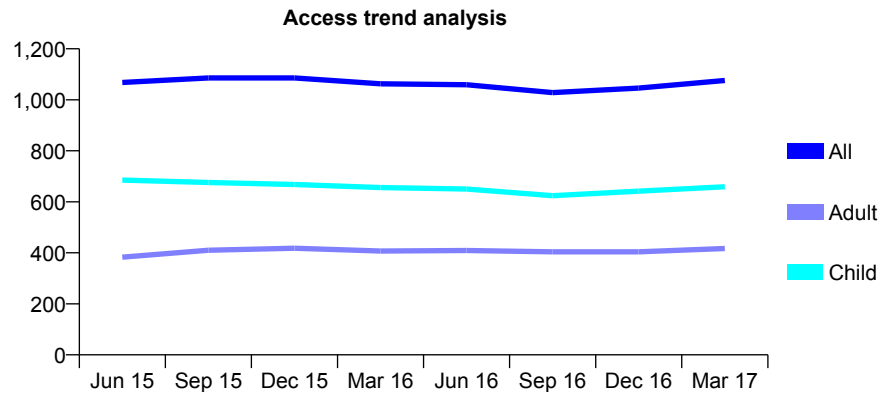
## Q66 - Vital Signs At a Glance Contract Report for 335002/0002 - March 2017

Name or company name	MR AZ GITLIN
Contract type name	GDS Contract
Purpose of contract	General
Contract start date	01/04/2006
Contract end date	

16/17 Contracted general activity (UDA)	2,079
Carry forward general activity (UDA)	-42
16/17 Contracted orthodontic activity (UOA)	0
Carry forward orthodontic activity (UOA)	0
Baseline contract value	£47,517.50

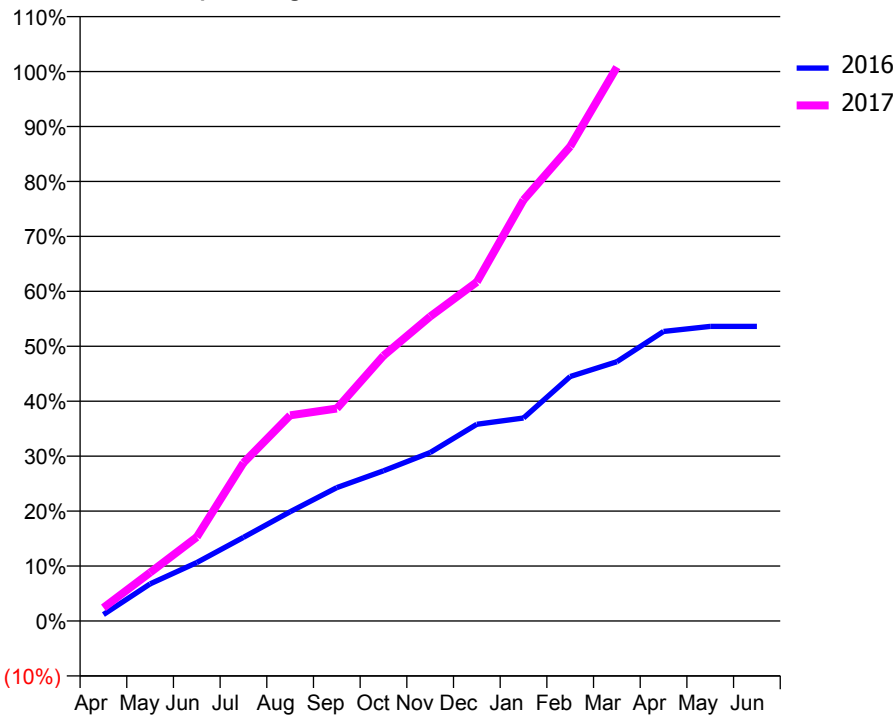
### ACCESS\*

Patients seen in 24 months	Total	Change since previous quarter
Quarter ending March 2016	1,063	
Quarter ending June 2016	1,059	→
Quarter ending September 2016	1,028	↓
Quarter ending December 2016	1,046	→
Quarter ending March 2017	1,076	↑
<b>Variance since March 2016</b>	1.2%	→



### ACTIVITY

Cumulative percentage of contracted UDA delivered 2016 & 2017



Month	Adjusted Scheduled Activity (UDA)	
	2016	2017
April	49	50
May	281	183
June	443	317
July	633	599
August	827	778
September	1,010	804
October	1,136	1,004
November	1,275	1,152
December	1,489	1,283
January	1,536	1,593
February	1,850	1,795
March	1,962	2,095
April	2,191	
May	2,230	
June	2,230	

### QUALITY

	Quantity	Base Number	Contract	AT	Region	England
% of FP17s for the same patient ID Re-attending within 3 months - Children	42	826	5.1%	10.5%	11.9%	12.3%
% of FP17s for the same patient ID Re-attending within 3 months - Adults	51	396	12.9%	16.0%	16.6%	16.7%
% of FP17s for the same patient ID Re-attending between 3 & 9 months - Children	418	826	50.6%	58.5%	60.2%	57.6%
% of FP17s for the same patient ID Re-attending between 3 & 9 months - Adults	162	396	40.9%	49.5%	51.5%	50.1%
% of FP17s for Band 1 Urgent Courses	22	1,091	2.0%	10.4%	9.5%	9.1%
% of FP17s Relating to Free Repair or Replacements	16	1,091	1.5%	0.9%	0.7%	0.8%
% of FP17s Relating to Continuations	2	1,091	0.2%	1.4%	1.2%	1.2%
% of Patients satisfied with the dentistry they have received	0	0	N/A	93.4%	93.1%	92.8%
% of Patients satisfied with the time they had to wait for an appointment	0	0	N/A	88.4%	88.8%	88.7%

\* This is based on patients treated on this contract for their most recent course of treatment. Figures in italics indicate the base number of FP17s or Patient Questionnaire responses are less than 100. N/A is shown where the base number of responses is less than 10 during the period. % is calculated as Quantity/Base number\*100

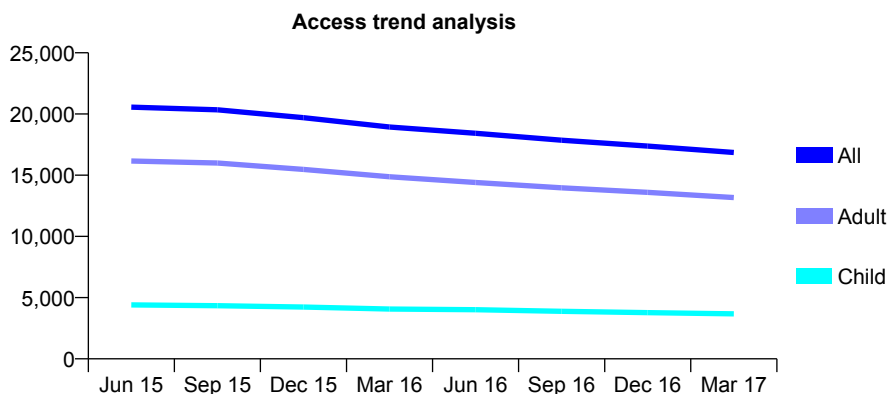
## Q66 - Vital Signs At a Glance Contract Report for 335738/0001 - March 2017

Name or company name	MISS SJ YOUNG
Contract type name	GDS Contract
Purpose of contract	General
Contract start date	01/04/2006
Contract end date	

16/17 Contracted general activity (UDA)	62,088
Carry forward general activity (UDA)	0
16/17 Contracted orthodontic activity (UOA)	0
Carry forward orthodontic activity (UOA)	0
Baseline contract value	£1,306,066.99

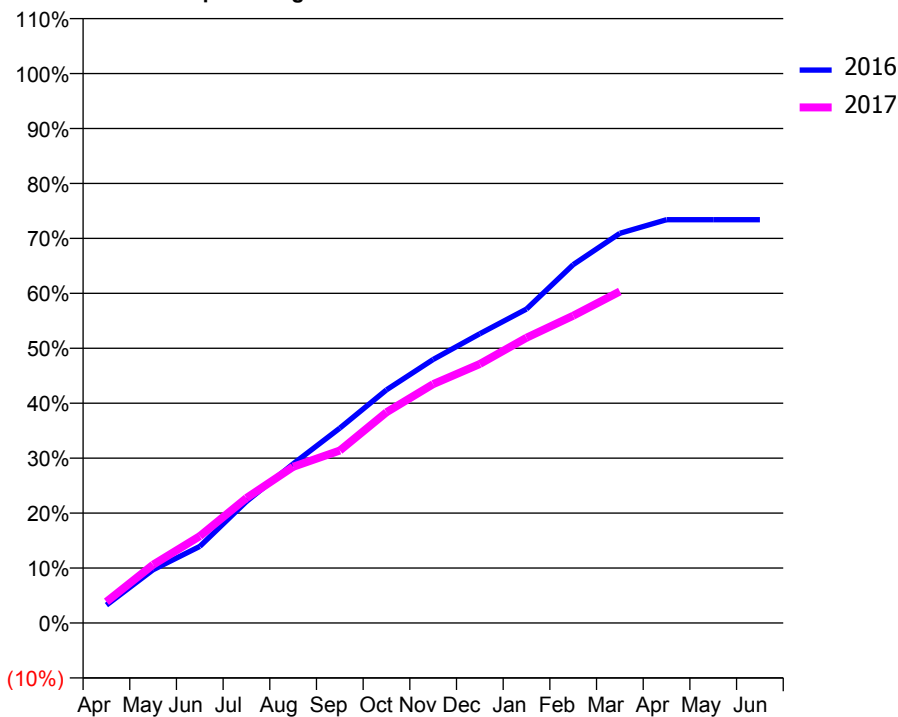
### ACCESS\*

Patients seen in 24 months	Total	Change since previous quarter
Quarter ending March 2016	18,940	
Quarter ending June 2016	18,423	↓
Quarter ending September 2016	17,855	↓
Quarter ending December 2016	17,378	↓
Quarter ending March 2017	16,852	↓
<b>Variance since March 2016</b>	<b>(11.0%)</b>	↓



### ACTIVITY

Cumulative percentage of contracted UDA delivered 2016 & 2017



### QUALITY

	Quantity	Base Number	Contract	AT	Region	England
% of FP17s for the same patient ID Re-attending within 3 months - Children	305	4,520	6.7%	10.5%	11.9%	12.3%
% of FP17s for the same patient ID Re-attending within 3 months - Adults	2,919	15,829	18.4%	16.0%	16.6%	16.7%
% of FP17s for the same patient ID Re-attending between 3 & 9 months - Children	1,986	4,520	43.9%	58.5%	60.2%	57.6%
% of FP17s for the same patient ID Re-attending between 3 & 9 months - Adults	5,352	15,829	33.8%	49.5%	51.5%	50.1%
% of FP17s for Band 1 Urgent Courses	1,937	18,123	10.7%	10.4%	9.5%	9.1%
% of FP17s Relating to Free Repair or Replacements	328	18,123	1.8%	0.9%	0.7%	0.8%
% of FP17s Relating to Continuations	566	18,123	3.1%	1.4%	1.2%	1.2%
% of Patients satisfied with the dentistry they have received	31	34	91.2%	93.4%	93.1%	92.8%
% of Patients satisfied with the time they had to wait for an appointment	29	34	85.3%	88.4%	88.8%	88.7%

\* This is based on patients treated on this contract for their most recent course of treatment. Figures in italics indicate the base number of FP17s or Patient Questionnaire responses are less than 100. N/A is shown where the base number of responses is less than 10 during the period. % is calculated as Quantity/Base number\*100



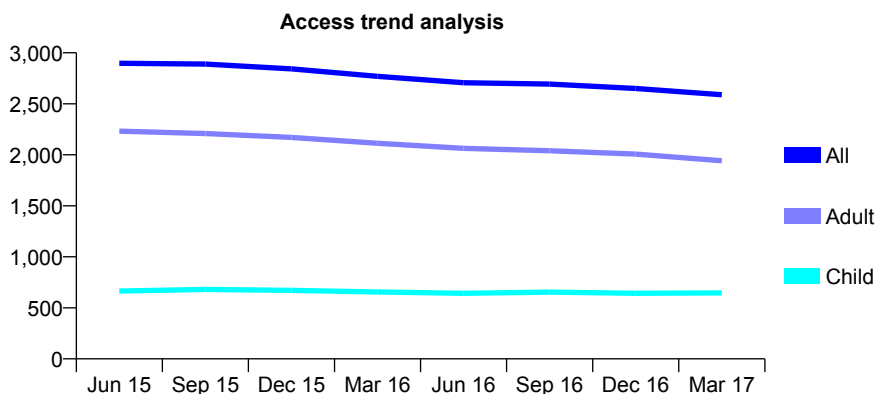
## Q66 - Vital Signs At a Glance Contract Report for 337641/0001 - March 2017

Name or company name	MR MI STEWART
Contract type name	GDS Contract
Purpose of contract	General
Contract start date	01/04/2006
Contract end date	

16/17 Contracted general activity (UDA)	5,600
Carry forward general activity (UDA)	220
16/17 Contracted orthodontic activity (UOA)	0
Carry forward orthodontic activity (UOA)	0
Baseline contract value	£140,725.07

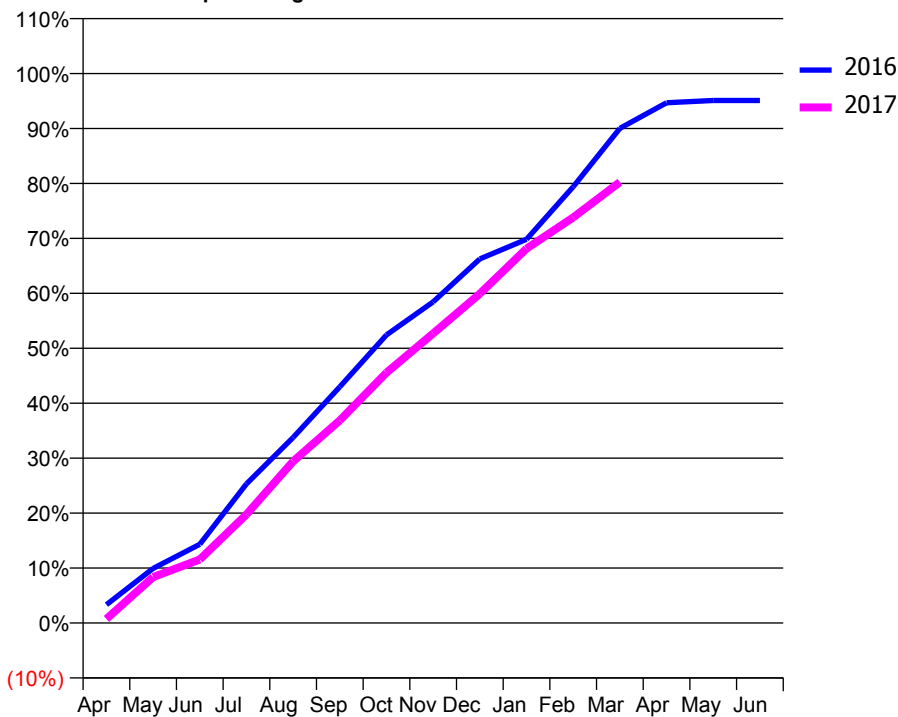
### ACCESS\*

Patients seen in 24 months	Total	Change since previous quarter
Quarter ending March 2016	2,769	
Quarter ending June 2016	2,706	↓
Quarter ending September 2016	2,694	→
Quarter ending December 2016	2,650	↓
Quarter ending March 2017	2,589	↓
<b>Variance since March 2016</b>	<b>(6.5%)</b>	<b>↓</b>



### ACTIVITY

Cumulative percentage of contracted UDA delivered 2016 & 2017



Month	Adjusted Scheduled Activity (UDA)	
	2016	2017
April	187	41
May	556	468
June	802	648
July	1,418	1,107
August	1,891	1,647
September	2,408	2,065
October	2,936	2,552
November	3,273	2,951
December	3,710	3,356
January	3,911	3,816
February	4,446	4,133
March	5,041	4,494
April	5,302	
May	5,324	
June	5,324	

### QUALITY

	Quantity	Base Number	Contract	AT	Region	England
% of FP17s for the same patient ID Re-attending within 3 months - Children	79	877	9.0%	10.5%	11.9%	12.3%
% of FP17s for the same patient ID Re-attending within 3 months - Adults	449	2,806	16.0%	16.0%	16.6%	16.7%
% of FP17s for the same patient ID Re-attending between 3 & 9 months - Children	394	877	44.9%	58.5%	60.2%	57.6%
% of FP17s for the same patient ID Re-attending between 3 & 9 months - Adults	1,256	2,806	44.8%	49.5%	51.5%	50.1%
% of FP17s for Band 1 Urgent Courses	381	2,641	14.4%	10.4%	9.5%	9.1%
% of FP17s Relating to Free Repair or Replacements	7	2,641	0.3%	0.9%	0.7%	0.8%
% of FP17s Relating to Continuations	61	2,641	2.3%	1.4%	1.2%	1.2%
% of Patients satisfied with the dentistry they have received	6	6	N/A	93.4%	93.1%	92.8%
% of Patients satisfied with the time they had to wait for an appointment	6	6	N/A	88.4%	88.8%	88.7%

\* This is based on patients treated on this contract for their most recent course of treatment. Figures in italics indicate the base number of FP17s or Patient Questionnaire responses are less than 100. N/A is shown where the base number of responses is less than 10 during the period. % is calculated as Quantity/Base number\*100

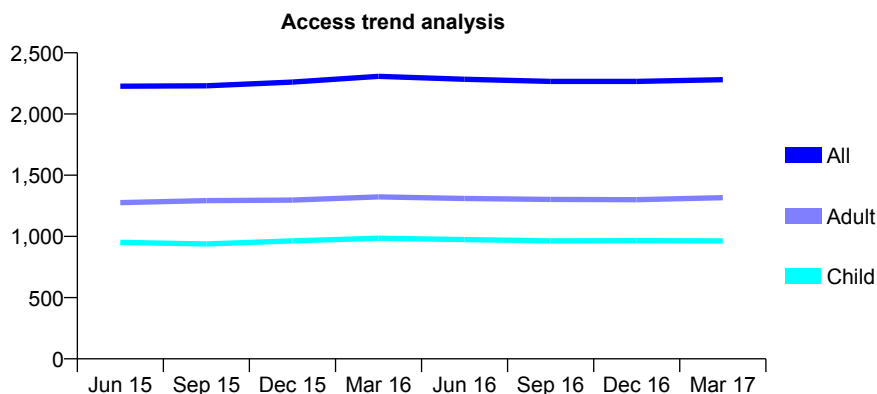
## Q66 - Vital Signs At a Glance Contract Report for 340332/0001 - March 2017

Name or company name	MR CJ PRESTON
Contract type name	GDS Contract
Purpose of contract	General
Contract start date	01/05/2006
Contract end date	

16/17 Contracted general activity (UDA)	2,963
Carry forward general activity (UDA)	0
16/17 Contracted orthodontic activity (UOA)	0
Carry forward orthodontic activity (UOA)	0
Baseline contract value	£83,600.31

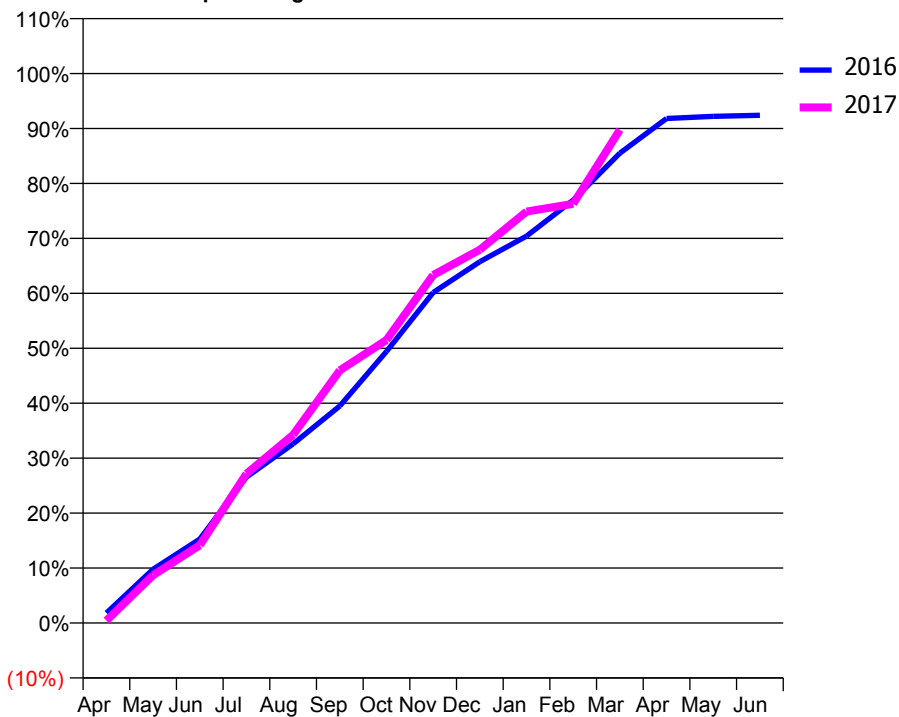
### ACCESS\*

Patients seen in 24 months	Total	Change since previous quarter
Quarter ending March 2016	2,308	
Quarter ending June 2016	2,284	↓
Quarter ending September 2016	2,266	→
Quarter ending December 2016	2,266	→
Quarter ending March 2017	2,280	→
<b>Variance since March 2016</b>	<b>(1.2%)</b>	<b>↓</b>



### ACTIVITY

Cumulative percentage of contracted UDA delivered 2016 & 2017



Month	Adjusted Scheduled Activity (UDA)	
	2016	2017
April	54	13
May	290	258
June	453	420
July	787	805
August	966	1,015
September	1,170	1,362
October	1,464	1,526
November	1,782	1,876
December	1,948	2,013
January	2,086	2,218
February	2,281	2,260
March	2,533	2,659
April	2,721	
May	2,732	
June	2,738	

### QUALITY

	Quantity	Base Number	Contract	AT	Region	England
% of FP17s for the same patient ID Re-attending within 3 months - Children	91	1,408	6.5%	10.5%	11.9%	12.3%
% of FP17s for the same patient ID Re-attending within 3 months - Adults	213	1,620	13.1%	16.0%	16.6%	16.7%
% of FP17s for the same patient ID Re-attending between 3 & 9 months - Children	886	1,408	62.9%	58.5%	60.2%	57.6%
% of FP17s for the same patient ID Re-attending between 3 & 9 months - Adults	862	1,620	53.2%	49.5%	51.5%	50.1%
% of FP17s for Band 1 Urgent Courses	105	1,641	6.4%	10.4%	9.5%	9.1%
% of FP17s Relating to Free Repair or Replacements	4	1,641	0.2%	0.9%	0.7%	0.8%
% of FP17s Relating to Continuations	5	1,641	0.3%	1.4%	1.2%	1.2%
% of Patients satisfied with the dentistry they have received	4	4	N/A	93.4%	93.1%	92.8%
% of Patients satisfied with the time they had to wait for an appointment	4	4	N/A	88.4%	88.8%	88.7%

\* This is based on patients treated on this contract for their most recent course of treatment. Figures in italics indicate the base number of FP17s or Patient Questionnaire responses are less than 100. N/A is shown where the base number of responses is less than 10 during the period. % is calculated as Quantity/Base number\*100

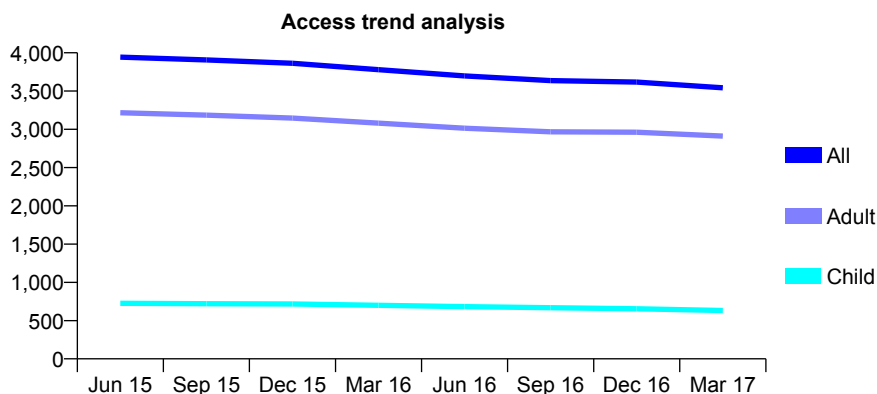
## Q66 - Vital Signs At a Glance Contract Report for 354546/0001 - March 2017

Name or company name	MR MA ZARASVAND
Contract type name	GDS Contract
Purpose of contract	General
Contract start date	01/04/2006
Contract end date	

16/17 Contracted general activity (UDA)	9,537
Carry forward general activity (UDA)	-101
16/17 Contracted orthodontic activity (UOA)	0
Carry forward orthodontic activity (UOA)	0
Baseline contract value	£214,615.86

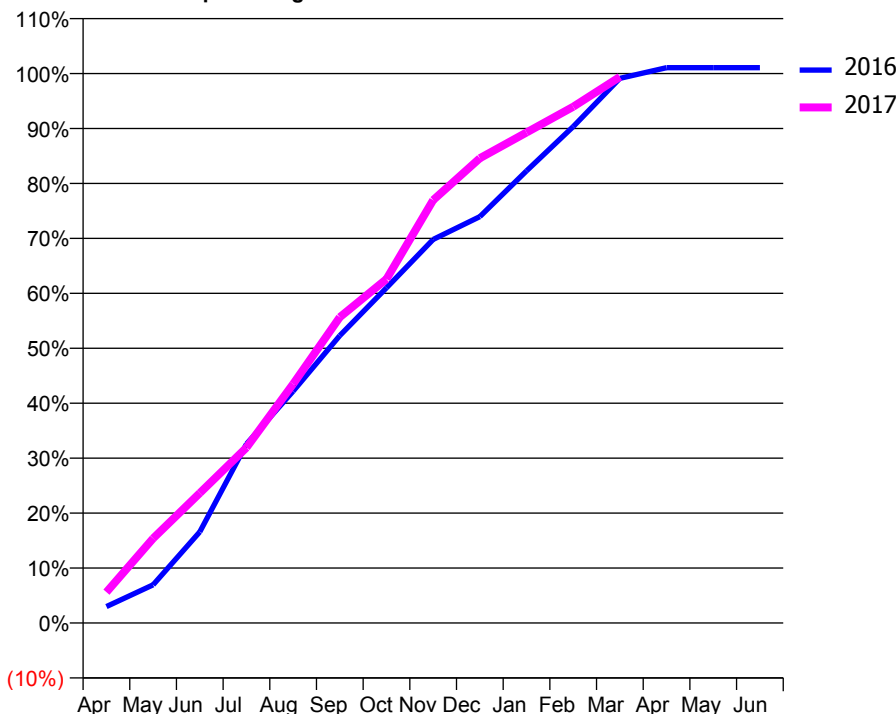
### ACCESS\*

Patients seen in 24 months	Total	Change since previous quarter
Quarter ending March 2016	3,780	
Quarter ending June 2016	3,697	↓
Quarter ending September 2016	3,636	↓
Quarter ending December 2016	3,617	→
Quarter ending March 2017	3,543	↓
<b>Variance since March 2016</b>	<b>(6.3%)</b>	<b>↓</b>



### ACTIVITY

Cumulative percentage of contracted UDA delivered 2016 & 2017



Month	Adjusted Scheduled Activity (UDA)	
	2016	2017
April	286	535
May	664	1,469
June	1,581	2,255
July	3,108	3,045
August	4,023	4,149
September	4,989	5,308
October	5,818	5,969
November	6,656	7,340
December	7,052	8,067
January	7,847	8,514
February	8,615	8,959
March	9,453	9,479
April	9,639	
May	9,638	
June	9,638	

### QUALITY

	Quantity	Base Number	Contract	AT	Region	England
% of FP17s for the same patient ID Re-attending within 3 months - Children	32	853	3.8%	10.5%	11.9%	12.3%
% of FP17s for the same patient ID Re-attending within 3 months - Adults	219	4,103	5.3%	16.0%	16.6%	16.7%
% of FP17s for the same patient ID Re-attending between 3 & 9 months - Children	518	853	60.7%	58.5%	60.2%	57.6%
% of FP17s for the same patient ID Re-attending between 3 & 9 months - Adults	2,919	4,103	71.1%	49.5%	51.5%	50.1%
% of FP17s for Band 1 Urgent Courses	189	4,820	3.9%	10.4%	9.5%	9.1%
% of FP17s Relating to Free Repair or Replacements	8	4,820	0.2%	0.9%	0.7%	0.8%
% of FP17s Relating to Continuations	0	4,820	0.0%	1.4%	1.2%	1.2%
% of Patients satisfied with the dentistry they have received	28	30	93.3%	93.4%	93.1%	92.8%
% of Patients satisfied with the time they had to wait for an appointment	26	30	86.7%	88.4%	88.8%	88.7%

\* This is based on patients treated on this contract for their most recent course of treatment. Figures in italics indicate the base number of FP17s or Patient Questionnaire responses are less than 100. N/A is shown where the base number of responses is less than 10 during the period. % is calculated as Quantity/Base number\*100

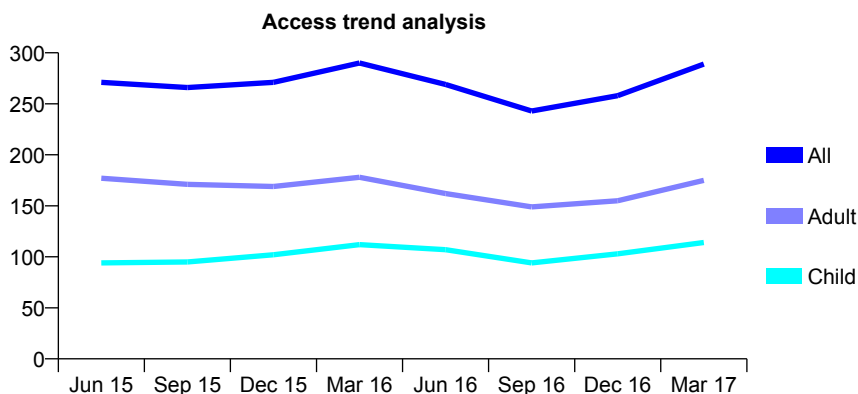
## Q66 - Vital Signs At a Glance Contract Report for 367001/0002 - March 2017

Name or company name	MR RJ METCALFE
Contract type name	GDS Contract
Purpose of contract	General
Contract start date	02/06/2008
Contract end date	

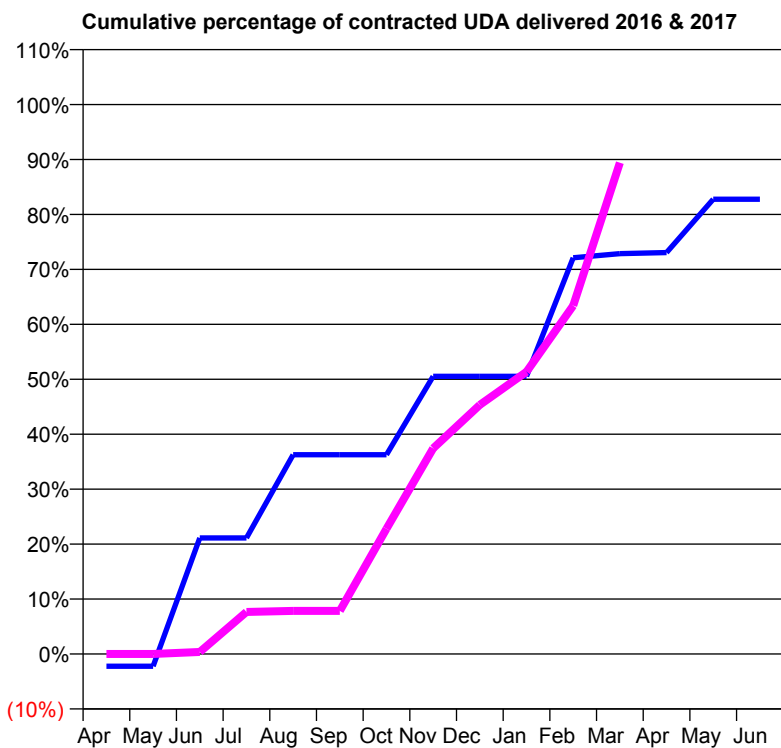
16/17 Contracted general activity (UDA)	535
Carry forward general activity (UDA)	0
16/17 Contracted orthodontic activity (UOA)	0
Carry forward orthodontic activity (UOA)	0
Baseline contract value	£13,697.19

### ACCESS\*

Patients seen in 24 months	Total	Change since previous quarter
Quarter ending March 2016	290	
Quarter ending June 2016	269	↓
Quarter ending September 2016	243	↓
Quarter ending December 2016	258	↑
Quarter ending March 2017	289	↑
<b>Variance since March 2016</b>	<b>(0.3%)</b>	→



### ACTIVITY



Month	Adjusted Scheduled Activity (UDA)	
	2016	2017
April	-12	0
May	-12	0
June	113	2
July	113	41
August	194	42
September	194	42
October	194	122
November	270	200
December	270	243
January	270	275
February	386	339
March	390	478
April	391	
May	443	
June	443	

### QUALITY

	Quantity	Base Number	Contract	AT	Region	England
% of FP17s for the same patient ID Re-attending within 3 months - Children	5	125	4.0%	10.5%	11.9%	12.3%
% of FP17s for the same patient ID Re-attending within 3 months - Adults	10	164	6.1%	16.0%	16.6%	16.7%
% of FP17s for the same patient ID Re-attending between 3 & 9 months - Children	38	125	30.4%	58.5%	60.2%	57.6%
% of FP17s for the same patient ID Re-attending between 3 & 9 months - Adults	49	164	29.9%	49.5%	51.5%	50.1%
% of FP17s for Band 1 Urgent Courses	7	222	3.2%	10.4%	9.5%	9.1%
% of FP17s Relating to Free Repair or Replacements	1	222	0.5%	0.9%	0.7%	0.8%
% of FP17s Relating to Continuations	0	222	0.0%	1.4%	1.2%	1.2%
% of Patients satisfied with the dentistry they have received	1	1	N/A	93.4%	93.1%	92.8%
% of Patients satisfied with the time they had to wait for an appointment	1	1	N/A	88.4%	88.8%	88.7%

\* This is based on patients treated on this contract for their most recent course of treatment. Figures in italics indicate the base number of FP17s or Patient Questionnaire responses are less than 100. N/A is shown where the base number of responses is less than 10 during the period. % is calculated as Quantity/Base number\*100

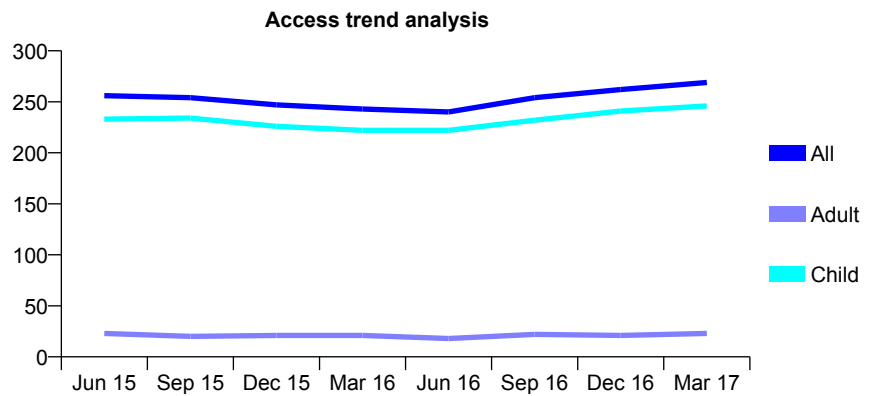
## Q66 - Vital Signs At a Glance Contract Report for 560367/0001 - March 2017

Name or company name	Park Crescent Dental Practice
Contract type name	GDS Contract
Purpose of contract	General
Contract start date	01/04/2006
Contract end date	

16/17 Contracted general activity (UDA)	544
Carry forward general activity (UDA)	12
16/17 Contracted orthodontic activity (UOA)	0
Carry forward orthodontic activity (UOA)	0
Baseline contract value	£10,366.03

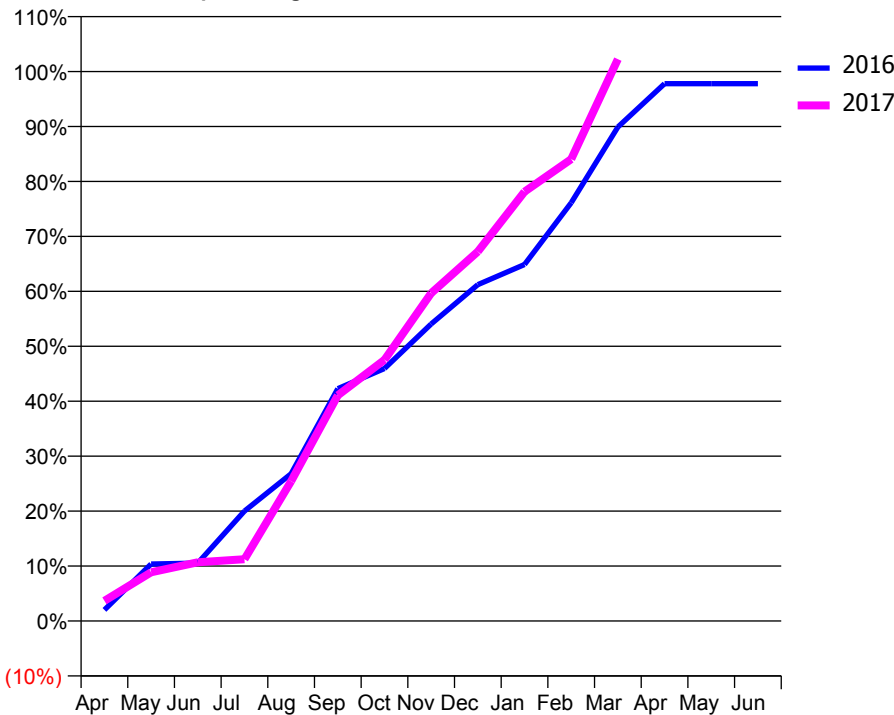
### ACCESS\*

Patients seen in 24 months	Total	Change since previous quarter
Quarter ending March 2016	243	
Quarter ending June 2016	240	↓
Quarter ending September 2016	254	↑
Quarter ending December 2016	262	↑
Quarter ending March 2017	269	↑
<b>Variance since March 2016</b>	<b>10.7%</b>	<b>↑</b>



### ACTIVITY

Cumulative percentage of contracted UDA delivered 2016 & 2017



Month	Adjusted Scheduled Activity (UDA)	
	2016	2017
April	11	20
May	56	48
June	57	58
July	109	61
August	146	138
September	230	223
October	250	259
November	294	325
December	333	366
January	353	425
February	414	457
March	489	556
April	532	
May	532	
June	532	

### QUALITY

	Quantity	Base Number	Contract	AT	Region	England
% of FP17s for the same patient ID Re-attending within 3 months - Children	29	429	6.8%	10.5%	11.9%	12.3%
% of FP17s for the same patient ID Re-attending within 3 months - Adults	0	1	0.0%	16.0%	16.6%	16.7%
% of FP17s for the same patient ID Re-attending between 3 & 9 months - Children	281	429	65.5%	58.5%	60.2%	57.6%
% of FP17s for the same patient ID Re-attending between 3 & 9 months - Adults	0	1	0.0%	49.5%	51.5%	50.1%
% of FP17s for Band 1 Urgent Courses	6	406	1.5%	10.4%	9.5%	9.1%
% of FP17s Relating to Free Repair or Replacements	0	406	0.0%	0.9%	0.7%	0.8%
% of FP17s Relating to Continuations	0	406	0.0%	1.4%	1.2%	1.2%
% of Patients satisfied with the dentistry they have received	0	0	N/A	93.4%	93.1%	92.8%
% of Patients satisfied with the time they had to wait for an appointment	0	0	N/A	88.4%	88.8%	88.7%

\* This is based on patients treated on this contract for their most recent course of treatment. Figures in italics indicate the base number of FP17s or Patient Questionnaire responses are less than 100. N/A is shown where the base number of responses is less than 10 during the period. % is calculated as Quantity/Base number\*100

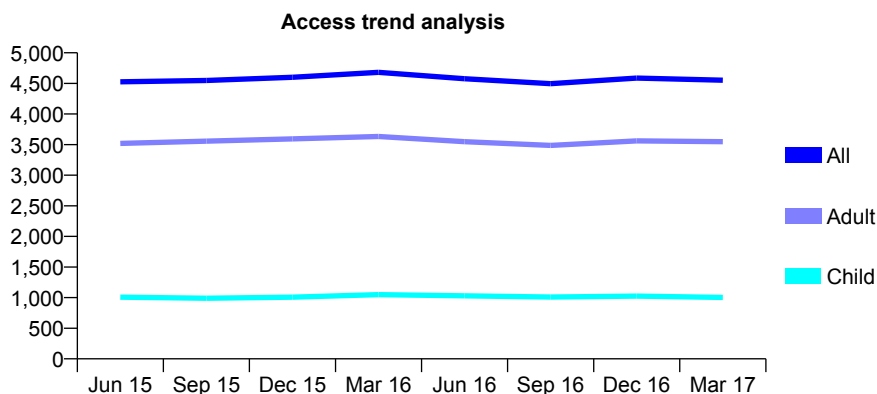
## Q66 - Vital Signs At a Glance Contract Report for 565148/0001 - March 2017

Name or company name	MR PM PROSSER
Contract type name	GDS Contract
Purpose of contract	General
Contract start date	01/04/2006
Contract end date	

16/17 Contracted general activity (UDA)	13,362
Carry forward general activity (UDA)	0
16/17 Contracted orthodontic activity (UOA)	0
Carry forward orthodontic activity (UOA)	0
Baseline contract value	£346,593.54

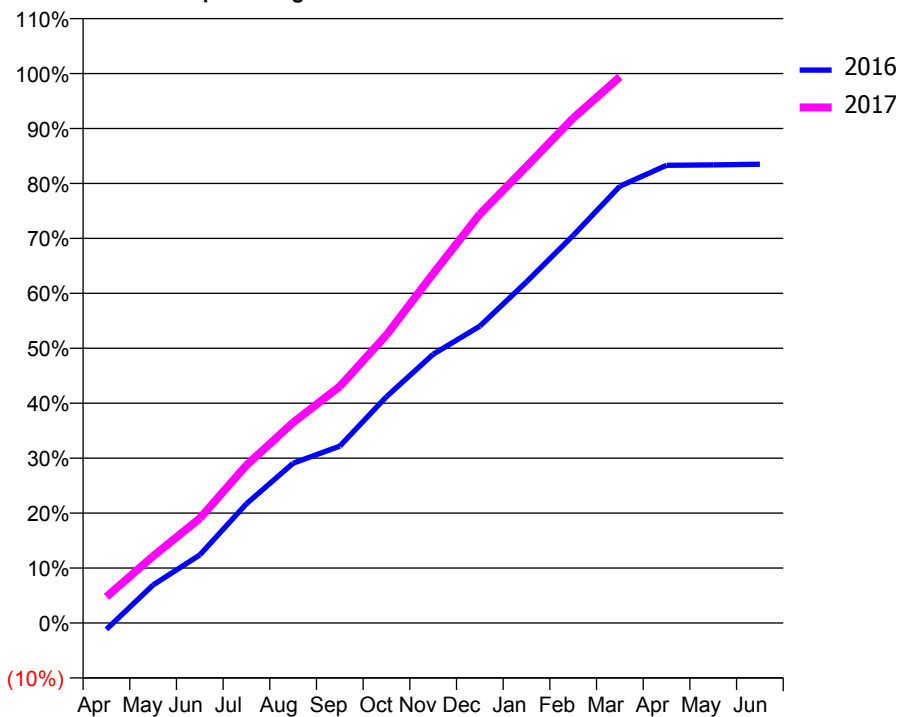
### ACCESS\*

Patients seen in 24 months	Total	Change since previous quarter
Quarter ending March 2016	4,680	
Quarter ending June 2016	4,577	↓
Quarter ending September 2016	4,496	↓
Quarter ending December 2016	4,587	↑
Quarter ending March 2017	4,553	→
<b>Variance since March 2016</b>	<b>(2.7%)</b>	<b>↓</b>



### ACTIVITY

Cumulative percentage of contracted UDA delivered 2016 & 2017



Month	Adjusted Scheduled Activity (UDA)	
	2016	2017
April	-191	636
May	1,126	1,626
June	2,015	2,545
July	3,529	3,839
August	4,731	4,874
September	5,233	5,755
October	6,698	7,005
November	7,951	8,498
December	8,787	9,943
January	10,095	11,101
February	11,469	12,278
March	12,926	13,280
April	13,544	
May	13,555	
June	13,576	

### QUALITY

	Quantity	Base Number	Contract	AT	Region	England
% of FP17s for the same patient ID Re-attending within 3 months - Children	114	1,532	7.4%	10.5%	11.9%	12.3%
% of FP17s for the same patient ID Re-attending within 3 months - Adults	1,049	5,459	19.2%	16.0%	16.6%	16.7%
% of FP17s for the same patient ID Re-attending between 3 & 9 months - Children	1,013	1,532	66.1%	58.5%	60.2%	57.6%
% of FP17s for the same patient ID Re-attending between 3 & 9 months - Adults	3,008	5,459	55.1%	49.5%	51.5%	50.1%
% of FP17s for Band 1 Urgent Courses	482	6,664	7.2%	10.4%	9.5%	9.1%
% of FP17s Relating to Free Repair or Replacements	91	6,664	1.4%	0.9%	0.7%	0.8%
% of FP17s Relating to Continuations	276	6,664	4.1%	1.4%	1.2%	1.2%
% of Patients satisfied with the dentistry they have received	10	10	100.0%	93.4%	93.1%	92.8%
% of Patients satisfied with the time they had to wait for an appointment	9	10	90.0%	88.4%	88.8%	88.7%

\* This is based on patients treated on this contract for their most recent course of treatment. Figures in italics indicate the base number of FP17s or Patient Questionnaire responses are less than 100. N/A is shown where the base number of responses is less than 10 during the period. % is calculated as Quantity/Base number\*100

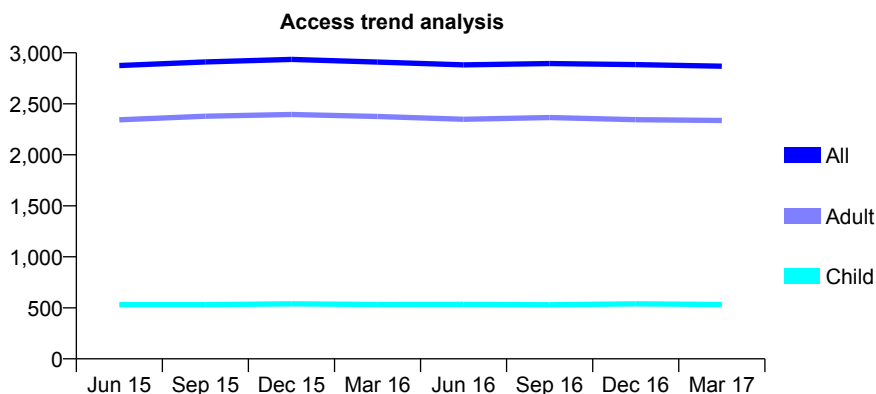
## Q66 - Vital Signs At a Glance Contract Report for 566837/0001 - March 2017

Name or company name	MR K MCGAREY
Contract type name	GDS Contract
Purpose of contract	General
Contract start date	01/04/2006
Contract end date	

16/17 Contracted general activity (UDA)	10,175
Carry forward general activity (UDA)	-177
16/17 Contracted orthodontic activity (UOA)	0
Carry forward orthodontic activity (UOA)	0
Baseline contract value	£238,179.19

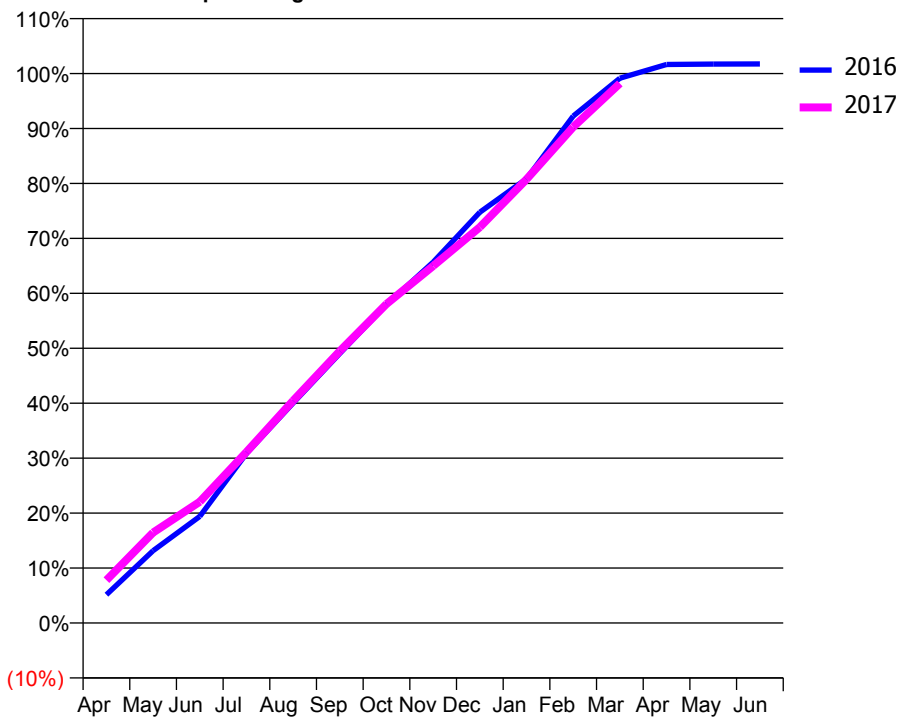
### ACCESS\*

Patients seen in 24 months	Total	Change since previous quarter
Quarter ending March 2016	2,909	
Quarter ending June 2016	2,882	→
Quarter ending September 2016	2,895	→
Quarter ending December 2016	2,884	→
Quarter ending March 2017	2,869	→
<b>Variance since March 2016</b>	<b>(1.4%)</b>	<b>↓</b>



### ACTIVITY

Cumulative percentage of contracted UDA delivered 2016 & 2017



Month	Adjusted Scheduled Activity (UDA)	
	2016	2017
April	525	794
May	1,339	1,676
June	1,973	2,246
July	3,139	3,166
August	4,074	4,117
September	4,992	5,036
October	5,894	5,908
November	6,683	6,611
December	7,607	7,329
January	8,226	8,216
February	9,387	9,183
March	10,088	9,992
April	10,341	
May	10,349	
June	10,352	

### QUALITY

	Quantity	Base Number	Contract	AT	Region	England
% of FP17s for the same patient ID Re-attending within 3 months - Children	87	848	10.3%	10.5%	11.9%	12.3%
% of FP17s for the same patient ID Re-attending within 3 months - Adults	661	3,645	18.1%	16.0%	16.6%	16.7%
% of FP17s for the same patient ID Re-attending between 3 & 9 months - Children	485	848	57.2%	58.5%	60.2%	57.6%
% of FP17s for the same patient ID Re-attending between 3 & 9 months - Adults	1,996	3,645	54.8%	49.5%	51.5%	50.1%
% of FP17s for Band 1 Urgent Courses	190	4,376	4.3%	10.4%	9.5%	9.1%
% of FP17s Relating to Free Repair or Replacements	154	4,376	3.5%	0.9%	0.7%	0.8%
% of FP17s Relating to Continuations	186	4,376	4.3%	1.4%	1.2%	1.2%
% of Patients satisfied with the dentistry they have received	14	16	87.5%	93.4%	93.1%	92.8%
% of Patients satisfied with the time they had to wait for an appointment	15	16	93.8%	88.4%	88.8%	88.7%

\* This is based on patients treated on this contract for their most recent course of treatment. Figures in italics indicate the base number of FP17s or Patient Questionnaire responses are less than 100. N/A is shown where the base number of responses is less than 10 during the period. % is calculated as Quantity/Base number\*100

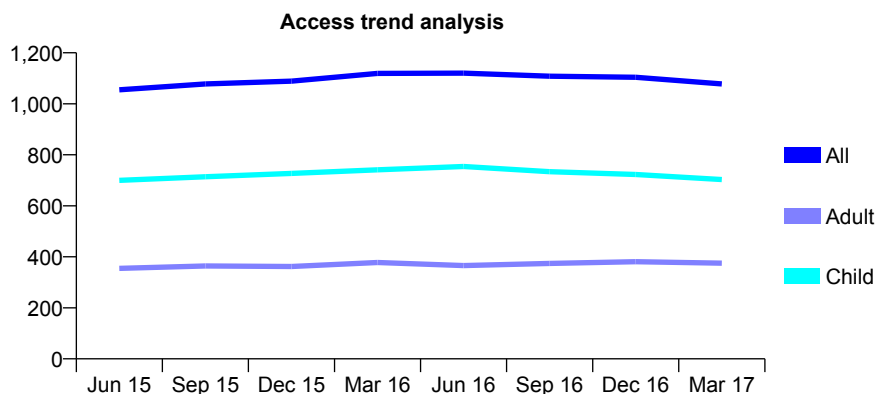
## Q66 - Vital Signs At a Glance Contract Report for 575615/0001 - March 2017

Name or company name	Mrs JEC Paynter & Mr SF Hamilton
Contract type name	GDS Contract
Purpose of contract	General
Contract start date	01/04/2006
Contract end date	

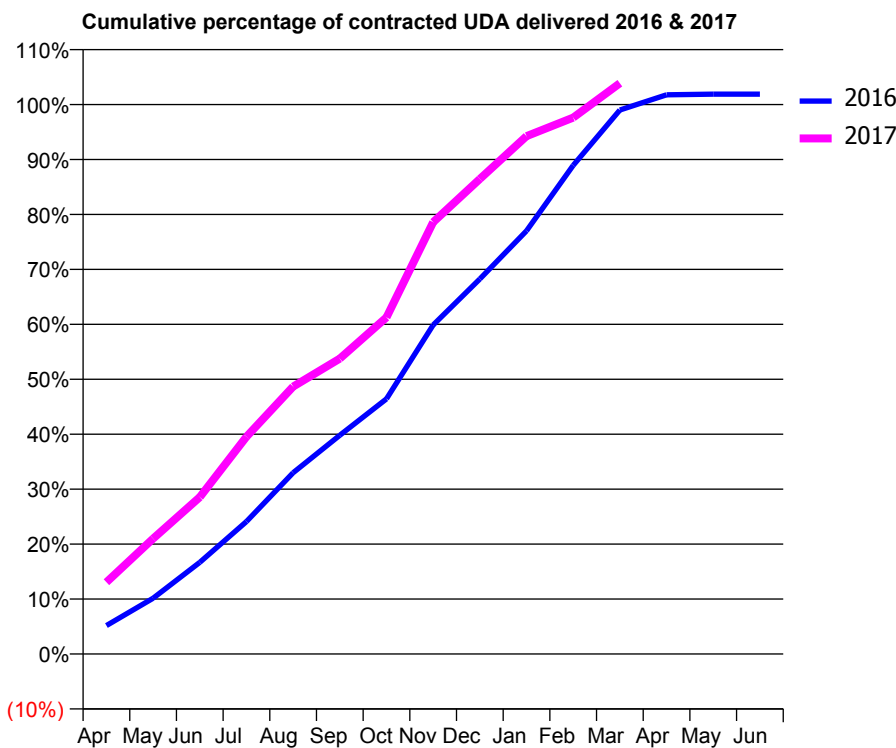
16/17 Contracted general activity (UDA)	2,450
Carry forward general activity (UDA)	-46
16/17 Contracted orthodontic activity (UOA)	0
Carry forward orthodontic activity (UOA)	0
Baseline contract value	£53,960.09

### ACCESS\*

Patients seen in 24 months	Total	Change since previous quarter
Quarter ending March 2016	1,119	
Quarter ending June 2016	1,120	→
Quarter ending September 2016	1,108	↓
Quarter ending December 2016	1,104	→
Quarter ending March 2017	1,078	↓
<b>Variance since March 2016</b>	<b>(3.7%)</b>	<b>↓</b>



### ACTIVITY



Month	Adjusted Scheduled Activity (UDA)	
	2016	2017
April	127	320
May	249	514
June	409	699
July	591	969
August	808	1,193
September	976	1,317
October	1,138	1,501
November	1,467	1,925
December	1,672	2,118
January	1,887	2,309
February	2,179	2,392
March	2,426	2,545
April	2,493	
May	2,496	
June	2,496	

### QUALITY

	Quantity	Base Number	Contract	AT	Region	England
% of FP17s for the same patient ID Re-attending within 3 months - Children	146	1,258	11.6%	10.5%	11.9%	12.3%
% of FP17s for the same patient ID Re-attending within 3 months - Adults	71	488	14.5%	16.0%	16.6%	16.7%
% of FP17s for the same patient ID Re-attending between 3 & 9 months - Children	923	1,258	73.4%	58.5%	60.2%	57.6%
% of FP17s for the same patient ID Re-attending between 3 & 9 months - Adults	309	488	63.3%	49.5%	51.5%	50.1%
% of FP17s for Band 1 Urgent Courses	86	1,716	5.0%	10.4%	9.5%	9.1%
% of FP17s Relating to Free Repair or Replacements	0	1,716	0.0%	0.9%	0.7%	0.8%
% of FP17s Relating to Continuations	0	1,716	0.0%	1.4%	1.2%	1.2%
% of Patients satisfied with the dentistry they have received	0	1	N/A	93.4%	93.1%	92.8%
% of Patients satisfied with the time they had to wait for an appointment	1	1	N/A	88.4%	88.8%	88.7%

\* This is based on patients treated on this contract for their most recent course of treatment. Figures in italics indicate the base number of FP17s or Patient Questionnaire responses are less than 100. N/A is shown where the base number of responses is less than 10 during the period. % is calculated as Quantity/Base number\*100



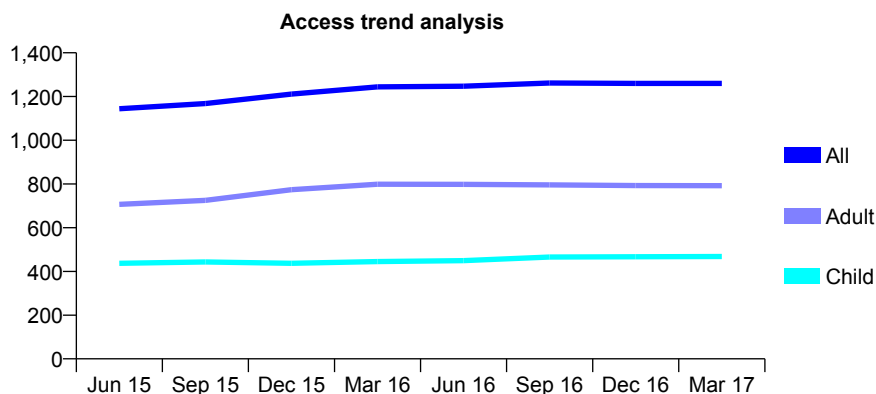
## Q66 - Vital Signs At a Glance Contract Report for 632252/0002 - March 2017

Name or company name	MR R MACRAE
Contract type name	GDS Contract
Purpose of contract	General
Contract start date	01/04/2006
Contract end date	

16/17 Contracted general activity (UDA)	1,000
Carry forward general activity (UDA)	-20
16/17 Contracted orthodontic activity (UOA)	0
Carry forward orthodontic activity (UOA)	0
Baseline contract value	£21,405.77

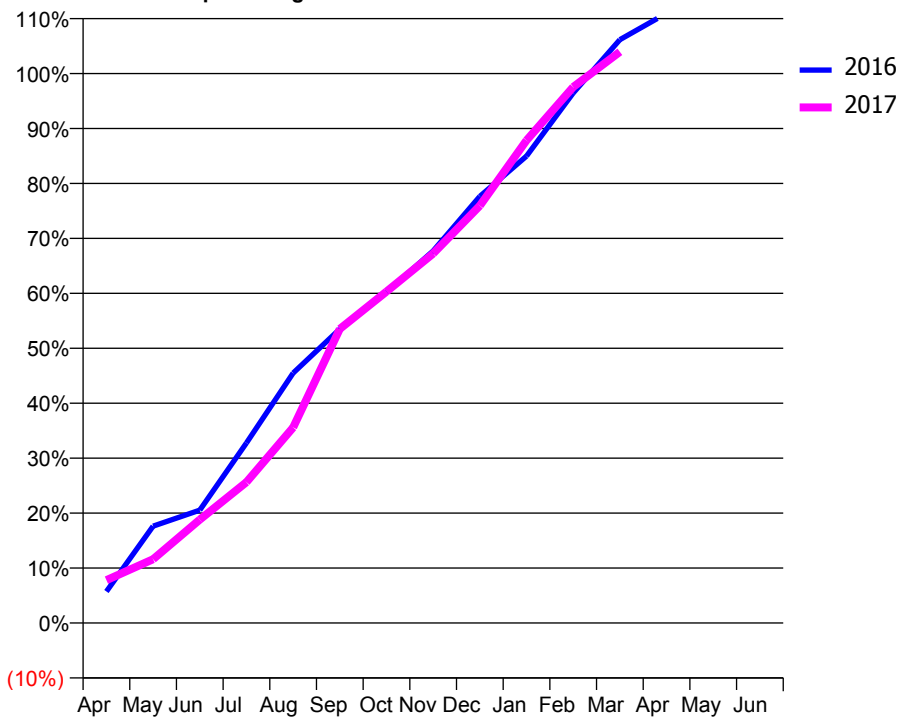
### ACCESS\*

Patients seen in 24 months	Total	Change since previous quarter
Quarter ending March 2016	1,244	
Quarter ending June 2016	1,247	→
Quarter ending September 2016	1,262	→
Quarter ending December 2016	1,260	→
Quarter ending March 2017	1,260	→
<b>Variance since March 2016</b>	<b>1.3%</b>	<b>→</b>



### ACTIVITY

Cumulative percentage of contracted UDA delivered 2016 & 2017



Month	Adjusted Scheduled Activity (UDA)	
	2016	2017
April	57	78
May	176	116
June	205	188
July	328	256
August	455	356
September	535	535
October	602	603
November	677	672
December	776	759
January	850	878
February	965	975
March	1,062	1,039
April	1,110	
May	1,110	
June	1,116	

### QUALITY

	Quantity	Base Number	Contract	AT	Region	England
% of FP17s for the same patient ID Re-attending within 3 months - Children	44	716	6.1%	10.5%	11.9%	12.3%
% of FP17s for the same patient ID Re-attending within 3 months - Adults	146	1,156	12.6%	16.0%	16.6%	16.7%
% of FP17s for the same patient ID Re-attending between 3 & 9 months - Children	468	716	65.4%	58.5%	60.2%	57.6%
% of FP17s for the same patient ID Re-attending between 3 & 9 months - Adults	792	1,156	68.5%	49.5%	51.5%	50.1%
% of FP17s for Band 1 Urgent Courses	12	666	1.8%	10.4%	9.5%	9.1%
% of FP17s Relating to Free Repair or Replacements	0	666	0.0%	0.9%	0.7%	0.8%
% of FP17s Relating to Continuations	1	666	0.2%	1.4%	1.2%	1.2%
% of Patients satisfied with the dentistry they have received	5	5	N/A	93.4%	93.1%	92.8%
% of Patients satisfied with the time they had to wait for an appointment	5	5	N/A	88.4%	88.8%	88.7%

\* This is based on patients treated on this contract for their most recent course of treatment. Figures in italics indicate the base number of FP17s or Patient Questionnaire responses are less than 100. N/A is shown where the base number of responses is less than 10 during the period. % is calculated as Quantity/Base number\*100

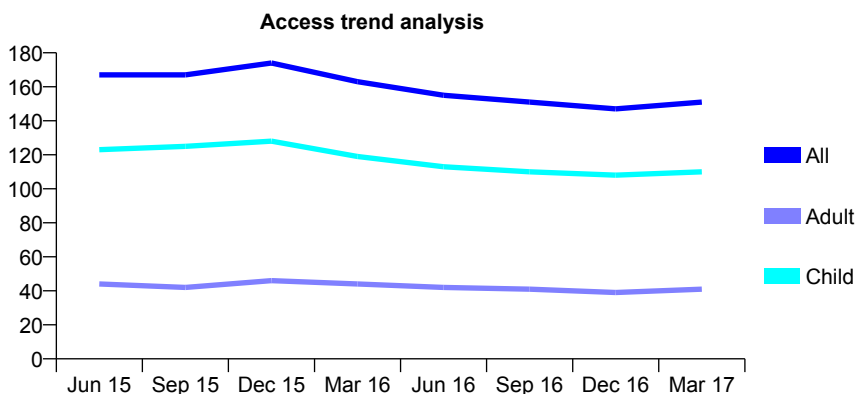
## Q66 - Vital Signs At a Glance Contract Report for 636185/0001 - March 2017

Name or company name	MRS JR STEMBRIDGE
Contract type name	GDS Contract
Purpose of contract	General
Contract start date	01/04/2006
Contract end date	

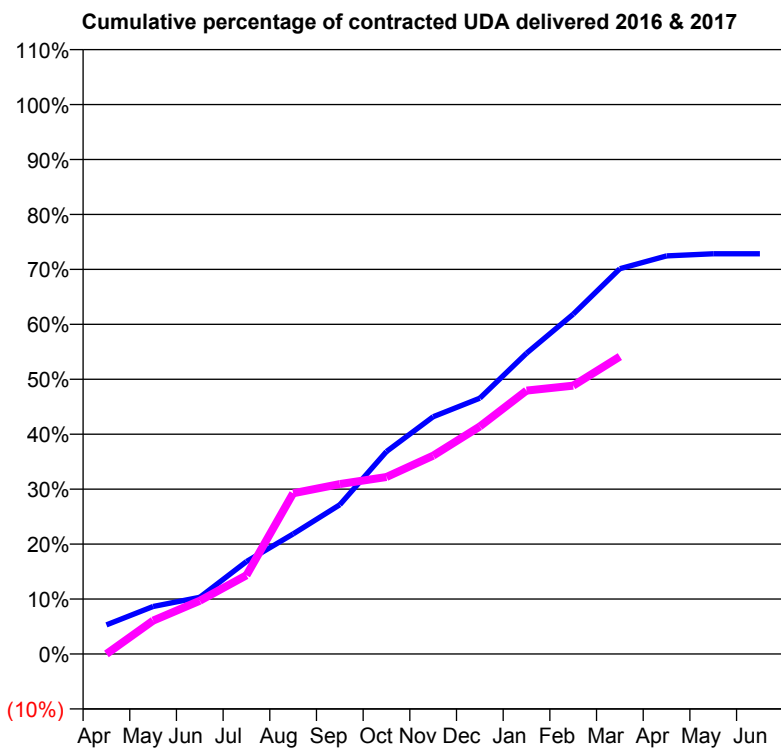
16/17 Contracted general activity (UDA)	774
Carry forward general activity (UDA)	0
16/17 Contracted orthodontic activity (UOA)	0
Carry forward orthodontic activity (UOA)	0
Baseline contract value	£17,544.19

### ACCESS\*

Patients seen in 24 months	Total	Change since previous quarter
Quarter ending March 2016	163	
Quarter ending June 2016	155	↓
Quarter ending September 2016	151	↓
Quarter ending December 2016	147	↓
Quarter ending March 2017	151	↑
<b>Variance since March 2016</b>	<b>(7.4%)</b>	<b>↓</b>



### ACTIVITY



Month	Adjusted Scheduled Activity (UDA)	
	2016	2017
April	41	0
May	67	47
June	80	75
July	130	111
August	169	226
September	210	239
October	285	249
November	334	279
December	360	321
January	424	371
February	479	378
March	543	419
April	561	
May	564	
June	564	

### QUALITY

	Quantity	Base Number	Contract	AT	Region	England
% of FP17s for the same patient ID Re-attending within 3 months - Children	10	154	6.5%	10.5%	11.9%	12.3%
% of FP17s for the same patient ID Re-attending within 3 months - Adults	1	30	3.3%	16.0%	16.6%	16.7%
% of FP17s for the same patient ID Re-attending between 3 & 9 months - Children	90	154	58.4%	58.5%	60.2%	57.6%
% of FP17s for the same patient ID Re-attending between 3 & 9 months - Adults	23	30	76.7%	49.5%	51.5%	50.1%
% of FP17s for Band 1 Urgent Courses	5	177	2.8%	10.4%	9.5%	9.1%
% of FP17s Relating to Free Repair or Replacements	0	177	0.0%	0.9%	0.7%	0.8%
% of FP17s Relating to Continuations	0	177	0.0%	1.4%	1.2%	1.2%
% of Patients satisfied with the dentistry they have received	0	0	N/A	93.4%	93.1%	92.8%
% of Patients satisfied with the time they had to wait for an appointment	0	0	N/A	88.4%	88.8%	88.7%

\* This is based on patients treated on this contract for their most recent course of treatment. Figures in italics indicate the base number of FP17s or Patient Questionnaire responses are less than 100. N/A is shown where the base number of responses is less than 10 during the period. % is calculated as Quantity/Base number\*100

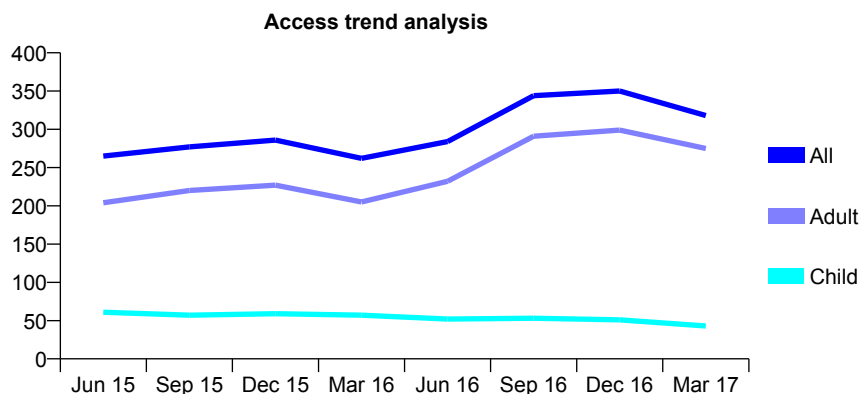
## Q66 - Vital Signs At a Glance Contract Report for 641308/0002 - March 2017

Name or company name	MR JN CHOPE
Contract type name	GDS Contract
Purpose of contract	General
Contract start date	01/04/2006
Contract end date	

16/17 Contracted general activity (UDA)	265
Carry forward general activity (UDA)	0
16/17 Contracted orthodontic activity (UOA)	0
Carry forward orthodontic activity (UOA)	0
Baseline contract value	£70,162.91

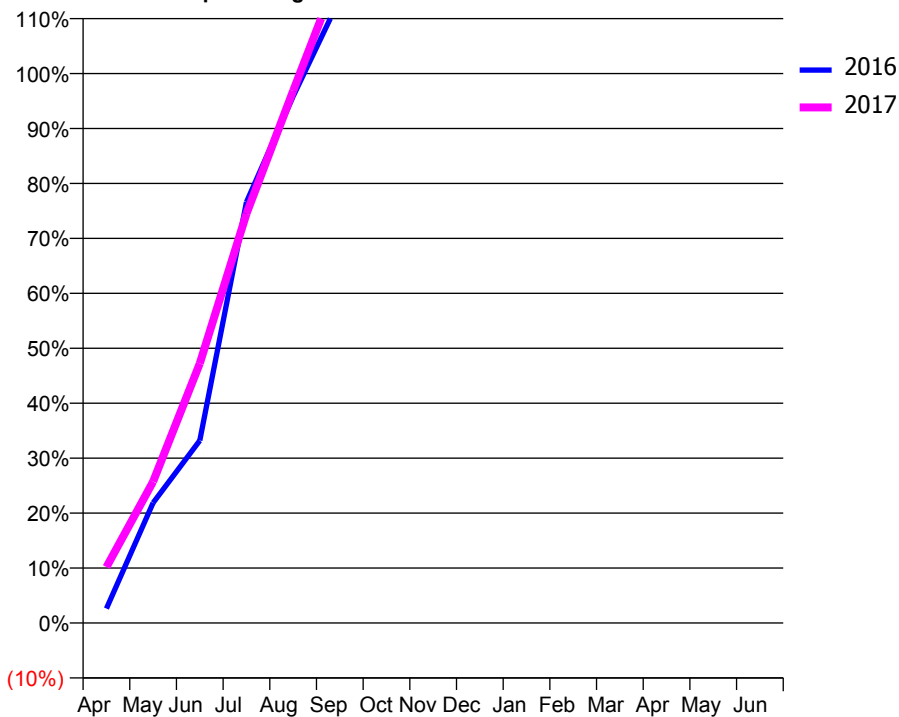
### ACCESS\*

Patients seen in 24 months	Total	Change since previous quarter
Quarter ending March 2016	262	
Quarter ending June 2016	284	↑
Quarter ending September 2016	344	↑
Quarter ending December 2016	350	→
Quarter ending March 2017	318	↓
<b>Variance since March 2016</b>	<b>21.4%</b>	<b>↑</b>



### ACTIVITY

Cumulative percentage of contracted UDA delivered 2016 & 2017



Month	Adjusted Scheduled Activity (UDA)	
	2016	2017
April	7	27
May	58	68
June	88	125
July	203	197
August	254	257
September	301	315
October	358	354
November	429	390
December	525	418
January	534	464
February	538	492
March	542	553
April	553	
May	566	
June	566	

### QUALITY

	Quantity	Base Number	Contract	AT	Region	England
% of FP17s for the same patient ID Re-attending within 3 months - Children	6	79	7.6%	10.5%	11.9%	12.3%
% of FP17s for the same patient ID Re-attending within 3 months - Adults	8	280	2.9%	16.0%	16.6%	16.7%
% of FP17s for the same patient ID Re-attending between 3 & 9 months - Children	47	79	59.5%	58.5%	60.2%	57.6%
% of FP17s for the same patient ID Re-attending between 3 & 9 months - Adults	24	280	8.6%	49.5%	51.5%	50.1%
% of FP17s for Band 1 Urgent Courses	6	348	1.7%	10.4%	9.5%	9.1%
% of FP17s Relating to Free Repair or Replacements	1	348	0.3%	0.9%	0.7%	0.8%
% of FP17s Relating to Continuations	3	348	0.9%	1.4%	1.2%	1.2%
% of Patients satisfied with the dentistry they have received	4	4	N/A	93.4%	93.1%	92.8%
% of Patients satisfied with the time they had to wait for an appointment	4	4	N/A	88.4%	88.8%	88.7%

\* This is based on patients treated on this contract for their most recent course of treatment. Figures in italics indicate the base number of FP17s or Patient Questionnaire responses are less than 100. N/A is shown where the base number of responses is less than 10 during the period. % is calculated as Quantity/Base number\*100

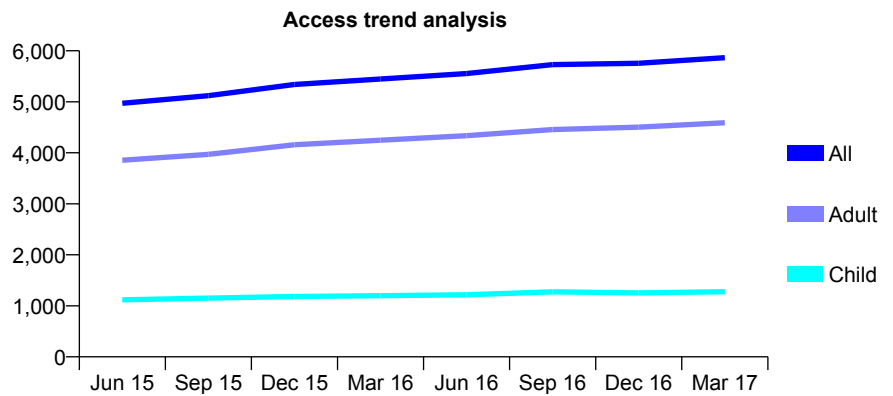
## Q66 - Vital Signs At a Glance Contract Report for 641308/0003 - March 2017

Name or company name	MR JN CHOPE
Contract type name	GDS Contract
Purpose of contract	General
Contract start date	01/10/2009
Contract end date	

16/17 Contracted general activity (UDA)	19,500
Carry forward general activity (UDA)	-471
16/17 Contracted orthodontic activity (UOA)	0
Carry forward orthodontic activity (UOA)	0
Baseline contract value	£585,562.33

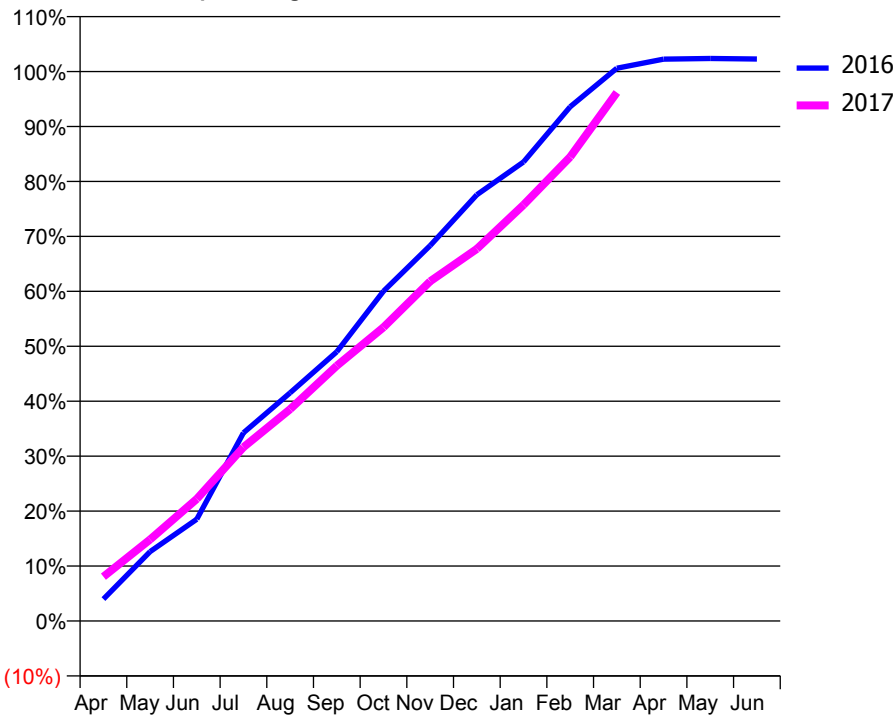
### ACCESS\*

Patients seen in 24 months	Total	Change since previous quarter
Quarter ending March 2016	5,446	
Quarter ending June 2016	5,554	→
Quarter ending September 2016	5,730	↑
Quarter ending December 2016	5,755	→
Quarter ending March 2017	5,866	→
<b>Variance since March 2016</b>	<b>7.7%</b>	<b>↑</b>



### ACTIVITY

Cumulative percentage of contracted UDA delivered 2016 & 2017



Month	Adjusted Scheduled Activity (UDA)	
	2016	2017
April	718	1,572
May	2,274	2,892
June	3,335	4,334
July	6,166	6,169
August	7,476	7,515
September	8,823	9,061
October	10,806	10,421
November	12,299	12,054
December	13,961	13,205
January	15,035	14,765
February	16,847	16,469
March	18,106	18,755
April	18,406	
May	18,427	
June	18,408	

### QUALITY

	Quantity	Base Number	Contract	AT	Region	England
% of FP17s for the same patient ID Re-attending within 3 months - Children	163	1,773	9.2%	10.5%	11.9%	12.3%
% of FP17s for the same patient ID Re-attending within 3 months - Adults	1,110	6,603	16.8%	16.0%	16.6%	16.7%
% of FP17s for the same patient ID Re-attending between 3 & 9 months - Children	967	1,773	54.5%	58.5%	60.2%	57.6%
% of FP17s for the same patient ID Re-attending between 3 & 9 months - Adults	3,628	6,603	54.9%	49.5%	51.5%	50.1%
% of FP17s for Band 1 Urgent Courses	1,055	8,152	12.9%	10.4%	9.5%	9.1%
% of FP17s Relating to Free Repair or Replacements	96	8,152	1.2%	0.9%	0.7%	0.8%
% of FP17s Relating to Continuations	124	8,152	1.5%	1.4%	1.2%	1.2%
% of Patients satisfied with the dentistry they have received	91	105	86.7%	93.4%	93.1%	92.8%
% of Patients satisfied with the time they had to wait for an appointment	89	105	84.8%	88.4%	88.8%	88.7%

\* This is based on patients treated on this contract for their most recent course of treatment. Figures in italics indicate the base number of FP17s or Patient Questionnaire responses are less than 100. N/A is shown where the base number of responses is less than 10 during the period. % is calculated as Quantity/Base number\*100

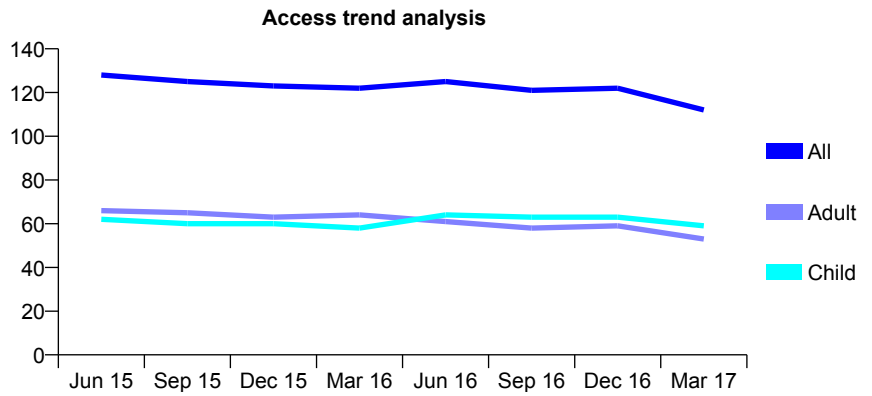
## Q66 - Vital Signs At a Glance Contract Report for 642096/0001 - March 2017

Name or company name	MR RA JENKINS
Contract type name	GDS Contract
Purpose of contract	General
Contract start date	01/04/2006
Contract end date	

16/17 Contracted general activity (UDA)	700
Carry forward general activity (UDA)	0
16/17 Contracted orthodontic activity (UOA)	0
Carry forward orthodontic activity (UOA)	0
Baseline contract value	£16,028.38

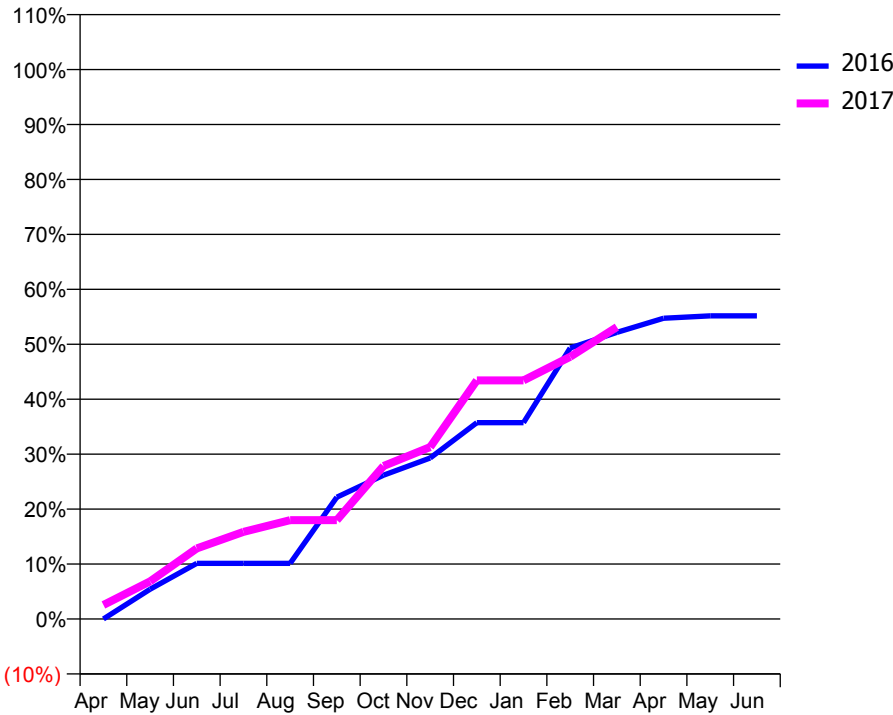
### ACCESS\*

Patients seen in 24 months	Total	Change since previous quarter
Quarter ending March 2016	122	
Quarter ending June 2016	125	↑
Quarter ending September 2016	121	↓
Quarter ending December 2016	122	→
Quarter ending March 2017	112	↓
<b>Variance since March 2016</b>	<b>(8.2%)</b>	<b>↓</b>



### ACTIVITY

Cumulative percentage of contracted UDA delivered 2016 & 2017



Month	Adjusted Scheduled Activity (UDA)	
	2016	2017
April	0	18
May	38	48
June	71	90
July	71	111
August	71	126
September	155	126
October	183	195
November	205	219
December	250	304
January	250	304
February	345	334
March	365	372
April	383	
May	386	
June	386	

### QUALITY

	Quantity	Base Number	Contract	AT	Region	England
% of FP17s for the same patient ID Re-attending within 3 months - Children	9	110	8.2%	10.5%	11.9%	12.3%
% of FP17s for the same patient ID Re-attending within 3 months - Adults	13	64	20.3%	16.0%	16.6%	16.7%
% of FP17s for the same patient ID Re-attending between 3 & 9 months - Children	76	110	69.1%	58.5%	60.2%	57.6%
% of FP17s for the same patient ID Re-attending between 3 & 9 months - Adults	47	64	73.4%	49.5%	51.5%	50.1%
% of FP17s for Band 1 Urgent Courses	0	167	0.0%	10.4%	9.5%	9.1%
% of FP17s Relating to Free Repair or Replacements	0	167	0.0%	0.9%	0.7%	0.8%
% of FP17s Relating to Continuations	0	167	0.0%	1.4%	1.2%	1.2%
% of Patients satisfied with the dentistry they have received	0	0	N/A	93.4%	93.1%	92.8%
% of Patients satisfied with the time they had to wait for an appointment	0	0	N/A	88.4%	88.8%	88.7%

\* This is based on patients treated on this contract for their most recent course of treatment. Figures in italics indicate the base number of FP17s or Patient Questionnaire responses are less than 100. N/A is shown where the base number of responses is less than 10 during the period. % is calculated as Quantity/Base number\*100

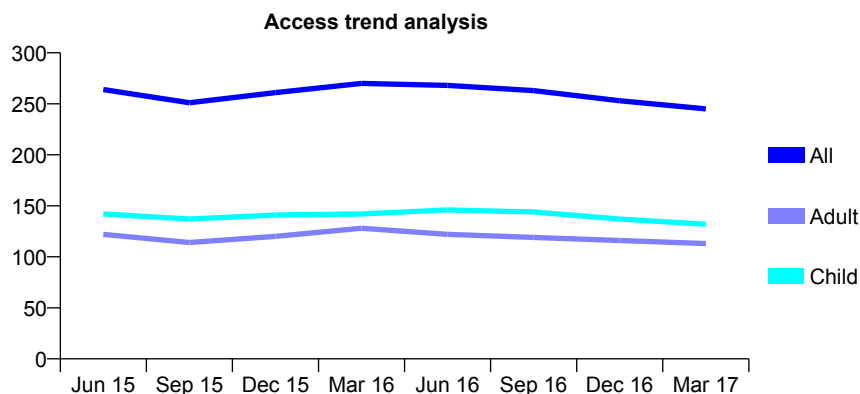
## Q66 - Vital Signs At a Glance Contract Report for 648949/0001 - March 2017

Name or company name	MR AC POWELL
Contract type name	GDS Contract
Purpose of contract	General
Contract start date	01/04/2006
Contract end date	

16/17 Contracted general activity (UDA)	800
Carry forward general activity (UDA)	0
16/17 Contracted orthodontic activity (UOA)	0
Carry forward orthodontic activity (UOA)	0
Baseline contract value	£26,413.01

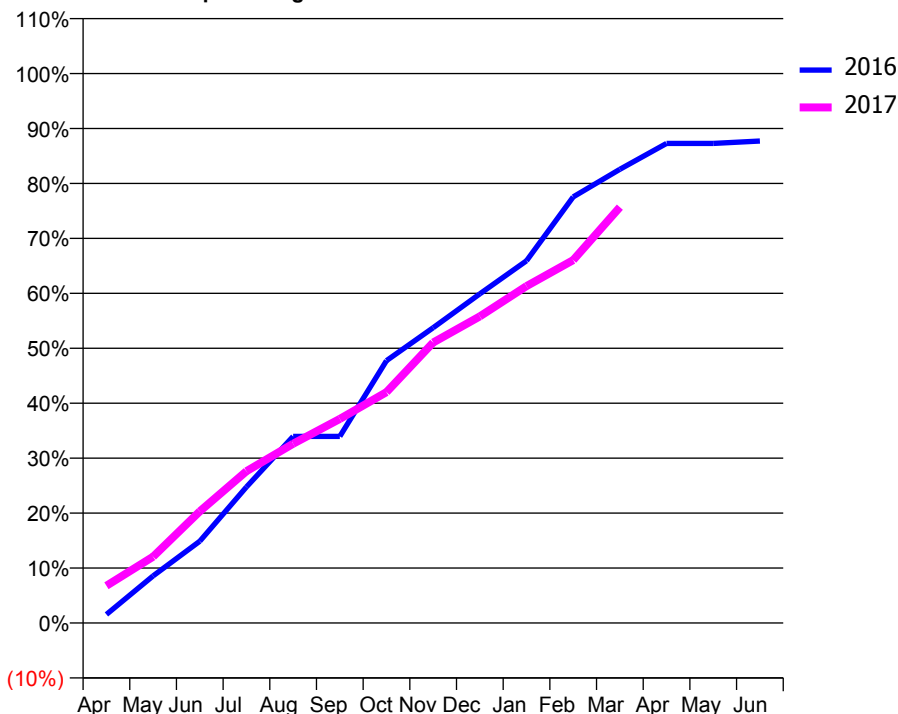
### ACCESS\*

Patients seen in 24 months	Total	Change since previous quarter
Quarter ending March 2016	270	
Quarter ending June 2016	268	→
Quarter ending September 2016	263	↓
Quarter ending December 2016	253	↓
Quarter ending March 2017	245	↓
<b>Variance since March 2016</b>	<b>(9.3%)</b>	<b>↓</b>



### ACTIVITY

Cumulative percentage of contracted UDA delivered 2016 & 2017



Month	Adjusted Scheduled Activity (UDA)	
	2016	2017
April	11	54
May	60	97
June	104	163
July	173	221
August	238	261
September	238	297
October	334	336
November	376	408
December	419	446
January	461	490
February	543	528
March	578	605
April	611	
May	611	
June	614	

### QUALITY

	Quantity	Base Number	Contract	AT	Region	England
% of FP17s for the same patient ID Re-attending within 3 months - Children	6	208	2.9%	10.5%	11.9%	12.3%
% of FP17s for the same patient ID Re-attending within 3 months - Adults	6	139	4.3%	16.0%	16.6%	16.7%
% of FP17s for the same patient ID Re-attending between 3 & 9 months - Children	131	208	63.0%	58.5%	60.2%	57.6%
% of FP17s for the same patient ID Re-attending between 3 & 9 months - Adults	103	139	74.1%	49.5%	51.5%	50.1%
% of FP17s for Band 1 Urgent Courses	7	329	2.1%	10.4%	9.5%	9.1%
% of FP17s Relating to Free Repair or Replacements	0	329	0.0%	0.9%	0.7%	0.8%
% of FP17s Relating to Continuations	0	329	0.0%	1.4%	1.2%	1.2%
% of Patients satisfied with the dentistry they have received	1	1	N/A	93.4%	93.1%	92.8%
% of Patients satisfied with the time they had to wait for an appointment	1	1	N/A	88.4%	88.8%	88.7%

\* This is based on patients treated on this contract for their most recent course of treatment. Figures in italics indicate the base number of FP17s or Patient Questionnaire responses are less than 100. N/A is shown where the base number of responses is less than 10 during the period. % is calculated as Quantity/Base number\*100

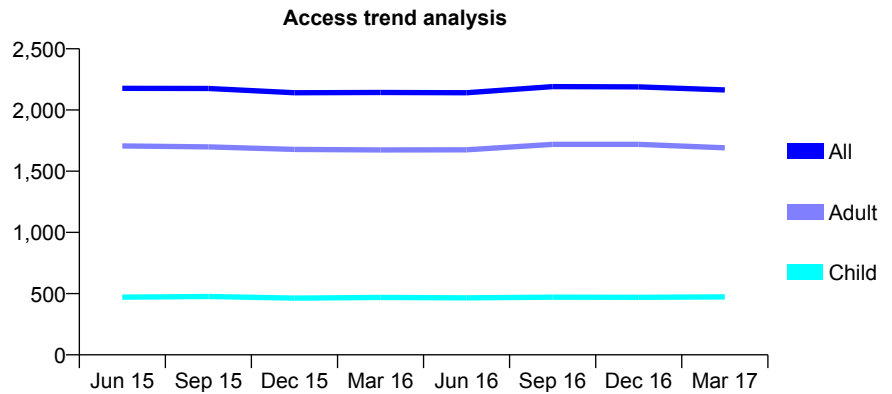
## Q66 - Vital Signs At a Glance Contract Report for 673633/0001 - March 2017

Name or company name	MR A AHMADABADI-AGHDAM
Contract type name	GDS Contract
Purpose of contract	General
Contract start date	01/04/2006
Contract end date	

16/17 Contracted general activity (UDA)	7,290
Carry forward general activity (UDA)	-24
16/17 Contracted orthodontic activity (UOA)	0
Carry forward orthodontic activity (UOA)	0
Baseline contract value	£162,479.67

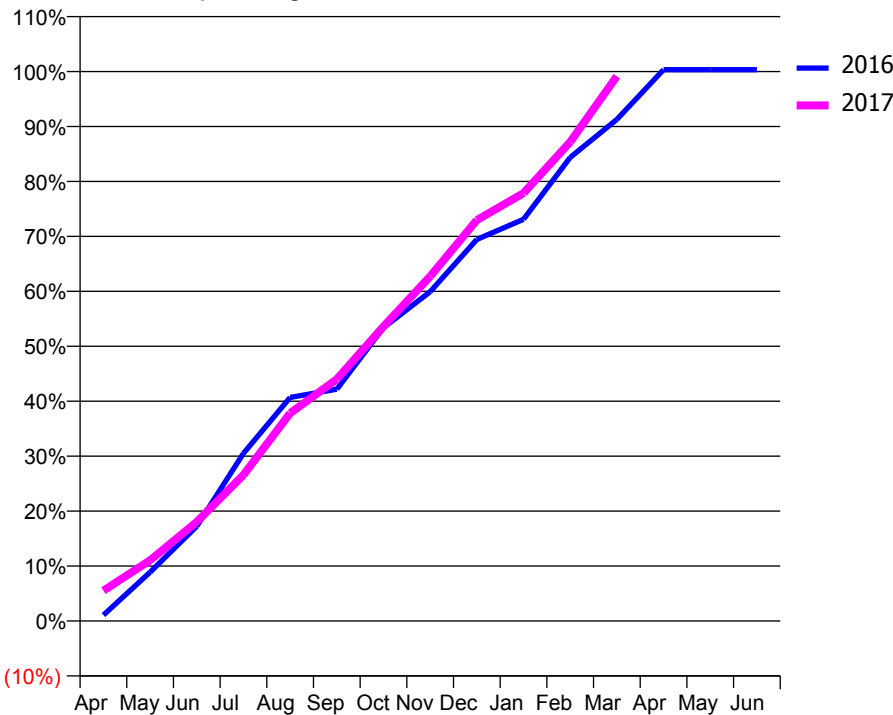
### ACCESS\*

Patients seen in 24 months	Total	Change since previous quarter
Quarter ending March 2016	2,143	
Quarter ending June 2016	2,141	→
Quarter ending September 2016	2,191	↑
Quarter ending December 2016	2,189	→
Quarter ending March 2017	2,164	↓
<b>Variance since March 2016</b>	1.0%	→



### ACTIVITY

Cumulative percentage of contracted UDA delivered 2016 & 2017



Month	Adjusted Scheduled Activity (UDA)	
	2016	2017
April	78	402
May	648	805
June	1,257	1,315
July	2,225	1,937
August	2,965	2,757
September	3,076	3,209
October	3,890	3,907
November	4,368	4,572
December	5,062	5,319
January	5,329	5,676
February	6,150	6,356
March	6,654	7,227
April	7,314	
May	7,314	
June	7,314	

### QUALITY

	Quantity	Base Number	Contract	AT	Region	England
% of FP17s for the same patient ID Re-attending within 3 months - Children	62	794	7.8%	10.5%	11.9%	12.3%
% of FP17s for the same patient ID Re-attending within 3 months - Adults	508	3,028	16.8%	16.0%	16.6%	16.7%
% of FP17s for the same patient ID Re-attending between 3 & 9 months - Children	543	794	68.4%	58.5%	60.2%	57.6%
% of FP17s for the same patient ID Re-attending between 3 & 9 months - Adults	1,829	3,028	60.4%	49.5%	51.5%	50.1%
% of FP17s for Band 1 Urgent Courses	391	3,554	11.0%	10.4%	9.5%	9.1%
% of FP17s Relating to Free Repair or Replacements	6	3,554	0.2%	0.9%	0.7%	0.8%
% of FP17s Relating to Continuations	28	3,554	0.8%	1.4%	1.2%	1.2%
% of Patients satisfied with the dentistry they have received	3	3	N/A	93.4%	93.1%	92.8%
% of Patients satisfied with the time they had to wait for an appointment	3	3	N/A	88.4%	88.8%	88.7%

\* This is based on patients treated on this contract for their most recent course of treatment. Figures in italics indicate the base number of FP17s or Patient Questionnaire responses are less than 100. N/A is shown where the base number of responses is less than 10 during the period. % is calculated as Quantity/Base number\*100

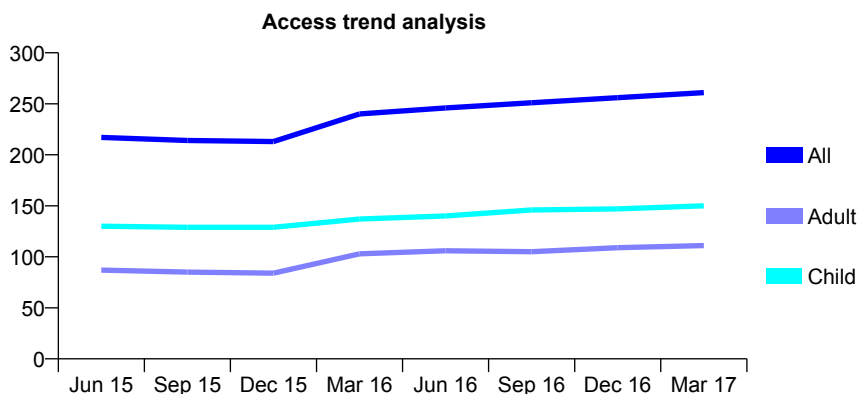
## Q66 - Vital Signs At a Glance Contract Report for 679798/0001 - March 2017

Name or company name	MISS CE SHAW
Contract type name	GDS Contract
Purpose of contract	General
Contract start date	02/04/2012
Contract end date	

16/17 Contracted general activity (UDA)	548
Carry forward general activity (UDA)	-11
16/17 Contracted orthodontic activity (UOA)	0
Carry forward orthodontic activity (UOA)	0
Baseline contract value	£12,688.63

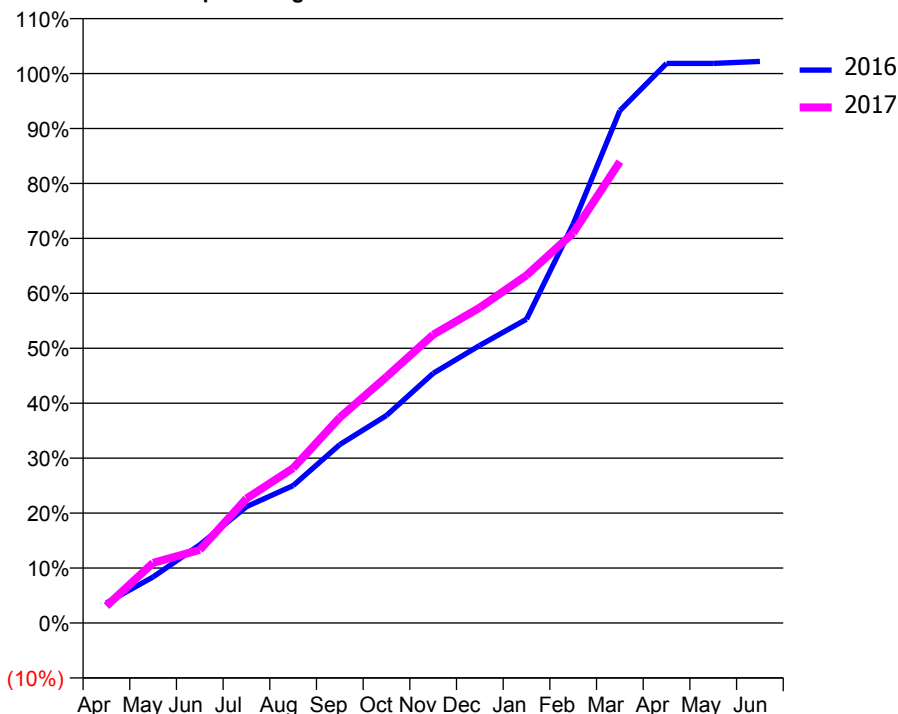
### ACCESS\*

Patients seen in 24 months	Total	Change since previous quarter
Quarter ending March 2016	240	
Quarter ending June 2016	246	↑
Quarter ending September 2016	251	↑
Quarter ending December 2016	256	→
Quarter ending March 2017	261	→
<b>Variance since March 2016</b>	<b>8.8%</b>	<b>↑</b>



### ACTIVITY

Cumulative percentage of contracted UDA delivered 2016 & 2017



Month	Adjusted Scheduled Activity (UDA)	
	2016	2017
April	20	17
May	46	60
June	78	73
July	116	124
August	137	154
September	178	205
October	207	246
November	249	288
December	277	315
January	303	347
February	398	389
March	511	460
April	558	
May	558	
June	560	

### QUALITY

	Quantity	Base Number	Contract	AT	Region	England
% of FP17s for the same patient ID Re-attending within 3 months - Children	11	241	4.6%	10.5%	11.9%	12.3%
% of FP17s for the same patient ID Re-attending within 3 months - Adults	5	85	5.9%	16.0%	16.6%	16.7%
% of FP17s for the same patient ID Re-attending between 3 & 9 months - Children	172	241	71.4%	58.5%	60.2%	57.6%
% of FP17s for the same patient ID Re-attending between 3 & 9 months - Adults	33	85	38.8%	49.5%	51.5%	50.1%
% of FP17s for Band 1 Urgent Courses	10	309	3.2%	10.4%	9.5%	9.1%
% of FP17s Relating to Free Repair or Replacements	2	309	0.6%	0.9%	0.7%	0.8%
% of FP17s Relating to Continuations	0	309	0.0%	1.4%	1.2%	1.2%
% of Patients satisfied with the dentistry they have received	0	0	N/A	93.4%	93.1%	92.8%
% of Patients satisfied with the time they had to wait for an appointment	0	0	N/A	88.4%	88.8%	88.7%

\* This is based on patients treated on this contract for their most recent course of treatment. Figures in italics indicate the base number of FP17s or Patient Questionnaire responses are less than 100. N/A is shown where the base number of responses is less than 10 during the period. % is calculated as Quantity/Base number\*100



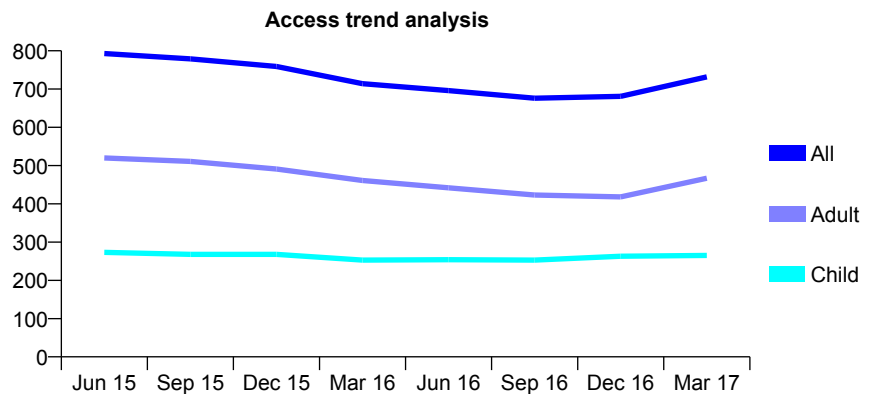
## Q66 - Vital Signs At a Glance Contract Report for 680451/0001 - March 2017

Name or company name	MR CB MCCONNELL
Contract type name	GDS Contract
Purpose of contract	General
Contract start date	01/09/2007
Contract end date	

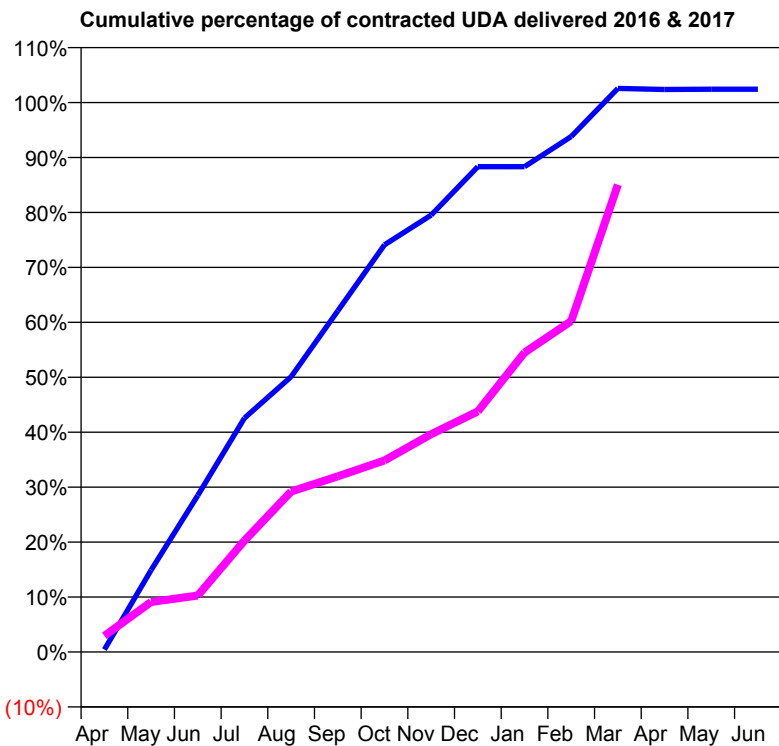
16/17 Contracted general activity (UDA)	3,134
Carry forward general activity (UDA)	-40
16/17 Contracted orthodontic activity (UOA)	0
Carry forward orthodontic activity (UOA)	0
Baseline contract value	£69,950.24

### ACCESS\*

Patients seen in 24 months	Total	Change since previous quarter
Quarter ending March 2016	714	
Quarter ending June 2016	696	↓
Quarter ending September 2016	676	↓
Quarter ending December 2016	681	→
Quarter ending March 2017	732	↑
<b>Variance since March 2016</b>	<b>2.5%</b>	<b>↑</b>



### ACTIVITY



Month	Adjusted Scheduled Activity (UDA)	
	2016	2017
April	9	92
May	298	286
June	570	322
July	851	636
August	1,002	915
September	1,242	1,002
October	1,482	1,093
November	1,590	1,242
December	1,766	1,372
January	1,766	1,707
February	1,876	1,887
March	2,051	2,665
April	2,048	
May	2,049	
June	2,049	

### QUALITY

	Quantity	Base Number	Contract	AT	Region	England
% of FP17s for the same patient ID Re-attending within 3 months - Children	33	407	8.1%	10.5%	11.9%	12.3%
% of FP17s for the same patient ID Re-attending within 3 months - Adults	119	599	19.9%	16.0%	16.6%	16.7%
% of FP17s for the same patient ID Re-attending between 3 & 9 months - Children	208	407	51.1%	58.5%	60.2%	57.6%
% of FP17s for the same patient ID Re-attending between 3 & 9 months - Adults	216	599	36.1%	49.5%	51.5%	50.1%
% of FP17s for Band 1 Urgent Courses	61	1,001	6.1%	10.4%	9.5%	9.1%
% of FP17s Relating to Free Repair or Replacements	24	1,001	2.4%	0.9%	0.7%	0.8%
% of FP17s Relating to Continuations	8	1,001	0.8%	1.4%	1.2%	1.2%
% of Patients satisfied with the dentistry they have received	3	3	N/A	93.4%	93.1%	92.8%
% of Patients satisfied with the time they had to wait for an appointment	2	3	N/A	88.4%	88.8%	88.7%

\* This is based on patients treated on this contract for their most recent course of treatment. Figures in italics indicate the base number of FP17s or Patient Questionnaire responses are less than 100. N/A is shown where the base number of responses is less than 10 during the period. % is calculated as Quantity/Base number\*100

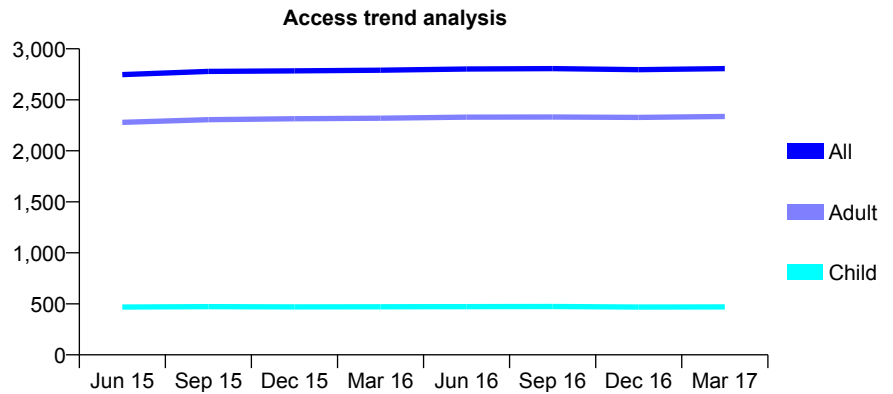
## Q66 - Vital Signs At a Glance Contract Report for 686530/0001 - March 2017

Name or company name	MR GS ABDOLL
Contract type name	GDS Contract
Purpose of contract	General
Contract start date	01/04/2006
Contract end date	

16/17 Contracted general activity (UDA)	7,400
Carry forward general activity (UDA)	24
16/17 Contracted orthodontic activity (UOA)	0
Carry forward orthodontic activity (UOA)	0
Baseline contract value	£211,472.80

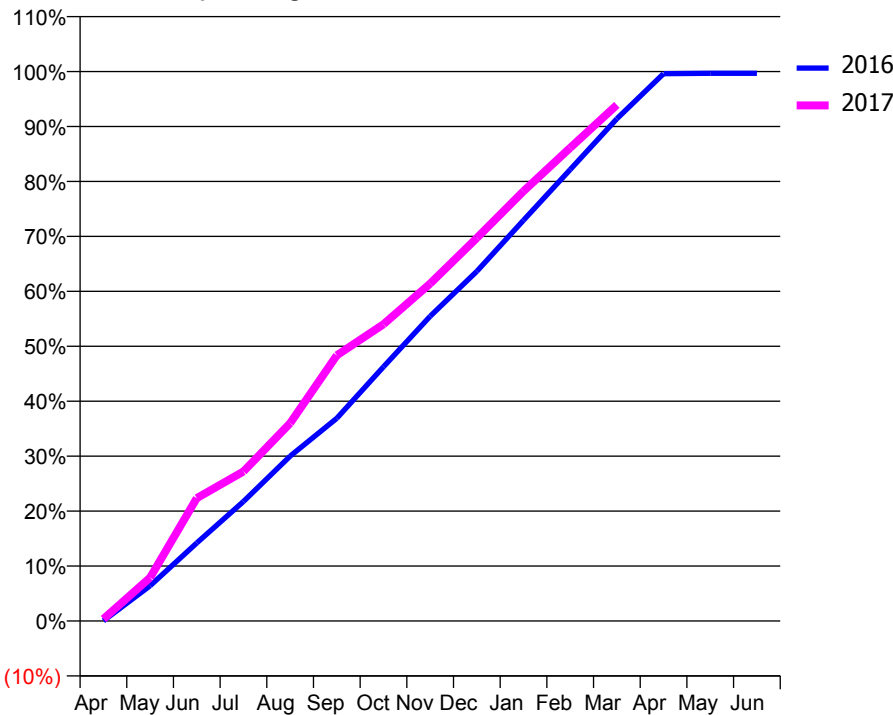
### ACCESS\*

Patients seen in 24 months	Total	Change since previous quarter
Quarter ending March 2016	2,790	
Quarter ending June 2016	2,802	→
Quarter ending September 2016	2,806	→
Quarter ending December 2016	2,795	→
Quarter ending March 2017	2,806	→
<b>Variance since March 2016</b>	<b>0.6%</b>	<b>→</b>



### ACTIVITY

Cumulative percentage of contracted UDA delivered 2016 & 2017



Month	Adjusted Scheduled Activity (UDA)	
	2016	2017
April	2	28
May	475	584
June	1,052	1,654
July	1,610	2,015
August	2,220	2,664
September	2,730	3,579
October	3,423	3,997
November	4,104	4,544
December	4,710	5,159
January	5,397	5,789
February	6,080	6,372
March	6,763	6,951
April	7,370	
May	7,376	
June	7,376	

### QUALITY

	Quantity	Base Number	Contract	AT	Region	England
% of FP17s for the same patient ID Re-attending within 3 months - Children	24	534	4.5%	10.5%	11.9%	12.3%
% of FP17s for the same patient ID Re-attending within 3 months - Adults	664	3,676	18.1%	16.0%	16.6%	16.7%
% of FP17s for the same patient ID Re-attending between 3 & 9 months - Children	96	534	18.0%	58.5%	60.2%	57.6%
% of FP17s for the same patient ID Re-attending between 3 & 9 months - Adults	1,766	3,676	48.0%	49.5%	51.5%	50.1%
% of FP17s for Band 1 Urgent Courses	373	3,876	9.6%	10.4%	9.5%	9.1%
% of FP17s Relating to Free Repair or Replacements	26	3,876	0.7%	0.9%	0.7%	0.8%
% of FP17s Relating to Continuations	44	3,876	1.1%	1.4%	1.2%	1.2%
% of Patients satisfied with the dentistry they have received	7	7	N/A	93.4%	93.1%	92.8%
% of Patients satisfied with the time they had to wait for an appointment	7	7	N/A	88.4%	88.8%	88.7%

\* This is based on patients treated on this contract for their most recent course of treatment. Figures in italics indicate the base number of FP17s or Patient Questionnaire responses are less than 100. N/A is shown where the base number of responses is less than 10 during the period. % is calculated as Quantity/Base number\*100

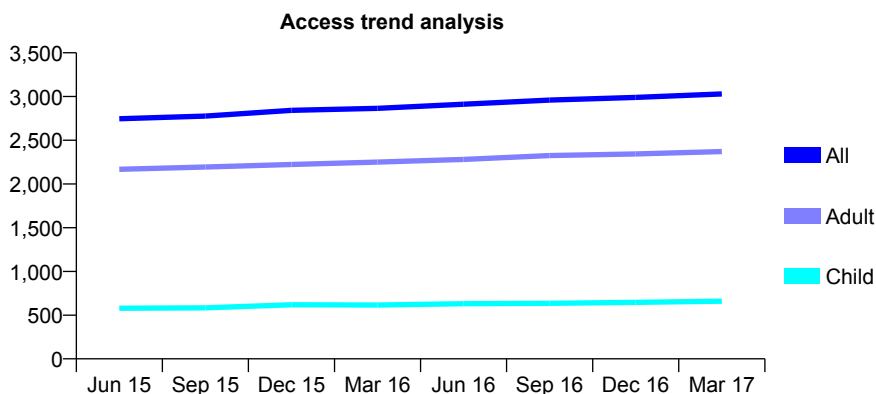
## Q66 - Vital Signs At a Glance Contract Report for 686530/0002 - March 2017

Name or company name	MR GS ABDOLL
Contract type name	GDS Contract
Purpose of contract	General
Contract start date	01/04/2009
Contract end date	

16/17 Contracted general activity (UDA)	7,280
Carry forward general activity (UDA)	-5
16/17 Contracted orthodontic activity (UOA)	0
Carry forward orthodontic activity (UOA)	0
Baseline contract value	£195,603.16

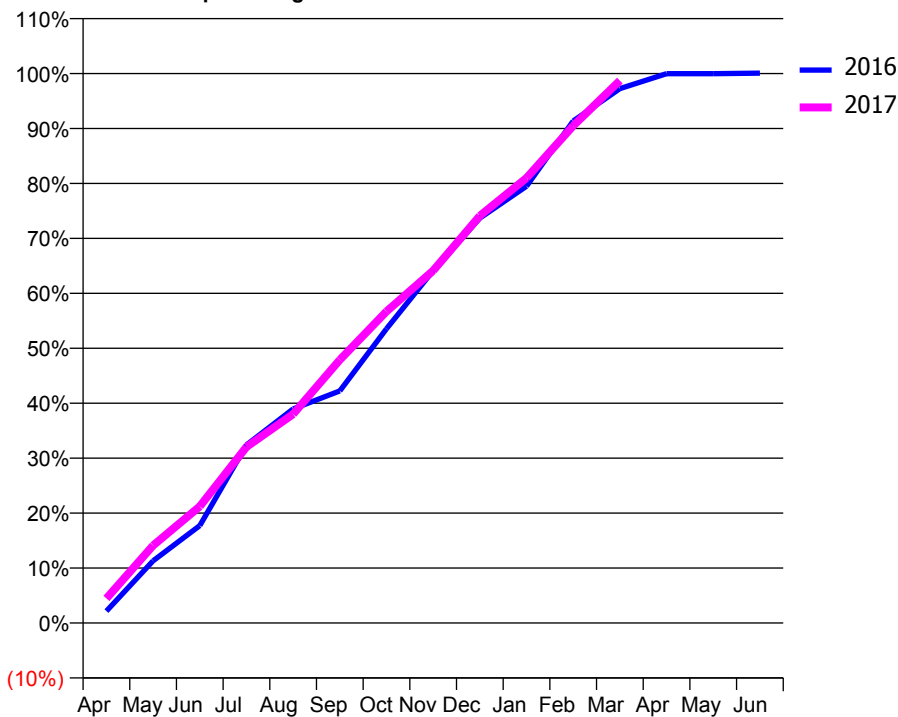
### ACCESS\*

Patients seen in 24 months	Total	Change since previous quarter
Quarter ending March 2016	2,865	
Quarter ending June 2016	2,912	→
Quarter ending September 2016	2,960	→
Quarter ending December 2016	2,990	→
Quarter ending March 2017	3,030	→
<b>Variance since March 2016</b>	<b>5.8%</b>	<b>↑</b>



### ACTIVITY

Cumulative percentage of contracted UDA delivered 2016 & 2017



Month	Adjusted Scheduled Activity (UDA)	
	2016	2017
April	159	326
May	825	1,027
June	1,290	1,546
July	2,359	2,333
August	2,836	2,768
September	3,076	3,486
October	3,898	4,128
November	4,668	4,668
December	5,365	5,395
January	5,786	5,896
February	6,650	6,587
March	7,080	7,186
April	7,277	
May	7,278	
June	7,285	

### QUALITY

	Quantity	Base Number	Contract	AT	Region	England
% of FP17s for the same patient ID Re-attending within 3 months - Children	90	1,132	8.0%	10.5%	11.9%	12.3%
% of FP17s for the same patient ID Re-attending within 3 months - Adults	531	3,423	15.5%	16.0%	16.6%	16.7%
% of FP17s for the same patient ID Re-attending between 3 & 9 months - Children	790	1,132	69.8%	58.5%	60.2%	57.6%
% of FP17s for the same patient ID Re-attending between 3 & 9 months - Adults	1,522	3,423	44.5%	49.5%	51.5%	50.1%
% of FP17s for Band 1 Urgent Courses	374	4,436	8.4%	10.4%	9.5%	9.1%
% of FP17s Relating to Free Repair or Replacements	21	4,436	0.5%	0.9%	0.7%	0.8%
% of FP17s Relating to Continuations	61	4,436	1.4%	1.4%	1.2%	1.2%
% of Patients satisfied with the dentistry they have received	9	9	N/A	93.4%	93.1%	92.8%
% of Patients satisfied with the time they had to wait for an appointment	9	9	N/A	88.4%	88.8%	88.7%

\* This is based on patients treated on this contract for their most recent course of treatment. Figures in italics indicate the base number of FP17s or Patient Questionnaire responses are less than 100. N/A is shown where the base number of responses is less than 10 during the period. % is calculated as Quantity/Base number\*100

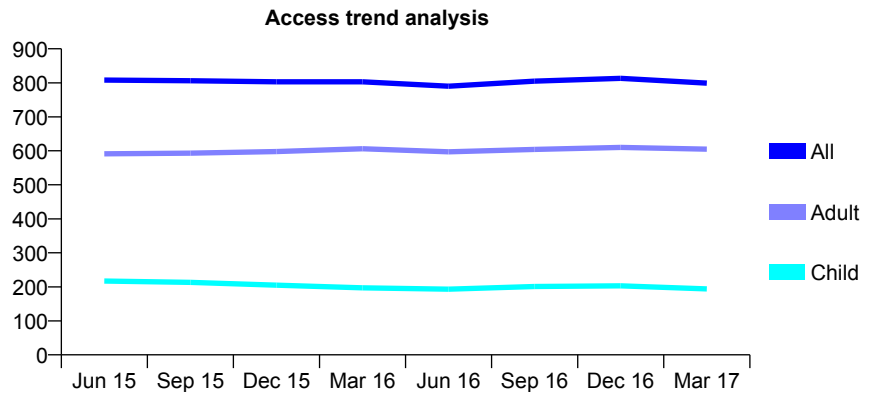
## Q66 - Vital Signs At a Glance Contract Report for 688401/0001 - March 2017

Name or company name	MR C SILCOX
Contract type name	GDS Contract
Purpose of contract	General
Contract start date	01/04/2006
Contract end date	

16/17 Contracted general activity (UDA)	2,500
Carry forward general activity (UDA)	0
16/17 Contracted orthodontic activity (UOA)	0
Carry forward orthodontic activity (UOA)	0
Baseline contract value	£58,169.98

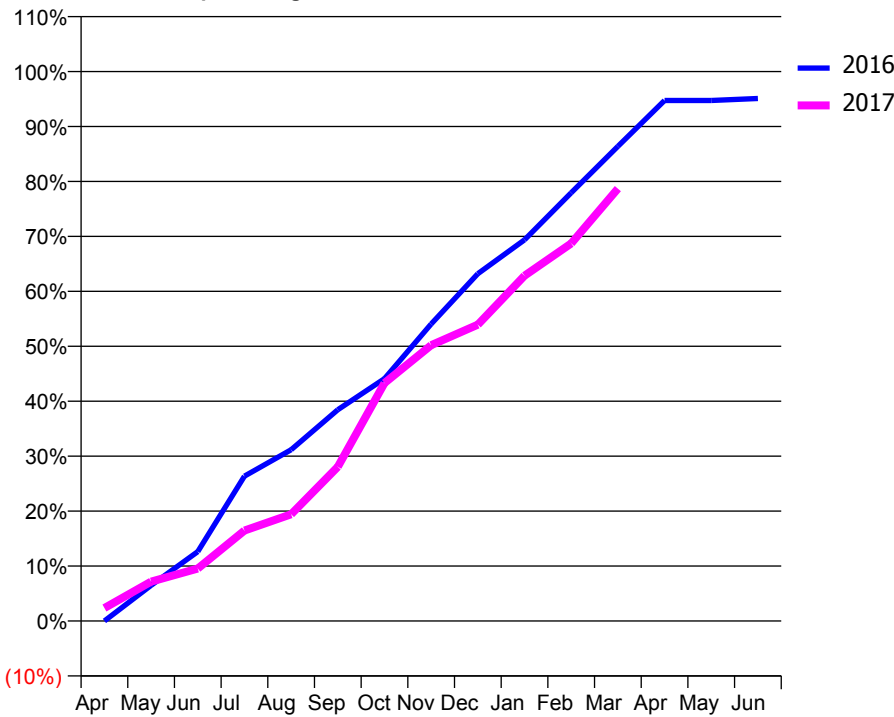
### ACCESS\*

Patients seen in 24 months	Total	Change since previous quarter
Quarter ending March 2016	803	
Quarter ending June 2016	790	↓
Quarter ending September 2016	805	→
Quarter ending December 2016	813	→
Quarter ending March 2017	799	↓
<b>Variance since March 2016</b>	<b>(0.5%)</b>	→



### ACTIVITY

Cumulative percentage of contracted UDA delivered 2016 & 2017



Month	Adjusted Scheduled Activity (UDA)	
	2016	2017
April	0	59
May	162	179
June	316	239
July	659	412
August	779	486
September	961	702
October	1,103	1,082
November	1,351	1,255
December	1,580	1,348
January	1,734	1,571
February	1,949	1,718
March	2,160	1,967
April	2,368	
May	2,368	
June	2,377	

### QUALITY

	Quantity	Base Number	Contract	AT	Region	England
% of FP17s for the same patient ID Re-attending within 3 months - Children	19	335	5.7%	10.5%	11.9%	12.3%
% of FP17s for the same patient ID Re-attending within 3 months - Adults	143	970	14.7%	16.0%	16.6%	16.7%
% of FP17s for the same patient ID Re-attending between 3 & 9 months - Children	210	335	62.7%	58.5%	60.2%	57.6%
% of FP17s for the same patient ID Re-attending between 3 & 9 months - Adults	607	970	62.6%	49.5%	51.5%	50.1%
% of FP17s for Band 1 Urgent Courses	36	1,190	3.0%	10.4%	9.5%	9.1%
% of FP17s Relating to Free Repair or Replacements	4	1,190	0.3%	0.9%	0.7%	0.8%
% of FP17s Relating to Continuations	14	1,190	1.2%	1.4%	1.2%	1.2%
% of Patients satisfied with the dentistry they have received	3	3	N/A	93.4%	93.1%	92.8%
% of Patients satisfied with the time they had to wait for an appointment	3	3	N/A	88.4%	88.8%	88.7%

\* This is based on patients treated on this contract for their most recent course of treatment. Figures in italics indicate the base number of FP17s or Patient Questionnaire responses are less than 100. N/A is shown where the base number of responses is less than 10 during the period. % is calculated as Quantity/Base number\*100

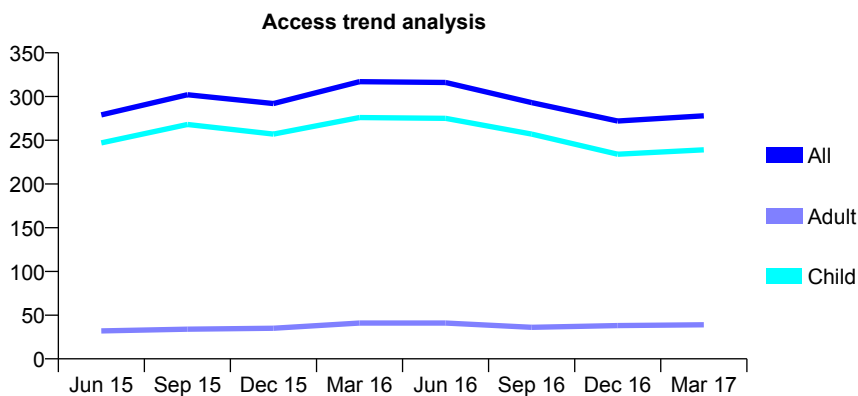
## Q66 - Vital Signs At a Glance Contract Report for 689637/0002 - March 2017

Name or company name	MR EJ GRAVES
Contract type name	GDS Contract
Purpose of contract	General
Contract start date	01/01/2008
Contract end date	

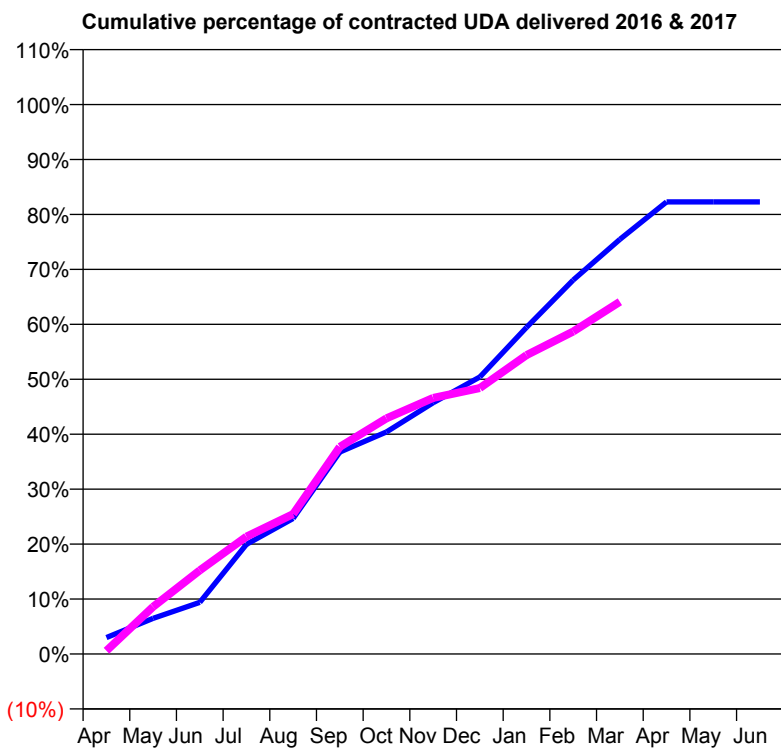
16/17 Contracted general activity (UDA)	1,000
Carry forward general activity (UDA)	0
16/17 Contracted orthodontic activity (UOA)	0
Carry forward orthodontic activity (UOA)	0
Baseline contract value	£20,048.64

### ACCESS\*

Patients seen in 24 months	Total	Change since previous quarter
Quarter ending March 2016	317	
Quarter ending June 2016	316	→
Quarter ending September 2016	293	↓
Quarter ending December 2016	272	↓
Quarter ending March 2017	278	↑
<b>Variance since March 2016</b>	<b>(12.3%)</b>	<b>↓</b>



### ACTIVITY



Month	Adjusted Scheduled Activity (UDA)	
	2016	2017
April	30	6
May	65	86
June	94	152
July	200	214
August	247	255
September	368	377
October	404	429
November	457	466
December	504	484
January	594	544
February	681	587
March	755	641
April	823	
May	823	
June	823	

### QUALITY

	Quantity	Base Number	Contract	AT	Region	England
% of FP17s for the same patient ID Re-attending within 3 months - Children	10	401	2.5%	10.5%	11.9%	12.3%
% of FP17s for the same patient ID Re-attending within 3 months - Adults	2	21	9.5%	16.0%	16.6%	16.7%
% of FP17s for the same patient ID Re-attending between 3 & 9 months - Children	225	401	56.1%	58.5%	60.2%	57.6%
% of FP17s for the same patient ID Re-attending between 3 & 9 months - Adults	15	21	71.4%	49.5%	51.5%	50.1%
% of FP17s for Band 1 Urgent Courses	5	370	1.4%	10.4%	9.5%	9.1%
% of FP17s Relating to Free Repair or Replacements	0	370	0.0%	0.9%	0.7%	0.8%
% of FP17s Relating to Continuations	1	370	0.3%	1.4%	1.2%	1.2%
% of Patients satisfied with the dentistry they have received	0	0	N/A	93.4%	93.1%	92.8%
% of Patients satisfied with the time they had to wait for an appointment	0	0	N/A	88.4%	88.8%	88.7%

\* This is based on patients treated on this contract for their most recent course of treatment. Figures in italics indicate the base number of FP17s or Patient Questionnaire responses are less than 100. N/A is shown where the base number of responses is less than 10 during the period. % is calculated as Quantity/Base number\*100

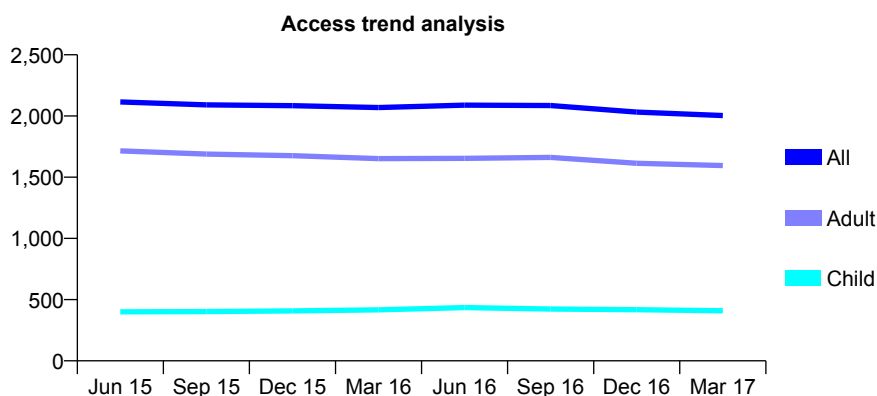
## Q66 - Vital Signs At a Glance Contract Report for 692220/0001 - March 2017

Name or company name	Tregenna Hill Dental Surgery Partnership
Contract type name	GDS Contract
Purpose of contract	General
Contract start date	01/08/2006
Contract end date	

16/17 Contracted general activity (UDA)	7,500
Carry forward general activity (UDA)	0
16/17 Contracted orthodontic activity (UOA)	0
Carry forward orthodontic activity (UOA)	0
Baseline contract value	£167,639.39

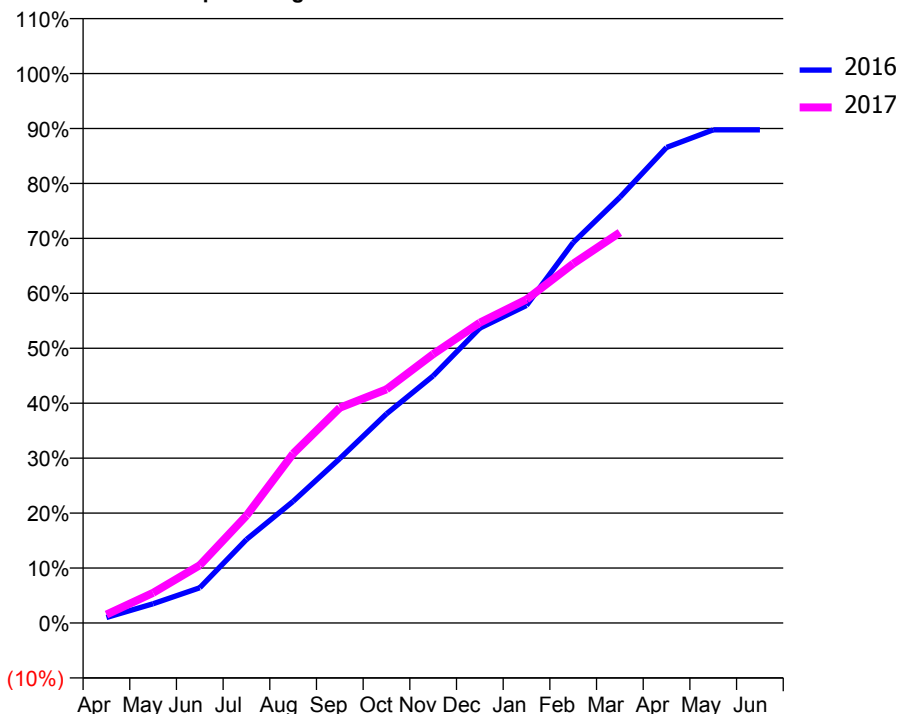
### ACCESS\*

Patients seen in 24 months	Total	Change since previous quarter
Quarter ending March 2016	2,069	
Quarter ending June 2016	2,089	→
Quarter ending September 2016	2,085	→
Quarter ending December 2016	2,032	↓
Quarter ending March 2017	2,004	↓
<b>Variance since March 2016</b>	<b>(3.1%)</b>	<b>↓</b>



### ACTIVITY

Cumulative percentage of contracted UDA delivered 2016 & 2017



Month	Adjusted Scheduled Activity (UDA)	
	2016	2017
April	75	115
May	264	413
June	482	789
July	1,141	1,467
August	1,661	2,313
September	2,245	2,938
October	2,855	3,190
November	3,373	3,670
December	4,025	4,099
January	4,334	4,416
February	5,194	4,904
March	5,810	5,331
April	6,492	
May	6,731	
June	6,731	

### QUALITY

	Quantity	Base Number	Contract	AT	Region	England
% of FP17s for the same patient ID Re-attending within 3 months - Children	42	453	9.3%	10.5%	11.9%	12.3%
% of FP17s for the same patient ID Re-attending within 3 months - Adults	294	1,803	16.3%	16.0%	16.6%	16.7%
% of FP17s for the same patient ID Re-attending between 3 & 9 months - Children	127	453	28.0%	58.5%	60.2%	57.6%
% of FP17s for the same patient ID Re-attending between 3 & 9 months - Adults	514	1,803	28.5%	49.5%	51.5%	50.1%
% of FP17s for Band 1 Urgent Courses	218	2,073	10.5%	10.4%	9.5%	9.1%
% of FP17s Relating to Free Repair or Replacements	105	2,073	5.1%	0.9%	0.7%	0.8%
% of FP17s Relating to Continuations	51	2,073	2.5%	1.4%	1.2%	1.2%
% of Patients satisfied with the dentistry they have received	3	5	N/A	93.4%	93.1%	92.8%
% of Patients satisfied with the time they had to wait for an appointment	4	5	N/A	88.4%	88.8%	88.7%

\* This is based on patients treated on this contract for their most recent course of treatment. Figures in italics indicate the base number of FP17s or Patient Questionnaire responses are less than 100. N/A is shown where the base number of responses is less than 10 during the period. % is calculated as Quantity/Base number\*100

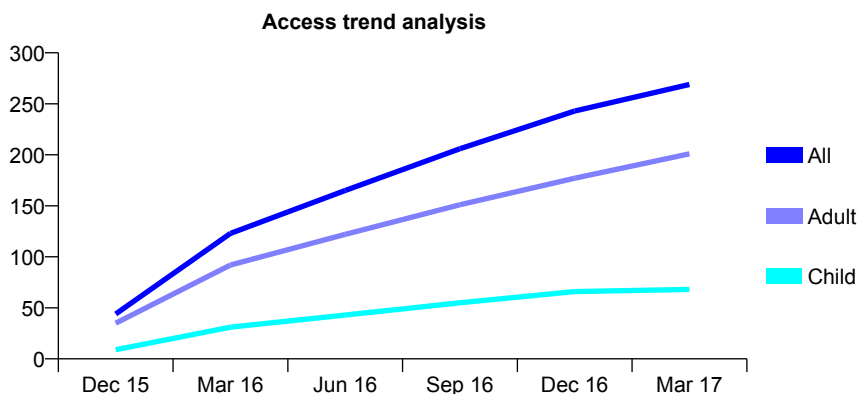
## Q66 - Vital Signs At a Glance Contract Report for 712671/0001 - March 2017

Name or company name	MR G NAGY
Contract type name	GDS Contract
Purpose of contract	General
Contract start date	01/11/2015
Contract end date	

16/17 Contracted general activity (UDA)	915
Carry forward general activity (UDA)	0
16/17 Contracted orthodontic activity (UOA)	0
Carry forward orthodontic activity (UOA)	0
Baseline contract value	£38,906.38

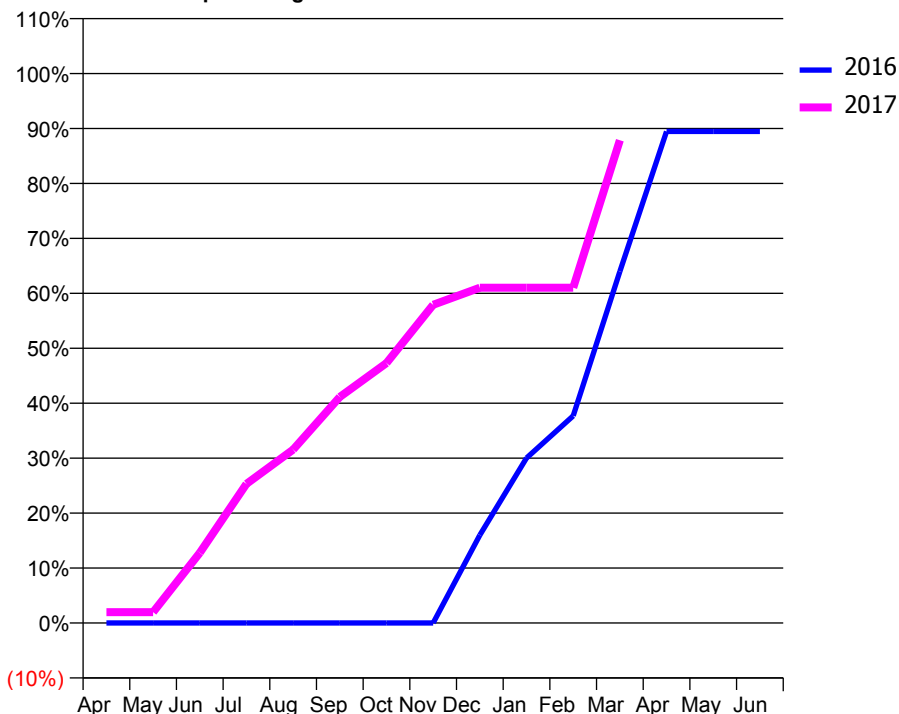
### ACCESS\*

Patients seen in 24 months	Total	Change since previous quarter
Quarter ending March 2016	123	
Quarter ending June 2016	165	↑
Quarter ending September 2016	206	↑
Quarter ending December 2016	243	↑
Quarter ending March 2017	269	↑
<b>Variance since March 2016</b>	<b>118.7%</b>	<b>↑</b>



### ACTIVITY

Cumulative percentage of contracted UDA delivered 2016 & 2017



Month	Adjusted Scheduled Activity (UDA)	
	2016	2017
April	0	18
May	0	18
June	0	117
July	0	232
August	0	289
September	0	376
October	0	433
November	0	530
December	61	558
January	114	558
February	144	558
March	244	804
April	341	
May	341	
June	341	

### QUALITY

	Quantity	Base Number	Contract	AT	Region	England
% of FP17s for the same patient ID Re-attending within 3 months - Children	3	93	3.2%	10.5%	11.9%	12.3%
% of FP17s for the same patient ID Re-attending within 3 months - Adults	32	271	11.8%	16.0%	16.6%	16.7%
% of FP17s for the same patient ID Re-attending between 3 & 9 months - Children	37	93	39.8%	58.5%	60.2%	57.6%
% of FP17s for the same patient ID Re-attending between 3 & 9 months - Adults	98	271	36.2%	49.5%	51.5%	50.1%
% of FP17s for Band 1 Urgent Courses	14	328	4.3%	10.4%	9.5%	9.1%
% of FP17s Relating to Free Repair or Replacements	4	328	1.2%	0.9%	0.7%	0.8%
% of FP17s Relating to Continuations	2	328	0.6%	1.4%	1.2%	1.2%
% of Patients satisfied with the dentistry they have received	6	7	N/A	93.4%	93.1%	92.8%
% of Patients satisfied with the time they had to wait for an appointment	7	7	N/A	88.4%	88.8%	88.7%

\* This is based on patients treated on this contract for their most recent course of treatment. Figures in italics indicate the base number of FP17s or Patient Questionnaire responses are less than 100. N/A is shown where the base number of responses is less than 10 during the period. % is calculated as Quantity/Base number\*100

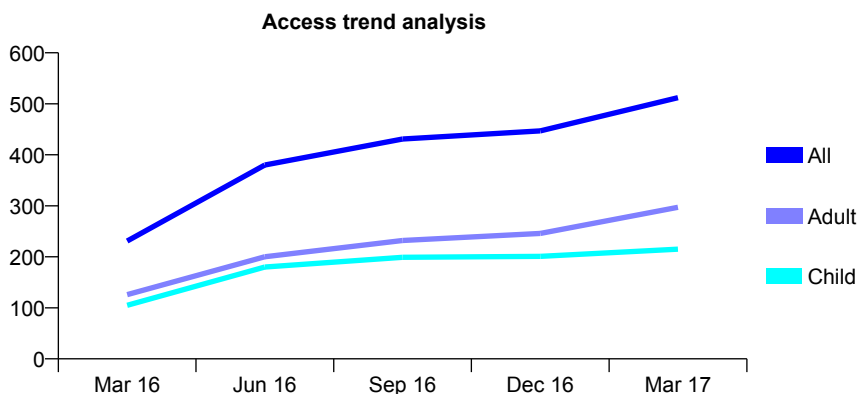
## Q66 - Vital Signs At a Glance Contract Report for 723274/0002 - March 2017

Name or company name	MR JN PRESTON
Contract type name	GDS Contract
Purpose of contract	General
Contract start date	01/12/2015
Contract end date	

16/17 Contracted general activity (UDA)	1,560
Carry forward general activity (UDA)	-9
16/17 Contracted orthodontic activity (UOA)	0
Carry forward orthodontic activity (UOA)	0
Baseline contract value	£41,606.47

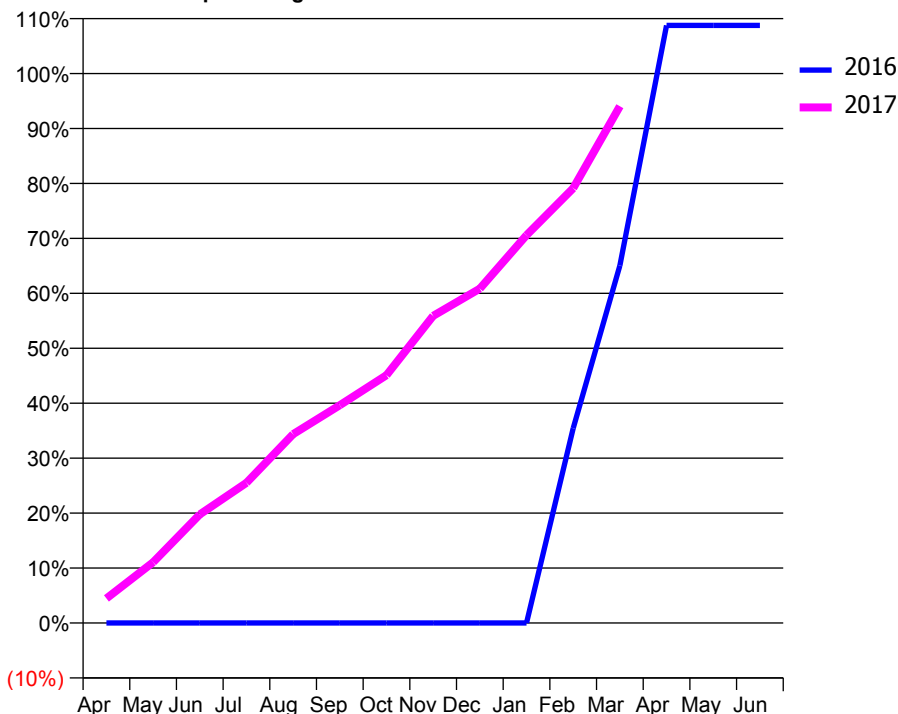
### ACCESS\*

Patients seen in 24 months	Total	Change since previous quarter
Quarter ending March 2016	231	
Quarter ending June 2016	380	↑
Quarter ending September 2016	431	↑
Quarter ending December 2016	447	↑
Quarter ending March 2017	512	↑
<b>Variance since March 2016</b>	<b>121.6%</b>	<b>↑</b>



### ACTIVITY

**Cumulative percentage of contracted UDA delivered 2016 & 2017**



**Adjusted Scheduled Activity (UDA)**

Month	2016	2017
April	0	70
May	0	172
June	0	308
July	0	398
August	0	536
September	0	618
October	0	704
November	0	872
December	0	949
January	0	1,101
February	177	1,234
March	325	1,467
April	544	
May	544	
June	544	

### QUALITY

	Quantity	Base Number	Contract	AT	Region	England
% of FP17s for the same patient ID Re-attending within 3 months - Children	16	416	3.8%	10.5%	11.9%	12.3%
% of FP17s for the same patient ID Re-attending within 3 months - Adults	13	396	3.3%	16.0%	16.6%	16.7%
% of FP17s for the same patient ID Re-attending between 3 & 9 months - Children	190	416	45.7%	58.5%	60.2%	57.6%
% of FP17s for the same patient ID Re-attending between 3 & 9 months - Adults	160	396	40.4%	49.5%	51.5%	50.1%
% of FP17s for Band 1 Urgent Courses	15	701	2.1%	10.4%	9.5%	9.1%
% of FP17s Relating to Free Repair or Replacements	0	701	0.0%	0.9%	0.7%	0.8%
% of FP17s Relating to Continuations	1	701	0.1%	1.4%	1.2%	1.2%
% of Patients satisfied with the dentistry they have received	1	1	N/A	93.4%	93.1%	92.8%
% of Patients satisfied with the time they had to wait for an appointment	1	1	N/A	88.4%	88.8%	88.7%

\* This is based on patients treated on this contract for their most recent course of treatment. Figures in italics indicate the base number of FP17s or Patient Questionnaire responses are less than 100. N/A is shown where the base number of responses is less than 10 during the period. % is calculated as Quantity/Base number\*100



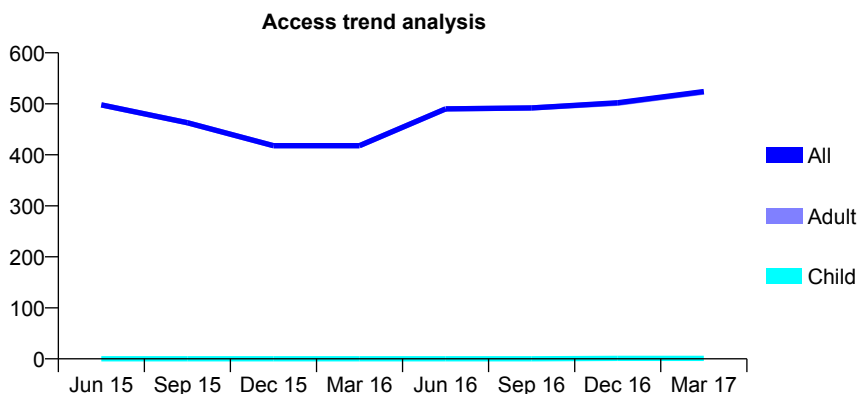
## Q66 - Vital Signs At a Glance Contract Report for 723894/0001 - March 2017

Name or company name	MR DG LAMOND
Contract type name	PDS Contract
Purpose of contract	General
Contract start date	01/04/2006
Contract end date	31/03/2019

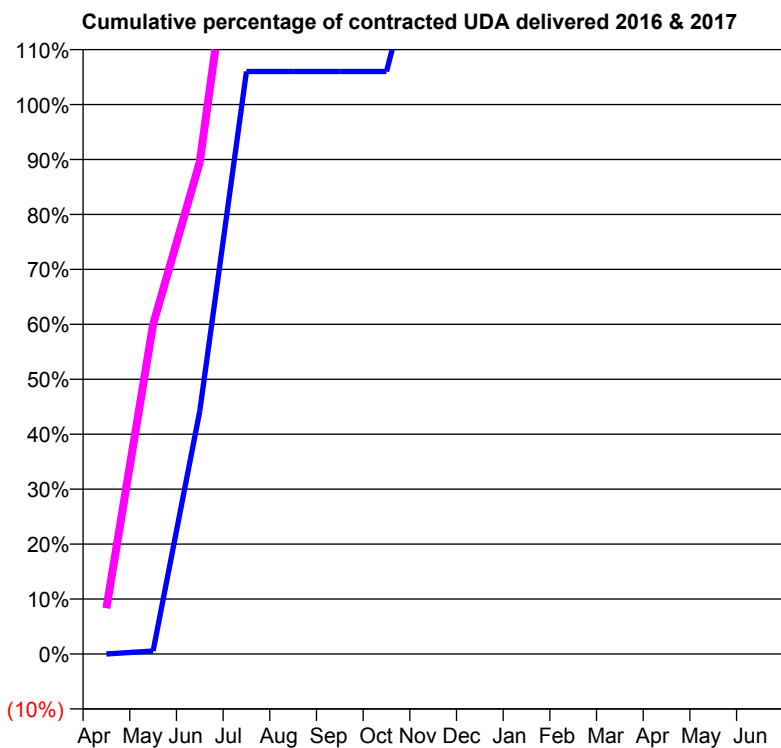
16/17 Contracted general activity (UDA)	180
Carry forward general activity (UDA)	0
16/17 Contracted orthodontic activity (UOA)	0
Carry forward orthodontic activity (UOA)	0
Baseline contract value	£126,284.88

### ACCESS\*

Patients seen in 24 months	Total	Change since previous quarter
Quarter ending March 2016	418	
Quarter ending June 2016	490	↑
Quarter ending September 2016	492	→
Quarter ending December 2016	502	↑
Quarter ending March 2017	524	↑
<b>Variance since March 2016</b>	<b>25.4%</b>	<b>↑</b>



### ACTIVITY



Month	Adjusted Scheduled Activity (UDA)	
	2016	2017
April	0	15
May	1	108
June	80	161
July	191	272
August	191	344
September	191	369
October	191	454
November	249	490
December	249	680
January	249	844
February	337	940
March	356	1,113
April	434	
May	505	
June	507	

### QUALITY

	Quantity	Base Number	Contract	AT	Region	England
% of FP17s for the same patient ID Re-attending within 3 months - Children	0	1	0.0%	10.5%	11.9%	12.3%
% of FP17s for the same patient ID Re-attending within 3 months - Adults	36	572	6.3%	16.0%	16.6%	16.7%
% of FP17s for the same patient ID Re-attending between 3 & 9 months - Children	0	1	0.0%	58.5%	60.2%	57.6%
% of FP17s for the same patient ID Re-attending between 3 & 9 months - Adults	73	572	12.8%	49.5%	51.5%	50.1%
% of FP17s for Band 1 Urgent Courses	9	418	2.2%	10.4%	9.5%	9.1%
% of FP17s Relating to Free Repair or Replacements	2	418	0.5%	0.9%	0.7%	0.8%
% of FP17s Relating to Continuations	10	418	2.4%	1.4%	1.2%	1.2%
% of Patients satisfied with the dentistry they have received	1	3	N/A	93.4%	93.1%	92.8%
% of Patients satisfied with the time they had to wait for an appointment	2	3	N/A	88.4%	88.8%	88.7%

\* This is based on patients treated on this contract for their most recent course of treatment. Figures in italics indicate the base number of FP17s or Patient Questionnaire responses are less than 100. N/A is shown where the base number of responses is less than 10 during the period. % is calculated as Quantity/Base number\*100

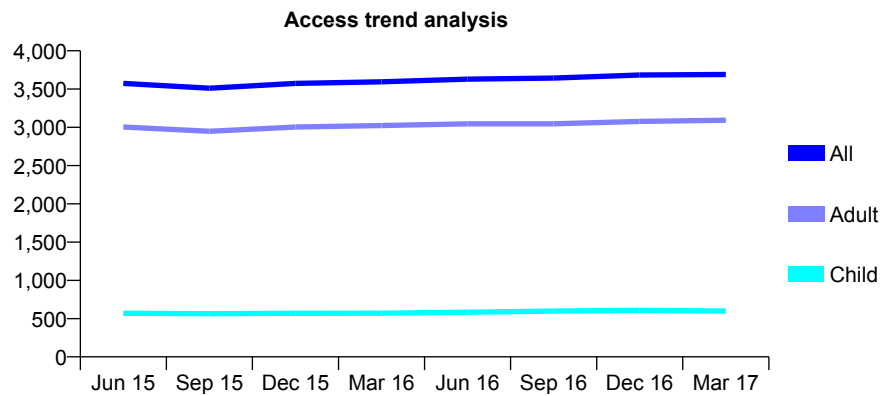
## Q66 - Vital Signs At a Glance Contract Report for 725978/0001 - March 2017

Name or company name	MR PJ LE RUEZ
Contract type name	GDS Contract
Purpose of contract	General
Contract start date	01/04/2006
Contract end date	

16/17 Contracted general activity (UDA)	10,100
Carry forward general activity (UDA)	0
16/17 Contracted orthodontic activity (UOA)	0
Carry forward orthodontic activity (UOA)	0
Baseline contract value	£266,604.34

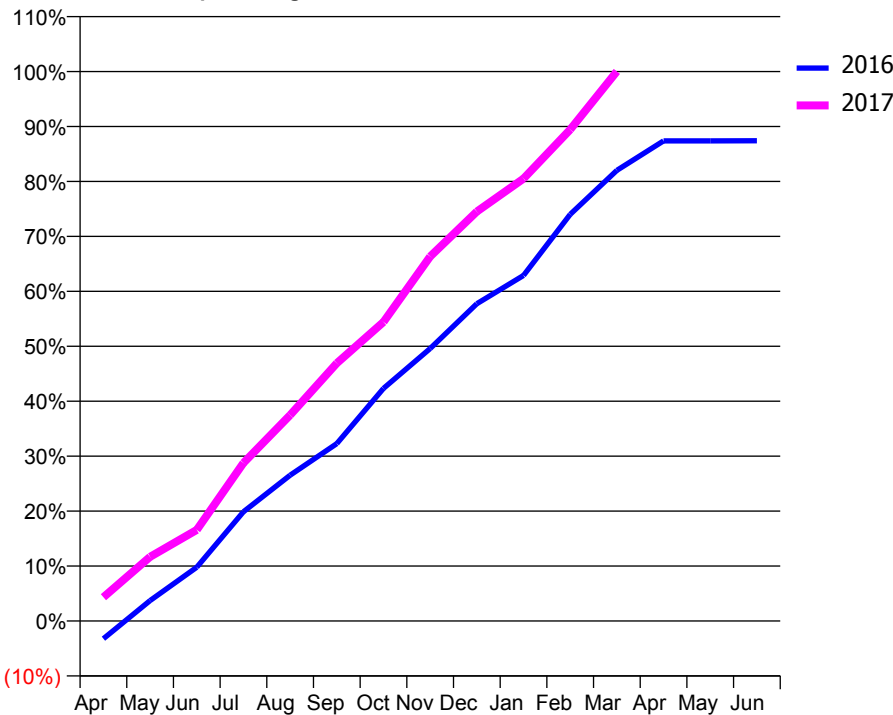
### ACCESS\*

Patients seen in 24 months	Total	Change since previous quarter
Quarter ending March 2016	3,594	
Quarter ending June 2016	3,629	→
Quarter ending September 2016	3,643	→
Quarter ending December 2016	3,684	→
Quarter ending March 2017	3,690	→
<b>Variance since March 2016</b>	<b>2.7%</b>	<b>↑</b>



### ACTIVITY

Cumulative percentage of contracted UDA delivered 2016 & 2017



Month	Adjusted Scheduled Activity (UDA)	
	2016	2017
April	-328	438
May	377	1,180
June	989	1,676
July	2,007	2,905
August	2,680	3,785
September	3,262	4,740
October	4,277	5,495
November	5,008	6,699
December	5,833	7,525
January	6,352	8,131
February	7,474	9,033
March	8,283	10,101
April	8,825	
May	8,825	
June	8,826	

### QUALITY

	Quantity	Base Number	Contract	AT	Region	England
% of FP17s for the same patient ID Re-attending within 3 months - Children	58	969	6.0%	10.5%	11.9%	12.3%
% of FP17s for the same patient ID Re-attending within 3 months - Adults	619	4,847	12.8%	16.0%	16.6%	16.7%
% of FP17s for the same patient ID Re-attending between 3 & 9 months - Children	609	969	62.8%	58.5%	60.2%	57.6%
% of FP17s for the same patient ID Re-attending between 3 & 9 months - Adults	2,960	4,847	61.1%	49.5%	51.5%	50.1%
% of FP17s for Band 1 Urgent Courses	398	5,529	7.2%	10.4%	9.5%	9.1%
% of FP17s Relating to Free Repair or Replacements	62	5,529	1.1%	0.9%	0.7%	0.8%
% of FP17s Relating to Continuations	79	5,529	1.4%	1.4%	1.2%	1.2%
% of Patients satisfied with the dentistry they have received	9	9	N/A	93.4%	93.1%	92.8%
% of Patients satisfied with the time they had to wait for an appointment	9	9	N/A	88.4%	88.8%	88.7%

\* This is based on patients treated on this contract for their most recent course of treatment. Figures in italics indicate the base number of FP17s or Patient Questionnaire responses are less than 100. N/A is shown where the base number of responses is less than 10 during the period. % is calculated as Quantity/Base number\*100

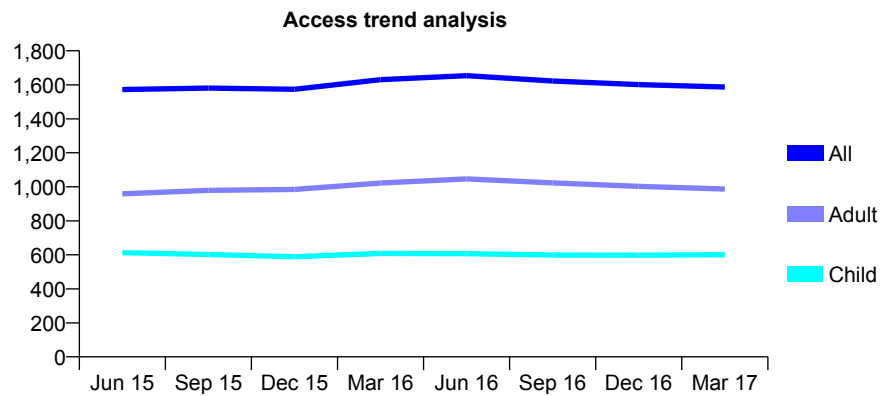
## Q66 - Vital Signs At a Glance Contract Report for 736988/0002 - March 2017

Name or company name	MR GR COCKROFT
Contract type name	GDS Contract
Purpose of contract	General
Contract start date	01/04/2006
Contract end date	

16/17 Contracted general activity (UDA)	3,838
Carry forward general activity (UDA)	22
16/17 Contracted orthodontic activity (UOA)	0
Carry forward orthodontic activity (UOA)	0
Baseline contract value	£95,134.10

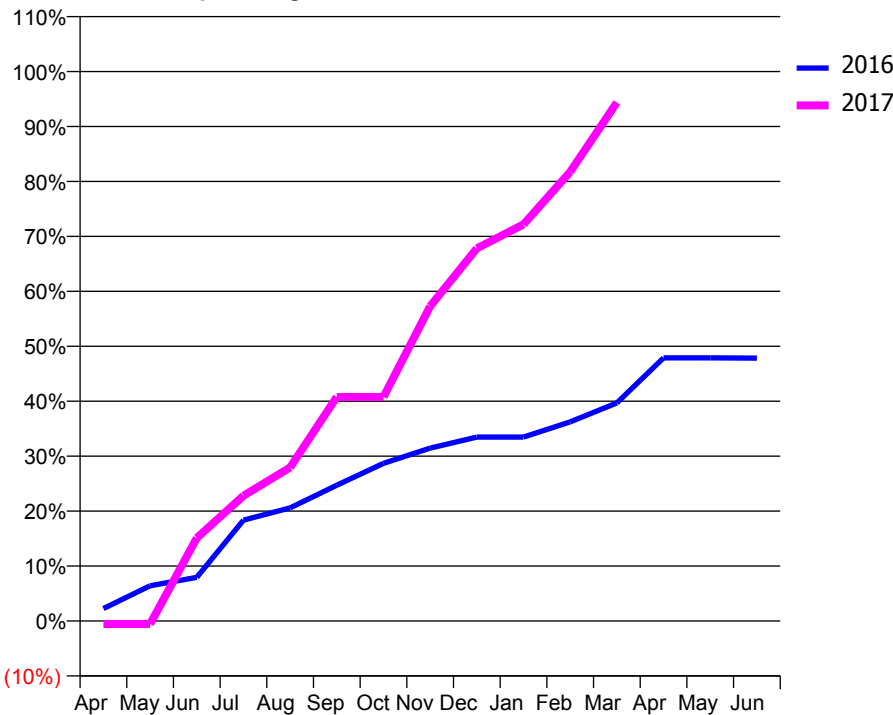
### ACCESS\*

Patients seen in 24 months	Total	Change since previous quarter
Quarter ending March 2016	1,630	
Quarter ending June 2016	1,654	→
Quarter ending September 2016	1,622	↓
Quarter ending December 2016	1,601	↓
Quarter ending March 2017	1,587	→
<b>Variance since March 2016</b>	<b>(2.6%)</b>	<b>↓</b>



### ACTIVITY

Cumulative percentage of contracted UDA delivered 2016 & 2017



Month	Adjusted Scheduled Activity (UDA)	
	2016	2017
April	181	-22
May	511	-22
June	634	580
July	1,464	875
August	1,643	1,073
September	1,972	1,565
October	2,288	1,565
November	2,509	2,199
December	2,671	2,603
January	2,671	2,770
February	2,891	3,137
March	3,165	3,622
April	3,819	
May	3,819	
June	3,816	

### QUALITY

	Quantity	Base Number	Contract	AT	Region	England
% of FP17s for the same patient ID Re-attending within 3 months - Children	24	984	2.4%	10.5%	11.9%	12.3%
% of FP17s for the same patient ID Re-attending within 3 months - Adults	105	1,489	7.1%	16.0%	16.6%	16.7%
% of FP17s for the same patient ID Re-attending between 3 & 9 months - Children	642	984	65.2%	58.5%	60.2%	57.6%
% of FP17s for the same patient ID Re-attending between 3 & 9 months - Adults	950	1,489	63.8%	49.5%	51.5%	50.1%
% of FP17s for Band 1 Urgent Courses	5	2,025	0.2%	10.4%	9.5%	9.1%
% of FP17s Relating to Free Repair or Replacements	9	2,025	0.4%	0.9%	0.7%	0.8%
% of FP17s Relating to Continuations	1	2,025	0.0%	1.4%	1.2%	1.2%
% of Patients satisfied with the dentistry they have received	3	3	N/A	93.4%	93.1%	92.8%
% of Patients satisfied with the time they had to wait for an appointment	2	3	N/A	88.4%	88.8%	88.7%

\* This is based on patients treated on this contract for their most recent course of treatment. Figures in italics indicate the base number of FP17s or Patient Questionnaire responses are less than 100. N/A is shown where the base number of responses is less than 10 during the period. % is calculated as Quantity/Base number\*100

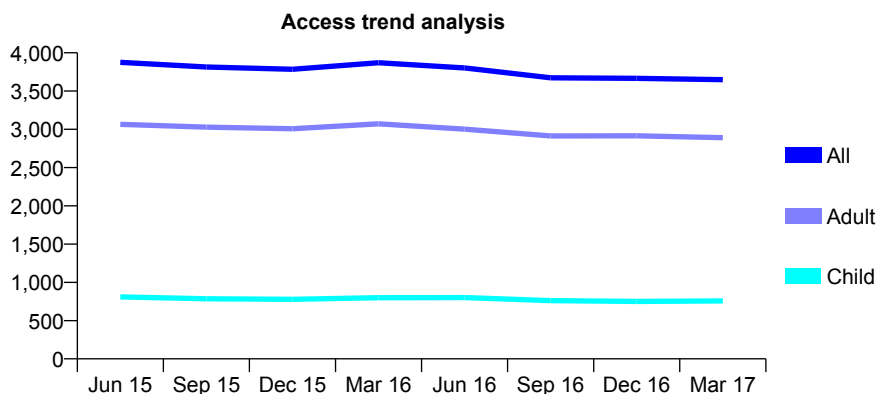
## Q66 - Vital Signs At a Glance Contract Report for 738352/0006 - March 2017

Name or company name	MR TR JOHNSON
Contract type name	GDS Contract
Purpose of contract	General
Contract start date	01/08/2008
Contract end date	

16/17 Contracted general activity (UDA)	10,591
Carry forward general activity (UDA)	0
16/17 Contracted orthodontic activity (UOA)	0
Carry forward orthodontic activity (UOA)	0
Baseline contract value	£227,936.71

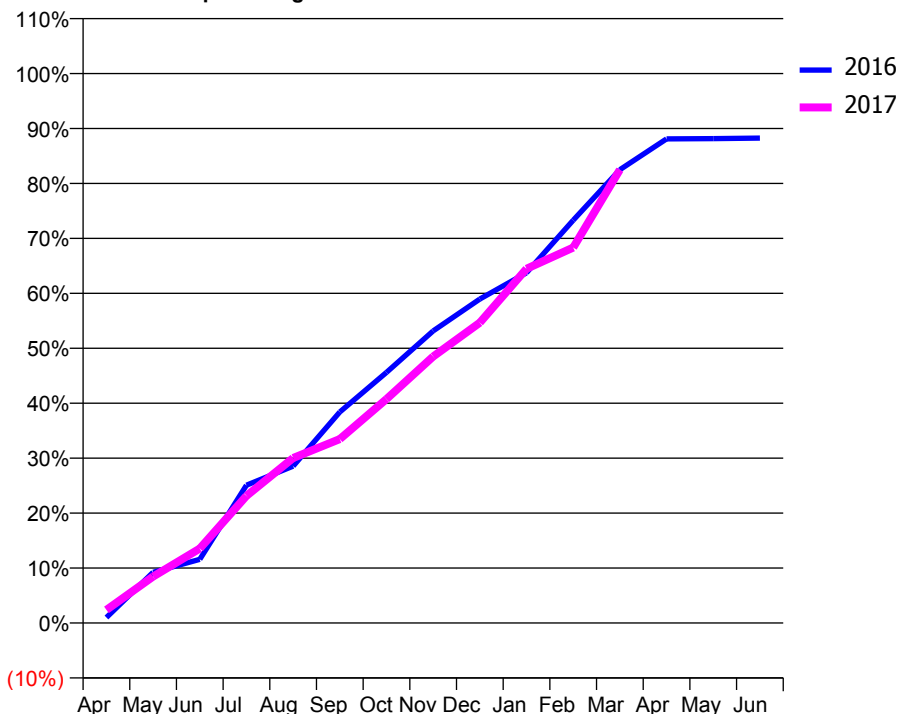
### ACCESS\*

Patients seen in 24 months	Total	Change since previous quarter
Quarter ending March 2016	3,871	
Quarter ending June 2016	3,803	↓
Quarter ending September 2016	3,674	↓
Quarter ending December 2016	3,666	→
Quarter ending March 2017	3,648	→
<b>Variance since March 2016</b>	<b>(5.8%)</b>	<b>↓</b>



### ACTIVITY

Cumulative percentage of contracted UDA delivered 2016 & 2017



Month	Adjusted Scheduled Activity (UDA)	
	2016	2017
April	107	253
May	977	895
June	1,228	1,434
July	2,657	2,450
August	3,023	3,182
September	4,066	3,547
October	4,831	4,316
November	5,630	5,137
December	6,243	5,790
January	6,751	6,827
February	7,763	7,236
March	8,736	8,736
April	9,332	
May	9,335	
June	9,347	

### QUALITY

	Quantity	Base Number	Contract	AT	Region	England
% of FP17s for the same patient ID Re-attending within 3 months - Children	64	1,255	5.1%	10.5%	11.9%	12.3%
% of FP17s for the same patient ID Re-attending within 3 months - Adults	924	5,102	18.1%	16.0%	16.6%	16.7%
% of FP17s for the same patient ID Re-attending between 3 & 9 months - Children	892	1,255	71.1%	58.5%	60.2%	57.6%
% of FP17s for the same patient ID Re-attending between 3 & 9 months - Adults	3,225	5,102	63.2%	49.5%	51.5%	50.1%
% of FP17s for Band 1 Urgent Courses	390	4,706	8.3%	10.4%	9.5%	9.1%
% of FP17s Relating to Free Repair or Replacements	2	4,706	0.0%	0.9%	0.7%	0.8%
% of FP17s Relating to Continuations	80	4,706	1.7%	1.4%	1.2%	1.2%
% of Patients satisfied with the dentistry they have received	14	14	100.0%	93.4%	93.1%	92.8%
% of Patients satisfied with the time they had to wait for an appointment	14	14	100.0%	88.4%	88.8%	88.7%

\* This is based on patients treated on this contract for their most recent course of treatment. Figures in italics indicate the base number of FP17s or Patient Questionnaire responses are less than 100. N/A is shown where the base number of responses is less than 10 during the period. % is calculated as Quantity/Base number\*100

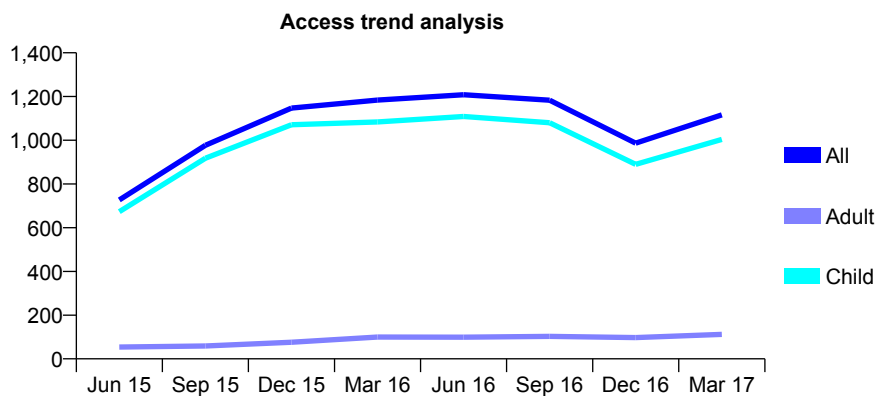
## Q66 - Vital Signs At a Glance Contract Report for 738352/0007 - March 2017

Name or company name	MR TR JOHNSON
Contract type name	GDS Contract
Purpose of contract	General
Contract start date	01/05/2014
Contract end date	

16/17 Contracted general activity (UDA)	2,477
Carry forward general activity (UDA)	-50
16/17 Contracted orthodontic activity (UOA)	0
Carry forward orthodontic activity (UOA)	0
Baseline contract value	£53,178.39

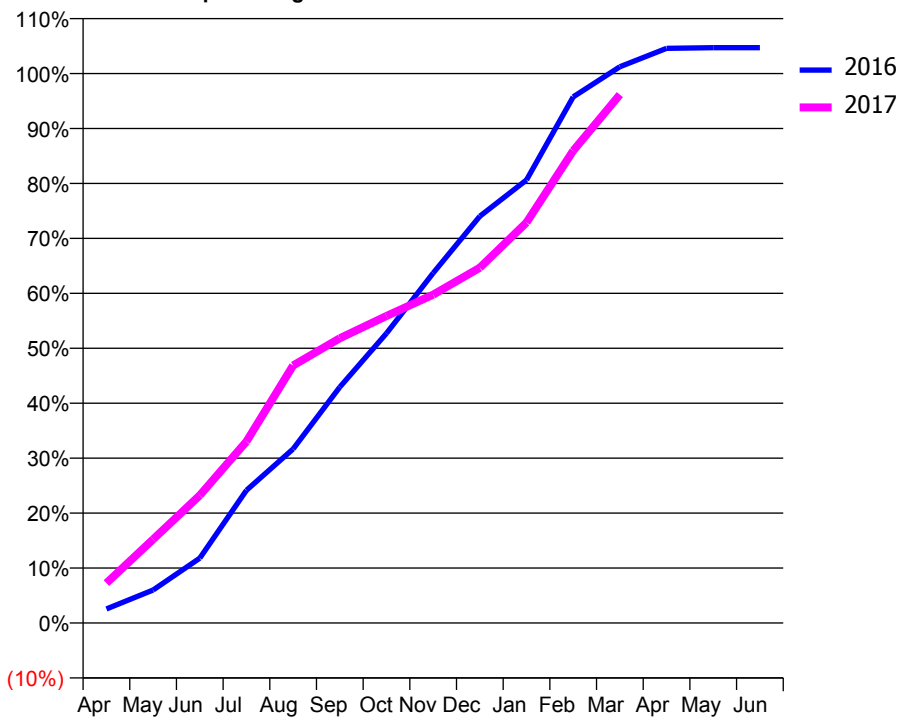
### ACCESS\*

Patients seen in 24 months	Total	Change since previous quarter
Quarter ending March 2016	1,184	
Quarter ending June 2016	1,208	↑
Quarter ending September 2016	1,183	↓
Quarter ending December 2016	987	↓
Quarter ending March 2017	1,116	↑
<b>Variance since March 2016</b>	<b>(5.7%)</b>	<b>↓</b>



### ACTIVITY

Cumulative percentage of contracted UDA delivered 2016 & 2017



Month	Adjusted Scheduled Activity (UDA)	
	2016	2017
April	63	180
May	149	377
June	292	576
July	598	818
August	785	1,161
September	1,063	1,284
October	1,306	1,384
November	1,578	1,480
December	1,834	1,601
January	1,997	1,805
February	2,372	2,129
March	2,507	2,382
April	2,591	
May	2,594	
June	2,594	

### QUALITY

	Quantity	Base Number	Contract	AT	Region	England
% of FP17s for the same patient ID Re-attending within 3 months - Children	101	1,712	5.9%	10.5%	11.9%	12.3%
% of FP17s for the same patient ID Re-attending within 3 months - Adults	2	47	4.3%	16.0%	16.6%	16.7%
% of FP17s for the same patient ID Re-attending between 3 & 9 months - Children	1,093	1,712	63.8%	58.5%	60.2%	57.6%
% of FP17s for the same patient ID Re-attending between 3 & 9 months - Adults	7	47	14.9%	49.5%	51.5%	50.1%
% of FP17s for Band 1 Urgent Courses	45	1,688	2.7%	10.4%	9.5%	9.1%
% of FP17s Relating to Free Repair or Replacements	2	1,688	0.1%	0.9%	0.7%	0.8%
% of FP17s Relating to Continuations	10	1,688	0.6%	1.4%	1.2%	1.2%
% of Patients satisfied with the dentistry they have received	0	0	N/A	93.4%	93.1%	92.8%
% of Patients satisfied with the time they had to wait for an appointment	0	0	N/A	88.4%	88.8%	88.7%

\* This is based on patients treated on this contract for their most recent course of treatment. Figures in italics indicate the base number of FP17s or Patient Questionnaire responses are less than 100. N/A is shown where the base number of responses is less than 10 during the period. % is calculated as Quantity/Base number\*100

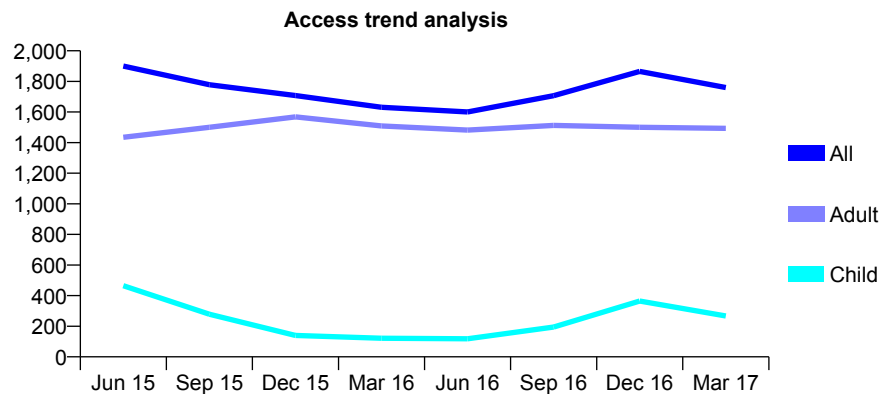
## Q66 - Vital Signs At a Glance Contract Report for 738352/0008 - March 2017

Name or company name	MR TR JOHNSON
Contract type name	GDS Contract
Purpose of contract	General
Contract start date	01/05/2014
Contract end date	

16/17 Contracted general activity (UDA)	6,000
Carry forward general activity (UDA)	-120
16/17 Contracted orthodontic activity (UOA)	0
Carry forward orthodontic activity (UOA)	0
Baseline contract value	£186,606.96

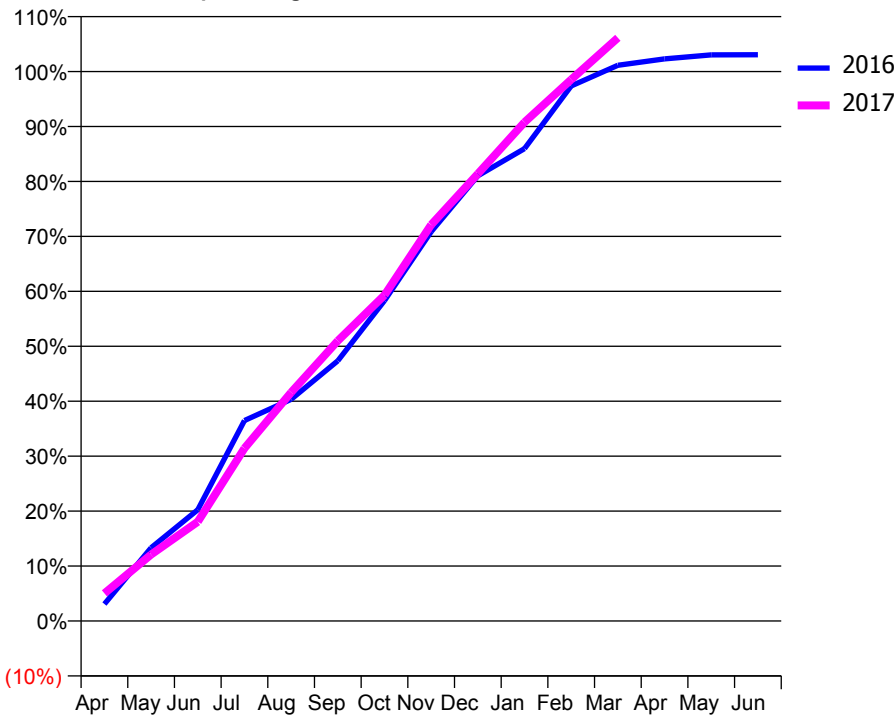
### ACCESS\*

Patients seen in 24 months	Total	Change since previous quarter
Quarter ending March 2016	1,631	
Quarter ending June 2016	1,600	↓
Quarter ending September 2016	1,707	↑
Quarter ending December 2016	1,865	↑
Quarter ending March 2017	1,760	↓
<b>Variance since March 2016</b>	<b>7.9%</b>	<b>↑</b>



### ACTIVITY

Cumulative percentage of contracted UDA delivered 2016 & 2017



Month	Adjusted Scheduled Activity (UDA)	
	2016	2017
April	186	302
May	800	726
June	1,214	1,085
July	2,188	1,886
August	2,420	2,496
September	2,841	3,060
October	3,499	3,558
November	4,251	4,326
December	4,861	4,883
January	5,158	5,447
February	5,842	5,913
March	6,068	6,368
April	6,137	
May	6,181	
June	6,183	

### QUALITY

	Quantity	Base Number	Contract	AT	Region	England
% of FP17s for the same patient ID Re-attending within 3 months - Children	26	450	5.8%	10.5%	11.9%	12.3%
% of FP17s for the same patient ID Re-attending within 3 months - Adults	423	2,519	16.8%	16.0%	16.6%	16.7%
% of FP17s for the same patient ID Re-attending between 3 & 9 months - Children	66	450	14.7%	58.5%	60.2%	57.6%
% of FP17s for the same patient ID Re-attending between 3 & 9 months - Adults	1,505	2,519	59.7%	49.5%	51.5%	50.1%
% of FP17s for Band 1 Urgent Courses	169	2,916	5.8%	10.4%	9.5%	9.1%
% of FP17s Relating to Free Repair or Replacements	74	2,916	2.5%	0.9%	0.7%	0.8%
% of FP17s Relating to Continuations	43	2,916	1.5%	1.4%	1.2%	1.2%
% of Patients satisfied with the dentistry they have received	5	5	N/A	93.4%	93.1%	92.8%
% of Patients satisfied with the time they had to wait for an appointment	3	5	N/A	88.4%	88.8%	88.7%

\* This is based on patients treated on this contract for their most recent course of treatment. Figures in italics indicate the base number of FP17s or Patient Questionnaire responses are less than 100. N/A is shown where the base number of responses is less than 10 during the period. % is calculated as Quantity/Base number\*100

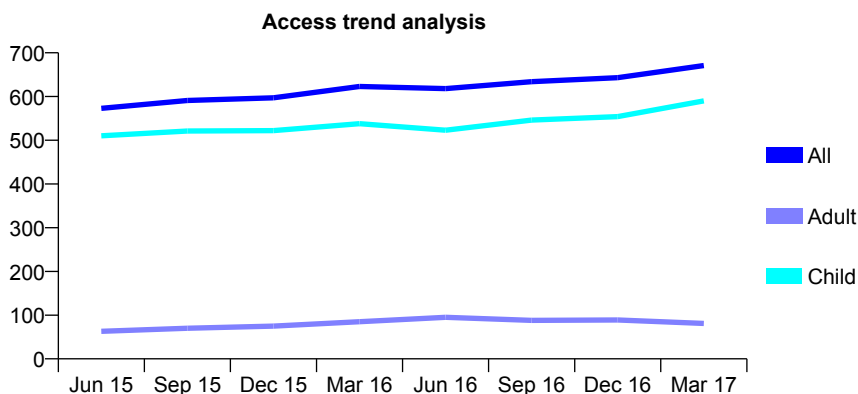
## Q66 - Vital Signs At a Glance Contract Report for 738964/0001 - March 2017

Name or company name	MR PA BALDWIN
Contract type name	GDS Contract
Purpose of contract	General and Orthodontic
Contract start date	01/06/2014
Contract end date	

16/17 Contracted general activity (UDA)	1,815
Carry forward general activity (UDA)	0
16/17 Contracted orthodontic activity (UOA)	250
Carry forward orthodontic activity (UOA)	8
Baseline contract value	£61,447.54

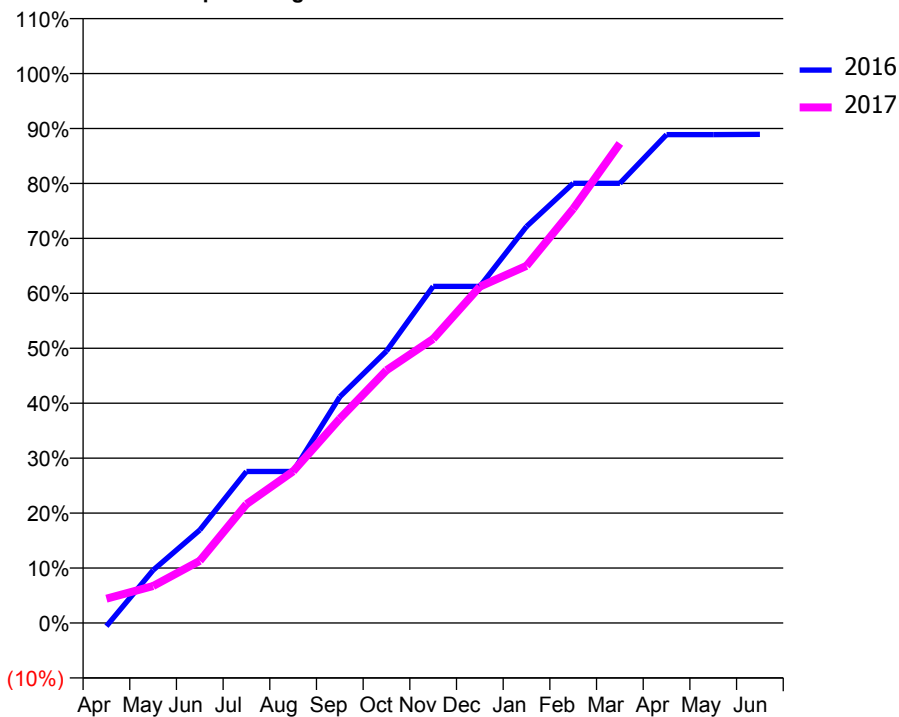
### ACCESS\*

Patients seen in 24 months	Total	Change since previous quarter
Quarter ending March 2016	623	
Quarter ending June 2016	618	→
Quarter ending September 2016	634	↑
Quarter ending December 2016	643	→
Quarter ending March 2017	671	↑
<b>Variance since March 2016</b>	<b>7.7%</b>	<b>↑</b>



### ACTIVITY

Cumulative percentage of contracted UDA delivered 2016 & 2017



Month	Adjusted Scheduled Activity (UDA)	
	2016	2017
April	-11	80
May	175	122
June	307	206
July	500	393
August	500	501
September	747	675
October	898	835
November	1,112	938
December	1,112	1,111
January	1,310	1,180
February	1,452	1,368
March	1,452	1,584
April	1,613	
May	1,613	
June	1,614	

### QUALITY

	Quantity	Base Number	Contract	AT	Region	England
% of FP17s for the same patient ID Re-attending within 3 months - Children	97	1,049	9.2%	10.5%	11.9%	12.3%
% of FP17s for the same patient ID Re-attending within 3 months - Adults	2	40	5.0%	16.0%	16.6%	16.7%
% of FP17s for the same patient ID Re-attending between 3 & 9 months - Children	719	1,049	68.5%	58.5%	60.2%	57.6%
% of FP17s for the same patient ID Re-attending between 3 & 9 months - Adults	28	40	70.0%	49.5%	51.5%	50.1%
% of FP17s for Band 1 Urgent Courses	35	960	3.6%	10.4%	9.5%	9.1%
% of FP17s Relating to Free Repair or Replacements	0	960	0.0%	0.9%	0.7%	0.8%
% of FP17s Relating to Continuations	0	960	0.0%	1.4%	1.2%	1.2%
% of Patients satisfied with the dentistry they have received	1	1	N/A	93.4%	93.1%	92.8%
% of Patients satisfied with the time they had to wait for an appointment	1	1	N/A	88.4%	88.8%	88.7%

\* This is based on patients treated on this contract for their most recent course of treatment. Figures in italics indicate the base number of FP17s or Patient Questionnaire responses are less than 100. N/A is shown where the base number of responses is less than 10 during the period. % is calculated as Quantity/Base number\*100

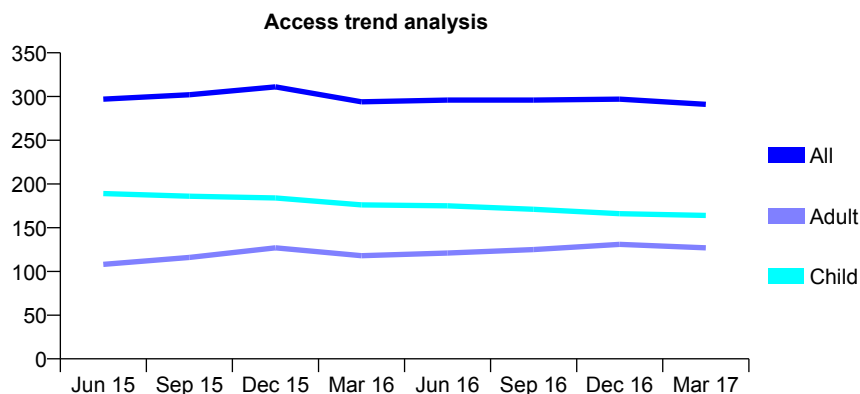
## Q66 - Vital Signs At a Glance Contract Report for 745502/0001 - March 2017

Name or company name	The Manor House Dental Practice
Contract type name	GDS Contract
Purpose of contract	General
Contract start date	01/04/2006
Contract end date	

16/17 Contracted general activity (UDA)	749
Carry forward general activity (UDA)	0
16/17 Contracted orthodontic activity (UOA)	0
Carry forward orthodontic activity (UOA)	0
Baseline contract value	£20,002.18

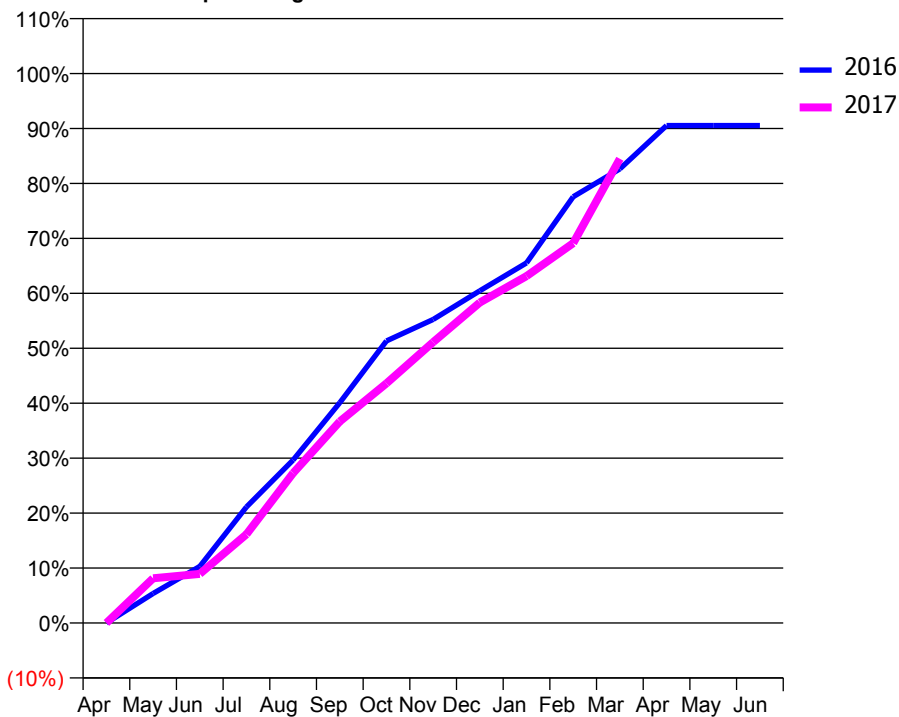
### ACCESS\*

Patients seen in 24 months	Total	Change since previous quarter
Quarter ending March 2016	294	
Quarter ending June 2016	296	→
Quarter ending September 2016	296	→
Quarter ending December 2016	297	→
Quarter ending March 2017	291	↓
<b>Variance since March 2016</b>	<b>(1.0%)</b>	<b>↓</b>



### ACTIVITY

Cumulative percentage of contracted UDA delivered 2016 & 2017



Month	Adjusted Scheduled Activity (UDA)	
	2016	2017
April	0	0
May	40	61
June	77	67
July	158	121
August	222	204
September	300	275
October	385	327
November	414	383
December	453	437
January	491	473
February	581	518
March	619	633
April	678	
May	678	
June	678	

### QUALITY

	Quantity	Base Number	Contract	AT	Region	England
% of FP17s for the same patient ID Re-attending within 3 months - Children	28	355	7.9%	10.5%	11.9%	12.3%
% of FP17s for the same patient ID Re-attending within 3 months - Adults	8	148	5.4%	16.0%	16.6%	16.7%
% of FP17s for the same patient ID Re-attending between 3 & 9 months - Children	267	355	75.2%	58.5%	60.2%	57.6%
% of FP17s for the same patient ID Re-attending between 3 & 9 months - Adults	92	148	62.2%	49.5%	51.5%	50.1%
% of FP17s for Band 1 Urgent Courses	4	462	0.9%	10.4%	9.5%	9.1%
% of FP17s Relating to Free Repair or Replacements	0	462	0.0%	0.9%	0.7%	0.8%
% of FP17s Relating to Continuations	0	462	0.0%	1.4%	1.2%	1.2%
% of Patients satisfied with the dentistry they have received	1	1	N/A	93.4%	93.1%	92.8%
% of Patients satisfied with the time they had to wait for an appointment	1	1	N/A	88.4%	88.8%	88.7%

\* This is based on patients treated on this contract for their most recent course of treatment. Figures in italics indicate the base number of FP17s or Patient Questionnaire responses are less than 100. N/A is shown where the base number of responses is less than 10 during the period. % is calculated as Quantity/Base number\*100



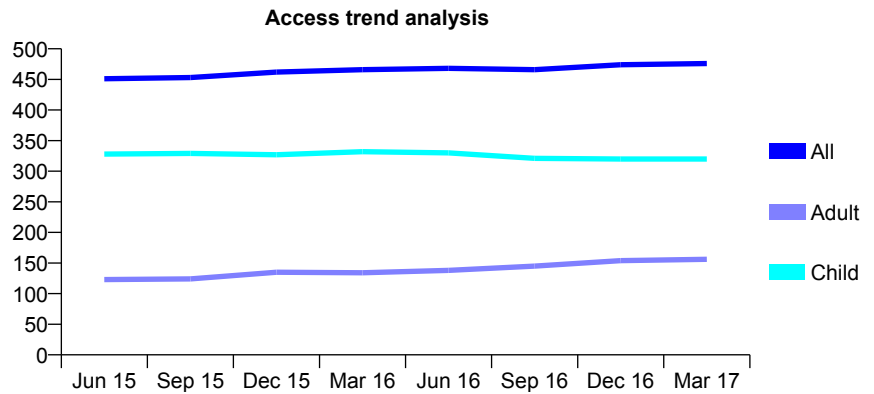
## Q66 - Vital Signs At a Glance Contract Report for 745731/0001 - March 2017

Name or company name	MR MW BRAY
Contract type name	GDS Contract
Purpose of contract	General
Contract start date	01/04/2006
Contract end date	

16/17 Contracted general activity (UDA)	962
Carry forward general activity (UDA)	0
16/17 Contracted orthodontic activity (UOA)	0
Carry forward orthodontic activity (UOA)	0
Baseline contract value	£27,990.98

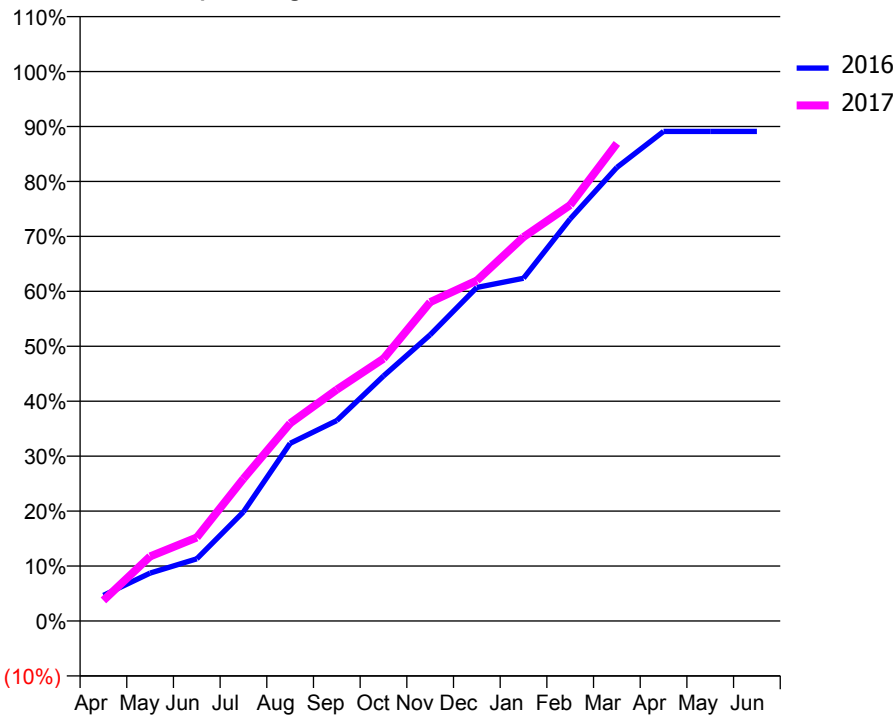
### ACCESS\*

Patients seen in 24 months	Total	Change since previous quarter
Quarter ending March 2016	466	
Quarter ending June 2016	468	→
Quarter ending September 2016	466	→
Quarter ending December 2016	474	→
Quarter ending March 2017	476	→
<b>Variance since March 2016</b>	<b>2.1%</b>	<b>↑</b>



### ACTIVITY

Cumulative percentage of contracted UDA delivered 2016 & 2017



Month	Adjusted Scheduled Activity (UDA)	
	2016	2017
April	45	36
May	84	113
June	109	146
July	191	249
August	311	346
September	351	405
October	429	459
November	501	558
December	584	596
January	600	672
February	704	728
March	794	836
April	857	
May	857	
June	857	

### QUALITY

	Quantity	Base Number	Contract	AT	Region	England
% of FP17s for the same patient ID Re-attending within 3 months - Children	22	584	3.8%	10.5%	11.9%	12.3%
% of FP17s for the same patient ID Re-attending within 3 months - Adults	17	173	9.8%	16.0%	16.6%	16.7%
% of FP17s for the same patient ID Re-attending between 3 & 9 months - Children	438	584	75.0%	58.5%	60.2%	57.6%
% of FP17s for the same patient ID Re-attending between 3 & 9 months - Adults	85	173	49.1%	49.5%	51.5%	50.1%
% of FP17s for Band 1 Urgent Courses	1	697	0.1%	10.4%	9.5%	9.1%
% of FP17s Relating to Free Repair or Replacements	0	697	0.0%	0.9%	0.7%	0.8%
% of FP17s Relating to Continuations	6	697	0.9%	1.4%	1.2%	1.2%
% of Patients satisfied with the dentistry they have received	1	1	N/A	93.4%	93.1%	92.8%
% of Patients satisfied with the time they had to wait for an appointment	1	1	N/A	88.4%	88.8%	88.7%

\* This is based on patients treated on this contract for their most recent course of treatment. Figures in italics indicate the base number of FP17s or Patient Questionnaire responses are less than 100. N/A is shown where the base number of responses is less than 10 during the period. % is calculated as Quantity/Base number\*100

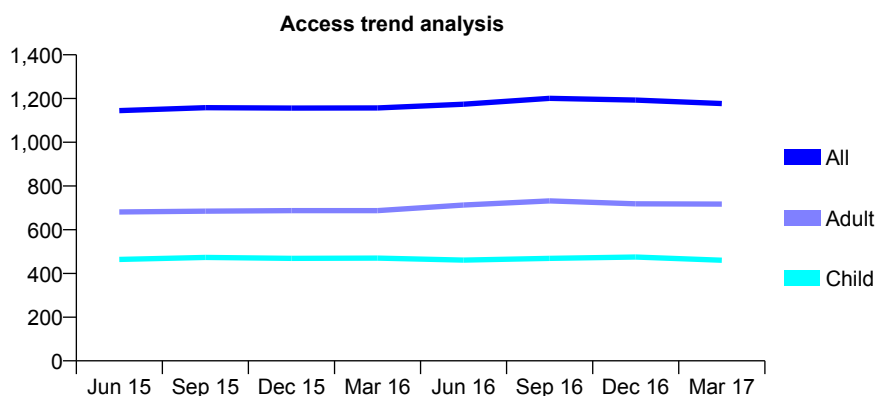
## Q66 - Vital Signs At a Glance Contract Report for 749699/0001 - March 2017

Name or company name	MR AF KING
Contract type name	GDS Contract
Purpose of contract	General
Contract start date	01/04/2006
Contract end date	

16/17 Contracted general activity (UDA)	1,300
Carry forward general activity (UDA)	0
16/17 Contracted orthodontic activity (UOA)	0
Carry forward orthodontic activity (UOA)	0
Baseline contract value	£34,886.21

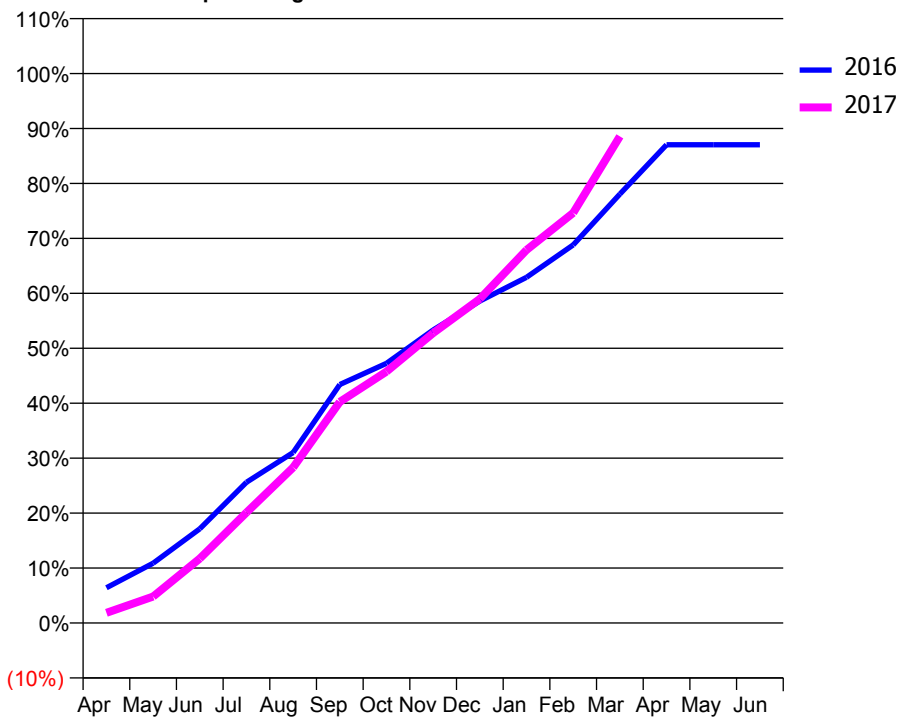
### ACCESS\*

Patients seen in 24 months	Total	Change since previous quarter
Quarter ending March 2016	1,157	
Quarter ending June 2016	1,174	→
Quarter ending September 2016	1,201	↑
Quarter ending December 2016	1,193	→
Quarter ending March 2017	1,177	↓
<b>Variance since March 2016</b>	<b>1.7%</b>	<b>→</b>



### ACTIVITY

Cumulative percentage of contracted UDA delivered 2016 & 2017



Adjusted Scheduled Activity (UDA)

Month	2016	2017
April	83	24
May	141	63
June	223	153
July	333	261
August	403	368
September	564	523
October	614	595
November	693	686
December	762	767
January	818	883
February	894	970
March	1,015	1,151
April	1,131	
May	1,131	
June	1,131	

### QUALITY

	Quantity	Base Number	Contract	AT	Region	England
% of FP17s for the same patient ID Re-attending within 3 months - Children	47	723	6.5%	10.5%	11.9%	12.3%
% of FP17s for the same patient ID Re-attending within 3 months - Adults	138	900	15.3%	16.0%	16.6%	16.7%
% of FP17s for the same patient ID Re-attending between 3 & 9 months - Children	464	723	64.2%	58.5%	60.2%	57.6%
% of FP17s for the same patient ID Re-attending between 3 & 9 months - Adults	473	900	52.6%	49.5%	51.5%	50.1%
% of FP17s for Band 1 Urgent Courses	61	619	9.9%	10.4%	9.5%	9.1%
% of FP17s Relating to Free Repair or Replacements	6	619	1.0%	0.9%	0.7%	0.8%
% of FP17s Relating to Continuations	0	619	0.0%	1.4%	1.2%	1.2%
% of Patients satisfied with the dentistry they have received	2	2	N/A	93.4%	93.1%	92.8%
% of Patients satisfied with the time they had to wait for an appointment	1	2	N/A	88.4%	88.8%	88.7%

\* This is based on patients treated on this contract for their most recent course of treatment. Figures in italics indicate the base number of FP17s or Patient Questionnaire responses are less than 100. N/A is shown where the base number of responses is less than 10 during the period. % is calculated as Quantity/Base number\*100

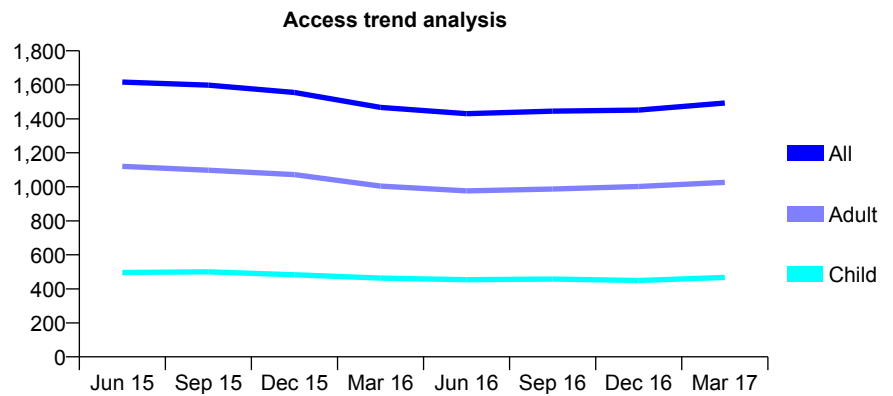
## Q66 - Vital Signs At a Glance Contract Report for 752029/0002 - March 2017

Name or company name	MR PD JINKS
Contract type name	GDS Contract
Purpose of contract	General and Orthodontic
Contract start date	01/04/2011
Contract end date	

16/17 Contracted general activity (UDA)	5,610
Carry forward general activity (UDA)	0
16/17 Contracted orthodontic activity (UOA)	382
Carry forward orthodontic activity (UOA)	0
Baseline contract value	£169,113.06

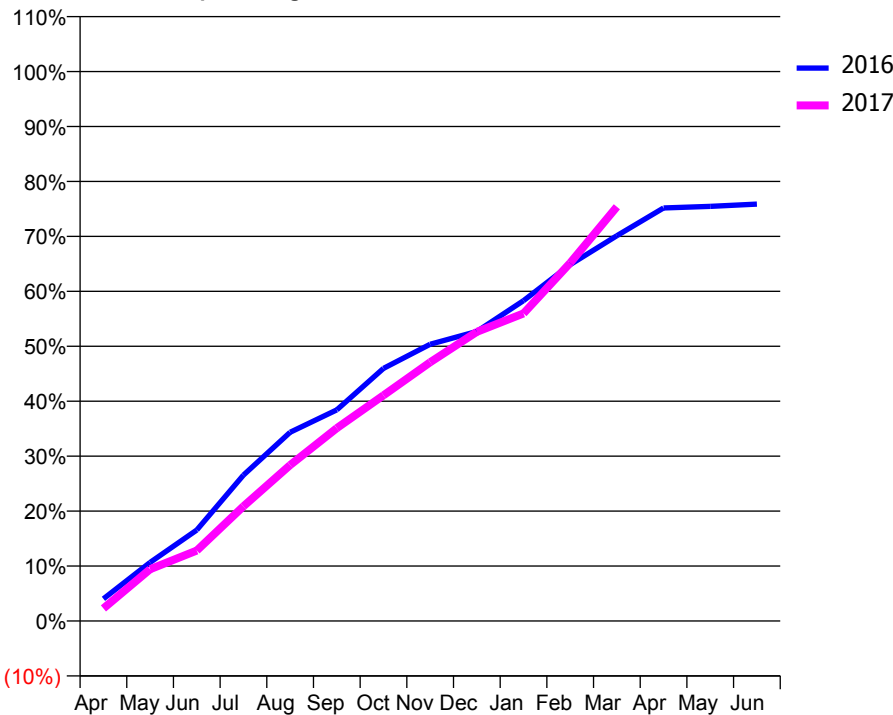
### ACCESS\*

Patients seen in 24 months	Total	Change since previous quarter
Quarter ending March 2016	1,467	
Quarter ending June 2016	1,430	↓
Quarter ending September 2016	1,445	→
Quarter ending December 2016	1,451	→
Quarter ending March 2017	1,493	↑
<b>Variance since March 2016</b>	<b>1.8%</b>	<b>→</b>



### ACTIVITY

Cumulative percentage of contracted UDA delivered 2016 & 2017



Month	Adjusted Scheduled Activity (UDA)	
	2016	2017
April	227	129
May	599	529
June	930	720
July	1,490	1,171
August	1,927	1,593
September	2,155	1,970
October	2,580	2,304
November	2,826	2,642
December	2,956	2,953
January	3,271	3,140
February	3,638	3,656
March	3,933	4,229
April	4,217	
May	4,233	
June	4,257	

### QUALITY

	Quantity	Base Number	Contract	AT	Region	England
% of FP17s for the same patient ID Re-attending within 3 months - Children	43	647	6.6%	10.5%	11.9%	12.3%
% of FP17s for the same patient ID Re-attending within 3 months - Adults	209	1,416	14.8%	16.0%	16.6%	16.7%
% of FP17s for the same patient ID Re-attending between 3 & 9 months - Children	338	647	52.2%	58.5%	60.2%	57.6%
% of FP17s for the same patient ID Re-attending between 3 & 9 months - Adults	717	1,416	50.6%	49.5%	51.5%	50.1%
% of FP17s for Band 1 Urgent Courses	52	1,902	2.7%	10.4%	9.5%	9.1%
% of FP17s Relating to Free Repair or Replacements	8	1,902	0.4%	0.9%	0.7%	0.8%
% of FP17s Relating to Continuations	76	1,902	4.0%	1.4%	1.2%	1.2%
% of Patients satisfied with the dentistry they have received	6	7	N/A	93.4%	93.1%	92.8%
% of Patients satisfied with the time they had to wait for an appointment	7	7	N/A	88.4%	88.8%	88.7%

\* This is based on patients treated on this contract for their most recent course of treatment. Figures in italics indicate the base number of FP17s or Patient Questionnaire responses are less than 100. N/A is shown where the base number of responses is less than 10 during the period. % is calculated as Quantity/Base number\*100

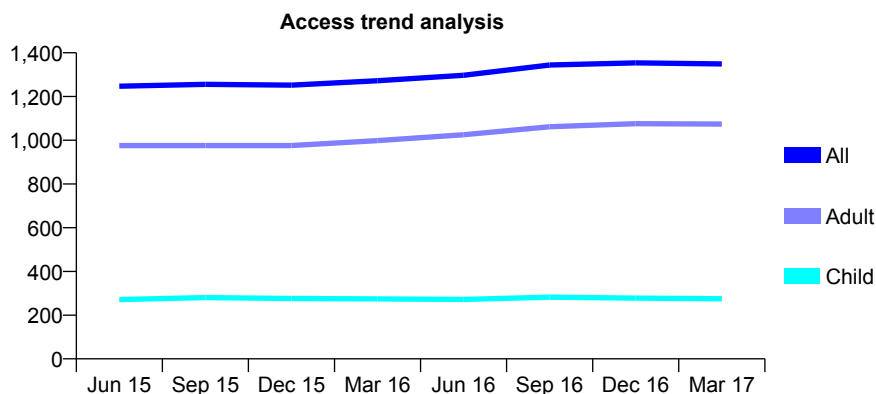
## Q66 - Vital Signs At a Glance Contract Report for 753785/0001 - March 2017

Name or company name	MR RJ PRINGLE
Contract type name	GDS Contract
Purpose of contract	General
Contract start date	01/04/2006
Contract end date	

16/17 Contracted general activity (UDA)	3,427
Carry forward general activity (UDA)	36
16/17 Contracted orthodontic activity (UOA)	0
Carry forward orthodontic activity (UOA)	0
Baseline contract value	£90,657.20

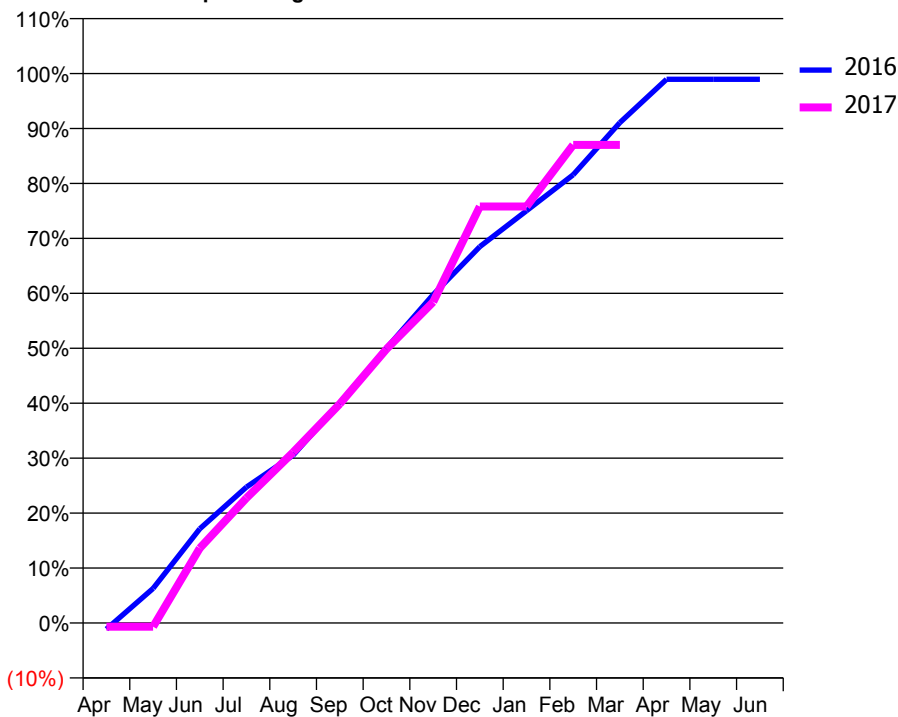
### ACCESS\*

Patients seen in 24 months	Total	Change since previous quarter
Quarter ending March 2016	1,272	
Quarter ending June 2016	1,297	→
Quarter ending September 2016	1,344	↑
Quarter ending December 2016	1,354	→
Quarter ending March 2017	1,349	→
<b>Variance since March 2016</b>	<b>6.1%</b>	<b>↑</b>



### ACTIVITY

Cumulative percentage of contracted UDA delivered 2016 & 2017



Adjusted Scheduled Activity (UDA)

Month	2016	2017
April	-39	-24
May	215	-24
June	587	467
July	848	780
August	1,047	1,065
September	1,373	1,367
October	1,714	1,708
November	2,048	2,002
December	2,347	2,598
January	2,571	2,598
February	2,795	2,982
March	3,121	2,982
April	3,391	
May	3,391	
June	3,391	

### QUALITY

	Quantity	Base Number	Contract	AT	Region	England
% of FP17s for the same patient ID Re-attending within 3 months - Children	17	347	4.9%	10.5%	11.9%	12.3%
% of FP17s for the same patient ID Re-attending within 3 months - Adults	191	1,448	13.2%	16.0%	16.6%	16.7%
% of FP17s for the same patient ID Re-attending between 3 & 9 months - Children	188	347	54.2%	58.5%	60.2%	57.6%
% of FP17s for the same patient ID Re-attending between 3 & 9 months - Adults	708	1,448	48.9%	49.5%	51.5%	50.1%
% of FP17s for Band 1 Urgent Courses	134	1,644	8.2%	10.4%	9.5%	9.1%
% of FP17s Relating to Free Repair or Replacements	4	1,644	0.2%	0.9%	0.7%	0.8%
% of FP17s Relating to Continuations	12	1,644	0.7%	1.4%	1.2%	1.2%
% of Patients satisfied with the dentistry they have received	1	1	N/A	93.4%	93.1%	92.8%
% of Patients satisfied with the time they had to wait for an appointment	1	1	N/A	88.4%	88.8%	88.7%

\* This is based on patients treated on this contract for their most recent course of treatment. Figures in italics indicate the base number of FP17s or Patient Questionnaire responses are less than 100. N/A is shown where the base number of responses is less than 10 during the period. % is calculated as Quantity/Base number\*100

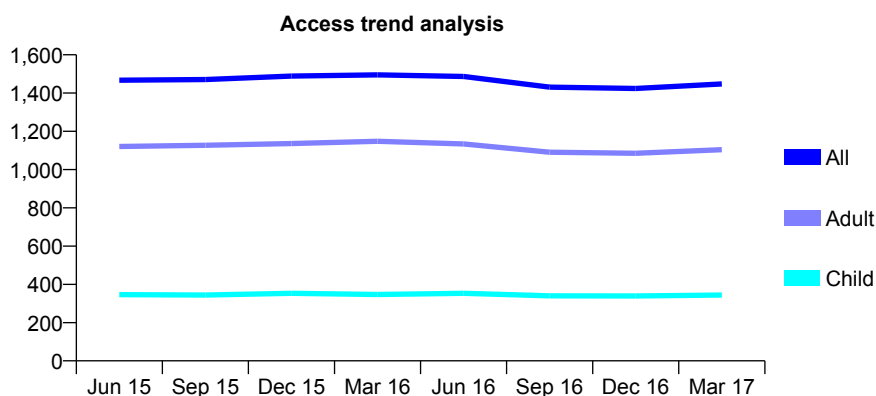
## Q66 - Vital Signs At a Glance Contract Report for 753793/0001 - March 2017

Name or company name	MISS KA BABOS
Contract type name	GDS Contract
Purpose of contract	General
Contract start date	01/04/2006
Contract end date	

16/17 Contracted general activity (UDA)	4,500
Carry forward general activity (UDA)	166
16/17 Contracted orthodontic activity (UOA)	0
Carry forward orthodontic activity (UOA)	0
Baseline contract value	£134,095.47

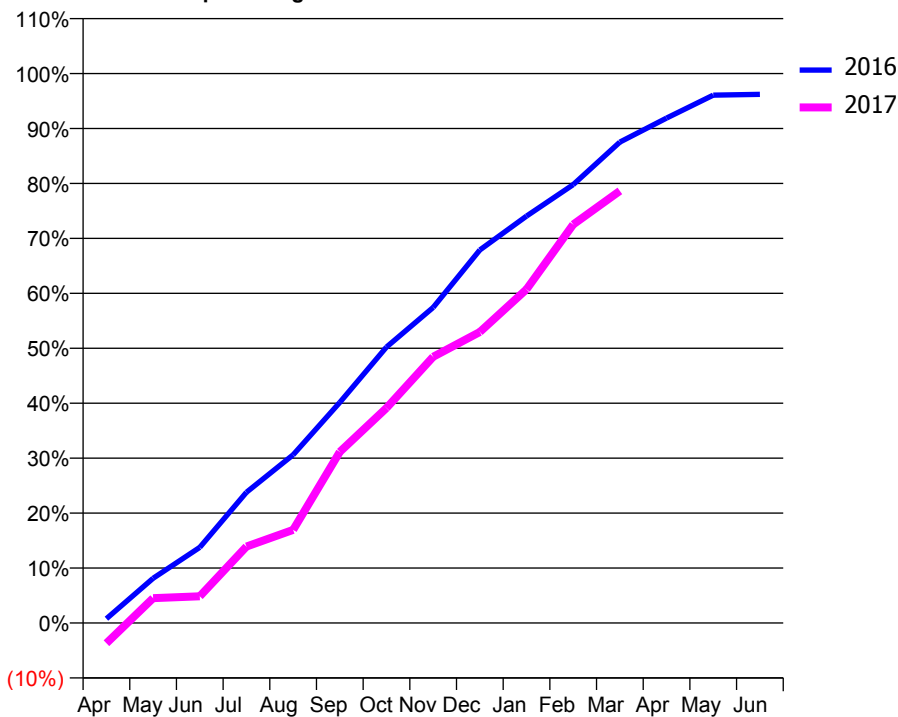
### ACCESS\*

Patients seen in 24 months	Total	Change since previous quarter
Quarter ending March 2016	1,495	
Quarter ending June 2016	1,487	→
Quarter ending September 2016	1,431	↓
Quarter ending December 2016	1,424	→
Quarter ending March 2017	1,448	→
<b>Variance since March 2016</b>	<b>(3.1%)</b>	<b>↓</b>



### ACTIVITY

Cumulative percentage of contracted UDA delivered 2016 & 2017



Month	Adjusted Scheduled Activity (UDA)	
	2016	2017
April	35	-166
May	366	204
June	620	219
July	1,071	627
August	1,377	763
September	1,806	1,401
October	2,260	1,760
November	2,584	2,180
December	3,055	2,384
January	3,332	2,733
February	3,590	3,263
March	3,938	3,539
April	4,135	
May	4,322	
June	4,330	

### QUALITY

	Quantity	Base Number	Contract	AT	Region	England
% of FP17s for the same patient ID Re-attending within 3 months - Children	16	337	4.7%	10.5%	11.9%	12.3%
% of FP17s for the same patient ID Re-attending within 3 months - Adults	226	1,153	19.6%	16.0%	16.6%	16.7%
% of FP17s for the same patient ID Re-attending between 3 & 9 months - Children	82	337	24.3%	58.5%	60.2%	57.6%
% of FP17s for the same patient ID Re-attending between 3 & 9 months - Adults	310	1,153	26.9%	49.5%	51.5%	50.1%
% of FP17s for Band 1 Urgent Courses	211	1,356	15.6%	10.4%	9.5%	9.1%
% of FP17s Relating to Free Repair or Replacements	31	1,356	2.3%	0.9%	0.7%	0.8%
% of FP17s Relating to Continuations	23	1,356	1.7%	1.4%	1.2%	1.2%
% of Patients satisfied with the dentistry they have received	3	3	N/A	93.4%	93.1%	92.8%
% of Patients satisfied with the time they had to wait for an appointment	2	3	N/A	88.4%	88.8%	88.7%

\* This is based on patients treated on this contract for their most recent course of treatment. Figures in italics indicate the base number of FP17s or Patient Questionnaire responses are less than 100. N/A is shown where the base number of responses is less than 10 during the period. % is calculated as Quantity/Base number\*100

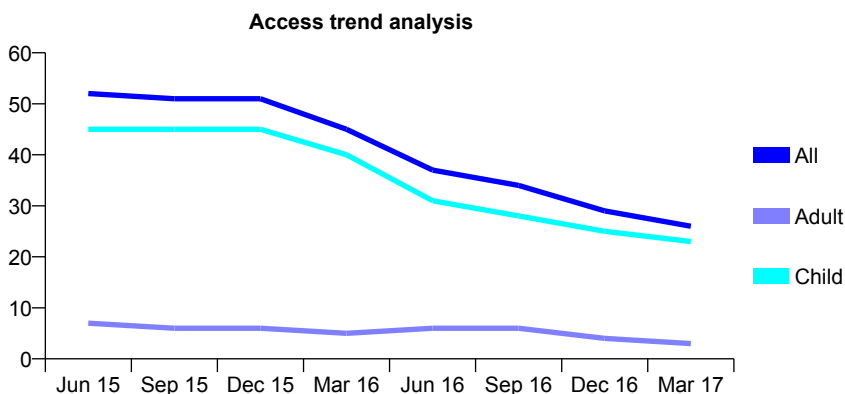
## Q66 - Vital Signs At a Glance Contract Report for 762148/0001 - March 2017

Name or company name	MR V MIRZAYAN
Contract type name	GDS Contract
Purpose of contract	General
Contract start date	01/04/2006
Contract end date	

16/17 Contracted general activity (UDA)	92
Carry forward general activity (UDA)	0
16/17 Contracted orthodontic activity (UOA)	0
Carry forward orthodontic activity (UOA)	0
Baseline contract value	£2,745.56

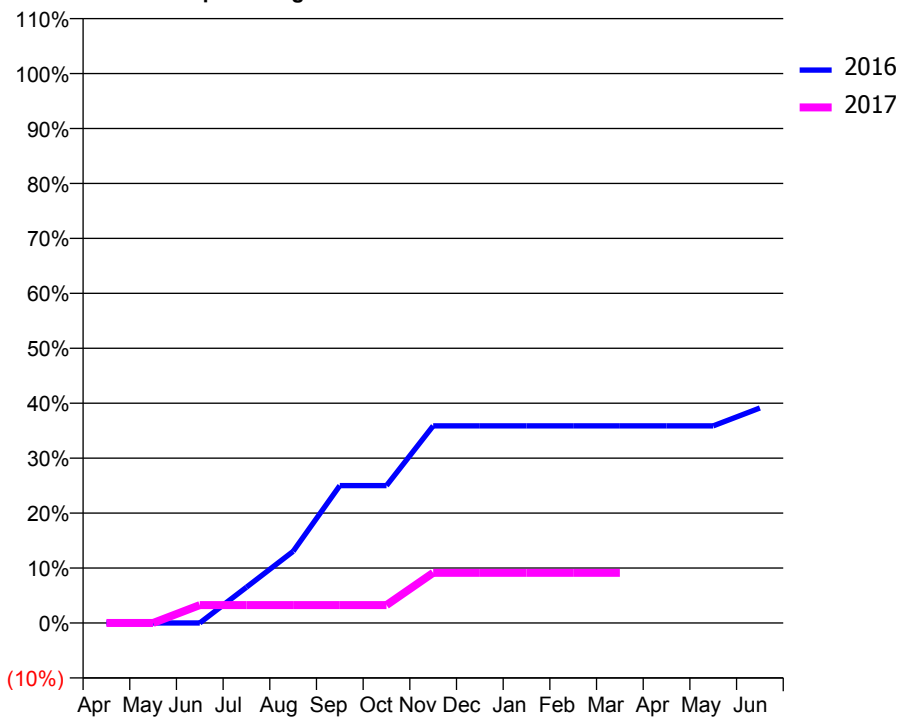
### ACCESS\*

Patients seen in 24 months	Total	Change since previous quarter
Quarter ending March 2016	45	
Quarter ending June 2016	37	↓
Quarter ending September 2016	34	↓
Quarter ending December 2016	29	↓
Quarter ending March 2017	26	↓
<b>Variance since March 2016</b>	<b>(42.2%)</b>	<b>↓</b>



### ACTIVITY

Cumulative percentage of contracted UDA delivered 2016 & 2017



Month	Adjusted Scheduled Activity (UDA)	
	2016	2017
April	0	0
May	0	0
June	0	3
July	6	3
August	12	3
September	23	3
October	23	3
November	33	8
December	33	8
January	33	8
February	33	8
March	33	8
April	33	
May	33	
June	36	

### QUALITY

	Quantity	Base Number	Contract	AT	Region	England
% of FP17s for the same patient ID Re-attending within 3 months - Children	1	10	10.0%	10.5%	11.9%	12.3%
% of FP17s for the same patient ID Re-attending within 3 months - Adults	0	0	N/A	16.0%	16.6%	16.7%
% of FP17s for the same patient ID Re-attending between 3 & 9 months - Children	3	10	30.0%	58.5%	60.2%	57.6%
% of FP17s for the same patient ID Re-attending between 3 & 9 months - Adults	0	0	N/A	49.5%	51.5%	50.1%
% of FP17s for Band 1 Urgent Courses	2	8	25.0%	10.4%	9.5%	9.1%
% of FP17s Relating to Free Repair or Replacements	0	8	0.0%	0.9%	0.7%	0.8%
% of FP17s Relating to Continuations	0	8	0.0%	1.4%	1.2%	1.2%
% of Patients satisfied with the dentistry they have received	0	0	N/A	93.4%	93.1%	92.8%
% of Patients satisfied with the time they had to wait for an appointment	0	0	N/A	88.4%	88.8%	88.7%

\* This is based on patients treated on this contract for their most recent course of treatment. Figures in italics indicate the base number of FP17s or Patient Questionnaire responses are less than 100. N/A is shown where the base number of responses is less than 10 during the period. % is calculated as Quantity/Base number\*100

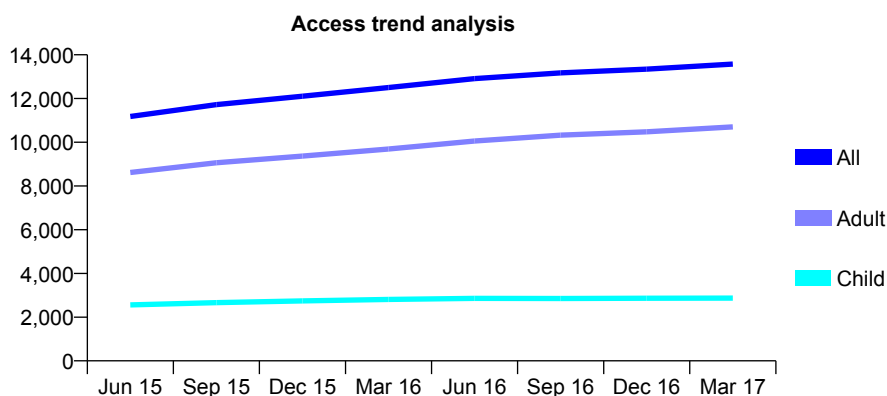
## Q66 - Vital Signs At a Glance Contract Report for 762520/0001 - March 2017

Name or company name	MR AJ CURTIS
Contract type name	Pilot Contract
Purpose of contract	General and Orthodontic
Contract start date	01/09/2013
Contract end date	

16/17 Contracted general activity (UDA)	31,724
Carry forward general activity (UDA)	0
16/17 Contracted orthodontic activity (UOA)	1,000
Carry forward orthodontic activity (UOA)	0
Baseline contract value	£964,878.07

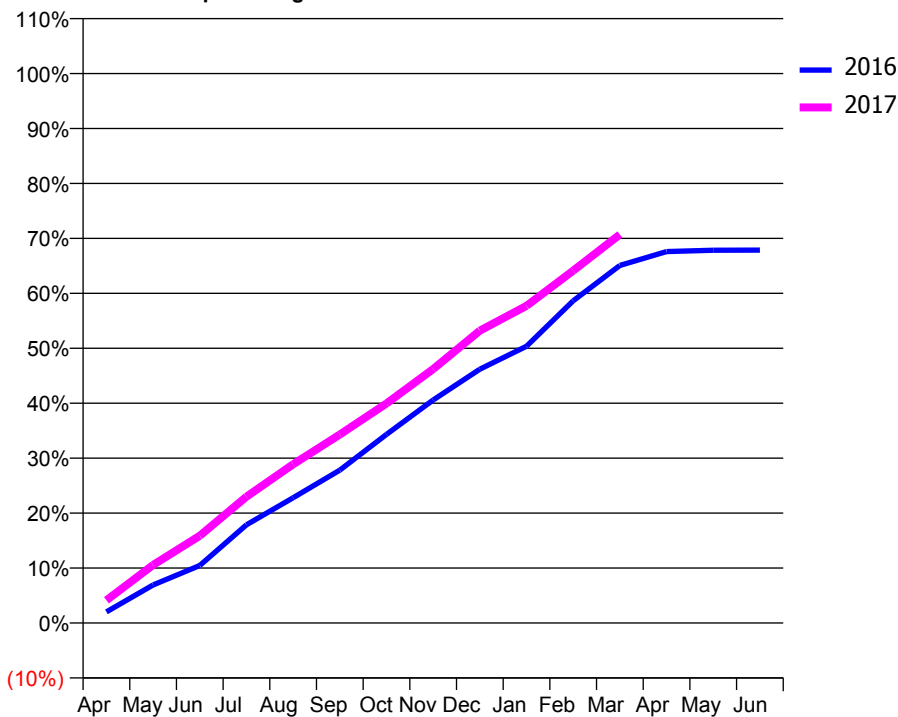
### ACCESS\*

Patients seen in 24 months	Total	Change since previous quarter
Quarter ending March 2016	12,503	
Quarter ending June 2016	12,909	↑
Quarter ending September 2016	13,173	↑
Quarter ending December 2016	13,345	→
Quarter ending March 2017	13,573	→
<b>Variance since March 2016</b>	<b>8.6%</b>	<b>↑</b>



### ACTIVITY

Cumulative percentage of contracted UDA delivered 2016 & 2017



Month	Adjusted Scheduled Activity (UDA)	
	2016	2017
April	639	1,316
May	2,197	3,349
June	3,324	5,041
July	5,670	7,293
August	7,236	9,166
September	8,825	10,885
October	10,893	12,674
November	12,876	14,662
December	14,654	16,876
January	15,977	18,312
February	18,601	20,344
March	20,646	22,430
April	21,448	
May	21,521	
June	21,526	

### QUALITY

	Quantity	Base Number	Contract	AT	Region	England
% of FP17s for the same patient ID Re-attending within 3 months - Children	270	3,197	8.4%	10.5%	11.9%	12.3%
% of FP17s for the same patient ID Re-attending within 3 months - Adults	2,138	11,734	18.2%	16.0%	16.6%	16.7%
% of FP17s for the same patient ID Re-attending between 3 & 9 months - Children	1,021	3,197	31.9%	58.5%	60.2%	57.6%
% of FP17s for the same patient ID Re-attending between 3 & 9 months - Adults	3,098	11,734	26.4%	49.5%	51.5%	50.1%
% of FP17s for Band 1 Urgent Courses	1,975	12,973	15.2%	10.4%	9.5%	9.1%
% of FP17s Relating to Free Repair or Replacements	119	12,973	0.9%	0.9%	0.7%	0.8%
% of FP17s Relating to Continuations	72	12,973	0.6%	1.4%	1.2%	1.2%
% of Patients satisfied with the dentistry they have received	16	17	94.1%	93.4%	93.1%	92.8%
% of Patients satisfied with the time they had to wait for an appointment	17	17	100.0%	88.4%	88.8%	88.7%

\* This is based on patients treated on this contract for their most recent course of treatment. Figures in italics indicate the base number of FP17s or Patient Questionnaire responses are less than 100. N/A is shown where the base number of responses is less than 10 during the period. % is calculated as Quantity/Base number\*100

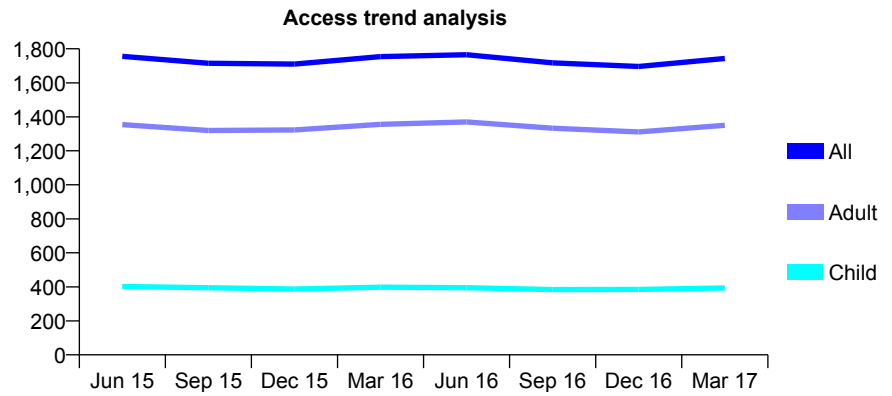
## Q66 - Vital Signs At a Glance Contract Report for 763969/0001 - March 2017

Name or company name	MR V AVAKIAN
Contract type name	GDS Contract
Purpose of contract	General
Contract start date	01/04/2006
Contract end date	

16/17 Contracted general activity (UDA)	6,526
Carry forward general activity (UDA)	207
16/17 Contracted orthodontic activity (UOA)	0
Carry forward orthodontic activity (UOA)	0
Baseline contract value	£160,178.96

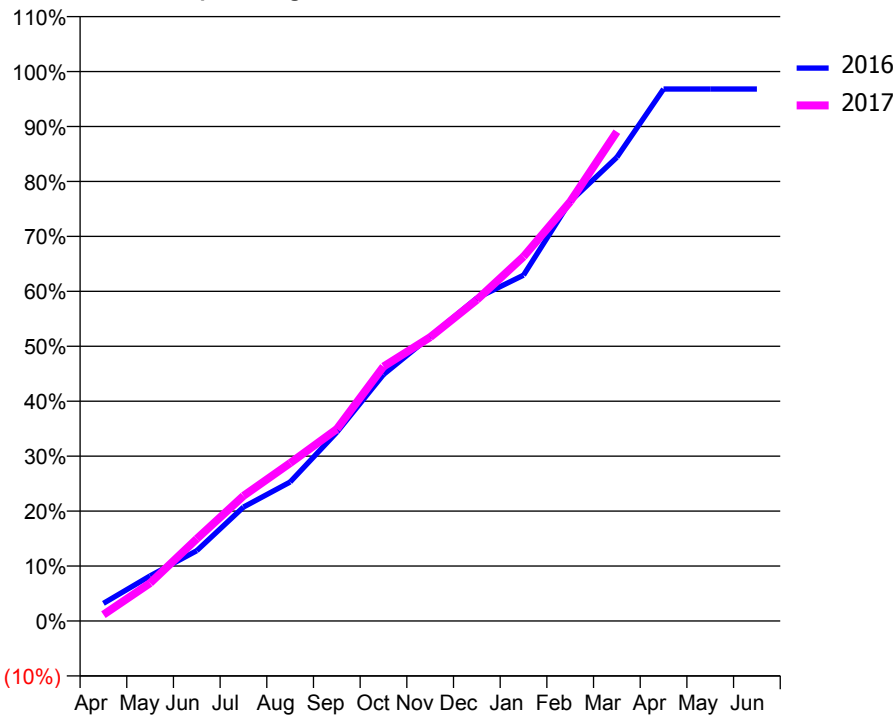
### ACCESS\*

Patients seen in 24 months	Total	Change since previous quarter
Quarter ending March 2016	1,754	
Quarter ending June 2016	1,765	→
Quarter ending September 2016	1,717	↓
Quarter ending December 2016	1,696	↓
Quarter ending March 2017	1,743	↑
<b>Variance since March 2016</b>	<b>(0.6%)</b>	<b>→</b>



### ACTIVITY

Cumulative percentage of contracted UDA delivered 2016 & 2017



Month	Adjusted Scheduled Activity (UDA)	
	2016	2017
April	209	75
May	536	450
June	835	976
July	1,354	1,487
August	1,651	1,876
September	2,241	2,280
October	2,928	3,022
November	3,378	3,370
December	3,834	3,814
January	4,108	4,327
February	4,983	4,980
March	5,507	5,811
April	6,319	
May	6,319	
June	6,319	

### QUALITY

	Quantity	Base Number	Contract	AT	Region	England
% of FP17s for the same patient ID Re-attending within 3 months - Children	49	653	7.5%	10.5%	11.9%	12.3%
% of FP17s for the same patient ID Re-attending within 3 months - Adults	297	2,345	12.7%	16.0%	16.6%	16.7%
% of FP17s for the same patient ID Re-attending between 3 & 9 months - Children	474	653	72.6%	58.5%	60.2%	57.6%
% of FP17s for the same patient ID Re-attending between 3 & 9 months - Adults	1,601	2,345	68.3%	49.5%	51.5%	50.1%
% of FP17s for Band 1 Urgent Courses	147	2,705	5.4%	10.4%	9.5%	9.1%
% of FP17s Relating to Free Repair or Replacements	0	2,705	0.0%	0.9%	0.7%	0.8%
% of FP17s Relating to Continuations	46	2,705	1.7%	1.4%	1.2%	1.2%
% of Patients satisfied with the dentistry they have received	13	13	100.0%	93.4%	93.1%	92.8%
% of Patients satisfied with the time they had to wait for an appointment	11	13	84.6%	88.4%	88.8%	88.7%

\* This is based on patients treated on this contract for their most recent course of treatment. Figures in italics indicate the base number of FP17s or Patient Questionnaire responses are less than 100. N/A is shown where the base number of responses is less than 10 during the period. % is calculated as Quantity/Base number\*100



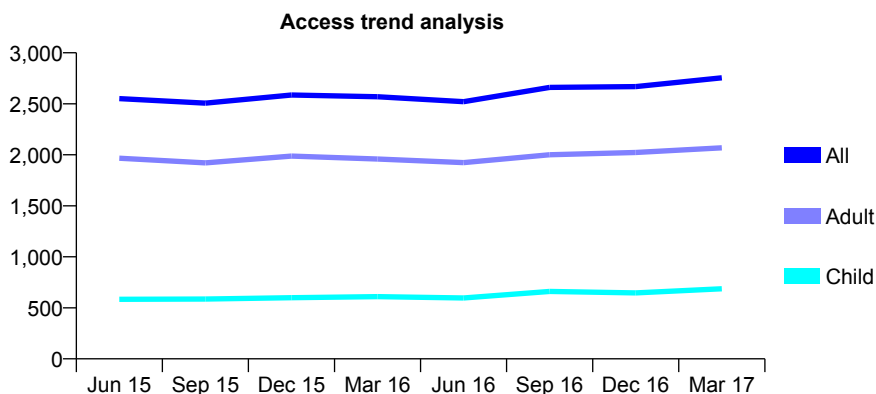
## Q66 - Vital Signs At a Glance Contract Report for 789062/0001 - March 2017

Name or company name	MS E ZAJKOWSKA-STEPIEN
Contract type name	GDS Contract
Purpose of contract	General
Contract start date	01/02/2008
Contract end date	

16/17 Contracted general activity (UDA)	9,567
Carry forward general activity (UDA)	-191
16/17 Contracted orthodontic activity (UOA)	0
Carry forward orthodontic activity (UOA)	0
Baseline contract value	£243,157.34

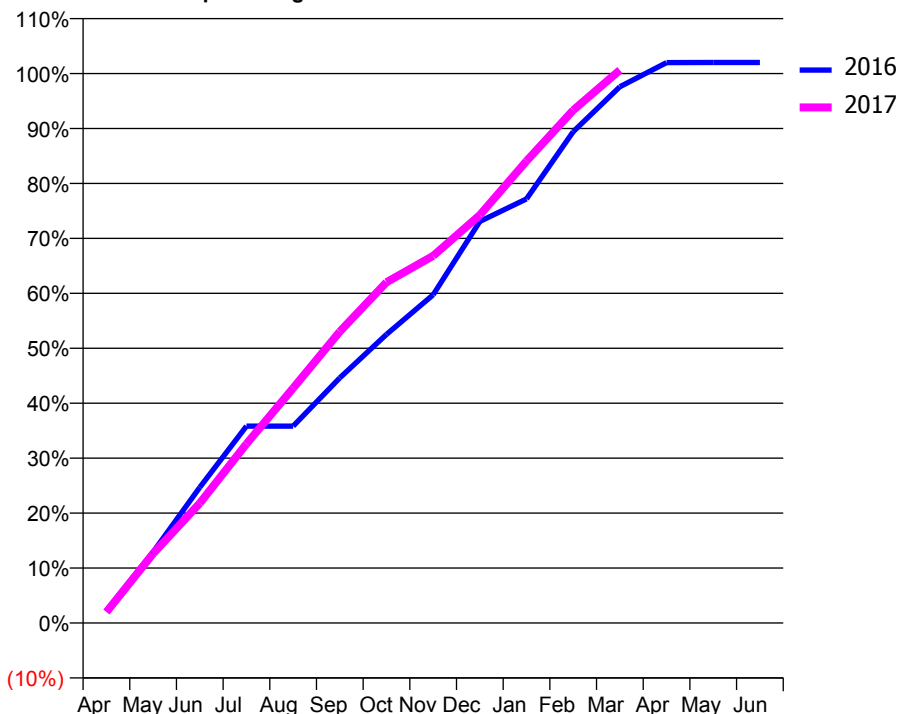
### ACCESS\*

Patients seen in 24 months	Total	Change since previous quarter
Quarter ending March 2016	2,569	
Quarter ending June 2016	2,521	↓
Quarter ending September 2016	2,661	↑
Quarter ending December 2016	2,669	→
Quarter ending March 2017	2,755	↑
<b>Variance since March 2016</b>	<b>7.2%</b>	<b>↑</b>



### ACTIVITY

Cumulative percentage of contracted UDA delivered 2016 & 2017



Month	Adjusted Scheduled Activity (UDA)	
	2016	2017
April	210	191
May	1,236	1,209
June	2,363	2,086
July	3,429	3,120
August	3,429	4,089
September	4,269	5,075
October	5,024	5,932
November	5,716	6,393
December	6,991	7,102
January	7,385	8,043
February	8,554	8,928
March	9,337	9,626
April	9,756	
May	9,759	
June	9,759	

### QUALITY

	Quantity	Base Number	Contract	AT	Region	England
% of FP17s for the same patient ID Re-attending within 3 months - Children	50	910	5.5%	10.5%	11.9%	12.3%
% of FP17s for the same patient ID Re-attending within 3 months - Adults	335	2,904	11.5%	16.0%	16.6%	16.7%
% of FP17s for the same patient ID Re-attending between 3 & 9 months - Children	471	910	51.8%	58.5%	60.2%	57.6%
% of FP17s for the same patient ID Re-attending between 3 & 9 months - Adults	1,688	2,904	58.1%	49.5%	51.5%	50.1%
% of FP17s for Band 1 Urgent Courses	202	3,681	5.5%	10.4%	9.5%	9.1%
% of FP17s Relating to Free Repair or Replacements	8	3,681	0.2%	0.9%	0.7%	0.8%
% of FP17s Relating to Continuations	38	3,681	1.0%	1.4%	1.2%	1.2%
% of Patients satisfied with the dentistry they have received	5	5	N/A	93.4%	93.1%	92.8%
% of Patients satisfied with the time they had to wait for an appointment	5	5	N/A	88.4%	88.8%	88.7%

\* This is based on patients treated on this contract for their most recent course of treatment. Figures in italics indicate the base number of FP17s or Patient Questionnaire responses are less than 100. N/A is shown where the base number of responses is less than 10 during the period. % is calculated as Quantity/Base number\*100

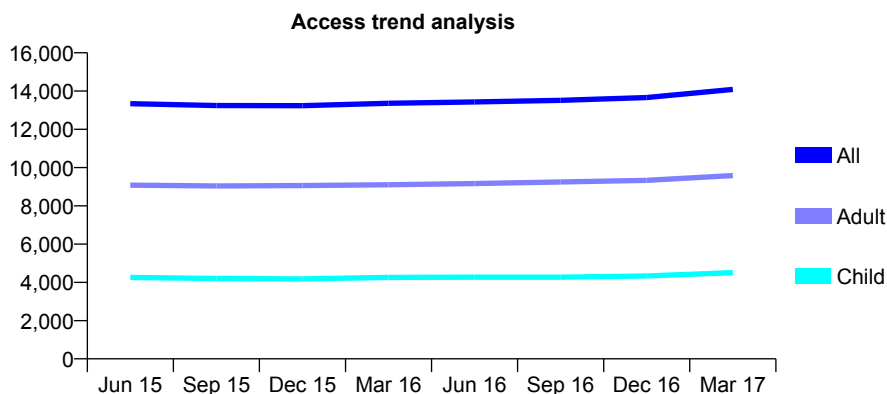
## Q66 - Vital Signs At a Glance Contract Report for 801399/0001 - March 2017

Name or company name	MR R SMITH
Contract type name	GDS Contract
Purpose of contract	General
Contract start date	01/04/2006
Contract end date	

16/17 Contracted general activity (UDA)	36,500
Carry forward general activity (UDA)	0
16/17 Contracted orthodontic activity (UOA)	0
Carry forward orthodontic activity (UOA)	0
Baseline contract value	£846,816.80

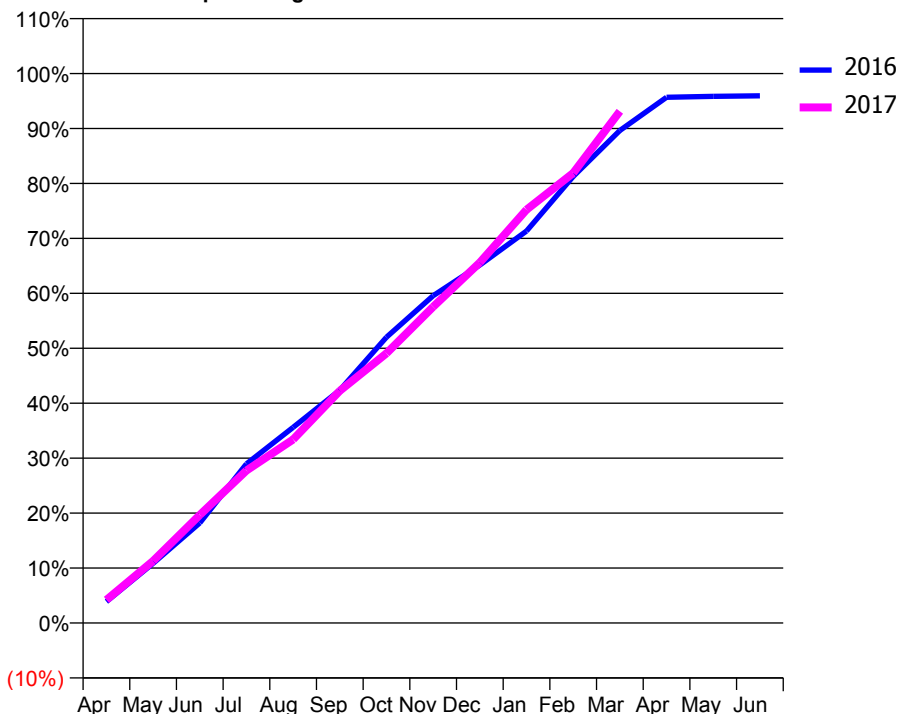
### ACCESS\*

Patients seen in 24 months	Total	Change since previous quarter
Quarter ending March 2016	13,358	
Quarter ending June 2016	13,429	→
Quarter ending September 2016	13,512	→
Quarter ending December 2016	13,663	→
Quarter ending March 2017	14,088	↑
<b>Variance since March 2016</b>	5.5%	↑



### ACTIVITY

Cumulative percentage of contracted UDA delivered 2016 & 2017



Month	Adjusted Scheduled Activity (UDA)	
	2016	2017
April	1,425	1,534
May	3,968	4,123
June	6,651	7,178
July	10,575	10,127
August	13,000	12,189
September	15,473	15,429
October	18,989	17,916
November	21,737	21,008
December	23,778	23,944
January	26,032	27,454
February	29,660	29,886
March	32,718	33,992
April	34,922	
May	34,985	
June	35,015	

### QUALITY

	Quantity	Base Number	Contract	AT	Region	England
% of FP17s for the same patient ID Re-attending within 3 months - Children	309	6,353	4.9%	10.5%	11.9%	12.3%
% of FP17s for the same patient ID Re-attending within 3 months - Adults	1,583	13,236	12.0%	16.0%	16.6%	16.7%
% of FP17s for the same patient ID Re-attending between 3 & 9 months - Children	3,425	6,353	53.9%	58.5%	60.2%	57.6%
% of FP17s for the same patient ID Re-attending between 3 & 9 months - Adults	7,033	13,236	53.1%	49.5%	51.5%	50.1%
% of FP17s for Band 1 Urgent Courses	1,277	18,377	6.9%	10.4%	9.5%	9.1%
% of FP17s Relating to Free Repair or Replacements	145	18,377	0.8%	0.9%	0.7%	0.8%
% of FP17s Relating to Continuations	193	18,377	1.1%	1.4%	1.2%	1.2%
% of Patients satisfied with the dentistry they have received	32	32	100.0%	93.4%	93.1%	92.8%
% of Patients satisfied with the time they had to wait for an appointment	32	32	100.0%	88.4%	88.8%	88.7%

\* This is based on patients treated on this contract for their most recent course of treatment. Figures in italics indicate the base number of FP17s or Patient Questionnaire responses are less than 100. N/A is shown where the base number of responses is less than 10 during the period. % is calculated as Quantity/Base number\*100

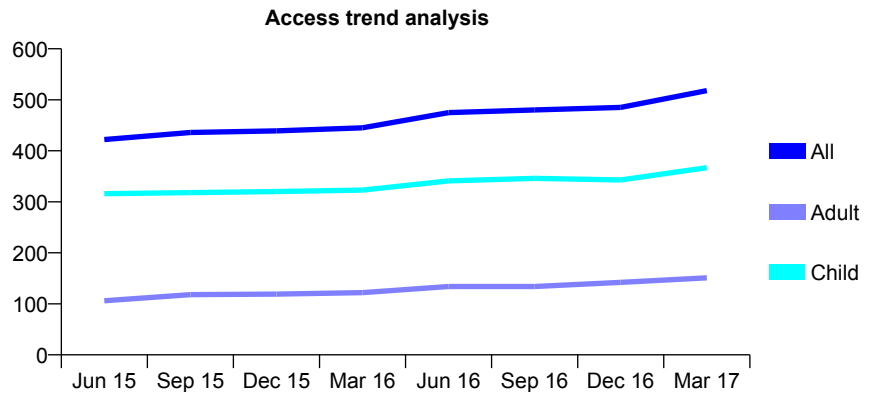
## Q66 - Vital Signs At a Glance Contract Report for 801593/0001 - March 2017

Name or company name	MR P IRISH
Contract type name	GDS Contract
Purpose of contract	General
Contract start date	01/04/2006
Contract end date	

16/17 Contracted general activity (UDA)	1,450
Carry forward general activity (UDA)	0
16/17 Contracted orthodontic activity (UOA)	0
Carry forward orthodontic activity (UOA)	0
Baseline contract value	£38,900.88

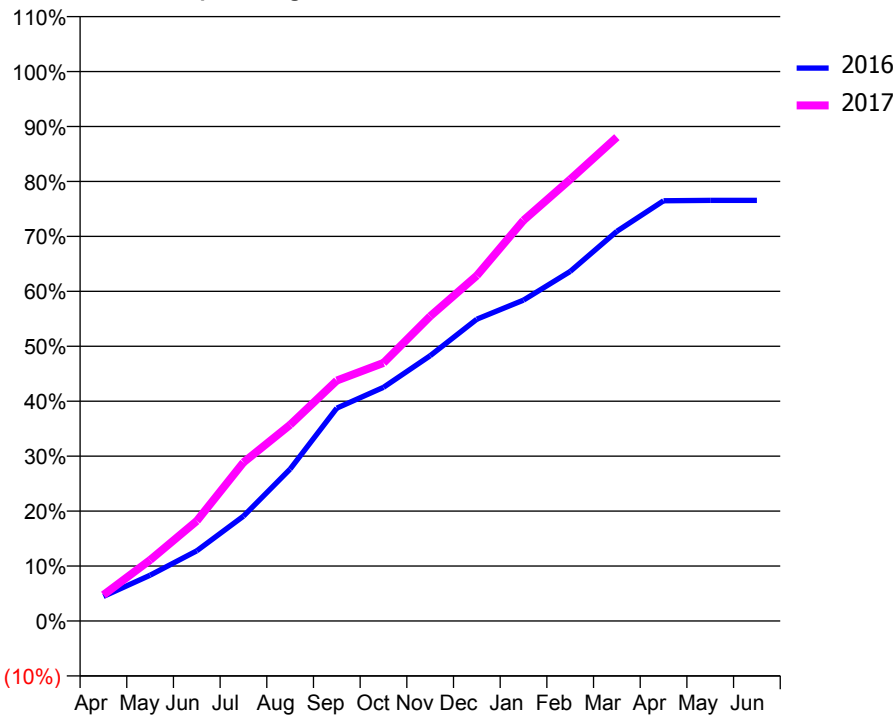
### ACCESS\*

Patients seen in 24 months	Total	Change since previous quarter
Quarter ending March 2016	445	
Quarter ending June 2016	475	↑
Quarter ending September 2016	480	→
Quarter ending December 2016	485	→
Quarter ending March 2017	518	↑
<b>Variance since March 2016</b>	<b>16.4%</b>	<b>↑</b>



### ACTIVITY

Cumulative percentage of contracted UDA delivered 2016 & 2017



Month	Adjusted Scheduled Activity (UDA)	
	2016	2017
April	65	69
May	121	161
June	185	264
July	277	418
August	401	518
September	562	635
October	617	681
November	700	804
December	796	912
January	847	1,057
February	922	1,165
March	1,028	1,277
April	1,109	
May	1,110	
June	1,110	

### QUALITY

	Quantity	Base Number	Contract	AT	Region	England
% of FP17s for the same patient ID Re-attending within 3 months - Children	99	607	16.3%	10.5%	11.9%	12.3%
% of FP17s for the same patient ID Re-attending within 3 months - Adults	53	185	28.6%	16.0%	16.6%	16.7%
% of FP17s for the same patient ID Re-attending between 3 & 9 months - Children	290	607	47.8%	58.5%	60.2%	57.6%
% of FP17s for the same patient ID Re-attending between 3 & 9 months - Adults	50	185	27.0%	49.5%	51.5%	50.1%
% of FP17s for Band 1 Urgent Courses	89	740	12.0%	10.4%	9.5%	9.1%
% of FP17s Relating to Free Repair or Replacements	0	740	0.0%	0.9%	0.7%	0.8%
% of FP17s Relating to Continuations	0	740	0.0%	1.4%	1.2%	1.2%
% of Patients satisfied with the dentistry they have received	1	1	N/A	93.4%	93.1%	92.8%
% of Patients satisfied with the time they had to wait for an appointment	1	1	N/A	88.4%	88.8%	88.7%

\* This is based on patients treated on this contract for their most recent course of treatment. Figures in italics indicate the base number of FP17s or Patient Questionnaire responses are less than 100. N/A is shown where the base number of responses is less than 10 during the period. % is calculated as Quantity/Base number\*100

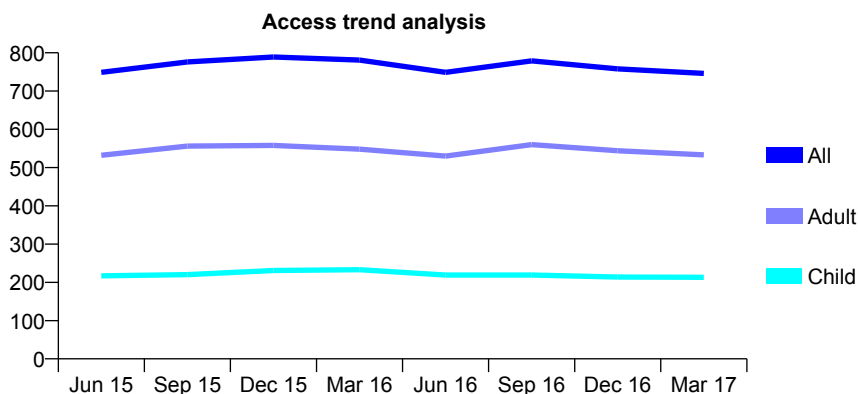
## Q66 - Vital Signs At a Glance Contract Report for 809780/0002 - March 2017

Name or company name	MR MJ WINES
Contract type name	GDS Contract
Purpose of contract	General
Contract start date	01/02/2012
Contract end date	

16/17 Contracted general activity (UDA)	1,998
Carry forward general activity (UDA)	0
16/17 Contracted orthodontic activity (UOA)	0
Carry forward orthodontic activity (UOA)	0
Baseline contract value	£46,060.34

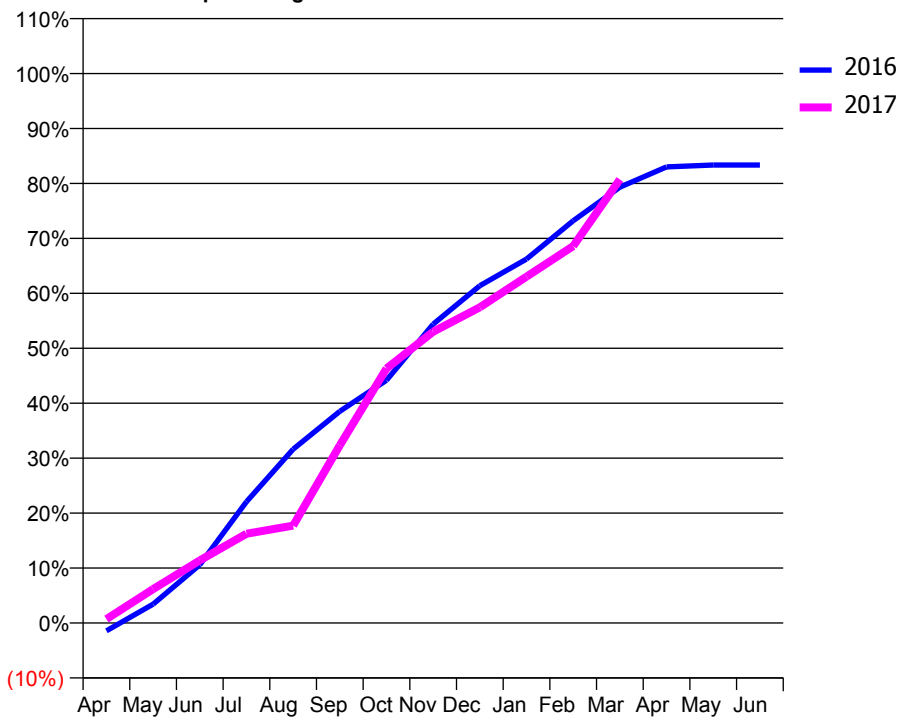
### ACCESS\*

Patients seen in 24 months	Total	Change since previous quarter
Quarter ending March 2016	781	
Quarter ending June 2016	749	↓
Quarter ending September 2016	779	↑
Quarter ending December 2016	758	↓
Quarter ending March 2017	746	↓
<b>Variance since March 2016</b>	<b>(4.5%)</b>	<b>↓</b>



### ACTIVITY

Cumulative percentage of contracted UDA delivered 2016 & 2017



Month	Adjusted Scheduled Activity (UDA)	
	2016	2017
April	-29	14
May	69	123
June	212	227
July	441	325
August	632	354
September	770	646
October	883	925
November	1,087	1,059
December	1,227	1,148
January	1,323	1,259
February	1,463	1,371
March	1,585	1,613
April	1,658	
May	1,665	
June	1,665	

### QUALITY

	Quantity	Base Number	Contract	AT	Region	England
% of FP17s for the same patient ID Re-attending within 3 months - Children	18	340	5.3%	10.5%	11.9%	12.3%
% of FP17s for the same patient ID Re-attending within 3 months - Adults	110	816	13.5%	16.0%	16.6%	16.7%
% of FP17s for the same patient ID Re-attending between 3 & 9 months - Children	224	340	65.9%	58.5%	60.2%	57.6%
% of FP17s for the same patient ID Re-attending between 3 & 9 months - Adults	476	816	58.3%	49.5%	51.5%	50.1%
% of FP17s for Band 1 Urgent Courses	99	1,087	9.1%	10.4%	9.5%	9.1%
% of FP17s Relating to Free Repair or Replacements	13	1,087	1.2%	0.9%	0.7%	0.8%
% of FP17s Relating to Continuations	5	1,087	0.5%	1.4%	1.2%	1.2%
% of Patients satisfied with the dentistry they have received	1	1	N/A	93.4%	93.1%	92.8%
% of Patients satisfied with the time they had to wait for an appointment	1	1	N/A	88.4%	88.8%	88.7%

\* This is based on patients treated on this contract for their most recent course of treatment. Figures in italics indicate the base number of FP17s or Patient Questionnaire responses are less than 100. N/A is shown where the base number of responses is less than 10 during the period. % is calculated as Quantity/Base number\*100

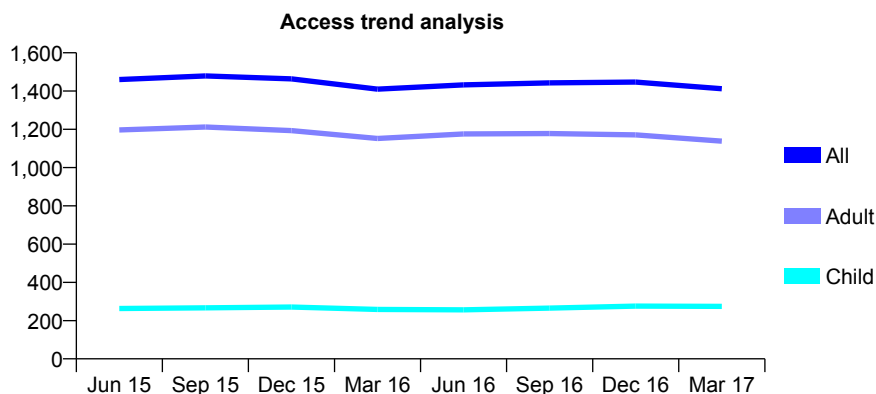
## Q66 - Vital Signs At a Glance Contract Report for 810452/0001 - March 2017

Name or company name	MISS AR MACHIN
Contract type name	GDS Contract
Purpose of contract	General
Contract start date	01/04/2006
Contract end date	

16/17 Contracted general activity (UDA)	4,490
Carry forward general activity (UDA)	0
16/17 Contracted orthodontic activity (UOA)	0
Carry forward orthodontic activity (UOA)	0
Baseline contract value	£119,466.86

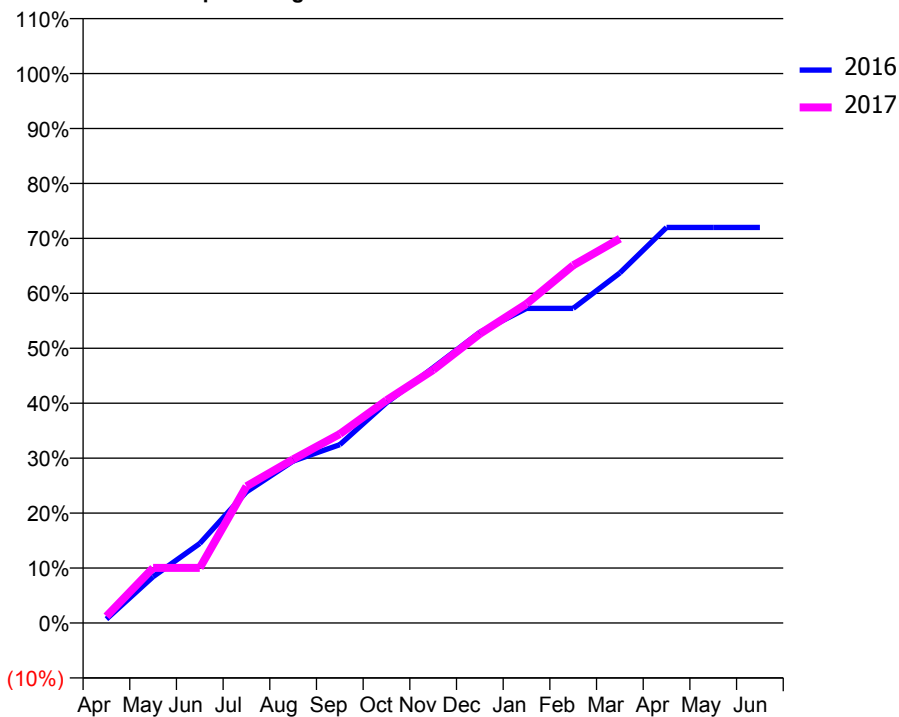
### ACCESS\*

Patients seen in 24 months	Total	Change since previous quarter
Quarter ending March 2016	1,410	
Quarter ending June 2016	1,432	→
Quarter ending September 2016	1,443	→
Quarter ending December 2016	1,447	→
Quarter ending March 2017	1,412	↓
<b>Variance since March 2016</b>	<b>0.1%</b>	<b>→</b>



### ACTIVITY

Cumulative percentage of contracted UDA delivered 2016 & 2017



Month	Adjusted Scheduled Activity (UDA)	
	2016	2017
April	32	55
May	379	450
June	650	450
July	1,071	1,118
August	1,324	1,338
September	1,457	1,544
October	1,799	1,820
November	2,086	2,068
December	2,375	2,363
January	2,570	2,607
February	2,570	2,923
March	2,861	3,140
April	3,233	
May	3,233	
June	3,233	

### QUALITY

	Quantity	Base Number	Contract	AT	Region	England
% of FP17s for the same patient ID Re-attending within 3 months - Children	22	398	5.5%	10.5%	11.9%	12.3%
% of FP17s for the same patient ID Re-attending within 3 months - Adults	118	1,221	9.7%	16.0%	16.6%	16.7%
% of FP17s for the same patient ID Re-attending between 3 & 9 months - Children	232	398	58.3%	58.5%	60.2%	57.6%
% of FP17s for the same patient ID Re-attending between 3 & 9 months - Adults	409	1,221	33.5%	49.5%	51.5%	50.1%
% of FP17s for Band 1 Urgent Courses	72	1,445	5.0%	10.4%	9.5%	9.1%
% of FP17s Relating to Free Repair or Replacements	0	1,445	0.0%	0.9%	0.7%	0.8%
% of FP17s Relating to Continuations	10	1,445	0.7%	1.4%	1.2%	1.2%
% of Patients satisfied with the dentistry they have received	4	5	N/A	93.4%	93.1%	92.8%
% of Patients satisfied with the time they had to wait for an appointment	5	5	N/A	88.4%	88.8%	88.7%

\* This is based on patients treated on this contract for their most recent course of treatment. Figures in italics indicate the base number of FP17s or Patient Questionnaire responses are less than 100. N/A is shown where the base number of responses is less than 10 during the period. % is calculated as Quantity/Base number\*100

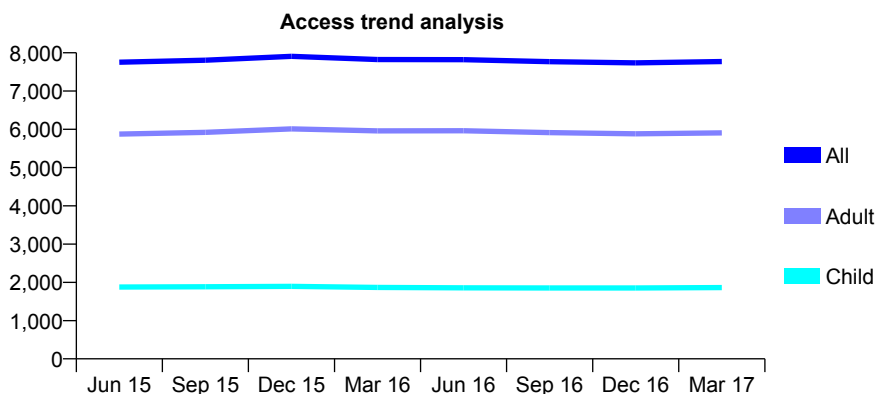
## Q66 - Vital Signs At a Glance Contract Report for 810916/0001 - March 2017

Name or company name	Mark Cusack-Leggett and Mandhir Bains
Contract type name	GDS Contract
Purpose of contract	General
Contract start date	01/04/2006
Contract end date	

16/17 Contracted general activity (UDA)	27,129
Carry forward general activity (UDA)	359
16/17 Contracted orthodontic activity (UOA)	0
Carry forward orthodontic activity (UOA)	0
Baseline contract value	£779,517.09

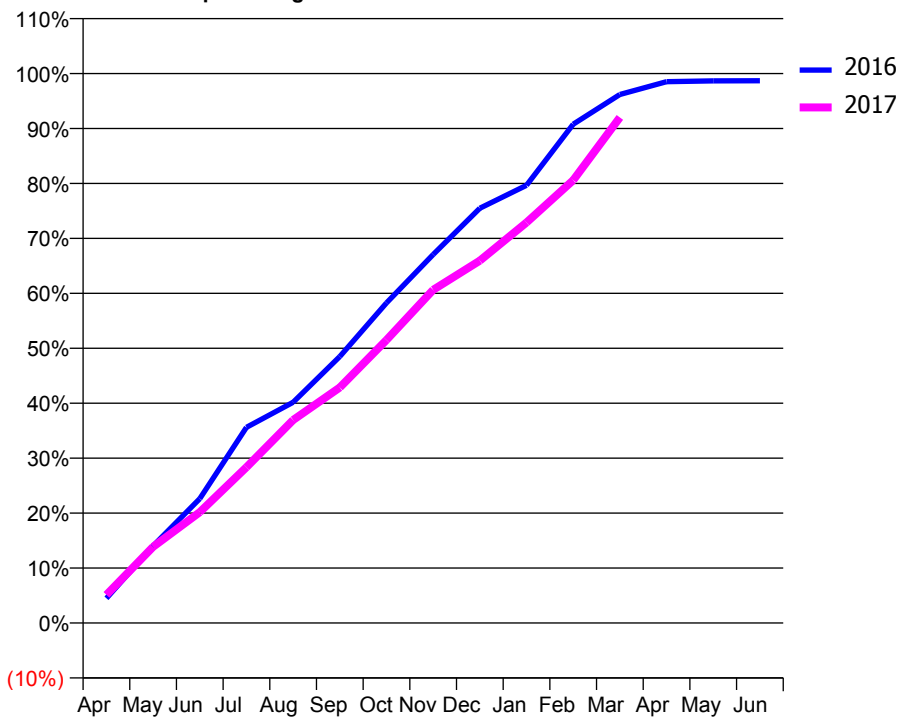
### ACCESS\*

Patients seen in 24 months	Total	Change since previous quarter
Quarter ending March 2016	7,824	
Quarter ending June 2016	7,820	→
Quarter ending September 2016	7,767	→
Quarter ending December 2016	7,736	→
Quarter ending March 2017	7,770	→
<b>Variance since March 2016</b>	<b>(0.7%)</b>	→



### ACTIVITY

Cumulative percentage of contracted UDA delivered 2016 & 2017



Month	Adjusted Scheduled Activity (UDA)	
	2016	2017
April	1,224	1,393
May	3,807	3,760
June	6,137	5,472
July	9,661	7,694
August	10,900	10,021
September	13,159	11,628
October	15,806	13,972
November	18,196	16,448
December	20,478	17,892
January	21,610	19,772
February	24,625	21,862
March	26,096	24,962
April	26,728	
May	26,764	
June	26,770	

### QUALITY

	Quantity	Base Number	Contract	AT	Region	England
% of FP17s for the same patient ID Re-attending within 3 months - Children	396	3,341	11.9%	10.5%	11.9%	12.3%
% of FP17s for the same patient ID Re-attending within 3 months - Adults	1,301	9,308	14.0%	16.0%	16.6%	16.7%
% of FP17s for the same patient ID Re-attending between 3 & 9 months - Children	2,022	3,341	60.5%	58.5%	60.2%	57.6%
% of FP17s for the same patient ID Re-attending between 3 & 9 months - Adults	5,739	9,308	61.7%	49.5%	51.5%	50.1%
% of FP17s for Band 1 Urgent Courses	598	12,297	4.9%	10.4%	9.5%	9.1%
% of FP17s Relating to Free Repair or Replacements	143	12,297	1.2%	0.9%	0.7%	0.8%
% of FP17s Relating to Continuations	118	12,297	1.0%	1.4%	1.2%	1.2%
% of Patients satisfied with the dentistry they have received	23	27	85.2%	93.4%	93.1%	92.8%
% of Patients satisfied with the time they had to wait for an appointment	26	27	96.3%	88.4%	88.8%	88.7%

\* This is based on patients treated on this contract for their most recent course of treatment. Figures in italics indicate the base number of FP17s or Patient Questionnaire responses are less than 100. N/A is shown where the base number of responses is less than 10 during the period. % is calculated as Quantity/Base number\*100

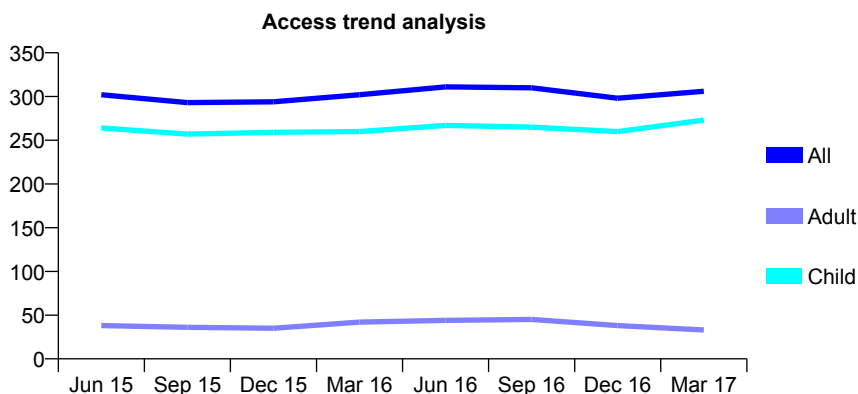
## Q66 - Vital Signs At a Glance Contract Report for 814466/0001 - March 2017

Name or company name	MISS KA PEARTON
Contract type name	GDS Contract
Purpose of contract	General
Contract start date	01/04/2006
Contract end date	

16/17 Contracted general activity (UDA)	700
Carry forward general activity (UDA)	0
16/17 Contracted orthodontic activity (UOA)	0
Carry forward orthodontic activity (UOA)	0
Baseline contract value	£17,146.39

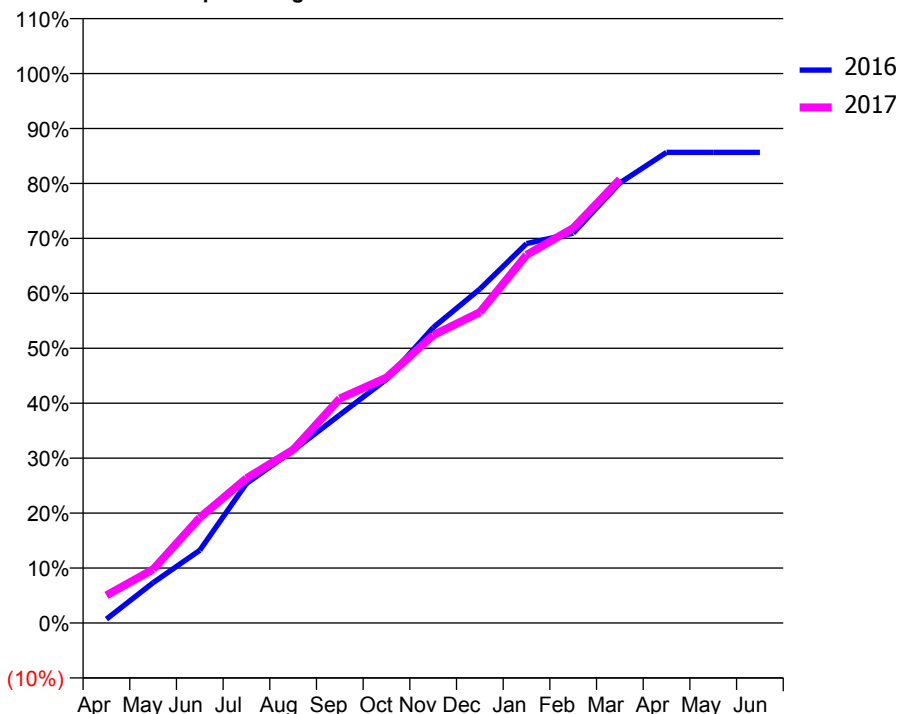
### ACCESS\*

Patients seen in 24 months	Total	Change since previous quarter
Quarter ending March 2016	302	
Quarter ending June 2016	311	↑
Quarter ending September 2016	310	→
Quarter ending December 2016	298	↓
Quarter ending March 2017	306	↑
<b>Variance since March 2016</b>	<b>1.3%</b>	<b>→</b>



### ACTIVITY

Cumulative percentage of contracted UDA delivered 2016 & 2017



Month	Adjusted Scheduled Activity (UDA)	
	2016	2017
April	5	35
May	51	68
June	93	134
July	178	184
August	220	221
September	265	286
October	310	313
November	376	367
December	425	396
January	483	469
February	497	503
March	561	565
April	600	
May	600	
June	600	

### QUALITY

	Quantity	Base Number	Contract	AT	Region	England
% of FP17s for the same patient ID Re-attending within 3 months - Children	43	487	8.8%	10.5%	11.9%	12.3%
% of FP17s for the same patient ID Re-attending within 3 months - Adults	0	0	N/A	16.0%	16.6%	16.7%
% of FP17s for the same patient ID Re-attending between 3 & 9 months - Children	355	487	72.9%	58.5%	60.2%	57.6%
% of FP17s for the same patient ID Re-attending between 3 & 9 months - Adults	0	0	N/A	49.5%	51.5%	50.1%
% of FP17s for Band 1 Urgent Courses	16	460	3.5%	10.4%	9.5%	9.1%
% of FP17s Relating to Free Repair or Replacements	0	460	0.0%	0.9%	0.7%	0.8%
% of FP17s Relating to Continuations	0	460	0.0%	1.4%	1.2%	1.2%
% of Patients satisfied with the dentistry they have received	0	0	N/A	93.4%	93.1%	92.8%
% of Patients satisfied with the time they had to wait for an appointment	0	0	N/A	88.4%	88.8%	88.7%

\* This is based on patients treated on this contract for their most recent course of treatment. Figures in italics indicate the base number of FP17s or Patient Questionnaire responses are less than 100. N/A is shown where the base number of responses is less than 10 during the period. % is calculated as Quantity/Base number\*100

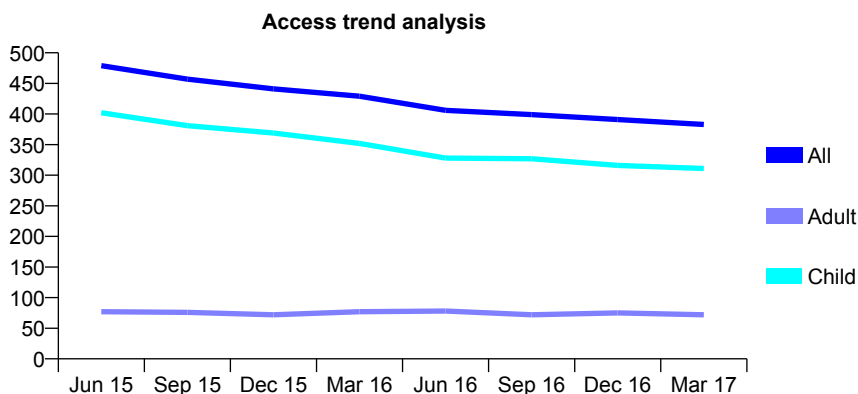
## Q66 - Vital Signs At a Glance Contract Report for 817503/0001 - March 2017

Name or company name	MISS JE DOYLE
Contract type name	GDS Contract
Purpose of contract	General
Contract start date	01/04/2006
Contract end date	

16/17 Contracted general activity (UDA)	803
Carry forward general activity (UDA)	-16
16/17 Contracted orthodontic activity (UOA)	0
Carry forward orthodontic activity (UOA)	0
Baseline contract value	£18,222.41

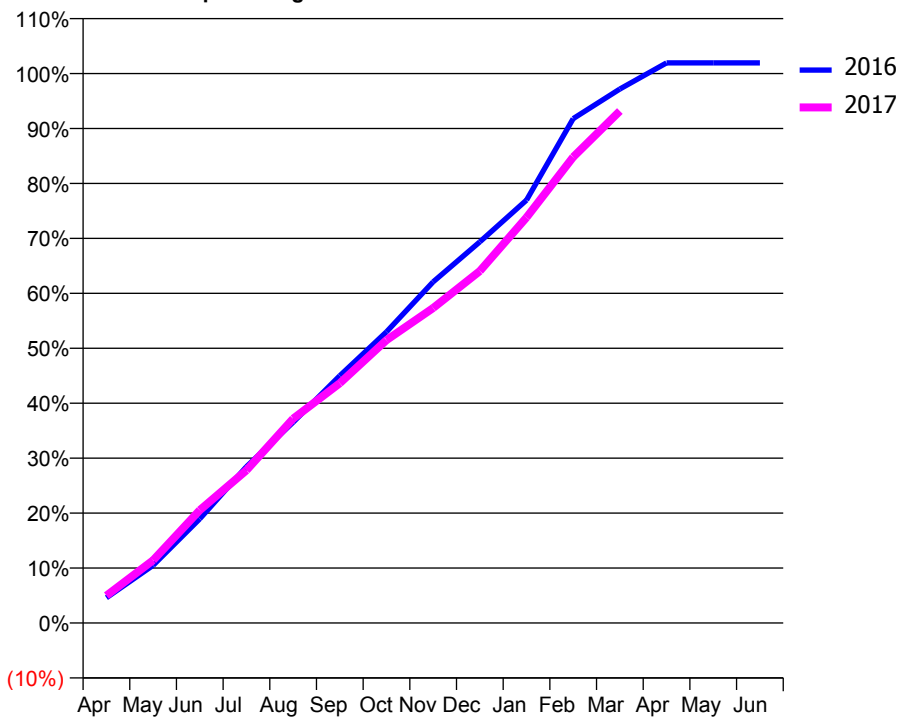
### ACCESS\*

Patients seen in 24 months	Total	Change since previous quarter
Quarter ending March 2016	429	
Quarter ending June 2016	406	↓
Quarter ending September 2016	399	↓
Quarter ending December 2016	391	↓
Quarter ending March 2017	383	↓
<b>Variance since March 2016</b>	<b>(10.7%)</b>	<b>↓</b>



### ACTIVITY

**Cumulative percentage of contracted UDA delivered 2016 & 2017**



Month	Adjusted Scheduled Activity (UDA)	
	2016	2017
April	37	40
May	84	92
June	152	165
July	228	223
August	293	299
September	361	350
October	425	413
November	499	460
December	557	514
January	618	593
February	737	681
March	780	748
April	819	
May	819	
June	819	

### QUALITY

	Quantity	Base Number	Contract	AT	Region	England
% of FP17s for the same patient ID Re-attending within 3 months - Children	27	530	5.1%	10.5%	11.9%	12.3%
% of FP17s for the same patient ID Re-attending within 3 months - Adults	1	30	3.3%	16.0%	16.6%	16.7%
% of FP17s for the same patient ID Re-attending between 3 & 9 months - Children	391	530	73.8%	58.5%	60.2%	57.6%
% of FP17s for the same patient ID Re-attending between 3 & 9 months - Adults	14	30	46.7%	49.5%	51.5%	50.1%
% of FP17s for Band 1 Urgent Courses	16	534	3.0%	10.4%	9.5%	9.1%
% of FP17s Relating to Free Repair or Replacements	0	534	0.0%	0.9%	0.7%	0.8%
% of FP17s Relating to Continuations	0	534	0.0%	1.4%	1.2%	1.2%
% of Patients satisfied with the dentistry they have received	0	0	N/A	93.4%	93.1%	92.8%
% of Patients satisfied with the time they had to wait for an appointment	0	0	N/A	88.4%	88.8%	88.7%

\* This is based on patients treated on this contract for their most recent course of treatment. Figures in italics indicate the base number of FP17s or Patient Questionnaire responses are less than 100. N/A is shown where the base number of responses is less than 10 during the period. % is calculated as Quantity/Base number\*100



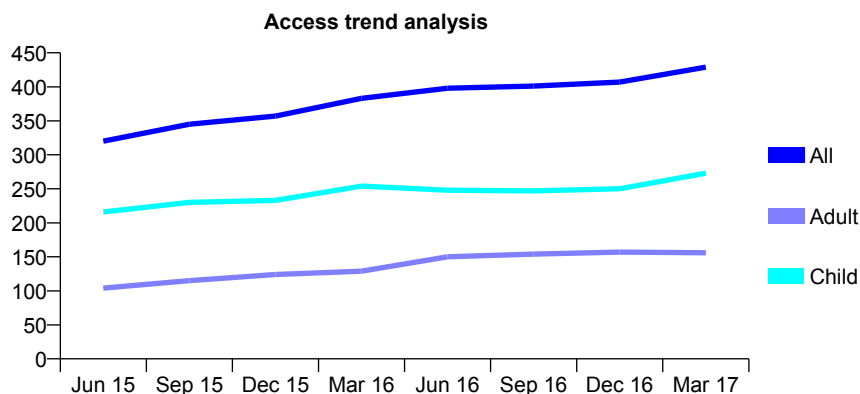
## Q66 - Vital Signs At a Glance Contract Report for 817694/0001 - March 2017

Name or company name	The Manor House Dental
Contract type name	GDS Contract
Purpose of contract	General
Contract start date	01/04/2006
Contract end date	

16/17 Contracted general activity (UDA)	800
Carry forward general activity (UDA)	19
16/17 Contracted orthodontic activity (UOA)	0
Carry forward orthodontic activity (UOA)	0
Baseline contract value	£18,907.94

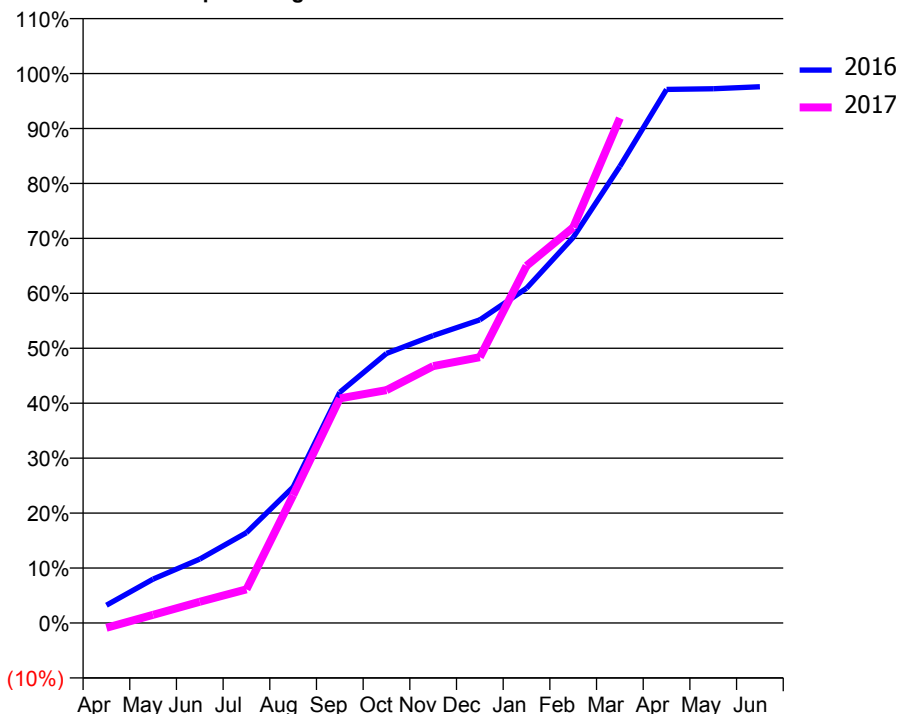
### ACCESS\*

Patients seen in 24 months	Total	Change since previous quarter
Quarter ending March 2016	383	
Quarter ending June 2016	398	↑
Quarter ending September 2016	401	→
Quarter ending December 2016	407	→
Quarter ending March 2017	429	↑
<b>Variance since March 2016</b>	12.0%	↑



### ACTIVITY

Cumulative percentage of contracted UDA delivered 2016 & 2017



Month	Adjusted Scheduled Activity (UDA)	
	2016	2017
April	26	-7
May	64	12
June	93	31
July	132	49
August	198	186
September	336	327
October	392	339
November	418	374
December	441	387
January	487	520
February	561	576
March	665	735
April	777	
May	778	
June	781	

### QUALITY

	Quantity	Base Number	Contract	AT	Region	England
% of FP17s for the same patient ID Re-attending within 3 months - Children	13	547	2.4%	10.5%	11.9%	12.3%
% of FP17s for the same patient ID Re-attending within 3 months - Adults	1	126	0.8%	16.0%	16.6%	16.7%
% of FP17s for the same patient ID Re-attending between 3 & 9 months - Children	423	547	77.3%	58.5%	60.2%	57.6%
% of FP17s for the same patient ID Re-attending between 3 & 9 months - Adults	50	126	39.7%	49.5%	51.5%	50.1%
% of FP17s for Band 1 Urgent Courses	0	587	0.0%	10.4%	9.5%	9.1%
% of FP17s Relating to Free Repair or Replacements	0	587	0.0%	0.9%	0.7%	0.8%
% of FP17s Relating to Continuations	0	587	0.0%	1.4%	1.2%	1.2%
% of Patients satisfied with the dentistry they have received	1	2	N/A	93.4%	93.1%	92.8%
% of Patients satisfied with the time they had to wait for an appointment	2	2	N/A	88.4%	88.8%	88.7%

\* This is based on patients treated on this contract for their most recent course of treatment. Figures in italics indicate the base number of FP17s or Patient Questionnaire responses are less than 100. N/A is shown where the base number of responses is less than 10 during the period. % is calculated as Quantity/Base number\*100

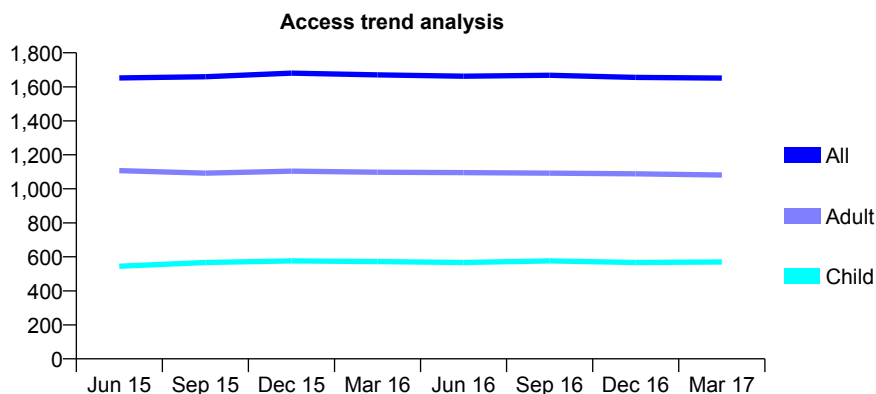
## Q66 - Vital Signs At a Glance Contract Report for 824119/0001 - March 2017

Name or company name	MR NA HARRIS
Contract type name	GDS Contract
Purpose of contract	General
Contract start date	01/04/2006
Contract end date	

16/17 Contracted general activity (UDA)	5,038
Carry forward general activity (UDA)	0
16/17 Contracted orthodontic activity (UOA)	0
Carry forward orthodontic activity (UOA)	0
Baseline contract value	£110,498.39

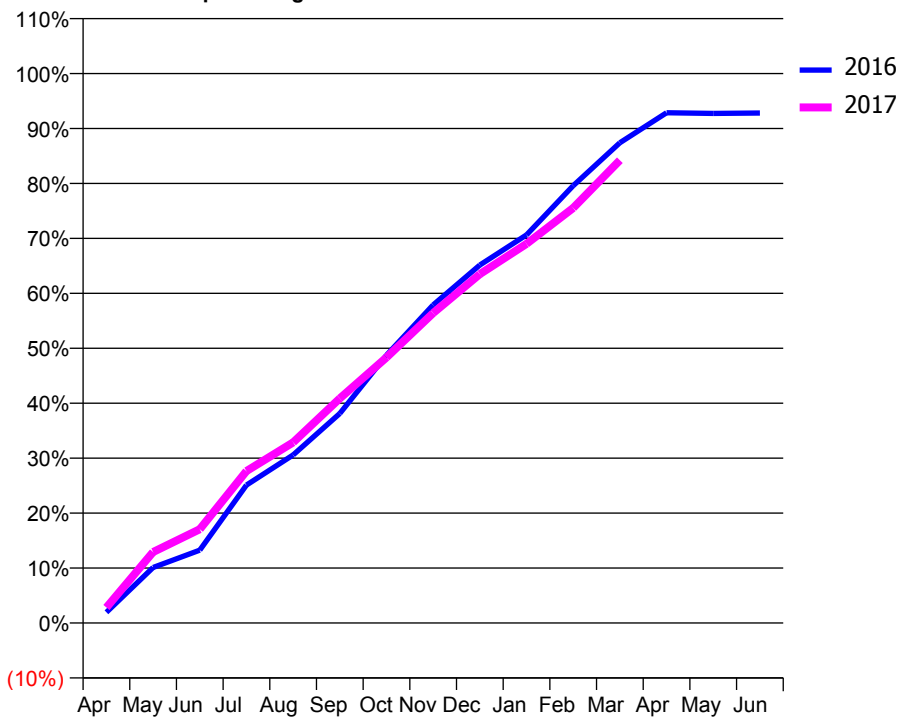
### ACCESS\*

Patients seen in 24 months	Total	Change since previous quarter
Quarter ending March 2016	1,670	
Quarter ending June 2016	1,662	→
Quarter ending September 2016	1,668	→
Quarter ending December 2016	1,655	→
Quarter ending March 2017	1,651	→
<b>Variance since March 2016</b>	<b>(1.1%)</b>	<b>↓</b>



### ACTIVITY

Cumulative percentage of contracted UDA delivered 2016 & 2017



Adjusted Scheduled Activity (UDA)

Month	2016	2017
April	99	143
May	509	652
June	668	860
July	1,265	1,393
August	1,542	1,656
September	1,921	2,060
October	2,455	2,435
November	2,916	2,842
December	3,281	3,199
January	3,559	3,476
February	4,010	3,806
March	4,403	4,243
April	4,678	
May	4,672	
June	4,676	

### QUALITY

	Quantity	Base Number	Contract	AT	Region	England
% of FP17s for the same patient ID Re-attending within 3 months - Children	80	971	8.2%	10.5%	11.9%	12.3%
% of FP17s for the same patient ID Re-attending within 3 months - Adults	222	1,811	12.3%	16.0%	16.6%	16.7%
% of FP17s for the same patient ID Re-attending between 3 & 9 months - Children	689	971	71.0%	58.5%	60.2%	57.6%
% of FP17s for the same patient ID Re-attending between 3 & 9 months - Adults	1,339	1,811	73.9%	49.5%	51.5%	50.1%
% of FP17s for Band 1 Urgent Courses	178	2,608	6.8%	10.4%	9.5%	9.1%
% of FP17s Relating to Free Repair or Replacements	5	2,608	0.2%	0.9%	0.7%	0.8%
% of FP17s Relating to Continuations	2	2,608	0.1%	1.4%	1.2%	1.2%
% of Patients satisfied with the dentistry they have received	5	7	N/A	93.4%	93.1%	92.8%
% of Patients satisfied with the time they had to wait for an appointment	7	7	N/A	88.4%	88.8%	88.7%

\* This is based on patients treated on this contract for their most recent course of treatment. Figures in italics indicate the base number of FP17s or Patient Questionnaire responses are less than 100. N/A is shown where the base number of responses is less than 10 during the period. % is calculated as Quantity/Base number\*100

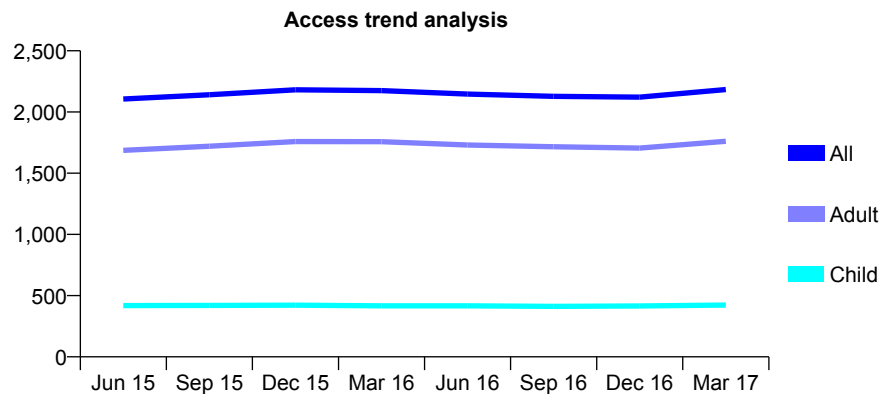
## Q66 - Vital Signs At a Glance Contract Report for 830860/0001 - March 2017

Name or company name	Simon Channing and Sally Button
Contract type name	GDS Contract
Purpose of contract	General
Contract start date	01/08/2009
Contract end date	

16/17 Contracted general activity (UDA)	7,000
Carry forward general activity (UDA)	-95
16/17 Contracted orthodontic activity (UOA)	0
Carry forward orthodontic activity (UOA)	0
Baseline contract value	£207,845.76

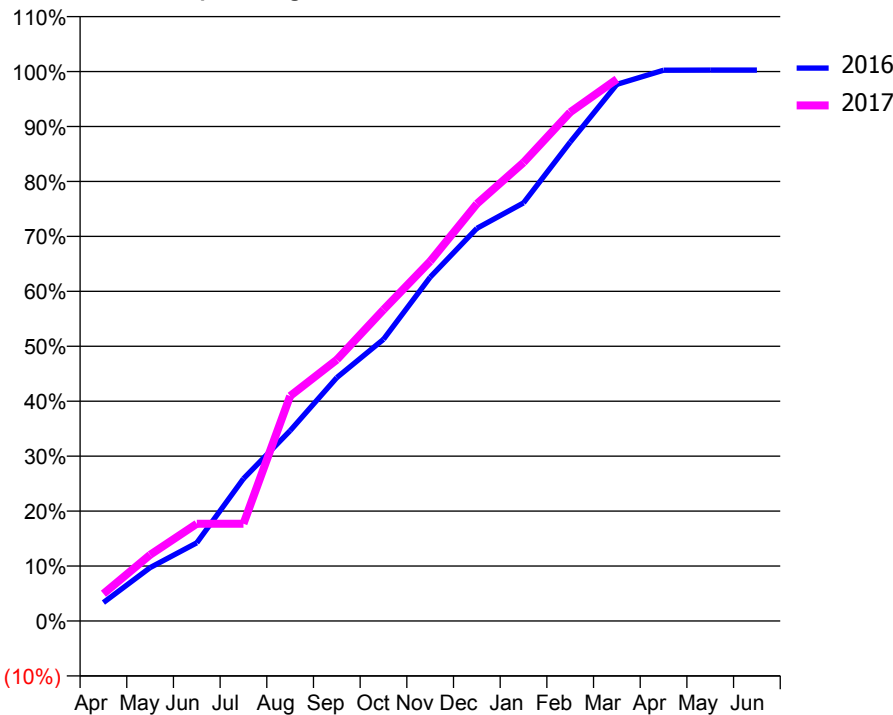
### ACCESS\*

Patients seen in 24 months	Total	Change since previous quarter
Quarter ending March 2016	2,175	
Quarter ending June 2016	2,147	↓
Quarter ending September 2016	2,128	→
Quarter ending December 2016	2,121	→
Quarter ending March 2017	2,184	↑
<b>Variance since March 2016</b>	0.4%	→



### ACTIVITY

Cumulative percentage of contracted UDA delivered 2016 & 2017



Month	Adjusted Scheduled Activity (UDA)	
	2016	2017
April	235	348
May	681	844
June	997	1,239
July	1,814	1,239
August	2,425	2,866
September	3,100	3,328
October	3,588	3,965
November	4,380	4,582
December	5,001	5,314
January	5,326	5,840
February	6,101	6,481
March	6,837	6,903
April	7,017	
May	7,018	
June	7,018	

### QUALITY

	Quantity	Base Number	Contract	AT	Region	England
% of FP17s for the same patient ID Re-attending within 3 months - Children	63	683	9.2%	10.5%	11.9%	12.3%
% of FP17s for the same patient ID Re-attending within 3 months - Adults	675	2,918	23.1%	16.0%	16.6%	16.7%
% of FP17s for the same patient ID Re-attending between 3 & 9 months - Children	448	683	65.6%	58.5%	60.2%	57.6%
% of FP17s for the same patient ID Re-attending between 3 & 9 months - Adults	1,639	2,918	56.2%	49.5%	51.5%	50.1%
% of FP17s for Band 1 Urgent Courses	371	3,515	10.6%	10.4%	9.5%	9.1%
% of FP17s Relating to Free Repair or Replacements	36	3,515	1.0%	0.9%	0.7%	0.8%
% of FP17s Relating to Continuations	61	3,515	1.7%	1.4%	1.2%	1.2%
% of Patients satisfied with the dentistry they have received	7	7	N/A	93.4%	93.1%	92.8%
% of Patients satisfied with the time they had to wait for an appointment	7	7	N/A	88.4%	88.8%	88.7%

\* This is based on patients treated on this contract for their most recent course of treatment. Figures in italics indicate the base number of FP17s or Patient Questionnaire responses are less than 100. N/A is shown where the base number of responses is less than 10 during the period. % is calculated as Quantity/Base number\*100

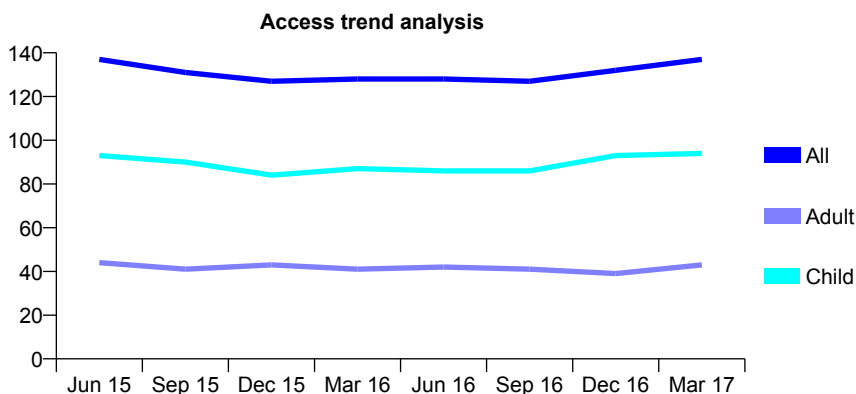
## Q66 - Vital Signs At a Glance Contract Report for 831689/0001 - March 2017

Name or company name	MR JN TERRY
Contract type name	GDS Contract
Purpose of contract	General
Contract start date	01/04/2006
Contract end date	

16/17 Contracted general activity (UDA)	300
Carry forward general activity (UDA)	0
16/17 Contracted orthodontic activity (UOA)	0
Carry forward orthodontic activity (UOA)	0
Baseline contract value	£7,008.81

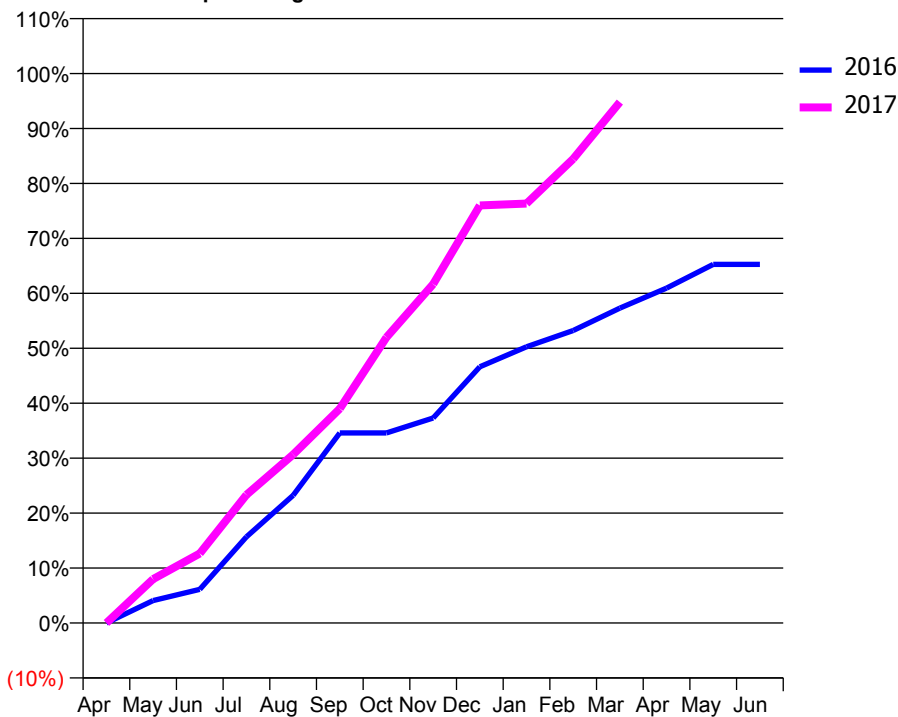
### ACCESS\*

Patients seen in 24 months	Total	Change since previous quarter
Quarter ending March 2016	128	
Quarter ending June 2016	128	→
Quarter ending September 2016	127	→
Quarter ending December 2016	132	↑
Quarter ending March 2017	137	↑
<b>Variance since March 2016</b>	7.0%	↑



### ACTIVITY

Cumulative percentage of contracted UDA delivered 2016 & 2017



Adjusted Scheduled Activity (UDA)

Month	2016	2017
April	0	0
May	18	24
June	27	38
July	69	70
August	102	92
September	152	117
October	152	156
November	164	185
December	205	228
January	221	229
February	234	253
March	252	284
April	268	
May	287	
June	287	

### QUALITY

	Quantity	Base Number	Contract	AT	Region	England
% of FP17s for the same patient ID Re-attending within 3 months - Children	26	181	14.4%	10.5%	11.9%	12.3%
% of FP17s for the same patient ID Re-attending within 3 months - Adults	14	43	32.6%	16.0%	16.6%	16.7%
% of FP17s for the same patient ID Re-attending between 3 & 9 months - Children	83	181	45.9%	58.5%	60.2%	57.6%
% of FP17s for the same patient ID Re-attending between 3 & 9 months - Adults	25	43	58.1%	49.5%	51.5%	50.1%
% of FP17s for Band 1 Urgent Courses	2	202	1.0%	10.4%	9.5%	9.1%
% of FP17s Relating to Free Repair or Replacements	0	202	0.0%	0.9%	0.7%	0.8%
% of FP17s Relating to Continuations	0	202	0.0%	1.4%	1.2%	1.2%
% of Patients satisfied with the dentistry they have received	0	0	N/A	93.4%	93.1%	92.8%
% of Patients satisfied with the time they had to wait for an appointment	0	0	N/A	88.4%	88.8%	88.7%

\* This is based on patients treated on this contract for their most recent course of treatment. Figures in italics indicate the base number of FP17s or Patient Questionnaire responses are less than 100. N/A is shown where the base number of responses is less than 10 during the period. % is calculated as Quantity/Base number\*100

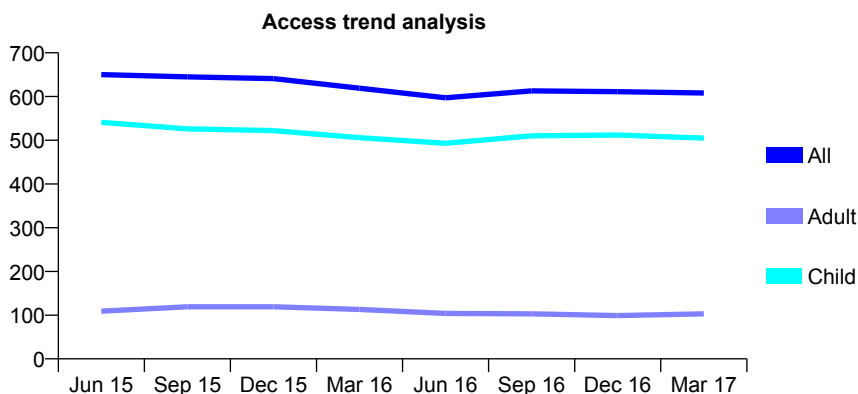
## Q66 - Vital Signs At a Glance Contract Report for 833207/0001 - March 2017

Name or company name	MR MR ADAMS
Contract type name	GDS Contract
Purpose of contract	General
Contract start date	01/04/2006
Contract end date	

16/17 Contracted general activity (UDA)	1,110
Carry forward general activity (UDA)	0
16/17 Contracted orthodontic activity (UOA)	0
Carry forward orthodontic activity (UOA)	0
Baseline contract value	£27,499.38

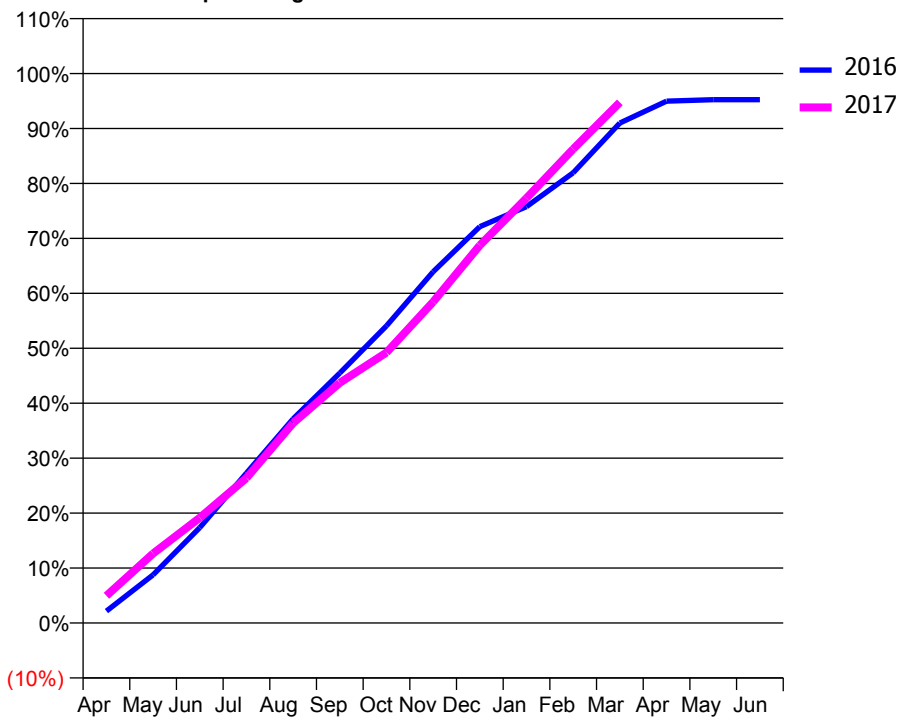
### ACCESS\*

Patients seen in 24 months	Total	Change since previous quarter
Quarter ending March 2016	619	
Quarter ending June 2016	597	↓
Quarter ending September 2016	613	↑
Quarter ending December 2016	611	→
Quarter ending March 2017	608	→
<b>Variance since March 2016</b>	<b>(1.8%)</b>	<b>↓</b>



### ACTIVITY

Cumulative percentage of contracted UDA delivered 2016 & 2017



Month	Adjusted Scheduled Activity (UDA)	
	2016	2017
April	24	55
May	97	141
June	193	213
July	303	293
August	412	404
September	505	485
October	600	546
November	710	649
December	801	763
January	841	858
February	909	957
March	1,010	1,052
April	1,054	
May	1,057	
June	1,057	

### QUALITY

	Quantity	Base Number	Contract	AT	Region	England
% of FP17s for the same patient ID Re-attending within 3 months - Children	41	728	5.6%	10.5%	11.9%	12.3%
% of FP17s for the same patient ID Re-attending within 3 months - Adults	3	54	5.6%	16.0%	16.6%	16.7%
% of FP17s for the same patient ID Re-attending between 3 & 9 months - Children	362	728	49.7%	58.5%	60.2%	57.6%
% of FP17s for the same patient ID Re-attending between 3 & 9 months - Adults	25	54	46.3%	49.5%	51.5%	50.1%
% of FP17s for Band 1 Urgent Courses	14	749	1.9%	10.4%	9.5%	9.1%
% of FP17s Relating to Free Repair or Replacements	0	749	0.0%	0.9%	0.7%	0.8%
% of FP17s Relating to Continuations	4	749	0.5%	1.4%	1.2%	1.2%
% of Patients satisfied with the dentistry they have received	1	1	N/A	93.4%	93.1%	92.8%
% of Patients satisfied with the time they had to wait for an appointment	1	1	N/A	88.4%	88.8%	88.7%

\* This is based on patients treated on this contract for their most recent course of treatment. Figures in italics indicate the base number of FP17s or Patient Questionnaire responses are less than 100. N/A is shown where the base number of responses is less than 10 during the period. % is calculated as Quantity/Base number\*100

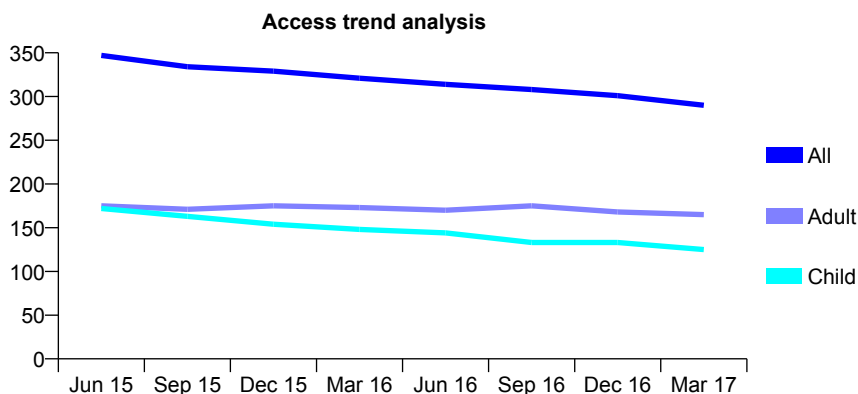
## Q66 - Vital Signs At a Glance Contract Report for 843350/0001 - March 2017

Name or company name	MR R ORDI
Contract type name	GDS Contract
Purpose of contract	General
Contract start date	01/04/2006
Contract end date	

16/17 Contracted general activity (UDA)	1,500
Carry forward general activity (UDA)	0
16/17 Contracted orthodontic activity (UOA)	0
Carry forward orthodontic activity (UOA)	0
Baseline contract value	£35,879.27

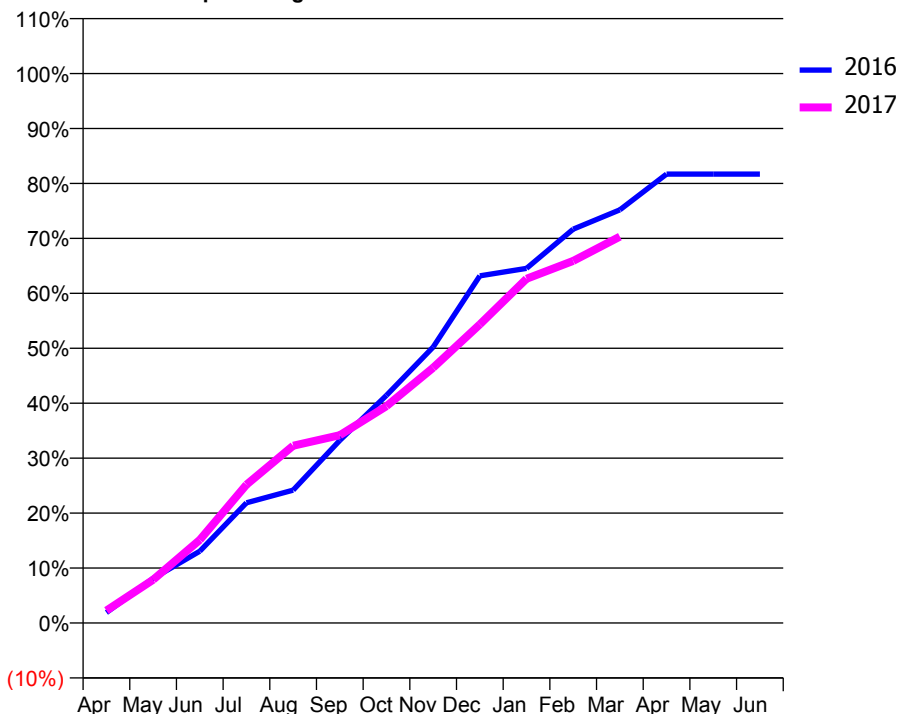
### ACCESS\*

Patients seen in 24 months	Total	Change since previous quarter
Quarter ending March 2016	321	
Quarter ending June 2016	314	↓
Quarter ending September 2016	308	↓
Quarter ending December 2016	301	↓
Quarter ending March 2017	290	↓
<b>Variance since March 2016</b>	<b>(9.7%)</b>	<b>↓</b>



### ACTIVITY

Cumulative percentage of contracted UDA delivered 2016 & 2017



Month	Adjusted Scheduled Activity (UDA)	
	2016	2017
April	28	34
May	122	118
June	196	227
July	328	378
August	363	484
September	498	513
October	622	592
November	753	697
December	948	815
January	968	940
February	1,075	988
March	1,128	1,055
April	1,225	
May	1,225	
June	1,225	

### QUALITY

	Quantity	Base Number	Contract	AT	Region	England
% of FP17s for the same patient ID Re-attending within 3 months - Children	8	184	4.3%	10.5%	11.9%	12.3%
% of FP17s for the same patient ID Re-attending within 3 months - Adults	31	215	14.4%	16.0%	16.6%	16.7%
% of FP17s for the same patient ID Re-attending between 3 & 9 months - Children	128	184	69.6%	58.5%	60.2%	57.6%
% of FP17s for the same patient ID Re-attending between 3 & 9 months - Adults	137	215	63.7%	49.5%	51.5%	50.1%
% of FP17s for Band 1 Urgent Courses	38	374	10.2%	10.4%	9.5%	9.1%
% of FP17s Relating to Free Repair or Replacements	0	374	0.0%	0.9%	0.7%	0.8%
% of FP17s Relating to Continuations	4	374	1.1%	1.4%	1.2%	1.2%
% of Patients satisfied with the dentistry they have received	2	2	N/A	93.4%	93.1%	92.8%
% of Patients satisfied with the time they had to wait for an appointment	2	2	N/A	88.4%	88.8%	88.7%

\* This is based on patients treated on this contract for their most recent course of treatment. Figures in italics indicate the base number of FP17s or Patient Questionnaire responses are less than 100. N/A is shown where the base number of responses is less than 10 during the period. % is calculated as Quantity/Base number\*100

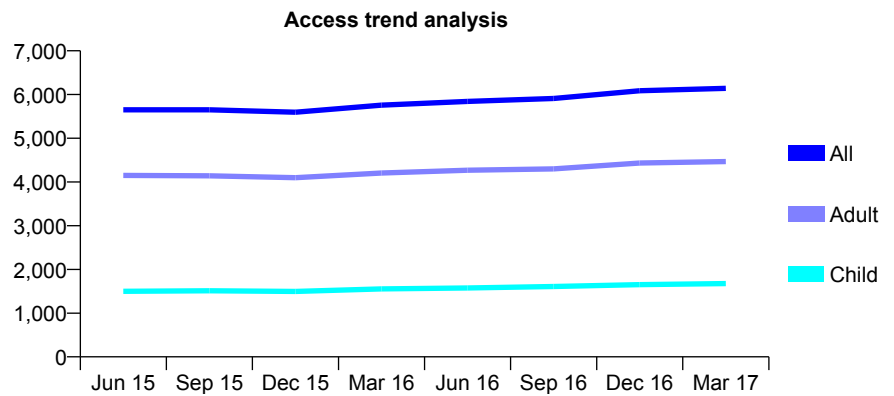
## Q66 - Vital Signs At a Glance Contract Report for 852813/0001 - March 2017

Name or company name	MR R KRIEL
Contract type name	GDS Contract
Purpose of contract	General
Contract start date	01/07/2006
Contract end date	

16/17 Contracted general activity (UDA)	17,818
Carry forward general activity (UDA)	606
16/17 Contracted orthodontic activity (UOA)	0
Carry forward orthodontic activity (UOA)	0
Baseline contract value	£462,793.43

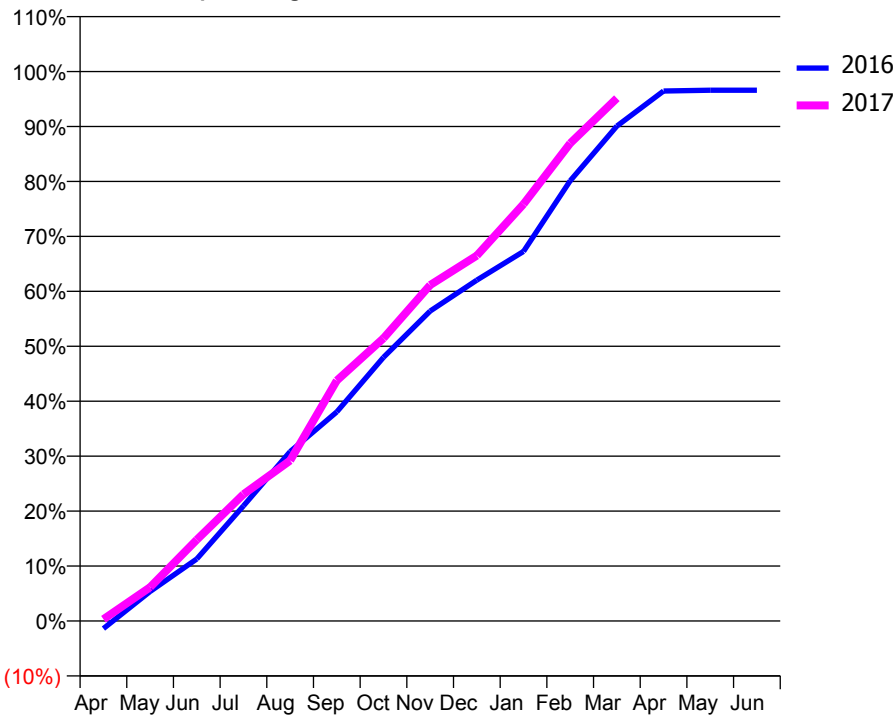
### ACCESS\*

Patients seen in 24 months	Total	Change since previous quarter
Quarter ending March 2016	5,758	
Quarter ending June 2016	5,844	→
Quarter ending September 2016	5,910	→
Quarter ending December 2016	6,085	↑
Quarter ending March 2017	6,142	→
<b>Variance since March 2016</b>	<b>6.7%</b>	<b>↑</b>



### ACTIVITY

Cumulative percentage of contracted UDA delivered 2016 & 2017



Month	Adjusted Scheduled Activity (UDA)	
	2016	2017
April	-248	57
May	957	1,096
June	2,013	2,634
July	3,733	4,108
August	5,491	5,203
September	6,784	7,800
October	8,551	9,169
November	10,052	10,892
December	11,054	11,851
January	11,985	13,518
February	14,275	15,491
March	16,047	16,953
April	17,184	
May	17,212	
June	17,212	

### QUALITY

	Quantity	Base Number	Contract	AT	Region	England
% of FP17s for the same patient ID Re-attending within 3 months - Children	258	2,736	9.4%	10.5%	11.9%	12.3%
% of FP17s for the same patient ID Re-attending within 3 months - Adults	719	6,133	11.7%	16.0%	16.6%	16.7%
% of FP17s for the same patient ID Re-attending between 3 & 9 months - Children	1,704	2,736	62.3%	58.5%	60.2%	57.6%
% of FP17s for the same patient ID Re-attending between 3 & 9 months - Adults	3,144	6,133	51.3%	49.5%	51.5%	50.1%
% of FP17s for Band 1 Urgent Courses	377	8,368	4.5%	10.4%	9.5%	9.1%
% of FP17s Relating to Free Repair or Replacements	66	8,368	0.8%	0.9%	0.7%	0.8%
% of FP17s Relating to Continuations	64	8,368	0.8%	1.4%	1.2%	1.2%
% of Patients satisfied with the dentistry they have received	17	17	100.0%	93.4%	93.1%	92.8%
% of Patients satisfied with the time they had to wait for an appointment	15	17	88.2%	88.4%	88.8%	88.7%

\* This is based on patients treated on this contract for their most recent course of treatment. Figures in italics indicate the base number of FP17s or Patient Questionnaire responses are less than 100. N/A is shown where the base number of responses is less than 10 during the period. % is calculated as Quantity/Base number\*100

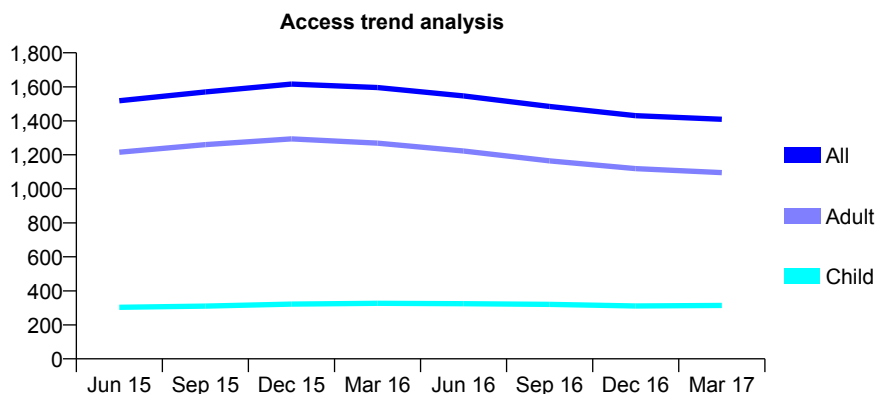
## Q66 - Vital Signs At a Glance Contract Report for 861227/0001 - March 2017

Name or company name	MR GG ERICS
Contract type name	GDS Contract
Purpose of contract	General
Contract start date	15/12/2013
Contract end date	

16/17 Contracted general activity (UDA)	8,000
Carry forward general activity (UDA)	-160
16/17 Contracted orthodontic activity (UOA)	0
Carry forward orthodontic activity (UOA)	0
Baseline contract value	£207,509.98

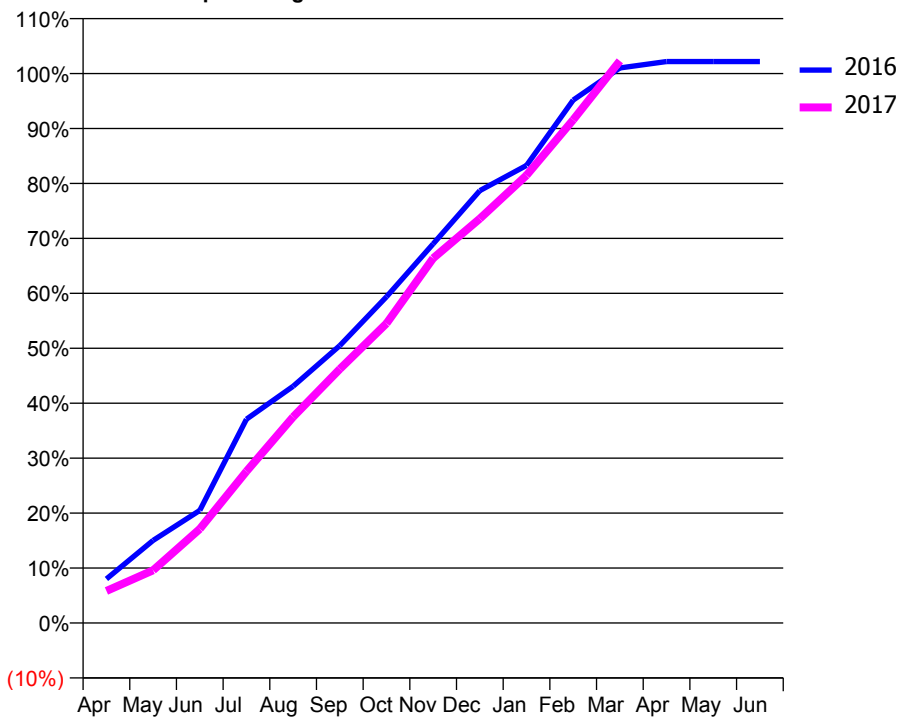
### ACCESS\*

Patients seen in 24 months	Total	Change since previous quarter
Quarter ending March 2016	1,596	
Quarter ending June 2016	1,546	↓
Quarter ending September 2016	1,484	↓
Quarter ending December 2016	1,430	↓
Quarter ending March 2017	1,409	↓
<b>Variance since March 2016</b>	<b>(11.7%)</b>	<b>↓</b>



### ACTIVITY

Cumulative percentage of contracted UDA delivered 2016 & 2017



Month	Adjusted Scheduled Activity (UDA)	
	2016	2017
April	642	467
May	1,203	767
June	1,639	1,370
July	2,967	2,209
August	3,446	3,000
September	4,039	3,698
October	4,749	4,361
November	5,520	5,311
December	6,295	5,888
January	6,662	6,518
February	7,612	7,327
March	8,081	8,184
April	8,175	
May	8,175	
June	8,175	

### QUALITY

	Quantity	Base Number	Contract	AT	Region	England
% of FP17s for the same patient ID Re-attending within 3 months - Children	42	387	10.9%	10.5%	11.9%	12.3%
% of FP17s for the same patient ID Re-attending within 3 months - Adults	258	1,399	18.4%	16.0%	16.6%	16.7%
% of FP17s for the same patient ID Re-attending between 3 & 9 months - Children	171	387	44.2%	58.5%	60.2%	57.6%
% of FP17s for the same patient ID Re-attending between 3 & 9 months - Adults	661	1,399	47.2%	49.5%	51.5%	50.1%
% of FP17s for Band 1 Urgent Courses	25	1,767	1.4%	10.4%	9.5%	9.1%
% of FP17s Relating to Free Repair or Replacements	46	1,767	2.6%	0.9%	0.7%	0.8%
% of FP17s Relating to Continuations	44	1,767	2.5%	1.4%	1.2%	1.2%
% of Patients satisfied with the dentistry they have received	10	10	100.0%	93.4%	93.1%	92.8%
% of Patients satisfied with the time they had to wait for an appointment	10	10	100.0%	88.4%	88.8%	88.7%

\* This is based on patients treated on this contract for their most recent course of treatment. Figures in italics indicate the base number of FP17s or Patient Questionnaire responses are less than 100. N/A is shown where the base number of responses is less than 10 during the period. % is calculated as Quantity/Base number\*100



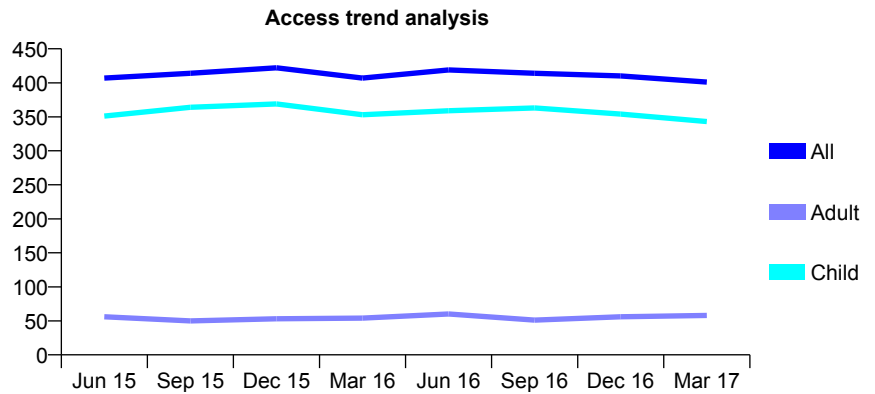
## Q66 - Vital Signs At a Glance Contract Report for 865354/0001 - March 2017

Name or company name	MS MJ LASKOWSKA
Contract type name	GDS Contract
Purpose of contract	General
Contract start date	01/04/2006
Contract end date	

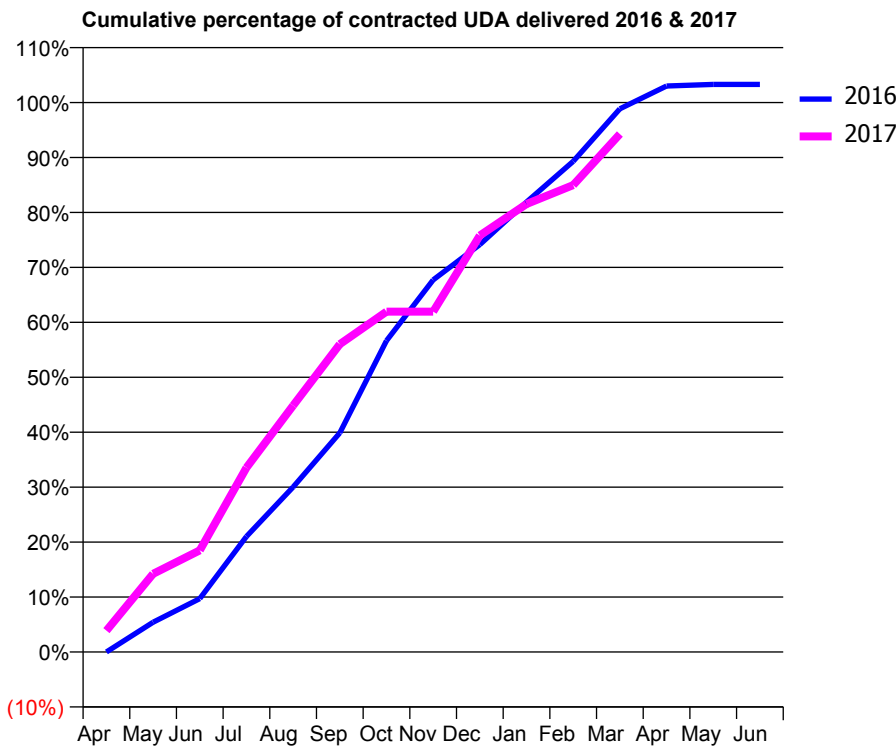
16/17 Contracted general activity (UDA)	700
Carry forward general activity (UDA)	-14
16/17 Contracted orthodontic activity (UOA)	0
Carry forward orthodontic activity (UOA)	0
Baseline contract value	£18,485.66

### ACCESS\*

Patients seen in 24 months	Total	Change since previous quarter
Quarter ending March 2016	407	
Quarter ending June 2016	419	↑
Quarter ending September 2016	414	↓
Quarter ending December 2016	410	→
Quarter ending March 2017	401	↓
<b>Variance since March 2016</b>	<b>(1.5%)</b>	<b>↓</b>



### ACTIVITY



Month	Adjusted Scheduled Activity (UDA)	
	2016	2017
April	0	27
May	38	100
June	68	130
July	147	235
August	210	314
September	279	392
October	397	434
November	474	434
December	519	531
January	573	571
February	625	595
March	692	660
April	721	
May	723	
June	723	

### QUALITY

	Quantity	Base Number	Contract	AT	Region	England
% of FP17s for the same patient ID Re-attending within 3 months - Children	3	437	0.7%	10.5%	11.9%	12.3%
% of FP17s for the same patient ID Re-attending within 3 months - Adults	0	24	0.0%	16.0%	16.6%	16.7%
% of FP17s for the same patient ID Re-attending between 3 & 9 months - Children	344	437	78.7%	58.5%	60.2%	57.6%
% of FP17s for the same patient ID Re-attending between 3 & 9 months - Adults	19	24	79.2%	49.5%	51.5%	50.1%
% of FP17s for Band 1 Urgent Courses	9	431	2.1%	10.4%	9.5%	9.1%
% of FP17s Relating to Free Repair or Replacements	0	431	0.0%	0.9%	0.7%	0.8%
% of FP17s Relating to Continuations	0	431	0.0%	1.4%	1.2%	1.2%
% of Patients satisfied with the dentistry they have received	0	0	N/A	93.4%	93.1%	92.8%
% of Patients satisfied with the time they had to wait for an appointment	0	0	N/A	88.4%	88.8%	88.7%

\* This is based on patients treated on this contract for their most recent course of treatment. Figures in italics indicate the base number of FP17s or Patient Questionnaire responses are less than 100. N/A is shown where the base number of responses is less than 10 during the period. % is calculated as Quantity/Base number\*100

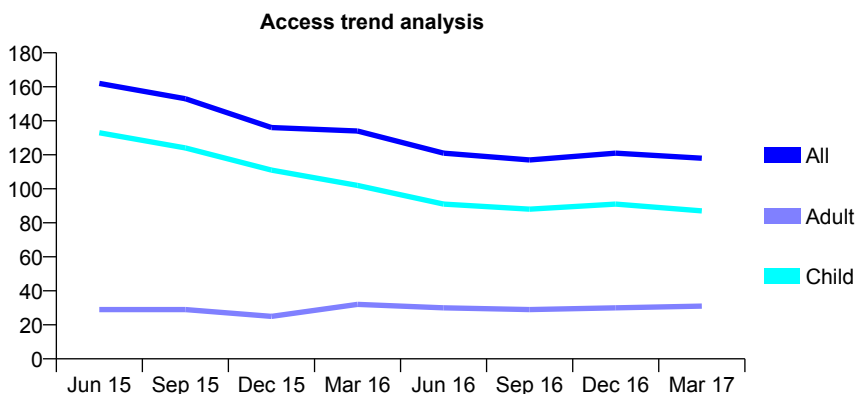
## Q66 - Vital Signs At a Glance Contract Report for 906328/0001 - March 2017

Name or company name	MR DA JONES
Contract type name	GDS Contract
Purpose of contract	General
Contract start date	01/04/2006
Contract end date	

16/17 Contracted general activity (UDA)	200
Carry forward general activity (UDA)	0
16/17 Contracted orthodontic activity (UOA)	0
Carry forward orthodontic activity (UOA)	0
Baseline contract value	£4,906.72

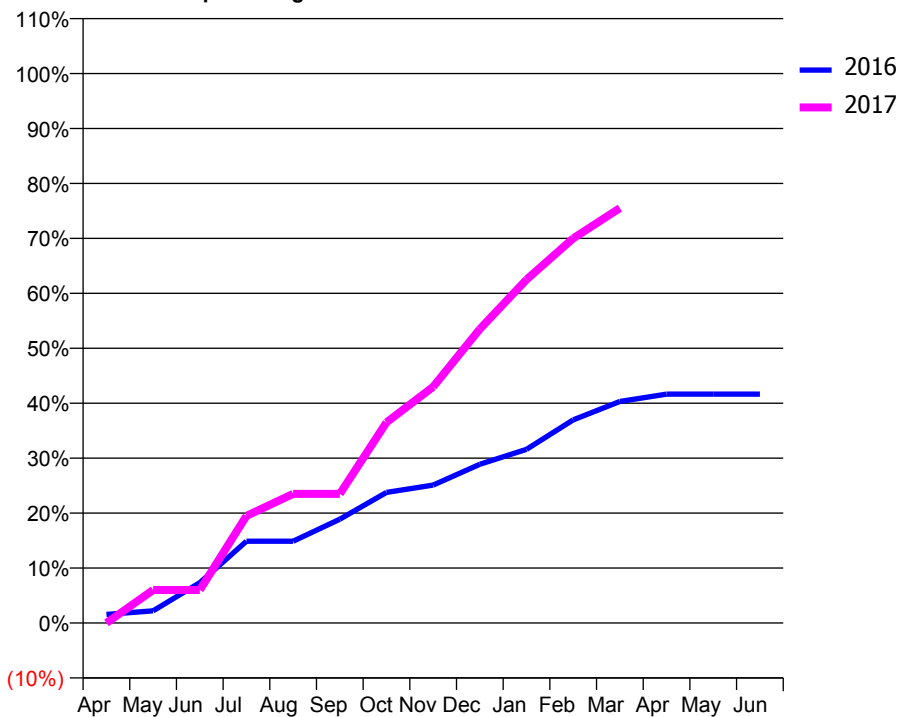
### ACCESS\*

Patients seen in 24 months	Total	Change since previous quarter
Quarter ending March 2016	134	
Quarter ending June 2016	121	↓
Quarter ending September 2016	117	↓
Quarter ending December 2016	121	↑
Quarter ending March 2017	118	↓
<b>Variance since March 2016</b>	<b>(11.9%)</b>	<b>↓</b>



### ACTIVITY

Cumulative percentage of contracted UDA delivered 2016 & 2017



Adjusted Scheduled Activity (UDA)

Month	2016	2017
April	7	0
May	10	12
June	33	12
July	67	39
August	67	47
September	85	47
October	107	73
November	113	86
December	130	107
January	142	125
February	166	140
March	181	151
April	187	
May	187	
June	187	

### QUALITY

	Quantity	Base Number	Contract	AT	Region	England
% of FP17s for the same patient ID Re-attending within 3 months - Children	4	115	3.5%	10.5%	11.9%	12.3%
% of FP17s for the same patient ID Re-attending within 3 months - Adults	0	14	0.0%	16.0%	16.6%	16.7%
% of FP17s for the same patient ID Re-attending between 3 & 9 months - Children	45	115	39.1%	58.5%	60.2%	57.6%
% of FP17s for the same patient ID Re-attending between 3 & 9 months - Adults	6	14	42.9%	49.5%	51.5%	50.1%
% of FP17s for Band 1 Urgent Courses	0	125	0.0%	10.4%	9.5%	9.1%
% of FP17s Relating to Free Repair or Replacements	0	125	0.0%	0.9%	0.7%	0.8%
% of FP17s Relating to Continuations	3	125	2.4%	1.4%	1.2%	1.2%
% of Patients satisfied with the dentistry they have received	0	0	N/A	93.4%	93.1%	92.8%
% of Patients satisfied with the time they had to wait for an appointment	0	0	N/A	88.4%	88.8%	88.7%

\* This is based on patients treated on this contract for their most recent course of treatment. Figures in italics indicate the base number of FP17s or Patient Questionnaire responses are less than 100. N/A is shown where the base number of responses is less than 10 during the period. % is calculated as Quantity/Base number\*100

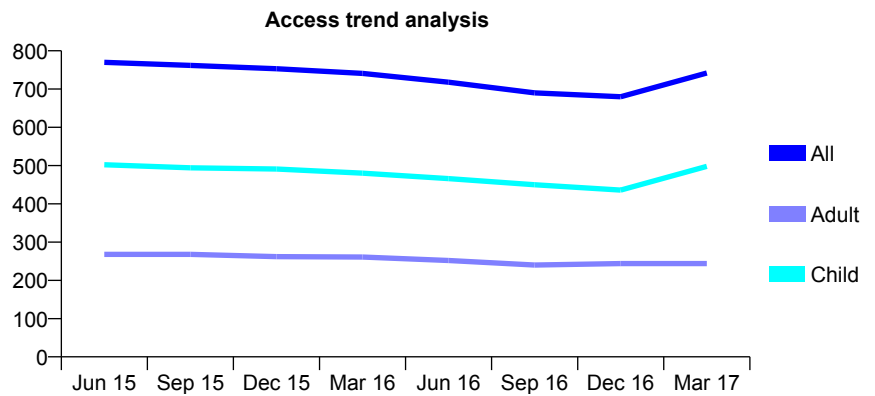
## Q66 - Vital Signs At a Glance Contract Report for 907278/0001 - March 2017

Name or company name	Whitehall Dental Practice
Contract type name	GDS Contract
Purpose of contract	General
Contract start date	01/04/2006
Contract end date	

16/17 Contracted general activity (UDA)	2,200
Carry forward general activity (UDA)	0
16/17 Contracted orthodontic activity (UOA)	0
Carry forward orthodontic activity (UOA)	0
Baseline contract value	£56,663.31

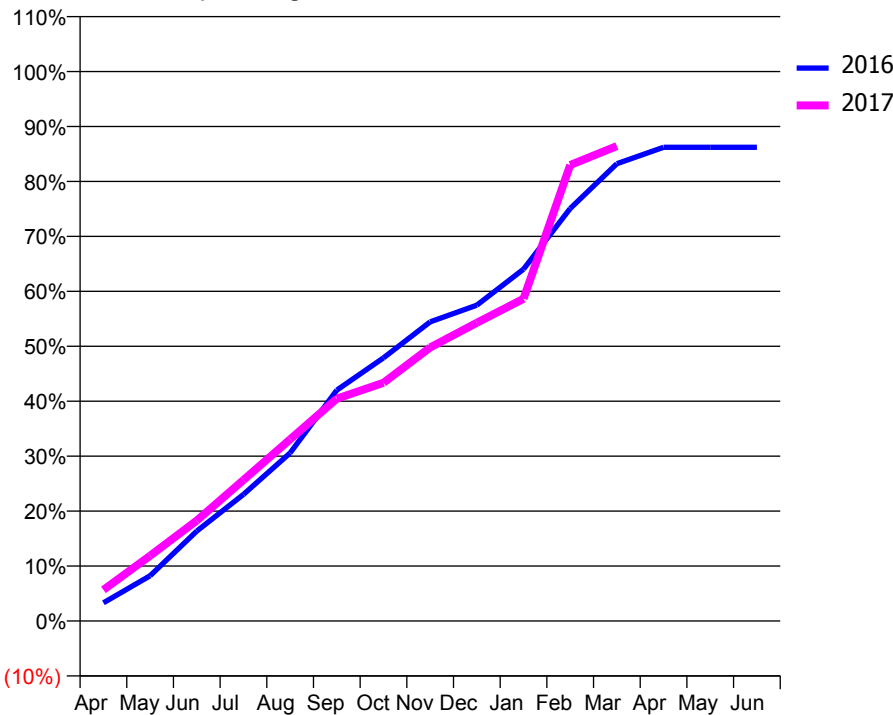
### ACCESS\*

Patients seen in 24 months	Total	Change since previous quarter
Quarter ending March 2016	741	
Quarter ending June 2016	718	↓
Quarter ending September 2016	690	↓
Quarter ending December 2016	680	↓
Quarter ending March 2017	742	↑
<b>Variance since March 2016</b>	0.1%	→



### ACTIVITY

Cumulative percentage of contracted UDA delivered 2016 & 2017



Month	Adjusted Scheduled Activity (UDA)	
	2016	2017
April	77	125
May	192	261
June	381	402
July	536	565
August	711	728
September	977	890
October	1,114	954
November	1,266	1,095
December	1,337	1,194
January	1,489	1,290
February	1,745	1,826
March	1,935	1,902
April	2,005	
May	2,005	
June	2,005	

### QUALITY

	Quantity	Base Number	Contract	AT	Region	England
% of FP17s for the same patient ID Re-attending within 3 months - Children	58	790	7.3%	10.5%	11.9%	12.3%
% of FP17s for the same patient ID Re-attending within 3 months - Adults	59	240	24.6%	16.0%	16.6%	16.7%
% of FP17s for the same patient ID Re-attending between 3 & 9 months - Children	511	790	64.7%	58.5%	60.2%	57.6%
% of FP17s for the same patient ID Re-attending between 3 & 9 months - Adults	141	240	58.8%	49.5%	51.5%	50.1%
% of FP17s for Band 1 Urgent Courses	57	981	5.8%	10.4%	9.5%	9.1%
% of FP17s Relating to Free Repair or Replacements	0	981	0.0%	0.9%	0.7%	0.8%
% of FP17s Relating to Continuations	22	981	2.2%	1.4%	1.2%	1.2%
% of Patients satisfied with the dentistry they have received	2	2	N/A	93.4%	93.1%	92.8%
% of Patients satisfied with the time they had to wait for an appointment	2	2	N/A	88.4%	88.8%	88.7%

\* This is based on patients treated on this contract for their most recent course of treatment. Figures in italics indicate the base number of FP17s or Patient Questionnaire responses are less than 100. N/A is shown where the base number of responses is less than 10 during the period. % is calculated as Quantity/Base number\*100

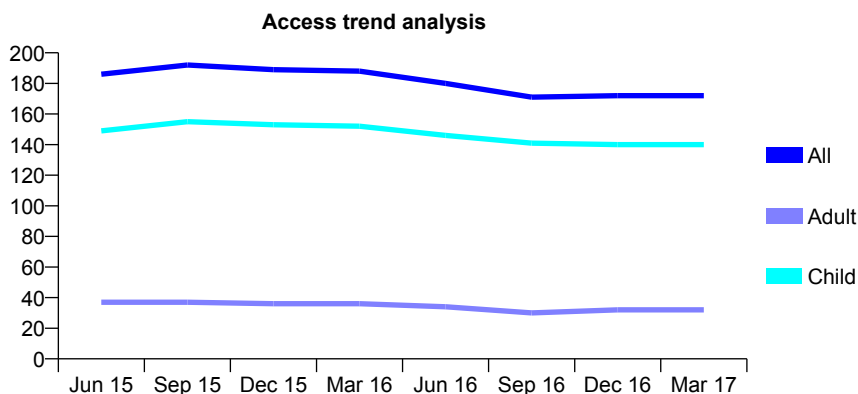
## Q66 - Vital Signs At a Glance Contract Report for 912336/0001 - March 2017

Name or company name	MRS ML ROBERTS
Contract type name	GDS Contract
Purpose of contract	General
Contract start date	01/04/2006
Contract end date	

16/17 Contracted general activity (UDA)	500
Carry forward general activity (UDA)	0
16/17 Contracted orthodontic activity (UOA)	0
Carry forward orthodontic activity (UOA)	0
Baseline contract value	£12,254.90

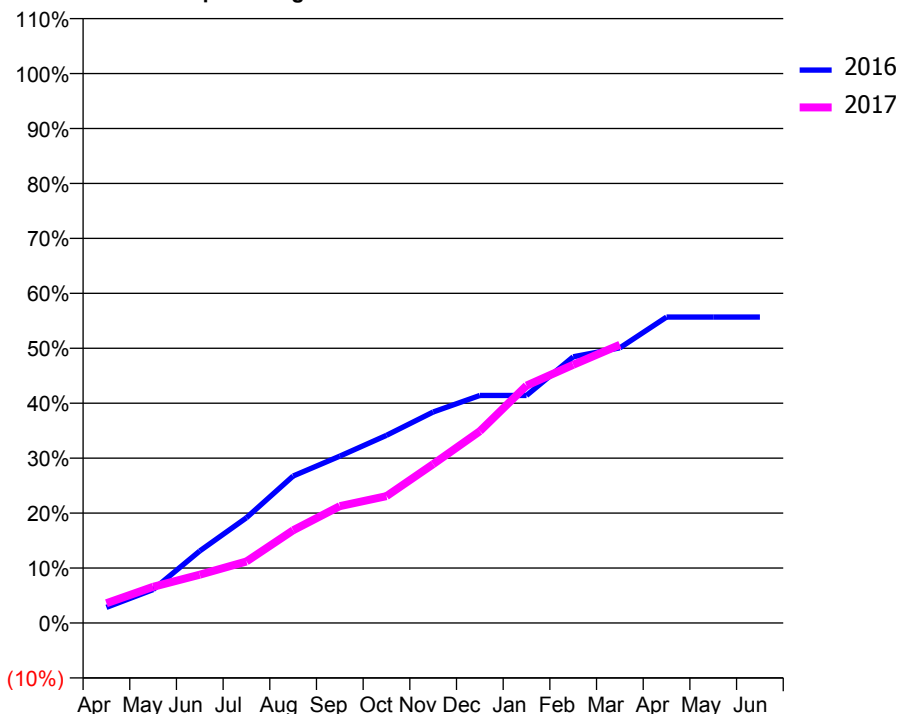
### ACCESS\*

Patients seen in 24 months	Total	Change since previous quarter
Quarter ending March 2016	188	
Quarter ending June 2016	180	↓
Quarter ending September 2016	171	↓
Quarter ending December 2016	172	→
Quarter ending March 2017	172	→
<b>Variance since March 2016</b>	<b>(8.5%)</b>	<b>↓</b>



### ACTIVITY

Cumulative percentage of contracted UDA delivered 2016 & 2017



Month	Adjusted Scheduled Activity (UDA)	
	2016	2017
April	14	18
May	30	33
June	66	44
July	96	56
August	134	84
September	152	106
October	171	115
November	192	145
December	207	175
January	207	216
February	242	235
March	250	253
April	278	
May	278	
June	278	

### QUALITY

	Quantity	Base Number	Contract	AT	Region	England
% of FP17s for the same patient ID Re-attending within 3 months - Children	6	210	2.9%	10.5%	11.9%	12.3%
% of FP17s for the same patient ID Re-attending within 3 months - Adults	1	17	5.9%	16.0%	16.6%	16.7%
% of FP17s for the same patient ID Re-attending between 3 & 9 months - Children	110	210	52.4%	58.5%	60.2%	57.6%
% of FP17s for the same patient ID Re-attending between 3 & 9 months - Adults	10	17	58.8%	49.5%	51.5%	50.1%
% of FP17s for Band 1 Urgent Courses	6	208	2.9%	10.4%	9.5%	9.1%
% of FP17s Relating to Free Repair or Replacements	0	208	0.0%	0.9%	0.7%	0.8%
% of FP17s Relating to Continuations	0	208	0.0%	1.4%	1.2%	1.2%
% of Patients satisfied with the dentistry they have received	0	0	N/A	93.4%	93.1%	92.8%
% of Patients satisfied with the time they had to wait for an appointment	0	0	N/A	88.4%	88.8%	88.7%

\* This is based on patients treated on this contract for their most recent course of treatment. Figures in italics indicate the base number of FP17s or Patient Questionnaire responses are less than 100. N/A is shown where the base number of responses is less than 10 during the period. % is calculated as Quantity/Base number\*100

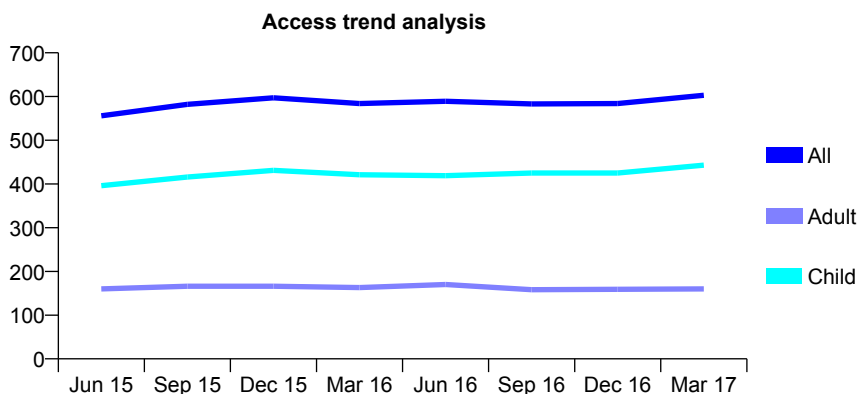
## Q66 - Vital Signs At a Glance Contract Report for 913340/0001 - March 2017

Name or company name	Park Chambers Practice Ltd
Contract type name	GDS Contract
Purpose of contract	General
Contract start date	01/04/2006
Contract end date	

16/17 Contracted general activity (UDA)	1,105
Carry forward general activity (UDA)	-22
16/17 Contracted orthodontic activity (UOA)	0
Carry forward orthodontic activity (UOA)	0
Baseline contract value	£34,436.19

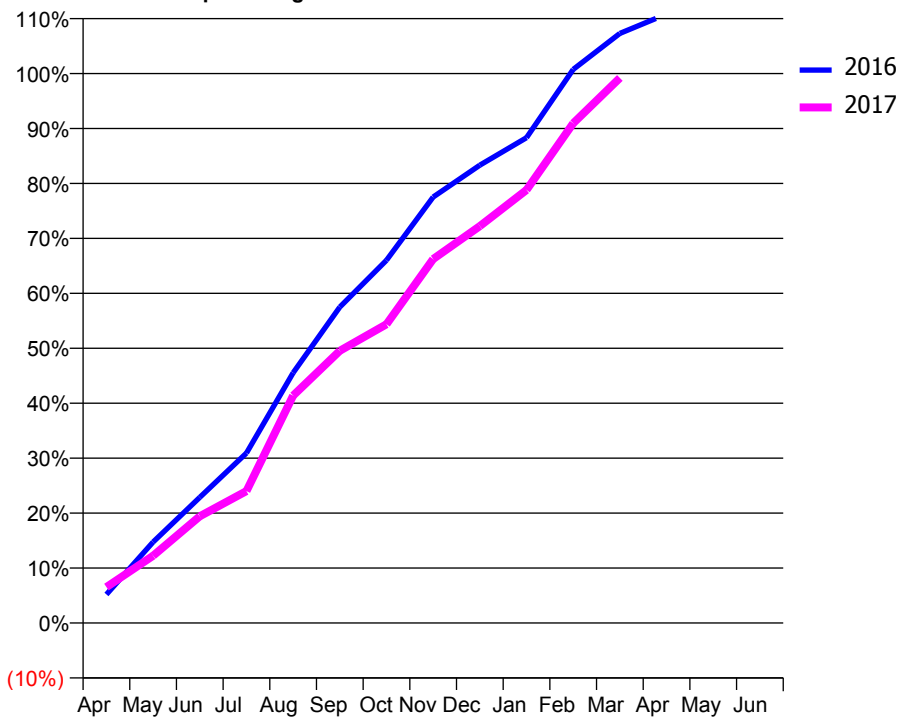
### ACCESS\*

Patients seen in 24 months	Total	Change since previous quarter
Quarter ending March 2016	584	
Quarter ending June 2016	589	→
Quarter ending September 2016	583	↓
Quarter ending December 2016	584	→
Quarter ending March 2017	603	↑
<b>Variance since March 2016</b>	<b>3.3%</b>	<b>↑</b>



### ACTIVITY

Cumulative percentage of contracted UDA delivered 2016 & 2017



Month	Adjusted Scheduled Activity (UDA)	
	2016	2017
April	58	72
May	163	135
June	253	215
July	342	265
August	503	457
September	635	547
October	730	601
November	857	732
December	921	798
January	976	871
February	1,113	1,005
March	1,186	1,096
April	1,225	
May	1,225	
June	1,225	

### QUALITY

	Quantity	Base Number	Contract	AT	Region	England
% of FP17s for the same patient ID Re-attending within 3 months - Children	27	640	4.2%	10.5%	11.9%	12.3%
% of FP17s for the same patient ID Re-attending within 3 months - Adults	8	127	6.3%	16.0%	16.6%	16.7%
% of FP17s for the same patient ID Re-attending between 3 & 9 months - Children	394	640	61.6%	58.5%	60.2%	57.6%
% of FP17s for the same patient ID Re-attending between 3 & 9 months - Adults	70	127	55.1%	49.5%	51.5%	50.1%
% of FP17s for Band 1 Urgent Courses	25	729	3.4%	10.4%	9.5%	9.1%
% of FP17s Relating to Free Repair or Replacements	0	729	0.0%	0.9%	0.7%	0.8%
% of FP17s Relating to Continuations	3	729	0.4%	1.4%	1.2%	1.2%
% of Patients satisfied with the dentistry they have received	1	1	N/A	93.4%	93.1%	92.8%
% of Patients satisfied with the time they had to wait for an appointment	1	1	N/A	88.4%	88.8%	88.7%

\* This is based on patients treated on this contract for their most recent course of treatment. Figures in italics indicate the base number of FP17s or Patient Questionnaire responses are less than 100. N/A is shown where the base number of responses is less than 10 during the period. % is calculated as Quantity/Base number\*100

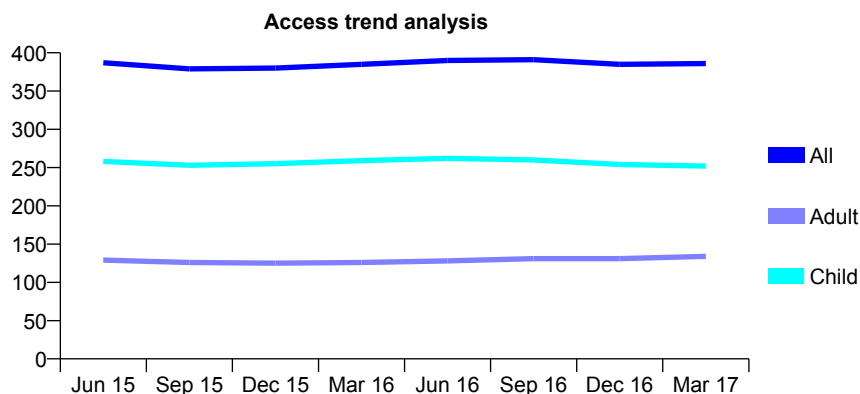
## Q66 - Vital Signs At a Glance Contract Report for 920444/0001 - March 2017

Name or company name	MR DG O'HALLORAN
Contract type name	GDS Contract
Purpose of contract	General
Contract start date	01/04/2006
Contract end date	

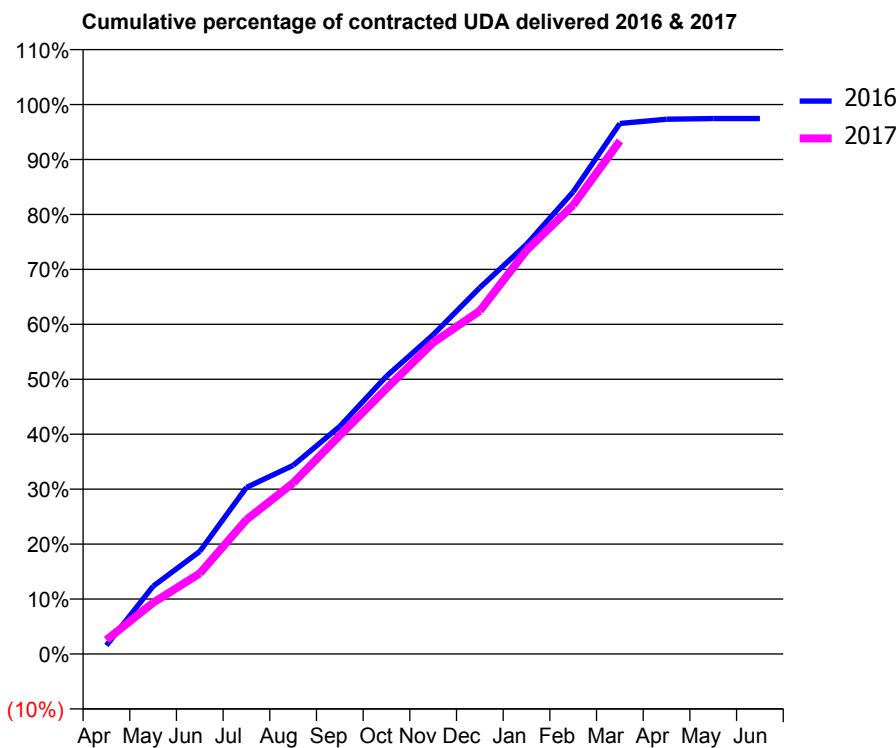
16/17 Contracted general activity (UDA)	900
Carry forward general activity (UDA)	23
16/17 Contracted orthodontic activity (UOA)	0
Carry forward orthodontic activity (UOA)	0
Baseline contract value	£25,913.14

### ACCESS\*

Patients seen in 24 months	Total	Change since previous quarter
Quarter ending March 2016	385	
Quarter ending June 2016	390	→
Quarter ending September 2016	391	→
Quarter ending December 2016	385	↓
Quarter ending March 2017	386	→
<b>Variance since March 2016</b>	<b>0.3%</b>	<b>→</b>



### ACTIVITY



Month	Adjusted Scheduled Activity (UDA)	
	2016	2017
April	14	23
May	111	84
June	168	132
July	273	220
August	309	280
September	373	358
October	455	435
November	523	510
December	600	562
January	671	661
February	757	735
March	869	840
April	876	
May	877	
June	877	

### QUALITY

	Quantity	Base Number	Contract	AT	Region	England
% of FP17s for the same patient ID Re-attending within 3 months - Children	18	469	3.8%	10.5%	11.9%	12.3%
% of FP17s for the same patient ID Re-attending within 3 months - Adults	6	141	4.3%	16.0%	16.6%	16.7%
% of FP17s for the same patient ID Re-attending between 3 & 9 months - Children	392	469	83.6%	58.5%	60.2%	57.6%
% of FP17s for the same patient ID Re-attending between 3 & 9 months - Adults	77	141	54.6%	49.5%	51.5%	50.1%
% of FP17s for Band 1 Urgent Courses	1	602	0.2%	10.4%	9.5%	9.1%
% of FP17s Relating to Free Repair or Replacements	0	602	0.0%	0.9%	0.7%	0.8%
% of FP17s Relating to Continuations	0	602	0.0%	1.4%	1.2%	1.2%
% of Patients satisfied with the dentistry they have received	1	1	N/A	93.4%	93.1%	92.8%
% of Patients satisfied with the time they had to wait for an appointment	1	1	N/A	88.4%	88.8%	88.7%

\* This is based on patients treated on this contract for their most recent course of treatment. Figures in italics indicate the base number of FP17s or Patient Questionnaire responses are less than 100. N/A is shown where the base number of responses is less than 10 during the period. % is calculated as Quantity/Base number\*100

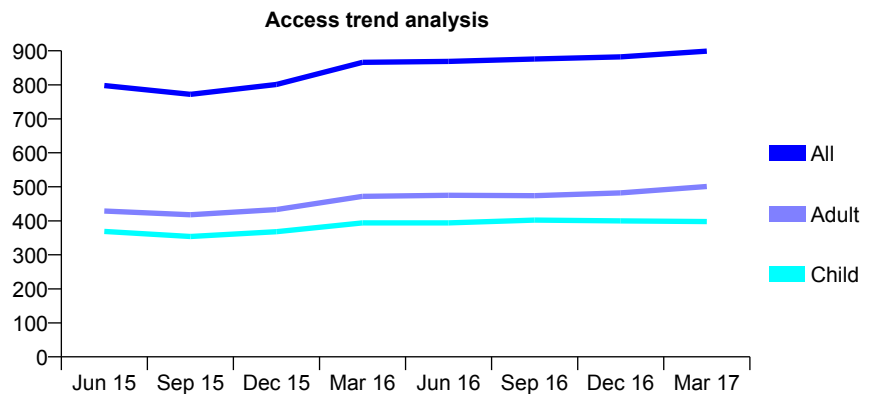
## Q66 - Vital Signs At a Glance Contract Report for 925179/0001 - March 2017

Name or company name	MR MJ GOATMAN
Contract type name	GDS Contract
Purpose of contract	General
Contract start date	01/04/2006
Contract end date	

16/17 Contracted general activity (UDA)	2,216
Carry forward general activity (UDA)	30
16/17 Contracted orthodontic activity (UOA)	0
Carry forward orthodontic activity (UOA)	0
Baseline contract value	£48,649.99

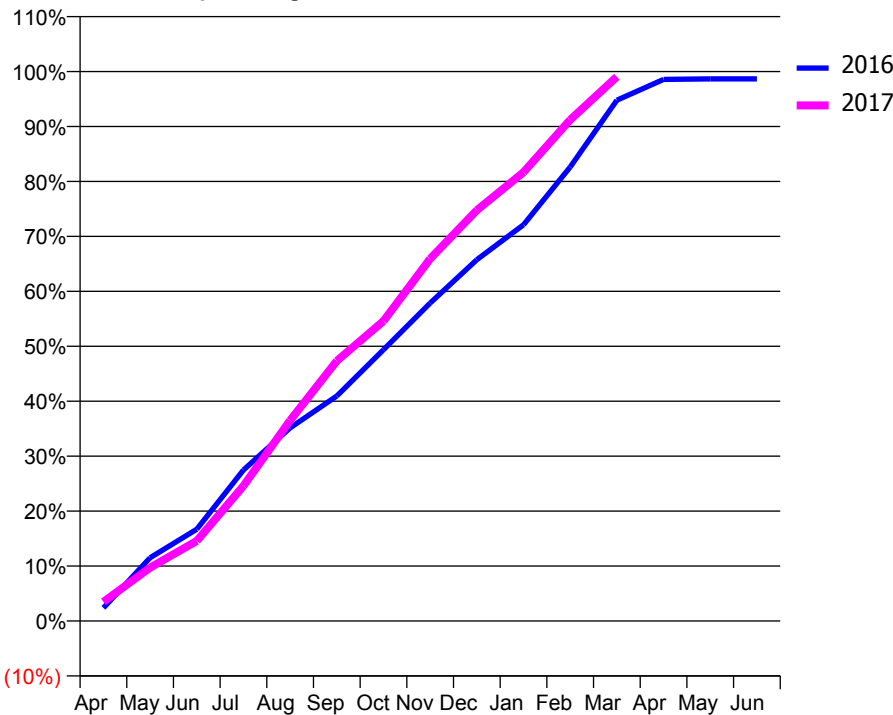
### ACCESS\*

Patients seen in 24 months	Total	Change since previous quarter
Quarter ending March 2016	866	
Quarter ending June 2016	869	→
Quarter ending September 2016	876	→
Quarter ending December 2016	882	→
Quarter ending March 2017	899	→
<b>Variance since March 2016</b>	<b>3.8%</b>	<b>↑</b>



### ACTIVITY

Cumulative percentage of contracted UDA delivered 2016 & 2017



Month	Adjusted Scheduled Activity (UDA)	
	2016	2017
April	53	77
May	255	216
June	370	323
July	609	545
August	779	809
September	908	1,049
October	1,094	1,210
November	1,282	1,461
December	1,457	1,657
January	1,598	1,810
February	1,831	2,021
March	2,100	2,195
April	2,184	
May	2,186	
June	2,186	

### QUALITY

	Quantity	Base Number	Contract	AT	Region	England
% of FP17s for the same patient ID Re-attending within 3 months - Children	47	574	8.2%	10.5%	11.9%	12.3%
% of FP17s for the same patient ID Re-attending within 3 months - Adults	130	663	19.6%	16.0%	16.6%	16.7%
% of FP17s for the same patient ID Re-attending between 3 & 9 months - Children	352	574	61.3%	58.5%	60.2%	57.6%
% of FP17s for the same patient ID Re-attending between 3 & 9 months - Adults	339	663	51.1%	49.5%	51.5%	50.1%
% of FP17s for Band 1 Urgent Courses	58	1,186	4.9%	10.4%	9.5%	9.1%
% of FP17s Relating to Free Repair or Replacements	0	1,186	0.0%	0.9%	0.7%	0.8%
% of FP17s Relating to Continuations	0	1,186	0.0%	1.4%	1.2%	1.2%
% of Patients satisfied with the dentistry they have received	0	0	N/A	93.4%	93.1%	92.8%
% of Patients satisfied with the time they had to wait for an appointment	0	0	N/A	88.4%	88.8%	88.7%

\* This is based on patients treated on this contract for their most recent course of treatment. Figures in italics indicate the base number of FP17s or Patient Questionnaire responses are less than 100. N/A is shown where the base number of responses is less than 10 during the period. % is calculated as Quantity/Base number\*100

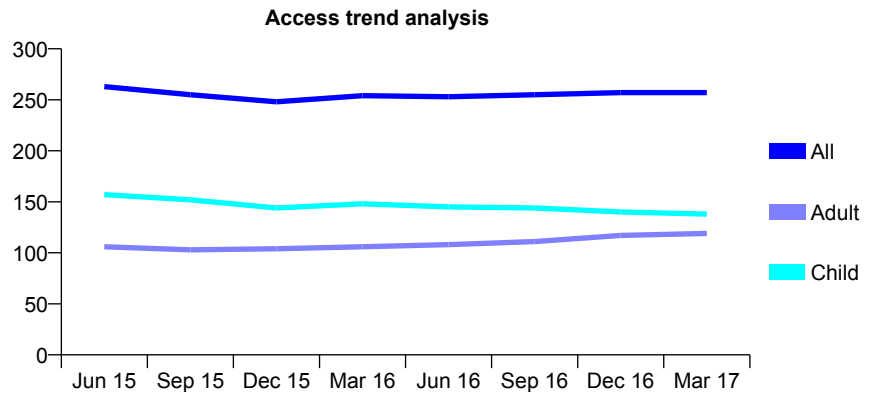
## Q66 - Vital Signs At a Glance Contract Report for 926949/0001 - March 2017

Name or company name	MRS P SELLEY
Contract type name	GDS Contract
Purpose of contract	General
Contract start date	01/04/2006
Contract end date	

16/17 Contracted general activity (UDA)	900
Carry forward general activity (UDA)	0
16/17 Contracted orthodontic activity (UOA)	0
Carry forward orthodontic activity (UOA)	0
Baseline contract value	£28,991.63

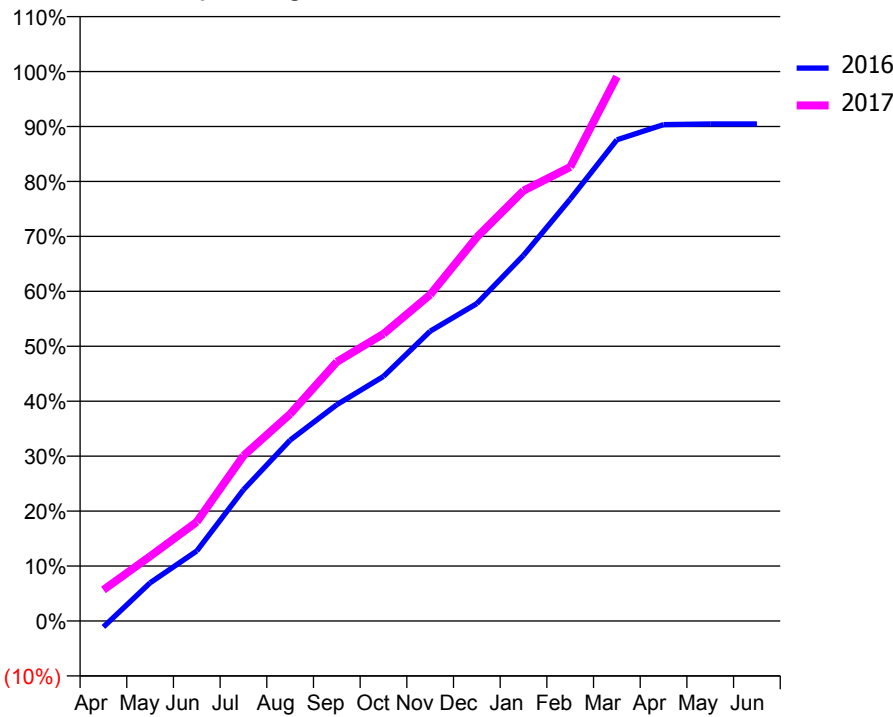
### ACCESS\*

Patients seen in 24 months	Total	Change since previous quarter
Quarter ending March 2016	254	
Quarter ending June 2016	253	→
Quarter ending September 2016	255	→
Quarter ending December 2016	257	→
Quarter ending March 2017	257	→
<b>Variance since March 2016</b>	<b>1.2%</b>	<b>→</b>



### ACTIVITY

Cumulative percentage of contracted UDA delivered 2016 & 2017



Month	Adjusted Scheduled Activity (UDA)	
	2016	2017
April	-10	51
May	63	106
June	115	162
July	215	271
August	296	339
September	354	424
October	401	470
November	475	535
December	520	629
January	599	705
February	691	744
March	788	892
April	813	
May	814	
June	814	

### QUALITY

	Quantity	Base Number	Contract	AT	Region	England
% of FP17s for the same patient ID Re-attending within 3 months - Children	6	201	3.0%	10.5%	11.9%	12.3%
% of FP17s for the same patient ID Re-attending within 3 months - Adults	28	151	18.5%	16.0%	16.6%	16.7%
% of FP17s for the same patient ID Re-attending between 3 & 9 months - Children	125	201	62.2%	58.5%	60.2%	57.6%
% of FP17s for the same patient ID Re-attending between 3 & 9 months - Adults	75	151	49.7%	49.5%	51.5%	50.1%
% of FP17s for Band 1 Urgent Courses	13	345	3.8%	10.4%	9.5%	9.1%
% of FP17s Relating to Free Repair or Replacements	0	345	0.0%	0.9%	0.7%	0.8%
% of FP17s Relating to Continuations	0	345	0.0%	1.4%	1.2%	1.2%
% of Patients satisfied with the dentistry they have received	0	0	N/A	93.4%	93.1%	92.8%
% of Patients satisfied with the time they had to wait for an appointment	0	0	N/A	88.4%	88.8%	88.7%

\* This is based on patients treated on this contract for their most recent course of treatment. Figures in italics indicate the base number of FP17s or Patient Questionnaire responses are less than 100. N/A is shown where the base number of responses is less than 10 during the period. % is calculated as Quantity/Base number\*100



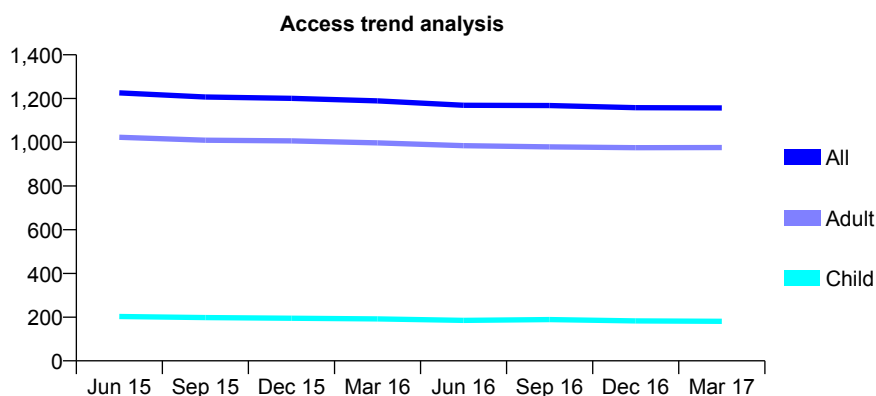
## Q66 - Vital Signs At a Glance Contract Report for 933023/0001 - March 2017

Name or company name	MR M AZIZI
Contract type name	GDS Contract
Purpose of contract	General
Contract start date	01/04/2006
Contract end date	

16/17 Contracted general activity (UDA)	4,600
Carry forward general activity (UDA)	0
16/17 Contracted orthodontic activity (UOA)	0
Carry forward orthodontic activity (UOA)	0
Baseline contract value	£105,625.29

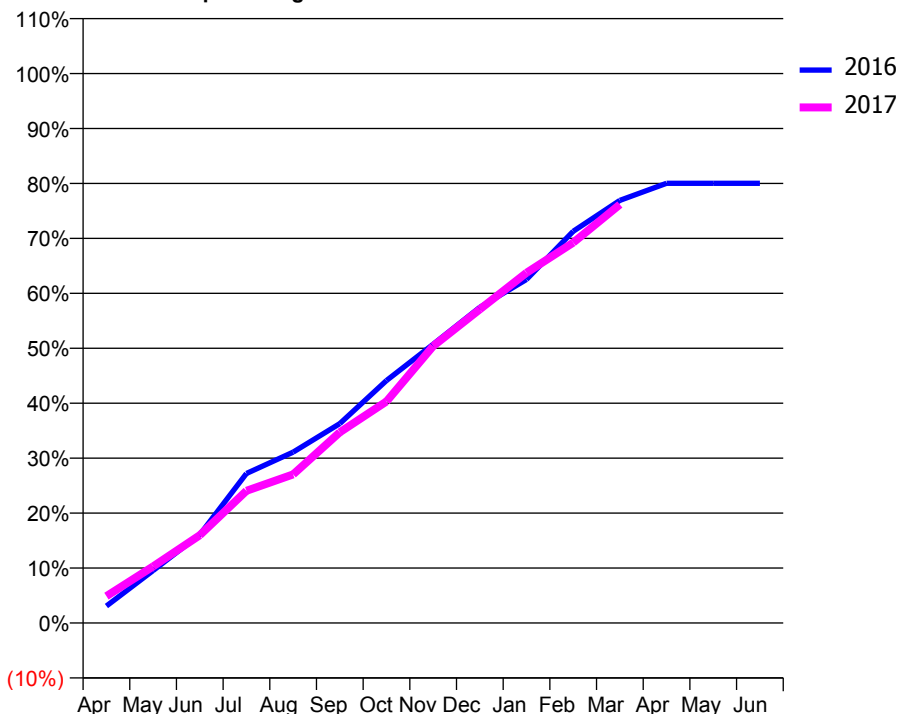
### ACCESS\*

Patients seen in 24 months	Total	Change since previous quarter
Quarter ending March 2016	1,189	
Quarter ending June 2016	1,169	↓
Quarter ending September 2016	1,168	→
Quarter ending December 2016	1,158	→
Quarter ending March 2017	1,157	→
<b>Variance since March 2016</b>	<b>(2.7%)</b>	<b>↓</b>



### ACTIVITY

Cumulative percentage of contracted UDA delivered 2016 & 2017



Adjusted Scheduled Activity (UDA)

Month	2016	2017
April	142	225
May	439	474
June	739	735
July	1,252	1,107
August	1,430	1,244
September	1,669	1,596
October	2,030	1,855
November	2,334	2,318
December	2,643	2,626
January	2,876	2,932
February	3,279	3,184
March	3,538	3,504
April	3,680	
May	3,680	
June	3,680	

### QUALITY

	Quantity	Base Number	Contract	AT	Region	England
% of FP17s for the same patient ID Re-attending within 3 months - Children	16	305	5.2%	10.5%	11.9%	12.3%
% of FP17s for the same patient ID Re-attending within 3 months - Adults	217	1,631	13.3%	16.0%	16.6%	16.7%
% of FP17s for the same patient ID Re-attending between 3 & 9 months - Children	223	305	73.1%	58.5%	60.2%	57.6%
% of FP17s for the same patient ID Re-attending between 3 & 9 months - Adults	1,122	1,631	68.8%	49.5%	51.5%	50.1%
% of FP17s for Band 1 Urgent Courses	84	1,857	4.5%	10.4%	9.5%	9.1%
% of FP17s Relating to Free Repair or Replacements	0	1,857	0.0%	0.9%	0.7%	0.8%
% of FP17s Relating to Continuations	55	1,857	3.0%	1.4%	1.2%	1.2%
% of Patients satisfied with the dentistry they have received	1	1	N/A	93.4%	93.1%	92.8%
% of Patients satisfied with the time they had to wait for an appointment	1	1	N/A	88.4%	88.8%	88.7%

\* This is based on patients treated on this contract for their most recent course of treatment. Figures in italics indicate the base number of FP17s or Patient Questionnaire responses are less than 100. N/A is shown where the base number of responses is less than 10 during the period. % is calculated as Quantity/Base number\*100

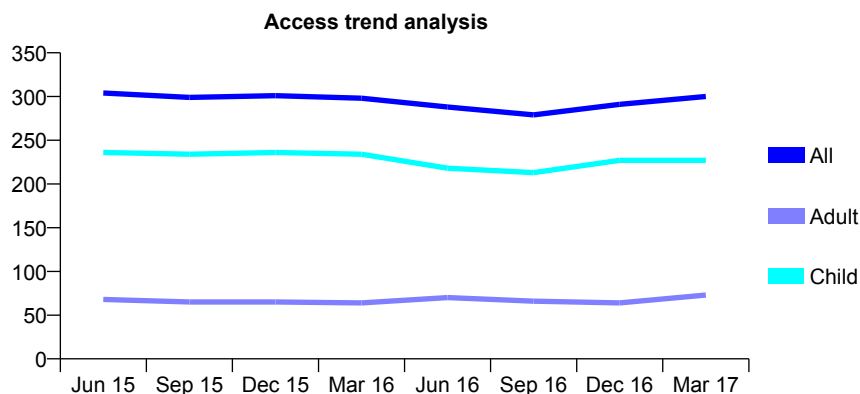
## Q66 - Vital Signs At a Glance Contract Report for 953008/0001 - March 2017

Name or company name	MR RC EVANS
Contract type name	GDS Contract
Purpose of contract	General
Contract start date	01/09/2009
Contract end date	

16/17 Contracted general activity (UDA)	600
Carry forward general activity (UDA)	0
16/17 Contracted orthodontic activity (UOA)	0
Carry forward orthodontic activity (UOA)	0
Baseline contract value	£15,629.74

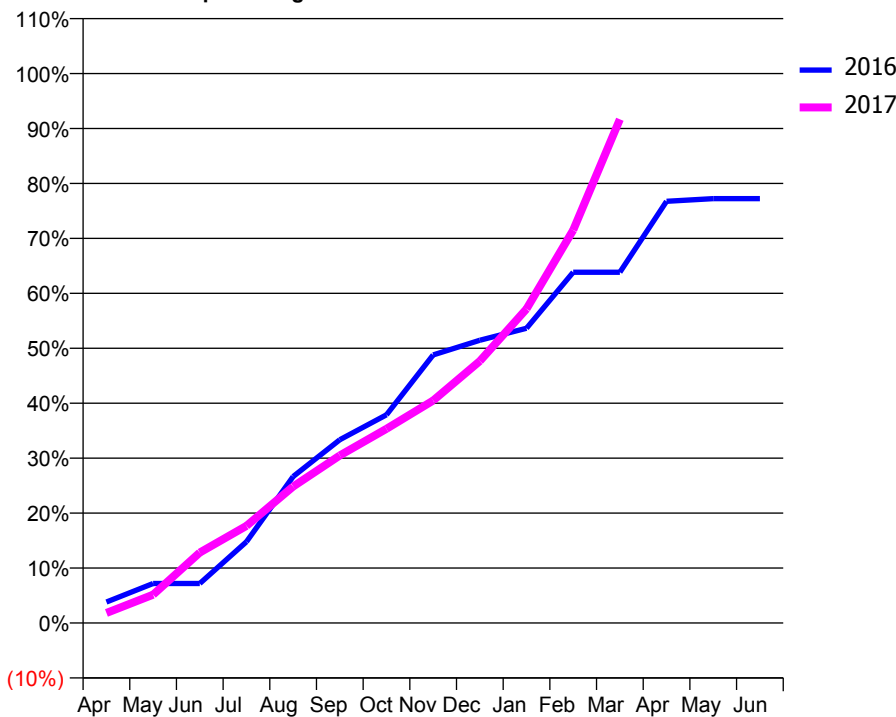
### ACCESS\*

Patients seen in 24 months	Total	Change since previous quarter
Quarter ending March 2016	298	
Quarter ending June 2016	288	↓
Quarter ending September 2016	279	↓
Quarter ending December 2016	291	↑
Quarter ending March 2017	300	↑
<b>Variance since March 2016</b>	0.7%	→



### ACTIVITY

Cumulative percentage of contracted UDA delivered 2016 & 2017



Month	Adjusted Scheduled Activity (UDA)	
	2016	2017
April	23	11
May	43	31
June	43	77
July	89	106
August	160	149
September	200	183
October	227	212
November	293	243
December	309	286
January	322	343
February	383	429
March	383	550
April	460	
May	463	
June	463	

### QUALITY

	Quantity	Base Number	Contract	AT	Region	England
% of FP17s for the same patient ID Re-attending within 3 months - Children	11	320	3.4%	10.5%	11.9%	12.3%
% of FP17s for the same patient ID Re-attending within 3 months - Adults	4	65	6.2%	16.0%	16.6%	16.7%
% of FP17s for the same patient ID Re-attending between 3 & 9 months - Children	146	320	45.6%	58.5%	60.2%	57.6%
% of FP17s for the same patient ID Re-attending between 3 & 9 months - Adults	25	65	38.5%	49.5%	51.5%	50.1%
% of FP17s for Band 1 Urgent Courses	0	344	0.0%	10.4%	9.5%	9.1%
% of FP17s Relating to Free Repair or Replacements	0	344	0.0%	0.9%	0.7%	0.8%
% of FP17s Relating to Continuations	3	344	0.9%	1.4%	1.2%	1.2%
% of Patients satisfied with the dentistry they have received	0	0	N/A	93.4%	93.1%	92.8%
% of Patients satisfied with the time they had to wait for an appointment	0	0	N/A	88.4%	88.8%	88.7%

\* This is based on patients treated on this contract for their most recent course of treatment. Figures in italics indicate the base number of FP17s or Patient Questionnaire responses are less than 100. N/A is shown where the base number of responses is less than 10 during the period. % is calculated as Quantity/Base number\*100

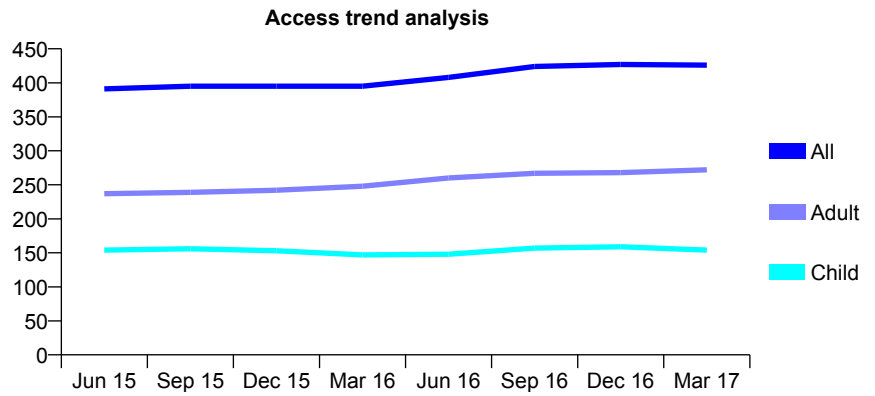
## Q66 - Vital Signs At a Glance Contract Report for 985600/0001 - March 2017

Name or company name	MR A ZAHEDI SHALFOROUSH
Contract type name	GDS Contract
Purpose of contract	General
Contract start date	01/04/2006
Contract end date	

16/17 Contracted general activity (UDA)	1,957
Carry forward general activity (UDA)	0
16/17 Contracted orthodontic activity (UOA)	0
Carry forward orthodontic activity (UOA)	0
Baseline contract value	£50,134.53

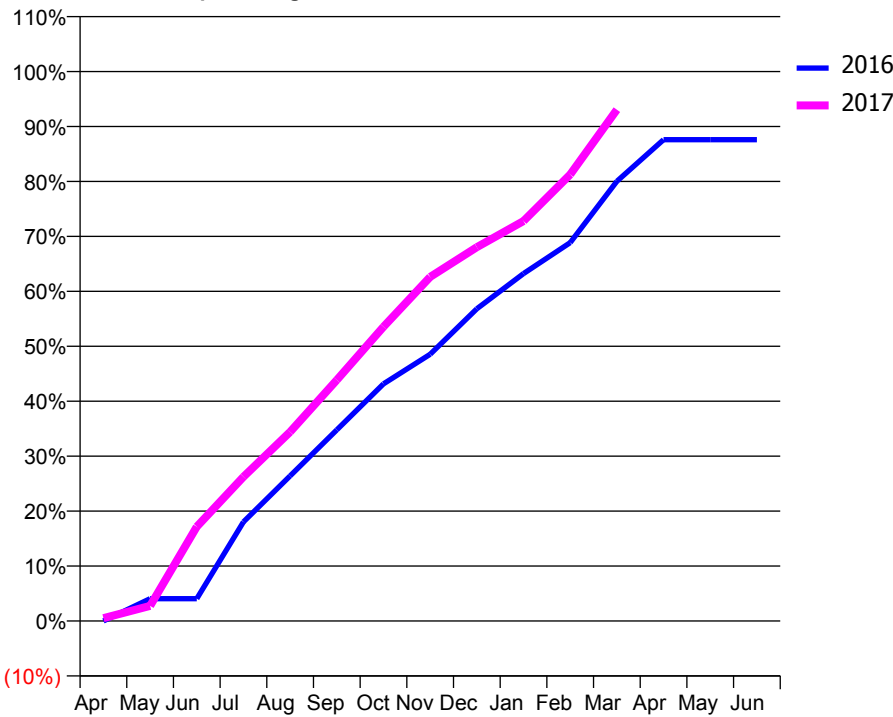
### ACCESS\*

Patients seen in 24 months	Total	Change since previous quarter
Quarter ending March 2016	395	
Quarter ending June 2016	408	↑
Quarter ending September 2016	424	↑
Quarter ending December 2016	427	→
Quarter ending March 2017	426	→
<b>Variance since March 2016</b>	<b>7.8%</b>	<b>↑</b>



### ACTIVITY

Cumulative percentage of contracted UDA delivered 2016 & 2017



Month	Adjusted Scheduled Activity (UDA)	
	2016	2017
April	0	10
May	79	54
June	79	336
July	353	514
August	517	674
September	681	858
October	844	1,048
November	950	1,226
December	1,112	1,331
January	1,237	1,425
February	1,348	1,590
March	1,566	1,821
April	1,714	
May	1,714	
June	1,714	

### QUALITY

	Quantity	Base Number	Contract	AT	Region	England
% of FP17s for the same patient ID Re-attending within 3 months - Children	33	297	11.1%	10.5%	11.9%	12.3%
% of FP17s for the same patient ID Re-attending within 3 months - Adults	60	434	13.8%	16.0%	16.6%	16.7%
% of FP17s for the same patient ID Re-attending between 3 & 9 months - Children	207	297	69.7%	58.5%	60.2%	57.6%
% of FP17s for the same patient ID Re-attending between 3 & 9 months - Adults	274	434	63.1%	49.5%	51.5%	50.1%
% of FP17s for Band 1 Urgent Courses	61	676	9.0%	10.4%	9.5%	9.1%
% of FP17s Relating to Free Repair or Replacements	0	676	0.0%	0.9%	0.7%	0.8%
% of FP17s Relating to Continuations	2	676	0.3%	1.4%	1.2%	1.2%
% of Patients satisfied with the dentistry they have received	4	4	N/A	93.4%	93.1%	92.8%
% of Patients satisfied with the time they had to wait for an appointment	4	4	N/A	88.4%	88.8%	88.7%

\* This is based on patients treated on this contract for their most recent course of treatment. Figures in italics indicate the base number of FP17s or Patient Questionnaire responses are less than 100. N/A is shown where the base number of responses is less than 10 during the period. % is calculated as Quantity/Base number\*100