

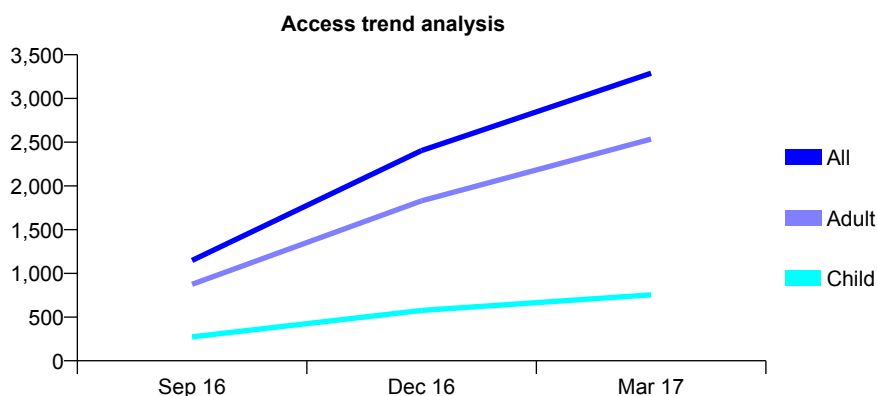
Q61 - Vital Signs At a Glance Contract Report for 100175/0000 - March 2017

Name or company name	Nilesh Patel
Contract type name	PDS Contract
Purpose of contract	General
Contract start date	13/06/2016
Contract end date	12/06/2023

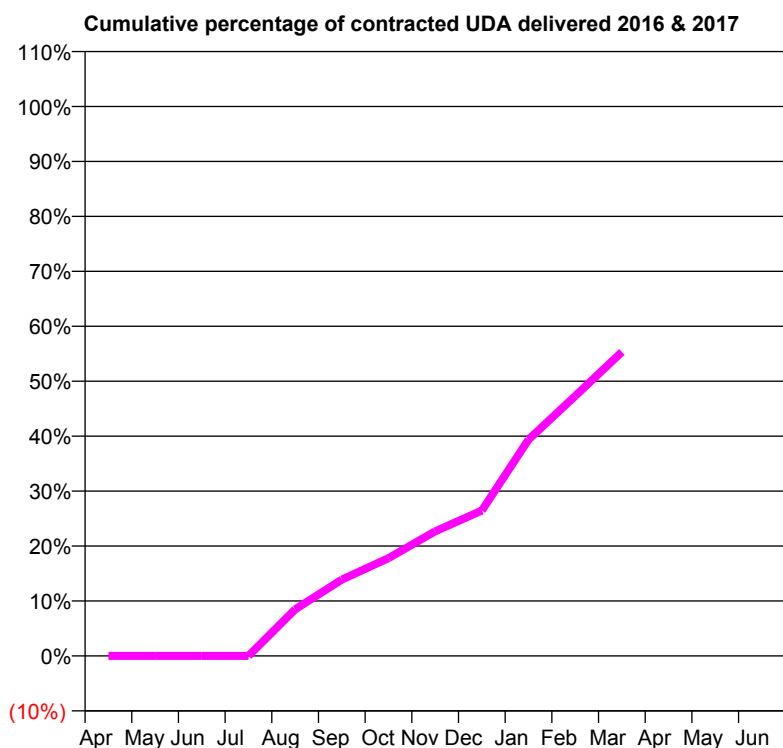
16/17 Contracted general activity (UDA)	14,400
Carry forward general activity (UDA)	0
16/17 Contracted orthodontic activity (UOA)	0
Carry forward orthodontic activity (UOA)	0
Baseline contract value	£252,000.00

ACCESS*

Patients seen in 24 months	Total	Change since previous quarter
Quarter ending March 2016	0	
Quarter ending June 2016	0	
Quarter ending September 2016	1,148	↑
Quarter ending December 2016	2,404	↑
Quarter ending March 2017	3,289	↑
Variance since March 2016	N/A	



ACTIVITY



Month	Adjusted Scheduled Activity (UDA)	
	2016	2017
April	0	0
May	0	0
June	0	0
July	0	0
August	0	1,221
September	0	2,000
October	0	2,565
November	0	3,265
December	0	3,810
January	0	5,670
February	0	6,813
March	0	7,964
April	0	
May	0	
June	0	

QUALITY

	Quantity	Base Number	Contract	AT	Region	England
% of FP17s for the same patient ID Re-attending within 3 months - Children	60	957	6.3%	11.2%	11.8%	12.3%
% of FP17s for the same patient ID Re-attending within 3 months - Adults	283	3,154	9.0%	16.3%	17.1%	16.7%
% of FP17s for the same patient ID Re-attending between 3 & 9 months - Children	139	957	14.5%	42.1%	46.5%	57.6%
% of FP17s for the same patient ID Re-attending between 3 & 9 months - Adults	313	3,154	9.9%	35.0%	37.6%	50.1%
% of FP17s for Band 1 Urgent Courses	425	4,111	10.3%	10.8%	10.7%	9.1%
% of FP17s Relating to Free Repair or Replacements	3	4,111	0.1%	0.5%	0.6%	0.8%
% of FP17s Relating to Continuations	14	4,111	0.3%	0.8%	0.9%	1.2%
% of Patients satisfied with the dentistry they have received	3	5	N/A	89.3%	90.4%	92.8%
% of Patients satisfied with the time they had to wait for an appointment	4	5	N/A	80.6%	83.7%	88.7%

* This is based on patients treated on this contract for their most recent course of treatment. Figures in italics indicate the base number of FP17s or Patient Questionnaire responses are less than 100. N/A is shown where the base number of responses is less than 10 during the period. % is calculated as Quantity/Base number*100

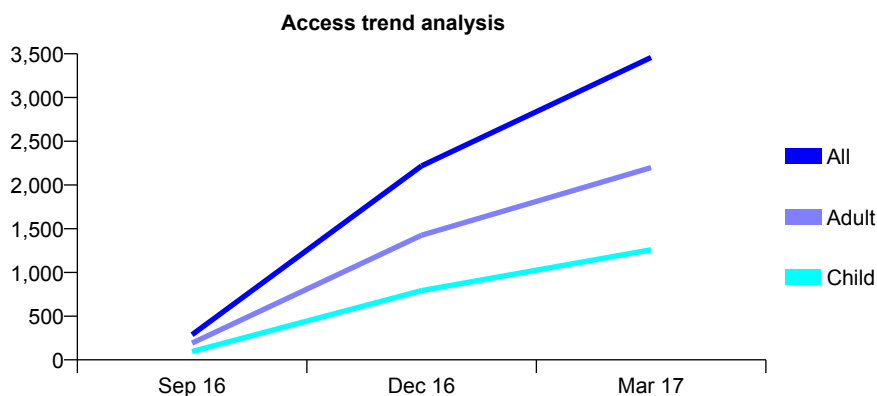
Q61 - Vital Signs At a Glance Contract Report for 100207/0000 - March 2017

Name or company name	Preventdent Limited
Contract type name	GDS Contract
Purpose of contract	General
Contract start date	19/08/2016
Contract end date	

16/17 Contracted general activity (UDA)	11,356
Carry forward general activity (UDA)	0
16/17 Contracted orthodontic activity (UOA)	0
Carry forward orthodontic activity (UOA)	0
Baseline contract value	£388,919.63

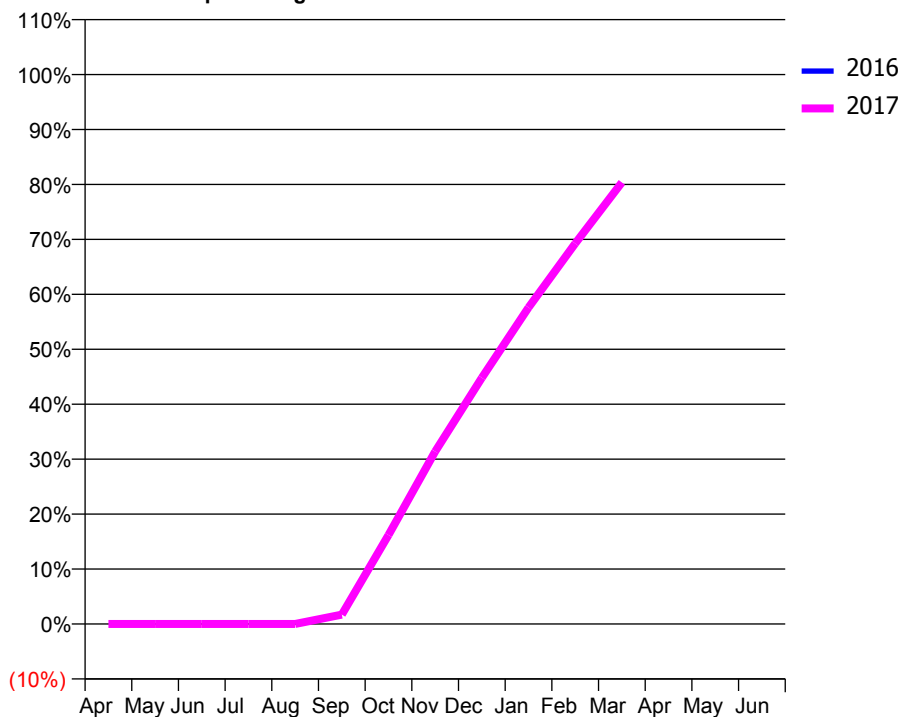
ACCESS*

Patients seen in 24 months	Total	Change since previous quarter
Quarter ending March 2016	0	
Quarter ending June 2016	0	
Quarter ending September 2016	288	↑
Quarter ending December 2016	2,218	↑
Quarter ending March 2017	3,458	↑
Variance since March 2016	N/A	



ACTIVITY

Cumulative percentage of contracted UDA delivered 2016 & 2017



Month	Adjusted Scheduled Activity (UDA)	
	2016	2017
April	0	0
May	0	0
June	0	0
July	0	0
August	0	0
September	0	196
October	0	1,838
November	0	3,566
December	0	5,089
January	0	6,541
February	0	7,864
March	0	9,125
April	0	
May	0	
June	0	

QUALITY

	Quantity	Base Number	Contract	AT	Region	England
% of FP17s for the same patient ID Re-attending within 3 months - Children	95	1,485	6.4%	11.2%	11.8%	12.3%
% of FP17s for the same patient ID Re-attending within 3 months - Adults	385	2,965	13.0%	16.3%	17.1%	16.7%
% of FP17s for the same patient ID Re-attending between 3 & 9 months - Children	67	1,485	4.5%	42.1%	46.5%	57.6%
% of FP17s for the same patient ID Re-attending between 3 & 9 months - Adults	134	2,965	4.5%	35.0%	37.6%	50.1%
% of FP17s for Band 1 Urgent Courses	811	4,450	18.2%	10.8%	10.7%	9.1%
% of FP17s Relating to Free Repair or Replacements	12	4,450	0.3%	0.5%	0.6%	0.8%
% of FP17s Relating to Continuations	33	4,450	0.7%	0.8%	0.9%	1.2%
% of Patients satisfied with the dentistry they have received	3	3	N/A	89.3%	90.4%	92.8%
% of Patients satisfied with the time they had to wait for an appointment	3	3	N/A	80.6%	83.7%	88.7%

* This is based on patients treated on this contract for their most recent course of treatment. Figures in italics indicate the base number of FP17s or Patient Questionnaire responses are less than 100. N/A is shown where the base number of responses is less than 10 during the period. % is calculated as Quantity/Base number*100

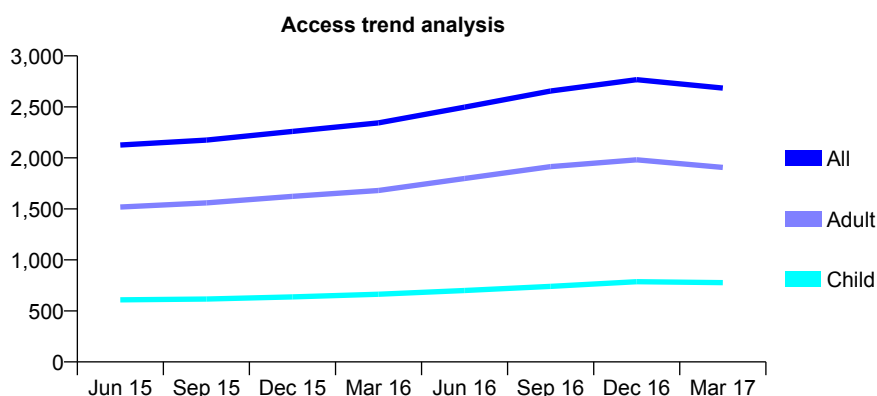
Q61 - Vital Signs At a Glance Contract Report for 101281/0037 - March 2017

Name or company name	OASIS DENTAL CARE LTD
Contract type name	GDS Contract
Purpose of contract	General
Contract start date	01/04/2006
Contract end date	

16/17 Contracted general activity (UDA)	5,905
Carry forward general activity (UDA)	78
16/17 Contracted orthodontic activity (UOA)	0
Carry forward orthodontic activity (UOA)	0
Baseline contract value	£138,377.46

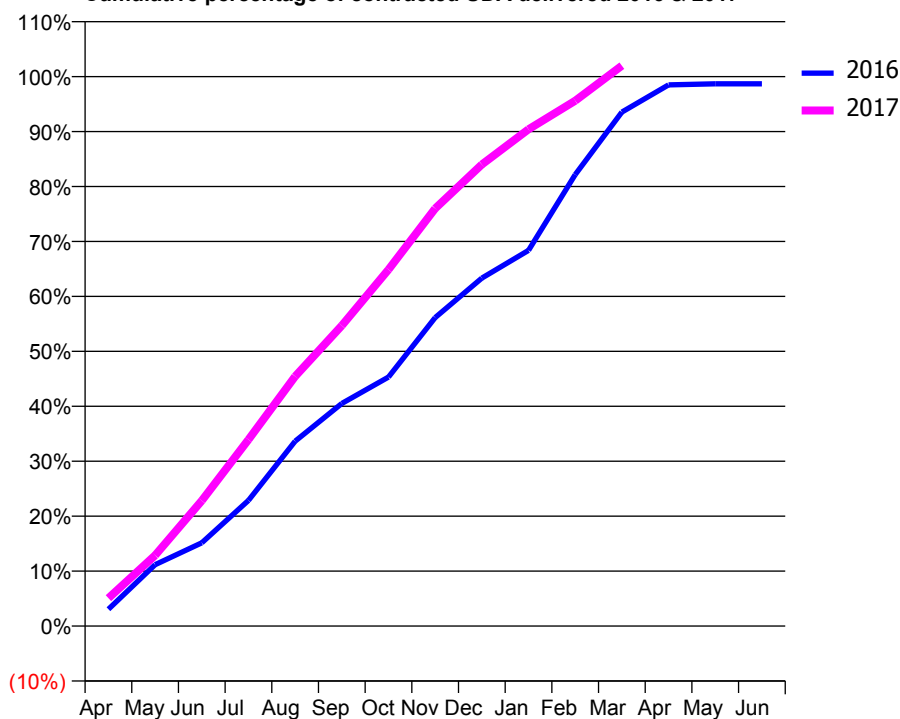
ACCESS*

Patients seen in 24 months	Total	Change since previous quarter
Quarter ending March 2016	2,343	
Quarter ending June 2016	2,498	↑
Quarter ending September 2016	2,655	↑
Quarter ending December 2016	2,767	↑
Quarter ending March 2017	2,684	↓
Variance since March 2016	14.6%	↑



ACTIVITY

Cumulative percentage of contracted UDA delivered 2016 & 2017



Adjusted Scheduled Activity (UDA)

Month	2016	2017
April	182	300
May	660	760
June	895	1,348
July	1,351	2,004
August	1,986	2,683
September	2,393	3,229
October	2,676	3,831
November	3,315	4,487
December	3,740	4,961
January	4,037	5,339
February	4,852	5,645
March	5,523	6,022
April	5,815	
May	5,827	
June	5,827	

QUALITY

	Quantity	Base Number	Contract	AT	Region	England
% of FP17s for the same patient ID Re-attending within 3 months - Children	65	1,135	5.7%	11.2%	11.8%	12.3%
% of FP17s for the same patient ID Re-attending within 3 months - Adults	340	2,450	13.9%	16.3%	17.1%	16.7%
% of FP17s for the same patient ID Re-attending between 3 & 9 months - Children	651	1,135	57.4%	42.1%	46.5%	57.6%
% of FP17s for the same patient ID Re-attending between 3 & 9 months - Adults	1,211	2,450	49.4%	35.0%	37.6%	50.1%
% of FP17s for Band 1 Urgent Courses	261	3,443	7.6%	10.8%	10.7%	9.1%
% of FP17s Relating to Free Repair or Replacements	18	3,443	0.5%	0.5%	0.6%	0.8%
% of FP17s Relating to Continuations	67	3,443	1.9%	0.8%	0.9%	1.2%
% of Patients satisfied with the dentistry they have received	1	1	N/A	89.3%	90.4%	92.8%
% of Patients satisfied with the time they had to wait for an appointment	1	1	N/A	80.6%	83.7%	88.7%

* This is based on patients treated on this contract for their most recent course of treatment. Figures in italics indicate the base number of FP17s or Patient Questionnaire responses are less than 100. N/A is shown where the base number of responses is less than 10 during the period. % is calculated as Quantity/Base number*100

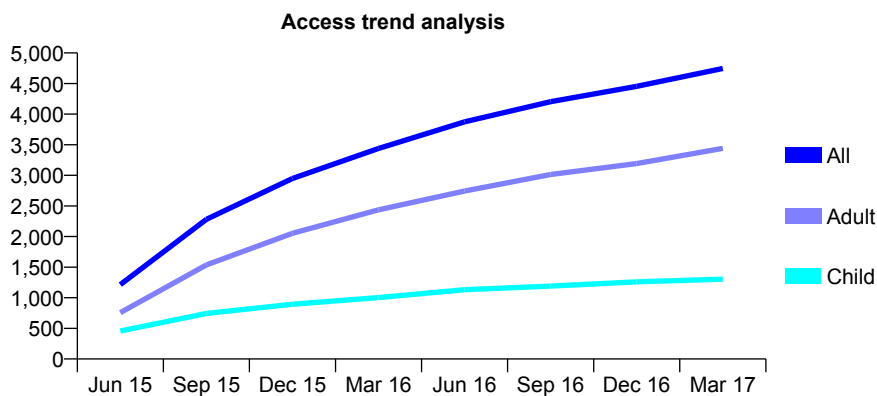
Q61 - Vital Signs At a Glance Contract Report for 101370/0143 - March 2017

Name or company name	Petrie Tucker and Partners Ltd
Contract type name	GDS Contract
Purpose of contract	General and Orthodontic
Contract start date	01/04/2015
Contract end date	

16/17 Contracted general activity (UDA)	18,993
Carry forward general activity (UDA)	0
16/17 Contracted orthodontic activity (UOA)	1,381
Carry forward orthodontic activity (UOA)	0
Baseline contract value	£559,037.26

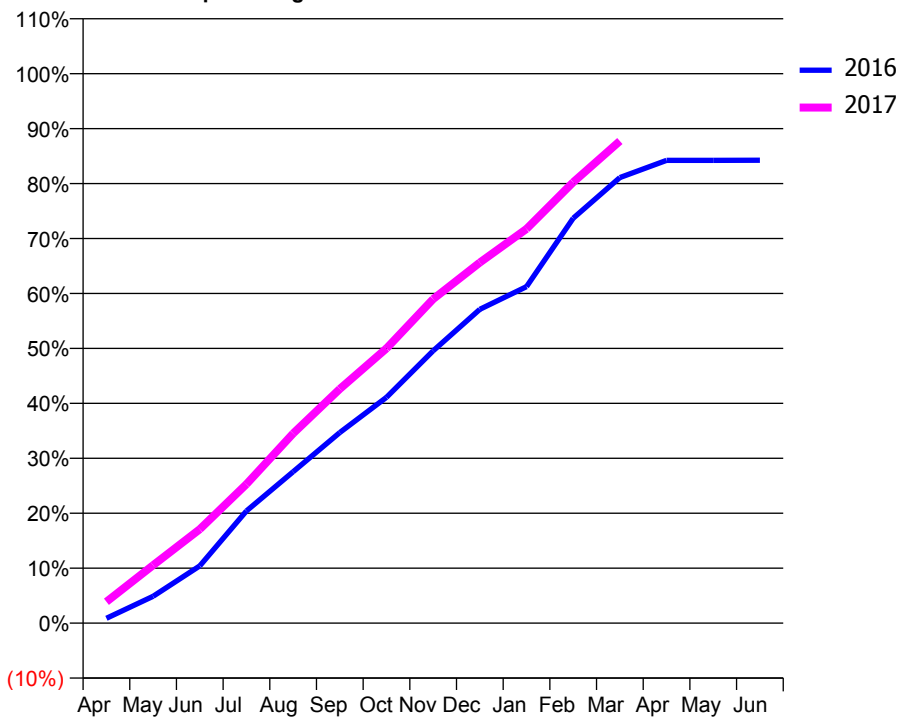
ACCESS*

Patients seen in 24 months	Total	Change since previous quarter
Quarter ending March 2016	3,440	
Quarter ending June 2016	3,875	↑
Quarter ending September 2016	4,204	↑
Quarter ending December 2016	4,454	↑
Quarter ending March 2017	4,746	↑
Variance since March 2016	38.0%	↑



ACTIVITY

Cumulative percentage of contracted UDA delivered 2016 & 2017



Month	Adjusted Scheduled Activity (UDA)	
	2016	2017
April	170	741
May	928	2,003
June	1,982	3,245
July	3,879	4,807
August	5,232	6,555
September	6,587	8,095
October	7,808	9,495
November	9,412	11,203
December	10,848	12,464
January	11,632	13,626
February	13,995	15,239
March	15,403	16,664
April	15,997	
May	15,998	
June	16,002	

QUALITY

	Quantity	Base Number	Contract	AT	Region	England
% of FP17s for the same patient ID Re-attending within 3 months - Children	167	2,169	7.7%	11.2%	11.8%	12.3%
% of FP17s for the same patient ID Re-attending within 3 months - Adults	500	4,079	12.3%	16.3%	17.1%	16.7%
% of FP17s for the same patient ID Re-attending between 3 & 9 months - Children	1,328	2,169	61.2%	42.1%	46.5%	57.6%
% of FP17s for the same patient ID Re-attending between 3 & 9 months - Adults	1,965	4,079	48.2%	35.0%	37.6%	50.1%
% of FP17s for Band 1 Urgent Courses	316	5,872	5.4%	10.8%	10.7%	9.1%
% of FP17s Relating to Free Repair or Replacements	47	5,872	0.8%	0.5%	0.6%	0.8%
% of FP17s Relating to Continuations	114	5,872	1.9%	0.8%	0.9%	1.2%
% of Patients satisfied with the dentistry they have received	3	3	N/A	89.3%	90.4%	92.8%
% of Patients satisfied with the time they had to wait for an appointment	3	3	N/A	80.6%	83.7%	88.7%

* This is based on patients treated on this contract for their most recent course of treatment. Figures in italics indicate the base number of FP17s or Patient Questionnaire responses are less than 100. N/A is shown where the base number of responses is less than 10 during the period. % is calculated as Quantity/Base number*100

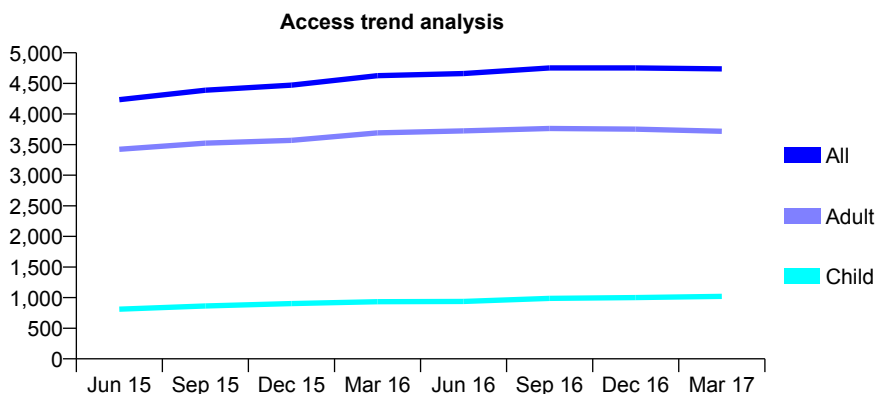
Q61 - Vital Signs At a Glance Contract Report for 101435/0015 - March 2017

Name or company name	IDH Limited
Contract type name	GDS Contract
Purpose of contract	General
Contract start date	01/04/2006
Contract end date	

16/17 Contracted general activity (UDA)	15,246
Carry forward general activity (UDA)	0
16/17 Contracted orthodontic activity (UOA)	0
Carry forward orthodontic activity (UOA)	0
Baseline contract value	£394,396.48

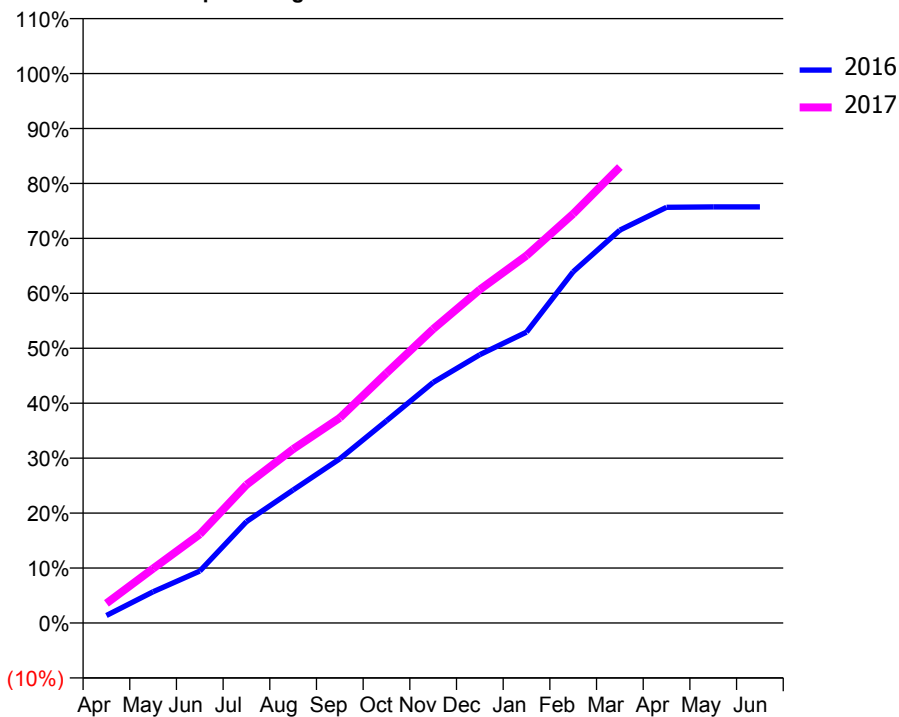
ACCESS*

Patients seen in 24 months	Total	Change since previous quarter
Quarter ending March 2016	4,626	
Quarter ending June 2016	4,662	→
Quarter ending September 2016	4,752	→
Quarter ending December 2016	4,752	→
Quarter ending March 2017	4,738	→
Variance since March 2016	2.4%	↑



ACTIVITY

Cumulative percentage of contracted UDA delivered 2016 & 2017



Month	Adjusted Scheduled Activity (UDA)	
	2016	2017
April	208	547
May	867	1,511
June	1,441	2,461
July	2,812	3,835
August	3,691	4,825
September	4,555	5,691
October	5,612	6,937
November	6,676	8,156
December	7,446	9,253
January	8,071	10,196
February	9,748	11,353
March	10,902	12,653
April	11,533	
May	11,546	
June	11,544	

QUALITY

	Quantity	Base Number	Contract	AT	Region	England
% of FP17s for the same patient ID Re-attending within 3 months - Children	100	1,261	7.9%	11.2%	11.8%	12.3%
% of FP17s for the same patient ID Re-attending within 3 months - Adults	551	4,008	13.7%	16.3%	17.1%	16.7%
% of FP17s for the same patient ID Re-attending between 3 & 9 months - Children	525	1,261	41.6%	42.1%	46.5%	57.6%
% of FP17s for the same patient ID Re-attending between 3 & 9 months - Adults	1,524	4,008	38.0%	35.0%	37.6%	50.1%
% of FP17s for Band 1 Urgent Courses	443	5,037	8.8%	10.8%	10.7%	9.1%
% of FP17s Relating to Free Repair or Replacements	39	5,037	0.8%	0.5%	0.6%	0.8%
% of FP17s Relating to Continuations	102	5,037	2.0%	0.8%	0.9%	1.2%
% of Patients satisfied with the dentistry they have received	11	11	100.0%	89.3%	90.4%	92.8%
% of Patients satisfied with the time they had to wait for an appointment	10	11	90.9%	80.6%	83.7%	88.7%

* This is based on patients treated on this contract for their most recent course of treatment. Figures in italics indicate the base number of FP17s or Patient Questionnaire responses are less than 100. N/A is shown where the base number of responses is less than 10 during the period. % is calculated as Quantity/Base number*100

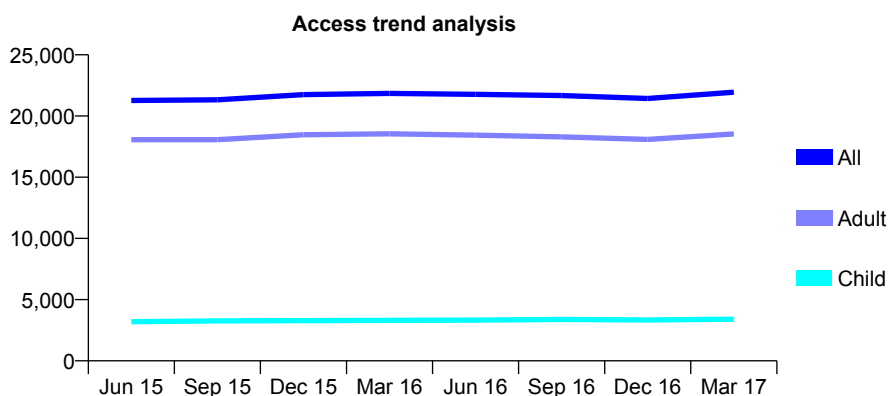
Q61 - Vital Signs At a Glance Contract Report for 101877/0001 - March 2017

Name or company name	Pickerings Dental Surgery Ltd.
Contract type name	GDS Contract
Purpose of contract	General
Contract start date	01/04/2006
Contract end date	

16/17 Contracted general activity (UDA)	54,000
Carry forward general activity (UDA)	-1,080
16/17 Contracted orthodontic activity (UOA)	0
Carry forward orthodontic activity (UOA)	0
Baseline contract value	£1,748,035.35

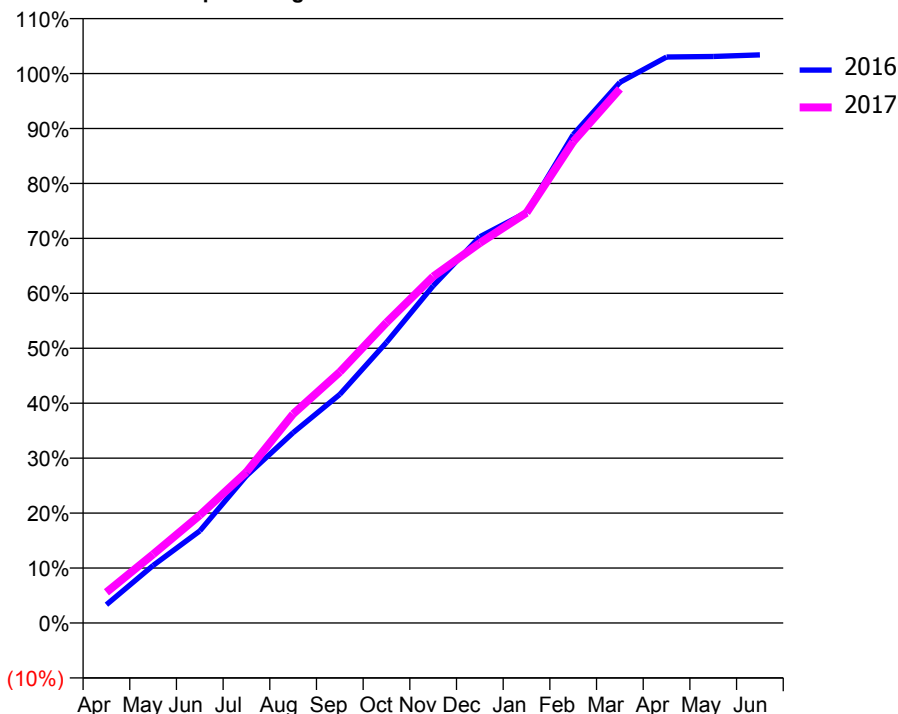
ACCESS*

Patients seen in 24 months	Total	Change since previous quarter
Quarter ending March 2016	21,851	
Quarter ending June 2016	21,767	→
Quarter ending September 2016	21,675	→
Quarter ending December 2016	21,433	↓
Quarter ending March 2017	21,945	↑
Variance since March 2016	0.4%	→



ACTIVITY

Cumulative percentage of contracted UDA delivered 2016 & 2017



Month	Adjusted Scheduled Activity (UDA)	
	2016	2017
April	1,801	3,022
May	5,653	6,758
June	9,045	10,592
July	14,479	14,845
August	18,705	20,539
September	22,470	24,665
October	27,584	29,536
November	33,136	34,058
December	37,953	37,346
January	40,353	40,311
February	47,987	47,305
March	53,135	52,494
April	55,618	
May	55,669	
June	55,832	

QUALITY

	Quantity	Base Number	Contract	AT	Region	England
% of FP17s for the same patient ID Re-attending within 3 months - Children	190	3,591	5.3%	11.2%	11.8%	12.3%
% of FP17s for the same patient ID Re-attending within 3 months - Adults	1,185	16,663	7.1%	16.3%	17.1%	16.7%
% of FP17s for the same patient ID Re-attending between 3 & 9 months - Children	1,383	3,591	38.5%	42.1%	46.5%	57.6%
% of FP17s for the same patient ID Re-attending between 3 & 9 months - Adults	5,009	16,663	30.1%	35.0%	37.6%	50.1%
% of FP17s for Band 1 Urgent Courses	1,310	19,245	6.8%	10.8%	10.7%	9.1%
% of FP17s Relating to Free Repair or Replacements	61	19,245	0.3%	0.5%	0.6%	0.8%
% of FP17s Relating to Continuations	61	19,245	0.3%	0.8%	0.9%	1.2%
% of Patients satisfied with the dentistry they have received	9	12	75.0%	89.3%	90.4%	92.8%
% of Patients satisfied with the time they had to wait for an appointment	10	12	83.3%	80.6%	83.7%	88.7%

* This is based on patients treated on this contract for their most recent course of treatment. Figures in italics indicate the base number of FP17s or Patient Questionnaire responses are less than 100. N/A is shown where the base number of responses is less than 10 during the period. % is calculated as Quantity/Base number*100

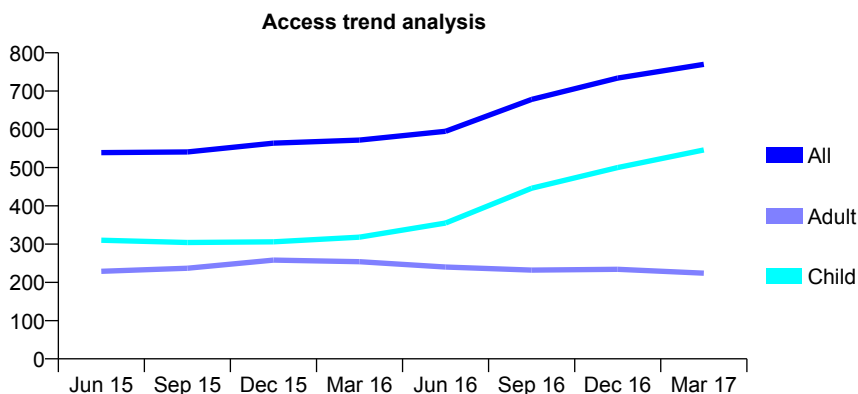
Q61 - Vital Signs At a Glance Contract Report for 102431/0001 - March 2017

Name or company name	Barking & Dagenham SCCDS
Contract type name	PDS Contract
Purpose of contract	General
Contract start date	01/04/2010
Contract end date	31/03/2020

16/17 Contracted general activity (UDA)	1,200
Carry forward general activity (UDA)	0
16/17 Contracted orthodontic activity (UOA)	0
Carry forward orthodontic activity (UOA)	0
Baseline contract value	£0.00

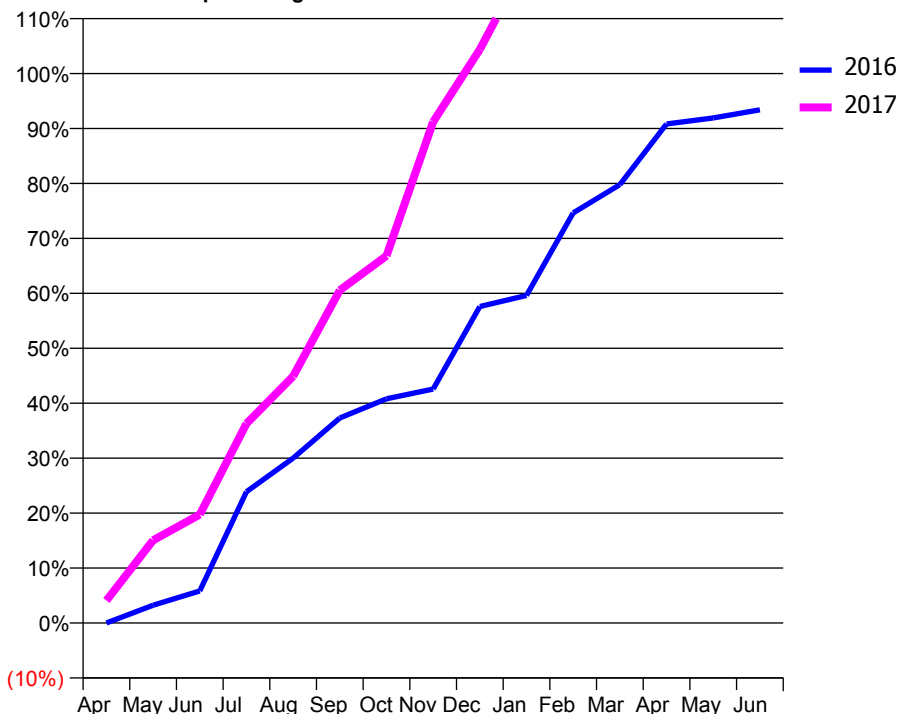
ACCESS*

Patients seen in 24 months	Total	Change since previous quarter
Quarter ending March 2016	572	
Quarter ending June 2016	595	↑
Quarter ending September 2016	678	↑
Quarter ending December 2016	734	↑
Quarter ending March 2017	770	↑
Variance since March 2016	34.6%	↑



ACTIVITY

Cumulative percentage of contracted UDA delivered 2016 & 2017



Adjusted Scheduled Activity (UDA)

Month	2016	2017
April	0	49
May	39	181
June	70	237
July	287	436
August	360	539
September	448	727
October	490	802
November	511	1,095
December	691	1,253
January	715	1,444
February	896	1,766
March	957	1,896
April	1,090	
May	1,103	
June	1,121	

QUALITY

	Quantity	Base Number	Contract	AT	Region	England
% of FP17s for the same patient ID Re-attending within 3 months - Children	31	713	4.3%	11.2%	11.8%	12.3%
% of FP17s for the same patient ID Re-attending within 3 months - Adults	13	219	5.9%	16.3%	17.1%	16.7%
% of FP17s for the same patient ID Re-attending between 3 & 9 months - Children	76	713	10.7%	42.1%	46.5%	57.6%
% of FP17s for the same patient ID Re-attending between 3 & 9 months - Adults	39	219	17.8%	35.0%	37.6%	50.1%
% of FP17s for Band 1 Urgent Courses	60	836	7.2%	10.8%	10.7%	9.1%
% of FP17s Relating to Free Repair or Replacements	0	836	0.0%	0.5%	0.6%	0.8%
% of FP17s Relating to Continuations	0	836	0.0%	0.8%	0.9%	1.2%
% of Patients satisfied with the dentistry they have received	1	1	N/A	89.3%	90.4%	92.8%
% of Patients satisfied with the time they had to wait for an appointment	0	1	N/A	80.6%	83.7%	88.7%

* This is based on patients treated on this contract for their most recent course of treatment. Figures in italics indicate the base number of FP17s or Patient Questionnaire responses are less than 100. N/A is shown where the base number of responses is less than 10 during the period. % is calculated as Quantity/Base number*100

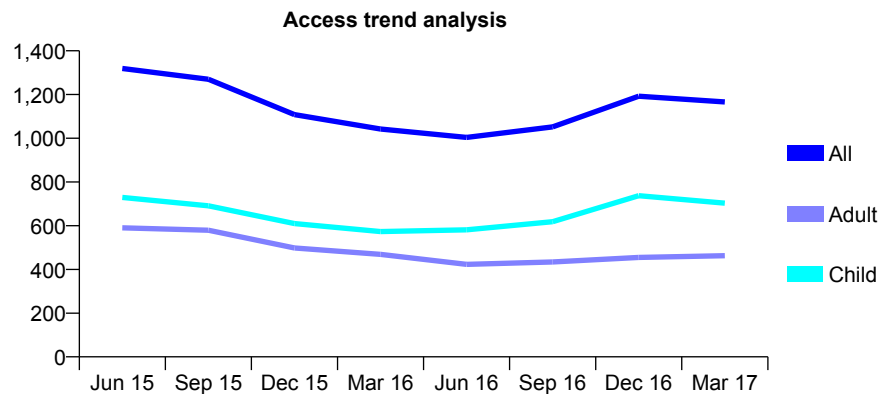
Q61 - Vital Signs At a Glance Contract Report for 102431/0002 - March 2017

Name or company name	Barking & Dagenham SCCDS
Contract type name	PDS Contract
Purpose of contract	General
Contract start date	01/04/2010
Contract end date	31/03/2020

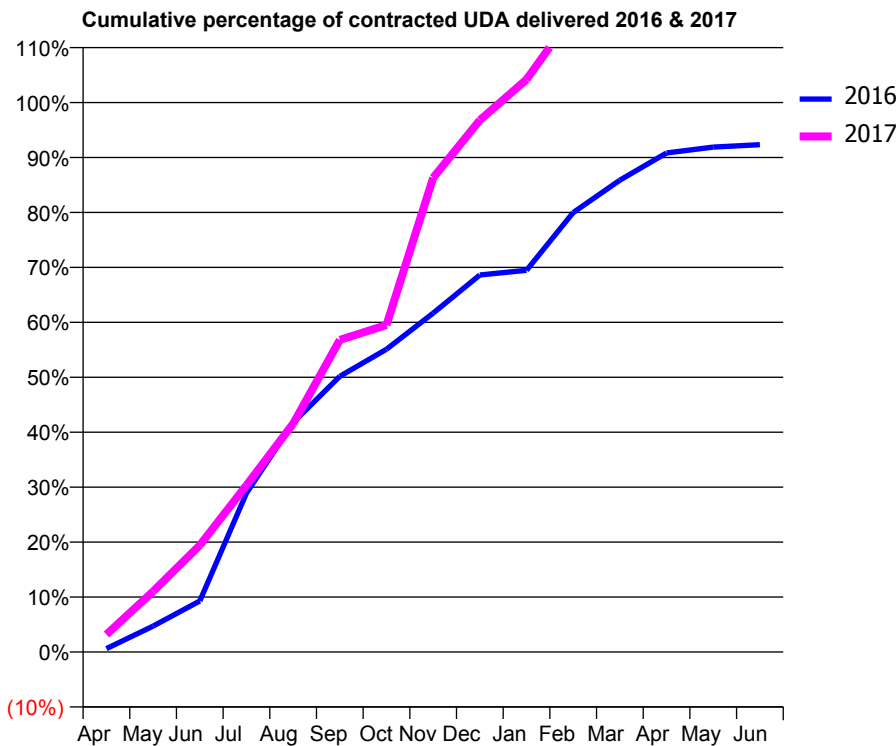
16/17 Contracted general activity (UDA)	2,000
Carry forward general activity (UDA)	0
16/17 Contracted orthodontic activity (UOA)	0
Carry forward orthodontic activity (UOA)	0
Baseline contract value	£0.00

ACCESS*

Patients seen in 24 months	Total	Change since previous quarter
Quarter ending March 2016	1,042	
Quarter ending June 2016	1,004	↓
Quarter ending September 2016	1,052	↑
Quarter ending December 2016	1,192	↑
Quarter ending March 2017	1,166	↓
Variance since March 2016	11.9%	↑



ACTIVITY



Month	Adjusted Scheduled Activity (UDA)	
	2016	2017
April	12	64
May	94	221
June	186	388
July	578	607
August	835	831
September	1,004	1,136
October	1,102	1,190
November	1,234	1,726
December	1,372	1,936
January	1,389	2,084
February	1,599	2,320
March	1,717	2,533
April	1,817	
May	1,838	
June	1,847	

QUALITY

	Quantity	Base Number	Contract	AT	Region	England
% of FP17s for the same patient ID Re-attending within 3 months - Children	76	929	8.2%	11.2%	11.8%	12.3%
% of FP17s for the same patient ID Re-attending within 3 months - Adults	54	473	11.4%	16.3%	17.1%	16.7%
% of FP17s for the same patient ID Re-attending between 3 & 9 months - Children	159	929	17.1%	42.1%	46.5%	57.6%
% of FP17s for the same patient ID Re-attending between 3 & 9 months - Adults	122	473	25.8%	35.0%	37.6%	50.1%
% of FP17s for Band 1 Urgent Courses	107	1,295	8.3%	10.8%	10.7%	9.1%
% of FP17s Relating to Free Repair or Replacements	0	1,295	0.0%	0.5%	0.6%	0.8%
% of FP17s Relating to Continuations	0	1,295	0.0%	0.8%	0.9%	1.2%
% of Patients satisfied with the dentistry they have received	0	0	N/A	89.3%	90.4%	92.8%
% of Patients satisfied with the time they had to wait for an appointment	0	0	N/A	80.6%	83.7%	88.7%

* This is based on patients treated on this contract for their most recent course of treatment. Figures in italics indicate the base number of FP17s or Patient Questionnaire responses are less than 100. N/A is shown where the base number of responses is less than 10 during the period. % is calculated as Quantity/Base number*100

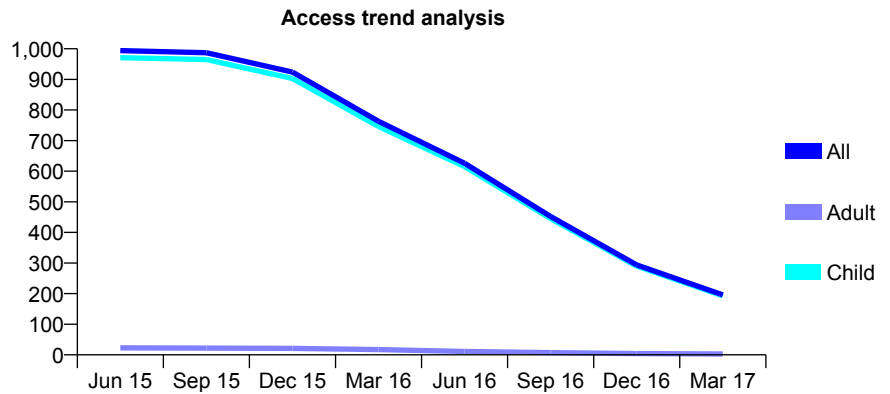
Q61 - Vital Signs At a Glance Contract Report for 102431/0005 - March 2017

Name or company name	Barking & Dagenham SCCDS
Contract type name	PDS Contract
Purpose of contract	General
Contract start date	01/04/2010
Contract end date	31/03/2020

16/17 Contracted general activity (UDA)	3,220
Carry forward general activity (UDA)	0
16/17 Contracted orthodontic activity (UOA)	0
Carry forward orthodontic activity (UOA)	0
Baseline contract value	£0.00

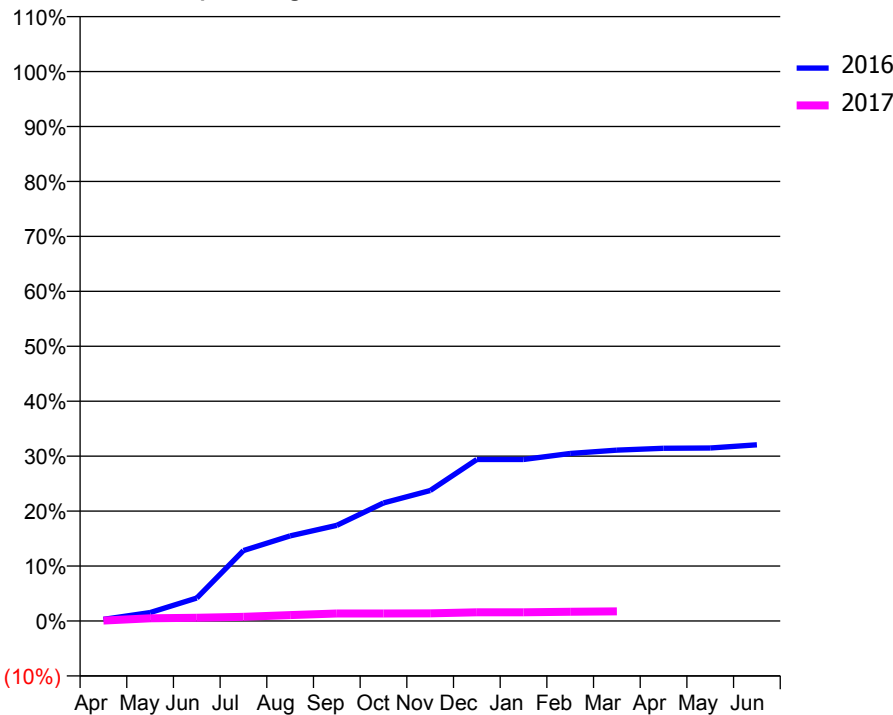
ACCESS*

Patients seen in 24 months	Total	Change since previous quarter
Quarter ending March 2016	763	
Quarter ending June 2016	626	↓
Quarter ending September 2016	452	↓
Quarter ending December 2016	294	↓
Quarter ending March 2017	196	↓
Variance since March 2016	(74.3%)	↓



ACTIVITY

Cumulative percentage of contracted UDA delivered 2016 & 2017



Month	Adjusted Scheduled Activity (UDA)	
	2016	2017
April	10	3
May	50	16
June	135	19
July	413	25
August	499	35
September	561	44
October	692	44
November	765	45
December	947	51
January	947	51
February	982	54
March	1,002	57
April	1,013	
May	1,014	
June	1,033	

QUALITY

	Quantity	Base Number	Contract	AT	Region	England
% of FP17s for the same patient ID Re-attending within 3 months - Children	2	44	4.5%	11.2%	11.8%	12.3%
% of FP17s for the same patient ID Re-attending within 3 months - Adults	0	0	N/A	16.3%	17.1%	16.7%
% of FP17s for the same patient ID Re-attending between 3 & 9 months - Children	4	44	9.1%	42.1%	46.5%	57.6%
% of FP17s for the same patient ID Re-attending between 3 & 9 months - Adults	0	0	N/A	35.0%	37.6%	50.1%
% of FP17s for Band 1 Urgent Courses	0	22	0.0%	10.8%	10.7%	9.1%
% of FP17s Relating to Free Repair or Replacements	0	22	0.0%	0.5%	0.6%	0.8%
% of FP17s Relating to Continuations	0	22	0.0%	0.8%	0.9%	1.2%
% of Patients satisfied with the dentistry they have received	0	0	N/A	89.3%	90.4%	92.8%
% of Patients satisfied with the time they had to wait for an appointment	0	0	N/A	80.6%	83.7%	88.7%

* This is based on patients treated on this contract for their most recent course of treatment. Figures in italics indicate the base number of FP17s or Patient Questionnaire responses are less than 100. N/A is shown where the base number of responses is less than 10 during the period. % is calculated as Quantity/Base number*100

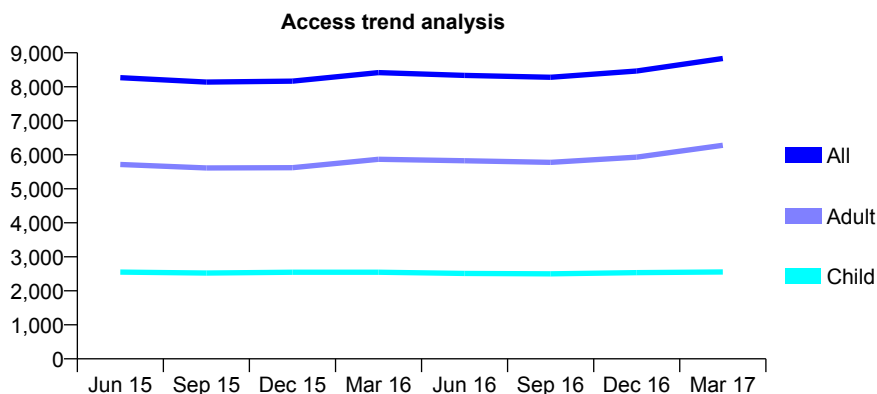
Q61 - Vital Signs At a Glance Contract Report for 102520/0001 - March 2017

Name or company name	Clements Road Dental
Contract type name	GDS Contract
Purpose of contract	General
Contract start date	07/07/2008
Contract end date	

16/17 Contracted general activity (UDA)	25,935
Carry forward general activity (UDA)	-52
16/17 Contracted orthodontic activity (UOA)	0
Carry forward orthodontic activity (UOA)	0
Baseline contract value	£916,481.40

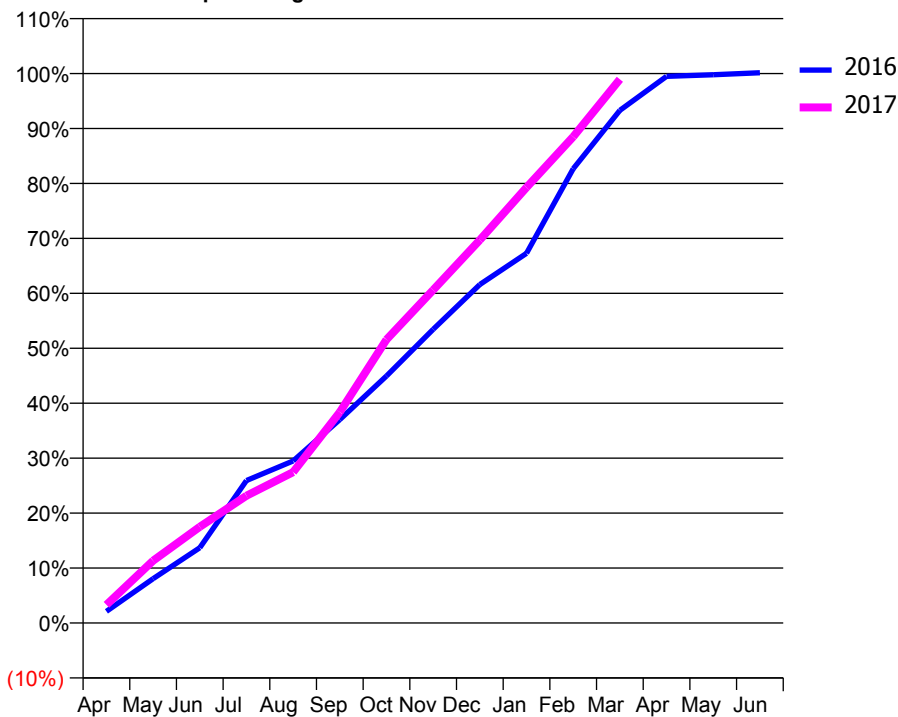
ACCESS*

Patients seen in 24 months	Total	Change since previous quarter
Quarter ending March 2016	8,418	
Quarter ending June 2016	8,335	→
Quarter ending September 2016	8,281	→
Quarter ending December 2016	8,466	↑
Quarter ending March 2017	8,833	↑
Variance since March 2016	4.9%	↑



ACTIVITY

Cumulative percentage of contracted UDA delivered 2016 & 2017



Month	Adjusted Scheduled Activity (UDA)	
	2016	2017
April	551	861
May	2,095	2,942
June	3,552	4,543
July	6,728	6,006
August	7,647	7,123
September	9,598	9,952
October	11,660	13,374
November	13,864	15,719
December	15,975	18,079
January	17,451	20,561
February	21,441	22,952
March	24,195	25,659
April	25,801	
May	25,874	
June	25,968	

QUALITY

	Quantity	Base Number	Contract	AT	Region	England
% of FP17s for the same patient ID Re-attending within 3 months - Children	239	3,019	7.9%	11.2%	11.8%	12.3%
% of FP17s for the same patient ID Re-attending within 3 months - Adults	1,157	6,974	16.6%	16.3%	17.1%	16.7%
% of FP17s for the same patient ID Re-attending between 3 & 9 months - Children	1,294	3,019	42.9%	42.1%	46.5%	57.6%
% of FP17s for the same patient ID Re-attending between 3 & 9 months - Adults	2,355	6,974	33.8%	35.0%	37.6%	50.1%
% of FP17s for Band 1 Urgent Courses	1,241	9,433	13.2%	10.8%	10.7%	9.1%
% of FP17s Relating to Free Repair or Replacements	63	9,433	0.7%	0.5%	0.6%	0.8%
% of FP17s Relating to Continuations	28	9,433	0.3%	0.8%	0.9%	1.2%
% of Patients satisfied with the dentistry they have received	14	18	77.8%	89.3%	90.4%	92.8%
% of Patients satisfied with the time they had to wait for an appointment	11	18	61.1%	80.6%	83.7%	88.7%

* This is based on patients treated on this contract for their most recent course of treatment. Figures in italics indicate the base number of FP17s or Patient Questionnaire responses are less than 100. N/A is shown where the base number of responses is less than 10 during the period. % is calculated as Quantity/Base number*100

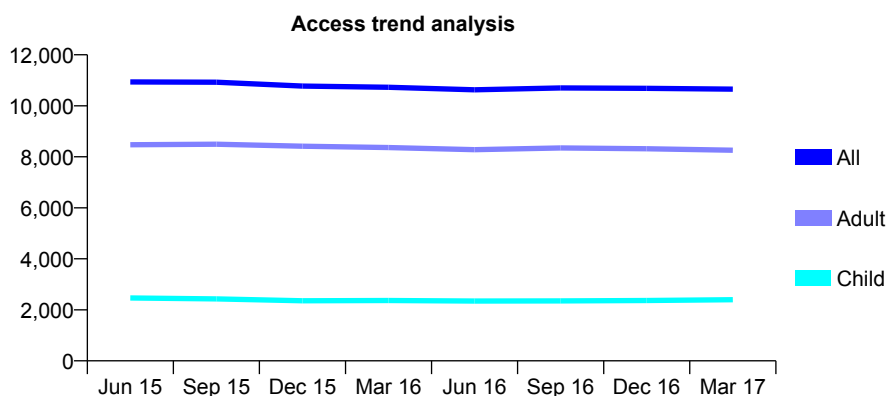
Q61 - Vital Signs At a Glance Contract Report for 102911/0001 - March 2017

Name or company name	Mawney (DS) Limited
Contract type name	GDS Contract
Purpose of contract	General
Contract start date	01/04/2011
Contract end date	

16/17 Contracted general activity (UDA)	33,191
Carry forward general activity (UDA)	0
16/17 Contracted orthodontic activity (UOA)	0
Carry forward orthodontic activity (UOA)	0
Baseline contract value	£993,734.91

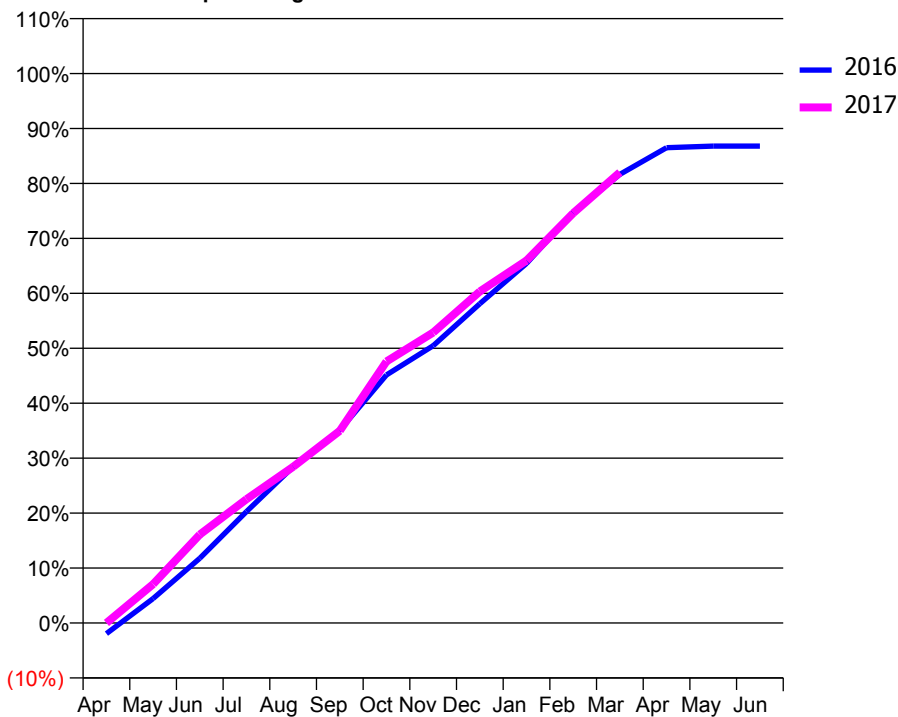
ACCESS*

Patients seen in 24 months	Total	Change since previous quarter
Quarter ending March 2016	10,728	
Quarter ending June 2016	10,625	→
Quarter ending September 2016	10,699	→
Quarter ending December 2016	10,684	→
Quarter ending March 2017	10,656	→
Variance since March 2016	(0.7%)	→



ACTIVITY

Cumulative percentage of contracted UDA delivered 2016 & 2017



Month	Adjusted Scheduled Activity (UDA)	
	2016	2017
April	-645	0
May	1,479	2,351
June	3,914	5,346
July	6,731	7,479
August	9,439	9,439
September	11,654	11,608
October	14,985	15,801
November	16,749	17,543
December	19,285	20,029
January	21,715	21,896
February	24,814	24,754
March	27,100	27,218
April	28,712	
May	28,806	
June	28,807	

QUALITY

	Quantity	Base Number	Contract	AT	Region	England
% of FP17s for the same patient ID Re-attending within 3 months - Children	157	2,808	5.6%	11.2%	11.8%	12.3%
% of FP17s for the same patient ID Re-attending within 3 months - Adults	1,403	9,259	15.2%	16.3%	17.1%	16.7%
% of FP17s for the same patient ID Re-attending between 3 & 9 months - Children	1,178	2,808	42.0%	42.1%	46.5%	57.6%
% of FP17s for the same patient ID Re-attending between 3 & 9 months - Adults	3,498	9,259	37.8%	35.0%	37.6%	50.1%
% of FP17s for Band 1 Urgent Courses	1,218	11,267	10.8%	10.8%	10.7%	9.1%
% of FP17s Relating to Free Repair or Replacements	153	11,267	1.4%	0.5%	0.6%	0.8%
% of FP17s Relating to Continuations	219	11,267	1.9%	0.8%	0.9%	1.2%
% of Patients satisfied with the dentistry they have received	14	16	87.5%	89.3%	90.4%	92.8%
% of Patients satisfied with the time they had to wait for an appointment	14	16	87.5%	80.6%	83.7%	88.7%

* This is based on patients treated on this contract for their most recent course of treatment. Figures in italics indicate the base number of FP17s or Patient Questionnaire responses are less than 100. N/A is shown where the base number of responses is less than 10 during the period. % is calculated as Quantity/Base number*100

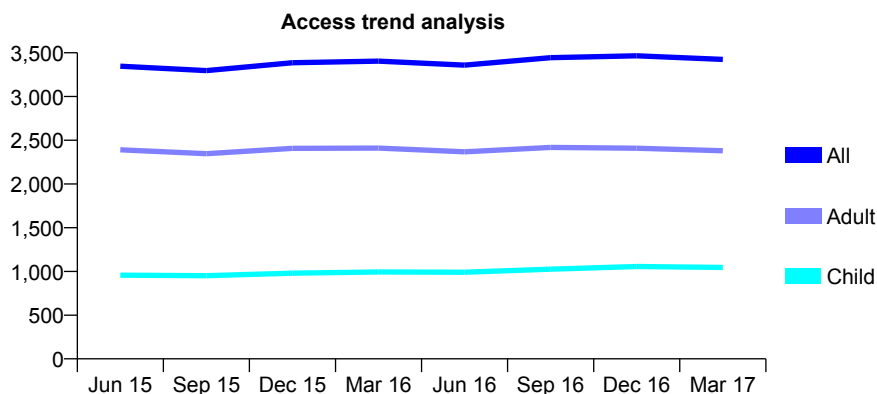
Q61 - Vital Signs At a Glance Contract Report for 103551/0002 - March 2017

Name or company name	Excel Dental Care
Contract type name	GDS Contract
Purpose of contract	General
Contract start date	01/10/2007
Contract end date	

16/17 Contracted general activity (UDA)	8,000
Carry forward general activity (UDA)	96
16/17 Contracted orthodontic activity (UOA)	0
Carry forward orthodontic activity (UOA)	0
Baseline contract value	£200,424.95

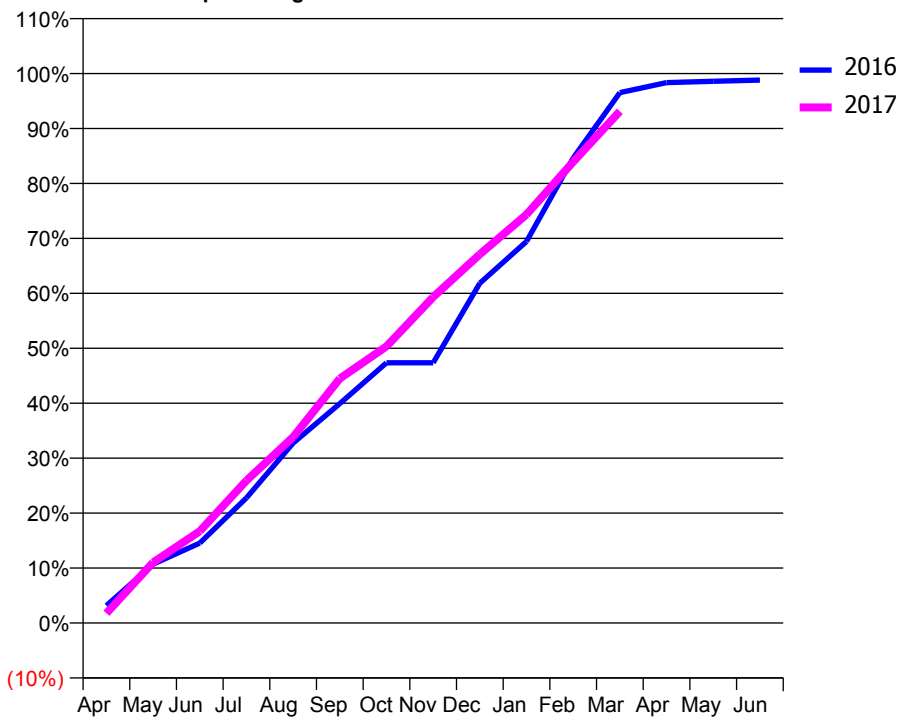
ACCESS*

Patients seen in 24 months	Total	Change since previous quarter
Quarter ending March 2016	3,404	
Quarter ending June 2016	3,359	↓
Quarter ending September 2016	3,444	↑
Quarter ending December 2016	3,465	→
Quarter ending March 2017	3,425	↓
Variance since March 2016	0.6%	→



ACTIVITY

Cumulative percentage of contracted UDA delivered 2016 & 2017



Month	Adjusted Scheduled Activity (UDA)	
	2016	2017
April	253	143
May	858	883
June	1,164	1,336
July	1,822	2,075
August	2,619	2,707
September	3,194	3,559
October	3,788	4,028
November	3,788	4,745
December	4,948	5,368
January	5,555	5,948
February	6,770	6,714
March	7,721	7,450
April	7,868	
May	7,887	
June	7,904	

QUALITY

	Quantity	Base Number	Contract	AT	Region	England
% of FP17s for the same patient ID Re-attending within 3 months - Children	56	1,096	5.1%	11.2%	11.8%	12.3%
% of FP17s for the same patient ID Re-attending within 3 months - Adults	203	2,066	9.8%	16.3%	17.1%	16.7%
% of FP17s for the same patient ID Re-attending between 3 & 9 months - Children	468	1,096	42.7%	42.1%	46.5%	57.6%
% of FP17s for the same patient ID Re-attending between 3 & 9 months - Adults	572	2,066	27.7%	35.0%	37.6%	50.1%
% of FP17s for Band 1 Urgent Courses	84	2,837	3.0%	10.8%	10.7%	9.1%
% of FP17s Relating to Free Repair or Replacements	20	2,837	0.7%	0.5%	0.6%	0.8%
% of FP17s Relating to Continuations	18	2,837	0.6%	0.8%	0.9%	1.2%
% of Patients satisfied with the dentistry they have received	3	3	N/A	89.3%	90.4%	92.8%
% of Patients satisfied with the time they had to wait for an appointment	3	3	N/A	80.6%	83.7%	88.7%

* This is based on patients treated on this contract for their most recent course of treatment. Figures in italics indicate the base number of FP17s or Patient Questionnaire responses are less than 100. N/A is shown where the base number of responses is less than 10 during the period. % is calculated as Quantity/Base number*100

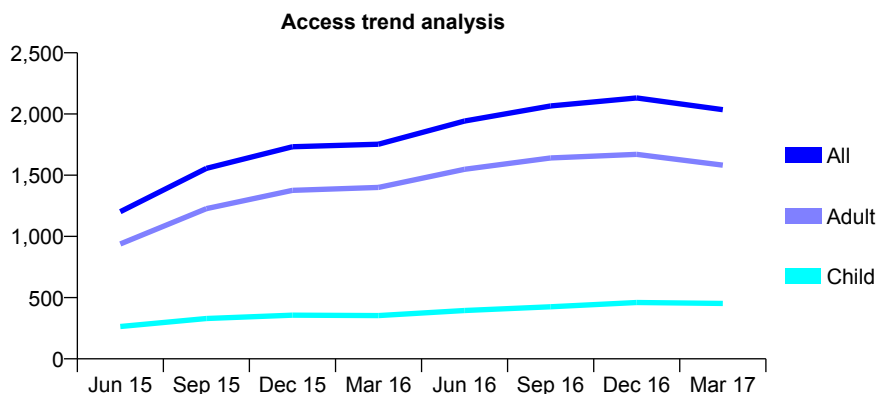
Q61 - Vital Signs At a Glance Contract Report for 104396/0001 - March 2017

Name or company name	Azad Eyrumlu, Honar Shakir and Kamil Sae
Contract type name	GDS Contract
Purpose of contract	General
Contract start date	01/08/2014
Contract end date	

16/17 Contracted general activity (UDA)	7,568
Carry forward general activity (UDA)	-61
16/17 Contracted orthodontic activity (UOA)	0
Carry forward orthodontic activity (UOA)	0
Baseline contract value	£293,271.06

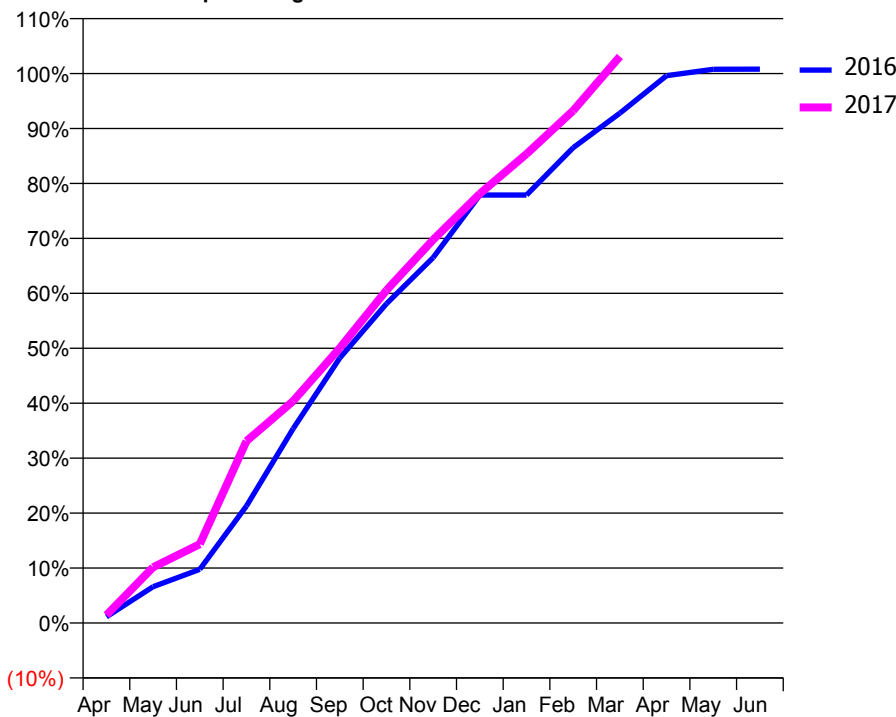
ACCESS*

Patients seen in 24 months	Total	Change since previous quarter
Quarter ending March 2016	1,753	
Quarter ending June 2016	1,943	↑
Quarter ending September 2016	2,066	↑
Quarter ending December 2016	2,131	↑
Quarter ending March 2017	2,035	↓
Variance since March 2016	16.1%	↑



ACTIVITY

Cumulative percentage of contracted UDA delivered 2016 & 2017



Month	Adjusted Scheduled Activity (UDA)	
	2016	2017
April	86	110
May	501	768
June	740	1,087
July	1,612	2,506
August	2,677	3,057
September	3,651	3,788
October	4,398	4,583
November	5,032	5,280
December	5,895	5,913
January	5,895	6,460
February	6,547	7,056
March	7,022	7,802
April	7,537	
May	7,626	
June	7,629	

QUALITY

	Quantity	Base Number	Contract	AT	Region	England
% of FP17s for the same patient ID Re-attending within 3 months - Children	54	526	10.3%	11.2%	11.8%	12.3%
% of FP17s for the same patient ID Re-attending within 3 months - Adults	227	1,595	14.2%	16.3%	17.1%	16.7%
% of FP17s for the same patient ID Re-attending between 3 & 9 months - Children	130	526	24.7%	42.1%	46.5%	57.6%
% of FP17s for the same patient ID Re-attending between 3 & 9 months - Adults	368	1,595	23.1%	35.0%	37.6%	50.1%
% of FP17s for Band 1 Urgent Courses	231	1,979	11.7%	10.8%	10.7%	9.1%
% of FP17s Relating to Free Repair or Replacements	14	1,979	0.7%	0.5%	0.6%	0.8%
% of FP17s Relating to Continuations	34	1,979	1.7%	0.8%	0.9%	1.2%
% of Patients satisfied with the dentistry they have received	3	3	N/A	89.3%	90.4%	92.8%
% of Patients satisfied with the time they had to wait for an appointment	3	3	N/A	80.6%	83.7%	88.7%

* This is based on patients treated on this contract for their most recent course of treatment. Figures in italics indicate the base number of FP17s or Patient Questionnaire responses are less than 100. N/A is shown where the base number of responses is less than 10 during the period. % is calculated as Quantity/Base number*100

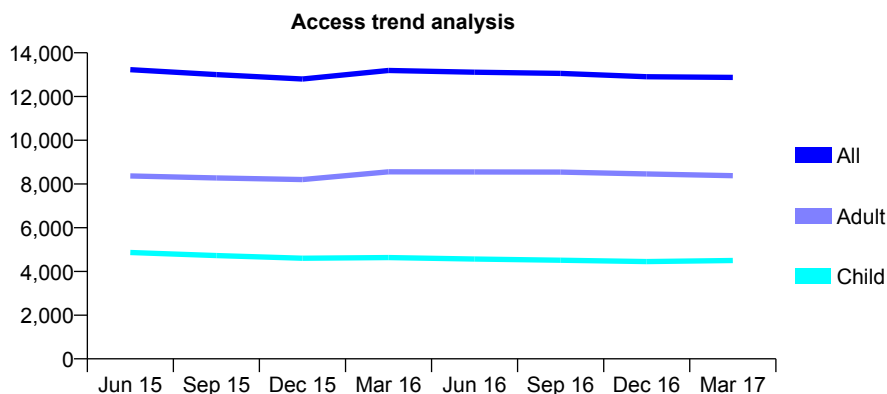
Q61 - Vital Signs At a Glance Contract Report for 104817/0001 - March 2017

Name or company name	Ms G Staneviciene and Mr J Schonberg
Contract type name	GDS Contract
Purpose of contract	General
Contract start date	01/09/2012
Contract end date	

16/17 Contracted general activity (UDA)	34,092
Carry forward general activity (UDA)	671
16/17 Contracted orthodontic activity (UOA)	0
Carry forward orthodontic activity (UOA)	0
Baseline contract value	£1,297,467.77

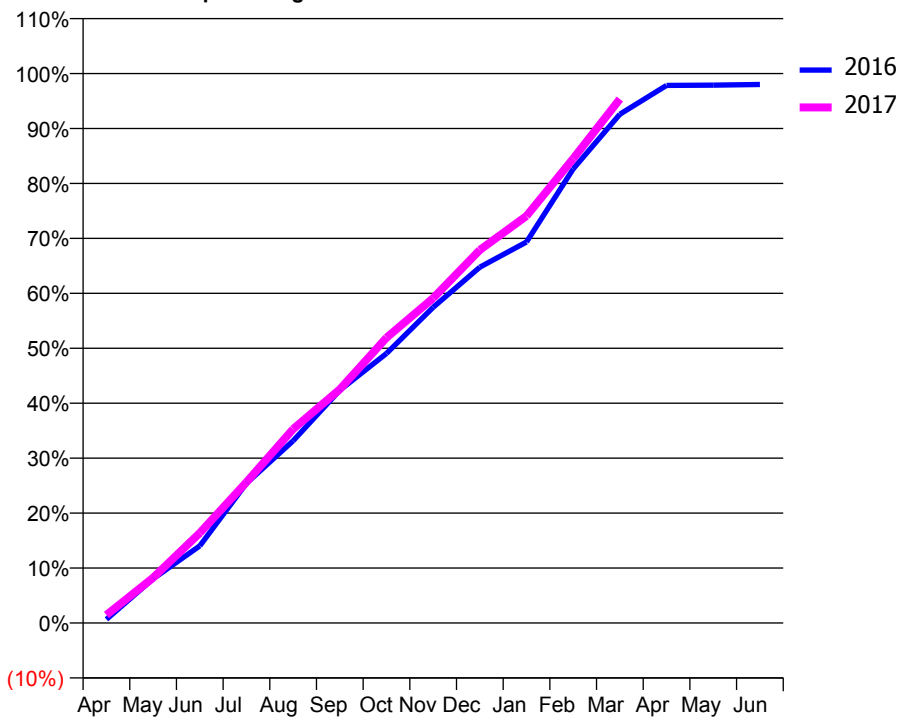
ACCESS*

Patients seen in 24 months	Total	Change since previous quarter
Quarter ending March 2016	13,190	
Quarter ending June 2016	13,110	→
Quarter ending September 2016	13,056	→
Quarter ending December 2016	12,907	↓
Quarter ending March 2017	12,876	→
Variance since March 2016	(2.4%)	↓



ACTIVITY

Cumulative percentage of contracted UDA delivered 2016 & 2017



Month	Adjusted Scheduled Activity (UDA)	
	2016	2017
April	225	500
May	2,746	2,807
June	4,788	5,591
July	8,667	8,738
August	11,303	12,033
September	14,443	14,502
October	16,728	17,702
November	19,590	20,161
December	22,078	23,143
January	23,642	25,257
February	28,177	28,810
March	31,566	32,506
April	33,352	
May	33,373	
June	33,414	

QUALITY

	Quantity	Base Number	Contract	AT	Region	England
% of FP17s for the same patient ID Re-attending within 3 months - Children	435	5,190	8.4%	11.2%	11.8%	12.3%
% of FP17s for the same patient ID Re-attending within 3 months - Adults	1,577	9,752	16.2%	16.3%	17.1%	16.7%
% of FP17s for the same patient ID Re-attending between 3 & 9 months - Children	1,726	5,190	33.3%	42.1%	46.5%	57.6%
% of FP17s for the same patient ID Re-attending between 3 & 9 months - Adults	3,450	9,752	35.4%	35.0%	37.6%	50.1%
% of FP17s for Band 1 Urgent Courses	1,433	14,205	10.1%	10.8%	10.7%	9.1%
% of FP17s Relating to Free Repair or Replacements	123	14,205	0.9%	0.5%	0.6%	0.8%
% of FP17s Relating to Continuations	36	14,205	0.3%	0.8%	0.9%	1.2%
% of Patients satisfied with the dentistry they have received	13	14	92.9%	89.3%	90.4%	92.8%
% of Patients satisfied with the time they had to wait for an appointment	9	14	64.3%	80.6%	83.7%	88.7%

* This is based on patients treated on this contract for their most recent course of treatment. Figures in italics indicate the base number of FP17s or Patient Questionnaire responses are less than 100. N/A is shown where the base number of responses is less than 10 during the period. % is calculated as Quantity/Base number*100

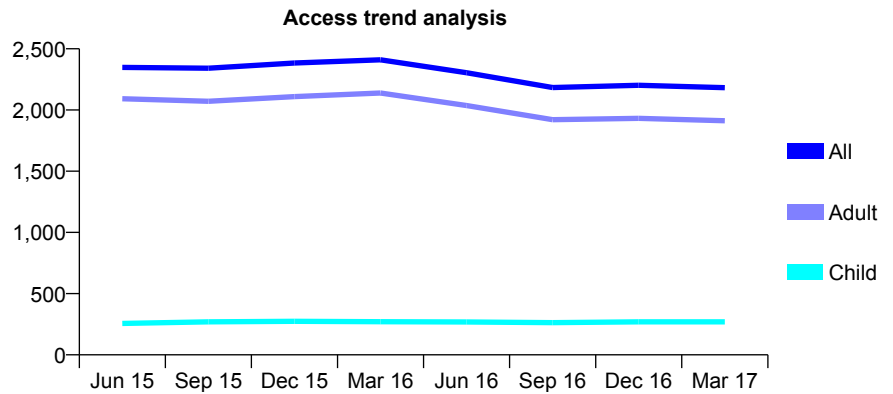
Q61 - Vital Signs At a Glance Contract Report for 105104/0001 - March 2017

Name or company name	Grays Inn Dental Surgery
Contract type name	GDS Contract
Purpose of contract	General
Contract start date	01/04/2011
Contract end date	

16/17 Contracted general activity (UDA)	6,178
Carry forward general activity (UDA)	-57
16/17 Contracted orthodontic activity (UOA)	0
Carry forward orthodontic activity (UOA)	0
Baseline contract value	£183,211.72

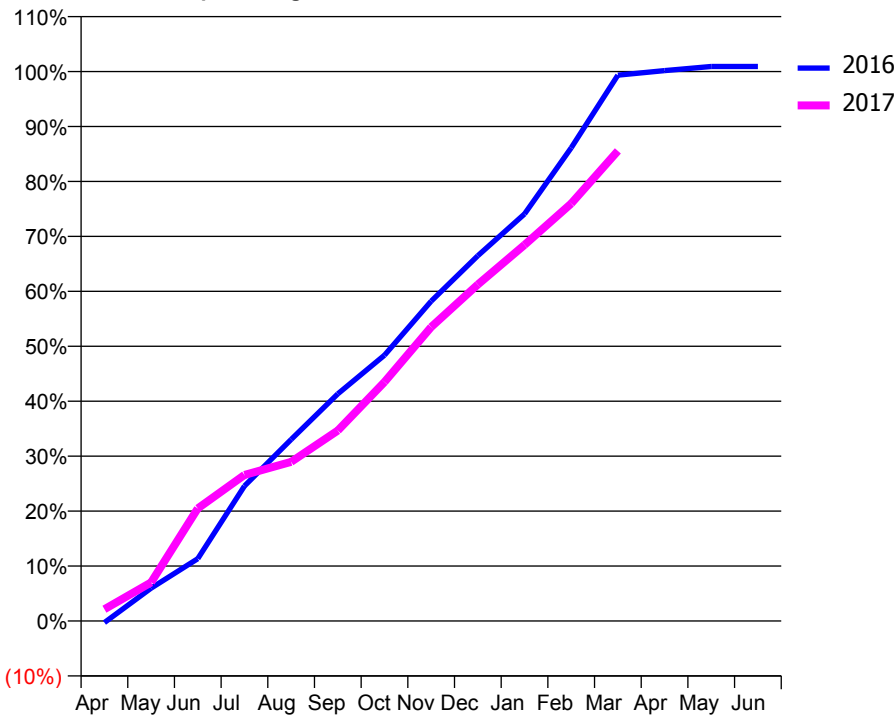
ACCESS*

Patients seen in 24 months	Total	Change since previous quarter
Quarter ending March 2016	2,410	
Quarter ending June 2016	2,304	↓
Quarter ending September 2016	2,184	↓
Quarter ending December 2016	2,202	→
Quarter ending March 2017	2,182	→
Variance since March 2016	(9.5%)	↓



ACTIVITY

Cumulative percentage of contracted UDA delivered 2016 & 2017



Month	Adjusted Scheduled Activity (UDA)	
	2016	2017
April	-19	132
May	369	434
June	701	1,267
July	1,518	1,643
August	2,041	1,790
September	2,554	2,142
October	2,989	2,687
November	3,595	3,305
December	4,107	3,784
January	4,577	4,228
February	5,320	4,693
March	6,137	5,286
April	6,187	
May	6,235	
June	6,235	

QUALITY

	Quantity	Base Number	Contract	AT	Region	England
% of FP17s for the same patient ID Re-attending within 3 months - Children	14	215	6.5%	11.2%	11.8%	12.3%
% of FP17s for the same patient ID Re-attending within 3 months - Adults	109	1,420	7.7%	16.3%	17.1%	16.7%
% of FP17s for the same patient ID Re-attending between 3 & 9 months - Children	47	215	21.9%	42.1%	46.5%	57.6%
% of FP17s for the same patient ID Re-attending between 3 & 9 months - Adults	275	1,420	19.4%	35.0%	37.6%	50.1%
% of FP17s for Band 1 Urgent Courses	163	1,581	10.3%	10.8%	10.7%	9.1%
% of FP17s Relating to Free Repair or Replacements	10	1,581	0.6%	0.5%	0.6%	0.8%
% of FP17s Relating to Continuations	2	1,581	0.1%	0.8%	0.9%	1.2%
% of Patients satisfied with the dentistry they have received	1	1	N/A	89.3%	90.4%	92.8%
% of Patients satisfied with the time they had to wait for an appointment	1	1	N/A	80.6%	83.7%	88.7%

* This is based on patients treated on this contract for their most recent course of treatment. Figures in italics indicate the base number of FP17s or Patient Questionnaire responses are less than 100. N/A is shown where the base number of responses is less than 10 during the period. % is calculated as Quantity/Base number*100

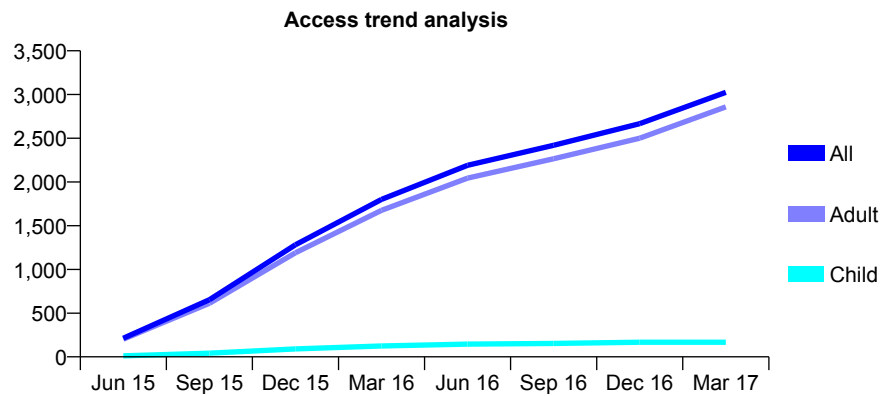
Q61 - Vital Signs At a Glance Contract Report for 105244/0001 - March 2017

Name or company name	Mr H Al-Hariri & Mrs N Al-Hariri
Contract type name	GDS Contract
Purpose of contract	General
Contract start date	01/04/2015
Contract end date	

16/17 Contracted general activity (UDA)	7,000
Carry forward general activity (UDA)	110
16/17 Contracted orthodontic activity (UOA)	0
Carry forward orthodontic activity (UOA)	0
Baseline contract value	£229,054.65

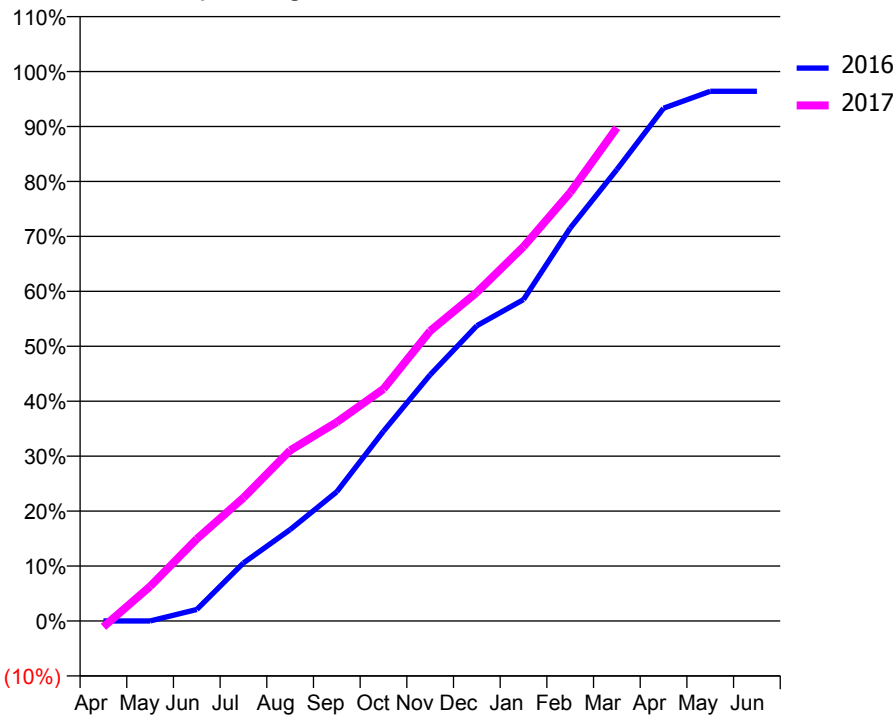
ACCESS*

Patients seen in 24 months	Total	Change since previous quarter
Quarter ending March 2016	1,800	
Quarter ending June 2016	2,191	↑
Quarter ending September 2016	2,420	↑
Quarter ending December 2016	2,667	↑
Quarter ending March 2017	3,025	↑
Variance since March 2016	68.1%	↑



ACTIVITY

Cumulative percentage of contracted UDA delivered 2016 & 2017



Month	Adjusted Scheduled Activity (UDA)	
	2016	2017
April	0	-76
May	0	440
June	147	1,045
July	739	1,571
August	1,165	2,174
September	1,646	2,534
October	2,417	2,956
November	3,137	3,696
December	3,762	4,187
January	4,095	4,769
February	5,006	5,459
March	5,751	6,285
April	6,532	
May	6,748	
June	6,748	

QUALITY

	Quantity	Base Number	Contract	AT	Region	England
% of FP17s for the same patient ID Re-attending within 3 months - Children	4	159	2.5%	11.2%	11.8%	12.3%
% of FP17s for the same patient ID Re-attending within 3 months - Adults	212	2,456	8.6%	16.3%	17.1%	16.7%
% of FP17s for the same patient ID Re-attending between 3 & 9 months - Children	35	159	22.0%	42.1%	46.5%	57.6%
% of FP17s for the same patient ID Re-attending between 3 & 9 months - Adults	372	2,456	15.1%	35.0%	37.6%	50.1%
% of FP17s for Band 1 Urgent Courses	325	2,322	14.0%	10.8%	10.7%	9.1%
% of FP17s Relating to Free Repair or Replacements	16	2,322	0.7%	0.5%	0.6%	0.8%
% of FP17s Relating to Continuations	24	2,322	1.0%	0.8%	0.9%	1.2%
% of Patients satisfied with the dentistry they have received	3	3	N/A	89.3%	90.4%	92.8%
% of Patients satisfied with the time they had to wait for an appointment	3	3	N/A	80.6%	83.7%	88.7%

* This is based on patients treated on this contract for their most recent course of treatment. Figures in italics indicate the base number of FP17s or Patient Questionnaire responses are less than 100. N/A is shown where the base number of responses is less than 10 during the period. % is calculated as Quantity/Base number*100

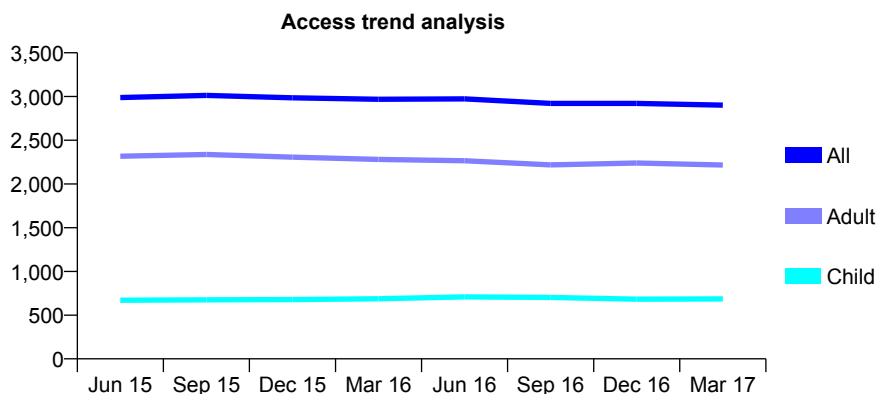
Q61 - Vital Signs At a Glance Contract Report for 105511/0001 - March 2017

Name or company name	Mr CE Ojji & Mr PE Aimiuwu
Contract type name	GDS Contract
Purpose of contract	General
Contract start date	01/04/2010
Contract end date	

16/17 Contracted general activity (UDA)	8,941
Carry forward general activity (UDA)	-175
16/17 Contracted orthodontic activity (UOA)	0
Carry forward orthodontic activity (UOA)	0
Baseline contract value	£294,505.76

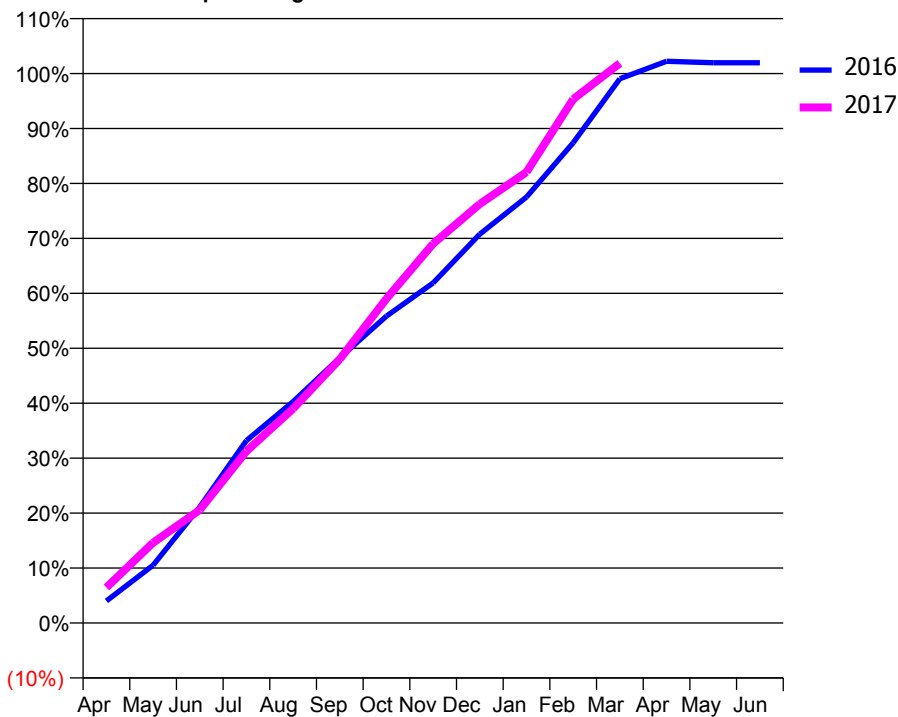
ACCESS*

Patients seen in 24 months	Total	Change since previous quarter
Quarter ending March 2016	2,968	
Quarter ending June 2016	2,973	→
Quarter ending September 2016	2,921	↓
Quarter ending December 2016	2,922	→
Quarter ending March 2017	2,902	→
Variance since March 2016	(2.2%)	↓



ACTIVITY

Cumulative percentage of contracted UDA delivered 2016 & 2017



Month	Adjusted Scheduled Activity (UDA)	
	2016	2017
April	360	579
May	942	1,308
June	1,889	1,842
July	2,970	2,796
August	3,602	3,487
September	4,316	4,293
October	4,995	5,277
November	5,534	6,171
December	6,328	6,819
January	6,930	7,336
February	7,815	8,524
March	8,855	9,108
April	9,140	
May	9,116	
June	9,116	

QUALITY

	Quantity	Base Number	Contract	AT	Region	England
% of FP17s for the same patient ID Re-attending within 3 months - Children	45	616	7.3%	11.2%	11.8%	12.3%
% of FP17s for the same patient ID Re-attending within 3 months - Adults	365	2,188	16.7%	16.3%	17.1%	16.7%
% of FP17s for the same patient ID Re-attending between 3 & 9 months - Children	148	616	24.0%	42.1%	46.5%	57.6%
% of FP17s for the same patient ID Re-attending between 3 & 9 months - Adults	522	2,188	23.9%	35.0%	37.6%	50.1%
% of FP17s for Band 1 Urgent Courses	290	2,713	10.7%	10.8%	10.7%	9.1%
% of FP17s Relating to Free Repair or Replacements	29	2,713	1.1%	0.5%	0.6%	0.8%
% of FP17s Relating to Continuations	80	2,713	2.9%	0.8%	0.9%	1.2%
% of Patients satisfied with the dentistry they have received	2	2	N/A	89.3%	90.4%	92.8%
% of Patients satisfied with the time they had to wait for an appointment	2	2	N/A	80.6%	83.7%	88.7%

* This is based on patients treated on this contract for their most recent course of treatment. Figures in italics indicate the base number of FP17s or Patient Questionnaire responses are less than 100. N/A is shown where the base number of responses is less than 10 during the period. % is calculated as Quantity/Base number*100

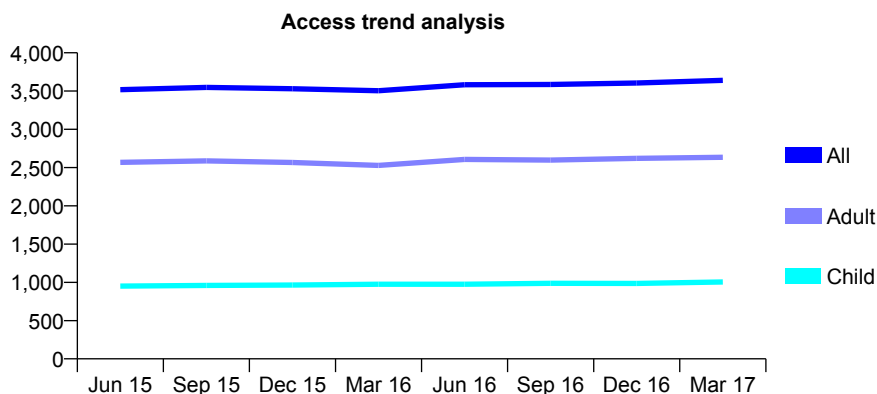
Q61 - Vital Signs At a Glance Contract Report for 105562/0001 - March 2017

Name or company name	Southend Road Dental Surgery Limited
Contract type name	GDS Contract
Purpose of contract	General
Contract start date	01/04/2008
Contract end date	

16/17 Contracted general activity (UDA)	13,304
Carry forward general activity (UDA)	0
16/17 Contracted orthodontic activity (UOA)	0
Carry forward orthodontic activity (UOA)	0
Baseline contract value	£403,385.43

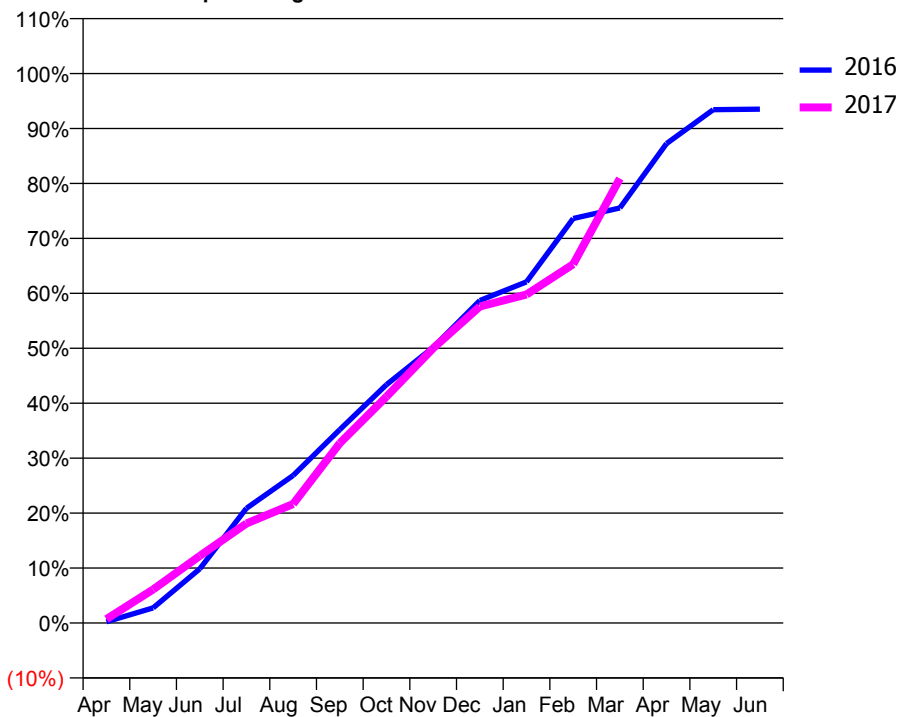
ACCESS*

Patients seen in 24 months	Total	Change since previous quarter
Quarter ending March 2016	3,504	
Quarter ending June 2016	3,582	↑
Quarter ending September 2016	3,586	→
Quarter ending December 2016	3,606	→
Quarter ending March 2017	3,640	→
Variance since March 2016	3.9%	↑



ACTIVITY

Cumulative percentage of contracted UDA delivered 2016 & 2017



Month	Adjusted Scheduled Activity (UDA)	
	2016	2017
April	31	96
May	366	811
June	1,312	1,624
July	2,777	2,410
August	3,573	2,882
September	4,682	4,354
October	5,771	5,481
November	6,674	6,652
December	7,808	7,663
January	8,261	7,954
February	9,794	8,688
March	10,050	10,763
April	11,607	
May	12,429	
June	12,441	

QUALITY

	Quantity	Base Number	Contract	AT	Region	England
% of FP17s for the same patient ID Re-attending within 3 months - Children	102	1,194	8.5%	11.2%	11.8%	12.3%
% of FP17s for the same patient ID Re-attending within 3 months - Adults	413	2,819	14.7%	16.3%	17.1%	16.7%
% of FP17s for the same patient ID Re-attending between 3 & 9 months - Children	437	1,194	36.6%	42.1%	46.5%	57.6%
% of FP17s for the same patient ID Re-attending between 3 & 9 months - Adults	830	2,819	29.4%	35.0%	37.6%	50.1%
% of FP17s for Band 1 Urgent Courses	429	3,470	12.4%	10.8%	10.7%	9.1%
% of FP17s Relating to Free Repair or Replacements	43	3,470	1.2%	0.5%	0.6%	0.8%
% of FP17s Relating to Continuations	26	3,470	0.7%	0.8%	0.9%	1.2%
% of Patients satisfied with the dentistry they have received	6	6	N/A	89.3%	90.4%	92.8%
% of Patients satisfied with the time they had to wait for an appointment	6	6	N/A	80.6%	83.7%	88.7%

* This is based on patients treated on this contract for their most recent course of treatment. Figures in italics indicate the base number of FP17s or Patient Questionnaire responses are less than 100. N/A is shown where the base number of responses is less than 10 during the period. % is calculated as Quantity/Base number*100

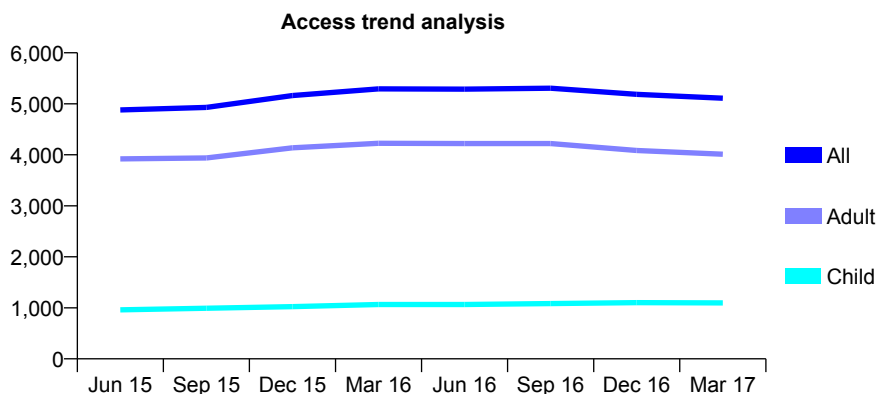
Q61 - Vital Signs At a Glance Contract Report for 105643/0001 - March 2017

Name or company name	E8 Dental Care
Contract type name	GDS Contract
Purpose of contract	General
Contract start date	01/08/2012
Contract end date	

16/17 Contracted general activity (UDA)	14,337
Carry forward general activity (UDA)	-262
16/17 Contracted orthodontic activity (UOA)	0
Carry forward orthodontic activity (UOA)	0
Baseline contract value	£354,507.48

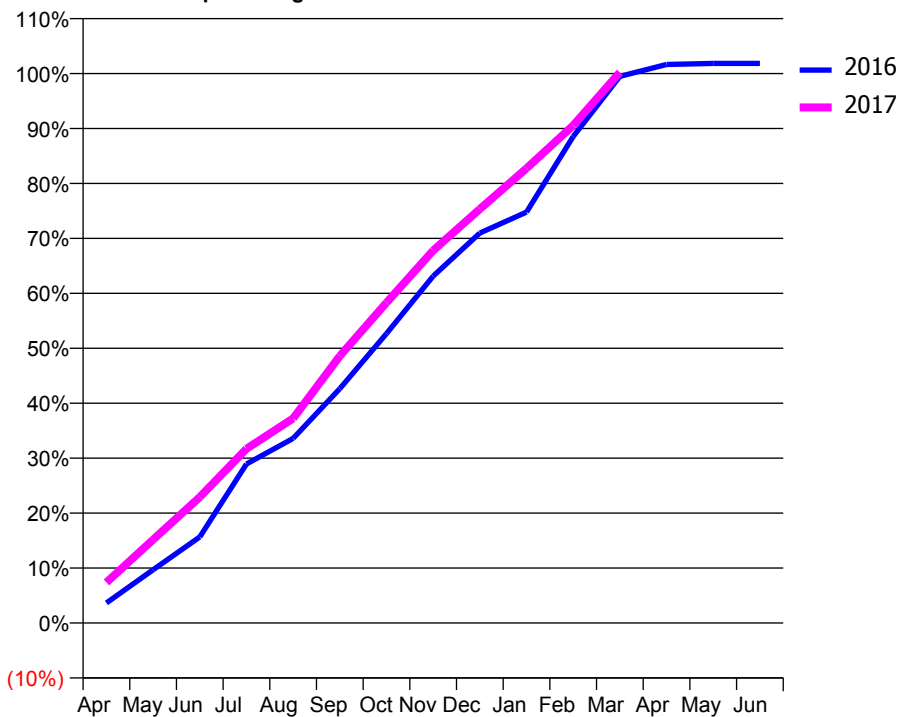
ACCESS*

Patients seen in 24 months	Total	Change since previous quarter
Quarter ending March 2016	5,293	
Quarter ending June 2016	5,288	→
Quarter ending September 2016	5,305	→
Quarter ending December 2016	5,186	↓
Quarter ending March 2017	5,110	↓
Variance since March 2016	(3.5%)	↓



ACTIVITY

Cumulative percentage of contracted UDA delivered 2016 & 2017



Month	Adjusted Scheduled Activity (UDA)	
	2016	2017
April	522	1,060
May	1,389	2,177
June	2,246	3,285
July	4,150	4,547
August	4,818	5,339
September	6,115	6,967
October	7,553	8,358
November	9,052	9,720
December	10,176	10,801
January	10,719	11,863
February	12,695	12,982
March	14,261	14,367
April	14,572	
May	14,599	
June	14,599	

QUALITY

	Quantity	Base Number	Contract	AT	Region	England
% of FP17s for the same patient ID Re-attending within 3 months - Children	107	1,133	9.4%	11.2%	11.8%	12.3%
% of FP17s for the same patient ID Re-attending within 3 months - Adults	662	3,826	17.3%	16.3%	17.1%	16.7%
% of FP17s for the same patient ID Re-attending between 3 & 9 months - Children	364	1,133	32.1%	42.1%	46.5%	57.6%
% of FP17s for the same patient ID Re-attending between 3 & 9 months - Adults	1,047	3,826	27.4%	35.0%	37.6%	50.1%
% of FP17s for Band 1 Urgent Courses	865	4,825	17.9%	10.8%	10.7%	9.1%
% of FP17s Relating to Free Repair or Replacements	45	4,825	0.9%	0.5%	0.6%	0.8%
% of FP17s Relating to Continuations	19	4,825	0.4%	0.8%	0.9%	1.2%
% of Patients satisfied with the dentistry they have received	2	2	N/A	89.3%	90.4%	92.8%
% of Patients satisfied with the time they had to wait for an appointment	2	2	N/A	80.6%	83.7%	88.7%

* This is based on patients treated on this contract for their most recent course of treatment. Figures in italics indicate the base number of FP17s or Patient Questionnaire responses are less than 100. N/A is shown where the base number of responses is less than 10 during the period. % is calculated as Quantity/Base number*100

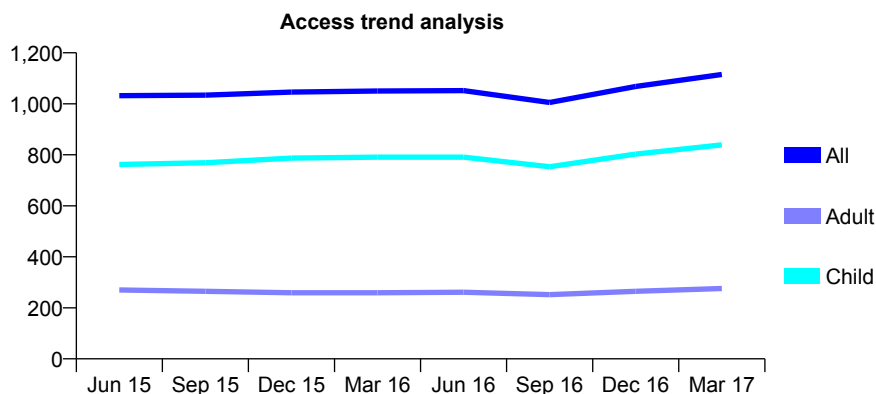
Q61 - Vital Signs At a Glance Contract Report for 105910/0001 - March 2017

Name or company name	Cavendish House Dental Surgery
Contract type name	GDS Contract
Purpose of contract	General
Contract start date	01/08/2007
Contract end date	

16/17 Contracted general activity (UDA)	3,096
Carry forward general activity (UDA)	0
16/17 Contracted orthodontic activity (UOA)	0
Carry forward orthodontic activity (UOA)	0
Baseline contract value	£66,656.37

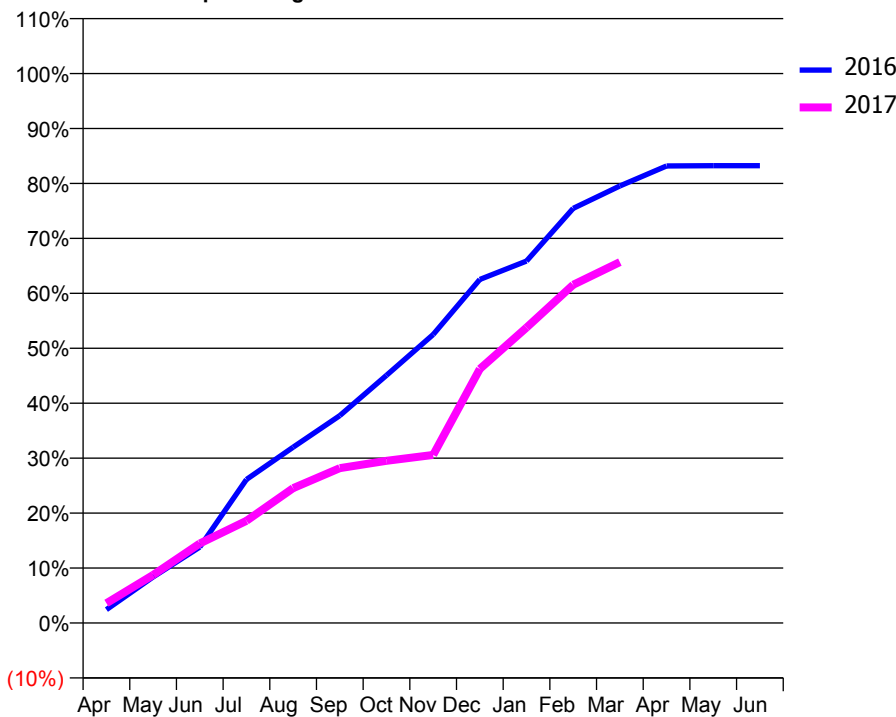
ACCESS*

Patients seen in 24 months	Total	Change since previous quarter
Quarter ending March 2016	1,050	
Quarter ending June 2016	1,052	→
Quarter ending September 2016	1,005	↓
Quarter ending December 2016	1,068	↑
Quarter ending March 2017	1,115	↑
Variance since March 2016	6.2%	↑



ACTIVITY

Cumulative percentage of contracted UDA delivered 2016 & 2017



Month	Adjusted Scheduled Activity (UDA)	
	2016	2017
April	75	112
May	259	271
June	428	448
July	809	576
August	991	760
September	1,169	873
October	1,396	914
November	1,625	947
December	1,935	1,432
January	2,039	1,664
February	2,336	1,905
March	2,462	2,034
April	2,575	
May	2,576	
June	2,576	

QUALITY

	Quantity	Base Number	Contract	AT	Region	England
% of FP17s for the same patient ID Re-attending within 3 months - Children	59	1,050	5.6%	11.2%	11.8%	12.3%
% of FP17s for the same patient ID Re-attending within 3 months - Adults	37	249	14.9%	16.3%	17.1%	16.7%
% of FP17s for the same patient ID Re-attending between 3 & 9 months - Children	510	1,050	48.6%	42.1%	46.5%	57.6%
% of FP17s for the same patient ID Re-attending between 3 & 9 months - Adults	95	249	38.2%	35.0%	37.6%	50.1%
% of FP17s for Band 1 Urgent Courses	73	1,234	5.9%	10.8%	10.7%	9.1%
% of FP17s Relating to Free Repair or Replacements	0	1,234	0.0%	0.5%	0.6%	0.8%
% of FP17s Relating to Continuations	0	1,234	0.0%	0.8%	0.9%	1.2%
% of Patients satisfied with the dentistry they have received	4	4	N/A	89.3%	90.4%	92.8%
% of Patients satisfied with the time they had to wait for an appointment	4	4	N/A	80.6%	83.7%	88.7%

* This is based on patients treated on this contract for their most recent course of treatment. Figures in italics indicate the base number of FP17s or Patient Questionnaire responses are less than 100. N/A is shown where the base number of responses is less than 10 during the period. % is calculated as Quantity/Base number*100

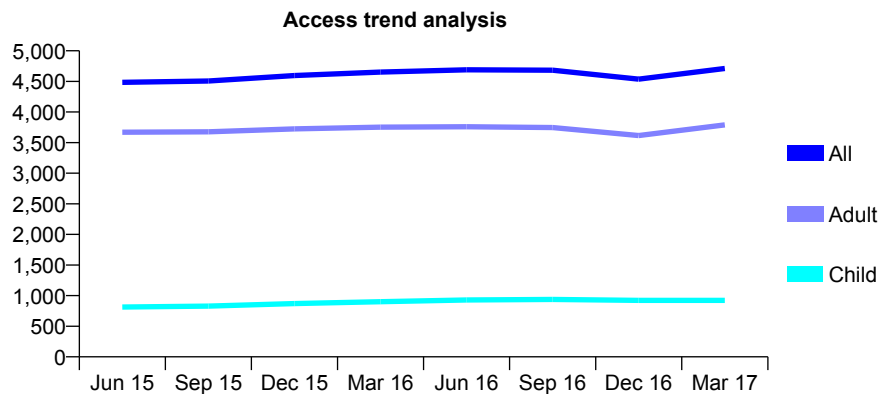
Q61 - Vital Signs At a Glance Contract Report for 106143/0001 - March 2017

Name or company name	M & D Healthcare LTD
Contract type name	GDS Contract
Purpose of contract	General
Contract start date	01/04/2010
Contract end date	

16/17 Contracted general activity (UDA)	11,000
Carry forward general activity (UDA)	0
16/17 Contracted orthodontic activity (UOA)	0
Carry forward orthodontic activity (UOA)	0
Baseline contract value	£434,425.89

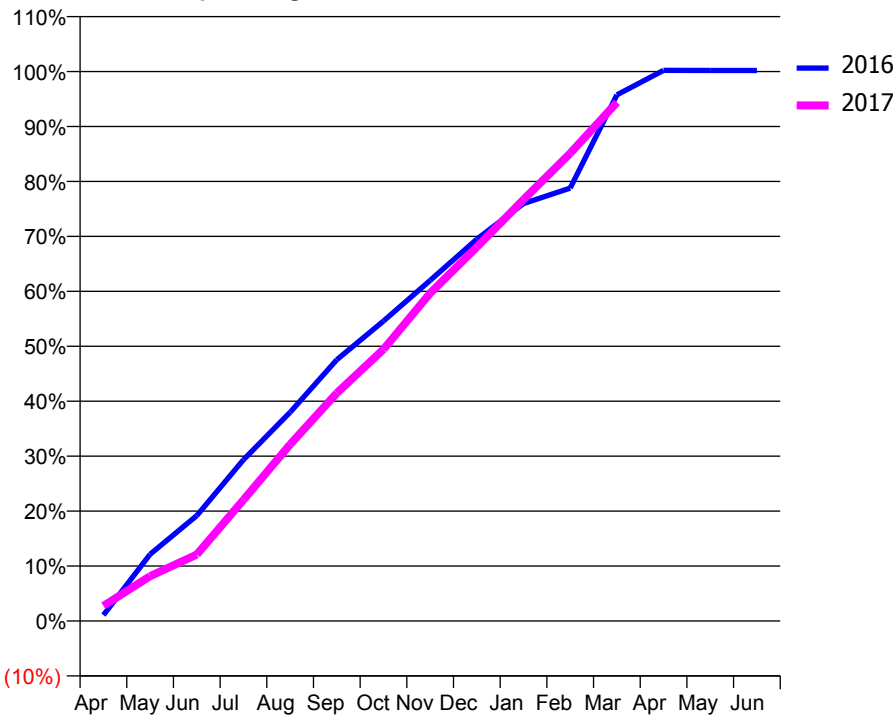
ACCESS*

Patients seen in 24 months	Total	Change since previous quarter
Quarter ending March 2016	4,653	
Quarter ending June 2016	4,689	→
Quarter ending September 2016	4,684	→
Quarter ending December 2016	4,538	↓
Quarter ending March 2017	4,712	↑
Variance since March 2016	1.3%	→



ACTIVITY

Cumulative percentage of contracted UDA delivered 2016 & 2017



Month	Adjusted Scheduled Activity (UDA)	
	2016	2017
April	118	303
May	1,335	898
June	2,110	1,329
July	3,230	2,426
August	4,179	3,537
September	5,232	4,562
October	6,005	5,438
November	6,819	6,562
December	7,645	7,485
January	8,356	8,437
February	8,666	9,362
March	10,533	10,383
April	11,022	
May	11,021	
June	11,019	

QUALITY

	Quantity	Base Number	Contract	AT	Region	England
% of FP17s for the same patient ID Re-attending within 3 months - Children	85	1,015	8.4%	11.2%	11.8%	12.3%
% of FP17s for the same patient ID Re-attending within 3 months - Adults	499	3,636	13.7%	16.3%	17.1%	16.7%
% of FP17s for the same patient ID Re-attending between 3 & 9 months - Children	390	1,015	38.4%	42.1%	46.5%	57.6%
% of FP17s for the same patient ID Re-attending between 3 & 9 months - Adults	978	3,636	26.9%	35.0%	37.6%	50.1%
% of FP17s for Band 1 Urgent Courses	606	3,915	15.5%	10.8%	10.7%	9.1%
% of FP17s Relating to Free Repair or Replacements	9	3,915	0.2%	0.5%	0.6%	0.8%
% of FP17s Relating to Continuations	7	3,915	0.2%	0.8%	0.9%	1.2%
% of Patients satisfied with the dentistry they have received	5	5	N/A	89.3%	90.4%	92.8%
% of Patients satisfied with the time they had to wait for an appointment	5	5	N/A	80.6%	83.7%	88.7%

* This is based on patients treated on this contract for their most recent course of treatment. Figures in italics indicate the base number of FP17s or Patient Questionnaire responses are less than 100. N/A is shown where the base number of responses is less than 10 during the period. % is calculated as Quantity/Base number*100

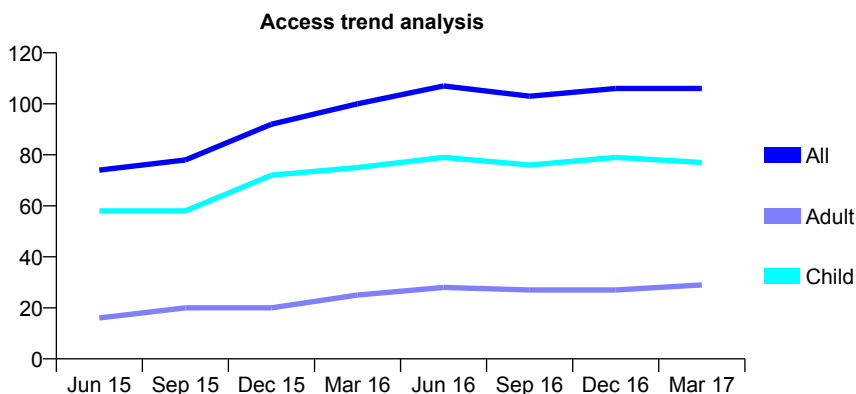
Q61 - Vital Signs At a Glance Contract Report for 107042/0002 - March 2017

Name or company name	Sudhir Thakerar & Partners
Contract type name	GDS Contract
Purpose of contract	General
Contract start date	01/08/2014
Contract end date	

16/17 Contracted general activity (UDA)	245
Carry forward general activity (UDA)	-3
16/17 Contracted orthodontic activity (UOA)	0
Carry forward orthodontic activity (UOA)	0
Baseline contract value	£7,884.80

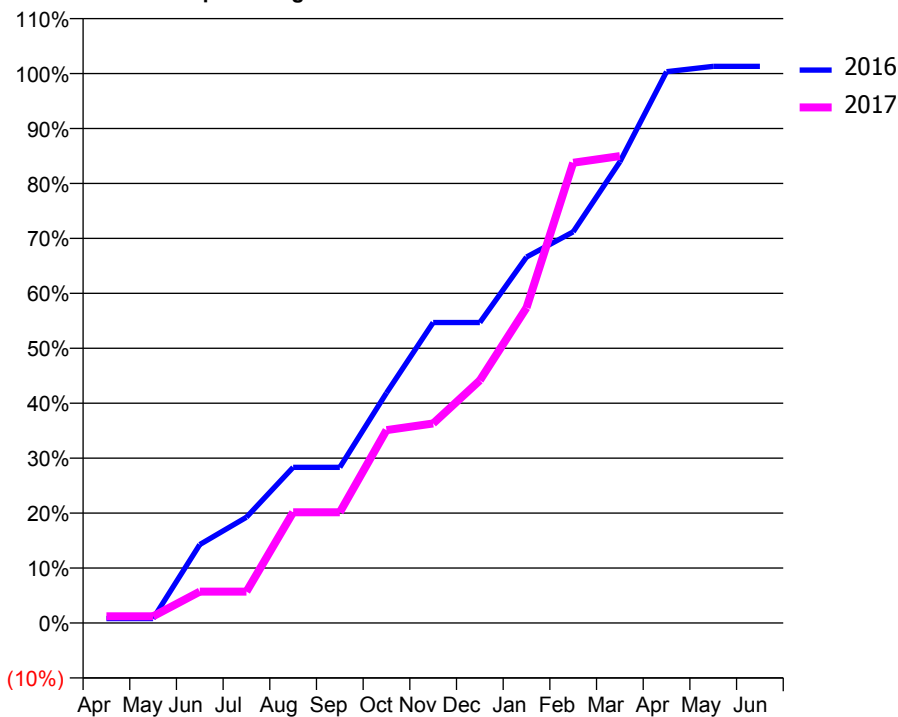
ACCESS*

Patients seen in 24 months	Total	Change since previous quarter
Quarter ending March 2016	100	
Quarter ending June 2016	107	↑
Quarter ending September 2016	103	↓
Quarter ending December 2016	106	↑
Quarter ending March 2017	106	→
Variance since March 2016	6.0%	↑



ACTIVITY

Cumulative percentage of contracted UDA delivered 2016 & 2017



Month	Adjusted Scheduled Activity (UDA)	
	2016	2017
April	2	3
May	2	3
June	35	14
July	47	14
August	69	49
September	69	49
October	103	86
November	134	89
December	134	108
January	163	141
February	174	205
March	206	208
April	246	
May	248	
June	248	

QUALITY

	Quantity	Base Number	Contract	AT	Region	England
% of FP17s for the same patient ID Re-attending within 3 months - Children	5	79	6.3%	11.2%	11.8%	12.3%
% of FP17s for the same patient ID Re-attending within 3 months - Adults	7	36	19.4%	16.3%	17.1%	16.7%
% of FP17s for the same patient ID Re-attending between 3 & 9 months - Children	33	79	41.8%	42.1%	46.5%	57.6%
% of FP17s for the same patient ID Re-attending between 3 & 9 months - Adults	12	36	33.3%	35.0%	37.6%	50.1%
% of FP17s for Band 1 Urgent Courses	11	102	10.8%	10.8%	10.7%	9.1%
% of FP17s Relating to Free Repair or Replacements	0	102	0.0%	0.5%	0.6%	0.8%
% of FP17s Relating to Continuations	0	102	0.0%	0.8%	0.9%	1.2%
% of Patients satisfied with the dentistry they have received	0	0	N/A	89.3%	90.4%	92.8%
% of Patients satisfied with the time they had to wait for an appointment	0	0	N/A	80.6%	83.7%	88.7%

* This is based on patients treated on this contract for their most recent course of treatment. Figures in italics indicate the base number of FP17s or Patient Questionnaire responses are less than 100. N/A is shown where the base number of responses is less than 10 during the period. % is calculated as Quantity/Base number*100

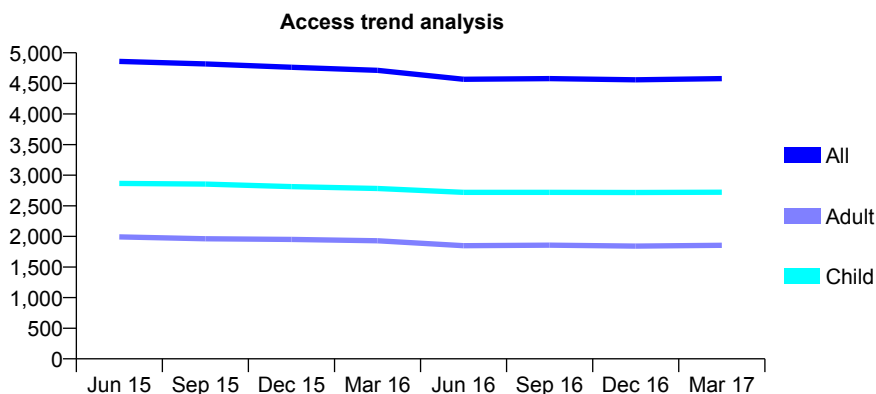
Q61 - Vital Signs At a Glance Contract Report for 109061/0001 - March 2017

Name or company name	Davidoff Dental Practice
Contract type name	GDS Contract
Purpose of contract	General and Orthodontic
Contract start date	23/11/2012
Contract end date	

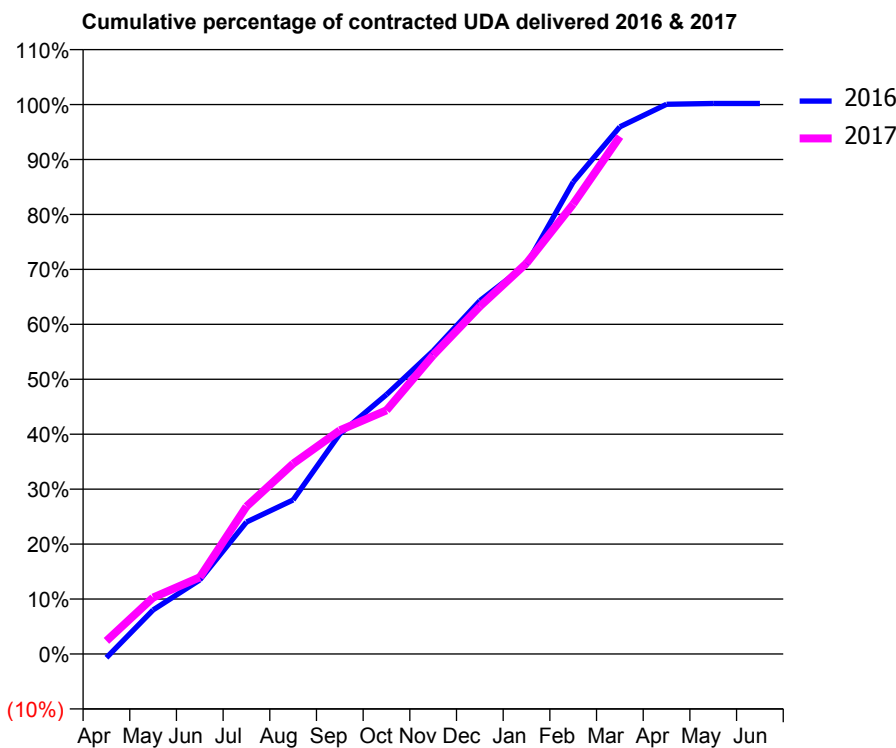
16/17 Contracted general activity (UDA)	14,478
Carry forward general activity (UDA)	-29
16/17 Contracted orthodontic activity (UOA)	1,420
Carry forward orthodontic activity (UOA)	-25
Baseline contract value	£514,042.94

ACCESS*

Patients seen in 24 months	Total	Change since previous quarter
Quarter ending March 2016	4,714	
Quarter ending June 2016	4,567	↓
Quarter ending September 2016	4,579	→
Quarter ending December 2016	4,559	→
Quarter ending March 2017	4,578	→
Variance since March 2016	(2.9%)	↓



ACTIVITY



Month	Adjusted Scheduled Activity (UDA)	
	2016	2017
April	-101	347
May	1,160	1,487
June	1,951	2,021
July	3,476	3,886
August	4,059	5,014
September	5,799	5,894
October	6,835	6,421
November	7,986	7,873
December	9,309	9,159
January	10,262	10,294
February	12,436	11,856
March	13,892	13,633
April	14,484	
May	14,507	
June	14,507	

QUALITY

	Quantity	Base Number	Contract	AT	Region	England
% of FP17s for the same patient ID Re-attending within 3 months - Children	677	4,187	16.2%	11.2%	11.8%	12.3%
% of FP17s for the same patient ID Re-attending within 3 months - Adults	519	2,497	20.8%	16.3%	17.1%	16.7%
% of FP17s for the same patient ID Re-attending between 3 & 9 months - Children	2,103	4,187	50.2%	42.1%	46.5%	57.6%
% of FP17s for the same patient ID Re-attending between 3 & 9 months - Adults	1,268	2,497	50.8%	35.0%	37.6%	50.1%
% of FP17s for Band 1 Urgent Courses	1,041	6,009	17.3%	10.8%	10.7%	9.1%
% of FP17s Relating to Free Repair or Replacements	0	6,009	0.0%	0.5%	0.6%	0.8%
% of FP17s Relating to Continuations	7	6,009	0.1%	0.8%	0.9%	1.2%
% of Patients satisfied with the dentistry they have received	5	7	N/A	89.3%	90.4%	92.8%
% of Patients satisfied with the time they had to wait for an appointment	3	7	N/A	80.6%	83.7%	88.7%

* This is based on patients treated on this contract for their most recent course of treatment. Figures in italics indicate the base number of FP17s or Patient Questionnaire responses are less than 100. N/A is shown where the base number of responses is less than 10 during the period. % is calculated as Quantity/Base number*100

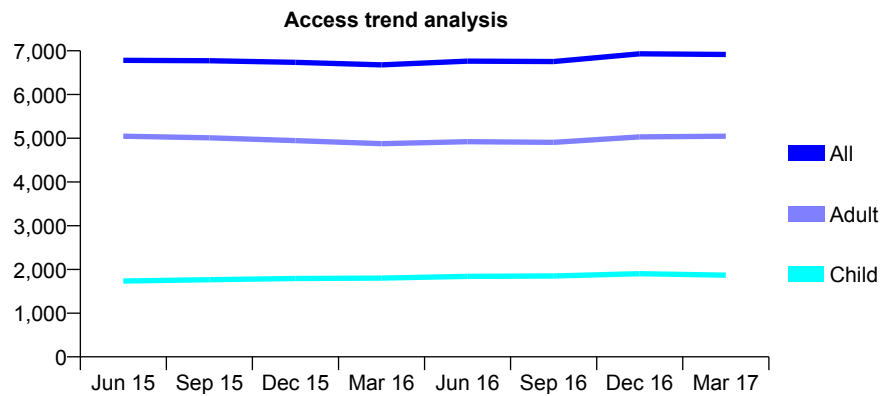
Q61 - Vital Signs At a Glance Contract Report for 109665/0001 - March 2017

Name or company name	Woodford Dental Care
Contract type name	Pilot Contract
Purpose of contract	General and Orthodontic
Contract start date	01/11/2006
Contract end date	

16/17 Contracted general activity (UDA)	15,510
Carry forward general activity (UDA)	0
16/17 Contracted orthodontic activity (UOA)	215
Carry forward orthodontic activity (UOA)	0
Baseline contract value	£530,745.20

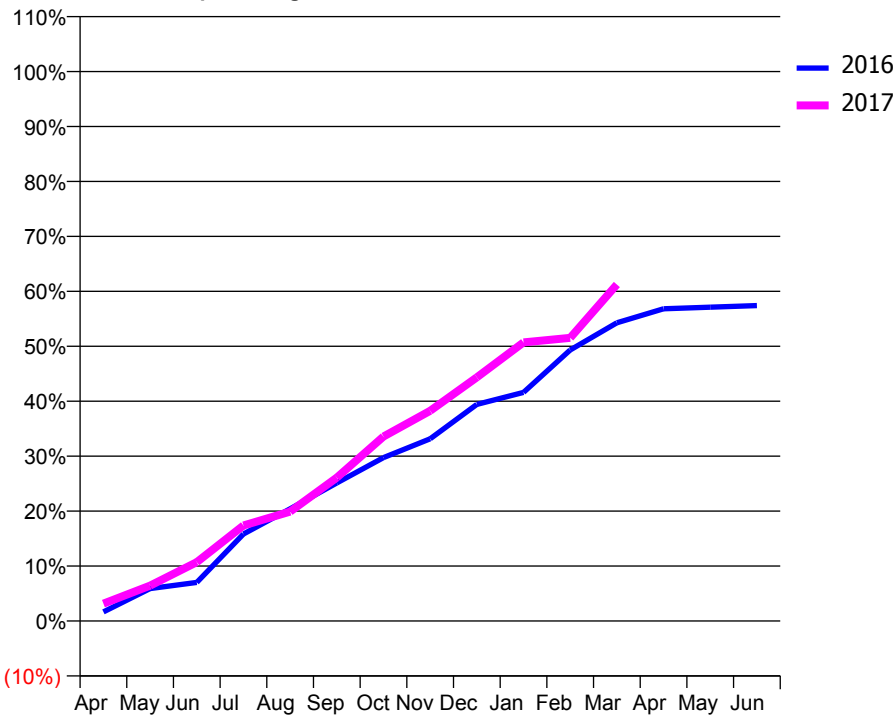
ACCESS*

Patients seen in 24 months	Total	Change since previous quarter
Quarter ending March 2016	6,678	
Quarter ending June 2016	6,763	→
Quarter ending September 2016	6,755	→
Quarter ending December 2016	6,932	↑
Quarter ending March 2017	6,915	→
Variance since March 2016	3.5%	↑



ACTIVITY

Cumulative percentage of contracted UDA delivered 2016 & 2017



Month	Adjusted Scheduled Activity (UDA)	
	2016	2017
April	259	490
May	916	999
June	1,090	1,663
July	2,455	2,697
August	3,168	3,089
September	3,897	4,048
October	4,613	5,206
November	5,142	5,933
December	6,114	6,880
January	6,454	7,864
February	7,648	7,993
March	8,416	9,498
April	8,814	
May	8,860	
June	8,904	

QUALITY

	Quantity	Base Number	Contract	AT	Region	England
% of FP17s for the same patient ID Re-attending within 3 months - Children	206	2,502	8.2%	11.2%	11.8%	12.3%
% of FP17s for the same patient ID Re-attending within 3 months - Adults	624	4,922	12.7%	16.3%	17.1%	16.7%
% of FP17s for the same patient ID Re-attending between 3 & 9 months - Children	1,134	2,502	45.3%	42.1%	46.5%	57.6%
% of FP17s for the same patient ID Re-attending between 3 & 9 months - Adults	1,150	4,922	23.4%	35.0%	37.6%	50.1%
% of FP17s for Band 1 Urgent Courses	806	6,208	13.0%	10.8%	10.7%	9.1%
% of FP17s Relating to Free Repair or Replacements	10	6,208	0.2%	0.5%	0.6%	0.8%
% of FP17s Relating to Continuations	3	6,208	0.0%	0.8%	0.9%	1.2%
% of Patients satisfied with the dentistry they have received	6	6	N/A	89.3%	90.4%	92.8%
% of Patients satisfied with the time they had to wait for an appointment	4	6	N/A	80.6%	83.7%	88.7%

* This is based on patients treated on this contract for their most recent course of treatment. Figures in italics indicate the base number of FP17s or Patient Questionnaire responses are less than 100. N/A is shown where the base number of responses is less than 10 during the period. % is calculated as Quantity/Base number*100

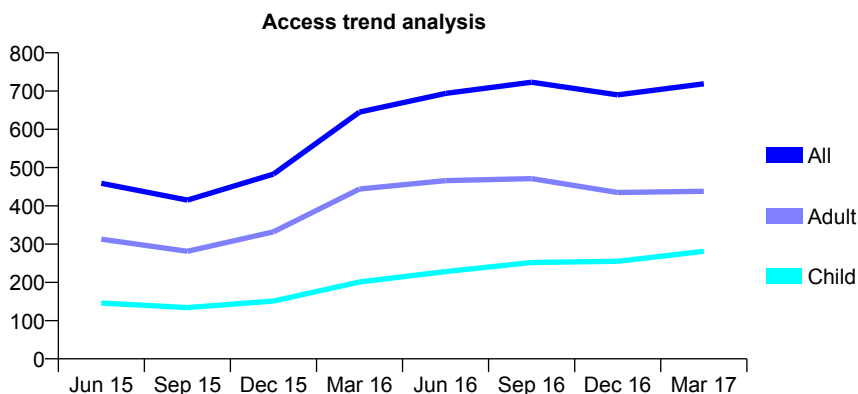
Q61 - Vital Signs At a Glance Contract Report for 109959/0001 - March 2017

Name or company name	Dr I Sapiro & Dr A Stogios
Contract type name	GDS Contract
Purpose of contract	General
Contract start date	01/01/2012
Contract end date	

16/17 Contracted general activity (UDA)	1,272
Carry forward general activity (UDA)	1
16/17 Contracted orthodontic activity (UOA)	0
Carry forward orthodontic activity (UOA)	0
Baseline contract value	£35,381.92

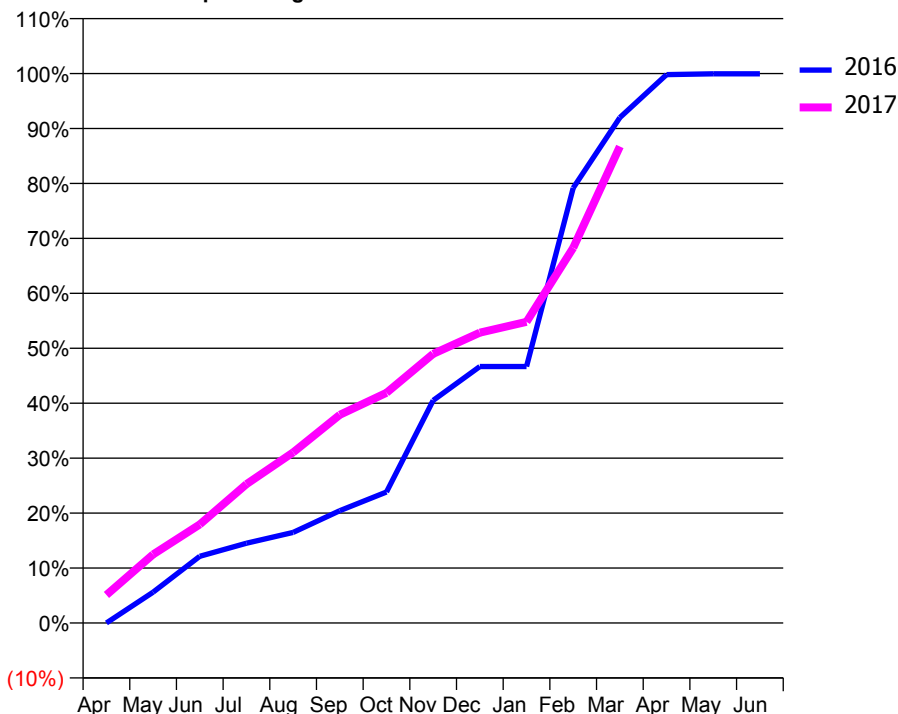
ACCESS*

Patients seen in 24 months	Total	Change since previous quarter
Quarter ending March 2016	645	
Quarter ending June 2016	694	↑
Quarter ending September 2016	723	↑
Quarter ending December 2016	690	↓
Quarter ending March 2017	719	↑
Variance since March 2016	11.5%	↑



ACTIVITY

Cumulative percentage of contracted UDA delivered 2016 & 2017



Month	Adjusted Scheduled Activity (UDA)	
	2016	2017
April	0	65
May	72	159
June	155	228
July	185	321
August	210	395
September	260	482
October	303	533
November	515	623
December	594	672
January	594	697
February	1,007	869
March	1,170	1,103
April	1,269	
May	1,271	
June	1,271	

QUALITY

	Quantity	Base Number	Contract	AT	Region	England
% of FP17s for the same patient ID Re-attending within 3 months - Children	3	314	1.0%	11.2%	11.8%	12.3%
% of FP17s for the same patient ID Re-attending within 3 months - Adults	12	282	4.3%	16.3%	17.1%	16.7%
% of FP17s for the same patient ID Re-attending between 3 & 9 months - Children	133	314	42.4%	42.1%	46.5%	57.6%
% of FP17s for the same patient ID Re-attending between 3 & 9 months - Adults	76	282	27.0%	35.0%	37.6%	50.1%
% of FP17s for Band 1 Urgent Courses	15	570	2.6%	10.8%	10.7%	9.1%
% of FP17s Relating to Free Repair or Replacements	0	570	0.0%	0.5%	0.6%	0.8%
% of FP17s Relating to Continuations	0	570	0.0%	0.8%	0.9%	1.2%
% of Patients satisfied with the dentistry they have received	1	1	N/A	89.3%	90.4%	92.8%
% of Patients satisfied with the time they had to wait for an appointment	1	1	N/A	80.6%	83.7%	88.7%

* This is based on patients treated on this contract for their most recent course of treatment. Figures in italics indicate the base number of FP17s or Patient Questionnaire responses are less than 100. N/A is shown where the base number of responses is less than 10 during the period. % is calculated as Quantity/Base number*100

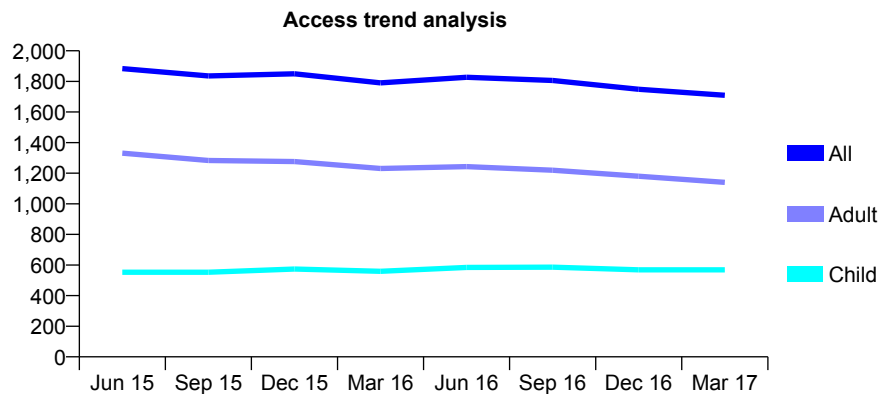
Q61 - Vital Signs At a Glance Contract Report for 110043/0001 - March 2017

Name or company name	Care Dental Practice
Contract type name	GDS Contract
Purpose of contract	General
Contract start date	01/10/2007
Contract end date	

16/17 Contracted general activity (UDA)	5,915
Carry forward general activity (UDA)	0
16/17 Contracted orthodontic activity (UOA)	0
Carry forward orthodontic activity (UOA)	0
Baseline contract value	£186,083.11

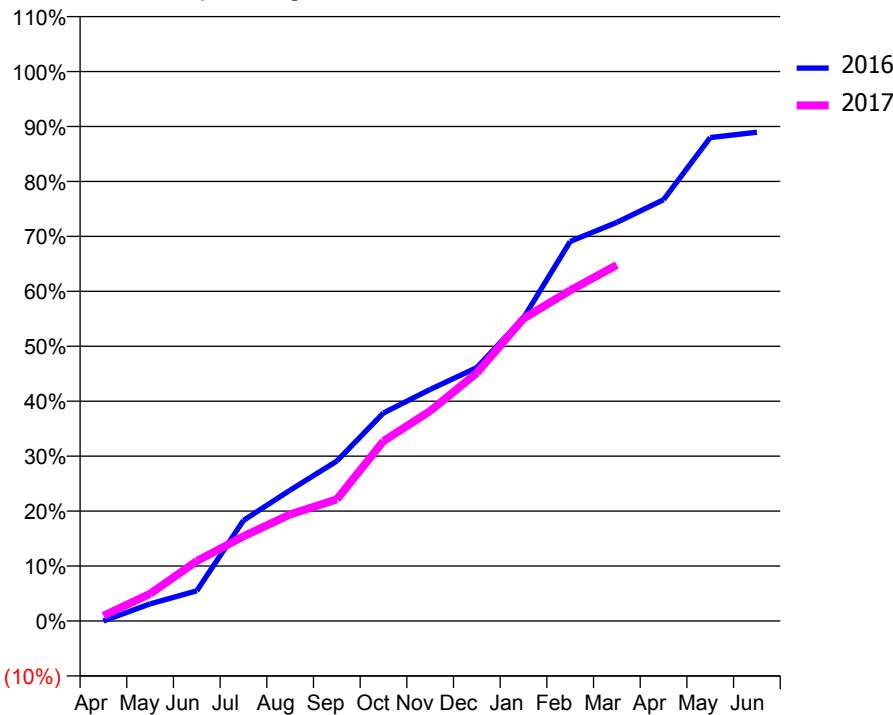
ACCESS*

Patients seen in 24 months	Total	Change since previous quarter
Quarter ending March 2016	1,790	
Quarter ending June 2016	1,827	↑
Quarter ending September 2016	1,806	↓
Quarter ending December 2016	1,749	↓
Quarter ending March 2017	1,709	↓
Variance since March 2016	(4.5%)	↓



ACTIVITY

Cumulative percentage of contracted UDA delivered 2016 & 2017



Month	Adjusted Scheduled Activity (UDA)	
	2016	2017
April	0	57
May	184	294
June	325	645
July	1,083	912
August	1,409	1,148
September	1,722	1,310
October	2,239	1,938
November	2,492	2,261
December	2,728	2,671
January	3,264	3,256
February	4,085	3,559
March	4,292	3,832
April	4,535	
May	5,203	
June	5,261	

QUALITY

	Quantity	Base Number	Contract	AT	Region	England
% of FP17s for the same patient ID Re-attending within 3 months - Children	57	530	10.8%	11.2%	11.8%	12.3%
% of FP17s for the same patient ID Re-attending within 3 months - Adults	252	1,224	20.6%	16.3%	17.1%	16.7%
% of FP17s for the same patient ID Re-attending between 3 & 9 months - Children	96	530	18.1%	42.1%	46.5%	57.6%
% of FP17s for the same patient ID Re-attending between 3 & 9 months - Adults	273	1,224	22.3%	35.0%	37.6%	50.1%
% of FP17s for Band 1 Urgent Courses	249	1,433	17.4%	10.8%	10.7%	9.1%
% of FP17s Relating to Free Repair or Replacements	10	1,433	0.7%	0.5%	0.6%	0.8%
% of FP17s Relating to Continuations	6	1,433	0.4%	0.8%	0.9%	1.2%
% of Patients satisfied with the dentistry they have received	0	0	N/A	89.3%	90.4%	92.8%
% of Patients satisfied with the time they had to wait for an appointment	0	0	N/A	80.6%	83.7%	88.7%

* This is based on patients treated on this contract for their most recent course of treatment. Figures in italics indicate the base number of FP17s or Patient Questionnaire responses are less than 100. N/A is shown where the base number of responses is less than 10 during the period. % is calculated as Quantity/Base number*100

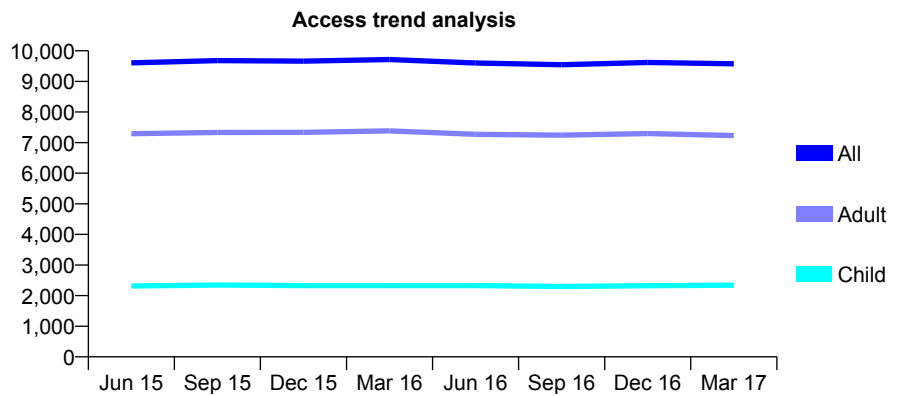
Q61 - Vital Signs At a Glance Contract Report for 110167/0001 - March 2017

Name or company name	Mr K Esmail and M K Velji
Contract type name	GDS Contract
Purpose of contract	General
Contract start date	01/05/2013
Contract end date	

16/17 Contracted general activity (UDA)	26,714
Carry forward general activity (UDA)	338
16/17 Contracted orthodontic activity (UOA)	0
Carry forward orthodontic activity (UOA)	0
Baseline contract value	£707,932.75

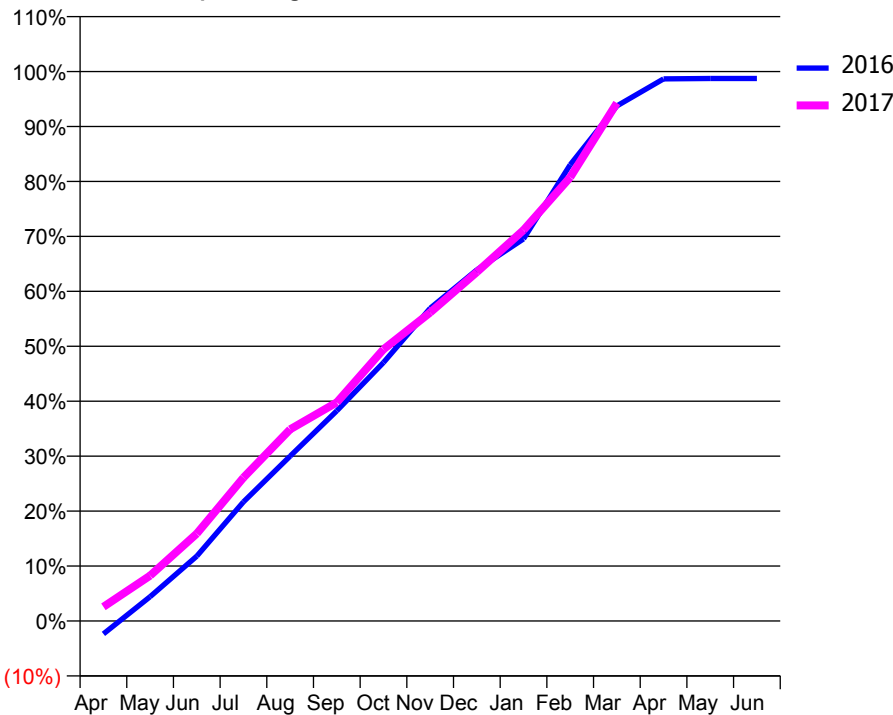
ACCESS*

Patients seen in 24 months	Total	Change since previous quarter
Quarter ending March 2016	9,715	
Quarter ending June 2016	9,600	↓
Quarter ending September 2016	9,545	→
Quarter ending December 2016	9,620	→
Quarter ending March 2017	9,573	→
Variance since March 2016	(1.5%)	↓



ACTIVITY

Cumulative percentage of contracted UDA delivered 2016 & 2017



Month	Adjusted Scheduled Activity (UDA)	
	2016	2017
April	-634	694
May	1,182	2,205
June	3,153	4,251
July	5,794	6,969
August	8,014	9,320
September	10,221	10,628
October	12,565	13,208
November	15,202	14,997
December	17,074	16,963
January	18,577	19,003
February	22,181	21,572
March	25,037	25,184
April	26,353	
May	26,376	
June	26,376	

QUALITY

	Quantity	Base Number	Contract	AT	Region	England
% of FP17s for the same patient ID Re-attending within 3 months - Children	235	2,804	8.4%	11.2%	11.8%	12.3%
% of FP17s for the same patient ID Re-attending within 3 months - Adults	1,453	7,948	18.3%	16.3%	17.1%	16.7%
% of FP17s for the same patient ID Re-attending between 3 & 9 months - Children	978	2,804	34.9%	42.1%	46.5%	57.6%
% of FP17s for the same patient ID Re-attending between 3 & 9 months - Adults	2,560	7,948	32.2%	35.0%	37.6%	50.1%
% of FP17s for Band 1 Urgent Courses	1,435	10,282	14.0%	10.8%	10.7%	9.1%
% of FP17s Relating to Free Repair or Replacements	45	10,282	0.4%	0.5%	0.6%	0.8%
% of FP17s Relating to Continuations	159	10,282	1.5%	0.8%	0.9%	1.2%
% of Patients satisfied with the dentistry they have received	8	8	N/A	89.3%	90.4%	92.8%
% of Patients satisfied with the time they had to wait for an appointment	8	8	N/A	80.6%	83.7%	88.7%

* This is based on patients treated on this contract for their most recent course of treatment. Figures in italics indicate the base number of FP17s or Patient Questionnaire responses are less than 100. N/A is shown where the base number of responses is less than 10 during the period. % is calculated as Quantity/Base number*100

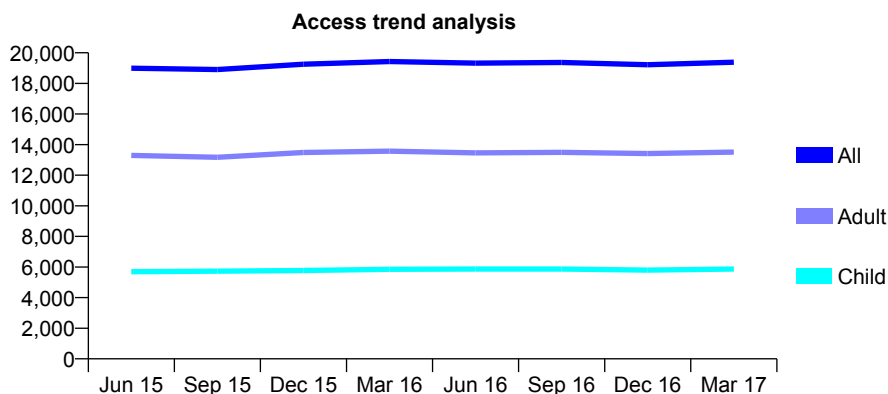
Q61 - Vital Signs At a Glance Contract Report for 110167/0002 - March 2017

Name or company name	Mr K Esmail and M K Velji
Contract type name	GDS Contract
Purpose of contract	General
Contract start date	01/05/2013
Contract end date	

16/17 Contracted general activity (UDA)	53,705
Carry forward general activity (UDA)	-251
16/17 Contracted orthodontic activity (UOA)	0
Carry forward orthodontic activity (UOA)	0
Baseline contract value	£1,449,493.54

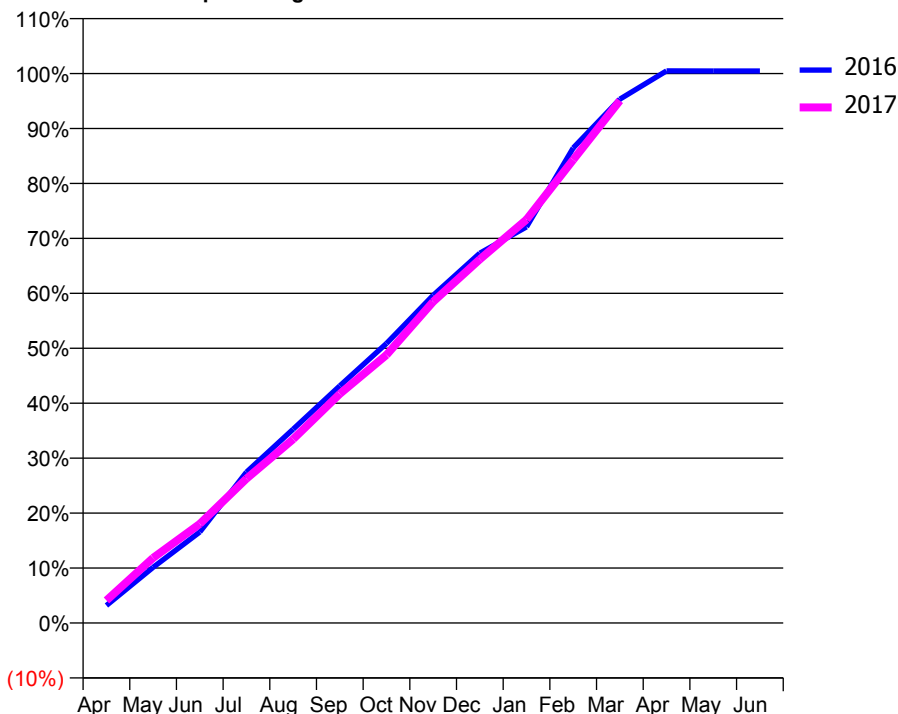
ACCESS*

Patients seen in 24 months	Total	Change since previous quarter
Quarter ending March 2016	19,426	
Quarter ending June 2016	19,327	→
Quarter ending September 2016	19,370	→
Quarter ending December 2016	19,217	→
Quarter ending March 2017	19,387	→
Variance since March 2016	(0.2%)	→



ACTIVITY

Cumulative percentage of contracted UDA delivered 2016 & 2017



Month	Adjusted Scheduled Activity (UDA)	
	2016	2017
April	1,709	2,207
May	5,440	6,361
June	8,890	9,689
July	14,753	14,102
August	18,937	17,966
September	23,174	22,401
October	27,325	26,202
November	32,029	31,403
December	36,143	35,544
January	38,714	39,431
February	46,430	45,264
March	51,204	51,056
April	53,959	
May	53,953	
June	53,953	

QUALITY

	Quantity	Base Number	Contract	AT	Region	England
% of FP17s for the same patient ID Re-attending within 3 months - Children	556	5,929	9.4%	11.2%	11.8%	12.3%
% of FP17s for the same patient ID Re-attending within 3 months - Adults	2,248	13,408	16.8%	16.3%	17.1%	16.7%
% of FP17s for the same patient ID Re-attending between 3 & 9 months - Children	1,704	5,929	28.7%	42.1%	46.5%	57.6%
% of FP17s for the same patient ID Re-attending between 3 & 9 months - Adults	3,779	13,408	28.2%	35.0%	37.6%	50.1%
% of FP17s for Band 1 Urgent Courses	3,081	18,302	16.8%	10.8%	10.7%	9.1%
% of FP17s Relating to Free Repair or Replacements	60	18,302	0.3%	0.5%	0.6%	0.8%
% of FP17s Relating to Continuations	132	18,302	0.7%	0.8%	0.9%	1.2%
% of Patients satisfied with the dentistry they have received	14	15	93.3%	89.3%	90.4%	92.8%
% of Patients satisfied with the time they had to wait for an appointment	11	15	73.3%	80.6%	83.7%	88.7%

* This is based on patients treated on this contract for their most recent course of treatment. Figures in italics indicate the base number of FP17s or Patient Questionnaire responses are less than 100. N/A is shown where the base number of responses is less than 10 during the period. % is calculated as Quantity/Base number*100

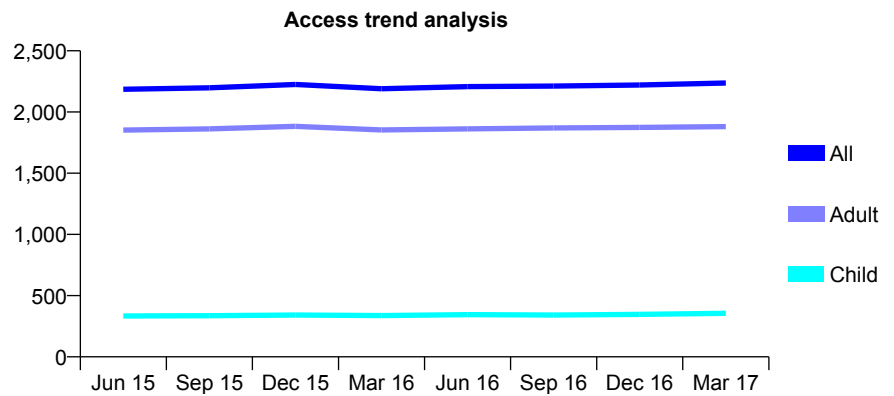
Q61 - Vital Signs At a Glance Contract Report for 110175/0001 - March 2017

Name or company name	Dr N Radia and Dr K Rughani
Contract type name	GDS Contract
Purpose of contract	General
Contract start date	03/12/2012
Contract end date	

16/17 Contracted general activity (UDA)	6,929
Carry forward general activity (UDA)	216
16/17 Contracted orthodontic activity (UOA)	0
Carry forward orthodontic activity (UOA)	0
Baseline contract value	£188,191.33

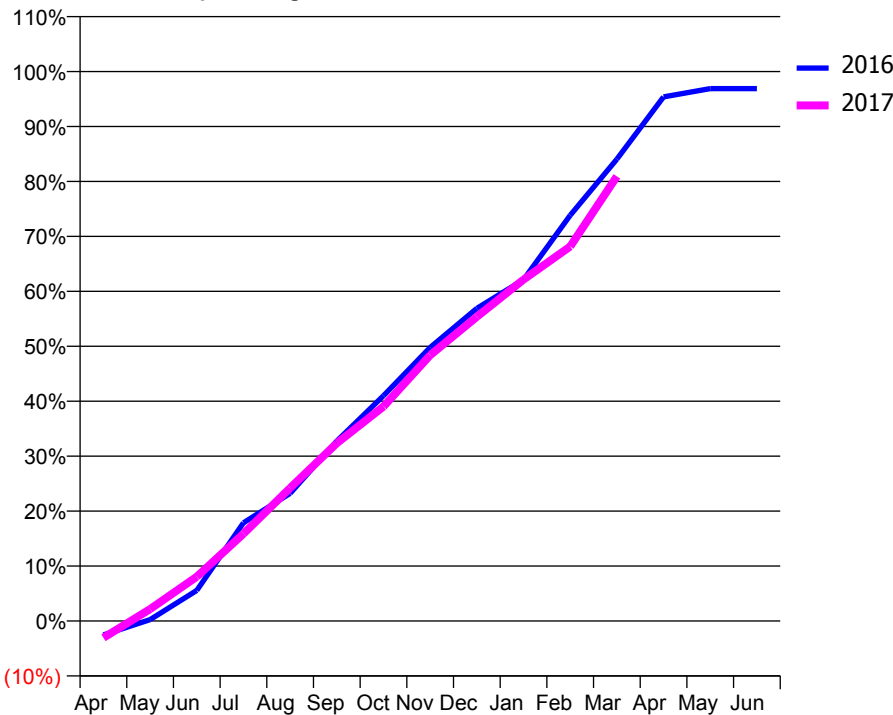
ACCESS*

Patients seen in 24 months	Total	Change since previous quarter
Quarter ending March 2016	2,190	
Quarter ending June 2016	2,207	→
Quarter ending September 2016	2,212	→
Quarter ending December 2016	2,221	→
Quarter ending March 2017	2,237	→
Variance since March 2016	2.1%	↑



ACTIVITY

Cumulative percentage of contracted UDA delivered 2016 & 2017



QUALITY

	Quantity	Base Number	Contract	AT	Region	England
% of FP17s for the same patient ID Re-attending within 3 months - Children	41	561	7.3%	11.2%	11.8%	12.3%
% of FP17s for the same patient ID Re-attending within 3 months - Adults	343	2,858	12.0%	16.3%	17.1%	16.7%
% of FP17s for the same patient ID Re-attending between 3 & 9 months - Children	368	561	65.6%	42.1%	46.5%	57.6%
% of FP17s for the same patient ID Re-attending between 3 & 9 months - Adults	1,826	2,858	63.9%	35.0%	37.6%	50.1%
% of FP17s for Band 1 Urgent Courses	205	3,064	6.7%	10.8%	10.7%	9.1%
% of FP17s Relating to Free Repair or Replacements	21	3,064	0.7%	0.5%	0.6%	0.8%
% of FP17s Relating to Continuations	41	3,064	1.3%	0.8%	0.9%	1.2%
% of Patients satisfied with the dentistry they have received	4	5	N/A	89.3%	90.4%	92.8%
% of Patients satisfied with the time they had to wait for an appointment	4	5	N/A	80.6%	83.7%	88.7%

* This is based on patients treated on this contract for their most recent course of treatment. Figures in italics indicate the base number of FP17s or Patient Questionnaire responses are less than 100. N/A is shown where the base number of responses is less than 10 during the period. % is calculated as Quantity/Base number*100

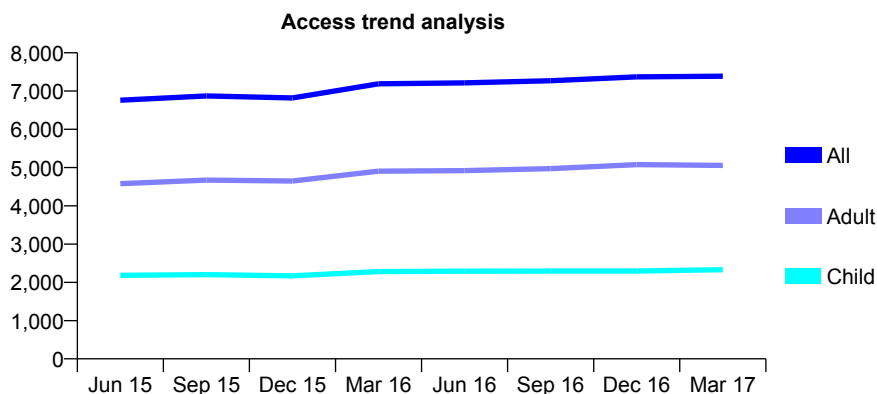
Q61 - Vital Signs At a Glance Contract Report for 110582/0001 - March 2017

Name or company name	Mr S Darvish-Kojouri and Hedieh Riazzi
Contract type name	GDS Contract
Purpose of contract	General
Contract start date	01/06/2013
Contract end date	

16/17 Contracted general activity (UDA)	21,262
Carry forward general activity (UDA)	-18
16/17 Contracted orthodontic activity (UOA)	0
Carry forward orthodontic activity (UOA)	0
Baseline contract value	£607,387.06

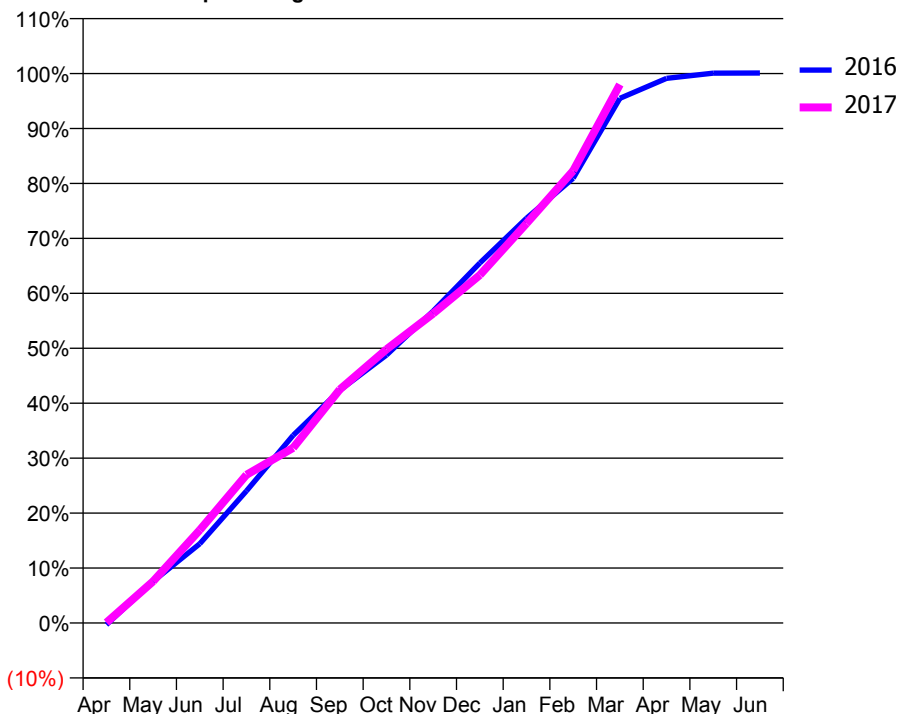
ACCESS*

Patients seen in 24 months	Total	Change since previous quarter
Quarter ending March 2016	7,188	
Quarter ending June 2016	7,215	→
Quarter ending September 2016	7,270	→
Quarter ending December 2016	7,372	→
Quarter ending March 2017	7,389	→
Variance since March 2016	2.8%	↑



ACTIVITY

Cumulative percentage of contracted UDA delivered 2016 & 2017



Month	Adjusted Scheduled Activity (UDA)	
	2016	2017
April	-69	18
May	1,612	1,613
June	3,069	3,600
July	5,109	5,733
August	7,261	6,779
September	9,008	9,035
October	10,366	10,589
November	12,073	11,972
December	13,930	13,462
January	15,661	15,458
February	17,211	17,499
March	20,298	20,839
April	21,074	
May	21,278	
June	21,280	

QUALITY

	Quantity	Base Number	Contract	AT	Region	England
% of FP17s for the same patient ID Re-attending within 3 months - Children	262	2,644	9.9%	11.2%	11.8%	12.3%
% of FP17s for the same patient ID Re-attending within 3 months - Adults	840	5,337	15.7%	16.3%	17.1%	16.7%
% of FP17s for the same patient ID Re-attending between 3 & 9 months - Children	1,031	2,644	39.0%	42.1%	46.5%	57.6%
% of FP17s for the same patient ID Re-attending between 3 & 9 months - Adults	1,916	5,337	35.9%	35.0%	37.6%	50.1%
% of FP17s for Band 1 Urgent Courses	1,109	7,639	14.5%	10.8%	10.7%	9.1%
% of FP17s Relating to Free Repair or Replacements	56	7,639	0.7%	0.5%	0.6%	0.8%
% of FP17s Relating to Continuations	107	7,639	1.4%	0.8%	0.9%	1.2%
% of Patients satisfied with the dentistry they have received	6	6	N/A	89.3%	90.4%	92.8%
% of Patients satisfied with the time they had to wait for an appointment	4	6	N/A	80.6%	83.7%	88.7%

* This is based on patients treated on this contract for their most recent course of treatment. Figures in italics indicate the base number of FP17s or Patient Questionnaire responses are less than 100. N/A is shown where the base number of responses is less than 10 during the period. % is calculated as Quantity/Base number*100

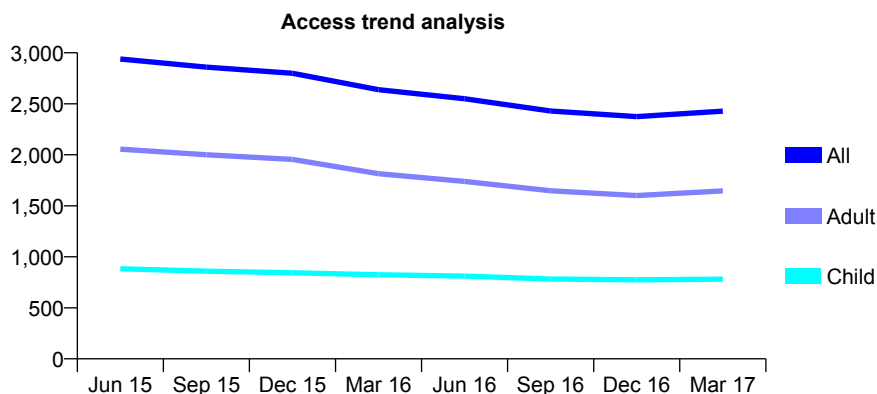
Q61 - Vital Signs At a Glance Contract Report for 110981/0001 - March 2017

Name or company name	Wellesley House Dental Practice Ltd
Contract type name	GDS Contract
Purpose of contract	General
Contract start date	01/06/2011
Contract end date	

16/17 Contracted general activity (UDA)	10,303
Carry forward general activity (UDA)	-206
16/17 Contracted orthodontic activity (UOA)	0
Carry forward orthodontic activity (UOA)	0
Baseline contract value	£332,214.13

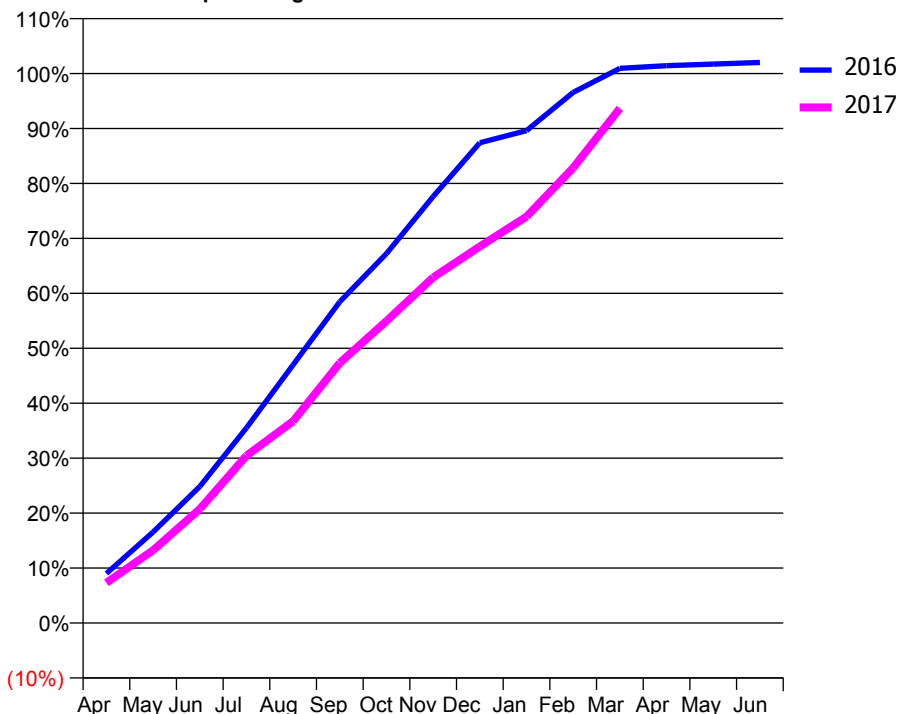
ACCESS*

Patients seen in 24 months	Total	Change since previous quarter
Quarter ending March 2016	2,639	
Quarter ending June 2016	2,550	↓
Quarter ending September 2016	2,430	↓
Quarter ending December 2016	2,375	↓
Quarter ending March 2017	2,428	↑
Variance since March 2016	(8.0%)	↓



ACTIVITY

Cumulative percentage of contracted UDA delivered 2016 & 2017



Adjusted Scheduled Activity (UDA)

Month	2016	2017
April	929	754
May	1,707	1,364
June	2,560	2,136
July	3,659	3,136
August	4,843	3,783
September	6,025	4,877
October	6,927	5,662
November	7,996	6,480
December	9,004	7,061
January	9,232	7,619
February	9,951	8,535
March	10,399	9,650
April	10,450	
May	10,480	
June	10,510	

QUALITY

	Quantity	Base Number	Contract	AT	Region	England
% of FP17s for the same patient ID Re-attending within 3 months - Children	101	1,069	9.4%	11.2%	11.8%	12.3%
% of FP17s for the same patient ID Re-attending within 3 months - Adults	259	1,823	14.2%	16.3%	17.1%	16.7%
% of FP17s for the same patient ID Re-attending between 3 & 9 months - Children	472	1,069	44.2%	42.1%	46.5%	57.6%
% of FP17s for the same patient ID Re-attending between 3 & 9 months - Adults	697	1,823	38.2%	35.0%	37.6%	50.1%
% of FP17s for Band 1 Urgent Courses	121	2,840	4.3%	10.8%	10.7%	9.1%
% of FP17s Relating to Free Repair or Replacements	28	2,840	1.0%	0.5%	0.6%	0.8%
% of FP17s Relating to Continuations	37	2,840	1.3%	0.8%	0.9%	1.2%
% of Patients satisfied with the dentistry they have received	1	1	N/A	89.3%	90.4%	92.8%
% of Patients satisfied with the time they had to wait for an appointment	1	1	N/A	80.6%	83.7%	88.7%

* This is based on patients treated on this contract for their most recent course of treatment. Figures in italics indicate the base number of FP17s or Patient Questionnaire responses are less than 100. N/A is shown where the base number of responses is less than 10 during the period. % is calculated as Quantity/Base number*100

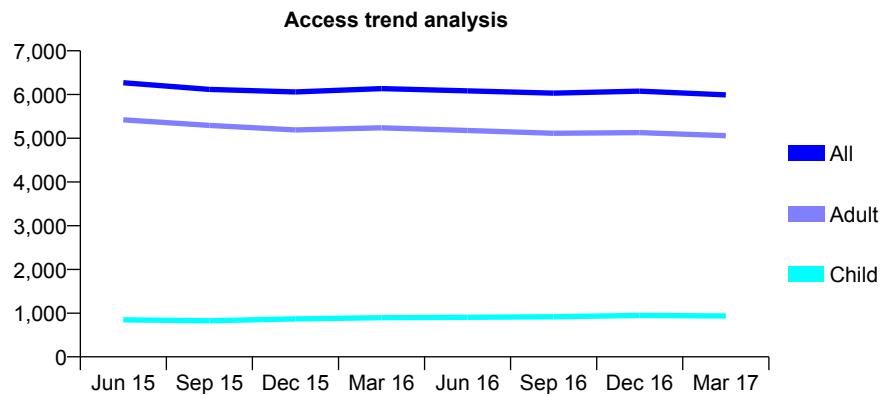
Q61 - Vital Signs At a Glance Contract Report for 111007/0001 - March 2017

Name or company name	Camden Dental Centre
Contract type name	GDS Contract
Purpose of contract	General
Contract start date	01/06/2010
Contract end date	

16/17 Contracted general activity (UDA)	20,108
Carry forward general activity (UDA)	-390
16/17 Contracted orthodontic activity (UOA)	0
Carry forward orthodontic activity (UOA)	0
Baseline contract value	£562,591.68

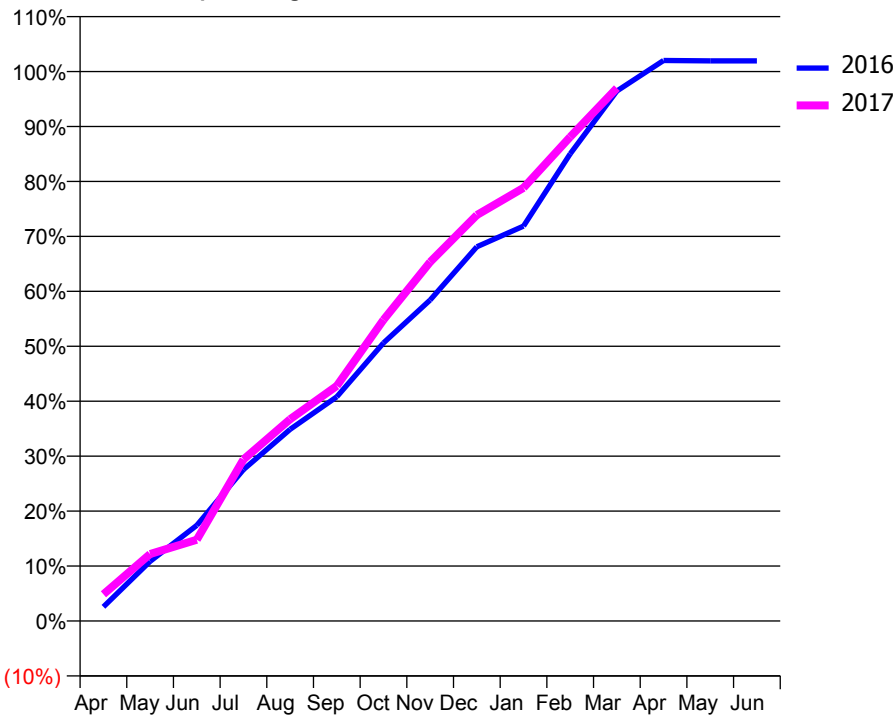
ACCESS*

Patients seen in 24 months	Total	Change since previous quarter
Quarter ending March 2016	6,134	
Quarter ending June 2016	6,084	→
Quarter ending September 2016	6,031	→
Quarter ending December 2016	6,077	→
Quarter ending March 2017	5,993	↓
Variance since March 2016	(2.3%)	↓



ACTIVITY

Cumulative percentage of contracted UDA delivered 2016 & 2017



Month	Adjusted Scheduled Activity (UDA)	
	2016	2017
April	522	980
May	2,183	2,450
June	3,503	2,973
July	5,542	5,912
August	7,014	7,387
September	8,207	8,603
October	10,174	11,022
November	11,746	13,136
December	13,694	14,855
January	14,450	15,849
February	17,095	17,718
March	19,393	19,504
April	20,509	
May	20,498	
June	20,498	

QUALITY

	Quantity	Base Number	Contract	AT	Region	England
% of FP17s for the same patient ID Re-attending within 3 months - Children	102	1,076	9.5%	11.2%	11.8%	12.3%
% of FP17s for the same patient ID Re-attending within 3 months - Adults	656	5,001	13.1%	16.3%	17.1%	16.7%
% of FP17s for the same patient ID Re-attending between 3 & 9 months - Children	380	1,076	35.3%	42.1%	46.5%	57.6%
% of FP17s for the same patient ID Re-attending between 3 & 9 months - Adults	1,576	5,001	31.5%	35.0%	37.6%	50.1%
% of FP17s for Band 1 Urgent Courses	962	5,757	16.7%	10.8%	10.7%	9.1%
% of FP17s Relating to Free Repair or Replacements	71	5,757	1.2%	0.5%	0.6%	0.8%
% of FP17s Relating to Continuations	7	5,757	0.1%	0.8%	0.9%	1.2%
% of Patients satisfied with the dentistry they have received	15	18	83.3%	89.3%	90.4%	92.8%
% of Patients satisfied with the time they had to wait for an appointment	13	18	72.2%	80.6%	83.7%	88.7%

* This is based on patients treated on this contract for their most recent course of treatment. Figures in italics indicate the base number of FP17s or Patient Questionnaire responses are less than 100. N/A is shown where the base number of responses is less than 10 during the period. % is calculated as Quantity/Base number*100

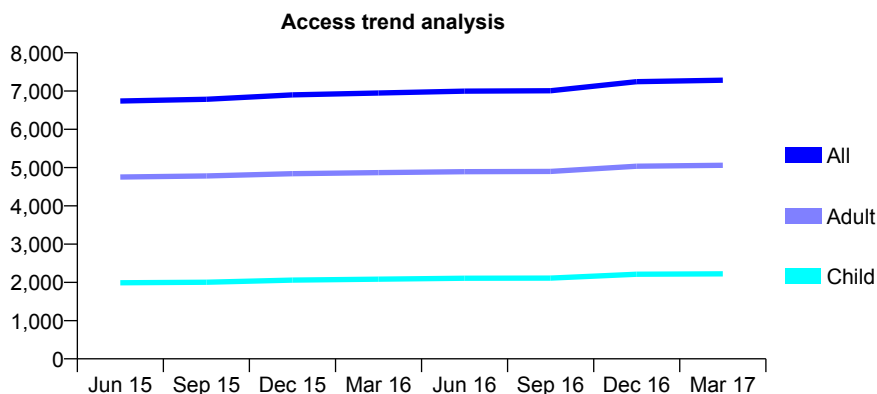
Q61 - Vital Signs At a Glance Contract Report for 11171/0001 - March 2017

Name or company name	Gale Street Limited
Contract type name	GDS Contract
Purpose of contract	General
Contract start date	01/08/2011
Contract end date	

16/17 Contracted general activity (UDA)	21,775
Carry forward general activity (UDA)	-435
16/17 Contracted orthodontic activity (UOA)	0
Carry forward orthodontic activity (UOA)	0
Baseline contract value	£702,028.34

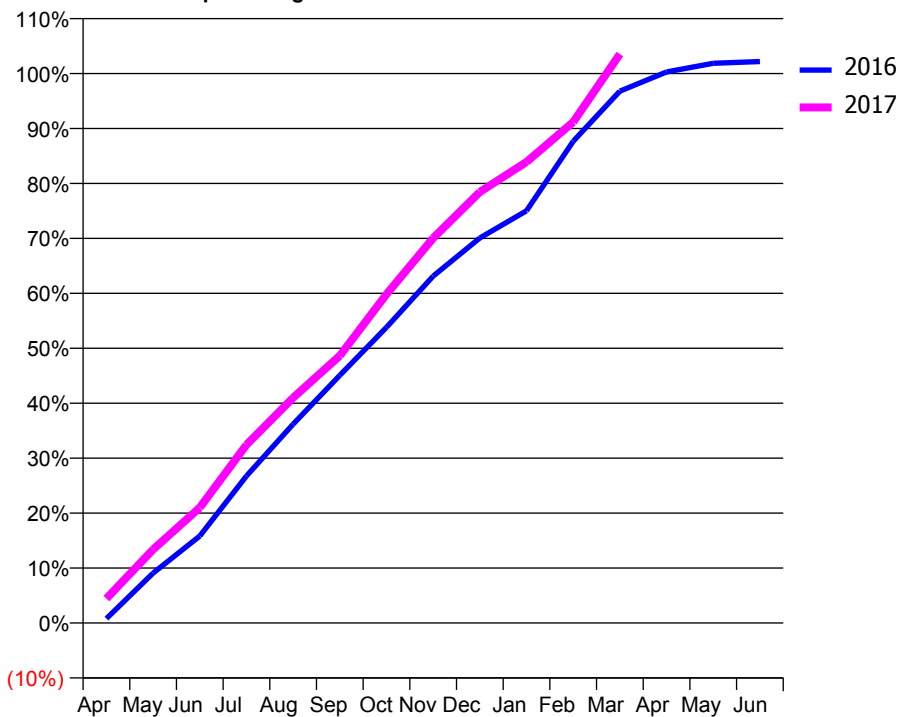
ACCESS*

Patients seen in 24 months	Total	Change since previous quarter
Quarter ending March 2016	6,950	
Quarter ending June 2016	6,999	→
Quarter ending September 2016	7,010	→
Quarter ending December 2016	7,247	↑
Quarter ending March 2017	7,282	→
Variance since March 2016	4.8%	↑



ACTIVITY

Cumulative percentage of contracted UDA delivered 2016 & 2017



Month	Adjusted Scheduled Activity (UDA)	
	2016	2017
April	179	972
May	1,978	2,915
June	3,450	4,573
July	5,827	7,060
August	7,883	8,927
September	9,818	10,594
October	11,715	13,030
November	13,748	15,250
December	15,256	17,079
January	16,338	18,270
February	19,089	19,847
March	21,077	22,547
April	21,837	
May	22,180	
June	22,248	

QUALITY

	Quantity	Base Number	Contract	AT	Region	England
% of FP17s for the same patient ID Re-attending within 3 months - Children	130	2,186	5.9%	11.2%	11.8%	12.3%
% of FP17s for the same patient ID Re-attending within 3 months - Adults	840	5,347	15.7%	16.3%	17.1%	16.7%
% of FP17s for the same patient ID Re-attending between 3 & 9 months - Children	596	2,186	27.3%	42.1%	46.5%	57.6%
% of FP17s for the same patient ID Re-attending between 3 & 9 months - Adults	1,565	5,347	29.3%	35.0%	37.6%	50.1%
% of FP17s for Band 1 Urgent Courses	615	7,064	8.7%	10.8%	10.7%	9.1%
% of FP17s Relating to Free Repair or Replacements	136	7,064	1.9%	0.5%	0.6%	0.8%
% of FP17s Relating to Continuations	108	7,064	1.5%	0.8%	0.9%	1.2%
% of Patients satisfied with the dentistry they have received	5	5	N/A	89.3%	90.4%	92.8%
% of Patients satisfied with the time they had to wait for an appointment	5	5	N/A	80.6%	83.7%	88.7%

* This is based on patients treated on this contract for their most recent course of treatment. Figures in italics indicate the base number of FP17s or Patient Questionnaire responses are less than 100. N/A is shown where the base number of responses is less than 10 during the period. % is calculated as Quantity/Base number*100

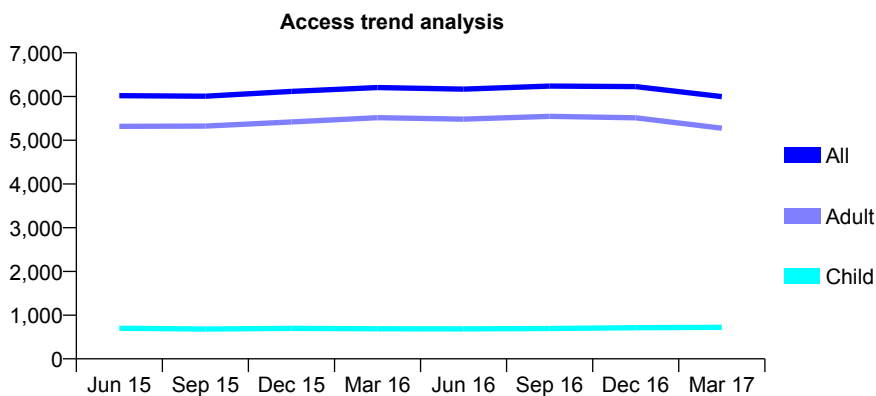
Q61 - Vital Signs At a Glance Contract Report for 113247/0001 - March 2017

Name or company name	Chalton Street Dental
Contract type name	GDS Contract
Purpose of contract	General
Contract start date	01/04/2010
Contract end date	

16/17 Contracted general activity (UDA)	14,297
Carry forward general activity (UDA)	-95
16/17 Contracted orthodontic activity (UOA)	0
Carry forward orthodontic activity (UOA)	0
Baseline contract value	£376,810.91

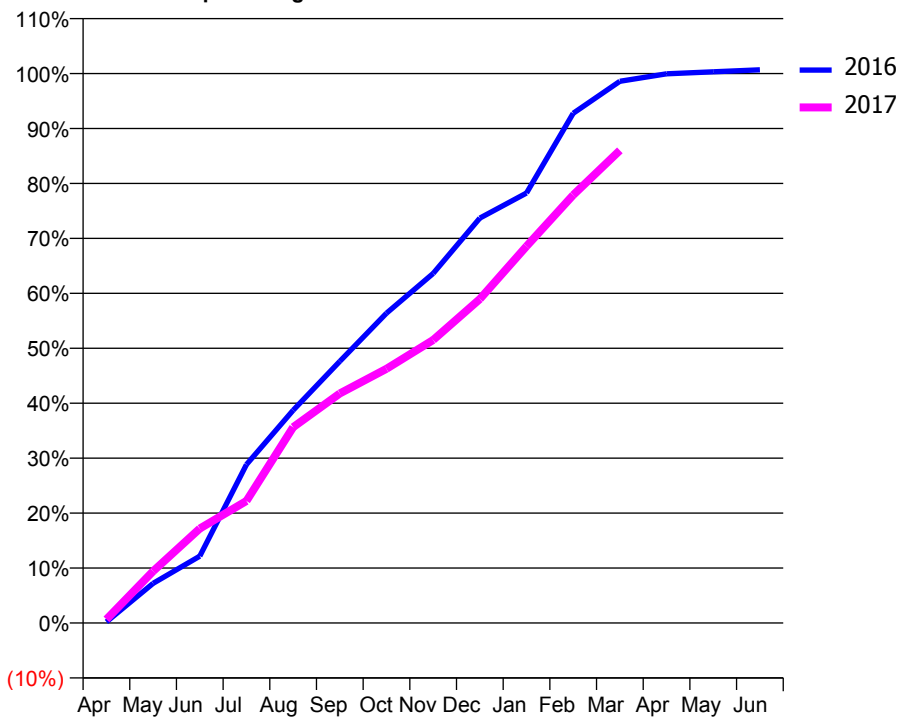
ACCESS*

Patients seen in 24 months	Total	Change since previous quarter
Quarter ending March 2016	6,204	
Quarter ending June 2016	6,168	→
Quarter ending September 2016	6,240	→
Quarter ending December 2016	6,226	→
Quarter ending March 2017	5,997	↓
Variance since March 2016	(3.3%)	↓



ACTIVITY

Cumulative percentage of contracted UDA delivered 2016 & 2017



Month	Adjusted Scheduled Activity (UDA)	
	2016	2017
April	31	95
May	1,032	1,346
June	1,741	2,458
July	4,123	3,175
August	5,536	5,095
September	6,808	5,972
October	8,063	6,614
November	9,096	7,364
December	10,536	8,430
January	11,189	9,803
February	13,262	11,134
March	14,093	12,298
April	14,288	
May	14,341	
June	14,392	

QUALITY

	Quantity	Base Number	Contract	AT	Region	England
% of FP17s for the same patient ID Re-attending within 3 months - Children	38	773	4.9%	11.2%	11.8%	12.3%
% of FP17s for the same patient ID Re-attending within 3 months - Adults	441	4,664	9.5%	16.3%	17.1%	16.7%
% of FP17s for the same patient ID Re-attending between 3 & 9 months - Children	289	773	37.4%	42.1%	46.5%	57.6%
% of FP17s for the same patient ID Re-attending between 3 & 9 months - Adults	1,730	4,664	37.1%	35.0%	37.6%	50.1%
% of FP17s for Band 1 Urgent Courses	337	5,288	6.4%	10.8%	10.7%	9.1%
% of FP17s Relating to Free Repair or Replacements	18	5,288	0.3%	0.5%	0.6%	0.8%
% of FP17s Relating to Continuations	12	5,288	0.2%	0.8%	0.9%	1.2%
% of Patients satisfied with the dentistry they have received	5	5	N/A	89.3%	90.4%	92.8%
% of Patients satisfied with the time they had to wait for an appointment	3	5	N/A	80.6%	83.7%	88.7%

* This is based on patients treated on this contract for their most recent course of treatment. Figures in italics indicate the base number of FP17s or Patient Questionnaire responses are less than 100. N/A is shown where the base number of responses is less than 10 during the period. % is calculated as Quantity/Base number*100

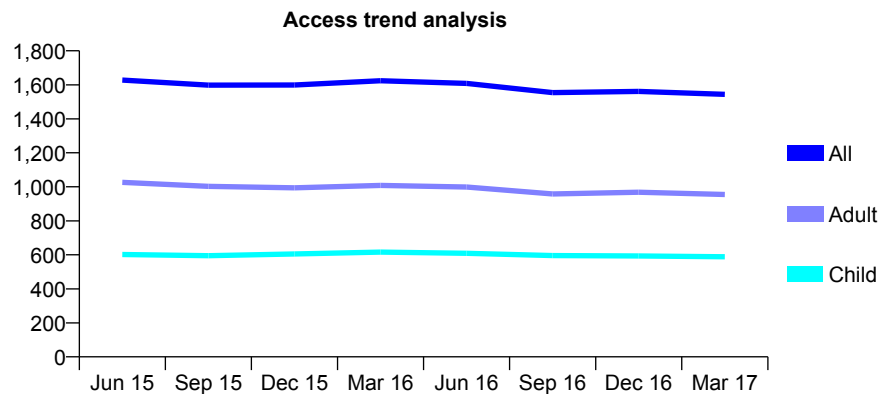
Q61 - Vital Signs At a Glance Contract Report for 114723/0001 - March 2017

Name or company name	Romford Road Dental Centre
Contract type name	GDS Contract
Purpose of contract	General
Contract start date	01/01/2011
Contract end date	

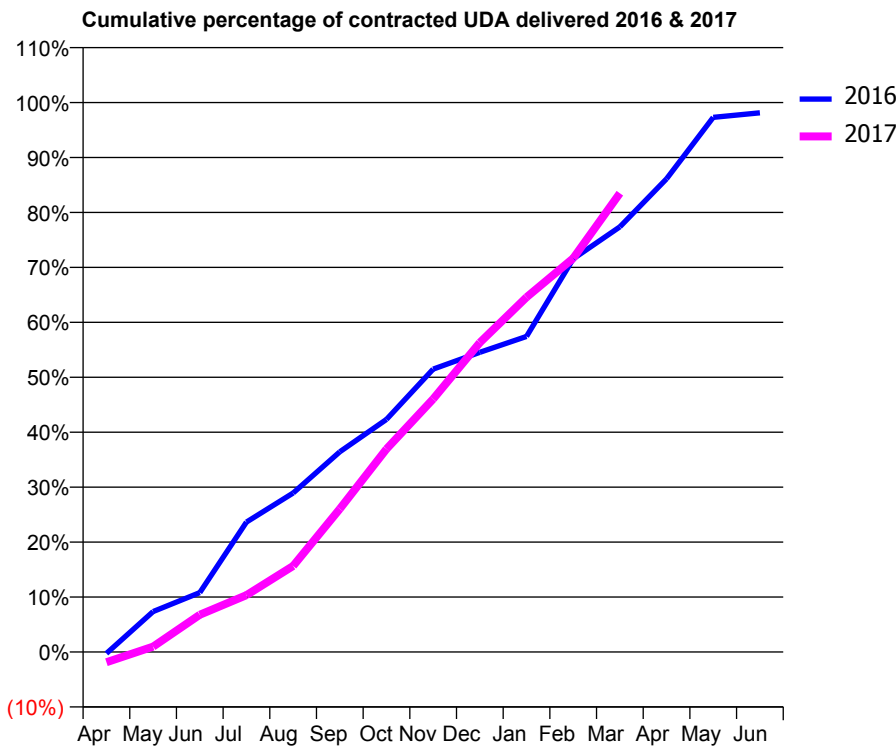
16/17 Contracted general activity (UDA)	5,482
Carry forward general activity (UDA)	103
16/17 Contracted orthodontic activity (UOA)	0
Carry forward orthodontic activity (UOA)	0
Baseline contract value	£146,878.75

ACCESS*

Patients seen in 24 months	Total	Change since previous quarter
Quarter ending March 2016	1,624	
Quarter ending June 2016	1,608	→
Quarter ending September 2016	1,554	↓
Quarter ending December 2016	1,561	→
Quarter ending March 2017	1,544	↓
Variance since March 2016	(4.9%)	↓



ACTIVITY



Month	Adjusted Scheduled Activity (UDA)	
	2016	2017
April	-15	-103
May	404	54
June	593	372
July	1,296	567
August	1,587	859
September	1,997	1,429
October	2,320	2,025
November	2,822	2,525
December	2,990	3,087
January	3,149	3,540
February	3,922	3,928
March	4,242	4,577
April	4,721	
May	5,334	
June	5,379	

QUALITY

	Quantity	Base Number	Contract	AT	Region	England
% of FP17s for the same patient ID Re-attending within 3 months - Children	54	528	10.2%	11.2%	11.8%	12.3%
% of FP17s for the same patient ID Re-attending within 3 months - Adults	97	901	10.8%	16.3%	17.1%	16.7%
% of FP17s for the same patient ID Re-attending between 3 & 9 months - Children	73	528	13.8%	42.1%	46.5%	57.6%
% of FP17s for the same patient ID Re-attending between 3 & 9 months - Adults	151	901	16.8%	35.0%	37.6%	50.1%
% of FP17s for Band 1 Urgent Courses	154	1,166	13.2%	10.8%	10.7%	9.1%
% of FP17s Relating to Free Repair or Replacements	2	1,166	0.2%	0.5%	0.6%	0.8%
% of FP17s Relating to Continuations	0	1,166	0.0%	0.8%	0.9%	1.2%
% of Patients satisfied with the dentistry they have received	0	0	N/A	89.3%	90.4%	92.8%
% of Patients satisfied with the time they had to wait for an appointment	0	0	N/A	80.6%	83.7%	88.7%

* This is based on patients treated on this contract for their most recent course of treatment. Figures in italics indicate the base number of FP17s or Patient Questionnaire responses are less than 100. N/A is shown where the base number of responses is less than 10 during the period. % is calculated as Quantity/Base number*100

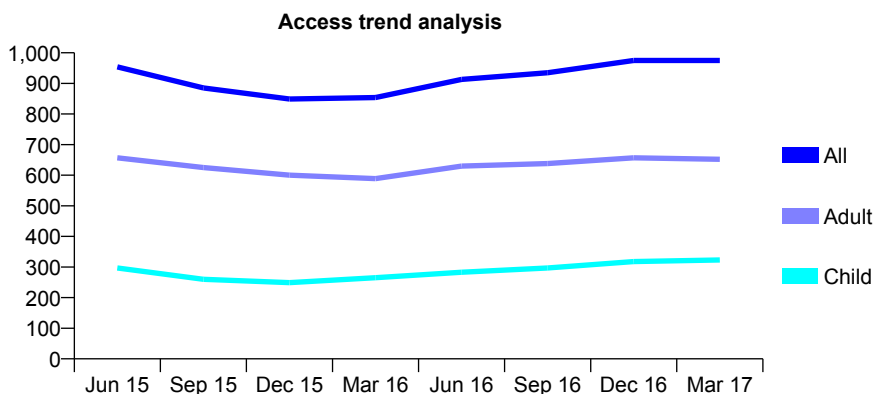
Q61 - Vital Signs At a Glance Contract Report for 115398/0001 - March 2017

Name or company name	Mrs S Hossein Pour Tehrani, Mr P Negahb:
Contract type name	GDS Contract
Purpose of contract	General
Contract start date	04/09/2013
Contract end date	

16/17 Contracted general activity (UDA)	3,202
Carry forward general activity (UDA)	5
16/17 Contracted orthodontic activity (UOA)	0
Carry forward orthodontic activity (UOA)	0
Baseline contract value	£83,884.84

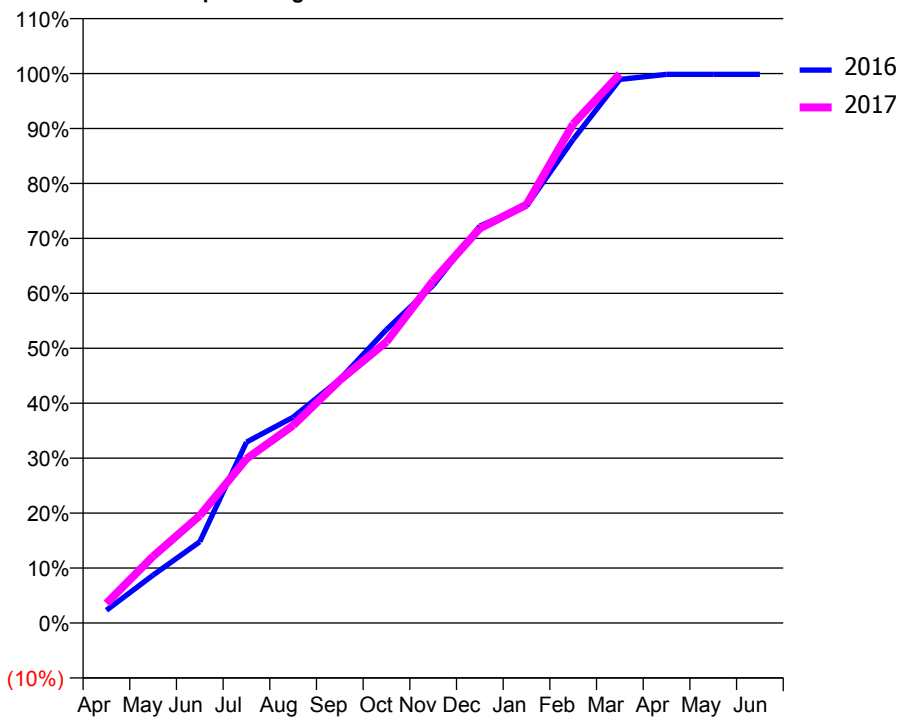
ACCESS*

Patients seen in 24 months	Total	Change since previous quarter
Quarter ending March 2016	854	
Quarter ending June 2016	913	↑
Quarter ending September 2016	935	↑
Quarter ending December 2016	975	↑
Quarter ending March 2017	975	→
Variance since March 2016	14.2%	↑



ACTIVITY

Cumulative percentage of contracted UDA delivered 2016 & 2017



Month	Adjusted Scheduled Activity (UDA)	
	2016	2017
April	74	115
May	279	389
June	473	626
July	1,054	957
August	1,199	1,151
September	1,420	1,414
October	1,710	1,638
November	1,968	1,994
December	2,313	2,300
January	2,430	2,438
February	2,818	2,908
March	3,167	3,199
April	3,197	
May	3,197	
June	3,197	

QUALITY

	Quantity	Base Number	Contract	AT	Region	England
% of FP17s for the same patient ID Re-attending within 3 months - Children	11	416	2.6%	11.2%	11.8%	12.3%
% of FP17s for the same patient ID Re-attending within 3 months - Adults	37	690	5.4%	16.3%	17.1%	16.7%
% of FP17s for the same patient ID Re-attending between 3 & 9 months - Children	130	416	31.3%	42.1%	46.5%	57.6%
% of FP17s for the same patient ID Re-attending between 3 & 9 months - Adults	174	690	25.2%	35.0%	37.6%	50.1%
% of FP17s for Band 1 Urgent Courses	150	1,094	13.7%	10.8%	10.7%	9.1%
% of FP17s Relating to Free Repair or Replacements	0	1,094	0.0%	0.5%	0.6%	0.8%
% of FP17s Relating to Continuations	0	1,094	0.0%	0.8%	0.9%	1.2%
% of Patients satisfied with the dentistry they have received	0	0	N/A	89.3%	90.4%	92.8%
% of Patients satisfied with the time they had to wait for an appointment	0	0	N/A	80.6%	83.7%	88.7%

* This is based on patients treated on this contract for their most recent course of treatment. Figures in italics indicate the base number of FP17s or Patient Questionnaire responses are less than 100. N/A is shown where the base number of responses is less than 10 during the period. % is calculated as Quantity/Base number*100

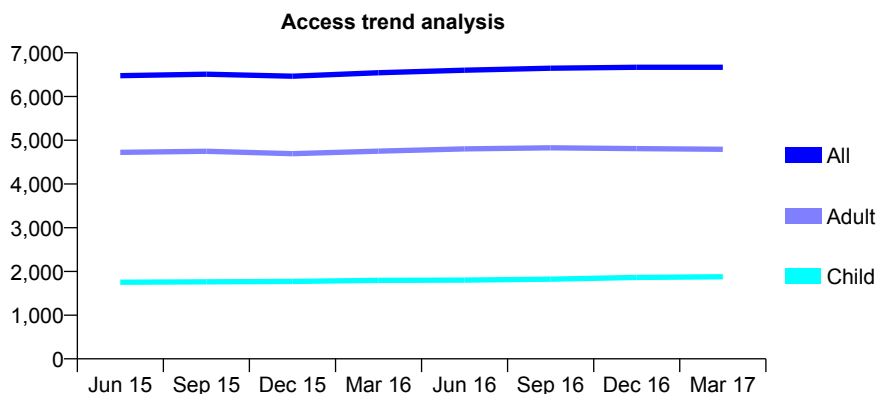
Q61 - Vital Signs At a Glance Contract Report for 117021/0001 - March 2017

Name or company name	N12 Dental Care
Contract type name	GDS Contract
Purpose of contract	General
Contract start date	01/11/2007
Contract end date	

16/17 Contracted general activity (UDA)	17,477
Carry forward general activity (UDA)	32
16/17 Contracted orthodontic activity (UOA)	0
Carry forward orthodontic activity (UOA)	0
Baseline contract value	£428,599.35

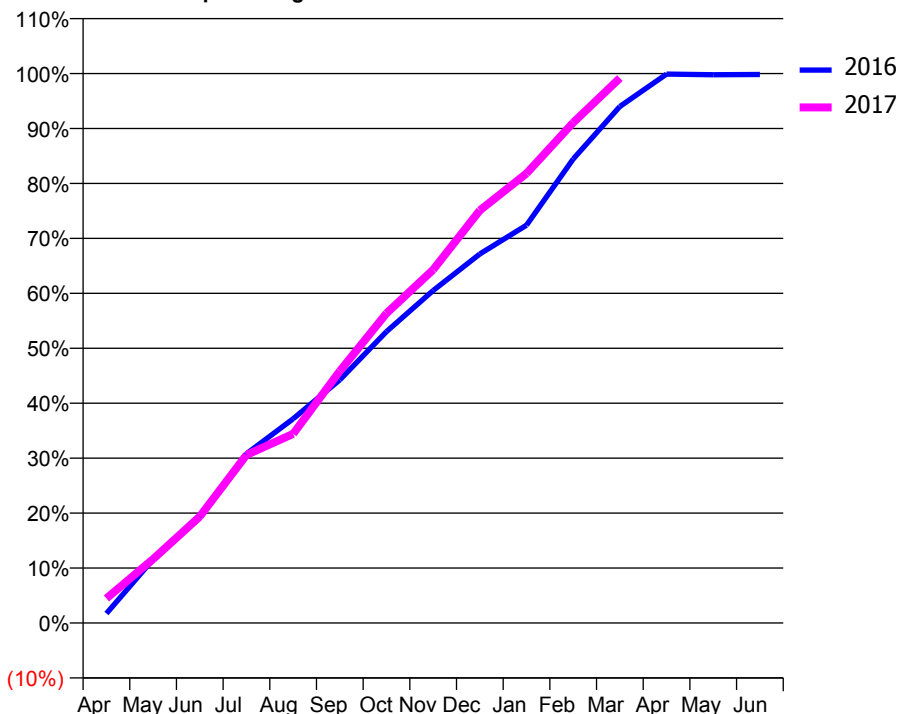
ACCESS*

Patients seen in 24 months	Total	Change since previous quarter
Quarter ending March 2016	6,544	
Quarter ending June 2016	6,602	→
Quarter ending September 2016	6,648	→
Quarter ending December 2016	6,670	→
Quarter ending March 2017	6,668	→
Variance since March 2016	1.9%	→



ACTIVITY

Cumulative percentage of contracted UDA delivered 2016 & 2017



Month	Adjusted Scheduled Activity (UDA)	
	2016	2017
April	305	782
May	2,026	2,035
June	3,363	3,388
July	5,385	5,346
August	6,497	6,017
September	7,735	8,015
October	9,267	9,850
November	10,577	11,235
December	11,737	13,122
January	12,654	14,297
February	14,758	15,916
March	16,429	17,332
April	17,460	
May	17,437	
June	17,445	

QUALITY

	Quantity	Base Number	Contract	AT	Region	England
% of FP17s for the same patient ID Re-attending within 3 months - Children	173	2,356	7.3%	11.2%	11.8%	12.3%
% of FP17s for the same patient ID Re-attending within 3 months - Adults	794	5,185	15.3%	16.3%	17.1%	16.7%
% of FP17s for the same patient ID Re-attending between 3 & 9 months - Children	1,057	2,356	44.9%	42.1%	46.5%	57.6%
% of FP17s for the same patient ID Re-attending between 3 & 9 months - Adults	1,869	5,185	36.0%	35.0%	37.6%	50.1%
% of FP17s for Band 1 Urgent Courses	785	7,132	11.0%	10.8%	10.7%	9.1%
% of FP17s Relating to Free Repair or Replacements	2	7,132	0.0%	0.5%	0.6%	0.8%
% of FP17s Relating to Continuations	76	7,132	1.1%	0.8%	0.9%	1.2%
% of Patients satisfied with the dentistry they have received	5	6	N/A	89.3%	90.4%	92.8%
% of Patients satisfied with the time they had to wait for an appointment	5	6	N/A	80.6%	83.7%	88.7%

* This is based on patients treated on this contract for their most recent course of treatment. Figures in italics indicate the base number of FP17s or Patient Questionnaire responses are less than 100. N/A is shown where the base number of responses is less than 10 during the period. % is calculated as Quantity/Base number*100

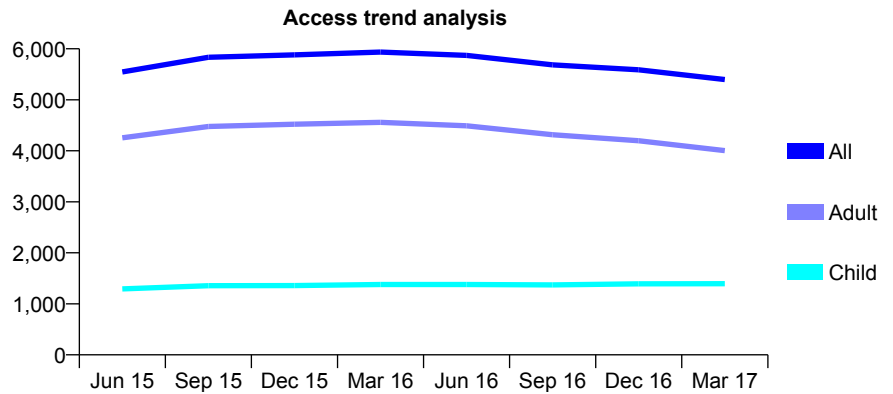
Q61 - Vital Signs At a Glance Contract Report for 117439/0001 - March 2017

Name or company name	Wapping Dental Centre
Contract type name	GDS Contract
Purpose of contract	General
Contract start date	01/04/2013
Contract end date	

16/17 Contracted general activity (UDA)	14,000
Carry forward general activity (UDA)	0
16/17 Contracted orthodontic activity (UOA)	0
Carry forward orthodontic activity (UOA)	0
Baseline contract value	£467,689.53

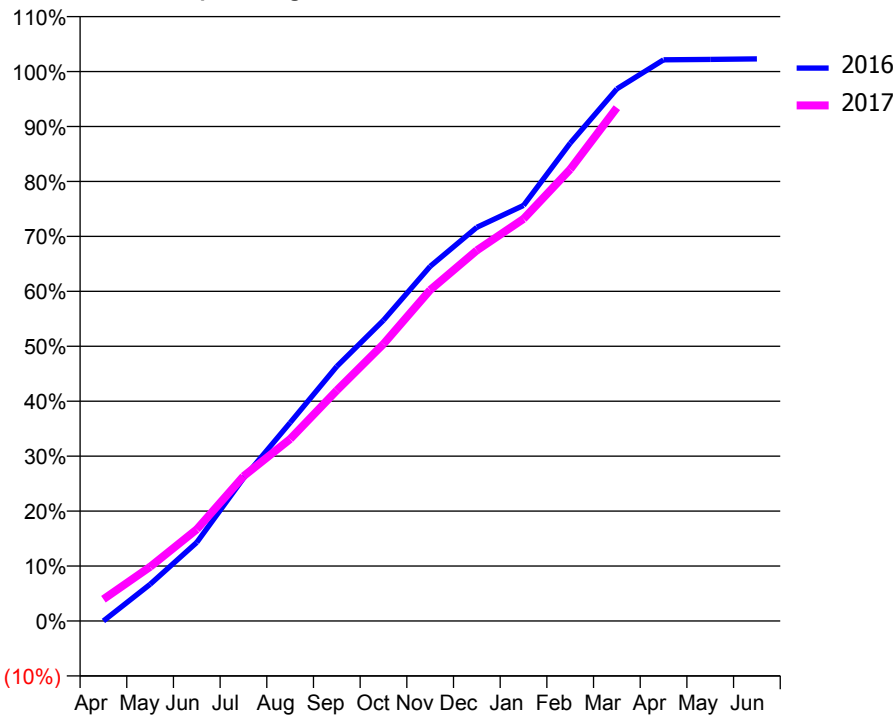
ACCESS*

Patients seen in 24 months	Total	Change since previous quarter
Quarter ending March 2016	5,937	
Quarter ending June 2016	5,871	↓
Quarter ending September 2016	5,686	↓
Quarter ending December 2016	5,588	↓
Quarter ending March 2017	5,398	↓
Variance since March 2016	(9.1%)	↓



ACTIVITY

Cumulative percentage of contracted UDA delivered 2016 & 2017



Month	Adjusted Scheduled Activity (UDA)	
	2016	2017
April	0	554
May	938	1,381
June	2,003	2,334
July	3,636	3,688
August	5,052	4,635
September	6,489	5,875
October	7,663	7,056
November	9,036	8,433
December	10,030	9,444
January	10,587	10,246
February	12,174	11,510
March	13,556	13,079
April	14,296	
May	14,306	
June	14,321	

QUALITY

	Quantity	Base Number	Contract	AT	Region	England
% of FP17s for the same patient ID Re-attending within 3 months - Children	154	1,916	8.0%	11.2%	11.8%	12.3%
% of FP17s for the same patient ID Re-attending within 3 months - Adults	690	4,697	14.7%	16.3%	17.1%	16.7%
% of FP17s for the same patient ID Re-attending between 3 & 9 months - Children	921	1,916	48.1%	42.1%	46.5%	57.6%
% of FP17s for the same patient ID Re-attending between 3 & 9 months - Adults	1,928	4,697	41.0%	35.0%	37.6%	50.1%
% of FP17s for Band 1 Urgent Courses	849	6,207	13.7%	10.8%	10.7%	9.1%
% of FP17s Relating to Free Repair or Replacements	24	6,207	0.4%	0.5%	0.6%	0.8%
% of FP17s Relating to Continuations	13	6,207	0.2%	0.8%	0.9%	1.2%
% of Patients satisfied with the dentistry they have received	2	2	N/A	89.3%	90.4%	92.8%
% of Patients satisfied with the time they had to wait for an appointment	1	2	N/A	80.6%	83.7%	88.7%

* This is based on patients treated on this contract for their most recent course of treatment. Figures in italics indicate the base number of FP17s or Patient Questionnaire responses are less than 100. N/A is shown where the base number of responses is less than 10 during the period. % is calculated as Quantity/Base number*100

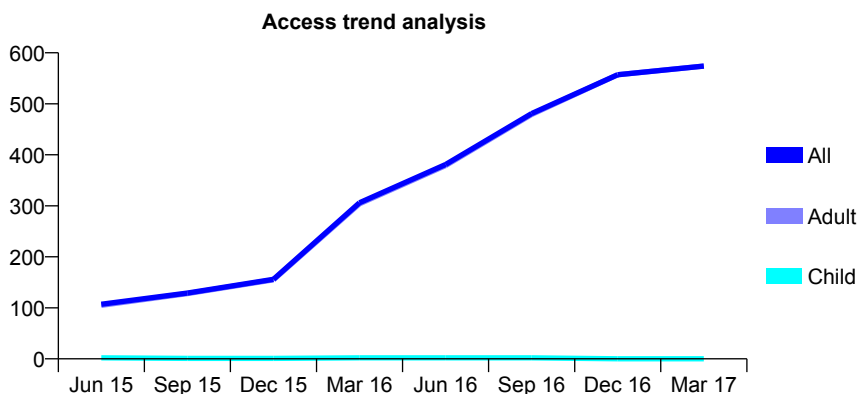
Q61 - Vital Signs At a Glance Contract Report for 118001/0006 - March 2017

Name or company name	Community Dental Service
Contract type name	PDS Contract
Purpose of contract	General
Contract start date	01/04/2014
Contract end date	31/03/2017

16/17 Contracted general activity (UDA)	900
Carry forward general activity (UDA)	0
16/17 Contracted orthodontic activity (UOA)	0
Carry forward orthodontic activity (UOA)	0
Baseline contract value	£55,988.37

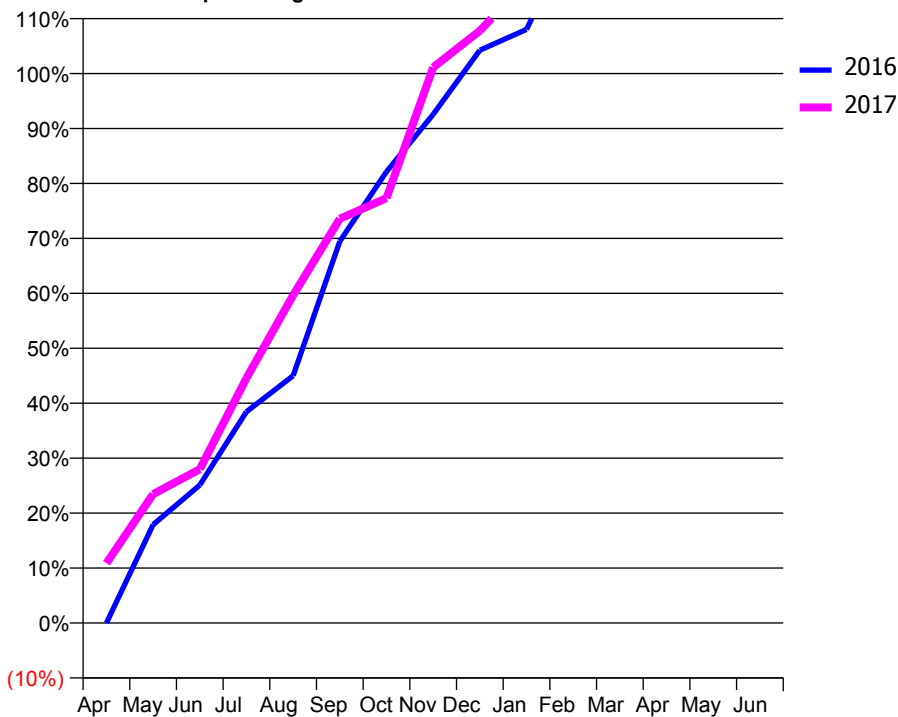
ACCESS*

Patients seen in 24 months	Total	Change since previous quarter
Quarter ending March 2016	306	
Quarter ending June 2016	381	↑
Quarter ending September 2016	481	↑
Quarter ending December 2016	557	↑
Quarter ending March 2017	574	↑
Variance since March 2016	87.6%	↑



ACTIVITY

Cumulative percentage of contracted UDA delivered 2016 & 2017



Month	Adjusted Scheduled Activity (UDA)	
	2016	2017
April	0	98
May	161	211
June	226	252
July	346	401
August	405	537
September	625	662
October	739	696
November	833	910
December	938	970
January	972	1,049
February	1,128	1,132
March	1,297	1,288
April	1,355	
May	1,359	
June	1,359	

QUALITY

	Quantity	Base Number	Contract	AT	Region	England
% of FP17s for the same patient ID Re-attending within 3 months - Children	0	1	0.0%	11.2%	11.8%	12.3%
% of FP17s for the same patient ID Re-attending within 3 months - Adults	4	589	0.7%	16.3%	17.1%	16.7%
% of FP17s for the same patient ID Re-attending between 3 & 9 months - Children	0	1	0.0%	42.1%	46.5%	57.6%
% of FP17s for the same patient ID Re-attending between 3 & 9 months - Adults	2	589	0.3%	35.0%	37.6%	50.1%
% of FP17s for Band 1 Urgent Courses	0	554	0.0%	10.8%	10.7%	9.1%
% of FP17s Relating to Free Repair or Replacements	0	554	0.0%	0.5%	0.6%	0.8%
% of FP17s Relating to Continuations	0	554	0.0%	0.8%	0.9%	1.2%
% of Patients satisfied with the dentistry they have received	0	0	N/A	89.3%	90.4%	92.8%
% of Patients satisfied with the time they had to wait for an appointment	0	0	N/A	80.6%	83.7%	88.7%

* This is based on patients treated on this contract for their most recent course of treatment. Figures in italics indicate the base number of FP17s or Patient Questionnaire responses are less than 100. N/A is shown where the base number of responses is less than 10 during the period. % is calculated as Quantity/Base number*100

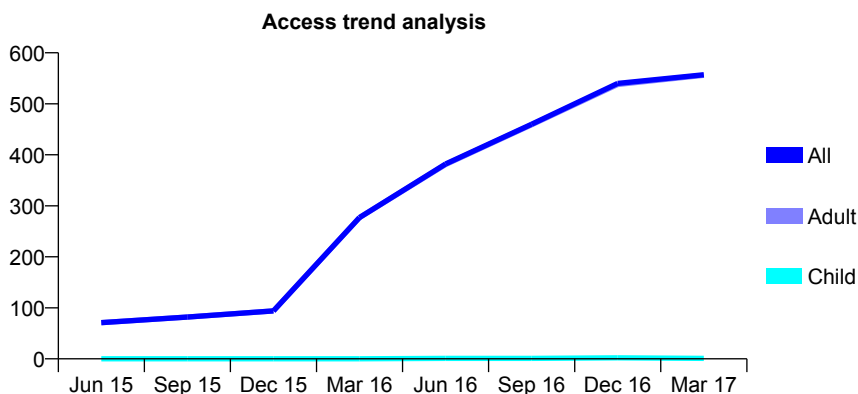
Q61 - Vital Signs At a Glance Contract Report for 118001/0007 - March 2017

Name or company name	Community Dental Service
Contract type name	PDS Contract
Purpose of contract	General
Contract start date	01/04/2014
Contract end date	31/03/2017

16/17 Contracted general activity (UDA)	900
Carry forward general activity (UDA)	0
16/17 Contracted orthodontic activity (UOA)	0
Carry forward orthodontic activity (UOA)	0
Baseline contract value	£55,988.37

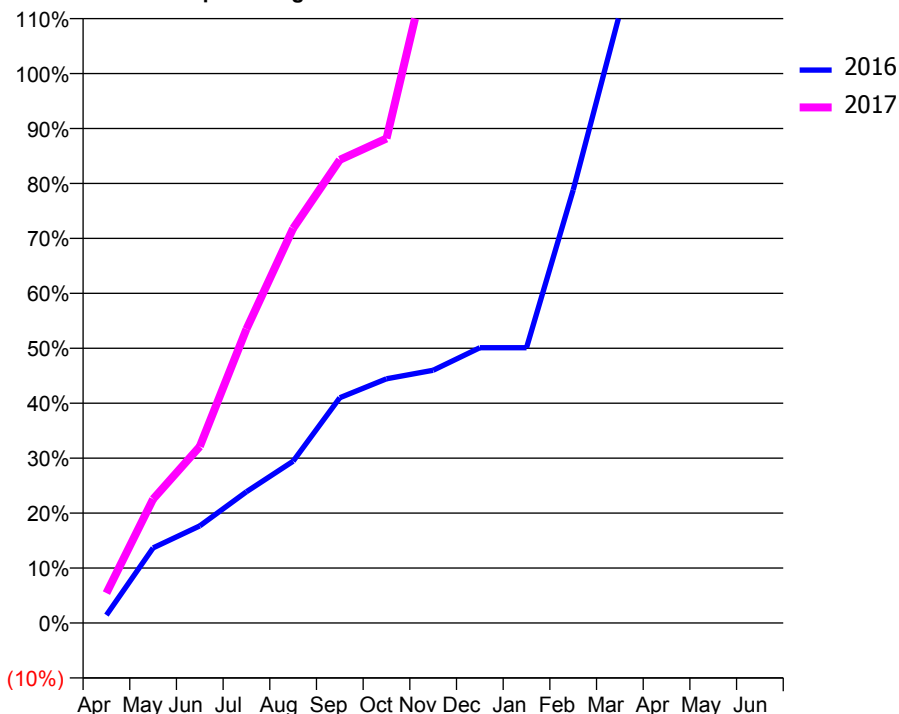
ACCESS*

Patients seen in 24 months	Total	Change since previous quarter
Quarter ending March 2016	277	
Quarter ending June 2016	382	↑
Quarter ending September 2016	460	↑
Quarter ending December 2016	540	↑
Quarter ending March 2017	557	↑
Variance since March 2016	101.1%	↑



ACTIVITY

Cumulative percentage of contracted UDA delivered 2016 & 2017



Month	Adjusted Scheduled Activity (UDA)	
	2016	2017
April	13	49
May	123	203
June	159	289
July	215	481
August	265	646
September	369	759
October	400	794
November	414	1,115
December	451	1,133
January	451	1,227
February	709	1,339
March	998	1,577
April	1,056	
May	1,062	
June	1,062	

QUALITY

	Quantity	Base Number	Contract	AT	Region	England
% of FP17s for the same patient ID Re-attending within 3 months - Children	0	5	0.0%	11.2%	11.8%	12.3%
% of FP17s for the same patient ID Re-attending within 3 months - Adults	7	598	1.2%	16.3%	17.1%	16.7%
% of FP17s for the same patient ID Re-attending between 3 & 9 months - Children	0	5	0.0%	42.1%	46.5%	57.6%
% of FP17s for the same patient ID Re-attending between 3 & 9 months - Adults	2	598	0.3%	35.0%	37.6%	50.1%
% of FP17s for Band 1 Urgent Courses	3	577	0.5%	10.8%	10.7%	9.1%
% of FP17s Relating to Free Repair or Replacements	0	577	0.0%	0.5%	0.6%	0.8%
% of FP17s Relating to Continuations	1	577	0.2%	0.8%	0.9%	1.2%
% of Patients satisfied with the dentistry they have received	1	1	N/A	89.3%	90.4%	92.8%
% of Patients satisfied with the time they had to wait for an appointment	0	1	N/A	80.6%	83.7%	88.7%

* This is based on patients treated on this contract for their most recent course of treatment. Figures in italics indicate the base number of FP17s or Patient Questionnaire responses are less than 100. N/A is shown where the base number of responses is less than 10 during the period. % is calculated as Quantity/Base number*100

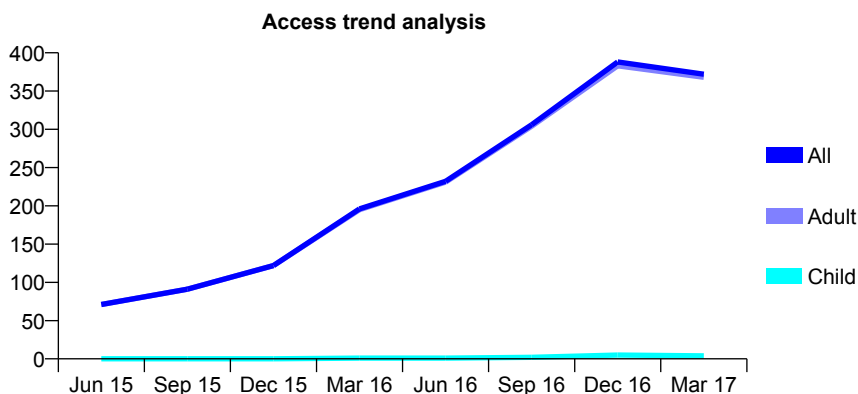
Q61 - Vital Signs At a Glance Contract Report for 118001/0008 - March 2017

Name or company name	Community Dental Service
Contract type name	PDS Contract
Purpose of contract	General
Contract start date	01/04/2014
Contract end date	31/03/2017

16/17 Contracted general activity (UDA)	900
Carry forward general activity (UDA)	33
16/17 Contracted orthodontic activity (UOA)	0
Carry forward orthodontic activity (UOA)	0
Baseline contract value	£55,988.37

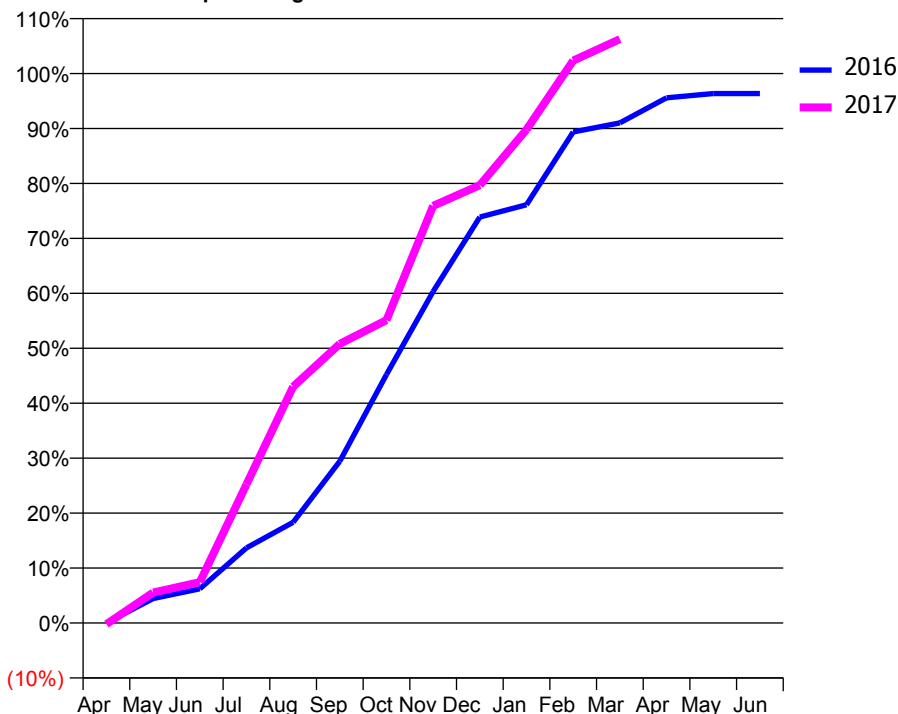
ACCESS*

Patients seen in 24 months	Total	Change since previous quarter
Quarter ending March 2016	196	
Quarter ending June 2016	232	↑
Quarter ending September 2016	306	↑
Quarter ending December 2016	388	↑
Quarter ending March 2017	372	↓
Variance since March 2016	89.8%	↑



ACTIVITY

Cumulative percentage of contracted UDA delivered 2016 & 2017



Month	Adjusted Scheduled Activity (UDA)	
	2016	2017
April	0	-2
May	40	50
June	56	67
July	123	227
August	165	387
September	265	457
October	407	496
November	543	683
December	665	717
January	685	808
February	804	921
March	819	956
April	860	
May	867	
June	867	

QUALITY

	Quantity	Base Number	Contract	AT	Region	England
% of FP17s for the same patient ID Re-attending within 3 months - Children	0	5	0.0%	11.2%	11.8%	12.3%
% of FP17s for the same patient ID Re-attending within 3 months - Adults	1	409	0.2%	16.3%	17.1%	16.7%
% of FP17s for the same patient ID Re-attending between 3 & 9 months - Children	0	5	0.0%	42.1%	46.5%	57.6%
% of FP17s for the same patient ID Re-attending between 3 & 9 months - Adults	1	409	0.2%	35.0%	37.6%	50.1%
% of FP17s for Band 1 Urgent Courses	1	385	0.3%	10.8%	10.7%	9.1%
% of FP17s Relating to Free Repair or Replacements	0	385	0.0%	0.5%	0.6%	0.8%
% of FP17s Relating to Continuations	1	385	0.3%	0.8%	0.9%	1.2%
% of Patients satisfied with the dentistry they have received	0	0	N/A	89.3%	90.4%	92.8%
% of Patients satisfied with the time they had to wait for an appointment	0	0	N/A	80.6%	83.7%	88.7%

* This is based on patients treated on this contract for their most recent course of treatment. Figures in italics indicate the base number of FP17s or Patient Questionnaire responses are less than 100. N/A is shown where the base number of responses is less than 10 during the period. % is calculated as Quantity/Base number*100

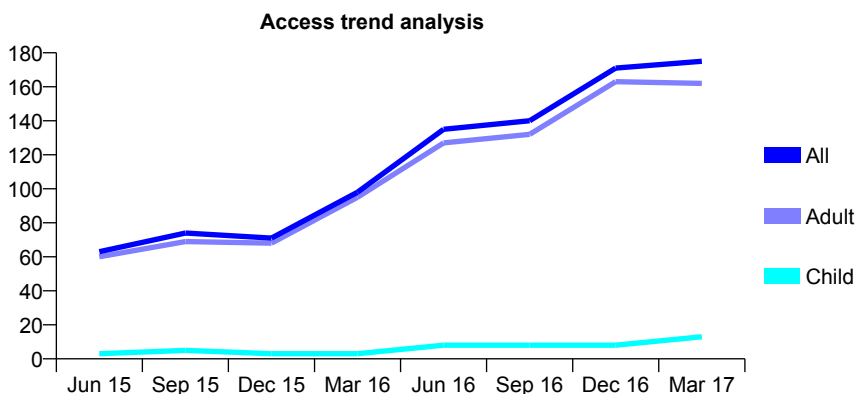
Q61 - Vital Signs At a Glance Contract Report for 118052/0001 - March 2017

Name or company name	Newham Family Dental Care Ltd
Contract type name	PDS Contract
Purpose of contract	General
Contract start date	20/04/2009
Contract end date	31/03/2019

16/17 Contracted general activity (UDA)	200
Carry forward general activity (UDA)	0
16/17 Contracted orthodontic activity (UOA)	0
Carry forward orthodontic activity (UOA)	0
Baseline contract value	£48,983.70

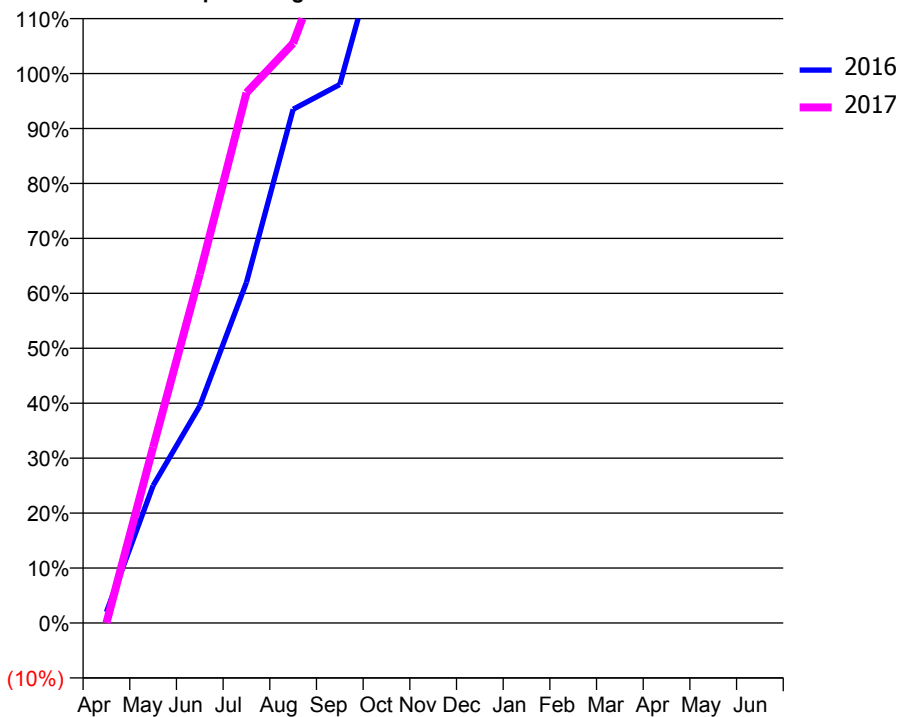
ACCESS*

Patients seen in 24 months	Total	Change since previous quarter
Quarter ending March 2016	98	
Quarter ending June 2016	135	↑
Quarter ending September 2016	140	↑
Quarter ending December 2016	171	↑
Quarter ending March 2017	175	↑
Variance since March 2016	78.6%	↑



ACTIVITY

Cumulative percentage of contracted UDA delivered 2016 & 2017



Month	Adjusted Scheduled Activity (UDA)	
	2016	2017
April	4	0
May	50	64
June	79	127
July	124	193
August	187	211
September	196	256
October	257	332
November	317	378
December	401	410
January	401	482
February	503	532
March	565	586
April	592	
May	592	
June	592	

QUALITY

	Quantity	Base Number	Contract	AT	Region	England
% of FP17s for the same patient ID Re-attending within 3 months - Children	1	22	4.5%	11.2%	11.8%	12.3%
% of FP17s for the same patient ID Re-attending within 3 months - Adults	1	186	0.5%	16.3%	17.1%	16.7%
% of FP17s for the same patient ID Re-attending between 3 & 9 months - Children	0	22	0.0%	42.1%	46.5%	57.6%
% of FP17s for the same patient ID Re-attending between 3 & 9 months - Adults	0	186	0.0%	35.0%	37.6%	50.1%
% of FP17s for Band 1 Urgent Courses	3	199	1.5%	10.8%	10.7%	9.1%
% of FP17s Relating to Free Repair or Replacements	0	199	0.0%	0.5%	0.6%	0.8%
% of FP17s Relating to Continuations	0	199	0.0%	0.8%	0.9%	1.2%
% of Patients satisfied with the dentistry they have received	0	0	N/A	89.3%	90.4%	92.8%
% of Patients satisfied with the time they had to wait for an appointment	0	0	N/A	80.6%	83.7%	88.7%

* This is based on patients treated on this contract for their most recent course of treatment. Figures in italics indicate the base number of FP17s or Patient Questionnaire responses are less than 100. N/A is shown where the base number of responses is less than 10 during the period. % is calculated as Quantity/Base number*100

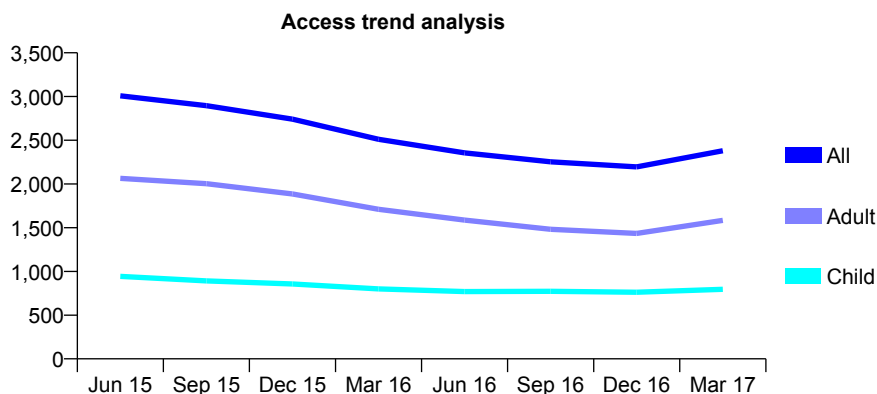
Q61 - Vital Signs At a Glance Contract Report for 118206/0001 - March 2017

Name or company name	Mr Chirag Patel and Mr Manish Patel
Contract type name	GDS Contract
Purpose of contract	General
Contract start date	01/06/2011
Contract end date	

16/17 Contracted general activity (UDA)	5,643
Carry forward general activity (UDA)	173
16/17 Contracted orthodontic activity (UOA)	0
Carry forward orthodontic activity (UOA)	0
Baseline contract value	£153,293.21

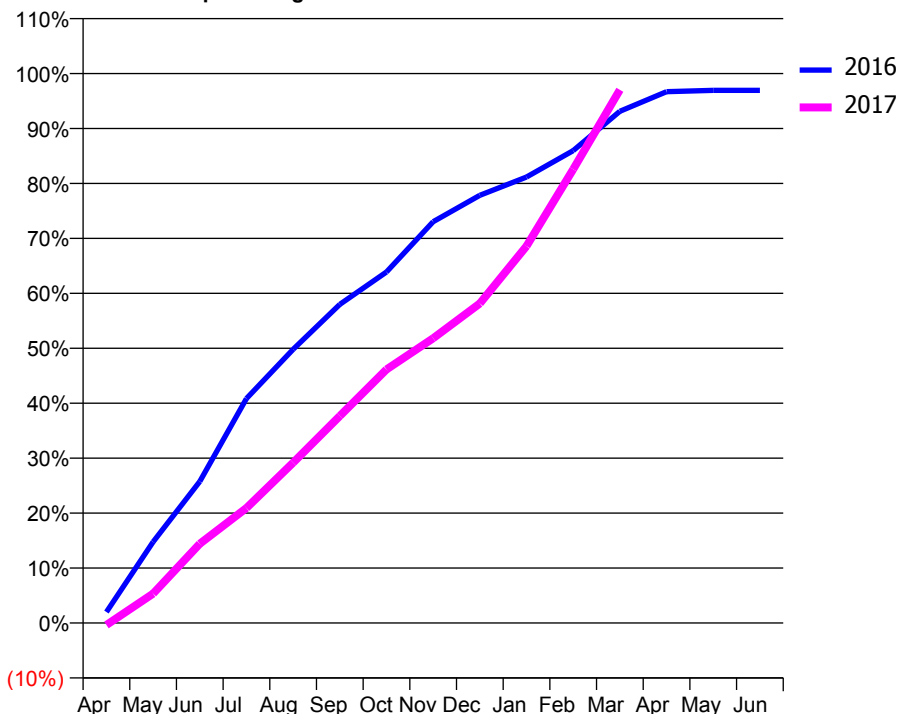
ACCESS*

Patients seen in 24 months	Total	Change since previous quarter
Quarter ending March 2016	2,511	
Quarter ending June 2016	2,356	↓
Quarter ending September 2016	2,254	↓
Quarter ending December 2016	2,196	↓
Quarter ending March 2017	2,380	↑
Variance since March 2016	(5.2%)	↓



ACTIVITY

Cumulative percentage of contracted UDA delivered 2016 & 2017



Month	Adjusted Scheduled Activity (UDA)	
	2016	2017
April	113	-21
May	833	302
June	1,454	814
July	2,305	1,181
August	2,811	1,646
September	3,272	2,126
October	3,605	2,604
November	4,121	2,924
December	4,393	3,282
January	4,580	3,871
February	4,851	4,659
March	5,255	5,475
April	5,457	
May	5,470	
June	5,470	

QUALITY

	Quantity	Base Number	Contract	AT	Region	England
% of FP17s for the same patient ID Re-attending within 3 months - Children	75	1,050	7.1%	11.2%	11.8%	12.3%
% of FP17s for the same patient ID Re-attending within 3 months - Adults	232	1,696	13.7%	16.3%	17.1%	16.7%
% of FP17s for the same patient ID Re-attending between 3 & 9 months - Children	463	1,050	44.1%	42.1%	46.5%	57.6%
% of FP17s for the same patient ID Re-attending between 3 & 9 months - Adults	429	1,696	25.3%	35.0%	37.6%	50.1%
% of FP17s for Band 1 Urgent Courses	319	2,665	12.0%	10.8%	10.7%	9.1%
% of FP17s Relating to Free Repair or Replacements	2	2,665	0.1%	0.5%	0.6%	0.8%
% of FP17s Relating to Continuations	30	2,665	1.1%	0.8%	0.9%	1.2%
% of Patients satisfied with the dentistry they have received	1	1	N/A	89.3%	90.4%	92.8%
% of Patients satisfied with the time they had to wait for an appointment	1	1	N/A	80.6%	83.7%	88.7%

* This is based on patients treated on this contract for their most recent course of treatment. Figures in italics indicate the base number of FP17s or Patient Questionnaire responses are less than 100. N/A is shown where the base number of responses is less than 10 during the period. % is calculated as Quantity/Base number*100

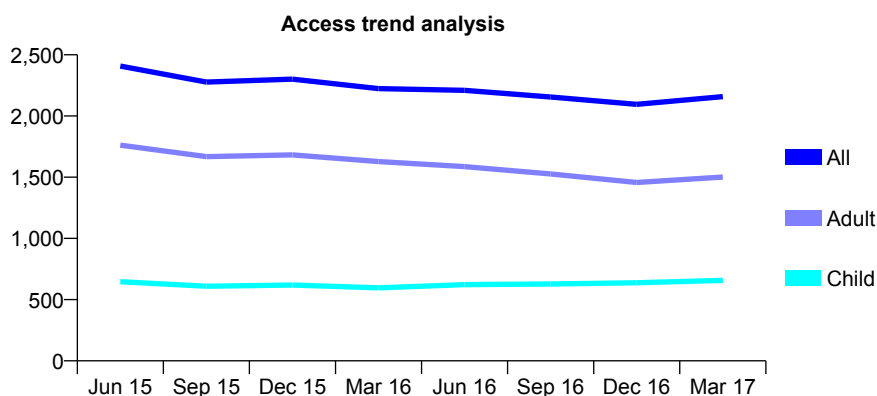
Q61 - Vital Signs At a Glance Contract Report for 118206/0002 - March 2017

Name or company name	Mr Chirag Patel and Mr Manish Patel
Contract type name	GDS Contract
Purpose of contract	General
Contract start date	01/10/2011
Contract end date	

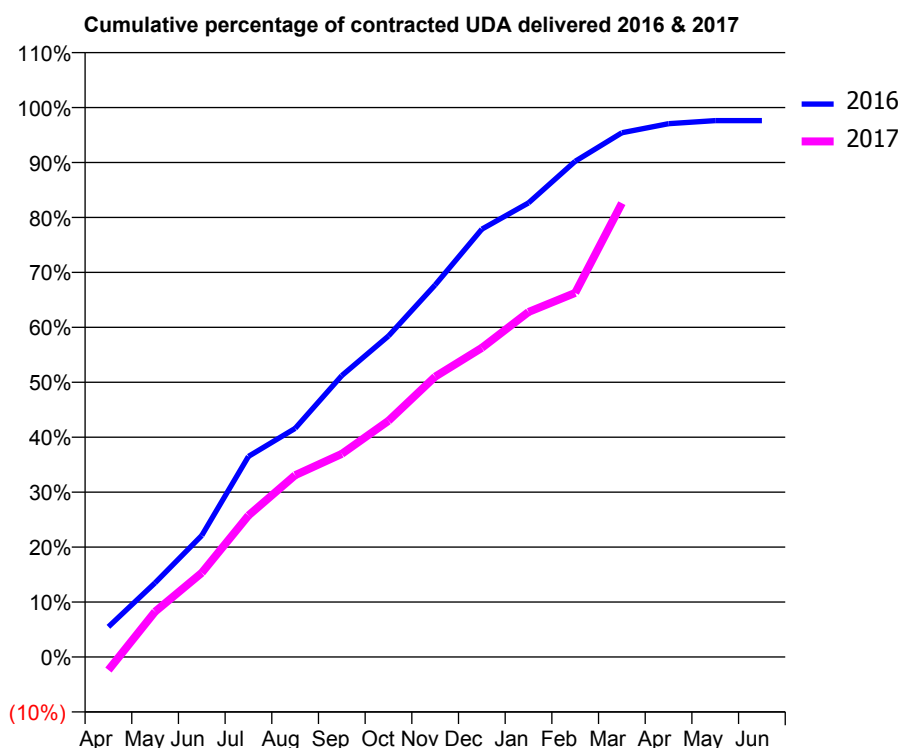
16/17 Contracted general activity (UDA)	4,674
Carry forward general activity (UDA)	112
16/17 Contracted orthodontic activity (UOA)	0
Carry forward orthodontic activity (UOA)	0
Baseline contract value	£127,905.12

ACCESS*

Patients seen in 24 months	Total	Change since previous quarter
Quarter ending March 2016	2,224	
Quarter ending June 2016	2,210	→
Quarter ending September 2016	2,155	↓
Quarter ending December 2016	2,095	↓
Quarter ending March 2017	2,159	↑
Variance since March 2016	(2.9%)	↓



ACTIVITY



Month	Adjusted Scheduled Activity (UDA)	
	2016	2017
April	256	-112
May	631	386
June	1,034	717
July	1,707	1,204
August	1,945	1,547
September	2,394	1,728
October	2,730	2,009
November	3,165	2,385
December	3,640	2,630
January	3,863	2,935
February	4,216	3,098
March	4,460	3,861
April	4,536	
May	4,562	
June	4,562	

QUALITY

	Quantity	Base Number	Contract	AT	Region	England
% of FP17s for the same patient ID Re-attending within 3 months - Children	41	752	5.5%	11.2%	11.8%	12.3%
% of FP17s for the same patient ID Re-attending within 3 months - Adults	198	1,321	15.0%	16.3%	17.1%	16.7%
% of FP17s for the same patient ID Re-attending between 3 & 9 months - Children	260	752	34.6%	42.1%	46.5%	57.6%
% of FP17s for the same patient ID Re-attending between 3 & 9 months - Adults	343	1,321	26.0%	35.0%	37.6%	50.1%
% of FP17s for Band 1 Urgent Courses	313	2,019	15.5%	10.8%	10.7%	9.1%
% of FP17s Relating to Free Repair or Replacements	9	2,019	0.4%	0.5%	0.6%	0.8%
% of FP17s Relating to Continuations	19	2,019	0.9%	0.8%	0.9%	1.2%
% of Patients satisfied with the dentistry they have received	1	1	N/A	89.3%	90.4%	92.8%
% of Patients satisfied with the time they had to wait for an appointment	1	1	N/A	80.6%	83.7%	88.7%

* This is based on patients treated on this contract for their most recent course of treatment. Figures in italics indicate the base number of FP17s or Patient Questionnaire responses are less than 100. N/A is shown where the base number of responses is less than 10 during the period. % is calculated as Quantity/Base number*100

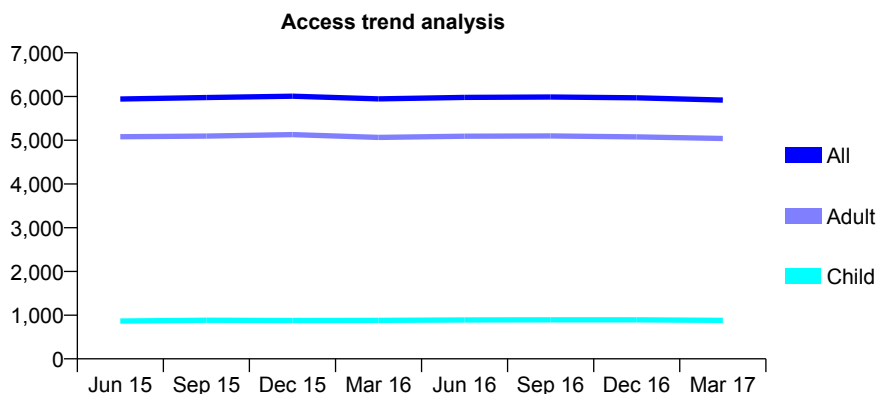
Q61 - Vital Signs At a Glance Contract Report for 119083/0001 - March 2017

Name or company name	Parkway Dental Care
Contract type name	GDS Contract
Purpose of contract	General
Contract start date	01/03/2011
Contract end date	

16/17 Contracted general activity (UDA)	19,435
Carry forward general activity (UDA)	0
16/17 Contracted orthodontic activity (UOA)	0
Carry forward orthodontic activity (UOA)	0
Baseline contract value	£414,401.17

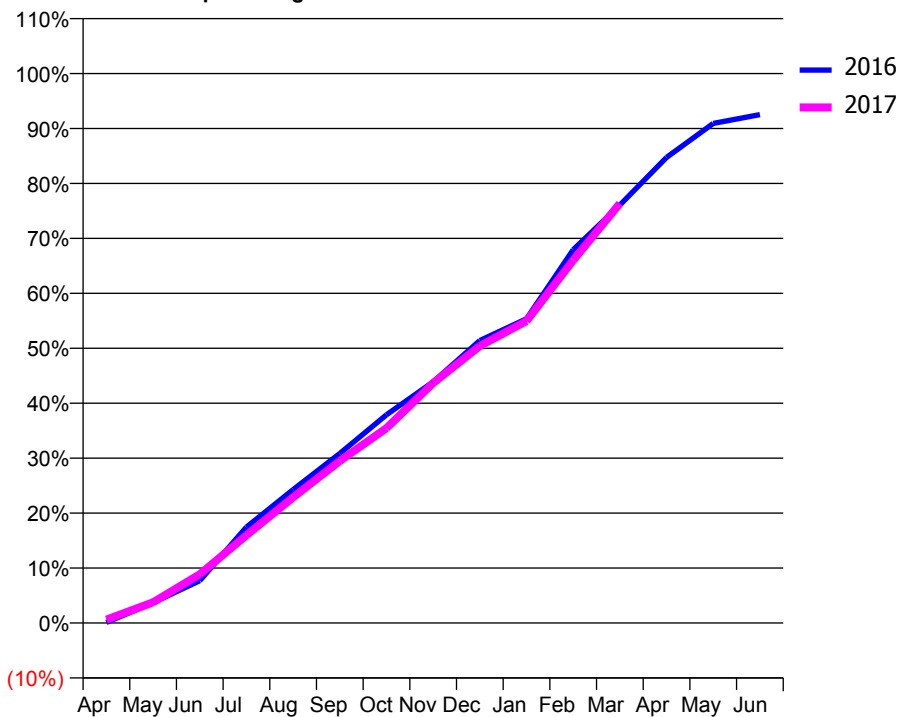
ACCESS*

Patients seen in 24 months	Total	Change since previous quarter
Quarter ending March 2016	5,946	
Quarter ending June 2016	5,981	→
Quarter ending September 2016	5,990	→
Quarter ending December 2016	5,971	→
Quarter ending March 2017	5,920	→
Variance since March 2016	(0.4%)	→



ACTIVITY

Cumulative percentage of contracted UDA delivered 2016 & 2017



Month	Adjusted Scheduled Activity (UDA)	
	2016	2017
April	19	121
May	721	734
June	1,499	1,725
July	3,394	3,105
August	4,720	4,445
September	5,994	5,730
October	7,364	6,891
November	8,530	8,486
December	9,991	9,798
January	10,760	10,680
February	13,203	12,829
March	14,781	14,838
April	16,468	
May	17,670	
June	17,982	

QUALITY

	Quantity	Base Number	Contract	AT	Region	England
% of FP17s for the same patient ID Re-attending within 3 months - Children	50	990	5.1%	11.2%	11.8%	12.3%
% of FP17s for the same patient ID Re-attending within 3 months - Adults	761	5,568	13.7%	16.3%	17.1%	16.7%
% of FP17s for the same patient ID Re-attending between 3 & 9 months - Children	365	990	36.9%	42.1%	46.5%	57.6%
% of FP17s for the same patient ID Re-attending between 3 & 9 months - Adults	2,087	5,568	37.5%	35.0%	37.6%	50.1%
% of FP17s for Band 1 Urgent Courses	398	5,858	6.8%	10.8%	10.7%	9.1%
% of FP17s Relating to Free Repair or Replacements	46	5,858	0.8%	0.5%	0.6%	0.8%
% of FP17s Relating to Continuations	54	5,858	0.9%	0.8%	0.9%	1.2%
% of Patients satisfied with the dentistry they have received	7	7	N/A	89.3%	90.4%	92.8%
% of Patients satisfied with the time they had to wait for an appointment	5	7	N/A	80.6%	83.7%	88.7%

* This is based on patients treated on this contract for their most recent course of treatment. Figures in italics indicate the base number of FP17s or Patient Questionnaire responses are less than 100. N/A is shown where the base number of responses is less than 10 during the period. % is calculated as Quantity/Base number*100

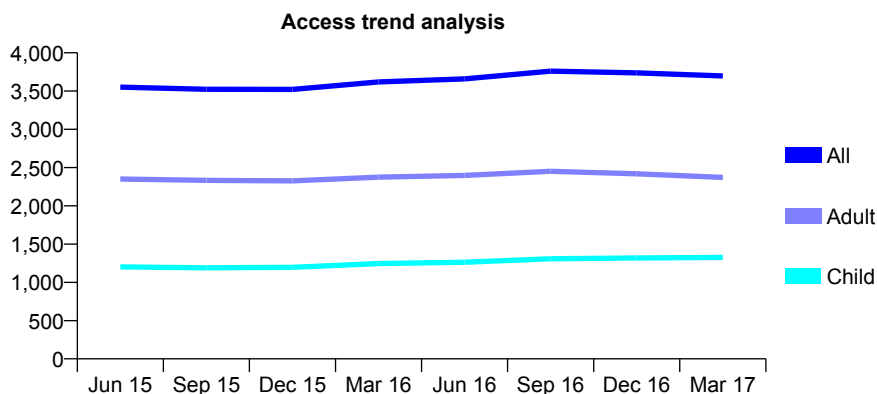
Q61 - Vital Signs At a Glance Contract Report for 119156/0001 - March 2017

Name or company name	Amshell Ltd
Contract type name	GDS Contract
Purpose of contract	General
Contract start date	01/10/2011
Contract end date	

16/17 Contracted general activity (UDA)	12,506
Carry forward general activity (UDA)	-146
16/17 Contracted orthodontic activity (UOA)	0
Carry forward orthodontic activity (UOA)	0
Baseline contract value	£520,209.92

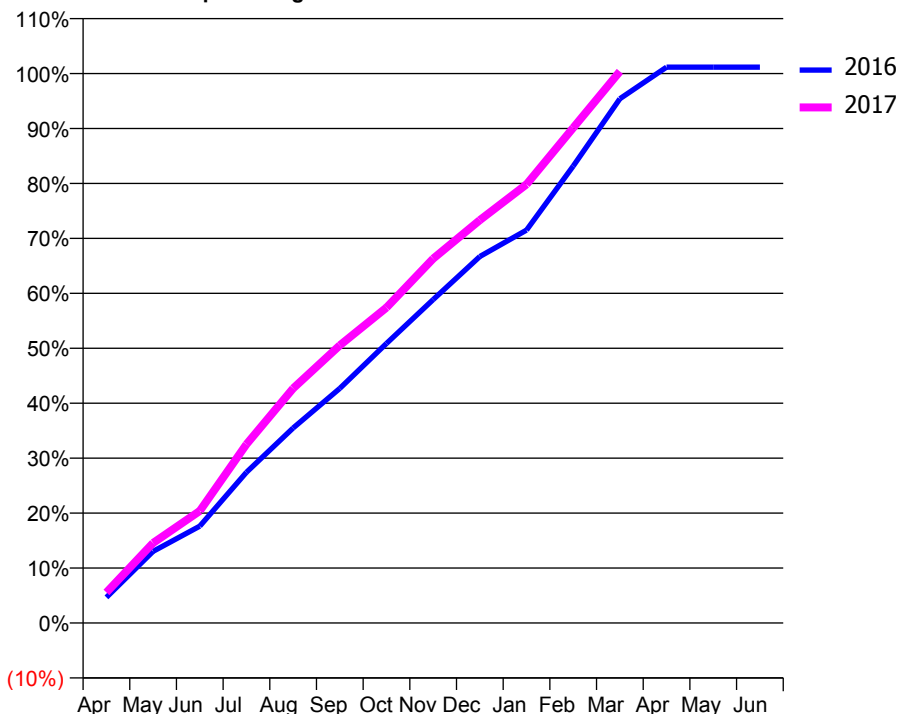
ACCESS*

Patients seen in 24 months	Total	Change since previous quarter
Quarter ending March 2016	3,620	
Quarter ending June 2016	3,659	→
Quarter ending September 2016	3,760	↑
Quarter ending December 2016	3,737	→
Quarter ending March 2017	3,697	↓
Variance since March 2016	2.1%	↑



ACTIVITY

Cumulative percentage of contracted UDA delivered 2016 & 2017



Month	Adjusted Scheduled Activity (UDA)	
	2016	2017
April	585	695
May	1,632	1,822
June	2,204	2,550
July	3,430	4,068
August	4,437	5,340
September	5,339	6,321
October	6,363	7,178
November	7,360	8,292
December	8,342	9,169
January	8,942	9,983
February	10,398	11,270
March	11,932	12,552
April	12,651	
May	12,652	
June	12,652	

QUALITY

	Quantity	Base Number	Contract	AT	Region	England
% of FP17s for the same patient ID Re-attending within 3 months - Children	144	1,659	8.7%	11.2%	11.8%	12.3%
% of FP17s for the same patient ID Re-attending within 3 months - Adults	476	2,706	17.6%	16.3%	17.1%	16.7%
% of FP17s for the same patient ID Re-attending between 3 & 9 months - Children	700	1,659	42.2%	42.1%	46.5%	57.6%
% of FP17s for the same patient ID Re-attending between 3 & 9 months - Adults	811	2,706	30.0%	35.0%	37.6%	50.1%
% of FP17s for Band 1 Urgent Courses	761	4,154	18.3%	10.8%	10.7%	9.1%
% of FP17s Relating to Free Repair or Replacements	15	4,154	0.4%	0.5%	0.6%	0.8%
% of FP17s Relating to Continuations	7	4,154	0.2%	0.8%	0.9%	1.2%
% of Patients satisfied with the dentistry they have received	3	3	N/A	89.3%	90.4%	92.8%
% of Patients satisfied with the time they had to wait for an appointment	2	3	N/A	80.6%	83.7%	88.7%

* This is based on patients treated on this contract for their most recent course of treatment. Figures in italics indicate the base number of FP17s or Patient Questionnaire responses are less than 100. N/A is shown where the base number of responses is less than 10 during the period. % is calculated as Quantity/Base number*100

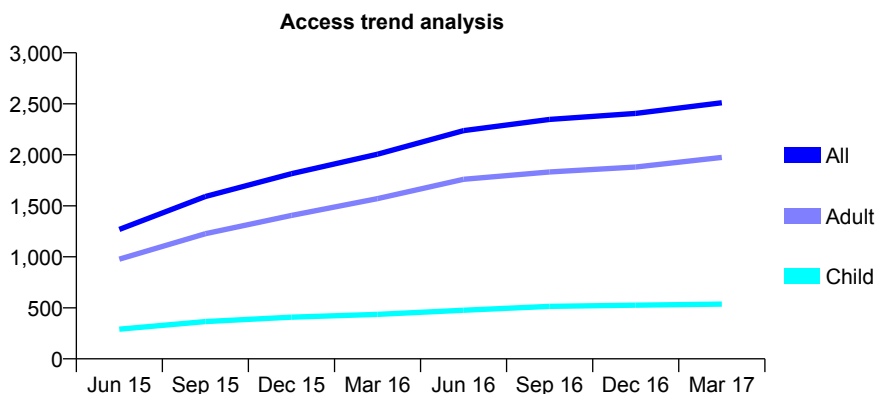
Q61 - Vital Signs At a Glance Contract Report for 119881/0001 - March 2017

Name or company name	Mr Ashish Patel
Contract type name	GDS Contract
Purpose of contract	General
Contract start date	01/08/2014
Contract end date	

16/17 Contracted general activity (UDA)	6,300
Carry forward general activity (UDA)	-11
16/17 Contracted orthodontic activity (UOA)	0
Carry forward orthodontic activity (UOA)	0
Baseline contract value	£143,238.49

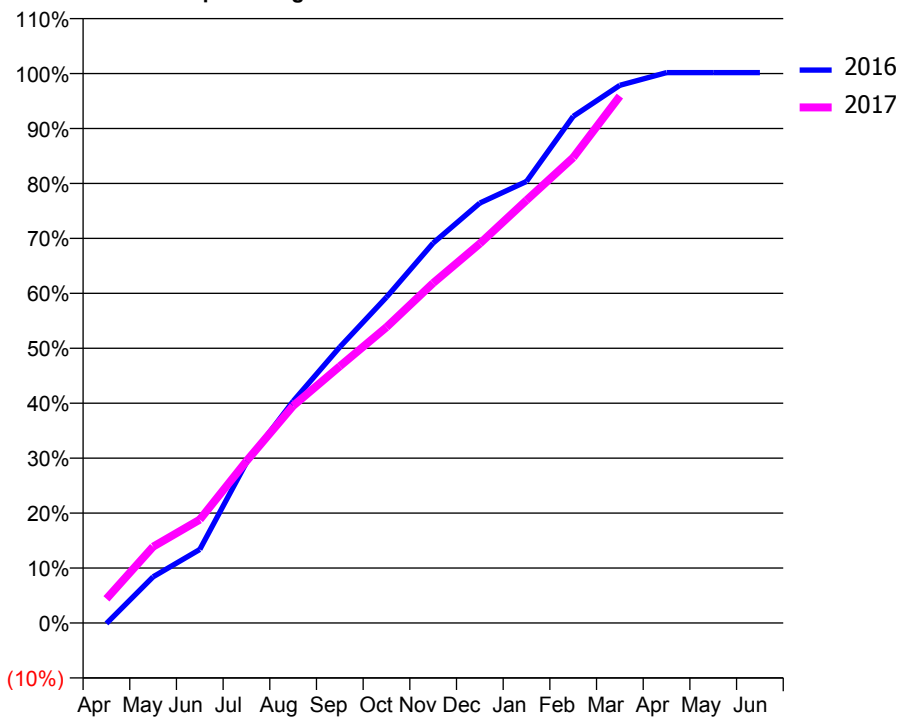
ACCESS*

Patients seen in 24 months	Total	Change since previous quarter
Quarter ending March 2016	2,006	
Quarter ending June 2016	2,237	↑
Quarter ending September 2016	2,347	↑
Quarter ending December 2016	2,406	↑
Quarter ending March 2017	2,510	↑
Variance since March 2016	25.1%	↑



ACTIVITY

Cumulative percentage of contracted UDA delivered 2016 & 2017



Month	Adjusted Scheduled Activity (UDA)	
	2016	2017
April	-7	278
May	529	876
June	843	1,185
July	1,839	1,857
August	2,543	2,490
September	3,163	2,943
October	3,735	3,392
November	4,357	3,897
December	4,815	4,350
January	5,063	4,847
February	5,809	5,336
March	6,164	6,040
April	6,311	
May	6,311	
June	6,311	

QUALITY

	Quantity	Base Number	Contract	AT	Region	England
% of FP17s for the same patient ID Re-attending within 3 months - Children	43	560	7.7%	11.2%	11.8%	12.3%
% of FP17s for the same patient ID Re-attending within 3 months - Adults	371	2,074	17.9%	16.3%	17.1%	16.7%
% of FP17s for the same patient ID Re-attending between 3 & 9 months - Children	158	560	28.2%	42.1%	46.5%	57.6%
% of FP17s for the same patient ID Re-attending between 3 & 9 months - Adults	523	2,074	25.2%	35.0%	37.6%	50.1%
% of FP17s for Band 1 Urgent Courses	457	2,580	17.7%	10.8%	10.7%	9.1%
% of FP17s Relating to Free Repair or Replacements	12	2,580	0.5%	0.5%	0.6%	0.8%
% of FP17s Relating to Continuations	13	2,580	0.5%	0.8%	0.9%	1.2%
% of Patients satisfied with the dentistry they have received	0	0	N/A	89.3%	90.4%	92.8%
% of Patients satisfied with the time they had to wait for an appointment	0	0	N/A	80.6%	83.7%	88.7%

* This is based on patients treated on this contract for their most recent course of treatment. Figures in italics indicate the base number of FP17s or Patient Questionnaire responses are less than 100. N/A is shown where the base number of responses is less than 10 during the period. % is calculated as Quantity/Base number*100

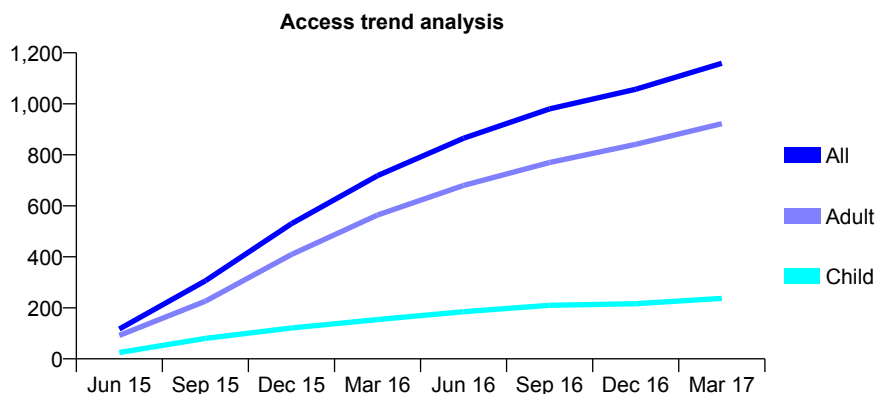
Q61 - Vital Signs At a Glance Contract Report for 120219/0001 - March 2017

Name or company name	SMILE DENT - Green Lanes
Contract type name	GDS Contract
Purpose of contract	General
Contract start date	01/04/2015
Contract end date	

16/17 Contracted general activity (UDA)	3,786
Carry forward general activity (UDA)	0
16/17 Contracted orthodontic activity (UOA)	0
Carry forward orthodontic activity (UOA)	0
Baseline contract value	£104,646.11

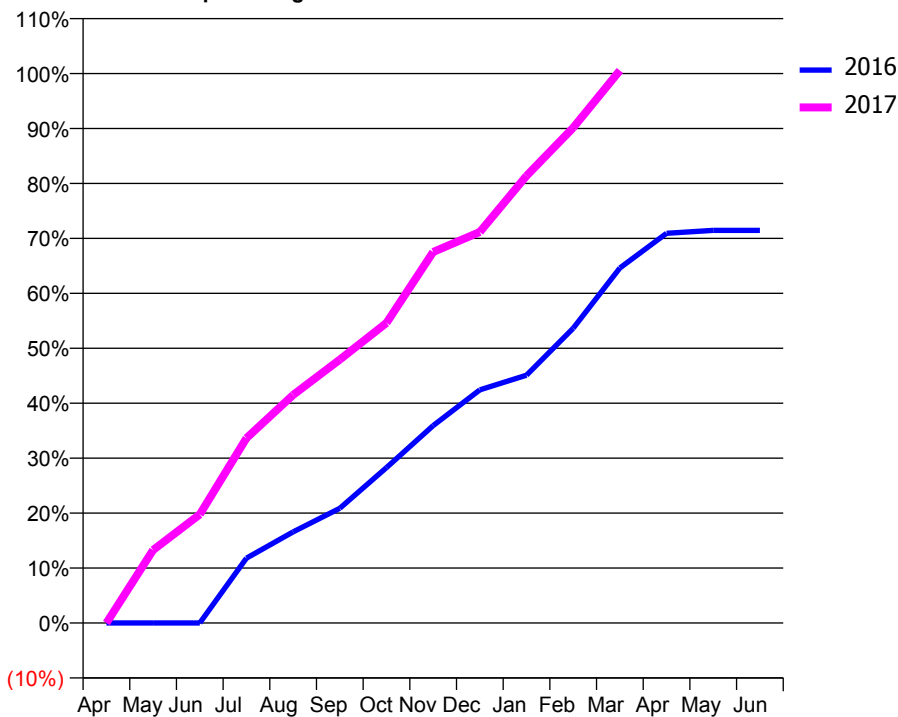
ACCESS*

Patients seen in 24 months	Total	Change since previous quarter
Quarter ending March 2016	718	
Quarter ending June 2016	865	↑
Quarter ending September 2016	980	↑
Quarter ending December 2016	1,057	↑
Quarter ending March 2017	1,159	↑
Variance since March 2016	61.4%	↑



ACTIVITY

Cumulative percentage of contracted UDA delivered 2016 & 2017



Adjusted Scheduled Activity (UDA)

Month	2016	2017
April	0	0
May	0	503
June	0	749
July	447	1,274
August	628	1,571
September	790	1,815
October	1,071	2,067
November	1,360	2,557
December	1,607	2,694
January	1,707	3,081
February	2,031	3,413
March	2,446	3,806
April	2,685	
May	2,705	
June	2,705	

QUALITY

	Quantity	Base Number	Contract	AT	Region	England
% of FP17s for the same patient ID Re-attending within 3 months - Children	30	355	8.5%	11.2%	11.8%	12.3%
% of FP17s for the same patient ID Re-attending within 3 months - Adults	208	1,237	16.8%	16.3%	17.1%	16.7%
% of FP17s for the same patient ID Re-attending between 3 & 9 months - Children	156	355	43.9%	42.1%	46.5%	57.6%
% of FP17s for the same patient ID Re-attending between 3 & 9 months - Adults	442	1,237	35.7%	35.0%	37.6%	50.1%
% of FP17s for Band 1 Urgent Courses	112	1,496	7.5%	10.8%	10.7%	9.1%
% of FP17s Relating to Free Repair or Replacements	26	1,496	1.7%	0.5%	0.6%	0.8%
% of FP17s Relating to Continuations	16	1,496	1.1%	0.8%	0.9%	1.2%
% of Patients satisfied with the dentistry they have received	2	2	N/A	89.3%	90.4%	92.8%
% of Patients satisfied with the time they had to wait for an appointment	2	2	N/A	80.6%	83.7%	88.7%

* This is based on patients treated on this contract for their most recent course of treatment. Figures in italics indicate the base number of FP17s or Patient Questionnaire responses are less than 100. N/A is shown where the base number of responses is less than 10 during the period. % is calculated as Quantity/Base number*100

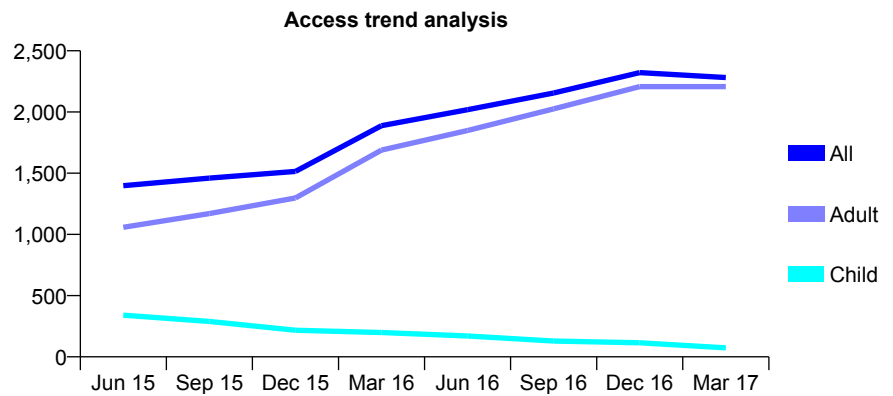
Q61 - Vital Signs At a Glance Contract Report for 120340/0001 - March 2017

Name or company name	MR MR MANBAJOOD
Contract type name	GDS Contract
Purpose of contract	General
Contract start date	11/04/2013
Contract end date	

16/17 Contracted general activity (UDA)	3,657
Carry forward general activity (UDA)	-14
16/17 Contracted orthodontic activity (UOA)	0
Carry forward orthodontic activity (UOA)	0
Baseline contract value	£104,735.76

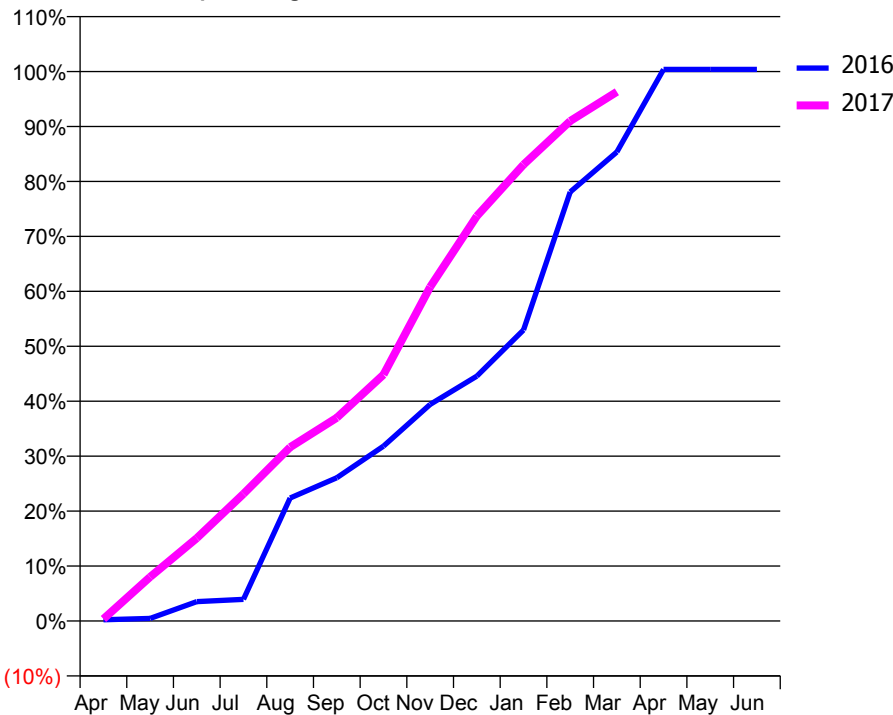
ACCESS*

Patients seen in 24 months	Total	Change since previous quarter
Quarter ending March 2016	1,888	
Quarter ending June 2016	2,019	↑
Quarter ending September 2016	2,155	↑
Quarter ending December 2016	2,322	↑
Quarter ending March 2017	2,282	↓
Variance since March 2016	20.9%	↑



ACTIVITY

Cumulative percentage of contracted UDA delivered 2016 & 2017



Month	Adjusted Scheduled Activity (UDA)	
	2016	2017
April	8	14
May	17	293
June	129	552
July	144	846
August	818	1,157
September	953	1,353
October	1,164	1,639
November	1,442	2,224
December	1,629	2,695
January	1,936	3,038
February	2,855	3,327
March	3,121	3,521
April	3,671	
May	3,671	
June	3,671	

QUALITY

	Quantity	Base Number	Contract	AT	Region	England
% of FP17s for the same patient ID Re-attending within 3 months - Children	4	71	5.6%	11.2%	11.8%	12.3%
% of FP17s for the same patient ID Re-attending within 3 months - Adults	141	1,899	7.4%	16.3%	17.1%	16.7%
% of FP17s for the same patient ID Re-attending between 3 & 9 months - Children	9	71	12.7%	42.1%	46.5%	57.6%
% of FP17s for the same patient ID Re-attending between 3 & 9 months - Adults	196	1,899	10.3%	35.0%	37.6%	50.1%
% of FP17s for Band 1 Urgent Courses	192	1,708	11.2%	10.8%	10.7%	9.1%
% of FP17s Relating to Free Repair or Replacements	5	1,708	0.3%	0.5%	0.6%	0.8%
% of FP17s Relating to Continuations	25	1,708	1.5%	0.8%	0.9%	1.2%
% of Patients satisfied with the dentistry they have received	3	3	N/A	89.3%	90.4%	92.8%
% of Patients satisfied with the time they had to wait for an appointment	1	3	N/A	80.6%	83.7%	88.7%

* This is based on patients treated on this contract for their most recent course of treatment. Figures in italics indicate the base number of FP17s or Patient Questionnaire responses are less than 100. N/A is shown where the base number of responses is less than 10 during the period. % is calculated as Quantity/Base number*100

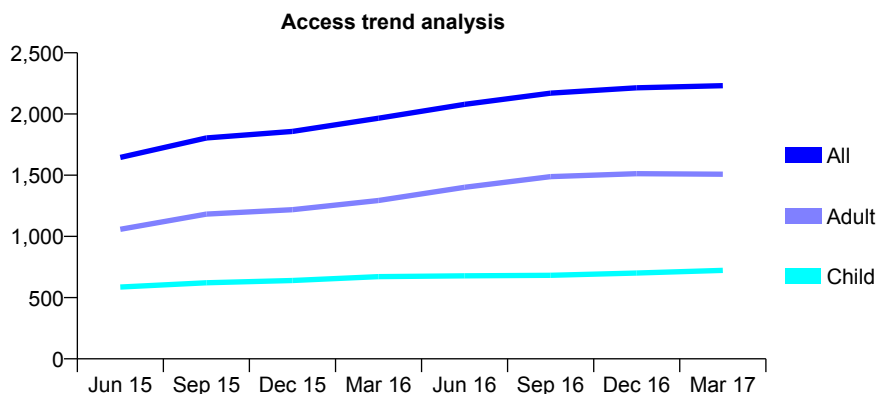
Q61 - Vital Signs At a Glance Contract Report for 121592/0001 - March 2017

Name or company name	Colney Hatch Dental Practice Ltd
Contract type name	Pilot Contract
Purpose of contract	General
Contract start date	01/07/2008
Contract end date	

16/17 Contracted general activity (UDA)	5,744
Carry forward general activity (UDA)	0
16/17 Contracted orthodontic activity (UOA)	0
Carry forward orthodontic activity (UOA)	0
Baseline contract value	£181,313.00

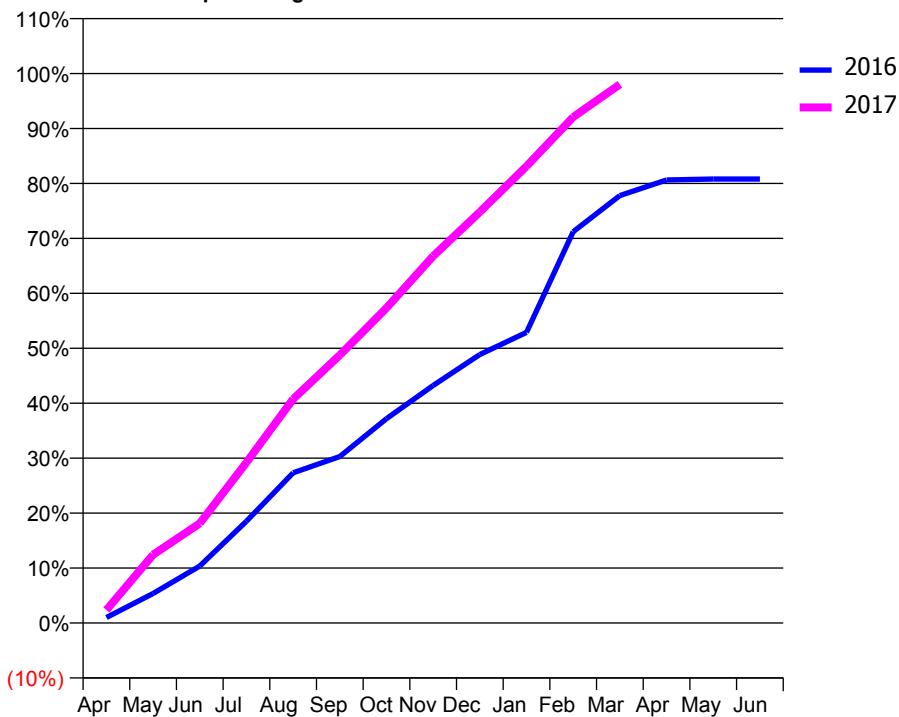
ACCESS*

Patients seen in 24 months	Total	Change since previous quarter
Quarter ending March 2016	1,966	
Quarter ending June 2016	2,079	↑
Quarter ending September 2016	2,171	↑
Quarter ending December 2016	2,214	→
Quarter ending March 2017	2,231	→
Variance since March 2016	13.5%	↑



ACTIVITY

Cumulative percentage of contracted UDA delivered 2016 & 2017



Month	Adjusted Scheduled Activity (UDA)	
	2016	2017
April	58	136
May	309	714
June	595	1,042
July	1,065	1,679
August	1,570	2,341
September	1,740	2,801
October	2,136	3,293
November	2,483	3,836
December	2,806	4,296
January	3,037	4,775
February	4,090	5,289
March	4,468	5,631
April	4,631	
May	4,641	
June	4,641	

QUALITY

	Quantity	Base Number	Contract	AT	Region	England
% of FP17s for the same patient ID Re-attending within 3 months - Children	91	1,013	9.0%	11.2%	11.8%	12.3%
% of FP17s for the same patient ID Re-attending within 3 months - Adults	252	1,541	16.4%	16.3%	17.1%	16.7%
% of FP17s for the same patient ID Re-attending between 3 & 9 months - Children	521	1,013	51.4%	42.1%	46.5%	57.6%
% of FP17s for the same patient ID Re-attending between 3 & 9 months - Adults	471	1,541	30.6%	35.0%	37.6%	50.1%
% of FP17s for Band 1 Urgent Courses	350	2,489	14.1%	10.8%	10.7%	9.1%
% of FP17s Relating to Free Repair or Replacements	5	2,489	0.2%	0.5%	0.6%	0.8%
% of FP17s Relating to Continuations	19	2,489	0.8%	0.8%	0.9%	1.2%
% of Patients satisfied with the dentistry they have received	2	2	N/A	89.3%	90.4%	92.8%
% of Patients satisfied with the time they had to wait for an appointment	2	2	N/A	80.6%	83.7%	88.7%

* This is based on patients treated on this contract for their most recent course of treatment. Figures in italics indicate the base number of FP17s or Patient Questionnaire responses are less than 100. N/A is shown where the base number of responses is less than 10 during the period. % is calculated as Quantity/Base number*100

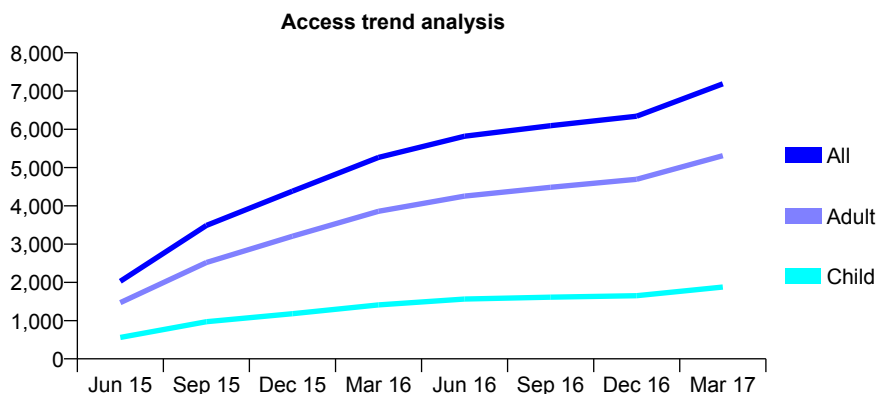
Q61 - Vital Signs At a Glance Contract Report for 122734/0001 - March 2017

Name or company name	Woodford Partnership
Contract type name	GDS Contract
Purpose of contract	General
Contract start date	01/02/2015
Contract end date	

16/17 Contracted general activity (UDA)	18,678
Carry forward general activity (UDA)	0
16/17 Contracted orthodontic activity (UOA)	0
Carry forward orthodontic activity (UOA)	0
Baseline contract value	£461,194.21

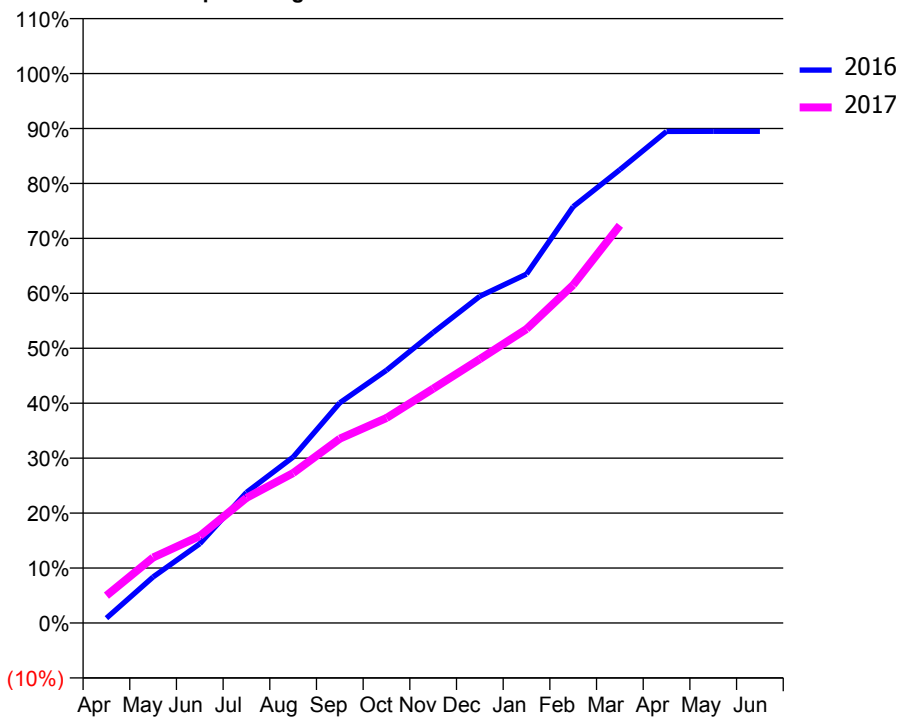
ACCESS*

Patients seen in 24 months	Total	Change since previous quarter
Quarter ending March 2016	5,266	
Quarter ending June 2016	5,818	↑
Quarter ending September 2016	6,096	↑
Quarter ending December 2016	6,344	↑
Quarter ending March 2017	7,189	↑
Variance since March 2016	36.5%	↑



ACTIVITY

Cumulative percentage of contracted UDA delivered 2016 & 2017



Month	Adjusted Scheduled Activity (UDA)	
	2016	2017
April	165	934
May	1,565	2,229
June	2,696	2,959
July	4,441	4,256
August	5,640	5,099
September	7,487	6,266
October	8,592	6,968
November	9,874	7,967
December	11,106	8,972
January	11,860	9,993
February	14,152	11,491
March	15,409	13,516
April	16,708	
May	16,713	
June	16,713	

QUALITY

	Quantity	Base Number	Contract	AT	Region	England
% of FP17s for the same patient ID Re-attending within 3 months - Children	206	1,955	10.5%	11.2%	11.8%	12.3%
% of FP17s for the same patient ID Re-attending within 3 months - Adults	850	4,959	17.1%	16.3%	17.1%	16.7%
% of FP17s for the same patient ID Re-attending between 3 & 9 months - Children	687	1,955	35.1%	42.1%	46.5%	57.6%
% of FP17s for the same patient ID Re-attending between 3 & 9 months - Adults	1,581	4,959	31.9%	35.0%	37.6%	50.1%
% of FP17s for Band 1 Urgent Courses	581	6,351	9.1%	10.8%	10.7%	9.1%
% of FP17s Relating to Free Repair or Replacements	25	6,351	0.4%	0.5%	0.6%	0.8%
% of FP17s Relating to Continuations	212	6,351	3.3%	0.8%	0.9%	1.2%
% of Patients satisfied with the dentistry they have received	6	7	N/A	89.3%	90.4%	92.8%
% of Patients satisfied with the time they had to wait for an appointment	7	7	N/A	80.6%	83.7%	88.7%

* This is based on patients treated on this contract for their most recent course of treatment. Figures in italics indicate the base number of FP17s or Patient Questionnaire responses are less than 100. N/A is shown where the base number of responses is less than 10 during the period. % is calculated as Quantity/Base number*100

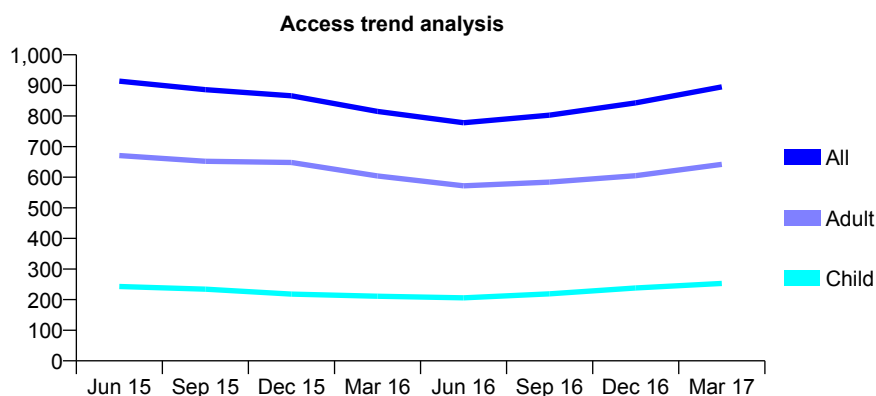
Q61 - Vital Signs At a Glance Contract Report for 122831/0001 - March 2017

Name or company name	Mrs N Mistry & Miss P Mistry
Contract type name	GDS Contract
Purpose of contract	General
Contract start date	01/02/2012
Contract end date	

16/17 Contracted general activity (UDA)	1,902
Carry forward general activity (UDA)	0
16/17 Contracted orthodontic activity (UOA)	0
Carry forward orthodontic activity (UOA)	0
Baseline contract value	£49,048.12

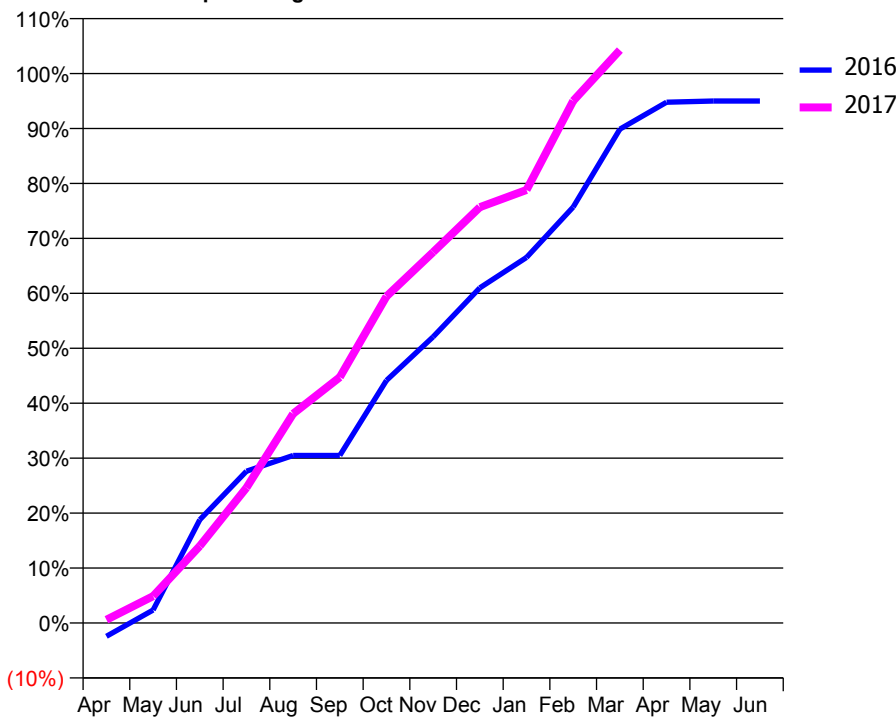
ACCESS*

Patients seen in 24 months	Total	Change since previous quarter
Quarter ending March 2016	815	
Quarter ending June 2016	778	↓
Quarter ending September 2016	803	↑
Quarter ending December 2016	843	↑
Quarter ending March 2017	895	↑
Variance since March 2016	9.8%	↑



ACTIVITY

Cumulative percentage of contracted UDA delivered 2016 & 2017



Month	Adjusted Scheduled Activity (UDA)	
	2016	2017
April	-46	11
May	45	93
June	358	266
July	525	468
August	580	724
September	580	851
October	840	1,131
November	991	1,284
December	1,160	1,439
January	1,265	1,499
February	1,440	1,807
March	1,709	1,983
April	1,803	
May	1,807	
June	1,807	

QUALITY

	Quantity	Base Number	Contract	AT	Region	England
% of FP17s for the same patient ID Re-attending within 3 months - Children	13	258	5.0%	11.2%	11.8%	12.3%
% of FP17s for the same patient ID Re-attending within 3 months - Adults	65	642	10.1%	16.3%	17.1%	16.7%
% of FP17s for the same patient ID Re-attending between 3 & 9 months - Children	81	258	31.4%	42.1%	46.5%	57.6%
% of FP17s for the same patient ID Re-attending between 3 & 9 months - Adults	174	642	27.1%	35.0%	37.6%	50.1%
% of FP17s for Band 1 Urgent Courses	111	873	12.7%	10.8%	10.7%	9.1%
% of FP17s Relating to Free Repair or Replacements	4	873	0.5%	0.5%	0.6%	0.8%
% of FP17s Relating to Continuations	7	873	0.8%	0.8%	0.9%	1.2%
% of Patients satisfied with the dentistry they have received	1	1	N/A	89.3%	90.4%	92.8%
% of Patients satisfied with the time they had to wait for an appointment	1	1	N/A	80.6%	83.7%	88.7%

* This is based on patients treated on this contract for their most recent course of treatment. Figures in italics indicate the base number of FP17s or Patient Questionnaire responses are less than 100. N/A is shown where the base number of responses is less than 10 during the period. % is calculated as Quantity/Base number*100

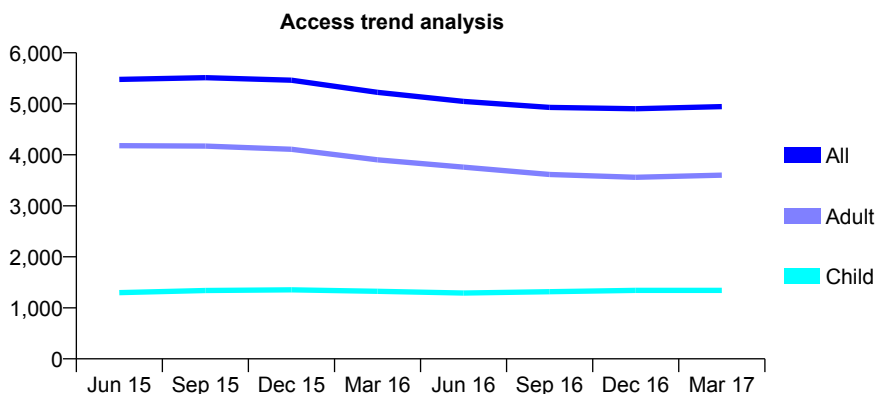
Q61 - Vital Signs At a Glance Contract Report for 123331/0001 - March 2017

Name or company name	East India Dock Road Dental Practice
Contract type name	GDS Contract
Purpose of contract	General
Contract start date	01/04/2007
Contract end date	

16/17 Contracted general activity (UDA)	13,697
Carry forward general activity (UDA)	-67
16/17 Contracted orthodontic activity (UOA)	0
Carry forward orthodontic activity (UOA)	0
Baseline contract value	£396,970.36

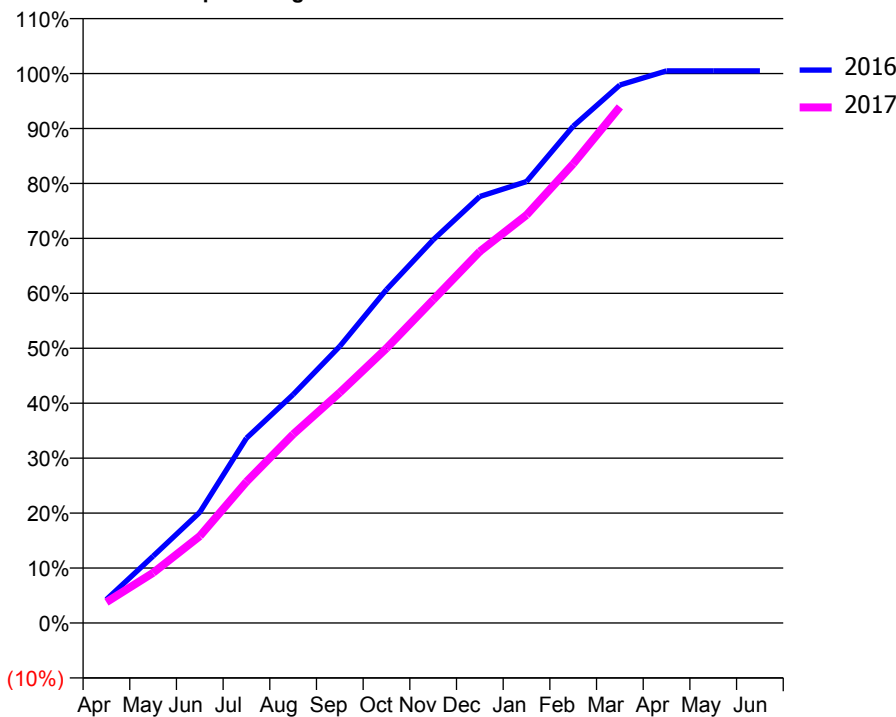
ACCESS*

Patients seen in 24 months	Total	Change since previous quarter
Quarter ending March 2016	5,225	
Quarter ending June 2016	5,046	↓
Quarter ending September 2016	4,930	↓
Quarter ending December 2016	4,902	→
Quarter ending March 2017	4,944	→
Variance since March 2016	(5.4%)	↓



ACTIVITY

Cumulative percentage of contracted UDA delivered 2016 & 2017



QUALITY

	Quantity	Base Number	Contract	AT	Region	England
% of FP17s for the same patient ID Re-attending within 3 months - Children	85	1,591	5.3%	11.2%	11.8%	12.3%
% of FP17s for the same patient ID Re-attending within 3 months - Adults	350	3,746	9.3%	16.3%	17.1%	16.7%
% of FP17s for the same patient ID Re-attending between 3 & 9 months - Children	563	1,591	35.4%	42.1%	46.5%	57.6%
% of FP17s for the same patient ID Re-attending between 3 & 9 months - Adults	1,164	3,746	31.1%	35.0%	37.6%	50.1%
% of FP17s for Band 1 Urgent Courses	440	5,194	8.5%	10.8%	10.7%	9.1%
% of FP17s Relating to Free Repair or Replacements	32	5,194	0.6%	0.5%	0.6%	0.8%
% of FP17s Relating to Continuations	13	5,194	0.3%	0.8%	0.9%	1.2%
% of Patients satisfied with the dentistry they have received	3	3	N/A	89.3%	90.4%	92.8%
% of Patients satisfied with the time they had to wait for an appointment	3	3	N/A	80.6%	83.7%	88.7%

* This is based on patients treated on this contract for their most recent course of treatment. Figures in italics indicate the base number of FP17s or Patient Questionnaire responses are less than 100. N/A is shown where the base number of responses is less than 10 during the period. % is calculated as Quantity/Base number*100

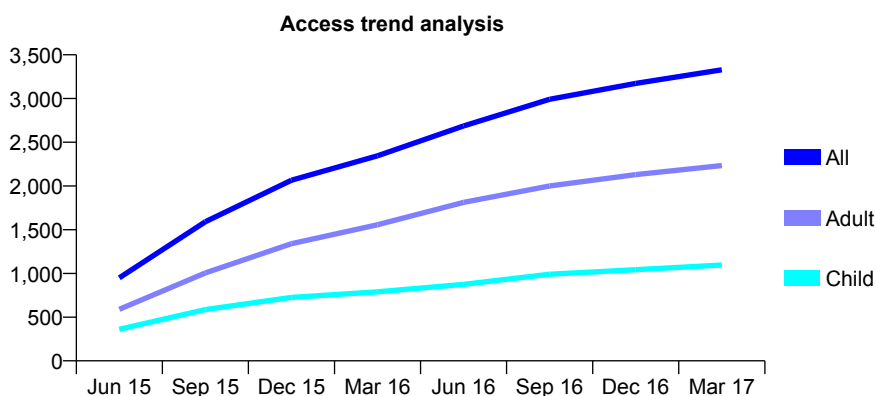
Q61 - Vital Signs At a Glance Contract Report for 124699/0001 - March 2017

Name or company name	Finchley Dental Care Practice Partnership
Contract type name	GDS Contract
Purpose of contract	General
Contract start date	01/03/2015
Contract end date	

16/17 Contracted general activity (UDA)	7,500
Carry forward general activity (UDA)	142
16/17 Contracted orthodontic activity (UOA)	0
Carry forward orthodontic activity (UOA)	0
Baseline contract value	£196,146.56

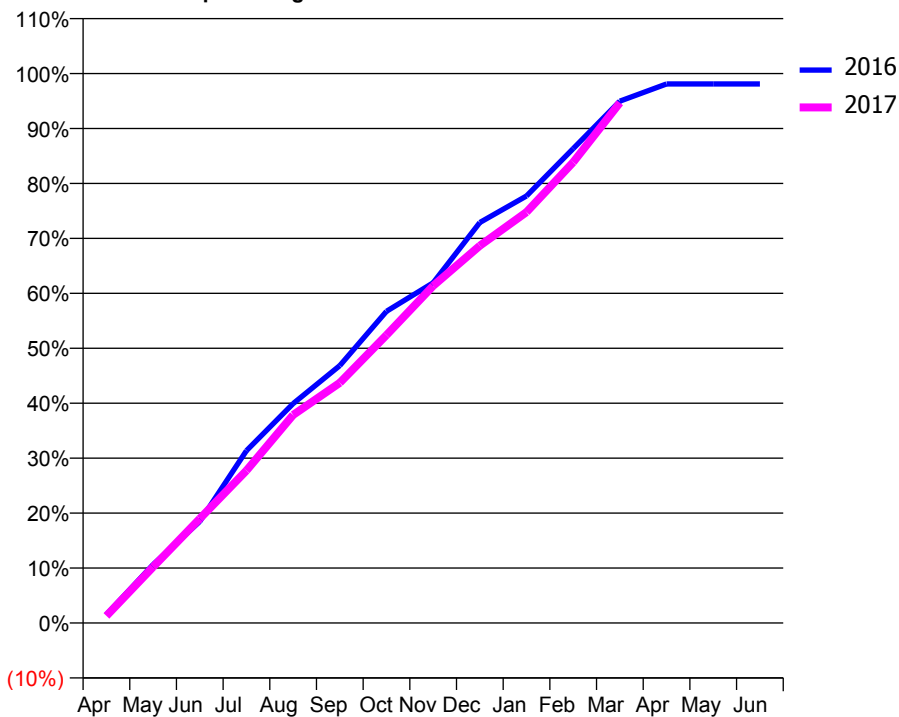
ACCESS*

Patients seen in 24 months	Total	Change since previous quarter
Quarter ending March 2016	2,345	
Quarter ending June 2016	2,686	↑
Quarter ending September 2016	2,991	↑
Quarter ending December 2016	3,173	↑
Quarter ending March 2017	3,328	↑
Variance since March 2016	41.9%	↑



ACTIVITY

Cumulative percentage of contracted UDA delivered 2016 & 2017



Month	Adjusted Scheduled Activity (UDA)	
	2016	2017
April	115	97
May	797	765
June	1,387	1,424
July	2,352	2,082
August	2,994	2,841
September	3,513	3,279
October	4,253	3,931
November	4,644	4,602
December	5,466	5,149
January	5,829	5,608
February	6,475	6,289
March	7,122	7,101
April	7,357	
May	7,357	
June	7,358	

QUALITY

	Quantity	Base Number	Contract	AT	Region	England
% of FP17s for the same patient ID Re-attending within 3 months - Children	111	1,328	8.4%	11.2%	11.8%	12.3%
% of FP17s for the same patient ID Re-attending within 3 months - Adults	369	2,329	15.8%	16.3%	17.1%	16.7%
% of FP17s for the same patient ID Re-attending between 3 & 9 months - Children	516	1,328	38.9%	42.1%	46.5%	57.6%
% of FP17s for the same patient ID Re-attending between 3 & 9 months - Adults	722	2,329	31.0%	35.0%	37.6%	50.1%
% of FP17s for Band 1 Urgent Courses	279	3,554	7.9%	10.8%	10.7%	9.1%
% of FP17s Relating to Free Repair or Replacements	2	3,554	0.1%	0.5%	0.6%	0.8%
% of FP17s Relating to Continuations	91	3,554	2.6%	0.8%	0.9%	1.2%
% of Patients satisfied with the dentistry they have received	2	3	N/A	89.3%	90.4%	92.8%
% of Patients satisfied with the time they had to wait for an appointment	2	3	N/A	80.6%	83.7%	88.7%

* This is based on patients treated on this contract for their most recent course of treatment. Figures in italics indicate the base number of FP17s or Patient Questionnaire responses are less than 100. N/A is shown where the base number of responses is less than 10 during the period. % is calculated as Quantity/Base number*100

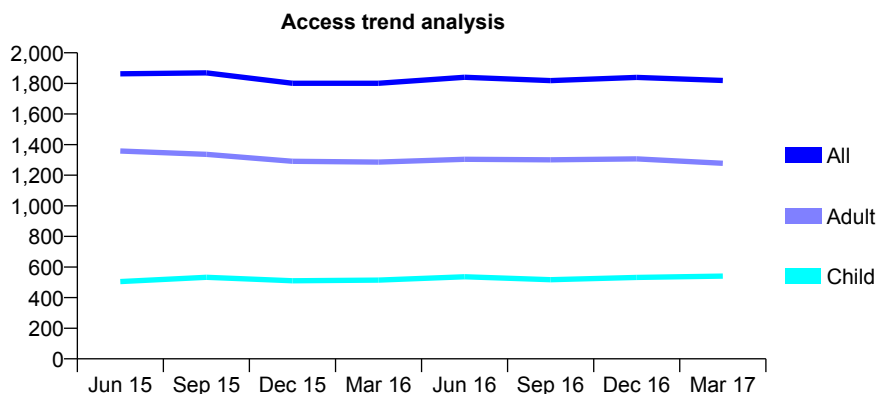
Q61 - Vital Signs At a Glance Contract Report for 124850/0001 - March 2017

Name or company name	Mona Lisa Smiles
Contract type name	GDS Contract
Purpose of contract	General
Contract start date	01/04/2008
Contract end date	

16/17 Contracted general activity (UDA)	5,343
Carry forward general activity (UDA)	0
16/17 Contracted orthodontic activity (UOA)	0
Carry forward orthodontic activity (UOA)	0
Baseline contract value	£126,395.08

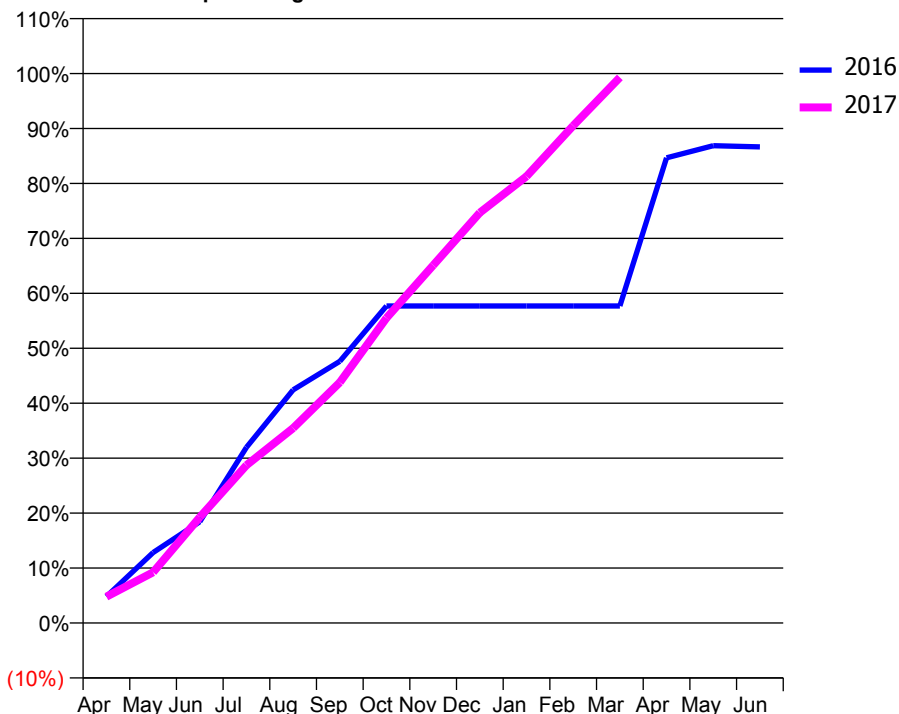
ACCESS*

Patients seen in 24 months	Total	Change since previous quarter
Quarter ending March 2016	1,801	
Quarter ending June 2016	1,840	↑
Quarter ending September 2016	1,818	↓
Quarter ending December 2016	1,839	→
Quarter ending March 2017	1,819	↓
Variance since March 2016	1.0%	→



ACTIVITY

Cumulative percentage of contracted UDA delivered 2016 & 2017



Month	Adjusted Scheduled Activity (UDA)	
	2016	2017
April	257	256
May	685	493
June	984	1,028
July	1,708	1,535
August	2,267	1,895
September	2,545	2,339
October	3,082	2,966
November	3,082	3,478
December	3,082	3,990
January	3,082	4,343
February	3,082	4,835
March	3,082	5,305
April	4,524	
May	4,641	
June	4,629	

QUALITY

	Quantity	Base Number	Contract	AT	Region	England
% of FP17s for the same patient ID Re-attending within 3 months - Children	102	1,028	9.9%	11.2%	11.8%	12.3%
% of FP17s for the same patient ID Re-attending within 3 months - Adults	317	2,298	13.8%	16.3%	17.1%	16.7%
% of FP17s for the same patient ID Re-attending between 3 & 9 months - Children	493	1,028	48.0%	42.1%	46.5%	57.6%
% of FP17s for the same patient ID Re-attending between 3 & 9 months - Adults	1,138	2,298	49.5%	35.0%	37.6%	50.1%
% of FP17s for Band 1 Urgent Courses	214	2,630	8.1%	10.8%	10.7%	9.1%
% of FP17s Relating to Free Repair or Replacements	22	2,630	0.8%	0.5%	0.6%	0.8%
% of FP17s Relating to Continuations	2	2,630	0.1%	0.8%	0.9%	1.2%
% of Patients satisfied with the dentistry they have received	2	4	N/A	89.3%	90.4%	92.8%
% of Patients satisfied with the time they had to wait for an appointment	3	4	N/A	80.6%	83.7%	88.7%

* This is based on patients treated on this contract for their most recent course of treatment. Figures in italics indicate the base number of FP17s or Patient Questionnaire responses are less than 100. N/A is shown where the base number of responses is less than 10 during the period. % is calculated as Quantity/Base number*100

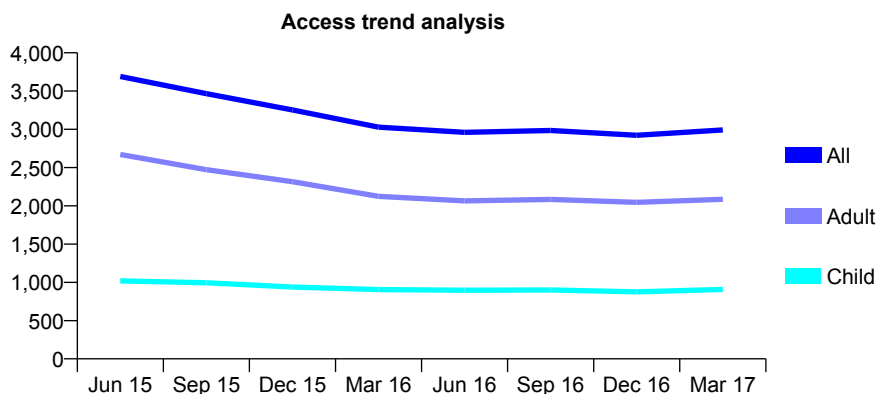
Q61 - Vital Signs At a Glance Contract Report for 125970/0001 - March 2017

Name or company name	Dr's V & S Patel
Contract type name	GDS Contract
Purpose of contract	General
Contract start date	01/04/2008
Contract end date	

16/17 Contracted general activity (UDA)	12,365
Carry forward general activity (UDA)	-2
16/17 Contracted orthodontic activity (UOA)	0
Carry forward orthodontic activity (UOA)	0
Baseline contract value	£452,341.81

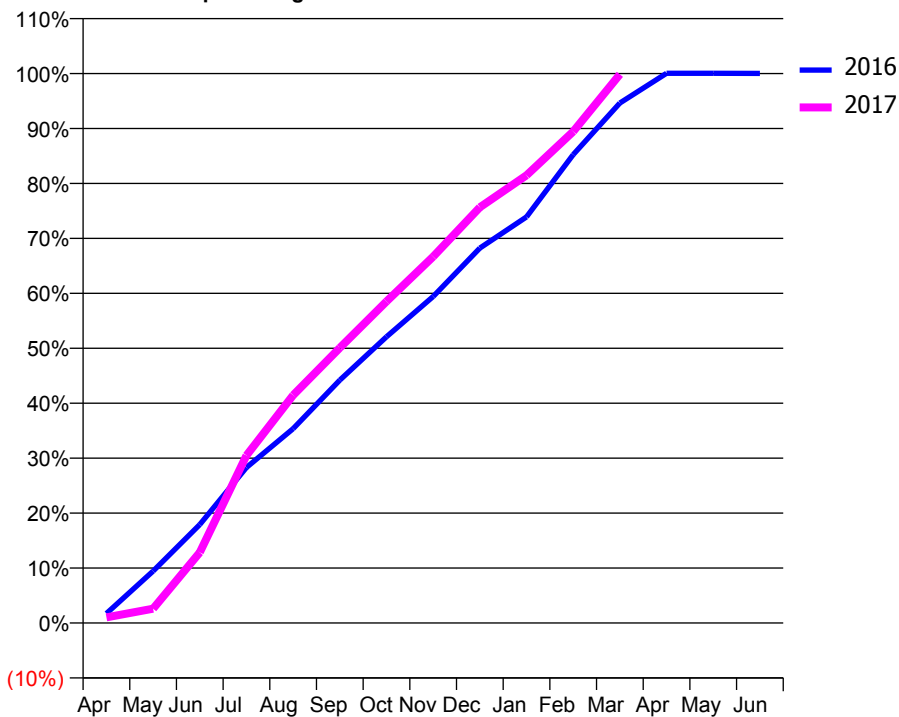
ACCESS*

Patients seen in 24 months	Total	Change since previous quarter
Quarter ending March 2016	3,029	
Quarter ending June 2016	2,961	↓
Quarter ending September 2016	2,984	→
Quarter ending December 2016	2,922	↓
Quarter ending March 2017	2,992	↑
Variance since March 2016	(1.2%)	↓



ACTIVITY

Cumulative percentage of contracted UDA delivered 2016 & 2017



Month	Adjusted Scheduled Activity (UDA)	
	2016	2017
April	214	128
May	1,170	323
June	2,217	1,590
July	3,501	3,770
August	4,374	5,126
September	5,466	6,192
October	6,441	7,237
November	7,348	8,244
December	8,435	9,355
January	9,139	10,075
February	10,539	11,059
March	11,702	12,345
April	12,370	
May	12,370	
June	12,367	

QUALITY

	Quantity	Base Number	Contract	AT	Region	England
% of FP17s for the same patient ID Re-attending within 3 months - Children	128	1,336	9.6%	11.2%	11.8%	12.3%
% of FP17s for the same patient ID Re-attending within 3 months - Adults	351	2,444	14.4%	16.3%	17.1%	16.7%
% of FP17s for the same patient ID Re-attending between 3 & 9 months - Children	707	1,336	52.9%	42.1%	46.5%	57.6%
% of FP17s for the same patient ID Re-attending between 3 & 9 months - Adults	945	2,444	38.7%	35.0%	37.6%	50.1%
% of FP17s for Band 1 Urgent Courses	293	3,567	8.2%	10.8%	10.7%	9.1%
% of FP17s Relating to Free Repair or Replacements	12	3,567	0.3%	0.5%	0.6%	0.8%
% of FP17s Relating to Continuations	38	3,567	1.1%	0.8%	0.9%	1.2%
% of Patients satisfied with the dentistry they have received	2	2	N/A	89.3%	90.4%	92.8%
% of Patients satisfied with the time they had to wait for an appointment	2	2	N/A	80.6%	83.7%	88.7%

* This is based on patients treated on this contract for their most recent course of treatment. Figures in italics indicate the base number of FP17s or Patient Questionnaire responses are less than 100. N/A is shown where the base number of responses is less than 10 during the period. % is calculated as Quantity/Base number*100

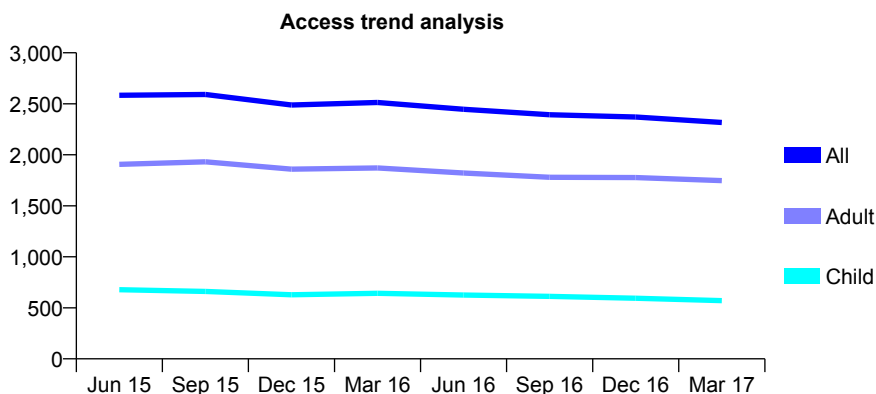
Q61 - Vital Signs At a Glance Contract Report for 126063/0001 - March 2017

Name or company name	Valentine Dental Practice Ltd
Contract type name	GDS Contract
Purpose of contract	General
Contract start date	01/07/2011
Contract end date	

16/17 Contracted general activity (UDA)	6,231
Carry forward general activity (UDA)	84
16/17 Contracted orthodontic activity (UOA)	0
Carry forward orthodontic activity (UOA)	0
Baseline contract value	£173,586.61

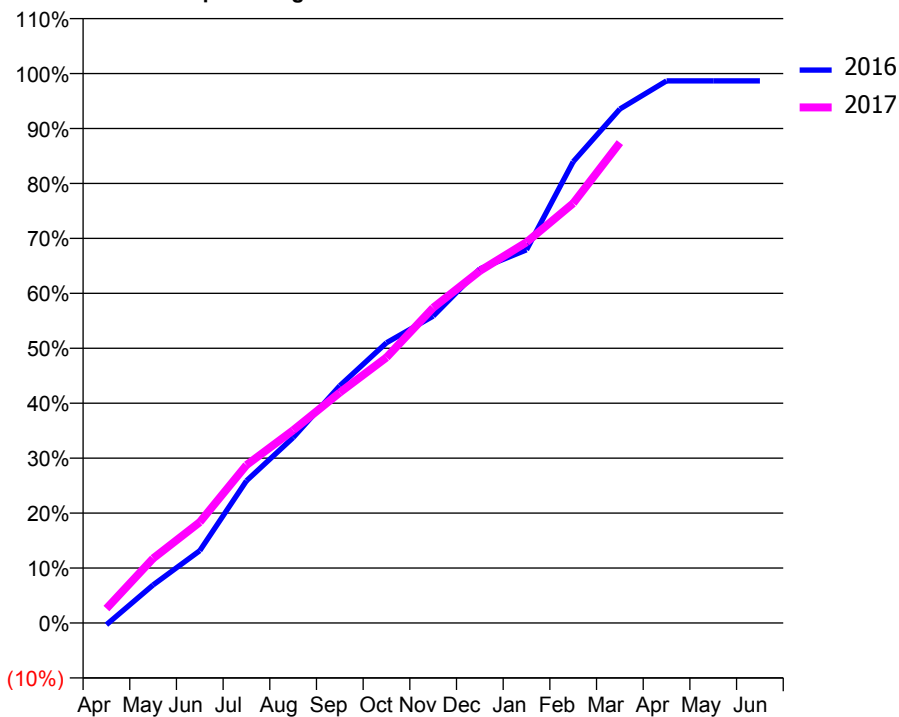
ACCESS*

Patients seen in 24 months	Total	Change since previous quarter
Quarter ending March 2016	2,513	
Quarter ending June 2016	2,447	↓
Quarter ending September 2016	2,393	↓
Quarter ending December 2016	2,371	→
Quarter ending March 2017	2,317	↓
Variance since March 2016	(7.8%)	↓



ACTIVITY

Cumulative percentage of contracted UDA delivered 2016 & 2017



Month	Adjusted Scheduled Activity (UDA)	
	2016	2017
April	-21	164
May	432	733
June	820	1,144
July	1,613	1,791
August	2,103	2,185
September	2,690	2,614
October	3,177	3,011
November	3,480	3,575
December	4,015	3,993
January	4,231	4,317
February	5,231	4,759
March	5,828	5,448
April	6,147	
May	6,147	
June	6,147	

QUALITY

	Quantity	Base Number	Contract	AT	Region	England
% of FP17s for the same patient ID Re-attending within 3 months - Children	32	503	6.4%	11.2%	11.8%	12.3%
% of FP17s for the same patient ID Re-attending within 3 months - Adults	262	1,853	14.1%	16.3%	17.1%	16.7%
% of FP17s for the same patient ID Re-attending between 3 & 9 months - Children	125	503	24.9%	42.1%	46.5%	57.6%
% of FP17s for the same patient ID Re-attending between 3 & 9 months - Adults	788	1,853	42.5%	35.0%	37.6%	50.1%
% of FP17s for Band 1 Urgent Courses	403	2,235	18.0%	10.8%	10.7%	9.1%
% of FP17s Relating to Free Repair or Replacements	34	2,235	1.5%	0.5%	0.6%	0.8%
% of FP17s Relating to Continuations	36	2,235	1.6%	0.8%	0.9%	1.2%
% of Patients satisfied with the dentistry they have received	6	7	N/A	89.3%	90.4%	92.8%
% of Patients satisfied with the time they had to wait for an appointment	5	7	N/A	80.6%	83.7%	88.7%

* This is based on patients treated on this contract for their most recent course of treatment. Figures in italics indicate the base number of FP17s or Patient Questionnaire responses are less than 100. N/A is shown where the base number of responses is less than 10 during the period. % is calculated as Quantity/Base number*100

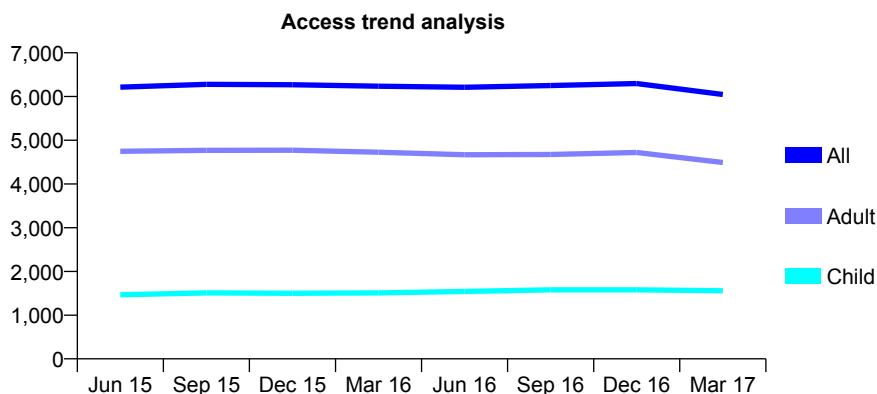
Q61 - Vital Signs At a Glance Contract Report for 126489/0001 - March 2017

Name or company name	Mr Mansour Ezzati
Contract type name	GDS Contract
Purpose of contract	General
Contract start date	01/01/2009
Contract end date	

16/17 Contracted general activity (UDA)	18,134
Carry forward general activity (UDA)	195
16/17 Contracted orthodontic activity (UOA)	0
Carry forward orthodontic activity (UOA)	0
Baseline contract value	£536,681.67

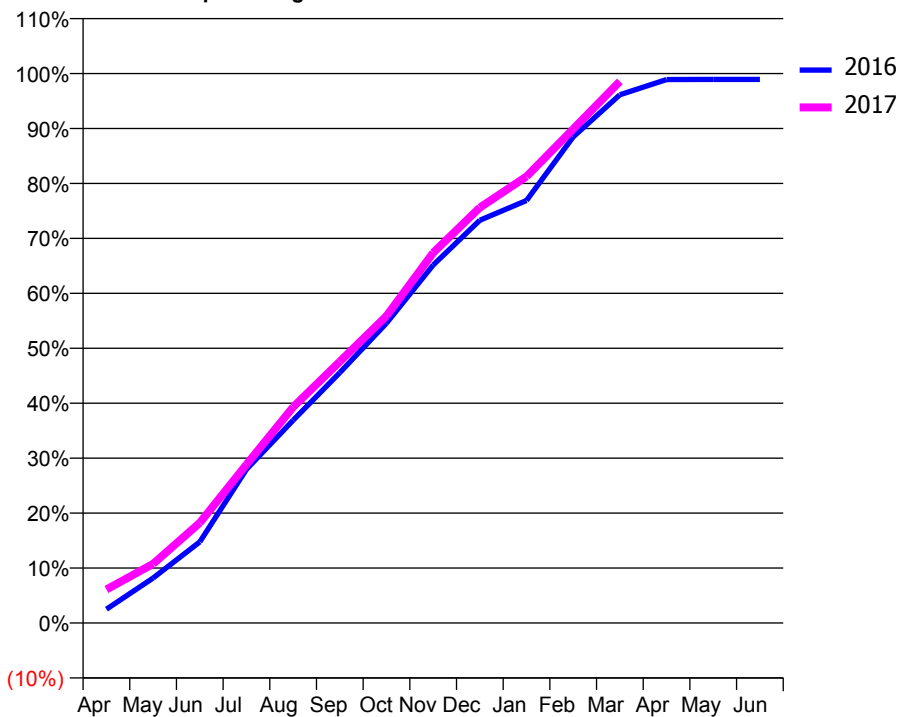
ACCESS*

Patients seen in 24 months	Total	Change since previous quarter
Quarter ending March 2016	6,235	
Quarter ending June 2016	6,212	→
Quarter ending September 2016	6,251	→
Quarter ending December 2016	6,297	→
Quarter ending March 2017	6,046	↓
Variance since March 2016	(3.0%)	↓



ACTIVITY

Cumulative percentage of contracted UDA delivered 2016 & 2017



Month	Adjusted Scheduled Activity (UDA)	
	2016	2017
April	455	1,107
May	1,487	1,953
June	2,676	3,306
July	5,072	5,231
August	6,692	7,127
September	8,261	8,628
October	9,894	10,130
November	11,811	12,220
December	13,292	13,708
January	13,943	14,736
February	16,044	16,301
March	17,435	17,874
April	17,936	
May	17,939	
June	17,939	

QUALITY

	Quantity	Base Number	Contract	AT	Region	England
% of FP17s for the same patient ID Re-attending within 3 months - Children	80	1,591	5.0%	11.2%	11.8%	12.3%
% of FP17s for the same patient ID Re-attending within 3 months - Adults	398	3,839	10.4%	16.3%	17.1%	16.7%
% of FP17s for the same patient ID Re-attending between 3 & 9 months - Children	511	1,591	32.1%	42.1%	46.5%	57.6%
% of FP17s for the same patient ID Re-attending between 3 & 9 months - Adults	932	3,839	24.3%	35.0%	37.6%	50.1%
% of FP17s for Band 1 Urgent Courses	492	5,244	9.4%	10.8%	10.7%	9.1%
% of FP17s Relating to Free Repair or Replacements	6	5,244	0.1%	0.5%	0.6%	0.8%
% of FP17s Relating to Continuations	15	5,244	0.3%	0.8%	0.9%	1.2%
% of Patients satisfied with the dentistry they have received	7	8	N/A	89.3%	90.4%	92.8%
% of Patients satisfied with the time they had to wait for an appointment	7	8	N/A	80.6%	83.7%	88.7%

* This is based on patients treated on this contract for their most recent course of treatment. Figures in italics indicate the base number of FP17s or Patient Questionnaire responses are less than 100. N/A is shown where the base number of responses is less than 10 during the period. % is calculated as Quantity/Base number*100

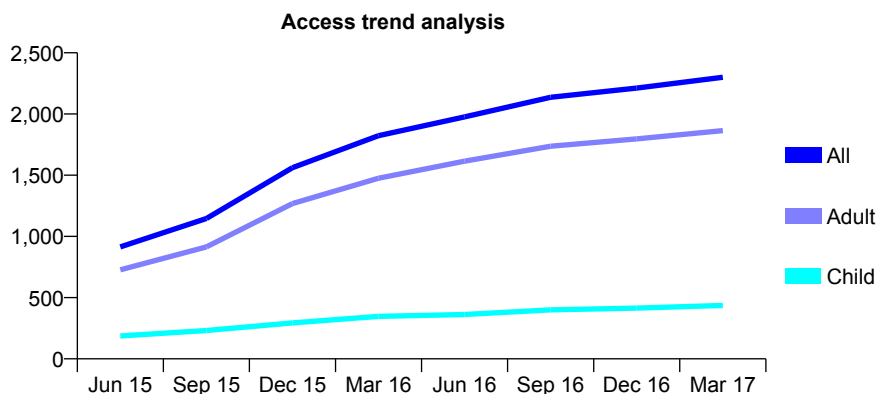
Q61 - Vital Signs At a Glance Contract Report for 127183/0001 - March 2017

Name or company name	NL Partners
Contract type name	GDS Contract
Purpose of contract	General
Contract start date	01/11/2014
Contract end date	

16/17 Contracted general activity (UDA)	7,359
Carry forward general activity (UDA)	0
16/17 Contracted orthodontic activity (UOA)	0
Carry forward orthodontic activity (UOA)	0
Baseline contract value	£223,917.24

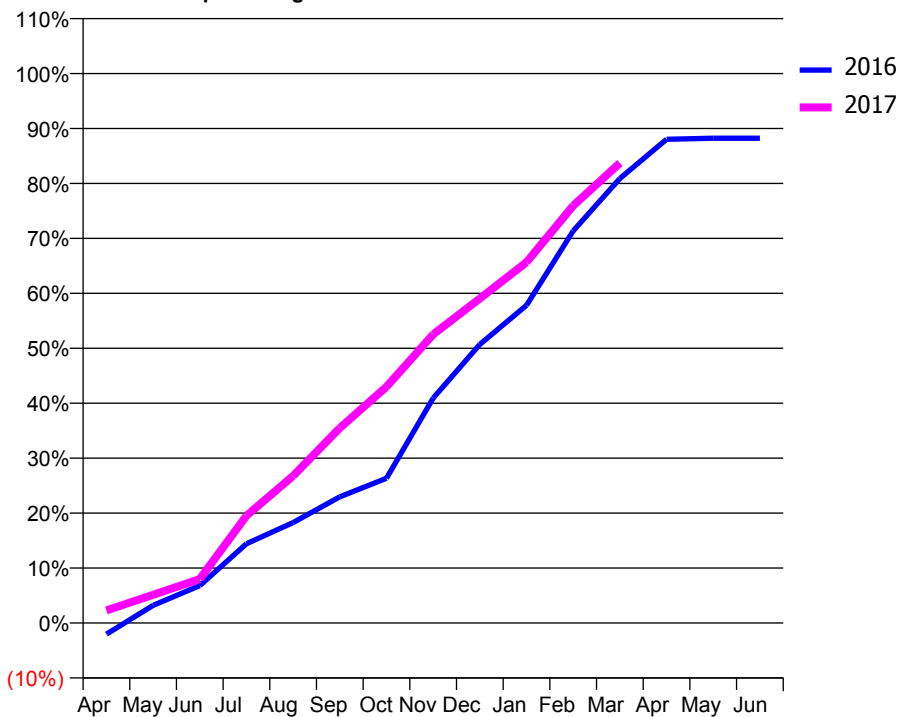
ACCESS*

Patients seen in 24 months	Total	Change since previous quarter
Quarter ending March 2016	1,823	
Quarter ending June 2016	1,977	↑
Quarter ending September 2016	2,137	↑
Quarter ending December 2016	2,212	↑
Quarter ending March 2017	2,300	↑
Variance since March 2016	26.2%	↑



ACTIVITY

Cumulative percentage of contracted UDA delivered 2016 & 2017



Month	Adjusted Scheduled Activity (UDA)	
	2016	2017
April	-151	169
May	237	377
June	500	589
July	1,062	1,436
August	1,345	1,970
September	1,690	2,613
October	1,938	3,164
November	3,012	3,866
December	3,732	4,345
January	4,255	4,831
February	5,252	5,589
March	5,953	6,161
April	6,478	
May	6,493	
June	6,493	

QUALITY

	Quantity	Base Number	Contract	AT	Region	England
% of FP17s for the same patient ID Re-attending within 3 months - Children	16	447	3.6%	11.2%	11.8%	12.3%
% of FP17s for the same patient ID Re-attending within 3 months - Adults	156	1,684	9.3%	16.3%	17.1%	16.7%
% of FP17s for the same patient ID Re-attending between 3 & 9 months - Children	193	447	43.2%	42.1%	46.5%	57.6%
% of FP17s for the same patient ID Re-attending between 3 & 9 months - Adults	585	1,684	34.7%	35.0%	37.6%	50.1%
% of FP17s for Band 1 Urgent Courses	33	1,972	1.7%	10.8%	10.7%	9.1%
% of FP17s Relating to Free Repair or Replacements	4	1,972	0.2%	0.5%	0.6%	0.8%
% of FP17s Relating to Continuations	10	1,972	0.5%	0.8%	0.9%	1.2%
% of Patients satisfied with the dentistry they have received	1	2	N/A	89.3%	90.4%	92.8%
% of Patients satisfied with the time they had to wait for an appointment	2	2	N/A	80.6%	83.7%	88.7%

* This is based on patients treated on this contract for their most recent course of treatment. Figures in italics indicate the base number of FP17s or Patient Questionnaire responses are less than 100. N/A is shown where the base number of responses is less than 10 during the period. % is calculated as Quantity/Base number*100

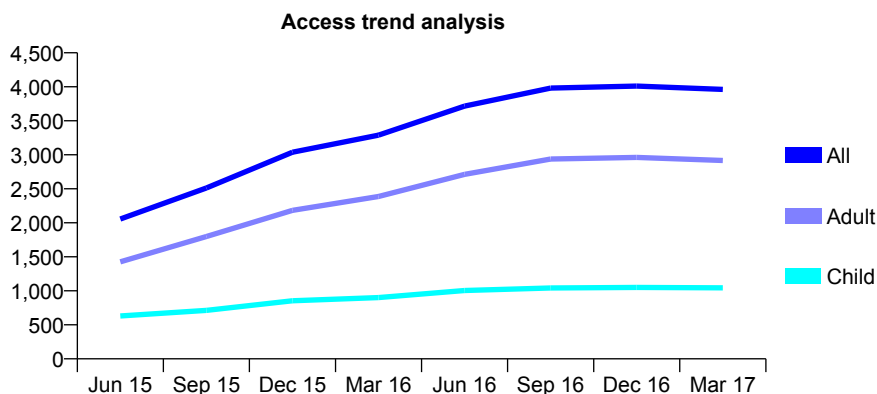
Q61 - Vital Signs At a Glance Contract Report for 127183/0002 - March 2017

Name or company name	NL Partners
Contract type name	GDS Contract
Purpose of contract	General
Contract start date	01/11/2014
Contract end date	

16/17 Contracted general activity (UDA)	10,565
Carry forward general activity (UDA)	-71
16/17 Contracted orthodontic activity (UOA)	0
Carry forward orthodontic activity (UOA)	0
Baseline contract value	£291,576.31

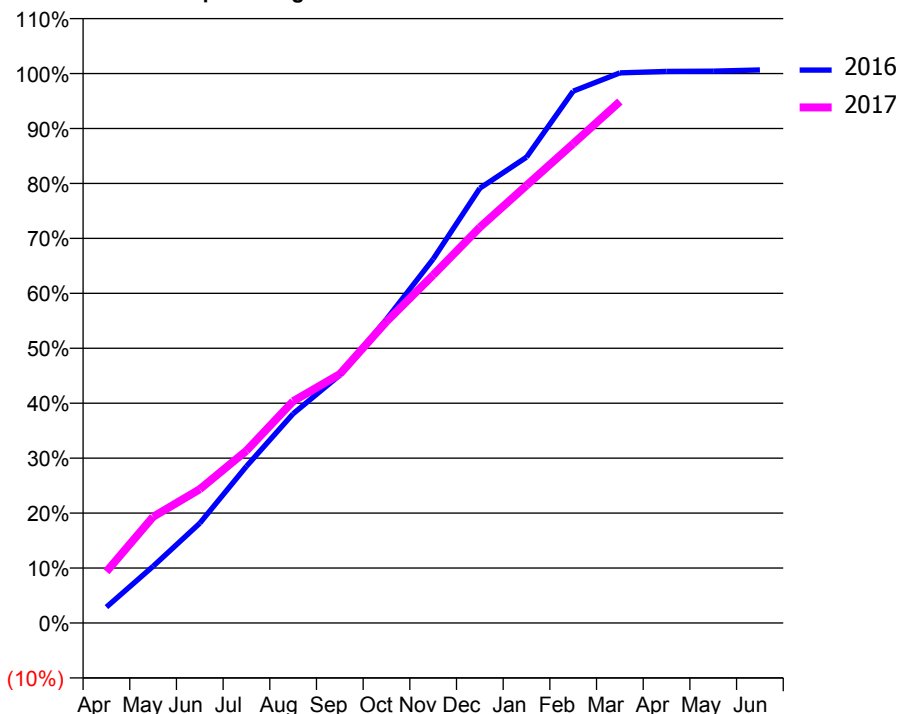
ACCESS*

Patients seen in 24 months	Total	Change since previous quarter
Quarter ending March 2016	3,289	
Quarter ending June 2016	3,717	↑
Quarter ending September 2016	3,981	↑
Quarter ending December 2016	4,011	→
Quarter ending March 2017	3,961	↓
Variance since March 2016	20.4%	↑



ACTIVITY

Cumulative percentage of contracted UDA delivered 2016 & 2017



Month	Adjusted Scheduled Activity (UDA)	
	2016	2017
April	306	989
May	1,092	2,041
June	1,919	2,572
July	3,014	3,313
August	4,024	4,264
September	4,767	4,786
October	5,841	5,796
November	6,997	6,690
December	8,359	7,608
January	8,957	8,413
February	10,225	9,214
March	10,576	10,025
April	10,606	
May	10,609	
June	10,633	

QUALITY

	Quantity	Base Number	Contract	AT	Region	England
% of FP17s for the same patient ID Re-attending within 3 months - Children	93	1,066	8.7%	11.2%	11.8%	12.3%
% of FP17s for the same patient ID Re-attending within 3 months - Adults	239	2,489	9.6%	16.3%	17.1%	16.7%
% of FP17s for the same patient ID Re-attending between 3 & 9 months - Children	310	1,066	29.1%	42.1%	46.5%	57.6%
% of FP17s for the same patient ID Re-attending between 3 & 9 months - Adults	626	2,489	25.2%	35.0%	37.6%	50.1%
% of FP17s for Band 1 Urgent Courses	129	3,517	3.7%	10.8%	10.7%	9.1%
% of FP17s Relating to Free Repair or Replacements	6	3,517	0.2%	0.5%	0.6%	0.8%
% of FP17s Relating to Continuations	33	3,517	0.9%	0.8%	0.9%	1.2%
% of Patients satisfied with the dentistry they have received	3	3	N/A	89.3%	90.4%	92.8%
% of Patients satisfied with the time they had to wait for an appointment	3	3	N/A	80.6%	83.7%	88.7%

* This is based on patients treated on this contract for their most recent course of treatment. Figures in italics indicate the base number of FP17s or Patient Questionnaire responses are less than 100. N/A is shown where the base number of responses is less than 10 during the period. % is calculated as Quantity/Base number*100

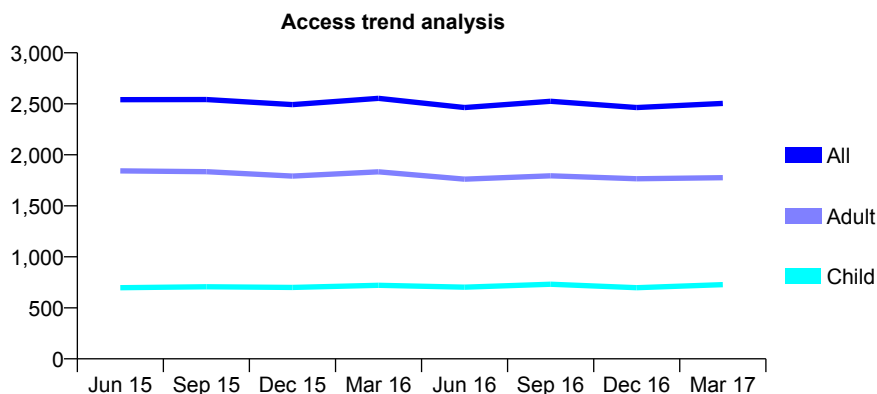
Q61 - Vital Signs At a Glance Contract Report for 127256/0001 - March 2017

Name or company name	Hainualt Gentle Dental Care Ltd
Contract type name	GDS Contract
Purpose of contract	General
Contract start date	01/05/2011
Contract end date	

16/17 Contracted general activity (UDA)	6,575
Carry forward general activity (UDA)	32
16/17 Contracted orthodontic activity (UOA)	0
Carry forward orthodontic activity (UOA)	0
Baseline contract value	£172,165.14

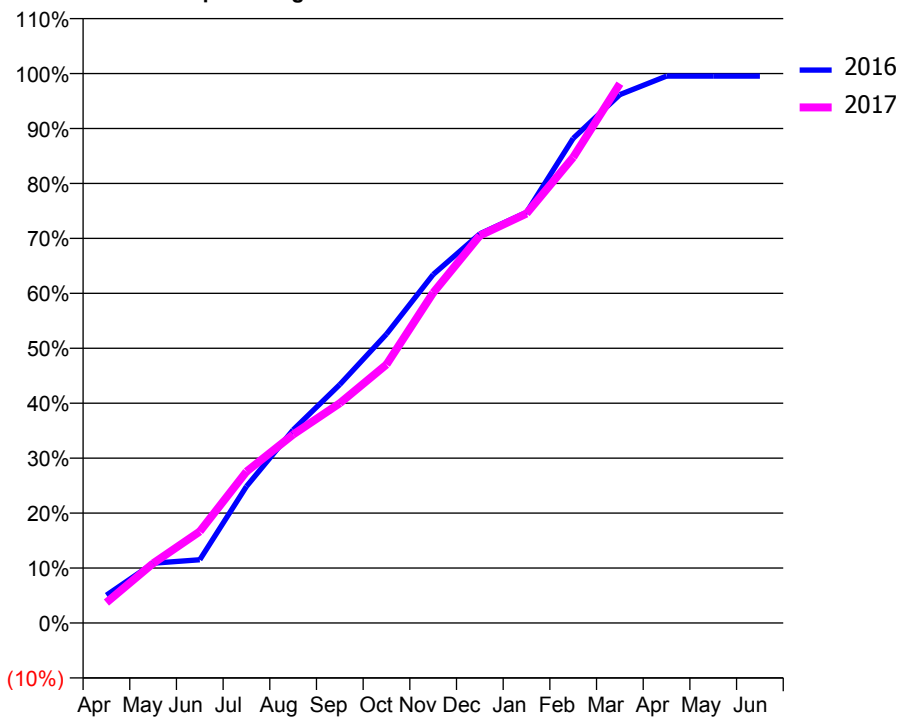
ACCESS*

Patients seen in 24 months	Total	Change since previous quarter
Quarter ending March 2016	2,554	
Quarter ending June 2016	2,464	↓
Quarter ending September 2016	2,525	↑
Quarter ending December 2016	2,463	↓
Quarter ending March 2017	2,504	→
Variance since March 2016	(2.0%)	↓



ACTIVITY

Cumulative percentage of contracted UDA delivered 2016 & 2017



Month	Adjusted Scheduled Activity (UDA)	
	2016	2017
April	332	244
May	715	713
June	756	1,096
July	1,634	1,812
August	2,311	2,255
September	2,853	2,631
October	3,457	3,093
November	4,170	3,951
December	4,656	4,637
January	4,914	4,900
February	5,799	5,573
March	6,323	6,453
April	6,543	
May	6,543	
June	6,543	

QUALITY

	Quantity	Base Number	Contract	AT	Region	England
% of FP17s for the same patient ID Re-attending within 3 months - Children	37	734	5.0%	11.2%	11.8%	12.3%
% of FP17s for the same patient ID Re-attending within 3 months - Adults	151	1,465	10.3%	16.3%	17.1%	16.7%
% of FP17s for the same patient ID Re-attending between 3 & 9 months - Children	228	734	31.1%	42.1%	46.5%	57.6%
% of FP17s for the same patient ID Re-attending between 3 & 9 months - Adults	301	1,465	20.5%	35.0%	37.6%	50.1%
% of FP17s for Band 1 Urgent Courses	161	1,758	9.2%	10.8%	10.7%	9.1%
% of FP17s Relating to Free Repair or Replacements	6	1,758	0.3%	0.5%	0.6%	0.8%
% of FP17s Relating to Continuations	9	1,758	0.5%	0.8%	0.9%	1.2%
% of Patients satisfied with the dentistry they have received	3	3	N/A	89.3%	90.4%	92.8%
% of Patients satisfied with the time they had to wait for an appointment	3	3	N/A	80.6%	83.7%	88.7%

* This is based on patients treated on this contract for their most recent course of treatment. Figures in italics indicate the base number of FP17s or Patient Questionnaire responses are less than 100. N/A is shown where the base number of responses is less than 10 during the period. % is calculated as Quantity/Base number*100

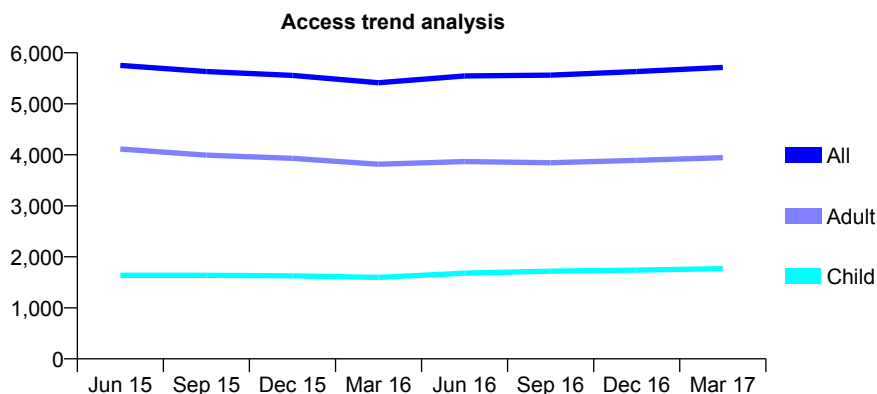
Q61 - Vital Signs At a Glance Contract Report for 127280/0001 - March 2017

Name or company name	Well Street Dental Care
Contract type name	GDS Contract
Purpose of contract	General
Contract start date	01/05/2011
Contract end date	

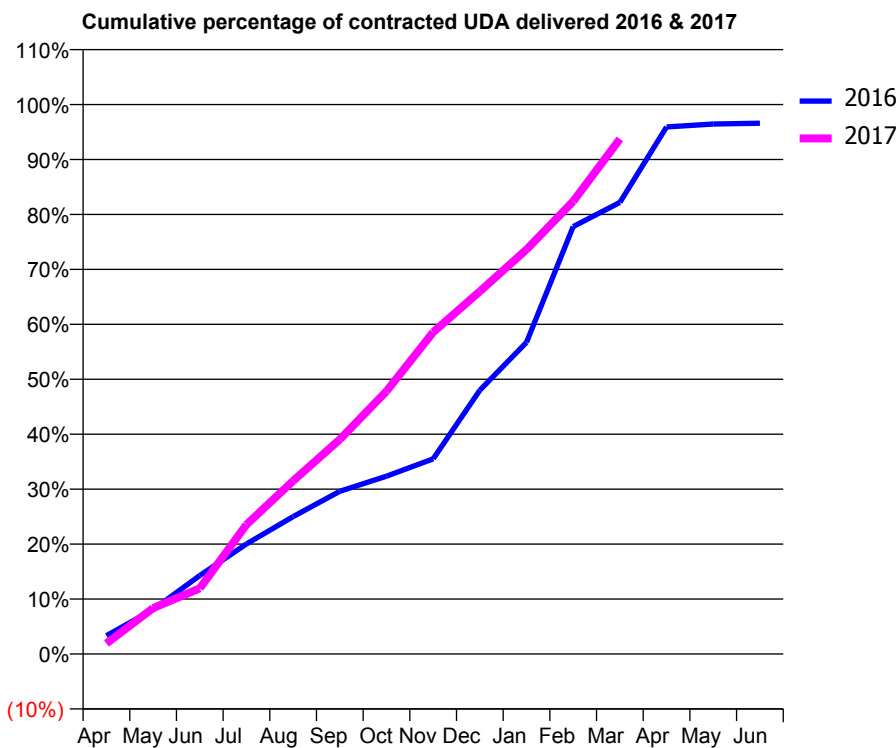
16/17 Contracted general activity (UDA)	23,003
Carry forward general activity (UDA)	785
16/17 Contracted orthodontic activity (UOA)	0
Carry forward orthodontic activity (UOA)	0
Baseline contract value	£664,513.49

ACCESS*

Patients seen in 24 months	Total	Change since previous quarter
Quarter ending March 2016	5,413	
Quarter ending June 2016	5,546	↑
Quarter ending September 2016	5,563	→
Quarter ending December 2016	5,632	→
Quarter ending March 2017	5,714	→
Variance since March 2016	5.6%	↑



ACTIVITY



Month	Adjusted Scheduled Activity (UDA)	
	2016	2017
April	768	443
May	1,862	1,924
June	3,285	2,749
July	4,608	5,418
August	5,753	7,250
September	6,815	8,986
October	7,445	11,000
November	8,168	13,472
December	11,042	15,183
January	13,046	16,936
February	17,895	18,947
March	18,903	21,562
April	22,066	
May	22,188	
June	22,218	

QUALITY

	Quantity	Base Number	Contract	AT	Region	England
% of FP17s for the same patient ID Re-attending within 3 months - Children	193	2,241	8.6%	11.2%	11.8%	12.3%
% of FP17s for the same patient ID Re-attending within 3 months - Adults	832	4,719	17.6%	16.3%	17.1%	16.7%
% of FP17s for the same patient ID Re-attending between 3 & 9 months - Children	827	2,241	36.9%	42.1%	46.5%	57.6%
% of FP17s for the same patient ID Re-attending between 3 & 9 months - Adults	1,313	4,719	27.8%	35.0%	37.6%	50.1%
% of FP17s for Band 1 Urgent Courses	868	6,201	14.0%	10.8%	10.7%	9.1%
% of FP17s Relating to Free Repair or Replacements	14	6,201	0.2%	0.5%	0.6%	0.8%
% of FP17s Relating to Continuations	125	6,201	2.0%	0.8%	0.9%	1.2%
% of Patients satisfied with the dentistry they have received	2	4	N/A	89.3%	90.4%	92.8%
% of Patients satisfied with the time they had to wait for an appointment	3	4	N/A	80.6%	83.7%	88.7%

* This is based on patients treated on this contract for their most recent course of treatment. Figures in italics indicate the base number of FP17s or Patient Questionnaire responses are less than 100. N/A is shown where the base number of responses is less than 10 during the period. % is calculated as Quantity/Base number*100

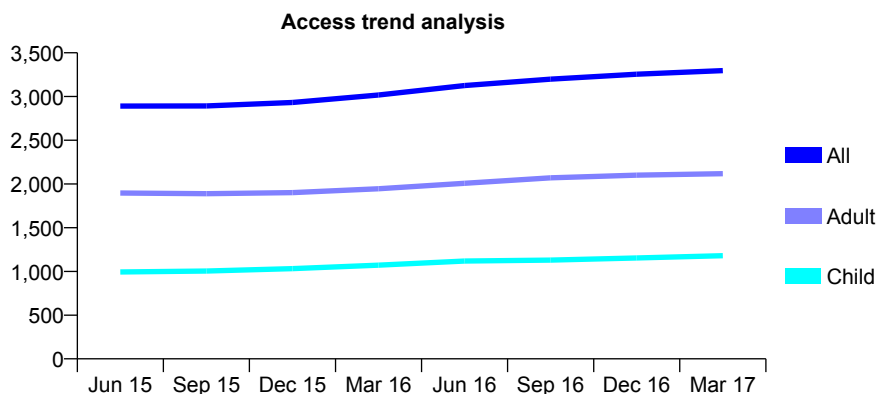
Q61 - Vital Signs At a Glance Contract Report for 127833/0001 - March 2017

Name or company name	Oris Dental Centre
Contract type name	GDS Contract
Purpose of contract	General
Contract start date	01/12/2008
Contract end date	

16/17 Contracted general activity (UDA)	10,757
Carry forward general activity (UDA)	-13
16/17 Contracted orthodontic activity (UOA)	0
Carry forward orthodontic activity (UOA)	0
Baseline contract value	£268,126.76

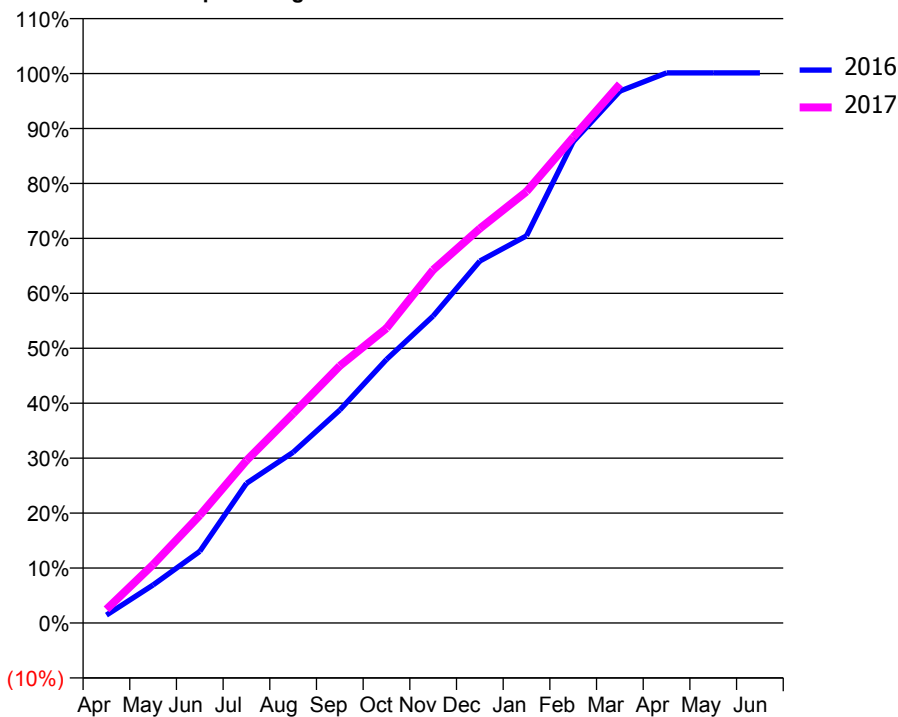
ACCESS*

Patients seen in 24 months	Total	Change since previous quarter
Quarter ending March 2016	3,017	
Quarter ending June 2016	3,125	↑
Quarter ending September 2016	3,199	↑
Quarter ending December 2016	3,255	→
Quarter ending March 2017	3,297	→
Variance since March 2016	9.3%	↑



ACTIVITY

Cumulative percentage of contracted UDA delivered 2016 & 2017



Month	Adjusted Scheduled Activity (UDA)	
	2016	2017
April	156	268
May	744	1,144
June	1,402	2,107
July	2,735	3,182
August	3,342	4,101
September	4,171	5,033
October	5,158	5,771
November	6,011	6,913
December	7,086	7,722
January	7,579	8,447
February	9,421	9,508
March	10,412	10,550
April	10,770	
May	10,770	
June	10,770	

QUALITY

	Quantity	Base Number	Contract	AT	Region	England
% of FP17s for the same patient ID Re-attending within 3 months - Children	116	1,492	7.8%	11.2%	11.8%	12.3%
% of FP17s for the same patient ID Re-attending within 3 months - Adults	512	2,563	20.0%	16.3%	17.1%	16.7%
% of FP17s for the same patient ID Re-attending between 3 & 9 months - Children	698	1,492	46.8%	42.1%	46.5%	57.6%
% of FP17s for the same patient ID Re-attending between 3 & 9 months - Adults	892	2,563	34.8%	35.0%	37.6%	50.1%
% of FP17s for Band 1 Urgent Courses	381	3,486	10.9%	10.8%	10.7%	9.1%
% of FP17s Relating to Free Repair or Replacements	69	3,486	2.0%	0.5%	0.6%	0.8%
% of FP17s Relating to Continuations	66	3,486	1.9%	0.8%	0.9%	1.2%
% of Patients satisfied with the dentistry they have received	6	7	N/A	89.3%	90.4%	92.8%
% of Patients satisfied with the time they had to wait for an appointment	7	7	N/A	80.6%	83.7%	88.7%

* This is based on patients treated on this contract for their most recent course of treatment. Figures in italics indicate the base number of FP17s or Patient Questionnaire responses are less than 100. N/A is shown where the base number of responses is less than 10 during the period. % is calculated as Quantity/Base number*100

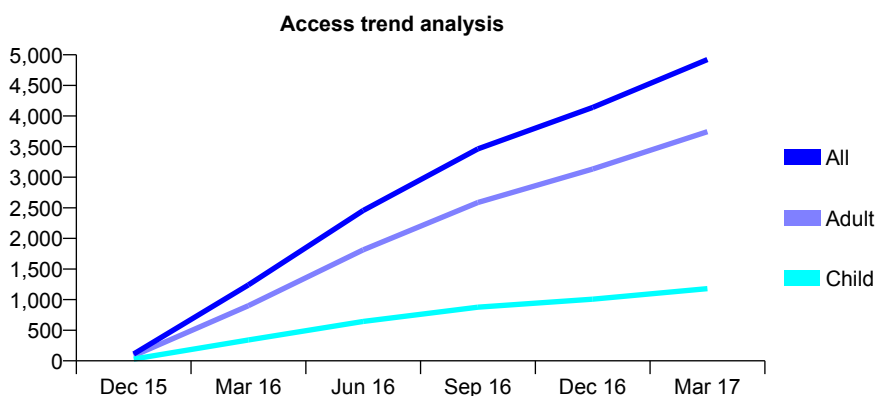
Q61 - Vital Signs At a Glance Contract Report for 127965/0001 - March 2017

Name or company name	Manor House DS
Contract type name	GDS Contract
Purpose of contract	General
Contract start date	01/12/2015
Contract end date	

16/17 Contracted general activity (UDA)	17,735
Carry forward general activity (UDA)	0
16/17 Contracted orthodontic activity (UOA)	0
Carry forward orthodontic activity (UOA)	0
Baseline contract value	£614,245.40

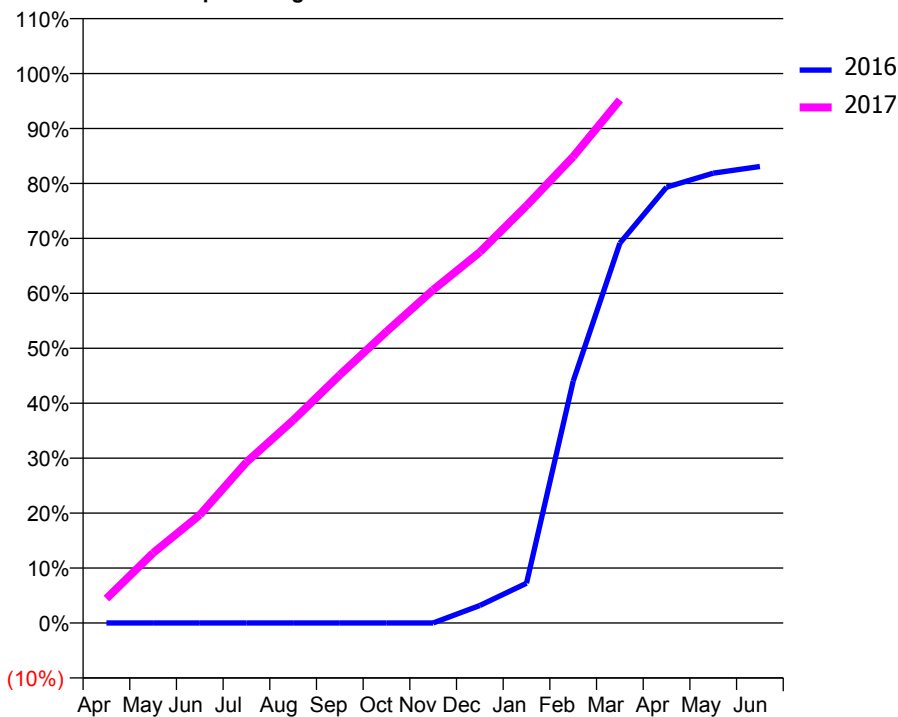
ACCESS*

Patients seen in 24 months	Total	Change since previous quarter
Quarter ending March 2016	1,241	
Quarter ending June 2016	2,456	↑
Quarter ending September 2016	3,464	↑
Quarter ending December 2016	4,141	↑
Quarter ending March 2017	4,923	↑
Variance since March 2016	296.7%	↑



ACTIVITY

Cumulative percentage of contracted UDA delivered 2016 & 2017



Adjusted Scheduled Activity (UDA)

Month	2016	2017
April	0	790
May	0	2,261
June	0	3,489
July	0	5,192
August	0	6,543
September	0	8,009
October	0	9,404
November	0	10,751
December	188	11,972
January	428	13,470
February	2,603	15,054
March	4,087	16,883
April	4,689	
May	4,840	
June	4,912	

QUALITY

	Quantity	Base Number	Contract	AT	Region	England
% of FP17s for the same patient ID Re-attending within 3 months - Children	14	1,339	1.0%	11.2%	11.8%	12.3%
% of FP17s for the same patient ID Re-attending within 3 months - Adults	58	3,838	1.5%	16.3%	17.1%	16.7%
% of FP17s for the same patient ID Re-attending between 3 & 9 months - Children	237	1,339	17.7%	42.1%	46.5%	57.6%
% of FP17s for the same patient ID Re-attending between 3 & 9 months - Adults	627	3,838	16.3%	35.0%	37.6%	50.1%
% of FP17s for Band 1 Urgent Courses	76	4,958	1.5%	10.8%	10.7%	9.1%
% of FP17s Relating to Free Repair or Replacements	3	4,958	0.1%	0.5%	0.6%	0.8%
% of FP17s Relating to Continuations	0	4,958	0.0%	0.8%	0.9%	1.2%
% of Patients satisfied with the dentistry they have received	1	1	N/A	89.3%	90.4%	92.8%
% of Patients satisfied with the time they had to wait for an appointment	1	1	N/A	80.6%	83.7%	88.7%

* This is based on patients treated on this contract for their most recent course of treatment. Figures in italics indicate the base number of FP17s or Patient Questionnaire responses are less than 100. N/A is shown where the base number of responses is less than 10 during the period. % is calculated as Quantity/Base number*100

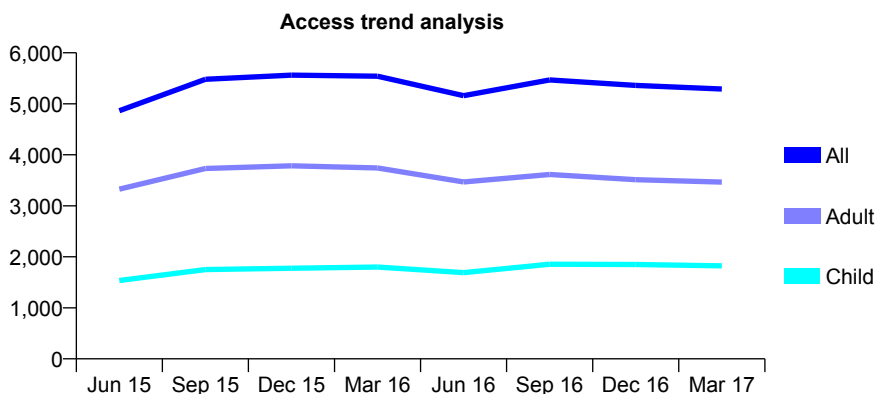
Q61 - Vital Signs At a Glance Contract Report for 128163/0006 - March 2017

Name or company name	Aspire Dental Care Limited
Contract type name	GDS Contract
Purpose of contract	General
Contract start date	11/12/2012
Contract end date	

16/17 Contracted general activity (UDA)	13,436
Carry forward general activity (UDA)	0
16/17 Contracted orthodontic activity (UOA)	0
Carry forward orthodontic activity (UOA)	0
Baseline contract value	£319,099.96

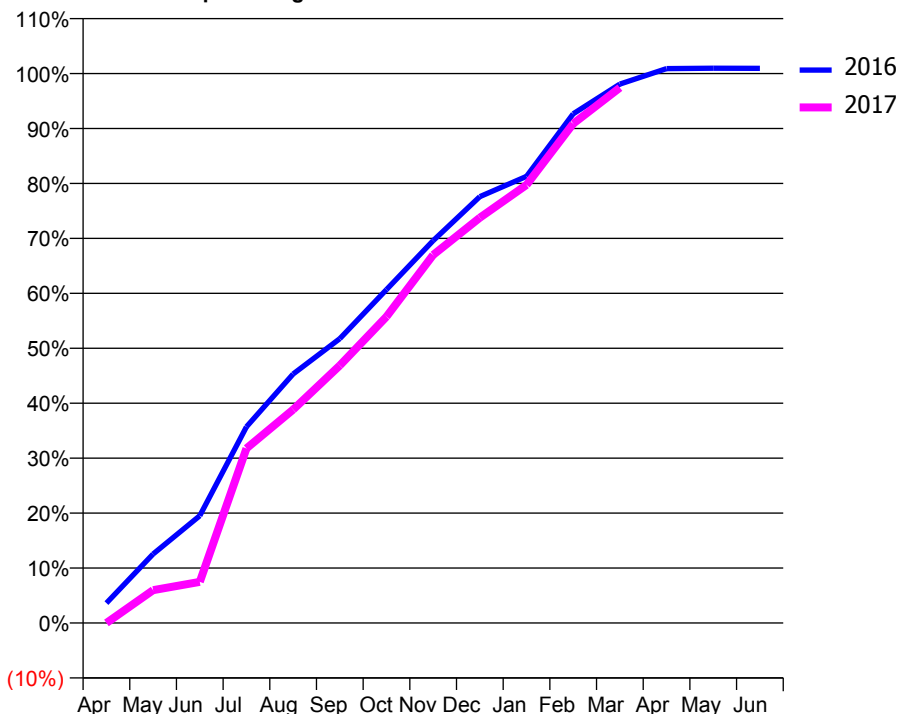
ACCESS*

Patients seen in 24 months	Total	Change since previous quarter
Quarter ending March 2016	5,542	
Quarter ending June 2016	5,159	↓
Quarter ending September 2016	5,469	↑
Quarter ending December 2016	5,362	↓
Quarter ending March 2017	5,289	↓
Variance since March 2016	(4.6%)	↓



ACTIVITY

Cumulative percentage of contracted UDA delivered 2016 & 2017



Month	Adjusted Scheduled Activity (UDA)	
	2016	2017
April	545	0
May	1,884	802
June	2,927	1,005
July	5,357	4,271
August	6,796	5,217
September	7,762	6,296
October	9,102	7,492
November	10,437	8,999
December	11,641	9,911
January	12,193	10,711
February	13,898	12,208
March	14,712	13,089
April	15,133	
May	15,143	
June	15,142	

QUALITY

	Quantity	Base Number	Contract	AT	Region	England
% of FP17s for the same patient ID Re-attending within 3 months - Children	187	2,126	8.8%	11.2%	11.8%	12.3%
% of FP17s for the same patient ID Re-attending within 3 months - Adults	591	3,754	15.7%	16.3%	17.1%	16.7%
% of FP17s for the same patient ID Re-attending between 3 & 9 months - Children	909	2,126	42.8%	42.1%	46.5%	57.6%
% of FP17s for the same patient ID Re-attending between 3 & 9 months - Adults	1,163	3,754	31.0%	35.0%	37.6%	50.1%
% of FP17s for Band 1 Urgent Courses	1,174	5,705	20.6%	10.8%	10.7%	9.1%
% of FP17s Relating to Free Repair or Replacements	59	5,705	1.0%	0.5%	0.6%	0.8%
% of FP17s Relating to Continuations	9	5,705	0.2%	0.8%	0.9%	1.2%
% of Patients satisfied with the dentistry they have received	4	4	N/A	89.3%	90.4%	92.8%
% of Patients satisfied with the time they had to wait for an appointment	2	4	N/A	80.6%	83.7%	88.7%

* This is based on patients treated on this contract for their most recent course of treatment. Figures in italics indicate the base number of FP17s or Patient Questionnaire responses are less than 100. N/A is shown where the base number of responses is less than 10 during the period. % is calculated as Quantity/Base number*100

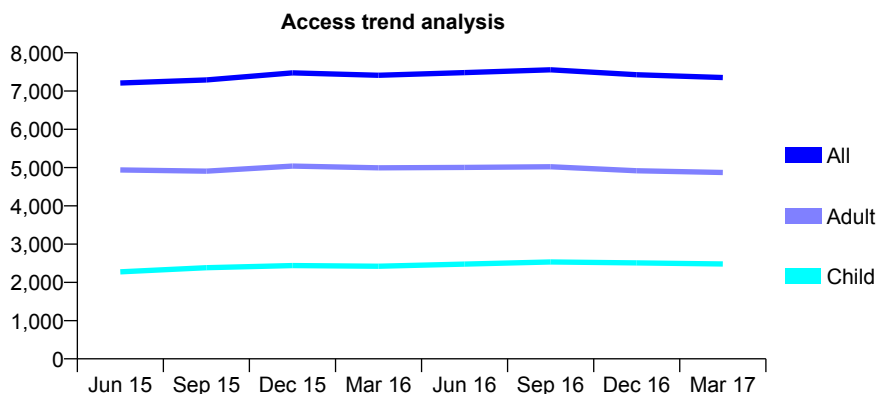
Q61 - Vital Signs At a Glance Contract Report for 128422/0001 - March 2017

Name or company name	MR JL VARA DR NJ VARA DR RJ VARA
Contract type name	GDS Contract
Purpose of contract	General
Contract start date	01/04/2013
Contract end date	

16/17 Contracted general activity (UDA)	20,521
Carry forward general activity (UDA)	-70
16/17 Contracted orthodontic activity (UOA)	0
Carry forward orthodontic activity (UOA)	0
Baseline contract value	£570,488.67

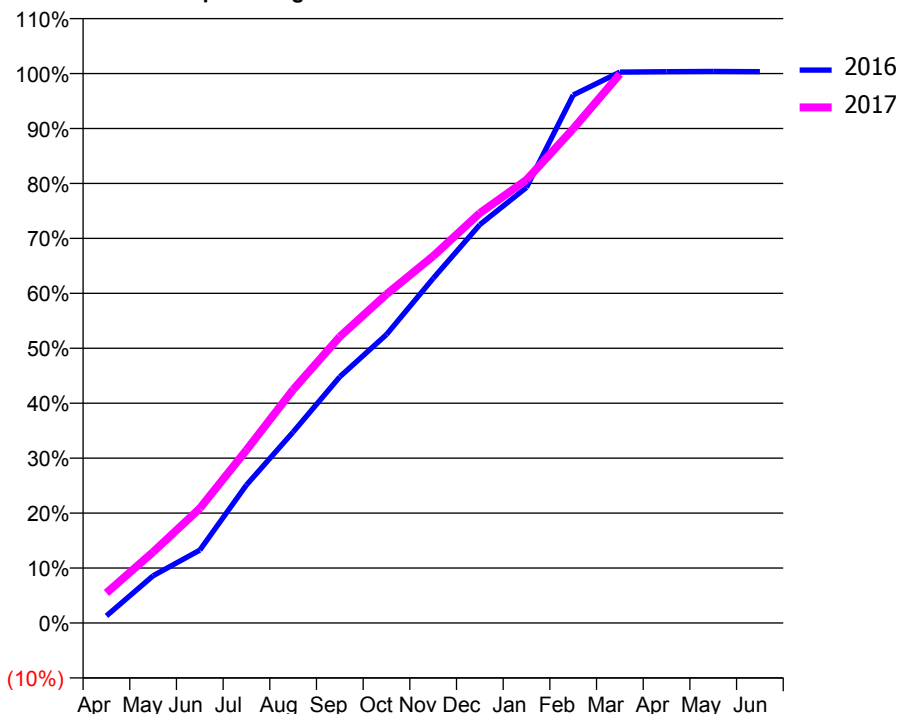
ACCESS*

Patients seen in 24 months	Total	Change since previous quarter
Quarter ending March 2016	7,413	
Quarter ending June 2016	7,481	→
Quarter ending September 2016	7,555	→
Quarter ending December 2016	7,425	↓
Quarter ending March 2017	7,353	→
Variance since March 2016	(0.8%)	→



ACTIVITY

Cumulative percentage of contracted UDA delivered 2016 & 2017



Month	Adjusted Scheduled Activity (UDA)	
	2016	2017
April	267	1,122
May	1,767	2,653
June	2,722	4,278
July	5,158	6,461
August	7,135	8,717
September	9,194	10,694
October	10,771	12,277
November	12,869	13,702
December	14,875	15,313
January	16,265	16,552
February	19,718	18,460
March	20,574	20,499
April	20,588	
May	20,601	
June	20,591	

QUALITY

	Quantity	Base Number	Contract	AT	Region	England
% of FP17s for the same patient ID Re-attending within 3 months - Children	130	2,738	4.7%	11.2%	11.8%	12.3%
% of FP17s for the same patient ID Re-attending within 3 months - Adults	365	4,273	8.5%	16.3%	17.1%	16.7%
% of FP17s for the same patient ID Re-attending between 3 & 9 months - Children	1,101	2,738	40.2%	42.1%	46.5%	57.6%
% of FP17s for the same patient ID Re-attending between 3 & 9 months - Adults	1,344	4,273	31.5%	35.0%	37.6%	50.1%
% of FP17s for Band 1 Urgent Courses	442	6,993	6.3%	10.8%	10.7%	9.1%
% of FP17s Relating to Free Repair or Replacements	16	6,993	0.2%	0.5%	0.6%	0.8%
% of FP17s Relating to Continuations	29	6,993	0.4%	0.8%	0.9%	1.2%
% of Patients satisfied with the dentistry they have received	4	4	N/A	89.3%	90.4%	92.8%
% of Patients satisfied with the time they had to wait for an appointment	4	4	N/A	80.6%	83.7%	88.7%

* This is based on patients treated on this contract for their most recent course of treatment. Figures in italics indicate the base number of FP17s or Patient Questionnaire responses are less than 100. N/A is shown where the base number of responses is less than 10 during the period. % is calculated as Quantity/Base number*100

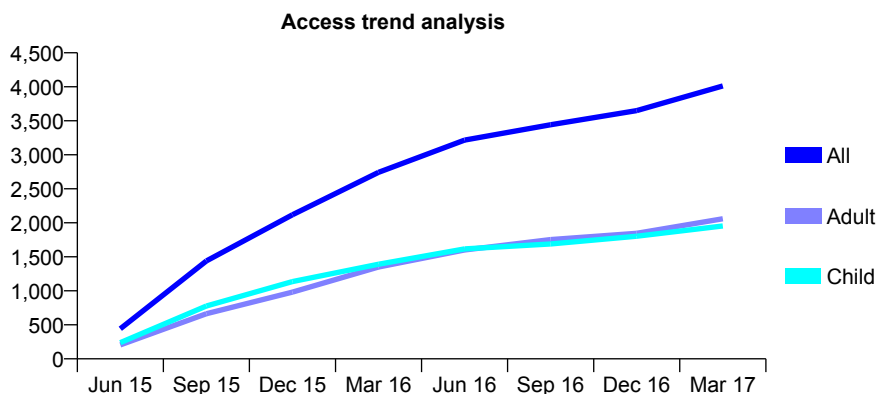
Q61 - Vital Signs At a Glance Contract Report for 128473/0001 - March 2017

Name or company name	The Anna House Partnership
Contract type name	GDS Contract
Purpose of contract	General
Contract start date	01/05/2015
Contract end date	

16/17 Contracted general activity (UDA)	17,027
Carry forward general activity (UDA)	-132
16/17 Contracted orthodontic activity (UOA)	0
Carry forward orthodontic activity (UOA)	0
Baseline contract value	£520,912.76

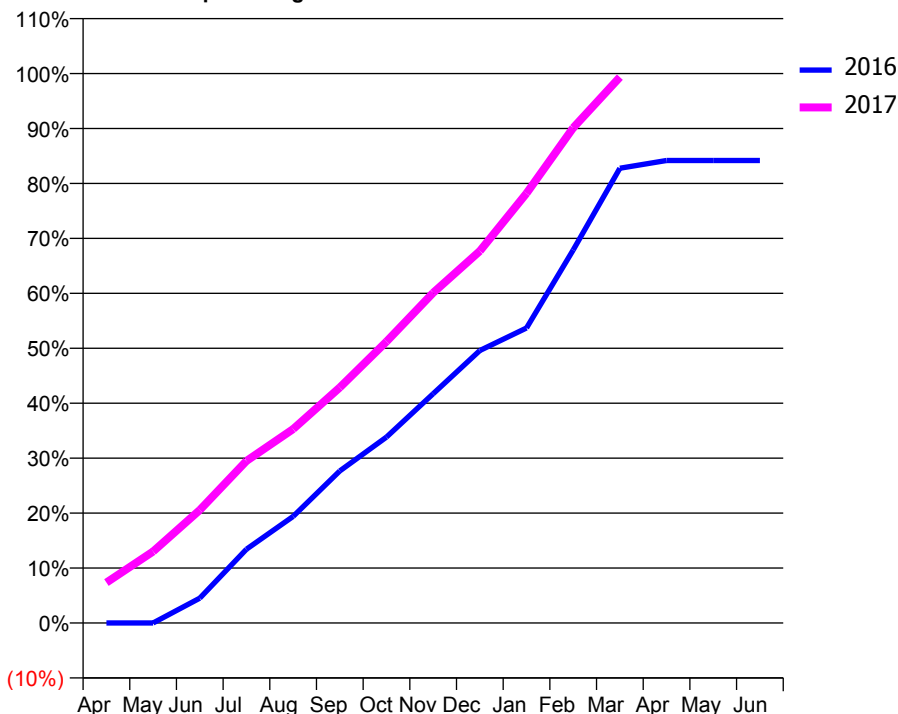
ACCESS*

Patients seen in 24 months	Total	Change since previous quarter
Quarter ending March 2016	2,742	
Quarter ending June 2016	3,217	↑
Quarter ending September 2016	3,443	↑
Quarter ending December 2016	3,650	↑
Quarter ending March 2017	4,013	↑
Variance since March 2016	46.4%	↑



ACTIVITY

Cumulative percentage of contracted UDA delivered 2016 & 2017



Month	Adjusted Scheduled Activity (UDA)	
	2016	2017
April	0	1,255
May	0	2,216
June	706	3,501
July	2,098	5,021
August	3,030	6,009
September	4,321	7,301
October	5,281	8,721
November	6,511	10,234
December	7,741	11,525
January	8,380	13,314
February	10,595	15,343
March	12,919	16,915
April	13,135	
May	13,138	
June	13,138	

QUALITY

	Quantity	Base Number	Contract	AT	Region	England
% of FP17s for the same patient ID Re-attending within 3 months - Children	161	2,687	6.0%	11.2%	11.8%	12.3%
% of FP17s for the same patient ID Re-attending within 3 months - Adults	245	2,330	10.5%	16.3%	17.1%	16.7%
% of FP17s for the same patient ID Re-attending between 3 & 9 months - Children	1,465	2,687	54.5%	42.1%	46.5%	57.6%
% of FP17s for the same patient ID Re-attending between 3 & 9 months - Adults	1,043	2,330	44.8%	35.0%	37.6%	50.1%
% of FP17s for Band 1 Urgent Courses	204	4,908	4.2%	10.8%	10.7%	9.1%
% of FP17s Relating to Free Repair or Replacements	0	4,908	0.0%	0.5%	0.6%	0.8%
% of FP17s Relating to Continuations	41	4,908	0.8%	0.8%	0.9%	1.2%
% of Patients satisfied with the dentistry they have received	6	6	N/A	89.3%	90.4%	92.8%
% of Patients satisfied with the time they had to wait for an appointment	5	6	N/A	80.6%	83.7%	88.7%

* This is based on patients treated on this contract for their most recent course of treatment. Figures in italics indicate the base number of FP17s or Patient Questionnaire responses are less than 100. N/A is shown where the base number of responses is less than 10 during the period. % is calculated as Quantity/Base number*100

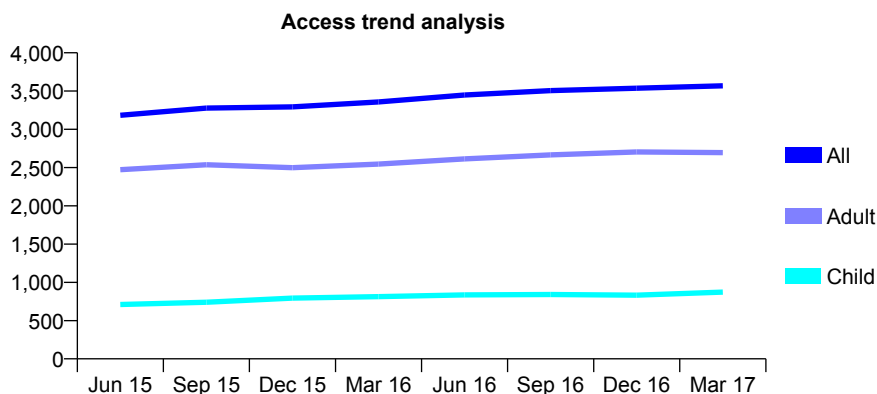
Q61 - Vital Signs At a Glance Contract Report for 129453/0001 - March 2017

Name or company name	Dr Margarita Vochaiti & Dr Aris Psathopoulk
Contract type name	GDS Contract
Purpose of contract	General
Contract start date	01/12/2012
Contract end date	

16/17 Contracted general activity (UDA)	7,242
Carry forward general activity (UDA)	-22
16/17 Contracted orthodontic activity (UOA)	0
Carry forward orthodontic activity (UOA)	0
Baseline contract value	£205,719.25

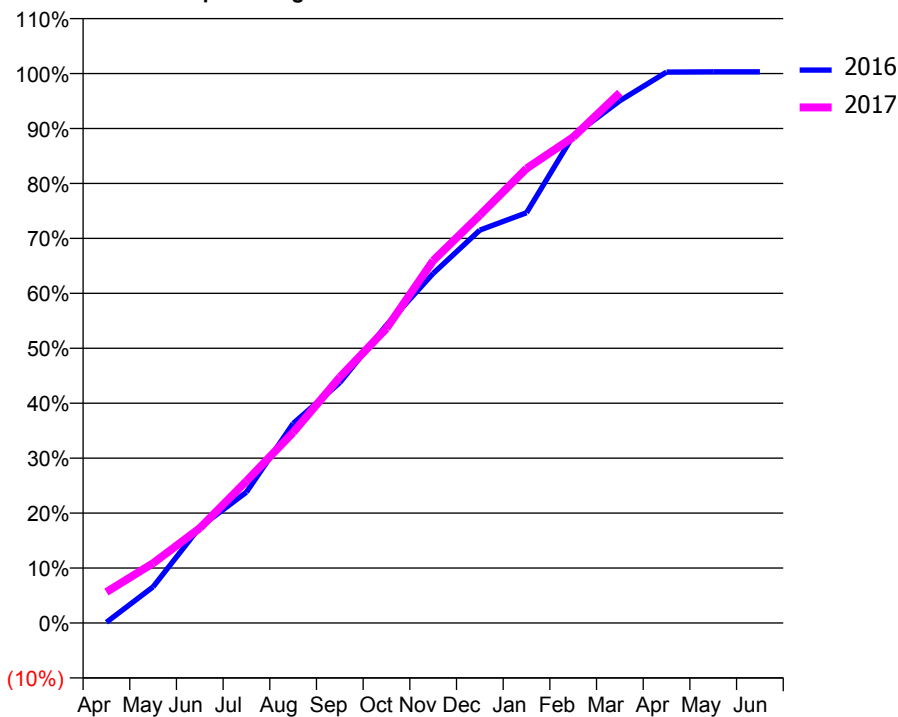
ACCESS*

Patients seen in 24 months	Total	Change since previous quarter
Quarter ending March 2016	3,358	
Quarter ending June 2016	3,449	↑
Quarter ending September 2016	3,506	→
Quarter ending December 2016	3,537	→
Quarter ending March 2017	3,568	→
Variance since March 2016	6.3%	↑



ACTIVITY

Cumulative percentage of contracted UDA delivered 2016 & 2017



Month	Adjusted Scheduled Activity (UDA)	
	2016	2017
April	9	409
May	477	788
June	1,263	1,251
July	1,725	1,871
August	2,631	2,512
September	3,169	3,240
October	3,927	3,884
November	4,607	4,776
December	5,178	5,374
January	5,406	5,991
February	6,423	6,403
March	6,883	6,988
April	7,261	
May	7,264	
June	7,264	

QUALITY

	Quantity	Base Number	Contract	AT	Region	England
% of FP17s for the same patient ID Re-attending within 3 months - Children	58	853	6.8%	11.2%	11.8%	12.3%
% of FP17s for the same patient ID Re-attending within 3 months - Adults	412	2,673	15.4%	16.3%	17.1%	16.7%
% of FP17s for the same patient ID Re-attending between 3 & 9 months - Children	292	853	34.2%	42.1%	46.5%	57.6%
% of FP17s for the same patient ID Re-attending between 3 & 9 months - Adults	603	2,673	22.6%	35.0%	37.6%	50.1%
% of FP17s for Band 1 Urgent Courses	306	3,378	9.1%	10.8%	10.7%	9.1%
% of FP17s Relating to Free Repair or Replacements	23	3,378	0.7%	0.5%	0.6%	0.8%
% of FP17s Relating to Continuations	39	3,378	1.2%	0.8%	0.9%	1.2%
% of Patients satisfied with the dentistry they have received	0	1	N/A	89.3%	90.4%	92.8%
% of Patients satisfied with the time they had to wait for an appointment	0	1	N/A	80.6%	83.7%	88.7%

* This is based on patients treated on this contract for their most recent course of treatment. Figures in italics indicate the base number of FP17s or Patient Questionnaire responses are less than 100. N/A is shown where the base number of responses is less than 10 during the period. % is calculated as Quantity/Base number*100

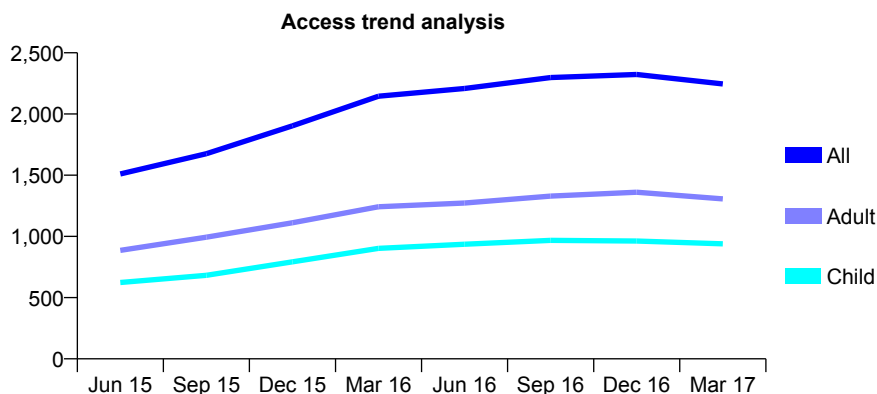
Q61 - Vital Signs At a Glance Contract Report for 129526/0001 - March 2017

Name or company name	L Rouzdar, F Zarza, S Emami and A P Satt
Contract type name	GDS Contract
Purpose of contract	General
Contract start date	01/04/2014
Contract end date	

16/17 Contracted general activity (UDA)	7,074
Carry forward general activity (UDA)	0
16/17 Contracted orthodontic activity (UOA)	0
Carry forward orthodontic activity (UOA)	0
Baseline contract value	£253,059.72

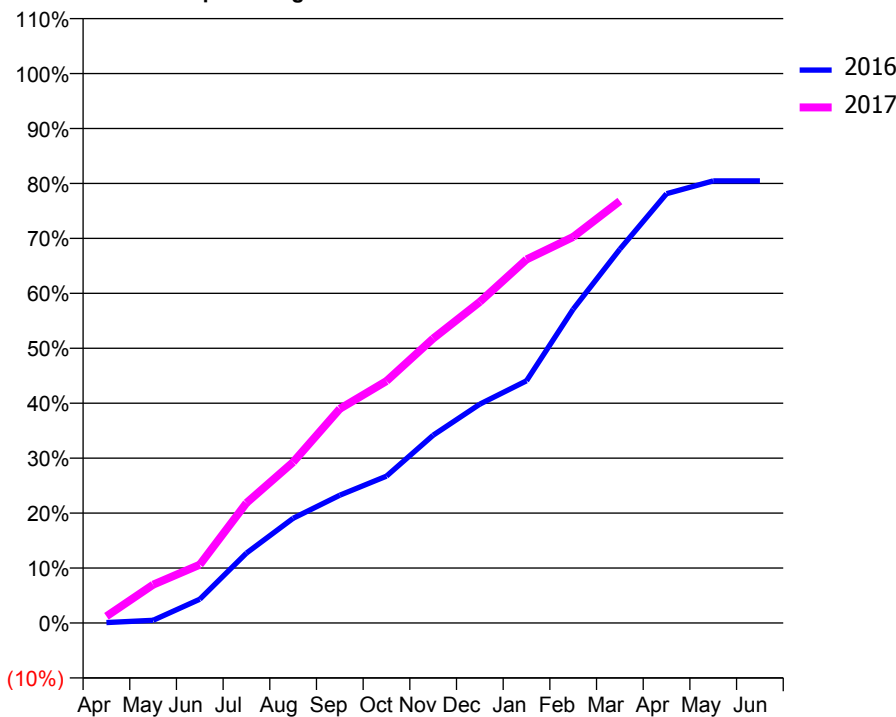
ACCESS*

Patients seen in 24 months	Total	Change since previous quarter
Quarter ending March 2016	2,145	
Quarter ending June 2016	2,209	↑
Quarter ending September 2016	2,298	↑
Quarter ending December 2016	2,323	→
Quarter ending March 2017	2,246	↓
Variance since March 2016	4.7%	↑



ACTIVITY

Cumulative percentage of contracted UDA delivered 2016 & 2017



Month	Adjusted Scheduled Activity (UDA)	
	2016	2017
April	5	87
May	36	493
June	306	752
July	901	1,546
August	1,349	2,071
September	1,645	2,757
October	1,890	3,114
November	2,417	3,662
December	2,818	4,134
January	3,118	4,681
February	4,040	4,970
March	4,813	5,432
April	5,527	
May	5,691	
June	5,691	

QUALITY

	Quantity	Base Number	Contract	AT	Region	England
% of FP17s for the same patient ID Re-attending within 3 months - Children	67	1,058	6.3%	11.2%	11.8%	12.3%
% of FP17s for the same patient ID Re-attending within 3 months - Adults	170	1,339	12.7%	16.3%	17.1%	16.7%
% of FP17s for the same patient ID Re-attending between 3 & 9 months - Children	432	1,058	40.8%	42.1%	46.5%	57.6%
% of FP17s for the same patient ID Re-attending between 3 & 9 months - Adults	474	1,339	35.4%	35.0%	37.6%	50.1%
% of FP17s for Band 1 Urgent Courses	137	1,912	7.2%	10.8%	10.7%	9.1%
% of FP17s Relating to Free Repair or Replacements	3	1,912	0.2%	0.5%	0.6%	0.8%
% of FP17s Relating to Continuations	5	1,912	0.3%	0.8%	0.9%	1.2%
% of Patients satisfied with the dentistry they have received	1	1	N/A	89.3%	90.4%	92.8%
% of Patients satisfied with the time they had to wait for an appointment	1	1	N/A	80.6%	83.7%	88.7%

* This is based on patients treated on this contract for their most recent course of treatment. Figures in italics indicate the base number of FP17s or Patient Questionnaire responses are less than 100. N/A is shown where the base number of responses is less than 10 during the period. % is calculated as Quantity/Base number*100

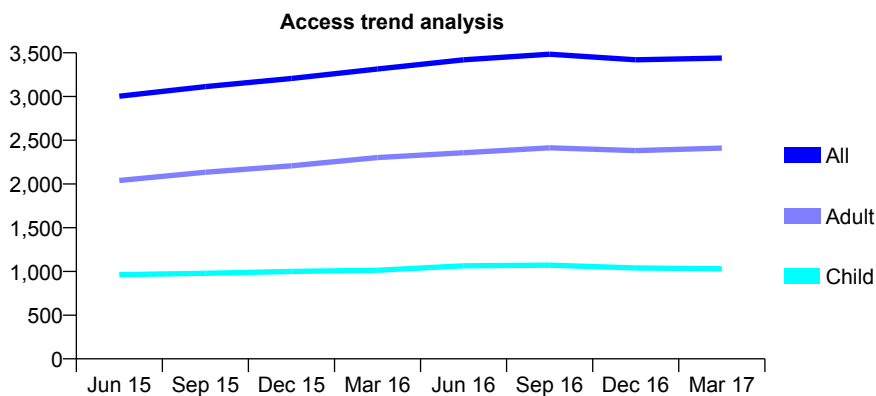
Q61 - Vital Signs At a Glance Contract Report for 130303/0001 - March 2017

Name or company name	Salmon Lane Dental Care
Contract type name	GDS Contract
Purpose of contract	General
Contract start date	19/11/2010
Contract end date	

16/17 Contracted general activity (UDA)	7,879
Carry forward general activity (UDA)	-84
16/17 Contracted orthodontic activity (UOA)	0
Carry forward orthodontic activity (UOA)	0
Baseline contract value	£223,033.42

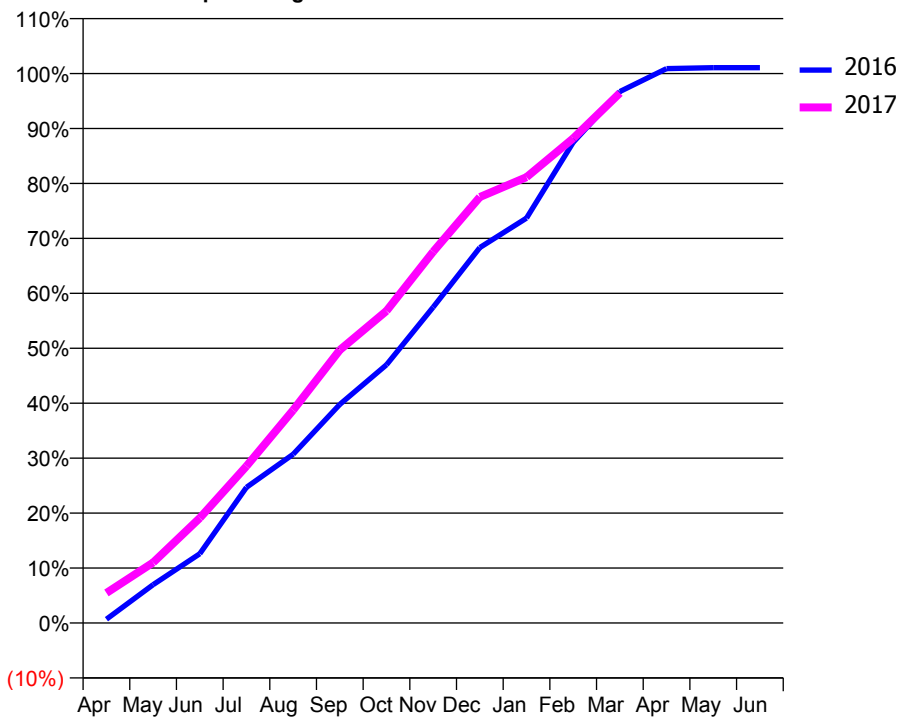
ACCESS*

Patients seen in 24 months	Total	Change since previous quarter
Quarter ending March 2016	3,315	
Quarter ending June 2016	3,420	↑
Quarter ending September 2016	3,484	→
Quarter ending December 2016	3,420	↓
Quarter ending March 2017	3,440	→
Variance since March 2016	3.8%	↑



ACTIVITY

Cumulative percentage of contracted UDA delivered 2016 & 2017



Month	Adjusted Scheduled Activity (UDA)	
	2016	2017
April	54	431
May	549	868
June	994	1,505
July	1,945	2,249
August	2,419	3,052
September	3,135	3,915
October	3,703	4,475
November	4,529	5,323
December	5,383	6,108
January	5,806	6,393
February	6,892	6,949
March	7,619	7,599
April	7,949	
May	7,963	
June	7,963	

QUALITY

	Quantity	Base Number	Contract	AT	Region	England
% of FP17s for the same patient ID Re-attending within 3 months - Children	87	1,027	8.5%	11.2%	11.8%	12.3%
% of FP17s for the same patient ID Re-attending within 3 months - Adults	382	2,365	16.2%	16.3%	17.1%	16.7%
% of FP17s for the same patient ID Re-attending between 3 & 9 months - Children	257	1,027	25.0%	42.1%	46.5%	57.6%
% of FP17s for the same patient ID Re-attending between 3 & 9 months - Adults	534	2,365	22.6%	35.0%	37.6%	50.1%
% of FP17s for Band 1 Urgent Courses	429	2,630	16.3%	10.8%	10.7%	9.1%
% of FP17s Relating to Free Repair or Replacements	0	2,630	0.0%	0.5%	0.6%	0.8%
% of FP17s Relating to Continuations	11	2,630	0.4%	0.8%	0.9%	1.2%
% of Patients satisfied with the dentistry they have received	4	4	N/A	89.3%	90.4%	92.8%
% of Patients satisfied with the time they had to wait for an appointment	4	4	N/A	80.6%	83.7%	88.7%

* This is based on patients treated on this contract for their most recent course of treatment. Figures in italics indicate the base number of FP17s or Patient Questionnaire responses are less than 100. N/A is shown where the base number of responses is less than 10 during the period. % is calculated as Quantity/Base number*100

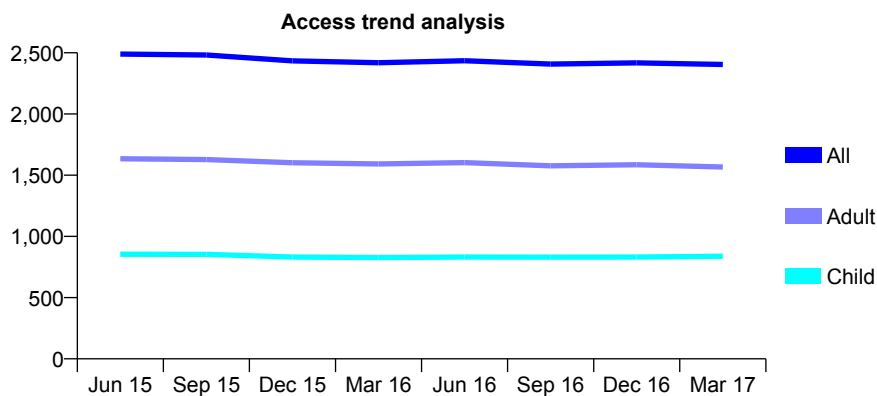
Q61 - Vital Signs At a Glance Contract Report for 131245/0001 - March 2017

Name or company name	Bullsmoor Dental Practice
Contract type name	GDS Contract
Purpose of contract	General
Contract start date	01/07/2013
Contract end date	

16/17 Contracted general activity (UDA)	7,000
Carry forward general activity (UDA)	229
16/17 Contracted orthodontic activity (UOA)	0
Carry forward orthodontic activity (UOA)	0
Baseline contract value	£174,925.43

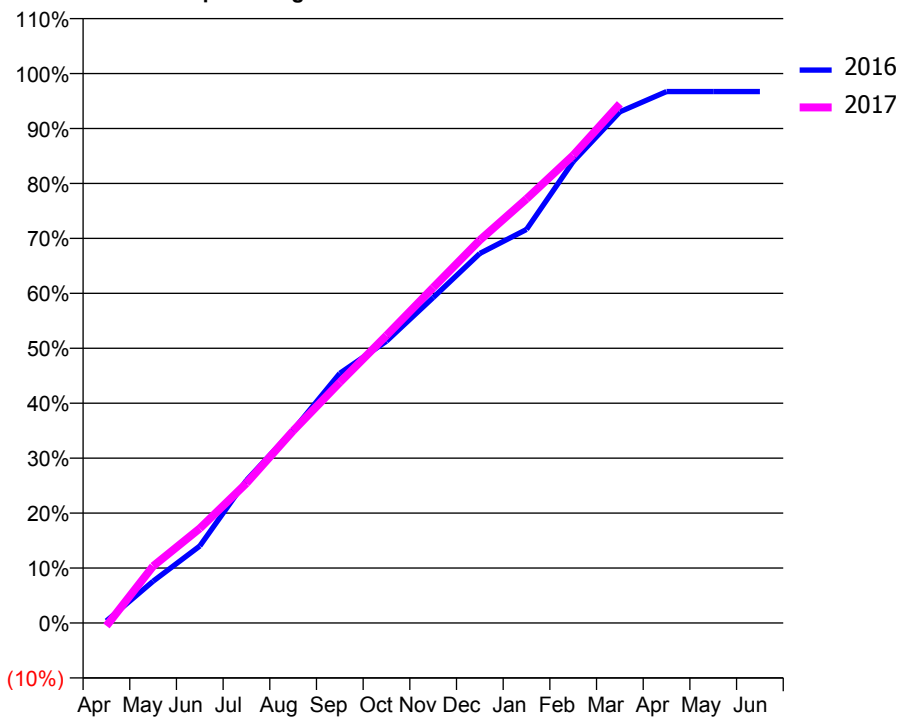
ACCESS*

Patients seen in 24 months	Total	Change since previous quarter
Quarter ending March 2016	2,419	
Quarter ending June 2016	2,435	→
Quarter ending September 2016	2,408	↓
Quarter ending December 2016	2,418	→
Quarter ending March 2017	2,405	→
Variance since March 2016	(0.6%)	→



ACTIVITY

Cumulative percentage of contracted UDA delivered 2016 & 2017



Month	Adjusted Scheduled Activity (UDA)	
	2016	2017
April	26	-38
May	533	724
June	981	1,205
July	1,819	1,781
August	2,457	2,448
September	3,180	3,065
October	3,591	3,664
November	4,145	4,273
December	4,707	4,878
January	5,014	5,403
February	5,878	5,958
March	6,513	6,614
April	6,770	
May	6,771	
June	6,771	

QUALITY

	Quantity	Base Number	Contract	AT	Region	England
% of FP17s for the same patient ID Re-attending within 3 months - Children	92	1,364	6.7%	11.2%	11.8%	12.3%
% of FP17s for the same patient ID Re-attending within 3 months - Adults	268	2,355	11.4%	16.3%	17.1%	16.7%
% of FP17s for the same patient ID Re-attending between 3 & 9 months - Children	906	1,364	66.4%	42.1%	46.5%	57.6%
% of FP17s for the same patient ID Re-attending between 3 & 9 months - Adults	1,213	2,355	51.5%	35.0%	37.6%	50.1%
% of FP17s for Band 1 Urgent Courses	189	3,579	5.3%	10.8%	10.7%	9.1%
% of FP17s Relating to Free Repair or Replacements	8	3,579	0.2%	0.5%	0.6%	0.8%
% of FP17s Relating to Continuations	20	3,579	0.6%	0.8%	0.9%	1.2%
% of Patients satisfied with the dentistry they have received	5	5	N/A	89.3%	90.4%	92.8%
% of Patients satisfied with the time they had to wait for an appointment	5	5	N/A	80.6%	83.7%	88.7%

* This is based on patients treated on this contract for their most recent course of treatment. Figures in italics indicate the base number of FP17s or Patient Questionnaire responses are less than 100. N/A is shown where the base number of responses is less than 10 during the period. % is calculated as Quantity/Base number*100

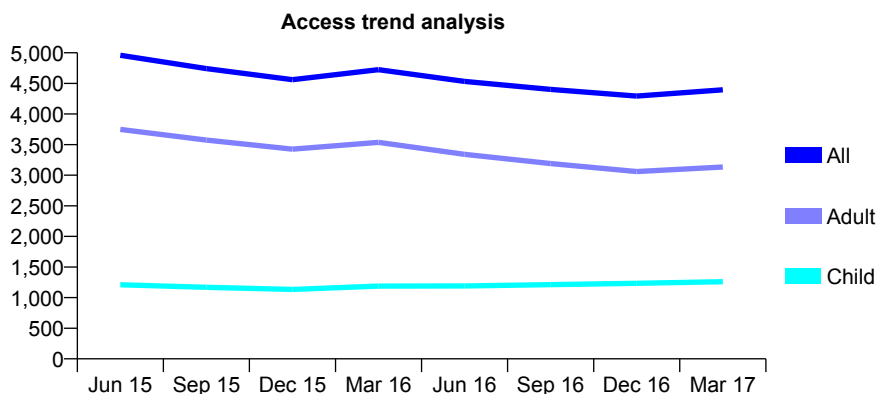
Q61 - Vital Signs At a Glance Contract Report for 132586/0001 - March 2017

Name or company name	Sct. Apollonia Dental Practice
Contract type name	GDS Contract
Purpose of contract	General
Contract start date	01/05/2007
Contract end date	

16/17 Contracted general activity (UDA)	14,164
Carry forward general activity (UDA)	194
16/17 Contracted orthodontic activity (UOA)	0
Carry forward orthodontic activity (UOA)	0
Baseline contract value	£389,656.60

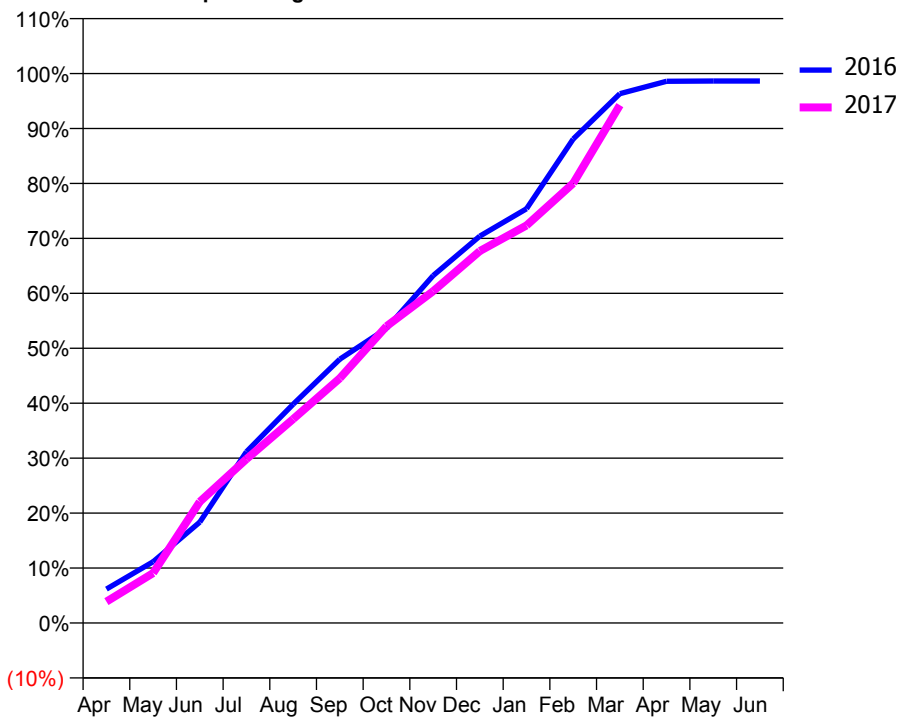
ACCESS*

Patients seen in 24 months	Total	Change since previous quarter
Quarter ending March 2016	4,725	
Quarter ending June 2016	4,532	↓
Quarter ending September 2016	4,403	↓
Quarter ending December 2016	4,294	↓
Quarter ending March 2017	4,396	↑
Variance since March 2016	(7.0%)	↓



ACTIVITY

Cumulative percentage of contracted UDA delivered 2016 & 2017



Adjusted Scheduled Activity (UDA)

Month	2016	2017
April	876	553
May	1,579	1,289
June	2,599	3,127
July	4,416	4,225
August	5,639	5,257
September	6,801	6,310
October	7,590	7,651
November	8,954	8,553
December	9,973	9,587
January	10,677	10,247
February	12,475	11,334
March	13,644	13,347
April	13,965	
May	13,969	
June	13,970	

QUALITY

	Quantity	Base Number	Contract	AT	Region	England
% of FP17s for the same patient ID Re-attending within 3 months - Children	106	1,528	6.9%	11.2%	11.8%	12.3%
% of FP17s for the same patient ID Re-attending within 3 months - Adults	479	3,081	15.5%	16.3%	17.1%	16.7%
% of FP17s for the same patient ID Re-attending between 3 & 9 months - Children	645	1,528	42.2%	42.1%	46.5%	57.6%
% of FP17s for the same patient ID Re-attending between 3 & 9 months - Adults	977	3,081	31.7%	35.0%	37.6%	50.1%
% of FP17s for Band 1 Urgent Courses	570	4,468	12.8%	10.8%	10.7%	9.1%
% of FP17s Relating to Free Repair or Replacements	22	4,468	0.5%	0.5%	0.6%	0.8%
% of FP17s Relating to Continuations	7	4,468	0.2%	0.8%	0.9%	1.2%
% of Patients satisfied with the dentistry they have received	3	3	N/A	89.3%	90.4%	92.8%
% of Patients satisfied with the time they had to wait for an appointment	2	3	N/A	80.6%	83.7%	88.7%

* This is based on patients treated on this contract for their most recent course of treatment. Figures in italics indicate the base number of FP17s or Patient Questionnaire responses are less than 100. N/A is shown where the base number of responses is less than 10 during the period. % is calculated as Quantity/Base number*100

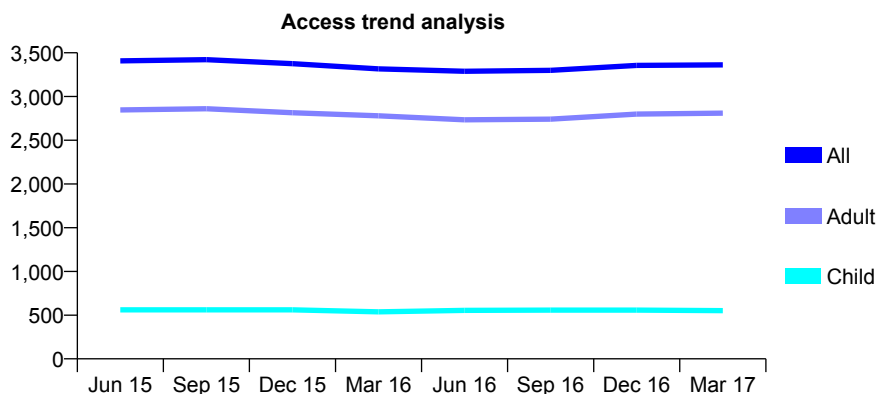
Q61 - Vital Signs At a Glance Contract Report for 132993/0001 - March 2017

Name or company name	Church View Dental Practice
Contract type name	GDS Contract
Purpose of contract	General
Contract start date	01/04/2010
Contract end date	

16/17 Contracted general activity (UDA)	14,120
Carry forward general activity (UDA)	0
16/17 Contracted orthodontic activity (UOA)	0
Carry forward orthodontic activity (UOA)	0
Baseline contract value	£437,743.04

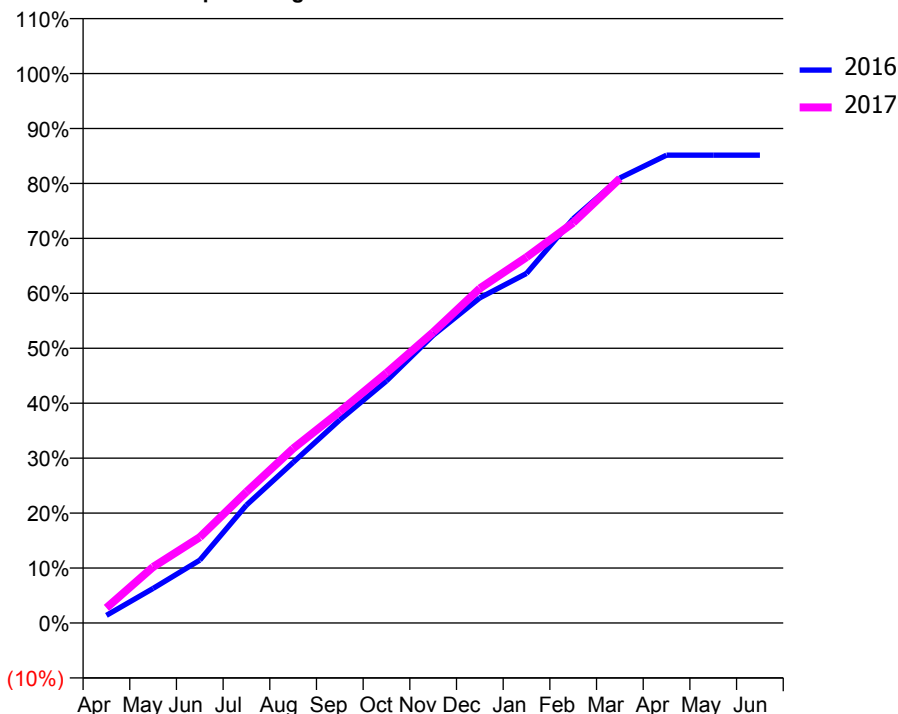
ACCESS*

Patients seen in 24 months	Total	Change since previous quarter
Quarter ending March 2016	3,316	
Quarter ending June 2016	3,289	→
Quarter ending September 2016	3,299	→
Quarter ending December 2016	3,356	→
Quarter ending March 2017	3,362	→
Variance since March 2016	1.4%	→



ACTIVITY

Cumulative percentage of contracted UDA delivered 2016 & 2017



Month	Adjusted Scheduled Activity (UDA)	
	2016	2017
April	199	389
May	891	1,439
June	1,617	2,205
July	3,029	3,369
August	4,126	4,485
September	5,221	5,433
October	6,221	6,427
November	7,393	7,471
December	8,357	8,599
January	8,983	9,401
February	10,386	10,283
March	11,436	11,421
April	12,020	
May	12,020	
June	12,020	

QUALITY

	Quantity	Base Number	Contract	AT	Region	England
% of FP17s for the same patient ID Re-attending within 3 months - Children	83	876	9.5%	11.2%	11.8%	12.3%
% of FP17s for the same patient ID Re-attending within 3 months - Adults	1,091	4,483	24.3%	16.3%	17.1%	16.7%
% of FP17s for the same patient ID Re-attending between 3 & 9 months - Children	519	876	59.2%	42.1%	46.5%	57.6%
% of FP17s for the same patient ID Re-attending between 3 & 9 months - Adults	2,247	4,483	50.1%	35.0%	37.6%	50.1%
% of FP17s for Band 1 Urgent Courses	589	5,152	11.4%	10.8%	10.7%	9.1%
% of FP17s Relating to Free Repair or Replacements	106	5,152	2.1%	0.5%	0.6%	0.8%
% of FP17s Relating to Continuations	103	5,152	2.0%	0.8%	0.9%	1.2%
% of Patients satisfied with the dentistry they have received	7	7	N/A	89.3%	90.4%	92.8%
% of Patients satisfied with the time they had to wait for an appointment	7	7	N/A	80.6%	83.7%	88.7%

* This is based on patients treated on this contract for their most recent course of treatment. Figures in italics indicate the base number of FP17s or Patient Questionnaire responses are less than 100. N/A is shown where the base number of responses is less than 10 during the period. % is calculated as Quantity/Base number*100

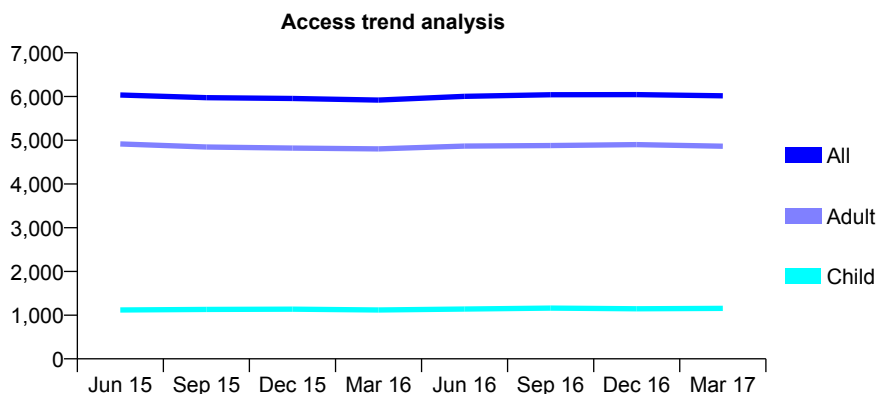
Q61 - Vital Signs At a Glance Contract Report for 133078/0001 - March 2017

Name or company name	R G Matthey Ltd
Contract type name	GDS Contract
Purpose of contract	General
Contract start date	01/01/2009
Contract end date	

16/17 Contracted general activity (UDA)	20,451
Carry forward general activity (UDA)	220
16/17 Contracted orthodontic activity (UOA)	0
Carry forward orthodontic activity (UOA)	0
Baseline contract value	£528,126.33

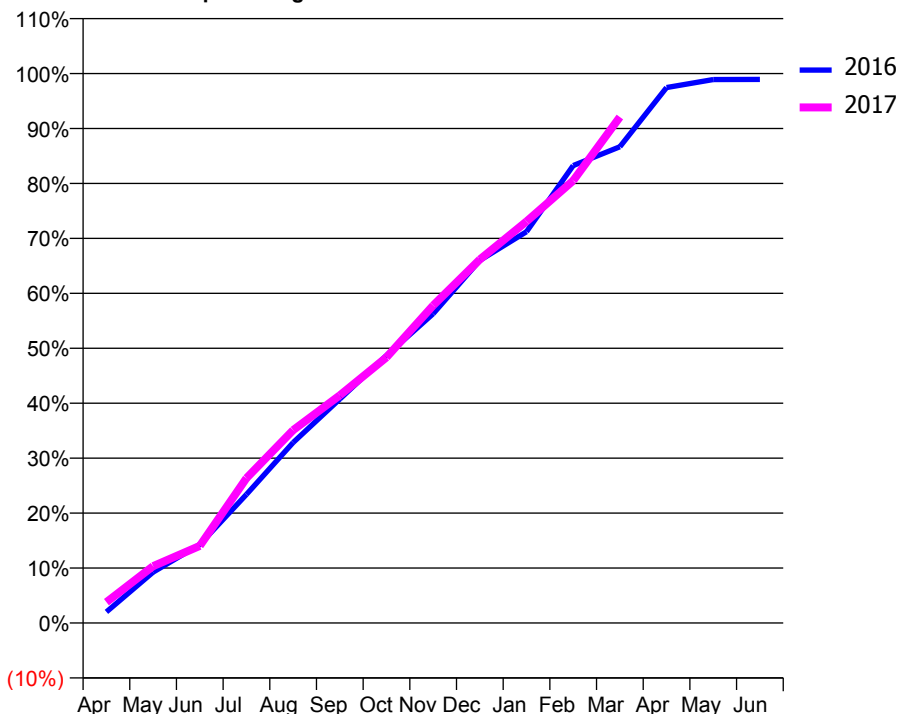
ACCESS*

Patients seen in 24 months	Total	Change since previous quarter
Quarter ending March 2016	5,918	
Quarter ending June 2016	6,005	→
Quarter ending September 2016	6,040	→
Quarter ending December 2016	6,044	→
Quarter ending March 2017	6,017	→
Variance since March 2016	1.7%	→



ACTIVITY

Cumulative percentage of contracted UDA delivered 2016 & 2017



Month	Adjusted Scheduled Activity (UDA)	
	2016	2017
April	415	778
May	1,895	2,115
June	2,921	2,873
July	4,785	5,394
August	6,717	7,178
September	8,337	8,472
October	9,957	9,890
November	11,512	11,817
December	13,494	13,529
January	14,566	14,947
February	17,024	16,465
March	17,727	18,832
April	19,926	
May	20,227	
June	20,231	

QUALITY

	Quantity	Base Number	Contract	AT	Region	England
% of FP17s for the same patient ID Re-attending within 3 months - Children	234	2,080	11.3%	11.2%	11.8%	12.3%
% of FP17s for the same patient ID Re-attending within 3 months - Adults	609	6,308	9.7%	16.3%	17.1%	16.7%
% of FP17s for the same patient ID Re-attending between 3 & 9 months - Children	1,167	2,080	56.1%	42.1%	46.5%	57.6%
% of FP17s for the same patient ID Re-attending between 3 & 9 months - Adults	3,183	6,308	50.5%	35.0%	37.6%	50.1%
% of FP17s for Band 1 Urgent Courses	488	7,529	6.5%	10.8%	10.7%	9.1%
% of FP17s Relating to Free Repair or Replacements	54	7,529	0.7%	0.5%	0.6%	0.8%
% of FP17s Relating to Continuations	91	7,529	1.2%	0.8%	0.9%	1.2%
% of Patients satisfied with the dentistry they have received	8	10	80.0%	89.3%	90.4%	92.8%
% of Patients satisfied with the time they had to wait for an appointment	9	10	90.0%	80.6%	83.7%	88.7%

* This is based on patients treated on this contract for their most recent course of treatment. Figures in italics indicate the base number of FP17s or Patient Questionnaire responses are less than 100. N/A is shown where the base number of responses is less than 10 during the period. % is calculated as Quantity/Base number*100

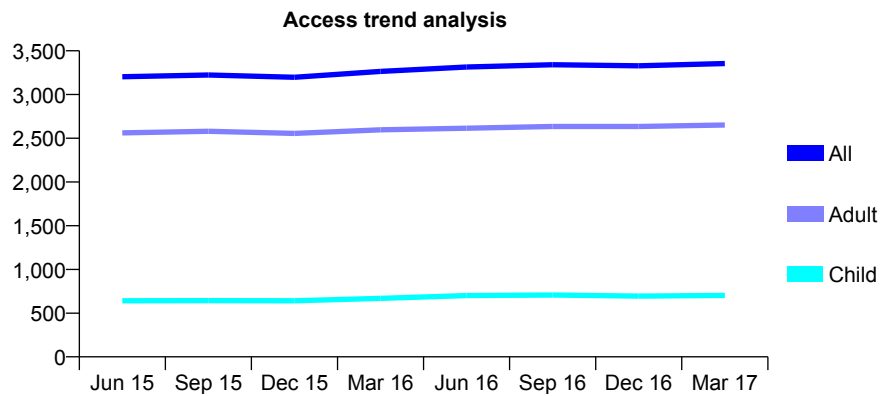
Q61 - Vital Signs At a Glance Contract Report for 133086/0001 - March 2017

Name or company name	Sennik Ltd
Contract type name	GDS Contract
Purpose of contract	General
Contract start date	01/04/2012
Contract end date	

16/17 Contracted general activity (UDA)	10,567
Carry forward general activity (UDA)	3
16/17 Contracted orthodontic activity (UOA)	0
Carry forward orthodontic activity (UOA)	0
Baseline contract value	£342,252.48

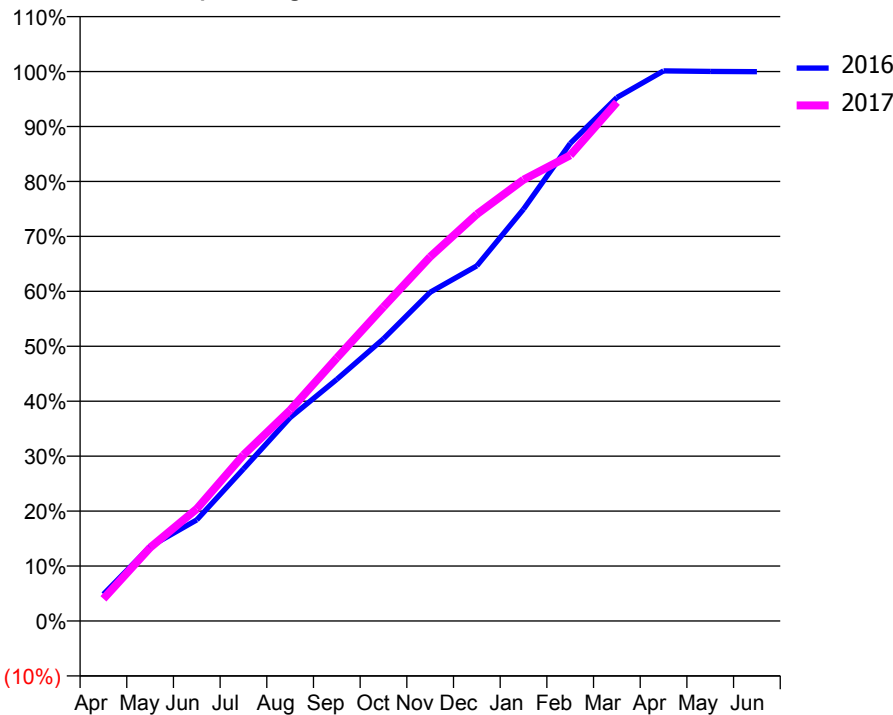
ACCESS*

Patients seen in 24 months	Total	Change since previous quarter
Quarter ending March 2016	3,265	
Quarter ending June 2016	3,315	→
Quarter ending September 2016	3,341	→
Quarter ending December 2016	3,329	→
Quarter ending March 2017	3,355	→
Variance since March 2016	2.8%	↑



ACTIVITY

Cumulative percentage of contracted UDA delivered 2016 & 2017



Month	Adjusted Scheduled Activity (UDA)	
	2016	2017
April	514	428
May	1,432	1,411
June	1,945	2,157
July	2,925	3,195
August	3,912	4,054
September	4,647	5,059
October	5,427	6,040
November	6,323	7,005
December	6,831	7,822
January	7,921	8,487
February	9,185	8,955
March	10,067	9,978
April	10,578	
May	10,568	
June	10,564	

QUALITY

	Quantity	Base Number	Contract	AT	Region	England
% of FP17s for the same patient ID Re-attending within 3 months - Children	48	878	5.5%	11.2%	11.8%	12.3%
% of FP17s for the same patient ID Re-attending within 3 months - Adults	493	3,007	16.4%	16.3%	17.1%	16.7%
% of FP17s for the same patient ID Re-attending between 3 & 9 months - Children	393	878	44.8%	42.1%	46.5%	57.6%
% of FP17s for the same patient ID Re-attending between 3 & 9 months - Adults	1,136	3,007	37.8%	35.0%	37.6%	50.1%
% of FP17s for Band 1 Urgent Courses	403	3,710	10.9%	10.8%	10.7%	9.1%
% of FP17s Relating to Free Repair or Replacements	27	3,710	0.7%	0.5%	0.6%	0.8%
% of FP17s Relating to Continuations	24	3,710	0.6%	0.8%	0.9%	1.2%
% of Patients satisfied with the dentistry they have received	4	4	N/A	89.3%	90.4%	92.8%
% of Patients satisfied with the time they had to wait for an appointment	4	4	N/A	80.6%	83.7%	88.7%

* This is based on patients treated on this contract for their most recent course of treatment. Figures in italics indicate the base number of FP17s or Patient Questionnaire responses are less than 100. N/A is shown where the base number of responses is less than 10 during the period. % is calculated as Quantity/Base number*100

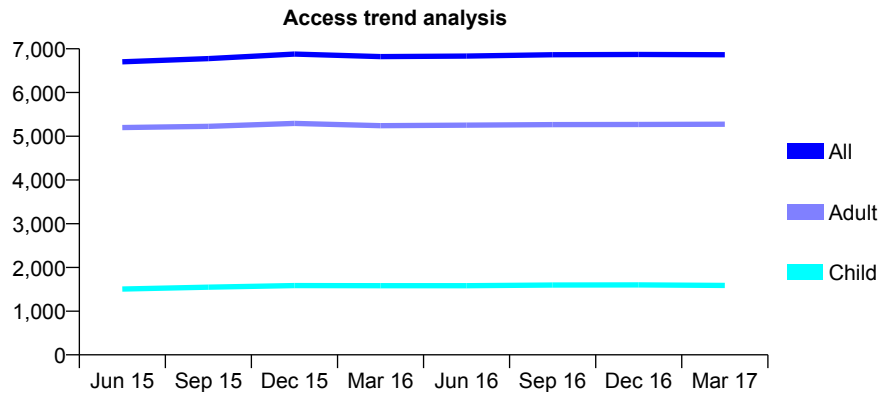
Q61 - Vital Signs At a Glance Contract Report for 133205/0001 - March 2017

Name or company name	Broadway Dental Care
Contract type name	GDS Contract
Purpose of contract	General
Contract start date	06/06/2012
Contract end date	

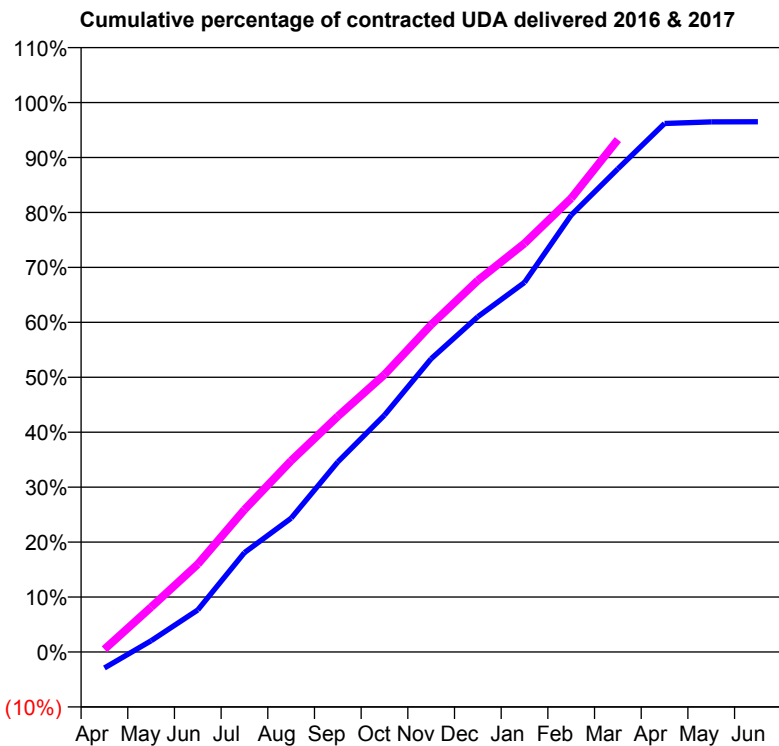
16/17 Contracted general activity (UDA)	18,422
Carry forward general activity (UDA)	395
16/17 Contracted orthodontic activity (UOA)	0
Carry forward orthodontic activity (UOA)	0
Baseline contract value	£530,184.68

ACCESS*

Patients seen in 24 months	Total	Change since previous quarter
Quarter ending March 2016	6,822	
Quarter ending June 2016	6,835	→
Quarter ending September 2016	6,865	→
Quarter ending December 2016	6,870	→
Quarter ending March 2017	6,864	→
Variance since March 2016	0.6%	→



ACTIVITY



Month	Adjusted Scheduled Activity (UDA)	
	2016	2017
April	-539	93
May	376	1,506
June	1,411	2,945
July	3,331	4,771
August	4,486	6,413
September	6,372	7,902
October	7,942	9,299
November	9,832	10,974
December	11,243	12,456
January	12,390	13,698
February	14,650	15,211
March	16,198	17,177
April	17,718	
May	17,771	
June	17,779	

QUALITY

	Quantity	Base Number	Contract	AT	Region	England
% of FP17s for the same patient ID Re-attending within 3 months - Children	127	2,118	6.0%	11.2%	11.8%	12.3%
% of FP17s for the same patient ID Re-attending within 3 months - Adults	809	6,637	12.2%	16.3%	17.1%	16.7%
% of FP17s for the same patient ID Re-attending between 3 & 9 months - Children	1,145	2,118	54.1%	42.1%	46.5%	57.6%
% of FP17s for the same patient ID Re-attending between 3 & 9 months - Adults	3,306	6,637	49.8%	35.0%	37.6%	50.1%
% of FP17s for Band 1 Urgent Courses	598	7,776	7.7%	10.8%	10.7%	9.1%
% of FP17s Relating to Free Repair or Replacements	77	7,776	1.0%	0.5%	0.6%	0.8%
% of FP17s Relating to Continuations	64	7,776	0.8%	0.8%	0.9%	1.2%
% of Patients satisfied with the dentistry they have received	12	12	100.0%	89.3%	90.4%	92.8%
% of Patients satisfied with the time they had to wait for an appointment	10	12	83.3%	80.6%	83.7%	88.7%

* This is based on patients treated on this contract for their most recent course of treatment. Figures in italics indicate the base number of FP17s or Patient Questionnaire responses are less than 100. N/A is shown where the base number of responses is less than 10 during the period. % is calculated as Quantity/Base number*100

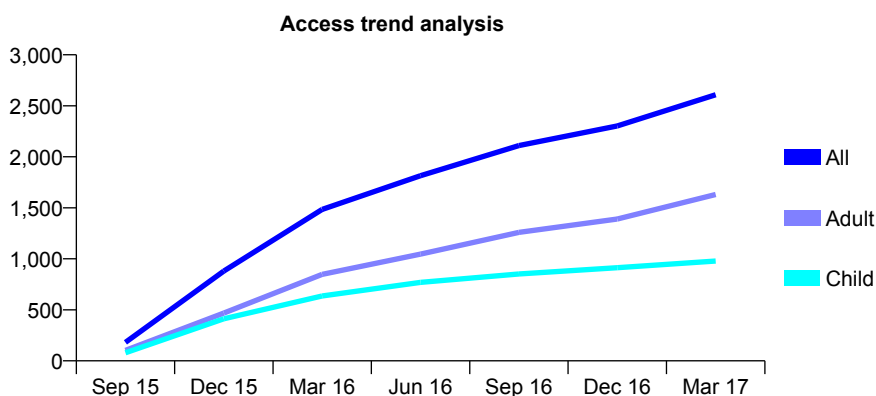
Q61 - Vital Signs At a Glance Contract Report for 133655/0001 - March 2017

Name or company name	Crouch Hall Dental Care
Contract type name	GDS Contract
Purpose of contract	General
Contract start date	01/05/2015
Contract end date	

16/17 Contracted general activity (UDA)	6,025
Carry forward general activity (UDA)	47
16/17 Contracted orthodontic activity (UOA)	0
Carry forward orthodontic activity (UOA)	0
Baseline contract value	£136,064.00

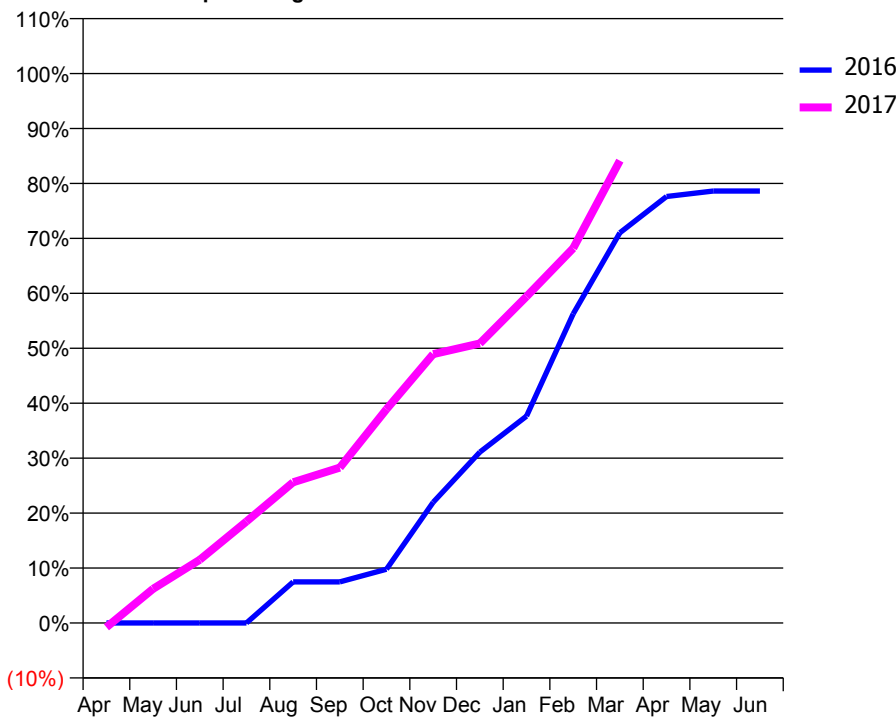
ACCESS*

Patients seen in 24 months	Total	Change since previous quarter
Quarter ending March 2016	1,484	
Quarter ending June 2016	1,815	↑
Quarter ending September 2016	2,111	↑
Quarter ending December 2016	2,303	↑
Quarter ending March 2017	2,609	↑
Variance since March 2016	75.8%	↑



ACTIVITY

Cumulative percentage of contracted UDA delivered 2016 & 2017



Adjusted Scheduled Activity (UDA)

Month	2016	2017
April	0	-47
May	0	375
June	0	694
July	0	1,114
August	414	1,544
September	414	1,704
October	541	2,344
November	1,213	2,949
December	1,718	3,066
January	2,078	3,580
February	3,107	4,110
March	3,921	5,070
April	4,286	
May	4,341	
June	4,341	

QUALITY

	Quantity	Base Number	Contract	AT	Region	England
% of FP17s for the same patient ID Re-attending within 3 months - Children	73	1,134	6.4%	11.2%	11.8%	12.3%
% of FP17s for the same patient ID Re-attending within 3 months - Adults	92	1,468	6.3%	16.3%	17.1%	16.7%
% of FP17s for the same patient ID Re-attending between 3 & 9 months - Children	389	1,134	34.3%	42.1%	46.5%	57.6%
% of FP17s for the same patient ID Re-attending between 3 & 9 months - Adults	391	1,468	26.6%	35.0%	37.6%	50.1%
% of FP17s for Band 1 Urgent Courses	74	2,433	3.0%	10.8%	10.7%	9.1%
% of FP17s Relating to Free Repair or Replacements	0	2,433	0.0%	0.5%	0.6%	0.8%
% of FP17s Relating to Continuations	40	2,433	1.6%	0.8%	0.9%	1.2%
% of Patients satisfied with the dentistry they have received	1	1	N/A	89.3%	90.4%	92.8%
% of Patients satisfied with the time they had to wait for an appointment	1	1	N/A	80.6%	83.7%	88.7%

* This is based on patients treated on this contract for their most recent course of treatment. Figures in italics indicate the base number of FP17s or Patient Questionnaire responses are less than 100. N/A is shown where the base number of responses is less than 10 during the period. % is calculated as Quantity/Base number*100

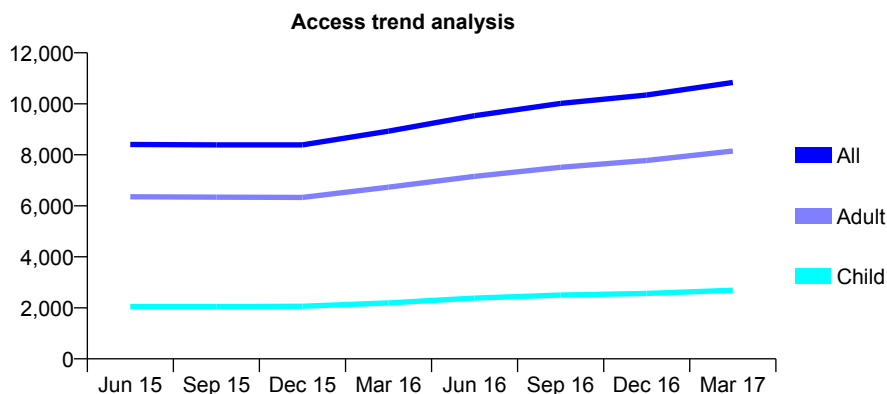
Q61 - Vital Signs At a Glance Contract Report for 134805/0001 - March 2017

Name or company name	Whalebone Lane Limited
Contract type name	GDS Contract
Purpose of contract	General
Contract start date	01/08/2011
Contract end date	

16/17 Contracted general activity (UDA)	38,503
Carry forward general activity (UDA)	589
16/17 Contracted orthodontic activity (UOA)	0
Carry forward orthodontic activity (UOA)	0
Baseline contract value	£1,771,252.59

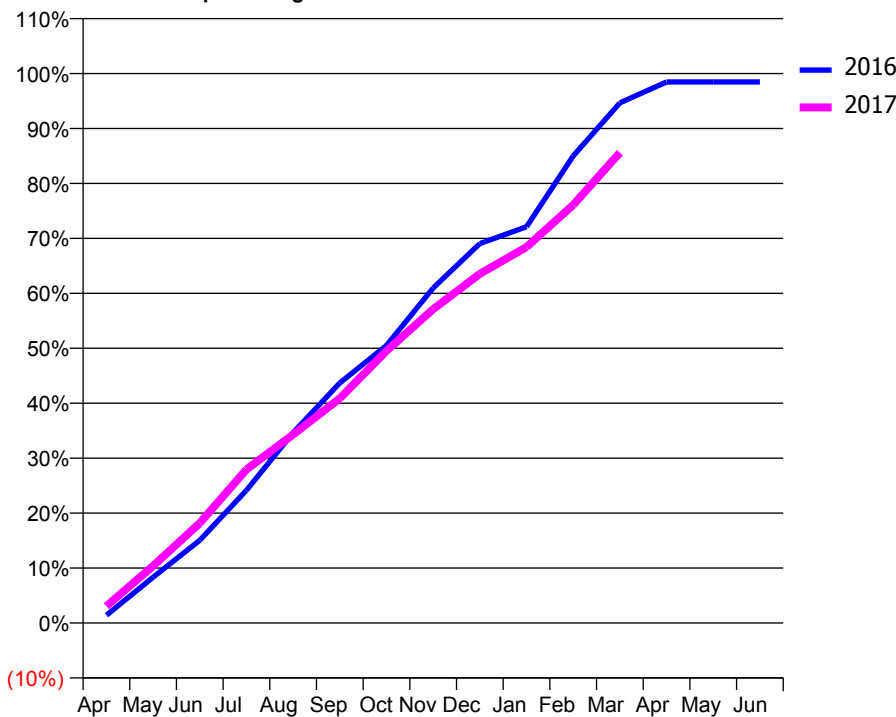
ACCESS*

Patients seen in 24 months	Total	Change since previous quarter
Quarter ending March 2016	8,928	
Quarter ending June 2016	9,537	↑
Quarter ending September 2016	10,015	↑
Quarter ending December 2016	10,344	↑
Quarter ending March 2017	10,837	↑
Variance since March 2016	21.4%	↑



ACTIVITY

Cumulative percentage of contracted UDA delivered 2016 & 2017



Month	Adjusted Scheduled Activity (UDA)	
	2016	2017
April	547	1,180
May	3,214	4,002
June	5,795	7,000
July	9,303	10,755
August	13,333	13,206
September	16,822	15,738
October	19,447	19,065
November	23,477	21,990
December	26,585	24,467
January	27,767	26,345
February	32,730	29,300
March	36,448	32,962
April	37,914	
May	37,914	
June	37,914	

QUALITY

	Quantity	Base Number	Contract	AT	Region	England
% of FP17s for the same patient ID Re-attending within 3 months - Children	362	3,341	10.8%	11.2%	11.8%	12.3%
% of FP17s for the same patient ID Re-attending within 3 months - Adults	1,912	9,129	20.9%	16.3%	17.1%	16.7%
% of FP17s for the same patient ID Re-attending between 3 & 9 months - Children	912	3,341	27.3%	42.1%	46.5%	57.6%
% of FP17s for the same patient ID Re-attending between 3 & 9 months - Adults	1,918	9,129	21.0%	35.0%	37.6%	50.1%
% of FP17s for Band 1 Urgent Courses	930	12,025	7.7%	10.8%	10.7%	9.1%
% of FP17s Relating to Free Repair or Replacements	26	12,025	0.2%	0.5%	0.6%	0.8%
% of FP17s Relating to Continuations	899	12,025	7.5%	0.8%	0.9%	1.2%
% of Patients satisfied with the dentistry they have received	7	8	N/A	89.3%	90.4%	92.8%
% of Patients satisfied with the time they had to wait for an appointment	7	8	N/A	80.6%	83.7%	88.7%

* This is based on patients treated on this contract for their most recent course of treatment. Figures in italics indicate the base number of FP17s or Patient Questionnaire responses are less than 100. N/A is shown where the base number of responses is less than 10 during the period. % is calculated as Quantity/Base number*100

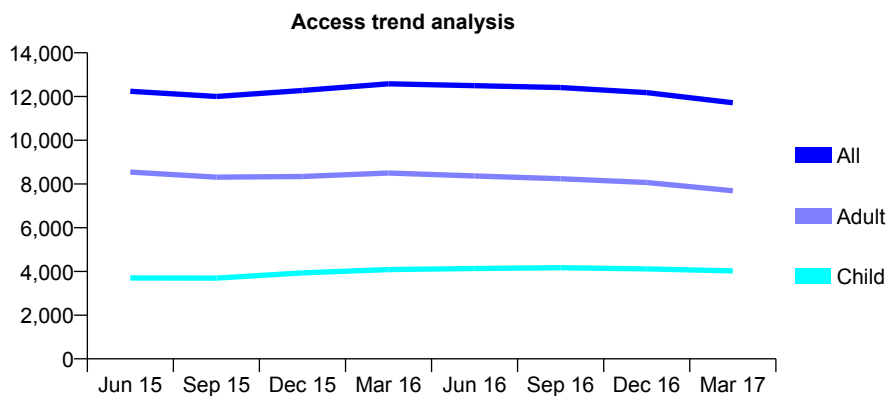
Q61 - Vital Signs At a Glance Contract Report for 134929/0001 - March 2017

Name or company name	Du Toit & Burger Partnership Ltd
Contract type name	GDS Contract
Purpose of contract	General
Contract start date	01/04/2007
Contract end date	

16/17 Contracted general activity (UDA)	35,374
Carry forward general activity (UDA)	48
16/17 Contracted orthodontic activity (UOA)	0
Carry forward orthodontic activity (UOA)	0
Baseline contract value	£1,080,547.59

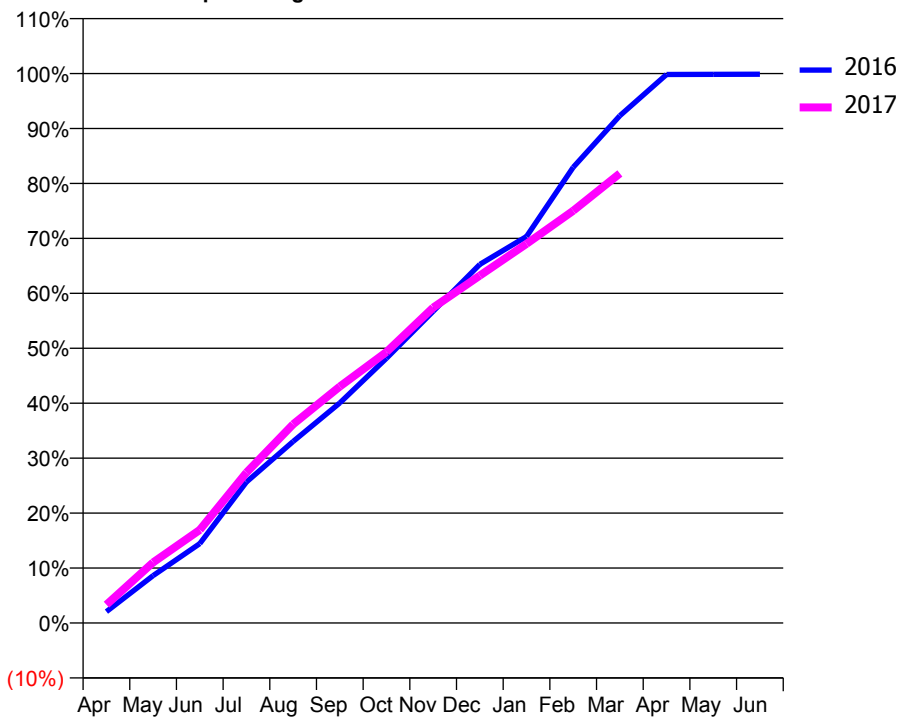
ACCESS*

Patients seen in 24 months	Total	Change since previous quarter
Quarter ending March 2016	12,584	
Quarter ending June 2016	12,496	→
Quarter ending September 2016	12,410	→
Quarter ending December 2016	12,182	↓
Quarter ending March 2017	11,715	↓
Variance since March 2016	(6.9%)	↓



ACTIVITY

Cumulative percentage of contracted UDA delivered 2016 & 2017



Month	Adjusted Scheduled Activity (UDA)	
	2016	2017
April	730	1,180
May	3,052	3,906
June	5,110	6,000
July	9,077	9,686
August	11,687	12,794
September	14,169	15,227
October	17,045	17,450
November	20,066	20,302
December	23,090	22,365
January	24,882	24,412
February	29,337	26,540
March	32,660	28,945
April	35,308	
May	35,316	
June	35,326	

QUALITY

	Quantity	Base Number	Contract	AT	Region	England
% of FP17s for the same patient ID Re-attending within 3 months - Children	221	4,433	5.0%	11.2%	11.8%	12.3%
% of FP17s for the same patient ID Re-attending within 3 months - Adults	858	7,970	10.8%	16.3%	17.1%	16.7%
% of FP17s for the same patient ID Re-attending between 3 & 9 months - Children	1,756	4,433	39.6%	42.1%	46.5%	57.6%
% of FP17s for the same patient ID Re-attending between 3 & 9 months - Adults	2,594	7,970	32.5%	35.0%	37.6%	50.1%
% of FP17s for Band 1 Urgent Courses	810	11,553	7.0%	10.8%	10.7%	9.1%
% of FP17s Relating to Free Repair or Replacements	41	11,553	0.4%	0.5%	0.6%	0.8%
% of FP17s Relating to Continuations	140	11,553	1.2%	0.8%	0.9%	1.2%
% of Patients satisfied with the dentistry they have received	14	17	82.4%	89.3%	90.4%	92.8%
% of Patients satisfied with the time they had to wait for an appointment	12	17	70.6%	80.6%	83.7%	88.7%

* This is based on patients treated on this contract for their most recent course of treatment. Figures in italics indicate the base number of FP17s or Patient Questionnaire responses are less than 100. N/A is shown where the base number of responses is less than 10 during the period. % is calculated as Quantity/Base number*100

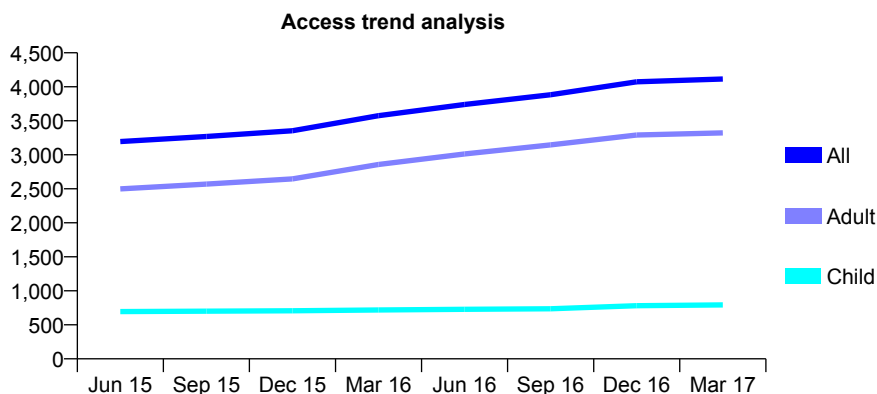
Q61 - Vital Signs At a Glance Contract Report for 135674/0002 - March 2017

Name or company name	East Side Dental Practice
Contract type name	GDS Contract
Purpose of contract	General
Contract start date	01/09/2007
Contract end date	

16/17 Contracted general activity (UDA)	10,888
Carry forward general activity (UDA)	-83
16/17 Contracted orthodontic activity (UOA)	0
Carry forward orthodontic activity (UOA)	0
Baseline contract value	£344,079.75

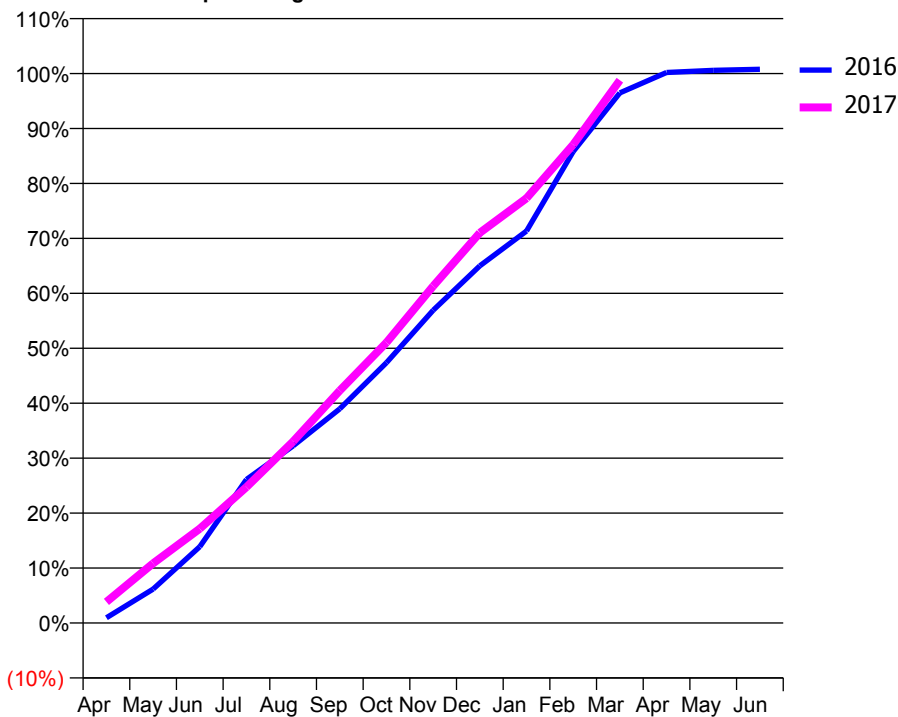
ACCESS*

Patients seen in 24 months	Total	Change since previous quarter
Quarter ending March 2016	3,576	
Quarter ending June 2016	3,740	↑
Quarter ending September 2016	3,883	↑
Quarter ending December 2016	4,074	↑
Quarter ending March 2017	4,115	→
Variance since March 2016	15.1%	↑



ACTIVITY

Cumulative percentage of contracted UDA delivered 2016 & 2017



Month	Adjusted Scheduled Activity (UDA)	
	2016	2017
April	105	419
May	672	1,182
June	1,512	1,869
July	2,844	2,693
August	3,511	3,596
September	4,244	4,608
October	5,159	5,558
November	6,196	6,674
December	7,076	7,733
January	7,767	8,417
February	9,341	9,478
March	10,504	10,754
April	10,908	
May	10,951	
June	10,971	

QUALITY

	Quantity	Base Number	Contract	AT	Region	England
% of FP17s for the same patient ID Re-attending within 3 months - Children	62	829	7.5%	11.2%	11.8%	12.3%
% of FP17s for the same patient ID Re-attending within 3 months - Adults	459	3,286	14.0%	16.3%	17.1%	16.7%
% of FP17s for the same patient ID Re-attending between 3 & 9 months - Children	216	829	26.1%	42.1%	46.5%	57.6%
% of FP17s for the same patient ID Re-attending between 3 & 9 months - Adults	565	3,286	17.2%	35.0%	37.6%	50.1%
% of FP17s for Band 1 Urgent Courses	634	3,913	16.2%	10.8%	10.7%	9.1%
% of FP17s Relating to Free Repair or Replacements	0	3,913	0.0%	0.5%	0.6%	0.8%
% of FP17s Relating to Continuations	13	3,913	0.3%	0.8%	0.9%	1.2%
% of Patients satisfied with the dentistry they have received	3	4	N/A	89.3%	90.4%	92.8%
% of Patients satisfied with the time they had to wait for an appointment	2	4	N/A	80.6%	83.7%	88.7%

* This is based on patients treated on this contract for their most recent course of treatment. Figures in italics indicate the base number of FP17s or Patient Questionnaire responses are less than 100. N/A is shown where the base number of responses is less than 10 during the period. % is calculated as Quantity/Base number*100

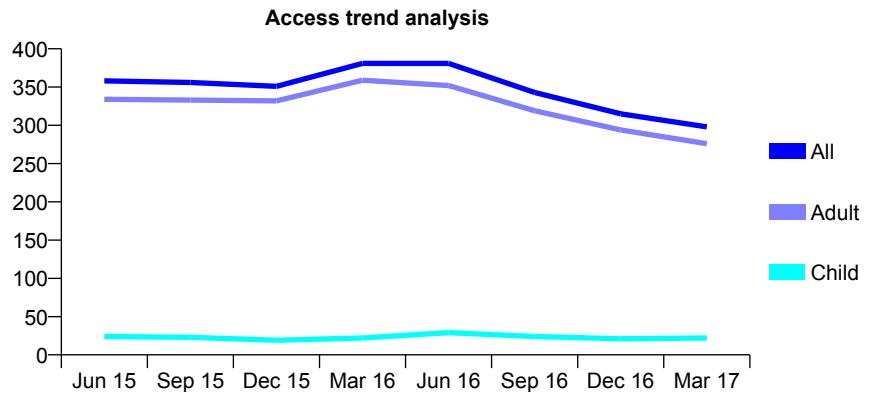
Q61 - Vital Signs At a Glance Contract Report for 136158/0001 - March 2017

Name or company name	Dental Solutions Urgent Treatment Service
Contract type name	GDS Contract
Purpose of contract	General
Contract start date	16/12/2009
Contract end date	

16/17 Contracted general activity (UDA)	624
Carry forward general activity (UDA)	-5
16/17 Contracted orthodontic activity (UOA)	0
Carry forward orthodontic activity (UOA)	0
Baseline contract value	£29,334.76

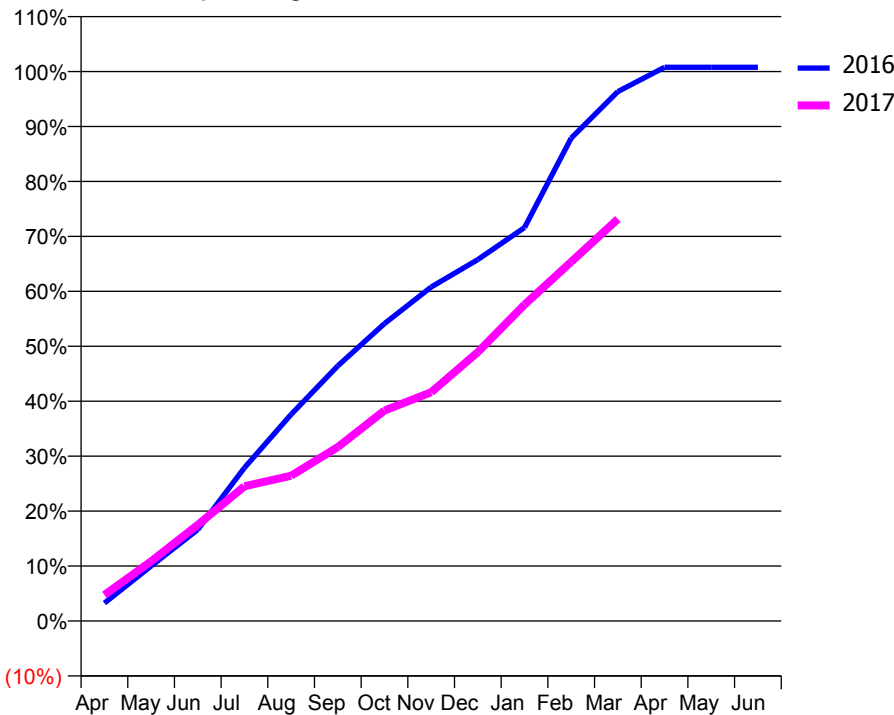
ACCESS*

Patients seen in 24 months	Total	Change since previous quarter
Quarter ending March 2016	381	
Quarter ending June 2016	381	→
Quarter ending September 2016	343	↓
Quarter ending December 2016	315	↓
Quarter ending March 2017	298	↓
Variance since March 2016	(21.8%)	↓



ACTIVITY

Cumulative percentage of contracted UDA delivered 2016 & 2017



Month	Adjusted Scheduled Activity (UDA)	
	2016	2017
April	20	30
May	62	68
June	104	109
July	174	153
August	235	165
September	290	198
October	338	239
November	379	260
December	410	305
January	447	359
February	548	408
March	601	456
April	629	
May	629	
June	629	

QUALITY

	Quantity	Base Number	Contract	AT	Region	England
% of FP17s for the same patient ID Re-attending within 3 months - Children	3	44	6.8%	11.2%	11.8%	12.3%
% of FP17s for the same patient ID Re-attending within 3 months - Adults	11	310	3.5%	16.3%	17.1%	16.7%
% of FP17s for the same patient ID Re-attending between 3 & 9 months - Children	0	44	0.0%	42.1%	46.5%	57.6%
% of FP17s for the same patient ID Re-attending between 3 & 9 months - Adults	5	310	1.6%	35.0%	37.6%	50.1%
% of FP17s for Band 1 Urgent Courses	291	333	87.4%	10.8%	10.7%	9.1%
% of FP17s Relating to Free Repair or Replacements	0	333	0.0%	0.5%	0.6%	0.8%
% of FP17s Relating to Continuations	0	333	0.0%	0.8%	0.9%	1.2%
% of Patients satisfied with the dentistry they have received	0	0	N/A	89.3%	90.4%	92.8%
% of Patients satisfied with the time they had to wait for an appointment	0	0	N/A	80.6%	83.7%	88.7%

* This is based on patients treated on this contract for their most recent course of treatment. Figures in italics indicate the base number of FP17s or Patient Questionnaire responses are less than 100. N/A is shown where the base number of responses is less than 10 during the period. % is calculated as Quantity/Base number*100

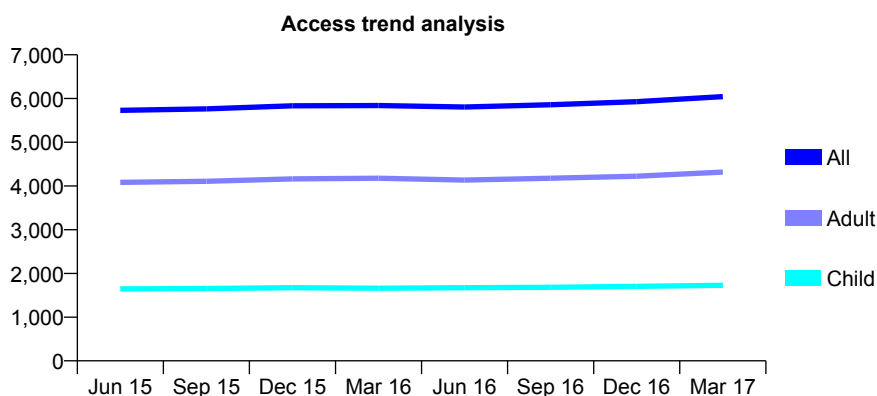
Q61 - Vital Signs At a Glance Contract Report for 136409/0001 - March 2017

Name or company name	High Barnet Dental Care
Contract type name	GDS Contract
Purpose of contract	General
Contract start date	01/08/2007
Contract end date	

16/17 Contracted general activity (UDA)	16,426
Carry forward general activity (UDA)	429
16/17 Contracted orthodontic activity (UOA)	0
Carry forward orthodontic activity (UOA)	0
Baseline contract value	£461,485.69

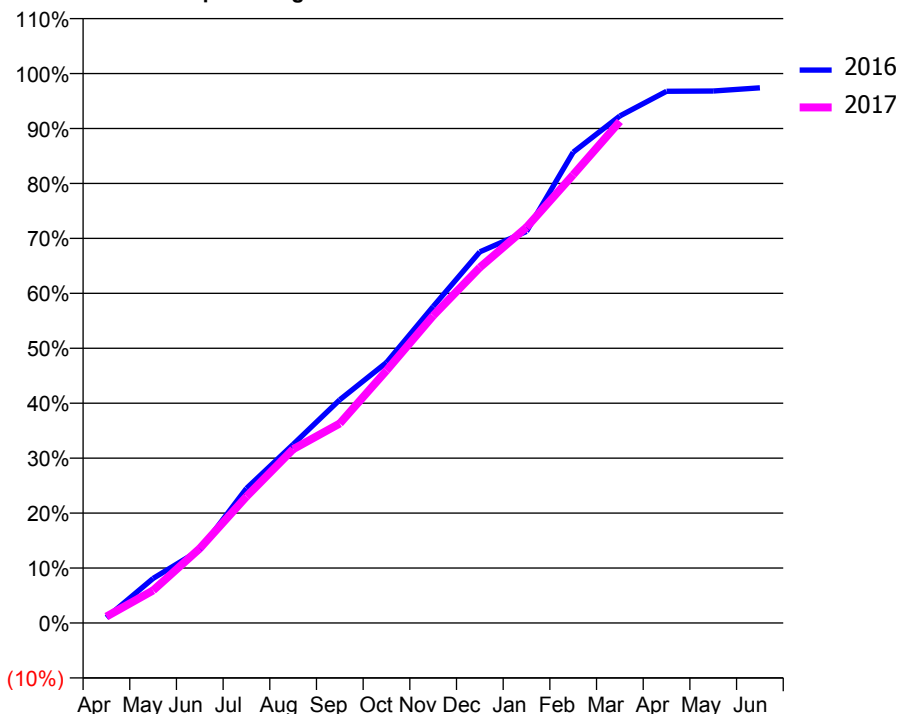
ACCESS*

Patients seen in 24 months	Total	Change since previous quarter
Quarter ending March 2016	5,839	
Quarter ending June 2016	5,806	→
Quarter ending September 2016	5,859	→
Quarter ending December 2016	5,929	→
Quarter ending March 2017	6,045	→
Variance since March 2016	3.5%	↑



ACTIVITY

Cumulative percentage of contracted UDA delivered 2016 & 2017



Month	Adjusted Scheduled Activity (UDA)	
	2016	2017
April	161	193
May	1,334	974
June	2,182	2,230
July	4,023	3,781
August	5,338	5,196
September	6,677	5,964
October	7,786	7,549
November	9,460	9,187
December	11,097	10,629
January	11,704	11,830
February	14,074	13,397
March	15,157	14,993
April	15,896	
May	15,903	
June	15,997	

QUALITY

	Quantity	Base Number	Contract	AT	Region	England
% of FP17s for the same patient ID Re-attending within 3 months - Children	170	2,313	7.3%	11.2%	11.8%	12.3%
% of FP17s for the same patient ID Re-attending within 3 months - Adults	919	5,017	18.3%	16.3%	17.1%	16.7%
% of FP17s for the same patient ID Re-attending between 3 & 9 months - Children	1,153	2,313	49.8%	42.1%	46.5%	57.6%
% of FP17s for the same patient ID Re-attending between 3 & 9 months - Adults	1,993	5,017	39.7%	35.0%	37.6%	50.1%
% of FP17s for Band 1 Urgent Courses	927	6,933	13.4%	10.8%	10.7%	9.1%
% of FP17s Relating to Free Repair or Replacements	57	6,933	0.8%	0.5%	0.6%	0.8%
% of FP17s Relating to Continuations	30	6,933	0.4%	0.8%	0.9%	1.2%
% of Patients satisfied with the dentistry they have received	3	3	N/A	89.3%	90.4%	92.8%
% of Patients satisfied with the time they had to wait for an appointment	2	3	N/A	80.6%	83.7%	88.7%

* This is based on patients treated on this contract for their most recent course of treatment. Figures in italics indicate the base number of FP17s or Patient Questionnaire responses are less than 100. N/A is shown where the base number of responses is less than 10 during the period. % is calculated as Quantity/Base number*100

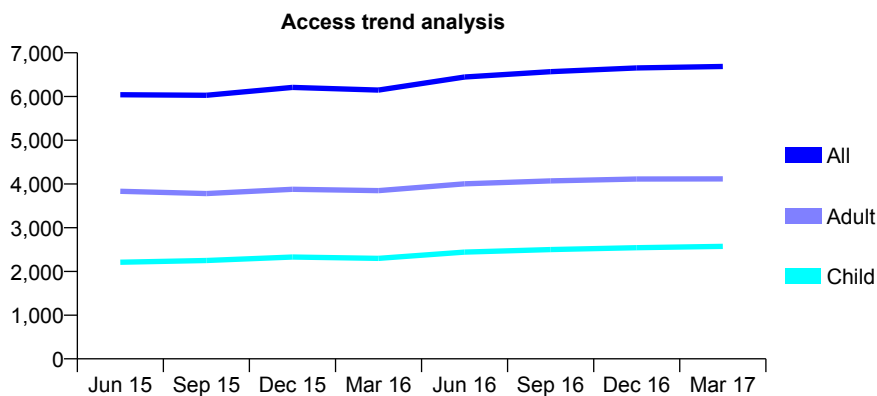
Q61 - Vital Signs At a Glance Contract Report for 136557/0001 - March 2017

Name or company name	Beckton Dental Centre
Contract type name	GDS Contract
Purpose of contract	General
Contract start date	01/04/2011
Contract end date	

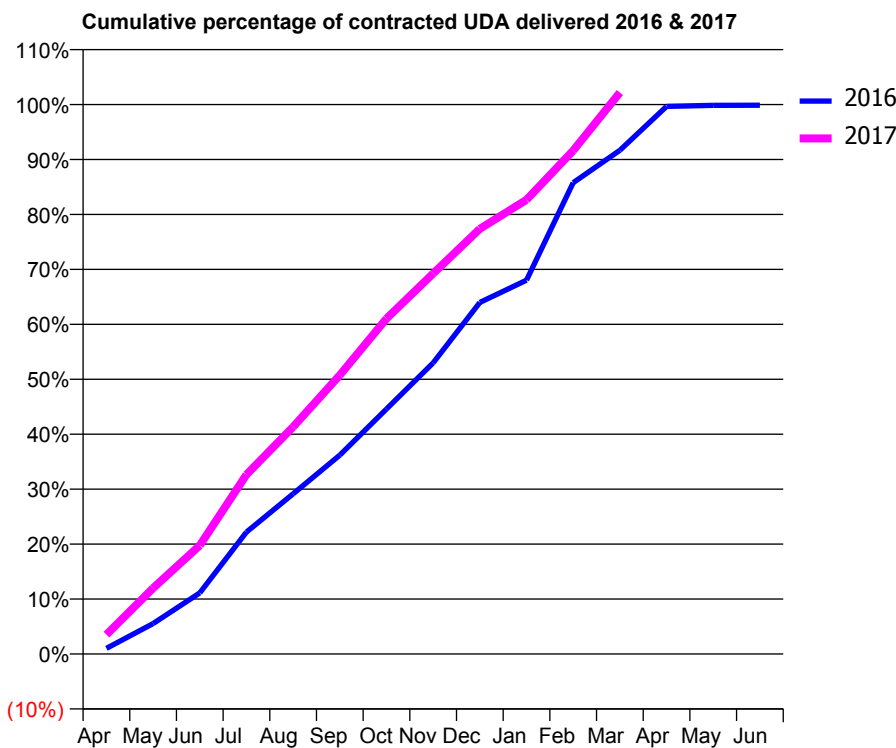
16/17 Contracted general activity (UDA)	21,193
Carry forward general activity (UDA)	26
16/17 Contracted orthodontic activity (UOA)	0
Carry forward orthodontic activity (UOA)	0
Baseline contract value	£566,102.61

ACCESS*

Patients seen in 24 months	Total	Change since previous quarter
Quarter ending March 2016	6,148	
Quarter ending June 2016	6,445	↑
Quarter ending September 2016	6,568	→
Quarter ending December 2016	6,655	→
Quarter ending March 2017	6,687	→
Variance since March 2016	8.8%	↑



ACTIVITY



Month	Adjusted Scheduled Activity (UDA)	
	2016	2017
April	220	750
May	1,174	2,545
June	2,358	4,188
July	4,705	6,919
August	6,177	8,762
September	7,672	10,755
October	9,453	12,936
November	11,230	14,675
December	13,558	16,401
January	14,416	17,522
February	18,179	19,418
March	19,427	21,655
April	21,120	
May	21,161	
June	21,167	

QUALITY

	Quantity	Base Number	Contract	AT	Region	England
% of FP17s for the same patient ID Re-attending within 3 months - Children	170	3,062	5.6%	11.2%	11.8%	12.3%
% of FP17s for the same patient ID Re-attending within 3 months - Adults	386	4,607	8.4%	16.3%	17.1%	16.7%
% of FP17s for the same patient ID Re-attending between 3 & 9 months - Children	1,138	3,062	37.2%	42.1%	46.5%	57.6%
% of FP17s for the same patient ID Re-attending between 3 & 9 months - Adults	1,527	4,607	33.1%	35.0%	37.6%	50.1%
% of FP17s for Band 1 Urgent Courses	523	7,127	7.3%	10.8%	10.7%	9.1%
% of FP17s Relating to Free Repair or Replacements	9	7,127	0.1%	0.5%	0.6%	0.8%
% of FP17s Relating to Continuations	30	7,127	0.4%	0.8%	0.9%	1.2%
% of Patients satisfied with the dentistry they have received	4	4	N/A	89.3%	90.4%	92.8%
% of Patients satisfied with the time they had to wait for an appointment	0	4	N/A	80.6%	83.7%	88.7%

* This is based on patients treated on this contract for their most recent course of treatment. Figures in italics indicate the base number of FP17s or Patient Questionnaire responses are less than 100. N/A is shown where the base number of responses is less than 10 during the period. % is calculated as Quantity/Base number*100

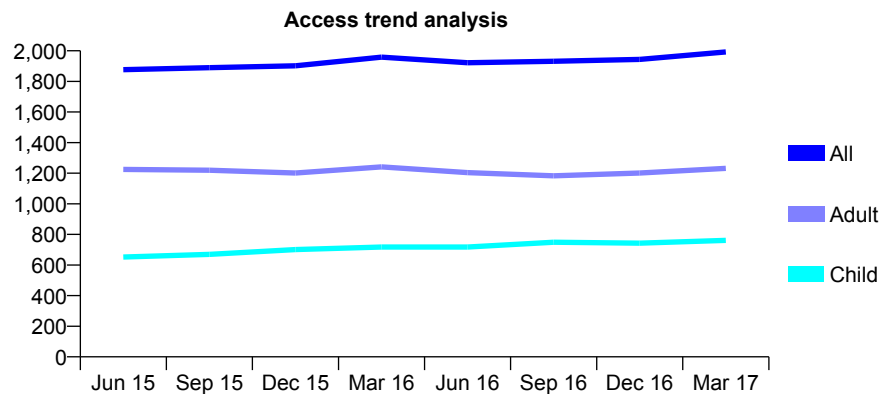
Q61 - Vital Signs At a Glance Contract Report for 137081/0001 - March 2017

Name or company name	Dental Living
Contract type name	GDS Contract
Purpose of contract	General
Contract start date	01/07/2009
Contract end date	

16/17 Contracted general activity (UDA)	4,301
Carry forward general activity (UDA)	-53
16/17 Contracted orthodontic activity (UOA)	0
Carry forward orthodontic activity (UOA)	0
Baseline contract value	£109,414.41

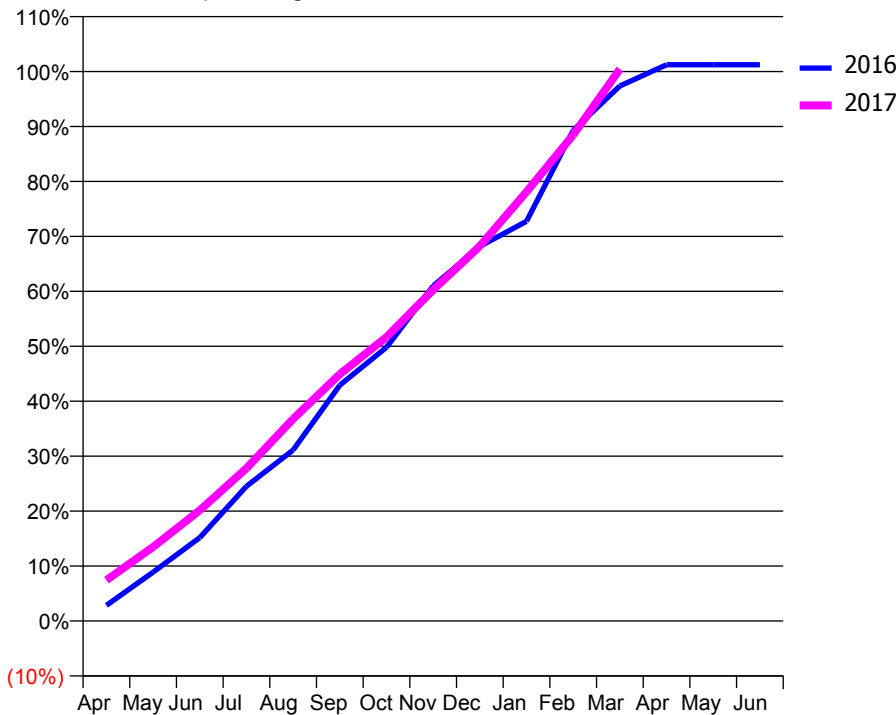
ACCESS*

Patients seen in 24 months	Total	Change since previous quarter
Quarter ending March 2016	1,959	
Quarter ending June 2016	1,922	↓
Quarter ending September 2016	1,932	→
Quarter ending December 2016	1,944	→
Quarter ending March 2017	1,993	↑
Variance since March 2016	1.7%	→



ACTIVITY

Cumulative percentage of contracted UDA delivered 2016 & 2017



Month	Adjusted Scheduled Activity (UDA)	
	2016	2017
April	123	320
May	382	580
June	653	867
July	1,055	1,195
August	1,339	1,582
September	1,846	1,932
October	2,142	2,222
November	2,622	2,592
December	2,933	2,934
January	3,128	3,359
February	3,840	3,804
March	4,188	4,321
April	4,354	
May	4,354	
June	4,354	

QUALITY

	Quantity	Base Number	Contract	AT	Region	England
% of FP17s for the same patient ID Re-attending within 3 months - Children	60	883	6.8%	11.2%	11.8%	12.3%
% of FP17s for the same patient ID Re-attending within 3 months - Adults	134	1,139	11.8%	16.3%	17.1%	16.7%
% of FP17s for the same patient ID Re-attending between 3 & 9 months - Children	331	883	37.5%	42.1%	46.5%	57.6%
% of FP17s for the same patient ID Re-attending between 3 & 9 months - Adults	345	1,139	30.3%	35.0%	37.6%	50.1%
% of FP17s for Band 1 Urgent Courses	170	1,953	8.7%	10.8%	10.7%	9.1%
% of FP17s Relating to Free Repair or Replacements	1	1,953	0.1%	0.5%	0.6%	0.8%
% of FP17s Relating to Continuations	23	1,953	1.2%	0.8%	0.9%	1.2%
% of Patients satisfied with the dentistry they have received	0	0	N/A	89.3%	90.4%	92.8%
% of Patients satisfied with the time they had to wait for an appointment	0	0	N/A	80.6%	83.7%	88.7%

* This is based on patients treated on this contract for their most recent course of treatment. Figures in italics indicate the base number of FP17s or Patient Questionnaire responses are less than 100. N/A is shown where the base number of responses is less than 10 during the period. % is calculated as Quantity/Base number*100

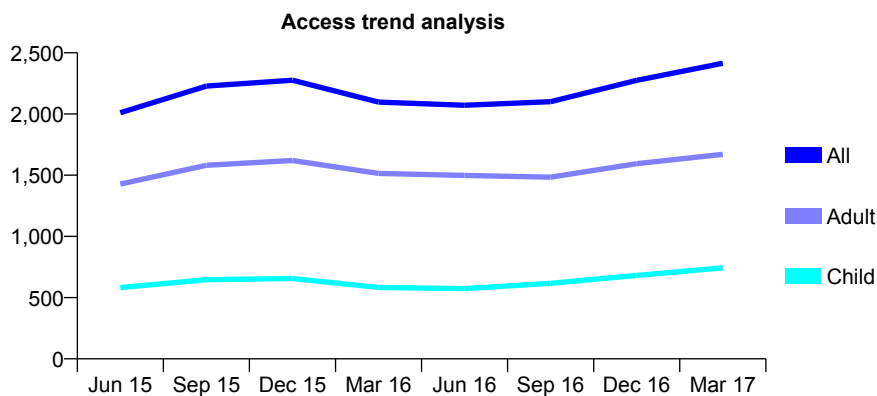
Q61 - Vital Signs At a Glance Contract Report for 137723/0001 - March 2017

Name or company name	Miss Chaudry & Dr M Siddique
Contract type name	GDS Contract
Purpose of contract	General
Contract start date	01/02/2012
Contract end date	

16/17 Contracted general activity (UDA)	6,879
Carry forward general activity (UDA)	4
16/17 Contracted orthodontic activity (UOA)	0
Carry forward orthodontic activity (UOA)	0
Baseline contract value	£195,523.04

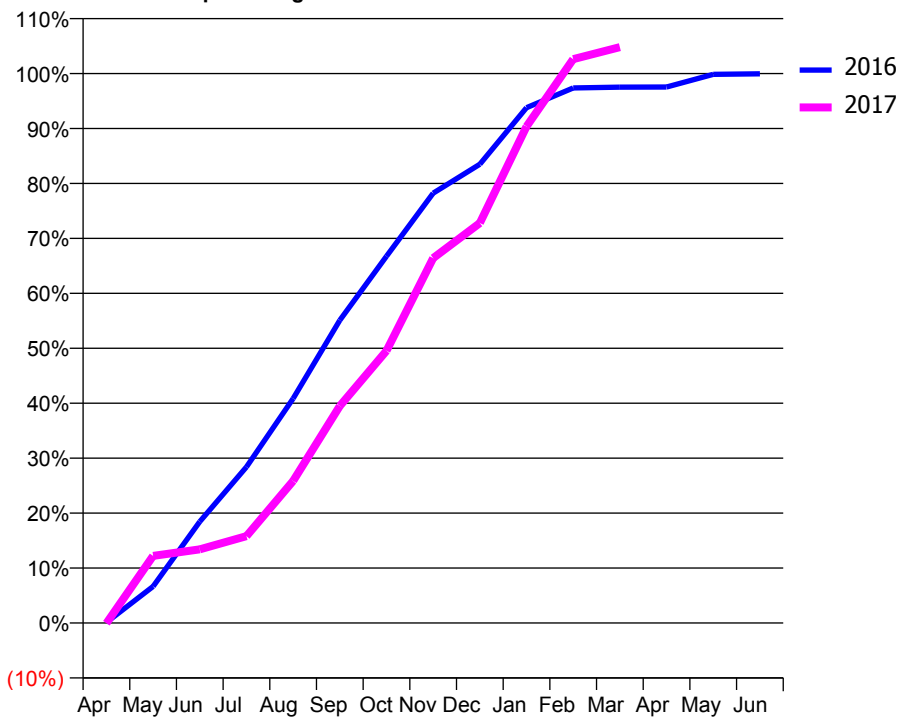
ACCESS*

Patients seen in 24 months	Total	Change since previous quarter
Quarter ending March 2016	2,098	
Quarter ending June 2016	2,071	↓
Quarter ending September 2016	2,101	→
Quarter ending December 2016	2,275	↑
Quarter ending March 2017	2,414	↑
Variance since March 2016	15.1%	↑



ACTIVITY

Cumulative percentage of contracted UDA delivered 2016 & 2017



Month	Adjusted Scheduled Activity (UDA)	
	2016	2017
April	7	-4
May	458	841
June	1,269	923
July	1,953	1,088
August	2,810	1,779
September	3,790	2,716
October	4,591	3,408
November	5,380	4,569
December	5,743	5,008
January	6,451	6,216
February	6,699	7,058
March	6,708	7,209
April	6,711	
May	6,868	
June	6,875	

QUALITY

	Quantity	Base Number	Contract	AT	Region	England
% of FP17s for the same patient ID Re-attending within 3 months - Children	50	814	6.1%	11.2%	11.8%	12.3%
% of FP17s for the same patient ID Re-attending within 3 months - Adults	216	1,668	12.9%	16.3%	17.1%	16.7%
% of FP17s for the same patient ID Re-attending between 3 & 9 months - Children	185	814	22.7%	42.1%	46.5%	57.6%
% of FP17s for the same patient ID Re-attending between 3 & 9 months - Adults	370	1,668	22.2%	35.0%	37.6%	50.1%
% of FP17s for Band 1 Urgent Courses	275	2,390	11.5%	10.8%	10.7%	9.1%
% of FP17s Relating to Free Repair or Replacements	9	2,390	0.4%	0.5%	0.6%	0.8%
% of FP17s Relating to Continuations	4	2,390	0.2%	0.8%	0.9%	1.2%
% of Patients satisfied with the dentistry they have received	1	1	N/A	89.3%	90.4%	92.8%
% of Patients satisfied with the time they had to wait for an appointment	0	1	N/A	80.6%	83.7%	88.7%

* This is based on patients treated on this contract for their most recent course of treatment. Figures in italics indicate the base number of FP17s or Patient Questionnaire responses are less than 100. N/A is shown where the base number of responses is less than 10 during the period. % is calculated as Quantity/Base number*100

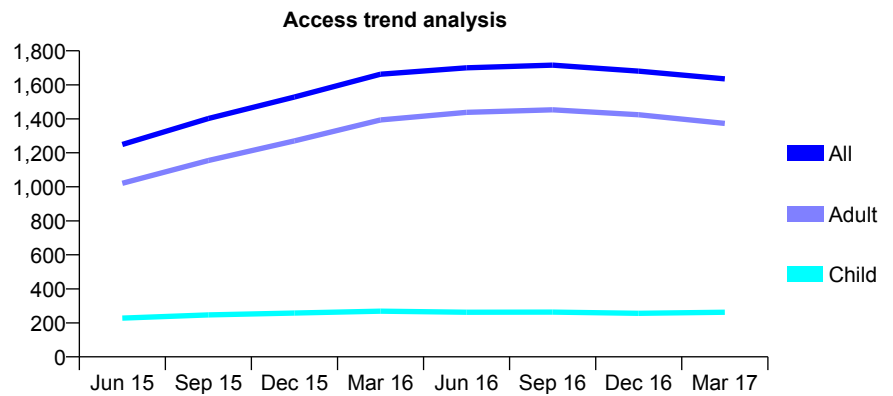
Q61 - Vital Signs At a Glance Contract Report for 137871/0001 - March 2017

Name or company name	Harpinder Dhamu and Geo Vellappany Mat
Contract type name	Pilot Contract
Purpose of contract	General
Contract start date	01/05/2014
Contract end date	

16/17 Contracted general activity (UDA)	3,252
Carry forward general activity (UDA)	0
16/17 Contracted orthodontic activity (UOA)	0
Carry forward orthodontic activity (UOA)	0
Baseline contract value	£170,944.15

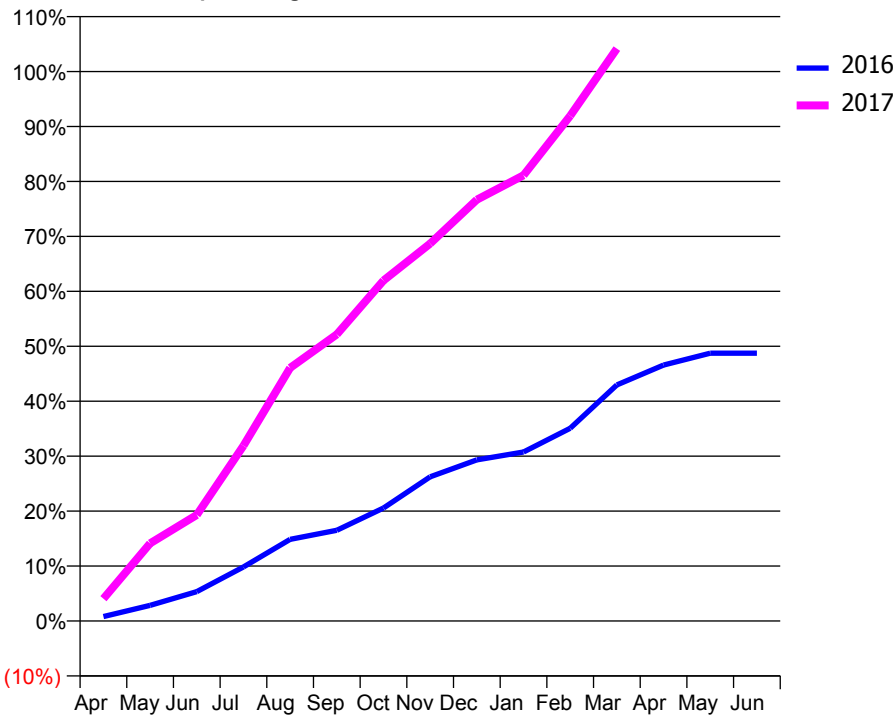
ACCESS*

Patients seen in 24 months	Total	Change since previous quarter
Quarter ending March 2016	1,662	
Quarter ending June 2016	1,700	↑
Quarter ending September 2016	1,716	→
Quarter ending December 2016	1,680	↓
Quarter ending March 2017	1,635	↓
Variance since March 2016	(1.6%)	↓



ACTIVITY

Cumulative percentage of contracted UDA delivered 2016 & 2017



Month	Adjusted Scheduled Activity (UDA)	
	2016	2017
April	27	132
May	93	460
June	174	628
July	320	1,037
August	483	1,498
September	537	1,696
October	669	2,015
November	853	2,233
December	954	2,493
January	1,000	2,637
February	1,141	2,990
March	1,397	3,388
April	1,515	
May	1,585	
June	1,585	

QUALITY

	Quantity	Base Number	Contract	AT	Region	England
% of FP17s for the same patient ID Re-attending within 3 months - Children	19	293	6.5%	11.2%	11.8%	12.3%
% of FP17s for the same patient ID Re-attending within 3 months - Adults	106	1,063	10.0%	16.3%	17.1%	16.7%
% of FP17s for the same patient ID Re-attending between 3 & 9 months - Children	138	293	47.1%	42.1%	46.5%	57.6%
% of FP17s for the same patient ID Re-attending between 3 & 9 months - Adults	194	1,063	18.3%	35.0%	37.6%	50.1%
% of FP17s for Band 1 Urgent Courses	55	956	5.8%	10.8%	10.7%	9.1%
% of FP17s Relating to Free Repair or Replacements	1	956	0.1%	0.5%	0.6%	0.8%
% of FP17s Relating to Continuations	3	956	0.3%	0.8%	0.9%	1.2%
% of Patients satisfied with the dentistry they have received	2	2	N/A	89.3%	90.4%	92.8%
% of Patients satisfied with the time they had to wait for an appointment	2	2	N/A	80.6%	83.7%	88.7%

* This is based on patients treated on this contract for their most recent course of treatment. Figures in italics indicate the base number of FP17s or Patient Questionnaire responses are less than 100. N/A is shown where the base number of responses is less than 10 during the period. % is calculated as Quantity/Base number*100

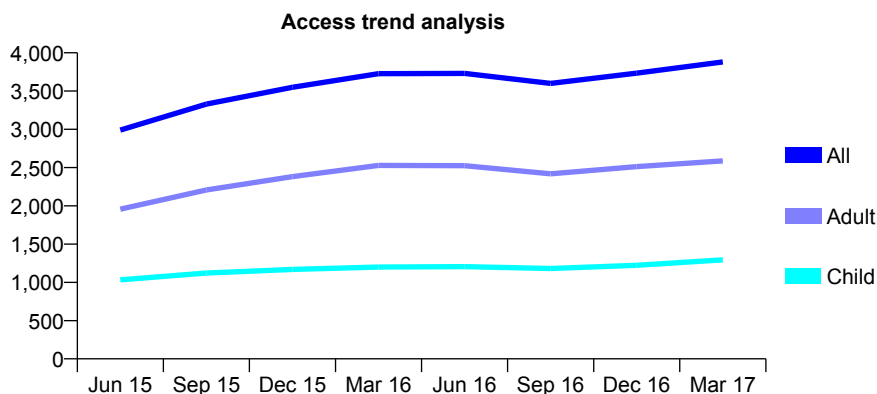
Q61 - Vital Signs At a Glance Contract Report for 137901/0001 - March 2017

Name or company name	Smiles Dental Care Limited
Contract type name	GDS Contract
Purpose of contract	General
Contract start date	01/04/2014
Contract end date	

16/17 Contracted general activity (UDA)	7,500
Carry forward general activity (UDA)	-23
16/17 Contracted orthodontic activity (UOA)	0
Carry forward orthodontic activity (UOA)	0
Baseline contract value	£205,207.81

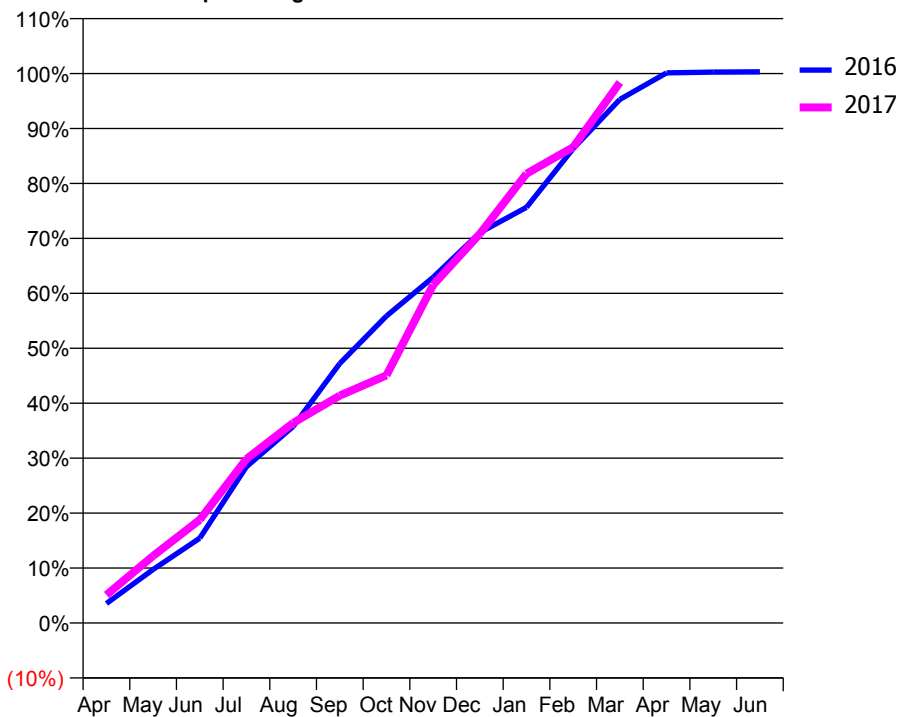
ACCESS*

Patients seen in 24 months	Total	Change since previous quarter
Quarter ending March 2016	3,728	
Quarter ending June 2016	3,731	→
Quarter ending September 2016	3,600	↓
Quarter ending December 2016	3,734	↑
Quarter ending March 2017	3,881	↑
Variance since March 2016	4.1%	↑



ACTIVITY

Cumulative percentage of contracted UDA delivered 2016 & 2017



Month	Adjusted Scheduled Activity (UDA)	
	2016	2017
April	266	382
May	730	917
June	1,158	1,409
July	2,133	2,239
August	2,682	2,731
September	3,543	3,104
October	4,190	3,380
November	4,718	4,614
December	5,328	5,311
January	5,673	6,132
February	6,475	6,494
March	7,146	7,377
April	7,508	
May	7,520	
June	7,523	

QUALITY

	Quantity	Base Number	Contract	AT	Region	England
% of FP17s for the same patient ID Re-attending within 3 months - Children	80	1,556	5.1%	11.2%	11.8%	12.3%
% of FP17s for the same patient ID Re-attending within 3 months - Adults	163	2,490	6.5%	16.3%	17.1%	16.7%
% of FP17s for the same patient ID Re-attending between 3 & 9 months - Children	638	1,556	41.0%	42.1%	46.5%	57.6%
% of FP17s for the same patient ID Re-attending between 3 & 9 months - Adults	755	2,490	30.3%	35.0%	37.6%	50.1%
% of FP17s for Band 1 Urgent Courses	221	3,665	6.0%	10.8%	10.7%	9.1%
% of FP17s Relating to Free Repair or Replacements	24	3,665	0.7%	0.5%	0.6%	0.8%
% of FP17s Relating to Continuations	26	3,665	0.7%	0.8%	0.9%	1.2%
% of Patients satisfied with the dentistry they have received	3	3	N/A	89.3%	90.4%	92.8%
% of Patients satisfied with the time they had to wait for an appointment	3	3	N/A	80.6%	83.7%	88.7%

* This is based on patients treated on this contract for their most recent course of treatment. Figures in italics indicate the base number of FP17s or Patient Questionnaire responses are less than 100. N/A is shown where the base number of responses is less than 10 during the period. % is calculated as Quantity/Base number*100

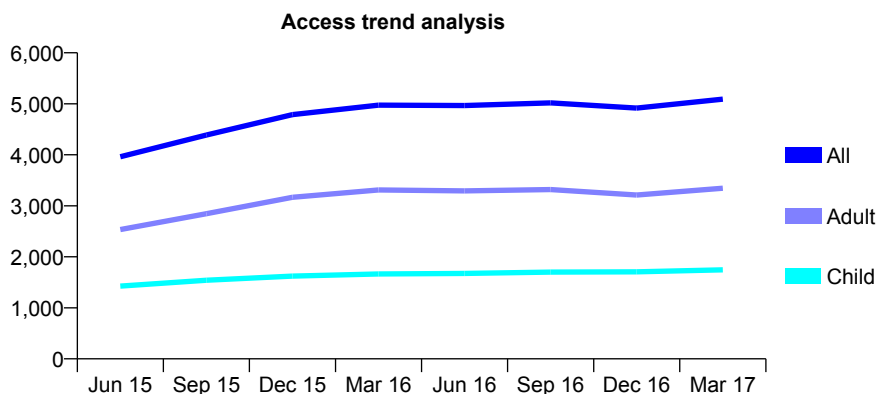
Q61 - Vital Signs At a Glance Contract Report for 138037/0001 - March 2017

Name or company name	Mr Punit Shah, Mrs Priya Punit Shah
Contract type name	GDS Contract
Purpose of contract	General
Contract start date	10/02/2014
Contract end date	

16/17 Contracted general activity (UDA)	7,567
Carry forward general activity (UDA)	-151
16/17 Contracted orthodontic activity (UOA)	0
Carry forward orthodontic activity (UOA)	0
Baseline contract value	£224,891.36

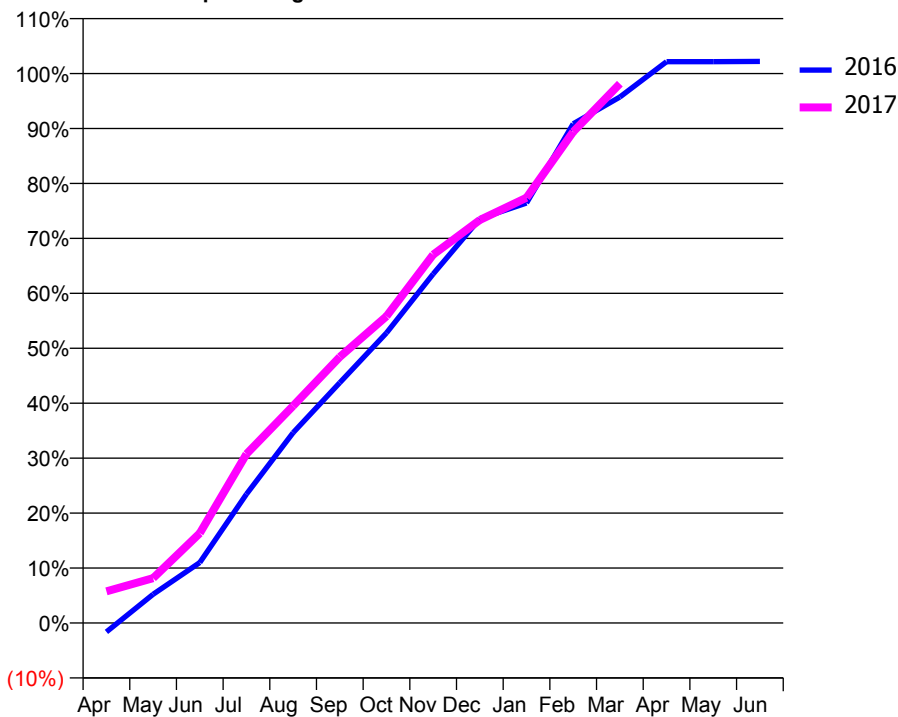
ACCESS*

Patients seen in 24 months	Total	Change since previous quarter
Quarter ending March 2016	4,973	
Quarter ending June 2016	4,966	→
Quarter ending September 2016	5,019	→
Quarter ending December 2016	4,916	↓
Quarter ending March 2017	5,092	↑
Variance since March 2016	2.4%	↑



ACTIVITY

Cumulative percentage of contracted UDA delivered 2016 & 2017



Month	Adjusted Scheduled Activity (UDA)	
	2016	2017
April	-124	437
May	395	617
June	833	1,237
July	1,775	2,327
August	2,621	2,990
September	3,310	3,665
October	3,995	4,224
November	4,806	5,072
December	5,566	5,550
January	5,784	5,857
February	6,873	6,764
March	7,243	7,428
April	7,731	
May	7,731	
June	7,734	

QUALITY

	Quantity	Base Number	Contract	AT	Region	England
% of FP17s for the same patient ID Re-attending within 3 months - Children	86	1,786	4.8%	11.2%	11.8%	12.3%
% of FP17s for the same patient ID Re-attending within 3 months - Adults	298	2,853	10.4%	16.3%	17.1%	16.7%
% of FP17s for the same patient ID Re-attending between 3 & 9 months - Children	629	1,786	35.2%	42.1%	46.5%	57.6%
% of FP17s for the same patient ID Re-attending between 3 & 9 months - Adults	650	2,853	22.8%	35.0%	37.6%	50.1%
% of FP17s for Band 1 Urgent Courses	293	4,038	7.3%	10.8%	10.7%	9.1%
% of FP17s Relating to Free Repair or Replacements	10	4,038	0.2%	0.5%	0.6%	0.8%
% of FP17s Relating to Continuations	69	4,038	1.7%	0.8%	0.9%	1.2%
% of Patients satisfied with the dentistry they have received	8	8	N/A	89.3%	90.4%	92.8%
% of Patients satisfied with the time they had to wait for an appointment	8	8	N/A	80.6%	83.7%	88.7%

* This is based on patients treated on this contract for their most recent course of treatment. Figures in italics indicate the base number of FP17s or Patient Questionnaire responses are less than 100. N/A is shown where the base number of responses is less than 10 during the period. % is calculated as Quantity/Base number*100

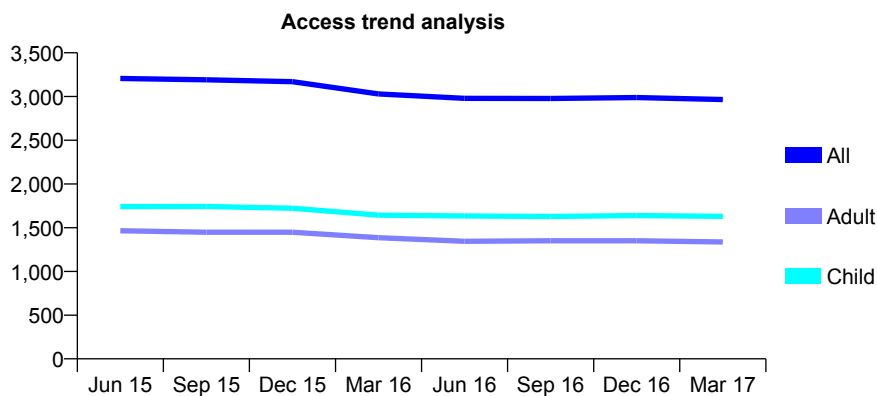
Q61 - Vital Signs At a Glance Contract Report for 139262/0001 - March 2017

Name or company name	St Johns Dental Practice Limited
Contract type name	GDS Contract
Purpose of contract	General
Contract start date	01/12/2011
Contract end date	

16/17 Contracted general activity (UDA)	7,247
Carry forward general activity (UDA)	39
16/17 Contracted orthodontic activity (UOA)	0
Carry forward orthodontic activity (UOA)	0
Baseline contract value	£158,308.15

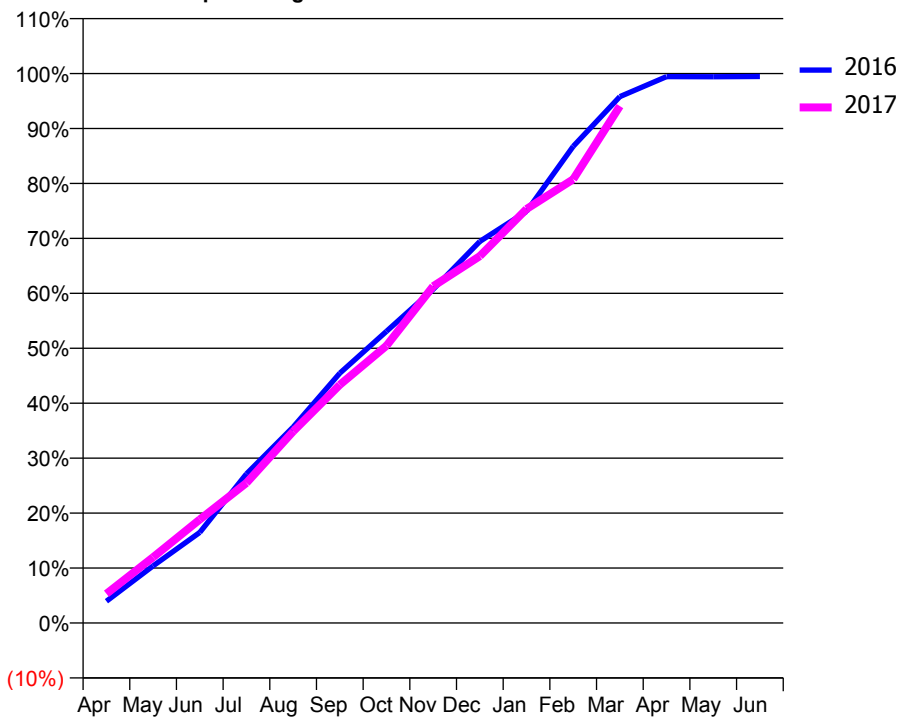
ACCESS*

Patients seen in 24 months	Total	Change since previous quarter
Quarter ending March 2016	3,029	
Quarter ending June 2016	2,979	↓
Quarter ending September 2016	2,978	→
Quarter ending December 2016	2,989	→
Quarter ending March 2017	2,966	→
Variance since March 2016	(2.1%)	↓



ACTIVITY

Cumulative percentage of contracted UDA delivered 2016 & 2017



Month	Adjusted Scheduled Activity (UDA)	
	2016	2017
April	287	386
May	753	868
June	1,195	1,366
July	1,967	1,848
August	2,585	2,525
September	3,295	3,142
October	3,846	3,658
November	4,401	4,441
December	5,032	4,839
January	5,428	5,460
February	6,286	5,852
March	6,943	6,817
April	7,206	
May	7,205	
June	7,208	

QUALITY

	Quantity	Base Number	Contract	AT	Region	England
% of FP17s for the same patient ID Re-attending within 3 months - Children	182	2,607	7.0%	11.2%	11.8%	12.3%
% of FP17s for the same patient ID Re-attending within 3 months - Adults	255	1,699	15.0%	16.3%	17.1%	16.7%
% of FP17s for the same patient ID Re-attending between 3 & 9 months - Children	1,723	2,607	66.1%	42.1%	46.5%	57.6%
% of FP17s for the same patient ID Re-attending between 3 & 9 months - Adults	1,011	1,699	59.5%	35.0%	37.6%	50.1%
% of FP17s for Band 1 Urgent Courses	190	4,127	4.6%	10.8%	10.7%	9.1%
% of FP17s Relating to Free Repair or Replacements	1	4,127	0.0%	0.5%	0.6%	0.8%
% of FP17s Relating to Continuations	11	4,127	0.3%	0.8%	0.9%	1.2%
% of Patients satisfied with the dentistry they have received	2	2	N/A	89.3%	90.4%	92.8%
% of Patients satisfied with the time they had to wait for an appointment	2	2	N/A	80.6%	83.7%	88.7%

* This is based on patients treated on this contract for their most recent course of treatment. Figures in italics indicate the base number of FP17s or Patient Questionnaire responses are less than 100. N/A is shown where the base number of responses is less than 10 during the period. % is calculated as Quantity/Base number*100

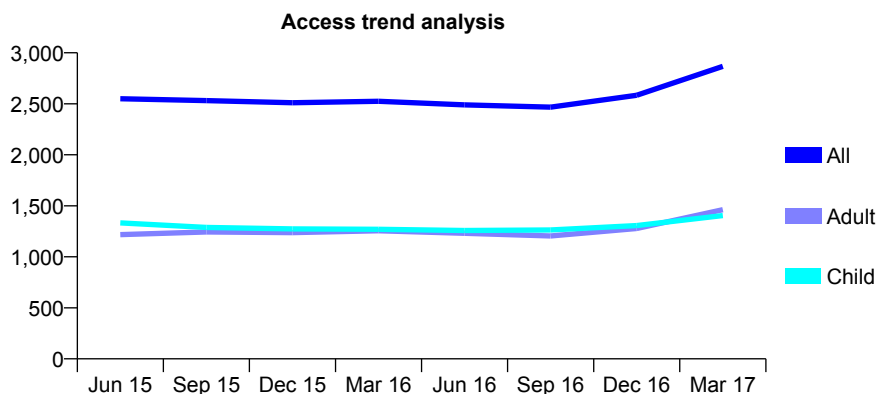
Q61 - Vital Signs At a Glance Contract Report for 140252/0001 - March 2017

Name or company name	Mrs S Talwar & Dr R Khera
Contract type name	GDS Contract
Purpose of contract	General and Orthodontic
Contract start date	10/01/2009
Contract end date	

16/17 Contracted general activity (UDA)	3,745
Carry forward general activity (UDA)	-75
16/17 Contracted orthodontic activity (UOA)	2,645
Carry forward orthodontic activity (UOA)	4
Baseline contract value	£269,840.52

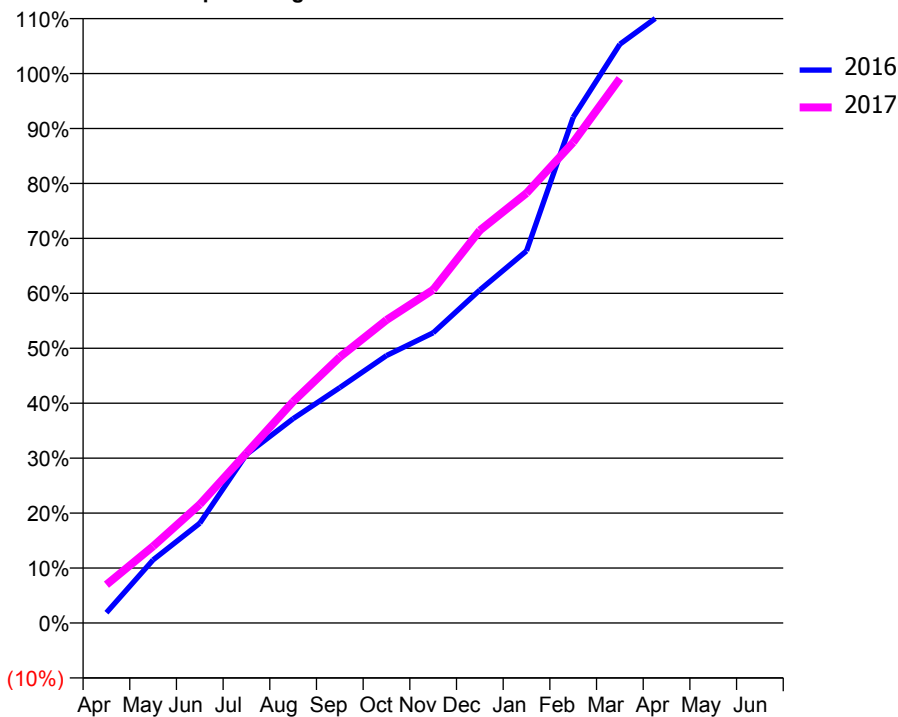
ACCESS*

Patients seen in 24 months	Total	Change since previous quarter
Quarter ending March 2016	2,525	
Quarter ending June 2016	2,489	↓
Quarter ending September 2016	2,467	→
Quarter ending December 2016	2,584	↑
Quarter ending March 2017	2,867	↑
Variance since March 2016	13.5%	↑



ACTIVITY

Cumulative percentage of contracted UDA delivered 2016 & 2017



Month	Adjusted Scheduled Activity (UDA)	
	2016	2017
April	71	261
May	430	523
June	680	808
July	1,149	1,158
August	1,393	1,509
September	1,605	1,813
October	1,822	2,065
November	1,978	2,271
December	2,270	2,676
January	2,536	2,930
February	3,447	3,276
March	3,944	3,711
April	4,175	
May	4,175	
June	4,175	

QUALITY

	Quantity	Base Number	Contract	AT	Region	England
% of FP17s for the same patient ID Re-attending within 3 months - Children	145	1,673	8.7%	11.2%	11.8%	12.3%
% of FP17s for the same patient ID Re-attending within 3 months - Adults	160	1,252	12.8%	16.3%	17.1%	16.7%
% of FP17s for the same patient ID Re-attending between 3 & 9 months - Children	463	1,673	27.7%	42.1%	46.5%	57.6%
% of FP17s for the same patient ID Re-attending between 3 & 9 months - Adults	289	1,252	23.1%	35.0%	37.6%	50.1%
% of FP17s for Band 1 Urgent Courses	165	1,680	9.8%	10.8%	10.7%	9.1%
% of FP17s Relating to Free Repair or Replacements	0	1,680	0.0%	0.5%	0.6%	0.8%
% of FP17s Relating to Continuations	29	1,680	1.7%	0.8%	0.9%	1.2%
% of Patients satisfied with the dentistry they have received	1	1	N/A	89.3%	90.4%	92.8%
% of Patients satisfied with the time they had to wait for an appointment	1	1	N/A	80.6%	83.7%	88.7%

* This is based on patients treated on this contract for their most recent course of treatment. Figures in italics indicate the base number of FP17s or Patient Questionnaire responses are less than 100. N/A is shown where the base number of responses is less than 10 during the period. % is calculated as Quantity/Base number*100

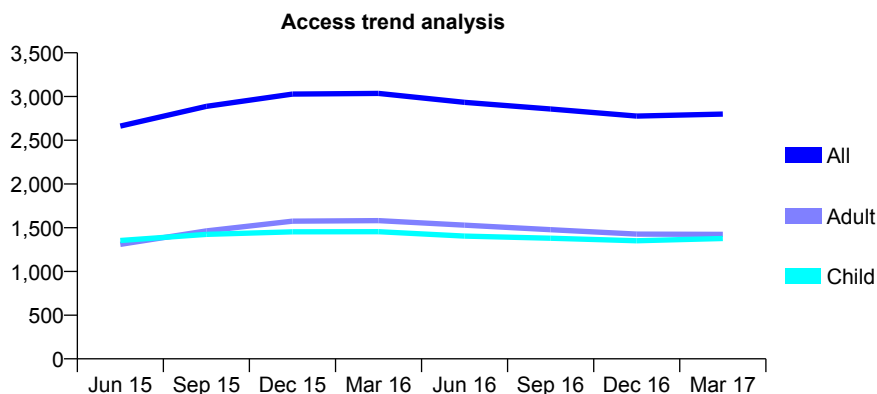
Q61 - Vital Signs At a Glance Contract Report for 140473/0001 - March 2017

Name or company name	Barnet Smiles Dental Care Limited
Contract type name	GDS Contract
Purpose of contract	General
Contract start date	01/04/2014
Contract end date	

16/17 Contracted general activity (UDA)	7,560
Carry forward general activity (UDA)	-110
16/17 Contracted orthodontic activity (UOA)	0
Carry forward orthodontic activity (UOA)	0
Baseline contract value	£187,172.46

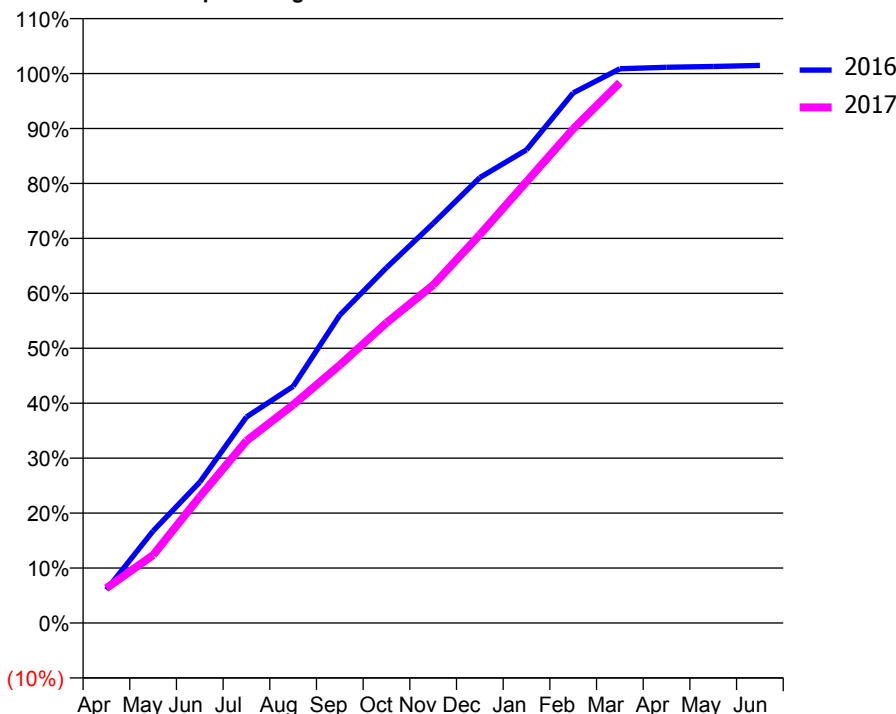
ACCESS*

Patients seen in 24 months	Total	Change since previous quarter
Quarter ending March 2016	3,035	
Quarter ending June 2016	2,933	↓
Quarter ending September 2016	2,857	↓
Quarter ending December 2016	2,777	↓
Quarter ending March 2017	2,799	→
Variance since March 2016	(7.8%)	↓



ACTIVITY

Cumulative percentage of contracted UDA delivered 2016 & 2017



Adjusted Scheduled Activity (UDA)

Month	2016	2017
April	457	480
May	1,266	934
June	1,938	1,738
July	2,835	2,508
August	3,256	3,003
September	4,236	3,550
October	4,889	4,130
November	5,497	4,649
December	6,128	5,343
January	6,510	6,071
February	7,294	6,798
March	7,625	7,435
April	7,645	
May	7,657	
June	7,670	

QUALITY

	Quantity	Base Number	Contract	AT	Region	England
% of FP17s for the same patient ID Re-attending within 3 months - Children	195	1,997	9.8%	11.2%	11.8%	12.3%
% of FP17s for the same patient ID Re-attending within 3 months - Adults	307	1,590	19.3%	16.3%	17.1%	16.7%
% of FP17s for the same patient ID Re-attending between 3 & 9 months - Children	1,065	1,997	53.3%	42.1%	46.5%	57.6%
% of FP17s for the same patient ID Re-attending between 3 & 9 months - Adults	680	1,590	42.8%	35.0%	37.6%	50.1%
% of FP17s for Band 1 Urgent Courses	210	3,570	5.9%	10.8%	10.7%	9.1%
% of FP17s Relating to Free Repair or Replacements	8	3,570	0.2%	0.5%	0.6%	0.8%
% of FP17s Relating to Continuations	2	3,570	0.1%	0.8%	0.9%	1.2%
% of Patients satisfied with the dentistry they have received	3	3	N/A	89.3%	90.4%	92.8%
% of Patients satisfied with the time they had to wait for an appointment	3	3	N/A	80.6%	83.7%	88.7%

* This is based on patients treated on this contract for their most recent course of treatment. Figures in italics indicate the base number of FP17s or Patient Questionnaire responses are less than 100. N/A is shown where the base number of responses is less than 10 during the period. % is calculated as Quantity/Base number*100

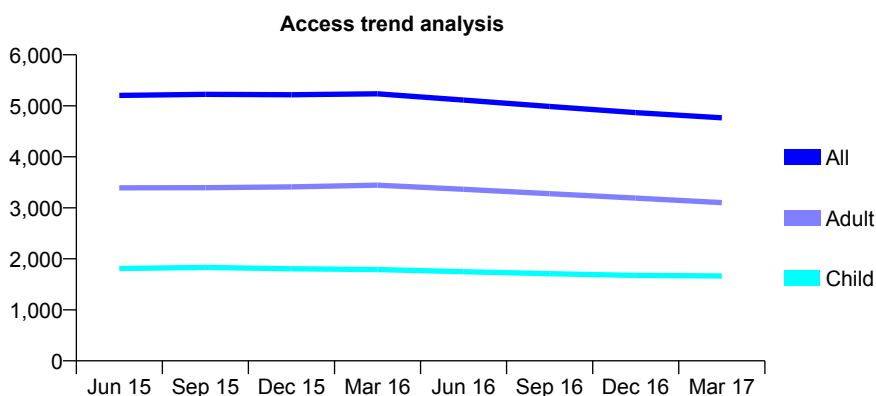
Q61 - Vital Signs At a Glance Contract Report for 140740/0001 - March 2017

Name or company name	Mr S Atkar
Contract type name	GDS Contract
Purpose of contract	General
Contract start date	01/09/2012
Contract end date	

16/17 Contracted general activity (UDA)	13,433
Carry forward general activity (UDA)	-104
16/17 Contracted orthodontic activity (UOA)	0
Carry forward orthodontic activity (UOA)	0
Baseline contract value	£401,430.30

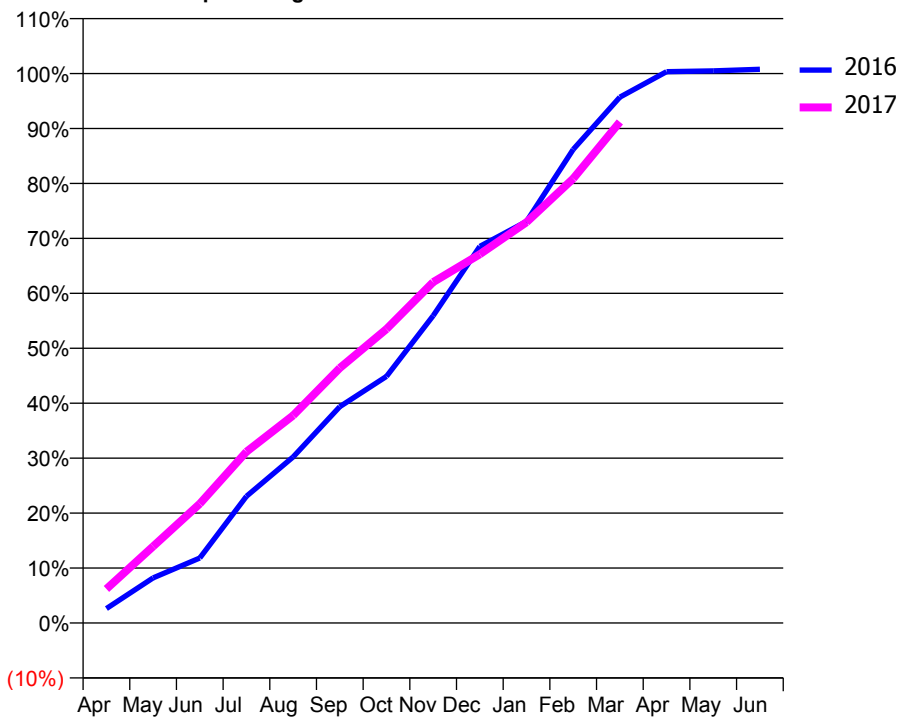
ACCESS*

Patients seen in 24 months	Total	Change since previous quarter
Quarter ending March 2016	5,234	
Quarter ending June 2016	5,113	↓
Quarter ending September 2016	4,986	↓
Quarter ending December 2016	4,867	↓
Quarter ending March 2017	4,765	↓
Variance since March 2016	(9.0%)	↓



ACTIVITY

Cumulative percentage of contracted UDA delivered 2016 & 2017



Month	Adjusted Scheduled Activity (UDA)	
	2016	2017
April	352	833
May	1,102	1,874
June	1,589	2,916
July	3,098	4,186
August	4,059	5,073
September	5,287	6,233
October	6,027	7,187
November	7,513	8,333
December	9,207	9,016
January	9,818	9,798
February	11,576	10,864
March	12,855	12,249
April	13,477	
May	13,496	
June	13,537	

QUALITY

	Quantity	Base Number	Contract	AT	Region	England
% of FP17s for the same patient ID Re-attending within 3 months - Children	125	2,028	6.2%	11.2%	11.8%	12.3%
% of FP17s for the same patient ID Re-attending within 3 months - Adults	344	3,555	9.7%	16.3%	17.1%	16.7%
% of FP17s for the same patient ID Re-attending between 3 & 9 months - Children	1,004	2,028	49.5%	42.1%	46.5%	57.6%
% of FP17s for the same patient ID Re-attending between 3 & 9 months - Adults	1,950	3,555	54.9%	35.0%	37.6%	50.1%
% of FP17s for Band 1 Urgent Courses	206	4,813	4.3%	10.8%	10.7%	9.1%
% of FP17s Relating to Free Repair or Replacements	8	4,813	0.2%	0.5%	0.6%	0.8%
% of FP17s Relating to Continuations	23	4,813	0.5%	0.8%	0.9%	1.2%
% of Patients satisfied with the dentistry they have received	4	4	N/A	89.3%	90.4%	92.8%
% of Patients satisfied with the time they had to wait for an appointment	3	4	N/A	80.6%	83.7%	88.7%

* This is based on patients treated on this contract for their most recent course of treatment. Figures in italics indicate the base number of FP17s or Patient Questionnaire responses are less than 100. N/A is shown where the base number of responses is less than 10 during the period. % is calculated as Quantity/Base number*100

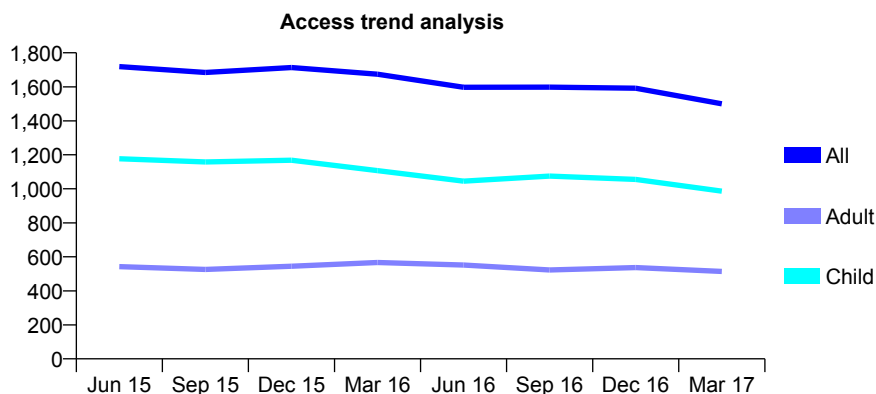
Q61 - Vital Signs At a Glance Contract Report for 141046/0001 - March 2017

Name or company name	Newham Community Dental Service
Contract type name	PDS Contract
Purpose of contract	General
Contract start date	01/02/2011
Contract end date	31/01/2021

16/17 Contracted general activity (UDA)	2,095
Carry forward general activity (UDA)	0
16/17 Contracted orthodontic activity (UOA)	0
Carry forward orthodontic activity (UOA)	0
Baseline contract value	£1,771,636.43

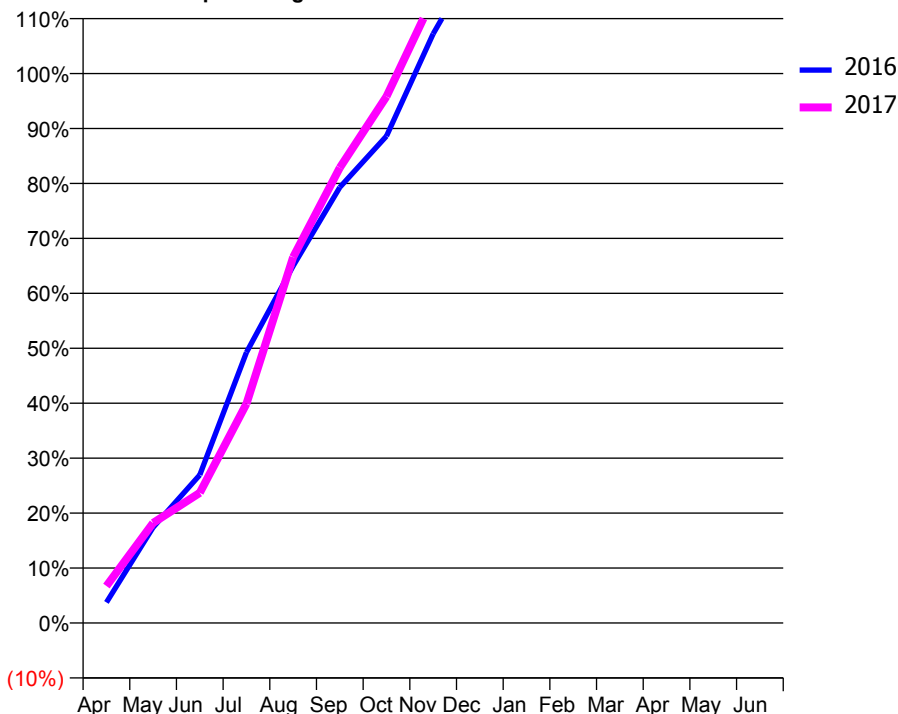
ACCESS*

Patients seen in 24 months	Total	Change since previous quarter
Quarter ending March 2016	1,674	
Quarter ending June 2016	1,597	↓
Quarter ending September 2016	1,598	→
Quarter ending December 2016	1,592	→
Quarter ending March 2017	1,500	↓
Variance since March 2016	(10.4%)	↓



ACTIVITY

Cumulative percentage of contracted UDA delivered 2016 & 2017



Adjusted Scheduled Activity (UDA)

Month	2016	2017
April	79	141
May	365	382
June	564	496
July	1,032	836
August	1,361	1,395
September	1,661	1,736
October	1,856	2,007
November	2,246	2,382
December	2,554	2,694
January	2,728	3,029
February	2,929	3,291
March	2,929	3,489
April	3,587	
May	3,582	
June	3,581	

QUALITY

	Quantity	Base Number	Contract	AT	Region	England
% of FP17s for the same patient ID Re-attending within 3 months - Children	128	1,359	9.4%	11.2%	11.8%	12.3%
% of FP17s for the same patient ID Re-attending within 3 months - Adults	71	528	13.4%	16.3%	17.1%	16.7%
% of FP17s for the same patient ID Re-attending between 3 & 9 months - Children	169	1,359	12.4%	42.1%	46.5%	57.6%
% of FP17s for the same patient ID Re-attending between 3 & 9 months - Adults	95	528	18.0%	35.0%	37.6%	50.1%
% of FP17s for Band 1 Urgent Courses	98	1,566	6.3%	10.8%	10.7%	9.1%
% of FP17s Relating to Free Repair or Replacements	2	1,566	0.1%	0.5%	0.6%	0.8%
% of FP17s Relating to Continuations	1	1,566	0.1%	0.8%	0.9%	1.2%
% of Patients satisfied with the dentistry they have received	0	0	N/A	89.3%	90.4%	92.8%
% of Patients satisfied with the time they had to wait for an appointment	0	0	N/A	80.6%	83.7%	88.7%

* This is based on patients treated on this contract for their most recent course of treatment. Figures in italics indicate the base number of FP17s or Patient Questionnaire responses are less than 100. N/A is shown where the base number of responses is less than 10 during the period. % is calculated as Quantity/Base number*100

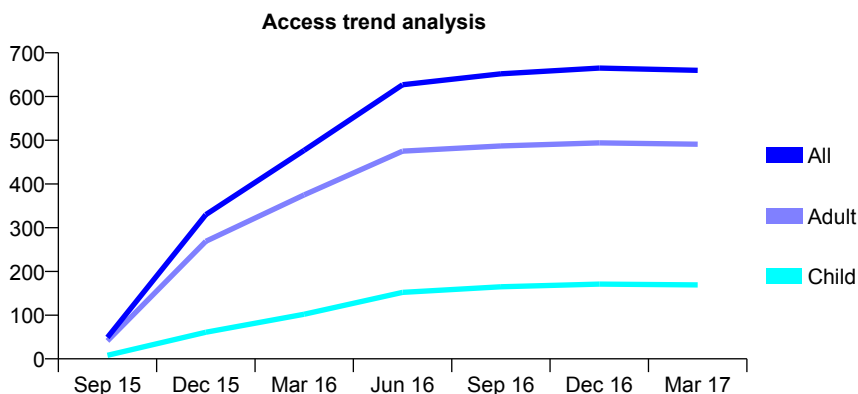
Q61 - Vital Signs At a Glance Contract Report for 141798/0001 - March 2017

Name or company name	Noorani, Noorani
Contract type name	GDS Contract
Purpose of contract	General
Contract start date	01/07/2015
Contract end date	

16/17 Contracted general activity (UDA)	2,074
Carry forward general activity (UDA)	-41
16/17 Contracted orthodontic activity (UOA)	0
Carry forward orthodontic activity (UOA)	0
Baseline contract value	£49,536.03

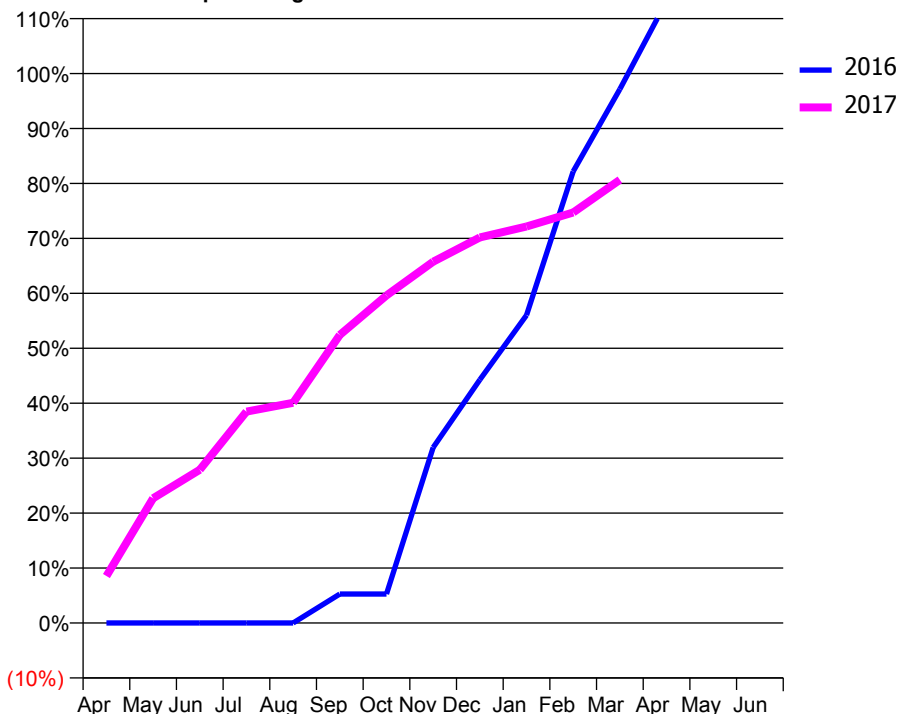
ACCESS*

Patients seen in 24 months	Total	Change since previous quarter
Quarter ending March 2016	477	
Quarter ending June 2016	627	↑
Quarter ending September 2016	652	↑
Quarter ending December 2016	665	→
Quarter ending March 2017	660	→
Variance since March 2016	38.4%	↑



ACTIVITY

Cumulative percentage of contracted UDA delivered 2016 & 2017



Adjusted Scheduled Activity (UDA)

Month	2016	2017
April	0	177
May	0	471
June	0	578
July	0	798
August	0	831
September	82	1,087
October	82	1,236
November	497	1,364
December	689	1,455
January	872	1,496
February	1,279	1,549
March	1,512	1,673
April	1,760	
May	1,771	
June	1,771	

QUALITY

	Quantity	Base Number	Contract	AT	Region	England
% of FP17s for the same patient ID Re-attending within 3 months - Children	19	227	8.4%	11.2%	11.8%	12.3%
% of FP17s for the same patient ID Re-attending within 3 months - Adults	148	626	23.6%	16.3%	17.1%	16.7%
% of FP17s for the same patient ID Re-attending between 3 & 9 months - Children	105	227	46.3%	42.1%	46.5%	57.6%
% of FP17s for the same patient ID Re-attending between 3 & 9 months - Adults	297	626	47.4%	35.0%	37.6%	50.1%
% of FP17s for Band 1 Urgent Courses	78	752	10.4%	10.8%	10.7%	9.1%
% of FP17s Relating to Free Repair or Replacements	5	752	0.7%	0.5%	0.6%	0.8%
% of FP17s Relating to Continuations	17	752	2.3%	0.8%	0.9%	1.2%
% of Patients satisfied with the dentistry they have received	0	0	N/A	89.3%	90.4%	92.8%
% of Patients satisfied with the time they had to wait for an appointment	0	0	N/A	80.6%	83.7%	88.7%

* This is based on patients treated on this contract for their most recent course of treatment. Figures in italics indicate the base number of FP17s or Patient Questionnaire responses are less than 100. N/A is shown where the base number of responses is less than 10 during the period. % is calculated as Quantity/Base number*100

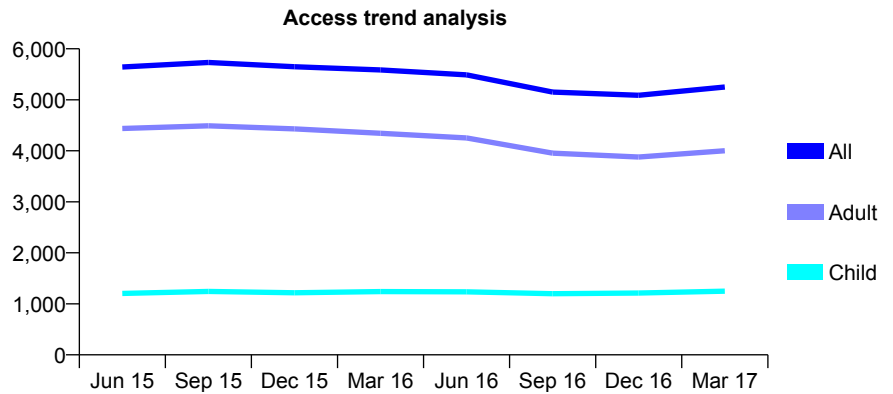
Q61 - Vital Signs At a Glance Contract Report for 142794/0001 - March 2017

Name or company name	Ace Dental
Contract type name	GDS Contract
Purpose of contract	General
Contract start date	01/04/2010
Contract end date	

16/17 Contracted general activity (UDA)	15,340
Carry forward general activity (UDA)	6
16/17 Contracted orthodontic activity (UOA)	0
Carry forward orthodontic activity (UOA)	0
Baseline contract value	£418,064.05

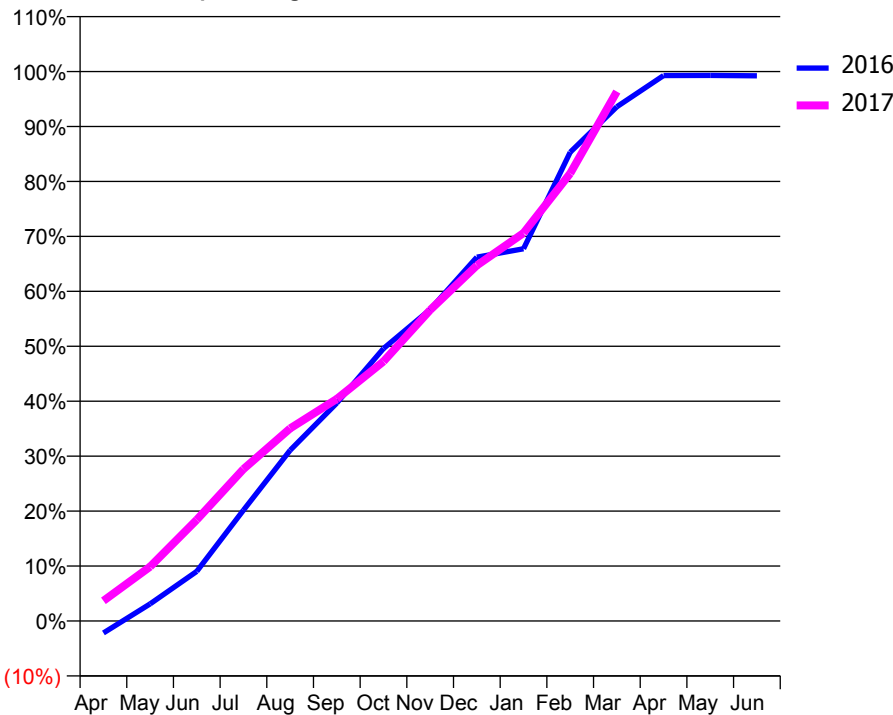
ACCESS*

Patients seen in 24 months	Total	Change since previous quarter
Quarter ending March 2016	5,586	
Quarter ending June 2016	5,488	↓
Quarter ending September 2016	5,152	↓
Quarter ending December 2016	5,090	↓
Quarter ending March 2017	5,251	↑
Variance since March 2016	(6.0%)	↓



ACTIVITY

Cumulative percentage of contracted UDA delivered 2016 & 2017



Month	Adjusted Scheduled Activity (UDA)	
	2016	2017
April	-337	565
May	477	1,515
June	1,385	2,829
July	3,096	4,240
August	4,767	5,377
September	6,083	6,200
October	7,608	7,245
November	8,698	8,682
December	10,156	9,926
January	10,393	10,832
February	13,088	12,495
March	14,356	14,781
April	15,227	
May	15,232	
June	15,221	

QUALITY

	Quantity	Base Number	Contract	AT	Region	England
% of FP17s for the same patient ID Re-attending within 3 months - Children	92	1,438	6.4%	11.2%	11.8%	12.3%
% of FP17s for the same patient ID Re-attending within 3 months - Adults	481	4,138	11.6%	16.3%	17.1%	16.7%
% of FP17s for the same patient ID Re-attending between 3 & 9 months - Children	630	1,438	43.8%	42.1%	46.5%	57.6%
% of FP17s for the same patient ID Re-attending between 3 & 9 months - Adults	1,464	4,138	35.4%	35.0%	37.6%	50.1%
% of FP17s for Band 1 Urgent Courses	555	5,275	10.5%	10.8%	10.7%	9.1%
% of FP17s Relating to Free Repair or Replacements	40	5,275	0.8%	0.5%	0.6%	0.8%
% of FP17s Relating to Continuations	31	5,275	0.6%	0.8%	0.9%	1.2%
% of Patients satisfied with the dentistry they have received	3	4	N/A	89.3%	90.4%	92.8%
% of Patients satisfied with the time they had to wait for an appointment	2	4	N/A	80.6%	83.7%	88.7%

* This is based on patients treated on this contract for their most recent course of treatment. Figures in italics indicate the base number of FP17s or Patient Questionnaire responses are less than 100. N/A is shown where the base number of responses is less than 10 during the period. % is calculated as Quantity/Base number*100

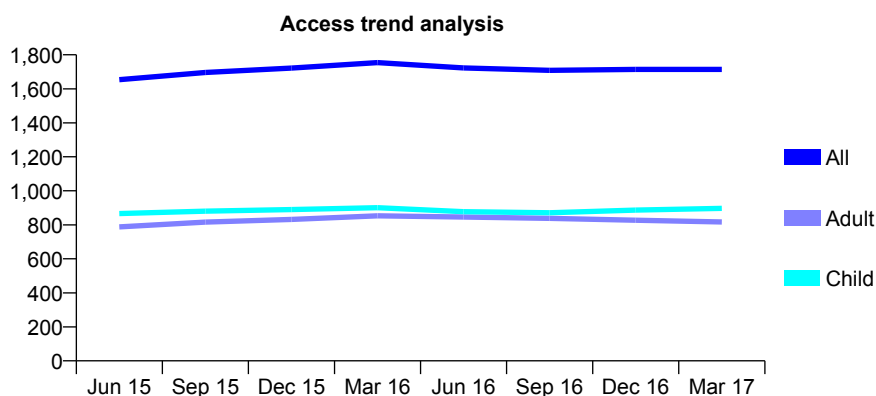
Q61 - Vital Signs At a Glance Contract Report for 143693/0003 - March 2017

Name or company name	Newham Family Dental Care Ltd
Contract type name	GDS Contract
Purpose of contract	General
Contract start date	12/03/2008
Contract end date	

16/17 Contracted general activity (UDA)	4,723
Carry forward general activity (UDA)	0
16/17 Contracted orthodontic activity (UOA)	0
Carry forward orthodontic activity (UOA)	0
Baseline contract value	£209,060.31

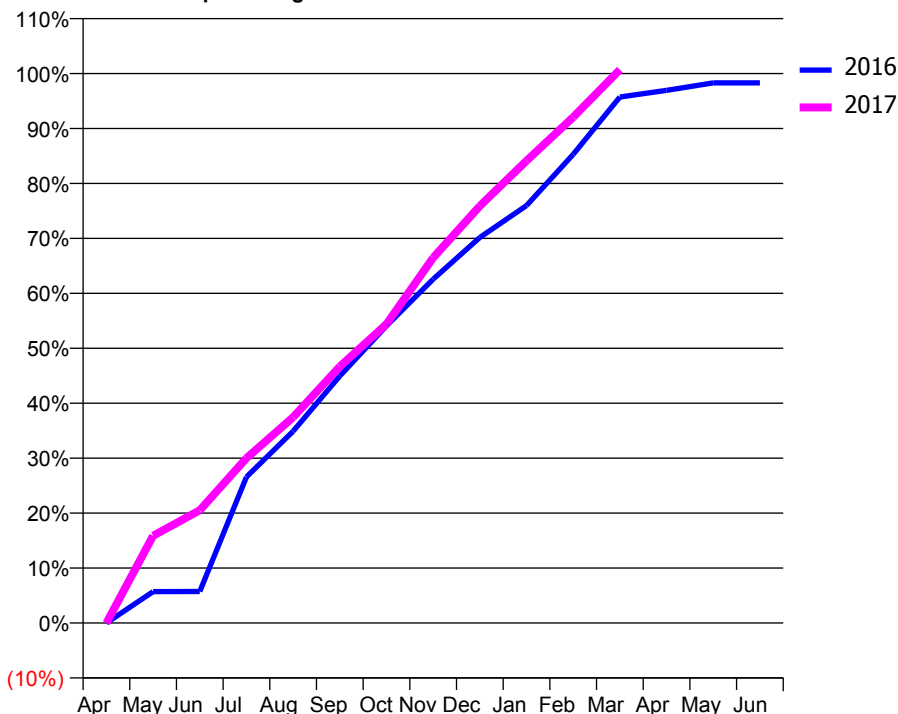
ACCESS*

Patients seen in 24 months	Total	Change since previous quarter
Quarter ending March 2016	1,754	
Quarter ending June 2016	1,723	↓
Quarter ending September 2016	1,709	→
Quarter ending December 2016	1,714	→
Quarter ending March 2017	1,714	→
Variance since March 2016	(2.3%)	↓



ACTIVITY

Cumulative percentage of contracted UDA delivered 2016 & 2017



Month	Adjusted Scheduled Activity (UDA)	
	2016	2017
April	0	0
May	270	750
June	271	969
July	1,255	1,417
August	1,648	1,769
September	2,124	2,205
October	2,554	2,569
November	2,956	3,140
December	3,314	3,584
January	3,588	3,973
February	4,029	4,348
March	4,521	4,755
April	4,578	
May	4,642	
June	4,642	

QUALITY

	Quantity	Base Number	Contract	AT	Region	England
% of FP17s for the same patient ID Re-attending within 3 months - Children	61	1,121	5.4%	11.2%	11.8%	12.3%
% of FP17s for the same patient ID Re-attending within 3 months - Adults	54	821	6.6%	16.3%	17.1%	16.7%
% of FP17s for the same patient ID Re-attending between 3 & 9 months - Children	511	1,121	45.6%	42.1%	46.5%	57.6%
% of FP17s for the same patient ID Re-attending between 3 & 9 months - Adults	242	821	29.5%	35.0%	37.6%	50.1%
% of FP17s for Band 1 Urgent Courses	207	1,860	11.1%	10.8%	10.7%	9.1%
% of FP17s Relating to Free Repair or Replacements	5	1,860	0.3%	0.5%	0.6%	0.8%
% of FP17s Relating to Continuations	6	1,860	0.3%	0.8%	0.9%	1.2%
% of Patients satisfied with the dentistry they have received	1	1	N/A	89.3%	90.4%	92.8%
% of Patients satisfied with the time they had to wait for an appointment	1	1	N/A	80.6%	83.7%	88.7%

* This is based on patients treated on this contract for their most recent course of treatment. Figures in italics indicate the base number of FP17s or Patient Questionnaire responses are less than 100. N/A is shown where the base number of responses is less than 10 during the period. % is calculated as Quantity/Base number*100

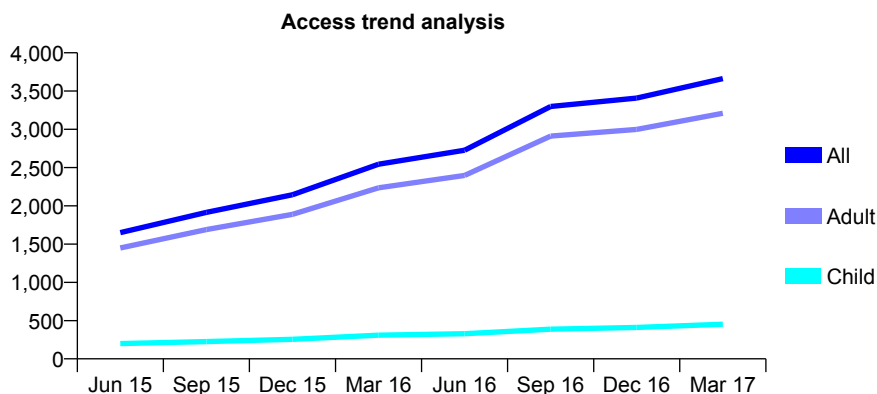
Q61 - Vital Signs At a Glance Contract Report for 143693/0004 - March 2017

Name or company name	Newham Family Dental Care Ltd
Contract type name	PDS Contract
Purpose of contract	General
Contract start date	01/04/2014
Contract end date	

16/17 Contracted general activity (UDA)	3,885
Carry forward general activity (UDA)	0
16/17 Contracted orthodontic activity (UOA)	0
Carry forward orthodontic activity (UOA)	0
Baseline contract value	£177,234.31

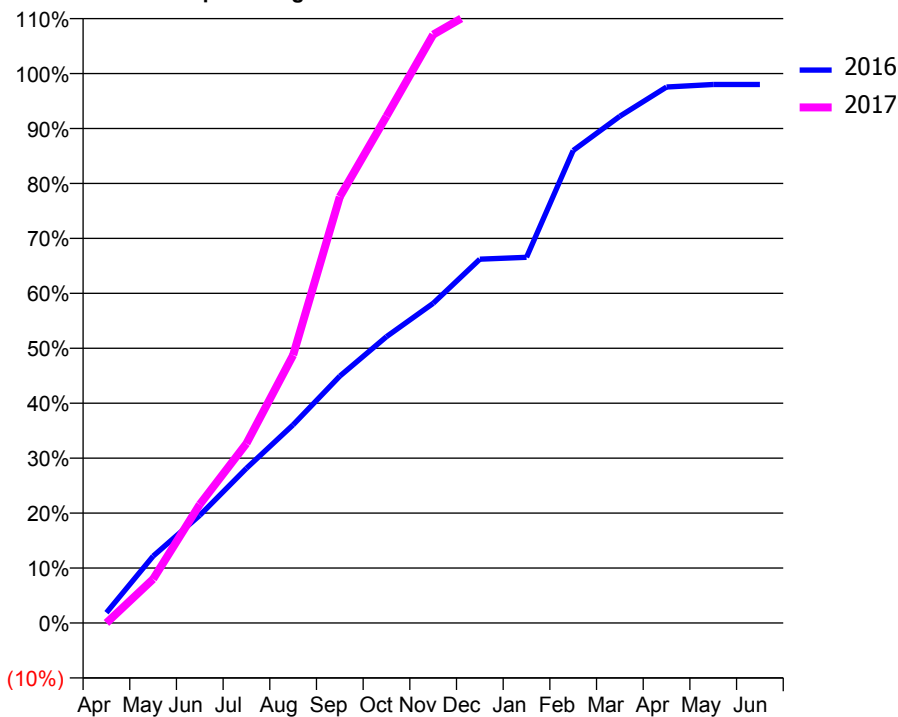
ACCESS*

Patients seen in 24 months	Total	Change since previous quarter
Quarter ending March 2016	2,544	
Quarter ending June 2016	2,726	↑
Quarter ending September 2016	3,299	↑
Quarter ending December 2016	3,409	↑
Quarter ending March 2017	3,662	↑
Variance since March 2016	43.9%	↑



ACTIVITY

Cumulative percentage of contracted UDA delivered 2016 & 2017



Adjusted Scheduled Activity (UDA)

Month	2016	2017
April	73	0
May	472	311
June	762	839
July	1,094	1,269
August	1,401	1,895
September	1,746	3,013
October	2,025	3,583
November	2,260	4,160
December	2,572	4,350
January	2,585	5,307
February	3,341	5,819
March	3,583	6,172
April	3,789	
May	3,807	
June	3,807	

QUALITY

	Quantity	Base Number	Contract	AT	Region	England
% of FP17s for the same patient ID Re-attending within 3 months - Children	17	731	2.3%	11.2%	11.8%	12.3%
% of FP17s for the same patient ID Re-attending within 3 months - Adults	129	4,591	2.8%	16.3%	17.1%	16.7%
% of FP17s for the same patient ID Re-attending between 3 & 9 months - Children	3	731	0.4%	42.1%	46.5%	57.6%
% of FP17s for the same patient ID Re-attending between 3 & 9 months - Adults	29	4,591	0.6%	35.0%	37.6%	50.1%
% of FP17s for Band 1 Urgent Courses	5,087	5,137	99.0%	10.8%	10.7%	9.1%
% of FP17s Relating to Free Repair or Replacements	0	5,137	0.0%	0.5%	0.6%	0.8%
% of FP17s Relating to Continuations	0	5,137	0.0%	0.8%	0.9%	1.2%
% of Patients satisfied with the dentistry they have received	1	1	N/A	89.3%	90.4%	92.8%
% of Patients satisfied with the time they had to wait for an appointment	1	1	N/A	80.6%	83.7%	88.7%

* This is based on patients treated on this contract for their most recent course of treatment. Figures in italics indicate the base number of FP17s or Patient Questionnaire responses are less than 100. N/A is shown where the base number of responses is less than 10 during the period. % is calculated as Quantity/Base number*100

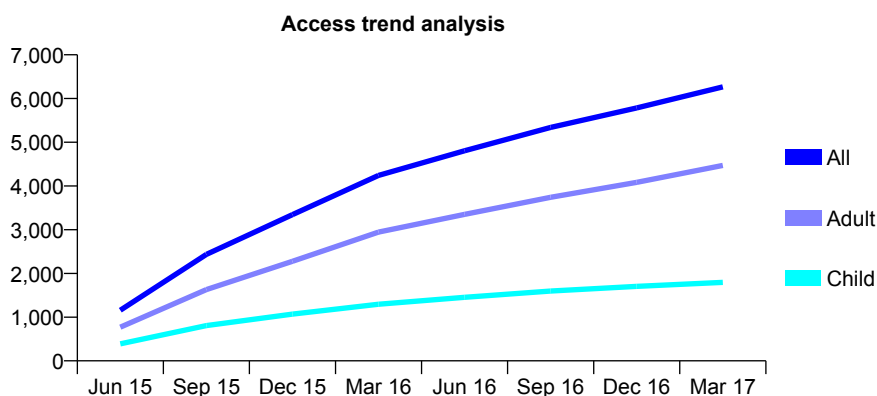
Q61 - Vital Signs At a Glance Contract Report for 144231/0001 - March 2017

Name or company name	Lea Bridge Road Dental Surgery
Contract type name	GDS Contract
Purpose of contract	General
Contract start date	01/04/2015
Contract end date	

16/17 Contracted general activity (UDA)	16,249
Carry forward general activity (UDA)	353
16/17 Contracted orthodontic activity (UOA)	0
Carry forward orthodontic activity (UOA)	0
Baseline contract value	£422,011.82

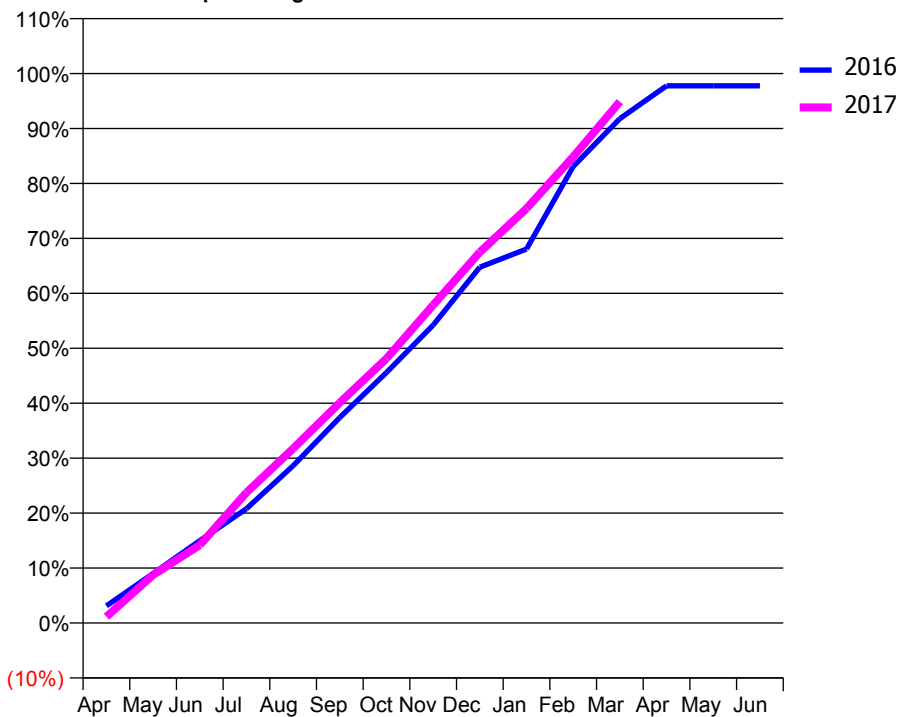
ACCESS*

Patients seen in 24 months	Total	Change since previous quarter
Quarter ending March 2016	4,240	
Quarter ending June 2016	4,804	↑
Quarter ending September 2016	5,338	↑
Quarter ending December 2016	5,784	↑
Quarter ending March 2017	6,265	↑
Variance since March 2016	47.8%	↑



ACTIVITY

Cumulative percentage of contracted UDA delivered 2016 & 2017



Month	Adjusted Scheduled Activity (UDA)	
	2016	2017
April	508	187
May	1,464	1,423
June	2,434	2,304
July	3,381	3,858
August	4,651	5,160
September	6,080	6,516
October	7,409	7,822
November	8,813	9,403
December	10,521	10,970
January	11,060	12,257
February	13,498	13,787
March	14,916	15,416
April	15,883	
May	15,883	
June	15,885	

QUALITY

	Quantity	Base Number	Contract	AT	Region	England
% of FP17s for the same patient ID Re-attending within 3 months - Children	106	2,064	5.1%	11.2%	11.8%	12.3%
% of FP17s for the same patient ID Re-attending within 3 months - Adults	386	4,462	8.7%	16.3%	17.1%	16.7%
% of FP17s for the same patient ID Re-attending between 3 & 9 months - Children	857	2,064	41.5%	42.1%	46.5%	57.6%
% of FP17s for the same patient ID Re-attending between 3 & 9 months - Adults	1,673	4,462	37.5%	35.0%	37.6%	50.1%
% of FP17s for Band 1 Urgent Courses	285	5,828	4.9%	10.8%	10.7%	9.1%
% of FP17s Relating to Free Repair or Replacements	37	5,828	0.6%	0.5%	0.6%	0.8%
% of FP17s Relating to Continuations	65	5,828	1.1%	0.8%	0.9%	1.2%
% of Patients satisfied with the dentistry they have received	2	2	N/A	89.3%	90.4%	92.8%
% of Patients satisfied with the time they had to wait for an appointment	2	2	N/A	80.6%	83.7%	88.7%

* This is based on patients treated on this contract for their most recent course of treatment. Figures in italics indicate the base number of FP17s or Patient Questionnaire responses are less than 100. N/A is shown where the base number of responses is less than 10 during the period. % is calculated as Quantity/Base number*100

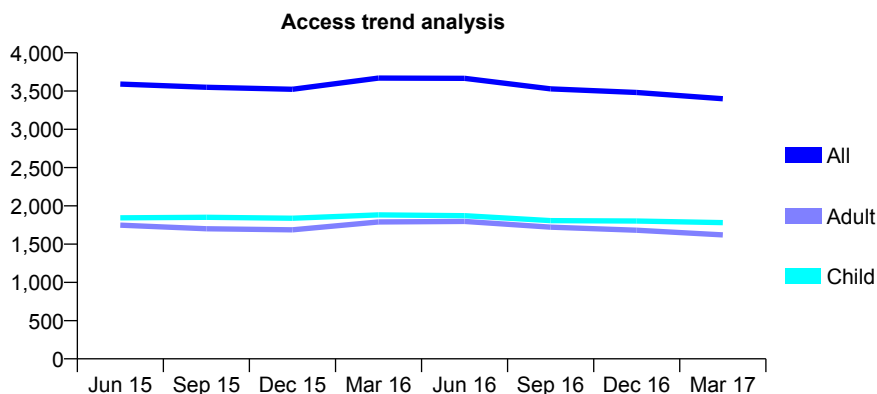
Q61 - Vital Signs At a Glance Contract Report for 144339/0001 - March 2017

Name or company name	Mr F K Banjo and Mrs D O Banjo
Contract type name	GDS Contract
Purpose of contract	General
Contract start date	16/05/2007
Contract end date	

16/17 Contracted general activity (UDA)	9,399
Carry forward general activity (UDA)	-102
16/17 Contracted orthodontic activity (UOA)	0
Carry forward orthodontic activity (UOA)	0
Baseline contract value	£306,808.30

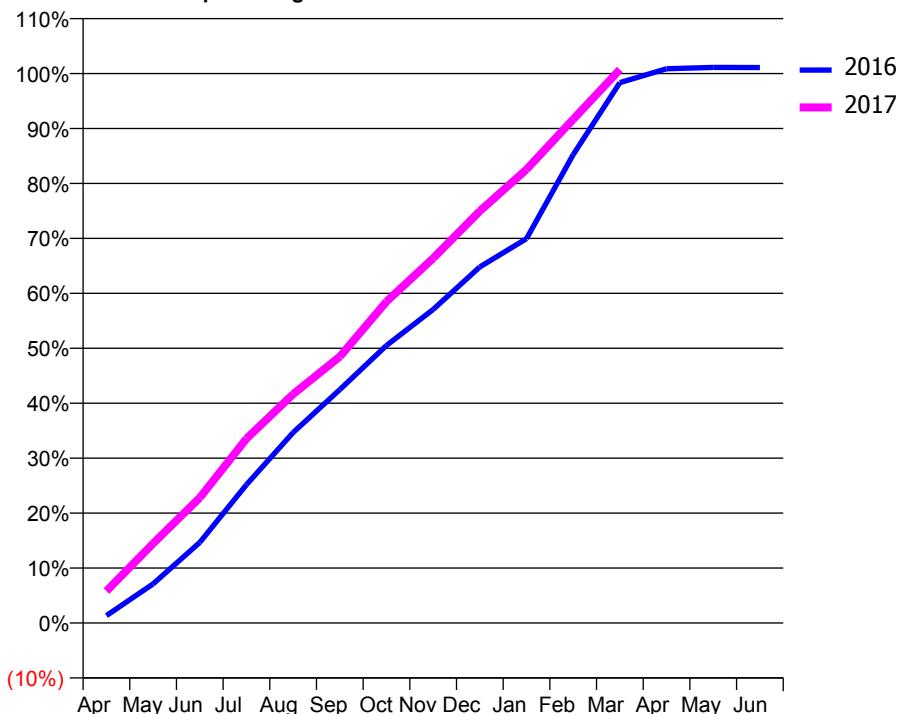
ACCESS*

Patients seen in 24 months	Total	Change since previous quarter
Quarter ending March 2016	3,670	
Quarter ending June 2016	3,667	→
Quarter ending September 2016	3,528	↓
Quarter ending December 2016	3,482	↓
Quarter ending March 2017	3,400	↓
Variance since March 2016	(7.4%)	↓



ACTIVITY

Cumulative percentage of contracted UDA delivered 2016 & 2017



Adjusted Scheduled Activity (UDA)

Month	2016	2017
April	127	546
May	670	1,361
June	1,380	2,143
July	2,366	3,154
August	3,258	3,915
September	3,992	4,557
October	4,747	5,499
November	5,363	6,239
December	6,091	7,047
January	6,575	7,757
February	8,011	8,615
March	9,244	9,466
April	9,481	
May	9,502	
June	9,501	

QUALITY

	Quantity	Base Number	Contract	AT	Region	England
% of FP17s for the same patient ID Re-attending within 3 months - Children	138	2,076	6.6%	11.2%	11.8%	12.3%
% of FP17s for the same patient ID Re-attending within 3 months - Adults	310	1,893	16.4%	16.3%	17.1%	16.7%
% of FP17s for the same patient ID Re-attending between 3 & 9 months - Children	888	2,076	42.8%	42.1%	46.5%	57.6%
% of FP17s for the same patient ID Re-attending between 3 & 9 months - Adults	715	1,893	37.8%	35.0%	37.6%	50.1%
% of FP17s for Band 1 Urgent Courses	214	3,863	5.5%	10.8%	10.7%	9.1%
% of FP17s Relating to Free Repair or Replacements	0	3,863	0.0%	0.5%	0.6%	0.8%
% of FP17s Relating to Continuations	1	3,863	0.0%	0.8%	0.9%	1.2%
% of Patients satisfied with the dentistry they have received	0	0	N/A	89.3%	90.4%	92.8%
% of Patients satisfied with the time they had to wait for an appointment	0	0	N/A	80.6%	83.7%	88.7%

* This is based on patients treated on this contract for their most recent course of treatment. Figures in italics indicate the base number of FP17s or Patient Questionnaire responses are less than 100. N/A is shown where the base number of responses is less than 10 during the period. % is calculated as Quantity/Base number*100

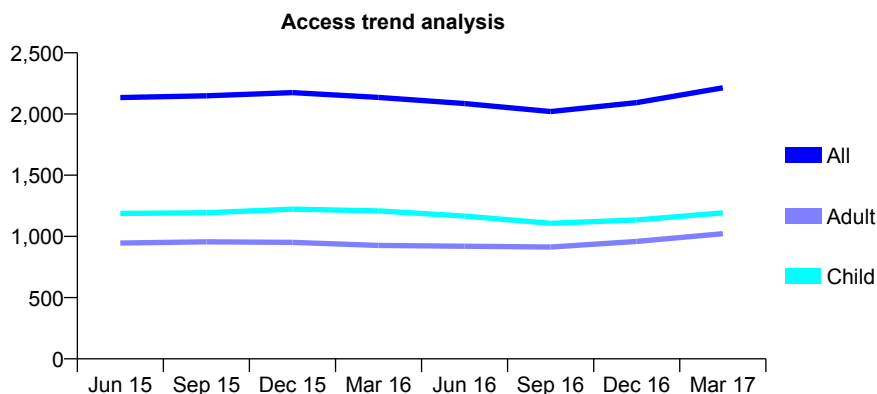
Q61 - Vital Signs At a Glance Contract Report for 144371/0002 - March 2017

Name or company name	Camden Pct Community Dental Services
Contract type name	PDS Contract
Purpose of contract	General
Contract start date	01/04/2008
Contract end date	31/03/2018

16/17 Contracted general activity (UDA)	5,000
Carry forward general activity (UDA)	0
16/17 Contracted orthodontic activity (UOA)	0
Carry forward orthodontic activity (UOA)	0
Baseline contract value	£0.00

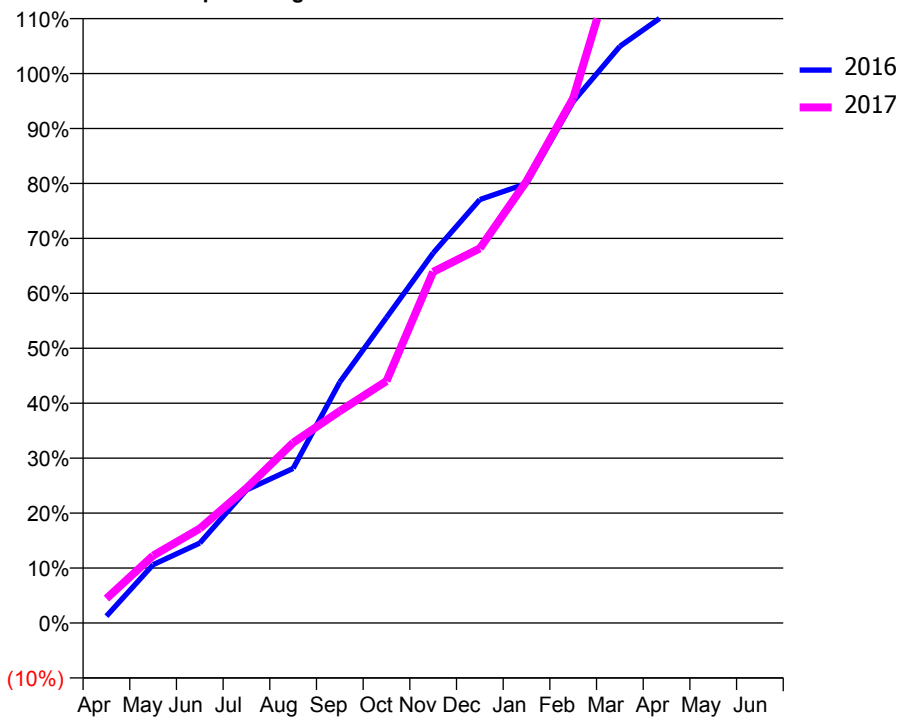
ACCESS*

Patients seen in 24 months	Total	Change since previous quarter
Quarter ending March 2016	2,136	
Quarter ending June 2016	2,086	↓
Quarter ending September 2016	2,020	↓
Quarter ending December 2016	2,093	↑
Quarter ending March 2017	2,214	↑
Variance since March 2016	3.7%	↑



ACTIVITY

Cumulative percentage of contracted UDA delivered 2016 & 2017



Month	Adjusted Scheduled Activity (UDA)	
	2016	2017
April	63	222
May	531	613
June	728	860
July	1,211	1,227
August	1,407	1,641
September	2,192	1,929
October	2,779	2,202
November	3,366	3,195
December	3,853	3,409
January	3,999	4,020
February	4,745	4,775
March	5,247	6,181
April	5,546	
May	5,571	
June	5,574	

QUALITY

	Quantity	Base Number	Contract	AT	Region	England
% of FP17s for the same patient ID Re-attending within 3 months - Children	356	2,047	17.4%	11.2%	11.8%	12.3%
% of FP17s for the same patient ID Re-attending within 3 months - Adults	240	1,385	17.3%	16.3%	17.1%	16.7%
% of FP17s for the same patient ID Re-attending between 3 & 9 months - Children	1,011	2,047	49.4%	42.1%	46.5%	57.6%
% of FP17s for the same patient ID Re-attending between 3 & 9 months - Adults	581	1,385	41.9%	35.0%	37.6%	50.1%
% of FP17s for Band 1 Urgent Courses	127	3,237	3.9%	10.8%	10.7%	9.1%
% of FP17s Relating to Free Repair or Replacements	0	3,237	0.0%	0.5%	0.6%	0.8%
% of FP17s Relating to Continuations	1	3,237	0.0%	0.8%	0.9%	1.2%
% of Patients satisfied with the dentistry they have received	1	1	N/A	89.3%	90.4%	92.8%
% of Patients satisfied with the time they had to wait for an appointment	1	1	N/A	80.6%	83.7%	88.7%

* This is based on patients treated on this contract for their most recent course of treatment. Figures in italics indicate the base number of FP17s or Patient Questionnaire responses are less than 100. N/A is shown where the base number of responses is less than 10 during the period. % is calculated as Quantity/Base number*100

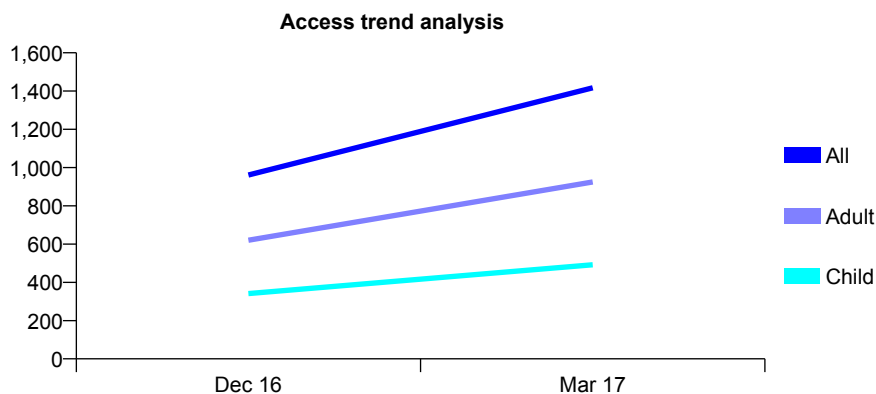
Q61 - Vital Signs At a Glance Contract Report for 145076/0001 - March 2017

Name or company name	Harford Street Dental Practice
Contract type name	PDS Contract
Purpose of contract	General
Contract start date	01/04/2015
Contract end date	31/03/2020

16/17 Contracted general activity (UDA)	13,000
Carry forward general activity (UDA)	0
16/17 Contracted orthodontic activity (UOA)	0
Carry forward orthodontic activity (UOA)	0
Baseline contract value	£278,624.76

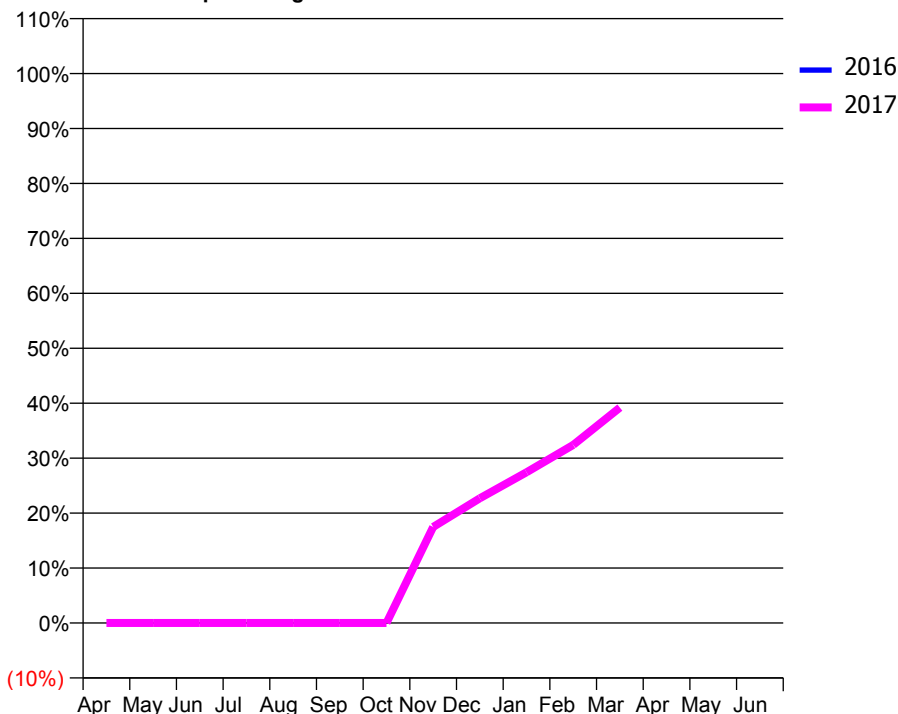
ACCESS*

Patients seen in 24 months	Total	Change since previous quarter
Quarter ending March 2016	0	
Quarter ending June 2016	0	
Quarter ending September 2016	0	
Quarter ending December 2016	961	↑
Quarter ending March 2017	1,417	↑
Variance since March 2016	N/A	



ACTIVITY

Cumulative percentage of contracted UDA delivered 2016 & 2017



Month	Adjusted Scheduled Activity (UDA)	
	2016	2017
April	0	0
May	0	0
June	0	0
July	0	0
August	0	0
September	0	0
October	0	0
November	0	2,273
December	0	2,952
January	0	3,567
February	0	4,215
March	0	5,096
April	0	
May	0	
June	0	

QUALITY

	Quantity	Base Number	Contract	AT	Region	England
% of FP17s for the same patient ID Re-attending within 3 months - Children	41	635	6.5%	11.2%	11.8%	12.3%
% of FP17s for the same patient ID Re-attending within 3 months - Adults	93	1,174	7.9%	16.3%	17.1%	16.7%
% of FP17s for the same patient ID Re-attending between 3 & 9 months - Children	102	635	16.1%	42.1%	46.5%	57.6%
% of FP17s for the same patient ID Re-attending between 3 & 9 months - Adults	135	1,174	11.5%	35.0%	37.6%	50.1%
% of FP17s for Band 1 Urgent Courses	156	1,809	8.6%	10.8%	10.7%	9.1%
% of FP17s Relating to Free Repair or Replacements	0	1,809	0.0%	0.5%	0.6%	0.8%
% of FP17s Relating to Continuations	2	1,809	0.1%	0.8%	0.9%	1.2%
% of Patients satisfied with the dentistry they have received	2	2	N/A	89.3%	90.4%	92.8%
% of Patients satisfied with the time they had to wait for an appointment	2	2	N/A	80.6%	83.7%	88.7%

* This is based on patients treated on this contract for their most recent course of treatment. Figures in italics indicate the base number of FP17s or Patient Questionnaire responses are less than 100. N/A is shown where the base number of responses is less than 10 during the period. % is calculated as Quantity/Base number*100

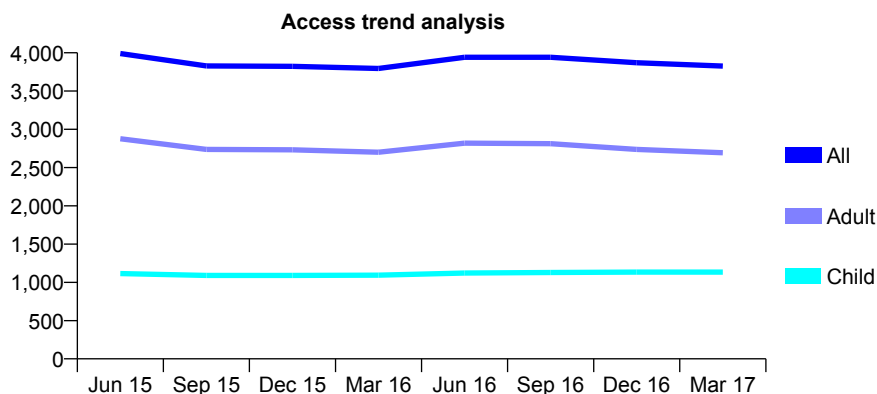
Q61 - Vital Signs At a Glance Contract Report for 145475/0001 - March 2017

Name or company name	Du Toit & Burger Partnership (Stratford) Ltc
Contract type name	GDS Contract
Purpose of contract	General
Contract start date	01/04/2007
Contract end date	

16/17 Contracted general activity (UDA)	11,363
Carry forward general activity (UDA)	-227
16/17 Contracted orthodontic activity (UOA)	0
Carry forward orthodontic activity (UOA)	0
Baseline contract value	£315,403.88

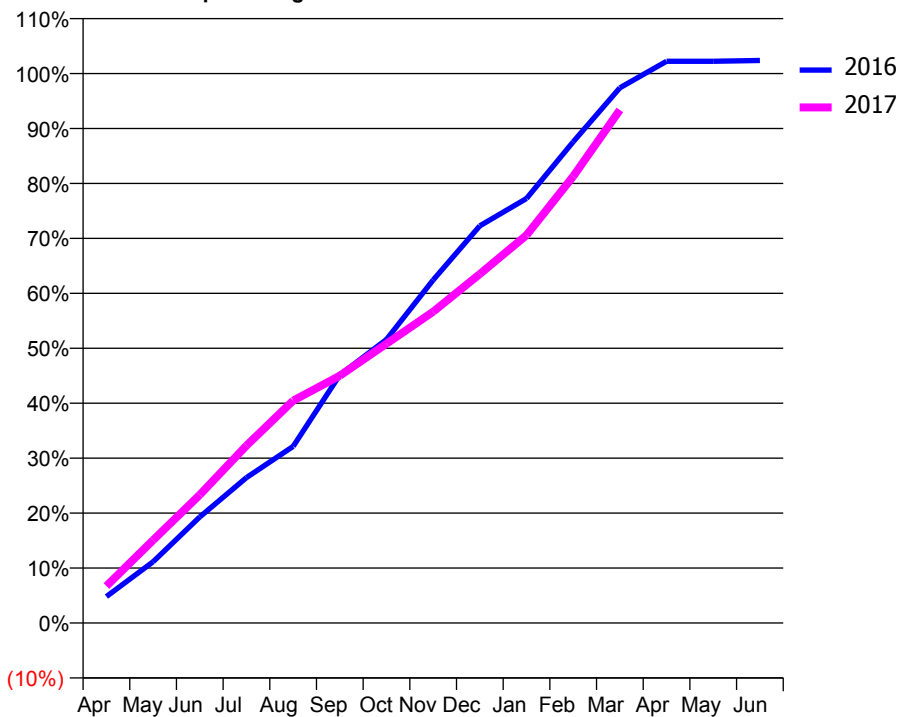
ACCESS*

Patients seen in 24 months	Total	Change since previous quarter
Quarter ending March 2016	3,795	
Quarter ending June 2016	3,941	↑
Quarter ending September 2016	3,941	→
Quarter ending December 2016	3,870	↓
Quarter ending March 2017	3,827	↓
Variance since March 2016	0.8%	→



ACTIVITY

Cumulative percentage of contracted UDA delivered 2016 & 2017



Month	Adjusted Scheduled Activity (UDA)	
	2016	2017
April	547	766
May	1,267	1,714
June	2,194	2,651
July	3,007	3,669
August	3,653	4,597
September	5,130	5,114
October	5,863	5,777
November	7,094	6,437
December	8,212	7,218
January	8,780	8,020
February	9,951	9,236
March	11,066	10,610
April	11,616	
May	11,616	
June	11,633	

QUALITY

	Quantity	Base Number	Contract	AT	Region	England
% of FP17s for the same patient ID Re-attending within 3 months - Children	88	1,424	6.2%	11.2%	11.8%	12.3%
% of FP17s for the same patient ID Re-attending within 3 months - Adults	367	3,220	11.4%	16.3%	17.1%	16.7%
% of FP17s for the same patient ID Re-attending between 3 & 9 months - Children	716	1,424	50.3%	42.1%	46.5%	57.6%
% of FP17s for the same patient ID Re-attending between 3 & 9 months - Adults	1,389	3,220	43.1%	35.0%	37.6%	50.1%
% of FP17s for Band 1 Urgent Courses	345	4,422	7.8%	10.8%	10.7%	9.1%
% of FP17s Relating to Free Repair or Replacements	32	4,422	0.7%	0.5%	0.6%	0.8%
% of FP17s Relating to Continuations	64	4,422	1.4%	0.8%	0.9%	1.2%
% of Patients satisfied with the dentistry they have received	4	4	N/A	89.3%	90.4%	92.8%
% of Patients satisfied with the time they had to wait for an appointment	3	4	N/A	80.6%	83.7%	88.7%

* This is based on patients treated on this contract for their most recent course of treatment. Figures in italics indicate the base number of FP17s or Patient Questionnaire responses are less than 100. N/A is shown where the base number of responses is less than 10 during the period. % is calculated as Quantity/Base number*100

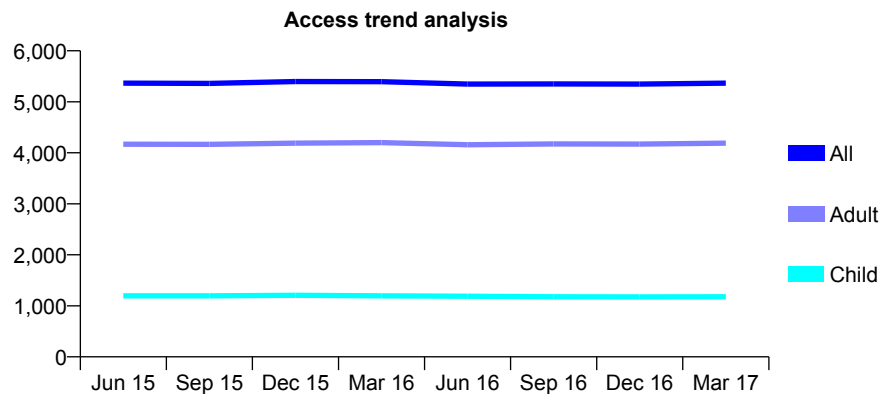
Q61 - Vital Signs At a Glance Contract Report for 145548/0001 - March 2017

Name or company name	Cranham Dental Centre Ltd
Contract type name	GDS Contract
Purpose of contract	General
Contract start date	01/04/2011
Contract end date	

16/17 Contracted general activity (UDA)	16,681
Carry forward general activity (UDA)	0
16/17 Contracted orthodontic activity (UOA)	0
Carry forward orthodontic activity (UOA)	0
Baseline contract value	£381,881.05

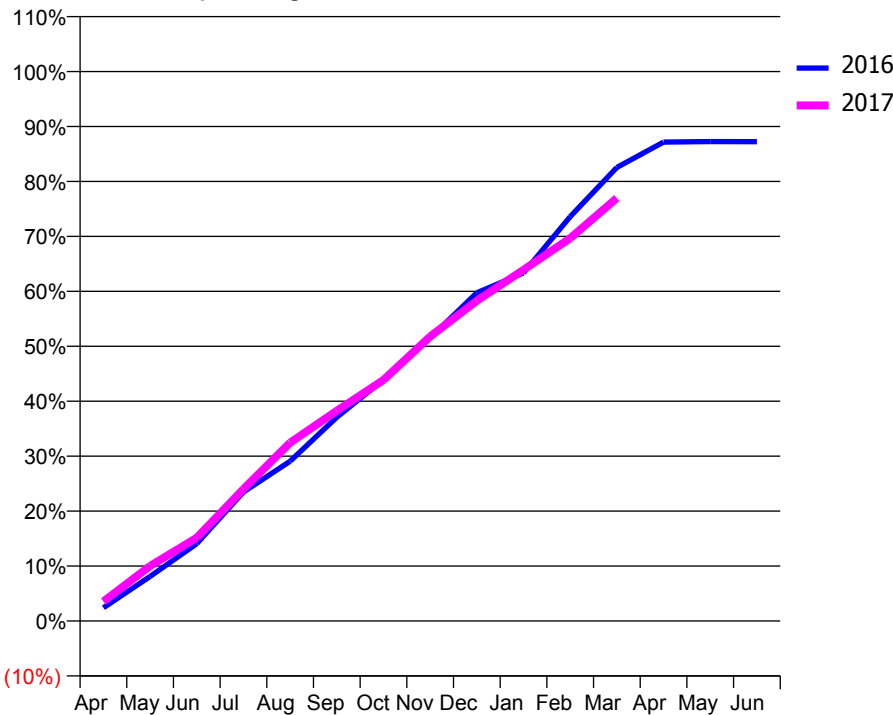
ACCESS*

Patients seen in 24 months	Total	Change since previous quarter
Quarter ending March 2016	5,396	
Quarter ending June 2016	5,347	→
Quarter ending September 2016	5,350	→
Quarter ending December 2016	5,348	→
Quarter ending March 2017	5,367	→
Variance since March 2016	(0.5%)	→



ACTIVITY

Cumulative percentage of contracted UDA delivered 2016 & 2017



Month	Adjusted Scheduled Activity (UDA)	
	2016	2017
April	402	594
May	1,352	1,668
June	2,348	2,529
July	3,916	4,005
August	4,850	5,415
September	6,189	6,381
October	7,326	7,317
November	8,596	8,637
December	9,964	9,722
January	10,568	10,660
February	12,276	11,618
March	13,768	12,839
April	14,540	
May	14,553	
June	14,552	

QUALITY

	Quantity	Base Number	Contract	AT	Region	England
% of FP17s for the same patient ID Re-attending within 3 months - Children	88	1,819	4.8%	11.2%	11.8%	12.3%
% of FP17s for the same patient ID Re-attending within 3 months - Adults	603	5,868	10.3%	16.3%	17.1%	16.7%
% of FP17s for the same patient ID Re-attending between 3 & 9 months - Children	1,177	1,819	64.7%	42.1%	46.5%	57.6%
% of FP17s for the same patient ID Re-attending between 3 & 9 months - Adults	3,605	5,868	61.4%	35.0%	37.6%	50.1%
% of FP17s for Band 1 Urgent Courses	461	7,276	6.3%	10.8%	10.7%	9.1%
% of FP17s Relating to Free Repair or Replacements	41	7,276	0.6%	0.5%	0.6%	0.8%
% of FP17s Relating to Continuations	29	7,276	0.4%	0.8%	0.9%	1.2%
% of Patients satisfied with the dentistry they have received	6	7	N/A	89.3%	90.4%	92.8%
% of Patients satisfied with the time they had to wait for an appointment	6	7	N/A	80.6%	83.7%	88.7%

* This is based on patients treated on this contract for their most recent course of treatment. Figures in italics indicate the base number of FP17s or Patient Questionnaire responses are less than 100. N/A is shown where the base number of responses is less than 10 during the period. % is calculated as Quantity/Base number*100

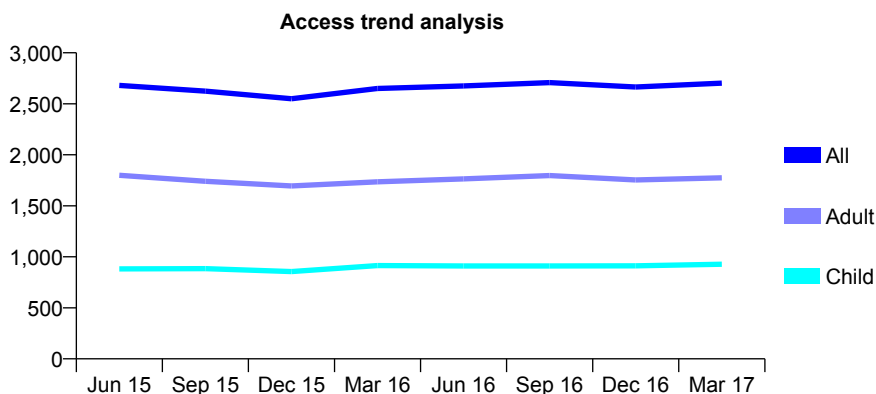
Q61 - Vital Signs At a Glance Contract Report for 146110/0001 - March 2017

Name or company name	Du Toit & Burger Partnership (Silvertown) L
Contract type name	GDS Contract
Purpose of contract	General
Contract start date	01/04/2007
Contract end date	

16/17 Contracted general activity (UDA)	6,974
Carry forward general activity (UDA)	25
16/17 Contracted orthodontic activity (UOA)	0
Carry forward orthodontic activity (UOA)	0
Baseline contract value	£212,869.94

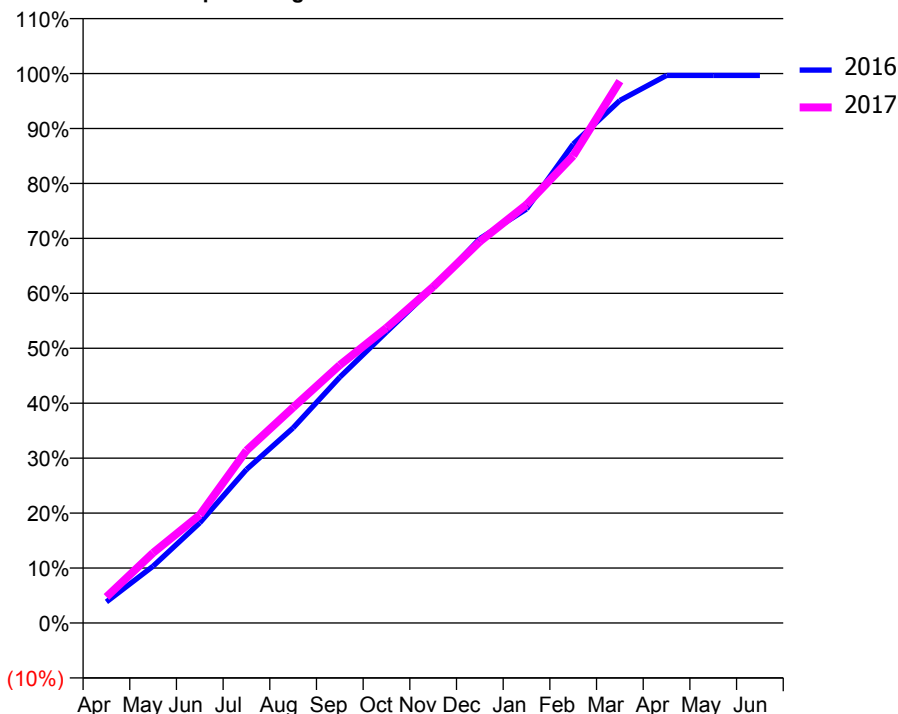
ACCESS*

Patients seen in 24 months	Total	Change since previous quarter
Quarter ending March 2016	2,650	
Quarter ending June 2016	2,675	→
Quarter ending September 2016	2,708	→
Quarter ending December 2016	2,665	↓
Quarter ending March 2017	2,702	→
Variance since March 2016	2.0%	→



ACTIVITY

Cumulative percentage of contracted UDA delivered 2016 & 2017



Month	Adjusted Scheduled Activity (UDA)	
	2016	2017
April	269	331
May	722	891
June	1,272	1,372
July	1,950	2,189
August	2,477	2,735
September	3,121	3,274
October	3,693	3,746
November	4,258	4,267
December	4,879	4,841
January	5,253	5,310
February	6,078	5,930
March	6,631	6,877
April	6,949	
May	6,949	
June	6,949	

QUALITY

	Quantity	Base Number	Contract	AT	Region	England
% of FP17s for the same patient ID Re-attending within 3 months - Children	49	1,058	4.6%	11.2%	11.8%	12.3%
% of FP17s for the same patient ID Re-attending within 3 months - Adults	162	1,953	8.3%	16.3%	17.1%	16.7%
% of FP17s for the same patient ID Re-attending between 3 & 9 months - Children	441	1,058	41.7%	42.1%	46.5%	57.6%
% of FP17s for the same patient ID Re-attending between 3 & 9 months - Adults	807	1,953	41.3%	35.0%	37.6%	50.1%
% of FP17s for Band 1 Urgent Courses	190	2,879	6.6%	10.8%	10.7%	9.1%
% of FP17s Relating to Free Repair or Replacements	13	2,879	0.5%	0.5%	0.6%	0.8%
% of FP17s Relating to Continuations	14	2,879	0.5%	0.8%	0.9%	1.2%
% of Patients satisfied with the dentistry they have received	0	0	N/A	89.3%	90.4%	92.8%
% of Patients satisfied with the time they had to wait for an appointment	0	0	N/A	80.6%	83.7%	88.7%

* This is based on patients treated on this contract for their most recent course of treatment. Figures in italics indicate the base number of FP17s or Patient Questionnaire responses are less than 100. N/A is shown where the base number of responses is less than 10 during the period. % is calculated as Quantity/Base number*100

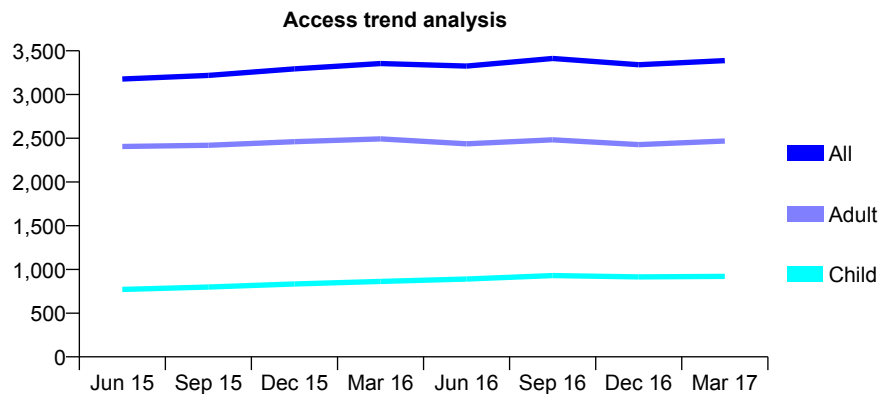
Q61 - Vital Signs At a Glance Contract Report for 147990/0001 - March 2017

Name or company name	Mr CC Bailie & Mr JG Mallon
Contract type name	GDS Contract
Purpose of contract	General
Contract start date	01/11/2011
Contract end date	

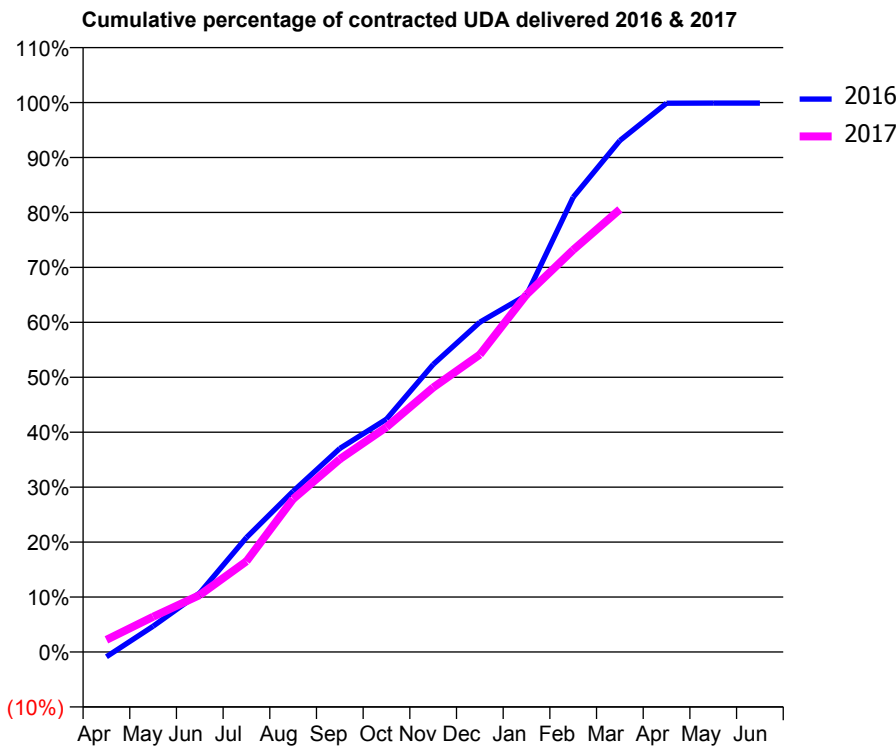
16/17 Contracted general activity (UDA)	11,605
Carry forward general activity (UDA)	13
16/17 Contracted orthodontic activity (UOA)	0
Carry forward orthodontic activity (UOA)	0
Baseline contract value	£295,354.28

ACCESS*

Patients seen in 24 months	Total	Change since previous quarter
Quarter ending March 2016	3,354	
Quarter ending June 2016	3,326	→
Quarter ending September 2016	3,412	↑
Quarter ending December 2016	3,341	↓
Quarter ending March 2017	3,388	→
Variance since March 2016	1.0%	→



ACTIVITY



Month	Adjusted Scheduled Activity (UDA)	
	2016	2017
April	-102	256
May	545	745
June	1,249	1,204
July	2,418	1,918
August	3,395	3,232
September	4,299	4,073
October	4,918	4,750
November	6,072	5,587
December	6,967	6,282
January	7,537	7,548
February	9,604	8,493
March	10,802	9,348
April	11,589	
May	11,592	
June	11,592	

QUALITY

	Quantity	Base Number	Contract	AT	Region	England
% of FP17s for the same patient ID Re-attending within 3 months - Children	145	1,053	13.8%	11.2%	11.8%	12.3%
% of FP17s for the same patient ID Re-attending within 3 months - Adults	691	2,804	24.6%	16.3%	17.1%	16.7%
% of FP17s for the same patient ID Re-attending between 3 & 9 months - Children	341	1,053	32.4%	42.1%	46.5%	57.6%
% of FP17s for the same patient ID Re-attending between 3 & 9 months - Adults	782	2,804	27.9%	35.0%	37.6%	50.1%
% of FP17s for Band 1 Urgent Courses	673	3,672	18.3%	10.8%	10.7%	9.1%
% of FP17s Relating to Free Repair or Replacements	50	3,672	1.4%	0.5%	0.6%	0.8%
% of FP17s Relating to Continuations	47	3,672	1.3%	0.8%	0.9%	1.2%
% of Patients satisfied with the dentistry they have received	0	0	N/A	89.3%	90.4%	92.8%
% of Patients satisfied with the time they had to wait for an appointment	0	0	N/A	80.6%	83.7%	88.7%

* This is based on patients treated on this contract for their most recent course of treatment. Figures in italics indicate the base number of FP17s or Patient Questionnaire responses are less than 100. N/A is shown where the base number of responses is less than 10 during the period. % is calculated as Quantity/Base number*100

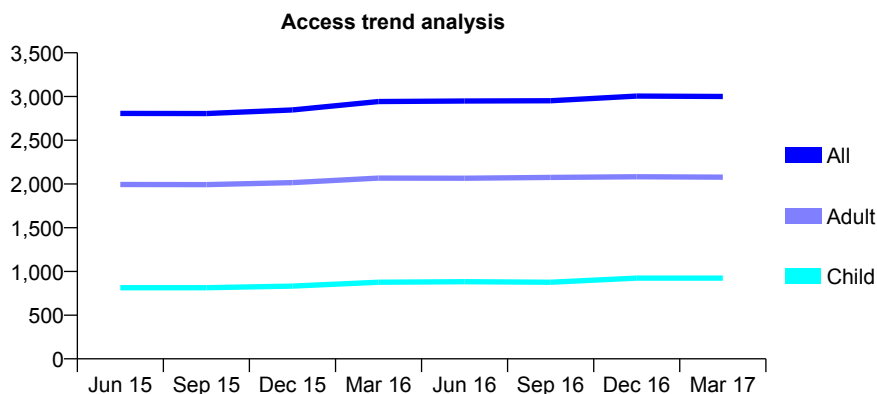
Q61 - Vital Signs At a Glance Contract Report for 148121/0001 - March 2017

Name or company name	Belmont Dental Practice
Contract type name	GDS Contract
Purpose of contract	General
Contract start date	16/04/2007
Contract end date	

16/17 Contracted general activity (UDA)	9,226
Carry forward general activity (UDA)	95
16/17 Contracted orthodontic activity (UOA)	0
Carry forward orthodontic activity (UOA)	0
Baseline contract value	£244,222.59

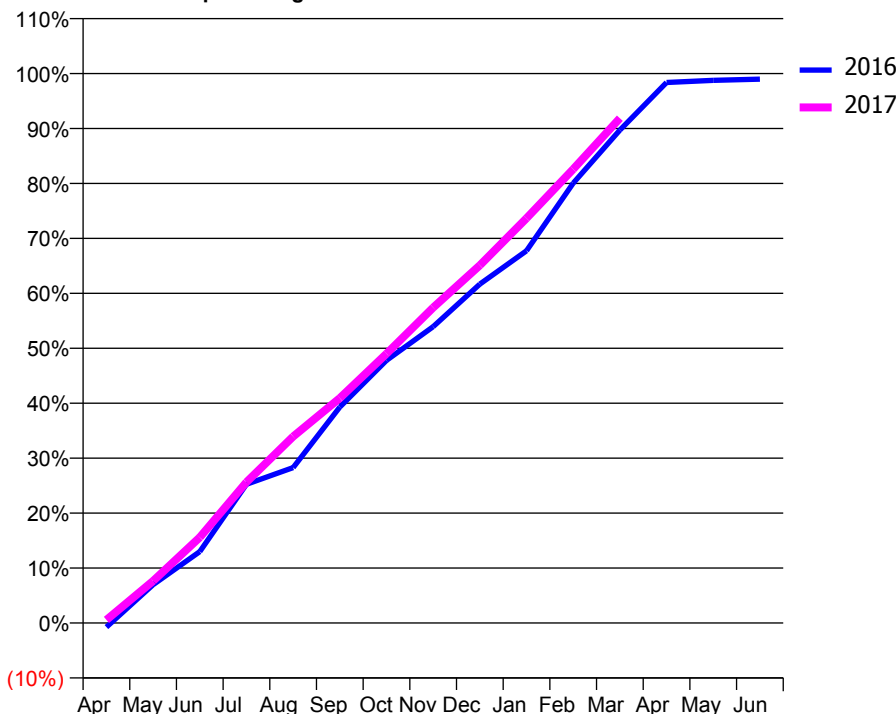
ACCESS*

Patients seen in 24 months	Total	Change since previous quarter
Quarter ending March 2016	2,943	
Quarter ending June 2016	2,948	→
Quarter ending September 2016	2,951	→
Quarter ending December 2016	3,005	→
Quarter ending March 2017	3,001	→
Variance since March 2016	2.0%	→



ACTIVITY

Cumulative percentage of contracted UDA delivered 2016 & 2017



Month	Adjusted Scheduled Activity (UDA)	
	2016	2017
April	-71	52
May	644	707
June	1,200	1,439
July	2,329	2,366
August	2,609	3,130
September	3,626	3,776
October	4,410	4,521
November	4,976	5,297
December	5,689	6,005
January	6,249	6,797
February	7,386	7,619
March	8,277	8,476
April	9,074	
May	9,110	
June	9,131	

QUALITY

	Quantity	Base Number	Contract	AT	Region	England
% of FP17s for the same patient ID Re-attending within 3 months - Children	134	1,096	12.2%	11.2%	11.8%	12.3%
% of FP17s for the same patient ID Re-attending within 3 months - Adults	490	2,278	21.5%	16.3%	17.1%	16.7%
% of FP17s for the same patient ID Re-attending between 3 & 9 months - Children	315	1,096	28.7%	42.1%	46.5%	57.6%
% of FP17s for the same patient ID Re-attending between 3 & 9 months - Adults	536	2,278	23.5%	35.0%	37.6%	50.1%
% of FP17s for Band 1 Urgent Courses	573	3,128	18.3%	10.8%	10.7%	9.1%
% of FP17s Relating to Free Repair or Replacements	32	3,128	1.0%	0.5%	0.6%	0.8%
% of FP17s Relating to Continuations	72	3,128	2.3%	0.8%	0.9%	1.2%
% of Patients satisfied with the dentistry they have received	9	9	N/A	89.3%	90.4%	92.8%
% of Patients satisfied with the time they had to wait for an appointment	7	9	N/A	80.6%	83.7%	88.7%

* This is based on patients treated on this contract for their most recent course of treatment. Figures in italics indicate the base number of FP17s or Patient Questionnaire responses are less than 100. N/A is shown where the base number of responses is less than 10 during the period. % is calculated as Quantity/Base number*100

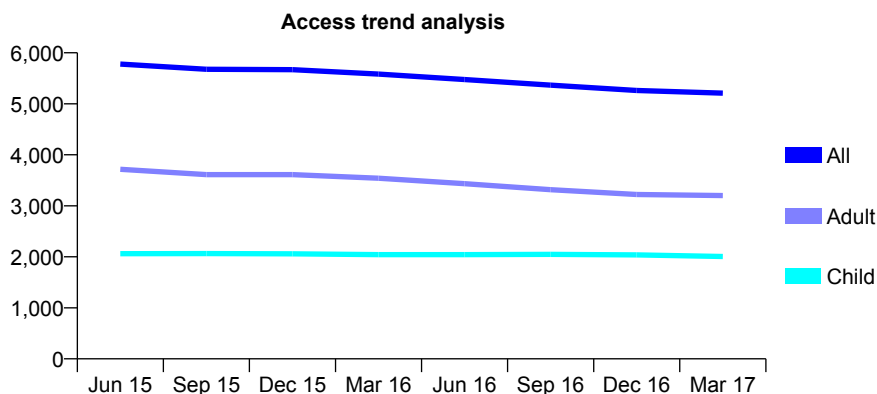
Q61 - Vital Signs At a Glance Contract Report for 149578/0001 - March 2017

Name or company name	Dentasmile Ltd
Contract type name	GDS Contract
Purpose of contract	General
Contract start date	11/11/2012
Contract end date	

16/17 Contracted general activity (UDA)	19,880
Carry forward general activity (UDA)	182
16/17 Contracted orthodontic activity (UOA)	0
Carry forward orthodontic activity (UOA)	0
Baseline contract value	£582,236.95

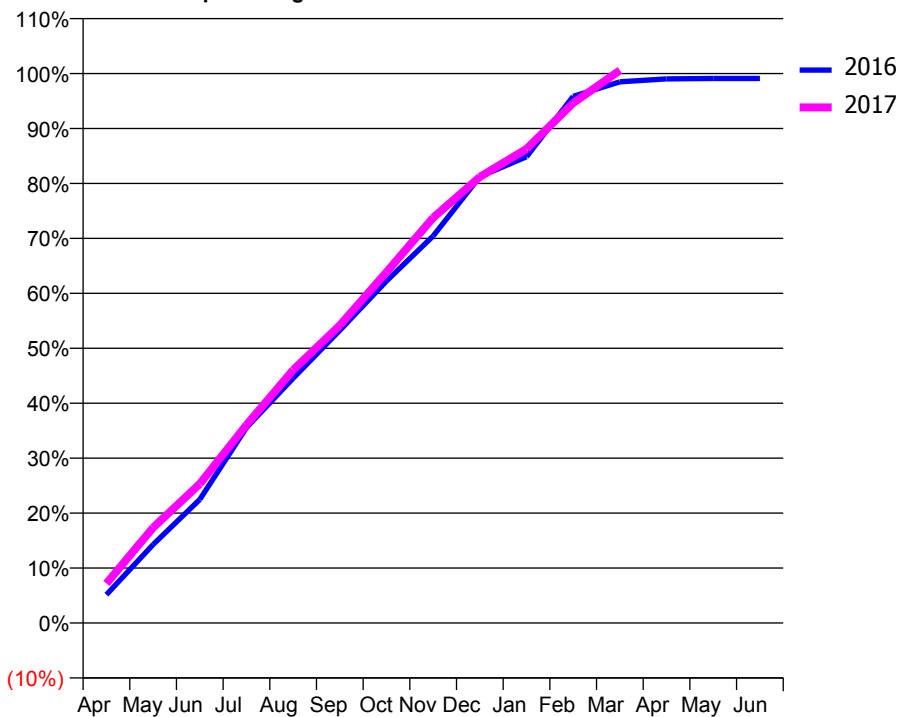
ACCESS*

Patients seen in 24 months	Total	Change since previous quarter
Quarter ending March 2016	5,583	
Quarter ending June 2016	5,477	↓
Quarter ending September 2016	5,365	↓
Quarter ending December 2016	5,261	↓
Quarter ending March 2017	5,208	↓
Variance since March 2016	(6.7%)	↓



ACTIVITY

Cumulative percentage of contracted UDA delivered 2016 & 2017



Adjusted Scheduled Activity (UDA)

Month	2016	2017
April	1,023	1,429
May	2,841	3,449
June	4,472	5,032
July	7,071	7,169
August	8,854	9,153
September	10,588	10,770
October	12,373	12,697
November	14,001	14,662
December	16,149	16,139
January	16,870	17,154
February	19,053	18,813
March	19,578	19,994
April	19,688	
May	19,698	
June	19,698	

QUALITY

	Quantity	Base Number	Contract	AT	Region	England
% of FP17s for the same patient ID Re-attending within 3 months - Children	186	2,528	7.4%	11.2%	11.8%	12.3%
% of FP17s for the same patient ID Re-attending within 3 months - Adults	550	3,645	15.1%	16.3%	17.1%	16.7%
% of FP17s for the same patient ID Re-attending between 3 & 9 months - Children	1,090	2,528	43.1%	42.1%	46.5%	57.6%
% of FP17s for the same patient ID Re-attending between 3 & 9 months - Adults	1,466	3,645	40.2%	35.0%	37.6%	50.1%
% of FP17s for Band 1 Urgent Courses	358	6,138	5.8%	10.8%	10.7%	9.1%
% of FP17s Relating to Free Repair or Replacements	13	6,138	0.2%	0.5%	0.6%	0.8%
% of FP17s Relating to Continuations	16	6,138	0.3%	0.8%	0.9%	1.2%
% of Patients satisfied with the dentistry they have received	5	5	N/A	89.3%	90.4%	92.8%
% of Patients satisfied with the time they had to wait for an appointment	3	5	N/A	80.6%	83.7%	88.7%

* This is based on patients treated on this contract for their most recent course of treatment. Figures in italics indicate the base number of FP17s or Patient Questionnaire responses are less than 100. N/A is shown where the base number of responses is less than 10 during the period. % is calculated as Quantity/Base number*100

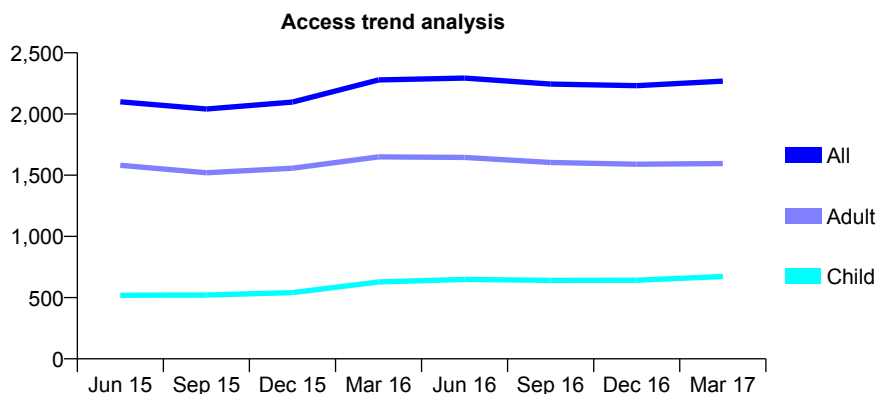
Q61 - Vital Signs At a Glance Contract Report for 150053/0001 - March 2017

Name or company name	Malli and Donnelly Dental Partnership
Contract type name	GDS Contract
Purpose of contract	General
Contract start date	01/07/2010
Contract end date	

16/17 Contracted general activity (UDA)	6,403
Carry forward general activity (UDA)	224
16/17 Contracted orthodontic activity (UOA)	0
Carry forward orthodontic activity (UOA)	0
Baseline contract value	£218,796.19

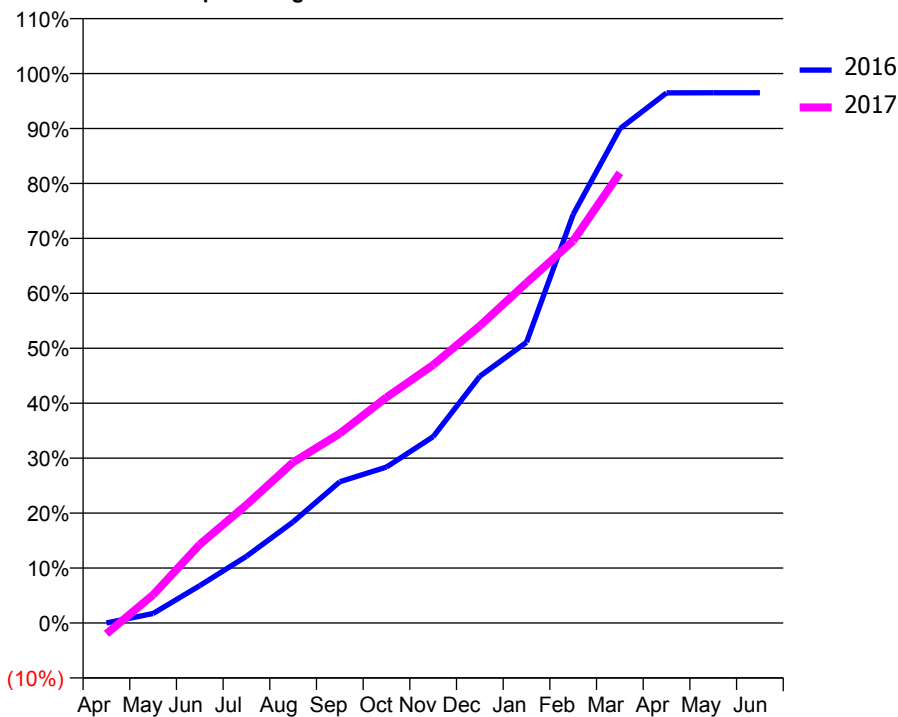
ACCESS*

Patients seen in 24 months	Total	Change since previous quarter
Quarter ending March 2016	2,278	
Quarter ending June 2016	2,294	→
Quarter ending September 2016	2,245	↓
Quarter ending December 2016	2,232	→
Quarter ending March 2017	2,268	→
Variance since March 2016	(0.4%)	→



ACTIVITY

Cumulative percentage of contracted UDA delivered 2016 & 2017



Month	Adjusted Scheduled Activity (UDA)	
	2016	2017
April	0	-127
May	111	329
June	436	915
July	777	1,378
August	1,179	1,873
September	1,646	2,209
October	1,817	2,630
November	2,172	3,008
December	2,875	3,463
January	3,271	3,964
February	4,761	4,455
March	5,759	5,246
April	6,177	
May	6,179	
June	6,179	

QUALITY

	Quantity	Base Number	Contract	AT	Region	England
% of FP17s for the same patient ID Re-attending within 3 months - Children	47	568	8.3%	11.2%	11.8%	12.3%
% of FP17s for the same patient ID Re-attending within 3 months - Adults	186	1,453	12.8%	16.3%	17.1%	16.7%
% of FP17s for the same patient ID Re-attending between 3 & 9 months - Children	129	568	22.7%	42.1%	46.5%	57.6%
% of FP17s for the same patient ID Re-attending between 3 & 9 months - Adults	375	1,453	25.8%	35.0%	37.6%	50.1%
% of FP17s for Band 1 Urgent Courses	232	1,913	12.1%	10.8%	10.7%	9.1%
% of FP17s Relating to Free Repair or Replacements	6	1,913	0.3%	0.5%	0.6%	0.8%
% of FP17s Relating to Continuations	4	1,913	0.2%	0.8%	0.9%	1.2%
% of Patients satisfied with the dentistry they have received	2	2	N/A	89.3%	90.4%	92.8%
% of Patients satisfied with the time they had to wait for an appointment	2	2	N/A	80.6%	83.7%	88.7%

* This is based on patients treated on this contract for their most recent course of treatment. Figures in italics indicate the base number of FP17s or Patient Questionnaire responses are less than 100. N/A is shown where the base number of responses is less than 10 during the period. % is calculated as Quantity/Base number*100

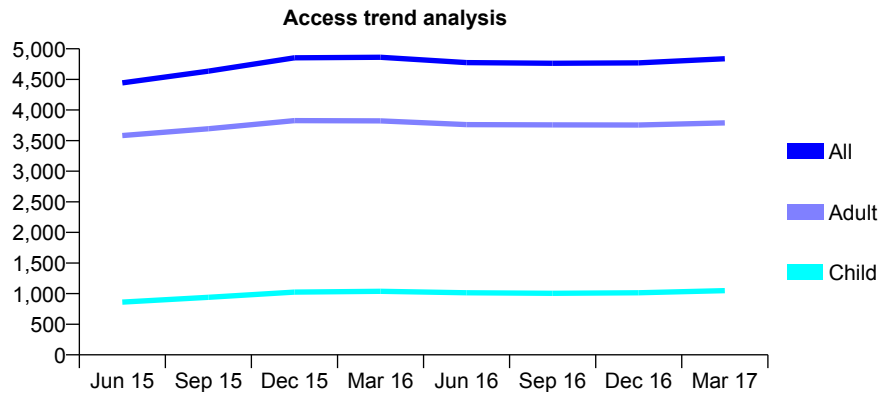
Q61 - Vital Signs At a Glance Contract Report for 150061/0001 - March 2017

Name or company name	The Garden Dental Practice
Contract type name	GDS Contract
Purpose of contract	General
Contract start date	01/07/2008
Contract end date	

16/17 Contracted general activity (UDA)	14,522
Carry forward general activity (UDA)	-27
16/17 Contracted orthodontic activity (UOA)	0
Carry forward orthodontic activity (UOA)	0
Baseline contract value	£390,906.42

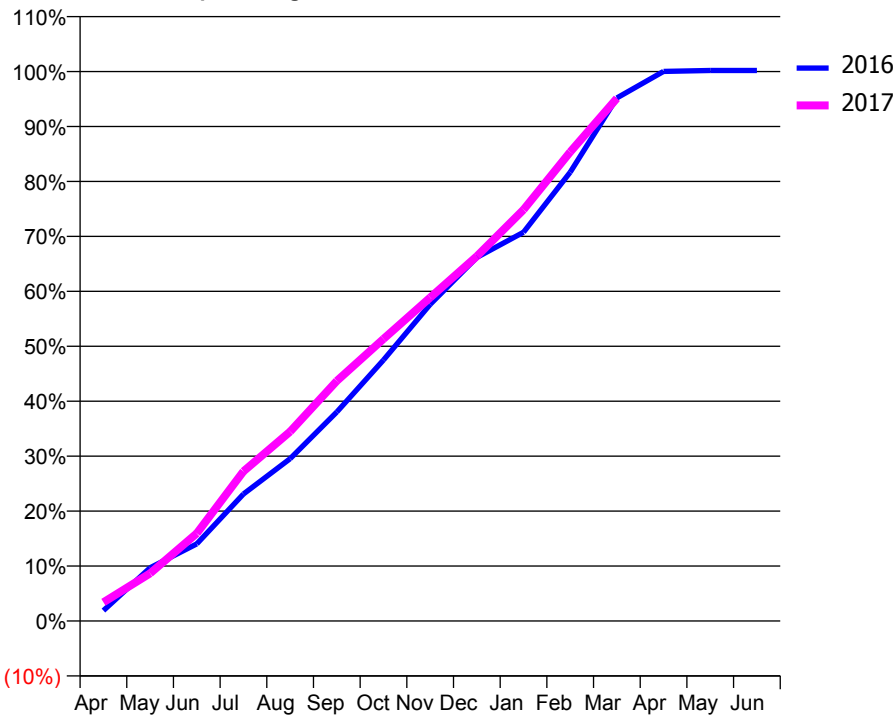
ACCESS*

Patients seen in 24 months	Total	Change since previous quarter
Quarter ending March 2016	4,862	
Quarter ending June 2016	4,775	↓
Quarter ending September 2016	4,763	→
Quarter ending December 2016	4,770	→
Quarter ending March 2017	4,838	→
Variance since March 2016	(0.5%)	→



ACTIVITY

Cumulative percentage of contracted UDA delivered 2016 & 2017



Month	Adjusted Scheduled Activity (UDA)	
	2016	2017
April	275	497
May	1,406	1,259
June	2,038	2,316
July	3,357	3,957
August	4,292	5,007
September	5,523	6,344
October	6,897	7,454
November	8,368	8,546
December	9,610	9,641
January	10,276	10,870
February	11,859	12,395
March	13,825	13,814
April	14,524	
May	14,549	
June	14,549	

QUALITY

	Quantity	Base Number	Contract	AT	Region	England
% of FP17s for the same patient ID Re-attending within 3 months - Children	57	1,242	4.6%	11.2%	11.8%	12.3%
% of FP17s for the same patient ID Re-attending within 3 months - Adults	208	3,384	6.1%	16.3%	17.1%	16.7%
% of FP17s for the same patient ID Re-attending between 3 & 9 months - Children	596	1,242	48.0%	42.1%	46.5%	57.6%
% of FP17s for the same patient ID Re-attending between 3 & 9 months - Adults	1,163	3,384	34.4%	35.0%	37.6%	50.1%
% of FP17s for Band 1 Urgent Courses	467	4,414	10.6%	10.8%	10.7%	9.1%
% of FP17s Relating to Free Repair or Replacements	3	4,414	0.1%	0.5%	0.6%	0.8%
% of FP17s Relating to Continuations	1	4,414	0.0%	0.8%	0.9%	1.2%
% of Patients satisfied with the dentistry they have received	3	3	N/A	89.3%	90.4%	92.8%
% of Patients satisfied with the time they had to wait for an appointment	3	3	N/A	80.6%	83.7%	88.7%

* This is based on patients treated on this contract for their most recent course of treatment. Figures in italics indicate the base number of FP17s or Patient Questionnaire responses are less than 100. N/A is shown where the base number of responses is less than 10 during the period. % is calculated as Quantity/Base number*100

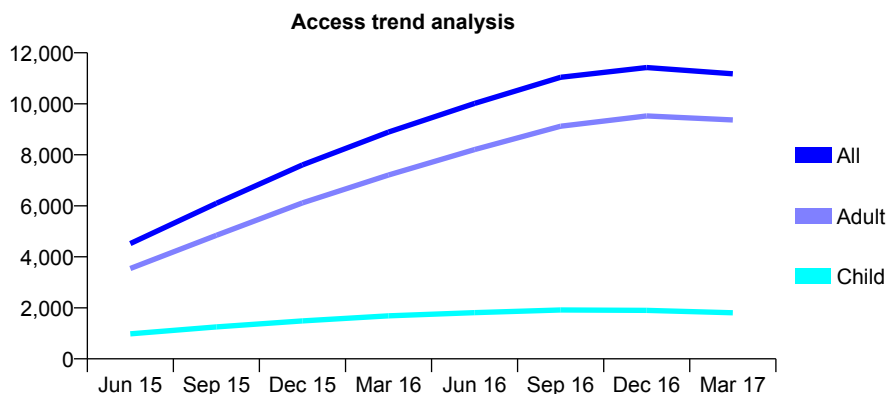
Q61 - Vital Signs At a Glance Contract Report for 150525/0001 - March 2017

Name or company name	The Nightingale Clinic
Contract type name	GDS Contract
Purpose of contract	General
Contract start date	05/09/2014
Contract end date	

16/17 Contracted general activity (UDA)	25,573
Carry forward general activity (UDA)	-210
16/17 Contracted orthodontic activity (UOA)	0
Carry forward orthodontic activity (UOA)	0
Baseline contract value	£1,515,742.57

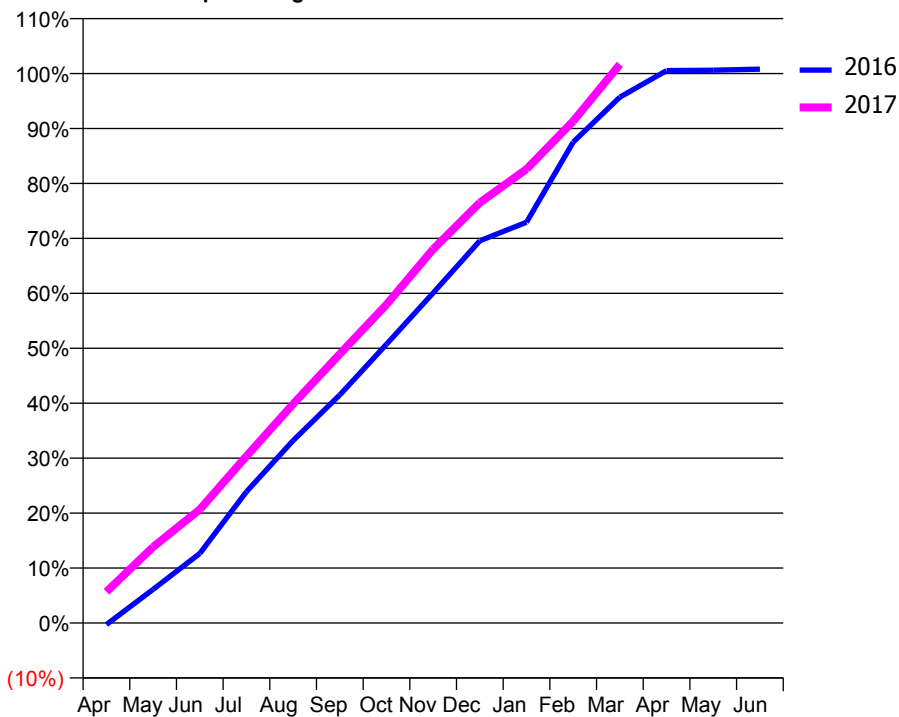
ACCESS*

Patients seen in 24 months	Total	Change since previous quarter
Quarter ending March 2016	8,891	
Quarter ending June 2016	10,016	↑
Quarter ending September 2016	11,039	↑
Quarter ending December 2016	11,421	↑
Quarter ending March 2017	11,175	↓
Variance since March 2016	25.7%	↑



ACTIVITY

Cumulative percentage of contracted UDA delivered 2016 & 2017



Month	Adjusted Scheduled Activity (UDA)	
	2016	2017
April	-79	1,453
May	1,568	3,540
June	3,239	5,284
July	6,109	7,769
August	8,494	10,193
September	10,613	12,518
October	12,970	14,823
November	15,359	17,397
December	17,789	19,563
January	18,651	21,121
February	22,380	23,355
March	24,475	26,002
April	25,708	
May	25,729	
June	25,779	

QUALITY

	Quantity	Base Number	Contract	AT	Region	England
% of FP17s for the same patient ID Re-attending within 3 months - Children	38	1,722	2.2%	11.2%	11.8%	12.3%
% of FP17s for the same patient ID Re-attending within 3 months - Adults	240	8,237	2.9%	16.3%	17.1%	16.7%
% of FP17s for the same patient ID Re-attending between 3 & 9 months - Children	27	1,722	1.6%	42.1%	46.5%	57.6%
% of FP17s for the same patient ID Re-attending between 3 & 9 months - Adults	72	8,237	0.9%	35.0%	37.6%	50.1%
% of FP17s for Band 1 Urgent Courses	9	9,377	0.1%	10.8%	10.7%	9.1%
% of FP17s Relating to Free Repair or Replacements	0	9,377	0.0%	0.5%	0.6%	0.8%
% of FP17s Relating to Continuations	73	9,377	0.8%	0.8%	0.9%	1.2%
% of Patients satisfied with the dentistry they have received	0	0	N/A	89.3%	90.4%	92.8%
% of Patients satisfied with the time they had to wait for an appointment	0	0	N/A	80.6%	83.7%	88.7%

* This is based on patients treated on this contract for their most recent course of treatment. Figures in italics indicate the base number of FP17s or Patient Questionnaire responses are less than 100. N/A is shown where the base number of responses is less than 10 during the period. % is calculated as Quantity/Base number*100

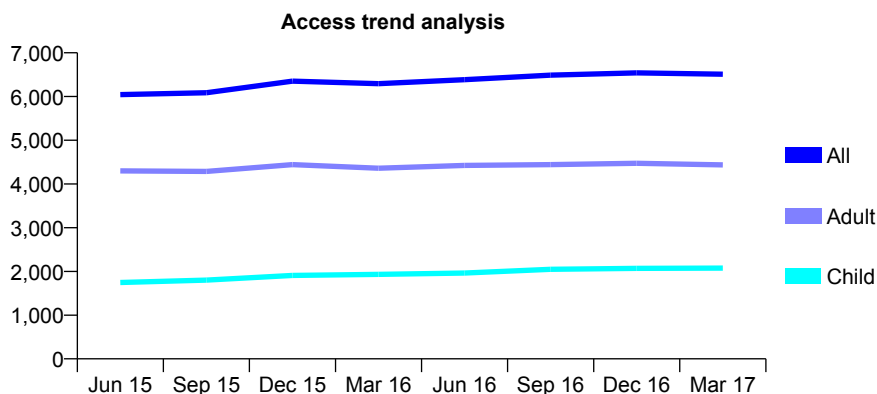
Q61 - Vital Signs At a Glance Contract Report for 151297/0001 - March 2017

Name or company name	Newham Family Dental Care Ltd
Contract type name	GDS Contract
Purpose of contract	General
Contract start date	01/04/2009
Contract end date	

16/17 Contracted general activity (UDA)	17,579
Carry forward general activity (UDA)	-126
16/17 Contracted orthodontic activity (UOA)	0
Carry forward orthodontic activity (UOA)	0
Baseline contract value	£451,394.98

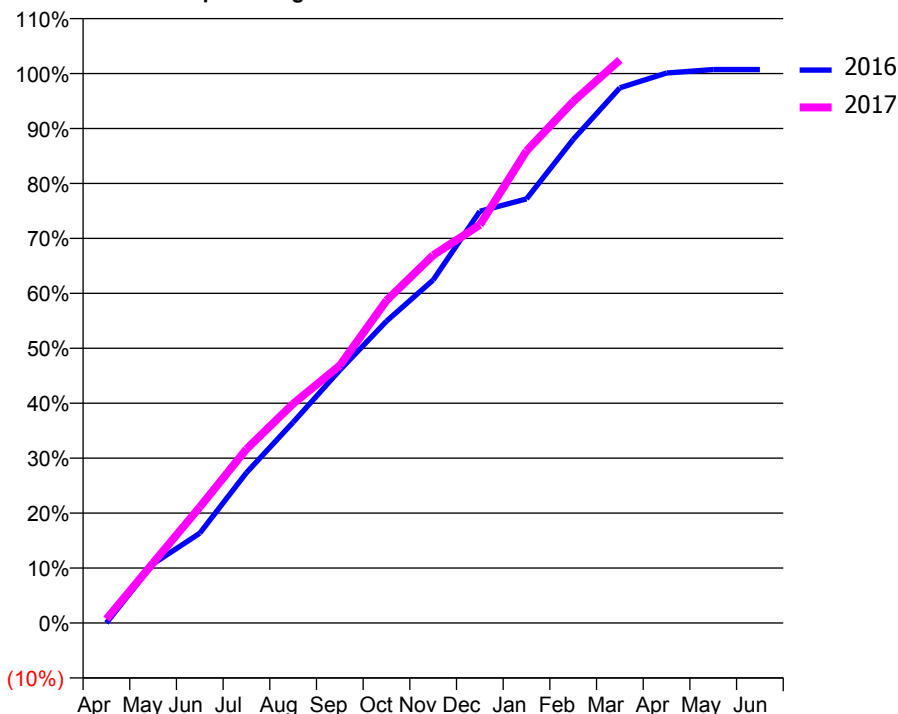
ACCESS*

Patients seen in 24 months	Total	Change since previous quarter
Quarter ending March 2016	6,293	
Quarter ending June 2016	6,386	→
Quarter ending September 2016	6,489	→
Quarter ending December 2016	6,541	→
Quarter ending March 2017	6,511	→
Variance since March 2016	3.5%	↑



ACTIVITY

Cumulative percentage of contracted UDA delivered 2016 & 2017



Month	Adjusted Scheduled Activity (UDA)	
	2016	2017
April	3	126
May	1,892	1,920
June	2,874	3,708
July	4,810	5,564
August	6,423	7,015
September	8,091	8,239
October	9,654	10,315
November	10,974	11,768
December	13,172	12,736
January	13,566	15,101
February	15,471	16,683
March	17,122	18,011
April	17,593	
May	17,708	
June	17,705	

QUALITY

	Quantity	Base Number	Contract	AT	Region	England
% of FP17s for the same patient ID Re-attending within 3 months - Children	190	2,189	8.7%	11.2%	11.8%	12.3%
% of FP17s for the same patient ID Re-attending within 3 months - Adults	598	4,271	14.0%	16.3%	17.1%	16.7%
% of FP17s for the same patient ID Re-attending between 3 & 9 months - Children	614	2,189	28.0%	42.1%	46.5%	57.6%
% of FP17s for the same patient ID Re-attending between 3 & 9 months - Adults	1,026	4,271	24.0%	35.0%	37.6%	50.1%
% of FP17s for Band 1 Urgent Courses	1,230	6,237	19.7%	10.8%	10.7%	9.1%
% of FP17s Relating to Free Repair or Replacements	30	6,237	0.5%	0.5%	0.6%	0.8%
% of FP17s Relating to Continuations	11	6,237	0.2%	0.8%	0.9%	1.2%
% of Patients satisfied with the dentistry they have received	6	6	N/A	89.3%	90.4%	92.8%
% of Patients satisfied with the time they had to wait for an appointment	6	6	N/A	80.6%	83.7%	88.7%

* This is based on patients treated on this contract for their most recent course of treatment. Figures in italics indicate the base number of FP17s or Patient Questionnaire responses are less than 100. N/A is shown where the base number of responses is less than 10 during the period. % is calculated as Quantity/Base number*100

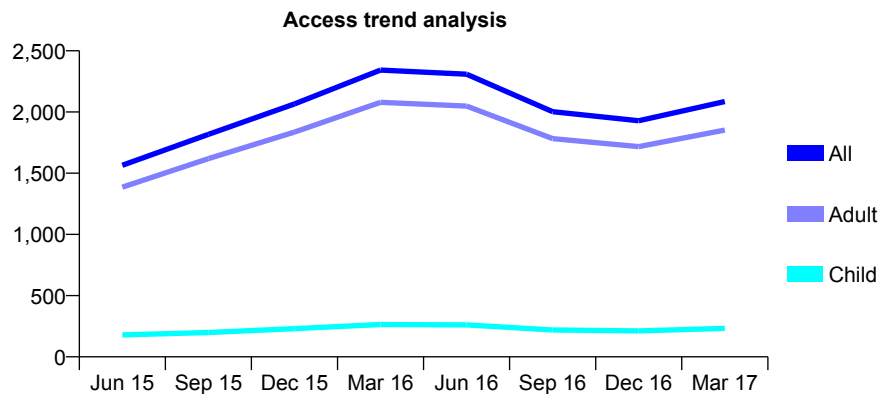
Q61 - Vital Signs At a Glance Contract Report for 151297/0002 - March 2017

Name or company name	Newham Family Dental Care Ltd
Contract type name	PDS Contract
Purpose of contract	General
Contract start date	01/04/2014
Contract end date	

16/17 Contracted general activity (UDA)	3,885
Carry forward general activity (UDA)	0
16/17 Contracted orthodontic activity (UOA)	0
Carry forward orthodontic activity (UOA)	0
Baseline contract value	£177,234.31

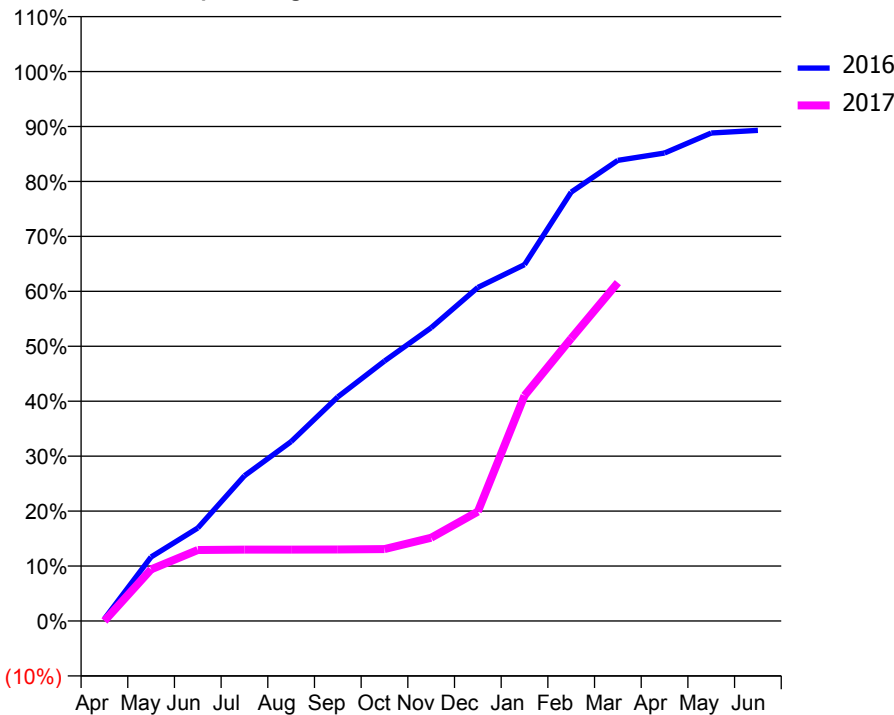
ACCESS*

Patients seen in 24 months	Total	Change since previous quarter
Quarter ending March 2016	2,343	
Quarter ending June 2016	2,309	↓
Quarter ending September 2016	2,003	↓
Quarter ending December 2016	1,929	↓
Quarter ending March 2017	2,085	↑
Variance since March 2016	(11.0%)	↓



ACTIVITY

Cumulative percentage of contracted UDA delivered 2016 & 2017



Month	Adjusted Scheduled Activity (UDA)	
	2016	2017
April	16	0
May	453	365
June	658	502
July	1,027	505
August	1,269	505
September	1,585	506
October	1,838	509
November	2,074	589
December	2,358	773
January	2,520	1,594
February	3,032	1,998
March	3,257	2,392
April	3,308	
May	3,450	
June	3,469	

QUALITY

	Quantity	Base Number	Contract	AT	Region	England
% of FP17s for the same patient ID Re-attending within 3 months - Children	7	300	2.3%	11.2%	11.8%	12.3%
% of FP17s for the same patient ID Re-attending within 3 months - Adults	59	1,837	3.2%	16.3%	17.1%	16.7%
% of FP17s for the same patient ID Re-attending between 3 & 9 months - Children	1	300	0.3%	42.1%	46.5%	57.6%
% of FP17s for the same patient ID Re-attending between 3 & 9 months - Adults	13	1,837	0.7%	35.0%	37.6%	50.1%
% of FP17s for Band 1 Urgent Courses	1,945	1,960	99.2%	10.8%	10.7%	9.1%
% of FP17s Relating to Free Repair or Replacements	0	1,960	0.0%	0.5%	0.6%	0.8%
% of FP17s Relating to Continuations	0	1,960	0.0%	0.8%	0.9%	1.2%
% of Patients satisfied with the dentistry they have received	0	0	N/A	89.3%	90.4%	92.8%
% of Patients satisfied with the time they had to wait for an appointment	0	0	N/A	80.6%	83.7%	88.7%

* This is based on patients treated on this contract for their most recent course of treatment. Figures in italics indicate the base number of FP17s or Patient Questionnaire responses are less than 100. N/A is shown where the base number of responses is less than 10 during the period. % is calculated as Quantity/Base number*100

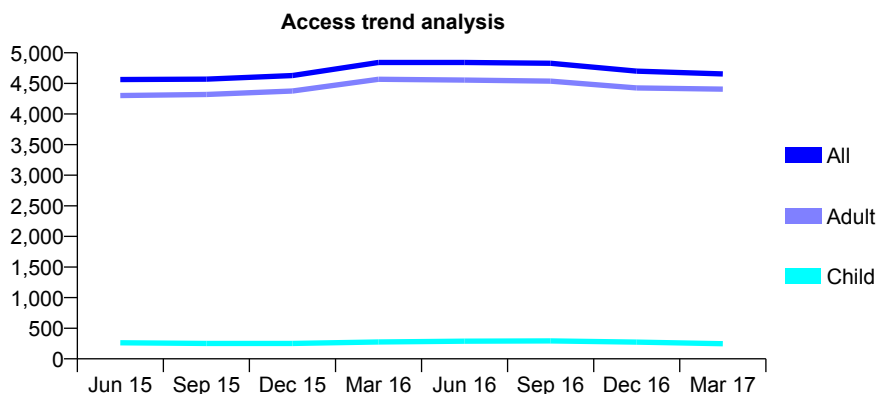
Q61 - Vital Signs At a Glance Contract Report for 152935/0001 - March 2017

Name or company name	Kentish Town Urgent Dental Centre Islington
Contract type name	PDS Contract
Purpose of contract	General
Contract start date	01/12/2009
Contract end date	31/03/2017

16/17 Contracted general activity (UDA)	6,000
Carry forward general activity (UDA)	-120
16/17 Contracted orthodontic activity (UOA)	0
Carry forward orthodontic activity (UOA)	0
Baseline contract value	£192,311.44

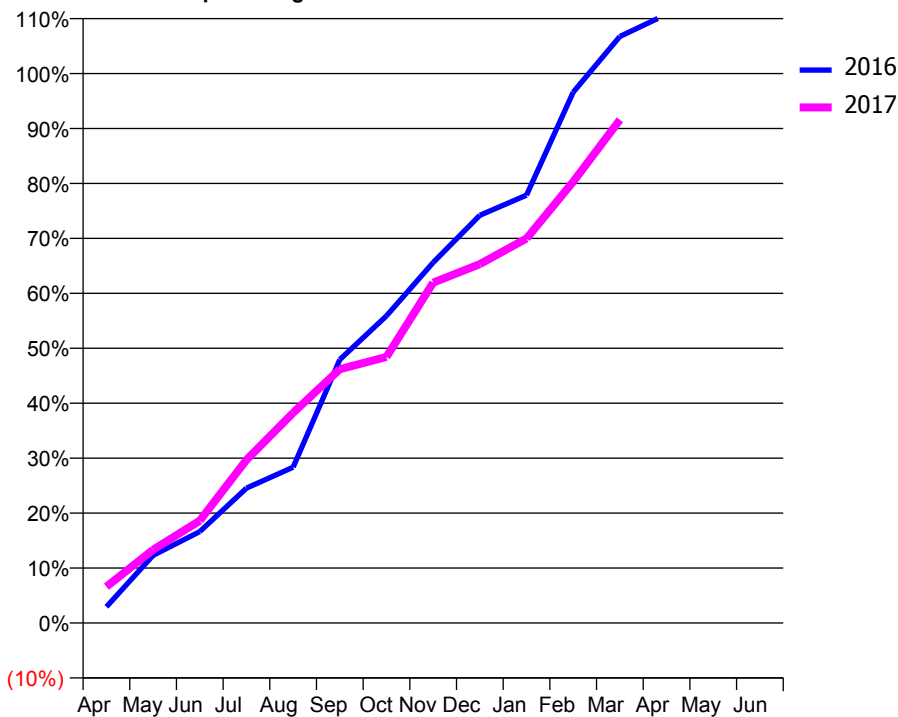
ACCESS*

Patients seen in 24 months	Total	Change since previous quarter
Quarter ending March 2016	4,843	
Quarter ending June 2016	4,842	→
Quarter ending September 2016	4,828	→
Quarter ending December 2016	4,701	↓
Quarter ending March 2017	4,654	→
Variance since March 2016	(3.9%)	↓



ACTIVITY

Cumulative percentage of contracted UDA delivered 2016 & 2017



Month	Adjusted Scheduled Activity (UDA)	
	2016	2017
April	176	397
May	739	800
June	998	1,118
July	1,473	1,782
August	1,701	2,296
September	2,877	2,772
October	3,354	2,905
November	3,936	3,717
December	4,452	3,918
January	4,671	4,199
February	5,796	4,819
March	6,405	5,494
April	6,646	
May	6,646	
June	6,651	

QUALITY

	Quantity	Base Number	Contract	AT	Region	England
% of FP17s for the same patient ID Re-attending within 3 months - Children	6	342	1.8%	11.2%	11.8%	12.3%
% of FP17s for the same patient ID Re-attending within 3 months - Adults	200	4,345	4.6%	16.3%	17.1%	16.7%
% of FP17s for the same patient ID Re-attending between 3 & 9 months - Children	3	342	0.9%	42.1%	46.5%	57.6%
% of FP17s for the same patient ID Re-attending between 3 & 9 months - Adults	131	4,345	3.0%	35.0%	37.6%	50.1%
% of FP17s for Band 1 Urgent Courses	4,456	4,480	99.5%	10.8%	10.7%	9.1%
% of FP17s Relating to Free Repair or Replacements	1	4,480	0.0%	0.5%	0.6%	0.8%
% of FP17s Relating to Continuations	0	4,480	0.0%	0.8%	0.9%	1.2%
% of Patients satisfied with the dentistry they have received	0	0	N/A	89.3%	90.4%	92.8%
% of Patients satisfied with the time they had to wait for an appointment	0	0	N/A	80.6%	83.7%	88.7%

* This is based on patients treated on this contract for their most recent course of treatment. Figures in italics indicate the base number of FP17s or Patient Questionnaire responses are less than 100. N/A is shown where the base number of responses is less than 10 during the period. % is calculated as Quantity/Base number*100

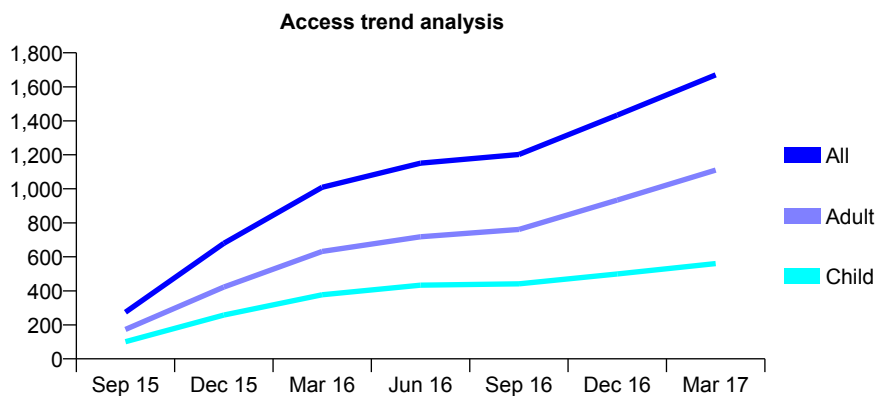
Q61 - Vital Signs At a Glance Contract Report for 153338/0001 - March 2017

Name or company name	Orchard Dental Practice
Contract type name	GDS Contract
Purpose of contract	General
Contract start date	01/07/2015
Contract end date	

16/17 Contracted general activity (UDA)	4,645
Carry forward general activity (UDA)	-93
16/17 Contracted orthodontic activity (UOA)	0
Carry forward orthodontic activity (UOA)	0
Baseline contract value	£162,553.45

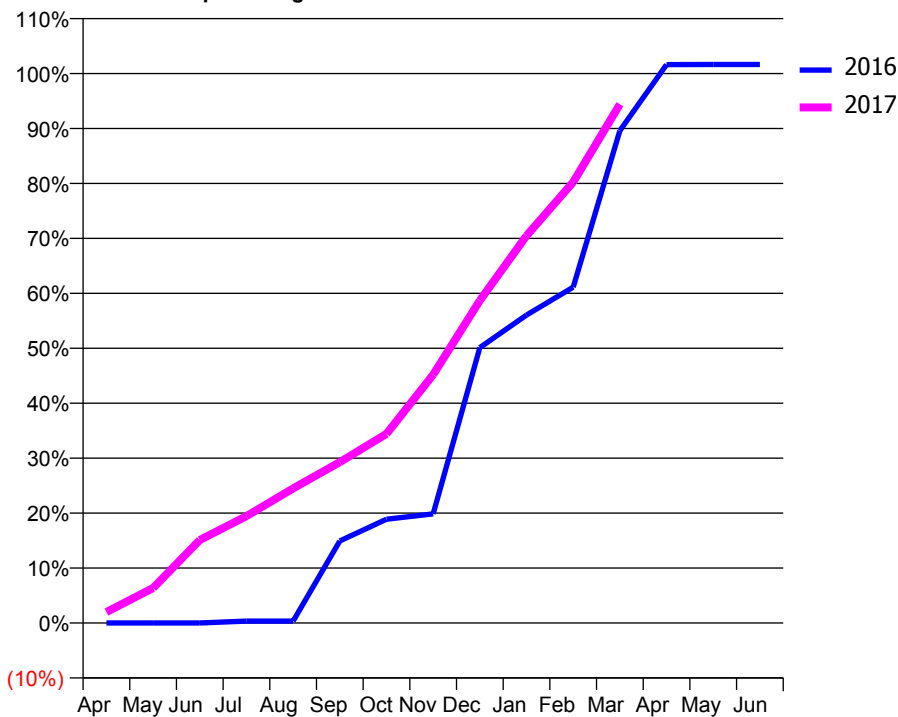
ACCESS*

Patients seen in 24 months	Total	Change since previous quarter
Quarter ending March 2016	1,009	
Quarter ending June 2016	1,151	↑
Quarter ending September 2016	1,202	↑
Quarter ending December 2016	1,433	↑
Quarter ending March 2017	1,670	↑
Variance since March 2016	65.5%	↑



ACTIVITY

Cumulative percentage of contracted UDA delivered 2016 & 2017



Adjusted Scheduled Activity (UDA)

Month	2016	2017
April	0	93
May	0	296
June	0	702
July	12	903
August	12	1,138
September	521	1,360
October	658	1,599
November	692	2,100
December	1,746	2,726
January	1,953	3,273
February	2,129	3,727
March	3,122	4,386
April	3,540	
May	3,541	
June	3,541	

QUALITY

	Quantity	Base Number	Contract	AT	Region	England
% of FP17s for the same patient ID Re-attending within 3 months - Children	51	619	8.2%	11.2%	11.8%	12.3%
% of FP17s for the same patient ID Re-attending within 3 months - Adults	280	1,283	21.8%	16.3%	17.1%	16.7%
% of FP17s for the same patient ID Re-attending between 3 & 9 months - Children	216	619	34.9%	42.1%	46.5%	57.6%
% of FP17s for the same patient ID Re-attending between 3 & 9 months - Adults	299	1,283	23.3%	35.0%	37.6%	50.1%
% of FP17s for Band 1 Urgent Courses	399	1,763	22.6%	10.8%	10.7%	9.1%
% of FP17s Relating to Free Repair or Replacements	19	1,763	1.1%	0.5%	0.6%	0.8%
% of FP17s Relating to Continuations	9	1,763	0.5%	0.8%	0.9%	1.2%
% of Patients satisfied with the dentistry they have received	2	2	N/A	89.3%	90.4%	92.8%
% of Patients satisfied with the time they had to wait for an appointment	1	2	N/A	80.6%	83.7%	88.7%

* This is based on patients treated on this contract for their most recent course of treatment. Figures in italics indicate the base number of FP17s or Patient Questionnaire responses are less than 100. N/A is shown where the base number of responses is less than 10 during the period. % is calculated as Quantity/Base number*100

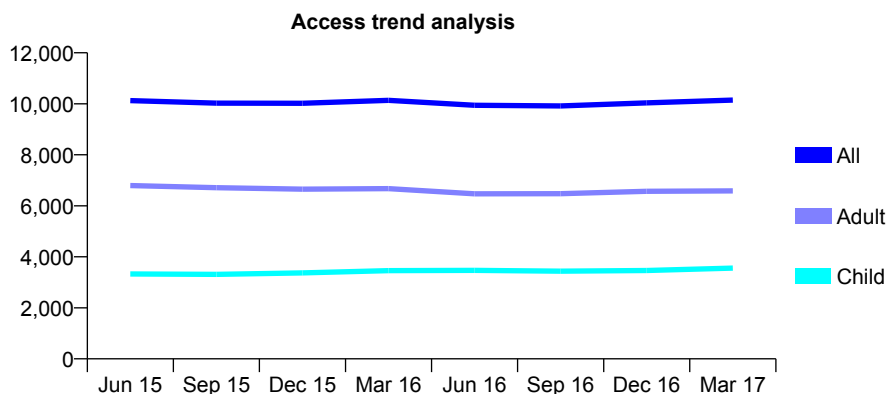
Q61 - Vital Signs At a Glance Contract Report for 153710/0001 - March 2017

Name or company name	Inspire Dental Dagenham Ltd
Contract type name	GDS Contract
Purpose of contract	General and Orthodontic
Contract start date	01/12/2007
Contract end date	

16/17 Contracted general activity (UDA)	28,268
Carry forward general activity (UDA)	288
16/17 Contracted orthodontic activity (UOA)	2,513
Carry forward orthodontic activity (UOA)	-50
Baseline contract value	£920,464.68

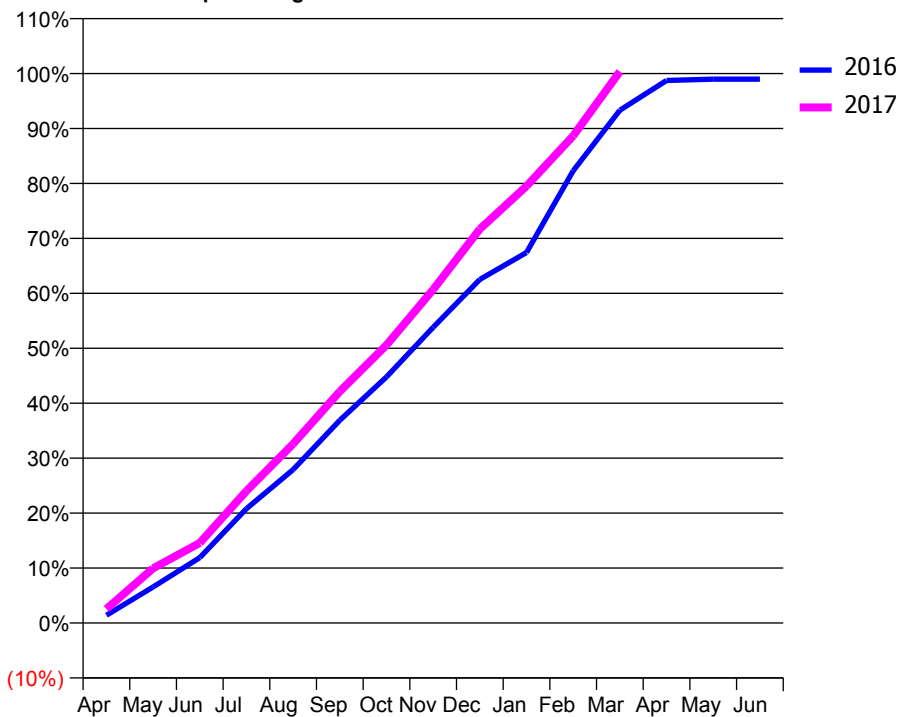
ACCESS*

Patients seen in 24 months	Total	Change since previous quarter
Quarter ending March 2016	10,134	
Quarter ending June 2016	9,944	↓
Quarter ending September 2016	9,918	→
Quarter ending December 2016	10,034	→
Quarter ending March 2017	10,146	→
Variance since March 2016	0.1%	→



ACTIVITY

Cumulative percentage of contracted UDA delivered 2016 & 2017



Month	Adjusted Scheduled Activity (UDA)	
	2016	2017
April	404	725
May	1,859	2,818
June	3,362	4,121
July	5,881	6,792
August	7,893	9,214
September	10,429	11,914
October	12,661	14,302
November	15,213	17,153
December	17,672	20,267
January	19,058	22,476
February	23,265	25,064
March	26,382	28,369
April	27,912	
May	27,977	
June	27,980	

QUALITY

	Quantity	Base Number	Contract	AT	Region	England
% of FP17s for the same patient ID Re-attending within 3 months - Children	326	4,399	7.4%	11.2%	11.8%	12.3%
% of FP17s for the same patient ID Re-attending within 3 months - Adults	860	6,812	12.6%	16.3%	17.1%	16.7%
% of FP17s for the same patient ID Re-attending between 3 & 9 months - Children	1,801	4,399	40.9%	42.1%	46.5%	57.6%
% of FP17s for the same patient ID Re-attending between 3 & 9 months - Adults	2,214	6,812	32.5%	35.0%	37.6%	50.1%
% of FP17s for Band 1 Urgent Courses	835	10,339	8.1%	10.8%	10.7%	9.1%
% of FP17s Relating to Free Repair or Replacements	57	10,339	0.6%	0.5%	0.6%	0.8%
% of FP17s Relating to Continuations	64	10,339	0.6%	0.8%	0.9%	1.2%
% of Patients satisfied with the dentistry they have received	9	13	69.2%	89.3%	90.4%	92.8%
% of Patients satisfied with the time they had to wait for an appointment	9	13	69.2%	80.6%	83.7%	88.7%

* This is based on patients treated on this contract for their most recent course of treatment. Figures in italics indicate the base number of FP17s or Patient Questionnaire responses are less than 100. N/A is shown where the base number of responses is less than 10 during the period. % is calculated as Quantity/Base number*100

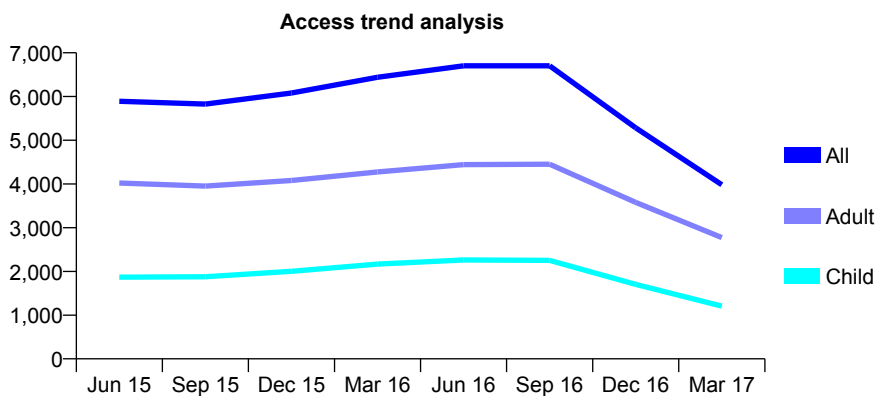
Q61 - Vital Signs At a Glance Contract Report for 155683/0001 - March 2017

Name or company name	Preventdent Limited
Contract type name	PDS Contract
Purpose of contract	General
Contract start date	01/04/2009
Contract end date	18/08/2016

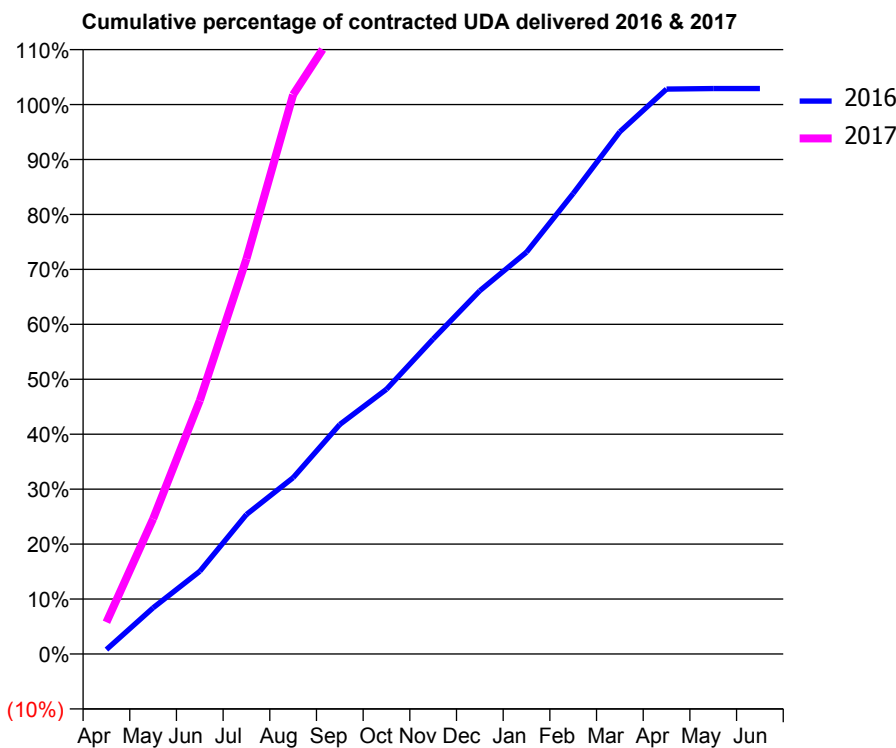
16/17 Contracted general activity (UDA)	5,688
Carry forward general activity (UDA)	298
16/17 Contracted orthodontic activity (UOA)	0
Carry forward orthodontic activity (UOA)	0
Baseline contract value	£210,563.04

ACCESS*

Patients seen in 24 months	Total	Change since previous quarter
Quarter ending March 2016	6,441	
Quarter ending June 2016	6,703	↑
Quarter ending September 2016	6,704	→
Quarter ending December 2016	5,283	↓
Quarter ending March 2017	3,981	↓
Variance since March 2016	(38.2%)	↓



ACTIVITY



Month	Adjusted Scheduled Activity (UDA)	
	2016	2017
April	121	330
May	1,253	1,399
June	2,242	2,623
July	3,784	4,091
August	4,782	5,790
September	6,224	6,528
October	7,179	6,933
November	8,544	7,012
December	9,849	7,018
January	10,895	7,018
February	12,487	7,018
March	14,161	7,018
April	15,320	
May	15,333	
June	15,334	

QUALITY

	Quantity	Base Number	Contract	AT	Region	England
% of FP17s for the same patient ID Re-attending within 3 months - Children	142	1,400	10.1%	11.2%	11.8%	12.3%
% of FP17s for the same patient ID Re-attending within 3 months - Adults	520	2,851	18.2%	16.3%	17.1%	16.7%
% of FP17s for the same patient ID Re-attending between 3 & 9 months - Children	535	1,400	38.2%	42.1%	46.5%	57.6%
% of FP17s for the same patient ID Re-attending between 3 & 9 months - Adults	753	2,851	26.4%	35.0%	37.6%	50.1%
% of FP17s for Band 1 Urgent Courses	490	3,339	14.7%	10.8%	10.7%	9.1%
% of FP17s Relating to Free Repair or Replacements	13	3,339	0.4%	0.5%	0.6%	0.8%
% of FP17s Relating to Continuations	58	3,339	1.7%	0.8%	0.9%	1.2%
% of Patients satisfied with the dentistry they have received	2	2	N/A	89.3%	90.4%	92.8%
% of Patients satisfied with the time they had to wait for an appointment	2	2	N/A	80.6%	83.7%	88.7%

* This is based on patients treated on this contract for their most recent course of treatment. Figures in italics indicate the base number of FP17s or Patient Questionnaire responses are less than 100. N/A is shown where the base number of responses is less than 10 during the period. % is calculated as Quantity/Base number*100

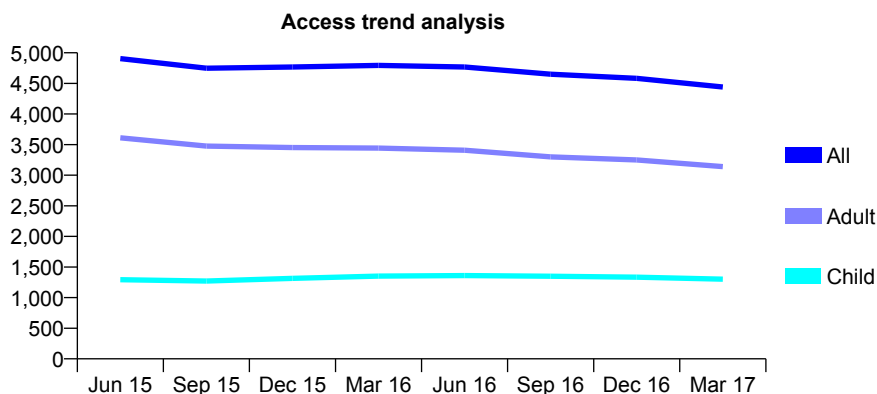
Q61 - Vital Signs At a Glance Contract Report for 158615/0001 - March 2017

Name or company name	Mr R NAidu and Mrs P Naidu
Contract type name	GDS Contract
Purpose of contract	General
Contract start date	01/04/2010
Contract end date	

16/17 Contracted general activity (UDA)	12,066
Carry forward general activity (UDA)	267
16/17 Contracted orthodontic activity (UOA)	0
Carry forward orthodontic activity (UOA)	0
Baseline contract value	£325,986.59

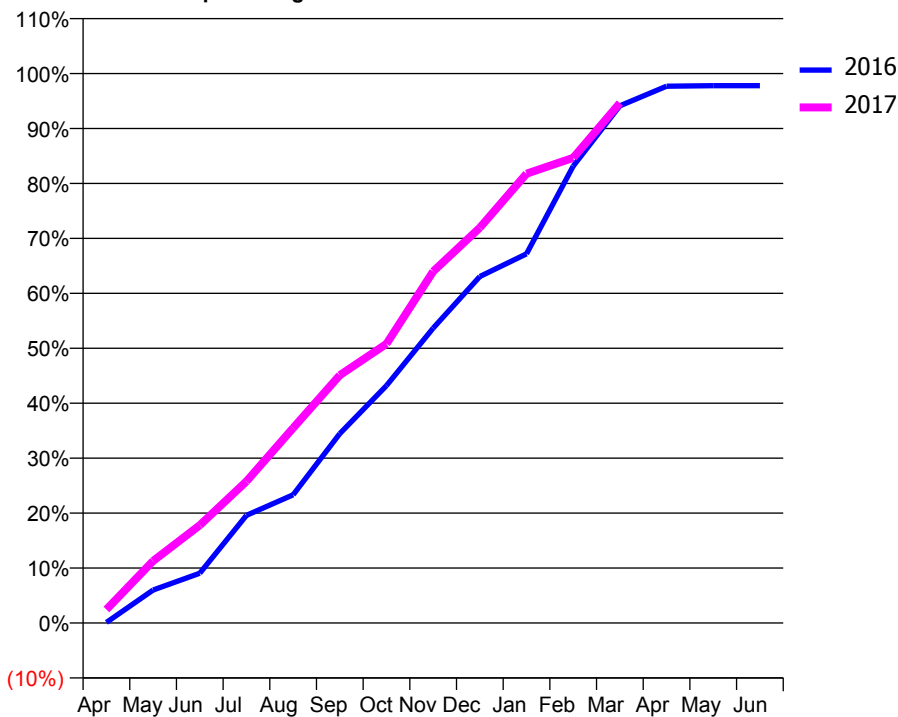
ACCESS*

Patients seen in 24 months	Total	Change since previous quarter
Quarter ending March 2016	4,795	
Quarter ending June 2016	4,768	→
Quarter ending September 2016	4,650	↓
Quarter ending December 2016	4,583	↓
Quarter ending March 2017	4,442	↓
Variance since March 2016	(7.4%)	↓



ACTIVITY

Cumulative percentage of contracted UDA delivered 2016 & 2017



Adjusted Scheduled Activity (UDA)

Month	2016	2017
April	12	298
May	725	1,363
June	1,093	2,148
July	2,365	3,110
August	2,816	4,283
September	4,159	5,442
October	5,213	6,129
November	6,477	7,719
December	7,609	8,680
January	8,105	9,866
February	10,032	10,216
March	11,356	11,417
April	11,786	
May	11,800	
June	11,799	

QUALITY

	Quantity	Base Number	Contract	AT	Region	England
% of FP17s for the same patient ID Re-attending within 3 months - Children	154	1,741	8.8%	11.2%	11.8%	12.3%
% of FP17s for the same patient ID Re-attending within 3 months - Adults	443	3,844	11.5%	16.3%	17.1%	16.7%
% of FP17s for the same patient ID Re-attending between 3 & 9 months - Children	944	1,741	54.2%	42.1%	46.5%	57.6%
% of FP17s for the same patient ID Re-attending between 3 & 9 months - Adults	2,072	3,844	53.9%	35.0%	37.6%	50.1%
% of FP17s for Band 1 Urgent Courses	368	5,391	6.8%	10.8%	10.7%	9.1%
% of FP17s Relating to Free Repair or Replacements	40	5,391	0.7%	0.5%	0.6%	0.8%
% of FP17s Relating to Continuations	56	5,391	1.0%	0.8%	0.9%	1.2%
% of Patients satisfied with the dentistry they have received	4	4	N/A	89.3%	90.4%	92.8%
% of Patients satisfied with the time they had to wait for an appointment	4	4	N/A	80.6%	83.7%	88.7%

* This is based on patients treated on this contract for their most recent course of treatment. Figures in italics indicate the base number of FP17s or Patient Questionnaire responses are less than 100. N/A is shown where the base number of responses is less than 10 during the period. % is calculated as Quantity/Base number*100

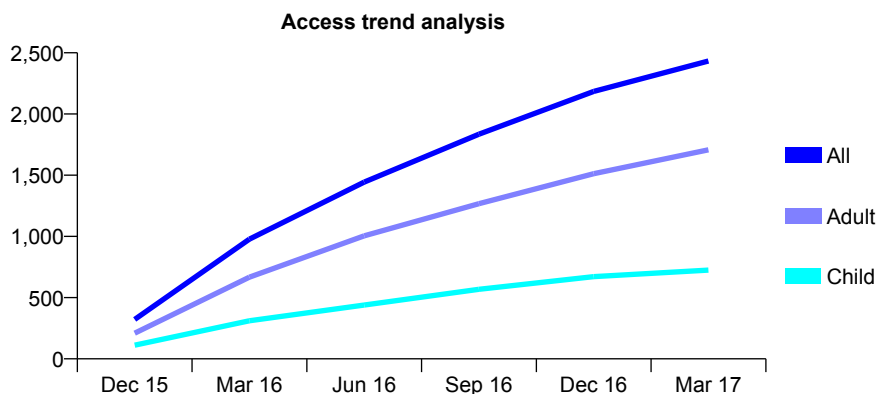
Q61 - Vital Signs At a Glance Contract Report for 158860/0001 - March 2017

Name or company name	Ashish Patel
Contract type name	GDS Contract
Purpose of contract	General
Contract start date	01/11/2015
Contract end date	

16/17 Contracted general activity (UDA)	6,902
Carry forward general activity (UDA)	-79
16/17 Contracted orthodontic activity (UOA)	0
Carry forward orthodontic activity (UOA)	0
Baseline contract value	£274,756.72

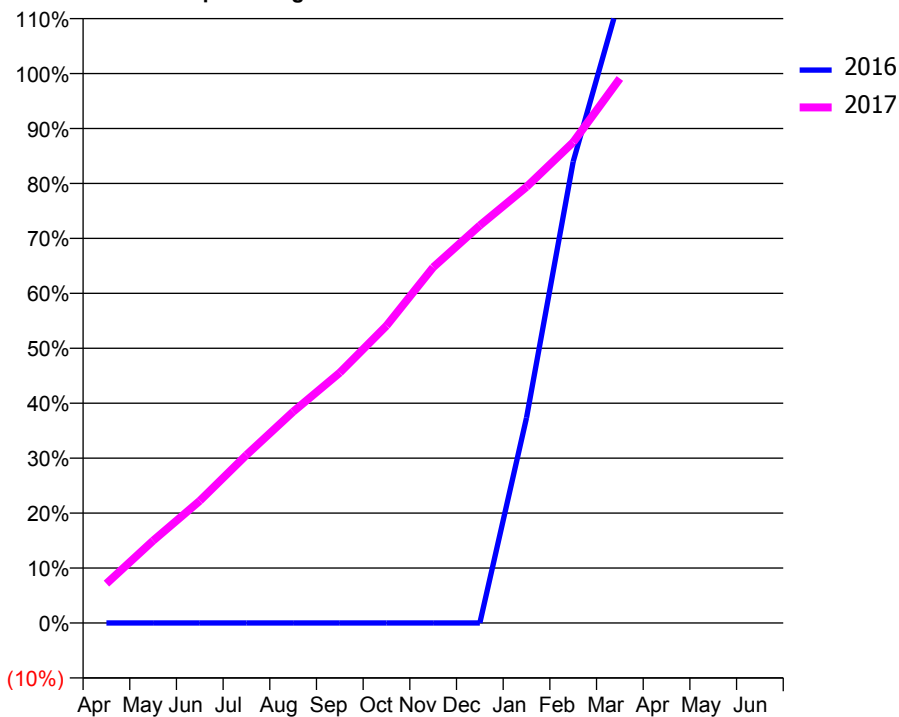
ACCESS*

Patients seen in 24 months	Total	Change since previous quarter
Quarter ending March 2016	978	
Quarter ending June 2016	1,444	↑
Quarter ending September 2016	1,835	↑
Quarter ending December 2016	2,185	↑
Quarter ending March 2017	2,433	↑
Variance since March 2016	148.8%	↑



ACTIVITY

Cumulative percentage of contracted UDA delivered 2016 & 2017



Adjusted Scheduled Activity (UDA)

Month	2016	2017
April	0	495
May	0	1,035
June	0	1,534
July	0	2,111
August	0	2,653
September	0	3,145
October	0	3,734
November	0	4,468
December	0	4,993
January	860	5,478
February	1,932	6,039
March	2,619	6,839
April	2,919	
May	2,926	
June	2,926	

QUALITY

	Quantity	Base Number	Contract	AT	Region	England
% of FP17s for the same patient ID Re-attending within 3 months - Children	97	854	11.4%	11.2%	11.8%	12.3%
% of FP17s for the same patient ID Re-attending within 3 months - Adults	400	2,184	18.3%	16.3%	17.1%	16.7%
% of FP17s for the same patient ID Re-attending between 3 & 9 months - Children	138	854	16.2%	42.1%	46.5%	57.6%
% of FP17s for the same patient ID Re-attending between 3 & 9 months - Adults	354	2,184	16.2%	35.0%	37.6%	50.1%
% of FP17s for Band 1 Urgent Courses	464	2,926	15.9%	10.8%	10.7%	9.1%
% of FP17s Relating to Free Repair or Replacements	14	2,926	0.5%	0.5%	0.6%	0.8%
% of FP17s Relating to Continuations	20	2,926	0.7%	0.8%	0.9%	1.2%
% of Patients satisfied with the dentistry they have received	1	2	N/A	89.3%	90.4%	92.8%
% of Patients satisfied with the time they had to wait for an appointment	2	2	N/A	80.6%	83.7%	88.7%

* This is based on patients treated on this contract for their most recent course of treatment. Figures in italics indicate the base number of FP17s or Patient Questionnaire responses are less than 100. N/A is shown where the base number of responses is less than 10 during the period. % is calculated as Quantity/Base number*100

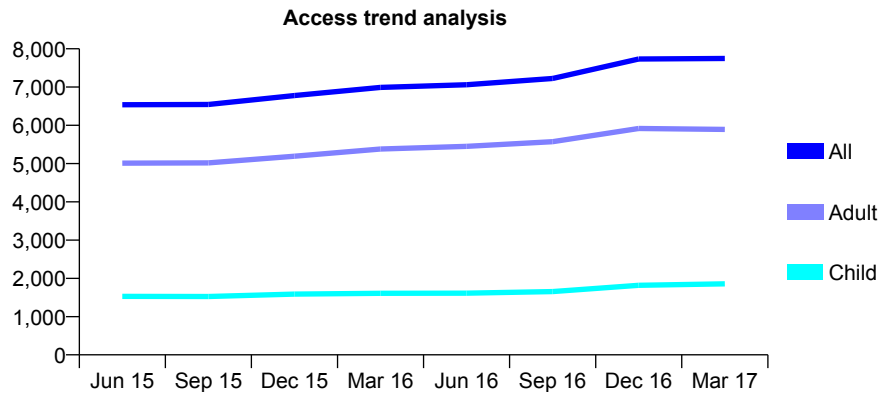
Q61 - Vital Signs At a Glance Contract Report for 159050/0001 - March 2017

Name or company name	THE HARROW DENTAL PRACTICE LIMIT
Contract type name	GDS Contract
Purpose of contract	General
Contract start date	01/04/2011
Contract end date	

16/17 Contracted general activity (UDA)	19,469
Carry forward general activity (UDA)	385
16/17 Contracted orthodontic activity (UOA)	0
Carry forward orthodontic activity (UOA)	0
Baseline contract value	£501,360.99

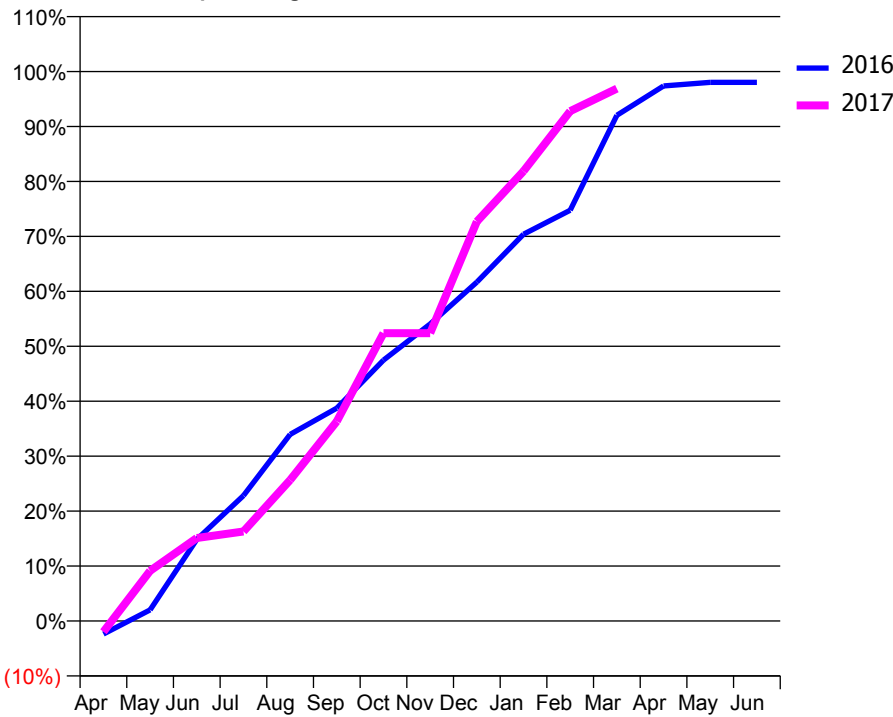
ACCESS*

Patients seen in 24 months	Total	Change since previous quarter
Quarter ending March 2016	6,990	
Quarter ending June 2016	7,062	→
Quarter ending September 2016	7,226	↑
Quarter ending December 2016	7,735	↑
Quarter ending March 2017	7,749	→
Variance since March 2016	10.9%	↑



ACTIVITY

Cumulative percentage of contracted UDA delivered 2016 & 2017



Month	Adjusted Scheduled Activity (UDA)	
	2016	2017
April	-467	-385
May	392	1,777
June	2,889	2,940
July	4,441	3,173
August	6,611	4,997
September	7,541	7,075
October	9,243	10,196
November	10,523	10,196
December	12,009	14,152
January	13,703	15,937
February	14,556	18,064
March	17,920	18,864
April	18,958	
May	19,084	
June	19,084	

QUALITY

	Quantity	Base Number	Contract	AT	Region	England
% of FP17s for the same patient ID Re-attending within 3 months - Children	90	2,324	3.9%	11.2%	11.8%	12.3%
% of FP17s for the same patient ID Re-attending within 3 months - Adults	675	7,030	9.6%	16.3%	17.1%	16.7%
% of FP17s for the same patient ID Re-attending between 3 & 9 months - Children	1,094	2,324	47.1%	42.1%	46.5%	57.6%
% of FP17s for the same patient ID Re-attending between 3 & 9 months - Adults	3,517	7,030	50.0%	35.0%	37.6%	50.1%
% of FP17s for Band 1 Urgent Courses	303	8,850	3.4%	10.8%	10.7%	9.1%
% of FP17s Relating to Free Repair or Replacements	49	8,850	0.6%	0.5%	0.6%	0.8%
% of FP17s Relating to Continuations	126	8,850	1.4%	0.8%	0.9%	1.2%
% of Patients satisfied with the dentistry they have received	9	11	81.8%	89.3%	90.4%	92.8%
% of Patients satisfied with the time they had to wait for an appointment	10	11	90.9%	80.6%	83.7%	88.7%

* This is based on patients treated on this contract for their most recent course of treatment. Figures in italics indicate the base number of FP17s or Patient Questionnaire responses are less than 100. N/A is shown where the base number of responses is less than 10 during the period. % is calculated as Quantity/Base number*100

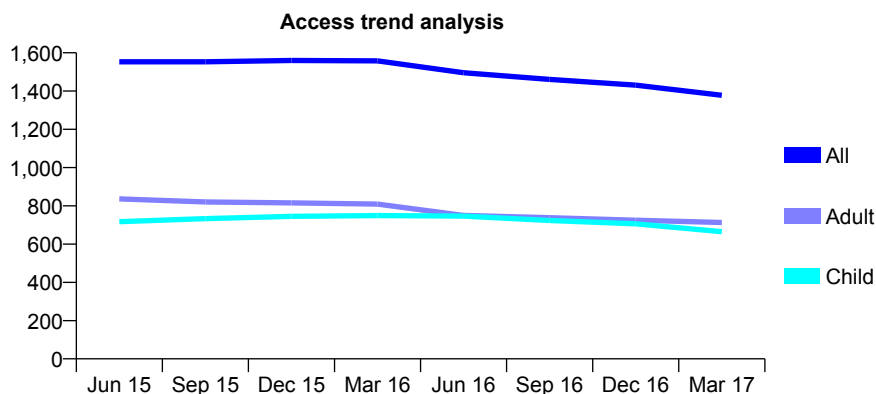
Q61 - Vital Signs At a Glance Contract Report for 159557/0001 - March 2017

Name or company name	Ilford Lane Family Dental Surgery
Contract type name	GDS Contract
Purpose of contract	General
Contract start date	01/04/2013
Contract end date	

16/17 Contracted general activity (UDA)	4,998
Carry forward general activity (UDA)	-8
16/17 Contracted orthodontic activity (UOA)	0
Carry forward orthodontic activity (UOA)	0
Baseline contract value	£170,762.55

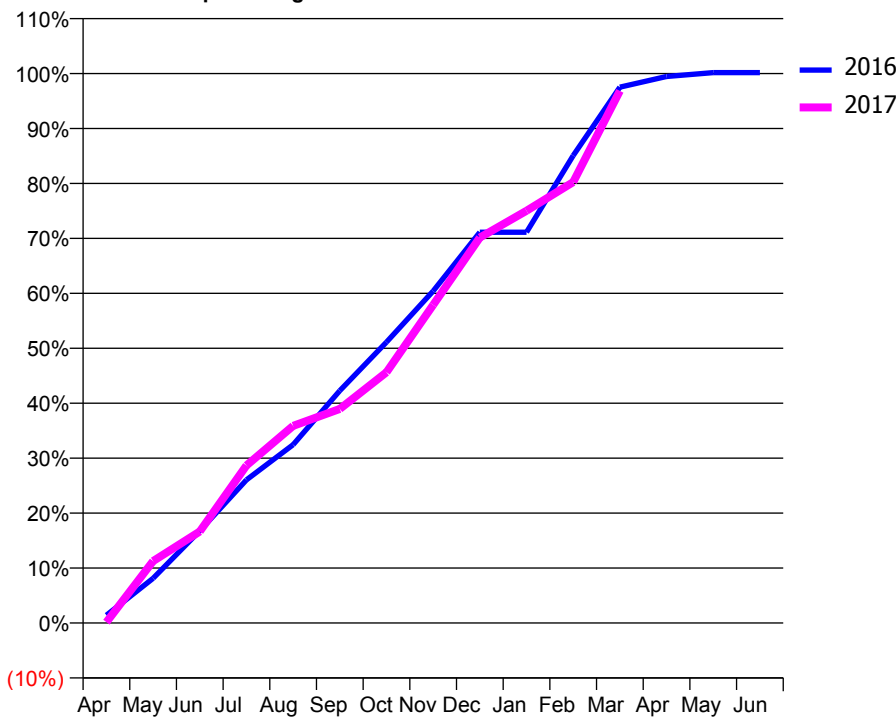
ACCESS*

Patients seen in 24 months	Total	Change since previous quarter
Quarter ending March 2016	1,558	
Quarter ending June 2016	1,496	↓
Quarter ending September 2016	1,461	↓
Quarter ending December 2016	1,431	↓
Quarter ending March 2017	1,378	↓
Variance since March 2016	(11.6%)	↓



ACTIVITY

Cumulative percentage of contracted UDA delivered 2016 & 2017



Month	Adjusted Scheduled Activity (UDA)	
	2016	2017
April	71	8
May	407	563
June	839	833
July	1,302	1,433
August	1,622	1,793
September	2,113	1,948
October	2,555	2,280
November	3,020	2,893
December	3,554	3,506
January	3,554	3,749
February	4,252	4,010
March	4,874	4,839
April	4,971	
May	5,006	
June	5,006	

QUALITY

	Quantity	Base Number	Contract	AT	Region	England
% of FP17s for the same patient ID Re-attending within 3 months - Children	104	733	14.2%	11.2%	11.8%	12.3%
% of FP17s for the same patient ID Re-attending within 3 months - Adults	247	833	29.7%	16.3%	17.1%	16.7%
% of FP17s for the same patient ID Re-attending between 3 & 9 months - Children	193	733	26.3%	42.1%	46.5%	57.6%
% of FP17s for the same patient ID Re-attending between 3 & 9 months - Adults	170	833	20.4%	35.0%	37.6%	50.1%
% of FP17s for Band 1 Urgent Courses	392	1,534	25.6%	10.8%	10.7%	9.1%
% of FP17s Relating to Free Repair or Replacements	0	1,534	0.0%	0.5%	0.6%	0.8%
% of FP17s Relating to Continuations	0	1,534	0.0%	0.8%	0.9%	1.2%
% of Patients satisfied with the dentistry they have received	2	2	N/A	89.3%	90.4%	92.8%
% of Patients satisfied with the time they had to wait for an appointment	1	2	N/A	80.6%	83.7%	88.7%

* This is based on patients treated on this contract for their most recent course of treatment. Figures in italics indicate the base number of FP17s or Patient Questionnaire responses are less than 100. N/A is shown where the base number of responses is less than 10 during the period. % is calculated as Quantity/Base number*100

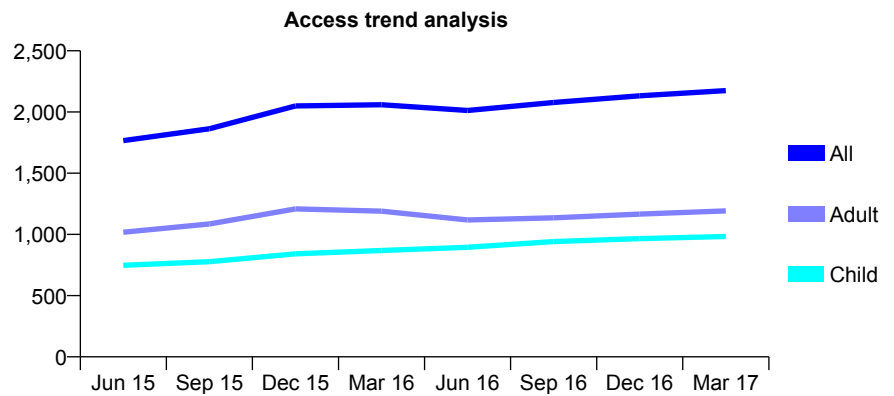
Q61 - Vital Signs At a Glance Contract Report for 160946/0001 - March 2017

Name or company name	Charles Landau
Contract type name	GDS Contract
Purpose of contract	General
Contract start date	08/02/2014
Contract end date	

16/17 Contracted general activity (UDA)	6,500
Carry forward general activity (UDA)	-91
16/17 Contracted orthodontic activity (UOA)	0
Carry forward orthodontic activity (UOA)	0
Baseline contract value	£174,967.11

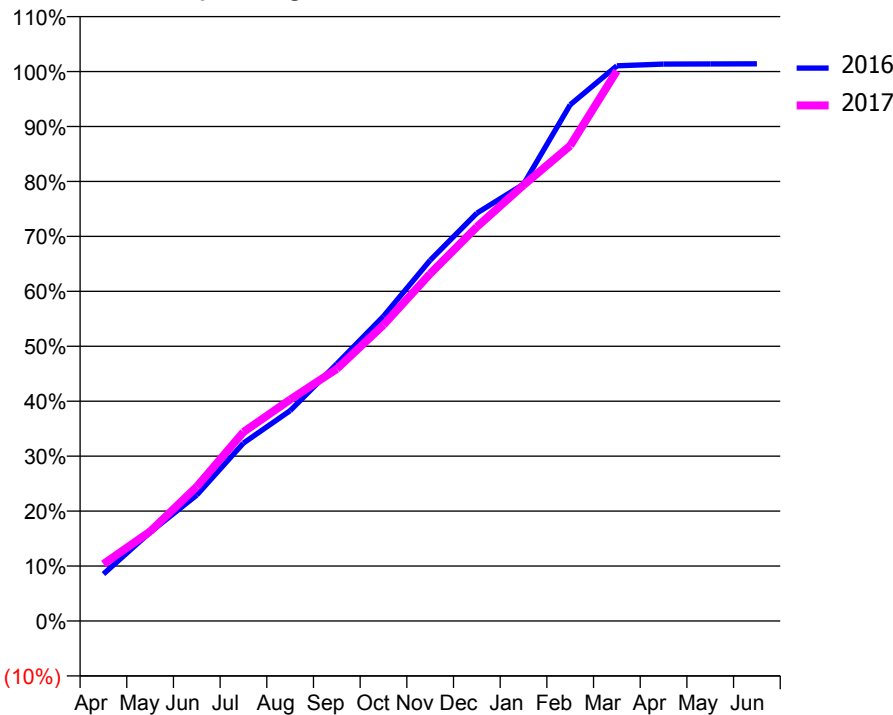
ACCESS*

Patients seen in 24 months	Total	Change since previous quarter
Quarter ending March 2016	2,059	
Quarter ending June 2016	2,013	↓
Quarter ending September 2016	2,078	↑
Quarter ending December 2016	2,132	↑
Quarter ending March 2017	2,175	↑
Variance since March 2016	5.6%	↑



ACTIVITY

Cumulative percentage of contracted UDA delivered 2016 & 2017



Month	Adjusted Scheduled Activity (UDA)	
	2016	2017
April	557	675
May	1,050	1,059
June	1,489	1,589
July	2,106	2,236
August	2,488	2,619
September	3,041	2,982
October	3,605	3,503
November	4,268	4,108
December	4,824	4,662
January	5,166	5,155
February	6,106	5,622
March	6,568	6,507
April	6,588	
May	6,590	
June	6,591	

QUALITY

	Quantity	Base Number	Contract	AT	Region	England
% of FP17s for the same patient ID Re-attending within 3 months - Children	102	1,248	8.2%	11.2%	11.8%	12.3%
% of FP17s for the same patient ID Re-attending within 3 months - Adults	270	1,288	21.0%	16.3%	17.1%	16.7%
% of FP17s for the same patient ID Re-attending between 3 & 9 months - Children	569	1,248	45.6%	42.1%	46.5%	57.6%
% of FP17s for the same patient ID Re-attending between 3 & 9 months - Adults	381	1,288	29.6%	35.0%	37.6%	50.1%
% of FP17s for Band 1 Urgent Courses	241	2,523	9.6%	10.8%	10.7%	9.1%
% of FP17s Relating to Free Repair or Replacements	7	2,523	0.3%	0.5%	0.6%	0.8%
% of FP17s Relating to Continuations	3	2,523	0.1%	0.8%	0.9%	1.2%
% of Patients satisfied with the dentistry they have received	0	0	N/A	89.3%	90.4%	92.8%
% of Patients satisfied with the time they had to wait for an appointment	0	0	N/A	80.6%	83.7%	88.7%

* This is based on patients treated on this contract for their most recent course of treatment. Figures in italics indicate the base number of FP17s or Patient Questionnaire responses are less than 100. N/A is shown where the base number of responses is less than 10 during the period. % is calculated as Quantity/Base number*100

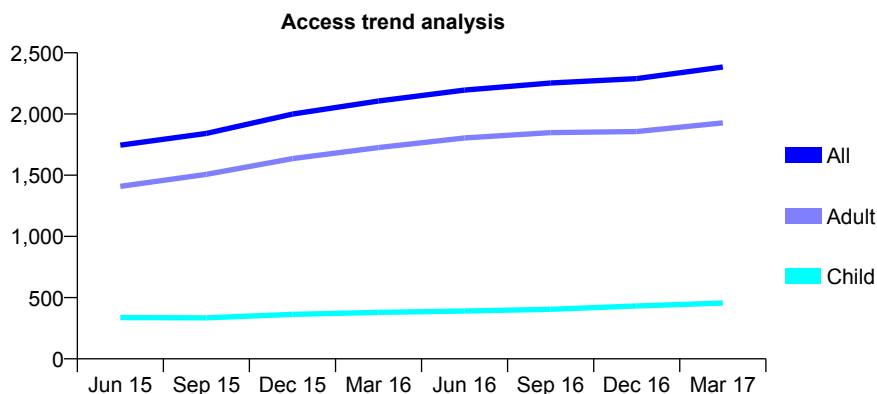
Q61 - Vital Signs At a Glance Contract Report for 161462/0001 - March 2017

Name or company name	NEWHAM FAMILY DENTAL CARE LTD
Contract type name	GDS Contract
Purpose of contract	General
Contract start date	15/10/2012
Contract end date	

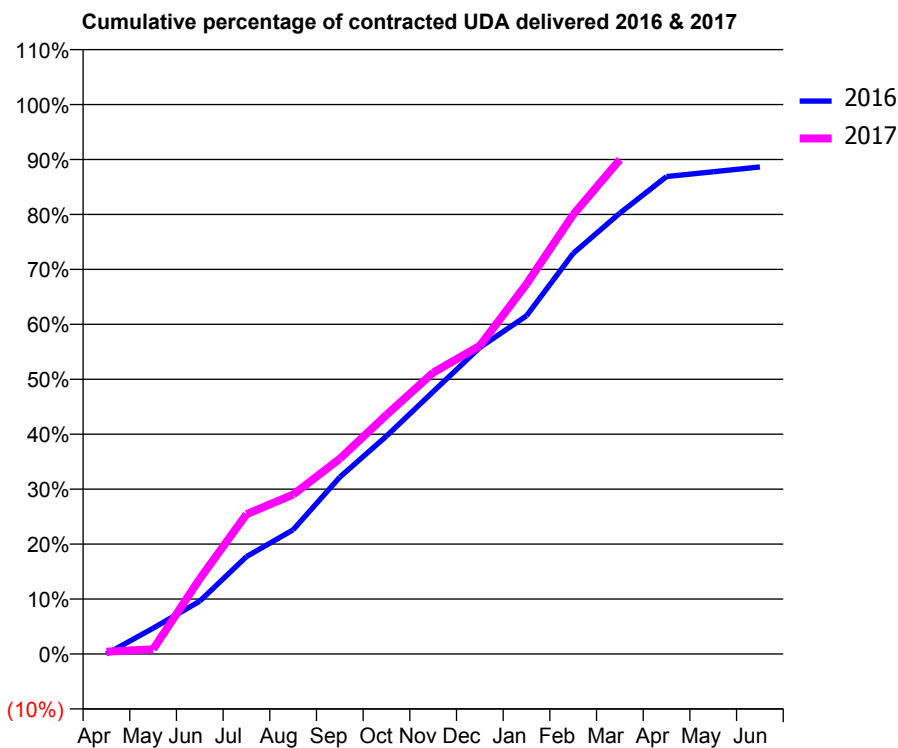
16/17 Contracted general activity (UDA)	6,000
Carry forward general activity (UDA)	0
16/17 Contracted orthodontic activity (UOA)	0
Carry forward orthodontic activity (UOA)	0
Baseline contract value	£181,056.01

ACCESS*

Patients seen in 24 months	Total	Change since previous quarter
Quarter ending March 2016	2,106	
Quarter ending June 2016	2,195	↑
Quarter ending September 2016	2,253	↑
Quarter ending December 2016	2,289	→
Quarter ending March 2017	2,384	↑
Variance since March 2016	13.2%	↑



ACTIVITY



Month	Adjusted Scheduled Activity (UDA)	
	2016	2017
April	0	25
May	281	52
June	577	822
July	1,064	1,527
August	1,356	1,741
September	1,932	2,132
October	2,379	2,612
November	2,865	3,072
December	3,346	3,365
January	3,694	4,039
February	4,374	4,798
March	4,815	5,398
April	5,214	
May	5,266	
June	5,319	

QUALITY

	Quantity	Base Number	Contract	AT	Region	England
% of FP17s for the same patient ID Re-attending within 3 months - Children	29	503	5.8%	11.2%	11.8%	12.3%
% of FP17s for the same patient ID Re-attending within 3 months - Adults	184	1,794	10.3%	16.3%	17.1%	16.7%
% of FP17s for the same patient ID Re-attending between 3 & 9 months - Children	182	503	36.2%	42.1%	46.5%	57.6%
% of FP17s for the same patient ID Re-attending between 3 & 9 months - Adults	476	1,794	26.5%	35.0%	37.6%	50.1%
% of FP17s for Band 1 Urgent Courses	368	2,125	17.3%	10.8%	10.7%	9.1%
% of FP17s Relating to Free Repair or Replacements	12	2,125	0.6%	0.5%	0.6%	0.8%
% of FP17s Relating to Continuations	4	2,125	0.2%	0.8%	0.9%	1.2%
% of Patients satisfied with the dentistry they have received	3	3	N/A	89.3%	90.4%	92.8%
% of Patients satisfied with the time they had to wait for an appointment	2	3	N/A	80.6%	83.7%	88.7%

* This is based on patients treated on this contract for their most recent course of treatment. Figures in italics indicate the base number of FP17s or Patient Questionnaire responses are less than 100. N/A is shown where the base number of responses is less than 10 during the period. % is calculated as Quantity/Base number*100

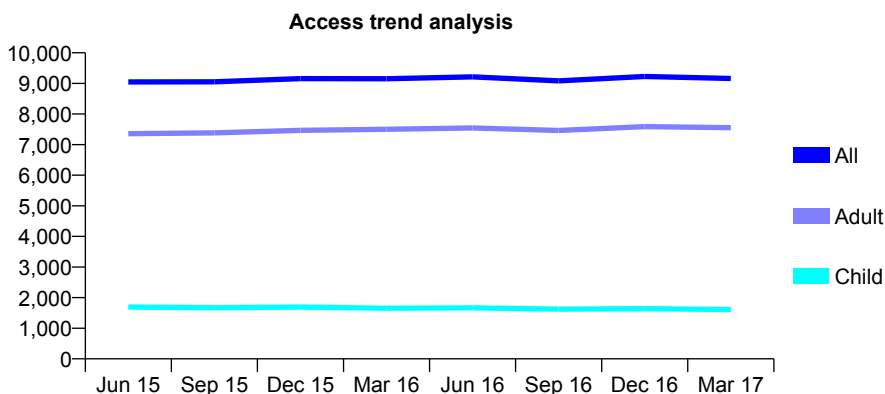
Q61 - Vital Signs At a Glance Contract Report for 162574/0001 - March 2017

Name or company name	10 Hall Lane Dental Practice Ltd
Contract type name	GDS Contract
Purpose of contract	General
Contract start date	01/04/2010
Contract end date	

16/17 Contracted general activity (UDA)	21,964
Carry forward general activity (UDA)	-231
16/17 Contracted orthodontic activity (UOA)	0
Carry forward orthodontic activity (UOA)	0
Baseline contract value	£705,800.87

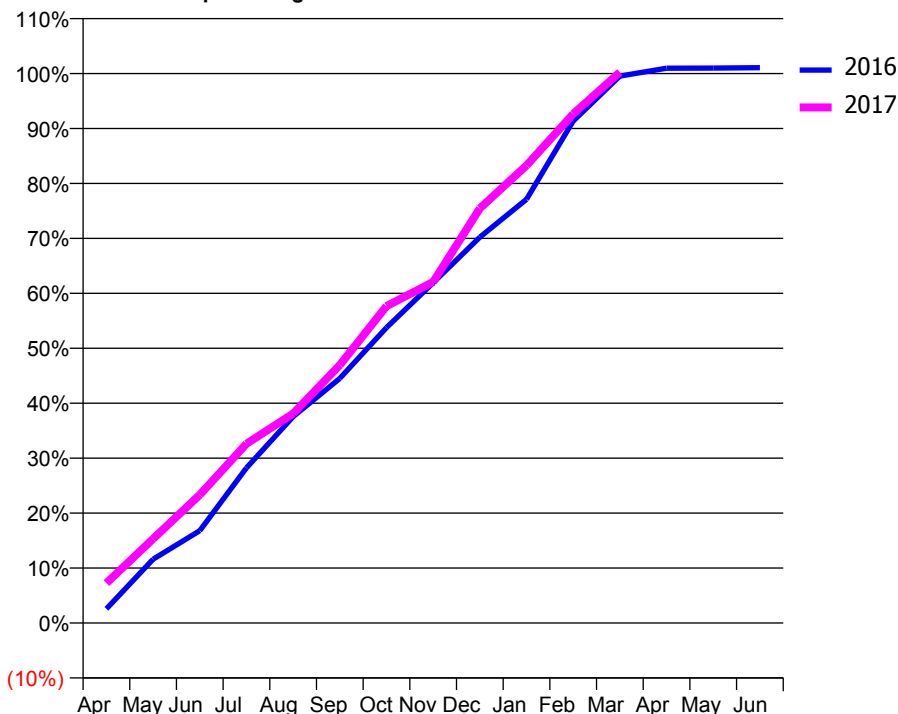
ACCESS*

Patients seen in 24 months	Total	Change since previous quarter
Quarter ending March 2016	9,153	
Quarter ending June 2016	9,212	→
Quarter ending September 2016	9,083	↓
Quarter ending December 2016	9,228	→
Quarter ending March 2017	9,162	→
Variance since March 2016	0.1%	→



ACTIVITY

Cumulative percentage of contracted UDA delivered 2016 & 2017



Month	Adjusted Scheduled Activity (UDA)	
	2016	2017
April	566	1,599
May	2,551	3,368
June	3,693	5,126
July	6,200	7,164
August	8,247	8,369
September	9,776	10,309
October	11,809	12,669
November	13,597	13,630
December	15,420	16,573
January	16,934	18,289
February	20,063	20,350
March	21,859	22,017
April	22,173	
May	22,182	
June	22,195	

QUALITY

	Quantity	Base Number	Contract	AT	Region	England
% of FP17s for the same patient ID Re-attending within 3 months - Children	117	2,077	5.6%	11.2%	11.8%	12.3%
% of FP17s for the same patient ID Re-attending within 3 months - Adults	1,306	9,192	14.2%	16.3%	17.1%	16.7%
% of FP17s for the same patient ID Re-attending between 3 & 9 months - Children	984	2,077	47.4%	42.1%	46.5%	57.6%
% of FP17s for the same patient ID Re-attending between 3 & 9 months - Adults	3,438	9,192	37.4%	35.0%	37.6%	50.1%
% of FP17s for Band 1 Urgent Courses	949	11,083	8.6%	10.8%	10.7%	9.1%
% of FP17s Relating to Free Repair or Replacements	188	11,083	1.7%	0.5%	0.6%	0.8%
% of FP17s Relating to Continuations	90	11,083	0.8%	0.8%	0.9%	1.2%
% of Patients satisfied with the dentistry they have received	10	12	83.3%	89.3%	90.4%	92.8%
% of Patients satisfied with the time they had to wait for an appointment	12	12	100.0%	80.6%	83.7%	88.7%

* This is based on patients treated on this contract for their most recent course of treatment. Figures in italics indicate the base number of FP17s or Patient Questionnaire responses are less than 100. N/A is shown where the base number of responses is less than 10 during the period. % is calculated as Quantity/Base number*100

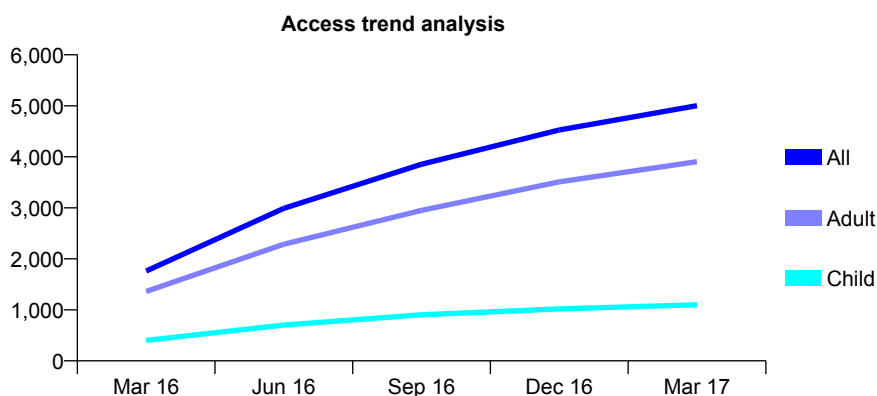
Q61 - Vital Signs At a Glance Contract Report for 164461/0001 - March 2017

Name or company name	Mohsin Ali
Contract type name	GDS Contract
Purpose of contract	General
Contract start date	01/12/2015
Contract end date	

16/17 Contracted general activity (UDA)	14,800
Carry forward general activity (UDA)	0
16/17 Contracted orthodontic activity (UOA)	0
Carry forward orthodontic activity (UOA)	0
Baseline contract value	£279,564.54

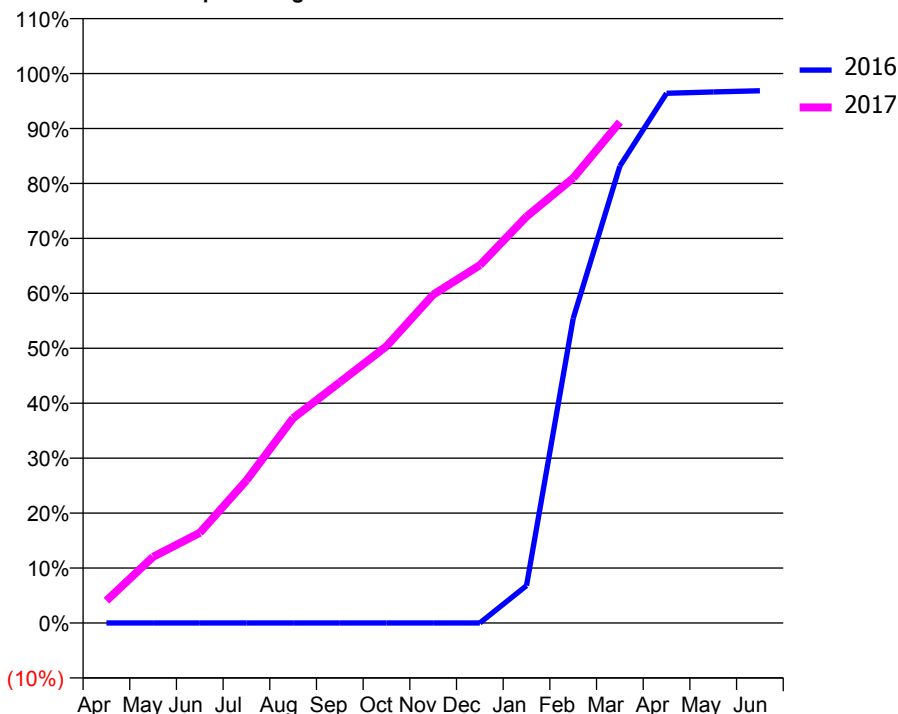
ACCESS*

Patients seen in 24 months	Total	Change since previous quarter
Quarter ending March 2016	1,762	
Quarter ending June 2016	2,990	↑
Quarter ending September 2016	3,855	↑
Quarter ending December 2016	4,528	↑
Quarter ending March 2017	5,003	↑
Variance since March 2016	183.9%	↑



ACTIVITY

Cumulative percentage of contracted UDA delivered 2016 & 2017



Month	Adjusted Scheduled Activity (UDA)	
	2016	2017
April	0	601
May	0	1,784
June	0	2,429
July	0	3,839
August	0	5,517
September	0	6,483
October	0	7,453
November	0	8,844
December	0	9,639
January	336	10,944
February	2,735	11,982
March	4,102	13,491
April	4,756	
May	4,768	
June	4,778	

QUALITY

	Quantity	Base Number	Contract	AT	Region	England
% of FP17s for the same patient ID Re-attending within 3 months - Children	84	1,462	5.7%	11.2%	11.8%	12.3%
% of FP17s for the same patient ID Re-attending within 3 months - Adults	874	5,394	16.2%	16.3%	17.1%	16.7%
% of FP17s for the same patient ID Re-attending between 3 & 9 months - Children	422	1,462	28.9%	42.1%	46.5%	57.6%
% of FP17s for the same patient ID Re-attending between 3 & 9 months - Adults	1,473	5,394	27.3%	35.0%	37.6%	50.1%
% of FP17s for Band 1 Urgent Courses	744	6,564	11.3%	10.8%	10.7%	9.1%
% of FP17s Relating to Free Repair or Replacements	42	6,564	0.6%	0.5%	0.6%	0.8%
% of FP17s Relating to Continuations	118	6,564	1.8%	0.8%	0.9%	1.2%
% of Patients satisfied with the dentistry they have received	6	6	N/A	89.3%	90.4%	92.8%
% of Patients satisfied with the time they had to wait for an appointment	5	6	N/A	80.6%	83.7%	88.7%

* This is based on patients treated on this contract for their most recent course of treatment. Figures in italics indicate the base number of FP17s or Patient Questionnaire responses are less than 100. N/A is shown where the base number of responses is less than 10 during the period. % is calculated as Quantity/Base number*100

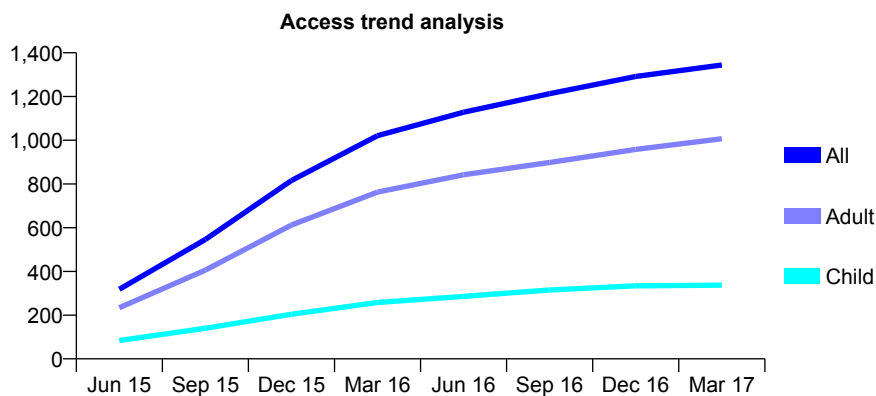
Q61 - Vital Signs At a Glance Contract Report for 165069/0001 - March 2017

Name or company name	The Fenton Dental Surgery
Contract type name	GDS Contract
Purpose of contract	General
Contract start date	01/02/2015
Contract end date	

16/17 Contracted general activity (UDA)	4,369
Carry forward general activity (UDA)	-87
16/17 Contracted orthodontic activity (UOA)	0
Carry forward orthodontic activity (UOA)	0
Baseline contract value	£124,914.28

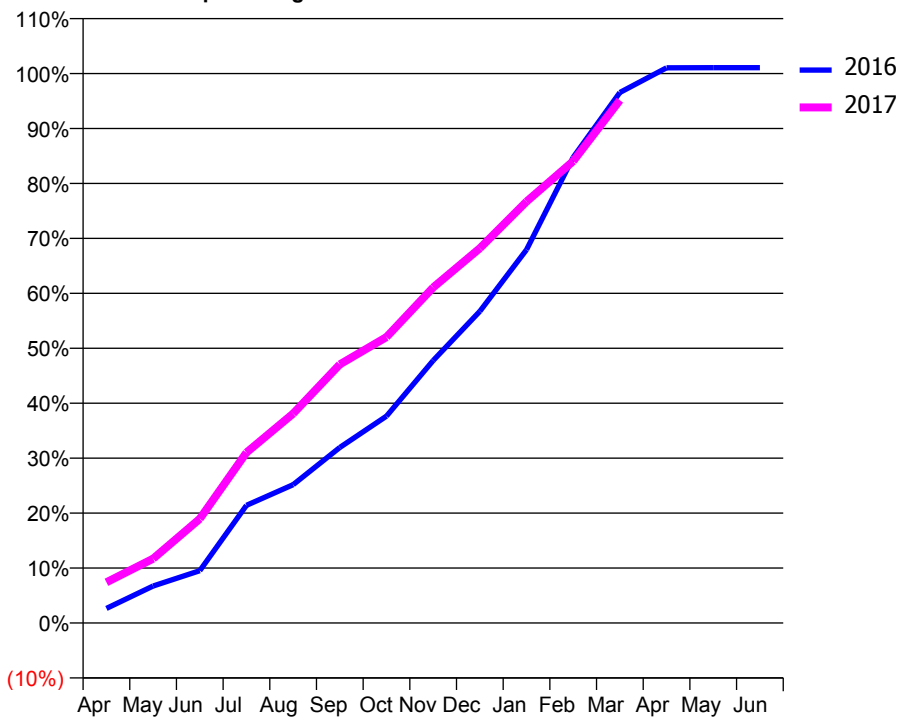
ACCESS*

Patients seen in 24 months	Total	Change since previous quarter
Quarter ending March 2016	1,021	
Quarter ending June 2016	1,128	↑
Quarter ending September 2016	1,213	↑
Quarter ending December 2016	1,292	↑
Quarter ending March 2017	1,344	↑
Variance since March 2016	31.6%	↑



ACTIVITY

Cumulative percentage of contracted UDA delivered 2016 & 2017



Month	Adjusted Scheduled Activity (UDA)	
	2016	2017
April	116	324
May	294	511
June	416	829
July	935	1,355
August	1,100	1,665
September	1,396	2,056
October	1,645	2,273
November	2,087	2,668
December	2,478	2,980
January	2,968	3,351
February	3,703	3,672
March	4,218	4,157
April	4,415	
May	4,416	
June	4,416	

QUALITY

	Quantity	Base Number	Contract	AT	Region	England
% of FP17s for the same patient ID Re-attending within 3 months - Children	22	433	5.1%	11.2%	11.8%	12.3%
% of FP17s for the same patient ID Re-attending within 3 months - Adults	256	1,302	19.7%	16.3%	17.1%	16.7%
% of FP17s for the same patient ID Re-attending between 3 & 9 months - Children	226	433	52.2%	42.1%	46.5%	57.6%
% of FP17s for the same patient ID Re-attending between 3 & 9 months - Adults	586	1,302	45.0%	35.0%	37.6%	50.1%
% of FP17s for Band 1 Urgent Courses	208	1,677	12.4%	10.8%	10.7%	9.1%
% of FP17s Relating to Free Repair or Replacements	0	1,677	0.0%	0.5%	0.6%	0.8%
% of FP17s Relating to Continuations	20	1,677	1.2%	0.8%	0.9%	1.2%
% of Patients satisfied with the dentistry they have received	3	3	N/A	89.3%	90.4%	92.8%
% of Patients satisfied with the time they had to wait for an appointment	3	3	N/A	80.6%	83.7%	88.7%

* This is based on patients treated on this contract for their most recent course of treatment. Figures in italics indicate the base number of FP17s or Patient Questionnaire responses are less than 100. N/A is shown where the base number of responses is less than 10 during the period. % is calculated as Quantity/Base number*100

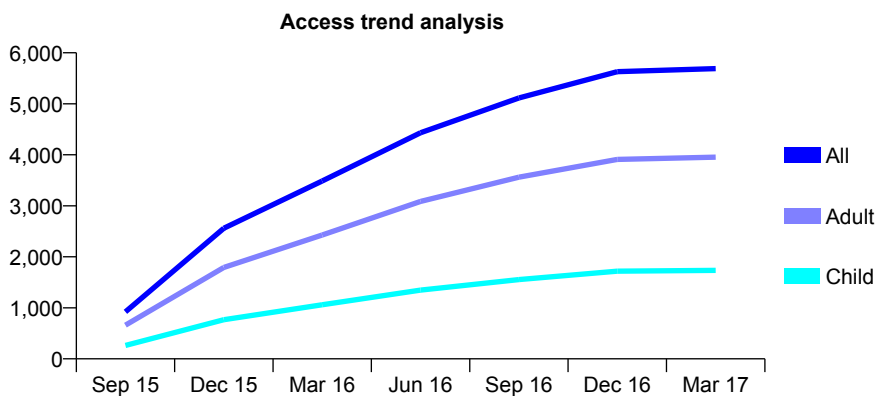
Q61 - Vital Signs At a Glance Contract Report for 165336/0001 - March 2017

Name or company name	Inspire Dental
Contract type name	GDS Contract
Purpose of contract	General
Contract start date	01/07/2015
Contract end date	

16/17 Contracted general activity (UDA)	15,860
Carry forward general activity (UDA)	-180
16/17 Contracted orthodontic activity (UOA)	0
Carry forward orthodontic activity (UOA)	0
Baseline contract value	£437,178.69

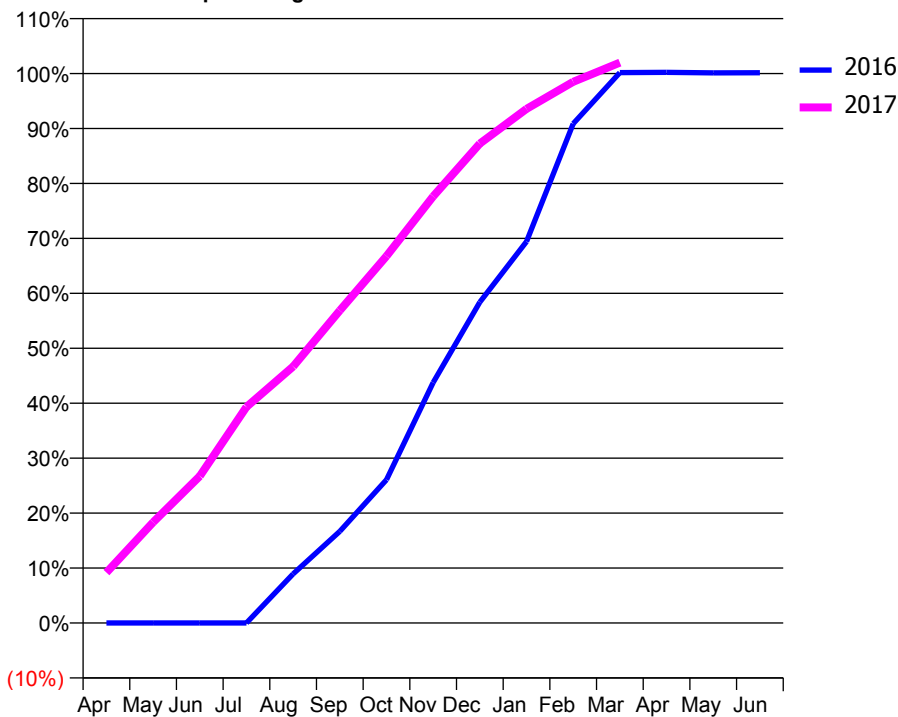
ACCESS*

Patients seen in 24 months	Total	Change since previous quarter
Quarter ending March 2016	3,487	
Quarter ending June 2016	4,432	↑
Quarter ending September 2016	5,116	↑
Quarter ending December 2016	5,629	↑
Quarter ending March 2017	5,689	→
Variance since March 2016	63.1%	↑



ACTIVITY

Cumulative percentage of contracted UDA delivered 2016 & 2017



Month	Adjusted Scheduled Activity (UDA)	
	2016	2017
April	0	1,455
May	0	2,907
June	0	4,240
July	0	6,239
August	1,063	7,405
September	1,984	9,019
October	3,102	10,591
November	5,205	12,313
December	6,947	13,840
January	8,256	14,837
February	10,808	15,619
March	11,914	16,176
April	11,920	
May	11,910	
June	11,911	

QUALITY

	Quantity	Base Number	Contract	AT	Region	England
% of FP17s for the same patient ID Re-attending within 3 months - Children	150	2,174	6.9%	11.2%	11.8%	12.3%
% of FP17s for the same patient ID Re-attending within 3 months - Adults	687	4,200	16.4%	16.3%	17.1%	16.7%
% of FP17s for the same patient ID Re-attending between 3 & 9 months - Children	942	2,174	43.3%	42.1%	46.5%	57.6%
% of FP17s for the same patient ID Re-attending between 3 & 9 months - Adults	1,422	4,200	33.9%	35.0%	37.6%	50.1%
% of FP17s for Band 1 Urgent Courses	570	6,362	9.0%	10.8%	10.7%	9.1%
% of FP17s Relating to Free Repair or Replacements	23	6,362	0.4%	0.5%	0.6%	0.8%
% of FP17s Relating to Continuations	4	6,362	0.1%	0.8%	0.9%	1.2%
% of Patients satisfied with the dentistry they have received	4	4	N/A	89.3%	90.4%	92.8%
% of Patients satisfied with the time they had to wait for an appointment	2	4	N/A	80.6%	83.7%	88.7%

* This is based on patients treated on this contract for their most recent course of treatment. Figures in italics indicate the base number of FP17s or Patient Questionnaire responses are less than 100. N/A is shown where the base number of responses is less than 10 during the period. % is calculated as Quantity/Base number*100

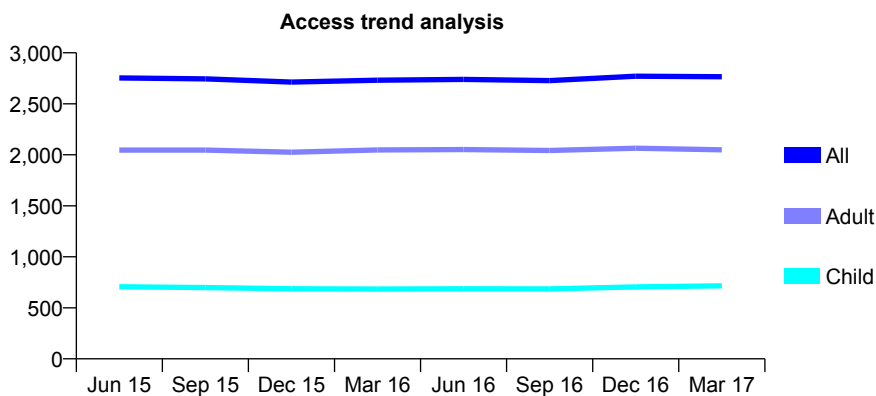
Q61 - Vital Signs At a Glance Contract Report for 165476/0001 - March 2017

Name or company name	Altmore Dental Care
Contract type name	GDS Contract
Purpose of contract	General
Contract start date	28/12/2012
Contract end date	

16/17 Contracted general activity (UDA)	7,716
Carry forward general activity (UDA)	80
16/17 Contracted orthodontic activity (UOA)	0
Carry forward orthodontic activity (UOA)	0
Baseline contract value	£224,595.06

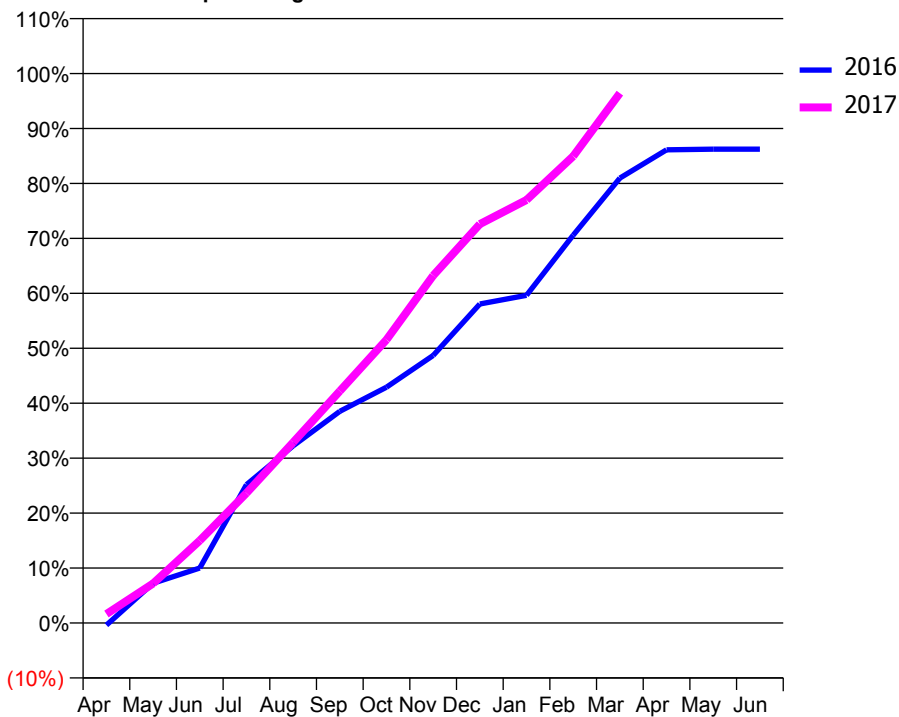
ACCESS*

Patients seen in 24 months	Total	Change since previous quarter
Quarter ending March 2016	2,732	
Quarter ending June 2016	2,739	→
Quarter ending September 2016	2,727	→
Quarter ending December 2016	2,770	→
Quarter ending March 2017	2,765	→
Variance since March 2016	1.2%	→



ACTIVITY

Cumulative percentage of contracted UDA delivered 2016 & 2017



Month	Adjusted Scheduled Activity (UDA)	
	2016	2017
April	-30	127
May	558	556
June	772	1,159
July	1,943	1,825
August	2,487	2,536
September	2,972	3,258
October	3,312	3,977
November	3,756	4,878
December	4,479	5,601
January	4,601	5,941
February	5,446	6,555
March	6,247	7,439
April	6,645	
May	6,654	
June	6,654	

QUALITY

	Quantity	Base Number	Contract	AT	Region	England
% of FP17s for the same patient ID Re-attending within 3 months - Children	83	817	10.2%	11.2%	11.8%	12.3%
% of FP17s for the same patient ID Re-attending within 3 months - Adults	469	2,360	19.9%	16.3%	17.1%	16.7%
% of FP17s for the same patient ID Re-attending between 3 & 9 months - Children	219	817	26.8%	42.1%	46.5%	57.6%
% of FP17s for the same patient ID Re-attending between 3 & 9 months - Adults	651	2,360	27.6%	35.0%	37.6%	50.1%
% of FP17s for Band 1 Urgent Courses	636	3,002	21.2%	10.8%	10.7%	9.1%
% of FP17s Relating to Free Repair or Replacements	0	3,002	0.0%	0.5%	0.6%	0.8%
% of FP17s Relating to Continuations	40	3,002	1.3%	0.8%	0.9%	1.2%
% of Patients satisfied with the dentistry they have received	1	2	N/A	89.3%	90.4%	92.8%
% of Patients satisfied with the time they had to wait for an appointment	2	2	N/A	80.6%	83.7%	88.7%

* This is based on patients treated on this contract for their most recent course of treatment. Figures in italics indicate the base number of FP17s or Patient Questionnaire responses are less than 100. N/A is shown where the base number of responses is less than 10 during the period. % is calculated as Quantity/Base number*100

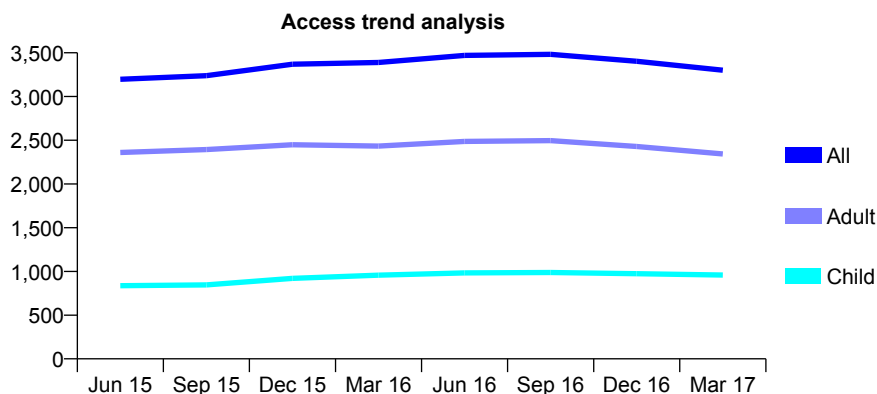
Q61 - Vital Signs At a Glance Contract Report for 165484/0001 - March 2017

Name or company name	Romford Smile Dental Practice Limited
Contract type name	GDS Contract
Purpose of contract	General
Contract start date	04/12/2009
Contract end date	

16/17 Contracted general activity (UDA)	10,634
Carry forward general activity (UDA)	-3
16/17 Contracted orthodontic activity (UOA)	0
Carry forward orthodontic activity (UOA)	0
Baseline contract value	£287,854.75

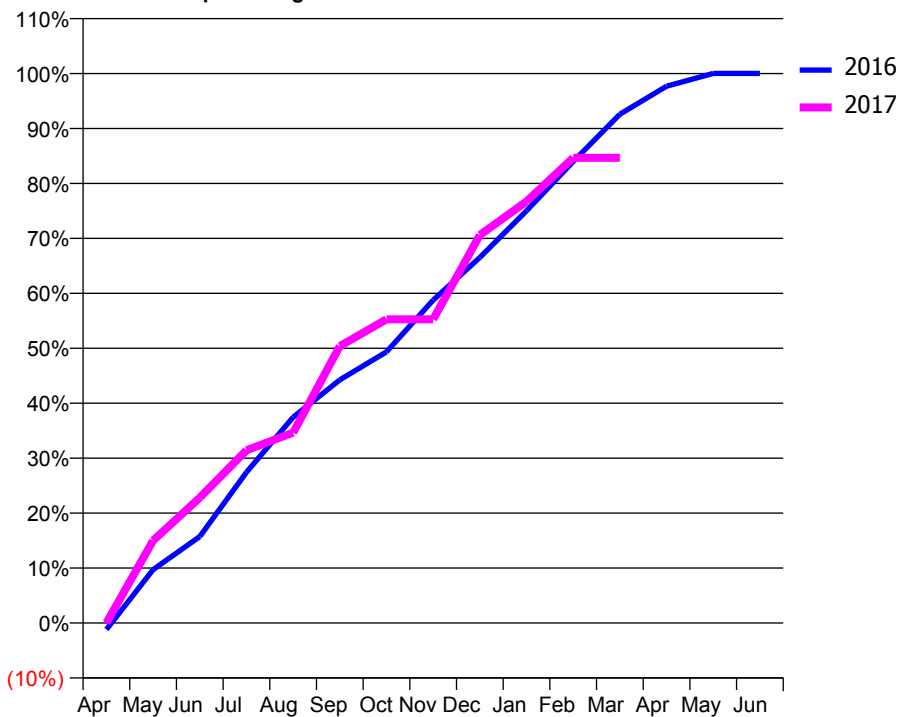
ACCESS*

Patients seen in 24 months	Total	Change since previous quarter
Quarter ending March 2016	3,390	
Quarter ending June 2016	3,470	↑
Quarter ending September 2016	3,483	→
Quarter ending December 2016	3,403	↓
Quarter ending March 2017	3,301	↓
Variance since March 2016	(2.6%)	↓



ACTIVITY

Cumulative percentage of contracted UDA delivered 2016 & 2017



Month	Adjusted Scheduled Activity (UDA)	
	2016	2017
April	-129	3
May	1,033	1,596
June	1,672	2,428
July	2,918	3,343
August	3,982	3,684
September	4,705	5,358
October	5,247	5,878
November	6,248	5,878
December	7,074	7,508
January	7,978	8,157
February	8,931	9,002
March	9,846	9,002
April	10,387	
May	10,637	
June	10,637	

QUALITY

	Quantity	Base Number	Contract	AT	Region	England
% of FP17s for the same patient ID Re-attending within 3 months - Children	94	1,121	8.4%	11.2%	11.8%	12.3%
% of FP17s for the same patient ID Re-attending within 3 months - Adults	382	2,554	15.0%	16.3%	17.1%	16.7%
% of FP17s for the same patient ID Re-attending between 3 & 9 months - Children	558	1,121	49.8%	42.1%	46.5%	57.6%
% of FP17s for the same patient ID Re-attending between 3 & 9 months - Adults	1,122	2,554	43.9%	35.0%	37.6%	50.1%
% of FP17s for Band 1 Urgent Courses	385	3,352	11.5%	10.8%	10.7%	9.1%
% of FP17s Relating to Free Repair or Replacements	32	3,352	1.0%	0.5%	0.6%	0.8%
% of FP17s Relating to Continuations	14	3,352	0.4%	0.8%	0.9%	1.2%
% of Patients satisfied with the dentistry they have received	0	2	N/A	89.3%	90.4%	92.8%
% of Patients satisfied with the time they had to wait for an appointment	1	2	N/A	80.6%	83.7%	88.7%

* This is based on patients treated on this contract for their most recent course of treatment. Figures in italics indicate the base number of FP17s or Patient Questionnaire responses are less than 100. N/A is shown where the base number of responses is less than 10 during the period. % is calculated as Quantity/Base number*100

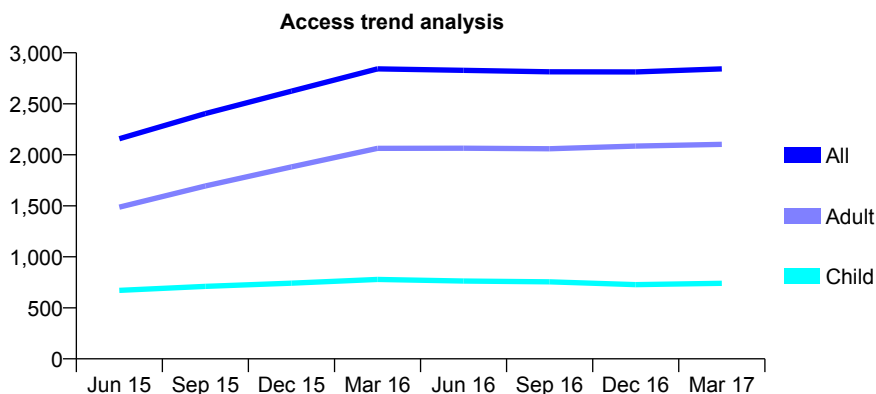
Q61 - Vital Signs At a Glance Contract Report for 166251/0001 - March 2017

Name or company name	David Lipsitz
Contract type name	GDS Contract
Purpose of contract	General
Contract start date	01/04/2014
Contract end date	

16/17 Contracted general activity (UDA)	8,771
Carry forward general activity (UDA)	-15
16/17 Contracted orthodontic activity (UOA)	0
Carry forward orthodontic activity (UOA)	0
Baseline contract value	£227,351.39

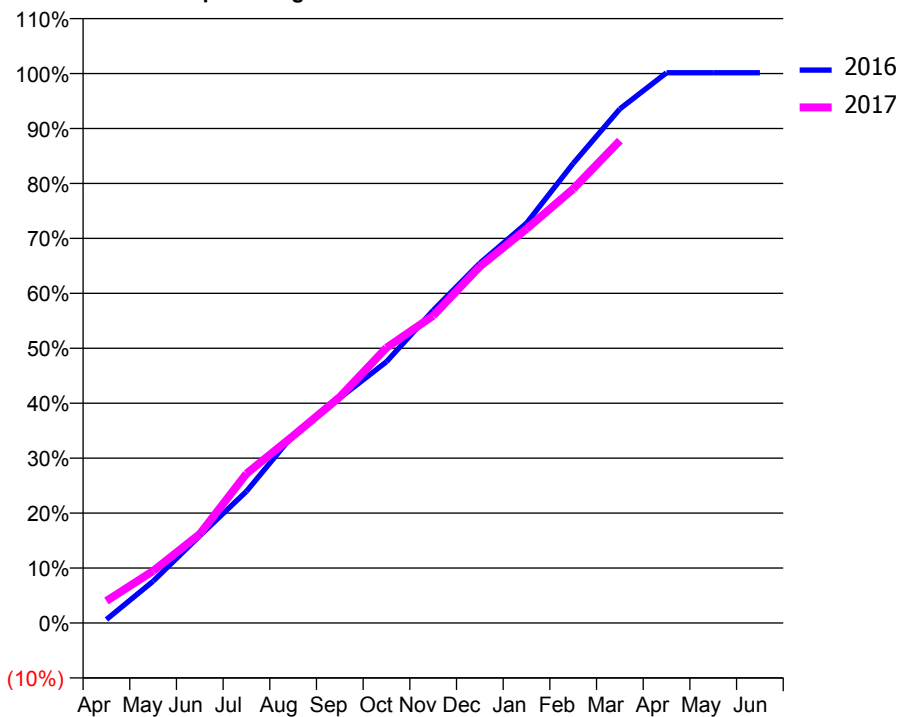
ACCESS*

Patients seen in 24 months	Total	Change since previous quarter
Quarter ending March 2016	2,842	
Quarter ending June 2016	2,828	→
Quarter ending September 2016	2,814	→
Quarter ending December 2016	2,813	→
Quarter ending March 2017	2,842	→
Variance since March 2016	0.0%	→



ACTIVITY

Cumulative percentage of contracted UDA delivered 2016 & 2017



Month	Adjusted Scheduled Activity (UDA)	
	2016	2017
April	57	353
May	667	832
June	1,392	1,420
July	2,102	2,385
August	3,002	2,987
September	3,593	3,608
October	4,170	4,394
November	4,989	4,904
December	5,744	5,691
January	6,383	6,290
February	7,336	6,929
March	8,207	7,701
April	8,782	
May	8,783	
June	8,783	

QUALITY

	Quantity	Base Number	Contract	AT	Region	England
% of FP17s for the same patient ID Re-attending within 3 months - Children	91	966	9.4%	11.2%	11.8%	12.3%
% of FP17s for the same patient ID Re-attending within 3 months - Adults	325	2,113	15.4%	16.3%	17.1%	16.7%
% of FP17s for the same patient ID Re-attending between 3 & 9 months - Children	449	966	46.5%	42.1%	46.5%	57.6%
% of FP17s for the same patient ID Re-attending between 3 & 9 months - Adults	720	2,113	34.1%	35.0%	37.6%	50.1%
% of FP17s for Band 1 Urgent Courses	318	2,908	10.9%	10.8%	10.7%	9.1%
% of FP17s Relating to Free Repair or Replacements	34	2,908	1.2%	0.5%	0.6%	0.8%
% of FP17s Relating to Continuations	59	2,908	2.0%	0.8%	0.9%	1.2%
% of Patients satisfied with the dentistry they have received	0	0	N/A	89.3%	90.4%	92.8%
% of Patients satisfied with the time they had to wait for an appointment	0	0	N/A	80.6%	83.7%	88.7%

* This is based on patients treated on this contract for their most recent course of treatment. Figures in italics indicate the base number of FP17s or Patient Questionnaire responses are less than 100. N/A is shown where the base number of responses is less than 10 during the period. % is calculated as Quantity/Base number*100

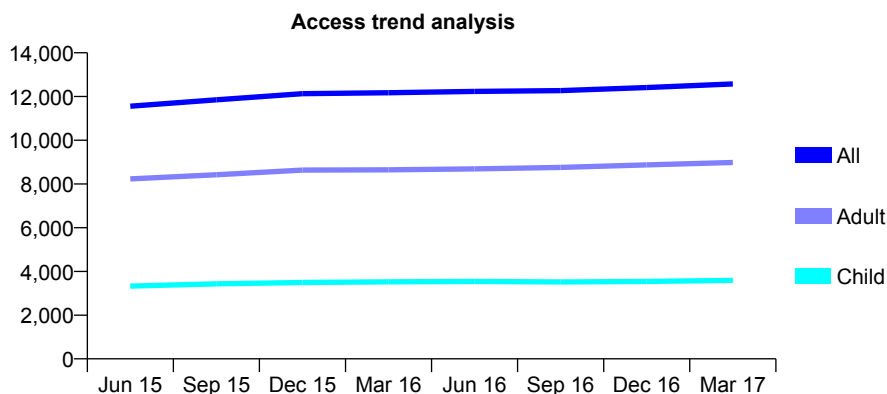
Q61 - Vital Signs At a Glance Contract Report for 166618/0001 - March 2017

Name or company name	DENTAL ARTS STUDIO (DENTAL CARE)
Contract type name	GDS Contract
Purpose of contract	General
Contract start date	01/06/2010
Contract end date	

16/17 Contracted general activity (UDA)	34,835
Carry forward general activity (UDA)	1,225
16/17 Contracted orthodontic activity (UOA)	0
Carry forward orthodontic activity (UOA)	0
Baseline contract value	£905,524.15

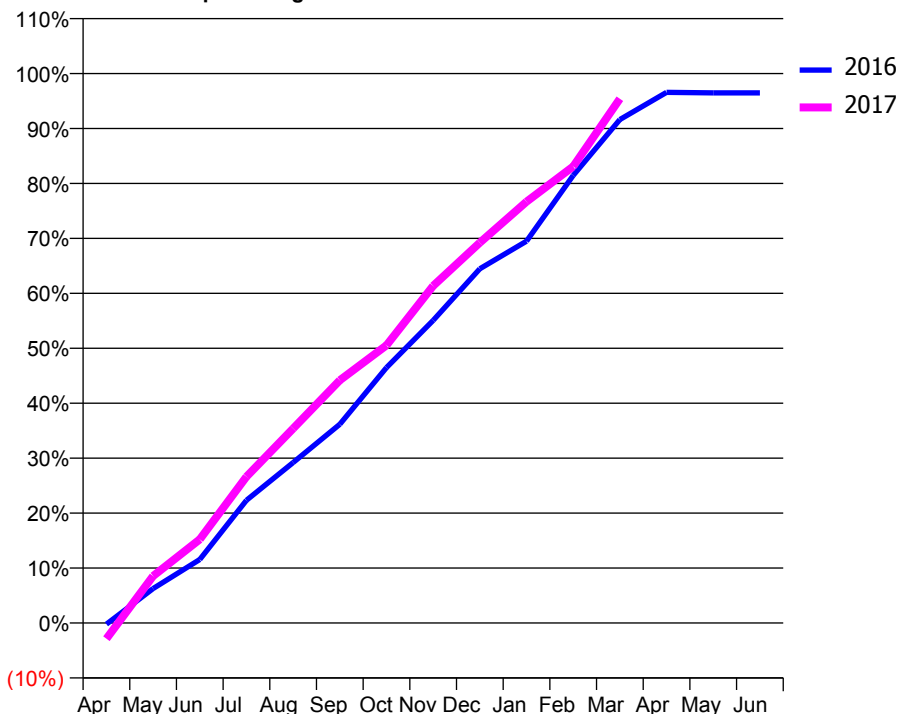
ACCESS*

Patients seen in 24 months	Total	Change since previous quarter
Quarter ending March 2016	12,171	
Quarter ending June 2016	12,231	→
Quarter ending September 2016	12,272	→
Quarter ending December 2016	12,412	→
Quarter ending March 2017	12,574	→
Variance since March 2016	3.3%	↑



ACTIVITY

Cumulative percentage of contracted UDA delivered 2016 & 2017



Month	Adjusted Scheduled Activity (UDA)	
	2016	2017
April	-79	-1,000
May	2,185	2,983
June	4,027	5,301
July	7,778	9,277
August	10,172	12,330
September	12,601	15,392
October	16,192	17,607
November	19,183	21,373
December	22,454	24,110
January	24,209	26,711
February	28,371	28,938
March	31,917	33,237
April	33,642	
May	33,610	
June	33,610	

QUALITY

	Quantity	Base Number	Contract	AT	Region	England
% of FP17s for the same patient ID Re-attending within 3 months - Children	312	4,126	7.6%	11.2%	11.8%	12.3%
% of FP17s for the same patient ID Re-attending within 3 months - Adults	1,559	9,661	16.1%	16.3%	17.1%	16.7%
% of FP17s for the same patient ID Re-attending between 3 & 9 months - Children	1,687	4,126	40.9%	42.1%	46.5%	57.6%
% of FP17s for the same patient ID Re-attending between 3 & 9 months - Adults	3,461	9,661	35.8%	35.0%	37.6%	50.1%
% of FP17s for Band 1 Urgent Courses	1,733	13,220	13.1%	10.8%	10.7%	9.1%
% of FP17s Relating to Free Repair or Replacements	72	13,220	0.5%	0.5%	0.6%	0.8%
% of FP17s Relating to Continuations	114	13,220	0.9%	0.8%	0.9%	1.2%
% of Patients satisfied with the dentistry they have received	11	14	78.6%	89.3%	90.4%	92.8%
% of Patients satisfied with the time they had to wait for an appointment	12	14	85.7%	80.6%	83.7%	88.7%

* This is based on patients treated on this contract for their most recent course of treatment. Figures in italics indicate the base number of FP17s or Patient Questionnaire responses are less than 100. N/A is shown where the base number of responses is less than 10 during the period. % is calculated as Quantity/Base number*100

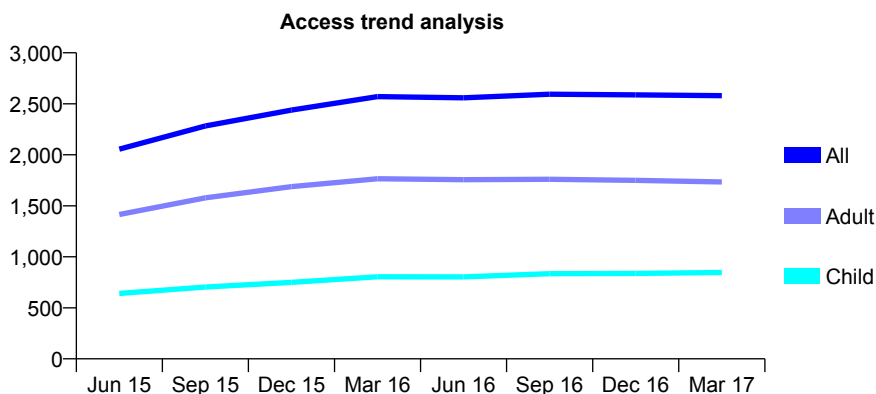
Q61 - Vital Signs At a Glance Contract Report for 166790/0001 - March 2017

Name or company name	East London Dental Care
Contract type name	GDS Contract
Purpose of contract	General
Contract start date	10/02/2014
Contract end date	

16/17 Contracted general activity (UDA)	6,171
Carry forward general activity (UDA)	-78
16/17 Contracted orthodontic activity (UOA)	0
Carry forward orthodontic activity (UOA)	0
Baseline contract value	£159,149.89

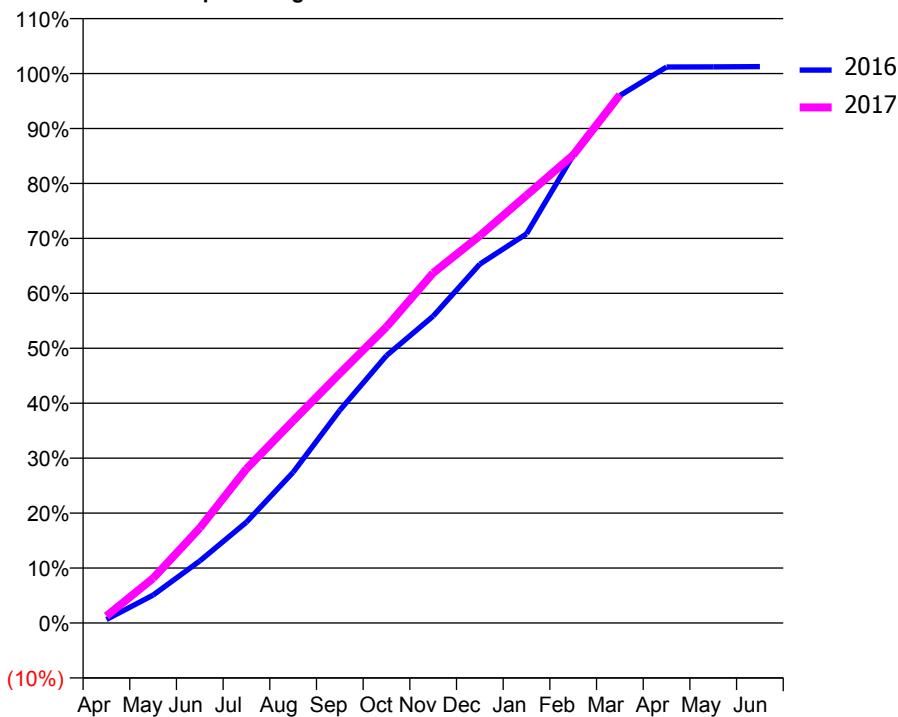
ACCESS*

Patients seen in 24 months	Total	Change since previous quarter
Quarter ending March 2016	2,570	
Quarter ending June 2016	2,559	→
Quarter ending September 2016	2,594	→
Quarter ending December 2016	2,587	→
Quarter ending March 2017	2,580	→
Variance since March 2016	0.4%	→



ACTIVITY

Cumulative percentage of contracted UDA delivered 2016 & 2017



Month	Adjusted Scheduled Activity (UDA)	
	2016	2017
April	40	78
May	314	502
June	698	1,067
July	1,133	1,733
August	1,692	2,271
September	2,390	2,802
October	3,004	3,326
November	3,447	3,932
December	4,031	4,350
January	4,370	4,804
February	5,253	5,256
March	5,924	5,931
April	6,244	
May	6,246	
June	6,249	

QUALITY

	Quantity	Base Number	Contract	AT	Region	England
% of FP17s for the same patient ID Re-attending within 3 months - Children	44	903	4.9%	11.2%	11.8%	12.3%
% of FP17s for the same patient ID Re-attending within 3 months - Adults	191	1,658	11.5%	16.3%	17.1%	16.7%
% of FP17s for the same patient ID Re-attending between 3 & 9 months - Children	317	903	35.1%	42.1%	46.5%	57.6%
% of FP17s for the same patient ID Re-attending between 3 & 9 months - Adults	526	1,658	31.7%	35.0%	37.6%	50.1%
% of FP17s for Band 1 Urgent Courses	68	2,425	2.8%	10.8%	10.7%	9.1%
% of FP17s Relating to Free Repair or Replacements	1	2,425	0.0%	0.5%	0.6%	0.8%
% of FP17s Relating to Continuations	34	2,425	1.4%	0.8%	0.9%	1.2%
% of Patients satisfied with the dentistry they have received	4	4	N/A	89.3%	90.4%	92.8%
% of Patients satisfied with the time they had to wait for an appointment	3	4	N/A	80.6%	83.7%	88.7%

* This is based on patients treated on this contract for their most recent course of treatment. Figures in italics indicate the base number of FP17s or Patient Questionnaire responses are less than 100. N/A is shown where the base number of responses is less than 10 during the period. % is calculated as Quantity/Base number*100

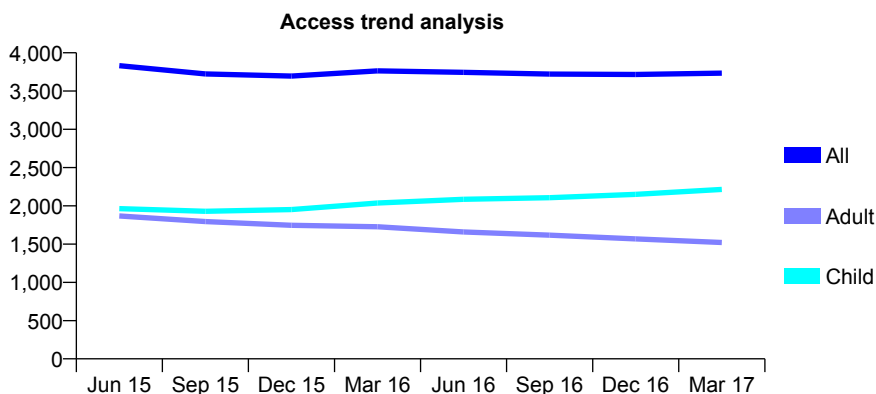
Q61 - Vital Signs At a Glance Contract Report for 166839/0001 - March 2017

Name or company name	Dr S Hirekodi and Mrs A Hirekodi
Contract type name	GDS Contract
Purpose of contract	General
Contract start date	01/04/2012
Contract end date	

16/17 Contracted general activity (UDA)	11,785
Carry forward general activity (UDA)	-29
16/17 Contracted orthodontic activity (UOA)	0
Carry forward orthodontic activity (UOA)	0
Baseline contract value	£378,456.16

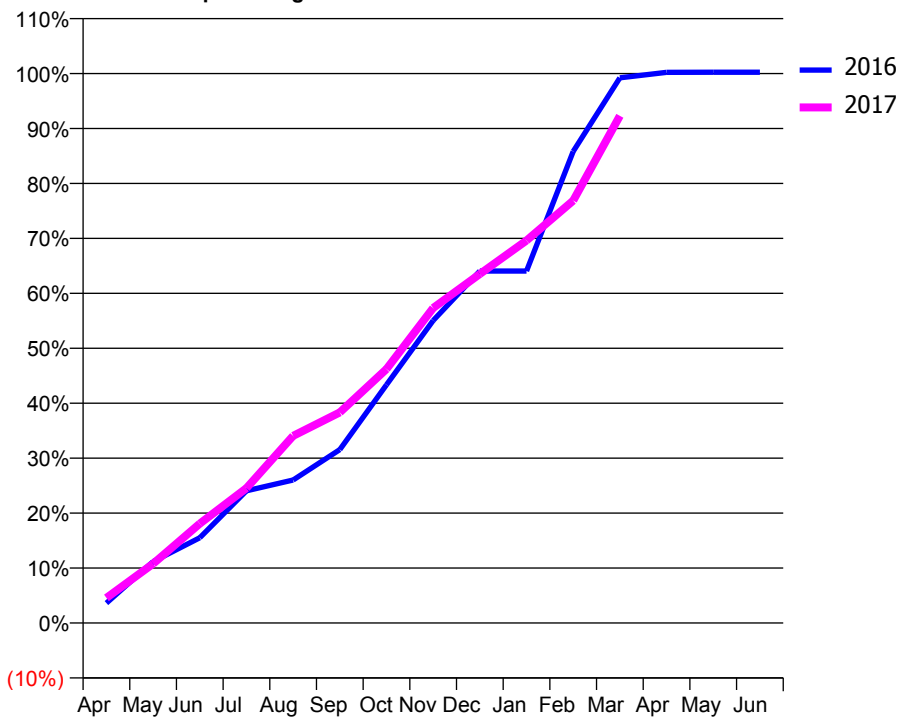
ACCESS*

Patients seen in 24 months	Total	Change since previous quarter
Quarter ending March 2016	3,764	
Quarter ending June 2016	3,744	→
Quarter ending September 2016	3,722	→
Quarter ending December 2016	3,717	→
Quarter ending March 2017	3,735	→
Variance since March 2016	(0.8%)	→



ACTIVITY

Cumulative percentage of contracted UDA delivered 2016 & 2017



Adjusted Scheduled Activity (UDA)

Month	2016	2017
April	427	538
May	1,318	1,270
June	1,829	2,132
July	2,835	2,893
August	3,069	4,014
September	3,719	4,516
October	5,109	5,446
November	6,488	6,755
December	7,548	7,485
January	7,548	8,204
February	10,114	9,060
March	11,693	10,876
April	11,809	
May	11,813	
June	11,814	

QUALITY

	Quantity	Base Number	Contract	AT	Region	England
% of FP17s for the same patient ID Re-attending within 3 months - Children	315	2,875	11.0%	11.2%	11.8%	12.3%
% of FP17s for the same patient ID Re-attending within 3 months - Adults	556	1,962	28.3%	16.3%	17.1%	16.7%
% of FP17s for the same patient ID Re-attending between 3 & 9 months - Children	1,445	2,875	50.3%	42.1%	46.5%	57.6%
% of FP17s for the same patient ID Re-attending between 3 & 9 months - Adults	634	1,962	32.3%	35.0%	37.6%	50.1%
% of FP17s for Band 1 Urgent Courses	682	4,768	14.3%	10.8%	10.7%	9.1%
% of FP17s Relating to Free Repair or Replacements	0	4,768	0.0%	0.5%	0.6%	0.8%
% of FP17s Relating to Continuations	28	4,768	0.6%	0.8%	0.9%	1.2%
% of Patients satisfied with the dentistry they have received	2	3	N/A	89.3%	90.4%	92.8%
% of Patients satisfied with the time they had to wait for an appointment	2	3	N/A	80.6%	83.7%	88.7%

* This is based on patients treated on this contract for their most recent course of treatment. Figures in italics indicate the base number of FP17s or Patient Questionnaire responses are less than 100. N/A is shown where the base number of responses is less than 10 during the period. % is calculated as Quantity/Base number*100

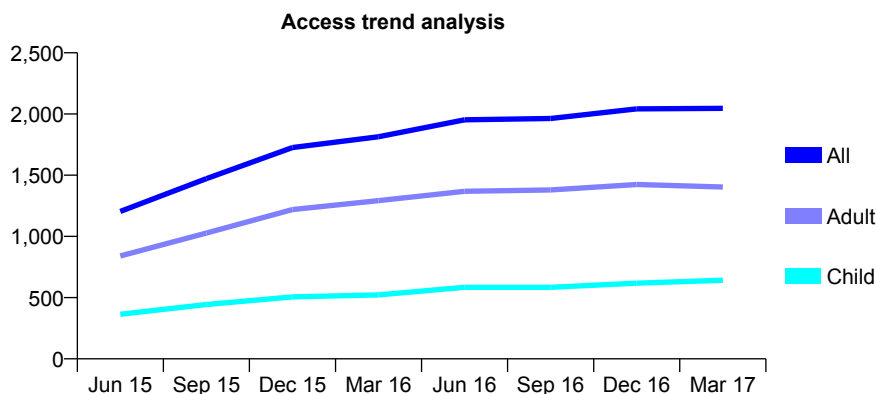
Q61 - Vital Signs At a Glance Contract Report for 167371/0001 - March 2017

Name or company name	All Smiles Dental Care
Contract type name	GDS Contract
Purpose of contract	General
Contract start date	01/09/2014
Contract end date	

16/17 Contracted general activity (UDA)	5,168
Carry forward general activity (UDA)	-90
16/17 Contracted orthodontic activity (UOA)	0
Carry forward orthodontic activity (UOA)	0
Baseline contract value	£146,650.62

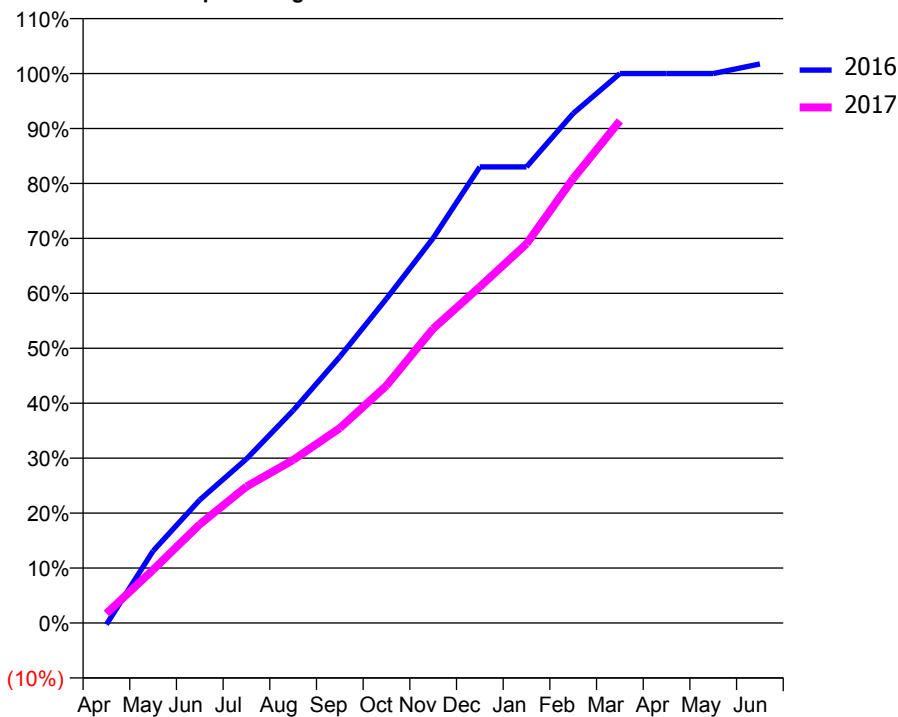
ACCESS*

Patients seen in 24 months	Total	Change since previous quarter
Quarter ending March 2016	1,814	
Quarter ending June 2016	1,953	↑
Quarter ending September 2016	1,964	→
Quarter ending December 2016	2,042	↑
Quarter ending March 2017	2,046	→
Variance since March 2016	12.8%	↑



ACTIVITY

Cumulative percentage of contracted UDA delivered 2016 & 2017



Month	Adjusted Scheduled Activity (UDA)	
	2016	2017
April	-14	90
May	678	501
June	1,158	928
July	1,543	1,284
August	1,998	1,533
September	2,504	1,832
October	3,051	2,233
November	3,620	2,769
December	4,290	3,162
January	4,290	3,566
February	4,793	4,180
March	5,168	4,722
April	5,168	
May	5,168	
June	5,258	

QUALITY

	Quantity	Base Number	Contract	AT	Region	England
% of FP17s for the same patient ID Re-attending within 3 months - Children	38	641	5.9%	11.2%	11.8%	12.3%
% of FP17s for the same patient ID Re-attending within 3 months - Adults	183	1,330	13.8%	16.3%	17.1%	16.7%
% of FP17s for the same patient ID Re-attending between 3 & 9 months - Children	135	641	21.1%	42.1%	46.5%	57.6%
% of FP17s for the same patient ID Re-attending between 3 & 9 months - Adults	315	1,330	23.7%	35.0%	37.6%	50.1%
% of FP17s for Band 1 Urgent Courses	246	1,947	12.6%	10.8%	10.7%	9.1%
% of FP17s Relating to Free Repair or Replacements	7	1,947	0.4%	0.5%	0.6%	0.8%
% of FP17s Relating to Continuations	12	1,947	0.6%	0.8%	0.9%	1.2%
% of Patients satisfied with the dentistry they have received	2	2	N/A	89.3%	90.4%	92.8%
% of Patients satisfied with the time they had to wait for an appointment	2	2	N/A	80.6%	83.7%	88.7%

* This is based on patients treated on this contract for their most recent course of treatment. Figures in italics indicate the base number of FP17s or Patient Questionnaire responses are less than 100. N/A is shown where the base number of responses is less than 10 during the period. % is calculated as Quantity/Base number*100

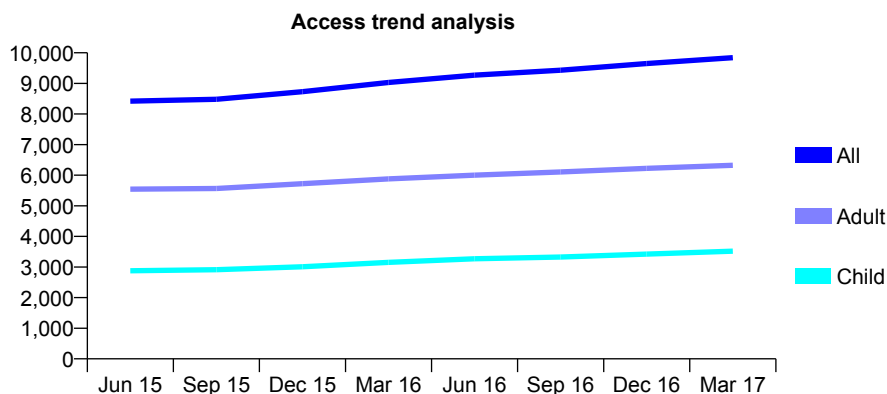
Q61 - Vital Signs At a Glance Contract Report for 168009/0001 - March 2017

Name or company name	East Street Dental Ltd
Contract type name	GDS Contract
Purpose of contract	General
Contract start date	01/12/2007
Contract end date	

16/17 Contracted general activity (UDA)	24,937
Carry forward general activity (UDA)	-158
16/17 Contracted orthodontic activity (UOA)	0
Carry forward orthodontic activity (UOA)	0
Baseline contract value	£784,226.24

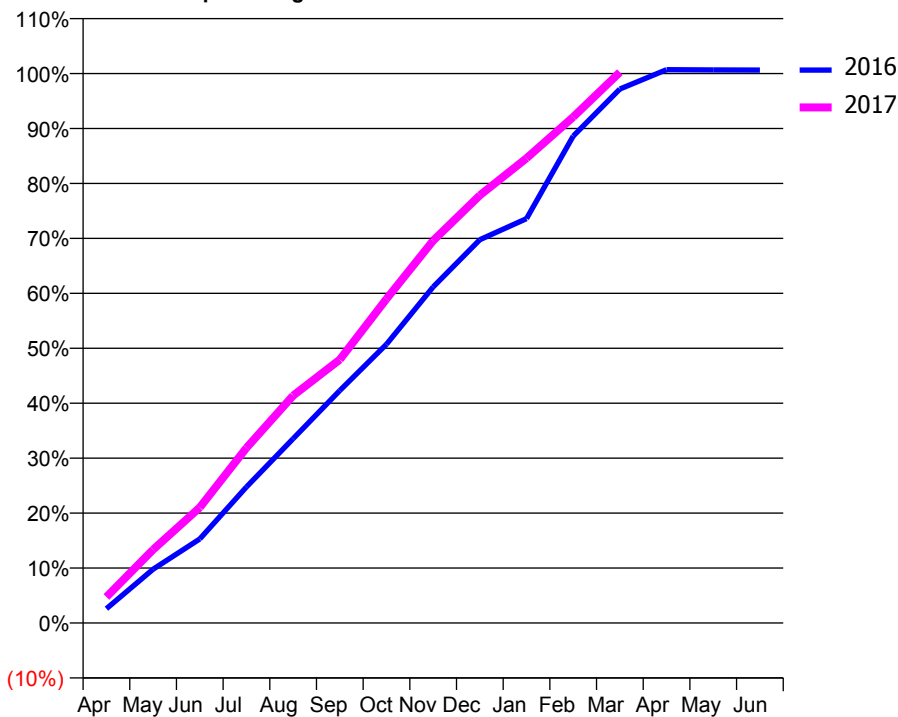
ACCESS*

Patients seen in 24 months	Total	Change since previous quarter
Quarter ending March 2016	9,030	
Quarter ending June 2016	9,272	↑
Quarter ending September 2016	9,432	→
Quarter ending December 2016	9,650	↑
Quarter ending March 2017	9,843	↑
Variance since March 2016	9.0%	↑



ACTIVITY

Cumulative percentage of contracted UDA delivered 2016 & 2017



Month	Adjusted Scheduled Activity (UDA)	
	2016	2017
April	651	1,181
May	2,444	3,331
June	3,817	5,245
July	6,178	7,946
August	8,367	10,318
September	10,548	11,953
October	12,648	14,710
November	15,253	17,351
December	17,392	19,408
January	18,350	21,091
February	22,097	22,964
March	24,230	24,998
April	25,108	
May	25,098	
June	25,095	

QUALITY

	Quantity	Base Number	Contract	AT	Region	England
% of FP17s for the same patient ID Re-attending within 3 months - Children	236	4,123	5.7%	11.2%	11.8%	12.3%
% of FP17s for the same patient ID Re-attending within 3 months - Adults	574	6,210	9.2%	16.3%	17.1%	16.7%
% of FP17s for the same patient ID Re-attending between 3 & 9 months - Children	1,789	4,123	43.4%	42.1%	46.5%	57.6%
% of FP17s for the same patient ID Re-attending between 3 & 9 months - Adults	2,106	6,210	33.9%	35.0%	37.6%	50.1%
% of FP17s for Band 1 Urgent Courses	673	9,965	6.8%	10.8%	10.7%	9.1%
% of FP17s Relating to Free Repair or Replacements	60	9,965	0.6%	0.5%	0.6%	0.8%
% of FP17s Relating to Continuations	31	9,965	0.3%	0.8%	0.9%	1.2%
% of Patients satisfied with the dentistry they have received	6	8	N/A	89.3%	90.4%	92.8%
% of Patients satisfied with the time they had to wait for an appointment	6	8	N/A	80.6%	83.7%	88.7%

* This is based on patients treated on this contract for their most recent course of treatment. Figures in italics indicate the base number of FP17s or Patient Questionnaire responses are less than 100. N/A is shown where the base number of responses is less than 10 during the period. % is calculated as Quantity/Base number*100

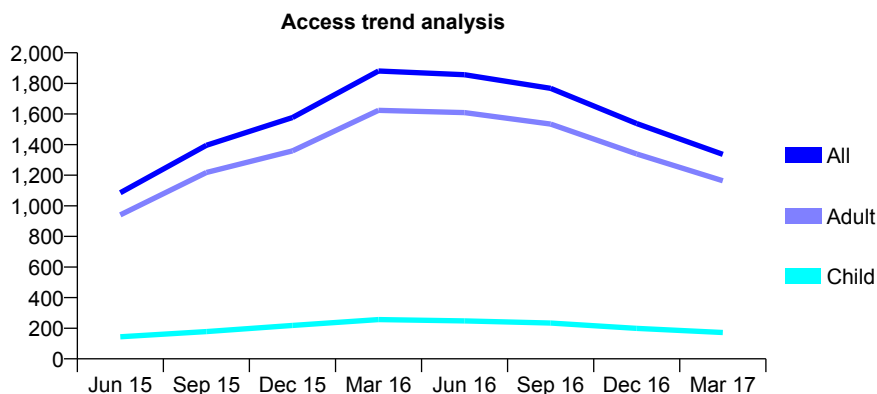
Q61 - Vital Signs At a Glance Contract Report for 169161/0001 - March 2017

Name or company name	Whittington Health OOHUHS
Contract type name	PDS Contract
Purpose of contract	General
Contract start date	01/04/2014
Contract end date	31/07/2016

16/17 Contracted general activity (UDA)	1,295
Carry forward general activity (UDA)	0
16/17 Contracted orthodontic activity (UOA)	0
Carry forward orthodontic activity (UOA)	0
Baseline contract value	£57,735.42

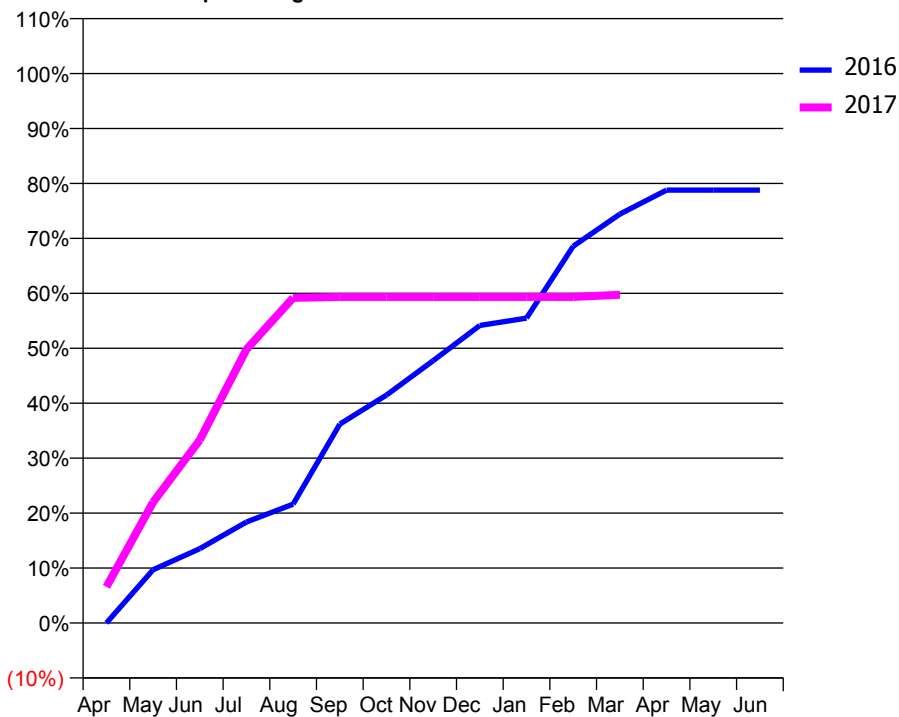
ACCESS*

Patients seen in 24 months	Total	Change since previous quarter
Quarter ending March 2016	1,881	
Quarter ending June 2016	1,857	↓
Quarter ending September 2016	1,768	↓
Quarter ending December 2016	1,538	↓
Quarter ending March 2017	1,336	↓
Variance since March 2016	(29.0%)	↓



ACTIVITY

Cumulative percentage of contracted UDA delivered 2016 & 2017



Month	Adjusted Scheduled Activity (UDA)	
	2016	2017
April	0	85
May	377	285
June	526	431
July	715	645
August	841	766
September	1,406	769
October	1,612	769
November	1,855	769
December	2,104	769
January	2,155	769
February	2,664	769
March	2,891	773
April	3,061	
May	3,061	
June	3,061	

QUALITY

	Quantity	Base Number	Contract	AT	Region	England
% of FP17s for the same patient ID Re-attending within 3 months - Children	3	92	3.3%	11.2%	11.8%	12.3%
% of FP17s for the same patient ID Re-attending within 3 months - Adults	15	694	2.2%	16.3%	17.1%	16.7%
% of FP17s for the same patient ID Re-attending between 3 & 9 months - Children	0	92	0.0%	42.1%	46.5%	57.6%
% of FP17s for the same patient ID Re-attending between 3 & 9 months - Adults	7	694	1.0%	35.0%	37.6%	50.1%
% of FP17s for Band 1 Urgent Courses	642	644	99.7%	10.8%	10.7%	9.1%
% of FP17s Relating to Free Repair or Replacements	0	644	0.0%	0.5%	0.6%	0.8%
% of FP17s Relating to Continuations	0	644	0.0%	0.8%	0.9%	1.2%
% of Patients satisfied with the dentistry they have received	0	0	N/A	89.3%	90.4%	92.8%
% of Patients satisfied with the time they had to wait for an appointment	0	0	N/A	80.6%	83.7%	88.7%

* This is based on patients treated on this contract for their most recent course of treatment. Figures in italics indicate the base number of FP17s or Patient Questionnaire responses are less than 100. N/A is shown where the base number of responses is less than 10 during the period. % is calculated as Quantity/Base number*100

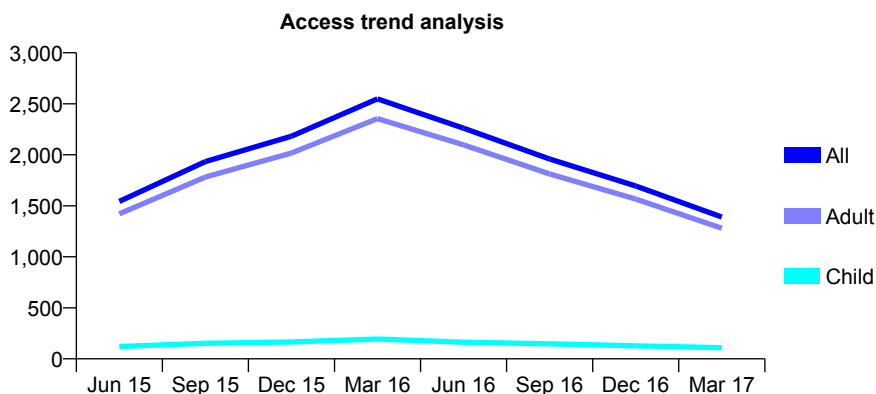
Q61 - Vital Signs At a Glance Contract Report for 169161/0002 - March 2017

Name or company name	Whittington Health OOHUHS
Contract type name	PDS Contract
Purpose of contract	General
Contract start date	01/04/2014
Contract end date	31/07/2016

16/17 Contracted general activity (UDA)	1,598
Carry forward general activity (UDA)	0
16/17 Contracted orthodontic activity (UOA)	0
Carry forward orthodontic activity (UOA)	0
Baseline contract value	£71,259.03

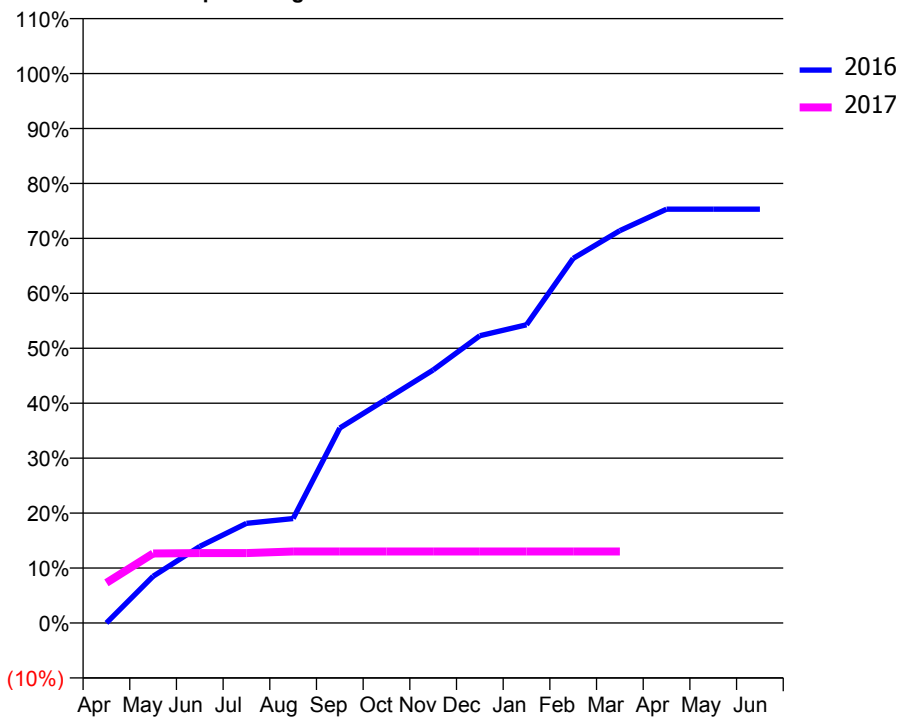
ACCESS*

Patients seen in 24 months	Total	Change since previous quarter
Quarter ending March 2016	2,549	
Quarter ending June 2016	2,261	↓
Quarter ending September 2016	1,959	↓
Quarter ending December 2016	1,695	↓
Quarter ending March 2017	1,390	↓
Variance since March 2016	(45.5%)	↓



ACTIVITY

Cumulative percentage of contracted UDA delivered 2016 & 2017



Adjusted Scheduled Activity (UDA)

Month	2016	2017
April	0	117
May	407	202
June	669	203
July	870	203
August	912	208
September	1,702	208
October	1,954	208
November	2,207	208
December	2,507	208
January	2,603	208
February	3,182	208
March	3,424	208
April	3,611	
May	3,611	
June	3,611	

QUALITY

	Quantity	Base Number	Contract	AT	Region	England
% of FP17s for the same patient ID Re-attending within 3 months - Children	0	28	0.0%	11.2%	11.8%	12.3%
% of FP17s for the same patient ID Re-attending within 3 months - Adults	5	301	1.7%	16.3%	17.1%	16.7%
% of FP17s for the same patient ID Re-attending between 3 & 9 months - Children	0	28	0.0%	42.1%	46.5%	57.6%
% of FP17s for the same patient ID Re-attending between 3 & 9 months - Adults	1	301	0.3%	35.0%	37.6%	50.1%
% of FP17s for Band 1 Urgent Courses	171	172	99.4%	10.8%	10.7%	9.1%
% of FP17s Relating to Free Repair or Replacements	0	172	0.0%	0.5%	0.6%	0.8%
% of FP17s Relating to Continuations	0	172	0.0%	0.8%	0.9%	1.2%
% of Patients satisfied with the dentistry they have received	1	1	N/A	89.3%	90.4%	92.8%
% of Patients satisfied with the time they had to wait for an appointment	1	1	N/A	80.6%	83.7%	88.7%

* This is based on patients treated on this contract for their most recent course of treatment. Figures in italics indicate the base number of FP17s or Patient Questionnaire responses are less than 100. N/A is shown where the base number of responses is less than 10 during the period. % is calculated as Quantity/Base number*100

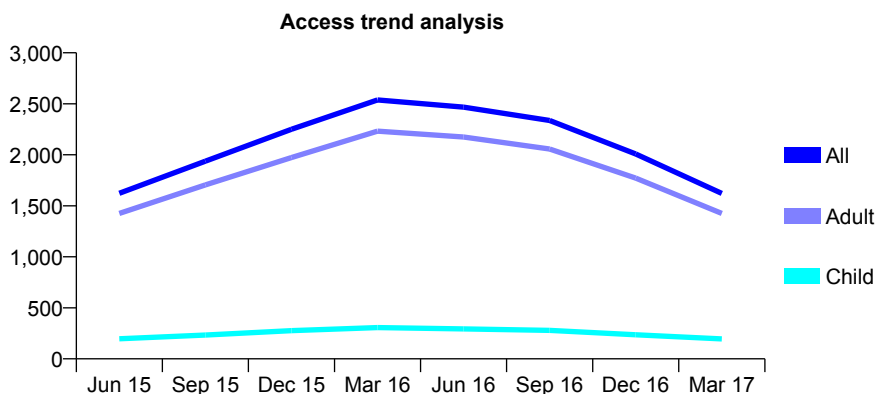
Q61 - Vital Signs At a Glance Contract Report for 169161/0003 - March 2017

Name or company name	Whittington Health OOHUHS
Contract type name	PDS Contract
Purpose of contract	General
Contract start date	01/04/2014
Contract end date	31/07/2016

16/17 Contracted general activity (UDA)	1,598
Carry forward general activity (UDA)	0
16/17 Contracted orthodontic activity (UOA)	0
Carry forward orthodontic activity (UOA)	0
Baseline contract value	£71,259.03

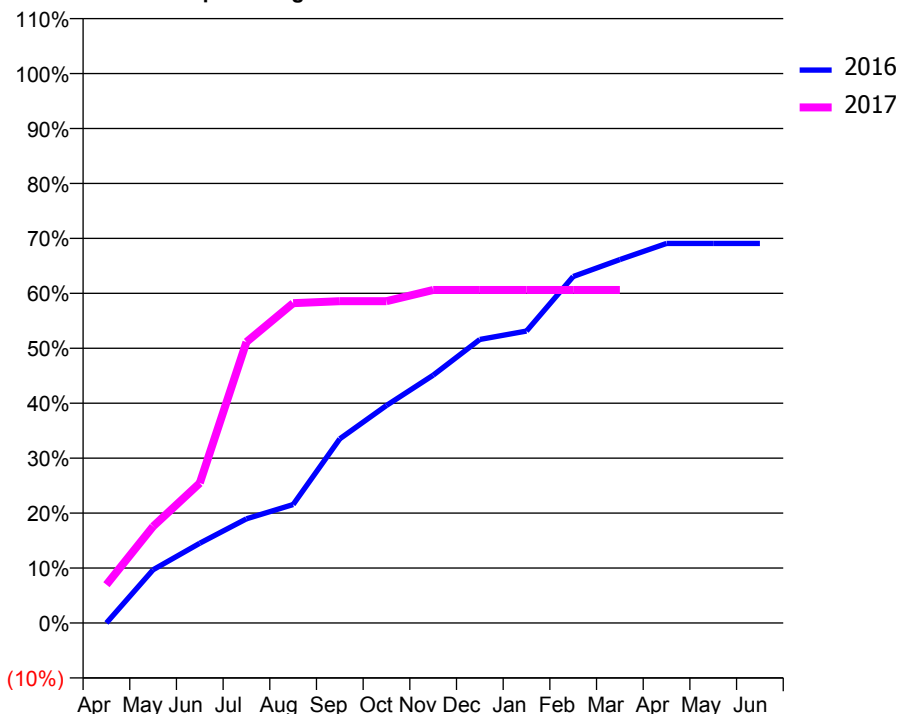
ACCESS*

Patients seen in 24 months	Total	Change since previous quarter
Quarter ending March 2016	2,538	
Quarter ending June 2016	2,467	↓
Quarter ending September 2016	2,336	↓
Quarter ending December 2016	2,008	↓
Quarter ending March 2017	1,621	↓
Variance since March 2016	(36.1%)	↓



ACTIVITY

Cumulative percentage of contracted UDA delivered 2016 & 2017



Month	Adjusted Scheduled Activity (UDA)	
	2016	2017
April	0	112
May	464	281
June	696	407
July	910	817
August	1,034	930
September	1,607	936
October	1,899	936
November	2,163	968
December	2,474	968
January	2,547	968
February	3,023	968
March	3,171	968
April	3,312	
May	3,312	
June	3,312	

QUALITY

	Quantity	Base Number	Contract	AT	Region	England
% of FP17s for the same patient ID Re-attending within 3 months - Children	2	140	1.4%	11.2%	11.8%	12.3%
% of FP17s for the same patient ID Re-attending within 3 months - Adults	9	794	1.1%	16.3%	17.1%	16.7%
% of FP17s for the same patient ID Re-attending between 3 & 9 months - Children	0	140	0.0%	42.1%	46.5%	57.6%
% of FP17s for the same patient ID Re-attending between 3 & 9 months - Adults	3	794	0.4%	35.0%	37.6%	50.1%
% of FP17s for Band 1 Urgent Courses	807	809	99.8%	10.8%	10.7%	9.1%
% of FP17s Relating to Free Repair or Replacements	0	809	0.0%	0.5%	0.6%	0.8%
% of FP17s Relating to Continuations	0	809	0.0%	0.8%	0.9%	1.2%
% of Patients satisfied with the dentistry they have received	1	1	N/A	89.3%	90.4%	92.8%
% of Patients satisfied with the time they had to wait for an appointment	1	1	N/A	80.6%	83.7%	88.7%

* This is based on patients treated on this contract for their most recent course of treatment. Figures in italics indicate the base number of FP17s or Patient Questionnaire responses are less than 100. N/A is shown where the base number of responses is less than 10 during the period. % is calculated as Quantity/Base number*100

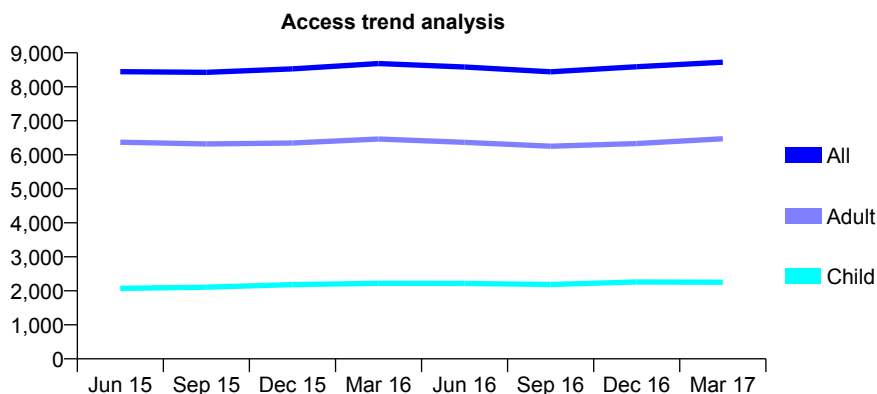
Q61 - Vital Signs At a Glance Contract Report for 169234/0001 - March 2017

Name or company name	Hoe St Dental Surgery Ltd
Contract type name	GDS Contract
Purpose of contract	General
Contract start date	01/11/2011
Contract end date	

16/17 Contracted general activity (UDA)	24,870
Carry forward general activity (UDA)	534
16/17 Contracted orthodontic activity (UOA)	0
Carry forward orthodontic activity (UOA)	0
Baseline contract value	£695,115.92

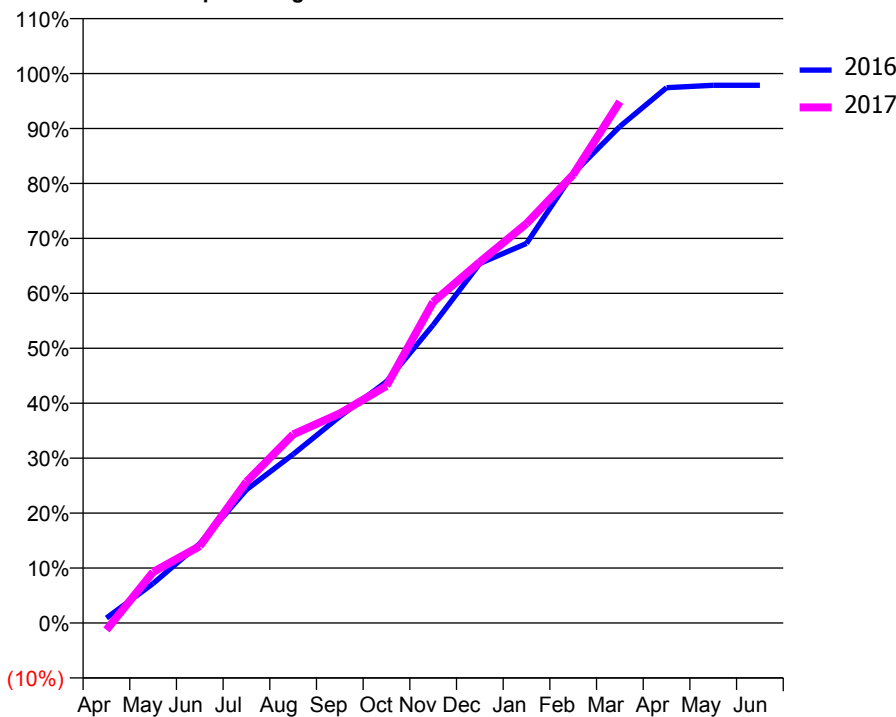
ACCESS*

Patients seen in 24 months	Total	Change since previous quarter
Quarter ending March 2016	8,684	
Quarter ending June 2016	8,584	↓
Quarter ending September 2016	8,442	↓
Quarter ending December 2016	8,592	→
Quarter ending March 2017	8,724	→
Variance since March 2016	0.5%	→



ACTIVITY

Cumulative percentage of contracted UDA delivered 2016 & 2017



QUALITY

	Quantity	Base Number	Contract	AT	Region	England
% of FP17s for the same patient ID Re-attending within 3 months - Children	176	2,063	8.5%	11.2%	11.8%	12.3%
% of FP17s for the same patient ID Re-attending within 3 months - Adults	614	5,495	11.2%	16.3%	17.1%	16.7%
% of FP17s for the same patient ID Re-attending between 3 & 9 months - Children	447	2,063	21.7%	42.1%	46.5%	57.6%
% of FP17s for the same patient ID Re-attending between 3 & 9 months - Adults	1,120	5,495	20.4%	35.0%	37.6%	50.1%
% of FP17s for Band 1 Urgent Courses	651	6,845	9.5%	10.8%	10.7%	9.1%
% of FP17s Relating to Free Repair or Replacements	42	6,845	0.6%	0.5%	0.6%	0.8%
% of FP17s Relating to Continuations	119	6,845	1.7%	0.8%	0.9%	1.2%
% of Patients satisfied with the dentistry they have received	6	6	N/A	89.3%	90.4%	92.8%
% of Patients satisfied with the time they had to wait for an appointment	4	6	N/A	80.6%	83.7%	88.7%

* This is based on patients treated on this contract for their most recent course of treatment. Figures in italics indicate the base number of FP17s or Patient Questionnaire responses are less than 100. N/A is shown where the base number of responses is less than 10 during the period. % is calculated as Quantity/Base number*100

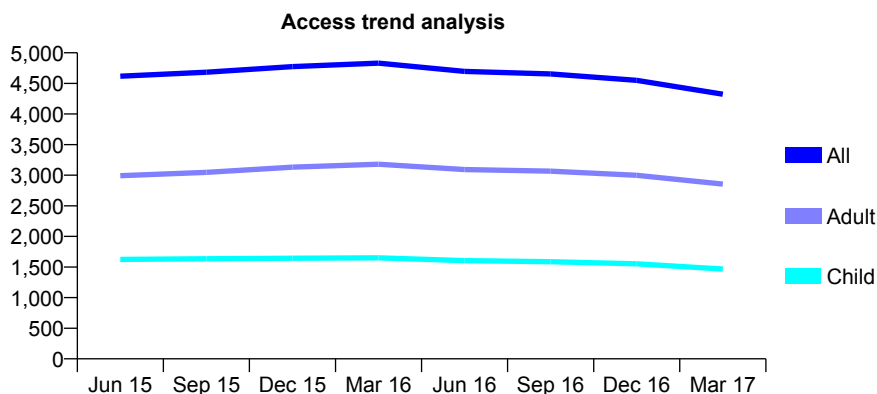
Q61 - Vital Signs At a Glance Contract Report for 169285/0001 - March 2017

Name or company name	TMG Dentistry Ltd
Contract type name	GDS Contract
Purpose of contract	General
Contract start date	01/04/2010
Contract end date	

16/17 Contracted general activity (UDA)	12,000
Carry forward general activity (UDA)	-240
16/17 Contracted orthodontic activity (UOA)	0
Carry forward orthodontic activity (UOA)	0
Baseline contract value	£363,474.06

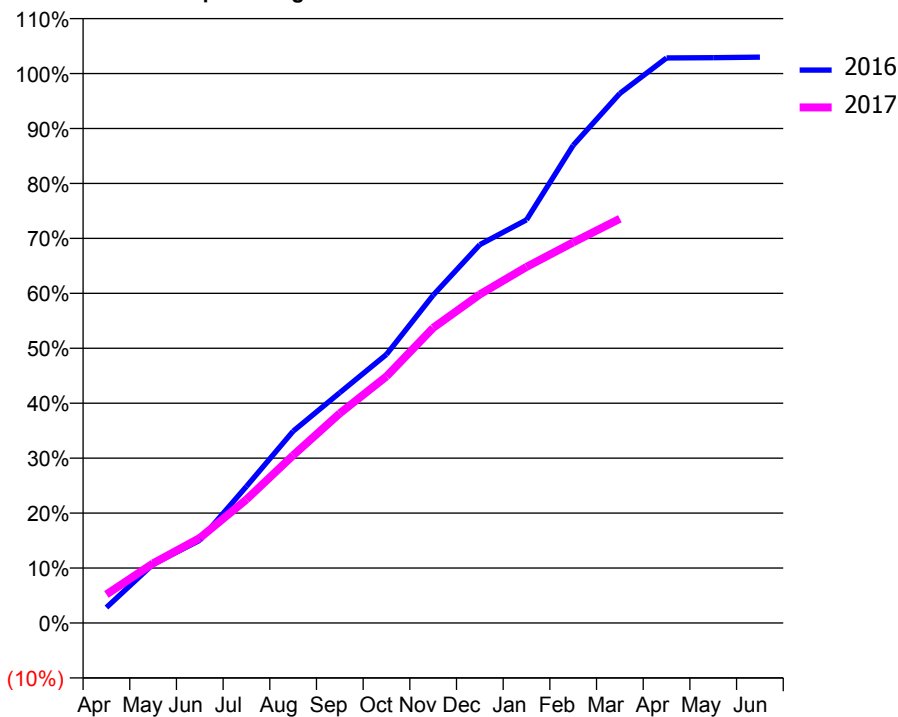
ACCESS*

Patients seen in 24 months	Total	Change since previous quarter
Quarter ending March 2016	4,831	
Quarter ending June 2016	4,697	↓
Quarter ending September 2016	4,654	→
Quarter ending December 2016	4,551	↓
Quarter ending March 2017	4,323	↓
Variance since March 2016	(10.5%)	↓



ACTIVITY

Cumulative percentage of contracted UDA delivered 2016 & 2017



Adjusted Scheduled Activity (UDA)

Month	2016	2017
April	338	625
May	1,286	1,303
June	1,807	1,858
July	2,983	2,697
August	4,188	3,662
September	5,030	4,579
October	5,865	5,384
November	7,158	6,446
December	8,262	7,175
January	8,804	7,776
February	10,433	8,311
March	11,566	8,829
April	12,339	
May	12,344	
June	12,356	

QUALITY

	Quantity	Base Number	Contract	AT	Region	England
% of FP17s for the same patient ID Re-attending within 3 months - Children	102	1,452	7.0%	11.2%	11.8%	12.3%
% of FP17s for the same patient ID Re-attending within 3 months - Adults	476	2,646	18.0%	16.3%	17.1%	16.7%
% of FP17s for the same patient ID Re-attending between 3 & 9 months - Children	568	1,452	39.1%	42.1%	46.5%	57.6%
% of FP17s for the same patient ID Re-attending between 3 & 9 months - Adults	819	2,646	31.0%	35.0%	37.6%	50.1%
% of FP17s for Band 1 Urgent Courses	362	3,819	9.5%	10.8%	10.7%	9.1%
% of FP17s Relating to Free Repair or Replacements	37	3,819	1.0%	0.5%	0.6%	0.8%
% of FP17s Relating to Continuations	44	3,819	1.2%	0.8%	0.9%	1.2%
% of Patients satisfied with the dentistry they have received	5	5	N/A	89.3%	90.4%	92.8%
% of Patients satisfied with the time they had to wait for an appointment	4	5	N/A	80.6%	83.7%	88.7%

* This is based on patients treated on this contract for their most recent course of treatment. Figures in italics indicate the base number of FP17s or Patient Questionnaire responses are less than 100. N/A is shown where the base number of responses is less than 10 during the period. % is calculated as Quantity/Base number*100

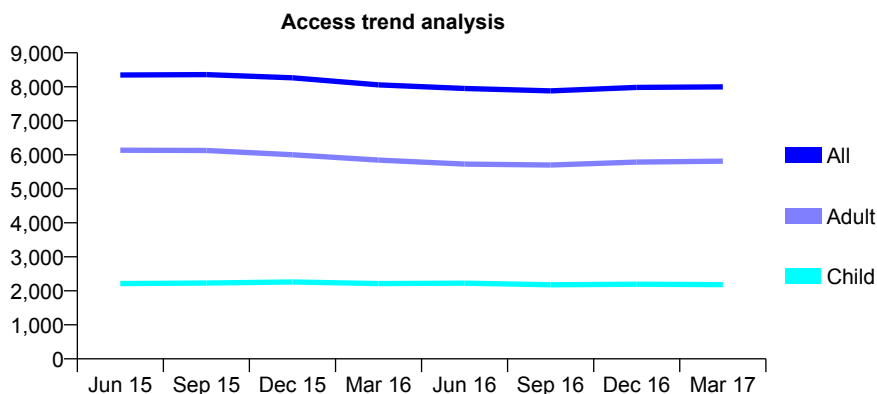
Q61 - Vital Signs At a Glance Contract Report for 170070/0001 - March 2017

Name or company name	Chadwell Dental Practice Ltd
Contract type name	GDS Contract
Purpose of contract	General
Contract start date	01/06/2011
Contract end date	

16/17 Contracted general activity (UDA)	23,737
Carry forward general activity (UDA)	-475
16/17 Contracted orthodontic activity (UOA)	0
Carry forward orthodontic activity (UOA)	0
Baseline contract value	£565,468.21

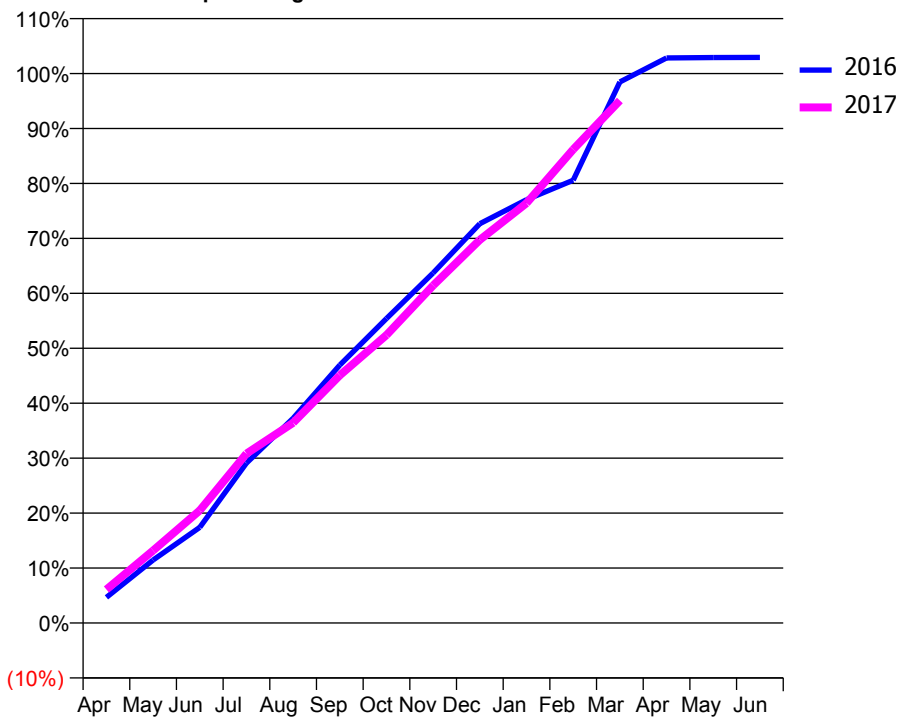
ACCESS*

Patients seen in 24 months	Total	Change since previous quarter
Quarter ending March 2016	8,058	
Quarter ending June 2016	7,952	↓
Quarter ending September 2016	7,880	→
Quarter ending December 2016	7,984	→
Quarter ending March 2017	7,997	→
Variance since March 2016	(0.8%)	→



ACTIVITY

Cumulative percentage of contracted UDA delivered 2016 & 2017



Month	Adjusted Scheduled Activity (UDA)	
	2016	2017
April	1,108	1,447
May	2,721	3,128
June	4,132	4,867
July	6,910	7,317
August	8,842	8,648
September	11,141	10,697
October	13,151	12,437
November	15,123	14,583
December	17,249	16,554
January	18,288	18,138
February	19,125	20,460
March	23,370	22,572
April	24,410	
May	24,428	
June	24,430	

QUALITY

	Quantity	Base Number	Contract	AT	Region	England
% of FP17s for the same patient ID Re-attending within 3 months - Children	271	2,696	10.1%	11.2%	11.8%	12.3%
% of FP17s for the same patient ID Re-attending within 3 months - Adults	1,359	7,185	18.9%	16.3%	17.1%	16.7%
% of FP17s for the same patient ID Re-attending between 3 & 9 months - Children	1,272	2,696	47.2%	42.1%	46.5%	57.6%
% of FP17s for the same patient ID Re-attending between 3 & 9 months - Adults	3,319	7,185	46.2%	35.0%	37.6%	50.1%
% of FP17s for Band 1 Urgent Courses	491	10,245	4.8%	10.8%	10.7%	9.1%
% of FP17s Relating to Free Repair or Replacements	127	10,245	1.2%	0.5%	0.6%	0.8%
% of FP17s Relating to Continuations	56	10,245	0.5%	0.8%	0.9%	1.2%
% of Patients satisfied with the dentistry they have received	8	9	N/A	89.3%	90.4%	92.8%
% of Patients satisfied with the time they had to wait for an appointment	8	9	N/A	80.6%	83.7%	88.7%

* This is based on patients treated on this contract for their most recent course of treatment. Figures in italics indicate the base number of FP17s or Patient Questionnaire responses are less than 100. N/A is shown where the base number of responses is less than 10 during the period. % is calculated as Quantity/Base number*100

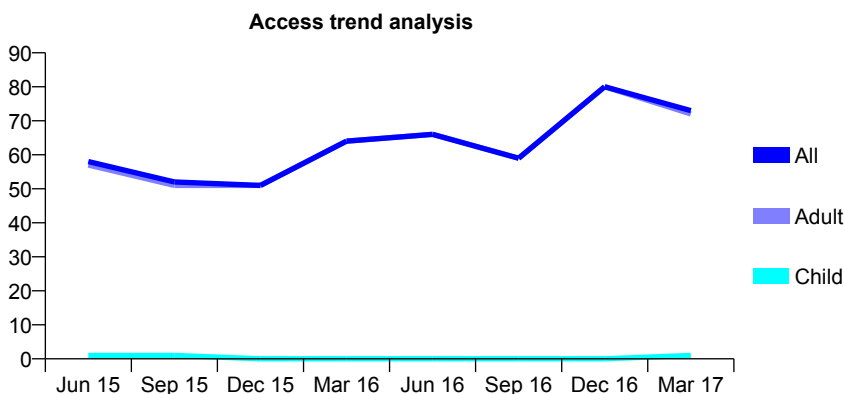
Q61 - Vital Signs At a Glance Contract Report for 170615/0001 - March 2017

Name or company name	Mr N.Nagpaul & Mr J. Ginty
Contract type name	PDS Contract
Purpose of contract	General
Contract start date	01/04/2009
Contract end date	31/03/2018

16/17 Contracted general activity (UDA)	276
Carry forward general activity (UDA)	-6
16/17 Contracted orthodontic activity (UOA)	0
Carry forward orthodontic activity (UOA)	0
Baseline contract value	£54,427.00

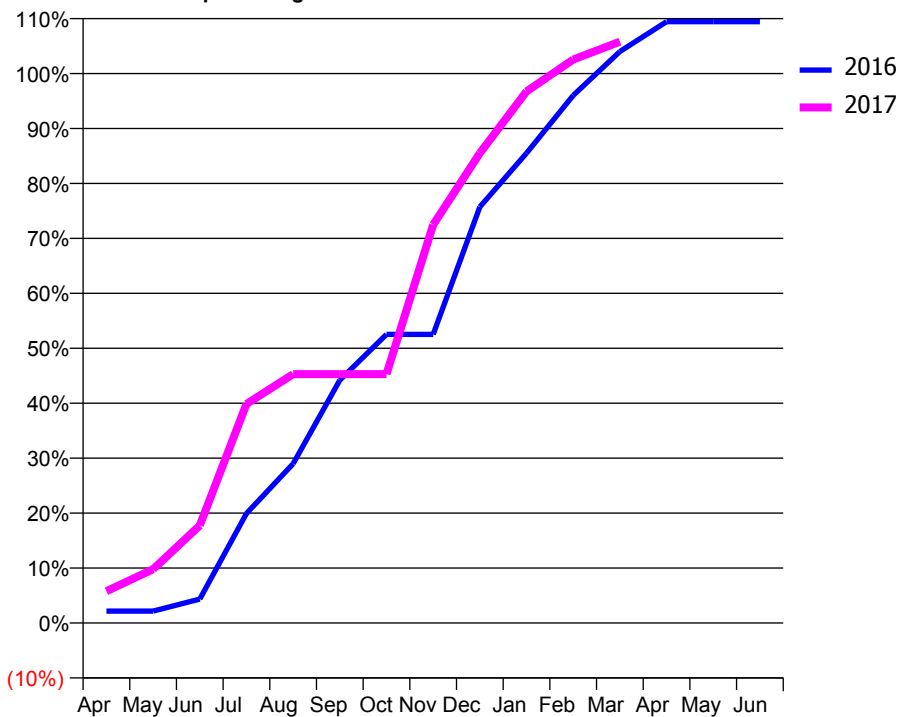
ACCESS*

Patients seen in 24 months	Total	Change since previous quarter
Quarter ending March 2016	64	
Quarter ending June 2016	66	↑
Quarter ending September 2016	59	↓
Quarter ending December 2016	80	↑
Quarter ending March 2017	73	↓
Variance since March 2016	14.1%	↑



ACTIVITY

Cumulative percentage of contracted UDA delivered 2016 & 2017



Month	Adjusted Scheduled Activity (UDA)	
	2016	2017
April	6	16
May	6	27
June	12	49
July	55	110
August	80	125
September	122	125
October	145	125
November	145	200
December	209	236
January	236	267
February	265	283
March	287	292
April	302	
May	302	
June	302	

QUALITY

	Quantity	Base Number	Contract	AT	Region	England
% of FP17s for the same patient ID Re-attending within 3 months - Children	0	2	0.0%	11.2%	11.8%	12.3%
% of FP17s for the same patient ID Re-attending within 3 months - Adults	0	108	0.0%	16.3%	17.1%	16.7%
% of FP17s for the same patient ID Re-attending between 3 & 9 months - Children	0	2	0.0%	42.1%	46.5%	57.6%
% of FP17s for the same patient ID Re-attending between 3 & 9 months - Adults	0	108	0.0%	35.0%	37.6%	50.1%
% of FP17s for Band 1 Urgent Courses	0	104	0.0%	10.8%	10.7%	9.1%
% of FP17s Relating to Free Repair or Replacements	0	104	0.0%	0.5%	0.6%	0.8%
% of FP17s Relating to Continuations	0	104	0.0%	0.8%	0.9%	1.2%
% of Patients satisfied with the dentistry they have received	0	0	N/A	89.3%	90.4%	92.8%
% of Patients satisfied with the time they had to wait for an appointment	0	0	N/A	80.6%	83.7%	88.7%

* This is based on patients treated on this contract for their most recent course of treatment. Figures in italics indicate the base number of FP17s or Patient Questionnaire responses are less than 100. N/A is shown where the base number of responses is less than 10 during the period. % is calculated as Quantity/Base number*100

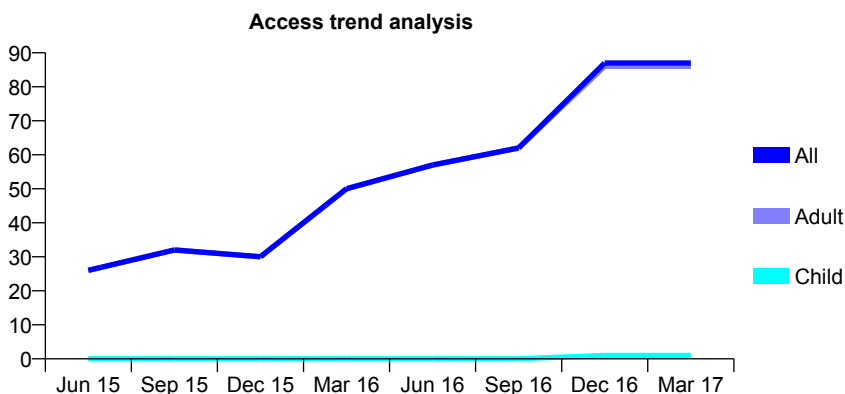
Q61 - Vital Signs At a Glance Contract Report for 170615/0002 - March 2017

Name or company name	Mr N.Nagpaul & Mr J. Ginty
Contract type name	PDS Contract
Purpose of contract	General
Contract start date	01/11/2009
Contract end date	31/03/2018

16/17 Contracted general activity (UDA)	300
Carry forward general activity (UDA)	0
16/17 Contracted orthodontic activity (UOA)	0
Carry forward orthodontic activity (UOA)	0
Baseline contract value	£60,586.68

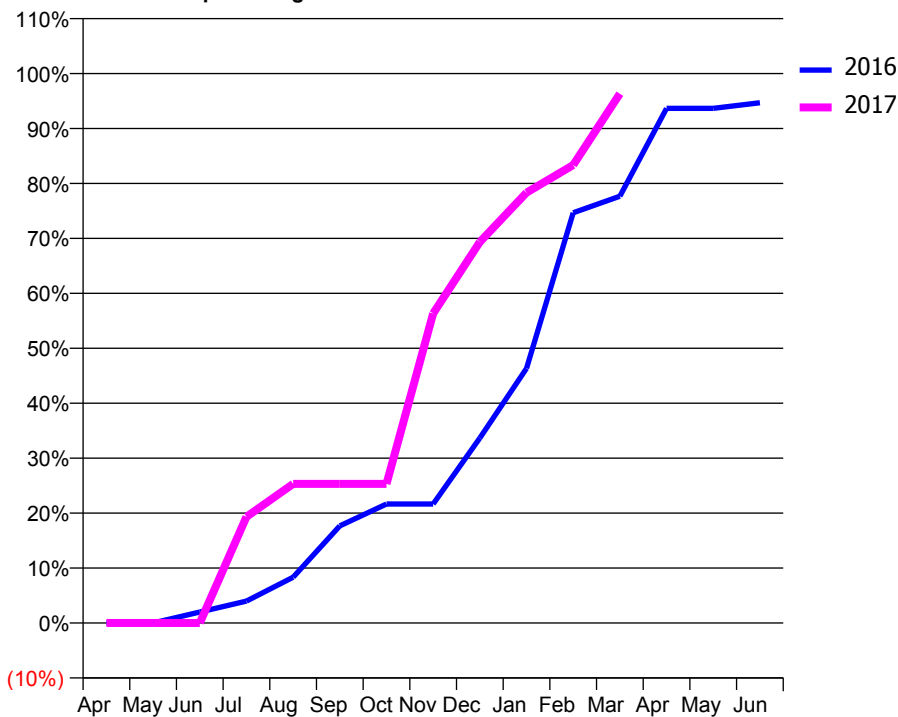
ACCESS*

Patients seen in 24 months	Total	Change since previous quarter
Quarter ending March 2016	50	
Quarter ending June 2016	57	↑
Quarter ending September 2016	62	↑
Quarter ending December 2016	87	↑
Quarter ending March 2017	87	→
Variance since March 2016	74.0%	↑



ACTIVITY

Cumulative percentage of contracted UDA delivered 2016 & 2017



QUALITY

	Quantity	Base Number	Contract	AT	Region	England
% of FP17s for the same patient ID Re-attending within 3 months - Children	0	2	0.0%	11.2%	11.8%	12.3%
% of FP17s for the same patient ID Re-attending within 3 months - Adults	0	117	0.0%	16.3%	17.1%	16.7%
% of FP17s for the same patient ID Re-attending between 3 & 9 months - Children	0	2	0.0%	42.1%	46.5%	57.6%
% of FP17s for the same patient ID Re-attending between 3 & 9 months - Adults	0	117	0.0%	35.0%	37.6%	50.1%
% of FP17s for Band 1 Urgent Courses	0	99	0.0%	10.8%	10.7%	9.1%
% of FP17s Relating to Free Repair or Replacements	0	99	0.0%	0.5%	0.6%	0.8%
% of FP17s Relating to Continuations	0	99	0.0%	0.8%	0.9%	1.2%
% of Patients satisfied with the dentistry they have received	0	0	N/A	89.3%	90.4%	92.8%
% of Patients satisfied with the time they had to wait for an appointment	0	0	N/A	80.6%	83.7%	88.7%

* This is based on patients treated on this contract for their most recent course of treatment. Figures in italics indicate the base number of FP17s or Patient Questionnaire responses are less than 100. N/A is shown where the base number of responses is less than 10 during the period. % is calculated as Quantity/Base number*100

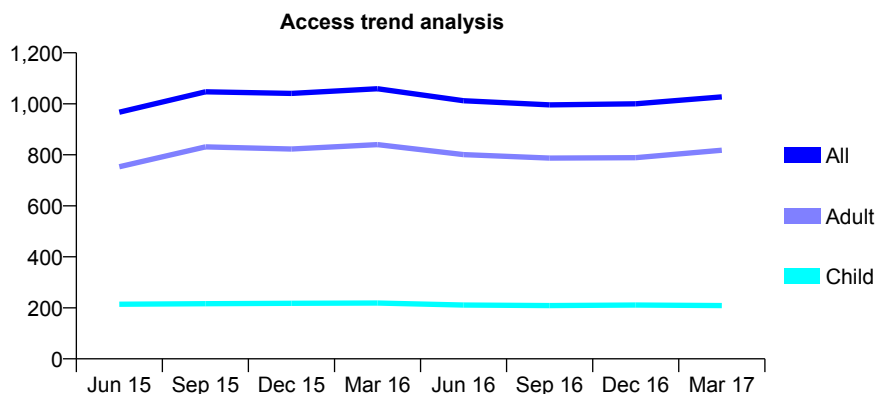
Q61 - Vital Signs At a Glance Contract Report for 170801/0001 - March 2017

Name or company name	Mr C Kaher & Ms S H Kotecha
Contract type name	GDS Contract
Purpose of contract	General
Contract start date	01/06/2012
Contract end date	

16/17 Contracted general activity (UDA)	3,861
Carry forward general activity (UDA)	0
16/17 Contracted orthodontic activity (UOA)	0
Carry forward orthodontic activity (UOA)	0
Baseline contract value	£107,147.29

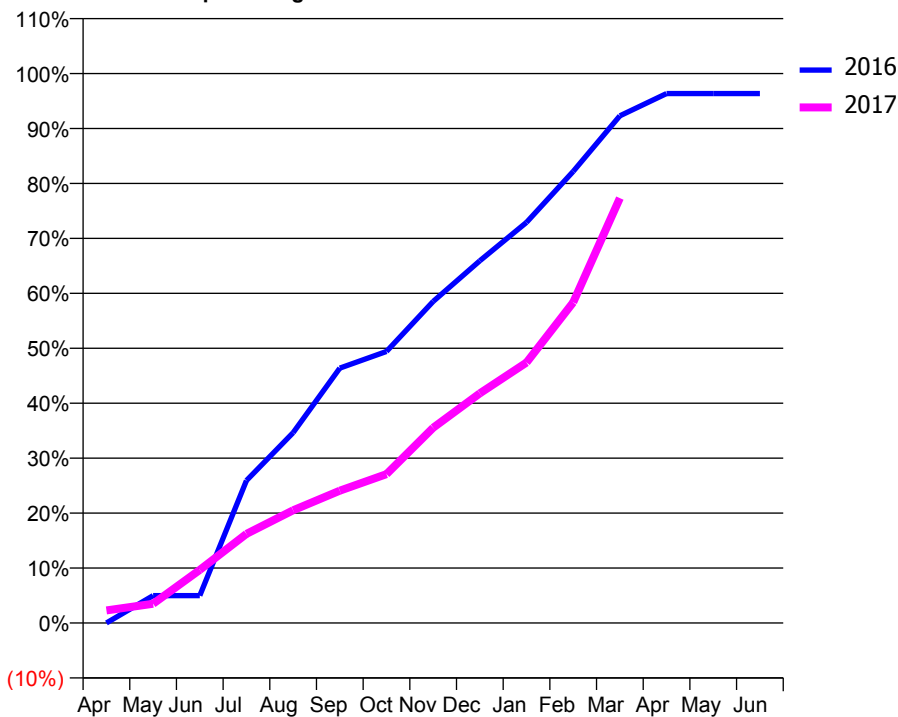
ACCESS*

Patients seen in 24 months	Total	Change since previous quarter
Quarter ending March 2016	1,059	
Quarter ending June 2016	1,012	↓
Quarter ending September 2016	996	↓
Quarter ending December 2016	1,000	→
Quarter ending March 2017	1,027	↑
Variance since March 2016	(3.0%)	↓



ACTIVITY

Cumulative percentage of contracted UDA delivered 2016 & 2017



Adjusted Scheduled Activity (UDA)

Month	2016	2017
April	0	89
May	142	135
June	142	373
July	735	626
August	982	792
September	1,315	930
October	1,401	1,046
November	1,659	1,372
December	1,868	1,614
January	2,066	1,830
February	2,329	2,253
March	2,616	2,985
April	2,731	
May	2,731	
June	2,731	

QUALITY

	Quantity	Base Number	Contract	AT	Region	England
% of FP17s for the same patient ID Re-attending within 3 months - Children	11	211	5.2%	11.2%	11.8%	12.3%
% of FP17s for the same patient ID Re-attending within 3 months - Adults	105	785	13.4%	16.3%	17.1%	16.7%
% of FP17s for the same patient ID Re-attending between 3 & 9 months - Children	50	211	23.7%	42.1%	46.5%	57.6%
% of FP17s for the same patient ID Re-attending between 3 & 9 months - Adults	150	785	19.1%	35.0%	37.6%	50.1%
% of FP17s for Band 1 Urgent Courses	102	967	10.5%	10.8%	10.7%	9.1%
% of FP17s Relating to Free Repair or Replacements	0	967	0.0%	0.5%	0.6%	0.8%
% of FP17s Relating to Continuations	10	967	1.0%	0.8%	0.9%	1.2%
% of Patients satisfied with the dentistry they have received	0	0	N/A	89.3%	90.4%	92.8%
% of Patients satisfied with the time they had to wait for an appointment	0	0	N/A	80.6%	83.7%	88.7%

* This is based on patients treated on this contract for their most recent course of treatment. Figures in italics indicate the base number of FP17s or Patient Questionnaire responses are less than 100. N/A is shown where the base number of responses is less than 10 during the period. % is calculated as Quantity/Base number*100

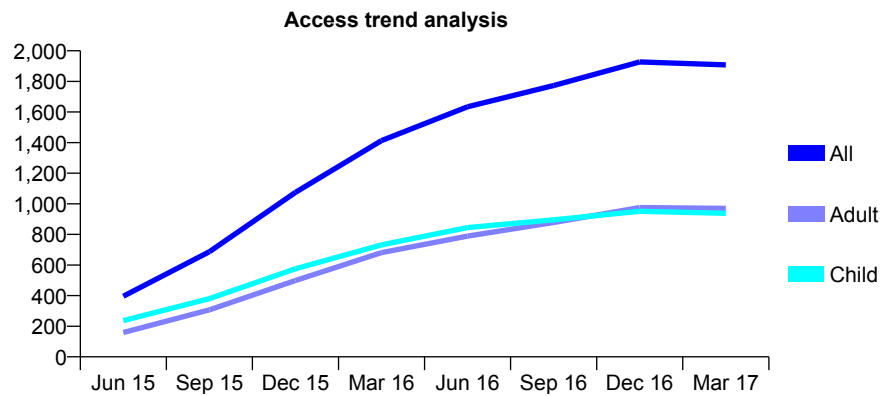
Q61 - Vital Signs At a Glance Contract Report for 171190/0001 - March 2017

Name or company name	The Dental Surgery
Contract type name	GDS Contract
Purpose of contract	General
Contract start date	01/03/2015
Contract end date	

16/17 Contracted general activity (UDA)	4,098
Carry forward general activity (UDA)	-77
16/17 Contracted orthodontic activity (UOA)	0
Carry forward orthodontic activity (UOA)	0
Baseline contract value	£135,211.61

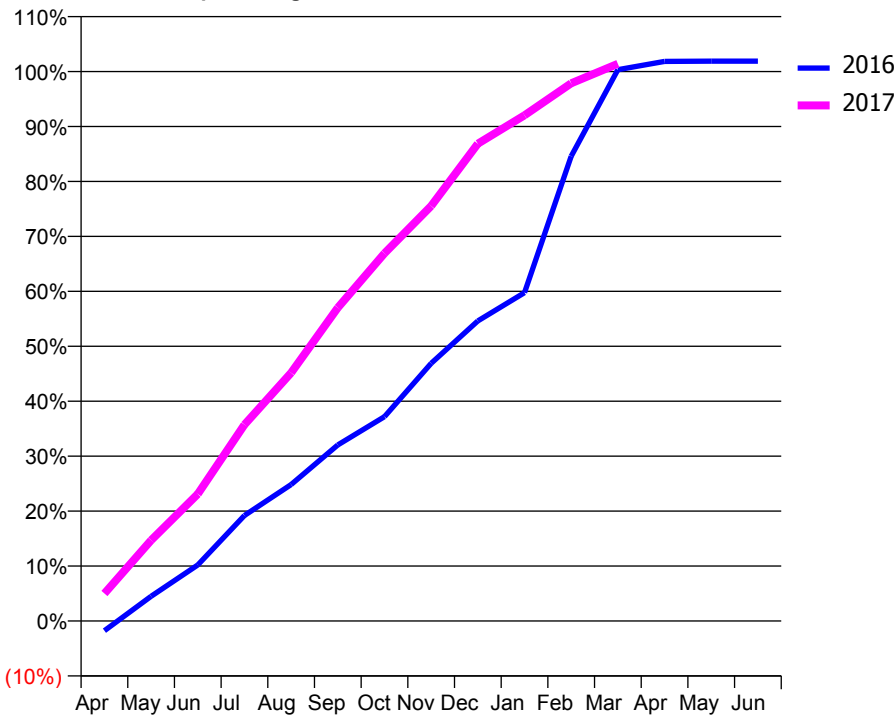
ACCESS*

Patients seen in 24 months	Total	Change since previous quarter
Quarter ending March 2016	1,413	
Quarter ending June 2016	1,634	↑
Quarter ending September 2016	1,773	↑
Quarter ending December 2016	1,927	↑
Quarter ending March 2017	1,908	→
Variance since March 2016	35.0%	↑



ACTIVITY

Cumulative percentage of contracted UDA delivered 2016 & 2017



Month	Adjusted Scheduled Activity (UDA)	
	2016	2017
April	-73	205
May	185	603
June	418	947
July	787	1,464
August	1,017	1,851
September	1,313	2,336
October	1,524	2,742
November	1,922	3,096
December	2,238	3,560
January	2,449	3,771
February	3,466	4,010
March	4,112	4,155
April	4,173	
May	4,175	
June	4,175	

QUALITY

	Quantity	Base Number	Contract	AT	Region	England
% of FP17s for the same patient ID Re-attending within 3 months - Children	60	864	6.9%	11.2%	11.8%	12.3%
% of FP17s for the same patient ID Re-attending within 3 months - Adults	180	960	18.8%	16.3%	17.1%	16.7%
% of FP17s for the same patient ID Re-attending between 3 & 9 months - Children	360	864	41.7%	42.1%	46.5%	57.6%
% of FP17s for the same patient ID Re-attending between 3 & 9 months - Adults	322	960	33.5%	35.0%	37.6%	50.1%
% of FP17s for Band 1 Urgent Courses	212	1,782	11.9%	10.8%	10.7%	9.1%
% of FP17s Relating to Free Repair or Replacements	9	1,782	0.5%	0.5%	0.6%	0.8%
% of FP17s Relating to Continuations	20	1,782	1.1%	0.8%	0.9%	1.2%
% of Patients satisfied with the dentistry they have received	2	2	N/A	89.3%	90.4%	92.8%
% of Patients satisfied with the time they had to wait for an appointment	1	2	N/A	80.6%	83.7%	88.7%

* This is based on patients treated on this contract for their most recent course of treatment. Figures in italics indicate the base number of FP17s or Patient Questionnaire responses are less than 100. N/A is shown where the base number of responses is less than 10 during the period. % is calculated as Quantity/Base number*100

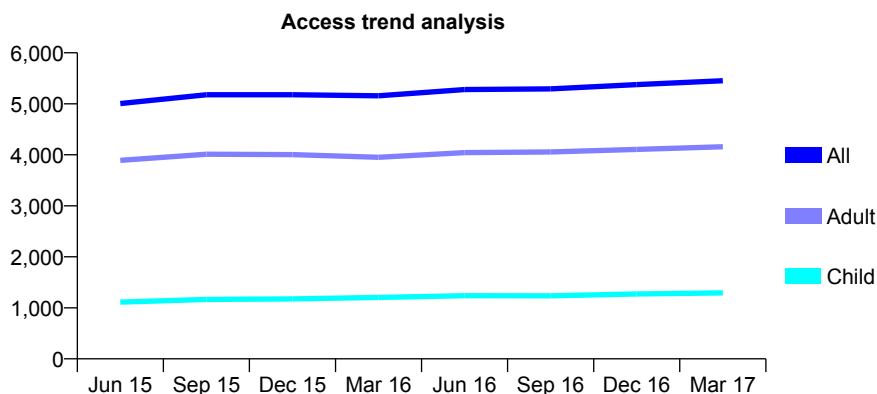
Q61 - Vital Signs At a Glance Contract Report for 173231/0001 - March 2017

Name or company name	S Shah and A Patel
Contract type name	GDS Contract
Purpose of contract	General
Contract start date	22/08/2013
Contract end date	

16/17 Contracted general activity (UDA)	14,477
Carry forward general activity (UDA)	-221
16/17 Contracted orthodontic activity (UOA)	0
Carry forward orthodontic activity (UOA)	0
Baseline contract value	£338,250.33

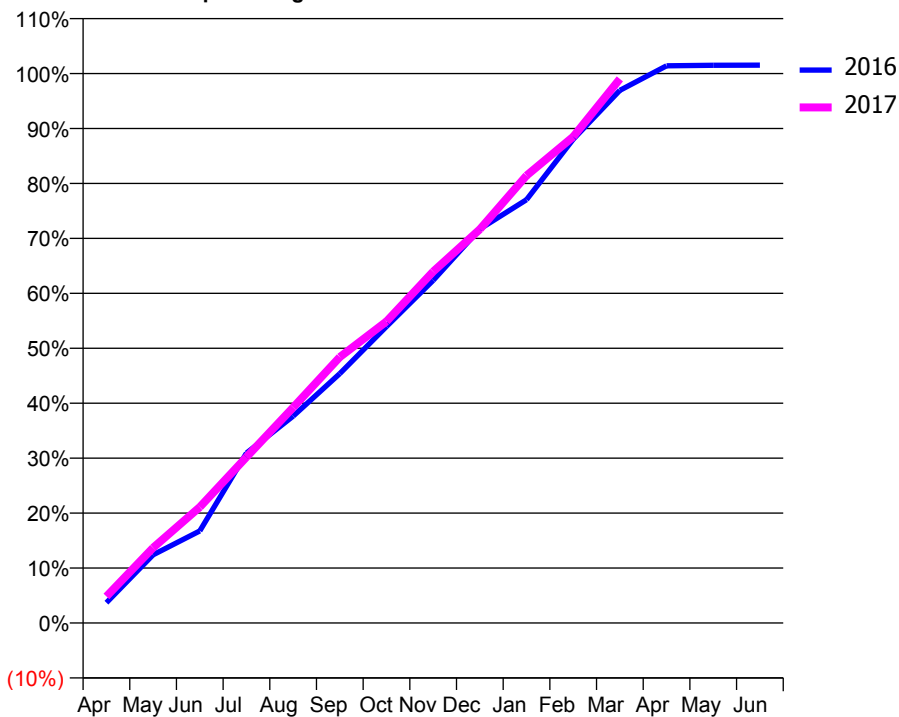
ACCESS*

Patients seen in 24 months	Total	Change since previous quarter
Quarter ending March 2016	5,157	
Quarter ending June 2016	5,279	↑
Quarter ending September 2016	5,293	→
Quarter ending December 2016	5,377	→
Quarter ending March 2017	5,451	→
Variance since March 2016	5.7%	↑



ACTIVITY

Cumulative percentage of contracted UDA delivered 2016 & 2017



Adjusted Scheduled Activity (UDA)

Month	2016	2017
April	535	699
May	1,796	1,982
June	2,426	3,054
July	4,478	4,370
August	5,450	5,678
September	6,573	7,006
October	7,811	7,944
November	9,028	9,257
December	10,379	10,373
January	11,154	11,787
February	12,743	12,810
March	14,032	14,334
April	14,681	
May	14,693	
June	14,698	

QUALITY

	Quantity	Base Number	Contract	AT	Region	England
% of FP17s for the same patient ID Re-attending within 3 months - Children	154	1,743	8.8%	11.2%	11.8%	12.3%
% of FP17s for the same patient ID Re-attending within 3 months - Adults	722	4,894	14.8%	16.3%	17.1%	16.7%
% of FP17s for the same patient ID Re-attending between 3 & 9 months - Children	850	1,743	48.8%	42.1%	46.5%	57.6%
% of FP17s for the same patient ID Re-attending between 3 & 9 months - Adults	1,990	4,894	40.7%	35.0%	37.6%	50.1%
% of FP17s for Band 1 Urgent Courses	669	6,361	10.5%	10.8%	10.7%	9.1%
% of FP17s Relating to Free Repair or Replacements	31	6,361	0.5%	0.5%	0.6%	0.8%
% of FP17s Relating to Continuations	25	6,361	0.4%	0.8%	0.9%	1.2%
% of Patients satisfied with the dentistry they have received	3	6	N/A	89.3%	90.4%	92.8%
% of Patients satisfied with the time they had to wait for an appointment	5	6	N/A	80.6%	83.7%	88.7%

* This is based on patients treated on this contract for their most recent course of treatment. Figures in italics indicate the base number of FP17s or Patient Questionnaire responses are less than 100. N/A is shown where the base number of responses is less than 10 during the period. % is calculated as Quantity/Base number*100

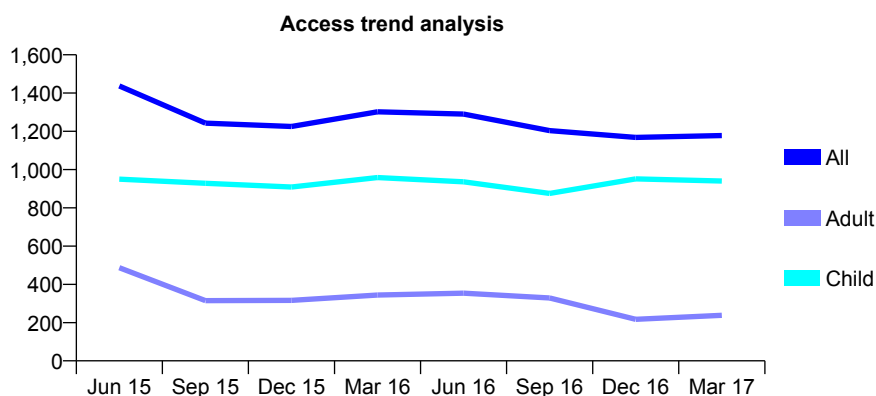
Q61 - Vital Signs At a Glance Contract Report for 174122/0001 - March 2017

Name or company name	Mr Matthew Power, Mrs Nicola Power and M
Contract type name	GDS Contract
Purpose of contract	General and Orthodontic
Contract start date	01/11/2010
Contract end date	

16/17 Contracted general activity (UDA)	529
Carry forward general activity (UDA)	-11
16/17 Contracted orthodontic activity (UOA)	10,864
Carry forward orthodontic activity (UOA)	-179
Baseline contract value	£753,485.84

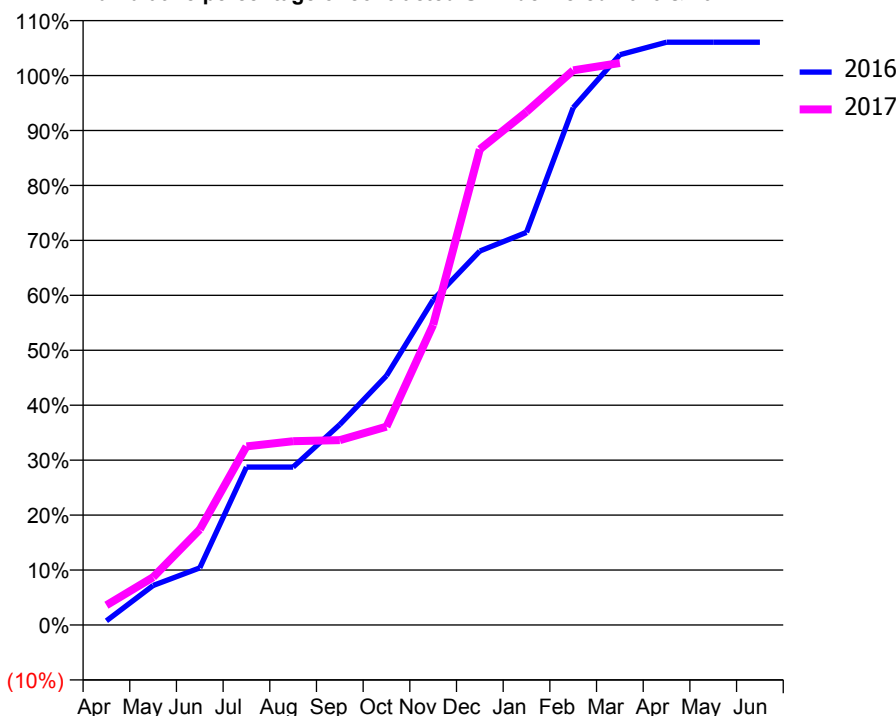
ACCESS*

Patients seen in 24 months	Total	Change since previous quarter
Quarter ending March 2016	1,302	
Quarter ending June 2016	1,290	→
Quarter ending September 2016	1,204	↓
Quarter ending December 2016	1,168	↓
Quarter ending March 2017	1,178	→
Variance since March 2016	(9.5%)	↓



ACTIVITY

Cumulative percentage of contracted UDA delivered 2016 & 2017



Adjusted Scheduled Activity (UDA)

Month	2016	2017
April	4	19
May	38	46
June	55	92
July	152	172
August	152	177
September	193	178
October	240	191
November	313	289
December	360	458
January	378	494
February	498	534
March	549	541
April	561	
May	561	
June	561	

QUALITY

	Quantity	Base Number	Contract	AT	Region	England
% of FP17s for the same patient ID Re-attending within 3 months - Children	67	1,326	5.1%	11.2%	11.8%	12.3%
% of FP17s for the same patient ID Re-attending within 3 months - Adults	0	76	0.0%	16.3%	17.1%	16.7%
% of FP17s for the same patient ID Re-attending between 3 & 9 months - Children	141	1,326	10.6%	42.1%	46.5%	57.6%
% of FP17s for the same patient ID Re-attending between 3 & 9 months - Adults	6	76	7.9%	35.0%	37.6%	50.1%
% of FP17s for Band 1 Urgent Courses	0	506	0.0%	10.8%	10.7%	9.1%
% of FP17s Relating to Free Repair or Replacements	0	506	0.0%	0.5%	0.6%	0.8%
% of FP17s Relating to Continuations	0	506	0.0%	0.8%	0.9%	1.2%
% of Patients satisfied with the dentistry they have received	0	0	N/A	89.3%	90.4%	92.8%
% of Patients satisfied with the time they had to wait for an appointment	0	0	N/A	80.6%	83.7%	88.7%

* This is based on patients treated on this contract for their most recent course of treatment. Figures in italics indicate the base number of FP17s or Patient Questionnaire responses are less than 100. N/A is shown where the base number of responses is less than 10 during the period. % is calculated as Quantity/Base number*100

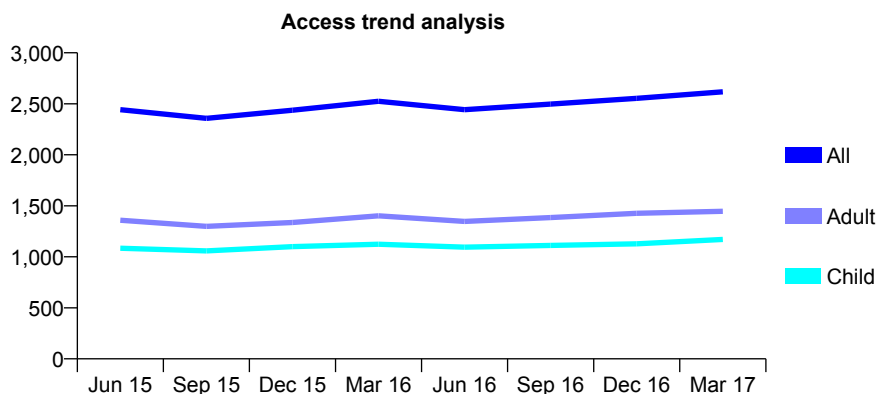
Q61 - Vital Signs At a Glance Contract Report for 175773/0001 - March 2017

Name or company name	Mr Monsur Hannan & Mr Amin Mandegarar
Contract type name	GDS Contract
Purpose of contract	General
Contract start date	01/04/2008
Contract end date	

16/17 Contracted general activity (UDA)	5,256
Carry forward general activity (UDA)	151
16/17 Contracted orthodontic activity (UOA)	0
Carry forward orthodontic activity (UOA)	0
Baseline contract value	£143,045.40

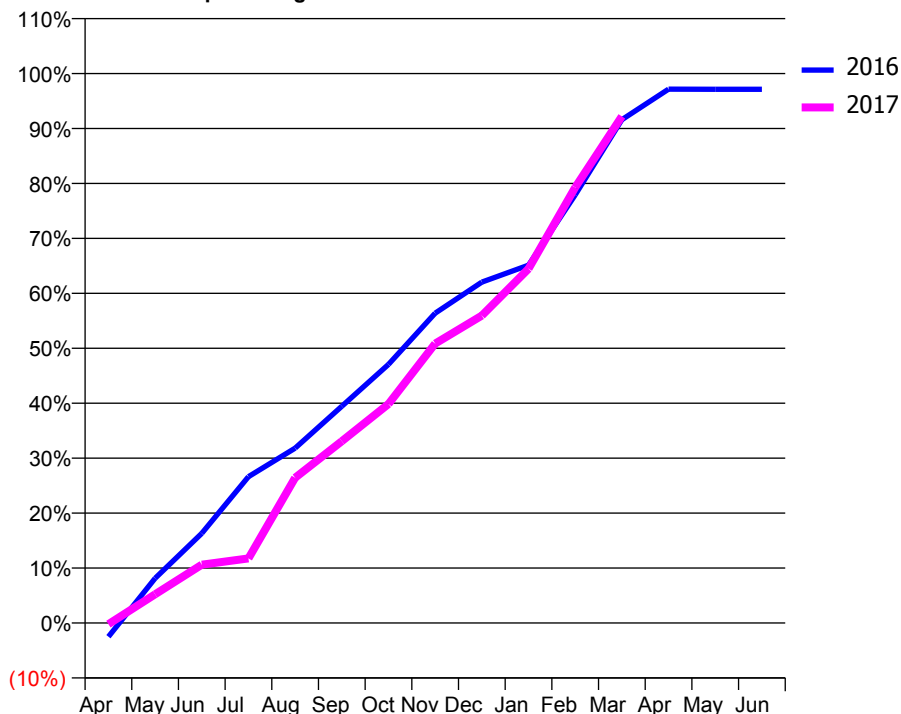
ACCESS*

Patients seen in 24 months	Total	Change since previous quarter
Quarter ending March 2016	2,525	
Quarter ending June 2016	2,442	↓
Quarter ending September 2016	2,497	↑
Quarter ending December 2016	2,554	↑
Quarter ending March 2017	2,617	↑
Variance since March 2016	3.6%	↑



ACTIVITY

Cumulative percentage of contracted UDA delivered 2016 & 2017



Month	Adjusted Scheduled Activity (UDA)	
	2016	2017
April	-132	-12
May	428	275
June	858	557
July	1,399	618
August	1,672	1,389
September	2,073	1,739
October	2,473	2,095
November	2,963	2,673
December	3,261	2,940
January	3,422	3,389
February	4,095	4,166
March	4,815	4,846
April	5,106	
May	5,105	
June	5,105	

QUALITY

	Quantity	Base Number	Contract	AT	Region	England
% of FP17s for the same patient ID Re-attending within 3 months - Children	100	1,420	7.0%	11.2%	11.8%	12.3%
% of FP17s for the same patient ID Re-attending within 3 months - Adults	199	1,498	13.3%	16.3%	17.1%	16.7%
% of FP17s for the same patient ID Re-attending between 3 & 9 months - Children	690	1,420	48.6%	42.1%	46.5%	57.6%
% of FP17s for the same patient ID Re-attending between 3 & 9 months - Adults	510	1,498	34.0%	35.0%	37.6%	50.1%
% of FP17s for Band 1 Urgent Courses	266	2,756	9.7%	10.8%	10.7%	9.1%
% of FP17s Relating to Free Repair or Replacements	6	2,756	0.2%	0.5%	0.6%	0.8%
% of FP17s Relating to Continuations	2	2,756	0.1%	0.8%	0.9%	1.2%
% of Patients satisfied with the dentistry they have received	0	0	N/A	89.3%	90.4%	92.8%
% of Patients satisfied with the time they had to wait for an appointment	0	0	N/A	80.6%	83.7%	88.7%

* This is based on patients treated on this contract for their most recent course of treatment. Figures in italics indicate the base number of FP17s or Patient Questionnaire responses are less than 100. N/A is shown where the base number of responses is less than 10 during the period. % is calculated as Quantity/Base number*100

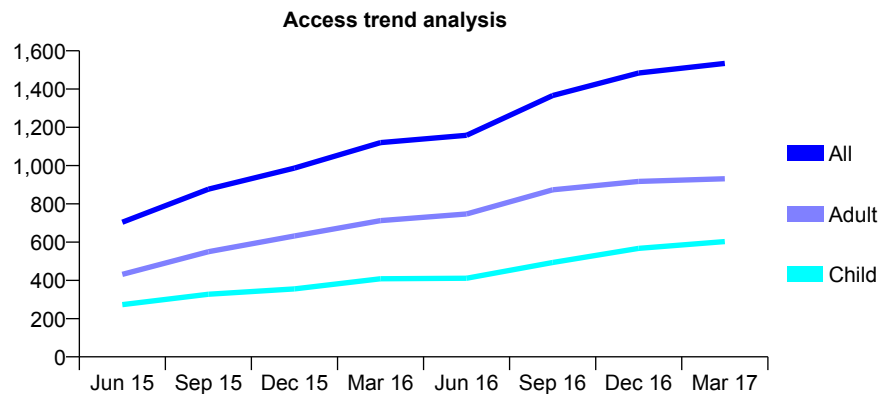
Q61 - Vital Signs At a Glance Contract Report for 176230/0001 - March 2017

Name or company name	Bell Lane Smile Dental Practice
Contract type name	GDS Contract
Purpose of contract	General
Contract start date	01/11/2014
Contract end date	

16/17 Contracted general activity (UDA)	5,430
Carry forward general activity (UDA)	72
16/17 Contracted orthodontic activity (UOA)	0
Carry forward orthodontic activity (UOA)	0
Baseline contract value	£152,194.86

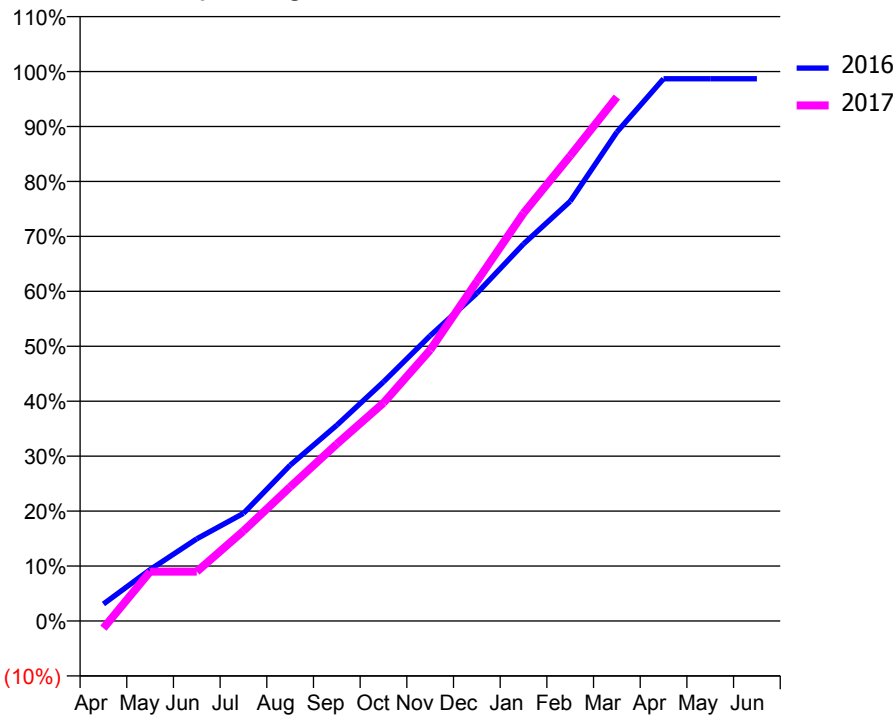
ACCESS*

Patients seen in 24 months	Total	Change since previous quarter
Quarter ending March 2016	1,120	
Quarter ending June 2016	1,158	↑
Quarter ending September 2016	1,366	↑
Quarter ending December 2016	1,484	↑
Quarter ending March 2017	1,534	↑
Variance since March 2016	37.0%	↑



ACTIVITY

Cumulative percentage of contracted UDA delivered 2016 & 2017



Month	Adjusted Scheduled Activity (UDA)	
	2016	2017
April	168	-72
May	508	488
June	813	488
July	1,065	890
August	1,540	1,325
September	1,936	1,749
October	2,364	2,155
November	2,820	2,678
December	3,238	3,356
January	3,726	4,030
February	4,147	4,597
March	4,831	5,178
April	5,358	
May	5,358	
June	5,358	

QUALITY

	Quantity	Base Number	Contract	AT	Region	England
% of FP17s for the same patient ID Re-attending within 3 months - Children	129	883	14.6%	11.2%	11.8%	12.3%
% of FP17s for the same patient ID Re-attending within 3 months - Adults	151	905	16.7%	16.3%	17.1%	16.7%
% of FP17s for the same patient ID Re-attending between 3 & 9 months - Children	290	883	32.8%	42.1%	46.5%	57.6%
% of FP17s for the same patient ID Re-attending between 3 & 9 months - Adults	246	905	27.2%	35.0%	37.6%	50.1%
% of FP17s for Band 1 Urgent Courses	124	1,674	7.4%	10.8%	10.7%	9.1%
% of FP17s Relating to Free Repair or Replacements	2	1,674	0.1%	0.5%	0.6%	0.8%
% of FP17s Relating to Continuations	21	1,674	1.3%	0.8%	0.9%	1.2%
% of Patients satisfied with the dentistry they have received	1	1	N/A	89.3%	90.4%	92.8%
% of Patients satisfied with the time they had to wait for an appointment	0	1	N/A	80.6%	83.7%	88.7%

* This is based on patients treated on this contract for their most recent course of treatment. Figures in italics indicate the base number of FP17s or Patient Questionnaire responses are less than 100. N/A is shown where the base number of responses is less than 10 during the period. % is calculated as Quantity/Base number*100

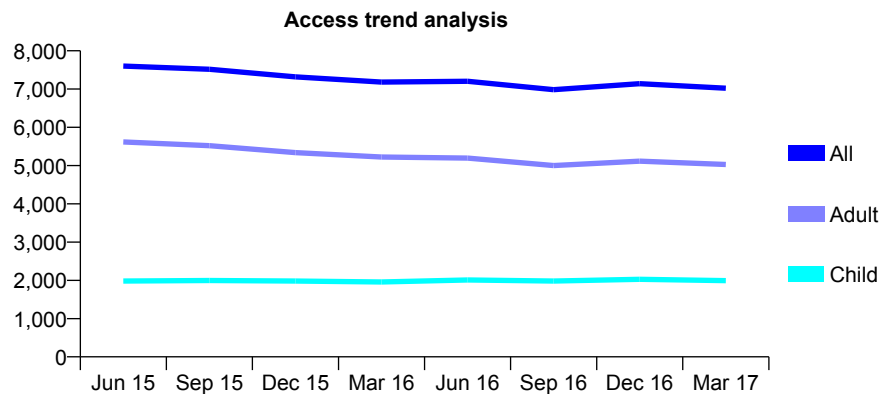
Q61 - Vital Signs At a Glance Contract Report for 176729/0001 - March 2017

Name or company name	Dr Vahid Haghghi and Dr Katayoun Shams
Contract type name	GDS Contract
Purpose of contract	General
Contract start date	01/12/2011
Contract end date	

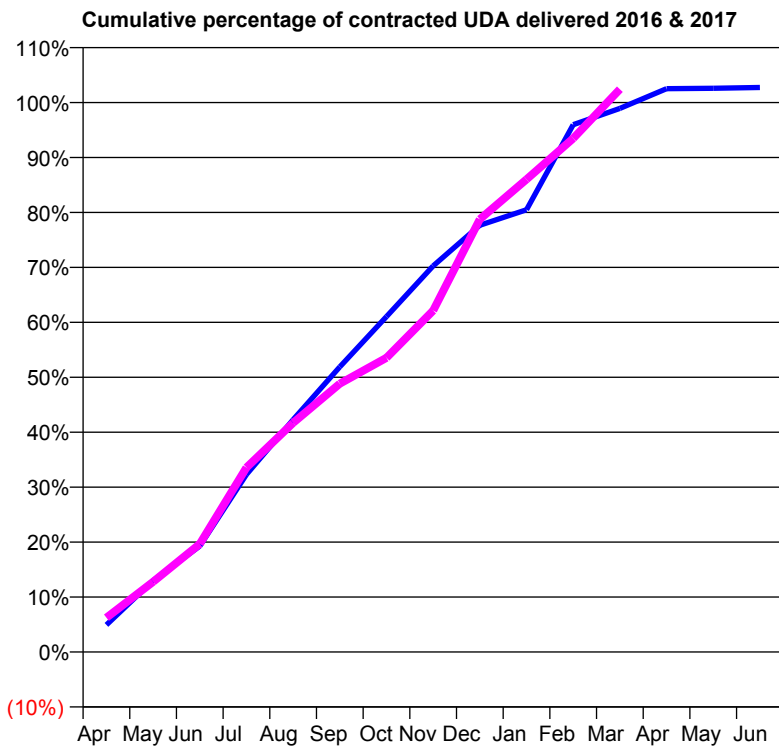
16/17 Contracted general activity (UDA)	18,762
Carry forward general activity (UDA)	-375
16/17 Contracted orthodontic activity (UOA)	0
Carry forward orthodontic activity (UOA)	0
Baseline contract value	£494,758.47

ACCESS*

Patients seen in 24 months	Total	Change since previous quarter
Quarter ending March 2016	7,183	
Quarter ending June 2016	7,205	→
Quarter ending September 2016	6,983	↓
Quarter ending December 2016	7,141	↑
Quarter ending March 2017	7,022	↓
Variance since March 2016	(2.2%)	↓



ACTIVITY



Month	Adjusted Scheduled Activity (UDA)	
	2016	2017
April	928	1,172
May	2,439	2,396
June	3,618	3,690
July	6,061	6,300
August	7,936	7,822
September	9,736	9,161
October	11,454	10,047
November	13,185	11,660
December	14,572	14,778
January	15,100	16,139
February	18,004	17,535
March	18,559	19,215
April	19,234	
May	19,248	
June	19,273	

QUALITY

	Quantity	Base Number	Contract	AT	Region	England
% of FP17s for the same patient ID Re-attending within 3 months - Children	145	2,235	6.5%	11.2%	11.8%	12.3%
% of FP17s for the same patient ID Re-attending within 3 months - Adults	698	5,050	13.8%	16.3%	17.1%	16.7%
% of FP17s for the same patient ID Re-attending between 3 & 9 months - Children	803	2,235	35.9%	42.1%	46.5%	57.6%
% of FP17s for the same patient ID Re-attending between 3 & 9 months - Adults	1,377	5,050	27.3%	35.0%	37.6%	50.1%
% of FP17s for Band 1 Urgent Courses	625	6,993	8.9%	10.8%	10.7%	9.1%
% of FP17s Relating to Free Repair or Replacements	22	6,993	0.3%	0.5%	0.6%	0.8%
% of FP17s Relating to Continuations	106	6,993	1.5%	0.8%	0.9%	1.2%
% of Patients satisfied with the dentistry they have received	3	4	N/A	89.3%	90.4%	92.8%
% of Patients satisfied with the time they had to wait for an appointment	1	4	N/A	80.6%	83.7%	88.7%

* This is based on patients treated on this contract for their most recent course of treatment. Figures in italics indicate the base number of FP17s or Patient Questionnaire responses are less than 100. N/A is shown where the base number of responses is less than 10 during the period. % is calculated as Quantity/Base number*100

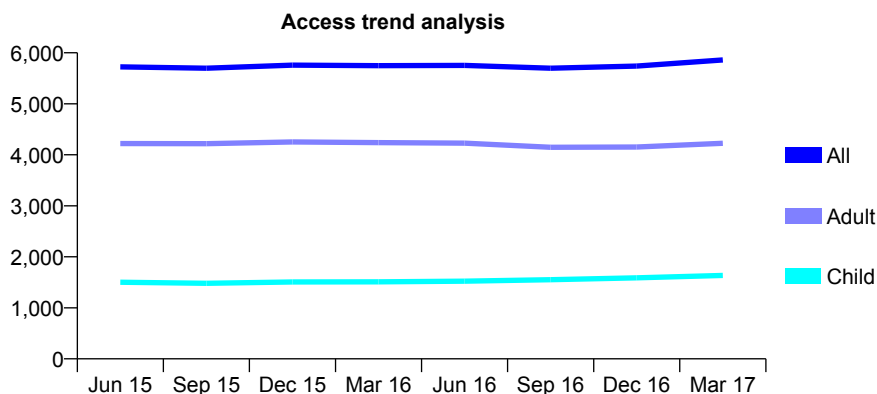
Q61 - Vital Signs At a Glance Contract Report for 177180/0001 - March 2017

Name or company name	Cosmo Clinic Ltd.
Contract type name	GDS Contract
Purpose of contract	General
Contract start date	01/05/2010
Contract end date	

16/17 Contracted general activity (UDA)	21,931
Carry forward general activity (UDA)	-355
16/17 Contracted orthodontic activity (UOA)	0
Carry forward orthodontic activity (UOA)	0
Baseline contract value	£606,516.56

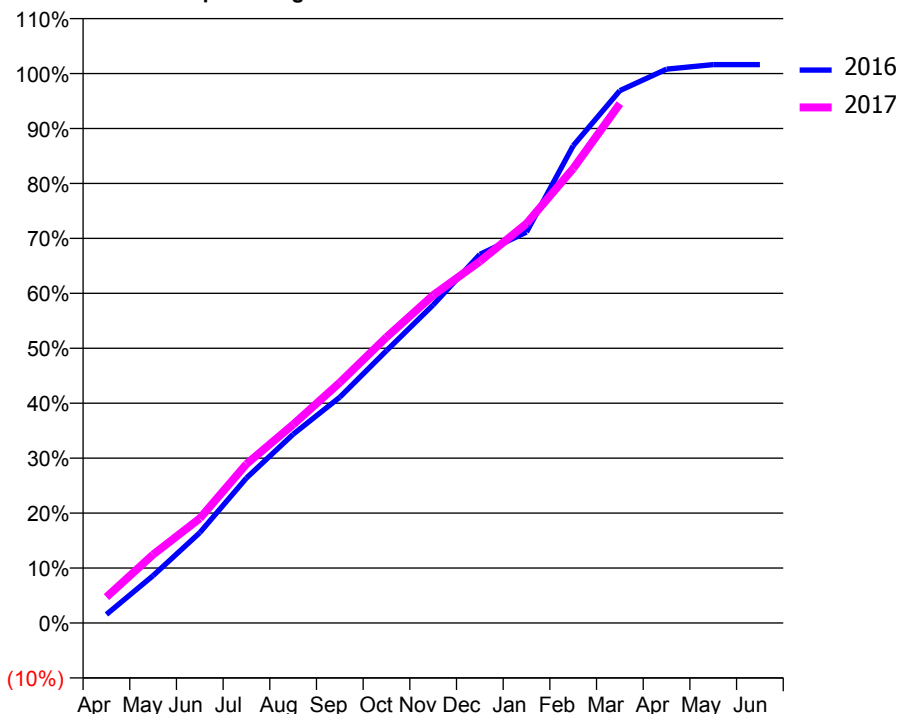
ACCESS*

Patients seen in 24 months	Total	Change since previous quarter
Quarter ending March 2016	5,747	
Quarter ending June 2016	5,752	→
Quarter ending September 2016	5,699	→
Quarter ending December 2016	5,740	→
Quarter ending March 2017	5,860	↑
Variance since March 2016	2.0%	→



ACTIVITY

Cumulative percentage of contracted UDA delivered 2016 & 2017



Month	Adjusted Scheduled Activity (UDA)	
	2016	2017
April	341	1,034
May	1,894	2,734
June	3,607	4,173
July	5,788	6,346
August	7,535	7,922
September	9,013	9,597
October	10,872	11,406
November	12,695	13,087
December	14,712	14,430
January	15,603	15,943
February	19,052	18,140
March	21,247	20,725
April	22,102	
May	22,286	
June	22,286	

QUALITY

	Quantity	Base Number	Contract	AT	Region	England
% of FP17s for the same patient ID Re-attending within 3 months - Children	140	1,608	8.7%	11.2%	11.8%	12.3%
% of FP17s for the same patient ID Re-attending within 3 months - Adults	601	3,802	15.8%	16.3%	17.1%	16.7%
% of FP17s for the same patient ID Re-attending between 3 & 9 months - Children	392	1,608	24.4%	42.1%	46.5%	57.6%
% of FP17s for the same patient ID Re-attending between 3 & 9 months - Adults	921	3,802	24.2%	35.0%	37.6%	50.1%
% of FP17s for Band 1 Urgent Courses	350	5,172	6.8%	10.8%	10.7%	9.1%
% of FP17s Relating to Free Repair or Replacements	39	5,172	0.8%	0.5%	0.6%	0.8%
% of FP17s Relating to Continuations	3	5,172	0.1%	0.8%	0.9%	1.2%
% of Patients satisfied with the dentistry they have received	3	3	N/A	89.3%	90.4%	92.8%
% of Patients satisfied with the time they had to wait for an appointment	2	3	N/A	80.6%	83.7%	88.7%

* This is based on patients treated on this contract for their most recent course of treatment. Figures in italics indicate the base number of FP17s or Patient Questionnaire responses are less than 100. N/A is shown where the base number of responses is less than 10 during the period. % is calculated as Quantity/Base number*100

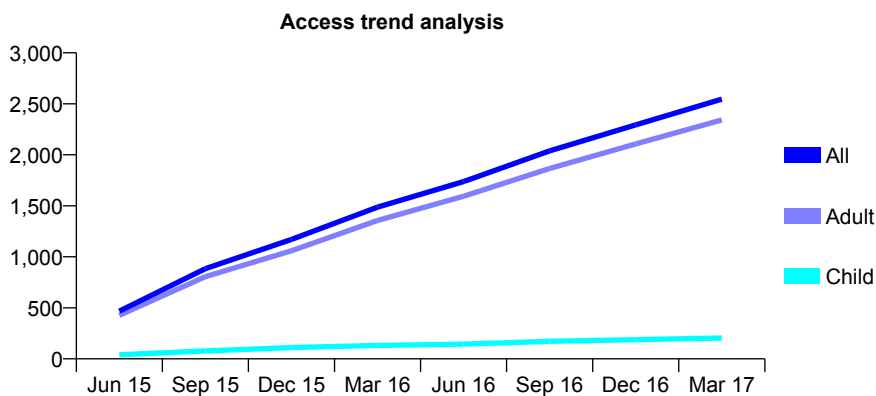
Q61 - Vital Signs At a Glance Contract Report for 177431/0001 - March 2017

Name or company name	Mr H Al-Hariri & Mrs N Al-Hariri
Contract type name	GDS Contract
Purpose of contract	General
Contract start date	01/04/2015
Contract end date	

16/17 Contracted general activity (UDA)	5,441
Carry forward general activity (UDA)	233
16/17 Contracted orthodontic activity (UOA)	0
Carry forward orthodontic activity (UOA)	0
Baseline contract value	£171,176.58

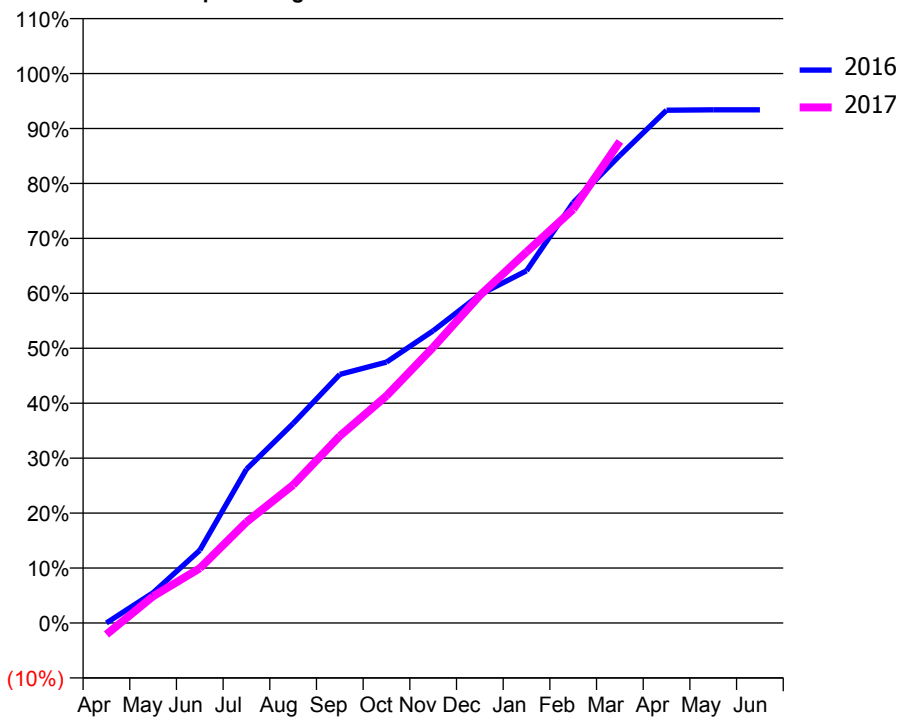
ACCESS*

Patients seen in 24 months	Total	Change since previous quarter
Quarter ending March 2016	1,487	
Quarter ending June 2016	1,738	↑
Quarter ending September 2016	2,038	↑
Quarter ending December 2016	2,293	↑
Quarter ending March 2017	2,546	↑
Variance since March 2016	71.2%	↑



ACTIVITY

Cumulative percentage of contracted UDA delivered 2016 & 2017



Month	Adjusted Scheduled Activity (UDA)	
	2016	2017
April	0	-114
May	300	265
June	720	542
July	1,522	1,001
August	1,976	1,367
September	2,461	1,852
October	2,584	2,249
November	2,893	2,730
December	3,251	3,244
January	3,487	3,674
February	4,163	4,096
March	4,630	4,768
April	5,078	
May	5,082	
June	5,082	

QUALITY

	Quantity	Base Number	Contract	AT	Region	England
% of FP17s for the same patient ID Re-attending within 3 months - Children	4	197	2.0%	11.2%	11.8%	12.3%
% of FP17s for the same patient ID Re-attending within 3 months - Adults	186	2,243	8.3%	16.3%	17.1%	16.7%
% of FP17s for the same patient ID Re-attending between 3 & 9 months - Children	58	197	29.4%	42.1%	46.5%	57.6%
% of FP17s for the same patient ID Re-attending between 3 & 9 months - Adults	492	2,243	21.9%	35.0%	37.6%	50.1%
% of FP17s for Band 1 Urgent Courses	366	2,305	15.9%	10.8%	10.7%	9.1%
% of FP17s Relating to Free Repair or Replacements	10	2,305	0.4%	0.5%	0.6%	0.8%
% of FP17s Relating to Continuations	8	2,305	0.3%	0.8%	0.9%	1.2%
% of Patients satisfied with the dentistry they have received	1	1	N/A	89.3%	90.4%	92.8%
% of Patients satisfied with the time they had to wait for an appointment	1	1	N/A	80.6%	83.7%	88.7%

* This is based on patients treated on this contract for their most recent course of treatment. Figures in italics indicate the base number of FP17s or Patient Questionnaire responses are less than 100. N/A is shown where the base number of responses is less than 10 during the period. % is calculated as Quantity/Base number*100

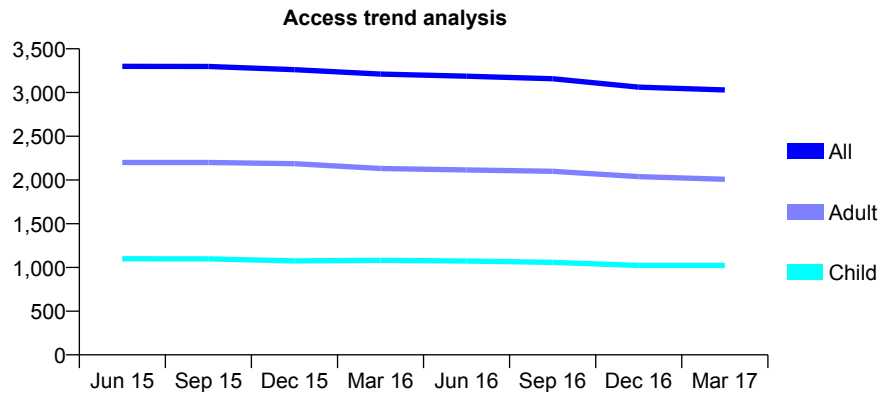
Q61 - Vital Signs At a Glance Contract Report for 177660/0001 - March 2017

Name or company name	Fladbury Dental Surgery
Contract type name	GDS Contract
Purpose of contract	General
Contract start date	01/03/2012
Contract end date	

16/17 Contracted general activity (UDA)	9,916
Carry forward general activity (UDA)	-198
16/17 Contracted orthodontic activity (UOA)	0
Carry forward orthodontic activity (UOA)	0
Baseline contract value	£258,747.54

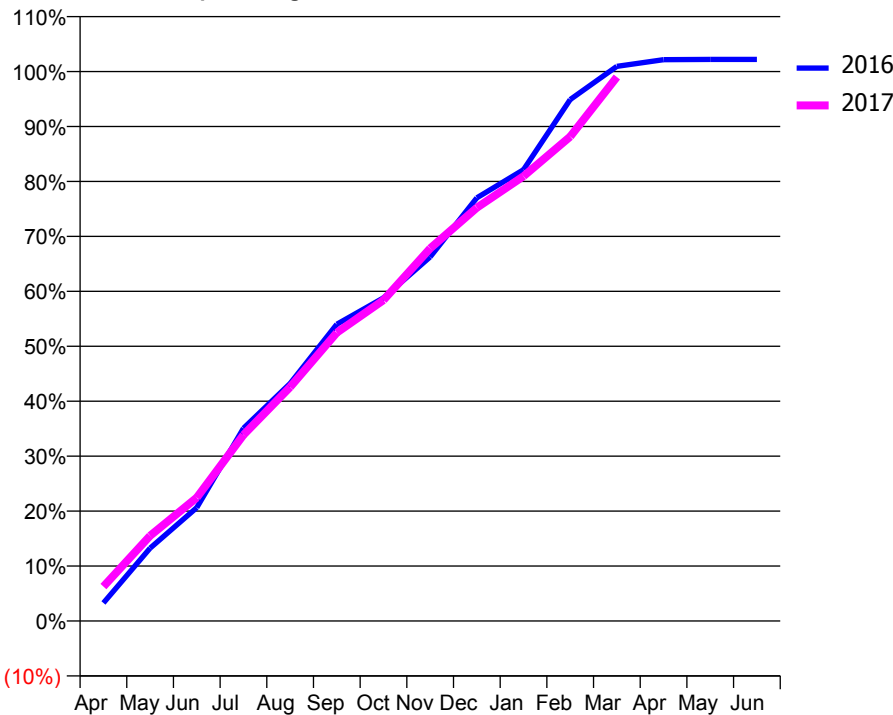
ACCESS*

Patients seen in 24 months	Total	Change since previous quarter
Quarter ending March 2016	3,211	
Quarter ending June 2016	3,187	→
Quarter ending September 2016	3,157	→
Quarter ending December 2016	3,061	↓
Quarter ending March 2017	3,030	↓
Variance since March 2016	(5.6%)	↓



ACTIVITY

Cumulative percentage of contracted UDA delivered 2016 & 2017



Month	Adjusted Scheduled Activity (UDA)	
	2016	2017
April	326	622
May	1,315	1,539
June	2,046	2,228
July	3,477	3,358
August	4,288	4,221
September	5,356	5,204
October	5,832	5,791
November	6,570	6,725
December	7,637	7,458
January	8,145	8,027
February	9,409	8,742
March	10,009	9,817
April	10,130	
May	10,134	
June	10,134	

QUALITY

	Quantity	Base Number	Contract	AT	Region	England
% of FP17s for the same patient ID Re-attending within 3 months - Children	215	1,528	14.1%	11.2%	11.8%	12.3%
% of FP17s for the same patient ID Re-attending within 3 months - Adults	491	2,459	20.0%	16.3%	17.1%	16.7%
% of FP17s for the same patient ID Re-attending between 3 & 9 months - Children	757	1,528	49.5%	42.1%	46.5%	57.6%
% of FP17s for the same patient ID Re-attending between 3 & 9 months - Adults	956	2,459	38.9%	35.0%	37.6%	50.1%
% of FP17s for Band 1 Urgent Courses	502	3,929	12.8%	10.8%	10.7%	9.1%
% of FP17s Relating to Free Repair or Replacements	14	3,929	0.4%	0.5%	0.6%	0.8%
% of FP17s Relating to Continuations	26	3,929	0.7%	0.8%	0.9%	1.2%
% of Patients satisfied with the dentistry they have received	4	4	N/A	89.3%	90.4%	92.8%
% of Patients satisfied with the time they had to wait for an appointment	4	4	N/A	80.6%	83.7%	88.7%

* This is based on patients treated on this contract for their most recent course of treatment. Figures in italics indicate the base number of FP17s or Patient Questionnaire responses are less than 100. N/A is shown where the base number of responses is less than 10 during the period. % is calculated as Quantity/Base number*100

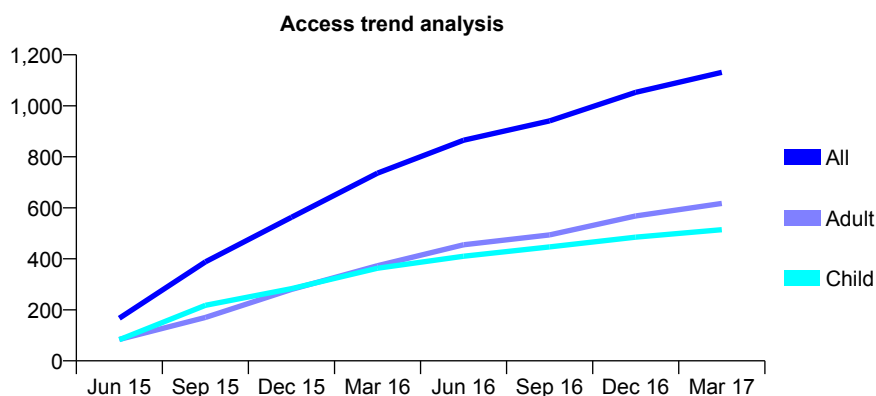
Q61 - Vital Signs At a Glance Contract Report for 177695/0001 - March 2017

Name or company name	Mrs F Ghani, Mr M Spencer Brown & Mr JF
Contract type name	GDS Contract
Purpose of contract	General
Contract start date	01/04/2015
Contract end date	

16/17 Contracted general activity (UDA)	3,738
Carry forward general activity (UDA)	-15
16/17 Contracted orthodontic activity (UOA)	0
Carry forward orthodontic activity (UOA)	0
Baseline contract value	£117,704.24

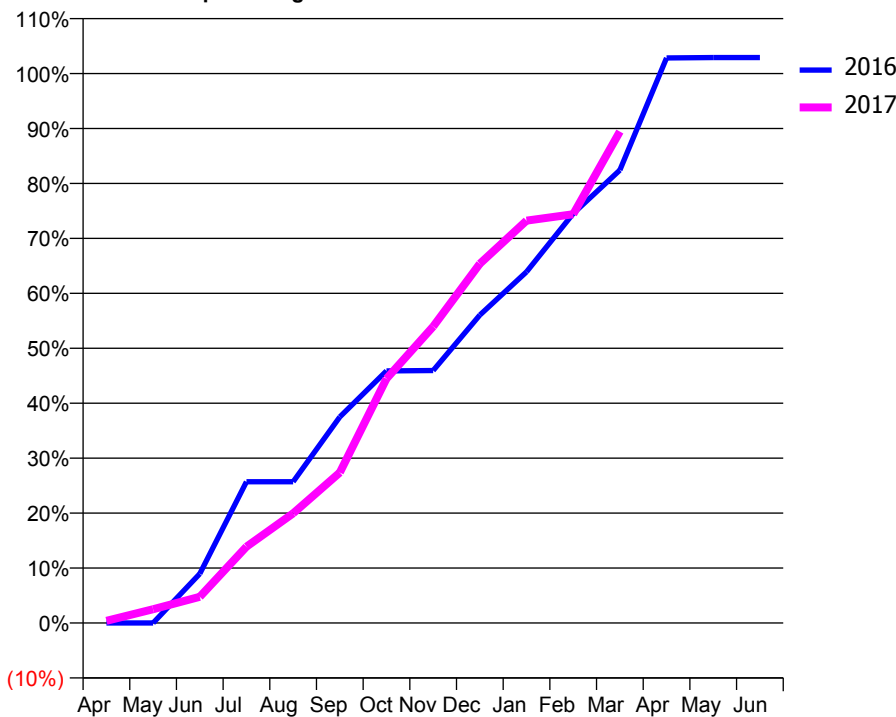
ACCESS*

Patients seen in 24 months	Total	Change since previous quarter
Quarter ending March 2016	736	
Quarter ending June 2016	865	↑
Quarter ending September 2016	941	↑
Quarter ending December 2016	1,053	↑
Quarter ending March 2017	1,131	↑
Variance since March 2016	53.7%	↑



ACTIVITY

Cumulative percentage of contracted UDA delivered 2016 & 2017



Adjusted Scheduled Activity (UDA)

Month	2016	2017
April	0	15
May	0	94
June	335	178
July	961	519
August	961	746
September	1,402	1,023
October	1,715	1,662
November	1,718	2,017
December	2,095	2,444
January	2,389	2,737
February	2,785	2,781
March	3,081	3,343
April	3,844	
May	3,847	
June	3,847	

QUALITY

	Quantity	Base Number	Contract	AT	Region	England
% of FP17s for the same patient ID Re-attending within 3 months - Children	57	577	9.9%	11.2%	11.8%	12.3%
% of FP17s for the same patient ID Re-attending within 3 months - Adults	82	688	11.9%	16.3%	17.1%	16.7%
% of FP17s for the same patient ID Re-attending between 3 & 9 months - Children	142	577	24.6%	42.1%	46.5%	57.6%
% of FP17s for the same patient ID Re-attending between 3 & 9 months - Adults	127	688	18.5%	35.0%	37.6%	50.1%
% of FP17s for Band 1 Urgent Courses	122	1,024	11.9%	10.8%	10.7%	9.1%
% of FP17s Relating to Free Repair or Replacements	0	1,024	0.0%	0.5%	0.6%	0.8%
% of FP17s Relating to Continuations	0	1,024	0.0%	0.8%	0.9%	1.2%
% of Patients satisfied with the dentistry they have received	2	3	N/A	89.3%	90.4%	92.8%
% of Patients satisfied with the time they had to wait for an appointment	0	3	N/A	80.6%	83.7%	88.7%

* This is based on patients treated on this contract for their most recent course of treatment. Figures in italics indicate the base number of FP17s or Patient Questionnaire responses are less than 100. N/A is shown where the base number of responses is less than 10 during the period. % is calculated as Quantity/Base number*100

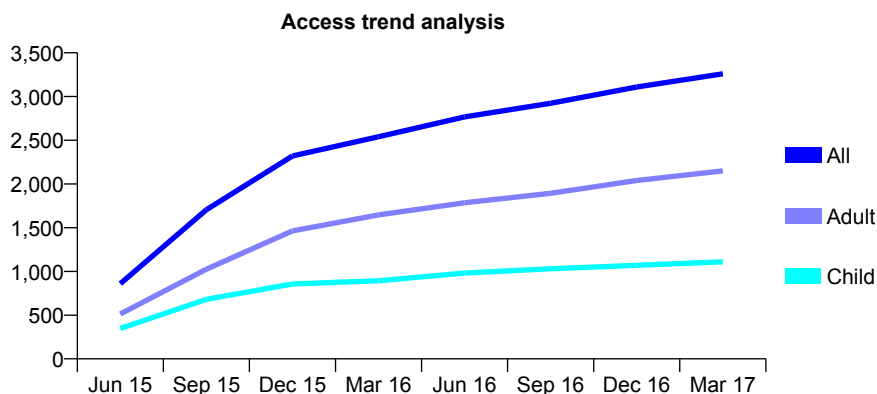
Q61 - Vital Signs At a Glance Contract Report for 178527/0001 - March 2017

Name or company name	Golders Green Dental Care
Contract type name	GDS Contract
Purpose of contract	General
Contract start date	01/04/2015
Contract end date	

16/17 Contracted general activity (UDA)	9,424
Carry forward general activity (UDA)	-60
16/17 Contracted orthodontic activity (UOA)	0
Carry forward orthodontic activity (UOA)	0
Baseline contract value	£277,345.71

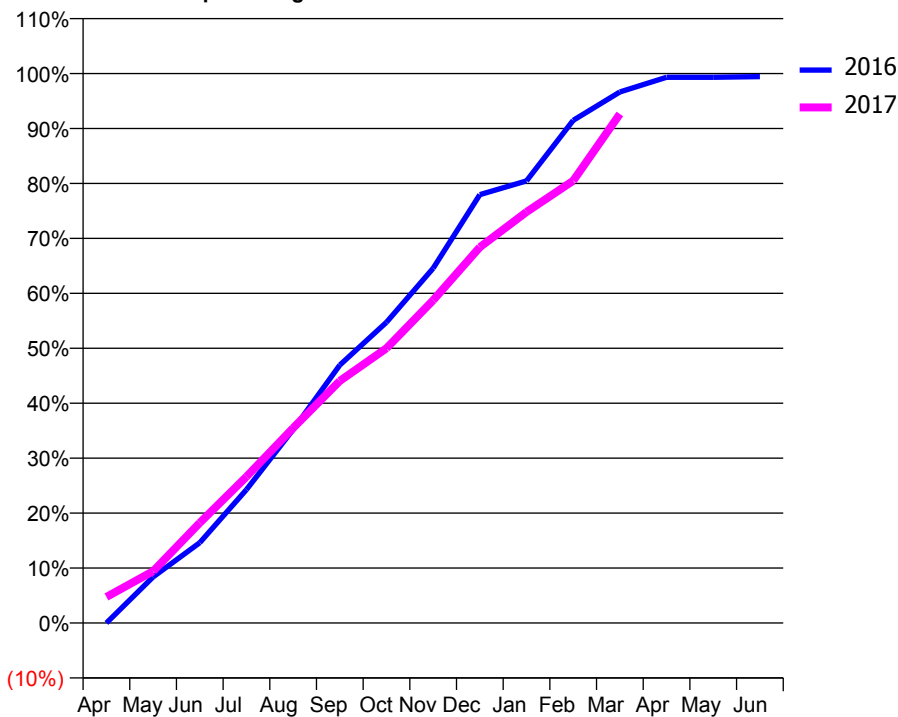
ACCESS*

Patients seen in 24 months	Total	Change since previous quarter
Quarter ending March 2016	2,540	
Quarter ending June 2016	2,767	↑
Quarter ending September 2016	2,923	↑
Quarter ending December 2016	3,109	↑
Quarter ending March 2017	3,260	↑
Variance since March 2016	28.3%	↑



ACTIVITY

Cumulative percentage of contracted UDA delivered 2016 & 2017



Adjusted Scheduled Activity (UDA)

Month	2016	2017
April	0	447
May	789	888
June	1,378	1,719
July	2,287	2,510
August	3,317	3,344
September	4,424	4,151
October	5,159	4,712
November	6,085	5,536
December	7,346	6,447
January	7,582	7,050
February	8,621	7,585
March	9,109	8,730
April	9,359	
May	9,359	
June	9,371	

QUALITY

	Quantity	Base Number	Contract	AT	Region	England
% of FP17s for the same patient ID Re-attending within 3 months - Children	140	1,453	9.6%	11.2%	11.8%	12.3%
% of FP17s for the same patient ID Re-attending within 3 months - Adults	347	2,215	15.7%	16.3%	17.1%	16.7%
% of FP17s for the same patient ID Re-attending between 3 & 9 months - Children	631	1,453	43.4%	42.1%	46.5%	57.6%
% of FP17s for the same patient ID Re-attending between 3 & 9 months - Adults	897	2,215	40.5%	35.0%	37.6%	50.1%
% of FP17s for Band 1 Urgent Courses	331	3,602	9.2%	10.8%	10.7%	9.1%
% of FP17s Relating to Free Repair or Replacements	30	3,602	0.8%	0.5%	0.6%	0.8%
% of FP17s Relating to Continuations	27	3,602	0.7%	0.8%	0.9%	1.2%
% of Patients satisfied with the dentistry they have received	1	1	N/A	89.3%	90.4%	92.8%
% of Patients satisfied with the time they had to wait for an appointment	1	1	N/A	80.6%	83.7%	88.7%

* This is based on patients treated on this contract for their most recent course of treatment. Figures in italics indicate the base number of FP17s or Patient Questionnaire responses are less than 100. N/A is shown where the base number of responses is less than 10 during the period. % is calculated as Quantity/Base number*100

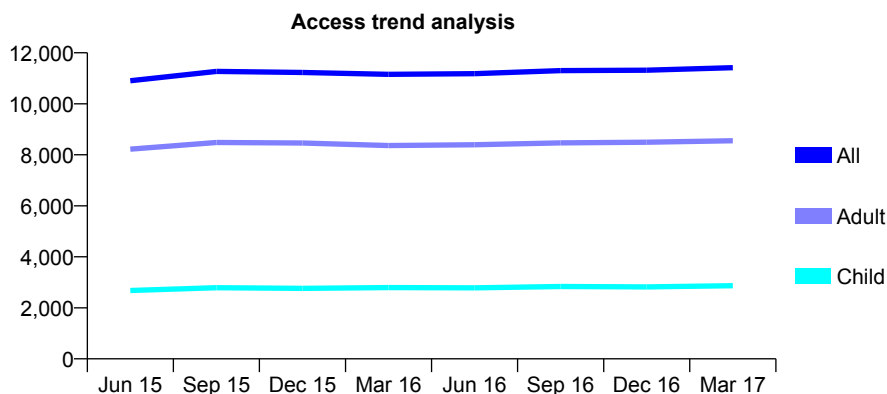
Q61 - Vital Signs At a Glance Contract Report for 178950/0001 - March 2017

Name or company name	MC Dentistry Ltd
Contract type name	GDS Contract
Purpose of contract	General
Contract start date	01/04/2012
Contract end date	

16/17 Contracted general activity (UDA)	36,284
Carry forward general activity (UDA)	0
16/17 Contracted orthodontic activity (UOA)	0
Carry forward orthodontic activity (UOA)	0
Baseline contract value	£978,028.21

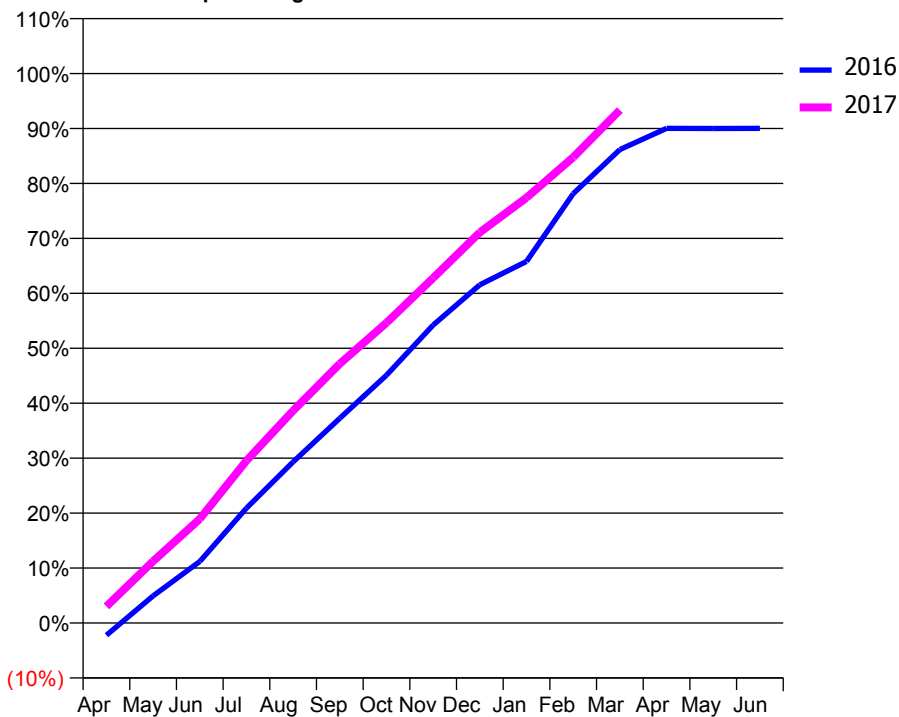
ACCESS*

Patients seen in 24 months	Total	Change since previous quarter
Quarter ending March 2016	11,158	
Quarter ending June 2016	11,181	→
Quarter ending September 2016	11,304	→
Quarter ending December 2016	11,317	→
Quarter ending March 2017	11,417	→
Variance since March 2016	2.3%	↑



ACTIVITY

Cumulative percentage of contracted UDA delivered 2016 & 2017



Month	Adjusted Scheduled Activity (UDA)	
	2016	2017
April	-817	1,093
May	1,793	4,084
June	4,067	6,875
July	7,584	10,716
August	10,638	14,025
September	13,518	17,123
October	16,362	19,825
November	19,672	22,783
December	22,336	25,793
January	23,877	28,084
February	28,348	30,751
March	31,261	33,868
April	32,666	
May	32,656	
June	32,662	

QUALITY

	Quantity	Base Number	Contract	AT	Region	England
% of FP17s for the same patient ID Re-attending within 3 months - Children	160	2,653	6.0%	11.2%	11.8%	12.3%
% of FP17s for the same patient ID Re-attending within 3 months - Adults	914	8,148	11.2%	16.3%	17.1%	16.7%
% of FP17s for the same patient ID Re-attending between 3 & 9 months - Children	655	2,653	24.7%	42.1%	46.5%	57.6%
% of FP17s for the same patient ID Re-attending between 3 & 9 months - Adults	2,415	8,148	29.6%	35.0%	37.6%	50.1%
% of FP17s for Band 1 Urgent Courses	789	10,365	7.6%	10.8%	10.7%	9.1%
% of FP17s Relating to Free Repair or Replacements	41	10,365	0.4%	0.5%	0.6%	0.8%
% of FP17s Relating to Continuations	106	10,365	1.0%	0.8%	0.9%	1.2%
% of Patients satisfied with the dentistry they have received	5	5	N/A	89.3%	90.4%	92.8%
% of Patients satisfied with the time they had to wait for an appointment	5	5	N/A	80.6%	83.7%	88.7%

* This is based on patients treated on this contract for their most recent course of treatment. Figures in italics indicate the base number of FP17s or Patient Questionnaire responses are less than 100. N/A is shown where the base number of responses is less than 10 during the period. % is calculated as Quantity/Base number*100

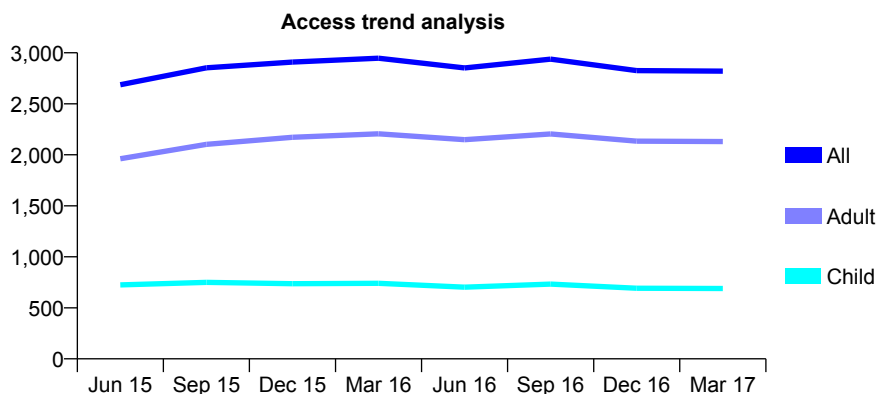
Q61 - Vital Signs At a Glance Contract Report for 178969/0001 - March 2017

Name or company name	Mr D T Patel & Mrs B Patel
Contract type name	GDS Contract
Purpose of contract	General
Contract start date	05/09/2013
Contract end date	

16/17 Contracted general activity (UDA)	10,107
Carry forward general activity (UDA)	-10
16/17 Contracted orthodontic activity (UOA)	0
Carry forward orthodontic activity (UOA)	0
Baseline contract value	£366,854.89

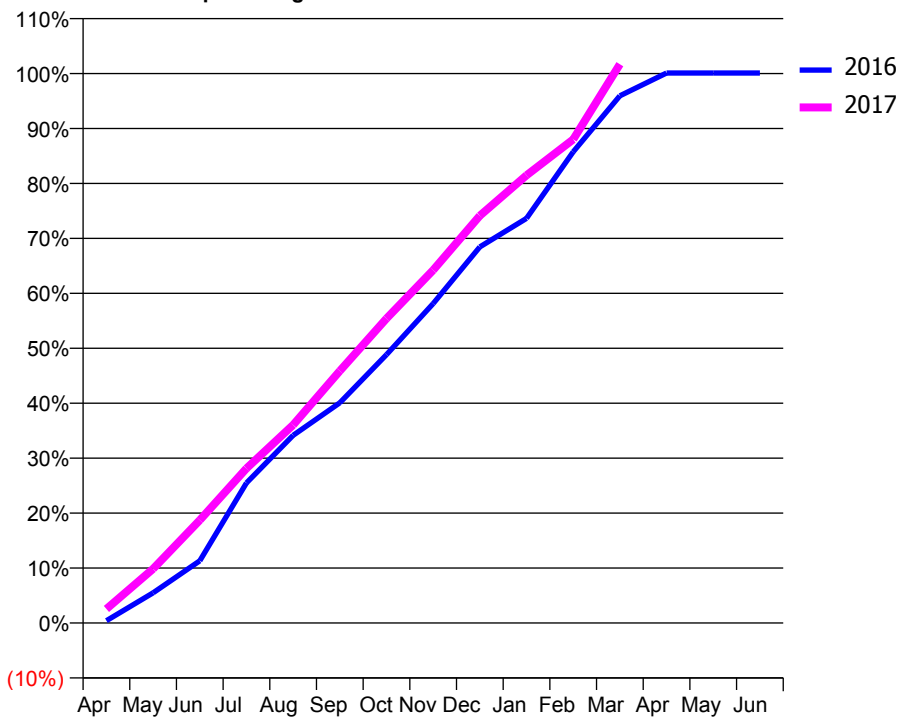
ACCESS*

Patients seen in 24 months	Total	Change since previous quarter
Quarter ending March 2016	2,947	
Quarter ending June 2016	2,851	↓
Quarter ending September 2016	2,938	↑
Quarter ending December 2016	2,826	↓
Quarter ending March 2017	2,820	→
Variance since March 2016	(4.3%)	↓



ACTIVITY

Cumulative percentage of contracted UDA delivered 2016 & 2017



Adjusted Scheduled Activity (UDA)

Month	2016	2017
April	43	259
May	556	996
June	1,143	1,893
July	2,577	2,844
August	3,451	3,644
September	4,050	4,637
October	4,937	5,600
November	5,875	6,492
December	6,918	7,493
January	7,444	8,235
February	8,666	8,894
March	9,696	10,277
April	10,116	
May	10,117	
June	10,117	

QUALITY

	Quantity	Base Number	Contract	AT	Region	England
% of FP17s for the same patient ID Re-attending within 3 months - Children	69	733	9.4%	11.2%	11.8%	12.3%
% of FP17s for the same patient ID Re-attending within 3 months - Adults	568	2,347	24.2%	16.3%	17.1%	16.7%
% of FP17s for the same patient ID Re-attending between 3 & 9 months - Children	192	733	26.2%	42.1%	46.5%	57.6%
% of FP17s for the same patient ID Re-attending between 3 & 9 months - Adults	554	2,347	23.6%	35.0%	37.6%	50.1%
% of FP17s for Band 1 Urgent Courses	297	2,982	10.0%	10.8%	10.7%	9.1%
% of FP17s Relating to Free Repair or Replacements	19	2,982	0.6%	0.5%	0.6%	0.8%
% of FP17s Relating to Continuations	0	2,982	0.0%	0.8%	0.9%	1.2%
% of Patients satisfied with the dentistry they have received	0	0	N/A	89.3%	90.4%	92.8%
% of Patients satisfied with the time they had to wait for an appointment	0	0	N/A	80.6%	83.7%	88.7%

* This is based on patients treated on this contract for their most recent course of treatment. Figures in italics indicate the base number of FP17s or Patient Questionnaire responses are less than 100. N/A is shown where the base number of responses is less than 10 during the period. % is calculated as Quantity/Base number*100

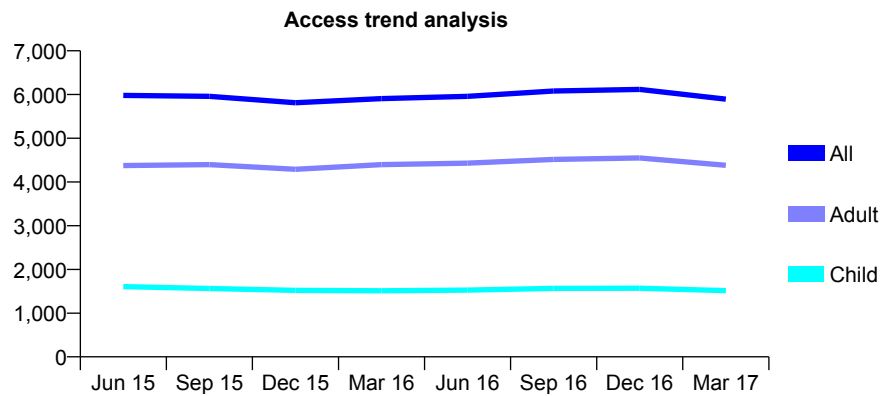
Q61 - Vital Signs At a Glance Contract Report for 179450/0001 - March 2017

Name or company name	Inglehurst Dental Practice Ltd
Contract type name	GDS Contract
Purpose of contract	General
Contract start date	01/06/2011
Contract end date	

16/17 Contracted general activity (UDA)	16,064
Carry forward general activity (UDA)	-321
16/17 Contracted orthodontic activity (UOA)	0
Carry forward orthodontic activity (UOA)	0
Baseline contract value	£412,770.97

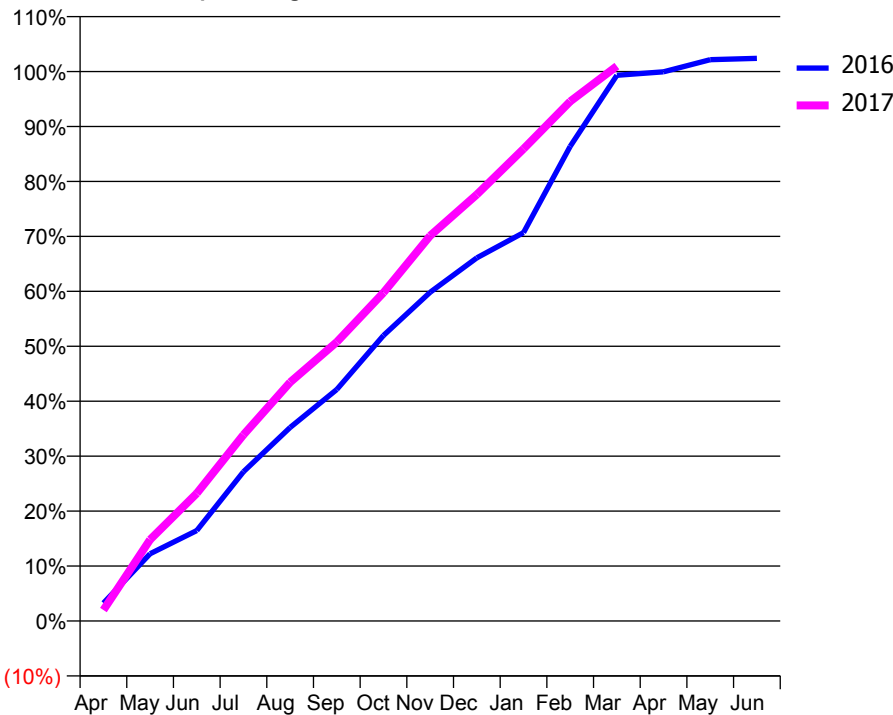
ACCESS*

Patients seen in 24 months	Total	Change since previous quarter
Quarter ending March 2016	5,907	
Quarter ending June 2016	5,959	→
Quarter ending September 2016	6,081	↑
Quarter ending December 2016	6,117	→
Quarter ending March 2017	5,895	↓
Variance since March 2016	(0.2%)	→



ACTIVITY

Cumulative percentage of contracted UDA delivered 2016 & 2017



Month	Adjusted Scheduled Activity (UDA)	
	2016	2017
April	525	321
May	1,968	2,380
June	2,644	3,732
July	4,364	5,444
August	5,659	6,980
September	6,769	8,159
October	8,348	9,601
November	9,609	11,265
December	10,616	12,468
January	11,355	13,801
February	13,874	15,191
March	15,954	16,222
April	16,053	
May	16,410	
June	16,448	

QUALITY

	Quantity	Base Number	Contract	AT	Region	England
% of FP17s for the same patient ID Re-attending within 3 months - Children	115	1,662	6.9%	11.2%	11.8%	12.3%
% of FP17s for the same patient ID Re-attending within 3 months - Adults	606	4,257	14.2%	16.3%	17.1%	16.7%
% of FP17s for the same patient ID Re-attending between 3 & 9 months - Children	616	1,662	37.1%	42.1%	46.5%	57.6%
% of FP17s for the same patient ID Re-attending between 3 & 9 months - Adults	1,327	4,257	31.2%	35.0%	37.6%	50.1%
% of FP17s for Band 1 Urgent Courses	487	5,199	9.4%	10.8%	10.7%	9.1%
% of FP17s Relating to Free Repair or Replacements	41	5,199	0.8%	0.5%	0.6%	0.8%
% of FP17s Relating to Continuations	118	5,199	2.3%	0.8%	0.9%	1.2%
% of Patients satisfied with the dentistry they have received	5	5	N/A	89.3%	90.4%	92.8%
% of Patients satisfied with the time they had to wait for an appointment	4	5	N/A	80.6%	83.7%	88.7%

* This is based on patients treated on this contract for their most recent course of treatment. Figures in italics indicate the base number of FP17s or Patient Questionnaire responses are less than 100. N/A is shown where the base number of responses is less than 10 during the period. % is calculated as Quantity/Base number*100

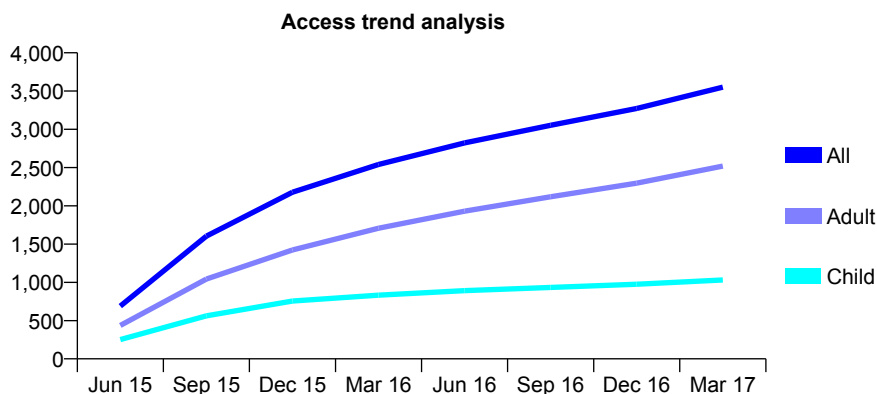
Q61 - Vital Signs At a Glance Contract Report for 179574/0001 - March 2017

Name or company name	Eli Shalom Joffe
Contract type name	GDS Contract
Purpose of contract	General
Contract start date	01/04/2015
Contract end date	

16/17 Contracted general activity (UDA)	9,314
Carry forward general activity (UDA)	-61
16/17 Contracted orthodontic activity (UOA)	0
Carry forward orthodontic activity (UOA)	0
Baseline contract value	£328,102.69

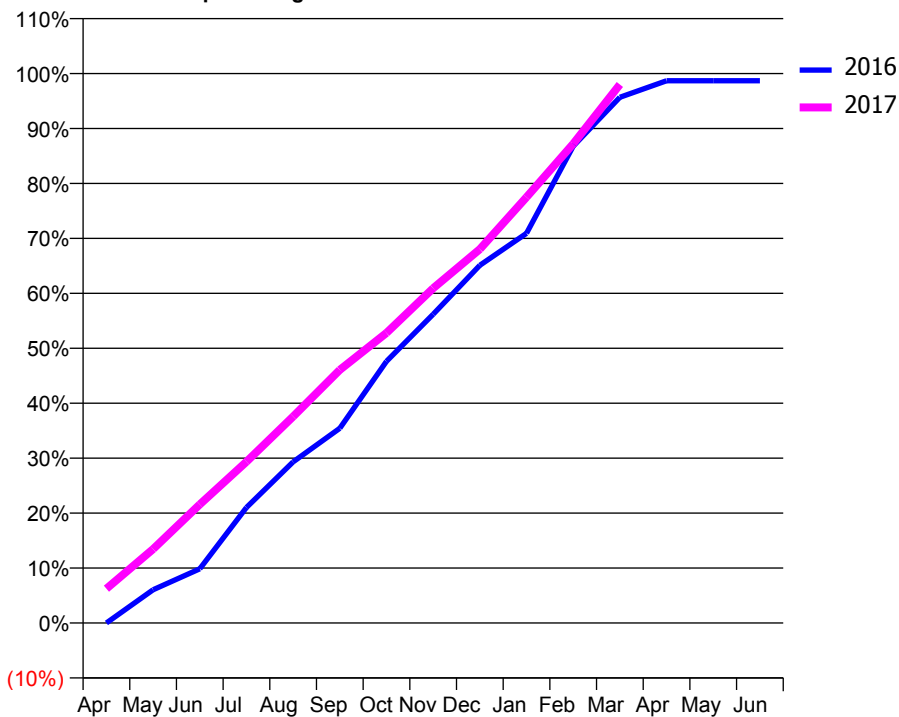
ACCESS*

Patients seen in 24 months	Total	Change since previous quarter
Quarter ending March 2016	2,540	
Quarter ending June 2016	2,822	↑
Quarter ending September 2016	3,052	↑
Quarter ending December 2016	3,272	↑
Quarter ending March 2017	3,551	↑
Variance since March 2016	39.8%	↑



ACTIVITY

Cumulative percentage of contracted UDA delivered 2016 & 2017



Adjusted Scheduled Activity (UDA)

Month	2016	2017
April	0	583
May	563	1,252
June	919	2,010
July	1,959	2,734
August	2,731	3,500
September	3,300	4,292
October	4,435	4,917
November	5,234	5,674
December	6,062	6,336
January	6,605	7,217
February	8,082	8,123
March	8,912	9,127
April	9,192	
May	9,192	
June	9,192	

QUALITY

	Quantity	Base Number	Contract	AT	Region	England
% of FP17s for the same patient ID Re-attending within 3 months - Children	85	1,369	6.2%	11.2%	11.8%	12.3%
% of FP17s for the same patient ID Re-attending within 3 months - Adults	308	2,742	11.2%	16.3%	17.1%	16.7%
% of FP17s for the same patient ID Re-attending between 3 & 9 months - Children	701	1,369	51.2%	42.1%	46.5%	57.6%
% of FP17s for the same patient ID Re-attending between 3 & 9 months - Adults	1,258	2,742	45.9%	35.0%	37.6%	50.1%
% of FP17s for Band 1 Urgent Courses	264	3,979	6.6%	10.8%	10.7%	9.1%
% of FP17s Relating to Free Repair or Replacements	5	3,979	0.1%	0.5%	0.6%	0.8%
% of FP17s Relating to Continuations	60	3,979	1.5%	0.8%	0.9%	1.2%
% of Patients satisfied with the dentistry they have received	2	2	N/A	89.3%	90.4%	92.8%
% of Patients satisfied with the time they had to wait for an appointment	1	2	N/A	80.6%	83.7%	88.7%

* This is based on patients treated on this contract for their most recent course of treatment. Figures in italics indicate the base number of FP17s or Patient Questionnaire responses are less than 100. N/A is shown where the base number of responses is less than 10 during the period. % is calculated as Quantity/Base number*100

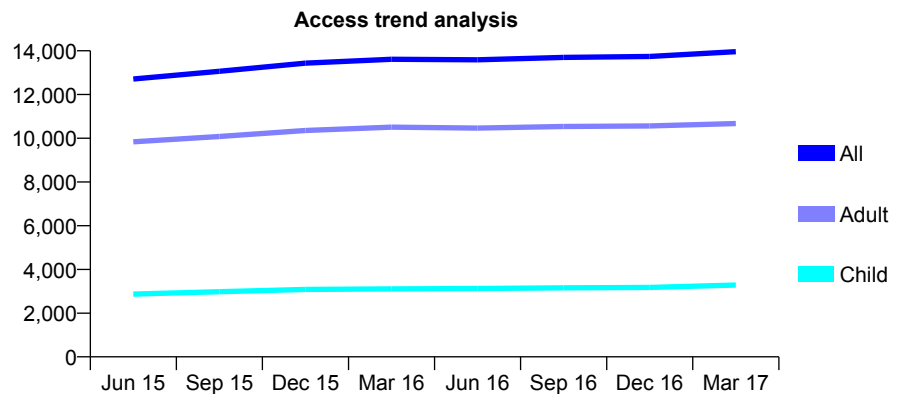
Q61 - Vital Signs At a Glance Contract Report for 181978/0001 - March 2017

Name or company name	M C DENTISTRY LTD
Contract type name	GDS Contract
Purpose of contract	General
Contract start date	01/04/2006
Contract end date	

16/17 Contracted general activity (UDA)	57,747
Carry forward general activity (UDA)	0
16/17 Contracted orthodontic activity (UOA)	0
Carry forward orthodontic activity (UOA)	0
Baseline contract value	£1,654,574.06

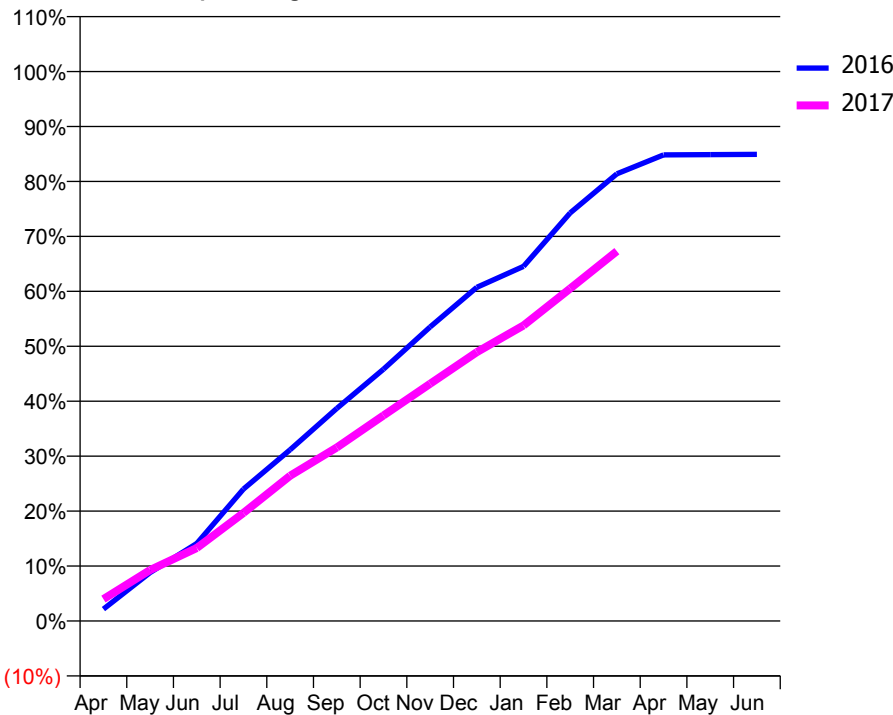
ACCESS*

Patients seen in 24 months	Total	Change since previous quarter
Quarter ending March 2016	13,614	
Quarter ending June 2016	13,588	→
Quarter ending September 2016	13,698	→
Quarter ending December 2016	13,739	→
Quarter ending March 2017	13,959	→
Variance since March 2016	2.5%	↑



ACTIVITY

Cumulative percentage of contracted UDA delivered 2016 & 2017



Month	Adjusted Scheduled Activity (UDA)	
	2016	2017
April	1,250	2,301
May	5,097	5,355
June	8,154	7,678
July	13,866	11,357
August	17,998	15,267
September	22,344	18,235
October	26,459	21,601
November	30,911	24,943
December	35,067	28,251
January	37,269	31,064
February	42,894	34,942
March	46,998	38,873
April	48,980	
May	49,009	
June	49,037	

QUALITY

	Quantity	Base Number	Contract	AT	Region	England
% of FP17s for the same patient ID Re-attending within 3 months - Children	274	3,807	7.2%	11.2%	11.8%	12.3%
% of FP17s for the same patient ID Re-attending within 3 months - Adults	1,383	11,197	12.4%	16.3%	17.1%	16.7%
% of FP17s for the same patient ID Re-attending between 3 & 9 months - Children	1,501	3,807	39.4%	42.1%	46.5%	57.6%
% of FP17s for the same patient ID Re-attending between 3 & 9 months - Adults	4,437	11,197	39.6%	35.0%	37.6%	50.1%
% of FP17s for Band 1 Urgent Courses	1,291	14,319	9.0%	10.8%	10.7%	9.1%
% of FP17s Relating to Free Repair or Replacements	78	14,319	0.5%	0.5%	0.6%	0.8%
% of FP17s Relating to Continuations	192	14,319	1.3%	0.8%	0.9%	1.2%
% of Patients satisfied with the dentistry they have received	12	17	70.6%	89.3%	90.4%	92.8%
% of Patients satisfied with the time they had to wait for an appointment	10	17	58.8%	80.6%	83.7%	88.7%

* This is based on patients treated on this contract for their most recent course of treatment. Figures in italics indicate the base number of FP17s or Patient Questionnaire responses are less than 100. N/A is shown where the base number of responses is less than 10 during the period. % is calculated as Quantity/Base number*100

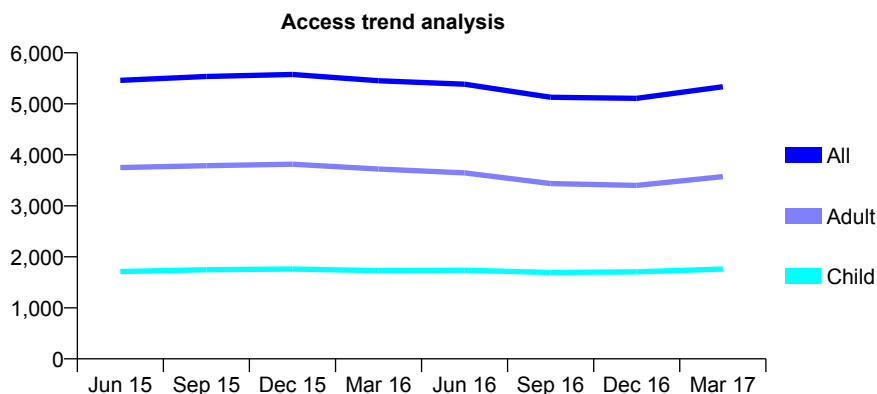
Q61 - Vital Signs At a Glance Contract Report for 182095/0001 - March 2017

Name or company name	WGDC LTD
Contract type name	GDS Contract
Purpose of contract	General
Contract start date	01/07/2011
Contract end date	

16/17 Contracted general activity (UDA)	12,739
Carry forward general activity (UDA)	-139
16/17 Contracted orthodontic activity (UOA)	0
Carry forward orthodontic activity (UOA)	0
Baseline contract value	£350,281.61

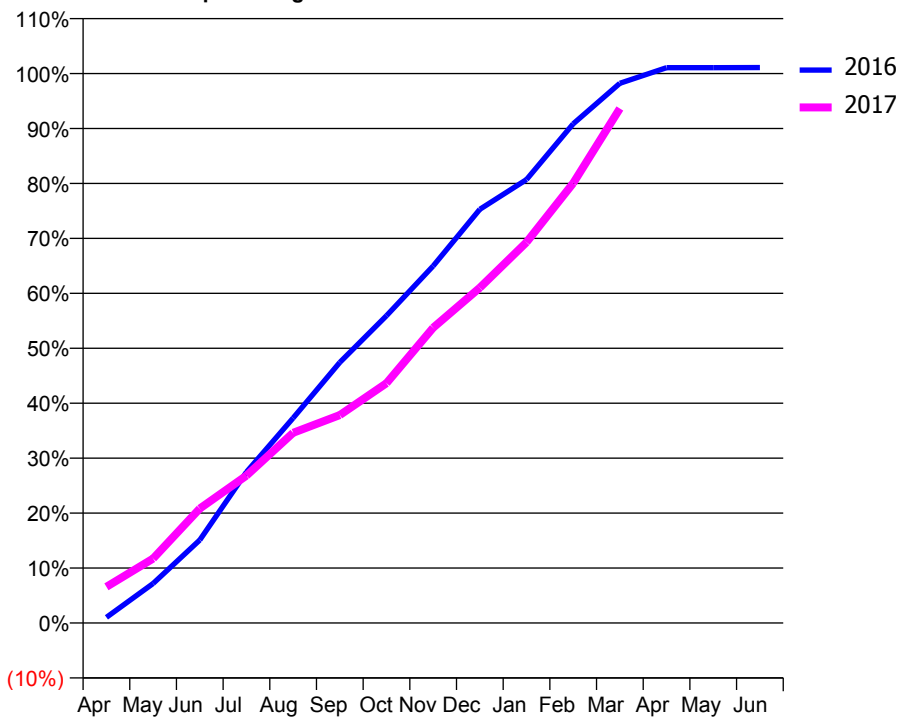
ACCESS*

Patients seen in 24 months	Total	Change since previous quarter
Quarter ending March 2016	5,451	
Quarter ending June 2016	5,385	↓
Quarter ending September 2016	5,129	↓
Quarter ending December 2016	5,106	→
Quarter ending March 2017	5,335	↑
Variance since March 2016	(2.1%)	↓



ACTIVITY

Cumulative percentage of contracted UDA delivered 2016 & 2017



Month	Adjusted Scheduled Activity (UDA)	
	2016	2017
April	132	841
May	917	1,496
June	1,925	2,654
July	3,502	3,417
August	4,752	4,411
September	6,041	4,822
October	7,125	5,561
November	8,276	6,845
December	9,591	7,774
January	10,281	8,827
February	11,573	10,196
March	12,512	11,929
April	12,873	
May	12,873	
June	12,878	

QUALITY

	Quantity	Base Number	Contract	AT	Region	England
% of FP17s for the same patient ID Re-attending within 3 months - Children	100	1,874	5.3%	11.2%	11.8%	12.3%
% of FP17s for the same patient ID Re-attending within 3 months - Adults	538	3,510	15.3%	16.3%	17.1%	16.7%
% of FP17s for the same patient ID Re-attending between 3 & 9 months - Children	576	1,874	30.7%	42.1%	46.5%	57.6%
% of FP17s for the same patient ID Re-attending between 3 & 9 months - Adults	963	3,510	27.4%	35.0%	37.6%	50.1%
% of FP17s for Band 1 Urgent Courses	348	4,564	7.6%	10.8%	10.7%	9.1%
% of FP17s Relating to Free Repair or Replacements	43	4,564	0.9%	0.5%	0.6%	0.8%
% of FP17s Relating to Continuations	44	4,564	1.0%	0.8%	0.9%	1.2%
% of Patients satisfied with the dentistry they have received	3	4	N/A	89.3%	90.4%	92.8%
% of Patients satisfied with the time they had to wait for an appointment	2	4	N/A	80.6%	83.7%	88.7%

* This is based on patients treated on this contract for their most recent course of treatment. Figures in italics indicate the base number of FP17s or Patient Questionnaire responses are less than 100. N/A is shown where the base number of responses is less than 10 during the period. % is calculated as Quantity/Base number*100

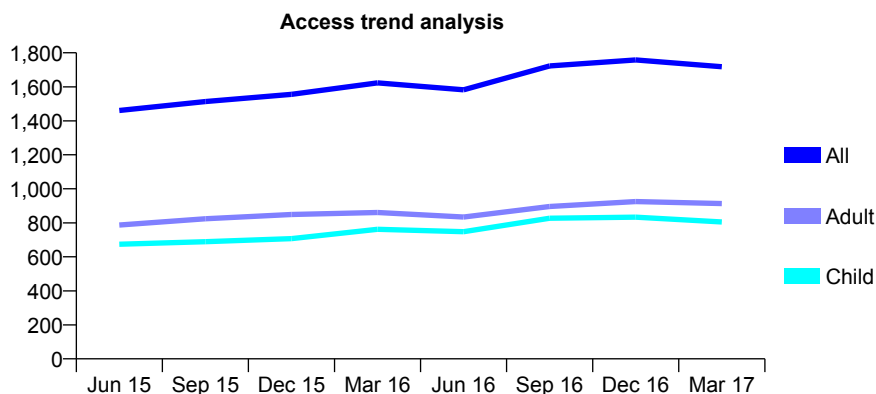
Q61 - Vital Signs At a Glance Contract Report for 182303/0001 - March 2017

Name or company name	NHS Waltham Forest
Contract type name	PDS Contract
Purpose of contract	General
Contract start date	01/07/2012
Contract end date	30/06/2022

16/17 Contracted general activity (UDA)	4,000
Carry forward general activity (UDA)	0
16/17 Contracted orthodontic activity (UOA)	0
Carry forward orthodontic activity (UOA)	0
Baseline contract value	£0.00

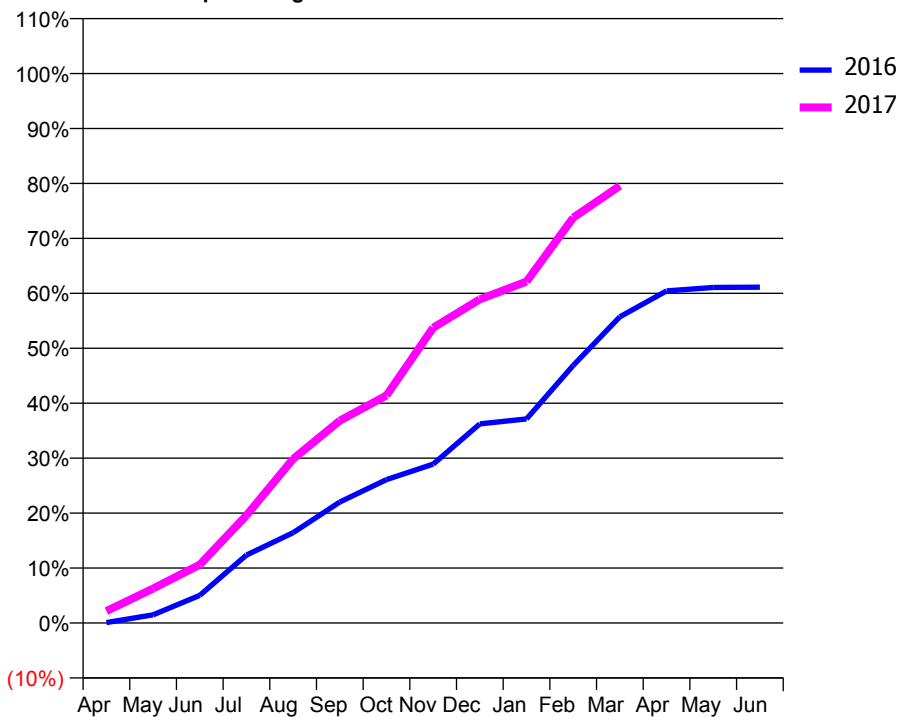
ACCESS*

Patients seen in 24 months	Total	Change since previous quarter
Quarter ending March 2016	1,623	
Quarter ending June 2016	1,582	↓
Quarter ending September 2016	1,723	↑
Quarter ending December 2016	1,758	↑
Quarter ending March 2017	1,718	↓
Variance since March 2016	5.9%	↑



ACTIVITY

Cumulative percentage of contracted UDA delivered 2016 & 2017



Adjusted Scheduled Activity (UDA)

Month	2016	2017
April	3	87
May	60	251
June	202	424
July	495	783
August	658	1,195
September	881	1,473
October	1,044	1,656
November	1,157	2,149
December	1,450	2,356
January	1,486	2,485
February	1,875	2,950
March	2,229	3,182
April	2,417	
May	2,442	
June	2,444	

QUALITY

	Quantity	Base Number	Contract	AT	Region	England
% of FP17s for the same patient ID Re-attending within 3 months - Children	60	997	6.0%	11.2%	11.8%	12.3%
% of FP17s for the same patient ID Re-attending within 3 months - Adults	46	848	5.4%	16.3%	17.1%	16.7%
% of FP17s for the same patient ID Re-attending between 3 & 9 months - Children	240	997	24.1%	42.1%	46.5%	57.6%
% of FP17s for the same patient ID Re-attending between 3 & 9 months - Adults	232	848	27.4%	35.0%	37.6%	50.1%
% of FP17s for Band 1 Urgent Courses	53	1,712	3.1%	10.8%	10.7%	9.1%
% of FP17s Relating to Free Repair or Replacements	0	1,712	0.0%	0.5%	0.6%	0.8%
% of FP17s Relating to Continuations	6	1,712	0.4%	0.8%	0.9%	1.2%
% of Patients satisfied with the dentistry they have received	1	1	N/A	89.3%	90.4%	92.8%
% of Patients satisfied with the time they had to wait for an appointment	0	1	N/A	80.6%	83.7%	88.7%

* This is based on patients treated on this contract for their most recent course of treatment. Figures in italics indicate the base number of FP17s or Patient Questionnaire responses are less than 100. N/A is shown where the base number of responses is less than 10 during the period. % is calculated as Quantity/Base number*100

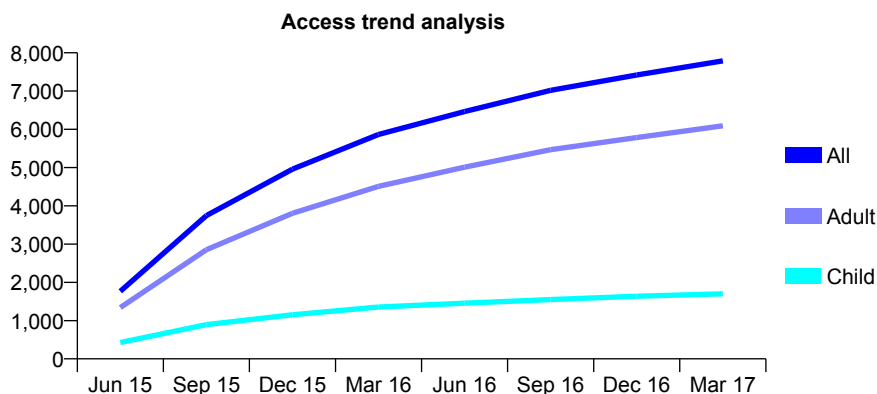
Q61 - Vital Signs At a Glance Contract Report for 182346/0001 - March 2017

Name or company name	Trinity Dental Surgery Ltd
Contract type name	GDS Contract
Purpose of contract	General
Contract start date	01/04/2015
Contract end date	

16/17 Contracted general activity (UDA)	19,476
Carry forward general activity (UDA)	637
16/17 Contracted orthodontic activity (UOA)	0
Carry forward orthodontic activity (UOA)	0
Baseline contract value	£521,986.70

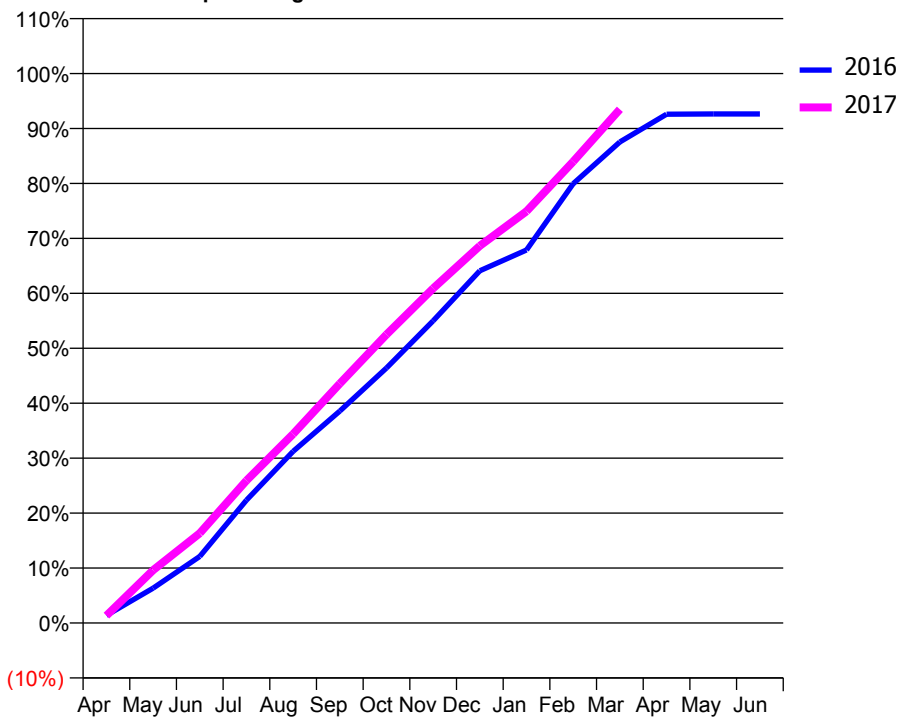
ACCESS*

Patients seen in 24 months	Total	Change since previous quarter
Quarter ending March 2016	5,864	
Quarter ending June 2016	6,465	↑
Quarter ending September 2016	7,017	↑
Quarter ending December 2016	7,419	↑
Quarter ending March 2017	7,790	↑
Variance since March 2016	32.8%	↑



ACTIVITY

Cumulative percentage of contracted UDA delivered 2016 & 2017



Month	Adjusted Scheduled Activity (UDA)	
	2016	2017
April	273	263
May	1,234	1,876
June	2,363	3,183
July	4,354	5,052
August	6,086	6,700
September	7,512	8,488
October	9,041	10,225
November	10,711	11,860
December	12,485	13,370
January	13,222	14,594
February	15,573	16,356
March	17,048	18,207
April	18,033	
May	18,042	
June	18,045	

QUALITY

	Quantity	Base Number	Contract	AT	Region	England
% of FP17s for the same patient ID Re-attending within 3 months - Children	130	2,014	6.5%	11.2%	11.8%	12.3%
% of FP17s for the same patient ID Re-attending within 3 months - Adults	1,348	7,589	17.8%	16.3%	17.1%	16.7%
% of FP17s for the same patient ID Re-attending between 3 & 9 months - Children	874	2,014	43.4%	42.1%	46.5%	57.6%
% of FP17s for the same patient ID Re-attending between 3 & 9 months - Adults	2,939	7,589	38.7%	35.0%	37.6%	50.1%
% of FP17s for Band 1 Urgent Courses	791	9,125	8.7%	10.8%	10.7%	9.1%
% of FP17s Relating to Free Repair or Replacements	75	9,125	0.8%	0.5%	0.6%	0.8%
% of FP17s Relating to Continuations	279	9,125	3.1%	0.8%	0.9%	1.2%
% of Patients satisfied with the dentistry they have received	11	12	91.7%	89.3%	90.4%	92.8%
% of Patients satisfied with the time they had to wait for an appointment	9	12	75.0%	80.6%	83.7%	88.7%

* This is based on patients treated on this contract for their most recent course of treatment. Figures in italics indicate the base number of FP17s or Patient Questionnaire responses are less than 100. N/A is shown where the base number of responses is less than 10 during the period. % is calculated as Quantity/Base number*100

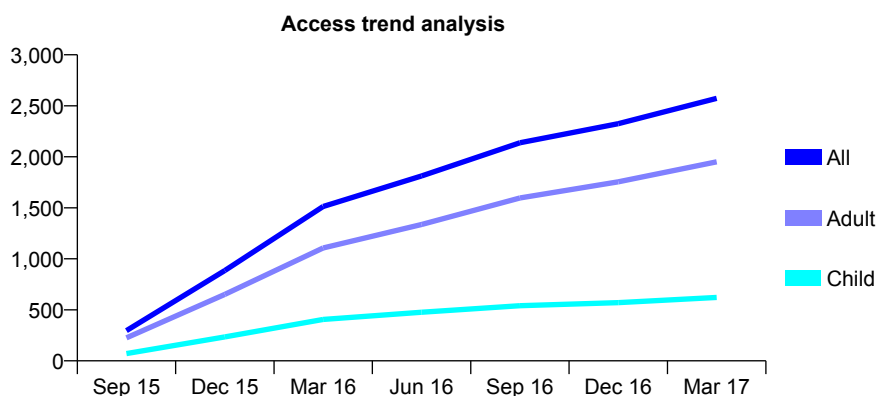
Q61 - Vital Signs At a Glance Contract Report for 183466/0001 - March 2017

Name or company name	Dharmesh Patel
Contract type name	GDS Contract
Purpose of contract	General
Contract start date	01/08/2015
Contract end date	

16/17 Contracted general activity (UDA)	8,498
Carry forward general activity (UDA)	121
16/17 Contracted orthodontic activity (UOA)	0
Carry forward orthodontic activity (UOA)	0
Baseline contract value	£249,295.13

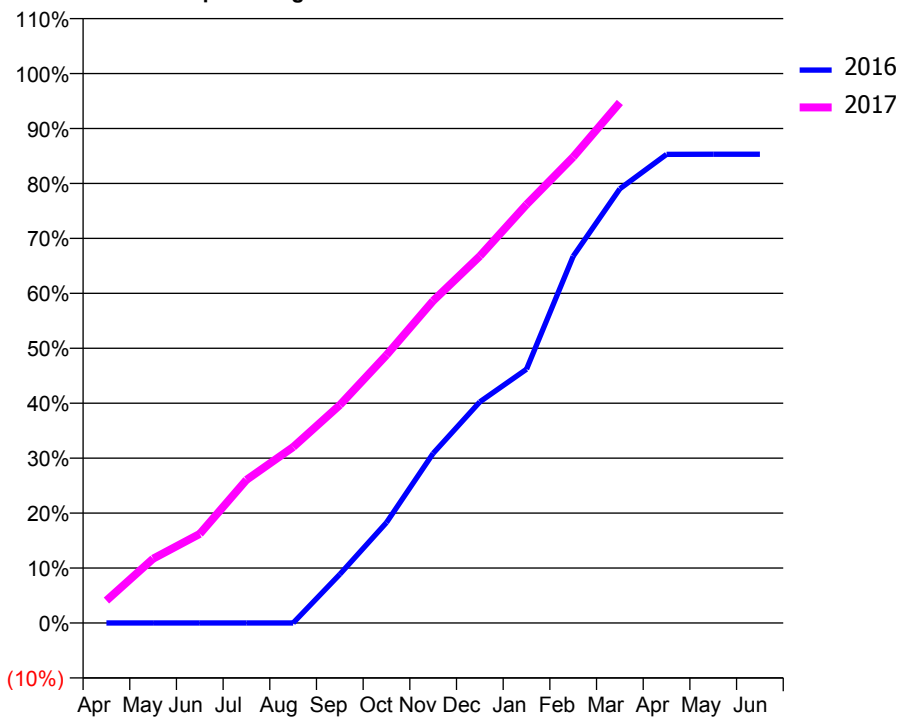
ACCESS*

Patients seen in 24 months	Total	Change since previous quarter
Quarter ending March 2016	1,513	
Quarter ending June 2016	1,813	↑
Quarter ending September 2016	2,138	↑
Quarter ending December 2016	2,325	↑
Quarter ending March 2017	2,573	↑
Variance since March 2016	70.1%	↑



ACTIVITY

Cumulative percentage of contracted UDA delivered 2016 & 2017



Month	Adjusted Scheduled Activity (UDA)	
	2016	2017
April	0	347
May	0	995
June	0	1,378
July	0	2,214
August	0	2,720
September	503	3,371
October	1,036	4,144
November	1,749	4,983
December	2,281	5,674
January	2,617	6,472
February	3,782	7,207
March	4,478	8,050
April	4,833	
May	4,834	
June	4,833	

QUALITY

	Quantity	Base Number	Contract	AT	Region	England
% of FP17s for the same patient ID Re-attending within 3 months - Children	77	795	9.7%	11.2%	11.8%	12.3%
% of FP17s for the same patient ID Re-attending within 3 months - Adults	453	2,344	19.3%	16.3%	17.1%	16.7%
% of FP17s for the same patient ID Re-attending between 3 & 9 months - Children	351	795	44.2%	42.1%	46.5%	57.6%
% of FP17s for the same patient ID Re-attending between 3 & 9 months - Adults	684	2,344	29.2%	35.0%	37.6%	50.1%
% of FP17s for Band 1 Urgent Courses	311	2,981	10.4%	10.8%	10.7%	9.1%
% of FP17s Relating to Free Repair or Replacements	40	2,981	1.3%	0.5%	0.6%	0.8%
% of FP17s Relating to Continuations	12	2,981	0.4%	0.8%	0.9%	1.2%
% of Patients satisfied with the dentistry they have received	0	1	N/A	89.3%	90.4%	92.8%
% of Patients satisfied with the time they had to wait for an appointment	0	1	N/A	80.6%	83.7%	88.7%

* This is based on patients treated on this contract for their most recent course of treatment. Figures in italics indicate the base number of FP17s or Patient Questionnaire responses are less than 100. N/A is shown where the base number of responses is less than 10 during the period. % is calculated as Quantity/Base number*100

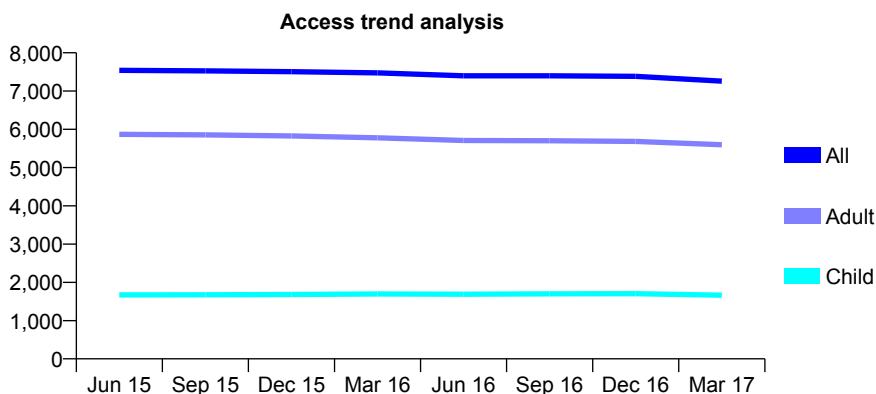
Q61 - Vital Signs At a Glance Contract Report for 185817/0001 - March 2017

Name or company name	DIPS Dental Surgery
Contract type name	GDS Contract
Purpose of contract	General
Contract start date	01/06/2006
Contract end date	

16/17 Contracted general activity (UDA)	24,000
Carry forward general activity (UDA)	0
16/17 Contracted orthodontic activity (UOA)	0
Carry forward orthodontic activity (UOA)	0
Baseline contract value	£665,041.45

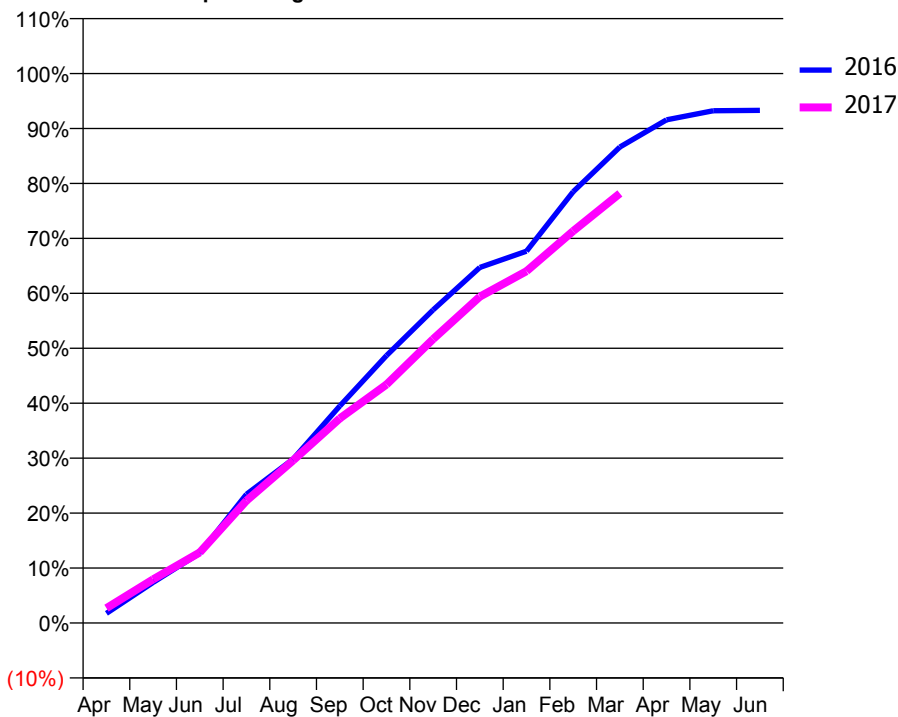
ACCESS*

Patients seen in 24 months	Total	Change since previous quarter
Quarter ending March 2016	7,474	
Quarter ending June 2016	7,398	↓
Quarter ending September 2016	7,400	→
Quarter ending December 2016	7,385	→
Quarter ending March 2017	7,261	↓
Variance since March 2016	(2.8%)	↓



ACTIVITY

Cumulative percentage of contracted UDA delivered 2016 & 2017



Month	Adjusted Scheduled Activity (UDA)	
	2016	2017
April	421	647
May	1,771	1,910
June	3,053	3,082
July	5,625	5,346
August	7,163	7,101
September	9,478	8,934
October	11,680	10,417
November	13,676	12,400
December	15,528	14,253
January	16,242	15,366
February	18,838	17,121
March	20,790	18,761
April	21,977	
May	22,372	
June	22,390	

QUALITY

	Quantity	Base Number	Contract	AT	Region	England
% of FP17s for the same patient ID Re-attending within 3 months - Children	110	1,903	5.8%	11.2%	11.8%	12.3%
% of FP17s for the same patient ID Re-attending within 3 months - Adults	516	5,490	9.4%	16.3%	17.1%	16.7%
% of FP17s for the same patient ID Re-attending between 3 & 9 months - Children	843	1,903	44.3%	42.1%	46.5%	57.6%
% of FP17s for the same patient ID Re-attending between 3 & 9 months - Adults	1,972	5,490	35.9%	35.0%	37.6%	50.1%
% of FP17s for Band 1 Urgent Courses	460	6,602	7.0%	10.8%	10.7%	9.1%
% of FP17s Relating to Free Repair or Replacements	138	6,602	2.1%	0.5%	0.6%	0.8%
% of FP17s Relating to Continuations	40	6,602	0.6%	0.8%	0.9%	1.2%
% of Patients satisfied with the dentistry they have received	11	11	100.0%	89.3%	90.4%	92.8%
% of Patients satisfied with the time they had to wait for an appointment	11	11	100.0%	80.6%	83.7%	88.7%

* This is based on patients treated on this contract for their most recent course of treatment. Figures in italics indicate the base number of FP17s or Patient Questionnaire responses are less than 100. N/A is shown where the base number of responses is less than 10 during the period. % is calculated as Quantity/Base number*100

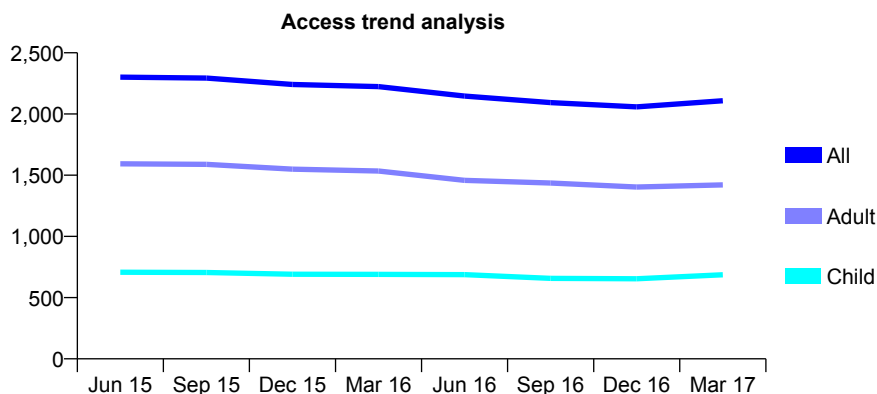
Q61 - Vital Signs At a Glance Contract Report for 187062/0001 - March 2017

Name or company name	I E Barmania and A Vawda
Contract type name	GDS Contract
Purpose of contract	General
Contract start date	26/01/2009
Contract end date	

16/17 Contracted general activity (UDA)	7,047
Carry forward general activity (UDA)	-13
16/17 Contracted orthodontic activity (UOA)	0
Carry forward orthodontic activity (UOA)	0
Baseline contract value	£183,869.90

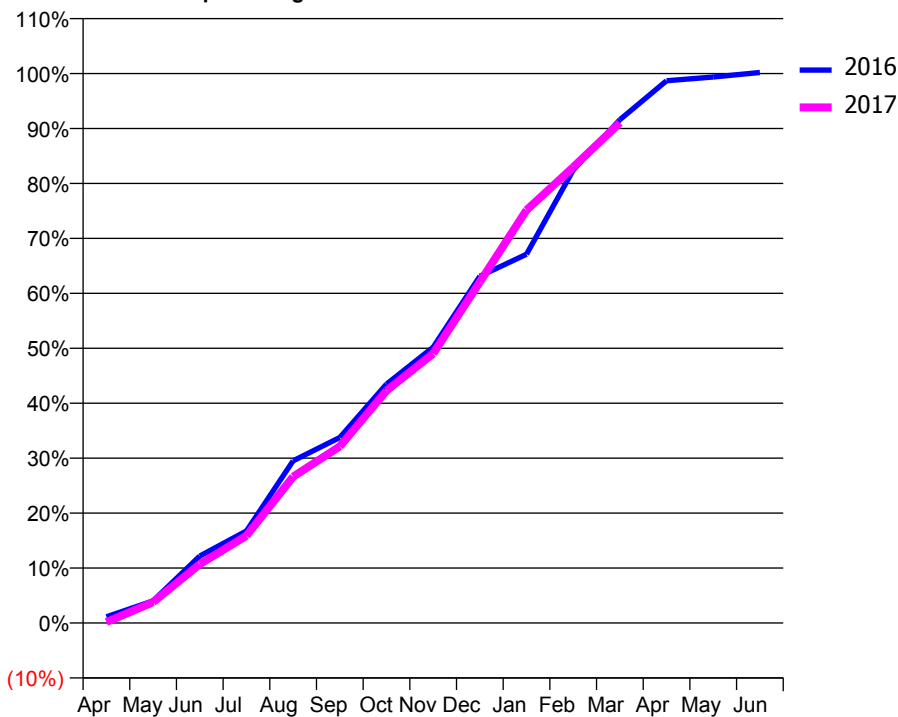
ACCESS*

Patients seen in 24 months	Total	Change since previous quarter
Quarter ending March 2016	2,224	
Quarter ending June 2016	2,146	↓
Quarter ending September 2016	2,093	↓
Quarter ending December 2016	2,058	↓
Quarter ending March 2017	2,108	↑
Variance since March 2016	(5.2%)	↓



ACTIVITY

Cumulative percentage of contracted UDA delivered 2016 & 2017



Month	Adjusted Scheduled Activity (UDA)	
	2016	2017
April	79	13
May	285	268
June	859	755
July	1,182	1,118
August	2,081	1,877
September	2,379	2,266
October	3,064	2,979
November	3,538	3,456
December	4,448	4,373
January	4,730	5,296
February	5,809	5,846
March	6,454	6,415
April	6,953	
May	7,002	
June	7,060	

QUALITY

	Quantity	Base Number	Contract	AT	Region	England
% of FP17s for the same patient ID Re-attending within 3 months - Children	29	835	3.5%	11.2%	11.8%	12.3%
% of FP17s for the same patient ID Re-attending within 3 months - Adults	154	1,635	9.4%	16.3%	17.1%	16.7%
% of FP17s for the same patient ID Re-attending between 3 & 9 months - Children	357	835	42.8%	42.1%	46.5%	57.6%
% of FP17s for the same patient ID Re-attending between 3 & 9 months - Adults	728	1,635	44.5%	35.0%	37.6%	50.1%
% of FP17s for Band 1 Urgent Courses	191	2,316	8.2%	10.8%	10.7%	9.1%
% of FP17s Relating to Free Repair or Replacements	0	2,316	0.0%	0.5%	0.6%	0.8%
% of FP17s Relating to Continuations	17	2,316	0.7%	0.8%	0.9%	1.2%
% of Patients satisfied with the dentistry they have received	4	4	N/A	89.3%	90.4%	92.8%
% of Patients satisfied with the time they had to wait for an appointment	4	4	N/A	80.6%	83.7%	88.7%

* This is based on patients treated on this contract for their most recent course of treatment. Figures in italics indicate the base number of FP17s or Patient Questionnaire responses are less than 100. N/A is shown where the base number of responses is less than 10 during the period. % is calculated as Quantity/Base number*100

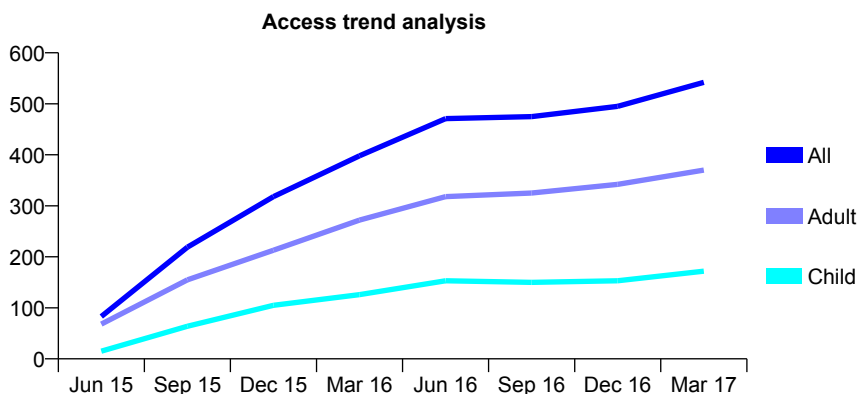
Q61 - Vital Signs At a Glance Contract Report for 188697/0001 - March 2017

Name or company name	F Mian Dental Surgery
Contract type name	GDS Contract
Purpose of contract	General
Contract start date	01/03/2015
Contract end date	

16/17 Contracted general activity (UDA)	2,177
Carry forward general activity (UDA)	-44
16/17 Contracted orthodontic activity (UOA)	0
Carry forward orthodontic activity (UOA)	0
Baseline contract value	£61,646.55

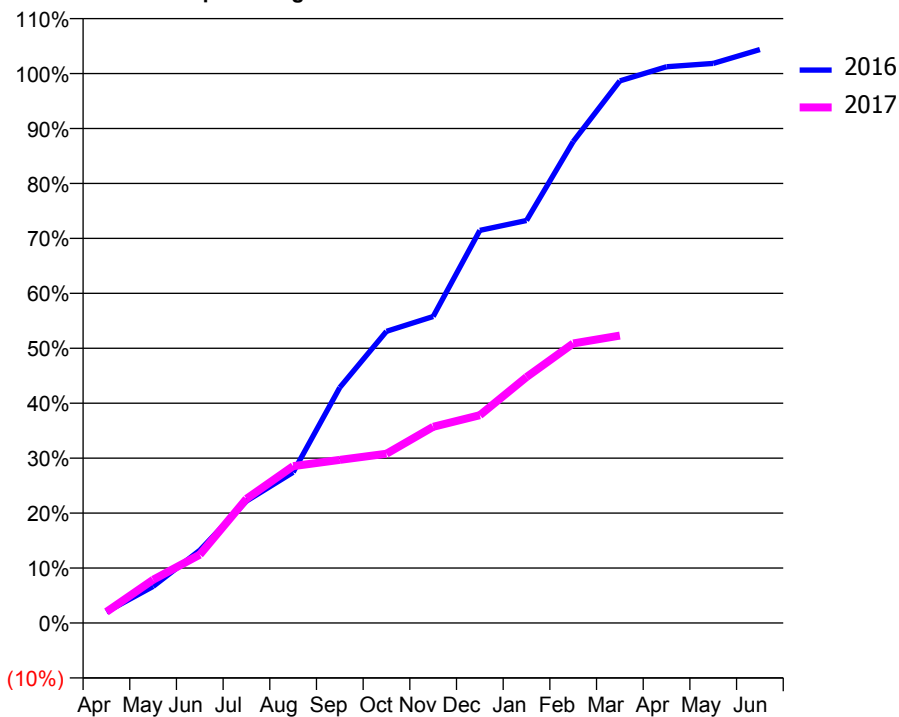
ACCESS*

Patients seen in 24 months	Total	Change since previous quarter
Quarter ending March 2016	398	
Quarter ending June 2016	471	↑
Quarter ending September 2016	475	→
Quarter ending December 2016	495	↑
Quarter ending March 2017	542	↑
Variance since March 2016	36.2%	↑



ACTIVITY

Cumulative percentage of contracted UDA delivered 2016 & 2017



Adjusted Scheduled Activity (UDA)

Month	2016	2017
April	44	44
May	145	171
June	288	271
July	483	492
August	597	621
September	933	647
October	1,155	671
November	1,214	778
December	1,556	824
January	1,595	975
February	1,908	1,108
March	2,148	1,139
April	2,204	
May	2,217	
June	2,272	

QUALITY

	Quantity	Base Number	Contract	AT	Region	England
% of FP17s for the same patient ID Re-attending within 3 months - Children	2	96	2.1%	11.2%	11.8%	12.3%
% of FP17s for the same patient ID Re-attending within 3 months - Adults	4	184	2.2%	16.3%	17.1%	16.7%
% of FP17s for the same patient ID Re-attending between 3 & 9 months - Children	18	96	18.8%	42.1%	46.5%	57.6%
% of FP17s for the same patient ID Re-attending between 3 & 9 months - Adults	29	184	15.8%	35.0%	37.6%	50.1%
% of FP17s for Band 1 Urgent Courses	8	242	3.3%	10.8%	10.7%	9.1%
% of FP17s Relating to Free Repair or Replacements	0	242	0.0%	0.5%	0.6%	0.8%
% of FP17s Relating to Continuations	0	242	0.0%	0.8%	0.9%	1.2%
% of Patients satisfied with the dentistry they have received	0	0	N/A	89.3%	90.4%	92.8%
% of Patients satisfied with the time they had to wait for an appointment	0	0	N/A	80.6%	83.7%	88.7%

* This is based on patients treated on this contract for their most recent course of treatment. Figures in italics indicate the base number of FP17s or Patient Questionnaire responses are less than 100. N/A is shown where the base number of responses is less than 10 during the period. % is calculated as Quantity/Base number*100

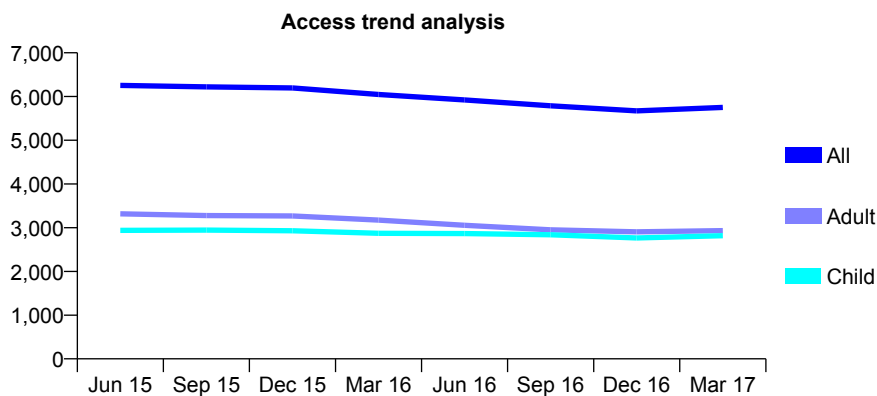
Q61 - Vital Signs At a Glance Contract Report for 188883/0001 - March 2017

Name or company name	The Angel Dental Practice Ltd
Contract type name	GDS Contract
Purpose of contract	General
Contract start date	01/04/2012
Contract end date	

16/17 Contracted general activity (UDA)	18,415
Carry forward general activity (UDA)	60
16/17 Contracted orthodontic activity (UOA)	0
Carry forward orthodontic activity (UOA)	0
Baseline contract value	£522,284.66

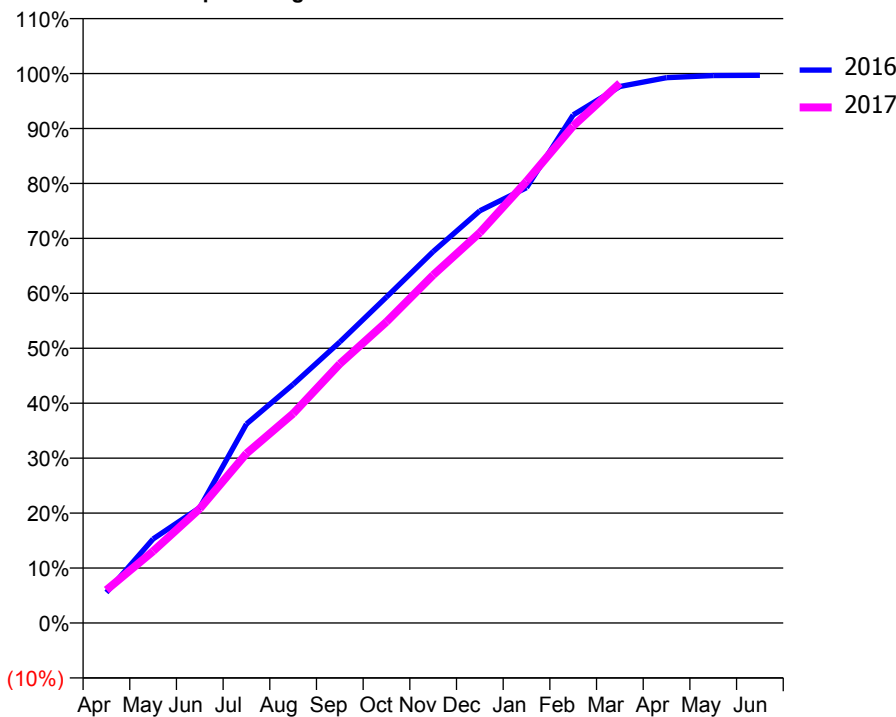
ACCESS*

Patients seen in 24 months	Total	Change since previous quarter
Quarter ending March 2016	6,048	
Quarter ending June 2016	5,922	↓
Quarter ending September 2016	5,788	↓
Quarter ending December 2016	5,671	↓
Quarter ending March 2017	5,750	→
Variance since March 2016	(4.9%)	↓



ACTIVITY

Cumulative percentage of contracted UDA delivered 2016 & 2017



QUALITY

	Quantity	Base Number	Contract	AT	Region	England
% of FP17s for the same patient ID Re-attending within 3 months - Children	399	3,669	10.9%	11.2%	11.8%	12.3%
% of FP17s for the same patient ID Re-attending within 3 months - Adults	767	3,508	21.9%	16.3%	17.1%	16.7%
% of FP17s for the same patient ID Re-attending between 3 & 9 months - Children	1,490	3,669	40.6%	42.1%	46.5%	57.6%
% of FP17s for the same patient ID Re-attending between 3 & 9 months - Adults	1,157	3,508	33.0%	35.0%	37.6%	50.1%
% of FP17s for Band 1 Urgent Courses	889	7,019	12.7%	10.8%	10.7%	9.1%
% of FP17s Relating to Free Repair or Replacements	40	7,019	0.6%	0.5%	0.6%	0.8%
% of FP17s Relating to Continuations	7	7,019	0.1%	0.8%	0.9%	1.2%
% of Patients satisfied with the dentistry they have received	3	3	N/A	89.3%	90.4%	92.8%
% of Patients satisfied with the time they had to wait for an appointment	2	3	N/A	80.6%	83.7%	88.7%

* This is based on patients treated on this contract for their most recent course of treatment. Figures in italics indicate the base number of FP17s or Patient Questionnaire responses are less than 100. N/A is shown where the base number of responses is less than 10 during the period. % is calculated as Quantity/Base number*100

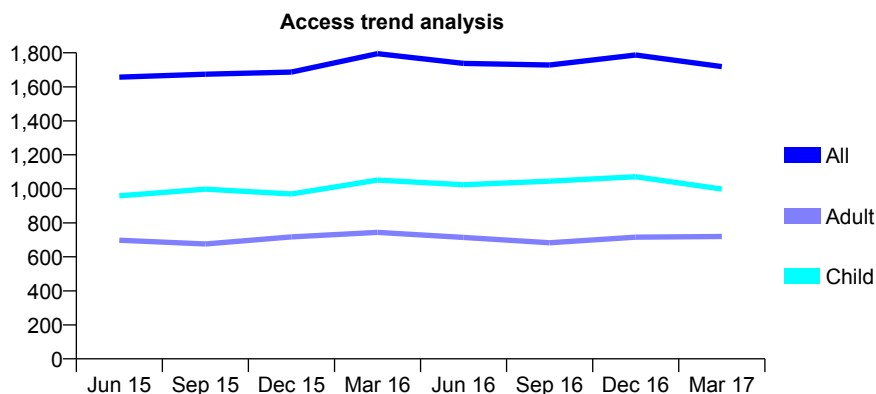
Q61 - Vital Signs At a Glance Contract Report for 189774/0001 - March 2017

Name or company name	NHS Redbridge
Contract type name	PDS Contract
Purpose of contract	General
Contract start date	01/07/2012
Contract end date	30/06/2022

16/17 Contracted general activity (UDA)	4,000
Carry forward general activity (UDA)	0
16/17 Contracted orthodontic activity (UOA)	0
Carry forward orthodontic activity (UOA)	0
Baseline contract value	£0.00

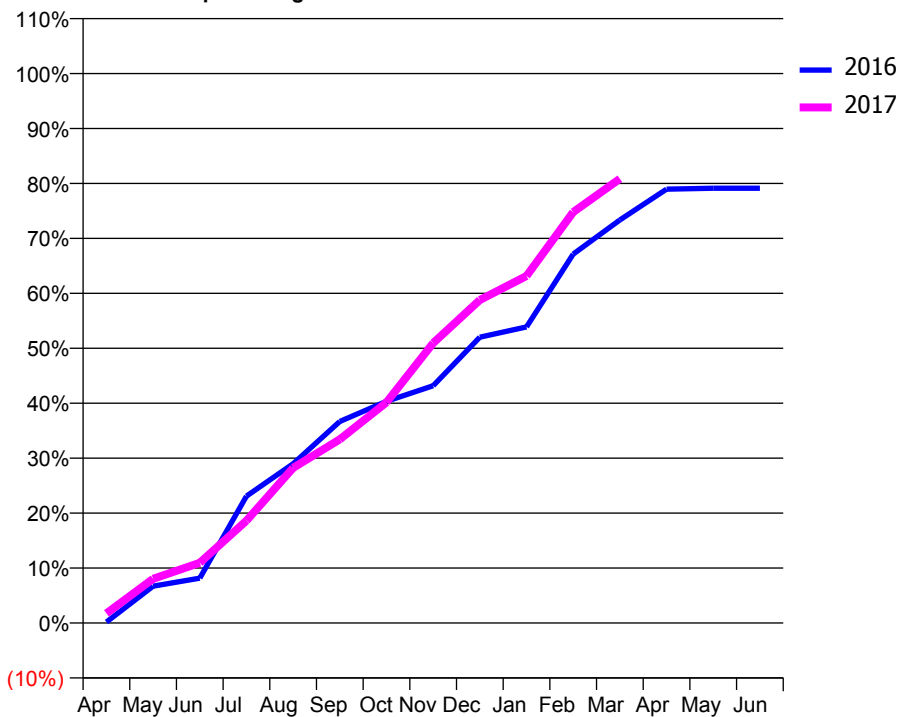
ACCESS*

Patients seen in 24 months	Total	Change since previous quarter
Quarter ending March 2016	1,795	
Quarter ending June 2016	1,738	↓
Quarter ending September 2016	1,728	→
Quarter ending December 2016	1,787	↑
Quarter ending March 2017	1,719	↓
Variance since March 2016	(4.2%)	↓



ACTIVITY

Cumulative percentage of contracted UDA delivered 2016 & 2017



Month	Adjusted Scheduled Activity (UDA)	
	2016	2017
April	7	70
May	269	322
June	326	439
July	923	745
August	1,159	1,129
September	1,467	1,337
October	1,614	1,606
November	1,727	2,038
December	2,081	2,352
January	2,156	2,526
February	2,685	2,991
March	2,934	3,233
April	3,158	
May	3,165	
June	3,165	

QUALITY

	Quantity	Base Number	Contract	AT	Region	England
% of FP17s for the same patient ID Re-attending within 3 months - Children	67	1,142	5.9%	11.2%	11.8%	12.3%
% of FP17s for the same patient ID Re-attending within 3 months - Adults	44	672	6.5%	16.3%	17.1%	16.7%
% of FP17s for the same patient ID Re-attending between 3 & 9 months - Children	174	1,142	15.2%	42.1%	46.5%	57.6%
% of FP17s for the same patient ID Re-attending between 3 & 9 months - Adults	157	672	23.4%	35.0%	37.6%	50.1%
% of FP17s for Band 1 Urgent Courses	77	1,676	4.6%	10.8%	10.7%	9.1%
% of FP17s Relating to Free Repair or Replacements	6	1,676	0.4%	0.5%	0.6%	0.8%
% of FP17s Relating to Continuations	2	1,676	0.1%	0.8%	0.9%	1.2%
% of Patients satisfied with the dentistry they have received	1	1	N/A	89.3%	90.4%	92.8%
% of Patients satisfied with the time they had to wait for an appointment	0	1	N/A	80.6%	83.7%	88.7%

* This is based on patients treated on this contract for their most recent course of treatment. Figures in italics indicate the base number of FP17s or Patient Questionnaire responses are less than 100. N/A is shown where the base number of responses is less than 10 during the period. % is calculated as Quantity/Base number*100

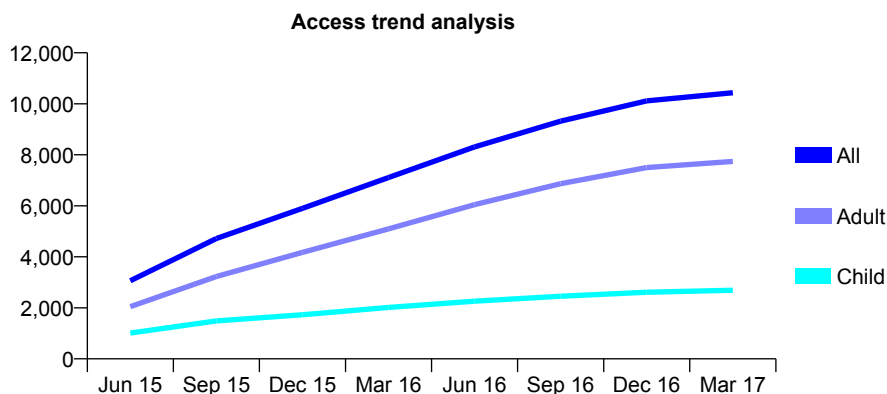
Q61 - Vital Signs At a Glance Contract Report for 190799/0001 - March 2017

Name or company name	P J Dental Surgery
Contract type name	GDS Contract
Purpose of contract	General and Orthodontic
Contract start date	01/02/2015
Contract end date	

16/17 Contracted general activity (UDA)	29,693
Carry forward general activity (UDA)	330
16/17 Contracted orthodontic activity (UOA)	1,614
Carry forward orthodontic activity (UOA)	7
Baseline contract value	£1,021,883.16

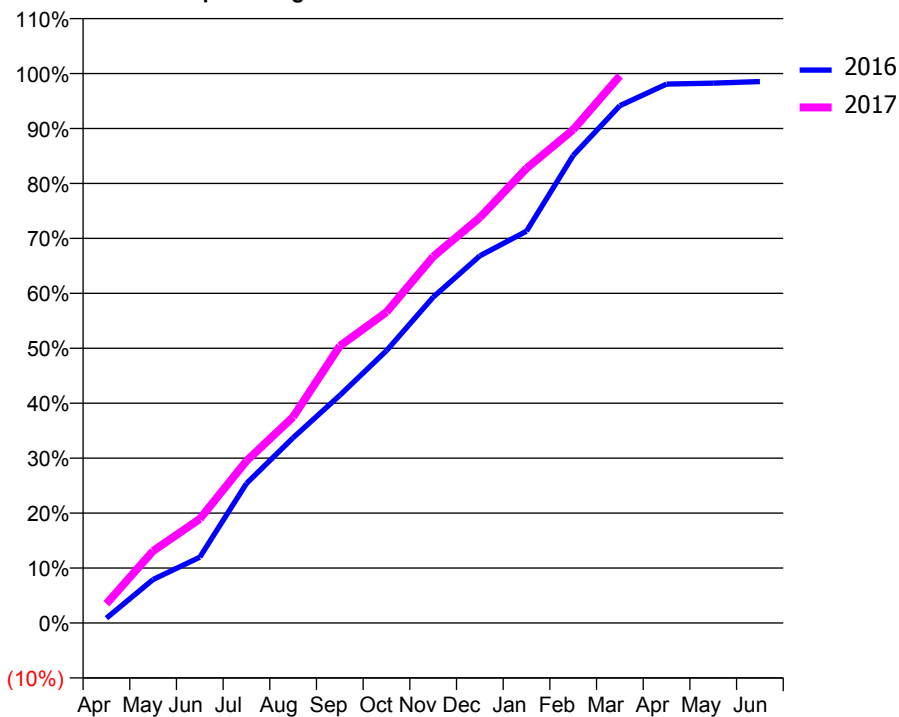
ACCESS*

Patients seen in 24 months	Total	Change since previous quarter
Quarter ending March 2016	7,109	
Quarter ending June 2016	8,309	↑
Quarter ending September 2016	9,320	↑
Quarter ending December 2016	10,114	↑
Quarter ending March 2017	10,432	↑
Variance since March 2016	46.7%	↑



ACTIVITY

Cumulative percentage of contracted UDA delivered 2016 & 2017



Month	Adjusted Scheduled Activity (UDA)	
	2016	2017
April	261	1,043
May	2,354	3,896
June	3,559	5,621
July	7,538	8,760
August	10,010	11,136
September	12,306	14,972
October	14,717	16,803
November	17,606	19,798
December	19,839	21,908
January	21,176	24,568
February	25,269	26,660
March	27,955	29,567
April	29,121	
May	29,173	
June	29,260	

QUALITY

	Quantity	Base Number	Contract	AT	Region	England
% of FP17s for the same patient ID Re-attending within 3 months - Children	212	3,081	6.9%	11.2%	11.8%	12.3%
% of FP17s for the same patient ID Re-attending within 3 months - Adults	570	6,862	8.3%	16.3%	17.1%	16.7%
% of FP17s for the same patient ID Re-attending between 3 & 9 months - Children	1,183	3,081	38.4%	42.1%	46.5%	57.6%
% of FP17s for the same patient ID Re-attending between 3 & 9 months - Adults	1,713	6,862	25.0%	35.0%	37.6%	50.1%
% of FP17s for Band 1 Urgent Courses	861	9,436	9.1%	10.8%	10.7%	9.1%
% of FP17s Relating to Free Repair or Replacements	4	9,436	0.0%	0.5%	0.6%	0.8%
% of FP17s Relating to Continuations	65	9,436	0.7%	0.8%	0.9%	1.2%
% of Patients satisfied with the dentistry they have received	4	6	N/A	89.3%	90.4%	92.8%
% of Patients satisfied with the time they had to wait for an appointment	6	6	N/A	80.6%	83.7%	88.7%

* This is based on patients treated on this contract for their most recent course of treatment. Figures in italics indicate the base number of FP17s or Patient Questionnaire responses are less than 100. N/A is shown where the base number of responses is less than 10 during the period. % is calculated as Quantity/Base number*100

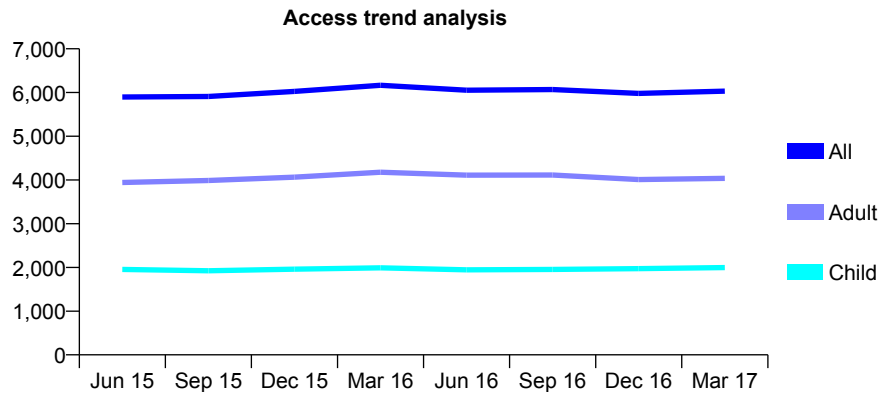
Q61 - Vital Signs At a Glance Contract Report for 190993/0001 - March 2017

Name or company name	MR JP SHAH and MS M SHAH
Contract type name	GDS Contract
Purpose of contract	General
Contract start date	01/07/2013
Contract end date	

16/17 Contracted general activity (UDA)	20,236
Carry forward general activity (UDA)	-405
16/17 Contracted orthodontic activity (UOA)	0
Carry forward orthodontic activity (UOA)	0
Baseline contract value	£596,831.66

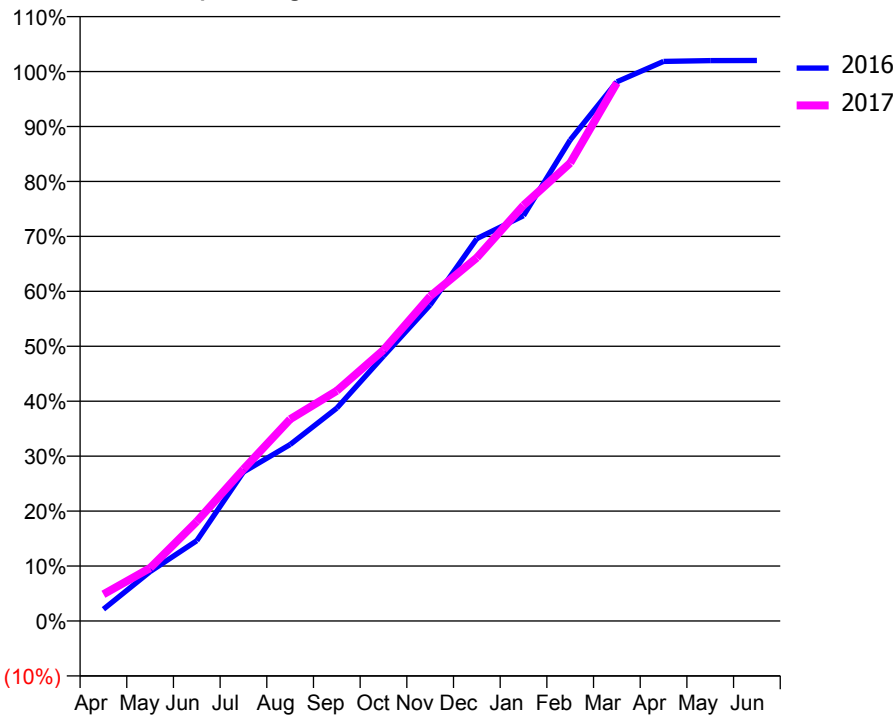
ACCESS*

Patients seen in 24 months	Total	Change since previous quarter
Quarter ending March 2016	6,167	
Quarter ending June 2016	6,054	↓
Quarter ending September 2016	6,068	→
Quarter ending December 2016	5,981	↓
Quarter ending March 2017	6,033	→
Variance since March 2016	(2.2%)	↓



ACTIVITY

Cumulative percentage of contracted UDA delivered 2016 & 2017



Month	Adjusted Scheduled Activity (UDA)	
	2016	2017
April	436	984
May	1,819	1,953
June	2,958	3,668
July	5,487	5,588
August	6,498	7,433
September	7,841	8,480
October	9,756	9,983
November	11,639	11,958
December	14,082	13,379
January	14,927	15,309
February	17,715	16,864
March	19,857	19,818
April	20,608	
May	20,639	
June	20,642	

QUALITY

	Quantity	Base Number	Contract	AT	Region	England
% of FP17s for the same patient ID Re-attending within 3 months - Children	150	2,463	6.1%	11.2%	11.8%	12.3%
% of FP17s for the same patient ID Re-attending within 3 months - Adults	913	5,020	18.2%	16.3%	17.1%	16.7%
% of FP17s for the same patient ID Re-attending between 3 & 9 months - Children	1,053	2,463	42.8%	42.1%	46.5%	57.6%
% of FP17s for the same patient ID Re-attending between 3 & 9 months - Adults	2,140	5,020	42.6%	35.0%	37.6%	50.1%
% of FP17s for Band 1 Urgent Courses	735	7,142	10.3%	10.8%	10.7%	9.1%
% of FP17s Relating to Free Repair or Replacements	22	7,142	0.3%	0.5%	0.6%	0.8%
% of FP17s Relating to Continuations	65	7,142	0.9%	0.8%	0.9%	1.2%
% of Patients satisfied with the dentistry they have received	9	10	90.0%	89.3%	90.4%	92.8%
% of Patients satisfied with the time they had to wait for an appointment	7	10	70.0%	80.6%	83.7%	88.7%

* This is based on patients treated on this contract for their most recent course of treatment. Figures in italics indicate the base number of FP17s or Patient Questionnaire responses are less than 100. N/A is shown where the base number of responses is less than 10 during the period. % is calculated as Quantity/Base number*100

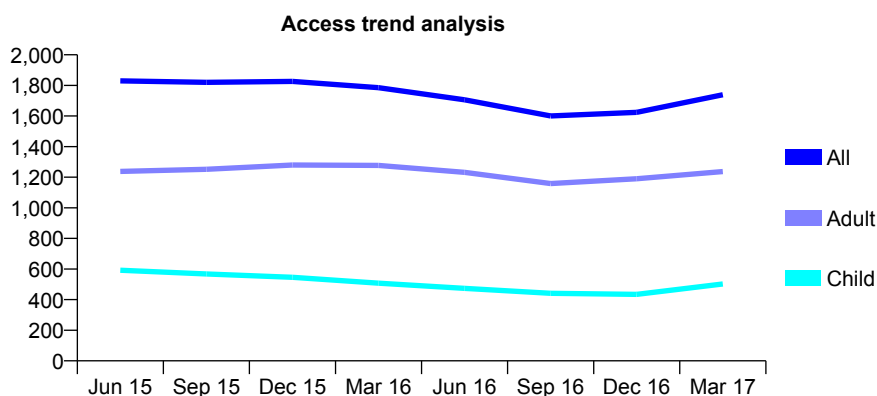
Q61 - Vital Signs At a Glance Contract Report for 191019/0001 - March 2017

Name or company name	Dental Care
Contract type name	GDS Contract
Purpose of contract	General
Contract start date	01/03/2012
Contract end date	

16/17 Contracted general activity (UDA)	5,037
Carry forward general activity (UDA)	57
16/17 Contracted orthodontic activity (UOA)	0
Carry forward orthodontic activity (UOA)	0
Baseline contract value	£191,891.97

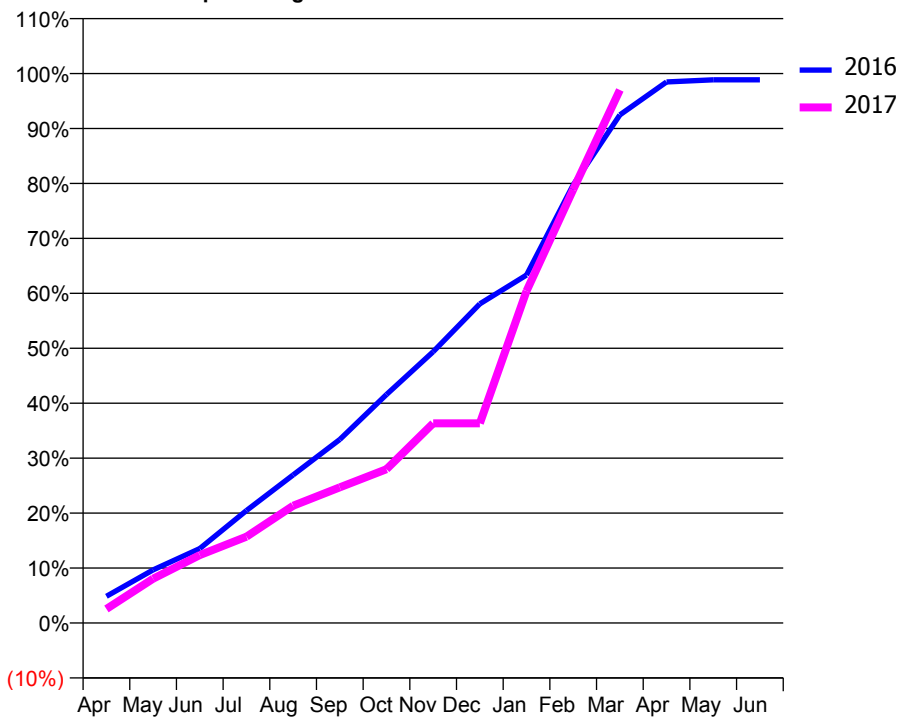
ACCESS*

Patients seen in 24 months	Total	Change since previous quarter
Quarter ending March 2016	1,785	
Quarter ending June 2016	1,706	↓
Quarter ending September 2016	1,600	↓
Quarter ending December 2016	1,624	→
Quarter ending March 2017	1,739	↑
Variance since March 2016	(2.6%)	↓



ACTIVITY

Cumulative percentage of contracted UDA delivered 2016 & 2017



Month	Adjusted Scheduled Activity (UDA)	
	2016	2017
April	245	129
May	487	407
June	683	622
July	1,032	792
August	1,357	1,075
September	1,682	1,244
October	2,095	1,410
November	2,487	1,830
December	2,926	1,830
January	3,189	3,042
February	4,016	3,973
March	4,658	4,887
April	4,960	
May	4,980	
June	4,980	

QUALITY

	Quantity	Base Number	Contract	AT	Region	England
% of FP17s for the same patient ID Re-attending within 3 months - Children	22	514	4.3%	11.2%	11.8%	12.3%
% of FP17s for the same patient ID Re-attending within 3 months - Adults	140	1,171	12.0%	16.3%	17.1%	16.7%
% of FP17s for the same patient ID Re-attending between 3 & 9 months - Children	98	514	19.1%	42.1%	46.5%	57.6%
% of FP17s for the same patient ID Re-attending between 3 & 9 months - Adults	240	1,171	20.5%	35.0%	37.6%	50.1%
% of FP17s for Band 1 Urgent Courses	113	1,588	7.1%	10.8%	10.7%	9.1%
% of FP17s Relating to Free Repair or Replacements	8	1,588	0.5%	0.5%	0.6%	0.8%
% of FP17s Relating to Continuations	23	1,588	1.4%	0.8%	0.9%	1.2%
% of Patients satisfied with the dentistry they have received	1	1	N/A	89.3%	90.4%	92.8%
% of Patients satisfied with the time they had to wait for an appointment	1	1	N/A	80.6%	83.7%	88.7%

* This is based on patients treated on this contract for their most recent course of treatment. Figures in italics indicate the base number of FP17s or Patient Questionnaire responses are less than 100. N/A is shown where the base number of responses is less than 10 during the period. % is calculated as Quantity/Base number*100

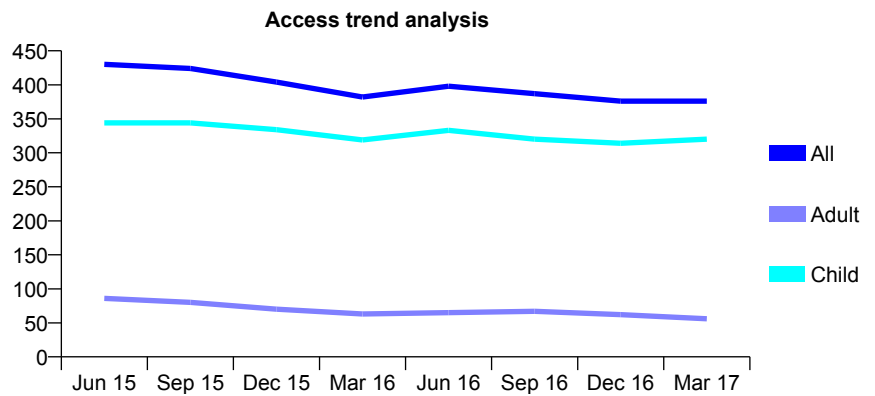
Q61 - Vital Signs At a Glance Contract Report for 192570/0001 - March 2017

Name or company name	Hampden Clinics Limited
Contract type name	PDS Contract
Purpose of contract	General
Contract start date	01/01/2011
Contract end date	30/11/2017

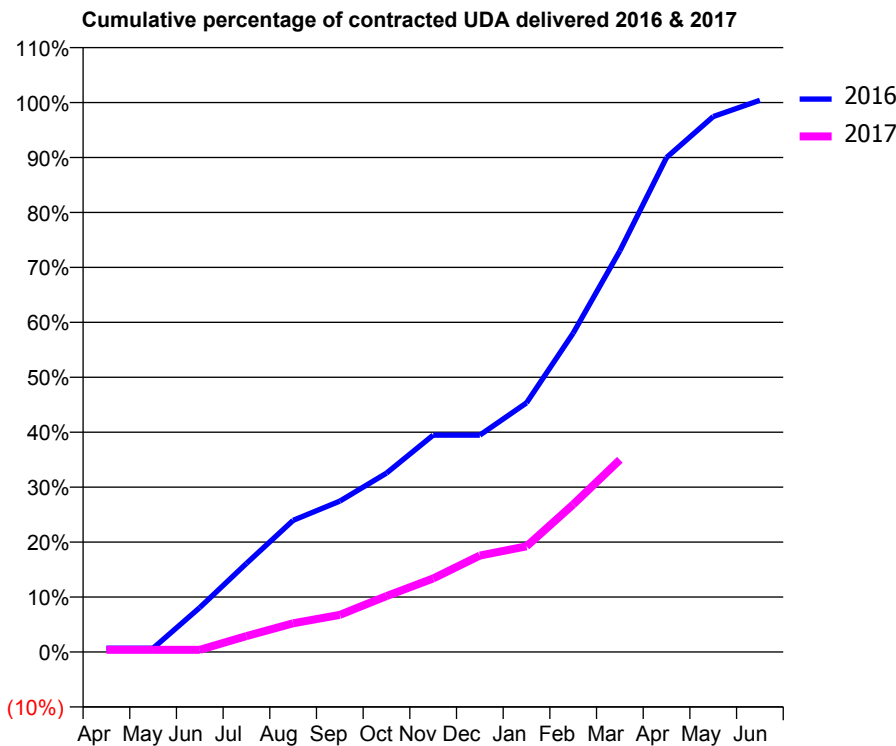
16/17 Contracted general activity (UDA)	1,759
Carry forward general activity (UDA)	-7
16/17 Contracted orthodontic activity (UOA)	0
Carry forward orthodontic activity (UOA)	0
Baseline contract value	£44,501.08

ACCESS*

Patients seen in 24 months	Total	Change since previous quarter
Quarter ending March 2016	382	
Quarter ending June 2016	398	↑
Quarter ending September 2016	387	↓
Quarter ending December 2016	376	↓
Quarter ending March 2017	376	→
Variance since March 2016	(1.6%)	↓



ACTIVITY



Month	Adjusted Scheduled Activity (UDA)	
	2016	2017
April	12	7
May	12	7
June	142	7
July	284	51
August	422	92
September	483	119
October	573	179
November	694	235
December	694	309
January	798	338
February	1,021	472
March	1,284	615
April	1,583	
May	1,714	
June	1,766	

QUALITY

	Quantity	Base Number	Contract	AT	Region	England
% of FP17s for the same patient ID Re-attending within 3 months - Children	16	370	4.3%	11.2%	11.8%	12.3%
% of FP17s for the same patient ID Re-attending within 3 months - Adults	0	37	0.0%	16.3%	17.1%	16.7%
% of FP17s for the same patient ID Re-attending between 3 & 9 months - Children	159	370	43.0%	42.1%	46.5%	57.6%
% of FP17s for the same patient ID Re-attending between 3 & 9 months - Adults	15	37	40.5%	35.0%	37.6%	50.1%
% of FP17s for Band 1 Urgent Courses	7	289	2.4%	10.8%	10.7%	9.1%
% of FP17s Relating to Free Repair or Replacements	0	289	0.0%	0.5%	0.6%	0.8%
% of FP17s Relating to Continuations	1	289	0.3%	0.8%	0.9%	1.2%
% of Patients satisfied with the dentistry they have received	0	0	N/A	89.3%	90.4%	92.8%
% of Patients satisfied with the time they had to wait for an appointment	0	0	N/A	80.6%	83.7%	88.7%

* This is based on patients treated on this contract for their most recent course of treatment. Figures in italics indicate the base number of FP17s or Patient Questionnaire responses are less than 100. N/A is shown where the base number of responses is less than 10 during the period. % is calculated as Quantity/Base number*100

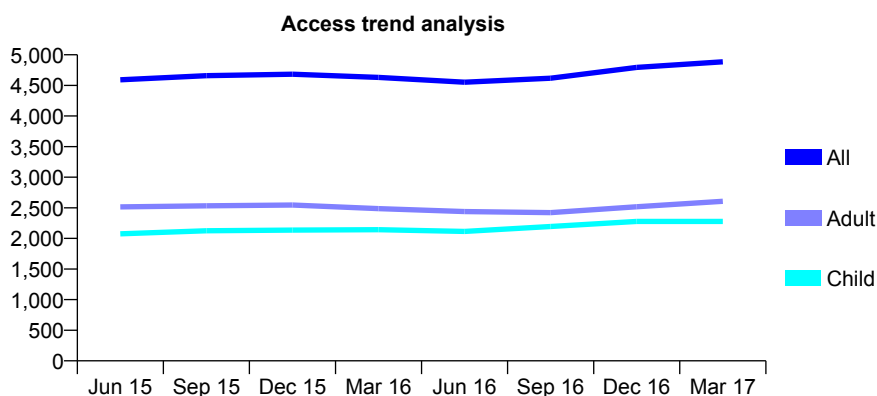
Q61 - Vital Signs At a Glance Contract Report for 192651/0001 - March 2017

Name or company name	Goodmayes Dental Practice Ltd
Contract type name	GDS Contract
Purpose of contract	General
Contract start date	01/09/2010
Contract end date	

16/17 Contracted general activity (UDA)	13,676
Carry forward general activity (UDA)	379
16/17 Contracted orthodontic activity (UOA)	0
Carry forward orthodontic activity (UOA)	0
Baseline contract value	£431,540.80

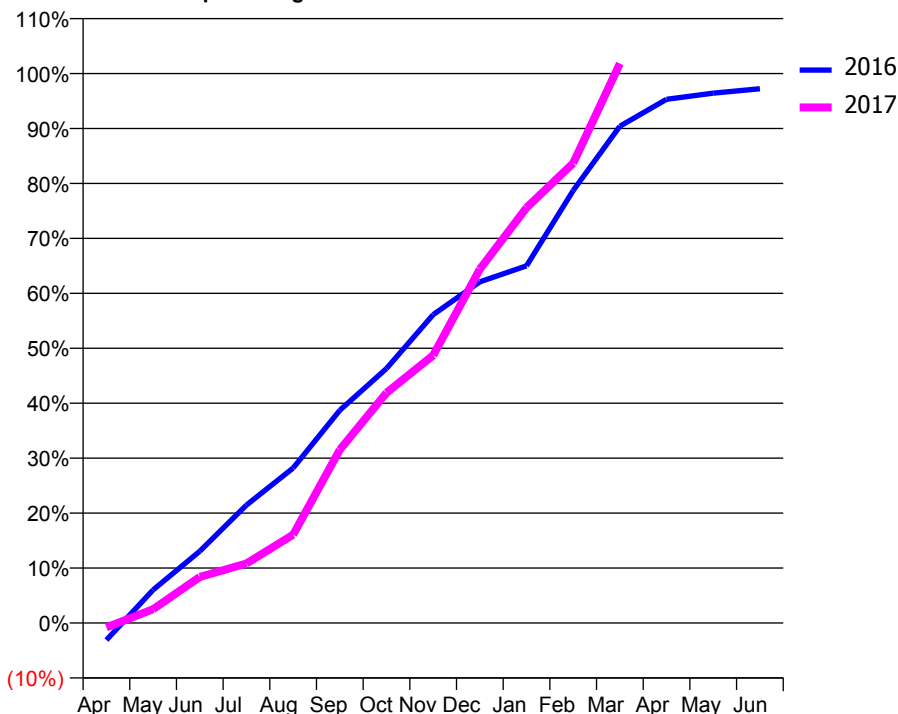
ACCESS*

Patients seen in 24 months	Total	Change since previous quarter
Quarter ending March 2016	4,631	
Quarter ending June 2016	4,553	↓
Quarter ending September 2016	4,618	→
Quarter ending December 2016	4,795	↑
Quarter ending March 2017	4,885	→
Variance since March 2016	5.5%	↑



ACTIVITY

Cumulative percentage of contracted UDA delivered 2016 & 2017



Month	Adjusted Scheduled Activity (UDA)	
	2016	2017
April	-427	-112
May	826	343
June	1,788	1,147
July	2,936	1,481
August	3,856	2,200
September	5,295	4,313
October	6,334	5,729
November	7,674	6,663
December	8,491	8,805
January	8,889	10,337
February	10,763	11,444
March	12,365	13,922
April	13,033	
May	13,187	
June	13,297	

QUALITY

	Quantity	Base Number	Contract	AT	Region	England
% of FP17s for the same patient ID Re-attending within 3 months - Children	282	3,070	9.2%	11.2%	11.8%	12.3%
% of FP17s for the same patient ID Re-attending within 3 months - Adults	606	2,966	20.4%	16.3%	17.1%	16.7%
% of FP17s for the same patient ID Re-attending between 3 & 9 months - Children	1,395	3,070	45.4%	42.1%	46.5%	57.6%
% of FP17s for the same patient ID Re-attending between 3 & 9 months - Adults	977	2,966	32.9%	35.0%	37.6%	50.1%
% of FP17s for Band 1 Urgent Courses	456	5,610	8.1%	10.8%	10.7%	9.1%
% of FP17s Relating to Free Repair or Replacements	25	5,610	0.4%	0.5%	0.6%	0.8%
% of FP17s Relating to Continuations	7	5,610	0.1%	0.8%	0.9%	1.2%
% of Patients satisfied with the dentistry they have received	1	1	N/A	89.3%	90.4%	92.8%
% of Patients satisfied with the time they had to wait for an appointment	1	1	N/A	80.6%	83.7%	88.7%

* This is based on patients treated on this contract for their most recent course of treatment. Figures in italics indicate the base number of FP17s or Patient Questionnaire responses are less than 100. N/A is shown where the base number of responses is less than 10 during the period. % is calculated as Quantity/Base number*100

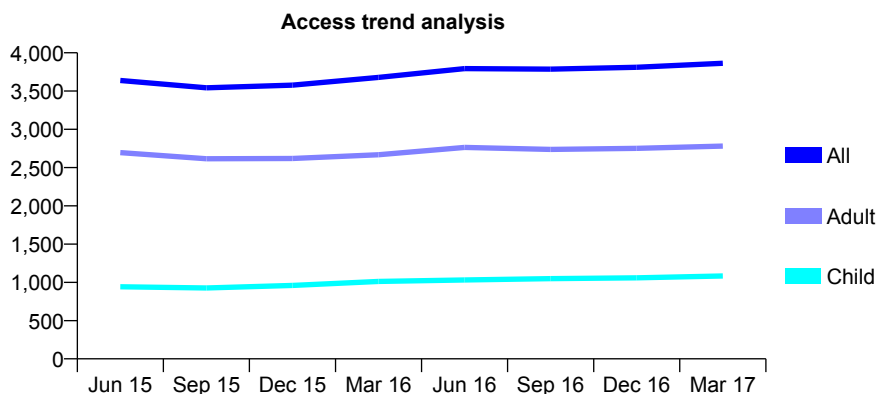
Q61 - Vital Signs At a Glance Contract Report for 193127/0001 - March 2017

Name or company name	RUSHDENT LIMITED
Contract type name	GDS Contract
Purpose of contract	General
Contract start date	01/04/2011
Contract end date	

16/17 Contracted general activity (UDA)	9,924
Carry forward general activity (UDA)	-25
16/17 Contracted orthodontic activity (UOA)	0
Carry forward orthodontic activity (UOA)	0
Baseline contract value	£264,251.39

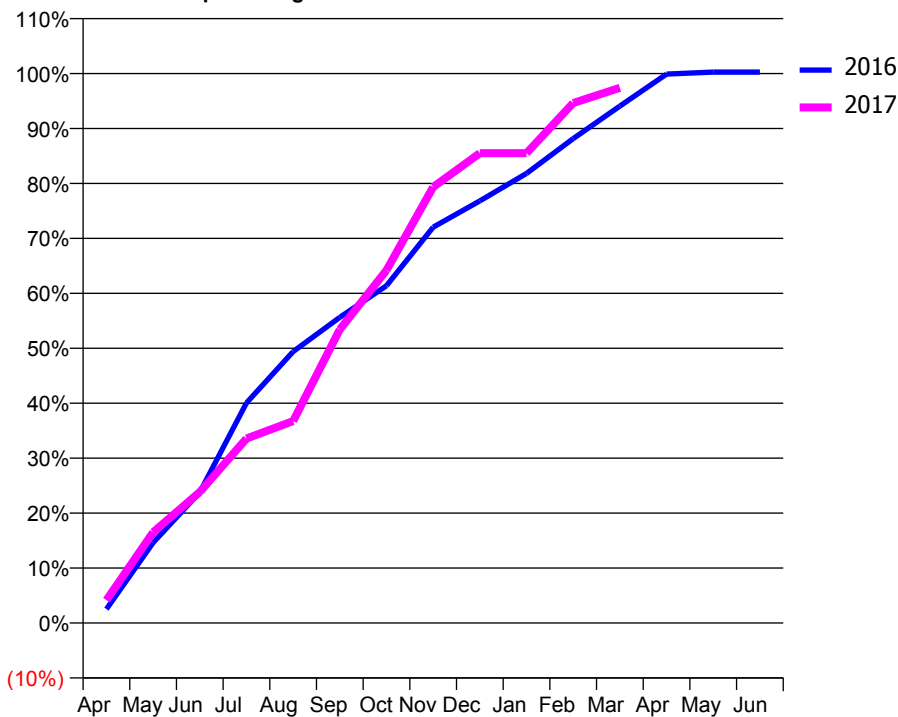
ACCESS*

Patients seen in 24 months	Total	Change since previous quarter
Quarter ending March 2016	3,679	
Quarter ending June 2016	3,794	↑
Quarter ending September 2016	3,786	→
Quarter ending December 2016	3,811	→
Quarter ending March 2017	3,864	→
Variance since March 2016	5.0%	↑



ACTIVITY

Cumulative percentage of contracted UDA delivered 2016 & 2017



Adjusted Scheduled Activity (UDA)

Month	2016	2017
April	251	413
May	1,450	1,638
June	2,362	2,365
July	3,976	3,332
August	4,901	3,648
September	5,520	5,302
October	6,092	6,372
November	7,150	7,873
December	7,624	8,485
January	8,120	8,485
February	8,747	9,390
March	9,335	9,665
April	9,914	
May	9,949	
June	9,949	

QUALITY

	Quantity	Base Number	Contract	AT	Region	England
% of FP17s for the same patient ID Re-attending within 3 months - Children	46	1,224	3.8%	11.2%	11.8%	12.3%
% of FP17s for the same patient ID Re-attending within 3 months - Adults	182	3,014	6.0%	16.3%	17.1%	16.7%
% of FP17s for the same patient ID Re-attending between 3 & 9 months - Children	595	1,224	48.6%	42.1%	46.5%	57.6%
% of FP17s for the same patient ID Re-attending between 3 & 9 months - Adults	1,236	3,014	41.0%	35.0%	37.6%	50.1%
% of FP17s for Band 1 Urgent Courses	29	3,949	0.7%	10.8%	10.7%	9.1%
% of FP17s Relating to Free Repair or Replacements	1	3,949	0.0%	0.5%	0.6%	0.8%
% of FP17s Relating to Continuations	0	3,949	0.0%	0.8%	0.9%	1.2%
% of Patients satisfied with the dentistry they have received	2	2	N/A	89.3%	90.4%	92.8%
% of Patients satisfied with the time they had to wait for an appointment	2	2	N/A	80.6%	83.7%	88.7%

* This is based on patients treated on this contract for their most recent course of treatment. Figures in italics indicate the base number of FP17s or Patient Questionnaire responses are less than 100. N/A is shown where the base number of responses is less than 10 during the period. % is calculated as Quantity/Base number*100

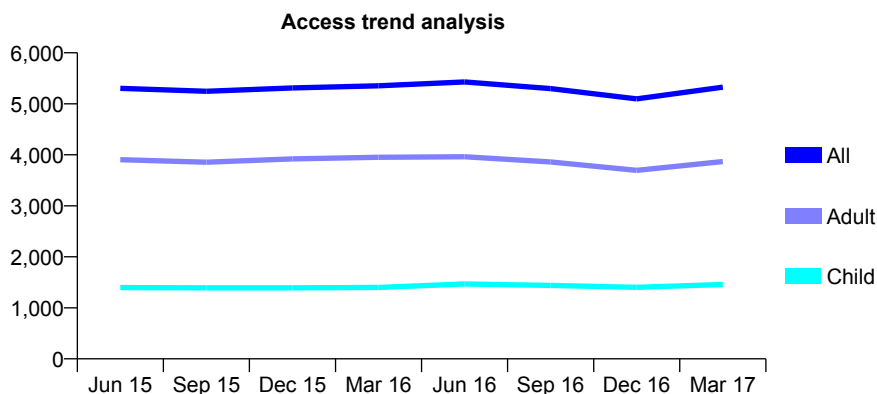
Q61 - Vital Signs At a Glance Contract Report for 193798/0001 - March 2017

Name or company name	Dr S S Dhami & Dr J S Gill
Contract type name	GDS Contract
Purpose of contract	General
Contract start date	21/09/2011
Contract end date	

16/17 Contracted general activity (UDA)	15,151
Carry forward general activity (UDA)	0
16/17 Contracted orthodontic activity (UOA)	0
Carry forward orthodontic activity (UOA)	0
Baseline contract value	£377,836.51

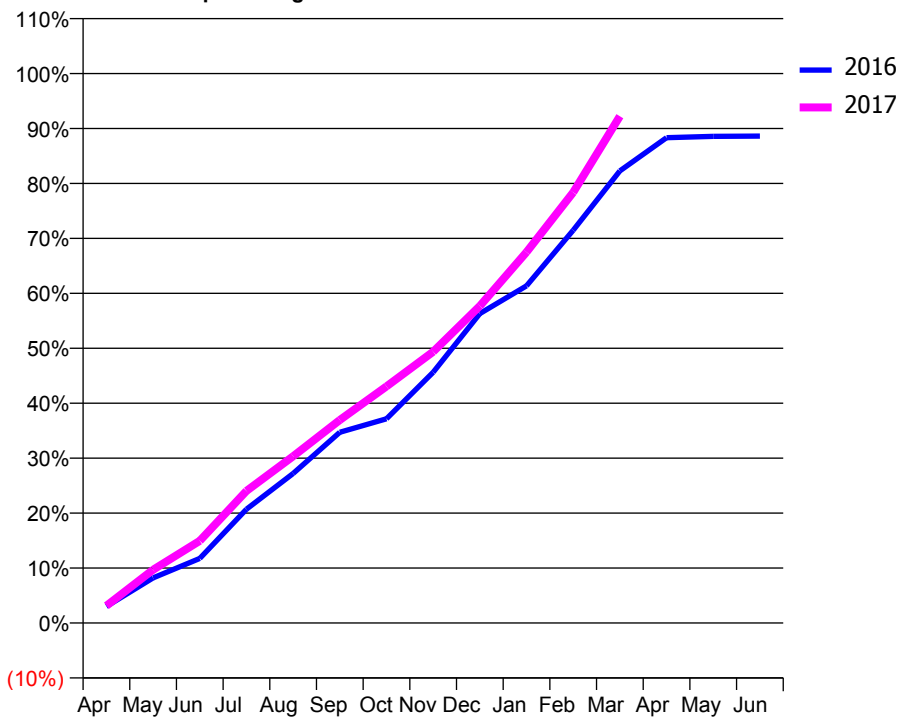
ACCESS*

Patients seen in 24 months	Total	Change since previous quarter
Quarter ending March 2016	5,352	
Quarter ending June 2016	5,429	→
Quarter ending September 2016	5,298	↓
Quarter ending December 2016	5,098	↓
Quarter ending March 2017	5,326	↑
Variance since March 2016	(0.5%)	→



ACTIVITY

Cumulative percentage of contracted UDA delivered 2016 & 2017



Month	Adjusted Scheduled Activity (UDA)	
	2016	2017
April	457	476
May	1,245	1,469
June	1,783	2,265
July	3,137	3,640
August	4,124	4,597
September	5,260	5,599
October	5,632	6,525
November	6,913	7,481
December	8,532	8,743
January	9,296	10,225
February	10,829	11,874
March	12,467	13,973
April	13,380	
May	13,418	
June	13,426	

QUALITY

	Quantity	Base Number	Contract	AT	Region	England
% of FP17s for the same patient ID Re-attending within 3 months - Children	117	1,532	7.6%	11.2%	11.8%	12.3%
% of FP17s for the same patient ID Re-attending within 3 months - Adults	623	3,789	16.4%	16.3%	17.1%	16.7%
% of FP17s for the same patient ID Re-attending between 3 & 9 months - Children	380	1,532	24.8%	42.1%	46.5%	57.6%
% of FP17s for the same patient ID Re-attending between 3 & 9 months - Adults	806	3,789	21.3%	35.0%	37.6%	50.1%
% of FP17s for Band 1 Urgent Courses	1,056	4,993	21.1%	10.8%	10.7%	9.1%
% of FP17s Relating to Free Repair or Replacements	41	4,993	0.8%	0.5%	0.6%	0.8%
% of FP17s Relating to Continuations	19	4,993	0.4%	0.8%	0.9%	1.2%
% of Patients satisfied with the dentistry they have received	2	2	N/A	89.3%	90.4%	92.8%
% of Patients satisfied with the time they had to wait for an appointment	1	2	N/A	80.6%	83.7%	88.7%

* This is based on patients treated on this contract for their most recent course of treatment. Figures in italics indicate the base number of FP17s or Patient Questionnaire responses are less than 100. N/A is shown where the base number of responses is less than 10 during the period. % is calculated as Quantity/Base number*100

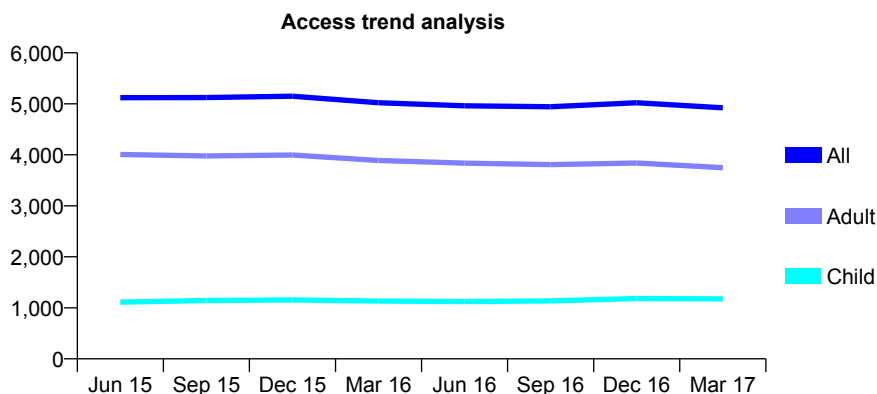
Q61 - Vital Signs At a Glance Contract Report for 194050/0001 - March 2017

Name or company name	Woodberry Downs Dental Practice
Contract type name	PDS Contract
Purpose of contract	General
Contract start date	01/04/2010
Contract end date	31/03/2020

16/17 Contracted general activity (UDA)	12,649
Carry forward general activity (UDA)	49
16/17 Contracted orthodontic activity (UOA)	0
Carry forward orthodontic activity (UOA)	0
Baseline contract value	£456,116.30

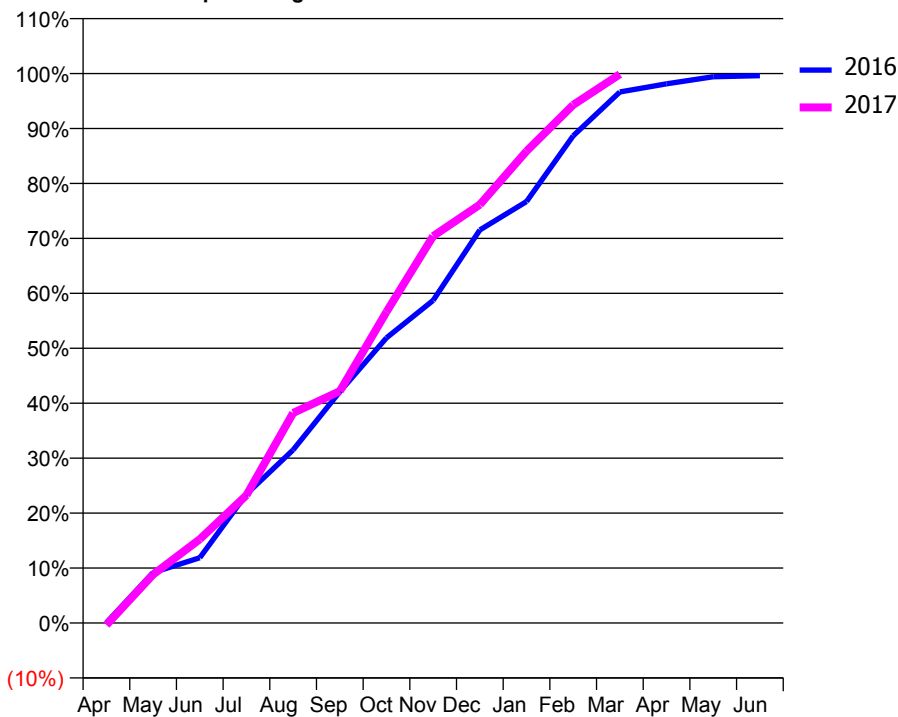
ACCESS*

Patients seen in 24 months	Total	Change since previous quarter
Quarter ending March 2016	5,021	
Quarter ending June 2016	4,960	↓
Quarter ending September 2016	4,942	→
Quarter ending December 2016	5,021	→
Quarter ending March 2017	4,922	↓
Variance since March 2016	(2.0%)	↓



ACTIVITY

Cumulative percentage of contracted UDA delivered 2016 & 2017



Month	Adjusted Scheduled Activity (UDA)	
	2016	2017
April	8	-49
May	1,162	1,117
June	1,502	1,929
July	2,968	2,941
August	3,986	4,837
September	5,325	5,338
October	6,564	7,162
November	7,427	8,905
December	9,046	9,631
January	9,701	10,862
February	11,215	11,926
March	12,225	12,633
April	12,413	
May	12,576	
June	12,600	

QUALITY

	Quantity	Base Number	Contract	AT	Region	England
% of FP17s for the same patient ID Re-attending within 3 months - Children	84	1,233	6.8%	11.2%	11.8%	12.3%
% of FP17s for the same patient ID Re-attending within 3 months - Adults	436	3,518	12.4%	16.3%	17.1%	16.7%
% of FP17s for the same patient ID Re-attending between 3 & 9 months - Children	373	1,233	30.3%	42.1%	46.5%	57.6%
% of FP17s for the same patient ID Re-attending between 3 & 9 months - Adults	1,072	3,518	30.5%	35.0%	37.6%	50.1%
% of FP17s for Band 1 Urgent Courses	359	4,616	7.8%	10.8%	10.7%	9.1%
% of FP17s Relating to Free Repair or Replacements	39	4,616	0.8%	0.5%	0.6%	0.8%
% of FP17s Relating to Continuations	20	4,616	0.4%	0.8%	0.9%	1.2%
% of Patients satisfied with the dentistry they have received	2	2	N/A	89.3%	90.4%	92.8%
% of Patients satisfied with the time they had to wait for an appointment	1	2	N/A	80.6%	83.7%	88.7%

* This is based on patients treated on this contract for their most recent course of treatment. Figures in italics indicate the base number of FP17s or Patient Questionnaire responses are less than 100. N/A is shown where the base number of responses is less than 10 during the period. % is calculated as Quantity/Base number*100

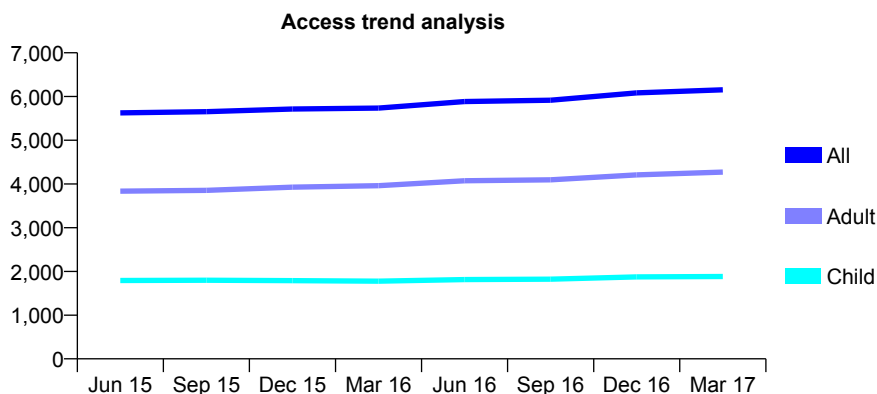
Q61 - Vital Signs At a Glance Contract Report for 194069/0001 - March 2017

Name or company name	Bluebell Dental Practice
Contract type name	GDS Contract
Purpose of contract	General
Contract start date	01/11/2007
Contract end date	

16/17 Contracted general activity (UDA)	11,460
Carry forward general activity (UDA)	222
16/17 Contracted orthodontic activity (UOA)	0
Carry forward orthodontic activity (UOA)	0
Baseline contract value	£312,054.31

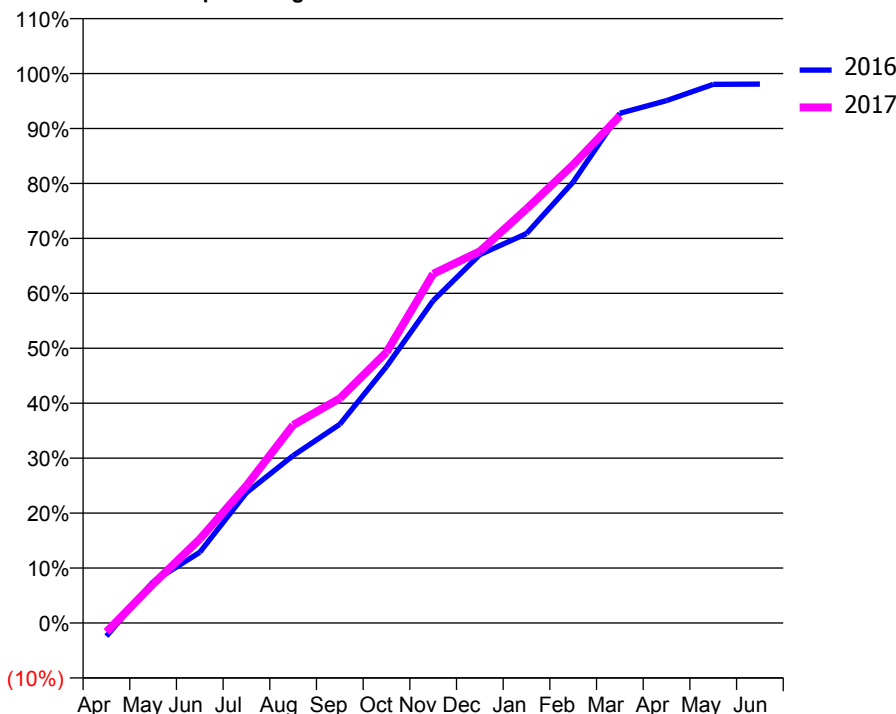
ACCESS*

Patients seen in 24 months	Total	Change since previous quarter
Quarter ending March 2016	5,737	
Quarter ending June 2016	5,885	↑
Quarter ending September 2016	5,916	→
Quarter ending December 2016	6,082	↑
Quarter ending March 2017	6,155	→
Variance since March 2016	7.3%	↑



ACTIVITY

Cumulative percentage of contracted UDA delivered 2016 & 2017



Adjusted Scheduled Activity (UDA)

Month	2016	2017
April	-278	-187
May	859	814
June	1,474	1,752
July	2,717	2,866
August	3,491	4,128
September	4,144	4,684
October	5,348	5,647
November	6,724	7,281
December	7,684	7,751
January	8,121	8,636
February	9,199	9,560
March	10,631	10,576
April	10,895	
May	11,234	
June	11,238	

QUALITY

	Quantity	Base Number	Contract	AT	Region	England
% of FP17s for the same patient ID Re-attending within 3 months - Children	133	2,334	5.7%	11.2%	11.8%	12.3%
% of FP17s for the same patient ID Re-attending within 3 months - Adults	454	4,284	10.6%	16.3%	17.1%	16.7%
% of FP17s for the same patient ID Re-attending between 3 & 9 months - Children	1,134	2,334	48.6%	42.1%	46.5%	57.6%
% of FP17s for the same patient ID Re-attending between 3 & 9 months - Adults	1,370	4,284	32.0%	35.0%	37.6%	50.1%
% of FP17s for Band 1 Urgent Courses	552	6,308	8.8%	10.8%	10.7%	9.1%
% of FP17s Relating to Free Repair or Replacements	31	6,308	0.5%	0.5%	0.6%	0.8%
% of FP17s Relating to Continuations	10	6,308	0.2%	0.8%	0.9%	1.2%
% of Patients satisfied with the dentistry they have received	3	3	N/A	89.3%	90.4%	92.8%
% of Patients satisfied with the time they had to wait for an appointment	3	3	N/A	80.6%	83.7%	88.7%

* This is based on patients treated on this contract for their most recent course of treatment. Figures in italics indicate the base number of FP17s or Patient Questionnaire responses are less than 100. N/A is shown where the base number of responses is less than 10 during the period. % is calculated as Quantity/Base number*100

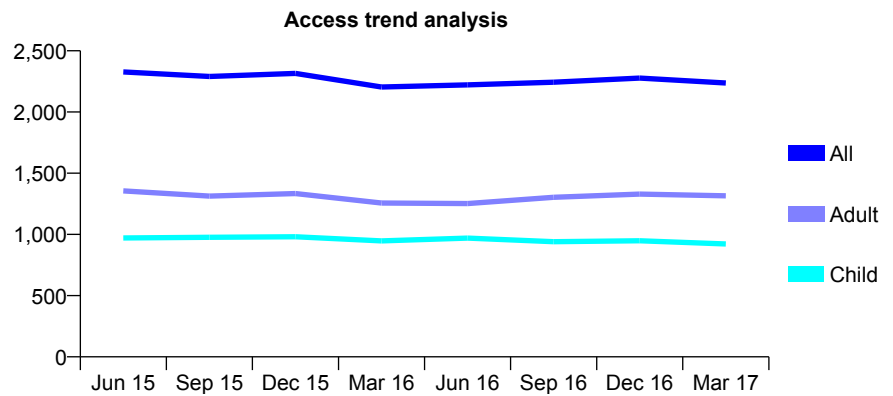
Q61 - Vital Signs At a Glance Contract Report for 194662/0001 - March 2017

Name or company name	Barkingside Dental Care Ltd
Contract type name	GDS Contract
Purpose of contract	General
Contract start date	01/05/2011
Contract end date	

16/17 Contracted general activity (UDA)	5,103
Carry forward general activity (UDA)	-36
16/17 Contracted orthodontic activity (UOA)	0
Carry forward orthodontic activity (UOA)	0
Baseline contract value	£132,615.40

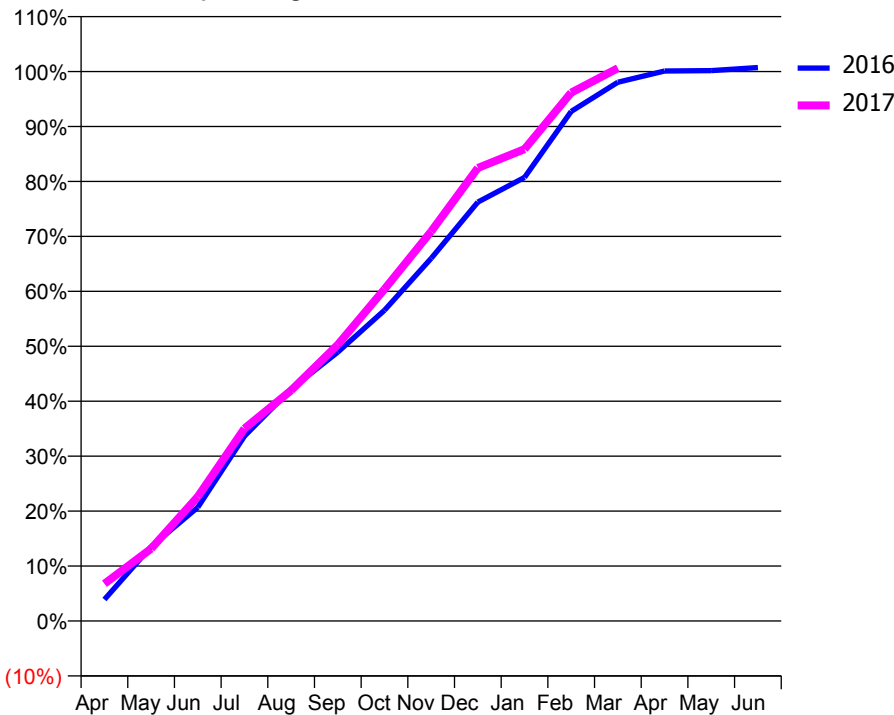
ACCESS*

Patients seen in 24 months	Total	Change since previous quarter
Quarter ending March 2016	2,204	
Quarter ending June 2016	2,222	→
Quarter ending September 2016	2,244	→
Quarter ending December 2016	2,277	→
Quarter ending March 2017	2,237	↓
Variance since March 2016	1.5%	→



ACTIVITY

Cumulative percentage of contracted UDA delivered 2016 & 2017



Month	Adjusted Scheduled Activity (UDA)	
	2016	2017
April	200	346
May	690	672
June	1,056	1,155
July	1,717	1,787
August	2,155	2,142
September	2,497	2,567
October	2,886	3,082
November	3,368	3,618
December	3,890	4,208
January	4,120	4,381
February	4,733	4,907
March	5,004	5,133
April	5,108	
May	5,111	
June	5,139	

QUALITY

	Quantity	Base Number	Contract	AT	Region	England
% of FP17s for the same patient ID Re-attending within 3 months - Children	39	991	3.9%	11.2%	11.8%	12.3%
% of FP17s for the same patient ID Re-attending within 3 months - Adults	149	1,288	11.6%	16.3%	17.1%	16.7%
% of FP17s for the same patient ID Re-attending between 3 & 9 months - Children	406	991	41.0%	42.1%	46.5%	57.6%
% of FP17s for the same patient ID Re-attending between 3 & 9 months - Adults	419	1,288	32.5%	35.0%	37.6%	50.1%
% of FP17s for Band 1 Urgent Courses	132	2,207	6.0%	10.8%	10.7%	9.1%
% of FP17s Relating to Free Repair or Replacements	24	2,207	1.1%	0.5%	0.6%	0.8%
% of FP17s Relating to Continuations	6	2,207	0.3%	0.8%	0.9%	1.2%
% of Patients satisfied with the dentistry they have received	5	6	N/A	89.3%	90.4%	92.8%
% of Patients satisfied with the time they had to wait for an appointment	6	6	N/A	80.6%	83.7%	88.7%

* This is based on patients treated on this contract for their most recent course of treatment. Figures in italics indicate the base number of FP17s or Patient Questionnaire responses are less than 100. N/A is shown where the base number of responses is less than 10 during the period. % is calculated as Quantity/Base number*100

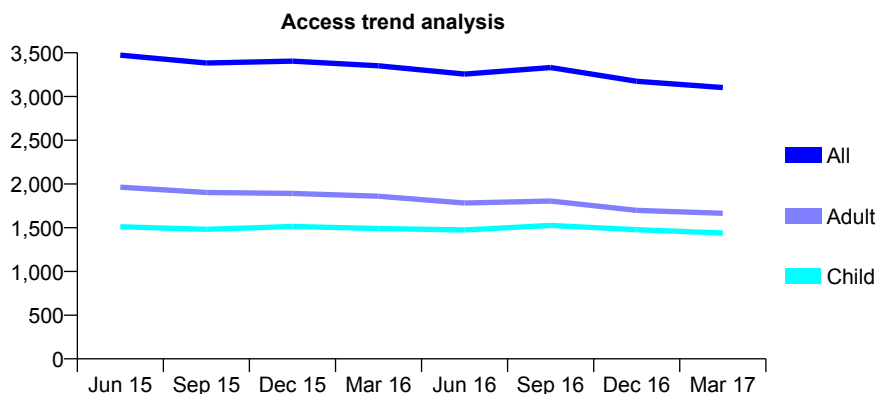
Q61 - Vital Signs At a Glance Contract Report for 195065/0001 - March 2017

Name or company name	Island Health Dental Practice
Contract type name	GDS Contract
Purpose of contract	General
Contract start date	15/10/2010
Contract end date	

16/17 Contracted general activity (UDA)	9,120
Carry forward general activity (UDA)	-182
16/17 Contracted orthodontic activity (UOA)	0
Carry forward orthodontic activity (UOA)	0
Baseline contract value	£283,077.34

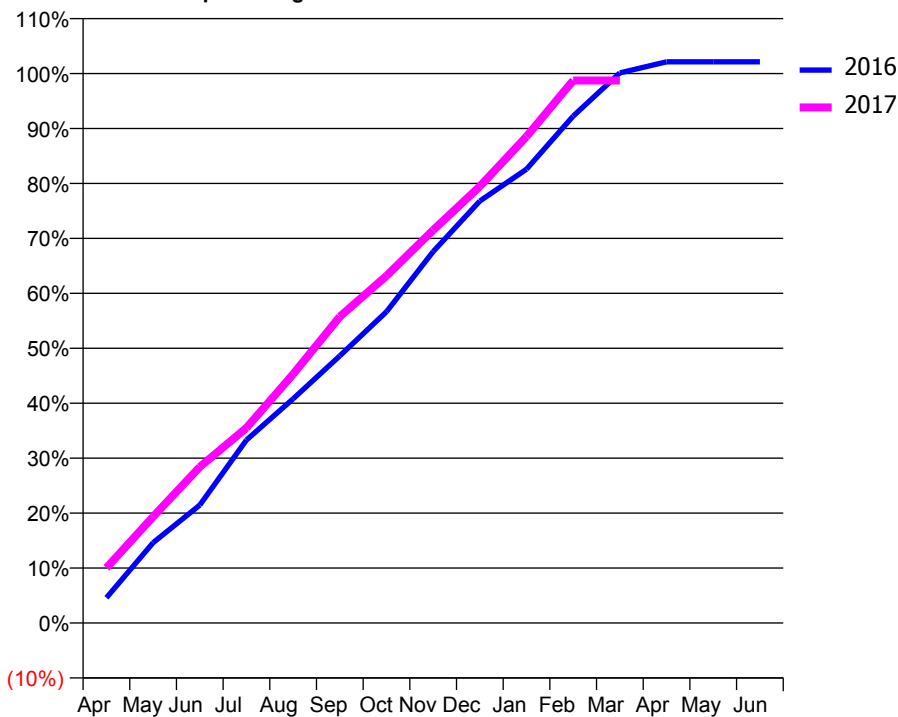
ACCESS*

Patients seen in 24 months	Total	Change since previous quarter
Quarter ending March 2016	3,351	
Quarter ending June 2016	3,256	↓
Quarter ending September 2016	3,331	↑
Quarter ending December 2016	3,175	↓
Quarter ending March 2017	3,103	↓
Variance since March 2016	(7.4%)	↓



ACTIVITY

Cumulative percentage of contracted UDA delivered 2016 & 2017



Month	Adjusted Scheduled Activity (UDA)	
	2016	2017
April	419	915
May	1,334	1,765
June	1,958	2,590
July	3,037	3,239
August	3,720	4,131
September	4,433	5,084
October	5,166	5,763
November	6,165	6,520
December	7,003	7,247
January	7,533	8,074
February	8,413	9,005
March	9,131	9,005
April	9,313	
May	9,313	
June	9,313	

QUALITY

	Quantity	Base Number	Contract	AT	Region	England
% of FP17s for the same patient ID Re-attending within 3 months - Children	180	1,743	10.3%	11.2%	11.8%	12.3%
% of FP17s for the same patient ID Re-attending within 3 months - Adults	484	2,068	23.4%	16.3%	17.1%	16.7%
% of FP17s for the same patient ID Re-attending between 3 & 9 months - Children	695	1,743	39.9%	42.1%	46.5%	57.6%
% of FP17s for the same patient ID Re-attending between 3 & 9 months - Adults	746	2,068	36.1%	35.0%	37.6%	50.1%
% of FP17s for Band 1 Urgent Courses	375	3,743	10.0%	10.8%	10.7%	9.1%
% of FP17s Relating to Free Repair or Replacements	8	3,743	0.2%	0.5%	0.6%	0.8%
% of FP17s Relating to Continuations	1	3,743	0.0%	0.8%	0.9%	1.2%
% of Patients satisfied with the dentistry they have received	0	2	N/A	89.3%	90.4%	92.8%
% of Patients satisfied with the time they had to wait for an appointment	0	2	N/A	80.6%	83.7%	88.7%

* This is based on patients treated on this contract for their most recent course of treatment. Figures in italics indicate the base number of FP17s or Patient Questionnaire responses are less than 100. N/A is shown where the base number of responses is less than 10 during the period. % is calculated as Quantity/Base number*100

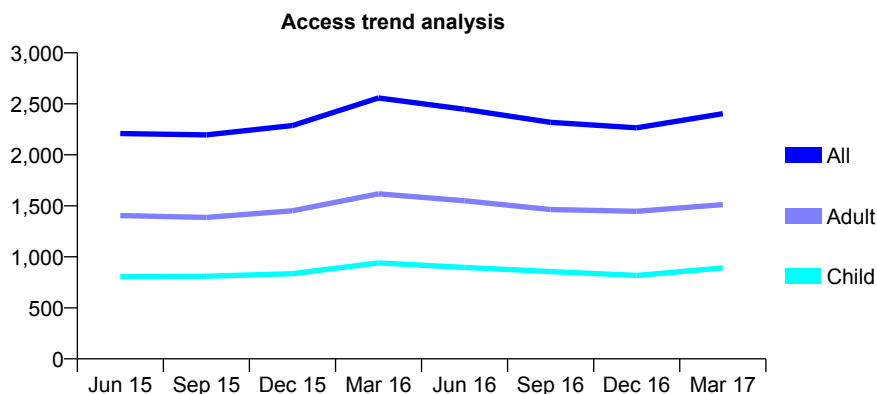
Q61 - Vital Signs At a Glance Contract Report for 196711/0001 - March 2017

Name or company name	Miss Chaudry & Dr M Siddique
Contract type name	GDS Contract
Purpose of contract	General
Contract start date	01/02/2012
Contract end date	

16/17 Contracted general activity (UDA)	6,879
Carry forward general activity (UDA)	-105
16/17 Contracted orthodontic activity (UOA)	0
Carry forward orthodontic activity (UOA)	0
Baseline contract value	£173,962.72

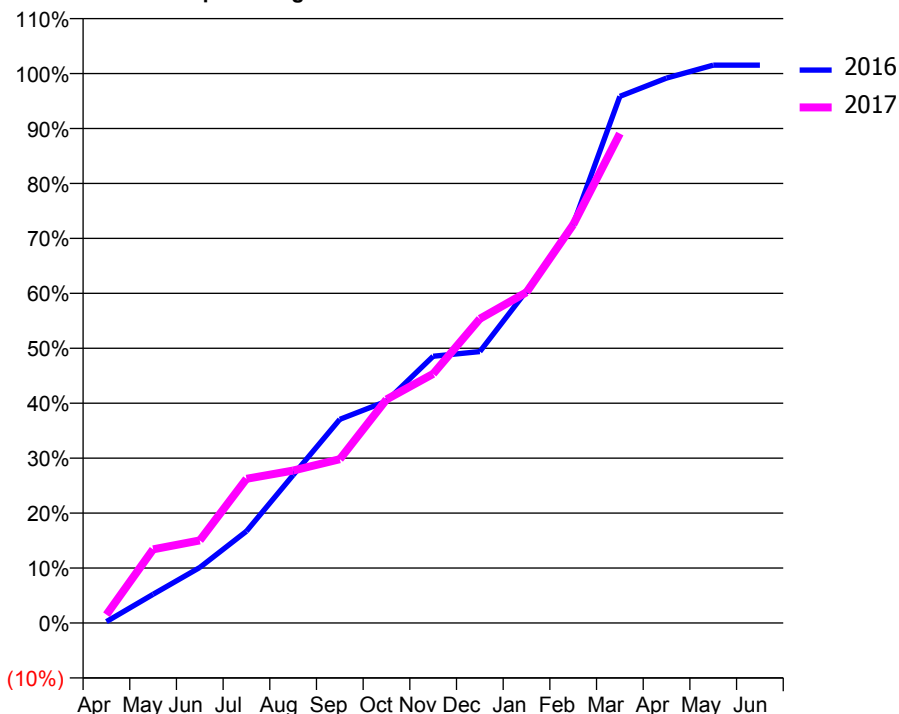
ACCESS*

Patients seen in 24 months	Total	Change since previous quarter
Quarter ending March 2016	2,558	
Quarter ending June 2016	2,446	↓
Quarter ending September 2016	2,318	↓
Quarter ending December 2016	2,265	↓
Quarter ending March 2017	2,403	↑
Variance since March 2016	(6.1%)	↓



ACTIVITY

Cumulative percentage of contracted UDA delivered 2016 & 2017



Month	Adjusted Scheduled Activity (UDA)	
	2016	2017
April	18	105
May	360	923
June	696	1,035
July	1,149	1,806
August	1,852	1,908
September	2,550	2,051
October	2,777	2,798
November	3,339	3,120
December	3,398	3,808
January	4,157	4,141
February	4,991	4,987
March	6,593	6,127
April	6,822	
May	6,984	
June	6,984	

QUALITY

	Quantity	Base Number	Contract	AT	Region	England
% of FP17s for the same patient ID Re-attending within 3 months - Children	80	872	9.2%	11.2%	11.8%	12.3%
% of FP17s for the same patient ID Re-attending within 3 months - Adults	285	1,432	19.9%	16.3%	17.1%	16.7%
% of FP17s for the same patient ID Re-attending between 3 & 9 months - Children	259	872	29.7%	42.1%	46.5%	57.6%
% of FP17s for the same patient ID Re-attending between 3 & 9 months - Adults	254	1,432	17.7%	35.0%	37.6%	50.1%
% of FP17s for Band 1 Urgent Courses	341	2,091	16.3%	10.8%	10.7%	9.1%
% of FP17s Relating to Free Repair or Replacements	3	2,091	0.1%	0.5%	0.6%	0.8%
% of FP17s Relating to Continuations	4	2,091	0.2%	0.8%	0.9%	1.2%
% of Patients satisfied with the dentistry they have received	1	1	N/A	89.3%	90.4%	92.8%
% of Patients satisfied with the time they had to wait for an appointment	1	1	N/A	80.6%	83.7%	88.7%

* This is based on patients treated on this contract for their most recent course of treatment. Figures in italics indicate the base number of FP17s or Patient Questionnaire responses are less than 100. N/A is shown where the base number of responses is less than 10 during the period. % is calculated as Quantity/Base number*100

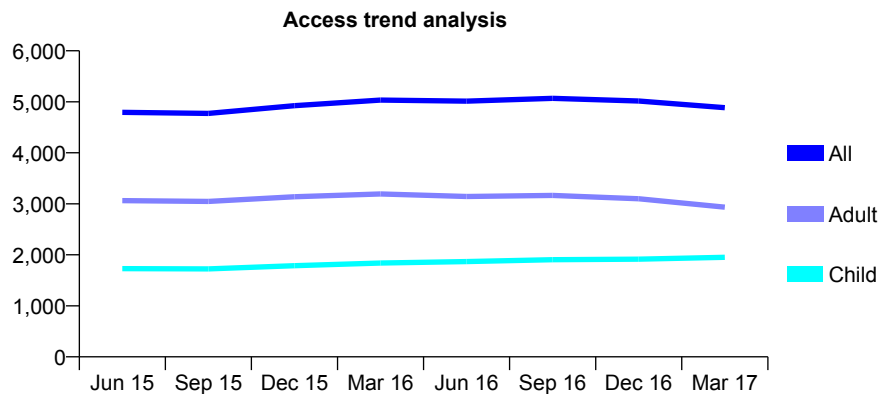
Q61 - Vital Signs At a Glance Contract Report for 196975/0001 - March 2017

Name or company name	Dental Art Studio
Contract type name	GDS Contract
Purpose of contract	General
Contract start date	01/10/2010
Contract end date	

16/17 Contracted general activity (UDA)	11,429
Carry forward general activity (UDA)	-19
16/17 Contracted orthodontic activity (UOA)	0
Carry forward orthodontic activity (UOA)	0
Baseline contract value	£313,422.51

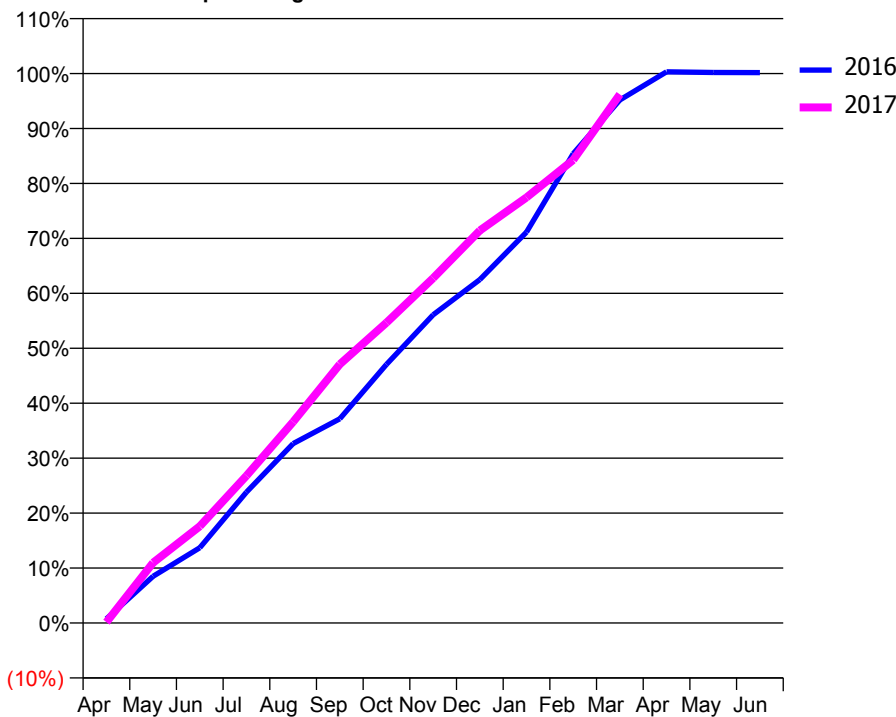
ACCESS*

Patients seen in 24 months	Total	Change since previous quarter
Quarter ending March 2016	5,033	
Quarter ending June 2016	5,013	→
Quarter ending September 2016	5,068	→
Quarter ending December 2016	5,016	↓
Quarter ending March 2017	4,886	↓
Variance since March 2016	(2.9%)	↓



ACTIVITY

Cumulative percentage of contracted UDA delivered 2016 & 2017



Month	Adjusted Scheduled Activity (UDA)	
	2016	2017
April	86	19
May	972	1,255
June	1,565	2,011
July	2,723	3,062
August	3,732	4,185
September	4,248	5,383
October	5,380	6,246
November	6,412	7,173
December	7,143	8,165
January	8,130	8,852
February	9,763	9,631
March	10,880	10,997
April	11,465	
May	11,451	
June	11,448	

QUALITY

	Quantity	Base Number	Contract	AT	Region	England
% of FP17s for the same patient ID Re-attending within 3 months - Children	198	2,330	8.5%	11.2%	11.8%	12.3%
% of FP17s for the same patient ID Re-attending within 3 months - Adults	382	2,653	14.4%	16.3%	17.1%	16.7%
% of FP17s for the same patient ID Re-attending between 3 & 9 months - Children	1,057	2,330	45.4%	42.1%	46.5%	57.6%
% of FP17s for the same patient ID Re-attending between 3 & 9 months - Adults	896	2,653	33.8%	35.0%	37.6%	50.1%
% of FP17s for Band 1 Urgent Courses	329	4,792	6.9%	10.8%	10.7%	9.1%
% of FP17s Relating to Free Repair or Replacements	24	4,792	0.5%	0.5%	0.6%	0.8%
% of FP17s Relating to Continuations	12	4,792	0.3%	0.8%	0.9%	1.2%
% of Patients satisfied with the dentistry they have received	4	4	N/A	89.3%	90.4%	92.8%
% of Patients satisfied with the time they had to wait for an appointment	4	4	N/A	80.6%	83.7%	88.7%

* This is based on patients treated on this contract for their most recent course of treatment. Figures in italics indicate the base number of FP17s or Patient Questionnaire responses are less than 100. N/A is shown where the base number of responses is less than 10 during the period. % is calculated as Quantity/Base number*100

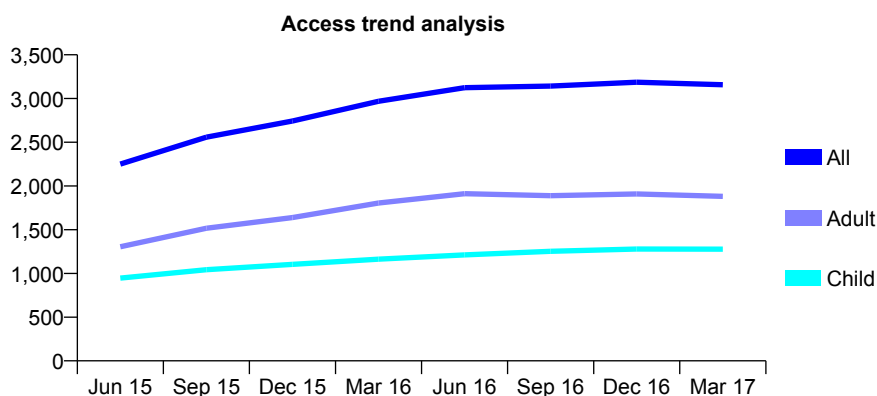
Q61 - Vital Signs At a Glance Contract Report for 197866/0001 - March 2017

Name or company name	Morris House Dental Surgery
Contract type name	GDS Contract
Purpose of contract	General
Contract start date	06/06/2014
Contract end date	

16/17 Contracted general activity (UDA)	10,306
Carry forward general activity (UDA)	-64
16/17 Contracted orthodontic activity (UOA)	0
Carry forward orthodontic activity (UOA)	0
Baseline contract value	£323,394.82

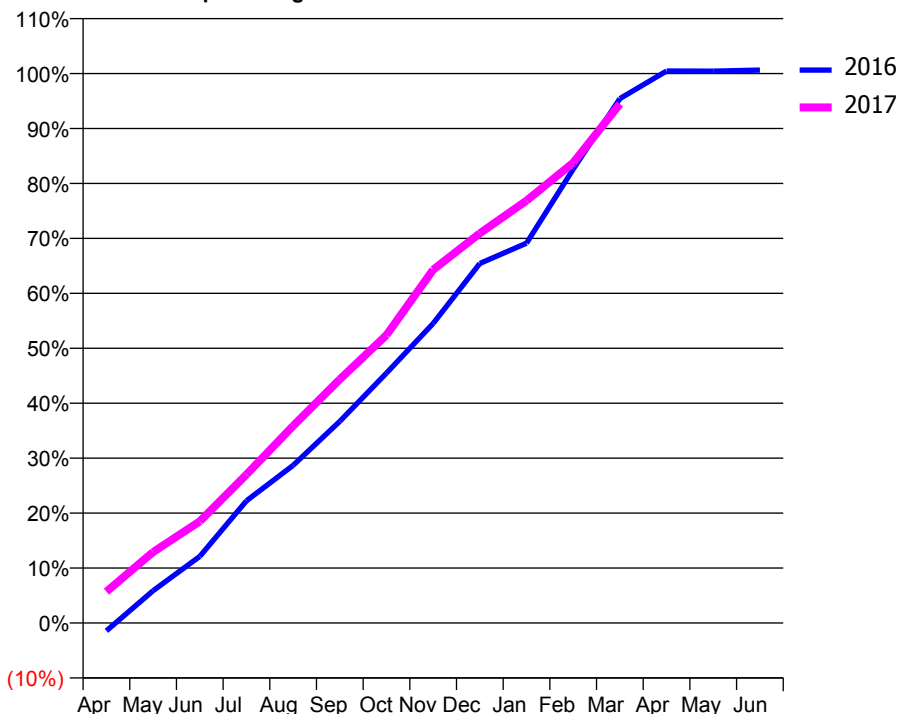
ACCESS*

Patients seen in 24 months	Total	Change since previous quarter
Quarter ending March 2016	2,968	
Quarter ending June 2016	3,124	↑
Quarter ending September 2016	3,142	→
Quarter ending December 2016	3,187	→
Quarter ending March 2017	3,158	→
Variance since March 2016	6.4%	↑



ACTIVITY

Cumulative percentage of contracted UDA delivered 2016 & 2017



Month	Adjusted Scheduled Activity (UDA)	
	2016	2017
April	-149	590
May	606	1,332
June	1,250	1,908
July	2,293	2,784
August	2,957	3,698
September	3,784	4,571
October	4,687	5,402
November	5,618	6,226
December	6,743	7,310
January	7,124	7,923
February	8,513	8,632
March	9,836	9,734
April	10,353	
May	10,350	
June	10,370	

QUALITY

	Quantity	Base Number	Contract	AT	Region	England
% of FP17s for the same patient ID Re-attending within 3 months - Children	45	1,513	3.0%	11.2%	11.8%	12.3%
% of FP17s for the same patient ID Re-attending within 3 months - Adults	197	1,923	10.2%	16.3%	17.1%	16.7%
% of FP17s for the same patient ID Re-attending between 3 & 9 months - Children	639	1,513	42.2%	42.1%	46.5%	57.6%
% of FP17s for the same patient ID Re-attending between 3 & 9 months - Adults	620	1,923	32.2%	35.0%	37.6%	50.1%
% of FP17s for Band 1 Urgent Courses	232	3,263	7.1%	10.8%	10.7%	9.1%
% of FP17s Relating to Free Repair or Replacements	6	3,263	0.2%	0.5%	0.6%	0.8%
% of FP17s Relating to Continuations	3	3,263	0.1%	0.8%	0.9%	1.2%
% of Patients satisfied with the dentistry they have received	1	1	N/A	89.3%	90.4%	92.8%
% of Patients satisfied with the time they had to wait for an appointment	1	1	N/A	80.6%	83.7%	88.7%

* This is based on patients treated on this contract for their most recent course of treatment. Figures in italics indicate the base number of FP17s or Patient Questionnaire responses are less than 100. N/A is shown where the base number of responses is less than 10 during the period. % is calculated as Quantity/Base number*100

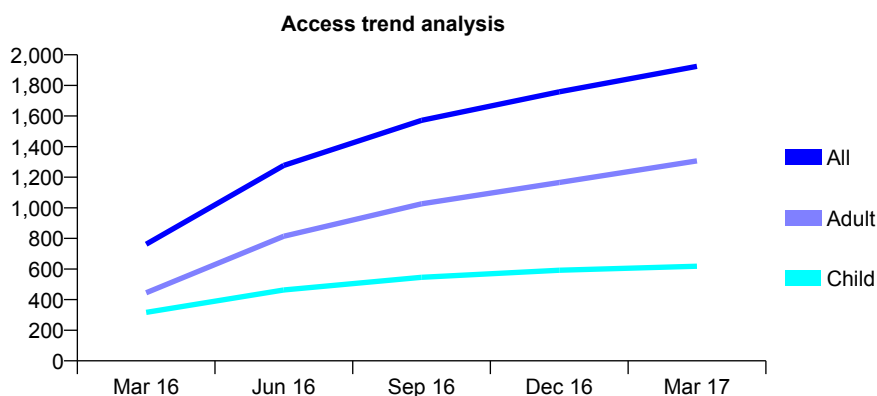
Q61 - Vital Signs At a Glance Contract Report for 198323/0001 - March 2017

Name or company name	Fowell and Lodhia and Dhuggal
Contract type name	GDS Contract
Purpose of contract	General
Contract start date	01/12/2015
Contract end date	

16/17 Contracted general activity (UDA)	6,262
Carry forward general activity (UDA)	-91
16/17 Contracted orthodontic activity (UOA)	0
Carry forward orthodontic activity (UOA)	0
Baseline contract value	£210,540.36

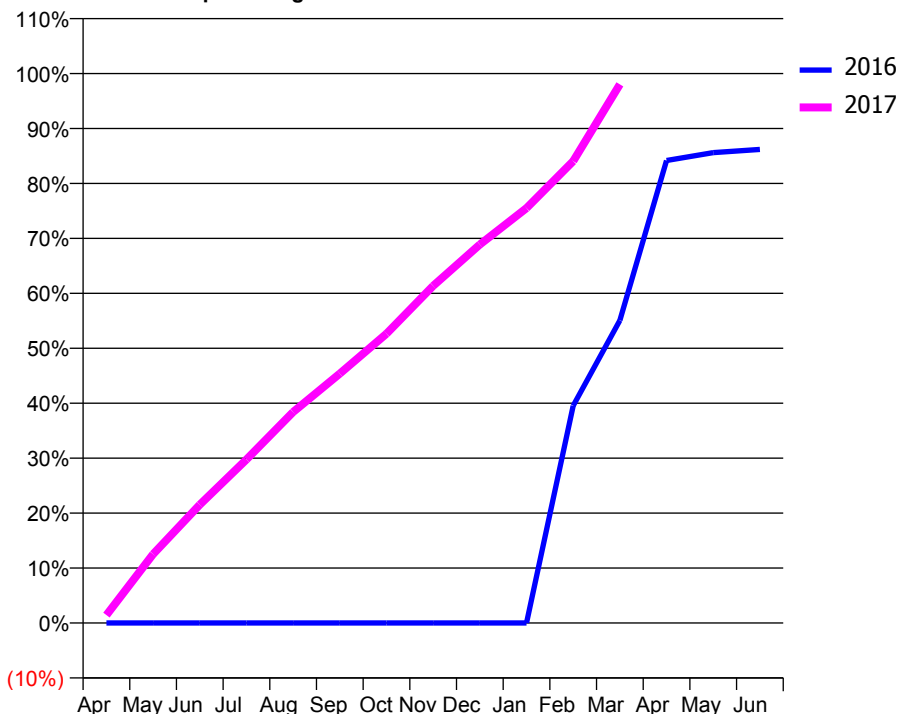
ACCESS*

Patients seen in 24 months	Total	Change since previous quarter
Quarter ending March 2016	762	
Quarter ending June 2016	1,277	↑
Quarter ending September 2016	1,572	↑
Quarter ending December 2016	1,758	↑
Quarter ending March 2017	1,925	↑
Variance since March 2016	152.6%	↑



ACTIVITY

Cumulative percentage of contracted UDA delivered 2016 & 2017



Month	Adjusted Scheduled Activity (UDA)	
	2016	2017
April	0	91
May	0	785
June	0	1,349
July	0	1,864
August	0	2,405
September	0	2,843
October	0	3,297
November	0	3,842
December	0	4,313
January	0	4,728
February	825	5,264
March	1,149	6,138
April	1,757	
May	1,787	
June	1,799	

QUALITY

	Quantity	Base Number	Contract	AT	Region	England
% of FP17s for the same patient ID Re-attending within 3 months - Children	78	912	8.6%	11.2%	11.8%	12.3%
% of FP17s for the same patient ID Re-attending within 3 months - Adults	270	1,932	14.0%	16.3%	17.1%	16.7%
% of FP17s for the same patient ID Re-attending between 3 & 9 months - Children	313	912	34.3%	42.1%	46.5%	57.6%
% of FP17s for the same patient ID Re-attending between 3 & 9 months - Adults	507	1,932	26.2%	35.0%	37.6%	50.1%
% of FP17s for Band 1 Urgent Courses	167	2,598	6.4%	10.8%	10.7%	9.1%
% of FP17s Relating to Free Repair or Replacements	24	2,598	0.9%	0.5%	0.6%	0.8%
% of FP17s Relating to Continuations	43	2,598	1.7%	0.8%	0.9%	1.2%
% of Patients satisfied with the dentistry they have received	2	2	N/A	89.3%	90.4%	92.8%
% of Patients satisfied with the time they had to wait for an appointment	2	2	N/A	80.6%	83.7%	88.7%

* This is based on patients treated on this contract for their most recent course of treatment. Figures in italics indicate the base number of FP17s or Patient Questionnaire responses are less than 100. N/A is shown where the base number of responses is less than 10 during the period. % is calculated as Quantity/Base number*100

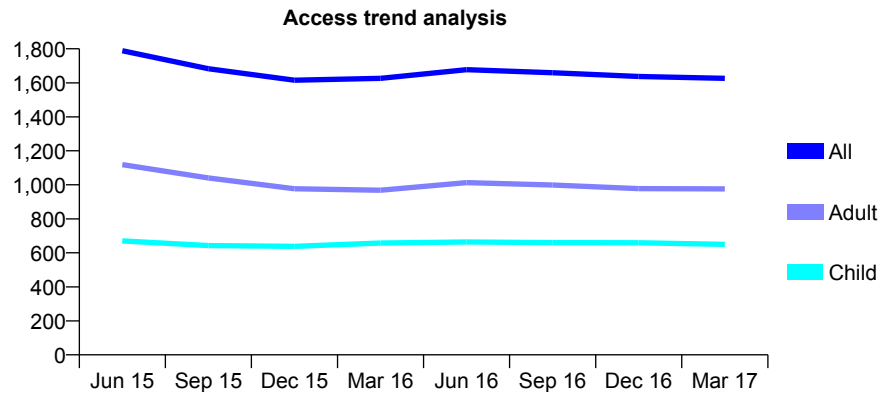
Q61 - Vital Signs At a Glance Contract Report for 198455/0001 - March 2017

Name or company name	Cambridge Park Dental Practice
Contract type name	GDS Contract
Purpose of contract	General
Contract start date	01/06/2008
Contract end date	

16/17 Contracted general activity (UDA)	4,037
Carry forward general activity (UDA)	-81
16/17 Contracted orthodontic activity (UOA)	0
Carry forward orthodontic activity (UOA)	0
Baseline contract value	£109,408.22

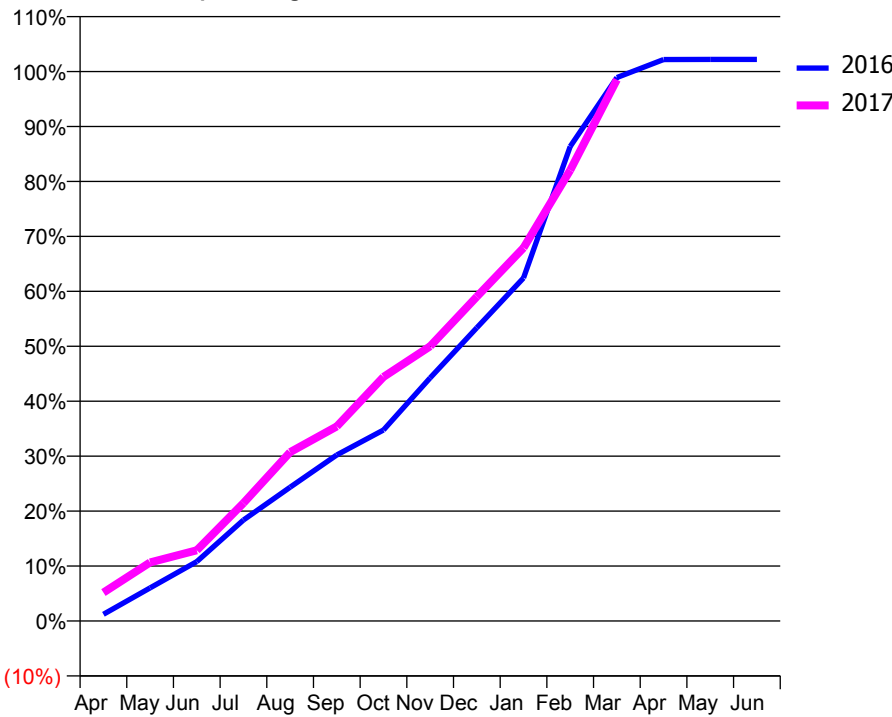
ACCESS*

Patients seen in 24 months	Total	Change since previous quarter
Quarter ending March 2016	1,626	
Quarter ending June 2016	1,677	↑
Quarter ending September 2016	1,659	↓
Quarter ending December 2016	1,637	↓
Quarter ending March 2017	1,626	→
Variance since March 2016	0.0%	→



ACTIVITY

Cumulative percentage of contracted UDA delivered 2016 & 2017



Month	Adjusted Scheduled Activity (UDA)	
	2016	2017
April	49	209
May	244	430
June	437	519
July	742	867
August	983	1,241
September	1,220	1,430
October	1,403	1,793
November	1,786	2,019
December	2,155	2,383
January	2,521	2,741
February	3,486	3,312
March	3,993	3,977
April	4,125	
May	4,126	
June	4,126	

QUALITY

	Quantity	Base Number	Contract	AT	Region	England
% of FP17s for the same patient ID Re-attending within 3 months - Children	80	791	10.1%	11.2%	11.8%	12.3%
% of FP17s for the same patient ID Re-attending within 3 months - Adults	154	1,133	13.6%	16.3%	17.1%	16.7%
% of FP17s for the same patient ID Re-attending between 3 & 9 months - Children	301	791	38.1%	42.1%	46.5%	57.6%
% of FP17s for the same patient ID Re-attending between 3 & 9 months - Adults	412	1,133	36.4%	35.0%	37.6%	50.1%
% of FP17s for Band 1 Urgent Courses	93	971	9.6%	10.8%	10.7%	9.1%
% of FP17s Relating to Free Repair or Replacements	9	971	0.9%	0.5%	0.6%	0.8%
% of FP17s Relating to Continuations	3	971	0.3%	0.8%	0.9%	1.2%
% of Patients satisfied with the dentistry they have received	1	2	N/A	89.3%	90.4%	92.8%
% of Patients satisfied with the time they had to wait for an appointment	1	2	N/A	80.6%	83.7%	88.7%

* This is based on patients treated on this contract for their most recent course of treatment. Figures in italics indicate the base number of FP17s or Patient Questionnaire responses are less than 100. N/A is shown where the base number of responses is less than 10 during the period. % is calculated as Quantity/Base number*100

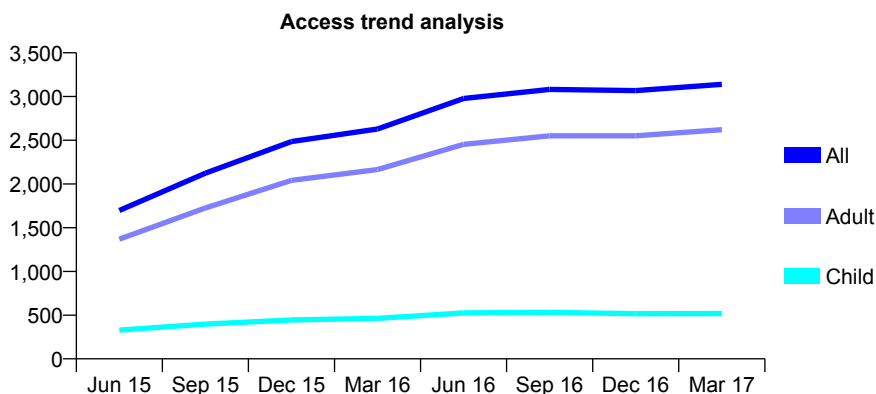
Q61 - Vital Signs At a Glance Contract Report for 198579/0001 - March 2017

Name or company name	MP Wong & Associates
Contract type name	GDS Contract
Purpose of contract	General
Contract start date	18/08/2014
Contract end date	

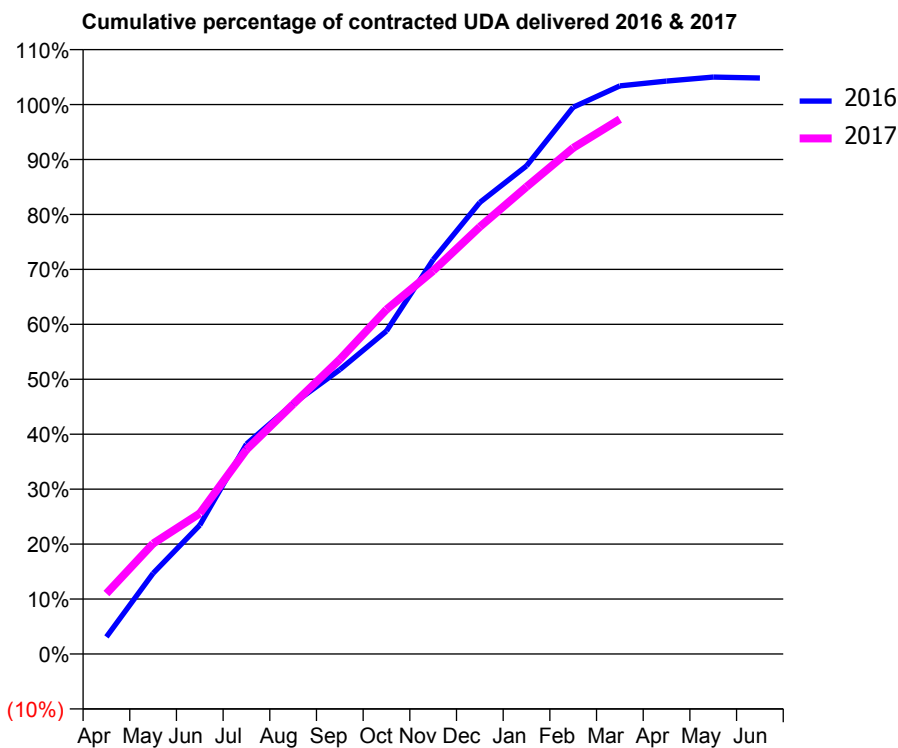
16/17 Contracted general activity (UDA)	8,716
Carry forward general activity (UDA)	-174
16/17 Contracted orthodontic activity (UOA)	0
Carry forward orthodontic activity (UOA)	0
Baseline contract value	£238,659.15

ACCESS*

Patients seen in 24 months	Total	Change since previous quarter
Quarter ending March 2016	2,628	
Quarter ending June 2016	2,978	↑
Quarter ending September 2016	3,081	↑
Quarter ending December 2016	3,067	→
Quarter ending March 2017	3,139	↑
Variance since March 2016	19.4%	↑



ACTIVITY



Month	Adjusted Scheduled Activity (UDA)	
	2016	2017
April	271	960
May	1,281	1,752
June	2,045	2,230
July	3,330	3,242
August	3,971	3,963
September	4,510	4,674
October	5,124	5,465
November	6,256	6,078
December	7,163	6,775
January	7,743	7,411
February	8,672	8,028
March	9,012	8,483
April	9,088	
May	9,152	
June	9,137	

QUALITY

	Quantity	Base Number	Contract	AT	Region	England
% of FP17s for the same patient ID Re-attending within 3 months - Children	22	500	4.4%	11.2%	11.8%	12.3%
% of FP17s for the same patient ID Re-attending within 3 months - Adults	126	2,227	5.7%	16.3%	17.1%	16.7%
% of FP17s for the same patient ID Re-attending between 3 & 9 months - Children	117	500	23.4%	42.1%	46.5%	57.6%
% of FP17s for the same patient ID Re-attending between 3 & 9 months - Adults	525	2,227	23.6%	35.0%	37.6%	50.1%
% of FP17s for Band 1 Urgent Courses	161	2,673	6.0%	10.8%	10.7%	9.1%
% of FP17s Relating to Free Repair or Replacements	6	2,673	0.2%	0.5%	0.6%	0.8%
% of FP17s Relating to Continuations	13	2,673	0.5%	0.8%	0.9%	1.2%
% of Patients satisfied with the dentistry they have received	11	11	100.0%	89.3%	90.4%	92.8%
% of Patients satisfied with the time they had to wait for an appointment	8	11	72.7%	80.6%	83.7%	88.7%

* This is based on patients treated on this contract for their most recent course of treatment. Figures in italics indicate the base number of FP17s or Patient Questionnaire responses are less than 100. N/A is shown where the base number of responses is less than 10 during the period. % is calculated as Quantity/Base number*100

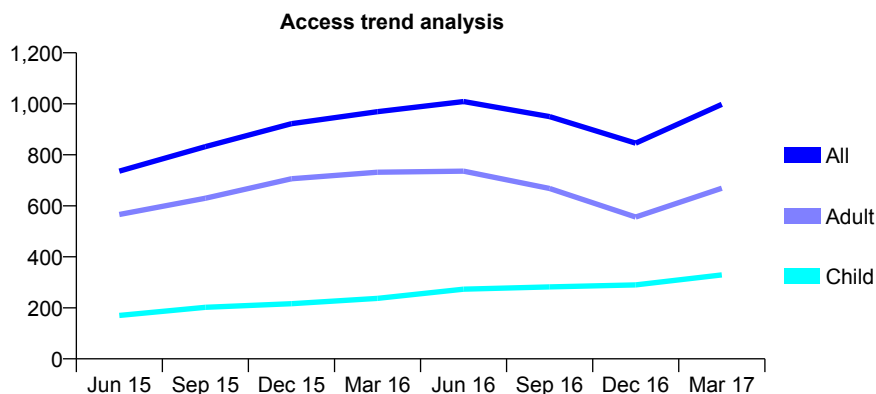
Q61 - Vital Signs At a Glance Contract Report for 198676/0001 - March 2017

Name or company name	Mrs Priya Shah and Mr Punit Shah
Contract type name	GDS Contract
Purpose of contract	General
Contract start date	01/05/2014
Contract end date	

16/17 Contracted general activity (UDA)	1,785
Carry forward general activity (UDA)	4
16/17 Contracted orthodontic activity (UOA)	0
Carry forward orthodontic activity (UOA)	0
Baseline contract value	£48,452.22

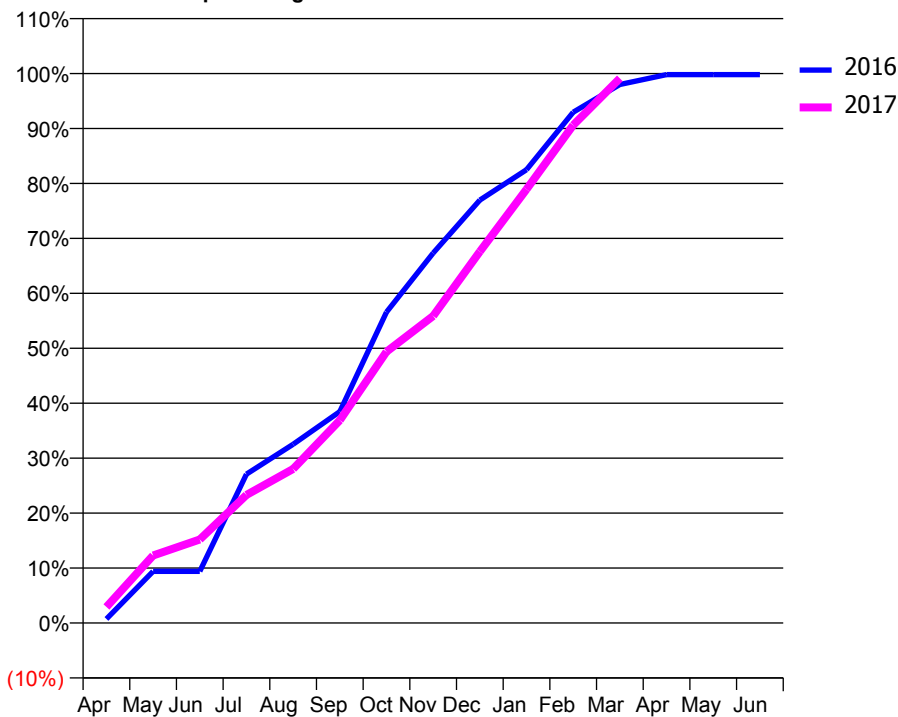
ACCESS*

Patients seen in 24 months	Total	Change since previous quarter
Quarter ending March 2016	969	
Quarter ending June 2016	1,009	↑
Quarter ending September 2016	950	↓
Quarter ending December 2016	846	↓
Quarter ending March 2017	998	↑
Variance since March 2016	3.0%	↑



ACTIVITY

Cumulative percentage of contracted UDA delivered 2016 & 2017



Month	Adjusted Scheduled Activity (UDA)	
	2016	2017
April	13	52
May	168	219
June	168	271
July	484	416
August	581	500
September	687	659
October	1,010	881
November	1,202	997
December	1,374	1,206
January	1,473	1,409
February	1,659	1,617
March	1,749	1,769
April	1,781	
May	1,781	
June	1,781	

QUALITY

	Quantity	Base Number	Contract	AT	Region	England
% of FP17s for the same patient ID Re-attending within 3 months - Children	22	368	6.0%	11.2%	11.8%	12.3%
% of FP17s for the same patient ID Re-attending within 3 months - Adults	42	595	7.1%	16.3%	17.1%	16.7%
% of FP17s for the same patient ID Re-attending between 3 & 9 months - Children	130	368	35.3%	42.1%	46.5%	57.6%
% of FP17s for the same patient ID Re-attending between 3 & 9 months - Adults	107	595	18.0%	35.0%	37.6%	50.1%
% of FP17s for Band 1 Urgent Courses	101	941	10.7%	10.8%	10.7%	9.1%
% of FP17s Relating to Free Repair or Replacements	0	941	0.0%	0.5%	0.6%	0.8%
% of FP17s Relating to Continuations	6	941	0.6%	0.8%	0.9%	1.2%
% of Patients satisfied with the dentistry they have received	0	0	N/A	89.3%	90.4%	92.8%
% of Patients satisfied with the time they had to wait for an appointment	0	0	N/A	80.6%	83.7%	88.7%

* This is based on patients treated on this contract for their most recent course of treatment. Figures in italics indicate the base number of FP17s or Patient Questionnaire responses are less than 100. N/A is shown where the base number of responses is less than 10 during the period. % is calculated as Quantity/Base number*100

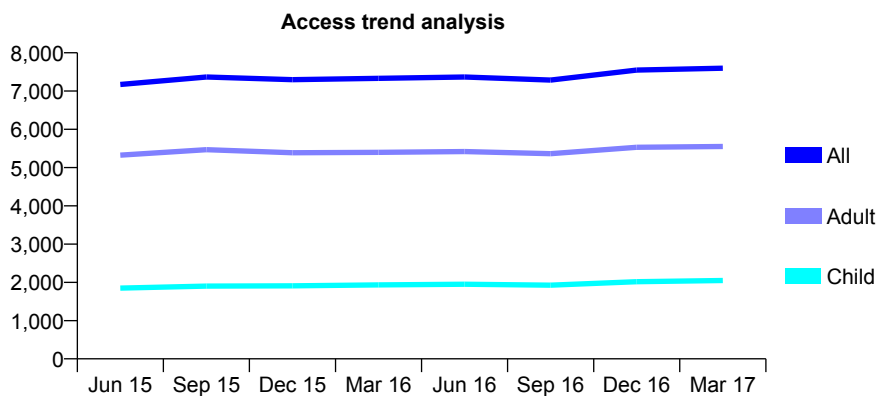
Q61 - Vital Signs At a Glance Contract Report for 198781/0001 - March 2017

Name or company name	Orchard Road (DS) Limited
Contract type name	GDS Contract
Purpose of contract	General
Contract start date	01/08/2011
Contract end date	

16/17 Contracted general activity (UDA)	26,107
Carry forward general activity (UDA)	0
16/17 Contracted orthodontic activity (UOA)	0
Carry forward orthodontic activity (UOA)	0
Baseline contract value	£750,886.76

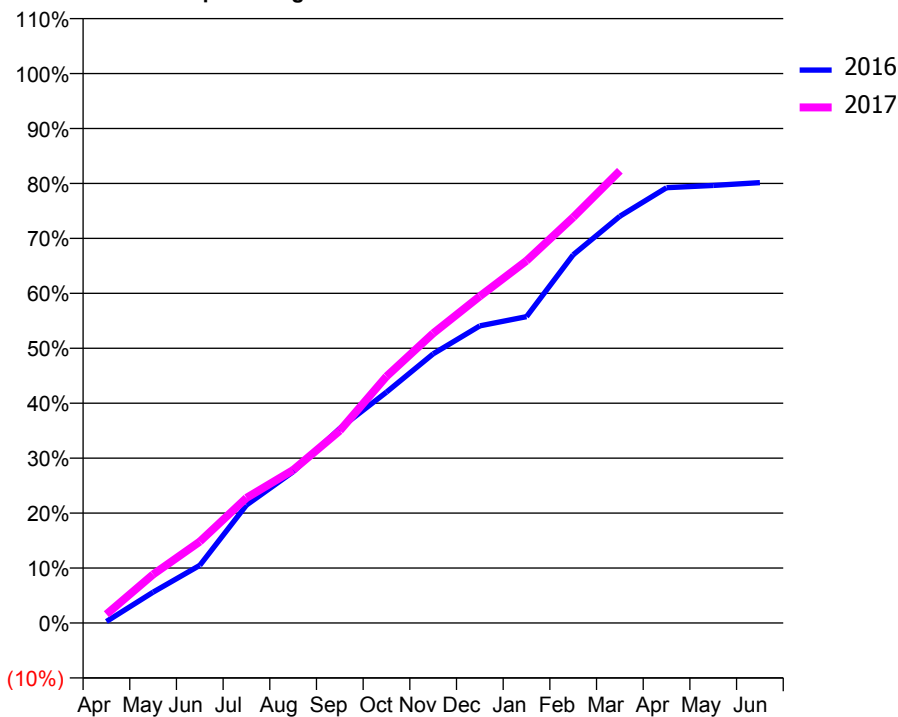
ACCESS*

Patients seen in 24 months	Total	Change since previous quarter
Quarter ending March 2016	7,332	
Quarter ending June 2016	7,366	→
Quarter ending September 2016	7,287	↓
Quarter ending December 2016	7,548	↑
Quarter ending March 2017	7,597	→
Variance since March 2016	3.6%	↑



ACTIVITY

Cumulative percentage of contracted UDA delivered 2016 & 2017



Month	Adjusted Scheduled Activity (UDA)	
	2016	2017
April	76	415
May	1,468	2,311
June	2,741	3,870
July	5,605	5,943
August	7,188	7,273
September	9,248	9,138
October	10,969	11,720
November	12,790	13,763
December	14,116	15,525
January	14,555	17,210
February	17,496	19,273
March	19,328	21,489
April	20,679	
May	20,793	
June	20,924	

QUALITY

	Quantity	Base Number	Contract	AT	Region	England
% of FP17s for the same patient ID Re-attending within 3 months - Children	172	2,155	8.0%	11.2%	11.8%	12.3%
% of FP17s for the same patient ID Re-attending within 3 months - Adults	1,026	5,982	17.2%	16.3%	17.1%	16.7%
% of FP17s for the same patient ID Re-attending between 3 & 9 months - Children	697	2,155	32.3%	42.1%	46.5%	57.6%
% of FP17s for the same patient ID Re-attending between 3 & 9 months - Adults	1,661	5,982	27.8%	35.0%	37.6%	50.1%
% of FP17s for Band 1 Urgent Courses	994	7,630	13.0%	10.8%	10.7%	9.1%
% of FP17s Relating to Free Repair or Replacements	60	7,630	0.8%	0.5%	0.6%	0.8%
% of FP17s Relating to Continuations	84	7,630	1.1%	0.8%	0.9%	1.2%
% of Patients satisfied with the dentistry they have received	10	10	100.0%	89.3%	90.4%	92.8%
% of Patients satisfied with the time they had to wait for an appointment	9	10	90.0%	80.6%	83.7%	88.7%

* This is based on patients treated on this contract for their most recent course of treatment. Figures in italics indicate the base number of FP17s or Patient Questionnaire responses are less than 100. N/A is shown where the base number of responses is less than 10 during the period. % is calculated as Quantity/Base number*100

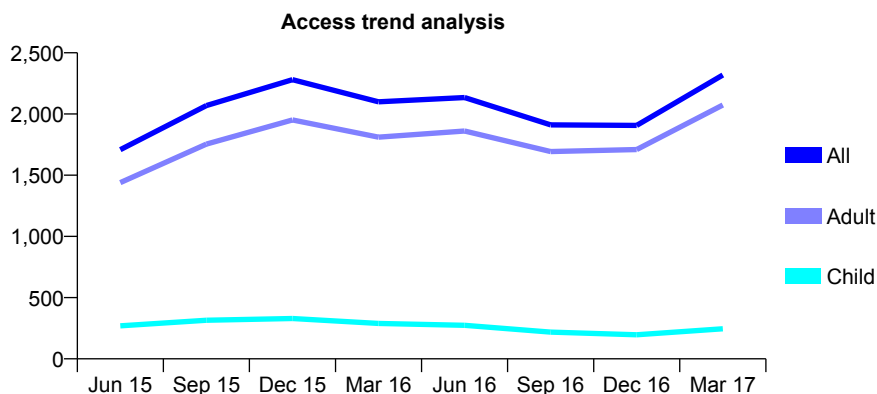
Q61 - Vital Signs At a Glance Contract Report for 199400/0001 - March 2017

Name or company name	Drs D & J Levenstein
Contract type name	GDS Contract
Purpose of contract	General
Contract start date	01/12/2011
Contract end date	

16/17 Contracted general activity (UDA)	6,501
Carry forward general activity (UDA)	-5
16/17 Contracted orthodontic activity (UOA)	0
Carry forward orthodontic activity (UOA)	0
Baseline contract value	£206,279.97

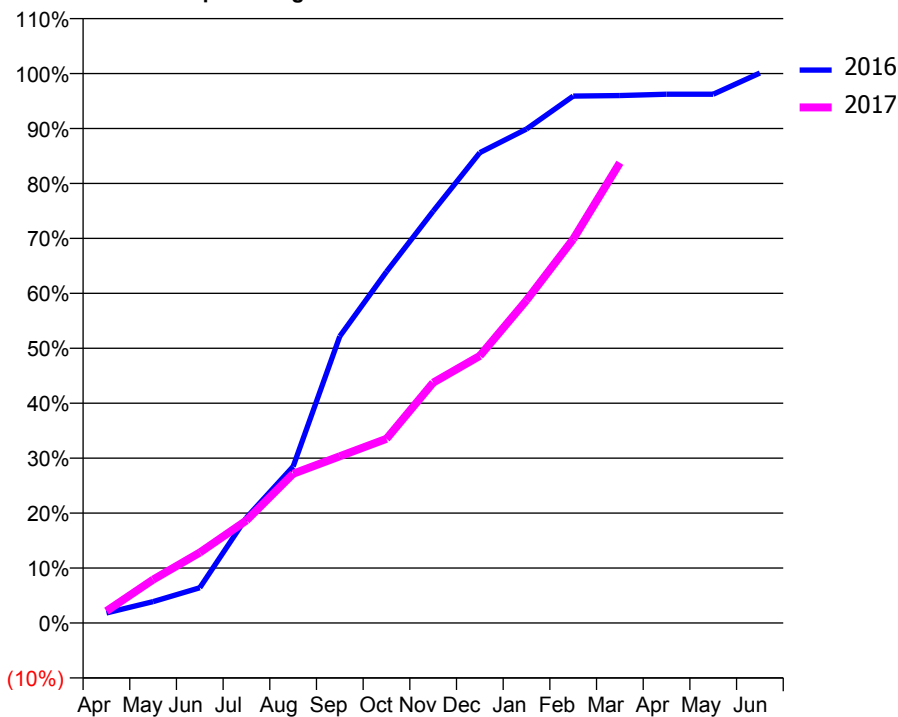
ACCESS*

Patients seen in 24 months	Total	Change since previous quarter
Quarter ending March 2016	2,100	
Quarter ending June 2016	2,135	→
Quarter ending September 2016	1,911	↓
Quarter ending December 2016	1,907	→
Quarter ending March 2017	2,319	↑
Variance since March 2016	10.4%	↑



ACTIVITY

Cumulative percentage of contracted UDA delivered 2016 & 2017



Adjusted Scheduled Activity (UDA)

Month	2016	2017
April	118	141
May	253	514
June	417	834
July	1,247	1,214
August	1,851	1,767
September	3,392	1,972
October	4,155	2,179
November	4,872	2,844
December	5,565	3,161
January	5,844	3,818
February	6,234	4,541
March	6,240	5,445
April	6,257	
May	6,257	
June	6,506	

QUALITY

	Quantity	Base Number	Contract	AT	Region	England
% of FP17s for the same patient ID Re-attending within 3 months - Children	17	217	7.8%	11.2%	11.8%	12.3%
% of FP17s for the same patient ID Re-attending within 3 months - Adults	253	2,037	12.4%	16.3%	17.1%	16.7%
% of FP17s for the same patient ID Re-attending between 3 & 9 months - Children	23	217	10.6%	42.1%	46.5%	57.6%
% of FP17s for the same patient ID Re-attending between 3 & 9 months - Adults	212	2,037	10.4%	35.0%	37.6%	50.1%
% of FP17s for Band 1 Urgent Courses	557	2,092	26.6%	10.8%	10.7%	9.1%
% of FP17s Relating to Free Repair or Replacements	4	2,092	0.2%	0.5%	0.6%	0.8%
% of FP17s Relating to Continuations	6	2,092	0.3%	0.8%	0.9%	1.2%
% of Patients satisfied with the dentistry they have received	1	2	N/A	89.3%	90.4%	92.8%
% of Patients satisfied with the time they had to wait for an appointment	2	2	N/A	80.6%	83.7%	88.7%

* This is based on patients treated on this contract for their most recent course of treatment. Figures in italics indicate the base number of FP17s or Patient Questionnaire responses are less than 100. N/A is shown where the base number of responses is less than 10 during the period. % is calculated as Quantity/Base number*100

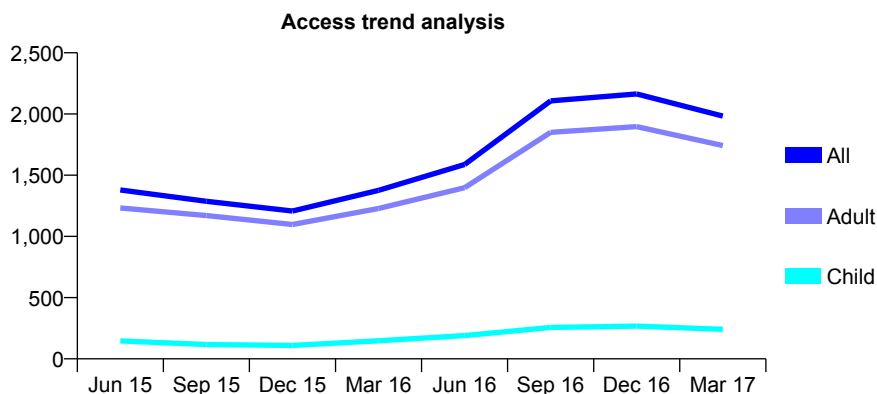
Q61 - Vital Signs At a Glance Contract Report for 199400/0002 - March 2017

Name or company name	Drs D & J Levenstein
Contract type name	PDS Contract
Purpose of contract	General
Contract start date	01/04/2012
Contract end date	31/03/2022

16/17 Contracted general activity (UDA)	5,249
Carry forward general activity (UDA)	0
16/17 Contracted orthodontic activity (UOA)	0
Carry forward orthodontic activity (UOA)	0
Baseline contract value	£216,734.98

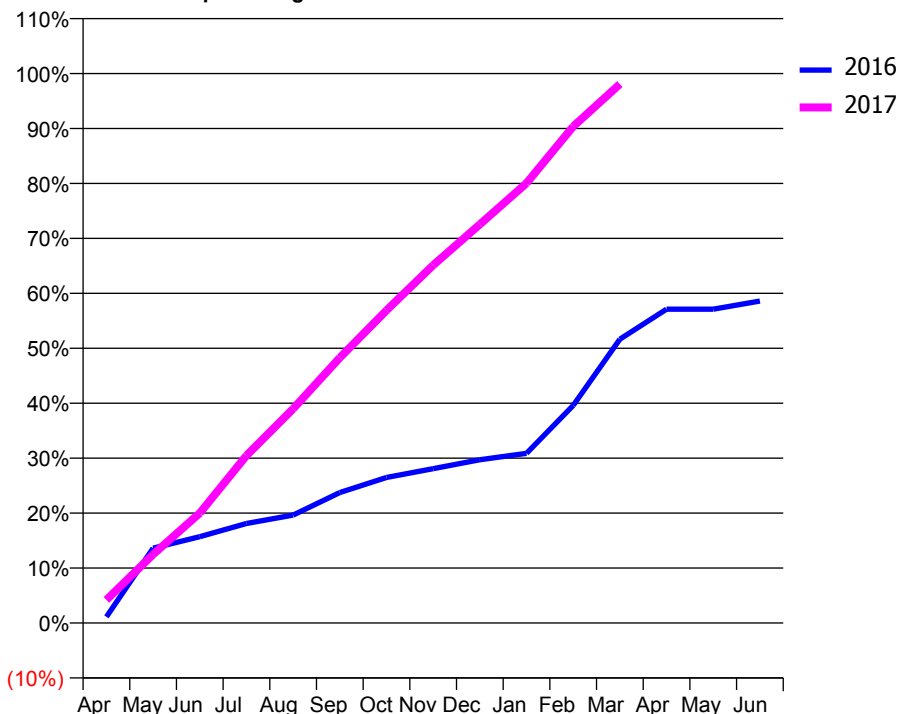
ACCESS*

Patients seen in 24 months	Total	Change since previous quarter
Quarter ending March 2016	1,376	
Quarter ending June 2016	1,588	↑
Quarter ending September 2016	2,107	↑
Quarter ending December 2016	2,164	↑
Quarter ending March 2017	1,983	↓
Variance since March 2016	44.1%	↑



ACTIVITY

Cumulative percentage of contracted UDA delivered 2016 & 2017



Month	Adjusted Scheduled Activity (UDA)	
	2016	2017
April	59	221
May	715	655
June	824	1,051
July	951	1,599
August	1,031	2,047
September	1,247	2,534
October	1,391	2,986
November	1,475	3,418
December	1,560	3,808
January	1,621	4,201
February	2,078	4,743
March	2,711	5,148
April	2,997	
May	2,997	
June	3,076	

QUALITY

	Quantity	Base Number	Contract	AT	Region	England
% of FP17s for the same patient ID Re-attending within 3 months - Children	21	358	5.9%	11.2%	11.8%	12.3%
% of FP17s for the same patient ID Re-attending within 3 months - Adults	227	2,320	9.8%	16.3%	17.1%	16.7%
% of FP17s for the same patient ID Re-attending between 3 & 9 months - Children	47	358	13.1%	42.1%	46.5%	57.6%
% of FP17s for the same patient ID Re-attending between 3 & 9 months - Adults	257	2,320	11.1%	35.0%	37.6%	50.1%
% of FP17s for Band 1 Urgent Courses	622	1,927	32.3%	10.8%	10.7%	9.1%
% of FP17s Relating to Free Repair or Replacements	7	1,927	0.4%	0.5%	0.6%	0.8%
% of FP17s Relating to Continuations	6	1,927	0.3%	0.8%	0.9%	1.2%
% of Patients satisfied with the dentistry they have received	2	2	N/A	89.3%	90.4%	92.8%
% of Patients satisfied with the time they had to wait for an appointment	2	2	N/A	80.6%	83.7%	88.7%

* This is based on patients treated on this contract for their most recent course of treatment. Figures in italics indicate the base number of FP17s or Patient Questionnaire responses are less than 100. N/A is shown where the base number of responses is less than 10 during the period. % is calculated as Quantity/Base number*100

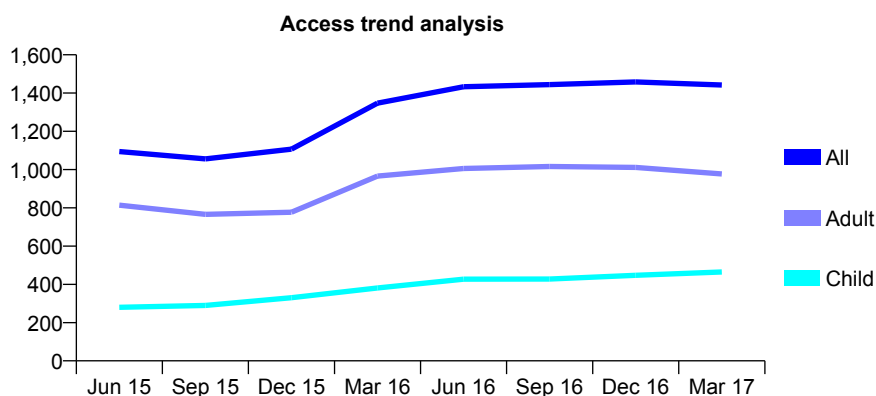
Q61 - Vital Signs At a Glance Contract Report for 199478/0001 - March 2017

Name or company name	Mr I S Mohsin & Mr M Siddiqui
Contract type name	GDS Contract
Purpose of contract	General
Contract start date	01/02/2012
Contract end date	

16/17 Contracted general activity (UDA)	5,441
Carry forward general activity (UDA)	138
16/17 Contracted orthodontic activity (UOA)	0
Carry forward orthodontic activity (UOA)	0
Baseline contract value	£177,877.00

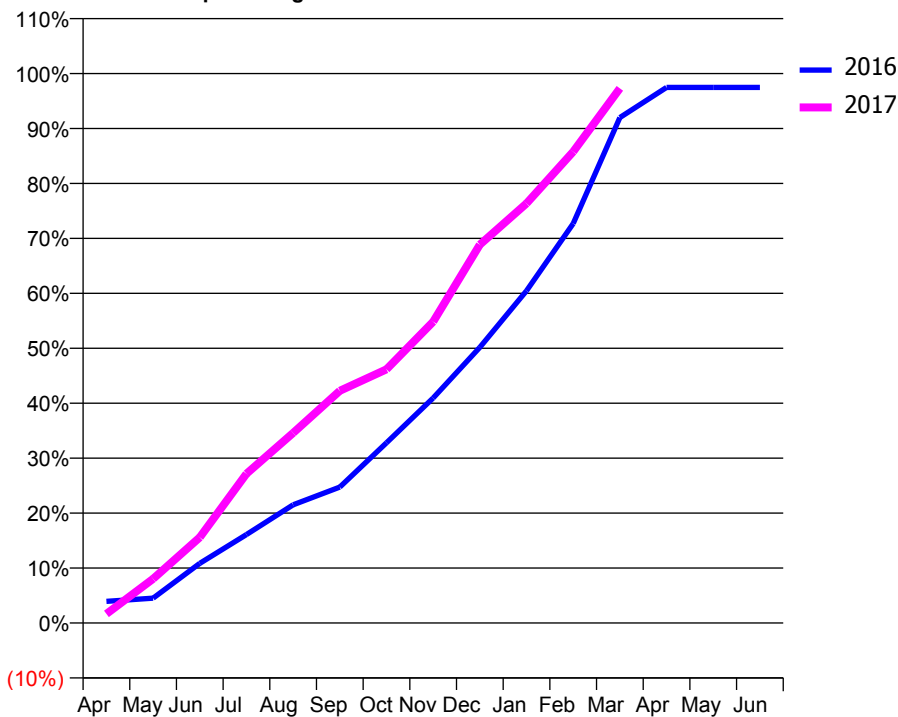
ACCESS*

Patients seen in 24 months	Total	Change since previous quarter
Quarter ending March 2016	1,347	
Quarter ending June 2016	1,433	↑
Quarter ending September 2016	1,444	→
Quarter ending December 2016	1,458	→
Quarter ending March 2017	1,442	↓
Variance since March 2016	7.1%	↑



ACTIVITY

Cumulative percentage of contracted UDA delivered 2016 & 2017



Month	Adjusted Scheduled Activity (UDA)	
	2016	2017
April	214	90
May	246	437
June	591	849
July	876	1,478
August	1,170	1,882
September	1,346	2,299
October	1,784	2,512
November	2,228	2,983
December	2,730	3,747
January	3,289	4,155
February	3,955	4,666
March	5,004	5,293
April	5,303	
May	5,303	
June	5,303	

QUALITY

	Quantity	Base Number	Contract	AT	Region	England
% of FP17s for the same patient ID Re-attending within 3 months - Children	68	519	13.1%	11.2%	11.8%	12.3%
% of FP17s for the same patient ID Re-attending within 3 months - Adults	254	1,018	25.0%	16.3%	17.1%	16.7%
% of FP17s for the same patient ID Re-attending between 3 & 9 months - Children	115	519	22.2%	42.1%	46.5%	57.6%
% of FP17s for the same patient ID Re-attending between 3 & 9 months - Adults	195	1,018	19.2%	35.0%	37.6%	50.1%
% of FP17s for Band 1 Urgent Courses	552	1,431	38.6%	10.8%	10.7%	9.1%
% of FP17s Relating to Free Repair or Replacements	7	1,431	0.5%	0.5%	0.6%	0.8%
% of FP17s Relating to Continuations	0	1,431	0.0%	0.8%	0.9%	1.2%
% of Patients satisfied with the dentistry they have received	2	2	N/A	89.3%	90.4%	92.8%
% of Patients satisfied with the time they had to wait for an appointment	2	2	N/A	80.6%	83.7%	88.7%

* This is based on patients treated on this contract for their most recent course of treatment. Figures in italics indicate the base number of FP17s or Patient Questionnaire responses are less than 100. N/A is shown where the base number of responses is less than 10 during the period. % is calculated as Quantity/Base number*100

Q61 - Vital Signs At a Glance Contract Report for 199850/0002 - March 2017

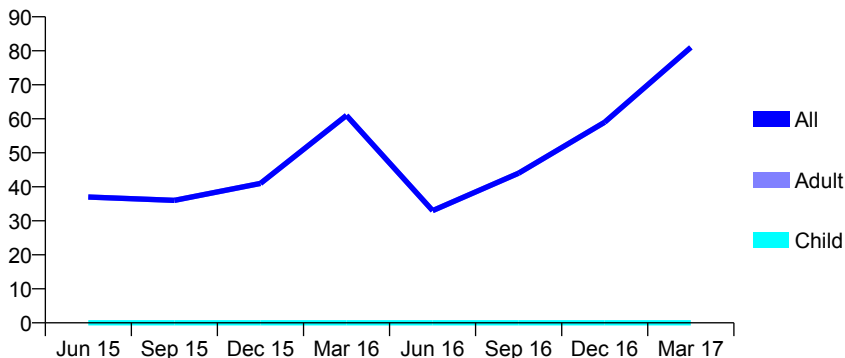
Name or company name	The Brace Orthodontic Centre
Contract type name	PDS Contract
Purpose of contract	General
Contract start date	01/01/2010
Contract end date	31/03/2019

16/17 Contracted general activity (UDA)	300
Carry forward general activity (UDA)	0
16/17 Contracted orthodontic activity (UOA)	0
Carry forward orthodontic activity (UOA)	0
Baseline contract value	£53,146.21

ACCESS*

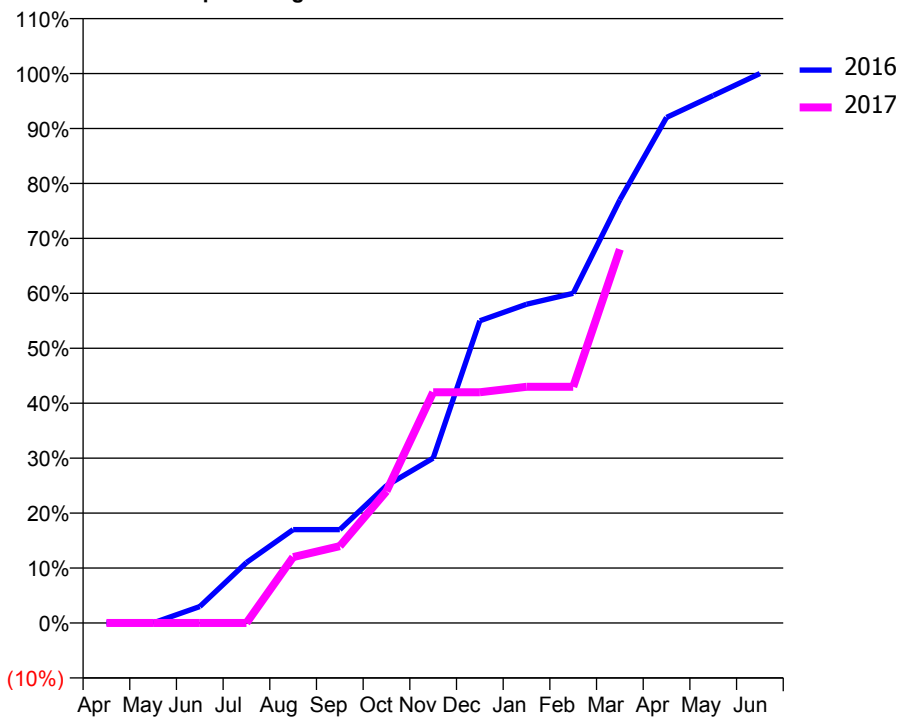
Patients seen in 24 months	Total	Change since previous quarter
Quarter ending March 2016	61	
Quarter ending June 2016	33	↓
Quarter ending September 2016	44	↑
Quarter ending December 2016	59	↑
Quarter ending March 2017	81	↑
Variance since March 2016	32.8%	↑

Access trend analysis



ACTIVITY

Cumulative percentage of contracted UDA delivered 2016 & 2017



Adjusted Scheduled Activity (UDA)

Month	2016	2017
April	0	0
May	0	0
June	9	0
July	33	0
August	51	36
September	51	42
October	75	72
November	90	126
December	165	126
January	174	129
February	180	129
March	231	204
April	276	
May	288	
June	300	

QUALITY

	Quantity	Base Number	Contract	AT	Region	England
% of FP17s for the same patient ID Re-attending within 3 months - Children	0	1	0.0%	11.2%	11.8%	12.3%
% of FP17s for the same patient ID Re-attending within 3 months - Adults	0	89	0.0%	16.3%	17.1%	16.7%
% of FP17s for the same patient ID Re-attending between 3 & 9 months - Children	0	1	0.0%	42.1%	46.5%	57.6%
% of FP17s for the same patient ID Re-attending between 3 & 9 months - Adults	0	89	0.0%	35.0%	37.6%	50.1%
% of FP17s for Band 1 Urgent Courses	0	68	0.0%	10.8%	10.7%	9.1%
% of FP17s Relating to Free Repair or Replacements	0	68	0.0%	0.5%	0.6%	0.8%
% of FP17s Relating to Continuations	0	68	0.0%	0.8%	0.9%	1.2%
% of Patients satisfied with the dentistry they have received	0	0	N/A	89.3%	90.4%	92.8%
% of Patients satisfied with the time they had to wait for an appointment	0	0	N/A	80.6%	83.7%	88.7%

* This is based on patients treated on this contract for their most recent course of treatment. Figures in italics indicate the base number of FP17s or Patient Questionnaire responses are less than 100. N/A is shown where the base number of responses is less than 10 during the period. % is calculated as Quantity/Base number*100

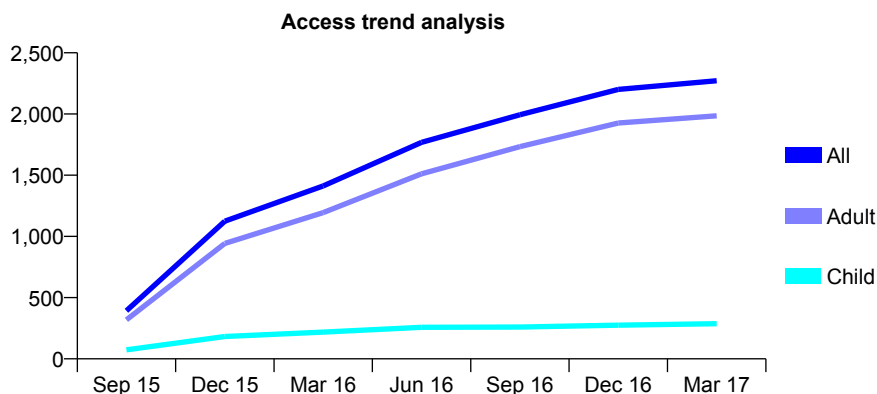
Q61 - Vital Signs At a Glance Contract Report for 207799/0002 - March 2017

Name or company name	MR RS LEVY
Contract type name	GDS Contract
Purpose of contract	General
Contract start date	01/07/2015
Contract end date	

16/17 Contracted general activity (UDA)	10,000
Carry forward general activity (UDA)	0
16/17 Contracted orthodontic activity (UOA)	0
Carry forward orthodontic activity (UOA)	0
Baseline contract value	£296,559.00

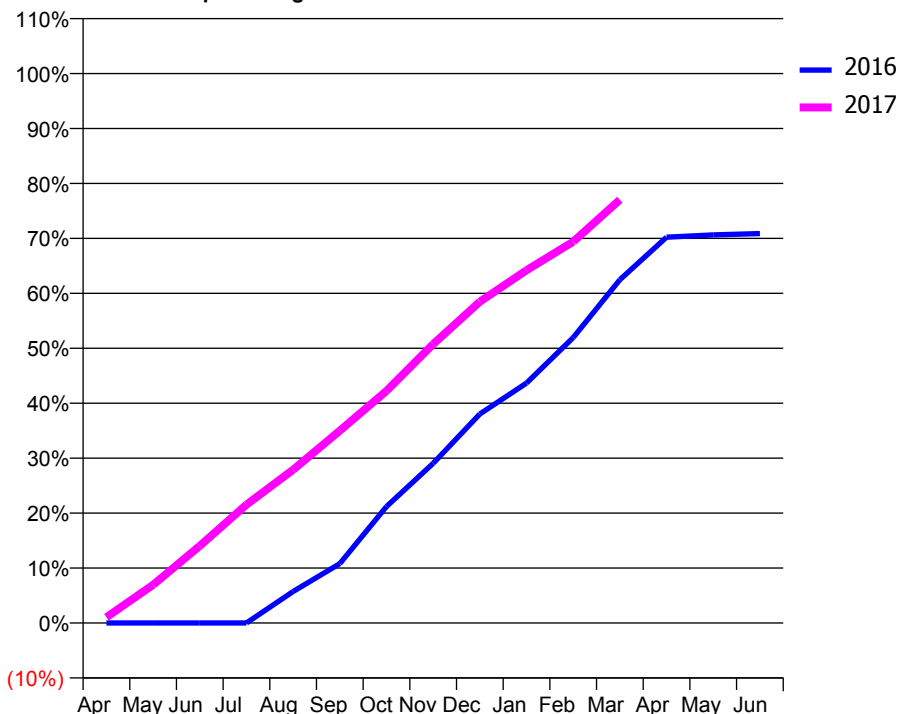
ACCESS*

Patients seen in 24 months	Total	Change since previous quarter
Quarter ending March 2016	1,412	
Quarter ending June 2016	1,769	↑
Quarter ending September 2016	1,994	↑
Quarter ending December 2016	2,201	↑
Quarter ending March 2017	2,272	↑
Variance since March 2016	60.9%	↑



ACTIVITY

Cumulative percentage of contracted UDA delivered 2016 & 2017



Month	Adjusted Scheduled Activity (UDA)	
	2016	2017
April	0	105
May	0	695
June	0	1,403
July	0	2,153
August	430	2,788
September	811	3,500
October	1,590	4,223
November	2,179	5,076
December	2,852	5,848
January	3,274	6,419
February	3,895	6,939
March	4,685	7,704
April	5,265	
May	5,296	
June	5,314	

QUALITY

	Quantity	Base Number	Contract	AT	Region	England
% of FP17s for the same patient ID Re-attending within 3 months - Children	23	384	6.0%	11.2%	11.8%	12.3%
% of FP17s for the same patient ID Re-attending within 3 months - Adults	211	2,399	8.8%	16.3%	17.1%	16.7%
% of FP17s for the same patient ID Re-attending between 3 & 9 months - Children	204	384	53.1%	42.1%	46.5%	57.6%
% of FP17s for the same patient ID Re-attending between 3 & 9 months - Adults	1,043	2,399	43.5%	35.0%	37.6%	50.1%
% of FP17s for Band 1 Urgent Courses	218	2,580	8.4%	10.8%	10.7%	9.1%
% of FP17s Relating to Free Repair or Replacements	7	2,580	0.3%	0.5%	0.6%	0.8%
% of FP17s Relating to Continuations	18	2,580	0.7%	0.8%	0.9%	1.2%
% of Patients satisfied with the dentistry they have received	3	3	N/A	89.3%	90.4%	92.8%
% of Patients satisfied with the time they had to wait for an appointment	2	3	N/A	80.6%	83.7%	88.7%

* This is based on patients treated on this contract for their most recent course of treatment. Figures in italics indicate the base number of FP17s or Patient Questionnaire responses are less than 100. N/A is shown where the base number of responses is less than 10 during the period. % is calculated as Quantity/Base number*100

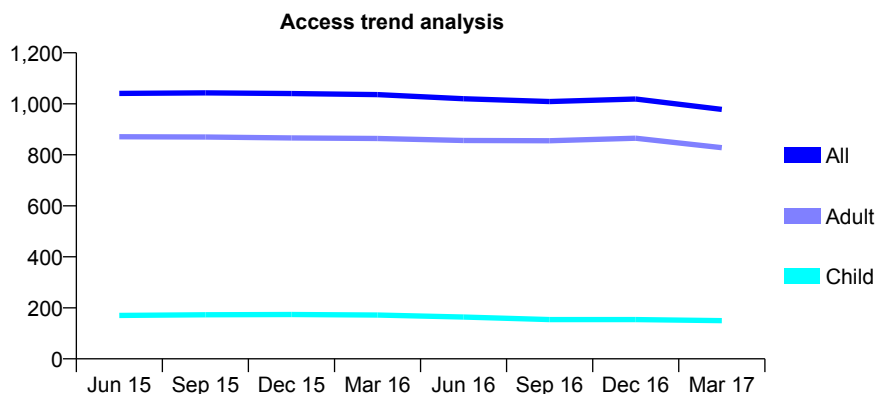
Q61 - Vital Signs At a Glance Contract Report for 208493/0001 - March 2017

Name or company name	MR PC WEE
Contract type name	GDS Contract
Purpose of contract	General
Contract start date	01/04/2006
Contract end date	

16/17 Contracted general activity (UDA)	3,505
Carry forward general activity (UDA)	-70
16/17 Contracted orthodontic activity (UOA)	0
Carry forward orthodontic activity (UOA)	0
Baseline contract value	£105,248.09

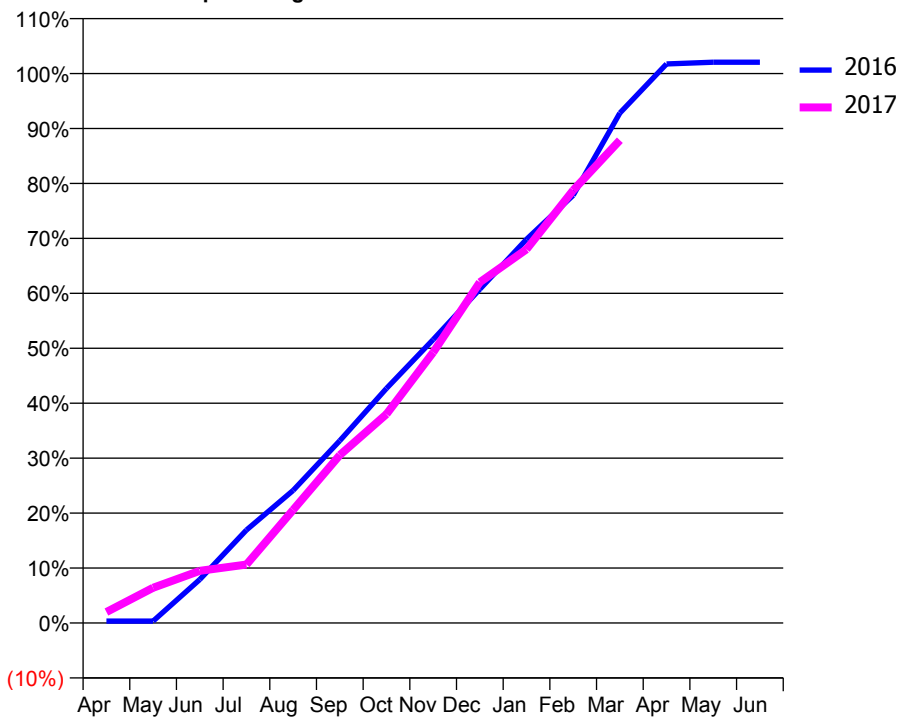
ACCESS*

Patients seen in 24 months	Total	Change since previous quarter
Quarter ending March 2016	1,036	
Quarter ending June 2016	1,020	↓
Quarter ending September 2016	1,009	↓
Quarter ending December 2016	1,019	→
Quarter ending March 2017	978	↓
Variance since March 2016	(5.6%)	↓



ACTIVITY

Cumulative percentage of contracted UDA delivered 2016 & 2017



Month	Adjusted Scheduled Activity (UDA)	
	2016	2017
April	12	70
May	12	225
June	277	333
July	594	373
August	846	722
September	1,163	1,071
October	1,497	1,332
November	1,808	1,726
December	2,130	2,174
January	2,448	2,384
February	2,728	2,760
March	3,253	3,079
April	3,566	
May	3,577	
June	3,577	

QUALITY

	Quantity	Base Number	Contract	AT	Region	England
% of FP17s for the same patient ID Re-attending within 3 months - Children	5	164	3.0%	11.2%	11.8%	12.3%
% of FP17s for the same patient ID Re-attending within 3 months - Adults	86	930	9.2%	16.3%	17.1%	16.7%
% of FP17s for the same patient ID Re-attending between 3 & 9 months - Children	73	164	44.5%	42.1%	46.5%	57.6%
% of FP17s for the same patient ID Re-attending between 3 & 9 months - Adults	451	930	48.5%	35.0%	37.6%	50.1%
% of FP17s for Band 1 Urgent Courses	42	999	4.2%	10.8%	10.7%	9.1%
% of FP17s Relating to Free Repair or Replacements	0	999	0.0%	0.5%	0.6%	0.8%
% of FP17s Relating to Continuations	0	999	0.0%	0.8%	0.9%	1.2%
% of Patients satisfied with the dentistry they have received	1	1	N/A	89.3%	90.4%	92.8%
% of Patients satisfied with the time they had to wait for an appointment	1	1	N/A	80.6%	83.7%	88.7%

* This is based on patients treated on this contract for their most recent course of treatment. Figures in italics indicate the base number of FP17s or Patient Questionnaire responses are less than 100. N/A is shown where the base number of responses is less than 10 during the period. % is calculated as Quantity/Base number*100

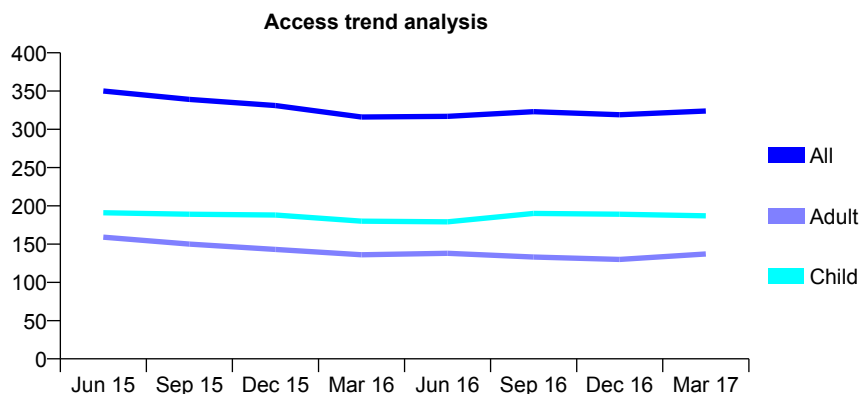
Q61 - Vital Signs At a Glance Contract Report for 209392/0001 - March 2017

Name or company name	MR LH BAUM
Contract type name	GDS Contract
Purpose of contract	General
Contract start date	01/04/2006
Contract end date	

16/17 Contracted general activity (UDA)	703
Carry forward general activity (UDA)	0
16/17 Contracted orthodontic activity (UOA)	0
Carry forward orthodontic activity (UOA)	0
Baseline contract value	£15,659.13

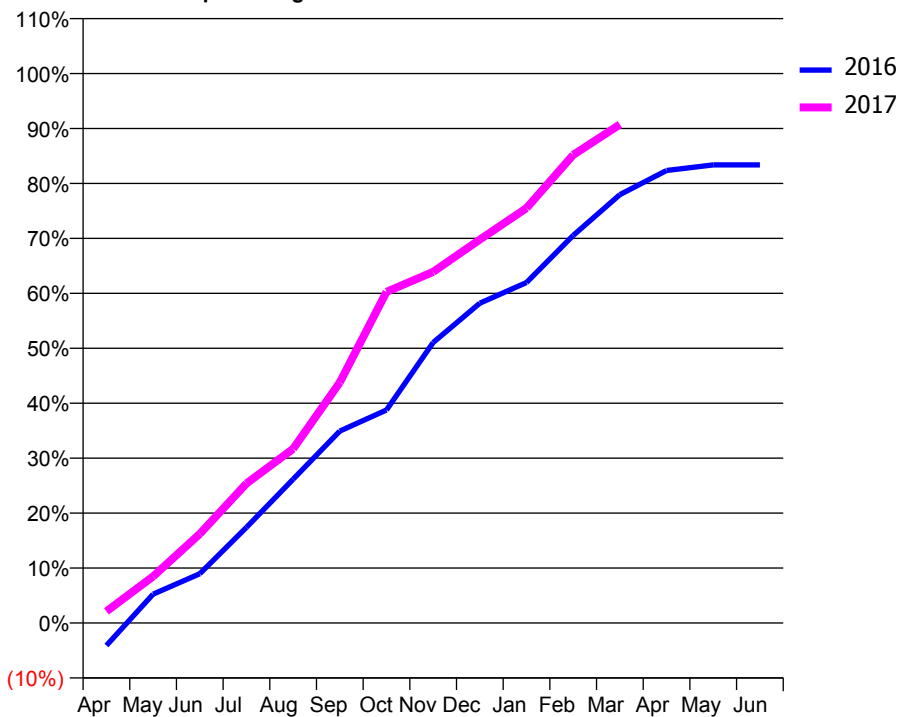
ACCESS*

Patients seen in 24 months	Total	Change since previous quarter
Quarter ending March 2016	316	
Quarter ending June 2016	317	→
Quarter ending September 2016	323	→
Quarter ending December 2016	319	↓
Quarter ending March 2017	324	→
Variance since March 2016	2.5%	↑



ACTIVITY

Cumulative percentage of contracted UDA delivered 2016 & 2017



Month	Adjusted Scheduled Activity (UDA)	
	2016	2017
April	-29	15
May	37	60
June	63	114
July	122	179
August	184	223
September	246	308
October	273	424
November	359	449
December	409	491
January	436	531
February	496	599
March	548	638
April	579	
May	586	
June	586	

QUALITY

	Quantity	Base Number	Contract	AT	Region	England
% of FP17s for the same patient ID Re-attending within 3 months - Children	23	239	9.6%	11.2%	11.8%	12.3%
% of FP17s for the same patient ID Re-attending within 3 months - Adults	23	145	15.9%	16.3%	17.1%	16.7%
% of FP17s for the same patient ID Re-attending between 3 & 9 months - Children	84	239	35.1%	42.1%	46.5%	57.6%
% of FP17s for the same patient ID Re-attending between 3 & 9 months - Adults	54	145	37.2%	35.0%	37.6%	50.1%
% of FP17s for Band 1 Urgent Courses	20	336	6.0%	10.8%	10.7%	9.1%
% of FP17s Relating to Free Repair or Replacements	0	336	0.0%	0.5%	0.6%	0.8%
% of FP17s Relating to Continuations	0	336	0.0%	0.8%	0.9%	1.2%
% of Patients satisfied with the dentistry they have received	0	0	N/A	89.3%	90.4%	92.8%
% of Patients satisfied with the time they had to wait for an appointment	0	0	N/A	80.6%	83.7%	88.7%

* This is based on patients treated on this contract for their most recent course of treatment. Figures in italics indicate the base number of FP17s or Patient Questionnaire responses are less than 100. N/A is shown where the base number of responses is less than 10 during the period. % is calculated as Quantity/Base number*100

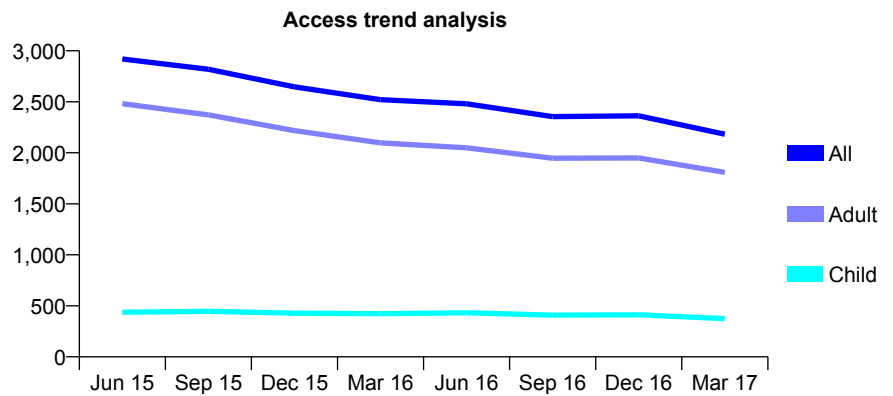
Q61 - Vital Signs At a Glance Contract Report for 209511/0001 - March 2017

Name or company name	MR AD PATEL
Contract type name	GDS Contract
Purpose of contract	General
Contract start date	01/04/2006
Contract end date	

16/17 Contracted general activity (UDA)	11,956
Carry forward general activity (UDA)	-110
16/17 Contracted orthodontic activity (UOA)	0
Carry forward orthodontic activity (UOA)	0
Baseline contract value	£293,616.76

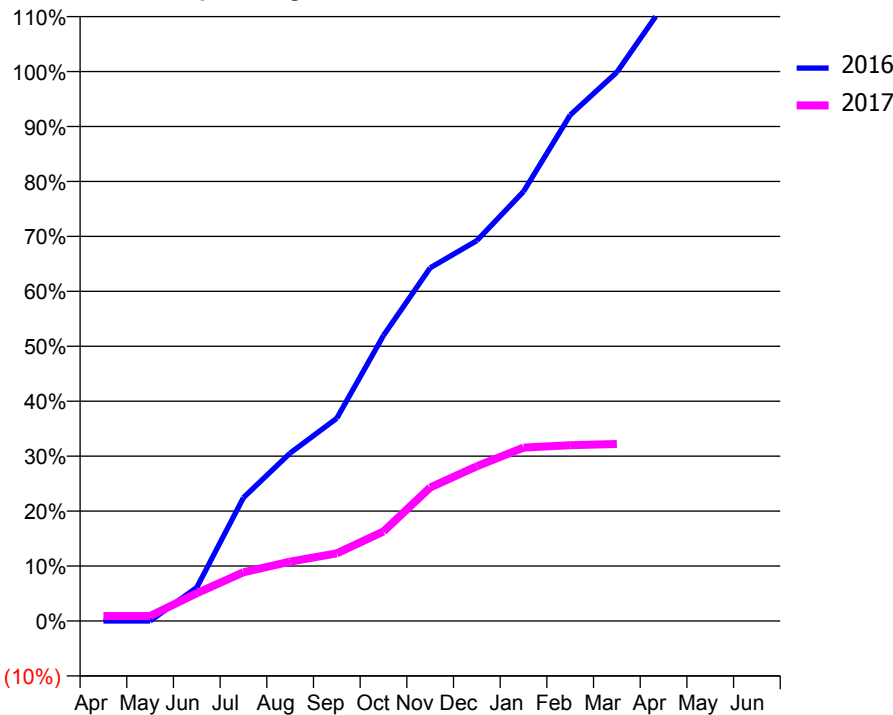
ACCESS*

Patients seen in 24 months	Total	Change since previous quarter
Quarter ending March 2016	2,521	
Quarter ending June 2016	2,481	↓
Quarter ending September 2016	2,355	↓
Quarter ending December 2016	2,363	→
Quarter ending March 2017	2,183	↓
Variance since March 2016	(13.4%)	↓



ACTIVITY

Cumulative percentage of contracted UDA delivered 2016 & 2017



Month	Adjusted Scheduled Activity (UDA)	
	2016	2017
April	0	110
May	0	110
June	336	604
July	1,236	1,061
August	1,681	1,293
September	2,030	1,472
October	2,858	1,950
November	3,535	2,906
December	3,807	3,367
January	4,298	3,772
February	5,064	3,824
March	5,493	3,853
April	6,163	
May	6,666	
June	6,680	

QUALITY

	Quantity	Base Number	Contract	AT	Region	England
% of FP17s for the same patient ID Re-attending within 3 months - Children	15	334	4.5%	11.2%	11.8%	12.3%
% of FP17s for the same patient ID Re-attending within 3 months - Adults	179	1,671	10.7%	16.3%	17.1%	16.7%
% of FP17s for the same patient ID Re-attending between 3 & 9 months - Children	99	334	29.6%	42.1%	46.5%	57.6%
% of FP17s for the same patient ID Re-attending between 3 & 9 months - Adults	572	1,671	34.2%	35.0%	37.6%	50.1%
% of FP17s for Band 1 Urgent Courses	218	1,516	14.4%	10.8%	10.7%	9.1%
% of FP17s Relating to Free Repair or Replacements	4	1,516	0.3%	0.5%	0.6%	0.8%
% of FP17s Relating to Continuations	31	1,516	2.0%	0.8%	0.9%	1.2%
% of Patients satisfied with the dentistry they have received	3	3	N/A	89.3%	90.4%	92.8%
% of Patients satisfied with the time they had to wait for an appointment	3	3	N/A	80.6%	83.7%	88.7%

* This is based on patients treated on this contract for their most recent course of treatment. Figures in italics indicate the base number of FP17s or Patient Questionnaire responses are less than 100. N/A is shown where the base number of responses is less than 10 during the period. % is calculated as Quantity/Base number*100

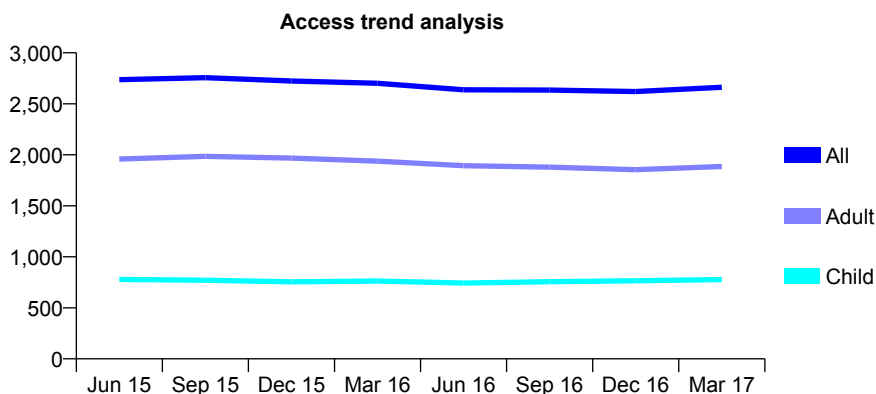
Q61 - Vital Signs At a Glance Contract Report for 215260/0002 - March 2017

Name or company name	MR M WIEDER
Contract type name	GDS Contract
Purpose of contract	General and Orthodontic
Contract start date	01/04/2006
Contract end date	

16/17 Contracted general activity (UDA)	8,606
Carry forward general activity (UDA)	0
16/17 Contracted orthodontic activity (UOA)	119
Carry forward orthodontic activity (UOA)	0
Baseline contract value	£242,498.35

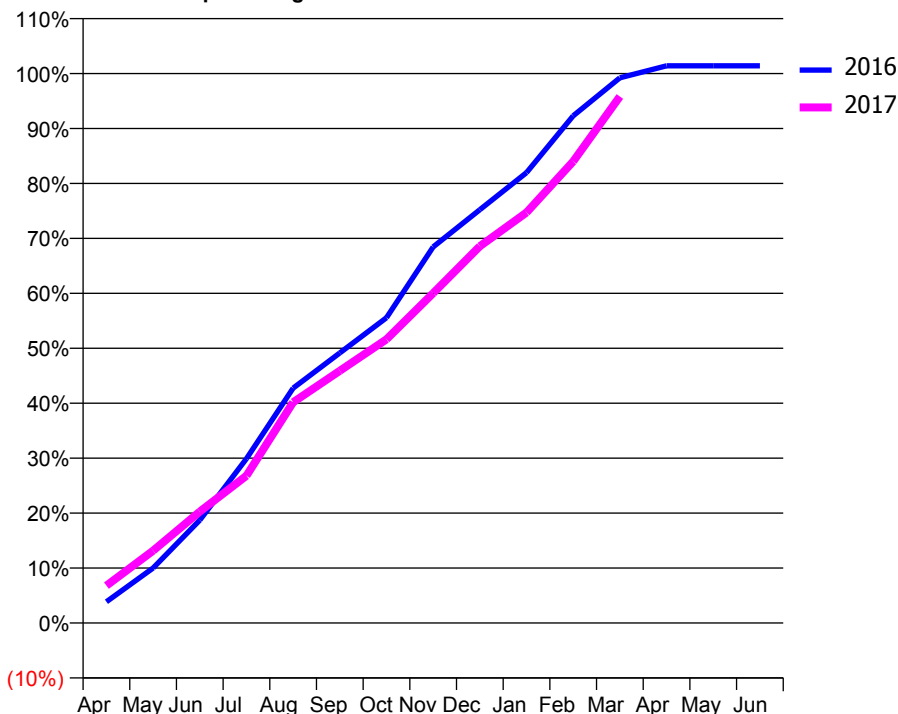
ACCESS*

Patients seen in 24 months	Total	Change since previous quarter
Quarter ending March 2016	2,701	
Quarter ending June 2016	2,637	↓
Quarter ending September 2016	2,635	→
Quarter ending December 2016	2,620	→
Quarter ending March 2017	2,662	→
Variance since March 2016	(1.4%)	↓



ACTIVITY

Cumulative percentage of contracted UDA delivered 2016 & 2017



Month	Adjusted Scheduled Activity (UDA)	
	2016	2017
April	334	586
May	862	1,134
June	1,612	1,746
July	2,574	2,308
August	3,679	3,457
September	4,229	3,951
October	4,781	4,444
November	5,890	5,167
December	6,474	5,902
January	7,054	6,430
February	7,944	7,229
March	8,538	8,245
April	8,727	
May	8,727	
June	8,727	

QUALITY

	Quantity	Base Number	Contract	AT	Region	England
% of FP17s for the same patient ID Re-attending within 3 months - Children	109	996	10.9%	11.2%	11.8%	12.3%
% of FP17s for the same patient ID Re-attending within 3 months - Adults	373	2,184	17.1%	16.3%	17.1%	16.7%
% of FP17s for the same patient ID Re-attending between 3 & 9 months - Children	458	996	46.0%	42.1%	46.5%	57.6%
% of FP17s for the same patient ID Re-attending between 3 & 9 months - Adults	793	2,184	36.3%	35.0%	37.6%	50.1%
% of FP17s for Band 1 Urgent Courses	276	2,793	9.9%	10.8%	10.7%	9.1%
% of FP17s Relating to Free Repair or Replacements	32	2,793	1.1%	0.5%	0.6%	0.8%
% of FP17s Relating to Continuations	69	2,793	2.5%	0.8%	0.9%	1.2%
% of Patients satisfied with the dentistry they have received	3	3	N/A	89.3%	90.4%	92.8%
% of Patients satisfied with the time they had to wait for an appointment	3	3	N/A	80.6%	83.7%	88.7%

* This is based on patients treated on this contract for their most recent course of treatment. Figures in italics indicate the base number of FP17s or Patient Questionnaire responses are less than 100. N/A is shown where the base number of responses is less than 10 during the period. % is calculated as Quantity/Base number*100

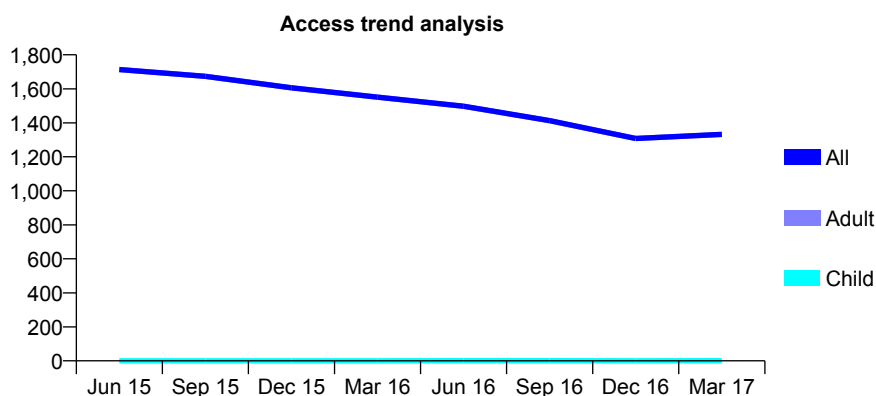
Q61 - Vital Signs At a Glance Contract Report for 215481/0001 - March 2017

Name or company name	MRS CK JONES
Contract type name	GDS Contract
Purpose of contract	General
Contract start date	01/04/2006
Contract end date	

16/17 Contracted general activity (UDA)	3,255
Carry forward general activity (UDA)	109
16/17 Contracted orthodontic activity (UOA)	0
Carry forward orthodontic activity (UOA)	0
Baseline contract value	£78,508.16

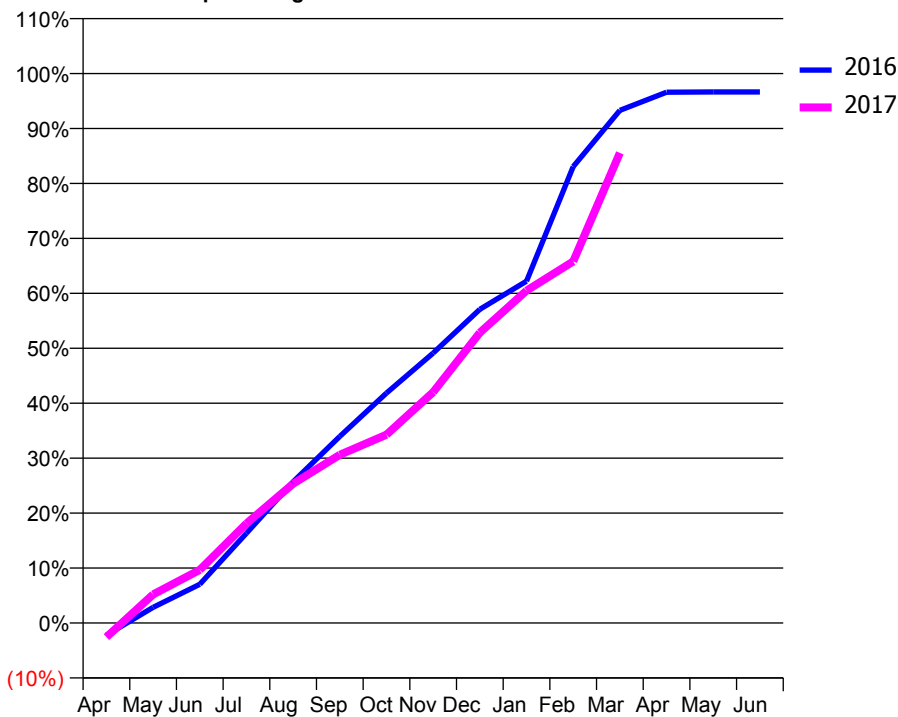
ACCESS*

Patients seen in 24 months	Total	Change since previous quarter
Quarter ending March 2016	1,551	
Quarter ending June 2016	1,498	↓
Quarter ending September 2016	1,413	↓
Quarter ending December 2016	1,308	↓
Quarter ending March 2017	1,332	→
Variance since March 2016	(14.1%)	↓



ACTIVITY

Cumulative percentage of contracted UDA delivered 2016 & 2017



Month	Adjusted Scheduled Activity (UDA)	
	2016	2017
April	-73	-84
May	93	170
June	229	314
July	532	590
August	837	825
September	1,106	997
October	1,362	1,116
November	1,599	1,368
December	1,858	1,720
January	2,025	1,969
February	2,703	2,142
March	3,037	2,785
April	3,144	
May	3,146	
June	3,146	

QUALITY

	Quantity	Base Number	Contract	AT	Region	England
% of FP17s for the same patient ID Re-attending within 3 months - Children	0	4	0.0%	11.2%	11.8%	12.3%
% of FP17s for the same patient ID Re-attending within 3 months - Adults	126	1,356	9.3%	16.3%	17.1%	16.7%
% of FP17s for the same patient ID Re-attending between 3 & 9 months - Children	0	4	0.0%	42.1%	46.5%	57.6%
% of FP17s for the same patient ID Re-attending between 3 & 9 months - Adults	706	1,356	52.1%	35.0%	37.6%	50.1%
% of FP17s for Band 1 Urgent Courses	113	1,313	8.6%	10.8%	10.7%	9.1%
% of FP17s Relating to Free Repair or Replacements	8	1,313	0.6%	0.5%	0.6%	0.8%
% of FP17s Relating to Continuations	4	1,313	0.3%	0.8%	0.9%	1.2%
% of Patients satisfied with the dentistry they have received	3	3	N/A	89.3%	90.4%	92.8%
% of Patients satisfied with the time they had to wait for an appointment	3	3	N/A	80.6%	83.7%	88.7%

* This is based on patients treated on this contract for their most recent course of treatment. Figures in italics indicate the base number of FP17s or Patient Questionnaire responses are less than 100. N/A is shown where the base number of responses is less than 10 during the period. % is calculated as Quantity/Base number*100

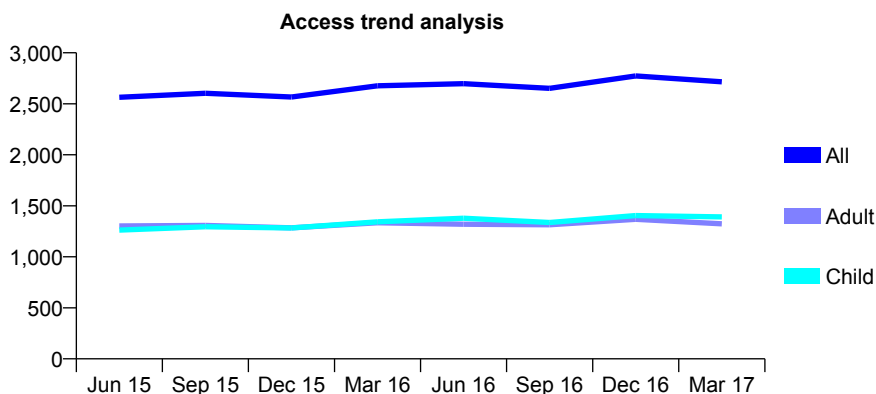
Q61 - Vital Signs At a Glance Contract Report for 221554/0001 - March 2017

Name or company name	MR NN PATEL
Contract type name	GDS Contract
Purpose of contract	General
Contract start date	01/04/2006
Contract end date	

16/17 Contracted general activity (UDA)	7,338
Carry forward general activity (UDA)	-147
16/17 Contracted orthodontic activity (UOA)	0
Carry forward orthodontic activity (UOA)	0
Baseline contract value	£232,689.29

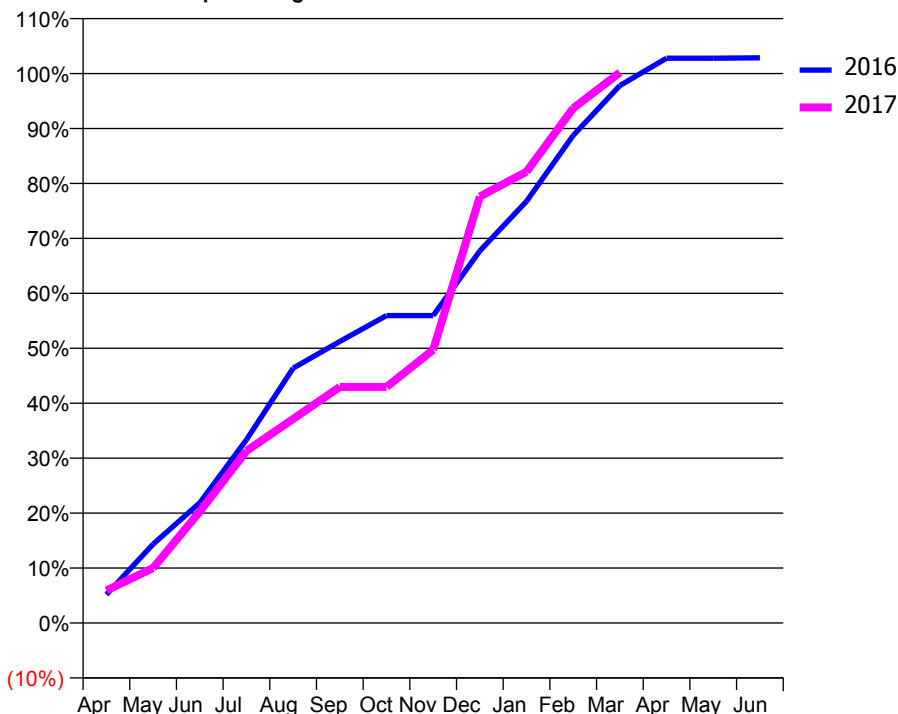
ACCESS*

Patients seen in 24 months	Total	Change since previous quarter
Quarter ending March 2016	2,677	
Quarter ending June 2016	2,698	→
Quarter ending September 2016	2,651	↓
Quarter ending December 2016	2,773	↑
Quarter ending March 2017	2,716	↓
Variance since March 2016	1.5%	→



ACTIVITY

Cumulative percentage of contracted UDA delivered 2016 & 2017



Month	Adjusted Scheduled Activity (UDA)	
	2016	2017
April	380	436
May	1,053	734
June	1,605	1,490
July	2,448	2,298
August	3,404	2,725
September	3,761	3,153
October	4,105	3,153
November	4,105	3,648
December	4,969	5,696
January	5,632	6,028
February	6,511	6,875
March	7,176	7,351
April	7,542	
May	7,542	
June	7,547	

QUALITY

	Quantity	Base Number	Contract	AT	Region	England
% of FP17s for the same patient ID Re-attending within 3 months - Children	187	1,996	9.4%	11.2%	11.8%	12.3%
% of FP17s for the same patient ID Re-attending within 3 months - Adults	184	1,462	12.6%	16.3%	17.1%	16.7%
% of FP17s for the same patient ID Re-attending between 3 & 9 months - Children	1,146	1,996	57.4%	42.1%	46.5%	57.6%
% of FP17s for the same patient ID Re-attending between 3 & 9 months - Adults	635	1,462	43.4%	35.0%	37.6%	50.1%
% of FP17s for Band 1 Urgent Courses	206	2,629	7.8%	10.8%	10.7%	9.1%
% of FP17s Relating to Free Repair or Replacements	1	2,629	0.0%	0.5%	0.6%	0.8%
% of FP17s Relating to Continuations	4	2,629	0.2%	0.8%	0.9%	1.2%
% of Patients satisfied with the dentistry they have received	4	5	N/A	89.3%	90.4%	92.8%
% of Patients satisfied with the time they had to wait for an appointment	4	5	N/A	80.6%	83.7%	88.7%

* This is based on patients treated on this contract for their most recent course of treatment. Figures in italics indicate the base number of FP17s or Patient Questionnaire responses are less than 100. N/A is shown where the base number of responses is less than 10 during the period. % is calculated as Quantity/Base number*100

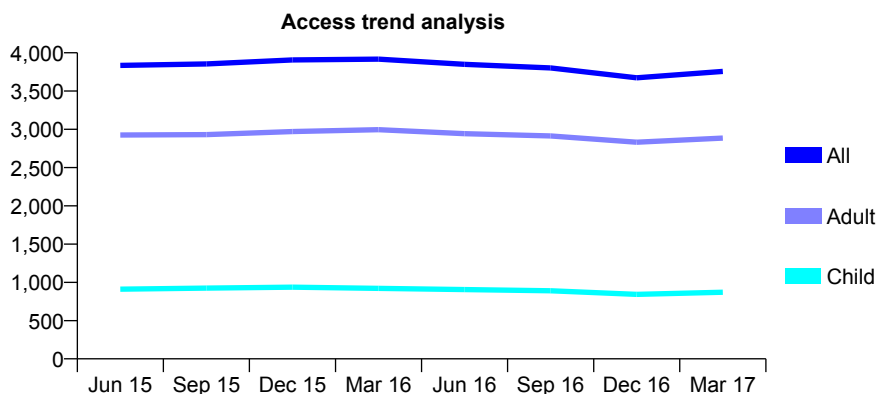
Q61 - Vital Signs At a Glance Contract Report for 229210/0001 - March 2017

Name or company name	MR SM MUGHAL
Contract type name	GDS Contract
Purpose of contract	General
Contract start date	01/04/2006
Contract end date	

16/17 Contracted general activity (UDA)	12,135
Carry forward general activity (UDA)	34
16/17 Contracted orthodontic activity (UOA)	0
Carry forward orthodontic activity (UOA)	0
Baseline contract value	£293,232.49

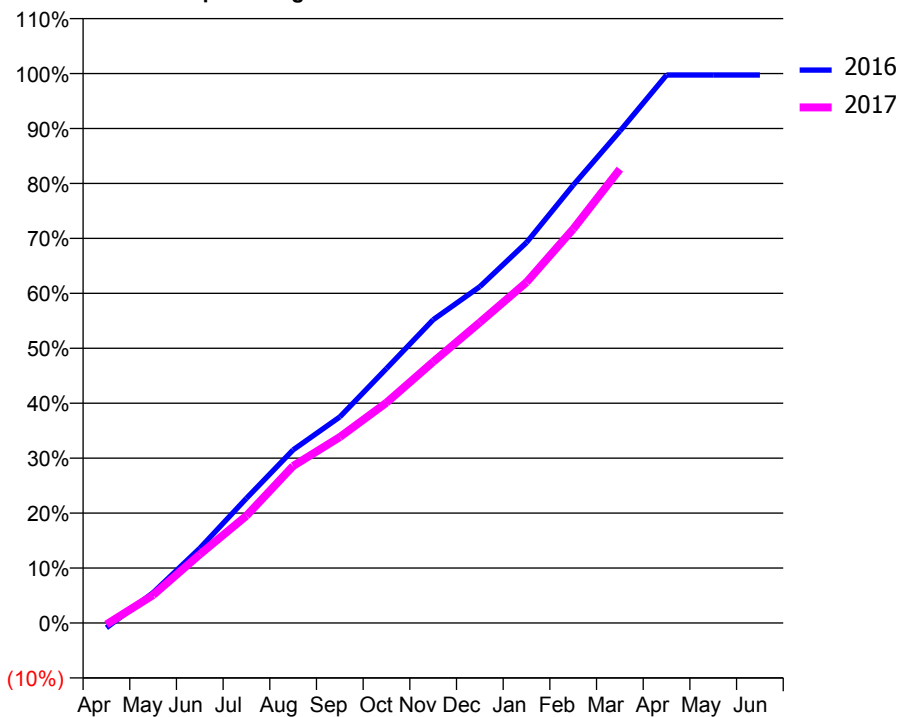
ACCESS*

Patients seen in 24 months	Total	Change since previous quarter
Quarter ending March 2016	3,918	
Quarter ending June 2016	3,849	↓
Quarter ending September 2016	3,802	↓
Quarter ending December 2016	3,673	↓
Quarter ending March 2017	3,756	↑
Variance since March 2016	(4.1%)	↓



ACTIVITY

Cumulative percentage of contracted UDA delivered 2016 & 2017



Adjusted Scheduled Activity (UDA)

Month	2016	2017
April	-108	-34
May	669	617
June	1,650	1,515
July	2,754	2,368
August	3,823	3,468
September	4,551	4,108
October	5,619	4,865
November	6,699	5,768
December	7,428	6,640
January	8,404	7,527
February	9,669	8,700
March	10,862	10,024
April	12,101	
May	12,101	
June	12,101	

QUALITY

	Quantity	Base Number	Contract	AT	Region	England
% of FP17s for the same patient ID Re-attending within 3 months - Children	91	866	10.5%	11.2%	11.8%	12.3%
% of FP17s for the same patient ID Re-attending within 3 months - Adults	421	2,874	14.6%	16.3%	17.1%	16.7%
% of FP17s for the same patient ID Re-attending between 3 & 9 months - Children	259	866	29.9%	42.1%	46.5%	57.6%
% of FP17s for the same patient ID Re-attending between 3 & 9 months - Adults	905	2,874	31.5%	35.0%	37.6%	50.1%
% of FP17s for Band 1 Urgent Courses	338	3,334	10.1%	10.8%	10.7%	9.1%
% of FP17s Relating to Free Repair or Replacements	0	3,334	0.0%	0.5%	0.6%	0.8%
% of FP17s Relating to Continuations	14	3,334	0.4%	0.8%	0.9%	1.2%
% of Patients satisfied with the dentistry they have received	1	2	N/A	89.3%	90.4%	92.8%
% of Patients satisfied with the time they had to wait for an appointment	2	2	N/A	80.6%	83.7%	88.7%

* This is based on patients treated on this contract for their most recent course of treatment. Figures in italics indicate the base number of FP17s or Patient Questionnaire responses are less than 100. N/A is shown where the base number of responses is less than 10 during the period. % is calculated as Quantity/Base number*100

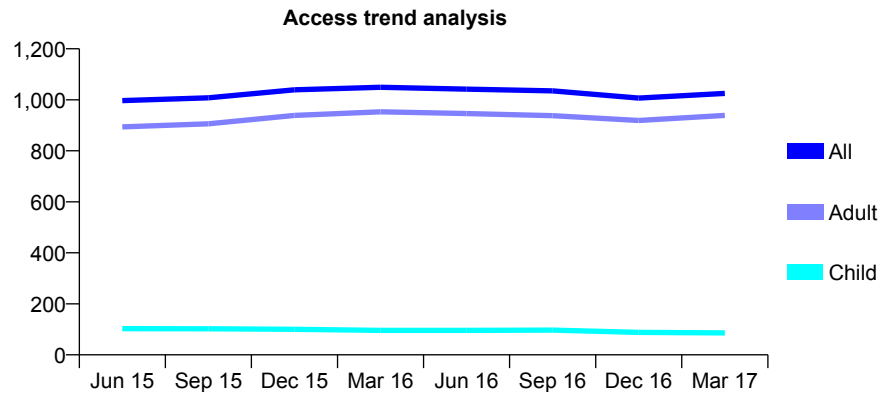
Q61 - Vital Signs At a Glance Contract Report for 230480/0001 - March 2017

Name or company name	MR K SHAH
Contract type name	GDS Contract
Purpose of contract	General
Contract start date	01/04/2006
Contract end date	

16/17 Contracted general activity (UDA)	3,482
Carry forward general activity (UDA)	7
16/17 Contracted orthodontic activity (UOA)	0
Carry forward orthodontic activity (UOA)	0
Baseline contract value	£101,210.89

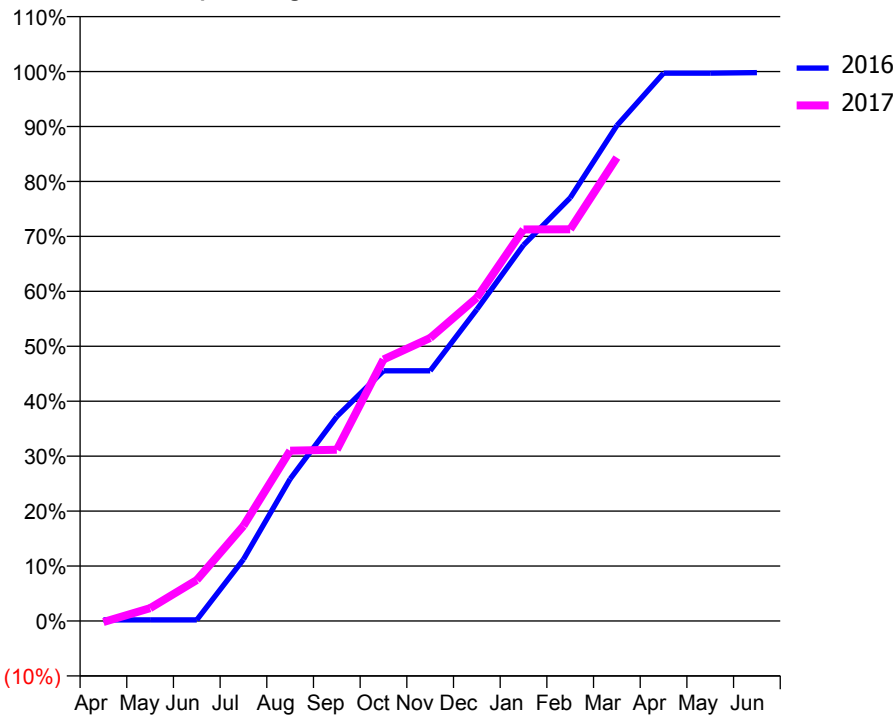
ACCESS*

Patients seen in 24 months	Total	Change since previous quarter
Quarter ending March 2016	1,049	
Quarter ending June 2016	1,042	→
Quarter ending September 2016	1,035	→
Quarter ending December 2016	1,007	↓
Quarter ending March 2017	1,025	→
Variance since March 2016	(2.3%)	↓



ACTIVITY

Cumulative percentage of contracted UDA delivered 2016 & 2017



Month	Adjusted Scheduled Activity (UDA)	
	2016	2017
April	7	-7
May	7	81
June	7	260
July	390	603
August	901	1,079
September	1,296	1,085
October	1,585	1,658
November	1,585	1,794
December	1,974	2,049
January	2,382	2,481
February	2,682	2,482
March	3,140	2,937
April	3,472	
May	3,472	
June	3,475	

QUALITY

	Quantity	Base Number	Contract	AT	Region	England
% of FP17s for the same patient ID Re-attending within 3 months - Children	4	90	4.4%	11.2%	11.8%	12.3%
% of FP17s for the same patient ID Re-attending within 3 months - Adults	43	749	5.7%	16.3%	17.1%	16.7%
% of FP17s for the same patient ID Re-attending between 3 & 9 months - Children	30	90	33.3%	42.1%	46.5%	57.6%
% of FP17s for the same patient ID Re-attending between 3 & 9 months - Adults	222	749	29.6%	35.0%	37.6%	50.1%
% of FP17s for Band 1 Urgent Courses	30	773	3.9%	10.8%	10.7%	9.1%
% of FP17s Relating to Free Repair or Replacements	0	773	0.0%	0.5%	0.6%	0.8%
% of FP17s Relating to Continuations	0	773	0.0%	0.8%	0.9%	1.2%
% of Patients satisfied with the dentistry they have received	2	2	N/A	89.3%	90.4%	92.8%
% of Patients satisfied with the time they had to wait for an appointment	2	2	N/A	80.6%	83.7%	88.7%

* This is based on patients treated on this contract for their most recent course of treatment. Figures in italics indicate the base number of FP17s or Patient Questionnaire responses are less than 100. N/A is shown where the base number of responses is less than 10 during the period. % is calculated as Quantity/Base number*100

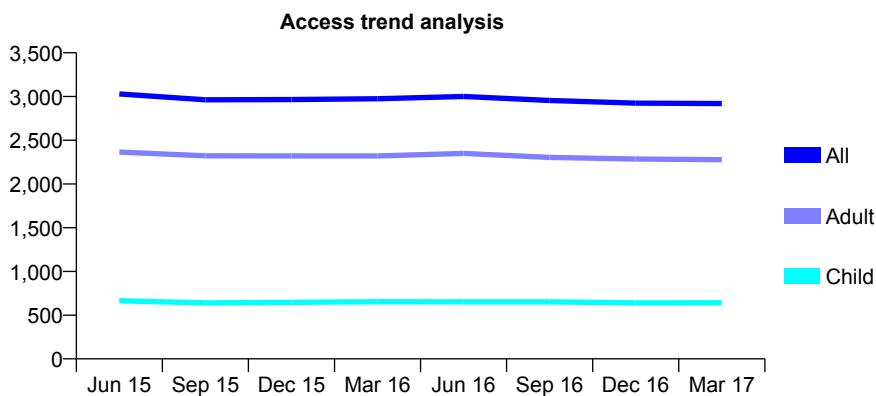
Q61 - Vital Signs At a Glance Contract Report for 232815/0001 - March 2017

Name or company name	MR HS GOUW
Contract type name	GDS Contract
Purpose of contract	General
Contract start date	01/04/2006
Contract end date	

16/17 Contracted general activity (UDA)	9,434
Carry forward general activity (UDA)	-101
16/17 Contracted orthodontic activity (UOA)	0
Carry forward orthodontic activity (UOA)	0
Baseline contract value	£236,755.01

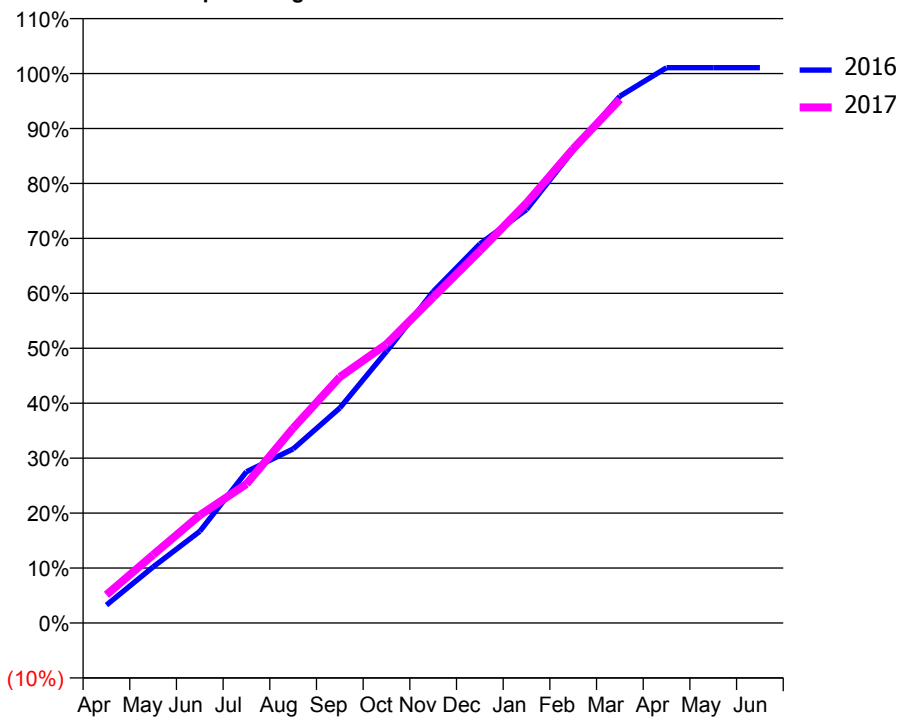
ACCESS*

Patients seen in 24 months	Total	Change since previous quarter
Quarter ending March 2016	2,975	
Quarter ending June 2016	3,001	→
Quarter ending September 2016	2,955	↓
Quarter ending December 2016	2,924	↓
Quarter ending March 2017	2,919	→
Variance since March 2016	(1.9%)	↓



ACTIVITY

Cumulative percentage of contracted UDA delivered 2016 & 2017



Month	Adjusted Scheduled Activity (UDA)	
	2016	2017
April	309	485
May	964	1,171
June	1,575	1,851
July	2,598	2,388
August	2,989	3,347
September	3,691	4,222
October	4,661	4,789
November	5,690	5,592
December	6,508	6,389
January	7,097	7,211
February	8,114	8,143
March	9,043	8,989
April	9,534	
May	9,535	
June	9,535	

QUALITY

	Quantity	Base Number	Contract	AT	Region	England
% of FP17s for the same patient ID Re-attending within 3 months - Children	45	650	6.9%	11.2%	11.8%	12.3%
% of FP17s for the same patient ID Re-attending within 3 months - Adults	366	2,386	15.3%	16.3%	17.1%	16.7%
% of FP17s for the same patient ID Re-attending between 3 & 9 months - Children	202	650	31.1%	42.1%	46.5%	57.6%
% of FP17s for the same patient ID Re-attending between 3 & 9 months - Adults	620	2,386	26.0%	35.0%	37.6%	50.1%
% of FP17s for Band 1 Urgent Courses	363	2,898	12.5%	10.8%	10.7%	9.1%
% of FP17s Relating to Free Repair or Replacements	0	2,898	0.0%	0.5%	0.6%	0.8%
% of FP17s Relating to Continuations	0	2,898	0.0%	0.8%	0.9%	1.2%
% of Patients satisfied with the dentistry they have received	3	3	N/A	89.3%	90.4%	92.8%
% of Patients satisfied with the time they had to wait for an appointment	3	3	N/A	80.6%	83.7%	88.7%

* This is based on patients treated on this contract for their most recent course of treatment. Figures in italics indicate the base number of FP17s or Patient Questionnaire responses are less than 100. N/A is shown where the base number of responses is less than 10 during the period. % is calculated as Quantity/Base number*100

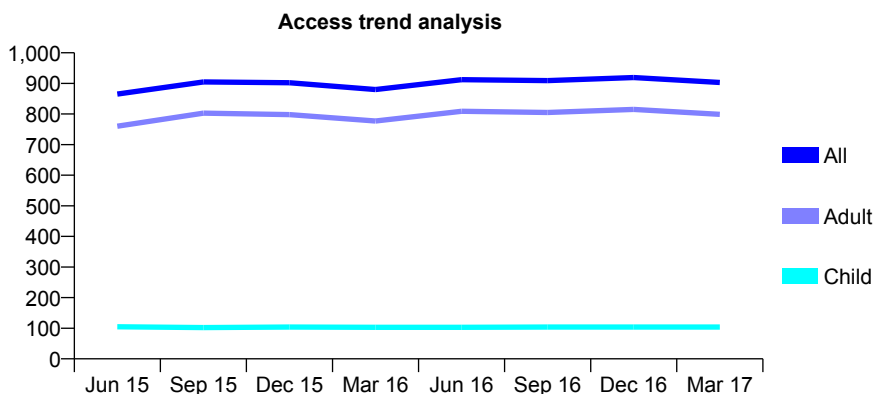
Q61 - Vital Signs At a Glance Contract Report for 233439/0001 - March 2017

Name or company name	MR MA CONNELL
Contract type name	GDS Contract
Purpose of contract	General
Contract start date	01/04/2006
Contract end date	

16/17 Contracted general activity (UDA)	4,281
Carry forward general activity (UDA)	80
16/17 Contracted orthodontic activity (UOA)	0
Carry forward orthodontic activity (UOA)	0
Baseline contract value	£119,211.02

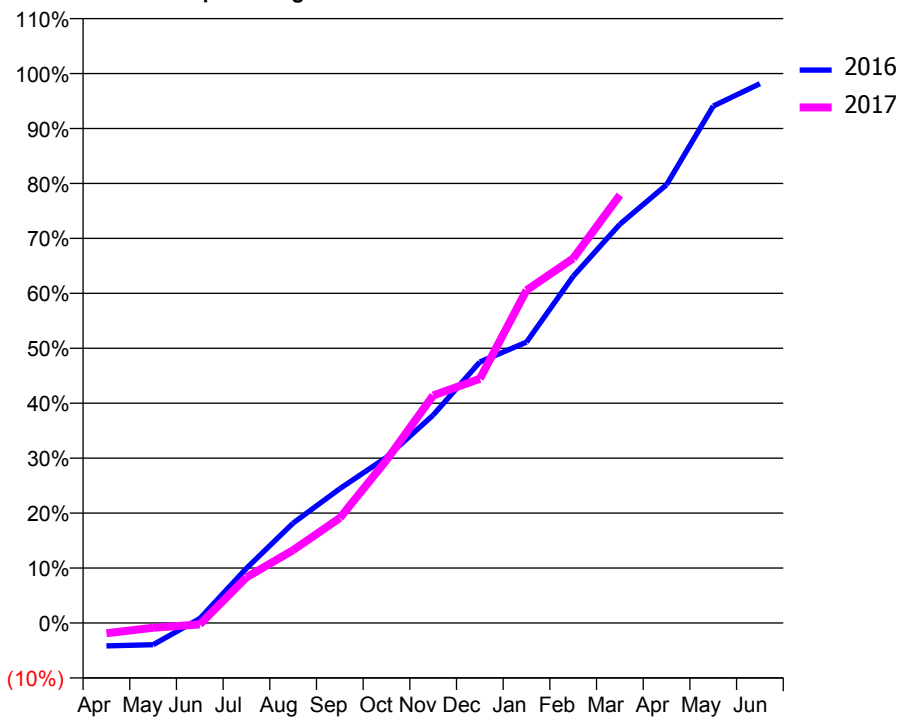
ACCESS*

Patients seen in 24 months	Total	Change since previous quarter
Quarter ending March 2016	880	
Quarter ending June 2016	912	↑
Quarter ending September 2016	909	→
Quarter ending December 2016	919	→
Quarter ending March 2017	903	↓
Variance since March 2016	2.6%	↑



ACTIVITY

Cumulative percentage of contracted UDA delivered 2016 & 2017



Adjusted Scheduled Activity (UDA)

Month	2016	2017
April	-179	-80
May	-170	-38
June	34	-12
July	427	355
August	779	568
September	1,047	818
October	1,290	1,269
November	1,620	1,773
December	2,034	1,903
January	2,189	2,593
February	2,702	2,840
March	3,107	3,334
April	3,414	
May	4,027	
June	4,201	

QUALITY

	Quantity	Base Number	Contract	AT	Region	England
% of FP17s for the same patient ID Re-attending within 3 months - Children	1	128	0.8%	11.2%	11.8%	12.3%
% of FP17s for the same patient ID Re-attending within 3 months - Adults	93	959	9.7%	16.3%	17.1%	16.7%
% of FP17s for the same patient ID Re-attending between 3 & 9 months - Children	46	128	35.9%	42.1%	46.5%	57.6%
% of FP17s for the same patient ID Re-attending between 3 & 9 months - Adults	401	959	41.8%	35.0%	37.6%	50.1%
% of FP17s for Band 1 Urgent Courses	20	844	2.4%	10.8%	10.7%	9.1%
% of FP17s Relating to Free Repair or Replacements	6	844	0.7%	0.5%	0.6%	0.8%
% of FP17s Relating to Continuations	18	844	2.1%	0.8%	0.9%	1.2%
% of Patients satisfied with the dentistry they have received	3	3	N/A	89.3%	90.4%	92.8%
% of Patients satisfied with the time they had to wait for an appointment	3	3	N/A	80.6%	83.7%	88.7%

* This is based on patients treated on this contract for their most recent course of treatment. Figures in italics indicate the base number of FP17s or Patient Questionnaire responses are less than 100. N/A is shown where the base number of responses is less than 10 during the period. % is calculated as Quantity/Base number*100

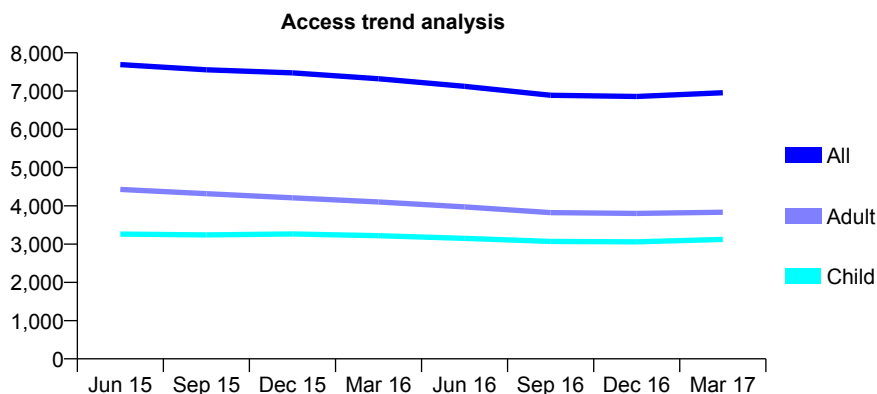
Q61 - Vital Signs At a Glance Contract Report for 234125/0001 - March 2017

Name or company name	MR NI AMIN
Contract type name	GDS Contract
Purpose of contract	General and Orthodontic
Contract start date	01/04/2006
Contract end date	

16/17 Contracted general activity (UDA)	16,536
Carry forward general activity (UDA)	-74
16/17 Contracted orthodontic activity (UOA)	823
Carry forward orthodontic activity (UOA)	-13
Baseline contract value	£536,808.43

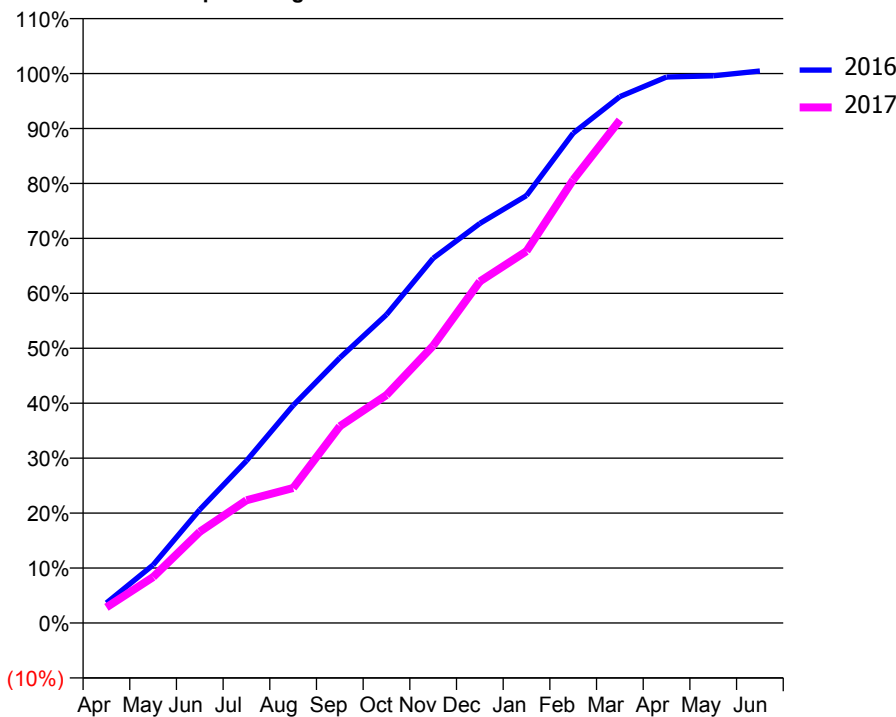
ACCESS*

Patients seen in 24 months	Total	Change since previous quarter
Quarter ending March 2016	7,321	
Quarter ending June 2016	7,124	↓
Quarter ending September 2016	6,891	↓
Quarter ending December 2016	6,859	→
Quarter ending March 2017	6,955	→
Variance since March 2016	(5.0%)	↓



ACTIVITY

Cumulative percentage of contracted UDA delivered 2016 & 2017



Month	Adjusted Scheduled Activity (UDA)	
	2016	2017
April	604	473
May	1,749	1,384
June	3,414	2,746
July	4,882	3,692
August	6,548	4,062
September	7,978	5,920
October	9,281	6,860
November	10,977	8,344
December	12,025	10,279
January	12,862	11,188
February	14,741	13,337
March	15,839	15,136
April	16,429	
May	16,468	
June	16,610	

QUALITY

	Quantity	Base Number	Contract	AT	Region	England
% of FP17s for the same patient ID Re-attending within 3 months - Children	242	3,713	6.5%	11.2%	11.8%	12.3%
% of FP17s for the same patient ID Re-attending within 3 months - Adults	520	3,875	13.4%	16.3%	17.1%	16.7%
% of FP17s for the same patient ID Re-attending between 3 & 9 months - Children	1,370	3,713	36.9%	42.1%	46.5%	57.6%
% of FP17s for the same patient ID Re-attending between 3 & 9 months - Adults	1,316	3,875	34.0%	35.0%	37.6%	50.1%
% of FP17s for Band 1 Urgent Courses	511	6,588	7.8%	10.8%	10.7%	9.1%
% of FP17s Relating to Free Repair or Replacements	33	6,588	0.5%	0.5%	0.6%	0.8%
% of FP17s Relating to Continuations	21	6,588	0.3%	0.8%	0.9%	1.2%
% of Patients satisfied with the dentistry they have received	5	5	N/A	89.3%	90.4%	92.8%
% of Patients satisfied with the time they had to wait for an appointment	3	5	N/A	80.6%	83.7%	88.7%

* This is based on patients treated on this contract for their most recent course of treatment. Figures in italics indicate the base number of FP17s or Patient Questionnaire responses are less than 100. N/A is shown where the base number of responses is less than 10 during the period. % is calculated as Quantity/Base number*100

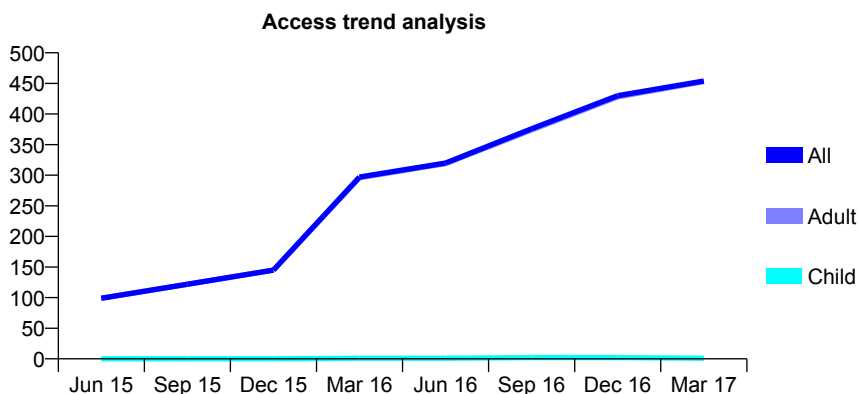
Q61 - Vital Signs At a Glance Contract Report for 234125/0003 - March 2017

Name or company name	MR NI AMIN
Contract type name	PDS Contract
Purpose of contract	General
Contract start date	01/04/2014
Contract end date	30/11/2017

16/17 Contracted general activity (UDA)	900
Carry forward general activity (UDA)	-18
16/17 Contracted orthodontic activity (UOA)	0
Carry forward orthodontic activity (UOA)	0
Baseline contract value	£55,988.37

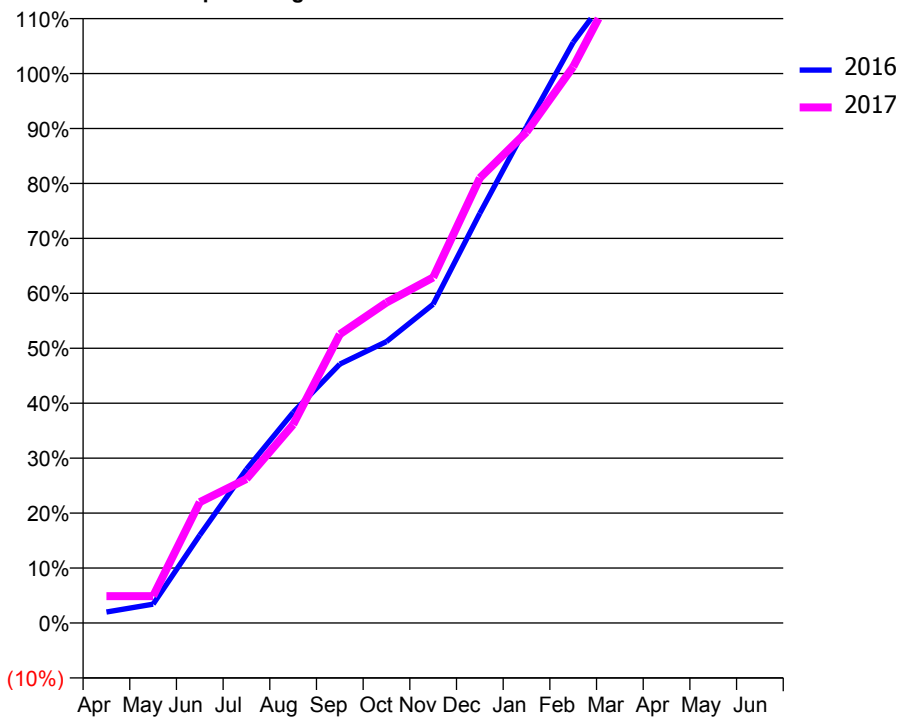
ACCESS*

Patients seen in 24 months	Total	Change since previous quarter
Quarter ending March 2016	297	
Quarter ending June 2016	320	↑
Quarter ending September 2016	376	↑
Quarter ending December 2016	430	↑
Quarter ending March 2017	454	↑
Variance since March 2016	52.9%	↑



ACTIVITY

Cumulative percentage of contracted UDA delivered 2016 & 2017



Month	Adjusted Scheduled Activity (UDA)	
	2016	2017
April	18	44
May	31	44
June	144	198
July	252	236
August	345	325
September	424	473
October	461	525
November	522	566
December	671	729
January	813	804
February	951	911
March	1,053	1,056
April	1,223	
May	1,223	
June	1,223	

QUALITY

	Quantity	Base Number	Contract	AT	Region	England
% of FP17s for the same patient ID Re-attending within 3 months - Children	0	3	0.0%	11.2%	11.8%	12.3%
% of FP17s for the same patient ID Re-attending within 3 months - Adults	2	462	0.4%	16.3%	17.1%	16.7%
% of FP17s for the same patient ID Re-attending between 3 & 9 months - Children	0	3	0.0%	42.1%	46.5%	57.6%
% of FP17s for the same patient ID Re-attending between 3 & 9 months - Adults	3	462	0.6%	35.0%	37.6%	50.1%
% of FP17s for Band 1 Urgent Courses	0	400	0.0%	10.8%	10.7%	9.1%
% of FP17s Relating to Free Repair or Replacements	0	400	0.0%	0.5%	0.6%	0.8%
% of FP17s Relating to Continuations	0	400	0.0%	0.8%	0.9%	1.2%
% of Patients satisfied with the dentistry they have received	0	0	N/A	89.3%	90.4%	92.8%
% of Patients satisfied with the time they had to wait for an appointment	0	0	N/A	80.6%	83.7%	88.7%

* This is based on patients treated on this contract for their most recent course of treatment. Figures in italics indicate the base number of FP17s or Patient Questionnaire responses are less than 100. N/A is shown where the base number of responses is less than 10 during the period. % is calculated as Quantity/Base number*100

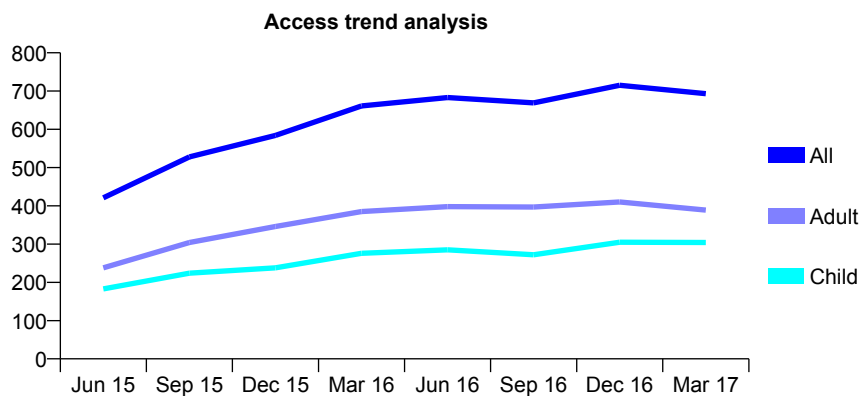
Q61 - Vital Signs At a Glance Contract Report for 237159/0002 - March 2017

Name or company name	MR HJ PAY
Contract type name	GDS Contract
Purpose of contract	General
Contract start date	01/05/2014
Contract end date	

16/17 Contracted general activity (UDA)	1,345
Carry forward general activity (UDA)	8
16/17 Contracted orthodontic activity (UOA)	0
Carry forward orthodontic activity (UOA)	0
Baseline contract value	£39,311.06

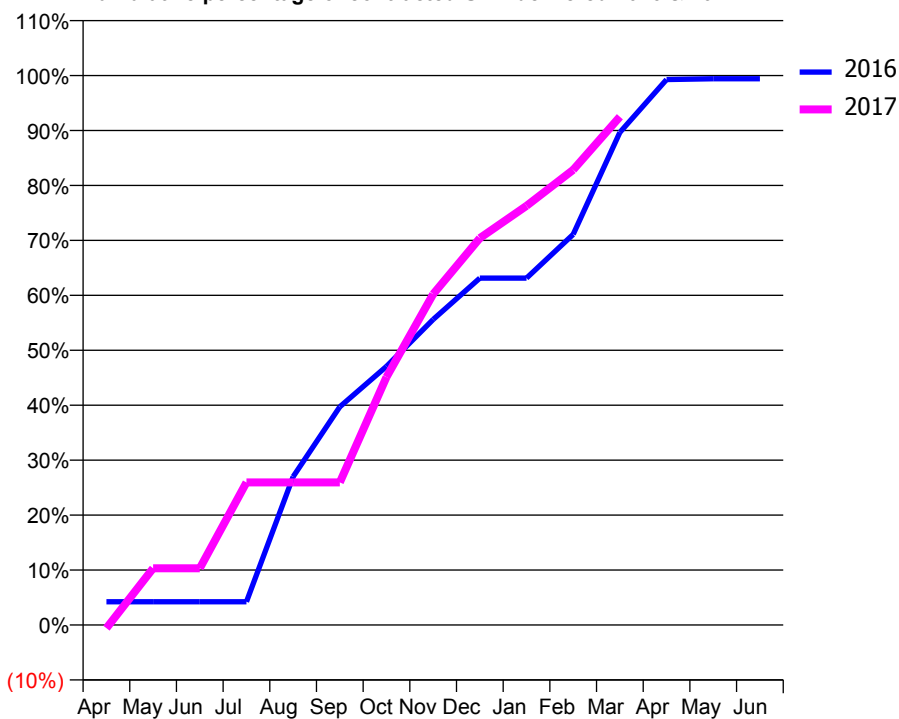
ACCESS*

Patients seen in 24 months	Total	Change since previous quarter
Quarter ending March 2016	661	
Quarter ending June 2016	683	↑
Quarter ending September 2016	669	↓
Quarter ending December 2016	715	↑
Quarter ending March 2017	693	↓
Variance since March 2016	4.8%	↑



ACTIVITY

Cumulative percentage of contracted UDA delivered 2016 & 2017



Month	Adjusted Scheduled Activity (UDA)	
	2016	2017
April	57	-8
May	57	139
June	57	139
July	57	349
August	363	349
September	534	349
October	633	607
November	748	810
December	849	947
January	849	1,026
February	956	1,114
March	1,206	1,244
April	1,335	
May	1,337	
June	1,337	

QUALITY

	Quantity	Base Number	Contract	AT	Region	England
% of FP17s for the same patient ID Re-attending within 3 months - Children	42	396	10.6%	11.2%	11.8%	12.3%
% of FP17s for the same patient ID Re-attending within 3 months - Adults	13	320	4.1%	16.3%	17.1%	16.7%
% of FP17s for the same patient ID Re-attending between 3 & 9 months - Children	186	396	47.0%	42.1%	46.5%	57.6%
% of FP17s for the same patient ID Re-attending between 3 & 9 months - Adults	100	320	31.3%	35.0%	37.6%	50.1%
% of FP17s for Band 1 Urgent Courses	0	657	0.0%	10.8%	10.7%	9.1%
% of FP17s Relating to Free Repair or Replacements	0	657	0.0%	0.5%	0.6%	0.8%
% of FP17s Relating to Continuations	4	657	0.6%	0.8%	0.9%	1.2%
% of Patients satisfied with the dentistry they have received	7	8	N/A	89.3%	90.4%	92.8%
% of Patients satisfied with the time they had to wait for an appointment	8	8	N/A	80.6%	83.7%	88.7%

* This is based on patients treated on this contract for their most recent course of treatment. Figures in italics indicate the base number of FP17s or Patient Questionnaire responses are less than 100. N/A is shown where the base number of responses is less than 10 during the period. % is calculated as Quantity/Base number*100

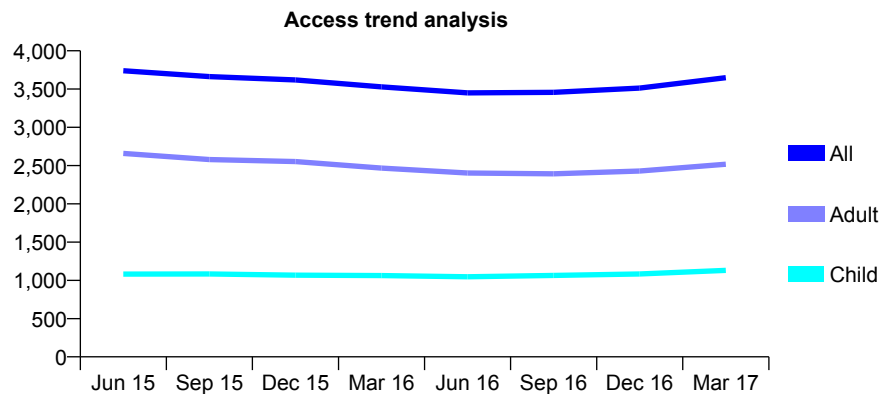
Q61 - Vital Signs At a Glance Contract Report for 238627/0001 - March 2017

Name or company name	Mr Bernard Weinbaum
Contract type name	GDS Contract
Purpose of contract	General
Contract start date	01/04/2006
Contract end date	

16/17 Contracted general activity (UDA)	6,804
Carry forward general activity (UDA)	-42
16/17 Contracted orthodontic activity (UOA)	0
Carry forward orthodontic activity (UOA)	0
Baseline contract value	£186,806.06

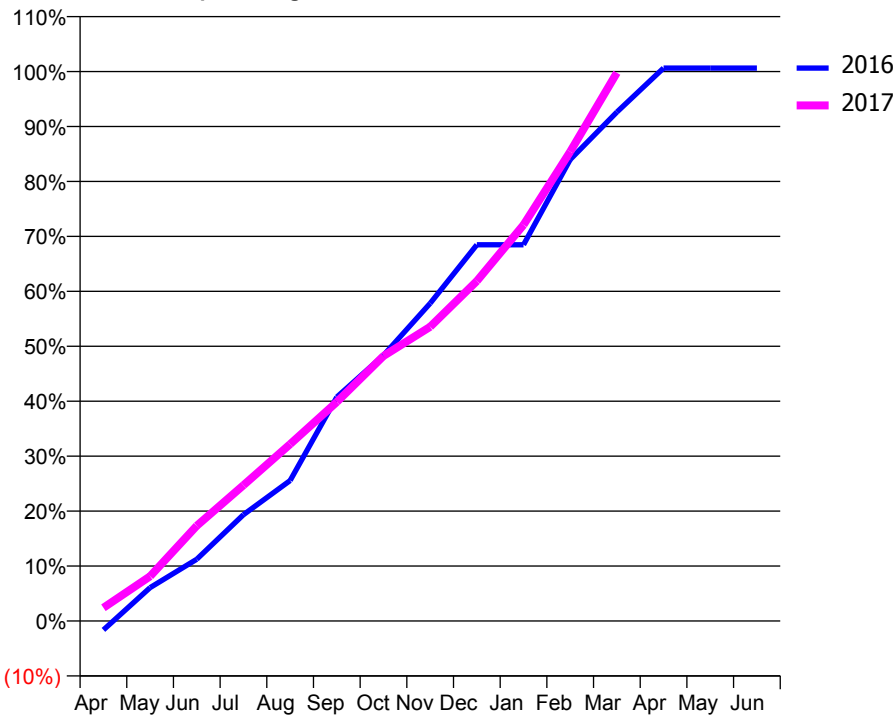
ACCESS*

Patients seen in 24 months	Total	Change since previous quarter
Quarter ending March 2016	3,529	
Quarter ending June 2016	3,450	↓
Quarter ending September 2016	3,457	→
Quarter ending December 2016	3,513	→
Quarter ending March 2017	3,649	↑
Variance since March 2016	3.4%	↑



ACTIVITY

Cumulative percentage of contracted UDA delivered 2016 & 2017



Month	Adjusted Scheduled Activity (UDA)	
	2016	2017
April	-112	164
May	414	554
June	766	1,180
July	1,317	1,681
August	1,739	2,190
September	2,774	2,712
October	3,290	3,282
November	3,933	3,644
December	4,659	4,210
January	4,659	4,905
February	5,714	5,811
March	6,302	6,788
April	6,846	
May	6,846	
June	6,846	

QUALITY

	Quantity	Base Number	Contract	AT	Region	England
% of FP17s for the same patient ID Re-attending within 3 months - Children	89	1,312	6.8%	11.2%	11.8%	12.3%
% of FP17s for the same patient ID Re-attending within 3 months - Adults	287	2,393	12.0%	16.3%	17.1%	16.7%
% of FP17s for the same patient ID Re-attending between 3 & 9 months - Children	387	1,312	29.5%	42.1%	46.5%	57.6%
% of FP17s for the same patient ID Re-attending between 3 & 9 months - Adults	517	2,393	21.6%	35.0%	37.6%	50.1%
% of FP17s for Band 1 Urgent Courses	281	3,464	8.1%	10.8%	10.7%	9.1%
% of FP17s Relating to Free Repair or Replacements	3	3,464	0.1%	0.5%	0.6%	0.8%
% of FP17s Relating to Continuations	78	3,464	2.3%	0.8%	0.9%	1.2%
% of Patients satisfied with the dentistry they have received	2	2	N/A	89.3%	90.4%	92.8%
% of Patients satisfied with the time they had to wait for an appointment	2	2	N/A	80.6%	83.7%	88.7%

* This is based on patients treated on this contract for their most recent course of treatment. Figures in italics indicate the base number of FP17s or Patient Questionnaire responses are less than 100. N/A is shown where the base number of responses is less than 10 during the period. % is calculated as Quantity/Base number*100

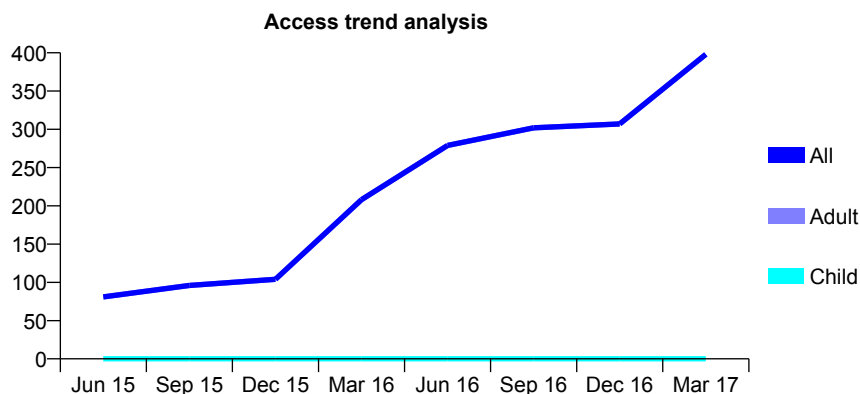
Q61 - Vital Signs At a Glance Contract Report for 238627/0010 - March 2017

Name or company name	MR D FREEDMAN
Contract type name	PDS Contract
Purpose of contract	General
Contract start date	01/04/2014
Contract end date	31/03/2017

16/17 Contracted general activity (UDA)	900
Carry forward general activity (UDA)	0
16/17 Contracted orthodontic activity (UOA)	0
Carry forward orthodontic activity (UOA)	0
Baseline contract value	£46,656.98

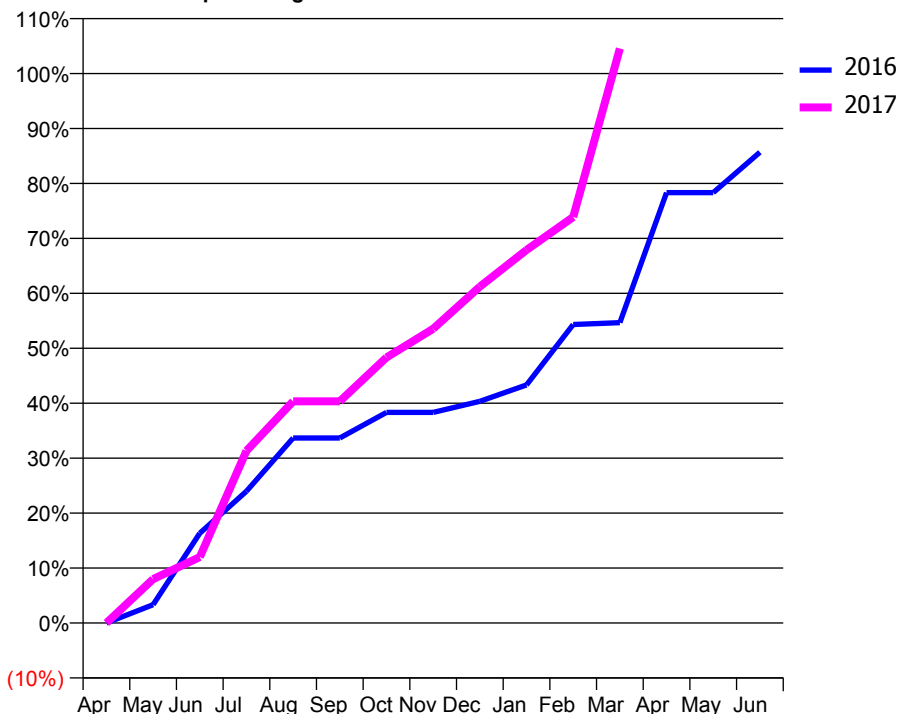
ACCESS*

Patients seen in 24 months	Total	Change since previous quarter
Quarter ending March 2016	208	
Quarter ending June 2016	279	↑
Quarter ending September 2016	302	↑
Quarter ending December 2016	307	→
Quarter ending March 2017	398	↑
Variance since March 2016	91.3%	↑



ACTIVITY

Cumulative percentage of contracted UDA delivered 2016 & 2017



Month	Adjusted Scheduled Activity (UDA)	
	2016	2017
April	0	0
May	30	72
June	147	108
July	216	282
August	303	363
September	303	363
October	345	435
November	345	482
December	363	551
January	390	611
February	489	665
March	492	941
April	705	
May	705	
June	771	

QUALITY

	Quantity	Base Number	Contract	AT	Region	England
% of FP17s for the same patient ID Re-attending within 3 months - Children	0	0	N/A	11.2%	11.8%	12.3%
% of FP17s for the same patient ID Re-attending within 3 months - Adults	34	408	8.3%	16.3%	17.1%	16.7%
% of FP17s for the same patient ID Re-attending between 3 & 9 months - Children	0	0	N/A	42.1%	46.5%	57.6%
% of FP17s for the same patient ID Re-attending between 3 & 9 months - Adults	1	408	0.2%	35.0%	37.6%	50.1%
% of FP17s for Band 1 Urgent Courses	0	315	0.0%	10.8%	10.7%	9.1%
% of FP17s Relating to Free Repair or Replacements	0	315	0.0%	0.5%	0.6%	0.8%
% of FP17s Relating to Continuations	0	315	0.0%	0.8%	0.9%	1.2%
% of Patients satisfied with the dentistry they have received	1	1	N/A	89.3%	90.4%	92.8%
% of Patients satisfied with the time they had to wait for an appointment	0	1	N/A	80.6%	83.7%	88.7%

* This is based on patients treated on this contract for their most recent course of treatment. Figures in italics indicate the base number of FP17s or Patient Questionnaire responses are less than 100. N/A is shown where the base number of responses is less than 10 during the period. % is calculated as Quantity/Base number*100

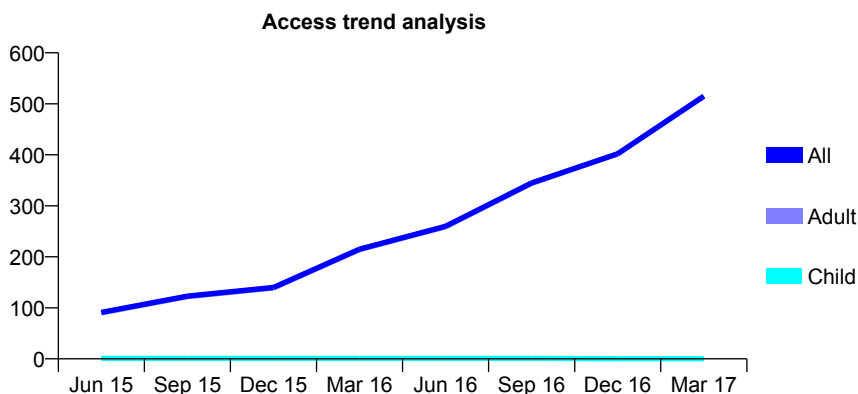
Q61 - Vital Signs At a Glance Contract Report for 238627/0011 - March 2017

Name or company name	MR D FREEDMAN
Contract type name	PDS Contract
Purpose of contract	General
Contract start date	01/04/2014
Contract end date	31/03/2017

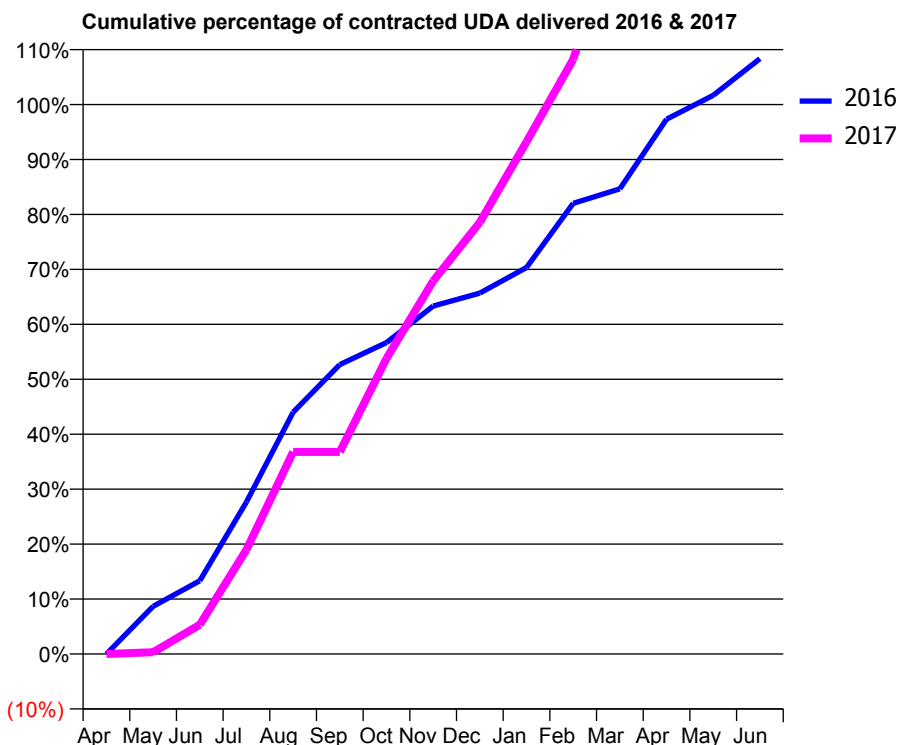
16/17 Contracted general activity (UDA)	900
Carry forward general activity (UDA)	0
16/17 Contracted orthodontic activity (UOA)	0
Carry forward orthodontic activity (UOA)	0
Baseline contract value	£55,988.37

ACCESS*

Patients seen in 24 months	Total	Change since previous quarter
Quarter ending March 2016	215	
Quarter ending June 2016	260	↑
Quarter ending September 2016	345	↑
Quarter ending December 2016	402	↑
Quarter ending March 2017	515	↑
Variance since March 2016	139.5%	↑



ACTIVITY



Month	Adjusted Scheduled Activity (UDA)	
	2016	2017
April	0	0
May	78	3
June	120	48
July	249	171
August	396	331
September	474	331
October	510	484
November	570	611
December	591	707
January	633	839
February	738	974
March	762	1,193
April	876	
May	915	
June	975	

QUALITY

	Quantity	Base Number	Contract	AT	Region	England
% of FP17s for the same patient ID Re-attending within 3 months - Children	0	0	N/A	11.2%	11.8%	12.3%
% of FP17s for the same patient ID Re-attending within 3 months - Adults	14	476	2.9%	16.3%	17.1%	16.7%
% of FP17s for the same patient ID Re-attending between 3 & 9 months - Children	0	0	N/A	42.1%	46.5%	57.6%
% of FP17s for the same patient ID Re-attending between 3 & 9 months - Adults	18	476	3.8%	35.0%	37.6%	50.1%
% of FP17s for Band 1 Urgent Courses	0	405	0.0%	10.8%	10.7%	9.1%
% of FP17s Relating to Free Repair or Replacements	0	405	0.0%	0.5%	0.6%	0.8%
% of FP17s Relating to Continuations	0	405	0.0%	0.8%	0.9%	1.2%
% of Patients satisfied with the dentistry they have received	0	0	N/A	89.3%	90.4%	92.8%
% of Patients satisfied with the time they had to wait for an appointment	0	0	N/A	80.6%	83.7%	88.7%

* This is based on patients treated on this contract for their most recent course of treatment. Figures in italics indicate the base number of FP17s or Patient Questionnaire responses are less than 100. N/A is shown where the base number of responses is less than 10 during the period. % is calculated as Quantity/Base number*100

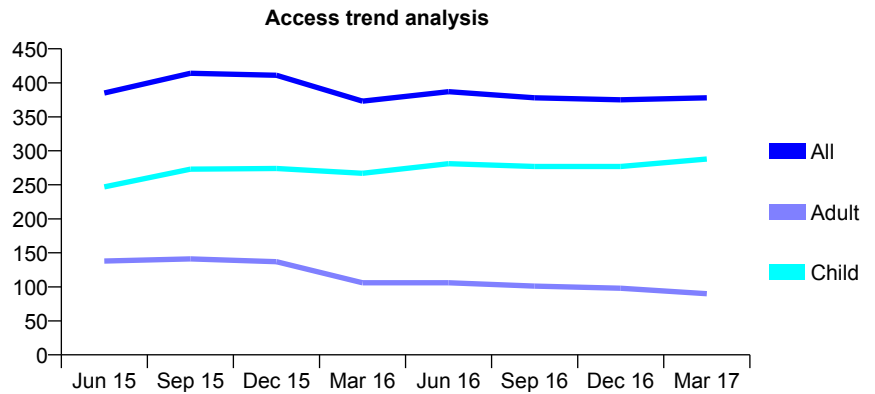
Q61 - Vital Signs At a Glance Contract Report for 241172/0001 - March 2017

Name or company name	MR RS RAO
Contract type name	GDS Contract
Purpose of contract	General
Contract start date	01/04/2006
Contract end date	

16/17 Contracted general activity (UDA)	817
Carry forward general activity (UDA)	17
16/17 Contracted orthodontic activity (UOA)	0
Carry forward orthodontic activity (UOA)	0
Baseline contract value	£19,976.59

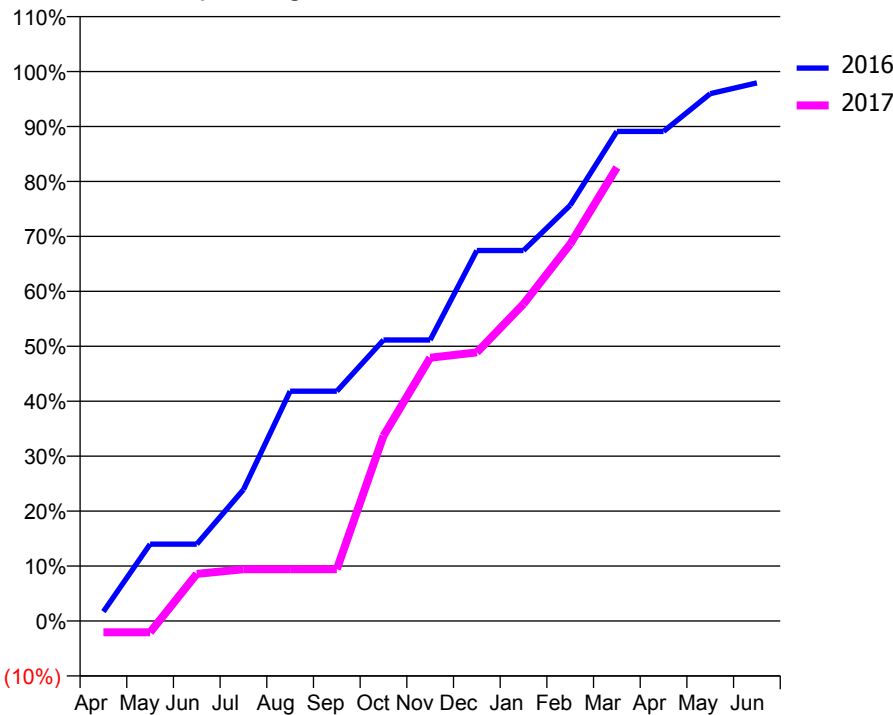
ACCESS*

Patients seen in 24 months	Total	Change since previous quarter
Quarter ending March 2016	373	
Quarter ending June 2016	387	↑
Quarter ending September 2016	378	↓
Quarter ending December 2016	375	→
Quarter ending March 2017	378	→
Variance since March 2016	1.3%	→



ACTIVITY

Cumulative percentage of contracted UDA delivered 2016 & 2017



Month	Adjusted Scheduled Activity (UDA)	
	2016	2017
April	14	-17
May	114	-17
June	114	70
July	195	77
August	342	77
September	342	77
October	418	275
November	418	391
December	551	399
January	551	471
February	618	560
March	728	674
April	728	
May	784	
June	800	

QUALITY

	Quantity	Base Number	Contract	AT	Region	England
% of FP17s for the same patient ID Re-attending within 3 months - Children	15	330	4.5%	11.2%	11.8%	12.3%
% of FP17s for the same patient ID Re-attending within 3 months - Adults	9	52	17.3%	16.3%	17.1%	16.7%
% of FP17s for the same patient ID Re-attending between 3 & 9 months - Children	112	330	33.9%	42.1%	46.5%	57.6%
% of FP17s for the same patient ID Re-attending between 3 & 9 months - Adults	14	52	26.9%	35.0%	37.6%	50.1%
% of FP17s for Band 1 Urgent Courses	2	347	0.6%	10.8%	10.7%	9.1%
% of FP17s Relating to Free Repair or Replacements	0	347	0.0%	0.5%	0.6%	0.8%
% of FP17s Relating to Continuations	0	347	0.0%	0.8%	0.9%	1.2%
% of Patients satisfied with the dentistry they have received	1	1	N/A	89.3%	90.4%	92.8%
% of Patients satisfied with the time they had to wait for an appointment	1	1	N/A	80.6%	83.7%	88.7%

* This is based on patients treated on this contract for their most recent course of treatment. Figures in italics indicate the base number of FP17s or Patient Questionnaire responses are less than 100. N/A is shown where the base number of responses is less than 10 during the period. % is calculated as Quantity/Base number*100

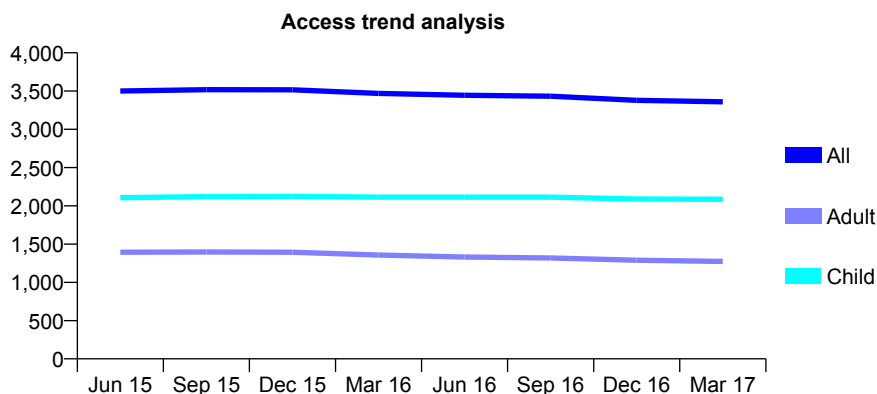
Q61 - Vital Signs At a Glance Contract Report for 244538/0001 - March 2017

Name or company name	MR MS MACMANUS
Contract type name	GDS Contract
Purpose of contract	General
Contract start date	01/04/2006
Contract end date	

16/17 Contracted general activity (UDA)	9,054
Carry forward general activity (UDA)	-63
16/17 Contracted orthodontic activity (UOA)	0
Carry forward orthodontic activity (UOA)	0
Baseline contract value	£217,132.60

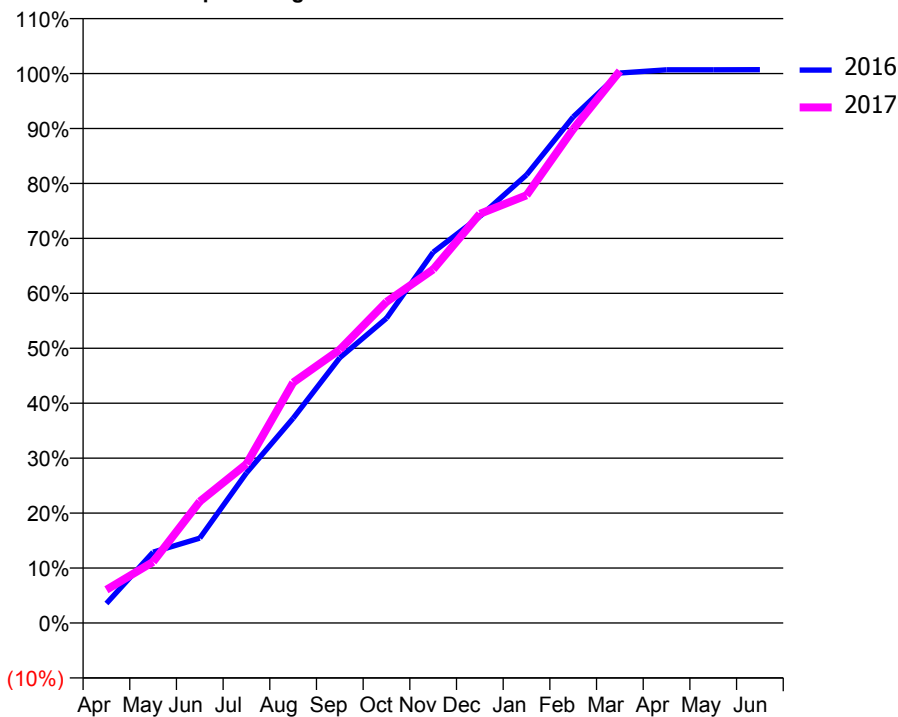
ACCESS*

Patients seen in 24 months	Total	Change since previous quarter
Quarter ending March 2016	3,470	
Quarter ending June 2016	3,445	→
Quarter ending September 2016	3,432	→
Quarter ending December 2016	3,378	↓
Quarter ending March 2017	3,359	→
Variance since March 2016	(3.2%)	↓



ACTIVITY

Cumulative percentage of contracted UDA delivered 2016 & 2017



Month	Adjusted Scheduled Activity (UDA)	
	2016	2017
April	323	548
May	1,167	1,007
June	1,398	2,002
July	2,473	2,620
August	3,373	3,963
September	4,371	4,506
October	5,023	5,291
November	6,109	5,826
December	6,697	6,742
January	7,384	7,047
February	8,340	8,138
March	9,063	9,094
April	9,114	
May	9,116	
June	9,117	

QUALITY

	Quantity	Base Number	Contract	AT	Region	England
% of FP17s for the same patient ID Re-attending within 3 months - Children	114	2,761	4.1%	11.2%	11.8%	12.3%
% of FP17s for the same patient ID Re-attending within 3 months - Adults	215	1,293	16.6%	16.3%	17.1%	16.7%
% of FP17s for the same patient ID Re-attending between 3 & 9 months - Children	1,426	2,761	51.6%	42.1%	46.5%	57.6%
% of FP17s for the same patient ID Re-attending between 3 & 9 months - Adults	487	1,293	37.7%	35.0%	37.6%	50.1%
% of FP17s for Band 1 Urgent Courses	307	4,031	7.6%	10.8%	10.7%	9.1%
% of FP17s Relating to Free Repair or Replacements	0	4,031	0.0%	0.5%	0.6%	0.8%
% of FP17s Relating to Continuations	0	4,031	0.0%	0.8%	0.9%	1.2%
% of Patients satisfied with the dentistry they have received	3	3	N/A	89.3%	90.4%	92.8%
% of Patients satisfied with the time they had to wait for an appointment	3	3	N/A	80.6%	83.7%	88.7%

* This is based on patients treated on this contract for their most recent course of treatment. Figures in italics indicate the base number of FP17s or Patient Questionnaire responses are less than 100. N/A is shown where the base number of responses is less than 10 during the period. % is calculated as Quantity/Base number*100

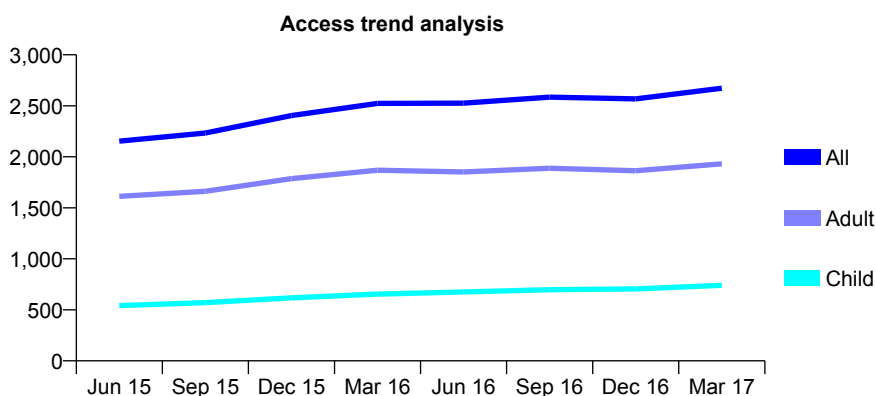
Q61 - Vital Signs At a Glance Contract Report for 245690/0002 - March 2017

Name or company name	MR N AGRAWAL
Contract type name	GDS Contract
Purpose of contract	General
Contract start date	01/04/2006
Contract end date	

16/17 Contracted general activity (UDA)	5,231
Carry forward general activity (UDA)	-41
16/17 Contracted orthodontic activity (UOA)	0
Carry forward orthodontic activity (UOA)	0
Baseline contract value	£168,731.24

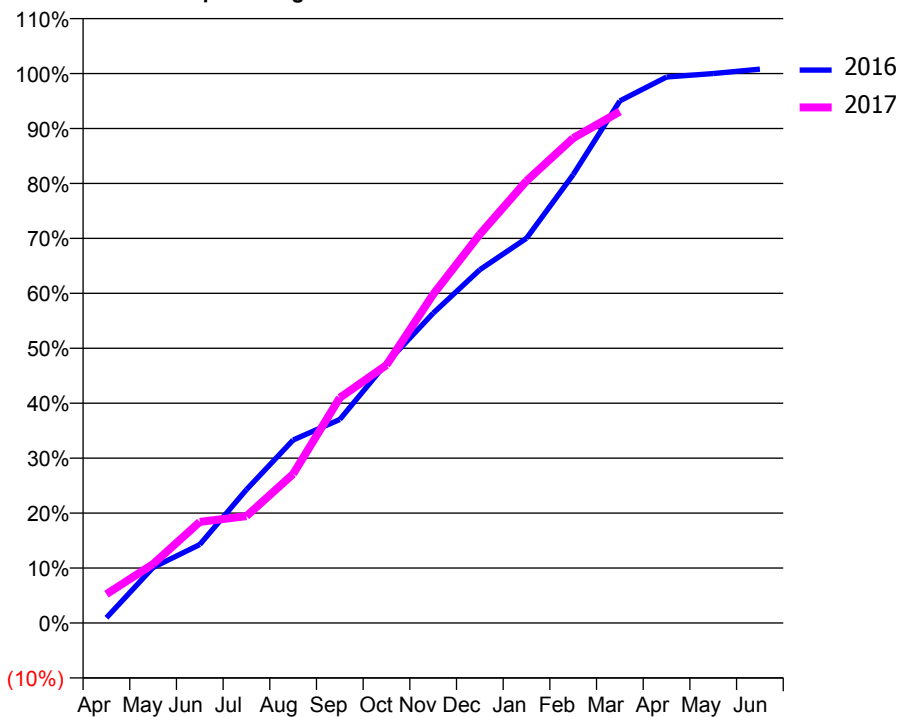
ACCESS*

Patients seen in 24 months	Total	Change since previous quarter
Quarter ending March 2016	2,523	
Quarter ending June 2016	2,526	→
Quarter ending September 2016	2,585	↑
Quarter ending December 2016	2,568	→
Quarter ending March 2017	2,672	↑
Variance since March 2016	5.9%	↑



ACTIVITY

Cumulative percentage of contracted UDA delivered 2016 & 2017



Month	Adjusted Scheduled Activity (UDA)	
	2016	2017
April	50	274
May	529	562
June	747	962
July	1,270	1,017
August	1,742	1,419
September	1,938	2,145
October	2,475	2,455
November	2,950	3,129
December	3,364	3,700
January	3,663	4,208
February	4,268	4,616
March	4,970	4,869
April	5,197	
May	5,230	
June	5,272	

QUALITY

	Quantity	Base Number	Contract	AT	Region	England
% of FP17s for the same patient ID Re-attending within 3 months - Children	54	758	7.1%	11.2%	11.8%	12.3%
% of FP17s for the same patient ID Re-attending within 3 months - Adults	247	1,745	14.2%	16.3%	17.1%	16.7%
% of FP17s for the same patient ID Re-attending between 3 & 9 months - Children	260	758	34.3%	42.1%	46.5%	57.6%
% of FP17s for the same patient ID Re-attending between 3 & 9 months - Adults	473	1,745	27.1%	35.0%	37.6%	50.1%
% of FP17s for Band 1 Urgent Courses	279	1,859	15.0%	10.8%	10.7%	9.1%
% of FP17s Relating to Free Repair or Replacements	8	1,859	0.4%	0.5%	0.6%	0.8%
% of FP17s Relating to Continuations	28	1,859	1.5%	0.8%	0.9%	1.2%
% of Patients satisfied with the dentistry they have received	1	1	N/A	89.3%	90.4%	92.8%
% of Patients satisfied with the time they had to wait for an appointment	0	1	N/A	80.6%	83.7%	88.7%

* This is based on patients treated on this contract for their most recent course of treatment. Figures in italics indicate the base number of FP17s or Patient Questionnaire responses are less than 100. N/A is shown where the base number of responses is less than 10 during the period. % is calculated as Quantity/Base number*100

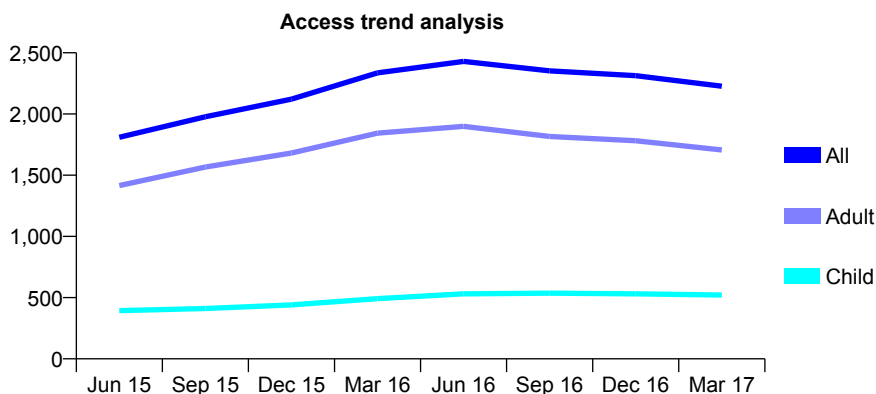
Q61 - Vital Signs At a Glance Contract Report for 250279/0004 - March 2017

Name or company name	MR S OLUBUNMI-OKE
Contract type name	GDS Contract
Purpose of contract	General
Contract start date	01/06/2014
Contract end date	

16/17 Contracted general activity (UDA)	9,194
Carry forward general activity (UDA)	-49
16/17 Contracted orthodontic activity (UOA)	0
Carry forward orthodontic activity (UOA)	0
Baseline contract value	£283,659.41

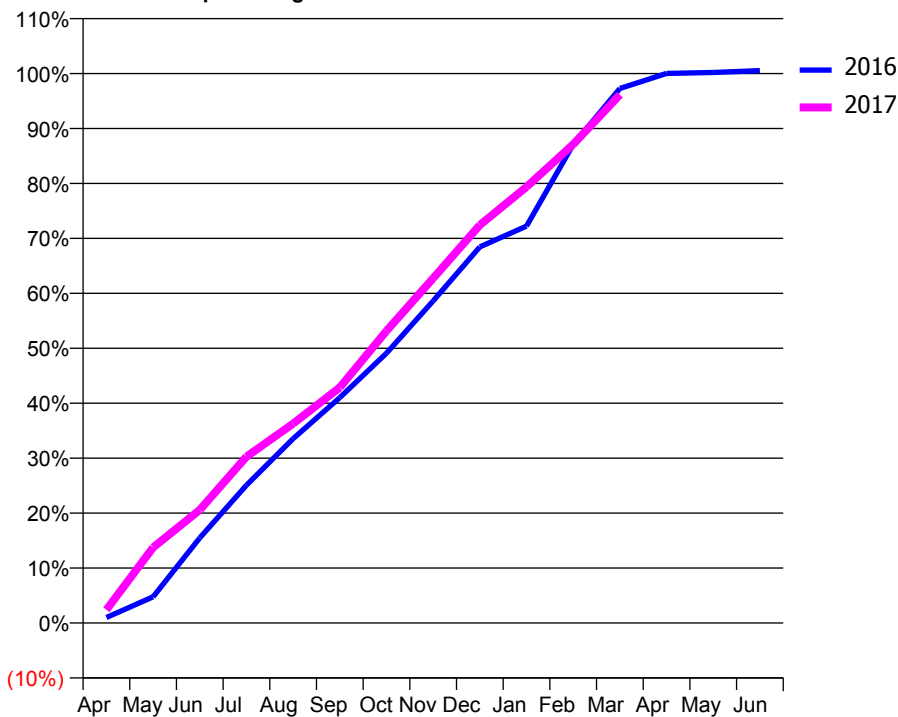
ACCESS*

Patients seen in 24 months	Total	Change since previous quarter
Quarter ending March 2016	2,336	
Quarter ending June 2016	2,430	↑
Quarter ending September 2016	2,352	↓
Quarter ending December 2016	2,313	↓
Quarter ending March 2017	2,227	↓
Variance since March 2016	(4.7%)	↓



ACTIVITY

Cumulative percentage of contracted UDA delivered 2016 & 2017



Month	Adjusted Scheduled Activity (UDA)	
	2016	2017
April	92	222
May	438	1,264
June	1,425	1,892
July	2,307	2,782
August	3,084	3,336
September	3,772	3,941
October	4,514	4,888
November	5,390	5,769
December	6,292	6,658
January	6,642	7,297
February	8,005	8,009
March	8,943	8,839
April	9,195	
May	9,211	
June	9,243	

QUALITY

	Quantity	Base Number	Contract	AT	Region	England
% of FP17s for the same patient ID Re-attending within 3 months - Children	63	701	9.0%	11.2%	11.8%	12.3%
% of FP17s for the same patient ID Re-attending within 3 months - Adults	285	1,823	15.6%	16.3%	17.1%	16.7%
% of FP17s for the same patient ID Re-attending between 3 & 9 months - Children	298	701	42.5%	42.1%	46.5%	57.6%
% of FP17s for the same patient ID Re-attending between 3 & 9 months - Adults	623	1,823	34.2%	35.0%	37.6%	50.1%
% of FP17s for Band 1 Urgent Courses	220	2,432	9.0%	10.8%	10.7%	9.1%
% of FP17s Relating to Free Repair or Replacements	14	2,432	0.6%	0.5%	0.6%	0.8%
% of FP17s Relating to Continuations	13	2,432	0.5%	0.8%	0.9%	1.2%
% of Patients satisfied with the dentistry they have received	0	0	N/A	89.3%	90.4%	92.8%
% of Patients satisfied with the time they had to wait for an appointment	0	0	N/A	80.6%	83.7%	88.7%

* This is based on patients treated on this contract for their most recent course of treatment. Figures in italics indicate the base number of FP17s or Patient Questionnaire responses are less than 100. N/A is shown where the base number of responses is less than 10 during the period. % is calculated as Quantity/Base number*100

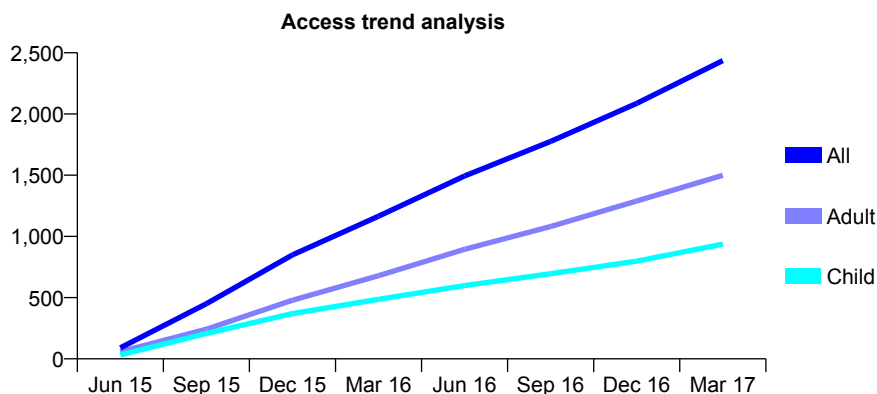
Q61 - Vital Signs At a Glance Contract Report for 250643/0001 - March 2017

Name or company name	MISS SY BHUIYAN
Contract type name	GDS Contract
Purpose of contract	General and Orthodontic
Contract start date	01/06/2015
Contract end date	

16/17 Contracted general activity (UDA)	5,300
Carry forward general activity (UDA)	212
16/17 Contracted orthodontic activity (UOA)	6,850
Carry forward orthodontic activity (UOA)	52
Baseline contract value	£713,424.34

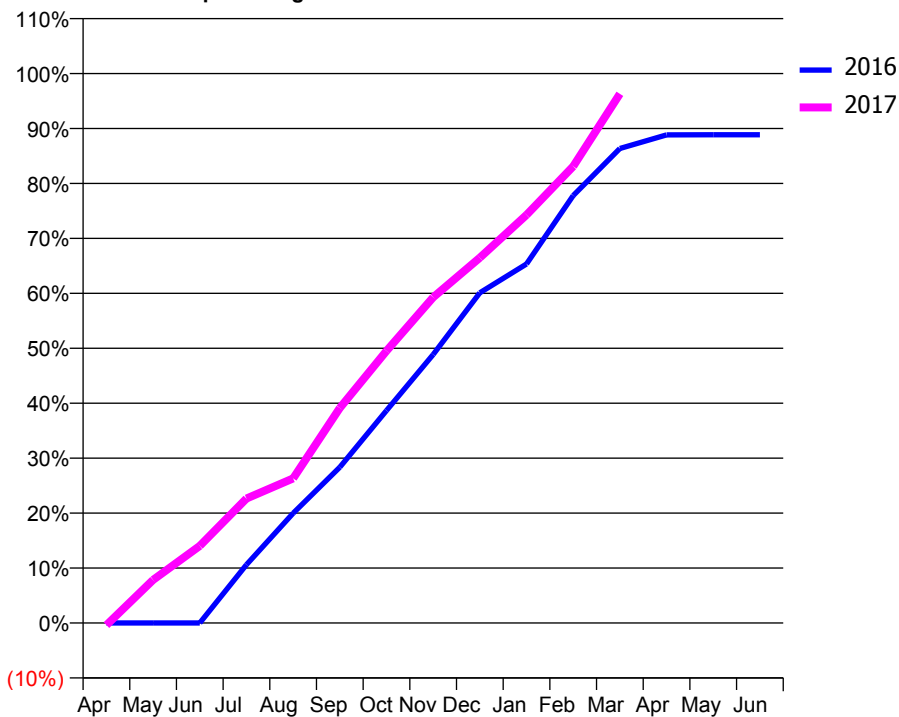
ACCESS*

Patients seen in 24 months	Total	Change since previous quarter
Quarter ending March 2016	1,165	
Quarter ending June 2016	1,494	↑
Quarter ending September 2016	1,776	↑
Quarter ending December 2016	2,087	↑
Quarter ending March 2017	2,436	↑
Variance since March 2016	109.1%	↑



ACTIVITY

Cumulative percentage of contracted UDA delivered 2016 & 2017



Adjusted Scheduled Activity (UDA)

Month	2016	2017
April	0	-21
May	0	416
June	0	743
July	469	1,201
August	883	1,395
September	1,252	2,074
October	1,708	2,625
November	2,158	3,142
December	2,655	3,524
January	2,886	3,936
February	3,436	4,404
March	3,814	5,104
April	3,923	
May	3,924	
June	3,924	

QUALITY

	Quantity	Base Number	Contract	AT	Region	England
% of FP17s for the same patient ID Re-attending within 3 months - Children	162	1,414	11.5%	11.2%	11.8%	12.3%
% of FP17s for the same patient ID Re-attending within 3 months - Adults	307	1,539	19.9%	16.3%	17.1%	16.7%
% of FP17s for the same patient ID Re-attending between 3 & 9 months - Children	253	1,414	17.9%	42.1%	46.5%	57.6%
% of FP17s for the same patient ID Re-attending between 3 & 9 months - Adults	255	1,539	16.6%	35.0%	37.6%	50.1%
% of FP17s for Band 1 Urgent Courses	169	2,286	7.4%	10.8%	10.7%	9.1%
% of FP17s Relating to Free Repair or Replacements	8	2,286	0.3%	0.5%	0.6%	0.8%
% of FP17s Relating to Continuations	15	2,286	0.7%	0.8%	0.9%	1.2%
% of Patients satisfied with the dentistry they have received	1	1	N/A	89.3%	90.4%	92.8%
% of Patients satisfied with the time they had to wait for an appointment	1	1	N/A	80.6%	83.7%	88.7%

* This is based on patients treated on this contract for their most recent course of treatment. Figures in italics indicate the base number of FP17s or Patient Questionnaire responses are less than 100. N/A is shown where the base number of responses is less than 10 during the period. % is calculated as Quantity/Base number*100

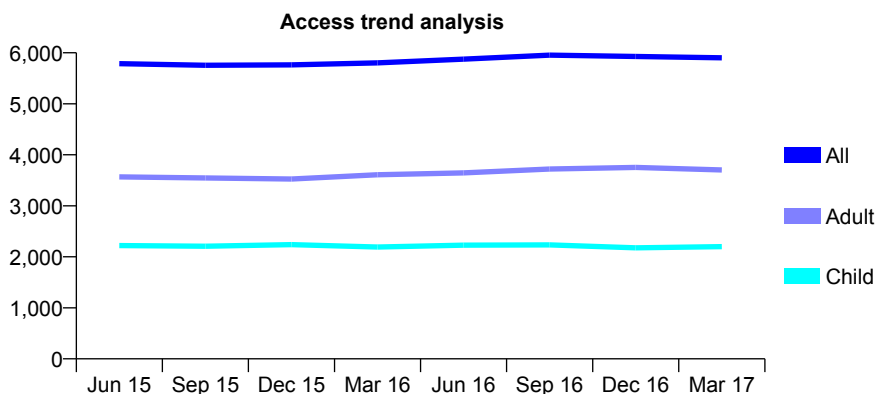
Q61 - Vital Signs At a Glance Contract Report for 250678/0001 - March 2017

Name or company name	MR GS COHEN
Contract type name	GDS Contract
Purpose of contract	General
Contract start date	01/04/2006
Contract end date	

16/17 Contracted general activity (UDA)	12,460
Carry forward general activity (UDA)	223
16/17 Contracted orthodontic activity (UOA)	0
Carry forward orthodontic activity (UOA)	0
Baseline contract value	£315,488.64

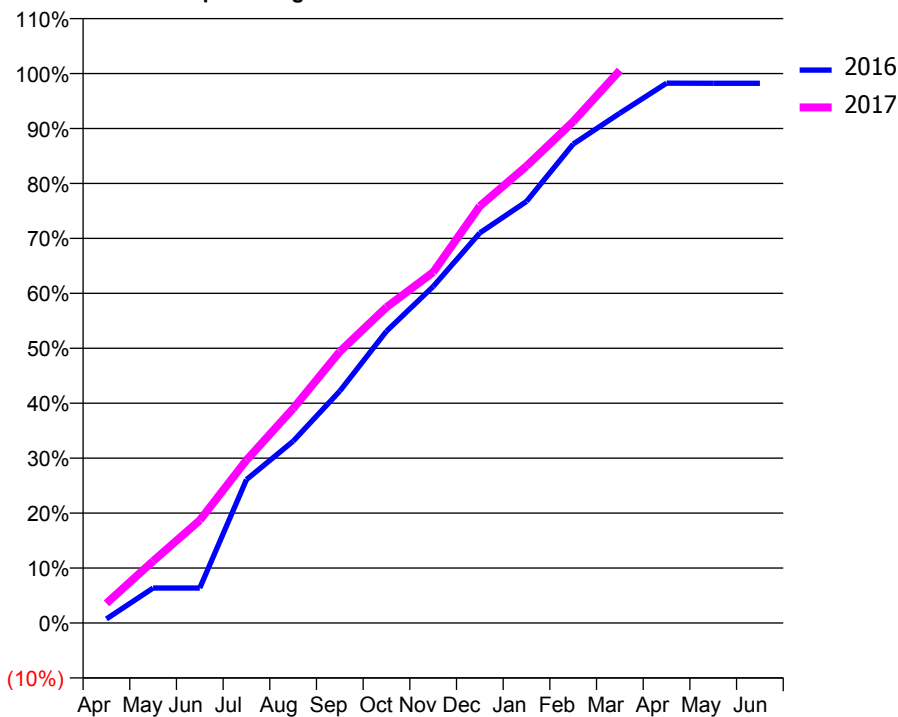
ACCESS*

Patients seen in 24 months	Total	Change since previous quarter
Quarter ending March 2016	5,802	
Quarter ending June 2016	5,876	→
Quarter ending September 2016	5,954	→
Quarter ending December 2016	5,928	→
Quarter ending March 2017	5,902	→
Variance since March 2016	1.7%	→



ACTIVITY

Cumulative percentage of contracted UDA delivered 2016 & 2017



Month	Adjusted Scheduled Activity (UDA)	
	2016	2017
April	91	446
May	792	1,405
June	792	2,331
July	3,251	3,694
August	4,122	4,864
September	5,259	6,156
October	6,617	7,160
November	7,630	7,954
December	8,847	9,454
January	9,559	10,361
February	10,859	11,371
March	11,561	12,533
April	12,240	
May	12,238	
June	12,237	

QUALITY

	Quantity	Base Number	Contract	AT	Region	England
% of FP17s for the same patient ID Re-attending within 3 months - Children	186	2,691	6.9%	11.2%	11.8%	12.3%
% of FP17s for the same patient ID Re-attending within 3 months - Adults	748	4,330	17.3%	16.3%	17.1%	16.7%
% of FP17s for the same patient ID Re-attending between 3 & 9 months - Children	999	2,691	37.1%	42.1%	46.5%	57.6%
% of FP17s for the same patient ID Re-attending between 3 & 9 months - Adults	1,508	4,330	34.8%	35.0%	37.6%	50.1%
% of FP17s for Band 1 Urgent Courses	819	6,699	12.2%	10.8%	10.7%	9.1%
% of FP17s Relating to Free Repair or Replacements	34	6,699	0.5%	0.5%	0.6%	0.8%
% of FP17s Relating to Continuations	48	6,699	0.7%	0.8%	0.9%	1.2%
% of Patients satisfied with the dentistry they have received	4	4	N/A	89.3%	90.4%	92.8%
% of Patients satisfied with the time they had to wait for an appointment	3	4	N/A	80.6%	83.7%	88.7%

* This is based on patients treated on this contract for their most recent course of treatment. Figures in italics indicate the base number of FP17s or Patient Questionnaire responses are less than 100. N/A is shown where the base number of responses is less than 10 during the period. % is calculated as Quantity/Base number*100

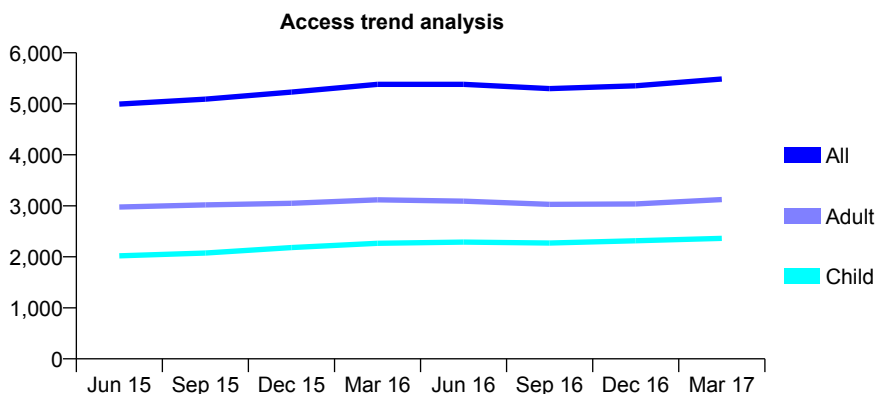
Q61 - Vital Signs At a Glance Contract Report for 250805/0001 - March 2017

Name or company name	MRS A CHAGGER
Contract type name	GDS Contract
Purpose of contract	General
Contract start date	01/04/2006
Contract end date	

16/17 Contracted general activity (UDA)	20,606
Carry forward general activity (UDA)	-26
16/17 Contracted orthodontic activity (UOA)	0
Carry forward orthodontic activity (UOA)	0
Baseline contract value	£583,822.36

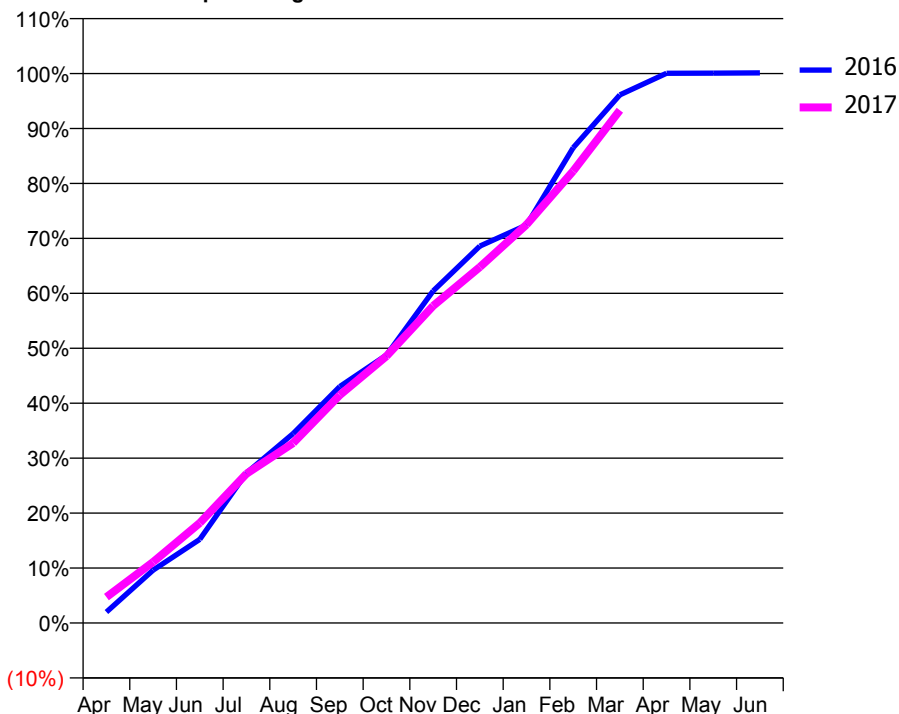
ACCESS*

Patients seen in 24 months	Total	Change since previous quarter
Quarter ending March 2016	5,383	
Quarter ending June 2016	5,381	→
Quarter ending September 2016	5,299	↓
Quarter ending December 2016	5,352	→
Quarter ending March 2017	5,486	↑
Variance since March 2016	1.9%	→



ACTIVITY

Cumulative percentage of contracted UDA delivered 2016 & 2017



Month	Adjusted Scheduled Activity (UDA)	
	2016	2017
April	412	975
May	1,984	2,286
June	3,137	3,751
July	5,627	5,596
August	7,102	6,750
September	8,869	8,546
October	10,051	10,008
November	12,452	11,894
December	14,133	13,348
January	14,922	14,937
February	17,822	16,949
March	19,806	19,229
April	20,615	
May	20,618	
June	20,632	

QUALITY

	Quantity	Base Number	Contract	AT	Region	England
% of FP17s for the same patient ID Re-attending within 3 months - Children	142	2,826	5.0%	11.2%	11.8%	12.3%
% of FP17s for the same patient ID Re-attending within 3 months - Adults	456	3,350	13.6%	16.3%	17.1%	16.7%
% of FP17s for the same patient ID Re-attending between 3 & 9 months - Children	1,359	2,826	48.1%	42.1%	46.5%	57.6%
% of FP17s for the same patient ID Re-attending between 3 & 9 months - Adults	1,125	3,350	33.6%	35.0%	37.6%	50.1%
% of FP17s for Band 1 Urgent Courses	522	5,941	8.8%	10.8%	10.7%	9.1%
% of FP17s Relating to Free Repair or Replacements	1	5,941	0.0%	0.5%	0.6%	0.8%
% of FP17s Relating to Continuations	8	5,941	0.1%	0.8%	0.9%	1.2%
% of Patients satisfied with the dentistry they have received	4	4	N/A	89.3%	90.4%	92.8%
% of Patients satisfied with the time they had to wait for an appointment	4	4	N/A	80.6%	83.7%	88.7%

* This is based on patients treated on this contract for their most recent course of treatment. Figures in italics indicate the base number of FP17s or Patient Questionnaire responses are less than 100. N/A is shown where the base number of responses is less than 10 during the period. % is calculated as Quantity/Base number*100

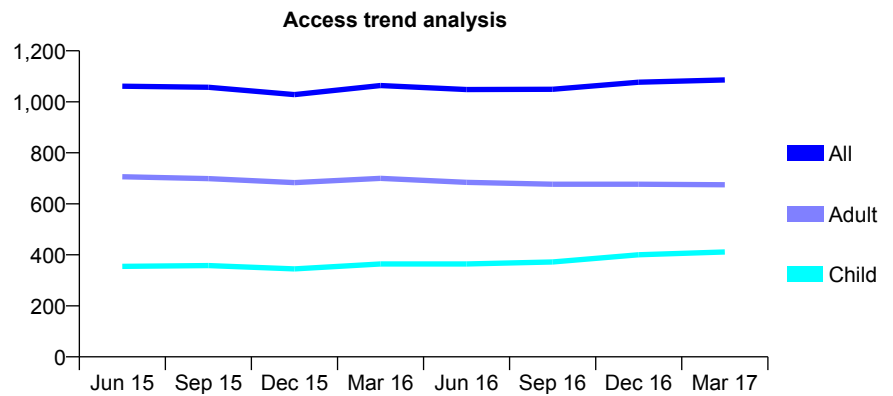
Q61 - Vital Signs At a Glance Contract Report for 250805/0004 - March 2017

Name or company name	MRS A CHAGGER
Contract type name	GDS Contract
Purpose of contract	General
Contract start date	01/02/2011
Contract end date	

16/17 Contracted general activity (UDA)	3,369
Carry forward general activity (UDA)	36
16/17 Contracted orthodontic activity (UOA)	0
Carry forward orthodontic activity (UOA)	0
Baseline contract value	£103,054.21

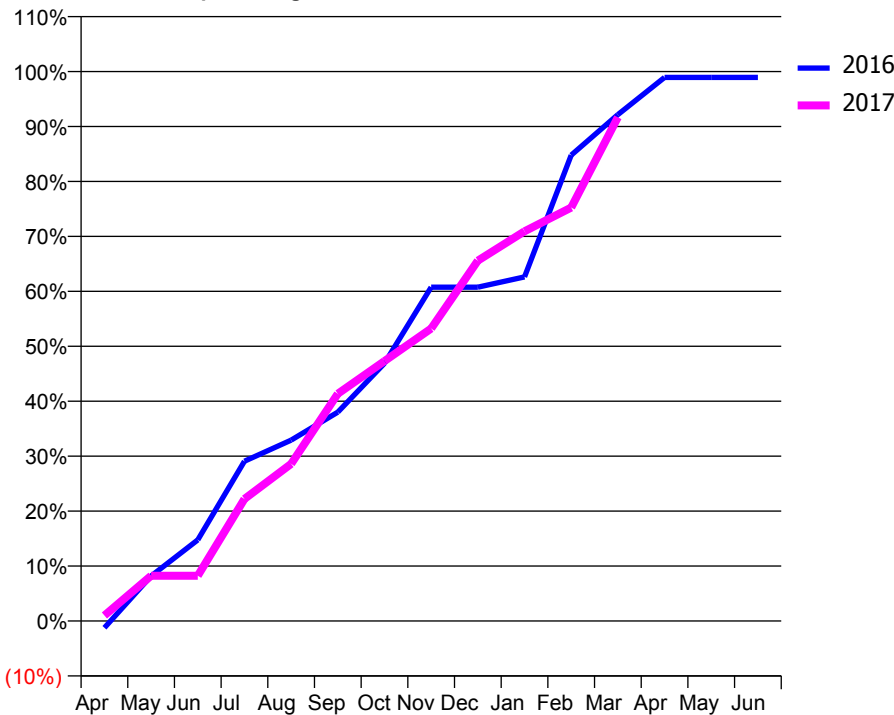
ACCESS*

Patients seen in 24 months	Total	Change since previous quarter
Quarter ending March 2016	1,064	
Quarter ending June 2016	1,048	↓
Quarter ending September 2016	1,049	→
Quarter ending December 2016	1,077	↑
Quarter ending March 2017	1,086	→
Variance since March 2016	2.1%	↑



ACTIVITY

Cumulative percentage of contracted UDA delivered 2016 & 2017



Month	Adjusted Scheduled Activity (UDA)	
	2016	2017
April	-42	34
May	276	278
June	497	278
July	980	749
August	1,109	964
September	1,281	1,394
October	1,580	1,594
November	2,047	1,794
December	2,047	2,210
January	2,110	2,389
February	2,856	2,535
March	3,105	3,089
April	3,333	
May	3,333	
June	3,333	

QUALITY

	Quantity	Base Number	Contract	AT	Region	England
% of FP17s for the same patient ID Re-attending within 3 months - Children	50	607	8.2%	11.2%	11.8%	12.3%
% of FP17s for the same patient ID Re-attending within 3 months - Adults	109	912	12.0%	16.3%	17.1%	16.7%
% of FP17s for the same patient ID Re-attending between 3 & 9 months - Children	330	607	54.4%	42.1%	46.5%	57.6%
% of FP17s for the same patient ID Re-attending between 3 & 9 months - Adults	542	912	59.4%	35.0%	37.6%	50.1%
% of FP17s for Band 1 Urgent Courses	78	1,425	5.5%	10.8%	10.7%	9.1%
% of FP17s Relating to Free Repair or Replacements	12	1,425	0.8%	0.5%	0.6%	0.8%
% of FP17s Relating to Continuations	5	1,425	0.4%	0.8%	0.9%	1.2%
% of Patients satisfied with the dentistry they have received	1	1	N/A	89.3%	90.4%	92.8%
% of Patients satisfied with the time they had to wait for an appointment	1	1	N/A	80.6%	83.7%	88.7%

* This is based on patients treated on this contract for their most recent course of treatment. Figures in italics indicate the base number of FP17s or Patient Questionnaire responses are less than 100. N/A is shown where the base number of responses is less than 10 during the period. % is calculated as Quantity/Base number*100

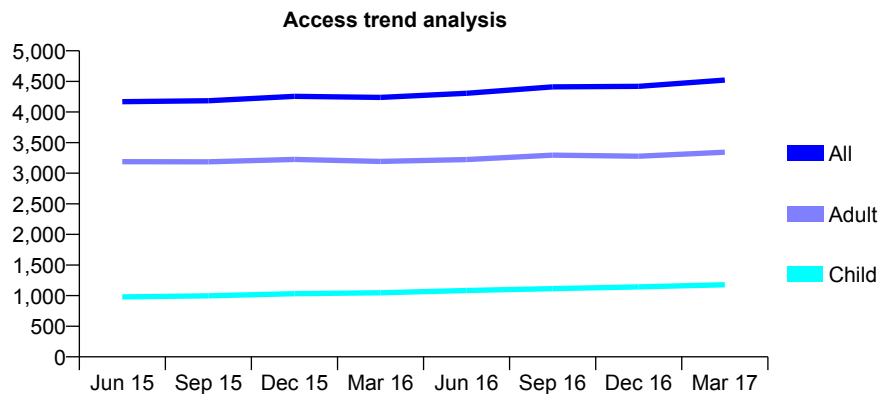
Q61 - Vital Signs At a Glance Contract Report for 251348/0001 - March 2017

Name or company name	MR A MOTAMEDARDAMEH
Contract type name	GDS Contract
Purpose of contract	General
Contract start date	01/04/2006
Contract end date	

16/17 Contracted general activity (UDA)	15,139
Carry forward general activity (UDA)	479
16/17 Contracted orthodontic activity (UOA)	0
Carry forward orthodontic activity (UOA)	0
Baseline contract value	£389,882.92

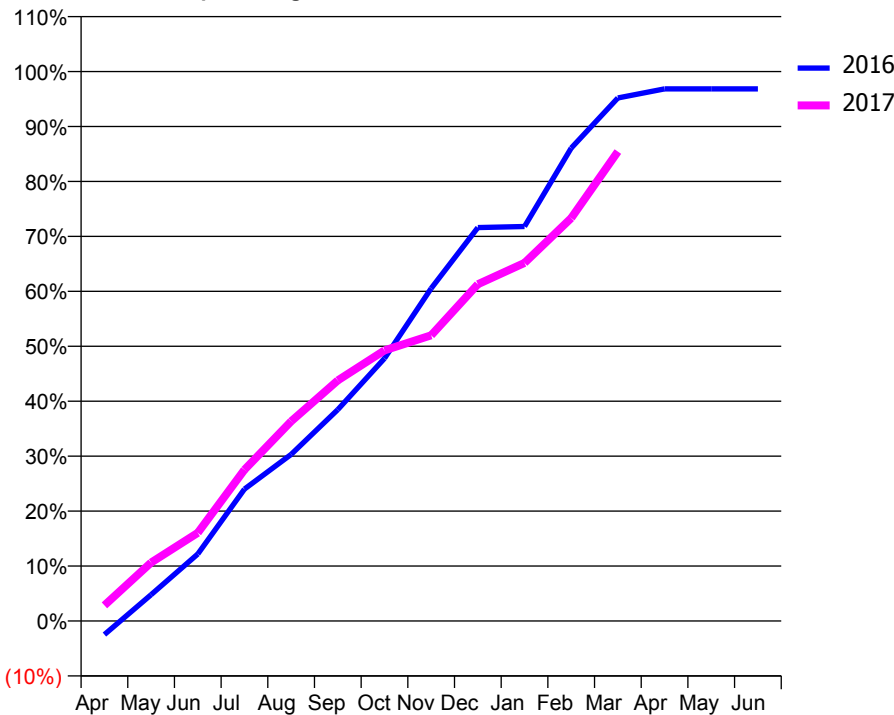
ACCESS*

Patients seen in 24 months	Total	Change since previous quarter
Quarter ending March 2016	4,238	
Quarter ending June 2016	4,307	→
Quarter ending September 2016	4,411	↑
Quarter ending December 2016	4,419	→
Quarter ending March 2017	4,521	↑
Variance since March 2016	6.7%	↑



ACTIVITY

Cumulative percentage of contracted UDA delivered 2016 & 2017



Month	Adjusted Scheduled Activity (UDA)	
	2016	2017
April	-376	430
May	725	1,611
June	1,847	2,432
July	3,634	4,167
August	4,590	5,503
September	5,823	6,629
October	7,236	7,454
November	9,165	7,873
December	10,840	9,278
January	10,869	9,867
February	13,031	11,102
March	14,411	12,935
April	14,660	
May	14,660	
June	14,660	

QUALITY

	Quantity	Base Number	Contract	AT	Region	England
% of FP17s for the same patient ID Re-attending within 3 months - Children	80	1,337	6.0%	11.2%	11.8%	12.3%
% of FP17s for the same patient ID Re-attending within 3 months - Adults	528	3,270	16.1%	16.3%	17.1%	16.7%
% of FP17s for the same patient ID Re-attending between 3 & 9 months - Children	482	1,337	36.1%	42.1%	46.5%	57.6%
% of FP17s for the same patient ID Re-attending between 3 & 9 months - Adults	919	3,270	28.1%	35.0%	37.6%	50.1%
% of FP17s for Band 1 Urgent Courses	676	4,556	14.8%	10.8%	10.7%	9.1%
% of FP17s Relating to Free Repair or Replacements	35	4,556	0.8%	0.5%	0.6%	0.8%
% of FP17s Relating to Continuations	9	4,556	0.2%	0.8%	0.9%	1.2%
% of Patients satisfied with the dentistry they have received	3	3	N/A	89.3%	90.4%	92.8%
% of Patients satisfied with the time they had to wait for an appointment	3	3	N/A	80.6%	83.7%	88.7%

* This is based on patients treated on this contract for their most recent course of treatment. Figures in italics indicate the base number of FP17s or Patient Questionnaire responses are less than 100. N/A is shown where the base number of responses is less than 10 during the period. % is calculated as Quantity/Base number*100

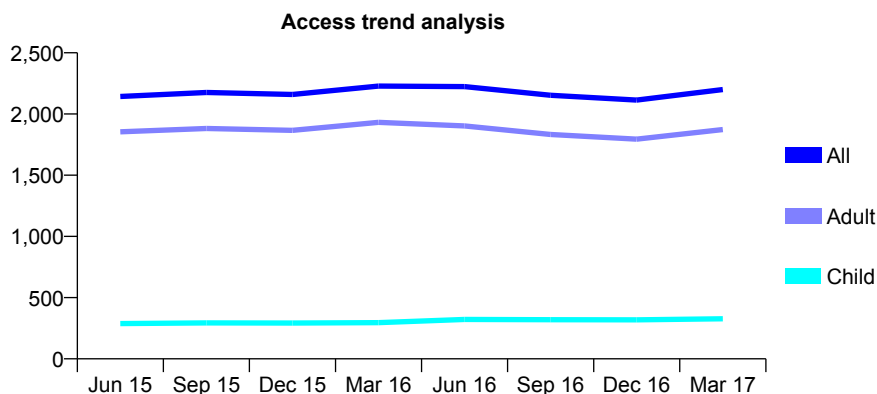
Q61 - Vital Signs At a Glance Contract Report for 256722/0001 - March 2017

Name or company name	MR S PATEL
Contract type name	GDS Contract
Purpose of contract	General
Contract start date	01/04/2006
Contract end date	

16/17 Contracted general activity (UDA)	4,834
Carry forward general activity (UDA)	208
16/17 Contracted orthodontic activity (UOA)	0
Carry forward orthodontic activity (UOA)	0
Baseline contract value	£170,640.96

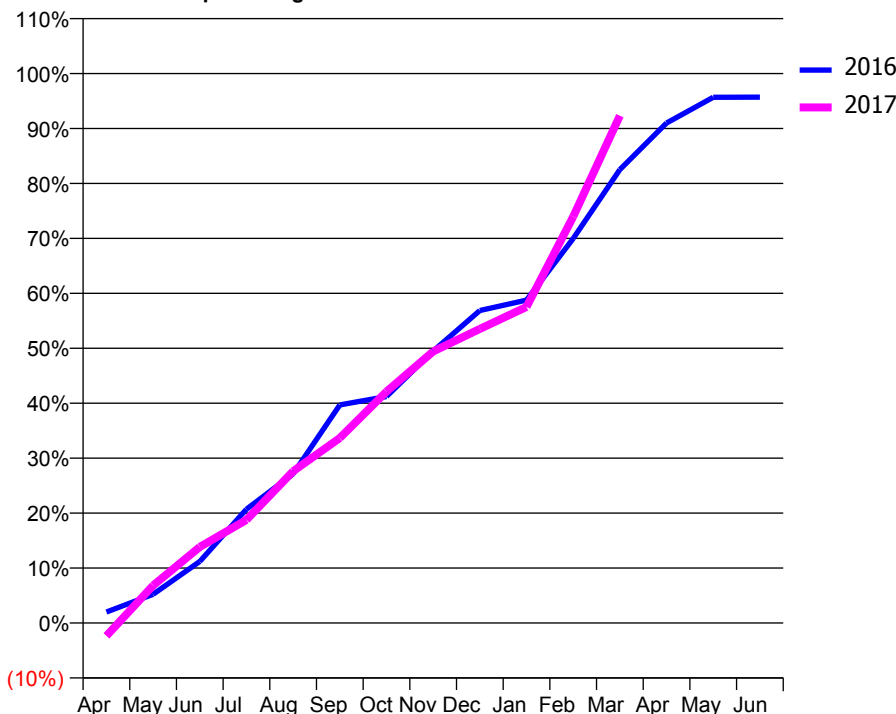
ACCESS*

Patients seen in 24 months	Total	Change since previous quarter
Quarter ending March 2016	2,228	
Quarter ending June 2016	2,224	→
Quarter ending September 2016	2,153	↓
Quarter ending December 2016	2,114	↓
Quarter ending March 2017	2,200	↑
Variance since March 2016	(1.3%)	↓



ACTIVITY

Cumulative percentage of contracted UDA delivered 2016 & 2017



Month	Adjusted Scheduled Activity (UDA)	
	2016	2017
April	97	-115
May	252	330
June	541	669
July	1,001	907
August	1,312	1,335
September	1,919	1,628
October	1,993	2,036
November	2,392	2,389
December	2,749	2,587
January	2,841	2,781
February	3,383	3,574
March	3,989	4,463
April	4,399	
May	4,625	
June	4,626	

QUALITY

	Quantity	Base Number	Contract	AT	Region	England
% of FP17s for the same patient ID Re-attending within 3 months - Children	31	503	6.2%	11.2%	11.8%	12.3%
% of FP17s for the same patient ID Re-attending within 3 months - Adults	165	1,936	8.5%	16.3%	17.1%	16.7%
% of FP17s for the same patient ID Re-attending between 3 & 9 months - Children	286	503	56.9%	42.1%	46.5%	57.6%
% of FP17s for the same patient ID Re-attending between 3 & 9 months - Adults	902	1,936	46.6%	35.0%	37.6%	50.1%
% of FP17s for Band 1 Urgent Courses	70	1,790	3.9%	10.8%	10.7%	9.1%
% of FP17s Relating to Free Repair or Replacements	12	1,790	0.7%	0.5%	0.6%	0.8%
% of FP17s Relating to Continuations	2	1,790	0.1%	0.8%	0.9%	1.2%
% of Patients satisfied with the dentistry they have received	0	0	N/A	89.3%	90.4%	92.8%
% of Patients satisfied with the time they had to wait for an appointment	0	0	N/A	80.6%	83.7%	88.7%

* This is based on patients treated on this contract for their most recent course of treatment. Figures in italics indicate the base number of FP17s or Patient Questionnaire responses are less than 100. N/A is shown where the base number of responses is less than 10 during the period. % is calculated as Quantity/Base number*100

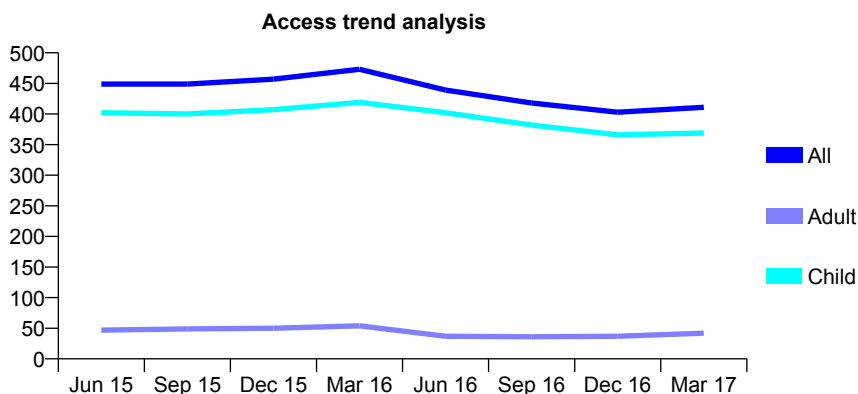
Q61 - Vital Signs At a Glance Contract Report for 256951/0001 - March 2017

Name or company name	MR I DAVIS
Contract type name	GDS Contract
Purpose of contract	General
Contract start date	01/04/2006
Contract end date	

16/17 Contracted general activity (UDA)	735
Carry forward general activity (UDA)	-4
16/17 Contracted orthodontic activity (UOA)	0
Carry forward orthodontic activity (UOA)	0
Baseline contract value	£17,432.67

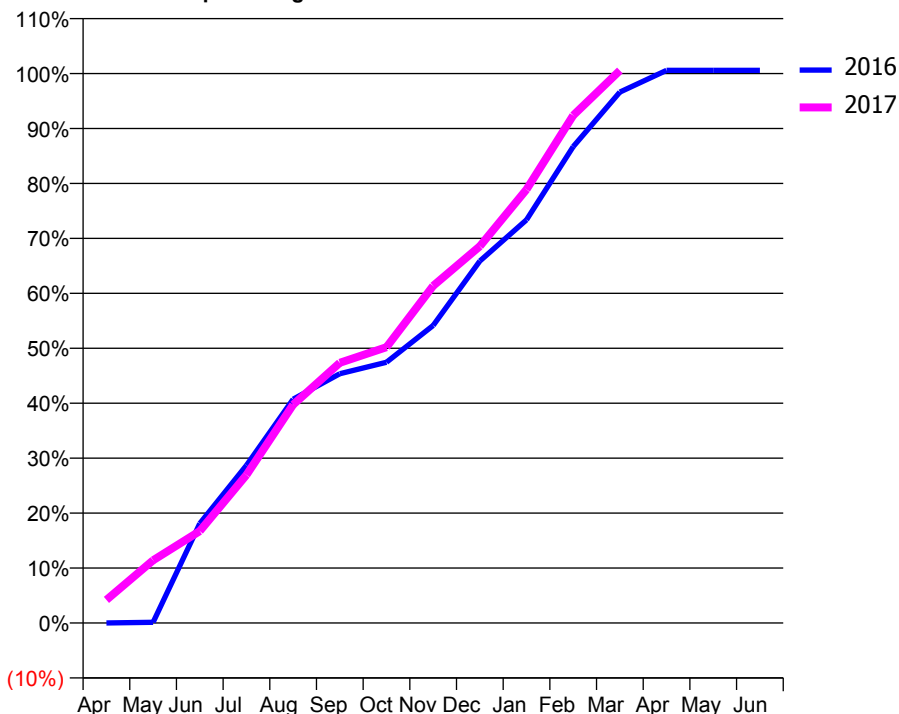
ACCESS*

Patients seen in 24 months	Total	Change since previous quarter
Quarter ending March 2016	473	
Quarter ending June 2016	439	↓
Quarter ending September 2016	418	↓
Quarter ending December 2016	403	↓
Quarter ending March 2017	411	→
Variance since March 2016	(13.1%)	↓



ACTIVITY

Cumulative percentage of contracted UDA delivered 2016 & 2017



Month	Adjusted Scheduled Activity (UDA)	
	2016	2017
April	0	31
May	1	84
June	133	123
July	211	198
August	299	292
September	333	348
October	349	369
November	398	451
December	484	504
January	539	580
February	637	679
March	710	739
April	739	
May	739	
June	739	

QUALITY

	Quantity	Base Number	Contract	AT	Region	England
% of FP17s for the same patient ID Re-attending within 3 months - Children	28	456	6.1%	11.2%	11.8%	12.3%
% of FP17s for the same patient ID Re-attending within 3 months - Adults	0	11	0.0%	16.3%	17.1%	16.7%
% of FP17s for the same patient ID Re-attending between 3 & 9 months - Children	215	456	47.1%	42.1%	46.5%	57.6%
% of FP17s for the same patient ID Re-attending between 3 & 9 months - Adults	3	11	27.3%	35.0%	37.6%	50.1%
% of FP17s for Band 1 Urgent Courses	0	449	0.0%	10.8%	10.7%	9.1%
% of FP17s Relating to Free Repair or Replacements	0	449	0.0%	0.5%	0.6%	0.8%
% of FP17s Relating to Continuations	1	449	0.2%	0.8%	0.9%	1.2%
% of Patients satisfied with the dentistry they have received	1	1	N/A	89.3%	90.4%	92.8%
% of Patients satisfied with the time they had to wait for an appointment	1	1	N/A	80.6%	83.7%	88.7%

* This is based on patients treated on this contract for their most recent course of treatment. Figures in italics indicate the base number of FP17s or Patient Questionnaire responses are less than 100. N/A is shown where the base number of responses is less than 10 during the period. % is calculated as Quantity/Base number*100

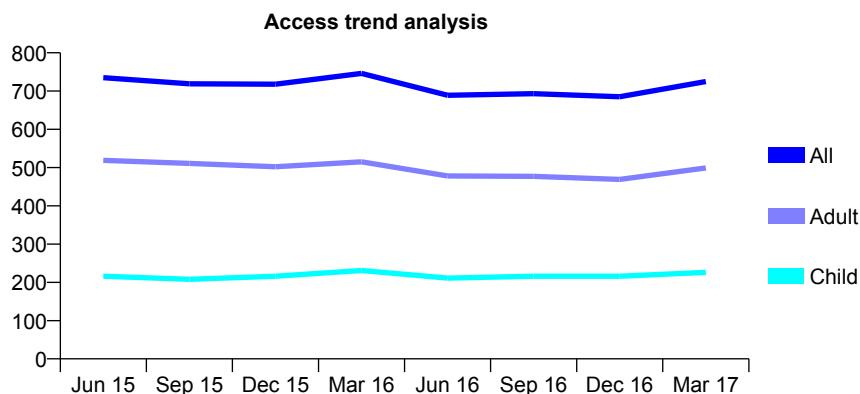
Q61 - Vital Signs At a Glance Contract Report for 258016/0001 - March 2017

Name or company name	MR L KHALILIBEGLOO
Contract type name	GDS Contract
Purpose of contract	General
Contract start date	01/04/2006
Contract end date	

16/17 Contracted general activity (UDA)	1,900
Carry forward general activity (UDA)	0
16/17 Contracted orthodontic activity (UOA)	0
Carry forward orthodontic activity (UOA)	0
Baseline contract value	£60,447.55

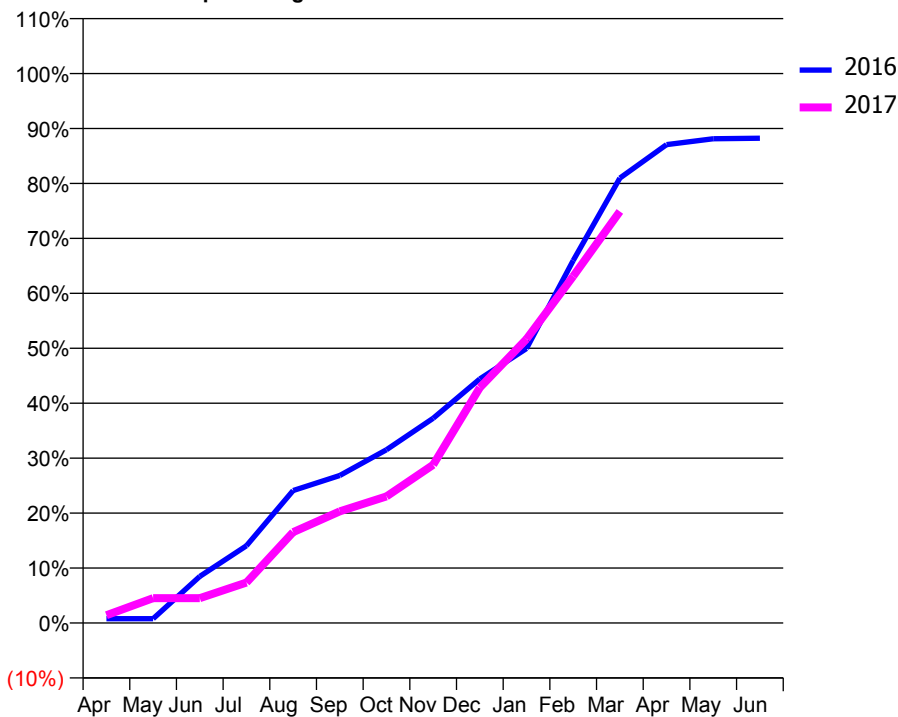
ACCESS*

Patients seen in 24 months	Total	Change since previous quarter
Quarter ending March 2016	746	
Quarter ending June 2016	689	↓
Quarter ending September 2016	693	→
Quarter ending December 2016	685	↓
Quarter ending March 2017	725	↑
Variance since March 2016	(2.8%)	↓



ACTIVITY

Cumulative percentage of contracted UDA delivered 2016 & 2017



Adjusted Scheduled Activity (UDA)

Month	2016	2017
April	15	27
May	15	86
June	161	86
July	267	140
August	458	314
September	510	386
October	599	438
November	708	547
December	844	814
January	949	982
February	1,253	1,199
March	1,538	1,423
April	1,654	
May	1,674	
June	1,676	

QUALITY

	Quantity	Base Number	Contract	AT	Region	England
% of FP17s for the same patient ID Re-attending within 3 months - Children	3	208	1.4%	11.2%	11.8%	12.3%
% of FP17s for the same patient ID Re-attending within 3 months - Adults	13	379	3.4%	16.3%	17.1%	16.7%
% of FP17s for the same patient ID Re-attending between 3 & 9 months - Children	72	208	34.6%	42.1%	46.5%	57.6%
% of FP17s for the same patient ID Re-attending between 3 & 9 months - Adults	99	379	26.1%	35.0%	37.6%	50.1%
% of FP17s for Band 1 Urgent Courses	0	553	0.0%	10.8%	10.7%	9.1%
% of FP17s Relating to Free Repair or Replacements	0	553	0.0%	0.5%	0.6%	0.8%
% of FP17s Relating to Continuations	2	553	0.4%	0.8%	0.9%	1.2%
% of Patients satisfied with the dentistry they have received	1	1	N/A	89.3%	90.4%	92.8%
% of Patients satisfied with the time they had to wait for an appointment	1	1	N/A	80.6%	83.7%	88.7%

* This is based on patients treated on this contract for their most recent course of treatment. Figures in italics indicate the base number of FP17s or Patient Questionnaire responses are less than 100. N/A is shown where the base number of responses is less than 10 during the period. % is calculated as Quantity/Base number*100

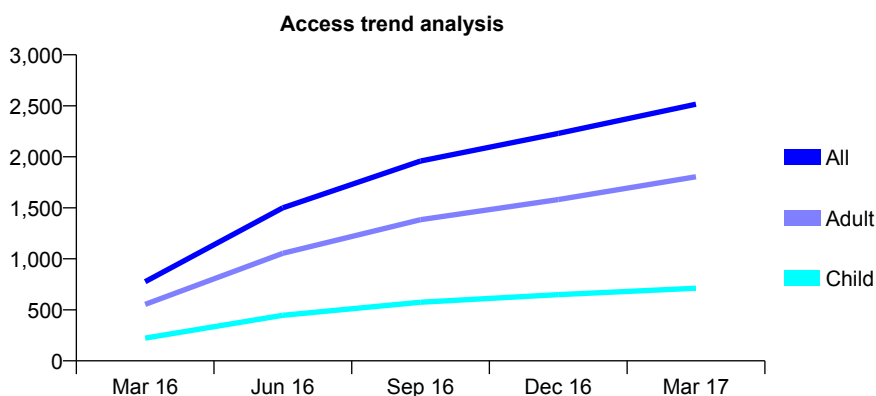
Q61 - Vital Signs At a Glance Contract Report for 269824/0001 - March 2017

Name or company name	MR A SHARMA
Contract type name	GDS Contract
Purpose of contract	General
Contract start date	01/01/2016
Contract end date	

16/17 Contracted general activity (UDA)	8,143
Carry forward general activity (UDA)	94
16/17 Contracted orthodontic activity (UOA)	0
Carry forward orthodontic activity (UOA)	0
Baseline contract value	£213,208.88

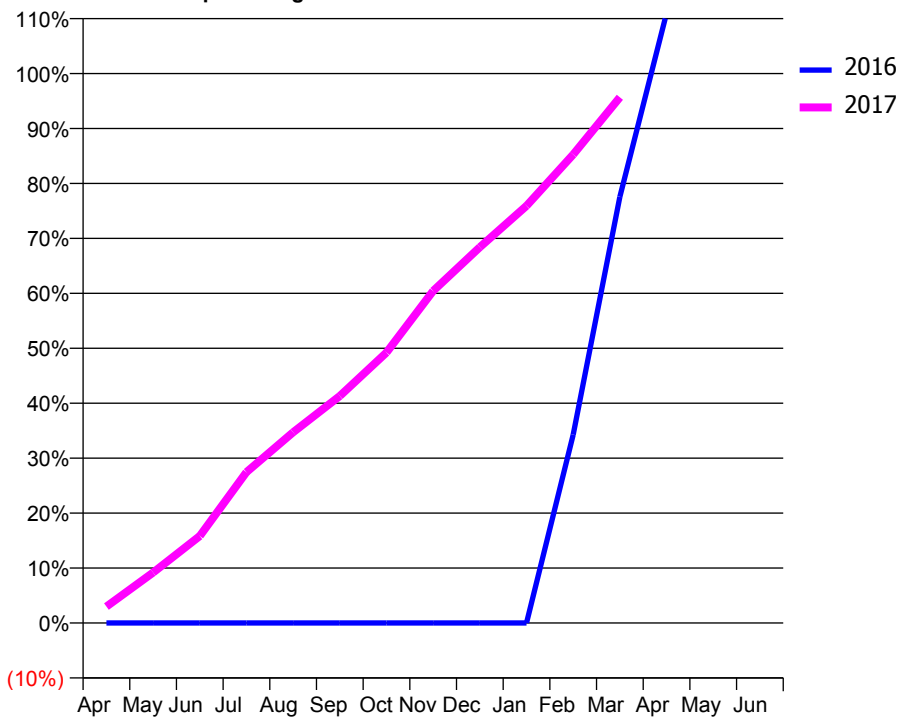
ACCESS*

Patients seen in 24 months	Total	Change since previous quarter
Quarter ending March 2016	776	
Quarter ending June 2016	1,500	↑
Quarter ending September 2016	1,959	↑
Quarter ending December 2016	2,230	↑
Quarter ending March 2017	2,516	↑
Variance since March 2016	224.2%	↑



ACTIVITY

Cumulative percentage of contracted UDA delivered 2016 & 2017



Month	Adjusted Scheduled Activity (UDA)	
	2016	2017
April	0	244
May	0	749
June	0	1,289
July	0	2,235
August	0	2,827
September	0	3,364
October	0	4,008
November	0	4,921
December	0	5,570
January	0	6,182
February	698	6,944
March	1,578	7,790
April	2,257	
May	2,269	
June	2,269	

QUALITY

	Quantity	Base Number	Contract	AT	Region	England
% of FP17s for the same patient ID Re-attending within 3 months - Children	71	1,093	6.5%	11.2%	11.8%	12.3%
% of FP17s for the same patient ID Re-attending within 3 months - Adults	347	2,770	12.5%	16.3%	17.1%	16.7%
% of FP17s for the same patient ID Re-attending between 3 & 9 months - Children	392	1,093	35.9%	42.1%	46.5%	57.6%
% of FP17s for the same patient ID Re-attending between 3 & 9 months - Adults	878	2,770	31.7%	35.0%	37.6%	50.1%
% of FP17s for Band 1 Urgent Courses	297	3,652	8.1%	10.8%	10.7%	9.1%
% of FP17s Relating to Free Repair or Replacements	25	3,652	0.7%	0.5%	0.6%	0.8%
% of FP17s Relating to Continuations	12	3,652	0.3%	0.8%	0.9%	1.2%
% of Patients satisfied with the dentistry they have received	3	4	N/A	89.3%	90.4%	92.8%
% of Patients satisfied with the time they had to wait for an appointment	4	4	N/A	80.6%	83.7%	88.7%

* This is based on patients treated on this contract for their most recent course of treatment. Figures in italics indicate the base number of FP17s or Patient Questionnaire responses are less than 100. N/A is shown where the base number of responses is less than 10 during the period. % is calculated as Quantity/Base number*100

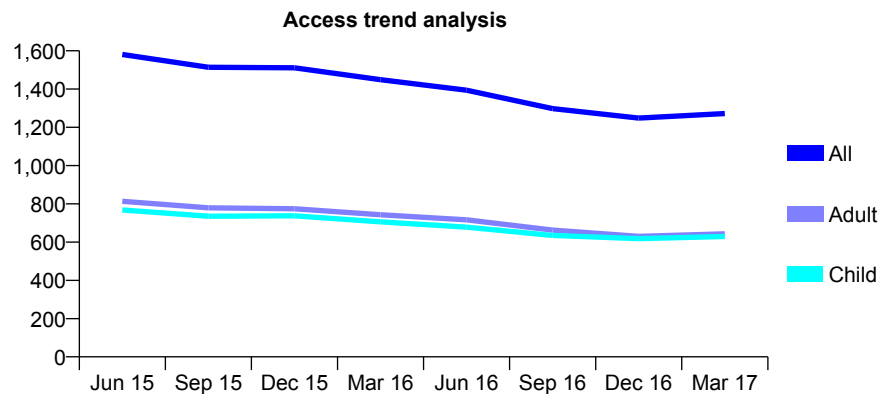
Q61 - Vital Signs At a Glance Contract Report for 270180/0001 - March 2017

Name or company name	MR SS SIHRA
Contract type name	GDS Contract
Purpose of contract	General
Contract start date	01/04/2006
Contract end date	

16/17 Contracted general activity (UDA)	4,009
Carry forward general activity (UDA)	20
16/17 Contracted orthodontic activity (UOA)	0
Carry forward orthodontic activity (UOA)	0
Baseline contract value	£128,460.74

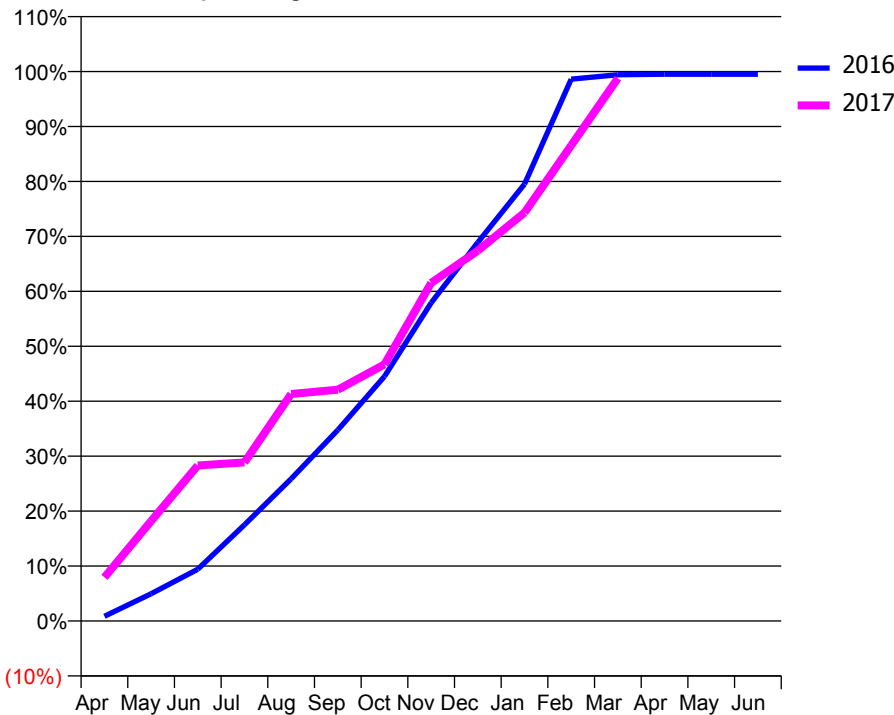
ACCESS*

Patients seen in 24 months	Total	Change since previous quarter
Quarter ending March 2016	1,449	
Quarter ending June 2016	1,394	↓
Quarter ending September 2016	1,298	↓
Quarter ending December 2016	1,248	↓
Quarter ending March 2017	1,272	→
Variance since March 2016	(12.2%)	↓



ACTIVITY

Cumulative percentage of contracted UDA delivered 2016 & 2017



Month	Adjusted Scheduled Activity (UDA)	
	2016	2017
April	35	319
May	199	730
June	378	1,135
July	702	1,157
August	1,037	1,656
September	1,394	1,687
October	1,784	1,873
November	2,321	2,467
December	2,762	2,702
January	3,188	2,980
February	3,953	3,470
March	3,985	3,960
April	3,989	
May	3,989	
June	3,989	

QUALITY

	Quantity	Base Number	Contract	AT	Region	England
% of FP17s for the same patient ID Re-attending within 3 months - Children	48	779	6.2%	11.2%	11.8%	12.3%
% of FP17s for the same patient ID Re-attending within 3 months - Adults	61	611	10.0%	16.3%	17.1%	16.7%
% of FP17s for the same patient ID Re-attending between 3 & 9 months - Children	420	779	53.9%	42.1%	46.5%	57.6%
% of FP17s for the same patient ID Re-attending between 3 & 9 months - Adults	257	611	42.1%	35.0%	37.6%	50.1%
% of FP17s for Band 1 Urgent Courses	64	1,386	4.6%	10.8%	10.7%	9.1%
% of FP17s Relating to Free Repair or Replacements	0	1,386	0.0%	0.5%	0.6%	0.8%
% of FP17s Relating to Continuations	22	1,386	1.6%	0.8%	0.9%	1.2%
% of Patients satisfied with the dentistry they have received	0	0	N/A	89.3%	90.4%	92.8%
% of Patients satisfied with the time they had to wait for an appointment	0	0	N/A	80.6%	83.7%	88.7%

* This is based on patients treated on this contract for their most recent course of treatment. Figures in italics indicate the base number of FP17s or Patient Questionnaire responses are less than 100. N/A is shown where the base number of responses is less than 10 during the period. % is calculated as Quantity/Base number*100

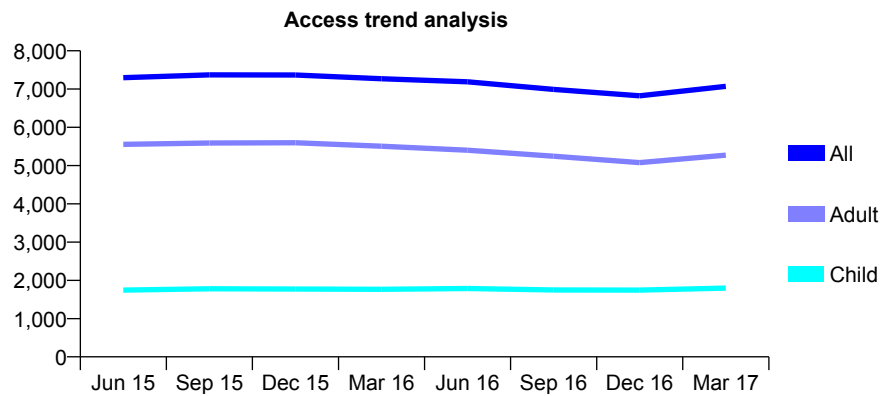
Q61 - Vital Signs At a Glance Contract Report for 277371/0001 - March 2017

Name or company name	MRS K SIVAGURUNATHAN
Contract type name	GDS Contract
Purpose of contract	General
Contract start date	01/04/2006
Contract end date	

16/17 Contracted general activity (UDA)	20,252
Carry forward general activity (UDA)	-73
16/17 Contracted orthodontic activity (UOA)	0
Carry forward orthodontic activity (UOA)	0
Baseline contract value	£520,178.78

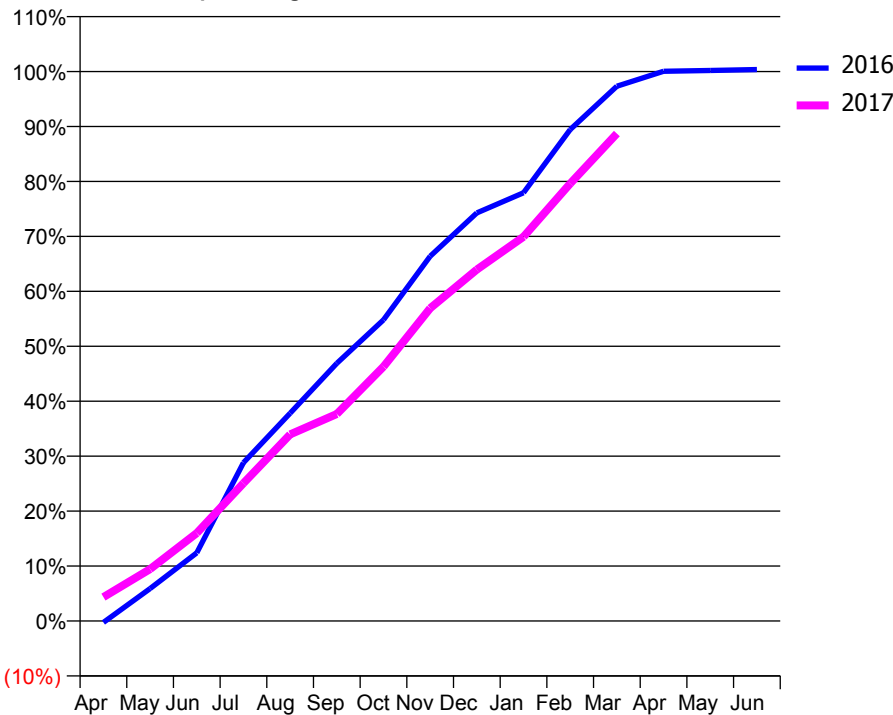
ACCESS*

Patients seen in 24 months	Total	Change since previous quarter
Quarter ending March 2016	7,271	
Quarter ending June 2016	7,189	↓
Quarter ending September 2016	6,992	↓
Quarter ending December 2016	6,822	↓
Quarter ending March 2017	7,070	↑
Variance since March 2016	(2.8%)	↓



ACTIVITY

Cumulative percentage of contracted UDA delivered 2016 & 2017



Month	Adjusted Scheduled Activity (UDA)	
	2016	2017
April	-59	884
May	1,195	1,912
June	2,516	3,241
July	5,837	5,079
August	7,661	6,876
September	9,496	7,631
October	11,099	9,374
November	13,442	11,528
December	15,041	12,950
January	15,785	14,162
February	18,111	16,123
March	19,710	17,964
April	20,259	
May	20,288	
June	20,325	

QUALITY

	Quantity	Base Number	Contract	AT	Region	England
% of FP17s for the same patient ID Re-attending within 3 months - Children	114	2,011	5.7%	11.2%	11.8%	12.3%
% of FP17s for the same patient ID Re-attending within 3 months - Adults	540	5,047	10.7%	16.3%	17.1%	16.7%
% of FP17s for the same patient ID Re-attending between 3 & 9 months - Children	758	2,011	37.7%	42.1%	46.5%	57.6%
% of FP17s for the same patient ID Re-attending between 3 & 9 months - Adults	1,546	5,047	30.6%	35.0%	37.6%	50.1%
% of FP17s for Band 1 Urgent Courses	563	6,794	8.3%	10.8%	10.7%	9.1%
% of FP17s Relating to Free Repair or Replacements	20	6,794	0.3%	0.5%	0.6%	0.8%
% of FP17s Relating to Continuations	46	6,794	0.7%	0.8%	0.9%	1.2%
% of Patients satisfied with the dentistry they have received	3	3	N/A	89.3%	90.4%	92.8%
% of Patients satisfied with the time they had to wait for an appointment	2	3	N/A	80.6%	83.7%	88.7%

* This is based on patients treated on this contract for their most recent course of treatment. Figures in italics indicate the base number of FP17s or Patient Questionnaire responses are less than 100. N/A is shown where the base number of responses is less than 10 during the period. % is calculated as Quantity/Base number*100

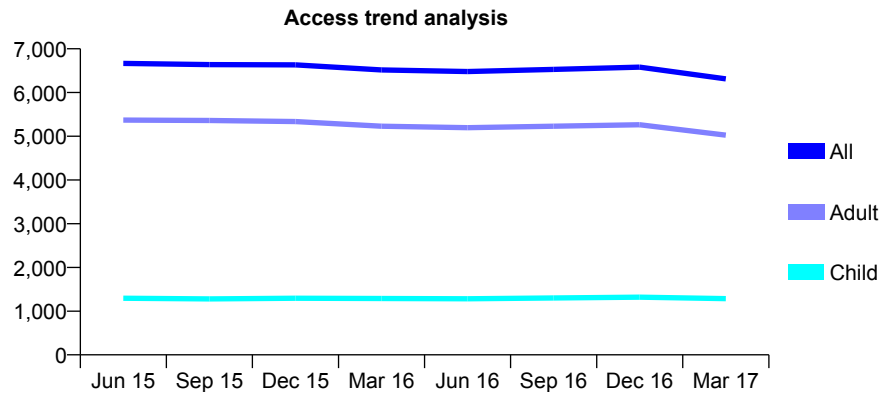
Q61 - Vital Signs At a Glance Contract Report for 277371/0002 - March 2017

Name or company name	MRS K SIVAGURUNATHAN
Contract type name	GDS Contract
Purpose of contract	General
Contract start date	01/11/2007
Contract end date	

16/17 Contracted general activity (UDA)	19,281
Carry forward general activity (UDA)	-207
16/17 Contracted orthodontic activity (UOA)	0
Carry forward orthodontic activity (UOA)	0
Baseline contract value	£544,409.79

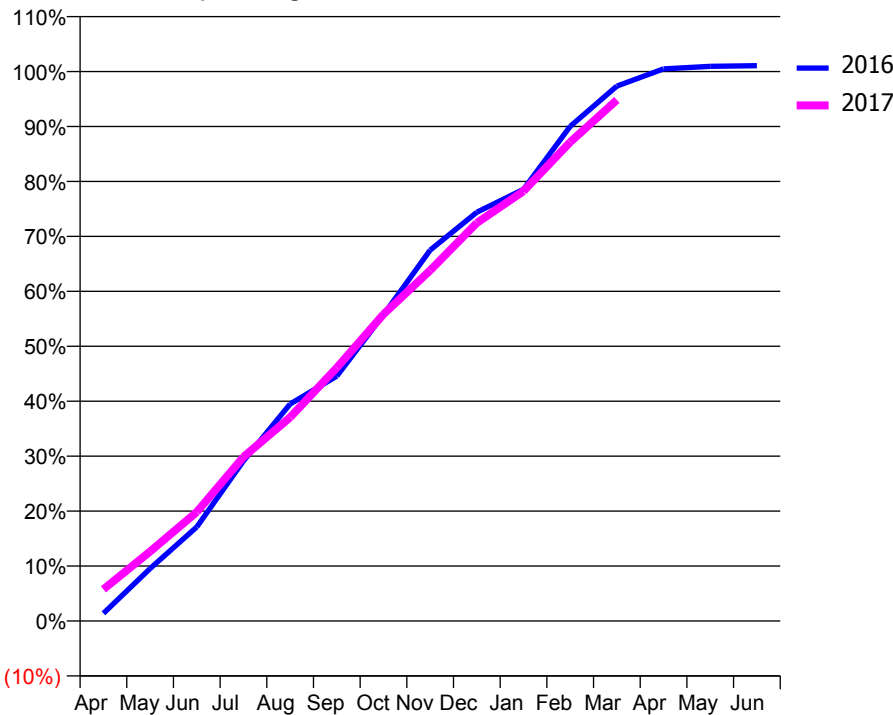
ACCESS*

Patients seen in 24 months	Total	Change since previous quarter
Quarter ending March 2016	6,516	
Quarter ending June 2016	6,479	→
Quarter ending September 2016	6,530	→
Quarter ending December 2016	6,581	→
Quarter ending March 2017	6,312	↓
Variance since March 2016	(3.1%)	↓



ACTIVITY

Cumulative percentage of contracted UDA delivered 2016 & 2017



Month	Adjusted Scheduled Activity (UDA)	
	2016	2017
April	269	1,111
May	1,842	2,438
June	3,299	3,823
July	5,618	5,756
August	7,613	7,146
September	8,591	8,887
October	10,744	10,764
November	13,016	12,304
December	14,343	13,970
January	15,150	15,082
February	17,358	16,803
March	18,769	18,284
April	19,374	
May	19,462	
June	19,488	

QUALITY

	Quantity	Base Number	Contract	AT	Region	England
% of FP17s for the same patient ID Re-attending within 3 months - Children	136	1,629	8.3%	11.2%	11.8%	12.3%
% of FP17s for the same patient ID Re-attending within 3 months - Adults	422	4,748	8.9%	16.3%	17.1%	16.7%
% of FP17s for the same patient ID Re-attending between 3 & 9 months - Children	730	1,629	44.8%	42.1%	46.5%	57.6%
% of FP17s for the same patient ID Re-attending between 3 & 9 months - Adults	1,540	4,748	32.4%	35.0%	37.6%	50.1%
% of FP17s for Band 1 Urgent Courses	110	6,141	1.8%	10.8%	10.7%	9.1%
% of FP17s Relating to Free Repair or Replacements	12	6,141	0.2%	0.5%	0.6%	0.8%
% of FP17s Relating to Continuations	9	6,141	0.1%	0.8%	0.9%	1.2%
% of Patients satisfied with the dentistry they have received	2	3	N/A	89.3%	90.4%	92.8%
% of Patients satisfied with the time they had to wait for an appointment	3	3	N/A	80.6%	83.7%	88.7%

* This is based on patients treated on this contract for their most recent course of treatment. Figures in italics indicate the base number of FP17s or Patient Questionnaire responses are less than 100. N/A is shown where the base number of responses is less than 10 during the period. % is calculated as Quantity/Base number*100

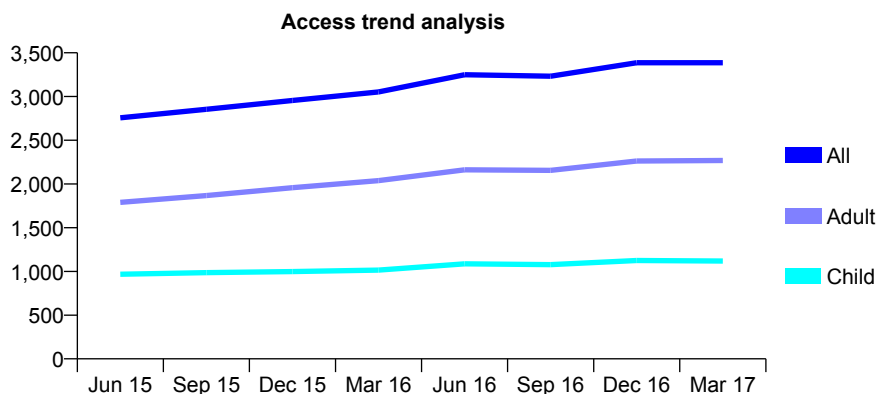
Q61 - Vital Signs At a Glance Contract Report for 277495/0001 - March 2017

Name or company name	DR A ALSAM
Contract type name	GDS Contract
Purpose of contract	General
Contract start date	01/04/2006
Contract end date	

16/17 Contracted general activity (UDA)	7,861
Carry forward general activity (UDA)	189
16/17 Contracted orthodontic activity (UOA)	0
Carry forward orthodontic activity (UOA)	0
Baseline contract value	£220,135.00

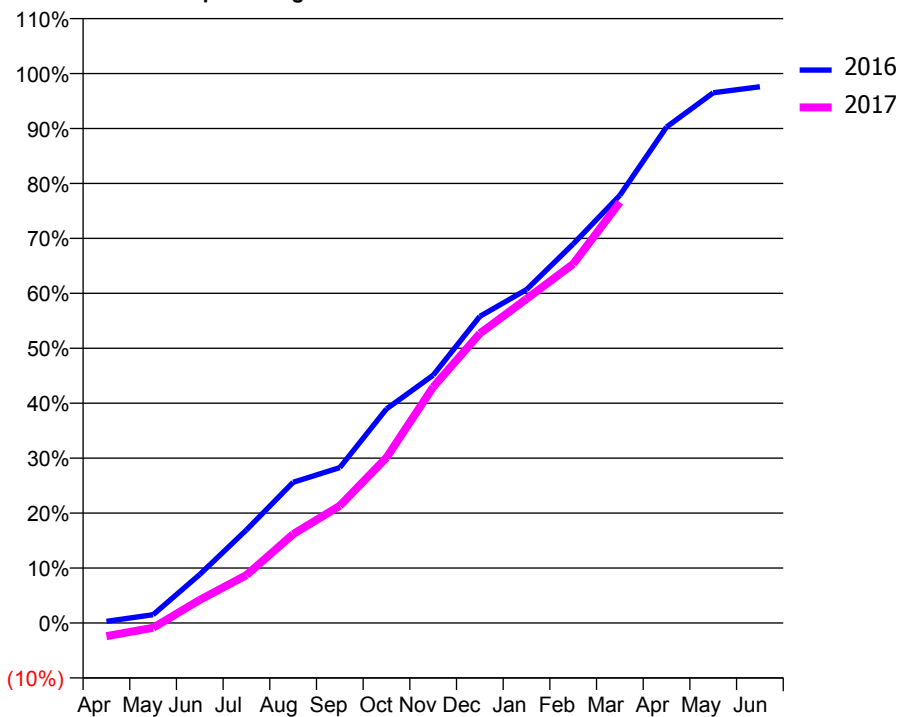
ACCESS*

Patients seen in 24 months	Total	Change since previous quarter
Quarter ending March 2016	3,053	
Quarter ending June 2016	3,249	↑
Quarter ending September 2016	3,233	→
Quarter ending December 2016	3,387	↑
Quarter ending March 2017	3,386	→
Variance since March 2016	10.9%	↑



ACTIVITY

Cumulative percentage of contracted UDA delivered 2016 & 2017



Month	Adjusted Scheduled Activity (UDA)	
	2016	2017
April	23	-189
May	120	-70
June	696	331
July	1,333	685
August	2,014	1,271
September	2,223	1,677
October	3,064	2,366
November	3,546	3,376
December	4,386	4,143
January	4,770	4,637
February	5,423	5,136
March	6,119	6,020
April	7,096	
May	7,585	
June	7,672	

QUALITY

	Quantity	Base Number	Contract	AT	Region	England
% of FP17s for the same patient ID Re-attending within 3 months - Children	61	1,115	5.5%	11.2%	11.8%	12.3%
% of FP17s for the same patient ID Re-attending within 3 months - Adults	131	1,885	6.9%	16.3%	17.1%	16.7%
% of FP17s for the same patient ID Re-attending between 3 & 9 months - Children	384	1,115	34.4%	42.1%	46.5%	57.6%
% of FP17s for the same patient ID Re-attending between 3 & 9 months - Adults	445	1,885	23.6%	35.0%	37.6%	50.1%
% of FP17s for Band 1 Urgent Courses	280	2,404	11.6%	10.8%	10.7%	9.1%
% of FP17s Relating to Free Repair or Replacements	0	2,404	0.0%	0.5%	0.6%	0.8%
% of FP17s Relating to Continuations	3	2,404	0.1%	0.8%	0.9%	1.2%
% of Patients satisfied with the dentistry they have received	2	2	N/A	89.3%	90.4%	92.8%
% of Patients satisfied with the time they had to wait for an appointment	2	2	N/A	80.6%	83.7%	88.7%

* This is based on patients treated on this contract for their most recent course of treatment. Figures in italics indicate the base number of FP17s or Patient Questionnaire responses are less than 100. N/A is shown where the base number of responses is less than 10 during the period. % is calculated as Quantity/Base number*100

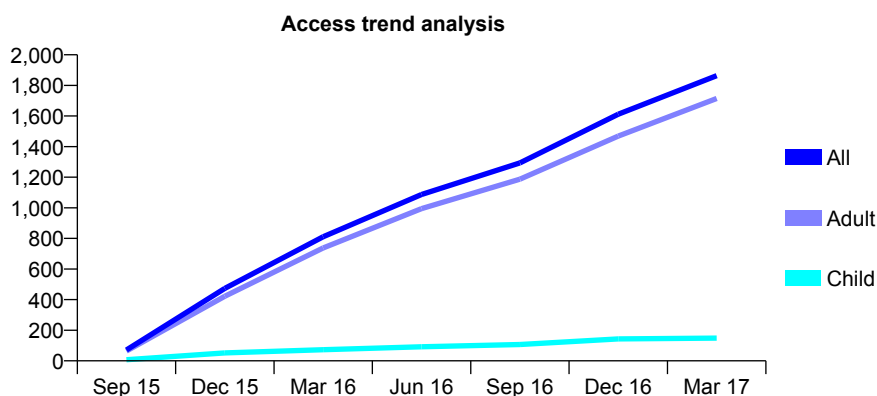
Q61 - Vital Signs At a Glance Contract Report for 285978/0002 - March 2017

Name or company name	MR A DEMETRIOU
Contract type name	GDS Contract
Purpose of contract	General
Contract start date	01/09/2015
Contract end date	

16/17 Contracted general activity (UDA)	6,809
Carry forward general activity (UDA)	0
16/17 Contracted orthodontic activity (UOA)	0
Carry forward orthodontic activity (UOA)	0
Baseline contract value	£149,211.09

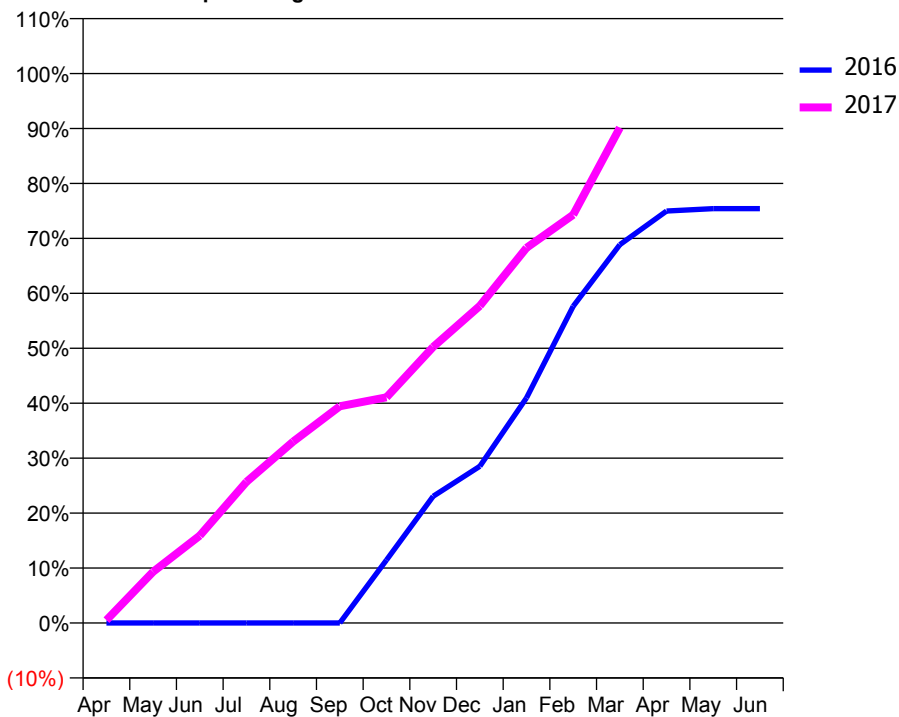
ACCESS*

Patients seen in 24 months	Total	Change since previous quarter
Quarter ending March 2016	811	
Quarter ending June 2016	1,087	↑
Quarter ending September 2016	1,294	↑
Quarter ending December 2016	1,612	↑
Quarter ending March 2017	1,864	↑
Variance since March 2016	129.8%	↑



ACTIVITY

Cumulative percentage of contracted UDA delivered 2016 & 2017



Month	Adjusted Scheduled Activity (UDA)	
	2016	2017
April	0	35
May	0	636
June	0	1,083
July	0	1,750
August	0	2,247
September	0	2,686
October	520	2,797
November	1,047	3,421
December	1,294	3,931
January	1,860	4,649
February	2,617	5,058
March	3,126	6,138
April	3,403	
May	3,423	
June	3,423	

QUALITY

	Quantity	Base Number	Contract	AT	Region	England
% of FP17s for the same patient ID Re-attending within 3 months - Children	8	149	5.4%	11.2%	11.8%	12.3%
% of FP17s for the same patient ID Re-attending within 3 months - Adults	186	1,824	10.2%	16.3%	17.1%	16.7%
% of FP17s for the same patient ID Re-attending between 3 & 9 months - Children	33	149	22.1%	42.1%	46.5%	57.6%
% of FP17s for the same patient ID Re-attending between 3 & 9 months - Adults	447	1,824	24.5%	35.0%	37.6%	50.1%
% of FP17s for Band 1 Urgent Courses	93	1,902	4.9%	10.8%	10.7%	9.1%
% of FP17s Relating to Free Repair or Replacements	33	1,902	1.7%	0.5%	0.6%	0.8%
% of FP17s Relating to Continuations	3	1,902	0.2%	0.8%	0.9%	1.2%
% of Patients satisfied with the dentistry they have received	13	15	86.7%	89.3%	90.4%	92.8%
% of Patients satisfied with the time they had to wait for an appointment	14	15	93.3%	80.6%	83.7%	88.7%

* This is based on patients treated on this contract for their most recent course of treatment. Figures in italics indicate the base number of FP17s or Patient Questionnaire responses are less than 100. N/A is shown where the base number of responses is less than 10 during the period. % is calculated as Quantity/Base number*100

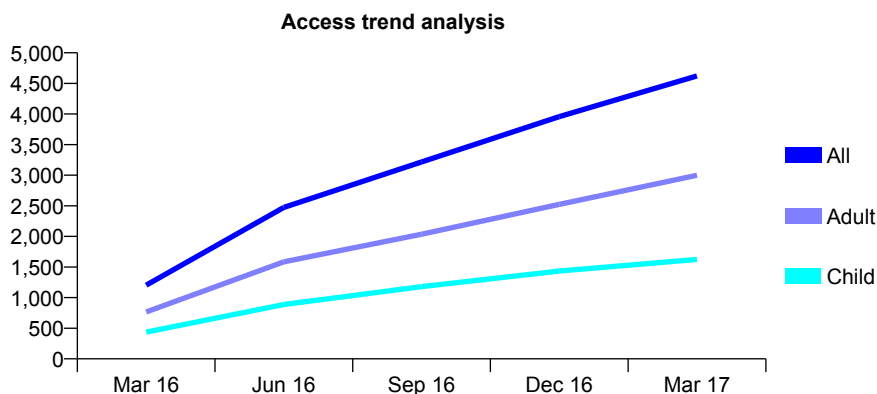
Q61 - Vital Signs At a Glance Contract Report for 299049/0001 - March 2017

Name or company name	MISS R SHAH
Contract type name	GDS Contract
Purpose of contract	General
Contract start date	01/01/2016
Contract end date	

16/17 Contracted general activity (UDA)	14,112
Carry forward general activity (UDA)	348
16/17 Contracted orthodontic activity (UOA)	0
Carry forward orthodontic activity (UOA)	0
Baseline contract value	£349,693.51

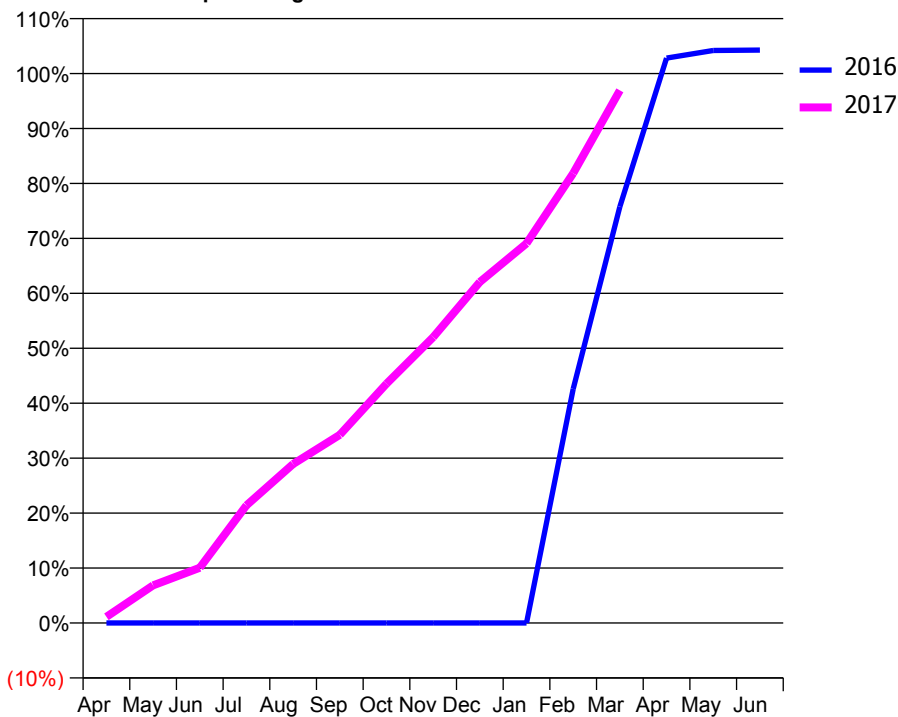
ACCESS*

Patients seen in 24 months	Total	Change since previous quarter
Quarter ending March 2016	1,203	
Quarter ending June 2016	2,474	↑
Quarter ending September 2016	3,216	↑
Quarter ending December 2016	3,957	↑
Quarter ending March 2017	4,623	↑
Variance since March 2016	284.3%	↑



ACTIVITY

Cumulative percentage of contracted UDA delivered 2016 & 2017



Month	Adjusted Scheduled Activity (UDA)	
	2016	2017
April	0	160
May	0	966
June	0	1,420
July	0	3,022
August	0	4,083
September	0	4,833
October	0	6,147
November	0	7,340
December	0	8,759
January	0	9,750
February	1,503	11,550
March	2,673	13,679
April	3,627	
May	3,676	
June	3,678	

QUALITY

	Quantity	Base Number	Contract	AT	Region	England
% of FP17s for the same patient ID Re-attending within 3 months - Children	125	2,377	5.3%	11.2%	11.8%	12.3%
% of FP17s for the same patient ID Re-attending within 3 months - Adults	321	4,173	7.7%	16.3%	17.1%	16.7%
% of FP17s for the same patient ID Re-attending between 3 & 9 months - Children	797	2,377	33.5%	42.1%	46.5%	57.6%
% of FP17s for the same patient ID Re-attending between 3 & 9 months - Adults	1,394	4,173	33.4%	35.0%	37.6%	50.1%
% of FP17s for Band 1 Urgent Courses	353	6,153	5.7%	10.8%	10.7%	9.1%
% of FP17s Relating to Free Repair or Replacements	58	6,153	0.9%	0.5%	0.6%	0.8%
% of FP17s Relating to Continuations	9	6,153	0.1%	0.8%	0.9%	1.2%
% of Patients satisfied with the dentistry they have received	13	14	92.9%	89.3%	90.4%	92.8%
% of Patients satisfied with the time they had to wait for an appointment	11	14	78.6%	80.6%	83.7%	88.7%

* This is based on patients treated on this contract for their most recent course of treatment. Figures in italics indicate the base number of FP17s or Patient Questionnaire responses are less than 100. N/A is shown where the base number of responses is less than 10 during the period. % is calculated as Quantity/Base number*100

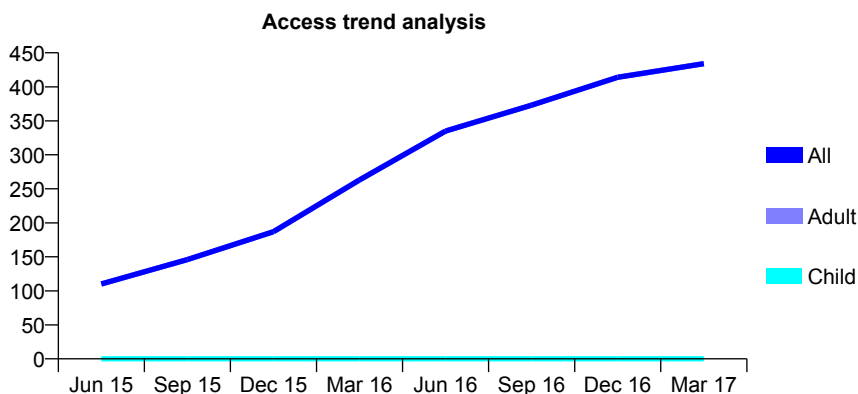
Q61 - Vital Signs At a Glance Contract Report for 302139/0003 - March 2017

Name or company name	MR VA PATEL
Contract type name	PDS Contract
Purpose of contract	General
Contract start date	01/04/2014
Contract end date	30/11/2017

16/17 Contracted general activity (UDA)	900
Carry forward general activity (UDA)	-18
16/17 Contracted orthodontic activity (UOA)	0
Carry forward orthodontic activity (UOA)	0
Baseline contract value	£46,656.98

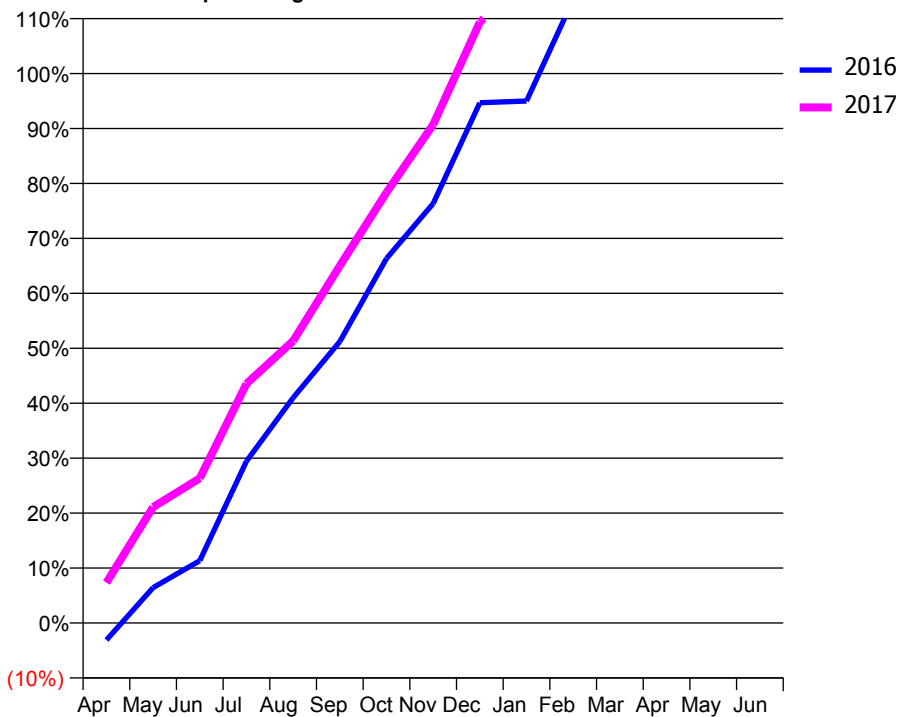
ACCESS*

Patients seen in 24 months	Total	Change since previous quarter
Quarter ending March 2016	263	
Quarter ending June 2016	335	↑
Quarter ending September 2016	373	↑
Quarter ending December 2016	414	↑
Quarter ending March 2017	434	↑
Variance since March 2016	65.0%	↑



ACTIVITY

Cumulative percentage of contracted UDA delivered 2016 & 2017



Month	Adjusted Scheduled Activity (UDA)	
	2016	2017
April	-28	66
May	58	190
June	102	237
July	265	392
August	369	462
September	461	585
October	597	705
November	687	816
December	852	984
January	855	1,054
February	1,020	1,151
March	1,100	1,190
April	1,122	
May	1,122	
June	1,122	

QUALITY

	Quantity	Base Number	Contract	AT	Region	England
% of FP17s for the same patient ID Re-attending within 3 months - Children	0	1	0.0%	11.2%	11.8%	12.3%
% of FP17s for the same patient ID Re-attending within 3 months - Adults	12	411	2.9%	16.3%	17.1%	16.7%
% of FP17s for the same patient ID Re-attending between 3 & 9 months - Children	0	1	0.0%	42.1%	46.5%	57.6%
% of FP17s for the same patient ID Re-attending between 3 & 9 months - Adults	0	411	0.0%	35.0%	37.6%	50.1%
% of FP17s for Band 1 Urgent Courses	1	400	0.3%	10.8%	10.7%	9.1%
% of FP17s Relating to Free Repair or Replacements	0	400	0.0%	0.5%	0.6%	0.8%
% of FP17s Relating to Continuations	0	400	0.0%	0.8%	0.9%	1.2%
% of Patients satisfied with the dentistry they have received	0	0	N/A	89.3%	90.4%	92.8%
% of Patients satisfied with the time they had to wait for an appointment	0	0	N/A	80.6%	83.7%	88.7%

* This is based on patients treated on this contract for their most recent course of treatment. Figures in italics indicate the base number of FP17s or Patient Questionnaire responses are less than 100. N/A is shown where the base number of responses is less than 10 during the period. % is calculated as Quantity/Base number*100

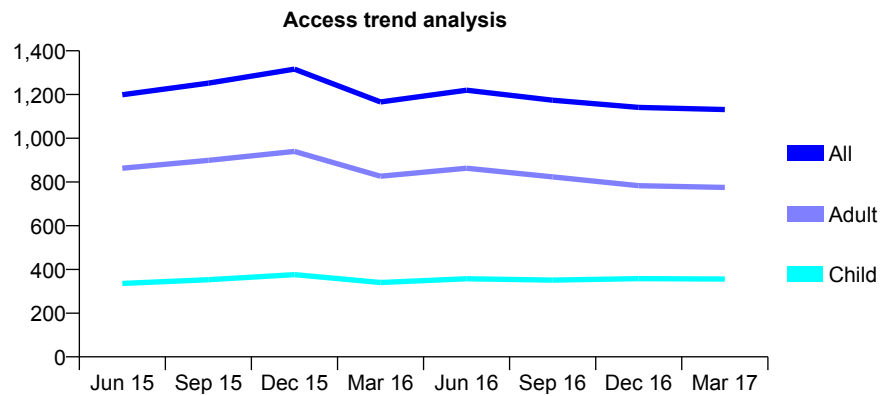
Q61 - Vital Signs At a Glance Contract Report for 305286/0001 - March 2017

Name or company name	MR S LEIGH
Contract type name	GDS Contract
Purpose of contract	General
Contract start date	01/04/2006
Contract end date	

16/17 Contracted general activity (UDA)	3,000
Carry forward general activity (UDA)	-60
16/17 Contracted orthodontic activity (UOA)	0
Carry forward orthodontic activity (UOA)	0
Baseline contract value	£84,609.31

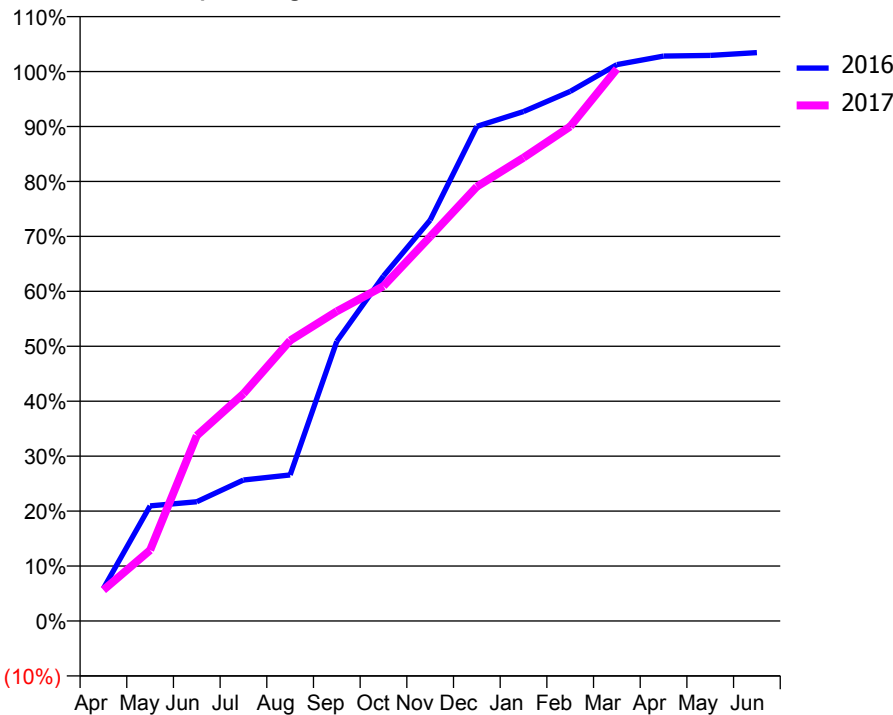
ACCESS*

Patients seen in 24 months	Total	Change since previous quarter
Quarter ending March 2016	1,166	
Quarter ending June 2016	1,220	↑
Quarter ending September 2016	1,174	↓
Quarter ending December 2016	1,141	↓
Quarter ending March 2017	1,131	→
Variance since March 2016	(3.0%)	↓



ACTIVITY

Cumulative percentage of contracted UDA delivered 2016 & 2017



Month	Adjusted Scheduled Activity (UDA)	
	2016	2017
April	178	170
May	629	387
June	651	1,013
July	770	1,241
August	798	1,531
September	1,527	1,691
October	1,884	1,828
November	2,188	2,098
December	2,700	2,372
January	2,781	2,529
February	2,891	2,700
March	3,038	3,014
April	3,084	
May	3,088	
June	3,103	

QUALITY

	Quantity	Base Number	Contract	AT	Region	England
% of FP17s for the same patient ID Re-attending within 3 months - Children	28	458	6.1%	11.2%	11.8%	12.3%
% of FP17s for the same patient ID Re-attending within 3 months - Adults	120	833	14.4%	16.3%	17.1%	16.7%
% of FP17s for the same patient ID Re-attending between 3 & 9 months - Children	181	458	39.5%	42.1%	46.5%	57.6%
% of FP17s for the same patient ID Re-attending between 3 & 9 months - Adults	305	833	36.6%	35.0%	37.6%	50.1%
% of FP17s for Band 1 Urgent Courses	173	1,261	13.7%	10.8%	10.7%	9.1%
% of FP17s Relating to Free Repair or Replacements	1	1,261	0.1%	0.5%	0.6%	0.8%
% of FP17s Relating to Continuations	0	1,261	0.0%	0.8%	0.9%	1.2%
% of Patients satisfied with the dentistry they have received	0	0	N/A	89.3%	90.4%	92.8%
% of Patients satisfied with the time they had to wait for an appointment	0	0	N/A	80.6%	83.7%	88.7%

* This is based on patients treated on this contract for their most recent course of treatment. Figures in italics indicate the base number of FP17s or Patient Questionnaire responses are less than 100. N/A is shown where the base number of responses is less than 10 during the period. % is calculated as Quantity/Base number*100

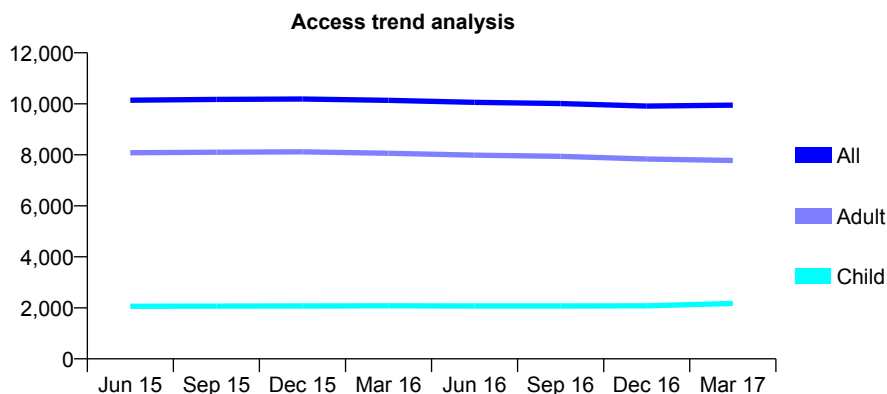
Q61 - Vital Signs At a Glance Contract Report for 306711/0001 - March 2017

Name or company name	Raydens Dental Surgery
Contract type name	GDS Contract
Purpose of contract	General
Contract start date	01/04/2006
Contract end date	

16/17 Contracted general activity (UDA)	25,759
Carry forward general activity (UDA)	0
16/17 Contracted orthodontic activity (UOA)	0
Carry forward orthodontic activity (UOA)	0
Baseline contract value	£586,121.07

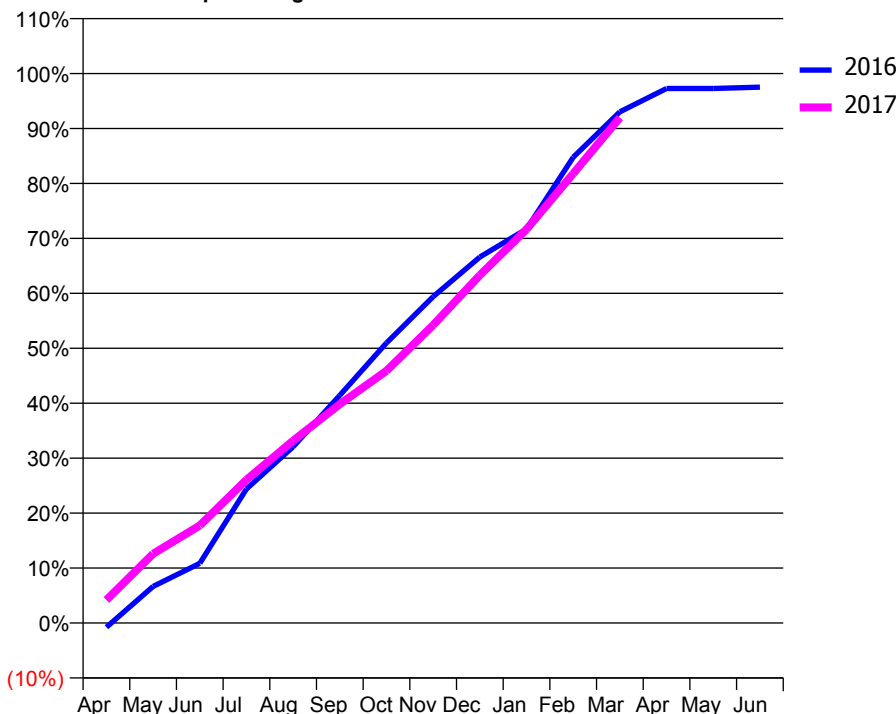
ACCESS*

Patients seen in 24 months	Total	Change since previous quarter
Quarter ending March 2016	10,137	
Quarter ending June 2016	10,058	→
Quarter ending September 2016	10,009	→
Quarter ending December 2016	9,911	→
Quarter ending March 2017	9,948	→
Variance since March 2016	(1.9%)	↓



ACTIVITY

Cumulative percentage of contracted UDA delivered 2016 & 2017



Month	2016	2017
April	-202	1,081
May	1,714	3,249
June	2,797	4,571
July	6,286	6,718
August	8,262	8,548
September	10,675	10,262
October	13,133	11,821
November	15,300	13,965
December	17,153	16,306
January	18,470	18,454
February	21,834	21,072
March	23,961	23,693
April	25,055	
May	25,057	
June	25,122	

QUALITY

	Quantity	Base Number	Contract	AT	Region	England
% of FP17s for the same patient ID Re-attending within 3 months - Children	197	2,565	7.7%	11.2%	11.8%	12.3%
% of FP17s for the same patient ID Re-attending within 3 months - Adults	1,400	9,099	15.4%	16.3%	17.1%	16.7%
% of FP17s for the same patient ID Re-attending between 3 & 9 months - Children	708	2,565	27.6%	42.1%	46.5%	57.6%
% of FP17s for the same patient ID Re-attending between 3 & 9 months - Adults	2,487	9,099	27.3%	35.0%	37.6%	50.1%
% of FP17s for Band 1 Urgent Courses	1,272	11,095	11.5%	10.8%	10.7%	9.1%
% of FP17s Relating to Free Repair or Replacements	197	11,095	1.8%	0.5%	0.6%	0.8%
% of FP17s Relating to Continuations	159	11,095	1.4%	0.8%	0.9%	1.2%
% of Patients satisfied with the dentistry they have received	16	16	100.0%	89.3%	90.4%	92.8%
% of Patients satisfied with the time they had to wait for an appointment	14	16	87.5%	80.6%	83.7%	88.7%

* This is based on patients treated on this contract for their most recent course of treatment. Figures in italics indicate the base number of FP17s or Patient Questionnaire responses are less than 100. N/A is shown where the base number of responses is less than 10 during the period. % is calculated as Quantity/Base number*100

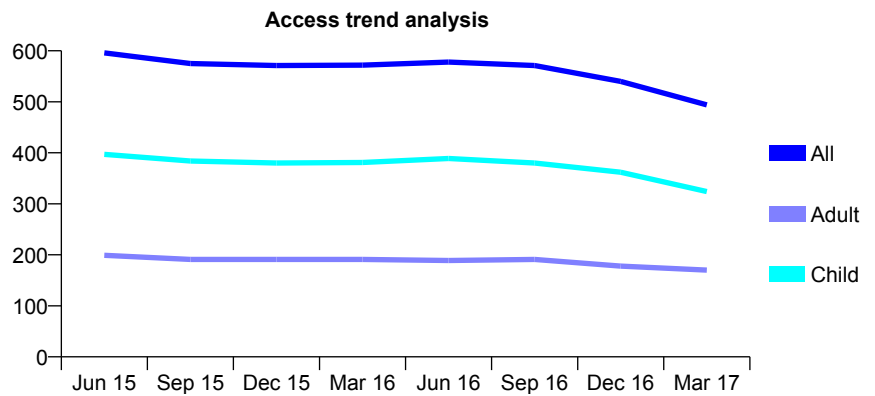
Q61 - Vital Signs At a Glance Contract Report for 307386/0001 - March 2017

Name or company name	Meeson Family Dental Practice
Contract type name	GDS Contract
Purpose of contract	General
Contract start date	01/04/2006
Contract end date	

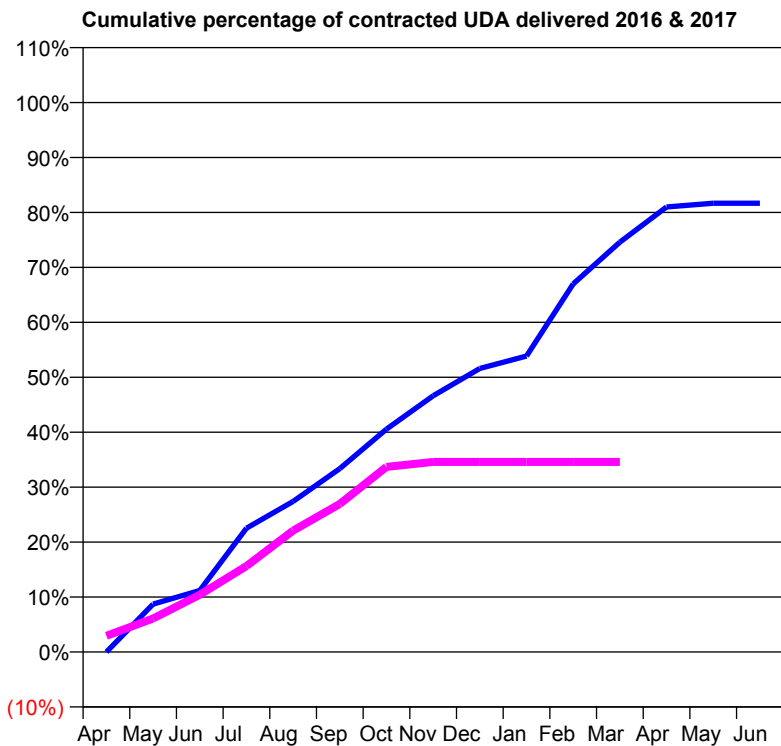
16/17 Contracted general activity (UDA)	1,900
Carry forward general activity (UDA)	0
16/17 Contracted orthodontic activity (UOA)	0
Carry forward orthodontic activity (UOA)	0
Baseline contract value	£39,380.90

ACCESS*

Patients seen in 24 months	Total	Change since previous quarter
Quarter ending March 2016	572	
Quarter ending June 2016	578	→
Quarter ending September 2016	571	↓
Quarter ending December 2016	540	↓
Quarter ending March 2017	494	↓
Variance since March 2016	(13.6%)	↓



ACTIVITY



Month	Adjusted Scheduled Activity (UDA)	
	2016	2017
April	0	56
May	166	116
June	213	198
July	428	297
August	521	420
September	634	512
October	771	640
November	886	657
December	980	657
January	1,023	657
February	1,273	657
March	1,417	657
April	1,539	
May	1,552	
June	1,552	

QUALITY

	Quantity	Base Number	Contract	AT	Region	England
% of FP17s for the same patient ID Re-attending within 3 months - Children	9	270	3.3%	11.2%	11.8%	12.3%
% of FP17s for the same patient ID Re-attending within 3 months - Adults	13	105	12.4%	16.3%	17.1%	16.7%
% of FP17s for the same patient ID Re-attending between 3 & 9 months - Children	129	270	47.8%	42.1%	46.5%	57.6%
% of FP17s for the same patient ID Re-attending between 3 & 9 months - Adults	51	105	48.6%	35.0%	37.6%	50.1%
% of FP17s for Band 1 Urgent Courses	7	320	2.2%	10.8%	10.7%	9.1%
% of FP17s Relating to Free Repair or Replacements	0	320	0.0%	0.5%	0.6%	0.8%
% of FP17s Relating to Continuations	0	320	0.0%	0.8%	0.9%	1.2%
% of Patients satisfied with the dentistry they have received	1	1	N/A	89.3%	90.4%	92.8%
% of Patients satisfied with the time they had to wait for an appointment	1	1	N/A	80.6%	83.7%	88.7%

* This is based on patients treated on this contract for their most recent course of treatment. Figures in italics indicate the base number of FP17s or Patient Questionnaire responses are less than 100. N/A is shown where the base number of responses is less than 10 during the period. % is calculated as Quantity/Base number*100

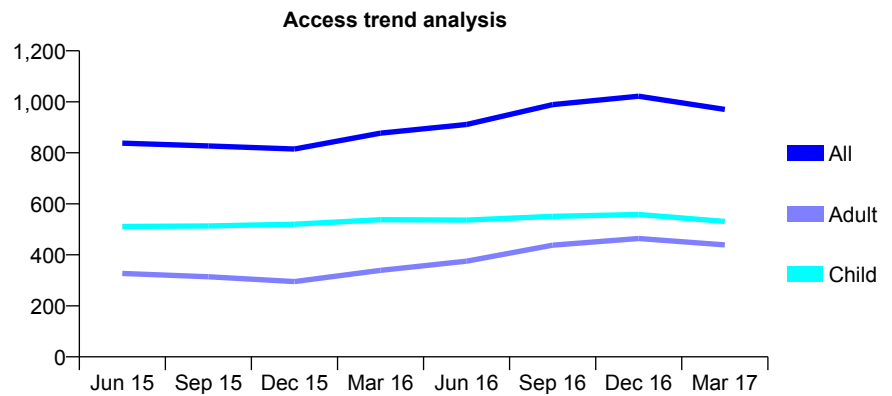
Q61 - Vital Signs At a Glance Contract Report for 308536/0001 - March 2017

Name or company name	MR AR ROSS
Contract type name	GDS Contract
Purpose of contract	General
Contract start date	01/04/2006
Contract end date	

16/17 Contracted general activity (UDA)	1,393
Carry forward general activity (UDA)	16
16/17 Contracted orthodontic activity (UOA)	0
Carry forward orthodontic activity (UOA)	0
Baseline contract value	£28,938.33

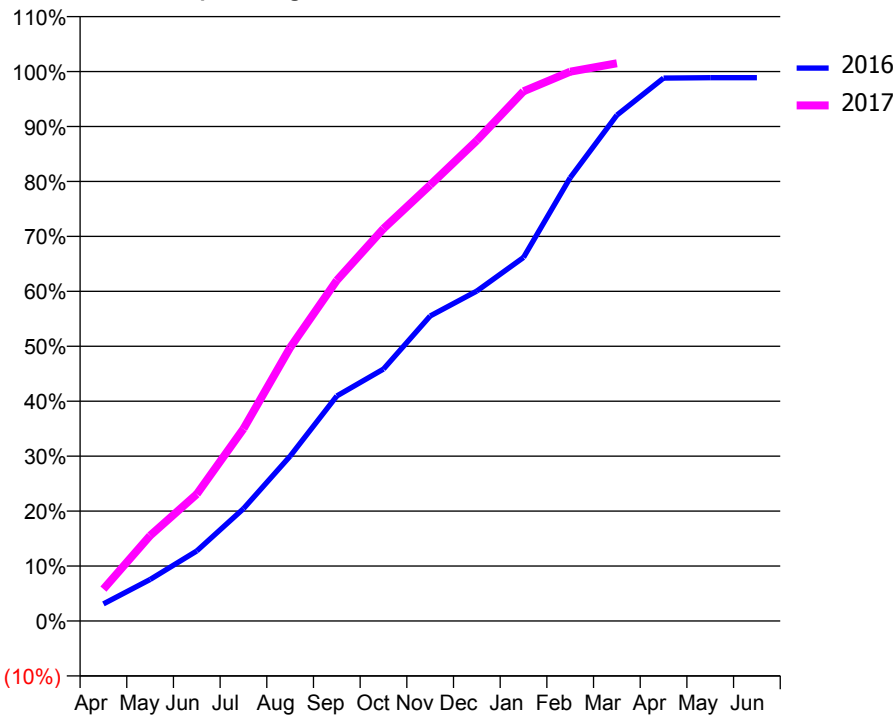
ACCESS*

Patients seen in 24 months	Total	Change since previous quarter
Quarter ending March 2016	877	
Quarter ending June 2016	911	↑
Quarter ending September 2016	989	↑
Quarter ending December 2016	1,022	↑
Quarter ending March 2017	970	↓
Variance since March 2016	10.6%	↑



ACTIVITY

Cumulative percentage of contracted UDA delivered 2016 & 2017



Month	Adjusted Scheduled Activity (UDA)	
	2016	2017
April	43	81
May	105	217
June	178	322
July	285	487
August	418	693
September	570	863
October	639	995
November	773	1,105
December	836	1,218
January	922	1,343
February	1,124	1,393
March	1,282	1,414
April	1,376	
May	1,377	
June	1,377	

QUALITY

	Quantity	Base Number	Contract	AT	Region	England
% of FP17s for the same patient ID Re-attending within 3 months - Children	35	633	5.5%	11.2%	11.8%	12.3%
% of FP17s for the same patient ID Re-attending within 3 months - Adults	48	455	10.5%	16.3%	17.1%	16.7%
% of FP17s for the same patient ID Re-attending between 3 & 9 months - Children	349	633	55.1%	42.1%	46.5%	57.6%
% of FP17s for the same patient ID Re-attending between 3 & 9 months - Adults	119	455	26.2%	35.0%	37.6%	50.1%
% of FP17s for Band 1 Urgent Courses	129	1,029	12.5%	10.8%	10.7%	9.1%
% of FP17s Relating to Free Repair or Replacements	1	1,029	0.1%	0.5%	0.6%	0.8%
% of FP17s Relating to Continuations	1	1,029	0.1%	0.8%	0.9%	1.2%
% of Patients satisfied with the dentistry they have received	0	0	N/A	89.3%	90.4%	92.8%
% of Patients satisfied with the time they had to wait for an appointment	0	0	N/A	80.6%	83.7%	88.7%

* This is based on patients treated on this contract for their most recent course of treatment. Figures in italics indicate the base number of FP17s or Patient Questionnaire responses are less than 100. N/A is shown where the base number of responses is less than 10 during the period. % is calculated as Quantity/Base number*100

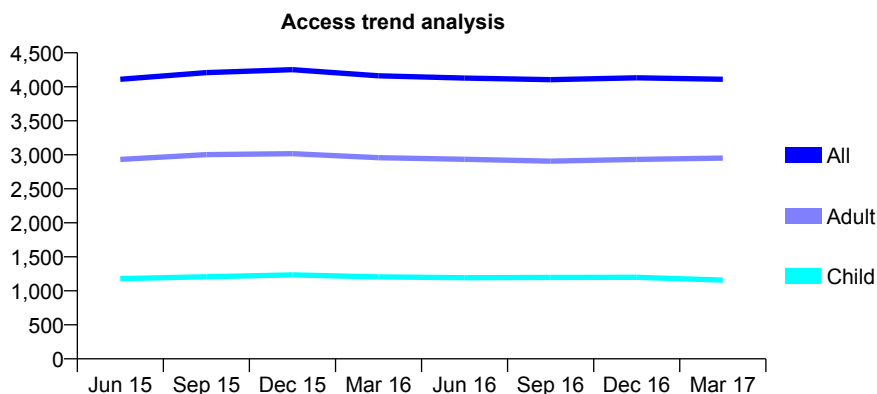
Q61 - Vital Signs At a Glance Contract Report for 310093/0001 - March 2017

Name or company name	MR DG BORODA
Contract type name	GDS Contract
Purpose of contract	General
Contract start date	01/04/2006
Contract end date	

16/17 Contracted general activity (UDA)	10,534
Carry forward general activity (UDA)	-64
16/17 Contracted orthodontic activity (UOA)	0
Carry forward orthodontic activity (UOA)	0
Baseline contract value	£284,325.78

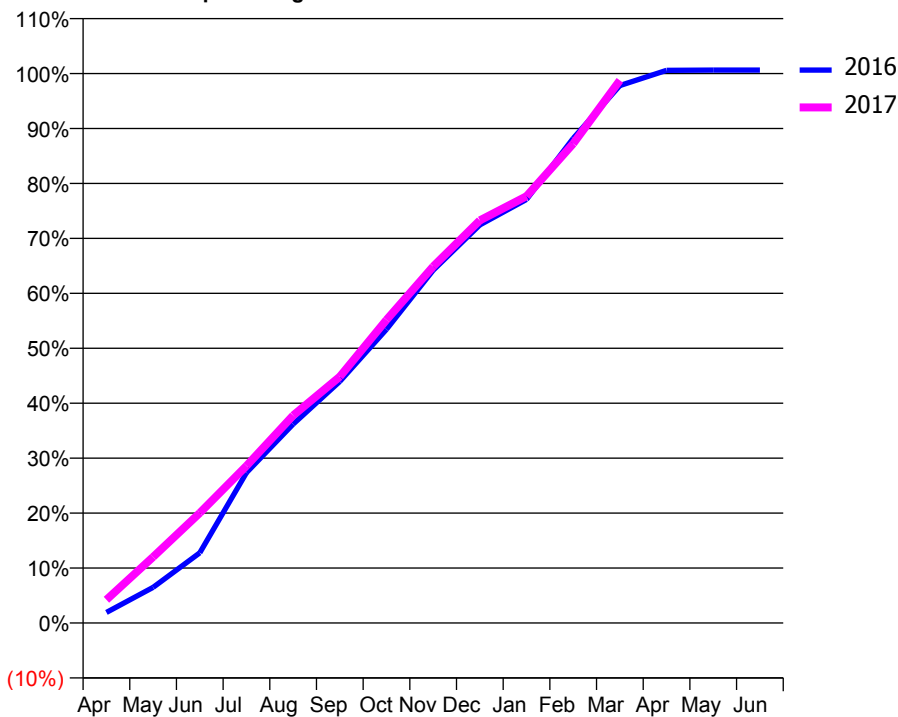
ACCESS*

Patients seen in 24 months	Total	Change since previous quarter
Quarter ending March 2016	4,162	
Quarter ending June 2016	4,128	→
Quarter ending September 2016	4,104	→
Quarter ending December 2016	4,132	→
Quarter ending March 2017	4,110	→
Variance since March 2016	(1.2%)	↓



ACTIVITY

Cumulative percentage of contracted UDA delivered 2016 & 2017



Month	Adjusted Scheduled Activity (UDA)	
	2016	2017
April	204	446
May	685	1,267
June	1,346	2,110
July	2,882	3,014
August	3,813	3,979
September	4,631	4,723
October	5,629	5,812
November	6,761	6,835
December	7,631	7,719
January	8,121	8,182
February	9,291	9,188
March	10,304	10,403
April	10,595	
May	10,598	
June	10,598	

QUALITY

	Quantity	Base Number	Contract	AT	Region	England
% of FP17s for the same patient ID Re-attending within 3 months - Children	73	1,318	5.5%	11.2%	11.8%	12.3%
% of FP17s for the same patient ID Re-attending within 3 months - Adults	339	2,949	11.5%	16.3%	17.1%	16.7%
% of FP17s for the same patient ID Re-attending between 3 & 9 months - Children	531	1,318	40.3%	42.1%	46.5%	57.6%
% of FP17s for the same patient ID Re-attending between 3 & 9 months - Adults	1,099	2,949	37.3%	35.0%	37.6%	50.1%
% of FP17s for Band 1 Urgent Courses	201	4,190	4.8%	10.8%	10.7%	9.1%
% of FP17s Relating to Free Repair or Replacements	2	4,190	0.0%	0.5%	0.6%	0.8%
% of FP17s Relating to Continuations	92	4,190	2.2%	0.8%	0.9%	1.2%
% of Patients satisfied with the dentistry they have received	2	2	N/A	89.3%	90.4%	92.8%
% of Patients satisfied with the time they had to wait for an appointment	1	2	N/A	80.6%	83.7%	88.7%

* This is based on patients treated on this contract for their most recent course of treatment. Figures in italics indicate the base number of FP17s or Patient Questionnaire responses are less than 100. N/A is shown where the base number of responses is less than 10 during the period. % is calculated as Quantity/Base number*100

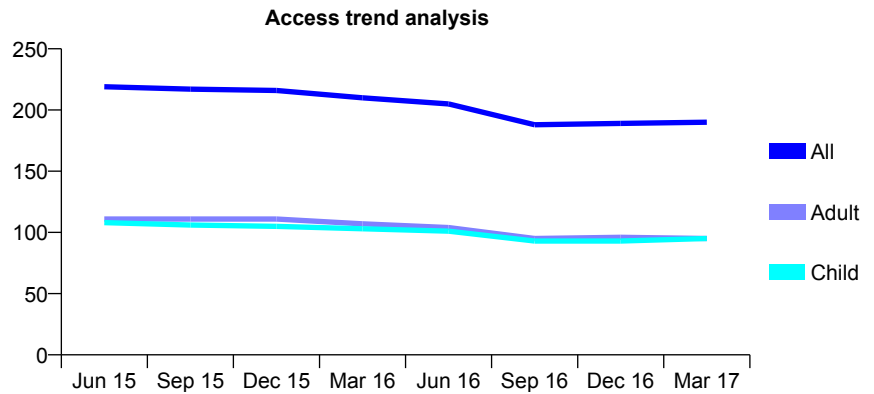
Q61 - Vital Signs At a Glance Contract Report for 319694/0001 - March 2017

Name or company name	MR A LANGDON
Contract type name	GDS Contract
Purpose of contract	General
Contract start date	01/04/2006
Contract end date	

16/17 Contracted general activity (UDA)	800
Carry forward general activity (UDA)	0
16/17 Contracted orthodontic activity (UOA)	0
Carry forward orthodontic activity (UOA)	0
Baseline contract value	£17,949.45

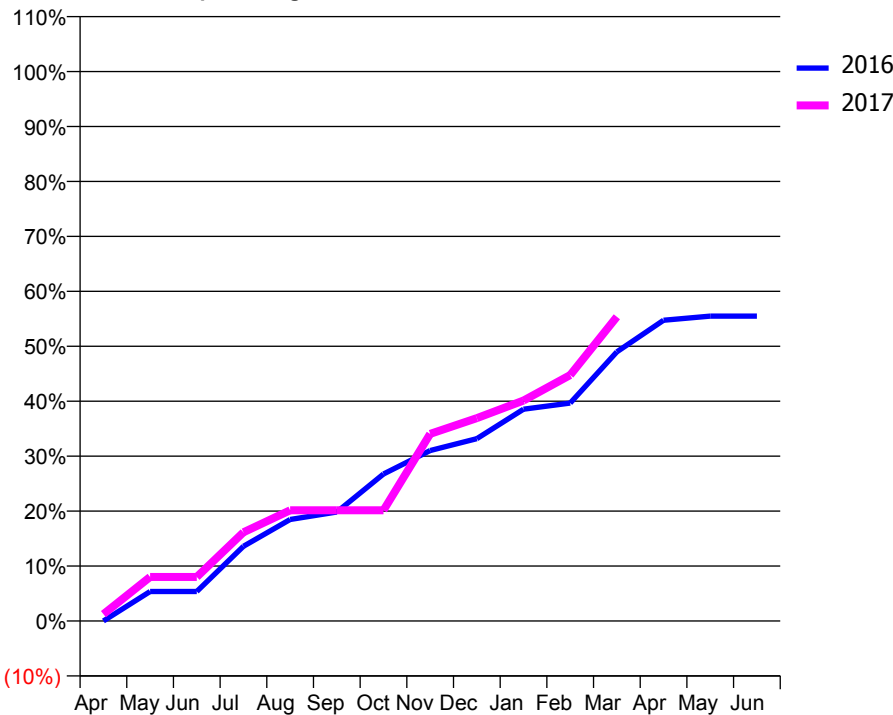
ACCESS*

Patients seen in 24 months	Total	Change since previous quarter
Quarter ending March 2016	210	
Quarter ending June 2016	205	↓
Quarter ending September 2016	188	↓
Quarter ending December 2016	189	→
Quarter ending March 2017	190	→
Variance since March 2016	(9.5%)	↓



ACTIVITY

Cumulative percentage of contracted UDA delivered 2016 & 2017



Month	Adjusted Scheduled Activity (UDA)	
	2016	2017
April	0	10
May	43	64
June	43	64
July	109	129
August	148	161
September	159	161
October	214	161
November	248	272
December	265	295
January	308	321
February	317	358
March	392	443
April	438	
May	444	
June	444	

QUALITY

	Quantity	Base Number	Contract	AT	Region	England
% of FP17s for the same patient ID Re-attending within 3 months - Children	6	132	4.5%	11.2%	11.8%	12.3%
% of FP17s for the same patient ID Re-attending within 3 months - Adults	23	106	21.7%	16.3%	17.1%	16.7%
% of FP17s for the same patient ID Re-attending between 3 & 9 months - Children	58	132	43.9%	42.1%	46.5%	57.6%
% of FP17s for the same patient ID Re-attending between 3 & 9 months - Adults	33	106	31.1%	35.0%	37.6%	50.1%
% of FP17s for Band 1 Urgent Courses	5	218	2.3%	10.8%	10.7%	9.1%
% of FP17s Relating to Free Repair or Replacements	6	218	2.8%	0.5%	0.6%	0.8%
% of FP17s Relating to Continuations	12	218	5.5%	0.8%	0.9%	1.2%
% of Patients satisfied with the dentistry they have received	2	2	N/A	89.3%	90.4%	92.8%
% of Patients satisfied with the time they had to wait for an appointment	2	2	N/A	80.6%	83.7%	88.7%

* This is based on patients treated on this contract for their most recent course of treatment. Figures in italics indicate the base number of FP17s or Patient Questionnaire responses are less than 100. N/A is shown where the base number of responses is less than 10 during the period. % is calculated as Quantity/Base number*100

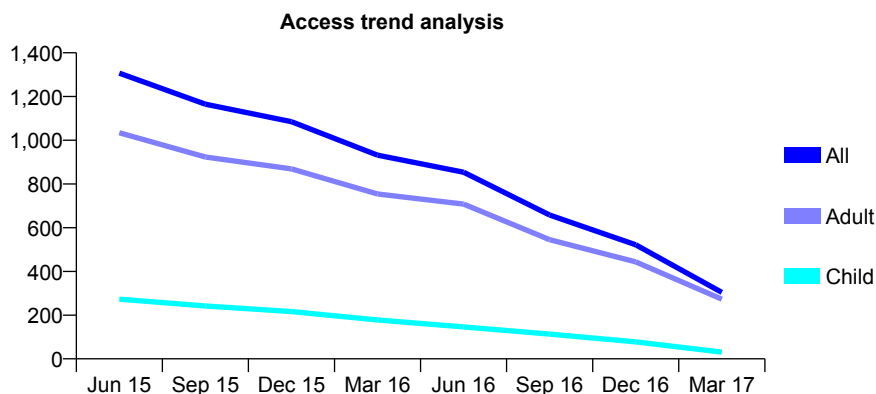
Q61 - Vital Signs At a Glance Contract Report for 319880/0001 - March 2017

Name or company name	MR M TACKIE
Contract type name	GDS Contract
Purpose of contract	General
Contract start date	01/04/2006
Contract end date	03/10/2016

16/17 Contracted general activity (UDA)	1,804
Carry forward general activity (UDA)	0
16/17 Contracted orthodontic activity (UOA)	0
Carry forward orthodontic activity (UOA)	0
Baseline contract value	£63,650.21

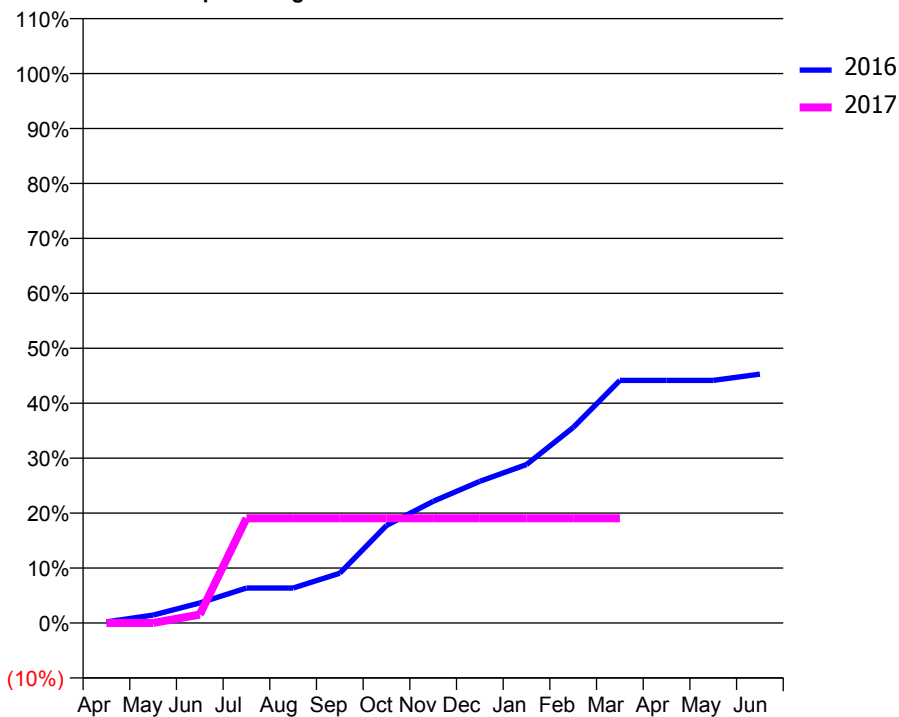
ACCESS*

Patients seen in 24 months	Total	Change since previous quarter
Quarter ending March 2016	932	
Quarter ending June 2016	854	↓
Quarter ending September 2016	658	↓
Quarter ending December 2016	522	↓
Quarter ending March 2017	304	↓
Variance since March 2016	(67.4%)	↓



ACTIVITY

Cumulative percentage of contracted UDA delivered 2016 & 2017



Month	Adjusted Scheduled Activity (UDA)	
	2016	2017
April	7	0
May	51	0
June	130	28
July	226	344
August	226	344
September	322	344
October	630	344
November	786	344
December	916	344
January	1,024	344
February	1,264	344
March	1,568	344
April	1,568	
May	1,568	
June	1,608	

QUALITY

	Quantity	Base Number	Contract	AT	Region	England
% of FP17s for the same patient ID Re-attending within 3 months - Children	0	0	N/A	11.2%	11.8%	12.3%
% of FP17s for the same patient ID Re-attending within 3 months - Adults	6	66	9.1%	16.3%	17.1%	16.7%
% of FP17s for the same patient ID Re-attending between 3 & 9 months - Children	0	0	N/A	42.1%	46.5%	57.6%
% of FP17s for the same patient ID Re-attending between 3 & 9 months - Adults	4	66	6.1%	35.0%	37.6%	50.1%
% of FP17s for Band 1 Urgent Courses	0	42	0.0%	10.8%	10.7%	9.1%
% of FP17s Relating to Free Repair or Replacements	0	42	0.0%	0.5%	0.6%	0.8%
% of FP17s Relating to Continuations	0	42	0.0%	0.8%	0.9%	1.2%
% of Patients satisfied with the dentistry they have received	0	0	N/A	89.3%	90.4%	92.8%
% of Patients satisfied with the time they had to wait for an appointment	0	0	N/A	80.6%	83.7%	88.7%

* This is based on patients treated on this contract for their most recent course of treatment. Figures in italics indicate the base number of FP17s or Patient Questionnaire responses are less than 100. N/A is shown where the base number of responses is less than 10 during the period. % is calculated as Quantity/Base number*100

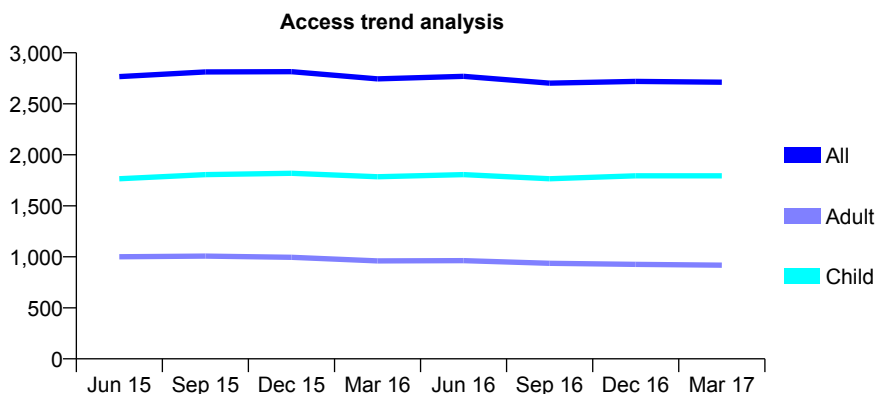
Q61 - Vital Signs At a Glance Contract Report for 325775/0001 - March 2017

Name or company name	MR R BABBAR
Contract type name	GDS Contract
Purpose of contract	General
Contract start date	01/04/2006
Contract end date	

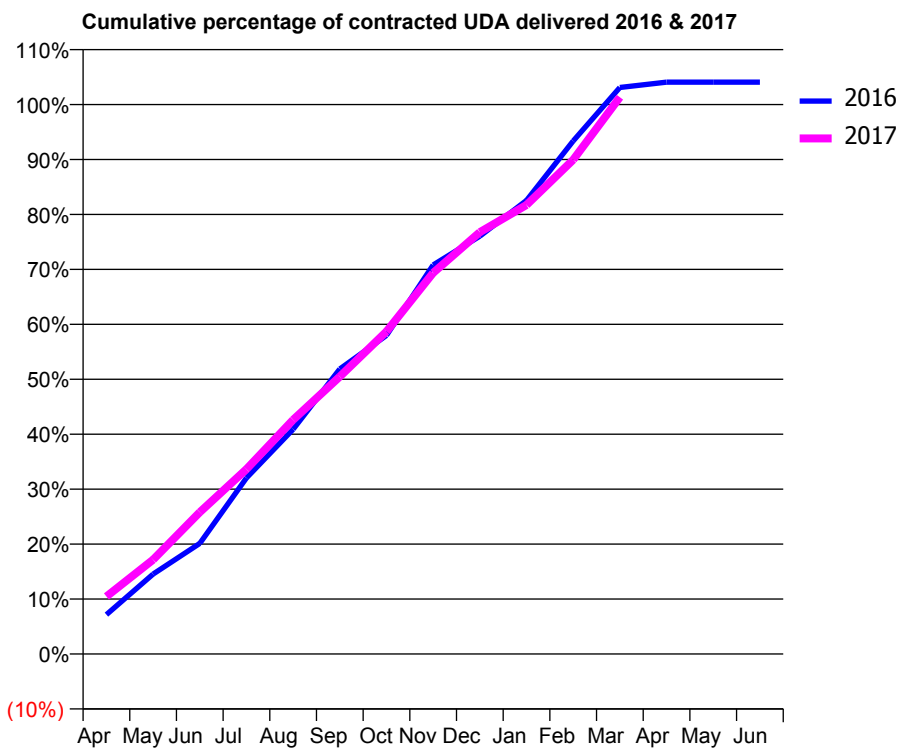
16/17 Contracted general activity (UDA)	5,818
Carry forward general activity (UDA)	-116
16/17 Contracted orthodontic activity (UOA)	0
Carry forward orthodontic activity (UOA)	0
Baseline contract value	£151,017.15

ACCESS*

Patients seen in 24 months	Total	Change since previous quarter
Quarter ending March 2016	2,745	
Quarter ending June 2016	2,769	→
Quarter ending September 2016	2,702	↓
Quarter ending December 2016	2,720	→
Quarter ending March 2017	2,712	→
Variance since March 2016	(1.2%)	↓



ACTIVITY



Month	Adjusted Scheduled Activity (UDA)	
	2016	2017
April	417	609
May	846	999
June	1,171	1,501
July	1,864	1,957
August	2,379	2,480
September	3,018	2,937
October	3,374	3,414
November	4,119	4,036
December	4,424	4,467
January	4,803	4,755
February	5,433	5,233
March	5,999	5,895
April	6,055	
May	6,055	
June	6,055	

QUALITY

	Quantity	Base Number	Contract	AT	Region	England
% of FP17s for the same patient ID Re-attending within 3 months - Children	137	2,220	6.2%	11.2%	11.8%	12.3%
% of FP17s for the same patient ID Re-attending within 3 months - Adults	267	990	27.0%	16.3%	17.1%	16.7%
% of FP17s for the same patient ID Re-attending between 3 & 9 months - Children	994	2,220	44.8%	42.1%	46.5%	57.6%
% of FP17s for the same patient ID Re-attending between 3 & 9 months - Adults	294	990	29.7%	35.0%	37.6%	50.1%
% of FP17s for Band 1 Urgent Courses	342	3,178	10.8%	10.8%	10.7%	9.1%
% of FP17s Relating to Free Repair or Replacements	1	3,178	0.0%	0.5%	0.6%	0.8%
% of FP17s Relating to Continuations	42	3,178	1.3%	0.8%	0.9%	1.2%
% of Patients satisfied with the dentistry they have received	1	1	N/A	89.3%	90.4%	92.8%
% of Patients satisfied with the time they had to wait for an appointment	1	1	N/A	80.6%	83.7%	88.7%

* This is based on patients treated on this contract for their most recent course of treatment. Figures in italics indicate the base number of FP17s or Patient Questionnaire responses are less than 100. N/A is shown where the base number of responses is less than 10 during the period. % is calculated as Quantity/Base number*100

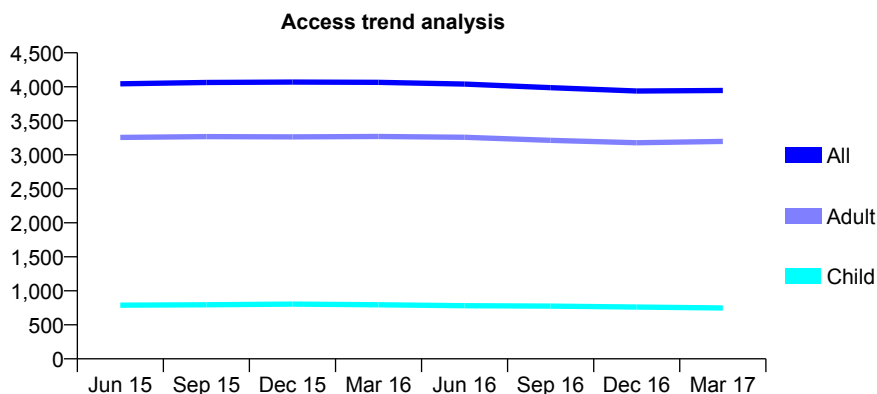
Q61 - Vital Signs At a Glance Contract Report for 326216/0001 - March 2017

Name or company name	MR LC WONG
Contract type name	GDS Contract
Purpose of contract	General
Contract start date	01/04/2006
Contract end date	

16/17 Contracted general activity (UDA)	14,316
Carry forward general activity (UDA)	-222
16/17 Contracted orthodontic activity (UOA)	0
Carry forward orthodontic activity (UOA)	0
Baseline contract value	£350,561.44

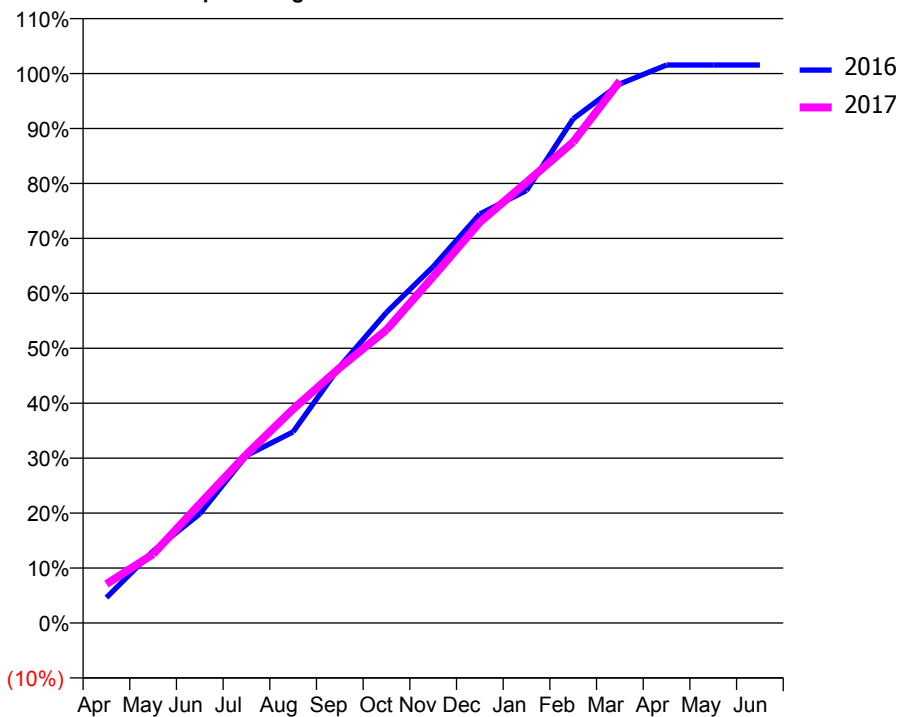
ACCESS*

Patients seen in 24 months	Total	Change since previous quarter
Quarter ending March 2016	4,065	
Quarter ending June 2016	4,040	→
Quarter ending September 2016	3,987	↓
Quarter ending December 2016	3,938	↓
Quarter ending March 2017	3,946	→
Variance since March 2016	(2.9%)	↓



ACTIVITY

Cumulative percentage of contracted UDA delivered 2016 & 2017



Month	Adjusted Scheduled Activity (UDA)	
	2016	2017
April	660	1,017
May	1,874	1,795
June	2,844	3,103
July	4,360	4,392
August	4,979	5,575
September	6,681	6,652
October	8,092	7,637
November	9,284	9,023
December	10,658	10,443
January	11,268	11,482
February	13,136	12,532
March	14,042	14,121
April	14,536	
May	14,536	
June	14,538	

QUALITY

	Quantity	Base Number	Contract	AT	Region	England
% of FP17s for the same patient ID Re-attending within 3 months - Children	64	1,046	6.1%	11.2%	11.8%	12.3%
% of FP17s for the same patient ID Re-attending within 3 months - Adults	786	4,437	17.7%	16.3%	17.1%	16.7%
% of FP17s for the same patient ID Re-attending between 3 & 9 months - Children	600	1,046	57.4%	42.1%	46.5%	57.6%
% of FP17s for the same patient ID Re-attending between 3 & 9 months - Adults	2,078	4,437	46.8%	35.0%	37.6%	50.1%
% of FP17s for Band 1 Urgent Courses	386	5,287	7.3%	10.8%	10.7%	9.1%
% of FP17s Relating to Free Repair or Replacements	59	5,287	1.1%	0.5%	0.6%	0.8%
% of FP17s Relating to Continuations	115	5,287	2.2%	0.8%	0.9%	1.2%
% of Patients satisfied with the dentistry they have received	8	8	N/A	89.3%	90.4%	92.8%
% of Patients satisfied with the time they had to wait for an appointment	6	8	N/A	80.6%	83.7%	88.7%

* This is based on patients treated on this contract for their most recent course of treatment. Figures in italics indicate the base number of FP17s or Patient Questionnaire responses are less than 100. N/A is shown where the base number of responses is less than 10 during the period. % is calculated as Quantity/Base number*100

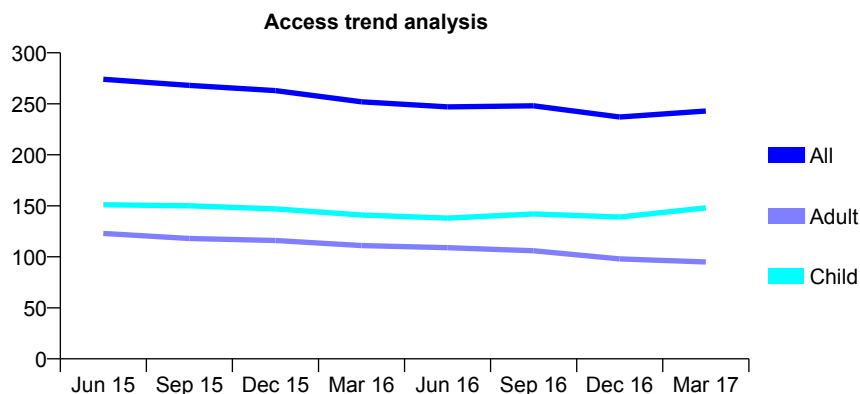
Q61 - Vital Signs At a Glance Contract Report for 327948/0001 - March 2017

Name or company name	The Hazelwood Dental Practice
Contract type name	GDS Contract
Purpose of contract	General
Contract start date	01/04/2006
Contract end date	

16/17 Contracted general activity (UDA)	481
Carry forward general activity (UDA)	12
16/17 Contracted orthodontic activity (UOA)	0
Carry forward orthodontic activity (UOA)	0
Baseline contract value	£11,772.05

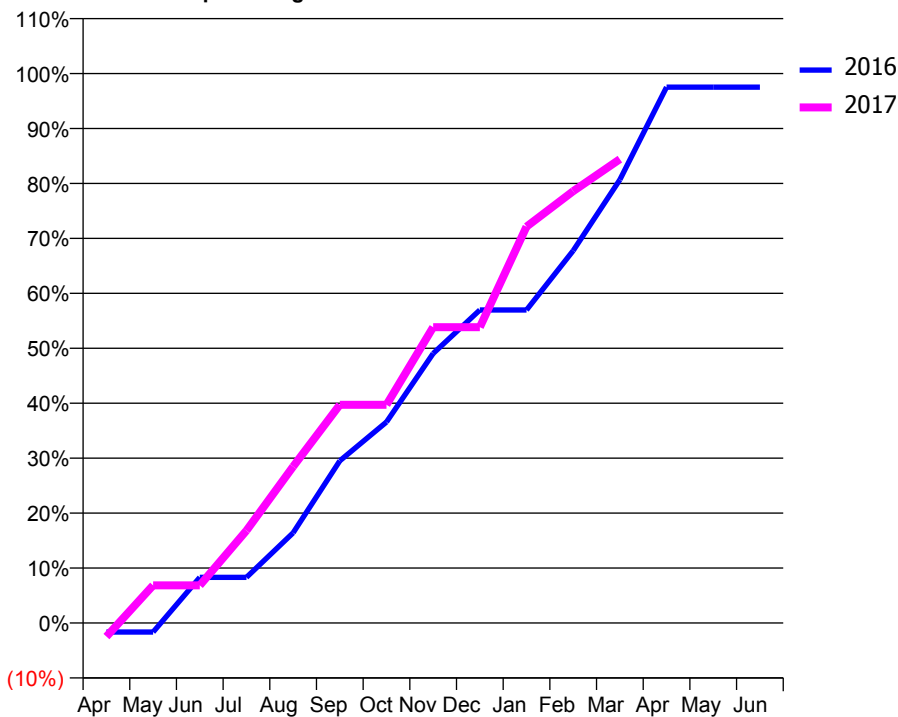
ACCESS*

Patients seen in 24 months	Total	Change since previous quarter
Quarter ending March 2016	252	
Quarter ending June 2016	247	↓
Quarter ending September 2016	248	→
Quarter ending December 2016	237	↓
Quarter ending March 2017	243	↑
Variance since March 2016	(3.6%)	↓



ACTIVITY

Cumulative percentage of contracted UDA delivered 2016 & 2017



Adjusted Scheduled Activity (UDA)

Month	2016	2017
April	-8	-12
May	-8	33
June	40	33
July	40	81
August	79	137
September	142	191
October	176	191
November	236	259
December	274	259
January	274	347
February	326	378
March	388	406
April	469	
May	469	
June	469	

QUALITY

	Quantity	Base Number	Contract	AT	Region	England
% of FP17s for the same patient ID Re-attending within 3 months - Children	5	218	2.3%	11.2%	11.8%	12.3%
% of FP17s for the same patient ID Re-attending within 3 months - Adults	0	79	0.0%	16.3%	17.1%	16.7%
% of FP17s for the same patient ID Re-attending between 3 & 9 months - Children	134	218	61.5%	42.1%	46.5%	57.6%
% of FP17s for the same patient ID Re-attending between 3 & 9 months - Adults	42	79	53.2%	35.0%	37.6%	50.1%
% of FP17s for Band 1 Urgent Courses	0	264	0.0%	10.8%	10.7%	9.1%
% of FP17s Relating to Free Repair or Replacements	0	264	0.0%	0.5%	0.6%	0.8%
% of FP17s Relating to Continuations	1	264	0.4%	0.8%	0.9%	1.2%
% of Patients satisfied with the dentistry they have received	0	0	N/A	89.3%	90.4%	92.8%
% of Patients satisfied with the time they had to wait for an appointment	0	0	N/A	80.6%	83.7%	88.7%

* This is based on patients treated on this contract for their most recent course of treatment. Figures in italics indicate the base number of FP17s or Patient Questionnaire responses are less than 100. N/A is shown where the base number of responses is less than 10 during the period. % is calculated as Quantity/Base number*100

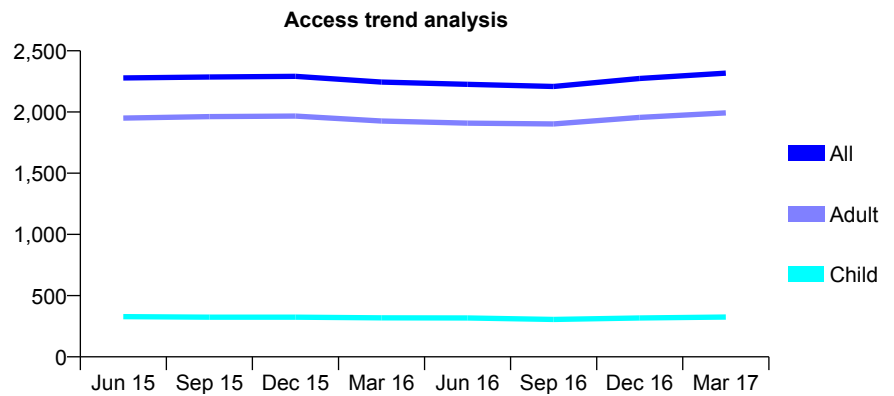
Q61 - Vital Signs At a Glance Contract Report for 328766/0001 - March 2017

Name or company name	MR RB TRAVERS
Contract type name	GDS Contract
Purpose of contract	General
Contract start date	01/04/2006
Contract end date	

16/17 Contracted general activity (UDA)	8,132
Carry forward general activity (UDA)	-163
16/17 Contracted orthodontic activity (UOA)	0
Carry forward orthodontic activity (UOA)	0
Baseline contract value	£248,598.34

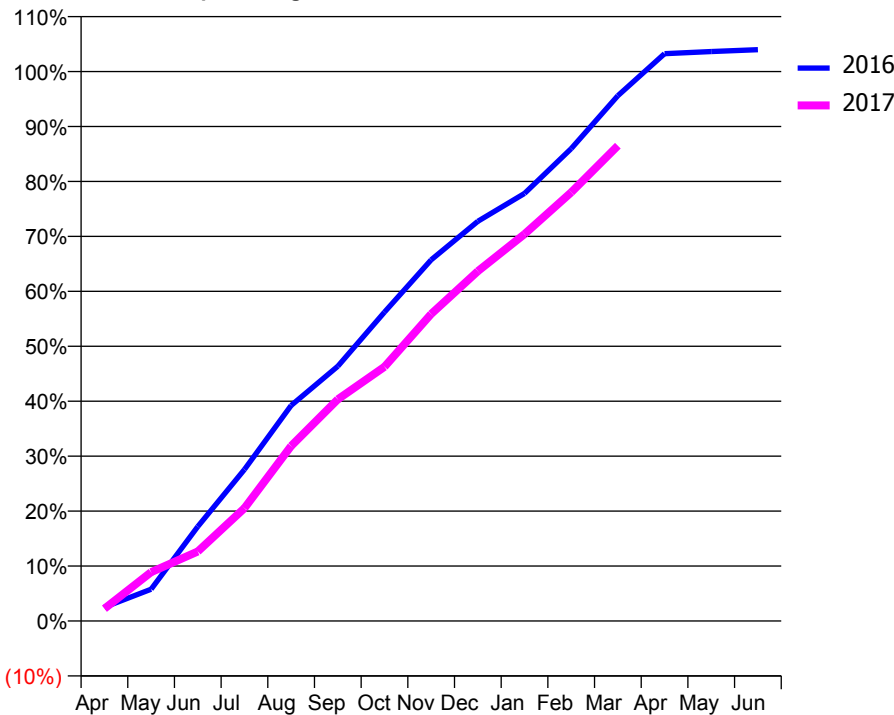
ACCESS*

Patients seen in 24 months	Total	Change since previous quarter
Quarter ending March 2016	2,245	
Quarter ending June 2016	2,226	→
Quarter ending September 2016	2,209	→
Quarter ending December 2016	2,274	↑
Quarter ending March 2017	2,318	→
Variance since March 2016	3.3%	↑



ACTIVITY

Cumulative percentage of contracted UDA delivered 2016 & 2017



Month	Adjusted Scheduled Activity (UDA)	
	2016	2017
April	205	182
May	471	723
June	1,398	1,029
July	2,243	1,671
August	3,191	2,589
September	3,771	3,281
October	4,571	3,763
November	5,345	4,544
December	5,914	5,177
January	6,328	5,726
February	6,990	6,343
March	7,774	7,033
April	8,396	
May	8,427	
June	8,456	

QUALITY

	Quantity	Base Number	Contract	AT	Region	England
% of FP17s for the same patient ID Re-attending within 3 months - Children	15	324	4.6%	11.2%	11.8%	12.3%
% of FP17s for the same patient ID Re-attending within 3 months - Adults	157	1,834	8.6%	16.3%	17.1%	16.7%
% of FP17s for the same patient ID Re-attending between 3 & 9 months - Children	103	324	31.8%	42.1%	46.5%	57.6%
% of FP17s for the same patient ID Re-attending between 3 & 9 months - Adults	530	1,834	28.9%	35.0%	37.6%	50.1%
% of FP17s for Band 1 Urgent Courses	71	1,953	3.6%	10.8%	10.7%	9.1%
% of FP17s Relating to Free Repair or Replacements	21	1,953	1.1%	0.5%	0.6%	0.8%
% of FP17s Relating to Continuations	23	1,953	1.2%	0.8%	0.9%	1.2%
% of Patients satisfied with the dentistry they have received	2	3	N/A	89.3%	90.4%	92.8%
% of Patients satisfied with the time they had to wait for an appointment	3	3	N/A	80.6%	83.7%	88.7%

* This is based on patients treated on this contract for their most recent course of treatment. Figures in italics indicate the base number of FP17s or Patient Questionnaire responses are less than 100. N/A is shown where the base number of responses is less than 10 during the period. % is calculated as Quantity/Base number*100

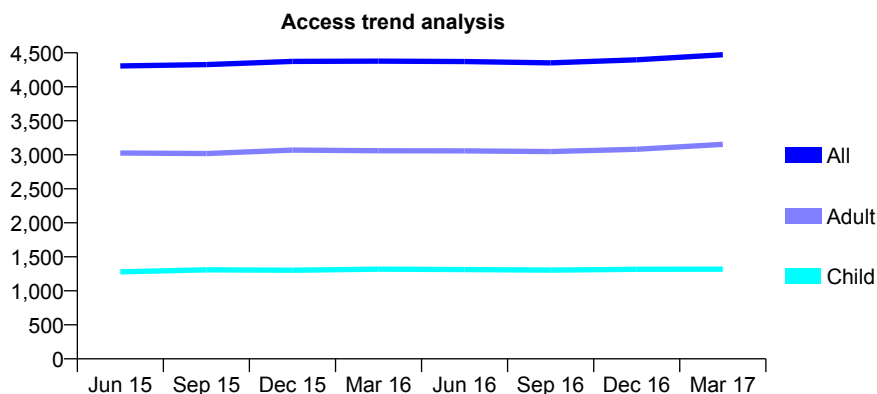
Q61 - Vital Signs At a Glance Contract Report for 329665/0002 - March 2017

Name or company name	MR A GANDECHA
Contract type name	GDS Contract
Purpose of contract	General
Contract start date	01/04/2006
Contract end date	

16/17 Contracted general activity (UDA)	14,047
Carry forward general activity (UDA)	610
16/17 Contracted orthodontic activity (UOA)	0
Carry forward orthodontic activity (UOA)	0
Baseline contract value	£361,583.71

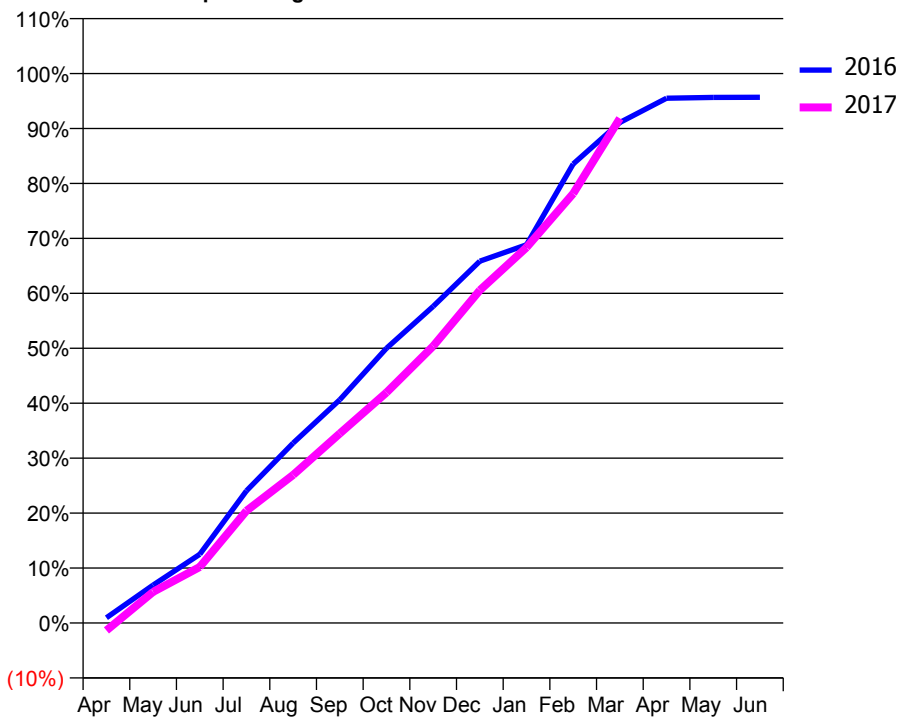
ACCESS*

Patients seen in 24 months	Total	Change since previous quarter
Quarter ending March 2016	4,377	
Quarter ending June 2016	4,371	→
Quarter ending September 2016	4,352	→
Quarter ending December 2016	4,398	→
Quarter ending March 2017	4,471	→
Variance since March 2016	2.1%	↑



ACTIVITY

Cumulative percentage of contracted UDA delivered 2016 & 2017



Month	Adjusted Scheduled Activity (UDA)	
	2016	2017
April	135	-192
May	971	795
June	1,758	1,433
July	3,381	2,867
August	4,600	3,785
September	5,707	4,846
October	7,023	5,892
November	8,093	7,079
December	9,251	8,506
January	9,668	9,601
February	11,734	10,978
March	12,794	12,900
April	13,414	
May	13,436	
June	13,437	

QUALITY

	Quantity	Base Number	Contract	AT	Region	England
% of FP17s for the same patient ID Re-attending within 3 months - Children	115	1,783	6.4%	11.2%	11.8%	12.3%
% of FP17s for the same patient ID Re-attending within 3 months - Adults	558	3,775	14.8%	16.3%	17.1%	16.7%
% of FP17s for the same patient ID Re-attending between 3 & 9 months - Children	912	1,783	51.1%	42.1%	46.5%	57.6%
% of FP17s for the same patient ID Re-attending between 3 & 9 months - Adults	1,676	3,775	44.4%	35.0%	37.6%	50.1%
% of FP17s for Band 1 Urgent Courses	443	5,309	8.3%	10.8%	10.7%	9.1%
% of FP17s Relating to Free Repair or Replacements	84	5,309	1.6%	0.5%	0.6%	0.8%
% of FP17s Relating to Continuations	28	5,309	0.5%	0.8%	0.9%	1.2%
% of Patients satisfied with the dentistry they have received	3	4	N/A	89.3%	90.4%	92.8%
% of Patients satisfied with the time they had to wait for an appointment	3	4	N/A	80.6%	83.7%	88.7%

* This is based on patients treated on this contract for their most recent course of treatment. Figures in italics indicate the base number of FP17s or Patient Questionnaire responses are less than 100. N/A is shown where the base number of responses is less than 10 during the period. % is calculated as Quantity/Base number*100

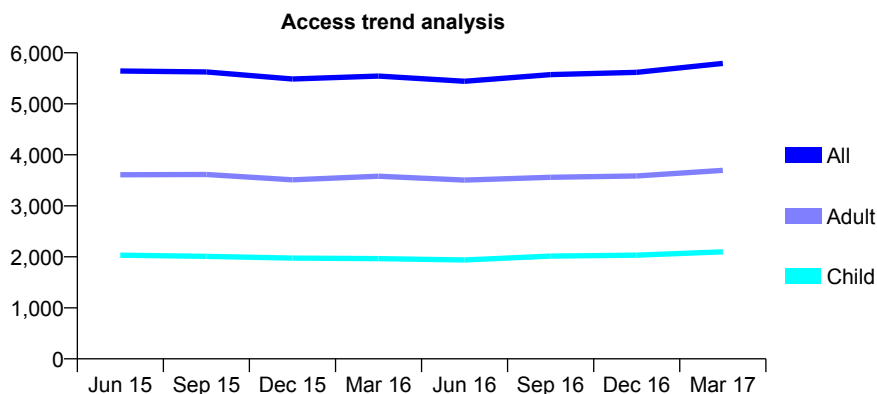
Q61 - Vital Signs At a Glance Contract Report for 332542/0001 - March 2017

Name or company name	MR V BAKSHI
Contract type name	GDS Contract
Purpose of contract	General
Contract start date	01/04/2006
Contract end date	

16/17 Contracted general activity (UDA)	12,606
Carry forward general activity (UDA)	0
16/17 Contracted orthodontic activity (UOA)	0
Carry forward orthodontic activity (UOA)	0
Baseline contract value	£338,508.90

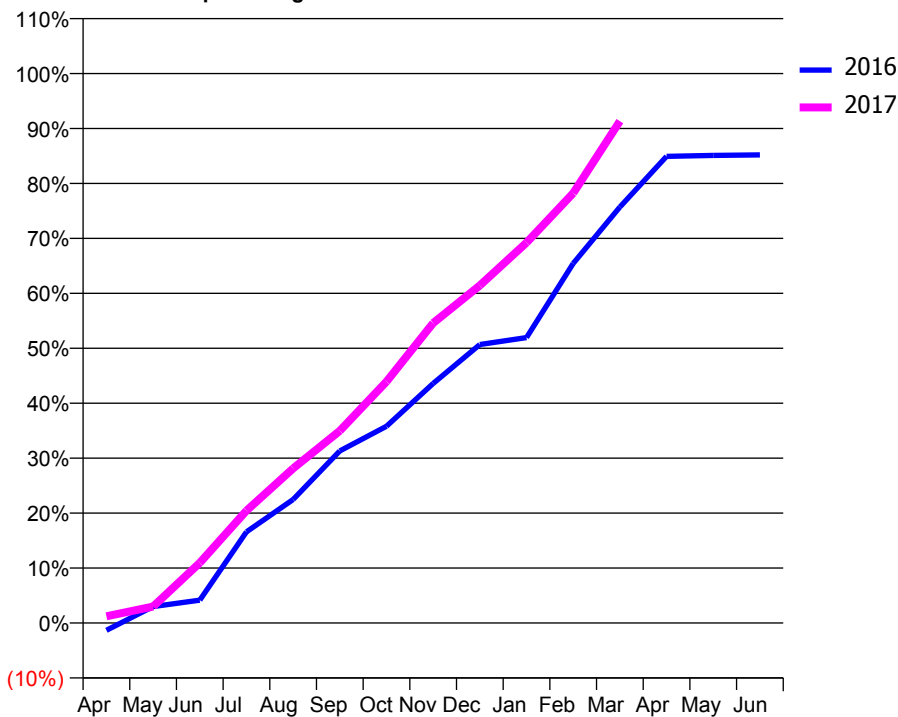
ACCESS*

Patients seen in 24 months	Total	Change since previous quarter
Quarter ending March 2016	5,544	
Quarter ending June 2016	5,443	↓
Quarter ending September 2016	5,573	↑
Quarter ending December 2016	5,618	→
Quarter ending March 2017	5,793	↑
Variance since March 2016	4.5%	↑



ACTIVITY

Cumulative percentage of contracted UDA delivered 2016 & 2017



Month	Adjusted Scheduled Activity (UDA)	
	2016	2017
April	-170	154
May	379	379
June	524	1,382
July	2,092	2,577
August	2,835	3,547
September	3,948	4,409
October	4,515	5,538
November	5,495	6,881
December	6,388	7,743
January	6,547	8,725
February	8,250	9,862
March	9,542	11,512
April	10,705	
May	10,726	
June	10,738	

QUALITY

	Quantity	Base Number	Contract	AT	Region	England
% of FP17s for the same patient ID Re-attending within 3 months - Children	134	2,037	6.6%	11.2%	11.8%	12.3%
% of FP17s for the same patient ID Re-attending within 3 months - Adults	336	3,191	10.5%	16.3%	17.1%	16.7%
% of FP17s for the same patient ID Re-attending between 3 & 9 months - Children	488	2,037	24.0%	42.1%	46.5%	57.6%
% of FP17s for the same patient ID Re-attending between 3 & 9 months - Adults	624	3,191	19.6%	35.0%	37.6%	50.1%
% of FP17s for Band 1 Urgent Courses	371	4,256	8.7%	10.8%	10.7%	9.1%
% of FP17s Relating to Free Repair or Replacements	4	4,256	0.1%	0.5%	0.6%	0.8%
% of FP17s Relating to Continuations	6	4,256	0.1%	0.8%	0.9%	1.2%
% of Patients satisfied with the dentistry they have received	4	6	N/A	89.3%	90.4%	92.8%
% of Patients satisfied with the time they had to wait for an appointment	4	6	N/A	80.6%	83.7%	88.7%

* This is based on patients treated on this contract for their most recent course of treatment. Figures in italics indicate the base number of FP17s or Patient Questionnaire responses are less than 100. N/A is shown where the base number of responses is less than 10 during the period. % is calculated as Quantity/Base number*100

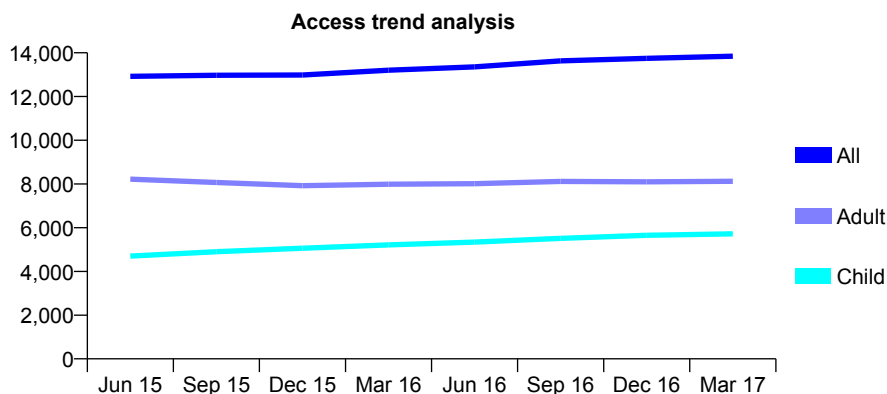
Q61 - Vital Signs At a Glance Contract Report for 332852/0001 - March 2017

Name or company name	MISS SK DHINDSA
Contract type name	GDS Contract
Purpose of contract	General
Contract start date	01/05/2013
Contract end date	

16/17 Contracted general activity (UDA)	33,873
Carry forward general activity (UDA)	190
16/17 Contracted orthodontic activity (UOA)	0
Carry forward orthodontic activity (UOA)	0
Baseline contract value	£1,162,650.80

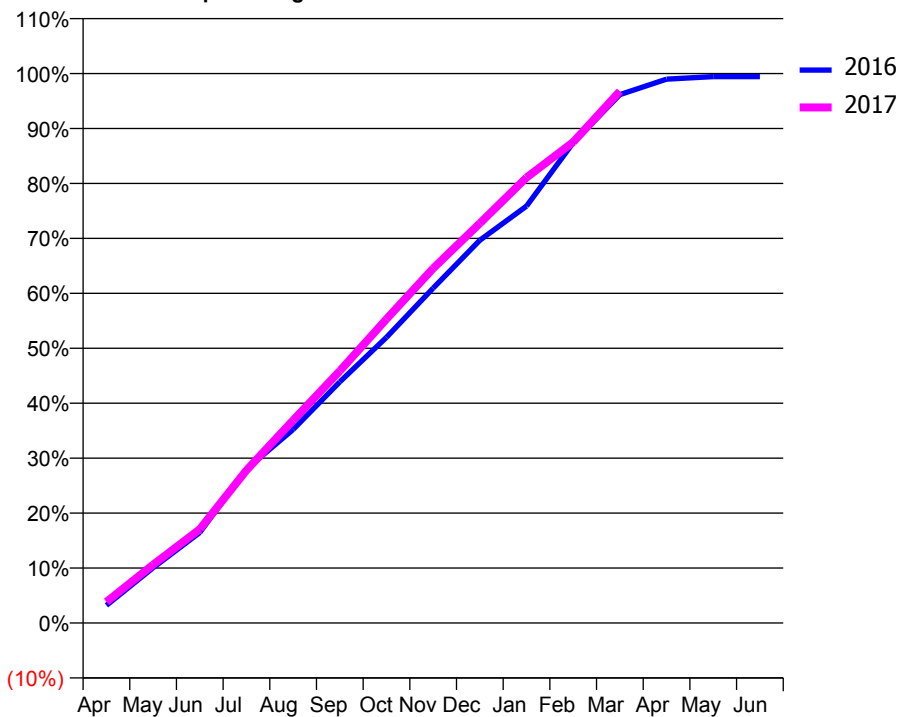
ACCESS*

Patients seen in 24 months	Total	Change since previous quarter
Quarter ending March 2016	13,202	
Quarter ending June 2016	13,354	→
Quarter ending September 2016	13,630	↑
Quarter ending December 2016	13,746	→
Quarter ending March 2017	13,843	→
Variance since March 2016	4.9%	↑



ACTIVITY

Cumulative percentage of contracted UDA delivered 2016 & 2017



Adjusted Scheduled Activity (UDA)

Month	2016	2017
April	1,091	1,302
May	3,405	3,600
June	5,577	5,784
July	9,489	9,415
August	11,934	12,497
September	14,862	15,537
October	17,612	18,739
November	20,643	21,864
December	23,598	24,642
January	25,701	27,458
February	29,607	29,649
March	32,575	32,780
April	33,528	
May	33,683	
June	33,683	

QUALITY

	Quantity	Base Number	Contract	AT	Region	England
% of FP17s for the same patient ID Re-attending within 3 months - Children	494	6,413	7.7%	11.2%	11.8%	12.3%
% of FP17s for the same patient ID Re-attending within 3 months - Adults	1,264	8,776	14.4%	16.3%	17.1%	16.7%
% of FP17s for the same patient ID Re-attending between 3 & 9 months - Children	2,261	6,413	35.3%	42.1%	46.5%	57.6%
% of FP17s for the same patient ID Re-attending between 3 & 9 months - Adults	3,207	8,776	36.5%	35.0%	37.6%	50.1%
% of FP17s for Band 1 Urgent Courses	1,898	14,637	13.0%	10.8%	10.7%	9.1%
% of FP17s Relating to Free Repair or Replacements	38	14,637	0.3%	0.5%	0.6%	0.8%
% of FP17s Relating to Continuations	18	14,637	0.1%	0.8%	0.9%	1.2%
% of Patients satisfied with the dentistry they have received	8	9	N/A	89.3%	90.4%	92.8%
% of Patients satisfied with the time they had to wait for an appointment	6	9	N/A	80.6%	83.7%	88.7%

* This is based on patients treated on this contract for their most recent course of treatment. Figures in italics indicate the base number of FP17s or Patient Questionnaire responses are less than 100. N/A is shown where the base number of responses is less than 10 during the period. % is calculated as Quantity/Base number*100

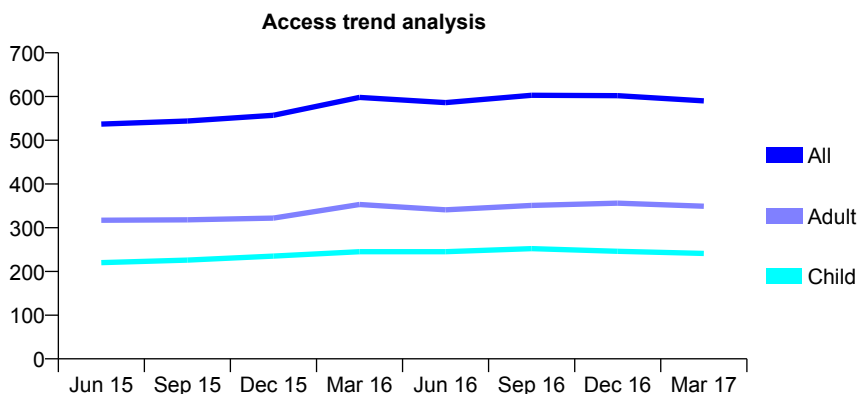
Q61 - Vital Signs At a Glance Contract Report for 334359/0001 - March 2017

Name or company name	MR A JARVID
Contract type name	GDS Contract
Purpose of contract	General
Contract start date	01/04/2006
Contract end date	

16/17 Contracted general activity (UDA)	1,322
Carry forward general activity (UDA)	4
16/17 Contracted orthodontic activity (UOA)	0
Carry forward orthodontic activity (UOA)	0
Baseline contract value	£41,301.18

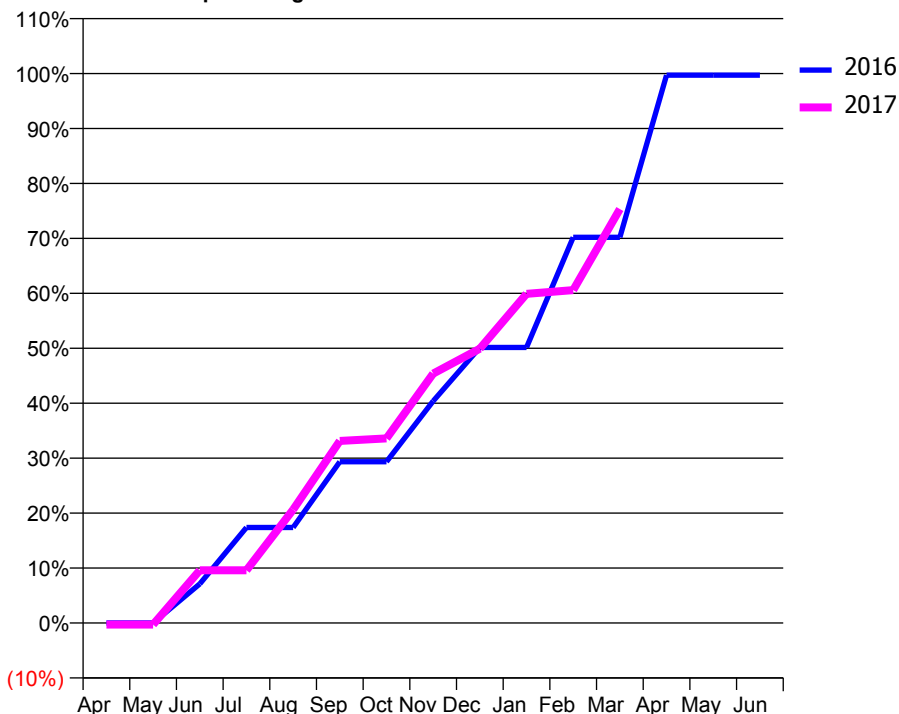
ACCESS*

Patients seen in 24 months	Total	Change since previous quarter
Quarter ending March 2016	598	
Quarter ending June 2016	586	↓
Quarter ending September 2016	603	↑
Quarter ending December 2016	602	→
Quarter ending March 2017	590	↓
Variance since March 2016	(1.3%)	↓



ACTIVITY

Cumulative percentage of contracted UDA delivered 2016 & 2017



Month	Adjusted Scheduled Activity (UDA)	
	2016	2017
April	0	-4
May	0	-4
June	94	127
July	230	127
August	230	273
September	388	438
October	388	444
November	534	600
December	663	660
January	663	792
February	928	801
March	928	996
April	1,318	
May	1,318	
June	1,318	

QUALITY

	Quantity	Base Number	Contract	AT	Region	England
% of FP17s for the same patient ID Re-attending within 3 months - Children	20	253	7.9%	11.2%	11.8%	12.3%
% of FP17s for the same patient ID Re-attending within 3 months - Adults	32	303	10.6%	16.3%	17.1%	16.7%
% of FP17s for the same patient ID Re-attending between 3 & 9 months - Children	61	253	24.1%	42.1%	46.5%	57.6%
% of FP17s for the same patient ID Re-attending between 3 & 9 months - Adults	79	303	26.1%	35.0%	37.6%	50.1%
% of FP17s for Band 1 Urgent Courses	0	452	0.0%	10.8%	10.7%	9.1%
% of FP17s Relating to Free Repair or Replacements	1	452	0.2%	0.5%	0.6%	0.8%
% of FP17s Relating to Continuations	0	452	0.0%	0.8%	0.9%	1.2%
% of Patients satisfied with the dentistry they have received	0	0	N/A	89.3%	90.4%	92.8%
% of Patients satisfied with the time they had to wait for an appointment	0	0	N/A	80.6%	83.7%	88.7%

* This is based on patients treated on this contract for their most recent course of treatment. Figures in italics indicate the base number of FP17s or Patient Questionnaire responses are less than 100. N/A is shown where the base number of responses is less than 10 during the period. % is calculated as Quantity/Base number*100

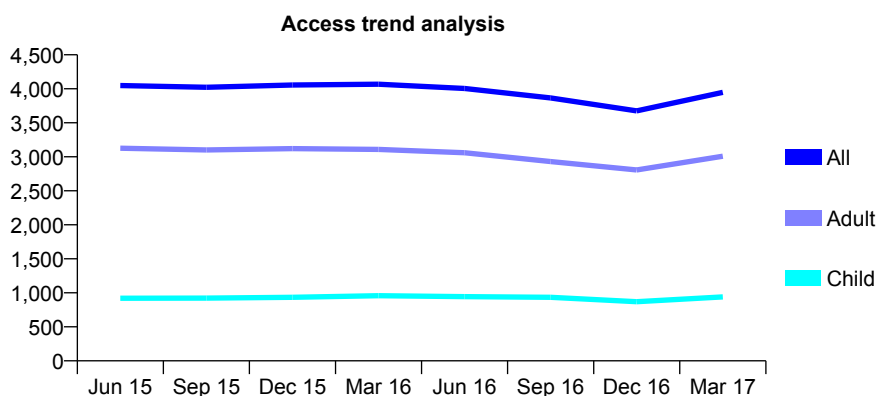
Q61 - Vital Signs At a Glance Contract Report for 335495/0001 - March 2017

Name or company name	MISS A HOQUE
Contract type name	GDS Contract
Purpose of contract	General
Contract start date	01/04/2006
Contract end date	

16/17 Contracted general activity (UDA)	13,234
Carry forward general activity (UDA)	0
16/17 Contracted orthodontic activity (UOA)	0
Carry forward orthodontic activity (UOA)	0
Baseline contract value	£361,258.64

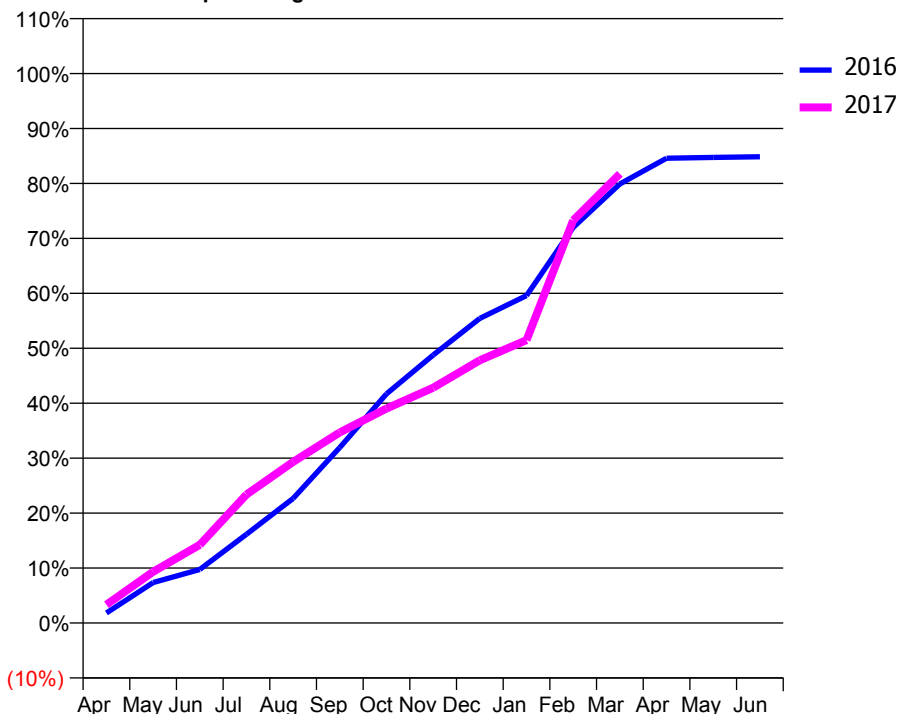
ACCESS*

Patients seen in 24 months	Total	Change since previous quarter
Quarter ending March 2016	4,067	
Quarter ending June 2016	4,004	↓
Quarter ending September 2016	3,866	↓
Quarter ending December 2016	3,676	↓
Quarter ending March 2017	3,948	↑
Variance since March 2016	(2.9%)	↓



ACTIVITY

Cumulative percentage of contracted UDA delivered 2016 & 2017



Month	Adjusted Scheduled Activity (UDA)	
	2016	2017
April	243	440
May	976	1,236
June	1,291	1,885
July	2,138	3,094
August	3,003	3,881
September	4,227	4,592
October	5,518	5,167
November	6,454	5,666
December	7,337	6,328
January	7,885	6,813
February	9,528	9,698
March	10,574	10,816
April	11,193	
May	11,213	
June	11,228	

QUALITY

	Quantity	Base Number	Contract	AT	Region	England
% of FP17s for the same patient ID Re-attending within 3 months - Children	80	990	8.1%	11.2%	11.8%	12.3%
% of FP17s for the same patient ID Re-attending within 3 months - Adults	487	3,030	16.1%	16.3%	17.1%	16.7%
% of FP17s for the same patient ID Re-attending between 3 & 9 months - Children	298	990	30.1%	42.1%	46.5%	57.6%
% of FP17s for the same patient ID Re-attending between 3 & 9 months - Adults	822	3,030	27.1%	35.0%	37.6%	50.1%
% of FP17s for Band 1 Urgent Courses	427	3,822	11.2%	10.8%	10.7%	9.1%
% of FP17s Relating to Free Repair or Replacements	36	3,822	0.9%	0.5%	0.6%	0.8%
% of FP17s Relating to Continuations	75	3,822	2.0%	0.8%	0.9%	1.2%
% of Patients satisfied with the dentistry they have received	0	1	N/A	89.3%	90.4%	92.8%
% of Patients satisfied with the time they had to wait for an appointment	1	1	N/A	80.6%	83.7%	88.7%

* This is based on patients treated on this contract for their most recent course of treatment. Figures in italics indicate the base number of FP17s or Patient Questionnaire responses are less than 100. N/A is shown where the base number of responses is less than 10 during the period. % is calculated as Quantity/Base number*100

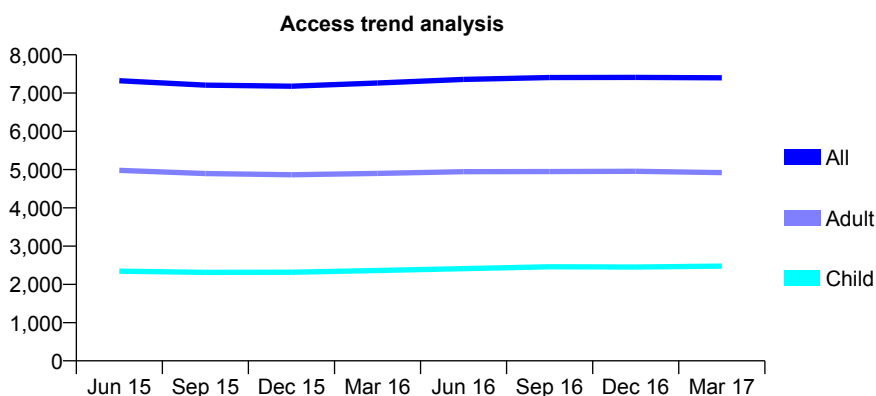
Q61 - Vital Signs At a Glance Contract Report for 336955/0004 - March 2017

Name or company name	MR SM HUSSAIN
Contract type name	GDS Contract
Purpose of contract	General
Contract start date	01/04/2006
Contract end date	

16/17 Contracted general activity (UDA)	20,008
Carry forward general activity (UDA)	254
16/17 Contracted orthodontic activity (UOA)	0
Carry forward orthodontic activity (UOA)	0
Baseline contract value	£543,190.98

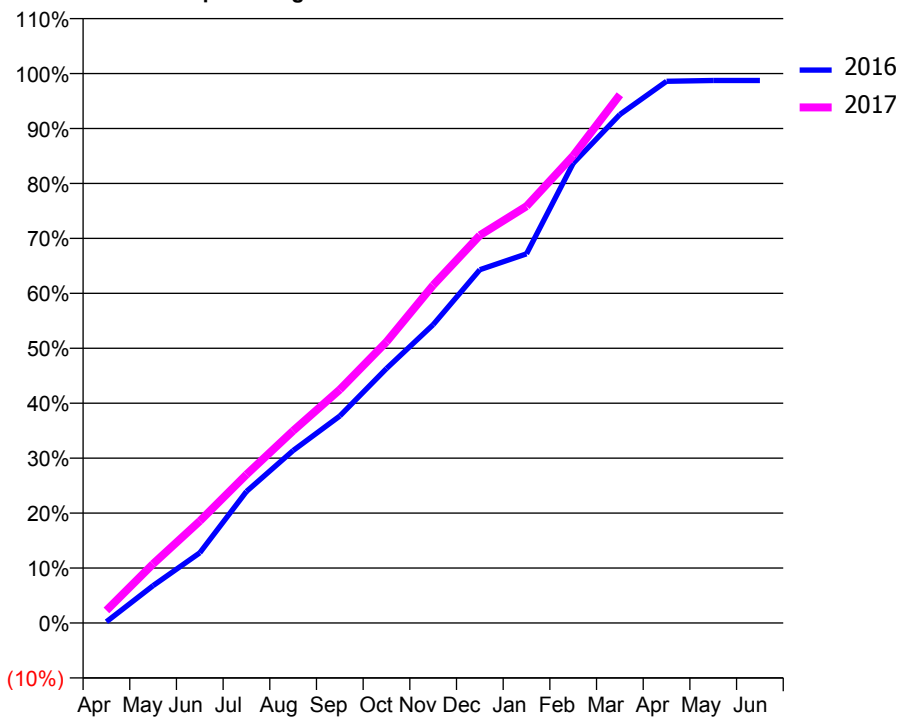
ACCESS*

Patients seen in 24 months	Total	Change since previous quarter
Quarter ending March 2016	7,262	
Quarter ending June 2016	7,356	→
Quarter ending September 2016	7,407	→
Quarter ending December 2016	7,409	→
Quarter ending March 2017	7,397	→
Variance since March 2016	1.9%	→



ACTIVITY

Cumulative percentage of contracted UDA delivered 2016 & 2017



Month	Adjusted Scheduled Activity (UDA)	
	2016	2017
April	45	460
May	1,363	2,153
June	2,557	3,712
July	4,791	5,407
August	6,280	6,999
September	7,536	8,499
October	9,266	10,236
November	10,863	12,299
December	12,866	14,118
January	13,440	15,175
February	16,738	17,013
March	18,513	19,236
April	19,725	
May	19,754	
June	19,754	

QUALITY

	Quantity	Base Number	Contract	AT	Region	England
% of FP17s for the same patient ID Re-attending within 3 months - Children	138	2,875	4.8%	11.2%	11.8%	12.3%
% of FP17s for the same patient ID Re-attending within 3 months - Adults	410	5,073	8.1%	16.3%	17.1%	16.7%
% of FP17s for the same patient ID Re-attending between 3 & 9 months - Children	1,124	2,875	39.1%	42.1%	46.5%	57.6%
% of FP17s for the same patient ID Re-attending between 3 & 9 months - Adults	1,826	5,073	36.0%	35.0%	37.6%	50.1%
% of FP17s for Band 1 Urgent Courses	558	7,483	7.5%	10.8%	10.7%	9.1%
% of FP17s Relating to Free Repair or Replacements	18	7,483	0.2%	0.5%	0.6%	0.8%
% of FP17s Relating to Continuations	17	7,483	0.2%	0.8%	0.9%	1.2%
% of Patients satisfied with the dentistry they have received	7	7	N/A	89.3%	90.4%	92.8%
% of Patients satisfied with the time they had to wait for an appointment	4	7	N/A	80.6%	83.7%	88.7%

* This is based on patients treated on this contract for their most recent course of treatment. Figures in italics indicate the base number of FP17s or Patient Questionnaire responses are less than 100. N/A is shown where the base number of responses is less than 10 during the period. % is calculated as Quantity/Base number*100

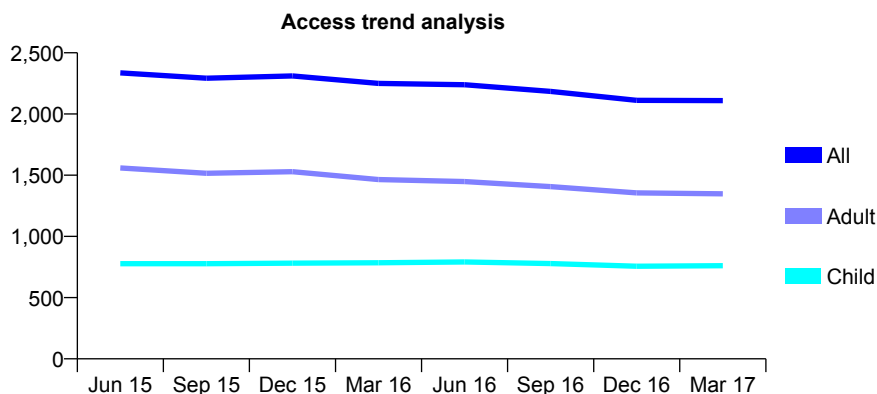
Q61 - Vital Signs At a Glance Contract Report for 337781/0001 - March 2017

Name or company name	MR R HEJAZI-TEHRANI
Contract type name	GDS Contract
Purpose of contract	General
Contract start date	01/04/2006
Contract end date	

16/17 Contracted general activity (UDA)	4,625
Carry forward general activity (UDA)	-93
16/17 Contracted orthodontic activity (UOA)	0
Carry forward orthodontic activity (UOA)	0
Baseline contract value	£125,397.45

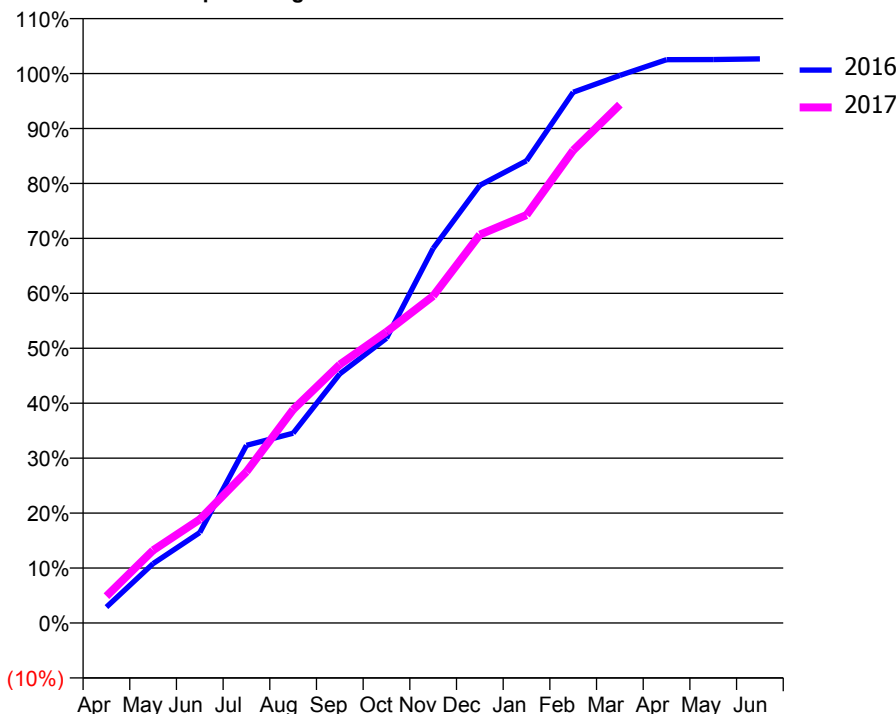
ACCESS*

Patients seen in 24 months	Total	Change since previous quarter
Quarter ending March 2016	2,250	
Quarter ending June 2016	2,239	→
Quarter ending September 2016	2,185	↓
Quarter ending December 2016	2,112	↓
Quarter ending March 2017	2,109	→
Variance since March 2016	(6.3%)	↓



ACTIVITY

Cumulative percentage of contracted UDA delivered 2016 & 2017



Adjusted Scheduled Activity (UDA)

Month	2016	2017
April	134	226
May	500	612
June	762	873
July	1,495	1,273
August	1,598	1,796
September	2,097	2,176
October	2,397	2,451
November	3,154	2,753
December	3,685	3,269
January	3,891	3,434
February	4,467	3,978
March	4,609	4,364
April	4,741	
May	4,742	
June	4,748	

QUALITY

	Quantity	Base Number	Contract	AT	Region	England
% of FP17s for the same patient ID Re-attending within 3 months - Children	29	913	3.2%	11.2%	11.8%	12.3%
% of FP17s for the same patient ID Re-attending within 3 months - Adults	122	1,413	8.6%	16.3%	17.1%	16.7%
% of FP17s for the same patient ID Re-attending between 3 & 9 months - Children	454	913	49.7%	42.1%	46.5%	57.6%
% of FP17s for the same patient ID Re-attending between 3 & 9 months - Adults	606	1,413	42.9%	35.0%	37.6%	50.1%
% of FP17s for Band 1 Urgent Courses	23	2,247	1.0%	10.8%	10.7%	9.1%
% of FP17s Relating to Free Repair or Replacements	0	2,247	0.0%	0.5%	0.6%	0.8%
% of FP17s Relating to Continuations	3	2,247	0.1%	0.8%	0.9%	1.2%
% of Patients satisfied with the dentistry they have received	1	1	N/A	89.3%	90.4%	92.8%
% of Patients satisfied with the time they had to wait for an appointment	1	1	N/A	80.6%	83.7%	88.7%

* This is based on patients treated on this contract for their most recent course of treatment. Figures in italics indicate the base number of FP17s or Patient Questionnaire responses are less than 100. N/A is shown where the base number of responses is less than 10 during the period. % is calculated as Quantity/Base number*100

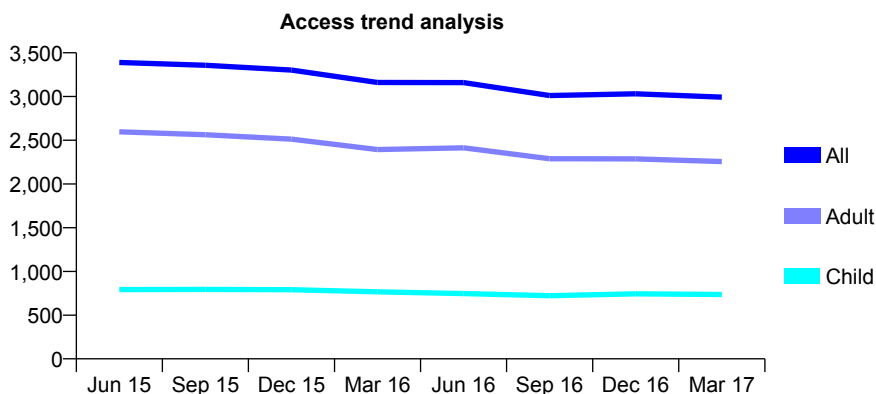
Q61 - Vital Signs At a Glance Contract Report for 338761/0001 - March 2017

Name or company name	MR MS KHAN
Contract type name	GDS Contract
Purpose of contract	General
Contract start date	01/04/2006
Contract end date	

16/17 Contracted general activity (UDA)	11,004
Carry forward general activity (UDA)	25
16/17 Contracted orthodontic activity (UOA)	0
Carry forward orthodontic activity (UOA)	0
Baseline contract value	£330,610.17

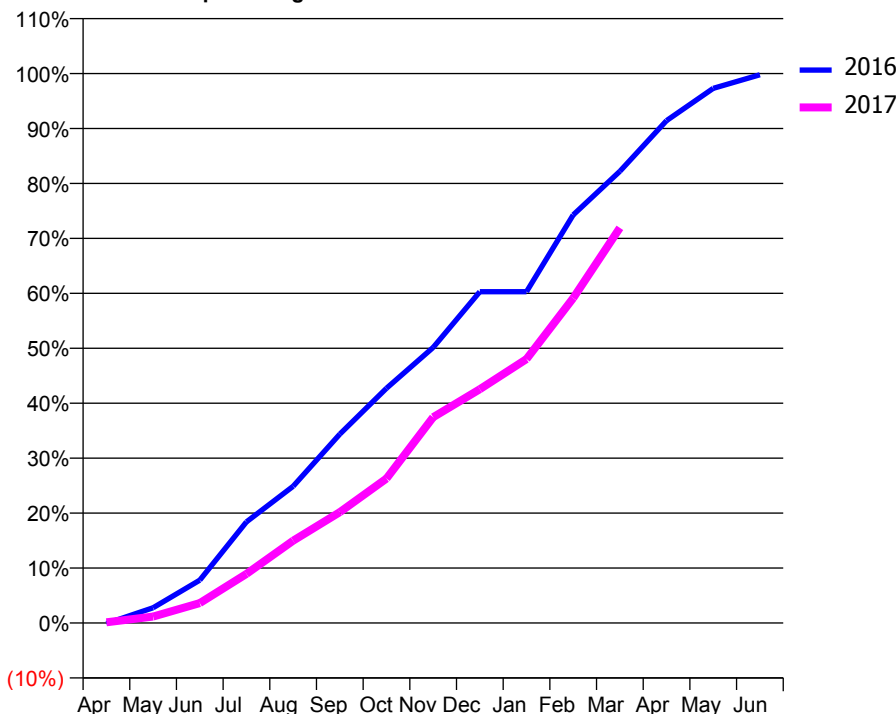
ACCESS*

Patients seen in 24 months	Total	Change since previous quarter
Quarter ending March 2016	3,160	
Quarter ending June 2016	3,159	→
Quarter ending September 2016	3,011	↓
Quarter ending December 2016	3,031	→
Quarter ending March 2017	2,993	↓
Variance since March 2016	(5.3%)	↓



ACTIVITY

Cumulative percentage of contracted UDA delivered 2016 & 2017



Month	Adjusted Scheduled Activity (UDA)	
	2016	2017
April	-13	15
May	305	129
June	859	400
July	2,027	984
August	2,738	1,649
September	3,782	2,221
October	4,702	2,895
November	5,519	4,122
December	6,635	4,683
January	6,635	5,286
February	8,172	6,506
March	9,047	7,914
April	10,059	
May	10,707	
June	10,979	

QUALITY

	Quantity	Base Number	Contract	AT	Region	England
% of FP17s for the same patient ID Re-attending within 3 months - Children	128	956	13.4%	11.2%	11.8%	12.3%
% of FP17s for the same patient ID Re-attending within 3 months - Adults	750	2,763	27.1%	16.3%	17.1%	16.7%
% of FP17s for the same patient ID Re-attending between 3 & 9 months - Children	346	956	36.2%	42.1%	46.5%	57.6%
% of FP17s for the same patient ID Re-attending between 3 & 9 months - Adults	794	2,763	28.7%	35.0%	37.6%	50.1%
% of FP17s for Band 1 Urgent Courses	685	2,996	22.9%	10.8%	10.7%	9.1%
% of FP17s Relating to Free Repair or Replacements	14	2,996	0.5%	0.5%	0.6%	0.8%
% of FP17s Relating to Continuations	69	2,996	2.3%	0.8%	0.9%	1.2%
% of Patients satisfied with the dentistry they have received	1	2	N/A	89.3%	90.4%	92.8%
% of Patients satisfied with the time they had to wait for an appointment	2	2	N/A	80.6%	83.7%	88.7%

* This is based on patients treated on this contract for their most recent course of treatment. Figures in italics indicate the base number of FP17s or Patient Questionnaire responses are less than 100. N/A is shown where the base number of responses is less than 10 during the period. % is calculated as Quantity/Base number*100

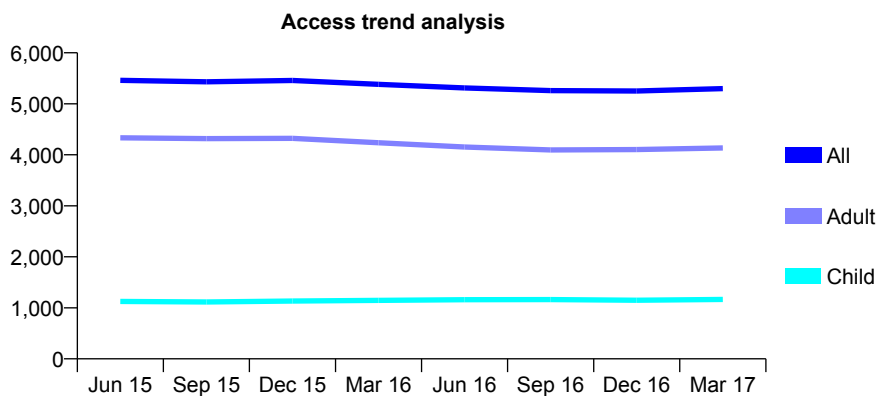
Q61 - Vital Signs At a Glance Contract Report for 338877/0001 - March 2017

Name or company name	MR MC MARCOU
Contract type name	GDS Contract
Purpose of contract	General
Contract start date	01/04/2006
Contract end date	

16/17 Contracted general activity (UDA)	15,124
Carry forward general activity (UDA)	-100
16/17 Contracted orthodontic activity (UOA)	0
Carry forward orthodontic activity (UOA)	0
Baseline contract value	£400,533.64

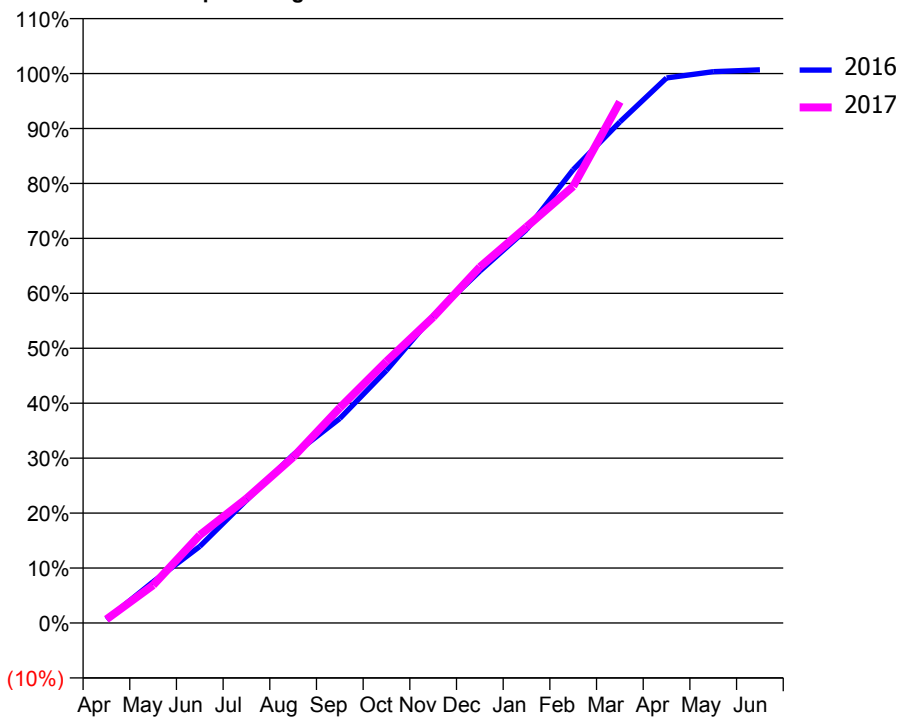
ACCESS*

Patients seen in 24 months	Total	Change since previous quarter
Quarter ending March 2016	5,383	
Quarter ending June 2016	5,312	↓
Quarter ending September 2016	5,258	↓
Quarter ending December 2016	5,252	→
Quarter ending March 2017	5,299	→
Variance since March 2016	(1.6%)	↓



ACTIVITY

Cumulative percentage of contracted UDA delivered 2016 & 2017



Month	Adjusted Scheduled Activity (UDA)	
	2016	2017
April	96	100
May	1,137	1,042
June	2,109	2,419
July	3,377	3,428
August	4,630	4,565
September	5,629	5,927
October	6,954	7,202
November	8,453	8,418
December	9,685	9,798
January	10,827	10,902
February	12,478	12,018
March	13,790	14,345
April	15,002	
May	15,176	
June	15,224	

QUALITY

	Quantity	Base Number	Contract	AT	Region	England
% of FP17s for the same patient ID Re-attending within 3 months - Children	91	1,467	6.2%	11.2%	11.8%	12.3%
% of FP17s for the same patient ID Re-attending within 3 months - Adults	639	5,056	12.6%	16.3%	17.1%	16.7%
% of FP17s for the same patient ID Re-attending between 3 & 9 months - Children	617	1,467	42.1%	42.1%	46.5%	57.6%
% of FP17s for the same patient ID Re-attending between 3 & 9 months - Adults	2,253	5,056	44.6%	35.0%	37.6%	50.1%
% of FP17s for Band 1 Urgent Courses	412	5,509	7.5%	10.8%	10.7%	9.1%
% of FP17s Relating to Free Repair or Replacements	26	5,509	0.5%	0.5%	0.6%	0.8%
% of FP17s Relating to Continuations	11	5,509	0.2%	0.8%	0.9%	1.2%
% of Patients satisfied with the dentistry they have received	6	9	N/A	89.3%	90.4%	92.8%
% of Patients satisfied with the time they had to wait for an appointment	5	9	N/A	80.6%	83.7%	88.7%

* This is based on patients treated on this contract for their most recent course of treatment. Figures in italics indicate the base number of FP17s or Patient Questionnaire responses are less than 100. N/A is shown where the base number of responses is less than 10 during the period. % is calculated as Quantity/Base number*100

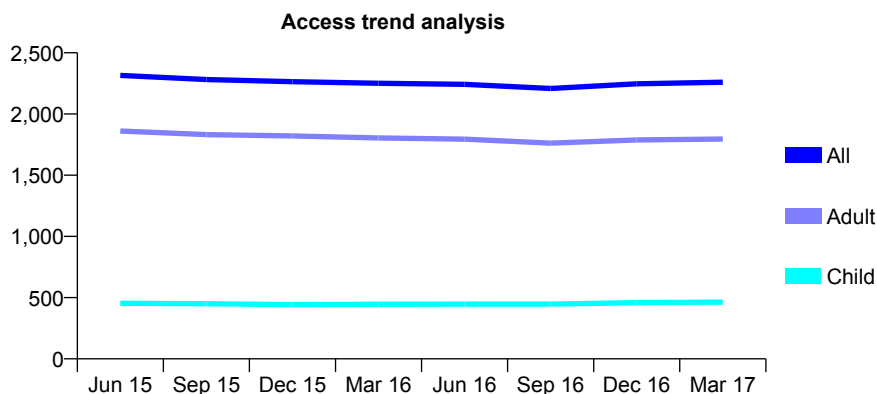
Q61 - Vital Signs At a Glance Contract Report for 339288/0001 - March 2017

Name or company name	MR SA HAMA SAIED
Contract type name	GDS Contract
Purpose of contract	General
Contract start date	01/04/2006
Contract end date	

16/17 Contracted general activity (UDA)	8,013
Carry forward general activity (UDA)	-160
16/17 Contracted orthodontic activity (UOA)	0
Carry forward orthodontic activity (UOA)	0
Baseline contract value	£236,194.06

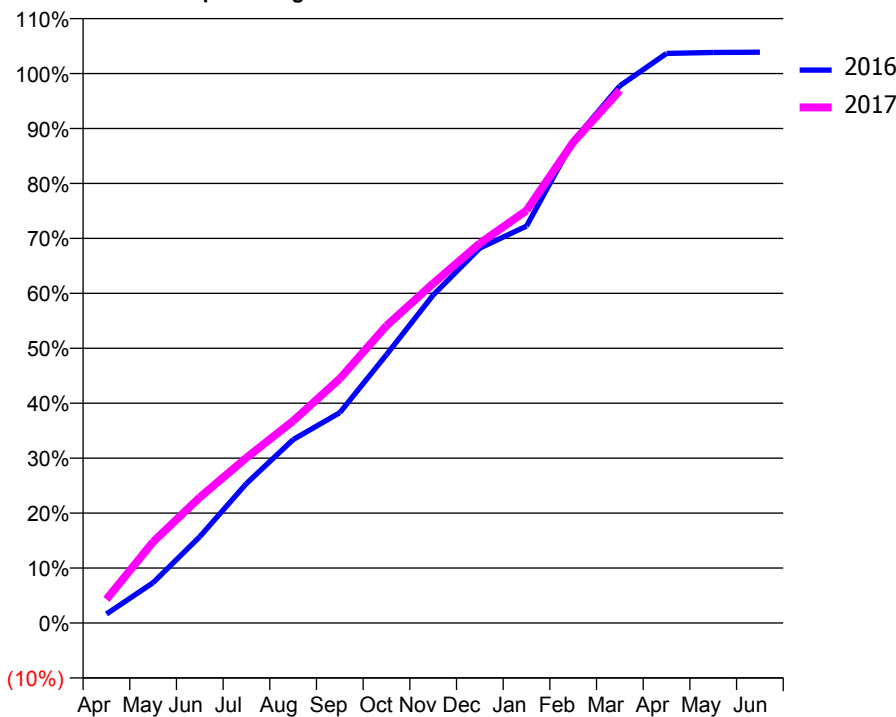
ACCESS*

Patients seen in 24 months	Total	Change since previous quarter
Quarter ending March 2016	2,251	
Quarter ending June 2016	2,242	→
Quarter ending September 2016	2,209	↓
Quarter ending December 2016	2,247	→
Quarter ending March 2017	2,260	→
Variance since March 2016	0.4%	→



ACTIVITY

Cumulative percentage of contracted UDA delivered 2016 & 2017



Month	Adjusted Scheduled Activity (UDA)	
	2016	2017
April	132	346
May	589	1,183
June	1,259	1,833
July	2,035	2,410
August	2,675	2,946
September	3,068	3,564
October	3,913	4,336
November	4,783	4,952
December	5,467	5,538
January	5,788	6,015
February	7,028	7,011
March	7,834	7,768
April	8,306	
May	8,320	
June	8,324	

QUALITY

	Quantity	Base Number	Contract	AT	Region	England
% of FP17s for the same patient ID Re-attending within 3 months - Children	35	549	6.4%	11.2%	11.8%	12.3%
% of FP17s for the same patient ID Re-attending within 3 months - Adults	332	2,249	14.8%	16.3%	17.1%	16.7%
% of FP17s for the same patient ID Re-attending between 3 & 9 months - Children	244	549	44.4%	42.1%	46.5%	57.6%
% of FP17s for the same patient ID Re-attending between 3 & 9 months - Adults	1,062	2,249	47.2%	35.0%	37.6%	50.1%
% of FP17s for Band 1 Urgent Courses	6	2,679	0.2%	10.8%	10.7%	9.1%
% of FP17s Relating to Free Repair or Replacements	0	2,679	0.0%	0.5%	0.6%	0.8%
% of FP17s Relating to Continuations	88	2,679	3.3%	0.8%	0.9%	1.2%
% of Patients satisfied with the dentistry they have received	4	4	N/A	89.3%	90.4%	92.8%
% of Patients satisfied with the time they had to wait for an appointment	4	4	N/A	80.6%	83.7%	88.7%

* This is based on patients treated on this contract for their most recent course of treatment. Figures in italics indicate the base number of FP17s or Patient Questionnaire responses are less than 100. N/A is shown where the base number of responses is less than 10 during the period. % is calculated as Quantity/Base number*100

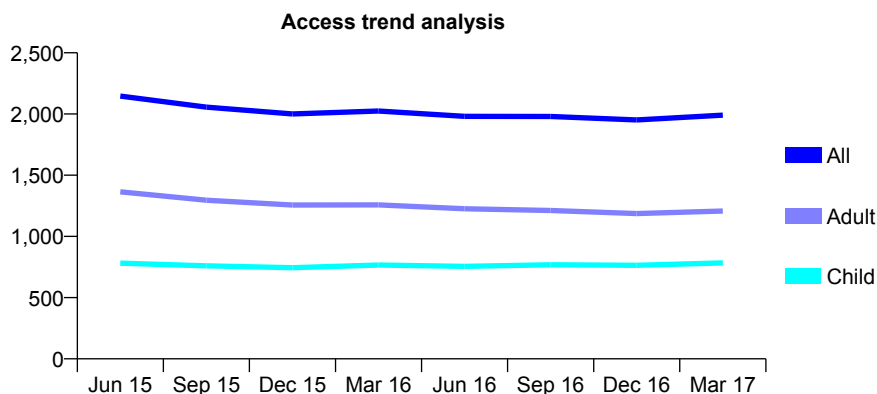
Q61 - Vital Signs At a Glance Contract Report for 339407/0001 - March 2017

Name or company name	MR H HAMBARCHIAN
Contract type name	GDS Contract
Purpose of contract	General
Contract start date	01/04/2006
Contract end date	

16/17 Contracted general activity (UDA)	10,663
Carry forward general activity (UDA)	-205
16/17 Contracted orthodontic activity (UOA)	0
Carry forward orthodontic activity (UOA)	0
Baseline contract value	£343,424.01

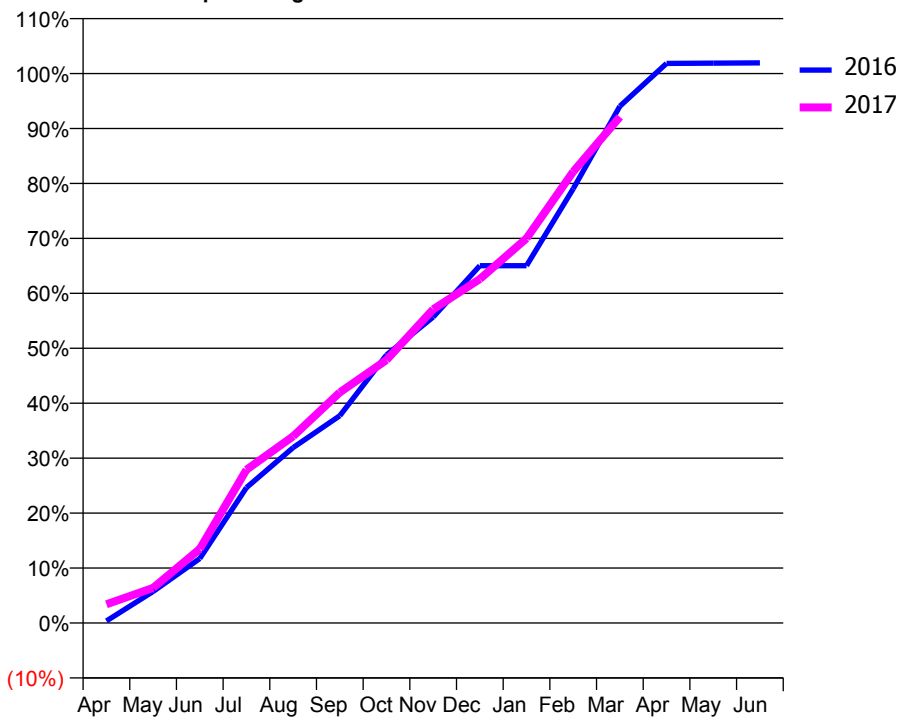
ACCESS*

Patients seen in 24 months	Total	Change since previous quarter
Quarter ending March 2016	2,024	
Quarter ending June 2016	1,981	↓
Quarter ending September 2016	1,980	→
Quarter ending December 2016	1,951	↓
Quarter ending March 2017	1,991	↑
Variance since March 2016	(1.6%)	↓



ACTIVITY

Cumulative percentage of contracted UDA delivered 2016 & 2017



Month	Adjusted Scheduled Activity (UDA)	
	2016	2017
April	41	364
May	612	681
June	1,252	1,439
July	2,627	2,975
August	3,405	3,624
September	4,022	4,474
October	5,202	5,105
November	5,936	6,087
December	6,934	6,675
January	6,934	7,463
February	8,427	8,758
March	10,027	9,821
April	10,858	
May	10,864	
June	10,868	

QUALITY

	Quantity	Base Number	Contract	AT	Region	England
% of FP17s for the same patient ID Re-attending within 3 months - Children	64	1,112	5.8%	11.2%	11.8%	12.3%
% of FP17s for the same patient ID Re-attending within 3 months - Adults	290	1,713	16.9%	16.3%	17.1%	16.7%
% of FP17s for the same patient ID Re-attending between 3 & 9 months - Children	672	1,112	60.4%	42.1%	46.5%	57.6%
% of FP17s for the same patient ID Re-attending between 3 & 9 months - Adults	968	1,713	56.5%	35.0%	37.6%	50.1%
% of FP17s for Band 1 Urgent Courses	90	2,629	3.4%	10.8%	10.7%	9.1%
% of FP17s Relating to Free Repair or Replacements	0	2,629	0.0%	0.5%	0.6%	0.8%
% of FP17s Relating to Continuations	0	2,629	0.0%	0.8%	0.9%	1.2%
% of Patients satisfied with the dentistry they have received	0	0	N/A	89.3%	90.4%	92.8%
% of Patients satisfied with the time they had to wait for an appointment	0	0	N/A	80.6%	83.7%	88.7%

* This is based on patients treated on this contract for their most recent course of treatment. Figures in italics indicate the base number of FP17s or Patient Questionnaire responses are less than 100. N/A is shown where the base number of responses is less than 10 during the period. % is calculated as Quantity/Base number*100

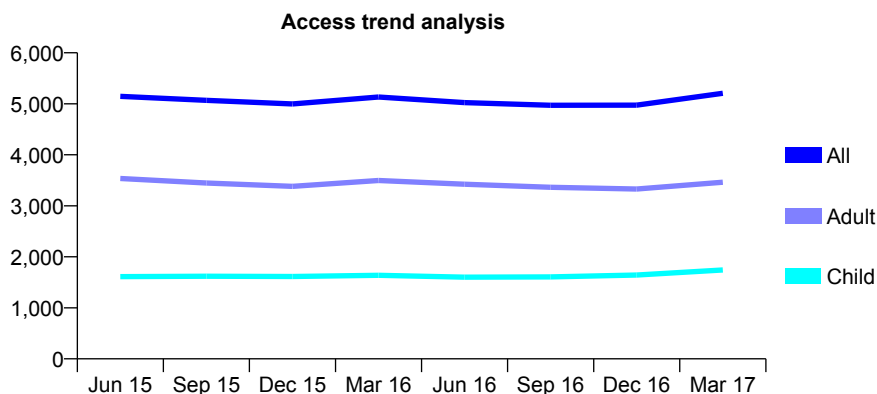
Q61 - Vital Signs At a Glance Contract Report for 340561/0001 - March 2017

Name or company name	MR S RAJAYOGAN
Contract type name	GDS Contract
Purpose of contract	General
Contract start date	01/04/2006
Contract end date	

16/17 Contracted general activity (UDA)	13,563
Carry forward general activity (UDA)	217
16/17 Contracted orthodontic activity (UOA)	0
Carry forward orthodontic activity (UOA)	0
Baseline contract value	£376,243.02

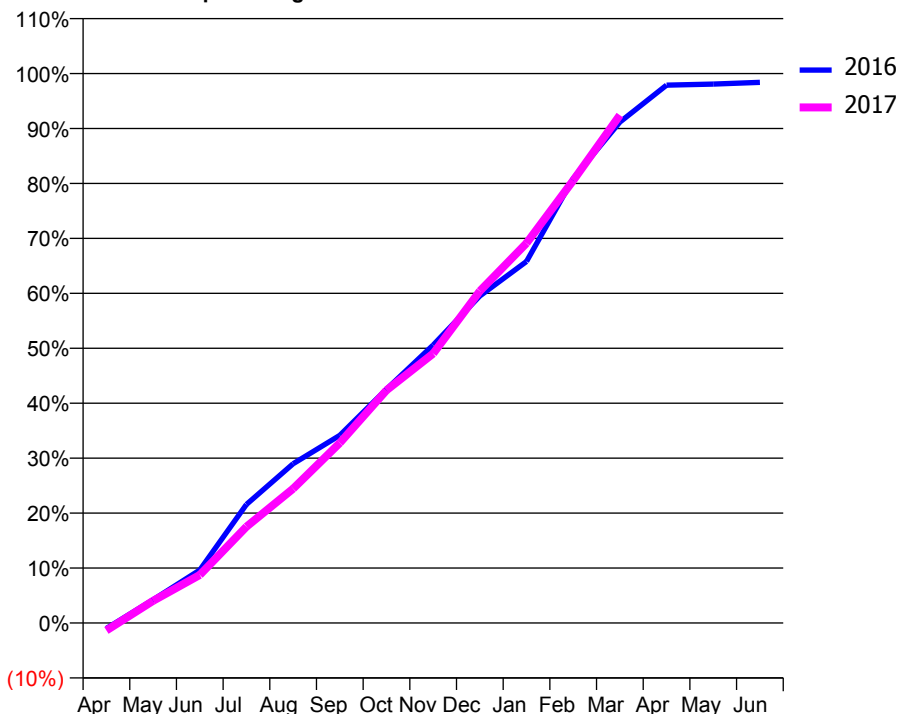
ACCESS*

Patients seen in 24 months	Total	Change since previous quarter
Quarter ending March 2016	5,134	
Quarter ending June 2016	5,024	↓
Quarter ending September 2016	4,970	↓
Quarter ending December 2016	4,973	→
Quarter ending March 2017	5,206	↑
Variance since March 2016	1.4%	→



ACTIVITY

Cumulative percentage of contracted UDA delivered 2016 & 2017



Month	Adjusted Scheduled Activity (UDA)	
	2016	2017
April	-138	-184
May	575	546
June	1,308	1,186
July	2,929	2,380
August	3,930	3,317
September	4,634	4,444
October	5,771	5,744
November	6,860	6,651
December	8,070	8,193
January	8,925	9,377
February	10,971	10,924
March	12,364	12,536
April	13,275	
May	13,301	
June	13,346	

QUALITY

	Quantity	Base Number	Contract	AT	Region	England
% of FP17s for the same patient ID Re-attending within 3 months - Children	106	1,661	6.4%	11.2%	11.8%	12.3%
% of FP17s for the same patient ID Re-attending within 3 months - Adults	382	3,053	12.5%	16.3%	17.1%	16.7%
% of FP17s for the same patient ID Re-attending between 3 & 9 months - Children	437	1,661	26.3%	42.1%	46.5%	57.6%
% of FP17s for the same patient ID Re-attending between 3 & 9 months - Adults	679	3,053	22.2%	35.0%	37.6%	50.1%
% of FP17s for Band 1 Urgent Courses	582	4,362	13.3%	10.8%	10.7%	9.1%
% of FP17s Relating to Free Repair or Replacements	0	4,362	0.0%	0.5%	0.6%	0.8%
% of FP17s Relating to Continuations	5	4,362	0.1%	0.8%	0.9%	1.2%
% of Patients satisfied with the dentistry they have received	3	3	N/A	89.3%	90.4%	92.8%
% of Patients satisfied with the time they had to wait for an appointment	2	3	N/A	80.6%	83.7%	88.7%

* This is based on patients treated on this contract for their most recent course of treatment. Figures in italics indicate the base number of FP17s or Patient Questionnaire responses are less than 100. N/A is shown where the base number of responses is less than 10 during the period. % is calculated as Quantity/Base number*100

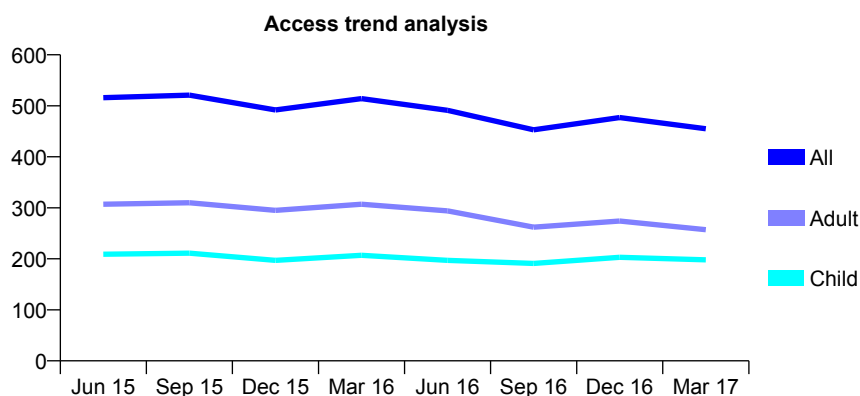
Q61 - Vital Signs At a Glance Contract Report for 341320/0001 - March 2017

Name or company name	MR HS JOSHI
Contract type name	GDS Contract
Purpose of contract	General
Contract start date	01/04/2006
Contract end date	

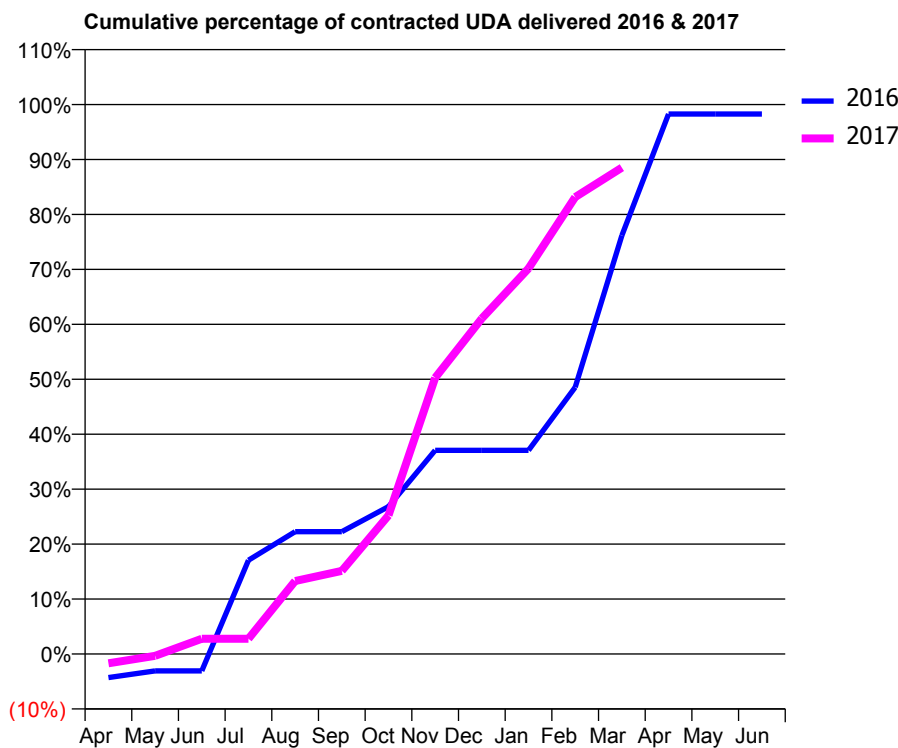
16/17 Contracted general activity (UDA)	1,646
Carry forward general activity (UDA)	28
16/17 Contracted orthodontic activity (UOA)	0
Carry forward orthodontic activity (UOA)	0
Baseline contract value	£81,739.00

ACCESS*

Patients seen in 24 months	Total	Change since previous quarter
Quarter ending March 2016	514	
Quarter ending June 2016	491	↓
Quarter ending September 2016	453	↓
Quarter ending December 2016	477	↑
Quarter ending March 2017	455	↓
Variance since March 2016	(11.5%)	↓



ACTIVITY



Month	Adjusted Scheduled Activity (UDA)	
	2016	2017
April	-71	-28
May	-51	-6
June	-51	46
July	281	46
August	367	219
September	367	249
October	442	415
November	610	828
December	610	1,005
January	610	1,155
February	799	1,369
March	1,254	1,457
April	1,618	
May	1,618	
June	1,618	

QUALITY

	Quantity	Base Number	Contract	AT	Region	England
% of FP17s for the same patient ID Re-attending within 3 months - Children	27	238	11.3%	11.2%	11.8%	12.3%
% of FP17s for the same patient ID Re-attending within 3 months - Adults	34	272	12.5%	16.3%	17.1%	16.7%
% of FP17s for the same patient ID Re-attending between 3 & 9 months - Children	80	238	33.6%	42.1%	46.5%	57.6%
% of FP17s for the same patient ID Re-attending between 3 & 9 months - Adults	105	272	38.6%	35.0%	37.6%	50.1%
% of FP17s for Band 1 Urgent Courses	39	421	9.3%	10.8%	10.7%	9.1%
% of FP17s Relating to Free Repair or Replacements	0	421	0.0%	0.5%	0.6%	0.8%
% of FP17s Relating to Continuations	0	421	0.0%	0.8%	0.9%	1.2%
% of Patients satisfied with the dentistry they have received	0	0	N/A	89.3%	90.4%	92.8%
% of Patients satisfied with the time they had to wait for an appointment	0	0	N/A	80.6%	83.7%	88.7%

* This is based on patients treated on this contract for their most recent course of treatment. Figures in italics indicate the base number of FP17s or Patient Questionnaire responses are less than 100. N/A is shown where the base number of responses is less than 10 during the period. % is calculated as Quantity/Base number*100

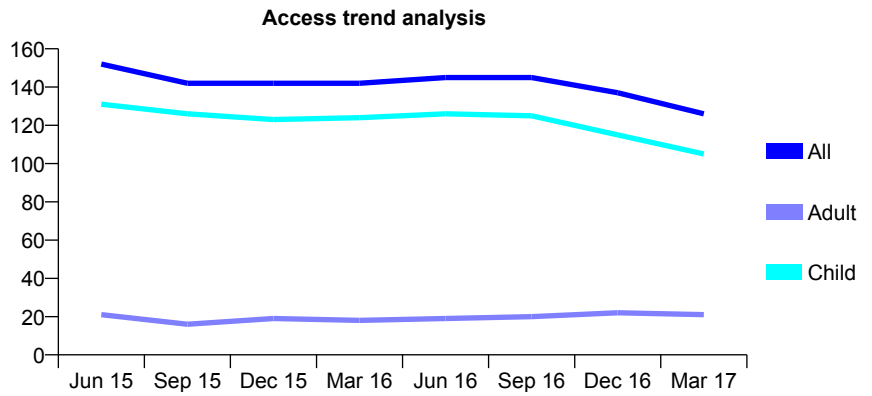
Q61 - Vital Signs At a Glance Contract Report for 342858/0002 - March 2017

Name or company name	MRS B SALEK-HADDADI
Contract type name	GDS Contract
Purpose of contract	General
Contract start date	01/04/2006
Contract end date	

16/17 Contracted general activity (UDA)	314
Carry forward general activity (UDA)	-6
16/17 Contracted orthodontic activity (UOA)	0
Carry forward orthodontic activity (UOA)	0
Baseline contract value	£12,585.53

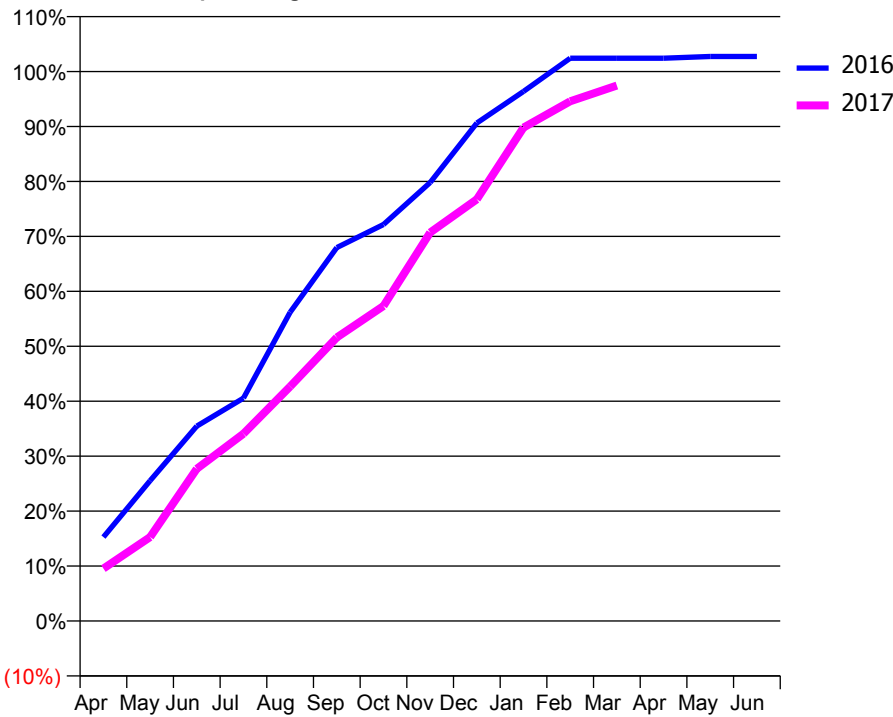
ACCESS*

Patients seen in 24 months	Total	Change since previous quarter
Quarter ending March 2016	142	
Quarter ending June 2016	145	↑
Quarter ending September 2016	145	→
Quarter ending December 2016	137	↓
Quarter ending March 2017	126	↓
Variance since March 2016	(11.3%)	↓



ACTIVITY

Cumulative percentage of contracted UDA delivered 2016 & 2017



Month	Adjusted Scheduled Activity (UDA)	
	2016	2017
April	48	30
May	80	48
June	111	87
July	127	107
August	176	134
September	213	162
October	227	180
November	251	222
December	285	241
January	303	282
February	322	297
March	322	306
April	322	
May	323	
June	323	

QUALITY

	Quantity	Base Number	Contract	AT	Region	England
% of FP17s for the same patient ID Re-attending within 3 months - Children	10	145	6.9%	11.2%	11.8%	12.3%
% of FP17s for the same patient ID Re-attending within 3 months - Adults	2	17	11.8%	16.3%	17.1%	16.7%
% of FP17s for the same patient ID Re-attending between 3 & 9 months - Children	81	145	55.9%	42.1%	46.5%	57.6%
% of FP17s for the same patient ID Re-attending between 3 & 9 months - Adults	9	17	52.9%	35.0%	37.6%	50.1%
% of FP17s for Band 1 Urgent Courses	0	160	0.0%	10.8%	10.7%	9.1%
% of FP17s Relating to Free Repair or Replacements	0	160	0.0%	0.5%	0.6%	0.8%
% of FP17s Relating to Continuations	0	160	0.0%	0.8%	0.9%	1.2%
% of Patients satisfied with the dentistry they have received	0	0	N/A	89.3%	90.4%	92.8%
% of Patients satisfied with the time they had to wait for an appointment	0	0	N/A	80.6%	83.7%	88.7%

* This is based on patients treated on this contract for their most recent course of treatment. Figures in italics indicate the base number of FP17s or Patient Questionnaire responses are less than 100. N/A is shown where the base number of responses is less than 10 during the period. % is calculated as Quantity/Base number*100

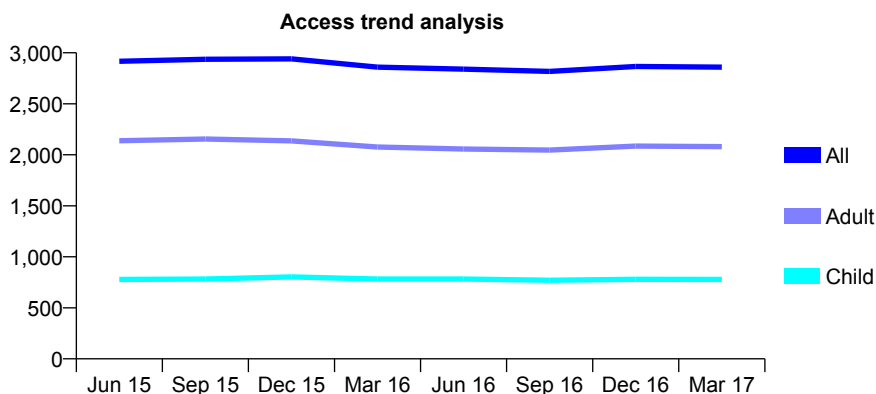
Q61 - Vital Signs At a Glance Contract Report for 343587/0001 - March 2017

Name or company name	MR F AMINI
Contract type name	GDS Contract
Purpose of contract	General
Contract start date	01/04/2006
Contract end date	

16/17 Contracted general activity (UDA)	10,546
Carry forward general activity (UDA)	0
16/17 Contracted orthodontic activity (UOA)	0
Carry forward orthodontic activity (UOA)	0
Baseline contract value	£307,892.91

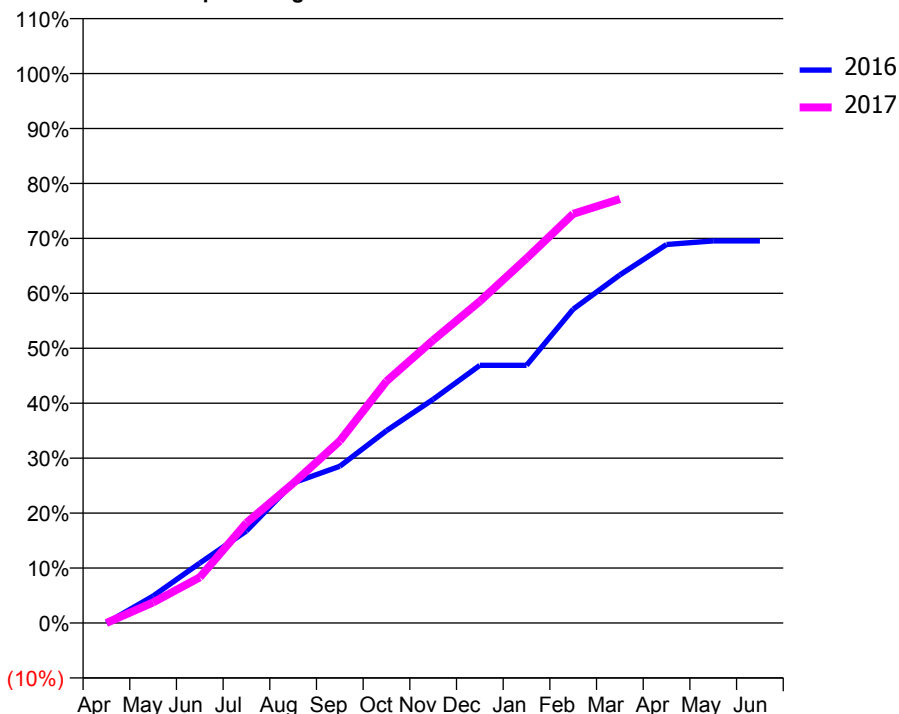
ACCESS*

Patients seen in 24 months	Total	Change since previous quarter
Quarter ending March 2016	2,860	
Quarter ending June 2016	2,840	→
Quarter ending September 2016	2,817	→
Quarter ending December 2016	2,866	→
Quarter ending March 2017	2,860	→
Variance since March 2016	0.0%	→



ACTIVITY

Cumulative percentage of contracted UDA delivered 2016 & 2017



Month	Adjusted Scheduled Activity (UDA)	
	2016	2017
April	0	0
May	519	395
June	1,150	877
July	1,768	1,924
August	2,687	2,680
September	3,008	3,496
October	3,692	4,642
November	4,293	5,430
December	4,947	6,175
January	4,947	6,998
February	6,022	7,853
March	6,682	8,136
April	7,263	
May	7,333	
June	7,333	

QUALITY

	Quantity	Base Number	Contract	AT	Region	England
% of FP17s for the same patient ID Re-attending within 3 months - Children	86	791	10.9%	11.2%	11.8%	12.3%
% of FP17s for the same patient ID Re-attending within 3 months - Adults	583	2,231	26.1%	16.3%	17.1%	16.7%
% of FP17s for the same patient ID Re-attending between 3 & 9 months - Children	220	791	27.8%	42.1%	46.5%	57.6%
% of FP17s for the same patient ID Re-attending between 3 & 9 months - Adults	484	2,231	21.7%	35.0%	37.6%	50.1%
% of FP17s for Band 1 Urgent Courses	771	2,731	28.2%	10.8%	10.7%	9.1%
% of FP17s Relating to Free Repair or Replacements	15	2,731	0.5%	0.5%	0.6%	0.8%
% of FP17s Relating to Continuations	34	2,731	1.2%	0.8%	0.9%	1.2%
% of Patients satisfied with the dentistry they have received	2	3	N/A	89.3%	90.4%	92.8%
% of Patients satisfied with the time they had to wait for an appointment	2	3	N/A	80.6%	83.7%	88.7%

* This is based on patients treated on this contract for their most recent course of treatment. Figures in italics indicate the base number of FP17s or Patient Questionnaire responses are less than 100. N/A is shown where the base number of responses is less than 10 during the period. % is calculated as Quantity/Base number*100

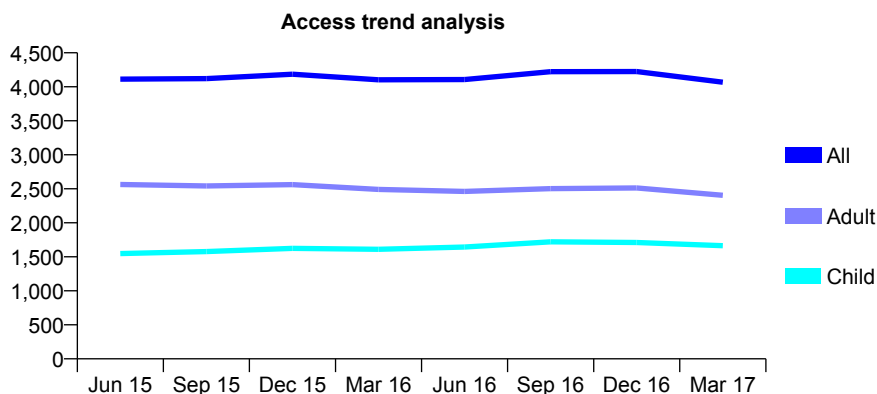
Q61 - Vital Signs At a Glance Contract Report for 344516/0001 - March 2017

Name or company name	MS MK MORADI
Contract type name	GDS Contract
Purpose of contract	General
Contract start date	01/04/2006
Contract end date	

16/17 Contracted general activity (UDA)	11,486
Carry forward general activity (UDA)	-5
16/17 Contracted orthodontic activity (UOA)	0
Carry forward orthodontic activity (UOA)	0
Baseline contract value	£332,856.85

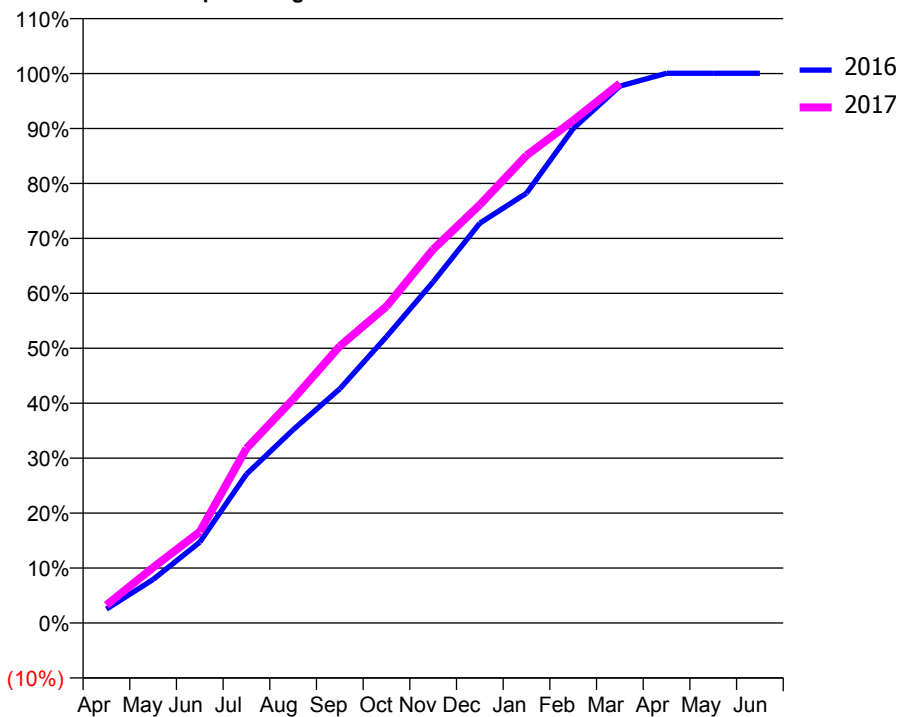
ACCESS*

Patients seen in 24 months	Total	Change since previous quarter
Quarter ending March 2016	4,103	
Quarter ending June 2016	4,106	→
Quarter ending September 2016	4,223	↑
Quarter ending December 2016	4,224	→
Quarter ending March 2017	4,067	↓
Variance since March 2016	(0.9%)	→



ACTIVITY

Cumulative percentage of contracted UDA delivered 2016 & 2017



Month	Adjusted Scheduled Activity (UDA)	
	2016	2017
April	291	375
May	910	1,160
June	1,689	1,909
July	3,112	3,651
August	4,041	4,680
September	4,895	5,788
October	5,987	6,617
November	7,130	7,811
December	8,359	8,743
January	8,986	9,773
February	10,334	10,505
March	11,224	11,278
April	11,491	
May	11,491	
June	11,491	

QUALITY

	Quantity	Base Number	Contract	AT	Region	England
% of FP17s for the same patient ID Re-attending within 3 months - Children	99	1,754	5.6%	11.2%	11.8%	12.3%
% of FP17s for the same patient ID Re-attending within 3 months - Adults	217	2,321	9.3%	16.3%	17.1%	16.7%
% of FP17s for the same patient ID Re-attending between 3 & 9 months - Children	699	1,754	39.9%	42.1%	46.5%	57.6%
% of FP17s for the same patient ID Re-attending between 3 & 9 months - Adults	777	2,321	33.5%	35.0%	37.6%	50.1%
% of FP17s for Band 1 Urgent Courses	167	3,991	4.2%	10.8%	10.7%	9.1%
% of FP17s Relating to Free Repair or Replacements	28	3,991	0.7%	0.5%	0.6%	0.8%
% of FP17s Relating to Continuations	10	3,991	0.3%	0.8%	0.9%	1.2%
% of Patients satisfied with the dentistry they have received	6	6	N/A	89.3%	90.4%	92.8%
% of Patients satisfied with the time they had to wait for an appointment	5	6	N/A	80.6%	83.7%	88.7%

* This is based on patients treated on this contract for their most recent course of treatment. Figures in italics indicate the base number of FP17s or Patient Questionnaire responses are less than 100. N/A is shown where the base number of responses is less than 10 during the period. % is calculated as Quantity/Base number*100

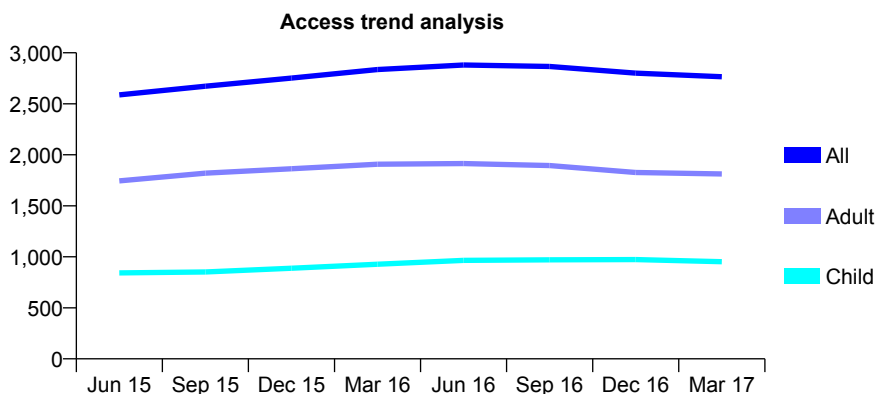
Q61 - Vital Signs At a Glance Contract Report for 345725/0002 - March 2017

Name or company name	DR OO AJANAKU
Contract type name	GDS Contract
Purpose of contract	General
Contract start date	05/04/2006
Contract end date	

16/17 Contracted general activity (UDA)	6,509
Carry forward general activity (UDA)	-80
16/17 Contracted orthodontic activity (UOA)	0
Carry forward orthodontic activity (UOA)	0
Baseline contract value	£173,995.95

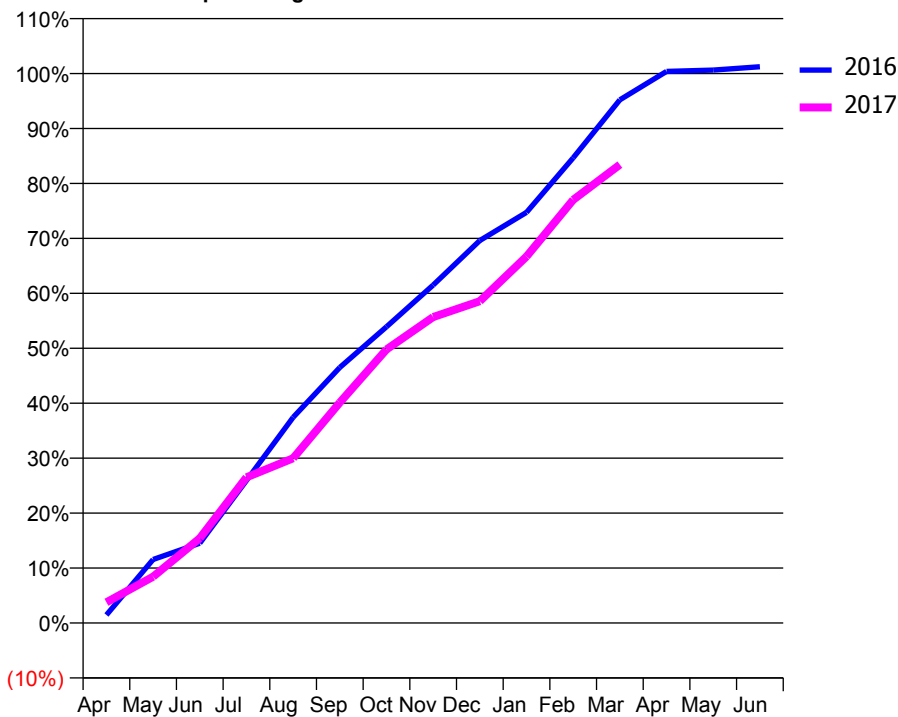
ACCESS*

Patients seen in 24 months	Total	Change since previous quarter
Quarter ending March 2016	2,836	
Quarter ending June 2016	2,880	→
Quarter ending September 2016	2,866	→
Quarter ending December 2016	2,800	↓
Quarter ending March 2017	2,765	↓
Variance since March 2016	(2.5%)	↓



ACTIVITY

Cumulative percentage of contracted UDA delivered 2016 & 2017



Month	Adjusted Scheduled Activity (UDA)	
	2016	2017
April	95	245
May	753	549
June	945	1,003
July	1,688	1,725
August	2,436	1,951
September	3,027	2,611
October	3,508	3,241
November	4,003	3,624
December	4,531	3,812
January	4,864	4,342
February	5,510	5,013
March	6,197	5,429
April	6,534	
May	6,550	
June	6,589	

QUALITY

	Quantity	Base Number	Contract	AT	Region	England
% of FP17s for the same patient ID Re-attending within 3 months - Children	56	1,021	5.5%	11.2%	11.8%	12.3%
% of FP17s for the same patient ID Re-attending within 3 months - Adults	183	1,508	12.1%	16.3%	17.1%	16.7%
% of FP17s for the same patient ID Re-attending between 3 & 9 months - Children	404	1,021	39.6%	42.1%	46.5%	57.6%
% of FP17s for the same patient ID Re-attending between 3 & 9 months - Adults	361	1,508	23.9%	35.0%	37.6%	50.1%
% of FP17s for Band 1 Urgent Courses	30	2,354	1.3%	10.8%	10.7%	9.1%
% of FP17s Relating to Free Repair or Replacements	13	2,354	0.6%	0.5%	0.6%	0.8%
% of FP17s Relating to Continuations	15	2,354	0.6%	0.8%	0.9%	1.2%
% of Patients satisfied with the dentistry they have received	2	2	N/A	89.3%	90.4%	92.8%
% of Patients satisfied with the time they had to wait for an appointment	2	2	N/A	80.6%	83.7%	88.7%

* This is based on patients treated on this contract for their most recent course of treatment. Figures in italics indicate the base number of FP17s or Patient Questionnaire responses are less than 100. N/A is shown where the base number of responses is less than 10 during the period. % is calculated as Quantity/Base number*100

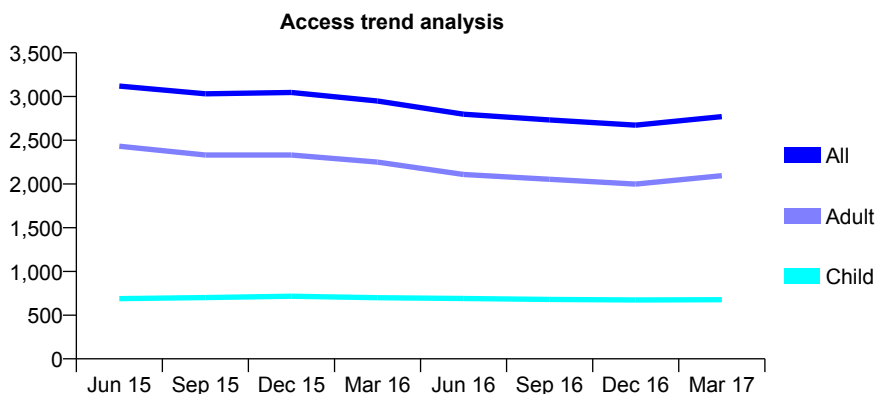
Q61 - Vital Signs At a Glance Contract Report for 347477/0001 - March 2017

Name or company name	MRS B CROWTHER
Contract type name	GDS Contract
Purpose of contract	General
Contract start date	01/04/2008
Contract end date	

16/17 Contracted general activity (UDA)	7,747
Carry forward general activity (UDA)	1
16/17 Contracted orthodontic activity (UOA)	0
Carry forward orthodontic activity (UOA)	0
Baseline contract value	£237,748.21

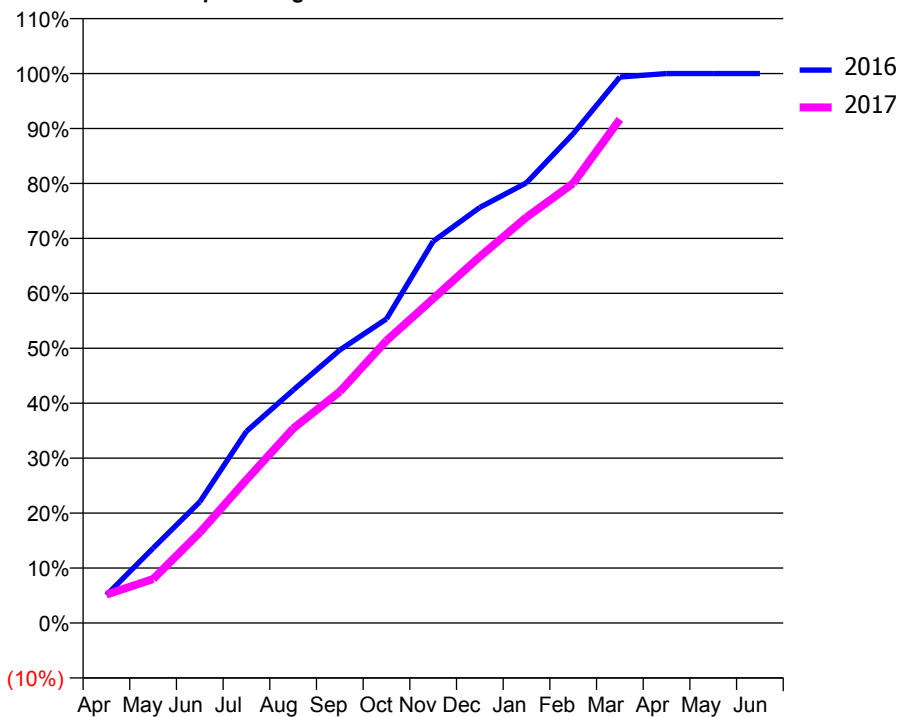
ACCESS*

Patients seen in 24 months	Total	Change since previous quarter
Quarter ending March 2016	2,949	
Quarter ending June 2016	2,798	↓
Quarter ending September 2016	2,732	↓
Quarter ending December 2016	2,672	↓
Quarter ending March 2017	2,771	↑
Variance since March 2016	(6.0%)	↓



ACTIVITY

Cumulative percentage of contracted UDA delivered 2016 & 2017



Month	Adjusted Scheduled Activity (UDA)	
	2016	2017
April	394	402
May	1,056	620
June	1,709	1,276
July	2,703	2,019
August	3,284	2,742
September	3,848	3,263
October	4,287	3,980
November	5,382	4,573
December	5,860	5,166
January	6,206	5,721
February	6,899	6,199
March	7,697	7,101
April	7,746	
May	7,746	
June	7,746	

QUALITY

	Quantity	Base Number	Contract	AT	Region	England
% of FP17s for the same patient ID Re-attending within 3 months - Children	99	705	14.0%	11.2%	11.8%	12.3%
% of FP17s for the same patient ID Re-attending within 3 months - Adults	390	2,022	19.3%	16.3%	17.1%	16.7%
% of FP17s for the same patient ID Re-attending between 3 & 9 months - Children	170	705	24.1%	42.1%	46.5%	57.6%
% of FP17s for the same patient ID Re-attending between 3 & 9 months - Adults	395	2,022	19.5%	35.0%	37.6%	50.1%
% of FP17s for Band 1 Urgent Courses	634	2,722	23.3%	10.8%	10.7%	9.1%
% of FP17s Relating to Free Repair or Replacements	1	2,722	0.0%	0.5%	0.6%	0.8%
% of FP17s Relating to Continuations	15	2,722	0.6%	0.8%	0.9%	1.2%
% of Patients satisfied with the dentistry they have received	1	2	N/A	89.3%	90.4%	92.8%
% of Patients satisfied with the time they had to wait for an appointment	1	2	N/A	80.6%	83.7%	88.7%

* This is based on patients treated on this contract for their most recent course of treatment. Figures in italics indicate the base number of FP17s or Patient Questionnaire responses are less than 100. N/A is shown where the base number of responses is less than 10 during the period. % is calculated as Quantity/Base number*100

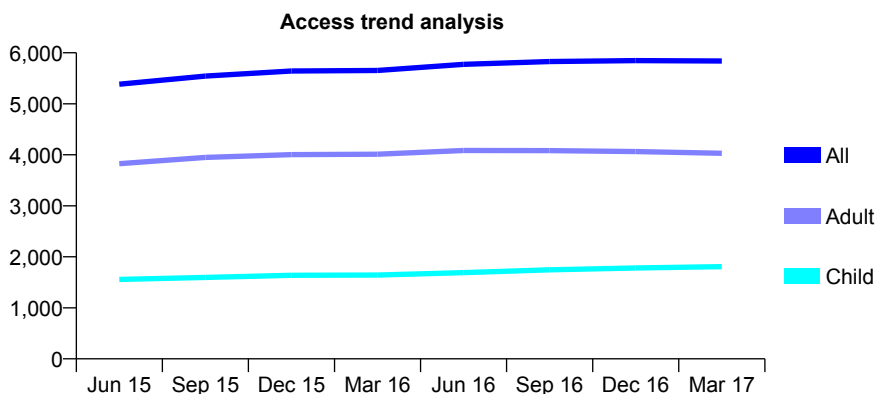
Q61 - Vital Signs At a Glance Contract Report for 353302/0002 - March 2017

Name or company name	MRS A BROGAN
Contract type name	GDS Contract
Purpose of contract	General
Contract start date	01/02/2007
Contract end date	

16/17 Contracted general activity (UDA)	15,436
Carry forward general activity (UDA)	418
16/17 Contracted orthodontic activity (UOA)	0
Carry forward orthodontic activity (UOA)	0
Baseline contract value	£326,661.73

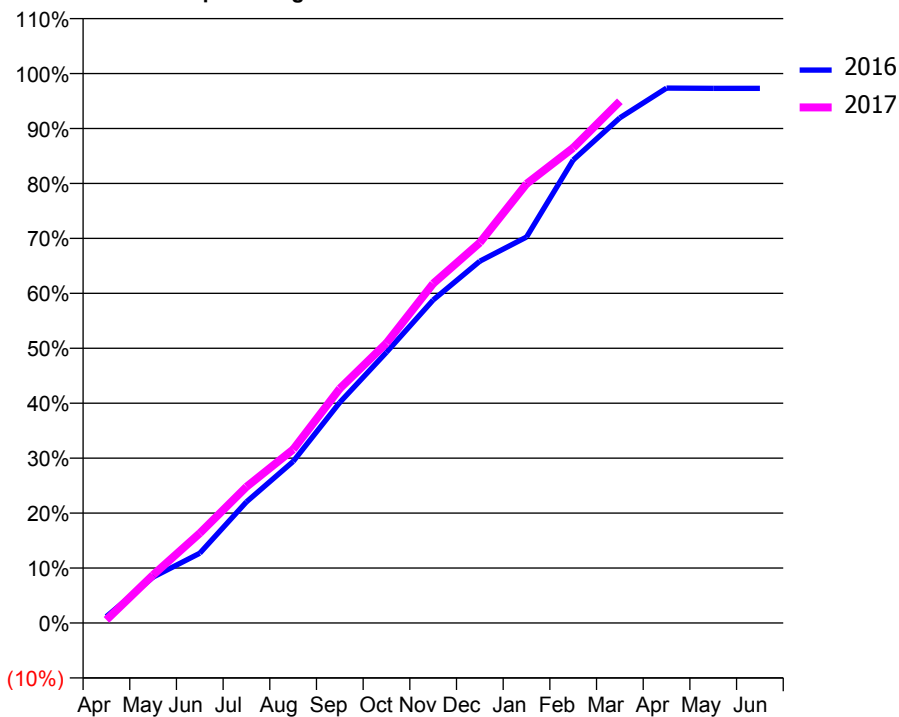
ACCESS*

Patients seen in 24 months	Total	Change since previous quarter
Quarter ending March 2016	5,654	
Quarter ending June 2016	5,775	↑
Quarter ending September 2016	5,829	→
Quarter ending December 2016	5,846	→
Quarter ending March 2017	5,838	→
Variance since March 2016	3.3%	↑



ACTIVITY

Cumulative percentage of contracted UDA delivered 2016 & 2017



Month	Adjusted Scheduled Activity (UDA)	
	2016	2017
April	181	88
May	1,289	1,350
June	1,960	2,523
July	3,405	3,827
August	4,539	4,877
September	6,198	6,589
October	7,606	7,865
November	9,074	9,533
December	10,166	10,685
January	10,843	12,338
February	13,007	13,348
March	14,192	14,656
April	15,025	
May	15,018	
June	15,018	

QUALITY

	Quantity	Base Number	Contract	AT	Region	England
% of FP17s for the same patient ID Re-attending within 3 months - Children	206	2,412	8.5%	11.2%	11.8%	12.3%
% of FP17s for the same patient ID Re-attending within 3 months - Adults	627	4,399	14.3%	16.3%	17.1%	16.7%
% of FP17s for the same patient ID Re-attending between 3 & 9 months - Children	1,233	2,412	51.1%	42.1%	46.5%	57.6%
% of FP17s for the same patient ID Re-attending between 3 & 9 months - Adults	1,756	4,399	39.9%	35.0%	37.6%	50.1%
% of FP17s for Band 1 Urgent Courses	596	6,542	9.1%	10.8%	10.7%	9.1%
% of FP17s Relating to Free Repair or Replacements	51	6,542	0.8%	0.5%	0.6%	0.8%
% of FP17s Relating to Continuations	30	6,542	0.5%	0.8%	0.9%	1.2%
% of Patients satisfied with the dentistry they have received	6	6	N/A	89.3%	90.4%	92.8%
% of Patients satisfied with the time they had to wait for an appointment	5	6	N/A	80.6%	83.7%	88.7%

* This is based on patients treated on this contract for their most recent course of treatment. Figures in italics indicate the base number of FP17s or Patient Questionnaire responses are less than 100. N/A is shown where the base number of responses is less than 10 during the period. % is calculated as Quantity/Base number*100

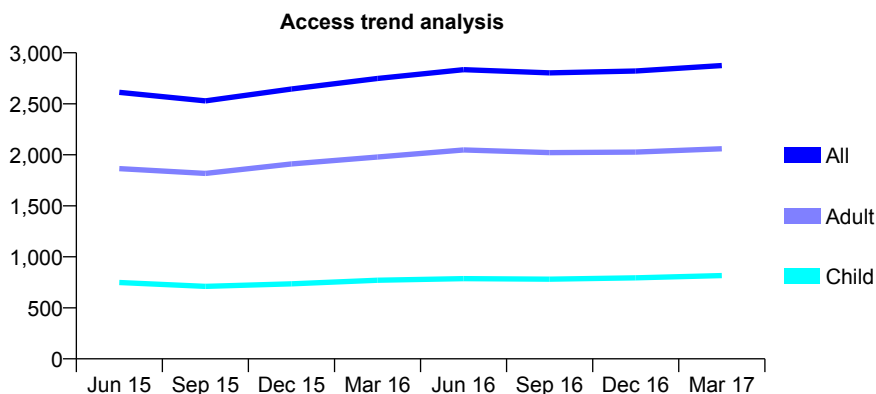
Q61 - Vital Signs At a Glance Contract Report for 353302/0003 - March 2017

Name or company name	MRS A BROGAN
Contract type name	GDS Contract
Purpose of contract	General
Contract start date	09/06/2008
Contract end date	

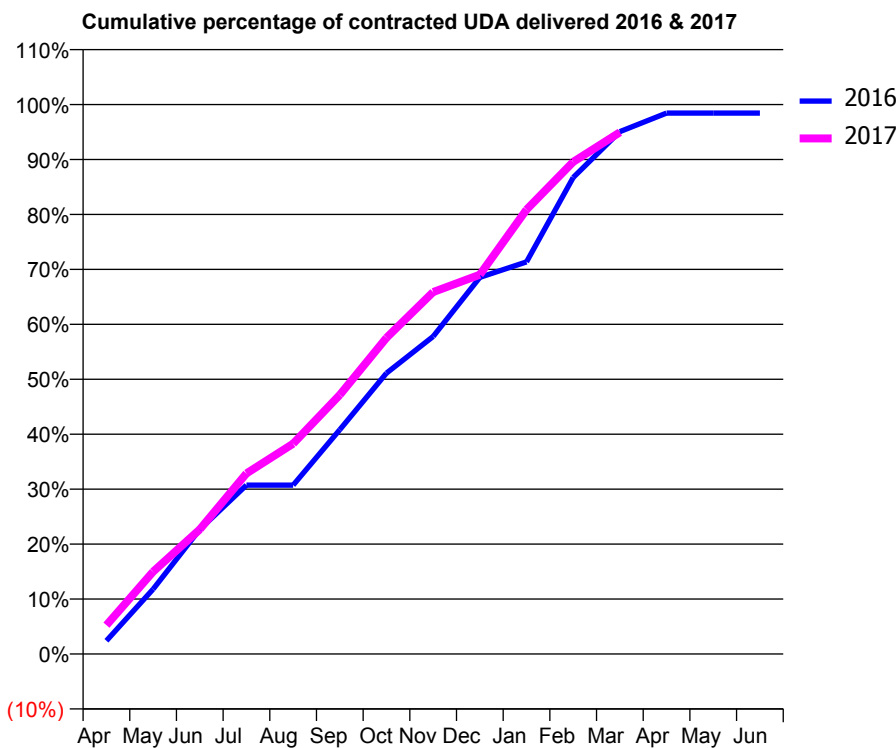
16/17 Contracted general activity (UDA)	10,063
Carry forward general activity (UDA)	157
16/17 Contracted orthodontic activity (UOA)	0
Carry forward orthodontic activity (UOA)	0
Baseline contract value	£314,958.57

ACCESS*

Patients seen in 24 months	Total	Change since previous quarter
Quarter ending March 2016	2,749	
Quarter ending June 2016	2,834	↑
Quarter ending September 2016	2,803	↓
Quarter ending December 2016	2,821	→
Quarter ending March 2017	2,875	→
Variance since March 2016	4.6%	↑



ACTIVITY



Month	Adjusted Scheduled Activity (UDA)	
	2016	2017
April	243	528
May	1,188	1,507
June	2,282	2,282
July	3,093	3,309
August	3,093	3,853
September	4,108	4,746
October	5,144	5,790
November	5,815	6,629
December	6,896	6,947
January	7,180	8,139
February	8,727	9,012
March	9,567	9,554
April	9,906	
May	9,906	
June	9,906	

QUALITY

	Quantity	Base Number	Contract	AT	Region	England
% of FP17s for the same patient ID Re-attending within 3 months - Children	48	861	5.6%	11.2%	11.8%	12.3%
% of FP17s for the same patient ID Re-attending within 3 months - Adults	254	2,259	11.2%	16.3%	17.1%	16.7%
% of FP17s for the same patient ID Re-attending between 3 & 9 months - Children	304	861	35.3%	42.1%	46.5%	57.6%
% of FP17s for the same patient ID Re-attending between 3 & 9 months - Adults	849	2,259	37.6%	35.0%	37.6%	50.1%
% of FP17s for Band 1 Urgent Courses	355	2,977	11.9%	10.8%	10.7%	9.1%
% of FP17s Relating to Free Repair or Replacements	20	2,977	0.7%	0.5%	0.6%	0.8%
% of FP17s Relating to Continuations	5	2,977	0.2%	0.8%	0.9%	1.2%
% of Patients satisfied with the dentistry they have received	1	1	N/A	89.3%	90.4%	92.8%
% of Patients satisfied with the time they had to wait for an appointment	0	1	N/A	80.6%	83.7%	88.7%

* This is based on patients treated on this contract for their most recent course of treatment. Figures in italics indicate the base number of FP17s or Patient Questionnaire responses are less than 100. N/A is shown where the base number of responses is less than 10 during the period. % is calculated as Quantity/Base number*100

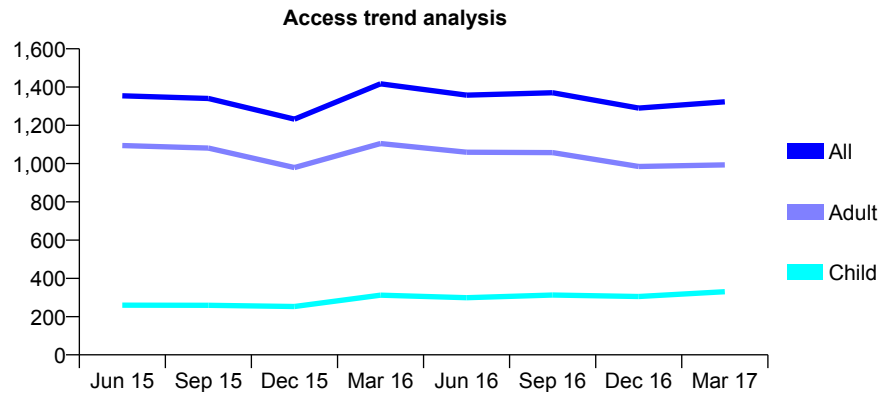
Q61 - Vital Signs At a Glance Contract Report for 354155/0002 - March 2017

Name or company name	MS M MEHDIANI
Contract type name	GDS Contract
Purpose of contract	General
Contract start date	15/09/2008
Contract end date	

16/17 Contracted general activity (UDA)	8,155
Carry forward general activity (UDA)	0
16/17 Contracted orthodontic activity (UOA)	0
Carry forward orthodontic activity (UOA)	0
Baseline contract value	£237,116.96

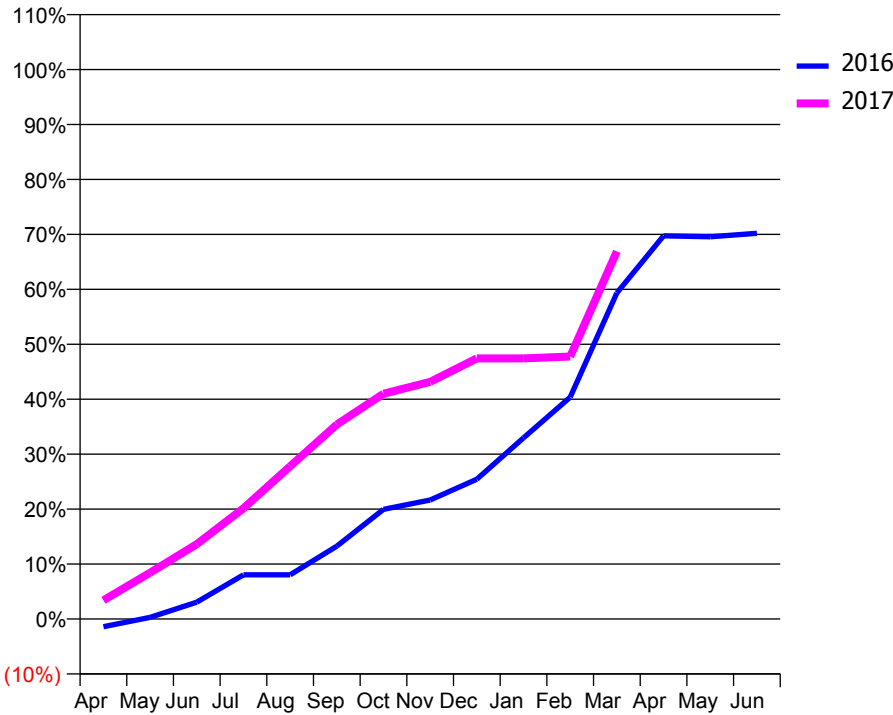
ACCESS*

Patients seen in 24 months	Total	Change since previous quarter
Quarter ending March 2016	1,417	
Quarter ending June 2016	1,358	↓
Quarter ending September 2016	1,370	→
Quarter ending December 2016	1,290	↓
Quarter ending March 2017	1,323	↑
Variance since March 2016	(6.6%)	↓



ACTIVITY

Cumulative percentage of contracted UDA delivered 2016 & 2017



Month	Adjusted Scheduled Activity (UDA)	
	2016	2017
April	-115	277
May	24	688
June	250	1,112
July	657	1,643
August	657	2,266
September	1,082	2,887
October	1,628	3,343
November	1,766	3,520
December	2,075	3,869
January	2,688	3,869
February	3,293	3,896
March	4,840	5,456
April	5,687	
May	5,674	
June	5,725	

QUALITY

	Quantity	Base Number	Contract	AT	Region	England
% of FP17s for the same patient ID Re-attending within 3 months - Children	24	275	8.7%	11.2%	11.8%	12.3%
% of FP17s for the same patient ID Re-attending within 3 months - Adults	104	878	11.8%	16.3%	17.1%	16.7%
% of FP17s for the same patient ID Re-attending between 3 & 9 months - Children	77	275	28.0%	42.1%	46.5%	57.6%
% of FP17s for the same patient ID Re-attending between 3 & 9 months - Adults	198	878	22.6%	35.0%	37.6%	50.1%
% of FP17s for Band 1 Urgent Courses	143	1,003	14.3%	10.8%	10.7%	9.1%
% of FP17s Relating to Free Repair or Replacements	0	1,003	0.0%	0.5%	0.6%	0.8%
% of FP17s Relating to Continuations	2	1,003	0.2%	0.8%	0.9%	1.2%
% of Patients satisfied with the dentistry they have received	3	3	N/A	89.3%	90.4%	92.8%
% of Patients satisfied with the time they had to wait for an appointment	2	3	N/A	80.6%	83.7%	88.7%

* This is based on patients treated on this contract for their most recent course of treatment. Figures in italics indicate the base number of FP17s or Patient Questionnaire responses are less than 100. N/A is shown where the base number of responses is less than 10 during the period. % is calculated as Quantity/Base number*100

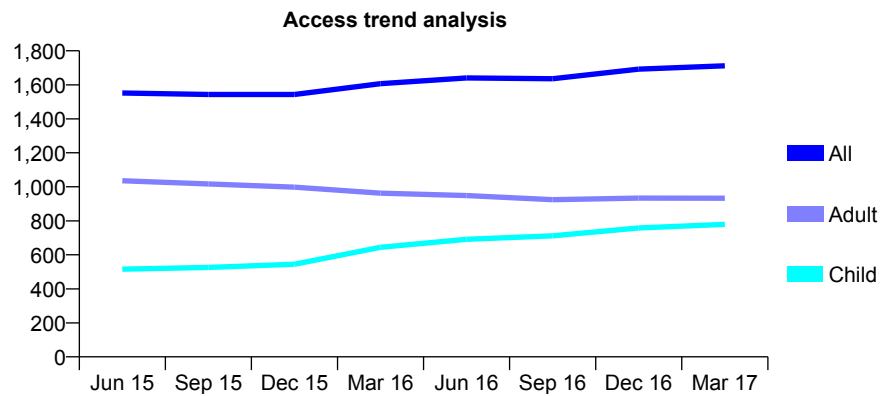
Q61 - Vital Signs At a Glance Contract Report for 355267/0001 - March 2017

Name or company name	MISS MJ GAJJAR
Contract type name	GDS Contract
Purpose of contract	General
Contract start date	19/05/2008
Contract end date	

16/17 Contracted general activity (UDA)	3,976
Carry forward general activity (UDA)	-80
16/17 Contracted orthodontic activity (UOA)	0
Carry forward orthodontic activity (UOA)	0
Baseline contract value	£114,858.28

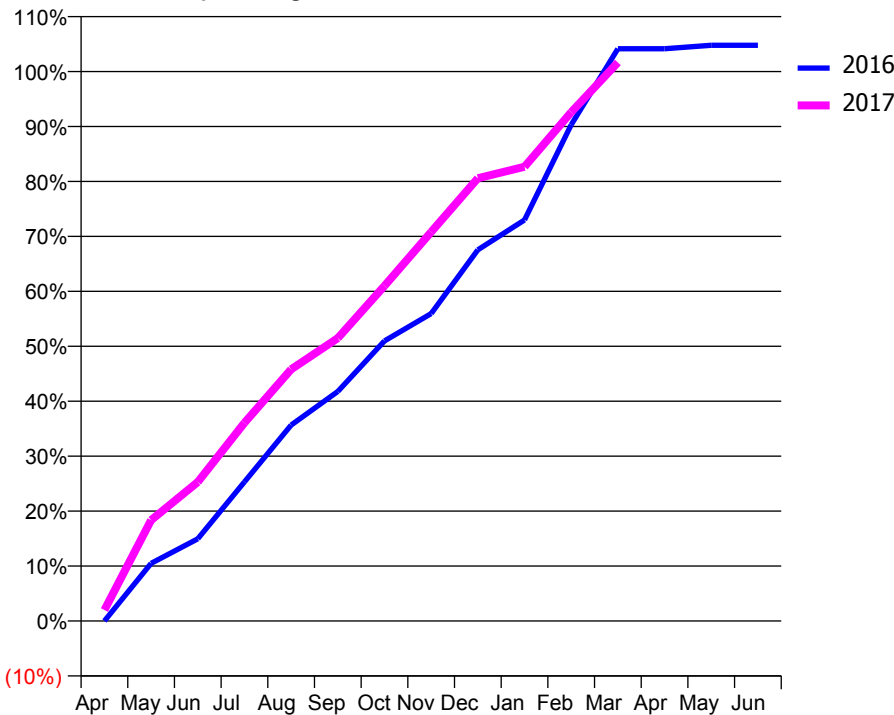
ACCESS*

Patients seen in 24 months	Total	Change since previous quarter
Quarter ending March 2016	1,607	
Quarter ending June 2016	1,640	↑
Quarter ending September 2016	1,636	→
Quarter ending December 2016	1,692	↑
Quarter ending March 2017	1,712	→
Variance since March 2016	6.5%	↑



ACTIVITY

Cumulative percentage of contracted UDA delivered 2016 & 2017



Month	Adjusted Scheduled Activity (UDA)	
	2016	2017
April	0	80
May	417	730
June	594	1,006
July	1,007	1,434
August	1,418	1,821
September	1,661	2,047
October	2,026	2,425
November	2,224	2,815
December	2,686	3,203
January	2,902	3,287
February	3,590	3,681
March	4,141	4,042
April	4,141	
May	4,165	
June	4,165	

QUALITY

	Quantity	Base Number	Contract	AT	Region	England
% of FP17s for the same patient ID Re-attending within 3 months - Children	50	981	5.1%	11.2%	11.8%	12.3%
% of FP17s for the same patient ID Re-attending within 3 months - Adults	131	1,044	12.5%	16.3%	17.1%	16.7%
% of FP17s for the same patient ID Re-attending between 3 & 9 months - Children	487	981	49.6%	42.1%	46.5%	57.6%
% of FP17s for the same patient ID Re-attending between 3 & 9 months - Adults	486	1,044	46.6%	35.0%	37.6%	50.1%
% of FP17s for Band 1 Urgent Courses	123	2,014	6.1%	10.8%	10.7%	9.1%
% of FP17s Relating to Free Repair or Replacements	36	2,014	1.8%	0.5%	0.6%	0.8%
% of FP17s Relating to Continuations	16	2,014	0.8%	0.8%	0.9%	1.2%
% of Patients satisfied with the dentistry they have received	4	5	N/A	89.3%	90.4%	92.8%
% of Patients satisfied with the time they had to wait for an appointment	4	5	N/A	80.6%	83.7%	88.7%

* This is based on patients treated on this contract for their most recent course of treatment. Figures in italics indicate the base number of FP17s or Patient Questionnaire responses are less than 100. N/A is shown where the base number of responses is less than 10 during the period. % is calculated as Quantity/Base number*100

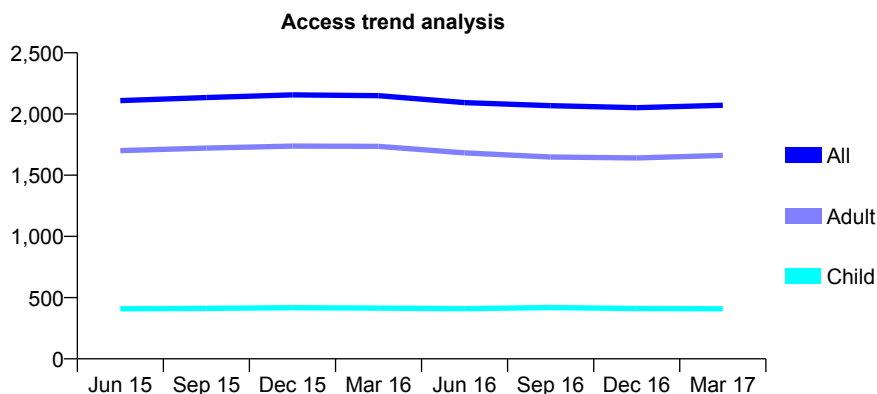
Q61 - Vital Signs At a Glance Contract Report for 360368/0001 - March 2017

Name or company name	MR J BABAN
Contract type name	GDS Contract
Purpose of contract	General
Contract start date	01/12/2007
Contract end date	

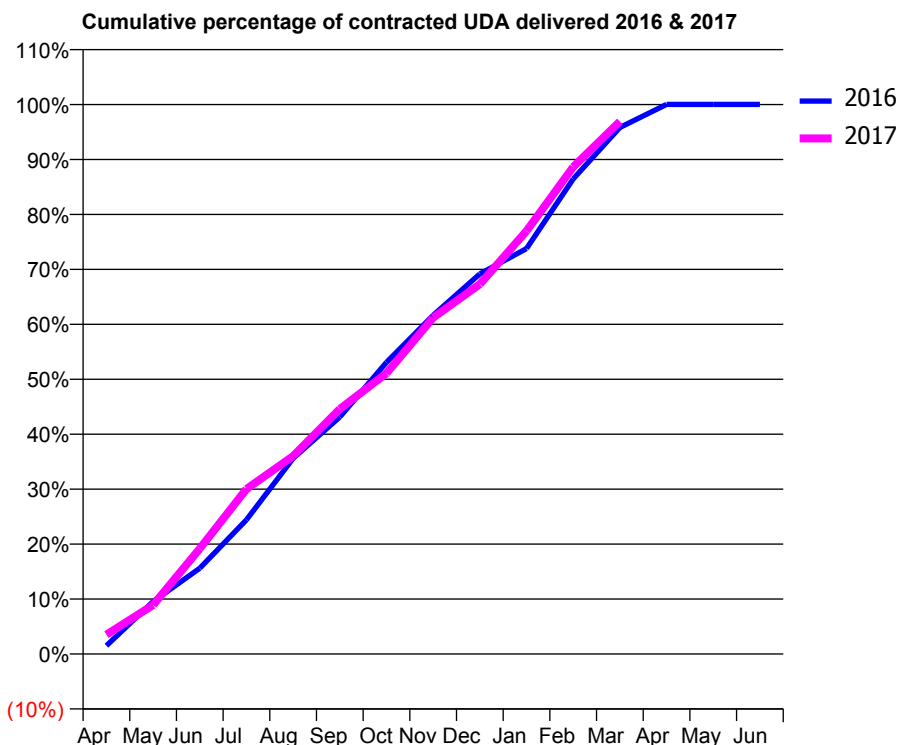
16/17 Contracted general activity (UDA)	5,593
Carry forward general activity (UDA)	-1
16/17 Contracted orthodontic activity (UOA)	0
Carry forward orthodontic activity (UOA)	0
Baseline contract value	£167,381.00

ACCESS*

Patients seen in 24 months	Total	Change since previous quarter
Quarter ending March 2016	2,150	
Quarter ending June 2016	2,093	↓
Quarter ending September 2016	2,068	↓
Quarter ending December 2016	2,052	→
Quarter ending March 2017	2,071	→
Variance since March 2016	(3.7%)	↓



ACTIVITY



Month	Adjusted Scheduled Activity (UDA)	
	2016	2017
April	85	198
May	534	499
June	873	1,073
July	1,366	1,679
August	1,991	2,015
September	2,412	2,493
October	2,969	2,858
November	3,448	3,423
December	3,868	3,765
January	4,127	4,306
February	4,835	4,957
March	5,359	5,420
April	5,594	
May	5,594	
June	5,594	

QUALITY

	Quantity	Base Number	Contract	AT	Region	England
% of FP17s for the same patient ID Re-attending within 3 months - Children	5	492	1.0%	11.2%	11.8%	12.3%
% of FP17s for the same patient ID Re-attending within 3 months - Adults	32	1,520	2.1%	16.3%	17.1%	16.7%
% of FP17s for the same patient ID Re-attending between 3 & 9 months - Children	200	492	40.7%	42.1%	46.5%	57.6%
% of FP17s for the same patient ID Re-attending between 3 & 9 months - Adults	391	1,520	25.7%	35.0%	37.6%	50.1%
% of FP17s for Band 1 Urgent Courses	100	1,927	5.2%	10.8%	10.7%	9.1%
% of FP17s Relating to Free Repair or Replacements	1	1,927	0.1%	0.5%	0.6%	0.8%
% of FP17s Relating to Continuations	0	1,927	0.0%	0.8%	0.9%	1.2%
% of Patients satisfied with the dentistry they have received	2	3	N/A	89.3%	90.4%	92.8%
% of Patients satisfied with the time they had to wait for an appointment	3	3	N/A	80.6%	83.7%	88.7%

* This is based on patients treated on this contract for their most recent course of treatment. Figures in italics indicate the base number of FP17s or Patient Questionnaire responses are less than 100. N/A is shown where the base number of responses is less than 10 during the period. % is calculated as Quantity/Base number*100

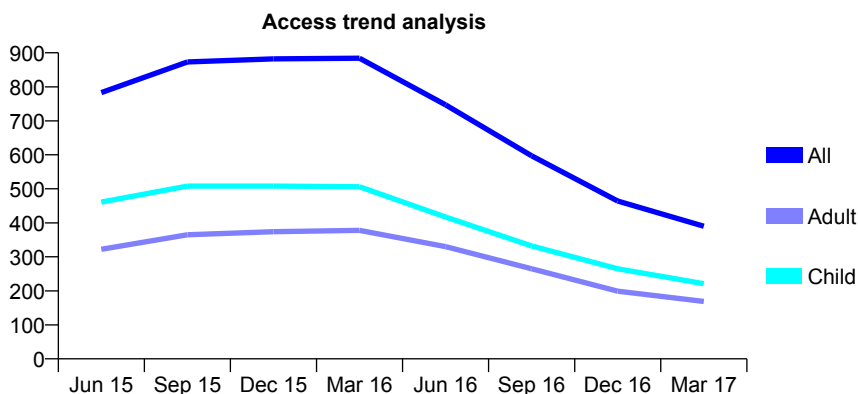
Q61 - Vital Signs At a Glance Contract Report for 360767/0001 - March 2017

Name or company name	MS DF PAUL
Contract type name	GDS Contract
Purpose of contract	General
Contract start date	05/04/2010
Contract end date	01/04/2016

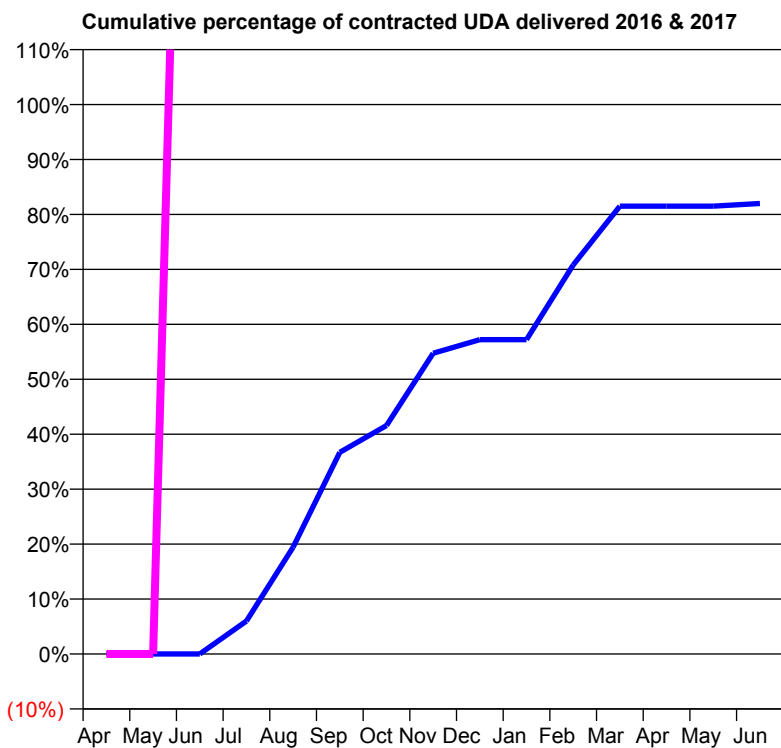
16/17 Contracted general activity (UDA)	6
Carry forward general activity (UDA)	0
16/17 Contracted orthodontic activity (UOA)	0
Carry forward orthodontic activity (UOA)	0
Baseline contract value	£156.41

ACCESS*

Patients seen in 24 months	Total	Change since previous quarter
Quarter ending March 2016	884	
Quarter ending June 2016	747	↓
Quarter ending September 2016	597	↓
Quarter ending December 2016	464	↓
Quarter ending March 2017	390	↓
Variance since March 2016	(55.9%)	↓



ACTIVITY



Month	Adjusted Scheduled Activity (UDA)	
	2016	2017
April	0	0
May	0	0
June	0	18
July	136	18
August	440	18
September	830	18
October	940	18
November	1,238	18
December	1,293	18
January	1,293	18
February	1,601	18
March	1,843	18
April	1,843	
May	1,843	
June	1,854	

QUALITY

	Quantity	Base Number	Contract	AT	Region	England
% of FP17s for the same patient ID Re-attending within 3 months - Children	1	8	12.5%	11.2%	11.8%	12.3%
% of FP17s for the same patient ID Re-attending within 3 months - Adults	3	11	27.3%	16.3%	17.1%	16.7%
% of FP17s for the same patient ID Re-attending between 3 & 9 months - Children	1	8	12.5%	42.1%	46.5%	57.6%
% of FP17s for the same patient ID Re-attending between 3 & 9 months - Adults	6	11	54.5%	35.0%	37.6%	50.1%
% of FP17s for Band 1 Urgent Courses	0	14	0.0%	10.8%	10.7%	9.1%
% of FP17s Relating to Free Repair or Replacements	0	14	0.0%	0.5%	0.6%	0.8%
% of FP17s Relating to Continuations	0	14	0.0%	0.8%	0.9%	1.2%
% of Patients satisfied with the dentistry they have received	0	0	N/A	89.3%	90.4%	92.8%
% of Patients satisfied with the time they had to wait for an appointment	0	0	N/A	80.6%	83.7%	88.7%

* This is based on patients treated on this contract for their most recent course of treatment. Figures in italics indicate the base number of FP17s or Patient Questionnaire responses are less than 100. N/A is shown where the base number of responses is less than 10 during the period. % is calculated as Quantity/Base number*100

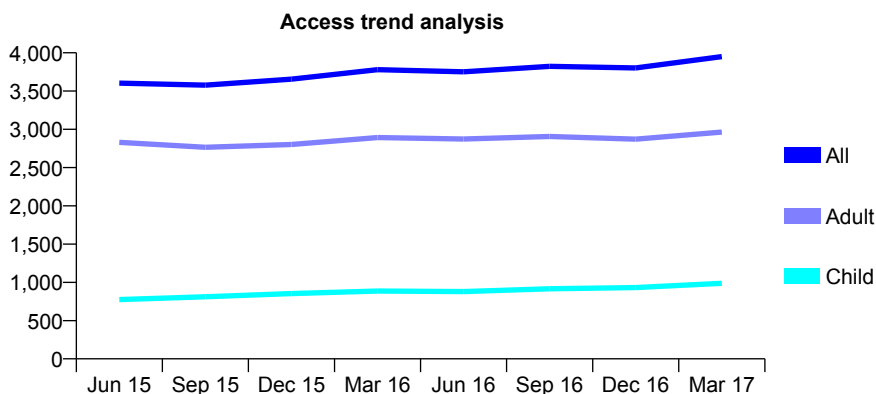
Q61 - Vital Signs At a Glance Contract Report for 361135/0001 - March 2017

Name or company name	The Dental Suite
Contract type name	GDS Contract
Purpose of contract	General
Contract start date	01/08/2010
Contract end date	

16/17 Contracted general activity (UDA)	7,600
Carry forward general activity (UDA)	0
16/17 Contracted orthodontic activity (UOA)	0
Carry forward orthodontic activity (UOA)	0
Baseline contract value	£215,489.62

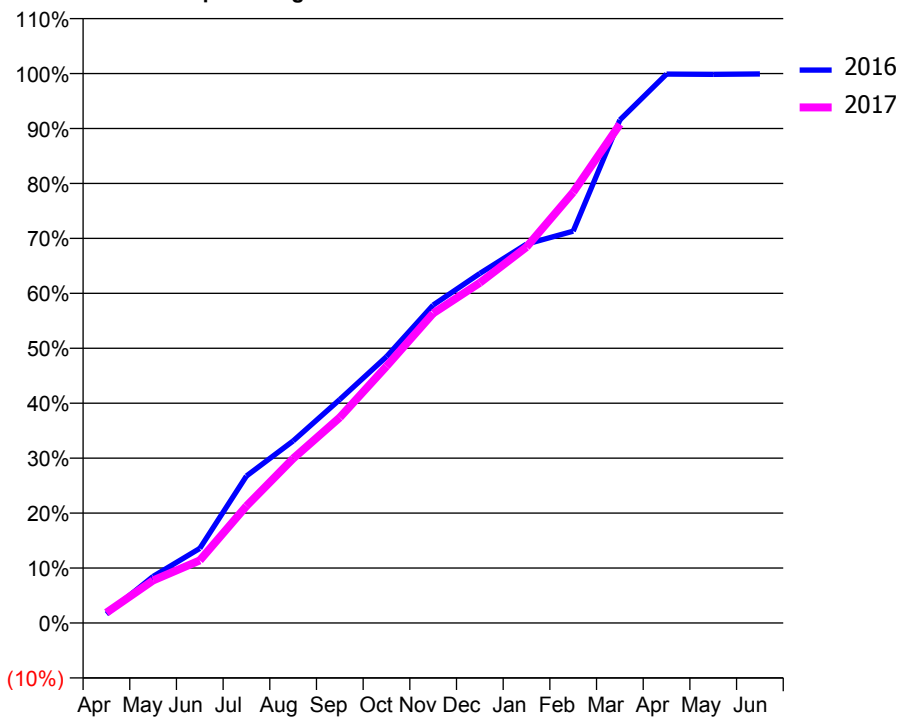
ACCESS*

Patients seen in 24 months	Total	Change since previous quarter
Quarter ending March 2016	3,780	
Quarter ending June 2016	3,752	→
Quarter ending September 2016	3,823	→
Quarter ending December 2016	3,803	→
Quarter ending March 2017	3,950	↑
Variance since March 2016	4.5%	↑



ACTIVITY

Cumulative percentage of contracted UDA delivered 2016 & 2017



Adjusted Scheduled Activity (UDA)

Month	2016	2017
April	125	143
May	644	589
June	1,032	865
July	2,033	1,618
August	2,519	2,275
September	3,092	2,843
October	3,684	3,552
November	4,397	4,283
December	4,835	4,706
January	5,241	5,199
February	5,420	5,958
March	6,958	6,899
April	7,592	
May	7,589	
June	7,593	

QUALITY

	Quantity	Base Number	Contract	AT	Region	England
% of FP17s for the same patient ID Re-attending within 3 months - Children	95	1,040	9.1%	11.2%	11.8%	12.3%
% of FP17s for the same patient ID Re-attending within 3 months - Adults	344	2,704	12.7%	16.3%	17.1%	16.7%
% of FP17s for the same patient ID Re-attending between 3 & 9 months - Children	313	1,040	30.1%	42.1%	46.5%	57.6%
% of FP17s for the same patient ID Re-attending between 3 & 9 months - Adults	594	2,704	22.0%	35.0%	37.6%	50.1%
% of FP17s for Band 1 Urgent Courses	433	2,949	14.7%	10.8%	10.7%	9.1%
% of FP17s Relating to Free Repair or Replacements	10	2,949	0.3%	0.5%	0.6%	0.8%
% of FP17s Relating to Continuations	16	2,949	0.5%	0.8%	0.9%	1.2%
% of Patients satisfied with the dentistry they have received	2	2	N/A	89.3%	90.4%	92.8%
% of Patients satisfied with the time they had to wait for an appointment	1	2	N/A	80.6%	83.7%	88.7%

* This is based on patients treated on this contract for their most recent course of treatment. Figures in italics indicate the base number of FP17s or Patient Questionnaire responses are less than 100. N/A is shown where the base number of responses is less than 10 during the period. % is calculated as Quantity/Base number*100

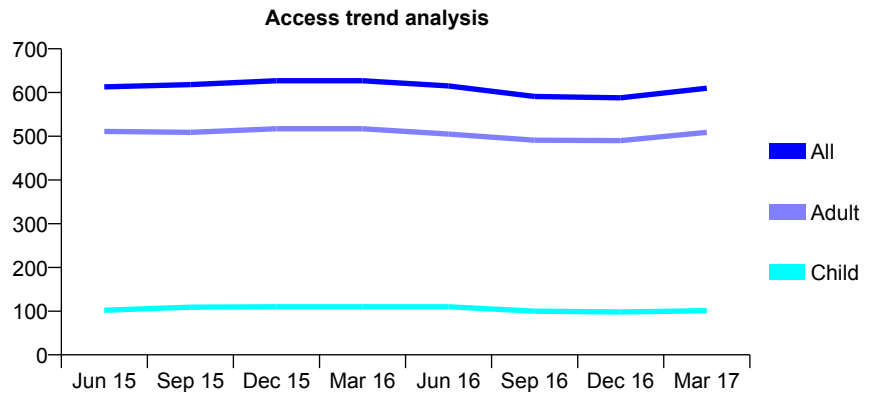
Q61 - Vital Signs At a Glance Contract Report for 363383/0002 - March 2017

Name or company name	MR ME LICHTIG
Contract type name	GDS Contract
Purpose of contract	General
Contract start date	12/06/2011
Contract end date	

16/17 Contracted general activity (UDA)	1,658
Carry forward general activity (UDA)	-15
16/17 Contracted orthodontic activity (UOA)	0
Carry forward orthodontic activity (UOA)	0
Baseline contract value	£45,078.98

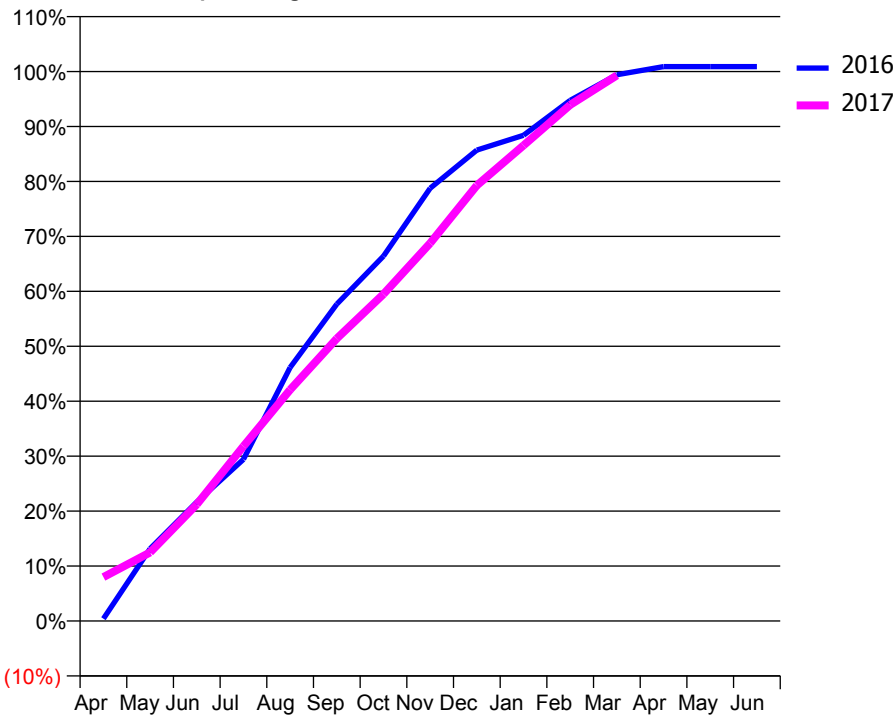
ACCESS*

Patients seen in 24 months	Total	Change since previous quarter
Quarter ending March 2016	627	
Quarter ending June 2016	615	↓
Quarter ending September 2016	591	↓
Quarter ending December 2016	588	→
Quarter ending March 2017	610	↑
Variance since March 2016	(2.7%)	↓



ACTIVITY

Cumulative percentage of contracted UDA delivered 2016 & 2017



Month	Adjusted Scheduled Activity (UDA)	
	2016	2017
April	7	132
May	218	207
June	359	352
July	488	527
August	765	698
September	956	852
October	1,101	986
November	1,306	1,140
December	1,421	1,314
January	1,466	1,435
February	1,571	1,557
March	1,648	1,646
April	1,673	
May	1,673	
June	1,673	

QUALITY

	Quantity	Base Number	Contract	AT	Region	England
% of FP17s for the same patient ID Re-attending within 3 months - Children	12	147	8.2%	11.2%	11.8%	12.3%
% of FP17s for the same patient ID Re-attending within 3 months - Adults	80	620	12.9%	16.3%	17.1%	16.7%
% of FP17s for the same patient ID Re-attending between 3 & 9 months - Children	70	147	47.6%	42.1%	46.5%	57.6%
% of FP17s for the same patient ID Re-attending between 3 & 9 months - Adults	185	620	29.8%	35.0%	37.6%	50.1%
% of FP17s for Band 1 Urgent Courses	91	758	12.0%	10.8%	10.7%	9.1%
% of FP17s Relating to Free Repair or Replacements	12	758	1.6%	0.5%	0.6%	0.8%
% of FP17s Relating to Continuations	13	758	1.7%	0.8%	0.9%	1.2%
% of Patients satisfied with the dentistry they have received	1	1	N/A	89.3%	90.4%	92.8%
% of Patients satisfied with the time they had to wait for an appointment	1	1	N/A	80.6%	83.7%	88.7%

* This is based on patients treated on this contract for their most recent course of treatment. Figures in italics indicate the base number of FP17s or Patient Questionnaire responses are less than 100. N/A is shown where the base number of responses is less than 10 during the period. % is calculated as Quantity/Base number*100

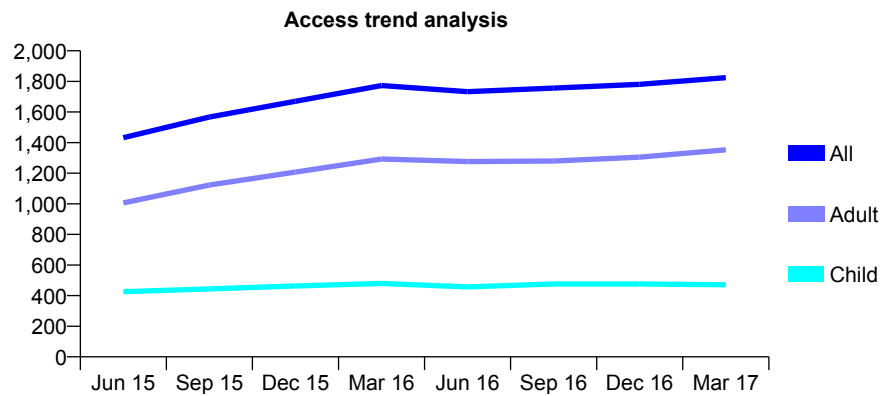
Q61 - Vital Signs At a Glance Contract Report for 364215/0001 - March 2017

Name or company name	MR GS GILL
Contract type name	GDS Contract
Purpose of contract	General
Contract start date	01/05/2014
Contract end date	

16/17 Contracted general activity (UDA)	7,827
Carry forward general activity (UDA)	-82
16/17 Contracted orthodontic activity (UOA)	0
Carry forward orthodontic activity (UOA)	0
Baseline contract value	£252,032.26

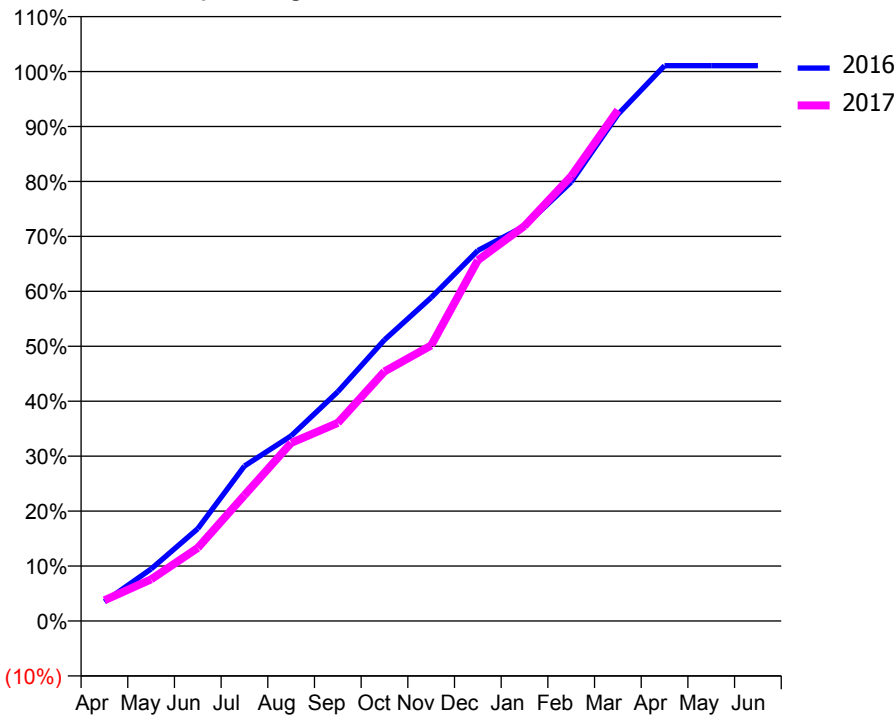
ACCESS*

Patients seen in 24 months	Total	Change since previous quarter
Quarter ending March 2016	1,773	
Quarter ending June 2016	1,733	↓
Quarter ending September 2016	1,756	→
Quarter ending December 2016	1,781	→
Quarter ending March 2017	1,824	↑
Variance since March 2016	2.9%	↑



ACTIVITY

Cumulative percentage of contracted UDA delivered 2016 & 2017



Month	Adjusted Scheduled Activity (UDA)	
	2016	2017
April	275	295
May	742	594
June	1,315	1,042
July	2,208	1,792
August	2,638	2,537
September	3,266	2,822
October	4,005	3,555
November	4,606	3,924
December	5,278	5,138
January	5,625	5,626
February	6,253	6,335
March	7,215	7,278
April	7,909	
May	7,909	
June	7,909	

QUALITY

	Quantity	Base Number	Contract	AT	Region	England
% of FP17s for the same patient ID Re-attending within 3 months - Children	51	629	8.1%	11.2%	11.8%	12.3%
% of FP17s for the same patient ID Re-attending within 3 months - Adults	362	1,739	20.8%	16.3%	17.1%	16.7%
% of FP17s for the same patient ID Re-attending between 3 & 9 months - Children	305	629	48.5%	42.1%	46.5%	57.6%
% of FP17s for the same patient ID Re-attending between 3 & 9 months - Adults	716	1,739	41.2%	35.0%	37.6%	50.1%
% of FP17s for Band 1 Urgent Courses	393	2,242	17.5%	10.8%	10.7%	9.1%
% of FP17s Relating to Free Repair or Replacements	1	2,242	0.0%	0.5%	0.6%	0.8%
% of FP17s Relating to Continuations	9	2,242	0.4%	0.8%	0.9%	1.2%
% of Patients satisfied with the dentistry they have received	0	0	N/A	89.3%	90.4%	92.8%
% of Patients satisfied with the time they had to wait for an appointment	0	0	N/A	80.6%	83.7%	88.7%

* This is based on patients treated on this contract for their most recent course of treatment. Figures in italics indicate the base number of FP17s or Patient Questionnaire responses are less than 100. N/A is shown where the base number of responses is less than 10 during the period. % is calculated as Quantity/Base number*100

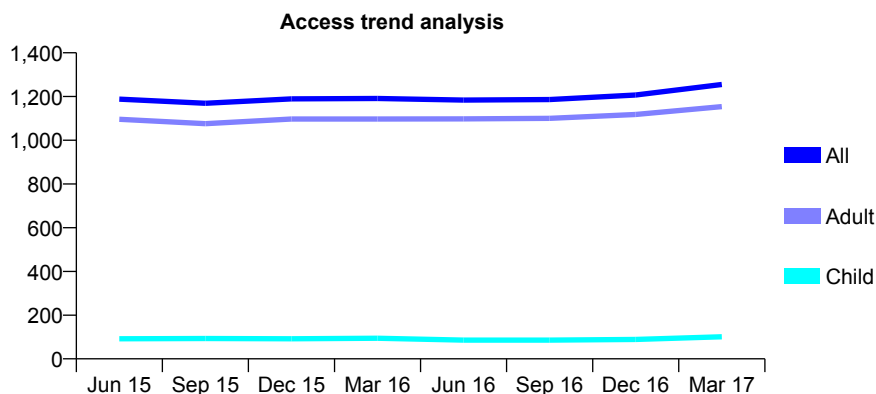
Q61 - Vital Signs At a Glance Contract Report for 395625/0003 - March 2017

Name or company name	MR CF NG
Contract type name	GDS Contract
Purpose of contract	General
Contract start date	01/11/2006
Contract end date	

16/17 Contracted general activity (UDA)	5,678
Carry forward general activity (UDA)	88
16/17 Contracted orthodontic activity (UOA)	0
Carry forward orthodontic activity (UOA)	0
Baseline contract value	£164,654.25

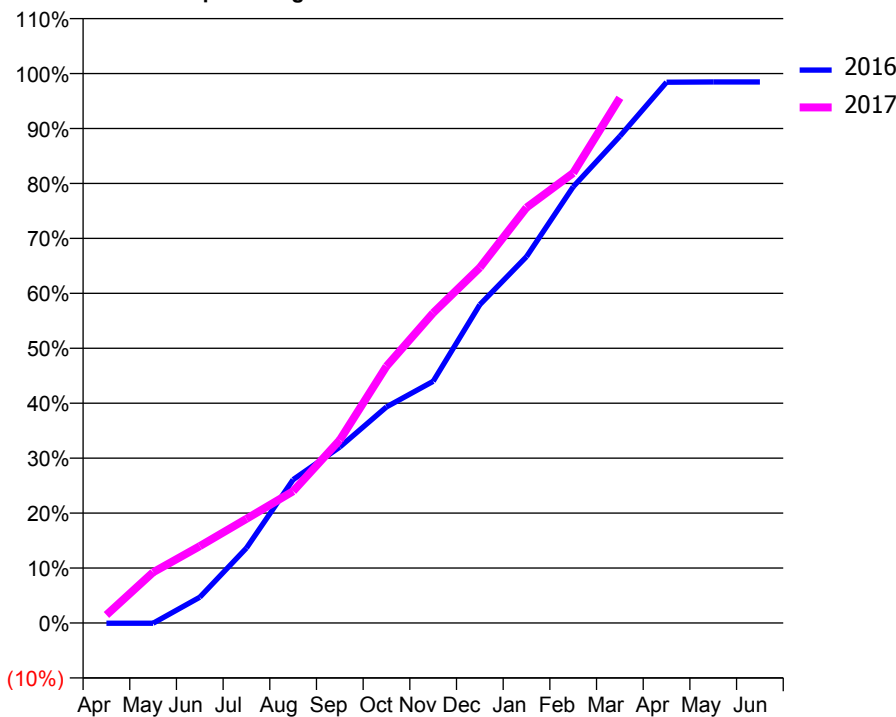
ACCESS*

Patients seen in 24 months	Total	Change since previous quarter
Quarter ending March 2016	1,191	
Quarter ending June 2016	1,184	→
Quarter ending September 2016	1,186	→
Quarter ending December 2016	1,207	→
Quarter ending March 2017	1,255	↑
Variance since March 2016	5.4%	↑



ACTIVITY

Cumulative percentage of contracted UDA delivered 2016 & 2017



Month	Adjusted Scheduled Activity (UDA)	
	2016	2017
April	-4	83
May	-4	524
June	266	795
July	775	1,077
August	1,482	1,362
September	1,818	1,891
October	2,232	2,653
November	2,497	3,204
December	3,289	3,673
January	3,785	4,293
February	4,508	4,650
March	5,030	5,427
April	5,587	
May	5,590	
June	5,590	

QUALITY

	Quantity	Base Number	Contract	AT	Region	England
% of FP17s for the same patient ID Re-attending within 3 months - Children	1	96	1.0%	11.2%	11.8%	12.3%
% of FP17s for the same patient ID Re-attending within 3 months - Adults	120	1,122	10.7%	16.3%	17.1%	16.7%
% of FP17s for the same patient ID Re-attending between 3 & 9 months - Children	30	96	31.3%	42.1%	46.5%	57.6%
% of FP17s for the same patient ID Re-attending between 3 & 9 months - Adults	347	1,122	30.9%	35.0%	37.6%	50.1%
% of FP17s for Band 1 Urgent Courses	4	1,116	0.4%	10.8%	10.7%	9.1%
% of FP17s Relating to Free Repair or Replacements	7	1,116	0.6%	0.5%	0.6%	0.8%
% of FP17s Relating to Continuations	14	1,116	1.3%	0.8%	0.9%	1.2%
% of Patients satisfied with the dentistry they have received	1	1	N/A	89.3%	90.4%	92.8%
% of Patients satisfied with the time they had to wait for an appointment	1	1	N/A	80.6%	83.7%	88.7%

* This is based on patients treated on this contract for their most recent course of treatment. Figures in italics indicate the base number of FP17s or Patient Questionnaire responses are less than 100. N/A is shown where the base number of responses is less than 10 during the period. % is calculated as Quantity/Base number*100

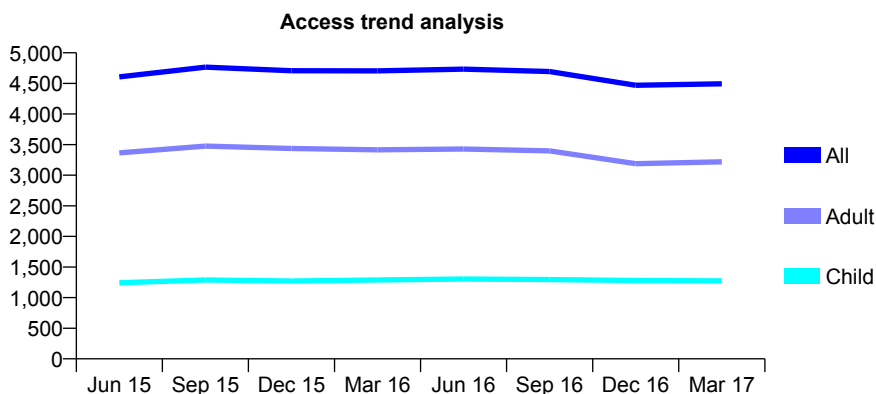
Q61 - Vital Signs At a Glance Contract Report for 549568/0001 - March 2017

Name or company name	MR C LEWIS
Contract type name	GDS Contract
Purpose of contract	General
Contract start date	01/04/2006
Contract end date	

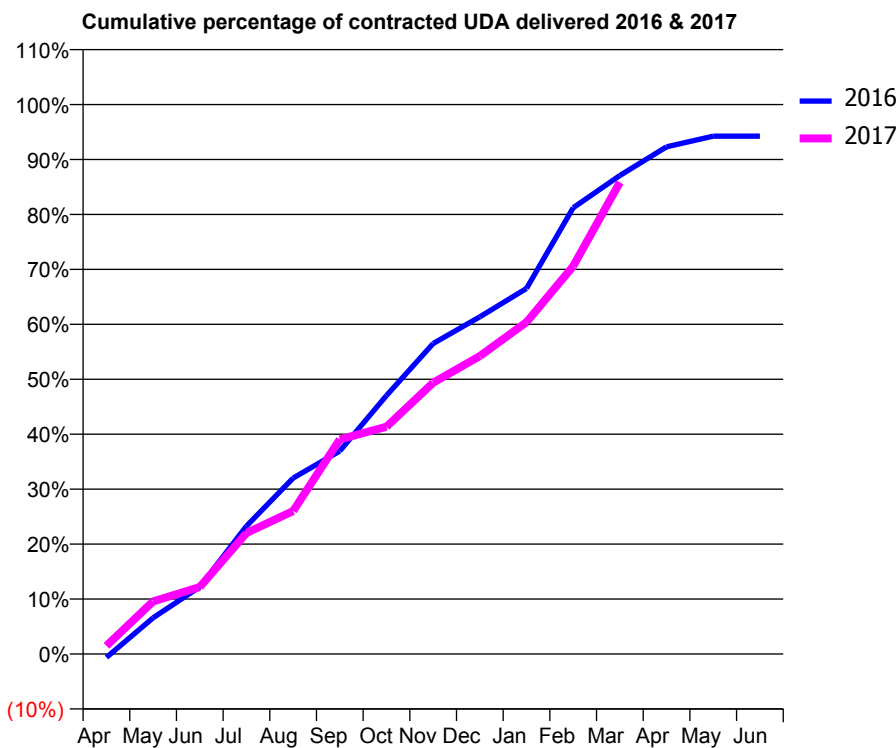
16/17 Contracted general activity (UDA)	14,514
Carry forward general activity (UDA)	0
16/17 Contracted orthodontic activity (UOA)	0
Carry forward orthodontic activity (UOA)	0
Baseline contract value	£380,440.16

ACCESS*

Patients seen in 24 months	Total	Change since previous quarter
Quarter ending March 2016	4,704	
Quarter ending June 2016	4,733	→
Quarter ending September 2016	4,693	→
Quarter ending December 2016	4,469	↓
Quarter ending March 2017	4,493	→
Variance since March 2016	(4.5%)	↓



ACTIVITY



Month	Adjusted Scheduled Activity (UDA)	
	2016	2017
April	-92	218
May	957	1,389
June	1,773	1,771
July	3,379	3,195
August	4,649	3,777
September	5,363	5,669
October	6,826	6,003
November	8,201	7,165
December	8,905	7,869
January	9,655	8,764
February	11,786	10,244
March	12,638	12,461
April	13,397	
May	13,678	
June	13,678	

QUALITY

	Quantity	Base Number	Contract	AT	Region	England
% of FP17s for the same patient ID Re-attending within 3 months - Children	160	1,451	11.0%	11.2%	11.8%	12.3%
% of FP17s for the same patient ID Re-attending within 3 months - Adults	715	3,512	20.4%	16.3%	17.1%	16.7%
% of FP17s for the same patient ID Re-attending between 3 & 9 months - Children	557	1,451	38.4%	42.1%	46.5%	57.6%
% of FP17s for the same patient ID Re-attending between 3 & 9 months - Adults	1,156	3,512	32.9%	35.0%	37.6%	50.1%
% of FP17s for Band 1 Urgent Courses	689	4,607	15.0%	10.8%	10.7%	9.1%
% of FP17s Relating to Free Repair or Replacements	38	4,607	0.8%	0.5%	0.6%	0.8%
% of FP17s Relating to Continuations	81	4,607	1.8%	0.8%	0.9%	1.2%
% of Patients satisfied with the dentistry they have received	0	0	N/A	89.3%	90.4%	92.8%
% of Patients satisfied with the time they had to wait for an appointment	0	0	N/A	80.6%	83.7%	88.7%

* This is based on patients treated on this contract for their most recent course of treatment. Figures in italics indicate the base number of FP17s or Patient Questionnaire responses are less than 100. N/A is shown where the base number of responses is less than 10 during the period. % is calculated as Quantity/Base number*100

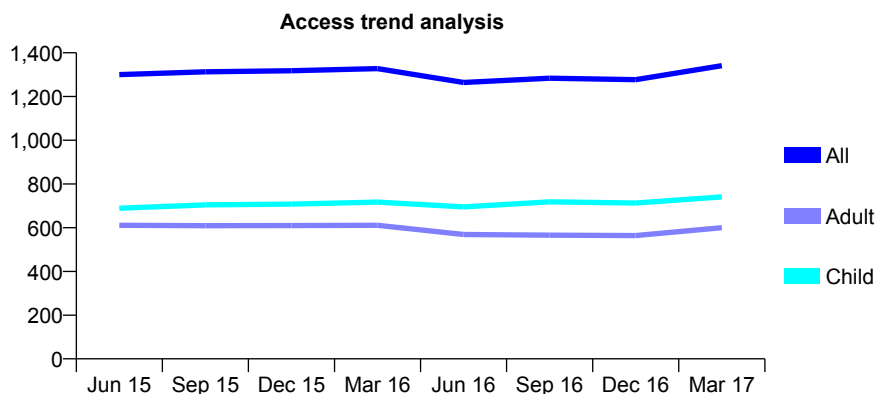
Q61 - Vital Signs At a Glance Contract Report for 554898/0001 - March 2017

Name or company name	MR AJ TREWELLA
Contract type name	GDS Contract
Purpose of contract	General
Contract start date	01/04/2006
Contract end date	

16/17 Contracted general activity (UDA)	3,740
Carry forward general activity (UDA)	0
16/17 Contracted orthodontic activity (UOA)	0
Carry forward orthodontic activity (UOA)	0
Baseline contract value	£98,757.66

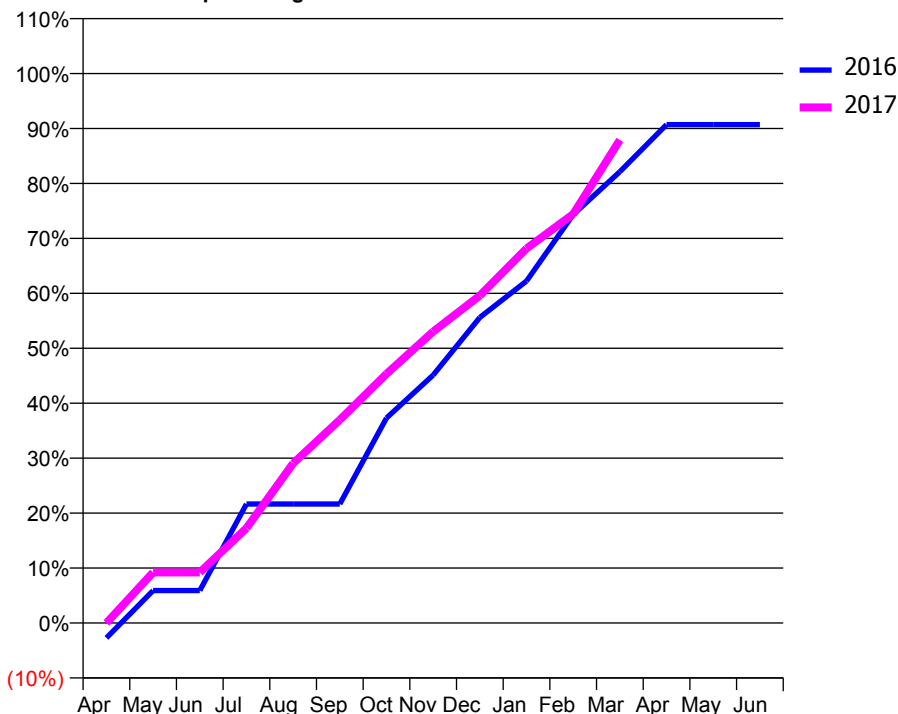
ACCESS*

Patients seen in 24 months	Total	Change since previous quarter
Quarter ending March 2016	1,328	
Quarter ending June 2016	1,264	↓
Quarter ending September 2016	1,284	→
Quarter ending December 2016	1,277	→
Quarter ending March 2017	1,341	↑
Variance since March 2016	1.0%	→



ACTIVITY

Cumulative percentage of contracted UDA delivered 2016 & 2017



Month	Adjusted Scheduled Activity (UDA)	
	2016	2017
April	-102	0
May	221	344
June	221	344
July	810	646
August	810	1,087
September	810	1,383
October	1,395	1,696
November	1,688	1,984
December	2,079	2,229
January	2,327	2,549
February	2,779	2,783
March	3,072	3,288
April	3,392	
May	3,392	
June	3,392	

QUALITY

	Quantity	Base Number	Contract	AT	Region	England
% of FP17s for the same patient ID Re-attending within 3 months - Children	51	880	5.8%	11.2%	11.8%	12.3%
% of FP17s for the same patient ID Re-attending within 3 months - Adults	135	671	20.1%	16.3%	17.1%	16.7%
% of FP17s for the same patient ID Re-attending between 3 & 9 months - Children	401	880	45.6%	42.1%	46.5%	57.6%
% of FP17s for the same patient ID Re-attending between 3 & 9 months - Adults	266	671	39.6%	35.0%	37.6%	50.1%
% of FP17s for Band 1 Urgent Courses	154	1,407	10.9%	10.8%	10.7%	9.1%
% of FP17s Relating to Free Repair or Replacements	0	1,407	0.0%	0.5%	0.6%	0.8%
% of FP17s Relating to Continuations	5	1,407	0.4%	0.8%	0.9%	1.2%
% of Patients satisfied with the dentistry they have received	0	0	N/A	89.3%	90.4%	92.8%
% of Patients satisfied with the time they had to wait for an appointment	0	0	N/A	80.6%	83.7%	88.7%

* This is based on patients treated on this contract for their most recent course of treatment. Figures in italics indicate the base number of FP17s or Patient Questionnaire responses are less than 100. N/A is shown where the base number of responses is less than 10 during the period. % is calculated as Quantity/Base number*100

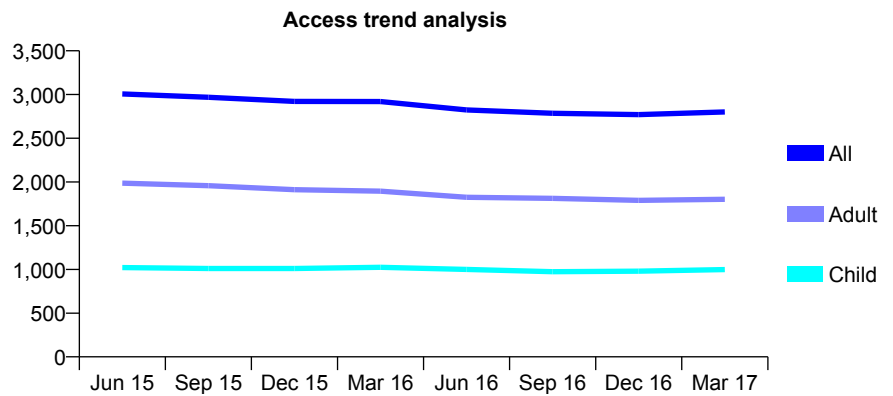
Q61 - Vital Signs At a Glance Contract Report for 556459/0002 - March 2017

Name or company name	MR GP DINDOL
Contract type name	GDS Contract
Purpose of contract	General and Orthodontic
Contract start date	19/07/2008
Contract end date	

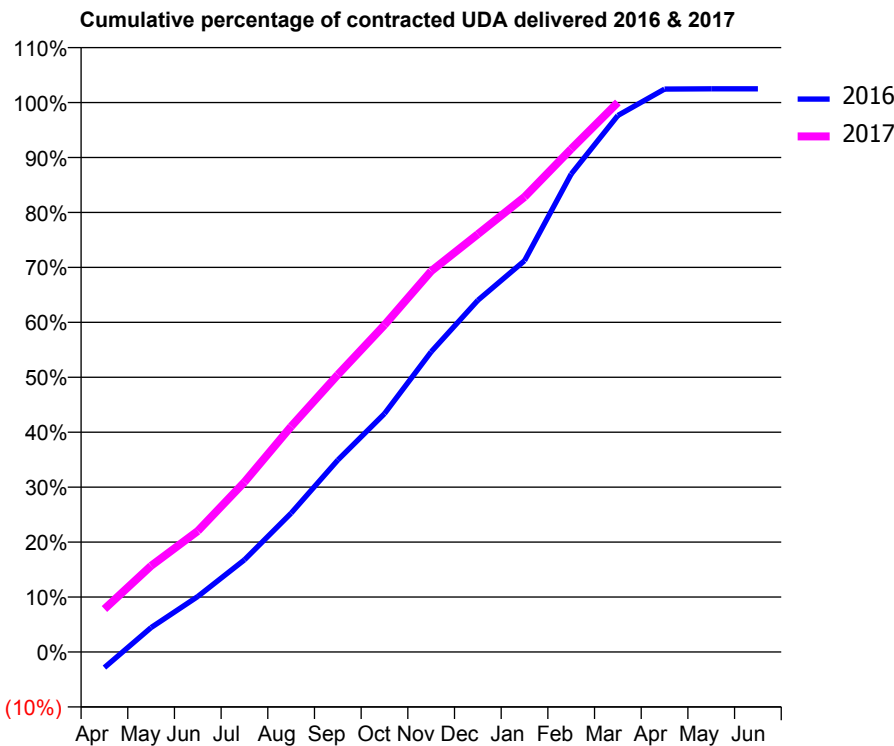
16/17 Contracted general activity (UDA)	5,459
Carry forward general activity (UDA)	-109
16/17 Contracted orthodontic activity (UOA)	2,491
Carry forward orthodontic activity (UOA)	-50
Baseline contract value	£518,234.20

ACCESS*

Patients seen in 24 months	Total	Change since previous quarter
Quarter ending March 2016	2,919	
Quarter ending June 2016	2,824	↓
Quarter ending September 2016	2,786	↓
Quarter ending December 2016	2,770	→
Quarter ending March 2017	2,800	→
Variance since March 2016	(4.1%)	↓



ACTIVITY



Month	Adjusted Scheduled Activity (UDA)	
	2016	2017
April	-156	427
May	243	856
June	552	1,202
July	915	1,688
August	1,380	2,240
September	1,907	2,755
October	2,369	3,249
November	2,983	3,784
December	3,493	4,151
January	3,887	4,521
February	4,748	4,997
March	5,329	5,459
April	5,592	
May	5,594	
June	5,595	

QUALITY

	Quantity	Base Number	Contract	AT	Region	England
% of FP17s for the same patient ID Re-attending within 3 months - Children	100	1,405	7.1%	11.2%	11.8%	12.3%
% of FP17s for the same patient ID Re-attending within 3 months - Adults	333	1,945	17.1%	16.3%	17.1%	16.7%
% of FP17s for the same patient ID Re-attending between 3 & 9 months - Children	401	1,405	28.5%	42.1%	46.5%	57.6%
% of FP17s for the same patient ID Re-attending between 3 & 9 months - Adults	612	1,945	31.5%	35.0%	37.6%	50.1%
% of FP17s for Band 1 Urgent Courses	287	2,308	12.4%	10.8%	10.7%	9.1%
% of FP17s Relating to Free Repair or Replacements	9	2,308	0.4%	0.5%	0.6%	0.8%
% of FP17s Relating to Continuations	16	2,308	0.7%	0.8%	0.9%	1.2%
% of Patients satisfied with the dentistry they have received	0	0	N/A	89.3%	90.4%	92.8%
% of Patients satisfied with the time they had to wait for an appointment	0	0	N/A	80.6%	83.7%	88.7%

* This is based on patients treated on this contract for their most recent course of treatment. Figures in italics indicate the base number of FP17s or Patient Questionnaire responses are less than 100. N/A is shown where the base number of responses is less than 10 during the period. % is calculated as Quantity/Base number*100

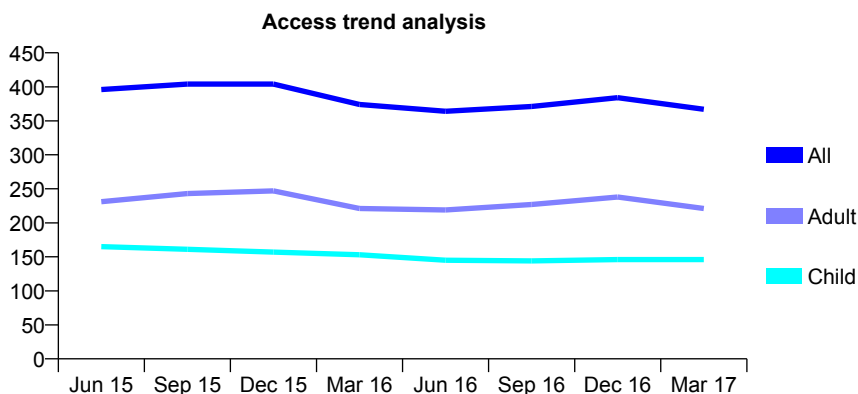
Q61 - Vital Signs At a Glance Contract Report for 557145/0003 - March 2017

Name or company name	MR A STELLMAN
Contract type name	GDS Contract
Purpose of contract	General
Contract start date	02/01/2007
Contract end date	

16/17 Contracted general activity (UDA)	642
Carry forward general activity (UDA)	-13
16/17 Contracted orthodontic activity (UOA)	0
Carry forward orthodontic activity (UOA)	0
Baseline contract value	£17,075.26

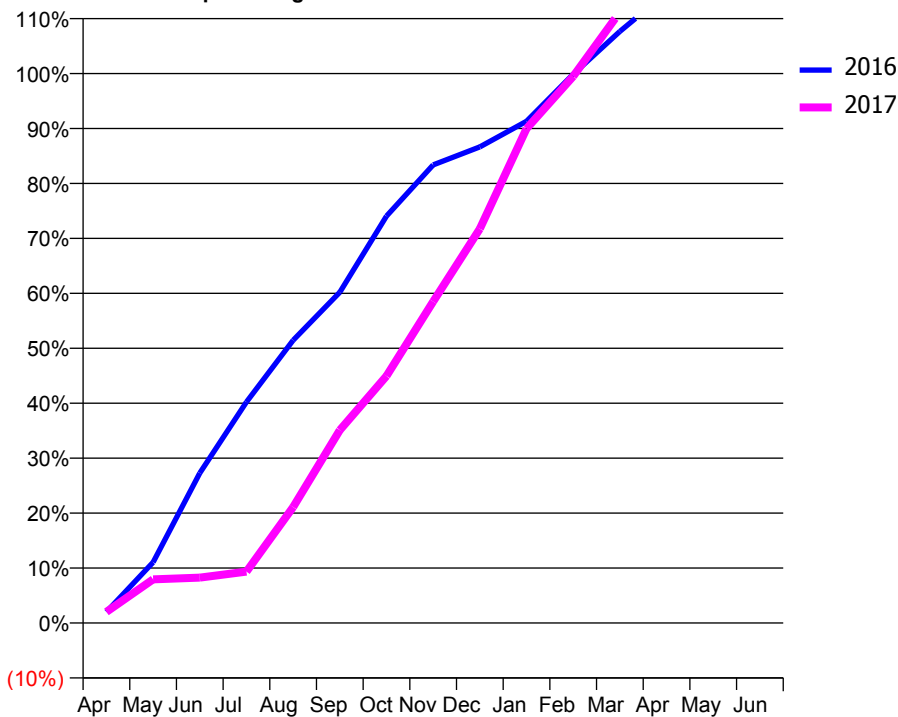
ACCESS*

Patients seen in 24 months	Total	Change since previous quarter
Quarter ending March 2016	374	
Quarter ending June 2016	364	↓
Quarter ending September 2016	371	→
Quarter ending December 2016	384	↑
Quarter ending March 2017	367	↓
Variance since March 2016	(1.9%)	↓



ACTIVITY

Cumulative percentage of contracted UDA delivered 2016 & 2017



Month	Adjusted Scheduled Activity (UDA)	
	2016	2017
April	13	13
May	71	51
June	175	53
July	258	60
August	330	135
September	386	225
October	475	289
November	535	376
December	556	461
January	586	578
February	641	639
March	691	714
April	736	
May	749	
June	749	

QUALITY

	Quantity	Base Number	Contract	AT	Region	England
% of FP17s for the same patient ID Re-attending within 3 months - Children	5	157	3.2%	11.2%	11.8%	12.3%
% of FP17s for the same patient ID Re-attending within 3 months - Adults	8	202	4.0%	16.3%	17.1%	16.7%
% of FP17s for the same patient ID Re-attending between 3 & 9 months - Children	72	157	45.9%	42.1%	46.5%	57.6%
% of FP17s for the same patient ID Re-attending between 3 & 9 months - Adults	58	202	28.7%	35.0%	37.6%	50.1%
% of FP17s for Band 1 Urgent Courses	3	320	0.9%	10.8%	10.7%	9.1%
% of FP17s Relating to Free Repair or Replacements	2	320	0.6%	0.5%	0.6%	0.8%
% of FP17s Relating to Continuations	0	320	0.0%	0.8%	0.9%	1.2%
% of Patients satisfied with the dentistry they have received	0	0	N/A	89.3%	90.4%	92.8%
% of Patients satisfied with the time they had to wait for an appointment	0	0	N/A	80.6%	83.7%	88.7%

* This is based on patients treated on this contract for their most recent course of treatment. Figures in italics indicate the base number of FP17s or Patient Questionnaire responses are less than 100. N/A is shown where the base number of responses is less than 10 during the period. % is calculated as Quantity/Base number*100

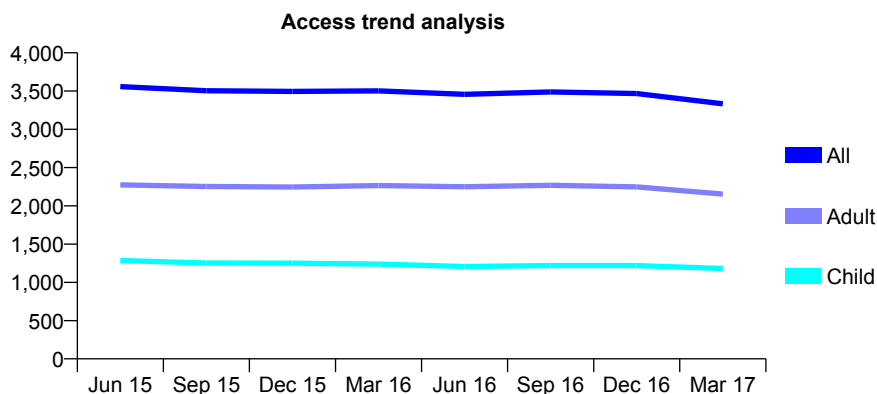
Q61 - Vital Signs At a Glance Contract Report for 560022/0002 - March 2017

Name or company name	MR J SCHWAB
Contract type name	GDS Contract
Purpose of contract	General
Contract start date	10/08/2011
Contract end date	

16/17 Contracted general activity (UDA)	13,288
Carry forward general activity (UDA)	184
16/17 Contracted orthodontic activity (UOA)	0
Carry forward orthodontic activity (UOA)	0
Baseline contract value	£246,679.52

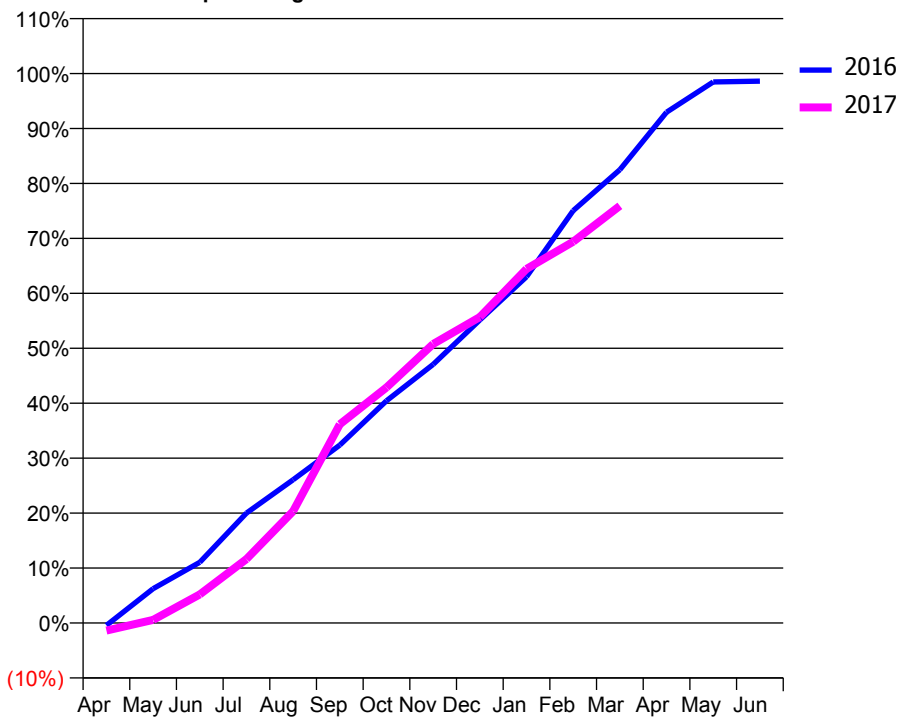
ACCESS*

Patients seen in 24 months	Total	Change since previous quarter
Quarter ending March 2016	3,503	
Quarter ending June 2016	3,457	↓
Quarter ending September 2016	3,488	→
Quarter ending December 2016	3,468	→
Quarter ending March 2017	3,334	↓
Variance since March 2016	(4.8%)	↓



ACTIVITY

Cumulative percentage of contracted UDA delivered 2016 & 2017



Month	Adjusted Scheduled Activity (UDA)	
	2016	2017
April	-61	-184
May	830	76
June	1,470	693
July	2,659	1,546
August	3,464	2,704
September	4,304	4,806
October	5,374	5,696
November	6,254	6,748
December	7,329	7,399
January	8,372	8,562
February	9,972	9,219
March	10,962	10,088
April	12,351	
May	13,083	
June	13,104	

QUALITY

	Quantity	Base Number	Contract	AT	Region	England
% of FP17s for the same patient ID Re-attending within 3 months - Children	150	1,281	11.7%	11.2%	11.8%	12.3%
% of FP17s for the same patient ID Re-attending within 3 months - Adults	524	2,560	20.5%	16.3%	17.1%	16.7%
% of FP17s for the same patient ID Re-attending between 3 & 9 months - Children	455	1,281	35.5%	42.1%	46.5%	57.6%
% of FP17s for the same patient ID Re-attending between 3 & 9 months - Adults	960	2,560	37.5%	35.0%	37.6%	50.1%
% of FP17s for Band 1 Urgent Courses	534	3,284	16.3%	10.8%	10.7%	9.1%
% of FP17s Relating to Free Repair or Replacements	20	3,284	0.6%	0.5%	0.6%	0.8%
% of FP17s Relating to Continuations	5	3,284	0.2%	0.8%	0.9%	1.2%
% of Patients satisfied with the dentistry they have received	18	19	94.7%	89.3%	90.4%	92.8%
% of Patients satisfied with the time they had to wait for an appointment	8	19	42.1%	80.6%	83.7%	88.7%

* This is based on patients treated on this contract for their most recent course of treatment. Figures in italics indicate the base number of FP17s or Patient Questionnaire responses are less than 100. N/A is shown where the base number of responses is less than 10 during the period. % is calculated as Quantity/Base number*100

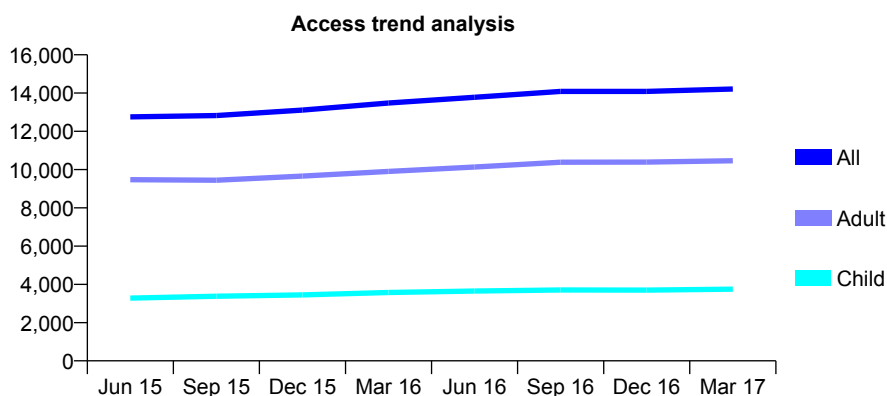
Q61 - Vital Signs At a Glance Contract Report for 566667/0001 - March 2017

Name or company name	MR RN TORRANCE
Contract type name	GDS Contract
Purpose of contract	General
Contract start date	01/04/2006
Contract end date	

16/17 Contracted general activity (UDA)	54,930
Carry forward general activity (UDA)	2,278
16/17 Contracted orthodontic activity (UOA)	0
Carry forward orthodontic activity (UOA)	0
Baseline contract value	£1,519,675.02

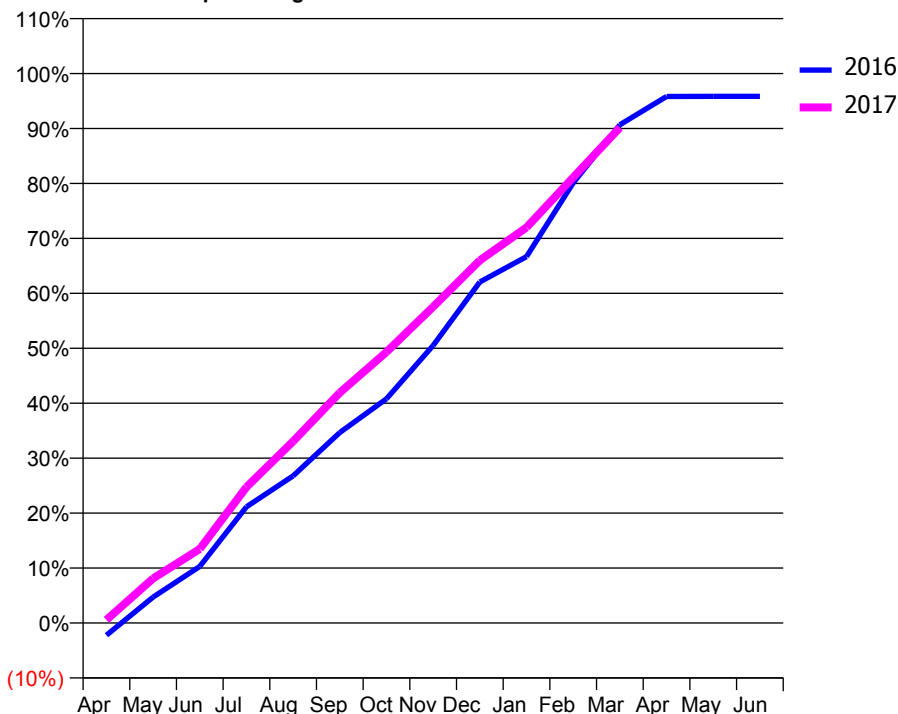
ACCESS*

Patients seen in 24 months	Total	Change since previous quarter
Quarter ending March 2016	13,482	
Quarter ending June 2016	13,779	↑
Quarter ending September 2016	14,084	↑
Quarter ending December 2016	14,085	→
Quarter ending March 2017	14,210	→
Variance since March 2016	5.4%	↑



ACTIVITY

Cumulative percentage of contracted UDA delivered 2016 & 2017



Month	Adjusted Scheduled Activity (UDA)	
	2016	2017
April	-1,236	310
May	2,597	4,463
June	5,661	7,408
July	11,619	13,595
August	14,709	18,160
September	19,043	23,027
October	22,417	27,098
November	27,746	31,608
December	34,093	36,245
January	36,627	39,537
February	43,996	44,541
March	49,806	49,529
April	52,633	
May	52,645	
June	52,652	

QUALITY

	Quantity	Base Number	Contract	AT	Region	England
% of FP17s for the same patient ID Re-attending within 3 months - Children	585	4,419	13.2%	11.2%	11.8%	12.3%
% of FP17s for the same patient ID Re-attending within 3 months - Adults	2,610	11,838	22.0%	16.3%	17.1%	16.7%
% of FP17s for the same patient ID Re-attending between 3 & 9 months - Children	1,507	4,419	34.1%	42.1%	46.5%	57.6%
% of FP17s for the same patient ID Re-attending between 3 & 9 months - Adults	3,490	11,838	29.5%	35.0%	37.6%	50.1%
% of FP17s for Band 1 Urgent Courses	2,634	15,427	17.1%	10.8%	10.7%	9.1%
% of FP17s Relating to Free Repair or Replacements	113	15,427	0.7%	0.5%	0.6%	0.8%
% of FP17s Relating to Continuations	118	15,427	0.8%	0.8%	0.9%	1.2%
% of Patients satisfied with the dentistry they have received	13	13	100.0%	89.3%	90.4%	92.8%
% of Patients satisfied with the time they had to wait for an appointment	11	13	84.6%	80.6%	83.7%	88.7%

* This is based on patients treated on this contract for their most recent course of treatment. Figures in italics indicate the base number of FP17s or Patient Questionnaire responses are less than 100. N/A is shown where the base number of responses is less than 10 during the period. % is calculated as Quantity/Base number*100

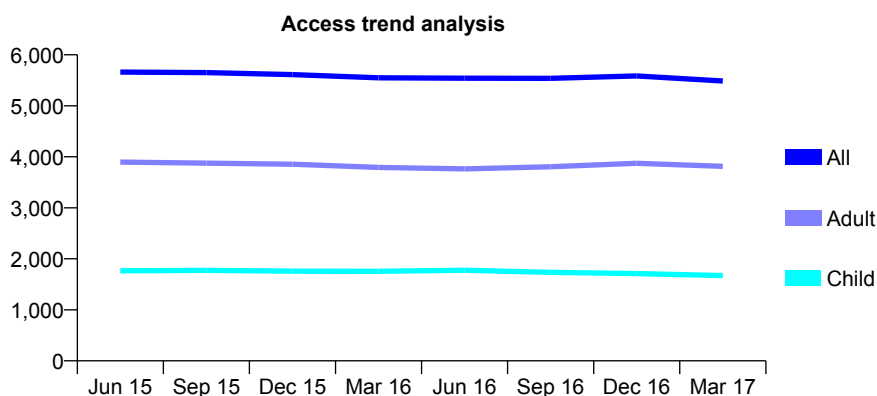
Q61 - Vital Signs At a Glance Contract Report for 566969/0001 - March 2017

Name or company name	MR R PATEL
Contract type name	GDS Contract
Purpose of contract	General
Contract start date	01/04/2006
Contract end date	

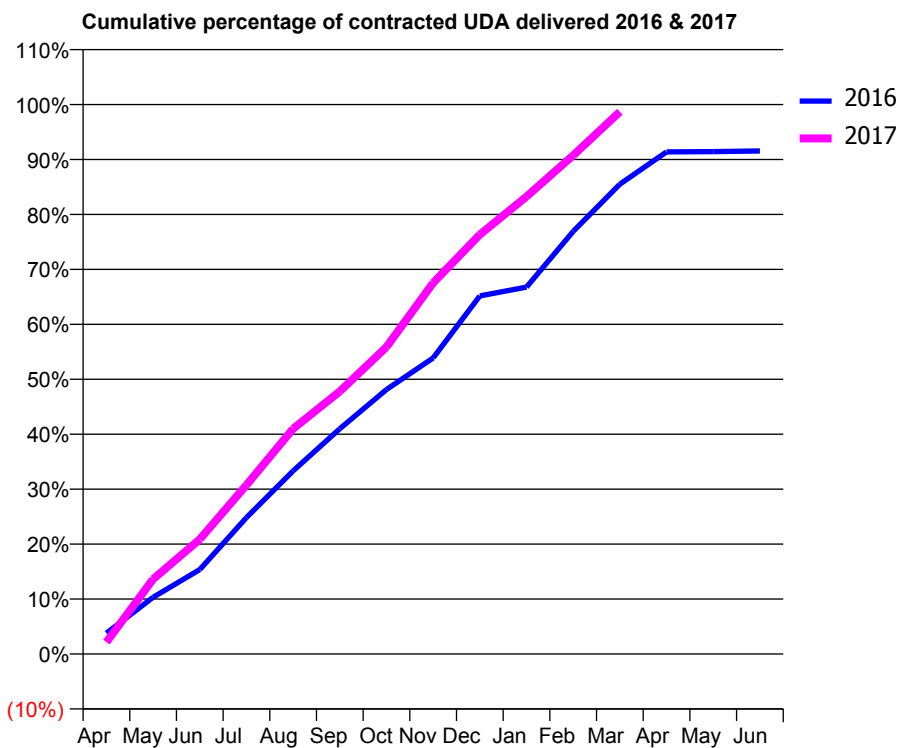
16/17 Contracted general activity (UDA)	17,225
Carry forward general activity (UDA)	-300
16/17 Contracted orthodontic activity (UOA)	0
Carry forward orthodontic activity (UOA)	0
Baseline contract value	£540,163.27

ACCESS*

Patients seen in 24 months	Total	Change since previous quarter
Quarter ending March 2016	5,548	
Quarter ending June 2016	5,540	→
Quarter ending September 2016	5,539	→
Quarter ending December 2016	5,585	→
Quarter ending March 2017	5,485	↓
Variance since March 2016	(1.1%)	↓



ACTIVITY



Month	Adjusted Scheduled Activity (UDA)	
	2016	2017
April	655	372
May	1,779	2,348
June	2,647	3,595
July	4,278	5,299
August	5,743	7,060
September	7,061	8,232
October	8,289	9,624
November	9,282	11,636
December	11,225	13,149
January	11,500	14,341
February	13,250	15,630
March	14,726	16,997
April	15,738	
May	15,750	
June	15,768	

QUALITY

	Quantity	Base Number	Contract	AT	Region	England
% of FP17s for the same patient ID Re-attending within 3 months - Children	164	1,939	8.5%	11.2%	11.8%	12.3%
% of FP17s for the same patient ID Re-attending within 3 months - Adults	957	4,629	20.7%	16.3%	17.1%	16.7%
% of FP17s for the same patient ID Re-attending between 3 & 9 months - Children	705	1,939	36.4%	42.1%	46.5%	57.6%
% of FP17s for the same patient ID Re-attending between 3 & 9 months - Adults	1,562	4,629	33.7%	35.0%	37.6%	50.1%
% of FP17s for Band 1 Urgent Courses	1,168	6,220	18.8%	10.8%	10.7%	9.1%
% of FP17s Relating to Free Repair or Replacements	28	6,220	0.5%	0.5%	0.6%	0.8%
% of FP17s Relating to Continuations	121	6,220	1.9%	0.8%	0.9%	1.2%
% of Patients satisfied with the dentistry they have received	12	12	100.0%	89.3%	90.4%	92.8%
% of Patients satisfied with the time they had to wait for an appointment	9	12	75.0%	80.6%	83.7%	88.7%

* This is based on patients treated on this contract for their most recent course of treatment. Figures in italics indicate the base number of FP17s or Patient Questionnaire responses are less than 100. N/A is shown where the base number of responses is less than 10 during the period. % is calculated as Quantity/Base number*100

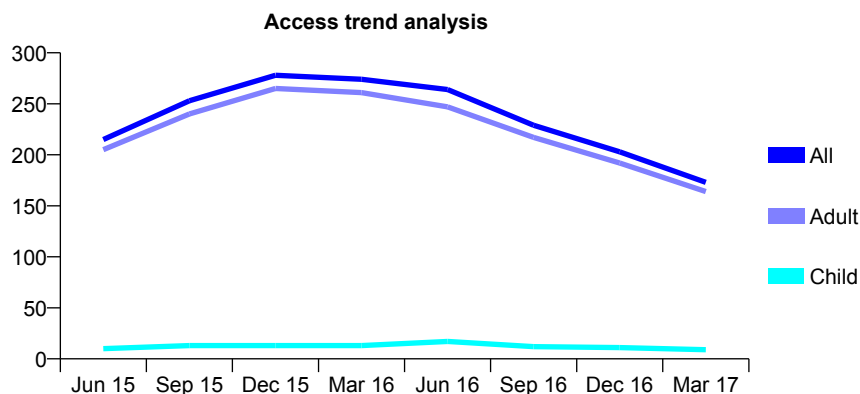
Q61 - Vital Signs At a Glance Contract Report for 566969/0003 - March 2017

Name or company name	MR R PATEL
Contract type name	PDS Contract
Purpose of contract	General
Contract start date	01/04/2012
Contract end date	

16/17 Contracted general activity (UDA)	4,500
Carry forward general activity (UDA)	0
16/17 Contracted orthodontic activity (UOA)	0
Carry forward orthodontic activity (UOA)	0
Baseline contract value	£183,140.24

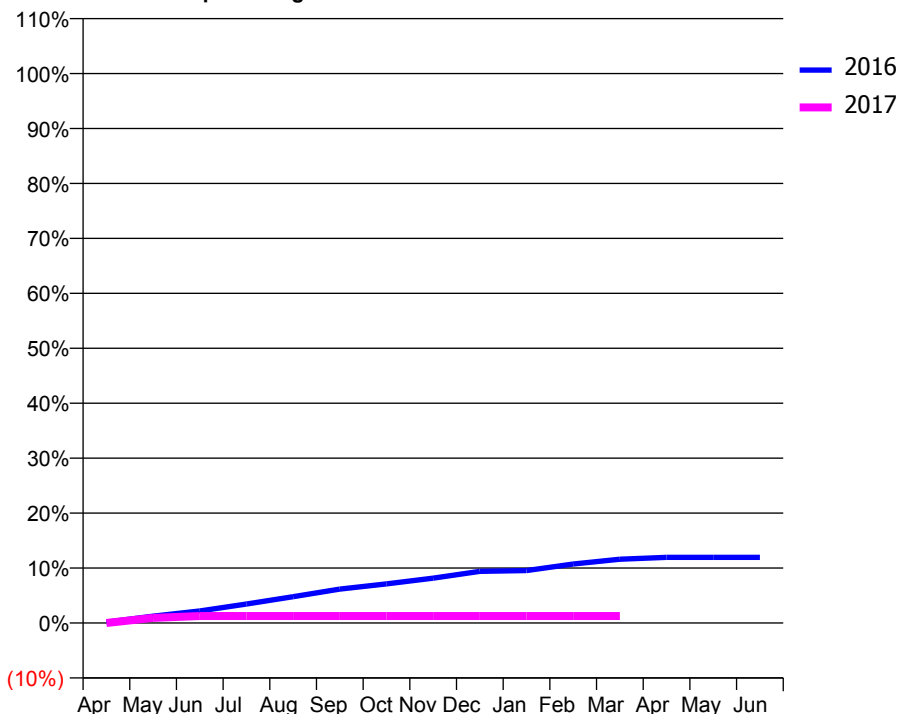
ACCESS*

Patients seen in 24 months	Total	Change since previous quarter
Quarter ending March 2016	274	
Quarter ending June 2016	264	↓
Quarter ending September 2016	229	↓
Quarter ending December 2016	203	↓
Quarter ending March 2017	173	↓
Variance since March 2016	(36.9%)	↓



ACTIVITY

Cumulative percentage of contracted UDA delivered 2016 & 2017



Month	Adjusted Scheduled Activity (UDA)	
	2016	2017
April	7	0
May	56	42
June	99	58
July	156	58
August	216	58
September	278	58
October	320	58
November	368	58
December	423	58
January	430	58
February	483	58
March	523	58
April	538	
May	538	
June	538	

QUALITY

	Quantity	Base Number	Contract	AT	Region	England
% of FP17s for the same patient ID Re-attending within 3 months - Children	0	8	0.0%	11.2%	11.8%	12.3%
% of FP17s for the same patient ID Re-attending within 3 months - Adults	0	53	0.0%	16.3%	17.1%	16.7%
% of FP17s for the same patient ID Re-attending between 3 & 9 months - Children	0	8	0.0%	42.1%	46.5%	57.6%
% of FP17s for the same patient ID Re-attending between 3 & 9 months - Adults	0	53	0.0%	35.0%	37.6%	50.1%
% of FP17s for Band 1 Urgent Courses	48	48	100.0%	10.8%	10.7%	9.1%
% of FP17s Relating to Free Repair or Replacements	0	48	0.0%	0.5%	0.6%	0.8%
% of FP17s Relating to Continuations	0	48	0.0%	0.8%	0.9%	1.2%
% of Patients satisfied with the dentistry they have received	0	0	N/A	89.3%	90.4%	92.8%
% of Patients satisfied with the time they had to wait for an appointment	0	0	N/A	80.6%	83.7%	88.7%

* This is based on patients treated on this contract for their most recent course of treatment. Figures in italics indicate the base number of FP17s or Patient Questionnaire responses are less than 100. N/A is shown where the base number of responses is less than 10 during the period. % is calculated as Quantity/Base number*100

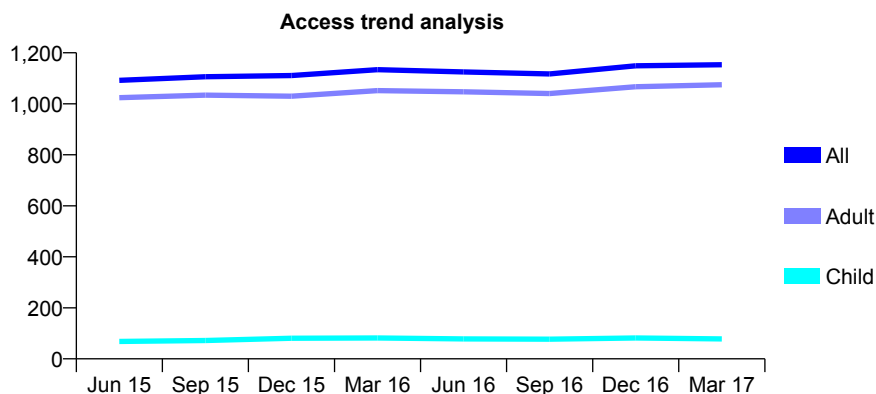
Q61 - Vital Signs At a Glance Contract Report for 568503/0001 - March 2017

Name or company name	MR NS MUDHAR
Contract type name	GDS Contract
Purpose of contract	General
Contract start date	01/04/2006
Contract end date	

16/17 Contracted general activity (UDA)	4,783
Carry forward general activity (UDA)	-23
16/17 Contracted orthodontic activity (UOA)	0
Carry forward orthodontic activity (UOA)	0
Baseline contract value	£193,557.90

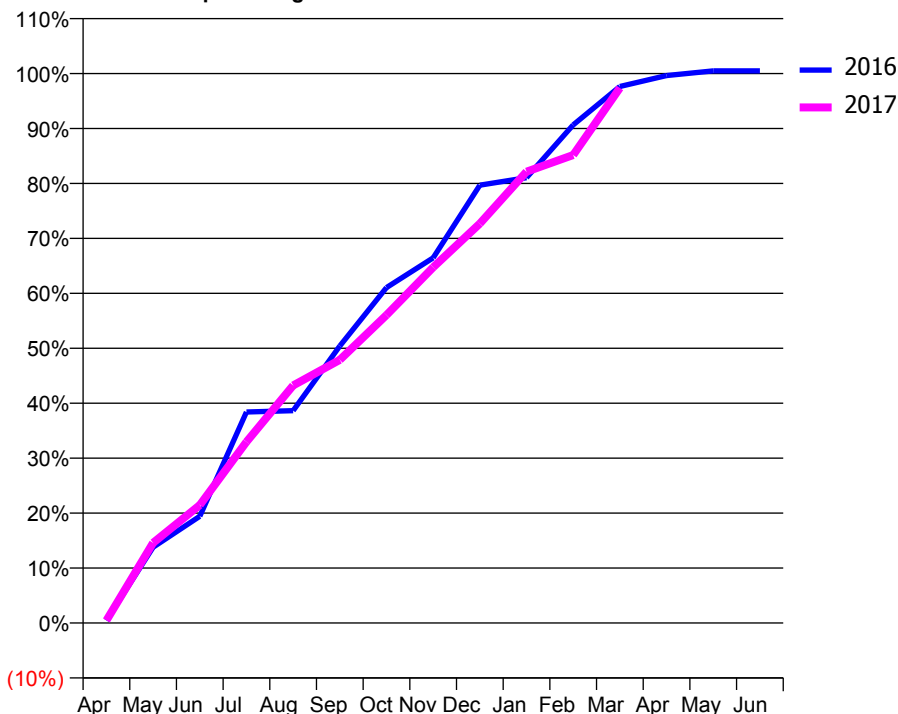
ACCESS*

Patients seen in 24 months	Total	Change since previous quarter
Quarter ending March 2016	1,134	
Quarter ending June 2016	1,125	→
Quarter ending September 2016	1,117	→
Quarter ending December 2016	1,149	↑
Quarter ending March 2017	1,153	→
Variance since March 2016	1.7%	→



ACTIVITY

Cumulative percentage of contracted UDA delivered 2016 & 2017



Adjusted Scheduled Activity (UDA)

Month	2016	2017
April	23	23
May	659	698
June	929	1,027
July	1,836	1,577
August	1,848	2,067
September	2,412	2,291
October	2,920	2,681
November	3,179	3,096
December	3,811	3,477
January	3,876	3,929
February	4,336	4,073
March	4,670	4,657
April	4,765	
May	4,806	
June	4,806	

QUALITY

	Quantity	Base Number	Contract	AT	Region	England
% of FP17s for the same patient ID Re-attending within 3 months - Children	2	71	2.8%	11.2%	11.8%	12.3%
% of FP17s for the same patient ID Re-attending within 3 months - Adults	120	1,017	11.8%	16.3%	17.1%	16.7%
% of FP17s for the same patient ID Re-attending between 3 & 9 months - Children	17	71	23.9%	42.1%	46.5%	57.6%
% of FP17s for the same patient ID Re-attending between 3 & 9 months - Adults	232	1,017	22.8%	35.0%	37.6%	50.1%
% of FP17s for Band 1 Urgent Courses	124	1,017	12.2%	10.8%	10.7%	9.1%
% of FP17s Relating to Free Repair or Replacements	1	1,017	0.1%	0.5%	0.6%	0.8%
% of FP17s Relating to Continuations	5	1,017	0.5%	0.8%	0.9%	1.2%
% of Patients satisfied with the dentistry they have received	1	1	N/A	89.3%	90.4%	92.8%
% of Patients satisfied with the time they had to wait for an appointment	1	1	N/A	80.6%	83.7%	88.7%

* This is based on patients treated on this contract for their most recent course of treatment. Figures in italics indicate the base number of FP17s or Patient Questionnaire responses are less than 100. N/A is shown where the base number of responses is less than 10 during the period. % is calculated as Quantity/Base number*100

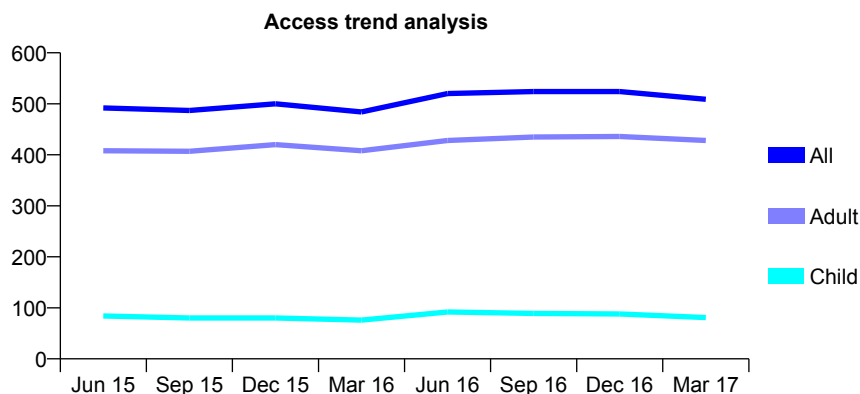
Q61 - Vital Signs At a Glance Contract Report for 568503/0003 - March 2017

Name or company name	MR NS MUDHAR
Contract type name	GDS Contract
Purpose of contract	General
Contract start date	01/04/2006
Contract end date	

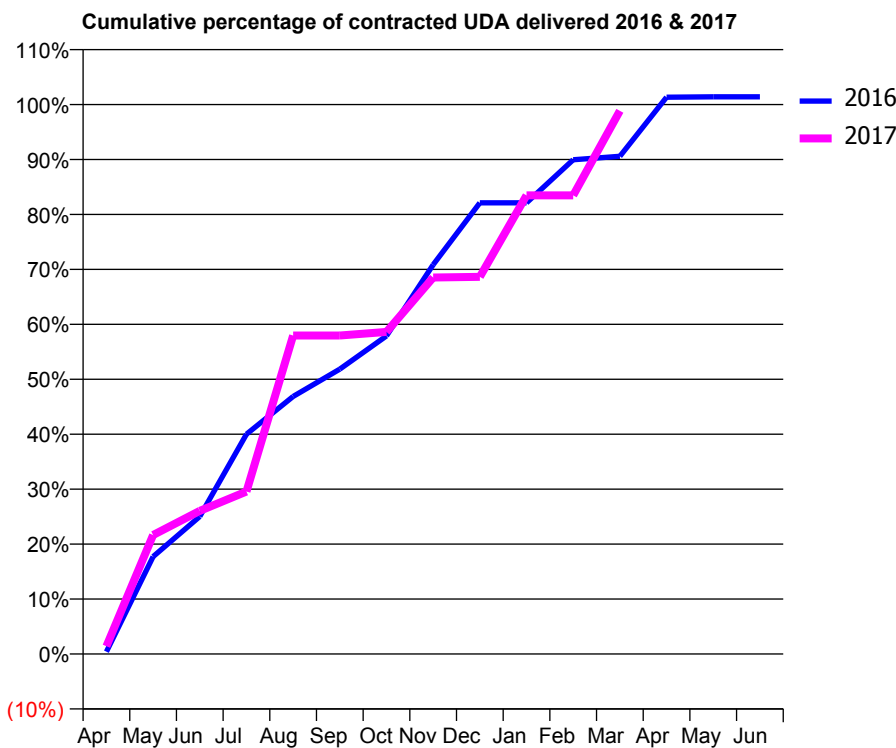
16/17 Contracted general activity (UDA)	1,840
Carry forward general activity (UDA)	-26
16/17 Contracted orthodontic activity (UOA)	0
Carry forward orthodontic activity (UOA)	0
Baseline contract value	£61,831.75

ACCESS*

Patients seen in 24 months	Total	Change since previous quarter
Quarter ending March 2016	484	
Quarter ending June 2016	520	↑
Quarter ending September 2016	524	→
Quarter ending December 2016	524	→
Quarter ending March 2017	509	↓
Variance since March 2016	5.2%	↑



ACTIVITY



Month	Adjusted Scheduled Activity (UDA)	
	2016	2017
April	8	26
May	326	399
June	461	479
July	736	544
August	863	1,066
September	954	1,066
October	1,065	1,078
November	1,304	1,261
December	1,511	1,263
January	1,511	1,536
February	1,655	1,536
March	1,667	1,819
April	1,865	
May	1,866	
June	1,866	

QUALITY

	Quantity	Base Number	Contract	AT	Region	England
% of FP17s for the same patient ID Re-attending within 3 months - Children	3	75	4.0%	11.2%	11.8%	12.3%
% of FP17s for the same patient ID Re-attending within 3 months - Adults	23	373	6.2%	16.3%	17.1%	16.7%
% of FP17s for the same patient ID Re-attending between 3 & 9 months - Children	17	75	22.7%	42.1%	46.5%	57.6%
% of FP17s for the same patient ID Re-attending between 3 & 9 months - Adults	77	373	20.6%	35.0%	37.6%	50.1%
% of FP17s for Band 1 Urgent Courses	34	371	9.2%	10.8%	10.7%	9.1%
% of FP17s Relating to Free Repair or Replacements	2	371	0.5%	0.5%	0.6%	0.8%
% of FP17s Relating to Continuations	0	371	0.0%	0.8%	0.9%	1.2%
% of Patients satisfied with the dentistry they have received	0	0	N/A	89.3%	90.4%	92.8%
% of Patients satisfied with the time they had to wait for an appointment	0	0	N/A	80.6%	83.7%	88.7%

* This is based on patients treated on this contract for their most recent course of treatment. Figures in italics indicate the base number of FP17s or Patient Questionnaire responses are less than 100. N/A is shown where the base number of responses is less than 10 during the period. % is calculated as Quantity/Base number*100

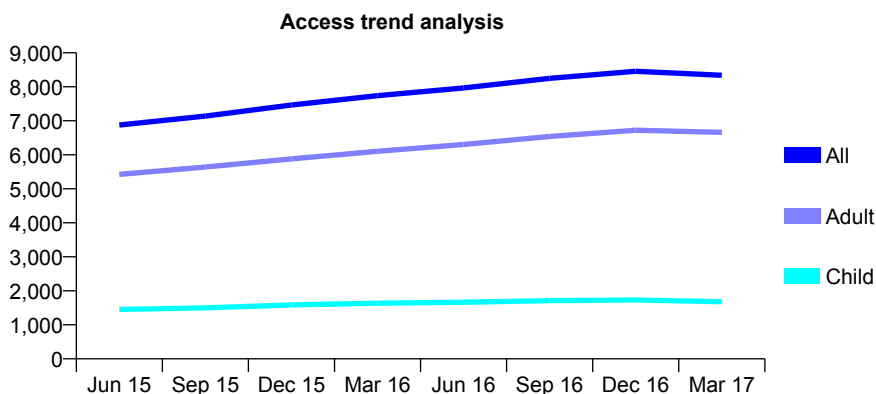
Q61 - Vital Signs At a Glance Contract Report for 568821/0003 - March 2017

Name or company name	MR BK VEKARIA
Contract type name	GDS Contract
Purpose of contract	General
Contract start date	01/05/2009
Contract end date	

16/17 Contracted general activity (UDA)	17,684
Carry forward general activity (UDA)	-225
16/17 Contracted orthodontic activity (UOA)	0
Carry forward orthodontic activity (UOA)	0
Baseline contract value	£479,363.87

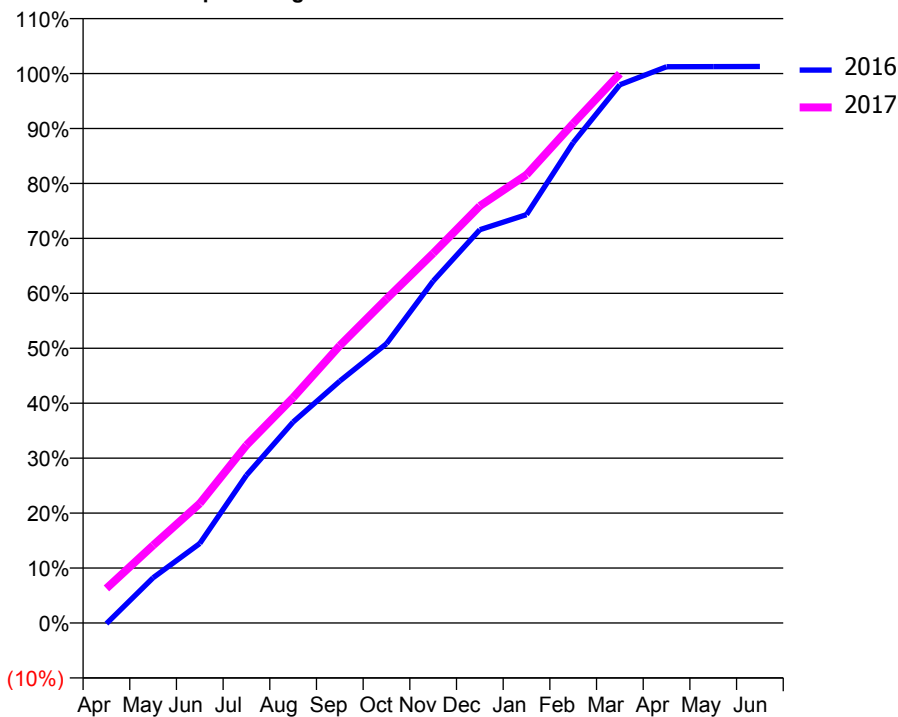
ACCESS*

Patients seen in 24 months	Total	Change since previous quarter
Quarter ending March 2016	7,741	
Quarter ending June 2016	7,968	↑
Quarter ending September 2016	8,250	↑
Quarter ending December 2016	8,455	↑
Quarter ending March 2017	8,340	↓
Variance since March 2016	7.7%	↑



ACTIVITY

Cumulative percentage of contracted UDA delivered 2016 & 2017



Month	Adjusted Scheduled Activity (UDA)	
	2016	2017
April	-22	1,114
May	1,456	2,498
June	2,562	3,847
July	4,759	5,723
August	6,468	7,256
September	7,785	8,927
October	8,988	10,432
November	11,007	11,898
December	12,657	13,422
January	13,142	14,426
February	15,461	16,078
March	17,322	17,676
April	17,902	
May	17,905	
June	17,909	

QUALITY

	Quantity	Base Number	Contract	AT	Region	England
% of FP17s for the same patient ID Re-attending within 3 months - Children	131	1,925	6.8%	11.2%	11.8%	12.3%
% of FP17s for the same patient ID Re-attending within 3 months - Adults	608	5,968	10.2%	16.3%	17.1%	16.7%
% of FP17s for the same patient ID Re-attending between 3 & 9 months - Children	731	1,925	38.0%	42.1%	46.5%	57.6%
% of FP17s for the same patient ID Re-attending between 3 & 9 months - Adults	1,568	5,968	26.3%	35.0%	37.6%	50.1%
% of FP17s for Band 1 Urgent Courses	911	7,626	11.9%	10.8%	10.7%	9.1%
% of FP17s Relating to Free Repair or Replacements	9	7,626	0.1%	0.5%	0.6%	0.8%
% of FP17s Relating to Continuations	19	7,626	0.2%	0.8%	0.9%	1.2%
% of Patients satisfied with the dentistry they have received	5	5	N/A	89.3%	90.4%	92.8%
% of Patients satisfied with the time they had to wait for an appointment	5	5	N/A	80.6%	83.7%	88.7%

* This is based on patients treated on this contract for their most recent course of treatment. Figures in italics indicate the base number of FP17s or Patient Questionnaire responses are less than 100. N/A is shown where the base number of responses is less than 10 during the period. % is calculated as Quantity/Base number*100

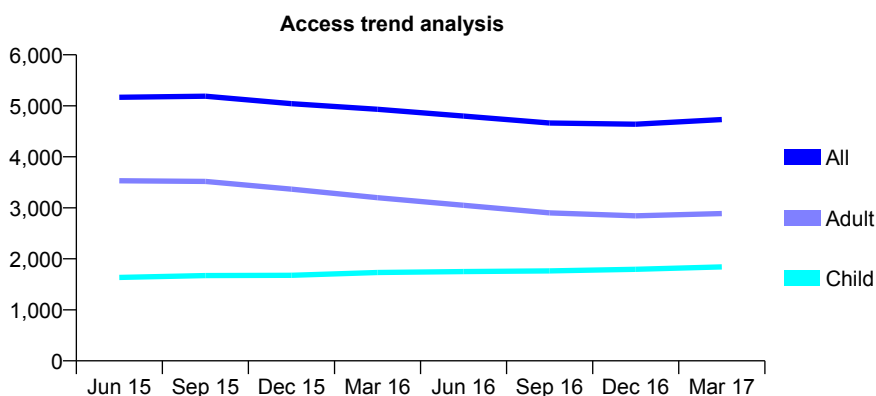
Q61 - Vital Signs At a Glance Contract Report for 572500/0001 - March 2017

Name or company name	MR ST KAKKAD
Contract type name	GDS Contract
Purpose of contract	General
Contract start date	01/04/2006
Contract end date	

16/17 Contracted general activity (UDA)	11,810
Carry forward general activity (UDA)	-118
16/17 Contracted orthodontic activity (UOA)	0
Carry forward orthodontic activity (UOA)	0
Baseline contract value	£273,631.22

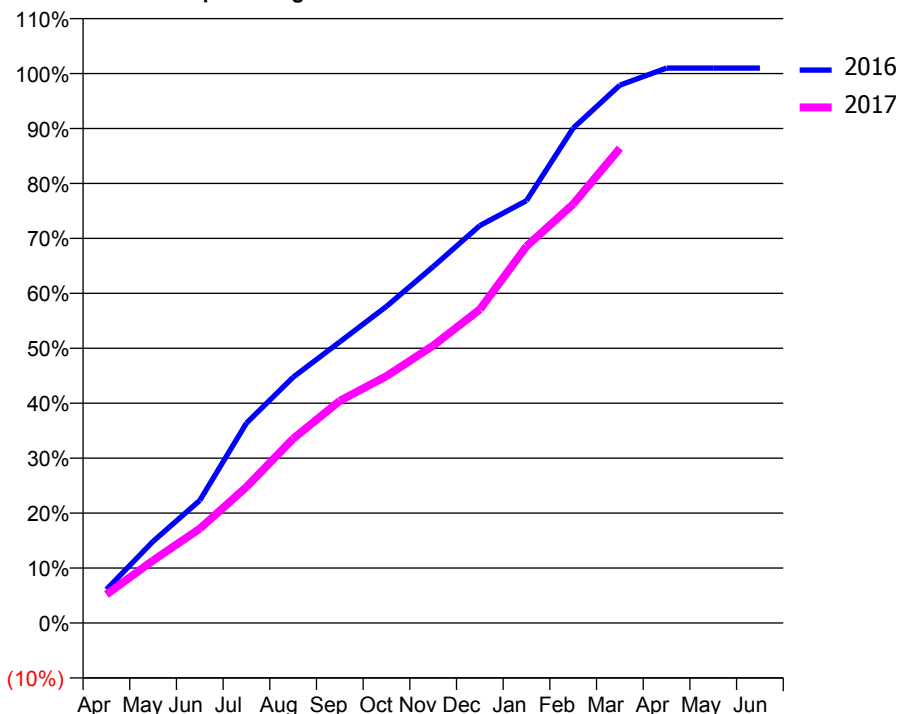
ACCESS*

Patients seen in 24 months	Total	Change since previous quarter
Quarter ending March 2016	4,931	
Quarter ending June 2016	4,799	↓
Quarter ending September 2016	4,663	↓
Quarter ending December 2016	4,639	→
Quarter ending March 2017	4,730	→
Variance since March 2016	(4.1%)	↓



ACTIVITY

Cumulative percentage of contracted UDA delivered 2016 & 2017



Month	Adjusted Scheduled Activity (UDA)	
	2016	2017
April	720	614
May	1,755	1,347
June	2,636	2,029
July	4,298	2,924
August	5,283	3,962
September	6,042	4,776
October	6,806	5,305
November	7,660	5,962
December	8,541	6,739
January	9,077	8,097
February	10,638	9,004
March	11,559	10,205
April	11,926	
May	11,928	
June	11,928	

QUALITY

	Quantity	Base Number	Contract	AT	Region	England
% of FP17s for the same patient ID Re-attending within 3 months - Children	255	2,503	10.2%	11.2%	11.8%	12.3%
% of FP17s for the same patient ID Re-attending within 3 months - Adults	546	3,256	16.8%	16.3%	17.1%	16.7%
% of FP17s for the same patient ID Re-attending between 3 & 9 months - Children	1,218	2,503	48.7%	42.1%	46.5%	57.6%
% of FP17s for the same patient ID Re-attending between 3 & 9 months - Adults	1,359	3,256	41.7%	35.0%	37.6%	50.1%
% of FP17s for Band 1 Urgent Courses	849	5,537	15.3%	10.8%	10.7%	9.1%
% of FP17s Relating to Free Repair or Replacements	10	5,537	0.2%	0.5%	0.6%	0.8%
% of FP17s Relating to Continuations	74	5,537	1.3%	0.8%	0.9%	1.2%
% of Patients satisfied with the dentistry they have received	5	5	N/A	89.3%	90.4%	92.8%
% of Patients satisfied with the time they had to wait for an appointment	4	5	N/A	80.6%	83.7%	88.7%

* This is based on patients treated on this contract for their most recent course of treatment. Figures in italics indicate the base number of FP17s or Patient Questionnaire responses are less than 100. N/A is shown where the base number of responses is less than 10 during the period. % is calculated as Quantity/Base number*100

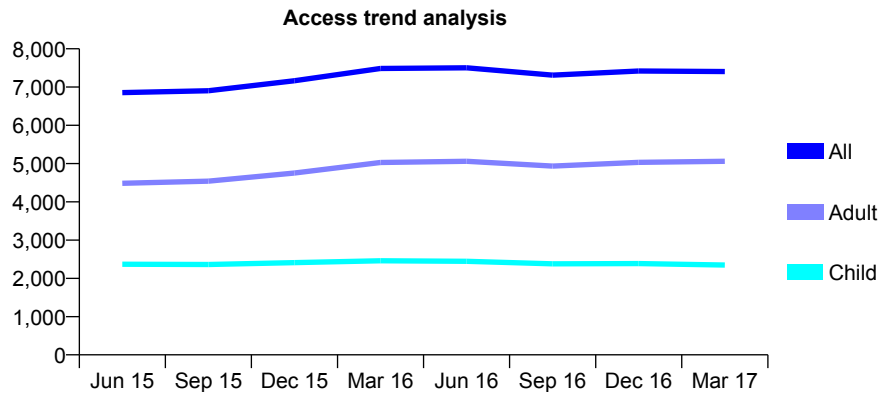
Q61 - Vital Signs At a Glance Contract Report for 572659/0001 - March 2017

Name or company name	MR LS LEVIN
Contract type name	GDS Contract
Purpose of contract	General
Contract start date	01/04/2006
Contract end date	

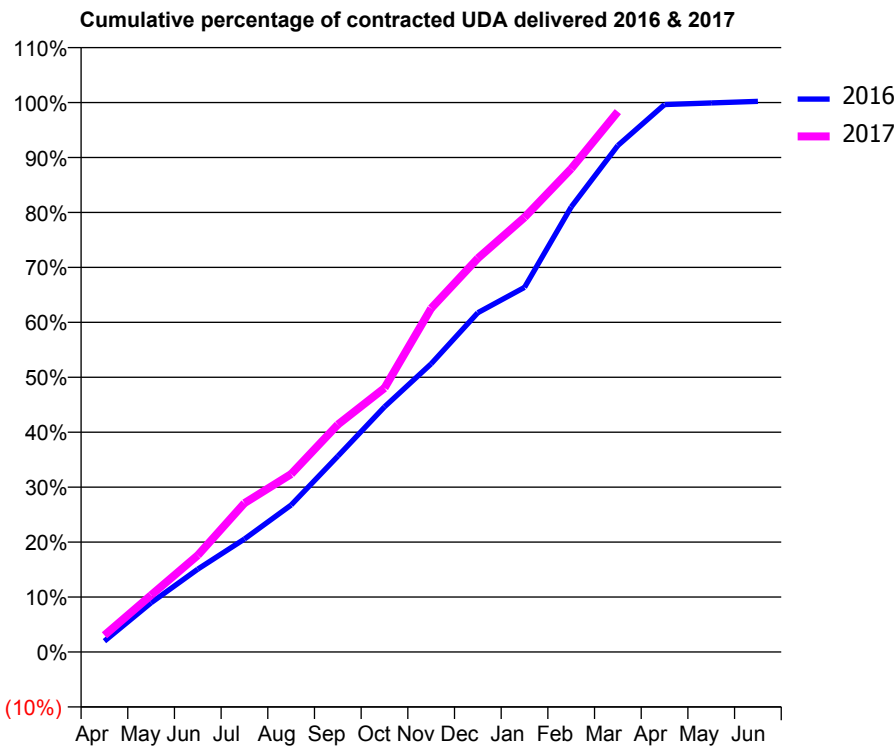
16/17 Contracted general activity (UDA)	21,691
Carry forward general activity (UDA)	-46
16/17 Contracted orthodontic activity (UOA)	0
Carry forward orthodontic activity (UOA)	0
Baseline contract value	£617,199.23

ACCESS*

Patients seen in 24 months	Total	Change since previous quarter
Quarter ending March 2016	7,487	
Quarter ending June 2016	7,503	→
Quarter ending September 2016	7,313	↓
Quarter ending December 2016	7,418	→
Quarter ending March 2017	7,406	→
Variance since March 2016	(1.1%)	↓



ACTIVITY



Month	Adjusted Scheduled Activity (UDA)	
	2016	2017
April	431	662
May	1,943	2,243
June	3,271	3,819
July	4,459	5,876
August	5,802	7,023
September	7,729	8,975
October	9,678	10,417
November	11,379	13,569
December	13,393	15,541
January	14,392	17,156
February	17,565	19,076
March	19,994	21,331
April	21,610	
May	21,675	
June	21,737	

QUALITY

	Quantity	Base Number	Contract	AT	Region	England
% of FP17s for the same patient ID Re-attending within 3 months - Children	248	2,539	9.8%	11.2%	11.8%	12.3%
% of FP17s for the same patient ID Re-attending within 3 months - Adults	885	5,128	17.3%	16.3%	17.1%	16.7%
% of FP17s for the same patient ID Re-attending between 3 & 9 months - Children	868	2,539	34.2%	42.1%	46.5%	57.6%
% of FP17s for the same patient ID Re-attending between 3 & 9 months - Adults	1,484	5,128	28.9%	35.0%	37.6%	50.1%
% of FP17s for Band 1 Urgent Courses	690	7,208	9.6%	10.8%	10.7%	9.1%
% of FP17s Relating to Free Repair or Replacements	82	7,208	1.1%	0.5%	0.6%	0.8%
% of FP17s Relating to Continuations	104	7,208	1.4%	0.8%	0.9%	1.2%
% of Patients satisfied with the dentistry they have received	37	40	92.5%	89.3%	90.4%	92.8%
% of Patients satisfied with the time they had to wait for an appointment	36	40	90.0%	80.6%	83.7%	88.7%

* This is based on patients treated on this contract for their most recent course of treatment. Figures in italics indicate the base number of FP17s or Patient Questionnaire responses are less than 100. N/A is shown where the base number of responses is less than 10 during the period. % is calculated as Quantity/Base number*100

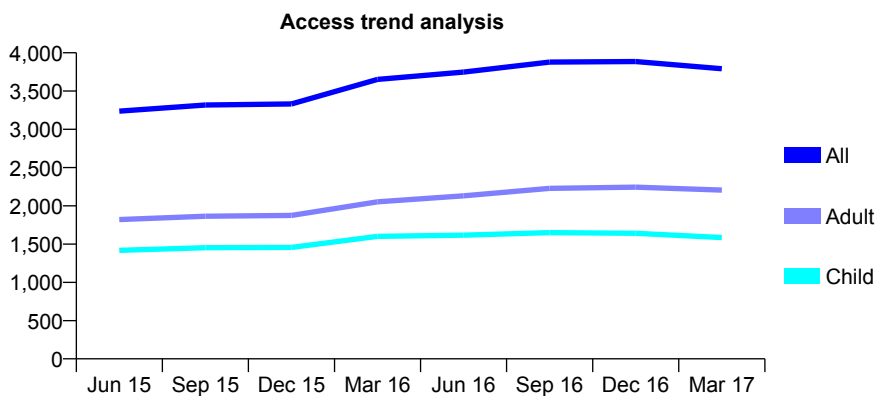
Q61 - Vital Signs At a Glance Contract Report for 572888/0001 - March 2017

Name or company name	MR R GOGNA
Contract type name	GDS Contract
Purpose of contract	General
Contract start date	01/04/2006
Contract end date	

16/17 Contracted general activity (UDA)	8,928
Carry forward general activity (UDA)	0
16/17 Contracted orthodontic activity (UOA)	0
Carry forward orthodontic activity (UOA)	0
Baseline contract value	£255,293.70

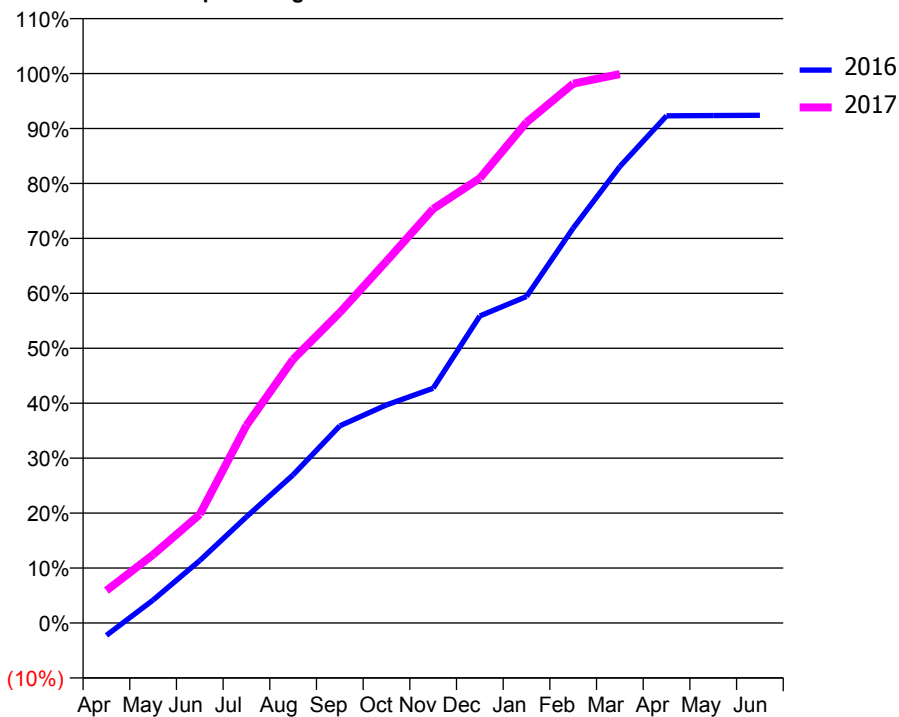
ACCESS*

Patients seen in 24 months	Total	Change since previous quarter
Quarter ending March 2016	3,653	
Quarter ending June 2016	3,748	↑
Quarter ending September 2016	3,879	↑
Quarter ending December 2016	3,885	→
Quarter ending March 2017	3,791	↓
Variance since March 2016	3.8%	↑



ACTIVITY

Cumulative percentage of contracted UDA delivered 2016 & 2017



Month	Adjusted Scheduled Activity (UDA)	
	2016	2017
April	-202	528
May	373	1,110
June	1,015	1,765
July	1,726	3,212
August	2,408	4,284
September	3,203	5,045
October	3,543	5,879
November	3,814	6,728
December	4,989	7,226
January	5,305	8,133
February	6,416	8,763
March	7,417	8,919
April	8,240	
May	8,244	
June	8,249	

QUALITY

	Quantity	Base Number	Contract	AT	Region	England
% of FP17s for the same patient ID Re-attending within 3 months - Children	235	2,241	10.5%	11.2%	11.8%	12.3%
% of FP17s for the same patient ID Re-attending within 3 months - Adults	475	2,783	17.1%	16.3%	17.1%	16.7%
% of FP17s for the same patient ID Re-attending between 3 & 9 months - Children	1,263	2,241	56.4%	42.1%	46.5%	57.6%
% of FP17s for the same patient ID Re-attending between 3 & 9 months - Adults	1,222	2,783	43.9%	35.0%	37.6%	50.1%
% of FP17s for Band 1 Urgent Courses	364	4,035	9.0%	10.8%	10.7%	9.1%
% of FP17s Relating to Free Repair or Replacements	18	4,035	0.4%	0.5%	0.6%	0.8%
% of FP17s Relating to Continuations	33	4,035	0.8%	0.8%	0.9%	1.2%
% of Patients satisfied with the dentistry they have received	8	8	N/A	89.3%	90.4%	92.8%
% of Patients satisfied with the time they had to wait for an appointment	7	8	N/A	80.6%	83.7%	88.7%

* This is based on patients treated on this contract for their most recent course of treatment. Figures in italics indicate the base number of FP17s or Patient Questionnaire responses are less than 100. N/A is shown where the base number of responses is less than 10 during the period. % is calculated as Quantity/Base number*100

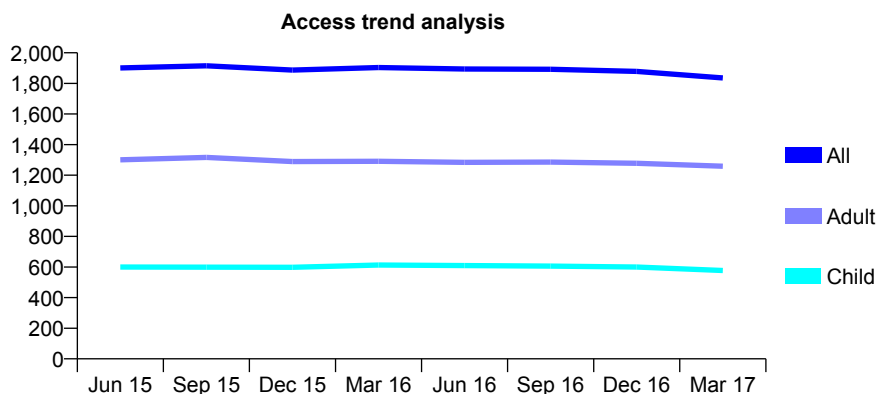
Q61 - Vital Signs At a Glance Contract Report for 574732/0001 - March 2017

Name or company name	MR B LILADHAR
Contract type name	GDS Contract
Purpose of contract	General and Orthodontic
Contract start date	01/04/2006
Contract end date	

16/17 Contracted general activity (UDA)	3,503
Carry forward general activity (UDA)	0
16/17 Contracted orthodontic activity (UOA)	315
Carry forward orthodontic activity (UOA)	0
Baseline contract value	£127,429.86

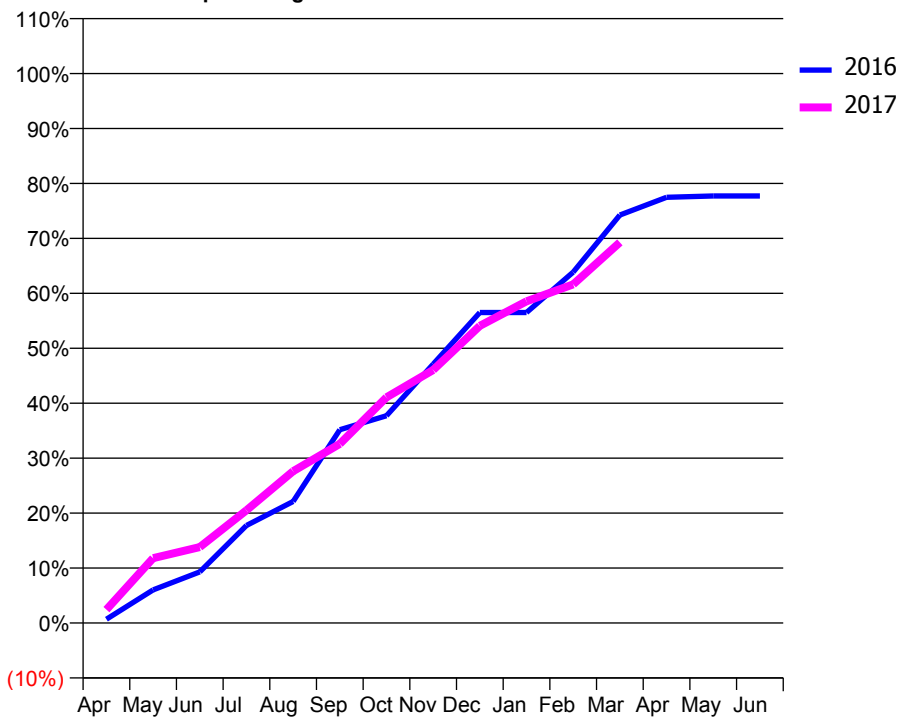
ACCESS*

Patients seen in 24 months	Total	Change since previous quarter
Quarter ending March 2016	1,904	
Quarter ending June 2016	1,894	→
Quarter ending September 2016	1,892	→
Quarter ending December 2016	1,878	→
Quarter ending March 2017	1,836	↓
Variance since March 2016	(3.6%)	↓



ACTIVITY

Cumulative percentage of contracted UDA delivered 2016 & 2017



Adjusted Scheduled Activity (UDA)

Month	2016	2017
April	24	85
May	211	414
June	326	484
July	622	719
August	775	968
September	1,232	1,142
October	1,321	1,438
November	1,650	1,613
December	1,980	1,895
January	1,980	2,051
February	2,237	2,159
March	2,601	2,426
April	2,714	
May	2,723	
June	2,723	

QUALITY

	Quantity	Base Number	Contract	AT	Region	England
% of FP17s for the same patient ID Re-attending within 3 months - Children	52	763	6.8%	11.2%	11.8%	12.3%
% of FP17s for the same patient ID Re-attending within 3 months - Adults	174	1,479	11.8%	16.3%	17.1%	16.7%
% of FP17s for the same patient ID Re-attending between 3 & 9 months - Children	405	763	53.1%	42.1%	46.5%	57.6%
% of FP17s for the same patient ID Re-attending between 3 & 9 months - Adults	704	1,479	47.6%	35.0%	37.6%	50.1%
% of FP17s for Band 1 Urgent Courses	81	1,218	6.7%	10.8%	10.7%	9.1%
% of FP17s Relating to Free Repair or Replacements	8	1,218	0.7%	0.5%	0.6%	0.8%
% of FP17s Relating to Continuations	11	1,218	0.9%	0.8%	0.9%	1.2%
% of Patients satisfied with the dentistry they have received	1	1	N/A	89.3%	90.4%	92.8%
% of Patients satisfied with the time they had to wait for an appointment	1	1	N/A	80.6%	83.7%	88.7%

* This is based on patients treated on this contract for their most recent course of treatment. Figures in italics indicate the base number of FP17s or Patient Questionnaire responses are less than 100. N/A is shown where the base number of responses is less than 10 during the period. % is calculated as Quantity/Base number*100

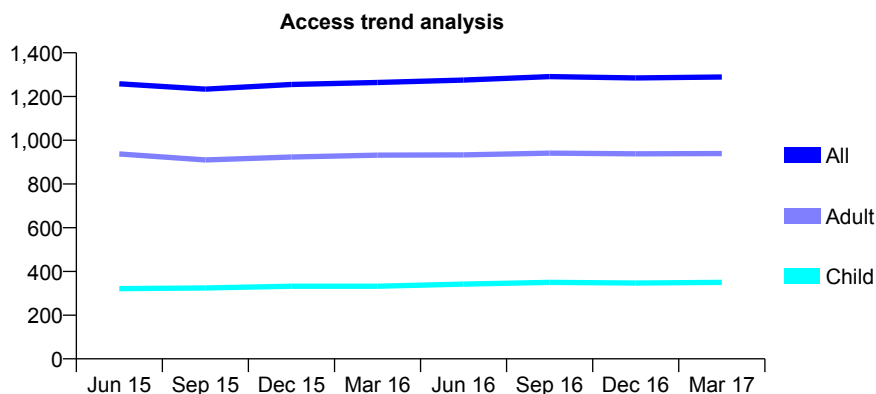
Q61 - Vital Signs At a Glance Contract Report for 576778/0001 - March 2017

Name or company name	MR AK FANG
Contract type name	GDS Contract
Purpose of contract	General
Contract start date	01/04/2006
Contract end date	

16/17 Contracted general activity (UDA)	4,368
Carry forward general activity (UDA)	4
16/17 Contracted orthodontic activity (UOA)	0
Carry forward orthodontic activity (UOA)	0
Baseline contract value	£120,110.59

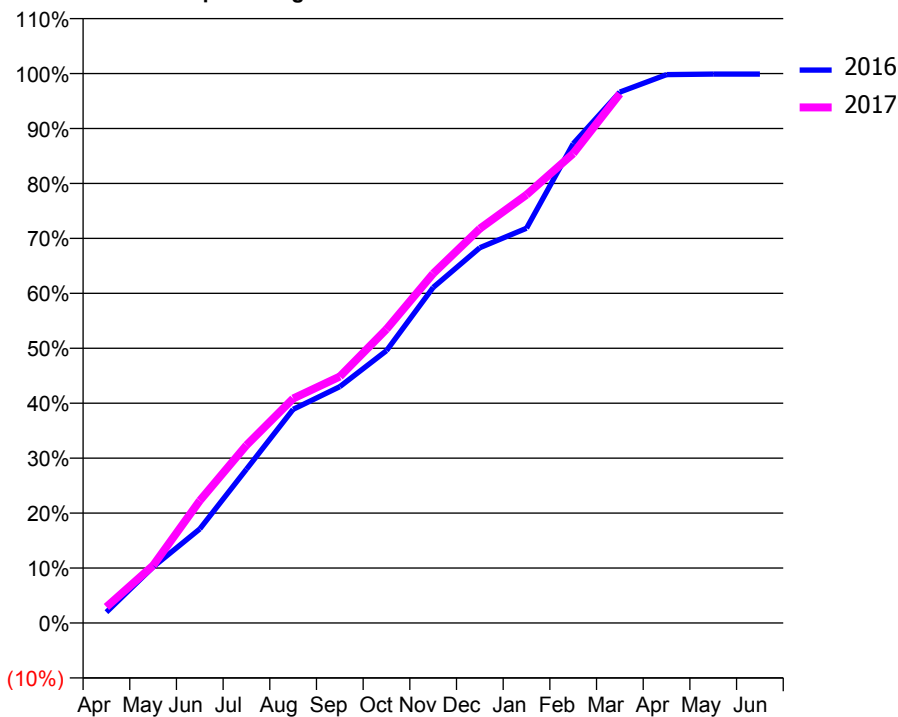
ACCESS*

Patients seen in 24 months	Total	Change since previous quarter
Quarter ending March 2016	1,264	
Quarter ending June 2016	1,275	→
Quarter ending September 2016	1,291	→
Quarter ending December 2016	1,285	→
Quarter ending March 2017	1,289	→
Variance since March 2016	2.0%	→



ACTIVITY

Cumulative percentage of contracted UDA delivered 2016 & 2017



Adjusted Scheduled Activity (UDA)

Month	2016	2017
April	86	128
May	446	457
June	748	973
July	1,223	1,413
August	1,698	1,784
September	1,879	1,959
October	2,165	2,336
November	2,668	2,778
December	2,983	3,134
January	3,138	3,405
February	3,810	3,732
March	4,220	4,207
April	4,359	
May	4,364	
June	4,364	

QUALITY

	Quantity	Base Number	Contract	AT	Region	England
% of FP17s for the same patient ID Re-attending within 3 months - Children	38	536	7.1%	11.2%	11.8%	12.3%
% of FP17s for the same patient ID Re-attending within 3 months - Adults	228	1,379	16.5%	16.3%	17.1%	16.7%
% of FP17s for the same patient ID Re-attending between 3 & 9 months - Children	351	536	65.5%	42.1%	46.5%	57.6%
% of FP17s for the same patient ID Re-attending between 3 & 9 months - Adults	803	1,379	58.2%	35.0%	37.6%	50.1%
% of FP17s for Band 1 Urgent Courses	239	1,846	12.9%	10.8%	10.7%	9.1%
% of FP17s Relating to Free Repair or Replacements	3	1,846	0.2%	0.5%	0.6%	0.8%
% of FP17s Relating to Continuations	0	1,846	0.0%	0.8%	0.9%	1.2%
% of Patients satisfied with the dentistry they have received	4	5	N/A	89.3%	90.4%	92.8%
% of Patients satisfied with the time they had to wait for an appointment	4	5	N/A	80.6%	83.7%	88.7%

* This is based on patients treated on this contract for their most recent course of treatment. Figures in italics indicate the base number of FP17s or Patient Questionnaire responses are less than 100. N/A is shown where the base number of responses is less than 10 during the period. % is calculated as Quantity/Base number*100

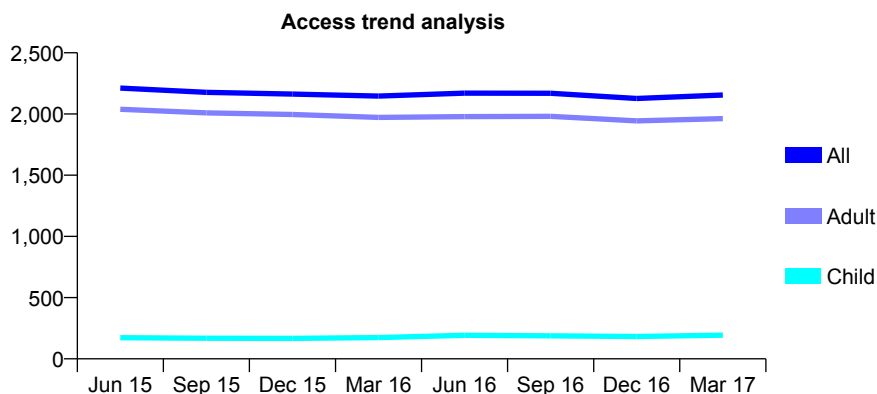
Q61 - Vital Signs At a Glance Contract Report for 577472/0001 - March 2017

Name or company name	MR NR SHUKLE
Contract type name	GDS Contract
Purpose of contract	General
Contract start date	01/04/2006
Contract end date	

16/17 Contracted general activity (UDA)	5,608
Carry forward general activity (UDA)	-112
16/17 Contracted orthodontic activity (UOA)	0
Carry forward orthodontic activity (UOA)	0
Baseline contract value	£139,241.74

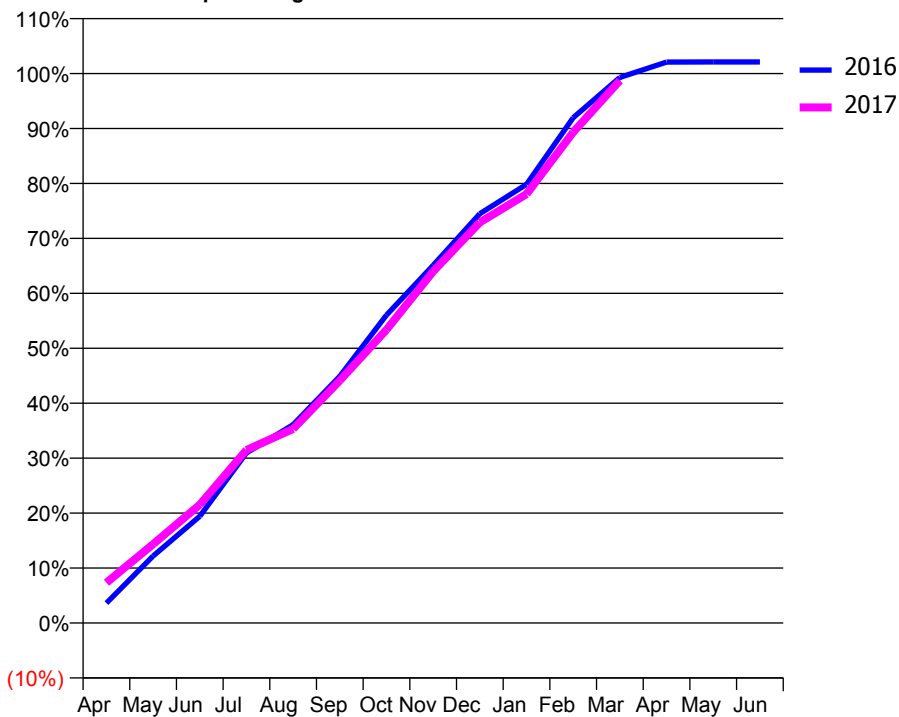
ACCESS*

Patients seen in 24 months	Total	Change since previous quarter
Quarter ending March 2016	2,146	
Quarter ending June 2016	2,171	→
Quarter ending September 2016	2,169	→
Quarter ending December 2016	2,127	↓
Quarter ending March 2017	2,155	→
Variance since March 2016	0.4%	→



ACTIVITY

Cumulative percentage of contracted UDA delivered 2016 & 2017



Month	Adjusted Scheduled Activity (UDA)	
	2016	2017
April	204	412
May	684	804
June	1,089	1,208
July	1,735	1,766
August	2,025	1,981
September	2,518	2,475
October	3,142	2,994
November	3,650	3,587
December	4,177	4,089
January	4,476	4,377
February	5,157	5,009
March	5,568	5,537
April	5,724	
May	5,725	
June	5,725	

QUALITY

	Quantity	Base Number	Contract	AT	Region	England
% of FP17s for the same patient ID Re-attending within 3 months - Children	10	205	4.9%	11.2%	11.8%	12.3%
% of FP17s for the same patient ID Re-attending within 3 months - Adults	509	2,408	21.1%	16.3%	17.1%	16.7%
% of FP17s for the same patient ID Re-attending between 3 & 9 months - Children	62	205	30.2%	42.1%	46.5%	57.6%
% of FP17s for the same patient ID Re-attending between 3 & 9 months - Adults	806	2,408	33.5%	35.0%	37.6%	50.1%
% of FP17s for Band 1 Urgent Courses	252	2,113	11.9%	10.8%	10.7%	9.1%
% of FP17s Relating to Free Repair or Replacements	50	2,113	2.4%	0.5%	0.6%	0.8%
% of FP17s Relating to Continuations	23	2,113	1.1%	0.8%	0.9%	1.2%
% of Patients satisfied with the dentistry they have received	0	1	N/A	89.3%	90.4%	92.8%
% of Patients satisfied with the time they had to wait for an appointment	1	1	N/A	80.6%	83.7%	88.7%

* This is based on patients treated on this contract for their most recent course of treatment. Figures in italics indicate the base number of FP17s or Patient Questionnaire responses are less than 100. N/A is shown where the base number of responses is less than 10 during the period. % is calculated as Quantity/Base number*100

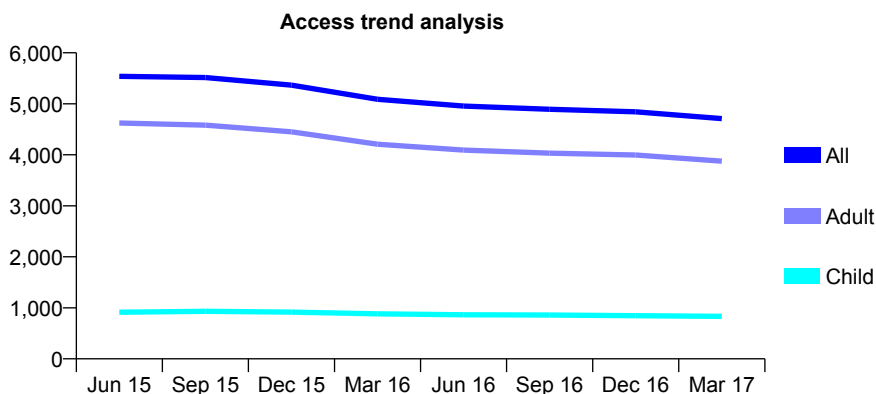
Q61 - Vital Signs At a Glance Contract Report for 577537/0001 - March 2017

Name or company name	MR A MAKRIDES
Contract type name	GDS Contract
Purpose of contract	General
Contract start date	01/04/2006
Contract end date	

16/17 Contracted general activity (UDA)	13,265
Carry forward general activity (UDA)	187
16/17 Contracted orthodontic activity (UOA)	0
Carry forward orthodontic activity (UOA)	0
Baseline contract value	£431,801.04

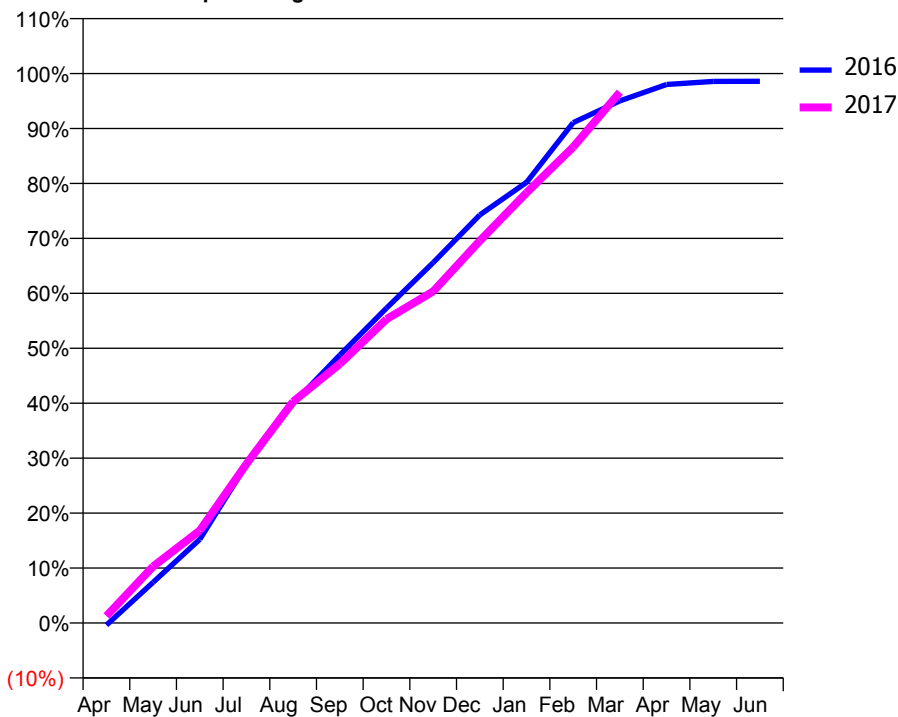
ACCESS*

Patients seen in 24 months	Total	Change since previous quarter
Quarter ending March 2016	5,089	
Quarter ending June 2016	4,956	↓
Quarter ending September 2016	4,893	↓
Quarter ending December 2016	4,843	↓
Quarter ending March 2017	4,709	↓
Variance since March 2016	(7.5%)	↓



ACTIVITY

Cumulative percentage of contracted UDA delivered 2016 & 2017



Month	Adjusted Scheduled Activity (UDA)	
	2016	2017
April	-54	170
May	982	1,366
June	2,021	2,231
July	3,823	3,842
August	5,300	5,344
September	6,470	6,254
October	7,601	7,336
November	8,698	8,004
December	9,853	9,229
January	10,637	10,387
February	12,079	11,491
March	12,603	12,814
April	13,000	
May	13,072	
June	13,078	

QUALITY

	Quantity	Base Number	Contract	AT	Region	England
% of FP17s for the same patient ID Re-attending within 3 months - Children	67	944	7.1%	11.2%	11.8%	12.3%
% of FP17s for the same patient ID Re-attending within 3 months - Adults	761	4,356	17.5%	16.3%	17.1%	16.7%
% of FP17s for the same patient ID Re-attending between 3 & 9 months - Children	345	944	36.5%	42.1%	46.5%	57.6%
% of FP17s for the same patient ID Re-attending between 3 & 9 months - Adults	1,442	4,356	33.1%	35.0%	37.6%	50.1%
% of FP17s for Band 1 Urgent Courses	618	5,124	12.1%	10.8%	10.7%	9.1%
% of FP17s Relating to Free Repair or Replacements	39	5,124	0.8%	0.5%	0.6%	0.8%
% of FP17s Relating to Continuations	66	5,124	1.3%	0.8%	0.9%	1.2%
% of Patients satisfied with the dentistry they have received	5	5	N/A	89.3%	90.4%	92.8%
% of Patients satisfied with the time they had to wait for an appointment	4	5	N/A	80.6%	83.7%	88.7%

* This is based on patients treated on this contract for their most recent course of treatment. Figures in italics indicate the base number of FP17s or Patient Questionnaire responses are less than 100. N/A is shown where the base number of responses is less than 10 during the period. % is calculated as Quantity/Base number*100

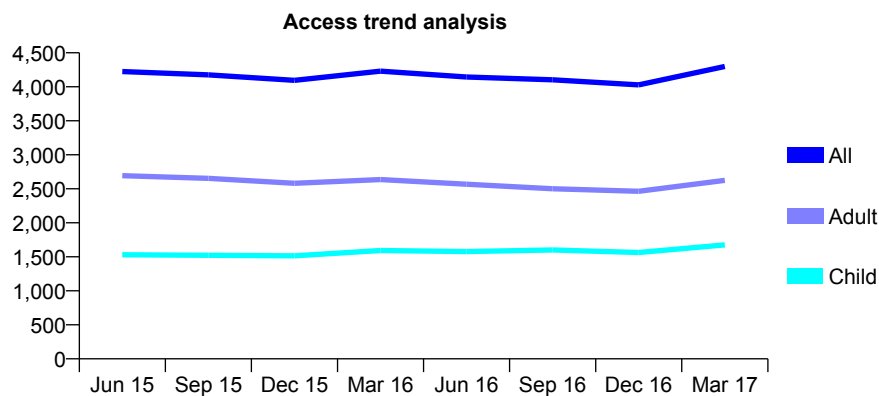
Q61 - Vital Signs At a Glance Contract Report for 578738/0001 - March 2017

Name or company name	MR OF ABBAS
Contract type name	GDS Contract
Purpose of contract	General
Contract start date	01/04/2006
Contract end date	

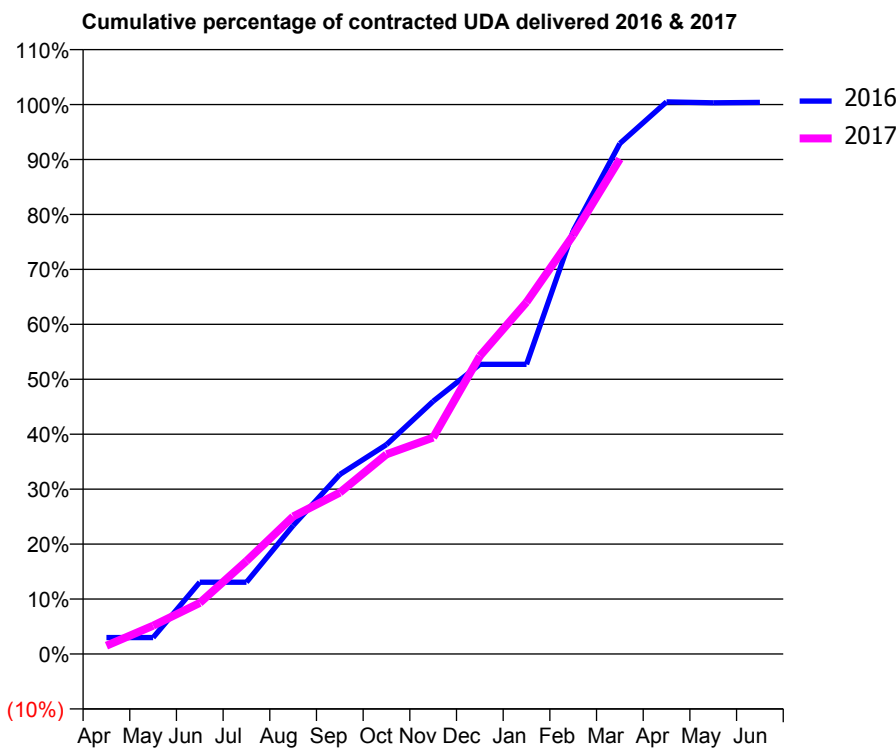
16/17 Contracted general activity (UDA)	14,007
Carry forward general activity (UDA)	-52
16/17 Contracted orthodontic activity (UOA)	0
Carry forward orthodontic activity (UOA)	0
Baseline contract value	£362,614.70

ACCESS*

Patients seen in 24 months	Total	Change since previous quarter
Quarter ending March 2016	4,231	
Quarter ending June 2016	4,144	↓
Quarter ending September 2016	4,102	↓
Quarter ending December 2016	4,028	↓
Quarter ending March 2017	4,299	↑
Variance since March 2016	1.6%	→



ACTIVITY



Month	Adjusted Scheduled Activity (UDA)	
	2016	2017
April	419	213
May	419	723
June	1,832	1,304
July	1,832	2,372
August	3,274	3,506
September	4,577	4,115
October	5,339	5,091
November	6,441	5,517
December	7,383	7,596
January	7,383	8,968
February	10,787	10,676
March	13,012	12,619
April	14,072	
May	14,050	
June	14,059	

QUALITY

	Quantity	Base Number	Contract	AT	Region	England
% of FP17s for the same patient ID Re-attending within 3 months - Children	92	1,887	4.9%	11.2%	11.8%	12.3%
% of FP17s for the same patient ID Re-attending within 3 months - Adults	201	2,519	8.0%	16.3%	17.1%	16.7%
% of FP17s for the same patient ID Re-attending between 3 & 9 months - Children	753	1,887	39.9%	42.1%	46.5%	57.6%
% of FP17s for the same patient ID Re-attending between 3 & 9 months - Adults	738	2,519	29.3%	35.0%	37.6%	50.1%
% of FP17s for Band 1 Urgent Courses	279	4,139	6.7%	10.8%	10.7%	9.1%
% of FP17s Relating to Free Repair or Replacements	5	4,139	0.1%	0.5%	0.6%	0.8%
% of FP17s Relating to Continuations	4	4,139	0.1%	0.8%	0.9%	1.2%
% of Patients satisfied with the dentistry they have received	3	3	N/A	89.3%	90.4%	92.8%
% of Patients satisfied with the time they had to wait for an appointment	1	3	N/A	80.6%	83.7%	88.7%

* This is based on patients treated on this contract for their most recent course of treatment. Figures in italics indicate the base number of FP17s or Patient Questionnaire responses are less than 100. N/A is shown where the base number of responses is less than 10 during the period. % is calculated as Quantity/Base number*100

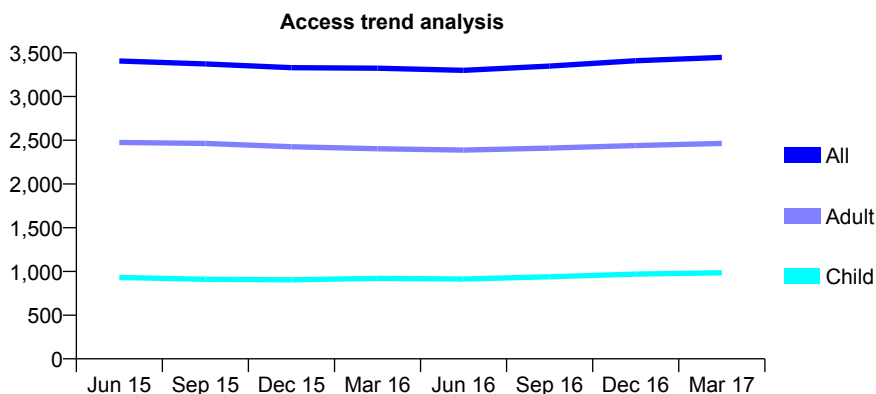
Q61 - Vital Signs At a Glance Contract Report for 578991/0001 - March 2017

Name or company name	MR TS DEO
Contract type name	GDS Contract
Purpose of contract	General
Contract start date	01/04/2006
Contract end date	

16/17 Contracted general activity (UDA)	10,649
Carry forward general activity (UDA)	-84
16/17 Contracted orthodontic activity (UOA)	0
Carry forward orthodontic activity (UOA)	0
Baseline contract value	£347,476.37

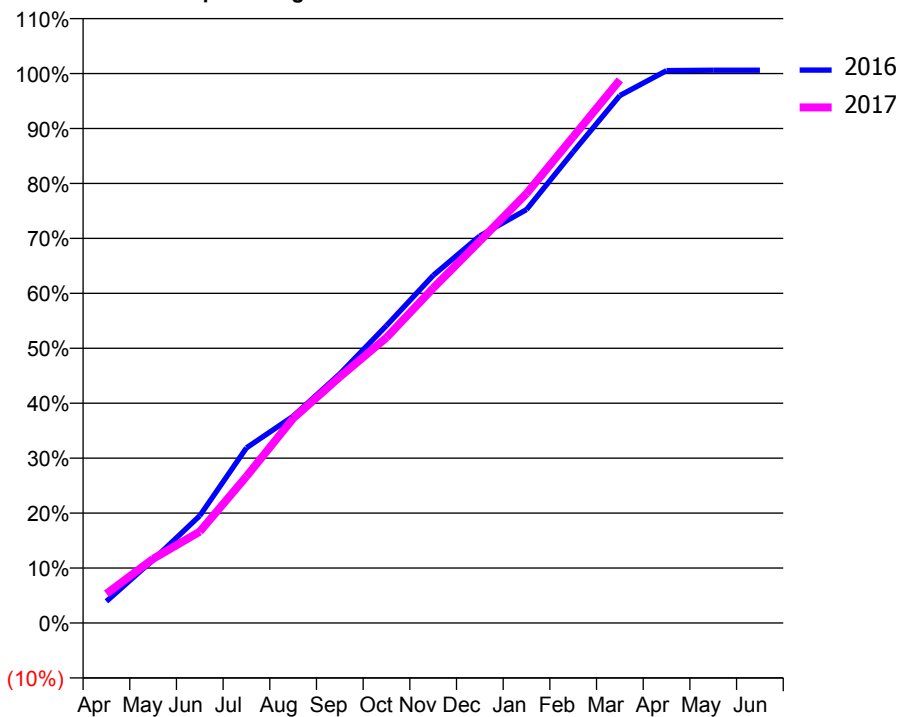
ACCESS*

Patients seen in 24 months	Total	Change since previous quarter
Quarter ending March 2016	3,324	
Quarter ending June 2016	3,299	→
Quarter ending September 2016	3,348	→
Quarter ending December 2016	3,409	→
Quarter ending March 2017	3,447	→
Variance since March 2016	3.7%	↑



ACTIVITY

Cumulative percentage of contracted UDA delivered 2016 & 2017



Month	Adjusted Scheduled Activity (UDA)	
	2016	2017
April	420	568
May	1,224	1,244
June	2,078	1,772
July	3,395	2,842
August	4,008	3,966
September	4,828	4,770
October	5,765	5,531
November	6,735	6,490
December	7,501	7,403
January	8,013	8,322
February	9,131	9,422
March	10,222	10,525
April	10,705	
May	10,714	
June	10,712	

QUALITY

	Quantity	Base Number	Contract	AT	Region	England
% of FP17s for the same patient ID Re-attending within 3 months - Children	117	1,362	8.6%	11.2%	11.8%	12.3%
% of FP17s for the same patient ID Re-attending within 3 months - Adults	491	3,100	15.8%	16.3%	17.1%	16.7%
% of FP17s for the same patient ID Re-attending between 3 & 9 months - Children	619	1,362	45.4%	42.1%	46.5%	57.6%
% of FP17s for the same patient ID Re-attending between 3 & 9 months - Adults	1,279	3,100	41.3%	35.0%	37.6%	50.1%
% of FP17s for Band 1 Urgent Courses	530	4,275	12.4%	10.8%	10.7%	9.1%
% of FP17s Relating to Free Repair or Replacements	20	4,275	0.5%	0.5%	0.6%	0.8%
% of FP17s Relating to Continuations	8	4,275	0.2%	0.8%	0.9%	1.2%
% of Patients satisfied with the dentistry they have received	6	6	N/A	89.3%	90.4%	92.8%
% of Patients satisfied with the time they had to wait for an appointment	6	6	N/A	80.6%	83.7%	88.7%

* This is based on patients treated on this contract for their most recent course of treatment. Figures in italics indicate the base number of FP17s or Patient Questionnaire responses are less than 100. N/A is shown where the base number of responses is less than 10 during the period. % is calculated as Quantity/Base number*100

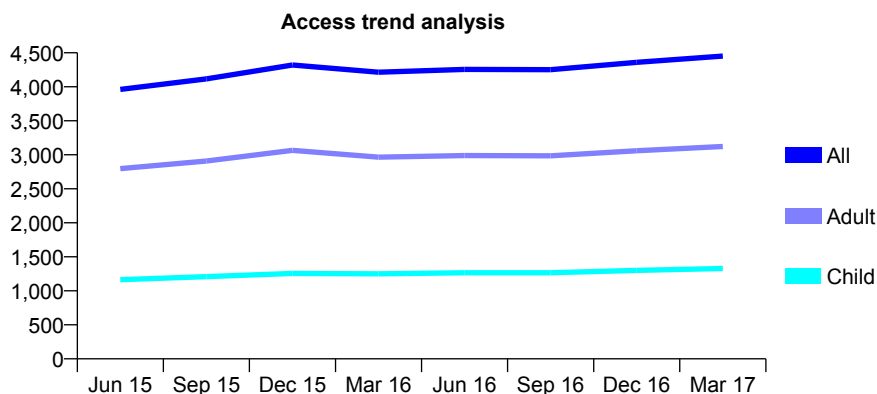
Q61 - Vital Signs At a Glance Contract Report for 607703/0001 - March 2017

Name or company name	MR R PATEL
Contract type name	GDS Contract
Purpose of contract	General
Contract start date	01/08/2013
Contract end date	

16/17 Contracted general activity (UDA)	9,343
Carry forward general activity (UDA)	401
16/17 Contracted orthodontic activity (UOA)	0
Carry forward orthodontic activity (UOA)	0
Baseline contract value	£232,964.60

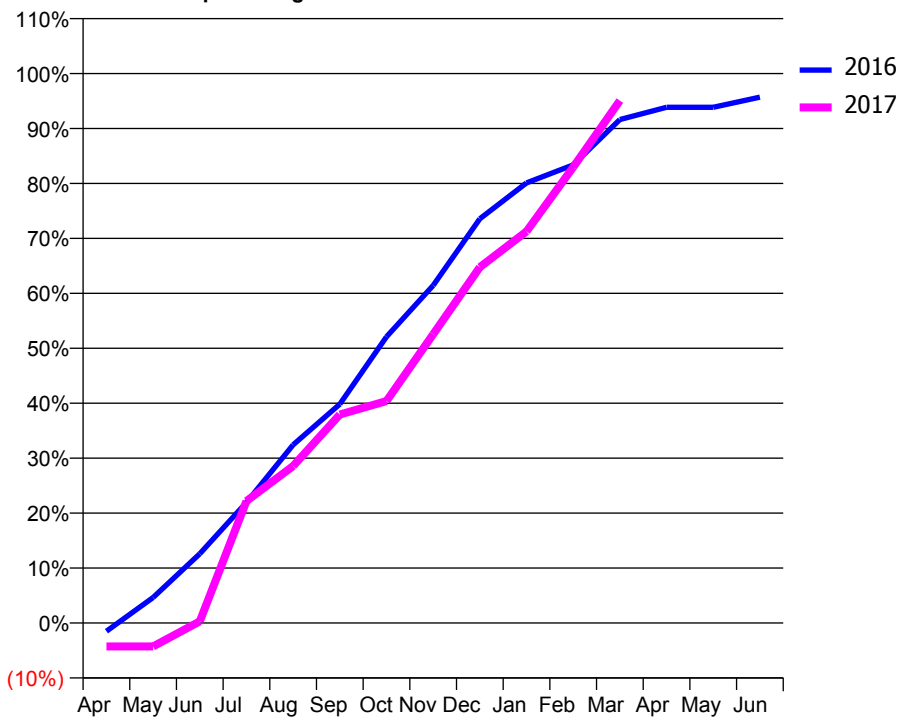
ACCESS*

Patients seen in 24 months	Total	Change since previous quarter
Quarter ending March 2016	4,215	
Quarter ending June 2016	4,255	→
Quarter ending September 2016	4,251	→
Quarter ending December 2016	4,359	↑
Quarter ending March 2017	4,451	↑
Variance since March 2016	5.6%	↑



ACTIVITY

Cumulative percentage of contracted UDA delivered 2016 & 2017



Adjusted Scheduled Activity (UDA)

Month	2016	2017
April	-142	-401
May	434	-401
June	1,177	28
July	2,050	2,074
August	3,030	2,670
September	3,721	3,545
October	4,866	3,773
November	5,739	4,911
December	6,873	6,049
January	7,484	6,658
February	7,789	7,750
March	8,560	8,881
April	8,769	
May	8,769	
June	8,941	

QUALITY

	Quantity	Base Number	Contract	AT	Region	England
% of FP17s for the same patient ID Re-attending within 3 months - Children	185	1,833	10.1%	11.2%	11.8%	12.3%
% of FP17s for the same patient ID Re-attending within 3 months - Adults	460	3,201	14.4%	16.3%	17.1%	16.7%
% of FP17s for the same patient ID Re-attending between 3 & 9 months - Children	912	1,833	49.8%	42.1%	46.5%	57.6%
% of FP17s for the same patient ID Re-attending between 3 & 9 months - Adults	1,038	3,201	32.4%	35.0%	37.6%	50.1%
% of FP17s for Band 1 Urgent Courses	560	4,829	11.6%	10.8%	10.7%	9.1%
% of FP17s Relating to Free Repair or Replacements	18	4,829	0.4%	0.5%	0.6%	0.8%
% of FP17s Relating to Continuations	20	4,829	0.4%	0.8%	0.9%	1.2%
% of Patients satisfied with the dentistry they have received	4	4	N/A	89.3%	90.4%	92.8%
% of Patients satisfied with the time they had to wait for an appointment	4	4	N/A	80.6%	83.7%	88.7%

* This is based on patients treated on this contract for their most recent course of treatment. Figures in italics indicate the base number of FP17s or Patient Questionnaire responses are less than 100. N/A is shown where the base number of responses is less than 10 during the period. % is calculated as Quantity/Base number*100

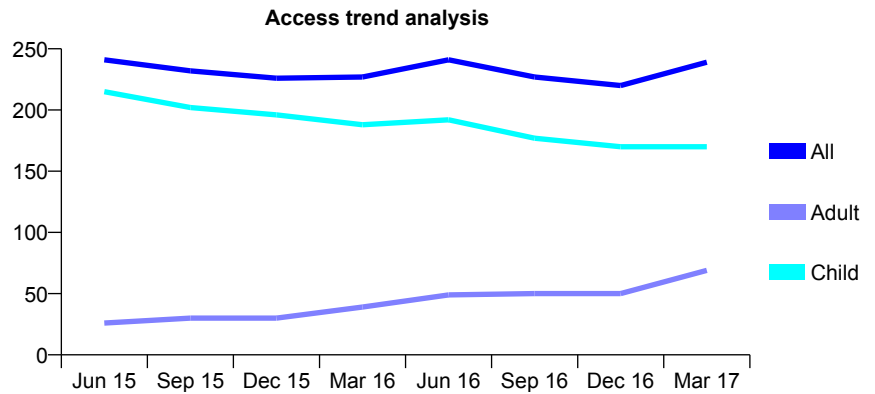
Q61 - Vital Signs At a Glance Contract Report for 629839/0001 - March 2017

Name or company name	MRS AJ SHAUL
Contract type name	GDS Contract
Purpose of contract	General
Contract start date	01/04/2006
Contract end date	

16/17 Contracted general activity (UDA)	320
Carry forward general activity (UDA)	2
16/17 Contracted orthodontic activity (UOA)	0
Carry forward orthodontic activity (UOA)	0
Baseline contract value	£8,718.56

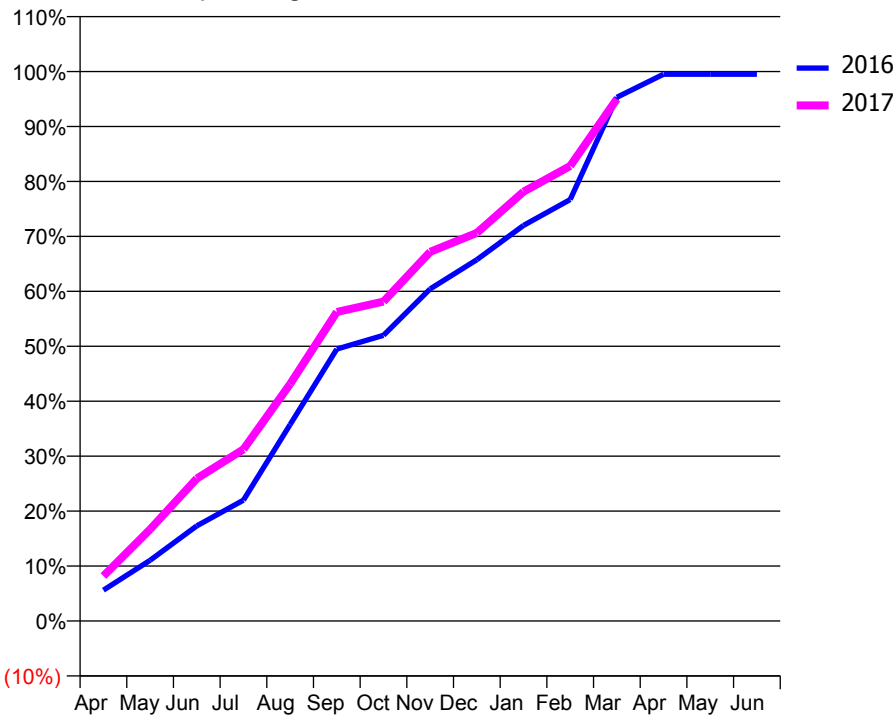
ACCESS*

Patients seen in 24 months	Total	Change since previous quarter
Quarter ending March 2016	227	
Quarter ending June 2016	241	↑
Quarter ending September 2016	227	↓
Quarter ending December 2016	220	↓
Quarter ending March 2017	239	↑
Variance since March 2016	5.3%	↑



ACTIVITY

Cumulative percentage of contracted UDA delivered 2016 & 2017



Month	Adjusted Scheduled Activity (UDA)	
	2016	2017
April	18	26
May	35	53
June	55	83
July	70	100
August	114	138
September	158	180
October	166	186
November	193	215
December	210	226
January	230	250
February	245	265
March	305	304
April	318	
May	318	
June	318	

QUALITY

	Quantity	Base Number	Contract	AT	Region	England
% of FP17s for the same patient ID Re-attending within 3 months - Children	13	240	5.4%	11.2%	11.8%	12.3%
% of FP17s for the same patient ID Re-attending within 3 months - Adults	8	64	12.5%	16.3%	17.1%	16.7%
% of FP17s for the same patient ID Re-attending between 3 & 9 months - Children	165	240	68.8%	42.1%	46.5%	57.6%
% of FP17s for the same patient ID Re-attending between 3 & 9 months - Adults	21	64	32.8%	35.0%	37.6%	50.1%
% of FP17s for Band 1 Urgent Courses	25	291	8.6%	10.8%	10.7%	9.1%
% of FP17s Relating to Free Repair or Replacements	0	291	0.0%	0.5%	0.6%	0.8%
% of FP17s Relating to Continuations	0	291	0.0%	0.8%	0.9%	1.2%
% of Patients satisfied with the dentistry they have received	0	0	N/A	89.3%	90.4%	92.8%
% of Patients satisfied with the time they had to wait for an appointment	0	0	N/A	80.6%	83.7%	88.7%

* This is based on patients treated on this contract for their most recent course of treatment. Figures in italics indicate the base number of FP17s or Patient Questionnaire responses are less than 100. N/A is shown where the base number of responses is less than 10 during the period. % is calculated as Quantity/Base number*100

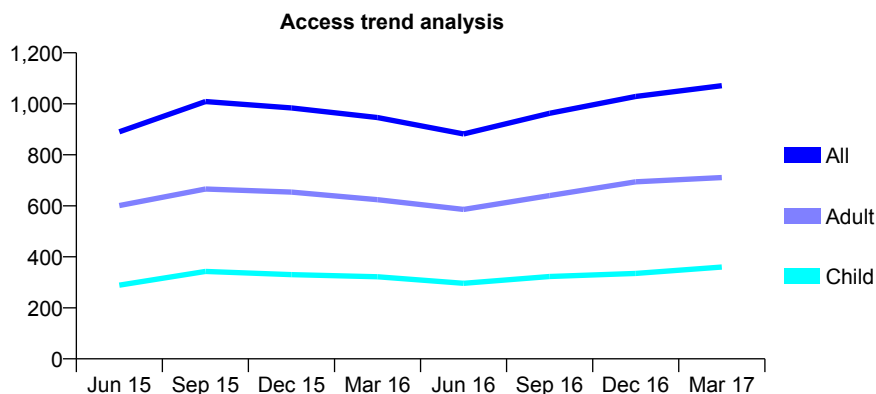
Q61 - Vital Signs At a Glance Contract Report for 630195/0001 - March 2017

Name or company name	MR M SPENCER BROWN
Contract type name	GDS Contract
Purpose of contract	General
Contract start date	01/04/2006
Contract end date	

16/17 Contracted general activity (UDA)	3,341
Carry forward general activity (UDA)	-26
16/17 Contracted orthodontic activity (UOA)	0
Carry forward orthodontic activity (UOA)	0
Baseline contract value	£127,358.95

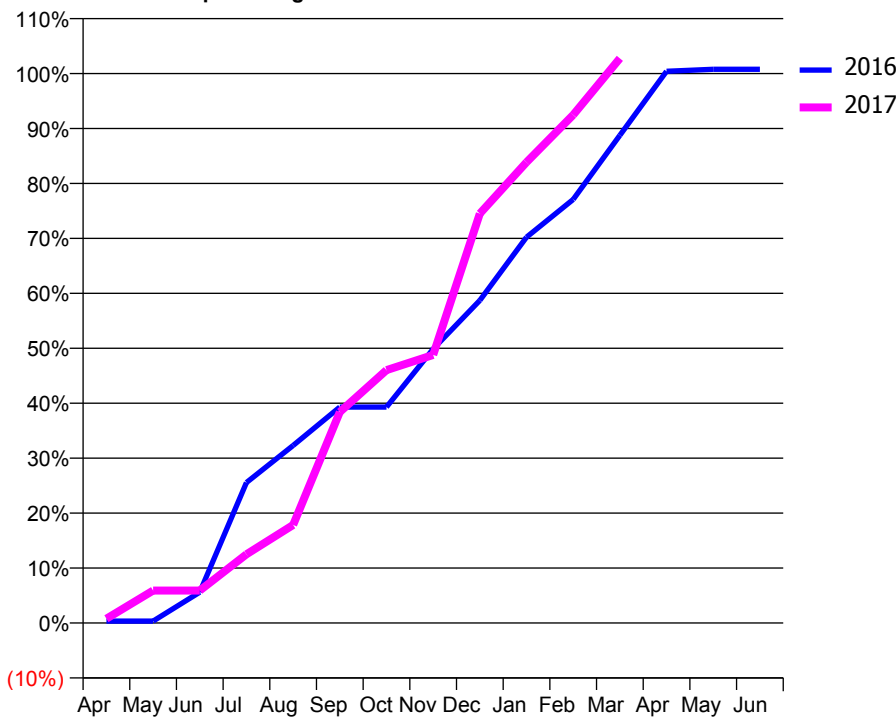
ACCESS*

Patients seen in 24 months	Total	Change since previous quarter
Quarter ending March 2016	946	
Quarter ending June 2016	882	↓
Quarter ending September 2016	963	↑
Quarter ending December 2016	1,029	↑
Quarter ending March 2017	1,071	↑
Variance since March 2016	13.2%	↑



ACTIVITY

Cumulative percentage of contracted UDA delivered 2016 & 2017



Month	Adjusted Scheduled Activity (UDA)	
	2016	2017
April	12	26
May	12	197
June	187	197
July	854	418
August	1,079	596
September	1,313	1,283
October	1,313	1,538
November	1,667	1,630
December	1,962	2,489
January	2,346	2,801
February	2,575	3,090
March	2,965	3,433
April	3,355	
May	3,367	
June	3,367	

QUALITY

	Quantity	Base Number	Contract	AT	Region	England
% of FP17s for the same patient ID Re-attending within 3 months - Children	17	365	4.7%	11.2%	11.8%	12.3%
% of FP17s for the same patient ID Re-attending within 3 months - Adults	121	809	15.0%	16.3%	17.1%	16.7%
% of FP17s for the same patient ID Re-attending between 3 & 9 months - Children	48	365	13.2%	42.1%	46.5%	57.6%
% of FP17s for the same patient ID Re-attending between 3 & 9 months - Adults	151	809	18.7%	35.0%	37.6%	50.1%
% of FP17s for Band 1 Urgent Courses	115	869	13.2%	10.8%	10.7%	9.1%
% of FP17s Relating to Free Repair or Replacements	0	869	0.0%	0.5%	0.6%	0.8%
% of FP17s Relating to Continuations	1	869	0.1%	0.8%	0.9%	1.2%
% of Patients satisfied with the dentistry they have received	1	1	N/A	89.3%	90.4%	92.8%
% of Patients satisfied with the time they had to wait for an appointment	1	1	N/A	80.6%	83.7%	88.7%

* This is based on patients treated on this contract for their most recent course of treatment. Figures in italics indicate the base number of FP17s or Patient Questionnaire responses are less than 100. N/A is shown where the base number of responses is less than 10 during the period. % is calculated as Quantity/Base number*100

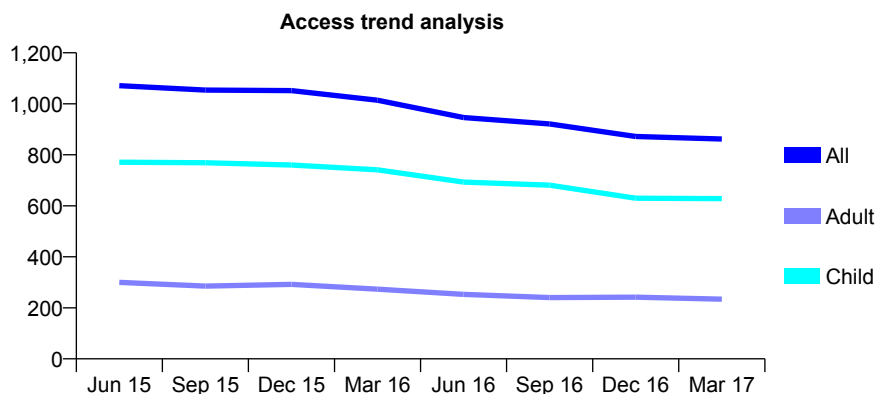
Q61 - Vital Signs At a Glance Contract Report for 642576/0001 - March 2017

Name or company name	MR CA HAWKES
Contract type name	GDS Contract
Purpose of contract	General
Contract start date	01/04/2006
Contract end date	

16/17 Contracted general activity (UDA)	1,500
Carry forward general activity (UDA)	0
16/17 Contracted orthodontic activity (UOA)	0
Carry forward orthodontic activity (UOA)	0
Baseline contract value	£35,044.05

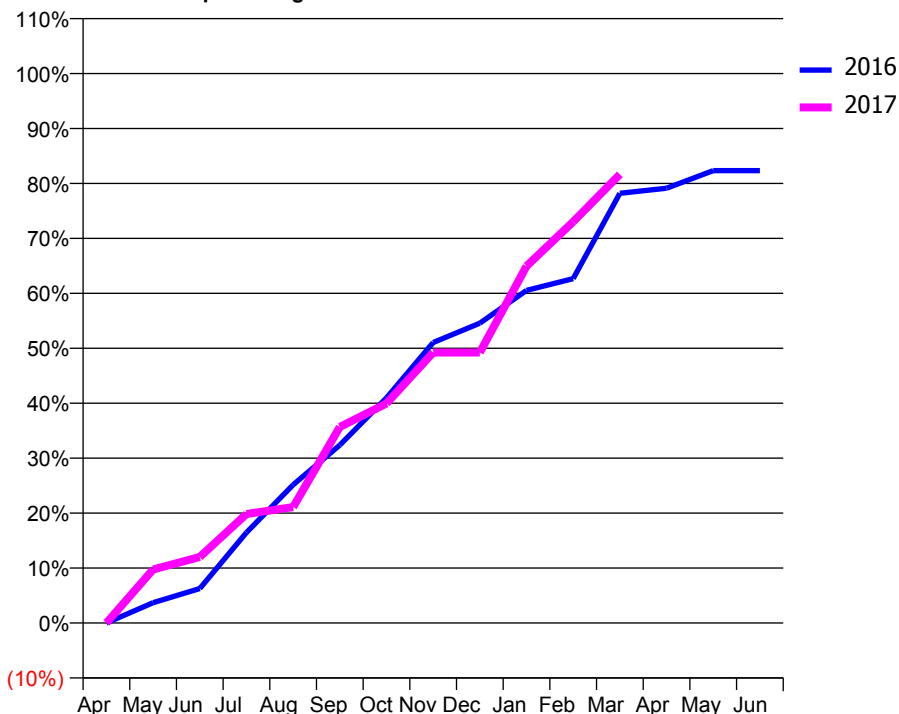
ACCESS*

Patients seen in 24 months	Total	Change since previous quarter
Quarter ending March 2016	1,014	
Quarter ending June 2016	946	↓
Quarter ending September 2016	921	↓
Quarter ending December 2016	872	↓
Quarter ending March 2017	862	↓
Variance since March 2016	(15.0%)	↓



ACTIVITY

Cumulative percentage of contracted UDA delivered 2016 & 2017



Month	Adjusted Scheduled Activity (UDA)	
	2016	2017
April	0	0
May	56	146
June	94	180
July	247	297
August	377	316
September	486	535
October	615	599
November	766	738
December	819	738
January	908	974
February	940	1,096
March	1,173	1,225
April	1,187	
May	1,235	
June	1,235	

QUALITY

	Quantity	Base Number	Contract	AT	Region	England
% of FP17s for the same patient ID Re-attending within 3 months - Children	35	604	5.8%	11.2%	11.8%	12.3%
% of FP17s for the same patient ID Re-attending within 3 months - Adults	5	121	4.1%	16.3%	17.1%	16.7%
% of FP17s for the same patient ID Re-attending between 3 & 9 months - Children	182	604	30.1%	42.1%	46.5%	57.6%
% of FP17s for the same patient ID Re-attending between 3 & 9 months - Adults	27	121	22.3%	35.0%	37.6%	50.1%
% of FP17s for Band 1 Urgent Courses	4	685	0.6%	10.8%	10.7%	9.1%
% of FP17s Relating to Free Repair or Replacements	0	685	0.0%	0.5%	0.6%	0.8%
% of FP17s Relating to Continuations	1	685	0.1%	0.8%	0.9%	1.2%
% of Patients satisfied with the dentistry they have received	1	1	N/A	89.3%	90.4%	92.8%
% of Patients satisfied with the time they had to wait for an appointment	1	1	N/A	80.6%	83.7%	88.7%

* This is based on patients treated on this contract for their most recent course of treatment. Figures in italics indicate the base number of FP17s or Patient Questionnaire responses are less than 100. N/A is shown where the base number of responses is less than 10 during the period. % is calculated as Quantity/Base number*100

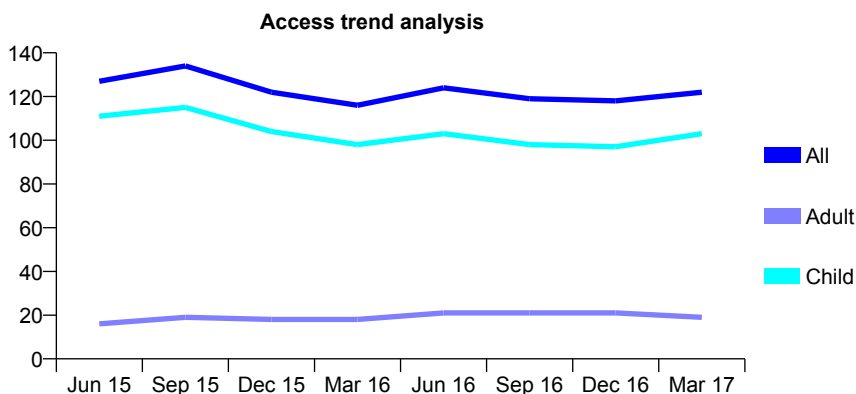
Q61 - Vital Signs At a Glance Contract Report for 643025/0001 - March 2017

Name or company name	MR PC VASWANI
Contract type name	GDS Contract
Purpose of contract	General
Contract start date	01/04/2006
Contract end date	

16/17 Contracted general activity (UDA)	260
Carry forward general activity (UDA)	0
16/17 Contracted orthodontic activity (UOA)	0
Carry forward orthodontic activity (UOA)	0
Baseline contract value	£5,822.57

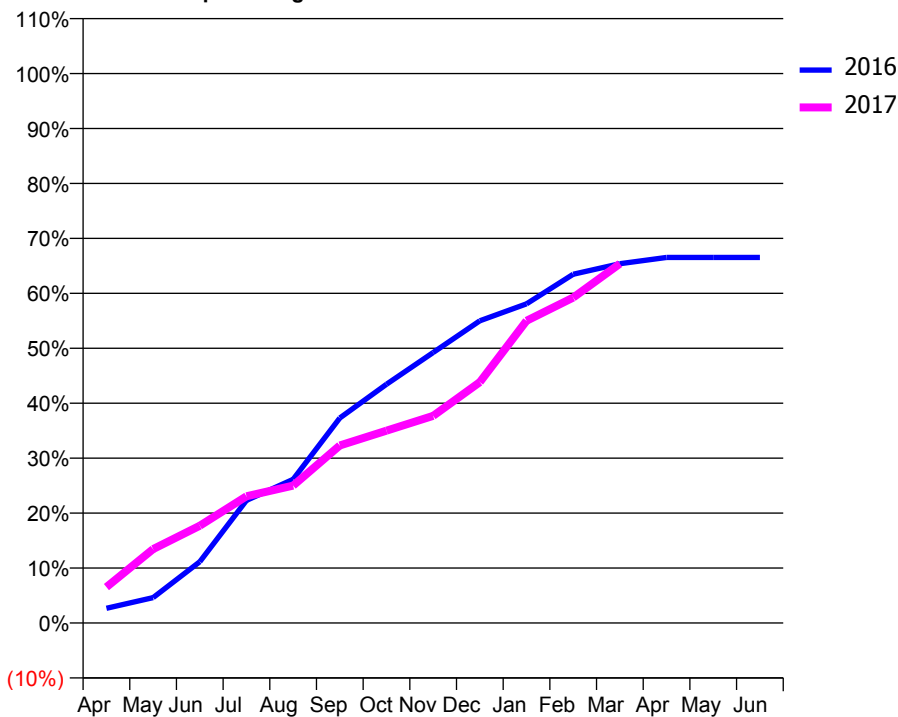
ACCESS*

Patients seen in 24 months	Total	Change since previous quarter
Quarter ending March 2016	116	
Quarter ending June 2016	124	↑
Quarter ending September 2016	119	↓
Quarter ending December 2016	118	→
Quarter ending March 2017	122	↑
Variance since March 2016	5.2%	↑



ACTIVITY

Cumulative percentage of contracted UDA delivered 2016 & 2017



Adjusted Scheduled Activity (UDA)

Month	2016	2017
April	7	17
May	12	35
June	29	46
July	58	60
August	68	65
September	97	84
October	113	91
November	128	98
December	143	114
January	151	143
February	165	154
March	170	170
April	173	
May	173	
June	173	

QUALITY

	Quantity	Base Number	Contract	AT	Region	England
% of FP17s for the same patient ID Re-attending within 3 months - Children	3	129	2.3%	11.2%	11.8%	12.3%
% of FP17s for the same patient ID Re-attending within 3 months - Adults	0	4	0.0%	16.3%	17.1%	16.7%
% of FP17s for the same patient ID Re-attending between 3 & 9 months - Children	57	129	44.2%	42.1%	46.5%	57.6%
% of FP17s for the same patient ID Re-attending between 3 & 9 months - Adults	2	4	50.0%	35.0%	37.6%	50.1%
% of FP17s for Band 1 Urgent Courses	0	130	0.0%	10.8%	10.7%	9.1%
% of FP17s Relating to Free Repair or Replacements	0	130	0.0%	0.5%	0.6%	0.8%
% of FP17s Relating to Continuations	1	130	0.8%	0.8%	0.9%	1.2%
% of Patients satisfied with the dentistry they have received	0	0	N/A	89.3%	90.4%	92.8%
% of Patients satisfied with the time they had to wait for an appointment	0	0	N/A	80.6%	83.7%	88.7%

* This is based on patients treated on this contract for their most recent course of treatment. Figures in italics indicate the base number of FP17s or Patient Questionnaire responses are less than 100. N/A is shown where the base number of responses is less than 10 during the period. % is calculated as Quantity/Base number*100

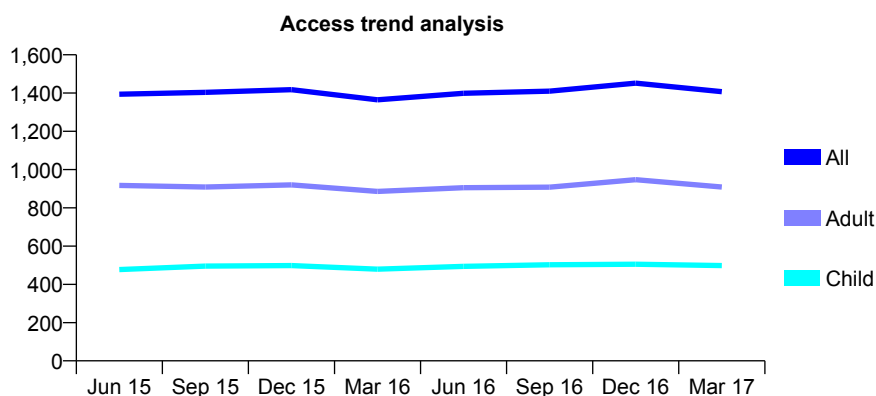
Q61 - Vital Signs At a Glance Contract Report for 643513/0001 - March 2017

Name or company name	MR JB RAVAL
Contract type name	GDS Contract
Purpose of contract	General
Contract start date	01/04/2006
Contract end date	

16/17 Contracted general activity (UDA)	6,014
Carry forward general activity (UDA)	-120
16/17 Contracted orthodontic activity (UOA)	0
Carry forward orthodontic activity (UOA)	0
Baseline contract value	£188,578.29

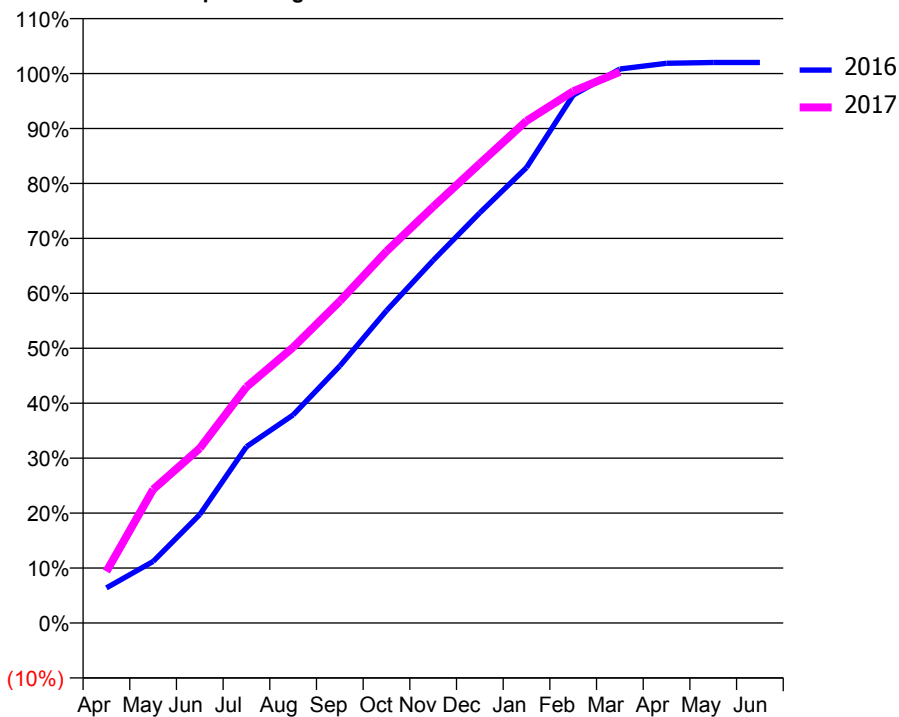
ACCESS*

Patients seen in 24 months	Total	Change since previous quarter
Quarter ending March 2016	1,365	
Quarter ending June 2016	1,399	↑
Quarter ending September 2016	1,410	→
Quarter ending December 2016	1,452	↑
Quarter ending March 2017	1,407	↓
Variance since March 2016	3.1%	↑



ACTIVITY

Cumulative percentage of contracted UDA delivered 2016 & 2017



Month	Adjusted Scheduled Activity (UDA)	
	2016	2017
April	385	563
May	674	1,461
June	1,188	1,913
July	1,931	2,585
August	2,278	3,017
September	2,813	3,523
October	3,418	4,068
November	3,969	4,556
December	4,490	5,029
January	4,985	5,495
February	5,777	5,819
March	6,063	6,033
April	6,126	
May	6,134	
June	6,134	

QUALITY

	Quantity	Base Number	Contract	AT	Region	England
% of FP17s for the same patient ID Re-attending within 3 months - Children	37	675	5.5%	11.2%	11.8%	12.3%
% of FP17s for the same patient ID Re-attending within 3 months - Adults	60	1,049	5.7%	16.3%	17.1%	16.7%
% of FP17s for the same patient ID Re-attending between 3 & 9 months - Children	377	675	55.9%	42.1%	46.5%	57.6%
% of FP17s for the same patient ID Re-attending between 3 & 9 months - Adults	505	1,049	48.1%	35.0%	37.6%	50.1%
% of FP17s for Band 1 Urgent Courses	70	1,686	4.2%	10.8%	10.7%	9.1%
% of FP17s Relating to Free Repair or Replacements	1	1,686	0.1%	0.5%	0.6%	0.8%
% of FP17s Relating to Continuations	0	1,686	0.0%	0.8%	0.9%	1.2%
% of Patients satisfied with the dentistry they have received	1	1	N/A	89.3%	90.4%	92.8%
% of Patients satisfied with the time they had to wait for an appointment	0	1	N/A	80.6%	83.7%	88.7%

* This is based on patients treated on this contract for their most recent course of treatment. Figures in italics indicate the base number of FP17s or Patient Questionnaire responses are less than 100. N/A is shown where the base number of responses is less than 10 during the period. % is calculated as Quantity/Base number*100

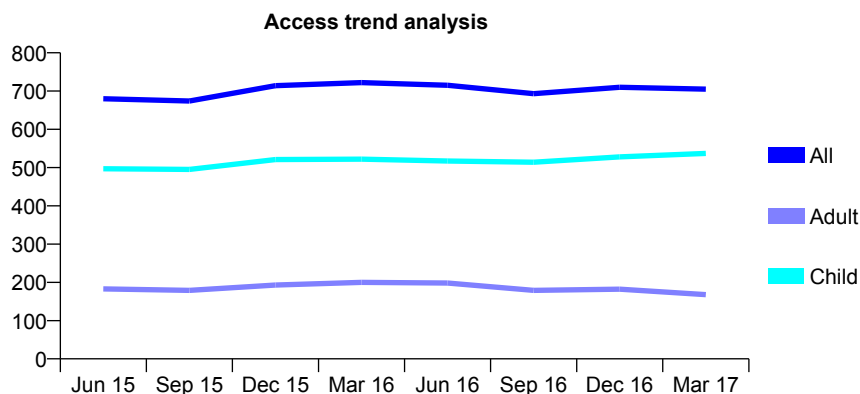
Q61 - Vital Signs At a Glance Contract Report for 644889/0001 - March 2017

Name or company name	MR C RISOLI
Contract type name	GDS Contract
Purpose of contract	General
Contract start date	01/04/2006
Contract end date	

16/17 Contracted general activity (UDA)	1,488
Carry forward general activity (UDA)	0
16/17 Contracted orthodontic activity (UOA)	0
Carry forward orthodontic activity (UOA)	0
Baseline contract value	£50,694.10

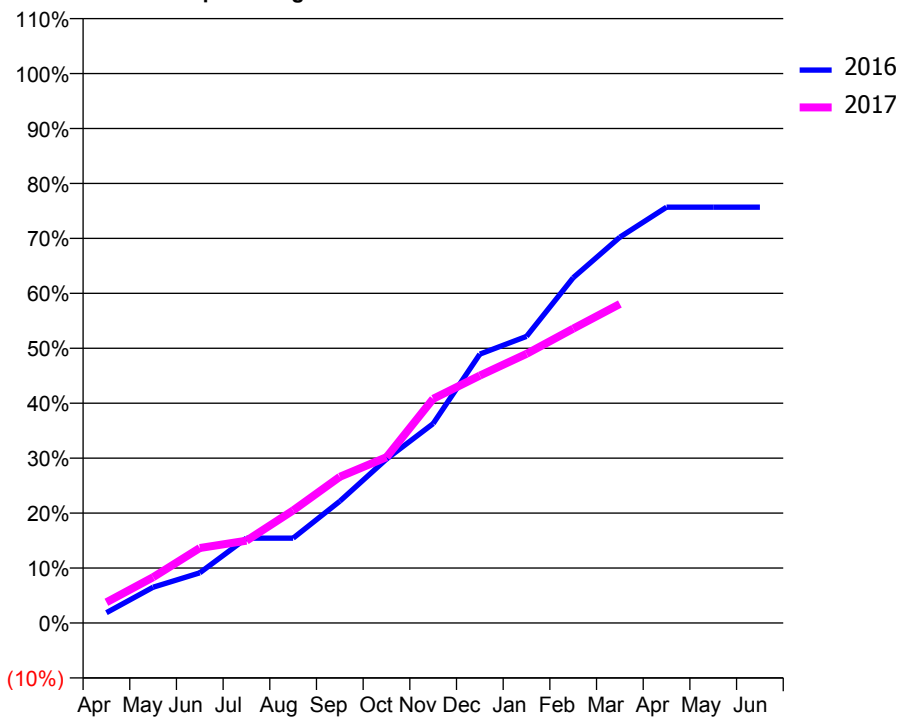
ACCESS*

Patients seen in 24 months	Total	Change since previous quarter
Quarter ending March 2016	722	
Quarter ending June 2016	715	→
Quarter ending September 2016	693	↓
Quarter ending December 2016	710	↑
Quarter ending March 2017	705	→
Variance since March 2016	(2.4%)	↓



ACTIVITY

Cumulative percentage of contracted UDA delivered 2016 & 2017



Month	Adjusted Scheduled Activity (UDA)	
	2016	2017
April	28	56
May	97	124
June	136	203
July	230	223
August	230	305
September	330	396
October	444	449
November	540	607
December	728	670
January	776	729
February	935	797
March	1,045	864
April	1,126	
May	1,126	
June	1,126	

QUALITY

	Quantity	Base Number	Contract	AT	Region	England
% of FP17s for the same patient ID Re-attending within 3 months - Children	36	547	6.6%	11.2%	11.8%	12.3%
% of FP17s for the same patient ID Re-attending within 3 months - Adults	5	100	5.0%	16.3%	17.1%	16.7%
% of FP17s for the same patient ID Re-attending between 3 & 9 months - Children	210	547	38.4%	42.1%	46.5%	57.6%
% of FP17s for the same patient ID Re-attending between 3 & 9 months - Adults	37	100	37.0%	35.0%	37.6%	50.1%
% of FP17s for Band 1 Urgent Courses	0	607	0.0%	10.8%	10.7%	9.1%
% of FP17s Relating to Free Repair or Replacements	0	607	0.0%	0.5%	0.6%	0.8%
% of FP17s Relating to Continuations	10	607	1.6%	0.8%	0.9%	1.2%
% of Patients satisfied with the dentistry they have received	0	0	N/A	89.3%	90.4%	92.8%
% of Patients satisfied with the time they had to wait for an appointment	0	0	N/A	80.6%	83.7%	88.7%

* This is based on patients treated on this contract for their most recent course of treatment. Figures in italics indicate the base number of FP17s or Patient Questionnaire responses are less than 100. N/A is shown where the base number of responses is less than 10 during the period. % is calculated as Quantity/Base number*100

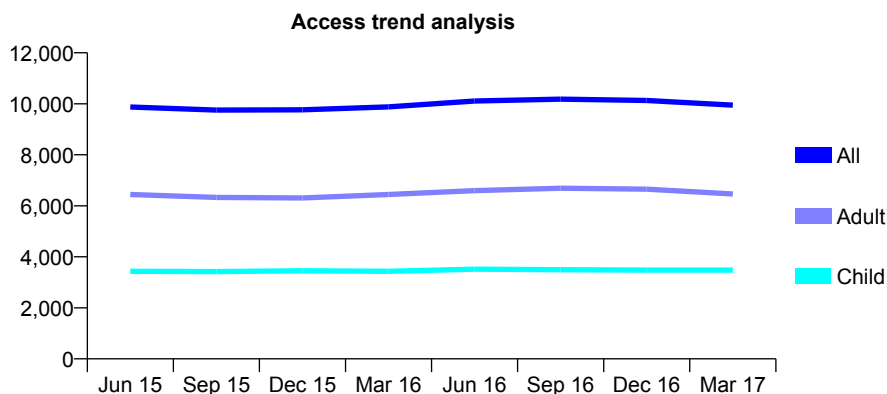
Q61 - Vital Signs At a Glance Contract Report for 650242/0001 - March 2017

Name or company name	MR H SHAH
Contract type name	GDS Contract
Purpose of contract	General and Orthodontic
Contract start date	01/04/2006
Contract end date	

16/17 Contracted general activity (UDA)	27,477
Carry forward general activity (UDA)	-13
16/17 Contracted orthodontic activity (UOA)	1,314
Carry forward orthodontic activity (UOA)	-19
Baseline contract value	£886,923.03

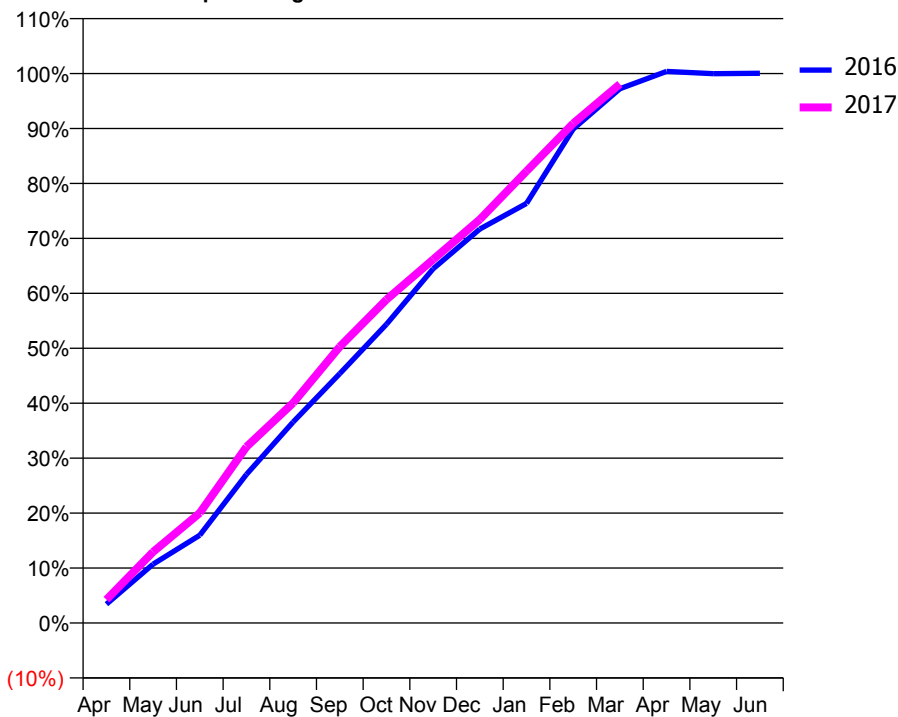
ACCESS*

Patients seen in 24 months	Total	Change since previous quarter
Quarter ending March 2016	9,879	
Quarter ending June 2016	10,112	↑
Quarter ending September 2016	10,182	→
Quarter ending December 2016	10,132	→
Quarter ending March 2017	9,947	↓
Variance since March 2016	0.7%	→



ACTIVITY

Cumulative percentage of contracted UDA delivered 2016 & 2017



Month	Adjusted Scheduled Activity (UDA)	
	2016	2017
April	944	1,168
May	2,944	3,556
June	4,393	5,501
July	7,432	8,810
August	10,052	11,003
September	12,474	13,822
October	14,939	16,170
November	17,711	18,177
December	19,697	20,179
January	20,983	22,596
February	24,701	24,982
March	26,715	26,949
April	27,584	
May	27,470	
June	27,490	

QUALITY

	Quantity	Base Number	Contract	AT	Region	England
% of FP17s for the same patient ID Re-attending within 3 months - Children	560	4,122	13.6%	11.2%	11.8%	12.3%
% of FP17s for the same patient ID Re-attending within 3 months - Adults	805	6,020	13.4%	16.3%	17.1%	16.7%
% of FP17s for the same patient ID Re-attending between 3 & 9 months - Children	1,193	4,122	28.9%	42.1%	46.5%	57.6%
% of FP17s for the same patient ID Re-attending between 3 & 9 months - Adults	1,475	6,020	24.5%	35.0%	37.6%	50.1%
% of FP17s for Band 1 Urgent Courses	1,373	8,842	15.5%	10.8%	10.7%	9.1%
% of FP17s Relating to Free Repair or Replacements	58	8,842	0.7%	0.5%	0.6%	0.8%
% of FP17s Relating to Continuations	33	8,842	0.4%	0.8%	0.9%	1.2%
% of Patients satisfied with the dentistry they have received	3	6	N/A	89.3%	90.4%	92.8%
% of Patients satisfied with the time they had to wait for an appointment	4	6	N/A	80.6%	83.7%	88.7%

* This is based on patients treated on this contract for their most recent course of treatment. Figures in italics indicate the base number of FP17s or Patient Questionnaire responses are less than 100. N/A is shown where the base number of responses is less than 10 during the period. % is calculated as Quantity/Base number*100

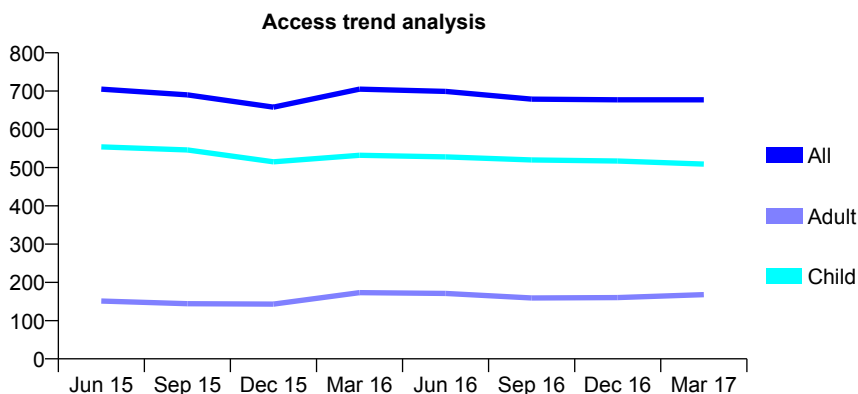
Q61 - Vital Signs At a Glance Contract Report for 650439/0001 - March 2017

Name or company name	MISS F AZIZ
Contract type name	GDS Contract
Purpose of contract	General
Contract start date	01/01/2013
Contract end date	

16/17 Contracted general activity (UDA)	1,461
Carry forward general activity (UDA)	-29
16/17 Contracted orthodontic activity (UOA)	0
Carry forward orthodontic activity (UOA)	0
Baseline contract value	£33,425.98

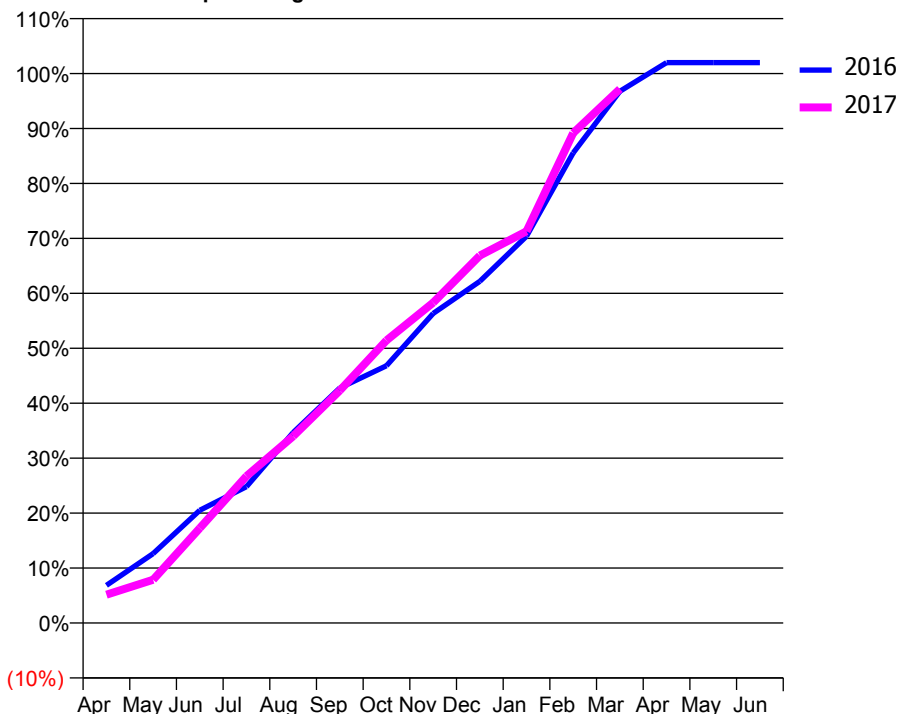
ACCESS*

Patients seen in 24 months	Total	Change since previous quarter
Quarter ending March 2016	705	
Quarter ending June 2016	699	→
Quarter ending September 2016	679	↓
Quarter ending December 2016	677	→
Quarter ending March 2017	677	→
Variance since March 2016	(4.0%)	↓



ACTIVITY

Cumulative percentage of contracted UDA delivered 2016 & 2017



Month	Adjusted Scheduled Activity (UDA)	
	2016	2017
April	100	75
May	184	115
June	300	252
July	362	390
August	506	496
September	625	618
October	684	751
November	823	852
December	908	977
January	1,028	1,042
February	1,250	1,303
March	1,414	1,420
April	1,490	
May	1,490	
June	1,490	

QUALITY

	Quantity	Base Number	Contract	AT	Region	England
% of FP17s for the same patient ID Re-attending within 3 months - Children	45	790	5.7%	11.2%	11.8%	12.3%
% of FP17s for the same patient ID Re-attending within 3 months - Adults	15	167	9.0%	16.3%	17.1%	16.7%
% of FP17s for the same patient ID Re-attending between 3 & 9 months - Children	501	790	63.4%	42.1%	46.5%	57.6%
% of FP17s for the same patient ID Re-attending between 3 & 9 months - Adults	71	167	42.5%	35.0%	37.6%	50.1%
% of FP17s for Band 1 Urgent Courses	39	922	4.2%	10.8%	10.7%	9.1%
% of FP17s Relating to Free Repair or Replacements	0	922	0.0%	0.5%	0.6%	0.8%
% of FP17s Relating to Continuations	0	922	0.0%	0.8%	0.9%	1.2%
% of Patients satisfied with the dentistry they have received	0	0	N/A	89.3%	90.4%	92.8%
% of Patients satisfied with the time they had to wait for an appointment	0	0	N/A	80.6%	83.7%	88.7%

* This is based on patients treated on this contract for their most recent course of treatment. Figures in italics indicate the base number of FP17s or Patient Questionnaire responses are less than 100. N/A is shown where the base number of responses is less than 10 during the period. % is calculated as Quantity/Base number*100

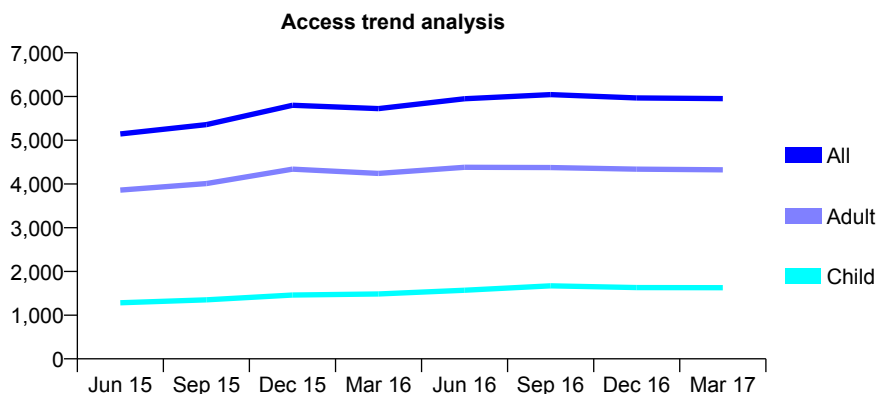
Q61 - Vital Signs At a Glance Contract Report for 650730/0001 - March 2017

Name or company name	MR SS GOLAR
Contract type name	GDS Contract
Purpose of contract	General
Contract start date	01/04/2006
Contract end date	

16/17 Contracted general activity (UDA)	21,524
Carry forward general activity (UDA)	225
16/17 Contracted orthodontic activity (UOA)	0
Carry forward orthodontic activity (UOA)	0
Baseline contract value	£705,085.47

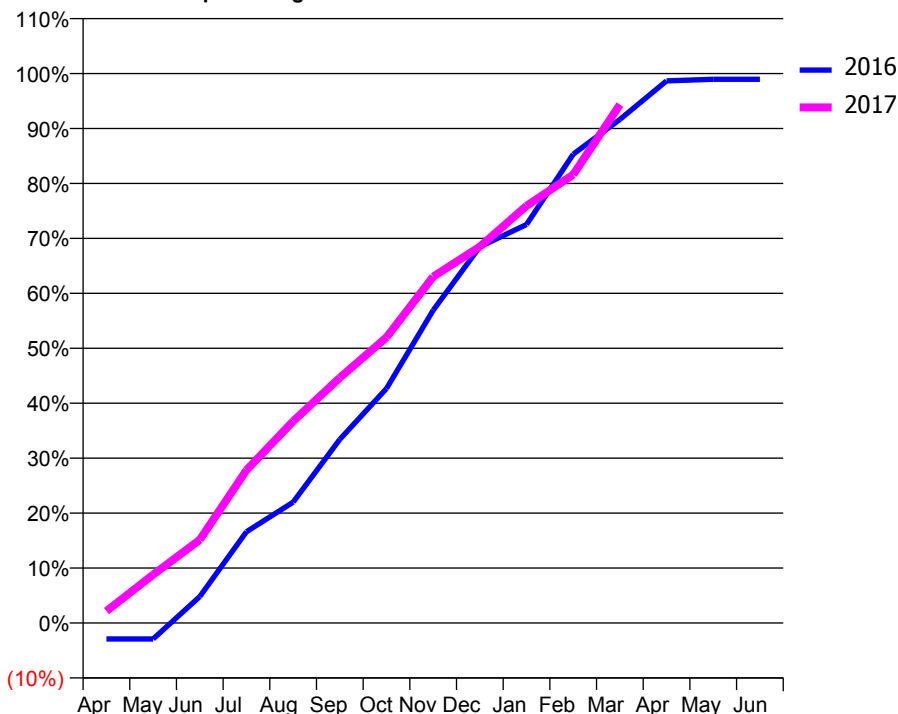
ACCESS*

Patients seen in 24 months	Total	Change since previous quarter
Quarter ending March 2016	5,724	
Quarter ending June 2016	5,949	↑
Quarter ending September 2016	6,044	→
Quarter ending December 2016	5,968	↓
Quarter ending March 2017	5,953	→
Variance since March 2016	4.0%	↑



ACTIVITY

Cumulative percentage of contracted UDA delivered 2016 & 2017



Month	Adjusted Scheduled Activity (UDA)	
	2016	2017
April	-630	469
May	-630	1,895
June	1,038	3,264
July	3,573	5,987
August	4,736	7,905
September	7,195	9,607
October	9,185	11,190
November	12,253	13,569
December	14,738	14,744
January	15,608	16,341
February	18,360	17,561
March	19,726	20,307
April	21,236	
May	21,297	
June	21,299	

QUALITY

	Quantity	Base Number	Contract	AT	Region	England
% of FP17s for the same patient ID Re-attending within 3 months - Children	198	1,759	11.3%	11.2%	11.8%	12.3%
% of FP17s for the same patient ID Re-attending within 3 months - Adults	881	4,398	20.0%	16.3%	17.1%	16.7%
% of FP17s for the same patient ID Re-attending between 3 & 9 months - Children	413	1,759	23.5%	42.1%	46.5%	57.6%
% of FP17s for the same patient ID Re-attending between 3 & 9 months - Adults	914	4,398	20.8%	35.0%	37.6%	50.1%
% of FP17s for Band 1 Urgent Courses	965	5,550	17.4%	10.8%	10.7%	9.1%
% of FP17s Relating to Free Repair or Replacements	21	5,550	0.4%	0.5%	0.6%	0.8%
% of FP17s Relating to Continuations	125	5,550	2.3%	0.8%	0.9%	1.2%
% of Patients satisfied with the dentistry they have received	2	2	N/A	89.3%	90.4%	92.8%
% of Patients satisfied with the time they had to wait for an appointment	2	2	N/A	80.6%	83.7%	88.7%

* This is based on patients treated on this contract for their most recent course of treatment. Figures in italics indicate the base number of FP17s or Patient Questionnaire responses are less than 100. N/A is shown where the base number of responses is less than 10 during the period. % is calculated as Quantity/Base number*100

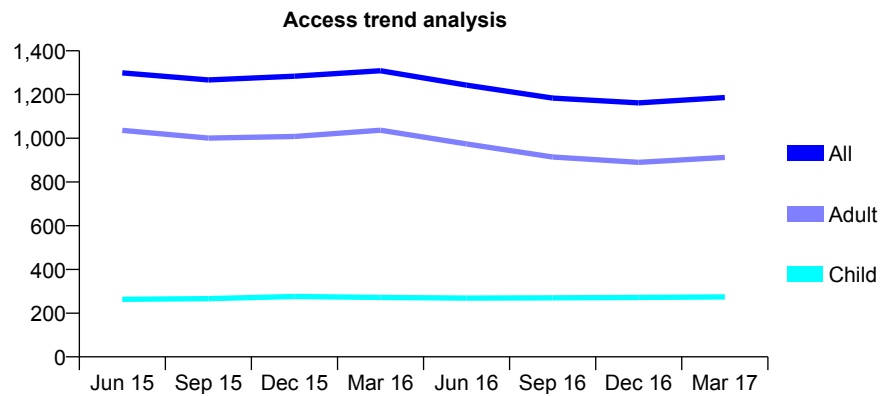
Q61 - Vital Signs At a Glance Contract Report for 656542/0001 - March 2017

Name or company name	MR JS SURDHAR
Contract type name	GDS Contract
Purpose of contract	General
Contract start date	01/04/2006
Contract end date	

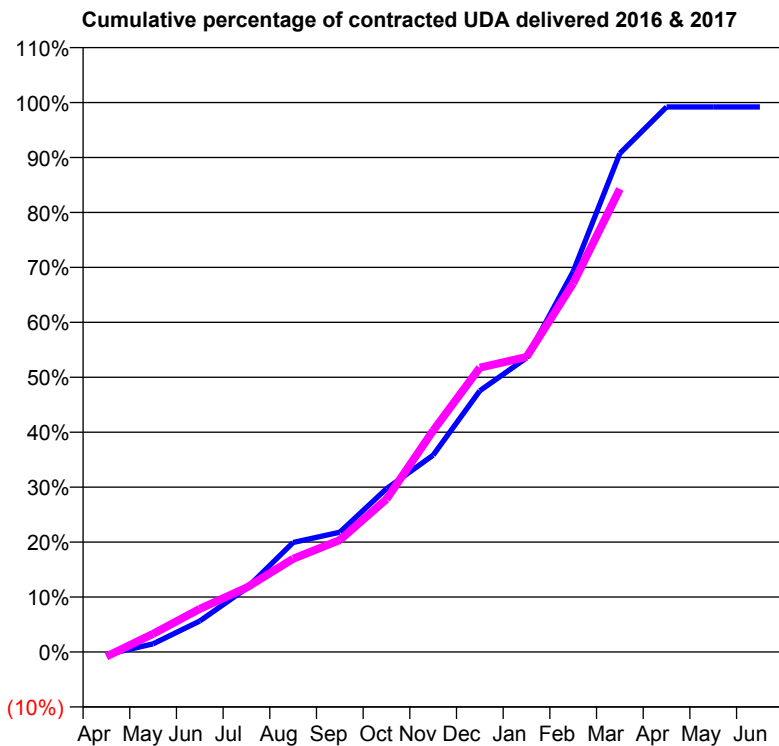
16/17 Contracted general activity (UDA)	3,268
Carry forward general activity (UDA)	27
16/17 Contracted orthodontic activity (UOA)	0
Carry forward orthodontic activity (UOA)	0
Baseline contract value	£112,780.97

ACCESS*

Patients seen in 24 months	Total	Change since previous quarter
Quarter ending March 2016	1,309	
Quarter ending June 2016	1,243	↓
Quarter ending September 2016	1,184	↓
Quarter ending December 2016	1,162	↓
Quarter ending March 2017	1,186	↑
Variance since March 2016	(9.4%)	↓



ACTIVITY



Month	Adjusted Scheduled Activity (UDA)	
	2016	2017
April	-16	-27
May	49	108
June	185	256
July	379	383
August	652	554
September	712	666
October	971	909
November	1,171	1,317
December	1,554	1,691
January	1,749	1,755
February	2,263	2,193
March	2,966	2,754
April	3,241	
May	3,241	
June	3,241	

QUALITY

	Quantity	Base Number	Contract	AT	Region	England
% of FP17s for the same patient ID Re-attending within 3 months - Children	28	288	9.7%	11.2%	11.8%	12.3%
% of FP17s for the same patient ID Re-attending within 3 months - Adults	108	769	14.0%	16.3%	17.1%	16.7%
% of FP17s for the same patient ID Re-attending between 3 & 9 months - Children	80	288	27.8%	42.1%	46.5%	57.6%
% of FP17s for the same patient ID Re-attending between 3 & 9 months - Adults	156	769	20.3%	35.0%	37.6%	50.1%
% of FP17s for Band 1 Urgent Courses	151	1,001	15.1%	10.8%	10.7%	9.1%
% of FP17s Relating to Free Repair or Replacements	0	1,001	0.0%	0.5%	0.6%	0.8%
% of FP17s Relating to Continuations	0	1,001	0.0%	0.8%	0.9%	1.2%
% of Patients satisfied with the dentistry they have received	2	2	N/A	89.3%	90.4%	92.8%
% of Patients satisfied with the time they had to wait for an appointment	1	2	N/A	80.6%	83.7%	88.7%

* This is based on patients treated on this contract for their most recent course of treatment. Figures in italics indicate the base number of FP17s or Patient Questionnaire responses are less than 100. N/A is shown where the base number of responses is less than 10 during the period. % is calculated as Quantity/Base number*100

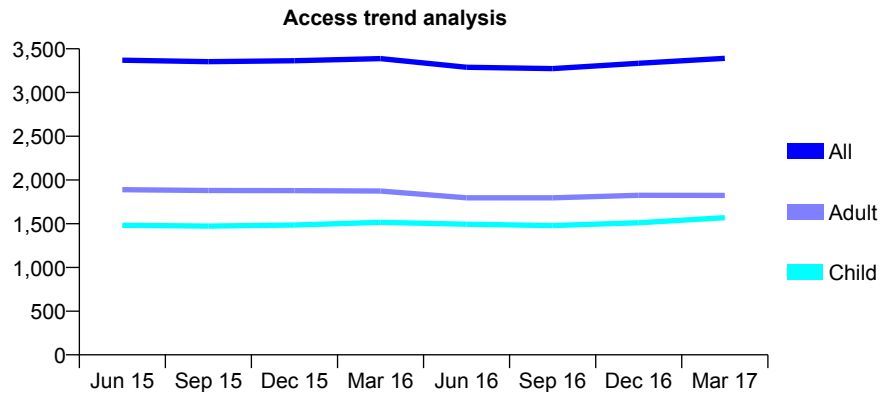
Q61 - Vital Signs At a Glance Contract Report for 661074/0002 - March 2017

Name or company name	MR SA TAVACKOLLI FARD
Contract type name	GDS Contract
Purpose of contract	General
Contract start date	01/04/2006
Contract end date	

16/17 Contracted general activity (UDA)	11,281
Carry forward general activity (UDA)	-198
16/17 Contracted orthodontic activity (UOA)	0
Carry forward orthodontic activity (UOA)	0
Baseline contract value	£289,742.06

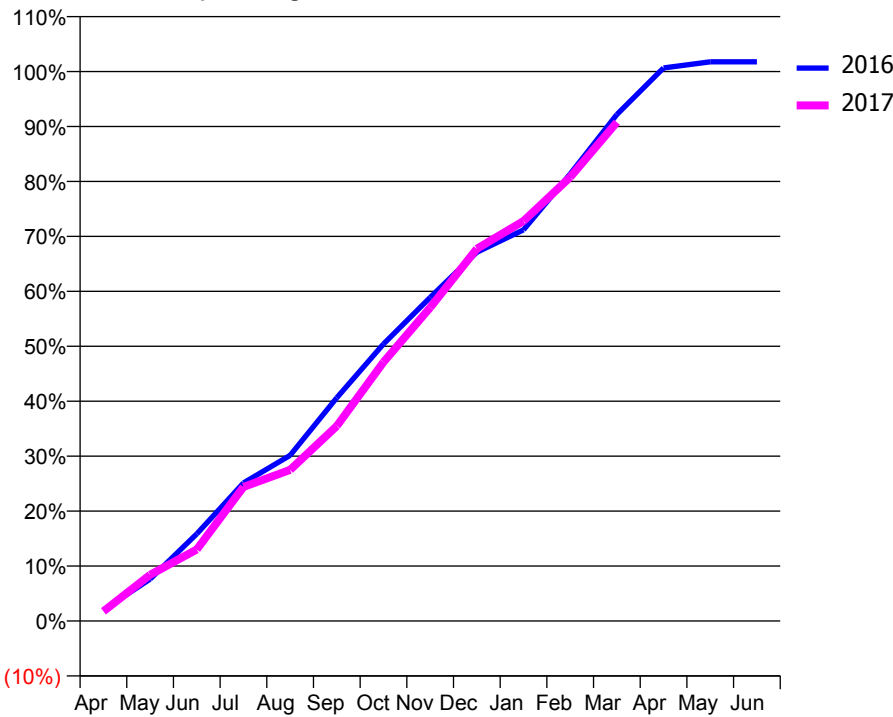
ACCESS*

Patients seen in 24 months	Total	Change since previous quarter
Quarter ending March 2016	3,388	
Quarter ending June 2016	3,289	↓
Quarter ending September 2016	3,274	→
Quarter ending December 2016	3,334	→
Quarter ending March 2017	3,391	→
Variance since March 2016	0.1%	→



ACTIVITY

Cumulative percentage of contracted UDA delivered 2016 & 2017



Month	Adjusted Scheduled Activity (UDA)	
	2016	2017
April	226	198
May	861	950
June	1,790	1,470
July	2,835	2,752
August	3,401	3,104
September	4,585	4,004
October	5,689	5,315
November	6,642	6,435
December	7,569	7,643
January	8,029	8,213
February	9,178	9,111
March	10,397	10,240
April	11,355	
May	11,479	
June	11,479	

QUALITY

	Quantity	Base Number	Contract	AT	Region	England
% of FP17s for the same patient ID Re-attending within 3 months - Children	58	1,532	3.8%	11.2%	11.8%	12.3%
% of FP17s for the same patient ID Re-attending within 3 months - Adults	123	1,537	8.0%	16.3%	17.1%	16.7%
% of FP17s for the same patient ID Re-attending between 3 & 9 months - Children	497	1,532	32.4%	42.1%	46.5%	57.6%
% of FP17s for the same patient ID Re-attending between 3 & 9 months - Adults	442	1,537	28.8%	35.0%	37.6%	50.1%
% of FP17s for Band 1 Urgent Courses	161	2,803	5.7%	10.8%	10.7%	9.1%
% of FP17s Relating to Free Repair or Replacements	0	2,803	0.0%	0.5%	0.6%	0.8%
% of FP17s Relating to Continuations	0	2,803	0.0%	0.8%	0.9%	1.2%
% of Patients satisfied with the dentistry they have received	2	3	N/A	89.3%	90.4%	92.8%
% of Patients satisfied with the time they had to wait for an appointment	3	3	N/A	80.6%	83.7%	88.7%

* This is based on patients treated on this contract for their most recent course of treatment. Figures in italics indicate the base number of FP17s or Patient Questionnaire responses are less than 100. N/A is shown where the base number of responses is less than 10 during the period. % is calculated as Quantity/Base number*100

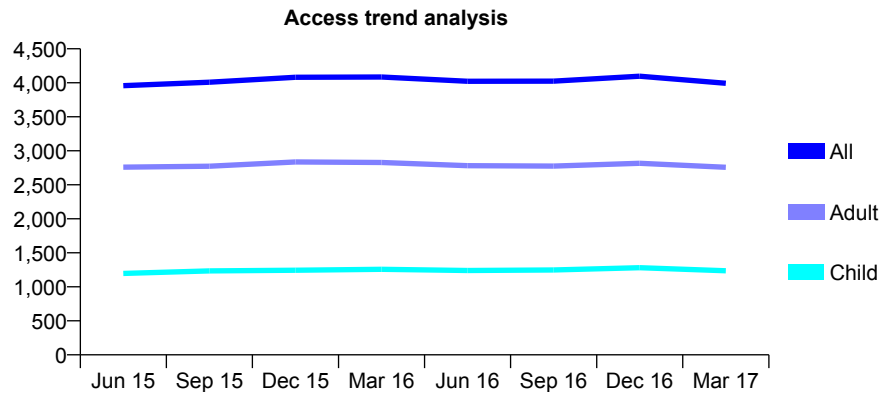
Q61 - Vital Signs At a Glance Contract Report for 673005/0001 - March 2017

Name or company name	MR C TAN
Contract type name	GDS Contract
Purpose of contract	General
Contract start date	01/04/2006
Contract end date	

16/17 Contracted general activity (UDA)	11,571
Carry forward general activity (UDA)	409
16/17 Contracted orthodontic activity (UOA)	0
Carry forward orthodontic activity (UOA)	0
Baseline contract value	£432,930.76

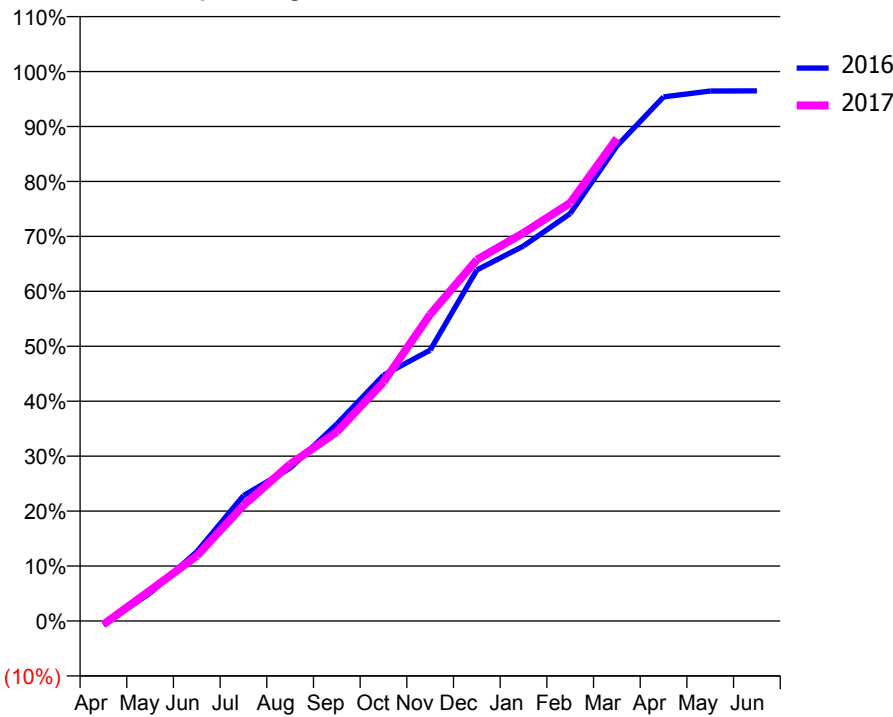
ACCESS*

Patients seen in 24 months	Total	Change since previous quarter
Quarter ending March 2016	4,085	
Quarter ending June 2016	4,022	↓
Quarter ending September 2016	4,024	→
Quarter ending December 2016	4,098	→
Quarter ending March 2017	3,994	↓
Variance since March 2016	(2.2%)	↓



ACTIVITY

Cumulative percentage of contracted UDA delivered 2016 & 2017



Month	Adjusted Scheduled Activity (UDA)	
	2016	2017
April	-84	-73
May	590	644
June	1,458	1,371
July	2,641	2,437
August	3,220	3,305
September	4,149	3,982
October	5,177	5,033
November	5,704	6,457
December	7,392	7,609
January	7,896	8,171
February	8,581	8,803
March	10,002	10,163
April	11,037	
May	11,161	
June	11,162	

QUALITY

	Quantity	Base Number	Contract	AT	Region	England
% of FP17s for the same patient ID Re-attending within 3 months - Children	64	1,317	4.9%	11.2%	11.8%	12.3%
% of FP17s for the same patient ID Re-attending within 3 months - Adults	335	2,861	11.7%	16.3%	17.1%	16.7%
% of FP17s for the same patient ID Re-attending between 3 & 9 months - Children	484	1,317	36.8%	42.1%	46.5%	57.6%
% of FP17s for the same patient ID Re-attending between 3 & 9 months - Adults	1,216	2,861	42.5%	35.0%	37.6%	50.1%
% of FP17s for Band 1 Urgent Courses	169	3,852	4.4%	10.8%	10.7%	9.1%
% of FP17s Relating to Free Repair or Replacements	28	3,852	0.7%	0.5%	0.6%	0.8%
% of FP17s Relating to Continuations	122	3,852	3.2%	0.8%	0.9%	1.2%
% of Patients satisfied with the dentistry they have received	5	6	N/A	89.3%	90.4%	92.8%
% of Patients satisfied with the time they had to wait for an appointment	5	6	N/A	80.6%	83.7%	88.7%

* This is based on patients treated on this contract for their most recent course of treatment. Figures in italics indicate the base number of FP17s or Patient Questionnaire responses are less than 100. N/A is shown where the base number of responses is less than 10 during the period. % is calculated as Quantity/Base number*100

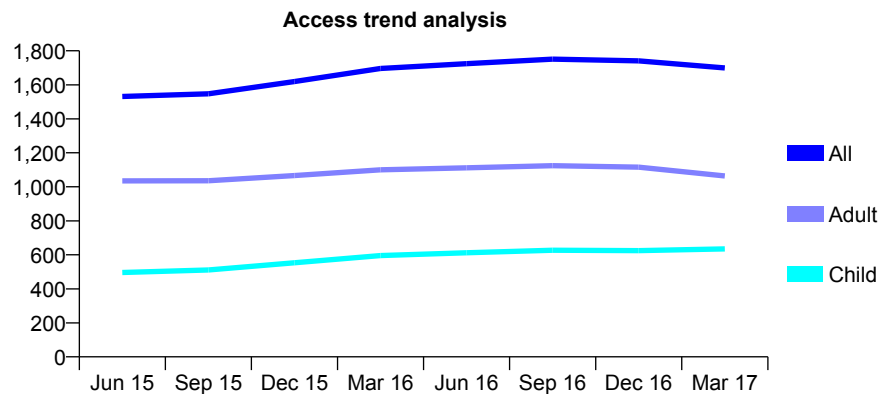
Q61 - Vital Signs At a Glance Contract Report for 673390/0001 - March 2017

Name or company name	MR A KOUCHEKIAN SABOUR
Contract type name	GDS Contract
Purpose of contract	General
Contract start date	01/04/2006
Contract end date	

16/17 Contracted general activity (UDA)	6,846
Carry forward general activity (UDA)	25
16/17 Contracted orthodontic activity (UOA)	0
Carry forward orthodontic activity (UOA)	0
Baseline contract value	£203,416.91

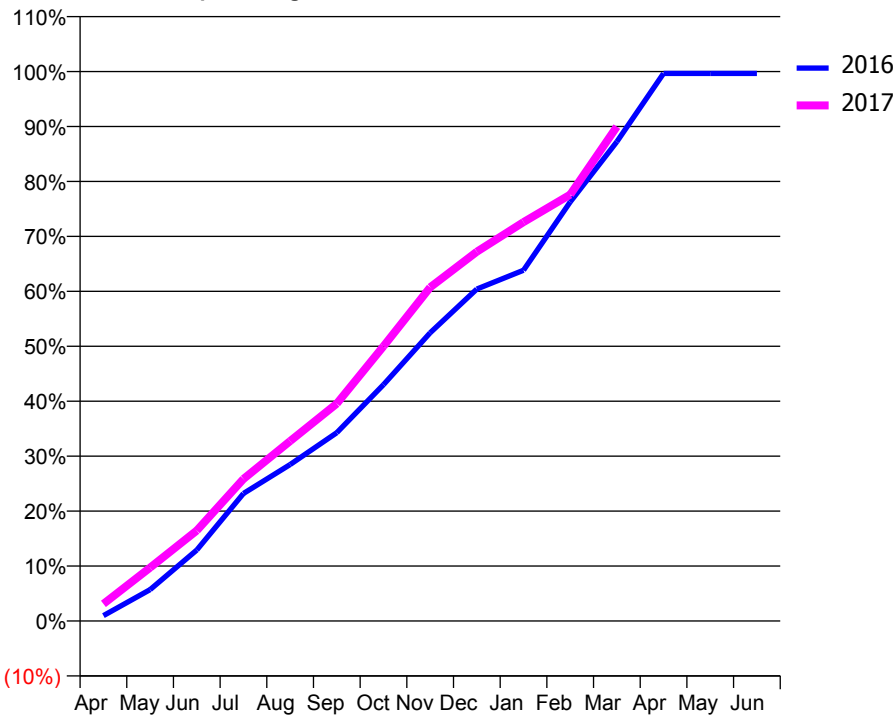
ACCESS*

Patients seen in 24 months	Total	Change since previous quarter
Quarter ending March 2016	1,696	
Quarter ending June 2016	1,724	→
Quarter ending September 2016	1,751	→
Quarter ending December 2016	1,741	→
Quarter ending March 2017	1,699	↓
Variance since March 2016	0.2%	→



ACTIVITY

Cumulative percentage of contracted UDA delivered 2016 & 2017



Month	Adjusted Scheduled Activity (UDA)	
	2016	2017
April	67	214
May	391	665
June	885	1,128
July	1,589	1,770
August	1,950	2,241
September	2,346	2,709
October	2,944	3,422
November	3,591	4,157
December	4,136	4,600
January	4,370	4,970
February	5,221	5,313
March	5,972	6,160
April	6,821	
May	6,821	
June	6,821	

QUALITY

	Quantity	Base Number	Contract	AT	Region	England
% of FP17s for the same patient ID Re-attending within 3 months - Children	58	933	6.2%	11.2%	11.8%	12.3%
% of FP17s for the same patient ID Re-attending within 3 months - Adults	173	1,317	13.1%	16.3%	17.1%	16.7%
% of FP17s for the same patient ID Re-attending between 3 & 9 months - Children	619	933	66.3%	42.1%	46.5%	57.6%
% of FP17s for the same patient ID Re-attending between 3 & 9 months - Adults	607	1,317	46.1%	35.0%	37.6%	50.1%
% of FP17s for Band 1 Urgent Courses	320	2,036	15.7%	10.8%	10.7%	9.1%
% of FP17s Relating to Free Repair or Replacements	0	2,036	0.0%	0.5%	0.6%	0.8%
% of FP17s Relating to Continuations	5	2,036	0.2%	0.8%	0.9%	1.2%
% of Patients satisfied with the dentistry they have received	4	5	N/A	89.3%	90.4%	92.8%
% of Patients satisfied with the time they had to wait for an appointment	4	5	N/A	80.6%	83.7%	88.7%

* This is based on patients treated on this contract for their most recent course of treatment. Figures in italics indicate the base number of FP17s or Patient Questionnaire responses are less than 100. N/A is shown where the base number of responses is less than 10 during the period. % is calculated as Quantity/Base number*100

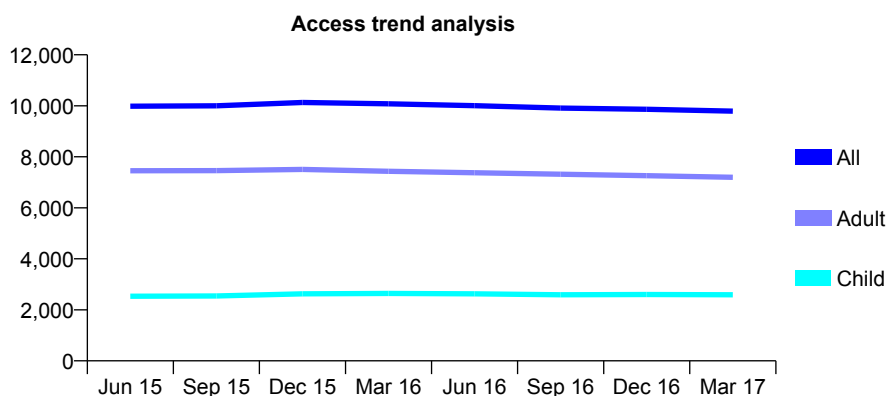
Q61 - Vital Signs At a Glance Contract Report for 673943/0001 - March 2017

Name or company name	Pashazadeh, Moghadam and Moghaddam
Contract type name	GDS Contract
Purpose of contract	General
Contract start date	01/04/2006
Contract end date	

16/17 Contracted general activity (UDA)	33,784
Carry forward general activity (UDA)	-227
16/17 Contracted orthodontic activity (UOA)	0
Carry forward orthodontic activity (UOA)	0
Baseline contract value	£1,070,030.40

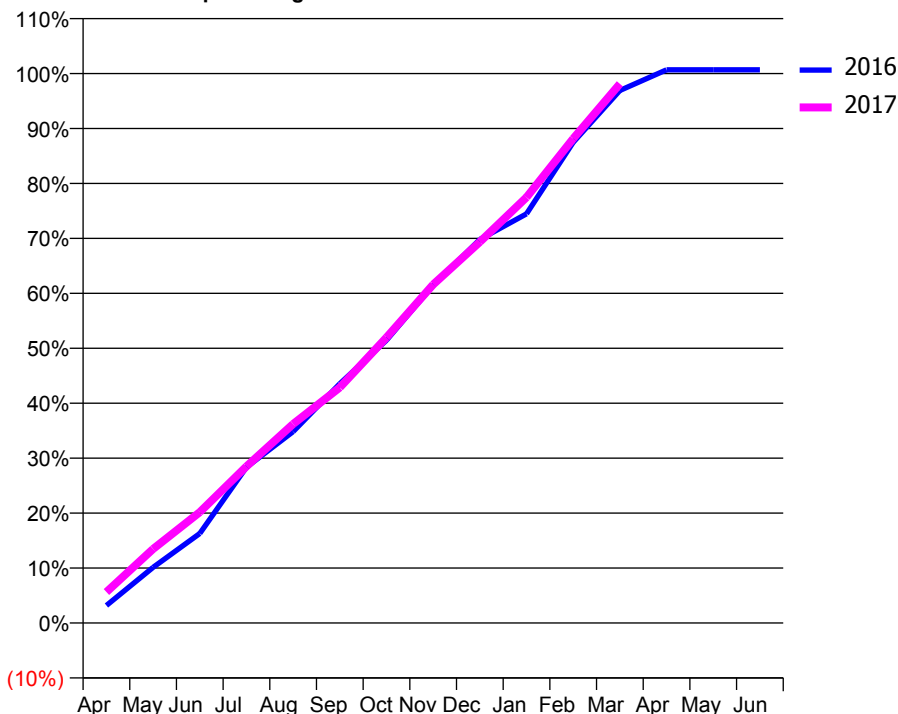
ACCESS*

Patients seen in 24 months	Total	Change since previous quarter
Quarter ending March 2016	10,079	
Quarter ending June 2016	10,007	→
Quarter ending September 2016	9,909	→
Quarter ending December 2016	9,862	→
Quarter ending March 2017	9,791	→
Variance since March 2016	(2.9%)	↓



ACTIVITY

Cumulative percentage of contracted UDA delivered 2016 & 2017



Month	Adjusted Scheduled Activity (UDA)	
	2016	2017
April	1,080	1,903
May	3,423	4,556
June	5,507	6,815
July	9,582	9,630
August	11,765	12,235
September	14,712	14,480
October	17,381	17,557
November	20,765	20,810
December	23,585	23,429
January	25,159	26,177
February	29,551	29,778
March	32,744	33,146
April	34,013	
May	34,011	
June	34,011	

QUALITY

	Quantity	Base Number	Contract	AT	Region	England
% of FP17s for the same patient ID Re-attending within 3 months - Children	244	2,776	8.8%	11.2%	11.8%	12.3%
% of FP17s for the same patient ID Re-attending within 3 months - Adults	1,226	7,555	16.2%	16.3%	17.1%	16.7%
% of FP17s for the same patient ID Re-attending between 3 & 9 months - Children	910	2,776	32.8%	42.1%	46.5%	57.6%
% of FP17s for the same patient ID Re-attending between 3 & 9 months - Adults	2,405	7,555	31.8%	35.0%	37.6%	50.1%
% of FP17s for Band 1 Urgent Courses	1,566	9,981	15.7%	10.8%	10.7%	9.1%
% of FP17s Relating to Free Repair or Replacements	31	9,981	0.3%	0.5%	0.6%	0.8%
% of FP17s Relating to Continuations	9	9,981	0.1%	0.8%	0.9%	1.2%
% of Patients satisfied with the dentistry they have received	7	11	63.6%	89.3%	90.4%	92.8%
% of Patients satisfied with the time they had to wait for an appointment	6	11	54.5%	80.6%	83.7%	88.7%

* This is based on patients treated on this contract for their most recent course of treatment. Figures in italics indicate the base number of FP17s or Patient Questionnaire responses are less than 100. N/A is shown where the base number of responses is less than 10 during the period. % is calculated as Quantity/Base number*100

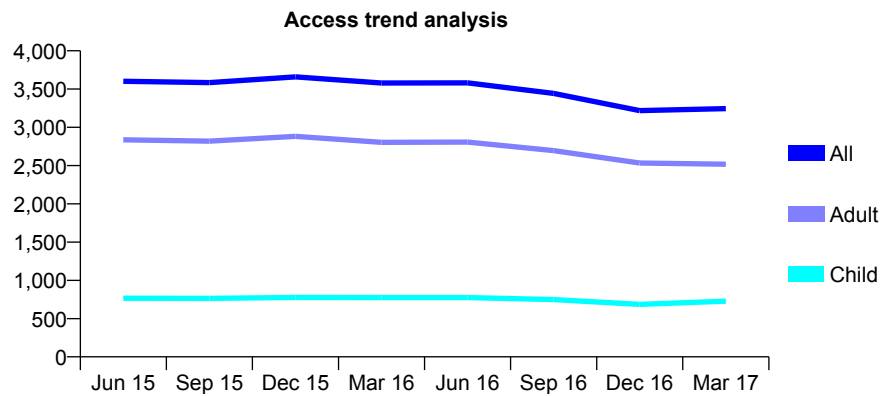
Q61 - Vital Signs At a Glance Contract Report for 675083/0001 - March 2017

Name or company name	MR S TABIBZADEH
Contract type name	GDS Contract
Purpose of contract	General
Contract start date	01/04/2006
Contract end date	

16/17 Contracted general activity (UDA)	13,995
Carry forward general activity (UDA)	206
16/17 Contracted orthodontic activity (UOA)	0
Carry forward orthodontic activity (UOA)	0
Baseline contract value	£488,616.55

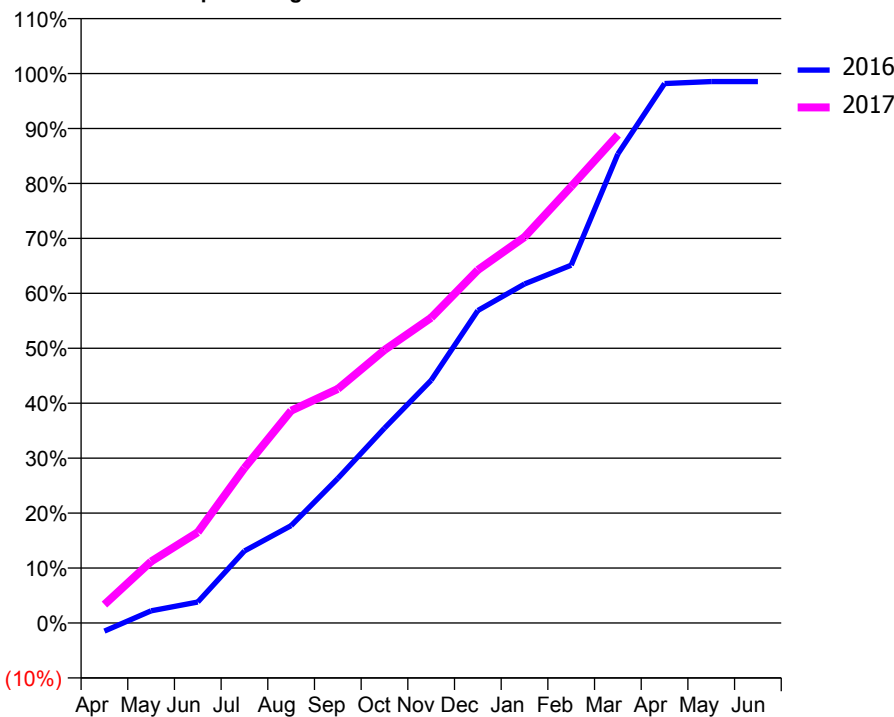
ACCESS*

Patients seen in 24 months	Total	Change since previous quarter
Quarter ending March 2016	3,579	
Quarter ending June 2016	3,581	→
Quarter ending September 2016	3,443	↓
Quarter ending December 2016	3,219	↓
Quarter ending March 2017	3,245	→
Variance since March 2016	(9.3%)	↓



ACTIVITY

Cumulative percentage of contracted UDA delivered 2016 & 2017



Month	Adjusted Scheduled Activity (UDA)	
	2016	2017
April	-210	470
May	312	1,568
June	533	2,310
July	1,835	3,948
August	2,479	5,410
September	3,682	5,961
October	4,963	6,953
November	6,183	7,776
December	7,957	8,993
January	8,635	9,830
February	9,113	11,116
March	11,948	12,431
April	13,738	
May	13,789	
June	13,789	

QUALITY

	Quantity	Base Number	Contract	AT	Region	England
% of FP17s for the same patient ID Re-attending within 3 months - Children	52	819	6.3%	11.2%	11.8%	12.3%
% of FP17s for the same patient ID Re-attending within 3 months - Adults	390	2,508	15.6%	16.3%	17.1%	16.7%
% of FP17s for the same patient ID Re-attending between 3 & 9 months - Children	272	819	33.2%	42.1%	46.5%	57.6%
% of FP17s for the same patient ID Re-attending between 3 & 9 months - Adults	746	2,508	29.7%	35.0%	37.6%	50.1%
% of FP17s for Band 1 Urgent Courses	253	3,022	8.4%	10.8%	10.7%	9.1%
% of FP17s Relating to Free Repair or Replacements	2	3,022	0.1%	0.5%	0.6%	0.8%
% of FP17s Relating to Continuations	67	3,022	2.2%	0.8%	0.9%	1.2%
% of Patients satisfied with the dentistry they have received	3	5	N/A	89.3%	90.4%	92.8%
% of Patients satisfied with the time they had to wait for an appointment	4	5	N/A	80.6%	83.7%	88.7%

* This is based on patients treated on this contract for their most recent course of treatment. Figures in italics indicate the base number of FP17s or Patient Questionnaire responses are less than 100. N/A is shown where the base number of responses is less than 10 during the period. % is calculated as Quantity/Base number*100

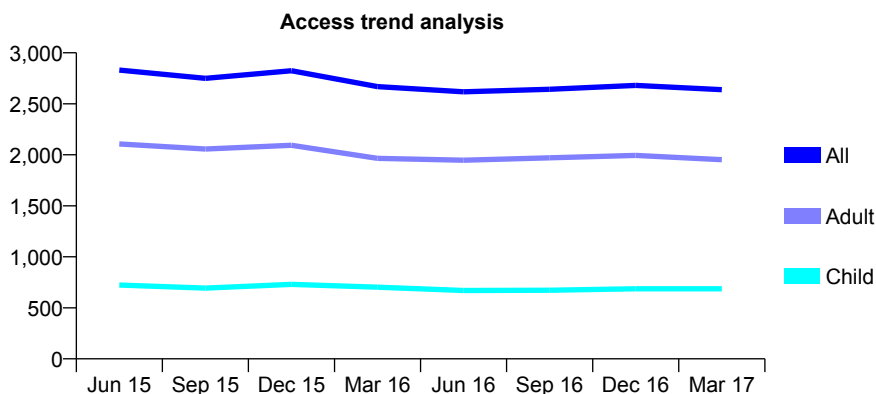
Q61 - Vital Signs At a Glance Contract Report for 677809/0001 - March 2017

Name or company name	MR QM KHALIL
Contract type name	GDS Contract
Purpose of contract	General
Contract start date	01/04/2006
Contract end date	

16/17 Contracted general activity (UDA)	10,923
Carry forward general activity (UDA)	-113
16/17 Contracted orthodontic activity (UOA)	0
Carry forward orthodontic activity (UOA)	0
Baseline contract value	£327,474.16

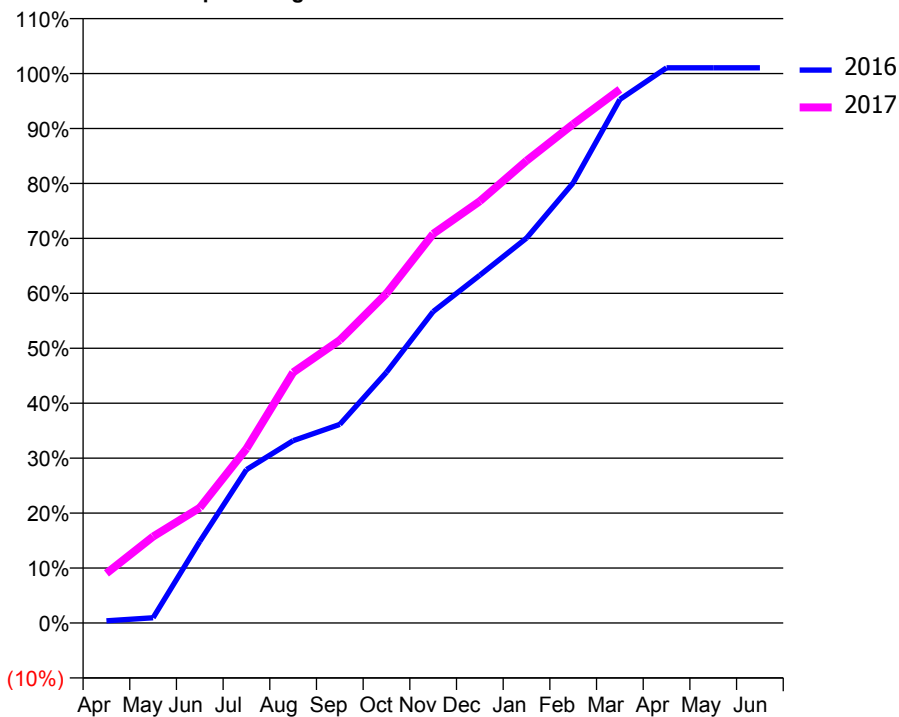
ACCESS*

Patients seen in 24 months	Total	Change since previous quarter
Quarter ending March 2016	2,668	
Quarter ending June 2016	2,617	↓
Quarter ending September 2016	2,643	→
Quarter ending December 2016	2,681	→
Quarter ending March 2017	2,639	↓
Variance since March 2016	(1.1%)	↓



ACTIVITY

Cumulative percentage of contracted UDA delivered 2016 & 2017



Month	Adjusted Scheduled Activity (UDA)	
	2016	2017
April	45	988
May	105	1,719
June	1,621	2,292
July	3,050	3,467
August	3,626	4,983
September	3,949	5,623
October	4,984	6,551
November	6,191	7,736
December	6,914	8,385
January	7,651	9,189
February	8,749	9,917
March	10,407	10,606
April	11,036	
May	11,036	
June	11,036	

QUALITY

	Quantity	Base Number	Contract	AT	Region	England
% of FP17s for the same patient ID Re-attending within 3 months - Children	105	793	13.2%	11.2%	11.8%	12.3%
% of FP17s for the same patient ID Re-attending within 3 months - Adults	390	2,062	18.9%	16.3%	17.1%	16.7%
% of FP17s for the same patient ID Re-attending between 3 & 9 months - Children	281	793	35.4%	42.1%	46.5%	57.6%
% of FP17s for the same patient ID Re-attending between 3 & 9 months - Adults	618	2,062	30.0%	35.0%	37.6%	50.1%
% of FP17s for Band 1 Urgent Courses	318	2,748	11.6%	10.8%	10.7%	9.1%
% of FP17s Relating to Free Repair or Replacements	29	2,748	1.1%	0.5%	0.6%	0.8%
% of FP17s Relating to Continuations	35	2,748	1.3%	0.8%	0.9%	1.2%
% of Patients satisfied with the dentistry they have received	4	4	N/A	89.3%	90.4%	92.8%
% of Patients satisfied with the time they had to wait for an appointment	4	4	N/A	80.6%	83.7%	88.7%

* This is based on patients treated on this contract for their most recent course of treatment. Figures in italics indicate the base number of FP17s or Patient Questionnaire responses are less than 100. N/A is shown where the base number of responses is less than 10 during the period. % is calculated as Quantity/Base number*100

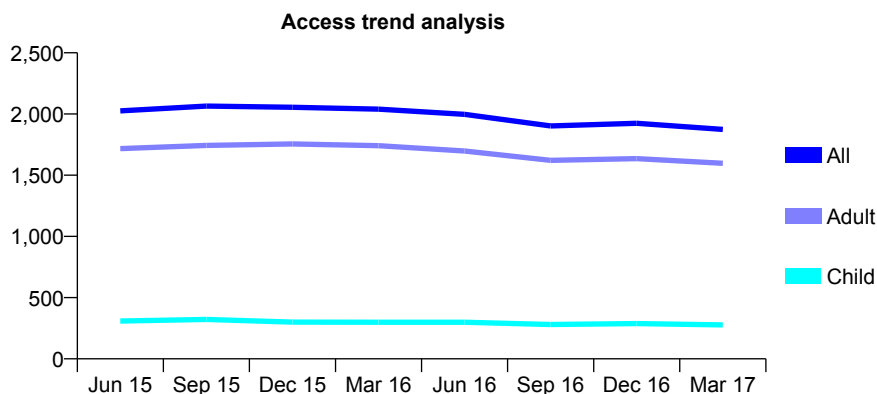
Q61 - Vital Signs At a Glance Contract Report for 680761/0002 - March 2017

Name or company name	MISS A KHAN
Contract type name	GDS Contract
Purpose of contract	General
Contract start date	15/03/2012
Contract end date	

16/17 Contracted general activity (UDA)	6,000
Carry forward general activity (UDA)	-36
16/17 Contracted orthodontic activity (UOA)	0
Carry forward orthodontic activity (UOA)	0
Baseline contract value	£165,077.65

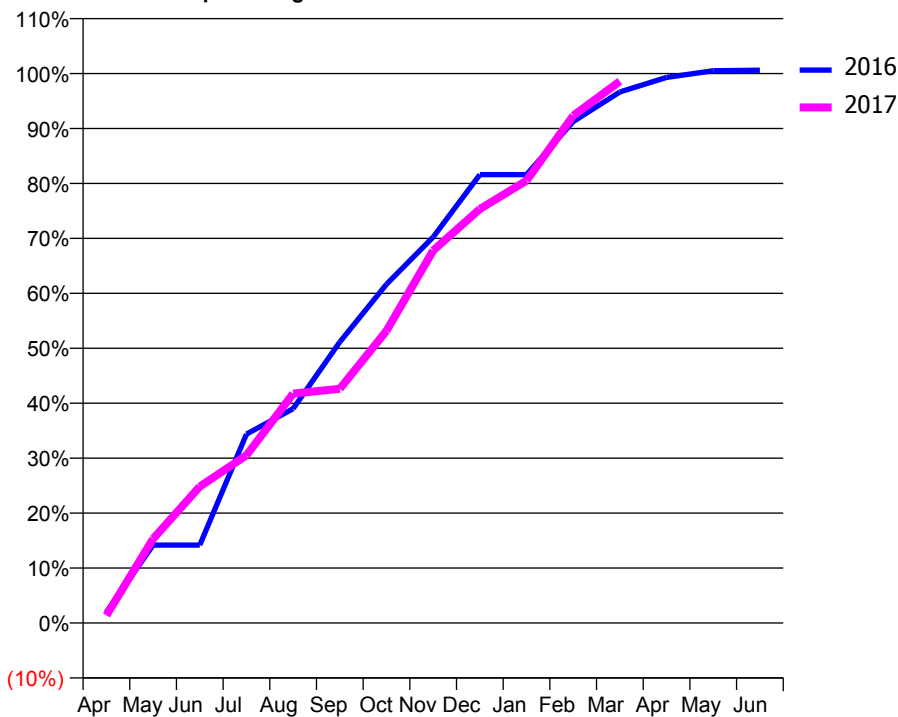
ACCESS*

Patients seen in 24 months	Total	Change since previous quarter
Quarter ending March 2016	2,040	
Quarter ending June 2016	1,997	↓
Quarter ending September 2016	1,903	↓
Quarter ending December 2016	1,924	→
Quarter ending March 2017	1,874	↓
Variance since March 2016	(8.1%)	↓



ACTIVITY

Cumulative percentage of contracted UDA delivered 2016 & 2017



Month	Adjusted Scheduled Activity (UDA)	
	2016	2017
April	120	84
May	850	919
June	850	1,490
July	2,062	1,831
August	2,340	2,506
September	3,069	2,557
October	3,698	3,191
November	4,215	4,068
December	4,896	4,520
January	4,896	4,830
February	5,475	5,539
March	5,799	5,914
April	5,957	
May	6,031	
June	6,036	

QUALITY

	Quantity	Base Number	Contract	AT	Region	England
% of FP17s for the same patient ID Re-attending within 3 months - Children	17	315	5.4%	11.2%	11.8%	12.3%
% of FP17s for the same patient ID Re-attending within 3 months - Adults	386	1,953	19.8%	16.3%	17.1%	16.7%
% of FP17s for the same patient ID Re-attending between 3 & 9 months - Children	108	315	34.3%	42.1%	46.5%	57.6%
% of FP17s for the same patient ID Re-attending between 3 & 9 months - Adults	710	1,953	36.4%	35.0%	37.6%	50.1%
% of FP17s for Band 1 Urgent Courses	267	2,173	12.3%	10.8%	10.7%	9.1%
% of FP17s Relating to Free Repair or Replacements	22	2,173	1.0%	0.5%	0.6%	0.8%
% of FP17s Relating to Continuations	20	2,173	0.9%	0.8%	0.9%	1.2%
% of Patients satisfied with the dentistry they have received	1	1	N/A	89.3%	90.4%	92.8%
% of Patients satisfied with the time they had to wait for an appointment	1	1	N/A	80.6%	83.7%	88.7%

* This is based on patients treated on this contract for their most recent course of treatment. Figures in italics indicate the base number of FP17s or Patient Questionnaire responses are less than 100. N/A is shown where the base number of responses is less than 10 during the period. % is calculated as Quantity/Base number*100

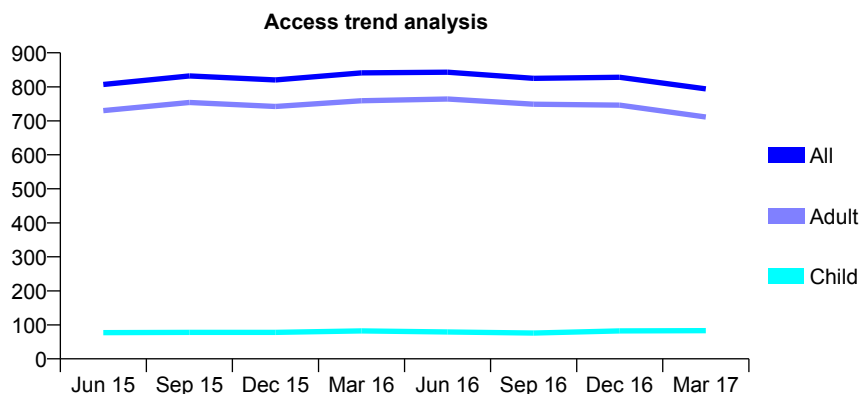
Q61 - Vital Signs At a Glance Contract Report for 681601/0001 - March 2017

Name or company name	MR A FARZEH-SAEID
Contract type name	GDS Contract
Purpose of contract	General
Contract start date	01/04/2006
Contract end date	

16/17 Contracted general activity (UDA)	3,000
Carry forward general activity (UDA)	-60
16/17 Contracted orthodontic activity (UOA)	0
Carry forward orthodontic activity (UOA)	0
Baseline contract value	£79,622.62

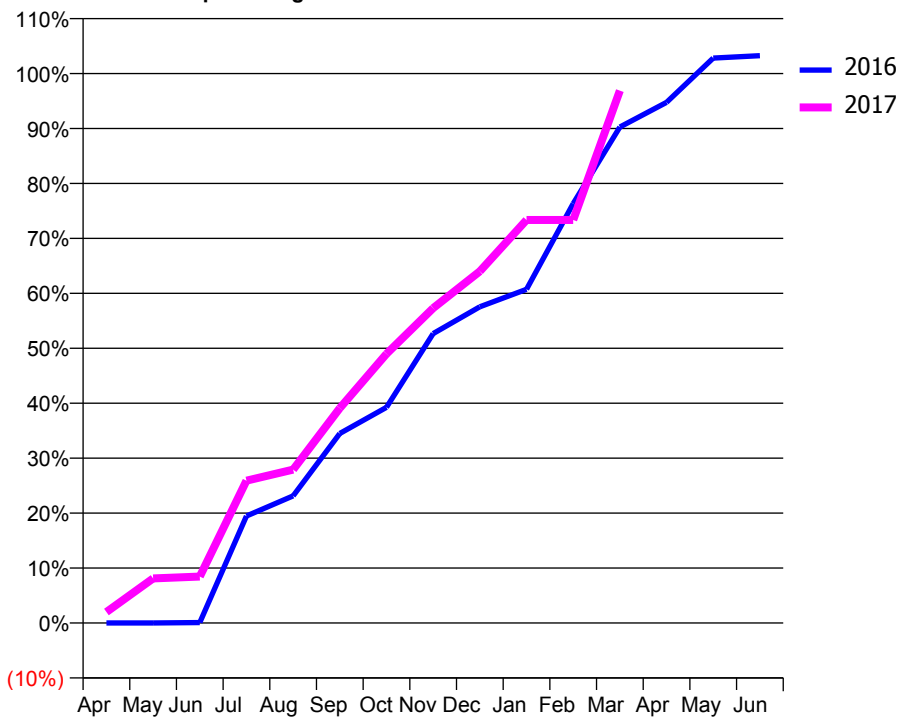
ACCESS*

Patients seen in 24 months	Total	Change since previous quarter
Quarter ending March 2016	841	
Quarter ending June 2016	843	→
Quarter ending September 2016	825	↓
Quarter ending December 2016	828	→
Quarter ending March 2017	794	↓
Variance since March 2016	(5.6%)	↓



ACTIVITY

Cumulative percentage of contracted UDA delivered 2016 & 2017



Month	Adjusted Scheduled Activity (UDA)	
	2016	2017
April	0	60
May	0	243
June	2	254
July	584	777
August	694	837
September	1,035	1,173
October	1,178	1,469
November	1,580	1,719
December	1,727	1,920
January	1,822	2,201
February	2,290	2,201
March	2,708	2,907
April	2,842	
May	3,084	
June	3,098	

QUALITY

	Quantity	Base Number	Contract	AT	Region	England
% of FP17s for the same patient ID Re-attending within 3 months - Children	3	81	3.7%	11.2%	11.8%	12.3%
% of FP17s for the same patient ID Re-attending within 3 months - Adults	55	577	9.5%	16.3%	17.1%	16.7%
% of FP17s for the same patient ID Re-attending between 3 & 9 months - Children	16	81	19.8%	42.1%	46.5%	57.6%
% of FP17s for the same patient ID Re-attending between 3 & 9 months - Adults	105	577	18.2%	35.0%	37.6%	50.1%
% of FP17s for Band 1 Urgent Courses	58	544	10.7%	10.8%	10.7%	9.1%
% of FP17s Relating to Free Repair or Replacements	5	544	0.9%	0.5%	0.6%	0.8%
% of FP17s Relating to Continuations	1	544	0.2%	0.8%	0.9%	1.2%
% of Patients satisfied with the dentistry they have received	1	1	N/A	89.3%	90.4%	92.8%
% of Patients satisfied with the time they had to wait for an appointment	0	1	N/A	80.6%	83.7%	88.7%

* This is based on patients treated on this contract for their most recent course of treatment. Figures in italics indicate the base number of FP17s or Patient Questionnaire responses are less than 100. N/A is shown where the base number of responses is less than 10 during the period. % is calculated as Quantity/Base number*100

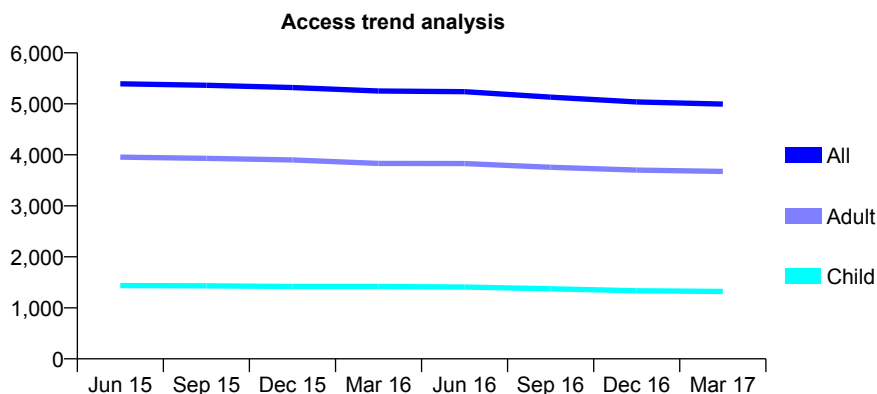
Q61 - Vital Signs At a Glance Contract Report for 683116/0001 - March 2017

Name or company name	MR SC KAPADIA
Contract type name	GDS Contract
Purpose of contract	General
Contract start date	01/04/2009
Contract end date	

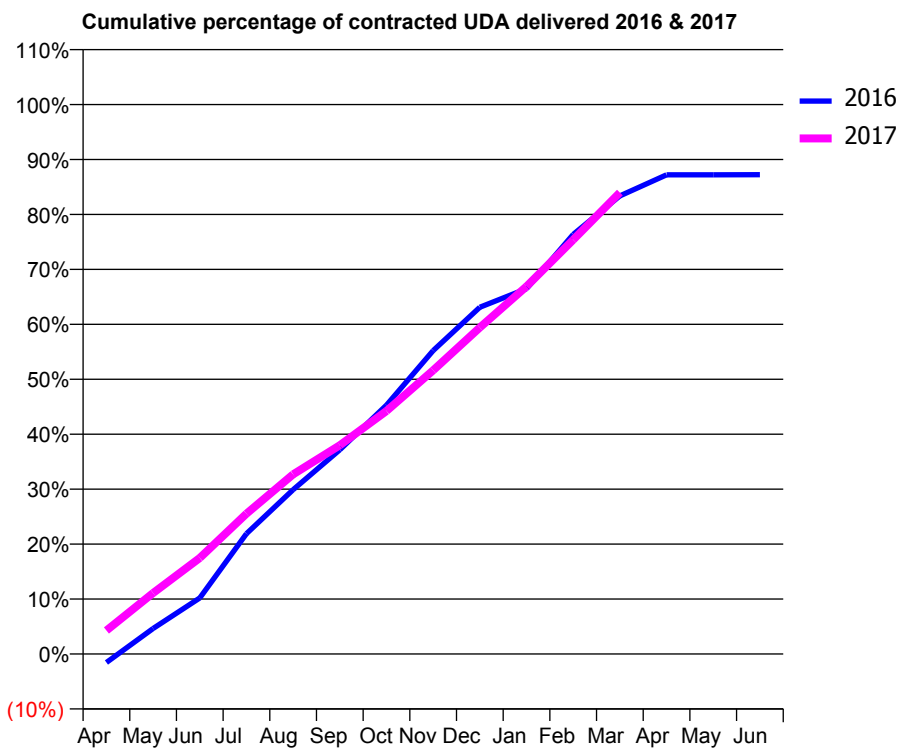
16/17 Contracted general activity (UDA)	13,747
Carry forward general activity (UDA)	0
16/17 Contracted orthodontic activity (UOA)	0
Carry forward orthodontic activity (UOA)	0
Baseline contract value	£329,097.50

ACCESS*

Patients seen in 24 months	Total	Change since previous quarter
Quarter ending March 2016	5,251	
Quarter ending June 2016	5,237	→
Quarter ending September 2016	5,130	↓
Quarter ending December 2016	5,036	↓
Quarter ending March 2017	4,996	→
Variance since March 2016	(4.9%)	↓



ACTIVITY



Month	Adjusted Scheduled Activity (UDA)	
	2016	2017
April	-215	588
May	638	1,528
June	1,403	2,404
July	3,010	3,511
August	4,112	4,496
September	5,109	5,223
October	6,226	6,080
November	7,591	7,098
December	8,674	8,168
January	9,140	9,194
February	10,496	10,365
March	11,460	11,543
April	11,989	
May	11,989	
June	11,990	

QUALITY

	Quantity	Base Number	Contract	AT	Region	England
% of FP17s for the same patient ID Re-attending within 3 months - Children	90	1,548	5.8%	11.2%	11.8%	12.3%
% of FP17s for the same patient ID Re-attending within 3 months - Adults	427	3,965	10.8%	16.3%	17.1%	16.7%
% of FP17s for the same patient ID Re-attending between 3 & 9 months - Children	715	1,548	46.2%	42.1%	46.5%	57.6%
% of FP17s for the same patient ID Re-attending between 3 & 9 months - Adults	1,680	3,965	42.4%	35.0%	37.6%	50.1%
% of FP17s for Band 1 Urgent Courses	288	5,282	5.5%	10.8%	10.7%	9.1%
% of FP17s Relating to Free Repair or Replacements	32	5,282	0.6%	0.5%	0.6%	0.8%
% of FP17s Relating to Continuations	64	5,282	1.2%	0.8%	0.9%	1.2%
% of Patients satisfied with the dentistry they have received	4	4	N/A	89.3%	90.4%	92.8%
% of Patients satisfied with the time they had to wait for an appointment	2	4	N/A	80.6%	83.7%	88.7%

* This is based on patients treated on this contract for their most recent course of treatment. Figures in italics indicate the base number of FP17s or Patient Questionnaire responses are less than 100. N/A is shown where the base number of responses is less than 10 during the period. % is calculated as Quantity/Base number*100

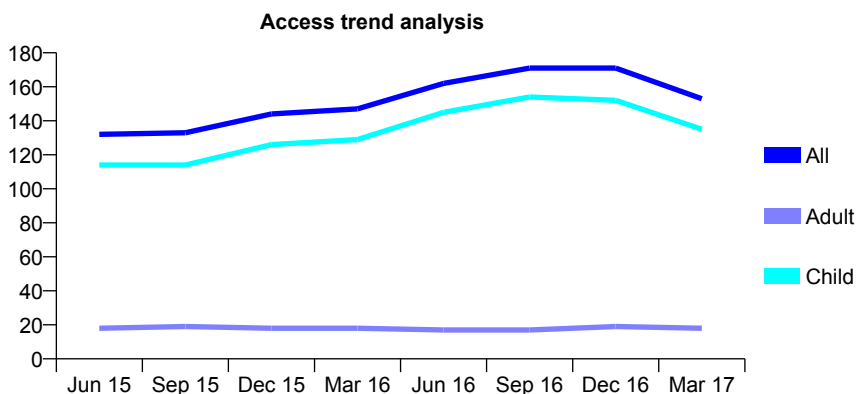
Q61 - Vital Signs At a Glance Contract Report for 683434/0001 - March 2017

Name or company name	MR F BASSEGHI
Contract type name	GDS Contract
Purpose of contract	General
Contract start date	01/04/2006
Contract end date	

16/17 Contracted general activity (UDA)	320
Carry forward general activity (UDA)	12
16/17 Contracted orthodontic activity (UOA)	0
Carry forward orthodontic activity (UOA)	0
Baseline contract value	£11,964.09

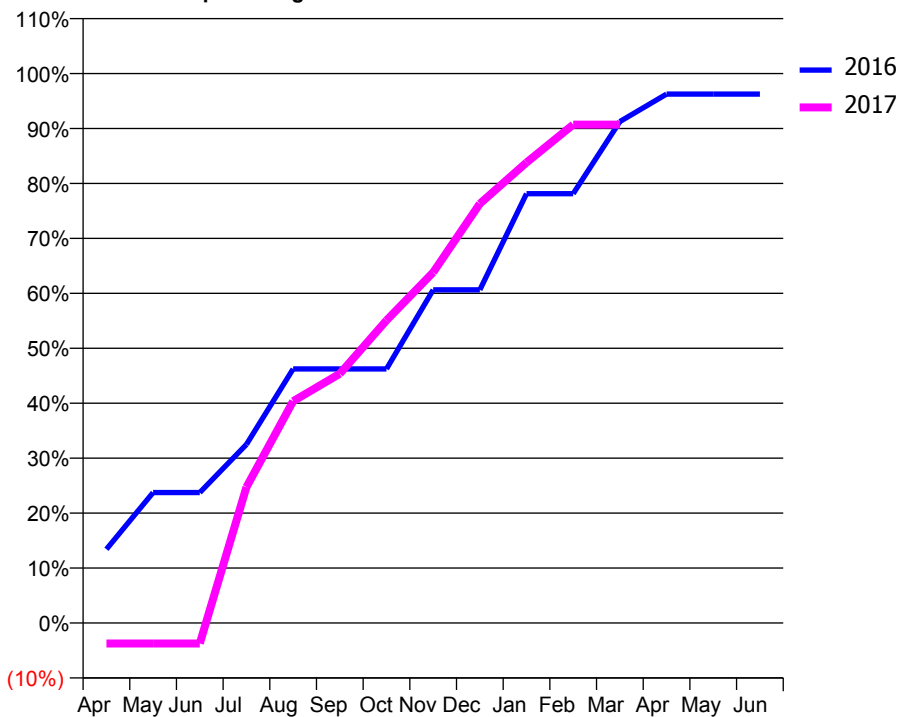
ACCESS*

Patients seen in 24 months	Total	Change since previous quarter
Quarter ending March 2016	147	
Quarter ending June 2016	162	↑
Quarter ending September 2016	171	↑
Quarter ending December 2016	171	→
Quarter ending March 2017	153	↓
Variance since March 2016	4.1%	↑



ACTIVITY

Cumulative percentage of contracted UDA delivered 2016 & 2017



Adjusted Scheduled Activity (UDA)

Month	2016	2017
April	43	-12
May	76	-12
June	76	-12
July	104	79
August	148	129
September	148	145
October	148	176
November	194	204
December	194	244
January	250	268
February	250	290
March	292	290
April	308	
May	308	
June	308	

QUALITY

	Quantity	Base Number	Contract	AT	Region	England
% of FP17s for the same patient ID Re-attending within 3 months - Children	20	197	10.2%	11.2%	11.8%	12.3%
% of FP17s for the same patient ID Re-attending within 3 months - Adults	0	6	0.0%	16.3%	17.1%	16.7%
% of FP17s for the same patient ID Re-attending between 3 & 9 months - Children	88	197	44.7%	42.1%	46.5%	57.6%
% of FP17s for the same patient ID Re-attending between 3 & 9 months - Adults	4	6	66.7%	35.0%	37.6%	50.1%
% of FP17s for Band 1 Urgent Courses	1	190	0.5%	10.8%	10.7%	9.1%
% of FP17s Relating to Free Repair or Replacements	0	190	0.0%	0.5%	0.6%	0.8%
% of FP17s Relating to Continuations	1	190	0.5%	0.8%	0.9%	1.2%
% of Patients satisfied with the dentistry they have received	0	0	N/A	89.3%	90.4%	92.8%
% of Patients satisfied with the time they had to wait for an appointment	0	0	N/A	80.6%	83.7%	88.7%

* This is based on patients treated on this contract for their most recent course of treatment. Figures in italics indicate the base number of FP17s or Patient Questionnaire responses are less than 100. N/A is shown where the base number of responses is less than 10 during the period. % is calculated as Quantity/Base number*100

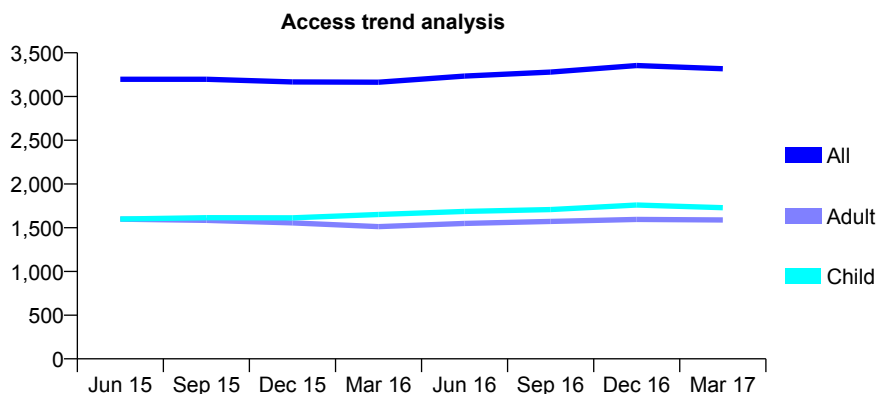
Q61 - Vital Signs At a Glance Contract Report for 685763/0001 - March 2017

Name or company name	MR S CHAUDHURI
Contract type name	GDS Contract
Purpose of contract	General
Contract start date	01/04/2008
Contract end date	

16/17 Contracted general activity (UDA)	12,935
Carry forward general activity (UDA)	78
16/17 Contracted orthodontic activity (UOA)	0
Carry forward orthodontic activity (UOA)	0
Baseline contract value	£385,883.32

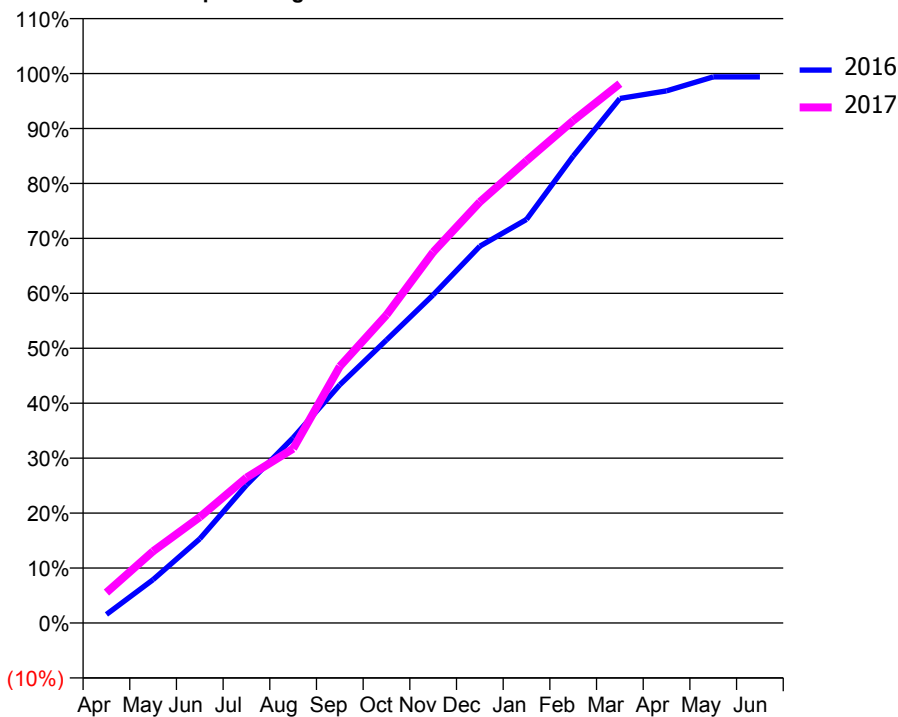
ACCESS*

Patients seen in 24 months	Total	Change since previous quarter
Quarter ending March 2016	3,163	
Quarter ending June 2016	3,234	↑
Quarter ending September 2016	3,279	→
Quarter ending December 2016	3,354	↑
Quarter ending March 2017	3,317	↓
Variance since March 2016	4.9%	↑



ACTIVITY

Cumulative percentage of contracted UDA delivered 2016 & 2017



Month	Adjusted Scheduled Activity (UDA)	
	2016	2017
April	201	717
May	1,023	1,689
June	1,981	2,495
July	3,247	3,423
August	4,361	4,104
September	5,607	6,040
October	6,661	7,253
November	7,724	8,732
December	8,868	9,910
January	9,499	10,880
February	10,991	11,827
March	12,348	12,694
April	12,526	
May	12,857	
June	12,857	

QUALITY

	Quantity	Base Number	Contract	AT	Region	England
% of FP17s for the same patient ID Re-attending within 3 months - Children	309	2,637	11.7%	11.2%	11.8%	12.3%
% of FP17s for the same patient ID Re-attending within 3 months - Adults	603	2,344	25.7%	16.3%	17.1%	16.7%
% of FP17s for the same patient ID Re-attending between 3 & 9 months - Children	1,294	2,637	49.1%	42.1%	46.5%	57.6%
% of FP17s for the same patient ID Re-attending between 3 & 9 months - Adults	956	2,344	40.8%	35.0%	37.6%	50.1%
% of FP17s for Band 1 Urgent Courses	657	4,800	13.7%	10.8%	10.7%	9.1%
% of FP17s Relating to Free Repair or Replacements	16	4,800	0.3%	0.5%	0.6%	0.8%
% of FP17s Relating to Continuations	7	4,800	0.1%	0.8%	0.9%	1.2%
% of Patients satisfied with the dentistry they have received	1	1	N/A	89.3%	90.4%	92.8%
% of Patients satisfied with the time they had to wait for an appointment	1	1	N/A	80.6%	83.7%	88.7%

* This is based on patients treated on this contract for their most recent course of treatment. Figures in italics indicate the base number of FP17s or Patient Questionnaire responses are less than 100. N/A is shown where the base number of responses is less than 10 during the period. % is calculated as Quantity/Base number*100

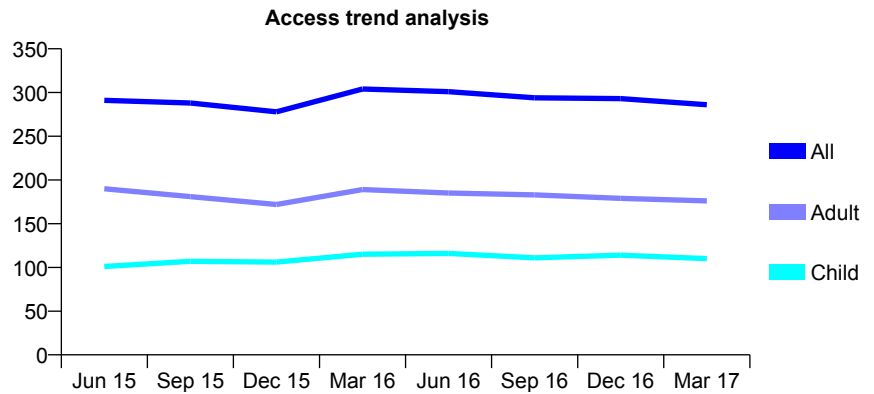
Q61 - Vital Signs At a Glance Contract Report for 687073/0001 - March 2017

Name or company name	MR H ALI
Contract type name	GDS Contract
Purpose of contract	General
Contract start date	01/04/2008
Contract end date	

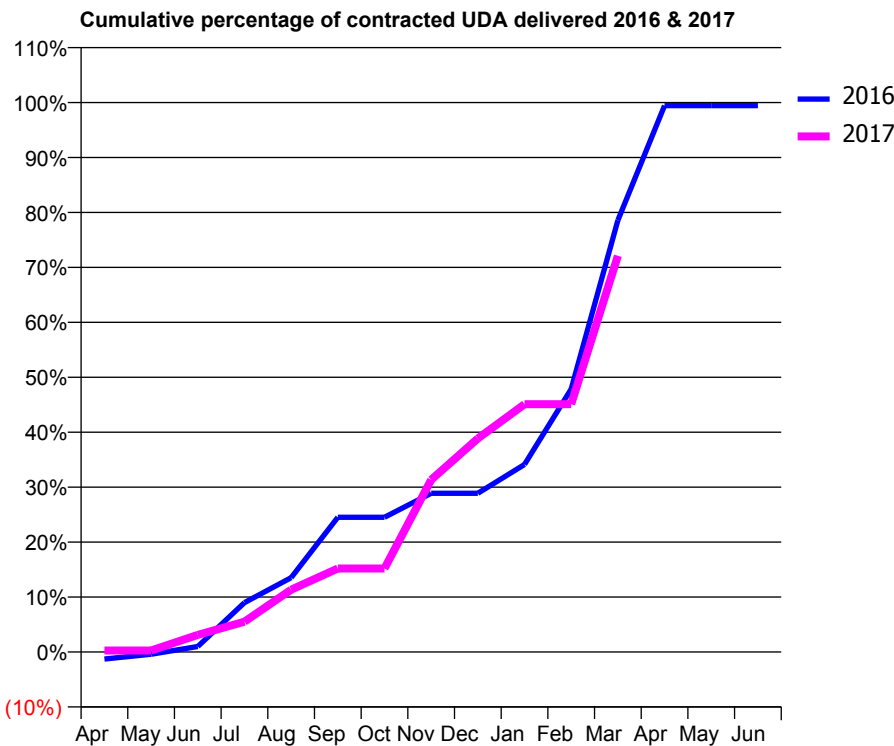
16/17 Contracted general activity (UDA)	1,376
Carry forward general activity (UDA)	8
16/17 Contracted orthodontic activity (UOA)	0
Carry forward orthodontic activity (UOA)	0
Baseline contract value	£37,559.68

ACCESS*

Patients seen in 24 months	Total	Change since previous quarter
Quarter ending March 2016	304	
Quarter ending June 2016	301	→
Quarter ending September 2016	294	↓
Quarter ending December 2016	293	→
Quarter ending March 2017	286	↓
Variance since March 2016	(5.9%)	↓



ACTIVITY



Month	Adjusted Scheduled Activity (UDA)	
	2016	2017
April	-18	4
May	-6	4
June	14	43
July	124	76
August	186	156
September	337	209
October	337	209
November	398	431
December	398	535
January	470	621
February	659	621
March	1,081	992
April	1,368	
May	1,368	
June	1,368	

QUALITY

	Quantity	Base Number	Contract	AT	Region	England
% of FP17s for the same patient ID Re-attending within 3 months - Children	2	94	2.1%	11.2%	11.8%	12.3%
% of FP17s for the same patient ID Re-attending within 3 months - Adults	7	158	4.4%	16.3%	17.1%	16.7%
% of FP17s for the same patient ID Re-attending between 3 & 9 months - Children	46	94	48.9%	42.1%	46.5%	57.6%
% of FP17s for the same patient ID Re-attending between 3 & 9 months - Adults	61	158	38.6%	35.0%	37.6%	50.1%
% of FP17s for Band 1 Urgent Courses	6	220	2.7%	10.8%	10.7%	9.1%
% of FP17s Relating to Free Repair or Replacements	0	220	0.0%	0.5%	0.6%	0.8%
% of FP17s Relating to Continuations	0	220	0.0%	0.8%	0.9%	1.2%
% of Patients satisfied with the dentistry they have received	0	0	N/A	89.3%	90.4%	92.8%
% of Patients satisfied with the time they had to wait for an appointment	0	0	N/A	80.6%	83.7%	88.7%

* This is based on patients treated on this contract for their most recent course of treatment. Figures in italics indicate the base number of FP17s or Patient Questionnaire responses are less than 100. N/A is shown where the base number of responses is less than 10 during the period. % is calculated as Quantity/Base number*100

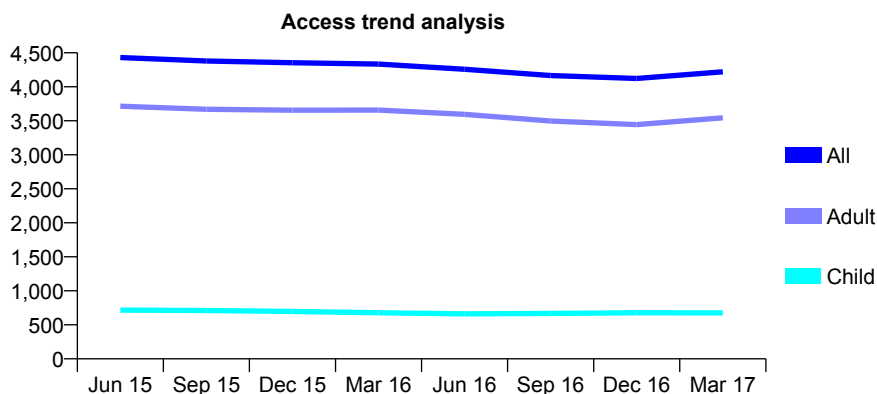
Q61 - Vital Signs At a Glance Contract Report for 687359/0001 - March 2017

Name or company name	MR K HADJI ALI AHMADI
Contract type name	GDS Contract
Purpose of contract	General
Contract start date	01/04/2006
Contract end date	

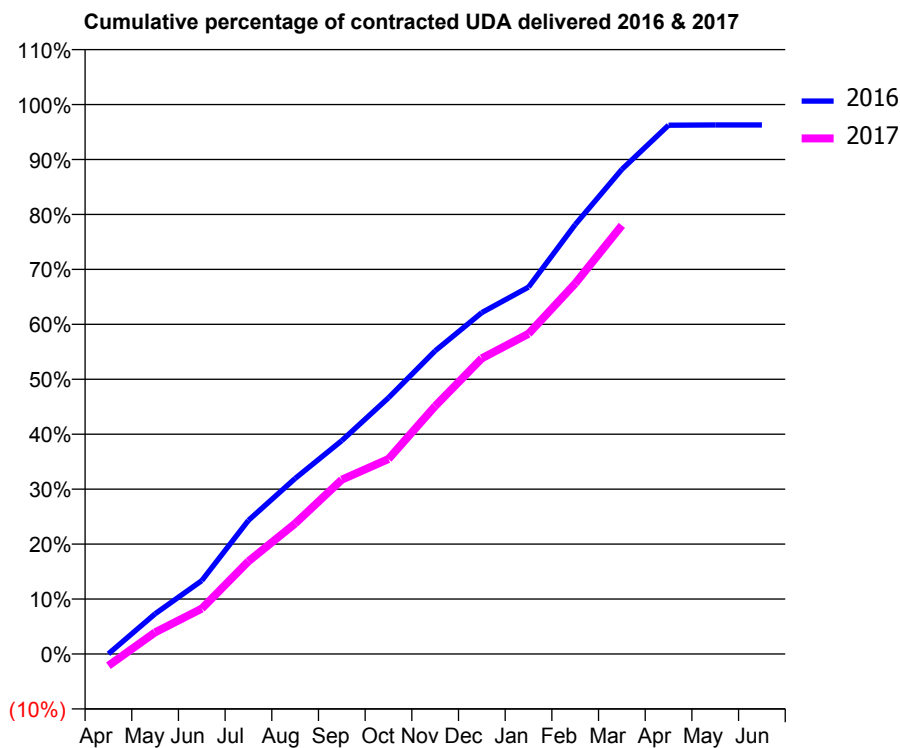
16/17 Contracted general activity (UDA)	17,540
Carry forward general activity (UDA)	653
16/17 Contracted orthodontic activity (UOA)	0
Carry forward orthodontic activity (UOA)	0
Baseline contract value	£630,705.52

ACCESS*

Patients seen in 24 months	Total	Change since previous quarter
Quarter ending March 2016	4,335	
Quarter ending June 2016	4,258	↓
Quarter ending September 2016	4,166	↓
Quarter ending December 2016	4,122	↓
Quarter ending March 2017	4,220	↑
Variance since March 2016	(2.7%)	↓



ACTIVITY



Month	Adjusted Scheduled Activity (UDA)	
	2016	2017
April	8	-375
May	1,284	693
June	2,345	1,449
July	4,266	2,959
August	5,602	4,164
September	6,813	5,567
October	8,179	6,225
November	9,678	7,916
December	10,897	9,439
January	11,713	10,223
February	13,709	11,825
March	15,471	13,682
April	16,879	
May	16,888	
June	16,887	

QUALITY

	Quantity	Base Number	Contract	AT	Region	England
% of FP17s for the same patient ID Re-attending within 3 months - Children	22	576	3.8%	11.2%	11.8%	12.3%
% of FP17s for the same patient ID Re-attending within 3 months - Adults	141	2,874	4.9%	16.3%	17.1%	16.7%
% of FP17s for the same patient ID Re-attending between 3 & 9 months - Children	120	576	20.8%	42.1%	46.5%	57.6%
% of FP17s for the same patient ID Re-attending between 3 & 9 months - Adults	647	2,874	22.5%	35.0%	37.6%	50.1%
% of FP17s for Band 1 Urgent Courses	44	3,209	1.4%	10.8%	10.7%	9.1%
% of FP17s Relating to Free Repair or Replacements	17	3,209	0.5%	0.5%	0.6%	0.8%
% of FP17s Relating to Continuations	12	3,209	0.4%	0.8%	0.9%	1.2%
% of Patients satisfied with the dentistry they have received	3	3	N/A	89.3%	90.4%	92.8%
% of Patients satisfied with the time they had to wait for an appointment	2	3	N/A	80.6%	83.7%	88.7%

* This is based on patients treated on this contract for their most recent course of treatment. Figures in italics indicate the base number of FP17s or Patient Questionnaire responses are less than 100. N/A is shown where the base number of responses is less than 10 during the period. % is calculated as Quantity/Base number*100

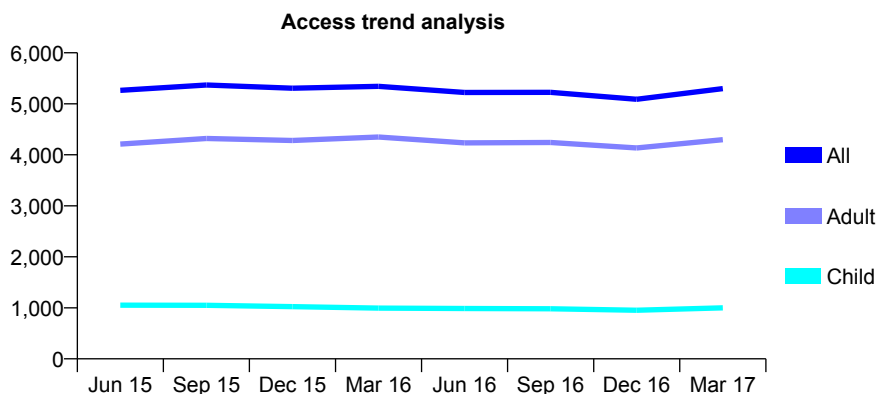
Q61 - Vital Signs At a Glance Contract Report for 688045/0001 - March 2017

Name or company name	MR M MOBASSERI
Contract type name	GDS Contract
Purpose of contract	General
Contract start date	03/07/2006
Contract end date	

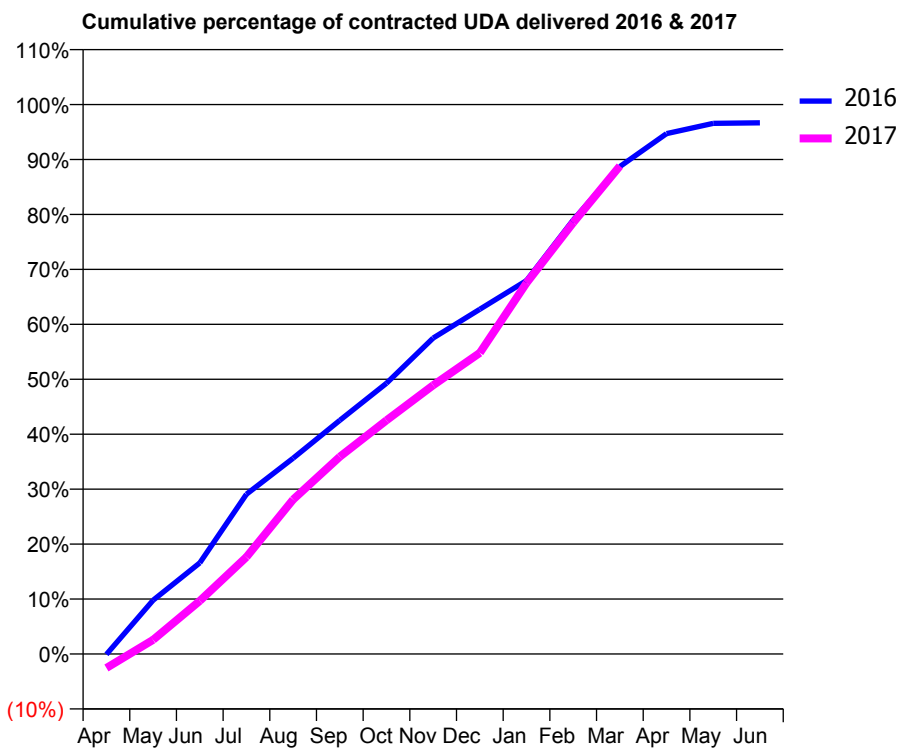
16/17 Contracted general activity (UDA)	18,111
Carry forward general activity (UDA)	602
16/17 Contracted orthodontic activity (UOA)	0
Carry forward orthodontic activity (UOA)	0
Baseline contract value	£591,376.57

ACCESS*

Patients seen in 24 months	Total	Change since previous quarter
Quarter ending March 2016	5,342	
Quarter ending June 2016	5,221	↓
Quarter ending September 2016	5,226	→
Quarter ending December 2016	5,088	↓
Quarter ending March 2017	5,297	↑
Variance since March 2016	(0.8%)	→



ACTIVITY



Month	Adjusted Scheduled Activity (UDA)	
	2016	2017
April	-15	-464
May	1,775	467
June	3,002	1,753
July	5,266	3,197
August	6,452	5,091
September	7,704	6,503
October	8,924	7,703
November	10,414	8,859
December	11,362	9,926
January	12,307	12,231
February	14,305	14,215
March	16,065	16,085
April	17,152	
May	17,489	
June	17,509	

QUALITY

	Quantity	Base Number	Contract	AT	Region	England
% of FP17s for the same patient ID Re-attending within 3 months - Children	78	1,124	6.9%	11.2%	11.8%	12.3%
% of FP17s for the same patient ID Re-attending within 3 months - Adults	534	4,073	13.1%	16.3%	17.1%	16.7%
% of FP17s for the same patient ID Re-attending between 3 & 9 months - Children	416	1,124	37.0%	42.1%	46.5%	57.6%
% of FP17s for the same patient ID Re-attending between 3 & 9 months - Adults	983	4,073	24.1%	35.0%	37.6%	50.1%
% of FP17s for Band 1 Urgent Courses	837	4,805	17.4%	10.8%	10.7%	9.1%
% of FP17s Relating to Free Repair or Replacements	25	4,805	0.5%	0.5%	0.6%	0.8%
% of FP17s Relating to Continuations	41	4,805	0.9%	0.8%	0.9%	1.2%
% of Patients satisfied with the dentistry they have received	5	6	N/A	89.3%	90.4%	92.8%
% of Patients satisfied with the time they had to wait for an appointment	5	6	N/A	80.6%	83.7%	88.7%

* This is based on patients treated on this contract for their most recent course of treatment. Figures in italics indicate the base number of FP17s or Patient Questionnaire responses are less than 100. N/A is shown where the base number of responses is less than 10 during the period. % is calculated as Quantity/Base number*100

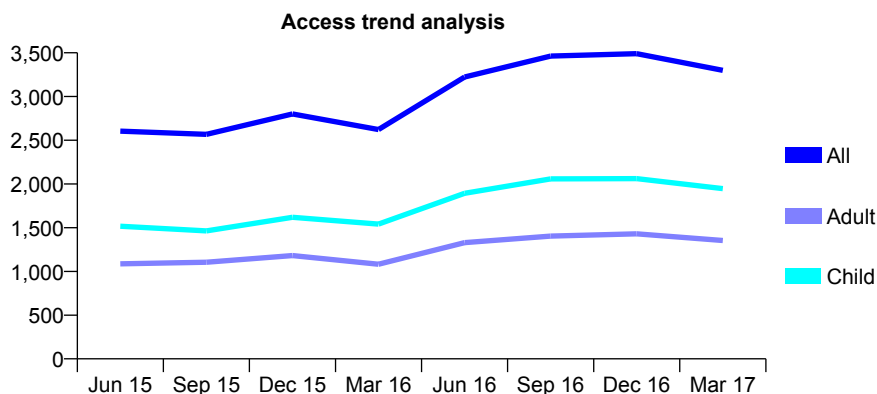
Q61 - Vital Signs At a Glance Contract Report for 689254/0005 - March 2017

Name or company name	MR M PATEL
Contract type name	GDS Contract
Purpose of contract	General
Contract start date	16/06/2010
Contract end date	

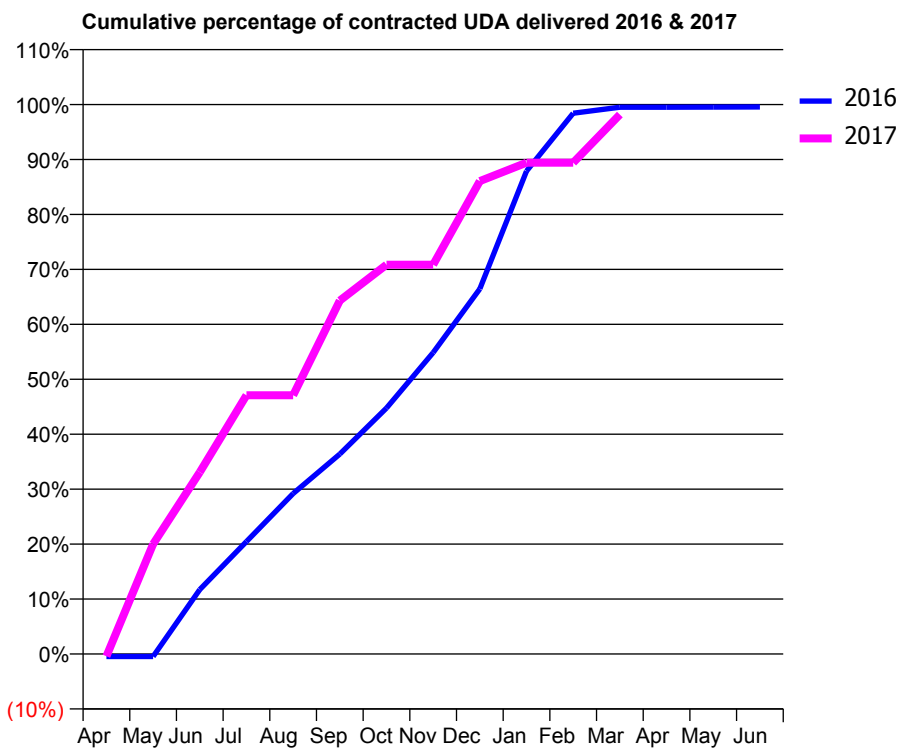
16/17 Contracted general activity (UDA)	9,508
Carry forward general activity (UDA)	41
16/17 Contracted orthodontic activity (UOA)	0
Carry forward orthodontic activity (UOA)	0
Baseline contract value	£807,979.98

ACCESS*

Patients seen in 24 months	Total	Change since previous quarter
Quarter ending March 2016	2,623	
Quarter ending June 2016	3,223	↑
Quarter ending September 2016	3,462	↑
Quarter ending December 2016	3,490	→
Quarter ending March 2017	3,299	↓
Variance since March 2016	25.8%	↑



ACTIVITY



Month	Adjusted Scheduled Activity (UDA)	
	2016	2017
April	-45	-41
May	-45	1,902
June	1,115	3,147
July	1,946	4,477
August	2,777	4,477
September	3,460	6,115
October	4,257	6,737
November	5,215	6,737
December	6,318	8,183
January	8,357	8,501
February	9,358	8,501
March	9,461	9,334
April	9,461	
May	9,464	
June	9,467	

QUALITY

	Quantity	Base Number	Contract	AT	Region	England
% of FP17s for the same patient ID Re-attending within 3 months - Children	8	1,877	0.4%	11.2%	11.8%	12.3%
% of FP17s for the same patient ID Re-attending within 3 months - Adults	18	1,198	1.5%	16.3%	17.1%	16.7%
% of FP17s for the same patient ID Re-attending between 3 & 9 months - Children	21	1,877	1.1%	42.1%	46.5%	57.6%
% of FP17s for the same patient ID Re-attending between 3 & 9 months - Adults	13	1,198	1.1%	35.0%	37.6%	50.1%
% of FP17s for Band 1 Urgent Courses	11	3,073	0.4%	10.8%	10.7%	9.1%
% of FP17s Relating to Free Repair or Replacements	0	3,073	0.0%	0.5%	0.6%	0.8%
% of FP17s Relating to Continuations	0	3,073	0.0%	0.8%	0.9%	1.2%
% of Patients satisfied with the dentistry they have received	1	1	N/A	89.3%	90.4%	92.8%
% of Patients satisfied with the time they had to wait for an appointment	1	1	N/A	80.6%	83.7%	88.7%

* This is based on patients treated on this contract for their most recent course of treatment. Figures in italics indicate the base number of FP17s or Patient Questionnaire responses are less than 100. N/A is shown where the base number of responses is less than 10 during the period. % is calculated as Quantity/Base number*100

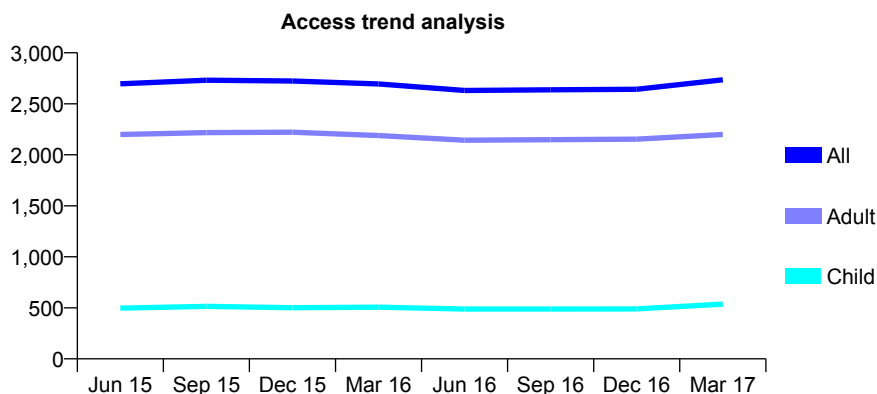
Q61 - Vital Signs At a Glance Contract Report for 689386/0003 - March 2017

Name or company name	MR SP DHAMI
Contract type name	GDS Contract
Purpose of contract	General
Contract start date	14/01/2010
Contract end date	

16/17 Contracted general activity (UDA)	11,716
Carry forward general activity (UDA)	184
16/17 Contracted orthodontic activity (UOA)	0
Carry forward orthodontic activity (UOA)	0
Baseline contract value	£288,930.81

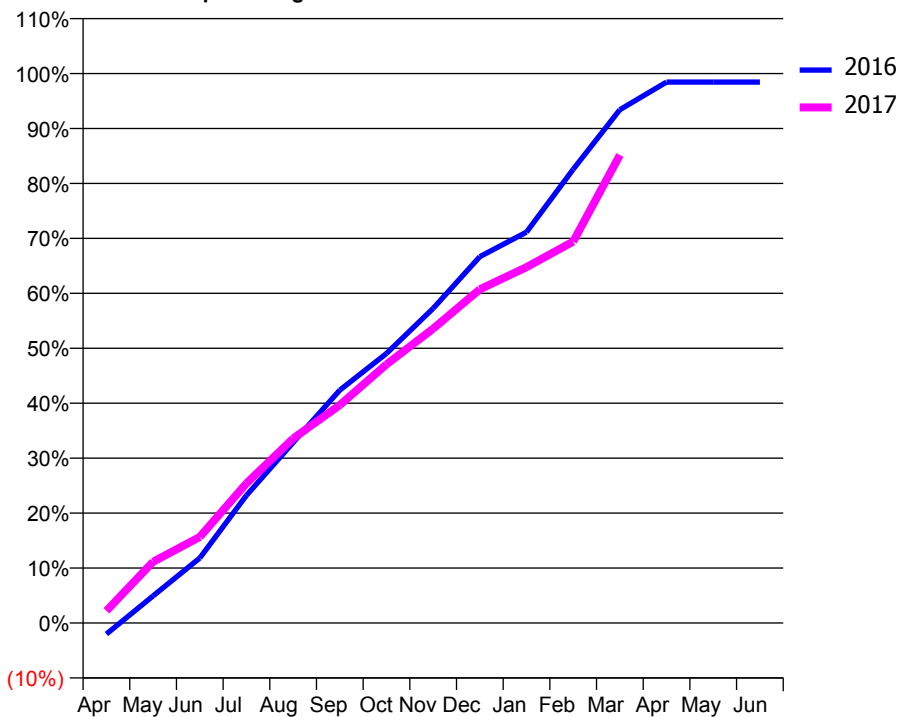
ACCESS*

Patients seen in 24 months	Total	Change since previous quarter
Quarter ending March 2016	2,695	
Quarter ending June 2016	2,631	↓
Quarter ending September 2016	2,637	→
Quarter ending December 2016	2,643	→
Quarter ending March 2017	2,735	↑
Variance since March 2016	1.5%	→



ACTIVITY

Cumulative percentage of contracted UDA delivered 2016 & 2017



Adjusted Scheduled Activity (UDA)

Month	2016	2017
April	-238	259
May	579	1,307
June	1,387	1,835
July	2,721	2,977
August	3,848	3,933
September	4,965	4,647
October	5,747	5,514
November	6,709	6,276
December	7,810	7,116
January	8,334	7,588
February	9,673	8,133
March	10,944	9,977
April	11,532	
May	11,532	
June	11,532	

QUALITY

	Quantity	Base Number	Contract	AT	Region	England
% of FP17s for the same patient ID Re-attending within 3 months - Children	53	603	8.8%	11.2%	11.8%	12.3%
% of FP17s for the same patient ID Re-attending within 3 months - Adults	414	2,475	16.7%	16.3%	17.1%	16.7%
% of FP17s for the same patient ID Re-attending between 3 & 9 months - Children	246	603	40.8%	42.1%	46.5%	57.6%
% of FP17s for the same patient ID Re-attending between 3 & 9 months - Adults	978	2,475	39.5%	35.0%	37.6%	50.1%
% of FP17s for Band 1 Urgent Courses	159	2,961	5.4%	10.8%	10.7%	9.1%
% of FP17s Relating to Free Repair or Replacements	71	2,961	2.4%	0.5%	0.6%	0.8%
% of FP17s Relating to Continuations	75	2,961	2.5%	0.8%	0.9%	1.2%
% of Patients satisfied with the dentistry they have received	5	5	N/A	89.3%	90.4%	92.8%
% of Patients satisfied with the time they had to wait for an appointment	3	5	N/A	80.6%	83.7%	88.7%

* This is based on patients treated on this contract for their most recent course of treatment. Figures in italics indicate the base number of FP17s or Patient Questionnaire responses are less than 100. N/A is shown where the base number of responses is less than 10 during the period. % is calculated as Quantity/Base number*100

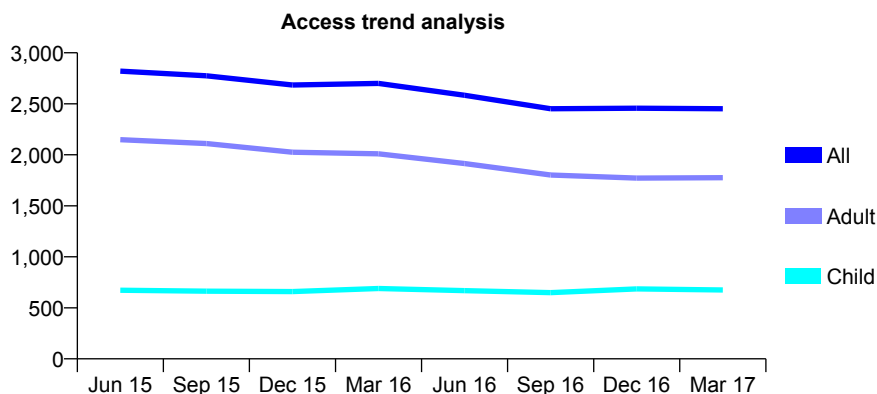
Q61 - Vital Signs At a Glance Contract Report for 691089/0001 - March 2017

Name or company name	MR R MAHER
Contract type name	GDS Contract
Purpose of contract	General
Contract start date	01/04/2006
Contract end date	

16/17 Contracted general activity (UDA)	8,238
Carry forward general activity (UDA)	34
16/17 Contracted orthodontic activity (UOA)	0
Carry forward orthodontic activity (UOA)	0
Baseline contract value	£230,516.94

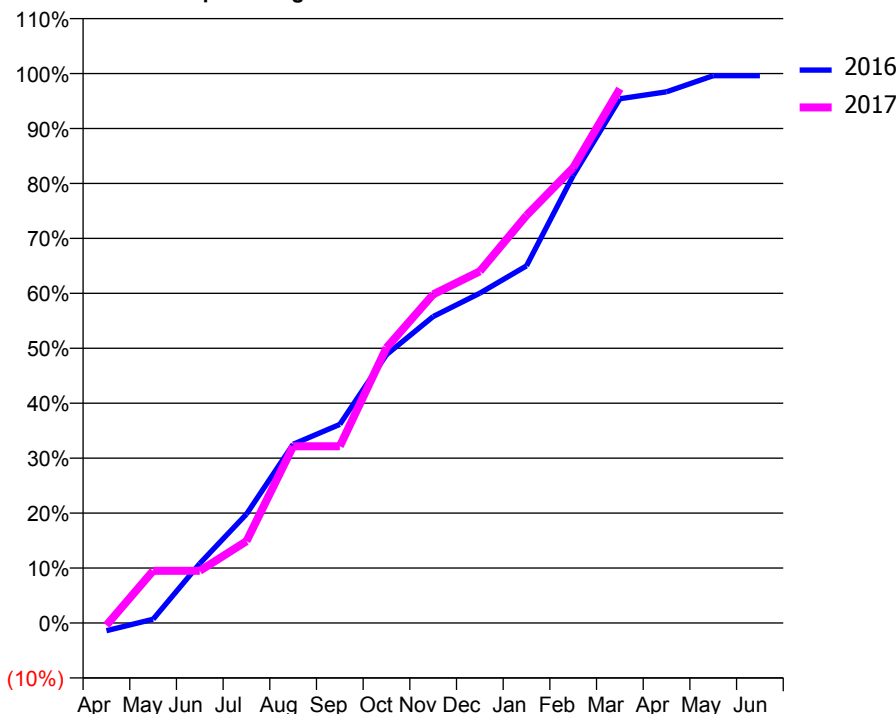
ACCESS*

Patients seen in 24 months	Total	Change since previous quarter
Quarter ending March 2016	2,700	
Quarter ending June 2016	2,584	↓
Quarter ending September 2016	2,451	↓
Quarter ending December 2016	2,457	→
Quarter ending March 2017	2,451	→
Variance since March 2016	(9.2%)	↓



ACTIVITY

Cumulative percentage of contracted UDA delivered 2016 & 2017



Adjusted Scheduled Activity (UDA)

Month	2016	2017
April	-116	-34
May	57	783
June	893	783
July	1,633	1,227
August	2,679	2,651
September	2,978	2,651
October	4,024	4,127
November	4,596	4,926
December	4,946	5,273
January	5,354	6,109
February	6,709	6,826
March	7,860	8,009
April	7,963	
May	8,204	
June	8,204	

QUALITY

	Quantity	Base Number	Contract	AT	Region	England
% of FP17s for the same patient ID Re-attending within 3 months - Children	50	587	8.5%	11.2%	11.8%	12.3%
% of FP17s for the same patient ID Re-attending within 3 months - Adults	318	1,603	19.8%	16.3%	17.1%	16.7%
% of FP17s for the same patient ID Re-attending between 3 & 9 months - Children	162	587	27.6%	42.1%	46.5%	57.6%
% of FP17s for the same patient ID Re-attending between 3 & 9 months - Adults	359	1,603	22.4%	35.0%	37.6%	50.1%
% of FP17s for Band 1 Urgent Courses	599	2,097	28.6%	10.8%	10.7%	9.1%
% of FP17s Relating to Free Repair or Replacements	6	2,097	0.3%	0.5%	0.6%	0.8%
% of FP17s Relating to Continuations	1	2,097	0.0%	0.8%	0.9%	1.2%
% of Patients satisfied with the dentistry they have received	0	0	N/A	89.3%	90.4%	92.8%
% of Patients satisfied with the time they had to wait for an appointment	0	0	N/A	80.6%	83.7%	88.7%

* This is based on patients treated on this contract for their most recent course of treatment. Figures in italics indicate the base number of FP17s or Patient Questionnaire responses are less than 100. N/A is shown where the base number of responses is less than 10 during the period. % is calculated as Quantity/Base number*100

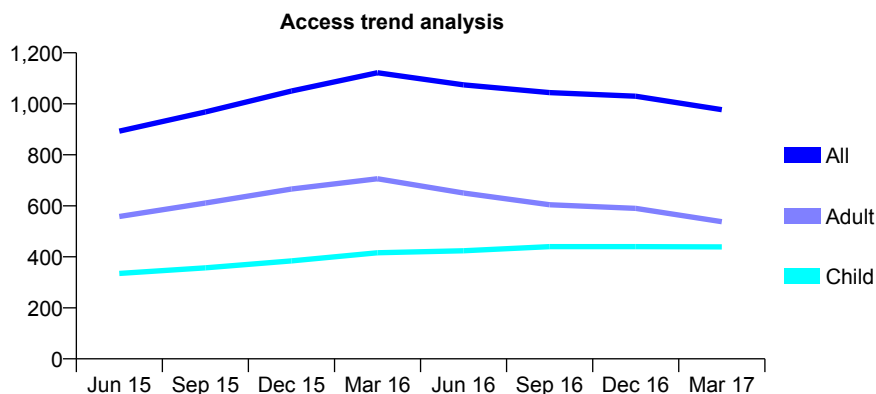
Q61 - Vital Signs At a Glance Contract Report for 693758/0001 - March 2017

Name or company name	MISS N PATEL
Contract type name	GDS Contract
Purpose of contract	General
Contract start date	01/04/2014
Contract end date	

16/17 Contracted general activity (UDA)	2,137
Carry forward general activity (UDA)	-11
16/17 Contracted orthodontic activity (UOA)	0
Carry forward orthodontic activity (UOA)	0
Baseline contract value	£52,920.57

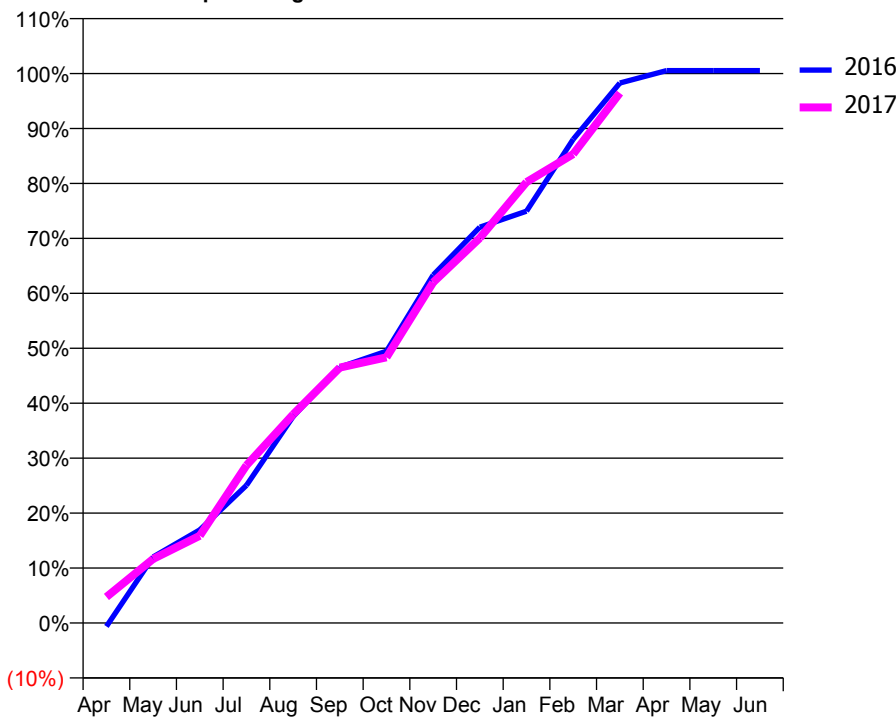
ACCESS*

Patients seen in 24 months	Total	Change since previous quarter
Quarter ending March 2016	1,122	
Quarter ending June 2016	1,074	↓
Quarter ending September 2016	1,044	↓
Quarter ending December 2016	1,030	↓
Quarter ending March 2017	977	↓
Variance since March 2016	(12.9%)	↓



ACTIVITY

Cumulative percentage of contracted UDA delivered 2016 & 2017



Month	Adjusted Scheduled Activity (UDA)	
	2016	2017
April	-14	102
May	257	249
June	362	340
July	535	613
August	803	811
September	995	993
October	1,057	1,033
November	1,353	1,325
December	1,539	1,498
January	1,602	1,715
February	1,881	1,824
March	2,100	2,061
April	2,148	
May	2,148	
June	2,148	

QUALITY

	Quantity	Base Number	Contract	AT	Region	England
% of FP17s for the same patient ID Re-attending within 3 months - Children	51	600	8.5%	11.2%	11.8%	12.3%
% of FP17s for the same patient ID Re-attending within 3 months - Adults	81	515	15.7%	16.3%	17.1%	16.7%
% of FP17s for the same patient ID Re-attending between 3 & 9 months - Children	286	600	47.7%	42.1%	46.5%	57.6%
% of FP17s for the same patient ID Re-attending between 3 & 9 months - Adults	186	515	36.1%	35.0%	37.6%	50.1%
% of FP17s for Band 1 Urgent Courses	71	1,091	6.5%	10.8%	10.7%	9.1%
% of FP17s Relating to Free Repair or Replacements	7	1,091	0.6%	0.5%	0.6%	0.8%
% of FP17s Relating to Continuations	44	1,091	4.0%	0.8%	0.9%	1.2%
% of Patients satisfied with the dentistry they have received	1	1	N/A	89.3%	90.4%	92.8%
% of Patients satisfied with the time they had to wait for an appointment	1	1	N/A	80.6%	83.7%	88.7%

* This is based on patients treated on this contract for their most recent course of treatment. Figures in italics indicate the base number of FP17s or Patient Questionnaire responses are less than 100. N/A is shown where the base number of responses is less than 10 during the period. % is calculated as Quantity/Base number*100

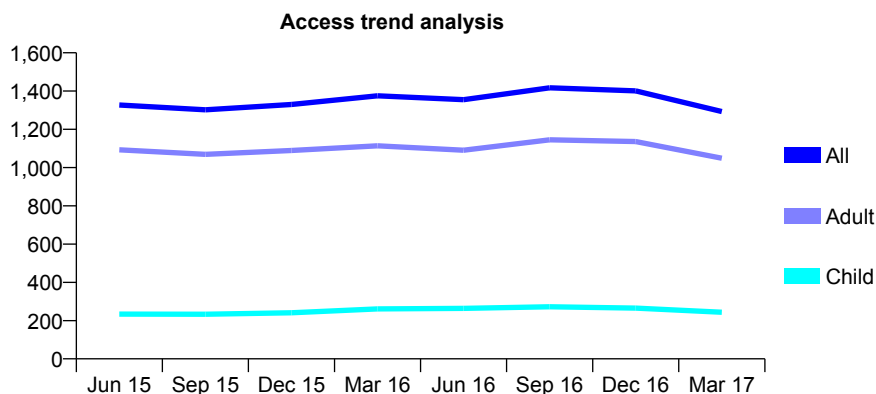
Q61 - Vital Signs At a Glance Contract Report for 725404/0001 - March 2017

Name or company name	MR K ELIAS
Contract type name	GDS Contract
Purpose of contract	General
Contract start date	01/04/2006
Contract end date	

16/17 Contracted general activity (UDA)	4,333
Carry forward general activity (UDA)	-57
16/17 Contracted orthodontic activity (UOA)	0
Carry forward orthodontic activity (UOA)	0
Baseline contract value	£126,916.74

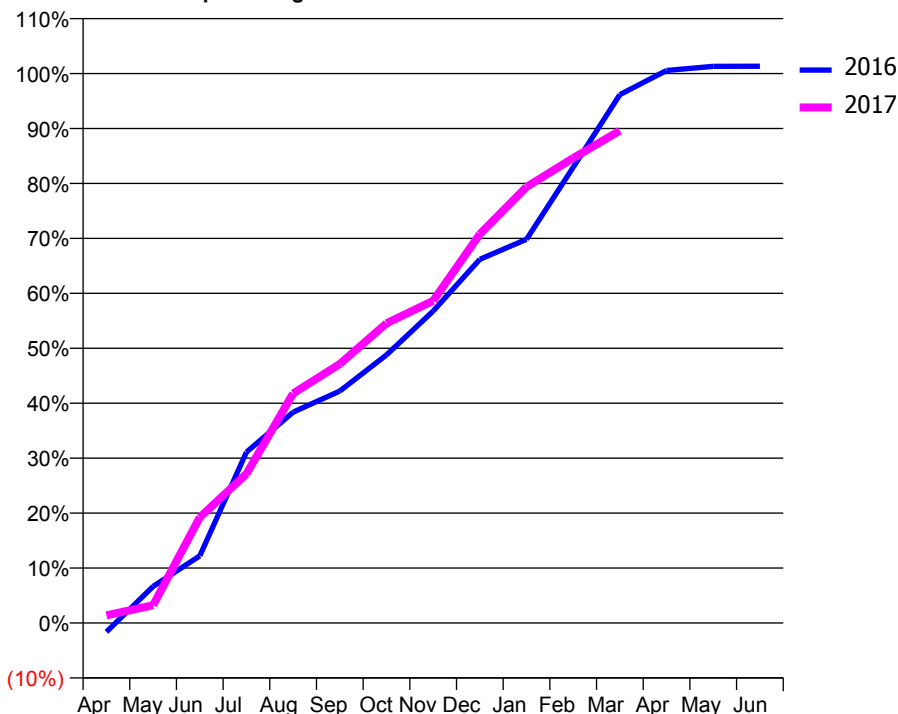
ACCESS*

Patients seen in 24 months	Total	Change since previous quarter
Quarter ending March 2016	1,375	
Quarter ending June 2016	1,355	↓
Quarter ending September 2016	1,417	↑
Quarter ending December 2016	1,401	↓
Quarter ending March 2017	1,293	↓
Variance since March 2016	(6.0%)	↓



ACTIVITY

Cumulative percentage of contracted UDA delivered 2016 & 2017



Month	Adjusted Scheduled Activity (UDA)	
	2016	2017
April	-71	60
May	289	140
June	530	834
July	1,347	1,176
August	1,663	1,810
September	1,829	2,043
October	2,114	2,363
November	2,460	2,541
December	2,868	3,066
January	3,026	3,439
February	3,593	3,666
March	4,167	3,882
April	4,357	
May	4,389	
June	4,390	

QUALITY

	Quantity	Base Number	Contract	AT	Region	England
% of FP17s for the same patient ID Re-attending within 3 months - Children	7	216	3.2%	11.2%	11.8%	12.3%
% of FP17s for the same patient ID Re-attending within 3 months - Adults	42	816	5.1%	16.3%	17.1%	16.7%
% of FP17s for the same patient ID Re-attending between 3 & 9 months - Children	69	216	31.9%	42.1%	46.5%	57.6%
% of FP17s for the same patient ID Re-attending between 3 & 9 months - Adults	195	816	23.9%	35.0%	37.6%	50.1%
% of FP17s for Band 1 Urgent Courses	51	959	5.3%	10.8%	10.7%	9.1%
% of FP17s Relating to Free Repair or Replacements	7	959	0.7%	0.5%	0.6%	0.8%
% of FP17s Relating to Continuations	0	959	0.0%	0.8%	0.9%	1.2%
% of Patients satisfied with the dentistry they have received	0	1	N/A	89.3%	90.4%	92.8%
% of Patients satisfied with the time they had to wait for an appointment	1	1	N/A	80.6%	83.7%	88.7%

* This is based on patients treated on this contract for their most recent course of treatment. Figures in italics indicate the base number of FP17s or Patient Questionnaire responses are less than 100. N/A is shown where the base number of responses is less than 10 during the period. % is calculated as Quantity/Base number*100

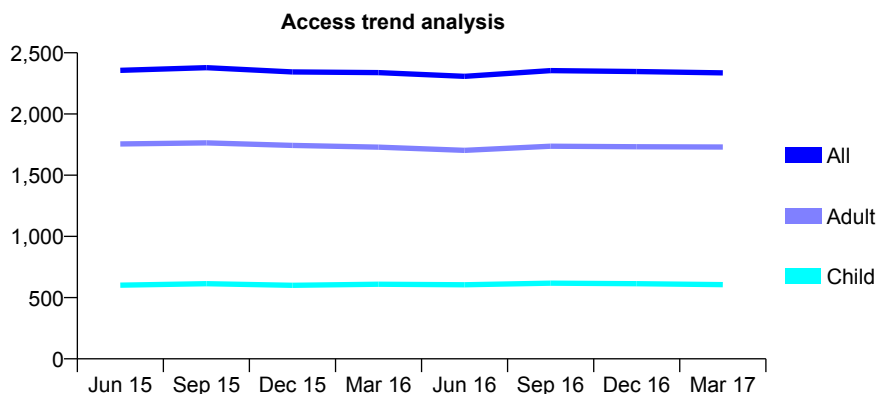
Q61 - Vital Signs At a Glance Contract Report for 729426/0001 - March 2017

Name or company name	MR AK SACHDEV
Contract type name	GDS Contract
Purpose of contract	General
Contract start date	02/07/2007
Contract end date	

16/17 Contracted general activity (UDA)	5,212
Carry forward general activity (UDA)	1
16/17 Contracted orthodontic activity (UOA)	0
Carry forward orthodontic activity (UOA)	0
Baseline contract value	£141,551.54

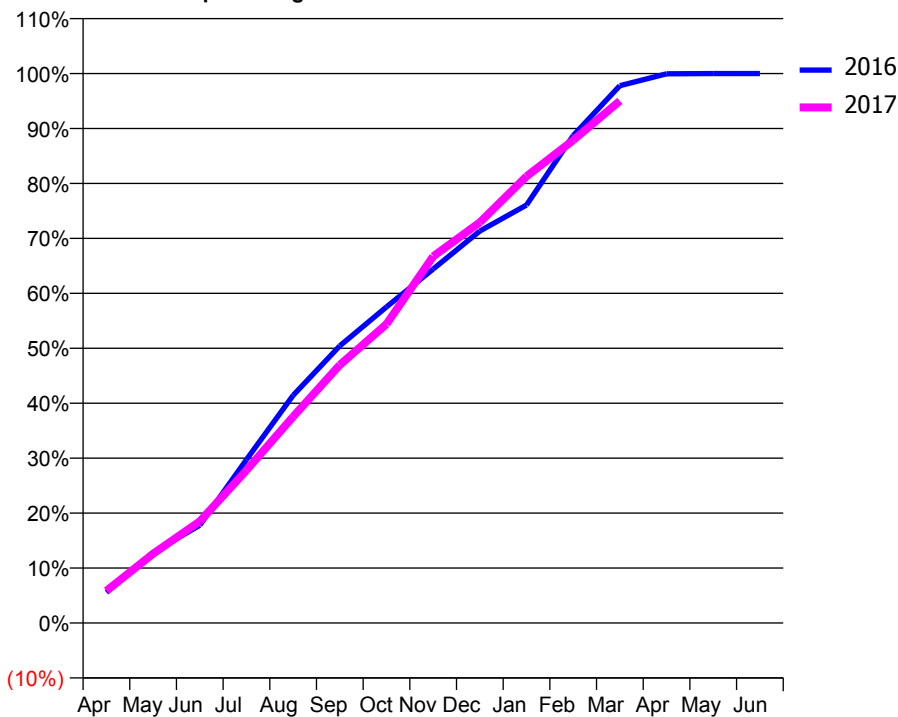
ACCESS*

Patients seen in 24 months	Total	Change since previous quarter
Quarter ending March 2016	2,338	
Quarter ending June 2016	2,308	↓
Quarter ending September 2016	2,355	↑
Quarter ending December 2016	2,347	→
Quarter ending March 2017	2,336	→
Variance since March 2016	(0.1%)	→



ACTIVITY

Cumulative percentage of contracted UDA delivered 2016 & 2017



Month	Adjusted Scheduled Activity (UDA)	
	2016	2017
April	290	305
May	670	657
June	928	965
July	1,550	1,449
August	2,160	1,957
September	2,628	2,448
October	2,998	2,835
November	3,357	3,478
December	3,718	3,800
January	3,964	4,236
February	4,623	4,580
March	5,097	4,953
April	5,209	
May	5,211	
June	5,211	

QUALITY

	Quantity	Base Number	Contract	AT	Region	England
% of FP17s for the same patient ID Re-attending within 3 months - Children	15	671	2.2%	11.2%	11.8%	12.3%
% of FP17s for the same patient ID Re-attending within 3 months - Adults	82	1,542	5.3%	16.3%	17.1%	16.7%
% of FP17s for the same patient ID Re-attending between 3 & 9 months - Children	281	671	41.9%	42.1%	46.5%	57.6%
% of FP17s for the same patient ID Re-attending between 3 & 9 months - Adults	530	1,542	34.4%	35.0%	37.6%	50.1%
% of FP17s for Band 1 Urgent Courses	392	2,159	18.2%	10.8%	10.7%	9.1%
% of FP17s Relating to Free Repair or Replacements	1	2,159	0.0%	0.5%	0.6%	0.8%
% of FP17s Relating to Continuations	0	2,159	0.0%	0.8%	0.9%	1.2%
% of Patients satisfied with the dentistry they have received	2	2	N/A	89.3%	90.4%	92.8%
% of Patients satisfied with the time they had to wait for an appointment	2	2	N/A	80.6%	83.7%	88.7%

* This is based on patients treated on this contract for their most recent course of treatment. Figures in italics indicate the base number of FP17s or Patient Questionnaire responses are less than 100. N/A is shown where the base number of responses is less than 10 during the period. % is calculated as Quantity/Base number*100

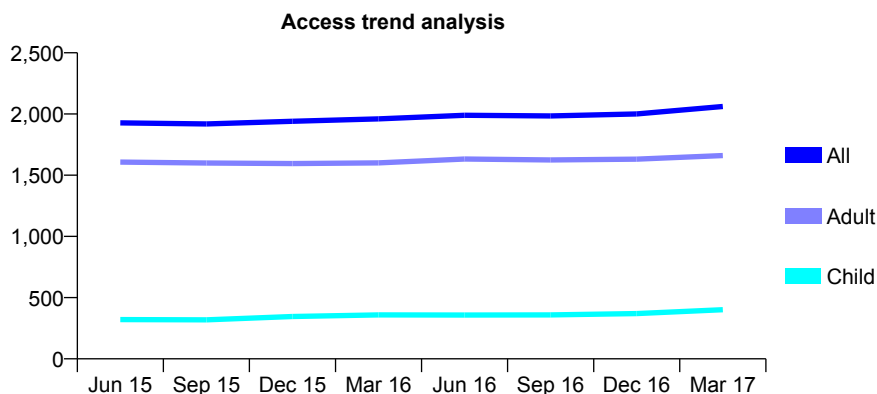
Q61 - Vital Signs At a Glance Contract Report for 729914/0001 - March 2017

Name or company name	MR ML EVANS
Contract type name	GDS Contract
Purpose of contract	General
Contract start date	01/04/2006
Contract end date	

16/17 Contracted general activity (UDA)	7,180
Carry forward general activity (UDA)	-144
16/17 Contracted orthodontic activity (UOA)	0
Carry forward orthodontic activity (UOA)	0
Baseline contract value	£237,917.64

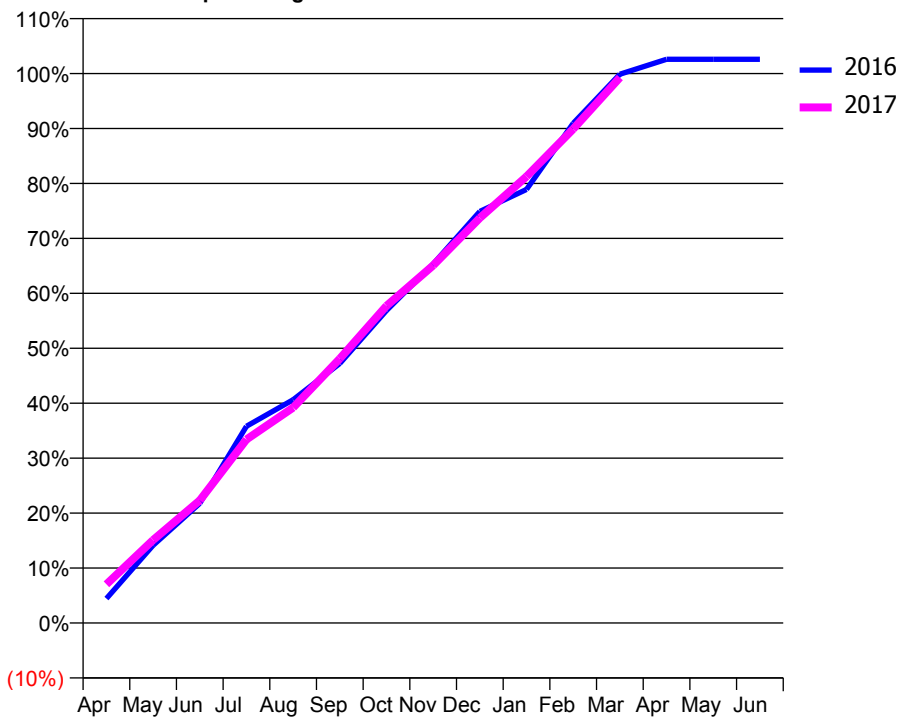
ACCESS*

Patients seen in 24 months	Total	Change since previous quarter
Quarter ending March 2016	1,960	
Quarter ending June 2016	1,990	→
Quarter ending September 2016	1,984	→
Quarter ending December 2016	2,001	→
Quarter ending March 2017	2,062	↑
Variance since March 2016	5.2%	↑



ACTIVITY

Cumulative percentage of contracted UDA delivered 2016 & 2017



Month	Adjusted Scheduled Activity (UDA)	
	2016	2017
April	320	507
May	1,015	1,085
June	1,564	1,602
July	2,570	2,398
August	2,917	2,815
September	3,392	3,455
October	4,084	4,144
November	4,692	4,672
December	5,378	5,292
January	5,665	5,834
February	6,530	6,454
March	7,171	7,128
April	7,366	
May	7,366	
June	7,366	

QUALITY

	Quantity	Base Number	Contract	AT	Region	England
% of FP17s for the same patient ID Re-attending within 3 months - Children	34	426	8.0%	11.2%	11.8%	12.3%
% of FP17s for the same patient ID Re-attending within 3 months - Adults	543	2,050	26.5%	16.3%	17.1%	16.7%
% of FP17s for the same patient ID Re-attending between 3 & 9 months - Children	135	426	31.7%	42.1%	46.5%	57.6%
% of FP17s for the same patient ID Re-attending between 3 & 9 months - Adults	667	2,050	32.5%	35.0%	37.6%	50.1%
% of FP17s for Band 1 Urgent Courses	4	2,385	0.2%	10.8%	10.7%	9.1%
% of FP17s Relating to Free Repair or Replacements	0	2,385	0.0%	0.5%	0.6%	0.8%
% of FP17s Relating to Continuations	351	2,385	14.7%	0.8%	0.9%	1.2%
% of Patients satisfied with the dentistry they have received	1	1	N/A	89.3%	90.4%	92.8%
% of Patients satisfied with the time they had to wait for an appointment	1	1	N/A	80.6%	83.7%	88.7%

* This is based on patients treated on this contract for their most recent course of treatment. Figures in italics indicate the base number of FP17s or Patient Questionnaire responses are less than 100. N/A is shown where the base number of responses is less than 10 during the period. % is calculated as Quantity/Base number*100

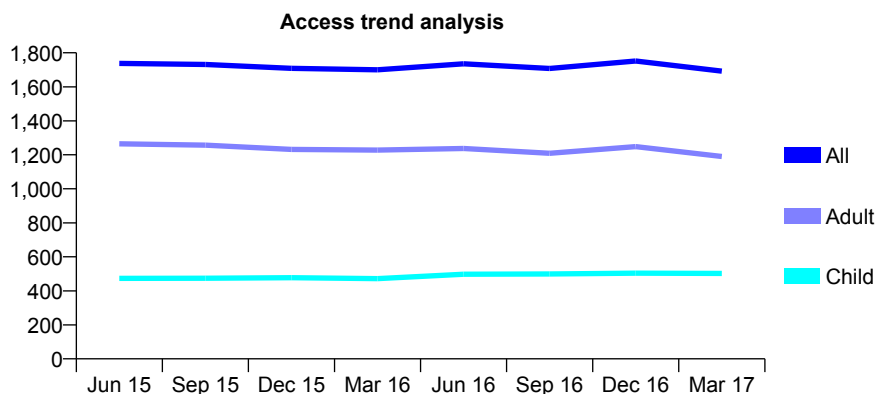
Q61 - Vital Signs At a Glance Contract Report for 730726/0001 - March 2017

Name or company name	MR K ALI
Contract type name	GDS Contract
Purpose of contract	General
Contract start date	01/04/2006
Contract end date	

16/17 Contracted general activity (UDA)	5,150
Carry forward general activity (UDA)	-103
16/17 Contracted orthodontic activity (UOA)	0
Carry forward orthodontic activity (UOA)	0
Baseline contract value	£187,464.42

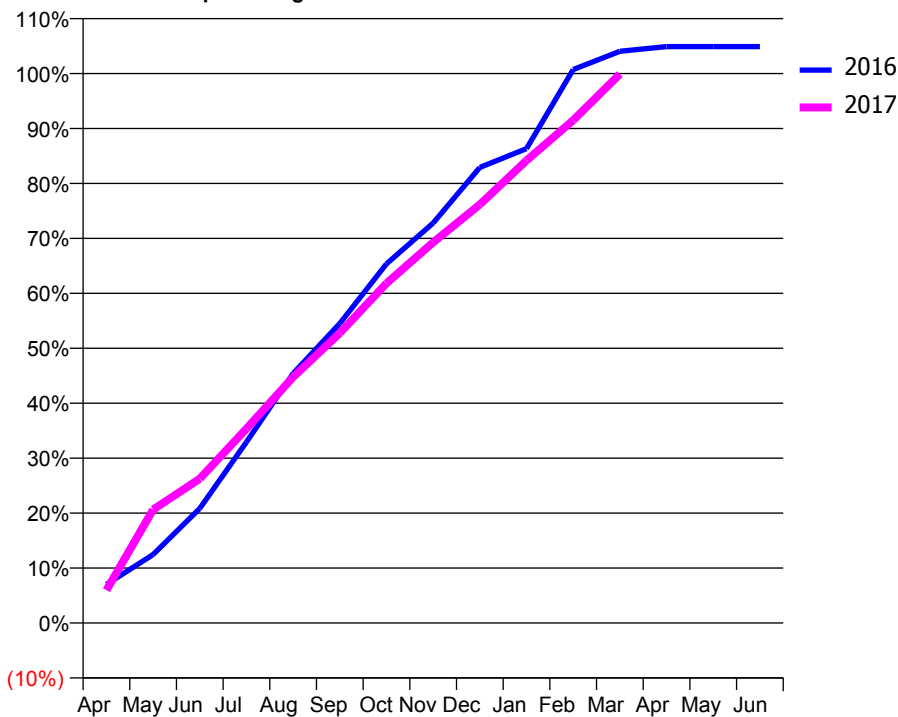
ACCESS*

Patients seen in 24 months	Total	Change since previous quarter
Quarter ending March 2016	1,700	
Quarter ending June 2016	1,735	↑
Quarter ending September 2016	1,708	↓
Quarter ending December 2016	1,752	↑
Quarter ending March 2017	1,692	↓
Variance since March 2016	(0.5%)	→



ACTIVITY

Cumulative percentage of contracted UDA delivered 2016 & 2017



Month	Adjusted Scheduled Activity (UDA)	
	2016	2017
April	362	308
May	642	1,063
June	1,075	1,353
July	1,696	1,822
August	2,339	2,305
September	2,807	2,717
October	3,366	3,184
November	3,748	3,567
December	4,269	3,922
January	4,447	4,335
February	5,187	4,712
March	5,359	5,145
April	5,402	
May	5,402	
June	5,402	

QUALITY

	Quantity	Base Number	Contract	AT	Region	England
% of FP17s for the same patient ID Re-attending within 3 months - Children	30	535	5.6%	11.2%	11.8%	12.3%
% of FP17s for the same patient ID Re-attending within 3 months - Adults	54	1,081	5.0%	16.3%	17.1%	16.7%
% of FP17s for the same patient ID Re-attending between 3 & 9 months - Children	185	535	34.6%	42.1%	46.5%	57.6%
% of FP17s for the same patient ID Re-attending between 3 & 9 months - Adults	336	1,081	31.1%	35.0%	37.6%	50.1%
% of FP17s for Band 1 Urgent Courses	0	1,605	0.0%	10.8%	10.7%	9.1%
% of FP17s Relating to Free Repair or Replacements	10	1,605	0.6%	0.5%	0.6%	0.8%
% of FP17s Relating to Continuations	4	1,605	0.2%	0.8%	0.9%	1.2%
% of Patients satisfied with the dentistry they have received	0	0	N/A	89.3%	90.4%	92.8%
% of Patients satisfied with the time they had to wait for an appointment	0	0	N/A	80.6%	83.7%	88.7%

* This is based on patients treated on this contract for their most recent course of treatment. Figures in italics indicate the base number of FP17s or Patient Questionnaire responses are less than 100. N/A is shown where the base number of responses is less than 10 during the period. % is calculated as Quantity/Base number*100

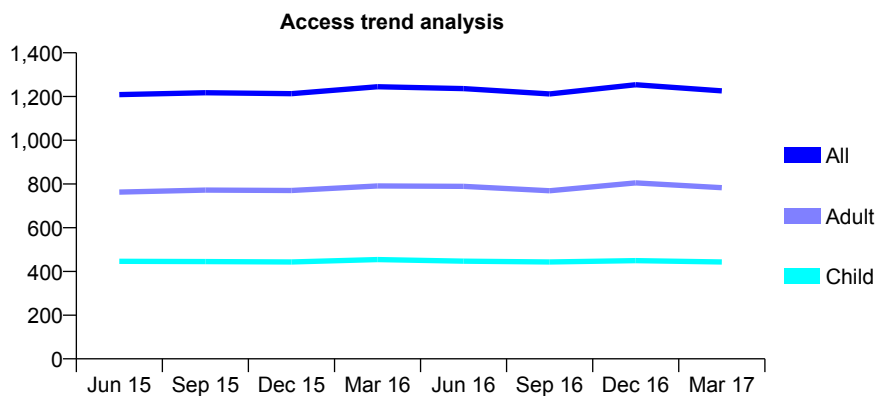
Q61 - Vital Signs At a Glance Contract Report for 731129/0001 - March 2017

Name or company name	MR AZ MALIK
Contract type name	GDS Contract
Purpose of contract	General
Contract start date	01/04/2006
Contract end date	

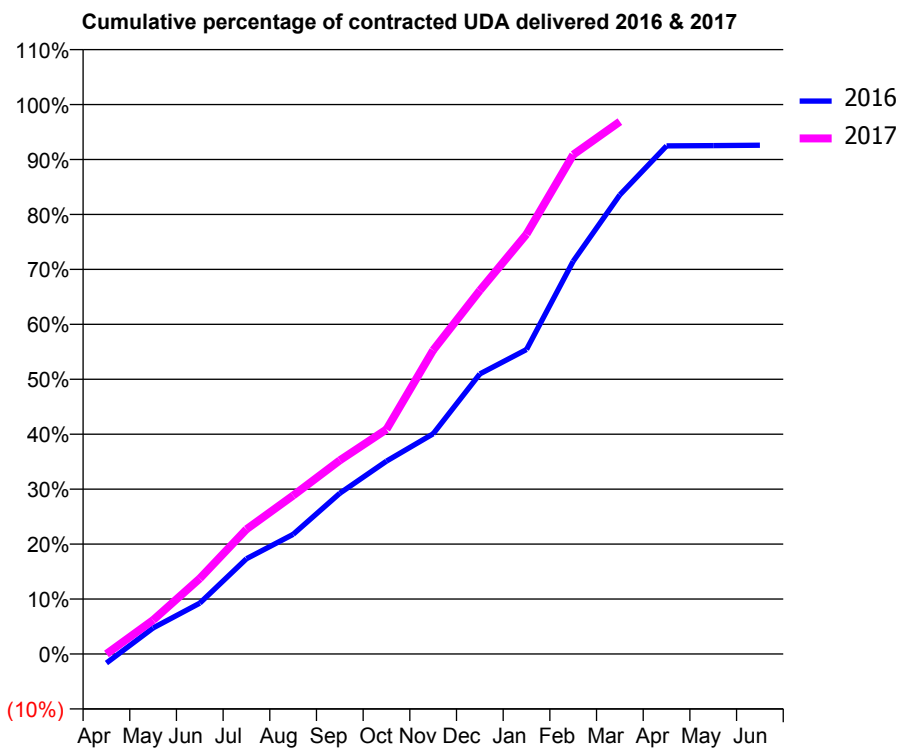
16/17 Contracted general activity (UDA)	3,500
Carry forward general activity (UDA)	0
16/17 Contracted orthodontic activity (UOA)	0
Carry forward orthodontic activity (UOA)	0
Baseline contract value	£83,234.89

ACCESS*

Patients seen in 24 months	Total	Change since previous quarter
Quarter ending March 2016	1,245	
Quarter ending June 2016	1,236	→
Quarter ending September 2016	1,212	↓
Quarter ending December 2016	1,254	↑
Quarter ending March 2017	1,226	↓
Variance since March 2016	(1.5%)	↓



ACTIVITY



Month	Adjusted Scheduled Activity (UDA)	
	2016	2017
April	-59	0
May	166	216
June	324	481
July	607	794
August	762	1,010
September	1,024	1,234
October	1,228	1,431
November	1,402	1,935
December	1,784	2,315
January	1,940	2,674
February	2,502	3,181
March	2,925	3,391
April	3,237	
May	3,238	
June	3,241	

QUALITY

	Quantity	Base Number	Contract	AT	Region	England
% of FP17s for the same patient ID Re-attending within 3 months - Children	47	728	6.5%	11.2%	11.8%	12.3%
% of FP17s for the same patient ID Re-attending within 3 months - Adults	160	903	17.7%	16.3%	17.1%	16.7%
% of FP17s for the same patient ID Re-attending between 3 & 9 months - Children	396	728	54.4%	42.1%	46.5%	57.6%
% of FP17s for the same patient ID Re-attending between 3 & 9 months - Adults	318	903	35.2%	35.0%	37.6%	50.1%
% of FP17s for Band 1 Urgent Courses	181	1,537	11.8%	10.8%	10.7%	9.1%
% of FP17s Relating to Free Repair or Replacements	40	1,537	2.6%	0.5%	0.6%	0.8%
% of FP17s Relating to Continuations	5	1,537	0.3%	0.8%	0.9%	1.2%
% of Patients satisfied with the dentistry they have received	3	3	N/A	89.3%	90.4%	92.8%
% of Patients satisfied with the time they had to wait for an appointment	2	3	N/A	80.6%	83.7%	88.7%

* This is based on patients treated on this contract for their most recent course of treatment. Figures in italics indicate the base number of FP17s or Patient Questionnaire responses are less than 100. N/A is shown where the base number of responses is less than 10 during the period. % is calculated as Quantity/Base number*100

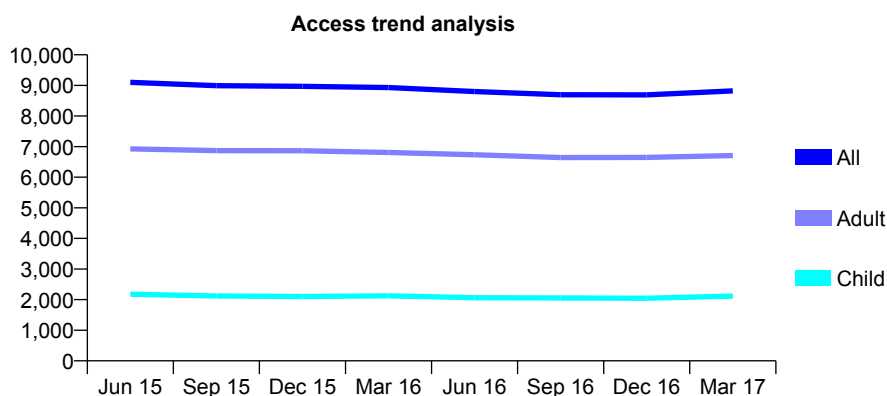
Q61 - Vital Signs At a Glance Contract Report for 731285/0001 - March 2017

Name or company name	V Barnes & C Wardle
Contract type name	GDS Contract
Purpose of contract	General
Contract start date	01/04/2006
Contract end date	

16/17 Contracted general activity (UDA)	23,933
Carry forward general activity (UDA)	-312
16/17 Contracted orthodontic activity (UOA)	0
Carry forward orthodontic activity (UOA)	0
Baseline contract value	£802,188.51

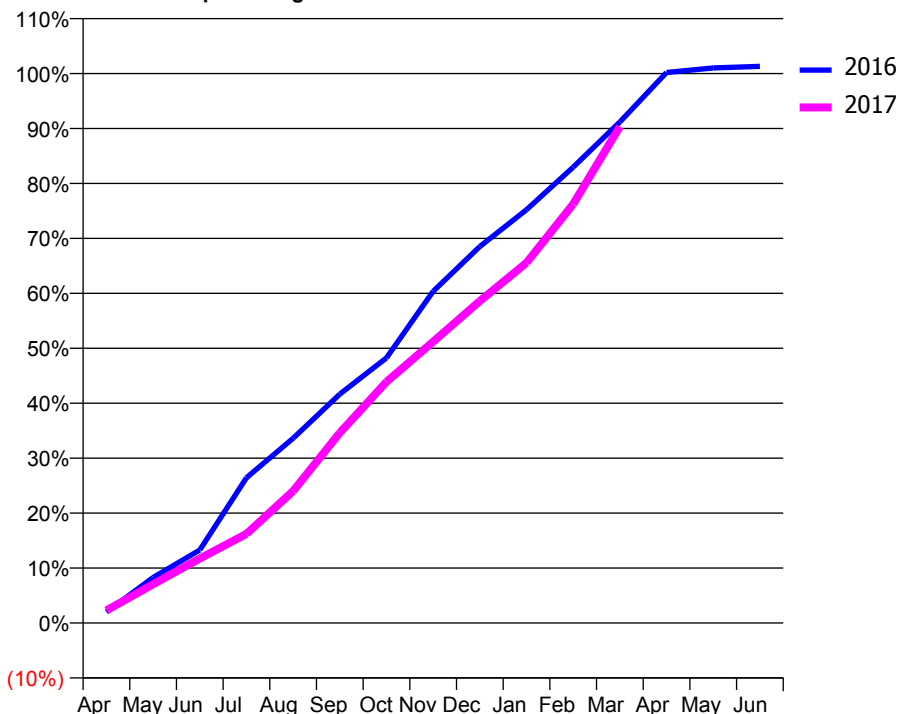
ACCESS*

Patients seen in 24 months	Total	Change since previous quarter
Quarter ending March 2016	8,931	
Quarter ending June 2016	8,800	↓
Quarter ending September 2016	8,696	↓
Quarter ending December 2016	8,689	→
Quarter ending March 2017	8,821	→
Variance since March 2016	(1.2%)	↓



ACTIVITY

Cumulative percentage of contracted UDA delivered 2016 & 2017



Month	Adjusted Scheduled Activity (UDA)	
	2016	2017
April	479	547
May	1,986	1,687
June	3,178	2,805
July	6,329	3,885
August	8,049	5,747
September	9,969	8,283
October	11,551	10,502
November	14,449	12,250
December	16,399	14,021
January	18,002	15,691
February	19,856	18,242
March	21,823	21,624
April	23,975	
May	24,176	
June	24,245	

QUALITY

	Quantity	Base Number	Contract	AT	Region	England
% of FP17s for the same patient ID Re-attending within 3 months - Children	117	2,290	5.1%	11.2%	11.8%	12.3%
% of FP17s for the same patient ID Re-attending within 3 months - Adults	1,027	8,015	12.8%	16.3%	17.1%	16.7%
% of FP17s for the same patient ID Re-attending between 3 & 9 months - Children	908	2,290	39.7%	42.1%	46.5%	57.6%
% of FP17s for the same patient ID Re-attending between 3 & 9 months - Adults	3,522	8,015	43.9%	35.0%	37.6%	50.1%
% of FP17s for Band 1 Urgent Courses	540	9,375	5.8%	10.8%	10.7%	9.1%
% of FP17s Relating to Free Repair or Replacements	69	9,375	0.7%	0.5%	0.6%	0.8%
% of FP17s Relating to Continuations	60	9,375	0.6%	0.8%	0.9%	1.2%
% of Patients satisfied with the dentistry they have received	6	7	N/A	89.3%	90.4%	92.8%
% of Patients satisfied with the time they had to wait for an appointment	6	7	N/A	80.6%	83.7%	88.7%

* This is based on patients treated on this contract for their most recent course of treatment. Figures in italics indicate the base number of FP17s or Patient Questionnaire responses are less than 100. N/A is shown where the base number of responses is less than 10 during the period. % is calculated as Quantity/Base number*100

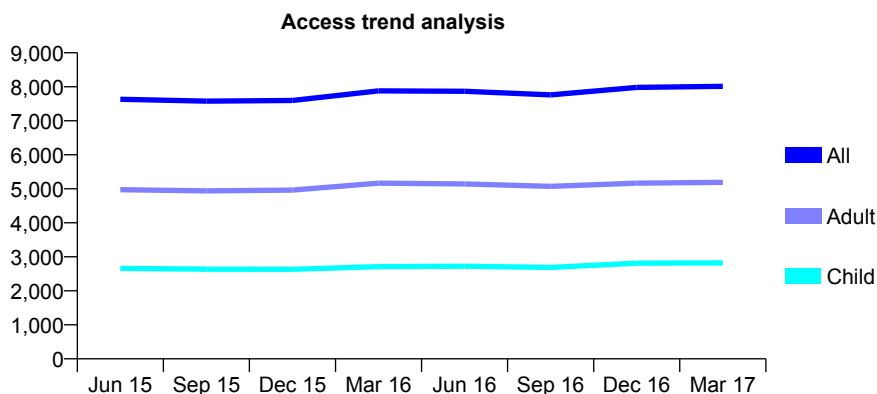
Q61 - Vital Signs At a Glance Contract Report for 733180/0001 - March 2017

Name or company name	MR P PATEL
Contract type name	GDS Contract
Purpose of contract	General
Contract start date	01/04/2006
Contract end date	

16/17 Contracted general activity (UDA)	20,204
Carry forward general activity (UDA)	-260
16/17 Contracted orthodontic activity (UOA)	0
Carry forward orthodontic activity (UOA)	0
Baseline contract value	£594,316.19

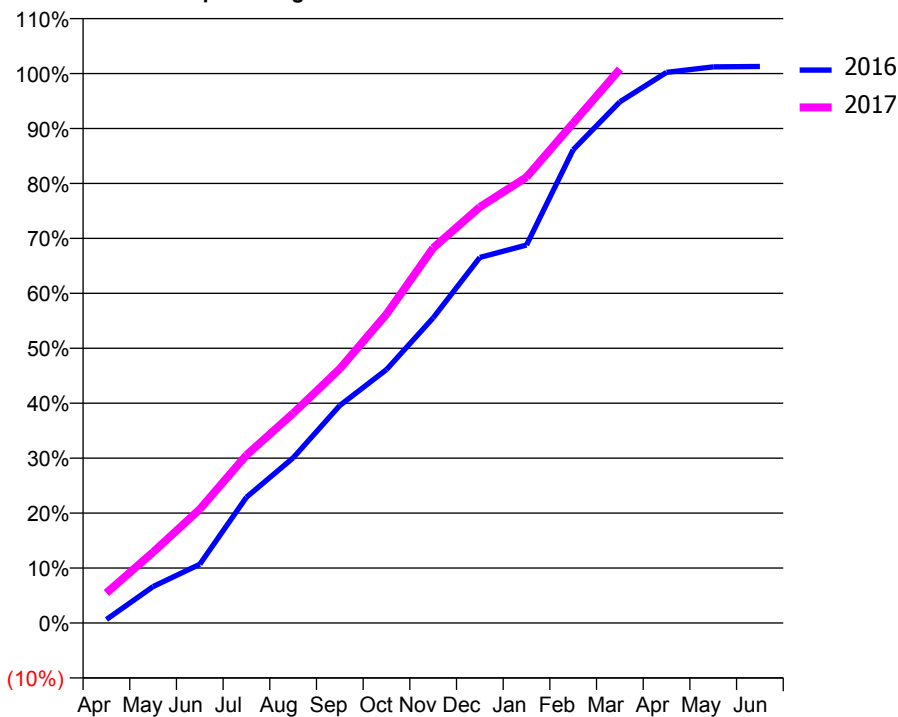
ACCESS*

Patients seen in 24 months	Total	Change since previous quarter
Quarter ending March 2016	7,880	
Quarter ending June 2016	7,869	→
Quarter ending September 2016	7,761	↓
Quarter ending December 2016	7,982	↑
Quarter ending March 2017	8,012	→
Variance since March 2016	1.7%	→



ACTIVITY

Cumulative percentage of contracted UDA delivered 2016 & 2017



Adjusted Scheduled Activity (UDA)

Month	2016	2017
April	132	1,107
May	1,342	2,608
June	2,159	4,187
July	4,625	6,173
August	6,072	7,712
September	8,000	9,347
October	9,319	11,355
November	11,218	13,791
December	13,441	15,294
January	13,898	16,393
February	17,405	18,386
March	19,162	20,363
April	20,249	
May	20,450	
June	20,464	

QUALITY

	Quantity	Base Number	Contract	AT	Region	England
% of FP17s for the same patient ID Re-attending within 3 months - Children	328	3,392	9.7%	11.2%	11.8%	12.3%
% of FP17s for the same patient ID Re-attending within 3 months - Adults	967	5,738	16.9%	16.3%	17.1%	16.7%
% of FP17s for the same patient ID Re-attending between 3 & 9 months - Children	1,471	3,392	43.4%	42.1%	46.5%	57.6%
% of FP17s for the same patient ID Re-attending between 3 & 9 months - Adults	2,143	5,738	37.3%	35.0%	37.6%	50.1%
% of FP17s for Band 1 Urgent Courses	889	8,061	11.0%	10.8%	10.7%	9.1%
% of FP17s Relating to Free Repair or Replacements	11	8,061	0.1%	0.5%	0.6%	0.8%
% of FP17s Relating to Continuations	101	8,061	1.3%	0.8%	0.9%	1.2%
% of Patients satisfied with the dentistry they have received	6	8	N/A	89.3%	90.4%	92.8%
% of Patients satisfied with the time they had to wait for an appointment	6	8	N/A	80.6%	83.7%	88.7%

* This is based on patients treated on this contract for their most recent course of treatment. Figures in italics indicate the base number of FP17s or Patient Questionnaire responses are less than 100. N/A is shown where the base number of responses is less than 10 during the period. % is calculated as Quantity/Base number*100

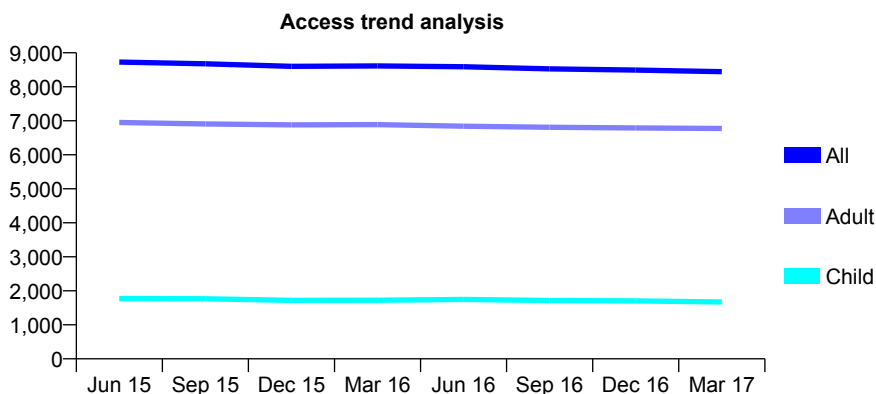
Q61 - Vital Signs At a Glance Contract Report for 733202/0001 - March 2017

Name or company name	MR CM GAUNT
Contract type name	GDS Contract
Purpose of contract	General
Contract start date	01/04/2006
Contract end date	

16/17 Contracted general activity (UDA)	24,083
Carry forward general activity (UDA)	0
16/17 Contracted orthodontic activity (UOA)	0
Carry forward orthodontic activity (UOA)	0
Baseline contract value	£682,556.93

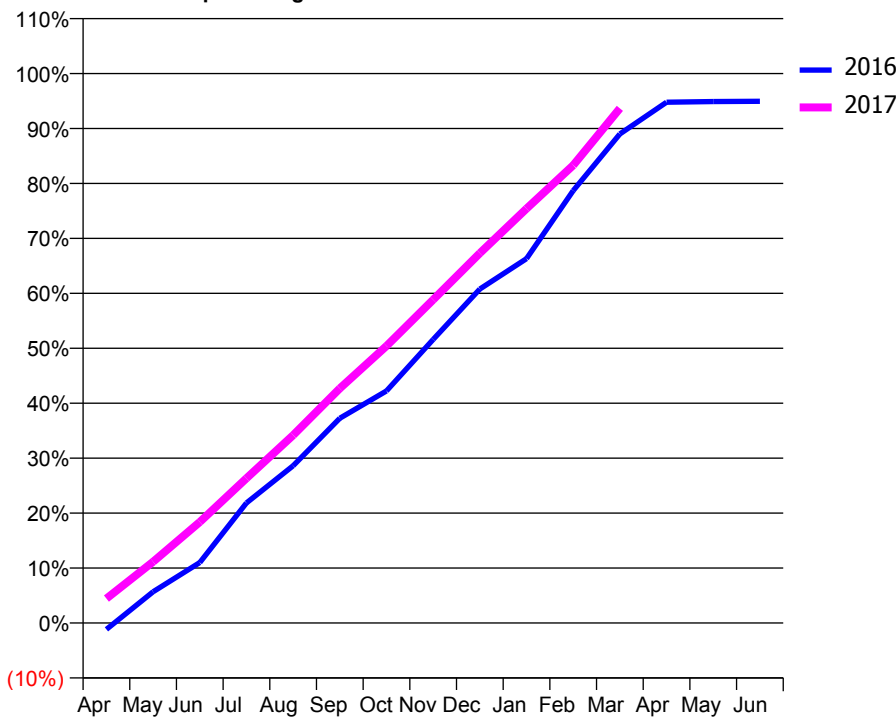
ACCESS*

Patients seen in 24 months	Total	Change since previous quarter
Quarter ending March 2016	8,612	
Quarter ending June 2016	8,591	→
Quarter ending September 2016	8,526	→
Quarter ending December 2016	8,492	→
Quarter ending March 2017	8,446	→
Variance since March 2016	(1.9%)	↓



ACTIVITY

Cumulative percentage of contracted UDA delivered 2016 & 2017



Month	Adjusted Scheduled Activity (UDA)	
	2016	2017
April	-283	1,074
May	1,373	2,688
June	2,648	4,429
July	5,260	6,347
August	6,895	8,231
September	8,974	10,285
October	10,173	12,142
November	12,429	14,167
December	14,638	16,211
January	15,972	18,162
February	18,952	20,058
March	21,431	22,554
April	22,825	
May	22,853	
June	22,865	

QUALITY

	Quantity	Base Number	Contract	AT	Region	England
% of FP17s for the same patient ID Re-attending within 3 months - Children	139	2,259	6.2%	11.2%	11.8%	12.3%
% of FP17s for the same patient ID Re-attending within 3 months - Adults	1,499	8,828	17.0%	16.3%	17.1%	16.7%
% of FP17s for the same patient ID Re-attending between 3 & 9 months - Children	1,110	2,259	49.1%	42.1%	46.5%	57.6%
% of FP17s for the same patient ID Re-attending between 3 & 9 months - Adults	4,164	8,828	47.2%	35.0%	37.6%	50.1%
% of FP17s for Band 1 Urgent Courses	1,322	10,610	12.5%	10.8%	10.7%	9.1%
% of FP17s Relating to Free Repair or Replacements	27	10,610	0.3%	0.5%	0.6%	0.8%
% of FP17s Relating to Continuations	161	10,610	1.5%	0.8%	0.9%	1.2%
% of Patients satisfied with the dentistry they have received	13	14	92.9%	89.3%	90.4%	92.8%
% of Patients satisfied with the time they had to wait for an appointment	14	14	100.0%	80.6%	83.7%	88.7%

* This is based on patients treated on this contract for their most recent course of treatment. Figures in italics indicate the base number of FP17s or Patient Questionnaire responses are less than 100. N/A is shown where the base number of responses is less than 10 during the period. % is calculated as Quantity/Base number*100

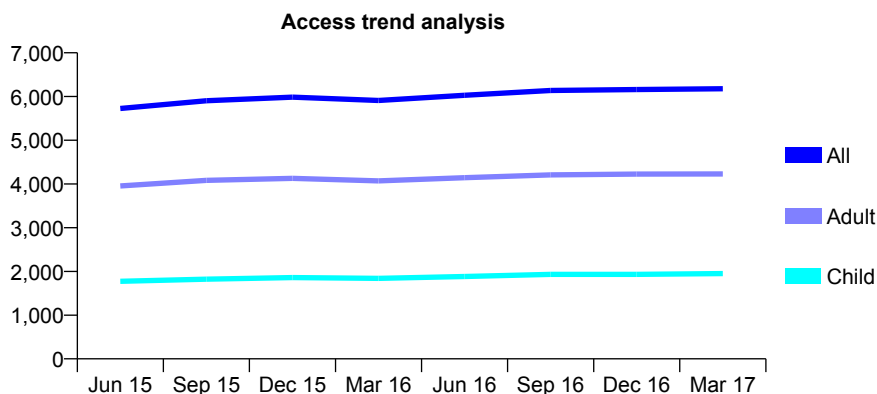
Q61 - Vital Signs At a Glance Contract Report for 733245/0001 - March 2017

Name or company name	MR AM BOOKEY
Contract type name	GDS Contract
Purpose of contract	General
Contract start date	01/04/2006
Contract end date	

16/17 Contracted general activity (UDA)	13,493
Carry forward general activity (UDA)	-65
16/17 Contracted orthodontic activity (UOA)	0
Carry forward orthodontic activity (UOA)	0
Baseline contract value	£308,526.35

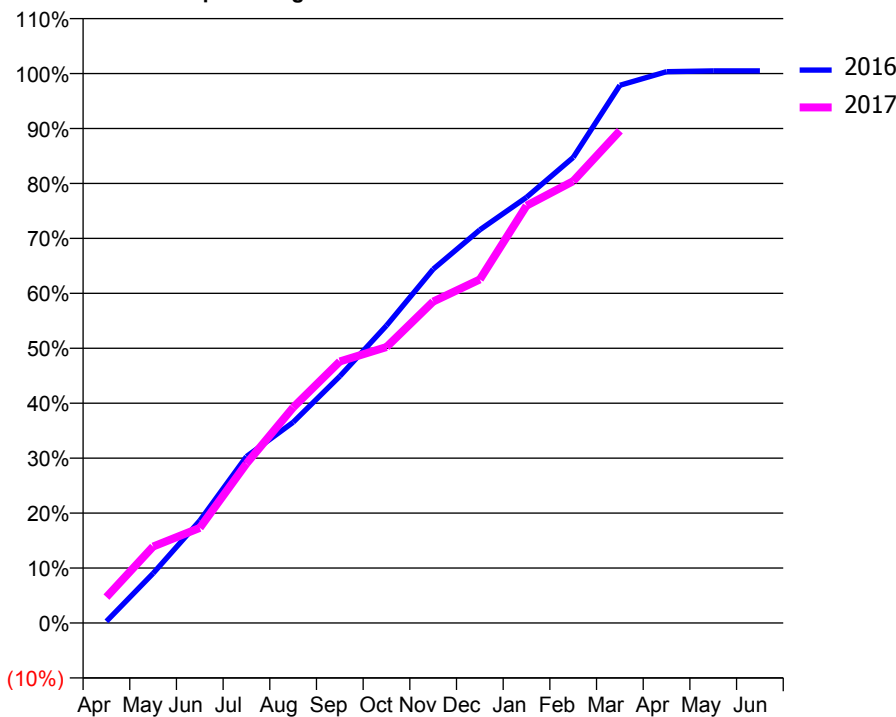
ACCESS*

Patients seen in 24 months	Total	Change since previous quarter
Quarter ending March 2016	5,910	
Quarter ending June 2016	6,028	→
Quarter ending September 2016	6,138	→
Quarter ending December 2016	6,159	→
Quarter ending March 2017	6,179	→
Variance since March 2016	4.6%	↑



ACTIVITY

Cumulative percentage of contracted UDA delivered 2016 & 2017



Month	Adjusted Scheduled Activity (UDA)	
	2016	2017
April	41	638
May	1,219	1,879
June	2,512	2,337
July	4,087	3,915
August	4,929	5,294
September	6,058	6,424
October	7,305	6,777
November	8,690	7,891
December	9,653	8,437
January	10,453	10,248
February	11,432	10,848
March	13,203	12,086
April	13,537	
May	13,558	
June	13,558	

QUALITY

	Quantity	Base Number	Contract	AT	Region	England
% of FP17s for the same patient ID Re-attending within 3 months - Children	125	2,275	5.5%	11.2%	11.8%	12.3%
% of FP17s for the same patient ID Re-attending within 3 months - Adults	408	4,198	9.7%	16.3%	17.1%	16.7%
% of FP17s for the same patient ID Re-attending between 3 & 9 months - Children	1,172	2,275	51.5%	42.1%	46.5%	57.6%
% of FP17s for the same patient ID Re-attending between 3 & 9 months - Adults	1,493	4,198	35.6%	35.0%	37.6%	50.1%
% of FP17s for Band 1 Urgent Courses	520	6,291	8.3%	10.8%	10.7%	9.1%
% of FP17s Relating to Free Repair or Replacements	30	6,291	0.5%	0.5%	0.6%	0.8%
% of FP17s Relating to Continuations	35	6,291	0.6%	0.8%	0.9%	1.2%
% of Patients satisfied with the dentistry they have received	5	5	N/A	89.3%	90.4%	92.8%
% of Patients satisfied with the time they had to wait for an appointment	4	5	N/A	80.6%	83.7%	88.7%

* This is based on patients treated on this contract for their most recent course of treatment. Figures in italics indicate the base number of FP17s or Patient Questionnaire responses are less than 100. N/A is shown where the base number of responses is less than 10 during the period. % is calculated as Quantity/Base number*100

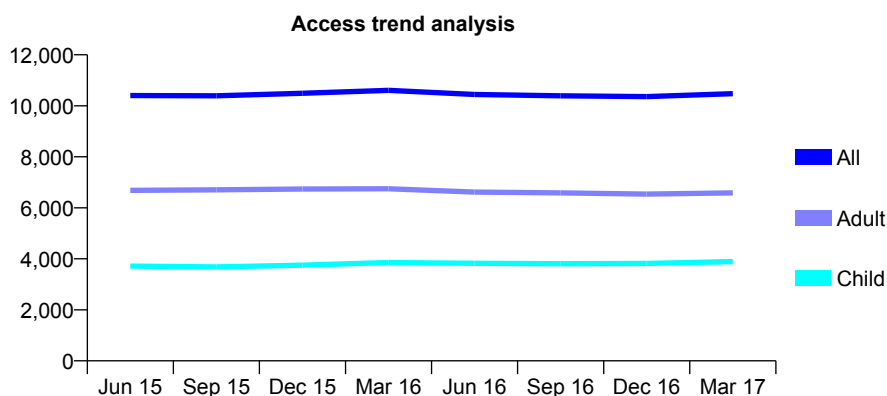
Q61 - Vital Signs At a Glance Contract Report for 738166/0001 - March 2017

Name or company name	MR S MALHAN
Contract type name	GDS Contract
Purpose of contract	General
Contract start date	01/04/2006
Contract end date	

16/17 Contracted general activity (UDA)	26,571
Carry forward general activity (UDA)	5
16/17 Contracted orthodontic activity (UOA)	0
Carry forward orthodontic activity (UOA)	0
Baseline contract value	£670,754.46

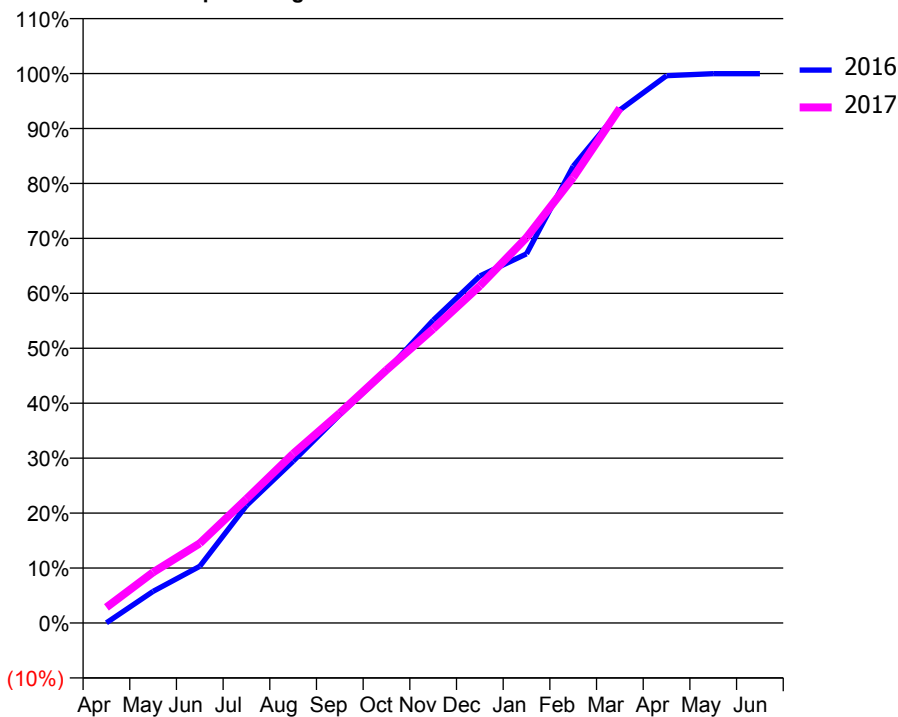
ACCESS*

Patients seen in 24 months	Total	Change since previous quarter
Quarter ending March 2016	10,606	
Quarter ending June 2016	10,442	↓
Quarter ending September 2016	10,394	→
Quarter ending December 2016	10,361	→
Quarter ending March 2017	10,478	→
Variance since March 2016	(1.2%)	↓



ACTIVITY

Cumulative percentage of contracted UDA delivered 2016 & 2017



Month	Adjusted Scheduled Activity (UDA)	
	2016	2017
April	9	759
May	1,535	2,451
June	2,742	3,854
July	5,680	6,000
August	7,825	8,187
September	10,078	10,155
October	12,199	12,236
November	14,637	14,223
December	16,782	16,304
January	17,852	18,640
February	22,088	21,547
March	24,810	24,891
April	26,467	
May	26,560	
June	26,566	

QUALITY

	Quantity	Base Number	Contract	AT	Region	England
% of FP17s for the same patient ID Re-attending within 3 months - Children	281	4,337	6.5%	11.2%	11.8%	12.3%
% of FP17s for the same patient ID Re-attending within 3 months - Adults	908	6,494	14.0%	16.3%	17.1%	16.7%
% of FP17s for the same patient ID Re-attending between 3 & 9 months - Children	1,799	4,337	41.5%	42.1%	46.5%	57.6%
% of FP17s for the same patient ID Re-attending between 3 & 9 months - Adults	2,215	6,494	34.1%	35.0%	37.6%	50.1%
% of FP17s for Band 1 Urgent Courses	1,104	10,201	10.8%	10.8%	10.7%	9.1%
% of FP17s Relating to Free Repair or Replacements	72	10,201	0.7%	0.5%	0.6%	0.8%
% of FP17s Relating to Continuations	29	10,201	0.3%	0.8%	0.9%	1.2%
% of Patients satisfied with the dentistry they have received	4	6	N/A	89.3%	90.4%	92.8%
% of Patients satisfied with the time they had to wait for an appointment	5	6	N/A	80.6%	83.7%	88.7%

* This is based on patients treated on this contract for their most recent course of treatment. Figures in italics indicate the base number of FP17s or Patient Questionnaire responses are less than 100. N/A is shown where the base number of responses is less than 10 during the period. % is calculated as Quantity/Base number*100

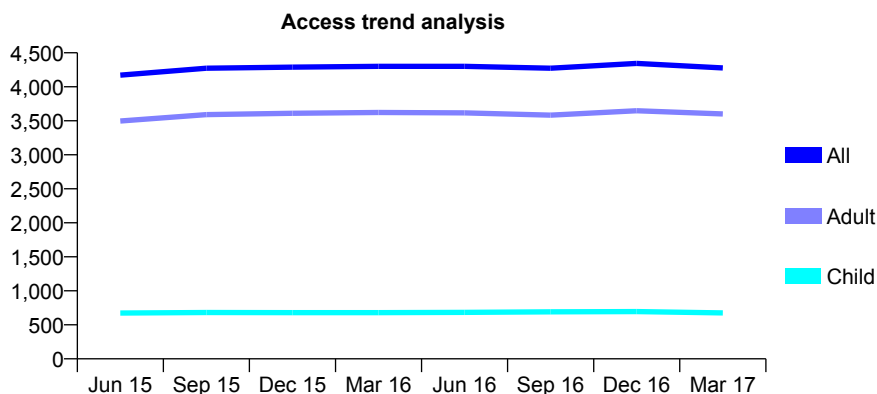
Q61 - Vital Signs At a Glance Contract Report for 741906/0001 - March 2017

Name or company name	MR DL LEVENSTEIN
Contract type name	GDS Contract
Purpose of contract	General
Contract start date	01/04/2006
Contract end date	

16/17 Contracted general activity (UDA)	11,978
Carry forward general activity (UDA)	159
16/17 Contracted orthodontic activity (UOA)	0
Carry forward orthodontic activity (UOA)	0
Baseline contract value	£333,142.22

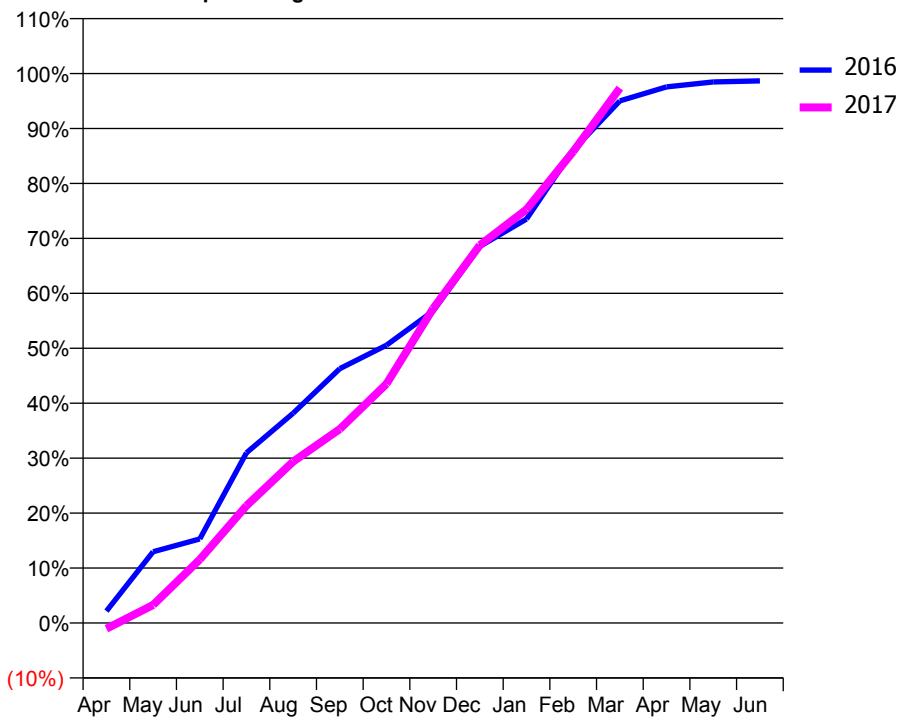
ACCESS*

Patients seen in 24 months	Total	Change since previous quarter
Quarter ending March 2016	4,301	
Quarter ending June 2016	4,300	→
Quarter ending September 2016	4,274	→
Quarter ending December 2016	4,344	→
Quarter ending March 2017	4,277	↓
Variance since March 2016	(0.6%)	→



ACTIVITY

Cumulative percentage of contracted UDA delivered 2016 & 2017



Adjusted Scheduled Activity (UDA)

Month	2016	2017
April	261	-128
May	1,553	395
June	1,832	1,385
July	3,711	2,555
August	4,573	3,520
September	5,545	4,229
October	6,057	5,214
November	6,801	6,854
December	8,210	8,236
January	8,807	9,016
February	10,310	10,275
March	11,381	11,659
April	11,686	
May	11,795	
June	11,819	

QUALITY

	Quantity	Base Number	Contract	AT	Region	England
% of FP17s for the same patient ID Re-attending within 3 months - Children	32	715	4.5%	11.2%	11.8%	12.3%
% of FP17s for the same patient ID Re-attending within 3 months - Adults	449	3,970	11.3%	16.3%	17.1%	16.7%
% of FP17s for the same patient ID Re-attending between 3 & 9 months - Children	254	715	35.5%	42.1%	46.5%	57.6%
% of FP17s for the same patient ID Re-attending between 3 & 9 months - Adults	1,478	3,970	37.2%	35.0%	37.6%	50.1%
% of FP17s for Band 1 Urgent Courses	401	4,534	8.8%	10.8%	10.7%	9.1%
% of FP17s Relating to Free Repair or Replacements	29	4,534	0.6%	0.5%	0.6%	0.8%
% of FP17s Relating to Continuations	10	4,534	0.2%	0.8%	0.9%	1.2%
% of Patients satisfied with the dentistry they have received	2	2	N/A	89.3%	90.4%	92.8%
% of Patients satisfied with the time they had to wait for an appointment	2	2	N/A	80.6%	83.7%	88.7%

* This is based on patients treated on this contract for their most recent course of treatment. Figures in italics indicate the base number of FP17s or Patient Questionnaire responses are less than 100. N/A is shown where the base number of responses is less than 10 during the period. % is calculated as Quantity/Base number*100

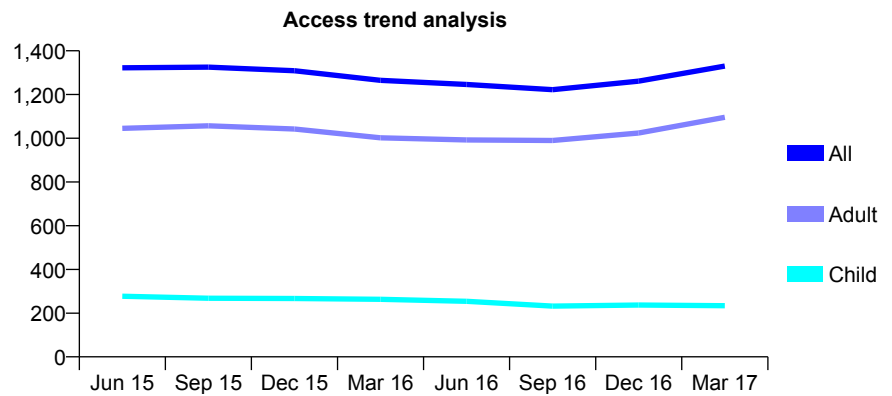
Q61 - Vital Signs At a Glance Contract Report for 742295/0001 - March 2017

Name or company name	MR JM CHRISTY
Contract type name	GDS Contract
Purpose of contract	General
Contract start date	01/04/2006
Contract end date	

16/17 Contracted general activity (UDA)	5,308
Carry forward general activity (UDA)	36
16/17 Contracted orthodontic activity (UOA)	0
Carry forward orthodontic activity (UOA)	0
Baseline contract value	£183,571.89

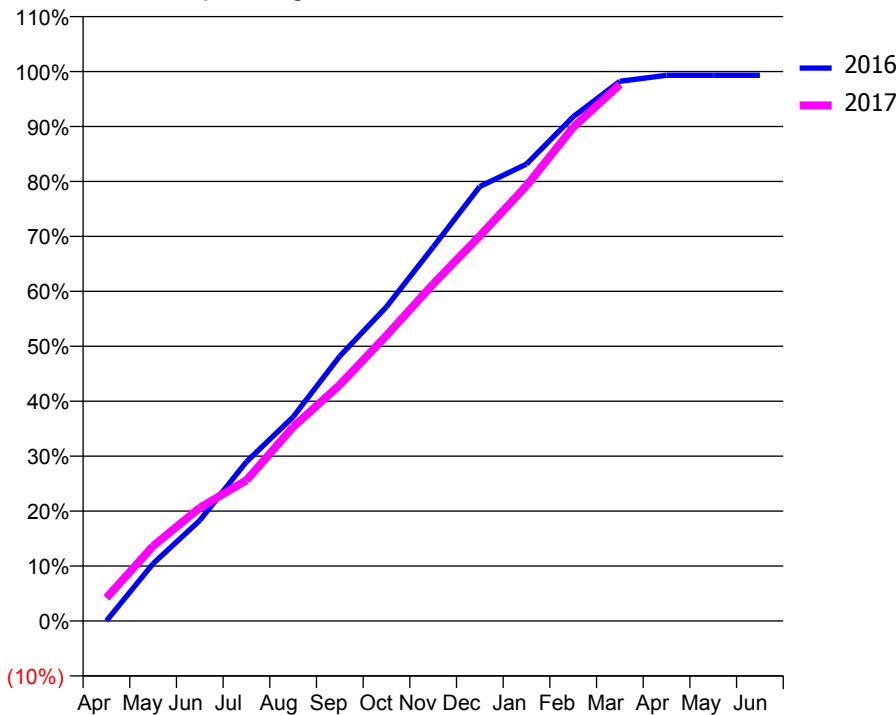
ACCESS*

Patients seen in 24 months	Total	Change since previous quarter
Quarter ending March 2016	1,265	
Quarter ending June 2016	1,246	↓
Quarter ending September 2016	1,222	↓
Quarter ending December 2016	1,261	↑
Quarter ending March 2017	1,330	↑
Variance since March 2016	5.1%	↑



ACTIVITY

Cumulative percentage of contracted UDA delivered 2016 & 2017



Month	Adjusted Scheduled Activity (UDA)	
	2016	2017
April	2	224
May	554	724
June	972	1,094
July	1,539	1,359
August	1,972	1,875
September	2,559	2,282
October	3,036	2,758
November	3,612	3,256
December	4,197	3,721
January	4,414	4,205
February	4,871	4,769
March	5,213	5,184
April	5,272	
May	5,272	
June	5,272	

QUALITY

	Quantity	Base Number	Contract	AT	Region	England
% of FP17s for the same patient ID Re-attending within 3 months - Children	1	217	0.5%	11.2%	11.8%	12.3%
% of FP17s for the same patient ID Re-attending within 3 months - Adults	60	967	6.2%	16.3%	17.1%	16.7%
% of FP17s for the same patient ID Re-attending between 3 & 9 months - Children	65	217	30.0%	42.1%	46.5%	57.6%
% of FP17s for the same patient ID Re-attending between 3 & 9 months - Adults	266	967	27.5%	35.0%	37.6%	50.1%
% of FP17s for Band 1 Urgent Courses	0	1,159	0.0%	10.8%	10.7%	9.1%
% of FP17s Relating to Free Repair or Replacements	0	1,159	0.0%	0.5%	0.6%	0.8%
% of FP17s Relating to Continuations	0	1,159	0.0%	0.8%	0.9%	1.2%
% of Patients satisfied with the dentistry they have received	1	1	N/A	89.3%	90.4%	92.8%
% of Patients satisfied with the time they had to wait for an appointment	1	1	N/A	80.6%	83.7%	88.7%

* This is based on patients treated on this contract for their most recent course of treatment. Figures in italics indicate the base number of FP17s or Patient Questionnaire responses are less than 100. N/A is shown where the base number of responses is less than 10 during the period. % is calculated as Quantity/Base number*100

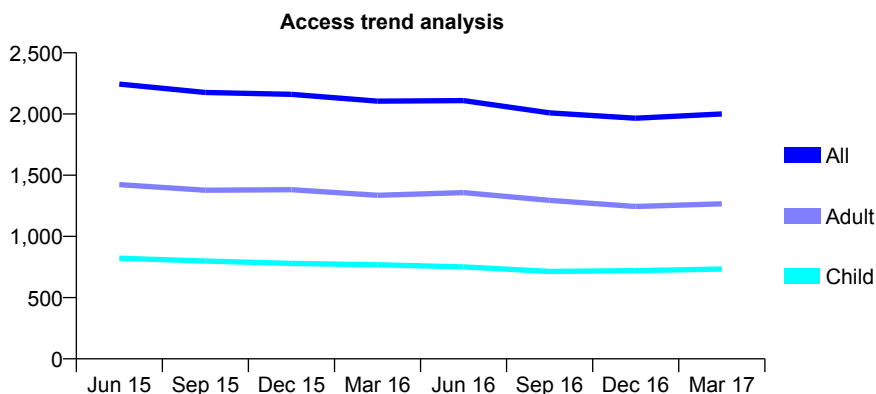
Q61 - Vital Signs At a Glance Contract Report for 742732/0001 - March 2017

Name or company name	MR R SULLMAN
Contract type name	GDS Contract
Purpose of contract	General
Contract start date	01/04/2006
Contract end date	

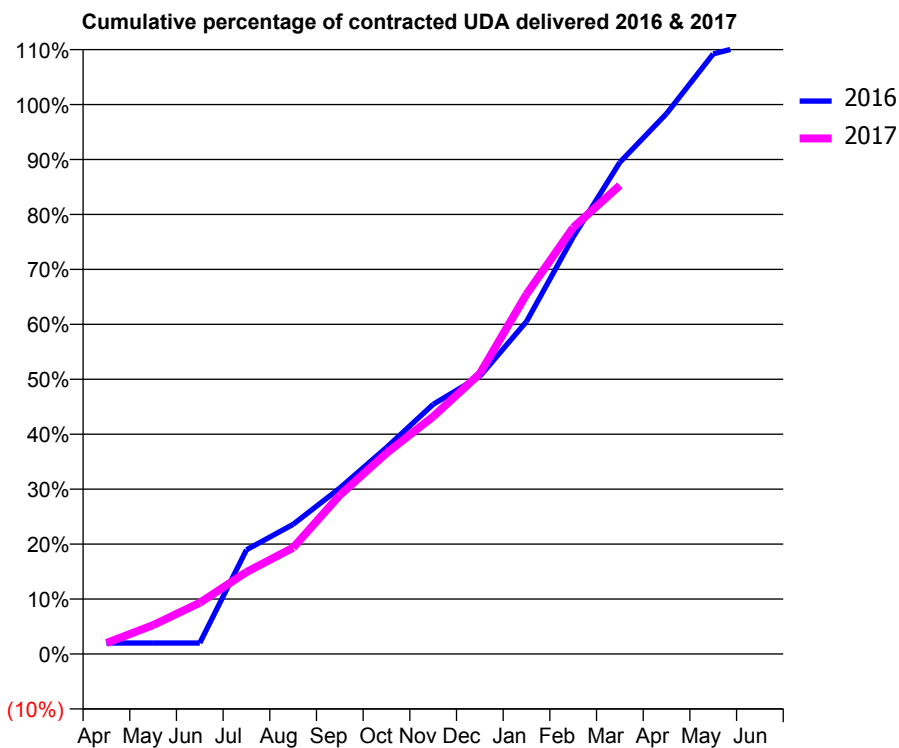
16/17 Contracted general activity (UDA)	6,652
Carry forward general activity (UDA)	-133
16/17 Contracted orthodontic activity (UOA)	0
Carry forward orthodontic activity (UOA)	0
Baseline contract value	£172,475.22

ACCESS*

Patients seen in 24 months	Total	Change since previous quarter
Quarter ending March 2016	2,105	
Quarter ending June 2016	2,109	→
Quarter ending September 2016	2,009	↓
Quarter ending December 2016	1,966	↓
Quarter ending March 2017	2,000	→
Variance since March 2016	(5.0%)	↓



ACTIVITY



Month	Adjusted Scheduled Activity (UDA)	
	2016	2017
April	133	133
May	133	349
June	133	620
July	1,261	992
August	1,570	1,288
September	2,008	1,923
October	2,499	2,432
November	3,023	2,875
December	3,362	3,394
January	4,024	4,356
February	5,049	5,163
March	5,952	5,673
April	6,542	
May	7,264	
June	7,410	

QUALITY

	Quantity	Base Number	Contract	AT	Region	England
% of FP17s for the same patient ID Re-attending within 3 months - Children	63	690	9.1%	11.2%	11.8%	12.3%
% of FP17s for the same patient ID Re-attending within 3 months - Adults	216	1,248	17.3%	16.3%	17.1%	16.7%
% of FP17s for the same patient ID Re-attending between 3 & 9 months - Children	133	690	19.3%	42.1%	46.5%	57.6%
% of FP17s for the same patient ID Re-attending between 3 & 9 months - Adults	340	1,248	27.2%	35.0%	37.6%	50.1%
% of FP17s for Band 1 Urgent Courses	320	1,603	20.0%	10.8%	10.7%	9.1%
% of FP17s Relating to Free Repair or Replacements	3	1,603	0.2%	0.5%	0.6%	0.8%
% of FP17s Relating to Continuations	0	1,603	0.0%	0.8%	0.9%	1.2%
% of Patients satisfied with the dentistry they have received	0	0	N/A	89.3%	90.4%	92.8%
% of Patients satisfied with the time they had to wait for an appointment	0	0	N/A	80.6%	83.7%	88.7%

* This is based on patients treated on this contract for their most recent course of treatment. Figures in italics indicate the base number of FP17s or Patient Questionnaire responses are less than 100. N/A is shown where the base number of responses is less than 10 during the period. % is calculated as Quantity/Base number*100

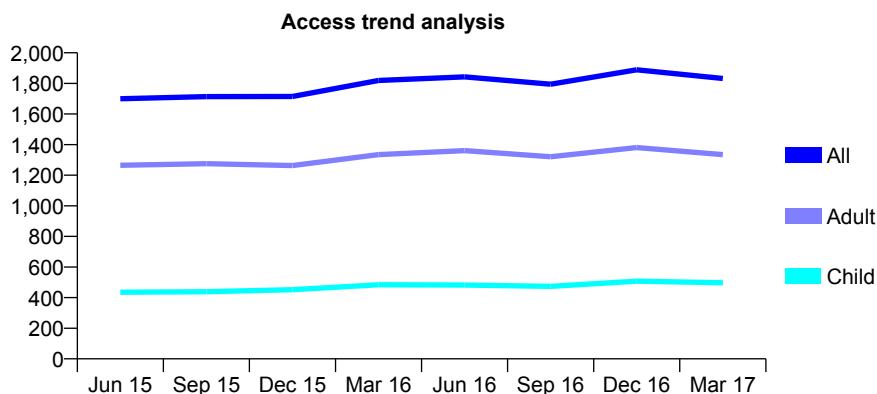
Q61 - Vital Signs At a Glance Contract Report for 745359/0001 - March 2017

Name or company name	MISS A AGARWAL
Contract type name	GDS Contract
Purpose of contract	General
Contract start date	01/04/2006
Contract end date	

16/17 Contracted general activity (UDA)	4,246
Carry forward general activity (UDA)	0
16/17 Contracted orthodontic activity (UOA)	0
Carry forward orthodontic activity (UOA)	0
Baseline contract value	£132,442.41

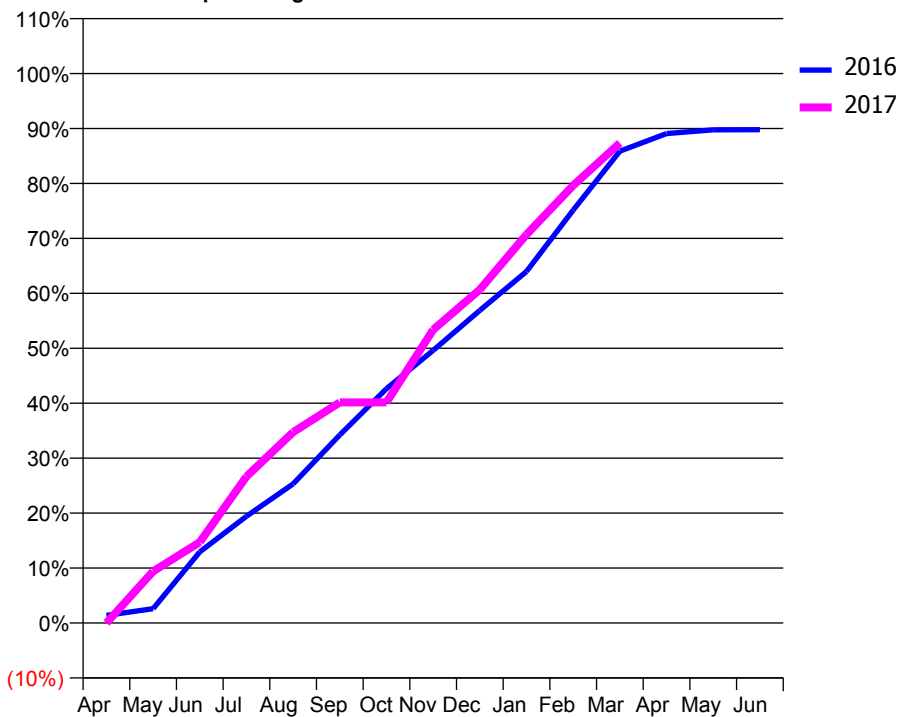
ACCESS*

Patients seen in 24 months	Total	Change since previous quarter
Quarter ending March 2016	1,819	
Quarter ending June 2016	1,843	→
Quarter ending September 2016	1,795	↓
Quarter ending December 2016	1,889	↑
Quarter ending March 2017	1,832	↓
Variance since March 2016	0.7%	→



ACTIVITY

Cumulative percentage of contracted UDA delivered 2016 & 2017



Month	Adjusted Scheduled Activity (UDA)	
	2016	2017
April	59	0
May	110	399
June	550	625
July	824	1,132
August	1,075	1,475
September	1,453	1,705
October	1,811	1,705
November	2,106	2,267
December	2,416	2,576
January	2,717	3,002
February	3,190	3,381
March	3,646	3,709
April	3,782	
May	3,811	
June	3,812	

QUALITY

	Quantity	Base Number	Contract	AT	Region	England
% of FP17s for the same patient ID Re-attending within 3 months - Children	35	434	8.1%	11.2%	11.8%	12.3%
% of FP17s for the same patient ID Re-attending within 3 months - Adults	193	1,216	15.9%	16.3%	17.1%	16.7%
% of FP17s for the same patient ID Re-attending between 3 & 9 months - Children	96	434	22.1%	42.1%	46.5%	57.6%
% of FP17s for the same patient ID Re-attending between 3 & 9 months - Adults	213	1,216	17.5%	35.0%	37.6%	50.1%
% of FP17s for Band 1 Urgent Courses	245	1,575	15.6%	10.8%	10.7%	9.1%
% of FP17s Relating to Free Repair or Replacements	4	1,575	0.3%	0.5%	0.6%	0.8%
% of FP17s Relating to Continuations	10	1,575	0.6%	0.8%	0.9%	1.2%
% of Patients satisfied with the dentistry they have received	0	0	N/A	89.3%	90.4%	92.8%
% of Patients satisfied with the time they had to wait for an appointment	0	0	N/A	80.6%	83.7%	88.7%

* This is based on patients treated on this contract for their most recent course of treatment. Figures in italics indicate the base number of FP17s or Patient Questionnaire responses are less than 100. N/A is shown where the base number of responses is less than 10 during the period. % is calculated as Quantity/Base number*100

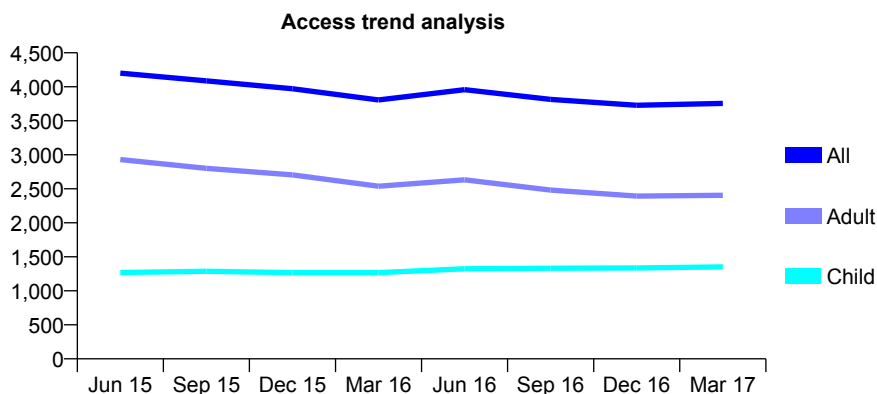
Q61 - Vital Signs At a Glance Contract Report for 745634/0001 - March 2017

Name or company name	MR DG FOURIE
Contract type name	GDS Contract
Purpose of contract	General
Contract start date	01/04/2006
Contract end date	

16/17 Contracted general activity (UDA)	11,947
Carry forward general activity (UDA)	0
16/17 Contracted orthodontic activity (UOA)	0
Carry forward orthodontic activity (UOA)	0
Baseline contract value	£396,905.02

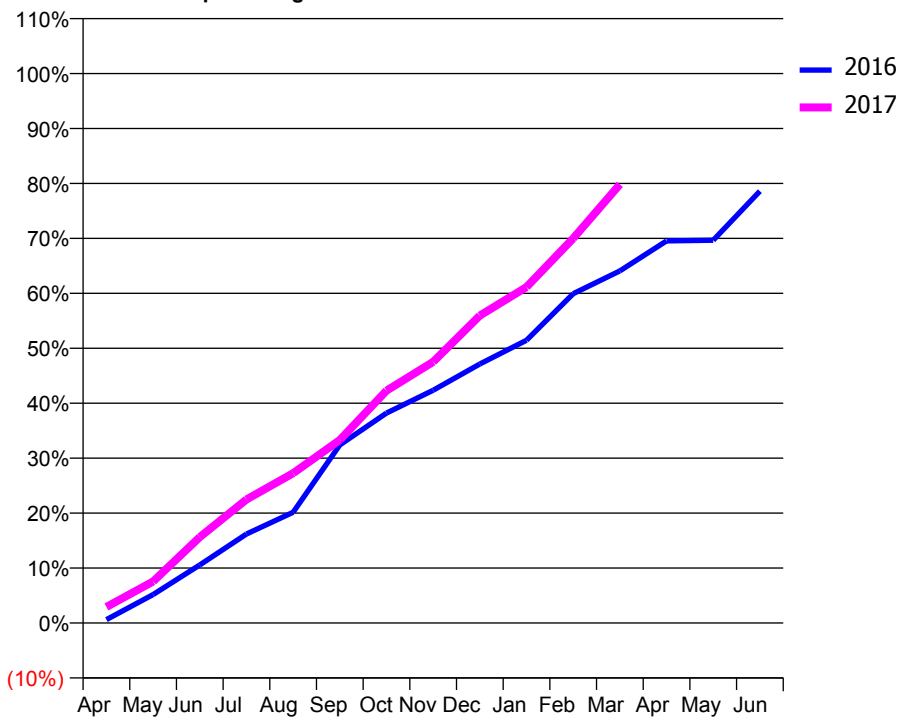
ACCESS*

Patients seen in 24 months	Total	Change since previous quarter
Quarter ending March 2016	3,807	
Quarter ending June 2016	3,957	↑
Quarter ending September 2016	3,815	↓
Quarter ending December 2016	3,729	↓
Quarter ending March 2017	3,756	→
Variance since March 2016	(1.3%)	↓



ACTIVITY

Cumulative percentage of contracted UDA delivered 2016 & 2017



Month	Adjusted Scheduled Activity (UDA)	
	2016	2017
April	75	350
May	620	902
June	1,262	1,868
July	1,934	2,685
August	2,406	3,258
September	3,873	3,978
October	4,564	5,051
November	5,059	5,677
December	5,631	6,685
January	6,148	7,306
February	7,159	8,364
March	7,656	9,537
April	8,308	
May	8,321	
June	9,390	

QUALITY

	Quantity	Base Number	Contract	AT	Region	England
% of FP17s for the same patient ID Re-attending within 3 months - Children	124	1,826	6.8%	11.2%	11.8%	12.3%
% of FP17s for the same patient ID Re-attending within 3 months - Adults	443	3,048	14.5%	16.3%	17.1%	16.7%
% of FP17s for the same patient ID Re-attending between 3 & 9 months - Children	907	1,826	49.7%	42.1%	46.5%	57.6%
% of FP17s for the same patient ID Re-attending between 3 & 9 months - Adults	1,174	3,048	38.5%	35.0%	37.6%	50.1%
% of FP17s for Band 1 Urgent Courses	295	4,028	7.3%	10.8%	10.7%	9.1%
% of FP17s Relating to Free Repair or Replacements	18	4,028	0.4%	0.5%	0.6%	0.8%
% of FP17s Relating to Continuations	9	4,028	0.2%	0.8%	0.9%	1.2%
% of Patients satisfied with the dentistry they have received	10	11	90.9%	89.3%	90.4%	92.8%
% of Patients satisfied with the time they had to wait for an appointment	7	11	63.6%	80.6%	83.7%	88.7%

* This is based on patients treated on this contract for their most recent course of treatment. Figures in italics indicate the base number of FP17s or Patient Questionnaire responses are less than 100. N/A is shown where the base number of responses is less than 10 during the period. % is calculated as Quantity/Base number*100

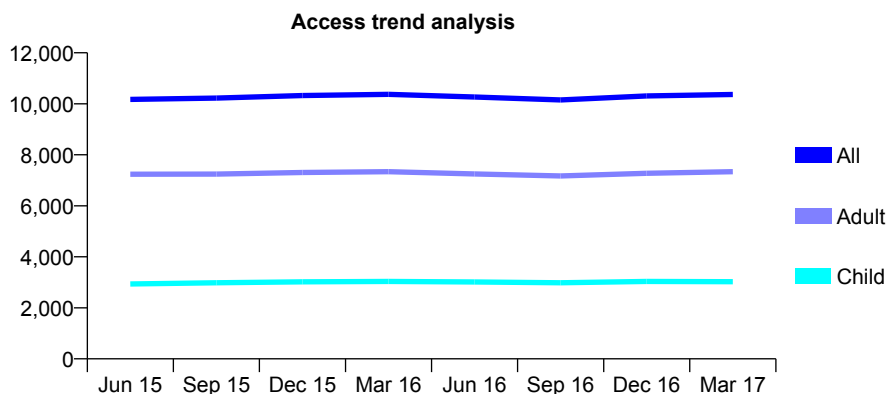
Q61 - Vital Signs At a Glance Contract Report for 746959/0001 - March 2017

Name or company name	MRS M SHAH
Contract type name	GDS Contract
Purpose of contract	General
Contract start date	01/04/2006
Contract end date	

16/17 Contracted general activity (UDA)	22,644
Carry forward general activity (UDA)	5
16/17 Contracted orthodontic activity (UOA)	0
Carry forward orthodontic activity (UOA)	0
Baseline contract value	£491,885.80

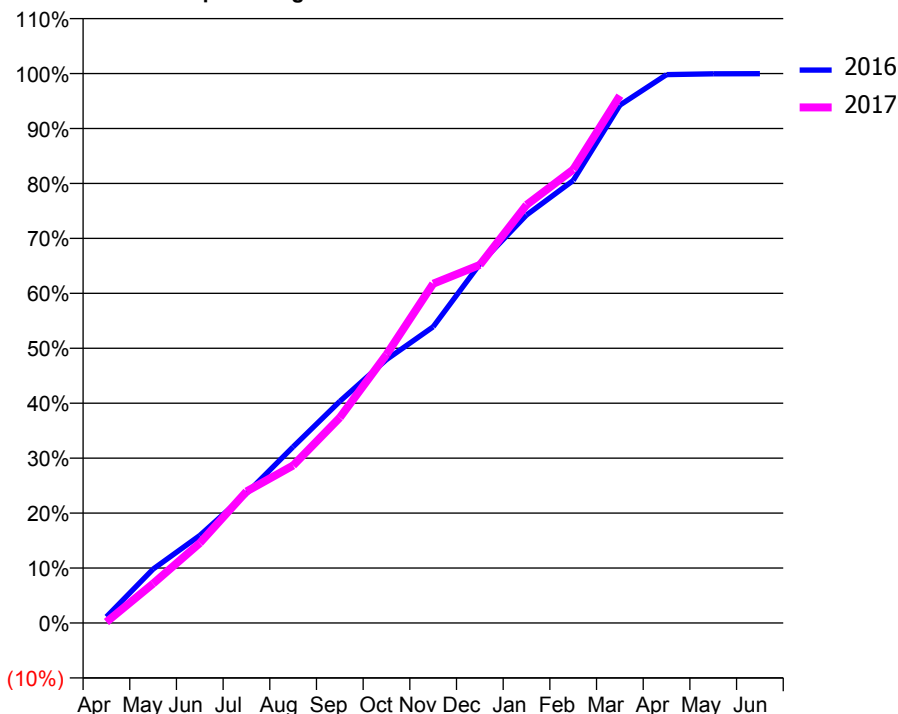
ACCESS*

Patients seen in 24 months	Total	Change since previous quarter
Quarter ending March 2016	10,371	
Quarter ending June 2016	10,267	↓
Quarter ending September 2016	10,151	↓
Quarter ending December 2016	10,307	→
Quarter ending March 2017	10,364	→
Variance since March 2016	(0.1%)	→



ACTIVITY

Cumulative percentage of contracted UDA delivered 2016 & 2017



Month	Adjusted Scheduled Activity (UDA)	
	2016	2017
April	257	44
May	2,222	1,625
June	3,608	3,292
July	5,340	5,423
August	7,264	6,491
September	9,135	8,463
October	10,858	11,062
November	12,210	13,979
December	14,796	14,757
January	16,813	17,228
February	18,237	18,685
March	21,340	21,731
April	22,597	
May	22,630	
June	22,639	

QUALITY

	Quantity	Base Number	Contract	AT	Region	England
% of FP17s for the same patient ID Re-attending within 3 months - Children	338	4,298	7.9%	11.2%	11.8%	12.3%
% of FP17s for the same patient ID Re-attending within 3 months - Adults	1,311	9,169	14.3%	16.3%	17.1%	16.7%
% of FP17s for the same patient ID Re-attending between 3 & 9 months - Children	2,195	4,298	51.1%	42.1%	46.5%	57.6%
% of FP17s for the same patient ID Re-attending between 3 & 9 months - Adults	3,951	9,169	43.1%	35.0%	37.6%	50.1%
% of FP17s for Band 1 Urgent Courses	1,361	11,832	11.5%	10.8%	10.7%	9.1%
% of FP17s Relating to Free Repair or Replacements	116	11,832	1.0%	0.5%	0.6%	0.8%
% of FP17s Relating to Continuations	7	11,832	0.1%	0.8%	0.9%	1.2%
% of Patients satisfied with the dentistry they have received	23	24	95.8%	89.3%	90.4%	92.8%
% of Patients satisfied with the time they had to wait for an appointment	22	24	91.7%	80.6%	83.7%	88.7%

* This is based on patients treated on this contract for their most recent course of treatment. Figures in italics indicate the base number of FP17s or Patient Questionnaire responses are less than 100. N/A is shown where the base number of responses is less than 10 during the period. % is calculated as Quantity/Base number*100

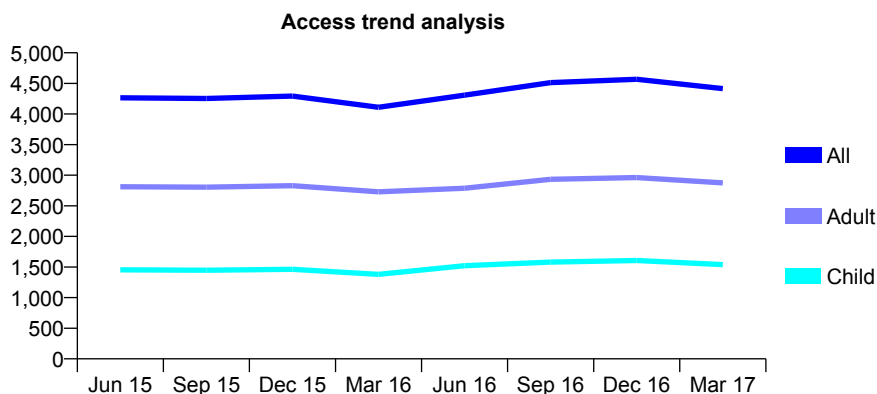
Q61 - Vital Signs At a Glance Contract Report for 750123/0001 - March 2017

Name or company name	MR S DODHIA
Contract type name	GDS Contract
Purpose of contract	General
Contract start date	01/04/2006
Contract end date	

16/17 Contracted general activity (UDA)	12,420
Carry forward general activity (UDA)	-248
16/17 Contracted orthodontic activity (UOA)	0
Carry forward orthodontic activity (UOA)	0
Baseline contract value	£462,575.34

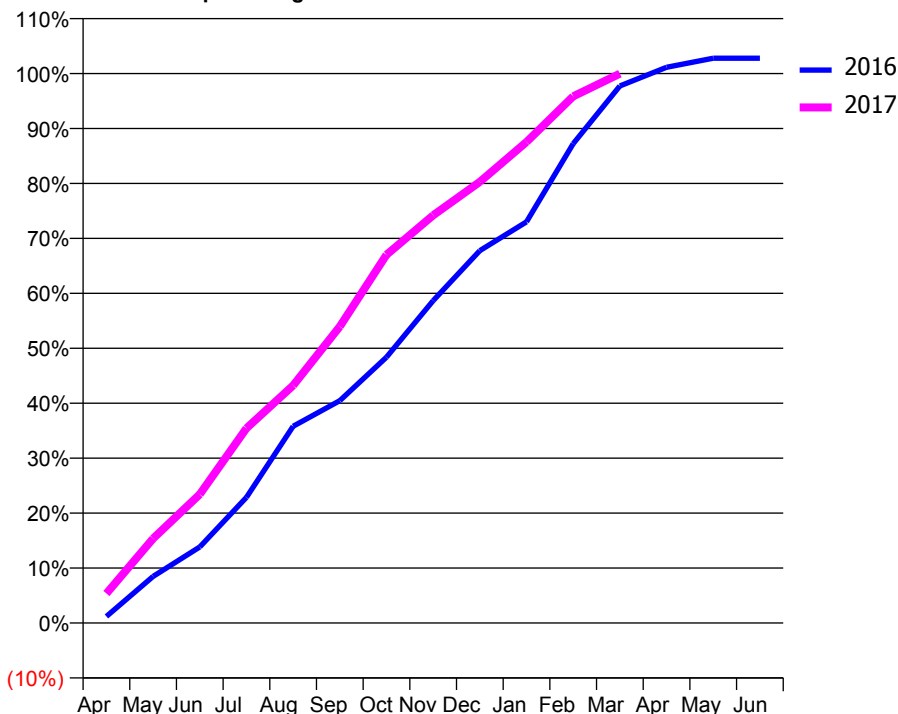
ACCESS*

Patients seen in 24 months	Total	Change since previous quarter
Quarter ending March 2016	4,109	
Quarter ending June 2016	4,308	↑
Quarter ending September 2016	4,514	↑
Quarter ending December 2016	4,567	→
Quarter ending March 2017	4,414	↓
Variance since March 2016	7.4%	↑



ACTIVITY

Cumulative percentage of contracted UDA delivered 2016 & 2017



Adjusted Scheduled Activity (UDA)

Month	2016	2017
April	148	668
May	1,054	1,909
June	1,720	2,909
July	2,840	4,403
August	4,448	5,370
September	5,026	6,702
October	6,010	8,323
November	7,286	9,214
December	8,415	9,971
January	9,068	10,873
February	10,834	11,903
March	12,139	12,417
April	12,559	
May	12,767	
June	12,767	

QUALITY

	Quantity	Base Number	Contract	AT	Region	England
% of FP17s for the same patient ID Re-attending within 3 months - Children	119	1,573	7.6%	11.2%	11.8%	12.3%
% of FP17s for the same patient ID Re-attending within 3 months - Adults	484	2,733	17.7%	16.3%	17.1%	16.7%
% of FP17s for the same patient ID Re-attending between 3 & 9 months - Children	351	1,573	22.3%	42.1%	46.5%	57.6%
% of FP17s for the same patient ID Re-attending between 3 & 9 months - Adults	633	2,733	23.2%	35.0%	37.6%	50.1%
% of FP17s for Band 1 Urgent Courses	625	4,171	15.0%	10.8%	10.7%	9.1%
% of FP17s Relating to Free Repair or Replacements	4	4,171	0.1%	0.5%	0.6%	0.8%
% of FP17s Relating to Continuations	9	4,171	0.2%	0.8%	0.9%	1.2%
% of Patients satisfied with the dentistry they have received	2	2	N/A	89.3%	90.4%	92.8%
% of Patients satisfied with the time they had to wait for an appointment	1	2	N/A	80.6%	83.7%	88.7%

* This is based on patients treated on this contract for their most recent course of treatment. Figures in italics indicate the base number of FP17s or Patient Questionnaire responses are less than 100. N/A is shown where the base number of responses is less than 10 during the period. % is calculated as Quantity/Base number*100

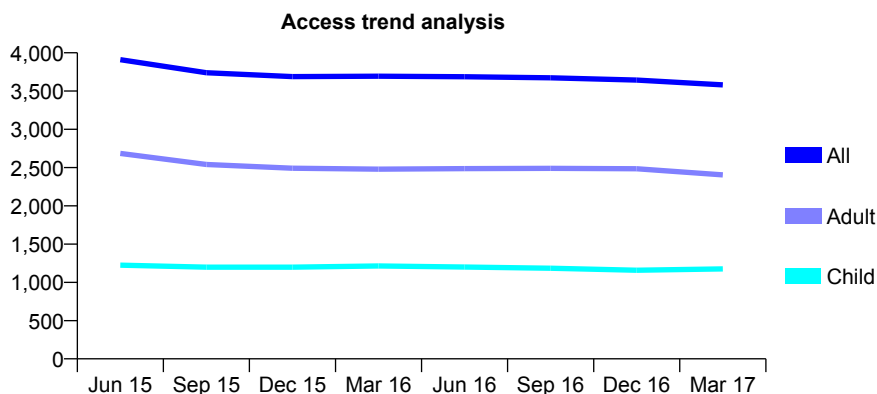
Q61 - Vital Signs At a Glance Contract Report for 750123/0002 - March 2017

Name or company name	MR S DODHIA
Contract type name	GDS Contract
Purpose of contract	General
Contract start date	01/04/2006
Contract end date	

16/17 Contracted general activity (UDA)	9,575
Carry forward general activity (UDA)	-142
16/17 Contracted orthodontic activity (UOA)	0
Carry forward orthodontic activity (UOA)	0
Baseline contract value	£350,537.90

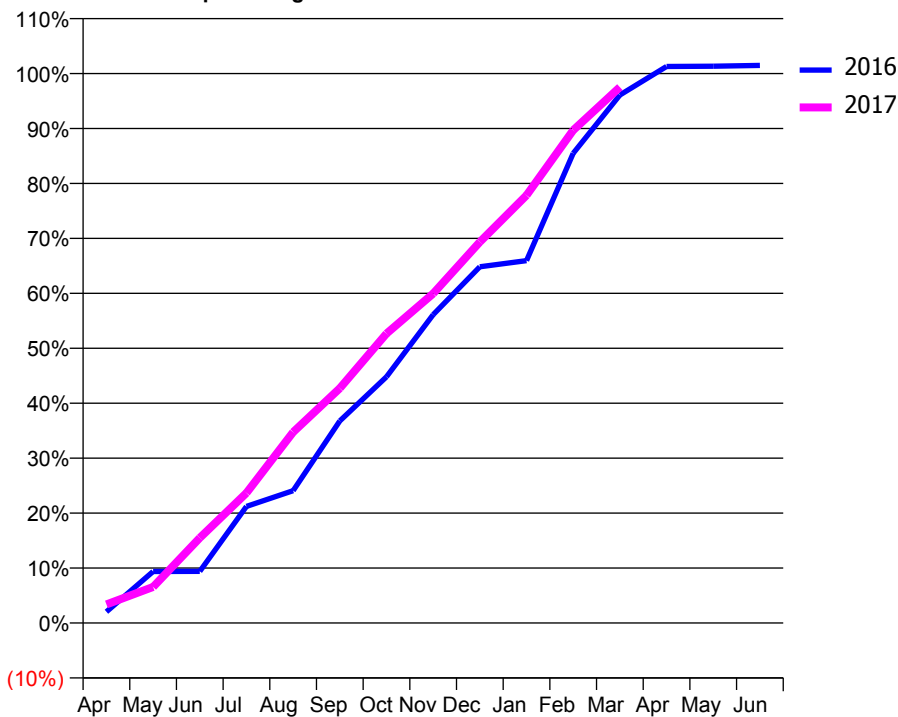
ACCESS*

Patients seen in 24 months	Total	Change since previous quarter
Quarter ending March 2016	3,694	
Quarter ending June 2016	3,687	→
Quarter ending September 2016	3,674	→
Quarter ending December 2016	3,643	→
Quarter ending March 2017	3,580	↓
Variance since March 2016	(3.1%)	↓



ACTIVITY

Cumulative percentage of contracted UDA delivered 2016 & 2017



Month	Adjusted Scheduled Activity (UDA)	
	2016	2017
April	197	325
May	898	630
June	901	1,484
July	2,033	2,267
August	2,306	3,326
September	3,522	4,091
October	4,290	5,043
November	5,374	5,741
December	6,208	6,641
January	6,314	7,453
February	8,185	8,586
March	9,201	9,337
April	9,698	
May	9,701	
June	9,717	

QUALITY

	Quantity	Base Number	Contract	AT	Region	England
% of FP17s for the same patient ID Re-attending within 3 months - Children	93	1,133	8.2%	11.2%	11.8%	12.3%
% of FP17s for the same patient ID Re-attending within 3 months - Adults	497	2,463	20.2%	16.3%	17.1%	16.7%
% of FP17s for the same patient ID Re-attending between 3 & 9 months - Children	262	1,133	23.1%	42.1%	46.5%	57.6%
% of FP17s for the same patient ID Re-attending between 3 & 9 months - Adults	575	2,463	23.3%	35.0%	37.6%	50.1%
% of FP17s for Band 1 Urgent Courses	689	3,385	20.4%	10.8%	10.7%	9.1%
% of FP17s Relating to Free Repair or Replacements	20	3,385	0.6%	0.5%	0.6%	0.8%
% of FP17s Relating to Continuations	7	3,385	0.2%	0.8%	0.9%	1.2%
% of Patients satisfied with the dentistry they have received	5	6	N/A	89.3%	90.4%	92.8%
% of Patients satisfied with the time they had to wait for an appointment	2	6	N/A	80.6%	83.7%	88.7%

* This is based on patients treated on this contract for their most recent course of treatment. Figures in italics indicate the base number of FP17s or Patient Questionnaire responses are less than 100. N/A is shown where the base number of responses is less than 10 during the period. % is calculated as Quantity/Base number*100

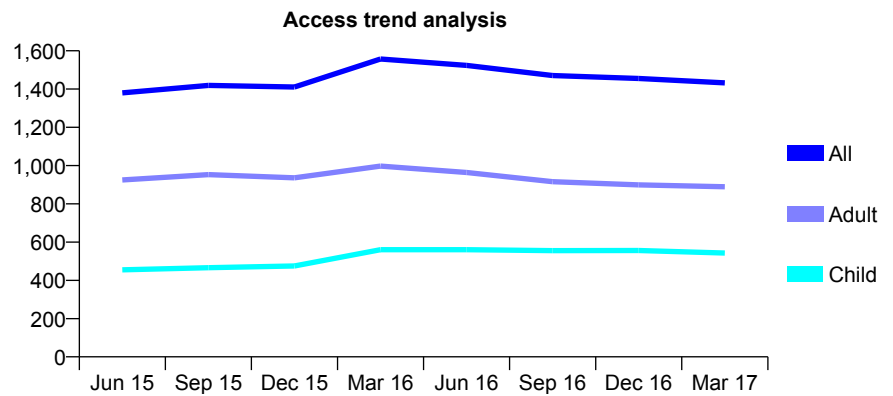
Q61 - Vital Signs At a Glance Contract Report for 750123/0004 - March 2017

Name or company name	MR S DODHIA
Contract type name	GDS Contract
Purpose of contract	General
Contract start date	27/07/2013
Contract end date	

16/17 Contracted general activity (UDA)	4,105
Carry forward general activity (UDA)	-54
16/17 Contracted orthodontic activity (UOA)	0
Carry forward orthodontic activity (UOA)	0
Baseline contract value	£136,532.26

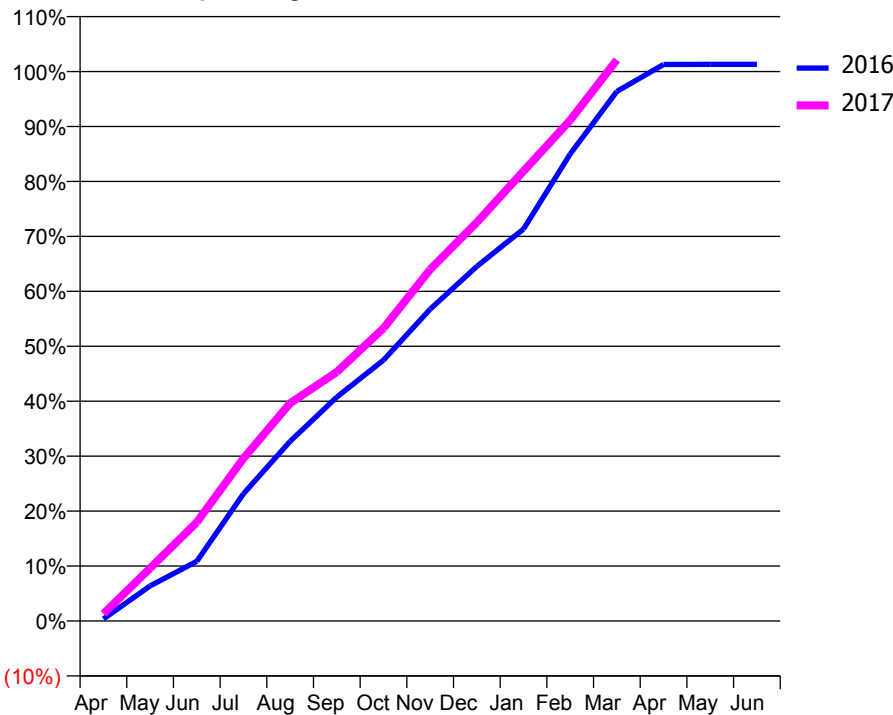
ACCESS*

Patients seen in 24 months	Total	Change since previous quarter
Quarter ending March 2016	1,557	
Quarter ending June 2016	1,524	↓
Quarter ending September 2016	1,471	↓
Quarter ending December 2016	1,455	↓
Quarter ending March 2017	1,432	↓
Variance since March 2016	(8.0%)	↓



ACTIVITY

Cumulative percentage of contracted UDA delivered 2016 & 2017



Month	Adjusted Scheduled Activity (UDA)	
	2016	2017
April	15	54
May	262	395
June	446	738
July	951	1,214
August	1,343	1,627
September	1,673	1,861
October	1,949	2,187
November	2,330	2,626
December	2,649	2,978
January	2,928	3,361
February	3,489	3,741
March	3,957	4,192
April	4,158	
May	4,159	
June	4,159	

QUALITY

	Quantity	Base Number	Contract	AT	Region	England
% of FP17s for the same patient ID Re-attending within 3 months - Children	24	391	6.1%	11.2%	11.8%	12.3%
% of FP17s for the same patient ID Re-attending within 3 months - Adults	138	791	17.4%	16.3%	17.1%	16.7%
% of FP17s for the same patient ID Re-attending between 3 & 9 months - Children	84	391	21.5%	42.1%	46.5%	57.6%
% of FP17s for the same patient ID Re-attending between 3 & 9 months - Adults	176	791	22.3%	35.0%	37.6%	50.1%
% of FP17s for Band 1 Urgent Courses	152	1,125	13.5%	10.8%	10.7%	9.1%
% of FP17s Relating to Free Repair or Replacements	0	1,125	0.0%	0.5%	0.6%	0.8%
% of FP17s Relating to Continuations	0	1,125	0.0%	0.8%	0.9%	1.2%
% of Patients satisfied with the dentistry they have received	1	2	N/A	89.3%	90.4%	92.8%
% of Patients satisfied with the time they had to wait for an appointment	0	2	N/A	80.6%	83.7%	88.7%

* This is based on patients treated on this contract for their most recent course of treatment. Figures in italics indicate the base number of FP17s or Patient Questionnaire responses are less than 100. N/A is shown where the base number of responses is less than 10 during the period. % is calculated as Quantity/Base number*100

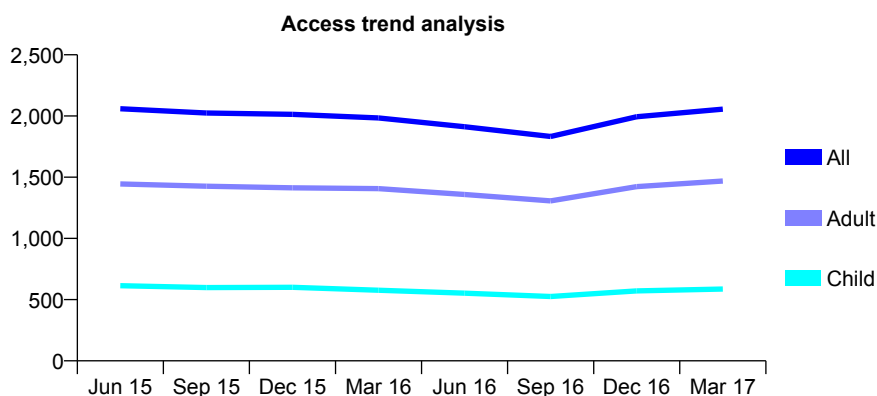
Q61 - Vital Signs At a Glance Contract Report for 751669/0001 - March 2017

Name or company name	MR V KAJAN
Contract type name	GDS Contract
Purpose of contract	General
Contract start date	01/04/2006
Contract end date	

16/17 Contracted general activity (UDA)	5,139
Carry forward general activity (UDA)	-33
16/17 Contracted orthodontic activity (UOA)	0
Carry forward orthodontic activity (UOA)	0
Baseline contract value	£191,708.79

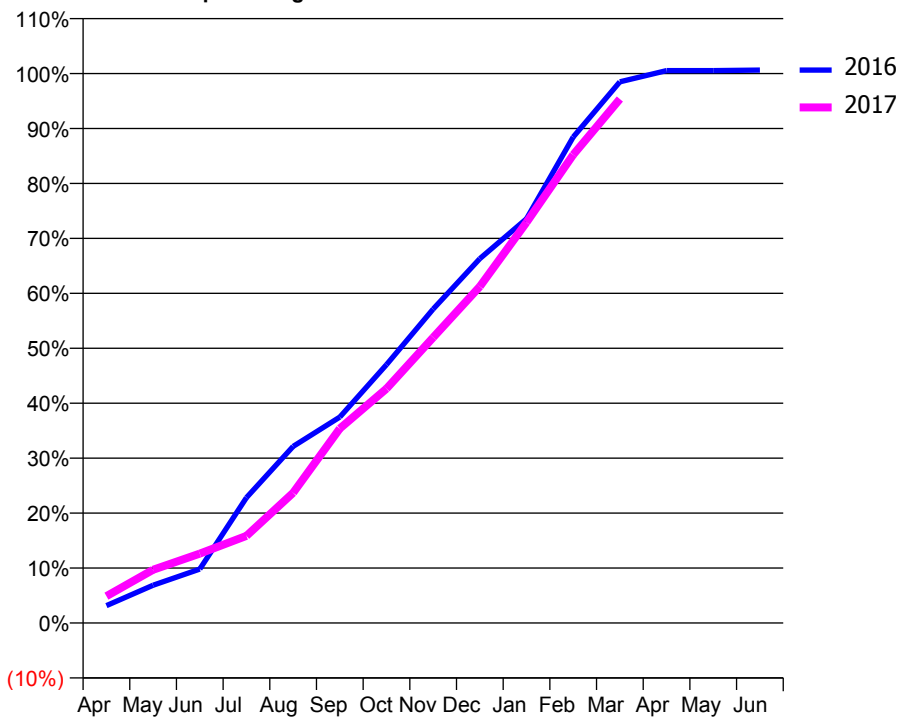
ACCESS*

Patients seen in 24 months	Total	Change since previous quarter
Quarter ending March 2016	1,984	
Quarter ending June 2016	1,912	↓
Quarter ending September 2016	1,833	↓
Quarter ending December 2016	1,994	↑
Quarter ending March 2017	2,056	↑
Variance since March 2016	3.6%	↑



ACTIVITY

Cumulative percentage of contracted UDA delivered 2016 & 2017



Month	Adjusted Scheduled Activity (UDA)	
	2016	2017
April	162	252
May	353	498
June	505	649
July	1,173	815
August	1,652	1,218
September	1,926	1,819
October	2,416	2,191
November	2,936	2,671
December	3,408	3,147
January	3,780	3,747
February	4,545	4,379
March	5,061	4,900
April	5,166	
May	5,166	
June	5,172	

QUALITY

	Quantity	Base Number	Contract	AT	Region	England
% of FP17s for the same patient ID Re-attending within 3 months - Children	80	910	8.8%	11.2%	11.8%	12.3%
% of FP17s for the same patient ID Re-attending within 3 months - Adults	338	2,001	16.9%	16.3%	17.1%	16.7%
% of FP17s for the same patient ID Re-attending between 3 & 9 months - Children	484	910	53.2%	42.1%	46.5%	57.6%
% of FP17s for the same patient ID Re-attending between 3 & 9 months - Adults	907	2,001	45.3%	35.0%	37.6%	50.1%
% of FP17s for Band 1 Urgent Courses	229	2,850	8.0%	10.8%	10.7%	9.1%
% of FP17s Relating to Free Repair or Replacements	48	2,850	1.7%	0.5%	0.6%	0.8%
% of FP17s Relating to Continuations	66	2,850	2.3%	0.8%	0.9%	1.2%
% of Patients satisfied with the dentistry they have received	4	4	N/A	89.3%	90.4%	92.8%
% of Patients satisfied with the time they had to wait for an appointment	4	4	N/A	80.6%	83.7%	88.7%

* This is based on patients treated on this contract for their most recent course of treatment. Figures in italics indicate the base number of FP17s or Patient Questionnaire responses are less than 100. N/A is shown where the base number of responses is less than 10 during the period. % is calculated as Quantity/Base number*100

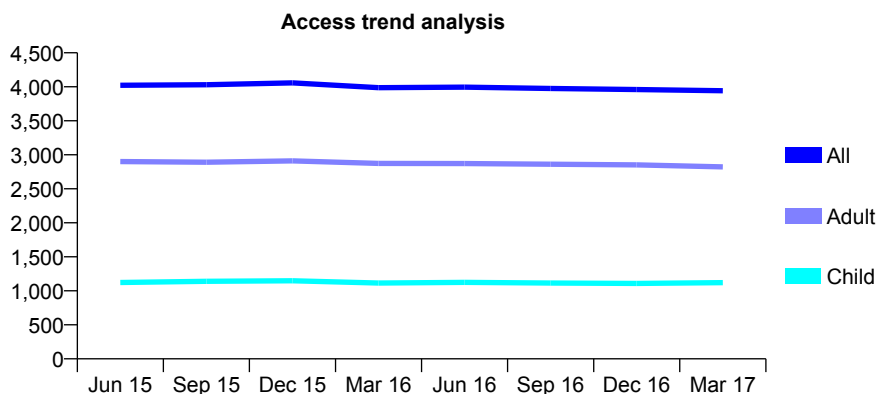
Q61 - Vital Signs At a Glance Contract Report for 755605/0001 - March 2017

Name or company name	MRS M KHAMBATI
Contract type name	GDS Contract
Purpose of contract	General
Contract start date	01/04/2006
Contract end date	

16/17 Contracted general activity (UDA)	11,817
Carry forward general activity (UDA)	-2
16/17 Contracted orthodontic activity (UOA)	0
Carry forward orthodontic activity (UOA)	0
Baseline contract value	£372,960.63

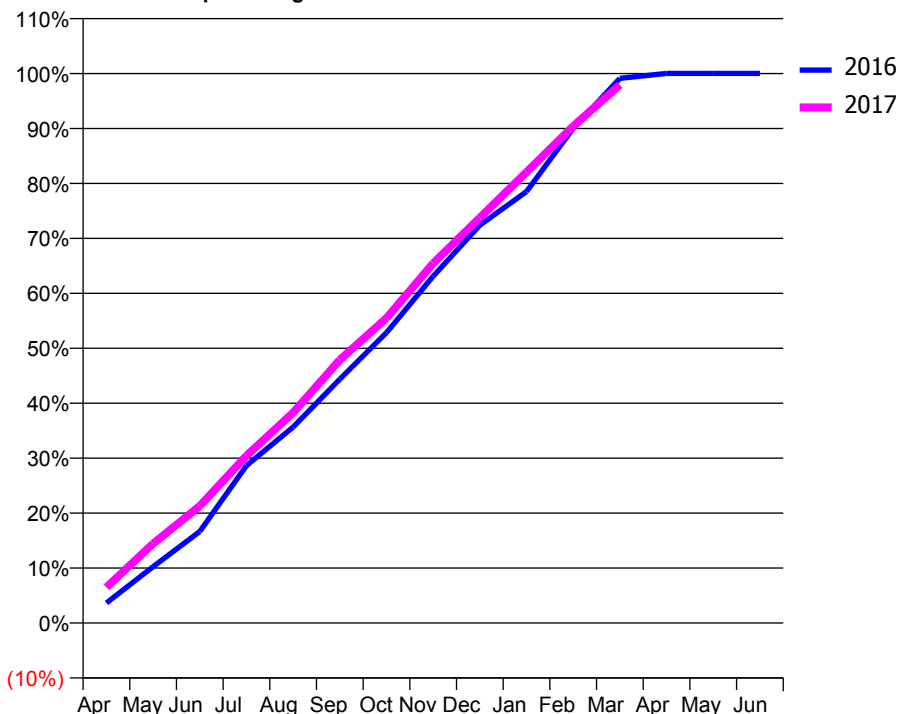
ACCESS*

Patients seen in 24 months	Total	Change since previous quarter
Quarter ending March 2016	3,988	
Quarter ending June 2016	3,996	→
Quarter ending September 2016	3,975	→
Quarter ending December 2016	3,960	→
Quarter ending March 2017	3,943	→
Variance since March 2016	(1.1%)	↓



ACTIVITY

Cumulative percentage of contracted UDA delivered 2016 & 2017



Month	Adjusted Scheduled Activity (UDA)	
	2016	2017
April	432	766
May	1,210	1,709
June	1,969	2,517
July	3,386	3,597
August	4,214	4,524
September	5,245	5,658
October	6,246	6,557
November	7,458	7,734
December	8,557	8,716
January	9,279	9,696
February	10,637	10,682
March	11,711	11,573
April	11,818	
May	11,818	
June	11,819	

QUALITY

	Quantity	Base Number	Contract	AT	Region	England
% of FP17s for the same patient ID Re-attending within 3 months - Children	108	1,260	8.6%	11.2%	11.8%	12.3%
% of FP17s for the same patient ID Re-attending within 3 months - Adults	635	3,311	19.2%	16.3%	17.1%	16.7%
% of FP17s for the same patient ID Re-attending between 3 & 9 months - Children	481	1,260	38.2%	42.1%	46.5%	57.6%
% of FP17s for the same patient ID Re-attending between 3 & 9 months - Adults	1,225	3,311	37.0%	35.0%	37.6%	50.1%
% of FP17s for Band 1 Urgent Courses	548	4,501	12.2%	10.8%	10.7%	9.1%
% of FP17s Relating to Free Repair or Replacements	37	4,501	0.8%	0.5%	0.6%	0.8%
% of FP17s Relating to Continuations	61	4,501	1.4%	0.8%	0.9%	1.2%
% of Patients satisfied with the dentistry they have received	3	3	N/A	89.3%	90.4%	92.8%
% of Patients satisfied with the time they had to wait for an appointment	2	3	N/A	80.6%	83.7%	88.7%

* This is based on patients treated on this contract for their most recent course of treatment. Figures in italics indicate the base number of FP17s or Patient Questionnaire responses are less than 100. N/A is shown where the base number of responses is less than 10 during the period. % is calculated as Quantity/Base number*100

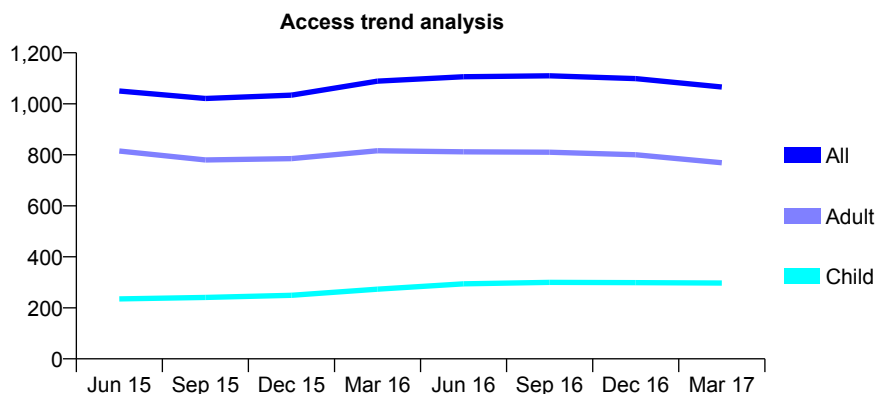
Q61 - Vital Signs At a Glance Contract Report for 762067/0001 - March 2017

Name or company name	MR M OTIFEH
Contract type name	GDS Contract
Purpose of contract	General
Contract start date	01/04/2006
Contract end date	

16/17 Contracted general activity (UDA)	2,910
Carry forward general activity (UDA)	60
16/17 Contracted orthodontic activity (UOA)	0
Carry forward orthodontic activity (UOA)	0
Baseline contract value	£83,039.42

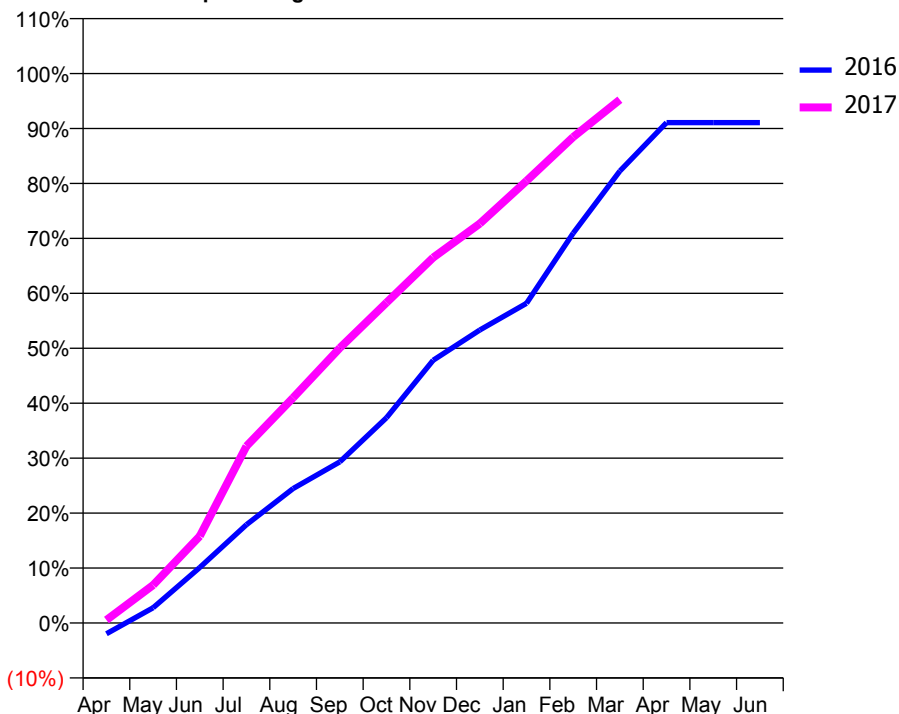
ACCESS*

Patients seen in 24 months	Total	Change since previous quarter
Quarter ending March 2016	1,089	
Quarter ending June 2016	1,106	→
Quarter ending September 2016	1,110	→
Quarter ending December 2016	1,099	→
Quarter ending March 2017	1,066	↓
Variance since March 2016	(2.1%)	↓



ACTIVITY

Cumulative percentage of contracted UDA delivered 2016 & 2017



Month	Adjusted Scheduled Activity (UDA)	
	2016	2017
April	-58	16
May	81	201
June	294	460
July	521	937
August	712	1,193
September	853	1,457
October	1,087	1,697
November	1,391	1,935
December	1,552	2,115
January	1,693	2,341
February	2,064	2,574
March	2,394	2,771
April	2,650	
May	2,650	
June	2,650	

QUALITY

	Quantity	Base Number	Contract	AT	Region	England
% of FP17s for the same patient ID Re-attending within 3 months - Children	15	360	4.2%	11.2%	11.8%	12.3%
% of FP17s for the same patient ID Re-attending within 3 months - Adults	100	774	12.9%	16.3%	17.1%	16.7%
% of FP17s for the same patient ID Re-attending between 3 & 9 months - Children	198	360	55.0%	42.1%	46.5%	57.6%
% of FP17s for the same patient ID Re-attending between 3 & 9 months - Adults	243	774	31.4%	35.0%	37.6%	50.1%
% of FP17s for Band 1 Urgent Courses	176	1,060	16.6%	10.8%	10.7%	9.1%
% of FP17s Relating to Free Repair or Replacements	0	1,060	0.0%	0.5%	0.6%	0.8%
% of FP17s Relating to Continuations	1	1,060	0.1%	0.8%	0.9%	1.2%
% of Patients satisfied with the dentistry they have received	0	0	N/A	89.3%	90.4%	92.8%
% of Patients satisfied with the time they had to wait for an appointment	0	0	N/A	80.6%	83.7%	88.7%

* This is based on patients treated on this contract for their most recent course of treatment. Figures in italics indicate the base number of FP17s or Patient Questionnaire responses are less than 100. N/A is shown where the base number of responses is less than 10 during the period. % is calculated as Quantity/Base number*100

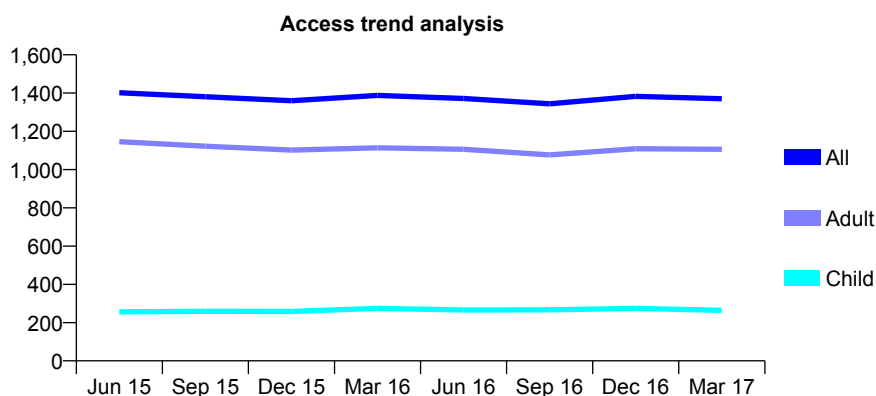
Q61 - Vital Signs At a Glance Contract Report for 762431/0003 - March 2017

Name or company name	MR N NEKOO-PARVAR
Contract type name	GDS Contract
Purpose of contract	General
Contract start date	08/10/2012
Contract end date	

16/17 Contracted general activity (UDA)	5,304
Carry forward general activity (UDA)	93
16/17 Contracted orthodontic activity (UOA)	0
Carry forward orthodontic activity (UOA)	0
Baseline contract value	£135,185.80

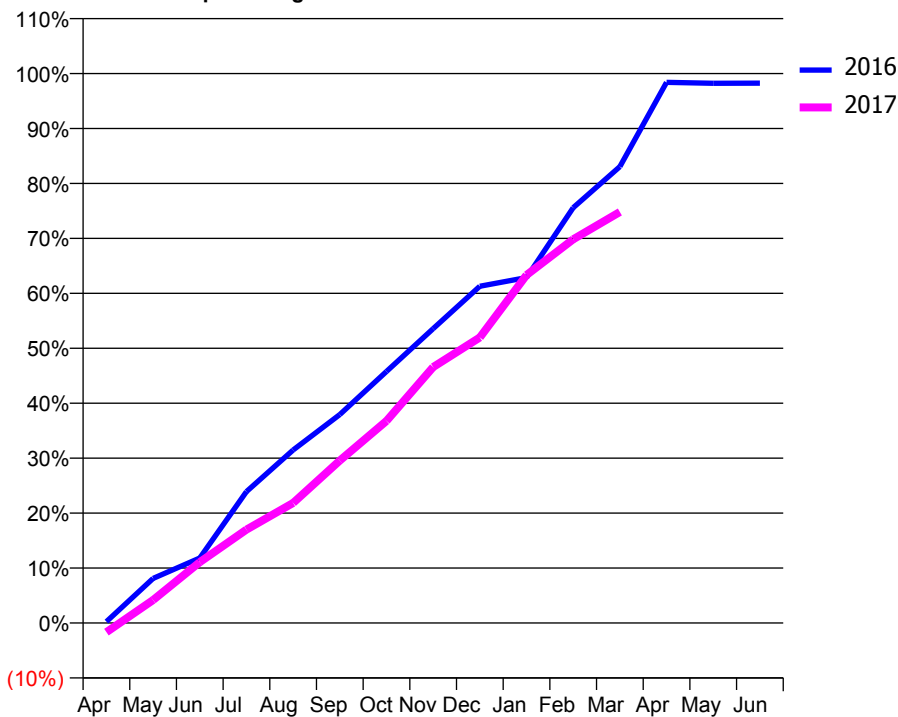
ACCESS*

Patients seen in 24 months	Total	Change since previous quarter
Quarter ending March 2016	1,388	
Quarter ending June 2016	1,372	↓
Quarter ending September 2016	1,344	↓
Quarter ending December 2016	1,383	↑
Quarter ending March 2017	1,370	→
Variance since March 2016	(1.3%)	↓



ACTIVITY

Cumulative percentage of contracted UDA delivered 2016 & 2017



Month	Adjusted Scheduled Activity (UDA)	
	2016	2017
April	14	-90
May	430	222
June	628	587
July	1,268	901
August	1,670	1,159
September	2,013	1,569
October	2,428	1,951
November	2,841	2,470
December	3,250	2,757
January	3,334	3,359
February	4,009	3,704
March	4,406	3,967
April	5,218	
May	5,210	
June	5,211	

QUALITY

	Quantity	Base Number	Contract	AT	Region	England
% of FP17s for the same patient ID Re-attending within 3 months - Children	9	221	4.1%	11.2%	11.8%	12.3%
% of FP17s for the same patient ID Re-attending within 3 months - Adults	126	1,043	12.1%	16.3%	17.1%	16.7%
% of FP17s for the same patient ID Re-attending between 3 & 9 months - Children	46	221	20.8%	42.1%	46.5%	57.6%
% of FP17s for the same patient ID Re-attending between 3 & 9 months - Adults	338	1,043	32.4%	35.0%	37.6%	50.1%
% of FP17s for Band 1 Urgent Courses	56	1,085	5.2%	10.8%	10.7%	9.1%
% of FP17s Relating to Free Repair or Replacements	3	1,085	0.3%	0.5%	0.6%	0.8%
% of FP17s Relating to Continuations	2	1,085	0.2%	0.8%	0.9%	1.2%
% of Patients satisfied with the dentistry they have received	1	1	N/A	89.3%	90.4%	92.8%
% of Patients satisfied with the time they had to wait for an appointment	1	1	N/A	80.6%	83.7%	88.7%

* This is based on patients treated on this contract for their most recent course of treatment. Figures in italics indicate the base number of FP17s or Patient Questionnaire responses are less than 100. N/A is shown where the base number of responses is less than 10 during the period. % is calculated as Quantity/Base number*100

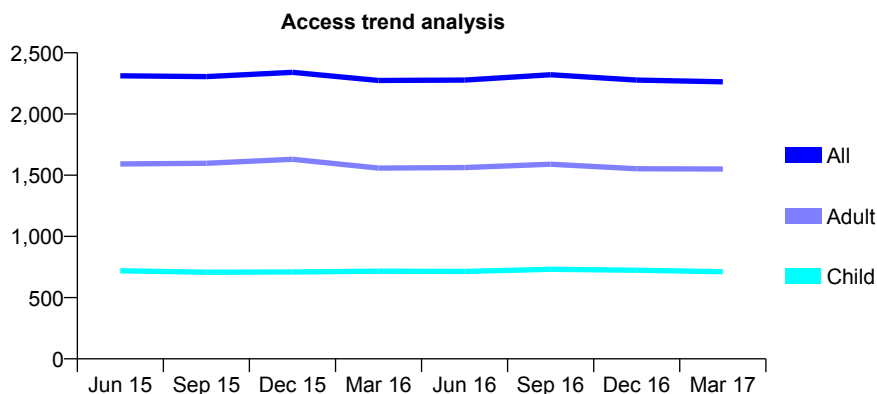
Q61 - Vital Signs At a Glance Contract Report for 763934/0002 - March 2017

Name or company name	MRS F KHOSRAVI
Contract type name	GDS Contract
Purpose of contract	General
Contract start date	01/04/2006
Contract end date	

16/17 Contracted general activity (UDA)	5,793
Carry forward general activity (UDA)	96
16/17 Contracted orthodontic activity (UOA)	0
Carry forward orthodontic activity (UOA)	0
Baseline contract value	£162,597.38

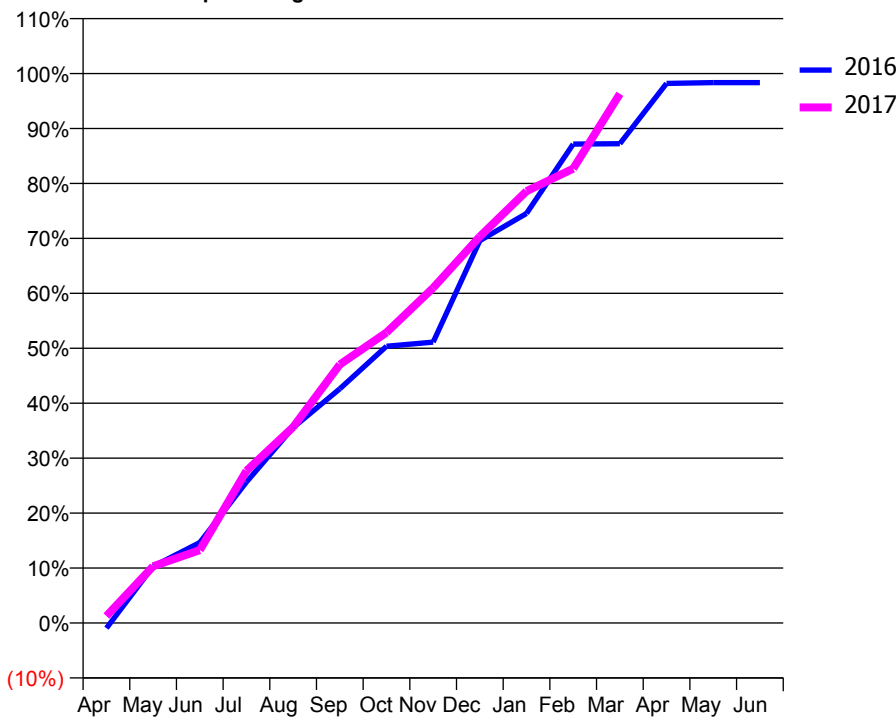
ACCESS*

Patients seen in 24 months	Total	Change since previous quarter
Quarter ending March 2016	2,274	
Quarter ending June 2016	2,277	→
Quarter ending September 2016	2,321	→
Quarter ending December 2016	2,277	↓
Quarter ending March 2017	2,263	→
Variance since March 2016	(0.5%)	→



ACTIVITY

Cumulative percentage of contracted UDA delivered 2016 & 2017



Month	Adjusted Scheduled Activity (UDA)	
	2016	2017
April	-55	73
May	596	599
June	849	769
July	1,487	1,604
August	2,060	2,065
September	2,469	2,725
October	2,917	3,063
November	2,961	3,534
December	4,031	4,074
January	4,318	4,552
February	5,049	4,790
March	5,053	5,579
April	5,688	
May	5,697	
June	5,697	

QUALITY

	Quantity	Base Number	Contract	AT	Region	England
% of FP17s for the same patient ID Re-attending within 3 months - Children	39	786	5.0%	11.2%	11.8%	12.3%
% of FP17s for the same patient ID Re-attending within 3 months - Adults	234	1,551	15.1%	16.3%	17.1%	16.7%
% of FP17s for the same patient ID Re-attending between 3 & 9 months - Children	241	786	30.7%	42.1%	46.5%	57.6%
% of FP17s for the same patient ID Re-attending between 3 & 9 months - Adults	409	1,551	26.4%	35.0%	37.6%	50.1%
% of FP17s for Band 1 Urgent Courses	283	2,066	13.7%	10.8%	10.7%	9.1%
% of FP17s Relating to Free Repair or Replacements	2	2,066	0.1%	0.5%	0.6%	0.8%
% of FP17s Relating to Continuations	8	2,066	0.4%	0.8%	0.9%	1.2%
% of Patients satisfied with the dentistry they have received	4	4	N/A	89.3%	90.4%	92.8%
% of Patients satisfied with the time they had to wait for an appointment	4	4	N/A	80.6%	83.7%	88.7%

* This is based on patients treated on this contract for their most recent course of treatment. Figures in italics indicate the base number of FP17s or Patient Questionnaire responses are less than 100. N/A is shown where the base number of responses is less than 10 during the period. % is calculated as Quantity/Base number*100

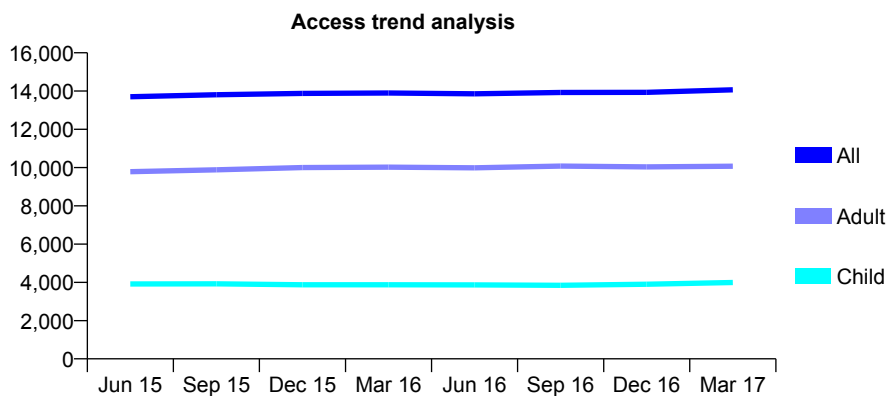
Q61 - Vital Signs At a Glance Contract Report for 764957/0004 - March 2017

Name or company name	MR GS KUMAR
Contract type name	GDS Contract
Purpose of contract	General
Contract start date	01/04/2006
Contract end date	

16/17 Contracted general activity (UDA)	40,267
Carry forward general activity (UDA)	57
16/17 Contracted orthodontic activity (UOA)	0
Carry forward orthodontic activity (UOA)	0
Baseline contract value	£1,137,007.38

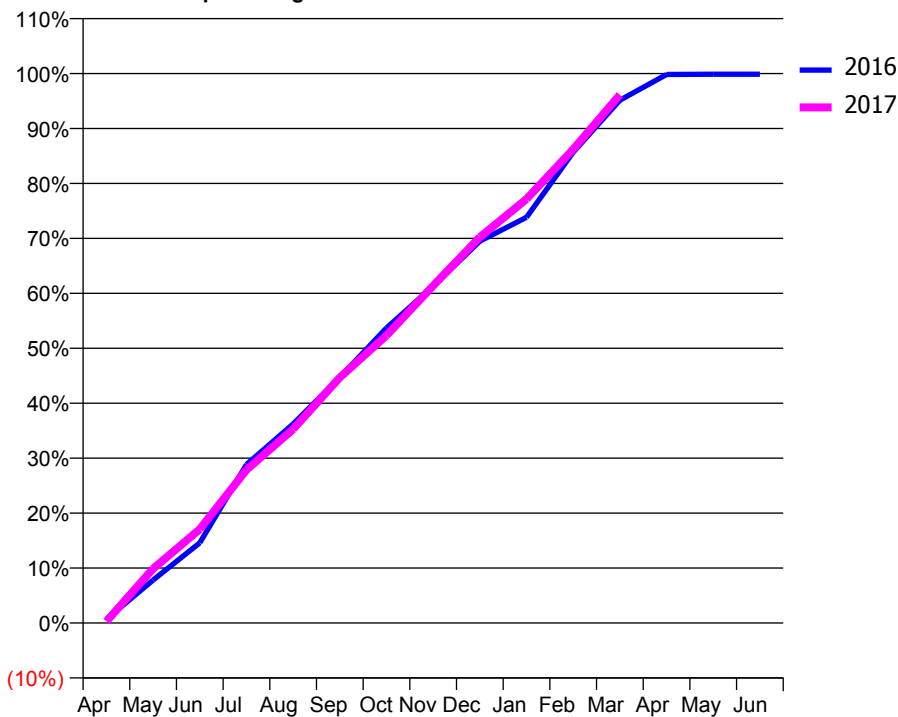
ACCESS*

Patients seen in 24 months	Total	Change since previous quarter
Quarter ending March 2016	13,900	
Quarter ending June 2016	13,853	→
Quarter ending September 2016	13,923	→
Quarter ending December 2016	13,936	→
Quarter ending March 2017	14,067	→
Variance since March 2016	1.2%	→



ACTIVITY

Cumulative percentage of contracted UDA delivered 2016 & 2017



Month	Adjusted Scheduled Activity (UDA)	
	2016	2017
April	282	120
May	3,148	3,979
June	5,873	6,875
July	11,613	11,220
August	14,586	14,205
September	18,005	17,999
October	21,615	21,074
November	24,681	24,718
December	27,979	28,278
January	29,734	31,071
February	34,498	34,709
March	38,312	38,712
April	40,192	
May	40,210	
June	40,210	

QUALITY

	Quantity	Base Number	Contract	AT	Region	England
% of FP17s for the same patient ID Re-attending within 3 months - Children	331	4,761	7.0%	11.2%	11.8%	12.3%
% of FP17s for the same patient ID Re-attending within 3 months - Adults	979	10,222	9.6%	16.3%	17.1%	16.7%
% of FP17s for the same patient ID Re-attending between 3 & 9 months - Children	2,015	4,761	42.3%	42.1%	46.5%	57.6%
% of FP17s for the same patient ID Re-attending between 3 & 9 months - Adults	4,104	10,222	40.1%	35.0%	37.6%	50.1%
% of FP17s for Band 1 Urgent Courses	530	14,328	3.7%	10.8%	10.7%	9.1%
% of FP17s Relating to Free Repair or Replacements	152	14,328	1.1%	0.5%	0.6%	0.8%
% of FP17s Relating to Continuations	30	14,328	0.2%	0.8%	0.9%	1.2%
% of Patients satisfied with the dentistry they have received	15	17	88.2%	89.3%	90.4%	92.8%
% of Patients satisfied with the time they had to wait for an appointment	12	17	70.6%	80.6%	83.7%	88.7%

* This is based on patients treated on this contract for their most recent course of treatment. Figures in italics indicate the base number of FP17s or Patient Questionnaire responses are less than 100. N/A is shown where the base number of responses is less than 10 during the period. % is calculated as Quantity/Base number*100

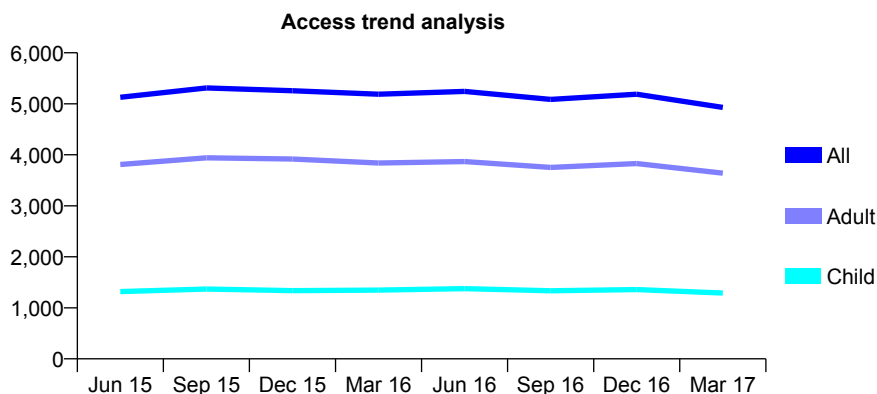
Q61 - Vital Signs At a Glance Contract Report for 765805/0001 - March 2017

Name or company name	MR JR KANOGO
Contract type name	GDS Contract
Purpose of contract	General
Contract start date	01/04/2006
Contract end date	

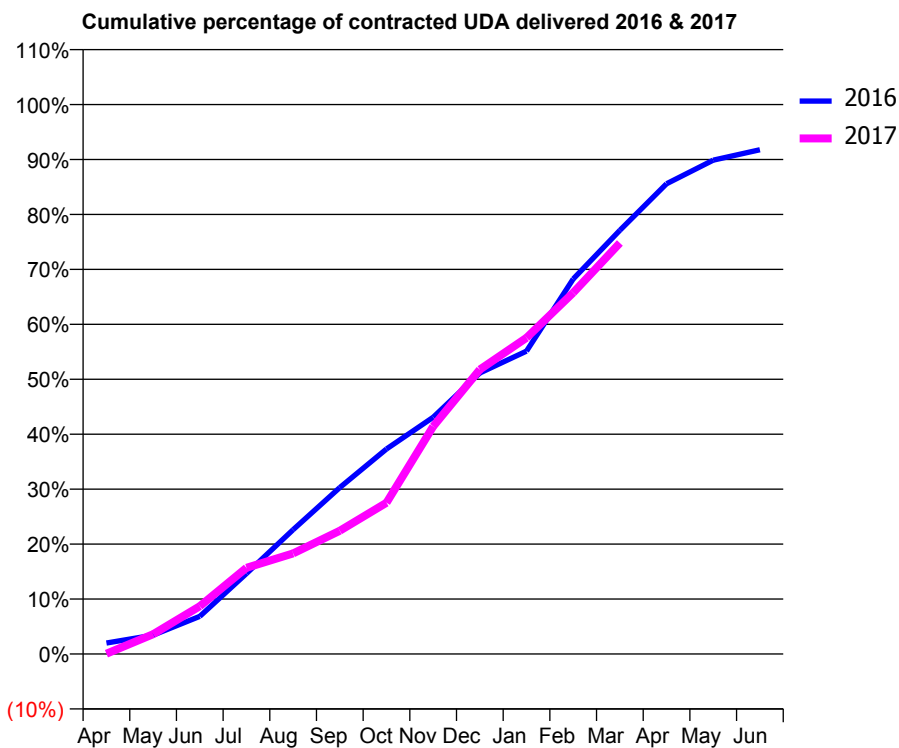
16/17 Contracted general activity (UDA)	13,708
Carry forward general activity (UDA)	0
16/17 Contracted orthodontic activity (UOA)	0
Carry forward orthodontic activity (UOA)	0
Baseline contract value	£357,299.00

ACCESS*

Patients seen in 24 months	Total	Change since previous quarter
Quarter ending March 2016	5,187	
Quarter ending June 2016	5,244	→
Quarter ending September 2016	5,087	↓
Quarter ending December 2016	5,187	→
Quarter ending March 2017	4,930	↓
Variance since March 2016	(5.0%)	↓



ACTIVITY



Month	Adjusted Scheduled Activity (UDA)	
	2016	2017
April	275	7
May	472	493
June	941	1,192
July	2,008	2,152
August	3,102	2,511
September	4,153	3,075
October	5,114	3,774
November	5,907	5,677
December	7,012	7,096
January	7,558	7,889
February	9,355	9,013
March	10,571	10,253
April	11,732	
May	12,320	
June	12,581	

QUALITY

	Quantity	Base Number	Contract	AT	Region	England
% of FP17s for the same patient ID Re-attending within 3 months - Children	37	1,091	3.4%	11.2%	11.8%	12.3%
% of FP17s for the same patient ID Re-attending within 3 months - Adults	207	3,053	6.8%	16.3%	17.1%	16.7%
% of FP17s for the same patient ID Re-attending between 3 & 9 months - Children	198	1,091	18.1%	42.1%	46.5%	57.6%
% of FP17s for the same patient ID Re-attending between 3 & 9 months - Adults	773	3,053	25.3%	35.0%	37.6%	50.1%
% of FP17s for Band 1 Urgent Courses	239	3,533	6.8%	10.8%	10.7%	9.1%
% of FP17s Relating to Free Repair or Replacements	0	3,533	0.0%	0.5%	0.6%	0.8%
% of FP17s Relating to Continuations	0	3,533	0.0%	0.8%	0.9%	1.2%
% of Patients satisfied with the dentistry they have received	1	1	N/A	89.3%	90.4%	92.8%
% of Patients satisfied with the time they had to wait for an appointment	1	1	N/A	80.6%	83.7%	88.7%

* This is based on patients treated on this contract for their most recent course of treatment. Figures in italics indicate the base number of FP17s or Patient Questionnaire responses are less than 100. N/A is shown where the base number of responses is less than 10 during the period. % is calculated as Quantity/Base number*100

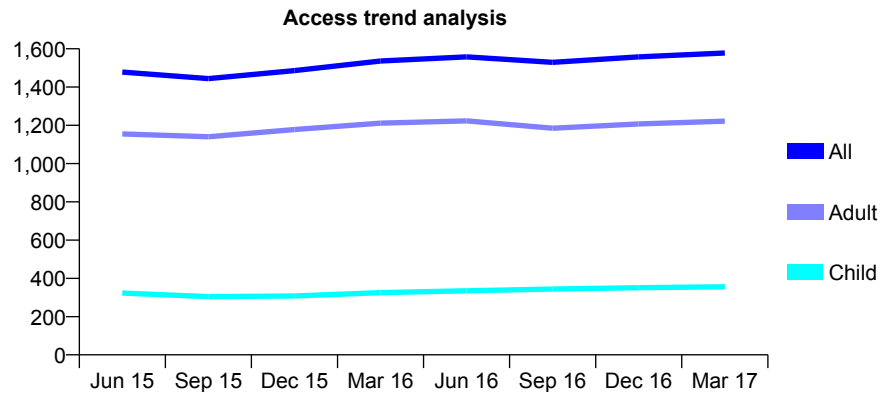
Q61 - Vital Signs At a Glance Contract Report for 766038/0001 - March 2017

Name or company name	MR VO AKINSOLA
Contract type name	GDS Contract
Purpose of contract	General
Contract start date	01/04/2006
Contract end date	

16/17 Contracted general activity (UDA)	6,225
Carry forward general activity (UDA)	93
16/17 Contracted orthodontic activity (UOA)	0
Carry forward orthodontic activity (UOA)	0
Baseline contract value	£197,661.95

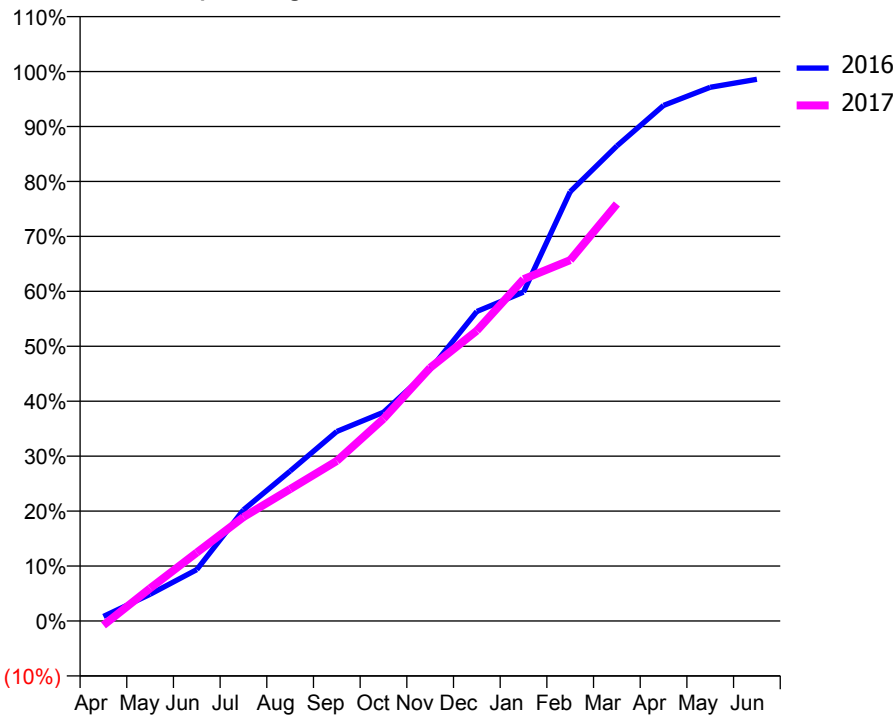
ACCESS*

Patients seen in 24 months	Total	Change since previous quarter
Quarter ending March 2016	1,536	
Quarter ending June 2016	1,558	→
Quarter ending September 2016	1,529	↓
Quarter ending December 2016	1,558	→
Quarter ending March 2017	1,578	→
Variance since March 2016	2.7%	↑



ACTIVITY

Cumulative percentage of contracted UDA delivered 2016 & 2017



Month	Adjusted Scheduled Activity (UDA)	
	2016	2017
April	55	-50
May	318	371
June	610	776
July	1,320	1,178
August	1,780	1,495
September	2,251	1,813
October	2,478	2,291
November	2,987	2,869
December	3,675	3,289
January	3,905	3,872
February	5,097	4,088
March	5,642	4,724
April	6,122	
May	6,338	
June	6,432	

QUALITY

	Quantity	Base Number	Contract	AT	Region	England
% of FP17s for the same patient ID Re-attending within 3 months - Children	14	278	5.0%	11.2%	11.8%	12.3%
% of FP17s for the same patient ID Re-attending within 3 months - Adults	181	1,063	17.0%	16.3%	17.1%	16.7%
% of FP17s for the same patient ID Re-attending between 3 & 9 months - Children	56	278	20.1%	42.1%	46.5%	57.6%
% of FP17s for the same patient ID Re-attending between 3 & 9 months - Adults	216	1,063	20.3%	35.0%	37.6%	50.1%
% of FP17s for Band 1 Urgent Courses	136	1,191	11.4%	10.8%	10.7%	9.1%
% of FP17s Relating to Free Repair or Replacements	17	1,191	1.4%	0.5%	0.6%	0.8%
% of FP17s Relating to Continuations	0	1,191	0.0%	0.8%	0.9%	1.2%
% of Patients satisfied with the dentistry they have received	2	3	N/A	89.3%	90.4%	92.8%
% of Patients satisfied with the time they had to wait for an appointment	3	3	N/A	80.6%	83.7%	88.7%

* This is based on patients treated on this contract for their most recent course of treatment. Figures in italics indicate the base number of FP17s or Patient Questionnaire responses are less than 100. N/A is shown where the base number of responses is less than 10 during the period. % is calculated as Quantity/Base number*100

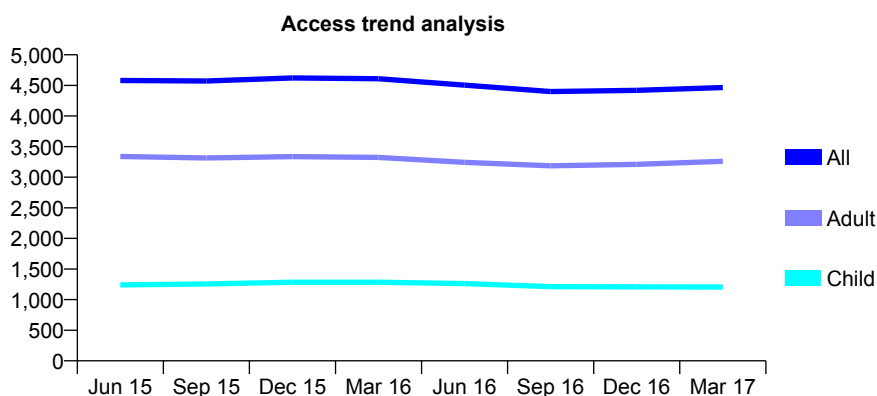
Q61 - Vital Signs At a Glance Contract Report for 766895/0003 - March 2017

Name or company name	MR M SOLTAN MOHAMMADI KHAYAT
Contract type name	GDS Contract
Purpose of contract	General
Contract start date	01/04/2006
Contract end date	

16/17 Contracted general activity (UDA)	15,725
Carry forward general activity (UDA)	58
16/17 Contracted orthodontic activity (UOA)	0
Carry forward orthodontic activity (UOA)	0
Baseline contract value	£392,743.74

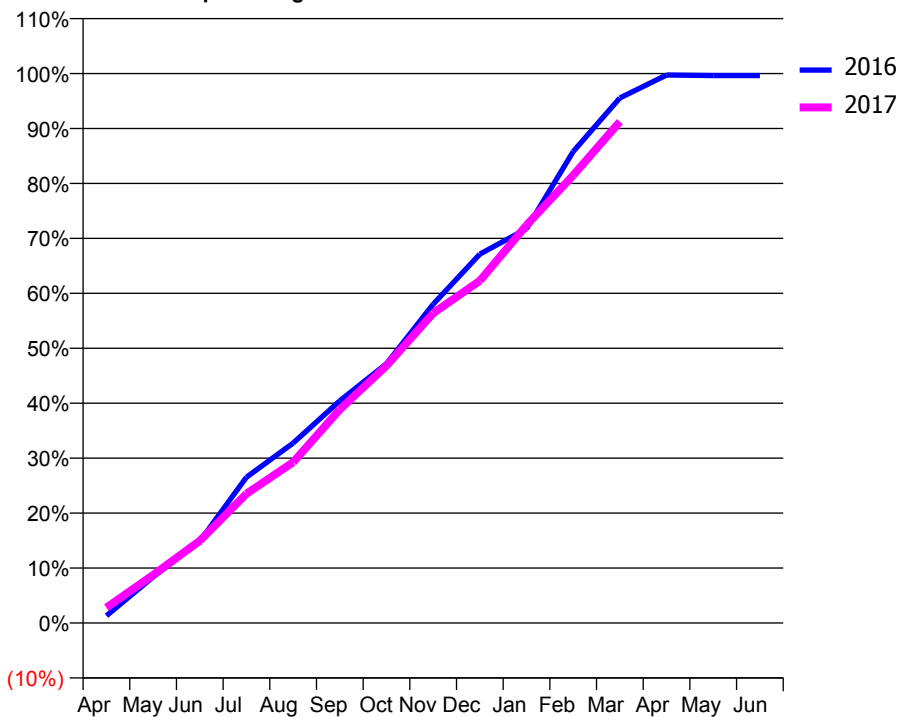
ACCESS*

Patients seen in 24 months	Total	Change since previous quarter
Quarter ending March 2016	4,609	
Quarter ending June 2016	4,504	↓
Quarter ending September 2016	4,399	↓
Quarter ending December 2016	4,419	→
Quarter ending March 2017	4,466	→
Variance since March 2016	(3.1%)	↓



ACTIVITY

Cumulative percentage of contracted UDA delivered 2016 & 2017



Adjusted Scheduled Activity (UDA)

Month	2016	2017
April	209	443
May	1,317	1,374
June	2,341	2,351
July	4,173	3,699
August	5,150	4,599
September	6,359	6,112
October	7,421	7,363
November	9,123	8,865
December	10,559	9,794
January	11,283	11,384
February	13,492	12,813
March	15,026	14,346
April	15,680	
May	15,667	
June	15,667	

QUALITY

	Quantity	Base Number	Contract	AT	Region	England
% of FP17s for the same patient ID Re-attending within 3 months - Children	114	1,357	8.4%	11.2%	11.8%	12.3%
% of FP17s for the same patient ID Re-attending within 3 months - Adults	347	2,881	12.0%	16.3%	17.1%	16.7%
% of FP17s for the same patient ID Re-attending between 3 & 9 months - Children	555	1,357	40.9%	42.1%	46.5%	57.6%
% of FP17s for the same patient ID Re-attending between 3 & 9 months - Adults	863	2,881	30.0%	35.0%	37.6%	50.1%
% of FP17s for Band 1 Urgent Courses	453	4,071	11.1%	10.8%	10.7%	9.1%
% of FP17s Relating to Free Repair or Replacements	0	4,071	0.0%	0.5%	0.6%	0.8%
% of FP17s Relating to Continuations	30	4,071	0.7%	0.8%	0.9%	1.2%
% of Patients satisfied with the dentistry they have received	4	5	N/A	89.3%	90.4%	92.8%
% of Patients satisfied with the time they had to wait for an appointment	5	5	N/A	80.6%	83.7%	88.7%

* This is based on patients treated on this contract for their most recent course of treatment. Figures in italics indicate the base number of FP17s or Patient Questionnaire responses are less than 100. N/A is shown where the base number of responses is less than 10 during the period. % is calculated as Quantity/Base number*100

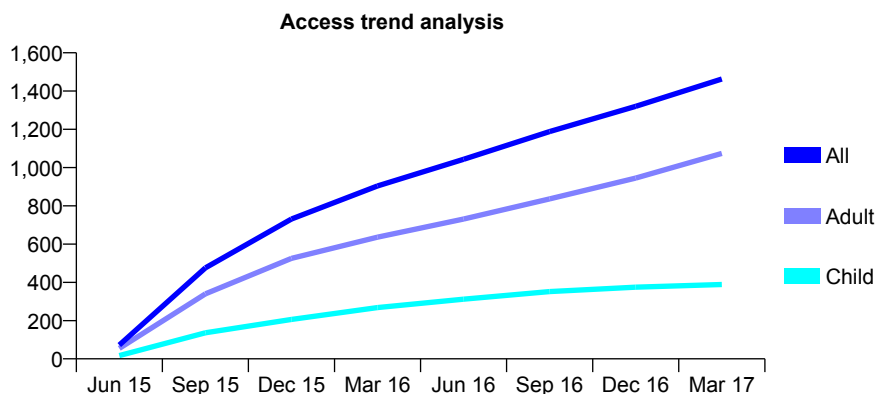
Q61 - Vital Signs At a Glance Contract Report for 766895/0005 - March 2017

Name or company name	MR M SOLTAN MOHAMMADI KHAYAT
Contract type name	GDS Contract
Purpose of contract	General
Contract start date	01/06/2015
Contract end date	

16/17 Contracted general activity (UDA)	5,000
Carry forward general activity (UDA)	79
16/17 Contracted orthodontic activity (UOA)	0
Carry forward orthodontic activity (UOA)	0
Baseline contract value	£159,008.19

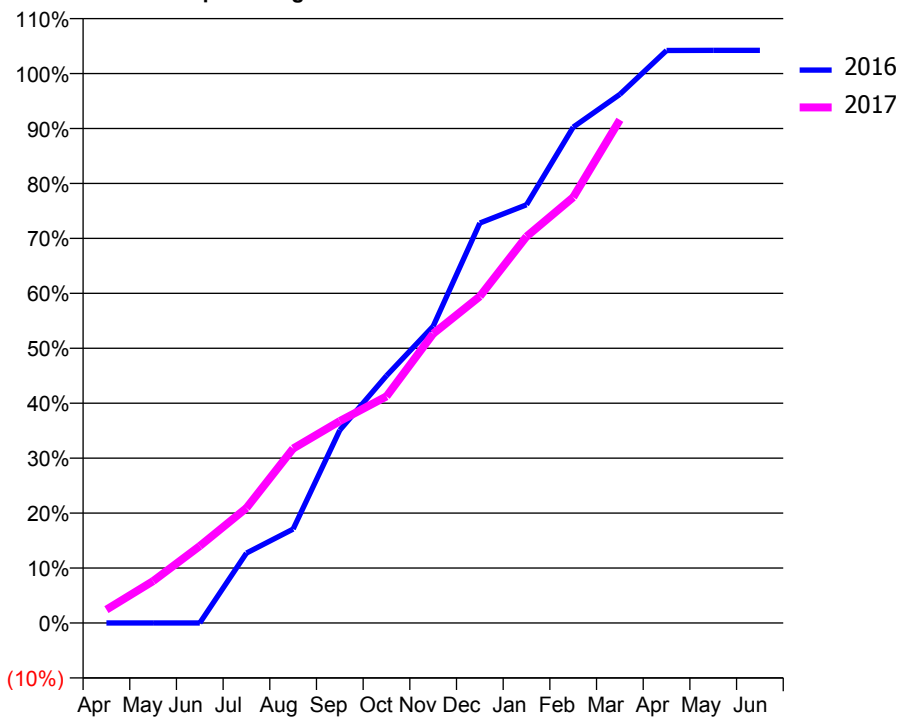
ACCESS*

Patients seen in 24 months	Total	Change since previous quarter
Quarter ending March 2016	904	
Quarter ending June 2016	1,043	↑
Quarter ending September 2016	1,188	↑
Quarter ending December 2016	1,320	↑
Quarter ending March 2017	1,463	↑
Variance since March 2016	61.8%	↑



ACTIVITY

Cumulative percentage of contracted UDA delivered 2016 & 2017



Month	Adjusted Scheduled Activity (UDA)	
	2016	2017
April	0	122
May	0	382
June	0	701
July	530	1,047
August	713	1,588
September	1,462	1,837
October	1,875	2,062
November	2,250	2,632
December	3,032	2,973
January	3,171	3,517
February	3,760	3,873
March	4,008	4,579
April	4,341	
May	4,342	
June	4,342	

QUALITY

	Quantity	Base Number	Contract	AT	Region	England
% of FP17s for the same patient ID Re-attending within 3 months - Children	24	427	5.6%	11.2%	11.8%	12.3%
% of FP17s for the same patient ID Re-attending within 3 months - Adults	95	1,050	9.0%	16.3%	17.1%	16.7%
% of FP17s for the same patient ID Re-attending between 3 & 9 months - Children	154	427	36.1%	42.1%	46.5%	57.6%
% of FP17s for the same patient ID Re-attending between 3 & 9 months - Adults	268	1,050	25.5%	35.0%	37.6%	50.1%
% of FP17s for Band 1 Urgent Courses	85	1,354	6.3%	10.8%	10.7%	9.1%
% of FP17s Relating to Free Repair or Replacements	2	1,354	0.1%	0.5%	0.6%	0.8%
% of FP17s Relating to Continuations	3	1,354	0.2%	0.8%	0.9%	1.2%
% of Patients satisfied with the dentistry they have received	0	0	N/A	89.3%	90.4%	92.8%
% of Patients satisfied with the time they had to wait for an appointment	0	0	N/A	80.6%	83.7%	88.7%

* This is based on patients treated on this contract for their most recent course of treatment. Figures in italics indicate the base number of FP17s or Patient Questionnaire responses are less than 100. N/A is shown where the base number of responses is less than 10 during the period. % is calculated as Quantity/Base number*100

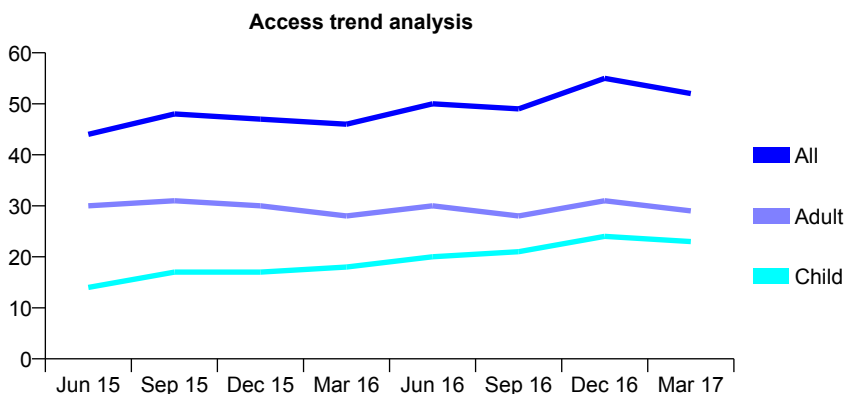
Q61 - Vital Signs At a Glance Contract Report for 767239/0001 - March 2017

Name or company name	MR N NAGPAUL
Contract type name	PDS Contract
Purpose of contract	General
Contract start date	01/08/2009
Contract end date	30/11/2017

16/17 Contracted general activity (UDA)	200
Carry forward general activity (UDA)	0
16/17 Contracted orthodontic activity (UOA)	0
Carry forward orthodontic activity (UOA)	0
Baseline contract value	£5,791.45

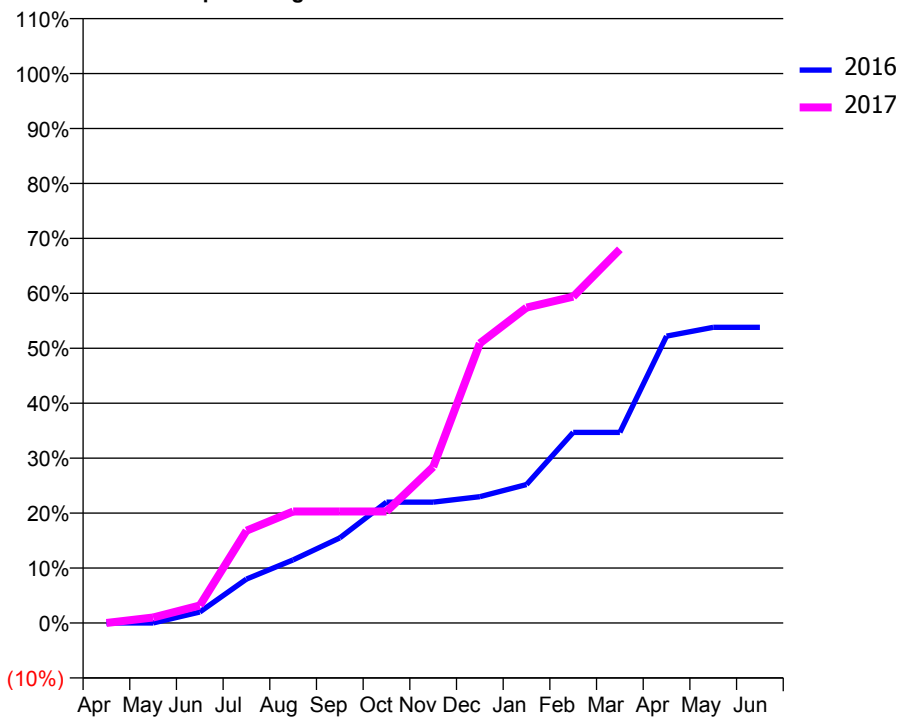
ACCESS*

Patients seen in 24 months	Total	Change since previous quarter
Quarter ending March 2016	46	
Quarter ending June 2016	50	↑
Quarter ending September 2016	49	↓
Quarter ending December 2016	55	↑
Quarter ending March 2017	52	↓
Variance since March 2016	13.0%	↑



ACTIVITY

Cumulative percentage of contracted UDA delivered 2016 & 2017



Month	Adjusted Scheduled Activity (UDA)	
	2016	2017
April	0	0
May	0	2
June	4	6
July	16	34
August	23	41
September	31	41
October	44	41
November	44	57
December	46	102
January	50	115
February	69	119
March	69	136
April	104	
May	108	
June	108	

QUALITY

	Quantity	Base Number	Contract	AT	Region	England
% of FP17s for the same patient ID Re-attending within 3 months - Children	1	27	3.7%	11.2%	11.8%	12.3%
% of FP17s for the same patient ID Re-attending within 3 months - Adults	1	32	3.1%	16.3%	17.1%	16.7%
% of FP17s for the same patient ID Re-attending between 3 & 9 months - Children	9	27	33.3%	42.1%	46.5%	57.6%
% of FP17s for the same patient ID Re-attending between 3 & 9 months - Adults	10	32	31.3%	35.0%	37.6%	50.1%
% of FP17s for Band 1 Urgent Courses	5	42	11.9%	10.8%	10.7%	9.1%
% of FP17s Relating to Free Repair or Replacements	0	42	0.0%	0.5%	0.6%	0.8%
% of FP17s Relating to Continuations	1	42	2.4%	0.8%	0.9%	1.2%
% of Patients satisfied with the dentistry they have received	0	0	N/A	89.3%	90.4%	92.8%
% of Patients satisfied with the time they had to wait for an appointment	0	0	N/A	80.6%	83.7%	88.7%

* This is based on patients treated on this contract for their most recent course of treatment. Figures in italics indicate the base number of FP17s or Patient Questionnaire responses are less than 100. N/A is shown where the base number of responses is less than 10 during the period. % is calculated as Quantity/Base number*100

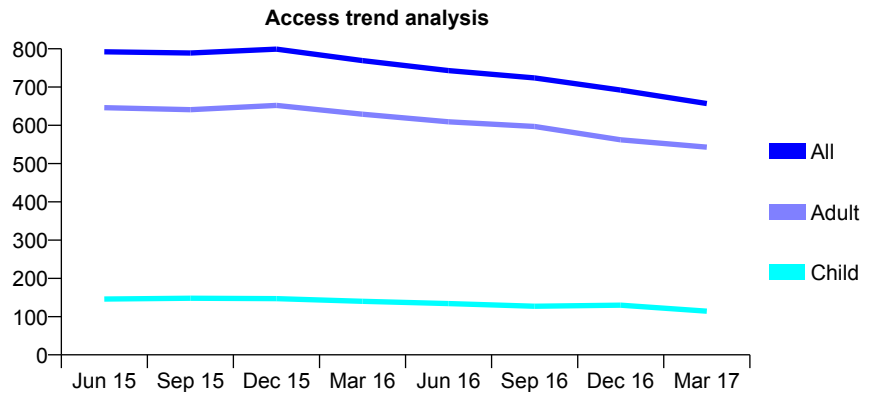
Q61 - Vital Signs At a Glance Contract Report for 769037/0001 - March 2017

Name or company name	MR B VARNAMKHASTY
Contract type name	GDS Contract
Purpose of contract	General
Contract start date	01/04/2006
Contract end date	

16/17 Contracted general activity (UDA)	2,936
Carry forward general activity (UDA)	0
16/17 Contracted orthodontic activity (UOA)	0
Carry forward orthodontic activity (UOA)	0
Baseline contract value	£94,826.49

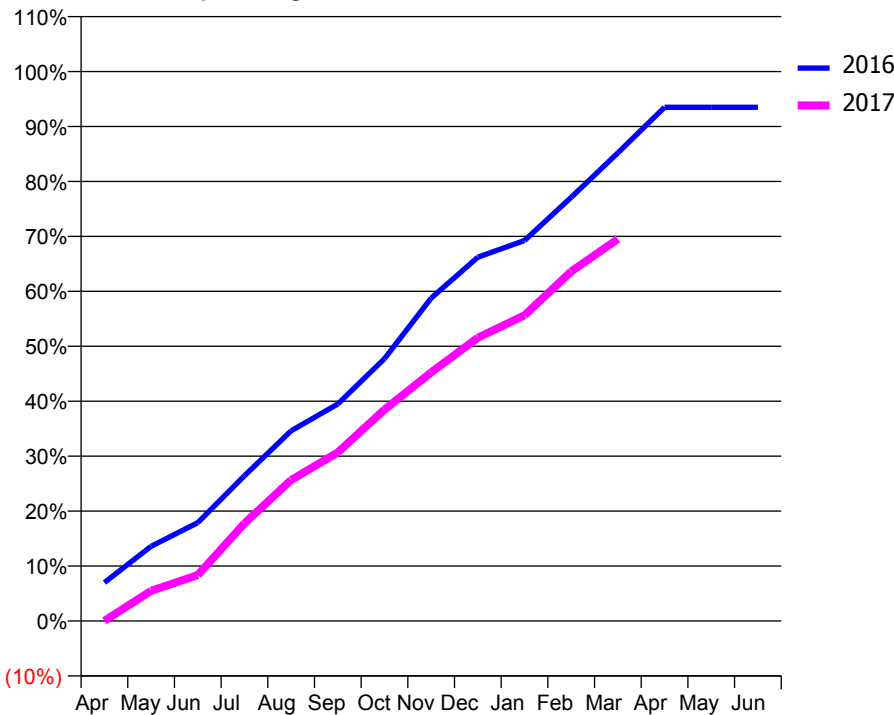
ACCESS*

Patients seen in 24 months	Total	Change since previous quarter
Quarter ending March 2016	769	
Quarter ending June 2016	743	↓
Quarter ending September 2016	724	↓
Quarter ending December 2016	692	↓
Quarter ending March 2017	657	↓
Variance since March 2016	(14.6%)	↓



ACTIVITY

Cumulative percentage of contracted UDA delivered 2016 & 2017



Month	Adjusted Scheduled Activity (UDA)	
	2016	2017
April	205	1
May	399	162
June	525	245
July	776	522
August	1,016	754
September	1,160	901
October	1,402	1,130
November	1,725	1,328
December	1,944	1,514
January	2,033	1,633
February	2,264	1,868
March	2,501	2,041
April	2,745	
May	2,745	
June	2,745	

QUALITY

	Quantity	Base Number	Contract	AT	Region	England
% of FP17s for the same patient ID Re-attending within 3 months - Children	6	94	6.4%	11.2%	11.8%	12.3%
% of FP17s for the same patient ID Re-attending within 3 months - Adults	27	428	6.3%	16.3%	17.1%	16.7%
% of FP17s for the same patient ID Re-attending between 3 & 9 months - Children	33	94	35.1%	42.1%	46.5%	57.6%
% of FP17s for the same patient ID Re-attending between 3 & 9 months - Adults	156	428	36.4%	35.0%	37.6%	50.1%
% of FP17s for Band 1 Urgent Courses	29	489	5.9%	10.8%	10.7%	9.1%
% of FP17s Relating to Free Repair or Replacements	0	489	0.0%	0.5%	0.6%	0.8%
% of FP17s Relating to Continuations	0	489	0.0%	0.8%	0.9%	1.2%
% of Patients satisfied with the dentistry they have received	0	0	N/A	89.3%	90.4%	92.8%
% of Patients satisfied with the time they had to wait for an appointment	0	0	N/A	80.6%	83.7%	88.7%

* This is based on patients treated on this contract for their most recent course of treatment. Figures in italics indicate the base number of FP17s or Patient Questionnaire responses are less than 100. N/A is shown where the base number of responses is less than 10 during the period. % is calculated as Quantity/Base number*100

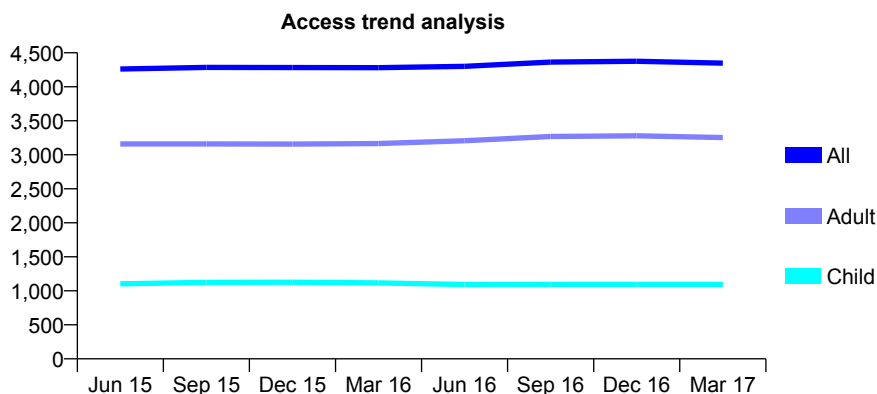
Q61 - Vital Signs At a Glance Contract Report for 769568/0001 - March 2017

Name or company name	MRS M RAFIEE
Contract type name	GDS Contract
Purpose of contract	General
Contract start date	01/04/2006
Contract end date	

16/17 Contracted general activity (UDA)	12,620
Carry forward general activity (UDA)	-35
16/17 Contracted orthodontic activity (UOA)	0
Carry forward orthodontic activity (UOA)	0
Baseline contract value	£358,534.42

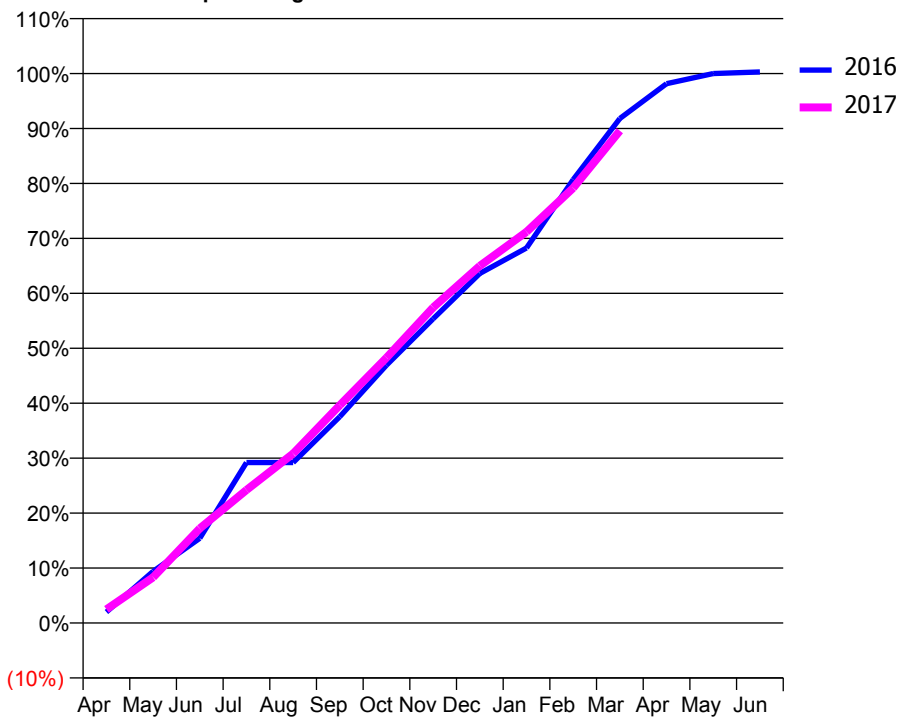
ACCESS*

Patients seen in 24 months	Total	Change since previous quarter
Quarter ending March 2016	4,281	
Quarter ending June 2016	4,300	→
Quarter ending September 2016	4,364	→
Quarter ending December 2016	4,375	→
Quarter ending March 2017	4,349	→
Variance since March 2016	1.6%	→



ACTIVITY

Cumulative percentage of contracted UDA delivered 2016 & 2017



Month	Adjusted Scheduled Activity (UDA)	
	2016	2017
April	251	314
May	1,186	1,050
June	1,947	2,174
July	3,687	3,053
August	3,687	3,892
September	4,739	5,004
October	5,921	6,092
November	6,987	7,247
December	8,027	8,203
January	8,614	8,985
February	10,185	9,993
March	11,588	11,305
April	12,387	
May	12,619	
June	12,655	

QUALITY

	Quantity	Base Number	Contract	AT	Region	England
% of FP17s for the same patient ID Re-attending within 3 months - Children	80	1,463	5.5%	11.2%	11.8%	12.3%
% of FP17s for the same patient ID Re-attending within 3 months - Adults	349	3,590	9.7%	16.3%	17.1%	16.7%
% of FP17s for the same patient ID Re-attending between 3 & 9 months - Children	711	1,463	48.6%	42.1%	46.5%	57.6%
% of FP17s for the same patient ID Re-attending between 3 & 9 months - Adults	1,434	3,590	39.9%	35.0%	37.6%	50.1%
% of FP17s for Band 1 Urgent Courses	364	4,661	7.8%	10.8%	10.7%	9.1%
% of FP17s Relating to Free Repair or Replacements	50	4,661	1.1%	0.5%	0.6%	0.8%
% of FP17s Relating to Continuations	56	4,661	1.2%	0.8%	0.9%	1.2%
% of Patients satisfied with the dentistry they have received	6	6	N/A	89.3%	90.4%	92.8%
% of Patients satisfied with the time they had to wait for an appointment	6	6	N/A	80.6%	83.7%	88.7%

* This is based on patients treated on this contract for their most recent course of treatment. Figures in italics indicate the base number of FP17s or Patient Questionnaire responses are less than 100. N/A is shown where the base number of responses is less than 10 during the period. % is calculated as Quantity/Base number*100

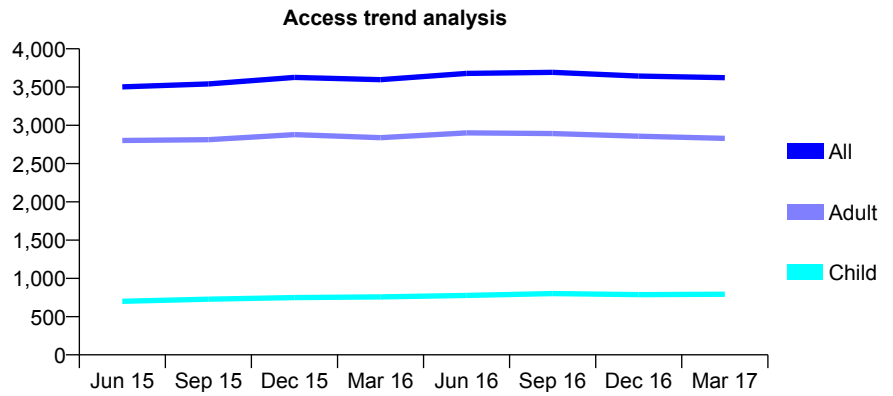
Q61 - Vital Signs At a Glance Contract Report for 778249/0001 - March 2017

Name or company name	MISS RJ SANGHVI
Contract type name	GDS Contract
Purpose of contract	General
Contract start date	01/09/2011
Contract end date	

16/17 Contracted general activity (UDA)	8,726
Carry forward general activity (UDA)	293
16/17 Contracted orthodontic activity (UOA)	0
Carry forward orthodontic activity (UOA)	0
Baseline contract value	£207,547.19

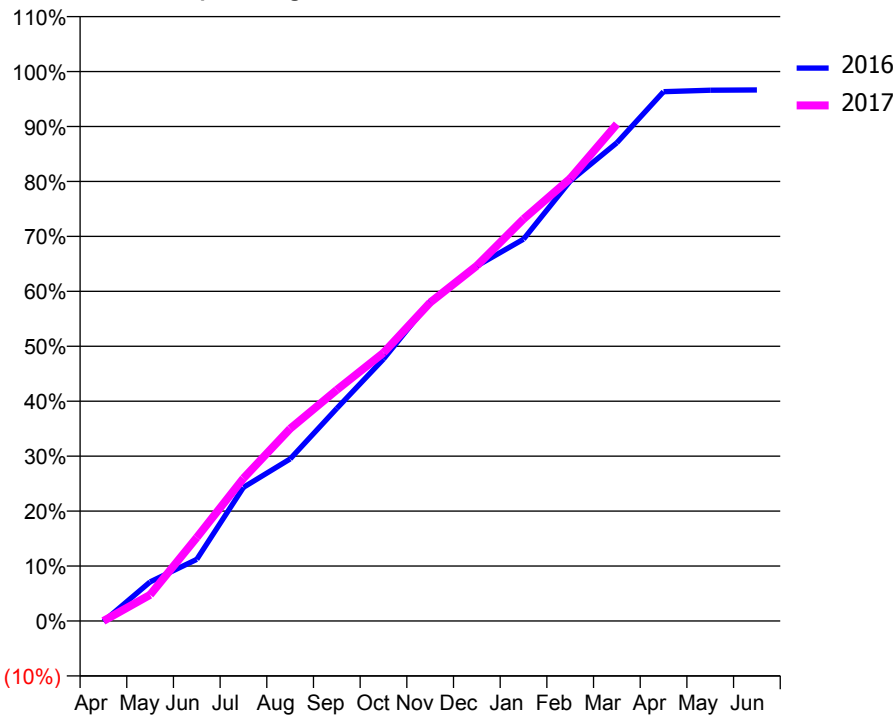
ACCESS*

Patients seen in 24 months	Total	Change since previous quarter
Quarter ending March 2016	3,597	
Quarter ending June 2016	3,678	↑
Quarter ending September 2016	3,693	→
Quarter ending December 2016	3,644	↓
Quarter ending March 2017	3,623	→
Variance since March 2016	0.7%	→



ACTIVITY

Cumulative percentage of contracted UDA delivered 2016 & 2017



Month	Adjusted Scheduled Activity (UDA)	
	2016	2017
April	-10	-0
May	622	416
June	980	1,327
July	2,123	2,267
August	2,573	3,054
September	3,376	3,670
October	4,159	4,259
November	5,074	5,057
December	5,637	5,642
January	6,064	6,384
February	6,988	7,027
March	7,595	7,891
April	8,405	
May	8,430	
June	8,433	

QUALITY

	Quantity	Base Number	Contract	AT	Region	England
% of FP17s for the same patient ID Re-attending within 3 months - Children	43	767	5.6%	11.2%	11.8%	12.3%
% of FP17s for the same patient ID Re-attending within 3 months - Adults	279	2,642	10.6%	16.3%	17.1%	16.7%
% of FP17s for the same patient ID Re-attending between 3 & 9 months - Children	213	767	27.8%	42.1%	46.5%	57.6%
% of FP17s for the same patient ID Re-attending between 3 & 9 months - Adults	721	2,642	27.3%	35.0%	37.6%	50.1%
% of FP17s for Band 1 Urgent Courses	353	3,152	11.2%	10.8%	10.7%	9.1%
% of FP17s Relating to Free Repair or Replacements	11	3,152	0.3%	0.5%	0.6%	0.8%
% of FP17s Relating to Continuations	22	3,152	0.7%	0.8%	0.9%	1.2%
% of Patients satisfied with the dentistry they have received	4	4	N/A	89.3%	90.4%	92.8%
% of Patients satisfied with the time they had to wait for an appointment	4	4	N/A	80.6%	83.7%	88.7%

* This is based on patients treated on this contract for their most recent course of treatment. Figures in italics indicate the base number of FP17s or Patient Questionnaire responses are less than 100. N/A is shown where the base number of responses is less than 10 during the period. % is calculated as Quantity/Base number*100

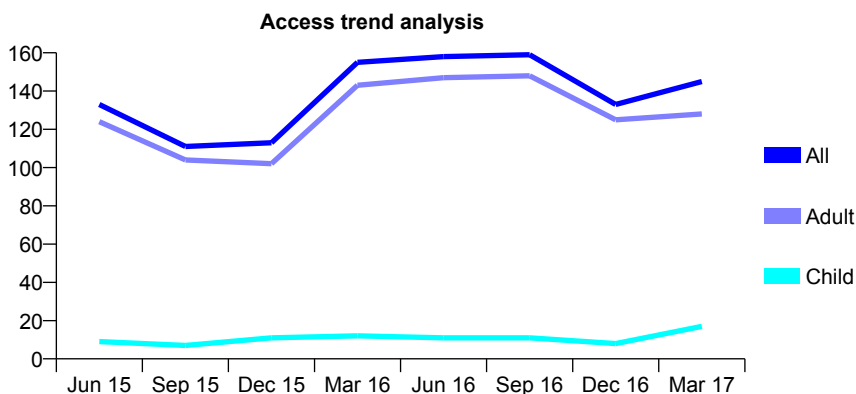
Q61 - Vital Signs At a Glance Contract Report for 781800/0001 - March 2017

Name or company name	MR B NISAR
Contract type name	GDS Contract
Purpose of contract	General
Contract start date	28/07/2011
Contract end date	

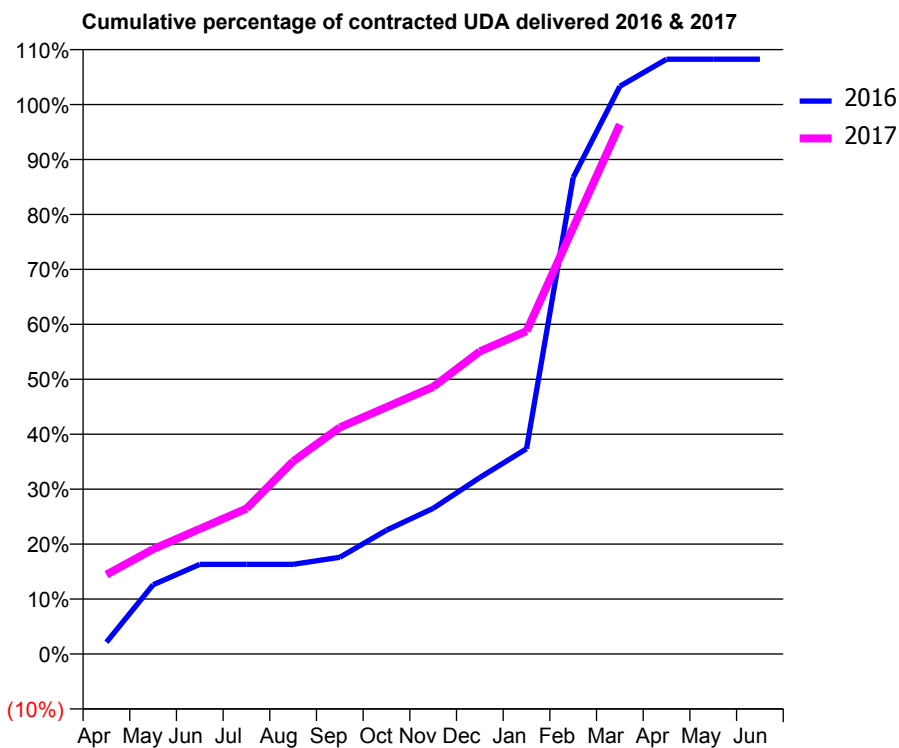
16/17 Contracted general activity (UDA)	325
Carry forward general activity (UDA)	-6
16/17 Contracted orthodontic activity (UOA)	0
Carry forward orthodontic activity (UOA)	0
Baseline contract value	£7,422.75

ACCESS*

Patients seen in 24 months	Total	Change since previous quarter
Quarter ending March 2016	155	
Quarter ending June 2016	158	→
Quarter ending September 2016	159	→
Quarter ending December 2016	133	↓
Quarter ending March 2017	145	↑
Variance since March 2016	(6.5%)	↓



ACTIVITY



Month	Adjusted Scheduled Activity (UDA)	
	2016	2017
April	7	47
May	41	62
June	53	74
July	53	86
August	53	114
September	57	134
October	73	146
November	86	158
December	104	179
January	121	191
February	282	252
March	336	313
April	352	
May	352	
June	352	

QUALITY

	Quantity	Base Number	Contract	AT	Region	England
% of FP17s for the same patient ID Re-attending within 3 months - Children	0	13	0.0%	11.2%	11.8%	12.3%
% of FP17s for the same patient ID Re-attending within 3 months - Adults	4	80	5.0%	16.3%	17.1%	16.7%
% of FP17s for the same patient ID Re-attending between 3 & 9 months - Children	1	13	7.7%	42.1%	46.5%	57.6%
% of FP17s for the same patient ID Re-attending between 3 & 9 months - Adults	6	80	7.5%	35.0%	37.6%	50.1%
% of FP17s for Band 1 Urgent Courses	1	90	1.1%	10.8%	10.7%	9.1%
% of FP17s Relating to Free Repair or Replacements	0	90	0.0%	0.5%	0.6%	0.8%
% of FP17s Relating to Continuations	0	90	0.0%	0.8%	0.9%	1.2%
% of Patients satisfied with the dentistry they have received	0	0	N/A	89.3%	90.4%	92.8%
% of Patients satisfied with the time they had to wait for an appointment	0	0	N/A	80.6%	83.7%	88.7%

* This is based on patients treated on this contract for their most recent course of treatment. Figures in italics indicate the base number of FP17s or Patient Questionnaire responses are less than 100. N/A is shown where the base number of responses is less than 10 during the period. % is calculated as Quantity/Base number*100

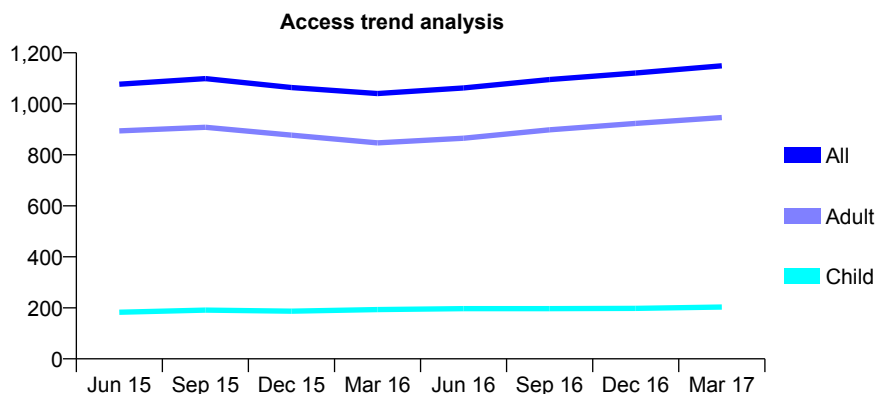
Q61 - Vital Signs At a Glance Contract Report for 782874/0001 - March 2017

Name or company name	MR DR SADOH
Contract type name	GDS Contract
Purpose of contract	General
Contract start date	01/04/2006
Contract end date	

16/17 Contracted general activity (UDA)	4,263
Carry forward general activity (UDA)	0
16/17 Contracted orthodontic activity (UOA)	0
Carry forward orthodontic activity (UOA)	0
Baseline contract value	£152,227.61

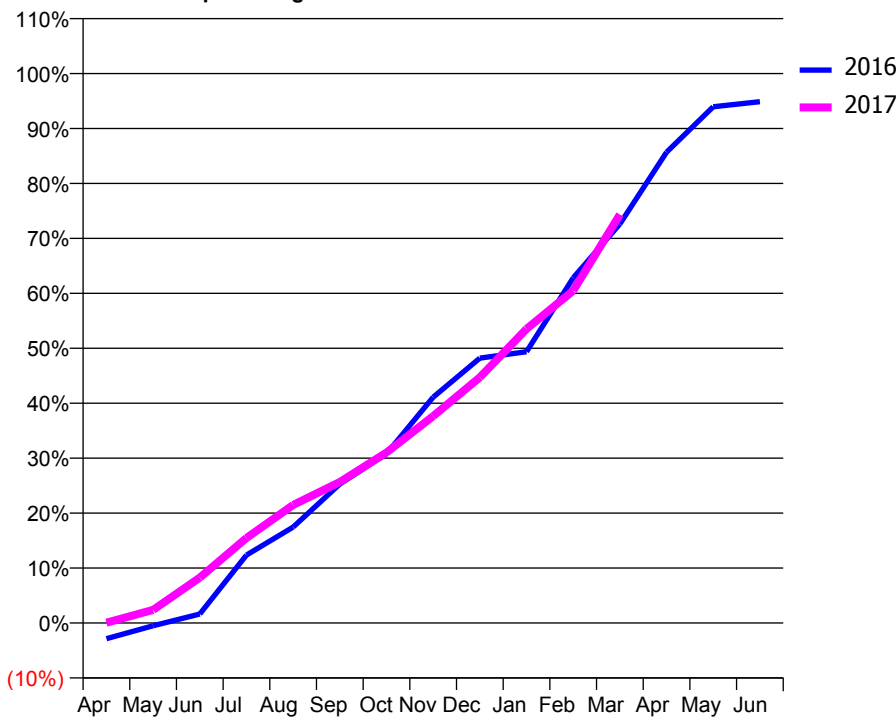
ACCESS*

Patients seen in 24 months	Total	Change since previous quarter
Quarter ending March 2016	1,040	
Quarter ending June 2016	1,062	↑
Quarter ending September 2016	1,095	↑
Quarter ending December 2016	1,121	↑
Quarter ending March 2017	1,149	↑
Variance since March 2016	10.5%	↑



ACTIVITY

Cumulative percentage of contracted UDA delivered 2016 & 2017



Month	Adjusted Scheduled Activity (UDA)	
	2016	2017
April	-123	3
May	-22	102
June	70	352
July	527	659
August	745	916
September	1,079	1,094
October	1,314	1,323
November	1,752	1,605
December	2,055	1,906
January	2,105	2,282
February	2,678	2,579
March	3,096	3,169
April	3,652	
May	4,005	
June	4,044	

QUALITY

	Quantity	Base Number	Contract	AT	Region	England
% of FP17s for the same patient ID Re-attending within 3 months - Children	13	216	6.0%	11.2%	11.8%	12.3%
% of FP17s for the same patient ID Re-attending within 3 months - Adults	101	882	11.5%	16.3%	17.1%	16.7%
% of FP17s for the same patient ID Re-attending between 3 & 9 months - Children	73	216	33.8%	42.1%	46.5%	57.6%
% of FP17s for the same patient ID Re-attending between 3 & 9 months - Adults	178	882	20.2%	35.0%	37.6%	50.1%
% of FP17s for Band 1 Urgent Courses	244	979	24.9%	10.8%	10.7%	9.1%
% of FP17s Relating to Free Repair or Replacements	0	979	0.0%	0.5%	0.6%	0.8%
% of FP17s Relating to Continuations	12	979	1.2%	0.8%	0.9%	1.2%
% of Patients satisfied with the dentistry they have received	0	0	N/A	89.3%	90.4%	92.8%
% of Patients satisfied with the time they had to wait for an appointment	0	0	N/A	80.6%	83.7%	88.7%

* This is based on patients treated on this contract for their most recent course of treatment. Figures in italics indicate the base number of FP17s or Patient Questionnaire responses are less than 100. N/A is shown where the base number of responses is less than 10 during the period. % is calculated as Quantity/Base number*100

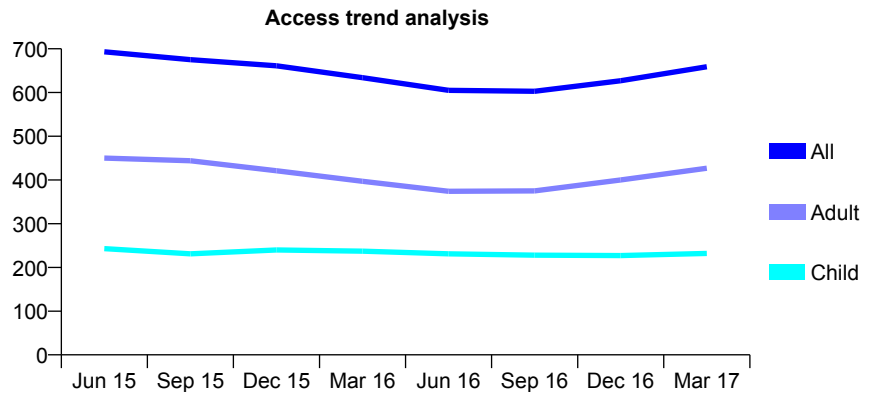
Q61 - Vital Signs At a Glance Contract Report for 783099/0001 - March 2017

Name or company name	MISS P HEIDARZADEH PASHA
Contract type name	GDS Contract
Purpose of contract	General
Contract start date	01/12/2007
Contract end date	

16/17 Contracted general activity (UDA)	3,600
Carry forward general activity (UDA)	0
16/17 Contracted orthodontic activity (UOA)	0
Carry forward orthodontic activity (UOA)	0
Baseline contract value	£97,190.66

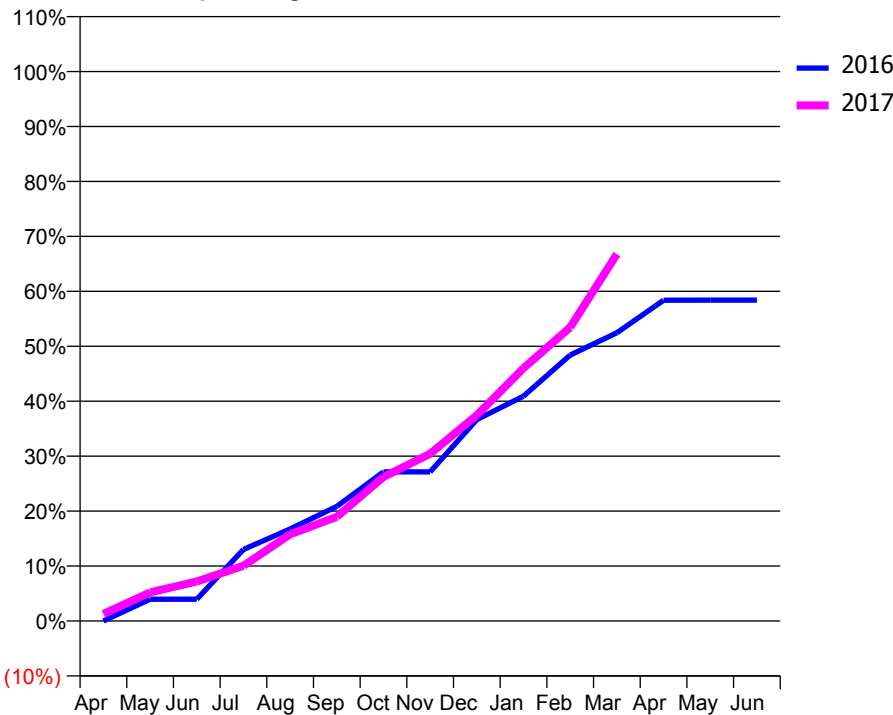
ACCESS*

Patients seen in 24 months	Total	Change since previous quarter
Quarter ending March 2016	634	
Quarter ending June 2016	605	↓
Quarter ending September 2016	603	→
Quarter ending December 2016	627	↑
Quarter ending March 2017	659	↑
Variance since March 2016	3.9%	↑



ACTIVITY

Cumulative percentage of contracted UDA delivered 2016 & 2017



Month	Adjusted Scheduled Activity (UDA)	
	2016	2017
April	0	47
May	143	187
June	143	259
July	469	362
August	603	568
September	751	682
October	977	944
November	977	1,096
December	1,319	1,349
January	1,473	1,657
February	1,743	1,924
March	1,889	2,403
April	2,102	
May	2,103	
June	2,103	

QUALITY

	Quantity	Base Number	Contract	AT	Region	England
% of FP17s for the same patient ID Re-attending within 3 months - Children	10	278	3.6%	11.2%	11.8%	12.3%
% of FP17s for the same patient ID Re-attending within 3 months - Adults	52	474	11.0%	16.3%	17.1%	16.7%
% of FP17s for the same patient ID Re-attending between 3 & 9 months - Children	119	278	42.8%	42.1%	46.5%	57.6%
% of FP17s for the same patient ID Re-attending between 3 & 9 months - Adults	152	474	32.1%	35.0%	37.6%	50.1%
% of FP17s for Band 1 Urgent Courses	7	685	1.0%	10.8%	10.7%	9.1%
% of FP17s Relating to Free Repair or Replacements	4	685	0.6%	0.5%	0.6%	0.8%
% of FP17s Relating to Continuations	3	685	0.4%	0.8%	0.9%	1.2%
% of Patients satisfied with the dentistry they have received	2	3	N/A	89.3%	90.4%	92.8%
% of Patients satisfied with the time they had to wait for an appointment	2	3	N/A	80.6%	83.7%	88.7%

* This is based on patients treated on this contract for their most recent course of treatment. Figures in italics indicate the base number of FP17s or Patient Questionnaire responses are less than 100. N/A is shown where the base number of responses is less than 10 during the period. % is calculated as Quantity/Base number*100

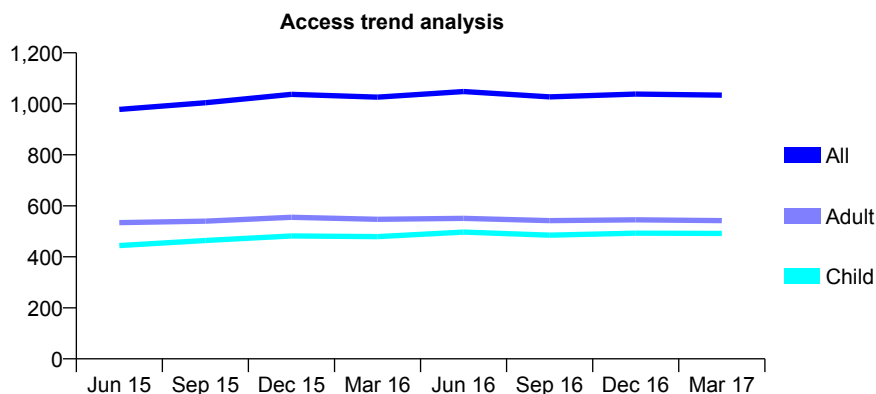
Q61 - Vital Signs At a Glance Contract Report for 785490/0001 - March 2017

Name or company name	MRS FI OLUYANNWO
Contract type name	GDS Contract
Purpose of contract	General
Contract start date	09/11/2009
Contract end date	

16/17 Contracted general activity (UDA)	2,582
Carry forward general activity (UDA)	2
16/17 Contracted orthodontic activity (UOA)	0
Carry forward orthodontic activity (UOA)	0
Baseline contract value	£92,778.86

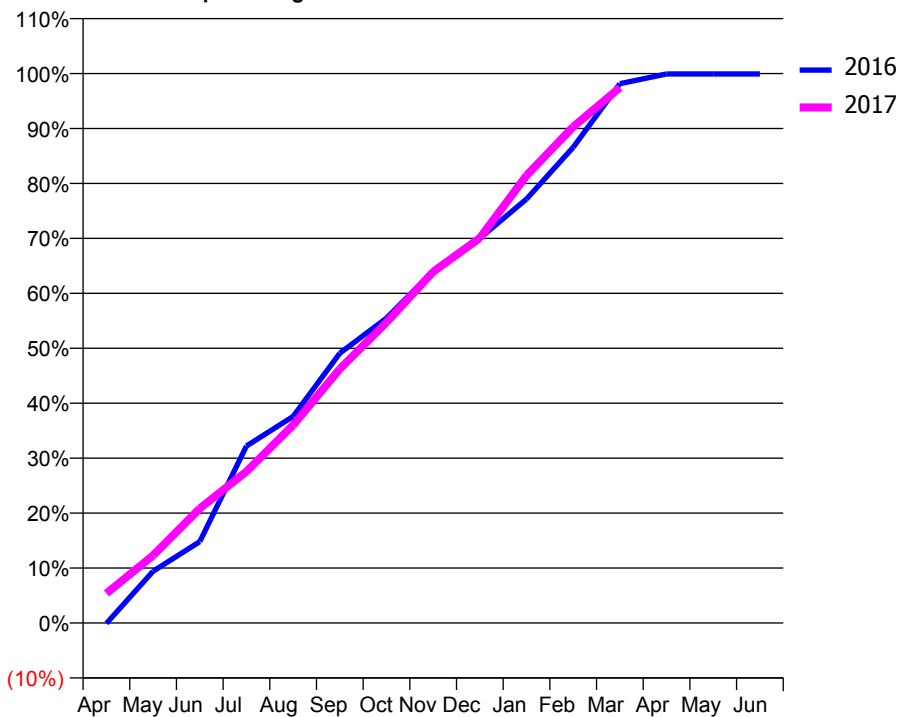
ACCESS*

Patients seen in 24 months	Total	Change since previous quarter
Quarter ending March 2016	1,026	
Quarter ending June 2016	1,048	↑
Quarter ending September 2016	1,027	↓
Quarter ending December 2016	1,038	→
Quarter ending March 2017	1,034	→
Variance since March 2016	0.8%	→



ACTIVITY

Cumulative percentage of contracted UDA delivered 2016 & 2017



Month	Adjusted Scheduled Activity (UDA)	
	2016	2017
April	-2	139
May	243	318
June	383	539
July	832	712
August	971	930
September	1,268	1,194
October	1,432	1,413
November	1,653	1,651
December	1,808	1,809
January	1,992	2,103
February	2,235	2,332
March	2,534	2,516
April	2,580	
May	2,580	
June	2,580	

QUALITY

	Quantity	Base Number	Contract	AT	Region	England
% of FP17s for the same patient ID Re-attending within 3 months - Children	19	666	2.9%	11.2%	11.8%	12.3%
% of FP17s for the same patient ID Re-attending within 3 months - Adults	42	599	7.0%	16.3%	17.1%	16.7%
% of FP17s for the same patient ID Re-attending between 3 & 9 months - Children	394	666	59.2%	42.1%	46.5%	57.6%
% of FP17s for the same patient ID Re-attending between 3 & 9 months - Adults	277	599	46.2%	35.0%	37.6%	50.1%
% of FP17s for Band 1 Urgent Courses	45	1,245	3.6%	10.8%	10.7%	9.1%
% of FP17s Relating to Free Repair or Replacements	0	1,245	0.0%	0.5%	0.6%	0.8%
% of FP17s Relating to Continuations	2	1,245	0.2%	0.8%	0.9%	1.2%
% of Patients satisfied with the dentistry they have received	1	1	N/A	89.3%	90.4%	92.8%
% of Patients satisfied with the time they had to wait for an appointment	1	1	N/A	80.6%	83.7%	88.7%

* This is based on patients treated on this contract for their most recent course of treatment. Figures in italics indicate the base number of FP17s or Patient Questionnaire responses are less than 100. N/A is shown where the base number of responses is less than 10 during the period. % is calculated as Quantity/Base number*100

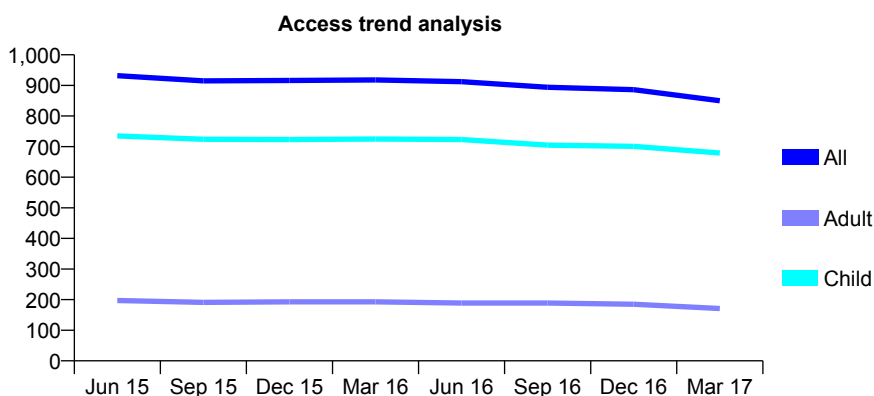
Q61 - Vital Signs At a Glance Contract Report for 785806/0001 - March 2017

Name or company name	MR M BHARDWAJ
Contract type name	GDS Contract
Purpose of contract	General
Contract start date	01/01/2013
Contract end date	

16/17 Contracted general activity (UDA)	1,850
Carry forward general activity (UDA)	-37
16/17 Contracted orthodontic activity (UOA)	0
Carry forward orthodontic activity (UOA)	0
Baseline contract value	£47,558.22

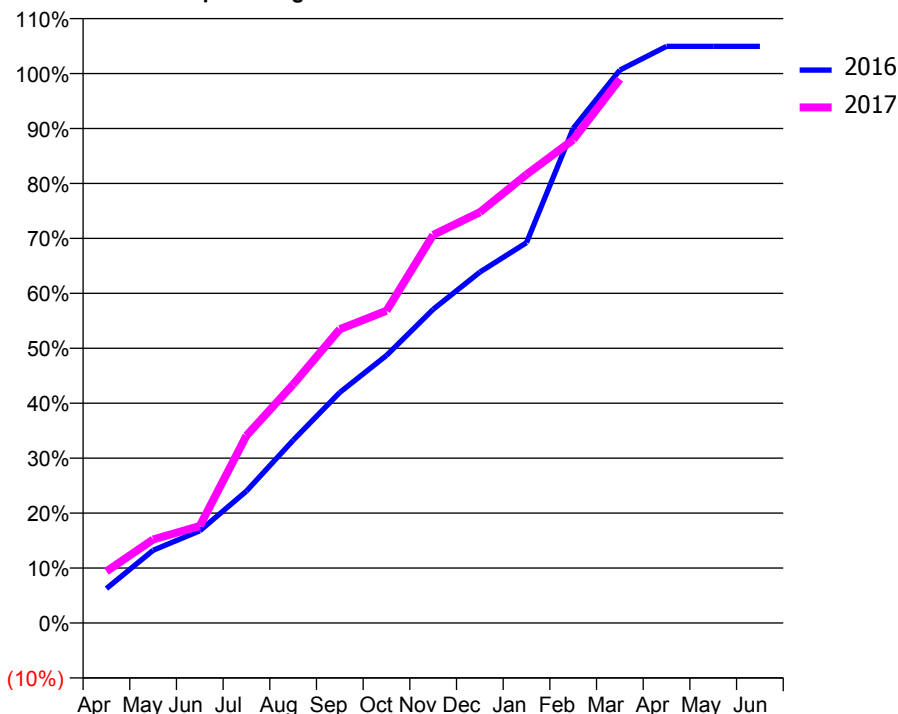
ACCESS*

Patients seen in 24 months	Total	Change since previous quarter
Quarter ending March 2016	918	
Quarter ending June 2016	912	→
Quarter ending September 2016	894	↓
Quarter ending December 2016	886	→
Quarter ending March 2017	850	↓
Variance since March 2016	(7.4%)	↓



ACTIVITY

Cumulative percentage of contracted UDA delivered 2016 & 2017



Adjusted Scheduled Activity (UDA)

Month	2016	2017
April	116	174
May	245	281
June	311	327
July	444	631
August	615	803
September	777	989
October	901	1,051
November	1,056	1,307
December	1,181	1,383
January	1,280	1,510
February	1,665	1,627
March	1,862	1,831
April	1,941	
May	1,941	
June	1,941	

QUALITY

	Quantity	Base Number	Contract	AT	Region	England
% of FP17s for the same patient ID Re-attending within 3 months - Children	66	856	7.7%	11.2%	11.8%	12.3%
% of FP17s for the same patient ID Re-attending within 3 months - Adults	18	113	15.9%	16.3%	17.1%	16.7%
% of FP17s for the same patient ID Re-attending between 3 & 9 months - Children	353	856	41.2%	42.1%	46.5%	57.6%
% of FP17s for the same patient ID Re-attending between 3 & 9 months - Adults	51	113	45.1%	35.0%	37.6%	50.1%
% of FP17s for Band 1 Urgent Courses	36	931	3.9%	10.8%	10.7%	9.1%
% of FP17s Relating to Free Repair or Replacements	1	931	0.1%	0.5%	0.6%	0.8%
% of FP17s Relating to Continuations	12	931	1.3%	0.8%	0.9%	1.2%
% of Patients satisfied with the dentistry they have received	1	1	N/A	89.3%	90.4%	92.8%
% of Patients satisfied with the time they had to wait for an appointment	1	1	N/A	80.6%	83.7%	88.7%

* This is based on patients treated on this contract for their most recent course of treatment. Figures in italics indicate the base number of FP17s or Patient Questionnaire responses are less than 100. N/A is shown where the base number of responses is less than 10 during the period. % is calculated as Quantity/Base number*100

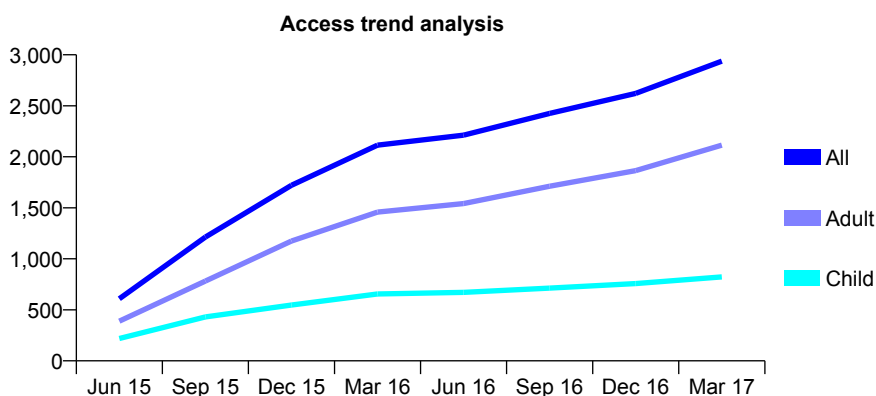
Q61 - Vital Signs At a Glance Contract Report for 785946/0001 - March 2017

Name or company name	MR M BEHNAM
Contract type name	GDS Contract
Purpose of contract	General
Contract start date	01/04/2015
Contract end date	

16/17 Contracted general activity (UDA)	9,969
Carry forward general activity (UDA)	256
16/17 Contracted orthodontic activity (UOA)	0
Carry forward orthodontic activity (UOA)	0
Baseline contract value	£241,090.29

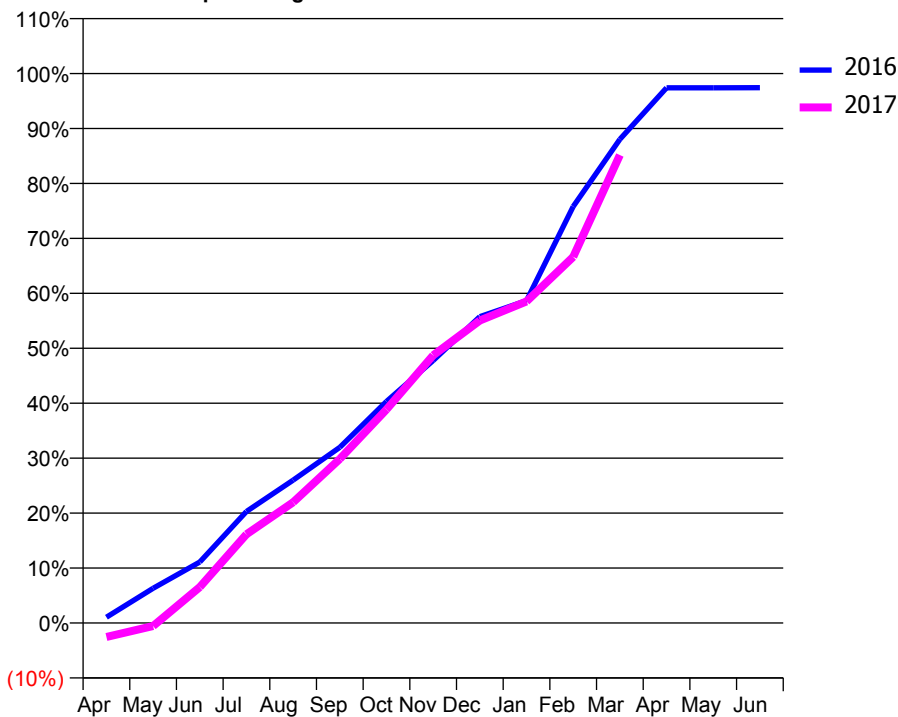
ACCESS*

Patients seen in 24 months	Total	Change since previous quarter
Quarter ending March 2016	2,114	
Quarter ending June 2016	2,213	↑
Quarter ending September 2016	2,425	↑
Quarter ending December 2016	2,622	↑
Quarter ending March 2017	2,938	↑
Variance since March 2016	39.0%	↑



ACTIVITY

Cumulative percentage of contracted UDA delivered 2016 & 2017



Month	Adjusted Scheduled Activity (UDA)	
	2016	2017
April	106	-256
May	631	-56
June	1,106	651
July	2,024	1,609
August	2,591	2,190
September	3,187	2,978
October	4,019	3,873
November	4,763	4,855
December	5,559	5,487
January	5,849	5,833
February	7,557	6,641
March	8,776	8,489
April	9,710	
May	9,710	
June	9,713	

QUALITY

	Quantity	Base Number	Contract	AT	Region	England
% of FP17s for the same patient ID Re-attending within 3 months - Children	55	973	5.7%	11.2%	11.8%	12.3%
% of FP17s for the same patient ID Re-attending within 3 months - Adults	237	2,121	11.2%	16.3%	17.1%	16.7%
% of FP17s for the same patient ID Re-attending between 3 & 9 months - Children	441	973	45.3%	42.1%	46.5%	57.6%
% of FP17s for the same patient ID Re-attending between 3 & 9 months - Adults	702	2,121	33.1%	35.0%	37.6%	50.1%
% of FP17s for Band 1 Urgent Courses	395	2,868	13.8%	10.8%	10.7%	9.1%
% of FP17s Relating to Free Repair or Replacements	15	2,868	0.5%	0.5%	0.6%	0.8%
% of FP17s Relating to Continuations	8	2,868	0.3%	0.8%	0.9%	1.2%
% of Patients satisfied with the dentistry they have received	2	2	N/A	89.3%	90.4%	92.8%
% of Patients satisfied with the time they had to wait for an appointment	1	2	N/A	80.6%	83.7%	88.7%

* This is based on patients treated on this contract for their most recent course of treatment. Figures in italics indicate the base number of FP17s or Patient Questionnaire responses are less than 100. N/A is shown where the base number of responses is less than 10 during the period. % is calculated as Quantity/Base number*100

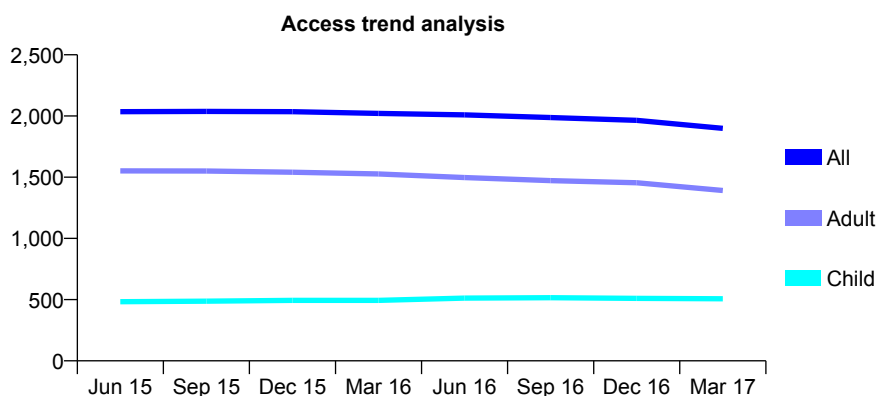
Q61 - Vital Signs At a Glance Contract Report for 787566/0001 - March 2017

Name or company name	DR P ZIAHOSSEINI
Contract type name	GDS Contract
Purpose of contract	General
Contract start date	15/04/2008
Contract end date	

16/17 Contracted general activity (UDA)	6,876
Carry forward general activity (UDA)	0
16/17 Contracted orthodontic activity (UOA)	0
Carry forward orthodontic activity (UOA)	0
Baseline contract value	£201,479.43

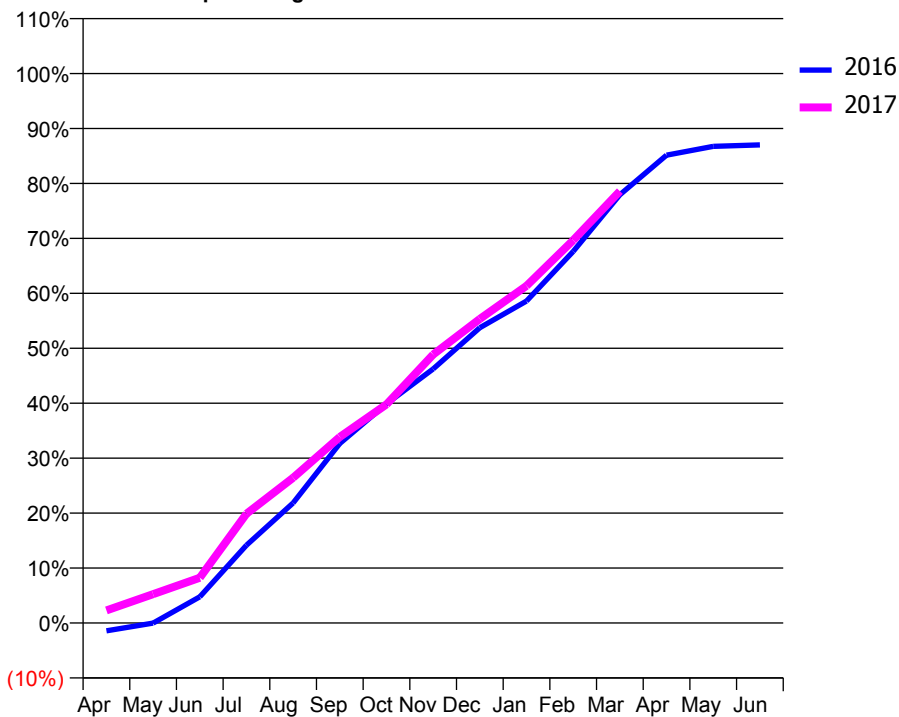
ACCESS*

Patients seen in 24 months	Total	Change since previous quarter
Quarter ending March 2016	2,021	
Quarter ending June 2016	2,009	→
Quarter ending September 2016	1,988	↓
Quarter ending December 2016	1,965	↓
Quarter ending March 2017	1,899	↓
Variance since March 2016	(6.0%)	↓



ACTIVITY

Cumulative percentage of contracted UDA delivered 2016 & 2017



Month	Adjusted Scheduled Activity (UDA)	
	2016	2017
April	-99	157
May	-3	362
June	328	567
July	974	1,367
August	1,502	1,818
September	2,247	2,328
October	2,742	2,735
November	3,179	3,359
December	3,695	3,806
January	4,028	4,219
February	4,650	4,789
March	5,359	5,404
April	5,854	
May	5,964	
June	5,983	

QUALITY

	Quantity	Base Number	Contract	AT	Region	England
% of FP17s for the same patient ID Re-attending within 3 months - Children	94	782	12.0%	11.2%	11.8%	12.3%
% of FP17s for the same patient ID Re-attending within 3 months - Adults	299	1,633	18.3%	16.3%	17.1%	16.7%
% of FP17s for the same patient ID Re-attending between 3 & 9 months - Children	434	782	55.5%	42.1%	46.5%	57.6%
% of FP17s for the same patient ID Re-attending between 3 & 9 months - Adults	632	1,633	38.7%	35.0%	37.6%	50.1%
% of FP17s for Band 1 Urgent Courses	423	2,185	19.4%	10.8%	10.7%	9.1%
% of FP17s Relating to Free Repair or Replacements	11	2,185	0.5%	0.5%	0.6%	0.8%
% of FP17s Relating to Continuations	2	2,185	0.1%	0.8%	0.9%	1.2%
% of Patients satisfied with the dentistry they have received	1	1	N/A	89.3%	90.4%	92.8%
% of Patients satisfied with the time they had to wait for an appointment	1	1	N/A	80.6%	83.7%	88.7%

* This is based on patients treated on this contract for their most recent course of treatment. Figures in italics indicate the base number of FP17s or Patient Questionnaire responses are less than 100. N/A is shown where the base number of responses is less than 10 during the period. % is calculated as Quantity/Base number*100

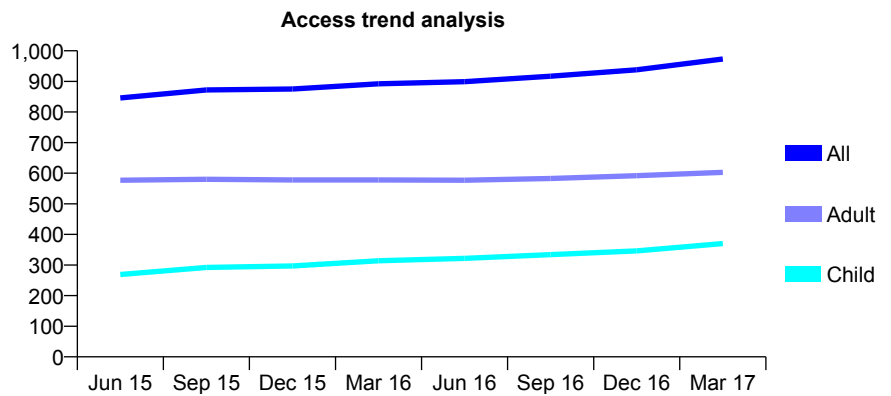
Q61 - Vital Signs At a Glance Contract Report for 789518/0001 - March 2017

Name or company name	The Fenton Dental Studios
Contract type name	GDS Contract
Purpose of contract	General
Contract start date	18/02/2010
Contract end date	

16/17 Contracted general activity (UDA)	2,481
Carry forward general activity (UDA)	-25
16/17 Contracted orthodontic activity (UOA)	0
Carry forward orthodontic activity (UOA)	0
Baseline contract value	£76,798.98

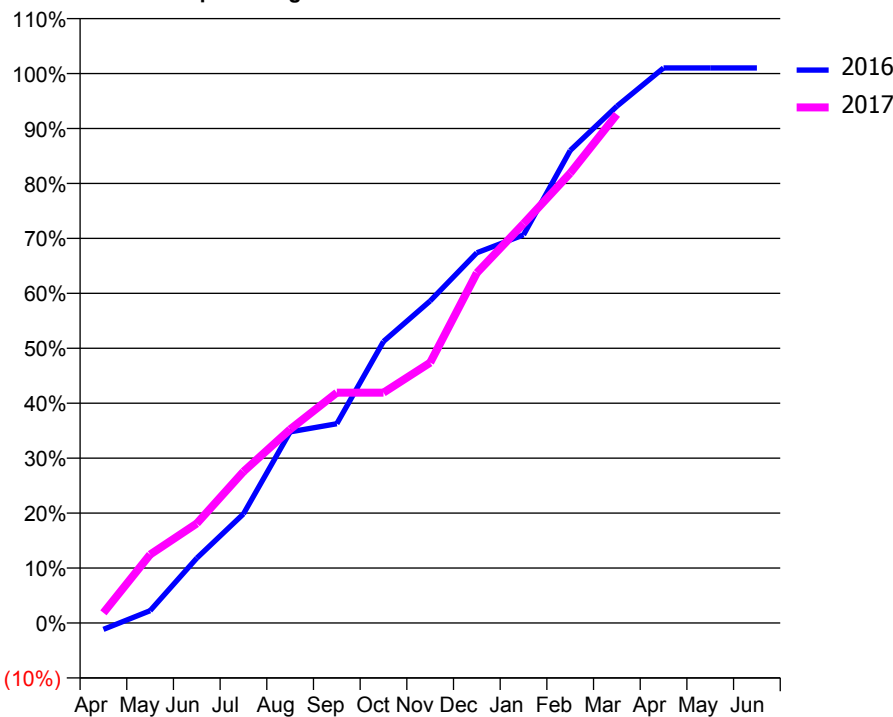
ACCESS*

Patients seen in 24 months	Total	Change since previous quarter
Quarter ending March 2016	892	
Quarter ending June 2016	899	→
Quarter ending September 2016	917	↑
Quarter ending December 2016	938	↑
Quarter ending March 2017	973	↑
Variance since March 2016	9.1%	↑



ACTIVITY

Cumulative percentage of contracted UDA delivered 2016 & 2017



Month	Adjusted Scheduled Activity (UDA)	
	2016	2017
April	-29	46
May	55	309
June	293	449
July	493	684
August	863	874
September	900	1,040
October	1,271	1,040
November	1,454	1,176
December	1,672	1,581
January	1,753	1,803
February	2,133	2,031
March	2,333	2,296
April	2,506	
May	2,506	
June	2,506	

QUALITY

	Quantity	Base Number	Contract	AT	Region	England
% of FP17s for the same patient ID Re-attending within 3 months - Children	12	517	2.3%	11.2%	11.8%	12.3%
% of FP17s for the same patient ID Re-attending within 3 months - Adults	96	820	11.7%	16.3%	17.1%	16.7%
% of FP17s for the same patient ID Re-attending between 3 & 9 months - Children	318	517	61.5%	42.1%	46.5%	57.6%
% of FP17s for the same patient ID Re-attending between 3 & 9 months - Adults	481	820	58.7%	35.0%	37.6%	50.1%
% of FP17s for Band 1 Urgent Courses	42	1,255	3.3%	10.8%	10.7%	9.1%
% of FP17s Relating to Free Repair or Replacements	0	1,255	0.0%	0.5%	0.6%	0.8%
% of FP17s Relating to Continuations	7	1,255	0.6%	0.8%	0.9%	1.2%
% of Patients satisfied with the dentistry they have received	0	0	N/A	89.3%	90.4%	92.8%
% of Patients satisfied with the time they had to wait for an appointment	0	0	N/A	80.6%	83.7%	88.7%

* This is based on patients treated on this contract for their most recent course of treatment. Figures in italics indicate the base number of FP17s or Patient Questionnaire responses are less than 100. N/A is shown where the base number of responses is less than 10 during the period. % is calculated as Quantity/Base number*100

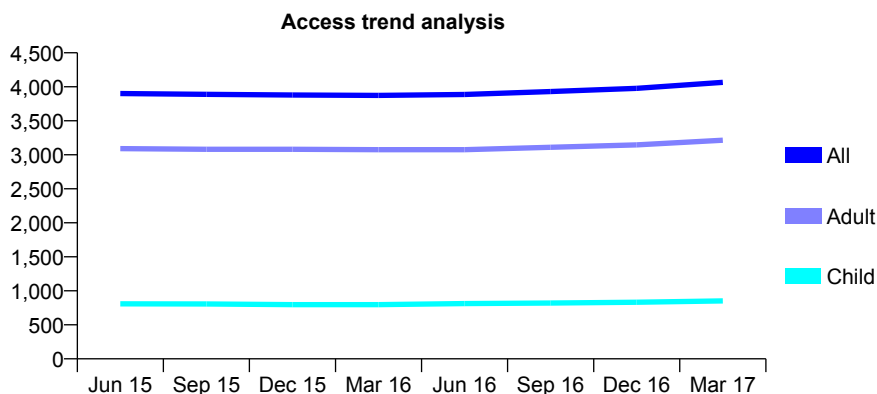
Q61 - Vital Signs At a Glance Contract Report for 794821/0001 - March 2017

Name or company name	Devalia, Devalia and Soffair Partnership
Contract type name	GDS Contract
Purpose of contract	General
Contract start date	01/04/2006
Contract end date	

16/17 Contracted general activity (UDA)	11,819
Carry forward general activity (UDA)	88
16/17 Contracted orthodontic activity (UOA)	0
Carry forward orthodontic activity (UOA)	0
Baseline contract value	£346,604.73

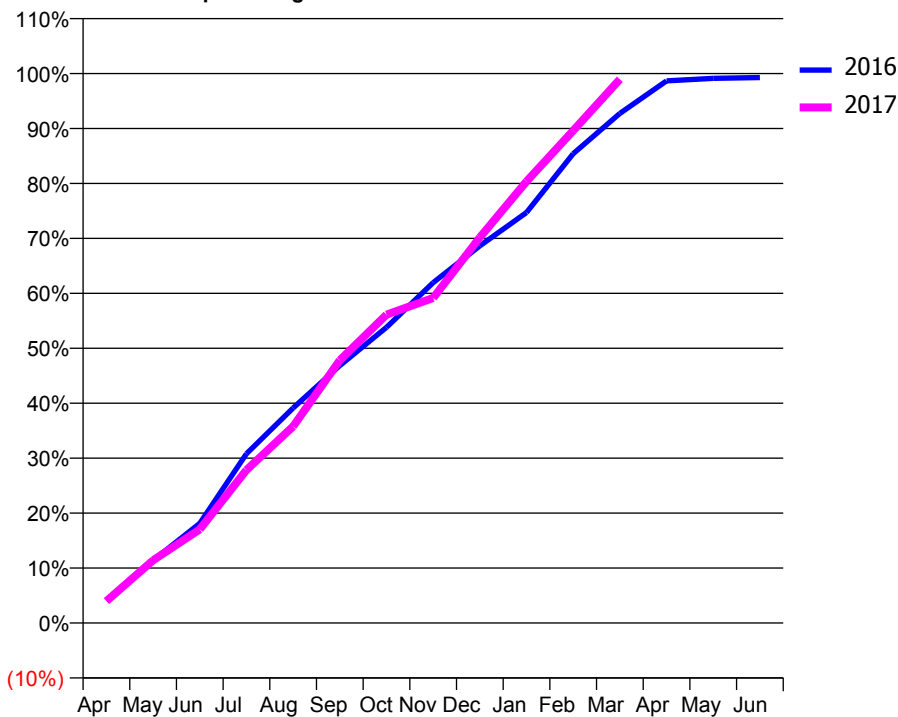
ACCESS*

Patients seen in 24 months	Total	Change since previous quarter
Quarter ending March 2016	3,873	
Quarter ending June 2016	3,888	→
Quarter ending September 2016	3,931	→
Quarter ending December 2016	3,978	→
Quarter ending March 2017	4,065	↑
Variance since March 2016	5.0%	↑



ACTIVITY

Cumulative percentage of contracted UDA delivered 2016 & 2017



Month	Adjusted Scheduled Activity (UDA)	
	2016	2017
April	485	471
May	1,350	1,351
June	2,143	2,014
July	3,641	3,290
August	4,624	4,230
September	5,536	5,652
October	6,360	6,634
November	7,322	6,992
December	8,112	8,294
January	8,828	9,497
February	10,095	10,592
March	10,961	11,695
April	11,660	
May	11,714	
June	11,731	

QUALITY

	Quantity	Base Number	Contract	AT	Region	England
% of FP17s for the same patient ID Re-attending within 3 months - Children	202	1,433	14.1%	11.2%	11.8%	12.3%
% of FP17s for the same patient ID Re-attending within 3 months - Adults	1,201	5,038	23.8%	16.3%	17.1%	16.7%
% of FP17s for the same patient ID Re-attending between 3 & 9 months - Children	774	1,433	54.0%	42.1%	46.5%	57.6%
% of FP17s for the same patient ID Re-attending between 3 & 9 months - Adults	2,336	5,038	46.4%	35.0%	37.6%	50.1%
% of FP17s for Band 1 Urgent Courses	1,188	6,082	19.5%	10.8%	10.7%	9.1%
% of FP17s Relating to Free Repair or Replacements	142	6,082	2.3%	0.5%	0.6%	0.8%
% of FP17s Relating to Continuations	64	6,082	1.1%	0.8%	0.9%	1.2%
% of Patients satisfied with the dentistry they have received	7	8	N/A	89.3%	90.4%	92.8%
% of Patients satisfied with the time they had to wait for an appointment	7	8	N/A	80.6%	83.7%	88.7%

* This is based on patients treated on this contract for their most recent course of treatment. Figures in italics indicate the base number of FP17s or Patient Questionnaire responses are less than 100. N/A is shown where the base number of responses is less than 10 during the period. % is calculated as Quantity/Base number*100

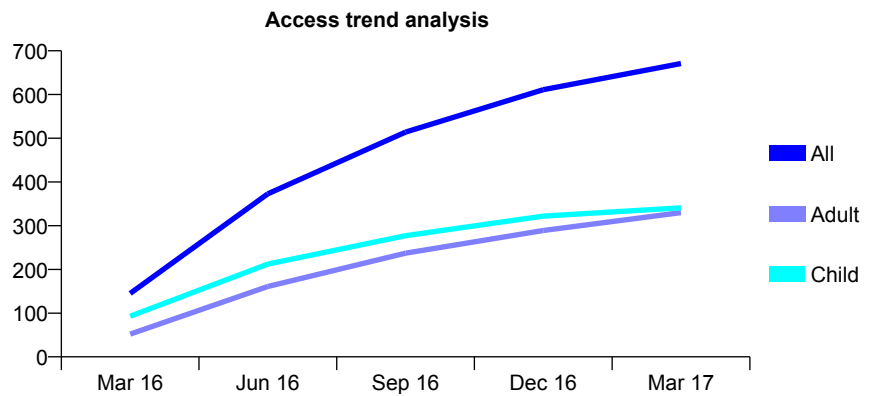
Q61 - Vital Signs At a Glance Contract Report for 805424/0001 - March 2017

Name or company name	MR RS SHETH
Contract type name	GDS Contract
Purpose of contract	General
Contract start date	01/01/2016
Contract end date	

16/17 Contracted general activity (UDA)	1,995
Carry forward general activity (UDA)	0
16/17 Contracted orthodontic activity (UOA)	0
Carry forward orthodontic activity (UOA)	0
Baseline contract value	£45,396.56

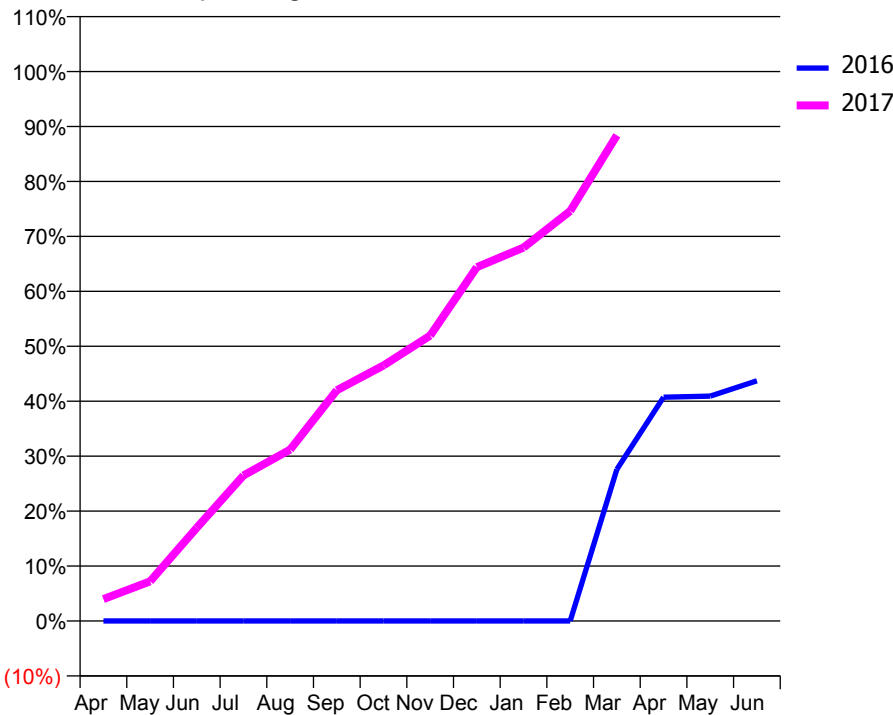
ACCESS*

Patients seen in 24 months	Total	Change since previous quarter
Quarter ending March 2016	145	
Quarter ending June 2016	373	↑
Quarter ending September 2016	514	↑
Quarter ending December 2016	611	↑
Quarter ending March 2017	671	↑
Variance since March 2016	362.8%	↑



ACTIVITY

Cumulative percentage of contracted UDA delivered 2016 & 2017



Month	Adjusted Scheduled Activity (UDA)	
	2016	2017
April	0	79
May	0	144
June	0	339
July	0	528
August	0	622
September	0	838
October	0	928
November	0	1,036
December	0	1,285
January	0	1,356
February	0	1,489
March	138	1,764
April	203	
May	204	
June	218	

QUALITY

	Quantity	Base Number	Contract	AT	Region	England
% of FP17s for the same patient ID Re-attending within 3 months - Children	47	664	7.1%	11.2%	11.8%	12.3%
% of FP17s for the same patient ID Re-attending within 3 months - Adults	65	505	12.9%	16.3%	17.1%	16.7%
% of FP17s for the same patient ID Re-attending between 3 & 9 months - Children	269	664	40.5%	42.1%	46.5%	57.6%
% of FP17s for the same patient ID Re-attending between 3 & 9 months - Adults	161	505	31.9%	35.0%	37.6%	50.1%
% of FP17s for Band 1 Urgent Courses	63	1,103	5.7%	10.8%	10.7%	9.1%
% of FP17s Relating to Free Repair or Replacements	3	1,103	0.3%	0.5%	0.6%	0.8%
% of FP17s Relating to Continuations	5	1,103	0.5%	0.8%	0.9%	1.2%
% of Patients satisfied with the dentistry they have received	0	0	N/A	89.3%	90.4%	92.8%
% of Patients satisfied with the time they had to wait for an appointment	0	0	N/A	80.6%	83.7%	88.7%

* This is based on patients treated on this contract for their most recent course of treatment. Figures in italics indicate the base number of FP17s or Patient Questionnaire responses are less than 100. N/A is shown where the base number of responses is less than 10 during the period. % is calculated as Quantity/Base number*100

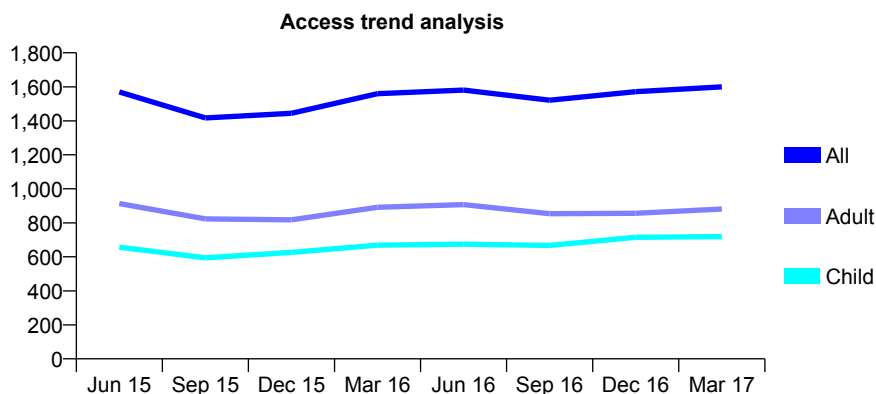
Q61 - Vital Signs At a Glance Contract Report for 808369/0001 - March 2017

Name or company name	MR JR SROTYR
Contract type name	GDS Contract
Purpose of contract	General
Contract start date	01/04/2006
Contract end date	

16/17 Contracted general activity (UDA)	4,757
Carry forward general activity (UDA)	-95
16/17 Contracted orthodontic activity (UOA)	0
Carry forward orthodontic activity (UOA)	0
Baseline contract value	£154,390.52

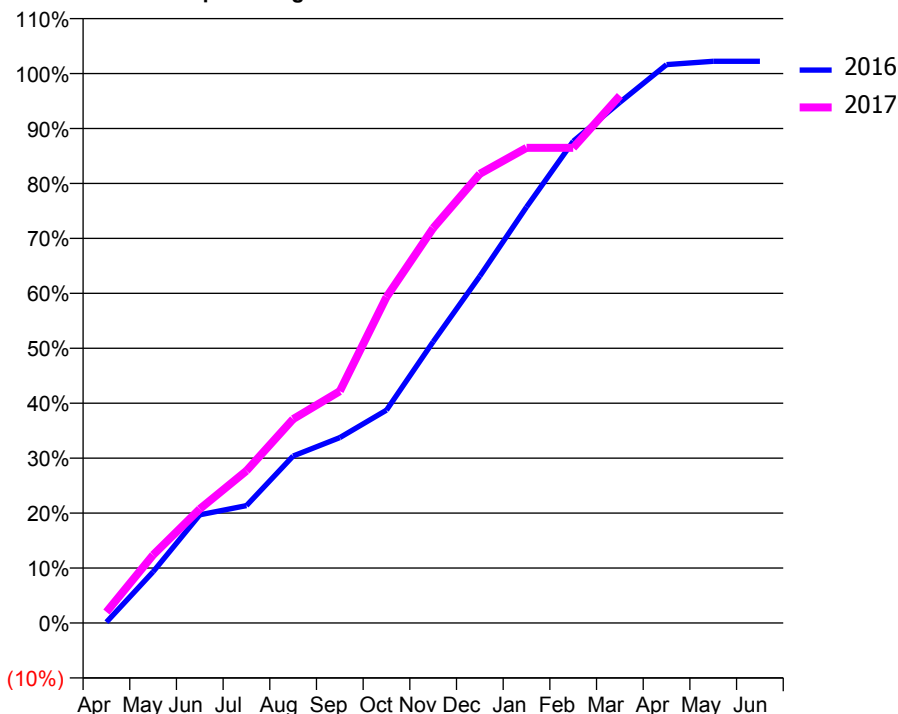
ACCESS*

Patients seen in 24 months	Total	Change since previous quarter
Quarter ending March 2016	1,560	
Quarter ending June 2016	1,581	→
Quarter ending September 2016	1,521	↓
Quarter ending December 2016	1,571	↑
Quarter ending March 2017	1,600	→
Variance since March 2016	2.6%	↑



ACTIVITY

Cumulative percentage of contracted UDA delivered 2016 & 2017



Month	Adjusted Scheduled Activity (UDA)	
	2016	2017
April	7	95
May	444	590
June	937	987
July	1,016	1,318
August	1,446	1,766
September	1,605	2,007
October	1,843	2,822
November	2,435	3,419
December	3,004	3,889
January	3,602	4,114
February	4,170	4,114
March	4,508	4,565
April	4,833	
May	4,863	
June	4,863	

QUALITY

	Quantity	Base Number	Contract	AT	Region	England
% of FP17s for the same patient ID Re-attending within 3 months - Children	42	720	5.8%	11.2%	11.8%	12.3%
% of FP17s for the same patient ID Re-attending within 3 months - Adults	182	967	18.8%	16.3%	17.1%	16.7%
% of FP17s for the same patient ID Re-attending between 3 & 9 months - Children	163	720	22.6%	42.1%	46.5%	57.6%
% of FP17s for the same patient ID Re-attending between 3 & 9 months - Adults	162	967	16.8%	35.0%	37.6%	50.1%
% of FP17s for Band 1 Urgent Courses	226	1,195	18.9%	10.8%	10.7%	9.1%
% of FP17s Relating to Free Repair or Replacements	0	1,195	0.0%	0.5%	0.6%	0.8%
% of FP17s Relating to Continuations	0	1,195	0.0%	0.8%	0.9%	1.2%
% of Patients satisfied with the dentistry they have received	0	0	N/A	89.3%	90.4%	92.8%
% of Patients satisfied with the time they had to wait for an appointment	0	0	N/A	80.6%	83.7%	88.7%

* This is based on patients treated on this contract for their most recent course of treatment. Figures in italics indicate the base number of FP17s or Patient Questionnaire responses are less than 100. N/A is shown where the base number of responses is less than 10 during the period. % is calculated as Quantity/Base number*100

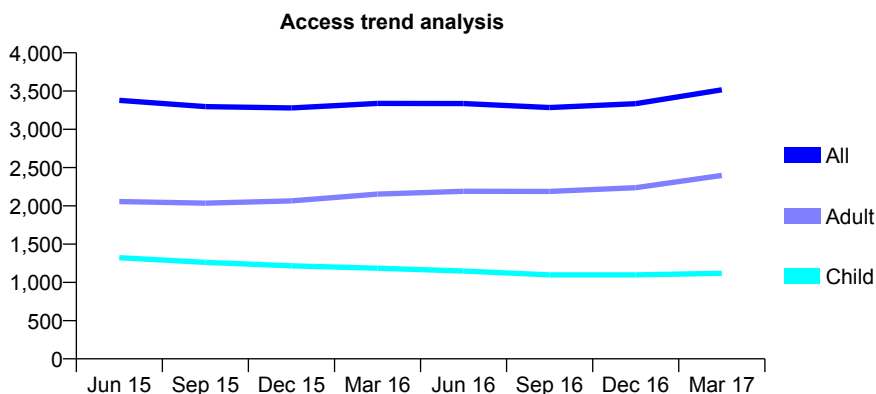
Q61 - Vital Signs At a Glance Contract Report for 809543/0002 - March 2017

Name or company name	MR SV PATEL
Contract type name	GDS Contract
Purpose of contract	General
Contract start date	14/05/2007
Contract end date	

16/17 Contracted general activity (UDA)	13,086
Carry forward general activity (UDA)	501
16/17 Contracted orthodontic activity (UOA)	0
Carry forward orthodontic activity (UOA)	0
Baseline contract value	£336,215.37

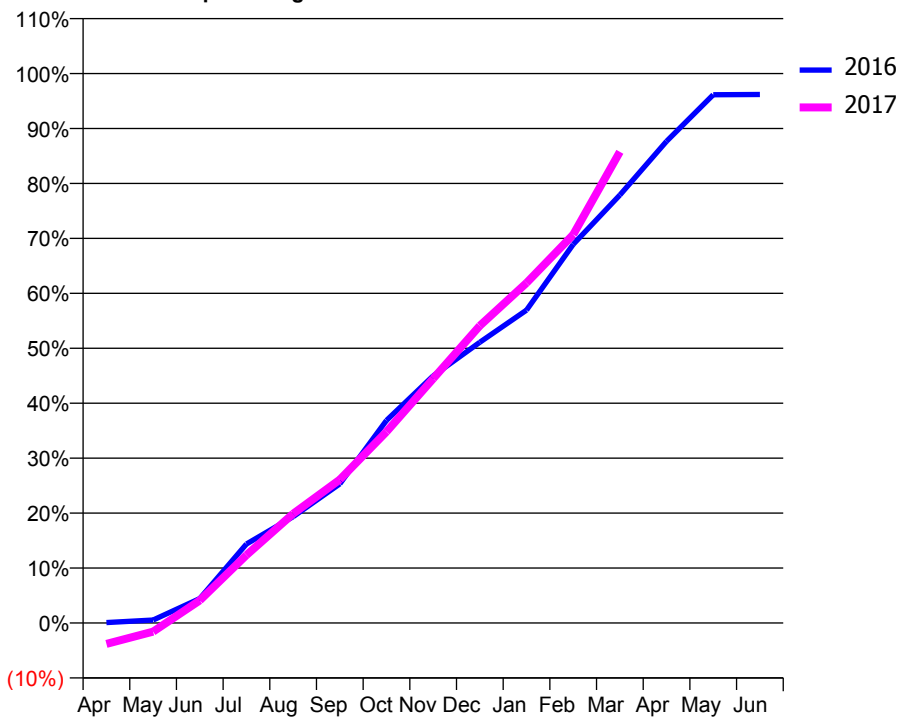
ACCESS*

Patients seen in 24 months	Total	Change since previous quarter
Quarter ending March 2016	3,338	
Quarter ending June 2016	3,337	→
Quarter ending September 2016	3,285	↓
Quarter ending December 2016	3,335	→
Quarter ending March 2017	3,516	↑
Variance since March 2016	5.3%	↑



ACTIVITY

Cumulative percentage of contracted UDA delivered 2016 & 2017



Adjusted Scheduled Activity (UDA)

Month	2016	2017
April	12	-501
May	71	-207
June	584	538
July	1,882	1,619
August	2,533	2,603
September	3,314	3,414
October	4,826	4,555
November	5,885	5,819
December	6,687	7,081
January	7,451	8,101
February	9,017	9,249
March	10,193	11,221
April	11,471	
May	12,581	
June	12,585	

QUALITY

	Quantity	Base Number	Contract	AT	Region	England
% of FP17s for the same patient ID Re-attending within 3 months - Children	120	1,524	7.9%	11.2%	11.8%	12.3%
% of FP17s for the same patient ID Re-attending within 3 months - Adults	562	3,091	18.2%	16.3%	17.1%	16.7%
% of FP17s for the same patient ID Re-attending between 3 & 9 months - Children	744	1,524	48.8%	42.1%	46.5%	57.6%
% of FP17s for the same patient ID Re-attending between 3 & 9 months - Adults	1,349	3,091	43.6%	35.0%	37.6%	50.1%
% of FP17s for Band 1 Urgent Courses	207	3,907	5.3%	10.8%	10.7%	9.1%
% of FP17s Relating to Free Repair or Replacements	3	3,907	0.1%	0.5%	0.6%	0.8%
% of FP17s Relating to Continuations	140	3,907	3.6%	0.8%	0.9%	1.2%
% of Patients satisfied with the dentistry they have received	5	6	N/A	89.3%	90.4%	92.8%
% of Patients satisfied with the time they had to wait for an appointment	5	6	N/A	80.6%	83.7%	88.7%

* This is based on patients treated on this contract for their most recent course of treatment. Figures in italics indicate the base number of FP17s or Patient Questionnaire responses are less than 100. N/A is shown where the base number of responses is less than 10 during the period. % is calculated as Quantity/Base number*100

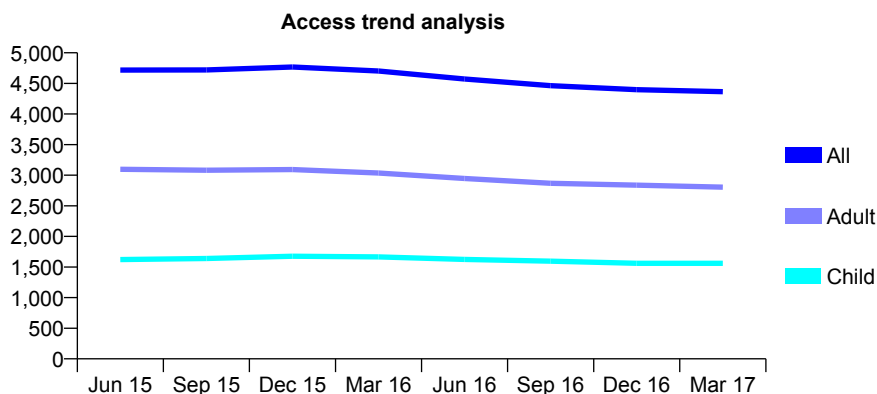
Q61 - Vital Signs At a Glance Contract Report for 812994/0001 - March 2017

Name or company name	Mr Anoushiravan Pashmi
Contract type name	GDS Contract
Purpose of contract	General
Contract start date	01/04/2006
Contract end date	

16/17 Contracted general activity (UDA)	11,039
Carry forward general activity (UDA)	87
16/17 Contracted orthodontic activity (UOA)	0
Carry forward orthodontic activity (UOA)	0
Baseline contract value	£336,529.16

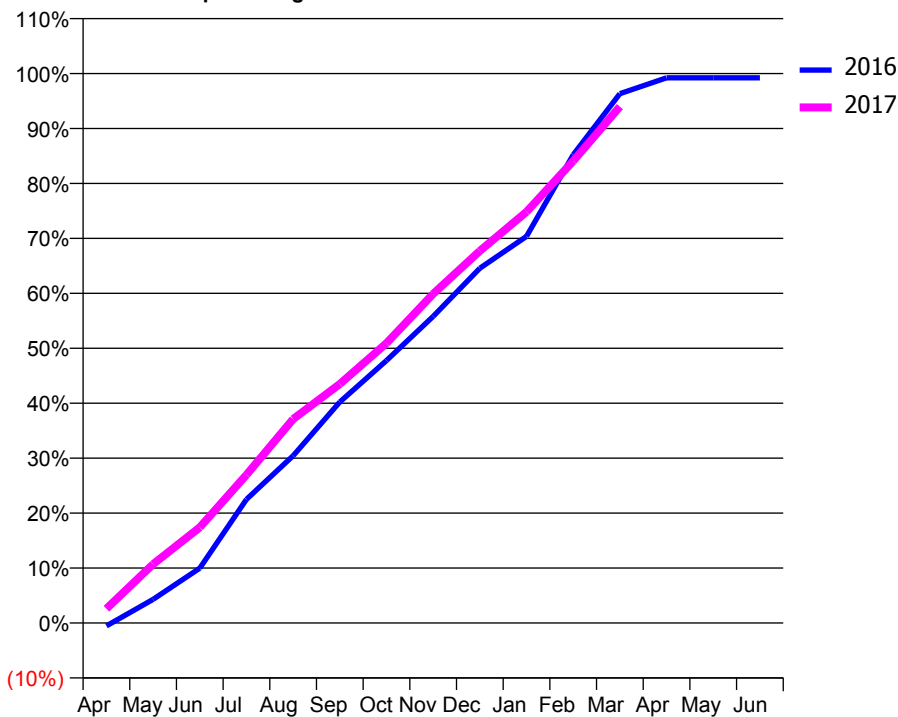
ACCESS*

Patients seen in 24 months	Total	Change since previous quarter
Quarter ending March 2016	4,702	
Quarter ending June 2016	4,571	↓
Quarter ending September 2016	4,464	↓
Quarter ending December 2016	4,398	↓
Quarter ending March 2017	4,365	→
Variance since March 2016	(7.2%)	↓



ACTIVITY

Cumulative percentage of contracted UDA delivered 2016 & 2017



Adjusted Scheduled Activity (UDA)

Month	2016	2017
April	-60	287
May	475	1,181
June	1,103	1,922
July	2,484	2,978
August	3,362	4,096
September	4,440	4,801
October	5,272	5,620
November	6,160	6,613
December	7,127	7,475
January	7,768	8,261
February	9,407	9,280
March	10,634	10,374
April	10,951	
May	10,952	
June	10,952	

QUALITY

	Quantity	Base Number	Contract	AT	Region	England
% of FP17s for the same patient ID Re-attending within 3 months - Children	83	2,110	3.9%	11.2%	11.8%	12.3%
% of FP17s for the same patient ID Re-attending within 3 months - Adults	242	2,941	8.2%	16.3%	17.1%	16.7%
% of FP17s for the same patient ID Re-attending between 3 & 9 months - Children	1,308	2,110	62.0%	42.1%	46.5%	57.6%
% of FP17s for the same patient ID Re-attending between 3 & 9 months - Adults	1,499	2,941	51.0%	35.0%	37.6%	50.1%
% of FP17s for Band 1 Urgent Courses	232	4,902	4.7%	10.8%	10.7%	9.1%
% of FP17s Relating to Free Repair or Replacements	17	4,902	0.3%	0.5%	0.6%	0.8%
% of FP17s Relating to Continuations	13	4,902	0.3%	0.8%	0.9%	1.2%
% of Patients satisfied with the dentistry they have received	5	5	N/A	89.3%	90.4%	92.8%
% of Patients satisfied with the time they had to wait for an appointment	4	5	N/A	80.6%	83.7%	88.7%

* This is based on patients treated on this contract for their most recent course of treatment. Figures in italics indicate the base number of FP17s or Patient Questionnaire responses are less than 100. N/A is shown where the base number of responses is less than 10 during the period. % is calculated as Quantity/Base number*100

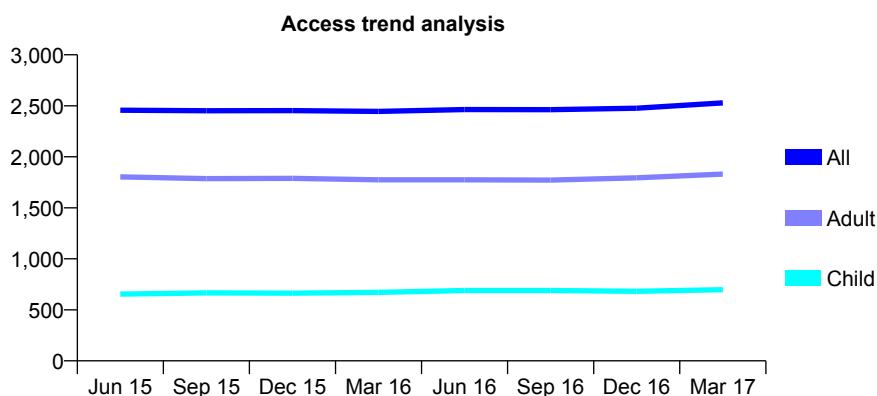
Q61 - Vital Signs At a Glance Contract Report for 815144/0001 - March 2017

Name or company name	MR A MARCUS
Contract type name	GDS Contract
Purpose of contract	General
Contract start date	01/04/2006
Contract end date	

16/17 Contracted general activity (UDA)	5,705
Carry forward general activity (UDA)	243
16/17 Contracted orthodontic activity (UOA)	0
Carry forward orthodontic activity (UOA)	0
Baseline contract value	£139,307.26

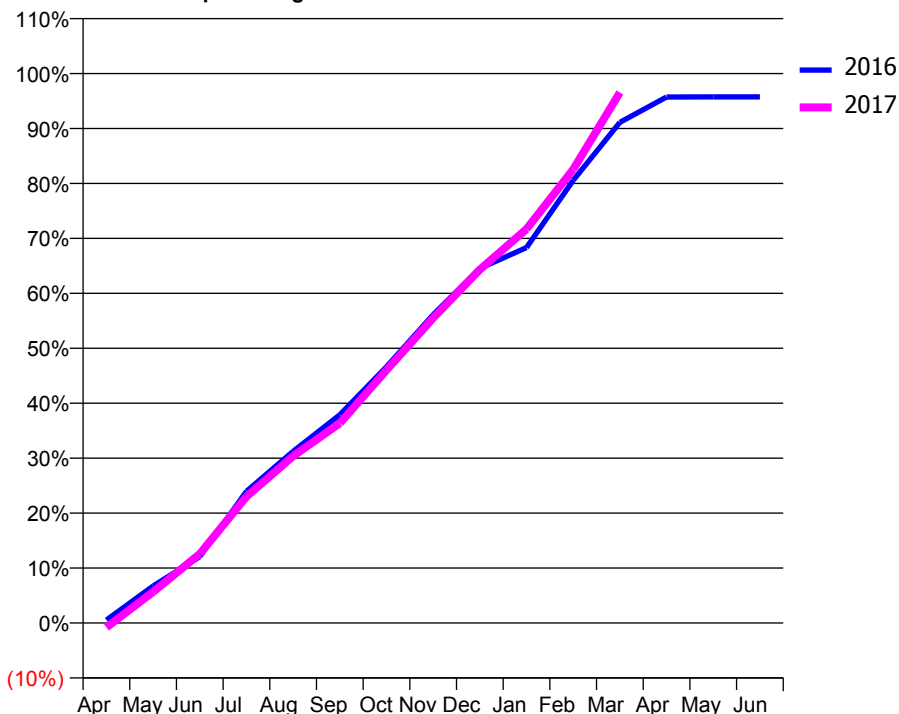
ACCESS*

Patients seen in 24 months	Total	Change since previous quarter
Quarter ending March 2016	2,445	
Quarter ending June 2016	2,463	→
Quarter ending September 2016	2,462	→
Quarter ending December 2016	2,476	→
Quarter ending March 2017	2,529	↑
Variance since March 2016	3.4%	↑



ACTIVITY

Cumulative percentage of contracted UDA delivered 2016 & 2017



Month	Adjusted Scheduled Activity (UDA)	
	2016	2017
April	31	-47
May	384	324
June	689	718
July	1,367	1,313
August	1,782	1,733
September	2,162	2,075
October	2,660	2,626
November	3,202	3,167
December	3,682	3,669
January	3,897	4,091
February	4,595	4,709
March	5,198	5,508
April	5,461	
May	5,462	
June	5,462	

QUALITY

	Quantity	Base Number	Contract	AT	Region	England
% of FP17s for the same patient ID Re-attending within 3 months - Children	62	961	6.5%	11.2%	11.8%	12.3%
% of FP17s for the same patient ID Re-attending within 3 months - Adults	226	2,190	10.3%	16.3%	17.1%	16.7%
% of FP17s for the same patient ID Re-attending between 3 & 9 months - Children	491	961	51.1%	42.1%	46.5%	57.6%
% of FP17s for the same patient ID Re-attending between 3 & 9 months - Adults	1,060	2,190	48.4%	35.0%	37.6%	50.1%
% of FP17s for Band 1 Urgent Courses	220	3,019	7.3%	10.8%	10.7%	9.1%
% of FP17s Relating to Free Repair or Replacements	0	3,019	0.0%	0.5%	0.6%	0.8%
% of FP17s Relating to Continuations	26	3,019	0.9%	0.8%	0.9%	1.2%
% of Patients satisfied with the dentistry they have received	1	2	N/A	89.3%	90.4%	92.8%
% of Patients satisfied with the time they had to wait for an appointment	1	2	N/A	80.6%	83.7%	88.7%

* This is based on patients treated on this contract for their most recent course of treatment. Figures in italics indicate the base number of FP17s or Patient Questionnaire responses are less than 100. N/A is shown where the base number of responses is less than 10 during the period. % is calculated as Quantity/Base number*100

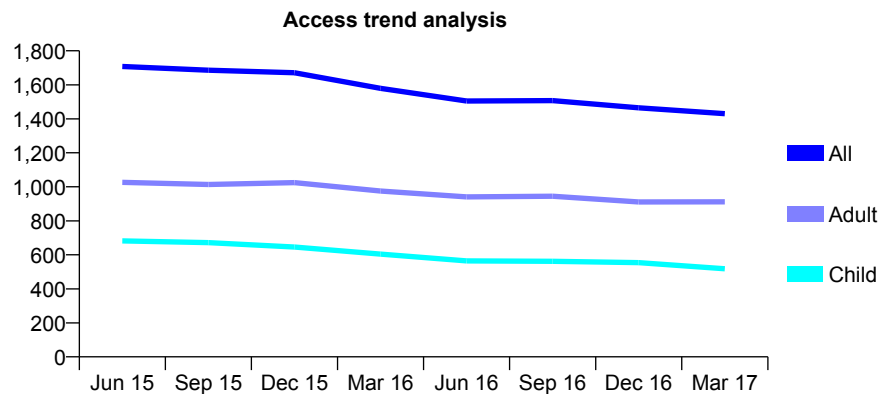
Q61 - Vital Signs At a Glance Contract Report for 820075/0001 - March 2017

Name or company name	MR CP BALCOMBE
Contract type name	GDS Contract
Purpose of contract	General
Contract start date	01/04/2006
Contract end date	

16/17 Contracted general activity (UDA)	2,759
Carry forward general activity (UDA)	-55
16/17 Contracted orthodontic activity (UOA)	0
Carry forward orthodontic activity (UOA)	0
Baseline contract value	£67,604.70

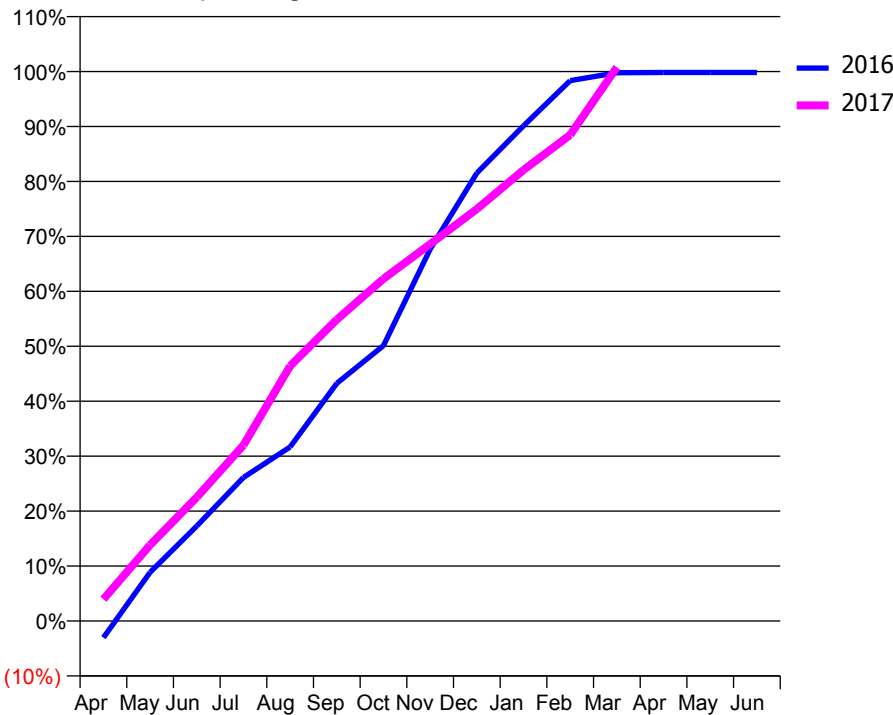
ACCESS*

Patients seen in 24 months	Total	Change since previous quarter
Quarter ending March 2016	1,579	
Quarter ending June 2016	1,505	↓
Quarter ending September 2016	1,507	→
Quarter ending December 2016	1,465	↓
Quarter ending March 2017	1,430	↓
Variance since March 2016	(9.4%)	↓



ACTIVITY

Cumulative percentage of contracted UDA delivered 2016 & 2017



Month	Adjusted Scheduled Activity (UDA)	
	2016	2017
April	-84	110
May	245	382
June	477	622
July	721	883
August	874	1,280
September	1,193	1,513
October	1,383	1,718
November	1,867	1,892
December	2,249	2,069
January	2,487	2,265
February	2,713	2,441
March	2,753	2,780
April	2,754	
May	2,754	
June	2,754	

QUALITY

	Quantity	Base Number	Contract	AT	Region	England
% of FP17s for the same patient ID Re-attending within 3 months - Children	27	669	4.0%	11.2%	11.8%	12.3%
% of FP17s for the same patient ID Re-attending within 3 months - Adults	82	909	9.0%	16.3%	17.1%	16.7%
% of FP17s for the same patient ID Re-attending between 3 & 9 months - Children	283	669	42.3%	42.1%	46.5%	57.6%
% of FP17s for the same patient ID Re-attending between 3 & 9 months - Adults	311	909	34.2%	35.0%	37.6%	50.1%
% of FP17s for Band 1 Urgent Courses	177	1,578	11.2%	10.8%	10.7%	9.1%
% of FP17s Relating to Free Repair or Replacements	7	1,578	0.4%	0.5%	0.6%	0.8%
% of FP17s Relating to Continuations	0	1,578	0.0%	0.8%	0.9%	1.2%
% of Patients satisfied with the dentistry they have received	1	1	N/A	89.3%	90.4%	92.8%
% of Patients satisfied with the time they had to wait for an appointment	1	1	N/A	80.6%	83.7%	88.7%

* This is based on patients treated on this contract for their most recent course of treatment. Figures in italics indicate the base number of FP17s or Patient Questionnaire responses are less than 100. N/A is shown where the base number of responses is less than 10 during the period. % is calculated as Quantity/Base number*100

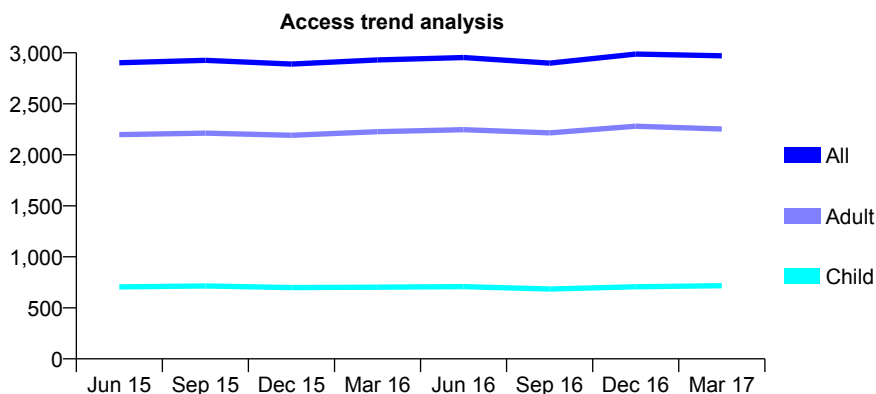
Q61 - Vital Signs At a Glance Contract Report for 824127/0001 - March 2017

Name or company name	MR AM HATHI
Contract type name	GDS Contract
Purpose of contract	General
Contract start date	01/04/2006
Contract end date	

16/17 Contracted general activity (UDA)	7,590
Carry forward general activity (UDA)	-152
16/17 Contracted orthodontic activity (UOA)	0
Carry forward orthodontic activity (UOA)	0
Baseline contract value	£218,840.90

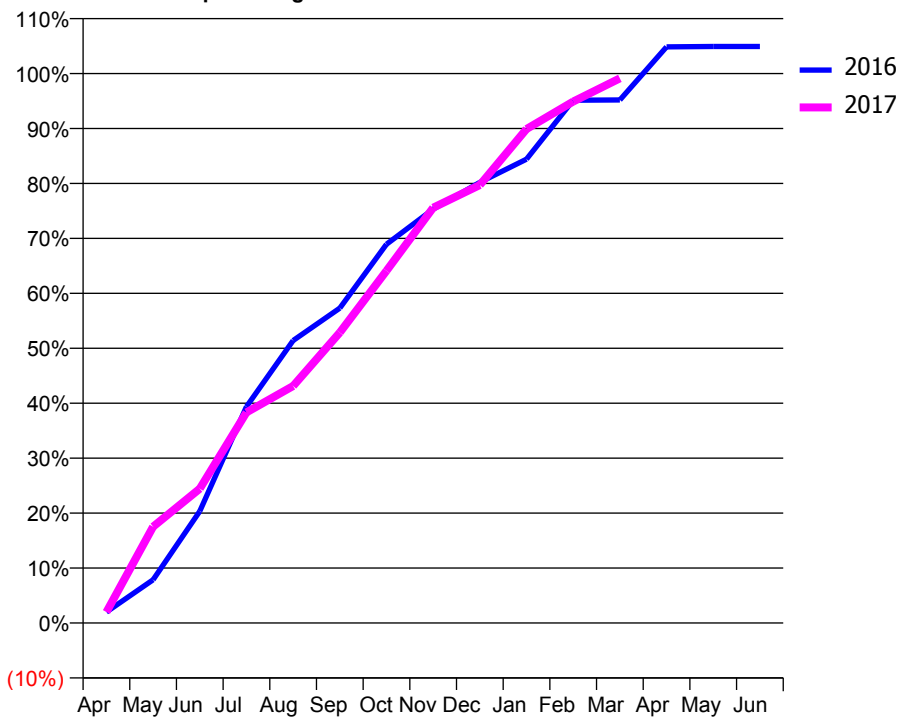
ACCESS*

Patients seen in 24 months	Total	Change since previous quarter
Quarter ending March 2016	2,930	
Quarter ending June 2016	2,954	→
Quarter ending September 2016	2,899	↓
Quarter ending December 2016	2,987	↑
Quarter ending March 2017	2,970	→
Variance since March 2016	1.4%	→



ACTIVITY

Cumulative percentage of contracted UDA delivered 2016 & 2017



Month	Adjusted Scheduled Activity (UDA)	
	2016	2017
April	152	152
May	597	1,332
June	1,544	1,855
July	2,989	2,908
August	3,902	3,274
September	4,349	4,012
October	5,232	4,866
November	5,716	5,737
December	6,087	6,050
January	6,407	6,823
February	7,221	7,202
March	7,224	7,523
April	7,957	
May	7,963	
June	7,963	

QUALITY

	Quantity	Base Number	Contract	AT	Region	England
% of FP17s for the same patient ID Re-attending within 3 months - Children	54	914	5.9%	11.2%	11.8%	12.3%
% of FP17s for the same patient ID Re-attending within 3 months - Adults	473	2,736	17.3%	16.3%	17.1%	16.7%
% of FP17s for the same patient ID Re-attending between 3 & 9 months - Children	287	914	31.4%	42.1%	46.5%	57.6%
% of FP17s for the same patient ID Re-attending between 3 & 9 months - Adults	841	2,736	30.7%	35.0%	37.6%	50.1%
% of FP17s for Band 1 Urgent Courses	318	3,184	10.0%	10.8%	10.7%	9.1%
% of FP17s Relating to Free Repair or Replacements	9	3,184	0.3%	0.5%	0.6%	0.8%
% of FP17s Relating to Continuations	52	3,184	1.6%	0.8%	0.9%	1.2%
% of Patients satisfied with the dentistry they have received	4	4	N/A	89.3%	90.4%	92.8%
% of Patients satisfied with the time they had to wait for an appointment	4	4	N/A	80.6%	83.7%	88.7%

* This is based on patients treated on this contract for their most recent course of treatment. Figures in italics indicate the base number of FP17s or Patient Questionnaire responses are less than 100. N/A is shown where the base number of responses is less than 10 during the period. % is calculated as Quantity/Base number*100

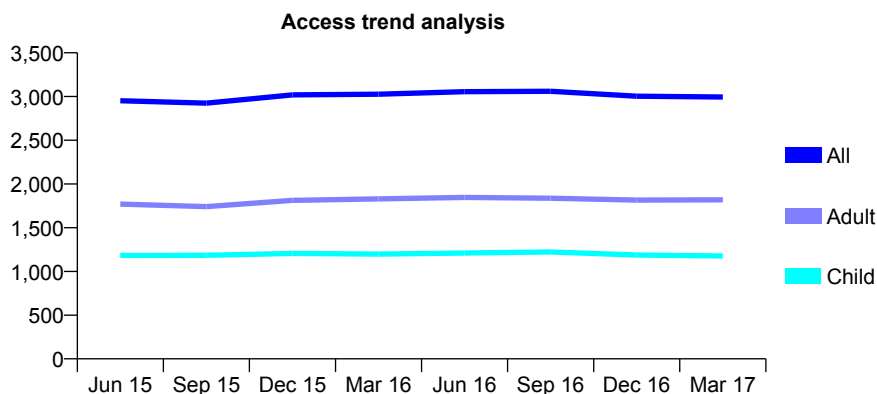
Q61 - Vital Signs At a Glance Contract Report for 824259/0001 - March 2017

Name or company name	MR RF PRAIS
Contract type name	GDS Contract
Purpose of contract	General
Contract start date	01/04/2006
Contract end date	

16/17 Contracted general activity (UDA)	6,711
Carry forward general activity (UDA)	-119
16/17 Contracted orthodontic activity (UOA)	0
Carry forward orthodontic activity (UOA)	0
Baseline contract value	£209,861.20

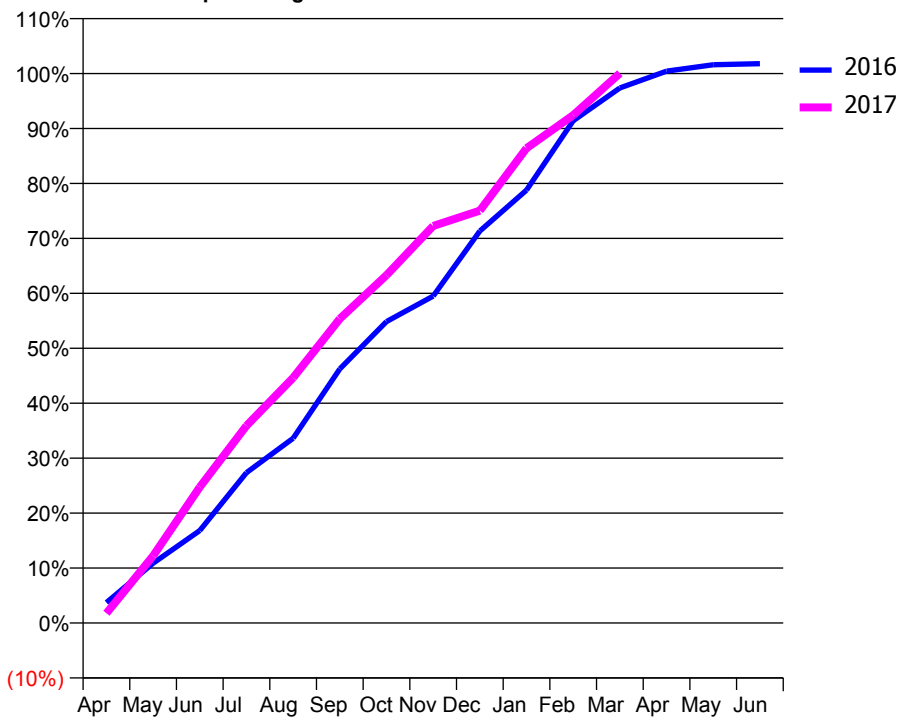
ACCESS*

Patients seen in 24 months	Total	Change since previous quarter
Quarter ending March 2016	3,027	
Quarter ending June 2016	3,056	→
Quarter ending September 2016	3,060	→
Quarter ending December 2016	3,003	↓
Quarter ending March 2017	2,995	→
Variance since March 2016	(1.1%)	↓



ACTIVITY

Cumulative percentage of contracted UDA delivered 2016 & 2017



Month	Adjusted Scheduled Activity (UDA)	
	2016	2017
April	249	119
May	731	820
June	1,129	1,660
July	1,835	2,409
August	2,256	2,995
September	3,103	3,716
October	3,681	4,248
November	3,992	4,849
December	4,787	5,037
January	5,286	5,799
February	6,134	6,203
March	6,535	6,713
April	6,740	
May	6,817	
June	6,830	

QUALITY

	Quantity	Base Number	Contract	AT	Region	England
% of FP17s for the same patient ID Re-attending within 3 months - Children	114	1,669	6.8%	11.2%	11.8%	12.3%
% of FP17s for the same patient ID Re-attending within 3 months - Adults	267	2,014	13.3%	16.3%	17.1%	16.7%
% of FP17s for the same patient ID Re-attending between 3 & 9 months - Children	948	1,669	56.8%	42.1%	46.5%	57.6%
% of FP17s for the same patient ID Re-attending between 3 & 9 months - Adults	924	2,014	45.9%	35.0%	37.6%	50.1%
% of FP17s for Band 1 Urgent Courses	196	3,527	5.6%	10.8%	10.7%	9.1%
% of FP17s Relating to Free Repair or Replacements	11	3,527	0.3%	0.5%	0.6%	0.8%
% of FP17s Relating to Continuations	18	3,527	0.5%	0.8%	0.9%	1.2%
% of Patients satisfied with the dentistry they have received	0	0	N/A	89.3%	90.4%	92.8%
% of Patients satisfied with the time they had to wait for an appointment	0	0	N/A	80.6%	83.7%	88.7%

* This is based on patients treated on this contract for their most recent course of treatment. Figures in italics indicate the base number of FP17s or Patient Questionnaire responses are less than 100. N/A is shown where the base number of responses is less than 10 during the period. % is calculated as Quantity/Base number*100

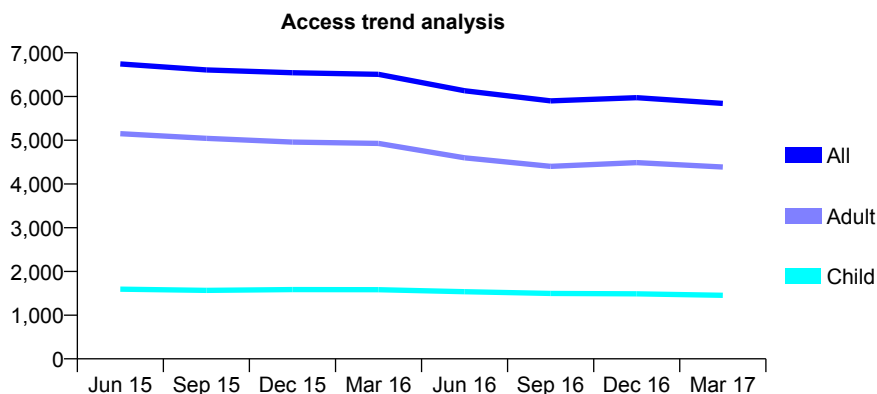
Q61 - Vital Signs At a Glance Contract Report for 825247/0001 - March 2017

Name or company name	MR JE DINEEN
Contract type name	GDS Contract
Purpose of contract	General
Contract start date	01/04/2006
Contract end date	

16/17 Contracted general activity (UDA)	21,166
Carry forward general activity (UDA)	831
16/17 Contracted orthodontic activity (UOA)	0
Carry forward orthodontic activity (UOA)	0
Baseline contract value	£717,501.99

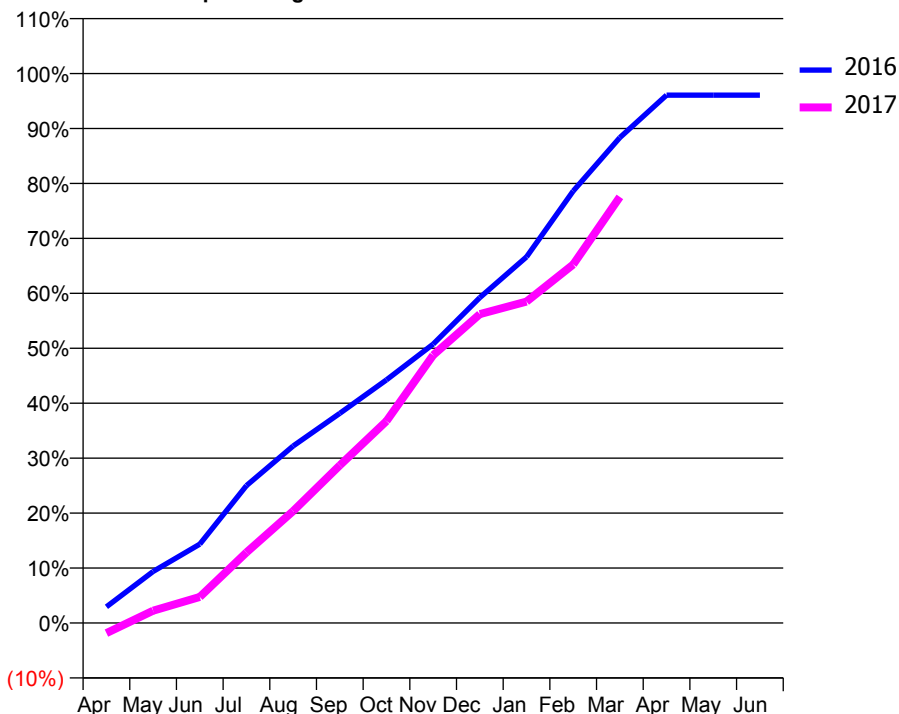
ACCESS*

Patients seen in 24 months	Total	Change since previous quarter
Quarter ending March 2016	6,508	
Quarter ending June 2016	6,133	↓
Quarter ending September 2016	5,899	↓
Quarter ending December 2016	5,975	→
Quarter ending March 2017	5,842	↓
Variance since March 2016	(10.2%)	↓



ACTIVITY

Cumulative percentage of contracted UDA delivered 2016 & 2017



Month	Adjusted Scheduled Activity (UDA)	
	2016	2017
April	626	-394
May	1,984	475
June	3,036	1,006
July	5,295	2,720
August	6,819	4,313
September	8,079	6,075
October	9,368	7,778
November	10,741	10,317
December	12,538	11,896
January	14,101	12,380
February	16,638	13,807
March	18,701	16,414
April	20,331	
May	20,335	
June	20,335	

QUALITY

	Quantity	Base Number	Contract	AT	Region	England
% of FP17s for the same patient ID Re-attending within 3 months - Children	91	1,277	7.1%	11.2%	11.8%	12.3%
% of FP17s for the same patient ID Re-attending within 3 months - Adults	437	3,814	11.5%	16.3%	17.1%	16.7%
% of FP17s for the same patient ID Re-attending between 3 & 9 months - Children	310	1,277	24.3%	42.1%	46.5%	57.6%
% of FP17s for the same patient ID Re-attending between 3 & 9 months - Adults	993	3,814	26.0%	35.0%	37.6%	50.1%
% of FP17s for Band 1 Urgent Courses	158	4,690	3.4%	10.8%	10.7%	9.1%
% of FP17s Relating to Free Repair or Replacements	3	4,690	0.1%	0.5%	0.6%	0.8%
% of FP17s Relating to Continuations	0	4,690	0.0%	0.8%	0.9%	1.2%
% of Patients satisfied with the dentistry they have received	1	1	N/A	89.3%	90.4%	92.8%
% of Patients satisfied with the time they had to wait for an appointment	1	1	N/A	80.6%	83.7%	88.7%

* This is based on patients treated on this contract for their most recent course of treatment. Figures in italics indicate the base number of FP17s or Patient Questionnaire responses are less than 100. N/A is shown where the base number of responses is less than 10 during the period. % is calculated as Quantity/Base number*100

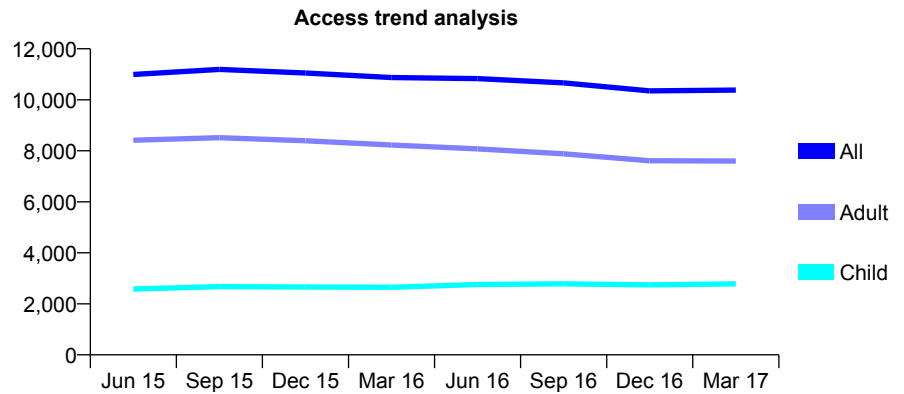
Q61 - Vital Signs At a Glance Contract Report for 825948/0001 - March 2017

Name or company name	MR JK KOTECHA
Contract type name	GDS Contract
Purpose of contract	General
Contract start date	01/04/2006
Contract end date	

16/17 Contracted general activity (UDA)	32,638
Carry forward general activity (UDA)	-653
16/17 Contracted orthodontic activity (UOA)	0
Carry forward orthodontic activity (UOA)	0
Baseline contract value	£1,010,090.90

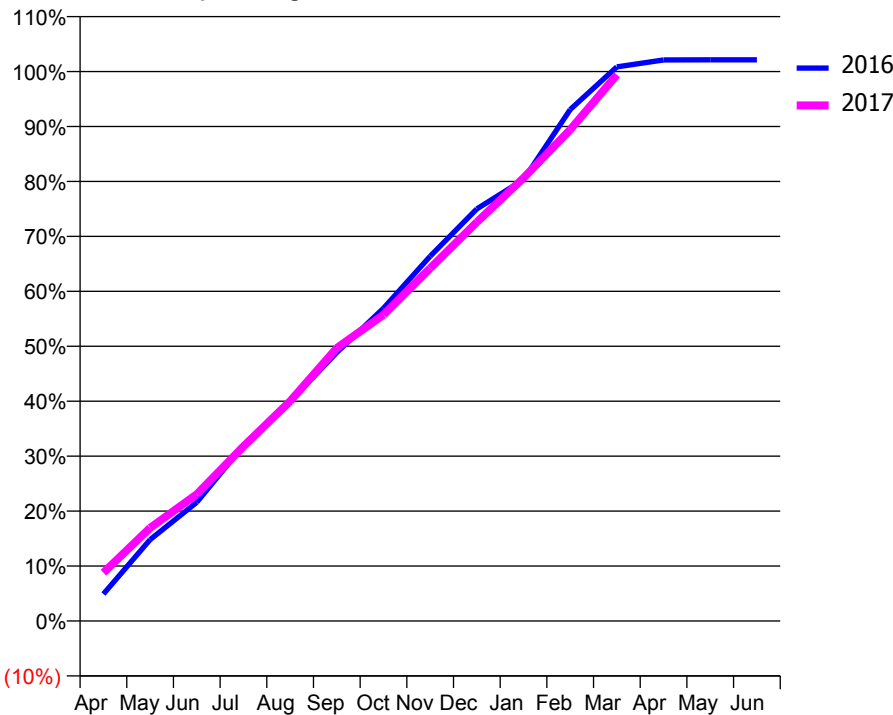
ACCESS*

Patients seen in 24 months	Total	Change since previous quarter
Quarter ending March 2016	10,874	
Quarter ending June 2016	10,832	→
Quarter ending September 2016	10,665	↓
Quarter ending December 2016	10,352	↓
Quarter ending March 2017	10,382	→
Variance since March 2016	(4.5%)	↓



ACTIVITY

Cumulative percentage of contracted UDA delivered 2016 & 2017



Month	Adjusted Scheduled Activity (UDA)	
	2016	2017
April	1,605	2,872
May	4,831	5,536
June	7,055	7,526
July	10,427	10,370
August	13,050	13,056
September	15,950	16,213
October	18,576	18,192
November	21,663	20,953
December	24,476	23,691
January	26,210	26,315
February	30,378	29,184
March	32,915	32,446
April	33,323	
May	33,334	
June	33,336	

QUALITY

	Quantity	Base Number	Contract	AT	Region	England
% of FP17s for the same patient ID Re-attending within 3 months - Children	167	3,353	5.0%	11.2%	11.8%	12.3%
% of FP17s for the same patient ID Re-attending within 3 months - Adults	618	7,872	7.9%	16.3%	17.1%	16.7%
% of FP17s for the same patient ID Re-attending between 3 & 9 months - Children	1,479	3,353	44.1%	42.1%	46.5%	57.6%
% of FP17s for the same patient ID Re-attending between 3 & 9 months - Adults	3,157	7,872	40.1%	35.0%	37.6%	50.1%
% of FP17s for Band 1 Urgent Courses	433	11,088	3.9%	10.8%	10.7%	9.1%
% of FP17s Relating to Free Repair or Replacements	28	11,088	0.3%	0.5%	0.6%	0.8%
% of FP17s Relating to Continuations	19	11,088	0.2%	0.8%	0.9%	1.2%
% of Patients satisfied with the dentistry they have received	2	3	N/A	89.3%	90.4%	92.8%
% of Patients satisfied with the time they had to wait for an appointment	1	3	N/A	80.6%	83.7%	88.7%

* This is based on patients treated on this contract for their most recent course of treatment. Figures in italics indicate the base number of FP17s or Patient Questionnaire responses are less than 100. N/A is shown where the base number of responses is less than 10 during the period. % is calculated as Quantity/Base number*100

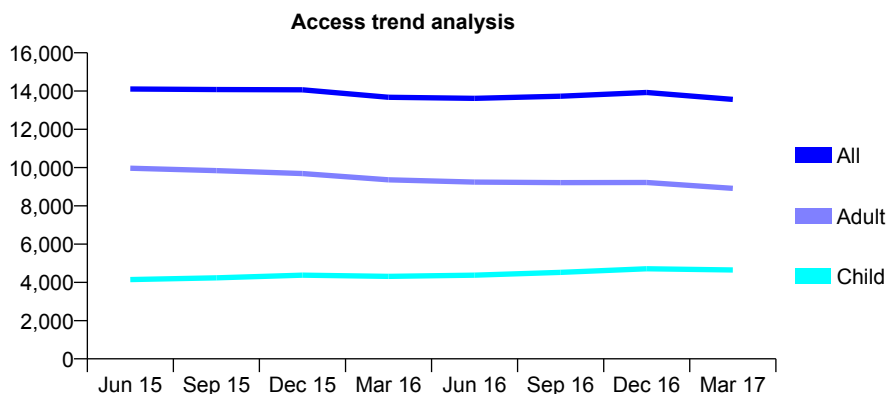
Q61 - Vital Signs At a Glance Contract Report for 825948/0002 - March 2017

Name or company name	MR JK KOTECHA
Contract type name	GDS Contract
Purpose of contract	General
Contract start date	01/04/2006
Contract end date	

16/17 Contracted general activity (UDA)	36,854
Carry forward general activity (UDA)	-704
16/17 Contracted orthodontic activity (UOA)	0
Carry forward orthodontic activity (UOA)	0
Baseline contract value	£1,047,400.59

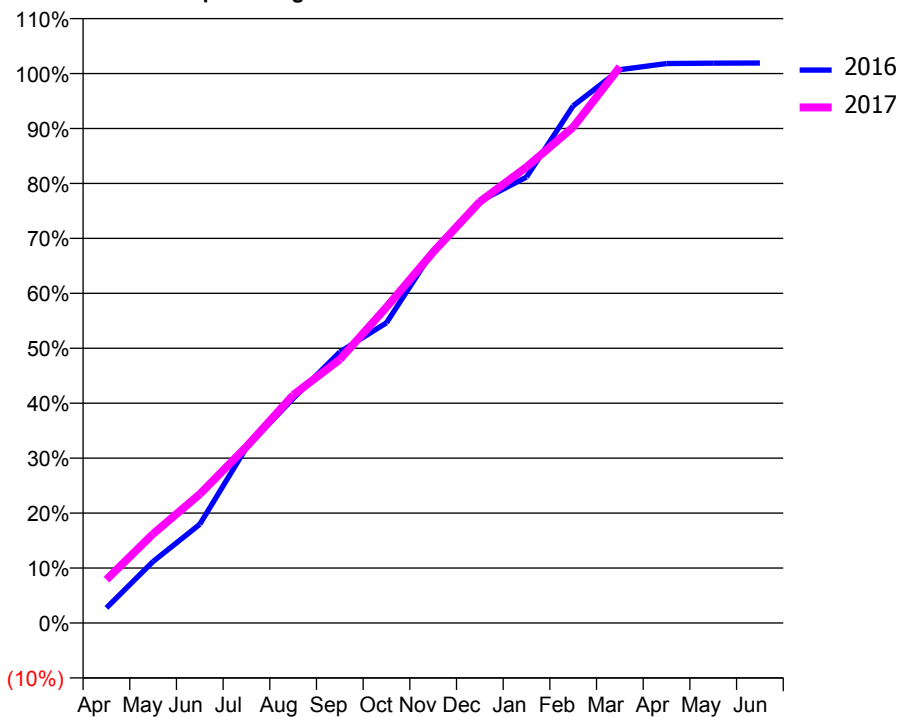
ACCESS*

Patients seen in 24 months	Total	Change since previous quarter
Quarter ending March 2016	13,674	
Quarter ending June 2016	13,619	→
Quarter ending September 2016	13,730	→
Quarter ending December 2016	13,924	→
Quarter ending March 2017	13,565	↓
Variance since March 2016	(0.8%)	→



ACTIVITY

Cumulative percentage of contracted UDA delivered 2016 & 2017



Month	Adjusted Scheduled Activity (UDA)	
	2016	2017
April	1,016	2,910
May	4,126	5,975
June	6,623	8,640
July	11,776	11,827
August	15,054	15,288
September	18,177	17,673
October	20,140	21,183
November	24,967	24,875
December	28,280	28,254
January	29,910	30,579
February	34,685	33,259
March	37,108	37,297
April	37,521	
May	37,553	
June	37,558	

QUALITY

	Quantity	Base Number	Contract	AT	Region	England
% of FP17s for the same patient ID Re-attending within 3 months - Children	331	5,538	6.0%	11.2%	11.8%	12.3%
% of FP17s for the same patient ID Re-attending within 3 months - Adults	1,176	9,765	12.0%	16.3%	17.1%	16.7%
% of FP17s for the same patient ID Re-attending between 3 & 9 months - Children	2,456	5,538	44.3%	42.1%	46.5%	57.6%
% of FP17s for the same patient ID Re-attending between 3 & 9 months - Adults	3,748	9,765	38.4%	35.0%	37.6%	50.1%
% of FP17s for Band 1 Urgent Courses	968	15,108	6.4%	10.8%	10.7%	9.1%
% of FP17s Relating to Free Repair or Replacements	90	15,108	0.6%	0.5%	0.6%	0.8%
% of FP17s Relating to Continuations	26	15,108	0.2%	0.8%	0.9%	1.2%
% of Patients satisfied with the dentistry they have received	11	12	91.7%	89.3%	90.4%	92.8%
% of Patients satisfied with the time they had to wait for an appointment	8	12	66.7%	80.6%	83.7%	88.7%

* This is based on patients treated on this contract for their most recent course of treatment. Figures in italics indicate the base number of FP17s or Patient Questionnaire responses are less than 100. N/A is shown where the base number of responses is less than 10 during the period. % is calculated as Quantity/Base number*100

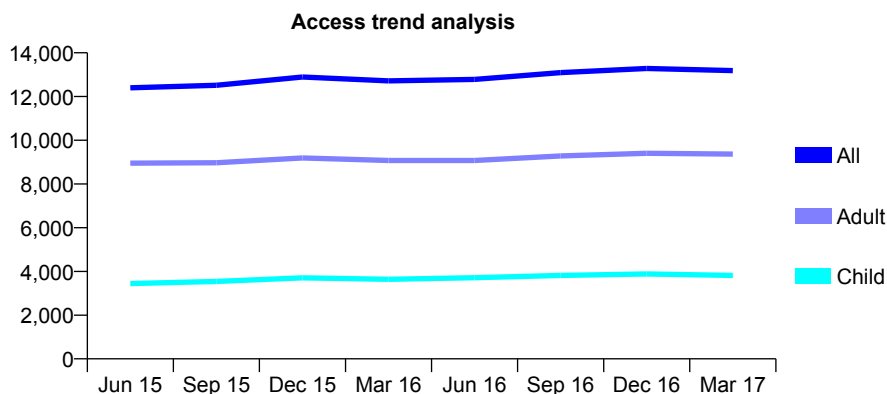
Q61 - Vital Signs At a Glance Contract Report for 825948/0003 - March 2017

Name or company name	MR JK KOTECHA
Contract type name	GDS Contract
Purpose of contract	General
Contract start date	01/04/2006
Contract end date	

16/17 Contracted general activity (UDA)	37,108
Carry forward general activity (UDA)	-696
16/17 Contracted orthodontic activity (UOA)	0
Carry forward orthodontic activity (UOA)	0
Baseline contract value	£1,137,420.64

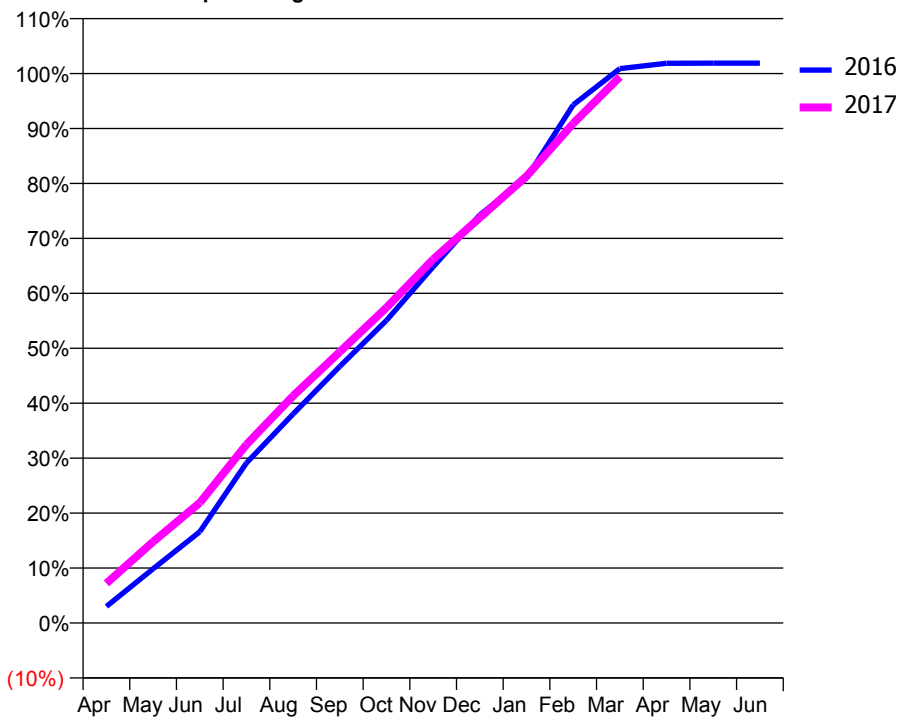
ACCESS*

Patients seen in 24 months	Total	Change since previous quarter
Quarter ending March 2016	12,714	
Quarter ending June 2016	12,782	→
Quarter ending September 2016	13,095	↑
Quarter ending December 2016	13,285	→
Quarter ending March 2017	13,183	→
Variance since March 2016	3.7%	↑



ACTIVITY

Cumulative percentage of contracted UDA delivered 2016 & 2017



Month	Adjusted Scheduled Activity (UDA)	
	2016	2017
April	1,119	2,683
May	3,658	5,485
June	6,166	8,119
July	10,815	12,050
August	14,111	15,343
September	17,332	18,313
October	20,441	21,301
November	24,053	24,564
December	27,559	27,373
January	30,041	30,173
February	34,988	33,737
March	37,439	36,881
April	37,802	
May	37,804	
June	37,804	

QUALITY

	Quantity	Base Number	Contract	AT	Region	England
% of FP17s for the same patient ID Re-attending within 3 months - Children	237	4,331	5.5%	11.2%	11.8%	12.3%
% of FP17s for the same patient ID Re-attending within 3 months - Adults	1,319	9,479	13.9%	16.3%	17.1%	16.7%
% of FP17s for the same patient ID Re-attending between 3 & 9 months - Children	1,883	4,331	43.5%	42.1%	46.5%	57.6%
% of FP17s for the same patient ID Re-attending between 3 & 9 months - Adults	3,254	9,479	34.3%	35.0%	37.6%	50.1%
% of FP17s for Band 1 Urgent Courses	1,339	13,663	9.8%	10.8%	10.7%	9.1%
% of FP17s Relating to Free Repair or Replacements	83	13,663	0.6%	0.5%	0.6%	0.8%
% of FP17s Relating to Continuations	80	13,663	0.6%	0.8%	0.9%	1.2%
% of Patients satisfied with the dentistry they have received	13	15	86.7%	89.3%	90.4%	92.8%
% of Patients satisfied with the time they had to wait for an appointment	14	15	93.3%	80.6%	83.7%	88.7%

* This is based on patients treated on this contract for their most recent course of treatment. Figures in italics indicate the base number of FP17s or Patient Questionnaire responses are less than 100. N/A is shown where the base number of responses is less than 10 during the period. % is calculated as Quantity/Base number*100

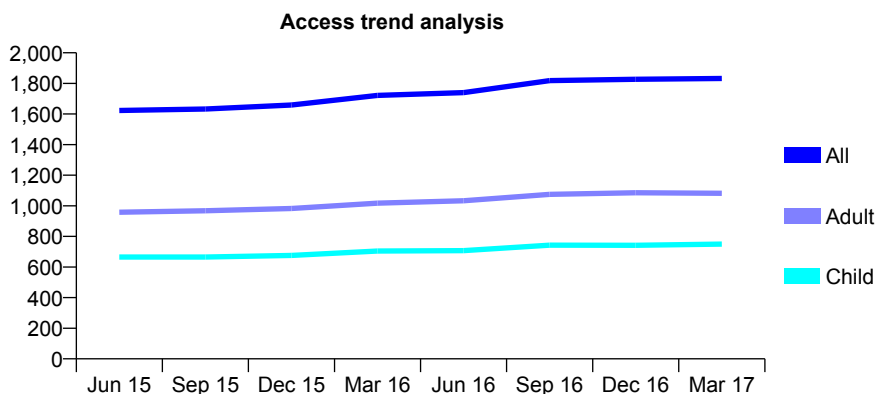
Q61 - Vital Signs At a Glance Contract Report for 828211/0001 - March 2017

Name or company name	MR J PRASHAR
Contract type name	GDS Contract
Purpose of contract	General
Contract start date	01/04/2006
Contract end date	

16/17 Contracted general activity (UDA)	3,968
Carry forward general activity (UDA)	-48
16/17 Contracted orthodontic activity (UOA)	0
Carry forward orthodontic activity (UOA)	0
Baseline contract value	£107,260.68

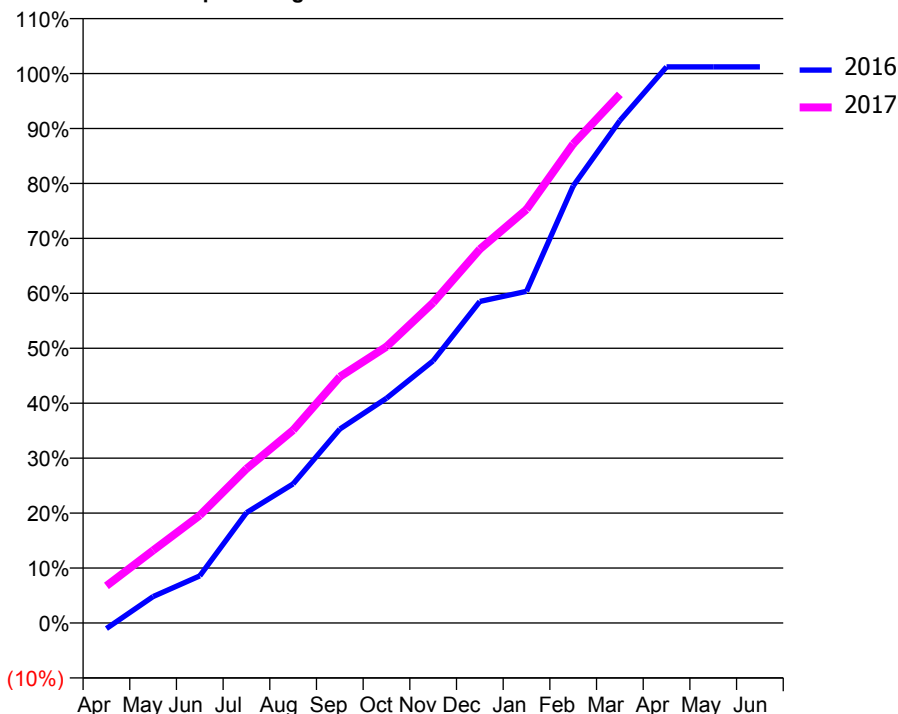
ACCESS*

Patients seen in 24 months	Total	Change since previous quarter
Quarter ending March 2016	1,722	
Quarter ending June 2016	1,740	→
Quarter ending September 2016	1,818	↑
Quarter ending December 2016	1,827	→
Quarter ending March 2017	1,832	→
Variance since March 2016	6.4%	↑



ACTIVITY

Cumulative percentage of contracted UDA delivered 2016 & 2017



Month	Adjusted Scheduled Activity (UDA)	
	2016	2017
April	-41	269
May	191	525
June	340	777
July	797	1,114
August	1,005	1,393
September	1,401	1,778
October	1,623	1,996
November	1,893	2,314
December	2,322	2,699
January	2,395	2,986
February	3,156	3,459
March	3,627	3,817
April	4,016	
May	4,016	
June	4,016	

QUALITY

	Quantity	Base Number	Contract	AT	Region	England
% of FP17s for the same patient ID Re-attending within 3 months - Children	42	847	5.0%	11.2%	11.8%	12.3%
% of FP17s for the same patient ID Re-attending within 3 months - Adults	149	1,073	13.9%	16.3%	17.1%	16.7%
% of FP17s for the same patient ID Re-attending between 3 & 9 months - Children	342	847	40.4%	42.1%	46.5%	57.6%
% of FP17s for the same patient ID Re-attending between 3 & 9 months - Adults	302	1,073	28.1%	35.0%	37.6%	50.1%
% of FP17s for Band 1 Urgent Courses	136	1,746	7.8%	10.8%	10.7%	9.1%
% of FP17s Relating to Free Repair or Replacements	0	1,746	0.0%	0.5%	0.6%	0.8%
% of FP17s Relating to Continuations	28	1,746	1.6%	0.8%	0.9%	1.2%
% of Patients satisfied with the dentistry they have received	5	5	N/A	89.3%	90.4%	92.8%
% of Patients satisfied with the time they had to wait for an appointment	5	5	N/A	80.6%	83.7%	88.7%

* This is based on patients treated on this contract for their most recent course of treatment. Figures in italics indicate the base number of FP17s or Patient Questionnaire responses are less than 100. N/A is shown where the base number of responses is less than 10 during the period. % is calculated as Quantity/Base number*100

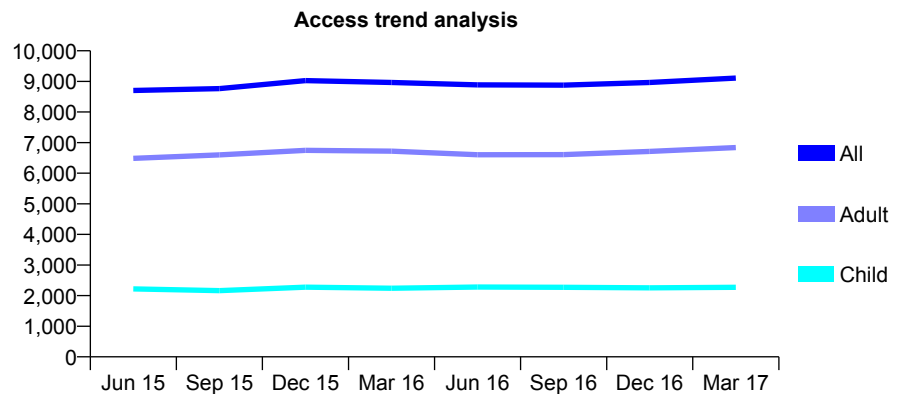
Q61 - Vital Signs At a Glance Contract Report for 828262/0001 - March 2017

Name or company name	MRS GT WARD
Contract type name	GDS Contract
Purpose of contract	General
Contract start date	01/04/2006
Contract end date	

16/17 Contracted general activity (UDA)	17,513
Carry forward general activity (UDA)	342
16/17 Contracted orthodontic activity (UOA)	0
Carry forward orthodontic activity (UOA)	0
Baseline contract value	£455,226.57

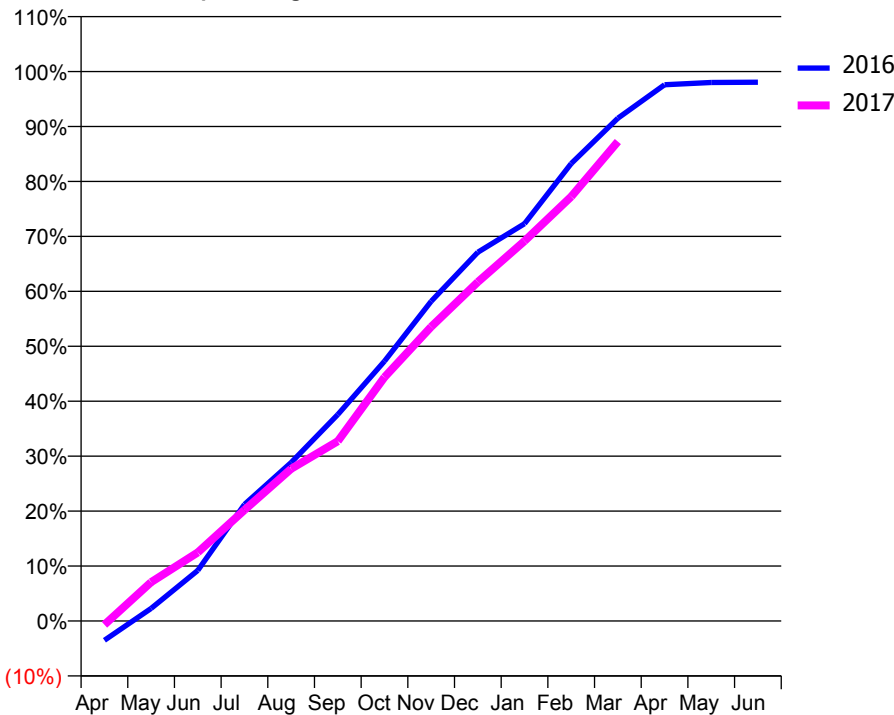
ACCESS*

Patients seen in 24 months	Total	Change since previous quarter
Quarter ending March 2016	8,963	
Quarter ending June 2016	8,885	→
Quarter ending September 2016	8,878	→
Quarter ending December 2016	8,967	→
Quarter ending March 2017	9,108	→
Variance since March 2016	1.6%	→



ACTIVITY

Cumulative percentage of contracted UDA delivered 2016 & 2017



Month	Adjusted Scheduled Activity (UDA)	
	2016	2017
April	-617	-121
May	401	1,240
June	1,615	2,186
July	3,717	3,537
August	5,053	4,853
September	6,583	5,731
October	8,281	7,772
November	10,187	9,377
December	11,754	10,807
January	12,664	12,108
February	14,581	13,524
March	16,025	15,281
April	17,092	
May	17,164	
June	17,171	

QUALITY

	Quantity	Base Number	Contract	AT	Region	England
% of FP17s for the same patient ID Re-attending within 3 months - Children	78	2,201	3.5%	11.2%	11.8%	12.3%
% of FP17s for the same patient ID Re-attending within 3 months - Adults	1,060	6,634	16.0%	16.3%	17.1%	16.7%
% of FP17s for the same patient ID Re-attending between 3 & 9 months - Children	678	2,201	30.8%	42.1%	46.5%	57.6%
% of FP17s for the same patient ID Re-attending between 3 & 9 months - Adults	1,410	6,634	21.3%	35.0%	37.6%	50.1%
% of FP17s for Band 1 Urgent Courses	1,140	7,582	15.0%	10.8%	10.7%	9.1%
% of FP17s Relating to Free Repair or Replacements	129	7,582	1.7%	0.5%	0.6%	0.8%
% of FP17s Relating to Continuations	56	7,582	0.7%	0.8%	0.9%	1.2%
% of Patients satisfied with the dentistry they have received	3	4	N/A	89.3%	90.4%	92.8%
% of Patients satisfied with the time they had to wait for an appointment	3	4	N/A	80.6%	83.7%	88.7%

* This is based on patients treated on this contract for their most recent course of treatment. Figures in italics indicate the base number of FP17s or Patient Questionnaire responses are less than 100. N/A is shown where the base number of responses is less than 10 during the period. % is calculated as Quantity/Base number*100

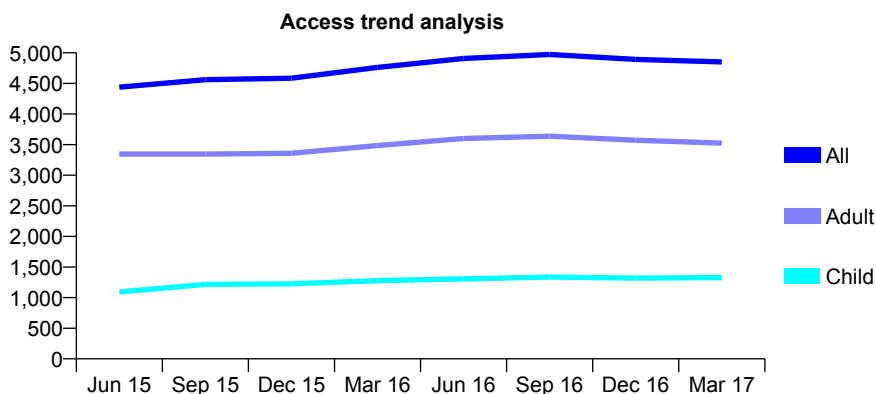
Q61 - Vital Signs At a Glance Contract Report for 828262/0002 - March 2017

Name or company name	MRS GT WARD
Contract type name	GDS Contract
Purpose of contract	General
Contract start date	20/12/2011
Contract end date	

16/17 Contracted general activity (UDA)	10,554
Carry forward general activity (UDA)	412
16/17 Contracted orthodontic activity (UOA)	0
Carry forward orthodontic activity (UOA)	0
Baseline contract value	£284,397.60

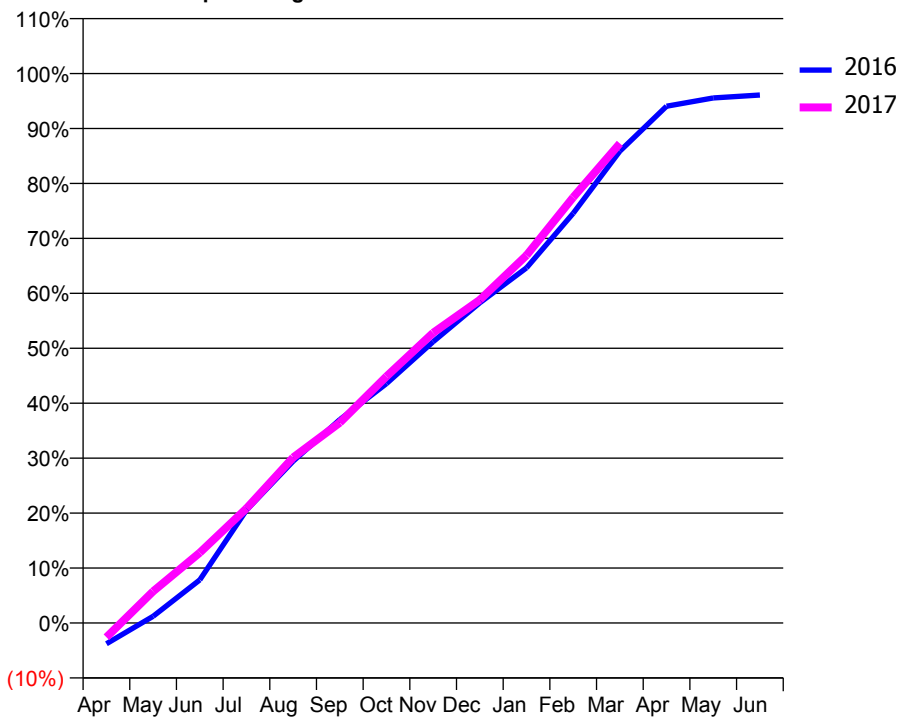
ACCESS*

Patients seen in 24 months	Total	Change since previous quarter
Quarter ending March 2016	4,761	
Quarter ending June 2016	4,907	↑
Quarter ending September 2016	4,973	→
Quarter ending December 2016	4,892	↓
Quarter ending March 2017	4,851	→
Variance since March 2016	1.9%	→



ACTIVITY

Cumulative percentage of contracted UDA delivered 2016 & 2017



Month	Adjusted Scheduled Activity (UDA)	
	2016	2017
April	-400	-274
May	130	608
June	830	1,351
July	2,167	2,202
August	3,108	3,180
September	3,907	3,848
October	4,599	4,738
November	5,403	5,575
December	6,150	6,206
January	6,822	7,061
February	7,870	8,176
March	9,063	9,210
April	9,925	
May	10,085	
June	10,142	

QUALITY

	Quantity	Base Number	Contract	AT	Region	England
% of FP17s for the same patient ID Re-attending within 3 months - Children	64	1,347	4.8%	11.2%	11.8%	12.3%
% of FP17s for the same patient ID Re-attending within 3 months - Adults	374	3,550	10.5%	16.3%	17.1%	16.7%
% of FP17s for the same patient ID Re-attending between 3 & 9 months - Children	393	1,347	29.2%	42.1%	46.5%	57.6%
% of FP17s for the same patient ID Re-attending between 3 & 9 months - Adults	731	3,550	20.6%	35.0%	37.6%	50.1%
% of FP17s for Band 1 Urgent Courses	632	4,464	14.2%	10.8%	10.7%	9.1%
% of FP17s Relating to Free Repair or Replacements	30	4,464	0.7%	0.5%	0.6%	0.8%
% of FP17s Relating to Continuations	11	4,464	0.2%	0.8%	0.9%	1.2%
% of Patients satisfied with the dentistry they have received	2	3	N/A	89.3%	90.4%	92.8%
% of Patients satisfied with the time they had to wait for an appointment	2	3	N/A	80.6%	83.7%	88.7%

* This is based on patients treated on this contract for their most recent course of treatment. Figures in italics indicate the base number of FP17s or Patient Questionnaire responses are less than 100. N/A is shown where the base number of responses is less than 10 during the period. % is calculated as Quantity/Base number*100

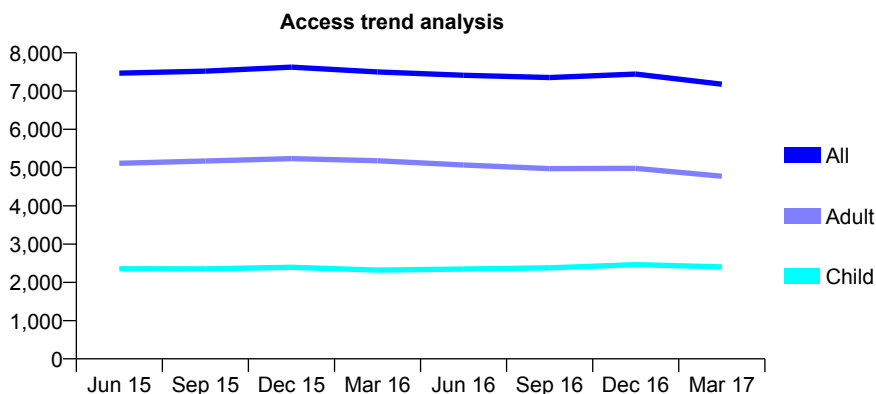
Q61 - Vital Signs At a Glance Contract Report for 829285/0001 - March 2017

Name or company name	MRS CO ADELOYE
Contract type name	GDS Contract
Purpose of contract	General
Contract start date	01/04/2006
Contract end date	

16/17 Contracted general activity (UDA)	22,618
Carry forward general activity (UDA)	18
16/17 Contracted orthodontic activity (UOA)	0
Carry forward orthodontic activity (UOA)	0
Baseline contract value	£559,172.25

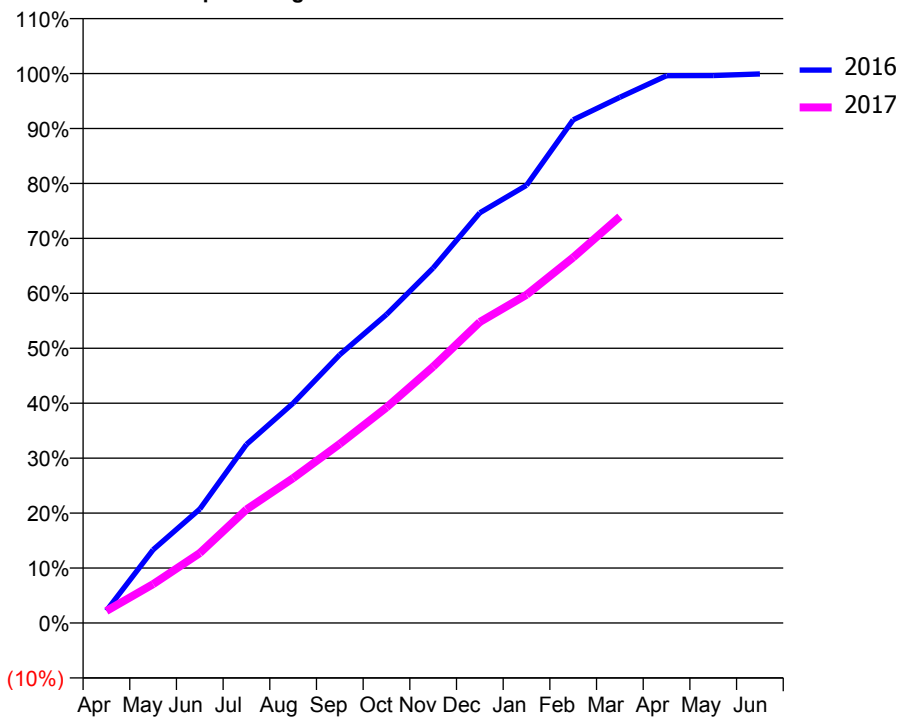
ACCESS*

Patients seen in 24 months	Total	Change since previous quarter
Quarter ending March 2016	7,499	
Quarter ending June 2016	7,413	↓
Quarter ending September 2016	7,352	→
Quarter ending December 2016	7,444	→
Quarter ending March 2017	7,180	↓
Variance since March 2016	(4.3%)	↓



ACTIVITY

Cumulative percentage of contracted UDA delivered 2016 & 2017



Month	Adjusted Scheduled Activity (UDA)	
	2016	2017
April	508	499
May	3,014	1,602
June	4,691	2,877
July	7,354	4,676
August	9,049	5,961
September	11,045	7,374
October	12,699	8,872
November	14,616	10,554
December	16,884	12,392
January	18,018	13,512
February	20,713	15,050
March	21,639	16,727
April	22,527	
May	22,533	
June	22,600	

QUALITY

	Quantity	Base Number	Contract	AT	Region	England
% of FP17s for the same patient ID Re-attending within 3 months - Children	142	2,545	5.6%	11.2%	11.8%	12.3%
% of FP17s for the same patient ID Re-attending within 3 months - Adults	446	4,109	10.9%	16.3%	17.1%	16.7%
% of FP17s for the same patient ID Re-attending between 3 & 9 months - Children	846	2,545	33.2%	42.1%	46.5%	57.6%
% of FP17s for the same patient ID Re-attending between 3 & 9 months - Adults	1,115	4,109	27.1%	35.0%	37.6%	50.1%
% of FP17s for Band 1 Urgent Courses	261	6,266	4.2%	10.8%	10.7%	9.1%
% of FP17s Relating to Free Repair or Replacements	32	6,266	0.5%	0.5%	0.6%	0.8%
% of FP17s Relating to Continuations	14	6,266	0.2%	0.8%	0.9%	1.2%
% of Patients satisfied with the dentistry they have received	2	3	N/A	89.3%	90.4%	92.8%
% of Patients satisfied with the time they had to wait for an appointment	3	3	N/A	80.6%	83.7%	88.7%

* This is based on patients treated on this contract for their most recent course of treatment. Figures in italics indicate the base number of FP17s or Patient Questionnaire responses are less than 100. N/A is shown where the base number of responses is less than 10 during the period. % is calculated as Quantity/Base number*100

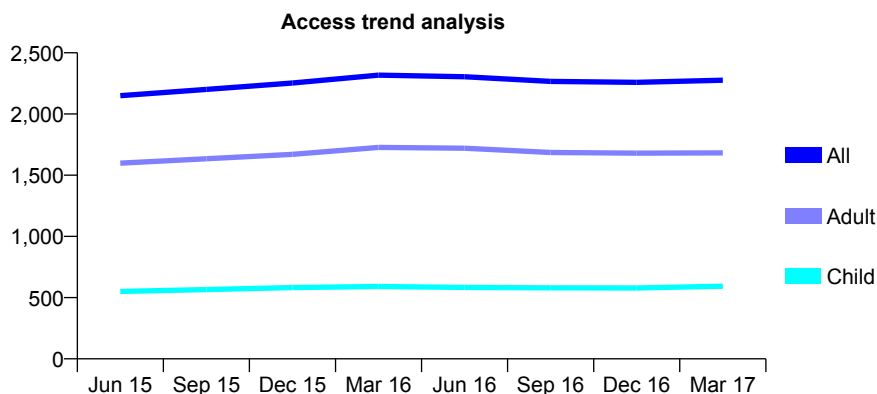
Q61 - Vital Signs At a Glance Contract Report for 831522/0001 - March 2017

Name or company name	MISS G HAKHAMANESHI
Contract type name	GDS Contract
Purpose of contract	General
Contract start date	01/04/2006
Contract end date	

16/17 Contracted general activity (UDA)	7,126
Carry forward general activity (UDA)	131
16/17 Contracted orthodontic activity (UOA)	0
Carry forward orthodontic activity (UOA)	0
Baseline contract value	£247,591.12

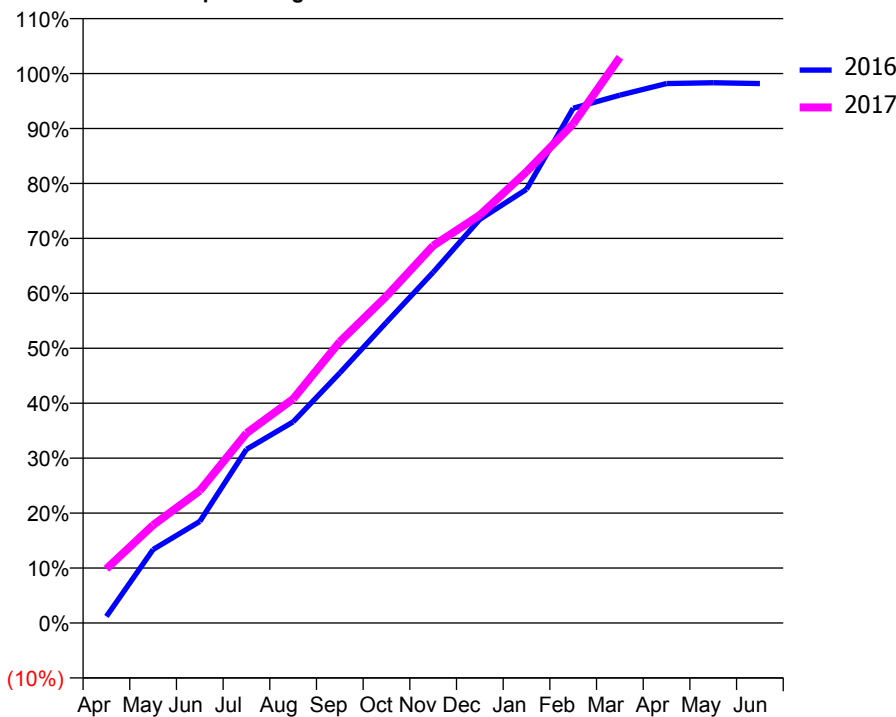
ACCESS*

Patients seen in 24 months	Total	Change since previous quarter
Quarter ending March 2016	2,318	
Quarter ending June 2016	2,304	→
Quarter ending September 2016	2,266	↓
Quarter ending December 2016	2,259	→
Quarter ending March 2017	2,276	→
Variance since March 2016	(1.8%)	↓



ACTIVITY

Cumulative percentage of contracted UDA delivered 2016 & 2017



Month	Adjusted Scheduled Activity (UDA)	
	2016	2017
April	85	704
May	953	1,270
June	1,316	1,716
July	2,253	2,462
August	2,609	2,905
September	3,244	3,648
October	3,900	4,239
November	4,550	4,893
December	5,236	5,291
January	5,624	5,853
February	6,676	6,473
March	6,845	7,336
April	6,995	
May	7,006	
June	6,995	

QUALITY

	Quantity	Base Number	Contract	AT	Region	England
% of FP17s for the same patient ID Re-attending within 3 months - Children	58	895	6.5%	11.2%	11.8%	12.3%
% of FP17s for the same patient ID Re-attending within 3 months - Adults	331	2,309	14.3%	16.3%	17.1%	16.7%
% of FP17s for the same patient ID Re-attending between 3 & 9 months - Children	546	895	61.0%	42.1%	46.5%	57.6%
% of FP17s for the same patient ID Re-attending between 3 & 9 months - Adults	1,105	2,309	47.9%	35.0%	37.6%	50.1%
% of FP17s for Band 1 Urgent Courses	145	3,109	4.7%	10.8%	10.7%	9.1%
% of FP17s Relating to Free Repair or Replacements	9	3,109	0.3%	0.5%	0.6%	0.8%
% of FP17s Relating to Continuations	49	3,109	1.6%	0.8%	0.9%	1.2%
% of Patients satisfied with the dentistry they have received	3	4	N/A	89.3%	90.4%	92.8%
% of Patients satisfied with the time they had to wait for an appointment	4	4	N/A	80.6%	83.7%	88.7%

* This is based on patients treated on this contract for their most recent course of treatment. Figures in italics indicate the base number of FP17s or Patient Questionnaire responses are less than 100. N/A is shown where the base number of responses is less than 10 during the period. % is calculated as Quantity/Base number*100

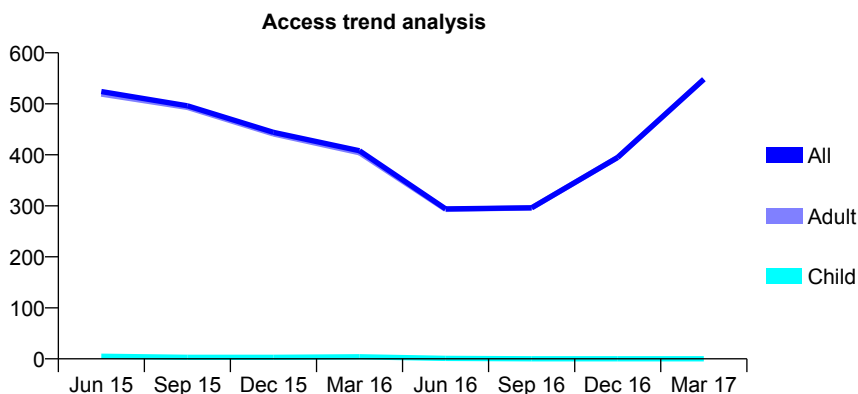
Q61 - Vital Signs At a Glance Contract Report for 832391/0002 - March 2017

Name or company name	MR M TORZ
Contract type name	PDS Contract
Purpose of contract	General
Contract start date	01/04/2006
Contract end date	30/11/2017

16/17 Contracted general activity (UDA)	2,137
Carry forward general activity (UDA)	0
16/17 Contracted orthodontic activity (UOA)	0
Carry forward orthodontic activity (UOA)	0
Baseline contract value	£108,988.74

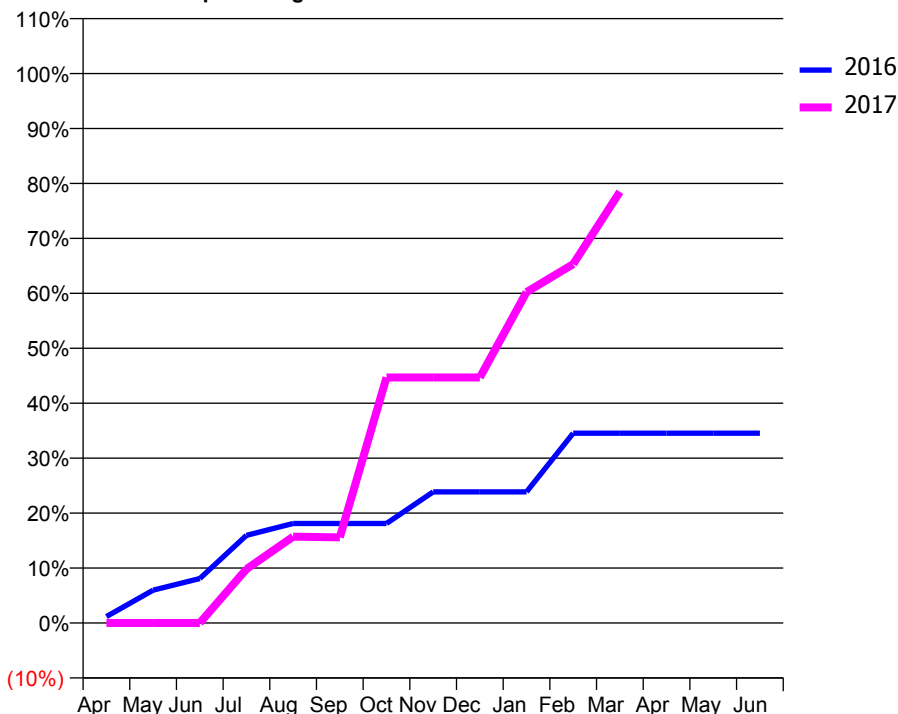
ACCESS*

Patients seen in 24 months	Total	Change since previous quarter
Quarter ending March 2016	408	
Quarter ending June 2016	294	↓
Quarter ending September 2016	296	→
Quarter ending December 2016	395	↑
Quarter ending March 2017	548	↑
Variance since March 2016	34.3%	↑



ACTIVITY

Cumulative percentage of contracted UDA delivered 2016 & 2017



Month	Adjusted Scheduled Activity (UDA)	
	2016	2017
April	25	0
May	128	0
June	173	0
July	341	210
August	387	336
September	387	333
October	387	955
November	510	955
December	510	955
January	510	1,287
February	738	1,396
March	738	1,677
April	738	
May	738	
June	738	

QUALITY

	Quantity	Base Number	Contract	AT	Region	England
% of FP17s for the same patient ID Re-attending within 3 months - Children	0	0	N/A	11.2%	11.8%	12.3%
% of FP17s for the same patient ID Re-attending within 3 months - Adults	2	594	0.3%	16.3%	17.1%	16.7%
% of FP17s for the same patient ID Re-attending between 3 & 9 months - Children	0	0	N/A	42.1%	46.5%	57.6%
% of FP17s for the same patient ID Re-attending between 3 & 9 months - Adults	1	594	0.2%	35.0%	37.6%	50.1%
% of FP17s for Band 1 Urgent Courses	0	593	0.0%	10.8%	10.7%	9.1%
% of FP17s Relating to Free Repair or Replacements	0	593	0.0%	0.5%	0.6%	0.8%
% of FP17s Relating to Continuations	2	593	0.3%	0.8%	0.9%	1.2%
% of Patients satisfied with the dentistry they have received	1	1	N/A	89.3%	90.4%	92.8%
% of Patients satisfied with the time they had to wait for an appointment	0	1	N/A	80.6%	83.7%	88.7%

* This is based on patients treated on this contract for their most recent course of treatment. Figures in italics indicate the base number of FP17s or Patient Questionnaire responses are less than 100. N/A is shown where the base number of responses is less than 10 during the period. % is calculated as Quantity/Base number*100

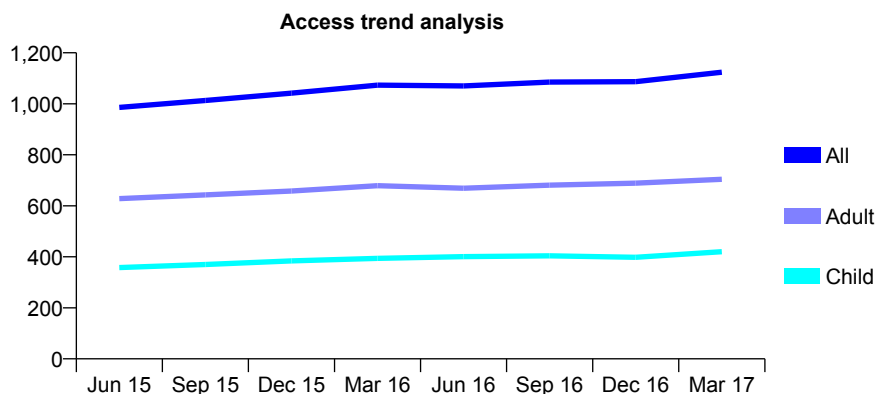
Q61 - Vital Signs At a Glance Contract Report for 839167/0001 - March 2017

Name or company name	Promenade Dental Practice
Contract type name	GDS Contract
Purpose of contract	General
Contract start date	01/04/2006
Contract end date	

16/17 Contracted general activity (UDA)	1,992
Carry forward general activity (UDA)	-40
16/17 Contracted orthodontic activity (UOA)	0
Carry forward orthodontic activity (UOA)	0
Baseline contract value	£61,729.18

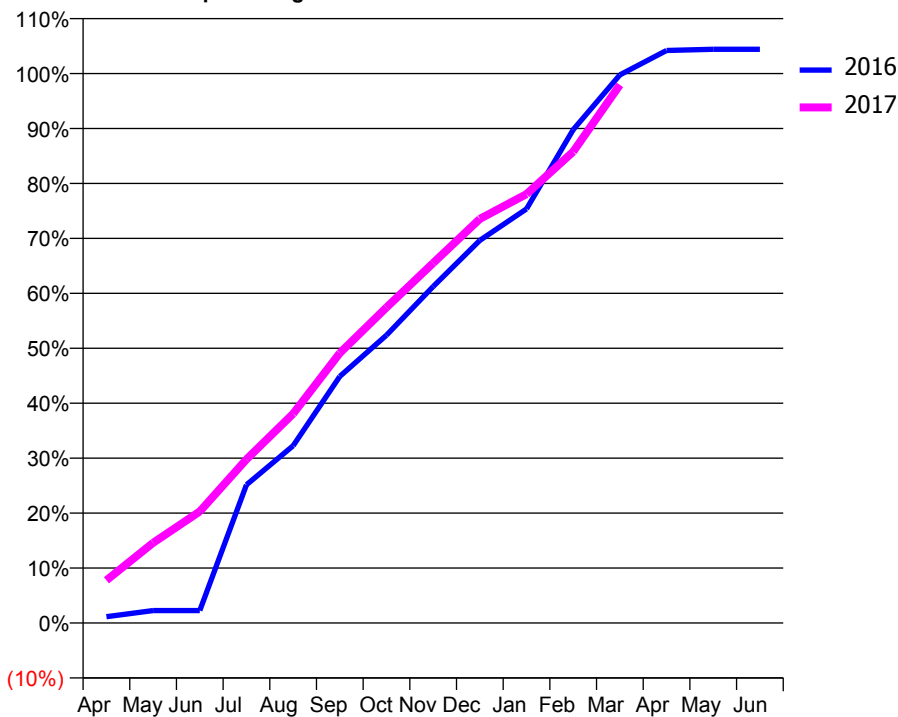
ACCESS*

Patients seen in 24 months	Total	Change since previous quarter
Quarter ending March 2016	1,073	
Quarter ending June 2016	1,070	→
Quarter ending September 2016	1,085	→
Quarter ending December 2016	1,087	→
Quarter ending March 2017	1,124	↑
Variance since March 2016	4.8%	↑



ACTIVITY

Cumulative percentage of contracted UDA delivered 2016 & 2017



Month	Adjusted Scheduled Activity (UDA)	
	2016	2017
April	23	155
May	45	291
June	45	404
July	501	594
August	643	759
September	894	979
October	1,043	1,144
November	1,220	1,305
December	1,387	1,465
January	1,501	1,555
February	1,788	1,709
March	1,987	1,951
April	2,076	
May	2,080	
June	2,080	

QUALITY

	Quantity	Base Number	Contract	AT	Region	England
% of FP17s for the same patient ID Re-attending within 3 months - Children	22	495	4.4%	11.2%	11.8%	12.3%
% of FP17s for the same patient ID Re-attending within 3 months - Adults	87	758	11.5%	16.3%	17.1%	16.7%
% of FP17s for the same patient ID Re-attending between 3 & 9 months - Children	216	495	43.6%	42.1%	46.5%	57.6%
% of FP17s for the same patient ID Re-attending between 3 & 9 months - Adults	310	758	40.9%	35.0%	37.6%	50.1%
% of FP17s for Band 1 Urgent Courses	134	1,192	11.2%	10.8%	10.7%	9.1%
% of FP17s Relating to Free Repair or Replacements	0	1,192	0.0%	0.5%	0.6%	0.8%
% of FP17s Relating to Continuations	1	1,192	0.1%	0.8%	0.9%	1.2%
% of Patients satisfied with the dentistry they have received	2	2	N/A	89.3%	90.4%	92.8%
% of Patients satisfied with the time they had to wait for an appointment	1	2	N/A	80.6%	83.7%	88.7%

* This is based on patients treated on this contract for their most recent course of treatment. Figures in italics indicate the base number of FP17s or Patient Questionnaire responses are less than 100. N/A is shown where the base number of responses is less than 10 during the period. % is calculated as Quantity/Base number*100

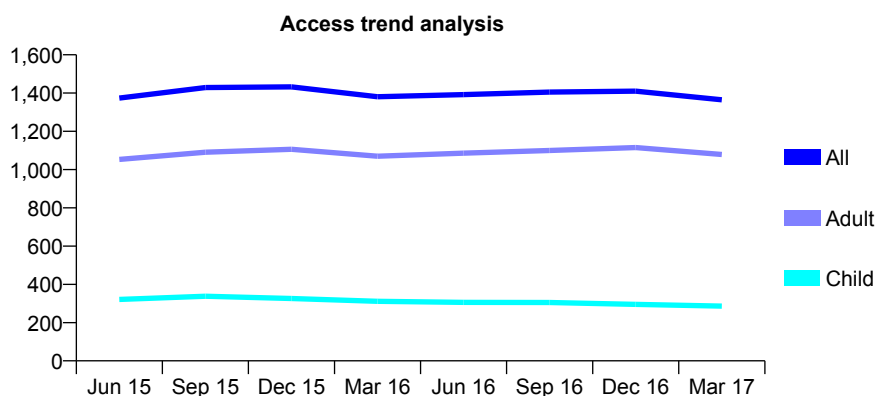
Q61 - Vital Signs At a Glance Contract Report for 839779/0001 - March 2017

Name or company name	MR M SIMYAB
Contract type name	GDS Contract
Purpose of contract	General
Contract start date	01/04/2006
Contract end date	

16/17 Contracted general activity (UDA)	3,780
Carry forward general activity (UDA)	-76
16/17 Contracted orthodontic activity (UOA)	0
Carry forward orthodontic activity (UOA)	0
Baseline contract value	£136,307.21

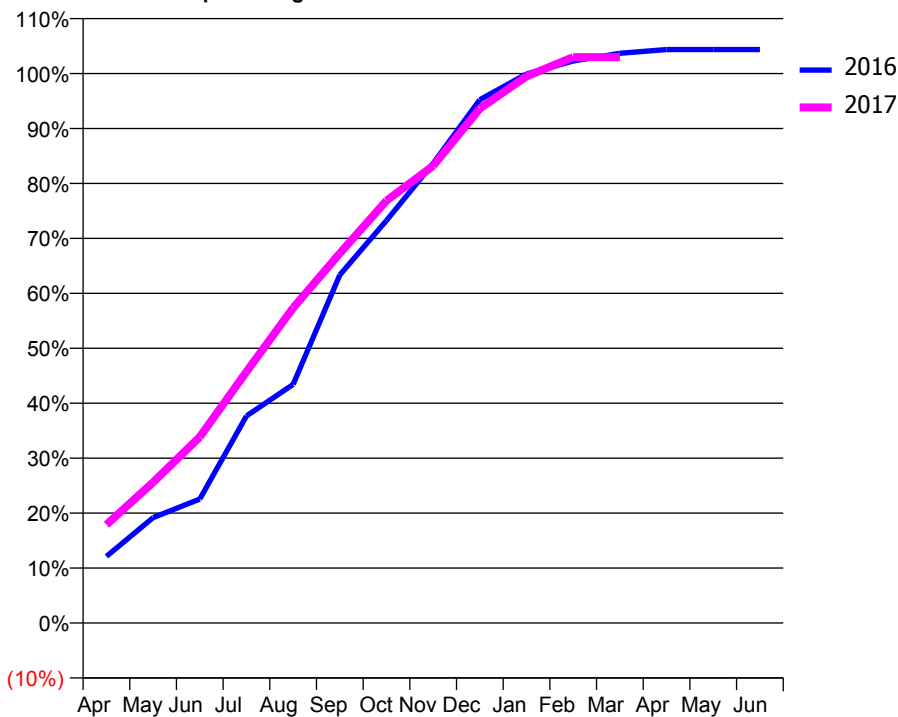
ACCESS*

Patients seen in 24 months	Total	Change since previous quarter
Quarter ending March 2016	1,381	
Quarter ending June 2016	1,392	→
Quarter ending September 2016	1,405	→
Quarter ending December 2016	1,410	→
Quarter ending March 2017	1,365	↓
Variance since March 2016	(1.2%)	↓



ACTIVITY

Cumulative percentage of contracted UDA delivered 2016 & 2017



Month	Adjusted Scheduled Activity (UDA)	
	2016	2017
April	459	677
May	725	969
June	852	1,280
July	1,424	1,728
August	1,642	2,168
September	2,395	2,543
October	2,769	2,906
November	3,162	3,145
December	3,600	3,539
January	3,777	3,760
February	3,866	3,893
March	3,919	3,893
April	3,945	
May	3,945	
June	3,945	

QUALITY

	Quantity	Base Number	Contract	AT	Region	England
% of FP17s for the same patient ID Re-attending within 3 months - Children	21	303	6.9%	11.2%	11.8%	12.3%
% of FP17s for the same patient ID Re-attending within 3 months - Adults	200	1,153	17.3%	16.3%	17.1%	16.7%
% of FP17s for the same patient ID Re-attending between 3 & 9 months - Children	105	303	34.7%	42.1%	46.5%	57.6%
% of FP17s for the same patient ID Re-attending between 3 & 9 months - Adults	433	1,153	37.6%	35.0%	37.6%	50.1%
% of FP17s for Band 1 Urgent Courses	143	1,436	10.0%	10.8%	10.7%	9.1%
% of FP17s Relating to Free Repair or Replacements	0	1,436	0.0%	0.5%	0.6%	0.8%
% of FP17s Relating to Continuations	65	1,436	4.5%	0.8%	0.9%	1.2%
% of Patients satisfied with the dentistry they have received	3	3	N/A	89.3%	90.4%	92.8%
% of Patients satisfied with the time they had to wait for an appointment	2	3	N/A	80.6%	83.7%	88.7%

* This is based on patients treated on this contract for their most recent course of treatment. Figures in italics indicate the base number of FP17s or Patient Questionnaire responses are less than 100. N/A is shown where the base number of responses is less than 10 during the period. % is calculated as Quantity/Base number*100

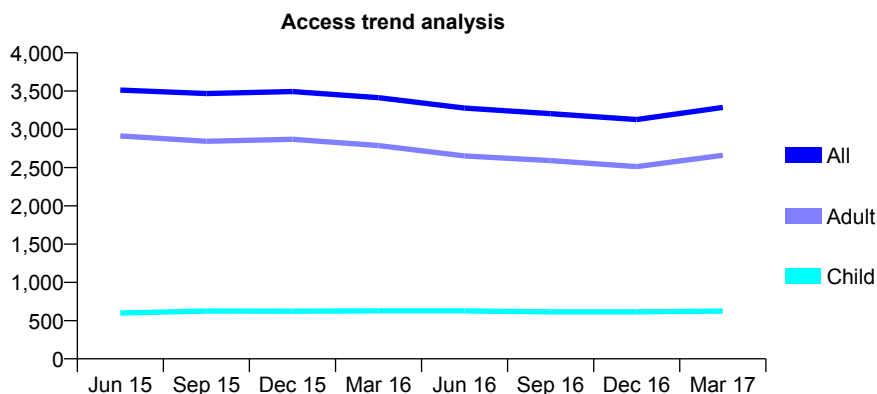
Q61 - Vital Signs At a Glance Contract Report for 841242/0001 - March 2017

Name or company name	MRS O SULAIMAN
Contract type name	GDS Contract
Purpose of contract	General
Contract start date	01/04/2006
Contract end date	

16/17 Contracted general activity (UDA)	6,663
Carry forward general activity (UDA)	-105
16/17 Contracted orthodontic activity (UOA)	0
Carry forward orthodontic activity (UOA)	0
Baseline contract value	£185,212.56

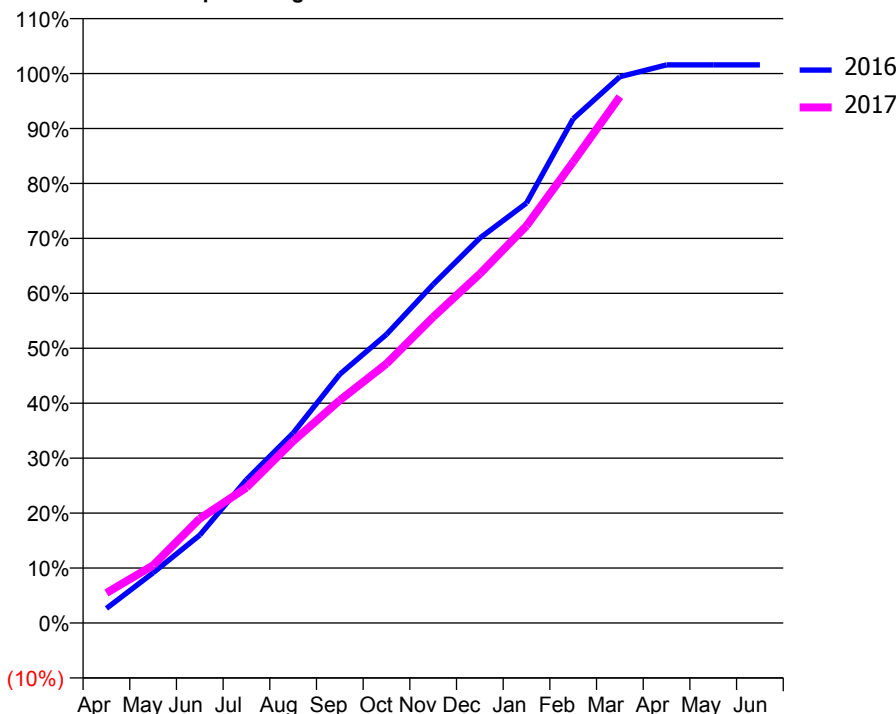
ACCESS*

Patients seen in 24 months	Total	Change since previous quarter
Quarter ending March 2016	3,414	
Quarter ending June 2016	3,278	↓
Quarter ending September 2016	3,205	↓
Quarter ending December 2016	3,128	↓
Quarter ending March 2017	3,286	↑
Variance since March 2016	(3.7%)	↓



ACTIVITY

Cumulative percentage of contracted UDA delivered 2016 & 2017



Month	2016	2017
April	178	365
May	609	699
June	1,066	1,267
July	1,739	1,642
August	2,303	2,205
September	3,016	2,702
October	3,500	3,145
November	4,106	3,709
December	4,667	4,233
January	5,092	4,816
February	6,114	5,591
March	6,623	6,383
April	6,767	
May	6,767	
June	6,768	

QUALITY

	Quantity	Base Number	Contract	AT	Region	England
% of FP17s for the same patient ID Re-attending within 3 months - Children	117	789	14.8%	11.2%	11.8%	12.3%
% of FP17s for the same patient ID Re-attending within 3 months - Adults	296	2,368	12.5%	16.3%	17.1%	16.7%
% of FP17s for the same patient ID Re-attending between 3 & 9 months - Children	302	789	38.3%	42.1%	46.5%	57.6%
% of FP17s for the same patient ID Re-attending between 3 & 9 months - Adults	674	2,368	28.5%	35.0%	37.6%	50.1%
% of FP17s for Band 1 Urgent Courses	336	3,079	10.9%	10.8%	10.7%	9.1%
% of FP17s Relating to Free Repair or Replacements	0	3,079	0.0%	0.5%	0.6%	0.8%
% of FP17s Relating to Continuations	0	3,079	0.0%	0.8%	0.9%	1.2%
% of Patients satisfied with the dentistry they have received	1	2	N/A	89.3%	90.4%	92.8%
% of Patients satisfied with the time they had to wait for an appointment	1	2	N/A	80.6%	83.7%	88.7%

* This is based on patients treated on this contract for their most recent course of treatment. Figures in italics indicate the base number of FP17s or Patient Questionnaire responses are less than 100. N/A is shown where the base number of responses is less than 10 during the period. % is calculated as Quantity/Base number*100

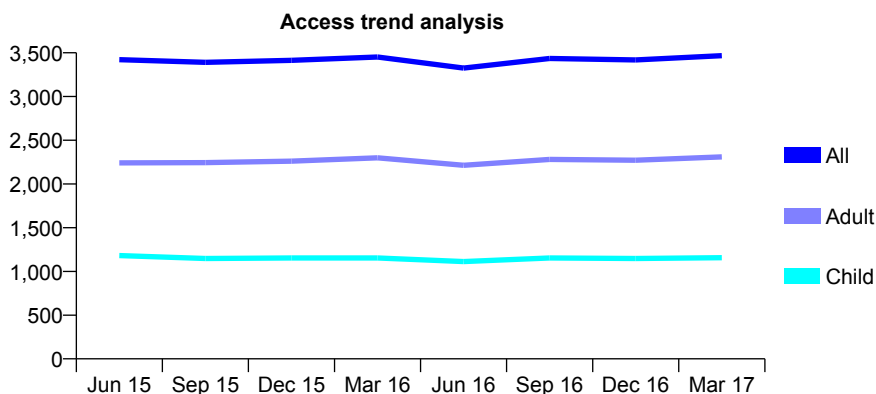
Q61 - Vital Signs At a Glance Contract Report for 841390/0001 - March 2017

Name or company name	MR AG PATEL
Contract type name	GDS Contract
Purpose of contract	General
Contract start date	01/04/2006
Contract end date	

16/17 Contracted general activity (UDA)	6,499
Carry forward general activity (UDA)	-128
16/17 Contracted orthodontic activity (UOA)	0
Carry forward orthodontic activity (UOA)	0
Baseline contract value	£183,374.34

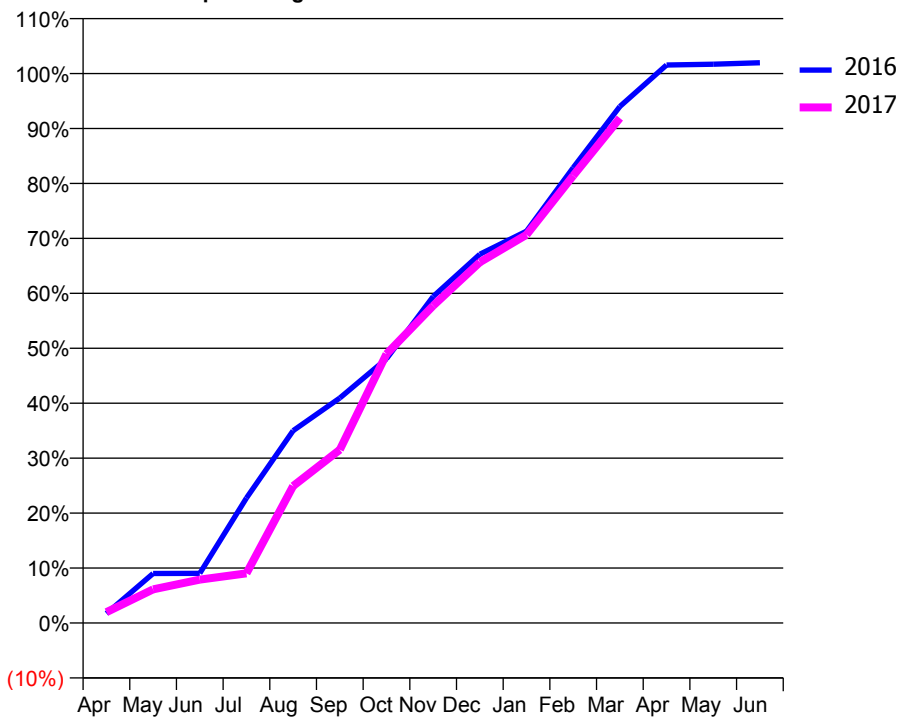
ACCESS*

Patients seen in 24 months	Total	Change since previous quarter
Quarter ending March 2016	3,452	
Quarter ending June 2016	3,325	↓
Quarter ending September 2016	3,435	↑
Quarter ending December 2016	3,418	→
Quarter ending March 2017	3,467	→
Variance since March 2016	0.4%	→



ACTIVITY

Cumulative percentage of contracted UDA delivered 2016 & 2017



Month	Adjusted Scheduled Activity (UDA)	
	2016	2017
April	113	128
May	586	398
June	588	513
July	1,479	587
August	2,274	1,620
September	2,662	2,049
October	3,126	3,181
November	3,862	3,752
December	4,361	4,268
January	4,635	4,591
February	5,384	5,290
March	6,110	5,972
April	6,600	
May	6,610	
June	6,627	

QUALITY

	Quantity	Base Number	Contract	AT	Region	England
% of FP17s for the same patient ID Re-attending within 3 months - Children	13	1,103	1.2%	11.2%	11.8%	12.3%
% of FP17s for the same patient ID Re-attending within 3 months - Adults	99	2,028	4.9%	16.3%	17.1%	16.7%
% of FP17s for the same patient ID Re-attending between 3 & 9 months - Children	314	1,103	28.5%	42.1%	46.5%	57.6%
% of FP17s for the same patient ID Re-attending between 3 & 9 months - Adults	568	2,028	28.0%	35.0%	37.6%	50.1%
% of FP17s for Band 1 Urgent Courses	7	2,940	0.2%	10.8%	10.7%	9.1%
% of FP17s Relating to Free Repair or Replacements	5	2,940	0.2%	0.5%	0.6%	0.8%
% of FP17s Relating to Continuations	2	2,940	0.1%	0.8%	0.9%	1.2%
% of Patients satisfied with the dentistry they have received	8	9	N/A	89.3%	90.4%	92.8%
% of Patients satisfied with the time they had to wait for an appointment	8	9	N/A	80.6%	83.7%	88.7%

* This is based on patients treated on this contract for their most recent course of treatment. Figures in italics indicate the base number of FP17s or Patient Questionnaire responses are less than 100. N/A is shown where the base number of responses is less than 10 during the period. % is calculated as Quantity/Base number*100

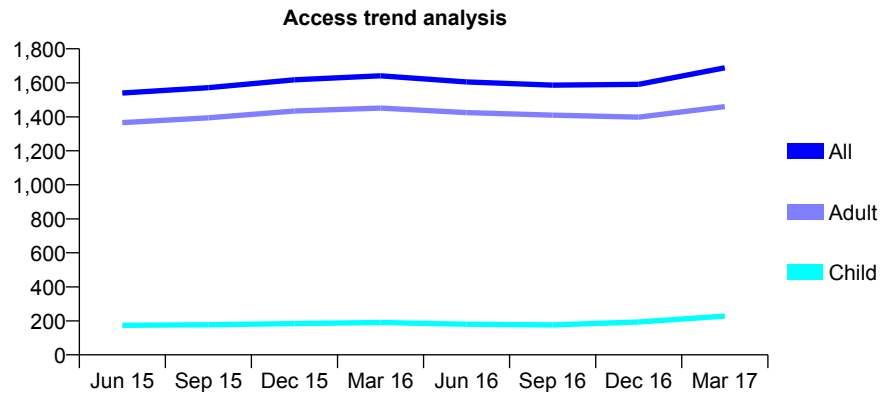
Q61 - Vital Signs At a Glance Contract Report for 841463/0001 - March 2017

Name or company name	MR H TOSI
Contract type name	GDS Contract
Purpose of contract	General
Contract start date	01/04/2006
Contract end date	

16/17 Contracted general activity (UDA)	3,786
Carry forward general activity (UDA)	-23
16/17 Contracted orthodontic activity (UOA)	0
Carry forward orthodontic activity (UOA)	0
Baseline contract value	£191,693.86

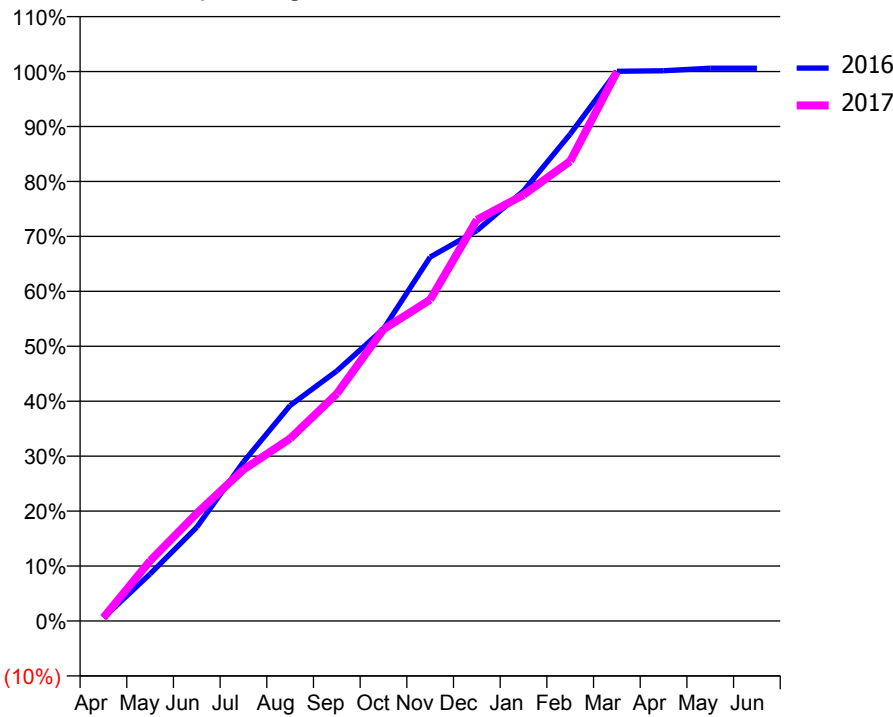
ACCESS*

Patients seen in 24 months	Total	Change since previous quarter
Quarter ending March 2016	1,641	
Quarter ending June 2016	1,605	↓
Quarter ending September 2016	1,586	↓
Quarter ending December 2016	1,591	→
Quarter ending March 2017	1,688	↑
Variance since March 2016	2.9%	↑



ACTIVITY

Cumulative percentage of contracted UDA delivered 2016 & 2017



Month	Adjusted Scheduled Activity (UDA)	
	2016	2017
April	22	23
May	325	415
June	646	742
July	1,097	1,043
August	1,485	1,257
September	1,723	1,566
October	2,012	2,010
November	2,508	2,214
December	2,689	2,764
January	2,964	2,936
February	3,355	3,168
March	3,788	3,784
April	3,792	
May	3,809	
June	3,809	

QUALITY

	Quantity	Base Number	Contract	AT	Region	England
% of FP17s for the same patient ID Re-attending within 3 months - Children	14	212	6.6%	11.2%	11.8%	12.3%
% of FP17s for the same patient ID Re-attending within 3 months - Adults	127	1,248	10.2%	16.3%	17.1%	16.7%
% of FP17s for the same patient ID Re-attending between 3 & 9 months - Children	32	212	15.1%	42.1%	46.5%	57.6%
% of FP17s for the same patient ID Re-attending between 3 & 9 months - Adults	234	1,248	18.8%	35.0%	37.6%	50.1%
% of FP17s for Band 1 Urgent Courses	240	1,454	16.5%	10.8%	10.7%	9.1%
% of FP17s Relating to Free Repair or Replacements	0	1,454	0.0%	0.5%	0.6%	0.8%
% of FP17s Relating to Continuations	3	1,454	0.2%	0.8%	0.9%	1.2%
% of Patients satisfied with the dentistry they have received	2	2	N/A	89.3%	90.4%	92.8%
% of Patients satisfied with the time they had to wait for an appointment	1	2	N/A	80.6%	83.7%	88.7%

* This is based on patients treated on this contract for their most recent course of treatment. Figures in italics indicate the base number of FP17s or Patient Questionnaire responses are less than 100. N/A is shown where the base number of responses is less than 10 during the period. % is calculated as Quantity/Base number*100

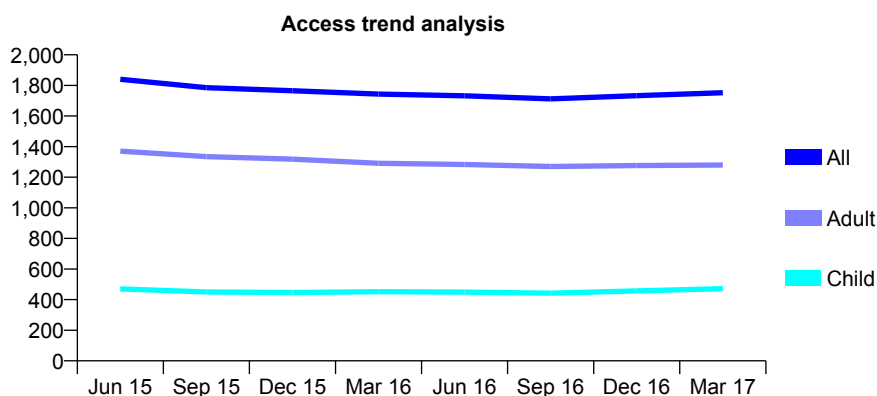
Q61 - Vital Signs At a Glance Contract Report for 842567/0001 - March 2017

Name or company name	MR P PATEL
Contract type name	GDS Contract
Purpose of contract	General
Contract start date	01/04/2006
Contract end date	

16/17 Contracted general activity (UDA)	10,481
Carry forward general activity (UDA)	-105
16/17 Contracted orthodontic activity (UOA)	0
Carry forward orthodontic activity (UOA)	0
Baseline contract value	£279,527.13

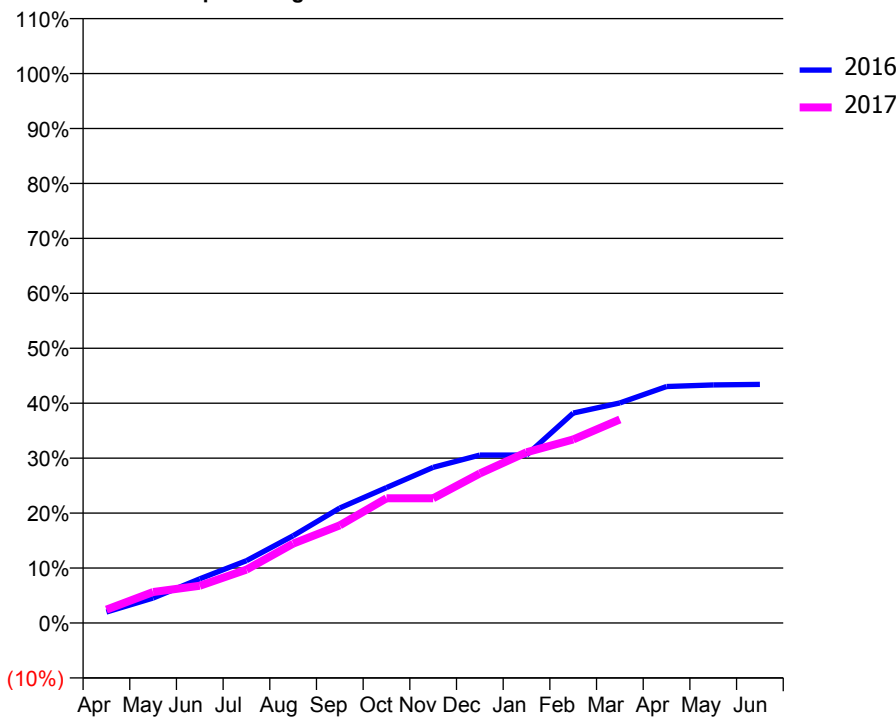
ACCESS*

Patients seen in 24 months	Total	Change since previous quarter
Quarter ending March 2016	1,743	
Quarter ending June 2016	1,732	→
Quarter ending September 2016	1,712	↓
Quarter ending December 2016	1,733	→
Quarter ending March 2017	1,752	→
Variance since March 2016	0.5%	→



ACTIVITY

Cumulative percentage of contracted UDA delivered 2016 & 2017



Month	Adjusted Scheduled Activity (UDA)	
	2016	2017
April	209	256
May	476	591
June	844	710
July	1,189	1,019
August	1,664	1,515
September	2,193	1,863
October	2,582	2,379
November	2,969	2,379
December	3,205	2,853
January	3,205	3,257
February	4,004	3,501
March	4,197	3,882
April	4,512	
May	4,542	
June	4,552	

QUALITY

	Quantity	Base Number	Contract	AT	Region	England
% of FP17s for the same patient ID Re-attending within 3 months - Children	16	546	2.9%	11.2%	11.8%	12.3%
% of FP17s for the same patient ID Re-attending within 3 months - Adults	93	1,313	7.1%	16.3%	17.1%	16.7%
% of FP17s for the same patient ID Re-attending between 3 & 9 months - Children	236	546	43.2%	42.1%	46.5%	57.6%
% of FP17s for the same patient ID Re-attending between 3 & 9 months - Adults	517	1,313	39.4%	35.0%	37.6%	50.1%
% of FP17s for Band 1 Urgent Courses	70	1,693	4.1%	10.8%	10.7%	9.1%
% of FP17s Relating to Free Repair or Replacements	5	1,693	0.3%	0.5%	0.6%	0.8%
% of FP17s Relating to Continuations	11	1,693	0.6%	0.8%	0.9%	1.2%
% of Patients satisfied with the dentistry they have received	6	7	N/A	89.3%	90.4%	92.8%
% of Patients satisfied with the time they had to wait for an appointment	6	7	N/A	80.6%	83.7%	88.7%

* This is based on patients treated on this contract for their most recent course of treatment. Figures in italics indicate the base number of FP17s or Patient Questionnaire responses are less than 100. N/A is shown where the base number of responses is less than 10 during the period. % is calculated as Quantity/Base number*100

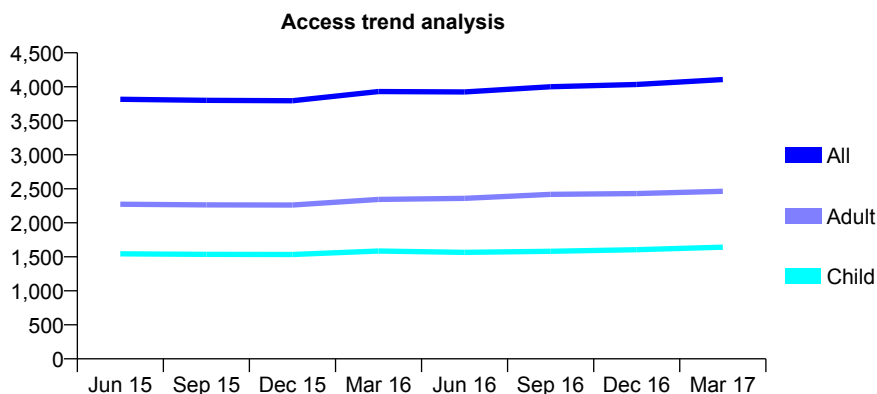
Q61 - Vital Signs At a Glance Contract Report for 842605/0001 - March 2017

Name or company name	MR GS UBHI
Contract type name	GDS Contract
Purpose of contract	General
Contract start date	01/04/2006
Contract end date	

16/17 Contracted general activity (UDA)	12,053
Carry forward general activity (UDA)	-241
16/17 Contracted orthodontic activity (UOA)	0
Carry forward orthodontic activity (UOA)	0
Baseline contract value	£352,132.02

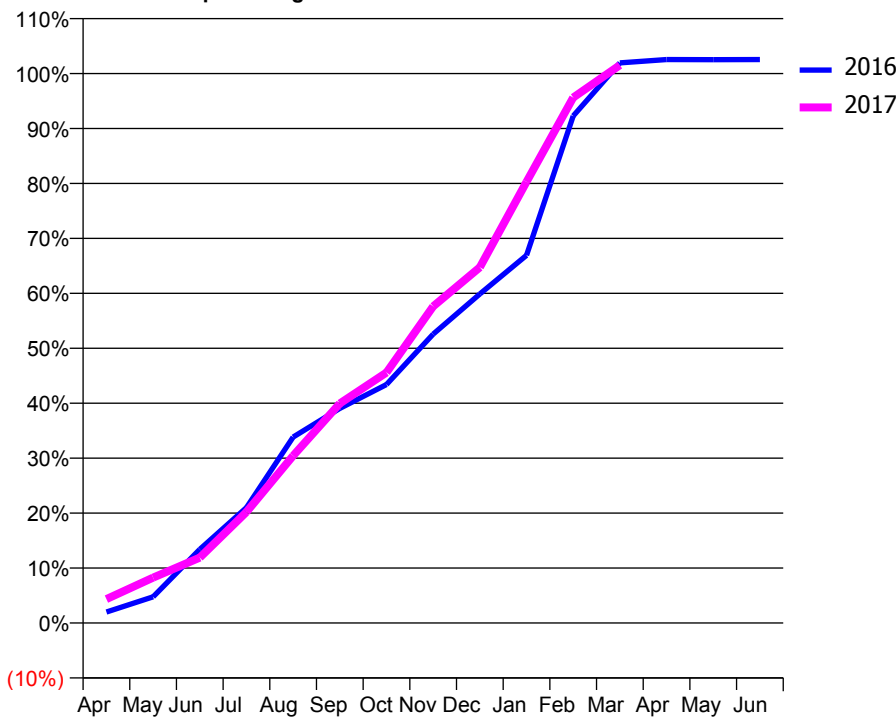
ACCESS*

Patients seen in 24 months	Total	Change since previous quarter
Quarter ending March 2016	3,930	
Quarter ending June 2016	3,925	→
Quarter ending September 2016	4,001	→
Quarter ending December 2016	4,035	→
Quarter ending March 2017	4,106	→
Variance since March 2016	4.5%	↑



ACTIVITY

Cumulative percentage of contracted UDA delivered 2016 & 2017



Month	Adjusted Scheduled Activity (UDA)	
	2016	2017
April	241	525
May	576	997
June	1,615	1,436
July	2,531	2,434
August	4,079	3,670
September	4,708	4,815
October	5,232	5,495
November	6,336	6,944
December	7,218	7,802
January	8,067	9,678
February	11,122	11,526
March	12,285	12,236
April	12,358	
May	12,358	
June	12,359	

QUALITY

	Quantity	Base Number	Contract	AT	Region	England
% of FP17s for the same patient ID Re-attending within 3 months - Children	119	1,703	7.0%	11.2%	11.8%	12.3%
% of FP17s for the same patient ID Re-attending within 3 months - Adults	220	2,237	9.8%	16.3%	17.1%	16.7%
% of FP17s for the same patient ID Re-attending between 3 & 9 months - Children	549	1,703	32.2%	42.1%	46.5%	57.6%
% of FP17s for the same patient ID Re-attending between 3 & 9 months - Adults	560	2,237	25.0%	35.0%	37.6%	50.1%
% of FP17s for Band 1 Urgent Courses	281	3,217	8.7%	10.8%	10.7%	9.1%
% of FP17s Relating to Free Repair or Replacements	9	3,217	0.3%	0.5%	0.6%	0.8%
% of FP17s Relating to Continuations	16	3,217	0.5%	0.8%	0.9%	1.2%
% of Patients satisfied with the dentistry they have received	1	1	N/A	89.3%	90.4%	92.8%
% of Patients satisfied with the time they had to wait for an appointment	1	1	N/A	80.6%	83.7%	88.7%

* This is based on patients treated on this contract for their most recent course of treatment. Figures in italics indicate the base number of FP17s or Patient Questionnaire responses are less than 100. N/A is shown where the base number of responses is less than 10 during the period. % is calculated as Quantity/Base number*100

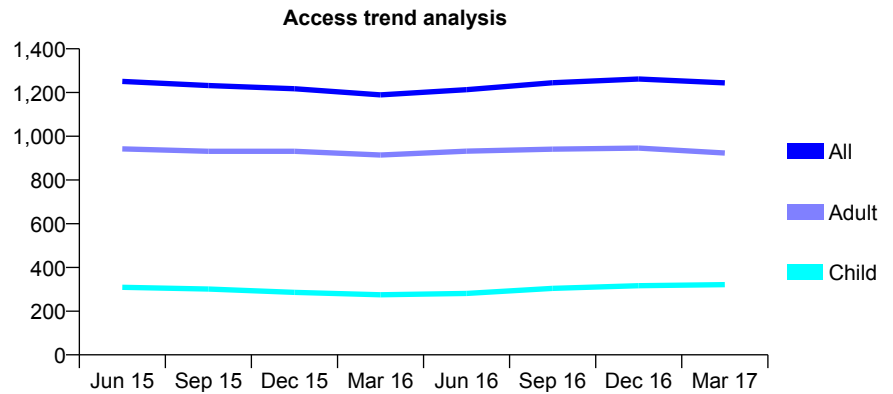
Q61 - Vital Signs At a Glance Contract Report for 843148/0002 - March 2017

Name or company name	MR SR MANAFI
Contract type name	GDS Contract
Purpose of contract	General
Contract start date	01/04/2006
Contract end date	

16/17 Contracted general activity (UDA)	4,613
Carry forward general activity (UDA)	-49
16/17 Contracted orthodontic activity (UOA)	0
Carry forward orthodontic activity (UOA)	0
Baseline contract value	£154,451.90

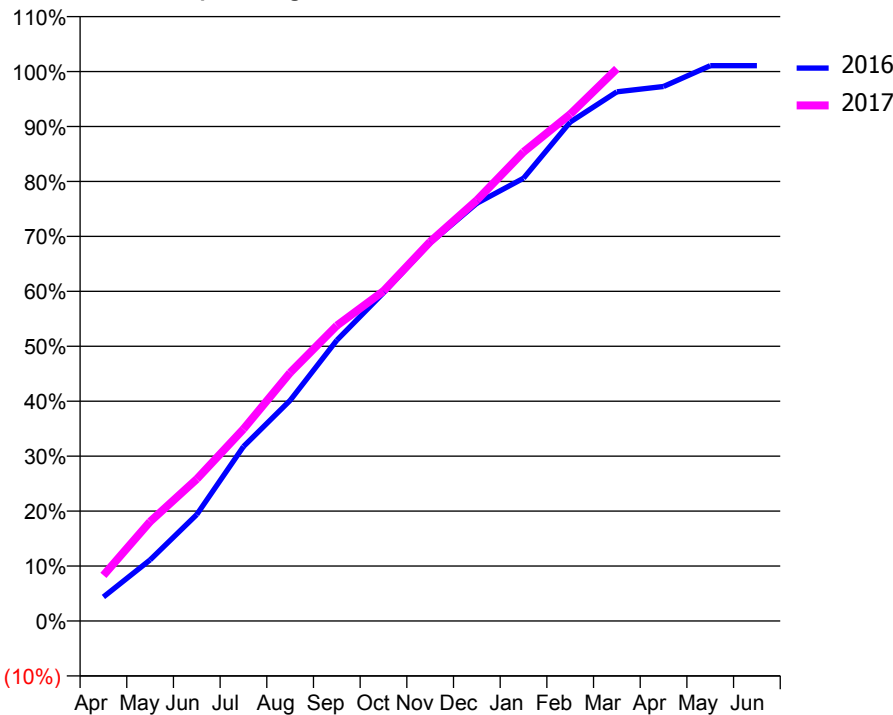
ACCESS*

Patients seen in 24 months	Total	Change since previous quarter
Quarter ending March 2016	1,189	
Quarter ending June 2016	1,213	↑
Quarter ending September 2016	1,245	↑
Quarter ending December 2016	1,262	→
Quarter ending March 2017	1,244	↓
Variance since March 2016	4.6%	↑



ACTIVITY

Cumulative percentage of contracted UDA delivered 2016 & 2017



Month	Adjusted Scheduled Activity (UDA)	
	2016	2017
April	202	383
May	513	834
June	894	1,192
July	1,465	1,611
August	1,852	2,084
September	2,357	2,480
October	2,755	2,770
November	3,174	3,184
December	3,507	3,532
January	3,717	3,938
February	4,188	4,254
March	4,443	4,636
April	4,487	
May	4,662	
June	4,662	

QUALITY

	Quantity	Base Number	Contract	AT	Region	England
% of FP17s for the same patient ID Re-attending within 3 months - Children	27	386	7.0%	11.2%	11.8%	12.3%
% of FP17s for the same patient ID Re-attending within 3 months - Adults	134	972	13.8%	16.3%	17.1%	16.7%
% of FP17s for the same patient ID Re-attending between 3 & 9 months - Children	183	386	47.4%	42.1%	46.5%	57.6%
% of FP17s for the same patient ID Re-attending between 3 & 9 months - Adults	301	972	31.0%	35.0%	37.6%	50.1%
% of FP17s for Band 1 Urgent Courses	198	1,292	15.3%	10.8%	10.7%	9.1%
% of FP17s Relating to Free Repair or Replacements	5	1,292	0.4%	0.5%	0.6%	0.8%
% of FP17s Relating to Continuations	6	1,292	0.5%	0.8%	0.9%	1.2%
% of Patients satisfied with the dentistry they have received	1	2	N/A	89.3%	90.4%	92.8%
% of Patients satisfied with the time they had to wait for an appointment	1	2	N/A	80.6%	83.7%	88.7%

* This is based on patients treated on this contract for their most recent course of treatment. Figures in italics indicate the base number of FP17s or Patient Questionnaire responses are less than 100. N/A is shown where the base number of responses is less than 10 during the period. % is calculated as Quantity/Base number*100

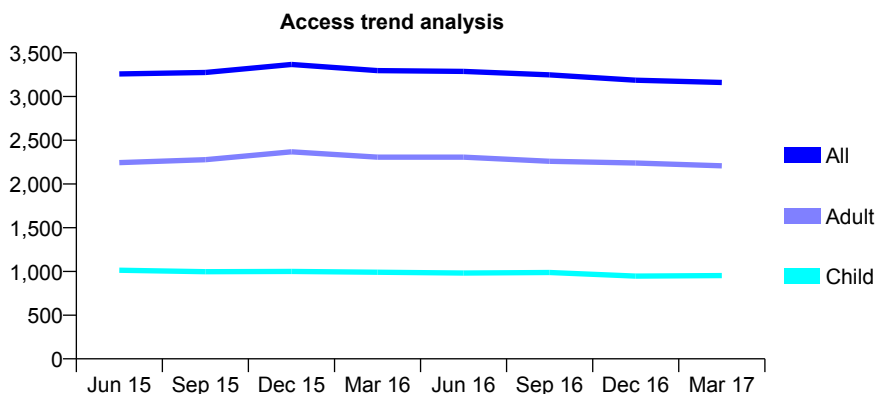
Q61 - Vital Signs At a Glance Contract Report for 843148/0003 - March 2017

Name or company name	MR SR MANAFI
Contract type name	GDS Contract
Purpose of contract	General
Contract start date	01/04/2006
Contract end date	

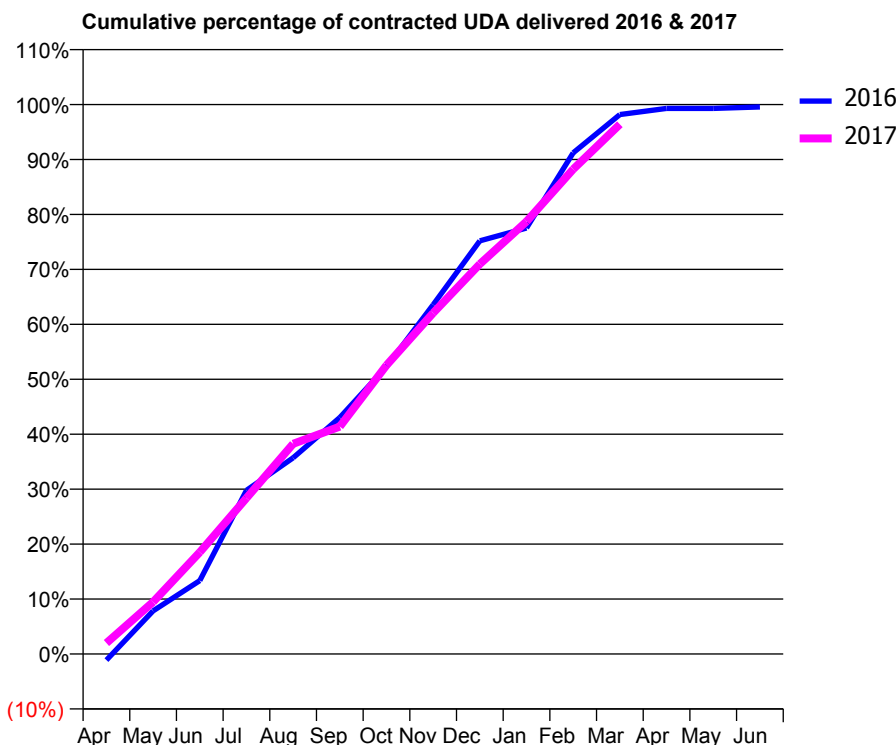
16/17 Contracted general activity (UDA)	9,676
Carry forward general activity (UDA)	44
16/17 Contracted orthodontic activity (UOA)	0
Carry forward orthodontic activity (UOA)	0
Baseline contract value	£320,465.76

ACCESS*

Patients seen in 24 months	Total	Change since previous quarter
Quarter ending March 2016	3,297	
Quarter ending June 2016	3,288	→
Quarter ending September 2016	3,248	↓
Quarter ending December 2016	3,187	↓
Quarter ending March 2017	3,160	→
Variance since March 2016	(4.2%)	↓



ACTIVITY



Month	Adjusted Scheduled Activity (UDA)	
	2016	2017
April	-109	194
May	759	917
June	1,294	1,793
July	2,883	2,747
August	3,454	3,702
September	4,165	4,004
October	5,061	5,084
November	6,151	6,005
December	7,276	6,868
January	7,501	7,617
February	8,826	8,537
March	9,499	9,328
April	9,607	
May	9,607	
June	9,632	

QUALITY

	Quantity	Base Number	Contract	AT	Region	England
% of FP17s for the same patient ID Re-attending within 3 months - Children	67	942	7.1%	11.2%	11.8%	12.3%
% of FP17s for the same patient ID Re-attending within 3 months - Adults	273	1,965	13.9%	16.3%	17.1%	16.7%
% of FP17s for the same patient ID Re-attending between 3 & 9 months - Children	294	942	31.2%	42.1%	46.5%	57.6%
% of FP17s for the same patient ID Re-attending between 3 & 9 months - Adults	493	1,965	25.1%	35.0%	37.6%	50.1%
% of FP17s for Band 1 Urgent Courses	448	2,860	15.7%	10.8%	10.7%	9.1%
% of FP17s Relating to Free Repair or Replacements	1	2,860	0.0%	0.5%	0.6%	0.8%
% of FP17s Relating to Continuations	21	2,860	0.7%	0.8%	0.9%	1.2%
% of Patients satisfied with the dentistry they have received	2	3	N/A	89.3%	90.4%	92.8%
% of Patients satisfied with the time they had to wait for an appointment	3	3	N/A	80.6%	83.7%	88.7%

* This is based on patients treated on this contract for their most recent course of treatment. Figures in italics indicate the base number of FP17s or Patient Questionnaire responses are less than 100. N/A is shown where the base number of responses is less than 10 during the period. % is calculated as Quantity/Base number*100

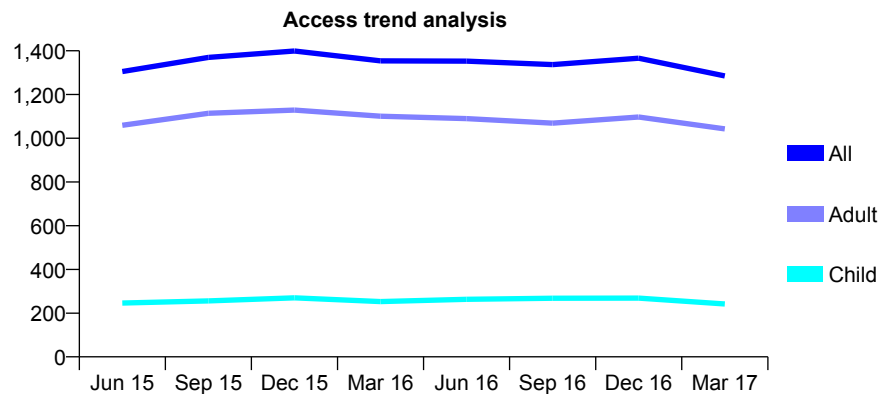
Q61 - Vital Signs At a Glance Contract Report for 843253/0001 - March 2017

Name or company name	MS AL DOBRE
Contract type name	GDS Contract
Purpose of contract	General
Contract start date	01/04/2006
Contract end date	

16/17 Contracted general activity (UDA)	3,786
Carry forward general activity (UDA)	-3
16/17 Contracted orthodontic activity (UOA)	0
Carry forward orthodontic activity (UOA)	0
Baseline contract value	£192,096.41

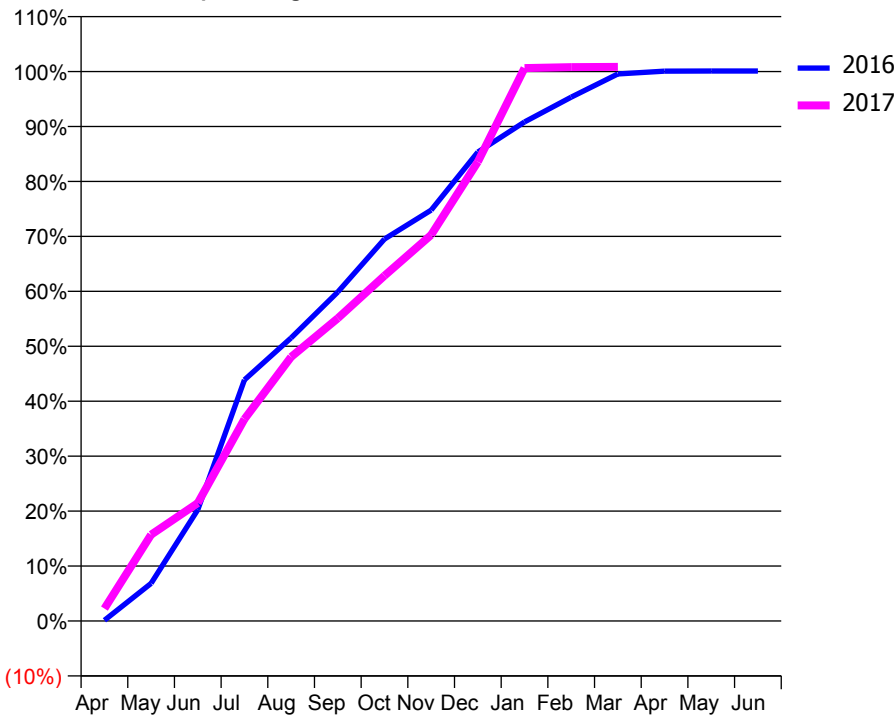
ACCESS*

Patients seen in 24 months	Total	Change since previous quarter
Quarter ending March 2016	1,354	
Quarter ending June 2016	1,353	→
Quarter ending September 2016	1,337	↓
Quarter ending December 2016	1,366	↑
Quarter ending March 2017	1,285	↓
Variance since March 2016	(5.1%)	↓



ACTIVITY

Cumulative percentage of contracted UDA delivered 2016 & 2017



Month	Adjusted Scheduled Activity (UDA)	
	2016	2017
April	5	86
May	259	595
June	767	812
July	1,661	1,391
August	1,951	1,819
September	2,267	2,086
October	2,631	2,379
November	2,831	2,660
December	3,231	3,164
January	3,438	3,809
February	3,609	3,816
March	3,769	3,818
April	3,788	
May	3,789	
June	3,789	

QUALITY

	Quantity	Base Number	Contract	AT	Region	England
% of FP17s for the same patient ID Re-attending within 3 months - Children	21	265	7.9%	11.2%	11.8%	12.3%
% of FP17s for the same patient ID Re-attending within 3 months - Adults	75	884	8.5%	16.3%	17.1%	16.7%
% of FP17s for the same patient ID Re-attending between 3 & 9 months - Children	49	265	18.5%	42.1%	46.5%	57.6%
% of FP17s for the same patient ID Re-attending between 3 & 9 months - Adults	166	884	18.8%	35.0%	37.6%	50.1%
% of FP17s for Band 1 Urgent Courses	108	1,143	9.4%	10.8%	10.7%	9.1%
% of FP17s Relating to Free Repair or Replacements	1	1,143	0.1%	0.5%	0.6%	0.8%
% of FP17s Relating to Continuations	5	1,143	0.4%	0.8%	0.9%	1.2%
% of Patients satisfied with the dentistry they have received	1	1	N/A	89.3%	90.4%	92.8%
% of Patients satisfied with the time they had to wait for an appointment	1	1	N/A	80.6%	83.7%	88.7%

* This is based on patients treated on this contract for their most recent course of treatment. Figures in italics indicate the base number of FP17s or Patient Questionnaire responses are less than 100. N/A is shown where the base number of responses is less than 10 during the period. % is calculated as Quantity/Base number*100

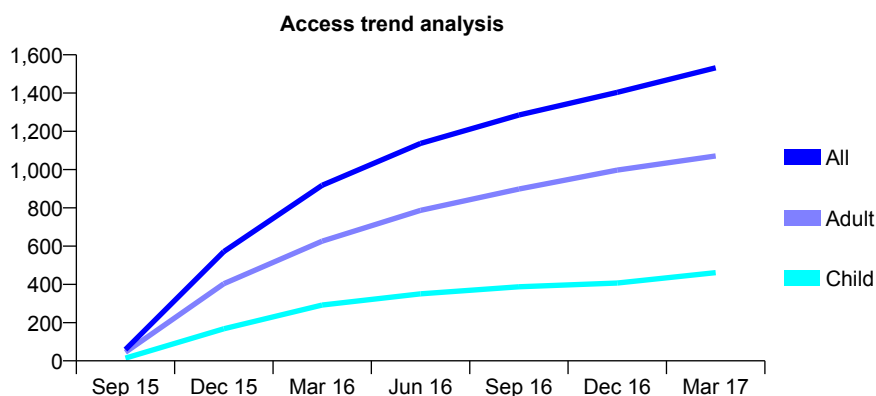
Q61 - Vital Signs At a Glance Contract Report for 845531/0001 - March 2017

Name or company name	MR J SHAH
Contract type name	GDS Contract
Purpose of contract	General
Contract start date	01/09/2015
Contract end date	

16/17 Contracted general activity (UDA)	7,427
Carry forward general activity (UDA)	-99
16/17 Contracted orthodontic activity (UOA)	0
Carry forward orthodontic activity (UOA)	0
Baseline contract value	£215,257.73

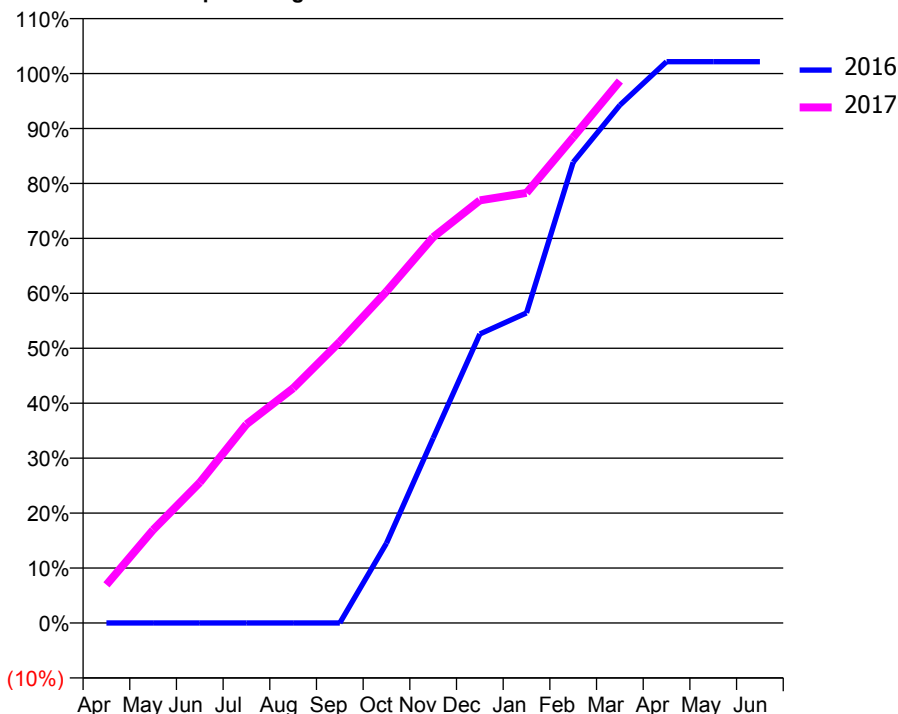
ACCESS*

Patients seen in 24 months	Total	Change since previous quarter
Quarter ending March 2016	918	
Quarter ending June 2016	1,137	↑
Quarter ending September 2016	1,285	↑
Quarter ending December 2016	1,404	↑
Quarter ending March 2017	1,532	↑
Variance since March 2016	66.9%	↑



ACTIVITY

Cumulative percentage of contracted UDA delivered 2016 & 2017



Adjusted Scheduled Activity (UDA)

Month	2016	2017
April	0	516
May	0	1,260
June	0	1,898
July	0	2,686
August	0	3,172
September	0	3,801
October	629	4,481
November	1,457	5,215
December	2,277	5,713
January	2,444	5,814
February	3,630	6,565
March	4,081	7,326
April	4,423	
May	4,423	
June	4,423	

QUALITY

	Quantity	Base Number	Contract	AT	Region	England
% of FP17s for the same patient ID Re-attending within 3 months - Children	64	651	9.8%	11.2%	11.8%	12.3%
% of FP17s for the same patient ID Re-attending within 3 months - Adults	257	1,212	21.2%	16.3%	17.1%	16.7%
% of FP17s for the same patient ID Re-attending between 3 & 9 months - Children	286	651	43.9%	42.1%	46.5%	57.6%
% of FP17s for the same patient ID Re-attending between 3 & 9 months - Adults	362	1,212	29.9%	35.0%	37.6%	50.1%
% of FP17s for Band 1 Urgent Courses	209	1,784	11.7%	10.8%	10.7%	9.1%
% of FP17s Relating to Free Repair or Replacements	0	1,784	0.0%	0.5%	0.6%	0.8%
% of FP17s Relating to Continuations	27	1,784	1.5%	0.8%	0.9%	1.2%
% of Patients satisfied with the dentistry they have received	2	2	N/A	89.3%	90.4%	92.8%
% of Patients satisfied with the time they had to wait for an appointment	1	2	N/A	80.6%	83.7%	88.7%

* This is based on patients treated on this contract for their most recent course of treatment. Figures in italics indicate the base number of FP17s or Patient Questionnaire responses are less than 100. N/A is shown where the base number of responses is less than 10 during the period. % is calculated as Quantity/Base number*100

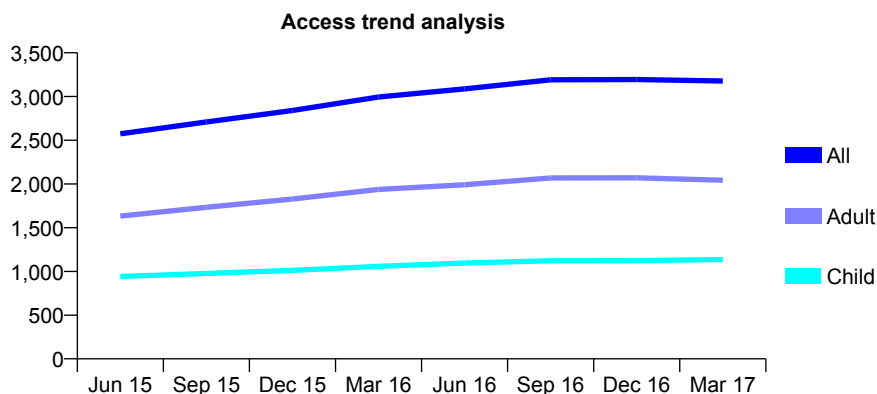
Q61 - Vital Signs At a Glance Contract Report for 847283/0001 - March 2017

Name or company name	MR SK MALIK
Contract type name	GDS Contract
Purpose of contract	General
Contract start date	01/04/2006
Contract end date	

16/17 Contracted general activity (UDA)	5,694
Carry forward general activity (UDA)	134
16/17 Contracted orthodontic activity (UOA)	0
Carry forward orthodontic activity (UOA)	0
Baseline contract value	£147,589.58

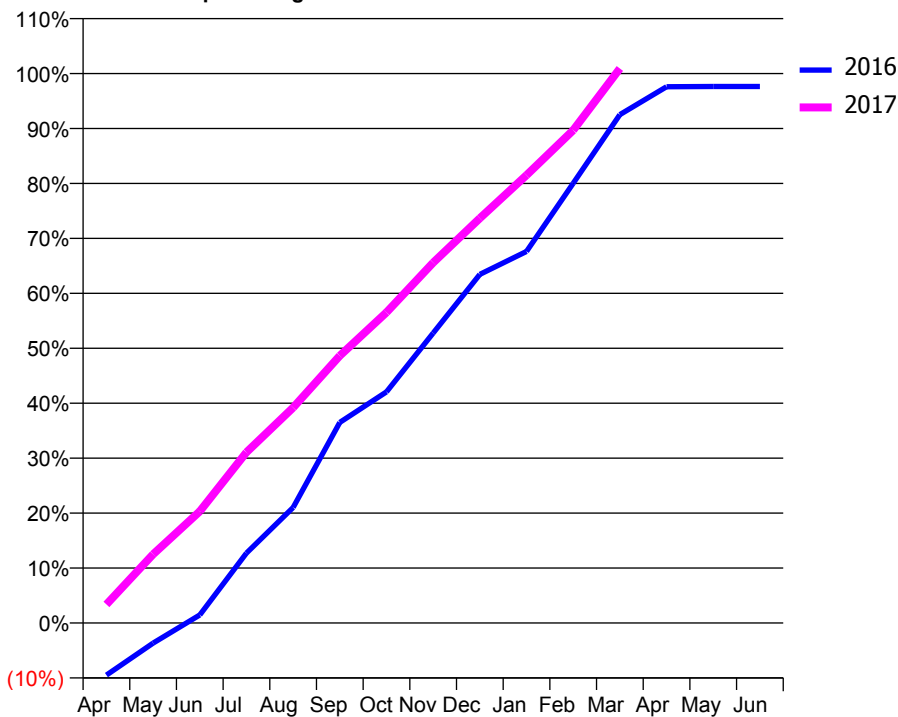
ACCESS*

Patients seen in 24 months	Total	Change since previous quarter
Quarter ending March 2016	2,995	
Quarter ending June 2016	3,087	↑
Quarter ending September 2016	3,191	↑
Quarter ending December 2016	3,194	→
Quarter ending March 2017	3,178	→
Variance since March 2016	6.1%	↑



ACTIVITY

Cumulative percentage of contracted UDA delivered 2016 & 2017



Adjusted Scheduled Activity (UDA)

Month	2016	2017
April	-542	193
May	-210	712
June	83	1,158
July	724	1,770
August	1,197	2,232
September	2,079	2,770
October	2,395	3,219
November	3,004	3,734
December	3,613	4,194
January	3,850	4,640
February	4,556	5,106
March	5,269	5,746
April	5,557	
May	5,560	
June	5,560	

QUALITY

	Quantity	Base Number	Contract	AT	Region	England
% of FP17s for the same patient ID Re-attending within 3 months - Children	109	1,428	7.6%	11.2%	11.8%	12.3%
% of FP17s for the same patient ID Re-attending within 3 months - Adults	259	2,198	11.8%	16.3%	17.1%	16.7%
% of FP17s for the same patient ID Re-attending between 3 & 9 months - Children	713	1,428	49.9%	42.1%	46.5%	57.6%
% of FP17s for the same patient ID Re-attending between 3 & 9 months - Adults	936	2,198	42.6%	35.0%	37.6%	50.1%
% of FP17s for Band 1 Urgent Courses	264	2,781	9.5%	10.8%	10.7%	9.1%
% of FP17s Relating to Free Repair or Replacements	3	2,781	0.1%	0.5%	0.6%	0.8%
% of FP17s Relating to Continuations	13	2,781	0.5%	0.8%	0.9%	1.2%
% of Patients satisfied with the dentistry they have received	6	7	N/A	89.3%	90.4%	92.8%
% of Patients satisfied with the time they had to wait for an appointment	4	7	N/A	80.6%	83.7%	88.7%

* This is based on patients treated on this contract for their most recent course of treatment. Figures in italics indicate the base number of FP17s or Patient Questionnaire responses are less than 100. N/A is shown where the base number of responses is less than 10 during the period. % is calculated as Quantity/Base number*100

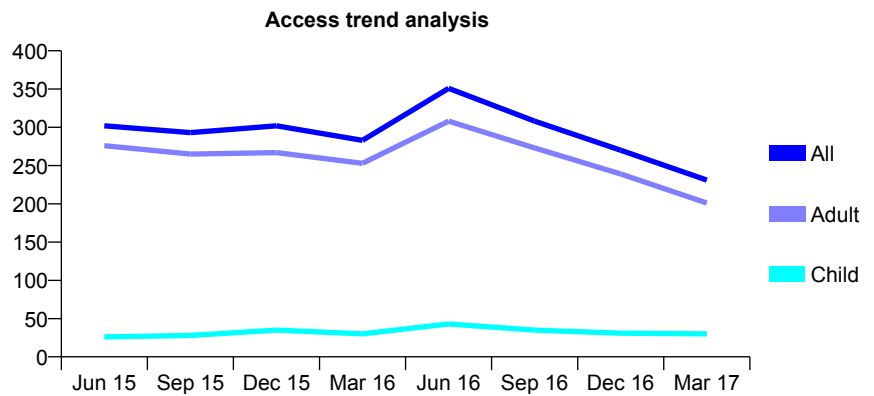
Q61 - Vital Signs At a Glance Contract Report for 847283/0002 - March 2017

Name or company name	MR SK MALIK
Contract type name	PDS Contract
Purpose of contract	General
Contract start date	01/04/2012
Contract end date	31/12/2016

16/17 Contracted general activity (UDA)	459
Carry forward general activity (UDA)	0
16/17 Contracted orthodontic activity (UOA)	0
Carry forward orthodontic activity (UOA)	0
Baseline contract value	£23,347.29

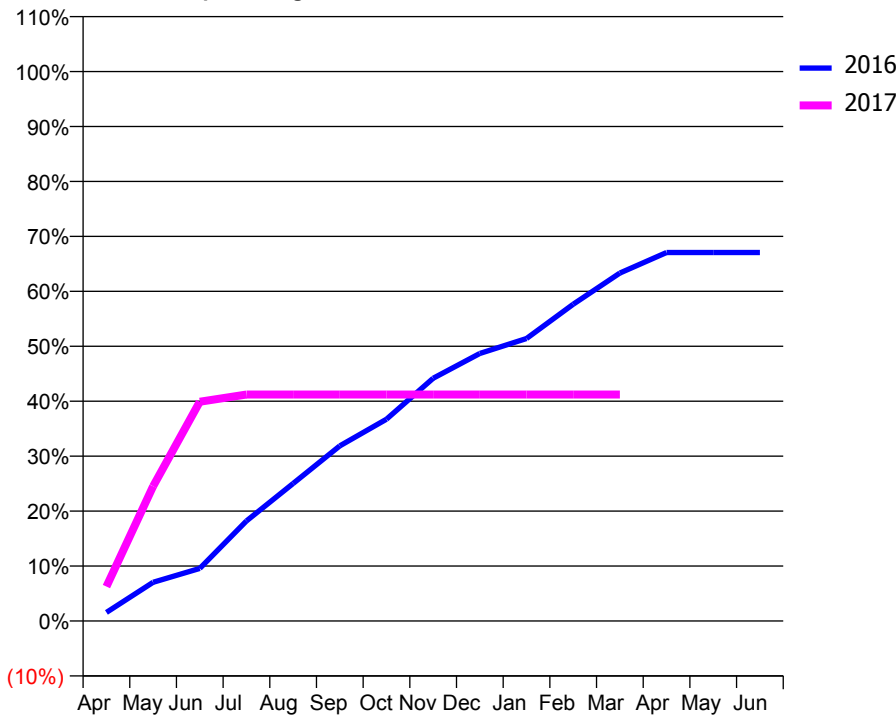
ACCESS*

Patients seen in 24 months	Total	Change since previous quarter
Quarter ending March 2016	283	
Quarter ending June 2016	351	↑
Quarter ending September 2016	308	↓
Quarter ending December 2016	270	↓
Quarter ending March 2017	231	↓
Variance since March 2016	(18.4%)	↓



ACTIVITY

Cumulative percentage of contracted UDA delivered 2016 & 2017



Month	Adjusted Scheduled Activity (UDA)	
	2016	2017
April	10	29
May	43	113
June	59	183
July	111	189
August	153	189
September	195	189
October	225	189
November	270	189
December	298	189
January	315	189
February	353	189
March	388	189
April	410	
May	410	
June	410	

QUALITY

	Quantity	Base Number	Contract	AT	Region	England
% of FP17s for the same patient ID Re-attending within 3 months - Children	0	21	0.0%	11.2%	11.8%	12.3%
% of FP17s for the same patient ID Re-attending within 3 months - Adults	2	155	1.3%	16.3%	17.1%	16.7%
% of FP17s for the same patient ID Re-attending between 3 & 9 months - Children	0	21	0.0%	42.1%	46.5%	57.6%
% of FP17s for the same patient ID Re-attending between 3 & 9 months - Adults	0	155	0.0%	35.0%	37.6%	50.1%
% of FP17s for Band 1 Urgent Courses	156	158	98.7%	10.8%	10.7%	9.1%
% of FP17s Relating to Free Repair or Replacements	0	158	0.0%	0.5%	0.6%	0.8%
% of FP17s Relating to Continuations	0	158	0.0%	0.8%	0.9%	1.2%
% of Patients satisfied with the dentistry they have received	0	0	N/A	89.3%	90.4%	92.8%
% of Patients satisfied with the time they had to wait for an appointment	0	0	N/A	80.6%	83.7%	88.7%

* This is based on patients treated on this contract for their most recent course of treatment. Figures in italics indicate the base number of FP17s or Patient Questionnaire responses are less than 100. N/A is shown where the base number of responses is less than 10 during the period. % is calculated as Quantity/Base number*100

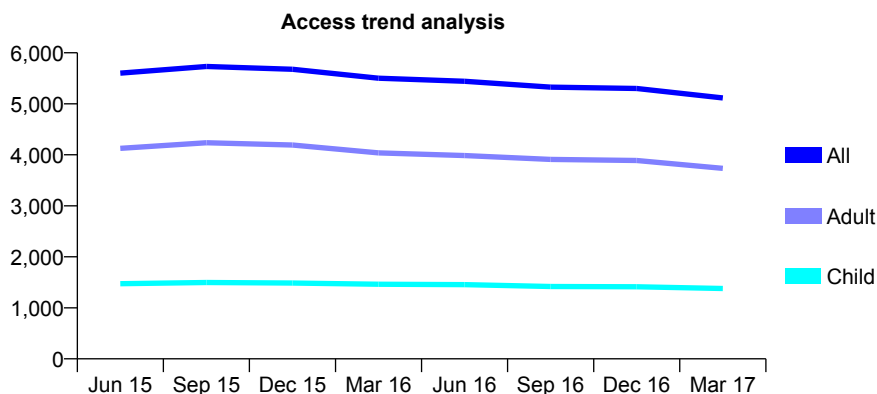
Q61 - Vital Signs At a Glance Contract Report for 853933/0001 - March 2017

Name or company name	MR M HASHEMI KHATOUN ABADI
Contract type name	PDS Contract
Purpose of contract	General
Contract start date	01/04/2006
Contract end date	31/03/2018

16/17 Contracted general activity (UDA)	12,854
Carry forward general activity (UDA)	0
16/17 Contracted orthodontic activity (UOA)	0
Carry forward orthodontic activity (UOA)	0
Baseline contract value	£356,906.19

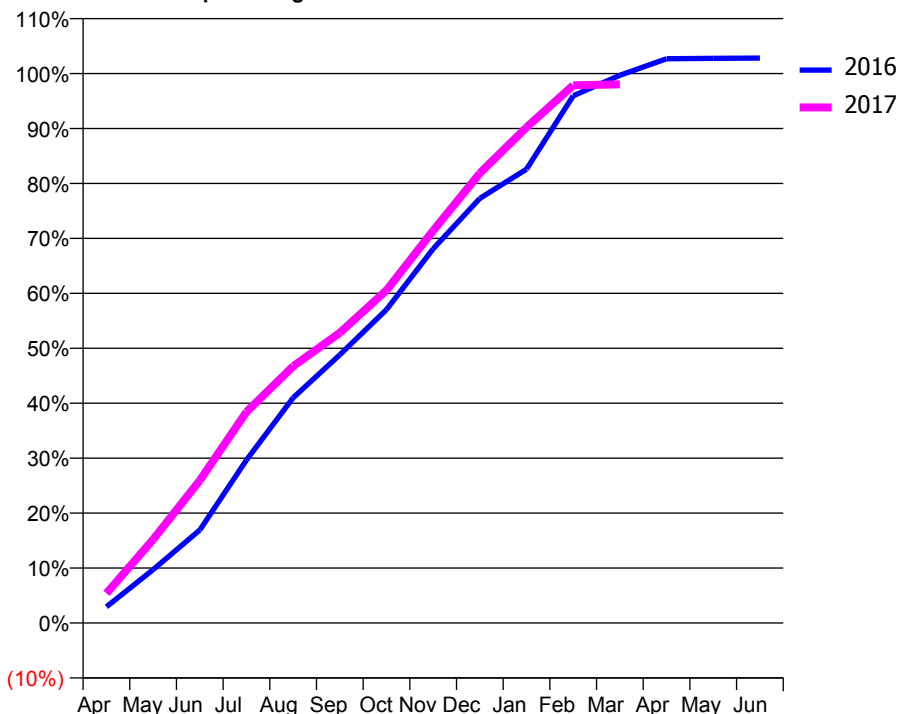
ACCESS*

Patients seen in 24 months	Total	Change since previous quarter
Quarter ending March 2016	5,503	
Quarter ending June 2016	5,441	↓
Quarter ending September 2016	5,327	↓
Quarter ending December 2016	5,301	→
Quarter ending March 2017	5,114	↓
Variance since March 2016	(7.1%)	↓



ACTIVITY

Cumulative percentage of contracted UDA delivered 2016 & 2017



Adjusted Scheduled Activity (UDA)

Month	2016	2017
April	379	695
May	1,249	1,954
June	2,176	3,336
July	3,812	4,939
August	5,269	6,006
September	6,274	6,789
October	7,332	7,784
November	8,754	9,180
December	9,933	10,522
January	10,615	11,594
February	12,331	12,580
March	12,813	12,601
April	13,199	
May	13,209	
June	13,215	

QUALITY

	Quantity	Base Number	Contract	AT	Region	England
% of FP17s for the same patient ID Re-attending within 3 months - Children	121	1,613	7.5%	11.2%	11.8%	12.3%
% of FP17s for the same patient ID Re-attending within 3 months - Adults	744	4,463	16.7%	16.3%	17.1%	16.7%
% of FP17s for the same patient ID Re-attending between 3 & 9 months - Children	720	1,613	44.6%	42.1%	46.5%	57.6%
% of FP17s for the same patient ID Re-attending between 3 & 9 months - Adults	1,925	4,463	43.1%	35.0%	37.6%	50.1%
% of FP17s for Band 1 Urgent Courses	604	5,875	10.3%	10.8%	10.7%	9.1%
% of FP17s Relating to Free Repair or Replacements	222	5,875	3.8%	0.5%	0.6%	0.8%
% of FP17s Relating to Continuations	75	5,875	1.3%	0.8%	0.9%	1.2%
% of Patients satisfied with the dentistry they have received	6	7	N/A	89.3%	90.4%	92.8%
% of Patients satisfied with the time they had to wait for an appointment	7	7	N/A	80.6%	83.7%	88.7%

* This is based on patients treated on this contract for their most recent course of treatment. Figures in italics indicate the base number of FP17s or Patient Questionnaire responses are less than 100. N/A is shown where the base number of responses is less than 10 during the period. % is calculated as Quantity/Base number*100

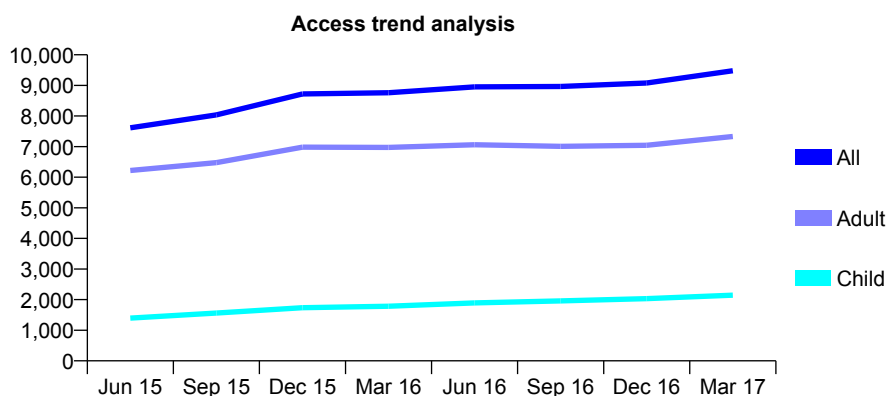
Q61 - Vital Signs At a Glance Contract Report for 85510/0001 - March 2017

Name or company name	MR MR MANBAJOOD
Contract type name	GDS Contract
Purpose of contract	General
Contract start date	01/04/2006
Contract end date	

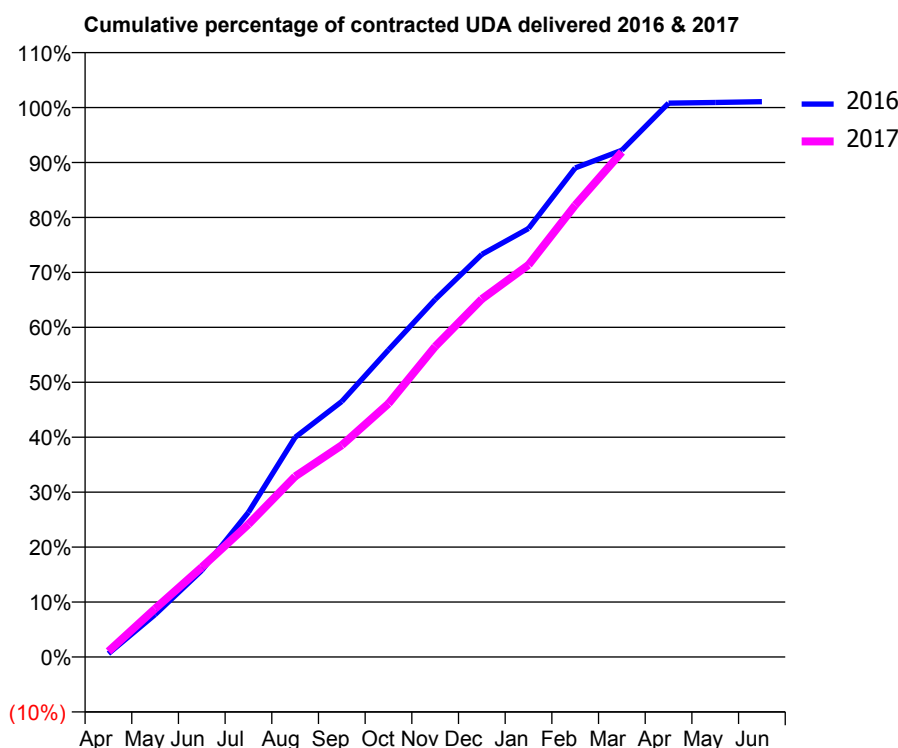
16/17 Contracted general activity (UDA)	24,361
Carry forward general activity (UDA)	-249
16/17 Contracted orthodontic activity (UOA)	0
Carry forward orthodontic activity (UOA)	0
Baseline contract value	£784,921.24

ACCESS*

Patients seen in 24 months	Total	Change since previous quarter
Quarter ending March 2016	8,761	
Quarter ending June 2016	8,954	↑
Quarter ending September 2016	8,965	→
Quarter ending December 2016	9,078	→
Quarter ending March 2017	9,479	↑
Variance since March 2016	8.2%	↑



ACTIVITY



Month	Adjusted Scheduled Activity (UDA)	
	2016	2017
April	143	249
May	1,809	2,145
June	3,690	3,981
July	6,168	5,884
August	9,357	8,006
September	10,891	9,391
October	13,088	11,237
November	15,233	13,765
December	17,154	15,868
January	18,257	17,380
February	20,838	20,029
March	21,592	22,390
April	23,596	
May	23,623	
June	23,660	

QUALITY

	Quantity	Base Number	Contract	AT	Region	England
% of FP17s for the same patient ID Re-attending within 3 months - Children	109	1,971	5.5%	11.2%	11.8%	12.3%
% of FP17s for the same patient ID Re-attending within 3 months - Adults	533	5,849	9.1%	16.3%	17.1%	16.7%
% of FP17s for the same patient ID Re-attending between 3 & 9 months - Children	515	1,971	26.1%	42.1%	46.5%	57.6%
% of FP17s for the same patient ID Re-attending between 3 & 9 months - Adults	1,086	5,849	18.6%	35.0%	37.6%	50.1%
% of FP17s for Band 1 Urgent Courses	734	7,150	10.3%	10.8%	10.7%	9.1%
% of FP17s Relating to Free Repair or Replacements	21	7,150	0.3%	0.5%	0.6%	0.8%
% of FP17s Relating to Continuations	45	7,150	0.6%	0.8%	0.9%	1.2%
% of Patients satisfied with the dentistry they have received	0	0	N/A	89.3%	90.4%	92.8%
% of Patients satisfied with the time they had to wait for an appointment	0	0	N/A	80.6%	83.7%	88.7%

* This is based on patients treated on this contract for their most recent course of treatment. Figures in italics indicate the base number of FP17s or Patient Questionnaire responses are less than 100. N/A is shown where the base number of responses is less than 10 during the period. % is calculated as Quantity/Base number*100

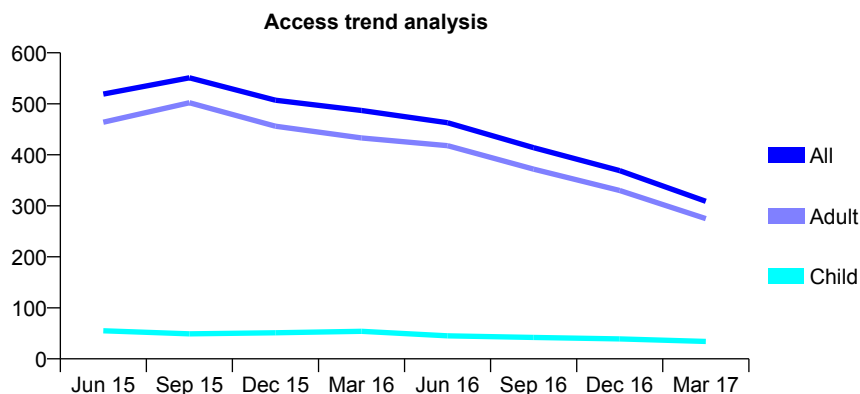
Q61 - Vital Signs At a Glance Contract Report for 85510/0003 - March 2017

Name or company name	MR MR MANBAJOOD
Contract type name	PDS Contract
Purpose of contract	General
Contract start date	01/04/2012
Contract end date	01/02/2017

16/17 Contracted general activity (UDA)	2,000
Carry forward general activity (UDA)	0
16/17 Contracted orthodontic activity (UOA)	0
Carry forward orthodontic activity (UOA)	0
Baseline contract value	£117,606.81

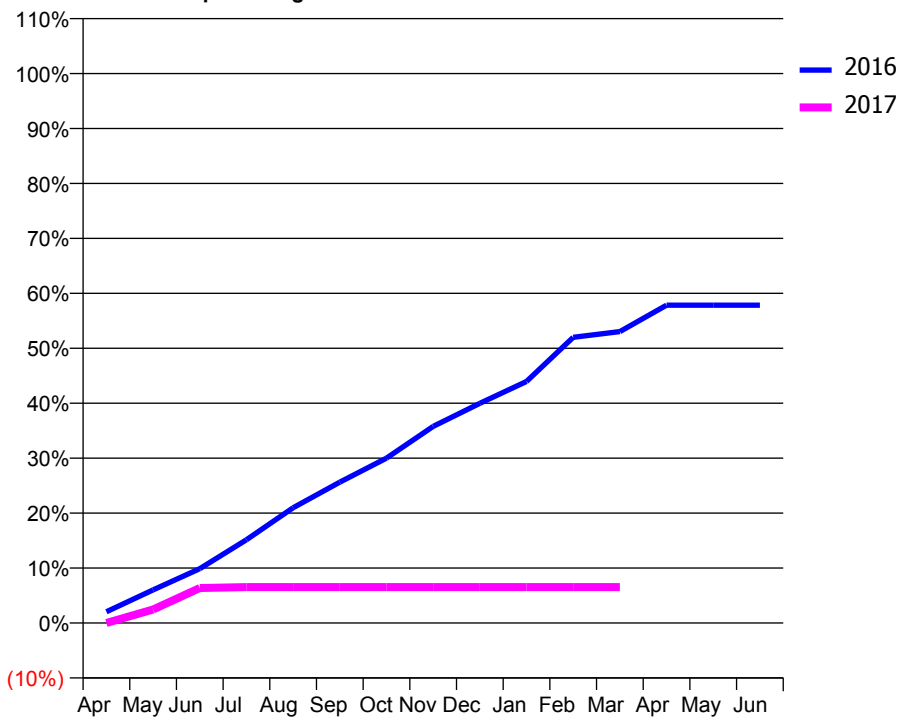
ACCESS*

Patients seen in 24 months	Total	Change since previous quarter
Quarter ending March 2016	487	
Quarter ending June 2016	463	↓
Quarter ending September 2016	414	↓
Quarter ending December 2016	369	↓
Quarter ending March 2017	309	↓
Variance since March 2016	(36.6%)	↓



ACTIVITY

Cumulative percentage of contracted UDA delivered 2016 & 2017



Adjusted Scheduled Activity (UDA)

Month	2016	2017
April	49	0
May	144	49
June	236	127
July	362	131
August	501	131
September	613	131
October	717	131
November	855	131
December	956	131
January	1,051	131
February	1,243	131
March	1,268	131
April	1,383	
May	1,383	
June	1,383	

QUALITY

	Quantity	Base Number	Contract	AT	Region	England
% of FP17s for the same patient ID Re-attending within 3 months - Children	0	31	0.0%	11.2%	11.8%	12.3%
% of FP17s for the same patient ID Re-attending within 3 months - Adults	4	173	2.3%	16.3%	17.1%	16.7%
% of FP17s for the same patient ID Re-attending between 3 & 9 months - Children	0	31	0.0%	42.1%	46.5%	57.6%
% of FP17s for the same patient ID Re-attending between 3 & 9 months - Adults	0	173	0.0%	35.0%	37.6%	50.1%
% of FP17s for Band 1 Urgent Courses	109	109	100.0%	10.8%	10.7%	9.1%
% of FP17s Relating to Free Repair or Replacements	0	109	0.0%	0.5%	0.6%	0.8%
% of FP17s Relating to Continuations	0	109	0.0%	0.8%	0.9%	1.2%
% of Patients satisfied with the dentistry they have received	0	0	N/A	89.3%	90.4%	92.8%
% of Patients satisfied with the time they had to wait for an appointment	0	0	N/A	80.6%	83.7%	88.7%

* This is based on patients treated on this contract for their most recent course of treatment. Figures in italics indicate the base number of FP17s or Patient Questionnaire responses are less than 100. N/A is shown where the base number of responses is less than 10 during the period. % is calculated as Quantity/Base number*100

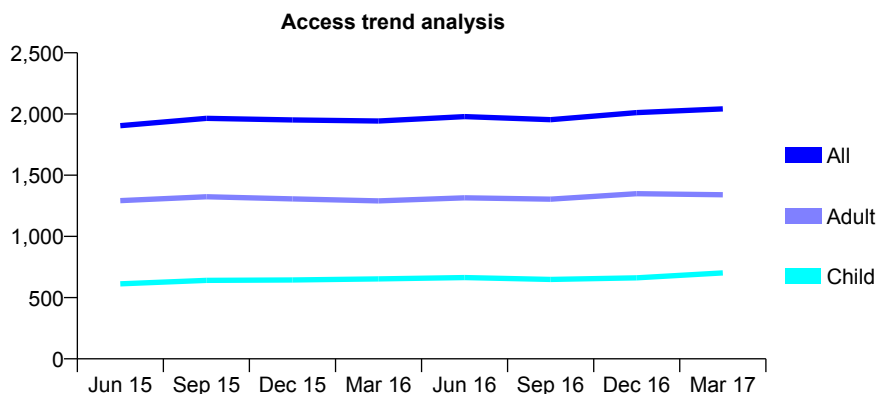
Q61 - Vital Signs At a Glance Contract Report for 857319/0001 - March 2017

Name or company name	MR A SHAMOSSON
Contract type name	GDS Contract
Purpose of contract	General
Contract start date	01/12/2008
Contract end date	

16/17 Contracted general activity (UDA)	6,675
Carry forward general activity (UDA)	0
16/17 Contracted orthodontic activity (UOA)	0
Carry forward orthodontic activity (UOA)	0
Baseline contract value	£184,987.83

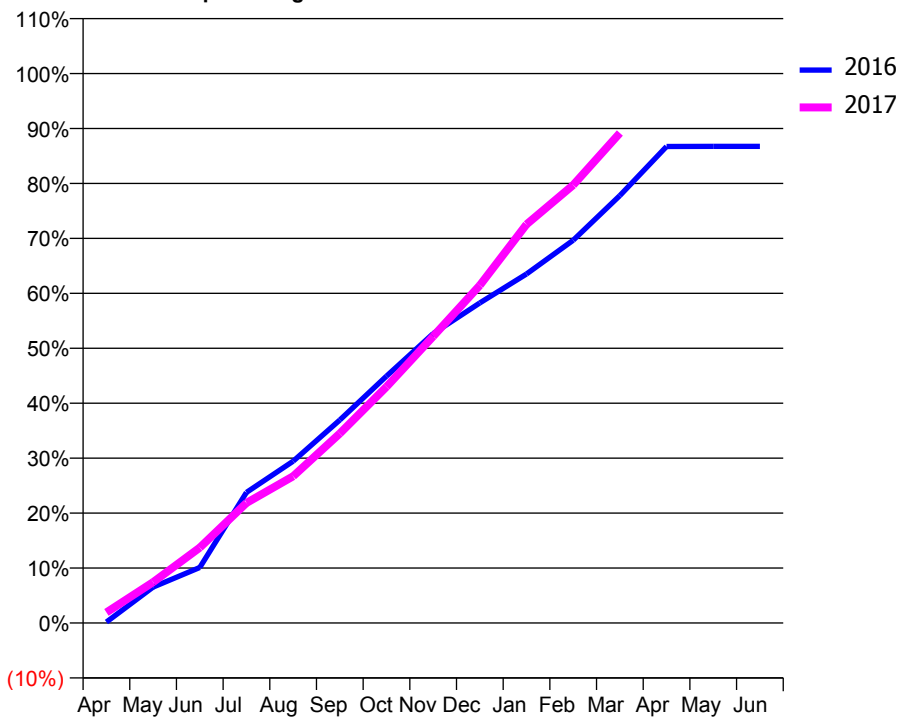
ACCESS*

Patients seen in 24 months	Total	Change since previous quarter
Quarter ending March 2016	1,943	
Quarter ending June 2016	1,979	→
Quarter ending September 2016	1,954	↓
Quarter ending December 2016	2,011	↑
Quarter ending March 2017	2,042	→
Variance since March 2016	5.1%	↑



ACTIVITY

Cumulative percentage of contracted UDA delivered 2016 & 2017



Month	Adjusted Scheduled Activity (UDA)	
	2016	2017
April	12	129
May	437	496
June	675	917
July	1,587	1,459
August	1,966	1,783
September	2,466	2,302
October	2,999	2,869
November	3,516	3,481
December	3,888	4,101
January	4,240	4,842
February	4,649	5,321
March	5,193	5,952
April	5,788	
May	5,789	
June	5,789	

QUALITY

	Quantity	Base Number	Contract	AT	Region	England
% of FP17s for the same patient ID Re-attending within 3 months - Children	25	704	3.6%	11.2%	11.8%	12.3%
% of FP17s for the same patient ID Re-attending within 3 months - Adults	128	1,470	8.7%	16.3%	17.1%	16.7%
% of FP17s for the same patient ID Re-attending between 3 & 9 months - Children	237	704	33.7%	42.1%	46.5%	57.6%
% of FP17s for the same patient ID Re-attending between 3 & 9 months - Adults	529	1,470	36.0%	35.0%	37.6%	50.1%
% of FP17s for Band 1 Urgent Courses	35	1,989	1.8%	10.8%	10.7%	9.1%
% of FP17s Relating to Free Repair or Replacements	0	1,989	0.0%	0.5%	0.6%	0.8%
% of FP17s Relating to Continuations	0	1,989	0.0%	0.8%	0.9%	1.2%
% of Patients satisfied with the dentistry they have received	0	0	N/A	89.3%	90.4%	92.8%
% of Patients satisfied with the time they had to wait for an appointment	0	0	N/A	80.6%	83.7%	88.7%

* This is based on patients treated on this contract for their most recent course of treatment. Figures in italics indicate the base number of FP17s or Patient Questionnaire responses are less than 100. N/A is shown where the base number of responses is less than 10 during the period. % is calculated as Quantity/Base number*100

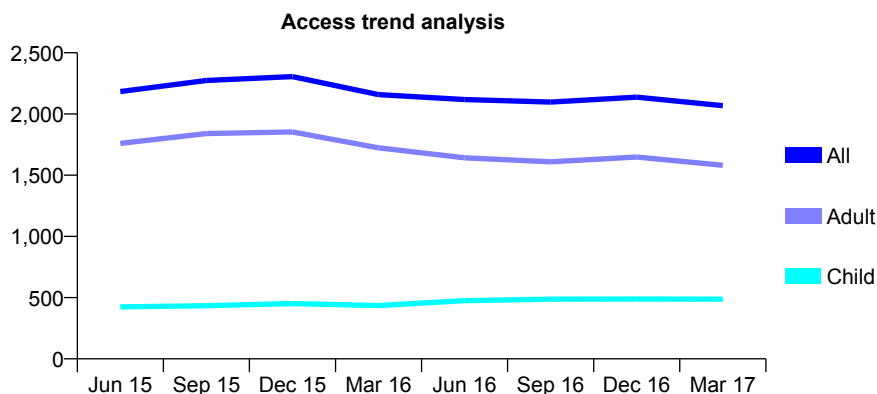
Q61 - Vital Signs At a Glance Contract Report for 859605/0001 - March 2017

Name or company name	MRS S MEHTA
Contract type name	GDS Contract
Purpose of contract	General
Contract start date	28/01/2008
Contract end date	

16/17 Contracted general activity (UDA)	3,854
Carry forward general activity (UDA)	-29
16/17 Contracted orthodontic activity (UOA)	0
Carry forward orthodontic activity (UOA)	0
Baseline contract value	£104,542.04

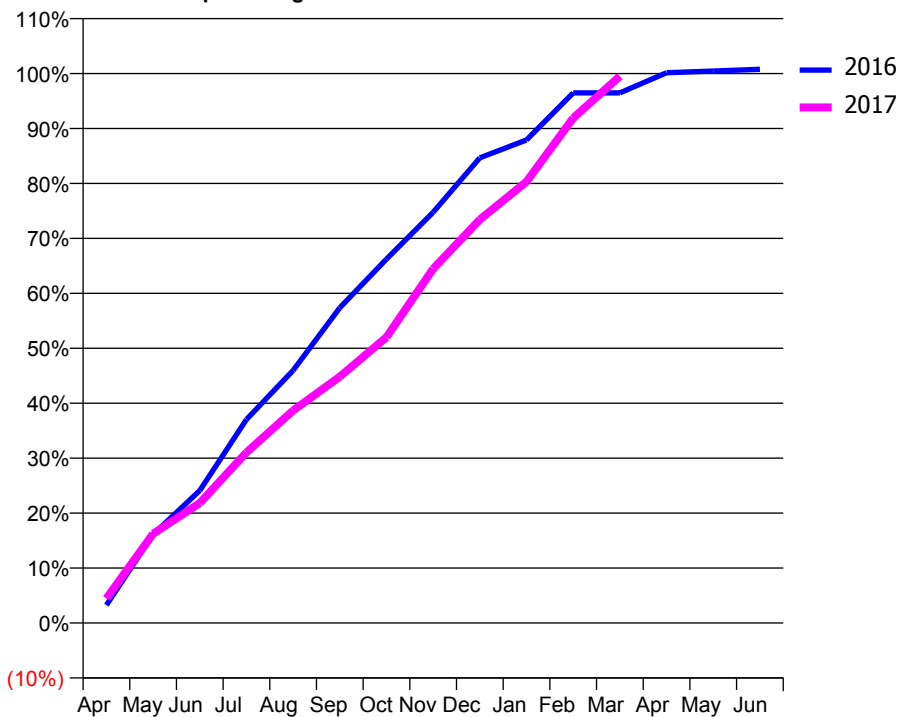
ACCESS*

Patients seen in 24 months	Total	Change since previous quarter
Quarter ending March 2016	2,159	
Quarter ending June 2016	2,118	↓
Quarter ending September 2016	2,097	→
Quarter ending December 2016	2,138	→
Quarter ending March 2017	2,068	↓
Variance since March 2016	(4.2%)	↓



ACTIVITY

Cumulative percentage of contracted UDA delivered 2016 & 2017



Month	Adjusted Scheduled Activity (UDA)	
	2016	2017
April	126	173
May	622	626
June	929	841
July	1,428	1,196
August	1,772	1,490
September	2,212	1,728
October	2,553	2,004
November	2,881	2,485
December	3,262	2,830
January	3,388	3,095
February	3,718	3,542
March	3,718	3,835
April	3,859	
May	3,871	
June	3,883	

QUALITY

	Quantity	Base Number	Contract	AT	Region	England
% of FP17s for the same patient ID Re-attending within 3 months - Children	60	656	9.1%	11.2%	11.8%	12.3%
% of FP17s for the same patient ID Re-attending within 3 months - Adults	166	1,473	11.3%	16.3%	17.1%	16.7%
% of FP17s for the same patient ID Re-attending between 3 & 9 months - Children	273	656	41.6%	42.1%	46.5%	57.6%
% of FP17s for the same patient ID Re-attending between 3 & 9 months - Adults	389	1,473	26.4%	35.0%	37.6%	50.1%
% of FP17s for Band 1 Urgent Courses	293	1,996	14.7%	10.8%	10.7%	9.1%
% of FP17s Relating to Free Repair or Replacements	0	1,996	0.0%	0.5%	0.6%	0.8%
% of FP17s Relating to Continuations	26	1,996	1.3%	0.8%	0.9%	1.2%
% of Patients satisfied with the dentistry they have received	0	0	N/A	89.3%	90.4%	92.8%
% of Patients satisfied with the time they had to wait for an appointment	0	0	N/A	80.6%	83.7%	88.7%

* This is based on patients treated on this contract for their most recent course of treatment. Figures in italics indicate the base number of FP17s or Patient Questionnaire responses are less than 100. N/A is shown where the base number of responses is less than 10 during the period. % is calculated as Quantity/Base number*100

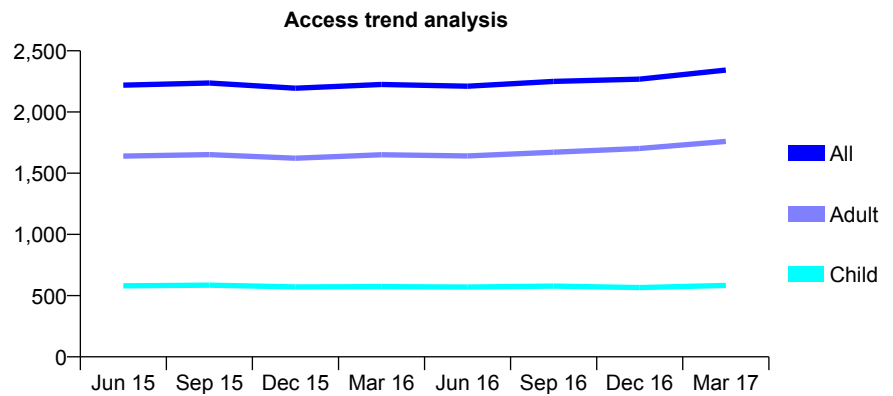
Q61 - Vital Signs At a Glance Contract Report for 869546/0002 - March 2017

Name or company name	MR A ULLAH
Contract type name	GDS Contract
Purpose of contract	General
Contract start date	01/11/2011
Contract end date	

16/17 Contracted general activity (UDA)	6,060
Carry forward general activity (UDA)	-121
16/17 Contracted orthodontic activity (UOA)	0
Carry forward orthodontic activity (UOA)	0
Baseline contract value	£188,730.32

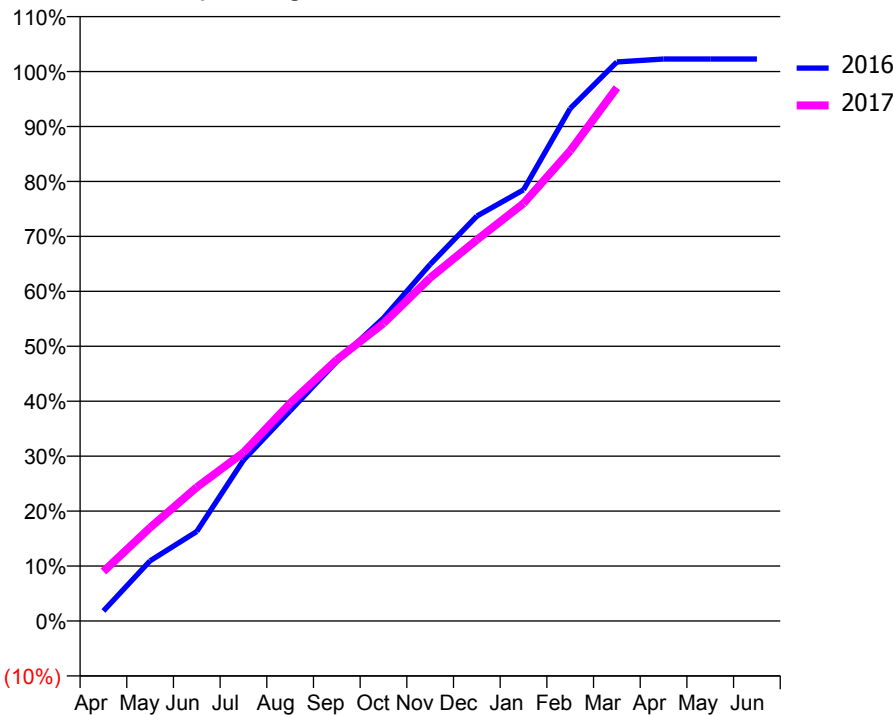
ACCESS*

Patients seen in 24 months	Total	Change since previous quarter
Quarter ending March 2016	2,225	
Quarter ending June 2016	2,211	→
Quarter ending September 2016	2,250	→
Quarter ending December 2016	2,268	→
Quarter ending March 2017	2,343	↑
Variance since March 2016	5.3%	↑



ACTIVITY

Cumulative percentage of contracted UDA delivered 2016 & 2017



Month	Adjusted Scheduled Activity (UDA)	
	2016	2017
April	111	547
May	664	1,031
June	987	1,476
July	1,775	1,858
August	2,318	2,402
September	2,863	2,882
October	3,341	3,283
November	3,933	3,784
December	4,466	4,204
January	4,755	4,605
February	5,652	5,186
March	6,165	5,882
April	6,198	
May	6,198	
June	6,198	

QUALITY

	Quantity	Base Number	Contract	AT	Region	England
% of FP17s for the same patient ID Re-attending within 3 months - Children	32	576	5.6%	11.2%	11.8%	12.3%
% of FP17s for the same patient ID Re-attending within 3 months - Adults	220	1,704	12.9%	16.3%	17.1%	16.7%
% of FP17s for the same patient ID Re-attending between 3 & 9 months - Children	121	576	21.0%	42.1%	46.5%	57.6%
% of FP17s for the same patient ID Re-attending between 3 & 9 months - Adults	416	1,704	24.4%	35.0%	37.6%	50.1%
% of FP17s for Band 1 Urgent Courses	373	2,260	16.5%	10.8%	10.7%	9.1%
% of FP17s Relating to Free Repair or Replacements	41	2,260	1.8%	0.5%	0.6%	0.8%
% of FP17s Relating to Continuations	26	2,260	1.2%	0.8%	0.9%	1.2%
% of Patients satisfied with the dentistry they have received	0	0	N/A	89.3%	90.4%	92.8%
% of Patients satisfied with the time they had to wait for an appointment	0	0	N/A	80.6%	83.7%	88.7%

* This is based on patients treated on this contract for their most recent course of treatment. Figures in italics indicate the base number of FP17s or Patient Questionnaire responses are less than 100. N/A is shown where the base number of responses is less than 10 during the period. % is calculated as Quantity/Base number*100

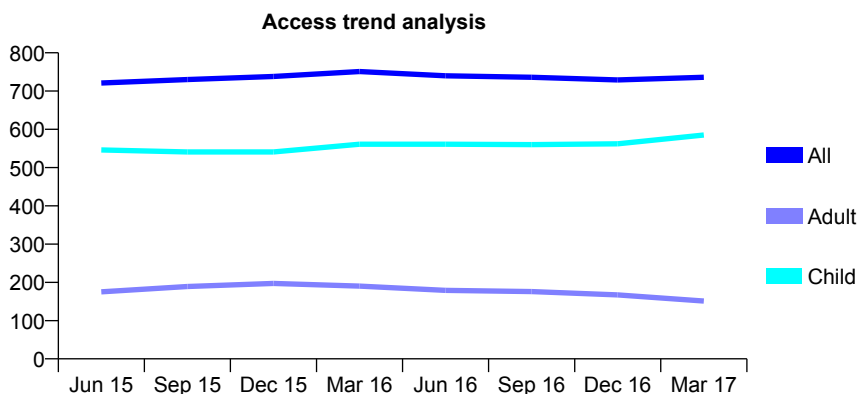
Q61 - Vital Signs At a Glance Contract Report for 881937/0001 - March 2017

Name or company name	MR A ADAMS
Contract type name	GDS Contract
Purpose of contract	General
Contract start date	01/04/2006
Contract end date	

16/17 Contracted general activity (UDA)	1,400
Carry forward general activity (UDA)	0
16/17 Contracted orthodontic activity (UOA)	0
Carry forward orthodontic activity (UOA)	0
Baseline contract value	£32,147.92

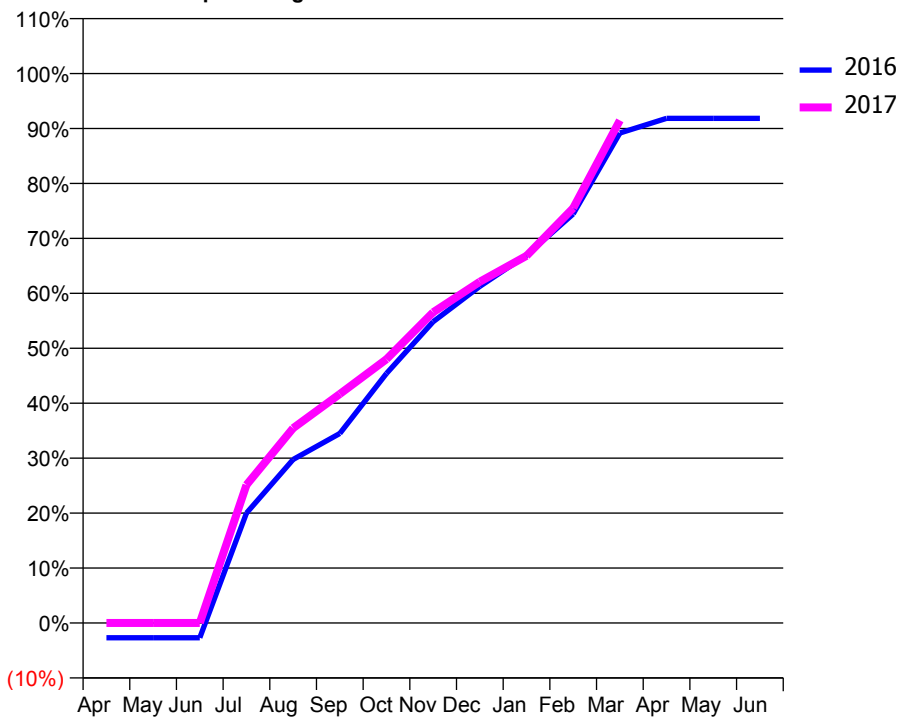
ACCESS*

Patients seen in 24 months	Total	Change since previous quarter
Quarter ending March 2016	751	
Quarter ending June 2016	740	↓
Quarter ending September 2016	736	→
Quarter ending December 2016	729	→
Quarter ending March 2017	736	→
Variance since March 2016	(2.0%)	↓



ACTIVITY

Cumulative percentage of contracted UDA delivered 2016 & 2017



Month	Adjusted Scheduled Activity (UDA)	
	2016	2017
April	-38	0
May	-38	0
June	-38	0
July	280	352
August	417	496
September	483	584
October	636	672
November	768	792
December	858	869
January	937	936
February	1,042	1,057
March	1,248	1,281
April	1,286	
May	1,286	
June	1,286	

QUALITY

	Quantity	Base Number	Contract	AT	Region	England
% of FP17s for the same patient ID Re-attending within 3 months - Children	49	904	5.4%	11.2%	11.8%	12.3%
% of FP17s for the same patient ID Re-attending within 3 months - Adults	8	104	7.7%	16.3%	17.1%	16.7%
% of FP17s for the same patient ID Re-attending between 3 & 9 months - Children	577	904	63.8%	42.1%	46.5%	57.6%
% of FP17s for the same patient ID Re-attending between 3 & 9 months - Adults	63	104	60.6%	35.0%	37.6%	50.1%
% of FP17s for Band 1 Urgent Courses	29	961	3.0%	10.8%	10.7%	9.1%
% of FP17s Relating to Free Repair or Replacements	0	961	0.0%	0.5%	0.6%	0.8%
% of FP17s Relating to Continuations	0	961	0.0%	0.8%	0.9%	1.2%
% of Patients satisfied with the dentistry they have received	0	0	N/A	89.3%	90.4%	92.8%
% of Patients satisfied with the time they had to wait for an appointment	0	0	N/A	80.6%	83.7%	88.7%

* This is based on patients treated on this contract for their most recent course of treatment. Figures in italics indicate the base number of FP17s or Patient Questionnaire responses are less than 100. N/A is shown where the base number of responses is less than 10 during the period. % is calculated as Quantity/Base number*100

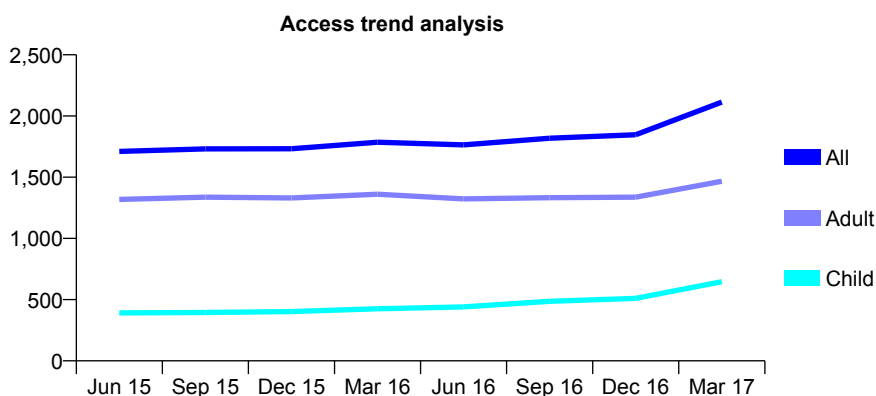
Q61 - Vital Signs At a Glance Contract Report for 894206/0001 - March 2017

Name or company name	MRS SC ROY
Contract type name	GDS Contract
Purpose of contract	General
Contract start date	01/07/2013
Contract end date	

16/17 Contracted general activity (UDA)	4,858
Carry forward general activity (UDA)	-13
16/17 Contracted orthodontic activity (UOA)	0
Carry forward orthodontic activity (UOA)	0
Baseline contract value	£168,010.75

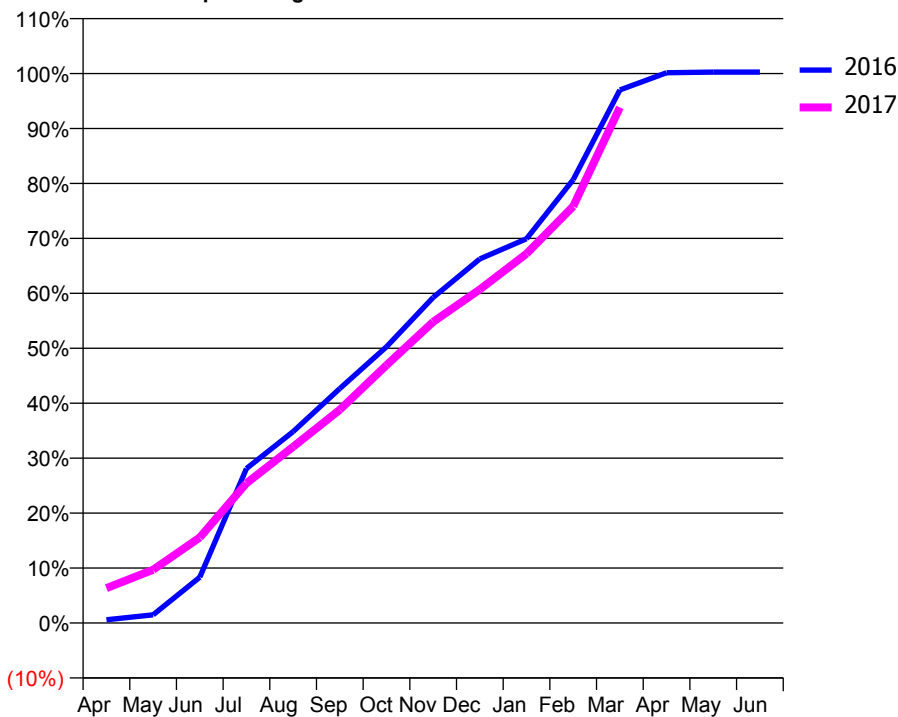
ACCESS*

Patients seen in 24 months	Total	Change since previous quarter
Quarter ending March 2016	1,786	
Quarter ending June 2016	1,764	↓
Quarter ending September 2016	1,819	↑
Quarter ending December 2016	1,847	→
Quarter ending March 2017	2,114	↑
Variance since March 2016	18.4%	↑



ACTIVITY

Cumulative percentage of contracted UDA delivered 2016 & 2017



Month	Adjusted Scheduled Activity (UDA)	
	2016	2017
April	29	308
May	72	471
June	405	756
July	1,365	1,237
August	1,693	1,557
September	2,073	1,885
October	2,443	2,280
November	2,879	2,663
December	3,219	2,949
January	3,397	3,265
February	3,919	3,684
March	4,712	4,558
April	4,865	
May	4,871	
June	4,871	

QUALITY

	Quantity	Base Number	Contract	AT	Region	England
% of FP17s for the same patient ID Re-attending within 3 months - Children	34	674	5.0%	11.2%	11.8%	12.3%
% of FP17s for the same patient ID Re-attending within 3 months - Adults	125	1,253	10.0%	16.3%	17.1%	16.7%
% of FP17s for the same patient ID Re-attending between 3 & 9 months - Children	199	674	29.5%	42.1%	46.5%	57.6%
% of FP17s for the same patient ID Re-attending between 3 & 9 months - Adults	306	1,253	24.4%	35.0%	37.6%	50.1%
% of FP17s for Band 1 Urgent Courses	218	1,867	11.7%	10.8%	10.7%	9.1%
% of FP17s Relating to Free Repair or Replacements	0	1,867	0.0%	0.5%	0.6%	0.8%
% of FP17s Relating to Continuations	0	1,867	0.0%	0.8%	0.9%	1.2%
% of Patients satisfied with the dentistry they have received	0	0	N/A	89.3%	90.4%	92.8%
% of Patients satisfied with the time they had to wait for an appointment	0	0	N/A	80.6%	83.7%	88.7%

* This is based on patients treated on this contract for their most recent course of treatment. Figures in italics indicate the base number of FP17s or Patient Questionnaire responses are less than 100. N/A is shown where the base number of responses is less than 10 during the period. % is calculated as Quantity/Base number*100

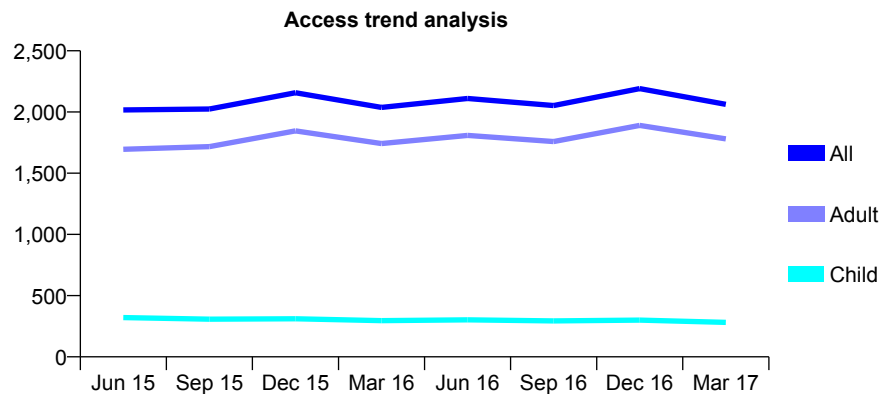
Q61 - Vital Signs At a Glance Contract Report for 904562/0001 - March 2017

Name or company name	MR DE BASS
Contract type name	GDS Contract
Purpose of contract	General
Contract start date	01/04/2006
Contract end date	

16/17 Contracted general activity (UDA)	7,614
Carry forward general activity (UDA)	-152
16/17 Contracted orthodontic activity (UOA)	0
Carry forward orthodontic activity (UOA)	0
Baseline contract value	£353,201.35

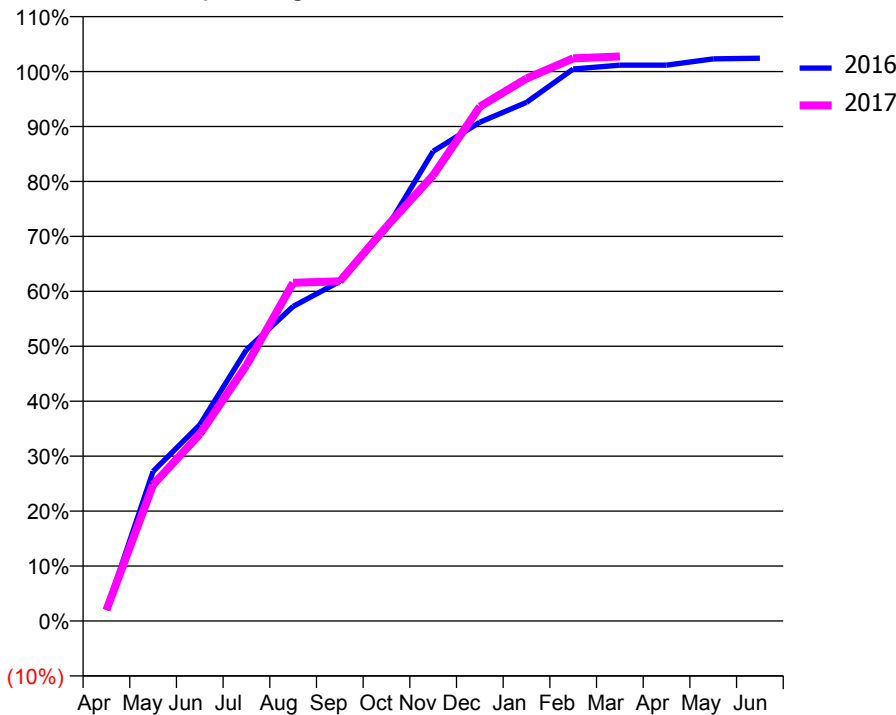
ACCESS*

Patients seen in 24 months	Total	Change since previous quarter
Quarter ending March 2016	2,038	
Quarter ending June 2016	2,111	↑
Quarter ending September 2016	2,053	↓
Quarter ending December 2016	2,191	↑
Quarter ending March 2017	2,063	↓
Variance since March 2016	1.2%	→



ACTIVITY

Cumulative percentage of contracted UDA delivered 2016 & 2017



Month	Adjusted Scheduled Activity (UDA)	
	2016	2017
April	152	152
May	2,074	1,889
June	2,719	2,590
July	3,760	3,543
August	4,359	4,686
September	4,705	4,707
October	5,439	5,464
November	6,508	6,175
December	6,912	7,127
January	7,186	7,518
February	7,648	7,797
March	7,702	7,822
April	7,702	
May	7,788	
June	7,798	

QUALITY

	Quantity	Base Number	Contract	AT	Region	England
% of FP17s for the same patient ID Re-attending within 3 months - Children	10	270	3.7%	11.2%	11.8%	12.3%
% of FP17s for the same patient ID Re-attending within 3 months - Adults	258	1,742	14.8%	16.3%	17.1%	16.7%
% of FP17s for the same patient ID Re-attending between 3 & 9 months - Children	60	270	22.2%	42.1%	46.5%	57.6%
% of FP17s for the same patient ID Re-attending between 3 & 9 months - Adults	469	1,742	26.9%	35.0%	37.6%	50.1%
% of FP17s for Band 1 Urgent Courses	1	1,986	0.1%	10.8%	10.7%	9.1%
% of FP17s Relating to Free Repair or Replacements	1	1,986	0.1%	0.5%	0.6%	0.8%
% of FP17s Relating to Continuations	0	1,986	0.0%	0.8%	0.9%	1.2%
% of Patients satisfied with the dentistry they have received	0	1	N/A	89.3%	90.4%	92.8%
% of Patients satisfied with the time they had to wait for an appointment	0	1	N/A	80.6%	83.7%	88.7%

* This is based on patients treated on this contract for their most recent course of treatment. Figures in italics indicate the base number of FP17s or Patient Questionnaire responses are less than 100. N/A is shown where the base number of responses is less than 10 during the period. % is calculated as Quantity/Base number*100

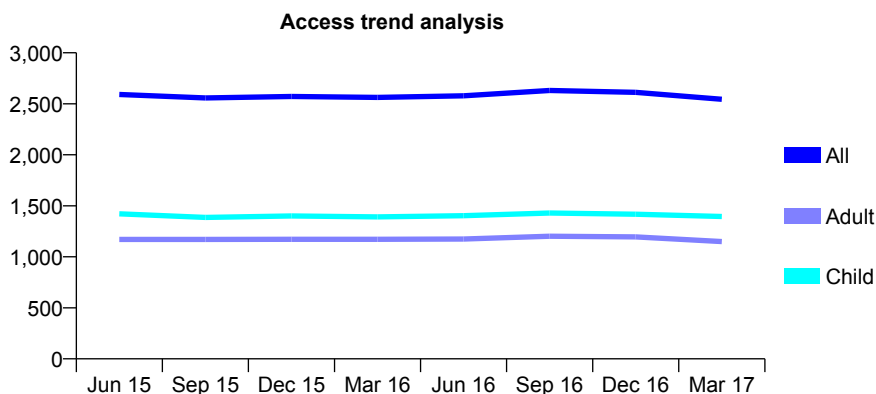
Q61 - Vital Signs At a Glance Contract Report for 905348/0003 - March 2017

Name or company name	MR HJ KANDLER
Contract type name	GDS Contract
Purpose of contract	General
Contract start date	01/04/2006
Contract end date	

16/17 Contracted general activity (UDA)	5,023
Carry forward general activity (UDA)	-3
16/17 Contracted orthodontic activity (UOA)	0
Carry forward orthodontic activity (UOA)	0
Baseline contract value	£119,165.37

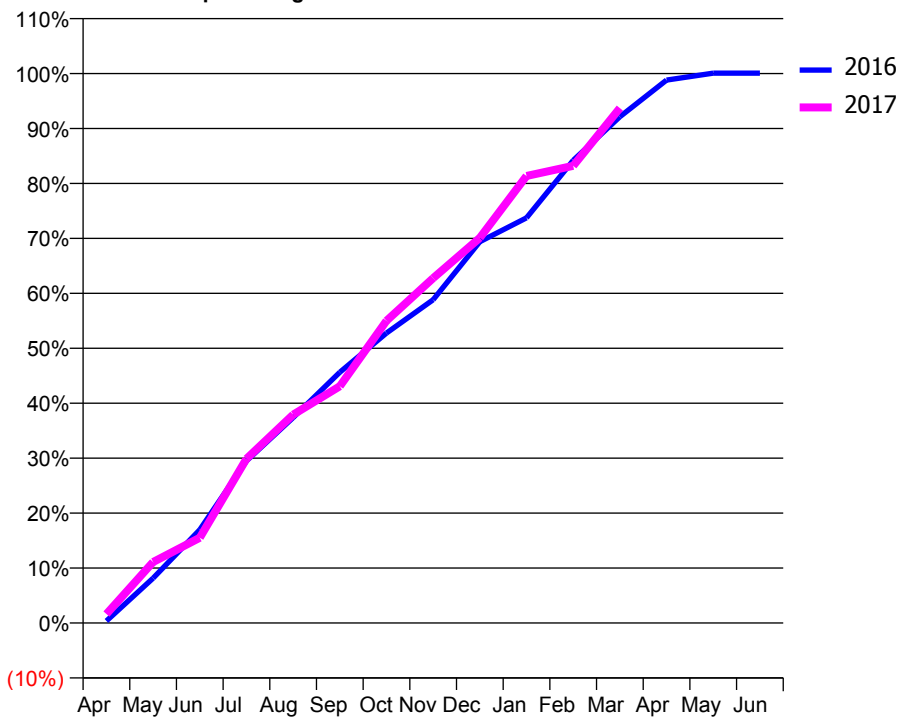
ACCESS*

Patients seen in 24 months	Total	Change since previous quarter
Quarter ending March 2016	2,563	
Quarter ending June 2016	2,578	→
Quarter ending September 2016	2,631	↑
Quarter ending December 2016	2,612	→
Quarter ending March 2017	2,545	↓
Variance since March 2016	(0.7%)	→



ACTIVITY

Cumulative percentage of contracted UDA delivered 2016 & 2017



Adjusted Scheduled Activity (UDA)

Month	2016	2017
April	19	83
May	410	558
June	853	779
July	1,481	1,501
August	1,878	1,904
September	2,292	2,164
October	2,650	2,763
November	2,956	3,153
December	3,485	3,521
January	3,703	4,086
February	4,229	4,180
March	4,628	4,706
April	4,963	
May	5,026	
June	5,026	

QUALITY

	Quantity	Base Number	Contract	AT	Region	England
% of FP17s for the same patient ID Re-attending within 3 months - Children	101	1,674	6.0%	11.2%	11.8%	12.3%
% of FP17s for the same patient ID Re-attending within 3 months - Adults	186	1,181	15.7%	16.3%	17.1%	16.7%
% of FP17s for the same patient ID Re-attending between 3 & 9 months - Children	734	1,674	43.8%	42.1%	46.5%	57.6%
% of FP17s for the same patient ID Re-attending between 3 & 9 months - Adults	377	1,181	31.9%	35.0%	37.6%	50.1%
% of FP17s for Band 1 Urgent Courses	292	2,663	11.0%	10.8%	10.7%	9.1%
% of FP17s Relating to Free Repair or Replacements	15	2,663	0.6%	0.5%	0.6%	0.8%
% of FP17s Relating to Continuations	4	2,663	0.2%	0.8%	0.9%	1.2%
% of Patients satisfied with the dentistry they have received	3	3	N/A	89.3%	90.4%	92.8%
% of Patients satisfied with the time they had to wait for an appointment	2	3	N/A	80.6%	83.7%	88.7%

* This is based on patients treated on this contract for their most recent course of treatment. Figures in italics indicate the base number of FP17s or Patient Questionnaire responses are less than 100. N/A is shown where the base number of responses is less than 10 during the period. % is calculated as Quantity/Base number*100

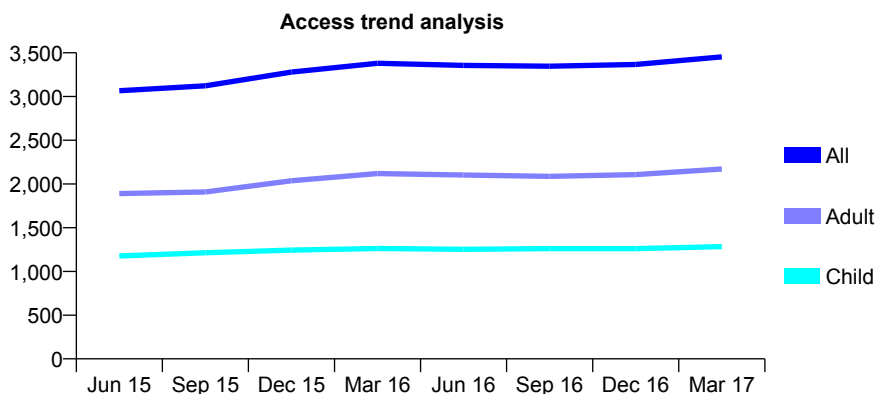
Q61 - Vital Signs At a Glance Contract Report for 906107/0001 - March 2017

Name or company name	MR HF KAPADIA
Contract type name	GDS Contract
Purpose of contract	General
Contract start date	01/04/2006
Contract end date	

16/17 Contracted general activity (UDA)	8,012
Carry forward general activity (UDA)	-133
16/17 Contracted orthodontic activity (UOA)	0
Carry forward orthodontic activity (UOA)	0
Baseline contract value	£242,363.08

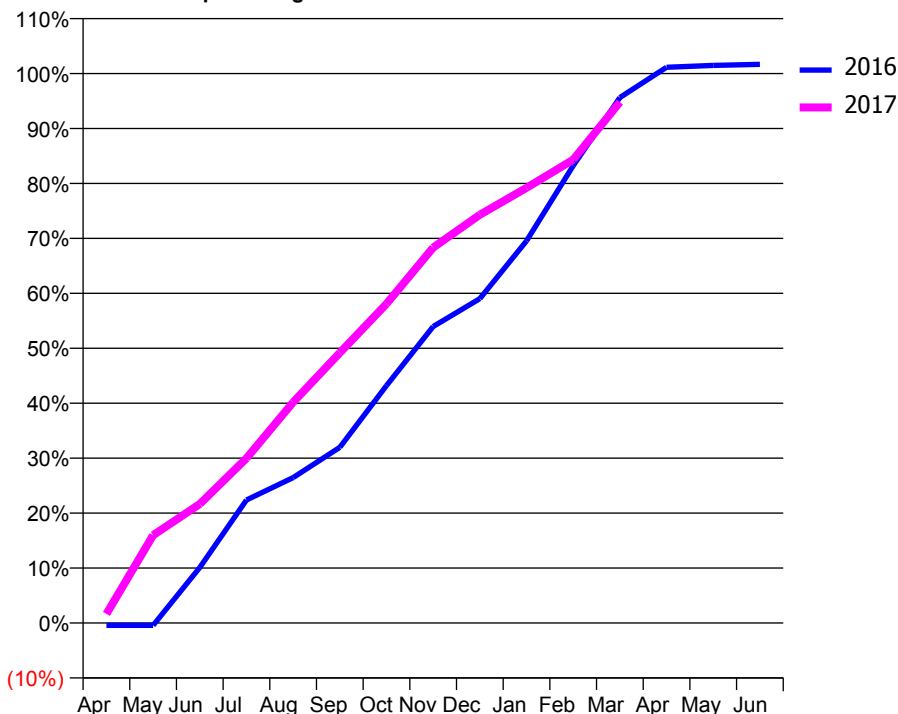
ACCESS*

Patients seen in 24 months	Total	Change since previous quarter
Quarter ending March 2016	3,381	
Quarter ending June 2016	3,356	→
Quarter ending September 2016	3,347	→
Quarter ending December 2016	3,367	→
Quarter ending March 2017	3,454	↑
Variance since March 2016	2.2%	↑



ACTIVITY

Cumulative percentage of contracted UDA delivered 2016 & 2017



Month	Adjusted Scheduled Activity (UDA)	
	2016	2017
April	-35	133
May	-35	1,280
June	810	1,736
July	1,794	2,403
August	2,120	3,220
September	2,562	3,940
October	3,463	4,653
November	4,324	5,475
December	4,729	5,953
January	5,571	6,345
February	6,668	6,756
March	7,661	7,596
April	8,102	
May	8,130	
June	8,145	

QUALITY

	Quantity	Base Number	Contract	AT	Region	England
% of FP17s for the same patient ID Re-attending within 3 months - Children	48	1,423	3.4%	11.2%	11.8%	12.3%
% of FP17s for the same patient ID Re-attending within 3 months - Adults	219	2,128	10.3%	16.3%	17.1%	16.7%
% of FP17s for the same patient ID Re-attending between 3 & 9 months - Children	697	1,423	49.0%	42.1%	46.5%	57.6%
% of FP17s for the same patient ID Re-attending between 3 & 9 months - Adults	787	2,128	37.0%	35.0%	37.6%	50.1%
% of FP17s for Band 1 Urgent Courses	395	2,931	13.5%	10.8%	10.7%	9.1%
% of FP17s Relating to Free Repair or Replacements	0	2,931	0.0%	0.5%	0.6%	0.8%
% of FP17s Relating to Continuations	1	2,931	0.0%	0.8%	0.9%	1.2%
% of Patients satisfied with the dentistry they have received	3	3	N/A	89.3%	90.4%	92.8%
% of Patients satisfied with the time they had to wait for an appointment	3	3	N/A	80.6%	83.7%	88.7%

* This is based on patients treated on this contract for their most recent course of treatment. Figures in italics indicate the base number of FP17s or Patient Questionnaire responses are less than 100. N/A is shown where the base number of responses is less than 10 during the period. % is calculated as Quantity/Base number*100

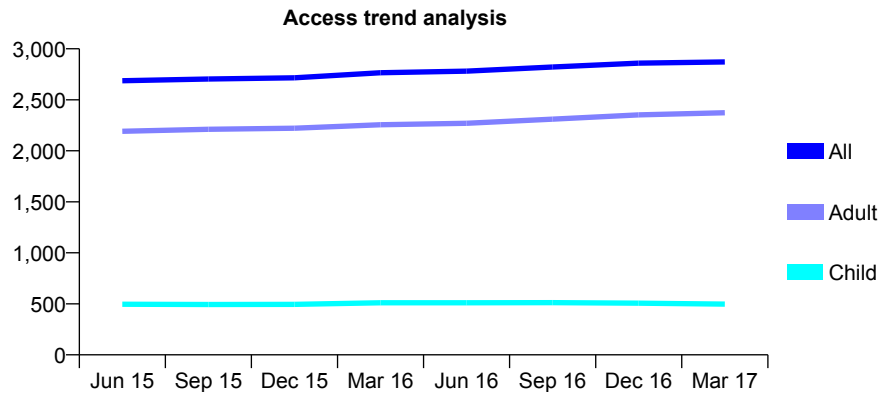
Q61 - Vital Signs At a Glance Contract Report for 906190/0001 - March 2017

Name or company name	MR BM ROSENBLUM
Contract type name	GDS Contract
Purpose of contract	General
Contract start date	01/04/2006
Contract end date	

16/17 Contracted general activity (UDA)	7,781
Carry forward general activity (UDA)	151
16/17 Contracted orthodontic activity (UOA)	0
Carry forward orthodontic activity (UOA)	0
Baseline contract value	£280,611.32

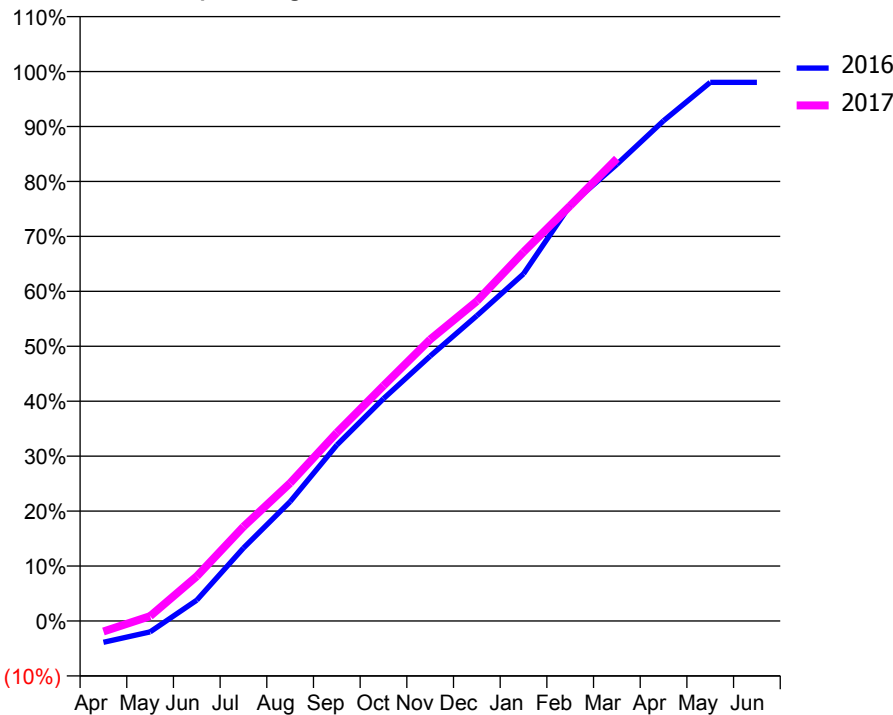
ACCESS*

Patients seen in 24 months	Total	Change since previous quarter
Quarter ending March 2016	2,766	
Quarter ending June 2016	2,781	→
Quarter ending September 2016	2,822	→
Quarter ending December 2016	2,859	→
Quarter ending March 2017	2,871	→
Variance since March 2016	3.8%	↑



ACTIVITY

Cumulative percentage of contracted UDA delivered 2016 & 2017



Month	Adjusted Scheduled Activity (UDA)	
	2016	2017
April	-300	-151
May	-155	69
June	291	634
July	1,020	1,335
August	1,670	1,954
September	2,459	2,668
October	3,108	3,332
November	3,702	3,987
December	4,267	4,529
January	4,853	5,225
February	5,813	5,881
March	6,383	6,547
April	6,993	
May	7,530	
June	7,530	

QUALITY

	Quantity	Base Number	Contract	AT	Region	England
% of FP17s for the same patient ID Re-attending within 3 months - Children	21	494	4.3%	11.2%	11.8%	12.3%
% of FP17s for the same patient ID Re-attending within 3 months - Adults	402	2,557	15.7%	16.3%	17.1%	16.7%
% of FP17s for the same patient ID Re-attending between 3 & 9 months - Children	104	494	21.1%	42.1%	46.5%	57.6%
% of FP17s for the same patient ID Re-attending between 3 & 9 months - Adults	631	2,557	24.7%	35.0%	37.6%	50.1%
% of FP17s for Band 1 Urgent Courses	82	2,650	3.1%	10.8%	10.7%	9.1%
% of FP17s Relating to Free Repair or Replacements	29	2,650	1.1%	0.5%	0.6%	0.8%
% of FP17s Relating to Continuations	163	2,650	6.2%	0.8%	0.9%	1.2%
% of Patients satisfied with the dentistry they have received	4	4	N/A	89.3%	90.4%	92.8%
% of Patients satisfied with the time they had to wait for an appointment	4	4	N/A	80.6%	83.7%	88.7%

* This is based on patients treated on this contract for their most recent course of treatment. Figures in italics indicate the base number of FP17s or Patient Questionnaire responses are less than 100. N/A is shown where the base number of responses is less than 10 during the period. % is calculated as Quantity/Base number*100

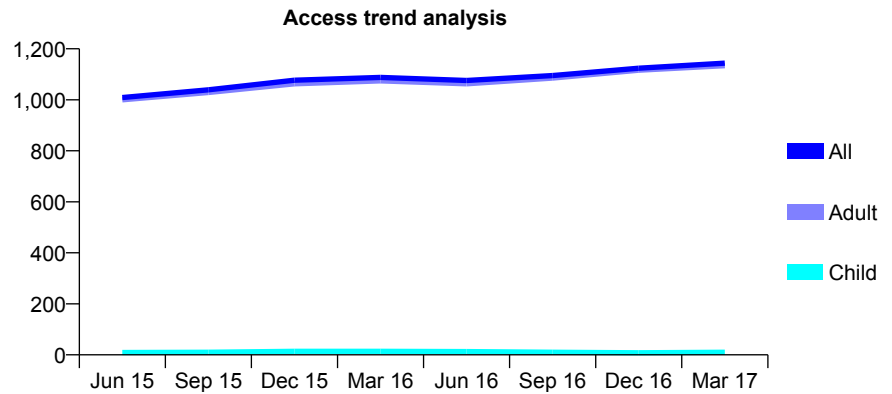
Q61 - Vital Signs At a Glance Contract Report for 906352/0001 - March 2017

Name or company name	MR HS REEL
Contract type name	GDS Contract
Purpose of contract	General
Contract start date	01/04/2006
Contract end date	

16/17 Contracted general activity (UDA)	5,297
Carry forward general activity (UDA)	-106
16/17 Contracted orthodontic activity (UOA)	0
Carry forward orthodontic activity (UOA)	0
Baseline contract value	£186,191.28

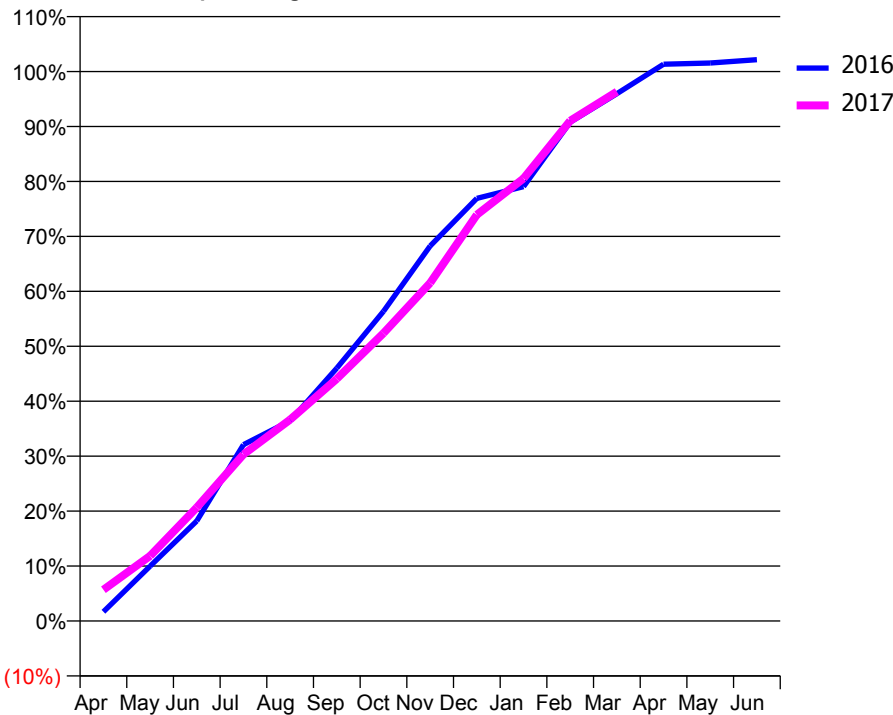
ACCESS*

Patients seen in 24 months	Total	Change since previous quarter
Quarter ending March 2016	1,088	
Quarter ending June 2016	1,076	↓
Quarter ending September 2016	1,095	→
Quarter ending December 2016	1,124	↑
Quarter ending March 2017	1,144	→
Variance since March 2016	5.1%	↑



ACTIVITY

Cumulative percentage of contracted UDA delivered 2016 & 2017



Month	Adjusted Scheduled Activity (UDA)	
	2016	2017
April	89	302
May	529	628
June	964	1,095
July	1,700	1,607
August	1,930	1,941
September	2,437	2,334
October	2,985	2,775
November	3,615	3,259
December	4,074	3,916
January	4,187	4,266
February	4,808	4,822
March	5,083	5,102
April	5,368	
May	5,379	
June	5,411	

QUALITY

	Quantity	Base Number	Contract	AT	Region	England
% of FP17s for the same patient ID Re-attending within 3 months - Children	1	10	10.0%	11.2%	11.8%	12.3%
% of FP17s for the same patient ID Re-attending within 3 months - Adults	218	1,133	19.2%	16.3%	17.1%	16.7%
% of FP17s for the same patient ID Re-attending between 3 & 9 months - Children	1	10	10.0%	42.1%	46.5%	57.6%
% of FP17s for the same patient ID Re-attending between 3 & 9 months - Adults	238	1,133	21.0%	35.0%	37.6%	50.1%
% of FP17s for Band 1 Urgent Courses	217	1,041	20.8%	10.8%	10.7%	9.1%
% of FP17s Relating to Free Repair or Replacements	1	1,041	0.1%	0.5%	0.6%	0.8%
% of FP17s Relating to Continuations	10	1,041	1.0%	0.8%	0.9%	1.2%
% of Patients satisfied with the dentistry they have received	2	2	N/A	89.3%	90.4%	92.8%
% of Patients satisfied with the time they had to wait for an appointment	1	2	N/A	80.6%	83.7%	88.7%

* This is based on patients treated on this contract for their most recent course of treatment. Figures in italics indicate the base number of FP17s or Patient Questionnaire responses are less than 100. N/A is shown where the base number of responses is less than 10 during the period. % is calculated as Quantity/Base number*100

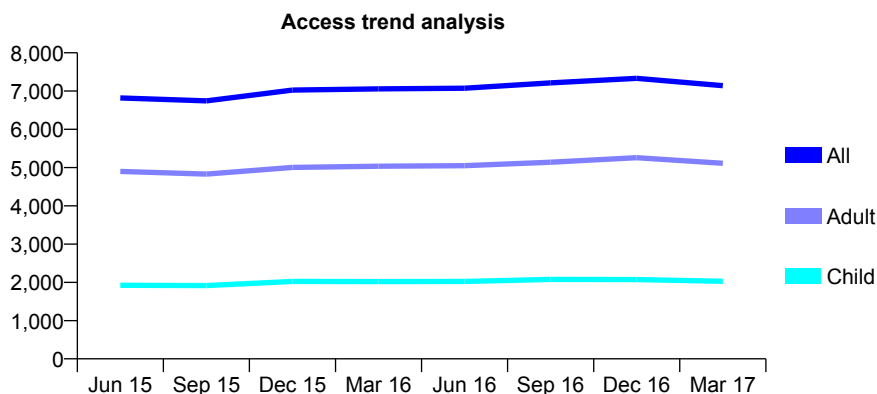
Q61 - Vital Signs At a Glance Contract Report for 907553/0001 - March 2017

Name or company name	MR AS SHAH
Contract type name	PDS Contract
Purpose of contract	General
Contract start date	01/04/2006
Contract end date	31/03/2018

16/17 Contracted general activity (UDA)	21,077
Carry forward general activity (UDA)	7
16/17 Contracted orthodontic activity (UOA)	0
Carry forward orthodontic activity (UOA)	0
Baseline contract value	£747,319.25

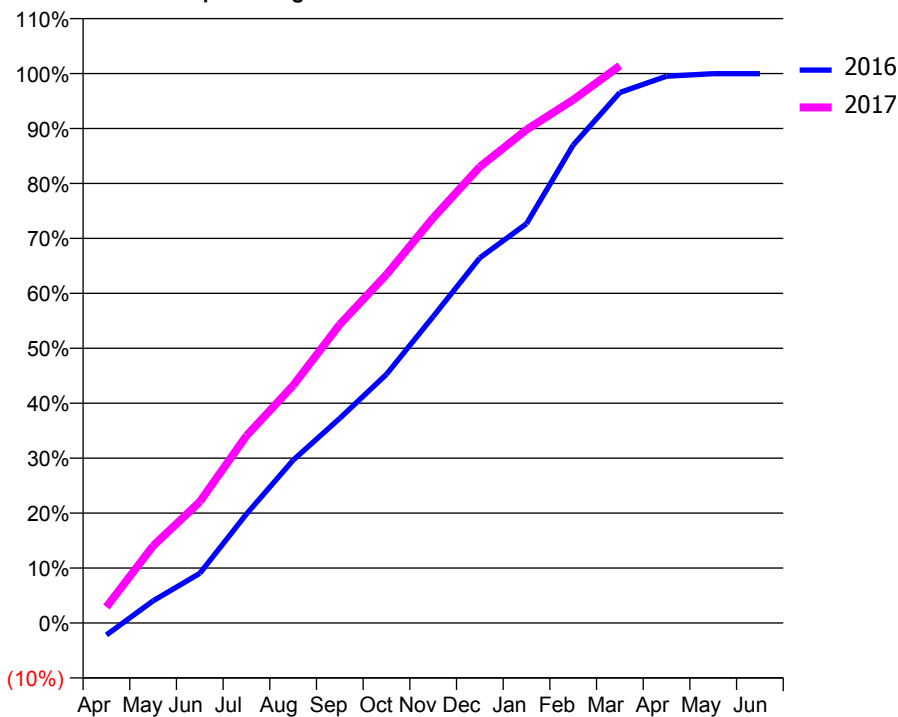
ACCESS*

Patients seen in 24 months	Total	Change since previous quarter
Quarter ending March 2016	7,057	
Quarter ending June 2016	7,074	→
Quarter ending September 2016	7,214	→
Quarter ending December 2016	7,332	→
Quarter ending March 2017	7,139	↓
Variance since March 2016	1.2%	→



ACTIVITY

Cumulative percentage of contracted UDA delivered 2016 & 2017



Month	Adjusted Scheduled Activity (UDA)	
	2016	2017
April	-464	614
May	853	2,957
June	1,905	4,654
July	4,182	7,186
August	6,250	9,110
September	7,855	11,456
October	9,541	13,370
November	11,755	15,543
December	14,005	17,502
January	15,314	18,923
February	18,335	20,066
March	20,348	21,376
April	20,973	
May	21,069	
June	21,070	

QUALITY

	Quantity	Base Number	Contract	AT	Region	England
% of FP17s for the same patient ID Re-attending within 3 months - Children	270	2,159	12.5%	11.2%	11.8%	12.3%
% of FP17s for the same patient ID Re-attending within 3 months - Adults	1,091	5,364	20.3%	16.3%	17.1%	16.7%
% of FP17s for the same patient ID Re-attending between 3 & 9 months - Children	580	2,159	26.9%	42.1%	46.5%	57.6%
% of FP17s for the same patient ID Re-attending between 3 & 9 months - Adults	1,505	5,364	28.1%	35.0%	37.6%	50.1%
% of FP17s for Band 1 Urgent Courses	1,392	7,212	19.3%	10.8%	10.7%	9.1%
% of FP17s Relating to Free Repair or Replacements	30	7,212	0.4%	0.5%	0.6%	0.8%
% of FP17s Relating to Continuations	37	7,212	0.5%	0.8%	0.9%	1.2%
% of Patients satisfied with the dentistry they have received	13	14	92.9%	89.3%	90.4%	92.8%
% of Patients satisfied with the time they had to wait for an appointment	12	14	85.7%	80.6%	83.7%	88.7%

* This is based on patients treated on this contract for their most recent course of treatment. Figures in italics indicate the base number of FP17s or Patient Questionnaire responses are less than 100. N/A is shown where the base number of responses is less than 10 during the period. % is calculated as Quantity/Base number*100

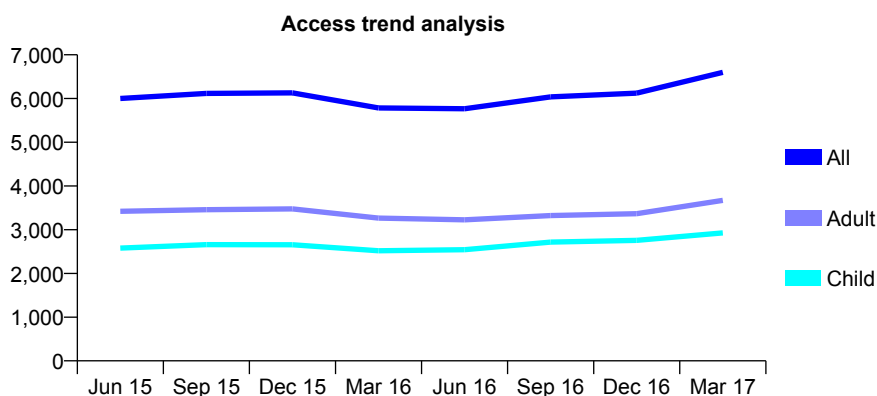
Q61 - Vital Signs At a Glance Contract Report for 907901/0007 - March 2017

Name or company name	MR GK MALHOTRA
Contract type name	GDS Contract
Purpose of contract	General
Contract start date	01/04/2006
Contract end date	

16/17 Contracted general activity (UDA)	18,691
Carry forward general activity (UDA)	-354
16/17 Contracted orthodontic activity (UOA)	0
Carry forward orthodontic activity (UOA)	0
Baseline contract value	£536,720.28

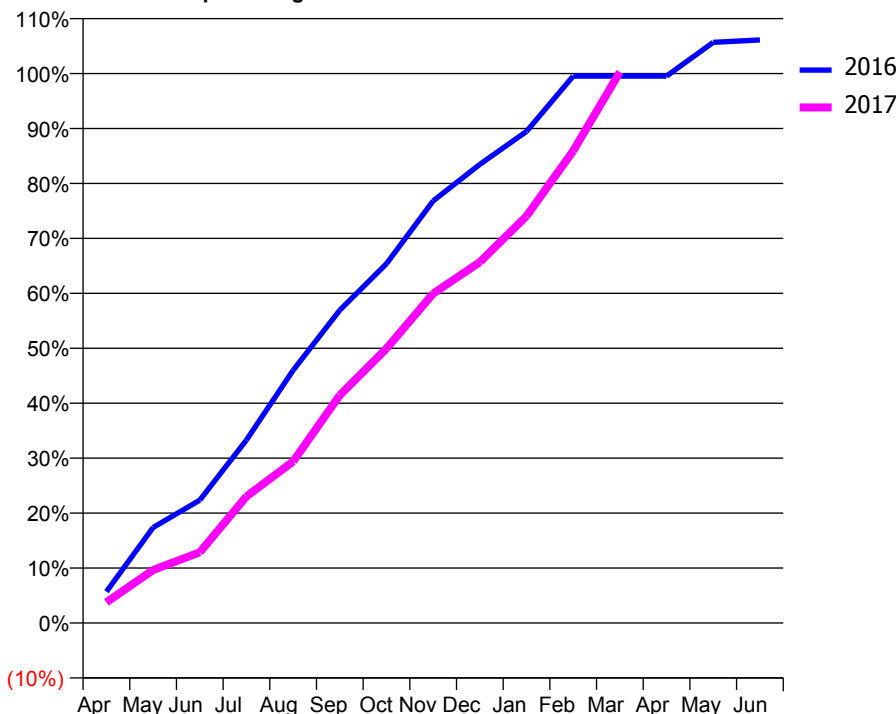
ACCESS*

Patients seen in 24 months	Total	Change since previous quarter
Quarter ending March 2016	5,785	
Quarter ending June 2016	5,767	→
Quarter ending September 2016	6,039	↑
Quarter ending December 2016	6,122	→
Quarter ending March 2017	6,599	↑
Variance since March 2016	14.1%	↑



ACTIVITY

Cumulative percentage of contracted UDA delivered 2016 & 2017



Month	Adjusted Scheduled Activity (UDA)	
	2016	2017
April	1,011	705
May	3,078	1,802
June	3,958	2,408
July	5,892	4,308
August	8,136	5,497
September	10,072	7,751
October	11,568	9,338
November	13,591	11,206
December	14,765	12,274
January	15,825	13,840
February	17,610	16,057
March	17,610	18,746
April	17,610	
May	18,693	
June	18,773	

QUALITY

	Quantity	Base Number	Contract	AT	Region	England
% of FP17s for the same patient ID Re-attending within 3 months - Children	223	3,651	6.1%	11.2%	11.8%	12.3%
% of FP17s for the same patient ID Re-attending within 3 months - Adults	408	3,989	10.2%	16.3%	17.1%	16.7%
% of FP17s for the same patient ID Re-attending between 3 & 9 months - Children	1,235	3,651	33.8%	42.1%	46.5%	57.6%
% of FP17s for the same patient ID Re-attending between 3 & 9 months - Adults	1,198	3,989	30.0%	35.0%	37.6%	50.1%
% of FP17s for Band 1 Urgent Courses	230	7,118	3.2%	10.8%	10.7%	9.1%
% of FP17s Relating to Free Repair or Replacements	16	7,118	0.2%	0.5%	0.6%	0.8%
% of FP17s Relating to Continuations	81	7,118	1.1%	0.8%	0.9%	1.2%
% of Patients satisfied with the dentistry they have received	2	2	N/A	89.3%	90.4%	92.8%
% of Patients satisfied with the time they had to wait for an appointment	2	2	N/A	80.6%	83.7%	88.7%

* This is based on patients treated on this contract for their most recent course of treatment. Figures in italics indicate the base number of FP17s or Patient Questionnaire responses are less than 100. N/A is shown where the base number of responses is less than 10 during the period. % is calculated as Quantity/Base number*100

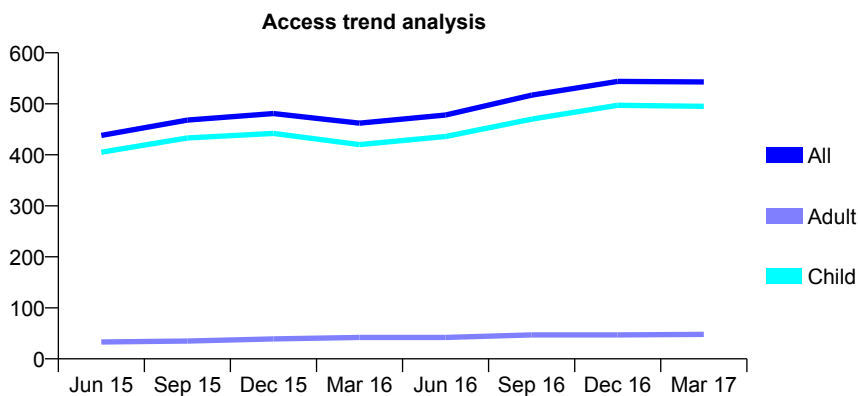
Q61 - Vital Signs At a Glance Contract Report for 910716/0001 - March 2017

Name or company name	MR JS BLISS
Contract type name	GDS Contract
Purpose of contract	General
Contract start date	01/04/2006
Contract end date	

16/17 Contracted general activity (UDA)	550
Carry forward general activity (UDA)	-7
16/17 Contracted orthodontic activity (UOA)	0
Carry forward orthodontic activity (UOA)	0
Baseline contract value	£13,343.15

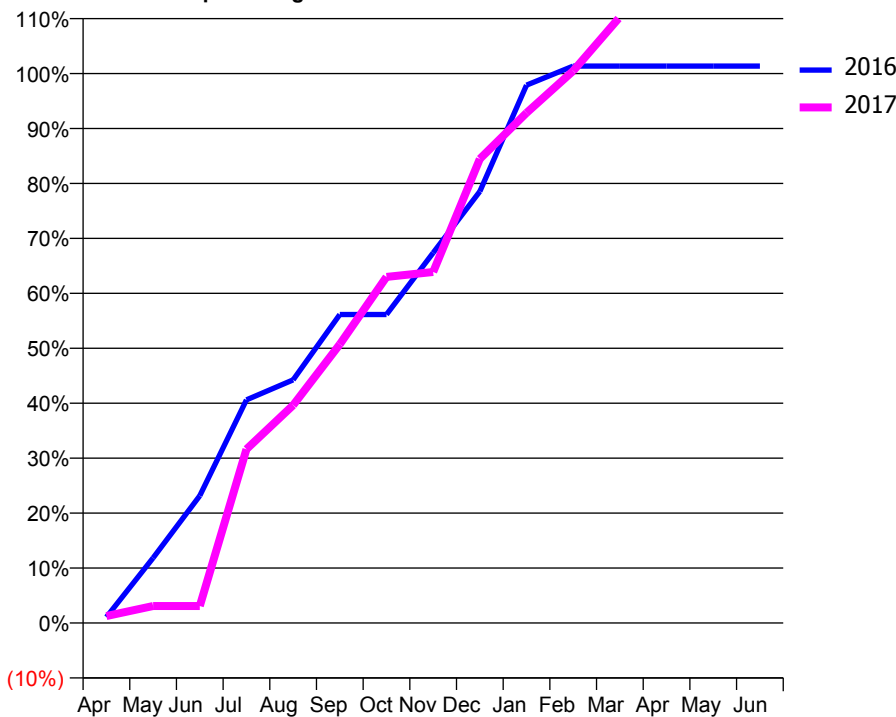
ACCESS*

Patients seen in 24 months	Total	Change since previous quarter
Quarter ending March 2016	462	
Quarter ending June 2016	478	↑
Quarter ending September 2016	517	↑
Quarter ending December 2016	544	↑
Quarter ending March 2017	543	→
Variance since March 2016	17.5%	↑



ACTIVITY

Cumulative percentage of contracted UDA delivered 2016 & 2017



Month	Adjusted Scheduled Activity (UDA)	
	2016	2017
April	6	7
May	65	17
June	127	17
July	223	174
August	243	218
September	309	279
October	309	346
November	371	351
December	432	465
January	538	511
February	557	553
March	557	607
April	557	
May	557	
June	557	

QUALITY

	Quantity	Base Number	Contract	AT	Region	England
% of FP17s for the same patient ID Re-attending within 3 months - Children	14	415	3.4%	11.2%	11.8%	12.3%
% of FP17s for the same patient ID Re-attending within 3 months - Adults	1	19	5.3%	16.3%	17.1%	16.7%
% of FP17s for the same patient ID Re-attending between 3 & 9 months - Children	78	415	18.8%	42.1%	46.5%	57.6%
% of FP17s for the same patient ID Re-attending between 3 & 9 months - Adults	4	19	21.1%	35.0%	37.6%	50.1%
% of FP17s for Band 1 Urgent Courses	3	434	0.7%	10.8%	10.7%	9.1%
% of FP17s Relating to Free Repair or Replacements	0	434	0.0%	0.5%	0.6%	0.8%
% of FP17s Relating to Continuations	0	434	0.0%	0.8%	0.9%	1.2%
% of Patients satisfied with the dentistry they have received	3	3	N/A	89.3%	90.4%	92.8%
% of Patients satisfied with the time they had to wait for an appointment	3	3	N/A	80.6%	83.7%	88.7%

* This is based on patients treated on this contract for their most recent course of treatment. Figures in italics indicate the base number of FP17s or Patient Questionnaire responses are less than 100. N/A is shown where the base number of responses is less than 10 during the period. % is calculated as Quantity/Base number*100

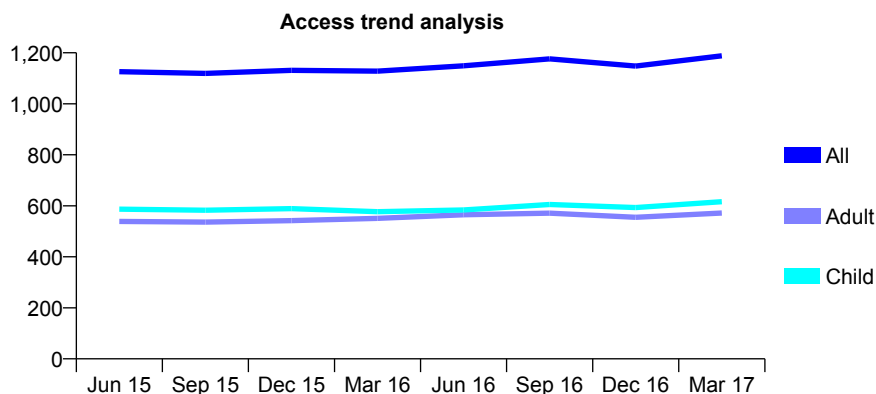
Q61 - Vital Signs At a Glance Contract Report for 912085/0001 - March 2017

Name or company name	MR MP BASS
Contract type name	GDS Contract
Purpose of contract	General
Contract start date	01/04/2006
Contract end date	

16/17 Contracted general activity (UDA)	2,738
Carry forward general activity (UDA)	38
16/17 Contracted orthodontic activity (UOA)	0
Carry forward orthodontic activity (UOA)	0
Baseline contract value	£59,499.65

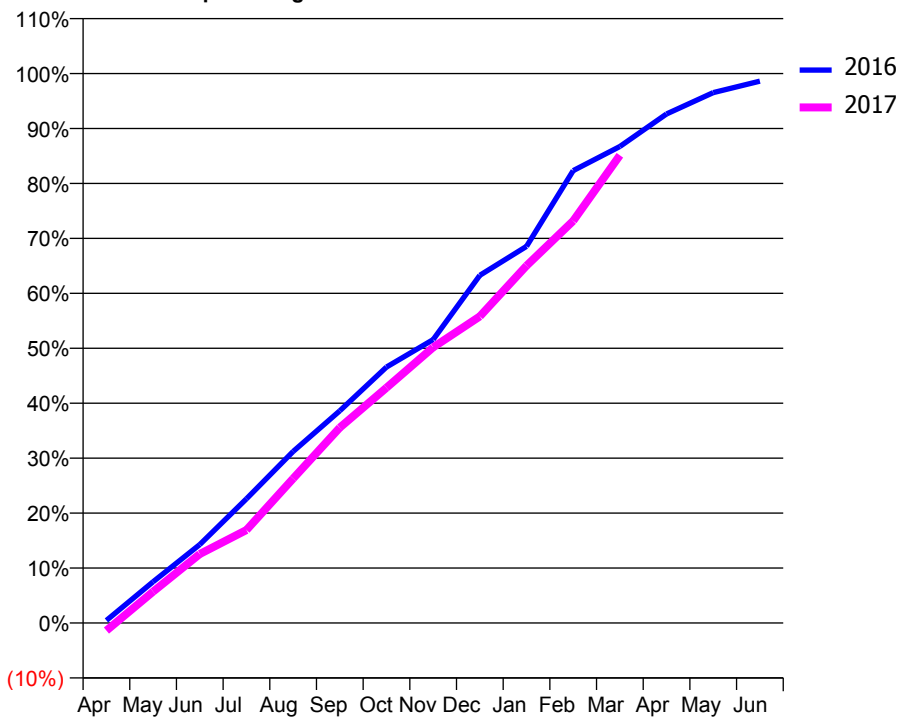
ACCESS*

Patients seen in 24 months	Total	Change since previous quarter
Quarter ending March 2016	1,128	
Quarter ending June 2016	1,149	→
Quarter ending September 2016	1,176	↑
Quarter ending December 2016	1,148	↓
Quarter ending March 2017	1,188	↑
Variance since March 2016	5.3%	↑



ACTIVITY

Cumulative percentage of contracted UDA delivered 2016 & 2017



Month	Adjusted Scheduled Activity (UDA)	
	2016	2017
April	13	-38
May	205	157
June	391	344
July	619	463
August	855	720
September	1,057	973
October	1,275	1,173
November	1,412	1,374
December	1,732	1,528
January	1,877	1,781
February	2,254	2,004
March	2,374	2,331
April	2,536	
May	2,643	
June	2,700	

QUALITY

	Quantity	Base Number	Contract	AT	Region	England
% of FP17s for the same patient ID Re-attending within 3 months - Children	63	668	9.4%	11.2%	11.8%	12.3%
% of FP17s for the same patient ID Re-attending within 3 months - Adults	137	669	20.5%	16.3%	17.1%	16.7%
% of FP17s for the same patient ID Re-attending between 3 & 9 months - Children	254	668	38.0%	42.1%	46.5%	57.6%
% of FP17s for the same patient ID Re-attending between 3 & 9 months - Adults	220	669	32.9%	35.0%	37.6%	50.1%
% of FP17s for Band 1 Urgent Courses	59	1,181	5.0%	10.8%	10.7%	9.1%
% of FP17s Relating to Free Repair or Replacements	19	1,181	1.6%	0.5%	0.6%	0.8%
% of FP17s Relating to Continuations	8	1,181	0.7%	0.8%	0.9%	1.2%
% of Patients satisfied with the dentistry they have received	1	1	N/A	89.3%	90.4%	92.8%
% of Patients satisfied with the time they had to wait for an appointment	1	1	N/A	80.6%	83.7%	88.7%

* This is based on patients treated on this contract for their most recent course of treatment. Figures in italics indicate the base number of FP17s or Patient Questionnaire responses are less than 100. N/A is shown where the base number of responses is less than 10 during the period. % is calculated as Quantity/Base number*100

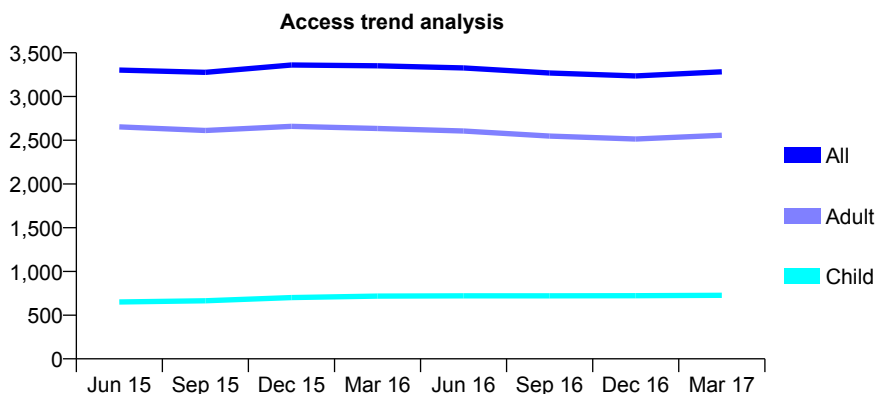
Q61 - Vital Signs At a Glance Contract Report for 912468/0001 - March 2017

Name or company name	MR KN FALEKKOS
Contract type name	GDS Contract
Purpose of contract	General
Contract start date	01/04/2006
Contract end date	

16/17 Contracted general activity (UDA)	8,701
Carry forward general activity (UDA)	61
16/17 Contracted orthodontic activity (UOA)	0
Carry forward orthodontic activity (UOA)	0
Baseline contract value	£236,435.82

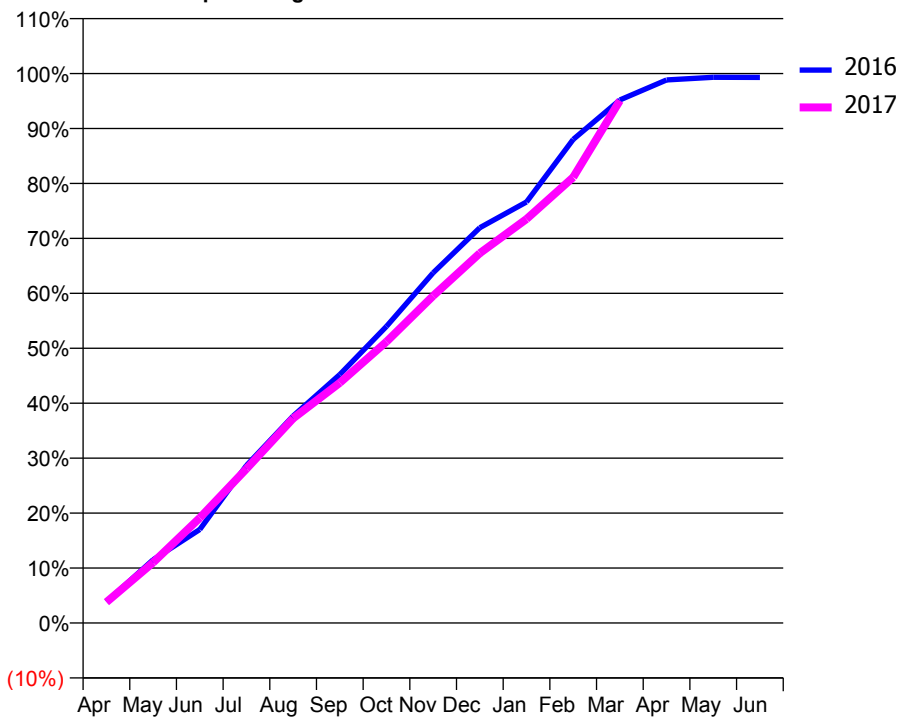
ACCESS*

Patients seen in 24 months	Total	Change since previous quarter
Quarter ending March 2016	3,351	
Quarter ending June 2016	3,327	→
Quarter ending September 2016	3,269	↓
Quarter ending December 2016	3,236	↓
Quarter ending March 2017	3,283	→
Variance since March 2016	(2.0%)	↓



ACTIVITY

Cumulative percentage of contracted UDA delivered 2016 & 2017



Month	Adjusted Scheduled Activity (UDA)	
	2016	2017
April	336	331
May	1,001	958
June	1,482	1,666
July	2,495	2,442
August	3,279	3,239
September	3,935	3,805
October	4,697	4,454
November	5,545	5,180
December	6,259	5,856
January	6,666	6,396
February	7,658	7,057
March	8,282	8,271
April	8,598	
May	8,642	
June	8,640	

QUALITY

	Quantity	Base Number	Contract	AT	Region	England
% of FP17s for the same patient ID Re-attending within 3 months - Children	47	905	5.2%	11.2%	11.8%	12.3%
% of FP17s for the same patient ID Re-attending within 3 months - Adults	295	2,793	10.6%	16.3%	17.1%	16.7%
% of FP17s for the same patient ID Re-attending between 3 & 9 months - Children	463	905	51.2%	42.1%	46.5%	57.6%
% of FP17s for the same patient ID Re-attending between 3 & 9 months - Adults	1,177	2,793	42.1%	35.0%	37.6%	50.1%
% of FP17s for Band 1 Urgent Courses	354	3,553	10.0%	10.8%	10.7%	9.1%
% of FP17s Relating to Free Repair or Replacements	4	3,553	0.1%	0.5%	0.6%	0.8%
% of FP17s Relating to Continuations	1	3,553	0.0%	0.8%	0.9%	1.2%
% of Patients satisfied with the dentistry they have received	3	3	N/A	89.3%	90.4%	92.8%
% of Patients satisfied with the time they had to wait for an appointment	3	3	N/A	80.6%	83.7%	88.7%

* This is based on patients treated on this contract for their most recent course of treatment. Figures in italics indicate the base number of FP17s or Patient Questionnaire responses are less than 100. N/A is shown where the base number of responses is less than 10 during the period. % is calculated as Quantity/Base number*100

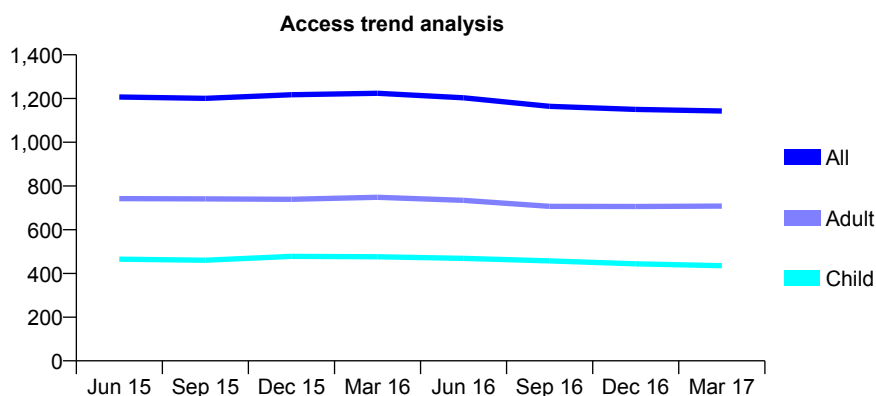
Q61 - Vital Signs At a Glance Contract Report for 914681/0001 - March 2017

Name or company name	MR VK SETHI
Contract type name	GDS Contract
Purpose of contract	General
Contract start date	01/04/2006
Contract end date	

16/17 Contracted general activity (UDA)	4,926
Carry forward general activity (UDA)	28
16/17 Contracted orthodontic activity (UOA)	0
Carry forward orthodontic activity (UOA)	0
Baseline contract value	£169,758.21

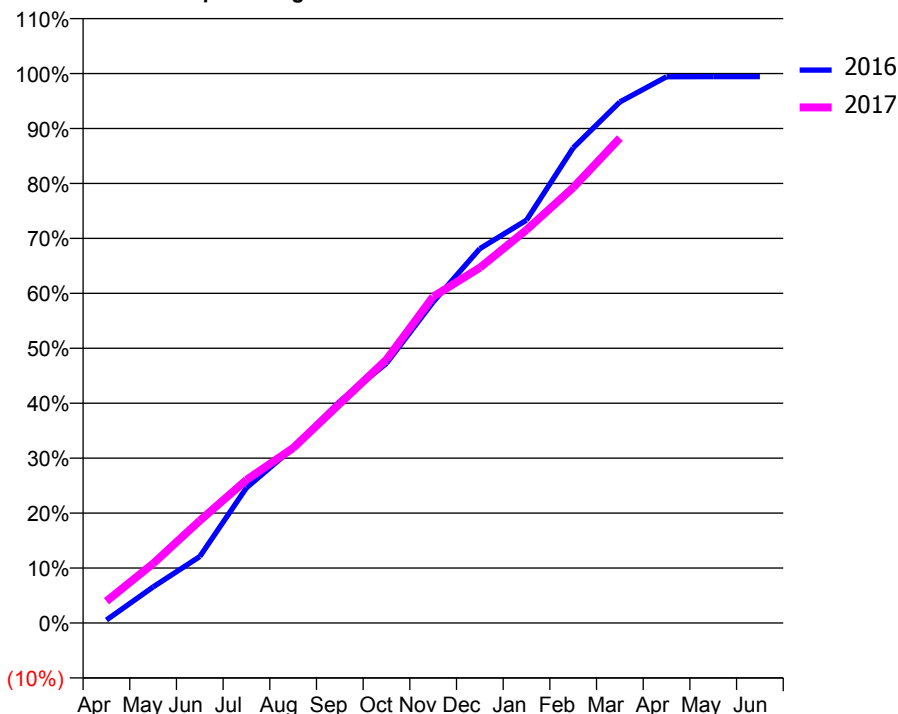
ACCESS*

Patients seen in 24 months	Total	Change since previous quarter
Quarter ending March 2016	1,224	
Quarter ending June 2016	1,203	↓
Quarter ending September 2016	1,164	↓
Quarter ending December 2016	1,150	↓
Quarter ending March 2017	1,143	→
Variance since March 2016	(6.6%)	↓



ACTIVITY

Cumulative percentage of contracted UDA delivered 2016 & 2017



Month	Adjusted Scheduled Activity (UDA)	
	2016	2017
April	27	195
May	324	532
June	595	917
July	1,213	1,284
August	1,569	1,569
September	1,987	1,967
October	2,329	2,362
November	2,878	2,925
December	3,356	3,185
January	3,612	3,525
February	4,260	3,903
March	4,671	4,347
April	4,897	
May	4,898	
June	4,898	

QUALITY

	Quantity	Base Number	Contract	AT	Region	England
% of FP17s for the same patient ID Re-attending within 3 months - Children	55	693	7.9%	11.2%	11.8%	12.3%
% of FP17s for the same patient ID Re-attending within 3 months - Adults	186	933	19.9%	16.3%	17.1%	16.7%
% of FP17s for the same patient ID Re-attending between 3 & 9 months - Children	449	693	64.8%	42.1%	46.5%	57.6%
% of FP17s for the same patient ID Re-attending between 3 & 9 months - Adults	492	933	52.7%	35.0%	37.6%	50.1%
% of FP17s for Band 1 Urgent Courses	130	1,556	8.4%	10.8%	10.7%	9.1%
% of FP17s Relating to Free Repair or Replacements	0	1,556	0.0%	0.5%	0.6%	0.8%
% of FP17s Relating to Continuations	10	1,556	0.6%	0.8%	0.9%	1.2%
% of Patients satisfied with the dentistry they have received	1	2	N/A	89.3%	90.4%	92.8%
% of Patients satisfied with the time they had to wait for an appointment	2	2	N/A	80.6%	83.7%	88.7%

* This is based on patients treated on this contract for their most recent course of treatment. Figures in italics indicate the base number of FP17s or Patient Questionnaire responses are less than 100. N/A is shown where the base number of responses is less than 10 during the period. % is calculated as Quantity/Base number*100

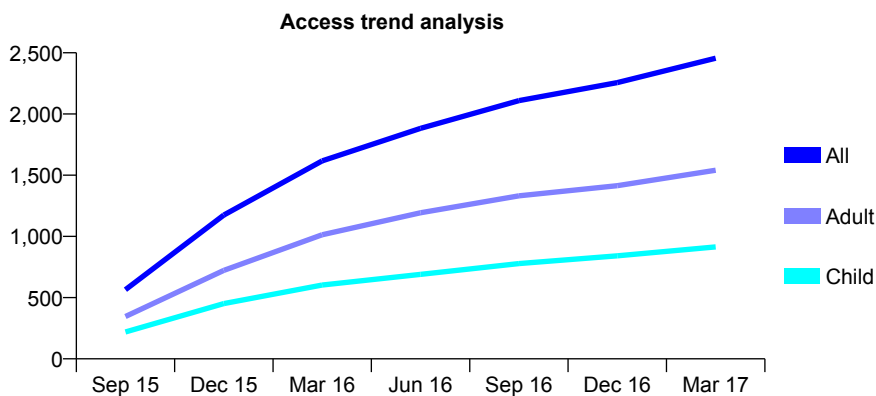
Q61 - Vital Signs At a Glance Contract Report for 916358/0002 - March 2017

Name or company name	MR PD CLESHAM
Contract type name	GDS Contract
Purpose of contract	General
Contract start date	01/05/2015
Contract end date	

16/17 Contracted general activity (UDA)	7,986
Carry forward general activity (UDA)	119
16/17 Contracted orthodontic activity (UOA)	0
Carry forward orthodontic activity (UOA)	0
Baseline contract value	£217,891.55

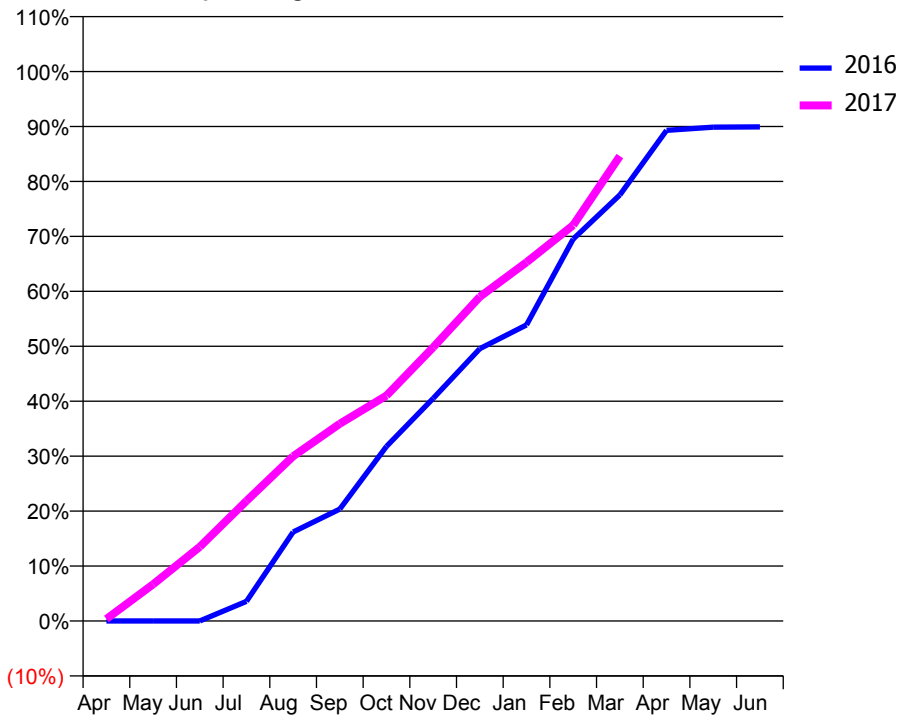
ACCESS*

Patients seen in 24 months	Total	Change since previous quarter
Quarter ending March 2016	1,617	
Quarter ending June 2016	1,883	↑
Quarter ending September 2016	2,110	↑
Quarter ending December 2016	2,256	↑
Quarter ending March 2017	2,456	↑
Variance since March 2016	51.9%	↑



ACTIVITY

Cumulative percentage of contracted UDA delivered 2016 & 2017



Month	Adjusted Scheduled Activity (UDA)	
	2016	2017
April	0	31
May	0	534
June	0	1,078
July	261	1,745
August	1,186	2,394
September	1,491	2,868
October	2,325	3,277
November	2,965	3,977
December	3,629	4,711
January	3,945	5,213
February	5,088	5,753
March	5,676	6,757
April	6,536	
May	6,579	
June	6,581	

QUALITY

	Quantity	Base Number	Contract	AT	Region	England
% of FP17s for the same patient ID Re-attending within 3 months - Children	51	984	5.2%	11.2%	11.8%	12.3%
% of FP17s for the same patient ID Re-attending within 3 months - Adults	204	1,687	12.1%	16.3%	17.1%	16.7%
% of FP17s for the same patient ID Re-attending between 3 & 9 months - Children	304	984	30.9%	42.1%	46.5%	57.6%
% of FP17s for the same patient ID Re-attending between 3 & 9 months - Adults	593	1,687	35.2%	35.0%	37.6%	50.1%
% of FP17s for Band 1 Urgent Courses	185	2,433	7.6%	10.8%	10.7%	9.1%
% of FP17s Relating to Free Repair or Replacements	0	2,433	0.0%	0.5%	0.6%	0.8%
% of FP17s Relating to Continuations	3	2,433	0.1%	0.8%	0.9%	1.2%
% of Patients satisfied with the dentistry they have received	2	2	N/A	89.3%	90.4%	92.8%
% of Patients satisfied with the time they had to wait for an appointment	2	2	N/A	80.6%	83.7%	88.7%

* This is based on patients treated on this contract for their most recent course of treatment. Figures in italics indicate the base number of FP17s or Patient Questionnaire responses are less than 100. N/A is shown where the base number of responses is less than 10 during the period. % is calculated as Quantity/Base number*100

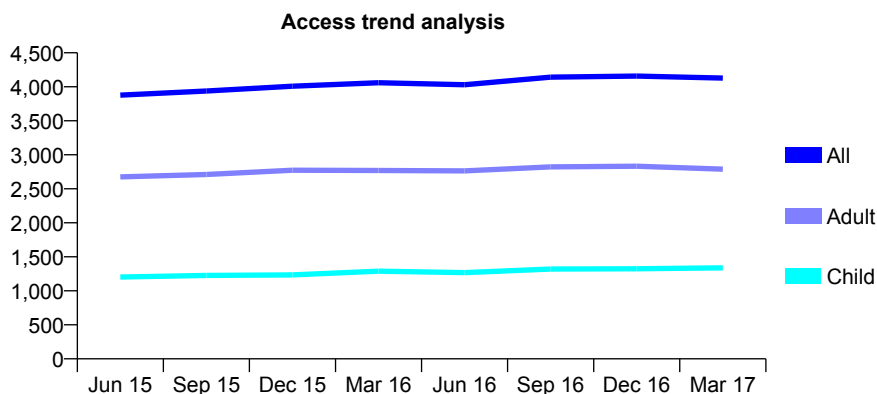
Q61 - Vital Signs At a Glance Contract Report for 917079/0001 - March 2017

Name or company name	MRS A LEE
Contract type name	GDS Contract
Purpose of contract	General and Orthodontic
Contract start date	01/04/2006
Contract end date	

16/17 Contracted general activity (UDA)	9,302
Carry forward general activity (UDA)	4
16/17 Contracted orthodontic activity (UOA)	1,353
Carry forward orthodontic activity (UOA)	3
Baseline contract value	£374,365.28

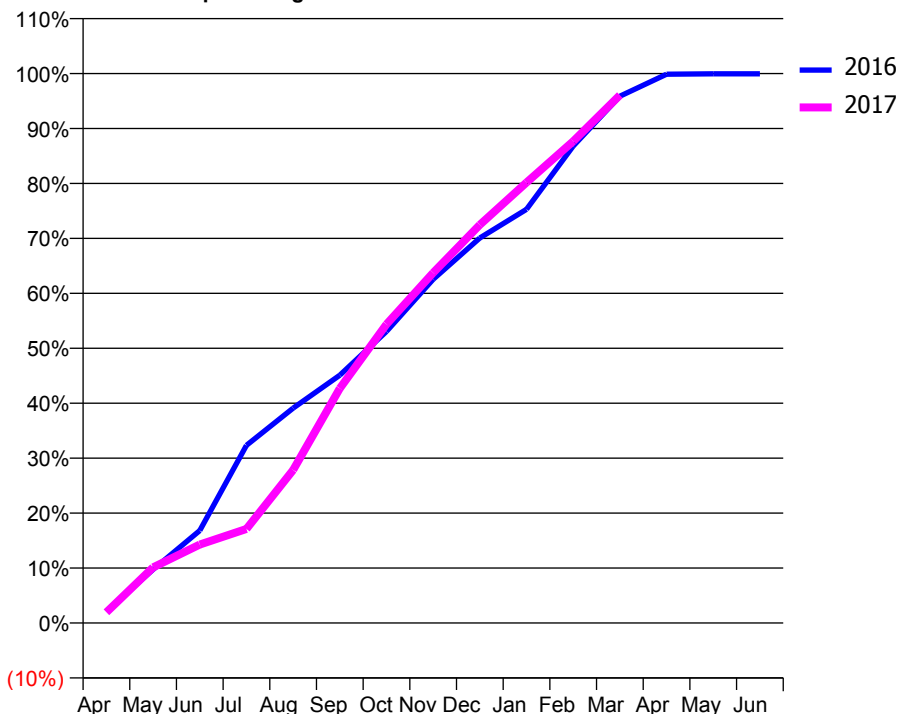
ACCESS*

Patients seen in 24 months	Total	Change since previous quarter
Quarter ending March 2016	4,059	
Quarter ending June 2016	4,030	→
Quarter ending September 2016	4,143	↑
Quarter ending December 2016	4,157	→
Quarter ending March 2017	4,129	→
Variance since March 2016	1.7%	→



ACTIVITY

Cumulative percentage of contracted UDA delivered 2016 & 2017



Adjusted Scheduled Activity (UDA)

Month	2016	2017
April	203	183
May	906	943
June	1,564	1,328
July	3,008	1,593
August	3,637	2,591
September	4,195	3,971
October	4,935	5,056
November	5,819	5,929
December	6,519	6,742
January	7,004	7,457
February	8,074	8,154
March	8,917	8,937
April	9,290	
May	9,298	
June	9,298	

QUALITY

	Quantity	Base Number	Contract	AT	Region	England
% of FP17s for the same patient ID Re-attending within 3 months - Children	148	1,602	9.2%	11.2%	11.8%	12.3%
% of FP17s for the same patient ID Re-attending within 3 months - Adults	371	2,715	13.7%	16.3%	17.1%	16.7%
% of FP17s for the same patient ID Re-attending between 3 & 9 months - Children	498	1,602	31.1%	42.1%	46.5%	57.6%
% of FP17s for the same patient ID Re-attending between 3 & 9 months - Adults	818	2,715	30.1%	35.0%	37.6%	50.1%
% of FP17s for Band 1 Urgent Courses	258	4,004	6.4%	10.8%	10.7%	9.1%
% of FP17s Relating to Free Repair or Replacements	18	4,004	0.4%	0.5%	0.6%	0.8%
% of FP17s Relating to Continuations	48	4,004	1.2%	0.8%	0.9%	1.2%
% of Patients satisfied with the dentistry they have received	2	2	N/A	89.3%	90.4%	92.8%
% of Patients satisfied with the time they had to wait for an appointment	2	2	N/A	80.6%	83.7%	88.7%

* This is based on patients treated on this contract for their most recent course of treatment. Figures in italics indicate the base number of FP17s or Patient Questionnaire responses are less than 100. N/A is shown where the base number of responses is less than 10 during the period. % is calculated as Quantity/Base number*100

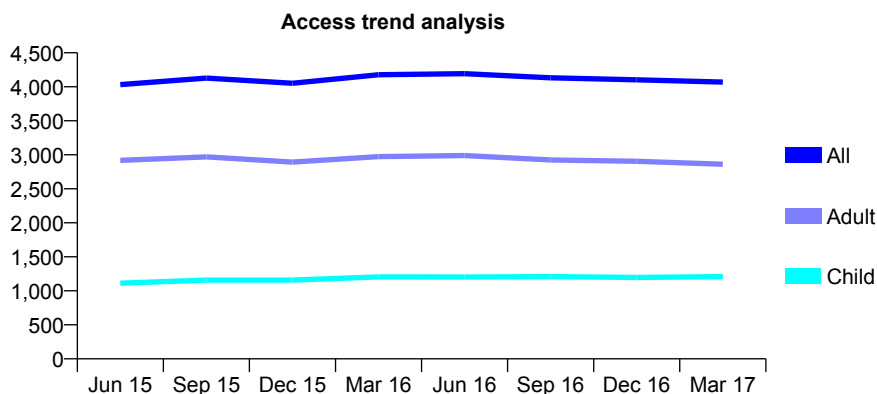
Q61 - Vital Signs At a Glance Contract Report for 918393/0001 - March 2017

Name or company name	MISS SV SMALL
Contract type name	GDS Contract
Purpose of contract	General
Contract start date	01/04/2006
Contract end date	

16/17 Contracted general activity (UDA)	9,569
Carry forward general activity (UDA)	-191
16/17 Contracted orthodontic activity (UOA)	0
Carry forward orthodontic activity (UOA)	0
Baseline contract value	£269,140.47

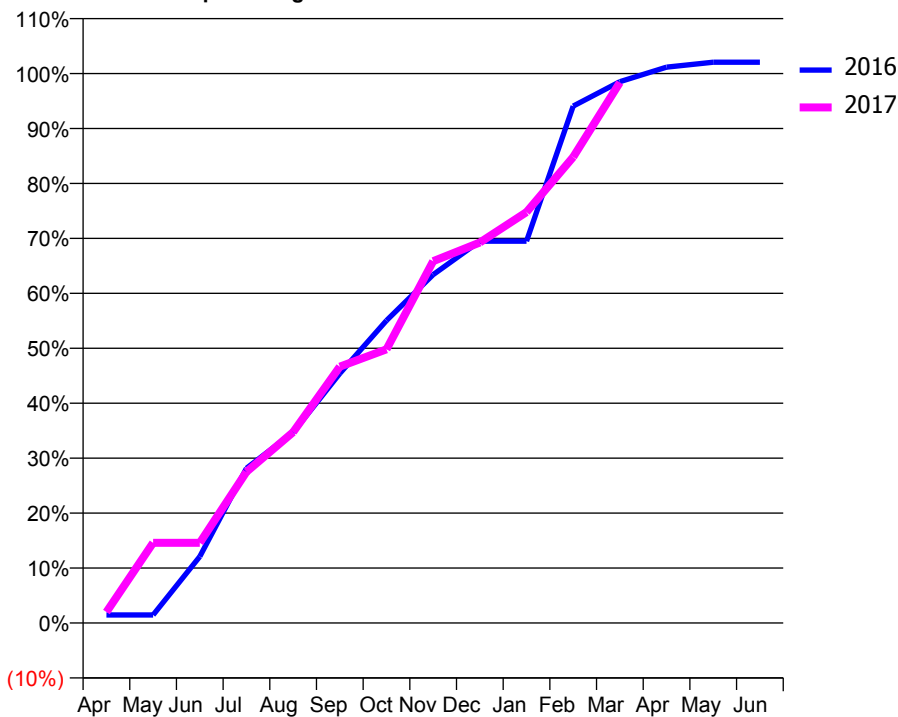
ACCESS*

Patients seen in 24 months	Total	Change since previous quarter
Quarter ending March 2016	4,178	
Quarter ending June 2016	4,193	→
Quarter ending September 2016	4,133	↓
Quarter ending December 2016	4,102	→
Quarter ending March 2017	4,070	→
Variance since March 2016	(2.6%)	↓



ACTIVITY

Cumulative percentage of contracted UDA delivered 2016 & 2017



Month	Adjusted Scheduled Activity (UDA)	
	2016	2017
April	141	191
May	141	1,397
June	1,157	1,397
July	2,695	2,631
August	3,320	3,325
September	4,346	4,463
October	5,268	4,765
November	6,066	6,301
December	6,649	6,626
January	6,649	7,157
February	9,002	8,114
March	9,427	9,413
April	9,680	
May	9,765	
June	9,765	

QUALITY

	Quantity	Base Number	Contract	AT	Region	England
% of FP17s for the same patient ID Re-attending within 3 months - Children	176	1,719	10.2%	11.2%	11.8%	12.3%
% of FP17s for the same patient ID Re-attending within 3 months - Adults	624	3,751	16.6%	16.3%	17.1%	16.7%
% of FP17s for the same patient ID Re-attending between 3 & 9 months - Children	973	1,719	56.6%	42.1%	46.5%	57.6%
% of FP17s for the same patient ID Re-attending between 3 & 9 months - Adults	1,932	3,751	51.5%	35.0%	37.6%	50.1%
% of FP17s for Band 1 Urgent Courses	567	4,760	11.9%	10.8%	10.7%	9.1%
% of FP17s Relating to Free Repair or Replacements	19	4,760	0.4%	0.5%	0.6%	0.8%
% of FP17s Relating to Continuations	78	4,760	1.6%	0.8%	0.9%	1.2%
% of Patients satisfied with the dentistry they have received	2	2	N/A	89.3%	90.4%	92.8%
% of Patients satisfied with the time they had to wait for an appointment	2	2	N/A	80.6%	83.7%	88.7%

* This is based on patients treated on this contract for their most recent course of treatment. Figures in italics indicate the base number of FP17s or Patient Questionnaire responses are less than 100. N/A is shown where the base number of responses is less than 10 during the period. % is calculated as Quantity/Base number*100

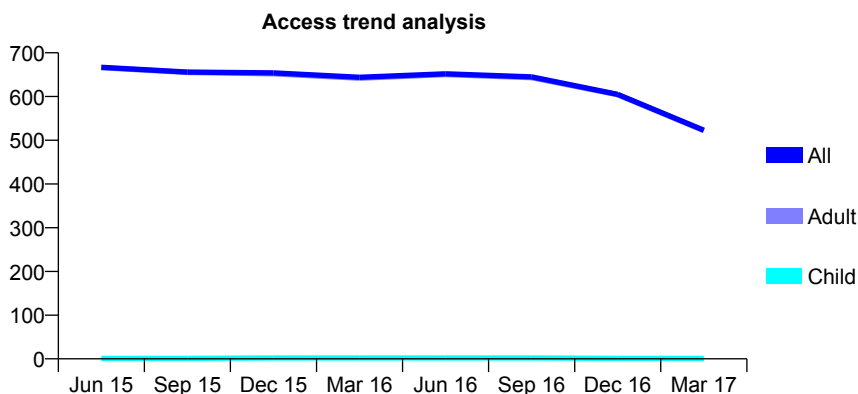
Q61 - Vital Signs At a Glance Contract Report for 921351/0007 - March 2017

Name or company name	MR PK CHOPRA
Contract type name	GDS Contract
Purpose of contract	General
Contract start date	01/04/2006
Contract end date	

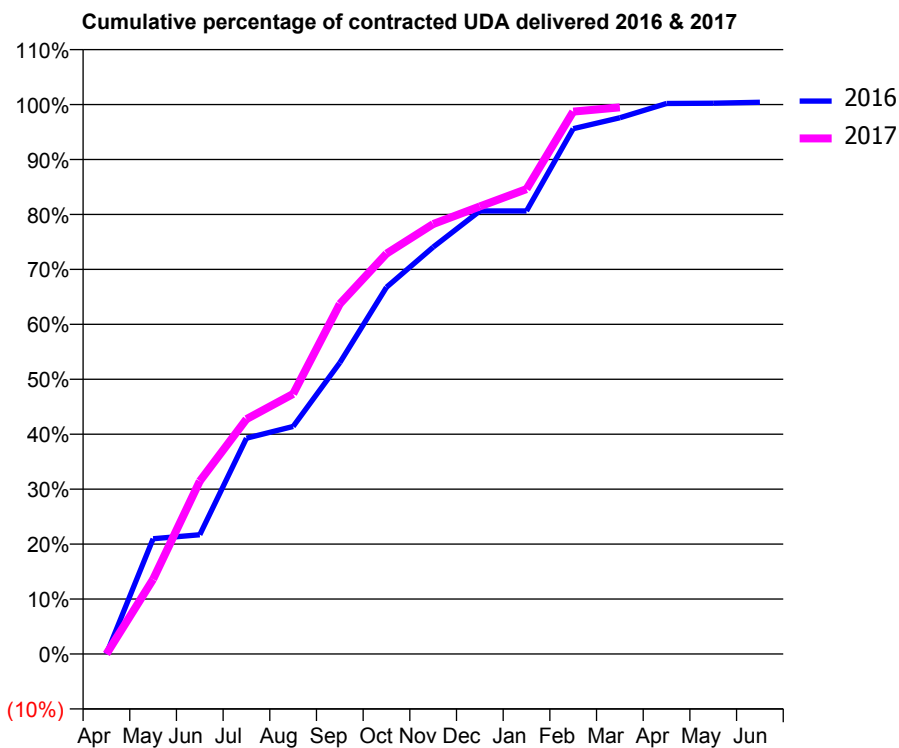
16/17 Contracted general activity (UDA)	1,800
Carry forward general activity (UDA)	0
16/17 Contracted orthodontic activity (UOA)	0
Carry forward orthodontic activity (UOA)	0
Baseline contract value	£51,508.17

ACCESS*

Patients seen in 24 months	Total	Change since previous quarter
Quarter ending March 2016	644	
Quarter ending June 2016	652	→
Quarter ending September 2016	645	↓
Quarter ending December 2016	605	↓
Quarter ending March 2017	523	↓
Variance since March 2016	(18.8%)	↓



ACTIVITY



Month	Adjusted Scheduled Activity (UDA)	
	2016	2017
April	0	0
May	378	245
June	391	566
July	707	770
August	745	852
September	954	1,147
October	1,201	1,311
November	1,333	1,408
December	1,451	1,466
January	1,451	1,523
February	1,721	1,777
March	1,757	1,791
April	1,803	
May	1,804	
June	1,807	

QUALITY

	Quantity	Base Number	Contract	AT	Region	England
% of FP17s for the same patient ID Re-attending within 3 months - Children	0	0	N/A	11.2%	11.8%	12.3%
% of FP17s for the same patient ID Re-attending within 3 months - Adults	28	358	7.8%	16.3%	17.1%	16.7%
% of FP17s for the same patient ID Re-attending between 3 & 9 months - Children	0	0	N/A	42.1%	46.5%	57.6%
% of FP17s for the same patient ID Re-attending between 3 & 9 months - Adults	24	358	6.7%	35.0%	37.6%	50.1%
% of FP17s for Band 1 Urgent Courses	114	334	34.1%	10.8%	10.7%	9.1%
% of FP17s Relating to Free Repair or Replacements	0	334	0.0%	0.5%	0.6%	0.8%
% of FP17s Relating to Continuations	3	334	0.9%	0.8%	0.9%	1.2%
% of Patients satisfied with the dentistry they have received	0	0	N/A	89.3%	90.4%	92.8%
% of Patients satisfied with the time they had to wait for an appointment	0	0	N/A	80.6%	83.7%	88.7%

* This is based on patients treated on this contract for their most recent course of treatment. Figures in italics indicate the base number of FP17s or Patient Questionnaire responses are less than 100. N/A is shown where the base number of responses is less than 10 during the period. % is calculated as Quantity/Base number*100

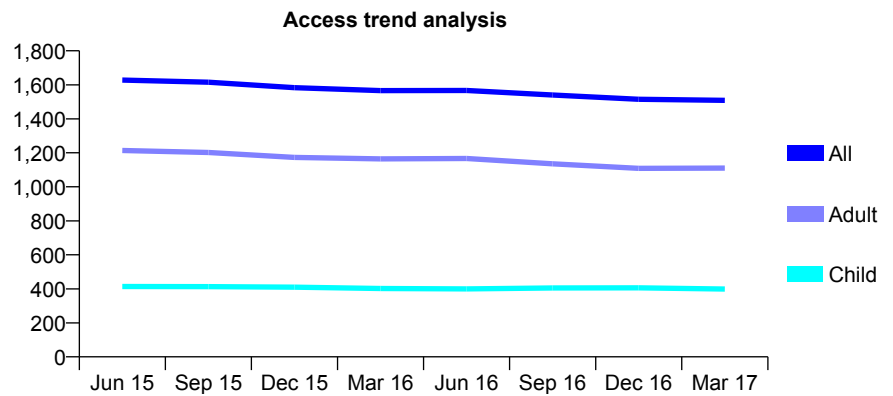
Q61 - Vital Signs At a Glance Contract Report for 921734/0001 - March 2017

Name or company name	MR N PATEL
Contract type name	GDS Contract
Purpose of contract	General
Contract start date	01/04/2006
Contract end date	

16/17 Contracted general activity (UDA)	5,448
Carry forward general activity (UDA)	-45
16/17 Contracted orthodontic activity (UOA)	0
Carry forward orthodontic activity (UOA)	0
Baseline contract value	£183,829.26

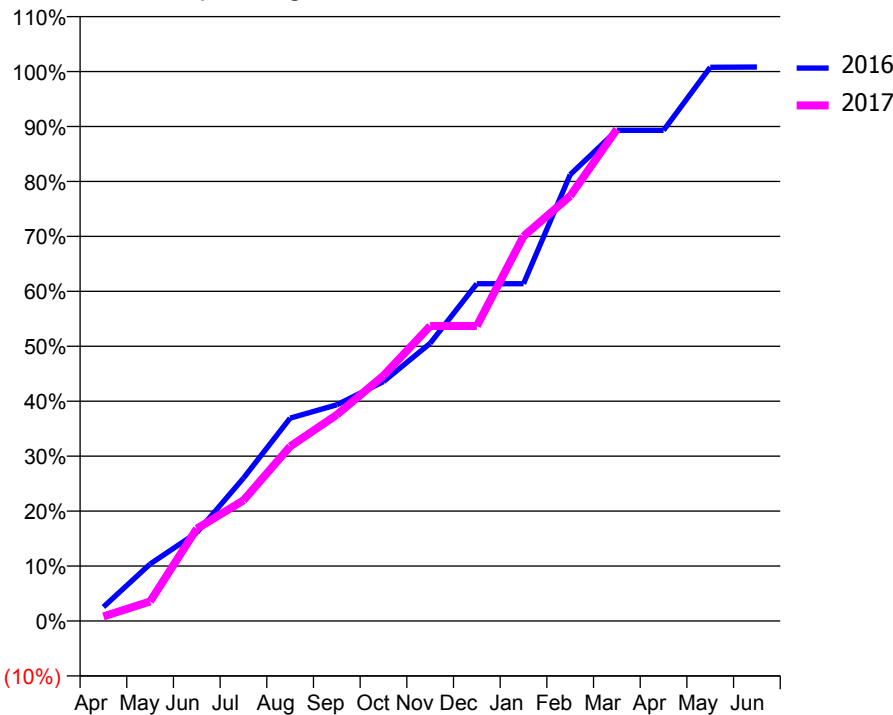
ACCESS*

Patients seen in 24 months	Total	Change since previous quarter
Quarter ending March 2016	1,566	
Quarter ending June 2016	1,567	→
Quarter ending September 2016	1,540	↓
Quarter ending December 2016	1,515	↓
Quarter ending March 2017	1,509	→
Variance since March 2016	(3.6%)	↓



ACTIVITY

Cumulative percentage of contracted UDA delivered 2016 & 2017



Month	Adjusted Scheduled Activity (UDA)	
	2016	2017
April	140	45
May	565	193
June	876	915
July	1,417	1,195
August	2,012	1,731
September	2,144	2,045
October	2,373	2,433
November	2,754	2,925
December	3,344	2,925
January	3,344	3,815
February	4,425	4,214
March	4,864	4,875
April	4,864	
May	5,490	
June	5,493	

QUALITY

	Quantity	Base Number	Contract	AT	Region	England
% of FP17s for the same patient ID Re-attending within 3 months - Children	19	430	4.4%	11.2%	11.8%	12.3%
% of FP17s for the same patient ID Re-attending within 3 months - Adults	64	1,080	5.9%	16.3%	17.1%	16.7%
% of FP17s for the same patient ID Re-attending between 3 & 9 months - Children	155	430	36.0%	42.1%	46.5%	57.6%
% of FP17s for the same patient ID Re-attending between 3 & 9 months - Adults	357	1,080	33.1%	35.0%	37.6%	50.1%
% of FP17s for Band 1 Urgent Courses	13	1,394	0.9%	10.8%	10.7%	9.1%
% of FP17s Relating to Free Repair or Replacements	0	1,394	0.0%	0.5%	0.6%	0.8%
% of FP17s Relating to Continuations	1	1,394	0.1%	0.8%	0.9%	1.2%
% of Patients satisfied with the dentistry they have received	1	1	N/A	89.3%	90.4%	92.8%
% of Patients satisfied with the time they had to wait for an appointment	1	1	N/A	80.6%	83.7%	88.7%

* This is based on patients treated on this contract for their most recent course of treatment. Figures in italics indicate the base number of FP17s or Patient Questionnaire responses are less than 100. N/A is shown where the base number of responses is less than 10 during the period. % is calculated as Quantity/Base number*100

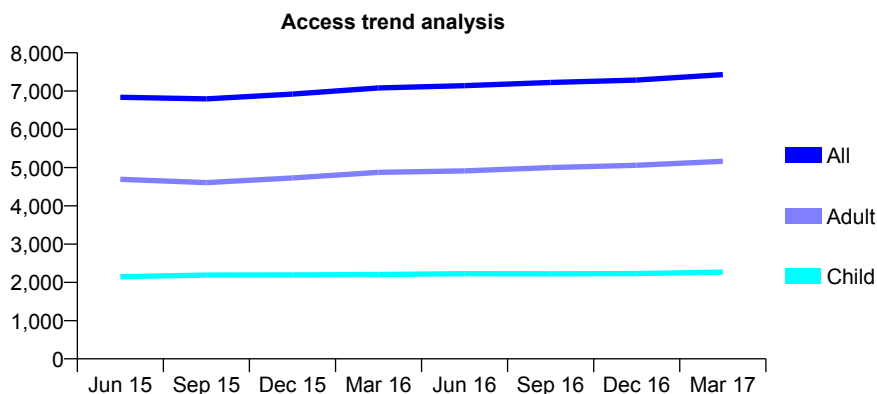
Q61 - Vital Signs At a Glance Contract Report for 921742/0002 - March 2017

Name or company name	MR AA OJETUNDE
Contract type name	GDS Contract
Purpose of contract	General
Contract start date	01/04/2006
Contract end date	

16/17 Contracted general activity (UDA)	31,006
Carry forward general activity (UDA)	-101
16/17 Contracted orthodontic activity (UOA)	0
Carry forward orthodontic activity (UOA)	0
Baseline contract value	£987,543.43

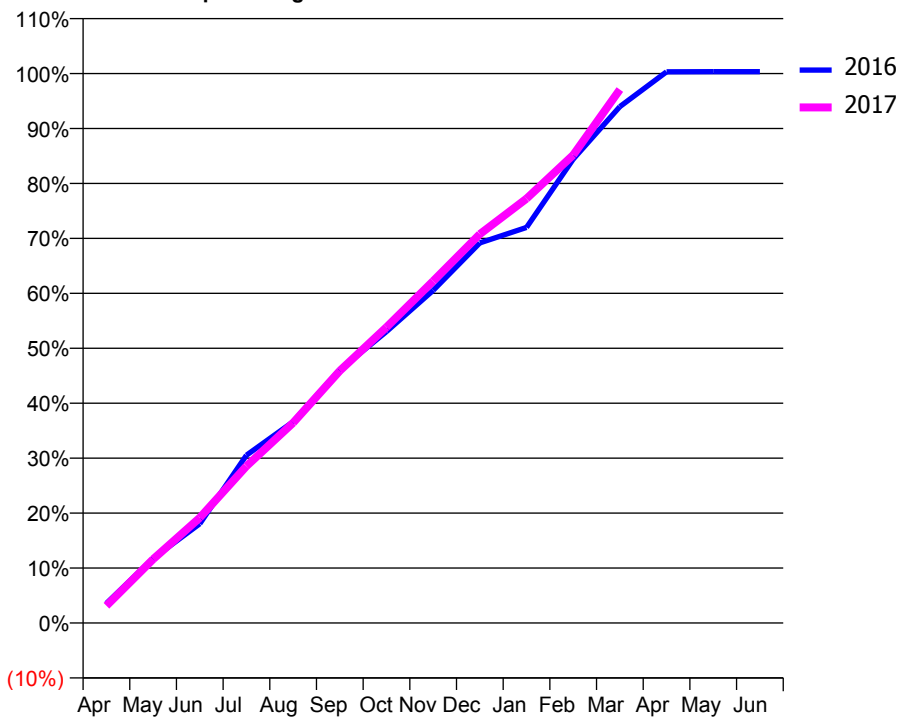
ACCESS*

Patients seen in 24 months	Total	Change since previous quarter
Quarter ending March 2016	7,081	
Quarter ending June 2016	7,139	→
Quarter ending September 2016	7,223	→
Quarter ending December 2016	7,288	→
Quarter ending March 2017	7,431	→
Variance since March 2016	4.9%	↑



ACTIVITY

Cumulative percentage of contracted UDA delivered 2016 & 2017



Month	Adjusted Scheduled Activity (UDA)	
	2016	2017
April	1,107	975
May	3,645	3,598
June	5,603	5,941
July	9,469	8,855
August	11,359	11,295
September	14,286	14,230
October	16,442	16,694
November	18,770	19,292
December	21,449	21,941
January	22,319	23,948
February	26,170	26,409
March	29,135	30,103
April	31,104	
May	31,107	
June	31,107	

QUALITY

	Quantity	Base Number	Contract	AT	Region	England
% of FP17s for the same patient ID Re-attending within 3 months - Children	198	2,443	8.1%	11.2%	11.8%	12.3%
% of FP17s for the same patient ID Re-attending within 3 months - Adults	711	5,198	13.7%	16.3%	17.1%	16.7%
% of FP17s for the same patient ID Re-attending between 3 & 9 months - Children	680	2,443	27.8%	42.1%	46.5%	57.6%
% of FP17s for the same patient ID Re-attending between 3 & 9 months - Adults	1,209	5,198	23.3%	35.0%	37.6%	50.1%
% of FP17s for Band 1 Urgent Courses	736	7,237	10.2%	10.8%	10.7%	9.1%
% of FP17s Relating to Free Repair or Replacements	81	7,237	1.1%	0.5%	0.6%	0.8%
% of FP17s Relating to Continuations	98	7,237	1.4%	0.8%	0.9%	1.2%
% of Patients satisfied with the dentistry they have received	5	5	N/A	89.3%	90.4%	92.8%
% of Patients satisfied with the time they had to wait for an appointment	4	5	N/A	80.6%	83.7%	88.7%

* This is based on patients treated on this contract for their most recent course of treatment. Figures in italics indicate the base number of FP17s or Patient Questionnaire responses are less than 100. N/A is shown where the base number of responses is less than 10 during the period. % is calculated as Quantity/Base number*100

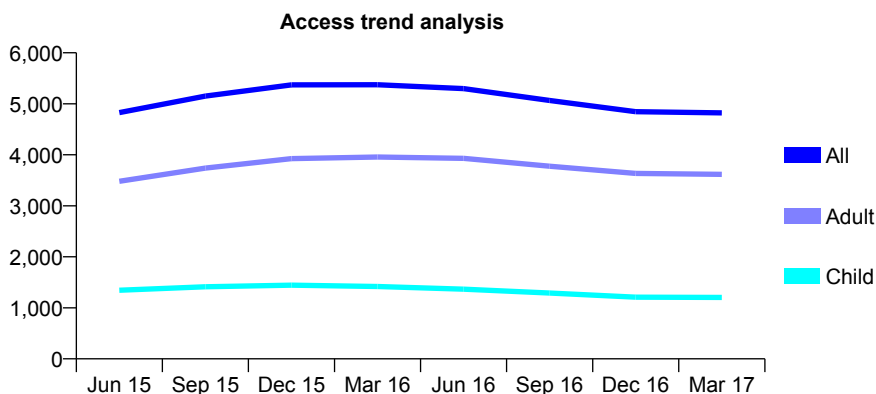
Q61 - Vital Signs At a Glance Contract Report for 921777/0001 - March 2017

Name or company name	MISS A AGGARWAL
Contract type name	GDS Contract
Purpose of contract	General
Contract start date	01/04/2006
Contract end date	

16/17 Contracted general activity (UDA)	11,405
Carry forward general activity (UDA)	-117
16/17 Contracted orthodontic activity (UOA)	0
Carry forward orthodontic activity (UOA)	0
Baseline contract value	£285,901.44

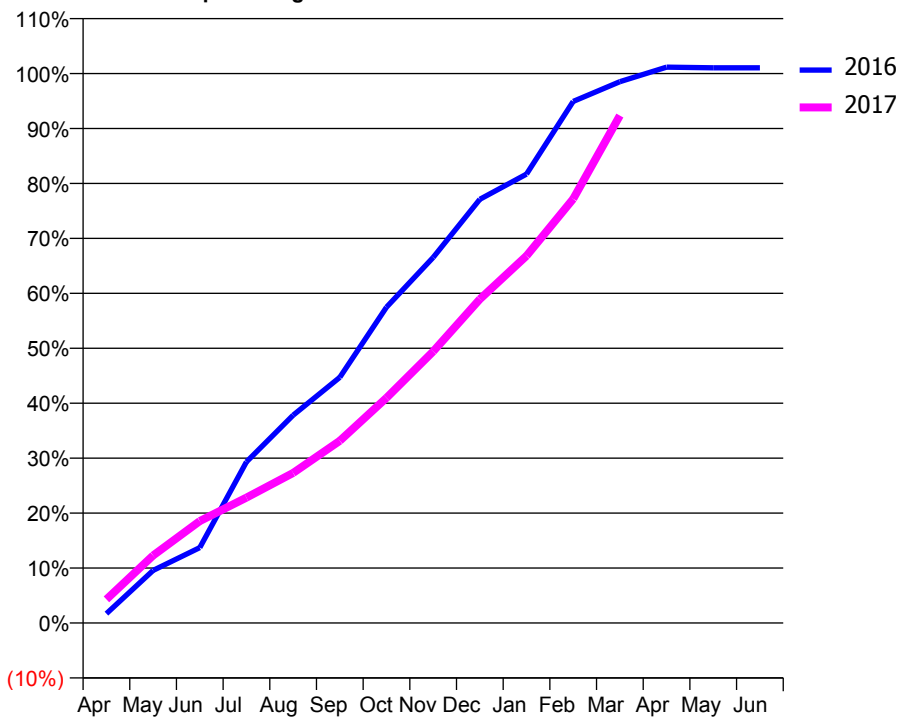
ACCESS*

Patients seen in 24 months	Total	Change since previous quarter
Quarter ending March 2016	5,374	
Quarter ending June 2016	5,297	↓
Quarter ending September 2016	5,065	↓
Quarter ending December 2016	4,846	↓
Quarter ending March 2017	4,821	→
Variance since March 2016	(10.3%)	↓



ACTIVITY

Cumulative percentage of contracted UDA delivered 2016 & 2017



Month	Adjusted Scheduled Activity (UDA)	
	2016	2017
April	194	491
May	1,091	1,401
June	1,564	2,116
July	3,346	2,604
August	4,313	3,115
September	5,100	3,782
October	6,556	4,672
November	7,588	5,637
December	8,794	6,722
January	9,319	7,622
February	10,827	8,803
March	11,235	10,531
April	11,537	
May	11,524	
June	11,522	

QUALITY

	Quantity	Base Number	Contract	AT	Region	England
% of FP17s for the same patient ID Re-attending within 3 months - Children	137	1,556	8.8%	11.2%	11.8%	12.3%
% of FP17s for the same patient ID Re-attending within 3 months - Adults	594	4,378	13.6%	16.3%	17.1%	16.7%
% of FP17s for the same patient ID Re-attending between 3 & 9 months - Children	717	1,556	46.1%	42.1%	46.5%	57.6%
% of FP17s for the same patient ID Re-attending between 3 & 9 months - Adults	2,218	4,378	50.7%	35.0%	37.6%	50.1%
% of FP17s for Band 1 Urgent Courses	327	5,365	6.1%	10.8%	10.7%	9.1%
% of FP17s Relating to Free Repair or Replacements	38	5,365	0.7%	0.5%	0.6%	0.8%
% of FP17s Relating to Continuations	19	5,365	0.4%	0.8%	0.9%	1.2%
% of Patients satisfied with the dentistry they have received	7	7	N/A	89.3%	90.4%	92.8%
% of Patients satisfied with the time they had to wait for an appointment	6	7	N/A	80.6%	83.7%	88.7%

* This is based on patients treated on this contract for their most recent course of treatment. Figures in italics indicate the base number of FP17s or Patient Questionnaire responses are less than 100. N/A is shown where the base number of responses is less than 10 during the period. % is calculated as Quantity/Base number*100

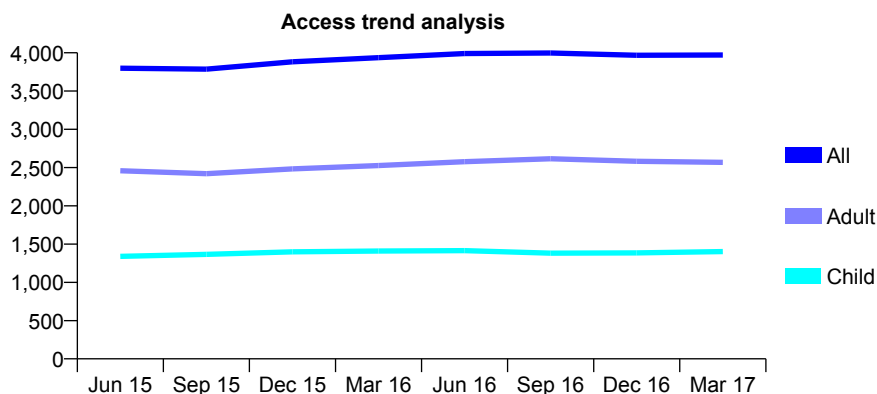
Q61 - Vital Signs At a Glance Contract Report for 925942/0001 - March 2017

Name or company name	MR YR SARWAR
Contract type name	GDS Contract
Purpose of contract	General
Contract start date	01/04/2006
Contract end date	

16/17 Contracted general activity (UDA)	8,836
Carry forward general activity (UDA)	-36
16/17 Contracted orthodontic activity (UOA)	0
Carry forward orthodontic activity (UOA)	0
Baseline contract value	£222,824.64

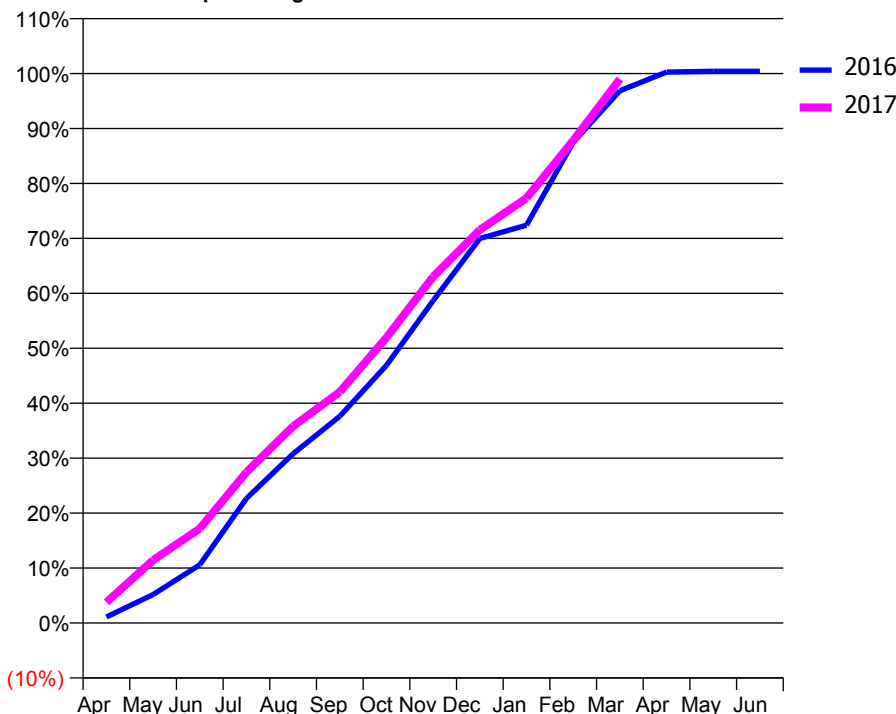
ACCESS*

Patients seen in 24 months	Total	Change since previous quarter
Quarter ending March 2016	3,936	
Quarter ending June 2016	3,991	→
Quarter ending September 2016	3,997	→
Quarter ending December 2016	3,967	→
Quarter ending March 2017	3,972	→
Variance since March 2016	0.9%	→



ACTIVITY

Cumulative percentage of contracted UDA delivered 2016 & 2017



Month	Adjusted Scheduled Activity (UDA)	
	2016	2017
April	98	333
May	458	1,011
June	937	1,520
July	2,003	2,426
August	2,723	3,164
September	3,325	3,717
October	4,143	4,590
November	5,184	5,570
December	6,182	6,322
January	6,396	6,833
February	7,729	7,759
March	8,559	8,748
April	8,859	
May	8,871	
June	8,872	

QUALITY

	Quantity	Base Number	Contract	AT	Region	England
% of FP17s for the same patient ID Re-attending within 3 months - Children	92	1,562	5.9%	11.2%	11.8%	12.3%
% of FP17s for the same patient ID Re-attending within 3 months - Adults	290	2,496	11.6%	16.3%	17.1%	16.7%
% of FP17s for the same patient ID Re-attending between 3 & 9 months - Children	637	1,562	40.8%	42.1%	46.5%	57.6%
% of FP17s for the same patient ID Re-attending between 3 & 9 months - Adults	876	2,496	35.1%	35.0%	37.6%	50.1%
% of FP17s for Band 1 Urgent Courses	375	3,594	10.4%	10.8%	10.7%	9.1%
% of FP17s Relating to Free Repair or Replacements	17	3,594	0.5%	0.5%	0.6%	0.8%
% of FP17s Relating to Continuations	50	3,594	1.4%	0.8%	0.9%	1.2%
% of Patients satisfied with the dentistry they have received	2	3	N/A	89.3%	90.4%	92.8%
% of Patients satisfied with the time they had to wait for an appointment	2	3	N/A	80.6%	83.7%	88.7%

* This is based on patients treated on this contract for their most recent course of treatment. Figures in italics indicate the base number of FP17s or Patient Questionnaire responses are less than 100. N/A is shown where the base number of responses is less than 10 during the period. % is calculated as Quantity/Base number*100

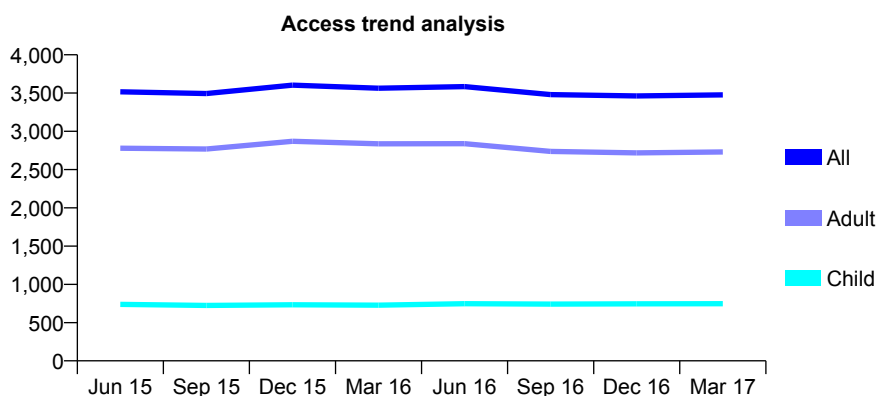
Q61 - Vital Signs At a Glance Contract Report for 925985/0001 - March 2017

Name or company name	MR S CHOPRA
Contract type name	GDS Contract
Purpose of contract	General
Contract start date	01/04/2006
Contract end date	

16/17 Contracted general activity (UDA)	6,963
Carry forward general activity (UDA)	-139
16/17 Contracted orthodontic activity (UOA)	0
Carry forward orthodontic activity (UOA)	0
Baseline contract value	£240,714.30

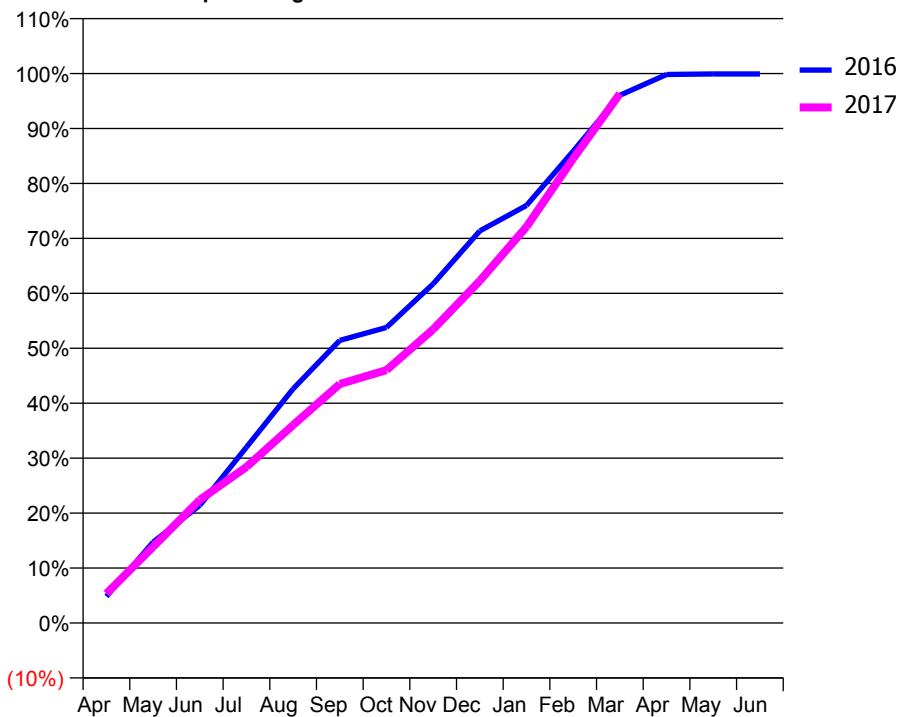
ACCESS*

Patients seen in 24 months	Total	Change since previous quarter
Quarter ending March 2016	3,564	
Quarter ending June 2016	3,584	→
Quarter ending September 2016	3,480	↓
Quarter ending December 2016	3,463	→
Quarter ending March 2017	3,476	→
Variance since March 2016	(2.5%)	↓



ACTIVITY

Cumulative percentage of contracted UDA delivered 2016 & 2017



Month	Adjusted Scheduled Activity (UDA)	
	2016	2017
April	337	372
May	1,024	965
June	1,491	1,560
July	2,229	1,978
August	2,969	2,509
September	3,582	3,029
October	3,745	3,204
November	4,298	3,721
December	4,968	4,336
January	5,291	5,020
February	5,979	5,884
March	6,687	6,707
April	6,950	
May	6,958	
June	6,958	

QUALITY

	Quantity	Base Number	Contract	AT	Region	England
% of FP17s for the same patient ID Re-attending within 3 months - Children	72	879	8.2%	11.2%	11.8%	12.3%
% of FP17s for the same patient ID Re-attending within 3 months - Adults	323	2,664	12.1%	16.3%	17.1%	16.7%
% of FP17s for the same patient ID Re-attending between 3 & 9 months - Children	307	879	34.9%	42.1%	46.5%	57.6%
% of FP17s for the same patient ID Re-attending between 3 & 9 months - Adults	805	2,664	30.2%	35.0%	37.6%	50.1%
% of FP17s for Band 1 Urgent Courses	310	2,687	11.5%	10.8%	10.7%	9.1%
% of FP17s Relating to Free Repair or Replacements	6	2,687	0.2%	0.5%	0.6%	0.8%
% of FP17s Relating to Continuations	15	2,687	0.6%	0.8%	0.9%	1.2%
% of Patients satisfied with the dentistry they have received	1	1	N/A	89.3%	90.4%	92.8%
% of Patients satisfied with the time they had to wait for an appointment	0	1	N/A	80.6%	83.7%	88.7%

* This is based on patients treated on this contract for their most recent course of treatment. Figures in italics indicate the base number of FP17s or Patient Questionnaire responses are less than 100. N/A is shown where the base number of responses is less than 10 during the period. % is calculated as Quantity/Base number*100

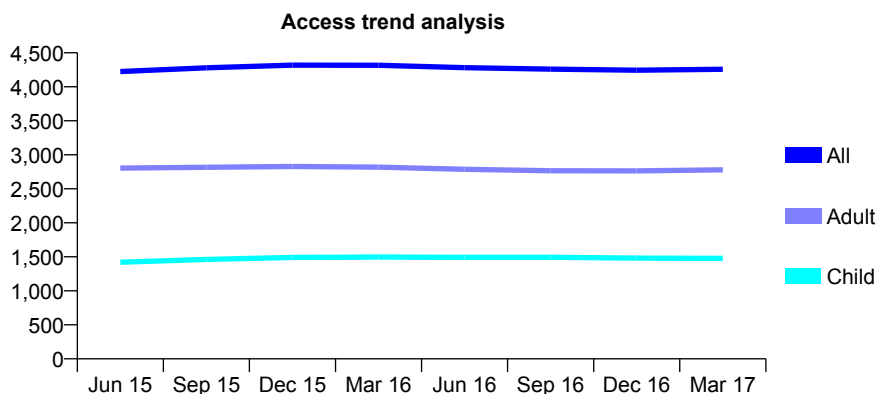
Q61 - Vital Signs At a Glance Contract Report for 926094/0001 - March 2017

Name or company name	MR AN AL-ATTAR
Contract type name	GDS Contract
Purpose of contract	General
Contract start date	01/04/2006
Contract end date	

16/17 Contracted general activity (UDA)	12,876
Carry forward general activity (UDA)	-72
16/17 Contracted orthodontic activity (UOA)	0
Carry forward orthodontic activity (UOA)	0
Baseline contract value	£387,657.78

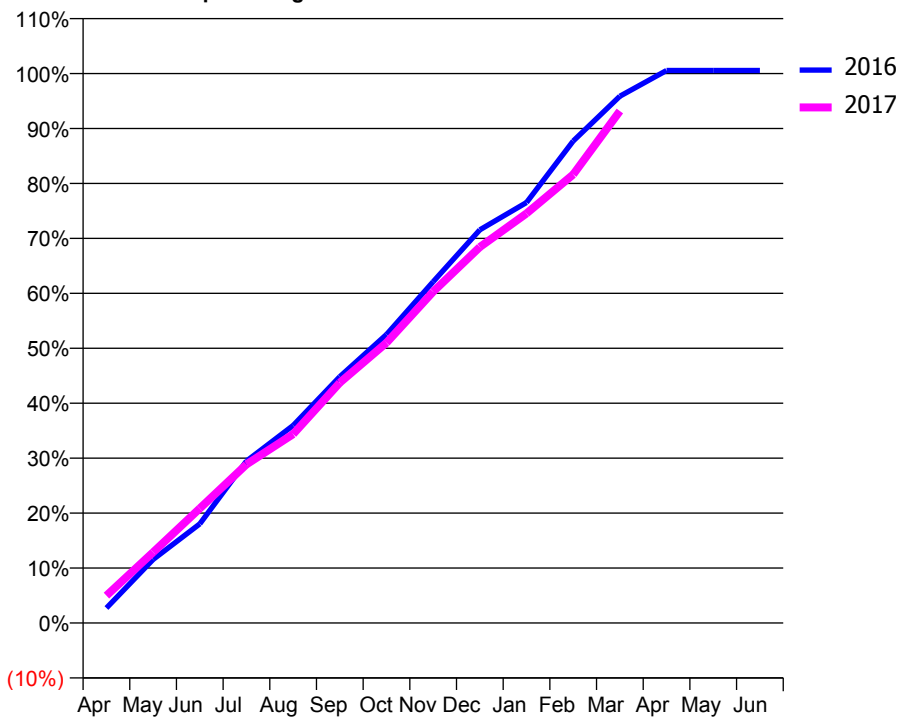
ACCESS*

Patients seen in 24 months	Total	Change since previous quarter
Quarter ending March 2016	4,316	
Quarter ending June 2016	4,281	→
Quarter ending September 2016	4,259	→
Quarter ending December 2016	4,245	→
Quarter ending March 2017	4,258	→
Variance since March 2016	(1.3%)	↓



ACTIVITY

Cumulative percentage of contracted UDA delivered 2016 & 2017



Month	Adjusted Scheduled Activity (UDA)	
	2016	2017
April	350	643
May	1,490	1,658
June	2,323	2,685
July	3,796	3,717
August	4,628	4,426
September	5,774	5,633
October	6,759	6,566
November	7,998	7,762
December	9,213	8,809
January	9,854	9,597
February	11,293	10,510
March	12,344	11,998
April	12,948	
May	12,948	
June	12,948	

QUALITY

	Quantity	Base Number	Contract	AT	Region	England
% of FP17s for the same patient ID Re-attending within 3 months - Children	196	1,800	10.9%	11.2%	11.8%	12.3%
% of FP17s for the same patient ID Re-attending within 3 months - Adults	838	3,614	23.2%	16.3%	17.1%	16.7%
% of FP17s for the same patient ID Re-attending between 3 & 9 months - Children	664	1,800	36.9%	42.1%	46.5%	57.6%
% of FP17s for the same patient ID Re-attending between 3 & 9 months - Adults	1,272	3,614	35.2%	35.0%	37.6%	50.1%
% of FP17s for Band 1 Urgent Courses	399	5,180	7.7%	10.8%	10.7%	9.1%
% of FP17s Relating to Free Repair or Replacements	59	5,180	1.1%	0.5%	0.6%	0.8%
% of FP17s Relating to Continuations	208	5,180	4.0%	0.8%	0.9%	1.2%
% of Patients satisfied with the dentistry they have received	3	3	N/A	89.3%	90.4%	92.8%
% of Patients satisfied with the time they had to wait for an appointment	3	3	N/A	80.6%	83.7%	88.7%

* This is based on patients treated on this contract for their most recent course of treatment. Figures in italics indicate the base number of FP17s or Patient Questionnaire responses are less than 100. N/A is shown where the base number of responses is less than 10 during the period. % is calculated as Quantity/Base number*100

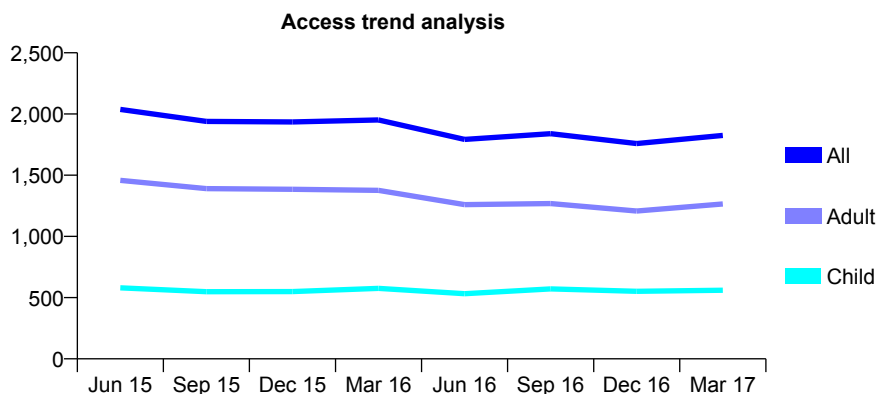
Q61 - Vital Signs At a Glance Contract Report for 927996/0001 - March 2017

Name or company name	MR WU ABALEKE
Contract type name	GDS Contract
Purpose of contract	General
Contract start date	01/04/2006
Contract end date	

16/17 Contracted general activity (UDA)	5,148
Carry forward general activity (UDA)	-43
16/17 Contracted orthodontic activity (UOA)	0
Carry forward orthodontic activity (UOA)	0
Baseline contract value	£162,669.98

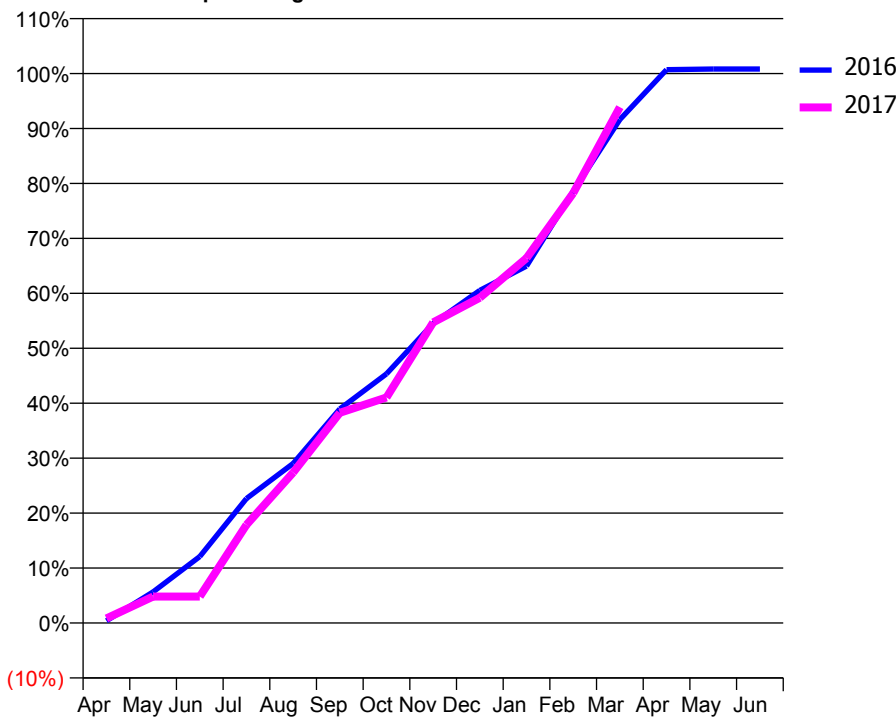
ACCESS*

Patients seen in 24 months	Total	Change since previous quarter
Quarter ending March 2016	1,952	
Quarter ending June 2016	1,792	↓
Quarter ending September 2016	1,839	↑
Quarter ending December 2016	1,759	↓
Quarter ending March 2017	1,825	↑
Variance since March 2016	(6.5%)	↓



ACTIVITY

Cumulative percentage of contracted UDA delivered 2016 & 2017



Month	Adjusted Scheduled Activity (UDA)	
	2016	2017
April	20	43
May	292	248
June	623	248
July	1,167	920
August	1,495	1,409
September	2,005	1,969
October	2,335	2,113
November	2,807	2,817
December	3,117	3,048
January	3,344	3,419
February	4,045	4,027
March	4,716	4,833
April	5,183	
May	5,191	
June	5,191	

QUALITY

	Quantity	Base Number	Contract	AT	Region	England
% of FP17s for the same patient ID Re-attending within 3 months - Children	51	849	6.0%	11.2%	11.8%	12.3%
% of FP17s for the same patient ID Re-attending within 3 months - Adults	250	1,574	15.9%	16.3%	17.1%	16.7%
% of FP17s for the same patient ID Re-attending between 3 & 9 months - Children	503	849	59.2%	42.1%	46.5%	57.6%
% of FP17s for the same patient ID Re-attending between 3 & 9 months - Adults	725	1,574	46.1%	35.0%	37.6%	50.1%
% of FP17s for Band 1 Urgent Courses	164	1,908	8.6%	10.8%	10.7%	9.1%
% of FP17s Relating to Free Repair or Replacements	7	1,908	0.4%	0.5%	0.6%	0.8%
% of FP17s Relating to Continuations	6	1,908	0.3%	0.8%	0.9%	1.2%
% of Patients satisfied with the dentistry they have received	2	2	N/A	89.3%	90.4%	92.8%
% of Patients satisfied with the time they had to wait for an appointment	2	2	N/A	80.6%	83.7%	88.7%

* This is based on patients treated on this contract for their most recent course of treatment. Figures in italics indicate the base number of FP17s or Patient Questionnaire responses are less than 100. N/A is shown where the base number of responses is less than 10 during the period. % is calculated as Quantity/Base number*100

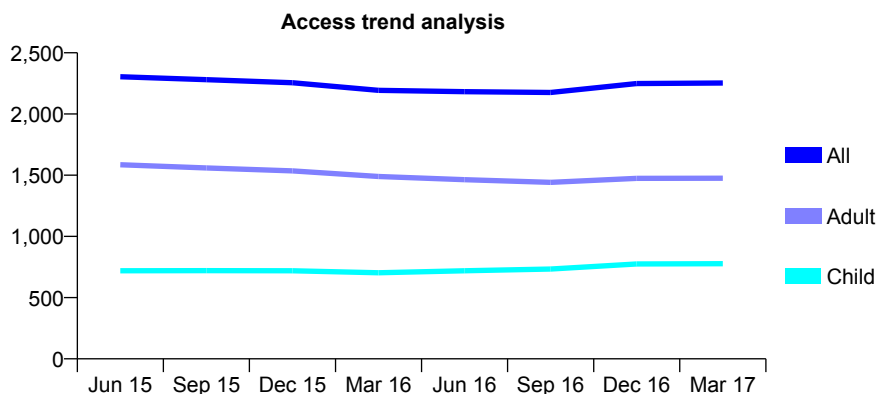
Q61 - Vital Signs At a Glance Contract Report for 929123/0001 - March 2017

Name or company name	MR R MEHROTRA
Contract type name	GDS Contract
Purpose of contract	General
Contract start date	01/04/2006
Contract end date	

16/17 Contracted general activity (UDA)	6,329
Carry forward general activity (UDA)	198
16/17 Contracted orthodontic activity (UOA)	0
Carry forward orthodontic activity (UOA)	0
Baseline contract value	£224,855.51

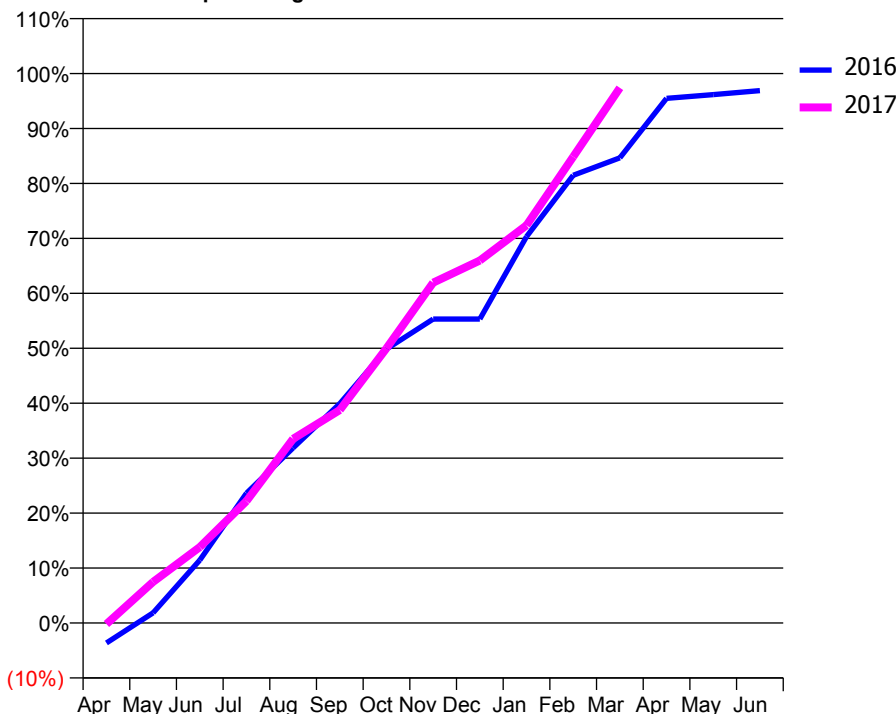
ACCESS*

Patients seen in 24 months	Total	Change since previous quarter
Quarter ending March 2016	2,193	
Quarter ending June 2016	2,183	→
Quarter ending September 2016	2,176	→
Quarter ending December 2016	2,249	↑
Quarter ending March 2017	2,253	→
Variance since March 2016	2.7%	↑



ACTIVITY

Cumulative percentage of contracted UDA delivered 2016 & 2017



Adjusted Scheduled Activity (UDA)

Month	2016	2017
April	-231	-12
May	117	473
June	724	875
July	1,495	1,404
August	2,018	2,122
September	2,528	2,454
October	3,155	3,165
November	3,502	3,920
December	3,502	4,175
January	4,449	4,580
February	5,156	5,369
March	5,358	6,165
April	6,042	
May	6,086	
June	6,131	

QUALITY

	Quantity	Base Number	Contract	AT	Region	England
% of FP17s for the same patient ID Re-attending within 3 months - Children	69	1,078	6.4%	11.2%	11.8%	12.3%
% of FP17s for the same patient ID Re-attending within 3 months - Adults	249	1,712	14.5%	16.3%	17.1%	16.7%
% of FP17s for the same patient ID Re-attending between 3 & 9 months - Children	464	1,078	43.0%	42.1%	46.5%	57.6%
% of FP17s for the same patient ID Re-attending between 3 & 9 months - Adults	655	1,712	38.3%	35.0%	37.6%	50.1%
% of FP17s for Band 1 Urgent Courses	89	2,464	3.6%	10.8%	10.7%	9.1%
% of FP17s Relating to Free Repair or Replacements	46	2,464	1.9%	0.5%	0.6%	0.8%
% of FP17s Relating to Continuations	82	2,464	3.3%	0.8%	0.9%	1.2%
% of Patients satisfied with the dentistry they have received	3	3	N/A	89.3%	90.4%	92.8%
% of Patients satisfied with the time they had to wait for an appointment	2	3	N/A	80.6%	83.7%	88.7%

* This is based on patients treated on this contract for their most recent course of treatment. Figures in italics indicate the base number of FP17s or Patient Questionnaire responses are less than 100. N/A is shown where the base number of responses is less than 10 during the period. % is calculated as Quantity/Base number*100

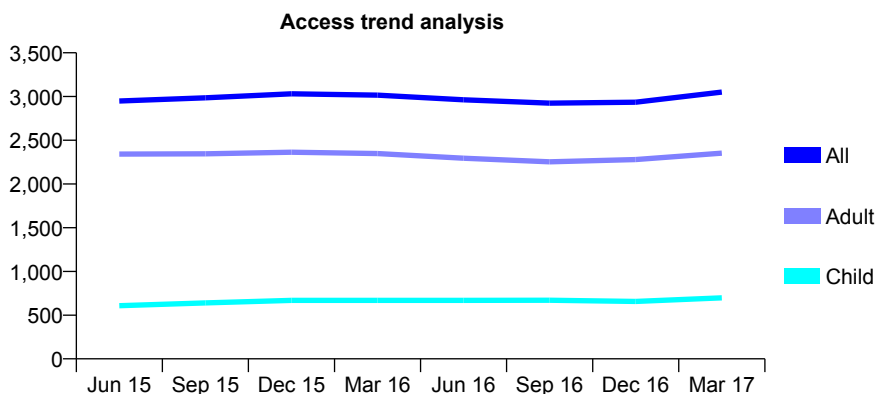
Q61 - Vital Signs At a Glance Contract Report for 929794/0001 - March 2017

Name or company name	MR NM OPARVAR
Contract type name	GDS Contract
Purpose of contract	General
Contract start date	01/04/2006
Contract end date	

16/17 Contracted general activity (UDA)	6,907
Carry forward general activity (UDA)	62
16/17 Contracted orthodontic activity (UOA)	0
Carry forward orthodontic activity (UOA)	0
Baseline contract value	£180,683.45

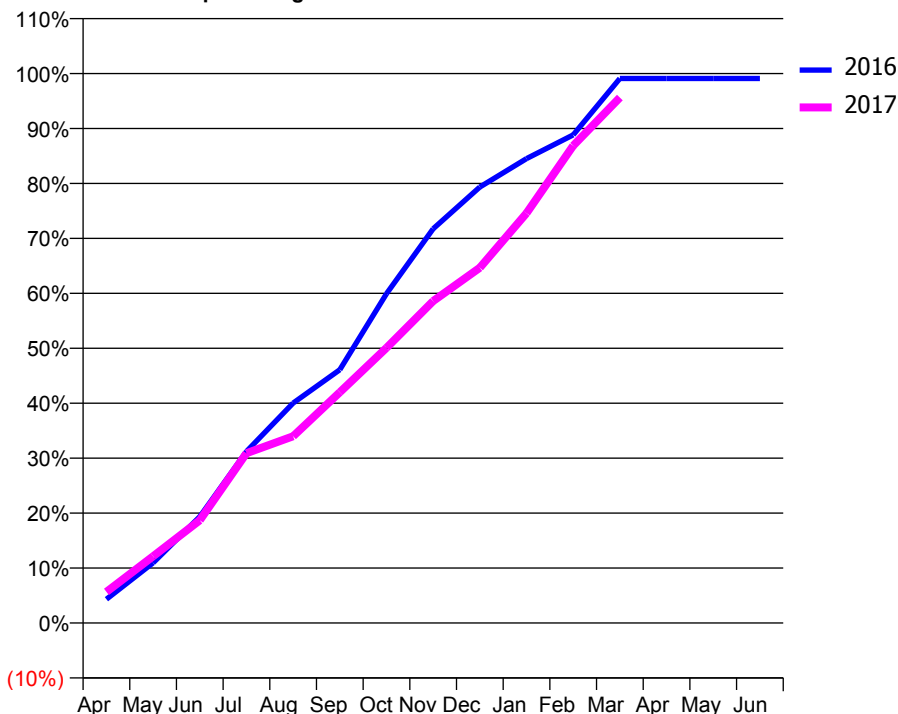
ACCESS*

Patients seen in 24 months	Total	Change since previous quarter
Quarter ending March 2016	3,016	
Quarter ending June 2016	2,963	↓
Quarter ending September 2016	2,924	↓
Quarter ending December 2016	2,935	→
Quarter ending March 2017	3,051	↑
Variance since March 2016	1.2%	→



ACTIVITY

Cumulative percentage of contracted UDA delivered 2016 & 2017



Month	Adjusted Scheduled Activity (UDA)	
	2016	2017
April	300	392
May	758	839
June	1,337	1,292
July	2,156	2,134
August	2,765	2,348
September	3,184	2,901
October	4,140	3,459
November	4,955	4,048
December	5,480	4,466
January	5,838	5,151
February	6,135	6,000
March	6,845	6,605
April	6,845	
May	6,845	
June	6,845	

QUALITY

	Quantity	Base Number	Contract	AT	Region	England
% of FP17s for the same patient ID Re-attending within 3 months - Children	28	885	3.2%	11.2%	11.8%	12.3%
% of FP17s for the same patient ID Re-attending within 3 months - Adults	193	2,579	7.5%	16.3%	17.1%	16.7%
% of FP17s for the same patient ID Re-attending between 3 & 9 months - Children	470	885	53.1%	42.1%	46.5%	57.6%
% of FP17s for the same patient ID Re-attending between 3 & 9 months - Adults	1,204	2,579	46.7%	35.0%	37.6%	50.1%
% of FP17s for Band 1 Urgent Courses	235	3,464	6.8%	10.8%	10.7%	9.1%
% of FP17s Relating to Free Repair or Replacements	0	3,464	0.0%	0.5%	0.6%	0.8%
% of FP17s Relating to Continuations	17	3,464	0.5%	0.8%	0.9%	1.2%
% of Patients satisfied with the dentistry they have received	14	15	93.3%	89.3%	90.4%	92.8%
% of Patients satisfied with the time they had to wait for an appointment	14	15	93.3%	80.6%	83.7%	88.7%

* This is based on patients treated on this contract for their most recent course of treatment. Figures in italics indicate the base number of FP17s or Patient Questionnaire responses are less than 100. N/A is shown where the base number of responses is less than 10 during the period. % is calculated as Quantity/Base number*100

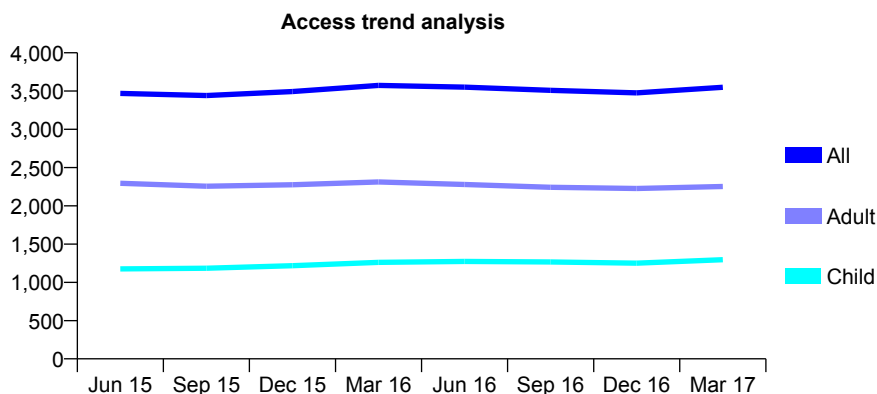
Q61 - Vital Signs At a Glance Contract Report for 932655/0001 - March 2017

Name or company name	MR M POURHASSAN GHAZIHAJANI
Contract type name	GDS Contract
Purpose of contract	General
Contract start date	01/04/2006
Contract end date	

16/17 Contracted general activity (UDA)	7,776
Carry forward general activity (UDA)	-104
16/17 Contracted orthodontic activity (UOA)	0
Carry forward orthodontic activity (UOA)	0
Baseline contract value	£216,711.02

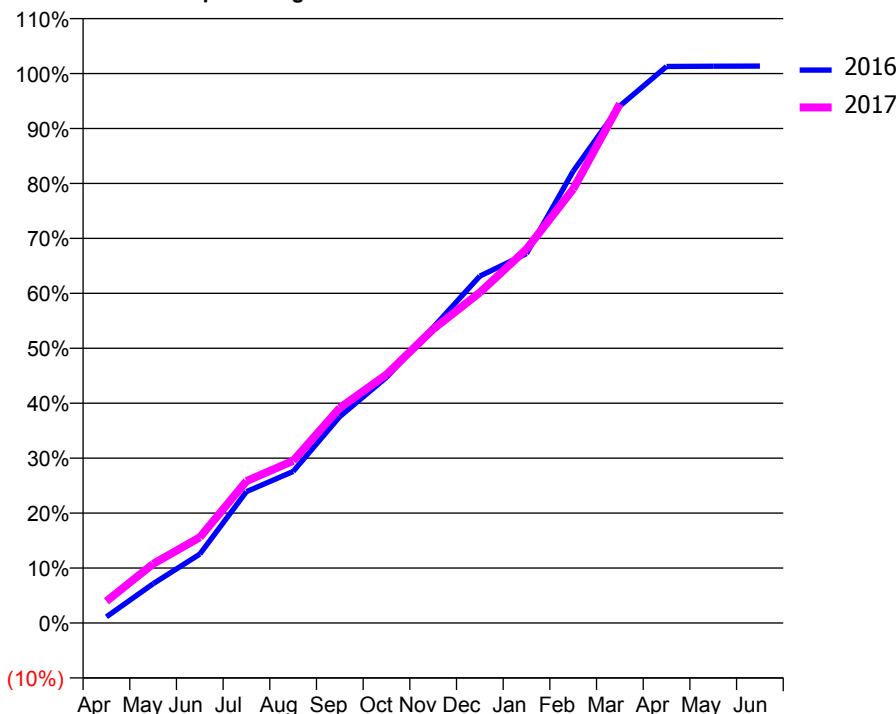
ACCESS*

Patients seen in 24 months	Total	Change since previous quarter
Quarter ending March 2016	3,573	
Quarter ending June 2016	3,551	→
Quarter ending September 2016	3,509	↓
Quarter ending December 2016	3,477	→
Quarter ending March 2017	3,549	↑
Variance since March 2016	(0.7%)	→



ACTIVITY

Cumulative percentage of contracted UDA delivered 2016 & 2017



Month	Adjusted Scheduled Activity (UDA)	
	2016	2017
April	89	309
May	556	838
June	975	1,213
July	1,860	2,009
August	2,144	2,295
September	2,922	3,046
October	3,477	3,516
November	4,183	4,158
December	4,909	4,678
January	5,228	5,291
February	6,393	6,142
March	7,316	7,347
April	7,876	
May	7,879	
June	7,880	

QUALITY

	Quantity	Base Number	Contract	AT	Region	England
% of FP17s for the same patient ID Re-attending within 3 months - Children	68	1,380	4.9%	11.2%	11.8%	12.3%
% of FP17s for the same patient ID Re-attending within 3 months - Adults	190	2,216	8.6%	16.3%	17.1%	16.7%
% of FP17s for the same patient ID Re-attending between 3 & 9 months - Children	467	1,380	33.8%	42.1%	46.5%	57.6%
% of FP17s for the same patient ID Re-attending between 3 & 9 months - Adults	765	2,216	34.5%	35.0%	37.6%	50.1%
% of FP17s for Band 1 Urgent Courses	162	3,346	4.8%	10.8%	10.7%	9.1%
% of FP17s Relating to Free Repair or Replacements	17	3,346	0.5%	0.5%	0.6%	0.8%
% of FP17s Relating to Continuations	14	3,346	0.4%	0.8%	0.9%	1.2%
% of Patients satisfied with the dentistry they have received	11	11	100.0%	89.3%	90.4%	92.8%
% of Patients satisfied with the time they had to wait for an appointment	11	11	100.0%	80.6%	83.7%	88.7%

* This is based on patients treated on this contract for their most recent course of treatment. Figures in italics indicate the base number of FP17s or Patient Questionnaire responses are less than 100. N/A is shown where the base number of responses is less than 10 during the period. % is calculated as Quantity/Base number*100

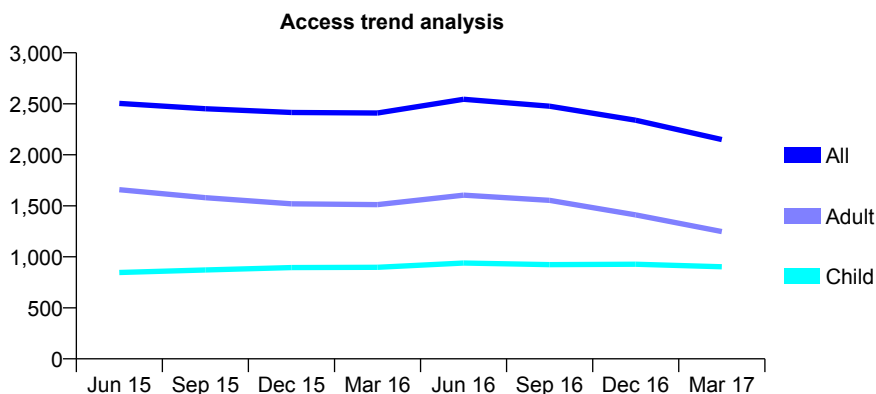
Q61 - Vital Signs At a Glance Contract Report for 932752/0002 - March 2017

Name or company name	MRS A CASTELLHEIM GHAREH
Contract type name	GDS Contract
Purpose of contract	General
Contract start date	01/04/2006
Contract end date	

16/17 Contracted general activity (UDA)	5,651
Carry forward general activity (UDA)	-113
16/17 Contracted orthodontic activity (UOA)	0
Carry forward orthodontic activity (UOA)	0
Baseline contract value	£164,394.29

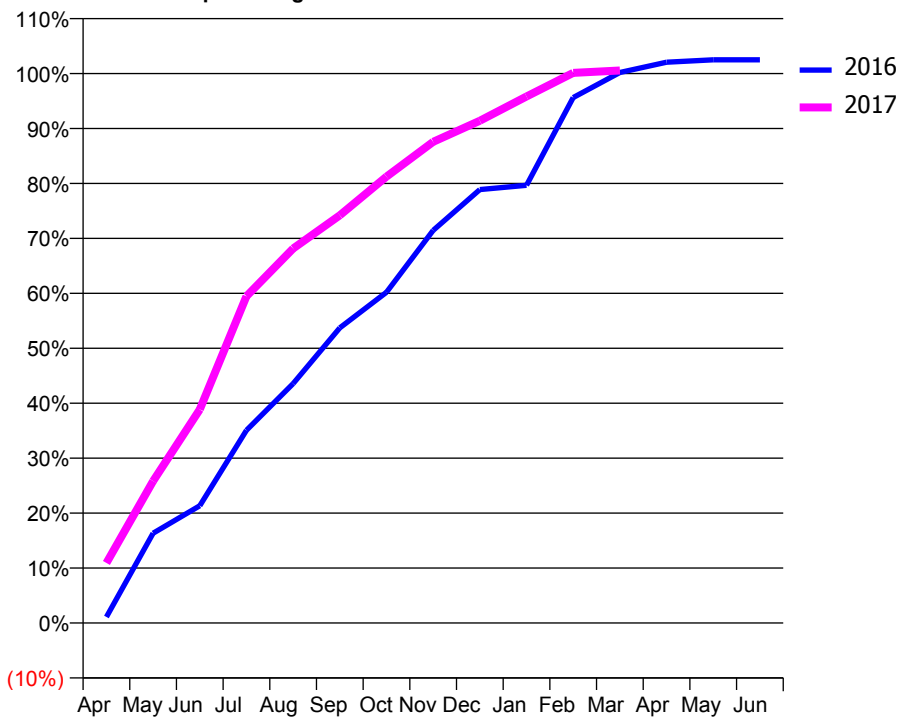
ACCESS*

Patients seen in 24 months	Total	Change since previous quarter
Quarter ending March 2016	2,410	
Quarter ending June 2016	2,544	↑
Quarter ending September 2016	2,477	↓
Quarter ending December 2016	2,339	↓
Quarter ending March 2017	2,150	↓
Variance since March 2016	(10.8%)	↓



ACTIVITY

Cumulative percentage of contracted UDA delivered 2016 & 2017



Month	Adjusted Scheduled Activity (UDA)	
	2016	2017
April	62	617
May	923	1,459
June	1,205	2,196
July	1,982	3,360
August	2,462	3,852
September	3,035	4,192
October	3,402	4,590
November	4,037	4,948
December	4,458	5,165
January	4,502	5,414
February	5,404	5,657
March	5,662	5,682
April	5,767	
May	5,791	
June	5,791	

QUALITY

	Quantity	Base Number	Contract	AT	Region	England
% of FP17s for the same patient ID Re-attending within 3 months - Children	58	1,046	5.5%	11.2%	11.8%	12.3%
% of FP17s for the same patient ID Re-attending within 3 months - Adults	148	1,177	12.6%	16.3%	17.1%	16.7%
% of FP17s for the same patient ID Re-attending between 3 & 9 months - Children	510	1,046	48.8%	42.1%	46.5%	57.6%
% of FP17s for the same patient ID Re-attending between 3 & 9 months - Adults	332	1,177	28.2%	35.0%	37.6%	50.1%
% of FP17s for Band 1 Urgent Courses	262	2,145	12.2%	10.8%	10.7%	9.1%
% of FP17s Relating to Free Repair or Replacements	0	2,145	0.0%	0.5%	0.6%	0.8%
% of FP17s Relating to Continuations	0	2,145	0.0%	0.8%	0.9%	1.2%
% of Patients satisfied with the dentistry they have received	1	2	N/A	89.3%	90.4%	92.8%
% of Patients satisfied with the time they had to wait for an appointment	1	2	N/A	80.6%	83.7%	88.7%

* This is based on patients treated on this contract for their most recent course of treatment. Figures in italics indicate the base number of FP17s or Patient Questionnaire responses are less than 100. N/A is shown where the base number of responses is less than 10 during the period. % is calculated as Quantity/Base number*100

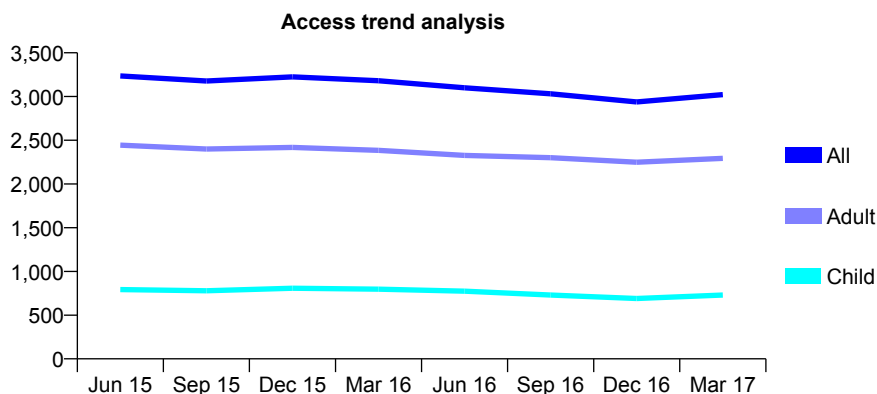
Q61 - Vital Signs At a Glance Contract Report for 932965/0001 - March 2017

Name or company name	MR A MEHRI
Contract type name	GDS Contract
Purpose of contract	General
Contract start date	01/04/2006
Contract end date	

16/17 Contracted general activity (UDA)	11,839
Carry forward general activity (UDA)	-46
16/17 Contracted orthodontic activity (UOA)	0
Carry forward orthodontic activity (UOA)	0
Baseline contract value	£394,616.02

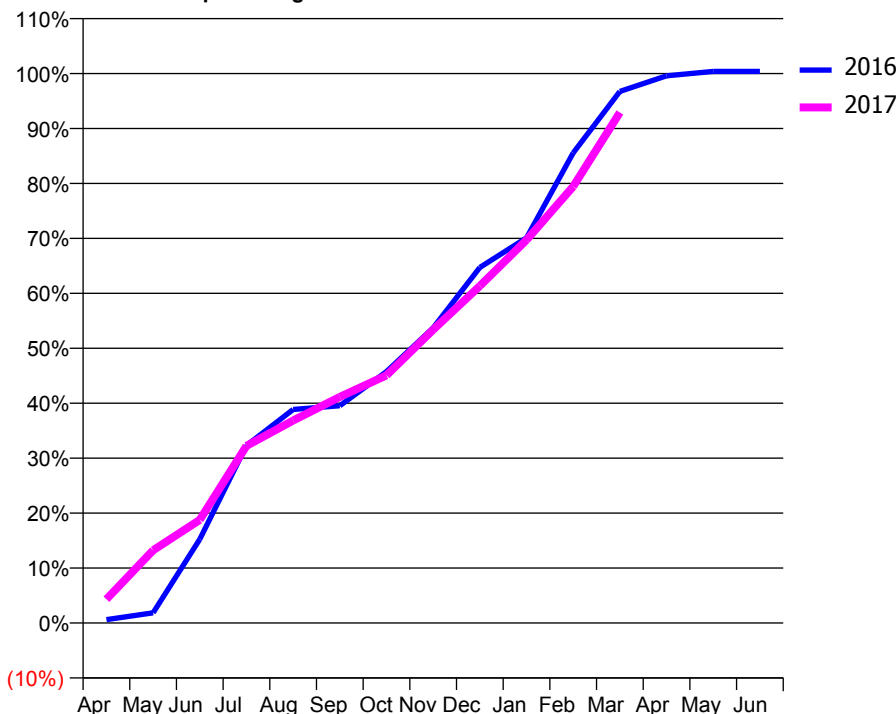
ACCESS*

Patients seen in 24 months	Total	Change since previous quarter
Quarter ending March 2016	3,181	
Quarter ending June 2016	3,100	↓
Quarter ending September 2016	3,031	↓
Quarter ending December 2016	2,938	↓
Quarter ending March 2017	3,022	↑
Variance since March 2016	(5.0%)	↓



ACTIVITY

Cumulative percentage of contracted UDA delivered 2016 & 2017



Month	Adjusted Scheduled Activity (UDA)	
	2016	2017
April	73	513
May	220	1,567
June	1,804	2,223
July	3,826	3,816
August	4,601	4,363
September	4,682	4,872
October	5,417	5,336
November	6,359	6,319
December	7,661	7,260
January	8,297	8,254
February	10,129	9,404
March	11,453	11,000
April	11,790	
May	11,885	
June	11,885	

QUALITY

	Quantity	Base Number	Contract	AT	Region	England
% of FP17s for the same patient ID Re-attending within 3 months - Children	44	672	6.5%	11.2%	11.8%	12.3%
% of FP17s for the same patient ID Re-attending within 3 months - Adults	264	2,067	12.8%	16.3%	17.1%	16.7%
% of FP17s for the same patient ID Re-attending between 3 & 9 months - Children	219	672	32.6%	42.1%	46.5%	57.6%
% of FP17s for the same patient ID Re-attending between 3 & 9 months - Adults	570	2,067	27.6%	35.0%	37.6%	50.1%
% of FP17s for Band 1 Urgent Courses	215	2,634	8.2%	10.8%	10.7%	9.1%
% of FP17s Relating to Free Repair or Replacements	1	2,634	0.0%	0.5%	0.6%	0.8%
% of FP17s Relating to Continuations	13	2,634	0.5%	0.8%	0.9%	1.2%
% of Patients satisfied with the dentistry they have received	2	2	N/A	89.3%	90.4%	92.8%
% of Patients satisfied with the time they had to wait for an appointment	2	2	N/A	80.6%	83.7%	88.7%

* This is based on patients treated on this contract for their most recent course of treatment. Figures in italics indicate the base number of FP17s or Patient Questionnaire responses are less than 100. N/A is shown where the base number of responses is less than 10 during the period. % is calculated as Quantity/Base number*100

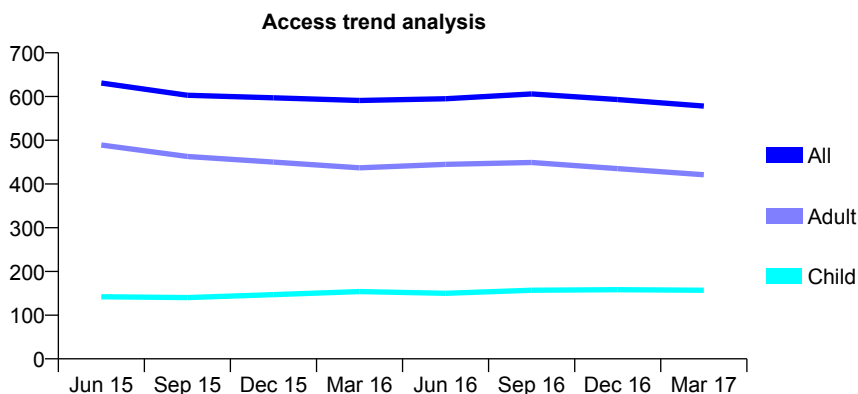
Q61 - Vital Signs At a Glance Contract Report for 932965/0002 - March 2017

Name or company name	MR A MEHRI
Contract type name	GDS Contract
Purpose of contract	General
Contract start date	01/04/2006
Contract end date	

16/17 Contracted general activity (UDA)	2,866
Carry forward general activity (UDA)	-1
16/17 Contracted orthodontic activity (UOA)	0
Carry forward orthodontic activity (UOA)	0
Baseline contract value	£90,926.98

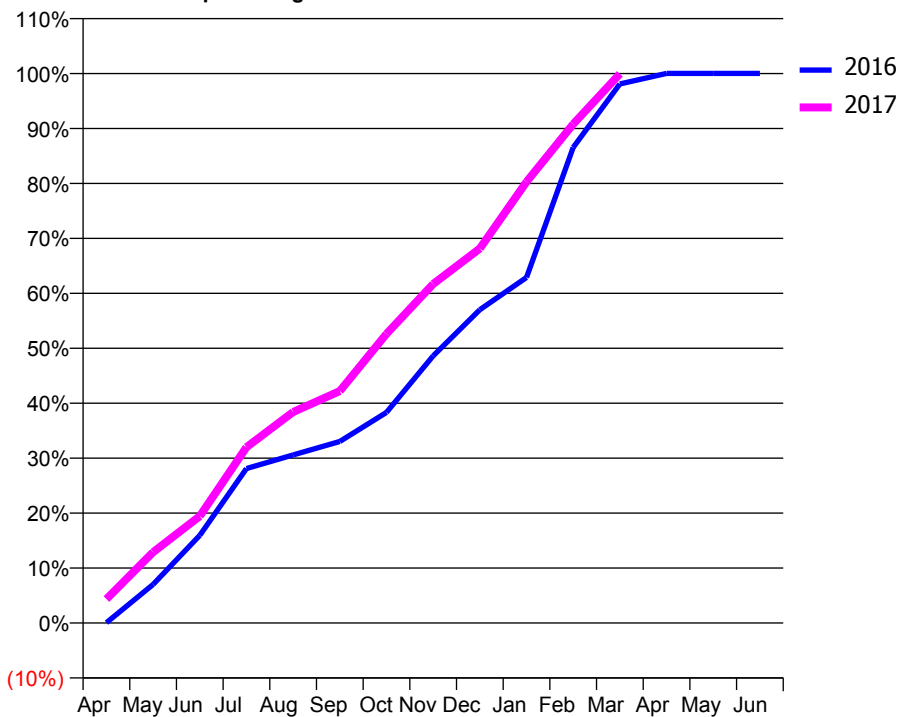
ACCESS*

Patients seen in 24 months	Total	Change since previous quarter
Quarter ending March 2016	591	
Quarter ending June 2016	595	→
Quarter ending September 2016	606	→
Quarter ending December 2016	593	↓
Quarter ending March 2017	578	↓
Variance since March 2016	(2.2%)	↓



ACTIVITY

Cumulative percentage of contracted UDA delivered 2016 & 2017



Adjusted Scheduled Activity (UDA)

Month	2016	2017
April	2	125
May	201	370
June	457	557
July	806	917
August	877	1,100
September	947	1,210
October	1,099	1,508
November	1,394	1,768
December	1,634	1,954
January	1,802	2,301
February	2,481	2,602
March	2,811	2,865
April	2,867	
May	2,867	
June	2,867	

QUALITY

	Quantity	Base Number	Contract	AT	Region	England
% of FP17s for the same patient ID Re-attending within 3 months - Children	4	138	2.9%	11.2%	11.8%	12.3%
% of FP17s for the same patient ID Re-attending within 3 months - Adults	47	395	11.9%	16.3%	17.1%	16.7%
% of FP17s for the same patient ID Re-attending between 3 & 9 months - Children	48	138	34.8%	42.1%	46.5%	57.6%
% of FP17s for the same patient ID Re-attending between 3 & 9 months - Adults	105	395	26.6%	35.0%	37.6%	50.1%
% of FP17s for Band 1 Urgent Courses	38	520	7.3%	10.8%	10.7%	9.1%
% of FP17s Relating to Free Repair or Replacements	0	520	0.0%	0.5%	0.6%	0.8%
% of FP17s Relating to Continuations	3	520	0.6%	0.8%	0.9%	1.2%
% of Patients satisfied with the dentistry they have received	2	2	N/A	89.3%	90.4%	92.8%
% of Patients satisfied with the time they had to wait for an appointment	1	2	N/A	80.6%	83.7%	88.7%

* This is based on patients treated on this contract for their most recent course of treatment. Figures in italics indicate the base number of FP17s or Patient Questionnaire responses are less than 100. N/A is shown where the base number of responses is less than 10 during the period. % is calculated as Quantity/Base number*100

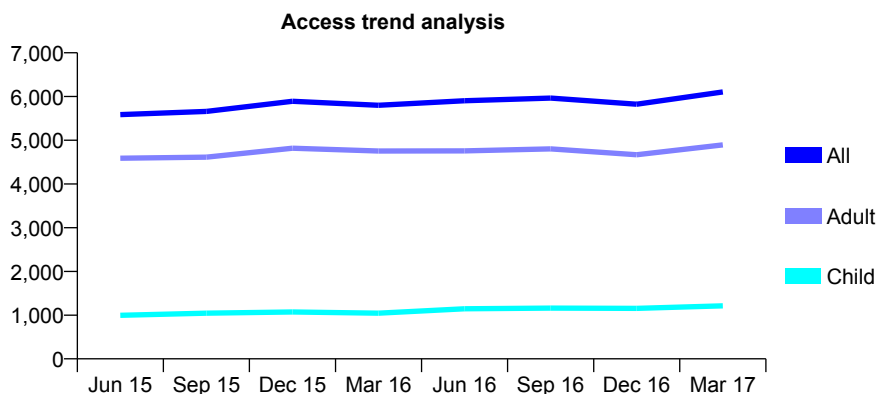
Q61 - Vital Signs At a Glance Contract Report for 934828/0001 - March 2017

Name or company name	MR L MASHENSKY
Contract type name	GDS Contract
Purpose of contract	General
Contract start date	01/04/2006
Contract end date	

16/17 Contracted general activity (UDA)	10,473
Carry forward general activity (UDA)	181
16/17 Contracted orthodontic activity (UOA)	0
Carry forward orthodontic activity (UOA)	0
Baseline contract value	£380,287.87

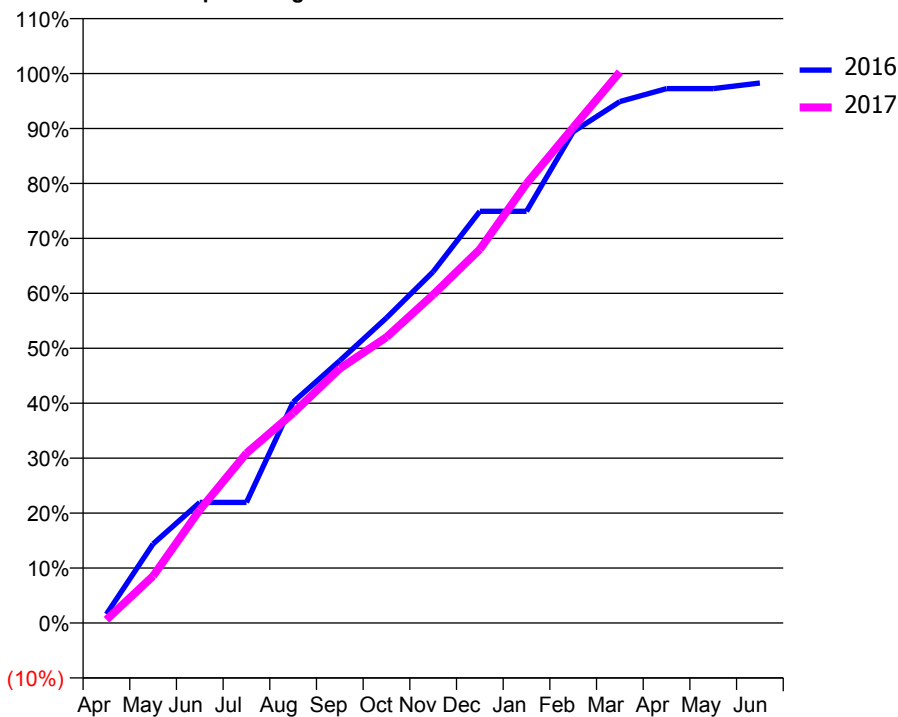
ACCESS*

Patients seen in 24 months	Total	Change since previous quarter
Quarter ending March 2016	5,799	
Quarter ending June 2016	5,904	→
Quarter ending September 2016	5,963	→
Quarter ending December 2016	5,824	↓
Quarter ending March 2017	6,106	↑
Variance since March 2016	5.3%	↑



ACTIVITY

Cumulative percentage of contracted UDA delivered 2016 & 2017



Adjusted Scheduled Activity (UDA)

Month	2016	2017
April	169	62
May	1,509	895
June	2,300	2,156
July	2,300	3,237
August	4,209	4,002
September	5,001	4,850
October	5,816	5,449
November	6,696	6,259
December	7,846	7,122
January	7,846	8,376
February	9,365	9,446
March	9,939	10,503
April	10,184	
May	10,184	
June	10,292	

QUALITY

	Quantity	Base Number	Contract	AT	Region	England
% of FP17s for the same patient ID Re-attending within 3 months - Children	31	1,146	2.7%	11.2%	11.8%	12.3%
% of FP17s for the same patient ID Re-attending within 3 months - Adults	169	3,771	4.5%	16.3%	17.1%	16.7%
% of FP17s for the same patient ID Re-attending between 3 & 9 months - Children	171	1,146	14.9%	42.1%	46.5%	57.6%
% of FP17s for the same patient ID Re-attending between 3 & 9 months - Adults	538	3,771	14.3%	35.0%	37.6%	50.1%
% of FP17s for Band 1 Urgent Courses	68	4,677	1.5%	10.8%	10.7%	9.1%
% of FP17s Relating to Free Repair or Replacements	0	4,677	0.0%	0.5%	0.6%	0.8%
% of FP17s Relating to Continuations	6	4,677	0.1%	0.8%	0.9%	1.2%
% of Patients satisfied with the dentistry they have received	4	5	N/A	89.3%	90.4%	92.8%
% of Patients satisfied with the time they had to wait for an appointment	5	5	N/A	80.6%	83.7%	88.7%

* This is based on patients treated on this contract for their most recent course of treatment. Figures in italics indicate the base number of FP17s or Patient Questionnaire responses are less than 100. N/A is shown where the base number of responses is less than 10 during the period. % is calculated as Quantity/Base number*100

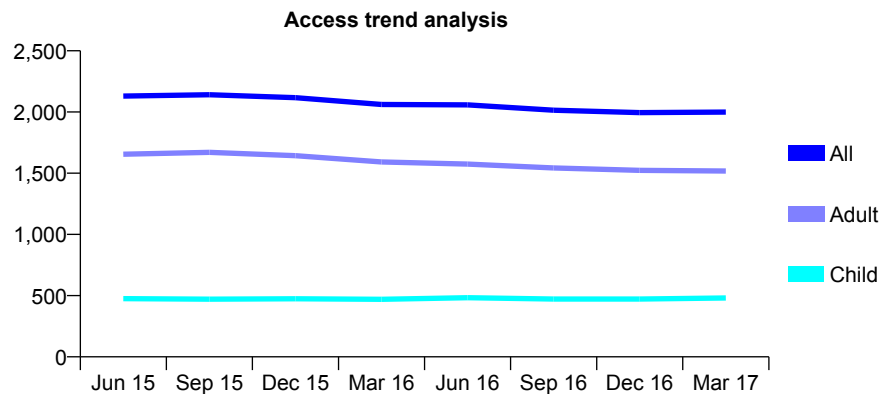
Q61 - Vital Signs At a Glance Contract Report for 935670/0001 - March 2017

Name or company name	MR PK OCANSEY
Contract type name	GDS Contract
Purpose of contract	General
Contract start date	01/04/2006
Contract end date	

16/17 Contracted general activity (UDA)	7,145
Carry forward general activity (UDA)	94
16/17 Contracted orthodontic activity (UOA)	0
Carry forward orthodontic activity (UOA)	0
Baseline contract value	£201,885.09

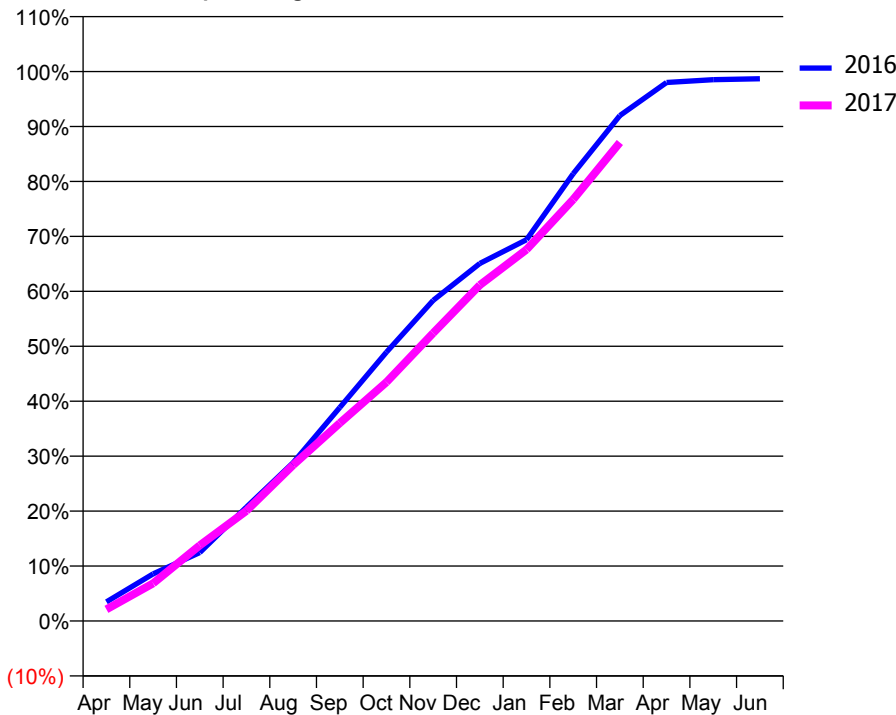
ACCESS*

Patients seen in 24 months	Total	Change since previous quarter
Quarter ending March 2016	2,062	
Quarter ending June 2016	2,058	→
Quarter ending September 2016	2,015	↓
Quarter ending December 2016	1,995	→
Quarter ending March 2017	1,999	→
Variance since March 2016	(3.1%)	↓



ACTIVITY

Cumulative percentage of contracted UDA delivered 2016 & 2017



Month	Adjusted Scheduled Activity (UDA)	
	2016	2017
April	249	151
May	612	490
June	890	984
July	1,481	1,433
August	2,059	2,029
September	2,777	2,574
October	3,496	3,106
November	4,169	3,744
December	4,650	4,369
January	4,957	4,829
February	5,816	5,482
March	6,572	6,221
April	7,002	
May	7,038	
June	7,051	

QUALITY

	Quantity	Base Number	Contract	AT	Region	England
% of FP17s for the same patient ID Re-attending within 3 months - Children	43	555	7.7%	11.2%	11.8%	12.3%
% of FP17s for the same patient ID Re-attending within 3 months - Adults	143	1,525	9.4%	16.3%	17.1%	16.7%
% of FP17s for the same patient ID Re-attending between 3 & 9 months - Children	197	555	35.5%	42.1%	46.5%	57.6%
% of FP17s for the same patient ID Re-attending between 3 & 9 months - Adults	517	1,525	33.9%	35.0%	37.6%	50.1%
% of FP17s for Band 1 Urgent Courses	122	1,966	6.2%	10.8%	10.7%	9.1%
% of FP17s Relating to Free Repair or Replacements	6	1,966	0.3%	0.5%	0.6%	0.8%
% of FP17s Relating to Continuations	17	1,966	0.9%	0.8%	0.9%	1.2%
% of Patients satisfied with the dentistry they have received	0	0	N/A	89.3%	90.4%	92.8%
% of Patients satisfied with the time they had to wait for an appointment	0	0	N/A	80.6%	83.7%	88.7%

* This is based on patients treated on this contract for their most recent course of treatment. Figures in italics indicate the base number of FP17s or Patient Questionnaire responses are less than 100. N/A is shown where the base number of responses is less than 10 during the period. % is calculated as Quantity/Base number*100

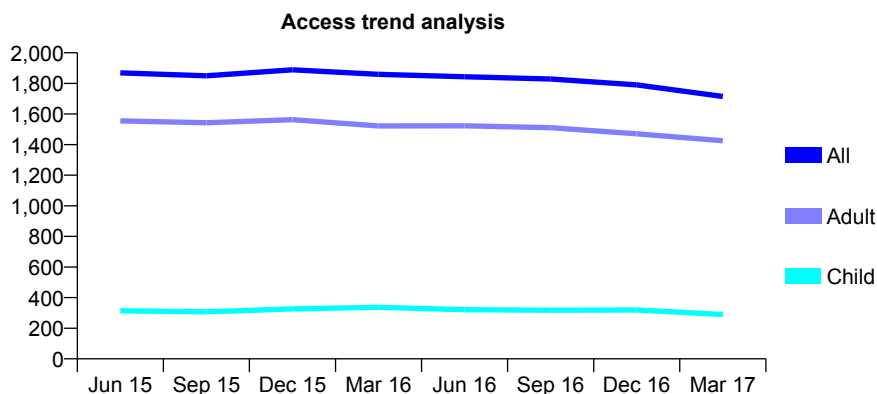
Q61 - Vital Signs At a Glance Contract Report for 935964/0001 - March 2017

Name or company name	MS KN RAO
Contract type name	GDS Contract
Purpose of contract	General
Contract start date	01/04/2006
Contract end date	

16/17 Contracted general activity (UDA)	7,018
Carry forward general activity (UDA)	0
16/17 Contracted orthodontic activity (UOA)	0
Carry forward orthodontic activity (UOA)	0
Baseline contract value	£206,698.59

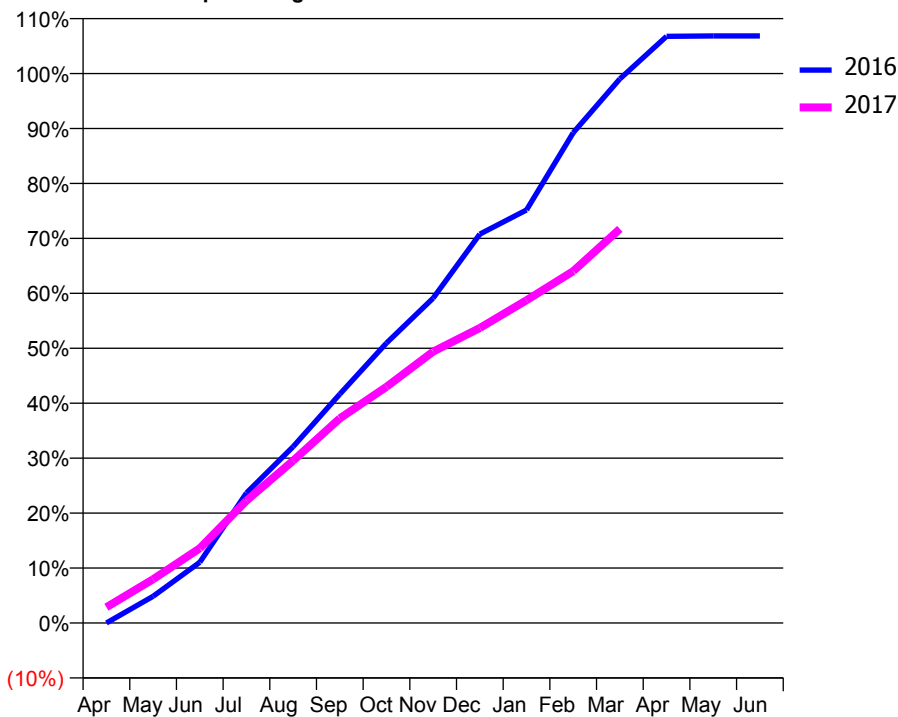
ACCESS*

Patients seen in 24 months	Total	Change since previous quarter
Quarter ending March 2016	1,859	
Quarter ending June 2016	1,844	→
Quarter ending September 2016	1,829	→
Quarter ending December 2016	1,790	↓
Quarter ending March 2017	1,715	↓
Variance since March 2016	(7.7%)	↓



ACTIVITY

Cumulative percentage of contracted UDA delivered 2016 & 2017



Month	Adjusted Scheduled Activity (UDA)	
	2016	2017
April	0	202
May	210	559
June	477	954
July	1,022	1,563
August	1,386	2,073
September	1,799	2,613
October	2,200	3,017
November	2,553	3,467
December	3,056	3,767
January	3,246	4,122
February	3,852	4,494
March	4,276	5,033
April	4,610	
May	4,613	
June	4,613	

QUALITY

	Quantity	Base Number	Contract	AT	Region	England
% of FP17s for the same patient ID Re-attending within 3 months - Children	7	268	2.6%	11.2%	11.8%	12.3%
% of FP17s for the same patient ID Re-attending within 3 months - Adults	40	1,249	3.2%	16.3%	17.1%	16.7%
% of FP17s for the same patient ID Re-attending between 3 & 9 months - Children	88	268	32.8%	42.1%	46.5%	57.6%
% of FP17s for the same patient ID Re-attending between 3 & 9 months - Adults	328	1,249	26.3%	35.0%	37.6%	50.1%
% of FP17s for Band 1 Urgent Courses	125	1,417	8.8%	10.8%	10.7%	9.1%
% of FP17s Relating to Free Repair or Replacements	0	1,417	0.0%	0.5%	0.6%	0.8%
% of FP17s Relating to Continuations	0	1,417	0.0%	0.8%	0.9%	1.2%
% of Patients satisfied with the dentistry they have received	0	0	N/A	89.3%	90.4%	92.8%
% of Patients satisfied with the time they had to wait for an appointment	0	0	N/A	80.6%	83.7%	88.7%

* This is based on patients treated on this contract for their most recent course of treatment. Figures in italics indicate the base number of FP17s or Patient Questionnaire responses are less than 100. N/A is shown where the base number of responses is less than 10 during the period. % is calculated as Quantity/Base number*100

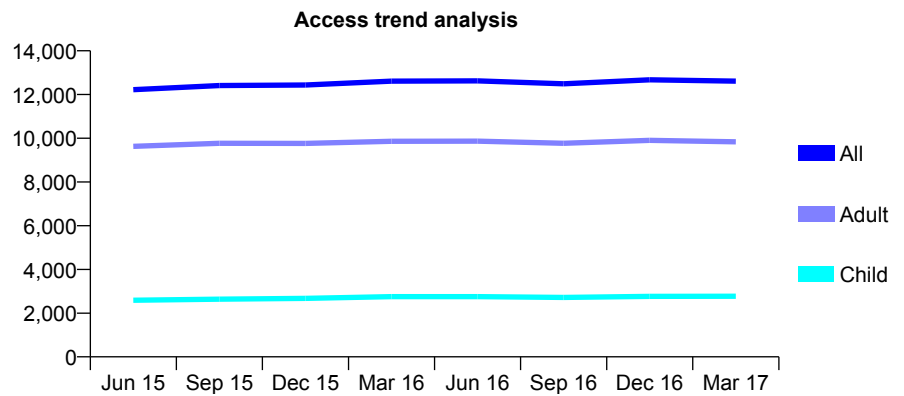
Q61 - Vital Signs At a Glance Contract Report for 936685/0001 - March 2017

Name or company name	MR K MADJIDZADEH AVAL
Contract type name	GDS Contract
Purpose of contract	General
Contract start date	01/04/2006
Contract end date	

16/17 Contracted general activity (UDA)	33,835
Carry forward general activity (UDA)	22
16/17 Contracted orthodontic activity (UOA)	0
Carry forward orthodontic activity (UOA)	0
Baseline contract value	£950,571.29

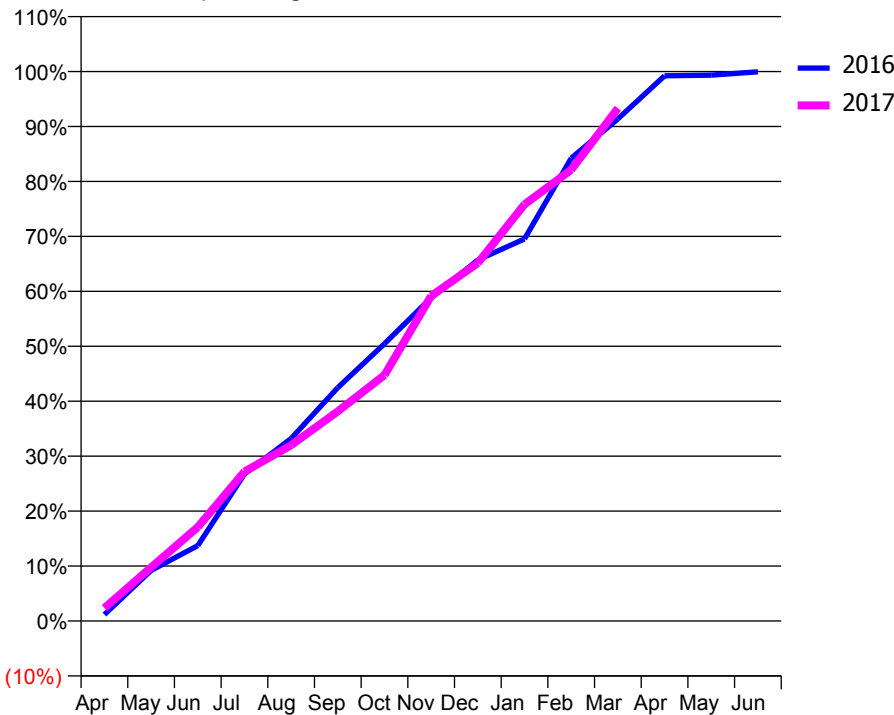
ACCESS*

Patients seen in 24 months	Total	Change since previous quarter
Quarter ending March 2016	12,612	
Quarter ending June 2016	12,626	→
Quarter ending September 2016	12,488	↓
Quarter ending December 2016	12,671	→
Quarter ending March 2017	12,611	→
Variance since March 2016	(0.0%)	→



ACTIVITY

Cumulative percentage of contracted UDA delivered 2016 & 2017



Month	Adjusted Scheduled Activity (UDA)	
	2016	2017
April	396	801
May	3,115	3,307
June	4,642	5,781
July	9,056	9,198
August	11,239	10,822
September	14,375	12,908
October	17,072	15,146
November	19,909	20,012
December	22,230	22,040
January	23,529	25,658
February	28,492	27,778
March	30,917	31,571
April	33,568	
May	33,607	
June	33,813	

QUALITY

	Quantity	Base Number	Contract	AT	Region	England
% of FP17s for the same patient ID Re-attending within 3 months - Children	146	3,261	4.5%	11.2%	11.8%	12.3%
% of FP17s for the same patient ID Re-attending within 3 months - Adults	1,276	11,106	11.5%	16.3%	17.1%	16.7%
% of FP17s for the same patient ID Re-attending between 3 & 9 months - Children	1,363	3,261	41.8%	42.1%	46.5%	57.6%
% of FP17s for the same patient ID Re-attending between 3 & 9 months - Adults	4,457	11,106	40.1%	35.0%	37.6%	50.1%
% of FP17s for Band 1 Urgent Courses	985	13,231	7.4%	10.8%	10.7%	9.1%
% of FP17s Relating to Free Repair or Replacements	30	13,231	0.2%	0.5%	0.6%	0.8%
% of FP17s Relating to Continuations	105	13,231	0.8%	0.8%	0.9%	1.2%
% of Patients satisfied with the dentistry they have received	17	18	94.4%	89.3%	90.4%	92.8%
% of Patients satisfied with the time they had to wait for an appointment	17	18	94.4%	80.6%	83.7%	88.7%

* This is based on patients treated on this contract for their most recent course of treatment. Figures in italics indicate the base number of FP17s or Patient Questionnaire responses are less than 100. N/A is shown where the base number of responses is less than 10 during the period. % is calculated as Quantity/Base number*100

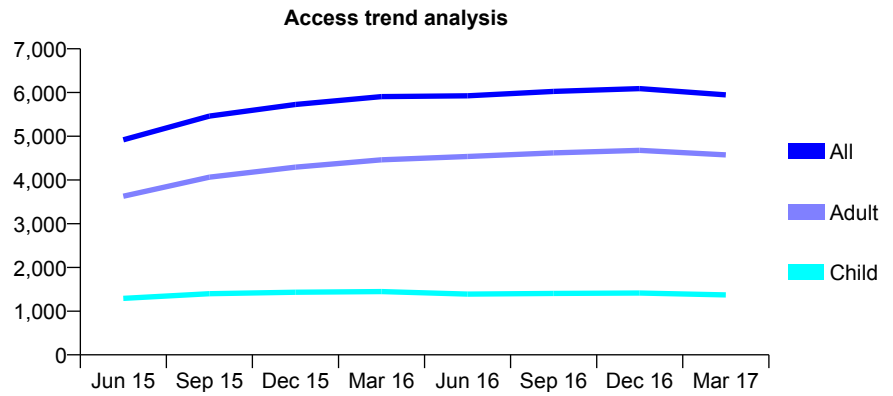
Q61 - Vital Signs At a Glance Contract Report for 937436/0006 - March 2017

Name or company name	MR DJ SACKWILD
Contract type name	GDS Contract
Purpose of contract	General
Contract start date	01/11/2013
Contract end date	

16/17 Contracted general activity (UDA)	17,260
Carry forward general activity (UDA)	41
16/17 Contracted orthodontic activity (UOA)	0
Carry forward orthodontic activity (UOA)	0
Baseline contract value	£432,377.74

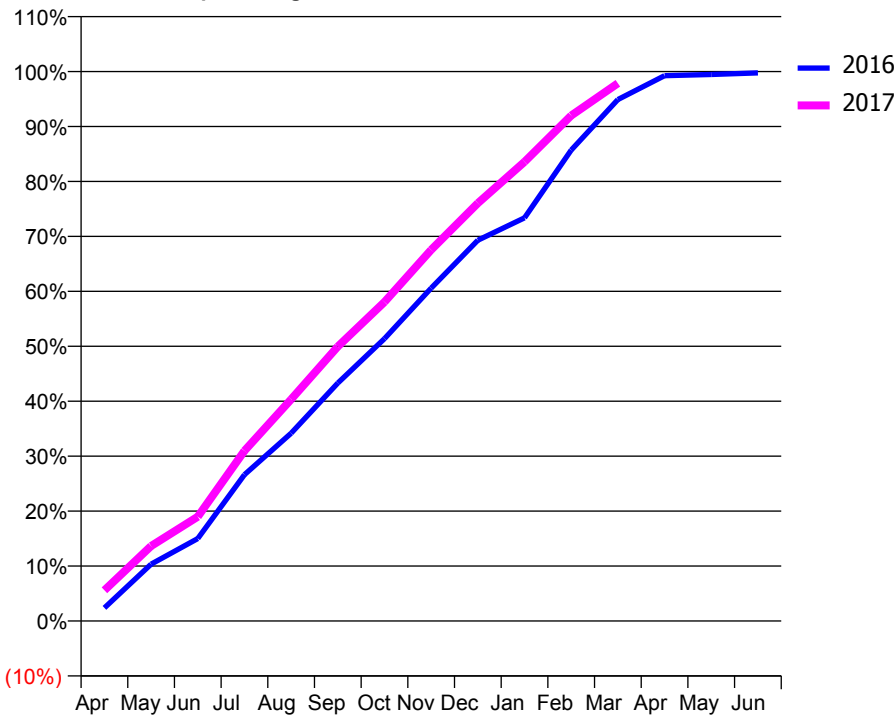
ACCESS*

Patients seen in 24 months	Total	Change since previous quarter
Quarter ending March 2016	5,908	
Quarter ending June 2016	5,926	→
Quarter ending September 2016	6,024	→
Quarter ending December 2016	6,091	→
Quarter ending March 2017	5,945	↓
Variance since March 2016	0.6%	→



ACTIVITY

Cumulative percentage of contracted UDA delivered 2016 & 2017



Month	Adjusted Scheduled Activity (UDA)	
	2016	2017
April	414	964
May	1,787	2,358
June	2,592	3,276
July	4,599	5,347
August	5,900	6,964
September	7,474	8,622
October	8,867	10,019
November	10,457	11,657
December	11,960	13,124
January	12,662	14,421
February	14,790	15,876
March	16,379	16,890
April	17,128	
May	17,167	
June	17,219	

QUALITY

	Quantity	Base Number	Contract	AT	Region	England
% of FP17s for the same patient ID Re-attending within 3 months - Children	121	1,508	8.0%	11.2%	11.8%	12.3%
% of FP17s for the same patient ID Re-attending within 3 months - Adults	446	4,374	10.2%	16.3%	17.1%	16.7%
% of FP17s for the same patient ID Re-attending between 3 & 9 months - Children	533	1,508	35.3%	42.1%	46.5%	57.6%
% of FP17s for the same patient ID Re-attending between 3 & 9 months - Adults	1,104	4,374	25.2%	35.0%	37.6%	50.1%
% of FP17s for Band 1 Urgent Courses	797	5,613	14.2%	10.8%	10.7%	9.1%
% of FP17s Relating to Free Repair or Replacements	0	5,613	0.0%	0.5%	0.6%	0.8%
% of FP17s Relating to Continuations	49	5,613	0.9%	0.8%	0.9%	1.2%
% of Patients satisfied with the dentistry they have received	1	1	N/A	89.3%	90.4%	92.8%
% of Patients satisfied with the time they had to wait for an appointment	1	1	N/A	80.6%	83.7%	88.7%

* This is based on patients treated on this contract for their most recent course of treatment. Figures in italics indicate the base number of FP17s or Patient Questionnaire responses are less than 100. N/A is shown where the base number of responses is less than 10 during the period. % is calculated as Quantity/Base number*100

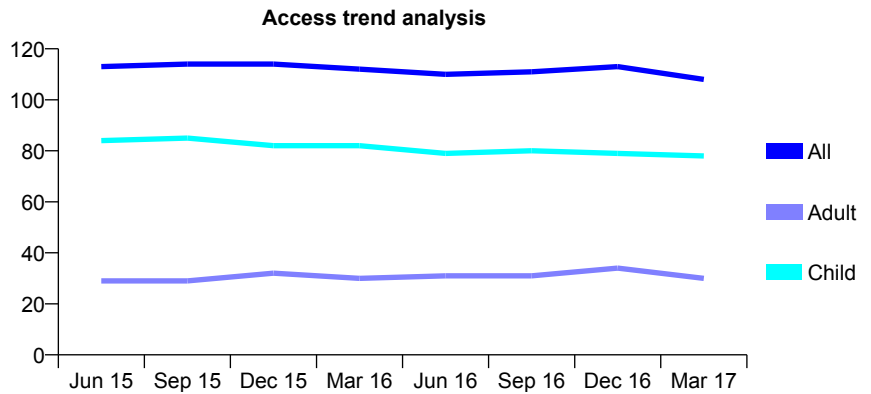
Q61 - Vital Signs At a Glance Contract Report for 941999/0001 - March 2017

Name or company name	MRS S DASWANI
Contract type name	GDS Contract
Purpose of contract	General
Contract start date	01/04/2006
Contract end date	

16/17 Contracted general activity (UDA)	208
Carry forward general activity (UDA)	0
16/17 Contracted orthodontic activity (UOA)	0
Carry forward orthodontic activity (UOA)	0
Baseline contract value	£4,871.75

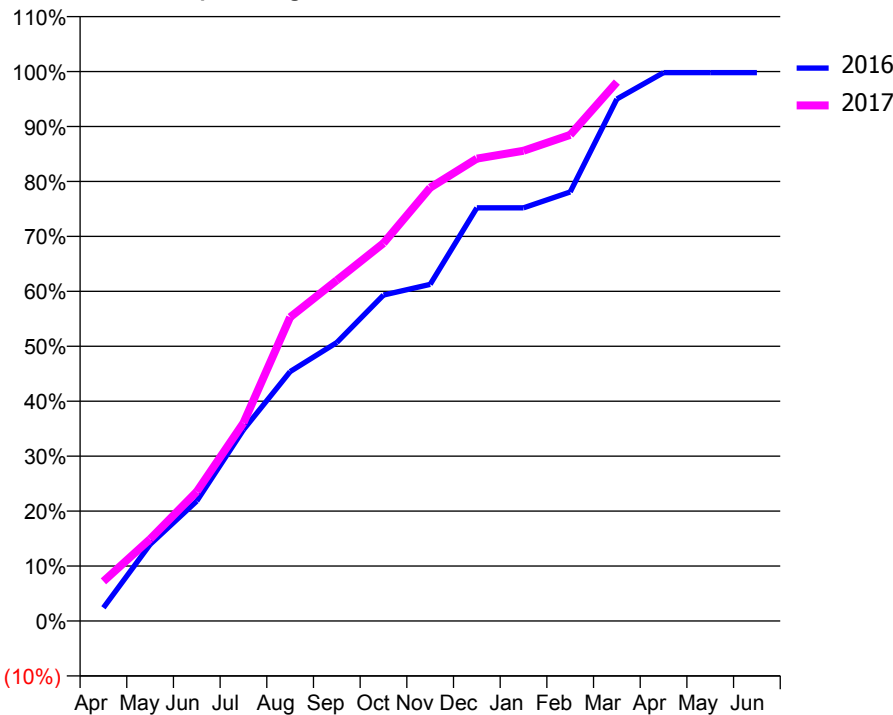
ACCESS*

Patients seen in 24 months	Total	Change since previous quarter
Quarter ending March 2016	112	
Quarter ending June 2016	110	↓
Quarter ending September 2016	111	→
Quarter ending December 2016	113	→
Quarter ending March 2017	108	↓
Variance since March 2016	(3.6%)	↓



ACTIVITY

Cumulative percentage of contracted UDA delivered 2016 & 2017



Month	Adjusted Scheduled Activity (UDA)	
	2016	2017
April	5	15
May	29	31
June	45	49
July	72	75
August	94	115
September	105	129
October	123	143
November	127	164
December	156	175
January	156	178
February	162	184
March	198	204
April	208	
May	208	
June	208	

QUALITY

	Quantity	Base Number	Contract	AT	Region	England
% of FP17s for the same patient ID Re-attending within 3 months - Children	6	108	5.6%	11.2%	11.8%	12.3%
% of FP17s for the same patient ID Re-attending within 3 months - Adults	1	27	3.7%	16.3%	17.1%	16.7%
% of FP17s for the same patient ID Re-attending between 3 & 9 months - Children	63	108	58.3%	42.1%	46.5%	57.6%
% of FP17s for the same patient ID Re-attending between 3 & 9 months - Adults	11	27	40.7%	35.0%	37.6%	50.1%
% of FP17s for Band 1 Urgent Courses	0	129	0.0%	10.8%	10.7%	9.1%
% of FP17s Relating to Free Repair or Replacements	0	129	0.0%	0.5%	0.6%	0.8%
% of FP17s Relating to Continuations	0	129	0.0%	0.8%	0.9%	1.2%
% of Patients satisfied with the dentistry they have received	0	0	N/A	89.3%	90.4%	92.8%
% of Patients satisfied with the time they had to wait for an appointment	0	0	N/A	80.6%	83.7%	88.7%

* This is based on patients treated on this contract for their most recent course of treatment. Figures in italics indicate the base number of FP17s or Patient Questionnaire responses are less than 100. N/A is shown where the base number of responses is less than 10 during the period. % is calculated as Quantity/Base number*100

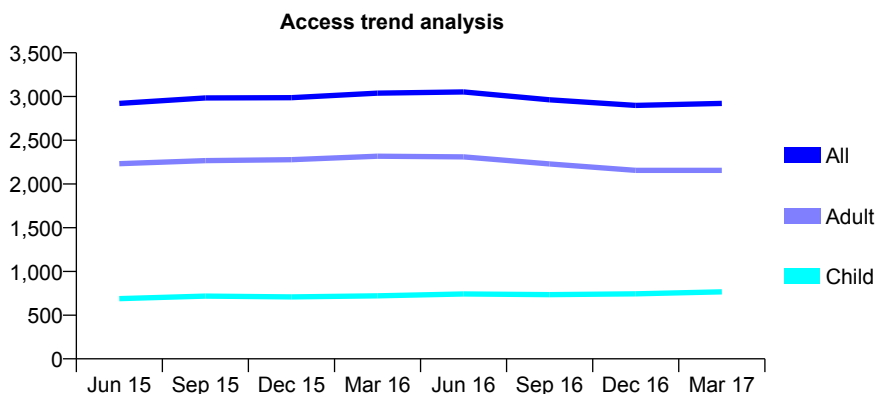
Q61 - Vital Signs At a Glance Contract Report for 944394/0001 - March 2017

Name or company name	MR R PAUL
Contract type name	GDS Contract
Purpose of contract	General
Contract start date	01/04/2006
Contract end date	

16/17 Contracted general activity (UDA)	9,412
Carry forward general activity (UDA)	11
16/17 Contracted orthodontic activity (UOA)	0
Carry forward orthodontic activity (UOA)	0
Baseline contract value	£240,368.70

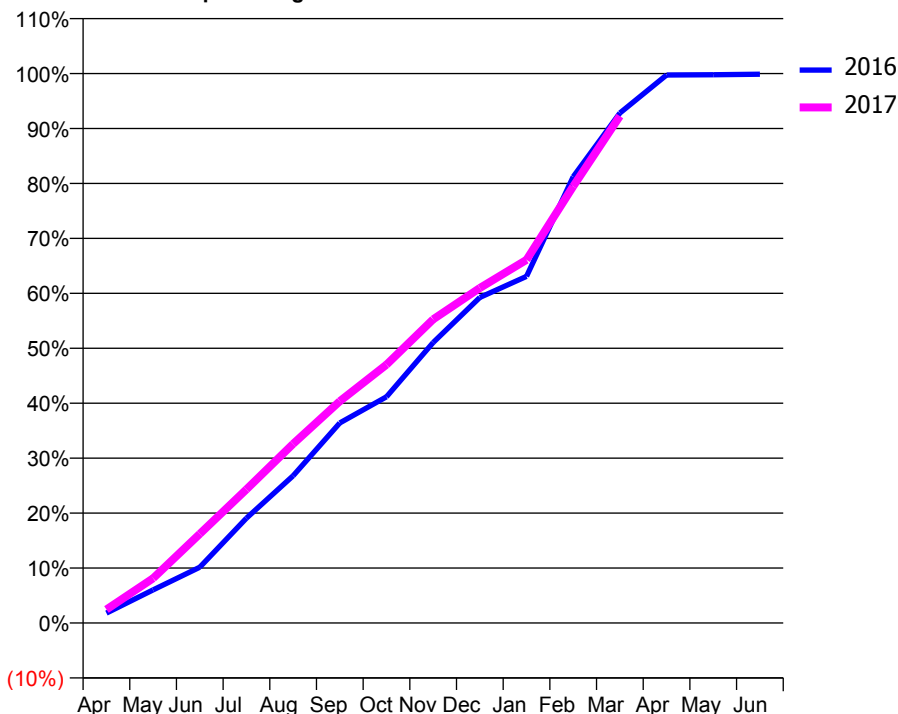
ACCESS*

Patients seen in 24 months	Total	Change since previous quarter
Quarter ending March 2016	3,038	
Quarter ending June 2016	3,052	→
Quarter ending September 2016	2,963	↓
Quarter ending December 2016	2,898	↓
Quarter ending March 2017	2,922	→
Variance since March 2016	(3.8%)	↓



ACTIVITY

Cumulative percentage of contracted UDA delivered 2016 & 2017



Month	Adjusted Scheduled Activity (UDA)	
	2016	2017
April	170	233
May	569	766
June	957	1,526
July	1,796	2,291
August	2,523	3,068
September	3,427	3,799
October	3,876	4,425
November	4,805	5,202
December	5,576	5,738
January	5,937	6,221
February	7,643	7,479
March	8,735	8,683
April	9,387	
May	9,391	
June	9,401	

QUALITY

	Quantity	Base Number	Contract	AT	Region	England
% of FP17s for the same patient ID Re-attending within 3 months - Children	58	988	5.9%	11.2%	11.8%	12.3%
% of FP17s for the same patient ID Re-attending within 3 months - Adults	327	2,397	13.6%	16.3%	17.1%	16.7%
% of FP17s for the same patient ID Re-attending between 3 & 9 months - Children	355	988	35.9%	42.1%	46.5%	57.6%
% of FP17s for the same patient ID Re-attending between 3 & 9 months - Adults	776	2,397	32.4%	35.0%	37.6%	50.1%
% of FP17s for Band 1 Urgent Courses	219	3,187	6.9%	10.8%	10.7%	9.1%
% of FP17s Relating to Free Repair or Replacements	79	3,187	2.5%	0.5%	0.6%	0.8%
% of FP17s Relating to Continuations	52	3,187	1.6%	0.8%	0.9%	1.2%
% of Patients satisfied with the dentistry they have received	3	3	N/A	89.3%	90.4%	92.8%
% of Patients satisfied with the time they had to wait for an appointment	3	3	N/A	80.6%	83.7%	88.7%

* This is based on patients treated on this contract for their most recent course of treatment. Figures in italics indicate the base number of FP17s or Patient Questionnaire responses are less than 100. N/A is shown where the base number of responses is less than 10 during the period. % is calculated as Quantity/Base number*100

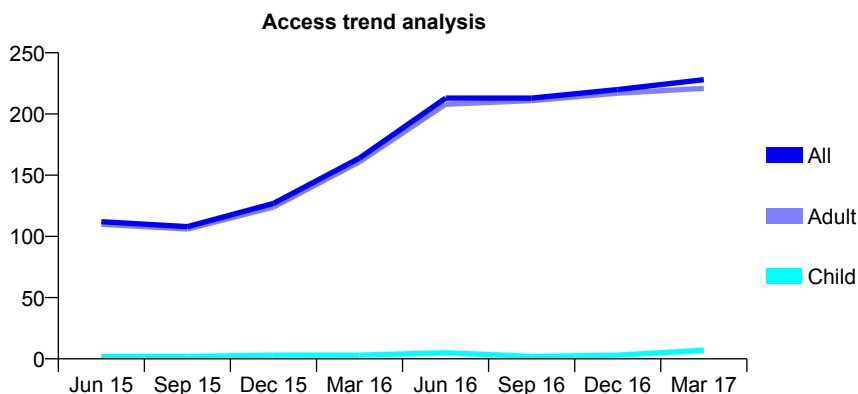
Q61 - Vital Signs At a Glance Contract Report for 947806/0002 - March 2017

Name or company name	MR PA SHAH
Contract type name	PDS Contract
Purpose of contract	General
Contract start date	01/08/2010
Contract end date	30/11/2017

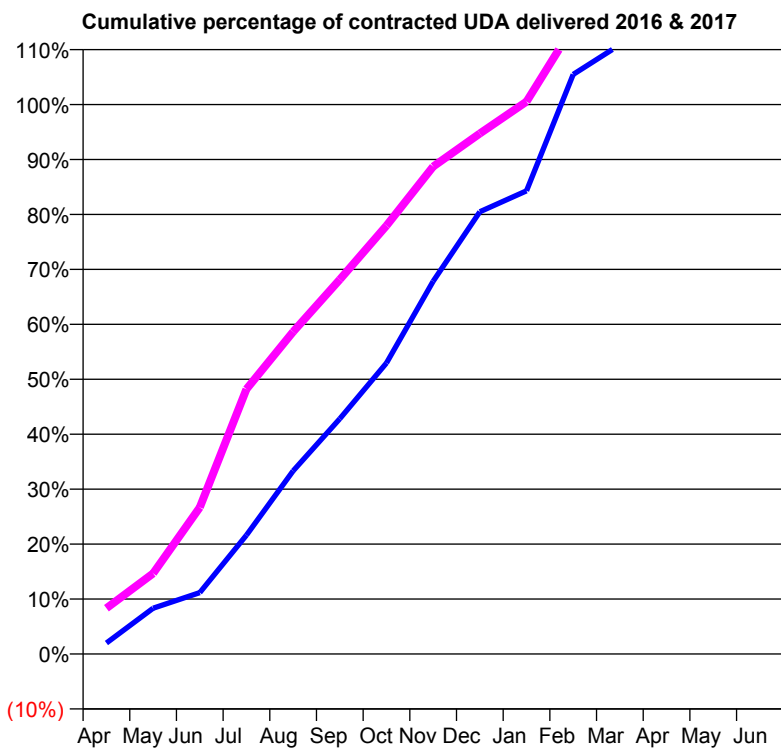
16/17 Contracted general activity (UDA)	948
Carry forward general activity (UDA)	-19
16/17 Contracted orthodontic activity (UOA)	0
Carry forward orthodontic activity (UOA)	0
Baseline contract value	£131,061.52

ACCESS*

Patients seen in 24 months	Total	Change since previous quarter
Quarter ending March 2016	164	
Quarter ending June 2016	213	↑
Quarter ending September 2016	213	→
Quarter ending December 2016	220	↑
Quarter ending March 2017	228	↑
Variance since March 2016	39.0%	↑



ACTIVITY



Month	Adjusted Scheduled Activity (UDA)	
	2016	2017
April	19	79
May	79	139
June	106	253
July	205	457
August	316	556
September	406	646
October	502	739
November	643	841
December	763	898
January	799	953
February	1,000	1,082
March	1,051	1,133
April	1,096	
May	1,096	
June	1,096	

QUALITY

	Quantity	Base Number	Contract	AT	Region	England
% of FP17s for the same patient ID Re-attending within 3 months - Children	0	19	0.0%	11.2%	11.8%	12.3%
% of FP17s for the same patient ID Re-attending within 3 months - Adults	7	368	1.9%	16.3%	17.1%	16.7%
% of FP17s for the same patient ID Re-attending between 3 & 9 months - Children	0	19	0.0%	42.1%	46.5%	57.6%
% of FP17s for the same patient ID Re-attending between 3 & 9 months - Adults	3	368	0.8%	35.0%	37.6%	50.1%
% of FP17s for Band 1 Urgent Courses	0	372	0.0%	10.8%	10.7%	9.1%
% of FP17s Relating to Free Repair or Replacements	0	372	0.0%	0.5%	0.6%	0.8%
% of FP17s Relating to Continuations	0	372	0.0%	0.8%	0.9%	1.2%
% of Patients satisfied with the dentistry they have received	1	1	N/A	89.3%	90.4%	92.8%
% of Patients satisfied with the time they had to wait for an appointment	0	1	N/A	80.6%	83.7%	88.7%

* This is based on patients treated on this contract for their most recent course of treatment. Figures in italics indicate the base number of FP17s or Patient Questionnaire responses are less than 100. N/A is shown where the base number of responses is less than 10 during the period. % is calculated as Quantity/Base number*100

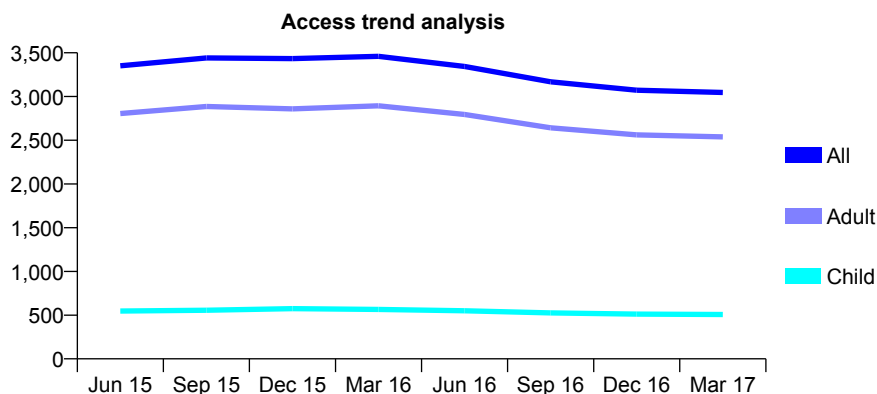
Q61 - Vital Signs At a Glance Contract Report for 949787/0001 - March 2017

Name or company name	MR OA ADEBIYI
Contract type name	GDS Contract
Purpose of contract	General
Contract start date	01/04/2006
Contract end date	

16/17 Contracted general activity (UDA)	9,518
Carry forward general activity (UDA)	-68
16/17 Contracted orthodontic activity (UOA)	0
Carry forward orthodontic activity (UOA)	0
Baseline contract value	£230,270.92

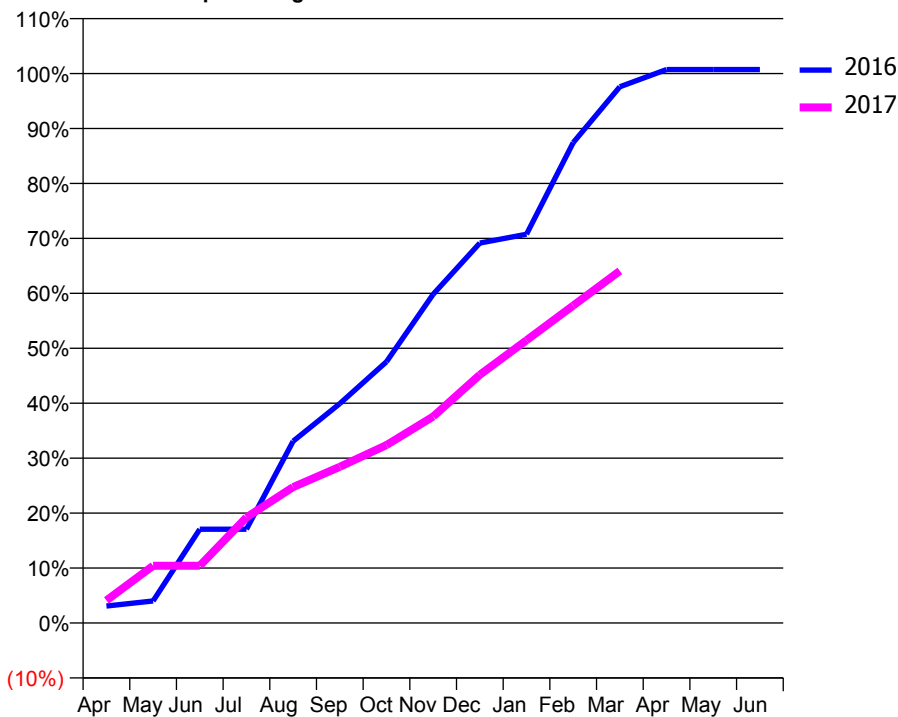
ACCESS*

Patients seen in 24 months	Total	Change since previous quarter
Quarter ending March 2016	3,459	
Quarter ending June 2016	3,344	↓
Quarter ending September 2016	3,168	↓
Quarter ending December 2016	3,072	↓
Quarter ending March 2017	3,046	→
Variance since March 2016	(11.9%)	↓



ACTIVITY

Cumulative percentage of contracted UDA delivered 2016 & 2017



Month	Adjusted Scheduled Activity (UDA)	
	2016	2017
April	295	392
May	382	993
June	1,625	993
July	1,624	1,831
August	3,150	2,356
September	3,801	2,706
October	4,525	3,083
November	5,694	3,577
December	6,581	4,299
January	6,734	4,897
February	8,321	5,497
March	9,289	6,099
April	9,586	
May	9,586	
June	9,586	

QUALITY

	Quantity	Base Number	Contract	AT	Region	England
% of FP17s for the same patient ID Re-attending within 3 months - Children	24	485	4.9%	11.2%	11.8%	12.3%
% of FP17s for the same patient ID Re-attending within 3 months - Adults	234	2,039	11.5%	16.3%	17.1%	16.7%
% of FP17s for the same patient ID Re-attending between 3 & 9 months - Children	212	485	43.7%	42.1%	46.5%	57.6%
% of FP17s for the same patient ID Re-attending between 3 & 9 months - Adults	658	2,039	32.3%	35.0%	37.6%	50.1%
% of FP17s for Band 1 Urgent Courses	121	2,432	5.0%	10.8%	10.7%	9.1%
% of FP17s Relating to Free Repair or Replacements	3	2,432	0.1%	0.5%	0.6%	0.8%
% of FP17s Relating to Continuations	38	2,432	1.6%	0.8%	0.9%	1.2%
% of Patients satisfied with the dentistry they have received	1	1	N/A	89.3%	90.4%	92.8%
% of Patients satisfied with the time they had to wait for an appointment	1	1	N/A	80.6%	83.7%	88.7%

* This is based on patients treated on this contract for their most recent course of treatment. Figures in italics indicate the base number of FP17s or Patient Questionnaire responses are less than 100. N/A is shown where the base number of responses is less than 10 during the period. % is calculated as Quantity/Base number*100

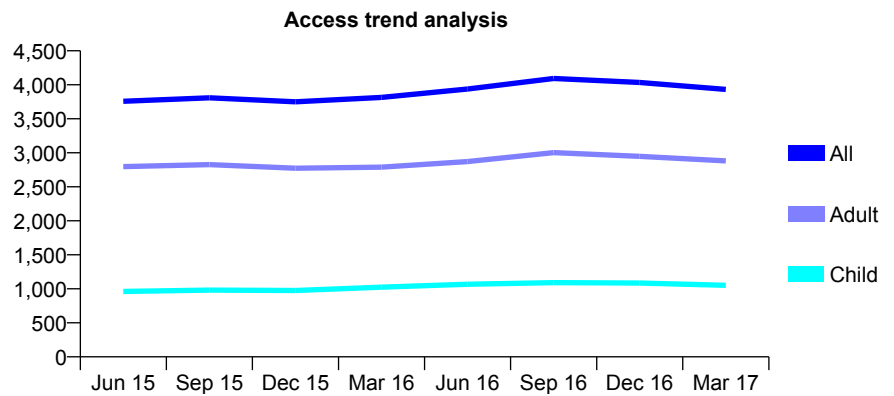
Q61 - Vital Signs At a Glance Contract Report for 949892/0001 - March 2017

Name or company name	MR KC SHAH
Contract type name	GDS Contract
Purpose of contract	General
Contract start date	21/07/2010
Contract end date	

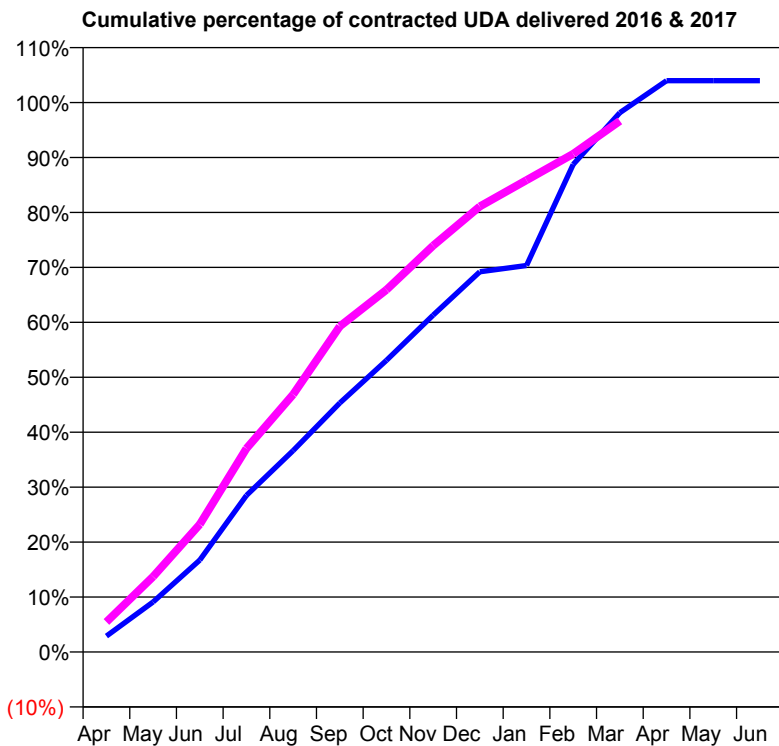
16/17 Contracted general activity (UDA)	8,870
Carry forward general activity (UDA)	-177
16/17 Contracted orthodontic activity (UOA)	0
Carry forward orthodontic activity (UOA)	0
Baseline contract value	£206,208.02

ACCESS*

Patients seen in 24 months	Total	Change since previous quarter
Quarter ending March 2016	3,815	
Quarter ending June 2016	3,939	↑
Quarter ending September 2016	4,094	↑
Quarter ending December 2016	4,035	↓
Quarter ending March 2017	3,932	↓
Variance since March 2016	3.1%	↑



ACTIVITY



Month	Adjusted Scheduled Activity (UDA)	
	2016	2017
April	258	485
May	809	1,218
June	1,484	2,061
July	2,528	3,286
August	3,251	4,158
September	4,019	5,258
October	4,709	5,847
November	5,439	6,561
December	6,137	7,193
January	6,239	7,617
February	7,871	8,041
March	8,706	8,571
April	9,222	
May	9,223	
June	9,222	

QUALITY

	Quantity	Base Number	Contract	AT	Region	England
% of FP17s for the same patient ID Re-attending within 3 months - Children	122	1,395	8.7%	11.2%	11.8%	12.3%
% of FP17s for the same patient ID Re-attending within 3 months - Adults	447	3,017	14.8%	16.3%	17.1%	16.7%
% of FP17s for the same patient ID Re-attending between 3 & 9 months - Children	704	1,395	50.5%	42.1%	46.5%	57.6%
% of FP17s for the same patient ID Re-attending between 3 & 9 months - Adults	1,175	3,017	38.9%	35.0%	37.6%	50.1%
% of FP17s for Band 1 Urgent Courses	592	4,150	14.3%	10.8%	10.7%	9.1%
% of FP17s Relating to Free Repair or Replacements	9	4,150	0.2%	0.5%	0.6%	0.8%
% of FP17s Relating to Continuations	6	4,150	0.1%	0.8%	0.9%	1.2%
% of Patients satisfied with the dentistry they have received	6	6	N/A	89.3%	90.4%	92.8%
% of Patients satisfied with the time they had to wait for an appointment	3	6	N/A	80.6%	83.7%	88.7%

* This is based on patients treated on this contract for their most recent course of treatment. Figures in italics indicate the base number of FP17s or Patient Questionnaire responses are less than 100. N/A is shown where the base number of responses is less than 10 during the period. % is calculated as Quantity/Base number*100

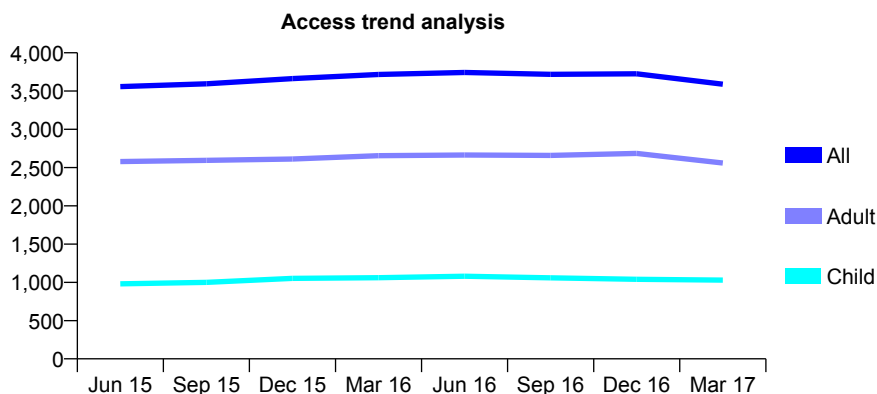
Q61 - Vital Signs At a Glance Contract Report for 954314/0001 - March 2017

Name or company name	Shradha Innani
Contract type name	GDS Contract
Purpose of contract	General
Contract start date	01/04/2006
Contract end date	

16/17 Contracted general activity (UDA)	10,835
Carry forward general activity (UDA)	0
16/17 Contracted orthodontic activity (UOA)	0
Carry forward orthodontic activity (UOA)	0
Baseline contract value	£309,023.87

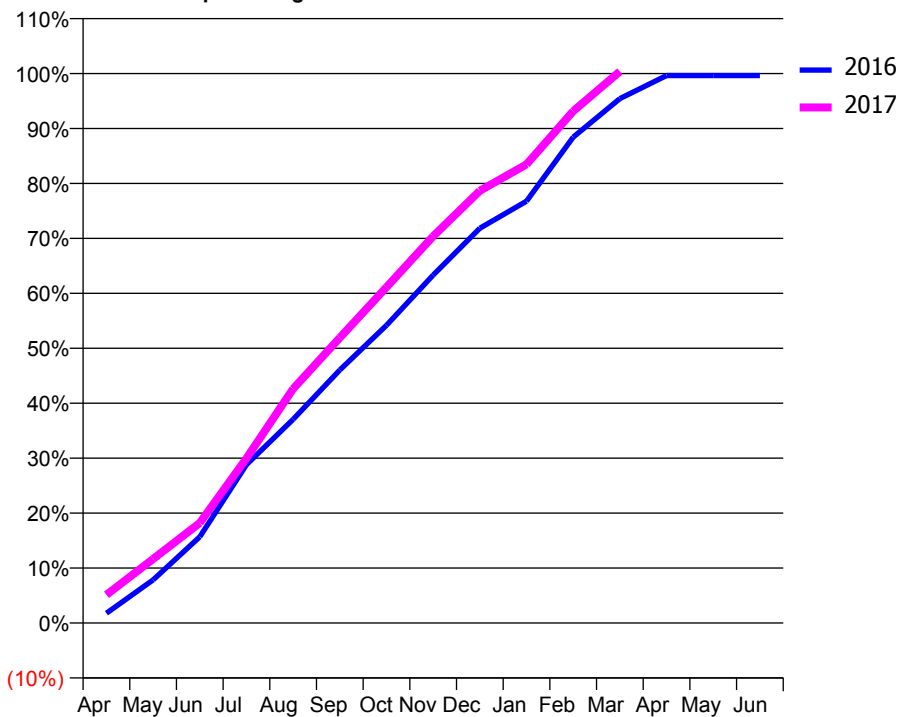
ACCESS*

Patients seen in 24 months	Total	Change since previous quarter
Quarter ending March 2016	3,716	
Quarter ending June 2016	3,743	→
Quarter ending September 2016	3,718	→
Quarter ending December 2016	3,725	→
Quarter ending March 2017	3,590	↓
Variance since March 2016	(3.4%)	↓



ACTIVITY

Cumulative percentage of contracted UDA delivered 2016 & 2017



Month	Adjusted Scheduled Activity (UDA)	
	2016	2017
April	194	555
May	851	1,264
June	1,700	1,974
July	3,122	3,250
August	4,017	4,619
September	4,990	5,624
October	5,871	6,622
November	6,861	7,626
December	7,784	8,522
January	8,317	9,045
February	9,579	10,094
March	10,340	10,877
April	10,794	
May	10,794	
June	10,794	

QUALITY

	Quantity	Base Number	Contract	AT	Region	England
% of FP17s for the same patient ID Re-attending within 3 months - Children	87	1,206	7.2%	11.2%	11.8%	12.3%
% of FP17s for the same patient ID Re-attending within 3 months - Adults	417	2,875	14.5%	16.3%	17.1%	16.7%
% of FP17s for the same patient ID Re-attending between 3 & 9 months - Children	496	1,206	41.1%	42.1%	46.5%	57.6%
% of FP17s for the same patient ID Re-attending between 3 & 9 months - Adults	1,074	2,875	37.4%	35.0%	37.6%	50.1%
% of FP17s for Band 1 Urgent Courses	597	3,925	15.2%	10.8%	10.7%	9.1%
% of FP17s Relating to Free Repair or Replacements	48	3,925	1.2%	0.5%	0.6%	0.8%
% of FP17s Relating to Continuations	24	3,925	0.6%	0.8%	0.9%	1.2%
% of Patients satisfied with the dentistry they have received	3	3	N/A	89.3%	90.4%	92.8%
% of Patients satisfied with the time they had to wait for an appointment	3	3	N/A	80.6%	83.7%	88.7%

* This is based on patients treated on this contract for their most recent course of treatment. Figures in italics indicate the base number of FP17s or Patient Questionnaire responses are less than 100. N/A is shown where the base number of responses is less than 10 during the period. % is calculated as Quantity/Base number*100

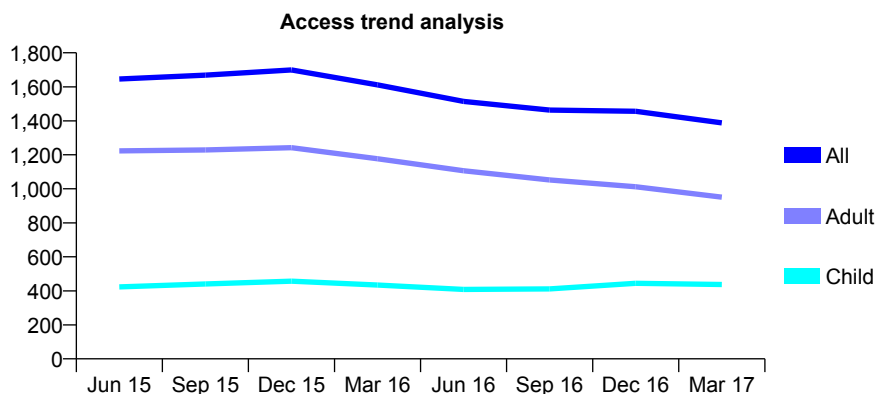
Q61 - Vital Signs At a Glance Contract Report for 964328/0001 - March 2017

Name or company name	MISS FA RAMJOHN
Contract type name	GDS Contract
Purpose of contract	General
Contract start date	01/11/2011
Contract end date	

16/17 Contracted general activity (UDA)	4,344
Carry forward general activity (UDA)	-87
16/17 Contracted orthodontic activity (UOA)	0
Carry forward orthodontic activity (UOA)	0
Baseline contract value	£123,304.57

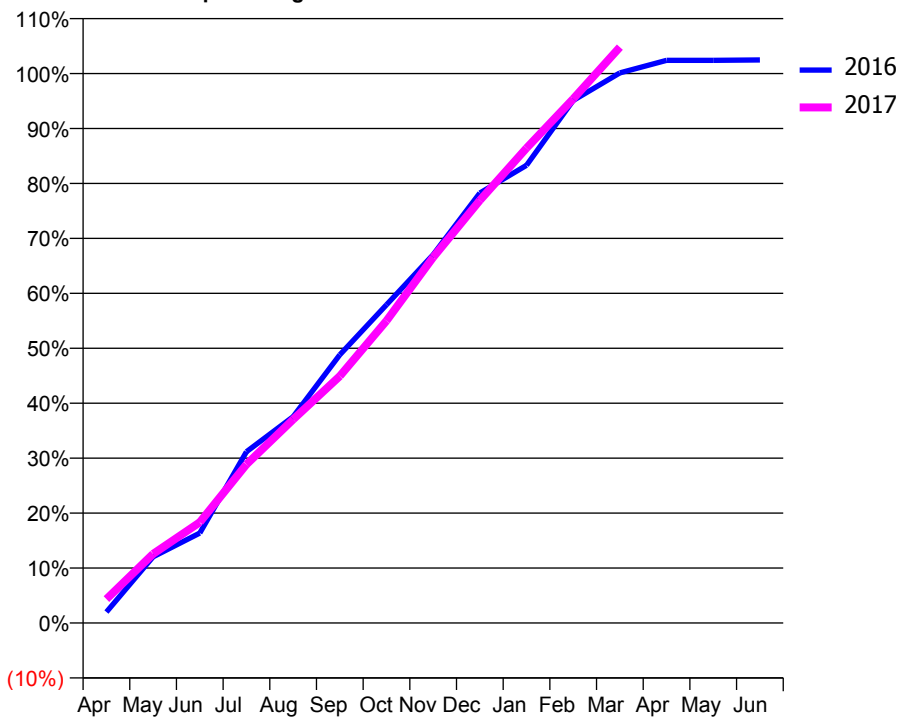
ACCESS*

Patients seen in 24 months	Total	Change since previous quarter
Quarter ending March 2016	1,611	
Quarter ending June 2016	1,514	↓
Quarter ending September 2016	1,463	↓
Quarter ending December 2016	1,456	→
Quarter ending March 2017	1,388	↓
Variance since March 2016	(13.8%)	↓



ACTIVITY

Cumulative percentage of contracted UDA delivered 2016 & 2017



Month	Adjusted Scheduled Activity (UDA)	
	2016	2017
April	87	189
May	524	547
June	711	796
July	1,354	1,254
August	1,632	1,609
September	2,120	1,952
October	2,516	2,389
November	2,912	2,891
December	3,399	3,341
January	3,619	3,755
February	4,130	4,143
March	4,348	4,553
April	4,448	
May	4,448	
June	4,451	

QUALITY

	Quantity	Base Number	Contract	AT	Region	England
% of FP17s for the same patient ID Re-attending within 3 months - Children	44	571	7.7%	11.2%	11.8%	12.3%
% of FP17s for the same patient ID Re-attending within 3 months - Adults	93	913	10.2%	16.3%	17.1%	16.7%
% of FP17s for the same patient ID Re-attending between 3 & 9 months - Children	294	571	51.5%	42.1%	46.5%	57.6%
% of FP17s for the same patient ID Re-attending between 3 & 9 months - Adults	354	913	38.8%	35.0%	37.6%	50.1%
% of FP17s for Band 1 Urgent Courses	93	1,437	6.5%	10.8%	10.7%	9.1%
% of FP17s Relating to Free Repair or Replacements	0	1,437	0.0%	0.5%	0.6%	0.8%
% of FP17s Relating to Continuations	13	1,437	0.9%	0.8%	0.9%	1.2%
% of Patients satisfied with the dentistry they have received	2	2	N/A	89.3%	90.4%	92.8%
% of Patients satisfied with the time they had to wait for an appointment	1	2	N/A	80.6%	83.7%	88.7%

* This is based on patients treated on this contract for their most recent course of treatment. Figures in italics indicate the base number of FP17s or Patient Questionnaire responses are less than 100. N/A is shown where the base number of responses is less than 10 during the period. % is calculated as Quantity/Base number*100

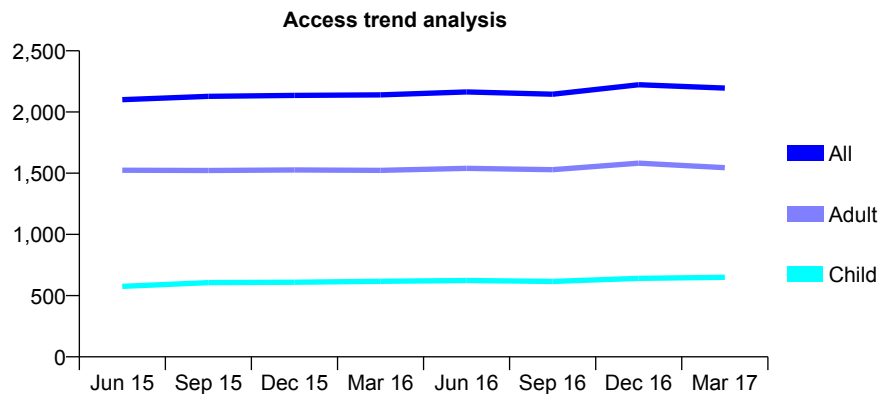
Q61 - Vital Signs At a Glance Contract Report for 999237/0001 - March 2017

Name or company name	MRS JM TALIB
Contract type name	GDS Contract
Purpose of contract	General
Contract start date	01/04/2006
Contract end date	

16/17 Contracted general activity (UDA)	7,248
Carry forward general activity (UDA)	-145
16/17 Contracted orthodontic activity (UOA)	0
Carry forward orthodontic activity (UOA)	0
Baseline contract value	£229,964.71

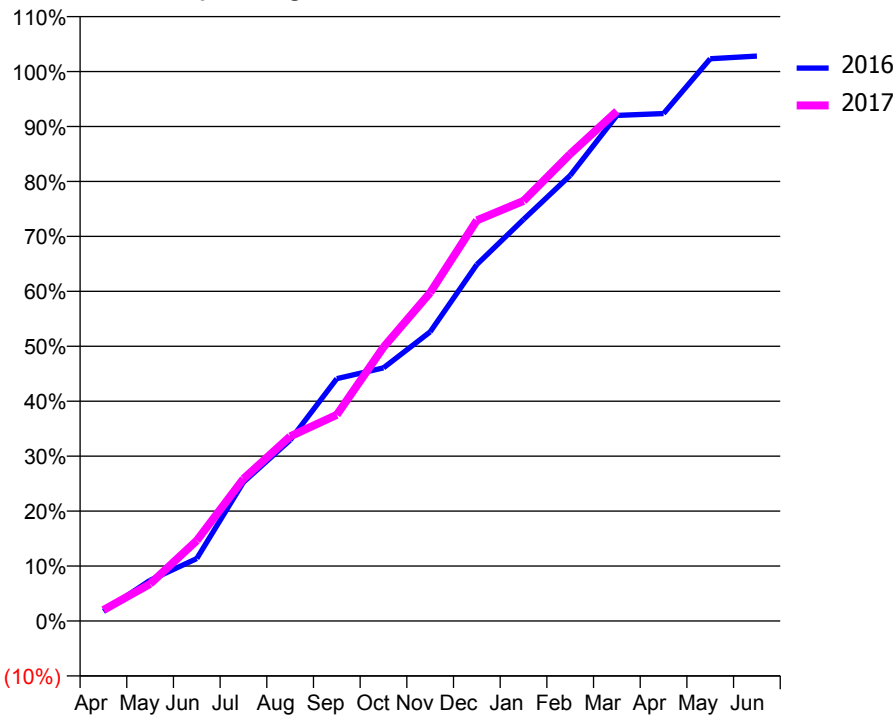
ACCESS*

Patients seen in 24 months	Total	Change since previous quarter
Quarter ending March 2016	2,140	
Quarter ending June 2016	2,164	→
Quarter ending September 2016	2,145	→
Quarter ending December 2016	2,223	↑
Quarter ending March 2017	2,195	↓
Variance since March 2016	2.6%	↑



ACTIVITY

Cumulative percentage of contracted UDA delivered 2016 & 2017



Month	Adjusted Scheduled Activity (UDA)	
	2016	2017
April	127	145
May	537	489
June	824	1,062
July	1,832	1,876
August	2,386	2,436
September	3,197	2,720
October	3,339	3,612
November	3,815	4,332
December	4,703	5,285
January	5,297	5,541
February	5,877	6,160
March	6,669	6,725
April	6,693	
May	7,416	
June	7,451	

QUALITY

	Quantity	Base Number	Contract	AT	Region	England
% of FP17s for the same patient ID Re-attending within 3 months - Children	45	649	6.9%	11.2%	11.8%	12.3%
% of FP17s for the same patient ID Re-attending within 3 months - Adults	190	1,479	12.8%	16.3%	17.1%	16.7%
% of FP17s for the same patient ID Re-attending between 3 & 9 months - Children	179	649	27.6%	42.1%	46.5%	57.6%
% of FP17s for the same patient ID Re-attending between 3 & 9 months - Adults	360	1,479	24.3%	35.0%	37.6%	50.1%
% of FP17s for Band 1 Urgent Courses	253	1,910	13.2%	10.8%	10.7%	9.1%
% of FP17s Relating to Free Repair or Replacements	0	1,910	0.0%	0.5%	0.6%	0.8%
% of FP17s Relating to Continuations	5	1,910	0.3%	0.8%	0.9%	1.2%
% of Patients satisfied with the dentistry they have received	1	1	N/A	89.3%	90.4%	92.8%
% of Patients satisfied with the time they had to wait for an appointment	0	1	N/A	80.6%	83.7%	88.7%

* This is based on patients treated on this contract for their most recent course of treatment. Figures in italics indicate the base number of FP17s or Patient Questionnaire responses are less than 100. N/A is shown where the base number of responses is less than 10 during the period. % is calculated as Quantity/Base number*100

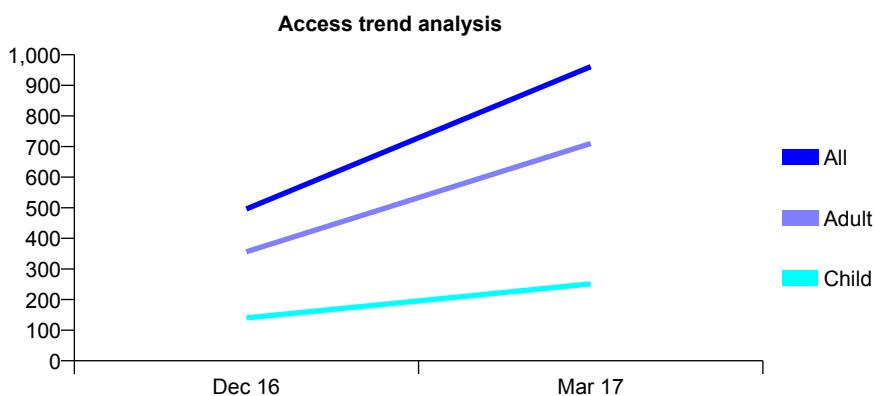
Q62 - Vital Signs At a Glance Contract Report for 100217/0000 - March 2017

Name or company name	Dentistry for You
Contract type name	PDS Plus Contract
Purpose of contract	General
Contract start date	01/10/2016
Contract end date	30/09/2024

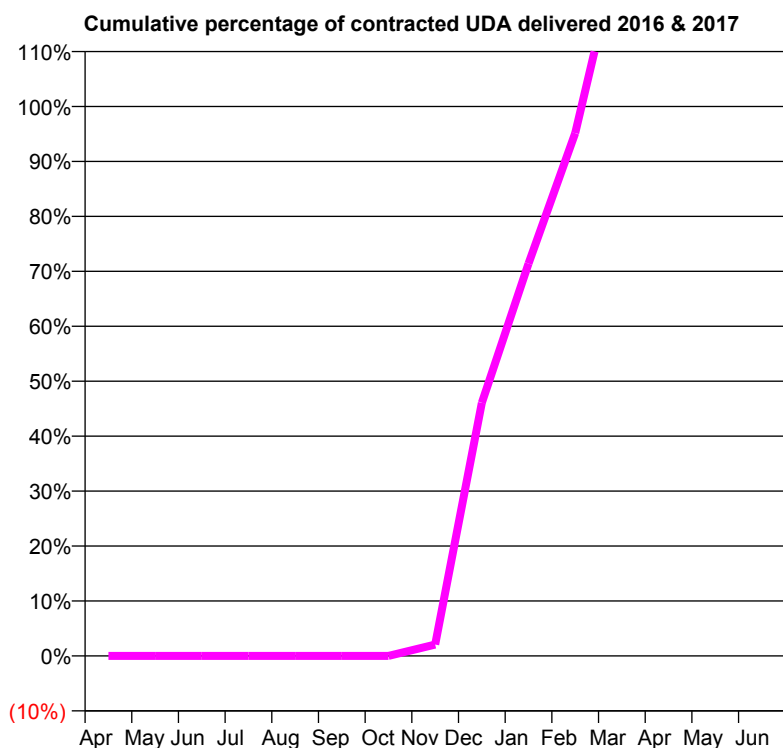
16/17 Contracted general activity (UDA)	2,334
Carry forward general activity (UDA)	0
16/17 Contracted orthodontic activity (UOA)	0
Carry forward orthodontic activity (UOA)	0
Baseline contract value	£40,833.50

ACCESS*

Patients seen in 24 months	Total	Change since previous quarter
Quarter ending March 2016	0	
Quarter ending June 2016	0	
Quarter ending September 2016	0	
Quarter ending December 2016	496	↑
Quarter ending March 2017	961	↑
Variance since March 2016	N/A	



ACTIVITY



Month	Adjusted Scheduled Activity (UDA)	
	2016	2017
April	0	0
May	0	0
June	0	0
July	0	0
August	0	0
September	0	0
October	0	0
November	0	48
December	0	1,075
January	0	1,667
February	0	2,221
March	0	3,055
April	0	
May	0	
June	0	

QUALITY

	Quantity	Base Number	Contract	AT	Region	England
% of FP17s for the same patient ID Re-attending within 3 months - Children	19	282	6.7%	10.0%	11.8%	12.3%
% of FP17s for the same patient ID Re-attending within 3 months - Adults	97	820	11.8%	16.1%	17.1%	16.7%
% of FP17s for the same patient ID Re-attending between 3 & 9 months - Children	10	282	3.5%	46.2%	46.5%	57.6%
% of FP17s for the same patient ID Re-attending between 3 & 9 months - Adults	21	820	2.6%	37.0%	37.6%	50.1%
% of FP17s for Band 1 Urgent Courses	148	1,102	13.4%	11.0%	10.7%	9.1%
% of FP17s Relating to Free Repair or Replacements	1	1,102	0.1%	0.6%	0.6%	0.8%
% of FP17s Relating to Continuations	15	1,102	1.4%	0.7%	0.9%	1.2%
% of Patients satisfied with the dentistry they have received	0	0	N/A	91.3%	90.4%	92.8%
% of Patients satisfied with the time they had to wait for an appointment	0	0	N/A	84.0%	83.7%	88.7%

* This is based on patients treated on this contract for their most recent course of treatment. Figures in italics indicate the base number of FP17s or Patient Questionnaire responses are less than 100. N/A is shown where the base number of responses is less than 10 during the period. % is calculated as Quantity/Base number*100

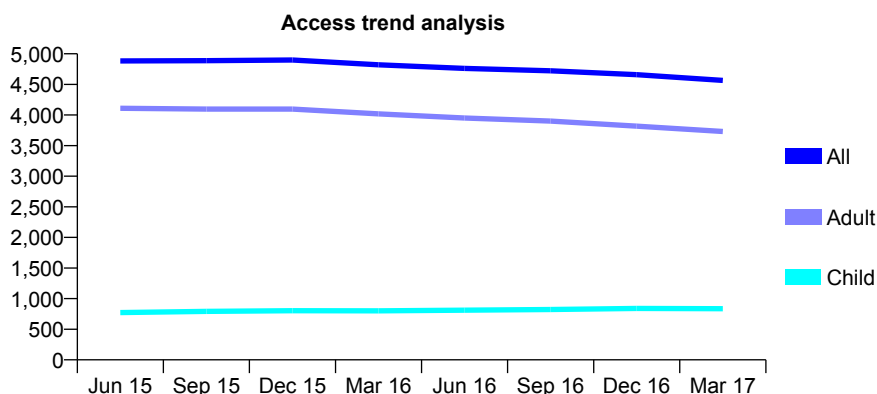
Q62 - Vital Signs At a Glance Contract Report for 101362/0034 - March 2017

Name or company name	Rodericks Dental Limited
Contract type name	GDS Contract
Purpose of contract	General
Contract start date	01/09/2010
Contract end date	

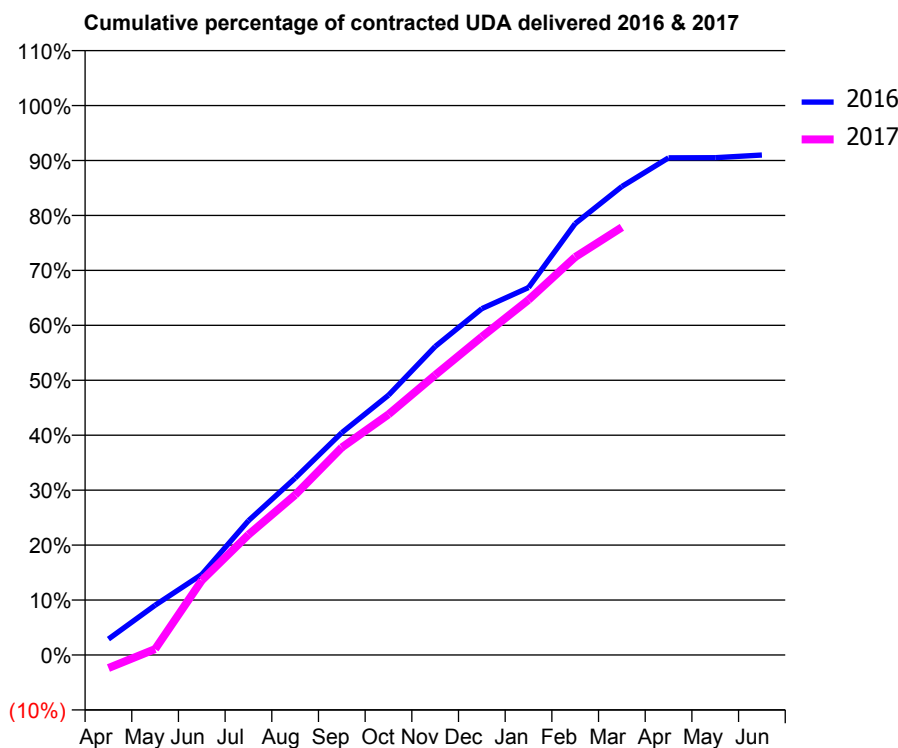
16/17 Contracted general activity (UDA)	14,797
Carry forward general activity (UDA)	480
16/17 Contracted orthodontic activity (UOA)	0
Carry forward orthodontic activity (UOA)	0
Baseline contract value	£409,751.94

ACCESS*

Patients seen in 24 months	Total	Change since previous quarter
Quarter ending March 2016	4,820	
Quarter ending June 2016	4,761	↓
Quarter ending September 2016	4,722	→
Quarter ending December 2016	4,658	↓
Quarter ending March 2017	4,566	↓
Variance since March 2016	(5.3%)	↓



ACTIVITY



Month	Adjusted Scheduled Activity (UDA)	
	2016	2017
April	462	-353
May	1,448	161
June	2,346	2,010
July	3,912	3,240
August	5,150	4,312
September	6,475	5,590
October	7,565	6,478
November	8,981	7,537
December	10,085	8,569
January	10,698	9,563
February	12,562	10,718
March	13,641	11,516
April	14,477	
May	14,481	
June	14,560	

QUALITY

	Quantity	Base Number	Contract	AT	Region	England
% of FP17s for the same patient ID Re-attending within 3 months - Children	76	1,063	7.1%	10.0%	11.8%	12.3%
% of FP17s for the same patient ID Re-attending within 3 months - Adults	680	4,172	16.3%	16.1%	17.1%	16.7%
% of FP17s for the same patient ID Re-attending between 3 & 9 months - Children	574	1,063	54.0%	46.2%	46.5%	57.6%
% of FP17s for the same patient ID Re-attending between 3 & 9 months - Adults	1,754	4,172	42.0%	37.0%	37.6%	50.1%
% of FP17s for Band 1 Urgent Courses	637	4,948	12.9%	11.0%	10.7%	9.1%
% of FP17s Relating to Free Repair or Replacements	79	4,948	1.6%	0.6%	0.6%	0.8%
% of FP17s Relating to Continuations	17	4,948	0.3%	0.7%	0.9%	1.2%
% of Patients satisfied with the dentistry they have received	4	4	N/A	91.3%	90.4%	92.8%
% of Patients satisfied with the time they had to wait for an appointment	4	4	N/A	84.0%	83.7%	88.7%

* This is based on patients treated on this contract for their most recent course of treatment. Figures in italics indicate the base number of FP17s or Patient Questionnaire responses are less than 100. N/A is shown where the base number of responses is less than 10 during the period. % is calculated as Quantity/Base number*100

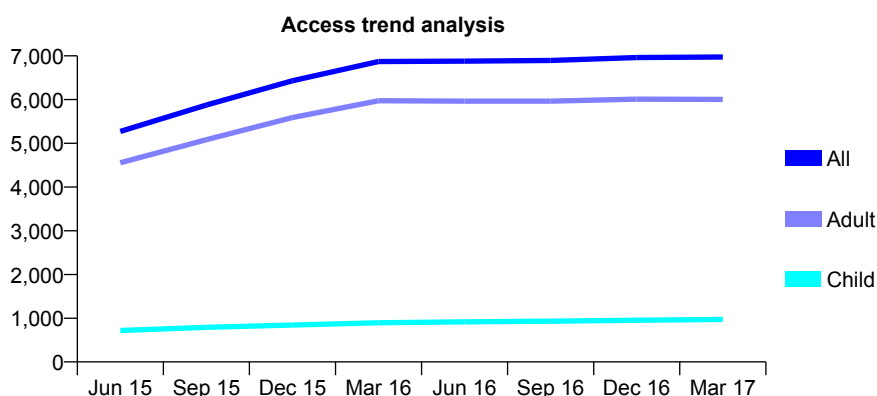
Q62 - Vital Signs At a Glance Contract Report for 101362/0058 - March 2017

Name or company name	Rodericks Dental Limited
Contract type name	GDS Contract
Purpose of contract	General
Contract start date	01/04/2014
Contract end date	

16/17 Contracted general activity (UDA)	22,598
Carry forward general activity (UDA)	0
16/17 Contracted orthodontic activity (UOA)	0
Carry forward orthodontic activity (UOA)	0
Baseline contract value	£557,431.16

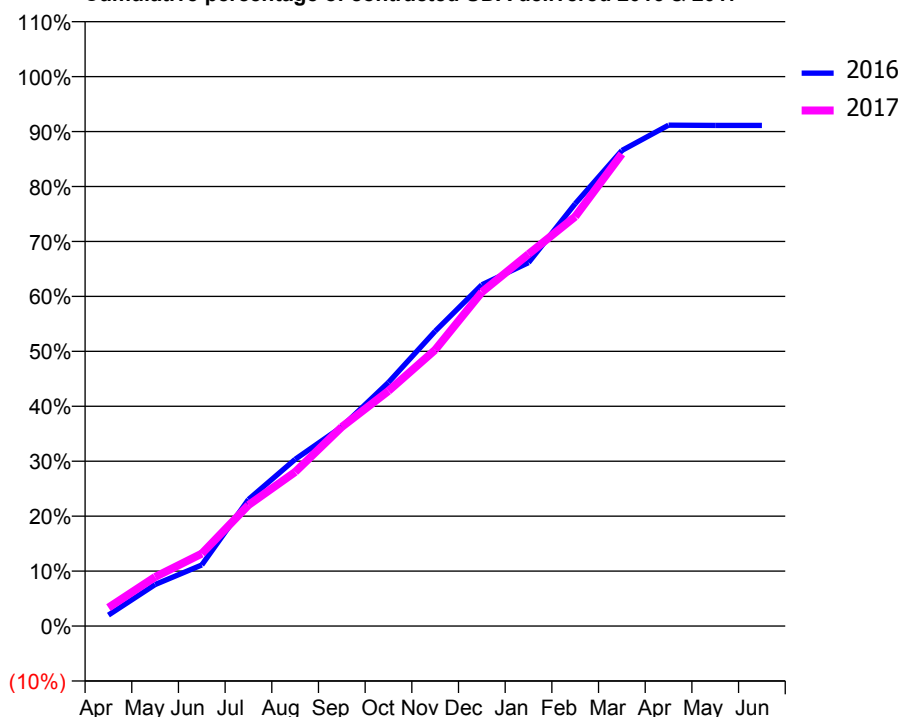
ACCESS*

Patients seen in 24 months	Total	Change since previous quarter
Quarter ending March 2016	6,870	
Quarter ending June 2016	6,881	→
Quarter ending September 2016	6,896	→
Quarter ending December 2016	6,961	→
Quarter ending March 2017	6,975	→
Variance since March 2016	1.5%	→



ACTIVITY

Cumulative percentage of contracted UDA delivered 2016 & 2017



Month	Adjusted Scheduled Activity (UDA)	
	2016	2017
April	452	762
May	1,708	2,018
June	2,517	2,980
July	5,208	4,979
August	6,855	6,338
September	8,195	8,189
October	10,022	9,672
November	12,130	11,360
December	14,039	13,737
January	14,946	15,296
February	17,368	16,840
March	19,558	19,414
April	20,601	
May	20,587	
June	20,589	

QUALITY

	Quantity	Base Number	Contract	AT	Region	England
% of FP17s for the same patient ID Re-attending within 3 months - Children	100	1,256	8.0%	10.0%	11.8%	12.3%
% of FP17s for the same patient ID Re-attending within 3 months - Adults	969	6,399	15.1%	16.1%	17.1%	16.7%
% of FP17s for the same patient ID Re-attending between 3 & 9 months - Children	666	1,256	53.0%	46.2%	46.5%	57.6%
% of FP17s for the same patient ID Re-attending between 3 & 9 months - Adults	2,232	6,399	34.9%	37.0%	37.6%	50.1%
% of FP17s for Band 1 Urgent Courses	801	7,333	10.9%	11.0%	10.7%	9.1%
% of FP17s Relating to Free Repair or Replacements	54	7,333	0.7%	0.6%	0.6%	0.8%
% of FP17s Relating to Continuations	38	7,333	0.5%	0.7%	0.9%	1.2%
% of Patients satisfied with the dentistry they have received	7	7	N/A	91.3%	90.4%	92.8%
% of Patients satisfied with the time they had to wait for an appointment	4	7	N/A	84.0%	83.7%	88.7%

* This is based on patients treated on this contract for their most recent course of treatment. Figures in italics indicate the base number of FP17s or Patient Questionnaire responses are less than 100. N/A is shown where the base number of responses is less than 10 during the period. % is calculated as Quantity/Base number*100

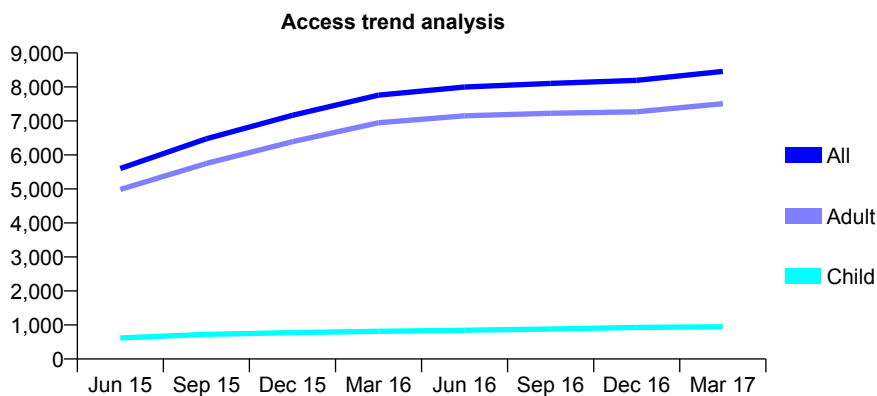
Q62 - Vital Signs At a Glance Contract Report for 101362/0059 - March 2017

Name or company name	Rodericks Dental Limited
Contract type name	GDS Contract
Purpose of contract	General
Contract start date	01/04/2014
Contract end date	

16/17 Contracted general activity (UDA)	22,570
Carry forward general activity (UDA)	0
16/17 Contracted orthodontic activity (UOA)	0
Carry forward orthodontic activity (UOA)	0
Baseline contract value	£532,534.38

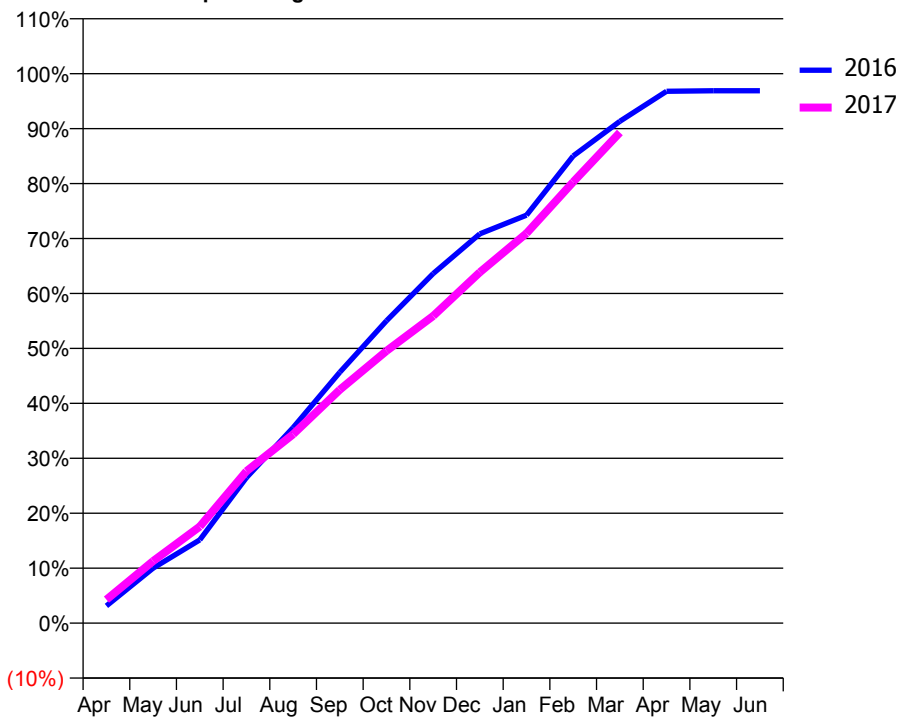
ACCESS*

Patients seen in 24 months	Total	Change since previous quarter
Quarter ending March 2016	7,760	
Quarter ending June 2016	7,998	↑
Quarter ending September 2016	8,105	→
Quarter ending December 2016	8,195	→
Quarter ending March 2017	8,456	↑
Variance since March 2016	9.0%	↑



ACTIVITY

Cumulative percentage of contracted UDA delivered 2016 & 2017



Month	Adjusted Scheduled Activity (UDA)	
	2016	2017
April	710	969
May	2,259	2,551
June	3,423	3,967
July	5,979	6,239
August	8,033	7,758
September	10,306	9,588
October	12,420	11,179
November	14,357	12,614
December	15,989	14,411
January	16,758	16,010
February	19,189	18,119
March	20,614	20,153
April	21,844	
May	21,867	
June	21,868	

QUALITY

	Quantity	Base Number	Contract	AT	Region	England
% of FP17s for the same patient ID Re-attending within 3 months - Children	141	1,343	10.5%	10.0%	11.8%	12.3%
% of FP17s for the same patient ID Re-attending within 3 months - Adults	910	8,015	11.4%	16.1%	17.1%	16.7%
% of FP17s for the same patient ID Re-attending between 3 & 9 months - Children	678	1,343	50.5%	46.2%	46.5%	57.6%
% of FP17s for the same patient ID Re-attending between 3 & 9 months - Adults	2,948	8,015	36.8%	37.0%	37.6%	50.1%
% of FP17s for Band 1 Urgent Courses	953	8,562	11.1%	11.0%	10.7%	9.1%
% of FP17s Relating to Free Repair or Replacements	36	8,562	0.4%	0.6%	0.6%	0.8%
% of FP17s Relating to Continuations	39	8,562	0.5%	0.7%	0.9%	1.2%
% of Patients satisfied with the dentistry they have received	12	13	92.3%	91.3%	90.4%	92.8%
% of Patients satisfied with the time they had to wait for an appointment	12	13	92.3%	84.0%	83.7%	88.7%

* This is based on patients treated on this contract for their most recent course of treatment. Figures in italics indicate the base number of FP17s or Patient Questionnaire responses are less than 100. N/A is shown where the base number of responses is less than 10 during the period. % is calculated as Quantity/Base number*100

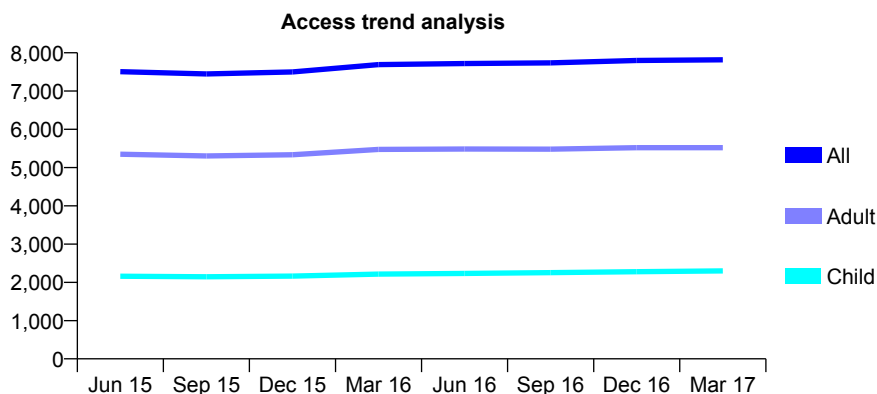
Q62 - Vital Signs At a Glance Contract Report for 101370/0045 - March 2017

Name or company name	Petrie Tucker and Partners Ltd
Contract type name	GDS Contract
Purpose of contract	General and Orthodontic
Contract start date	01/04/2006
Contract end date	

16/17 Contracted general activity (UDA)	19,022
Carry forward general activity (UDA)	0
16/17 Contracted orthodontic activity (UOA)	1,598
Carry forward orthodontic activity (UOA)	0
Baseline contract value	£671,627.98

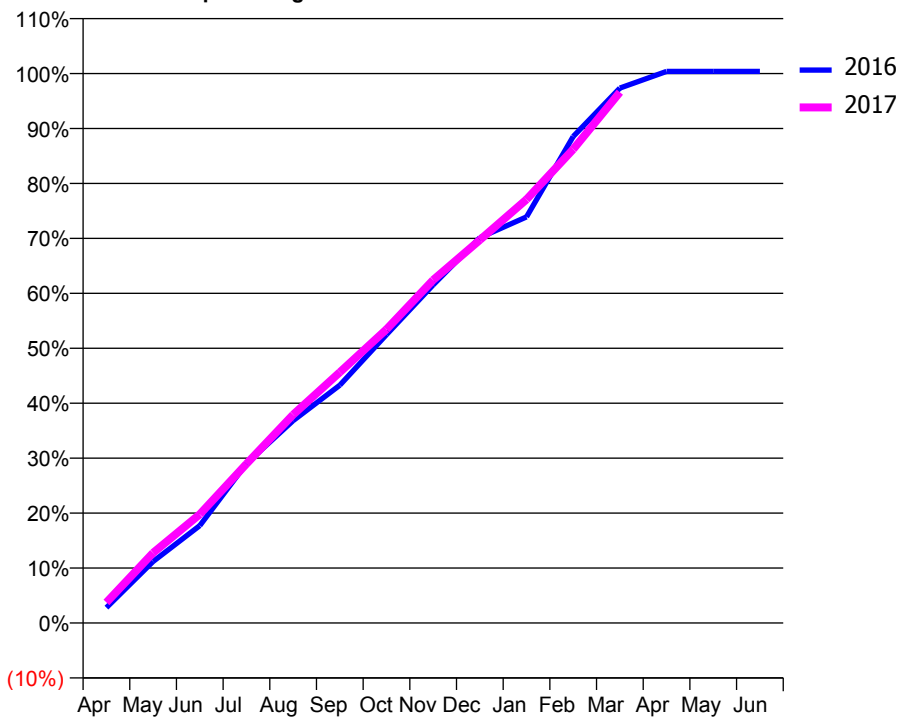
ACCESS*

Patients seen in 24 months	Total	Change since previous quarter
Quarter ending March 2016	7,691	
Quarter ending June 2016	7,718	→
Quarter ending September 2016	7,737	→
Quarter ending December 2016	7,799	→
Quarter ending March 2017	7,817	→
Variance since March 2016	1.6%	→



ACTIVITY

Cumulative percentage of contracted UDA delivered 2016 & 2017



Adjusted Scheduled Activity (UDA)

Month	2016	2017
April	534	713
May	2,129	2,431
June	3,372	3,766
July	5,519	5,507
August	7,005	7,210
September	8,233	8,678
October	9,981	10,168
November	11,705	11,873
December	13,337	13,257
January	14,057	14,665
February	16,843	16,399
March	18,519	18,374
April	19,094	
May	19,093	
June	19,094	

QUALITY

	Quantity	Base Number	Contract	AT	Region	England
% of FP17s for the same patient ID Re-attending within 3 months - Children	172	2,563	6.7%	10.0%	11.8%	12.3%
% of FP17s for the same patient ID Re-attending within 3 months - Adults	514	5,434	9.5%	16.1%	17.1%	16.7%
% of FP17s for the same patient ID Re-attending between 3 & 9 months - Children	1,029	2,563	40.1%	46.2%	46.5%	57.6%
% of FP17s for the same patient ID Re-attending between 3 & 9 months - Adults	2,028	5,434	37.3%	37.0%	37.6%	50.1%
% of FP17s for Band 1 Urgent Courses	385	7,588	5.1%	11.0%	10.7%	9.1%
% of FP17s Relating to Free Repair or Replacements	30	7,588	0.4%	0.6%	0.6%	0.8%
% of FP17s Relating to Continuations	95	7,588	1.3%	0.7%	0.9%	1.2%
% of Patients satisfied with the dentistry they have received	8	8	N/A	91.3%	90.4%	92.8%
% of Patients satisfied with the time they had to wait for an appointment	8	8	N/A	84.0%	83.7%	88.7%

* This is based on patients treated on this contract for their most recent course of treatment. Figures in italics indicate the base number of FP17s or Patient Questionnaire responses are less than 100. N/A is shown where the base number of responses is less than 10 during the period. % is calculated as Quantity/Base number*100

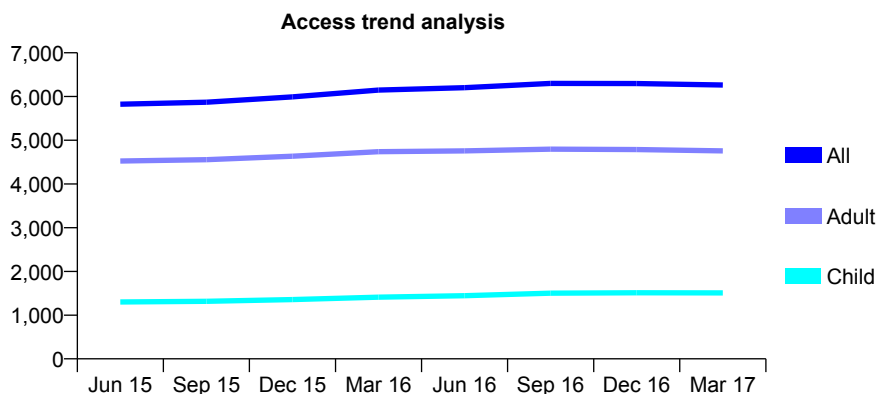
Q62 - Vital Signs At a Glance Contract Report for 101370/0099 - March 2017

Name or company name	Petrie Tucker and Partners Ltd
Contract type name	GDS Contract
Purpose of contract	General
Contract start date	01/04/2007
Contract end date	

16/17 Contracted general activity (UDA)	14,313
Carry forward general activity (UDA)	-45
16/17 Contracted orthodontic activity (UOA)	0
Carry forward orthodontic activity (UOA)	0
Baseline contract value	£398,247.23

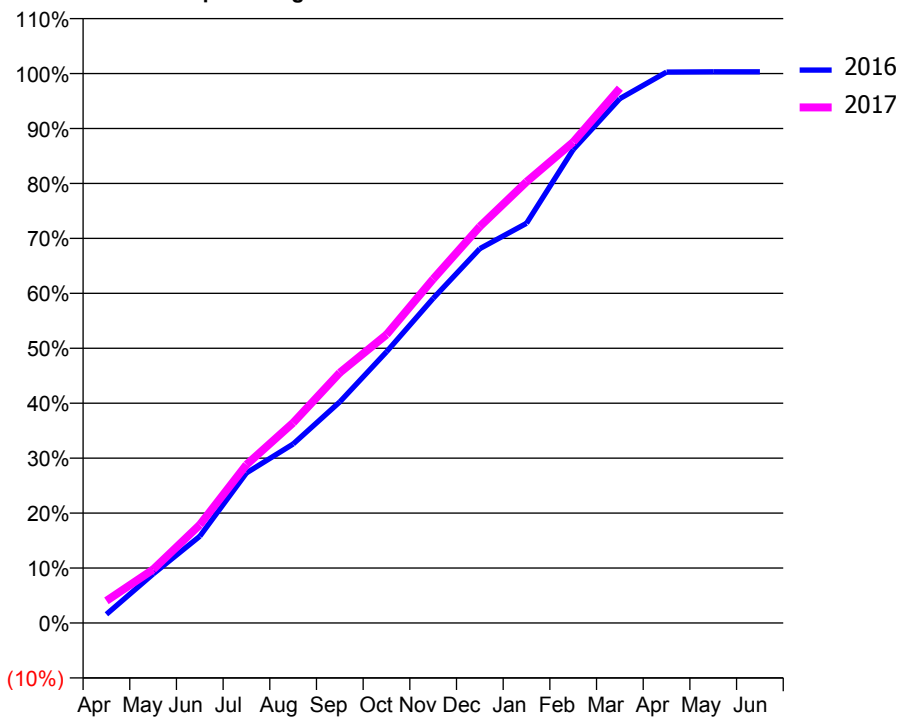
ACCESS*

Patients seen in 24 months	Total	Change since previous quarter
Quarter ending March 2016	6,149	
Quarter ending June 2016	6,202	→
Quarter ending September 2016	6,299	→
Quarter ending December 2016	6,298	→
Quarter ending March 2017	6,264	→
Variance since March 2016	1.9%	→



ACTIVITY

Cumulative percentage of contracted UDA delivered 2016 & 2017



Month	Adjusted Scheduled Activity (UDA)	
	2016	2017
April	227	580
May	1,277	1,393
June	2,259	2,559
July	3,909	4,126
August	4,664	5,214
September	5,760	6,522
October	7,064	7,511
November	8,454	8,958
December	9,752	10,328
January	10,413	11,491
February	12,333	12,525
March	13,660	13,929
April	14,350	
May	14,357	
June	14,358	

QUALITY

	Quantity	Base Number	Contract	AT	Region	England
% of FP17s for the same patient ID Re-attending within 3 months - Children	29	1,429	2.0%	10.0%	11.8%	12.3%
% of FP17s for the same patient ID Re-attending within 3 months - Adults	223	4,030	5.5%	16.1%	17.1%	16.7%
% of FP17s for the same patient ID Re-attending between 3 & 9 months - Children	395	1,429	27.6%	46.2%	46.5%	57.6%
% of FP17s for the same patient ID Re-attending between 3 & 9 months - Adults	1,117	4,030	27.7%	37.0%	37.6%	50.1%
% of FP17s for Band 1 Urgent Courses	261	5,190	5.0%	11.0%	10.7%	9.1%
% of FP17s Relating to Free Repair or Replacements	29	5,190	0.6%	0.6%	0.6%	0.8%
% of FP17s Relating to Continuations	36	5,190	0.7%	0.7%	0.9%	1.2%
% of Patients satisfied with the dentistry they have received	4	4	N/A	91.3%	90.4%	92.8%
% of Patients satisfied with the time they had to wait for an appointment	4	4	N/A	84.0%	83.7%	88.7%

* This is based on patients treated on this contract for their most recent course of treatment. Figures in italics indicate the base number of FP17s or Patient Questionnaire responses are less than 100. N/A is shown where the base number of responses is less than 10 during the period. % is calculated as Quantity/Base number*100

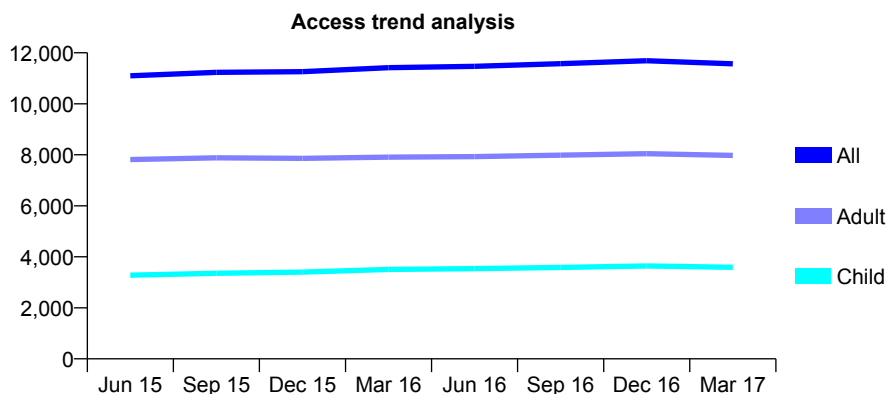
Q62 - Vital Signs At a Glance Contract Report for 101370/0100 - March 2017

Name or company name	Petrie Tucker and Partners Ltd
Contract type name	GDS Contract
Purpose of contract	General
Contract start date	01/04/2007
Contract end date	

16/17 Contracted general activity (UDA)	30,378
Carry forward general activity (UDA)	475
16/17 Contracted orthodontic activity (UOA)	0
Carry forward orthodontic activity (UOA)	0
Baseline contract value	£747,942.39

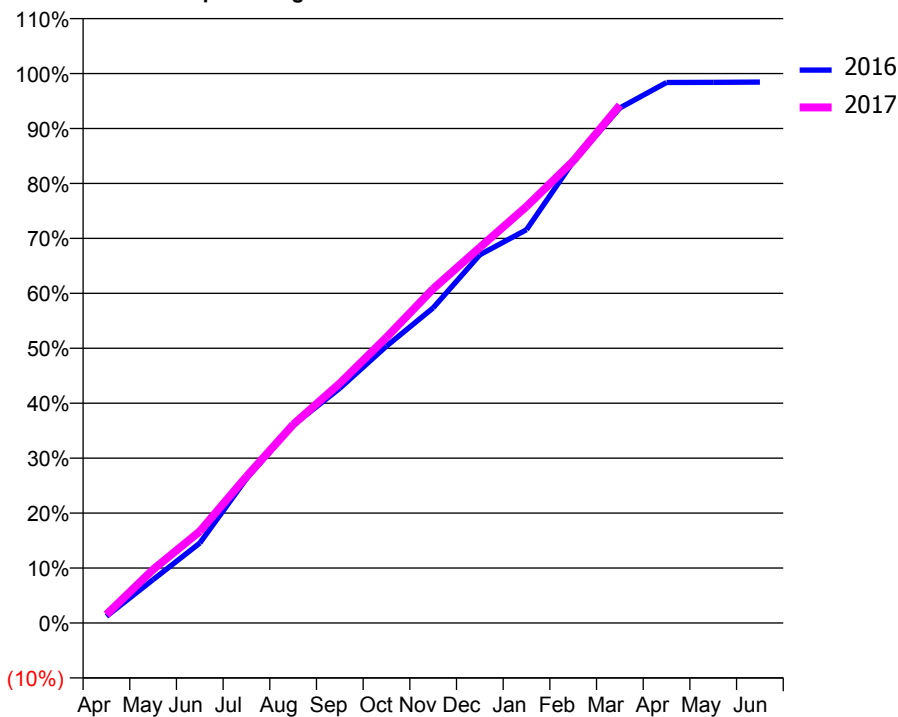
ACCESS*

Patients seen in 24 months	Total	Change since previous quarter
Quarter ending March 2016	11,415	
Quarter ending June 2016	11,468	→
Quarter ending September 2016	11,575	→
Quarter ending December 2016	11,687	→
Quarter ending March 2017	11,569	↓
Variance since March 2016	1.3%	→



ACTIVITY

Cumulative percentage of contracted UDA delivered 2016 & 2017



Month	Adjusted Scheduled Activity (UDA)	
	2016	2017
April	372	465
May	2,401	2,962
June	4,419	5,065
July	7,982	8,097
August	10,933	10,972
September	12,980	13,249
October	15,306	15,793
November	17,426	18,475
December	20,354	20,760
January	21,741	23,027
February	25,499	25,542
March	28,473	28,627
April	29,883	
May	29,888	
June	29,903	

QUALITY

	Quantity	Base Number	Contract	AT	Region	England
% of FP17s for the same patient ID Re-attending within 3 months - Children	226	4,243	5.3%	10.0%	11.8%	12.3%
% of FP17s for the same patient ID Re-attending within 3 months - Adults	778	8,207	9.5%	16.1%	17.1%	16.7%
% of FP17s for the same patient ID Re-attending between 3 & 9 months - Children	1,754	4,243	41.3%	46.2%	46.5%	57.6%
% of FP17s for the same patient ID Re-attending between 3 & 9 months - Adults	3,038	8,207	37.0%	37.0%	37.6%	50.1%
% of FP17s for Band 1 Urgent Courses	379	11,850	3.2%	11.0%	10.7%	9.1%
% of FP17s Relating to Free Repair or Replacements	50	11,850	0.4%	0.6%	0.6%	0.8%
% of FP17s Relating to Continuations	171	11,850	1.4%	0.7%	0.9%	1.2%
% of Patients satisfied with the dentistry they have received	11	12	91.7%	91.3%	90.4%	92.8%
% of Patients satisfied with the time they had to wait for an appointment	11	12	91.7%	84.0%	83.7%	88.7%

* This is based on patients treated on this contract for their most recent course of treatment. Figures in italics indicate the base number of FP17s or Patient Questionnaire responses are less than 100. N/A is shown where the base number of responses is less than 10 during the period. % is calculated as Quantity/Base number*100

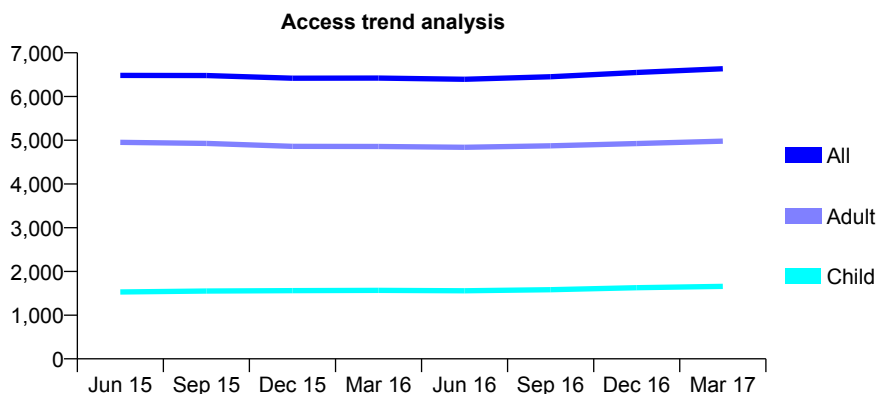
Q62 - Vital Signs At a Glance Contract Report for 101435/0013 - March 2017

Name or company name	IDH Limited
Contract type name	GDS Contract
Purpose of contract	General
Contract start date	01/04/2006
Contract end date	

16/17 Contracted general activity (UDA)	21,930
Carry forward general activity (UDA)	517
16/17 Contracted orthodontic activity (UOA)	0
Carry forward orthodontic activity (UOA)	0
Baseline contract value	£561,399.49

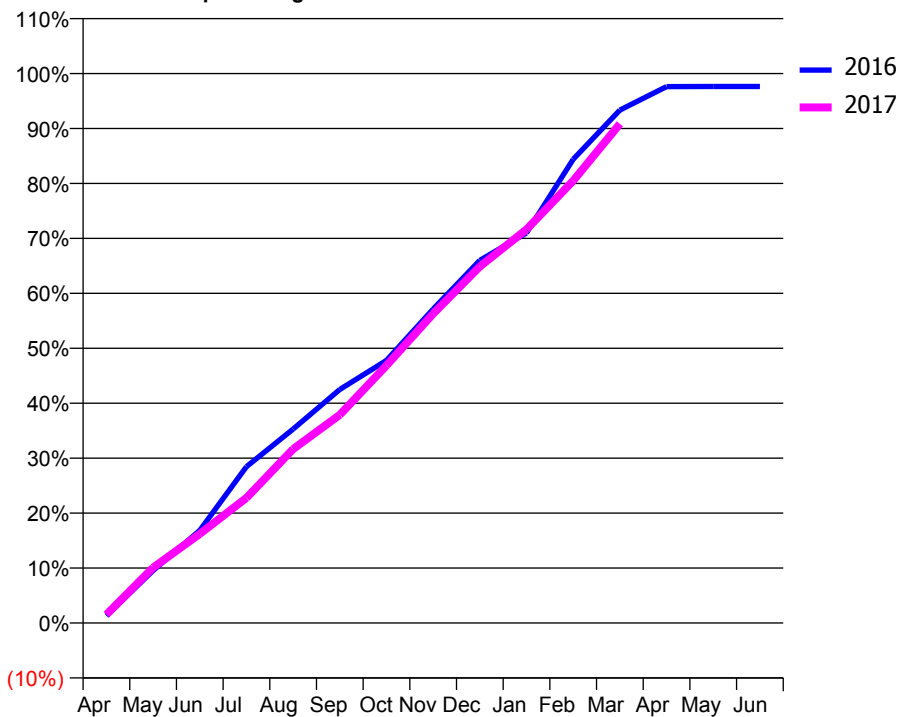
ACCESS*

Patients seen in 24 months	Total	Change since previous quarter
Quarter ending March 2016	6,421	
Quarter ending June 2016	6,396	→
Quarter ending September 2016	6,453	→
Quarter ending December 2016	6,551	→
Quarter ending March 2017	6,636	→
Variance since March 2016	3.3%	↑



ACTIVITY

Cumulative percentage of contracted UDA delivered 2016 & 2017



Month	Adjusted Scheduled Activity (UDA)	
	2016	2017
April	291	340
May	2,092	2,213
June	3,695	3,555
July	6,239	4,993
August	7,742	6,941
September	9,320	8,309
October	10,482	10,279
November	12,529	12,344
December	14,474	14,227
January	15,568	15,705
February	18,504	17,650
March	20,468	19,924
April	21,406	
May	21,413	
June	21,413	

QUALITY

	Quantity	Base Number	Contract	AT	Region	England
% of FP17s for the same patient ID Re-attending within 3 months - Children	204	1,803	11.3%	10.0%	11.8%	12.3%
% of FP17s for the same patient ID Re-attending within 3 months - Adults	866	5,066	17.1%	16.1%	17.1%	16.7%
% of FP17s for the same patient ID Re-attending between 3 & 9 months - Children	556	1,803	30.8%	46.2%	46.5%	57.6%
% of FP17s for the same patient ID Re-attending between 3 & 9 months - Adults	1,480	5,066	29.2%	37.0%	37.6%	50.1%
% of FP17s for Band 1 Urgent Courses	662	6,555	10.1%	11.0%	10.7%	9.1%
% of FP17s Relating to Free Repair or Replacements	41	6,555	0.6%	0.6%	0.6%	0.8%
% of FP17s Relating to Continuations	113	6,555	1.7%	0.7%	0.9%	1.2%
% of Patients satisfied with the dentistry they have received	16	22	72.7%	91.3%	90.4%	92.8%
% of Patients satisfied with the time they had to wait for an appointment	16	22	72.7%	84.0%	83.7%	88.7%

* This is based on patients treated on this contract for their most recent course of treatment. Figures in italics indicate the base number of FP17s or Patient Questionnaire responses are less than 100. N/A is shown where the base number of responses is less than 10 during the period. % is calculated as Quantity/Base number*100

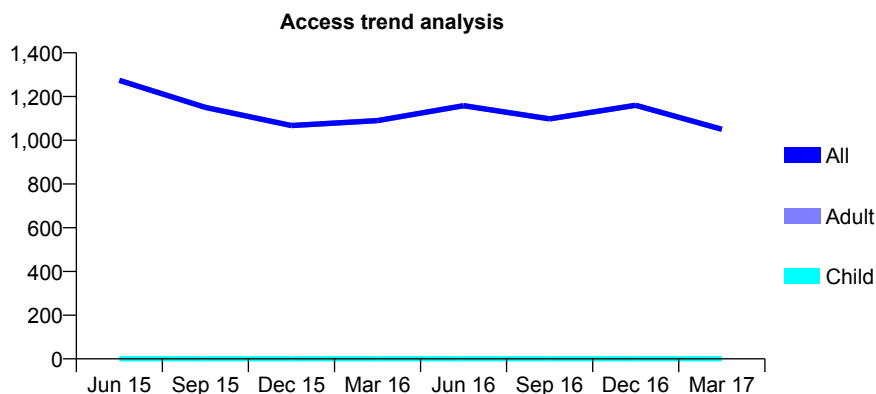
Q62 - Vital Signs At a Glance Contract Report for 102830/0001 - March 2017

Name or company name	Dr G Kataria
Contract type name	PDS Contract
Purpose of contract	General
Contract start date	01/04/2006
Contract end date	31/03/2018

16/17 Contracted general activity (UDA)	2,432
Carry forward general activity (UDA)	9
16/17 Contracted orthodontic activity (UOA)	0
Carry forward orthodontic activity (UOA)	0
Baseline contract value	£102,862.03

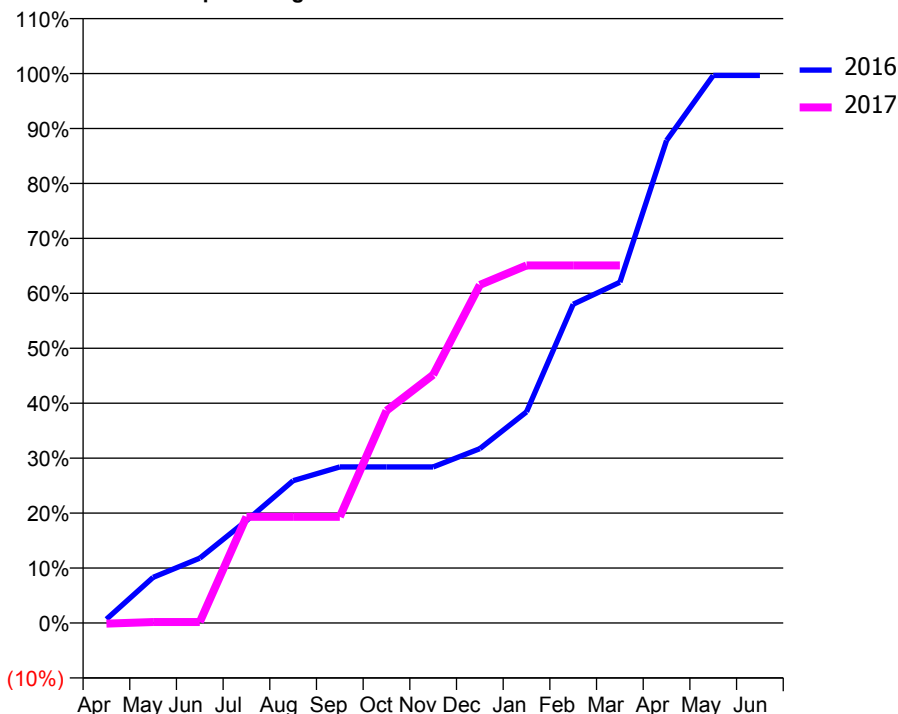
ACCESS*

Patients seen in 24 months	Total	Change since previous quarter
Quarter ending March 2016	1,090	
Quarter ending June 2016	1,158	↑
Quarter ending September 2016	1,098	↓
Quarter ending December 2016	1,160	↑
Quarter ending March 2017	1,050	↓
Variance since March 2016	(3.7%)	↓



ACTIVITY

Cumulative percentage of contracted UDA delivered 2016 & 2017



Month	Adjusted Scheduled Activity (UDA)	
	2016	2017
April	17	-3
May	202	4
June	287	4
July	453	470
August	630	470
September	691	470
October	691	940
November	691	1,099
December	772	1,496
January	934	1,582
February	1,411	1,582
March	1,508	1,582
April	2,135	
May	2,423	
June	2,423	

QUALITY

	Quantity	Base Number	Contract	AT	Region	England
% of FP17s for the same patient ID Re-attending within 3 months - Children	0	0	N/A	10.0%	11.8%	12.3%
% of FP17s for the same patient ID Re-attending within 3 months - Adults	45	856	5.3%	16.1%	17.1%	16.7%
% of FP17s for the same patient ID Re-attending between 3 & 9 months - Children	0	0	N/A	46.2%	46.5%	57.6%
% of FP17s for the same patient ID Re-attending between 3 & 9 months - Adults	166	856	19.4%	37.0%	37.6%	50.1%
% of FP17s for Band 1 Urgent Courses	37	573	6.5%	11.0%	10.7%	9.1%
% of FP17s Relating to Free Repair or Replacements	0	573	0.0%	0.6%	0.6%	0.8%
% of FP17s Relating to Continuations	0	573	0.0%	0.7%	0.9%	1.2%
% of Patients satisfied with the dentistry they have received	0	0	N/A	91.3%	90.4%	92.8%
% of Patients satisfied with the time they had to wait for an appointment	0	0	N/A	84.0%	83.7%	88.7%

* This is based on patients treated on this contract for their most recent course of treatment. Figures in italics indicate the base number of FP17s or Patient Questionnaire responses are less than 100. N/A is shown where the base number of responses is less than 10 during the period. % is calculated as Quantity/Base number*100

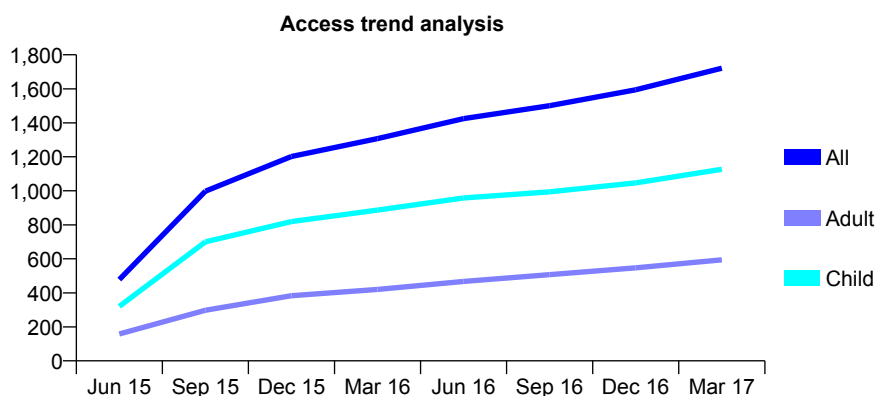
Q62 - Vital Signs At a Glance Contract Report for 106240/0001 - March 2017

Name or company name	Dr T Tikam & Dr S Ramchandani
Contract type name	GDS Contract
Purpose of contract	General
Contract start date	01/04/2015
Contract end date	

16/17 Contracted general activity (UDA)	3,739
Carry forward general activity (UDA)	-51
16/17 Contracted orthodontic activity (UOA)	0
Carry forward orthodontic activity (UOA)	0
Baseline contract value	£103,941.23

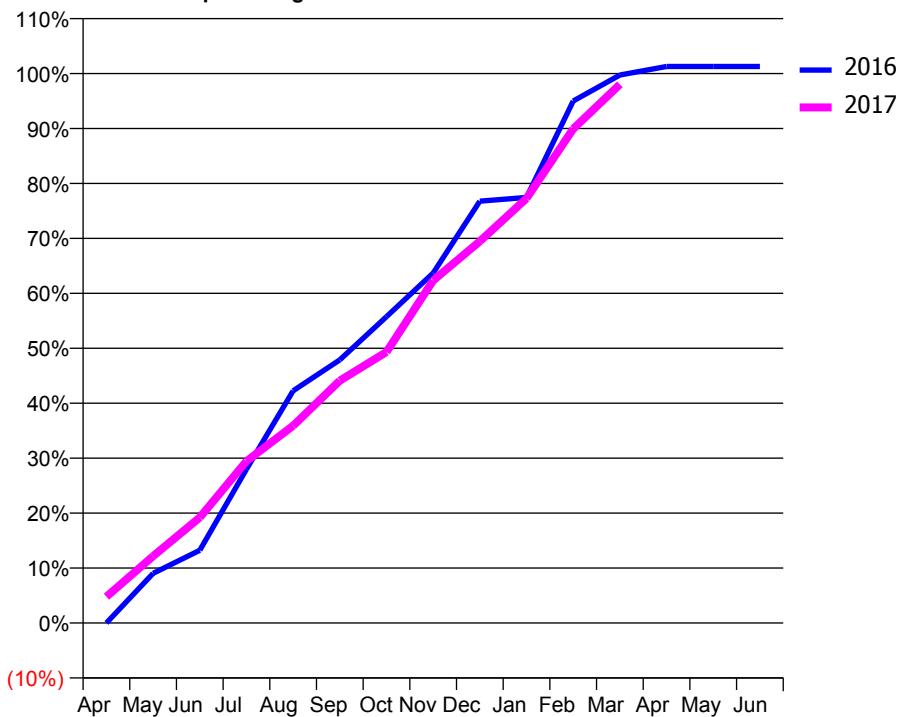
ACCESS*

Patients seen in 24 months	Total	Change since previous quarter
Quarter ending March 2016	1,307	
Quarter ending June 2016	1,425	↑
Quarter ending September 2016	1,501	↑
Quarter ending December 2016	1,594	↑
Quarter ending March 2017	1,721	↑
Variance since March 2016	31.7%	↑



ACTIVITY

Cumulative percentage of contracted UDA delivered 2016 & 2017



Adjusted Scheduled Activity (UDA)

Month	2016	2017
April	0	180
May	338	455
June	495	718
July	1,046	1,101
August	1,580	1,342
September	1,790	1,649
October	2,084	1,844
November	2,381	2,331
December	2,870	2,598
January	2,895	2,890
February	3,552	3,362
March	3,729	3,665
April	3,787	
May	3,787	
June	3,787	

QUALITY

	Quantity	Base Number	Contract	AT	Region	England
% of FP17s for the same patient ID Re-attending within 3 months - Children	78	1,556	5.0%	10.0%	11.8%	12.3%
% of FP17s for the same patient ID Re-attending within 3 months - Adults	64	630	10.2%	16.1%	17.1%	16.7%
% of FP17s for the same patient ID Re-attending between 3 & 9 months - Children	935	1,556	60.1%	46.2%	46.5%	57.6%
% of FP17s for the same patient ID Re-attending between 3 & 9 months - Adults	311	630	49.4%	37.0%	37.6%	50.1%
% of FP17s for Band 1 Urgent Courses	116	2,159	5.4%	11.0%	10.7%	9.1%
% of FP17s Relating to Free Repair or Replacements	14	2,159	0.6%	0.6%	0.6%	0.8%
% of FP17s Relating to Continuations	4	2,159	0.2%	0.7%	0.9%	1.2%
% of Patients satisfied with the dentistry they have received	0	0	N/A	91.3%	90.4%	92.8%
% of Patients satisfied with the time they had to wait for an appointment	0	0	N/A	84.0%	83.7%	88.7%

* This is based on patients treated on this contract for their most recent course of treatment. Figures in italics indicate the base number of FP17s or Patient Questionnaire responses are less than 100. N/A is shown where the base number of responses is less than 10 during the period. % is calculated as Quantity/Base number*100

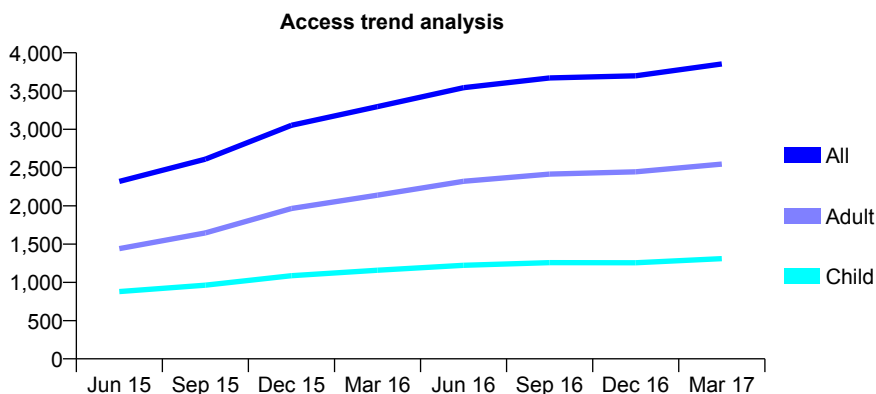
Q62 - Vital Signs At a Glance Contract Report for 107042/0001 - March 2017

Name or company name	Sudhir Thakerar & Partners
Contract type name	GDS Contract
Purpose of contract	General
Contract start date	01/08/2014
Contract end date	

16/17 Contracted general activity (UDA)	10,073
Carry forward general activity (UDA)	17
16/17 Contracted orthodontic activity (UOA)	0
Carry forward orthodontic activity (UOA)	0
Baseline contract value	£279,606.85

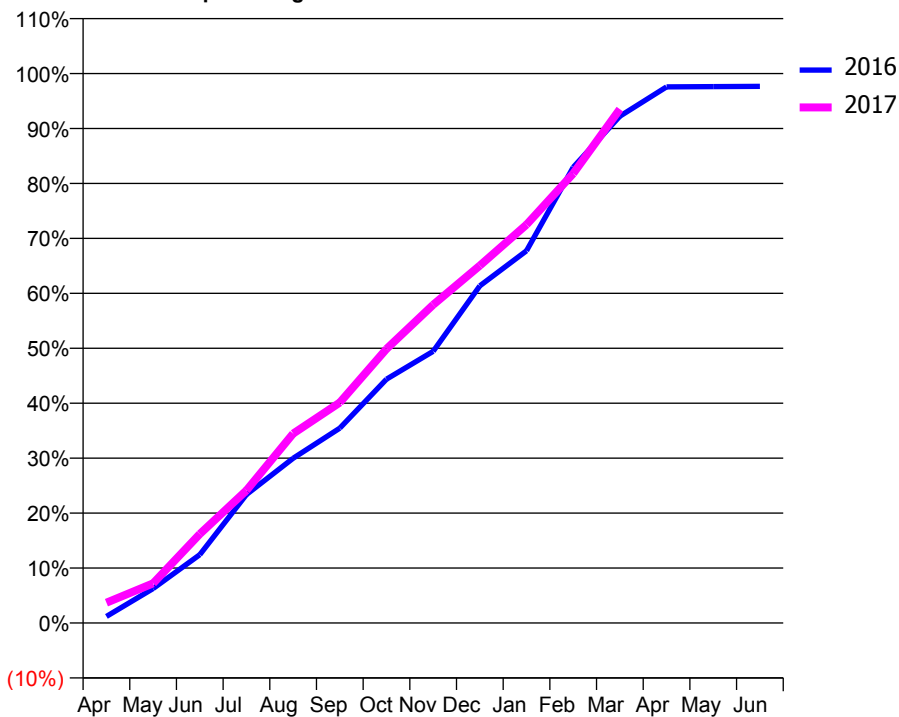
ACCESS*

Patients seen in 24 months	Total	Change since previous quarter
Quarter ending March 2016	3,297	
Quarter ending June 2016	3,544	↑
Quarter ending September 2016	3,671	↑
Quarter ending December 2016	3,699	→
Quarter ending March 2017	3,855	↑
Variance since March 2016	16.9%	↑



ACTIVITY

Cumulative percentage of contracted UDA delivered 2016 & 2017



Month	Adjusted Scheduled Activity (UDA)	
	2016	2017
April	120	373
May	631	728
June	1,254	1,631
July	2,355	2,431
August	3,020	3,471
September	3,572	4,041
October	4,469	5,025
November	4,982	5,835
December	6,180	6,553
January	6,825	7,303
February	8,354	8,238
March	9,289	9,419
April	9,828	
May	9,834	
June	9,837	

QUALITY

	Quantity	Base Number	Contract	AT	Region	England
% of FP17s for the same patient ID Re-attending within 3 months - Children	204	1,674	12.2%	10.0%	11.8%	12.3%
% of FP17s for the same patient ID Re-attending within 3 months - Adults	651	3,190	20.4%	16.1%	17.1%	16.7%
% of FP17s for the same patient ID Re-attending between 3 & 9 months - Children	656	1,674	39.2%	46.2%	46.5%	57.6%
% of FP17s for the same patient ID Re-attending between 3 & 9 months - Adults	1,235	3,190	38.7%	37.0%	37.6%	50.1%
% of FP17s for Band 1 Urgent Courses	899	4,577	19.6%	11.0%	10.7%	9.1%
% of FP17s Relating to Free Repair or Replacements	15	4,577	0.3%	0.6%	0.6%	0.8%
% of FP17s Relating to Continuations	30	4,577	0.7%	0.7%	0.9%	1.2%
% of Patients satisfied with the dentistry they have received	6	7	N/A	91.3%	90.4%	92.8%
% of Patients satisfied with the time they had to wait for an appointment	5	7	N/A	84.0%	83.7%	88.7%

* This is based on patients treated on this contract for their most recent course of treatment. Figures in italics indicate the base number of FP17s or Patient Questionnaire responses are less than 100. N/A is shown where the base number of responses is less than 10 during the period. % is calculated as Quantity/Base number*100

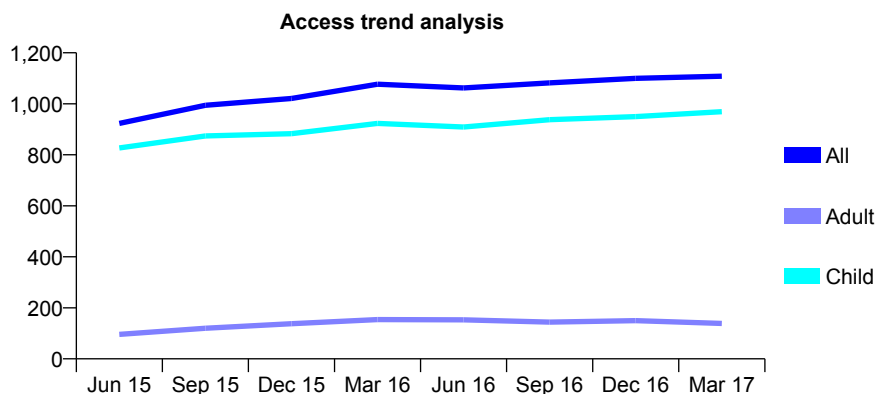
Q62 - Vital Signs At a Glance Contract Report for 107565/0001 - March 2017

Name or company name	Mrs UP Patel & Mrs N Patel
Contract type name	GDS Contract
Purpose of contract	General
Contract start date	01/04/2014
Contract end date	

16/17 Contracted general activity (UDA)	2,597
Carry forward general activity (UDA)	0
16/17 Contracted orthodontic activity (UOA)	0
Carry forward orthodontic activity (UOA)	0
Baseline contract value	£60,054.11

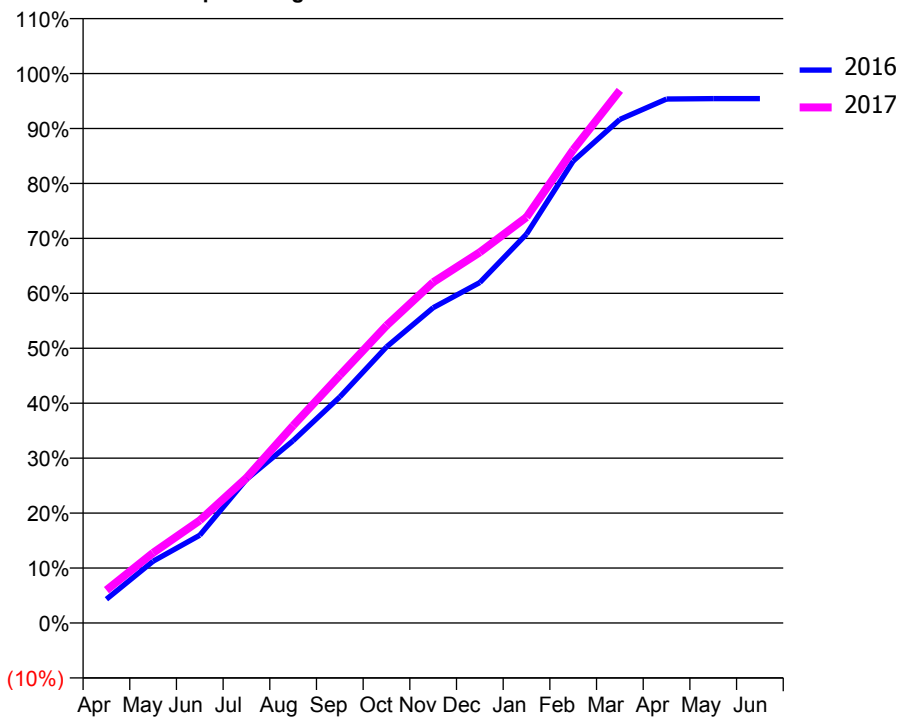
ACCESS*

Patients seen in 24 months	Total	Change since previous quarter
Quarter ending March 2016	1,077	
Quarter ending June 2016	1,062	↓
Quarter ending September 2016	1,082	→
Quarter ending December 2016	1,100	→
Quarter ending March 2017	1,108	→
Variance since March 2016	2.9%	↑



ACTIVITY

Cumulative percentage of contracted UDA delivered 2016 & 2017



Month	Adjusted Scheduled Activity (UDA)	
	2016	2017
April	112	156
May	292	332
June	415	485
July	679	686
August	862	933
September	1,069	1,170
October	1,305	1,406
November	1,490	1,611
December	1,609	1,753
January	1,838	1,918
February	2,183	2,236
March	2,380	2,517
April	2,476	
May	2,478	
June	2,478	

QUALITY

	Quantity	Base Number	Contract	AT	Region	England
% of FP17s for the same patient ID Re-attending within 3 months - Children	216	1,752	12.3%	10.0%	11.8%	12.3%
% of FP17s for the same patient ID Re-attending within 3 months - Adults	11	76	14.5%	16.1%	17.1%	16.7%
% of FP17s for the same patient ID Re-attending between 3 & 9 months - Children	1,078	1,752	61.5%	46.2%	46.5%	57.6%
% of FP17s for the same patient ID Re-attending between 3 & 9 months - Adults	40	76	52.6%	37.0%	37.6%	50.1%
% of FP17s for Band 1 Urgent Courses	37	1,770	2.1%	11.0%	10.7%	9.1%
% of FP17s Relating to Free Repair or Replacements	0	1,770	0.0%	0.6%	0.6%	0.8%
% of FP17s Relating to Continuations	0	1,770	0.0%	0.7%	0.9%	1.2%
% of Patients satisfied with the dentistry they have received	5	5	N/A	91.3%	90.4%	92.8%
% of Patients satisfied with the time they had to wait for an appointment	5	5	N/A	84.0%	83.7%	88.7%

* This is based on patients treated on this contract for their most recent course of treatment. Figures in italics indicate the base number of FP17s or Patient Questionnaire responses are less than 100. N/A is shown where the base number of responses is less than 10 during the period. % is calculated as Quantity/Base number*100

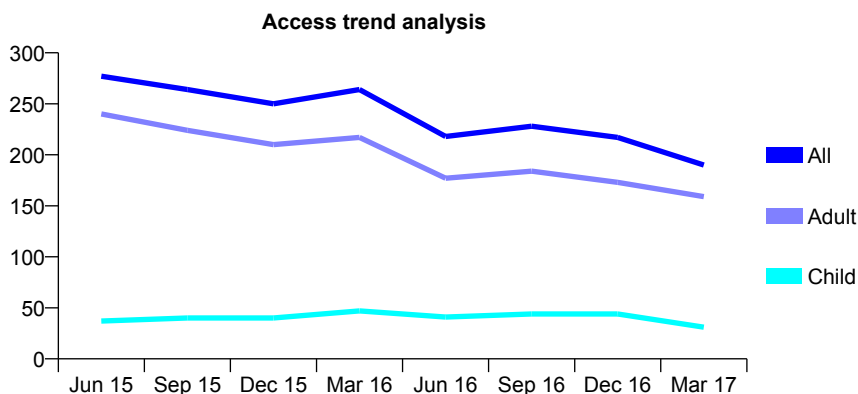
Q62 - Vital Signs At a Glance Contract Report for 108340/0001 - March 2017

Name or company name	Padayachee and Associates
Contract type name	GDS Contract
Purpose of contract	General
Contract start date	01/04/2011
Contract end date	

16/17 Contracted general activity (UDA)	655
Carry forward general activity (UDA)	15
16/17 Contracted orthodontic activity (UOA)	0
Carry forward orthodontic activity (UOA)	0
Baseline contract value	£15,326.51

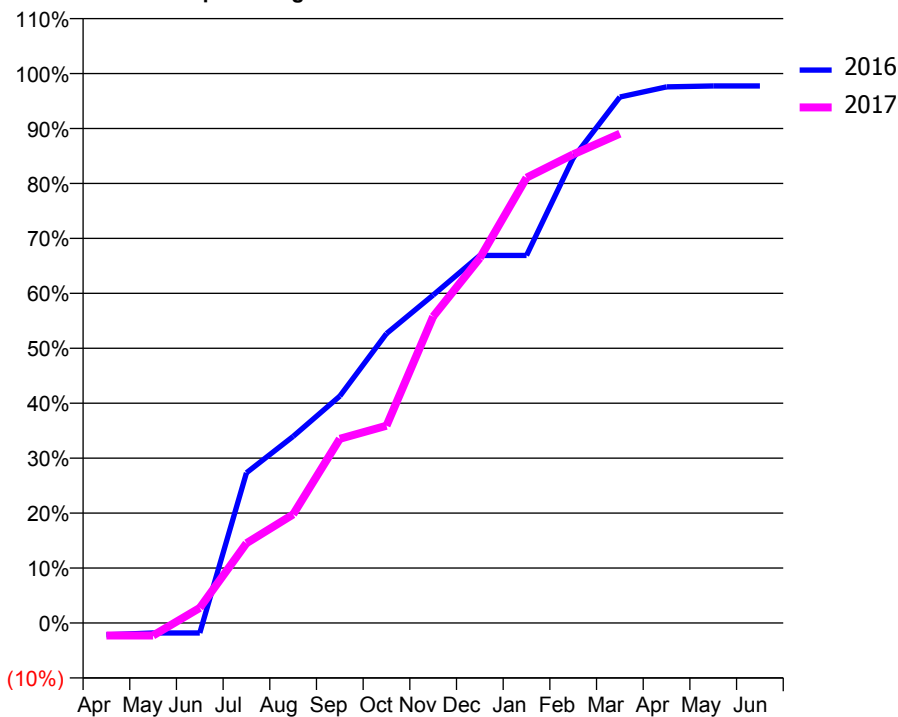
ACCESS*

Patients seen in 24 months	Total	Change since previous quarter
Quarter ending March 2016	264	
Quarter ending June 2016	218	↓
Quarter ending September 2016	228	↑
Quarter ending December 2016	217	↓
Quarter ending March 2017	190	↓
Variance since March 2016	(28.0%)	↓



ACTIVITY

Cumulative percentage of contracted UDA delivered 2016 & 2017



Month	Adjusted Scheduled Activity (UDA)	
	2016	2017
April	-14	-15
May	-12	-15
June	-12	18
July	179	95
August	222	129
September	270	220
October	345	235
November	391	365
December	438	435
January	438	531
February	554	559
March	627	583
April	639	
May	640	
June	640	

QUALITY

	Quantity	Base Number	Contract	AT	Region	England
% of FP17s for the same patient ID Re-attending within 3 months - Children	0	34	0.0%	10.0%	11.8%	12.3%
% of FP17s for the same patient ID Re-attending within 3 months - Adults	5	206	2.4%	16.1%	17.1%	16.7%
% of FP17s for the same patient ID Re-attending between 3 & 9 months - Children	2	34	5.9%	46.2%	46.5%	57.6%
% of FP17s for the same patient ID Re-attending between 3 & 9 months - Adults	17	206	8.3%	37.0%	37.6%	50.1%
% of FP17s for Band 1 Urgent Courses	45	238	18.9%	11.0%	10.7%	9.1%
% of FP17s Relating to Free Repair or Replacements	0	238	0.0%	0.6%	0.6%	0.8%
% of FP17s Relating to Continuations	0	238	0.0%	0.7%	0.9%	1.2%
% of Patients satisfied with the dentistry they have received	2	2	N/A	91.3%	90.4%	92.8%
% of Patients satisfied with the time they had to wait for an appointment	2	2	N/A	84.0%	83.7%	88.7%

* This is based on patients treated on this contract for their most recent course of treatment. Figures in italics indicate the base number of FP17s or Patient Questionnaire responses are less than 100. N/A is shown where the base number of responses is less than 10 during the period. % is calculated as Quantity/Base number*100

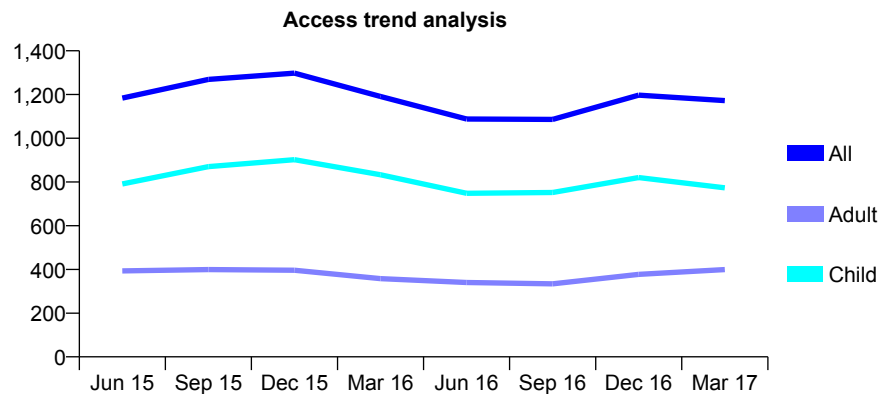
Q62 - Vital Signs At a Glance Contract Report for 108553/0001 - March 2017

Name or company name	MR MJ HUGHES & MISS K HUGHES
Contract type name	GDS Contract
Purpose of contract	General
Contract start date	01/09/2013
Contract end date	

16/17 Contracted general activity (UDA)	2,507
Carry forward general activity (UDA)	52
16/17 Contracted orthodontic activity (UOA)	0
Carry forward orthodontic activity (UOA)	0
Baseline contract value	£65,326.45

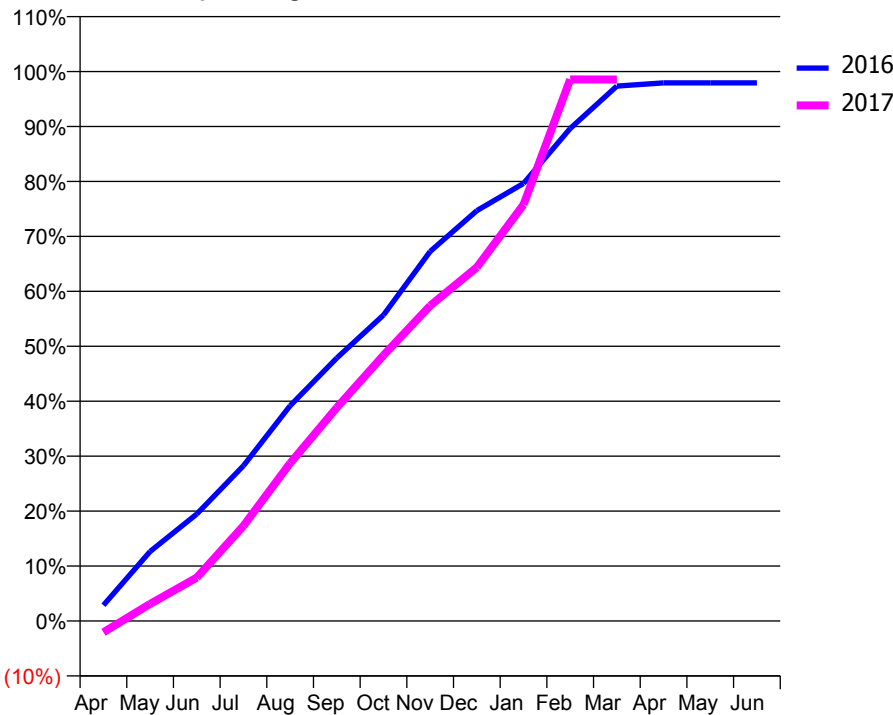
ACCESS*

Patients seen in 24 months	Total	Change since previous quarter
Quarter ending March 2016	1,191	
Quarter ending June 2016	1,088	↓
Quarter ending September 2016	1,086	→
Quarter ending December 2016	1,197	↑
Quarter ending March 2017	1,172	↓
Variance since March 2016	(1.6%)	↓



ACTIVITY

Cumulative percentage of contracted UDA delivered 2016 & 2017



Month	Adjusted Scheduled Activity (UDA)	
	2016	2017
April	72	-52
May	317	78
June	488	198
July	709	434
August	982	720
September	1,200	973
October	1,396	1,212
November	1,686	1,438
December	1,872	1,614
January	1,996	1,900
February	2,247	2,471
March	2,440	2,470
April	2,455	
May	2,455	
June	2,455	

QUALITY

	Quantity	Base Number	Contract	AT	Region	England
% of FP17s for the same patient ID Re-attending within 3 months - Children	33	1,072	3.1%	10.0%	11.8%	12.3%
% of FP17s for the same patient ID Re-attending within 3 months - Adults	23	409	5.6%	16.1%	17.1%	16.7%
% of FP17s for the same patient ID Re-attending between 3 & 9 months - Children	454	1,072	42.4%	46.2%	46.5%	57.6%
% of FP17s for the same patient ID Re-attending between 3 & 9 months - Adults	99	409	24.2%	37.0%	37.6%	50.1%
% of FP17s for Band 1 Urgent Courses	15	1,469	1.0%	11.0%	10.7%	9.1%
% of FP17s Relating to Free Repair or Replacements	6	1,469	0.4%	0.6%	0.6%	0.8%
% of FP17s Relating to Continuations	0	1,469	0.0%	0.7%	0.9%	1.2%
% of Patients satisfied with the dentistry they have received	2	2	N/A	91.3%	90.4%	92.8%
% of Patients satisfied with the time they had to wait for an appointment	1	2	N/A	84.0%	83.7%	88.7%

* This is based on patients treated on this contract for their most recent course of treatment. Figures in italics indicate the base number of FP17s or Patient Questionnaire responses are less than 100. N/A is shown where the base number of responses is less than 10 during the period. % is calculated as Quantity/Base number*100

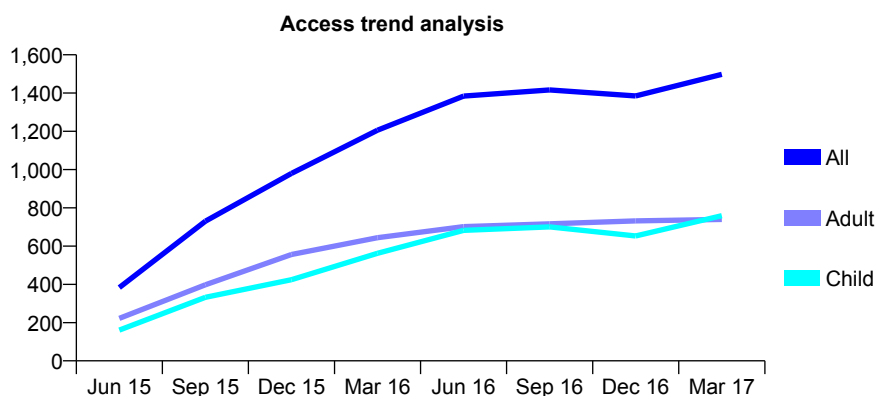
Q62 - Vital Signs At a Glance Contract Report for 108553/0003 - March 2017

Name or company name	MR MJ HUGHES & MISS K HUGHES
Contract type name	GDS Contract
Purpose of contract	General
Contract start date	01/04/2015
Contract end date	

16/17 Contracted general activity (UDA)	4,500
Carry forward general activity (UDA)	378
16/17 Contracted orthodontic activity (UOA)	0
Carry forward orthodontic activity (UOA)	0
Baseline contract value	£110,012.64

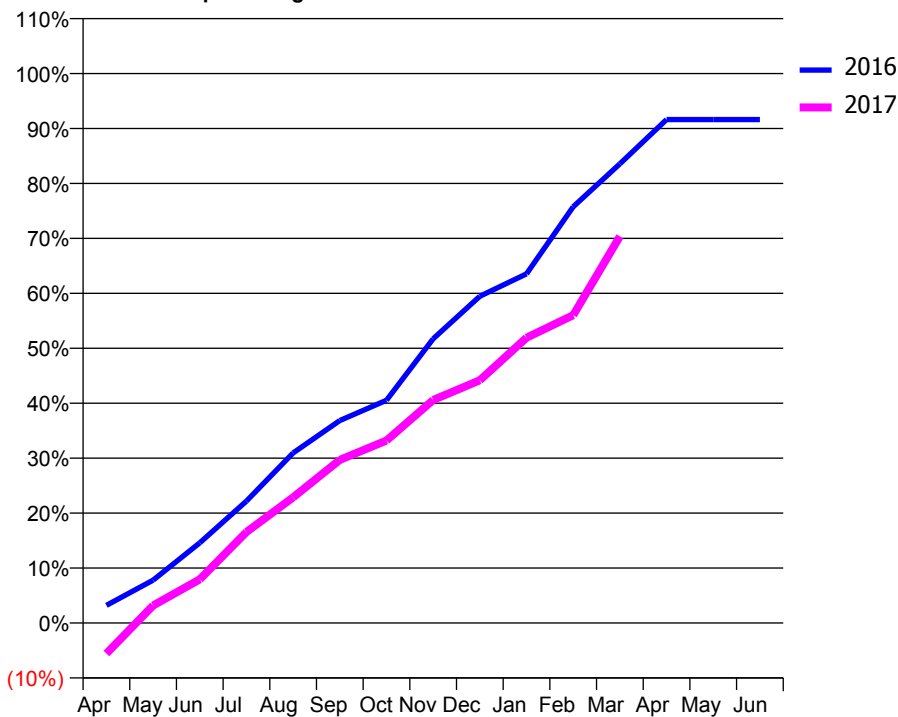
ACCESS*

Patients seen in 24 months	Total	Change since previous quarter
Quarter ending March 2016	1,206	
Quarter ending June 2016	1,384	↑
Quarter ending September 2016	1,416	↑
Quarter ending December 2016	1,385	↓
Quarter ending March 2017	1,498	↑
Variance since March 2016	24.2%	↑



ACTIVITY

Cumulative percentage of contracted UDA delivered 2016 & 2017



Month	Adjusted Scheduled Activity (UDA)	
	2016	2017
April	144	-251
May	351	143
June	657	358
July	999	745
August	1,393	1,030
September	1,658	1,337
October	1,824	1,494
November	2,327	1,826
December	2,676	1,988
January	2,859	2,336
February	3,408	2,521
March	3,761	3,167
April	4,122	
May	4,122	
June	4,122	

QUALITY

	Quantity	Base Number	Contract	AT	Region	England
% of FP17s for the same patient ID Re-attending within 3 months - Children	73	1,133	6.4%	10.0%	11.8%	12.3%
% of FP17s for the same patient ID Re-attending within 3 months - Adults	106	1,028	10.3%	16.1%	17.1%	16.7%
% of FP17s for the same patient ID Re-attending between 3 & 9 months - Children	422	1,133	37.2%	46.2%	46.5%	57.6%
% of FP17s for the same patient ID Re-attending between 3 & 9 months - Adults	541	1,028	52.6%	37.0%	37.6%	50.1%
% of FP17s for Band 1 Urgent Courses	124	1,983	6.3%	11.0%	10.7%	9.1%
% of FP17s Relating to Free Repair or Replacements	4	1,983	0.2%	0.6%	0.6%	0.8%
% of FP17s Relating to Continuations	4	1,983	0.2%	0.7%	0.9%	1.2%
% of Patients satisfied with the dentistry they have received	4	4	N/A	91.3%	90.4%	92.8%
% of Patients satisfied with the time they had to wait for an appointment	4	4	N/A	84.0%	83.7%	88.7%

* This is based on patients treated on this contract for their most recent course of treatment. Figures in italics indicate the base number of FP17s or Patient Questionnaire responses are less than 100. N/A is shown where the base number of responses is less than 10 during the period. % is calculated as Quantity/Base number*100

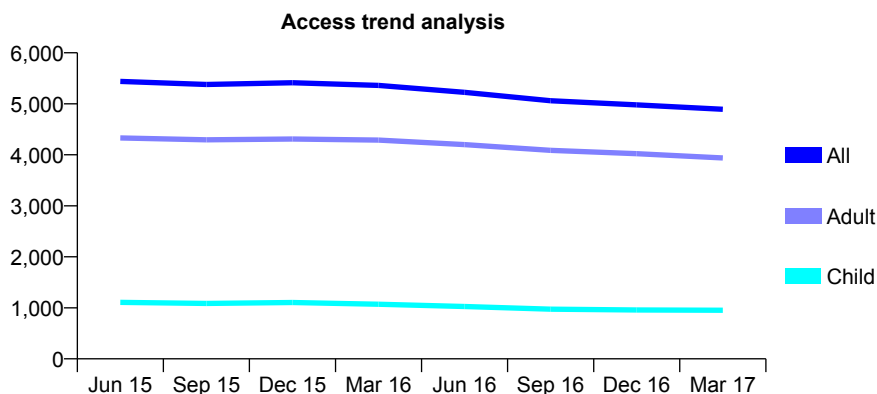
Q62 - Vital Signs At a Glance Contract Report for 109339/0001 - March 2017

Name or company name	M.A.Shepherd, C.Ruparelia & J.Ruparelia
Contract type name	GDS Contract
Purpose of contract	General
Contract start date	01/02/2010
Contract end date	

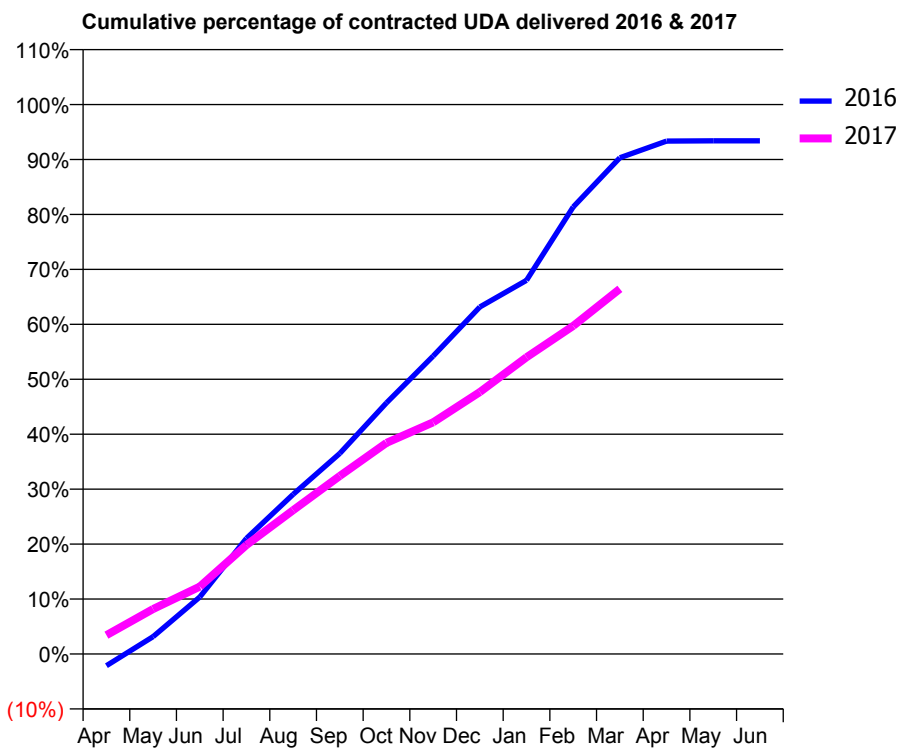
16/17 Contracted general activity (UDA)	15,936
Carry forward general activity (UDA)	0
16/17 Contracted orthodontic activity (UOA)	0
Carry forward orthodontic activity (UOA)	0
Baseline contract value	£390,304.58

ACCESS*

Patients seen in 24 months	Total	Change since previous quarter
Quarter ending March 2016	5,361	
Quarter ending June 2016	5,226	↓
Quarter ending September 2016	5,061	↓
Quarter ending December 2016	4,980	↓
Quarter ending March 2017	4,892	↓
Variance since March 2016	(8.7%)	↓



ACTIVITY



Month	Adjusted Scheduled Activity (UDA)	
	2016	2017
April	-344	546
May	503	1,307
June	1,652	1,954
July	3,356	3,163
August	4,633	4,172
September	5,817	5,164
October	7,284	6,124
November	8,642	6,719
December	10,065	7,595
January	10,838	8,608
February	12,966	9,514
March	14,392	10,592
April	14,877	
May	14,882	
June	14,882	

QUALITY

	Quantity	Base Number	Contract	AT	Region	England
% of FP17s for the same patient ID Re-attending within 3 months - Children	81	1,175	6.9%	10.0%	11.8%	12.3%
% of FP17s for the same patient ID Re-attending within 3 months - Adults	752	4,616	16.3%	16.1%	17.1%	16.7%
% of FP17s for the same patient ID Re-attending between 3 & 9 months - Children	559	1,175	47.6%	46.2%	46.5%	57.6%
% of FP17s for the same patient ID Re-attending between 3 & 9 months - Adults	1,721	4,616	37.3%	37.0%	37.6%	50.1%
% of FP17s for Band 1 Urgent Courses	1,070	5,570	19.2%	11.0%	10.7%	9.1%
% of FP17s Relating to Free Repair or Replacements	63	5,570	1.1%	0.6%	0.6%	0.8%
% of FP17s Relating to Continuations	22	5,570	0.4%	0.7%	0.9%	1.2%
% of Patients satisfied with the dentistry they have received	10	11	90.9%	91.3%	90.4%	92.8%
% of Patients satisfied with the time they had to wait for an appointment	10	11	90.9%	84.0%	83.7%	88.7%

* This is based on patients treated on this contract for their most recent course of treatment. Figures in italics indicate the base number of FP17s or Patient Questionnaire responses are less than 100. N/A is shown where the base number of responses is less than 10 during the period. % is calculated as Quantity/Base number*100

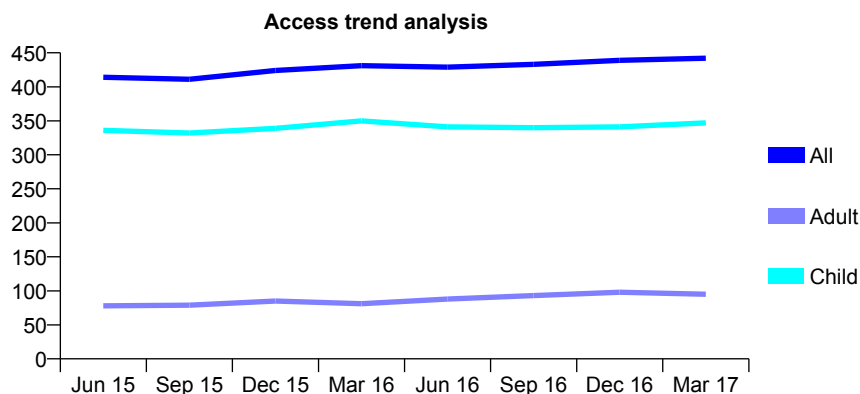
Q62 - Vital Signs At a Glance Contract Report for 110531/0001 - March 2017

Name or company name	STERLING DENTAL SURGERIES LTD
Contract type name	GDS Contract
Purpose of contract	General
Contract start date	01/04/2006
Contract end date	

16/17 Contracted general activity (UDA)	1,165
Carry forward general activity (UDA)	-23
16/17 Contracted orthodontic activity (UOA)	0
Carry forward orthodontic activity (UOA)	0
Baseline contract value	£26,437.61

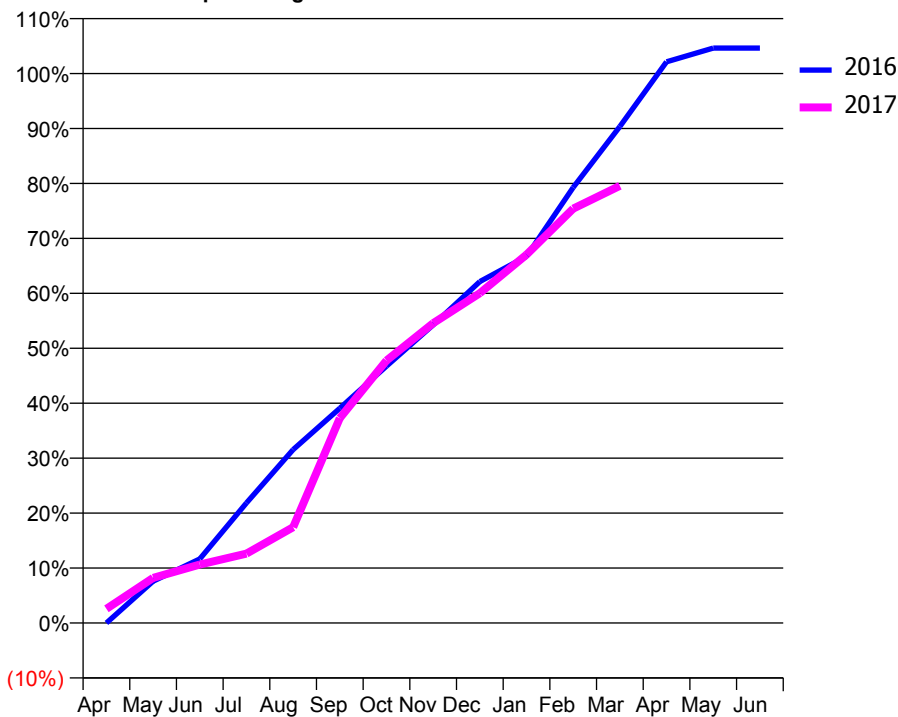
ACCESS*

Patients seen in 24 months	Total	Change since previous quarter
Quarter ending March 2016	431	
Quarter ending June 2016	429	→
Quarter ending September 2016	433	→
Quarter ending December 2016	439	→
Quarter ending March 2017	442	→
Variance since March 2016	2.6%	↑



ACTIVITY

Cumulative percentage of contracted UDA delivered 2016 & 2017



Month	Adjusted Scheduled Activity (UDA)	
	2016	2017
April	0	30
May	89	96
June	136	124
July	255	147
August	368	203
September	455	434
October	545	557
November	632	636
December	724	699
January	777	781
February	923	879
March	1,053	927
April	1,190	
May	1,219	
June	1,219	

QUALITY

	Quantity	Base Number	Contract	AT	Region	England
% of FP17s for the same patient ID Re-attending within 3 months - Children	24	497	4.8%	10.0%	11.8%	12.3%
% of FP17s for the same patient ID Re-attending within 3 months - Adults	7	63	11.1%	16.1%	17.1%	16.7%
% of FP17s for the same patient ID Re-attending between 3 & 9 months - Children	304	497	61.2%	46.2%	46.5%	57.6%
% of FP17s for the same patient ID Re-attending between 3 & 9 months - Adults	21	63	33.3%	37.0%	37.6%	50.1%
% of FP17s for Band 1 Urgent Courses	19	502	3.8%	11.0%	10.7%	9.1%
% of FP17s Relating to Free Repair or Replacements	1	502	0.2%	0.6%	0.6%	0.8%
% of FP17s Relating to Continuations	0	502	0.0%	0.7%	0.9%	1.2%
% of Patients satisfied with the dentistry they have received	0	0	N/A	91.3%	90.4%	92.8%
% of Patients satisfied with the time they had to wait for an appointment	0	0	N/A	84.0%	83.7%	88.7%

* This is based on patients treated on this contract for their most recent course of treatment. Figures in italics indicate the base number of FP17s or Patient Questionnaire responses are less than 100. N/A is shown where the base number of responses is less than 10 during the period. % is calculated as Quantity/Base number*100

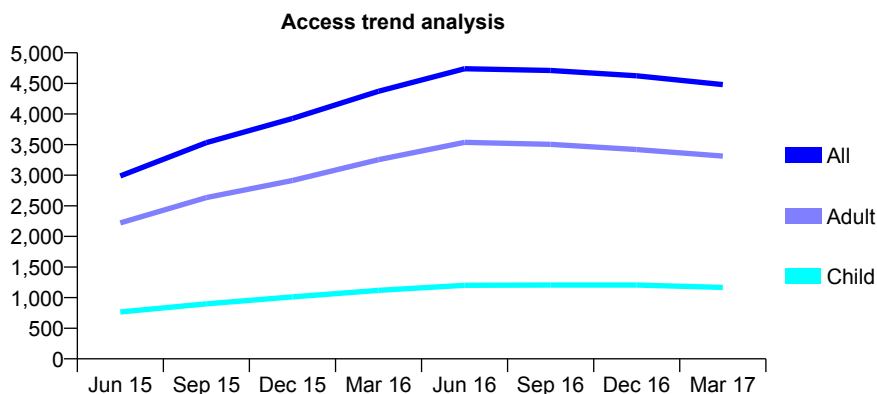
Q62 - Vital Signs At a Glance Contract Report for 110922/0001 - March 2017

Name or company name	Mr M. H. Bhatt & Mr D. G. Jani
Contract type name	GDS Contract
Purpose of contract	General
Contract start date	01/07/2014
Contract end date	

16/17 Contracted general activity (UDA)	13,288
Carry forward general activity (UDA)	-266
16/17 Contracted orthodontic activity (UOA)	0
Carry forward orthodontic activity (UOA)	0
Baseline contract value	£365,597.00

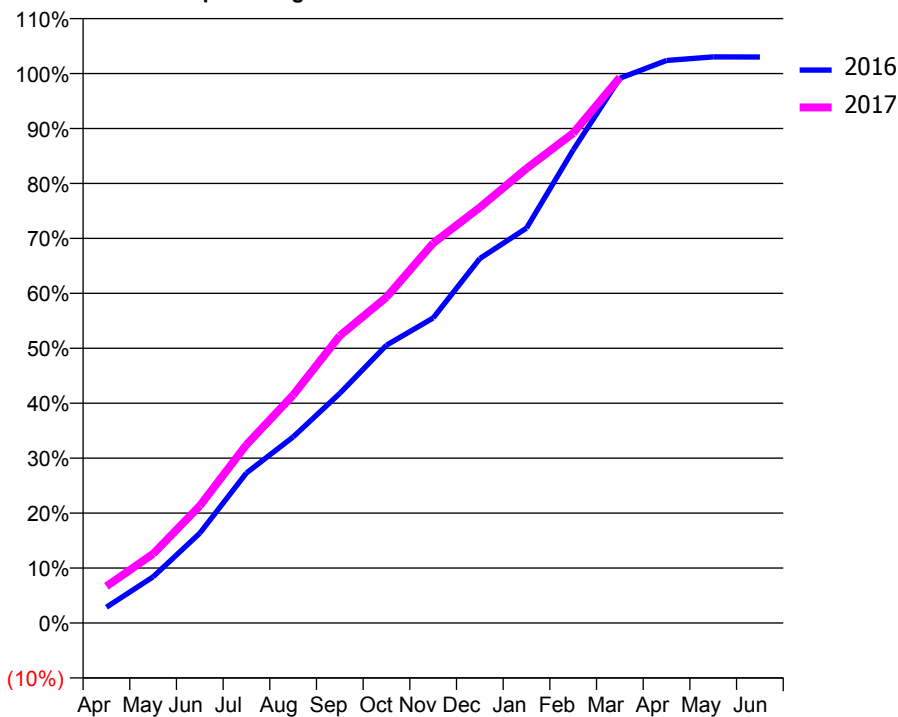
ACCESS*

Patients seen in 24 months	Total	Change since previous quarter
Quarter ending March 2016	4,372	
Quarter ending June 2016	4,739	↑
Quarter ending September 2016	4,711	→
Quarter ending December 2016	4,624	↓
Quarter ending March 2017	4,480	↓
Variance since March 2016	2.5%	↑



ACTIVITY

Cumulative percentage of contracted UDA delivered 2016 & 2017



Month	Adjusted Scheduled Activity (UDA)	
	2016	2017
April	382	887
May	1,118	1,672
June	2,171	2,832
July	3,628	4,312
August	4,501	5,513
September	5,555	6,948
October	6,718	7,879
November	7,377	9,185
December	8,815	10,050
January	9,548	10,991
February	11,439	11,844
March	13,174	13,194
April	13,603	
May	13,689	
June	13,687	

QUALITY

	Quantity	Base Number	Contract	AT	Region	England
% of FP17s for the same patient ID Re-attending within 3 months - Children	126	1,270	9.9%	10.0%	11.8%	12.3%
% of FP17s for the same patient ID Re-attending within 3 months - Adults	586	3,139	18.7%	16.1%	17.1%	16.7%
% of FP17s for the same patient ID Re-attending between 3 & 9 months - Children	415	1,270	32.7%	46.2%	46.5%	57.6%
% of FP17s for the same patient ID Re-attending between 3 & 9 months - Adults	851	3,139	27.1%	37.0%	37.6%	50.1%
% of FP17s for Band 1 Urgent Courses	562	4,036	13.9%	11.0%	10.7%	9.1%
% of FP17s Relating to Free Repair or Replacements	29	4,036	0.7%	0.6%	0.6%	0.8%
% of FP17s Relating to Continuations	70	4,036	1.7%	0.7%	0.9%	1.2%
% of Patients satisfied with the dentistry they have received	3	4	N/A	91.3%	90.4%	92.8%
% of Patients satisfied with the time they had to wait for an appointment	3	4	N/A	84.0%	83.7%	88.7%

* This is based on patients treated on this contract for their most recent course of treatment. Figures in italics indicate the base number of FP17s or Patient Questionnaire responses are less than 100. N/A is shown where the base number of responses is less than 10 during the period. % is calculated as Quantity/Base number*100

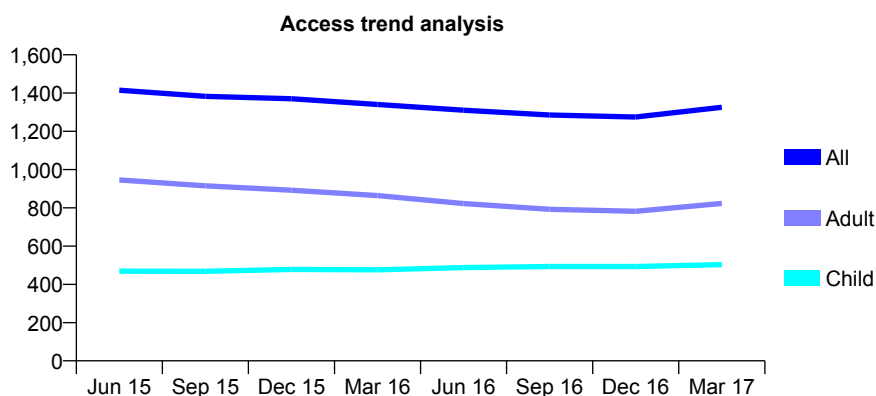
Q62 - Vital Signs At a Glance Contract Report for 112143/0001 - March 2017

Name or company name	Mr. G. Sumar & Mr. I. Gulamhusein
Contract type name	GDS Contract
Purpose of contract	General
Contract start date	01/07/2013
Contract end date	

16/17 Contracted general activity (UDA)	4,565
Carry forward general activity (UDA)	17
16/17 Contracted orthodontic activity (UOA)	0
Carry forward orthodontic activity (UOA)	0
Baseline contract value	£126,854.38

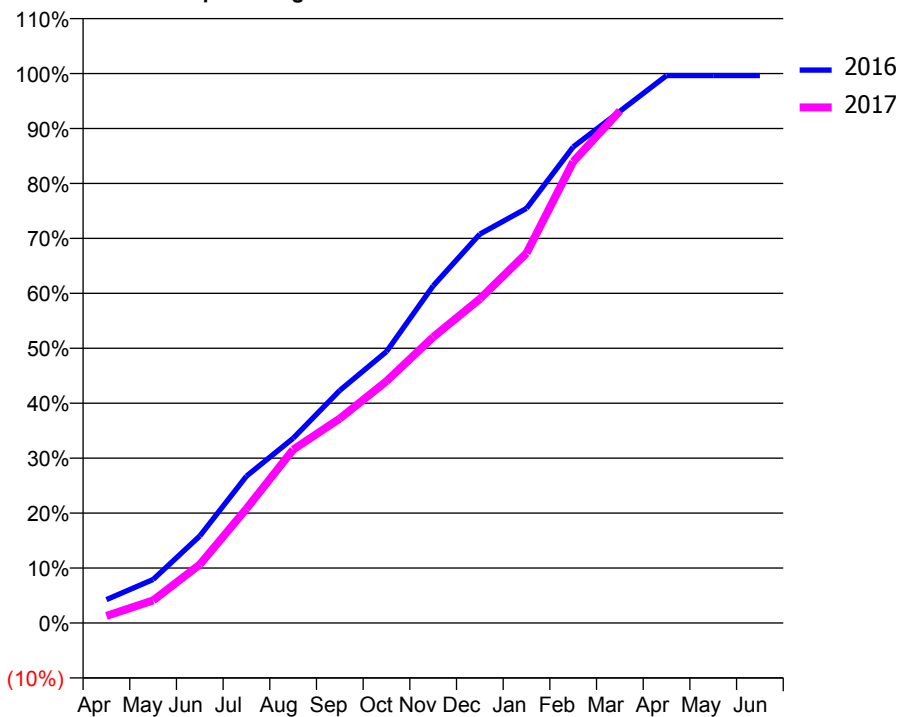
ACCESS*

Patients seen in 24 months	Total	Change since previous quarter
Quarter ending March 2016	1,340	
Quarter ending June 2016	1,310	↓
Quarter ending September 2016	1,285	↓
Quarter ending December 2016	1,275	→
Quarter ending March 2017	1,326	↑
Variance since March 2016	(1.0%)	↓



ACTIVITY

Cumulative percentage of contracted UDA delivered 2016 & 2017



Month	Adjusted Scheduled Activity (UDA)	
	2016	2017
April	194	60
May	362	187
June	723	486
July	1,220	950
August	1,534	1,441
September	1,932	1,698
October	2,255	2,009
November	2,801	2,376
December	3,231	2,692
January	3,445	3,073
February	3,956	3,833
March	4,251	4,255
April	4,548	
May	4,548	
June	4,548	

QUALITY

	Quantity	Base Number	Contract	AT	Region	England
% of FP17s for the same patient ID Re-attending within 3 months - Children	57	820	7.0%	10.0%	11.8%	12.3%
% of FP17s for the same patient ID Re-attending within 3 months - Adults	136	985	13.8%	16.1%	17.1%	16.7%
% of FP17s for the same patient ID Re-attending between 3 & 9 months - Children	552	820	67.3%	46.2%	46.5%	57.6%
% of FP17s for the same patient ID Re-attending between 3 & 9 months - Adults	500	985	50.8%	37.0%	37.6%	50.1%
% of FP17s for Band 1 Urgent Courses	95	1,607	5.9%	11.0%	10.7%	9.1%
% of FP17s Relating to Free Repair or Replacements	8	1,607	0.5%	0.6%	0.6%	0.8%
% of FP17s Relating to Continuations	9	1,607	0.6%	0.7%	0.9%	1.2%
% of Patients satisfied with the dentistry they have received	2	2	N/A	91.3%	90.4%	92.8%
% of Patients satisfied with the time they had to wait for an appointment	2	2	N/A	84.0%	83.7%	88.7%

* This is based on patients treated on this contract for their most recent course of treatment. Figures in italics indicate the base number of FP17s or Patient Questionnaire responses are less than 100. N/A is shown where the base number of responses is less than 10 during the period. % is calculated as Quantity/Base number*100

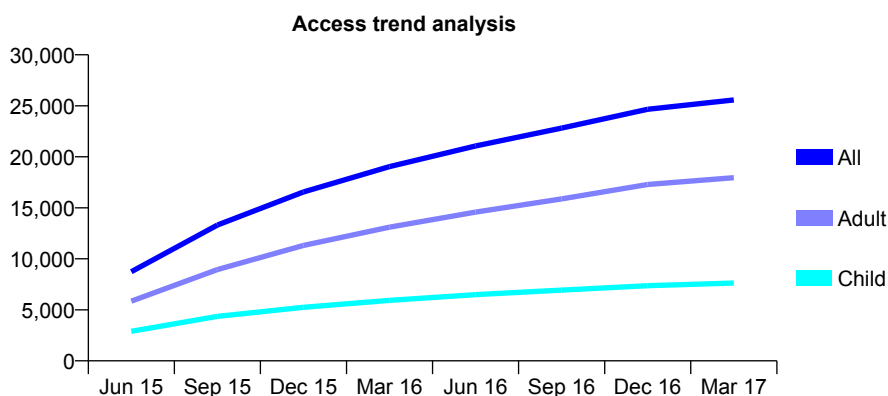
Q62 - Vital Signs At a Glance Contract Report for 112208/0001 - March 2017

Name or company name	Amarjit Singh Khambay and Gurdip Kaur
Contract type name	GDS Contract
Purpose of contract	General
Contract start date	01/02/2015
Contract end date	

16/17 Contracted general activity (UDA)	64,941
Carry forward general activity (UDA)	-256
16/17 Contracted orthodontic activity (UOA)	0
Carry forward orthodontic activity (UOA)	0
Baseline contract value	£1,803,410.80

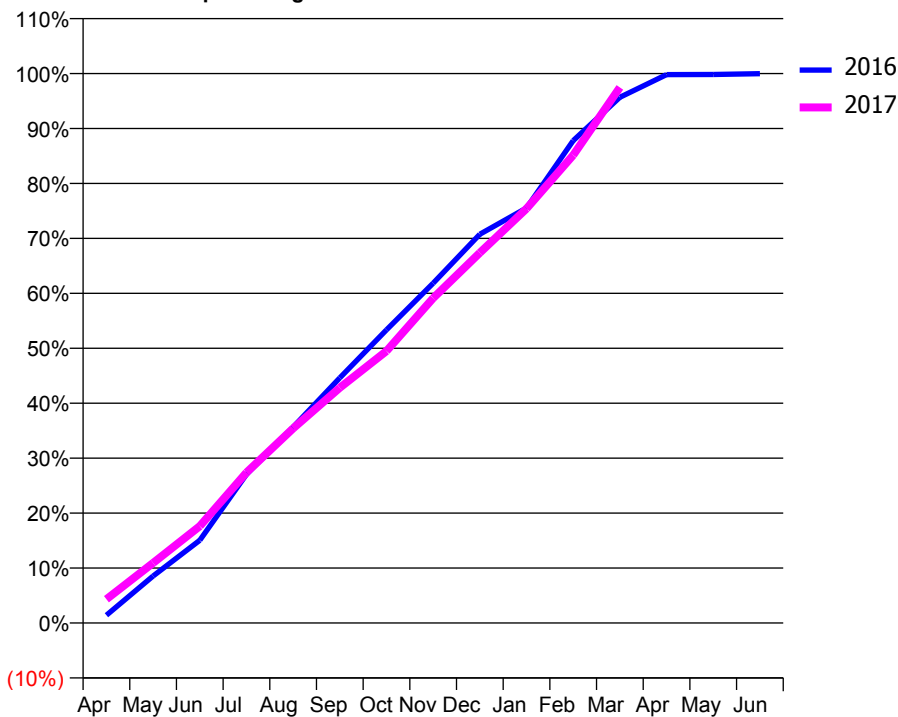
ACCESS*

Patients seen in 24 months	Total	Change since previous quarter
Quarter ending March 2016	19,035	
Quarter ending June 2016	21,067	↑
Quarter ending September 2016	22,822	↑
Quarter ending December 2016	24,657	↑
Quarter ending March 2017	25,570	↑
Variance since March 2016	34.3%	↑



ACTIVITY

Cumulative percentage of contracted UDA delivered 2016 & 2017



Month	Adjusted Scheduled Activity (UDA)	
	2016	2017
April	919	2,811
May	5,548	7,094
June	9,775	11,454
July	17,565	17,780
August	23,165	23,005
September	28,971	27,810
October	34,646	32,140
November	40,159	38,397
December	45,953	43,761
January	49,047	48,974
February	57,009	55,288
March	62,136	63,289
April	64,816	
May	64,831	
June	64,913	

QUALITY

	Quantity	Base Number	Contract	AT	Region	England
% of FP17s for the same patient ID Re-attending within 3 months - Children	543	9,055	6.0%	10.0%	11.8%	12.3%
% of FP17s for the same patient ID Re-attending within 3 months - Adults	2,145	18,149	11.8%	16.1%	17.1%	16.7%
% of FP17s for the same patient ID Re-attending between 3 & 9 months - Children	3,227	9,055	35.6%	46.2%	46.5%	57.6%
% of FP17s for the same patient ID Re-attending between 3 & 9 months - Adults	4,518	18,149	24.9%	37.0%	37.6%	50.1%
% of FP17s for Band 1 Urgent Courses	4,815	26,003	18.5%	11.0%	10.7%	9.1%
% of FP17s Relating to Free Repair or Replacements	71	26,003	0.3%	0.6%	0.6%	0.8%
% of FP17s Relating to Continuations	234	26,003	0.9%	0.7%	0.9%	1.2%
% of Patients satisfied with the dentistry they have received	15	19	78.9%	91.3%	90.4%	92.8%
% of Patients satisfied with the time they had to wait for an appointment	17	19	89.5%	84.0%	83.7%	88.7%

* This is based on patients treated on this contract for their most recent course of treatment. Figures in italics indicate the base number of FP17s or Patient Questionnaire responses are less than 100. N/A is shown where the base number of responses is less than 10 during the period. % is calculated as Quantity/Base number*100

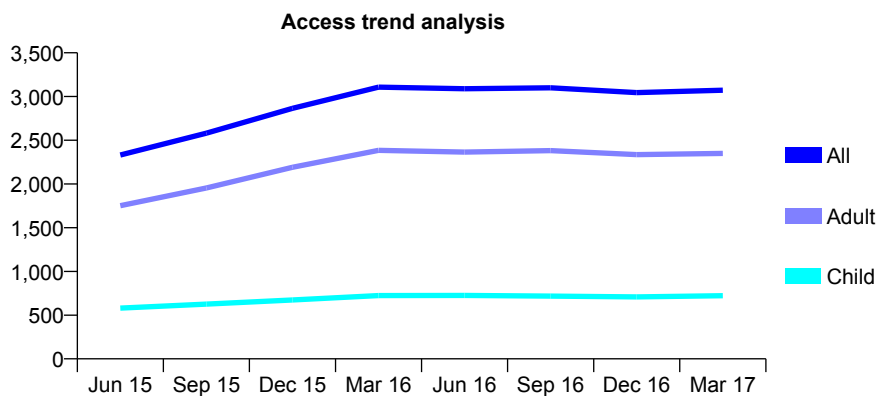
Q62 - Vital Signs At a Glance Contract Report for 113719/0001 - March 2017

Name or company name	Dr P Patel & Dr A Thethy
Contract type name	GDS Contract
Purpose of contract	General
Contract start date	01/04/2014
Contract end date	

16/17 Contracted general activity (UDA)	10,050
Carry forward general activity (UDA)	-68
16/17 Contracted orthodontic activity (UOA)	0
Carry forward orthodontic activity (UOA)	0
Baseline contract value	£304,613.90

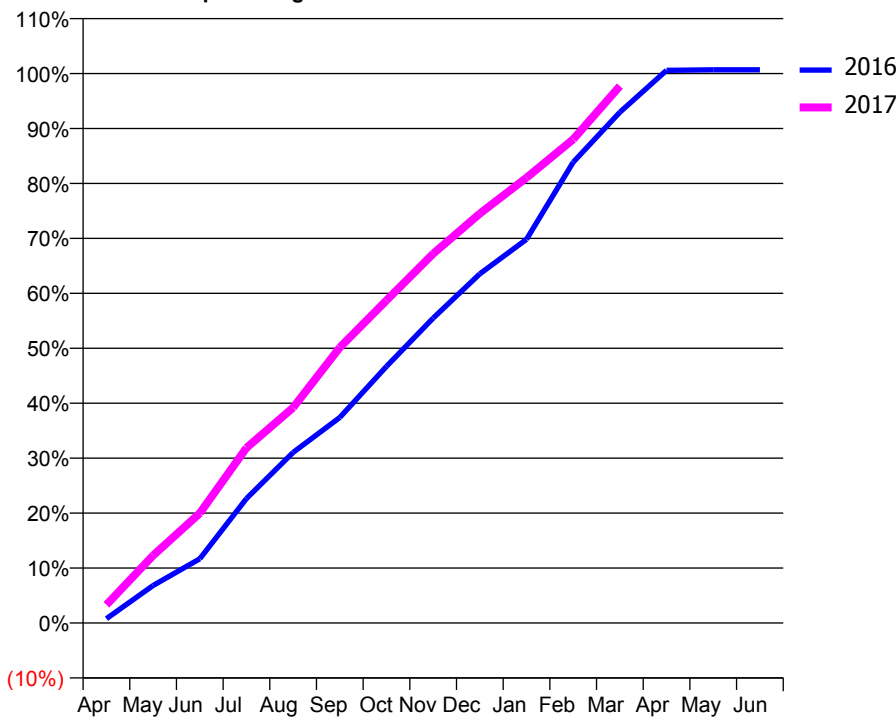
ACCESS*

Patients seen in 24 months	Total	Change since previous quarter
Quarter ending March 2016	3,108	
Quarter ending June 2016	3,089	→
Quarter ending September 2016	3,099	→
Quarter ending December 2016	3,045	↓
Quarter ending March 2017	3,072	→
Variance since March 2016	(1.2%)	↓



ACTIVITY

Cumulative percentage of contracted UDA delivered 2016 & 2017



Month	Adjusted Scheduled Activity (UDA)	
	2016	2017
April	79	333
May	685	1,235
June	1,175	2,007
July	2,277	3,202
August	3,120	3,940
September	3,759	5,040
October	4,693	5,902
November	5,576	6,754
December	6,385	7,488
January	7,018	8,144
February	8,427	8,847
March	9,343	9,820
April	10,109	
May	10,118	
June	10,118	

QUALITY

	Quantity	Base Number	Contract	AT	Region	England
% of FP17s for the same patient ID Re-attending within 3 months - Children	53	906	5.8%	10.0%	11.8%	12.3%
% of FP17s for the same patient ID Re-attending within 3 months - Adults	302	2,617	11.5%	16.1%	17.1%	16.7%
% of FP17s for the same patient ID Re-attending between 3 & 9 months - Children	422	906	46.6%	46.2%	46.5%	57.6%
% of FP17s for the same patient ID Re-attending between 3 & 9 months - Adults	1,065	2,617	40.7%	37.0%	37.6%	50.1%
% of FP17s for Band 1 Urgent Courses	239	3,305	7.2%	11.0%	10.7%	9.1%
% of FP17s Relating to Free Repair or Replacements	7	3,305	0.2%	0.6%	0.6%	0.8%
% of FP17s Relating to Continuations	9	3,305	0.3%	0.7%	0.9%	1.2%
% of Patients satisfied with the dentistry they have received	2	2	N/A	91.3%	90.4%	92.8%
% of Patients satisfied with the time they had to wait for an appointment	1	2	N/A	84.0%	83.7%	88.7%

* This is based on patients treated on this contract for their most recent course of treatment. Figures in italics indicate the base number of FP17s or Patient Questionnaire responses are less than 100. N/A is shown where the base number of responses is less than 10 during the period. % is calculated as Quantity/Base number*100

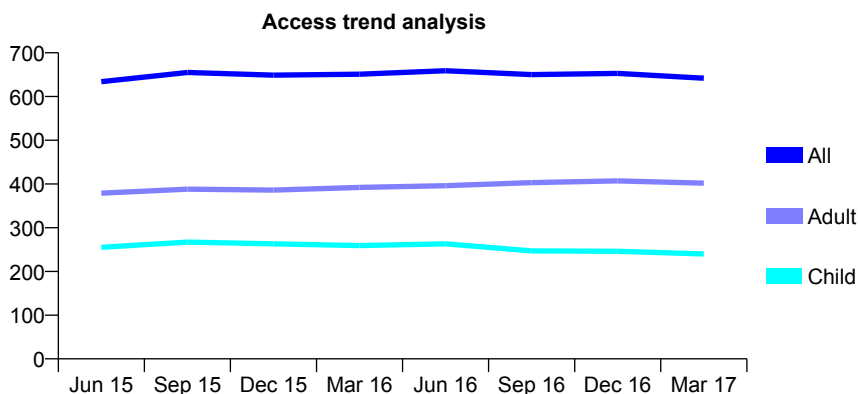
Q62 - Vital Signs At a Glance Contract Report for 114561/0001 - March 2017

Name or company name	Kenton Clinic
Contract type name	GDS Contract
Purpose of contract	General
Contract start date	01/09/2010
Contract end date	

16/17 Contracted general activity (UDA)	1,658
Carry forward general activity (UDA)	-6
16/17 Contracted orthodontic activity (UOA)	0
Carry forward orthodontic activity (UOA)	0
Baseline contract value	£35,639.82

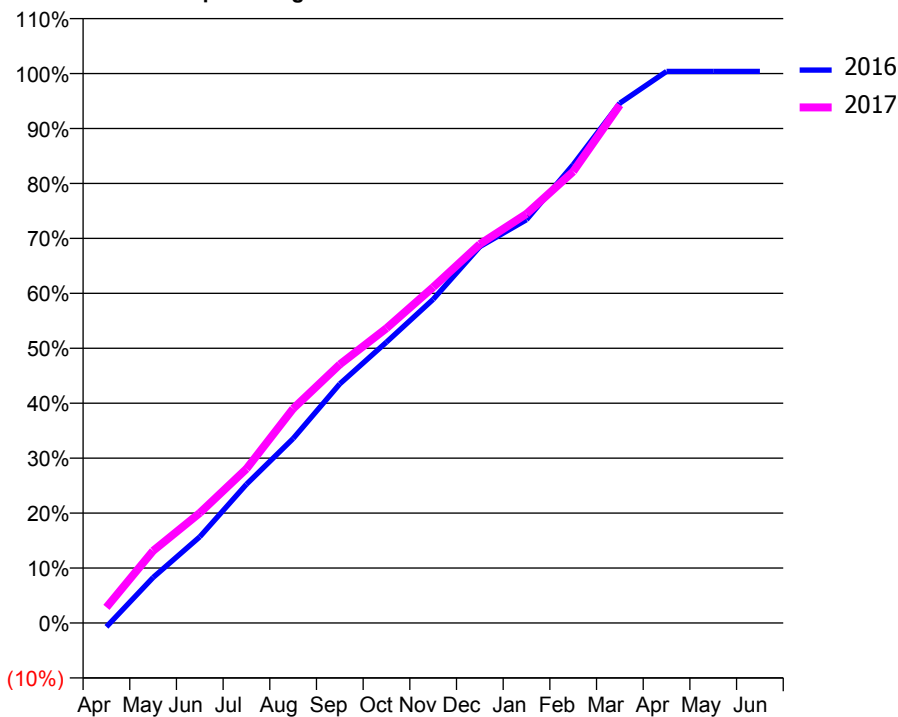
ACCESS*

Patients seen in 24 months	Total	Change since previous quarter
Quarter ending March 2016	651	
Quarter ending June 2016	659	→
Quarter ending September 2016	650	↓
Quarter ending December 2016	653	→
Quarter ending March 2017	642	↓
Variance since March 2016	(1.4%)	↓



ACTIVITY

Cumulative percentage of contracted UDA delivered 2016 & 2017



Adjusted Scheduled Activity (UDA)

Month	2016	2017
April	-12	47
May	137	218
June	260	332
July	419	465
August	557	647
September	722	780
October	848	889
November	977	1,013
December	1,136	1,143
January	1,217	1,235
February	1,383	1,362
March	1,568	1,563
April	1,664	
May	1,664	
June	1,664	

QUALITY

	Quantity	Base Number	Contract	AT	Region	England
% of FP17s for the same patient ID Re-attending within 3 months - Children	18	376	4.8%	10.0%	11.8%	12.3%
% of FP17s for the same patient ID Re-attending within 3 months - Adults	59	443	13.3%	16.1%	17.1%	16.7%
% of FP17s for the same patient ID Re-attending between 3 & 9 months - Children	261	376	69.4%	46.2%	46.5%	57.6%
% of FP17s for the same patient ID Re-attending between 3 & 9 months - Adults	186	443	42.0%	37.0%	37.6%	50.1%
% of FP17s for Band 1 Urgent Courses	66	777	8.5%	11.0%	10.7%	9.1%
% of FP17s Relating to Free Repair or Replacements	2	777	0.3%	0.6%	0.6%	0.8%
% of FP17s Relating to Continuations	5	777	0.6%	0.7%	0.9%	1.2%
% of Patients satisfied with the dentistry they have received	1	1	N/A	91.3%	90.4%	92.8%
% of Patients satisfied with the time they had to wait for an appointment	1	1	N/A	84.0%	83.7%	88.7%

* This is based on patients treated on this contract for their most recent course of treatment. Figures in italics indicate the base number of FP17s or Patient Questionnaire responses are less than 100. N/A is shown where the base number of responses is less than 10 during the period. % is calculated as Quantity/Base number*100

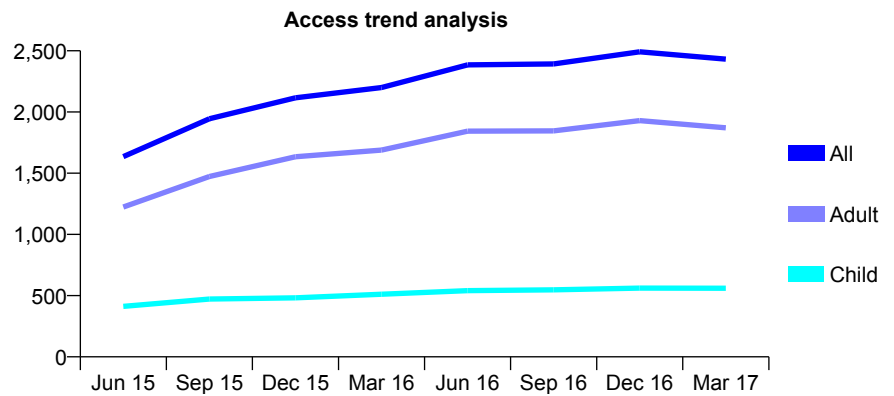
Q62 - Vital Signs At a Glance Contract Report for 115223/0001 - March 2017

Name or company name	Northfields Dental Practice
Contract type name	GDS Contract
Purpose of contract	General
Contract start date	01/07/2014
Contract end date	

16/17 Contracted general activity (UDA)	5,933
Carry forward general activity (UDA)	-119
16/17 Contracted orthodontic activity (UOA)	0
Carry forward orthodontic activity (UOA)	0
Baseline contract value	£145,137.21

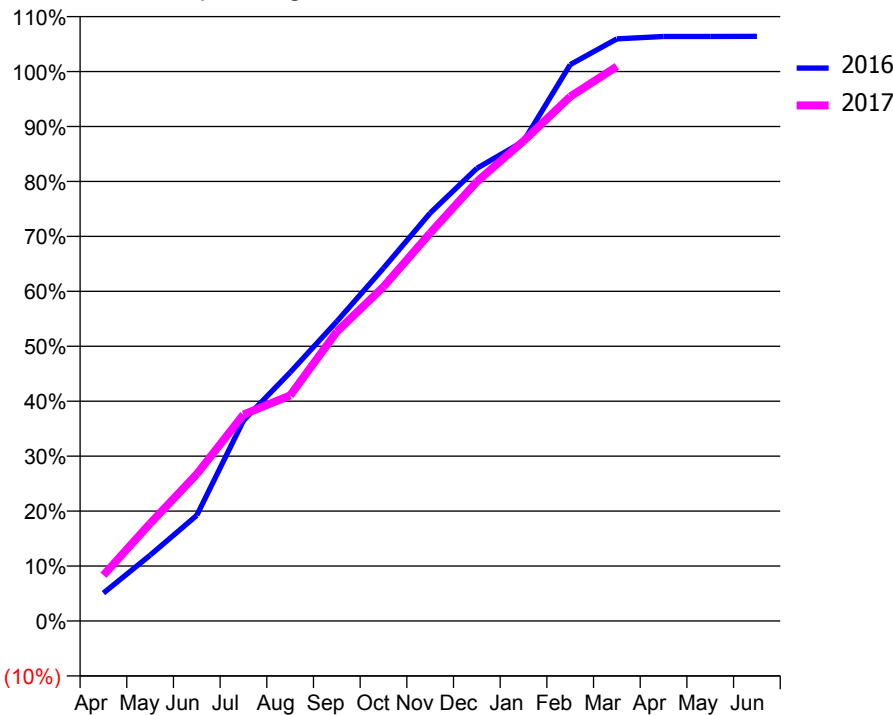
ACCESS*

Patients seen in 24 months	Total	Change since previous quarter
Quarter ending March 2016	2,200	
Quarter ending June 2016	2,385	↑
Quarter ending September 2016	2,393	→
Quarter ending December 2016	2,492	↑
Quarter ending March 2017	2,432	↓
Variance since March 2016	10.5%	↑



ACTIVITY

Cumulative percentage of contracted UDA delivered 2016 & 2017



Month	Adjusted Scheduled Activity (UDA)	
	2016	2017
April	301	495
May	711	1,053
June	1,140	1,586
July	2,164	2,229
August	2,684	2,436
September	3,234	3,124
October	3,811	3,609
November	4,406	4,189
December	4,887	4,743
January	5,180	5,183
February	6,008	5,662
March	6,285	5,987
April	6,312	
May	6,312	
June	6,313	

QUALITY

	Quantity	Base Number	Contract	AT	Region	England
% of FP17s for the same patient ID Re-attending within 3 months - Children	50	629	7.9%	10.0%	11.8%	12.3%
% of FP17s for the same patient ID Re-attending within 3 months - Adults	370	2,081	17.8%	16.1%	17.1%	16.7%
% of FP17s for the same patient ID Re-attending between 3 & 9 months - Children	198	629	31.5%	46.2%	46.5%	57.6%
% of FP17s for the same patient ID Re-attending between 3 & 9 months - Adults	665	2,081	32.0%	37.0%	37.6%	50.1%
% of FP17s for Band 1 Urgent Courses	372	2,698	13.8%	11.0%	10.7%	9.1%
% of FP17s Relating to Free Repair or Replacements	25	2,698	0.9%	0.6%	0.6%	0.8%
% of FP17s Relating to Continuations	17	2,698	0.6%	0.7%	0.9%	1.2%
% of Patients satisfied with the dentistry they have received	2	2	N/A	91.3%	90.4%	92.8%
% of Patients satisfied with the time they had to wait for an appointment	2	2	N/A	84.0%	83.7%	88.7%

* This is based on patients treated on this contract for their most recent course of treatment. Figures in italics indicate the base number of FP17s or Patient Questionnaire responses are less than 100. N/A is shown where the base number of responses is less than 10 during the period. % is calculated as Quantity/Base number*100

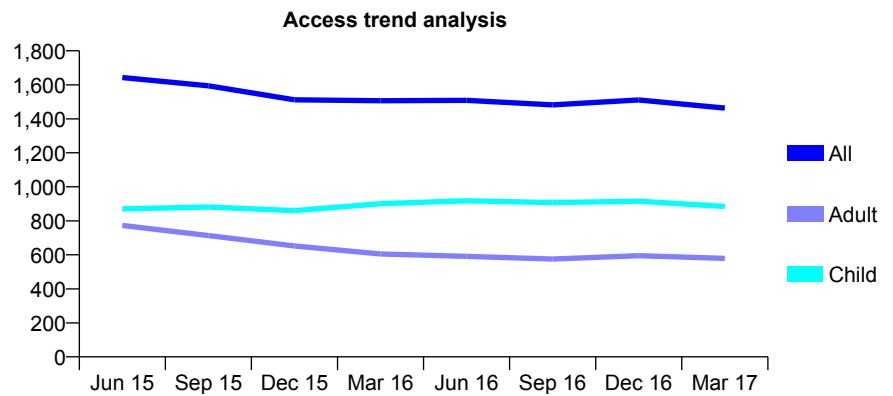
Q62 - Vital Signs At a Glance Contract Report for 115401/0001 - March 2017

Name or company name	DR M ALI & DR MAWJEE
Contract type name	GDS Contract
Purpose of contract	General
Contract start date	01/06/2012
Contract end date	

16/17 Contracted general activity (UDA)	3,005
Carry forward general activity (UDA)	285
16/17 Contracted orthodontic activity (UOA)	0
Carry forward orthodontic activity (UOA)	0
Baseline contract value	£66,762.35

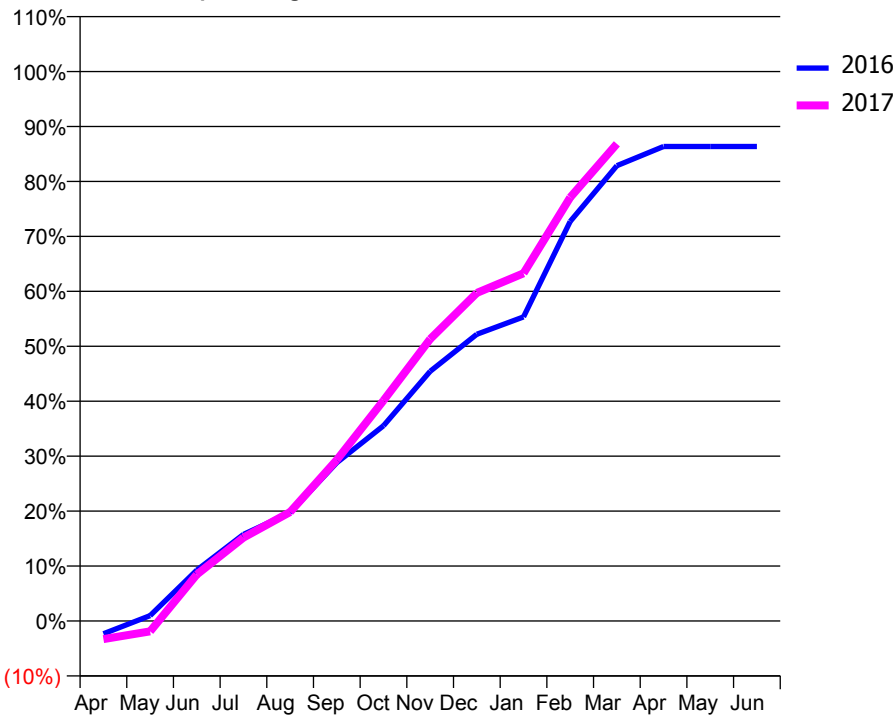
ACCESS*

Patients seen in 24 months	Total	Change since previous quarter
Quarter ending March 2016	1,506	
Quarter ending June 2016	1,509	→
Quarter ending September 2016	1,482	↓
Quarter ending December 2016	1,511	→
Quarter ending March 2017	1,463	↓
Variance since March 2016	(2.9%)	↓



ACTIVITY

Cumulative percentage of contracted UDA delivered 2016 & 2017



Month	Adjusted Scheduled Activity (UDA)	
	2016	2017
April	-71	-100
May	29	-58
June	278	254
July	474	456
August	592	596
September	866	882
October	1,068	1,206
November	1,365	1,542
December	1,568	1,795
January	1,663	1,901
February	2,185	2,316
March	2,490	2,609
April	2,595	
May	2,595	
June	2,595	

QUALITY

	Quantity	Base Number	Contract	AT	Region	England
% of FP17s for the same patient ID Re-attending within 3 months - Children	68	1,029	6.6%	10.0%	11.8%	12.3%
% of FP17s for the same patient ID Re-attending within 3 months - Adults	49	490	10.0%	16.1%	17.1%	16.7%
% of FP17s for the same patient ID Re-attending between 3 & 9 months - Children	492	1,029	47.8%	46.2%	46.5%	57.6%
% of FP17s for the same patient ID Re-attending between 3 & 9 months - Adults	105	490	21.4%	37.0%	37.6%	50.1%
% of FP17s for Band 1 Urgent Courses	62	1,439	4.3%	11.0%	10.7%	9.1%
% of FP17s Relating to Free Repair or Replacements	0	1,439	0.0%	0.6%	0.6%	0.8%
% of FP17s Relating to Continuations	3	1,439	0.2%	0.7%	0.9%	1.2%
% of Patients satisfied with the dentistry they have received	3	3	N/A	91.3%	90.4%	92.8%
% of Patients satisfied with the time they had to wait for an appointment	3	3	N/A	84.0%	83.7%	88.7%

* This is based on patients treated on this contract for their most recent course of treatment. Figures in italics indicate the base number of FP17s or Patient Questionnaire responses are less than 100. N/A is shown where the base number of responses is less than 10 during the period. % is calculated as Quantity/Base number*100

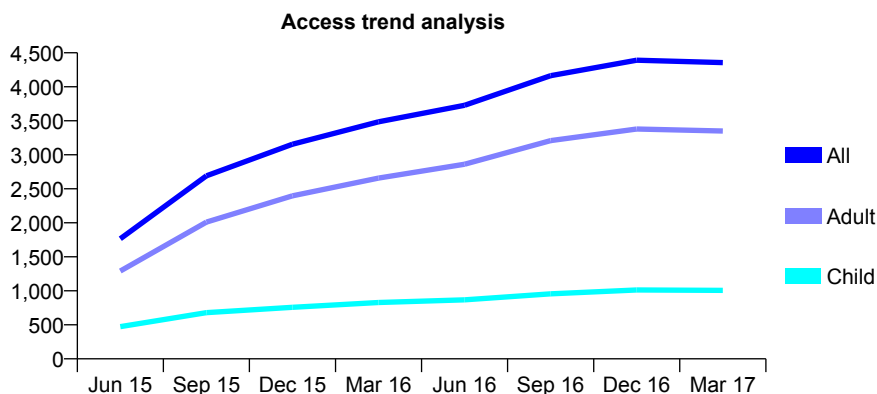
Q62 - Vital Signs At a Glance Contract Report for 116572/0001 - March 2017

Name or company name	Pearl Dental Care Centre
Contract type name	GDS Contract
Purpose of contract	General
Contract start date	01/01/2015
Contract end date	

16/17 Contracted general activity (UDA)	13,336
Carry forward general activity (UDA)	-94
16/17 Contracted orthodontic activity (UOA)	0
Carry forward orthodontic activity (UOA)	0
Baseline contract value	£307,857.20

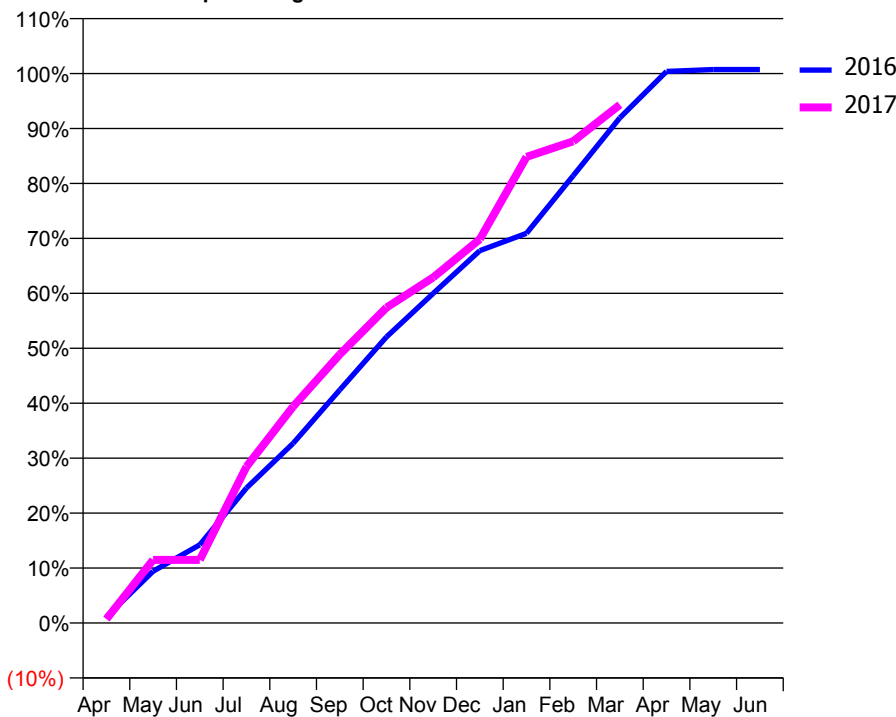
ACCESS*

Patients seen in 24 months	Total	Change since previous quarter
Quarter ending March 2016	3,485	
Quarter ending June 2016	3,728	↑
Quarter ending September 2016	4,163	↑
Quarter ending December 2016	4,391	↑
Quarter ending March 2017	4,356	→
Variance since March 2016	25.0%	↑



ACTIVITY

Cumulative percentage of contracted UDA delivered 2016 & 2017



Month	Adjusted Scheduled Activity (UDA)	
	2016	2017
April	149	94
May	1,256	1,532
June	1,899	1,532
July	3,276	3,794
August	4,360	5,253
September	5,658	6,520
October	6,944	7,657
November	8,000	8,385
December	9,036	9,317
January	9,459	11,313
February	10,855	11,690
March	12,259	12,579
April	13,387	
May	13,430	
June	13,430	

QUALITY

	Quantity	Base Number	Contract	AT	Region	England
% of FP17s for the same patient ID Re-attending within 3 months - Children	115	1,454	7.9%	10.0%	11.8%	12.3%
% of FP17s for the same patient ID Re-attending within 3 months - Adults	571	4,011	14.2%	16.1%	17.1%	16.7%
% of FP17s for the same patient ID Re-attending between 3 & 9 months - Children	791	1,454	54.4%	46.2%	46.5%	57.6%
% of FP17s for the same patient ID Re-attending between 3 & 9 months - Adults	1,888	4,011	47.1%	37.0%	37.6%	50.1%
% of FP17s for Band 1 Urgent Courses	518	5,086	10.2%	11.0%	10.7%	9.1%
% of FP17s Relating to Free Repair or Replacements	62	5,086	1.2%	0.6%	0.6%	0.8%
% of FP17s Relating to Continuations	101	5,086	2.0%	0.7%	0.9%	1.2%
% of Patients satisfied with the dentistry they have received	7	7	N/A	91.3%	90.4%	92.8%
% of Patients satisfied with the time they had to wait for an appointment	7	7	N/A	84.0%	83.7%	88.7%

* This is based on patients treated on this contract for their most recent course of treatment. Figures in italics indicate the base number of FP17s or Patient Questionnaire responses are less than 100. N/A is shown where the base number of responses is less than 10 during the period. % is calculated as Quantity/Base number*100

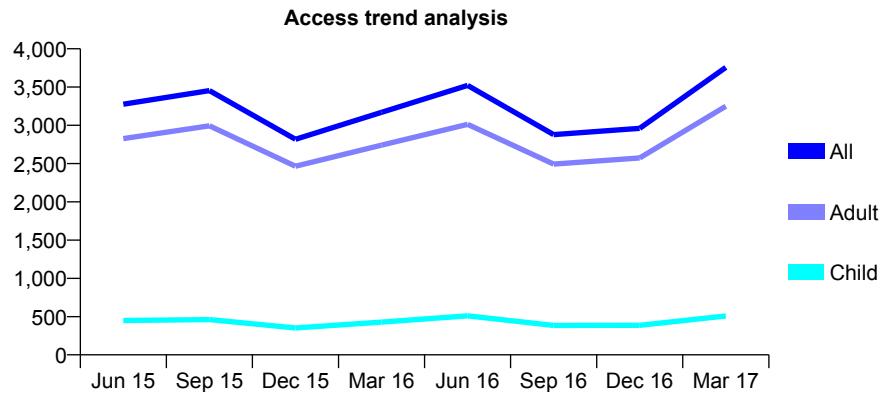
Q62 - Vital Signs At a Glance Contract Report for 116874/0001 - March 2017

Name or company name	S & Y Golar
Contract type name	GDS Contract
Purpose of contract	General
Contract start date	01/04/2010
Contract end date	

16/17 Contracted general activity (UDA)	15,530
Carry forward general activity (UDA)	0
16/17 Contracted orthodontic activity (UOA)	0
Carry forward orthodontic activity (UOA)	0
Baseline contract value	£512,068.76

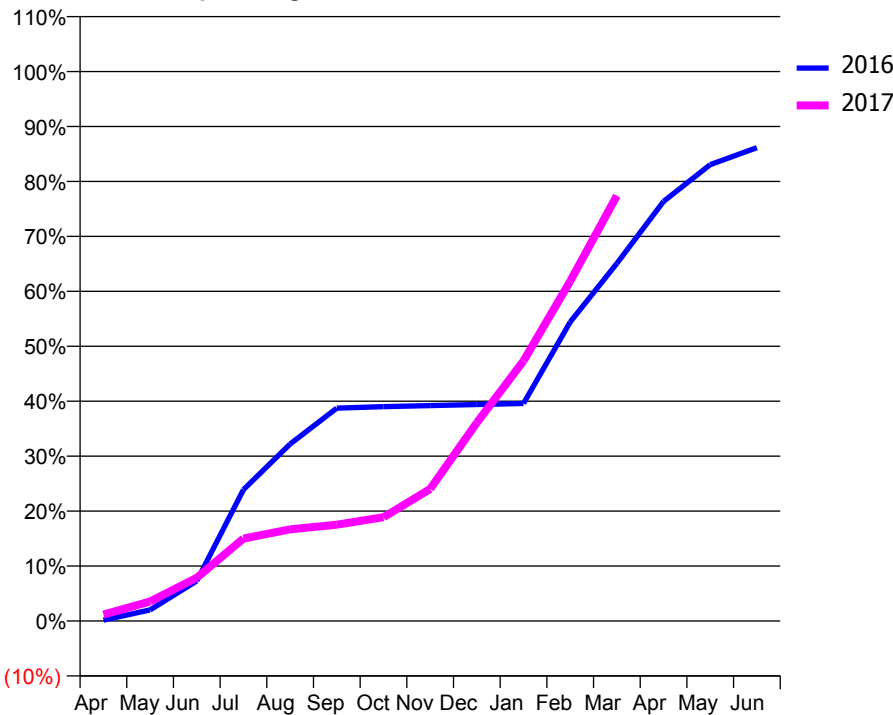
ACCESS*

Patients seen in 24 months	Total	Change since previous quarter
Quarter ending March 2016	3,169	
Quarter ending June 2016	3,522	↑
Quarter ending September 2016	2,879	↓
Quarter ending December 2016	2,960	↑
Quarter ending March 2017	3,757	↑
Variance since March 2016	18.6%	↑



ACTIVITY

Cumulative percentage of contracted UDA delivered 2016 & 2017



Month	Adjusted Scheduled Activity (UDA)	
	2016	2017
April	25	183
May	315	554
June	1,133	1,225
July	3,716	2,329
August	5,004	2,590
September	6,018	2,724
October	6,059	2,932
November	6,089	3,733
December	6,117	5,605
January	6,150	7,352
February	8,450	9,604
March	10,105	12,020
April	11,857	
May	12,899	
June	13,377	

QUALITY

	Quantity	Base Number	Contract	AT	Region	England
% of FP17s for the same patient ID Re-attending within 3 months - Children	55	637	8.6%	10.0%	11.8%	12.3%
% of FP17s for the same patient ID Re-attending within 3 months - Adults	612	3,960	15.5%	16.1%	17.1%	16.7%
% of FP17s for the same patient ID Re-attending between 3 & 9 months - Children	119	637	18.7%	46.2%	46.5%	57.6%
% of FP17s for the same patient ID Re-attending between 3 & 9 months - Adults	630	3,960	15.9%	37.0%	37.6%	50.1%
% of FP17s for Band 1 Urgent Courses	648	3,397	19.1%	11.0%	10.7%	9.1%
% of FP17s Relating to Free Repair or Replacements	44	3,397	1.3%	0.6%	0.6%	0.8%
% of FP17s Relating to Continuations	37	3,397	1.1%	0.7%	0.9%	1.2%
% of Patients satisfied with the dentistry they have received	9	9	N/A	91.3%	90.4%	92.8%
% of Patients satisfied with the time they had to wait for an appointment	9	9	N/A	84.0%	83.7%	88.7%

* This is based on patients treated on this contract for their most recent course of treatment. Figures in italics indicate the base number of FP17s or Patient Questionnaire responses are less than 100. N/A is shown where the base number of responses is less than 10 during the period. % is calculated as Quantity/Base number*100

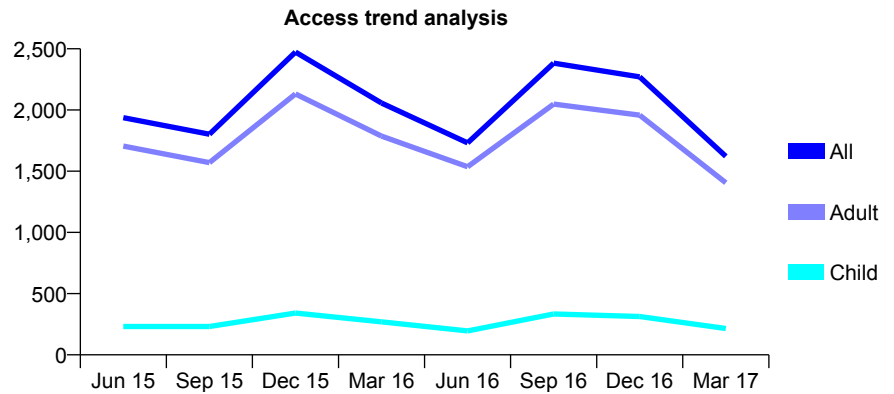
Q62 - Vital Signs At a Glance Contract Report for 116874/0002 - March 2017

Name or company name	S & Y Golar
Contract type name	PDS Plus Contract
Purpose of contract	General
Contract start date	01/04/2010
Contract end date	31/03/2018

16/17 Contracted general activity (UDA)	12,000
Carry forward general activity (UDA)	0
16/17 Contracted orthodontic activity (UOA)	0
Carry forward orthodontic activity (UOA)	0
Baseline contract value	£319,827.20

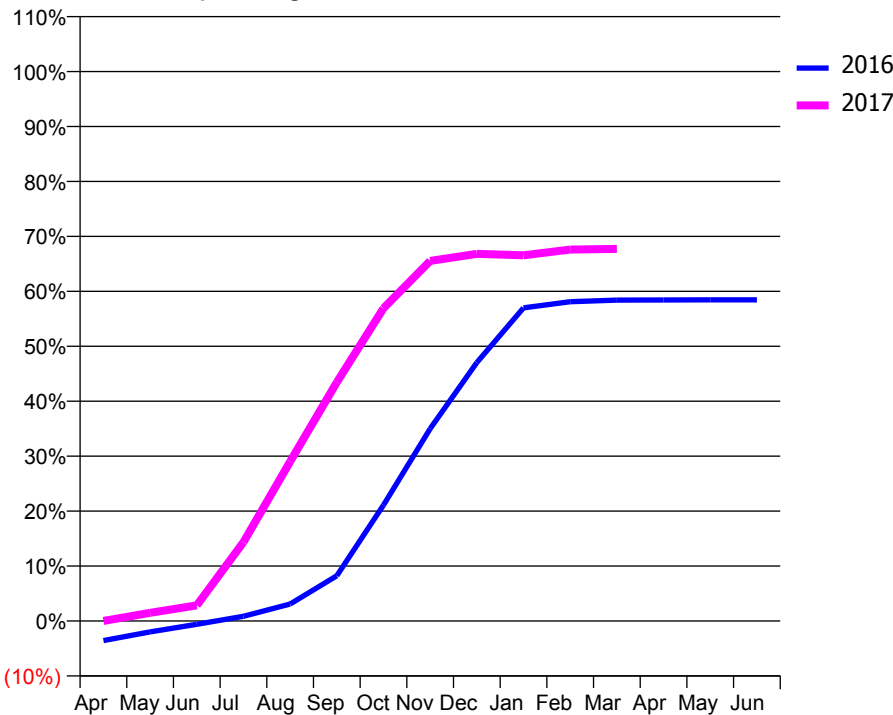
ACCESS*

Patients seen in 24 months	Total	Change since previous quarter
Quarter ending March 2016	2,057	
Quarter ending June 2016	1,732	↓
Quarter ending September 2016	2,383	↑
Quarter ending December 2016	2,271	↓
Quarter ending March 2017	1,621	↓
Variance since March 2016	(21.2%)	↓



ACTIVITY

Cumulative percentage of contracted UDA delivered 2016 & 2017



Month	Adjusted Scheduled Activity (UDA)	
	2016	2017
April	-431	0
May	-241	180
June	-74	342
July	103	1,723
August	371	3,480
September	988	5,215
October	2,532	6,830
November	4,202	7,864
December	5,644	8,018
January	6,839	7,987
February	6,973	8,112
March	7,006	8,127
April	7,009	
May	7,012	
June	7,012	

QUALITY

	Quantity	Base Number	Contract	AT	Region	England
% of FP17s for the same patient ID Re-attending within 3 months - Children	13	312	4.2%	10.0%	11.8%	12.3%
% of FP17s for the same patient ID Re-attending within 3 months - Adults	170	1,790	9.5%	16.1%	17.1%	16.7%
% of FP17s for the same patient ID Re-attending between 3 & 9 months - Children	25	312	8.0%	46.2%	46.5%	57.6%
% of FP17s for the same patient ID Re-attending between 3 & 9 months - Adults	168	1,790	9.4%	37.0%	37.6%	50.1%
% of FP17s for Band 1 Urgent Courses	349	2,100	16.6%	11.0%	10.7%	9.1%
% of FP17s Relating to Free Repair or Replacements	17	2,100	0.8%	0.6%	0.6%	0.8%
% of FP17s Relating to Continuations	13	2,100	0.6%	0.7%	0.9%	1.2%
% of Patients satisfied with the dentistry they have received	3	4	N/A	91.3%	90.4%	92.8%
% of Patients satisfied with the time they had to wait for an appointment	3	4	N/A	84.0%	83.7%	88.7%

* This is based on patients treated on this contract for their most recent course of treatment. Figures in italics indicate the base number of FP17s or Patient Questionnaire responses are less than 100. N/A is shown where the base number of responses is less than 10 during the period. % is calculated as Quantity/Base number*100

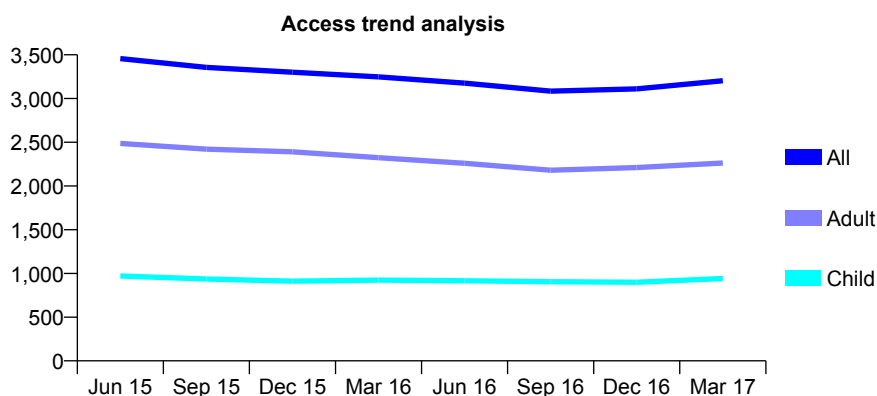
Q62 - Vital Signs At a Glance Contract Report for 118338/0001 - March 2017

Name or company name	Confident Dental Practices Ltd
Contract type name	PDS Contract
Purpose of contract	General
Contract start date	01/12/2010
Contract end date	30/11/2020

16/17 Contracted general activity (UDA)	10,363
Carry forward general activity (UDA)	0
16/17 Contracted orthodontic activity (UOA)	0
Carry forward orthodontic activity (UOA)	0
Baseline contract value	£303,666.80

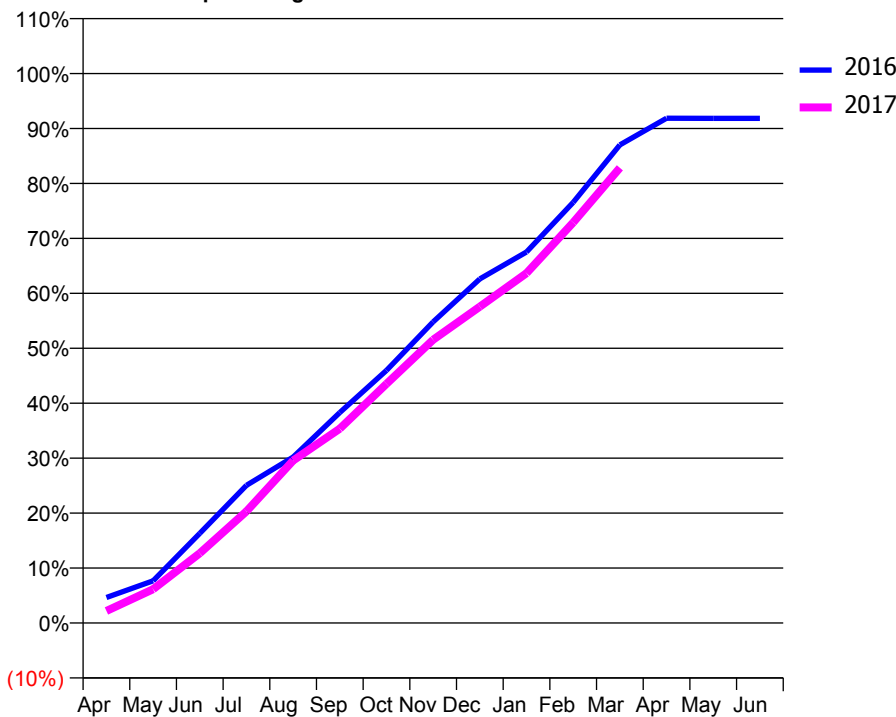
ACCESS*

Patients seen in 24 months	Total	Change since previous quarter
Quarter ending March 2016	3,247	
Quarter ending June 2016	3,176	↓
Quarter ending September 2016	3,085	↓
Quarter ending December 2016	3,110	→
Quarter ending March 2017	3,204	↑
Variance since March 2016	(1.3%)	↓



ACTIVITY

Cumulative percentage of contracted UDA delivered 2016 & 2017



Adjusted Scheduled Activity (UDA)

Month	2016	2017
April	481	226
May	796	637
June	1,691	1,317
July	2,597	2,106
August	3,129	3,065
September	3,969	3,666
October	4,764	4,510
November	5,680	5,341
December	6,488	5,967
January	6,997	6,598
February	7,933	7,552
March	9,017	8,585
April	9,520	
May	9,518	
June	9,518	

QUALITY

	Quantity	Base Number	Contract	AT	Region	England
% of FP17s for the same patient ID Re-attending within 3 months - Children	84	1,160	7.2%	10.0%	11.8%	12.3%
% of FP17s for the same patient ID Re-attending within 3 months - Adults	311	2,396	13.0%	16.1%	17.1%	16.7%
% of FP17s for the same patient ID Re-attending between 3 & 9 months - Children	462	1,160	39.8%	46.2%	46.5%	57.6%
% of FP17s for the same patient ID Re-attending between 3 & 9 months - Adults	687	2,396	28.7%	37.0%	37.6%	50.1%
% of FP17s for Band 1 Urgent Courses	226	3,397	6.7%	11.0%	10.7%	9.1%
% of FP17s Relating to Free Repair or Replacements	11	3,397	0.3%	0.6%	0.6%	0.8%
% of FP17s Relating to Continuations	89	3,397	2.6%	0.7%	0.9%	1.2%
% of Patients satisfied with the dentistry they have received	8	8	N/A	91.3%	90.4%	92.8%
% of Patients satisfied with the time they had to wait for an appointment	8	8	N/A	84.0%	83.7%	88.7%

* This is based on patients treated on this contract for their most recent course of treatment. Figures in italics indicate the base number of FP17s or Patient Questionnaire responses are less than 100. N/A is shown where the base number of responses is less than 10 during the period. % is calculated as Quantity/Base number*100

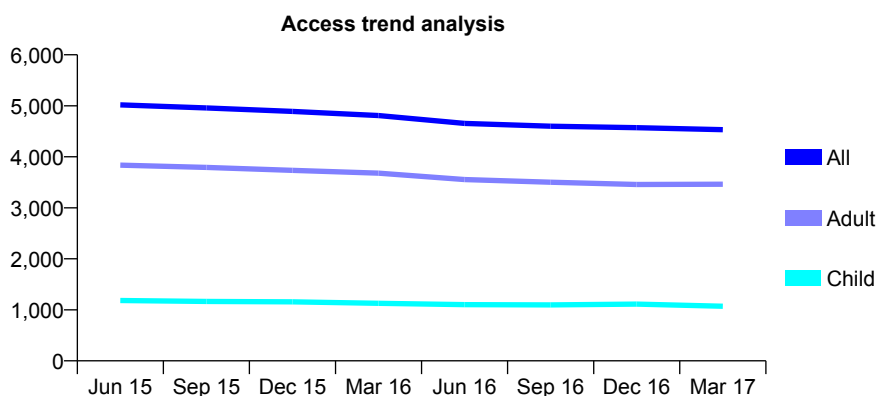
Q62 - Vital Signs At a Glance Contract Report for 119180/0001 - March 2017

Name or company name	Mr B Metha & Mr S Mehta
Contract type name	GDS Contract
Purpose of contract	General
Contract start date	01/07/2011
Contract end date	

16/17 Contracted general activity (UDA)	12,455
Carry forward general activity (UDA)	248
16/17 Contracted orthodontic activity (UOA)	0
Carry forward orthodontic activity (UOA)	0
Baseline contract value	£392,595.28

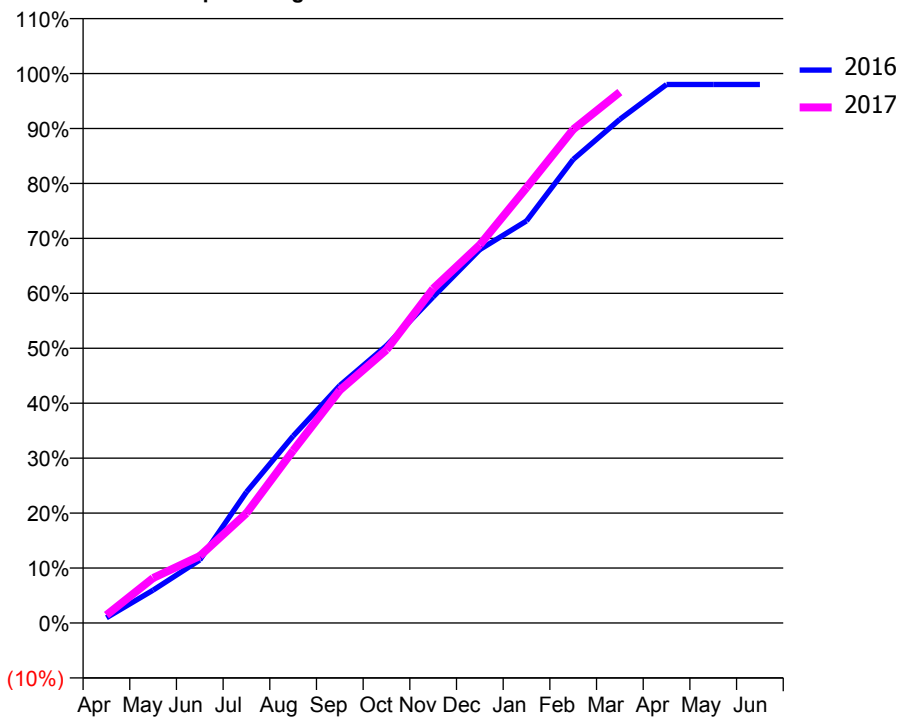
ACCESS*

Patients seen in 24 months	Total	Change since previous quarter
Quarter ending March 2016	4,809	
Quarter ending June 2016	4,656	↓
Quarter ending September 2016	4,600	↓
Quarter ending December 2016	4,570	→
Quarter ending March 2017	4,533	→
Variance since March 2016	(5.7%)	↓



ACTIVITY

Cumulative percentage of contracted UDA delivered 2016 & 2017



Month	Adjusted Scheduled Activity (UDA)	
	2016	2017
April	119	179
May	745	1,020
June	1,430	1,520
July	2,970	2,488
August	4,238	3,911
September	5,384	5,275
October	6,287	6,192
November	7,391	7,578
December	8,464	8,574
January	9,115	9,867
February	10,507	11,188
March	11,416	12,035
April	12,205	
May	12,207	
June	12,207	

QUALITY

	Quantity	Base Number	Contract	AT	Region	England
% of FP17s for the same patient ID Re-attending within 3 months - Children	104	1,398	7.4%	10.0%	11.8%	12.3%
% of FP17s for the same patient ID Re-attending within 3 months - Adults	551	3,564	15.5%	16.1%	17.1%	16.7%
% of FP17s for the same patient ID Re-attending between 3 & 9 months - Children	693	1,398	49.6%	46.2%	46.5%	57.6%
% of FP17s for the same patient ID Re-attending between 3 & 9 months - Adults	1,165	3,564	32.7%	37.0%	37.6%	50.1%
% of FP17s for Band 1 Urgent Courses	359	4,685	7.7%	11.0%	10.7%	9.1%
% of FP17s Relating to Free Repair or Replacements	65	4,685	1.4%	0.6%	0.6%	0.8%
% of FP17s Relating to Continuations	136	4,685	2.9%	0.7%	0.9%	1.2%
% of Patients satisfied with the dentistry they have received	5	6	N/A	91.3%	90.4%	92.8%
% of Patients satisfied with the time they had to wait for an appointment	4	6	N/A	84.0%	83.7%	88.7%

* This is based on patients treated on this contract for their most recent course of treatment. Figures in italics indicate the base number of FP17s or Patient Questionnaire responses are less than 100. N/A is shown where the base number of responses is less than 10 during the period. % is calculated as Quantity/Base number*100

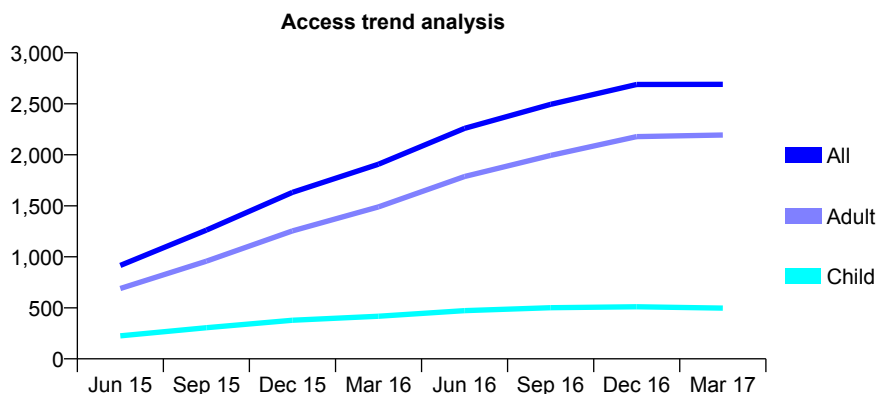
Q62 - Vital Signs At a Glance Contract Report for 124702/0001 - March 2017

Name or company name	168 Dental Clinic
Contract type name	GDS Contract
Purpose of contract	General
Contract start date	01/01/2015
Contract end date	

16/17 Contracted general activity (UDA)	13,793
Carry forward general activity (UDA)	0
16/17 Contracted orthodontic activity (UOA)	0
Carry forward orthodontic activity (UOA)	0
Baseline contract value	£444,334.16

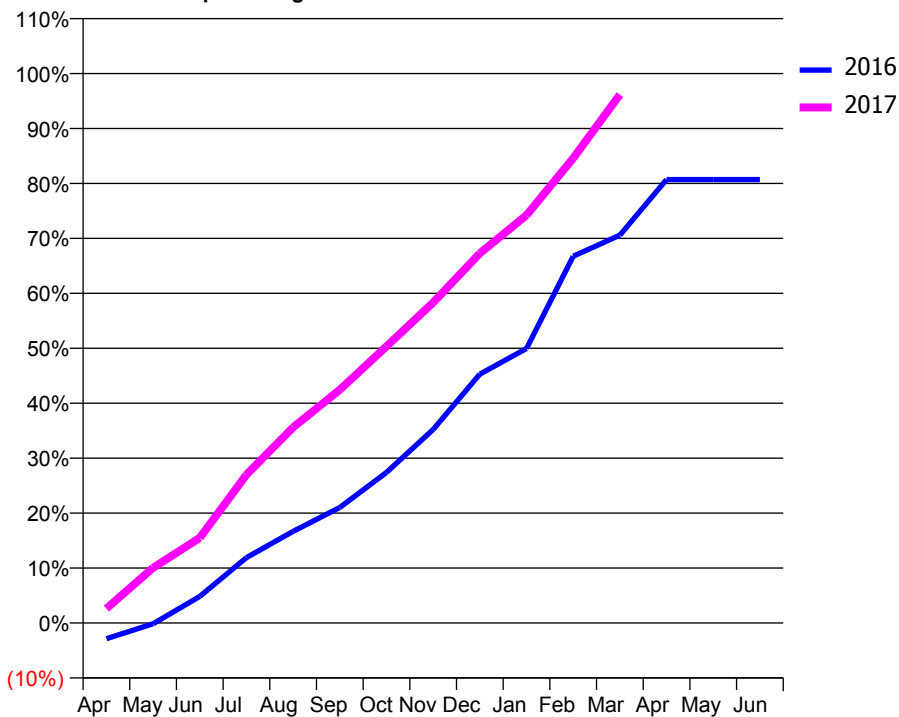
ACCESS*

Patients seen in 24 months	Total	Change since previous quarter
Quarter ending March 2016	1,908	
Quarter ending June 2016	2,260	↑
Quarter ending September 2016	2,495	↑
Quarter ending December 2016	2,689	↑
Quarter ending March 2017	2,691	→
Variance since March 2016	41.0%	↑



ACTIVITY

Cumulative percentage of contracted UDA delivered 2016 & 2017



Month	Adjusted Scheduled Activity (UDA)	
	2016	2017
April	-398	364
May	-20	1,388
June	669	2,139
July	1,641	3,722
August	2,301	4,911
September	2,901	5,856
October	3,779	6,943
November	4,858	8,044
December	6,247	9,281
January	6,891	10,237
February	9,208	11,667
March	9,734	13,262
April	11,131	
May	11,130	
June	11,131	

QUALITY

	Quantity	Base Number	Contract	AT	Region	England
% of FP17s for the same patient ID Re-attending within 3 months - Children	82	715	11.5%	10.0%	11.8%	12.3%
% of FP17s for the same patient ID Re-attending within 3 months - Adults	628	2,855	22.0%	16.1%	17.1%	16.7%
% of FP17s for the same patient ID Re-attending between 3 & 9 months - Children	322	715	45.0%	46.2%	46.5%	57.6%
% of FP17s for the same patient ID Re-attending between 3 & 9 months - Adults	850	2,855	29.8%	37.0%	37.6%	50.1%
% of FP17s for Band 1 Urgent Courses	661	3,267	20.2%	11.0%	10.7%	9.1%
% of FP17s Relating to Free Repair or Replacements	18	3,267	0.6%	0.6%	0.6%	0.8%
% of FP17s Relating to Continuations	48	3,267	1.5%	0.7%	0.9%	1.2%
% of Patients satisfied with the dentistry they have received	3	3	N/A	91.3%	90.4%	92.8%
% of Patients satisfied with the time they had to wait for an appointment	3	3	N/A	84.0%	83.7%	88.7%

* This is based on patients treated on this contract for their most recent course of treatment. Figures in italics indicate the base number of FP17s or Patient Questionnaire responses are less than 100. N/A is shown where the base number of responses is less than 10 during the period. % is calculated as Quantity/Base number*100

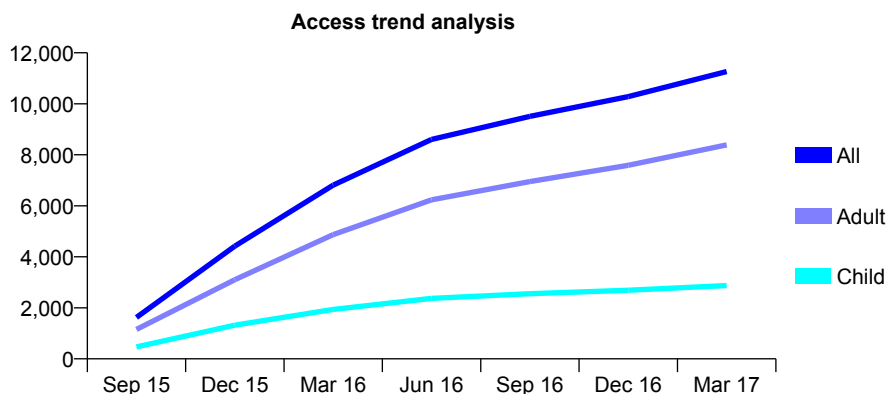
Q62 - Vital Signs At a Glance Contract Report for 125261/0001 - March 2017

Name or company name	Haven Green Clinic Limited
Contract type name	GDS Contract
Purpose of contract	General
Contract start date	01/08/2015
Contract end date	

16/17 Contracted general activity (UDA)	25,243
Carry forward general activity (UDA)	158
16/17 Contracted orthodontic activity (UOA)	0
Carry forward orthodontic activity (UOA)	0
Baseline contract value	£713,715.85

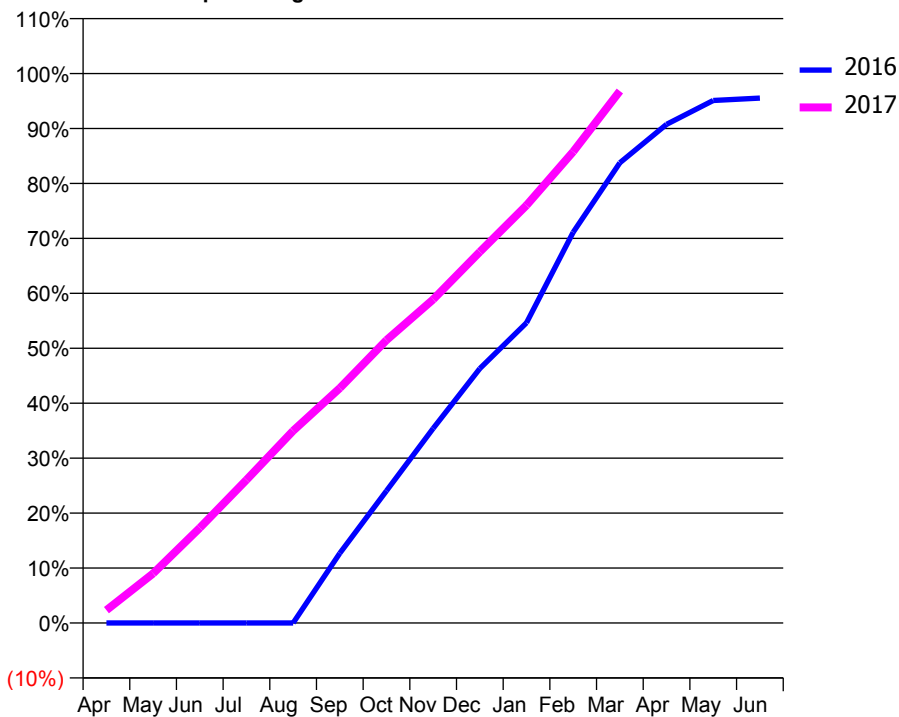
ACCESS*

Patients seen in 24 months	Total	Change since previous quarter
Quarter ending March 2016	6,811	
Quarter ending June 2016	8,604	↑
Quarter ending September 2016	9,507	↑
Quarter ending December 2016	10,283	↑
Quarter ending March 2017	11,263	↑
Variance since March 2016	65.4%	↑



ACTIVITY

Cumulative percentage of contracted UDA delivered 2016 & 2017



Adjusted Scheduled Activity (UDA)

Month	2016	2017
April	0	592
May	0	2,277
June	0	4,371
July	0	6,579
August	0	8,832
September	2,138	10,789
October	4,047	12,998
November	5,961	14,861
December	7,795	17,053
January	9,194	19,190
February	11,968	21,653
March	14,095	24,437
April	15,272	
May	16,001	
June	16,078	

QUALITY

	Quantity	Base Number	Contract	AT	Region	England
% of FP17s for the same patient ID Re-attending within 3 months - Children	263	3,811	6.9%	10.0%	11.8%	12.3%
% of FP17s for the same patient ID Re-attending within 3 months - Adults	1,402	10,577	13.3%	16.1%	17.1%	16.7%
% of FP17s for the same patient ID Re-attending between 3 & 9 months - Children	1,631	3,811	42.8%	46.2%	46.5%	57.6%
% of FP17s for the same patient ID Re-attending between 3 & 9 months - Adults	4,149	10,577	39.2%	37.0%	37.6%	50.1%
% of FP17s for Band 1 Urgent Courses	1,599	13,436	11.9%	11.0%	10.7%	9.1%
% of FP17s Relating to Free Repair or Replacements	74	13,436	0.6%	0.6%	0.6%	0.8%
% of FP17s Relating to Continuations	5	13,436	0.0%	0.7%	0.9%	1.2%
% of Patients satisfied with the dentistry they have received	21	25	84.0%	91.3%	90.4%	92.8%
% of Patients satisfied with the time they had to wait for an appointment	17	25	68.0%	84.0%	83.7%	88.7%

* This is based on patients treated on this contract for their most recent course of treatment. Figures in italics indicate the base number of FP17s or Patient Questionnaire responses are less than 100. N/A is shown where the base number of responses is less than 10 during the period. % is calculated as Quantity/Base number*100

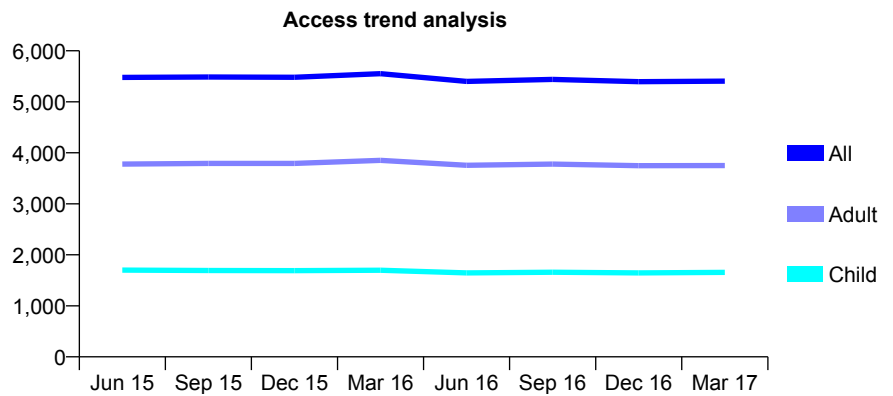
Q62 - Vital Signs At a Glance Contract Report for 129771/0001 - March 2017

Name or company name	Feltham Dental Care
Contract type name	GDS Contract
Purpose of contract	General
Contract start date	01/06/2012
Contract end date	

16/17 Contracted general activity (UDA)	15,351
Carry forward general activity (UDA)	25
16/17 Contracted orthodontic activity (UOA)	0
Carry forward orthodontic activity (UOA)	0
Baseline contract value	£430,923.56

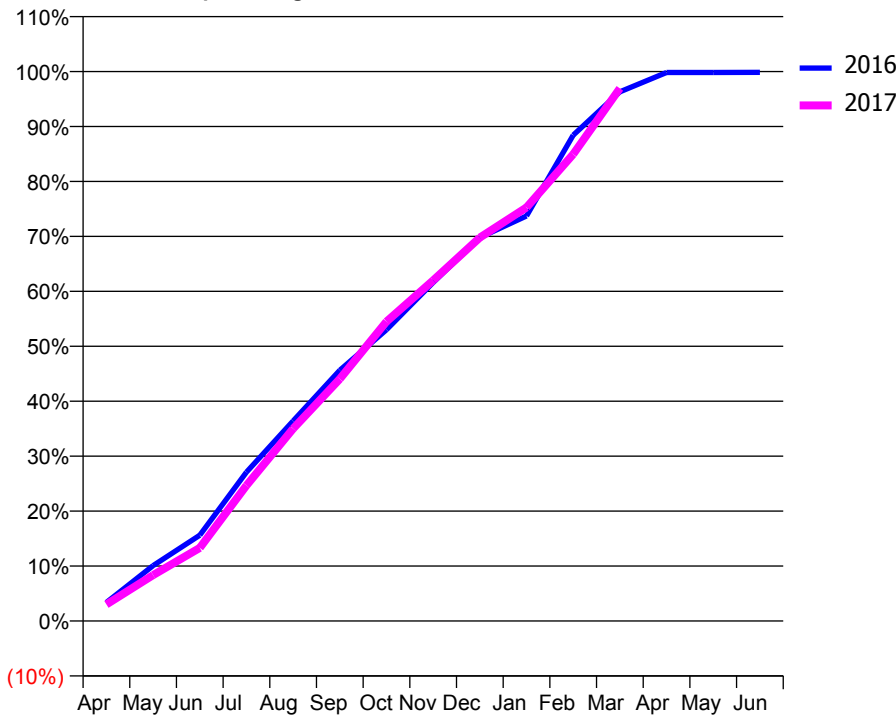
ACCESS*

Patients seen in 24 months	Total	Change since previous quarter
Quarter ending March 2016	5,552	
Quarter ending June 2016	5,400	↓
Quarter ending September 2016	5,438	→
Quarter ending December 2016	5,394	→
Quarter ending March 2017	5,406	→
Variance since March 2016	(2.6%)	↓



ACTIVITY

Cumulative percentage of contracted UDA delivered 2016 & 2017



Month	2016	2017
April	521	465
May	1,550	1,283
June	2,398	2,044
July	4,159	3,785
August	5,590	5,375
September	7,006	6,764
October	8,138	8,364
November	9,457	9,516
December	10,711	10,711
January	11,316	11,552
February	13,571	13,042
March	14,783	14,879
April	15,323	
May	15,324	
June	15,326	

QUALITY

	Quantity	Base Number	Contract	AT	Region	England
% of FP17s for the same patient ID Re-attending within 3 months - Children	111	2,134	5.2%	10.0%	11.8%	12.3%
% of FP17s for the same patient ID Re-attending within 3 months - Adults	595	4,356	13.7%	16.1%	17.1%	16.7%
% of FP17s for the same patient ID Re-attending between 3 & 9 months - Children	1,006	2,134	47.1%	46.2%	46.5%	57.6%
% of FP17s for the same patient ID Re-attending between 3 & 9 months - Adults	1,835	4,356	42.1%	37.0%	37.6%	50.1%
% of FP17s for Band 1 Urgent Courses	382	6,282	6.1%	11.0%	10.7%	9.1%
% of FP17s Relating to Free Repair or Replacements	36	6,282	0.6%	0.6%	0.6%	0.8%
% of FP17s Relating to Continuations	69	6,282	1.1%	0.7%	0.9%	1.2%
% of Patients satisfied with the dentistry they have received	12	13	92.3%	91.3%	90.4%	92.8%
% of Patients satisfied with the time they had to wait for an appointment	10	13	76.9%	84.0%	83.7%	88.7%

* This is based on patients treated on this contract for their most recent course of treatment. Figures in italics indicate the base number of FP17s or Patient Questionnaire responses are less than 100. N/A is shown where the base number of responses is less than 10 during the period. % is calculated as Quantity/Base number*100

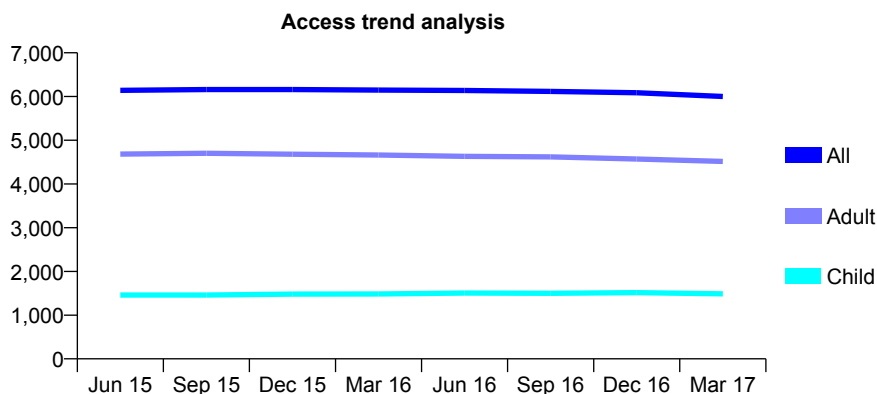
Q62 - Vital Signs At a Glance Contract Report for 130443/0001 - March 2017

Name or company name	Dr. L. Patel
Contract type name	GDS Contract
Purpose of contract	General
Contract start date	01/06/2011
Contract end date	

16/17 Contracted general activity (UDA)	14,053
Carry forward general activity (UDA)	-114
16/17 Contracted orthodontic activity (UOA)	0
Carry forward orthodontic activity (UOA)	0
Baseline contract value	£304,338.00

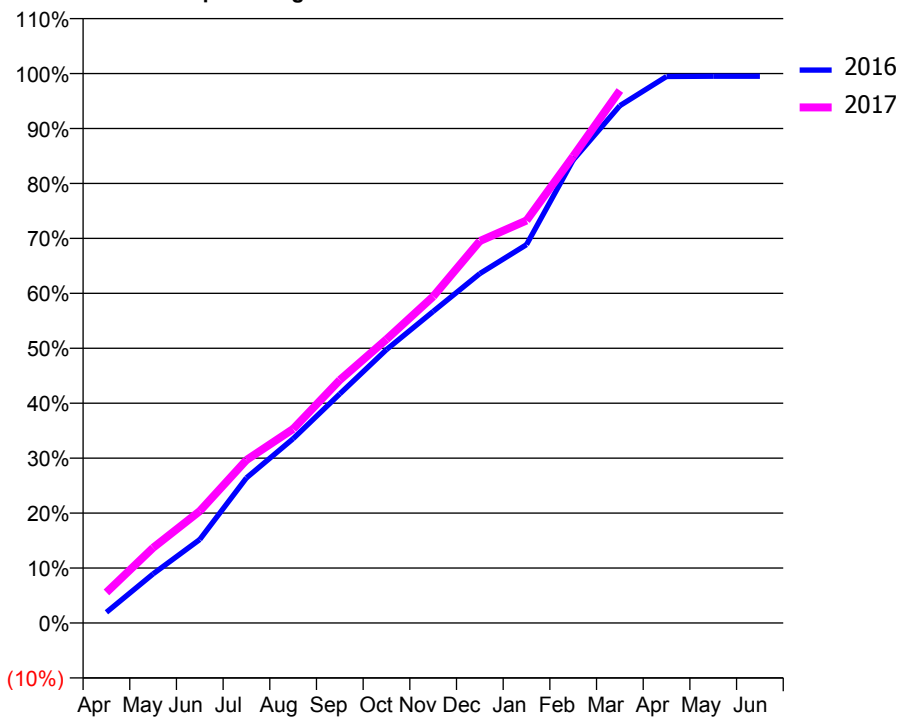
ACCESS*

Patients seen in 24 months	Total	Change since previous quarter
Quarter ending March 2016	6,148	
Quarter ending June 2016	6,137	→
Quarter ending September 2016	6,117	→
Quarter ending December 2016	6,085	→
Quarter ending March 2017	6,002	↓
Variance since March 2016	(2.4%)	↓



ACTIVITY

Cumulative percentage of contracted UDA delivered 2016 & 2017



Month	Adjusted Scheduled Activity (UDA)	
	2016	2017
April	273	784
May	1,257	1,927
June	2,135	2,862
July	3,713	4,168
August	4,713	4,965
September	5,859	6,215
October	6,994	7,257
November	7,967	8,349
December	8,937	9,768
January	9,677	10,293
February	11,840	11,936
March	13,231	13,619
April	13,977	
May	13,985	
June	13,983	

QUALITY

	Quantity	Base Number	Contract	AT	Region	England
% of FP17s for the same patient ID Re-attending within 3 months - Children	119	2,129	5.6%	10.0%	11.8%	12.3%
% of FP17s for the same patient ID Re-attending within 3 months - Adults	466	4,959	9.4%	16.1%	17.1%	16.7%
% of FP17s for the same patient ID Re-attending between 3 & 9 months - Children	1,243	2,129	58.4%	46.2%	46.5%	57.6%
% of FP17s for the same patient ID Re-attending between 3 & 9 months - Adults	2,264	4,959	45.7%	37.0%	37.6%	50.1%
% of FP17s for Band 1 Urgent Courses	382	5,986	6.4%	11.0%	10.7%	9.1%
% of FP17s Relating to Free Repair or Replacements	35	5,986	0.6%	0.6%	0.6%	0.8%
% of FP17s Relating to Continuations	21	5,986	0.4%	0.7%	0.9%	1.2%
% of Patients satisfied with the dentistry they have received	8	10	80.0%	91.3%	90.4%	92.8%
% of Patients satisfied with the time they had to wait for an appointment	9	10	90.0%	84.0%	83.7%	88.7%

* This is based on patients treated on this contract for their most recent course of treatment. Figures in italics indicate the base number of FP17s or Patient Questionnaire responses are less than 100. N/A is shown where the base number of responses is less than 10 during the period. % is calculated as Quantity/Base number*100

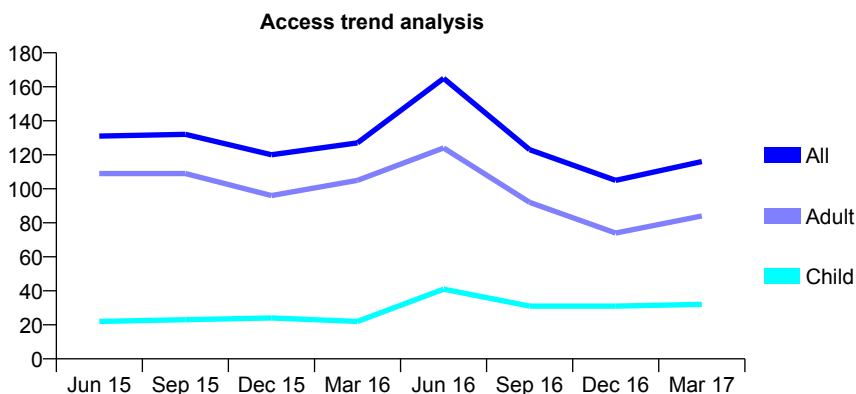
Q62 - Vital Signs At a Glance Contract Report for 134198/0001 - March 2017

Name or company name	A Vazir & E Vazir
Contract type name	GDS Contract
Purpose of contract	General
Contract start date	01/04/2010
Contract end date	

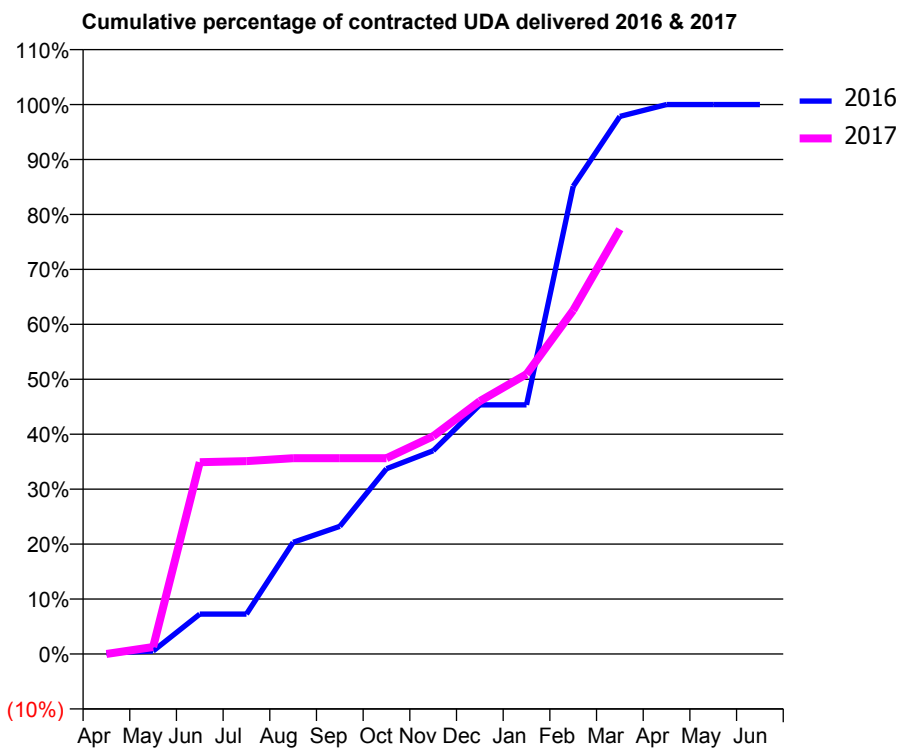
16/17 Contracted general activity (UDA)	551
Carry forward general activity (UDA)	0
16/17 Contracted orthodontic activity (UOA)	0
Carry forward orthodontic activity (UOA)	0
Baseline contract value	£19,681.57

ACCESS*

Patients seen in 24 months	Total	Change since previous quarter
Quarter ending March 2016	127	
Quarter ending June 2016	165	↑
Quarter ending September 2016	123	↓
Quarter ending December 2016	105	↓
Quarter ending March 2017	116	↑
Variance since March 2016	(8.7%)	↓



ACTIVITY



Month	Adjusted Scheduled Activity (UDA)	
	2016	2017
April	1	0
May	3	7
June	40	192
July	40	193
August	112	196
September	128	196
October	186	196
November	204	218
December	250	254
January	250	281
February	469	345
March	539	426
April	551	
May	551	
June	551	

QUALITY

	Quantity	Base Number	Contract	AT	Region	England
% of FP17s for the same patient ID Re-attending within 3 months - Children	0	37	0.0%	10.0%	11.8%	12.3%
% of FP17s for the same patient ID Re-attending within 3 months - Adults	2	77	2.6%	16.1%	17.1%	16.7%
% of FP17s for the same patient ID Re-attending between 3 & 9 months - Children	1	37	2.7%	46.2%	46.5%	57.6%
% of FP17s for the same patient ID Re-attending between 3 & 9 months - Adults	5	77	6.5%	37.0%	37.6%	50.1%
% of FP17s for Band 1 Urgent Courses	10	113	8.8%	11.0%	10.7%	9.1%
% of FP17s Relating to Free Repair or Replacements	3	113	2.7%	0.6%	0.6%	0.8%
% of FP17s Relating to Continuations	1	113	0.9%	0.7%	0.9%	1.2%
% of Patients satisfied with the dentistry they have received	0	0	N/A	91.3%	90.4%	92.8%
% of Patients satisfied with the time they had to wait for an appointment	0	0	N/A	84.0%	83.7%	88.7%

* This is based on patients treated on this contract for their most recent course of treatment. Figures in italics indicate the base number of FP17s or Patient Questionnaire responses are less than 100. N/A is shown where the base number of responses is less than 10 during the period. % is calculated as Quantity/Base number*100

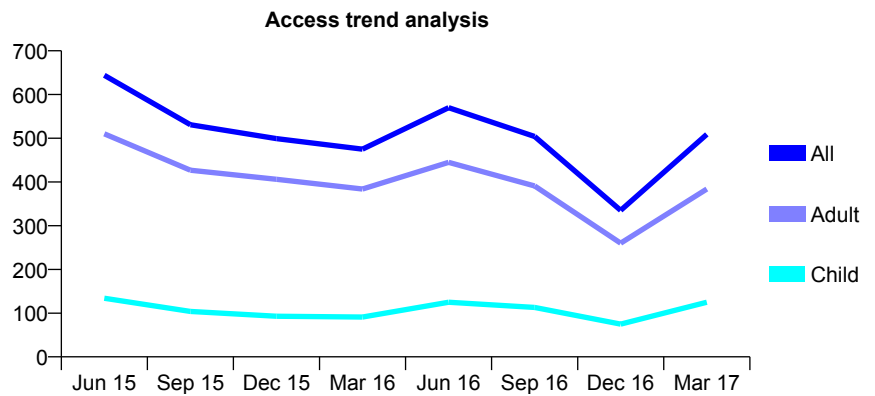
Q62 - Vital Signs At a Glance Contract Report for 134198/0002 - March 2017

Name or company name	A Vazir & E Vazir
Contract type name	GDS Contract
Purpose of contract	General
Contract start date	01/04/2010
Contract end date	

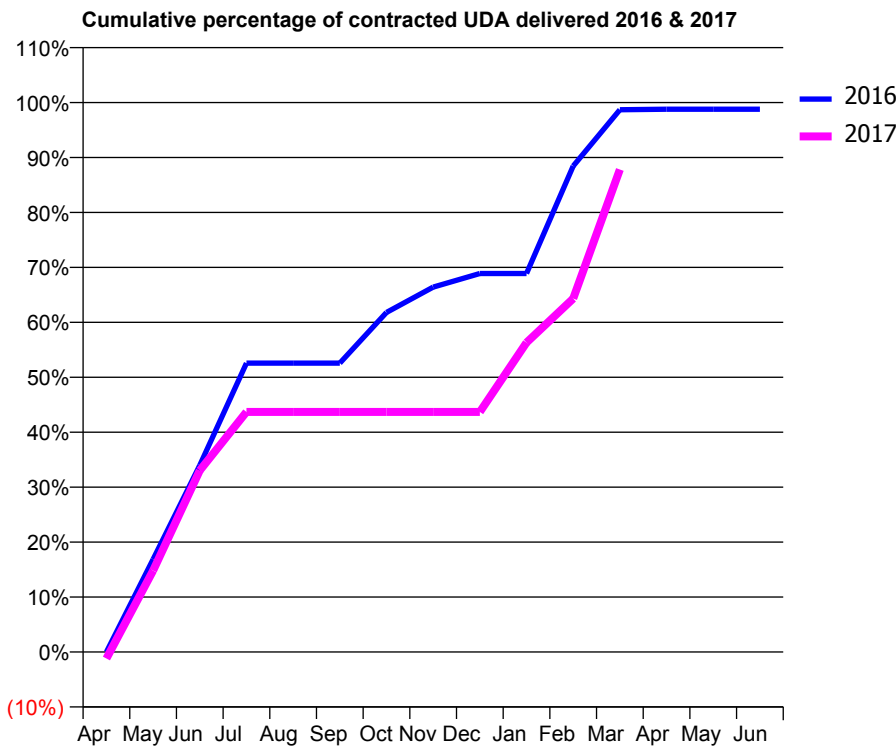
16/17 Contracted general activity (UDA)	2,327
Carry forward general activity (UDA)	28
16/17 Contracted orthodontic activity (UOA)	0
Carry forward orthodontic activity (UOA)	0
Baseline contract value	£76,203.32

ACCESS*

Patients seen in 24 months	Total	Change since previous quarter
Quarter ending March 2016	475	
Quarter ending June 2016	570	↑
Quarter ending September 2016	504	↓
Quarter ending December 2016	335	↓
Quarter ending March 2017	509	↑
Variance since March 2016	7.2%	↑



ACTIVITY



Month	Adjusted Scheduled Activity (UDA)	
	2016	2017
April	0	-28
May	393	345
June	791	769
July	1,224	1,017
August	1,224	1,017
September	1,224	1,017
October	1,438	1,017
November	1,545	1,017
December	1,603	1,017
January	1,603	1,310
February	2,058	1,497
March	2,296	2,044
April	2,299	
May	2,299	
June	2,299	

QUALITY

	Quantity	Base Number	Contract	AT	Region	England
% of FP17s for the same patient ID Re-attending within 3 months - Children	5	135	3.7%	10.0%	11.8%	12.3%
% of FP17s for the same patient ID Re-attending within 3 months - Adults	19	373	5.1%	16.1%	17.1%	16.7%
% of FP17s for the same patient ID Re-attending between 3 & 9 months - Children	12	135	8.9%	46.2%	46.5%	57.6%
% of FP17s for the same patient ID Re-attending between 3 & 9 months - Adults	28	373	7.5%	37.0%	37.6%	50.1%
% of FP17s for Band 1 Urgent Courses	33	506	6.5%	11.0%	10.7%	9.1%
% of FP17s Relating to Free Repair or Replacements	1	506	0.2%	0.6%	0.6%	0.8%
% of FP17s Relating to Continuations	5	506	1.0%	0.7%	0.9%	1.2%
% of Patients satisfied with the dentistry they have received	0	0	N/A	91.3%	90.4%	92.8%
% of Patients satisfied with the time they had to wait for an appointment	0	0	N/A	84.0%	83.7%	88.7%

* This is based on patients treated on this contract for their most recent course of treatment. Figures in italics indicate the base number of FP17s or Patient Questionnaire responses are less than 100. N/A is shown where the base number of responses is less than 10 during the period. % is calculated as Quantity/Base number*100

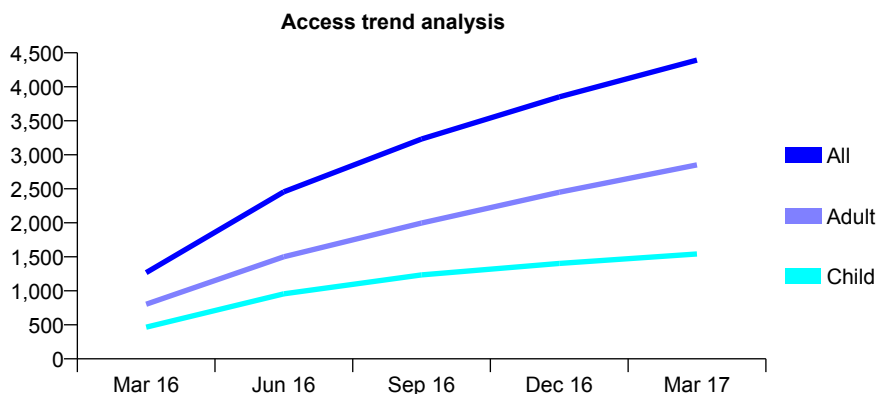
Q62 - Vital Signs At a Glance Contract Report for 134732/0001 - March 2017

Name or company name	SK Dental Staines Road Dental Practice Pa
Contract type name	GDS Contract
Purpose of contract	General
Contract start date	01/01/2016
Contract end date	

16/17 Contracted general activity (UDA)	16,423
Carry forward general activity (UDA)	0
16/17 Contracted orthodontic activity (UOA)	0
Carry forward orthodontic activity (UOA)	0
Baseline contract value	£503,419.18

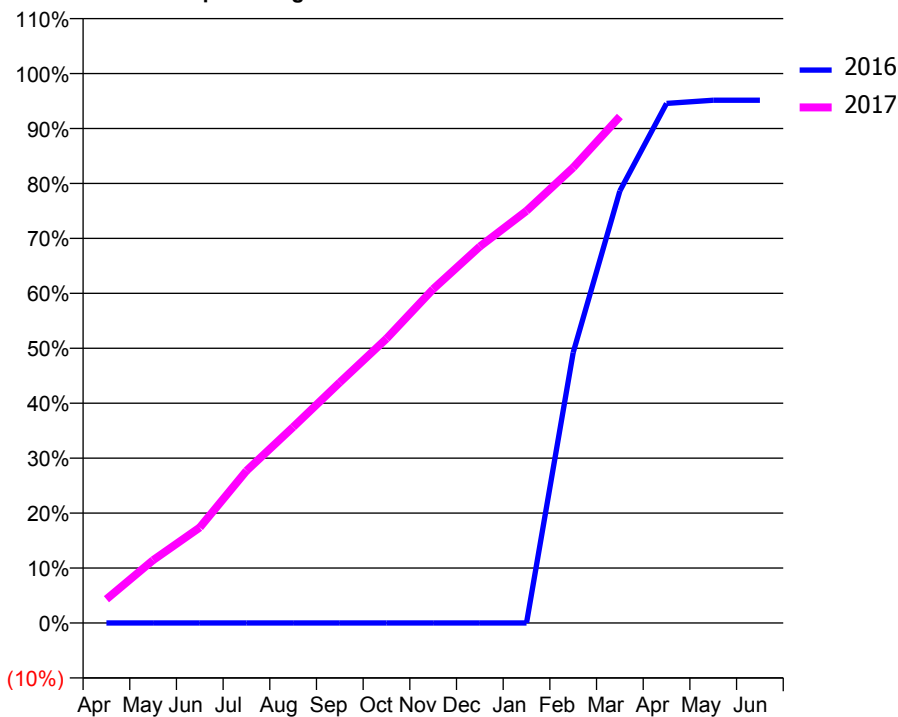
ACCESS*

Patients seen in 24 months	Total	Change since previous quarter
Quarter ending March 2016	1,268	
Quarter ending June 2016	2,455	↑
Quarter ending September 2016	3,232	↑
Quarter ending December 2016	3,852	↑
Quarter ending March 2017	4,393	↑
Variance since March 2016	246.5%	↑



ACTIVITY

Cumulative percentage of contracted UDA delivered 2016 & 2017



Month	Adjusted Scheduled Activity (UDA)	
	2016	2017
April	0	711
May	0	1,877
June	0	2,854
July	0	4,550
August	0	5,857
September	0	7,190
October	0	8,498
November	0	9,982
December	0	11,251
January	0	12,317
February	2,021	13,613
March	3,229	15,139
April	3,882	
May	3,907	
June	3,907	

QUALITY

	Quantity	Base Number	Contract	AT	Region	England
% of FP17s for the same patient ID Re-attending within 3 months - Children	112	2,273	4.9%	10.0%	11.8%	12.3%
% of FP17s for the same patient ID Re-attending within 3 months - Adults	511	4,038	12.7%	16.1%	17.1%	16.7%
% of FP17s for the same patient ID Re-attending between 3 & 9 months - Children	769	2,273	33.8%	46.2%	46.5%	57.6%
% of FP17s for the same patient ID Re-attending between 3 & 9 months - Adults	1,152	4,038	28.5%	37.0%	37.6%	50.1%
% of FP17s for Band 1 Urgent Courses	361	6,062	6.0%	11.0%	10.7%	9.1%
% of FP17s Relating to Free Repair or Replacements	34	6,062	0.6%	0.6%	0.6%	0.8%
% of FP17s Relating to Continuations	93	6,062	1.5%	0.7%	0.9%	1.2%
% of Patients satisfied with the dentistry they have received	6	6	N/A	91.3%	90.4%	92.8%
% of Patients satisfied with the time they had to wait for an appointment	3	6	N/A	84.0%	83.7%	88.7%

* This is based on patients treated on this contract for their most recent course of treatment. Figures in italics indicate the base number of FP17s or Patient Questionnaire responses are less than 100. N/A is shown where the base number of responses is less than 10 during the period. % is calculated as Quantity/Base number*100

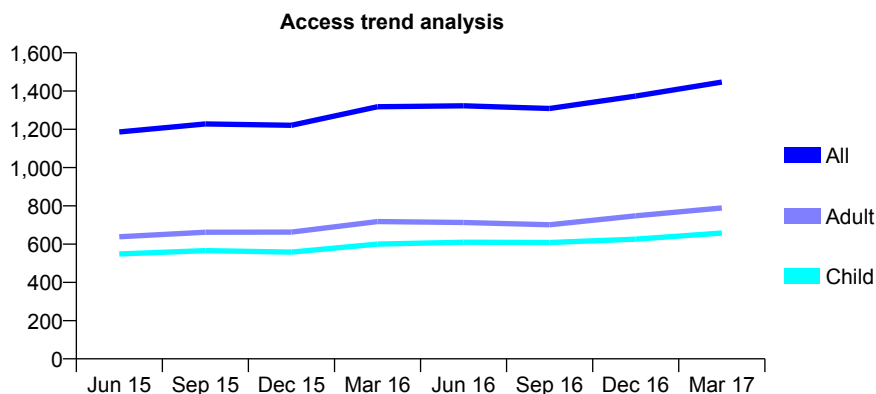
Q62 - Vital Signs At a Glance Contract Report for 135348/0001 - March 2017

Name or company name	Mr K. K. Kothary & Mr. P. Amin
Contract type name	GDS Contract
Purpose of contract	General
Contract start date	01/11/2013
Contract end date	

16/17 Contracted general activity (UDA)	8,498
Carry forward general activity (UDA)	0
16/17 Contracted orthodontic activity (UOA)	0
Carry forward orthodontic activity (UOA)	0
Baseline contract value	£221,150.09

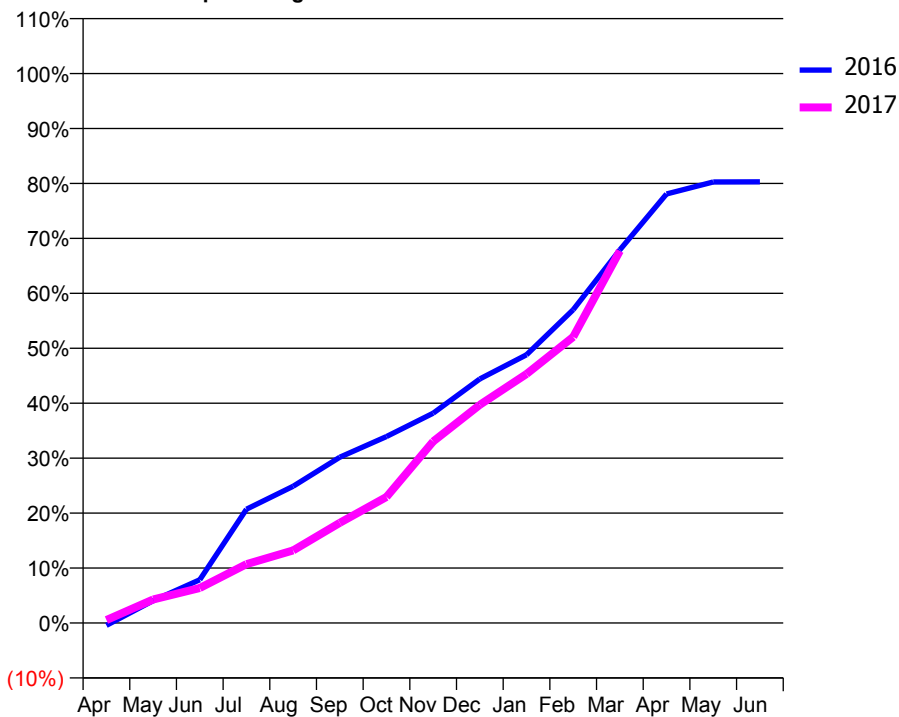
ACCESS*

Patients seen in 24 months	Total	Change since previous quarter
Quarter ending March 2016	1,318	
Quarter ending June 2016	1,323	→
Quarter ending September 2016	1,309	↓
Quarter ending December 2016	1,374	↑
Quarter ending March 2017	1,447	↑
Variance since March 2016	9.8%	↑



ACTIVITY

Cumulative percentage of contracted UDA delivered 2016 & 2017



Month	Adjusted Scheduled Activity (UDA)	
	2016	2017
April	-38	46
May	345	365
June	669	541
July	1,759	910
August	2,114	1,123
September	2,564	1,549
October	2,884	1,950
November	3,245	2,807
December	3,775	3,375
January	4,149	3,851
February	4,845	4,425
March	5,771	5,754
April	6,636	
May	6,820	
June	6,823	

QUALITY

	Quantity	Base Number	Contract	AT	Region	England
% of FP17s for the same patient ID Re-attending within 3 months - Children	100	982	10.2%	10.0%	11.8%	12.3%
% of FP17s for the same patient ID Re-attending within 3 months - Adults	295	1,161	25.4%	16.1%	17.1%	16.7%
% of FP17s for the same patient ID Re-attending between 3 & 9 months - Children	485	982	49.4%	46.2%	46.5%	57.6%
% of FP17s for the same patient ID Re-attending between 3 & 9 months - Adults	486	1,161	41.9%	37.0%	37.6%	50.1%
% of FP17s for Band 1 Urgent Courses	232	1,430	16.2%	11.0%	10.7%	9.1%
% of FP17s Relating to Free Repair or Replacements	1	1,430	0.1%	0.6%	0.6%	0.8%
% of FP17s Relating to Continuations	6	1,430	0.4%	0.7%	0.9%	1.2%
% of Patients satisfied with the dentistry they have received	10	10	100.0%	91.3%	90.4%	92.8%
% of Patients satisfied with the time they had to wait for an appointment	8	10	80.0%	84.0%	83.7%	88.7%

* This is based on patients treated on this contract for their most recent course of treatment. Figures in italics indicate the base number of FP17s or Patient Questionnaire responses are less than 100. N/A is shown where the base number of responses is less than 10 during the period. % is calculated as Quantity/Base number*100

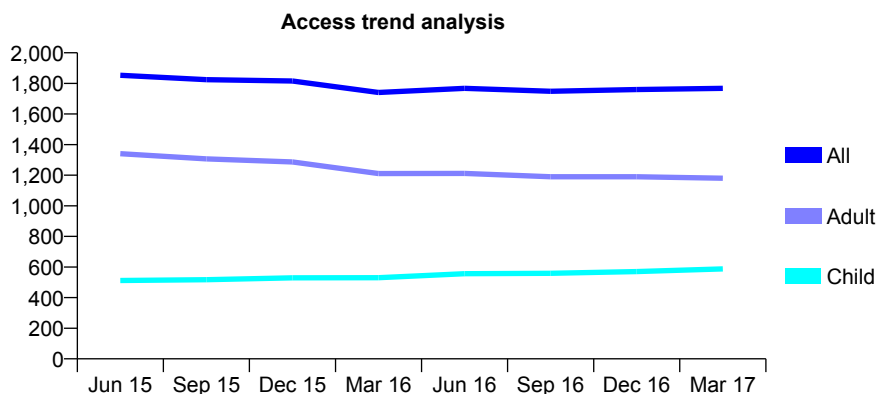
Q62 - Vital Signs At a Glance Contract Report for 136565/0001 - March 2017

Name or company name	Preeman Limited Smile For Life Dental Clin
Contract type name	GDS Contract
Purpose of contract	General
Contract start date	01/04/2011
Contract end date	

16/17 Contracted general activity (UDA)	6,500
Carry forward general activity (UDA)	-130
16/17 Contracted orthodontic activity (UOA)	0
Carry forward orthodontic activity (UOA)	0
Baseline contract value	£150,103.81

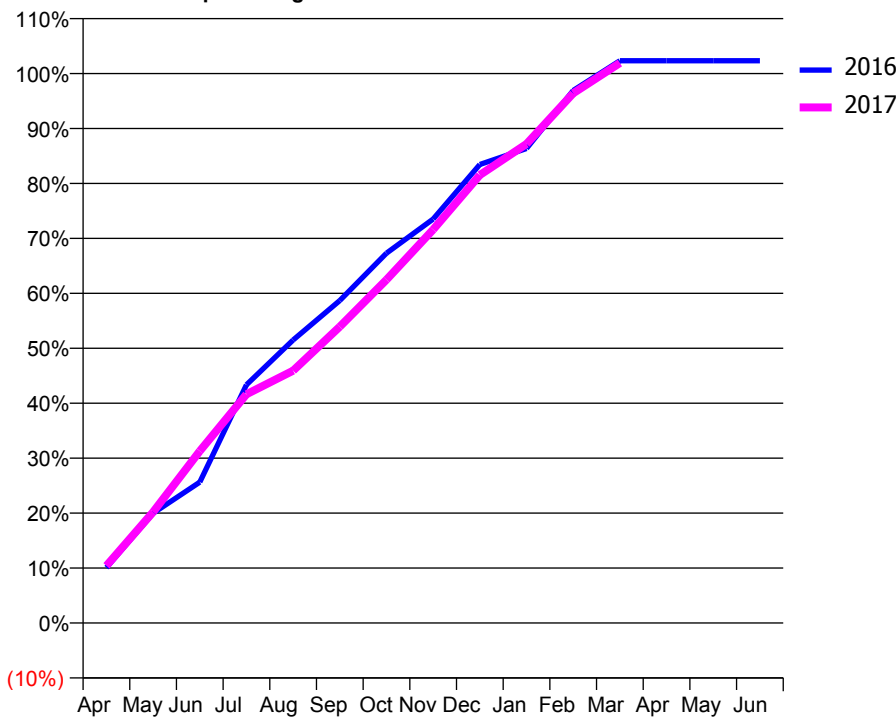
ACCESS*

Patients seen in 24 months	Total	Change since previous quarter
Quarter ending March 2016	1,741	
Quarter ending June 2016	1,768	→
Quarter ending September 2016	1,749	↓
Quarter ending December 2016	1,760	→
Quarter ending March 2017	1,768	→
Variance since March 2016	1.6%	→



ACTIVITY

Cumulative percentage of contracted UDA delivered 2016 & 2017



Adjusted Scheduled Activity (UDA)

Month	2016	2017
April	655	678
May	1,300	1,313
June	1,666	2,034
July	2,817	2,705
August	3,348	2,986
September	3,814	3,505
October	4,375	4,061
November	4,778	4,655
December	5,423	5,300
January	5,613	5,667
February	6,299	6,267
March	6,650	6,624
April	6,650	
May	6,650	
June	6,650	

QUALITY

	Quantity	Base Number	Contract	AT	Region	England
% of FP17s for the same patient ID Re-attending within 3 months - Children	48	745	6.4%	10.0%	11.8%	12.3%
% of FP17s for the same patient ID Re-attending within 3 months - Adults	104	1,247	8.3%	16.1%	17.1%	16.7%
% of FP17s for the same patient ID Re-attending between 3 & 9 months - Children	353	745	47.4%	46.2%	46.5%	57.6%
% of FP17s for the same patient ID Re-attending between 3 & 9 months - Adults	482	1,247	38.7%	37.0%	37.6%	50.1%
% of FP17s for Band 1 Urgent Courses	69	1,992	3.5%	11.0%	10.7%	9.1%
% of FP17s Relating to Free Repair or Replacements	0	1,992	0.0%	0.6%	0.6%	0.8%
% of FP17s Relating to Continuations	25	1,992	1.3%	0.7%	0.9%	1.2%
% of Patients satisfied with the dentistry they have received	1	2	N/A	91.3%	90.4%	92.8%
% of Patients satisfied with the time they had to wait for an appointment	2	2	N/A	84.0%	83.7%	88.7%

* This is based on patients treated on this contract for their most recent course of treatment. Figures in italics indicate the base number of FP17s or Patient Questionnaire responses are less than 100. N/A is shown where the base number of responses is less than 10 during the period. % is calculated as Quantity/Base number*100

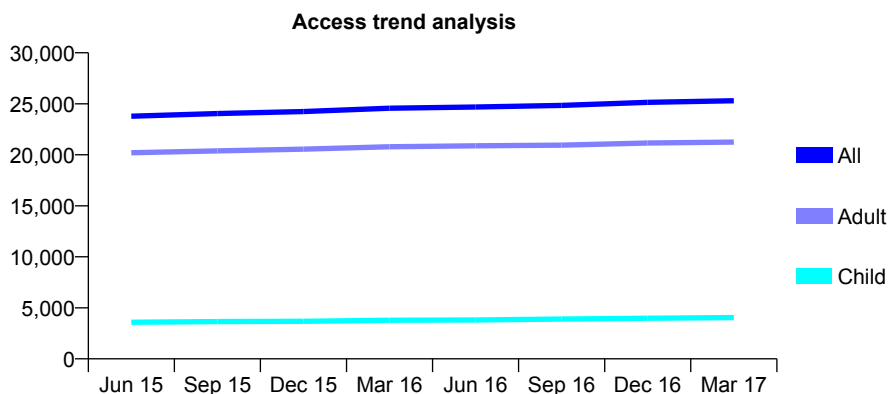
Q62 - Vital Signs At a Glance Contract Report for 138266/0001 - March 2017

Name or company name	Tooth and Mouth Limited
Contract type name	GDS Contract
Purpose of contract	General
Contract start date	01/04/2008
Contract end date	

16/17 Contracted general activity (UDA)	70,150
Carry forward general activity (UDA)	508
16/17 Contracted orthodontic activity (UOA)	0
Carry forward orthodontic activity (UOA)	0
Baseline contract value	£2,231,618.71

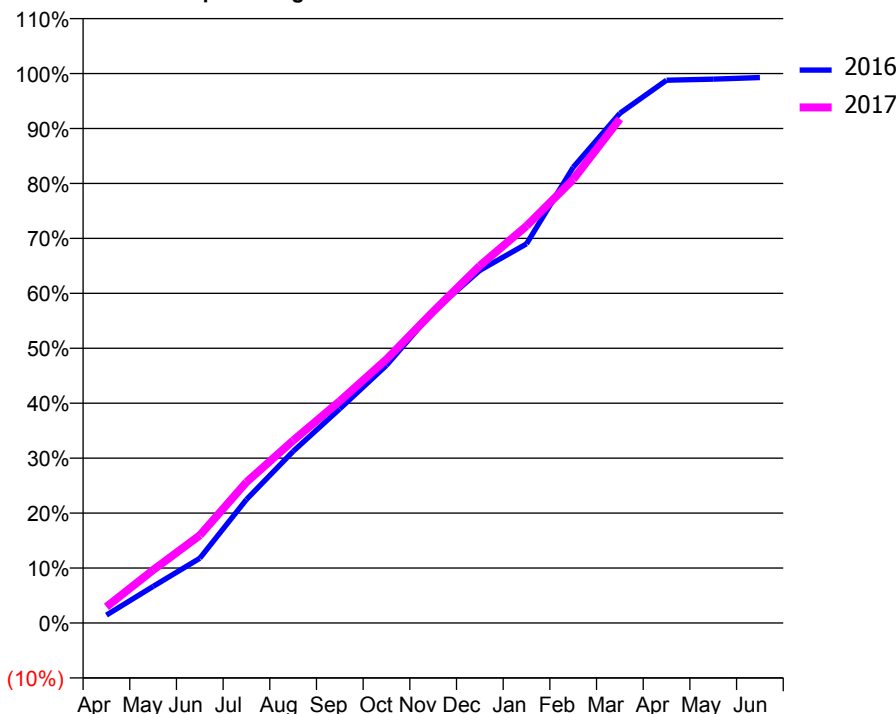
ACCESS*

Patients seen in 24 months	Total	Change since previous quarter
Quarter ending March 2016	24,571	
Quarter ending June 2016	24,691	→
Quarter ending September 2016	24,847	→
Quarter ending December 2016	25,138	→
Quarter ending March 2017	25,304	→
Variance since March 2016	3.0%	↑



ACTIVITY

Cumulative percentage of contracted UDA delivered 2016 & 2017



Month	Adjusted Scheduled Activity (UDA)	
	2016	2017
April	1,010	2,075
May	4,672	6,770
June	8,269	11,185
July	15,769	17,982
August	21,916	23,293
September	27,343	28,342
October	32,899	33,664
November	39,769	39,764
December	45,016	45,612
January	48,406	50,693
February	58,184	56,623
March	65,072	64,358
April	69,294	
May	69,431	
June	69,642	

QUALITY

	Quantity	Base Number	Contract	AT	Region	England
% of FP17s for the same patient ID Re-attending within 3 months - Children	407	5,379	7.6%	10.0%	11.8%	12.3%
% of FP17s for the same patient ID Re-attending within 3 months - Adults	3,078	21,852	14.1%	16.1%	17.1%	16.7%
% of FP17s for the same patient ID Re-attending between 3 & 9 months - Children	2,811	5,379	52.3%	46.2%	46.5%	57.6%
% of FP17s for the same patient ID Re-attending between 3 & 9 months - Adults	6,547	21,852	30.0%	37.0%	37.6%	50.1%
% of FP17s for Band 1 Urgent Courses	3,214	25,873	12.4%	11.0%	10.7%	9.1%
% of FP17s Relating to Free Repair or Replacements	196	25,873	0.8%	0.6%	0.6%	0.8%
% of FP17s Relating to Continuations	92	25,873	0.4%	0.7%	0.9%	1.2%
% of Patients satisfied with the dentistry they have received	33	34	97.1%	91.3%	90.4%	92.8%
% of Patients satisfied with the time they had to wait for an appointment	29	34	85.3%	84.0%	83.7%	88.7%

* This is based on patients treated on this contract for their most recent course of treatment. Figures in italics indicate the base number of FP17s or Patient Questionnaire responses are less than 100. N/A is shown where the base number of responses is less than 10 during the period. % is calculated as Quantity/Base number*100

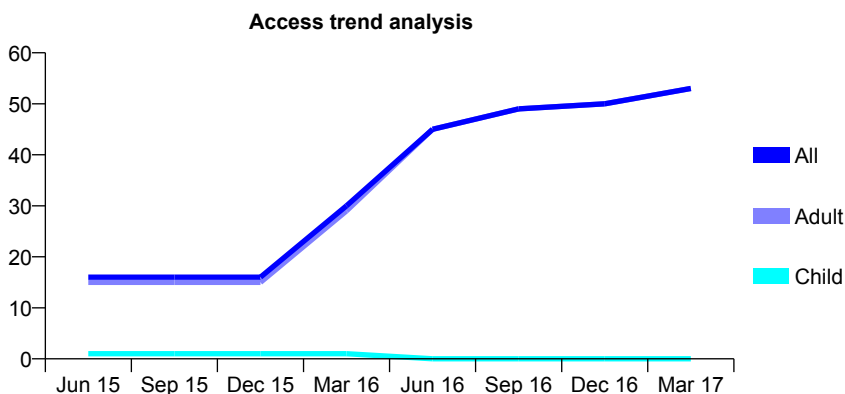
Q62 - Vital Signs At a Glance Contract Report for 138266/0003 - March 2017

Name or company name	Tooth and Mouth Limited
Contract type name	PDS Contract
Purpose of contract	General
Contract start date	01/04/2009
Contract end date	

16/17 Contracted general activity (UDA)	200
Carry forward general activity (UDA)	0
16/17 Contracted orthodontic activity (UOA)	0
Carry forward orthodontic activity (UOA)	0
Baseline contract value	£25,739.78

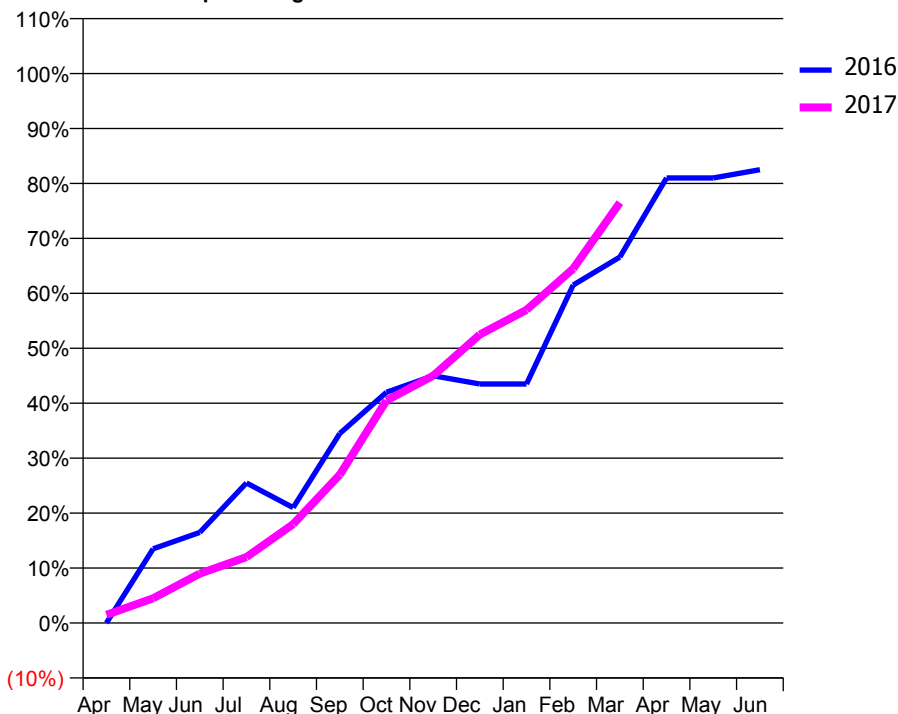
ACCESS*

Patients seen in 24 months	Total	Change since previous quarter
Quarter ending March 2016	30	
Quarter ending June 2016	45	↑
Quarter ending September 2016	49	↑
Quarter ending December 2016	50	↑
Quarter ending March 2017	53	↑
Variance since March 2016	76.7%	↑



ACTIVITY

Cumulative percentage of contracted UDA delivered 2016 & 2017



Adjusted Scheduled Activity (UDA)

Month	2016	2017
April	0	3
May	27	9
June	33	18
July	51	24
August	42	36
September	69	54
October	84	81
November	90	90
December	87	105
January	87	114
February	123	129
March	133	153
April	162	
May	162	
June	165	

QUALITY

	Quantity	Base Number	Contract	AT	Region	England
% of FP17s for the same patient ID Re-attending within 3 months - Children	0	0	N/A	10.0%	11.8%	12.3%
% of FP17s for the same patient ID Re-attending within 3 months - Adults	0	58	0.0%	16.1%	17.1%	16.7%
% of FP17s for the same patient ID Re-attending between 3 & 9 months - Children	0	0	N/A	46.2%	46.5%	57.6%
% of FP17s for the same patient ID Re-attending between 3 & 9 months - Adults	0	58	0.0%	37.0%	37.6%	50.1%
% of FP17s for Band 1 Urgent Courses	0	51	0.0%	11.0%	10.7%	9.1%
% of FP17s Relating to Free Repair or Replacements	0	51	0.0%	0.6%	0.6%	0.8%
% of FP17s Relating to Continuations	0	51	0.0%	0.7%	0.9%	1.2%
% of Patients satisfied with the dentistry they have received	0	0	N/A	91.3%	90.4%	92.8%
% of Patients satisfied with the time they had to wait for an appointment	0	0	N/A	84.0%	83.7%	88.7%

* This is based on patients treated on this contract for their most recent course of treatment. Figures in italics indicate the base number of FP17s or Patient Questionnaire responses are less than 100. N/A is shown where the base number of responses is less than 10 during the period. % is calculated as Quantity/Base number*100

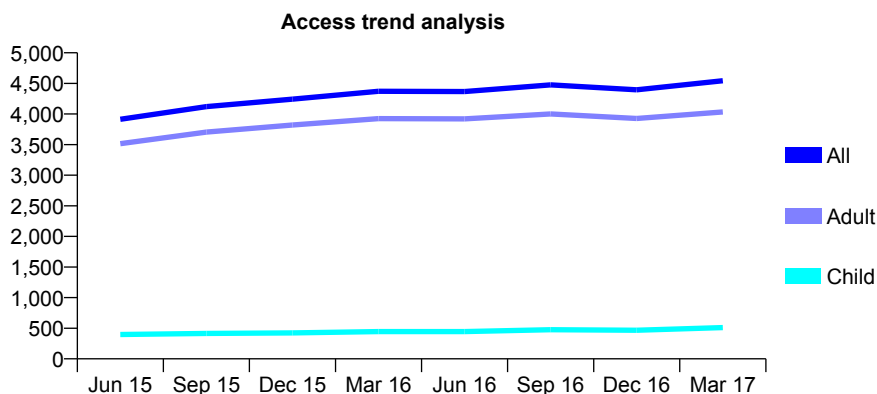
Q62 - Vital Signs At a Glance Contract Report for 138266/0005 - March 2017

Name or company name	Tooth and Mouth Limited
Contract type name	PDS Plus Contract
Purpose of contract	General
Contract start date	19/12/2011
Contract end date	18/12/2018

16/17 Contracted general activity (UDA)	14,500
Carry forward general activity (UDA)	0
16/17 Contracted orthodontic activity (UOA)	0
Carry forward orthodontic activity (UOA)	0
Baseline contract value	£245,991.00

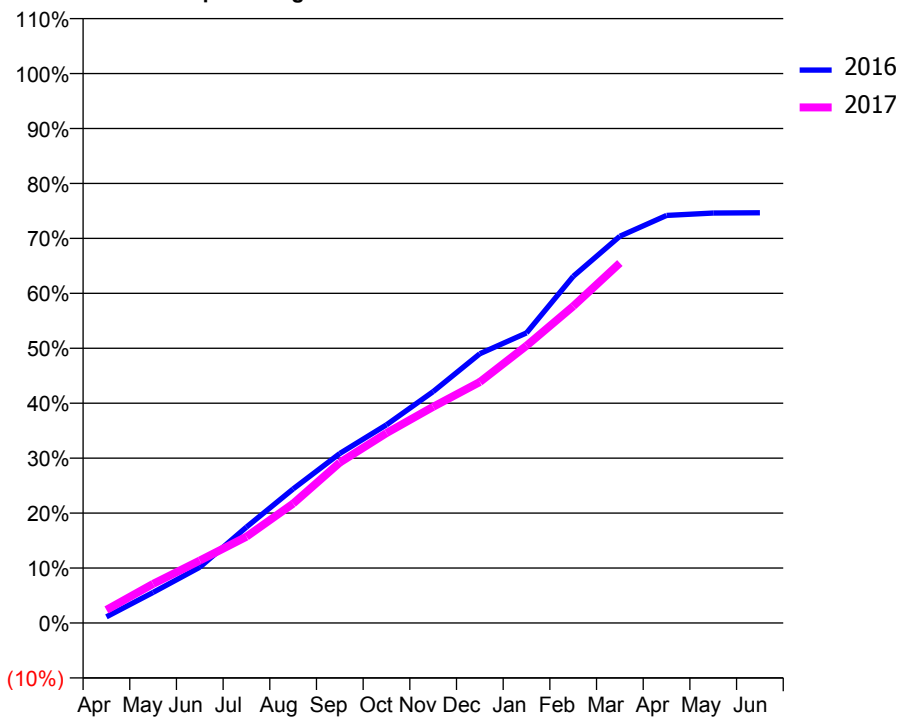
ACCESS*

Patients seen in 24 months	Total	Change since previous quarter
Quarter ending March 2016	4,371	
Quarter ending June 2016	4,367	→
Quarter ending September 2016	4,477	↑
Quarter ending December 2016	4,395	↓
Quarter ending March 2017	4,544	↑
Variance since March 2016	4.0%	↑



ACTIVITY

Cumulative percentage of contracted UDA delivered 2016 & 2017



Month	Adjusted Scheduled Activity (UDA)	
	2016	2017
April	163	348
May	809	1,031
June	1,473	1,647
July	2,532	2,280
August	3,539	3,151
September	4,473	4,235
October	5,231	5,012
November	6,107	5,704
December	7,106	6,361
January	7,655	7,318
February	9,147	8,358
March	10,208	9,498
April	10,754	
May	10,819	
June	10,826	

QUALITY

	Quantity	Base Number	Contract	AT	Region	England
% of FP17s for the same patient ID Re-attending within 3 months - Children	35	582	6.0%	10.0%	11.8%	12.3%
% of FP17s for the same patient ID Re-attending within 3 months - Adults	446	3,644	12.2%	16.1%	17.1%	16.7%
% of FP17s for the same patient ID Re-attending between 3 & 9 months - Children	239	582	41.1%	46.2%	46.5%	57.6%
% of FP17s for the same patient ID Re-attending between 3 & 9 months - Adults	882	3,644	24.2%	37.0%	37.6%	50.1%
% of FP17s for Band 1 Urgent Courses	746	3,993	18.7%	11.0%	10.7%	9.1%
% of FP17s Relating to Free Repair or Replacements	16	3,993	0.4%	0.6%	0.6%	0.8%
% of FP17s Relating to Continuations	5	3,993	0.1%	0.7%	0.9%	1.2%
% of Patients satisfied with the dentistry they have received	3	3	N/A	91.3%	90.4%	92.8%
% of Patients satisfied with the time they had to wait for an appointment	2	3	N/A	84.0%	83.7%	88.7%

* This is based on patients treated on this contract for their most recent course of treatment. Figures in italics indicate the base number of FP17s or Patient Questionnaire responses are less than 100. N/A is shown where the base number of responses is less than 10 during the period. % is calculated as Quantity/Base number*100

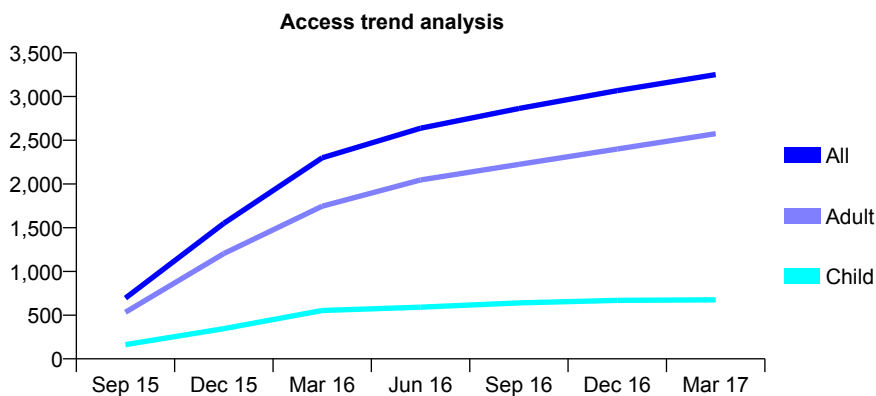
Q62 - Vital Signs At a Glance Contract Report for 141771/0001 - March 2017

Name or company name	Armytage Dental Practice
Contract type name	GDS Contract
Purpose of contract	General
Contract start date	01/07/2015
Contract end date	

16/17 Contracted general activity (UDA)	11,529
Carry forward general activity (UDA)	71
16/17 Contracted orthodontic activity (UOA)	0
Carry forward orthodontic activity (UOA)	0
Baseline contract value	£343,268.15

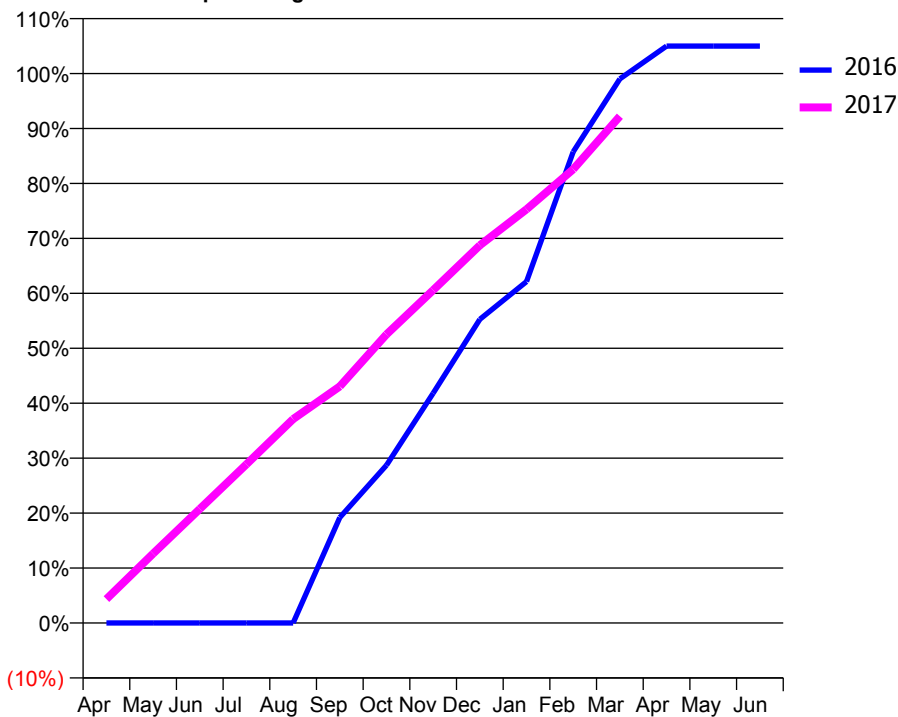
ACCESS*

Patients seen in 24 months	Total	Change since previous quarter
Quarter ending March 2016	2,299	
Quarter ending June 2016	2,637	↑
Quarter ending September 2016	2,863	↑
Quarter ending December 2016	3,068	↑
Quarter ending March 2017	3,250	↑
Variance since March 2016	41.4%	↑



ACTIVITY

Cumulative percentage of contracted UDA delivered 2016 & 2017



Month	Adjusted Scheduled Activity (UDA)	
	2016	2017
April	0	501
May	0	1,457
June	0	2,394
July	0	3,330
August	0	4,280
September	1,661	4,965
October	2,483	6,055
November	3,616	6,985
December	4,778	7,924
January	5,373	8,680
February	7,415	9,520
March	8,561	10,632
April	9,079	
May	9,079	
June	9,079	

QUALITY

	Quantity	Base Number	Contract	AT	Region	England
% of FP17s for the same patient ID Re-attending within 3 months - Children	45	718	6.3%	10.0%	11.8%	12.3%
% of FP17s for the same patient ID Re-attending within 3 months - Adults	275	2,464	11.2%	16.1%	17.1%	16.7%
% of FP17s for the same patient ID Re-attending between 3 & 9 months - Children	305	718	42.5%	46.2%	46.5%	57.6%
% of FP17s for the same patient ID Re-attending between 3 & 9 months - Adults	815	2,464	33.1%	37.0%	37.6%	50.1%
% of FP17s for Band 1 Urgent Courses	226	3,031	7.5%	11.0%	10.7%	9.1%
% of FP17s Relating to Free Repair or Replacements	55	3,031	1.8%	0.6%	0.6%	0.8%
% of FP17s Relating to Continuations	52	3,031	1.7%	0.7%	0.9%	1.2%
% of Patients satisfied with the dentistry they have received	5	5	N/A	91.3%	90.4%	92.8%
% of Patients satisfied with the time they had to wait for an appointment	2	5	N/A	84.0%	83.7%	88.7%

* This is based on patients treated on this contract for their most recent course of treatment. Figures in italics indicate the base number of FP17s or Patient Questionnaire responses are less than 100. N/A is shown where the base number of responses is less than 10 during the period. % is calculated as Quantity/Base number*100

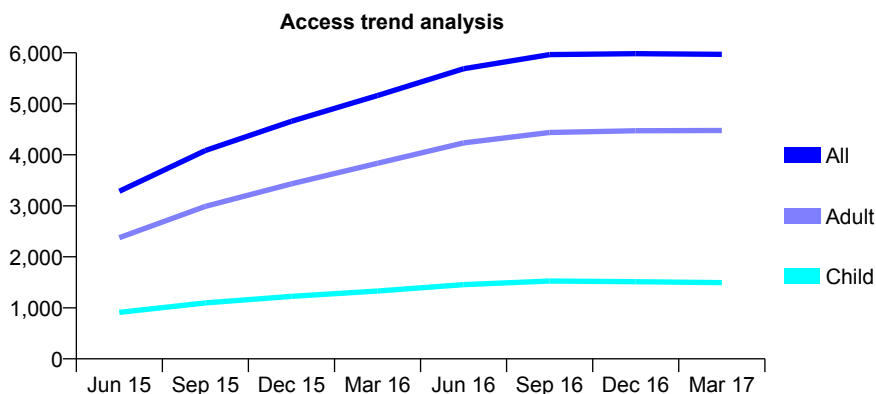
Q62 - Vital Signs At a Glance Contract Report for 142042/0001 - March 2017

Name or company name	Dr M Patel and Dr S Patel
Contract type name	GDS Contract
Purpose of contract	General
Contract start date	31/10/2014
Contract end date	

16/17 Contracted general activity (UDA)	16,272
Carry forward general activity (UDA)	-315
16/17 Contracted orthodontic activity (UOA)	0
Carry forward orthodontic activity (UOA)	0
Baseline contract value	£460,767.44

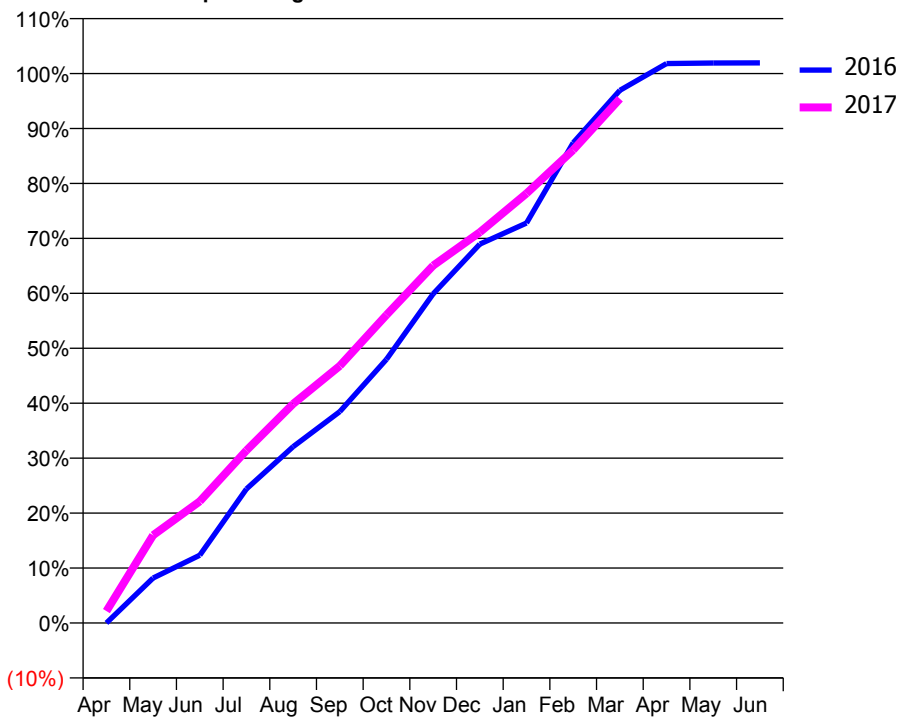
ACCESS*

Patients seen in 24 months	Total	Change since previous quarter
Quarter ending March 2016	5,163	
Quarter ending June 2016	5,687	↑
Quarter ending September 2016	5,965	↑
Quarter ending December 2016	5,984	→
Quarter ending March 2017	5,969	→
Variance since March 2016	15.6%	↑



ACTIVITY

Cumulative percentage of contracted UDA delivered 2016 & 2017



Month	Adjusted Scheduled Activity (UDA)	
	2016	2017
April	3	352
May	1,331	2,599
June	2,009	3,601
July	3,971	5,113
August	5,221	6,491
September	6,260	7,616
October	7,810	9,123
November	9,747	10,585
December	11,219	11,573
January	11,844	12,721
February	14,222	14,006
March	15,774	15,525
April	16,566	
May	16,581	
June	16,586	

QUALITY

	Quantity	Base Number	Contract	AT	Region	England
% of FP17s for the same patient ID Re-attending within 3 months - Children	126	2,104	6.0%	10.0%	11.8%	12.3%
% of FP17s for the same patient ID Re-attending within 3 months - Adults	556	5,156	10.8%	16.1%	17.1%	16.7%
% of FP17s for the same patient ID Re-attending between 3 & 9 months - Children	1,158	2,104	55.0%	46.2%	46.5%	57.6%
% of FP17s for the same patient ID Re-attending between 3 & 9 months - Adults	2,262	5,156	43.9%	37.0%	37.6%	50.1%
% of FP17s for Band 1 Urgent Courses	597	6,563	9.1%	11.0%	10.7%	9.1%
% of FP17s Relating to Free Repair or Replacements	40	6,563	0.6%	0.6%	0.6%	0.8%
% of FP17s Relating to Continuations	12	6,563	0.2%	0.7%	0.9%	1.2%
% of Patients satisfied with the dentistry they have received	5	5	N/A	91.3%	90.4%	92.8%
% of Patients satisfied with the time they had to wait for an appointment	5	5	N/A	84.0%	83.7%	88.7%

* This is based on patients treated on this contract for their most recent course of treatment. Figures in italics indicate the base number of FP17s or Patient Questionnaire responses are less than 100. N/A is shown where the base number of responses is less than 10 during the period. % is calculated as Quantity/Base number*100

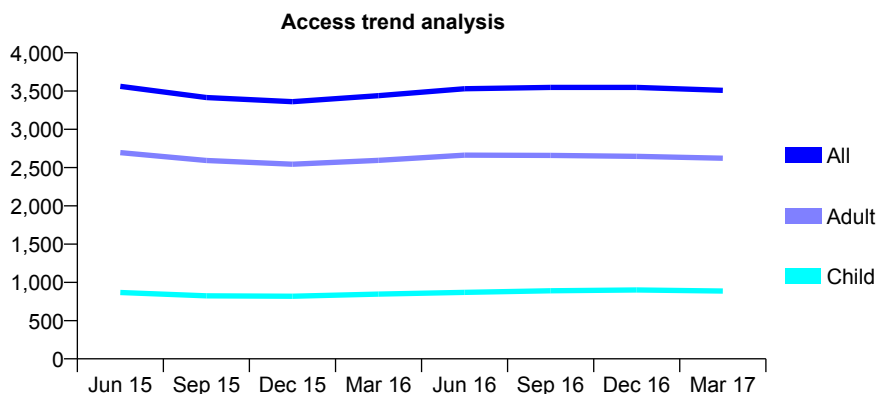
Q62 - Vital Signs At a Glance Contract Report for 142468/0001 - March 2017

Name or company name	Hill View Dental Practice Limited
Contract type name	GDS Contract
Purpose of contract	General
Contract start date	09/06/2010
Contract end date	

16/17 Contracted general activity (UDA)	12,029
Carry forward general activity (UDA)	-96
16/17 Contracted orthodontic activity (UOA)	0
Carry forward orthodontic activity (UOA)	0
Baseline contract value	£309,909.44

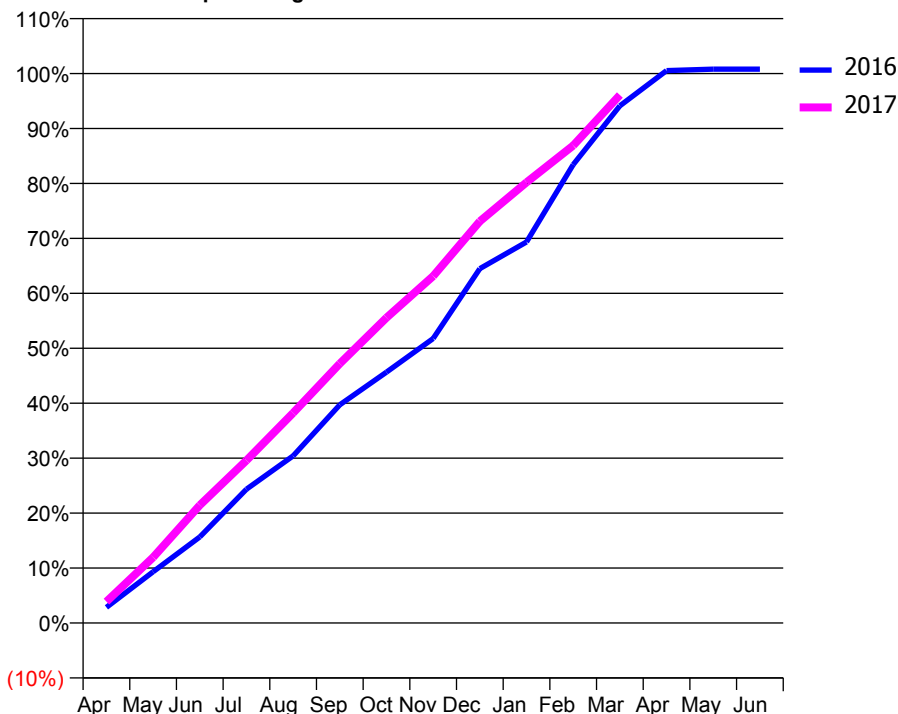
ACCESS*

Patients seen in 24 months	Total	Change since previous quarter
Quarter ending March 2016	3,440	
Quarter ending June 2016	3,531	↑
Quarter ending September 2016	3,548	→
Quarter ending December 2016	3,548	→
Quarter ending March 2017	3,509	↓
Variance since March 2016	2.0%	↑



ACTIVITY

Cumulative percentage of contracted UDA delivered 2016 & 2017



Month	Adjusted Scheduled Activity (UDA)	
	2016	2017
April	342	468
May	1,123	1,438
June	1,885	2,579
July	2,930	3,560
August	3,660	4,598
September	4,776	5,679
October	5,491	6,684
November	6,229	7,594
December	7,757	8,795
January	8,341	9,646
February	10,034	10,451
March	11,322	11,559
April	12,092	
May	12,125	
June	12,125	

QUALITY

	Quantity	Base Number	Contract	AT	Region	England
% of FP17s for the same patient ID Re-attending within 3 months - Children	82	1,356	6.0%	10.0%	11.8%	12.3%
% of FP17s for the same patient ID Re-attending within 3 months - Adults	561	4,178	13.4%	16.1%	17.1%	16.7%
% of FP17s for the same patient ID Re-attending between 3 & 9 months - Children	839	1,356	61.9%	46.2%	46.5%	57.6%
% of FP17s for the same patient ID Re-attending between 3 & 9 months - Adults	2,708	4,178	64.8%	37.0%	37.6%	50.1%
% of FP17s for Band 1 Urgent Courses	418	5,221	8.0%	11.0%	10.7%	9.1%
% of FP17s Relating to Free Repair or Replacements	20	5,221	0.4%	0.6%	0.6%	0.8%
% of FP17s Relating to Continuations	19	5,221	0.4%	0.7%	0.9%	1.2%
% of Patients satisfied with the dentistry they have received	15	15	100.0%	91.3%	90.4%	92.8%
% of Patients satisfied with the time they had to wait for an appointment	14	15	93.3%	84.0%	83.7%	88.7%

* This is based on patients treated on this contract for their most recent course of treatment. Figures in italics indicate the base number of FP17s or Patient Questionnaire responses are less than 100. N/A is shown where the base number of responses is less than 10 during the period. % is calculated as Quantity/Base number*100

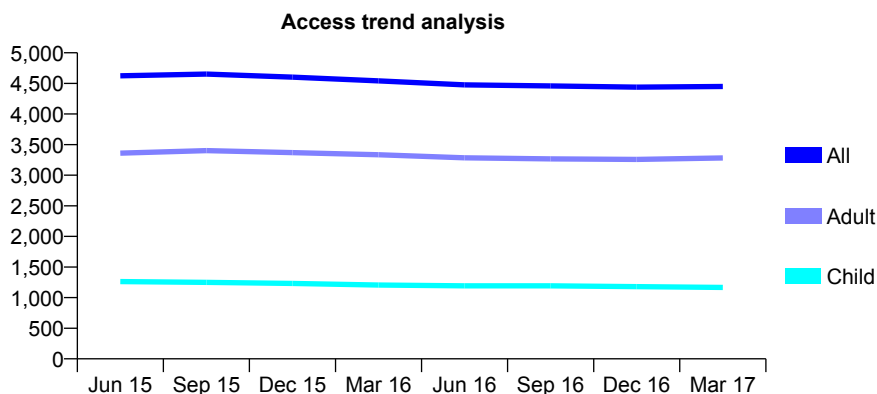
Q62 - Vital Signs At a Glance Contract Report for 142964/0001 - March 2017

Name or company name	The Bush Dental Clinic
Contract type name	GDS Contract
Purpose of contract	General
Contract start date	01/04/2011
Contract end date	

16/17 Contracted general activity (UDA)	12,840
Carry forward general activity (UDA)	-179
16/17 Contracted orthodontic activity (UOA)	0
Carry forward orthodontic activity (UOA)	0
Baseline contract value	£448,026.43

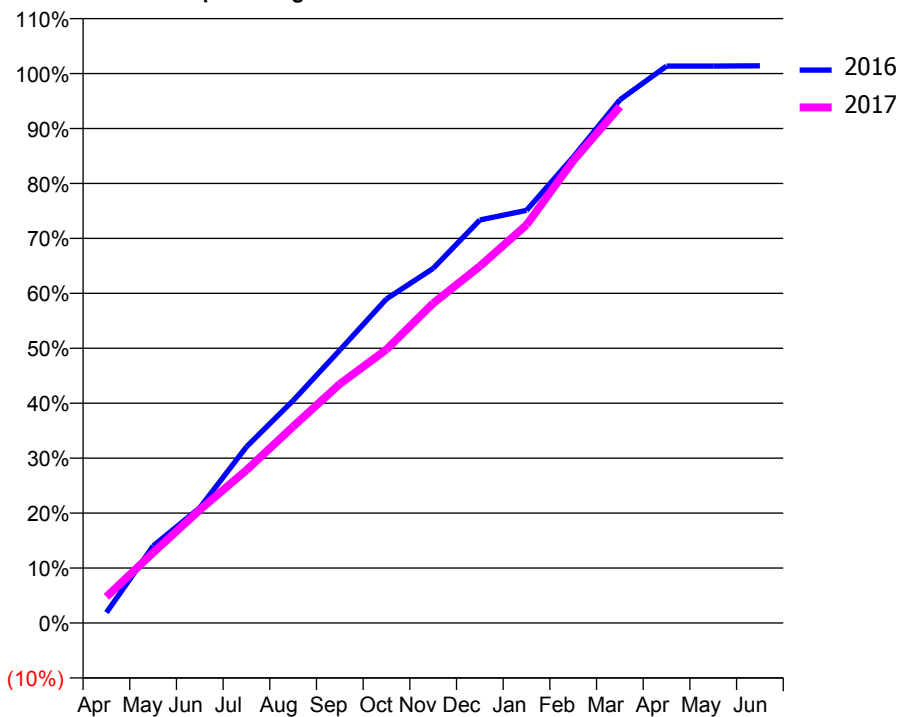
ACCESS*

Patients seen in 24 months	Total	Change since previous quarter
Quarter ending March 2016	4,541	
Quarter ending June 2016	4,477	↓
Quarter ending September 2016	4,459	→
Quarter ending December 2016	4,438	→
Quarter ending March 2017	4,449	→
Variance since March 2016	(2.0%)	↓



ACTIVITY

Cumulative percentage of contracted UDA delivered 2016 & 2017



Month	Adjusted Scheduled Activity (UDA)	
	2016	2017
April	244	613
May	1,801	1,645
June	2,692	2,643
July	4,119	3,573
August	5,199	4,590
September	6,376	5,584
October	7,574	6,394
November	8,287	7,470
December	9,419	8,338
January	9,643	9,302
February	10,888	10,802
March	12,227	12,067
April	13,013	
May	13,015	
June	13,019	

QUALITY

	Quantity	Base Number	Contract	AT	Region	England
% of FP17s for the same patient ID Re-attending within 3 months - Children	158	1,878	8.4%	10.0%	11.8%	12.3%
% of FP17s for the same patient ID Re-attending within 3 months - Adults	629	4,337	14.5%	16.1%	17.1%	16.7%
% of FP17s for the same patient ID Re-attending between 3 & 9 months - Children	1,136	1,878	60.5%	46.2%	46.5%	57.6%
% of FP17s for the same patient ID Re-attending between 3 & 9 months - Adults	2,026	4,337	46.7%	37.0%	37.6%	50.1%
% of FP17s for Band 1 Urgent Courses	563	5,863	9.6%	11.0%	10.7%	9.1%
% of FP17s Relating to Free Repair or Replacements	15	5,863	0.3%	0.6%	0.6%	0.8%
% of FP17s Relating to Continuations	21	5,863	0.4%	0.7%	0.9%	1.2%
% of Patients satisfied with the dentistry they have received	2	3	N/A	91.3%	90.4%	92.8%
% of Patients satisfied with the time they had to wait for an appointment	3	3	N/A	84.0%	83.7%	88.7%

* This is based on patients treated on this contract for their most recent course of treatment. Figures in italics indicate the base number of FP17s or Patient Questionnaire responses are less than 100. N/A is shown where the base number of responses is less than 10 during the period. % is calculated as Quantity/Base number*100

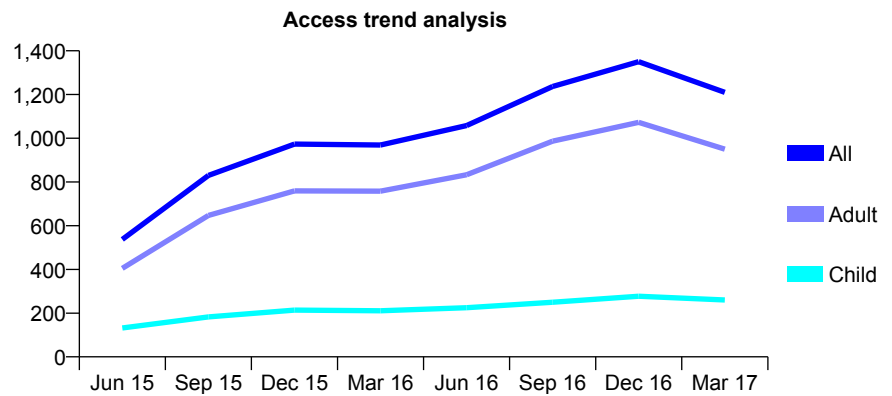
Q62 - Vital Signs At a Glance Contract Report for 143774/0001 - March 2017

Name or company name	Dr J Jeyaseelan & Dr A Thanki
Contract type name	GDS Contract
Purpose of contract	General
Contract start date	01/12/2014
Contract end date	

16/17 Contracted general activity (UDA)	3,957
Carry forward general activity (UDA)	-79
16/17 Contracted orthodontic activity (UOA)	0
Carry forward orthodontic activity (UOA)	0
Baseline contract value	£121,719.87

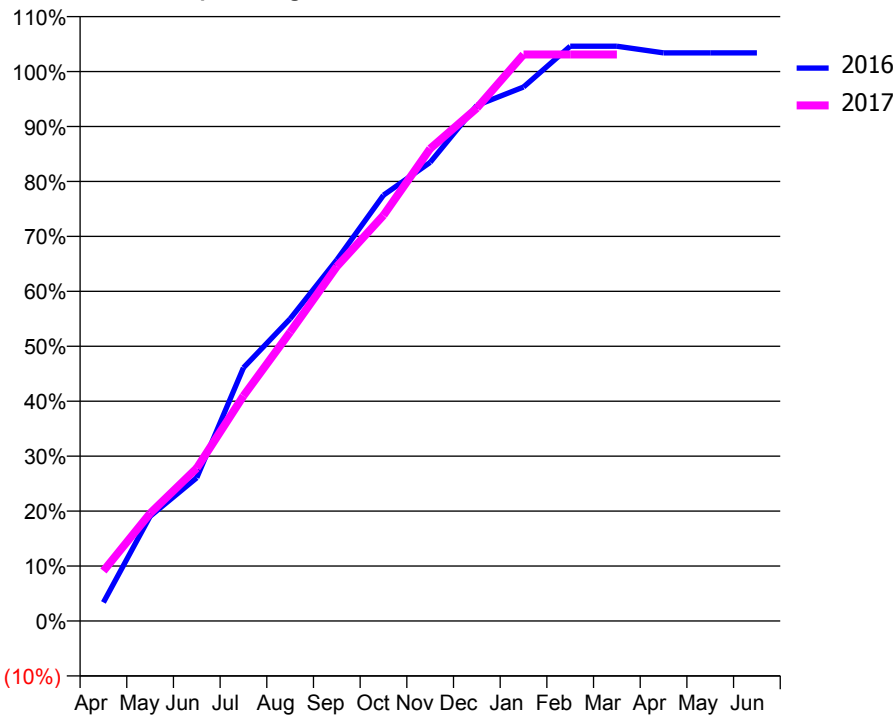
ACCESS*

Patients seen in 24 months	Total	Change since previous quarter
Quarter ending March 2016	969	
Quarter ending June 2016	1,058	↑
Quarter ending September 2016	1,237	↑
Quarter ending December 2016	1,350	↑
Quarter ending March 2017	1,210	↓
Variance since March 2016	24.9%	↑



ACTIVITY

Cumulative percentage of contracted UDA delivered 2016 & 2017



Month	Adjusted Scheduled Activity (UDA)	
	2016	2017
April	134	360
May	754	776
June	1,032	1,101
July	1,824	1,621
August	2,177	2,081
September	2,601	2,553
October	3,067	2,921
November	3,303	3,401
December	3,713	3,693
January	3,845	4,079
February	4,139	4,079
March	4,139	4,079
April	4,091	
May	4,091	
June	4,091	

QUALITY

	Quantity	Base Number	Contract	AT	Region	England
% of FP17s for the same patient ID Re-attending within 3 months - Children	13	256	5.1%	10.0%	11.8%	12.3%
% of FP17s for the same patient ID Re-attending within 3 months - Adults	74	769	9.6%	16.1%	17.1%	16.7%
% of FP17s for the same patient ID Re-attending between 3 & 9 months - Children	75	256	29.3%	46.2%	46.5%	57.6%
% of FP17s for the same patient ID Re-attending between 3 & 9 months - Adults	150	769	19.5%	37.0%	37.6%	50.1%
% of FP17s for Band 1 Urgent Courses	47	1,027	4.6%	11.0%	10.7%	9.1%
% of FP17s Relating to Free Repair or Replacements	0	1,027	0.0%	0.6%	0.6%	0.8%
% of FP17s Relating to Continuations	3	1,027	0.3%	0.7%	0.9%	1.2%
% of Patients satisfied with the dentistry they have received	3	3	N/A	91.3%	90.4%	92.8%
% of Patients satisfied with the time they had to wait for an appointment	2	3	N/A	84.0%	83.7%	88.7%

* This is based on patients treated on this contract for their most recent course of treatment. Figures in italics indicate the base number of FP17s or Patient Questionnaire responses are less than 100. N/A is shown where the base number of responses is less than 10 during the period. % is calculated as Quantity/Base number*100

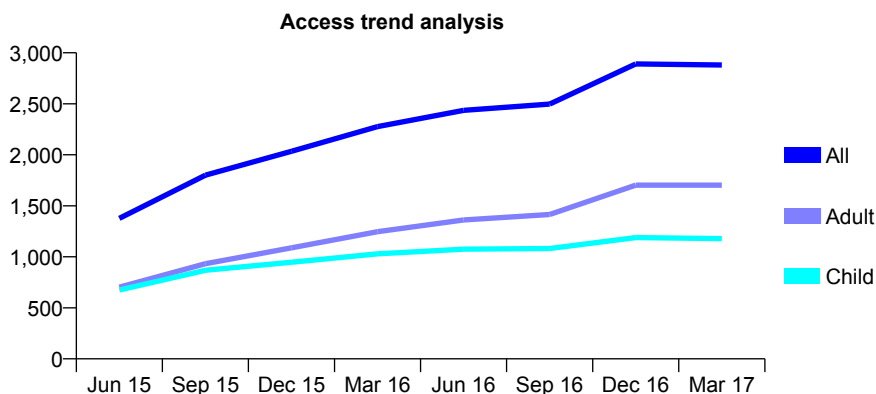
Q62 - Vital Signs At a Glance Contract Report for 144843/0001 - March 2017

Name or company name	Dr Jeff Sherer and Dr Larry Levin
Contract type name	GDS Contract
Purpose of contract	General
Contract start date	01/12/2014
Contract end date	

16/17 Contracted general activity (UDA)	7,313
Carry forward general activity (UDA)	231
16/17 Contracted orthodontic activity (UOA)	0
Carry forward orthodontic activity (UOA)	0
Baseline contract value	£176,844.75

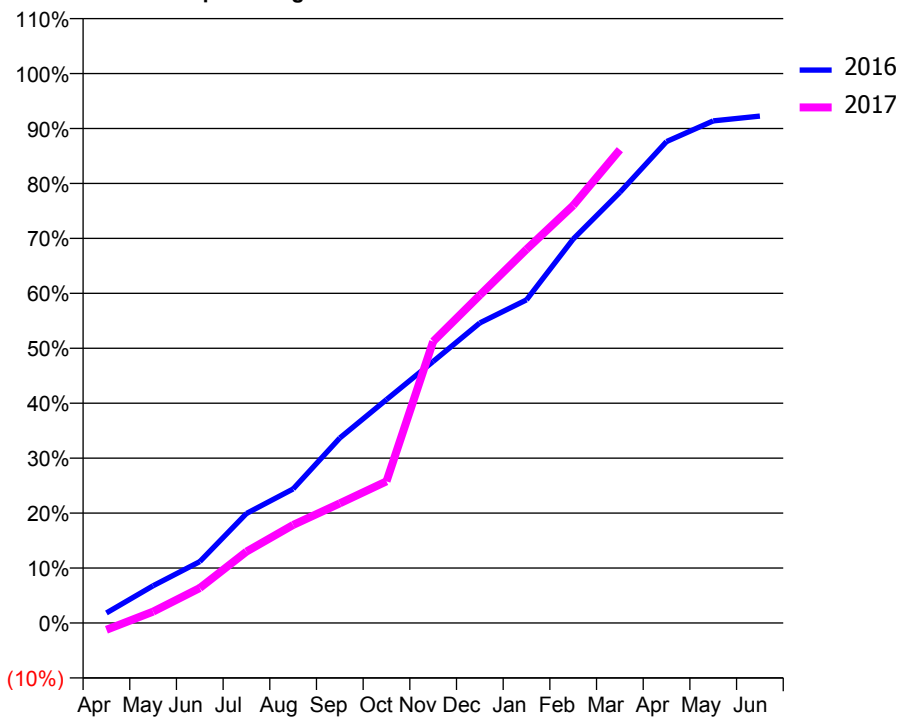
ACCESS*

Patients seen in 24 months	Total	Change since previous quarter
Quarter ending March 2016	2,276	
Quarter ending June 2016	2,436	↑
Quarter ending September 2016	2,497	↑
Quarter ending December 2016	2,891	↑
Quarter ending March 2017	2,881	→
Variance since March 2016	26.6%	↑



ACTIVITY

Cumulative percentage of contracted UDA delivered 2016 & 2017



Month	Adjusted Scheduled Activity (UDA)	
	2016	2017
April	134	-91
May	497	151
June	817	466
July	1,459	950
August	1,785	1,304
September	2,463	1,593
October	2,974	1,886
November	3,482	3,747
December	3,994	4,363
January	4,301	4,973
February	5,110	5,558
March	5,732	6,299
April	6,407	
May	6,683	
June	6,747	

QUALITY

	Quantity	Base Number	Contract	AT	Region	England
% of FP17s for the same patient ID Re-attending within 3 months - Children	176	1,591	11.1%	10.0%	11.8%	12.3%
% of FP17s for the same patient ID Re-attending within 3 months - Adults	326	1,894	17.2%	16.1%	17.1%	16.7%
% of FP17s for the same patient ID Re-attending between 3 & 9 months - Children	744	1,591	46.8%	46.2%	46.5%	57.6%
% of FP17s for the same patient ID Re-attending between 3 & 9 months - Adults	644	1,894	34.0%	37.0%	37.6%	50.1%
% of FP17s for Band 1 Urgent Courses	407	3,071	13.3%	11.0%	10.7%	9.1%
% of FP17s Relating to Free Repair or Replacements	14	3,071	0.5%	0.6%	0.6%	0.8%
% of FP17s Relating to Continuations	74	3,071	2.4%	0.7%	0.9%	1.2%
% of Patients satisfied with the dentistry they have received	5	5	N/A	91.3%	90.4%	92.8%
% of Patients satisfied with the time they had to wait for an appointment	5	5	N/A	84.0%	83.7%	88.7%

* This is based on patients treated on this contract for their most recent course of treatment. Figures in italics indicate the base number of FP17s or Patient Questionnaire responses are less than 100. N/A is shown where the base number of responses is less than 10 during the period. % is calculated as Quantity/Base number*100

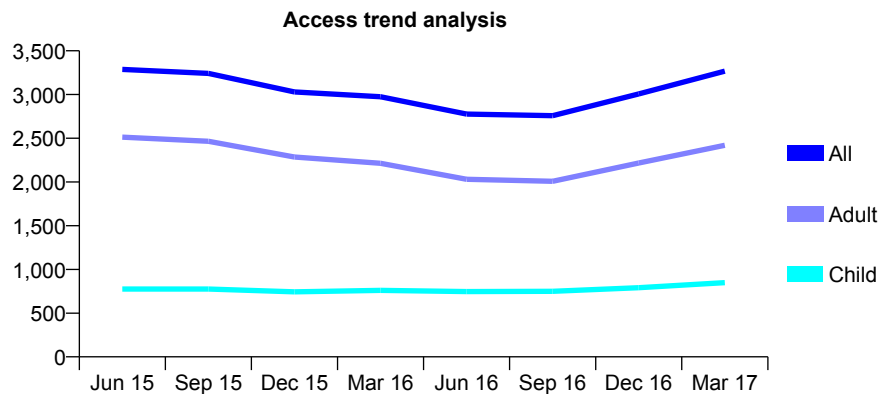
Q62 - Vital Signs At a Glance Contract Report for 145173/0001 - March 2017

Name or company name	Dr. B.C. Khiroya & Dr. R. Majithia
Contract type name	GDS Contract
Purpose of contract	General
Contract start date	01/04/2013
Contract end date	

16/17 Contracted general activity (UDA)	6,470
Carry forward general activity (UDA)	91
16/17 Contracted orthodontic activity (UOA)	0
Carry forward orthodontic activity (UOA)	0
Baseline contract value	£153,932.50

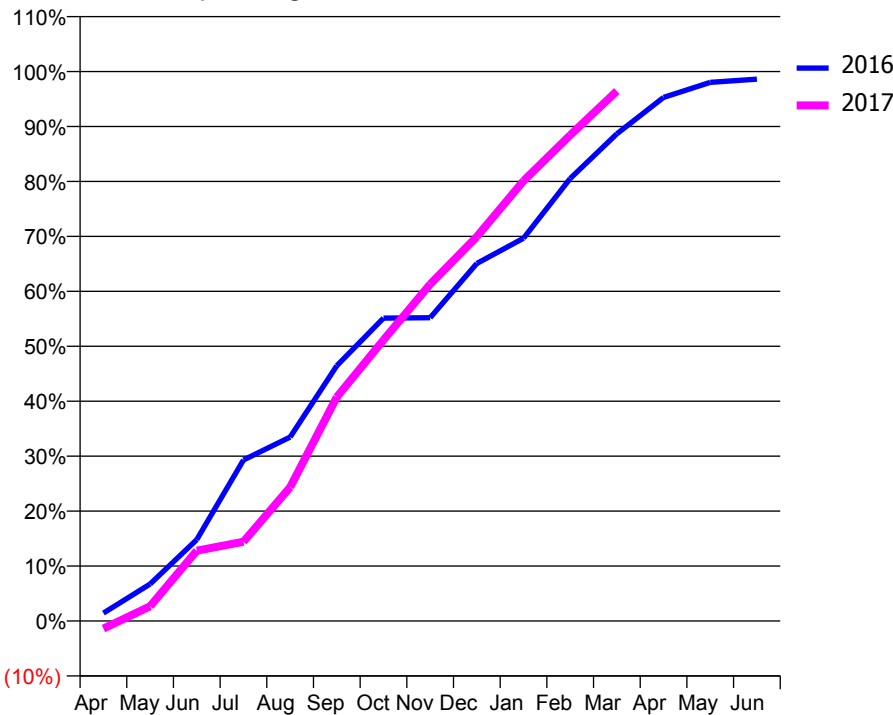
ACCESS*

Patients seen in 24 months	Total	Change since previous quarter
Quarter ending March 2016	2,974	
Quarter ending June 2016	2,776	↓
Quarter ending September 2016	2,758	→
Quarter ending December 2016	3,007	↑
Quarter ending March 2017	3,268	↑
Variance since March 2016	9.9%	↑



ACTIVITY

Cumulative percentage of contracted UDA delivered 2016 & 2017



Month	Adjusted Scheduled Activity (UDA)	
	2016	2017
April	94	-91
May	436	173
June	959	828
July	1,896	934
August	2,166	1,576
September	3,006	2,637
October	3,567	3,310
November	3,571	3,965
December	4,211	4,525
January	4,507	5,181
February	5,210	5,721
March	5,736	6,241
April	6,165	
May	6,343	
June	6,379	

QUALITY

	Quantity	Base Number	Contract	AT	Region	England
% of FP17s for the same patient ID Re-attending within 3 months - Children	30	813	3.7%	10.0%	11.8%	12.3%
% of FP17s for the same patient ID Re-attending within 3 months - Adults	359	2,397	15.0%	16.1%	17.1%	16.7%
% of FP17s for the same patient ID Re-attending between 3 & 9 months - Children	246	813	30.3%	46.2%	46.5%	57.6%
% of FP17s for the same patient ID Re-attending between 3 & 9 months - Adults	520	2,397	21.7%	37.0%	37.6%	50.1%
% of FP17s for Band 1 Urgent Courses	529	2,507	21.1%	11.0%	10.7%	9.1%
% of FP17s Relating to Free Repair or Replacements	18	2,507	0.7%	0.6%	0.6%	0.8%
% of FP17s Relating to Continuations	6	2,507	0.2%	0.7%	0.9%	1.2%
% of Patients satisfied with the dentistry they have received	3	5	N/A	91.3%	90.4%	92.8%
% of Patients satisfied with the time they had to wait for an appointment	4	5	N/A	84.0%	83.7%	88.7%

* This is based on patients treated on this contract for their most recent course of treatment. Figures in italics indicate the base number of FP17s or Patient Questionnaire responses are less than 100. N/A is shown where the base number of responses is less than 10 during the period. % is calculated as Quantity/Base number*100

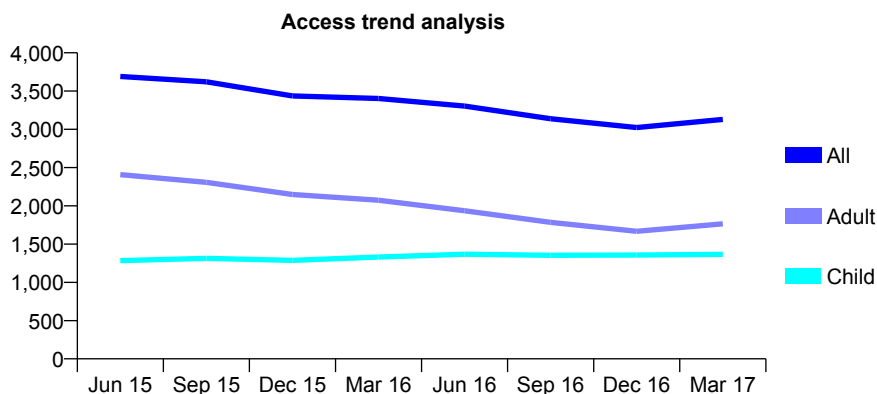
Q62 - Vital Signs At a Glance Contract Report for 147028/0001 - March 2017

Name or company name	Rose Garden Dental Practice
Contract type name	GDS Contract
Purpose of contract	General
Contract start date	01/09/2010
Contract end date	

16/17 Contracted general activity (UDA)	5,672
Carry forward general activity (UDA)	-113
16/17 Contracted orthodontic activity (UOA)	0
Carry forward orthodontic activity (UOA)	0
Baseline contract value	£157,349.84

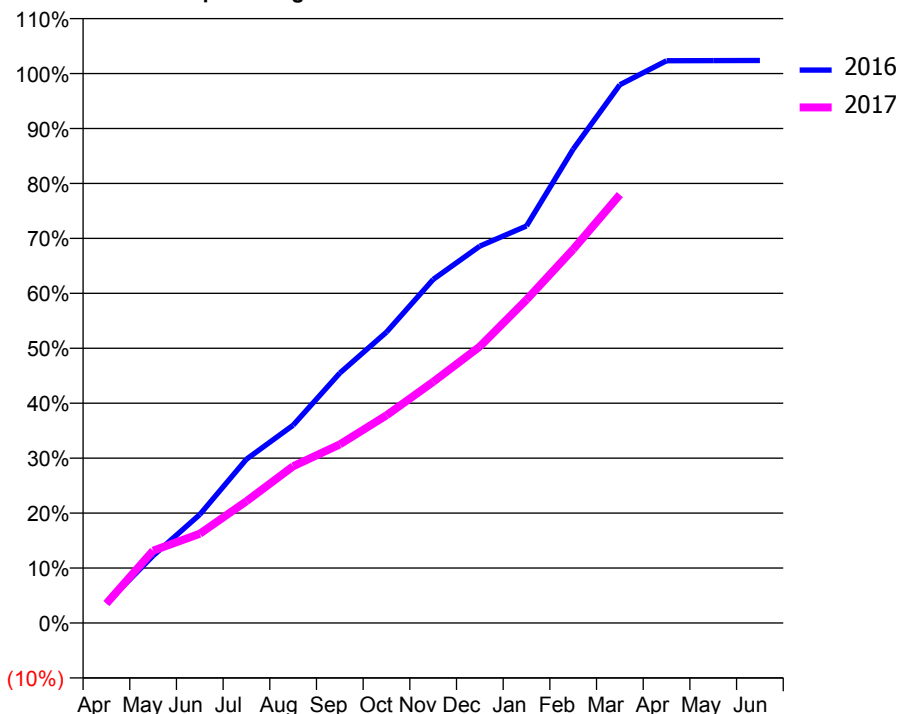
ACCESS*

Patients seen in 24 months	Total	Change since previous quarter
Quarter ending March 2016	3,403	
Quarter ending June 2016	3,304	↓
Quarter ending September 2016	3,138	↓
Quarter ending December 2016	3,023	↓
Quarter ending March 2017	3,130	↑
Variance since March 2016	(8.0%)	↓



ACTIVITY

Cumulative percentage of contracted UDA delivered 2016 & 2017



Month	Adjusted Scheduled Activity (UDA)	
	2016	2017
April	204	202
May	694	746
June	1,120	922
July	1,692	1,257
August	2,042	1,618
September	2,580	1,844
October	3,002	2,144
November	3,546	2,489
December	3,891	2,854
January	4,098	3,337
February	4,891	3,858
March	5,556	4,421
April	5,803	
May	5,805	
June	5,807	

QUALITY

	Quantity	Base Number	Contract	AT	Region	England
% of FP17s for the same patient ID Re-attending within 3 months - Children	98	1,529	6.4%	10.0%	11.8%	12.3%
% of FP17s for the same patient ID Re-attending within 3 months - Adults	163	1,373	11.9%	16.1%	17.1%	16.7%
% of FP17s for the same patient ID Re-attending between 3 & 9 months - Children	651	1,529	42.6%	46.2%	46.5%	57.6%
% of FP17s for the same patient ID Re-attending between 3 & 9 months - Adults	299	1,373	21.8%	37.0%	37.6%	50.1%
% of FP17s for Band 1 Urgent Courses	186	1,987	9.4%	11.0%	10.7%	9.1%
% of FP17s Relating to Free Repair or Replacements	0	1,987	0.0%	0.6%	0.6%	0.8%
% of FP17s Relating to Continuations	7	1,987	0.4%	0.7%	0.9%	1.2%
% of Patients satisfied with the dentistry they have received	2	2	N/A	91.3%	90.4%	92.8%
% of Patients satisfied with the time they had to wait for an appointment	2	2	N/A	84.0%	83.7%	88.7%

* This is based on patients treated on this contract for their most recent course of treatment. Figures in italics indicate the base number of FP17s or Patient Questionnaire responses are less than 100. N/A is shown where the base number of responses is less than 10 during the period. % is calculated as Quantity/Base number*100

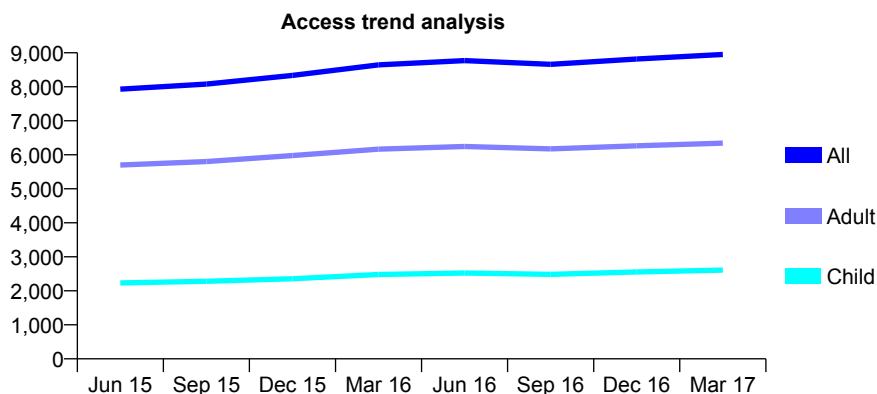
Q62 - Vital Signs At a Glance Contract Report for 148997/0001 - March 2017

Name or company name	Dr.S.B.Radia and Dr.P.Vaid
Contract type name	GDS Contract
Purpose of contract	General
Contract start date	01/11/2012
Contract end date	

16/17 Contracted general activity (UDA)	25,115
Carry forward general activity (UDA)	413
16/17 Contracted orthodontic activity (UOA)	0
Carry forward orthodontic activity (UOA)	0
Baseline contract value	£721,408.17

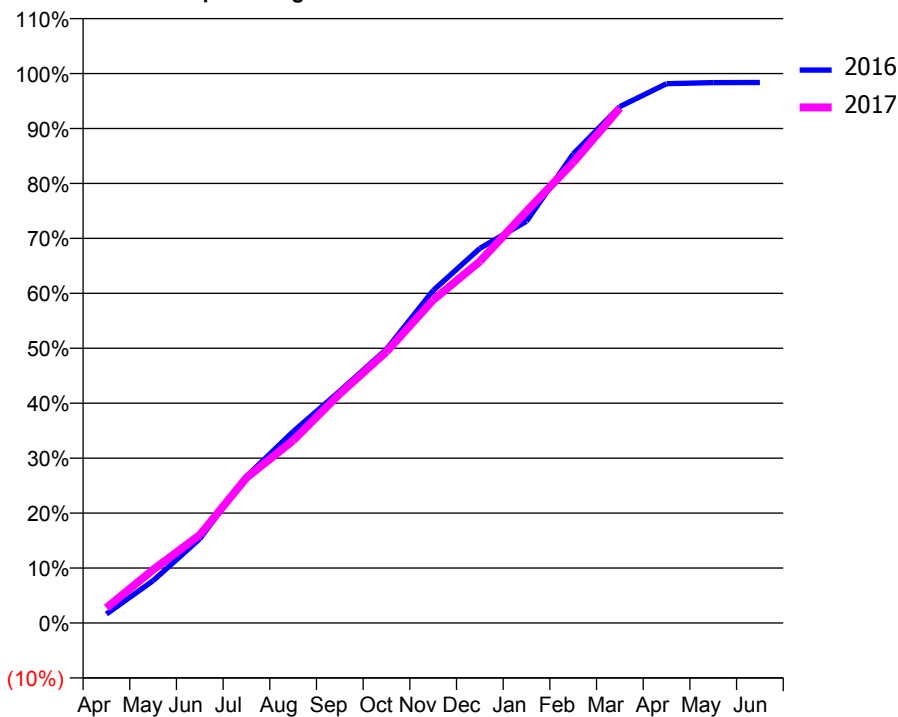
ACCESS*

Patients seen in 24 months	Total	Change since previous quarter
Quarter ending March 2016	8,644	
Quarter ending June 2016	8,770	→
Quarter ending September 2016	8,660	↓
Quarter ending December 2016	8,817	→
Quarter ending March 2017	8,952	→
Variance since March 2016	3.6%	↑



ACTIVITY

Cumulative percentage of contracted UDA delivered 2016 & 2017



Month	Adjusted Scheduled Activity (UDA)	
	2016	2017
April	410	691
May	1,935	2,437
June	3,846	4,024
July	6,701	6,638
August	8,748	8,341
September	10,603	10,483
October	12,516	12,400
November	15,197	14,764
December	17,125	16,527
January	18,358	18,817
February	21,438	21,049
March	23,604	23,534
April	24,651	
May	24,697	
June	24,702	

QUALITY

	Quantity	Base Number	Contract	AT	Region	England
% of FP17s for the same patient ID Re-attending within 3 months - Children	228	3,792	6.0%	10.0%	11.8%	12.3%
% of FP17s for the same patient ID Re-attending within 3 months - Adults	763	7,393	10.3%	16.1%	17.1%	16.7%
% of FP17s for the same patient ID Re-attending between 3 & 9 months - Children	2,165	3,792	57.1%	46.2%	46.5%	57.6%
% of FP17s for the same patient ID Re-attending between 3 & 9 months - Adults	3,491	7,393	47.2%	37.0%	37.6%	50.1%
% of FP17s for Band 1 Urgent Courses	752	9,818	7.7%	11.0%	10.7%	9.1%
% of FP17s Relating to Free Repair or Replacements	45	9,818	0.5%	0.6%	0.6%	0.8%
% of FP17s Relating to Continuations	12	9,818	0.1%	0.7%	0.9%	1.2%
% of Patients satisfied with the dentistry they have received	8	10	80.0%	91.3%	90.4%	92.8%
% of Patients satisfied with the time they had to wait for an appointment	7	10	70.0%	84.0%	83.7%	88.7%

* This is based on patients treated on this contract for their most recent course of treatment. Figures in italics indicate the base number of FP17s or Patient Questionnaire responses are less than 100. N/A is shown where the base number of responses is less than 10 during the period. % is calculated as Quantity/Base number*100

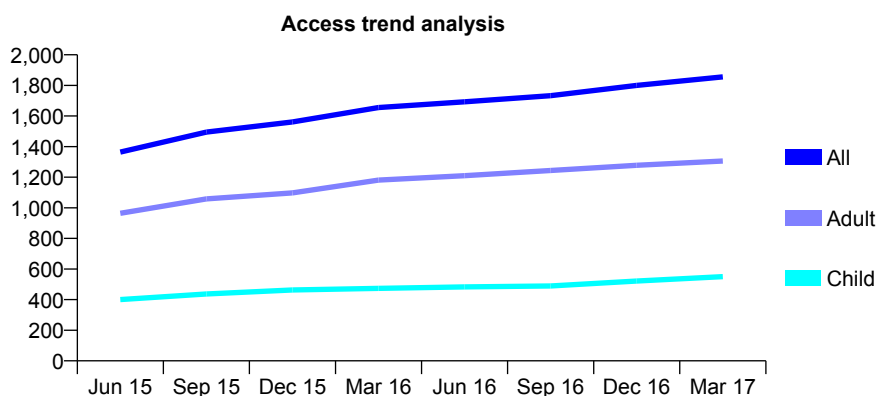
Q62 - Vital Signs At a Glance Contract Report for 150355/0001 - March 2017

Name or company name	Dr Sapneel Patel, and Dr. Cynthia Patel
Contract type name	GDS Contract
Purpose of contract	General
Contract start date	01/11/2013
Contract end date	

16/17 Contracted general activity (UDA)	3,975
Carry forward general activity (UDA)	-10
16/17 Contracted orthodontic activity (UOA)	0
Carry forward orthodontic activity (UOA)	0
Baseline contract value	£101,228.01

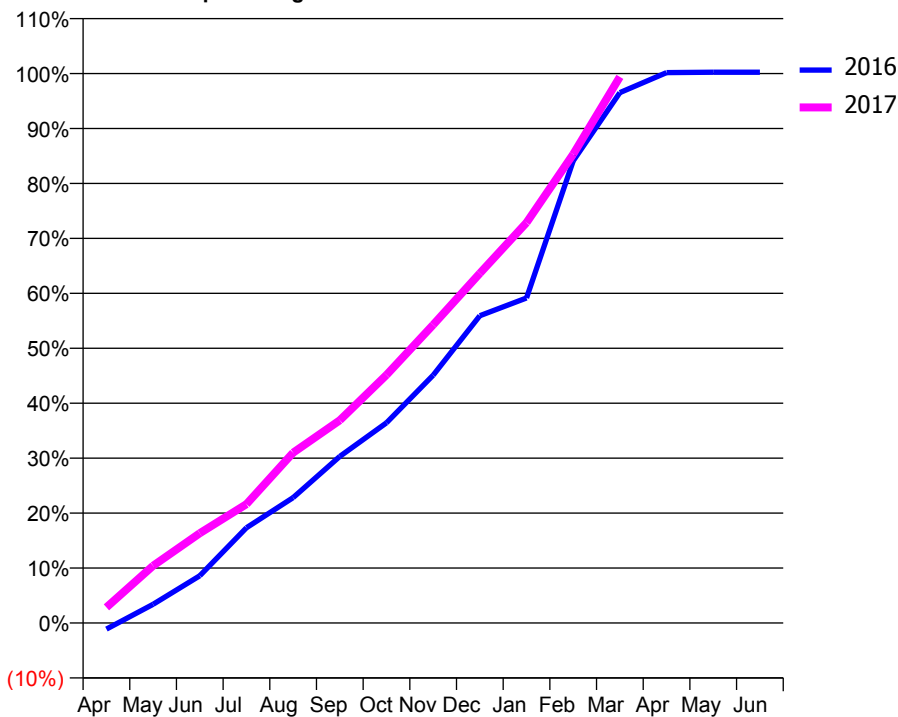
ACCESS*

Patients seen in 24 months	Total	Change since previous quarter
Quarter ending March 2016	1,655	
Quarter ending June 2016	1,693	↑
Quarter ending September 2016	1,733	↑
Quarter ending December 2016	1,800	↑
Quarter ending March 2017	1,856	↑
Variance since March 2016	12.1%	↑



ACTIVITY

Cumulative percentage of contracted UDA delivered 2016 & 2017



Month	Adjusted Scheduled Activity (UDA)	
	2016	2017
April	-45	113
May	136	414
June	342	649
July	690	860
August	908	1,232
September	1,205	1,467
October	1,448	1,795
November	1,792	2,158
December	2,223	2,530
January	2,351	2,896
February	3,343	3,391
March	3,837	3,950
April	3,982	
May	3,985	
June	3,985	

QUALITY

	Quantity	Base Number	Contract	AT	Region	England
% of FP17s for the same patient ID Re-attending within 3 months - Children	30	753	4.0%	10.0%	11.8%	12.3%
% of FP17s for the same patient ID Re-attending within 3 months - Adults	101	1,368	7.4%	16.1%	17.1%	16.7%
% of FP17s for the same patient ID Re-attending between 3 & 9 months - Children	362	753	48.1%	46.2%	46.5%	57.6%
% of FP17s for the same patient ID Re-attending between 3 & 9 months - Adults	542	1,368	39.6%	37.0%	37.6%	50.1%
% of FP17s for Band 1 Urgent Courses	82	1,619	5.1%	11.0%	10.7%	9.1%
% of FP17s Relating to Free Repair or Replacements	11	1,619	0.7%	0.6%	0.6%	0.8%
% of FP17s Relating to Continuations	8	1,619	0.5%	0.7%	0.9%	1.2%
% of Patients satisfied with the dentistry they have received	1	2	N/A	91.3%	90.4%	92.8%
% of Patients satisfied with the time they had to wait for an appointment	1	2	N/A	84.0%	83.7%	88.7%

* This is based on patients treated on this contract for their most recent course of treatment. Figures in italics indicate the base number of FP17s or Patient Questionnaire responses are less than 100. N/A is shown where the base number of responses is less than 10 during the period. % is calculated as Quantity/Base number*100

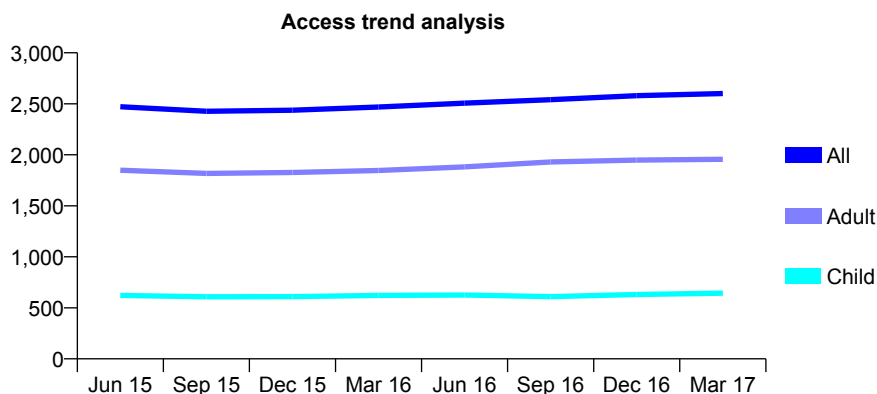
Q62 - Vital Signs At a Glance Contract Report for 153494/0001 - March 2017

Name or company name	Berkeley Dental Practice
Contract type name	GDS Contract
Purpose of contract	General
Contract start date	13/06/2011
Contract end date	

16/17 Contracted general activity (UDA)	8,420
Carry forward general activity (UDA)	-155
16/17 Contracted orthodontic activity (UOA)	0
Carry forward orthodontic activity (UOA)	0
Baseline contract value	£255,034.88

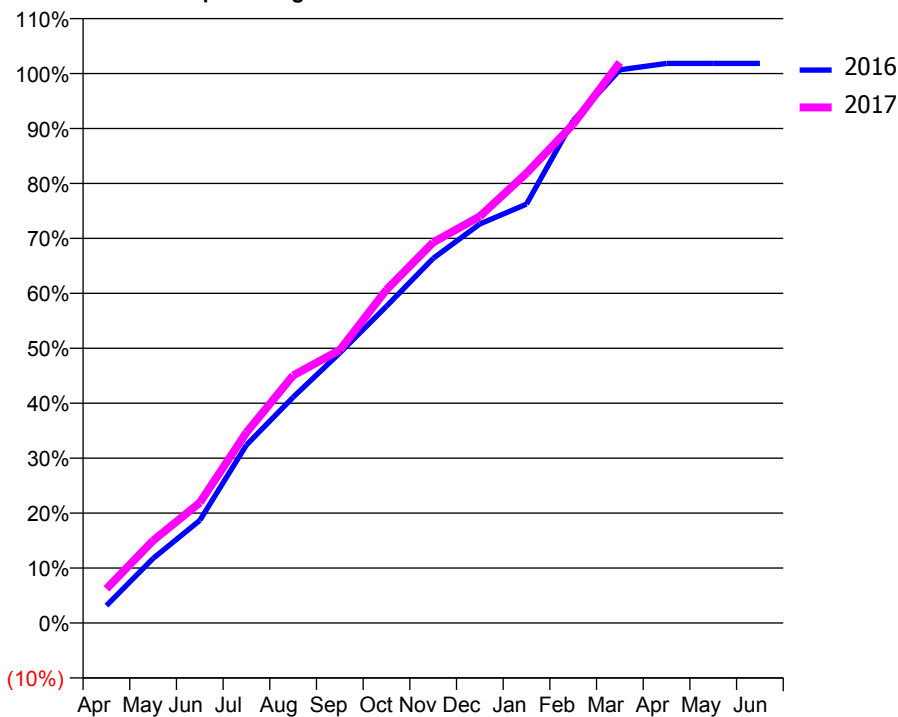
ACCESS*

Patients seen in 24 months	Total	Change since previous quarter
Quarter ending March 2016	2,468	
Quarter ending June 2016	2,507	→
Quarter ending September 2016	2,540	→
Quarter ending December 2016	2,580	→
Quarter ending March 2017	2,600	→
Variance since March 2016	5.3%	↑



ACTIVITY

Cumulative percentage of contracted UDA delivered 2016 & 2017



Month	Adjusted Scheduled Activity (UDA)	
	2016	2017
April	267	523
May	989	1,264
June	1,571	1,844
July	2,728	2,920
August	3,460	3,793
September	4,139	4,184
October	4,855	5,107
November	5,587	5,832
December	6,114	6,231
January	6,419	6,894
February	7,698	7,642
March	8,476	8,589
April	8,575	
May	8,575	
June	8,575	

QUALITY

	Quantity	Base Number	Contract	AT	Region	England
% of FP17s for the same patient ID Re-attending within 3 months - Children	133	809	16.4%	10.0%	11.8%	12.3%
% of FP17s for the same patient ID Re-attending within 3 months - Adults	517	2,276	22.7%	16.1%	17.1%	16.7%
% of FP17s for the same patient ID Re-attending between 3 & 9 months - Children	308	809	38.1%	46.2%	46.5%	57.6%
% of FP17s for the same patient ID Re-attending between 3 & 9 months - Adults	652	2,276	28.6%	37.0%	37.6%	50.1%
% of FP17s for Band 1 Urgent Courses	723	3,057	23.7%	11.0%	10.7%	9.1%
% of FP17s Relating to Free Repair or Replacements	52	3,057	1.7%	0.6%	0.6%	0.8%
% of FP17s Relating to Continuations	57	3,057	1.9%	0.7%	0.9%	1.2%
% of Patients satisfied with the dentistry they have received	8	8	N/A	91.3%	90.4%	92.8%
% of Patients satisfied with the time they had to wait for an appointment	7	8	N/A	84.0%	83.7%	88.7%

* This is based on patients treated on this contract for their most recent course of treatment. Figures in italics indicate the base number of FP17s or Patient Questionnaire responses are less than 100. N/A is shown where the base number of responses is less than 10 during the period. % is calculated as Quantity/Base number*100

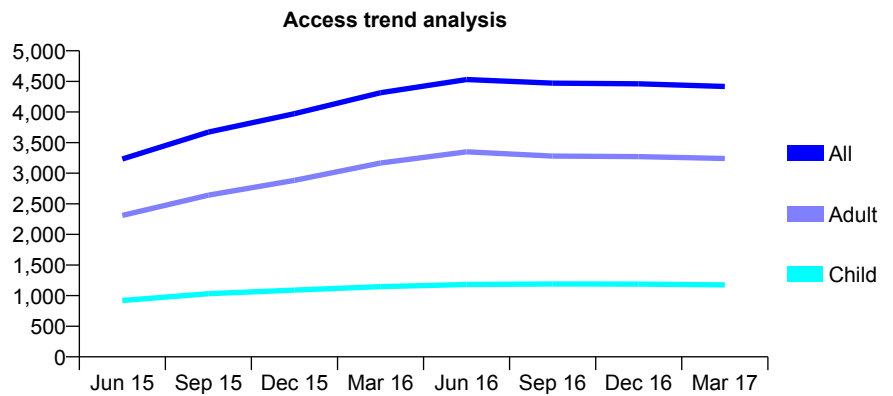
Q62 - Vital Signs At a Glance Contract Report for 154083/0001 - March 2017

Name or company name	Quality Dental Care Fulham
Contract type name	GDS Contract
Purpose of contract	General
Contract start date	01/07/2014
Contract end date	

16/17 Contracted general activity (UDA)	16,627
Carry forward general activity (UDA)	397
16/17 Contracted orthodontic activity (UOA)	0
Carry forward orthodontic activity (UOA)	0
Baseline contract value	£482,728.87

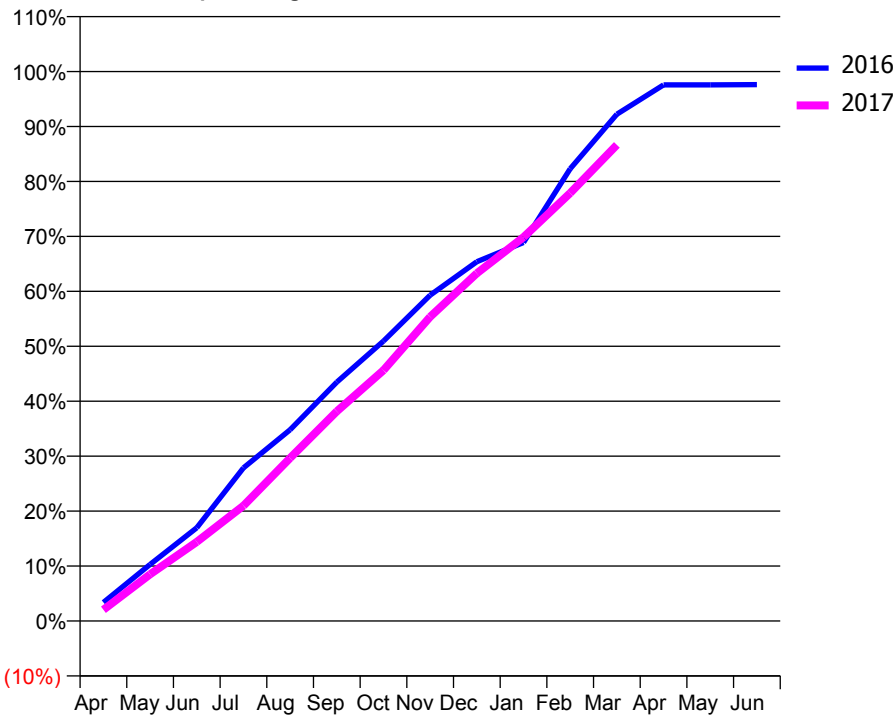
ACCESS*

Patients seen in 24 months	Total	Change since previous quarter
Quarter ending March 2016	4,314	
Quarter ending June 2016	4,531	↑
Quarter ending September 2016	4,471	↓
Quarter ending December 2016	4,460	→
Quarter ending March 2017	4,417	→
Variance since March 2016	2.4%	↑



ACTIVITY

Cumulative percentage of contracted UDA delivered 2016 & 2017



Month	Adjusted Scheduled Activity (UDA)	
	2016	2017
April	561	342
May	1,714	1,414
June	2,824	2,395
July	4,634	3,487
August	5,786	4,934
September	7,228	6,343
October	8,473	7,589
November	9,861	9,205
December	10,872	10,520
January	11,453	11,613
February	13,685	12,950
March	15,333	14,406
April	16,221	
May	16,222	
June	16,230	

QUALITY

	Quantity	Base Number	Contract	AT	Region	England
% of FP17s for the same patient ID Re-attending within 3 months - Children	175	1,600	10.9%	10.0%	11.8%	12.3%
% of FP17s for the same patient ID Re-attending within 3 months - Adults	883	3,949	22.4%	16.1%	17.1%	16.7%
% of FP17s for the same patient ID Re-attending between 3 & 9 months - Children	813	1,600	50.8%	46.2%	46.5%	57.6%
% of FP17s for the same patient ID Re-attending between 3 & 9 months - Adults	1,365	3,949	34.6%	37.0%	37.6%	50.1%
% of FP17s for Band 1 Urgent Courses	775	4,920	15.8%	11.0%	10.7%	9.1%
% of FP17s Relating to Free Repair or Replacements	29	4,920	0.6%	0.6%	0.6%	0.8%
% of FP17s Relating to Continuations	72	4,920	1.5%	0.7%	0.9%	1.2%
% of Patients satisfied with the dentistry they have received	5	6	N/A	91.3%	90.4%	92.8%
% of Patients satisfied with the time they had to wait for an appointment	4	6	N/A	84.0%	83.7%	88.7%

* This is based on patients treated on this contract for their most recent course of treatment. Figures in italics indicate the base number of FP17s or Patient Questionnaire responses are less than 100. N/A is shown where the base number of responses is less than 10 during the period. % is calculated as Quantity/Base number*100

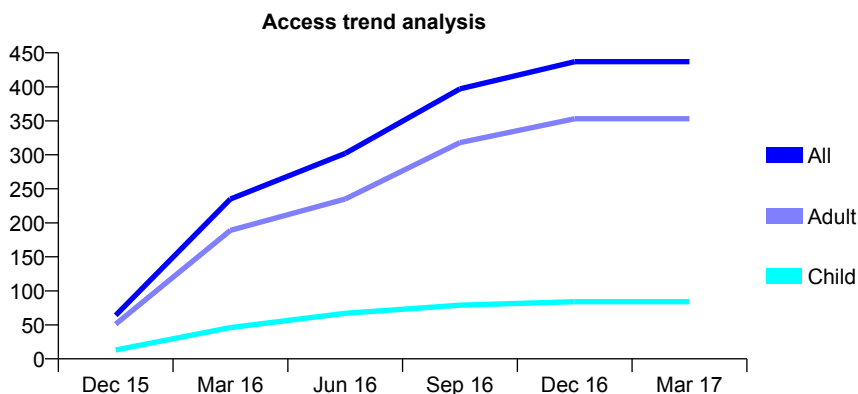
Q62 - Vital Signs At a Glance Contract Report for 154296/0001 - March 2017

Name or company name	Victoria Dental Centre
Contract type name	GDS Contract
Purpose of contract	General
Contract start date	02/11/2015
Contract end date	

16/17 Contracted general activity (UDA)	1,395
Carry forward general activity (UDA)	52
16/17 Contracted orthodontic activity (UOA)	0
Carry forward orthodontic activity (UOA)	0
Baseline contract value	£32,899.73

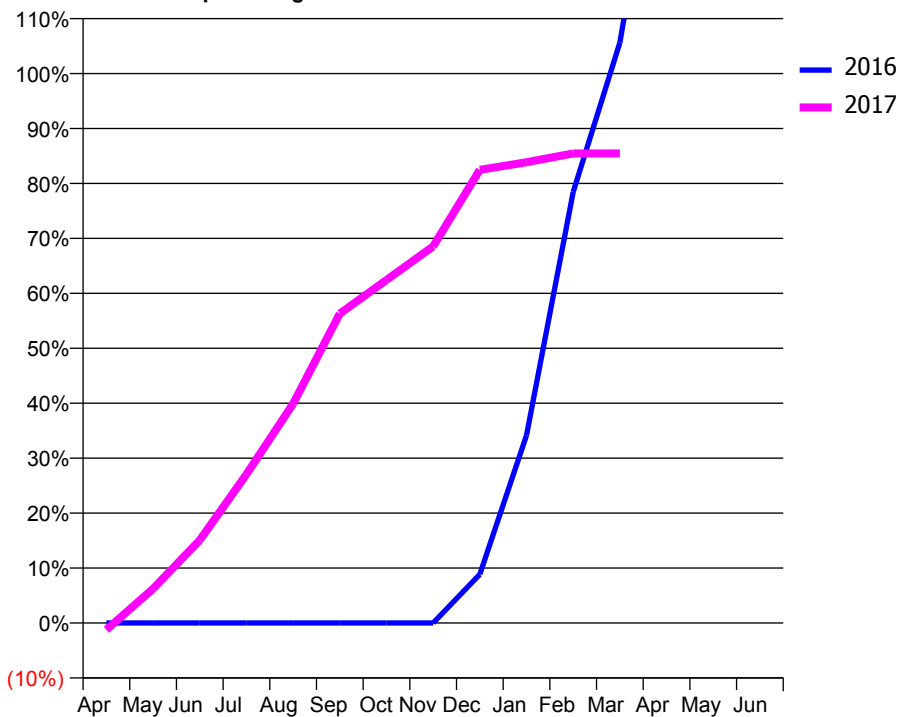
ACCESS*

Patients seen in 24 months	Total	Change since previous quarter
Quarter ending March 2016	235	
Quarter ending June 2016	302	↑
Quarter ending September 2016	397	↑
Quarter ending December 2016	437	↑
Quarter ending March 2017	437	→
Variance since March 2016	86.0%	↑



ACTIVITY

Cumulative percentage of contracted UDA delivered 2016 & 2017



Month	Adjusted Scheduled Activity (UDA)	
	2016	2017
April	0	-18
May	0	87
June	0	210
July	0	378
August	0	557
September	0	785
October	0	871
November	0	956
December	52	1,151
January	198	1,170
February	456	1,192
March	614	1,192
April	899	
May	902	
June	902	

QUALITY

	Quantity	Base Number	Contract	AT	Region	England
% of FP17s for the same patient ID Re-attending within 3 months - Children	7	102	6.9%	10.0%	11.8%	12.3%
% of FP17s for the same patient ID Re-attending within 3 months - Adults	40	365	11.0%	16.1%	17.1%	16.7%
% of FP17s for the same patient ID Re-attending between 3 & 9 months - Children	30	102	29.4%	46.2%	46.5%	57.6%
% of FP17s for the same patient ID Re-attending between 3 & 9 months - Adults	90	365	24.7%	37.0%	37.6%	50.1%
% of FP17s for Band 1 Urgent Courses	31	395	7.8%	11.0%	10.7%	9.1%
% of FP17s Relating to Free Repair or Replacements	4	395	1.0%	0.6%	0.6%	0.8%
% of FP17s Relating to Continuations	2	395	0.5%	0.7%	0.9%	1.2%
% of Patients satisfied with the dentistry they have received	1	1	N/A	91.3%	90.4%	92.8%
% of Patients satisfied with the time they had to wait for an appointment	1	1	N/A	84.0%	83.7%	88.7%

* This is based on patients treated on this contract for their most recent course of treatment. Figures in italics indicate the base number of FP17s or Patient Questionnaire responses are less than 100. N/A is shown where the base number of responses is less than 10 during the period. % is calculated as Quantity/Base number*100

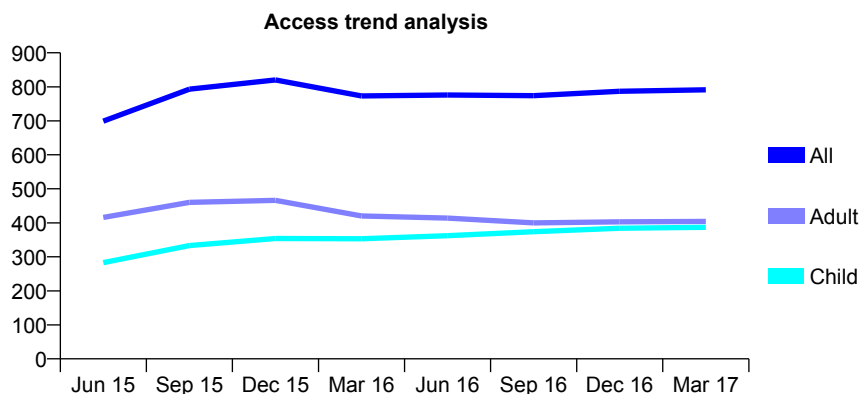
Q62 - Vital Signs At a Glance Contract Report for 154881/0001 - March 2017

Name or company name	Noorani & Shahid
Contract type name	GDS Contract
Purpose of contract	General
Contract start date	01/08/2009
Contract end date	

16/17 Contracted general activity (UDA)	1,300
Carry forward general activity (UDA)	-26
16/17 Contracted orthodontic activity (UOA)	0
Carry forward orthodontic activity (UOA)	0
Baseline contract value	£37,528.76

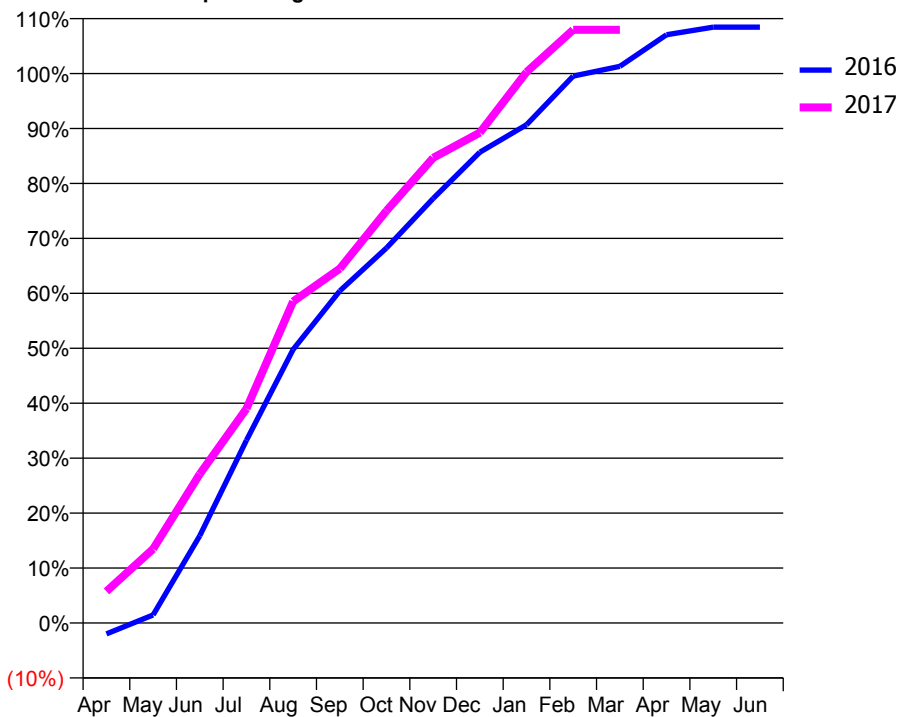
ACCESS*

Patients seen in 24 months	Total	Change since previous quarter
Quarter ending March 2016	773	
Quarter ending June 2016	776	→
Quarter ending September 2016	774	→
Quarter ending December 2016	787	→
Quarter ending March 2017	791	→
Variance since March 2016	2.3%	↑



ACTIVITY

Cumulative percentage of contracted UDA delivered 2016 & 2017



Month	Adjusted Scheduled Activity (UDA)	
	2016	2017
April	-26	75
May	19	175
June	207	352
July	432	507
August	647	761
September	786	838
October	887	975
November	1,004	1,101
December	1,114	1,160
January	1,179	1,303
February	1,294	1,403
March	1,317	1,403
April	1,392	
May	1,410	
June	1,410	

QUALITY

	Quantity	Base Number	Contract	AT	Region	England
% of FP17s for the same patient ID Re-attending within 3 months - Children	55	509	10.8%	10.0%	11.8%	12.3%
% of FP17s for the same patient ID Re-attending within 3 months - Adults	64	418	15.3%	16.1%	17.1%	16.7%
% of FP17s for the same patient ID Re-attending between 3 & 9 months - Children	266	509	52.3%	46.2%	46.5%	57.6%
% of FP17s for the same patient ID Re-attending between 3 & 9 months - Adults	121	418	28.9%	37.0%	37.6%	50.1%
% of FP17s for Band 1 Urgent Courses	87	860	10.1%	11.0%	10.7%	9.1%
% of FP17s Relating to Free Repair or Replacements	0	860	0.0%	0.6%	0.6%	0.8%
% of FP17s Relating to Continuations	24	860	2.8%	0.7%	0.9%	1.2%
% of Patients satisfied with the dentistry they have received	0	0	N/A	91.3%	90.4%	92.8%
% of Patients satisfied with the time they had to wait for an appointment	0	0	N/A	84.0%	83.7%	88.7%

* This is based on patients treated on this contract for their most recent course of treatment. Figures in italics indicate the base number of FP17s or Patient Questionnaire responses are less than 100. N/A is shown where the base number of responses is less than 10 during the period. % is calculated as Quantity/Base number*100

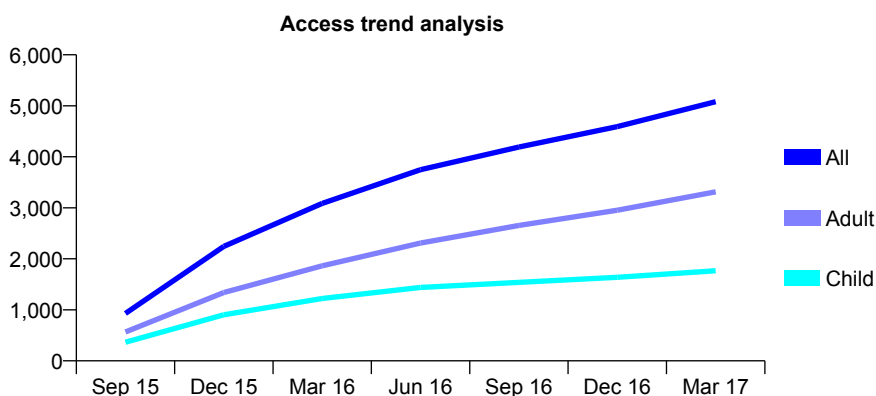
Q62 - Vital Signs At a Glance Contract Report for 155217/0001 - March 2017

Name or company name	Mr P. S. Sanehi & Mr A. K. Mirza
Contract type name	GDS Contract
Purpose of contract	General
Contract start date	01/04/2015
Contract end date	

16/17 Contracted general activity (UDA)	19,605
Carry forward general activity (UDA)	197
16/17 Contracted orthodontic activity (UOA)	0
Carry forward orthodontic activity (UOA)	0
Baseline contract value	£634,380.94

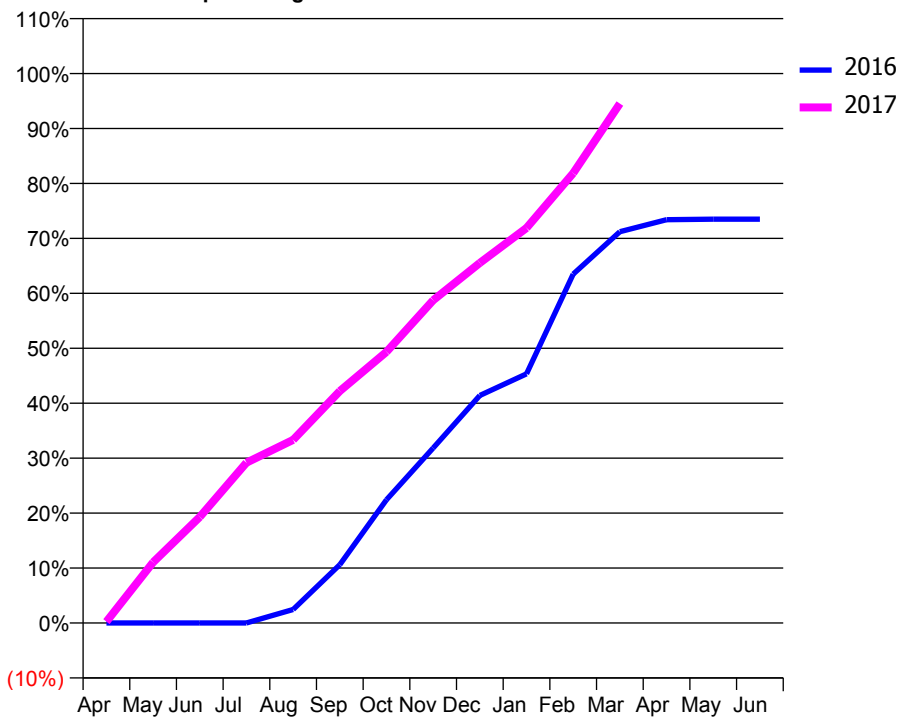
ACCESS*

Patients seen in 24 months	Total	Change since previous quarter
Quarter ending March 2016	3,085	
Quarter ending June 2016	3,749	↑
Quarter ending September 2016	4,193	↑
Quarter ending December 2016	4,591	↑
Quarter ending March 2017	5,082	↑
Variance since March 2016	64.7%	↑



ACTIVITY

Cumulative percentage of contracted UDA delivered 2016 & 2017



Month	Adjusted Scheduled Activity (UDA)	
	2016	2017
April	0	49
May	0	2,168
June	0	3,784
July	0	5,720
August	481	6,534
September	2,082	8,278
October	4,401	9,673
November	6,244	11,516
December	8,119	12,850
January	8,890	14,096
February	12,449	16,048
March	13,959	18,534
April	14,387	
May	14,407	
June	14,407	

QUALITY

	Quantity	Base Number	Contract	AT	Region	England
% of FP17s for the same patient ID Re-attending within 3 months - Children	197	2,351	8.4%	10.0%	11.8%	12.3%
% of FP17s for the same patient ID Re-attending within 3 months - Adults	587	3,679	16.0%	16.1%	17.1%	16.7%
% of FP17s for the same patient ID Re-attending between 3 & 9 months - Children	1,128	2,351	48.0%	46.2%	46.5%	57.6%
% of FP17s for the same patient ID Re-attending between 3 & 9 months - Adults	1,073	3,679	29.2%	37.0%	37.6%	50.1%
% of FP17s for Band 1 Urgent Courses	1,057	5,870	18.0%	11.0%	10.7%	9.1%
% of FP17s Relating to Free Repair or Replacements	1	5,870	0.0%	0.6%	0.6%	0.8%
% of FP17s Relating to Continuations	1	5,870	0.0%	0.7%	0.9%	1.2%
% of Patients satisfied with the dentistry they have received	5	5	N/A	91.3%	90.4%	92.8%
% of Patients satisfied with the time they had to wait for an appointment	4	5	N/A	84.0%	83.7%	88.7%

* This is based on patients treated on this contract for their most recent course of treatment. Figures in italics indicate the base number of FP17s or Patient Questionnaire responses are less than 100. N/A is shown where the base number of responses is less than 10 during the period. % is calculated as Quantity/Base number*100

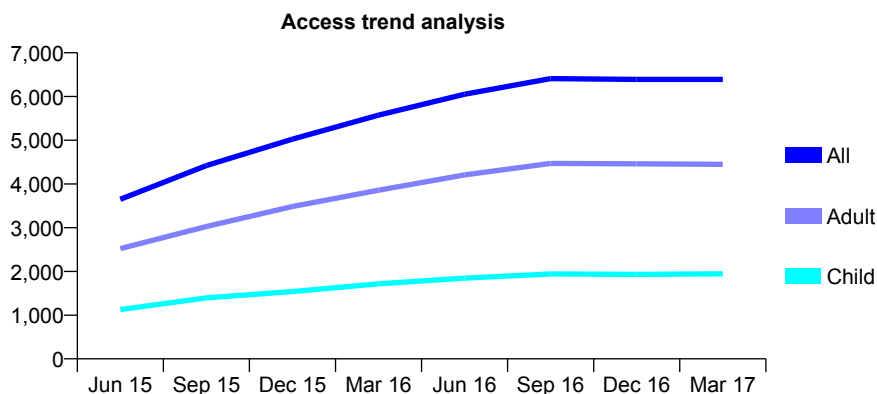
Q62 - Vital Signs At a Glance Contract Report for 157309/0001 - March 2017

Name or company name	Ms Urvi Shah and Ms Jilna Shah
Contract type name	GDS Contract
Purpose of contract	General
Contract start date	01/10/2014
Contract end date	

16/17 Contracted general activity (UDA)	17,729
Carry forward general activity (UDA)	376
16/17 Contracted orthodontic activity (UOA)	0
Carry forward orthodontic activity (UOA)	0
Baseline contract value	£436,673.27

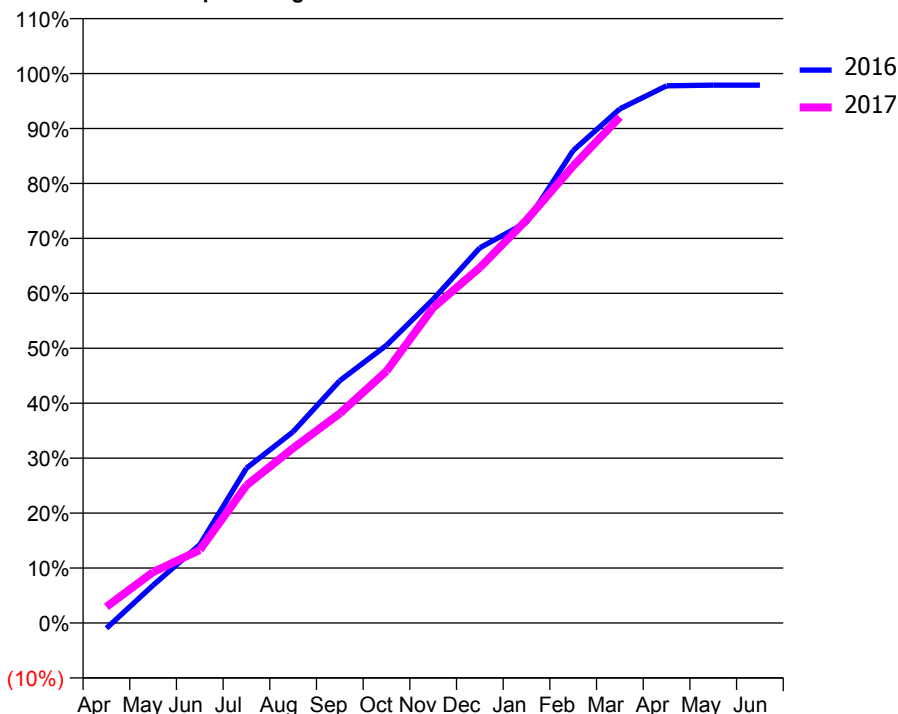
ACCESS*

Patients seen in 24 months	Total	Change since previous quarter
Quarter ending March 2016	5,575	
Quarter ending June 2016	6,054	↑
Quarter ending September 2016	6,411	↑
Quarter ending December 2016	6,393	→
Quarter ending March 2017	6,392	→
Variance since March 2016	14.7%	↑



ACTIVITY

Cumulative percentage of contracted UDA delivered 2016 & 2017



Month	Adjusted Scheduled Activity (UDA)	
	2016	2017
April	-174	523
May	1,220	1,647
June	2,526	2,355
July	4,997	4,441
August	6,170	5,642
September	7,820	6,762
October	8,961	8,124
November	10,443	10,173
December	12,103	11,470
January	12,924	13,002
February	15,245	14,748
March	16,586	16,325
April	17,331	
May	17,351	
June	17,353	

QUALITY

	Quantity	Base Number	Contract	AT	Region	England
% of FP17s for the same patient ID Re-attending within 3 months - Children	311	2,714	11.5%	10.0%	11.8%	12.3%
% of FP17s for the same patient ID Re-attending within 3 months - Adults	1,133	5,347	21.2%	16.1%	17.1%	16.7%
% of FP17s for the same patient ID Re-attending between 3 & 9 months - Children	1,127	2,714	41.5%	46.2%	46.5%	57.6%
% of FP17s for the same patient ID Re-attending between 3 & 9 months - Adults	1,792	5,347	33.5%	37.0%	37.6%	50.1%
% of FP17s for Band 1 Urgent Courses	1,247	7,136	17.5%	11.0%	10.7%	9.1%
% of FP17s Relating to Free Repair or Replacements	72	7,136	1.0%	0.6%	0.6%	0.8%
% of FP17s Relating to Continuations	75	7,136	1.1%	0.7%	0.9%	1.2%
% of Patients satisfied with the dentistry they have received	6	7	N/A	91.3%	90.4%	92.8%
% of Patients satisfied with the time they had to wait for an appointment	7	7	N/A	84.0%	83.7%	88.7%

* This is based on patients treated on this contract for their most recent course of treatment. Figures in italics indicate the base number of FP17s or Patient Questionnaire responses are less than 100. N/A is shown where the base number of responses is less than 10 during the period. % is calculated as Quantity/Base number*100

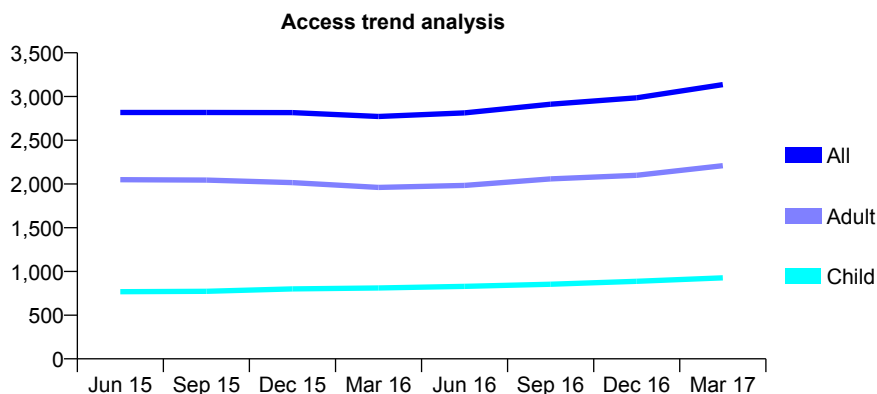
Q62 - Vital Signs At a Glance Contract Report for 157414/0001 - March 2017

Name or company name	H Patel
Contract type name	GDS Contract
Purpose of contract	General
Contract start date	01/03/2012
Contract end date	

16/17 Contracted general activity (UDA)	6,000
Carry forward general activity (UDA)	105
16/17 Contracted orthodontic activity (UOA)	0
Carry forward orthodontic activity (UOA)	0
Baseline contract value	£137,832.60

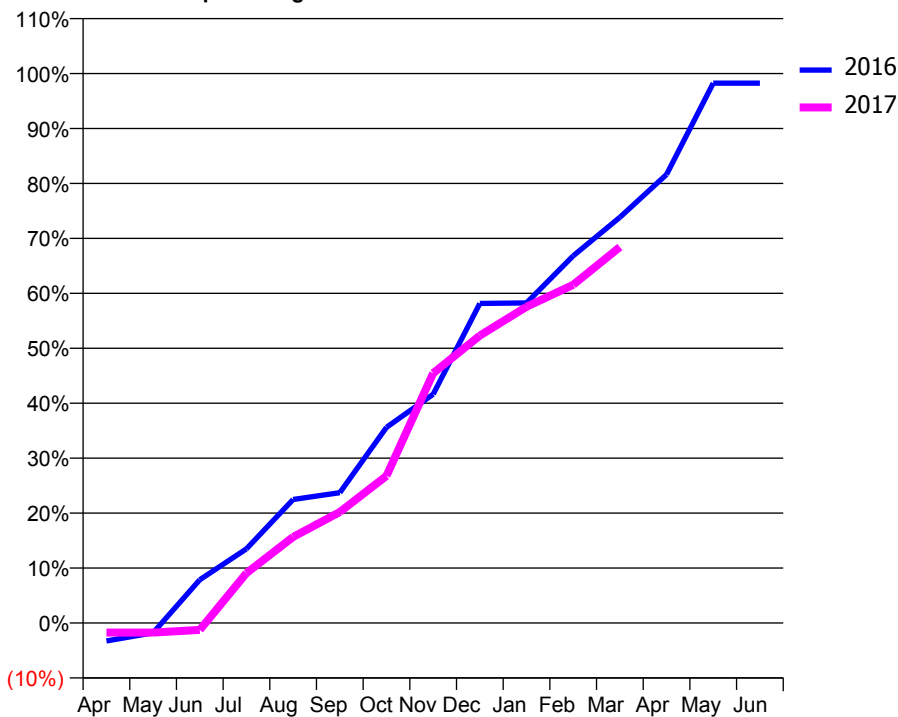
ACCESS*

Patients seen in 24 months	Total	Change since previous quarter
Quarter ending March 2016	2,772	
Quarter ending June 2016	2,813	→
Quarter ending September 2016	2,912	↑
Quarter ending December 2016	2,986	↑
Quarter ending March 2017	3,136	↑
Variance since March 2016	13.1%	↑



ACTIVITY

Cumulative percentage of contracted UDA delivered 2016 & 2017



Month	Adjusted Scheduled Activity (UDA)	
	2016	2017
April	-198	-105
May	-109	-105
June	472	-77
July	810	546
August	1,349	940
September	1,423	1,212
October	2,136	1,607
November	2,497	2,728
December	3,490	3,139
January	3,495	3,453
February	4,009	3,694
March	4,429	4,105
April	4,897	
May	5,895	
June	5,895	

QUALITY

	Quantity	Base Number	Contract	AT	Region	England
% of FP17s for the same patient ID Re-attending within 3 months - Children	44	1,120	3.9%	10.0%	11.8%	12.3%
% of FP17s for the same patient ID Re-attending within 3 months - Adults	103	2,047	5.0%	16.1%	17.1%	16.7%
% of FP17s for the same patient ID Re-attending between 3 & 9 months - Children	543	1,120	48.5%	46.2%	46.5%	57.6%
% of FP17s for the same patient ID Re-attending between 3 & 9 months - Adults	679	2,047	33.2%	37.0%	37.6%	50.1%
% of FP17s for Band 1 Urgent Courses	53	2,230	2.4%	11.0%	10.7%	9.1%
% of FP17s Relating to Free Repair or Replacements	2	2,230	0.1%	0.6%	0.6%	0.8%
% of FP17s Relating to Continuations	7	2,230	0.3%	0.7%	0.9%	1.2%
% of Patients satisfied with the dentistry they have received	2	2	N/A	91.3%	90.4%	92.8%
% of Patients satisfied with the time they had to wait for an appointment	2	2	N/A	84.0%	83.7%	88.7%

* This is based on patients treated on this contract for their most recent course of treatment. Figures in italics indicate the base number of FP17s or Patient Questionnaire responses are less than 100. N/A is shown where the base number of responses is less than 10 during the period. % is calculated as Quantity/Base number*100

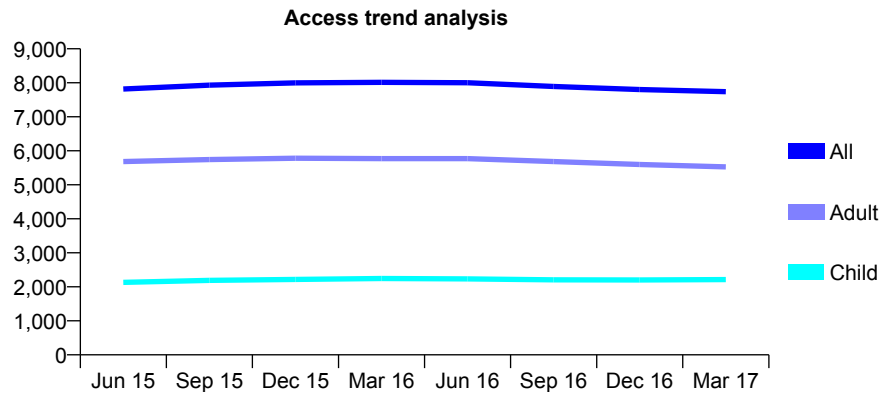
Q62 - Vital Signs At a Glance Contract Report for 158844/0001 - March 2017

Name or company name	Dr. Y. Nanavati & Dr. T. Mirza
Contract type name	GDS Contract
Purpose of contract	General
Contract start date	01/10/2012
Contract end date	

16/17 Contracted general activity (UDA)	24,603
Carry forward general activity (UDA)	-44
16/17 Contracted orthodontic activity (UOA)	0
Carry forward orthodontic activity (UOA)	0
Baseline contract value	£641,296.77

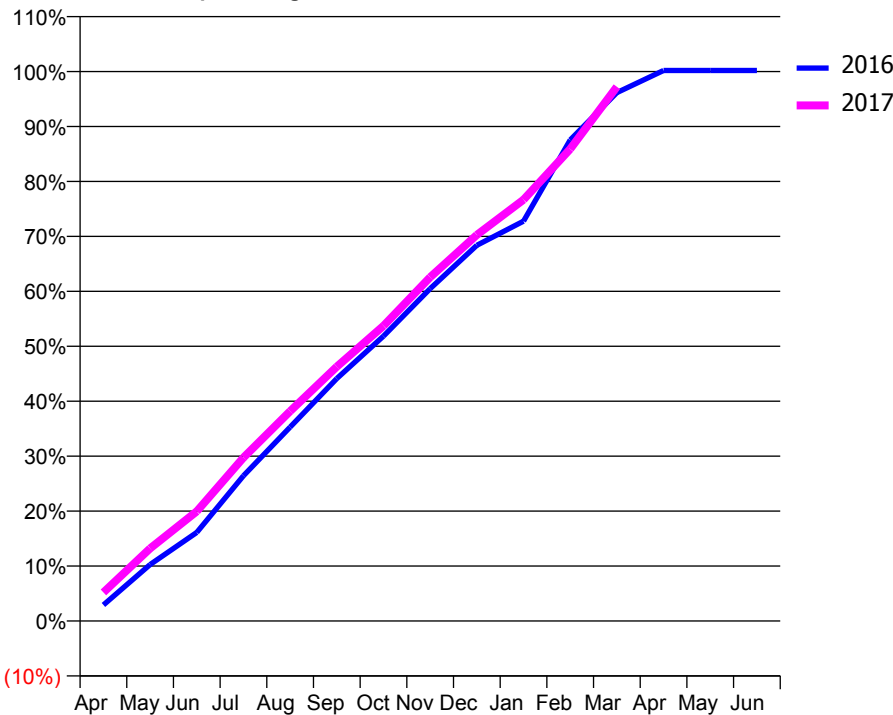
ACCESS*

Patients seen in 24 months	Total	Change since previous quarter
Quarter ending March 2016	8,015	
Quarter ending June 2016	8,003	→
Quarter ending September 2016	7,892	↓
Quarter ending December 2016	7,800	↓
Quarter ending March 2017	7,739	→
Variance since March 2016	(3.4%)	↓



ACTIVITY

Cumulative percentage of contracted UDA delivered 2016 & 2017



Month	Adjusted Scheduled Activity (UDA)	
	2016	2017
April	722	1,280
May	2,529	3,251
June	3,969	4,912
July	6,504	7,314
August	8,684	9,394
September	10,858	11,390
October	12,756	13,215
November	14,881	15,395
December	16,820	17,290
January	17,900	18,865
February	21,536	21,132
March	23,655	23,922
April	24,647	
May	24,647	
June	24,647	

QUALITY

	Quantity	Base Number	Contract	AT	Region	England
% of FP17s for the same patient ID Re-attending within 3 months - Children	186	2,967	6.3%	10.0%	11.8%	12.3%
% of FP17s for the same patient ID Re-attending within 3 months - Adults	874	6,461	13.5%	16.1%	17.1%	16.7%
% of FP17s for the same patient ID Re-attending between 3 & 9 months - Children	1,448	2,967	48.8%	46.2%	46.5%	57.6%
% of FP17s for the same patient ID Re-attending between 3 & 9 months - Adults	2,769	6,461	42.9%	37.0%	37.6%	50.1%
% of FP17s for Band 1 Urgent Courses	665	9,105	7.3%	11.0%	10.7%	9.1%
% of FP17s Relating to Free Repair or Replacements	78	9,105	0.9%	0.6%	0.6%	0.8%
% of FP17s Relating to Continuations	48	9,105	0.5%	0.7%	0.9%	1.2%
% of Patients satisfied with the dentistry they have received	7	7	N/A	91.3%	90.4%	92.8%
% of Patients satisfied with the time they had to wait for an appointment	6	7	N/A	84.0%	83.7%	88.7%

* This is based on patients treated on this contract for their most recent course of treatment. Figures in italics indicate the base number of FP17s or Patient Questionnaire responses are less than 100. N/A is shown where the base number of responses is less than 10 during the period. % is calculated as Quantity/Base number*100

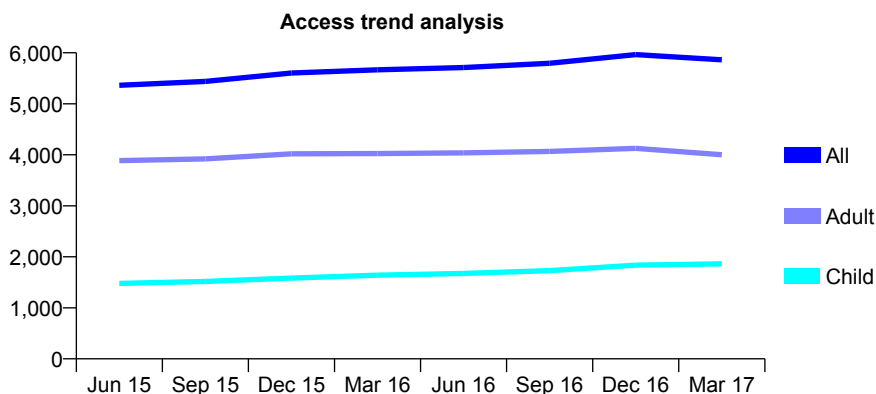
Q62 - Vital Signs At a Glance Contract Report for 159042/0001 - March 2017

Name or company name	Surgery@102 Limited
Contract type name	GDS Contract
Purpose of contract	General
Contract start date	01/01/2011
Contract end date	

16/17 Contracted general activity (UDA)	13,347
Carry forward general activity (UDA)	454
16/17 Contracted orthodontic activity (UOA)	0
Carry forward orthodontic activity (UOA)	0
Baseline contract value	£350,815.39

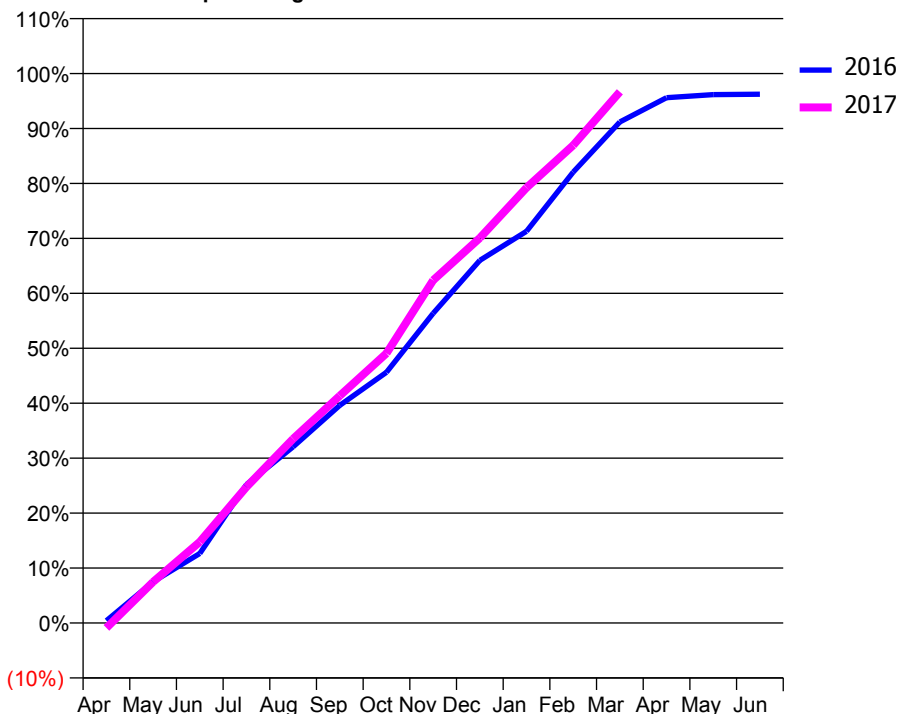
ACCESS*

Patients seen in 24 months	Total	Change since previous quarter
Quarter ending March 2016	5,666	
Quarter ending June 2016	5,712	→
Quarter ending September 2016	5,796	→
Quarter ending December 2016	5,965	↑
Quarter ending March 2017	5,862	↓
Variance since March 2016	3.5%	↑



ACTIVITY

Cumulative percentage of contracted UDA delivered 2016 & 2017



Adjusted Scheduled Activity (UDA)

Month	2016	2017
April	57	-121
May	1,002	1,000
June	1,690	1,971
July	3,365	3,307
August	4,281	4,473
September	5,288	5,521
October	6,090	6,549
November	7,523	8,325
December	8,808	9,352
January	9,514	10,574
February	10,951	11,604
March	12,171	12,903
April	12,760	
May	12,835	
June	12,844	

QUALITY

	Quantity	Base Number	Contract	AT	Region	England
% of FP17s for the same patient ID Re-attending within 3 months - Children	223	2,483	9.0%	10.0%	11.8%	12.3%
% of FP17s for the same patient ID Re-attending within 3 months - Adults	869	3,990	21.8%	16.1%	17.1%	16.7%
% of FP17s for the same patient ID Re-attending between 3 & 9 months - Children	1,072	2,483	43.2%	46.2%	46.5%	57.6%
% of FP17s for the same patient ID Re-attending between 3 & 9 months - Adults	1,030	3,990	25.8%	37.0%	37.6%	50.1%
% of FP17s for Band 1 Urgent Courses	856	5,290	16.2%	11.0%	10.7%	9.1%
% of FP17s Relating to Free Repair or Replacements	32	5,290	0.6%	0.6%	0.6%	0.8%
% of FP17s Relating to Continuations	45	5,290	0.9%	0.7%	0.9%	1.2%
% of Patients satisfied with the dentistry they have received	3	5	N/A	91.3%	90.4%	92.8%
% of Patients satisfied with the time they had to wait for an appointment	3	5	N/A	84.0%	83.7%	88.7%

* This is based on patients treated on this contract for their most recent course of treatment. Figures in italics indicate the base number of FP17s or Patient Questionnaire responses are less than 100. N/A is shown where the base number of responses is less than 10 during the period. % is calculated as Quantity/Base number*100

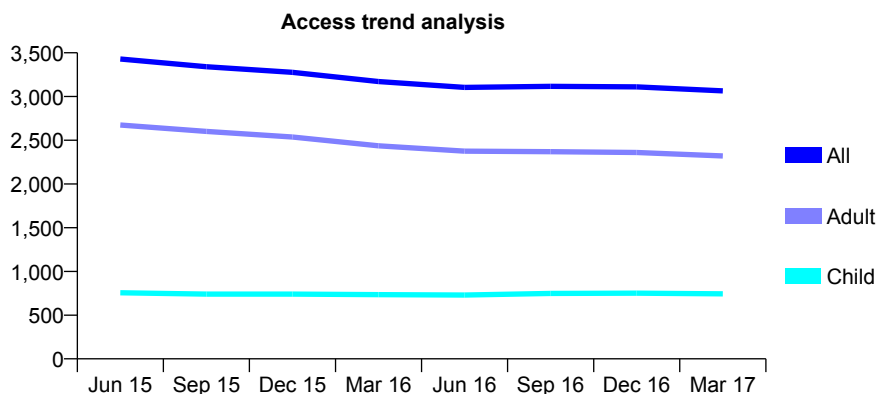
Q62 - Vital Signs At a Glance Contract Report for 159271/0001 - March 2017

Name or company name	Dr. K. Patel
Contract type name	GDS Contract
Purpose of contract	General
Contract start date	01/11/2012
Contract end date	

16/17 Contracted general activity (UDA)	7,685
Carry forward general activity (UDA)	-126
16/17 Contracted orthodontic activity (UOA)	0
Carry forward orthodontic activity (UOA)	0
Baseline contract value	£218,562.21

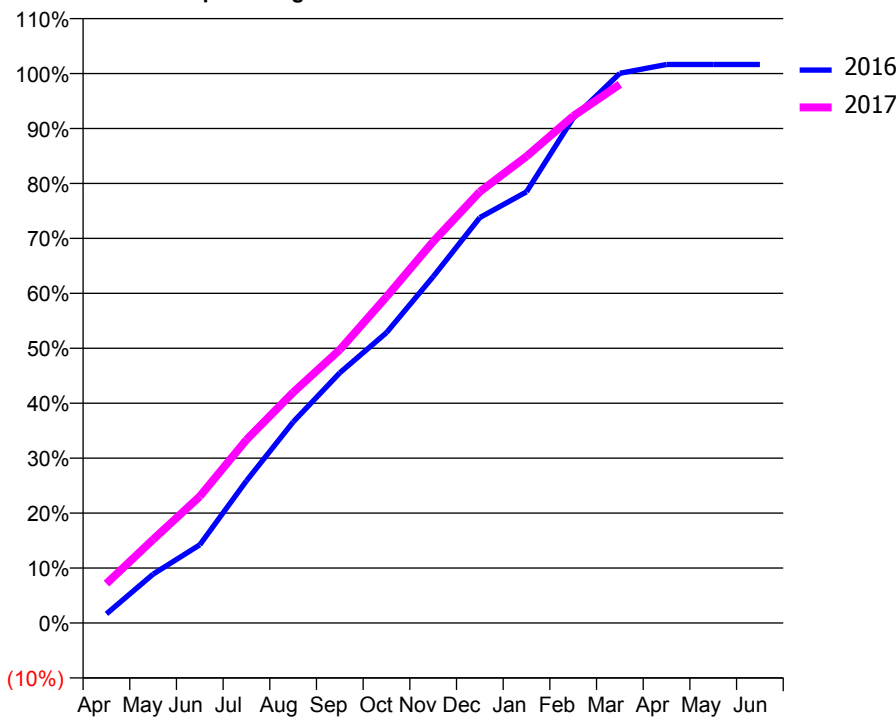
ACCESS*

Patients seen in 24 months	Total	Change since previous quarter
Quarter ending March 2016	3,172	
Quarter ending June 2016	3,104	↓
Quarter ending September 2016	3,117	→
Quarter ending December 2016	3,111	→
Quarter ending March 2017	3,064	↓
Variance since March 2016	(3.4%)	↓



ACTIVITY

Cumulative percentage of contracted UDA delivered 2016 & 2017



Month	Adjusted Scheduled Activity (UDA)	
	2016	2017
April	128	550
May	683	1,169
June	1,094	1,770
July	1,989	2,563
August	2,811	3,225
September	3,499	3,822
October	4,060	4,563
November	4,844	5,335
December	5,671	6,031
January	6,031	6,526
February	7,061	7,090
March	7,689	7,534
April	7,811	
May	7,811	
June	7,811	

QUALITY

	Quantity	Base Number	Contract	AT	Region	England
% of FP17s for the same patient ID Re-attending within 3 months - Children	55	923	6.0%	10.0%	11.8%	12.3%
% of FP17s for the same patient ID Re-attending within 3 months - Adults	444	2,767	16.0%	16.1%	17.1%	16.7%
% of FP17s for the same patient ID Re-attending between 3 & 9 months - Children	424	923	45.9%	46.2%	46.5%	57.6%
% of FP17s for the same patient ID Re-attending between 3 & 9 months - Adults	1,255	2,767	45.4%	37.0%	37.6%	50.1%
% of FP17s for Band 1 Urgent Courses	340	3,609	9.4%	11.0%	10.7%	9.1%
% of FP17s Relating to Free Repair or Replacements	16	3,609	0.4%	0.6%	0.6%	0.8%
% of FP17s Relating to Continuations	71	3,609	2.0%	0.7%	0.9%	1.2%
% of Patients satisfied with the dentistry they have received	4	4	N/A	91.3%	90.4%	92.8%
% of Patients satisfied with the time they had to wait for an appointment	4	4	N/A	84.0%	83.7%	88.7%

* This is based on patients treated on this contract for their most recent course of treatment. Figures in italics indicate the base number of FP17s or Patient Questionnaire responses are less than 100. N/A is shown where the base number of responses is less than 10 during the period. % is calculated as Quantity/Base number*100

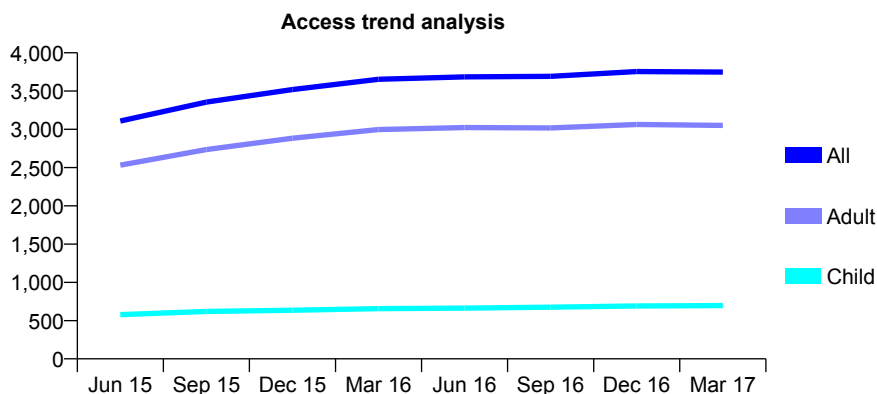
Q62 - Vital Signs At a Glance Contract Report for 159328/0001 - March 2017

Name or company name	Bhuva Dental Surgery - Pinner
Contract type name	GDS Contract
Purpose of contract	General
Contract start date	01/04/2014
Contract end date	

16/17 Contracted general activity (UDA)	7,956
Carry forward general activity (UDA)	-28
16/17 Contracted orthodontic activity (UOA)	0
Carry forward orthodontic activity (UOA)	0
Baseline contract value	£217,737.81

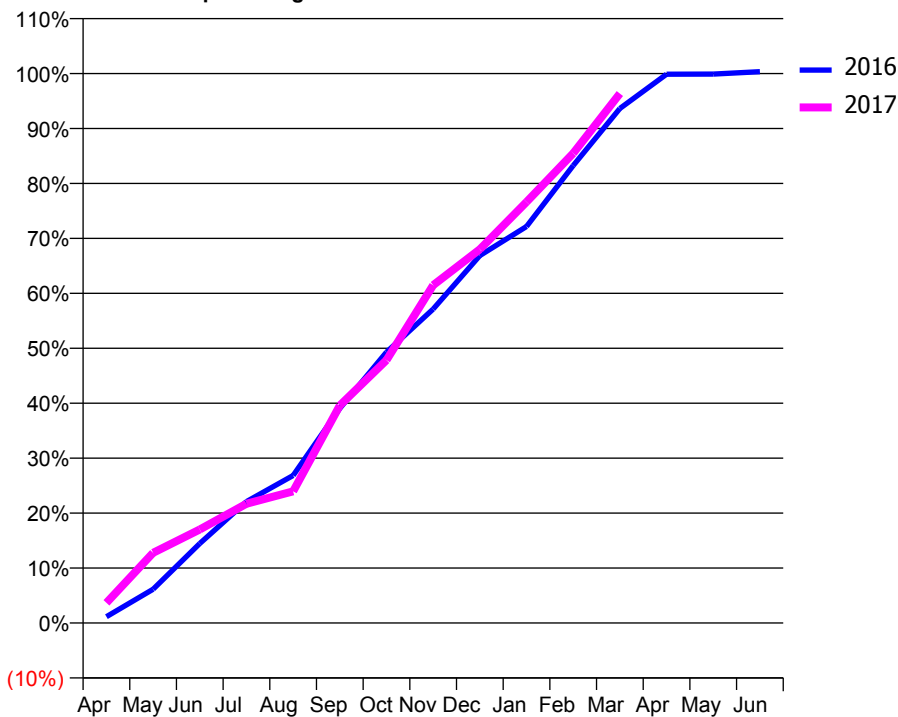
ACCESS*

Patients seen in 24 months	Total	Change since previous quarter
Quarter ending March 2016	3,654	
Quarter ending June 2016	3,686	→
Quarter ending September 2016	3,692	→
Quarter ending December 2016	3,755	→
Quarter ending March 2017	3,748	→
Variance since March 2016	2.6%	↑



ACTIVITY

Cumulative percentage of contracted UDA delivered 2016 & 2017



Month	Adjusted Scheduled Activity (UDA)	
	2016	2017
April	91	292
May	489	1,016
June	1,151	1,355
July	1,758	1,728
August	2,136	1,907
September	3,108	3,150
October	3,922	3,807
November	4,547	4,892
December	5,320	5,412
January	5,742	6,096
February	6,622	6,801
March	7,449	7,666
April	7,945	
May	7,947	
June	7,983	

QUALITY

	Quantity	Base Number	Contract	AT	Region	England
% of FP17s for the same patient ID Re-attending within 3 months - Children	38	973	3.9%	10.0%	11.8%	12.3%
% of FP17s for the same patient ID Re-attending within 3 months - Adults	233	3,821	6.1%	16.1%	17.1%	16.7%
% of FP17s for the same patient ID Re-attending between 3 & 9 months - Children	524	973	53.9%	46.2%	46.5%	57.6%
% of FP17s for the same patient ID Re-attending between 3 & 9 months - Adults	2,157	3,821	56.5%	37.0%	37.6%	50.1%
% of FP17s for Band 1 Urgent Courses	174	4,484	3.9%	11.0%	10.7%	9.1%
% of FP17s Relating to Free Repair or Replacements	2	4,484	0.0%	0.6%	0.6%	0.8%
% of FP17s Relating to Continuations	1	4,484	0.0%	0.7%	0.9%	1.2%
% of Patients satisfied with the dentistry they have received	4	4	N/A	91.3%	90.4%	92.8%
% of Patients satisfied with the time they had to wait for an appointment	4	4	N/A	84.0%	83.7%	88.7%

* This is based on patients treated on this contract for their most recent course of treatment. Figures in italics indicate the base number of FP17s or Patient Questionnaire responses are less than 100. N/A is shown where the base number of responses is less than 10 during the period. % is calculated as Quantity/Base number*100

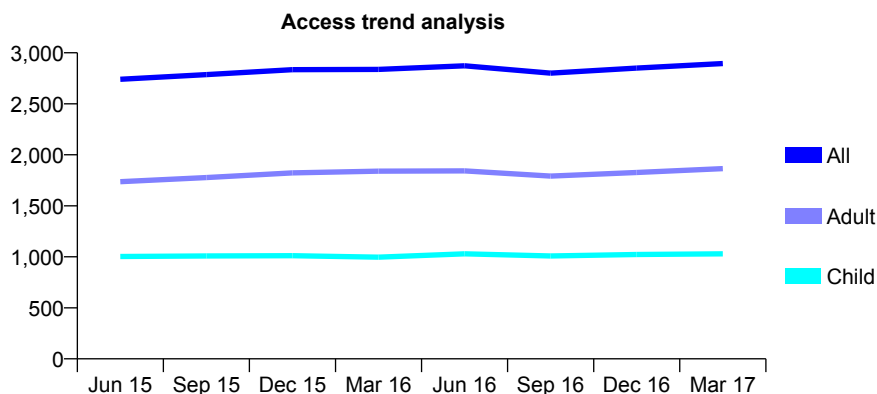
Q62 - Vital Signs At a Glance Contract Report for 160210/0001 - March 2017

Name or company name	Dr. H. Shakir & Dr. M. Eyrumlu
Contract type name	GDS Contract
Purpose of contract	General
Contract start date	01/11/2012
Contract end date	

16/17 Contracted general activity (UDA)	9,436
Carry forward general activity (UDA)	370
16/17 Contracted orthodontic activity (UOA)	0
Carry forward orthodontic activity (UOA)	0
Baseline contract value	£381,122.47

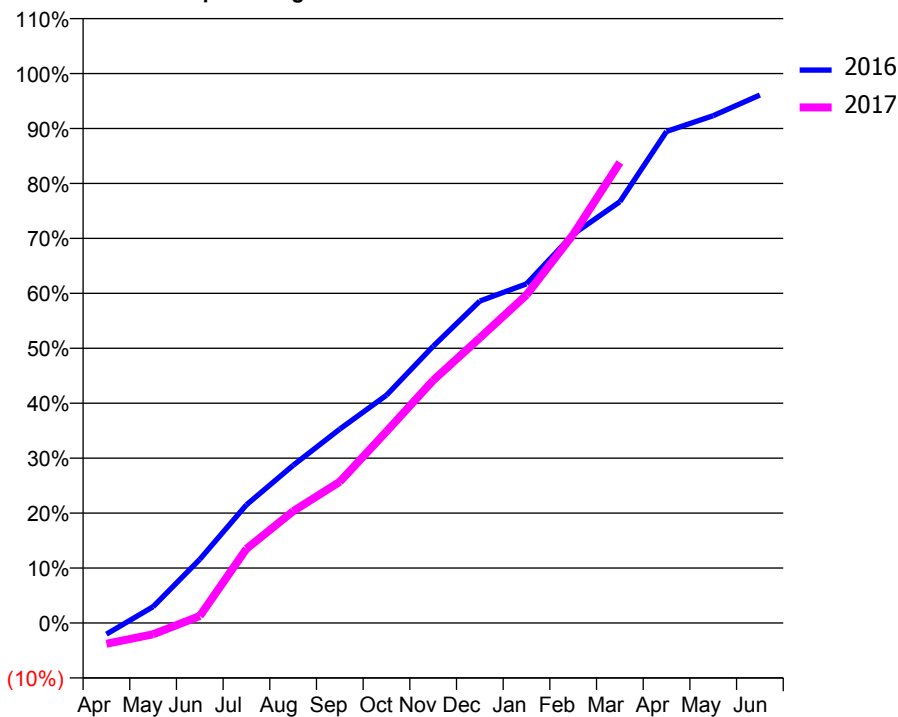
ACCESS*

Patients seen in 24 months	Total	Change since previous quarter
Quarter ending March 2016	2,837	
Quarter ending June 2016	2,872	→
Quarter ending September 2016	2,800	↓
Quarter ending December 2016	2,850	→
Quarter ending March 2017	2,895	→
Variance since March 2016	2.0%	↑



ACTIVITY

Cumulative percentage of contracted UDA delivered 2016 & 2017



Adjusted Scheduled Activity (UDA)

Month	2016	2017
April	-194	-358
May	281	-197
June	1,094	120
July	2,029	1,274
August	2,708	1,921
September	3,330	2,425
October	3,912	3,290
November	4,753	4,167
December	5,528	4,896
January	5,825	5,635
February	6,676	6,671
March	7,234	7,907
April	8,441	
May	8,711	
June	9,066	

QUALITY

	Quantity	Base Number	Contract	AT	Region	England
% of FP17s for the same patient ID Re-attending within 3 months - Children	114	1,400	8.1%	10.0%	11.8%	12.3%
% of FP17s for the same patient ID Re-attending within 3 months - Adults	308	2,041	15.1%	16.1%	17.1%	16.7%
% of FP17s for the same patient ID Re-attending between 3 & 9 months - Children	586	1,400	41.9%	46.2%	46.5%	57.6%
% of FP17s for the same patient ID Re-attending between 3 & 9 months - Adults	568	2,041	27.8%	37.0%	37.6%	50.1%
% of FP17s for Band 1 Urgent Courses	351	2,810	12.5%	11.0%	10.7%	9.1%
% of FP17s Relating to Free Repair or Replacements	8	2,810	0.3%	0.6%	0.6%	0.8%
% of FP17s Relating to Continuations	26	2,810	0.9%	0.7%	0.9%	1.2%
% of Patients satisfied with the dentistry they have received	0	0	N/A	91.3%	90.4%	92.8%
% of Patients satisfied with the time they had to wait for an appointment	0	0	N/A	84.0%	83.7%	88.7%

* This is based on patients treated on this contract for their most recent course of treatment. Figures in italics indicate the base number of FP17s or Patient Questionnaire responses are less than 100. N/A is shown where the base number of responses is less than 10 during the period. % is calculated as Quantity/Base number*100

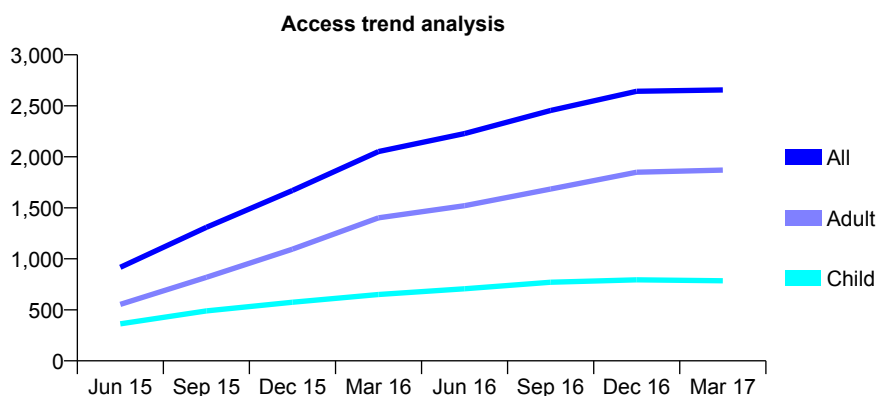
Q62 - Vital Signs At a Glance Contract Report for 160423/0001 - March 2017

Name or company name	Mr Neil Paryani & Ms Poonam Paryani
Contract type name	GDS Contract
Purpose of contract	General
Contract start date	01/01/2015
Contract end date	

16/17 Contracted general activity (UDA)	8,179
Carry forward general activity (UDA)	-68
16/17 Contracted orthodontic activity (UOA)	0
Carry forward orthodontic activity (UOA)	0
Baseline contract value	£226,746.99

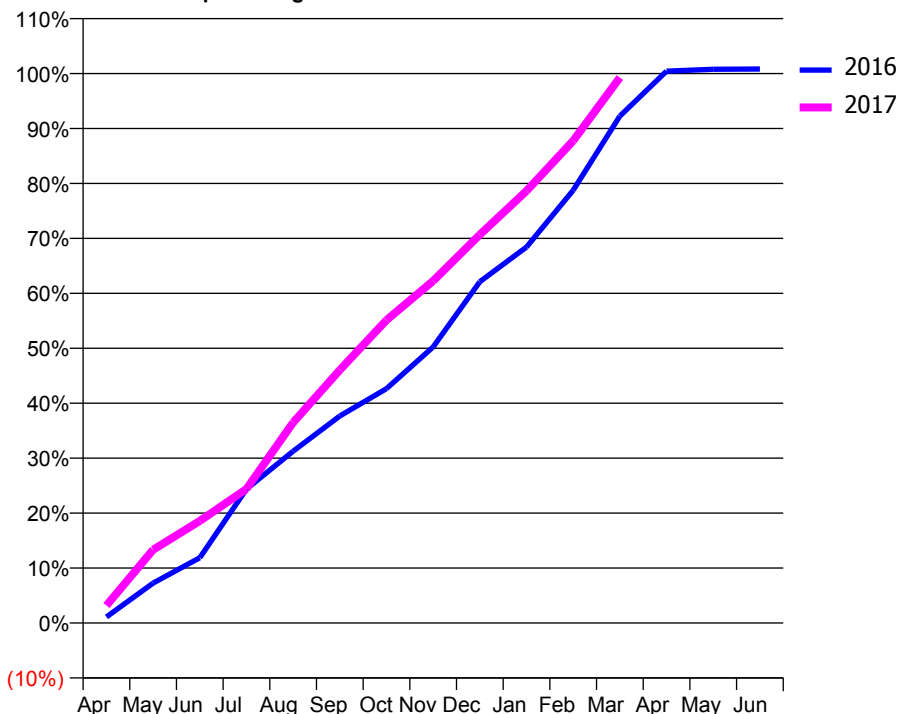
ACCESS*

Patients seen in 24 months	Total	Change since previous quarter
Quarter ending March 2016	2,052	
Quarter ending June 2016	2,228	↑
Quarter ending September 2016	2,454	↑
Quarter ending December 2016	2,643	↑
Quarter ending March 2017	2,655	→
Variance since March 2016	29.4%	↑



ACTIVITY

Cumulative percentage of contracted UDA delivered 2016 & 2017



Month	Adjusted Scheduled Activity (UDA)	
	2016	2017
April	91	261
May	595	1,091
June	971	1,519
July	1,993	1,995
August	2,557	2,983
September	3,082	3,767
October	3,489	4,509
November	4,109	5,092
December	5,081	5,780
January	5,596	6,432
February	6,442	7,178
March	7,545	8,119
April	8,214	
May	8,243	
June	8,247	

QUALITY

	Quantity	Base Number	Contract	AT	Region	England
% of FP17s for the same patient ID Re-attending within 3 months - Children	150	1,042	14.4%	10.0%	11.8%	12.3%
% of FP17s for the same patient ID Re-attending within 3 months - Adults	443	1,996	22.2%	16.1%	17.1%	16.7%
% of FP17s for the same patient ID Re-attending between 3 & 9 months - Children	450	1,042	43.2%	46.2%	46.5%	57.6%
% of FP17s for the same patient ID Re-attending between 3 & 9 months - Adults	633	1,996	31.7%	37.0%	37.6%	50.1%
% of FP17s for Band 1 Urgent Courses	374	2,852	13.1%	11.0%	10.7%	9.1%
% of FP17s Relating to Free Repair or Replacements	13	2,852	0.5%	0.6%	0.6%	0.8%
% of FP17s Relating to Continuations	20	2,852	0.7%	0.7%	0.9%	1.2%
% of Patients satisfied with the dentistry they have received	1	1	N/A	91.3%	90.4%	92.8%
% of Patients satisfied with the time they had to wait for an appointment	0	1	N/A	84.0%	83.7%	88.7%

* This is based on patients treated on this contract for their most recent course of treatment. Figures in italics indicate the base number of FP17s or Patient Questionnaire responses are less than 100. N/A is shown where the base number of responses is less than 10 during the period. % is calculated as Quantity/Base number*100

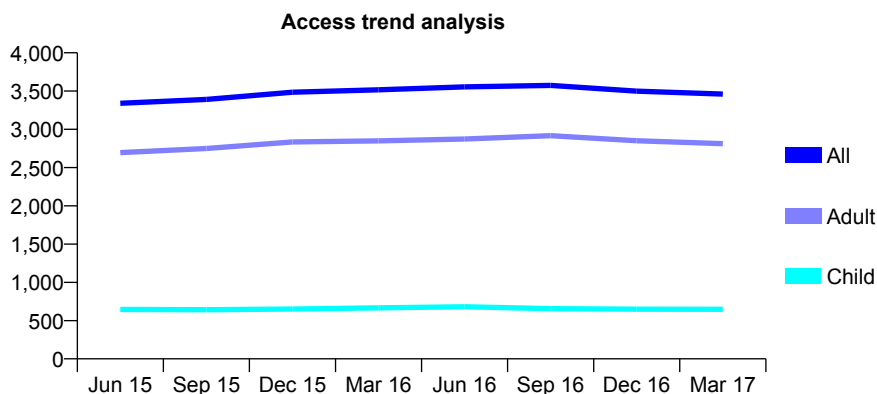
Q62 - Vital Signs At a Glance Contract Report for 161055/0001 - March 2017

Name or company name	Dental Magic (Care) Ltd
Contract type name	PDS Plus Contract
Purpose of contract	General
Contract start date	01/04/2010
Contract end date	31/03/2020

16/17 Contracted general activity (UDA)	14,779
Carry forward general activity (UDA)	580
16/17 Contracted orthodontic activity (UOA)	0
Carry forward orthodontic activity (UOA)	0
Baseline contract value	£382,662.03

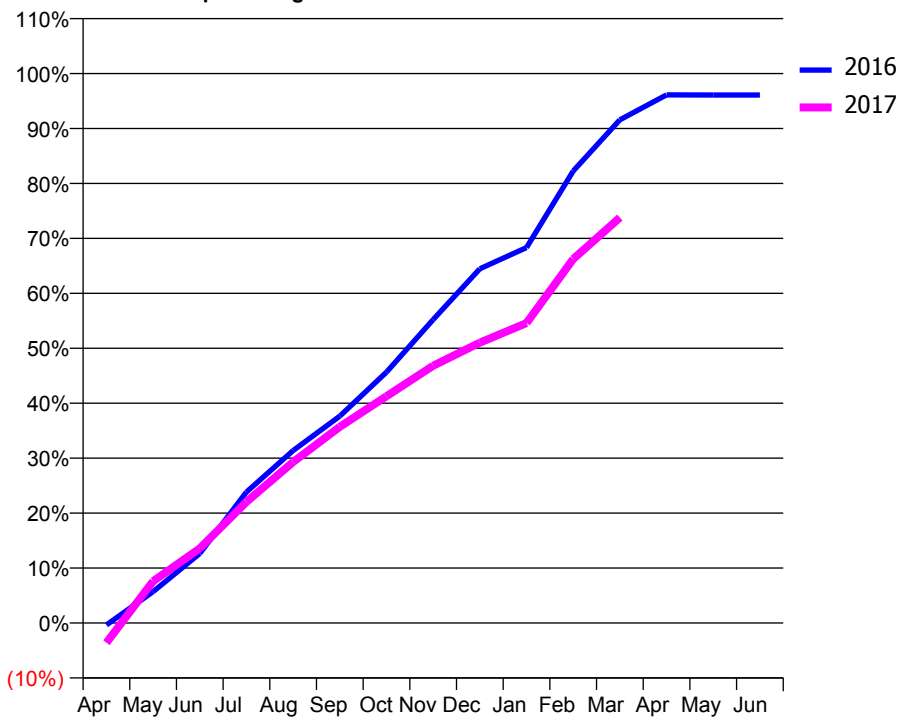
ACCESS*

Patients seen in 24 months	Total	Change since previous quarter
Quarter ending March 2016	3,516	
Quarter ending June 2016	3,555	→
Quarter ending September 2016	3,573	→
Quarter ending December 2016	3,499	↓
Quarter ending March 2017	3,461	↓
Variance since March 2016	(1.6%)	↓



ACTIVITY

Cumulative percentage of contracted UDA delivered 2016 & 2017



Month	Adjusted Scheduled Activity (UDA)	
	2016	2017
April	-56	-532
May	844	1,125
June	1,869	2,005
July	3,524	3,259
August	4,639	4,331
September	5,564	5,277
October	6,749	6,100
November	8,159	6,920
December	9,529	7,541
January	10,098	8,068
February	12,155	9,789
March	13,534	10,903
April	14,203	
May	14,199	
June	14,199	

QUALITY

	Quantity	Base Number	Contract	AT	Region	England
% of FP17s for the same patient ID Re-attending within 3 months - Children	62	801	7.7%	10.0%	11.8%	12.3%
% of FP17s for the same patient ID Re-attending within 3 months - Adults	506	3,179	15.9%	16.1%	17.1%	16.7%
% of FP17s for the same patient ID Re-attending between 3 & 9 months - Children	428	801	53.4%	46.2%	46.5%	57.6%
% of FP17s for the same patient ID Re-attending between 3 & 9 months - Adults	1,412	3,179	44.4%	37.0%	37.6%	50.1%
% of FP17s for Band 1 Urgent Courses	424	3,809	11.1%	11.0%	10.7%	9.1%
% of FP17s Relating to Free Repair or Replacements	37	3,809	1.0%	0.6%	0.6%	0.8%
% of FP17s Relating to Continuations	20	3,809	0.5%	0.7%	0.9%	1.2%
% of Patients satisfied with the dentistry they have received	8	9	N/A	91.3%	90.4%	92.8%
% of Patients satisfied with the time they had to wait for an appointment	8	9	N/A	84.0%	83.7%	88.7%

* This is based on patients treated on this contract for their most recent course of treatment. Figures in italics indicate the base number of FP17s or Patient Questionnaire responses are less than 100. N/A is shown where the base number of responses is less than 10 during the period. % is calculated as Quantity/Base number*100

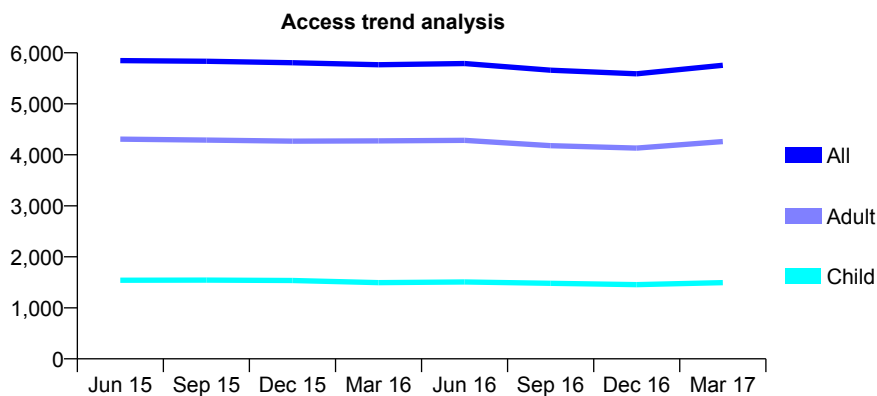
Q62 - Vital Signs At a Glance Contract Report for 164178/0001 - March 2017

Name or company name	Perfect Smile SDS
Contract type name	GDS Contract
Purpose of contract	General
Contract start date	01/01/2012
Contract end date	

16/17 Contracted general activity (UDA)	21,240
Carry forward general activity (UDA)	0
16/17 Contracted orthodontic activity (UOA)	0
Carry forward orthodontic activity (UOA)	0
Baseline contract value	£667,581.80

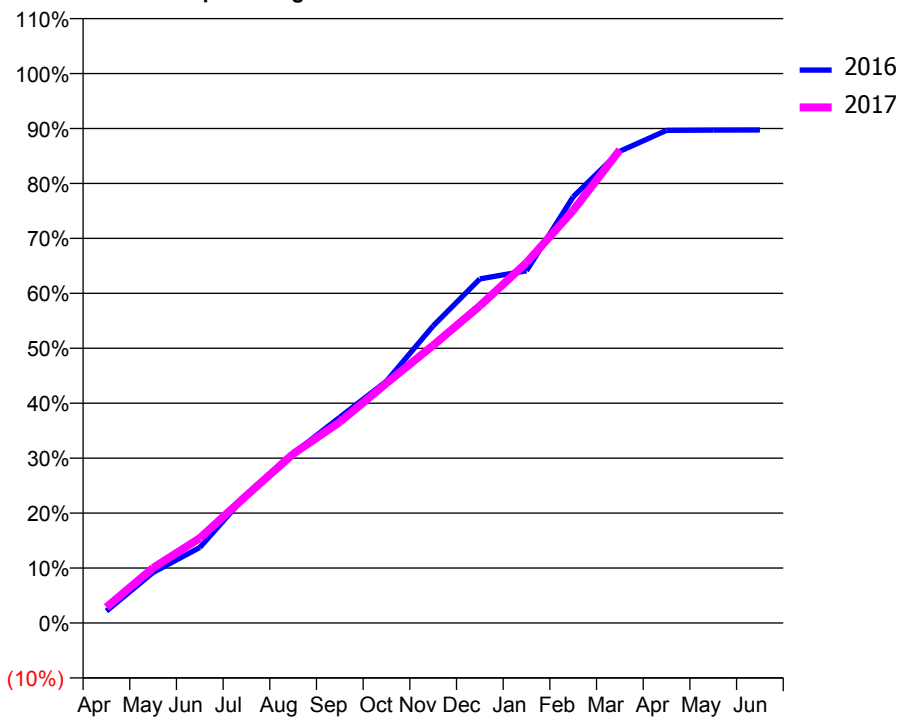
ACCESS*

Patients seen in 24 months	Total	Change since previous quarter
Quarter ending March 2016	5,766	
Quarter ending June 2016	5,789	→
Quarter ending September 2016	5,659	↓
Quarter ending December 2016	5,587	↓
Quarter ending March 2017	5,756	↑
Variance since March 2016	(0.2%)	→



ACTIVITY

Cumulative percentage of contracted UDA delivered 2016 & 2017



Month	Adjusted Scheduled Activity (UDA)	
	2016	2017
April	460	612
May	1,959	2,131
June	2,922	3,281
July	4,958	4,925
August	6,547	6,541
September	7,956	7,768
October	9,347	9,269
November	11,487	10,736
December	13,302	12,260
January	13,617	13,929
February	16,476	15,949
March	18,235	18,290
April	19,040	
May	19,052	
June	19,058	

QUALITY

	Quantity	Base Number	Contract	AT	Region	England
% of FP17s for the same patient ID Re-attending within 3 months - Children	144	1,809	8.0%	10.0%	11.8%	12.3%
% of FP17s for the same patient ID Re-attending within 3 months - Adults	848	4,972	17.1%	16.1%	17.1%	16.7%
% of FP17s for the same patient ID Re-attending between 3 & 9 months - Children	604	1,809	33.4%	46.2%	46.5%	57.6%
% of FP17s for the same patient ID Re-attending between 3 & 9 months - Adults	1,587	4,972	31.9%	37.0%	37.6%	50.1%
% of FP17s for Band 1 Urgent Courses	410	6,512	6.3%	11.0%	10.7%	9.1%
% of FP17s Relating to Free Repair or Replacements	51	6,512	0.8%	0.6%	0.6%	0.8%
% of FP17s Relating to Continuations	190	6,512	2.9%	0.7%	0.9%	1.2%
% of Patients satisfied with the dentistry they have received	13	15	86.7%	91.3%	90.4%	92.8%
% of Patients satisfied with the time they had to wait for an appointment	14	15	93.3%	84.0%	83.7%	88.7%

* This is based on patients treated on this contract for their most recent course of treatment. Figures in italics indicate the base number of FP17s or Patient Questionnaire responses are less than 100. N/A is shown where the base number of responses is less than 10 during the period. % is calculated as Quantity/Base number*100

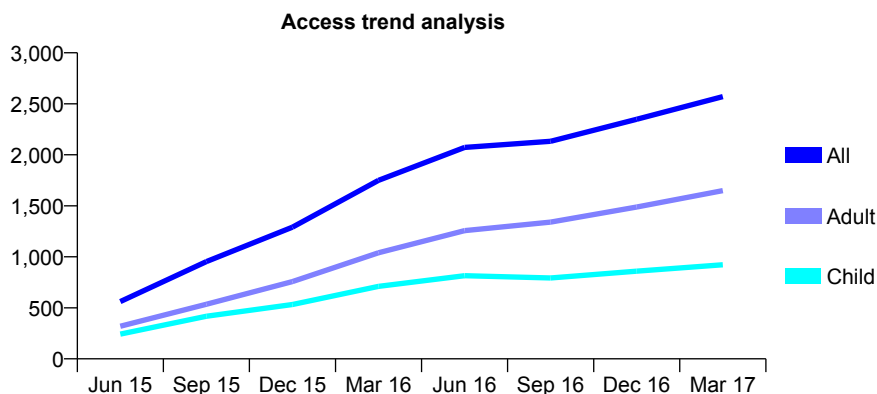
Q62 - Vital Signs At a Glance Contract Report for 164224/0001 - March 2017

Name or company name	Mr M Takhayori, Mrs P Massoudi
Contract type name	GDS Contract
Purpose of contract	General
Contract start date	01/04/2015
Contract end date	

16/17 Contracted general activity (UDA)	7,991
Carry forward general activity (UDA)	173
16/17 Contracted orthodontic activity (UOA)	0
Carry forward orthodontic activity (UOA)	0
Baseline contract value	£212,213.69

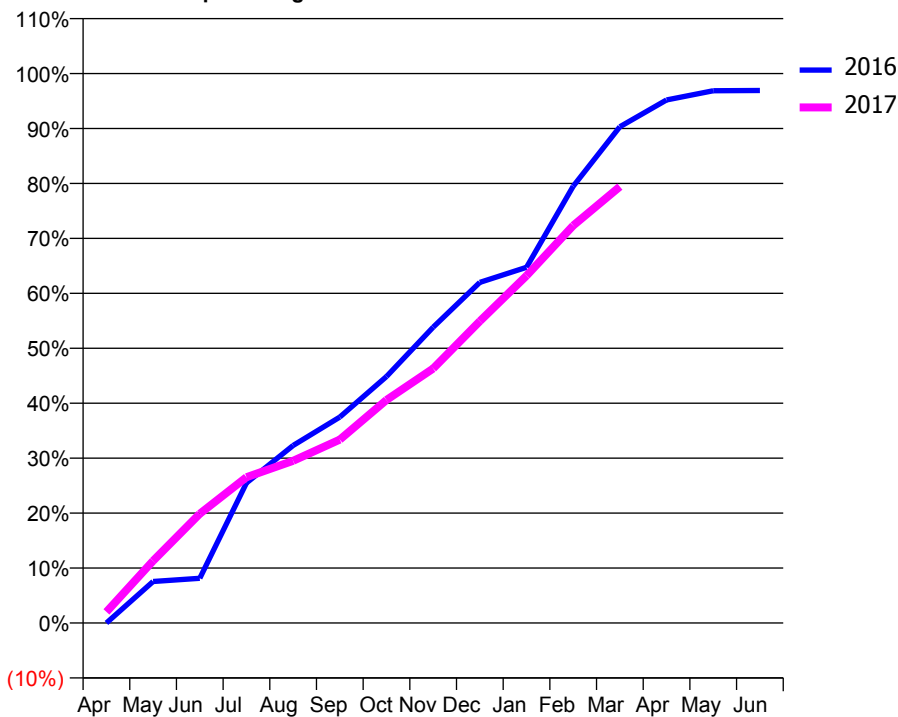
ACCESS*

Patients seen in 24 months	Total	Change since previous quarter
Quarter ending March 2016	1,750	
Quarter ending June 2016	2,072	↑
Quarter ending September 2016	2,133	↑
Quarter ending December 2016	2,348	↑
Quarter ending March 2017	2,571	↑
Variance since March 2016	46.9%	↑



ACTIVITY

Cumulative percentage of contracted UDA delivered 2016 & 2017



Month	Adjusted Scheduled Activity (UDA)	
	2016	2017
April	0	161
May	604	904
June	650	1,589
July	2,038	2,121
August	2,581	2,359
September	2,994	2,668
October	3,585	3,243
November	4,302	3,700
December	4,954	4,389
January	5,173	5,050
February	6,351	5,780
March	7,216	6,346
April	7,607	
May	7,740	
June	7,744	

QUALITY

	Quantity	Base Number	Contract	AT	Region	England
% of FP17s for the same patient ID Re-attending within 3 months - Children	49	874	5.6%	10.0%	11.8%	12.3%
% of FP17s for the same patient ID Re-attending within 3 months - Adults	169	1,489	11.3%	16.1%	17.1%	16.7%
% of FP17s for the same patient ID Re-attending between 3 & 9 months - Children	279	874	31.9%	46.2%	46.5%	57.6%
% of FP17s for the same patient ID Re-attending between 3 & 9 months - Adults	392	1,489	26.3%	37.0%	37.6%	50.1%
% of FP17s for Band 1 Urgent Courses	256	2,177	11.8%	11.0%	10.7%	9.1%
% of FP17s Relating to Free Repair or Replacements	0	2,177	0.0%	0.6%	0.6%	0.8%
% of FP17s Relating to Continuations	12	2,177	0.6%	0.7%	0.9%	1.2%
% of Patients satisfied with the dentistry they have received	8	9	N/A	91.3%	90.4%	92.8%
% of Patients satisfied with the time they had to wait for an appointment	7	9	N/A	84.0%	83.7%	88.7%

* This is based on patients treated on this contract for their most recent course of treatment. Figures in italics indicate the base number of FP17s or Patient Questionnaire responses are less than 100. N/A is shown where the base number of responses is less than 10 during the period. % is calculated as Quantity/Base number*100

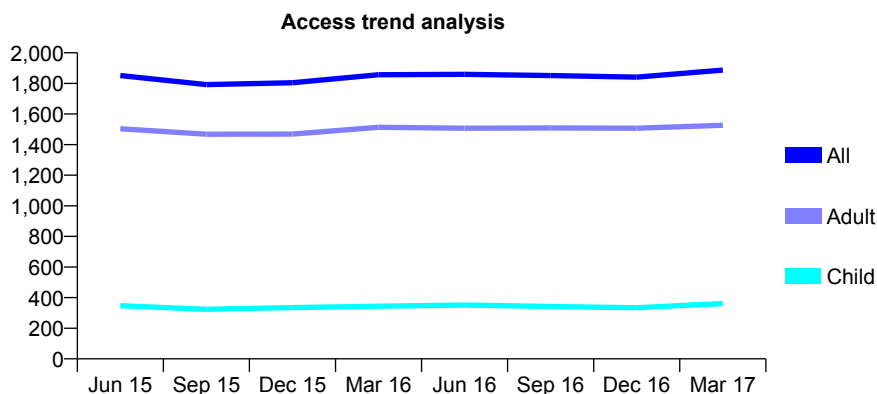
Q62 - Vital Signs At a Glance Contract Report for 165409/0001 - March 2017

Name or company name	Dr. Satinder Dhama & Dr. Sonia Dhama
Contract type name	GDS Contract
Purpose of contract	General
Contract start date	01/12/2012
Contract end date	

16/17 Contracted general activity (UDA)	7,042
Carry forward general activity (UDA)	0
16/17 Contracted orthodontic activity (UOA)	0
Carry forward orthodontic activity (UOA)	0
Baseline contract value	£183,216.50

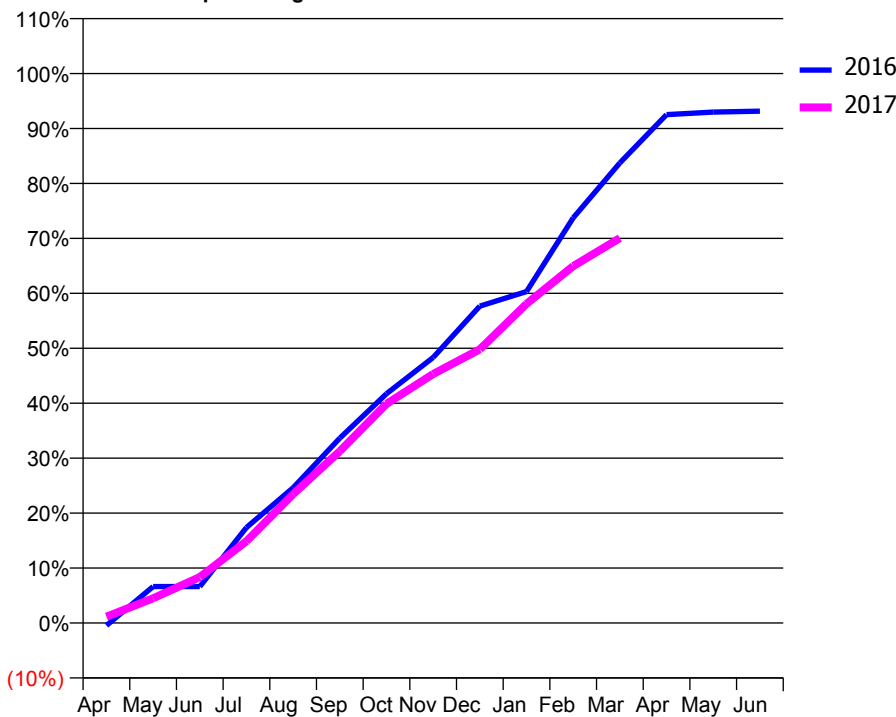
ACCESS*

Patients seen in 24 months	Total	Change since previous quarter
Quarter ending March 2016	1,857	
Quarter ending June 2016	1,859	→
Quarter ending September 2016	1,851	→
Quarter ending December 2016	1,841	→
Quarter ending March 2017	1,887	↑
Variance since March 2016	1.6%	→



ACTIVITY

Cumulative percentage of contracted UDA delivered 2016 & 2017



Month	Adjusted Scheduled Activity (UDA)	
	2016	2017
April	-34	81
May	467	318
June	467	588
July	1,225	1,048
August	1,733	1,651
September	2,369	2,203
October	2,939	2,808
November	3,403	3,192
December	4,061	3,508
January	4,247	4,091
February	5,192	4,574
March	5,897	4,932
April	6,515	
May	6,548	
June	6,560	

QUALITY

	Quantity	Base Number	Contract	AT	Region	England
% of FP17s for the same patient ID Re-attending within 3 months - Children	35	441	7.9%	10.0%	11.8%	12.3%
% of FP17s for the same patient ID Re-attending within 3 months - Adults	289	1,679	17.2%	16.1%	17.1%	16.7%
% of FP17s for the same patient ID Re-attending between 3 & 9 months - Children	189	441	42.9%	46.2%	46.5%	57.6%
% of FP17s for the same patient ID Re-attending between 3 & 9 months - Adults	585	1,679	34.8%	37.0%	37.6%	50.1%
% of FP17s for Band 1 Urgent Courses	182	1,604	11.3%	11.0%	10.7%	9.1%
% of FP17s Relating to Free Repair or Replacements	6	1,604	0.4%	0.6%	0.6%	0.8%
% of FP17s Relating to Continuations	13	1,604	0.8%	0.7%	0.9%	1.2%
% of Patients satisfied with the dentistry they have received	5	5	N/A	91.3%	90.4%	92.8%
% of Patients satisfied with the time they had to wait for an appointment	4	5	N/A	84.0%	83.7%	88.7%

* This is based on patients treated on this contract for their most recent course of treatment. Figures in italics indicate the base number of FP17s or Patient Questionnaire responses are less than 100. N/A is shown where the base number of responses is less than 10 during the period. % is calculated as Quantity/Base number*100

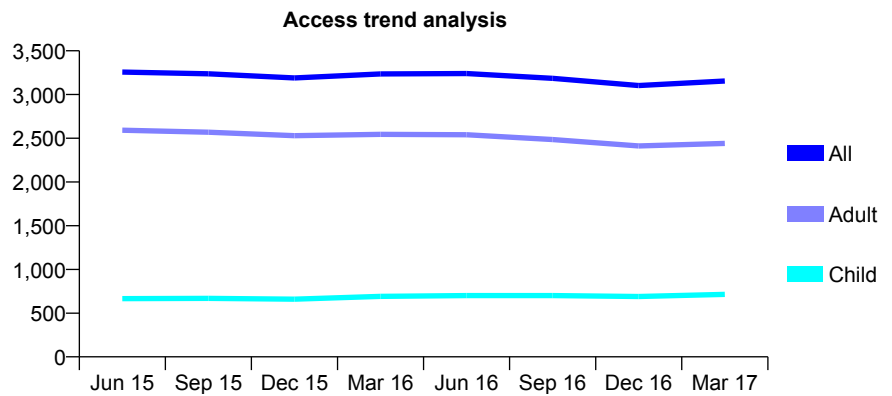
Q62 - Vital Signs At a Glance Contract Report for 165735/0001 - March 2017

Name or company name	Dr M Delahaye, Dr O Bhutta and Dr L Pada
Contract type name	GDS Contract
Purpose of contract	General
Contract start date	01/11/2011
Contract end date	

16/17 Contracted general activity (UDA)	7,365
Carry forward general activity (UDA)	0
16/17 Contracted orthodontic activity (UOA)	0
Carry forward orthodontic activity (UOA)	0
Baseline contract value	£194,529.20

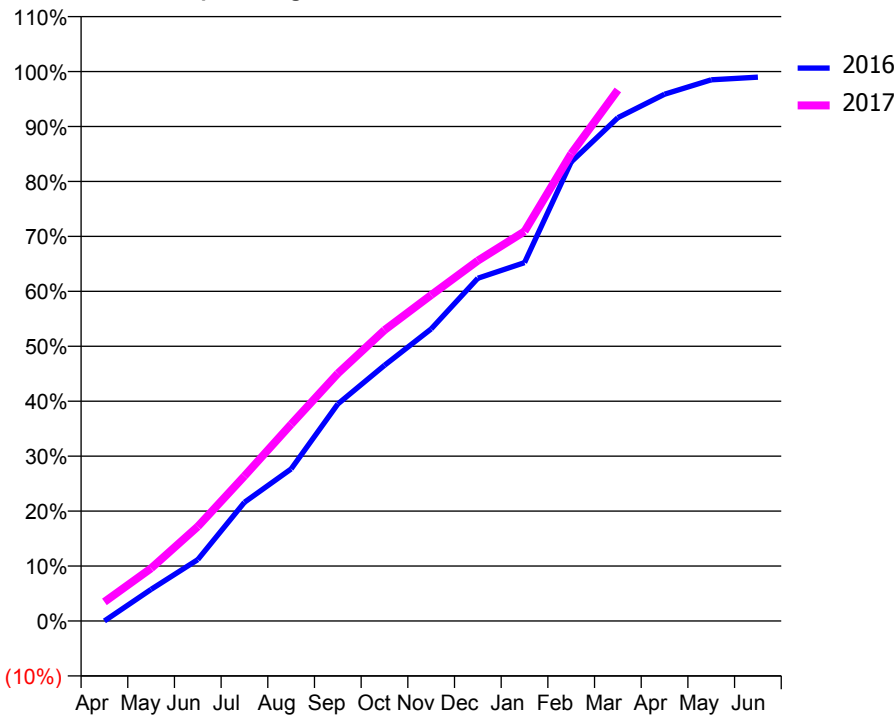
ACCESS*

Patients seen in 24 months	Total	Change since previous quarter
Quarter ending March 2016	3,235	
Quarter ending June 2016	3,240	→
Quarter ending September 2016	3,185	↓
Quarter ending December 2016	3,102	↓
Quarter ending March 2017	3,155	→
Variance since March 2016	(2.5%)	↓



ACTIVITY

Cumulative percentage of contracted UDA delivered 2016 & 2017



Month	Adjusted Scheduled Activity (UDA)	
	2016	2017
April	-2	256
May	424	707
June	824	1,267
July	1,592	1,943
August	2,039	2,636
September	2,909	3,317
October	3,427	3,898
November	3,914	4,369
December	4,594	4,829
January	4,803	5,221
February	6,152	6,264
March	6,746	7,119
April	7,060	
May	7,254	
June	7,289	

QUALITY

	Quantity	Base Number	Contract	AT	Region	England
% of FP17s for the same patient ID Re-attending within 3 months - Children	69	882	7.8%	10.0%	11.8%	12.3%
% of FP17s for the same patient ID Re-attending within 3 months - Adults	419	2,861	14.6%	16.1%	17.1%	16.7%
% of FP17s for the same patient ID Re-attending between 3 & 9 months - Children	401	882	45.5%	46.2%	46.5%	57.6%
% of FP17s for the same patient ID Re-attending between 3 & 9 months - Adults	1,239	2,861	43.3%	37.0%	37.6%	50.1%
% of FP17s for Band 1 Urgent Courses	433	3,493	12.4%	11.0%	10.7%	9.1%
% of FP17s Relating to Free Repair or Replacements	17	3,493	0.5%	0.6%	0.6%	0.8%
% of FP17s Relating to Continuations	31	3,493	0.9%	0.7%	0.9%	1.2%
% of Patients satisfied with the dentistry they have received	2	2	N/A	91.3%	90.4%	92.8%
% of Patients satisfied with the time they had to wait for an appointment	2	2	N/A	84.0%	83.7%	88.7%

* This is based on patients treated on this contract for their most recent course of treatment. Figures in italics indicate the base number of FP17s or Patient Questionnaire responses are less than 100. N/A is shown where the base number of responses is less than 10 during the period. % is calculated as Quantity/Base number*100

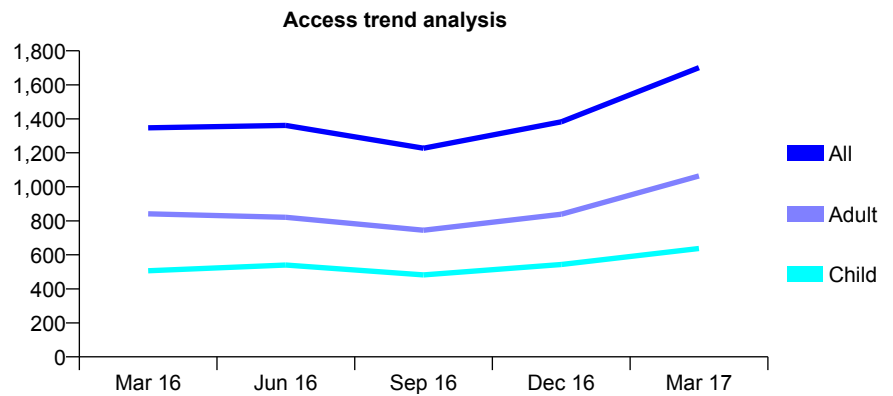
Q62 - Vital Signs At a Glance Contract Report for 165808/0001 - March 2017

Name or company name	Yeading Lane Dental Practice Partnership
Contract type name	GDS Contract
Purpose of contract	General
Contract start date	01/01/2015
Contract end date	

16/17 Contracted general activity (UDA)	5,438
Carry forward general activity (UDA)	0
16/17 Contracted orthodontic activity (UOA)	0
Carry forward orthodontic activity (UOA)	0
Baseline contract value	£128,001.40

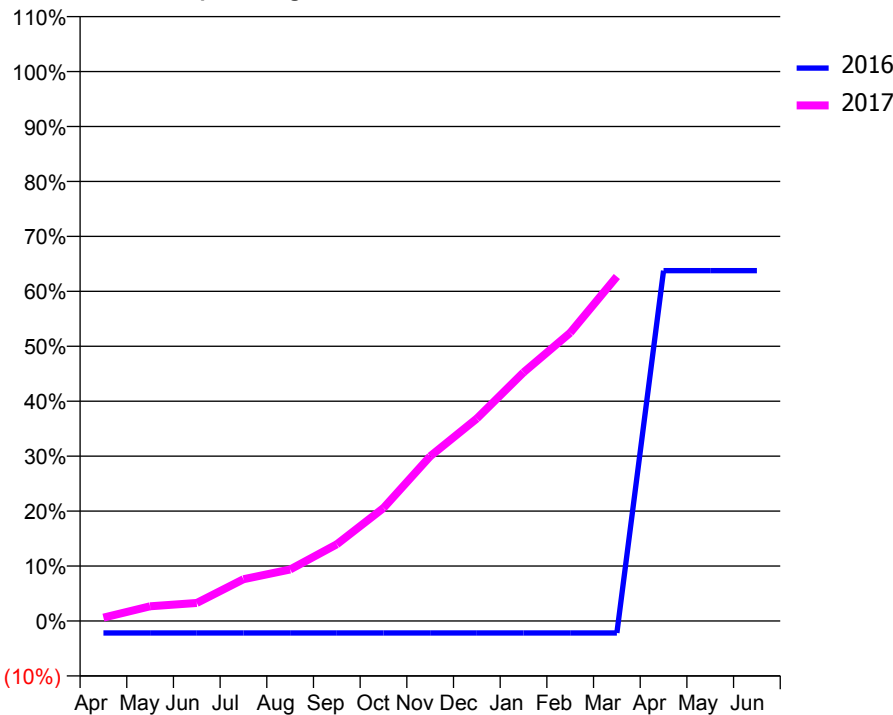
ACCESS*

Patients seen in 24 months	Total	Change since previous quarter
Quarter ending March 2016	1,347	
Quarter ending June 2016	1,361	→
Quarter ending September 2016	1,227	↓
Quarter ending December 2016	1,382	↑
Quarter ending March 2017	1,701	↑
Variance since March 2016	26.3%	↑



ACTIVITY

Cumulative percentage of contracted UDA delivered 2016 & 2017



Month	Adjusted Scheduled Activity (UDA)	
	2016	2017
April	-120	33
May	-120	146
June	-120	179
July	-120	413
August	-120	510
September	-120	760
October	-120	1,119
November	-120	1,631
December	-120	2,004
January	-120	2,461
February	-120	2,852
March	-120	3,409
April	3,467	
May	3,467	
June	3,467	

QUALITY

	Quantity	Base Number	Contract	AT	Region	England
% of FP17s for the same patient ID Re-attending within 3 months - Children	17	1,107	1.5%	10.0%	11.8%	12.3%
% of FP17s for the same patient ID Re-attending within 3 months - Adults	63	1,712	3.7%	16.1%	17.1%	16.7%
% of FP17s for the same patient ID Re-attending between 3 & 9 months - Children	52	1,107	4.7%	46.2%	46.5%	57.6%
% of FP17s for the same patient ID Re-attending between 3 & 9 months - Adults	63	1,712	3.7%	37.0%	37.6%	50.1%
% of FP17s for Band 1 Urgent Courses	99	1,347	7.3%	11.0%	10.7%	9.1%
% of FP17s Relating to Free Repair or Replacements	8	1,347	0.6%	0.6%	0.6%	0.8%
% of FP17s Relating to Continuations	2	1,347	0.1%	0.7%	0.9%	1.2%
% of Patients satisfied with the dentistry they have received	1	2	N/A	91.3%	90.4%	92.8%
% of Patients satisfied with the time they had to wait for an appointment	1	2	N/A	84.0%	83.7%	88.7%

* This is based on patients treated on this contract for their most recent course of treatment. Figures in italics indicate the base number of FP17s or Patient Questionnaire responses are less than 100. N/A is shown where the base number of responses is less than 10 during the period. % is calculated as Quantity/Base number*100

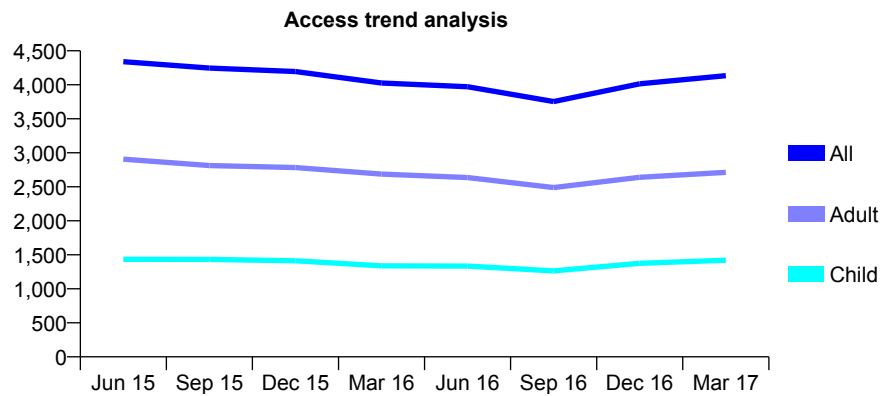
Q62 - Vital Signs At a Glance Contract Report for 166804/0001 - March 2017

Name or company name	The Neasden Dental Clinic
Contract type name	GDS Contract
Purpose of contract	General
Contract start date	01/04/2011
Contract end date	

16/17 Contracted general activity (UDA)	10,922
Carry forward general activity (UDA)	-73
16/17 Contracted orthodontic activity (UOA)	0
Carry forward orthodontic activity (UOA)	0
Baseline contract value	£261,509.41

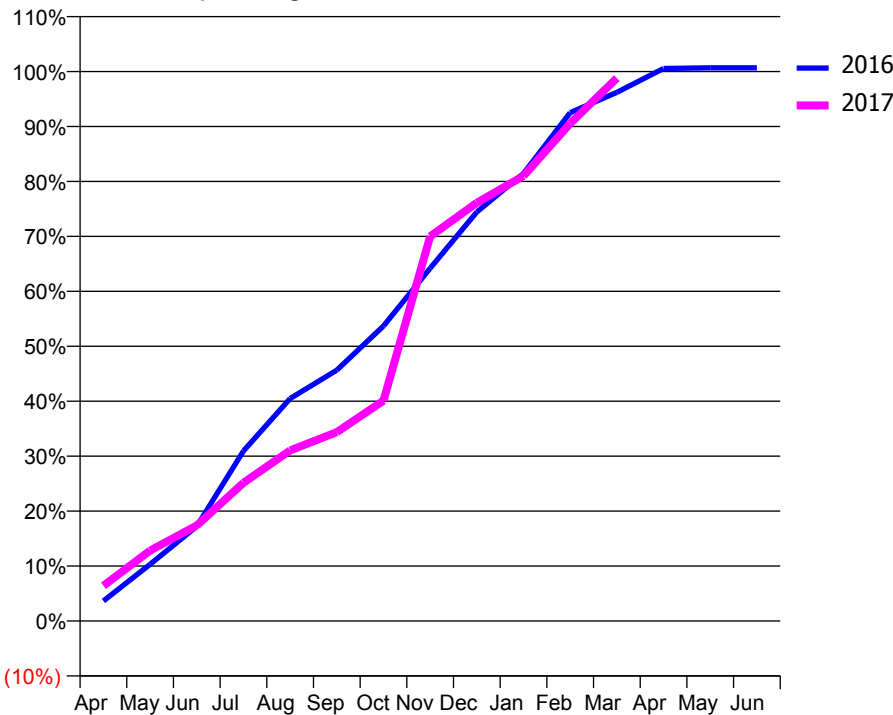
ACCESS*

Patients seen in 24 months	Total	Change since previous quarter
Quarter ending March 2016	4,027	
Quarter ending June 2016	3,971	↓
Quarter ending September 2016	3,753	↓
Quarter ending December 2016	4,015	↑
Quarter ending March 2017	4,134	↑
Variance since March 2016	2.7%	↑



ACTIVITY

Cumulative percentage of contracted UDA delivered 2016 & 2017



Month	Adjusted Scheduled Activity (UDA)	
	2016	2017
April	400	700
May	1,129	1,401
June	1,883	1,899
July	3,382	2,748
August	4,423	3,391
September	4,986	3,755
October	5,865	4,380
November	7,011	7,644
December	8,129	8,312
January	8,897	8,845
February	10,105	9,890
March	10,507	10,790
April	10,983	
May	10,995	
June	10,995	

QUALITY

	Quantity	Base Number	Contract	AT	Region	England
% of FP17s for the same patient ID Re-attending within 3 months - Children	122	1,638	7.4%	10.0%	11.8%	12.3%
% of FP17s for the same patient ID Re-attending within 3 months - Adults	393	2,917	13.5%	16.1%	17.1%	16.7%
% of FP17s for the same patient ID Re-attending between 3 & 9 months - Children	594	1,638	36.3%	46.2%	46.5%	57.6%
% of FP17s for the same patient ID Re-attending between 3 & 9 months - Adults	937	2,917	32.1%	37.0%	37.6%	50.1%
% of FP17s for Band 1 Urgent Courses	370	4,366	8.5%	11.0%	10.7%	9.1%
% of FP17s Relating to Free Repair or Replacements	24	4,366	0.5%	0.6%	0.6%	0.8%
% of FP17s Relating to Continuations	10	4,366	0.2%	0.7%	0.9%	1.2%
% of Patients satisfied with the dentistry they have received	3	5	N/A	91.3%	90.4%	92.8%
% of Patients satisfied with the time they had to wait for an appointment	4	5	N/A	84.0%	83.7%	88.7%

* This is based on patients treated on this contract for their most recent course of treatment. Figures in italics indicate the base number of FP17s or Patient Questionnaire responses are less than 100. N/A is shown where the base number of responses is less than 10 during the period. % is calculated as Quantity/Base number*100

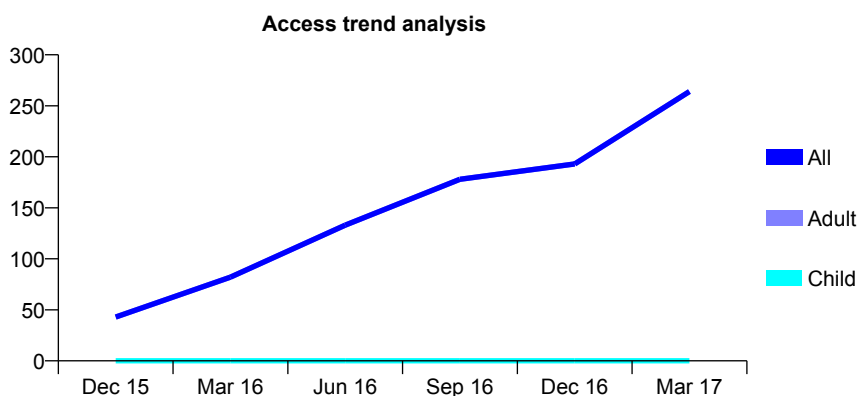
Q62 - Vital Signs At a Glance Contract Report for 167002/0001 - March 2017

Name or company name	Mr AS Khambay and Mrs GK Khambay
Contract type name	PDS Contract
Purpose of contract	General
Contract start date	01/10/2015
Contract end date	30/06/2017

16/17 Contracted general activity (UDA)	733
Carry forward general activity (UDA)	-15
16/17 Contracted orthodontic activity (UOA)	0
Carry forward orthodontic activity (UOA)	0
Baseline contract value	£26,181.72

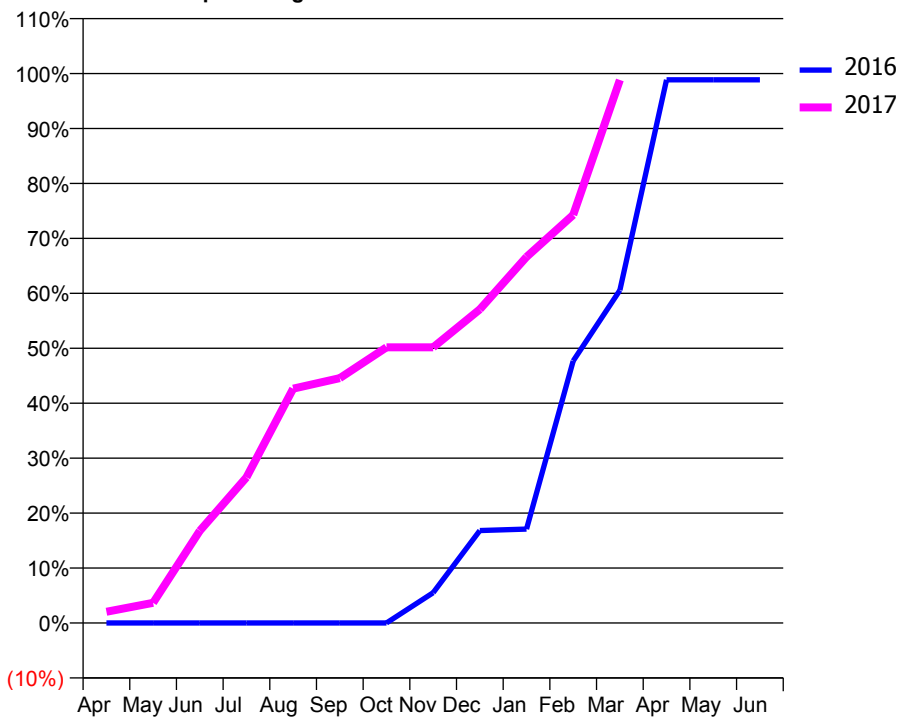
ACCESS*

Patients seen in 24 months	Total	Change since previous quarter
Quarter ending March 2016	82	
Quarter ending June 2016	133	↑
Quarter ending September 2016	178	↑
Quarter ending December 2016	193	↑
Quarter ending March 2017	264	↑
Variance since March 2016	222.0%	↑



ACTIVITY

Cumulative percentage of contracted UDA delivered 2016 & 2017



Month	Adjusted Scheduled Activity (UDA)	
	2016	2017
April	0	15
May	0	27
June	0	123
July	0	194
August	0	313
September	0	327
October	0	368
November	20	368
December	62	418
January	63	488
February	175	544
March	222	724
April	362	
May	362	
June	362	

QUALITY

	Quantity	Base Number	Contract	AT	Region	England
% of FP17s for the same patient ID Re-attending within 3 months - Children	0	0	N/A	10.0%	11.8%	12.3%
% of FP17s for the same patient ID Re-attending within 3 months - Adults	7	237	3.0%	16.1%	17.1%	16.7%
% of FP17s for the same patient ID Re-attending between 3 & 9 months - Children	0	0	N/A	46.2%	46.5%	57.6%
% of FP17s for the same patient ID Re-attending between 3 & 9 months - Adults	25	237	10.5%	37.0%	37.6%	50.1%
% of FP17s for Band 1 Urgent Courses	7	213	3.3%	11.0%	10.7%	9.1%
% of FP17s Relating to Free Repair or Replacements	0	213	0.0%	0.6%	0.6%	0.8%
% of FP17s Relating to Continuations	0	213	0.0%	0.7%	0.9%	1.2%
% of Patients satisfied with the dentistry they have received	0	0	N/A	91.3%	90.4%	92.8%
% of Patients satisfied with the time they had to wait for an appointment	0	0	N/A	84.0%	83.7%	88.7%

* This is based on patients treated on this contract for their most recent course of treatment. Figures in italics indicate the base number of FP17s or Patient Questionnaire responses are less than 100. N/A is shown where the base number of responses is less than 10 during the period. % is calculated as Quantity/Base number*100

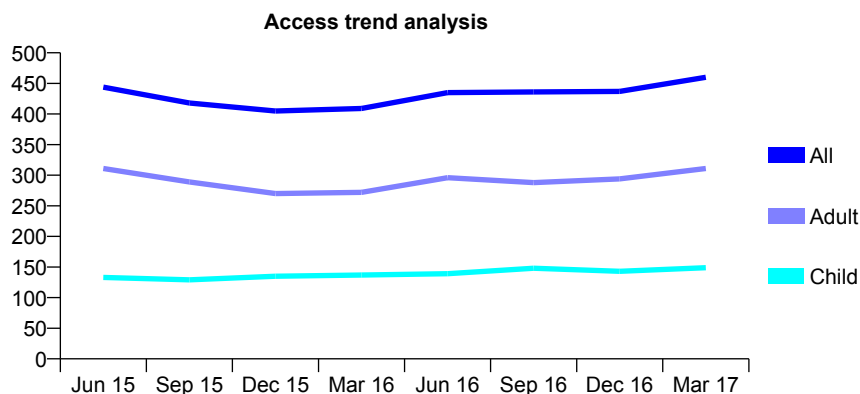
Q62 - Vital Signs At a Glance Contract Report for 168599/0001 - March 2017

Name or company name	Dental Centre 100
Contract type name	GDS Contract
Purpose of contract	General
Contract start date	01/11/2011
Contract end date	

16/17 Contracted general activity (UDA)	1,876
Carry forward general activity (UDA)	83
16/17 Contracted orthodontic activity (UOA)	0
Carry forward orthodontic activity (UOA)	0
Baseline contract value	£49,305.91

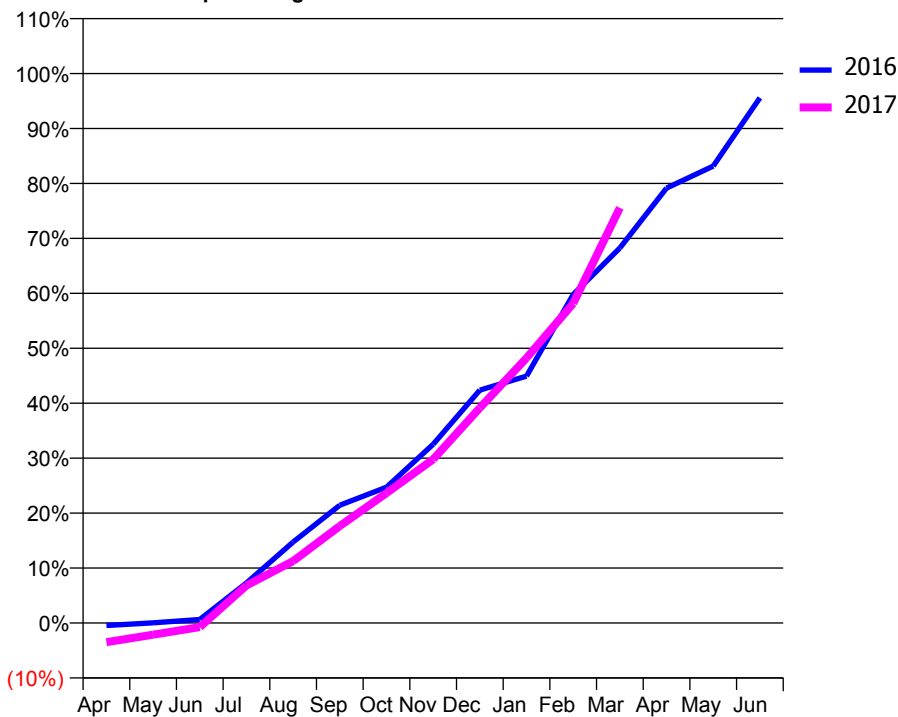
ACCESS*

Patients seen in 24 months	Total	Change since previous quarter
Quarter ending March 2016	409	
Quarter ending June 2016	435	↑
Quarter ending September 2016	436	→
Quarter ending December 2016	437	→
Quarter ending March 2017	460	↑
Variance since March 2016	12.5%	↑



ACTIVITY

Cumulative percentage of contracted UDA delivered 2016 & 2017



Adjusted Scheduled Activity (UDA)

Month	2016	2017
April	-9	-66
May	1	-40
June	12	-14
July	137	128
August	276	211
September	402	331
October	464	444
November	610	559
December	795	735
January	843	905
February	1,122	1,091
March	1,280	1,417
April	1,485	
May	1,560	
June	1,793	

QUALITY

	Quantity	Base Number	Contract	AT	Region	England
% of FP17s for the same patient ID Re-attending within 3 months - Children	8	140	5.7%	10.0%	11.8%	12.3%
% of FP17s for the same patient ID Re-attending within 3 months - Adults	58	362	16.0%	16.1%	17.1%	16.7%
% of FP17s for the same patient ID Re-attending between 3 & 9 months - Children	44	140	31.4%	46.2%	46.5%	57.6%
% of FP17s for the same patient ID Re-attending between 3 & 9 months - Adults	98	362	27.1%	37.0%	37.6%	50.1%
% of FP17s for Band 1 Urgent Courses	52	411	12.7%	11.0%	10.7%	9.1%
% of FP17s Relating to Free Repair or Replacements	0	411	0.0%	0.6%	0.6%	0.8%
% of FP17s Relating to Continuations	4	411	1.0%	0.7%	0.9%	1.2%
% of Patients satisfied with the dentistry they have received	1	2	N/A	91.3%	90.4%	92.8%
% of Patients satisfied with the time they had to wait for an appointment	2	2	N/A	84.0%	83.7%	88.7%

* This is based on patients treated on this contract for their most recent course of treatment. Figures in italics indicate the base number of FP17s or Patient Questionnaire responses are less than 100. N/A is shown where the base number of responses is less than 10 during the period. % is calculated as Quantity/Base number*100

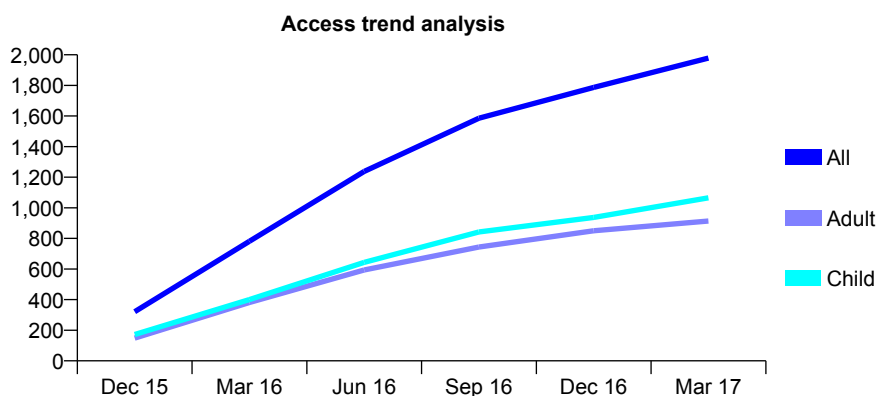
Q62 - Vital Signs At a Glance Contract Report for 168823/0001 - March 2017

Name or company name	MR JJ LAI
Contract type name	GDS Contract
Purpose of contract	General
Contract start date	01/11/2015
Contract end date	

16/17 Contracted general activity (UDA)	7,635
Carry forward general activity (UDA)	-153
16/17 Contracted orthodontic activity (UOA)	0
Carry forward orthodontic activity (UOA)	0
Baseline contract value	£200,424.05

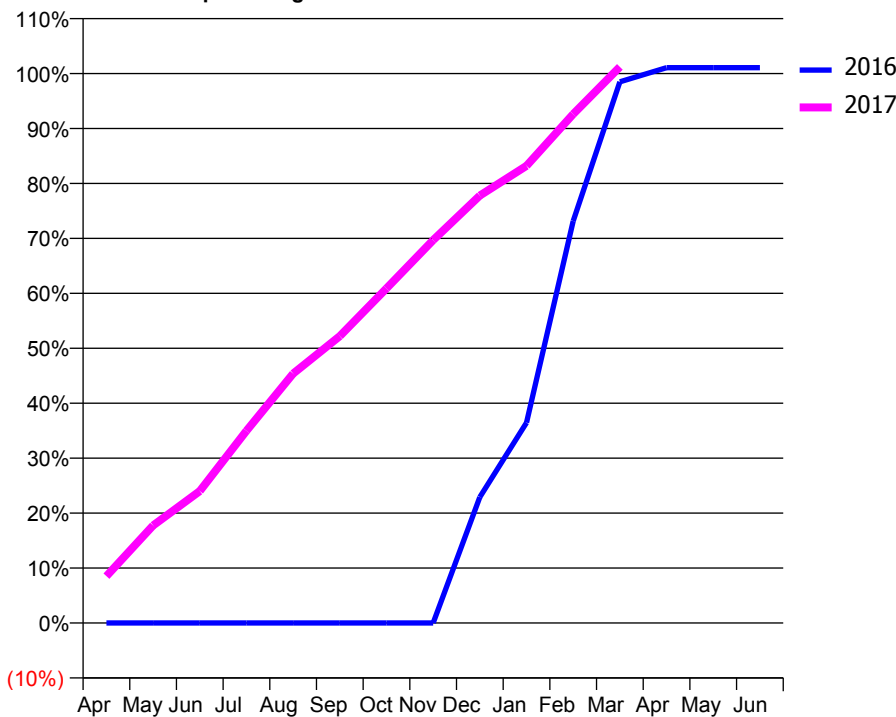
ACCESS*

Patients seen in 24 months	Total	Change since previous quarter
Quarter ending March 2016	781	
Quarter ending June 2016	1,238	↑
Quarter ending September 2016	1,586	↑
Quarter ending December 2016	1,787	↑
Quarter ending March 2017	1,979	↑
Variance since March 2016	153.4%	↑



ACTIVITY

Cumulative percentage of contracted UDA delivered 2016 & 2017



Adjusted Scheduled Activity (UDA)

Month	2016	2017
April	0	652
May	0	1,356
June	0	1,833
July	0	2,670
August	0	3,466
September	0	3,987
October	0	4,650
November	0	5,321
December	729	5,938
January	1,160	6,353
February	2,327	7,071
March	3,133	7,728
April	3,215	
May	3,215	
June	3,215	

QUALITY

	Quantity	Base Number	Contract	AT	Region	England
% of FP17s for the same patient ID Re-attending within 3 months - Children	55	1,305	4.2%	10.0%	11.8%	12.3%
% of FP17s for the same patient ID Re-attending within 3 months - Adults	111	1,073	10.3%	16.1%	17.1%	16.7%
% of FP17s for the same patient ID Re-attending between 3 & 9 months - Children	392	1,305	30.0%	46.2%	46.5%	57.6%
% of FP17s for the same patient ID Re-attending between 3 & 9 months - Adults	297	1,073	27.7%	37.0%	37.6%	50.1%
% of FP17s for Band 1 Urgent Courses	43	2,363	1.8%	11.0%	10.7%	9.1%
% of FP17s Relating to Free Repair or Replacements	0	2,363	0.0%	0.6%	0.6%	0.8%
% of FP17s Relating to Continuations	39	2,363	1.7%	0.7%	0.9%	1.2%
% of Patients satisfied with the dentistry they have received	2	3	N/A	91.3%	90.4%	92.8%
% of Patients satisfied with the time they had to wait for an appointment	2	3	N/A	84.0%	83.7%	88.7%

* This is based on patients treated on this contract for their most recent course of treatment. Figures in italics indicate the base number of FP17s or Patient Questionnaire responses are less than 100. N/A is shown where the base number of responses is less than 10 during the period. % is calculated as Quantity/Base number*100

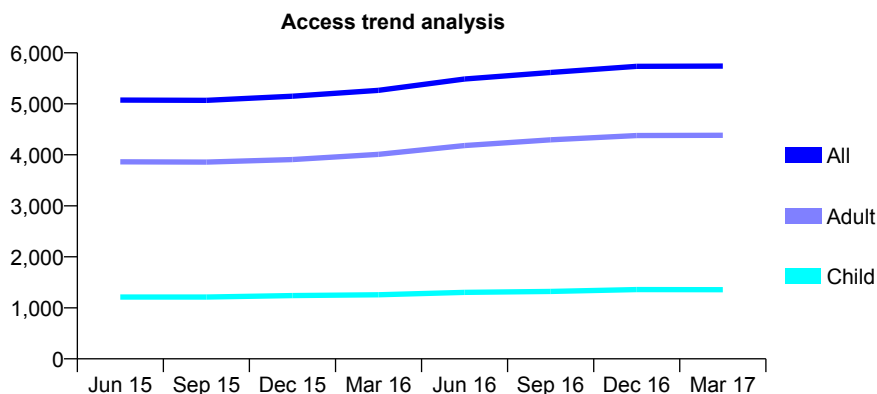
Q62 - Vital Signs At a Glance Contract Report for 169455/0001 - March 2017

Name or company name	Preeman Limited Smile For Life Dental Clin
Contract type name	GDS Contract
Purpose of contract	General
Contract start date	01/04/2011
Contract end date	

16/17 Contracted general activity (UDA)	30,774
Carry forward general activity (UDA)	0
16/17 Contracted orthodontic activity (UOA)	0
Carry forward orthodontic activity (UOA)	0
Baseline contract value	£845,011.98

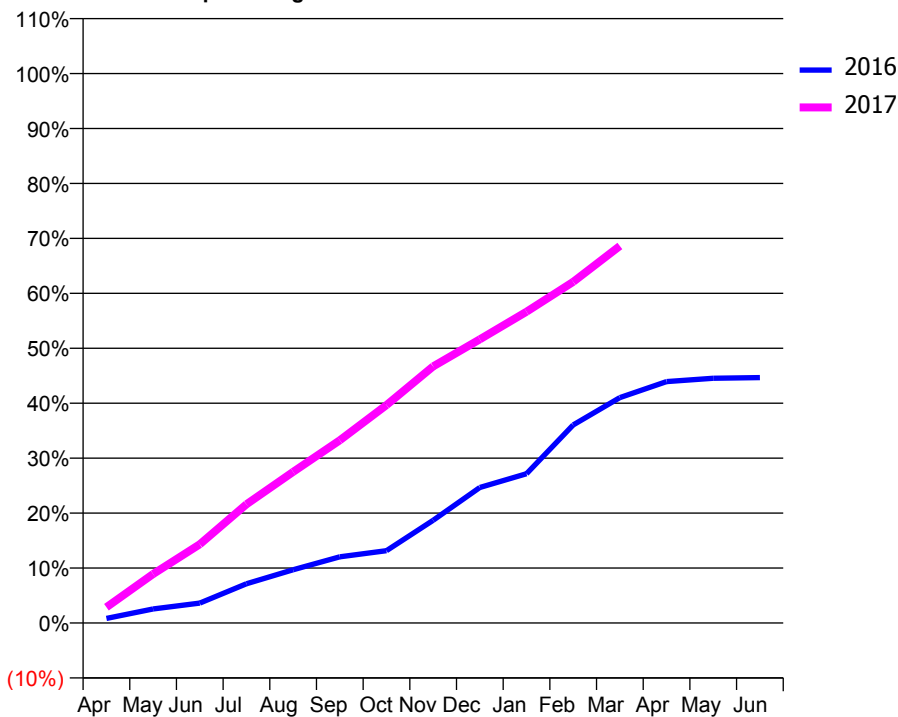
ACCESS*

Patients seen in 24 months	Total	Change since previous quarter
Quarter ending March 2016	5,263	
Quarter ending June 2016	5,485	↑
Quarter ending September 2016	5,615	↑
Quarter ending December 2016	5,735	↑
Quarter ending March 2017	5,739	→
Variance since March 2016	9.0%	↑



ACTIVITY

Cumulative percentage of contracted UDA delivered 2016 & 2017



Month	Adjusted Scheduled Activity (UDA)	
	2016	2017
April	257	885
May	787	2,746
June	1,120	4,408
July	2,200	6,647
August	2,981	8,464
September	3,709	10,233
October	4,054	12,203
November	5,755	14,374
December	7,589	15,887
January	8,360	17,433
February	11,091	19,103
March	12,626	21,117
April	13,523	
May	13,711	
June	13,742	

QUALITY

	Quantity	Base Number	Contract	AT	Region	England
% of FP17s for the same patient ID Re-attending within 3 months - Children	203	2,021	10.0%	10.0%	11.8%	12.3%
% of FP17s for the same patient ID Re-attending within 3 months - Adults	679	5,203	13.1%	16.1%	17.1%	16.7%
% of FP17s for the same patient ID Re-attending between 3 & 9 months - Children	1,021	2,021	50.5%	46.2%	46.5%	57.6%
% of FP17s for the same patient ID Re-attending between 3 & 9 months - Adults	2,122	5,203	40.8%	37.0%	37.6%	50.1%
% of FP17s for Band 1 Urgent Courses	432	6,893	6.3%	11.0%	10.7%	9.1%
% of FP17s Relating to Free Repair or Replacements	6	6,893	0.1%	0.6%	0.6%	0.8%
% of FP17s Relating to Continuations	60	6,893	0.9%	0.7%	0.9%	1.2%
% of Patients satisfied with the dentistry they have received	4	4	N/A	91.3%	90.4%	92.8%
% of Patients satisfied with the time they had to wait for an appointment	4	4	N/A	84.0%	83.7%	88.7%

* This is based on patients treated on this contract for their most recent course of treatment. Figures in italics indicate the base number of FP17s or Patient Questionnaire responses are less than 100. N/A is shown where the base number of responses is less than 10 during the period. % is calculated as Quantity/Base number*100

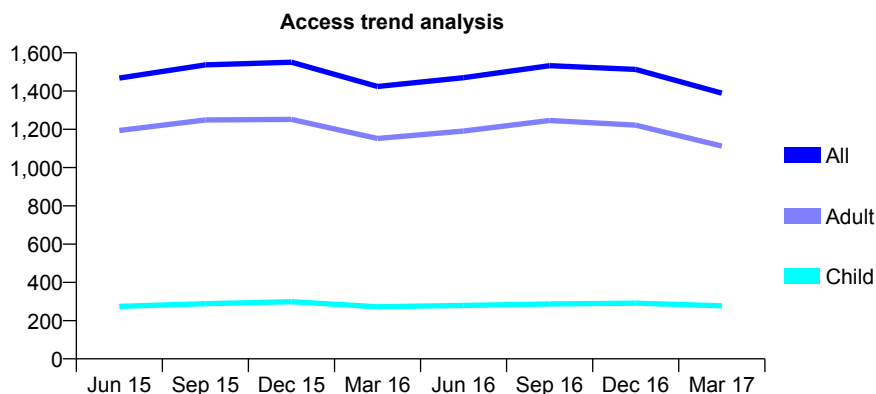
Q62 - Vital Signs At a Glance Contract Report for 171085/0001 - March 2017

Name or company name	Mr B K Vekeria & Mr A Ullah Sheikh
Contract type name	GDS Contract
Purpose of contract	General
Contract start date	01/12/2010
Contract end date	

16/17 Contracted general activity (UDA)	4,341
Carry forward general activity (UDA)	-77
16/17 Contracted orthodontic activity (UOA)	0
Carry forward orthodontic activity (UOA)	0
Baseline contract value	£100,880.16

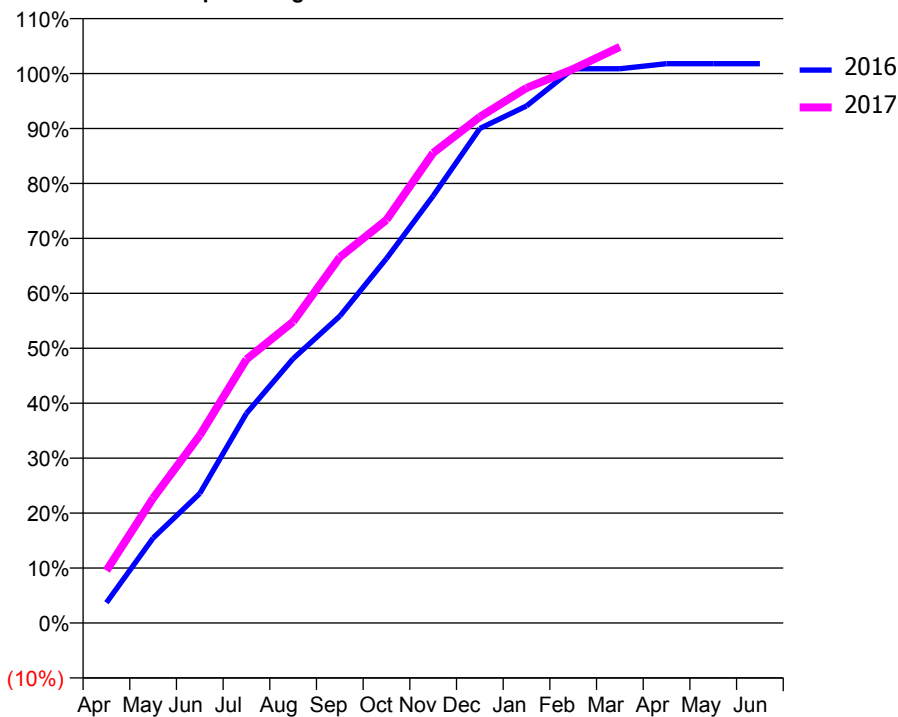
ACCESS*

Patients seen in 24 months	Total	Change since previous quarter
Quarter ending March 2016	1,424	
Quarter ending June 2016	1,470	↑
Quarter ending September 2016	1,533	↑
Quarter ending December 2016	1,513	↓
Quarter ending March 2017	1,389	↓
Variance since March 2016	(2.5%)	↓



ACTIVITY

Cumulative percentage of contracted UDA delivered 2016 & 2017



Month	Adjusted Scheduled Activity (UDA)	
	2016	2017
April	161	415
May	671	987
June	1,023	1,483
July	1,657	2,083
August	2,088	2,380
September	2,424	2,890
October	2,880	3,185
November	3,375	3,714
December	3,906	3,999
January	4,085	4,227
February	4,378	4,376
March	4,378	4,551
April	4,418	
May	4,418	
June	4,418	

QUALITY

	Quantity	Base Number	Contract	AT	Region	England
% of FP17s for the same patient ID Re-attending within 3 months - Children	19	290	6.6%	10.0%	11.8%	12.3%
% of FP17s for the same patient ID Re-attending within 3 months - Adults	153	1,039	14.7%	16.1%	17.1%	16.7%
% of FP17s for the same patient ID Re-attending between 3 & 9 months - Children	91	290	31.4%	46.2%	46.5%	57.6%
% of FP17s for the same patient ID Re-attending between 3 & 9 months - Adults	249	1,039	24.0%	37.0%	37.6%	50.1%
% of FP17s for Band 1 Urgent Courses	190	1,313	14.5%	11.0%	10.7%	9.1%
% of FP17s Relating to Free Repair or Replacements	5	1,313	0.4%	0.6%	0.6%	0.8%
% of FP17s Relating to Continuations	20	1,313	1.5%	0.7%	0.9%	1.2%
% of Patients satisfied with the dentistry they have received	4	4	N/A	91.3%	90.4%	92.8%
% of Patients satisfied with the time they had to wait for an appointment	3	4	N/A	84.0%	83.7%	88.7%

* This is based on patients treated on this contract for their most recent course of treatment. Figures in italics indicate the base number of FP17s or Patient Questionnaire responses are less than 100. N/A is shown where the base number of responses is less than 10 during the period. % is calculated as Quantity/Base number*100

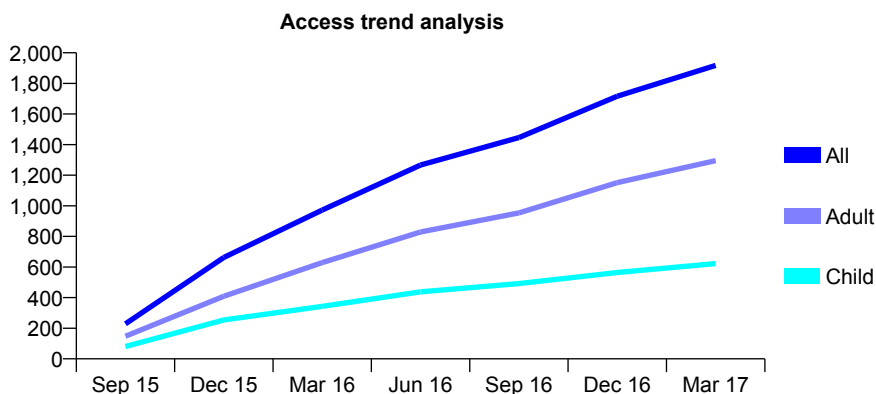
Q62 - Vital Signs At a Glance Contract Report for 172073/0001 - March 2017

Name or company name	Dr Gregory Lai & Dr Nicholas Lai & Associa
Contract type name	GDS Contract
Purpose of contract	General
Contract start date	01/06/2015
Contract end date	

16/17 Contracted general activity (UDA)	8,888
Carry forward general activity (UDA)	-178
16/17 Contracted orthodontic activity (UOA)	0
Carry forward orthodontic activity (UOA)	0
Baseline contract value	£260,433.33

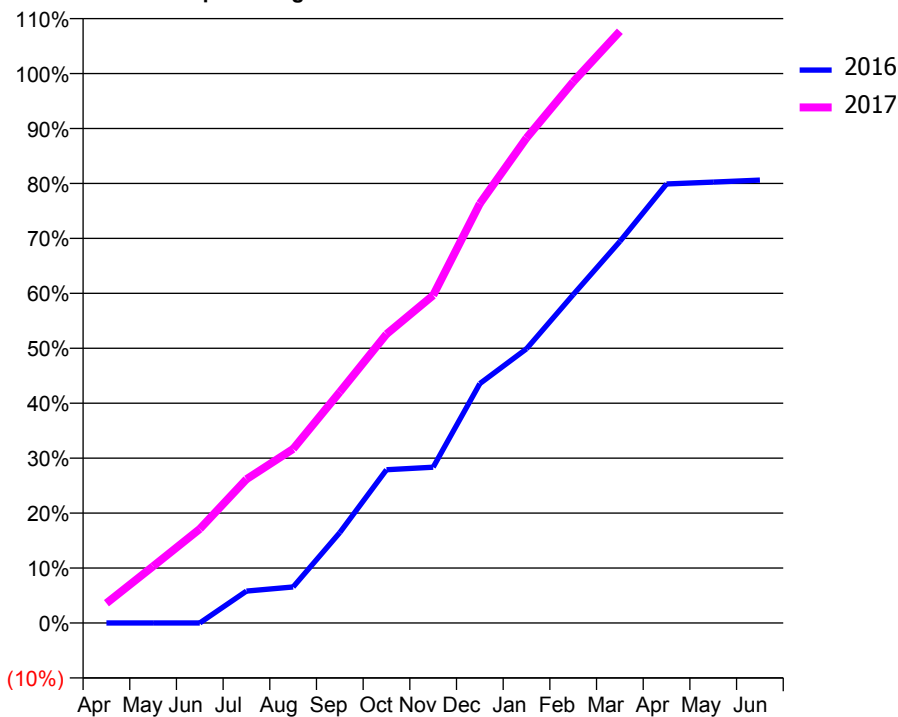
ACCESS*

Patients seen in 24 months	Total	Change since previous quarter
Quarter ending March 2016	972	
Quarter ending June 2016	1,267	↑
Quarter ending September 2016	1,446	↑
Quarter ending December 2016	1,716	↑
Quarter ending March 2017	1,918	↑
Variance since March 2016	97.3%	↑



ACTIVITY

Cumulative percentage of contracted UDA delivered 2016 & 2017



Adjusted Scheduled Activity (UDA)

Month	2016	2017
April	0	320
May	0	918
June	0	1,521
July	431	2,326
August	485	2,816
September	1,219	3,736
October	2,067	4,673
November	2,100	5,301
December	3,227	6,784
January	3,697	7,846
February	4,426	8,753
March	5,143	9,570
April	5,919	
May	5,943	
June	5,971	

QUALITY

	Quantity	Base Number	Contract	AT	Region	England
% of FP17s for the same patient ID Re-attending within 3 months - Children	27	709	3.8%	10.0%	11.8%	12.3%
% of FP17s for the same patient ID Re-attending within 3 months - Adults	108	1,330	8.1%	16.1%	17.1%	16.7%
% of FP17s for the same patient ID Re-attending between 3 & 9 months - Children	207	709	29.2%	46.2%	46.5%	57.6%
% of FP17s for the same patient ID Re-attending between 3 & 9 months - Adults	303	1,330	22.8%	37.0%	37.6%	50.1%
% of FP17s for Band 1 Urgent Courses	86	1,847	4.7%	11.0%	10.7%	9.1%
% of FP17s Relating to Free Repair or Replacements	0	1,847	0.0%	0.6%	0.6%	0.8%
% of FP17s Relating to Continuations	11	1,847	0.6%	0.7%	0.9%	1.2%
% of Patients satisfied with the dentistry they have received	3	3	N/A	91.3%	90.4%	92.8%
% of Patients satisfied with the time they had to wait for an appointment	2	3	N/A	84.0%	83.7%	88.7%

* This is based on patients treated on this contract for their most recent course of treatment. Figures in italics indicate the base number of FP17s or Patient Questionnaire responses are less than 100. N/A is shown where the base number of responses is less than 10 during the period. % is calculated as Quantity/Base number*100

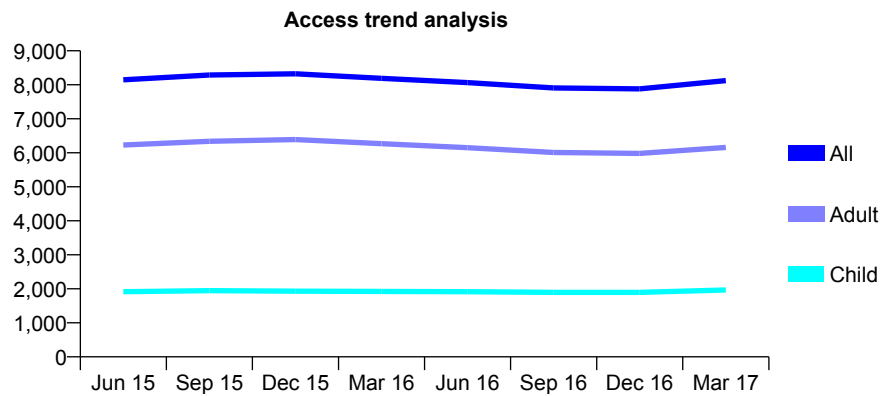
Q62 - Vital Signs At a Glance Contract Report for 173991/0001 - March 2017

Name or company name	Dr A.T. Brown & Dr. P. Bopanna
Contract type name	GDS Contract
Purpose of contract	General
Contract start date	01/01/2013
Contract end date	

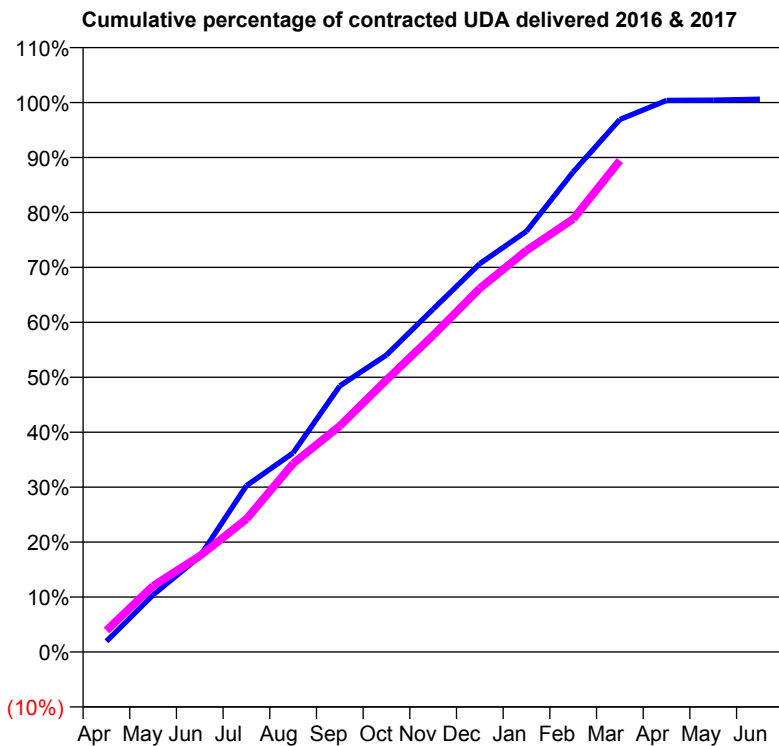
16/17 Contracted general activity (UDA)	19,896
Carry forward general activity (UDA)	-121
16/17 Contracted orthodontic activity (UOA)	0
Carry forward orthodontic activity (UOA)	0
Baseline contract value	£548,193.92

ACCESS*

Patients seen in 24 months	Total	Change since previous quarter
Quarter ending March 2016	8,192	
Quarter ending June 2016	8,066	↓
Quarter ending September 2016	7,909	↓
Quarter ending December 2016	7,881	→
Quarter ending March 2017	8,124	↑
Variance since March 2016	(0.8%)	→



ACTIVITY



Month	Adjusted Scheduled Activity (UDA)	
	2016	2017
April	390	781
May	2,068	2,396
June	3,461	3,478
July	6,022	4,814
August	7,210	6,822
September	9,635	8,186
October	10,755	9,854
November	12,417	11,468
December	14,062	13,167
January	15,235	14,539
February	17,385	15,678
March	19,281	17,795
April	19,971	
May	19,979	
June	20,017	

QUALITY

	Quantity	Base Number	Contract	AT	Region	England
% of FP17s for the same patient ID Re-attending within 3 months - Children	225	2,519	8.9%	10.0%	11.8%	12.3%
% of FP17s for the same patient ID Re-attending within 3 months - Adults	1,351	7,100	19.0%	16.1%	17.1%	16.7%
% of FP17s for the same patient ID Re-attending between 3 & 9 months - Children	1,172	2,519	46.5%	46.2%	46.5%	57.6%
% of FP17s for the same patient ID Re-attending between 3 & 9 months - Adults	2,829	7,100	39.8%	37.0%	37.6%	50.1%
% of FP17s for Band 1 Urgent Courses	1,521	8,615	17.7%	11.0%	10.7%	9.1%
% of FP17s Relating to Free Repair or Replacements	82	8,615	1.0%	0.6%	0.6%	0.8%
% of FP17s Relating to Continuations	52	8,615	0.6%	0.7%	0.9%	1.2%
% of Patients satisfied with the dentistry they have received	12	12	100.0%	91.3%	90.4%	92.8%
% of Patients satisfied with the time they had to wait for an appointment	8	12	66.7%	84.0%	83.7%	88.7%

* This is based on patients treated on this contract for their most recent course of treatment. Figures in italics indicate the base number of FP17s or Patient Questionnaire responses are less than 100. N/A is shown where the base number of responses is less than 10 during the period. % is calculated as Quantity/Base number*100

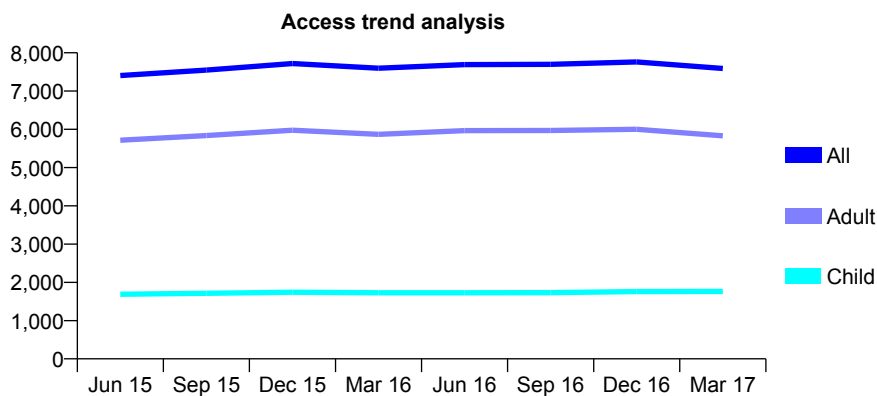
Q62 - Vital Signs At a Glance Contract Report for 174017/0001 - March 2017

Name or company name	Gupta and Lakhanpaul
Contract type name	GDS Contract
Purpose of contract	General
Contract start date	01/01/2012
Contract end date	

16/17 Contracted general activity (UDA)	22,787
Carry forward general activity (UDA)	482
16/17 Contracted orthodontic activity (UOA)	0
Carry forward orthodontic activity (UOA)	0
Baseline contract value	£614,830.15

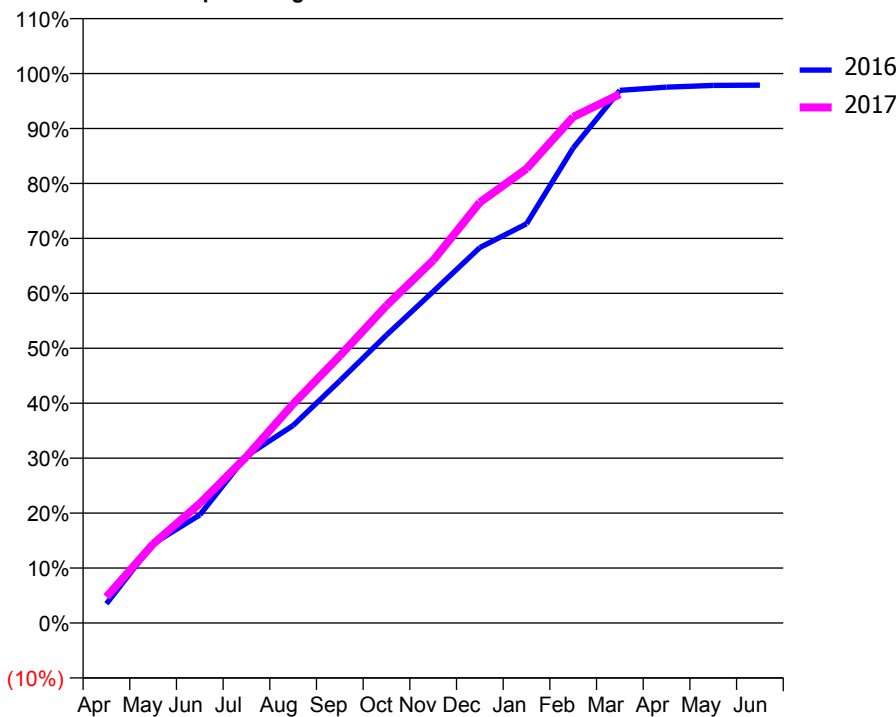
ACCESS*

Patients seen in 24 months	Total	Change since previous quarter
Quarter ending March 2016	7,596	
Quarter ending June 2016	7,692	→
Quarter ending September 2016	7,699	→
Quarter ending December 2016	7,762	→
Quarter ending March 2017	7,591	↓
Variance since March 2016	(0.1%)	→



ACTIVITY

Cumulative percentage of contracted UDA delivered 2016 & 2017



Month	Adjusted Scheduled Activity (UDA)	
	2016	2017
April	797	1,082
May	3,289	3,276
June	4,481	4,959
July	6,925	6,896
August	8,192	9,085
September	10,047	11,079
October	11,941	13,164
November	13,746	15,039
December	15,568	17,443
January	16,553	18,838
February	19,698	20,989
March	22,086	21,927
April	22,224	
May	22,294	
June	22,305	

QUALITY

	Quantity	Base Number	Contract	AT	Region	England
% of FP17s for the same patient ID Re-attending within 3 months - Children	113	2,222	5.1%	10.0%	11.8%	12.3%
% of FP17s for the same patient ID Re-attending within 3 months - Adults	807	6,481	12.5%	16.1%	17.1%	16.7%
% of FP17s for the same patient ID Re-attending between 3 & 9 months - Children	1,090	2,222	49.1%	46.2%	46.5%	57.6%
% of FP17s for the same patient ID Re-attending between 3 & 9 months - Adults	2,446	6,481	37.7%	37.0%	37.6%	50.1%
% of FP17s for Band 1 Urgent Courses	526	8,598	6.1%	11.0%	10.7%	9.1%
% of FP17s Relating to Free Repair or Replacements	64	8,598	0.7%	0.6%	0.6%	0.8%
% of FP17s Relating to Continuations	61	8,598	0.7%	0.7%	0.9%	1.2%
% of Patients satisfied with the dentistry they have received	5	6	N/A	91.3%	90.4%	92.8%
% of Patients satisfied with the time they had to wait for an appointment	6	6	N/A	84.0%	83.7%	88.7%

* This is based on patients treated on this contract for their most recent course of treatment. Figures in italics indicate the base number of FP17s or Patient Questionnaire responses are less than 100. N/A is shown where the base number of responses is less than 10 during the period. % is calculated as Quantity/Base number*100

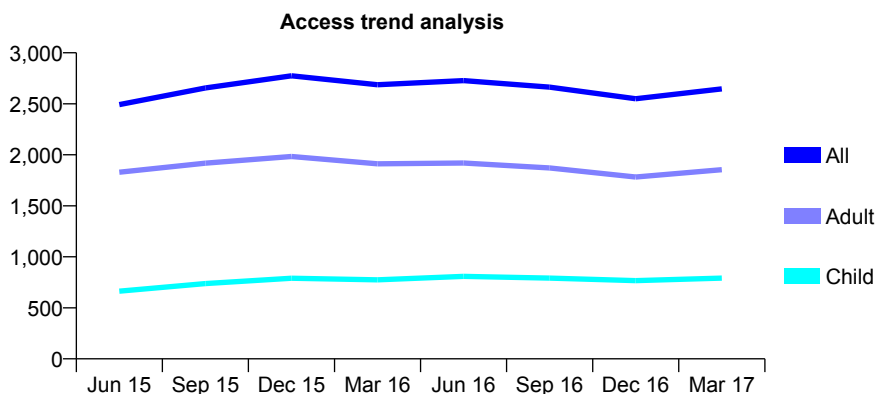
Q62 - Vital Signs At a Glance Contract Report for 174351/0001 - March 2017

Name or company name	Dr Kishan Patel, Dr Jinesh Vaghela, and Dr
Contract type name	GDS Contract
Purpose of contract	General
Contract start date	01/01/2013
Contract end date	

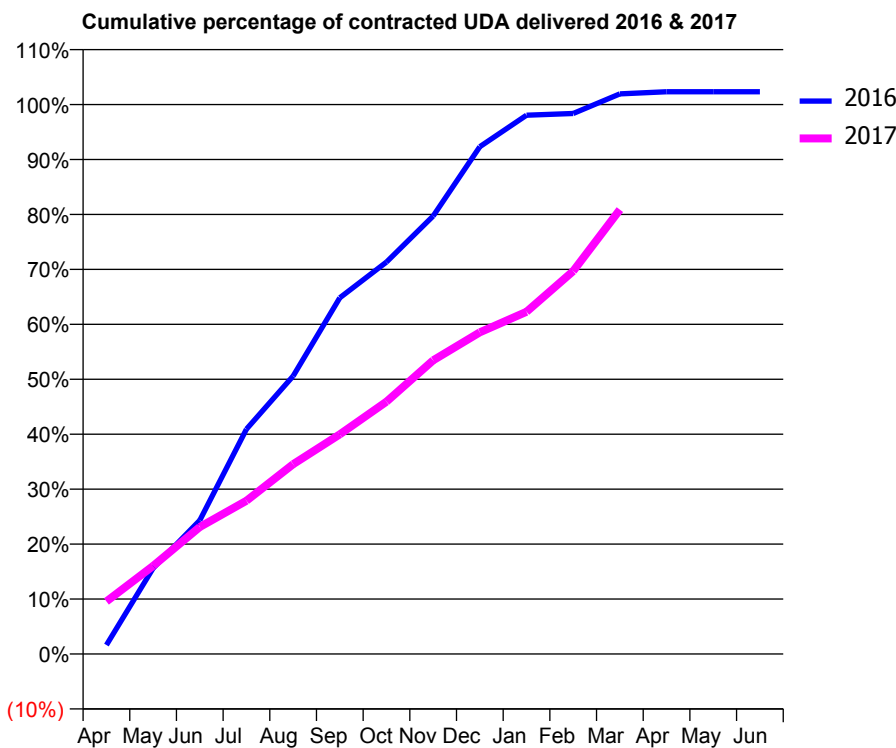
16/17 Contracted general activity (UDA)	7,275
Carry forward general activity (UDA)	-146
16/17 Contracted orthodontic activity (UOA)	0
Carry forward orthodontic activity (UOA)	0
Baseline contract value	£203,377.68

ACCESS*

Patients seen in 24 months	Total	Change since previous quarter
Quarter ending March 2016	2,687	
Quarter ending June 2016	2,727	→
Quarter ending September 2016	2,663	↓
Quarter ending December 2016	2,550	↓
Quarter ending March 2017	2,646	↑
Variance since March 2016	(1.5%)	↓



ACTIVITY



Month	Adjusted Scheduled Activity (UDA)	
	2016	2017
April	120	696
May	1,137	1,166
June	1,771	1,681
July	2,977	2,029
August	3,681	2,512
September	4,717	2,909
October	5,190	3,341
November	5,798	3,888
December	6,716	4,258
January	7,132	4,531
February	7,156	5,069
March	7,416	5,884
April	7,443	
May	7,443	
June	7,443	

QUALITY

	Quantity	Base Number	Contract	AT	Region	England
% of FP17s for the same patient ID Re-attending within 3 months - Children	117	976	12.0%	10.0%	11.8%	12.3%
% of FP17s for the same patient ID Re-attending within 3 months - Adults	385	2,042	18.9%	16.1%	17.1%	16.7%
% of FP17s for the same patient ID Re-attending between 3 & 9 months - Children	423	976	43.3%	46.2%	46.5%	57.6%
% of FP17s for the same patient ID Re-attending between 3 & 9 months - Adults	806	2,042	39.5%	37.0%	37.6%	50.1%
% of FP17s for Band 1 Urgent Courses	224	2,265	9.9%	11.0%	10.7%	9.1%
% of FP17s Relating to Free Repair or Replacements	10	2,265	0.4%	0.6%	0.6%	0.8%
% of FP17s Relating to Continuations	60	2,265	2.6%	0.7%	0.9%	1.2%
% of Patients satisfied with the dentistry they have received	2	3	N/A	91.3%	90.4%	92.8%
% of Patients satisfied with the time they had to wait for an appointment	3	3	N/A	84.0%	83.7%	88.7%

* This is based on patients treated on this contract for their most recent course of treatment. Figures in italics indicate the base number of FP17s or Patient Questionnaire responses are less than 100. N/A is shown where the base number of responses is less than 10 during the period. % is calculated as Quantity/Base number*100

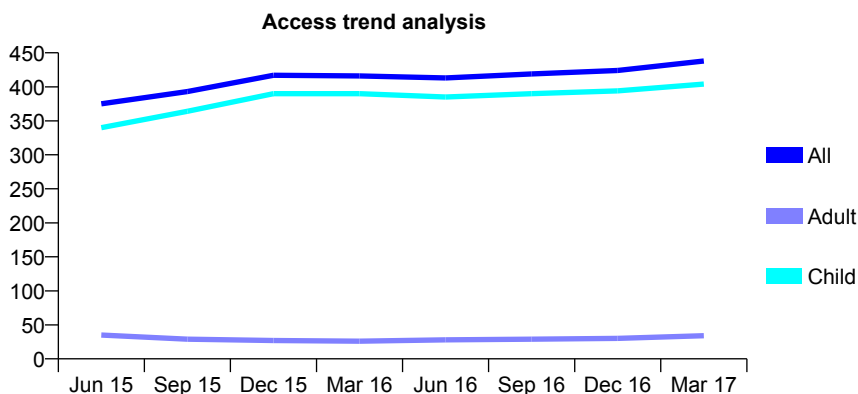
Q62 - Vital Signs At a Glance Contract Report for 175536/0001 - March 2017

Name or company name	Dr B Patel
Contract type name	GDS Contract
Purpose of contract	General
Contract start date	01/02/2012
Contract end date	

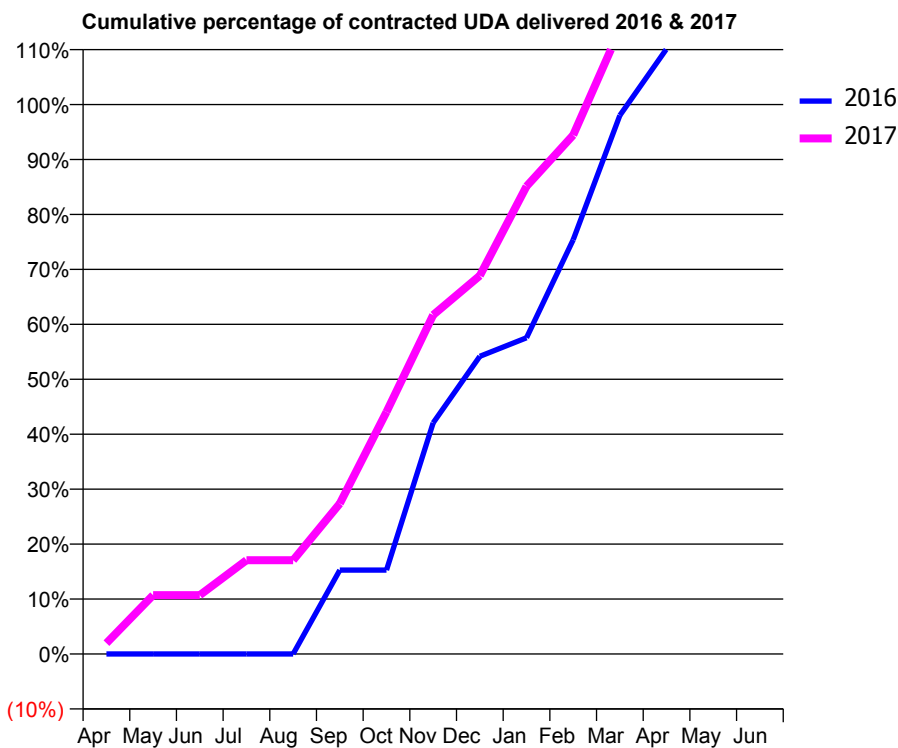
16/17 Contracted general activity (UDA)	504
Carry forward general activity (UDA)	-10
16/17 Contracted orthodontic activity (UOA)	0
Carry forward orthodontic activity (UOA)	0
Baseline contract value	£11,777.87

ACCESS*

Patients seen in 24 months	Total	Change since previous quarter
Quarter ending March 2016	416	
Quarter ending June 2016	413	→
Quarter ending September 2016	419	→
Quarter ending December 2016	424	→
Quarter ending March 2017	438	↑
Variance since March 2016	5.3%	↑



ACTIVITY



Month	Adjusted Scheduled Activity (UDA)	
	2016	2017
April	0	10
May	0	54
June	0	54
July	0	86
August	0	86
September	77	138
October	77	222
November	212	311
December	273	347
January	290	429
February	380	476
March	494	573
April	555	
May	560	
June	560	

QUALITY

	Quantity	Base Number	Contract	AT	Region	England
% of FP17s for the same patient ID Re-attending within 3 months - Children	7	438	1.6%	10.0%	11.8%	12.3%
% of FP17s for the same patient ID Re-attending within 3 months - Adults	0	11	0.0%	16.1%	17.1%	16.7%
% of FP17s for the same patient ID Re-attending between 3 & 9 months - Children	219	438	50.0%	46.2%	46.5%	57.6%
% of FP17s for the same patient ID Re-attending between 3 & 9 months - Adults	4	11	36.4%	37.0%	37.6%	50.1%
% of FP17s for Band 1 Urgent Courses	0	405	0.0%	11.0%	10.7%	9.1%
% of FP17s Relating to Free Repair or Replacements	0	405	0.0%	0.6%	0.6%	0.8%
% of FP17s Relating to Continuations	0	405	0.0%	0.7%	0.9%	1.2%
% of Patients satisfied with the dentistry they have received	0	0	N/A	91.3%	90.4%	92.8%
% of Patients satisfied with the time they had to wait for an appointment	0	0	N/A	84.0%	83.7%	88.7%

* This is based on patients treated on this contract for their most recent course of treatment. Figures in italics indicate the base number of FP17s or Patient Questionnaire responses are less than 100. N/A is shown where the base number of responses is less than 10 during the period. % is calculated as Quantity/Base number*100

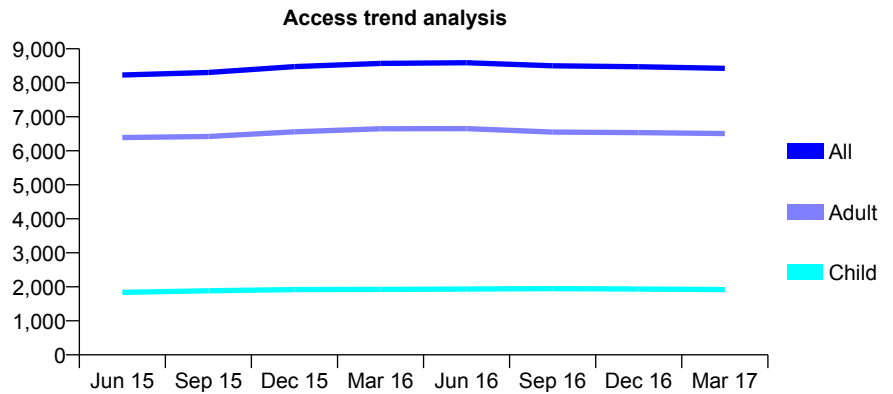
Q62 - Vital Signs At a Glance Contract Report for 178241/0001 - March 2017

Name or company name	Drs Al-Killidar, Al-Killidar & Al-Saidi
Contract type name	GDS Contract
Purpose of contract	General
Contract start date	01/04/2010
Contract end date	

16/17 Contracted general activity (UDA)	33,037
Carry forward general activity (UDA)	490
16/17 Contracted orthodontic activity (UOA)	0
Carry forward orthodontic activity (UOA)	0
Baseline contract value	£1,153,610.57

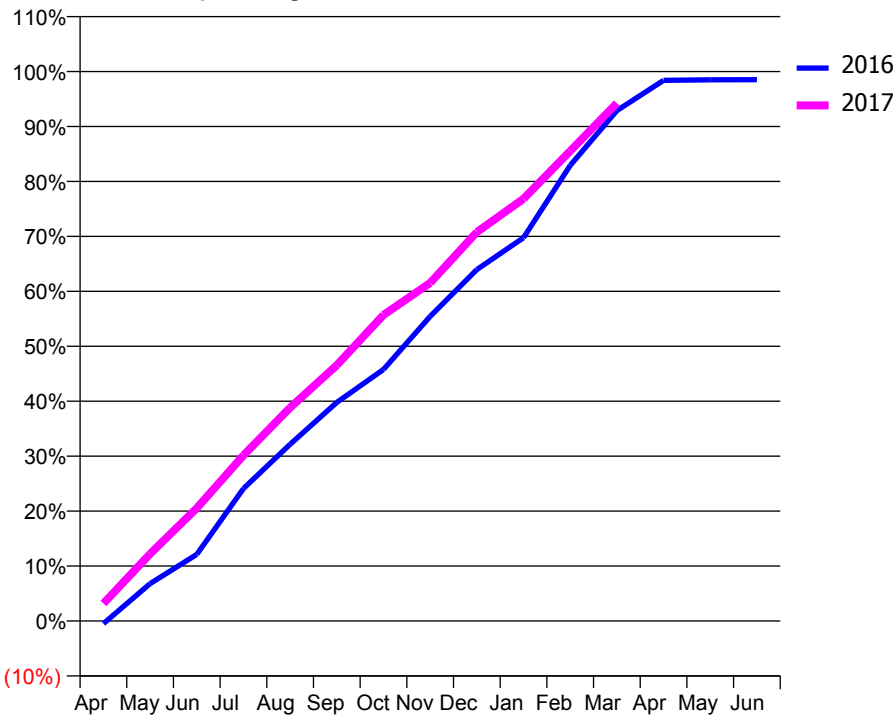
ACCESS*

Patients seen in 24 months	Total	Change since previous quarter
Quarter ending March 2016	8,572	
Quarter ending June 2016	8,590	→
Quarter ending September 2016	8,500	↓
Quarter ending December 2016	8,473	→
Quarter ending March 2017	8,426	→
Variance since March 2016	(1.7%)	↓



ACTIVITY

Cumulative percentage of contracted UDA delivered 2016 & 2017



Month	Adjusted Scheduled Activity (UDA)	
	2016	2017
April	-162	1,053
May	2,250	4,037
June	4,002	6,785
July	7,962	9,961
August	10,628	12,834
September	13,145	15,379
October	15,125	18,402
November	18,316	20,323
December	21,131	23,378
January	23,042	25,388
February	27,388	28,253
March	30,686	31,132
April	32,507	
May	32,536	
June	32,544	

QUALITY

	Quantity	Base Number	Contract	AT	Region	England
% of FP17s for the same patient ID Re-attending within 3 months - Children	137	2,108	6.5%	10.0%	11.8%	12.3%
% of FP17s for the same patient ID Re-attending within 3 months - Adults	629	6,115	10.3%	16.1%	17.1%	16.7%
% of FP17s for the same patient ID Re-attending between 3 & 9 months - Children	880	2,108	41.7%	46.2%	46.5%	57.6%
% of FP17s for the same patient ID Re-attending between 3 & 9 months - Adults	1,872	6,115	30.6%	37.0%	37.6%	50.1%
% of FP17s for Band 1 Urgent Courses	784	7,792	10.1%	11.0%	10.7%	9.1%
% of FP17s Relating to Free Repair or Replacements	0	7,792	0.0%	0.6%	0.6%	0.8%
% of FP17s Relating to Continuations	48	7,792	0.6%	0.7%	0.9%	1.2%
% of Patients satisfied with the dentistry they have received	10	13	76.9%	91.3%	90.4%	92.8%
% of Patients satisfied with the time they had to wait for an appointment	12	13	92.3%	84.0%	83.7%	88.7%

* This is based on patients treated on this contract for their most recent course of treatment. Figures in italics indicate the base number of FP17s or Patient Questionnaire responses are less than 100. N/A is shown where the base number of responses is less than 10 during the period. % is calculated as Quantity/Base number*100

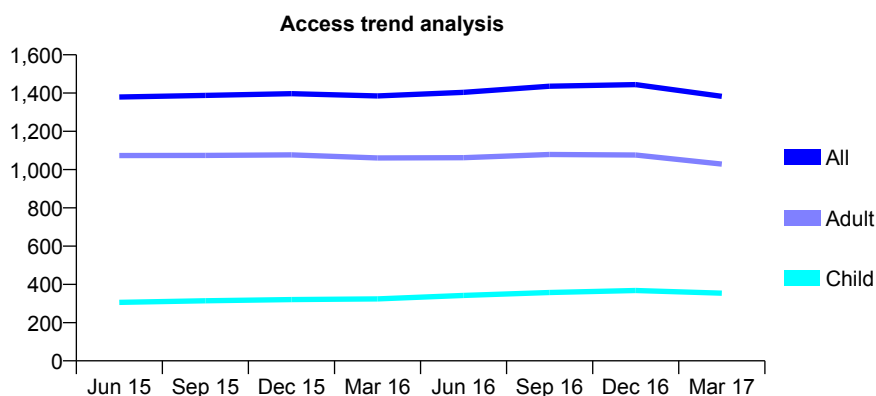
Q62 - Vital Signs At a Glance Contract Report for 178632/0001 - March 2017

Name or company name	DR Sherer & DR Levin
Contract type name	GDS Contract
Purpose of contract	General
Contract start date	01/04/2010
Contract end date	

16/17 Contracted general activity (UDA)	3,046
Carry forward general activity (UDA)	-6
16/17 Contracted orthodontic activity (UOA)	0
Carry forward orthodontic activity (UOA)	0
Baseline contract value	£94,470.46

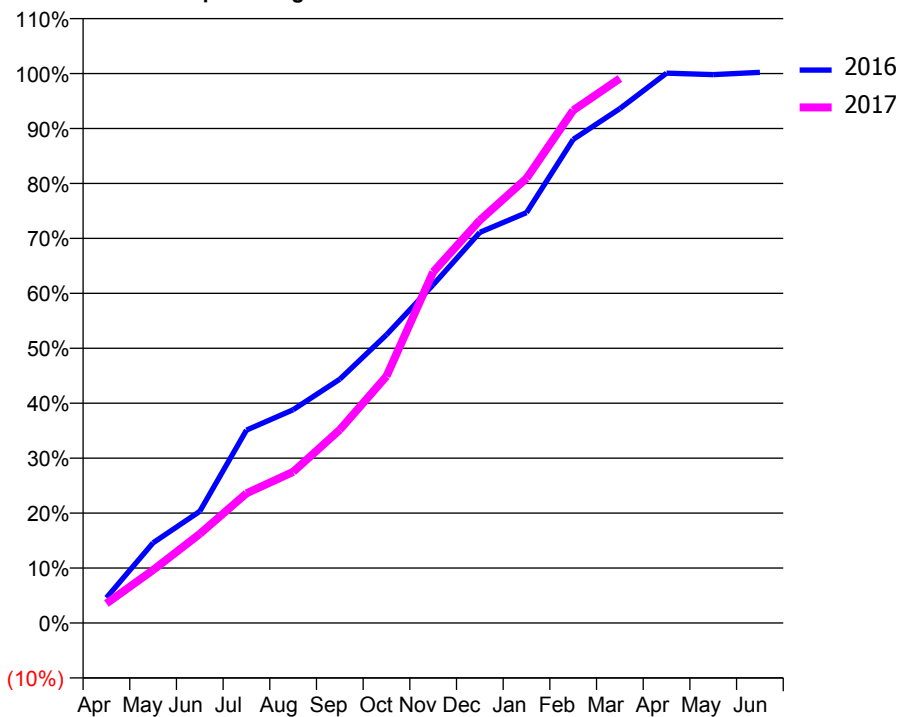
ACCESS*

Patients seen in 24 months	Total	Change since previous quarter
Quarter ending March 2016	1,385	
Quarter ending June 2016	1,404	→
Quarter ending September 2016	1,436	↑
Quarter ending December 2016	1,444	→
Quarter ending March 2017	1,383	↓
Variance since March 2016	(0.1%)	→



ACTIVITY

Cumulative percentage of contracted UDA delivered 2016 & 2017



Month	Adjusted Scheduled Activity (UDA)	
	2016	2017
April	140	109
May	444	294
June	619	494
July	1,069	719
August	1,183	838
September	1,352	1,071
October	1,598	1,368
November	1,875	1,946
December	2,165	2,233
January	2,275	2,465
February	2,680	2,841
March	2,851	3,019
April	3,048	
May	3,040	
June	3,052	

QUALITY

	Quantity	Base Number	Contract	AT	Region	England
% of FP17s for the same patient ID Re-attending within 3 months - Children	31	415	7.5%	10.0%	11.8%	12.3%
% of FP17s for the same patient ID Re-attending within 3 months - Adults	139	1,031	13.5%	16.1%	17.1%	16.7%
% of FP17s for the same patient ID Re-attending between 3 & 9 months - Children	144	415	34.7%	46.2%	46.5%	57.6%
% of FP17s for the same patient ID Re-attending between 3 & 9 months - Adults	256	1,031	24.8%	37.0%	37.6%	50.1%
% of FP17s for Band 1 Urgent Courses	223	1,343	16.6%	11.0%	10.7%	9.1%
% of FP17s Relating to Free Repair or Replacements	3	1,343	0.2%	0.6%	0.6%	0.8%
% of FP17s Relating to Continuations	26	1,343	1.9%	0.7%	0.9%	1.2%
% of Patients satisfied with the dentistry they have received	4	6	N/A	91.3%	90.4%	92.8%
% of Patients satisfied with the time they had to wait for an appointment	5	6	N/A	84.0%	83.7%	88.7%

* This is based on patients treated on this contract for their most recent course of treatment. Figures in italics indicate the base number of FP17s or Patient Questionnaire responses are less than 100. N/A is shown where the base number of responses is less than 10 during the period. % is calculated as Quantity/Base number*100

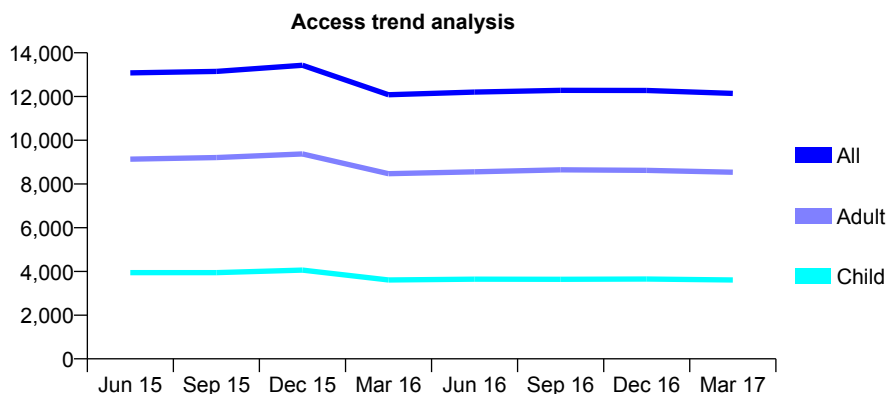
Q62 - Vital Signs At a Glance Contract Report for 180122/0001 - March 2017

Name or company name	IDH Limited
Contract type name	GDS Contract
Purpose of contract	General
Contract start date	01/08/2008
Contract end date	

16/17 Contracted general activity (UDA)	34,899
Carry forward general activity (UDA)	-201
16/17 Contracted orthodontic activity (UOA)	0
Carry forward orthodontic activity (UOA)	0
Baseline contract value	£1,017,309.90

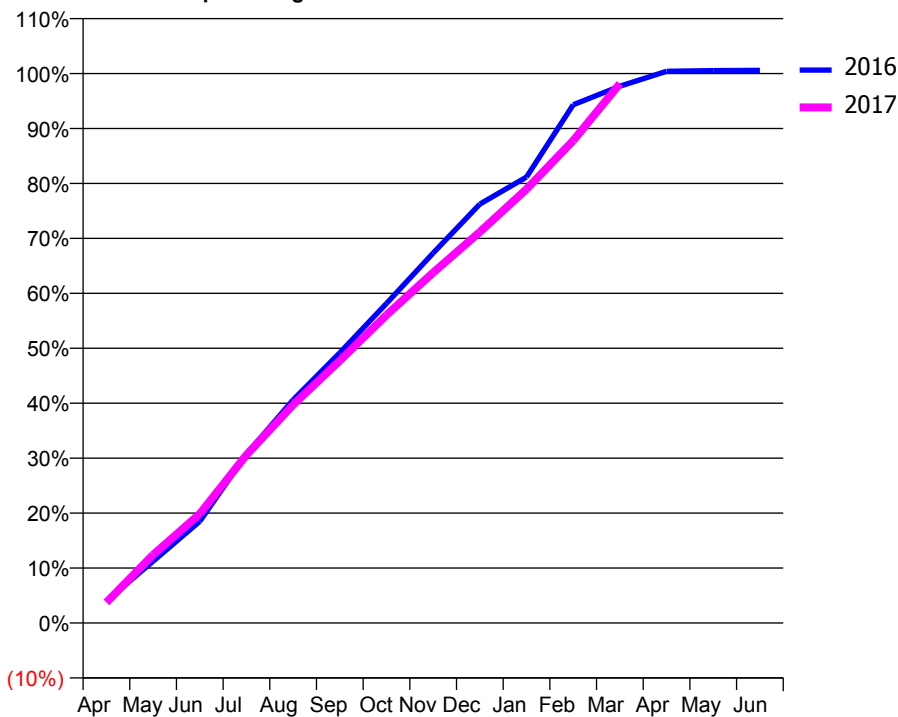
ACCESS*

Patients seen in 24 months	Total	Change since previous quarter
Quarter ending March 2016	12,081	
Quarter ending June 2016	12,201	→
Quarter ending September 2016	12,281	→
Quarter ending December 2016	12,275	→
Quarter ending March 2017	12,141	↓
Variance since March 2016	0.5%	→



ACTIVITY

Cumulative percentage of contracted UDA delivered 2016 & 2017



Month	Adjusted Scheduled Activity (UDA)	
	2016	2017
April	1,400	1,309
May	3,928	4,328
June	6,456	6,929
July	10,727	10,672
August	14,170	13,859
September	17,164	16,663
October	20,300	19,558
November	23,498	22,250
December	26,604	24,838
January	28,324	27,557
February	32,913	30,635
March	34,095	34,254
April	35,041	
May	35,083	
June	35,100	

QUALITY

	Quantity	Base Number	Contract	AT	Region	England
% of FP17s for the same patient ID Re-attending within 3 months - Children	181	4,477	4.0%	10.0%	11.8%	12.3%
% of FP17s for the same patient ID Re-attending within 3 months - Adults	824	9,482	8.7%	16.1%	17.1%	16.7%
% of FP17s for the same patient ID Re-attending between 3 & 9 months - Children	1,712	4,477	38.2%	46.2%	46.5%	57.6%
% of FP17s for the same patient ID Re-attending between 3 & 9 months - Adults	3,724	9,482	39.3%	37.0%	37.6%	50.1%
% of FP17s for Band 1 Urgent Courses	508	13,689	3.7%	11.0%	10.7%	9.1%
% of FP17s Relating to Free Repair or Replacements	83	13,689	0.6%	0.6%	0.6%	0.8%
% of FP17s Relating to Continuations	167	13,689	1.2%	0.7%	0.9%	1.2%
% of Patients satisfied with the dentistry they have received	10	11	90.9%	91.3%	90.4%	92.8%
% of Patients satisfied with the time they had to wait for an appointment	7	11	63.6%	84.0%	83.7%	88.7%

* This is based on patients treated on this contract for their most recent course of treatment. Figures in italics indicate the base number of FP17s or Patient Questionnaire responses are less than 100. N/A is shown where the base number of responses is less than 10 during the period. % is calculated as Quantity/Base number*100

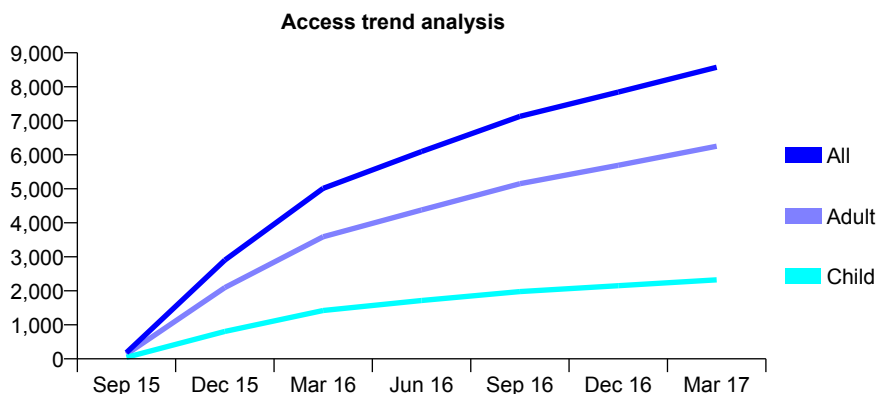
Q62 - Vital Signs At a Glance Contract Report for 180505/0001 - March 2017

Name or company name	A Patel, K Patel, G Pathmanathan
Contract type name	GDS Contract
Purpose of contract	General and Orthodontic
Contract start date	01/08/2015
Contract end date	

16/17 Contracted general activity (UDA)	27,409
Carry forward general activity (UDA)	-312
16/17 Contracted orthodontic activity (UOA)	451
Carry forward orthodontic activity (UOA)	-9
Baseline contract value	£892,411.97

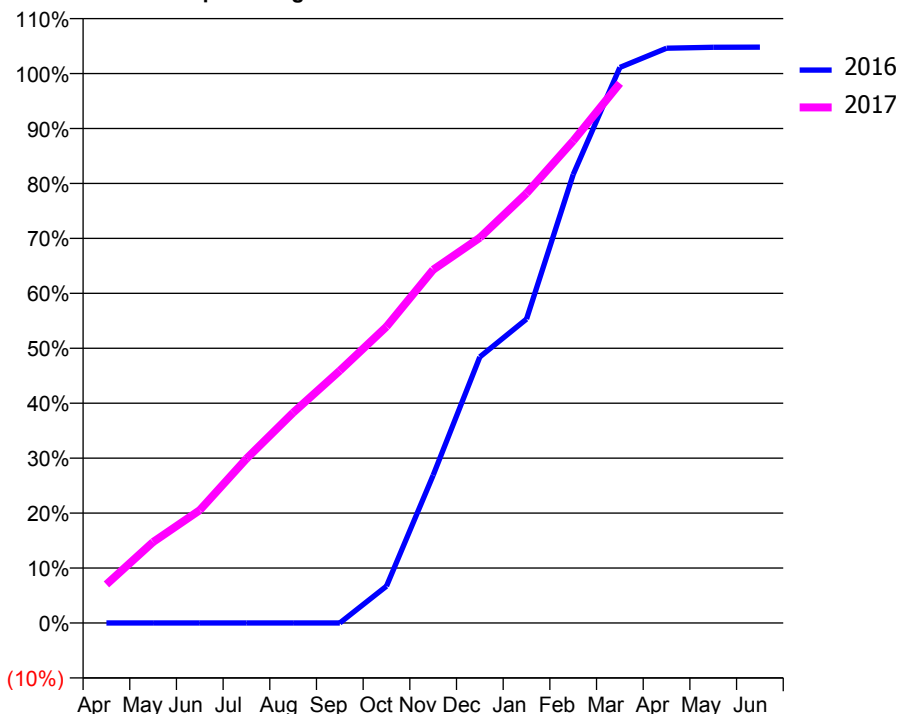
ACCESS*

Patients seen in 24 months	Total	Change since previous quarter
Quarter ending March 2016	5,012	
Quarter ending June 2016	6,095	↑
Quarter ending September 2016	7,130	↑
Quarter ending December 2016	7,845	↑
Quarter ending March 2017	8,574	↑
Variance since March 2016	71.1%	↑



ACTIVITY

Cumulative percentage of contracted UDA delivered 2016 & 2017



Month	Adjusted Scheduled Activity (UDA)	
	2016	2017
April	0	1,927
May	0	4,040
June	0	5,629
July	0	8,199
August	0	10,493
September	0	12,586
October	1,073	14,784
November	4,300	17,622
December	7,741	19,216
January	8,845	21,435
February	13,049	24,046
March	16,166	26,919
April	16,727	
May	16,753	
June	16,756	

QUALITY

	Quantity	Base Number	Contract	AT	Region	England
% of FP17s for the same patient ID Re-attending within 3 months - Children	209	2,899	7.2%	10.0%	11.8%	12.3%
% of FP17s for the same patient ID Re-attending within 3 months - Adults	978	7,505	13.0%	16.1%	17.1%	16.7%
% of FP17s for the same patient ID Re-attending between 3 & 9 months - Children	1,211	2,899	41.8%	46.2%	46.5%	57.6%
% of FP17s for the same patient ID Re-attending between 3 & 9 months - Adults	2,701	7,505	36.0%	37.0%	37.6%	50.1%
% of FP17s for Band 1 Urgent Courses	869	10,038	8.7%	11.0%	10.7%	9.1%
% of FP17s Relating to Free Repair or Replacements	37	10,038	0.4%	0.6%	0.6%	0.8%
% of FP17s Relating to Continuations	50	10,038	0.5%	0.7%	0.9%	1.2%
% of Patients satisfied with the dentistry they have received	11	11	100.0%	91.3%	90.4%	92.8%
% of Patients satisfied with the time they had to wait for an appointment	8	11	72.7%	84.0%	83.7%	88.7%

* This is based on patients treated on this contract for their most recent course of treatment. Figures in italics indicate the base number of FP17s or Patient Questionnaire responses are less than 100. N/A is shown where the base number of responses is less than 10 during the period. % is calculated as Quantity/Base number*100

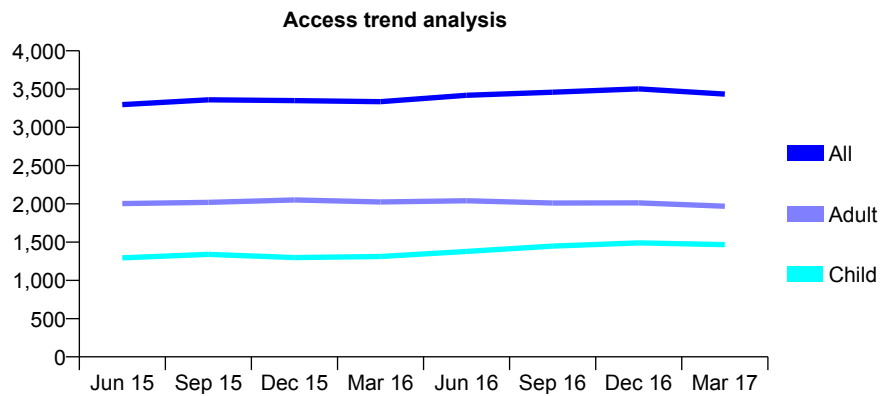
Q62 - Vital Signs At a Glance Contract Report for 182613/0001 - March 2017

Name or company name	Harlesden Health Ltd
Contract type name	GDS Contract
Purpose of contract	General
Contract start date	01/11/2009
Contract end date	

16/17 Contracted general activity (UDA)	14,600
Carry forward general activity (UDA)	-292
16/17 Contracted orthodontic activity (UOA)	0
Carry forward orthodontic activity (UOA)	0
Baseline contract value	£439,797.13

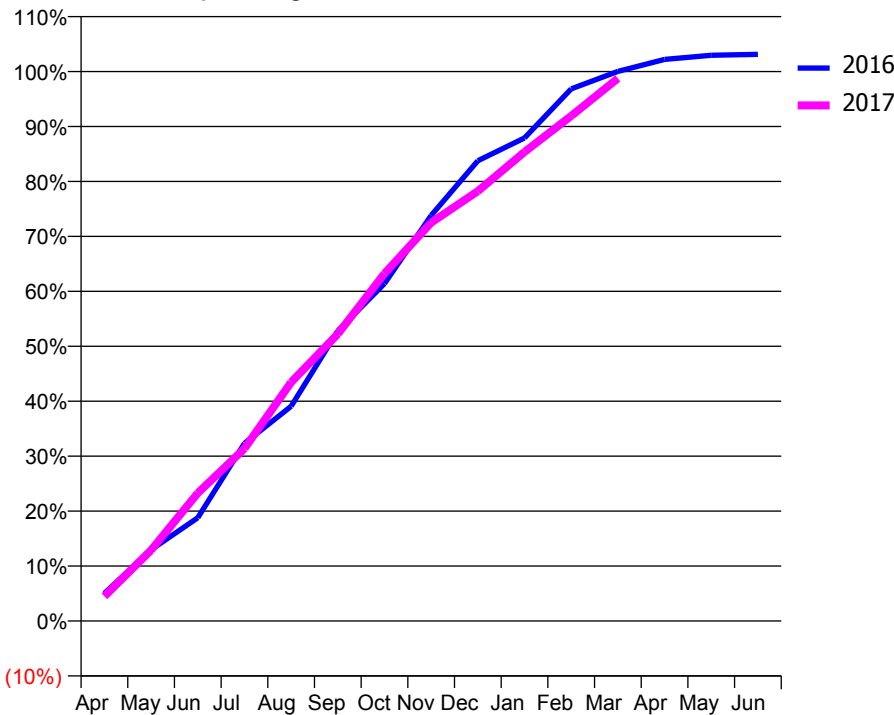
ACCESS*

Patients seen in 24 months	Total	Change since previous quarter
Quarter ending March 2016	3,335	
Quarter ending June 2016	3,418	↑
Quarter ending September 2016	3,458	→
Quarter ending December 2016	3,502	→
Quarter ending March 2017	3,435	↓
Variance since March 2016	3.0%	↑



ACTIVITY

Cumulative percentage of contracted UDA delivered 2016 & 2017



Month	Adjusted Scheduled Activity (UDA)	
	2016	2017
April	733	659
May	1,893	1,883
June	2,743	3,399
July	4,721	4,583
August	5,706	6,344
September	7,707	7,628
October	8,966	9,230
November	10,777	10,585
December	12,228	11,419
January	12,835	12,462
February	14,139	13,419
March	14,603	14,419
April	14,922	
May	15,031	
June	15,056	

QUALITY

	Quantity	Base Number	Contract	AT	Region	England
% of FP17s for the same patient ID Re-attending within 3 months - Children	67	1,420	4.7%	10.0%	11.8%	12.3%
% of FP17s for the same patient ID Re-attending within 3 months - Adults	176	1,767	10.0%	16.1%	17.1%	16.7%
% of FP17s for the same patient ID Re-attending between 3 & 9 months - Children	406	1,420	28.6%	46.2%	46.5%	57.6%
% of FP17s for the same patient ID Re-attending between 3 & 9 months - Adults	531	1,767	30.1%	37.0%	37.6%	50.1%
% of FP17s for Band 1 Urgent Courses	123	3,027	4.1%	11.0%	10.7%	9.1%
% of FP17s Relating to Free Repair or Replacements	0	3,027	0.0%	0.6%	0.6%	0.8%
% of FP17s Relating to Continuations	4	3,027	0.1%	0.7%	0.9%	1.2%
% of Patients satisfied with the dentistry they have received	0	0	N/A	91.3%	90.4%	92.8%
% of Patients satisfied with the time they had to wait for an appointment	0	0	N/A	84.0%	83.7%	88.7%

* This is based on patients treated on this contract for their most recent course of treatment. Figures in italics indicate the base number of FP17s or Patient Questionnaire responses are less than 100. N/A is shown where the base number of responses is less than 10 during the period. % is calculated as Quantity/Base number*100

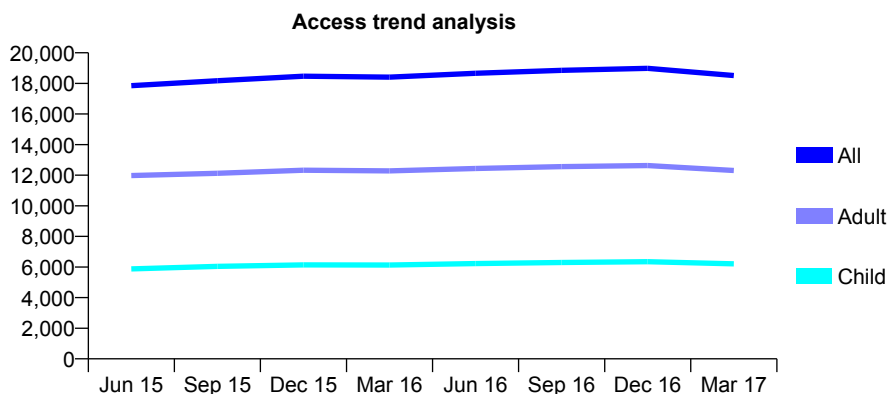
Q62 - Vital Signs At a Glance Contract Report for 182680/0001 - March 2017

Name or company name	Inspire Dental Southall Ltd
Contract type name	GDS Contract
Purpose of contract	General and Orthodontic
Contract start date	01/05/2007
Contract end date	

16/17 Contracted general activity (UDA)	54,717
Carry forward general activity (UDA)	-1,094
16/17 Contracted orthodontic activity (UOA)	3,640
Carry forward orthodontic activity (UOA)	-73
Baseline contract value	£1,672,579.54

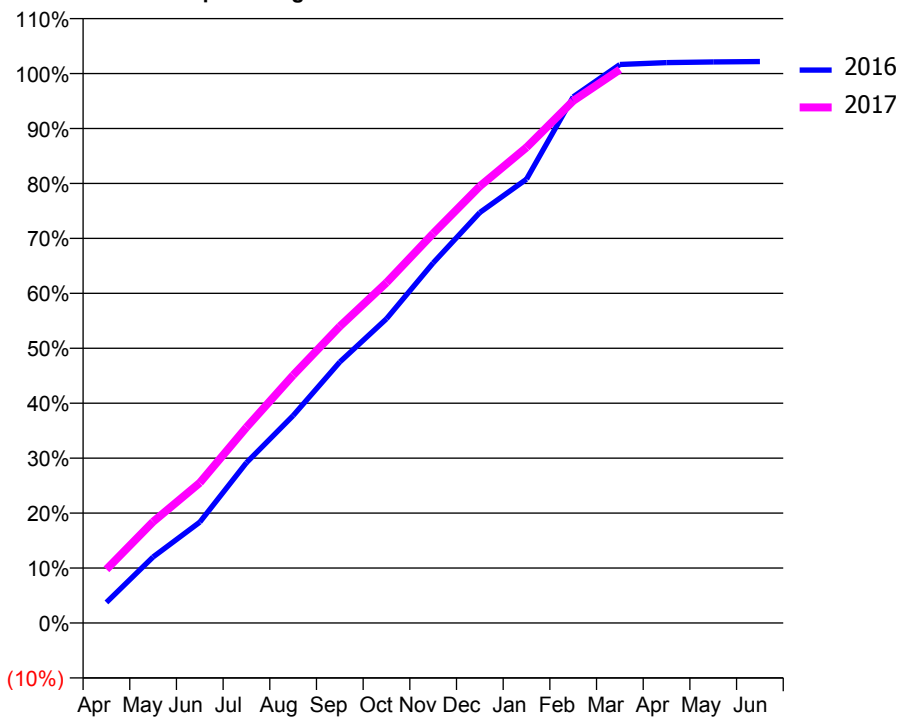
ACCESS*

Patients seen in 24 months	Total	Change since previous quarter
Quarter ending March 2016	18,408	
Quarter ending June 2016	18,660	→
Quarter ending September 2016	18,856	→
Quarter ending December 2016	18,983	→
Quarter ending March 2017	18,515	↓
Variance since March 2016	0.6%	→



ACTIVITY

Cumulative percentage of contracted UDA delivered 2016 & 2017



Month	Adjusted Scheduled Activity (UDA)	
	2016	2017
April	2,054	5,349
May	6,577	10,084
June	10,047	13,956
July	15,970	19,483
August	20,650	24,672
September	25,997	29,533
October	30,299	33,892
November	35,856	38,799
December	40,878	43,492
January	44,196	47,363
February	52,395	51,984
March	55,616	55,110
April	55,796	
May	55,862	
June	55,912	

QUALITY

	Quantity	Base Number	Contract	AT	Region	England
% of FP17s for the same patient ID Re-attending within 3 months - Children	530	9,005	5.9%	10.0%	11.8%	12.3%
% of FP17s for the same patient ID Re-attending within 3 months - Adults	1,016	13,111	7.7%	16.1%	17.1%	16.7%
% of FP17s for the same patient ID Re-attending between 3 & 9 months - Children	5,510	9,005	61.2%	46.2%	46.5%	57.6%
% of FP17s for the same patient ID Re-attending between 3 & 9 months - Adults	5,658	13,111	43.2%	37.0%	37.6%	50.1%
% of FP17s for Band 1 Urgent Courses	1,218	21,529	5.7%	11.0%	10.7%	9.1%
% of FP17s Relating to Free Repair or Replacements	104	21,529	0.5%	0.6%	0.6%	0.8%
% of FP17s Relating to Continuations	36	21,529	0.2%	0.7%	0.9%	1.2%
% of Patients satisfied with the dentistry they have received	16	19	84.2%	91.3%	90.4%	92.8%
% of Patients satisfied with the time they had to wait for an appointment	13	19	68.4%	84.0%	83.7%	88.7%

* This is based on patients treated on this contract for their most recent course of treatment. Figures in italics indicate the base number of FP17s or Patient Questionnaire responses are less than 100. N/A is shown where the base number of responses is less than 10 during the period. % is calculated as Quantity/Base number*100

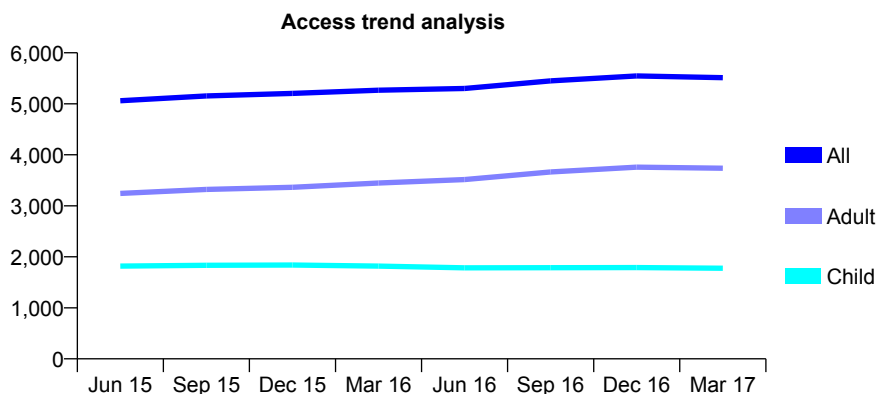
Q62 - Vital Signs At a Glance Contract Report for 183873/0001 - March 2017

Name or company name	Care Dental Ltd
Contract type name	GDS Contract
Purpose of contract	General
Contract start date	08/03/2007
Contract end date	

16/17 Contracted general activity (UDA)	17,139
Carry forward general activity (UDA)	-128
16/17 Contracted orthodontic activity (UOA)	0
Carry forward orthodontic activity (UOA)	0
Baseline contract value	£504,827.38

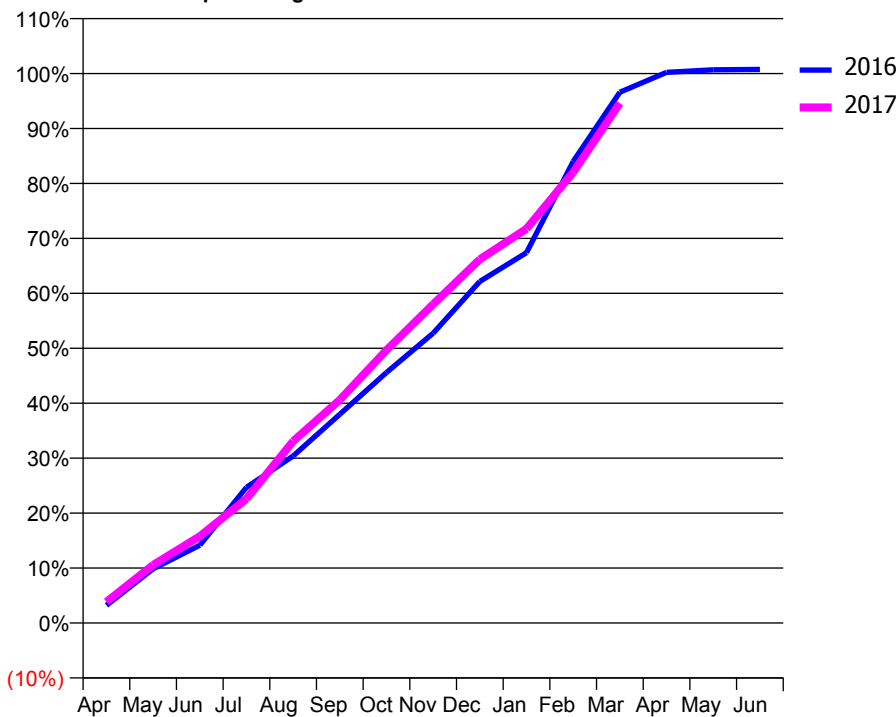
ACCESS*

Patients seen in 24 months	Total	Change since previous quarter
Quarter ending March 2016	5,266	
Quarter ending June 2016	5,300	→
Quarter ending September 2016	5,449	↑
Quarter ending December 2016	5,546	→
Quarter ending March 2017	5,513	→
Variance since March 2016	4.7%	↑



ACTIVITY

Cumulative percentage of contracted UDA delivered 2016 & 2017



Month	Adjusted Scheduled Activity (UDA)	
	2016	2017
April	550	659
May	1,689	1,812
June	2,426	2,706
July	4,232	3,876
August	5,209	5,670
September	6,511	6,960
October	7,811	8,512
November	9,038	9,944
December	10,655	11,342
January	11,554	12,295
February	14,397	14,060
March	16,556	16,215
April	17,177	
May	17,255	
June	17,267	

QUALITY

	Quantity	Base Number	Contract	AT	Region	England
% of FP17s for the same patient ID Re-attending within 3 months - Children	168	1,845	9.1%	10.0%	11.8%	12.3%
% of FP17s for the same patient ID Re-attending within 3 months - Adults	440	3,439	12.8%	16.1%	17.1%	16.7%
% of FP17s for the same patient ID Re-attending between 3 & 9 months - Children	453	1,845	24.6%	46.2%	46.5%	57.6%
% of FP17s for the same patient ID Re-attending between 3 & 9 months - Adults	811	3,439	23.6%	37.0%	37.6%	50.1%
% of FP17s for Band 1 Urgent Courses	60	5,047	1.2%	11.0%	10.7%	9.1%
% of FP17s Relating to Free Repair or Replacements	78	5,047	1.5%	0.6%	0.6%	0.8%
% of FP17s Relating to Continuations	37	5,047	0.7%	0.7%	0.9%	1.2%
% of Patients satisfied with the dentistry they have received	15	15	100.0%	91.3%	90.4%	92.8%
% of Patients satisfied with the time they had to wait for an appointment	13	15	86.7%	84.0%	83.7%	88.7%

* This is based on patients treated on this contract for their most recent course of treatment. Figures in italics indicate the base number of FP17s or Patient Questionnaire responses are less than 100. N/A is shown where the base number of responses is less than 10 during the period. % is calculated as Quantity/Base number*100

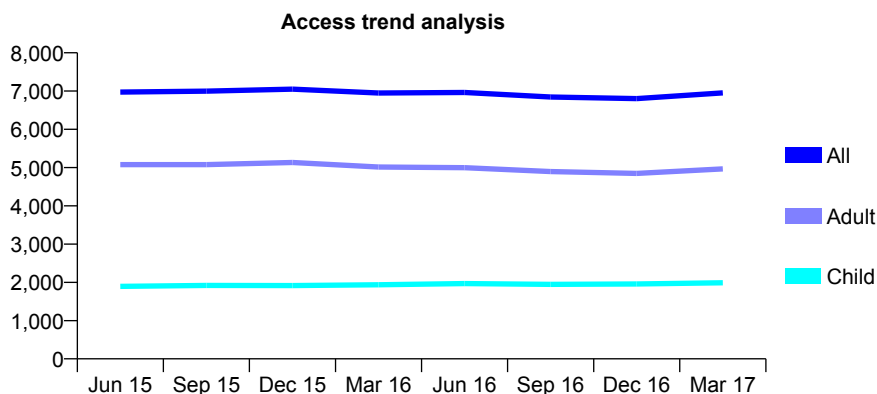
Q62 - Vital Signs At a Glance Contract Report for 184039/0001 - March 2017

Name or company name	Dr M Delahaye & Associates
Contract type name	GDS Contract
Purpose of contract	General
Contract start date	01/04/2011
Contract end date	

16/17 Contracted general activity (UDA)	18,725
Carry forward general activity (UDA)	589
16/17 Contracted orthodontic activity (UOA)	0
Carry forward orthodontic activity (UOA)	0
Baseline contract value	£466,870.07

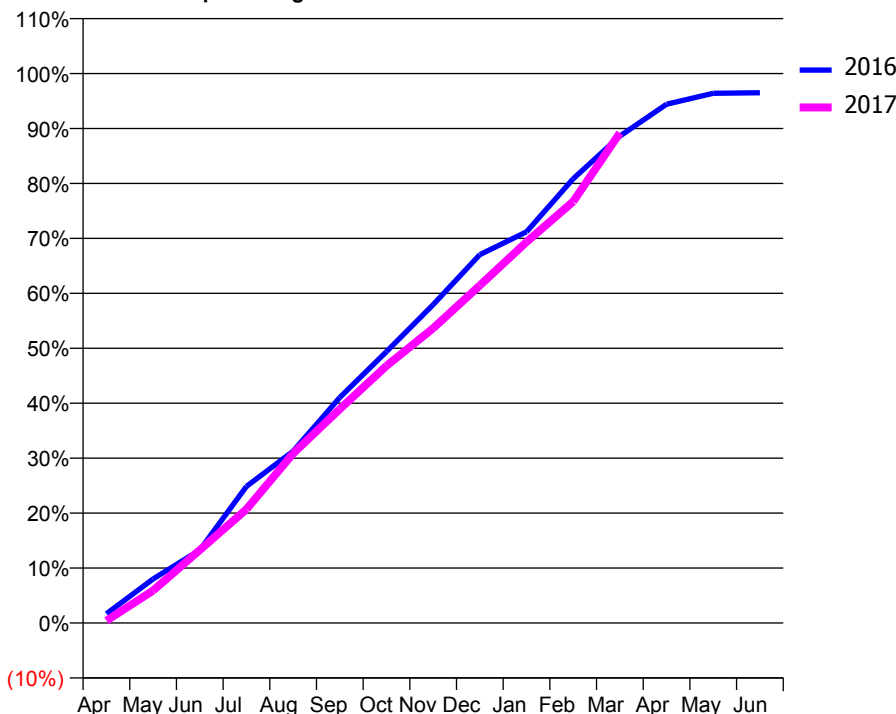
ACCESS*

Patients seen in 24 months	Total	Change since previous quarter
Quarter ending March 2016	6,950	
Quarter ending June 2016	6,964	→
Quarter ending September 2016	6,843	↓
Quarter ending December 2016	6,803	→
Quarter ending March 2017	6,951	↑
Variance since March 2016	0.0%	→



ACTIVITY

Cumulative percentage of contracted UDA delivered 2016 & 2017



Month	Adjusted Scheduled Activity (UDA)	
	2016	2017
April	316	81
May	1,502	1,108
June	2,487	2,489
July	4,656	3,877
August	5,856	5,777
September	7,688	7,291
October	9,247	8,762
November	10,849	10,043
December	12,552	11,503
January	13,328	12,985
February	15,138	14,360
March	16,594	16,699
April	17,678	
May	18,052	
June	18,068	

QUALITY

	Quantity	Base Number	Contract	AT	Region	England
% of FP17s for the same patient ID Re-attending within 3 months - Children	279	2,480	11.3%	10.0%	11.8%	12.3%
% of FP17s for the same patient ID Re-attending within 3 months - Adults	801	5,321	15.1%	16.1%	17.1%	16.7%
% of FP17s for the same patient ID Re-attending between 3 & 9 months - Children	1,075	2,480	43.3%	46.2%	46.5%	57.6%
% of FP17s for the same patient ID Re-attending between 3 & 9 months - Adults	1,625	5,321	30.5%	37.0%	37.6%	50.1%
% of FP17s for Band 1 Urgent Courses	947	7,165	13.2%	11.0%	10.7%	9.1%
% of FP17s Relating to Free Repair or Replacements	100	7,165	1.4%	0.6%	0.6%	0.8%
% of FP17s Relating to Continuations	76	7,165	1.1%	0.7%	0.9%	1.2%
% of Patients satisfied with the dentistry they have received	11	11	100.0%	91.3%	90.4%	92.8%
% of Patients satisfied with the time they had to wait for an appointment	9	11	81.8%	84.0%	83.7%	88.7%

* This is based on patients treated on this contract for their most recent course of treatment. Figures in italics indicate the base number of FP17s or Patient Questionnaire responses are less than 100. N/A is shown where the base number of responses is less than 10 during the period. % is calculated as Quantity/Base number*100

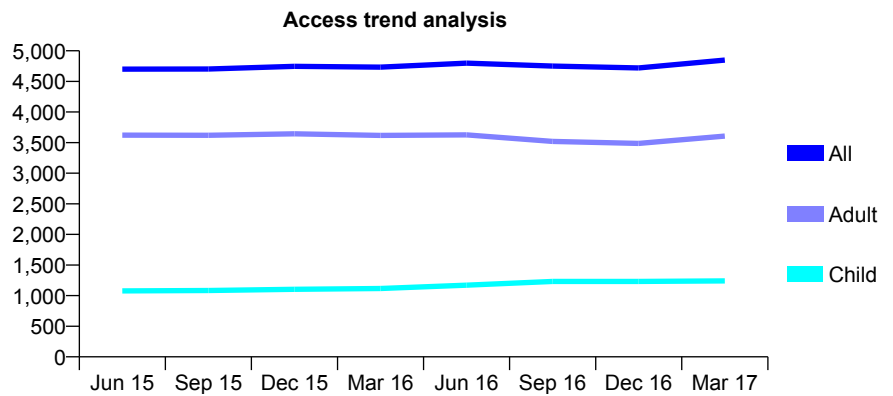
Q62 - Vital Signs At a Glance Contract Report for 184438/0001 - March 2017

Name or company name	Cedars Trading Limited
Contract type name	GDS Contract
Purpose of contract	General
Contract start date	01/04/2009
Contract end date	

16/17 Contracted general activity (UDA)	13,526
Carry forward general activity (UDA)	-271
16/17 Contracted orthodontic activity (UOA)	0
Carry forward orthodontic activity (UOA)	0
Baseline contract value	£372,881.54

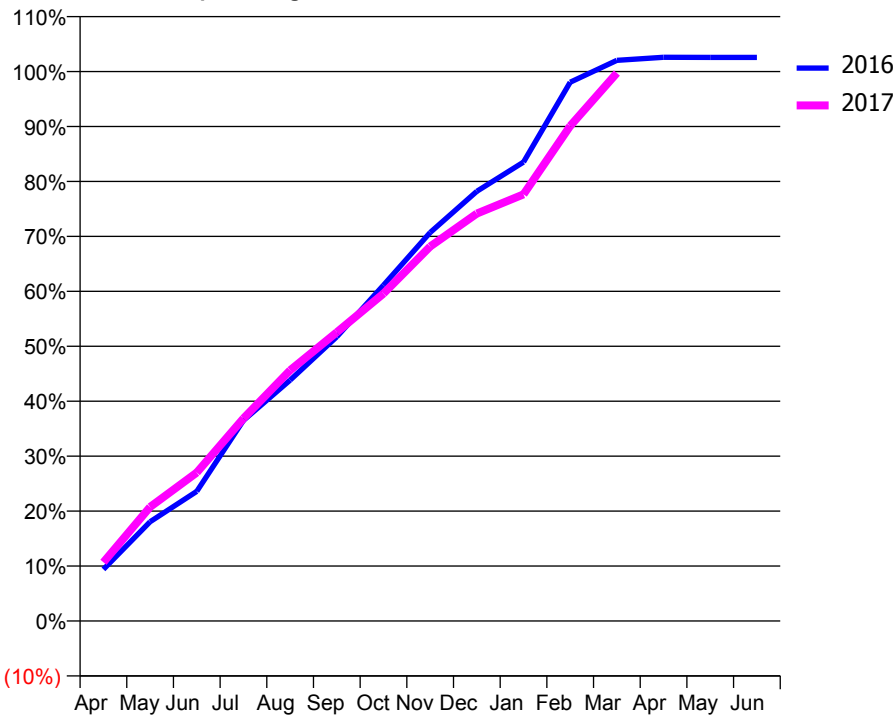
ACCESS*

Patients seen in 24 months	Total	Change since previous quarter
Quarter ending March 2016	4,733	
Quarter ending June 2016	4,798	→
Quarter ending September 2016	4,751	→
Quarter ending December 2016	4,719	→
Quarter ending March 2017	4,848	↑
Variance since March 2016	2.4%	↑



ACTIVITY

Cumulative percentage of contracted UDA delivered 2016 & 2017



Month	Adjusted Scheduled Activity (UDA)	
	2016	2017
April	1,271	1,446
May	2,442	2,809
June	3,192	3,654
July	4,939	4,986
August	5,931	6,172
September	6,995	7,109
October	8,265	8,059
November	9,565	9,220
December	10,576	10,028
January	11,295	10,502
February	13,263	12,186
March	13,800	13,490
April	13,876	
May	13,874	
June	13,874	

QUALITY

	Quantity	Base Number	Contract	AT	Region	England
% of FP17s for the same patient ID Re-attending within 3 months - Children	120	1,461	8.2%	10.0%	11.8%	12.3%
% of FP17s for the same patient ID Re-attending within 3 months - Adults	427	3,314	12.9%	16.1%	17.1%	16.7%
% of FP17s for the same patient ID Re-attending between 3 & 9 months - Children	590	1,461	40.4%	46.2%	46.5%	57.6%
% of FP17s for the same patient ID Re-attending between 3 & 9 months - Adults	989	3,314	29.8%	37.0%	37.6%	50.1%
% of FP17s for Band 1 Urgent Courses	327	4,739	6.9%	11.0%	10.7%	9.1%
% of FP17s Relating to Free Repair or Replacements	40	4,739	0.8%	0.6%	0.6%	0.8%
% of FP17s Relating to Continuations	21	4,739	0.4%	0.7%	0.9%	1.2%
% of Patients satisfied with the dentistry they have received	4	4	N/A	91.3%	90.4%	92.8%
% of Patients satisfied with the time they had to wait for an appointment	4	4	N/A	84.0%	83.7%	88.7%

* This is based on patients treated on this contract for their most recent course of treatment. Figures in italics indicate the base number of FP17s or Patient Questionnaire responses are less than 100. N/A is shown where the base number of responses is less than 10 during the period. % is calculated as Quantity/Base number*100

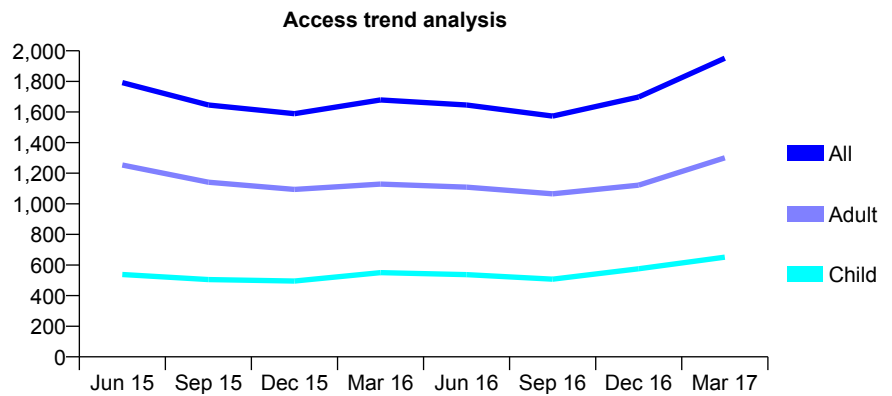
Q62 - Vital Signs At a Glance Contract Report for 184675/0001 - March 2017

Name or company name	Dr T Jabbar
Contract type name	GDS Contract
Purpose of contract	General
Contract start date	01/10/2012
Contract end date	

16/17 Contracted general activity (UDA)	5,952
Carry forward general activity (UDA)	259
16/17 Contracted orthodontic activity (UOA)	0
Carry forward orthodontic activity (UOA)	0
Baseline contract value	£154,177.99

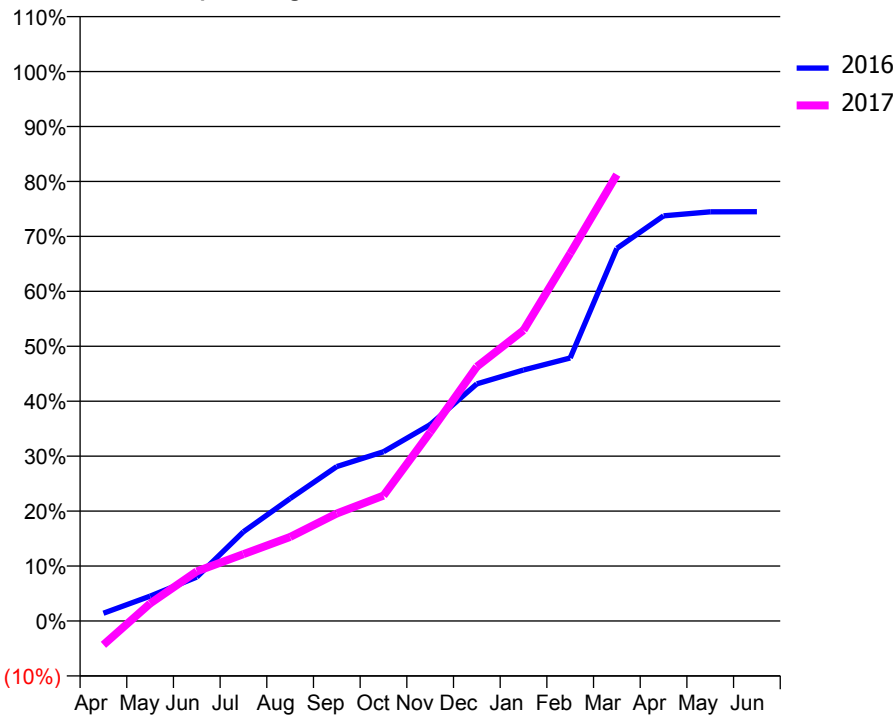
ACCESS*

Patients seen in 24 months	Total	Change since previous quarter
Quarter ending March 2016	1,679	
Quarter ending June 2016	1,646	↓
Quarter ending September 2016	1,573	↓
Quarter ending December 2016	1,698	↑
Quarter ending March 2017	1,952	↑
Variance since March 2016	16.3%	↑



ACTIVITY

Cumulative percentage of contracted UDA delivered 2016 & 2017



Month	Adjusted Scheduled Activity (UDA)	
	2016	2017
April	84	-259
May	270	189
June	476	538
July	967	725
August	1,327	910
September	1,673	1,164
October	1,834	1,359
November	2,126	2,044
December	2,569	2,755
January	2,719	3,150
February	2,849	3,981
March	4,036	4,835
April	4,389	
May	4,432	
June	4,433	

QUALITY

	Quantity	Base Number	Contract	AT	Region	England
% of FP17s for the same patient ID Re-attending within 3 months - Children	105	955	11.0%	10.0%	11.8%	12.3%
% of FP17s for the same patient ID Re-attending within 3 months - Adults	338	1,648	20.5%	16.1%	17.1%	16.7%
% of FP17s for the same patient ID Re-attending between 3 & 9 months - Children	388	955	40.6%	46.2%	46.5%	57.6%
% of FP17s for the same patient ID Re-attending between 3 & 9 months - Adults	514	1,648	31.2%	37.0%	37.6%	50.1%
% of FP17s for Band 1 Urgent Courses	346	2,087	16.6%	11.0%	10.7%	9.1%
% of FP17s Relating to Free Repair or Replacements	5	2,087	0.2%	0.6%	0.6%	0.8%
% of FP17s Relating to Continuations	1	2,087	0.0%	0.7%	0.9%	1.2%
% of Patients satisfied with the dentistry they have received	2	3	N/A	91.3%	90.4%	92.8%
% of Patients satisfied with the time they had to wait for an appointment	3	3	N/A	84.0%	83.7%	88.7%

* This is based on patients treated on this contract for their most recent course of treatment. Figures in italics indicate the base number of FP17s or Patient Questionnaire responses are less than 100. N/A is shown where the base number of responses is less than 10 during the period. % is calculated as Quantity/Base number*100

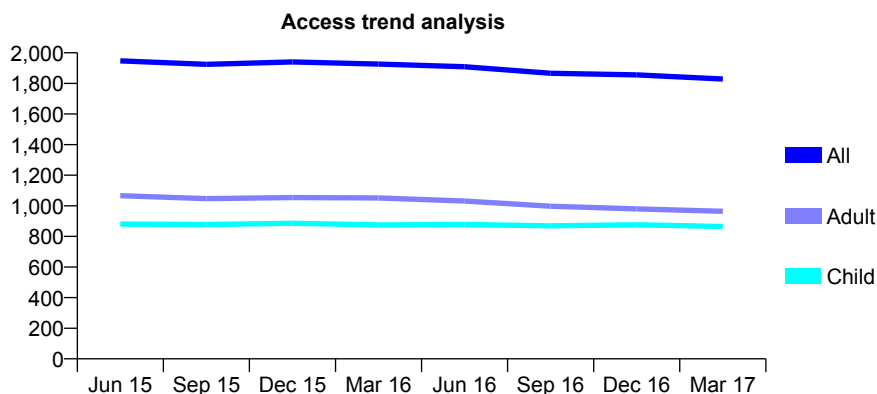
Q62 - Vital Signs At a Glance Contract Report for 186821/0001 - March 2017

Name or company name	Dr. S. Merali and Dr. F. Merali
Contract type name	GDS Contract
Purpose of contract	General
Contract start date	01/10/2012
Contract end date	

16/17 Contracted general activity (UDA)	7,761
Carry forward general activity (UDA)	58
16/17 Contracted orthodontic activity (UOA)	0
Carry forward orthodontic activity (UOA)	0
Baseline contract value	£234,701.28

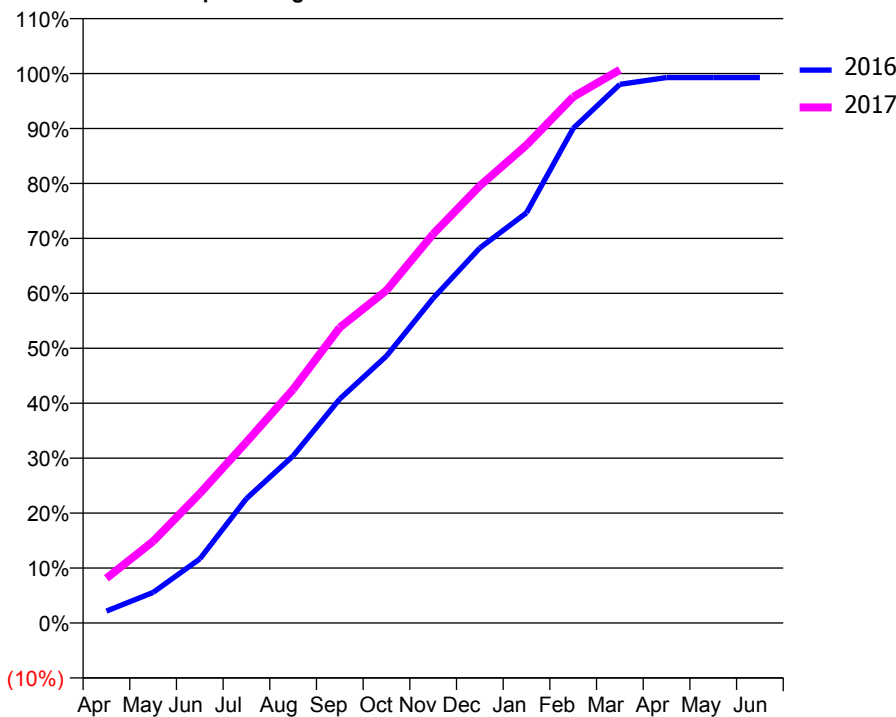
ACCESS*

Patients seen in 24 months	Total	Change since previous quarter
Quarter ending March 2016	1,926	
Quarter ending June 2016	1,909	→
Quarter ending September 2016	1,866	↓
Quarter ending December 2016	1,856	→
Quarter ending March 2017	1,829	↓
Variance since March 2016	(5.0%)	↓



ACTIVITY

Cumulative percentage of contracted UDA delivered 2016 & 2017



Month	Adjusted Scheduled Activity (UDA)	
	2016	2017
April	169	632
May	432	1,153
June	906	1,829
July	1,758	2,557
August	2,361	3,300
September	3,164	4,175
October	3,771	4,698
November	4,587	5,494
December	5,296	6,175
January	5,794	6,751
February	6,987	7,431
March	7,609	7,812
April	7,703	
May	7,703	
June	7,703	

QUALITY

	Quantity	Base Number	Contract	AT	Region	England
% of FP17s for the same patient ID Re-attending within 3 months - Children	120	1,575	7.6%	10.0%	11.8%	12.3%
% of FP17s for the same patient ID Re-attending within 3 months - Adults	267	1,366	19.5%	16.1%	17.1%	16.7%
% of FP17s for the same patient ID Re-attending between 3 & 9 months - Children	1,080	1,575	68.6%	46.2%	46.5%	57.6%
% of FP17s for the same patient ID Re-attending between 3 & 9 months - Adults	693	1,366	50.7%	37.0%	37.6%	50.1%
% of FP17s for Band 1 Urgent Courses	227	2,902	7.8%	11.0%	10.7%	9.1%
% of FP17s Relating to Free Repair or Replacements	0	2,902	0.0%	0.6%	0.6%	0.8%
% of FP17s Relating to Continuations	11	2,902	0.4%	0.7%	0.9%	1.2%
% of Patients satisfied with the dentistry they have received	2	2	N/A	91.3%	90.4%	92.8%
% of Patients satisfied with the time they had to wait for an appointment	1	2	N/A	84.0%	83.7%	88.7%

* This is based on patients treated on this contract for their most recent course of treatment. Figures in italics indicate the base number of FP17s or Patient Questionnaire responses are less than 100. N/A is shown where the base number of responses is less than 10 during the period. % is calculated as Quantity/Base number*100

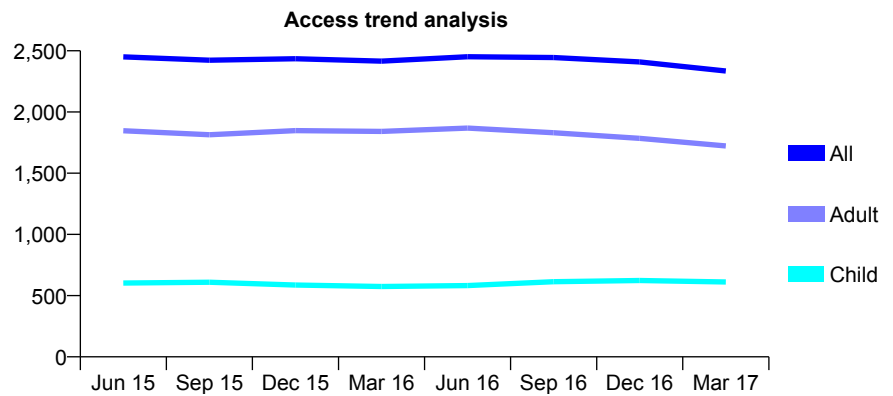
Q62 - Vital Signs At a Glance Contract Report for 187143/0001 - March 2017

Name or company name	Axfell Ltd T/A Bright Dental Practice
Contract type name	GDS Contract
Purpose of contract	General
Contract start date	01/01/2011
Contract end date	

16/17 Contracted general activity (UDA)	8,560
Carry forward general activity (UDA)	0
16/17 Contracted orthodontic activity (UOA)	0
Carry forward orthodontic activity (UOA)	0
Baseline contract value	£197,322.03

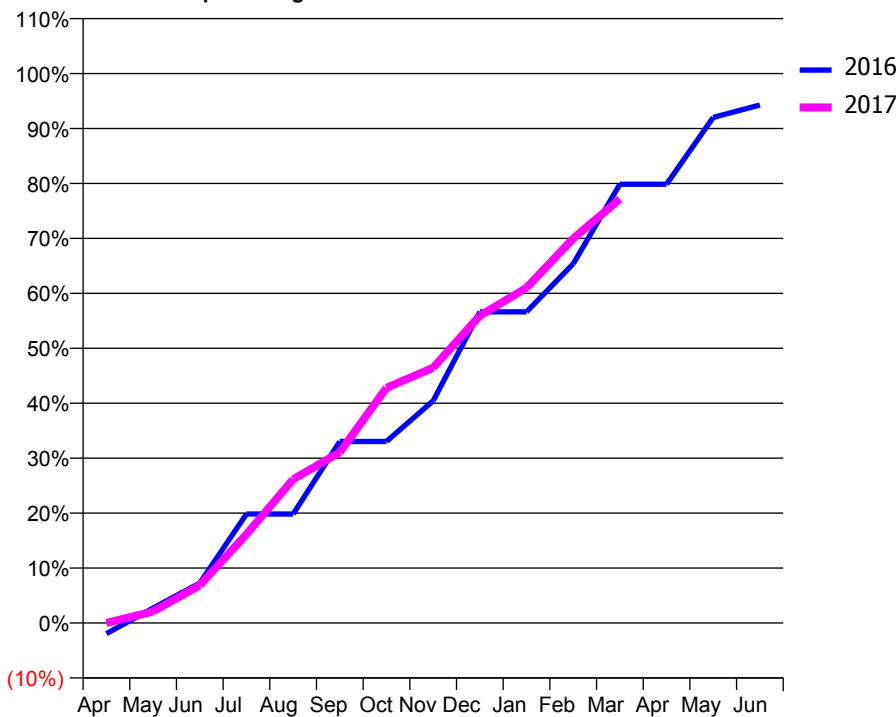
ACCESS*

Patients seen in 24 months	Total	Change since previous quarter
Quarter ending March 2016	2,416	
Quarter ending June 2016	2,451	→
Quarter ending September 2016	2,445	→
Quarter ending December 2016	2,409	↓
Quarter ending March 2017	2,335	↓
Variance since March 2016	(3.4%)	↓



ACTIVITY

Cumulative percentage of contracted UDA delivered 2016 & 2017



Month	Adjusted Scheduled Activity (UDA)	
	2016	2017
April	-167	0
May	234	180
June	621	588
July	1,698	1,381
August	1,698	2,237
September	2,827	2,661
October	2,827	3,662
November	3,462	3,977
December	4,847	4,787
January	4,847	5,222
February	5,594	5,990
March	6,835	6,605
April	6,835	
May	7,877	
June	8,070	

QUALITY

	Quantity	Base Number	Contract	AT	Region	England
% of FP17s for the same patient ID Re-attending within 3 months - Children	60	776	7.7%	10.0%	11.8%	12.3%
% of FP17s for the same patient ID Re-attending within 3 months - Adults	204	1,799	11.3%	16.1%	17.1%	16.7%
% of FP17s for the same patient ID Re-attending between 3 & 9 months - Children	354	776	45.6%	46.2%	46.5%	57.6%
% of FP17s for the same patient ID Re-attending between 3 & 9 months - Adults	773	1,799	43.0%	37.0%	37.6%	50.1%
% of FP17s for Band 1 Urgent Courses	195	2,293	8.5%	11.0%	10.7%	9.1%
% of FP17s Relating to Free Repair or Replacements	10	2,293	0.4%	0.6%	0.6%	0.8%
% of FP17s Relating to Continuations	33	2,293	1.4%	0.7%	0.9%	1.2%
% of Patients satisfied with the dentistry they have received	0	0	N/A	91.3%	90.4%	92.8%
% of Patients satisfied with the time they had to wait for an appointment	0	0	N/A	84.0%	83.7%	88.7%

* This is based on patients treated on this contract for their most recent course of treatment. Figures in italics indicate the base number of FP17s or Patient Questionnaire responses are less than 100. N/A is shown where the base number of responses is less than 10 during the period. % is calculated as Quantity/Base number*100

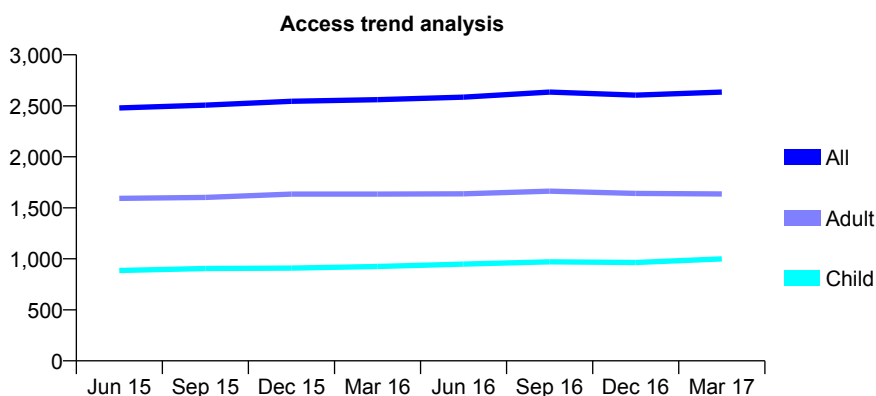
Q62 - Vital Signs At a Glance Contract Report for 189286/0001 - March 2017

Name or company name	MR M AL-JUBBAWY & MISS N JUBBAWY
Contract type name	GDS Contract
Purpose of contract	General
Contract start date	01/10/2012
Contract end date	

16/17 Contracted general activity (UDA)	8,503
Carry forward general activity (UDA)	-154
16/17 Contracted orthodontic activity (UOA)	0
Carry forward orthodontic activity (UOA)	0
Baseline contract value	£259,857.90

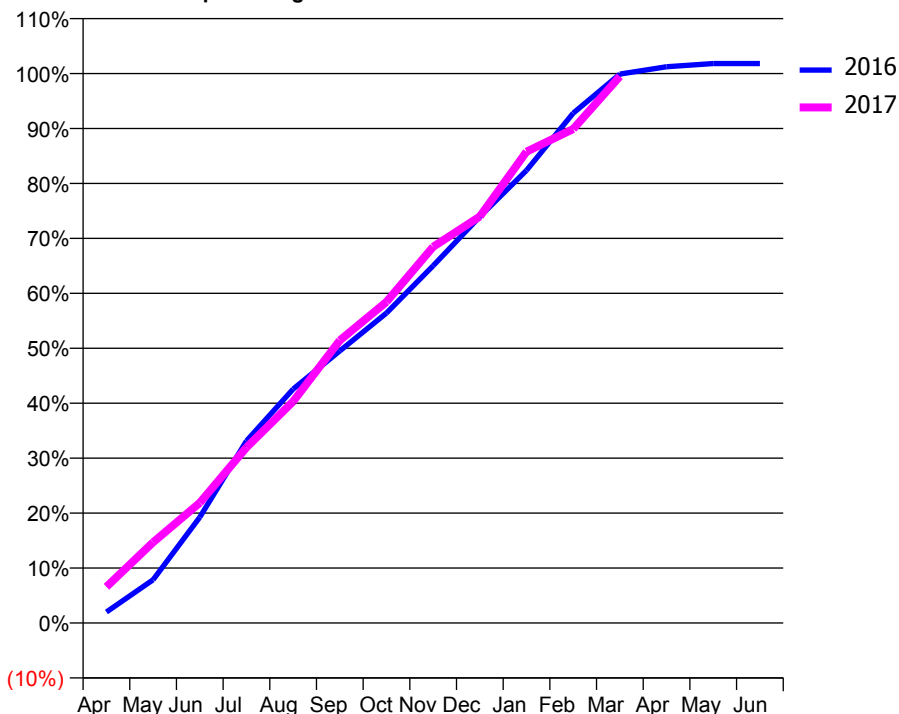
ACCESS*

Patients seen in 24 months	Total	Change since previous quarter
Quarter ending March 2016	2,560	
Quarter ending June 2016	2,585	→
Quarter ending September 2016	2,634	→
Quarter ending December 2016	2,605	↓
Quarter ending March 2017	2,635	→
Variance since March 2016	2.9%	↑



ACTIVITY

Cumulative percentage of contracted UDA delivered 2016 & 2017



Month	Adjusted Scheduled Activity (UDA)	
	2016	2017
April	170	560
May	669	1,249
June	1,638	1,860
July	2,817	2,717
August	3,619	3,429
September	4,211	4,374
October	4,795	4,969
November	5,528	5,822
December	6,288	6,291
January	7,005	7,294
February	7,890	7,643
March	8,494	8,458
April	8,608	
May	8,657	
June	8,657	

QUALITY

	Quantity	Base Number	Contract	AT	Region	England
% of FP17s for the same patient ID Re-attending within 3 months - Children	55	1,038	5.3%	10.0%	11.8%	12.3%
% of FP17s for the same patient ID Re-attending within 3 months - Adults	263	1,776	14.8%	16.1%	17.1%	16.7%
% of FP17s for the same patient ID Re-attending between 3 & 9 months - Children	378	1,038	36.4%	46.2%	46.5%	57.6%
% of FP17s for the same patient ID Re-attending between 3 & 9 months - Adults	617	1,776	34.7%	37.0%	37.6%	50.1%
% of FP17s for Band 1 Urgent Courses	282	2,721	10.4%	11.0%	10.7%	9.1%
% of FP17s Relating to Free Repair or Replacements	0	2,721	0.0%	0.6%	0.6%	0.8%
% of FP17s Relating to Continuations	13	2,721	0.5%	0.7%	0.9%	1.2%
% of Patients satisfied with the dentistry they have received	7	7	N/A	91.3%	90.4%	92.8%
% of Patients satisfied with the time they had to wait for an appointment	7	7	N/A	84.0%	83.7%	88.7%

* This is based on patients treated on this contract for their most recent course of treatment. Figures in italics indicate the base number of FP17s or Patient Questionnaire responses are less than 100. N/A is shown where the base number of responses is less than 10 during the period. % is calculated as Quantity/Base number*100

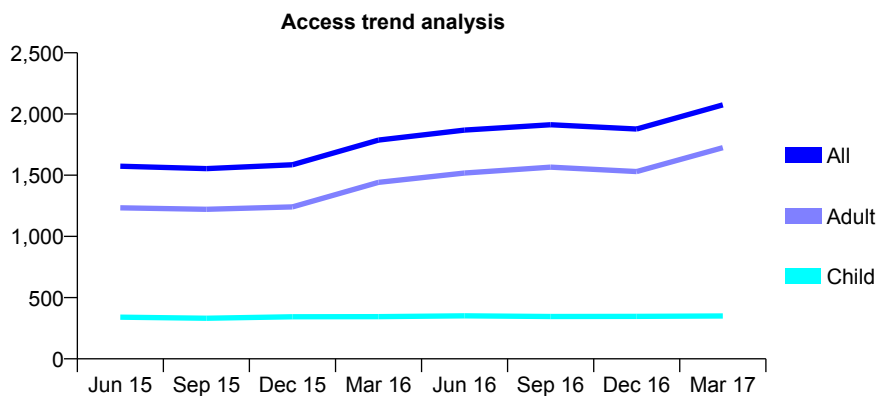
Q62 - Vital Signs At a Glance Contract Report for 189812/0001 - March 2017

Name or company name	Kensington Dental Practice
Contract type name	GDS Contract
Purpose of contract	General
Contract start date	01/08/2010
Contract end date	

16/17 Contracted general activity (UDA)	6,084
Carry forward general activity (UDA)	49
16/17 Contracted orthodontic activity (UOA)	0
Carry forward orthodontic activity (UOA)	0
Baseline contract value	£208,802.45

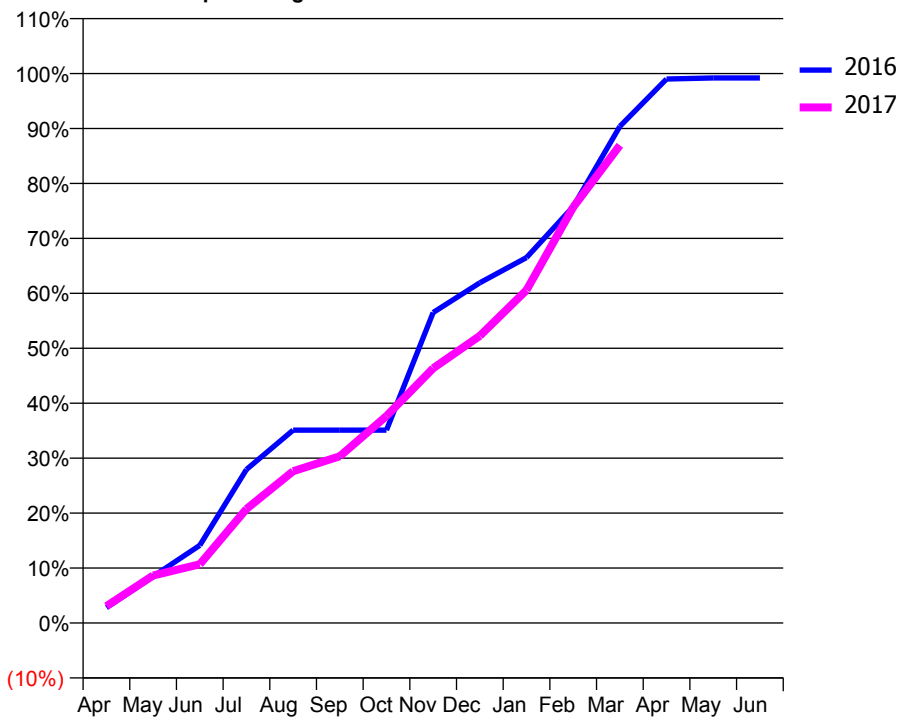
ACCESS*

Patients seen in 24 months	Total	Change since previous quarter
Quarter ending March 2016	1,787	
Quarter ending June 2016	1,869	↑
Quarter ending September 2016	1,912	↑
Quarter ending December 2016	1,877	↓
Quarter ending March 2017	2,075	↑
Variance since March 2016	16.1%	↑



ACTIVITY

Cumulative percentage of contracted UDA delivered 2016 & 2017



Month	Adjusted Scheduled Activity (UDA)	
	2016	2017
April	171	187
May	516	527
June	860	650
July	1,701	1,263
August	2,136	1,681
September	2,136	1,846
October	2,136	2,292
November	3,438	2,821
December	3,767	3,180
January	4,045	3,685
February	4,610	4,604
March	5,498	5,289
April	6,022	
May	6,034	
June	6,035	

QUALITY

	Quantity	Base Number	Contract	AT	Region	England
% of FP17s for the same patient ID Re-attending within 3 months - Children	35	400	8.8%	10.0%	11.8%	12.3%
% of FP17s for the same patient ID Re-attending within 3 months - Adults	196	1,618	12.1%	16.1%	17.1%	16.7%
% of FP17s for the same patient ID Re-attending between 3 & 9 months - Children	198	400	49.5%	46.2%	46.5%	57.6%
% of FP17s for the same patient ID Re-attending between 3 & 9 months - Adults	400	1,618	24.7%	37.0%	37.6%	50.1%
% of FP17s for Band 1 Urgent Courses	293	1,848	15.9%	11.0%	10.7%	9.1%
% of FP17s Relating to Free Repair or Replacements	13	1,848	0.7%	0.6%	0.6%	0.8%
% of FP17s Relating to Continuations	12	1,848	0.6%	0.7%	0.9%	1.2%
% of Patients satisfied with the dentistry they have received	3	3	N/A	91.3%	90.4%	92.8%
% of Patients satisfied with the time they had to wait for an appointment	3	3	N/A	84.0%	83.7%	88.7%

* This is based on patients treated on this contract for their most recent course of treatment. Figures in italics indicate the base number of FP17s or Patient Questionnaire responses are less than 100. N/A is shown where the base number of responses is less than 10 during the period. % is calculated as Quantity/Base number*100

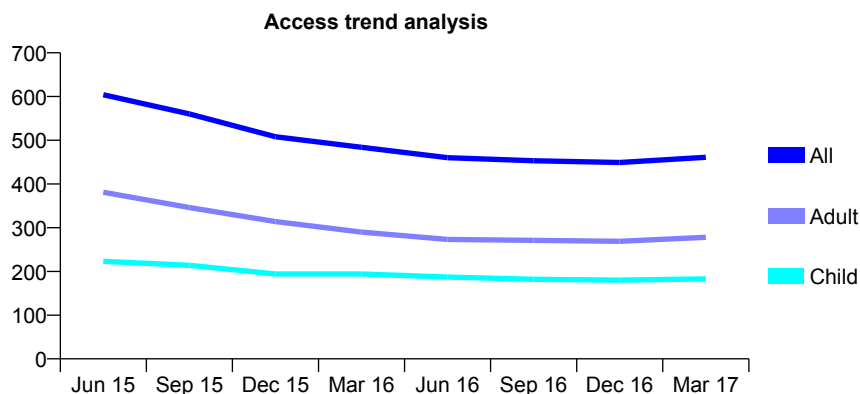
Q62 - Vital Signs At a Glance Contract Report for 190195/0003 - March 2017

Name or company name	Xeon Smiles UK Ltd
Contract type name	GDS Contract
Purpose of contract	General
Contract start date	01/04/2006
Contract end date	

16/17 Contracted general activity (UDA)	2,685
Carry forward general activity (UDA)	-12
16/17 Contracted orthodontic activity (UOA)	0
Carry forward orthodontic activity (UOA)	0
Baseline contract value	£64,851.32

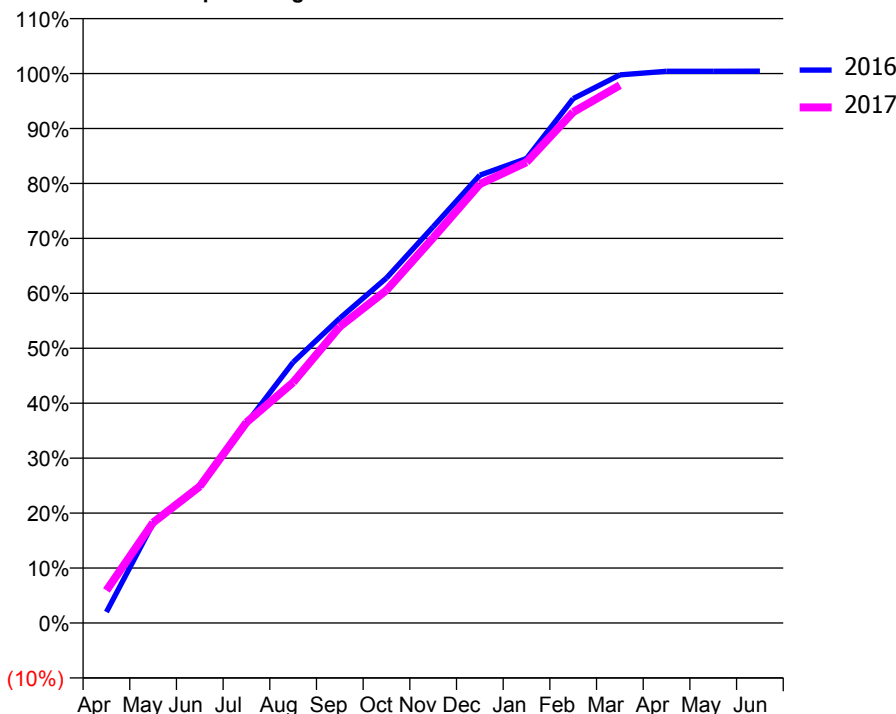
ACCESS*

Patients seen in 24 months	Total	Change since previous quarter
Quarter ending March 2016	484	
Quarter ending June 2016	460	↓
Quarter ending September 2016	453	↓
Quarter ending December 2016	449	→
Quarter ending March 2017	461	↑
Variance since March 2016	(4.8%)	↓



ACTIVITY

Cumulative percentage of contracted UDA delivered 2016 & 2017



Month	Adjusted Scheduled Activity (UDA)	
	2016	2017
April	54	159
May	487	491
June	666	667
July	976	981
August	1,274	1,176
September	1,489	1,448
October	1,686	1,626
November	1,936	1,882
December	2,188	2,145
January	2,270	2,251
February	2,562	2,497
March	2,678	2,627
April	2,696	
May	2,696	
June	2,697	

QUALITY

	Quantity	Base Number	Contract	AT	Region	England
% of FP17s for the same patient ID Re-attending within 3 months - Children	33	300	11.0%	10.0%	11.8%	12.3%
% of FP17s for the same patient ID Re-attending within 3 months - Adults	83	427	19.4%	16.1%	17.1%	16.7%
% of FP17s for the same patient ID Re-attending between 3 & 9 months - Children	189	300	63.0%	46.2%	46.5%	57.6%
% of FP17s for the same patient ID Re-attending between 3 & 9 months - Adults	225	427	52.7%	37.0%	37.6%	50.1%
% of FP17s for Band 1 Urgent Courses	26	704	3.7%	11.0%	10.7%	9.1%
% of FP17s Relating to Free Repair or Replacements	3	704	0.4%	0.6%	0.6%	0.8%
% of FP17s Relating to Continuations	1	704	0.1%	0.7%	0.9%	1.2%
% of Patients satisfied with the dentistry they have received	2	2	N/A	91.3%	90.4%	92.8%
% of Patients satisfied with the time they had to wait for an appointment	2	2	N/A	84.0%	83.7%	88.7%

* This is based on patients treated on this contract for their most recent course of treatment. Figures in italics indicate the base number of FP17s or Patient Questionnaire responses are less than 100. N/A is shown where the base number of responses is less than 10 during the period. % is calculated as Quantity/Base number*100

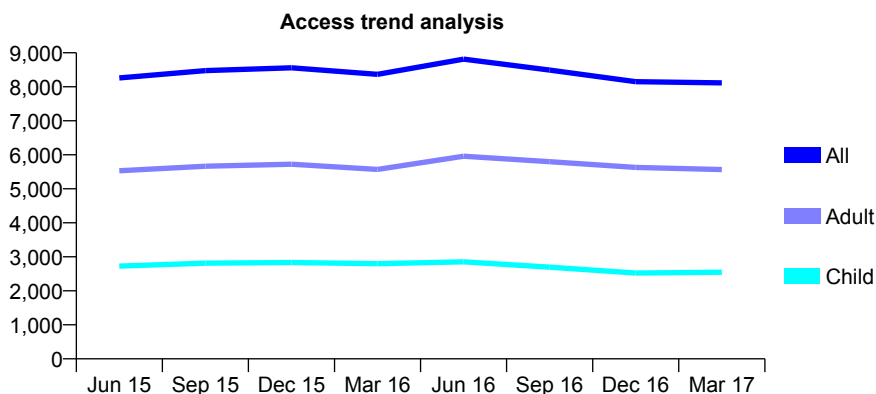
Q62 - Vital Signs At a Glance Contract Report for 191345/0001 - March 2017

Name or company name	Mr. AS Yousif and Mr. ZM Shamoon
Contract type name	GDS Contract
Purpose of contract	General
Contract start date	01/05/2013
Contract end date	

16/17 Contracted general activity (UDA)	22,048
Carry forward general activity (UDA)	-441
16/17 Contracted orthodontic activity (UOA)	0
Carry forward orthodontic activity (UOA)	0
Baseline contract value	£596,961.77

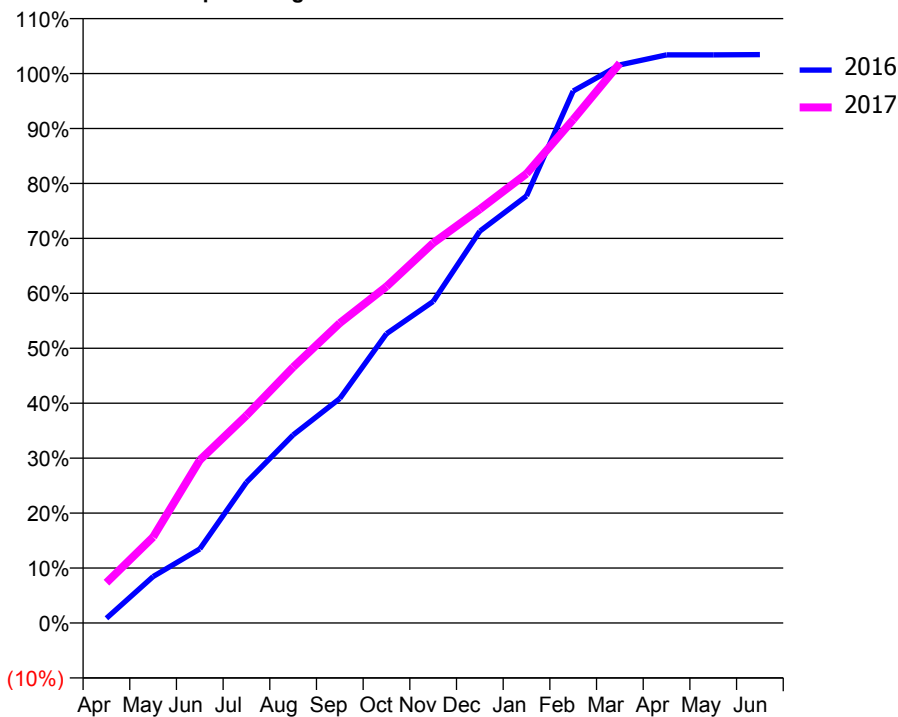
ACCESS*

Patients seen in 24 months	Total	Change since previous quarter
Quarter ending March 2016	8,366	
Quarter ending June 2016	8,814	↑
Quarter ending September 2016	8,494	↓
Quarter ending December 2016	8,152	↓
Quarter ending March 2017	8,116	→
Variance since March 2016	(3.0%)	↓



ACTIVITY

Cumulative percentage of contracted UDA delivered 2016 & 2017



Month	Adjusted Scheduled Activity (UDA)	
	2016	2017
April	190	1,618
May	1,866	3,447
June	2,970	6,533
July	5,647	8,328
August	7,546	10,267
September	9,010	12,037
October	11,606	13,502
November	12,905	15,247
December	15,723	16,605
January	17,135	18,030
February	21,347	20,198
March	22,393	22,466
April	22,793	
May	22,793	
June	22,807	

QUALITY

	Quantity	Base Number	Contract	AT	Region	England
% of FP17s for the same patient ID Re-attending within 3 months - Children	266	3,427	7.8%	10.0%	11.8%	12.3%
% of FP17s for the same patient ID Re-attending within 3 months - Adults	736	6,149	12.0%	16.1%	17.1%	16.7%
% of FP17s for the same patient ID Re-attending between 3 & 9 months - Children	1,430	3,427	41.7%	46.2%	46.5%	57.6%
% of FP17s for the same patient ID Re-attending between 3 & 9 months - Adults	1,809	6,149	29.4%	37.0%	37.6%	50.1%
% of FP17s for Band 1 Urgent Courses	732	8,813	8.3%	11.0%	10.7%	9.1%
% of FP17s Relating to Free Repair or Replacements	22	8,813	0.2%	0.6%	0.6%	0.8%
% of FP17s Relating to Continuations	17	8,813	0.2%	0.7%	0.9%	1.2%
% of Patients satisfied with the dentistry they have received	18	18	100.0%	91.3%	90.4%	92.8%
% of Patients satisfied with the time they had to wait for an appointment	13	18	72.2%	84.0%	83.7%	88.7%

* This is based on patients treated on this contract for their most recent course of treatment. Figures in italics indicate the base number of FP17s or Patient Questionnaire responses are less than 100. N/A is shown where the base number of responses is less than 10 during the period. % is calculated as Quantity/Base number*100

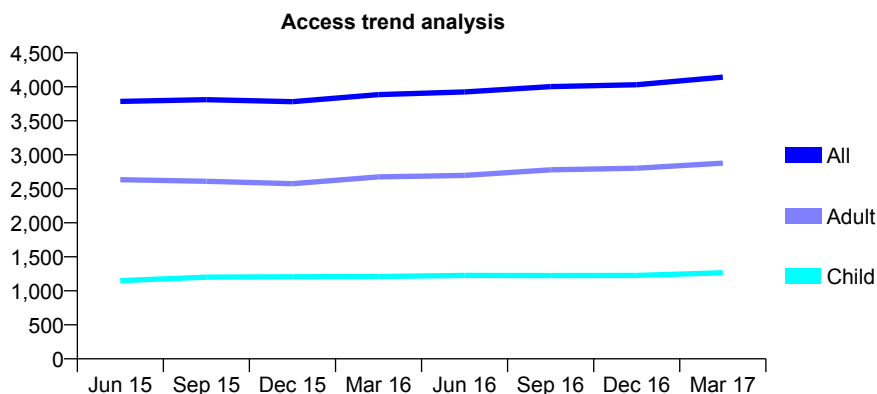
Q62 - Vital Signs At a Glance Contract Report for 191507/0001 - March 2017

Name or company name	Perfect Smile
Contract type name	GDS Contract
Purpose of contract	General
Contract start date	01/01/2012
Contract end date	

16/17 Contracted general activity (UDA)	9,616
Carry forward general activity (UDA)	-45
16/17 Contracted orthodontic activity (UOA)	0
Carry forward orthodontic activity (UOA)	0
Baseline contract value	£250,988.49

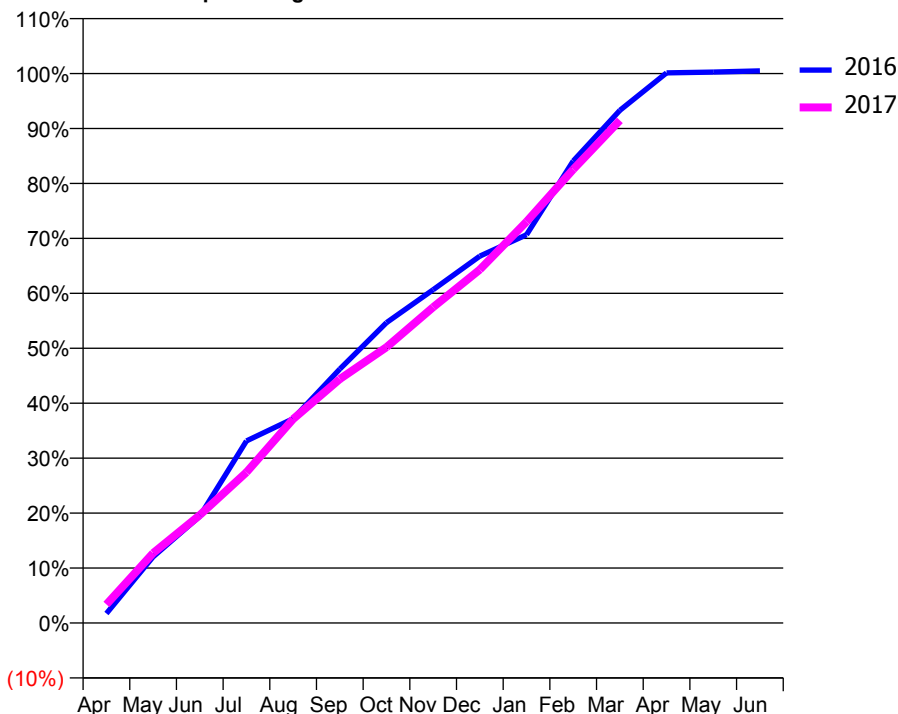
ACCESS*

Patients seen in 24 months	Total	Change since previous quarter
Quarter ending March 2016	3,885	
Quarter ending June 2016	3,924	→
Quarter ending September 2016	4,003	↑
Quarter ending December 2016	4,030	→
Quarter ending March 2017	4,142	↑
Variance since March 2016	6.6%	↑



ACTIVITY

Cumulative percentage of contracted UDA delivered 2016 & 2017



Month	Adjusted Scheduled Activity (UDA)	
	2016	2017
April	166	326
May	1,160	1,224
June	1,868	1,890
July	3,185	2,638
August	3,576	3,569
September	4,444	4,269
October	5,257	4,826
November	5,832	5,528
December	6,421	6,184
January	6,795	7,024
February	8,085	7,938
March	8,972	8,796
April	9,627	
May	9,642	
June	9,661	

QUALITY

	Quantity	Base Number	Contract	AT	Region	England
% of FP17s for the same patient ID Re-attending within 3 months - Children	101	1,627	6.2%	10.0%	11.8%	12.3%
% of FP17s for the same patient ID Re-attending within 3 months - Adults	316	2,790	11.3%	16.1%	17.1%	16.7%
% of FP17s for the same patient ID Re-attending between 3 & 9 months - Children	765	1,627	47.0%	46.2%	46.5%	57.6%
% of FP17s for the same patient ID Re-attending between 3 & 9 months - Adults	690	2,790	24.7%	37.0%	37.6%	50.1%
% of FP17s for Band 1 Urgent Courses	414	4,121	10.0%	11.0%	10.7%	9.1%
% of FP17s Relating to Free Repair or Replacements	9	4,121	0.2%	0.6%	0.6%	0.8%
% of FP17s Relating to Continuations	43	4,121	1.0%	0.7%	0.9%	1.2%
% of Patients satisfied with the dentistry they have received	5	5	N/A	91.3%	90.4%	92.8%
% of Patients satisfied with the time they had to wait for an appointment	4	5	N/A	84.0%	83.7%	88.7%

* This is based on patients treated on this contract for their most recent course of treatment. Figures in italics indicate the base number of FP17s or Patient Questionnaire responses are less than 100. N/A is shown where the base number of responses is less than 10 during the period. % is calculated as Quantity/Base number*100

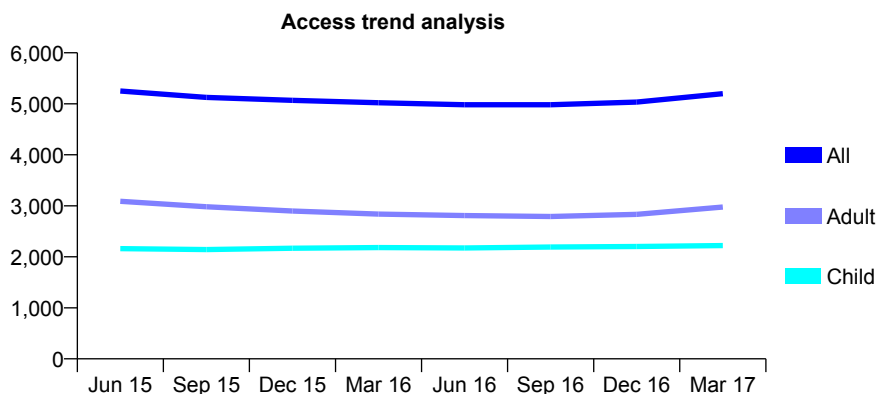
Q62 - Vital Signs At a Glance Contract Report for 193631/0001 - March 2017

Name or company name	Dr Natasha Luthra & Dr Trishna Dhot
Contract type name	GDS Contract
Purpose of contract	General
Contract start date	01/06/2013
Contract end date	

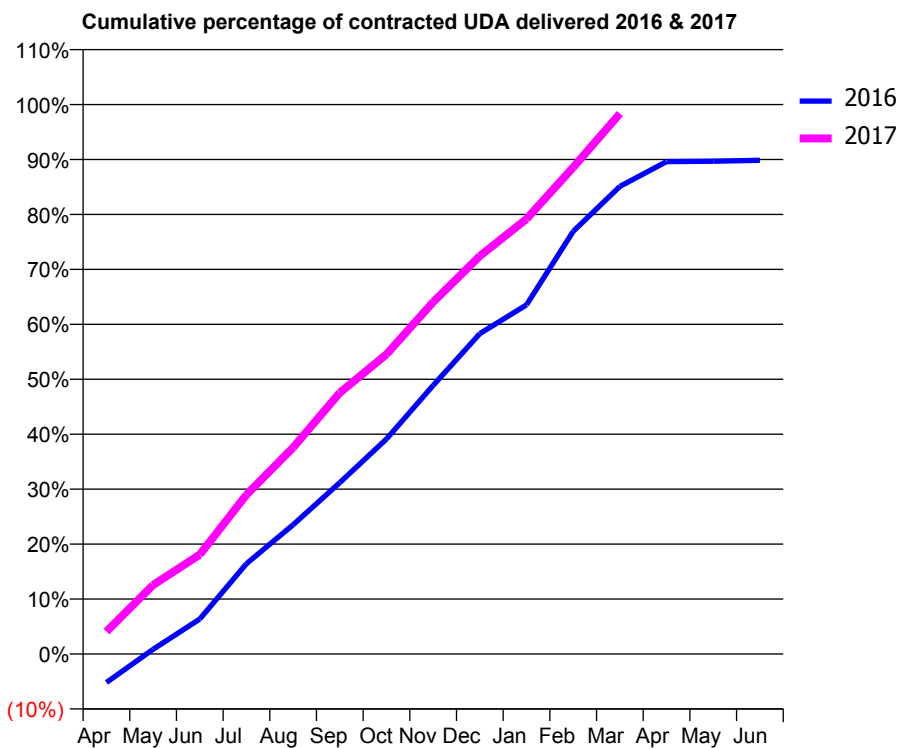
16/17 Contracted general activity (UDA)	12,297
Carry forward general activity (UDA)	0
16/17 Contracted orthodontic activity (UOA)	0
Carry forward orthodontic activity (UOA)	0
Baseline contract value	£269,338.10

ACCESS*

Patients seen in 24 months	Total	Change since previous quarter
Quarter ending March 2016	5,021	
Quarter ending June 2016	4,983	→
Quarter ending September 2016	4,981	→
Quarter ending December 2016	5,034	→
Quarter ending March 2017	5,198	↑
Variance since March 2016	3.5%	↑



ACTIVITY



Month	Adjusted Scheduled Activity (UDA)	
	2016	2017
April	-639	501
May	105	1,545
June	784	2,226
July	2,021	3,565
August	2,894	4,621
September	3,837	5,847
October	4,812	6,707
November	6,011	7,876
December	7,170	8,906
January	7,813	9,735
February	9,457	10,889
March	10,463	12,094
April	11,018	
May	11,027	
June	11,047	

QUALITY

	Quantity	Base Number	Contract	AT	Region	England
% of FP17s for the same patient ID Re-attending within 3 months - Children	239	3,039	7.9%	10.0%	11.8%	12.3%
% of FP17s for the same patient ID Re-attending within 3 months - Adults	536	3,841	14.0%	16.1%	17.1%	16.7%
% of FP17s for the same patient ID Re-attending between 3 & 9 months - Children	1,692	3,039	55.7%	46.2%	46.5%	57.6%
% of FP17s for the same patient ID Re-attending between 3 & 9 months - Adults	1,902	3,841	49.5%	37.0%	37.6%	50.1%
% of FP17s for Band 1 Urgent Courses	478	6,537	7.3%	11.0%	10.7%	9.1%
% of FP17s Relating to Free Repair or Replacements	62	6,537	0.9%	0.6%	0.6%	0.8%
% of FP17s Relating to Continuations	13	6,537	0.2%	0.7%	0.9%	1.2%
% of Patients satisfied with the dentistry they have received	9	9	N/A	91.3%	90.4%	92.8%
% of Patients satisfied with the time they had to wait for an appointment	7	9	N/A	84.0%	83.7%	88.7%

* This is based on patients treated on this contract for their most recent course of treatment. Figures in italics indicate the base number of FP17s or Patient Questionnaire responses are less than 100. N/A is shown where the base number of responses is less than 10 during the period. % is calculated as Quantity/Base number*100

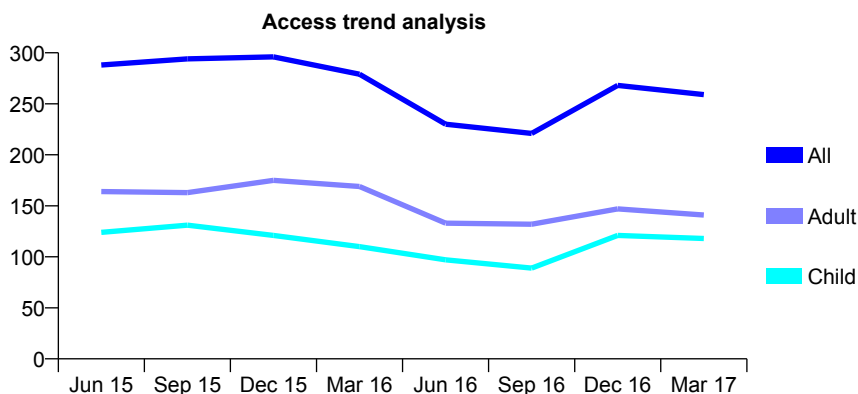
Q62 - Vital Signs At a Glance Contract Report for 194522/0001 - March 2017

Name or company name	Dr R Robins & Associates
Contract type name	GDS Contract
Purpose of contract	General
Contract start date	01/04/2011
Contract end date	

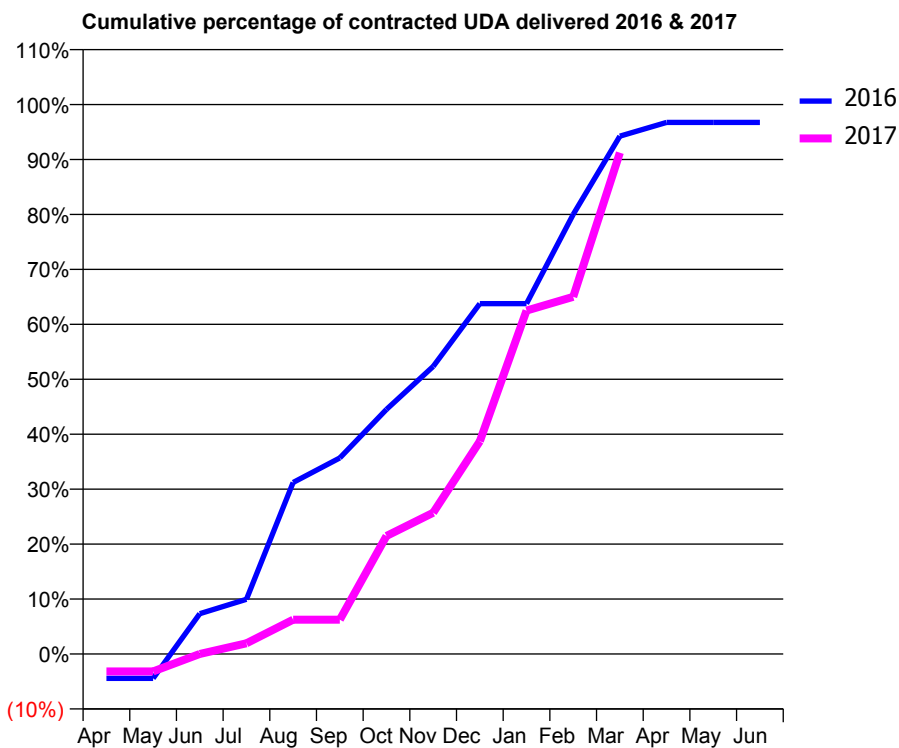
16/17 Contracted general activity (UDA)	720
Carry forward general activity (UDA)	23
16/17 Contracted orthodontic activity (UOA)	0
Carry forward orthodontic activity (UOA)	0
Baseline contract value	£19,570.74

ACCESS*

Patients seen in 24 months	Total	Change since previous quarter
Quarter ending March 2016	279	
Quarter ending June 2016	230	↓
Quarter ending September 2016	221	↓
Quarter ending December 2016	268	↑
Quarter ending March 2017	259	↓
Variance since March 2016	(7.2%)	↓



ACTIVITY



Month	Adjusted Scheduled Activity (UDA)	
	2016	2017
April	-32	-23
May	-32	-23
June	53	-0
July	72	14
August	225	45
September	257	45
October	321	155
November	377	185
December	459	279
January	459	450
February	576	468
March	679	657
April	697	
May	697	
June	697	

QUALITY

	Quantity	Base Number	Contract	AT	Region	England
% of FP17s for the same patient ID Re-attending within 3 months - Children	2	129	1.6%	10.0%	11.8%	12.3%
% of FP17s for the same patient ID Re-attending within 3 months - Adults	5	158	3.2%	16.1%	17.1%	16.7%
% of FP17s for the same patient ID Re-attending between 3 & 9 months - Children	25	129	19.4%	46.2%	46.5%	57.6%
% of FP17s for the same patient ID Re-attending between 3 & 9 months - Adults	23	158	14.6%	37.0%	37.6%	50.1%
% of FP17s for Band 1 Urgent Courses	29	277	10.5%	11.0%	10.7%	9.1%
% of FP17s Relating to Free Repair or Replacements	0	277	0.0%	0.6%	0.6%	0.8%
% of FP17s Relating to Continuations	0	277	0.0%	0.7%	0.9%	1.2%
% of Patients satisfied with the dentistry they have received	0	0	N/A	91.3%	90.4%	92.8%
% of Patients satisfied with the time they had to wait for an appointment	0	0	N/A	84.0%	83.7%	88.7%

* This is based on patients treated on this contract for their most recent course of treatment. Figures in italics indicate the base number of FP17s or Patient Questionnaire responses are less than 100. N/A is shown where the base number of responses is less than 10 during the period. % is calculated as Quantity/Base number*100

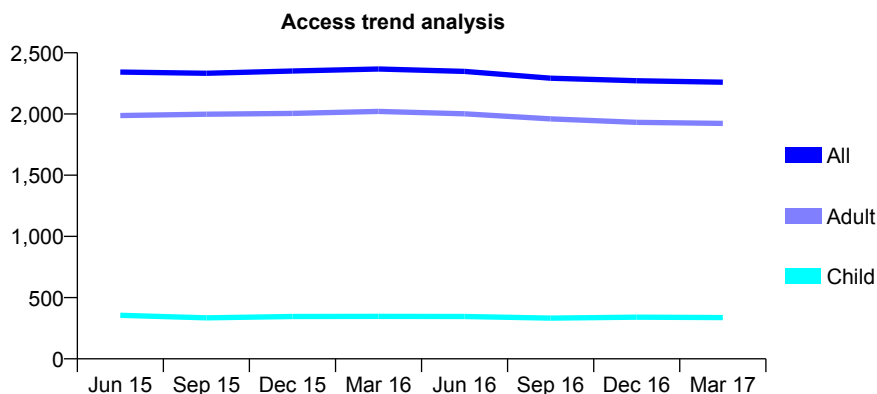
Q62 - Vital Signs At a Glance Contract Report for 197424/0001 - March 2017

Name or company name	Mrs M Parekh & Dr V Patel & Dr. J. Parekh
Contract type name	PDS Plus Contract
Purpose of contract	General
Contract start date	01/04/2010
Contract end date	31/03/2017

16/17 Contracted general activity (UDA)	7,263
Carry forward general activity (UDA)	269
16/17 Contracted orthodontic activity (UOA)	0
Carry forward orthodontic activity (UOA)	0
Baseline contract value	£195,825.65

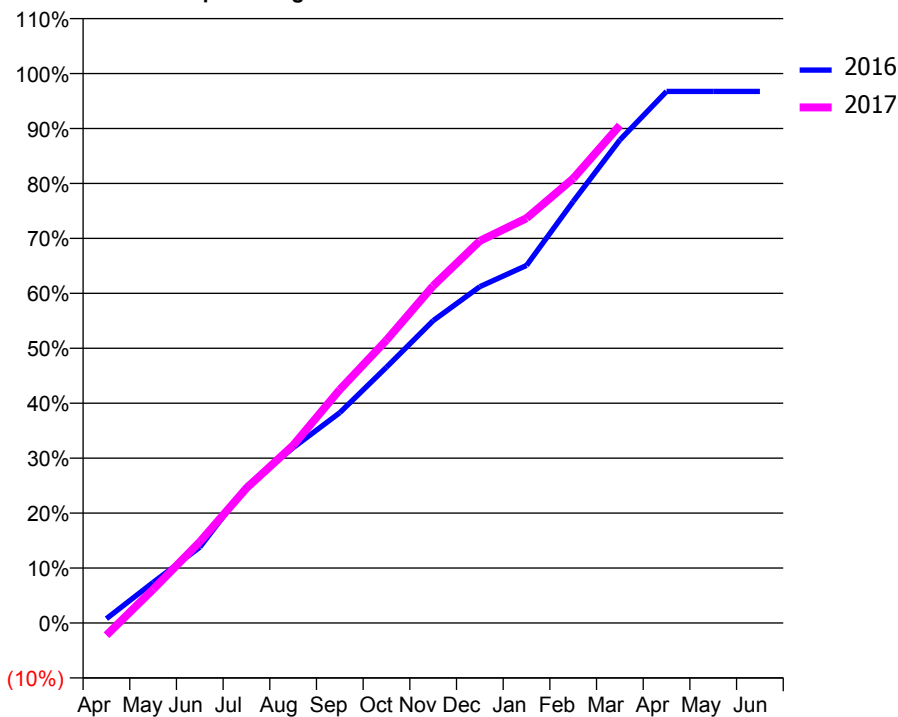
ACCESS*

Patients seen in 24 months	Total	Change since previous quarter
Quarter ending March 2016	2,368	
Quarter ending June 2016	2,348	→
Quarter ending September 2016	2,293	↓
Quarter ending December 2016	2,272	→
Quarter ending March 2017	2,260	→
Variance since March 2016	(4.6%)	↓



ACTIVITY

Cumulative percentage of contracted UDA delivered 2016 & 2017



Month	Adjusted Scheduled Activity (UDA)	
	2016	2017
April	65	-164
May	609	445
June	1,137	1,072
July	2,048	1,783
August	2,629	2,349
September	3,153	3,085
October	3,836	3,739
November	4,534	4,456
December	5,044	5,050
January	5,362	5,349
February	6,322	5,875
March	7,243	6,578
April	7,971	
May	7,971	
June	7,971	

QUALITY

	Quantity	Base Number	Contract	AT	Region	England
% of FP17s for the same patient ID Re-attending within 3 months - Children	25	361	6.9%	10.0%	11.8%	12.3%
% of FP17s for the same patient ID Re-attending within 3 months - Adults	279	1,864	15.0%	16.1%	17.1%	16.7%
% of FP17s for the same patient ID Re-attending between 3 & 9 months - Children	147	361	40.7%	46.2%	46.5%	57.6%
% of FP17s for the same patient ID Re-attending between 3 & 9 months - Adults	589	1,864	31.6%	37.0%	37.6%	50.1%
% of FP17s for Band 1 Urgent Courses	416	2,079	20.0%	11.0%	10.7%	9.1%
% of FP17s Relating to Free Repair or Replacements	9	2,079	0.4%	0.6%	0.6%	0.8%
% of FP17s Relating to Continuations	0	2,079	0.0%	0.7%	0.9%	1.2%
% of Patients satisfied with the dentistry they have received	5	6	N/A	91.3%	90.4%	92.8%
% of Patients satisfied with the time they had to wait for an appointment	6	6	N/A	84.0%	83.7%	88.7%

* This is based on patients treated on this contract for their most recent course of treatment. Figures in italics indicate the base number of FP17s or Patient Questionnaire responses are less than 100. N/A is shown where the base number of responses is less than 10 during the period. % is calculated as Quantity/Base number*100

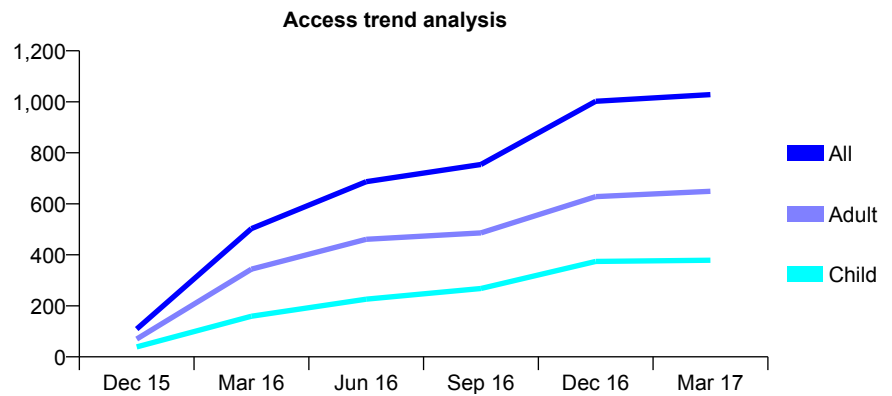
Q62 - Vital Signs At a Glance Contract Report for 198080/0001 - March 2017

Name or company name	Smile For Life
Contract type name	GDS Contract
Purpose of contract	General
Contract start date	01/11/2015
Contract end date	

16/17 Contracted general activity (UDA)	4,212
Carry forward general activity (UDA)	-71
16/17 Contracted orthodontic activity (UOA)	0
Carry forward orthodontic activity (UOA)	0
Baseline contract value	£175,616.51

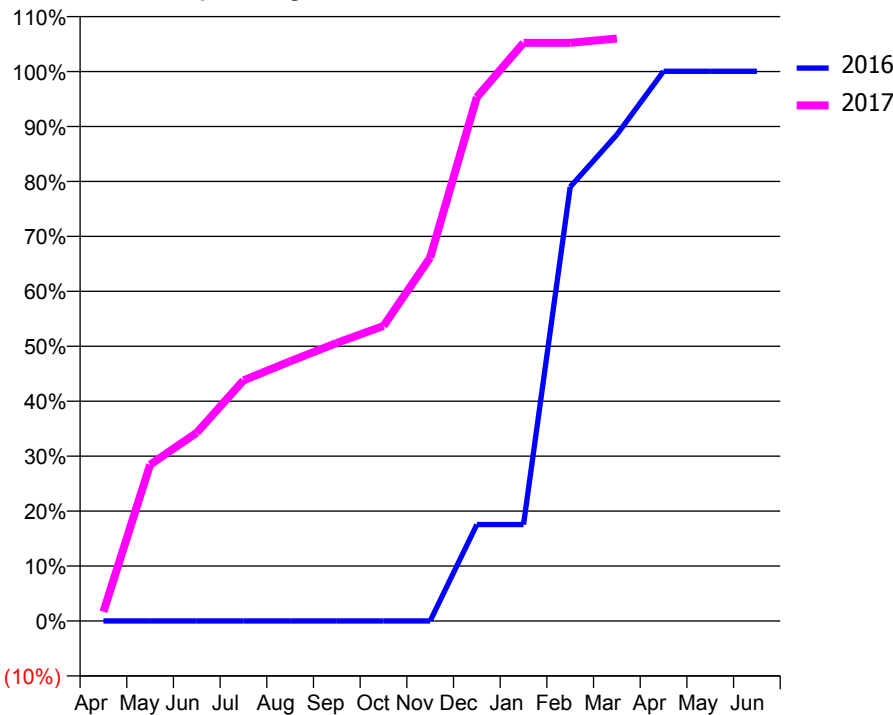
ACCESS*

Patients seen in 24 months	Total	Change since previous quarter
Quarter ending March 2016	503	
Quarter ending June 2016	687	↑
Quarter ending September 2016	754	↑
Quarter ending December 2016	1,002	↑
Quarter ending March 2017	1,028	↑
Variance since March 2016	104.4%	↑



ACTIVITY

Cumulative percentage of contracted UDA delivered 2016 & 2017



Month	Adjusted Scheduled Activity (UDA)	
	2016	2017
April	0	71
May	0	1,198
June	0	1,444
July	0	1,844
August	0	1,990
September	0	2,131
October	0	2,261
November	0	2,785
December	308	4,015
January	308	4,431
February	1,386	4,431
March	1,553	4,465
April	1,756	
May	1,756	
June	1,756	

QUALITY

	Quantity	Base Number	Contract	AT	Region	England
% of FP17s for the same patient ID Re-attending within 3 months - Children	22	440	5.0%	10.0%	11.8%	12.3%
% of FP17s for the same patient ID Re-attending within 3 months - Adults	40	646	6.2%	16.1%	17.1%	16.7%
% of FP17s for the same patient ID Re-attending between 3 & 9 months - Children	120	440	27.3%	46.2%	46.5%	57.6%
% of FP17s for the same patient ID Re-attending between 3 & 9 months - Adults	148	646	22.9%	37.0%	37.6%	50.1%
% of FP17s for Band 1 Urgent Courses	1	989	0.1%	11.0%	10.7%	9.1%
% of FP17s Relating to Free Repair or Replacements	1	989	0.1%	0.6%	0.6%	0.8%
% of FP17s Relating to Continuations	16	989	1.6%	0.7%	0.9%	1.2%
% of Patients satisfied with the dentistry they have received	4	4	N/A	91.3%	90.4%	92.8%
% of Patients satisfied with the time they had to wait for an appointment	4	4	N/A	84.0%	83.7%	88.7%

* This is based on patients treated on this contract for their most recent course of treatment. Figures in italics indicate the base number of FP17s or Patient Questionnaire responses are less than 100. N/A is shown where the base number of responses is less than 10 during the period. % is calculated as Quantity/Base number*100

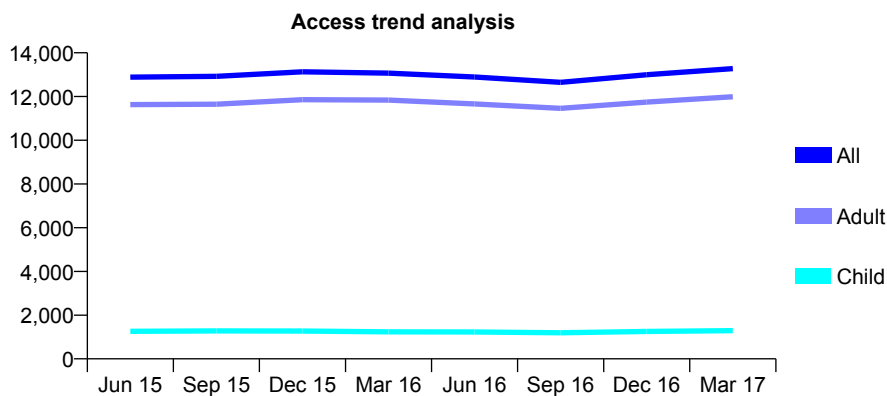
Q62 - Vital Signs At a Glance Contract Report for 199303/0001 - March 2017

Name or company name	Mrs R Szasz & Miss E Szasz
Contract type name	GDS Contract
Purpose of contract	General
Contract start date	01/07/2012
Contract end date	

16/17 Contracted general activity (UDA)	32,422
Carry forward general activity (UDA)	82
16/17 Contracted orthodontic activity (UOA)	0
Carry forward orthodontic activity (UOA)	0
Baseline contract value	£1,131,968.88

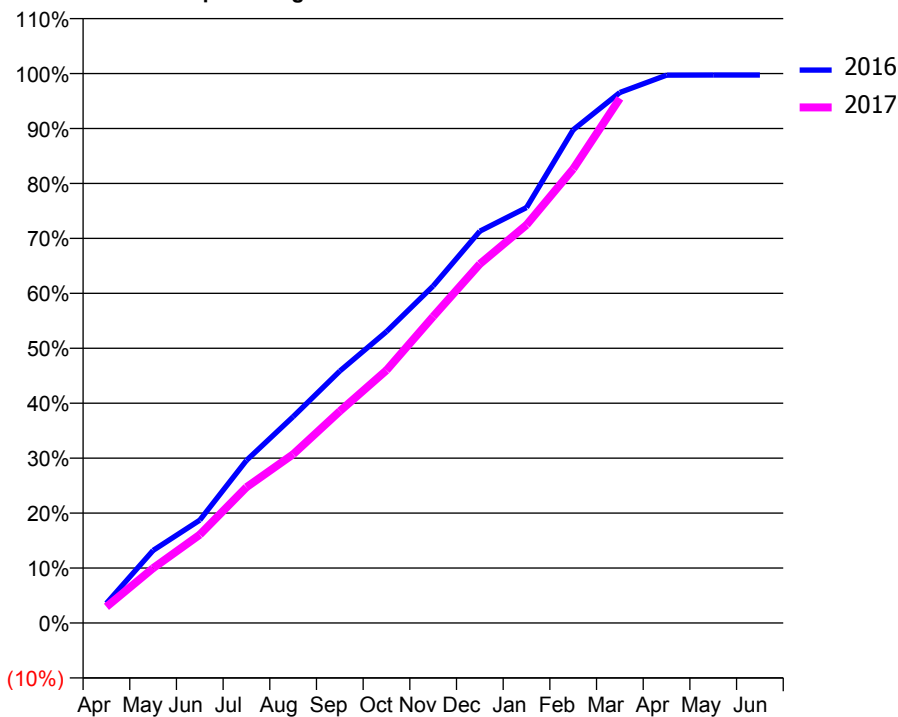
ACCESS*

Patients seen in 24 months	Total	Change since previous quarter
Quarter ending March 2016	13,072	
Quarter ending June 2016	12,891	↓
Quarter ending September 2016	12,651	↓
Quarter ending December 2016	12,999	↑
Quarter ending March 2017	13,280	↑
Variance since March 2016	1.6%	→



ACTIVITY

Cumulative percentage of contracted UDA delivered 2016 & 2017



Month	Adjusted Scheduled Activity (UDA)	
	2016	2017
April	1,162	956
May	4,282	3,239
June	6,072	5,215
July	9,597	8,012
August	12,176	9,953
September	14,865	12,500
October	17,191	14,914
November	19,882	18,088
December	23,120	21,183
January	24,510	23,489
February	29,099	26,794
March	31,301	30,953
April	32,328	
May	32,335	
June	32,334	

QUALITY

	Quantity	Base Number	Contract	AT	Region	England
% of FP17s for the same patient ID Re-attending within 3 months - Children	86	1,293	6.7%	10.0%	11.8%	12.3%
% of FP17s for the same patient ID Re-attending within 3 months - Adults	1,712	11,974	14.3%	16.1%	17.1%	16.7%
% of FP17s for the same patient ID Re-attending between 3 & 9 months - Children	293	1,293	22.7%	46.2%	46.5%	57.6%
% of FP17s for the same patient ID Re-attending between 3 & 9 months - Adults	2,422	11,974	20.2%	37.0%	37.6%	50.1%
% of FP17s for Band 1 Urgent Courses	2,604	12,173	21.4%	11.0%	10.7%	9.1%
% of FP17s Relating to Free Repair or Replacements	161	12,173	1.3%	0.6%	0.6%	0.8%
% of FP17s Relating to Continuations	81	12,173	0.7%	0.7%	0.9%	1.2%
% of Patients satisfied with the dentistry they have received	13	15	86.7%	91.3%	90.4%	92.8%
% of Patients satisfied with the time they had to wait for an appointment	7	15	46.7%	84.0%	83.7%	88.7%

* This is based on patients treated on this contract for their most recent course of treatment. Figures in italics indicate the base number of FP17s or Patient Questionnaire responses are less than 100. N/A is shown where the base number of responses is less than 10 during the period. % is calculated as Quantity/Base number*100

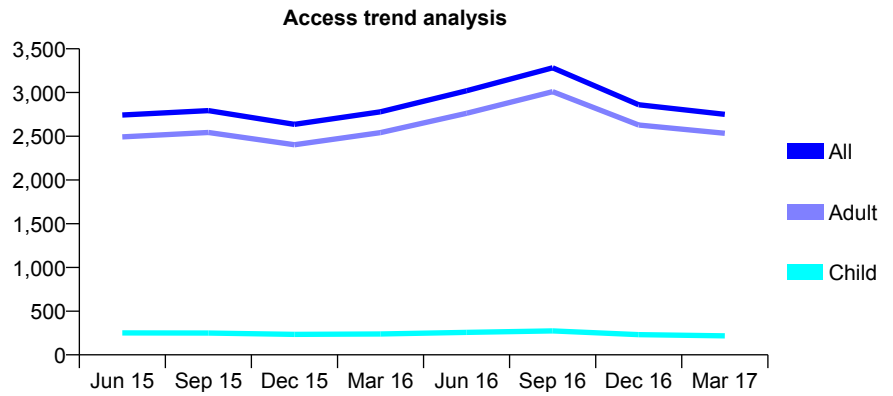
Q62 - Vital Signs At a Glance Contract Report for 199303/0003 - March 2017

Name or company name	Mrs R Szasz & Miss E Szasz
Contract type name	PDS Plus Contract
Purpose of contract	General
Contract start date	01/05/2013
Contract end date	31/03/2018

16/17 Contracted general activity (UDA)	7,500
Carry forward general activity (UDA)	62
16/17 Contracted orthodontic activity (UOA)	0
Carry forward orthodontic activity (UOA)	0
Baseline contract value	£159,913.60

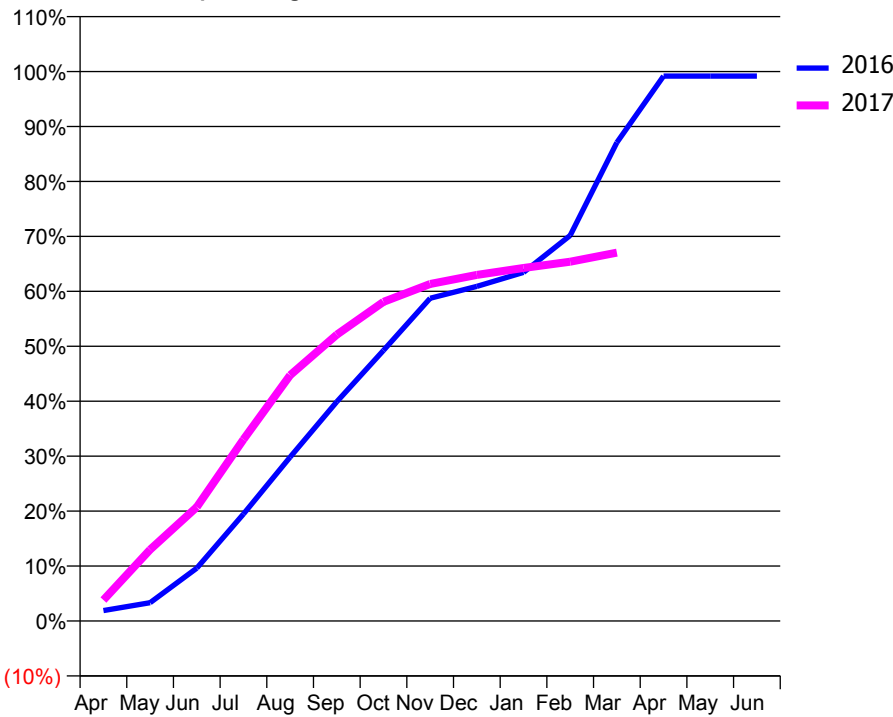
ACCESS*

Patients seen in 24 months	Total	Change since previous quarter
Quarter ending March 2016	2,780	
Quarter ending June 2016	3,020	↑
Quarter ending September 2016	3,283	↑
Quarter ending December 2016	2,860	↓
Quarter ending March 2017	2,751	↓
Variance since March 2016	(1.0%)	↓



ACTIVITY

Cumulative percentage of contracted UDA delivered 2016 & 2017



Month	Adjusted Scheduled Activity (UDA)	
	2016	2017
April	143	286
May	250	975
June	721	1,556
July	1,461	2,478
August	2,237	3,355
September	2,994	3,908
October	3,694	4,356
November	4,405	4,601
December	4,568	4,723
January	4,759	4,818
February	5,263	4,905
March	6,531	5,028
April	7,437	
May	7,437	
June	7,438	

QUALITY

	Quantity	Base Number	Contract	AT	Region	England
% of FP17s for the same patient ID Re-attending within 3 months - Children	1	193	0.5%	10.0%	11.8%	12.3%
% of FP17s for the same patient ID Re-attending within 3 months - Adults	103	2,291	4.5%	16.1%	17.1%	16.7%
% of FP17s for the same patient ID Re-attending between 3 & 9 months - Children	15	193	7.8%	46.2%	46.5%	57.6%
% of FP17s for the same patient ID Re-attending between 3 & 9 months - Adults	126	2,291	5.5%	37.0%	37.6%	50.1%
% of FP17s for Band 1 Urgent Courses	558	2,195	25.4%	11.0%	10.7%	9.1%
% of FP17s Relating to Free Repair or Replacements	13	2,195	0.6%	0.6%	0.6%	0.8%
% of FP17s Relating to Continuations	13	2,195	0.6%	0.7%	0.9%	1.2%
% of Patients satisfied with the dentistry they have received	1	1	N/A	91.3%	90.4%	92.8%
% of Patients satisfied with the time they had to wait for an appointment	1	1	N/A	84.0%	83.7%	88.7%

* This is based on patients treated on this contract for their most recent course of treatment. Figures in italics indicate the base number of FP17s or Patient Questionnaire responses are less than 100. N/A is shown where the base number of responses is less than 10 during the period. % is calculated as Quantity/Base number*100

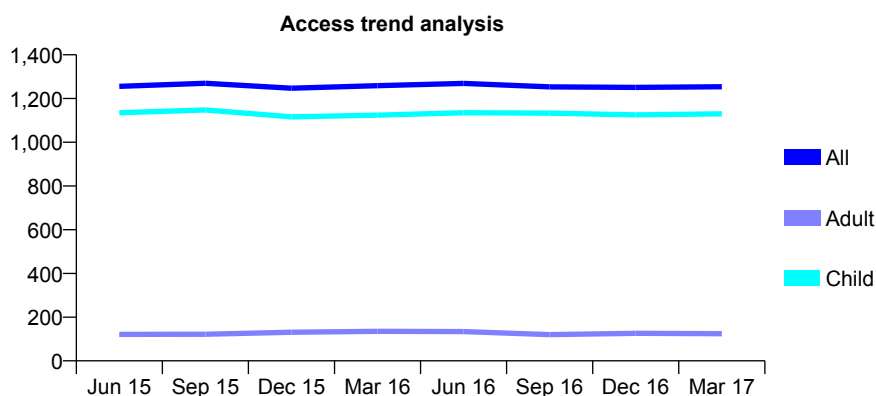
Q62 - Vital Signs At a Glance Contract Report for 199680/0001 - March 2017

Name or company name	KINGSEND DENTAL HEALTH CENTRE
Contract type name	GDS Contract
Purpose of contract	General
Contract start date	13/02/2008
Contract end date	

16/17 Contracted general activity (UDA)	2,800
Carry forward general activity (UDA)	-29
16/17 Contracted orthodontic activity (UOA)	0
Carry forward orthodontic activity (UOA)	0
Baseline contract value	£58,489.37

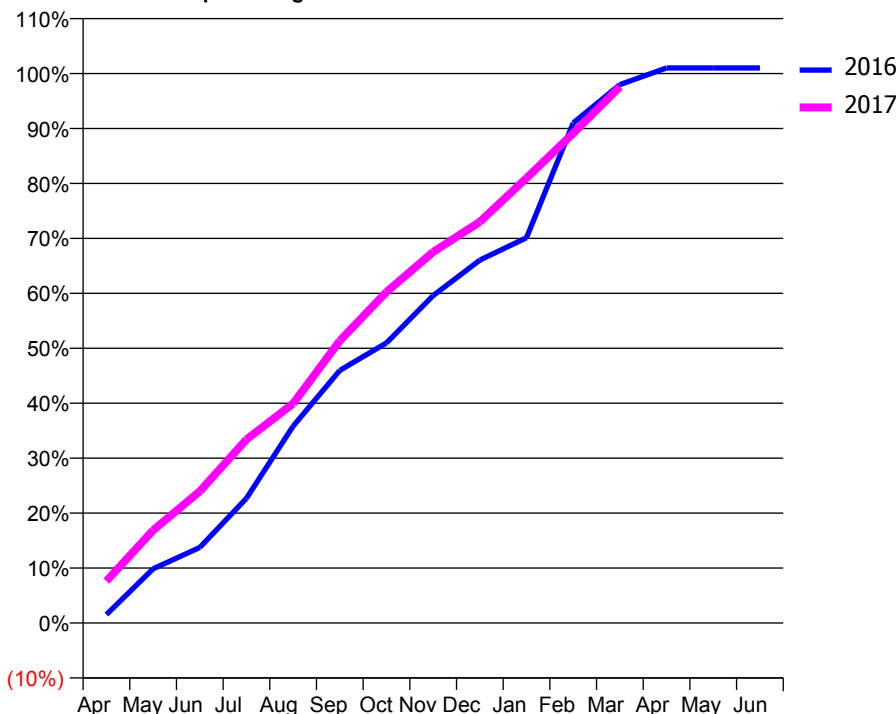
ACCESS*

Patients seen in 24 months	Total	Change since previous quarter
Quarter ending March 2016	1,259	
Quarter ending June 2016	1,269	→
Quarter ending September 2016	1,253	↓
Quarter ending December 2016	1,251	→
Quarter ending March 2017	1,254	→
Variance since March 2016	(0.4%)	→



ACTIVITY

Cumulative percentage of contracted UDA delivered 2016 & 2017



Month	Adjusted Scheduled Activity (UDA)	
	2016	2017
April	43	213
May	276	473
June	385	671
July	635	936
August	1,003	1,118
September	1,288	1,438
October	1,427	1,687
November	1,668	1,891
December	1,849	2,044
January	1,963	2,267
February	2,548	2,495
March	2,743	2,732
April	2,829	
May	2,829	
June	2,829	

QUALITY

	Quantity	Base Number	Contract	AT	Region	England
% of FP17s for the same patient ID Re-attending within 3 months - Children	158	1,745	9.1%	10.0%	11.8%	12.3%
% of FP17s for the same patient ID Re-attending within 3 months - Adults	5	54	9.3%	16.1%	17.1%	16.7%
% of FP17s for the same patient ID Re-attending between 3 & 9 months - Children	1,033	1,745	59.2%	46.2%	46.5%	57.6%
% of FP17s for the same patient ID Re-attending between 3 & 9 months - Adults	33	54	61.1%	37.0%	37.6%	50.1%
% of FP17s for Band 1 Urgent Courses	81	1,732	4.7%	11.0%	10.7%	9.1%
% of FP17s Relating to Free Repair or Replacements	1	1,732	0.1%	0.6%	0.6%	0.8%
% of FP17s Relating to Continuations	17	1,732	1.0%	0.7%	0.9%	1.2%
% of Patients satisfied with the dentistry they have received	2	2	N/A	91.3%	90.4%	92.8%
% of Patients satisfied with the time they had to wait for an appointment	2	2	N/A	84.0%	83.7%	88.7%

* This is based on patients treated on this contract for their most recent course of treatment. Figures in italics indicate the base number of FP17s or Patient Questionnaire responses are less than 100. N/A is shown where the base number of responses is less than 10 during the period. % is calculated as Quantity/Base number*100

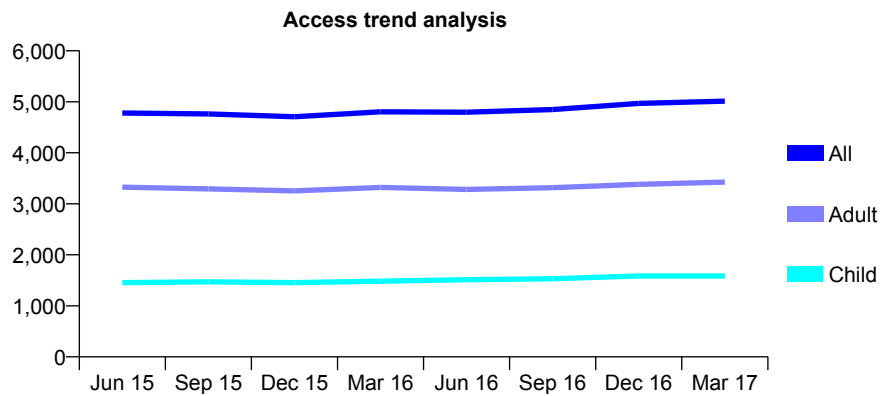
Q62 - Vital Signs At a Glance Contract Report for 202231/0002 - March 2017

Name or company name	MR VG SHAH
Contract type name	GDS Contract
Purpose of contract	General
Contract start date	01/05/2010
Contract end date	

16/17 Contracted general activity (UDA)	12,995
Carry forward general activity (UDA)	71
16/17 Contracted orthodontic activity (UOA)	0
Carry forward orthodontic activity (UOA)	0
Baseline contract value	£379,854.84

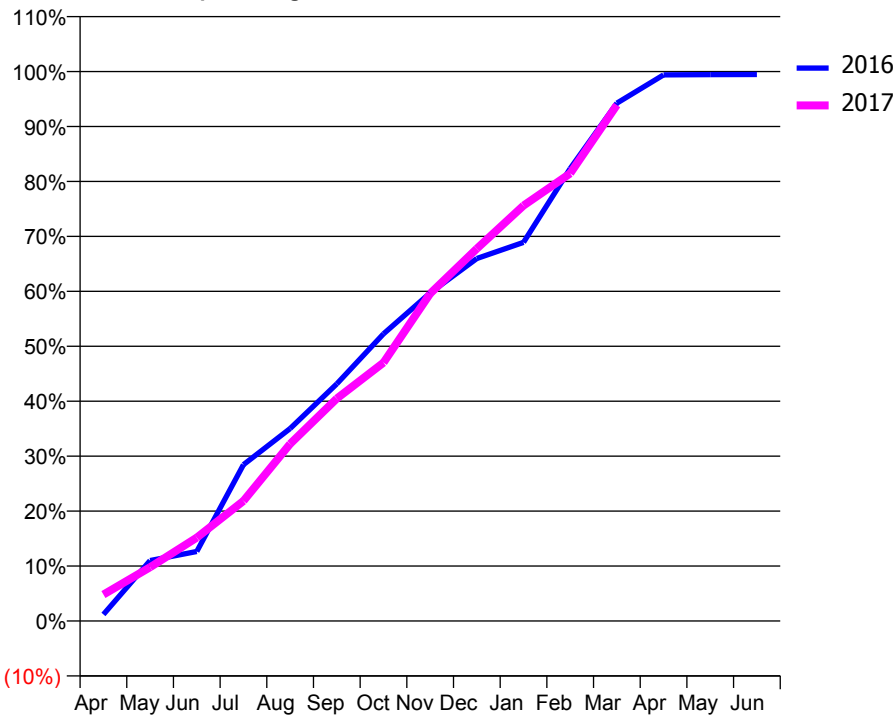
ACCESS*

Patients seen in 24 months	Total	Change since previous quarter
Quarter ending March 2016	4,805	
Quarter ending June 2016	4,796	→
Quarter ending September 2016	4,848	→
Quarter ending December 2016	4,968	↑
Quarter ending March 2017	5,013	→
Variance since March 2016	4.3%	↑



ACTIVITY

Cumulative percentage of contracted UDA delivered 2016 & 2017



Month	Adjusted Scheduled Activity (UDA)	
	2016	2017
April	157	626
May	1,430	1,271
June	1,643	1,974
July	3,699	2,841
August	4,551	4,189
September	5,610	5,261
October	6,793	6,111
November	7,759	7,744
December	8,571	8,808
January	8,954	9,824
February	10,700	10,586
March	12,247	12,202
April	12,916	
May	12,920	
June	12,924	

QUALITY

	Quantity	Base Number	Contract	AT	Region	England
% of FP17s for the same patient ID Re-attending within 3 months - Children	158	1,948	8.1%	10.0%	11.8%	12.3%
% of FP17s for the same patient ID Re-attending within 3 months - Adults	545	3,703	14.7%	16.1%	17.1%	16.7%
% of FP17s for the same patient ID Re-attending between 3 & 9 months - Children	816	1,948	41.9%	46.2%	46.5%	57.6%
% of FP17s for the same patient ID Re-attending between 3 & 9 months - Adults	1,303	3,703	35.2%	37.0%	37.6%	50.1%
% of FP17s for Band 1 Urgent Courses	500	5,003	10.0%	11.0%	10.7%	9.1%
% of FP17s Relating to Free Repair or Replacements	14	5,003	0.3%	0.6%	0.6%	0.8%
% of FP17s Relating to Continuations	28	5,003	0.6%	0.7%	0.9%	1.2%
% of Patients satisfied with the dentistry they have received	11	11	100.0%	91.3%	90.4%	92.8%
% of Patients satisfied with the time they had to wait for an appointment	10	11	90.9%	84.0%	83.7%	88.7%

* This is based on patients treated on this contract for their most recent course of treatment. Figures in italics indicate the base number of FP17s or Patient Questionnaire responses are less than 100. N/A is shown where the base number of responses is less than 10 during the period. % is calculated as Quantity/Base number*100

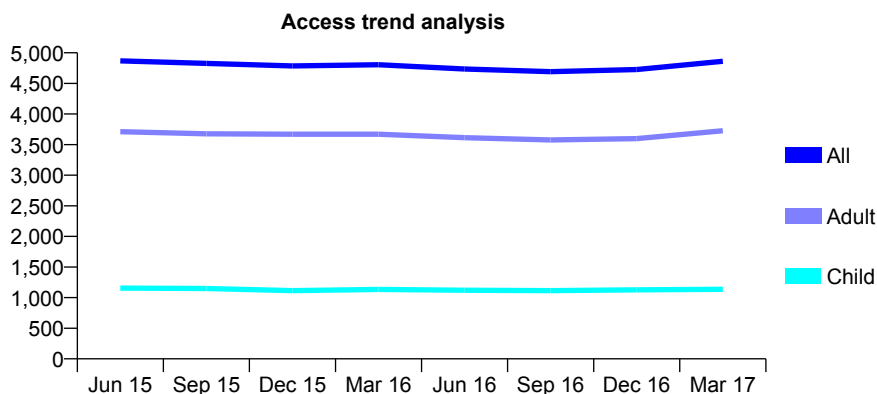
Q62 - Vital Signs At a Glance Contract Report for 203297/0001 - March 2017

Name or company name	MR SI HUTCHESON
Contract type name	GDS Contract
Purpose of contract	General
Contract start date	01/04/2006
Contract end date	

16/17 Contracted general activity (UDA)	14,714
Carry forward general activity (UDA)	-294
16/17 Contracted orthodontic activity (UOA)	0
Carry forward orthodontic activity (UOA)	0
Baseline contract value	£365,206.16

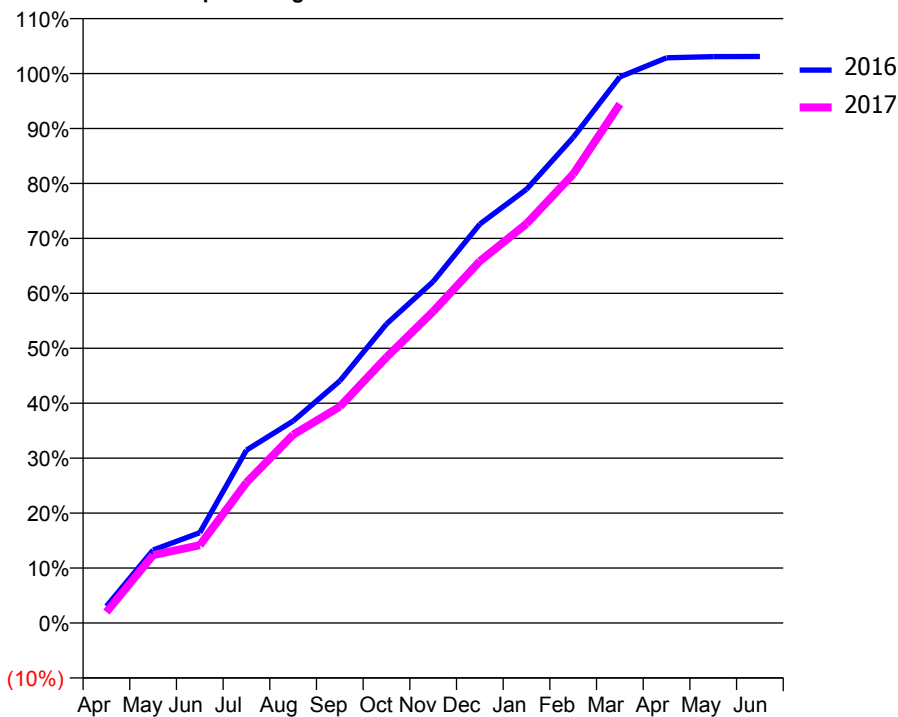
ACCESS*

Patients seen in 24 months	Total	Change since previous quarter
Quarter ending March 2016	4,804	
Quarter ending June 2016	4,735	↓
Quarter ending September 2016	4,691	→
Quarter ending December 2016	4,727	→
Quarter ending March 2017	4,862	↑
Variance since March 2016	1.2%	→



ACTIVITY

Cumulative percentage of contracted UDA delivered 2016 & 2017



Month	Adjusted Scheduled Activity (UDA)	
	2016	2017
April	449	294
May	1,954	1,820
June	2,420	2,082
July	4,631	3,762
August	5,408	5,043
September	6,482	5,792
October	8,007	7,120
November	9,144	8,343
December	10,680	9,690
January	11,614	10,692
February	13,001	12,019
March	14,623	13,895
April	15,134	
May	15,165	
June	15,168	

QUALITY

	Quantity	Base Number	Contract	AT	Region	England
% of FP17s for the same patient ID Re-attending within 3 months - Children	78	1,405	5.6%	10.0%	11.8%	12.3%
% of FP17s for the same patient ID Re-attending within 3 months - Adults	754	4,136	18.2%	16.1%	17.1%	16.7%
% of FP17s for the same patient ID Re-attending between 3 & 9 months - Children	652	1,405	46.4%	46.2%	46.5%	57.6%
% of FP17s for the same patient ID Re-attending between 3 & 9 months - Adults	1,359	4,136	32.9%	37.0%	37.6%	50.1%
% of FP17s for Band 1 Urgent Courses	765	5,329	14.4%	11.0%	10.7%	9.1%
% of FP17s Relating to Free Repair or Replacements	51	5,329	1.0%	0.6%	0.6%	0.8%
% of FP17s Relating to Continuations	94	5,329	1.8%	0.7%	0.9%	1.2%
% of Patients satisfied with the dentistry they have received	9	9	N/A	91.3%	90.4%	92.8%
% of Patients satisfied with the time they had to wait for an appointment	9	9	N/A	84.0%	83.7%	88.7%

* This is based on patients treated on this contract for their most recent course of treatment. Figures in italics indicate the base number of FP17s or Patient Questionnaire responses are less than 100. N/A is shown where the base number of responses is less than 10 during the period. % is calculated as Quantity/Base number*100

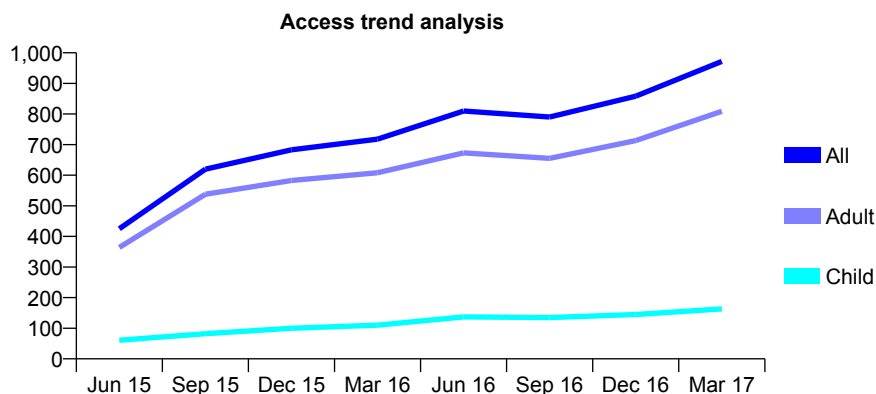
Q62 - Vital Signs At a Glance Contract Report for 204889/0002 - March 2017

Name or company name	MR GN RASHID
Contract type name	GDS Contract
Purpose of contract	General
Contract start date	02/11/2014
Contract end date	

16/17 Contracted general activity (UDA)	2,590
Carry forward general activity (UDA)	0
16/17 Contracted orthodontic activity (UOA)	0
Carry forward orthodontic activity (UOA)	0
Baseline contract value	£81,606.10

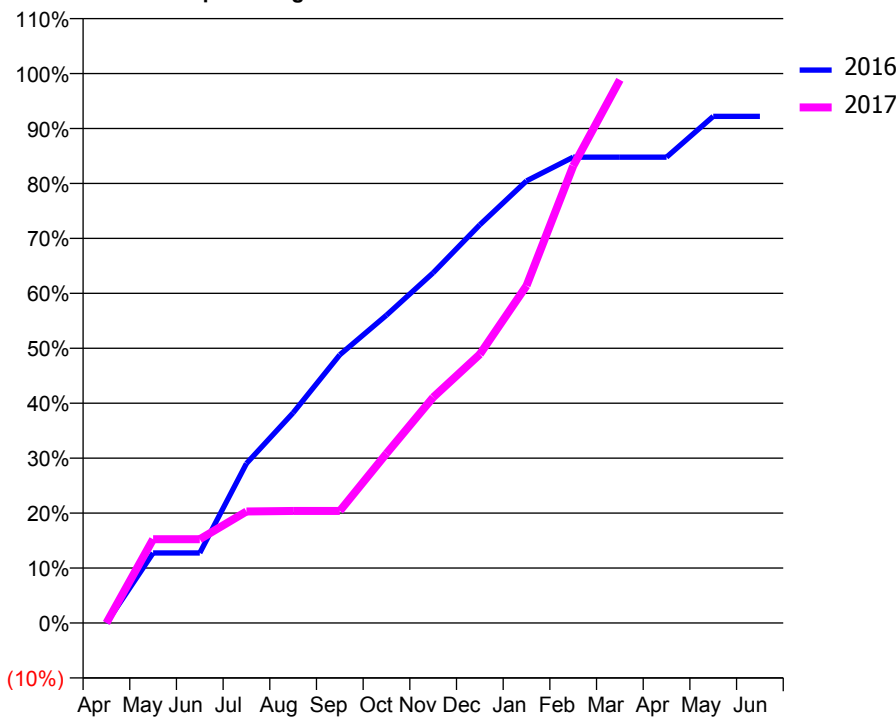
ACCESS*

Patients seen in 24 months	Total	Change since previous quarter
Quarter ending March 2016	718	
Quarter ending June 2016	810	↑
Quarter ending September 2016	790	↓
Quarter ending December 2016	858	↑
Quarter ending March 2017	972	↑
Variance since March 2016	35.4%	↑



ACTIVITY

Cumulative percentage of contracted UDA delivered 2016 & 2017



Adjusted Scheduled Activity (UDA)

Month	2016	2017
April	0	0
May	330	395
June	330	395
July	752	526
August	991	528
September	1,264	528
October	1,451	799
November	1,651	1,064
December	1,877	1,267
January	2,084	1,590
February	2,196	2,154
March	2,196	2,560
April	2,196	
May	2,388	
June	2,388	

QUALITY

	Quantity	Base Number	Contract	AT	Region	England
% of FP17s for the same patient ID Re-attending within 3 months - Children	5	147	3.4%	10.0%	11.8%	12.3%
% of FP17s for the same patient ID Re-attending within 3 months - Adults	32	675	4.7%	16.1%	17.1%	16.7%
% of FP17s for the same patient ID Re-attending between 3 & 9 months - Children	22	147	15.0%	46.2%	46.5%	57.6%
% of FP17s for the same patient ID Re-attending between 3 & 9 months - Adults	144	675	21.3%	37.0%	37.6%	50.1%
% of FP17s for Band 1 Urgent Courses	0	749	0.0%	11.0%	10.7%	9.1%
% of FP17s Relating to Free Repair or Replacements	0	749	0.0%	0.6%	0.6%	0.8%
% of FP17s Relating to Continuations	0	749	0.0%	0.7%	0.9%	1.2%
% of Patients satisfied with the dentistry they have received	5	5	N/A	91.3%	90.4%	92.8%
% of Patients satisfied with the time they had to wait for an appointment	4	5	N/A	84.0%	83.7%	88.7%

* This is based on patients treated on this contract for their most recent course of treatment. Figures in italics indicate the base number of FP17s or Patient Questionnaire responses are less than 100. N/A is shown where the base number of responses is less than 10 during the period. % is calculated as Quantity/Base number*100

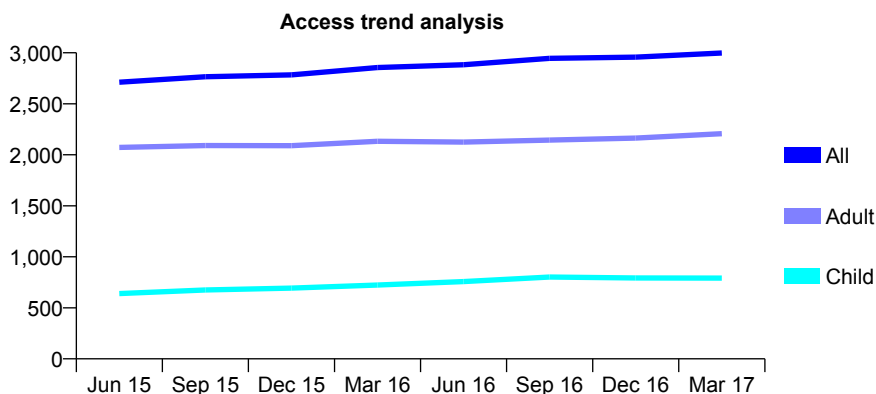
Q62 - Vital Signs At a Glance Contract Report for 208531/0004 - March 2017

Name or company name	MS MA SHEPHERD
Contract type name	GDS Contract
Purpose of contract	General
Contract start date	01/02/2010
Contract end date	

16/17 Contracted general activity (UDA)	7,015
Carry forward general activity (UDA)	-36
16/17 Contracted orthodontic activity (UOA)	0
Carry forward orthodontic activity (UOA)	0
Baseline contract value	£170,115.19

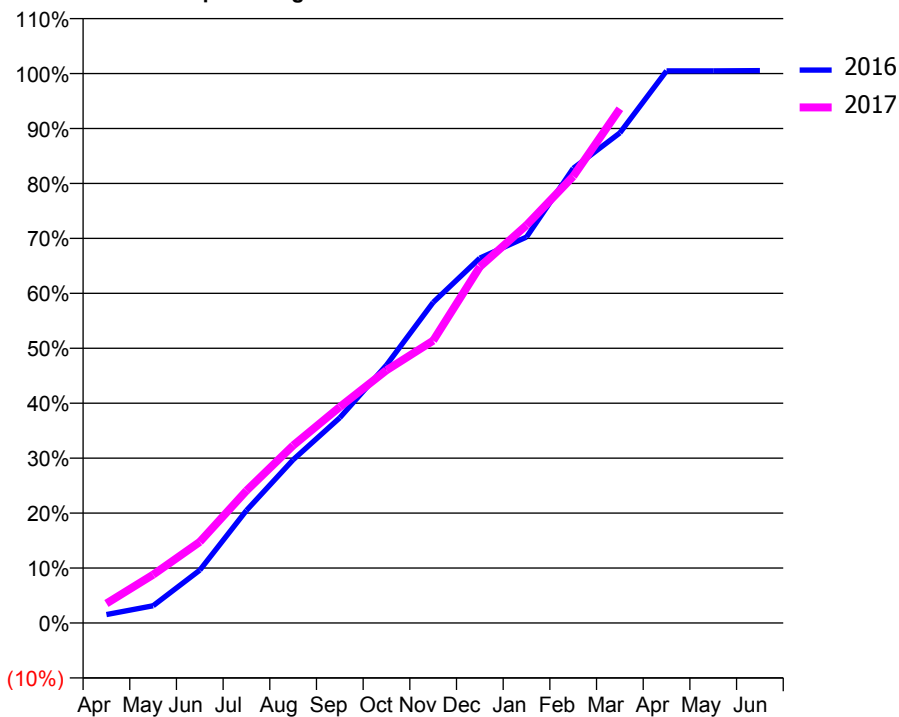
ACCESS*

Patients seen in 24 months	Total	Change since previous quarter
Quarter ending March 2016	2,856	
Quarter ending June 2016	2,883	→
Quarter ending September 2016	2,946	↑
Quarter ending December 2016	2,957	→
Quarter ending March 2017	2,998	→
Variance since March 2016	5.0%	↑



ACTIVITY

Cumulative percentage of contracted UDA delivered 2016 & 2017



Month	Adjusted Scheduled Activity (UDA)	
	2016	2017
April	108	249
May	220	617
June	675	1,035
July	1,437	1,690
August	2,084	2,267
September	2,621	2,758
October	3,293	3,227
November	4,094	3,605
December	4,659	4,547
January	4,927	5,079
February	5,804	5,702
March	6,256	6,565
April	7,049	
May	7,049	
June	7,051	

QUALITY

	Quantity	Base Number	Contract	AT	Region	England
% of FP17s for the same patient ID Re-attending within 3 months - Children	91	1,050	8.7%	10.0%	11.8%	12.3%
% of FP17s for the same patient ID Re-attending within 3 months - Adults	323	2,398	13.5%	16.1%	17.1%	16.7%
% of FP17s for the same patient ID Re-attending between 3 & 9 months - Children	379	1,050	36.1%	46.2%	46.5%	57.6%
% of FP17s for the same patient ID Re-attending between 3 & 9 months - Adults	712	2,398	29.7%	37.0%	37.6%	50.1%
% of FP17s for Band 1 Urgent Courses	518	3,137	16.5%	11.0%	10.7%	9.1%
% of FP17s Relating to Free Repair or Replacements	28	3,137	0.9%	0.6%	0.6%	0.8%
% of FP17s Relating to Continuations	17	3,137	0.5%	0.7%	0.9%	1.2%
% of Patients satisfied with the dentistry they have received	3	3	N/A	91.3%	90.4%	92.8%
% of Patients satisfied with the time they had to wait for an appointment	3	3	N/A	84.0%	83.7%	88.7%

* This is based on patients treated on this contract for their most recent course of treatment. Figures in italics indicate the base number of FP17s or Patient Questionnaire responses are less than 100. N/A is shown where the base number of responses is less than 10 during the period. % is calculated as Quantity/Base number*100

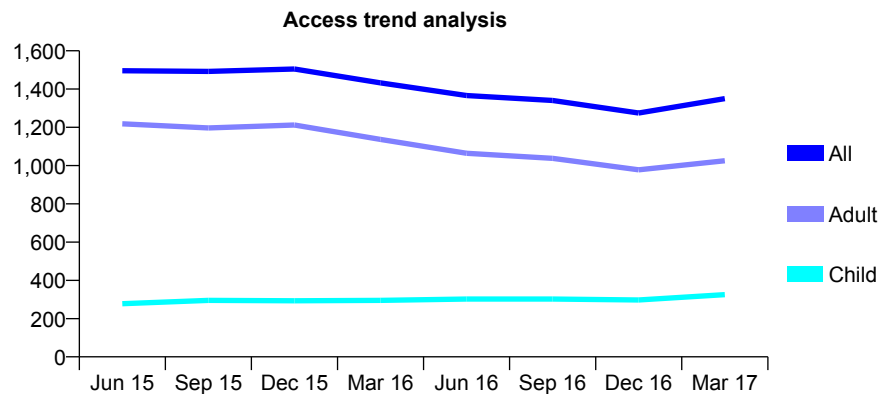
Q62 - Vital Signs At a Glance Contract Report for 213071/0001 - March 2017

Name or company name	MR JW O'DEA
Contract type name	GDS Contract
Purpose of contract	General
Contract start date	01/04/2006
Contract end date	

16/17 Contracted general activity (UDA)	3,854
Carry forward general activity (UDA)	-77
16/17 Contracted orthodontic activity (UOA)	0
Carry forward orthodontic activity (UOA)	0
Baseline contract value	£114,183.24

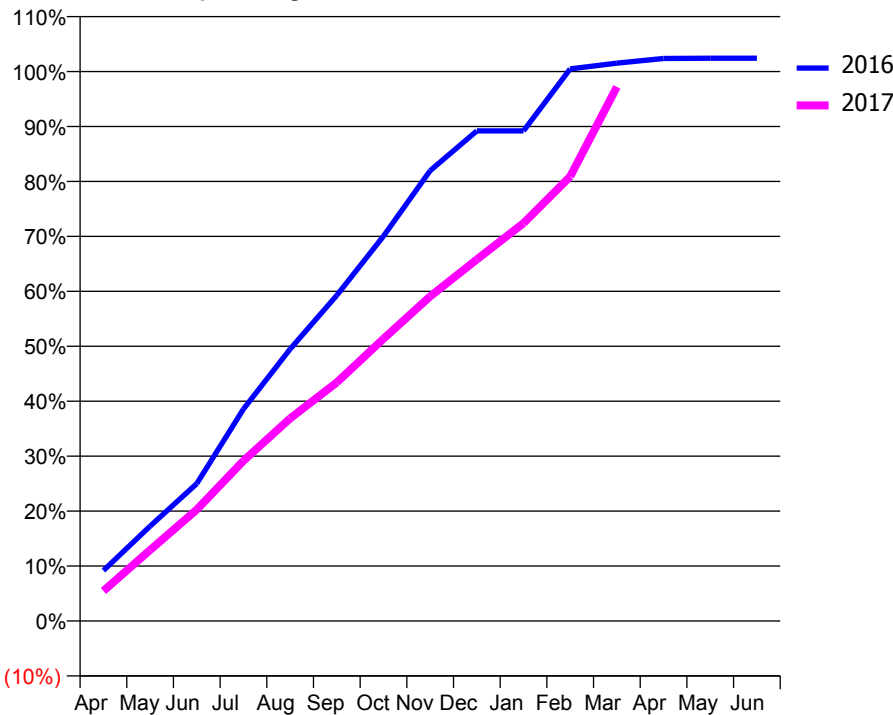
ACCESS*

Patients seen in 24 months	Total	Change since previous quarter
Quarter ending March 2016	1,432	
Quarter ending June 2016	1,366	↓
Quarter ending September 2016	1,340	↓
Quarter ending December 2016	1,275	↓
Quarter ending March 2017	1,350	↑
Variance since March 2016	(5.7%)	↓



ACTIVITY

Cumulative percentage of contracted UDA delivered 2016 & 2017



Month	Adjusted Scheduled Activity (UDA)	
	2016	2017
April	354	211
May	665	498
June	963	782
July	1,487	1,123
August	1,908	1,421
September	2,284	1,673
October	2,699	1,980
November	3,159	2,277
December	3,437	2,536
January	3,437	2,791
February	3,872	3,118
March	3,912	3,747
April	3,946	
May	3,947	
June	3,947	

QUALITY

	Quantity	Base Number	Contract	AT	Region	England
% of FP17s for the same patient ID Re-attending within 3 months - Children	39	421	9.3%	10.0%	11.8%	12.3%
% of FP17s for the same patient ID Re-attending within 3 months - Adults	158	1,054	15.0%	16.1%	17.1%	16.7%
% of FP17s for the same patient ID Re-attending between 3 & 9 months - Children	163	421	38.7%	46.2%	46.5%	57.6%
% of FP17s for the same patient ID Re-attending between 3 & 9 months - Adults	384	1,054	36.4%	37.0%	37.6%	50.1%
% of FP17s for Band 1 Urgent Courses	138	1,457	9.5%	11.0%	10.7%	9.1%
% of FP17s Relating to Free Repair or Replacements	1	1,457	0.1%	0.6%	0.6%	0.8%
% of FP17s Relating to Continuations	3	1,457	0.2%	0.7%	0.9%	1.2%
% of Patients satisfied with the dentistry they have received	0	0	N/A	91.3%	90.4%	92.8%
% of Patients satisfied with the time they had to wait for an appointment	0	0	N/A	84.0%	83.7%	88.7%

* This is based on patients treated on this contract for their most recent course of treatment. Figures in italics indicate the base number of FP17s or Patient Questionnaire responses are less than 100. N/A is shown where the base number of responses is less than 10 during the period. % is calculated as Quantity/Base number*100

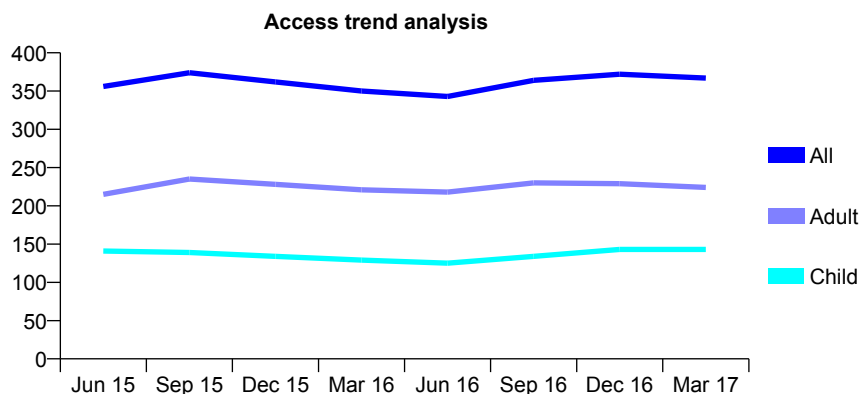
Q62 - Vital Signs At a Glance Contract Report for 213365/0001 - March 2017

Name or company name	Dr S Singh & Dr R Leow
Contract type name	GDS Contract
Purpose of contract	General
Contract start date	01/04/2006
Contract end date	

16/17 Contracted general activity (UDA)	1,800
Carry forward general activity (UDA)	-6
16/17 Contracted orthodontic activity (UOA)	0
Carry forward orthodontic activity (UOA)	0
Baseline contract value	£52,460.36

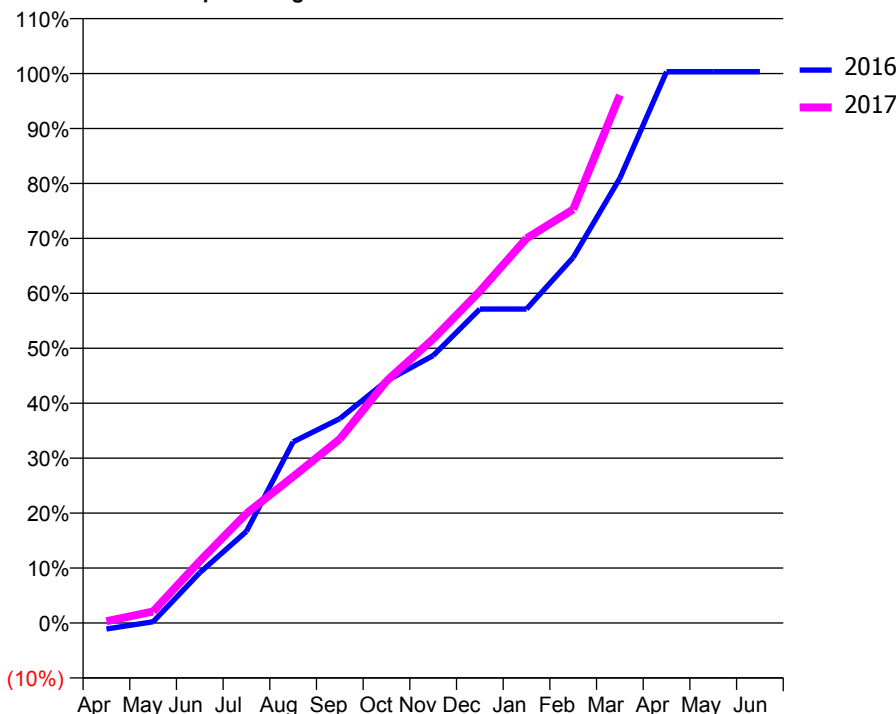
ACCESS*

Patients seen in 24 months	Total	Change since previous quarter
Quarter ending March 2016	350	
Quarter ending June 2016	343	↓
Quarter ending September 2016	364	↑
Quarter ending December 2016	372	↑
Quarter ending March 2017	367	↓
Variance since March 2016	4.9%	↑



ACTIVITY

Cumulative percentage of contracted UDA delivered 2016 & 2017



Month	Adjusted Scheduled Activity (UDA)	
	2016	2017
April	-20	6
May	4	38
June	165	203
July	300	359
August	593	479
September	669	602
October	793	793
November	876	931
December	1,029	1,087
January	1,029	1,260
February	1,198	1,355
March	1,457	1,729
April	1,806	
May	1,806	
June	1,806	

QUALITY

	Quantity	Base Number	Contract	AT	Region	England
% of FP17s for the same patient ID Re-attending within 3 months - Children	14	152	9.2%	10.0%	11.8%	12.3%
% of FP17s for the same patient ID Re-attending within 3 months - Adults	23	212	10.8%	16.1%	17.1%	16.7%
% of FP17s for the same patient ID Re-attending between 3 & 9 months - Children	35	152	23.0%	46.2%	46.5%	57.6%
% of FP17s for the same patient ID Re-attending between 3 & 9 months - Adults	42	212	19.8%	37.0%	37.6%	50.1%
% of FP17s for Band 1 Urgent Courses	4	315	1.3%	11.0%	10.7%	9.1%
% of FP17s Relating to Free Repair or Replacements	0	315	0.0%	0.6%	0.6%	0.8%
% of FP17s Relating to Continuations	4	315	1.3%	0.7%	0.9%	1.2%
% of Patients satisfied with the dentistry they have received	0	0	N/A	91.3%	90.4%	92.8%
% of Patients satisfied with the time they had to wait for an appointment	0	0	N/A	84.0%	83.7%	88.7%

* This is based on patients treated on this contract for their most recent course of treatment. Figures in italics indicate the base number of FP17s or Patient Questionnaire responses are less than 100. N/A is shown where the base number of responses is less than 10 during the period. % is calculated as Quantity/Base number*100

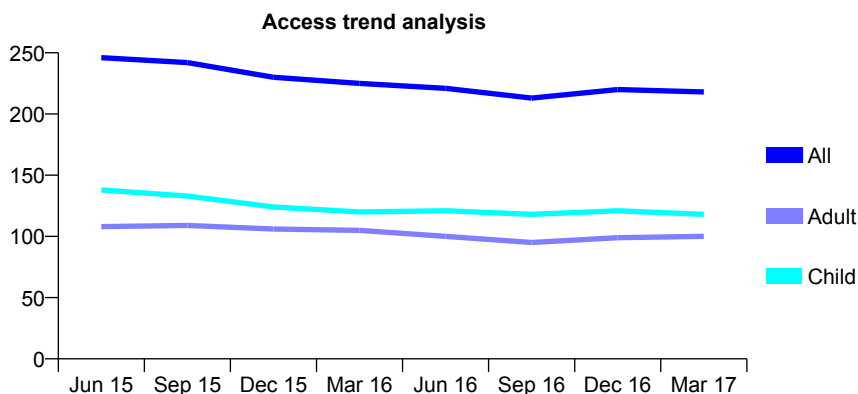
Q62 - Vital Signs At a Glance Contract Report for 214035/0001 - March 2017

Name or company name	MR KJ ALLEN
Contract type name	GDS Contract
Purpose of contract	General
Contract start date	01/04/2006
Contract end date	

16/17 Contracted general activity (UDA)	694
Carry forward general activity (UDA)	-10
16/17 Contracted orthodontic activity (UOA)	0
Carry forward orthodontic activity (UOA)	0
Baseline contract value	£14,751.94

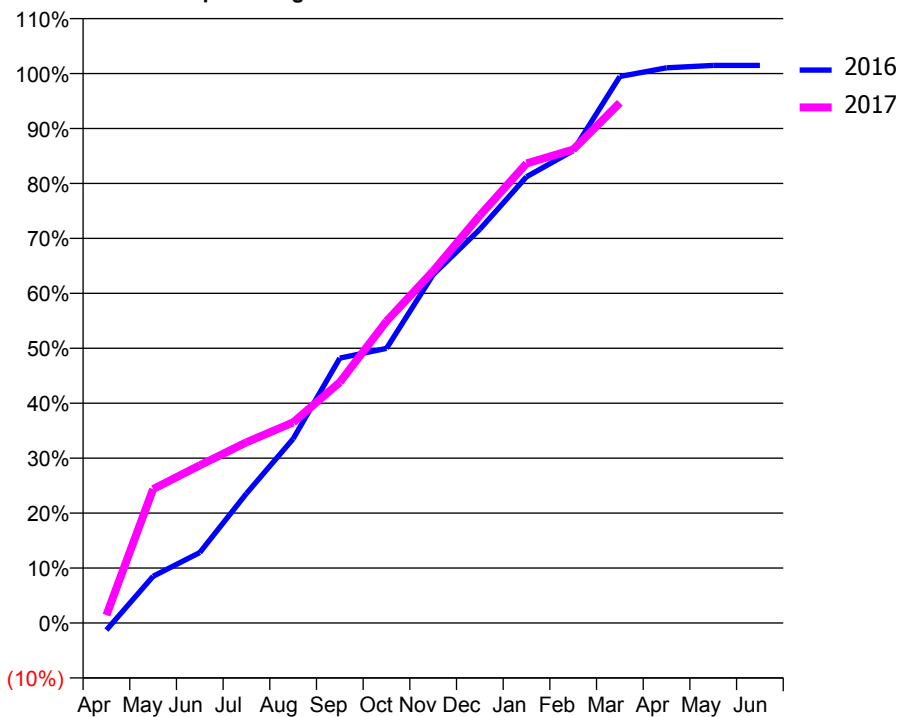
ACCESS*

Patients seen in 24 months	Total	Change since previous quarter
Quarter ending March 2016	225	
Quarter ending June 2016	221	↓
Quarter ending September 2016	213	↓
Quarter ending December 2016	220	↑
Quarter ending March 2017	218	→
Variance since March 2016	(3.1%)	↓



ACTIVITY

Cumulative percentage of contracted UDA delivered 2016 & 2017



Adjusted Scheduled Activity (UDA)

Month	2016	2017
April	-9	10
May	59	169
June	89	199
July	164	228
August	233	253
September	335	304
October	347	381
November	440	445
December	497	515
January	564	580
February	597	598
March	690	657
April	701	
May	704	
June	704	

QUALITY

	Quantity	Base Number	Contract	AT	Region	England
% of FP17s for the same patient ID Re-attending within 3 months - Children	11	149	7.4%	10.0%	11.8%	12.3%
% of FP17s for the same patient ID Re-attending within 3 months - Adults	15	121	12.4%	16.1%	17.1%	16.7%
% of FP17s for the same patient ID Re-attending between 3 & 9 months - Children	65	149	43.6%	46.2%	46.5%	57.6%
% of FP17s for the same patient ID Re-attending between 3 & 9 months - Adults	55	121	45.5%	37.0%	37.6%	50.1%
% of FP17s for Band 1 Urgent Courses	15	263	5.7%	11.0%	10.7%	9.1%
% of FP17s Relating to Free Repair or Replacements	0	263	0.0%	0.6%	0.6%	0.8%
% of FP17s Relating to Continuations	0	263	0.0%	0.7%	0.9%	1.2%
% of Patients satisfied with the dentistry they have received	1	1	N/A	91.3%	90.4%	92.8%
% of Patients satisfied with the time they had to wait for an appointment	1	1	N/A	84.0%	83.7%	88.7%

* This is based on patients treated on this contract for their most recent course of treatment. Figures in italics indicate the base number of FP17s or Patient Questionnaire responses are less than 100. N/A is shown where the base number of responses is less than 10 during the period. % is calculated as Quantity/Base number*100

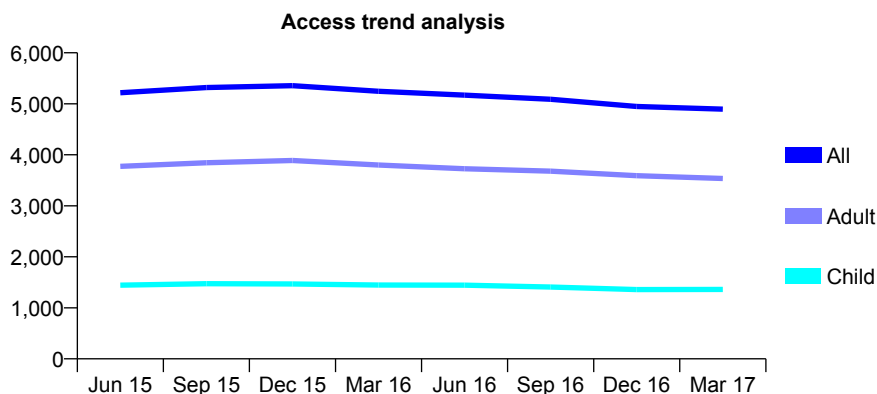
Q62 - Vital Signs At a Glance Contract Report for 215791/0001 - March 2017

Name or company name	MR JJ KING
Contract type name	GDS Contract
Purpose of contract	General
Contract start date	01/04/2006
Contract end date	

16/17 Contracted general activity (UDA)	14,636
Carry forward general activity (UDA)	-237
16/17 Contracted orthodontic activity (UOA)	0
Carry forward orthodontic activity (UOA)	0
Baseline contract value	£397,081.93

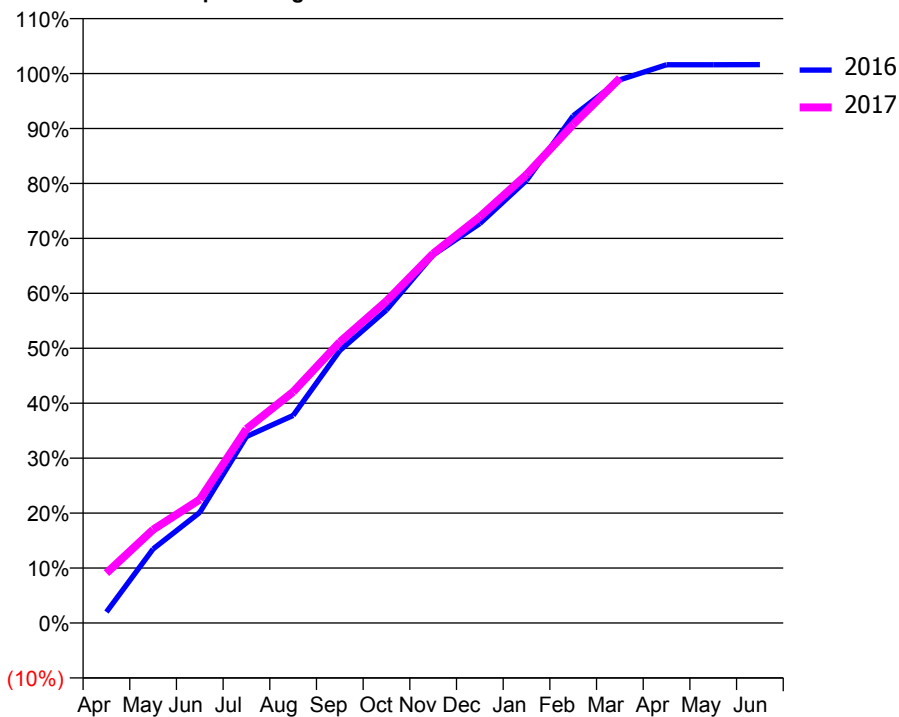
ACCESS*

Patients seen in 24 months	Total	Change since previous quarter
Quarter ending March 2016	5,246	
Quarter ending June 2016	5,170	↓
Quarter ending September 2016	5,088	↓
Quarter ending December 2016	4,948	↓
Quarter ending March 2017	4,896	↓
Variance since March 2016	(6.7%)	↓



ACTIVITY

Cumulative percentage of contracted UDA delivered 2016 & 2017



Month	Adjusted Scheduled Activity (UDA)	
	2016	2017
April	293	1,329
May	1,972	2,487
June	2,947	3,289
July	4,968	5,168
August	5,529	6,156
September	7,258	7,485
October	8,339	8,577
November	9,804	9,839
December	10,638	10,820
January	11,789	11,943
February	13,510	13,281
March	14,469	14,509
April	14,870	
May	14,870	
June	14,873	

QUALITY

	Quantity	Base Number	Contract	AT	Region	England
% of FP17s for the same patient ID Re-attending within 3 months - Children	86	1,487	5.8%	10.0%	11.8%	12.3%
% of FP17s for the same patient ID Re-attending within 3 months - Adults	598	4,035	14.8%	16.1%	17.1%	16.7%
% of FP17s for the same patient ID Re-attending between 3 & 9 months - Children	623	1,487	41.9%	46.2%	46.5%	57.6%
% of FP17s for the same patient ID Re-attending between 3 & 9 months - Adults	1,666	4,035	41.3%	37.0%	37.6%	50.1%
% of FP17s for Band 1 Urgent Courses	404	5,363	7.5%	11.0%	10.7%	9.1%
% of FP17s Relating to Free Repair or Replacements	100	5,363	1.9%	0.6%	0.6%	0.8%
% of FP17s Relating to Continuations	51	5,363	1.0%	0.7%	0.9%	1.2%
% of Patients satisfied with the dentistry they have received	14	15	93.3%	91.3%	90.4%	92.8%
% of Patients satisfied with the time they had to wait for an appointment	15	15	100.0%	84.0%	83.7%	88.7%

* This is based on patients treated on this contract for their most recent course of treatment. Figures in italics indicate the base number of FP17s or Patient Questionnaire responses are less than 100. N/A is shown where the base number of responses is less than 10 during the period. % is calculated as Quantity/Base number*100

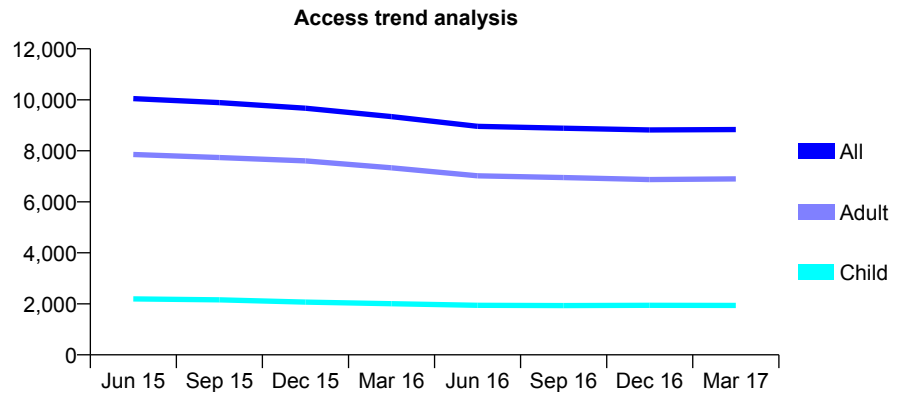
Q62 - Vital Signs At a Glance Contract Report for 222496/0001 - March 2017

Name or company name	MR RA RAEURN
Contract type name	GDS Contract
Purpose of contract	General
Contract start date	01/04/2006
Contract end date	

16/17 Contracted general activity (UDA)	25,353
Carry forward general activity (UDA)	-507
16/17 Contracted orthodontic activity (UOA)	0
Carry forward orthodontic activity (UOA)	0
Baseline contract value	£618,538.13

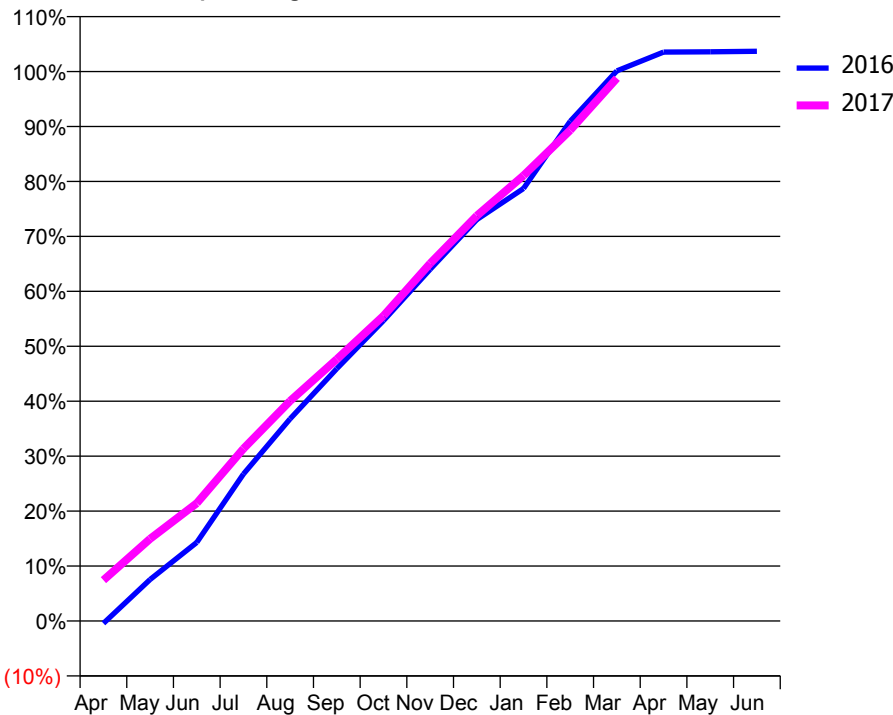
ACCESS*

Patients seen in 24 months	Total	Change since previous quarter
Quarter ending March 2016	9,339	
Quarter ending June 2016	8,962	↓
Quarter ending September 2016	8,886	→
Quarter ending December 2016	8,819	→
Quarter ending March 2017	8,833	→
Variance since March 2016	(5.4%)	↓



ACTIVITY

Cumulative percentage of contracted UDA delivered 2016 & 2017



Month	Adjusted Scheduled Activity (UDA)	
	2016	2017
April	-112	1,889
May	1,914	3,794
June	3,629	5,433
July	6,783	7,953
August	9,327	10,152
September	11,645	12,082
October	13,859	14,077
November	16,225	16,497
December	18,524	18,703
January	19,956	20,550
February	23,057	22,643
March	25,383	25,045
April	26,247	
May	26,261	
June	26,286	

QUALITY

	Quantity	Base Number	Contract	AT	Region	England
% of FP17s for the same patient ID Re-attending within 3 months - Children	260	2,767	9.4%	10.0%	11.8%	12.3%
% of FP17s for the same patient ID Re-attending within 3 months - Adults	1,629	9,476	17.2%	16.1%	17.1%	16.7%
% of FP17s for the same patient ID Re-attending between 3 & 9 months - Children	1,556	2,767	56.2%	46.2%	46.5%	57.6%
% of FP17s for the same patient ID Re-attending between 3 & 9 months - Adults	5,036	9,476	53.1%	37.0%	37.6%	50.1%
% of FP17s for Band 1 Urgent Courses	1,687	11,823	14.3%	11.0%	10.7%	9.1%
% of FP17s Relating to Free Repair or Replacements	157	11,823	1.3%	0.6%	0.6%	0.8%
% of FP17s Relating to Continuations	44	11,823	0.4%	0.7%	0.9%	1.2%
% of Patients satisfied with the dentistry they have received	17	17	100.0%	91.3%	90.4%	92.8%
% of Patients satisfied with the time they had to wait for an appointment	16	17	94.1%	84.0%	83.7%	88.7%

* This is based on patients treated on this contract for their most recent course of treatment. Figures in italics indicate the base number of FP17s or Patient Questionnaire responses are less than 100. N/A is shown where the base number of responses is less than 10 during the period. % is calculated as Quantity/Base number*100

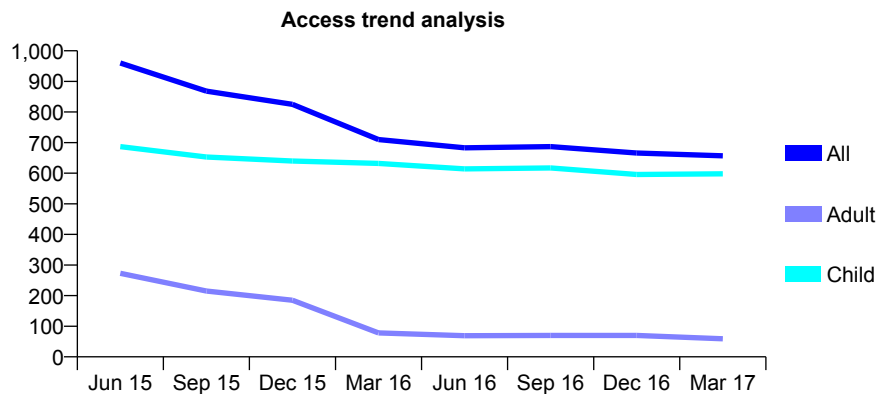
Q62 - Vital Signs At a Glance Contract Report for 224111/0001 - March 2017

Name or company name	MR MR PAREKH
Contract type name	GDS Contract
Purpose of contract	General
Contract start date	01/04/2006
Contract end date	

16/17 Contracted general activity (UDA)	1,003
Carry forward general activity (UDA)	1
16/17 Contracted orthodontic activity (UOA)	0
Carry forward orthodontic activity (UOA)	0
Baseline contract value	£28,172.56

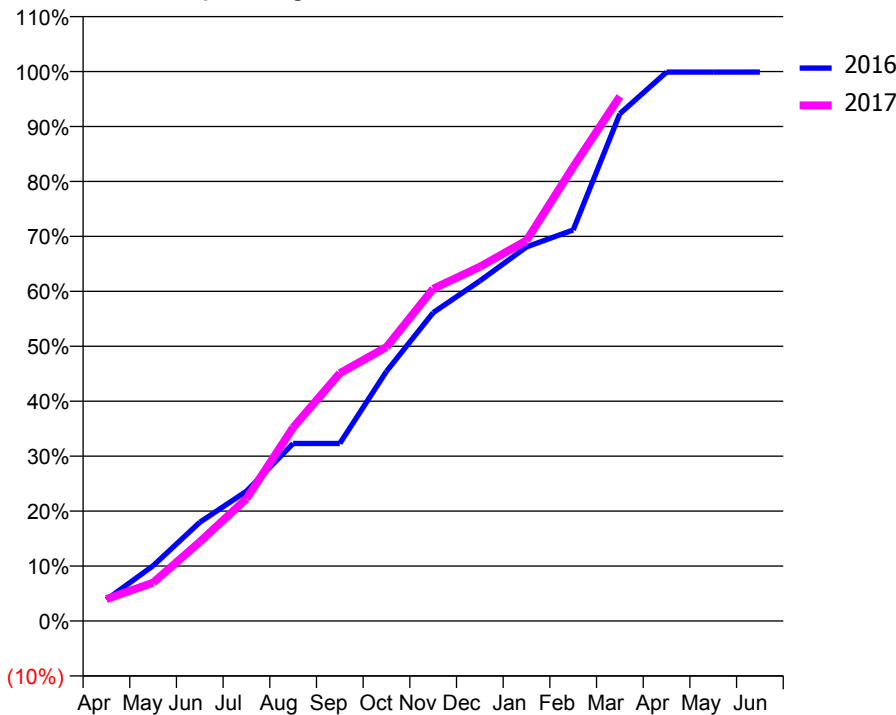
ACCESS*

Patients seen in 24 months	Total	Change since previous quarter
Quarter ending March 2016	710	
Quarter ending June 2016	683	↓
Quarter ending September 2016	687	→
Quarter ending December 2016	666	↓
Quarter ending March 2017	657	↓
Variance since March 2016	(7.5%)	↓



ACTIVITY

Cumulative percentage of contracted UDA delivered 2016 & 2017



Month	Adjusted Scheduled Activity (UDA)	
	2016	2017
April	39	40
May	101	70
June	180	144
July	237	223
August	324	353
September	324	452
October	456	500
November	563	606
December	621	647
January	683	695
February	714	829
March	926	957
April	1,002	
May	1,002	
June	1,002	

QUALITY

	Quantity	Base Number	Contract	AT	Region	England
% of FP17s for the same patient ID Re-attending within 3 months - Children	30	841	3.6%	10.0%	11.8%	12.3%
% of FP17s for the same patient ID Re-attending within 3 months - Adults	1	7	14.3%	16.1%	17.1%	16.7%
% of FP17s for the same patient ID Re-attending between 3 & 9 months - Children	509	841	60.5%	46.2%	46.5%	57.6%
% of FP17s for the same patient ID Re-attending between 3 & 9 months - Adults	4	7	57.1%	37.0%	37.6%	50.1%
% of FP17s for Band 1 Urgent Courses	17	786	2.2%	11.0%	10.7%	9.1%
% of FP17s Relating to Free Repair or Replacements	0	786	0.0%	0.6%	0.6%	0.8%
% of FP17s Relating to Continuations	7	786	0.9%	0.7%	0.9%	1.2%
% of Patients satisfied with the dentistry they have received	0	0	N/A	91.3%	90.4%	92.8%
% of Patients satisfied with the time they had to wait for an appointment	0	0	N/A	84.0%	83.7%	88.7%

* This is based on patients treated on this contract for their most recent course of treatment. Figures in italics indicate the base number of FP17s or Patient Questionnaire responses are less than 100. N/A is shown where the base number of responses is less than 10 during the period. % is calculated as Quantity/Base number*100

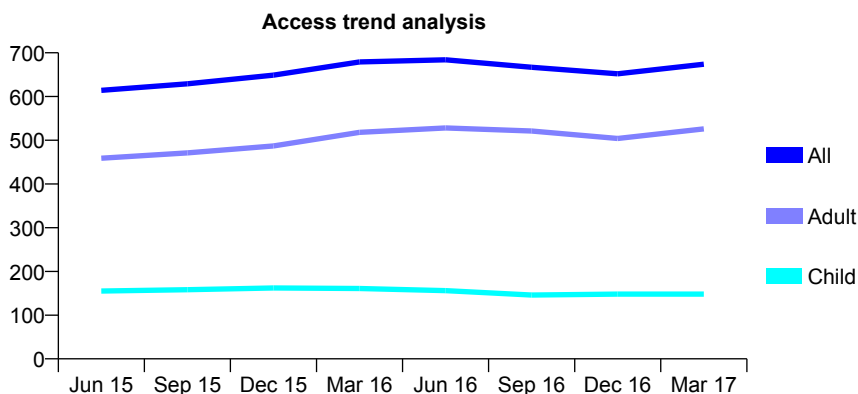
Q62 - Vital Signs At a Glance Contract Report for 224790/0002 - March 2017

Name or company name	MR SA AL YOUSIF
Contract type name	GDS Contract
Purpose of contract	General
Contract start date	01/12/2013
Contract end date	

16/17 Contracted general activity (UDA)	2,396
Carry forward general activity (UDA)	-2
16/17 Contracted orthodontic activity (UOA)	0
Carry forward orthodontic activity (UOA)	0
Baseline contract value	£68,678.45

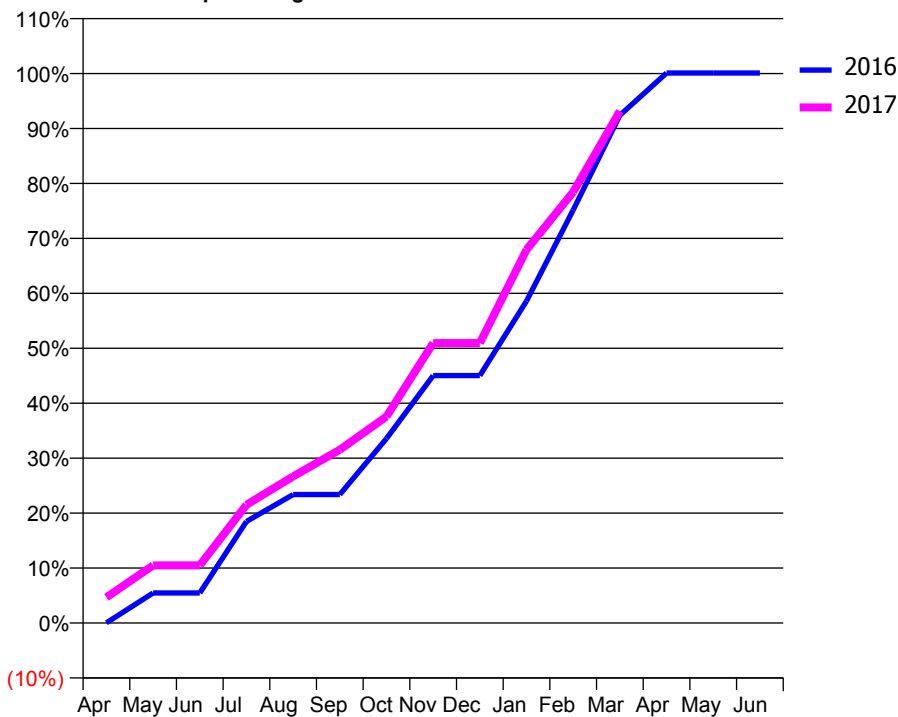
ACCESS*

Patients seen in 24 months	Total	Change since previous quarter
Quarter ending March 2016	679	
Quarter ending June 2016	684	→
Quarter ending September 2016	667	↓
Quarter ending December 2016	652	↓
Quarter ending March 2017	674	↑
Variance since March 2016	(0.7%)	→



ACTIVITY

Cumulative percentage of contracted UDA delivered 2016 & 2017



Month	Adjusted Scheduled Activity (UDA)	
	2016	2017
April	1	112
May	131	251
June	131	251
July	443	515
August	560	639
September	560	756
October	804	901
November	1,079	1,221
December	1,079	1,221
January	1,404	1,628
February	1,801	1,880
March	2,214	2,232
April	2,398	
May	2,398	
June	2,398	

QUALITY

	Quantity	Base Number	Contract	AT	Region	England
% of FP17s for the same patient ID Re-attending within 3 months - Children	10	161	6.2%	10.0%	11.8%	12.3%
% of FP17s for the same patient ID Re-attending within 3 months - Adults	29	515	5.6%	16.1%	17.1%	16.7%
% of FP17s for the same patient ID Re-attending between 3 & 9 months - Children	71	161	44.1%	46.2%	46.5%	57.6%
% of FP17s for the same patient ID Re-attending between 3 & 9 months - Adults	192	515	37.3%	37.0%	37.6%	50.1%
% of FP17s for Band 1 Urgent Courses	3	629	0.5%	11.0%	10.7%	9.1%
% of FP17s Relating to Free Repair or Replacements	0	629	0.0%	0.6%	0.6%	0.8%
% of FP17s Relating to Continuations	0	629	0.0%	0.7%	0.9%	1.2%
% of Patients satisfied with the dentistry they have received	0	0	N/A	91.3%	90.4%	92.8%
% of Patients satisfied with the time they had to wait for an appointment	0	0	N/A	84.0%	83.7%	88.7%

* This is based on patients treated on this contract for their most recent course of treatment. Figures in italics indicate the base number of FP17s or Patient Questionnaire responses are less than 100. N/A is shown where the base number of responses is less than 10 during the period. % is calculated as Quantity/Base number*100

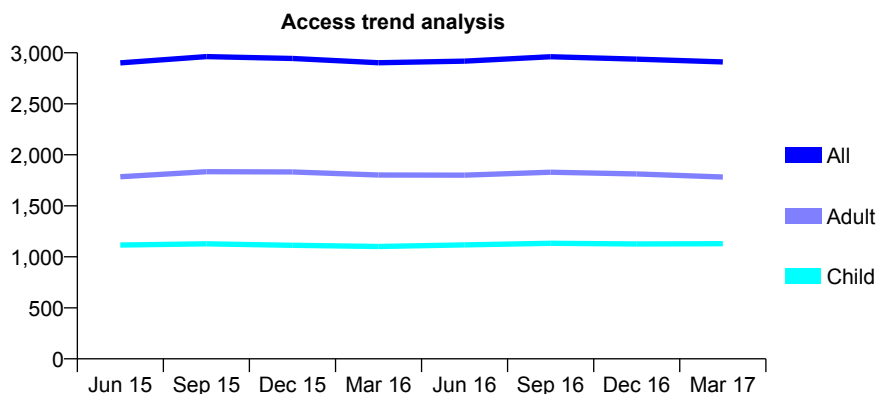
Q62 - Vital Signs At a Glance Contract Report for 228974/0002 - March 2017

Name or company name	MR PN PATEL
Contract type name	GDS Contract
Purpose of contract	General
Contract start date	01/05/2009
Contract end date	

16/17 Contracted general activity (UDA)	6,134
Carry forward general activity (UDA)	-95
16/17 Contracted orthodontic activity (UOA)	0
Carry forward orthodontic activity (UOA)	0
Baseline contract value	£177,126.62

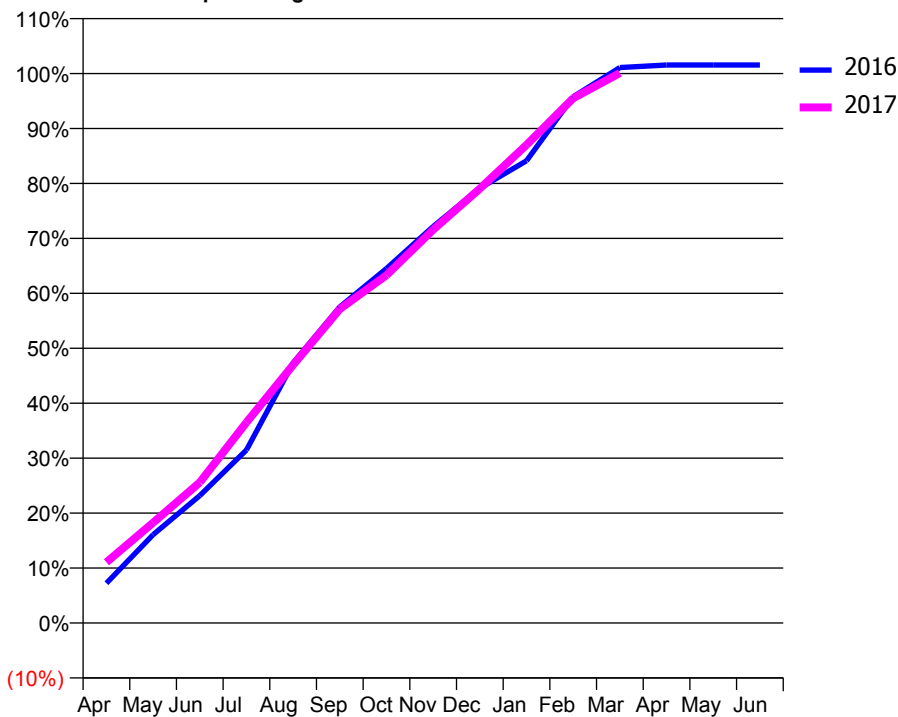
ACCESS*

Patients seen in 24 months	Total	Change since previous quarter
Quarter ending March 2016	2,903	
Quarter ending June 2016	2,918	→
Quarter ending September 2016	2,962	→
Quarter ending December 2016	2,938	→
Quarter ending March 2017	2,911	→
Variance since March 2016	0.3%	→



ACTIVITY

Cumulative percentage of contracted UDA delivered 2016 & 2017



Adjusted Scheduled Activity (UDA)

Month	2016	2017
April	444	678
May	986	1,120
June	1,422	1,570
July	1,932	2,239
August	2,903	2,880
September	3,528	3,504
October	3,958	3,883
November	4,427	4,391
December	4,853	4,849
January	5,160	5,337
February	5,874	5,858
March	6,200	6,139
April	6,229	
May	6,229	
June	6,229	

QUALITY

	Quantity	Base Number	Contract	AT	Region	England
% of FP17s for the same patient ID Re-attending within 3 months - Children	80	1,271	6.3%	10.0%	11.8%	12.3%
% of FP17s for the same patient ID Re-attending within 3 months - Adults	274	1,974	13.9%	16.1%	17.1%	16.7%
% of FP17s for the same patient ID Re-attending between 3 & 9 months - Children	399	1,271	31.4%	46.2%	46.5%	57.6%
% of FP17s for the same patient ID Re-attending between 3 & 9 months - Adults	682	1,974	34.5%	37.0%	37.6%	50.1%
% of FP17s for Band 1 Urgent Courses	277	3,225	8.6%	11.0%	10.7%	9.1%
% of FP17s Relating to Free Repair or Replacements	21	3,225	0.7%	0.6%	0.6%	0.8%
% of FP17s Relating to Continuations	41	3,225	1.3%	0.7%	0.9%	1.2%
% of Patients satisfied with the dentistry they have received	5	6	N/A	91.3%	90.4%	92.8%
% of Patients satisfied with the time they had to wait for an appointment	4	6	N/A	84.0%	83.7%	88.7%

* This is based on patients treated on this contract for their most recent course of treatment. Figures in italics indicate the base number of FP17s or Patient Questionnaire responses are less than 100. N/A is shown where the base number of responses is less than 10 during the period. % is calculated as Quantity/Base number*100

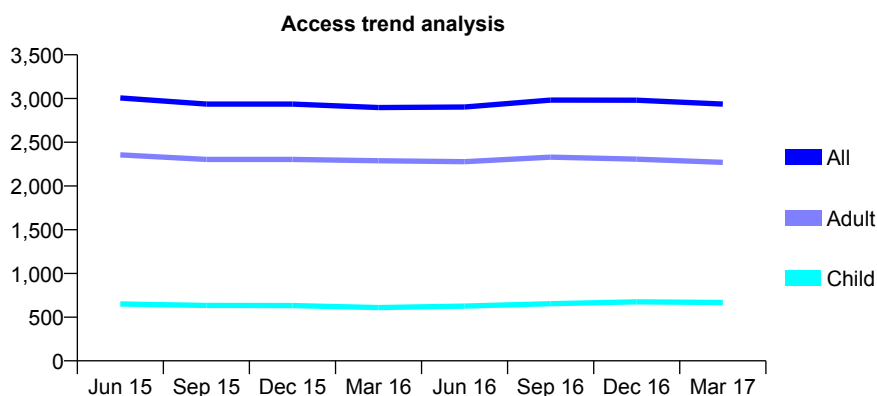
Q62 - Vital Signs At a Glance Contract Report for 232343/0001 - March 2017

Name or company name	MR RJ DOOA
Contract type name	GDS Contract
Purpose of contract	General
Contract start date	01/04/2006
Contract end date	

16/17 Contracted general activity (UDA)	10,657
Carry forward general activity (UDA)	0
16/17 Contracted orthodontic activity (UOA)	0
Carry forward orthodontic activity (UOA)	0
Baseline contract value	£344,528.23

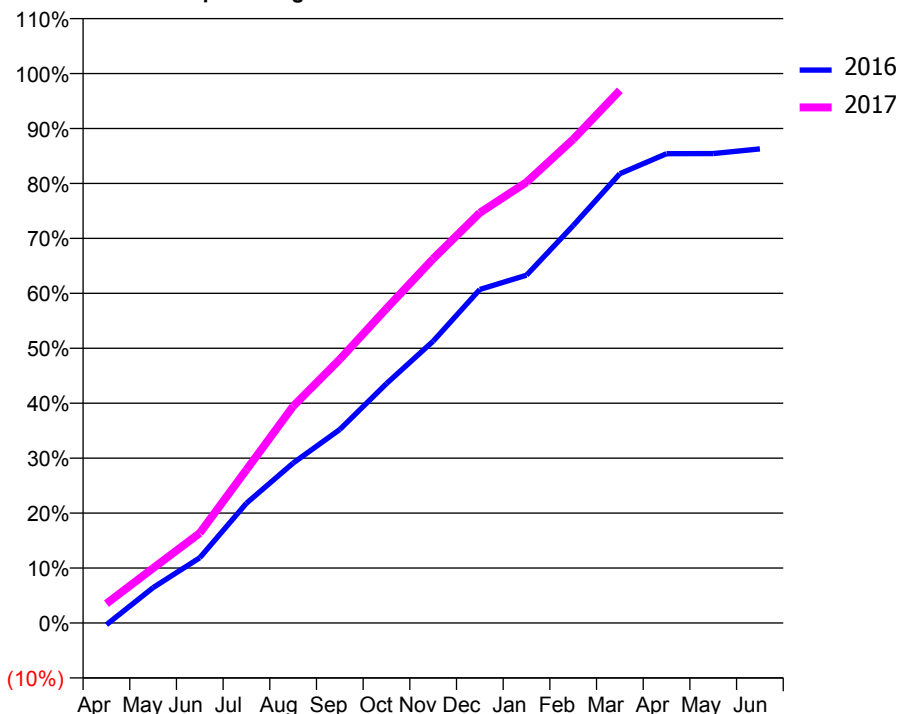
ACCESS*

Patients seen in 24 months	Total	Change since previous quarter
Quarter ending March 2016	2,897	
Quarter ending June 2016	2,903	→
Quarter ending September 2016	2,983	↑
Quarter ending December 2016	2,981	→
Quarter ending March 2017	2,937	↓
Variance since March 2016	1.4%	→



ACTIVITY

Cumulative percentage of contracted UDA delivered 2016 & 2017



Month	Adjusted Scheduled Activity (UDA)	
	2016	2017
April	-35	377
May	686	1,063
June	1,265	1,745
July	2,323	2,973
August	3,101	4,204
September	3,754	5,114
October	4,643	6,098
November	5,467	7,063
December	6,469	7,956
January	6,747	8,548
February	7,708	9,380
March	8,713	10,329
April	9,101	
May	9,103	
June	9,195	

QUALITY

	Quantity	Base Number	Contract	AT	Region	England
% of FP17s for the same patient ID Re-attending within 3 months - Children	46	854	5.4%	10.0%	11.8%	12.3%
% of FP17s for the same patient ID Re-attending within 3 months - Adults	410	2,701	15.2%	16.1%	17.1%	16.7%
% of FP17s for the same patient ID Re-attending between 3 & 9 months - Children	407	854	47.7%	46.2%	46.5%	57.6%
% of FP17s for the same patient ID Re-attending between 3 & 9 months - Adults	1,054	2,701	39.0%	37.0%	37.6%	50.1%
% of FP17s for Band 1 Urgent Courses	458	3,365	13.6%	11.0%	10.7%	9.1%
% of FP17s Relating to Free Repair or Replacements	28	3,365	0.8%	0.6%	0.6%	0.8%
% of FP17s Relating to Continuations	16	3,365	0.5%	0.7%	0.9%	1.2%
% of Patients satisfied with the dentistry they have received	5	6	N/A	91.3%	90.4%	92.8%
% of Patients satisfied with the time they had to wait for an appointment	4	6	N/A	84.0%	83.7%	88.7%

* This is based on patients treated on this contract for their most recent course of treatment. Figures in italics indicate the base number of FP17s or Patient Questionnaire responses are less than 100. N/A is shown where the base number of responses is less than 10 during the period. % is calculated as Quantity/Base number*100

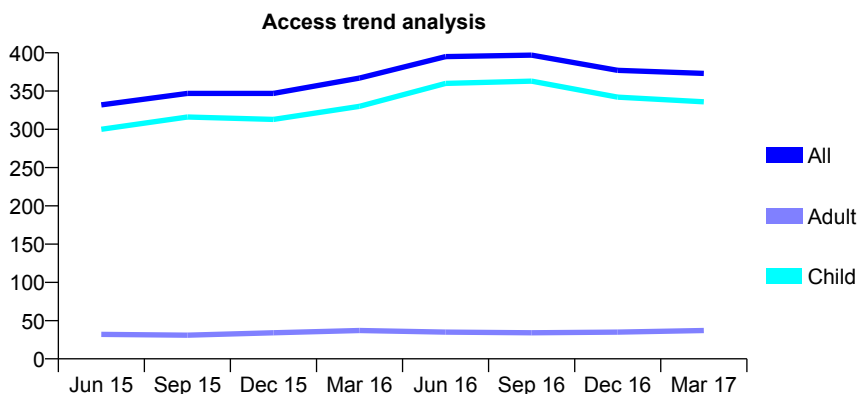
Q62 - Vital Signs At a Glance Contract Report for 239720/0001 - March 2017

Name or company name	MR A EGHBAL OMIDI
Contract type name	GDS Contract
Purpose of contract	General
Contract start date	01/04/2006
Contract end date	

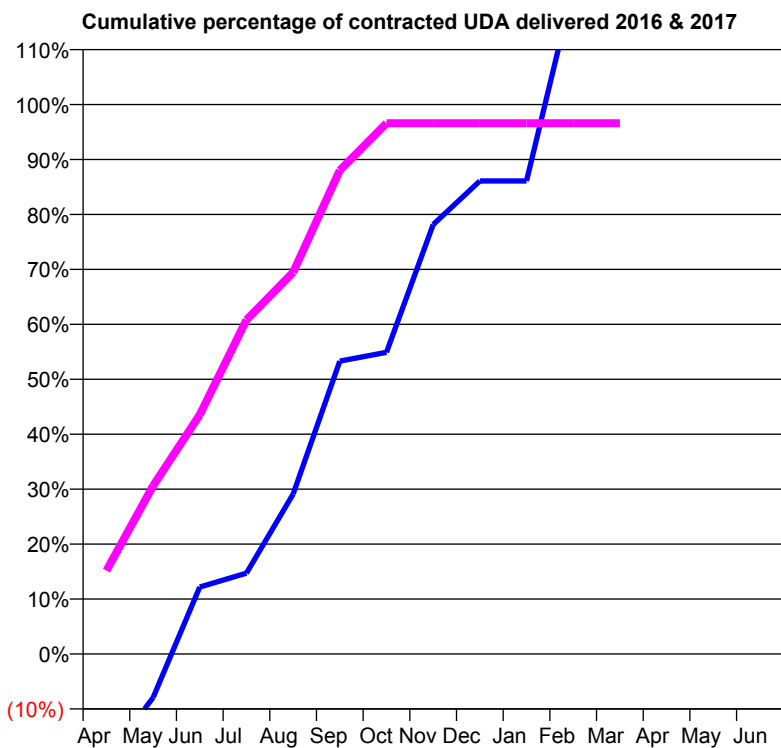
16/17 Contracted general activity (UDA)	680
Carry forward general activity (UDA)	-14
16/17 Contracted orthodontic activity (UOA)	0
Carry forward orthodontic activity (UOA)	0
Baseline contract value	£18,071.69

ACCESS*

Patients seen in 24 months	Total	Change since previous quarter
Quarter ending March 2016	367	
Quarter ending June 2016	395	↑
Quarter ending September 2016	397	→
Quarter ending December 2016	377	↓
Quarter ending March 2017	373	↓
Variance since March 2016	1.6%	→



ACTIVITY



Month	Adjusted Scheduled Activity (UDA)	
	2016	2017
April	-131	103
May	-54	208
June	83	296
July	100	413
August	198	472
September	362	599
October	373	657
November	531	657
December	585	657
January	585	657
February	824	657
March	824	657
April	824	
May	836	
June	836	

QUALITY

	Quantity	Base Number	Contract	AT	Region	England
% of FP17s for the same patient ID Re-attending within 3 months - Children	9	282	3.2%	10.0%	11.8%	12.3%
% of FP17s for the same patient ID Re-attending within 3 months - Adults	2	15	13.3%	16.1%	17.1%	16.7%
% of FP17s for the same patient ID Re-attending between 3 & 9 months - Children	144	282	51.1%	46.2%	46.5%	57.6%
% of FP17s for the same patient ID Re-attending between 3 & 9 months - Adults	4	15	26.7%	37.0%	37.6%	50.1%
% of FP17s for Band 1 Urgent Courses	4	294	1.4%	11.0%	10.7%	9.1%
% of FP17s Relating to Free Repair or Replacements	0	294	0.0%	0.6%	0.6%	0.8%
% of FP17s Relating to Continuations	0	294	0.0%	0.7%	0.9%	1.2%
% of Patients satisfied with the dentistry they have received	0	0	N/A	91.3%	90.4%	92.8%
% of Patients satisfied with the time they had to wait for an appointment	0	0	N/A	84.0%	83.7%	88.7%

* This is based on patients treated on this contract for their most recent course of treatment. Figures in italics indicate the base number of FP17s or Patient Questionnaire responses are less than 100. N/A is shown where the base number of responses is less than 10 during the period. % is calculated as Quantity/Base number*100

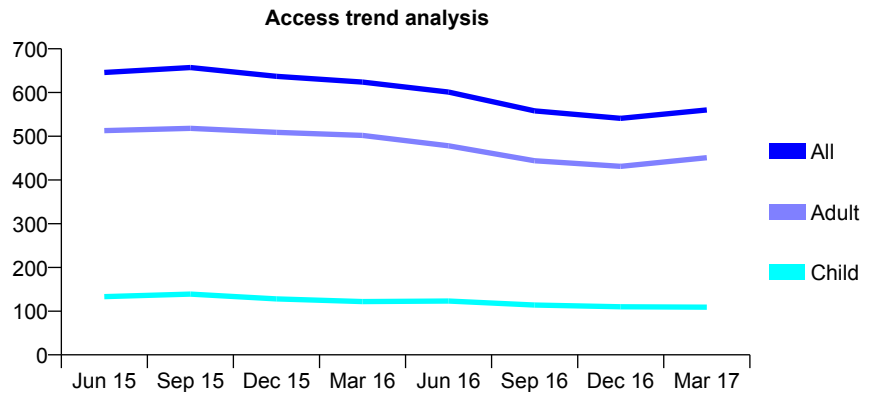
Q62 - Vital Signs At a Glance Contract Report for 239976/0002 - March 2017

Name or company name	MR WA TOWOLAWI
Contract type name	GDS Contract
Purpose of contract	General
Contract start date	01/04/2006
Contract end date	

16/17 Contracted general activity (UDA)	1,685
Carry forward general activity (UDA)	38
16/17 Contracted orthodontic activity (UOA)	0
Carry forward orthodontic activity (UOA)	0
Baseline contract value	£51,178.38

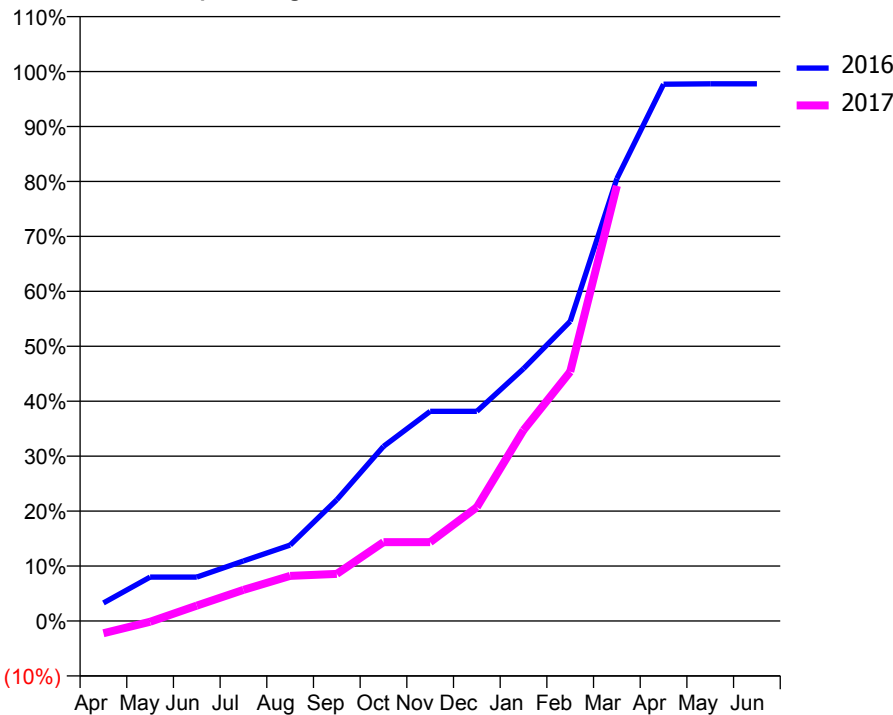
ACCESS*

Patients seen in 24 months	Total	Change since previous quarter
Quarter ending March 2016	624	
Quarter ending June 2016	601	↓
Quarter ending September 2016	558	↓
Quarter ending December 2016	541	↓
Quarter ending March 2017	560	↑
Variance since March 2016	(10.3%)	↓



ACTIVITY

Cumulative percentage of contracted UDA delivered 2016 & 2017



Month	Adjusted Scheduled Activity (UDA)	
	2016	2017
April	55	-38
May	135	-3
June	135	47
July	184	96
August	233	138
September	372	145
October	535	242
November	643	242
December	643	349
January	774	585
February	919	764
March	1,357	1,335
April	1,646	
May	1,647	
June	1,647	

QUALITY

	Quantity	Base Number	Contract	AT	Region	England
% of FP17s for the same patient ID Re-attending within 3 months - Children	13	87	14.9%	10.0%	11.8%	12.3%
% of FP17s for the same patient ID Re-attending within 3 months - Adults	65	400	16.3%	16.1%	17.1%	16.7%
% of FP17s for the same patient ID Re-attending between 3 & 9 months - Children	13	87	14.9%	46.2%	46.5%	57.6%
% of FP17s for the same patient ID Re-attending between 3 & 9 months - Adults	60	400	15.0%	37.0%	37.6%	50.1%
% of FP17s for Band 1 Urgent Courses	123	424	29.0%	11.0%	10.7%	9.1%
% of FP17s Relating to Free Repair or Replacements	0	424	0.0%	0.6%	0.6%	0.8%
% of FP17s Relating to Continuations	0	424	0.0%	0.7%	0.9%	1.2%
% of Patients satisfied with the dentistry they have received	0	0	N/A	91.3%	90.4%	92.8%
% of Patients satisfied with the time they had to wait for an appointment	0	0	N/A	84.0%	83.7%	88.7%

* This is based on patients treated on this contract for their most recent course of treatment. Figures in italics indicate the base number of FP17s or Patient Questionnaire responses are less than 100. N/A is shown where the base number of responses is less than 10 during the period. % is calculated as Quantity/Base number*100

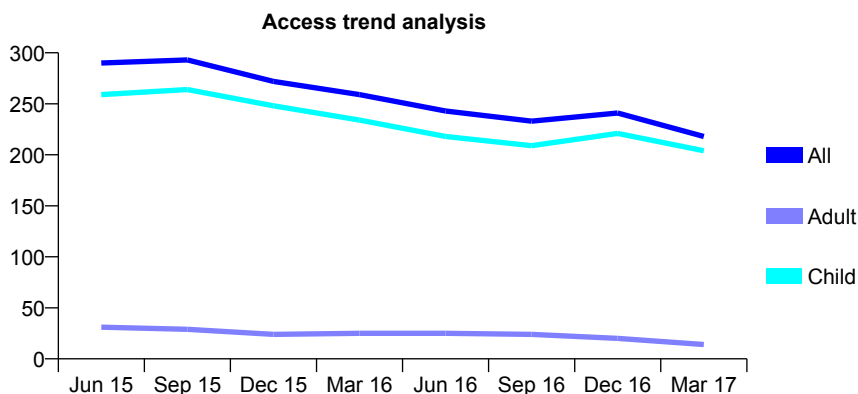
Q62 - Vital Signs At a Glance Contract Report for 245976/0001 - March 2017

Name or company name	MISS Y LIU
Contract type name	GDS Contract
Purpose of contract	General
Contract start date	01/04/2006
Contract end date	

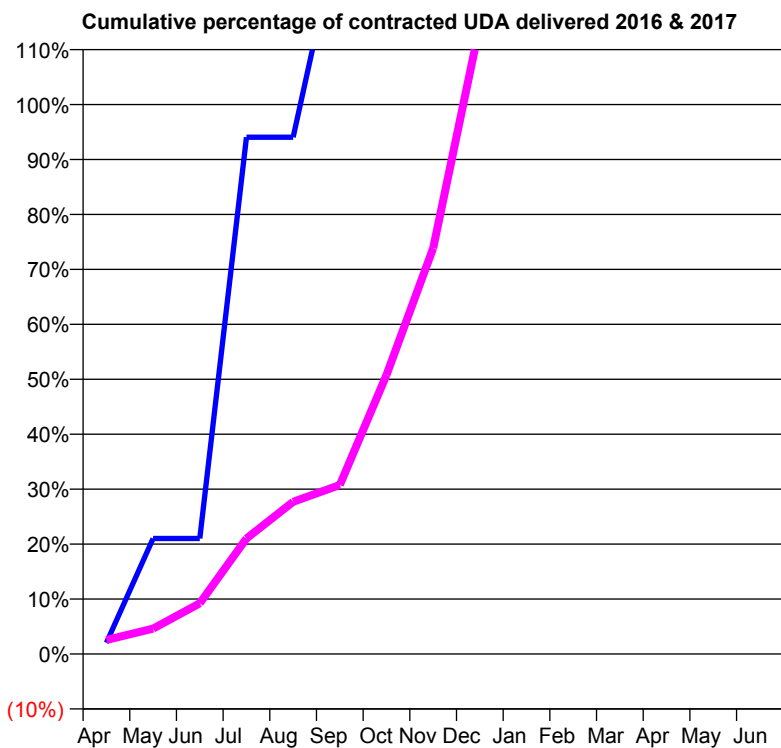
16/17 Contracted general activity (UDA)	195
Carry forward general activity (UDA)	-4
16/17 Contracted orthodontic activity (UOA)	0
Carry forward orthodontic activity (UOA)	0
Baseline contract value	£3,512.82

ACCESS*

Patients seen in 24 months	Total	Change since previous quarter
Quarter ending March 2016	259	
Quarter ending June 2016	243	↓
Quarter ending September 2016	233	↓
Quarter ending December 2016	241	↑
Quarter ending March 2017	218	↓
Variance since March 2016	(15.8%)	↓



ACTIVITY



Month	Adjusted Scheduled Activity (UDA)	
	2016	2017
April	4	5
May	41	9
June	41	18
July	183	41
August	183	54
September	258	60
October	300	99
November	300	144
December	300	223
January	300	250
February	330	284
March	348	301
April	360	
May	376	
June	376	

QUALITY

	Quantity	Base Number	Contract	AT	Region	England
% of FP17s for the same patient ID Re-attending within 3 months - Children	33	239	13.8%	10.0%	11.8%	12.3%
% of FP17s for the same patient ID Re-attending within 3 months - Adults	0	4	0.0%	16.1%	17.1%	16.7%
% of FP17s for the same patient ID Re-attending between 3 & 9 months - Children	79	239	33.1%	46.2%	46.5%	57.6%
% of FP17s for the same patient ID Re-attending between 3 & 9 months - Adults	2	4	50.0%	37.0%	37.6%	50.1%
% of FP17s for Band 1 Urgent Courses	0	219	0.0%	11.0%	10.7%	9.1%
% of FP17s Relating to Free Repair or Replacements	0	219	0.0%	0.6%	0.6%	0.8%
% of FP17s Relating to Continuations	0	219	0.0%	0.7%	0.9%	1.2%
% of Patients satisfied with the dentistry they have received	0	0	N/A	91.3%	90.4%	92.8%
% of Patients satisfied with the time they had to wait for an appointment	0	0	N/A	84.0%	83.7%	88.7%

* This is based on patients treated on this contract for their most recent course of treatment. Figures in italics indicate the base number of FP17s or Patient Questionnaire responses are less than 100. N/A is shown where the base number of responses is less than 10 during the period. % is calculated as Quantity/Base number*100

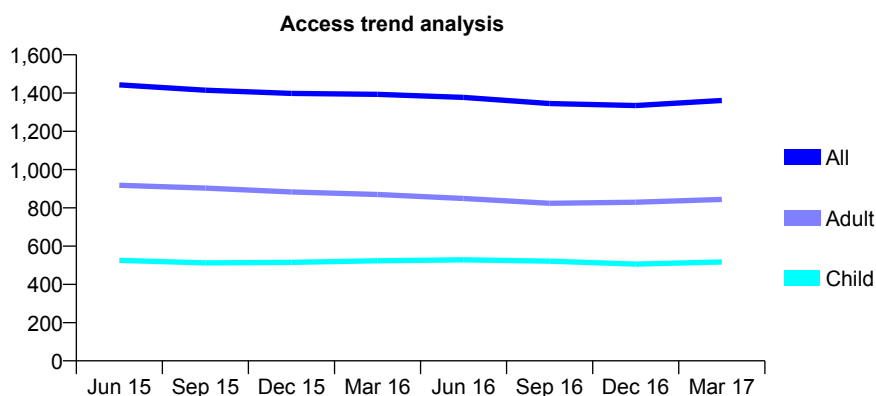
Q62 - Vital Signs At a Glance Contract Report for 250562/0001 - March 2017

Name or company name	MRS R KUNWARDIA
Contract type name	GDS Contract
Purpose of contract	General
Contract start date	01/04/2006
Contract end date	

16/17 Contracted general activity (UDA)	2,910
Carry forward general activity (UDA)	-50
16/17 Contracted orthodontic activity (UOA)	0
Carry forward orthodontic activity (UOA)	0
Baseline contract value	£80,141.35

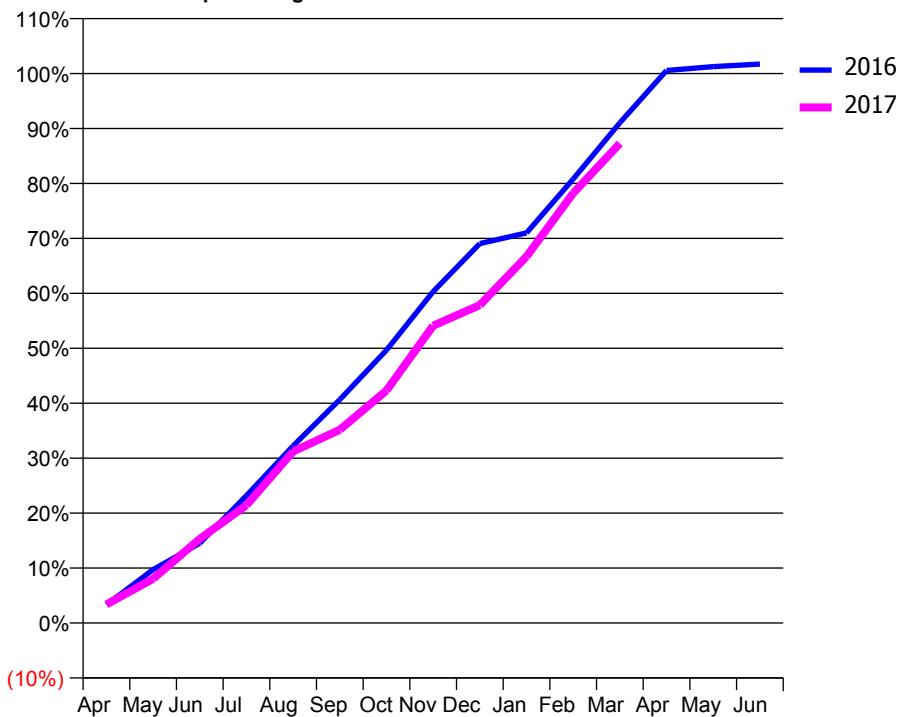
ACCESS*

Patients seen in 24 months	Total	Change since previous quarter
Quarter ending March 2016	1,393	
Quarter ending June 2016	1,377	↓
Quarter ending September 2016	1,345	↓
Quarter ending December 2016	1,335	→
Quarter ending March 2017	1,361	→
Variance since March 2016	(2.3%)	↓



ACTIVITY

Cumulative percentage of contracted UDA delivered 2016 & 2017



Adjusted Scheduled Activity (UDA)

Month	2016	2017
April	97	98
May	283	234
June	423	446
July	675	624
August	938	908
September	1,183	1,024
October	1,445	1,231
November	1,755	1,574
December	2,009	1,684
January	2,066	1,941
February	2,351	2,276
March	2,649	2,540
April	2,926	
May	2,947	
June	2,960	

QUALITY

	Quantity	Base Number	Contract	AT	Region	England
% of FP17s for the same patient ID Re-attending within 3 months - Children	11	658	1.7%	10.0%	11.8%	12.3%
% of FP17s for the same patient ID Re-attending within 3 months - Adults	86	977	8.8%	16.1%	17.1%	16.7%
% of FP17s for the same patient ID Re-attending between 3 & 9 months - Children	390	658	59.3%	46.2%	46.5%	57.6%
% of FP17s for the same patient ID Re-attending between 3 & 9 months - Adults	477	977	48.8%	37.0%	37.6%	50.1%
% of FP17s for Band 1 Urgent Courses	139	1,470	9.5%	11.0%	10.7%	9.1%
% of FP17s Relating to Free Repair or Replacements	13	1,470	0.9%	0.6%	0.6%	0.8%
% of FP17s Relating to Continuations	0	1,470	0.0%	0.7%	0.9%	1.2%
% of Patients satisfied with the dentistry they have received	0	0	N/A	91.3%	90.4%	92.8%
% of Patients satisfied with the time they had to wait for an appointment	0	0	N/A	84.0%	83.7%	88.7%

* This is based on patients treated on this contract for their most recent course of treatment. Figures in italics indicate the base number of FP17s or Patient Questionnaire responses are less than 100. N/A is shown where the base number of responses is less than 10 during the period. % is calculated as Quantity/Base number*100

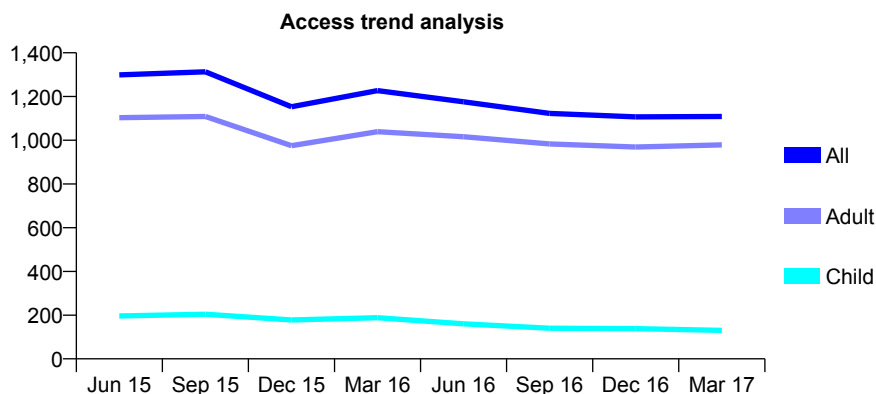
Q62 - Vital Signs At a Glance Contract Report for 251267/0001 - March 2017

Name or company name	MR HS MAUDUDI
Contract type name	GDS Contract
Purpose of contract	General
Contract start date	01/04/2006
Contract end date	

16/17 Contracted general activity (UDA)	1,599
Carry forward general activity (UDA)	-31
16/17 Contracted orthodontic activity (UOA)	0
Carry forward orthodontic activity (UOA)	0
Baseline contract value	£38,103.32

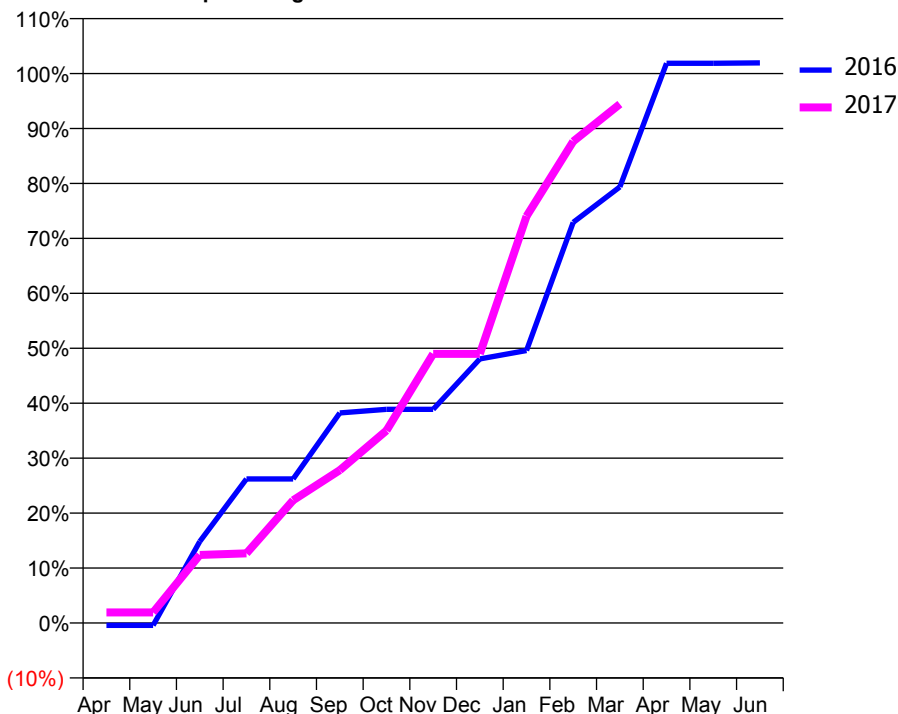
ACCESS*

Patients seen in 24 months	Total	Change since previous quarter
Quarter ending March 2016	1,227	
Quarter ending June 2016	1,176	↓
Quarter ending September 2016	1,123	↓
Quarter ending December 2016	1,107	↓
Quarter ending March 2017	1,109	→
Variance since March 2016	(9.6%)	↓



ACTIVITY

Cumulative percentage of contracted UDA delivered 2016 & 2017



Month	Adjusted Scheduled Activity (UDA)	
	2016	2017
April	-7	31
May	-7	31
June	237	198
July	419	203
August	419	357
September	611	445
October	622	560
November	622	783
December	769	783
January	793	1,184
February	1,166	1,401
March	1,269	1,510
April	1,629	
May	1,629	
June	1,630	

QUALITY

	Quantity	Base Number	Contract	AT	Region	England
% of FP17s for the same patient ID Re-attending within 3 months - Children	7	157	4.5%	10.0%	11.8%	12.3%
% of FP17s for the same patient ID Re-attending within 3 months - Adults	13	948	1.4%	16.1%	17.1%	16.7%
% of FP17s for the same patient ID Re-attending between 3 & 9 months - Children	6	157	3.8%	46.2%	46.5%	57.6%
% of FP17s for the same patient ID Re-attending between 3 & 9 months - Adults	12	948	1.3%	37.0%	37.6%	50.1%
% of FP17s for Band 1 Urgent Courses	852	970	87.8%	11.0%	10.7%	9.1%
% of FP17s Relating to Free Repair or Replacements	0	970	0.0%	0.6%	0.6%	0.8%
% of FP17s Relating to Continuations	0	970	0.0%	0.7%	0.9%	1.2%
% of Patients satisfied with the dentistry they have received	0	1	N/A	91.3%	90.4%	92.8%
% of Patients satisfied with the time they had to wait for an appointment	0	1	N/A	84.0%	83.7%	88.7%

* This is based on patients treated on this contract for their most recent course of treatment. Figures in italics indicate the base number of FP17s or Patient Questionnaire responses are less than 100. N/A is shown where the base number of responses is less than 10 during the period. % is calculated as Quantity/Base number*100

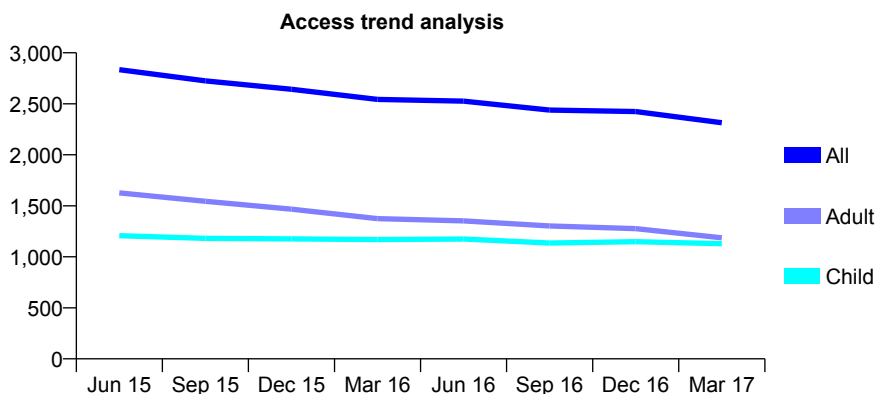
Q62 - Vital Signs At a Glance Contract Report for 251305/0001 - March 2017

Name or company name	MISS V IZADPANAHI
Contract type name	GDS Contract
Purpose of contract	General
Contract start date	01/04/2010
Contract end date	

16/17 Contracted general activity (UDA)	7,829
Carry forward general activity (UDA)	-62
16/17 Contracted orthodontic activity (UOA)	0
Carry forward orthodontic activity (UOA)	0
Baseline contract value	£218,962.07

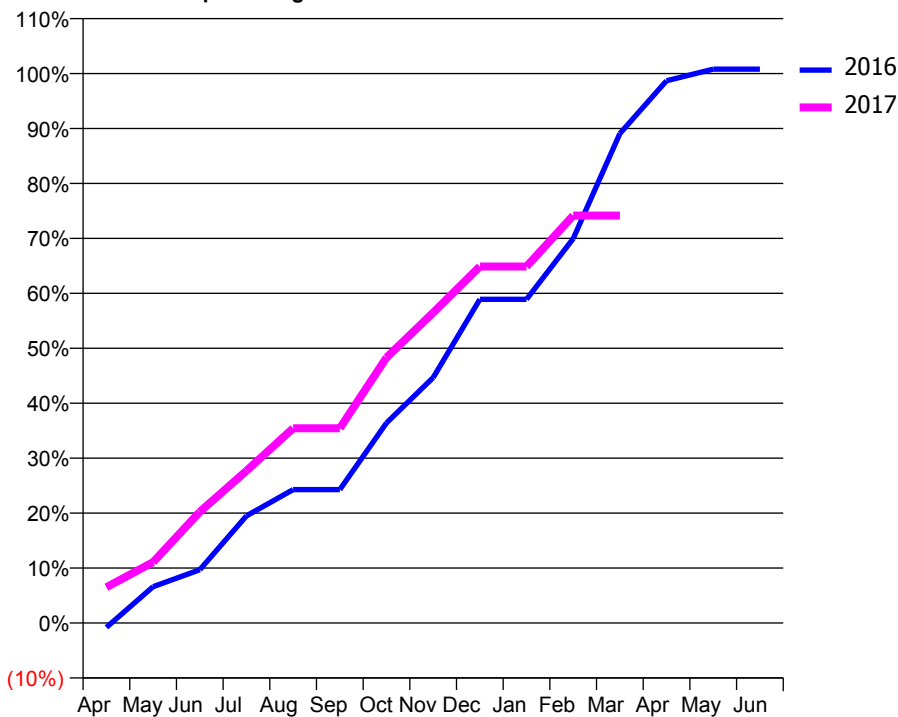
ACCESS*

Patients seen in 24 months	Total	Change since previous quarter
Quarter ending March 2016	2,543	
Quarter ending June 2016	2,526	→
Quarter ending September 2016	2,438	↓
Quarter ending December 2016	2,424	→
Quarter ending March 2017	2,315	↓
Variance since March 2016	(9.0%)	↓



ACTIVITY

Cumulative percentage of contracted UDA delivered 2016 & 2017



Adjusted Scheduled Activity (UDA)

Month	2016	2017
April	-63	510
May	517	867
June	759	1,583
July	1,527	2,169
August	1,901	2,775
September	1,901	2,775
October	2,850	3,782
November	3,496	4,423
December	4,611	5,079
January	4,611	5,079
February	5,477	5,804
March	6,974	5,804
April	7,726	
May	7,890	
June	7,891	

QUALITY

	Quantity	Base Number	Contract	AT	Region	England
% of FP17s for the same patient ID Re-attending within 3 months - Children	83	1,257	6.6%	10.0%	11.8%	12.3%
% of FP17s for the same patient ID Re-attending within 3 months - Adults	123	1,131	10.9%	16.1%	17.1%	16.7%
% of FP17s for the same patient ID Re-attending between 3 & 9 months - Children	705	1,257	56.1%	46.2%	46.5%	57.6%
% of FP17s for the same patient ID Re-attending between 3 & 9 months - Adults	468	1,131	41.4%	37.0%	37.6%	50.1%
% of FP17s for Band 1 Urgent Courses	262	2,089	12.5%	11.0%	10.7%	9.1%
% of FP17s Relating to Free Repair or Replacements	0	2,089	0.0%	0.6%	0.6%	0.8%
% of FP17s Relating to Continuations	1	2,089	0.0%	0.7%	0.9%	1.2%
% of Patients satisfied with the dentistry they have received	1	1	N/A	91.3%	90.4%	92.8%
% of Patients satisfied with the time they had to wait for an appointment	1	1	N/A	84.0%	83.7%	88.7%

* This is based on patients treated on this contract for their most recent course of treatment. Figures in italics indicate the base number of FP17s or Patient Questionnaire responses are less than 100. N/A is shown where the base number of responses is less than 10 during the period. % is calculated as Quantity/Base number*100

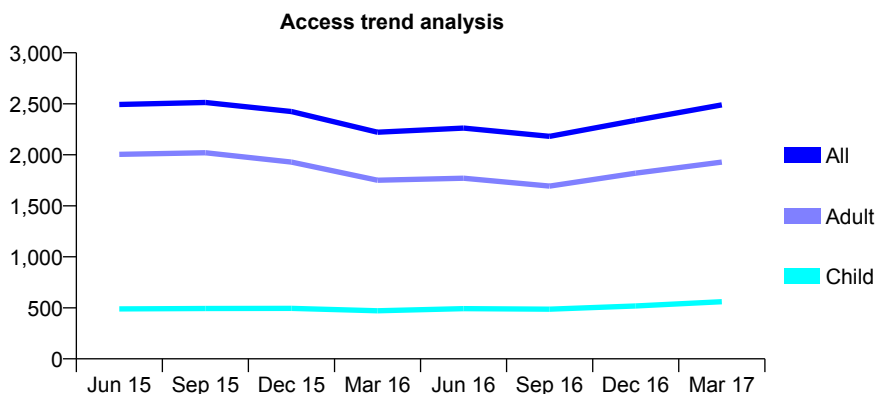
Q62 - Vital Signs At a Glance Contract Report for 254231/0001 - March 2017

Name or company name	MR SH PEZESHKI
Contract type name	GDS Contract
Purpose of contract	General
Contract start date	04/01/2010
Contract end date	

16/17 Contracted general activity (UDA)	8,200
Carry forward general activity (UDA)	-164
16/17 Contracted orthodontic activity (UOA)	0
Carry forward orthodontic activity (UOA)	0
Baseline contract value	£227,976.37

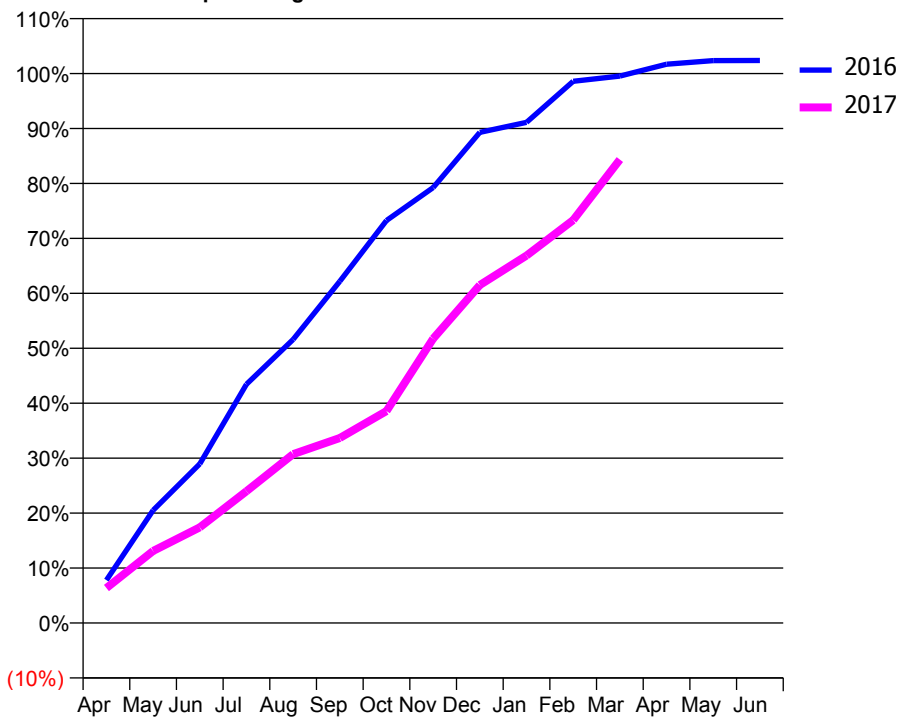
ACCESS*

Patients seen in 24 months	Total	Change since previous quarter
Quarter ending March 2016	2,222	
Quarter ending June 2016	2,262	→
Quarter ending September 2016	2,181	↓
Quarter ending December 2016	2,338	↑
Quarter ending March 2017	2,489	↑
Variance since March 2016	12.0%	↑



ACTIVITY

Cumulative percentage of contracted UDA delivered 2016 & 2017



Month	Adjusted Scheduled Activity (UDA)	
	2016	2017
April	640	523
May	1,683	1,075
June	2,375	1,427
July	3,564	1,968
August	4,231	2,520
September	5,099	2,760
October	6,006	3,163
November	6,499	4,244
December	7,321	5,043
January	7,471	5,483
February	8,085	6,013
March	8,161	6,916
April	8,338	
May	8,393	
June	8,394	

QUALITY

	Quantity	Base Number	Contract	AT	Region	England
% of FP17s for the same patient ID Re-attending within 3 months - Children	47	604	7.8%	10.0%	11.8%	12.3%
% of FP17s for the same patient ID Re-attending within 3 months - Adults	368	2,076	17.7%	16.1%	17.1%	16.7%
% of FP17s for the same patient ID Re-attending between 3 & 9 months - Children	213	604	35.3%	46.2%	46.5%	57.6%
% of FP17s for the same patient ID Re-attending between 3 & 9 months - Adults	485	2,076	23.4%	37.0%	37.6%	50.1%
% of FP17s for Band 1 Urgent Courses	589	2,576	22.9%	11.0%	10.7%	9.1%
% of FP17s Relating to Free Repair or Replacements	2	2,576	0.1%	0.6%	0.6%	0.8%
% of FP17s Relating to Continuations	9	2,576	0.3%	0.7%	0.9%	1.2%
% of Patients satisfied with the dentistry they have received	6	8	N/A	91.3%	90.4%	92.8%
% of Patients satisfied with the time they had to wait for an appointment	6	8	N/A	84.0%	83.7%	88.7%

* This is based on patients treated on this contract for their most recent course of treatment. Figures in italics indicate the base number of FP17s or Patient Questionnaire responses are less than 100. N/A is shown where the base number of responses is less than 10 during the period. % is calculated as Quantity/Base number*100

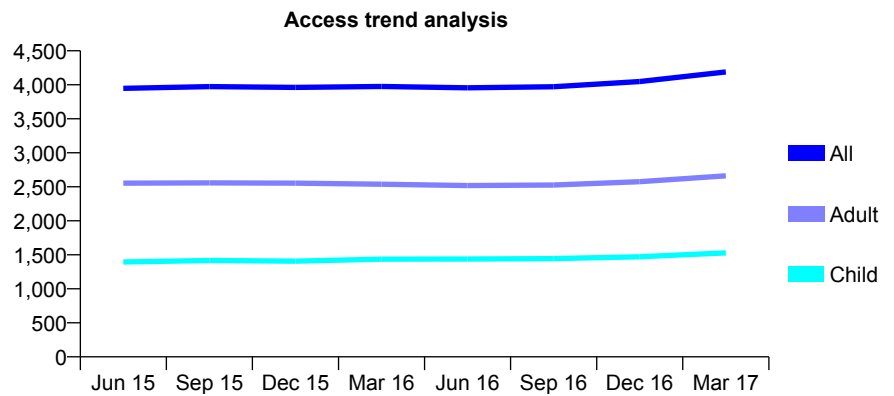
Q62 - Vital Signs At a Glance Contract Report for 261416/0001 - March 2017

Name or company name	MR JS JEER
Contract type name	GDS Contract
Purpose of contract	General
Contract start date	01/04/2006
Contract end date	

16/17 Contracted general activity (UDA)	11,840
Carry forward general activity (UDA)	0
16/17 Contracted orthodontic activity (UOA)	0
Carry forward orthodontic activity (UOA)	0
Baseline contract value	£335,106.30

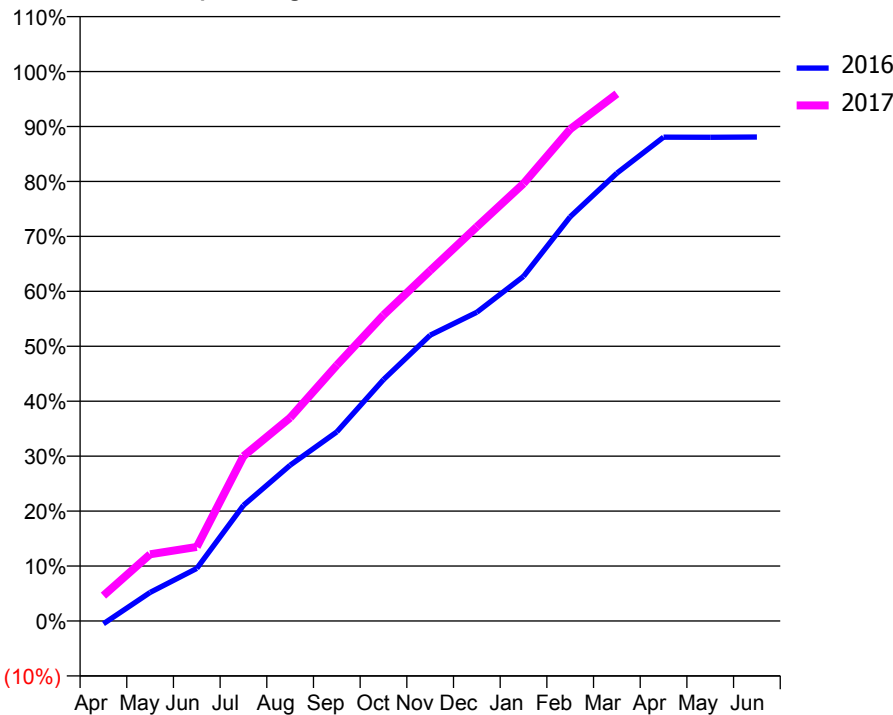
ACCESS*

Patients seen in 24 months	Total	Change since previous quarter
Quarter ending March 2016	3,976	
Quarter ending June 2016	3,956	→
Quarter ending September 2016	3,971	→
Quarter ending December 2016	4,048	→
Quarter ending March 2017	4,189	↑
Variance since March 2016	5.4%	↑



ACTIVITY

Cumulative percentage of contracted UDA delivered 2016 & 2017



Month	Adjusted Scheduled Activity (UDA)	
	2016	2017
April	-62	546
May	615	1,438
June	1,134	1,597
July	2,493	3,552
August	3,358	4,381
September	4,077	5,512
October	5,201	6,593
November	6,159	7,549
December	6,654	8,495
January	7,426	9,425
February	8,709	10,597
March	9,650	11,359
April	10,424	
May	10,423	
June	10,427	

QUALITY

	Quantity	Base Number	Contract	AT	Region	England
% of FP17s for the same patient ID Re-attending within 3 months - Children	149	1,972	7.6%	10.0%	11.8%	12.3%
% of FP17s for the same patient ID Re-attending within 3 months - Adults	485	3,128	15.5%	16.1%	17.1%	16.7%
% of FP17s for the same patient ID Re-attending between 3 & 9 months - Children	909	1,972	46.1%	46.2%	46.5%	57.6%
% of FP17s for the same patient ID Re-attending between 3 & 9 months - Adults	1,129	3,128	36.1%	37.0%	37.6%	50.1%
% of FP17s for Band 1 Urgent Courses	629	4,794	13.1%	11.0%	10.7%	9.1%
% of FP17s Relating to Free Repair or Replacements	39	4,794	0.8%	0.6%	0.6%	0.8%
% of FP17s Relating to Continuations	17	4,794	0.4%	0.7%	0.9%	1.2%
% of Patients satisfied with the dentistry they have received	4	4	N/A	91.3%	90.4%	92.8%
% of Patients satisfied with the time they had to wait for an appointment	4	4	N/A	84.0%	83.7%	88.7%

* This is based on patients treated on this contract for their most recent course of treatment. Figures in italics indicate the base number of FP17s or Patient Questionnaire responses are less than 100. N/A is shown where the base number of responses is less than 10 during the period. % is calculated as Quantity/Base number*100

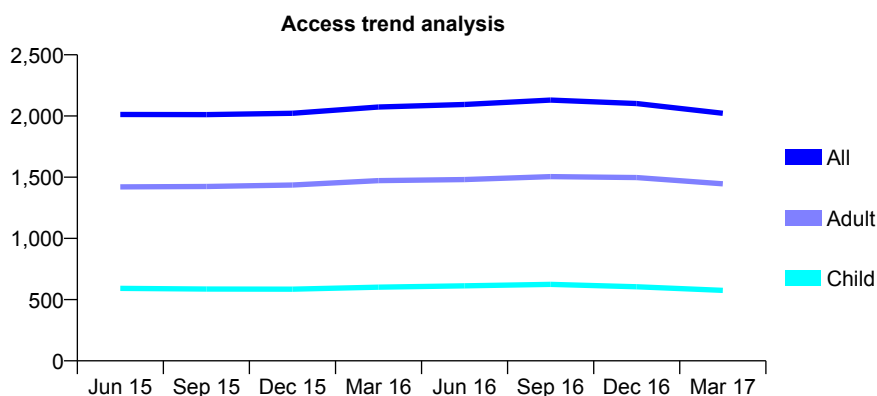
Q62 - Vital Signs At a Glance Contract Report for 262455/0001 - March 2017

Name or company name	MR M ZABIHI
Contract type name	GDS Contract
Purpose of contract	General
Contract start date	01/04/2006
Contract end date	

16/17 Contracted general activity (UDA)	7,433
Carry forward general activity (UDA)	-149
16/17 Contracted orthodontic activity (UOA)	0
Carry forward orthodontic activity (UOA)	0
Baseline contract value	£185,710.48

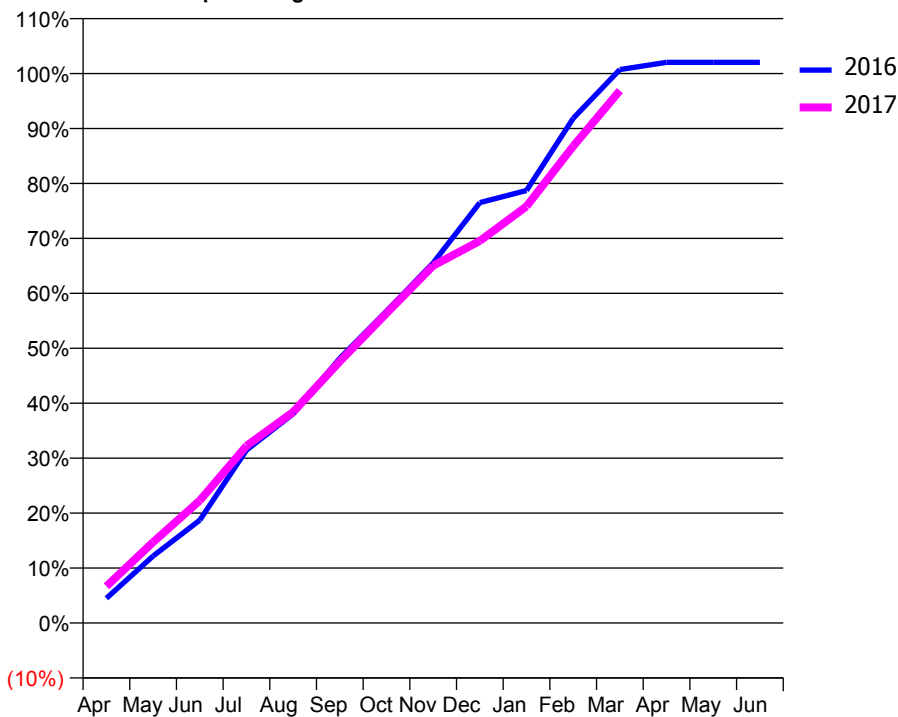
ACCESS*

Patients seen in 24 months	Total	Change since previous quarter
Quarter ending March 2016	2,074	
Quarter ending June 2016	2,094	→
Quarter ending September 2016	2,130	→
Quarter ending December 2016	2,102	↓
Quarter ending March 2017	2,022	↓
Variance since March 2016	(2.5%)	↓



ACTIVITY

Cumulative percentage of contracted UDA delivered 2016 & 2017



Month	Adjusted Scheduled Activity (UDA)	
	2016	2017
April	335	498
May	907	1,095
June	1,392	1,657
July	2,339	2,396
August	2,828	2,854
September	3,582	3,538
October	4,217	4,189
November	4,872	4,834
December	5,687	5,169
January	5,851	5,636
February	6,827	6,450
March	7,487	7,202
April	7,585	
May	7,585	
June	7,585	

QUALITY

	Quantity	Base Number	Contract	AT	Region	England
% of FP17s for the same patient ID Re-attending within 3 months - Children	80	685	11.7%	10.0%	11.8%	12.3%
% of FP17s for the same patient ID Re-attending within 3 months - Adults	455	1,689	26.9%	16.1%	17.1%	16.7%
% of FP17s for the same patient ID Re-attending between 3 & 9 months - Children	221	685	32.3%	46.2%	46.5%	57.6%
% of FP17s for the same patient ID Re-attending between 3 & 9 months - Adults	435	1,689	25.8%	37.0%	37.6%	50.1%
% of FP17s for Band 1 Urgent Courses	402	2,292	17.5%	11.0%	10.7%	9.1%
% of FP17s Relating to Free Repair or Replacements	16	2,292	0.7%	0.6%	0.6%	0.8%
% of FP17s Relating to Continuations	19	2,292	0.8%	0.7%	0.9%	1.2%
% of Patients satisfied with the dentistry they have received	2	2	N/A	91.3%	90.4%	92.8%
% of Patients satisfied with the time they had to wait for an appointment	2	2	N/A	84.0%	83.7%	88.7%

* This is based on patients treated on this contract for their most recent course of treatment. Figures in italics indicate the base number of FP17s or Patient Questionnaire responses are less than 100. N/A is shown where the base number of responses is less than 10 during the period. % is calculated as Quantity/Base number*100

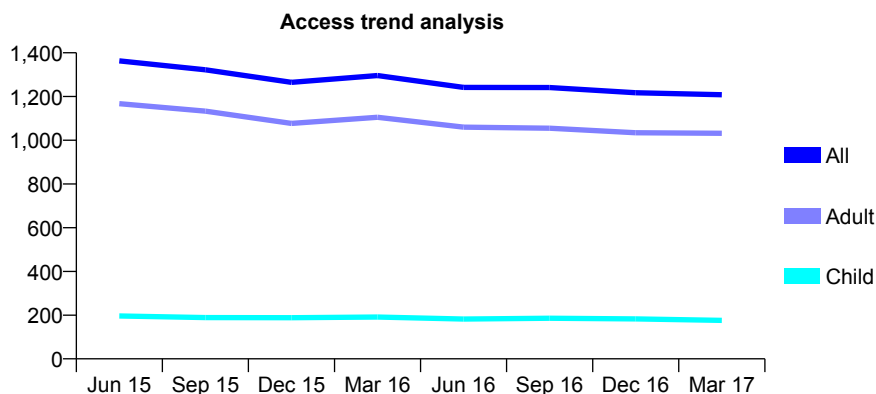
Q62 - Vital Signs At a Glance Contract Report for 263729/0001 - March 2017

Name or company name	MS A FAKI
Contract type name	GDS Contract
Purpose of contract	General
Contract start date	01/04/2006
Contract end date	

16/17 Contracted general activity (UDA)	3,178
Carry forward general activity (UDA)	-34
16/17 Contracted orthodontic activity (UOA)	0
Carry forward orthodontic activity (UOA)	0
Baseline contract value	£111,591.92

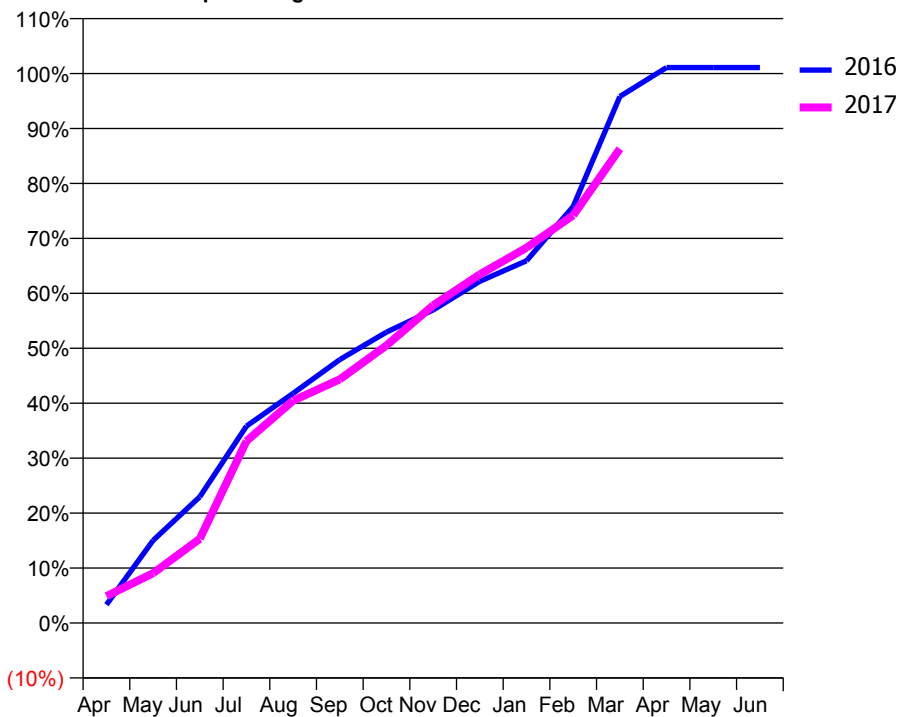
ACCESS*

Patients seen in 24 months	Total	Change since previous quarter
Quarter ending March 2016	1,296	
Quarter ending June 2016	1,242	↓
Quarter ending September 2016	1,241	→
Quarter ending December 2016	1,217	↓
Quarter ending March 2017	1,208	→
Variance since March 2016	(6.8%)	↓



ACTIVITY

Cumulative percentage of contracted UDA delivered 2016 & 2017



Adjusted Scheduled Activity (UDA)

Month	2016	2017
April	106	155
May	478	288
June	730	487
July	1,139	1,052
August	1,328	1,286
September	1,524	1,409
October	1,682	1,605
November	1,810	1,838
December	1,976	2,016
January	2,095	2,171
February	2,409	2,358
March	3,045	2,743
April	3,212	
May	3,212	
June	3,212	

QUALITY

	Quantity	Base Number	Contract	AT	Region	England
% of FP17s for the same patient ID Re-attending within 3 months - Children	9	143	6.3%	10.0%	11.8%	12.3%
% of FP17s for the same patient ID Re-attending within 3 months - Adults	61	788	7.7%	16.1%	17.1%	16.7%
% of FP17s for the same patient ID Re-attending between 3 & 9 months - Children	30	143	21.0%	46.2%	46.5%	57.6%
% of FP17s for the same patient ID Re-attending between 3 & 9 months - Adults	170	788	21.6%	37.0%	37.6%	50.1%
% of FP17s for Band 1 Urgent Courses	144	887	16.2%	11.0%	10.7%	9.1%
% of FP17s Relating to Free Repair or Replacements	1	887	0.1%	0.6%	0.6%	0.8%
% of FP17s Relating to Continuations	1	887	0.1%	0.7%	0.9%	1.2%
% of Patients satisfied with the dentistry they have received	6	6	N/A	91.3%	90.4%	92.8%
% of Patients satisfied with the time they had to wait for an appointment	4	6	N/A	84.0%	83.7%	88.7%

* This is based on patients treated on this contract for their most recent course of treatment. Figures in italics indicate the base number of FP17s or Patient Questionnaire responses are less than 100. N/A is shown where the base number of responses is less than 10 during the period. % is calculated as Quantity/Base number*100

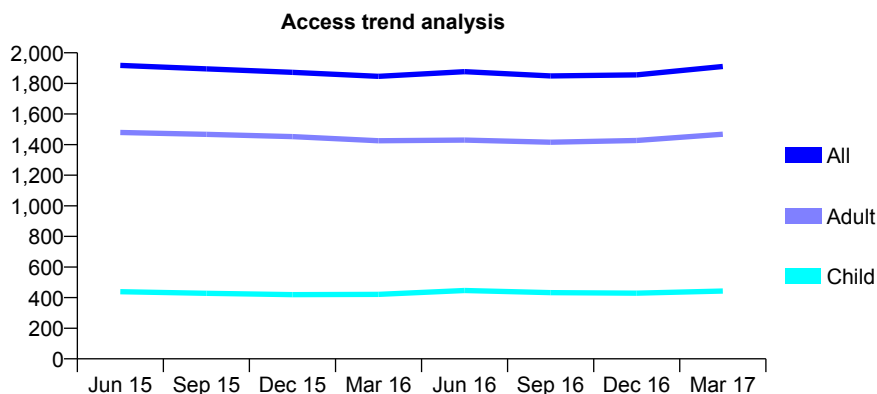
Q62 - Vital Signs At a Glance Contract Report for 263974/0001 - March 2017

Name or company name	MR A PATEL
Contract type name	GDS Contract
Purpose of contract	General
Contract start date	01/04/2006
Contract end date	

16/17 Contracted general activity (UDA)	7,011
Carry forward general activity (UDA)	-68
16/17 Contracted orthodontic activity (UOA)	0
Carry forward orthodontic activity (UOA)	0
Baseline contract value	£205,814.78

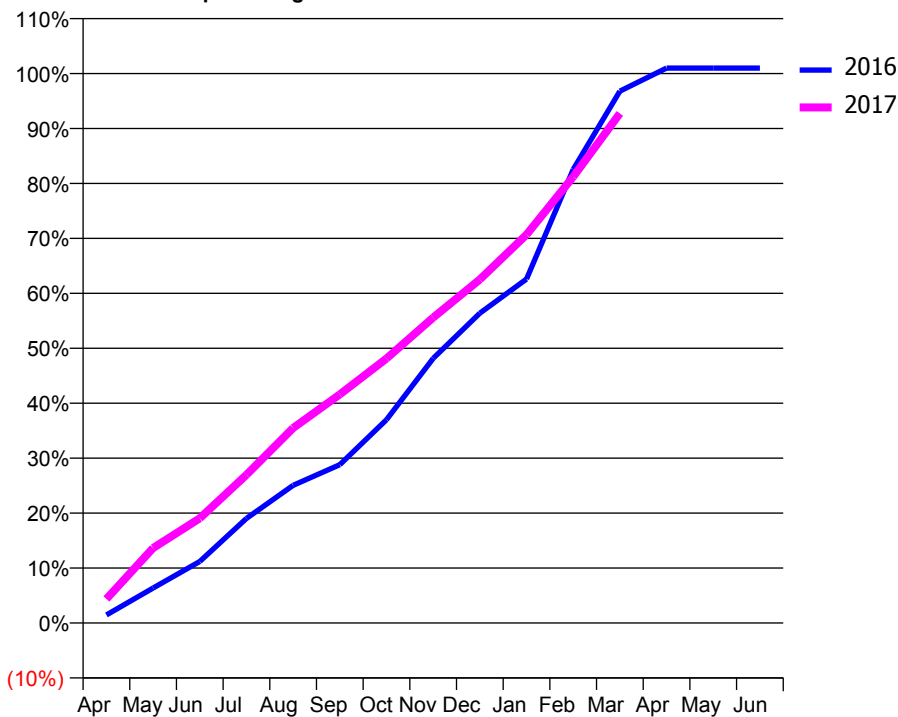
ACCESS*

Patients seen in 24 months	Total	Change since previous quarter
Quarter ending March 2016	1,846	
Quarter ending June 2016	1,877	→
Quarter ending September 2016	1,849	↓
Quarter ending December 2016	1,856	→
Quarter ending March 2017	1,911	↑
Variance since March 2016	3.5%	↑



ACTIVITY

Cumulative percentage of contracted UDA delivered 2016 & 2017



Month	Adjusted Scheduled Activity (UDA)	
	2016	2017
April	103	308
May	447	956
June	786	1,336
July	1,335	1,891
August	1,756	2,487
September	2,020	2,918
October	2,594	3,374
November	3,376	3,898
December	3,953	4,384
January	4,388	4,956
February	5,788	5,694
March	6,785	6,502
April	7,079	
May	7,079	
June	7,079	

QUALITY

	Quantity	Base Number	Contract	AT	Region	England
% of FP17s for the same patient ID Re-attending within 3 months - Children	55	528	10.4%	10.0%	11.8%	12.3%
% of FP17s for the same patient ID Re-attending within 3 months - Adults	250	1,556	16.1%	16.1%	17.1%	16.7%
% of FP17s for the same patient ID Re-attending between 3 & 9 months - Children	192	528	36.4%	46.2%	46.5%	57.6%
% of FP17s for the same patient ID Re-attending between 3 & 9 months - Adults	399	1,556	25.6%	37.0%	37.6%	50.1%
% of FP17s for Band 1 Urgent Courses	106	1,396	7.6%	11.0%	10.7%	9.1%
% of FP17s Relating to Free Repair or Replacements	7	1,396	0.5%	0.6%	0.6%	0.8%
% of FP17s Relating to Continuations	12	1,396	0.9%	0.7%	0.9%	1.2%
% of Patients satisfied with the dentistry they have received	2	3	N/A	91.3%	90.4%	92.8%
% of Patients satisfied with the time they had to wait for an appointment	2	3	N/A	84.0%	83.7%	88.7%

* This is based on patients treated on this contract for their most recent course of treatment. Figures in italics indicate the base number of FP17s or Patient Questionnaire responses are less than 100. N/A is shown where the base number of responses is less than 10 during the period. % is calculated as Quantity/Base number*100

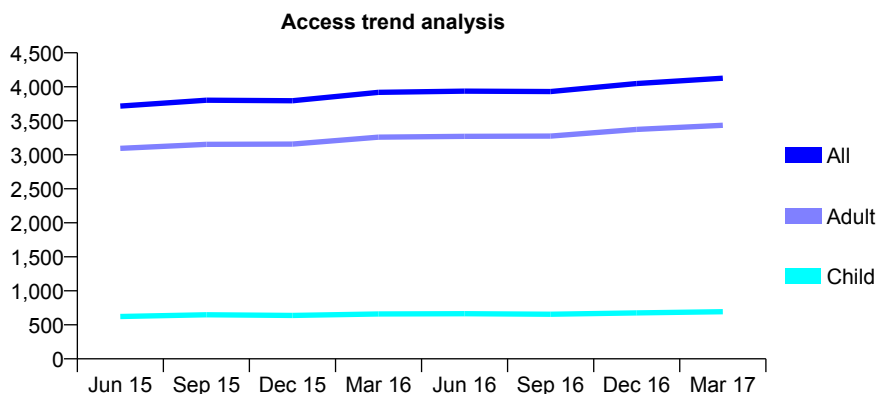
Q62 - Vital Signs At a Glance Contract Report for 271004/0001 - March 2017

Name or company name	MR J OMIDVARAN
Contract type name	GDS Contract
Purpose of contract	General
Contract start date	18/12/2006
Contract end date	

16/17 Contracted general activity (UDA)	16,794
Carry forward general activity (UDA)	-79
16/17 Contracted orthodontic activity (UOA)	0
Carry forward orthodontic activity (UOA)	0
Baseline contract value	£490,429.13

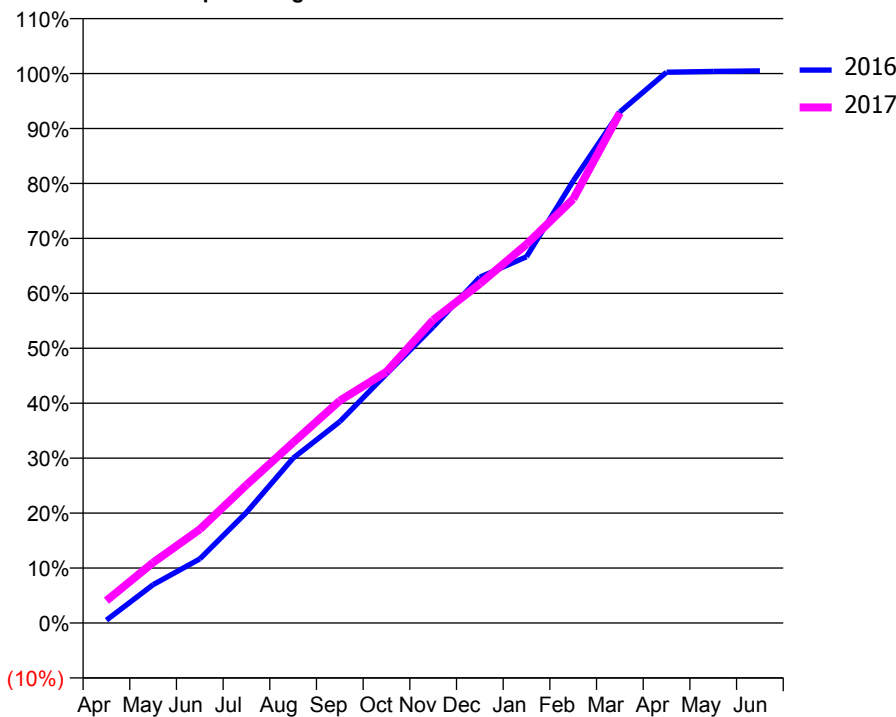
ACCESS*

Patients seen in 24 months	Total	Change since previous quarter
Quarter ending March 2016	3,919	
Quarter ending June 2016	3,936	→
Quarter ending September 2016	3,931	→
Quarter ending December 2016	4,049	↑
Quarter ending March 2017	4,127	→
Variance since March 2016	5.3%	↑



ACTIVITY

Cumulative percentage of contracted UDA delivered 2016 & 2017



Month	Adjusted Scheduled Activity (UDA)	
	2016	2017
April	89	682
May	1,172	1,848
June	1,957	2,864
July	3,382	4,221
August	5,040	5,518
September	6,156	6,796
October	7,617	7,680
November	9,049	9,261
December	10,570	10,367
January	11,193	11,576
February	13,512	12,959
March	15,619	15,590
April	16,832	
May	16,857	
June	16,873	

QUALITY

	Quantity	Base Number	Contract	AT	Region	England
% of FP17s for the same patient ID Re-attending within 3 months - Children	81	828	9.8%	10.0%	11.8%	12.3%
% of FP17s for the same patient ID Re-attending within 3 months - Adults	818	3,651	22.4%	16.1%	17.1%	16.7%
% of FP17s for the same patient ID Re-attending between 3 & 9 months - Children	304	828	36.7%	46.2%	46.5%	57.6%
% of FP17s for the same patient ID Re-attending between 3 & 9 months - Adults	879	3,651	24.1%	37.0%	37.6%	50.1%
% of FP17s for Band 1 Urgent Courses	818	4,196	19.5%	11.0%	10.7%	9.1%
% of FP17s Relating to Free Repair or Replacements	31	4,196	0.7%	0.6%	0.6%	0.8%
% of FP17s Relating to Continuations	38	4,196	0.9%	0.7%	0.9%	1.2%
% of Patients satisfied with the dentistry they have received	8	8	N/A	91.3%	90.4%	92.8%
% of Patients satisfied with the time they had to wait for an appointment	6	8	N/A	84.0%	83.7%	88.7%

* This is based on patients treated on this contract for their most recent course of treatment. Figures in italics indicate the base number of FP17s or Patient Questionnaire responses are less than 100. N/A is shown where the base number of responses is less than 10 during the period. % is calculated as Quantity/Base number*100

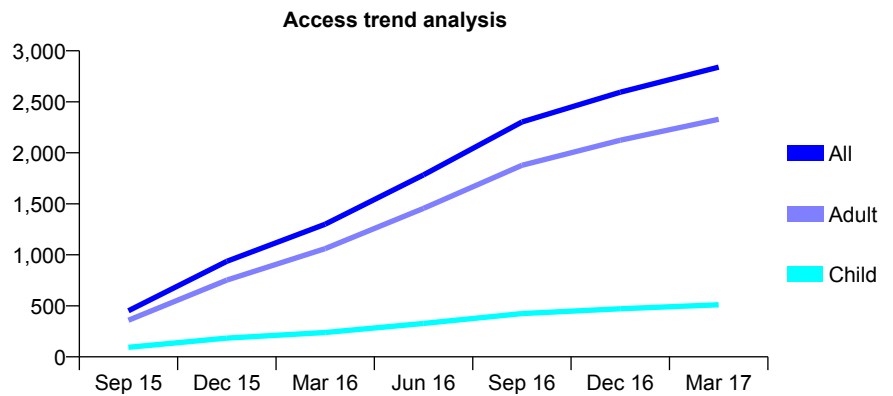
Q62 - Vital Signs At a Glance Contract Report for 271993/0001 - March 2017

Name or company name	MISS F GRAINGER
Contract type name	GDS Contract
Purpose of contract	General
Contract start date	22/06/2015
Contract end date	

16/17 Contracted general activity (UDA)	8,581
Carry forward general activity (UDA)	1,827
16/17 Contracted orthodontic activity (UOA)	0
Carry forward orthodontic activity (UOA)	0
Baseline contract value	£221,746.79

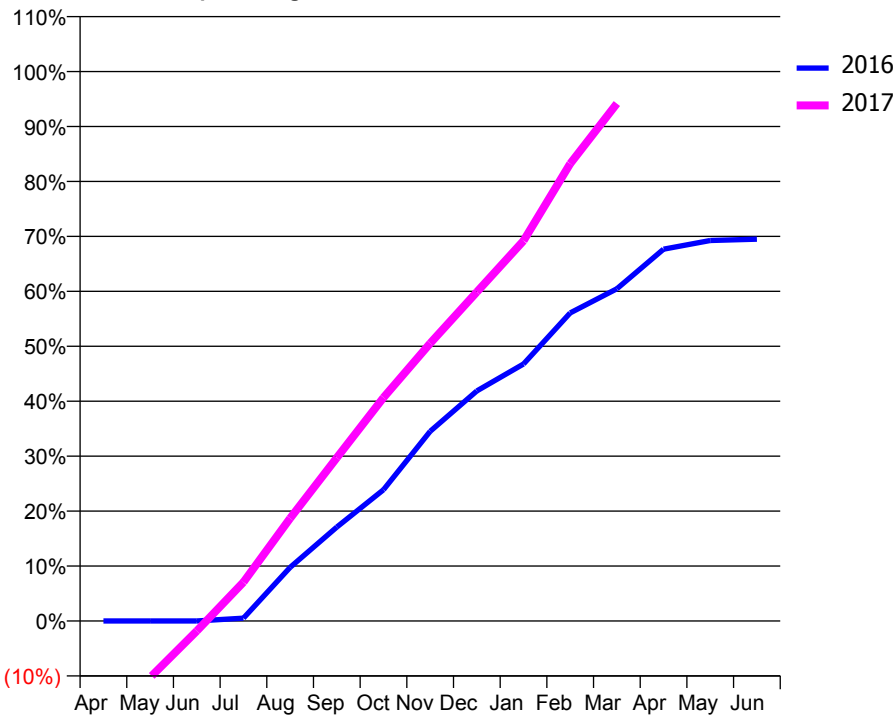
ACCESS*

Patients seen in 24 months	Total	Change since previous quarter
Quarter ending March 2016	1,300	
Quarter ending June 2016	1,784	↑
Quarter ending September 2016	2,302	↑
Quarter ending December 2016	2,594	↑
Quarter ending March 2017	2,840	↑
Variance since March 2016	118.5%	↑



ACTIVITY

Cumulative percentage of contracted UDA delivered 2016 & 2017



Month	Adjusted Scheduled Activity (UDA)	
	2016	2017
April	0	-1,631
May	0	-883
June	0	-157
July	35	608
August	649	1,604
September	1,136	2,549
October	1,589	3,490
November	2,295	4,336
December	2,784	5,139
January	3,111	5,938
February	3,728	7,142
March	4,022	8,080
April	4,500	
May	4,605	
June	4,622	

QUALITY

	Quantity	Base Number	Contract	AT	Region	England
% of FP17s for the same patient ID Re-attending within 3 months - Children	78	699	11.2%	10.0%	11.8%	12.3%
% of FP17s for the same patient ID Re-attending within 3 months - Adults	565	3,024	18.7%	16.1%	17.1%	16.7%
% of FP17s for the same patient ID Re-attending between 3 & 9 months - Children	195	699	27.9%	46.2%	46.5%	57.6%
% of FP17s for the same patient ID Re-attending between 3 & 9 months - Adults	713	3,024	23.6%	37.0%	37.6%	50.1%
% of FP17s for Band 1 Urgent Courses	423	3,508	12.1%	11.0%	10.7%	9.1%
% of FP17s Relating to Free Repair or Replacements	51	3,508	1.5%	0.6%	0.6%	0.8%
% of FP17s Relating to Continuations	123	3,508	3.5%	0.7%	0.9%	1.2%
% of Patients satisfied with the dentistry they have received	12	13	92.3%	91.3%	90.4%	92.8%
% of Patients satisfied with the time they had to wait for an appointment	11	13	84.6%	84.0%	83.7%	88.7%

* This is based on patients treated on this contract for their most recent course of treatment. Figures in italics indicate the base number of FP17s or Patient Questionnaire responses are less than 100. N/A is shown where the base number of responses is less than 10 during the period. % is calculated as Quantity/Base number*100

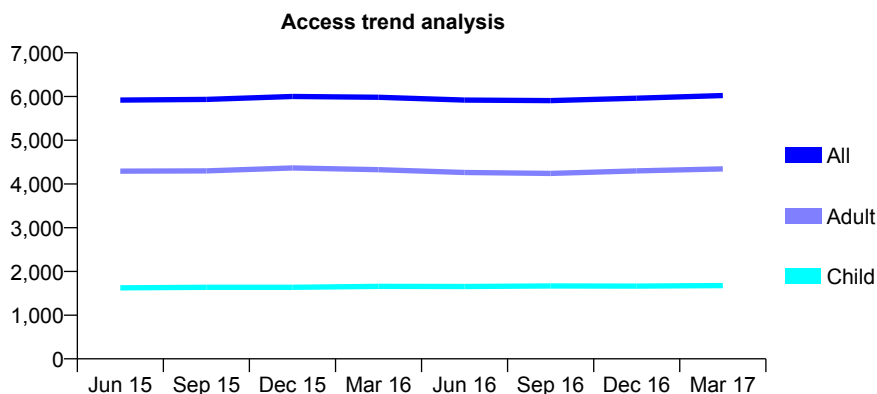
Q62 - Vital Signs At a Glance Contract Report for 273082/0001 - March 2017

Name or company name	MISS DL HUART
Contract type name	GDS Contract
Purpose of contract	General
Contract start date	13/12/2007
Contract end date	

16/17 Contracted general activity (UDA)	19,180
Carry forward general activity (UDA)	147
16/17 Contracted orthodontic activity (UOA)	0
Carry forward orthodontic activity (UOA)	0
Baseline contract value	£474,666.03

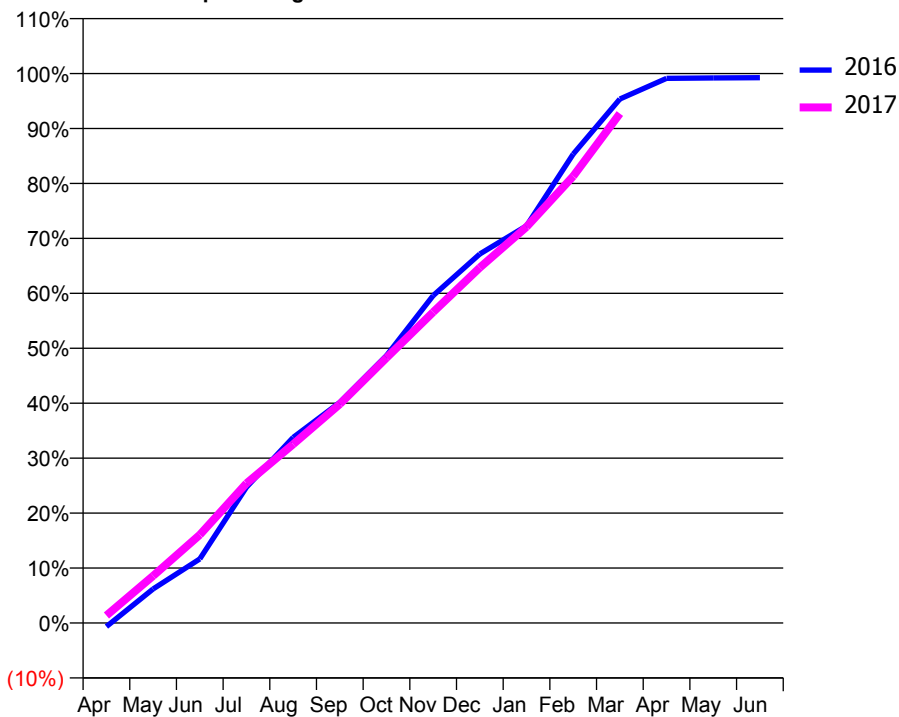
ACCESS*

Patients seen in 24 months	Total	Change since previous quarter
Quarter ending March 2016	5,984	
Quarter ending June 2016	5,919	↓
Quarter ending September 2016	5,908	→
Quarter ending December 2016	5,962	→
Quarter ending March 2017	6,021	→
Variance since March 2016	0.6%	→



ACTIVITY

Cumulative percentage of contracted UDA delivered 2016 & 2017



Month	Adjusted Scheduled Activity (UDA)	
	2016	2017
April	-127	264
May	1,189	1,643
June	2,238	3,080
July	4,741	4,877
August	6,476	6,238
September	7,702	7,641
October	9,333	9,256
November	11,430	10,852
December	12,882	12,405
January	13,862	13,827
February	16,365	15,596
March	18,291	17,783
April	19,009	
May	19,025	
June	19,033	

QUALITY

	Quantity	Base Number	Contract	AT	Region	England
% of FP17s for the same patient ID Re-attending within 3 months - Children	182	2,187	8.3%	10.0%	11.8%	12.3%
% of FP17s for the same patient ID Re-attending within 3 months - Adults	732	5,037	14.5%	16.1%	17.1%	16.7%
% of FP17s for the same patient ID Re-attending between 3 & 9 months - Children	1,126	2,187	51.5%	46.2%	46.5%	57.6%
% of FP17s for the same patient ID Re-attending between 3 & 9 months - Adults	2,288	5,037	45.4%	37.0%	37.6%	50.1%
% of FP17s for Band 1 Urgent Courses	435	6,947	6.3%	11.0%	10.7%	9.1%
% of FP17s Relating to Free Repair or Replacements	53	6,947	0.8%	0.6%	0.6%	0.8%
% of FP17s Relating to Continuations	30	6,947	0.4%	0.7%	0.9%	1.2%
% of Patients satisfied with the dentistry they have received	3	5	N/A	91.3%	90.4%	92.8%
% of Patients satisfied with the time they had to wait for an appointment	3	5	N/A	84.0%	83.7%	88.7%

* This is based on patients treated on this contract for their most recent course of treatment. Figures in italics indicate the base number of FP17s or Patient Questionnaire responses are less than 100. N/A is shown where the base number of responses is less than 10 during the period. % is calculated as Quantity/Base number*100

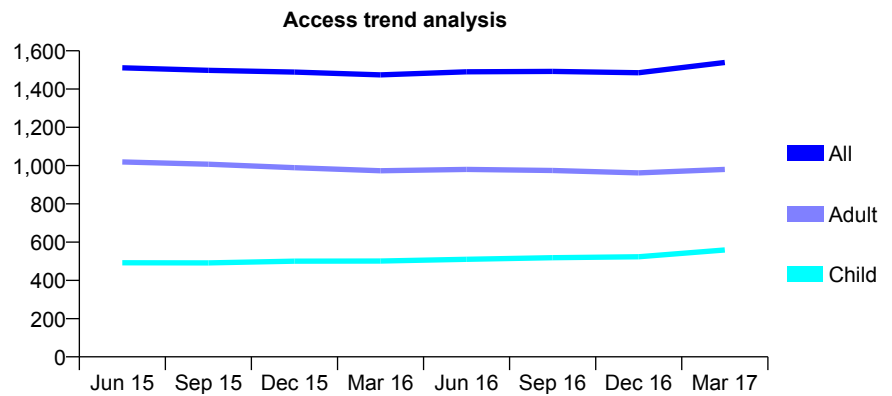
Q62 - Vital Signs At a Glance Contract Report for 273899/0001 - March 2017

Name or company name	MR A BECK
Contract type name	GDS Contract
Purpose of contract	General
Contract start date	01/04/2006
Contract end date	

16/17 Contracted general activity (UDA)	4,437
Carry forward general activity (UDA)	143
16/17 Contracted orthodontic activity (UOA)	0
Carry forward orthodontic activity (UOA)	0
Baseline contract value	£127,422.59

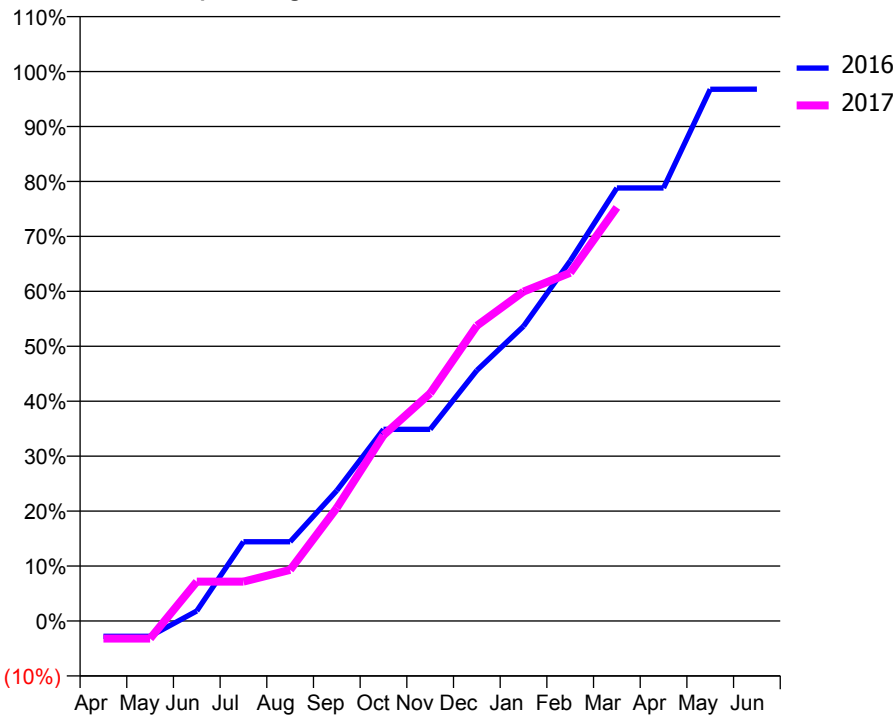
ACCESS*

Patients seen in 24 months	Total	Change since previous quarter
Quarter ending March 2016	1,474	
Quarter ending June 2016	1,490	→
Quarter ending September 2016	1,492	→
Quarter ending December 2016	1,485	→
Quarter ending March 2017	1,539	↑
Variance since March 2016	4.4%	↑



ACTIVITY

Cumulative percentage of contracted UDA delivered 2016 & 2017



Month	Adjusted Scheduled Activity (UDA)	
	2016	2017
April	-124	-143
May	-124	-143
June	81	318
July	641	318
August	641	412
September	1,054	913
October	1,547	1,501
November	1,547	1,839
December	2,023	2,384
January	2,380	2,660
February	2,908	2,812
March	3,496	3,339
April	3,496	
May	4,293	
June	4,294	

QUALITY

	Quantity	Base Number	Contract	AT	Region	England
% of FP17s for the same patient ID Re-attending within 3 months - Children	20	638	3.1%	10.0%	11.8%	12.3%
% of FP17s for the same patient ID Re-attending within 3 months - Adults	110	1,125	9.8%	16.1%	17.1%	16.7%
% of FP17s for the same patient ID Re-attending between 3 & 9 months - Children	341	638	53.4%	46.2%	46.5%	57.6%
% of FP17s for the same patient ID Re-attending between 3 & 9 months - Adults	527	1,125	46.8%	37.0%	37.6%	50.1%
% of FP17s for Band 1 Urgent Courses	127	1,583	8.0%	11.0%	10.7%	9.1%
% of FP17s Relating to Free Repair or Replacements	0	1,583	0.0%	0.6%	0.6%	0.8%
% of FP17s Relating to Continuations	2	1,583	0.1%	0.7%	0.9%	1.2%
% of Patients satisfied with the dentistry they have received	9	9	N/A	91.3%	90.4%	92.8%
% of Patients satisfied with the time they had to wait for an appointment	6	9	N/A	84.0%	83.7%	88.7%

* This is based on patients treated on this contract for their most recent course of treatment. Figures in italics indicate the base number of FP17s or Patient Questionnaire responses are less than 100. N/A is shown where the base number of responses is less than 10 during the period. % is calculated as Quantity/Base number*100

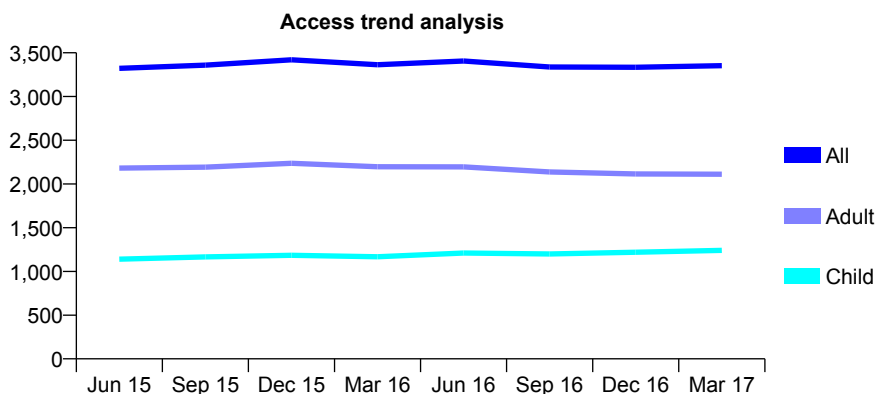
Q62 - Vital Signs At a Glance Contract Report for 277126/0001 - March 2017

Name or company name	Mr Tilak Patel
Contract type name	GDS Contract
Purpose of contract	General
Contract start date	10/04/2007
Contract end date	

16/17 Contracted general activity (UDA)	9,877
Carry forward general activity (UDA)	1,368
16/17 Contracted orthodontic activity (UOA)	0
Carry forward orthodontic activity (UOA)	0
Baseline contract value	£250,033.96

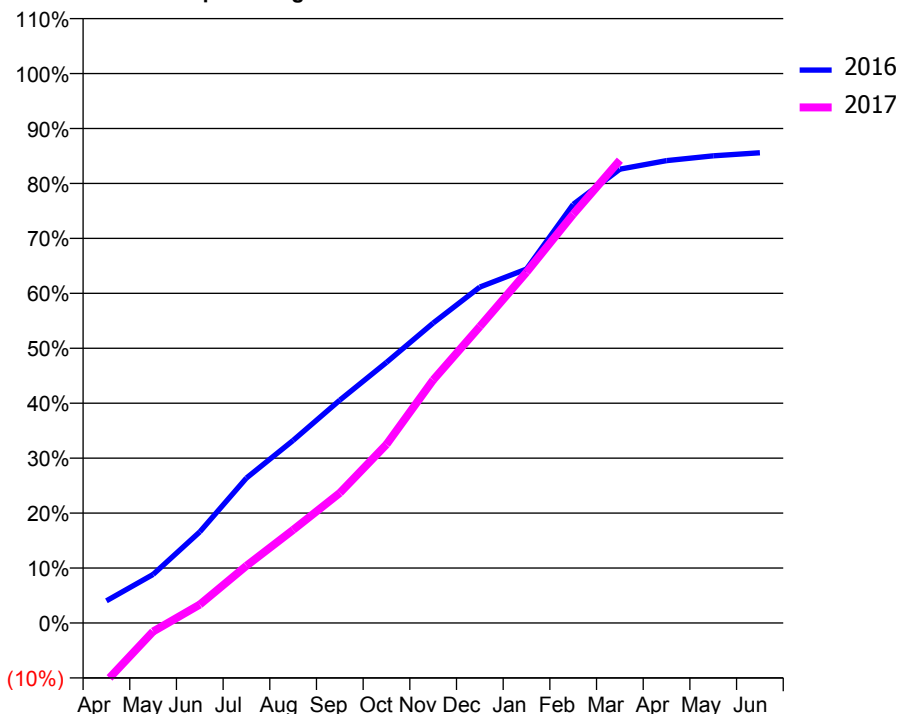
ACCESS*

Patients seen in 24 months	Total	Change since previous quarter
Quarter ending March 2016	3,364	
Quarter ending June 2016	3,406	→
Quarter ending September 2016	3,337	↓
Quarter ending December 2016	3,334	→
Quarter ending March 2017	3,353	→
Variance since March 2016	(0.3%)	→



ACTIVITY

Cumulative percentage of contracted UDA delivered 2016 & 2017



Month	Adjusted Scheduled Activity (UDA)	
	2016	2017
April	384	-1,050
May	839	-155
June	1,574	332
July	2,504	1,030
August	3,151	1,674
September	3,847	2,338
October	4,497	3,211
November	5,177	4,369
December	5,798	5,330
January	6,109	6,304
February	7,226	7,347
March	7,833	8,318
April	7,978	
May	8,061	
June	8,115	

QUALITY

	Quantity	Base Number	Contract	AT	Region	England
% of FP17s for the same patient ID Re-attending within 3 months - Children	122	1,391	8.8%	10.0%	11.8%	12.3%
% of FP17s for the same patient ID Re-attending within 3 months - Adults	322	1,985	16.2%	16.1%	17.1%	16.7%
% of FP17s for the same patient ID Re-attending between 3 & 9 months - Children	439	1,391	31.6%	46.2%	46.5%	57.6%
% of FP17s for the same patient ID Re-attending between 3 & 9 months - Adults	452	1,985	22.8%	37.0%	37.6%	50.1%
% of FP17s for Band 1 Urgent Courses	445	3,292	13.5%	11.0%	10.7%	9.1%
% of FP17s Relating to Free Repair or Replacements	6	3,292	0.2%	0.6%	0.6%	0.8%
% of FP17s Relating to Continuations	13	3,292	0.4%	0.7%	0.9%	1.2%
% of Patients satisfied with the dentistry they have received	3	4	N/A	91.3%	90.4%	92.8%
% of Patients satisfied with the time they had to wait for an appointment	3	4	N/A	84.0%	83.7%	88.7%

* This is based on patients treated on this contract for their most recent course of treatment. Figures in italics indicate the base number of FP17s or Patient Questionnaire responses are less than 100. N/A is shown where the base number of responses is less than 10 during the period. % is calculated as Quantity/Base number*100

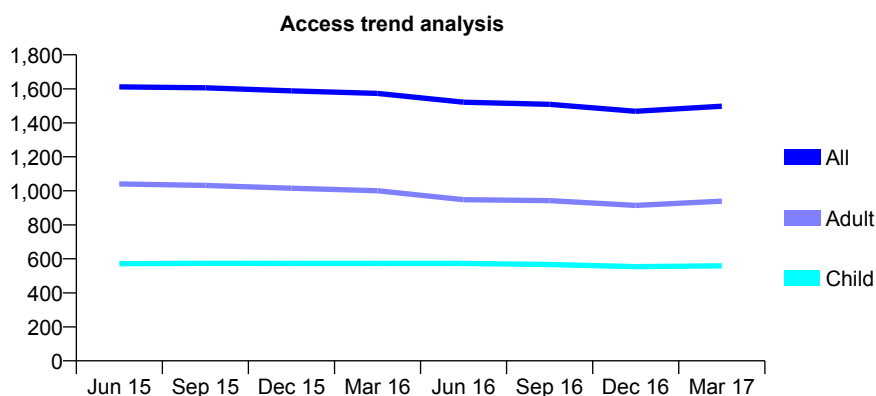
Q62 - Vital Signs At a Glance Contract Report for 279978/0001 - March 2017

Name or company name	MR AG PAUL
Contract type name	GDS Contract
Purpose of contract	General
Contract start date	01/02/2010
Contract end date	

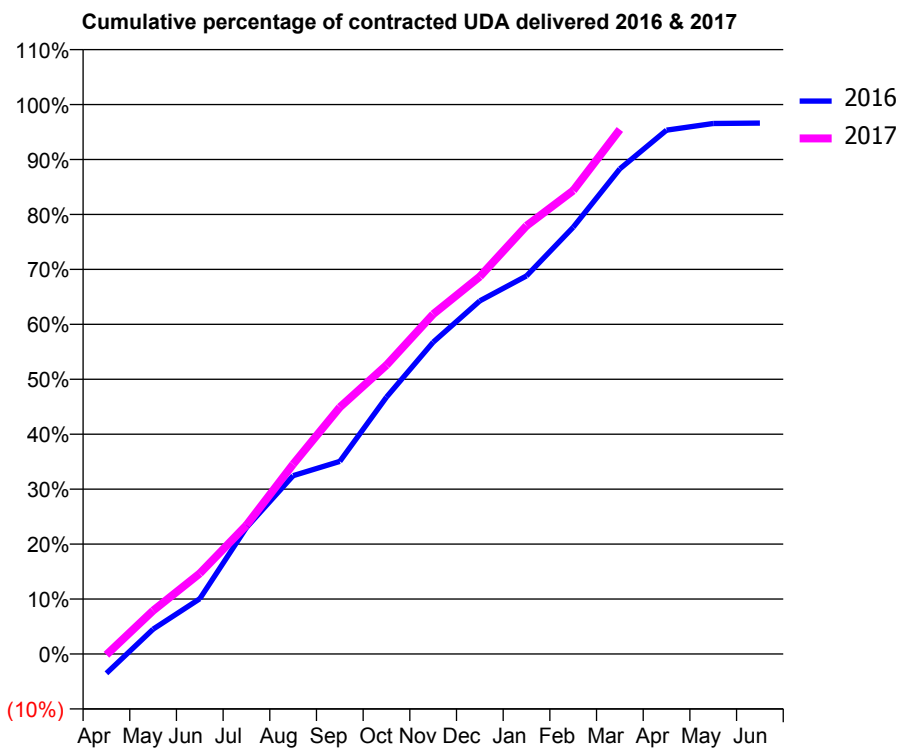
16/17 Contracted general activity (UDA)	4,325
Carry forward general activity (UDA)	146
16/17 Contracted orthodontic activity (UOA)	0
Carry forward orthodontic activity (UOA)	0
Baseline contract value	£139,574.13

ACCESS*

Patients seen in 24 months	Total	Change since previous quarter
Quarter ending March 2016	1,573	
Quarter ending June 2016	1,521	↓
Quarter ending September 2016	1,509	→
Quarter ending December 2016	1,468	↓
Quarter ending March 2017	1,498	↑
Variance since March 2016	(4.8%)	↓



ACTIVITY



Month	Adjusted Scheduled Activity (UDA)	
	2016	2017
April	-153	-7
May	196	342
June	435	635
July	995	1,014
August	1,404	1,494
September	1,516	1,942
October	2,022	2,274
November	2,454	2,675
December	2,780	2,971
January	2,976	3,371
February	3,359	3,648
March	3,819	4,128
April	4,123	
May	4,176	
June	4,179	

QUALITY

	Quantity	Base Number	Contract	AT	Region	England
% of FP17s for the same patient ID Re-attending within 3 months - Children	129	1,015	12.7%	10.0%	11.8%	12.3%
% of FP17s for the same patient ID Re-attending within 3 months - Adults	134	1,124	11.9%	16.1%	17.1%	16.7%
% of FP17s for the same patient ID Re-attending between 3 & 9 months - Children	706	1,015	69.6%	46.2%	46.5%	57.6%
% of FP17s for the same patient ID Re-attending between 3 & 9 months - Adults	585	1,124	52.0%	37.0%	37.6%	50.1%
% of FP17s for Band 1 Urgent Courses	151	2,006	7.5%	11.0%	10.7%	9.1%
% of FP17s Relating to Free Repair or Replacements	2	2,006	0.1%	0.6%	0.6%	0.8%
% of FP17s Relating to Continuations	2	2,006	0.1%	0.7%	0.9%	1.2%
% of Patients satisfied with the dentistry they have received	2	2	N/A	91.3%	90.4%	92.8%
% of Patients satisfied with the time they had to wait for an appointment	1	2	N/A	84.0%	83.7%	88.7%

* This is based on patients treated on this contract for their most recent course of treatment. Figures in italics indicate the base number of FP17s or Patient Questionnaire responses are less than 100. N/A is shown where the base number of responses is less than 10 during the period. % is calculated as Quantity/Base number*100

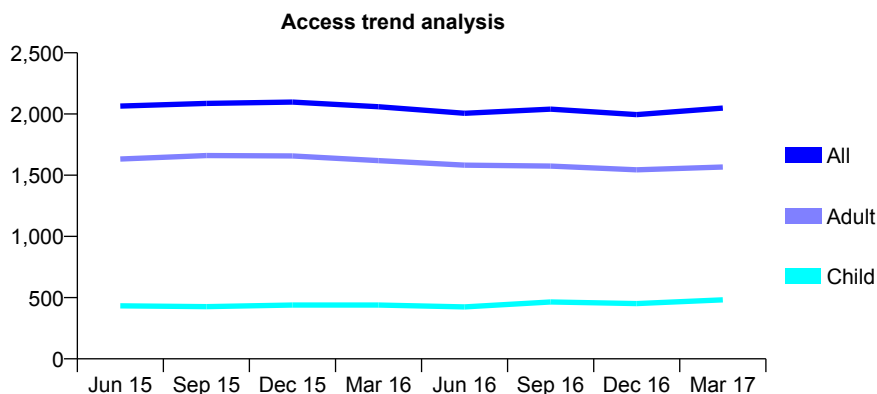
Q62 - Vital Signs At a Glance Contract Report for 283460/0001 - March 2017

Name or company name	MR S KAMYAB
Contract type name	GDS Contract
Purpose of contract	General
Contract start date	26/11/2007
Contract end date	

16/17 Contracted general activity (UDA)	8,675
Carry forward general activity (UDA)	278
16/17 Contracted orthodontic activity (UOA)	0
Carry forward orthodontic activity (UOA)	0
Baseline contract value	£224,117.06

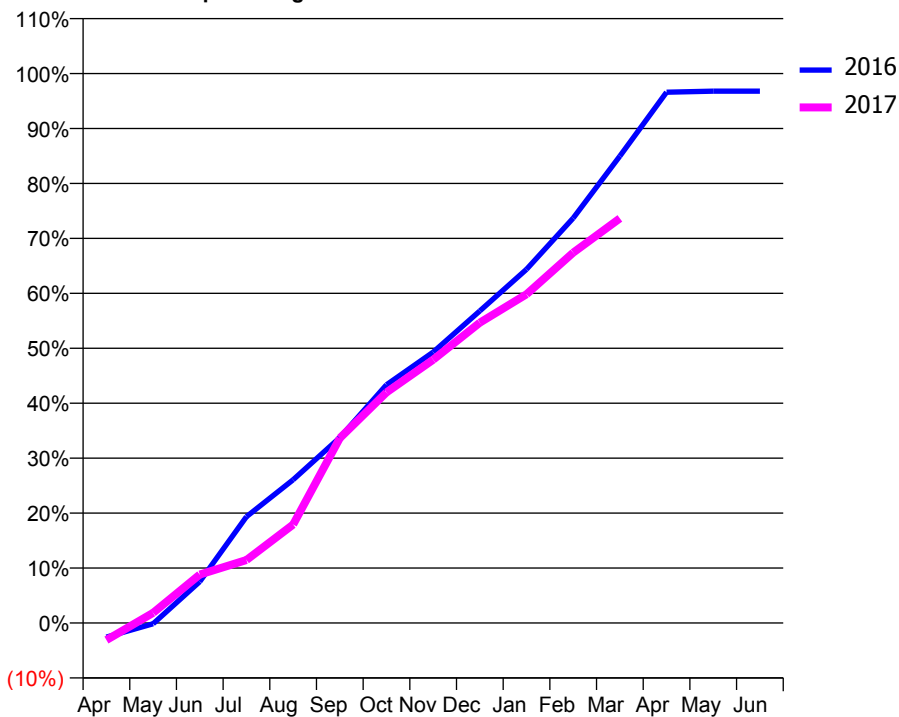
ACCESS*

Patients seen in 24 months	Total	Change since previous quarter
Quarter ending March 2016	2,059	
Quarter ending June 2016	2,006	↓
Quarter ending September 2016	2,040	→
Quarter ending December 2016	1,995	↓
Quarter ending March 2017	2,049	↑
Variance since March 2016	(0.5%)	→



ACTIVITY

Cumulative percentage of contracted UDA delivered 2016 & 2017



Month	Adjusted Scheduled Activity (UDA)	
	2016	2017
April	-225	-271
May	-13	161
June	655	766
July	1,679	995
August	2,262	1,554
September	2,928	2,918
October	3,760	3,641
November	4,277	4,156
December	4,926	4,741
January	5,585	5,190
February	6,392	5,847
March	7,372	6,389
April	8,380	
May	8,396	
June	8,397	

QUALITY

	Quantity	Base Number	Contract	AT	Region	England
% of FP17s for the same patient ID Re-attending within 3 months - Children	11	501	2.2%	10.0%	11.8%	12.3%
% of FP17s for the same patient ID Re-attending within 3 months - Adults	99	1,539	6.4%	16.1%	17.1%	16.7%
% of FP17s for the same patient ID Re-attending between 3 & 9 months - Children	77	501	15.4%	46.2%	46.5%	57.6%
% of FP17s for the same patient ID Re-attending between 3 & 9 months - Adults	219	1,539	14.2%	37.0%	37.6%	50.1%
% of FP17s for Band 1 Urgent Courses	234	1,840	12.7%	11.0%	10.7%	9.1%
% of FP17s Relating to Free Repair or Replacements	2	1,840	0.1%	0.6%	0.6%	0.8%
% of FP17s Relating to Continuations	9	1,840	0.5%	0.7%	0.9%	1.2%
% of Patients satisfied with the dentistry they have received	6	6	N/A	91.3%	90.4%	92.8%
% of Patients satisfied with the time they had to wait for an appointment	6	6	N/A	84.0%	83.7%	88.7%

* This is based on patients treated on this contract for their most recent course of treatment. Figures in italics indicate the base number of FP17s or Patient Questionnaire responses are less than 100. N/A is shown where the base number of responses is less than 10 during the period. % is calculated as Quantity/Base number*100

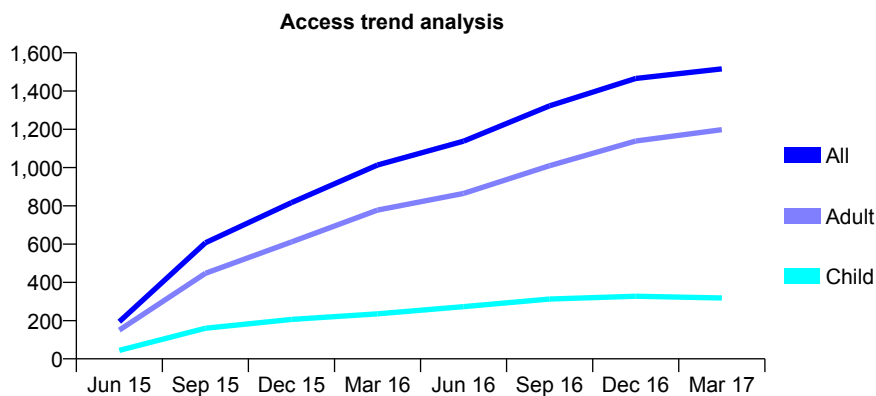
Q62 - Vital Signs At a Glance Contract Report for 283460/0008 - March 2017

Name or company name	MR S KAMYAB
Contract type name	GDS Contract
Purpose of contract	General
Contract start date	01/04/2015
Contract end date	

16/17 Contracted general activity (UDA)	6,200
Carry forward general activity (UDA)	9
16/17 Contracted orthodontic activity (UOA)	0
Carry forward orthodontic activity (UOA)	0
Baseline contract value	£154,770.67

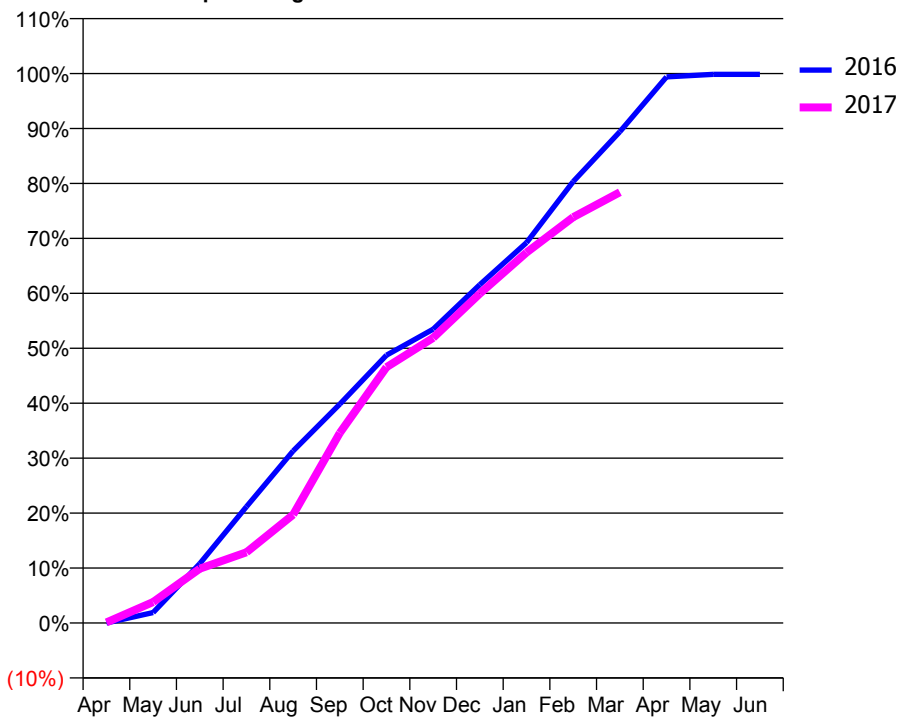
ACCESS*

Patients seen in 24 months	Total	Change since previous quarter
Quarter ending March 2016	1,013	
Quarter ending June 2016	1,138	↑
Quarter ending September 2016	1,323	↑
Quarter ending December 2016	1,466	↑
Quarter ending March 2017	1,516	↑
Variance since March 2016	49.7%	↑



ACTIVITY

Cumulative percentage of contracted UDA delivered 2016 & 2017



Month	Adjusted Scheduled Activity (UDA)	
	2016	2017
April	0	7
May	117	236
June	671	613
July	1,313	798
August	1,941	1,223
September	2,470	2,145
October	3,022	2,887
November	3,316	3,217
December	3,817	3,717
January	4,292	4,180
February	4,981	4,580
March	5,543	4,861
April	6,162	
May	6,191	
June	6,191	

QUALITY

	Quantity	Base Number	Contract	AT	Region	England
% of FP17s for the same patient ID Re-attending within 3 months - Children	15	369	4.1%	10.0%	11.8%	12.3%
% of FP17s for the same patient ID Re-attending within 3 months - Adults	50	1,262	4.0%	16.1%	17.1%	16.7%
% of FP17s for the same patient ID Re-attending between 3 & 9 months - Children	49	369	13.3%	46.2%	46.5%	57.6%
% of FP17s for the same patient ID Re-attending between 3 & 9 months - Adults	121	1,262	9.6%	37.0%	37.6%	50.1%
% of FP17s for Band 1 Urgent Courses	264	1,451	18.2%	11.0%	10.7%	9.1%
% of FP17s Relating to Free Repair or Replacements	5	1,451	0.3%	0.6%	0.6%	0.8%
% of FP17s Relating to Continuations	9	1,451	0.6%	0.7%	0.9%	1.2%
% of Patients satisfied with the dentistry they have received	2	2	N/A	91.3%	90.4%	92.8%
% of Patients satisfied with the time they had to wait for an appointment	2	2	N/A	84.0%	83.7%	88.7%

* This is based on patients treated on this contract for their most recent course of treatment. Figures in italics indicate the base number of FP17s or Patient Questionnaire responses are less than 100. N/A is shown where the base number of responses is less than 10 during the period. % is calculated as Quantity/Base number*100

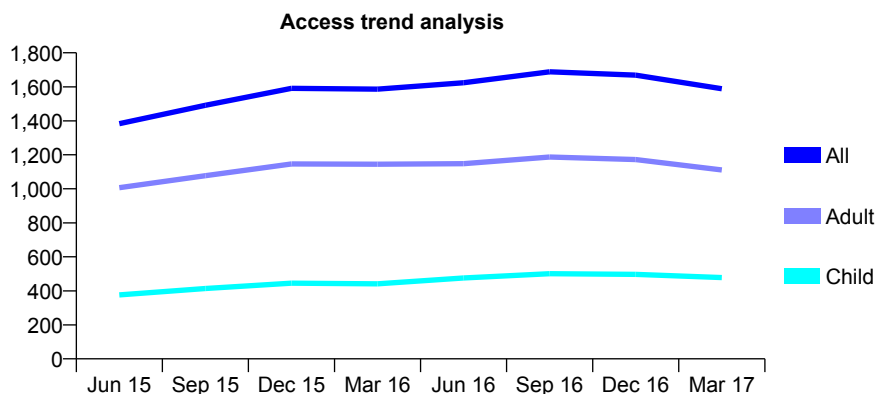
Q62 - Vital Signs At a Glance Contract Report for 295655/0001 - March 2017

Name or company name	MRS P BABATAHERI
Contract type name	GDS Contract
Purpose of contract	General
Contract start date	01/09/2013
Contract end date	

16/17 Contracted general activity (UDA)	4,112
Carry forward general activity (UDA)	-21
16/17 Contracted orthodontic activity (UOA)	0
Carry forward orthodontic activity (UOA)	0
Baseline contract value	£106,275.68

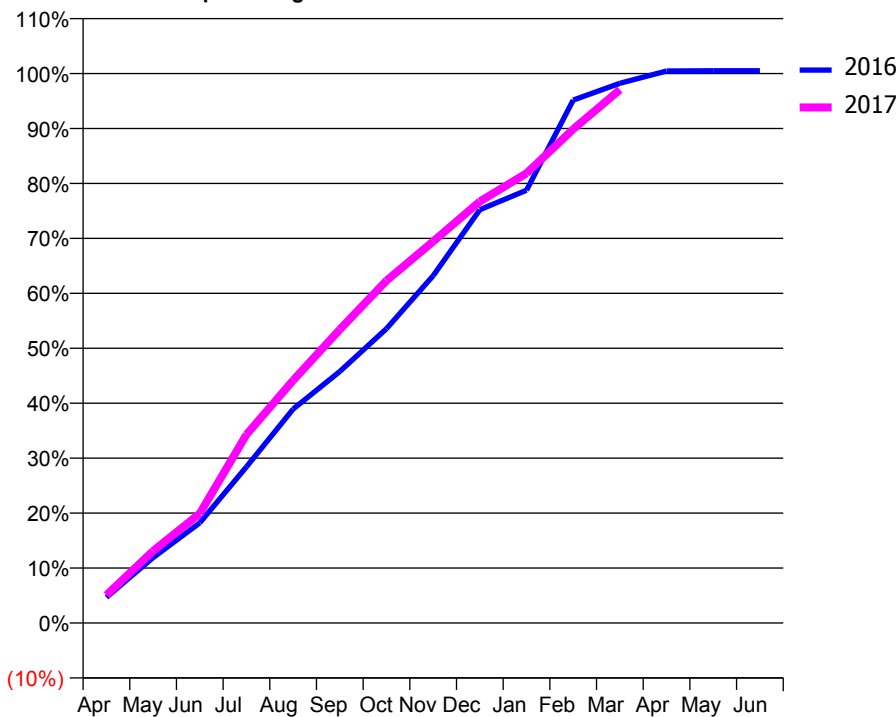
ACCESS*

Patients seen in 24 months	Total	Change since previous quarter
Quarter ending March 2016	1,586	
Quarter ending June 2016	1,624	↑
Quarter ending September 2016	1,688	↑
Quarter ending December 2016	1,669	↓
Quarter ending March 2017	1,589	↓
Variance since March 2016	0.2%	→



ACTIVITY

Cumulative percentage of contracted UDA delivered 2016 & 2017



Month	Adjusted Scheduled Activity (UDA)	
	2016	2017
April	192	209
May	489	540
June	750	820
July	1,169	1,410
August	1,601	1,815
September	1,882	2,196
October	2,202	2,562
November	2,599	2,856
December	3,093	3,155
January	3,239	3,365
February	3,913	3,696
March	4,038	3,991
April	4,131	
May	4,133	
June	4,133	

QUALITY

	Quantity	Base Number	Contract	AT	Region	England
% of FP17s for the same patient ID Re-attending within 3 months - Children	41	631	6.5%	10.0%	11.8%	12.3%
% of FP17s for the same patient ID Re-attending within 3 months - Adults	129	1,114	11.6%	16.1%	17.1%	16.7%
% of FP17s for the same patient ID Re-attending between 3 & 9 months - Children	302	631	47.9%	46.2%	46.5%	57.6%
% of FP17s for the same patient ID Re-attending between 3 & 9 months - Adults	413	1,114	37.1%	37.0%	37.6%	50.1%
% of FP17s for Band 1 Urgent Courses	150	1,702	8.8%	11.0%	10.7%	9.1%
% of FP17s Relating to Free Repair or Replacements	2	1,702	0.1%	0.6%	0.6%	0.8%
% of FP17s Relating to Continuations	11	1,702	0.6%	0.7%	0.9%	1.2%
% of Patients satisfied with the dentistry they have received	2	2	N/A	91.3%	90.4%	92.8%
% of Patients satisfied with the time they had to wait for an appointment	2	2	N/A	84.0%	83.7%	88.7%

* This is based on patients treated on this contract for their most recent course of treatment. Figures in italics indicate the base number of FP17s or Patient Questionnaire responses are less than 100. N/A is shown where the base number of responses is less than 10 during the period. % is calculated as Quantity/Base number*100

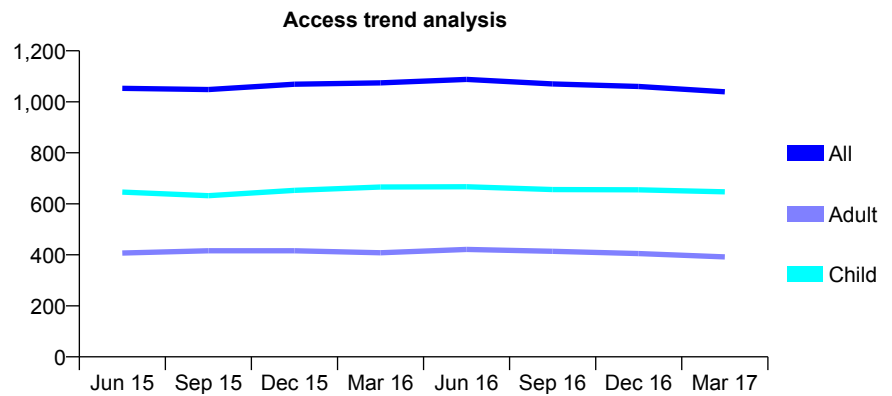
Q62 - Vital Signs At a Glance Contract Report for 300217/0002 - March 2017

Name or company name	MR SS LAWSON
Contract type name	GDS Contract
Purpose of contract	General
Contract start date	05/06/2011
Contract end date	

16/17 Contracted general activity (UDA)	2,192
Carry forward general activity (UDA)	-5
16/17 Contracted orthodontic activity (UOA)	0
Carry forward orthodontic activity (UOA)	0
Baseline contract value	£55,331.18

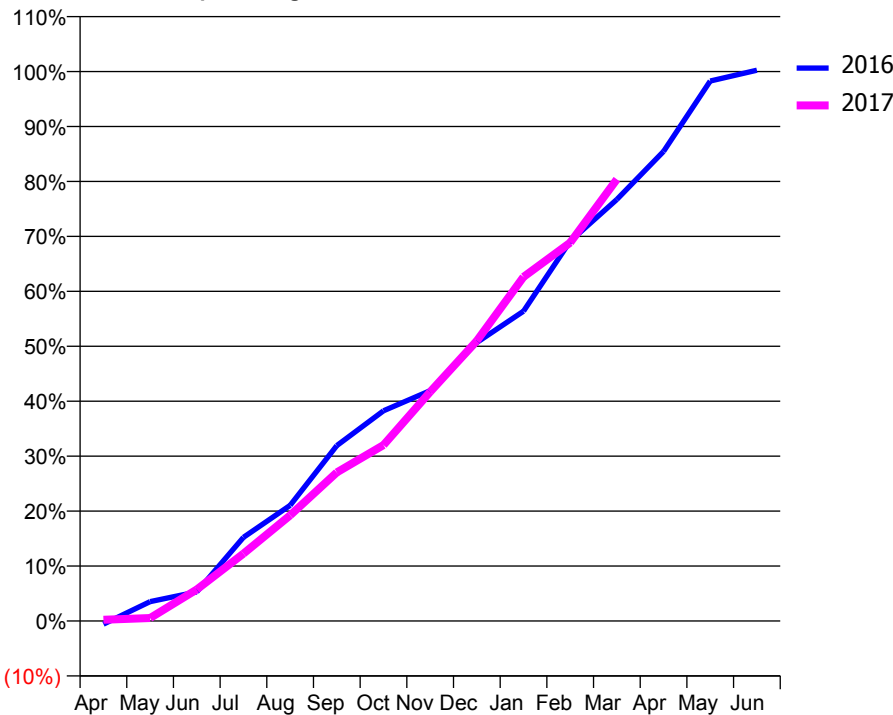
ACCESS*

Patients seen in 24 months	Total	Change since previous quarter
Quarter ending March 2016	1,074	
Quarter ending June 2016	1,088	→
Quarter ending September 2016	1,070	↓
Quarter ending December 2016	1,060	→
Quarter ending March 2017	1,039	↓
Variance since March 2016	(3.3%)	↓



ACTIVITY

Cumulative percentage of contracted UDA delivered 2016 & 2017



Month	Adjusted Scheduled Activity (UDA)	
	2016	2017
April	-13	5
May	78	12
June	116	126
July	334	269
August	461	421
September	700	593
October	839	702
November	919	914
December	1,111	1,118
January	1,236	1,373
February	1,515	1,509
March	1,682	1,762
April	1,873	
May	2,154	
June	2,197	

QUALITY

	Quantity	Base Number	Contract	AT	Region	England
% of FP17s for the same patient ID Re-attending within 3 months - Children	54	906	6.0%	10.0%	11.8%	12.3%
% of FP17s for the same patient ID Re-attending within 3 months - Adults	53	408	13.0%	16.1%	17.1%	16.7%
% of FP17s for the same patient ID Re-attending between 3 & 9 months - Children	514	906	56.7%	46.2%	46.5%	57.6%
% of FP17s for the same patient ID Re-attending between 3 & 9 months - Adults	177	408	43.4%	37.0%	37.6%	50.1%
% of FP17s for Band 1 Urgent Courses	104	1,072	9.7%	11.0%	10.7%	9.1%
% of FP17s Relating to Free Repair or Replacements	2	1,072	0.2%	0.6%	0.6%	0.8%
% of FP17s Relating to Continuations	0	1,072	0.0%	0.7%	0.9%	1.2%
% of Patients satisfied with the dentistry they have received	0	0	N/A	91.3%	90.4%	92.8%
% of Patients satisfied with the time they had to wait for an appointment	0	0	N/A	84.0%	83.7%	88.7%

* This is based on patients treated on this contract for their most recent course of treatment. Figures in italics indicate the base number of FP17s or Patient Questionnaire responses are less than 100. N/A is shown where the base number of responses is less than 10 during the period. % is calculated as Quantity/Base number*100

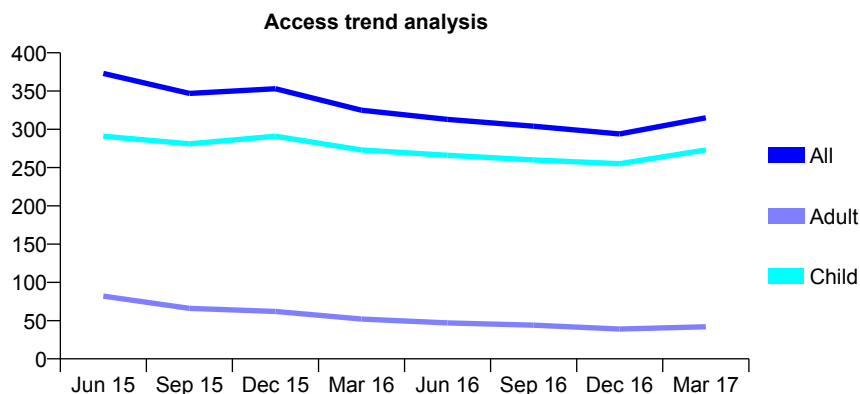
Q62 - Vital Signs At a Glance Contract Report for 306339/0001 - March 2017

Name or company name	MR P VOHRA
Contract type name	GDS Contract
Purpose of contract	General
Contract start date	01/04/2006
Contract end date	

16/17 Contracted general activity (UDA)	369
Carry forward general activity (UDA)	-7
16/17 Contracted orthodontic activity (UOA)	0
Carry forward orthodontic activity (UOA)	0
Baseline contract value	£8,389.40

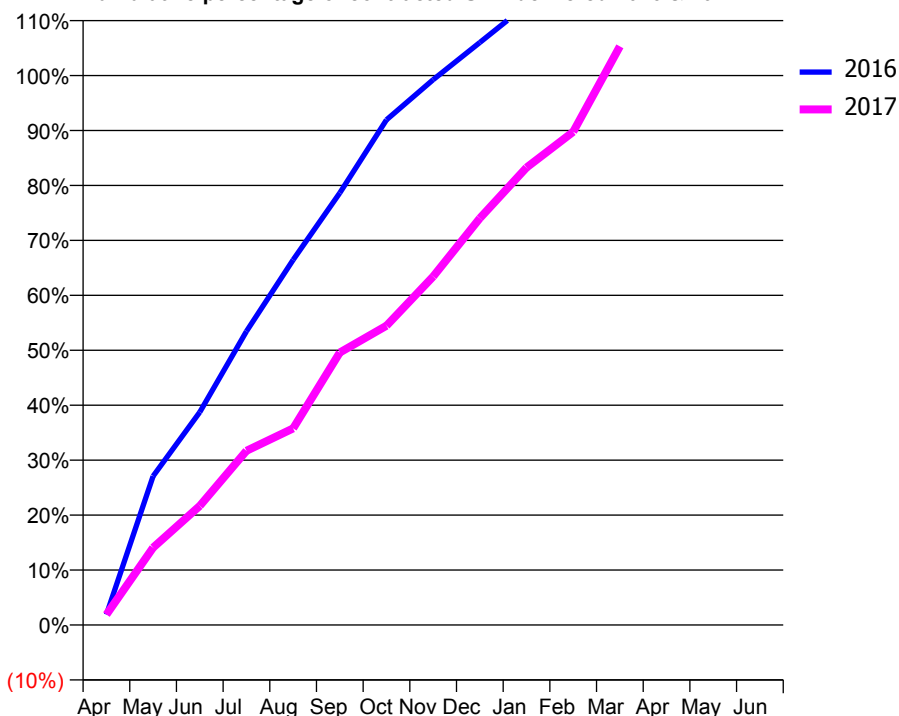
ACCESS*

Patients seen in 24 months	Total	Change since previous quarter
Quarter ending March 2016	325	
Quarter ending June 2016	313	↓
Quarter ending September 2016	304	↓
Quarter ending December 2016	294	↓
Quarter ending March 2017	315	↑
Variance since March 2016	(3.1%)	↓



ACTIVITY

Cumulative percentage of contracted UDA delivered 2016 & 2017



Month	Adjusted Scheduled Activity (UDA)	
	2016	2017
April	7	7
May	100	52
June	143	80
July	197	117
August	245	132
September	290	183
October	339	201
November	366	234
December	391	273
January	416	307
February	420	331
March	420	389
April	420	
May	420	
June	420	

QUALITY

	Quantity	Base Number	Contract	AT	Region	England
% of FP17s for the same patient ID Re-attending within 3 months - Children	5	209	2.4%	10.0%	11.8%	12.3%
% of FP17s for the same patient ID Re-attending within 3 months - Adults	1	18	5.6%	16.1%	17.1%	16.7%
% of FP17s for the same patient ID Re-attending between 3 & 9 months - Children	45	209	21.5%	46.2%	46.5%	57.6%
% of FP17s for the same patient ID Re-attending between 3 & 9 months - Adults	2	18	11.1%	37.0%	37.6%	50.1%
% of FP17s for Band 1 Urgent Courses	3	226	1.3%	11.0%	10.7%	9.1%
% of FP17s Relating to Free Repair or Replacements	0	226	0.0%	0.6%	0.6%	0.8%
% of FP17s Relating to Continuations	2	226	0.9%	0.7%	0.9%	1.2%
% of Patients satisfied with the dentistry they have received	0	0	N/A	91.3%	90.4%	92.8%
% of Patients satisfied with the time they had to wait for an appointment	0	0	N/A	84.0%	83.7%	88.7%

* This is based on patients treated on this contract for their most recent course of treatment. Figures in italics indicate the base number of FP17s or Patient Questionnaire responses are less than 100. N/A is shown where the base number of responses is less than 10 during the period. % is calculated as Quantity/Base number*100

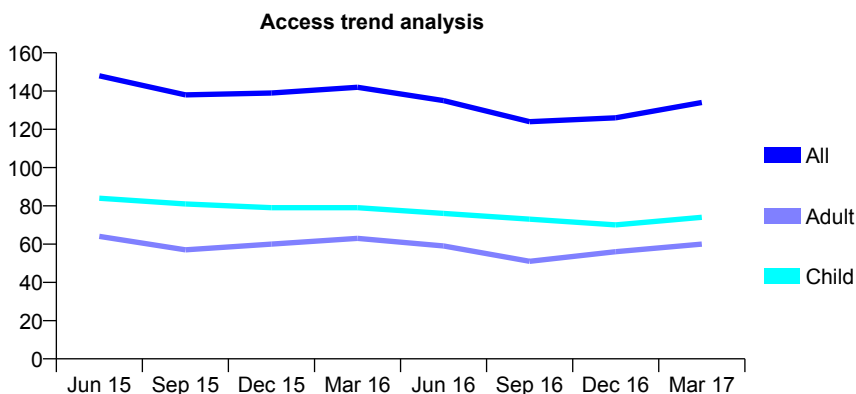
Q62 - Vital Signs At a Glance Contract Report for 318787/0001 - March 2017

Name or company name	MR PJ LASKOWSKI
Contract type name	GDS Contract
Purpose of contract	General
Contract start date	01/04/2006
Contract end date	

16/17 Contracted general activity (UDA)	697
Carry forward general activity (UDA)	0
16/17 Contracted orthodontic activity (UOA)	0
Carry forward orthodontic activity (UOA)	0
Baseline contract value	£19,843.35

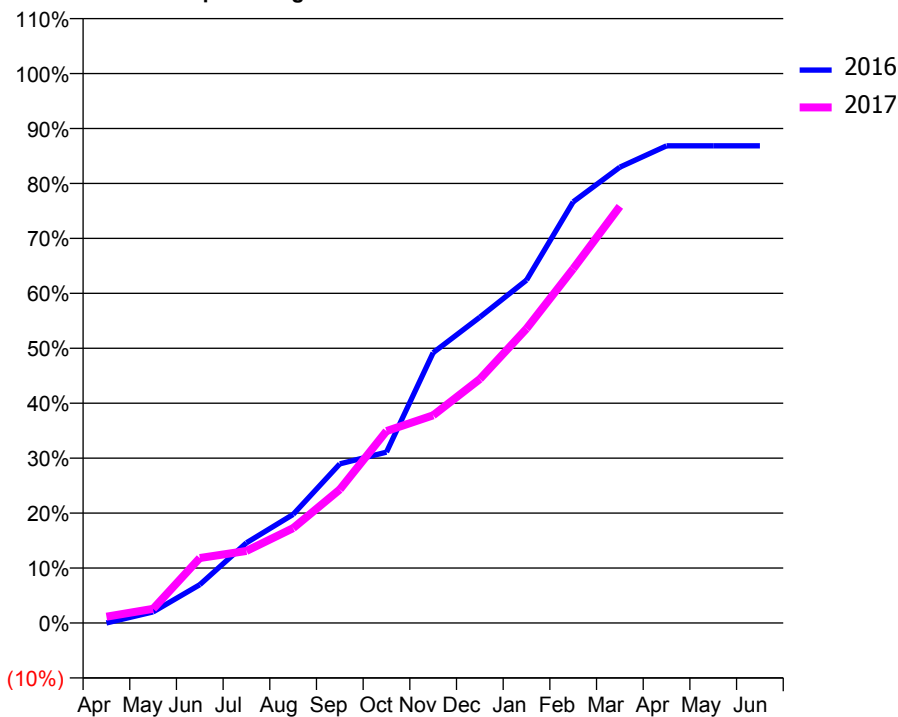
ACCESS*

Patients seen in 24 months	Total	Change since previous quarter
Quarter ending March 2016	142	
Quarter ending June 2016	135	↓
Quarter ending September 2016	124	↓
Quarter ending December 2016	126	→
Quarter ending March 2017	134	↑
Variance since March 2016	(5.6%)	↓



ACTIVITY

Cumulative percentage of contracted UDA delivered 2016 & 2017



Month	Adjusted Scheduled Activity (UDA)	
	2016	2017
April	0	8
May	14	18
June	49	82
July	102	91
August	138	120
September	202	169
October	217	243
November	343	263
December	388	309
January	435	373
February	534	449
March	578	528
April	605	
May	605	
June	605	

QUALITY

	Quantity	Base Number	Contract	AT	Region	England
% of FP17s for the same patient ID Re-attending within 3 months - Children	7	106	6.6%	10.0%	11.8%	12.3%
% of FP17s for the same patient ID Re-attending within 3 months - Adults	8	75	10.7%	16.1%	17.1%	16.7%
% of FP17s for the same patient ID Re-attending between 3 & 9 months - Children	65	106	61.3%	46.2%	46.5%	57.6%
% of FP17s for the same patient ID Re-attending between 3 & 9 months - Adults	47	75	62.7%	37.0%	37.6%	50.1%
% of FP17s for Band 1 Urgent Courses	2	173	1.2%	11.0%	10.7%	9.1%
% of FP17s Relating to Free Repair or Replacements	0	173	0.0%	0.6%	0.6%	0.8%
% of FP17s Relating to Continuations	4	173	2.3%	0.7%	0.9%	1.2%
% of Patients satisfied with the dentistry they have received	0	0	N/A	91.3%	90.4%	92.8%
% of Patients satisfied with the time they had to wait for an appointment	0	0	N/A	84.0%	83.7%	88.7%

* This is based on patients treated on this contract for their most recent course of treatment. Figures in italics indicate the base number of FP17s or Patient Questionnaire responses are less than 100. N/A is shown where the base number of responses is less than 10 during the period. % is calculated as Quantity/Base number*100

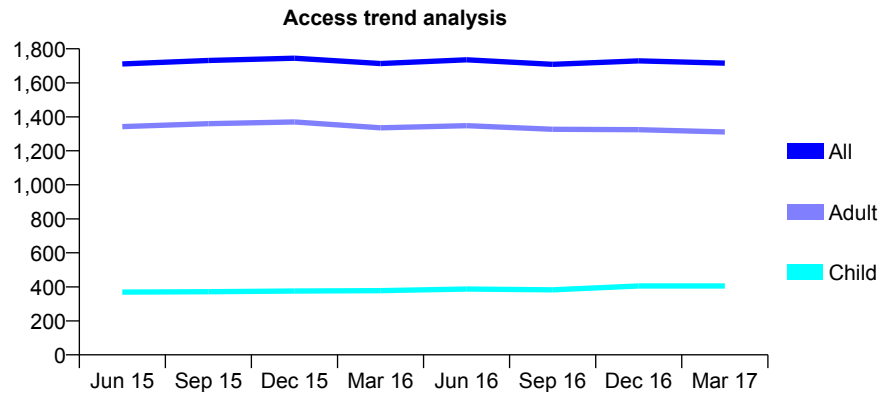
Q62 - Vital Signs At a Glance Contract Report for 321419/0001 - March 2017

Name or company name	MR MA AMIN
Contract type name	GDS Contract
Purpose of contract	General
Contract start date	01/04/2006
Contract end date	

16/17 Contracted general activity (UDA)	4,402
Carry forward general activity (UDA)	0
16/17 Contracted orthodontic activity (UOA)	0
Carry forward orthodontic activity (UOA)	0
Baseline contract value	£125,467.08

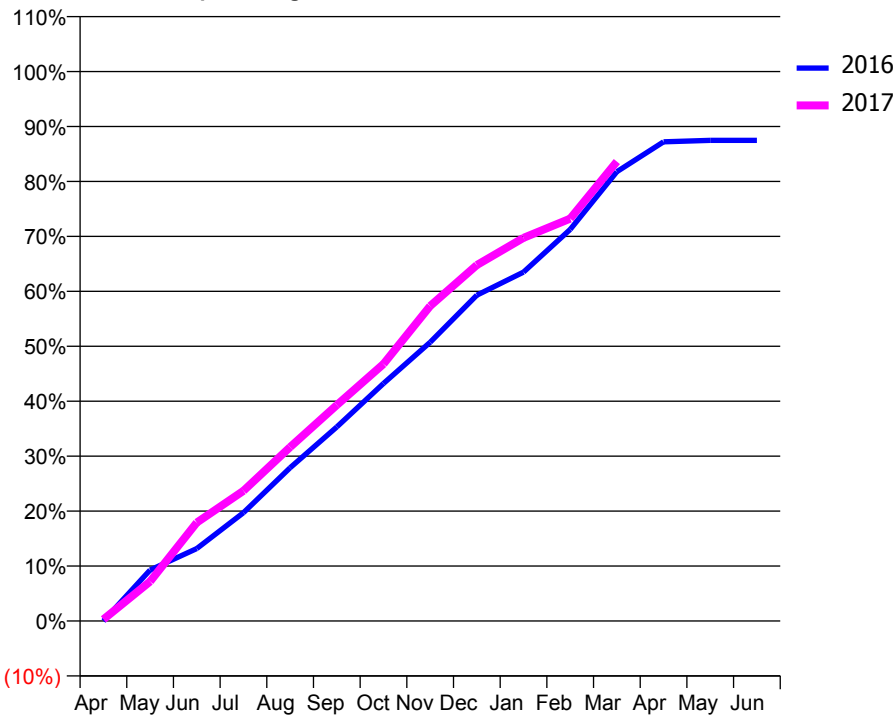
ACCESS*

Patients seen in 24 months	Total	Change since previous quarter
Quarter ending March 2016	1,713	
Quarter ending June 2016	1,735	→
Quarter ending September 2016	1,709	↓
Quarter ending December 2016	1,729	→
Quarter ending March 2017	1,716	→
Variance since March 2016	0.2%	→



ACTIVITY

Cumulative percentage of contracted UDA delivered 2016 & 2017



Month	Adjusted Scheduled Activity (UDA)	
	2016	2017
April	0	13
May	409	317
June	580	789
July	868	1,044
August	1,228	1,393
September	1,555	1,730
October	1,903	2,059
November	2,234	2,524
December	2,610	2,852
January	2,795	3,070
February	3,137	3,224
March	3,600	3,681
April	3,838	
May	3,850	
June	3,850	

QUALITY

	Quantity	Base Number	Contract	AT	Region	England
% of FP17s for the same patient ID Re-attending within 3 months - Children	20	502	4.0%	10.0%	11.8%	12.3%
% of FP17s for the same patient ID Re-attending within 3 months - Adults	39	1,218	3.2%	16.1%	17.1%	16.7%
% of FP17s for the same patient ID Re-attending between 3 & 9 months - Children	228	502	45.4%	46.2%	46.5%	57.6%
% of FP17s for the same patient ID Re-attending between 3 & 9 months - Adults	459	1,218	37.7%	37.0%	37.6%	50.1%
% of FP17s for Band 1 Urgent Courses	73	1,634	4.5%	11.0%	10.7%	9.1%
% of FP17s Relating to Free Repair or Replacements	0	1,634	0.0%	0.6%	0.6%	0.8%
% of FP17s Relating to Continuations	4	1,634	0.2%	0.7%	0.9%	1.2%
% of Patients satisfied with the dentistry they have received	1	1	N/A	91.3%	90.4%	92.8%
% of Patients satisfied with the time they had to wait for an appointment	0	1	N/A	84.0%	83.7%	88.7%

* This is based on patients treated on this contract for their most recent course of treatment. Figures in italics indicate the base number of FP17s or Patient Questionnaire responses are less than 100. N/A is shown where the base number of responses is less than 10 during the period. % is calculated as Quantity/Base number*100

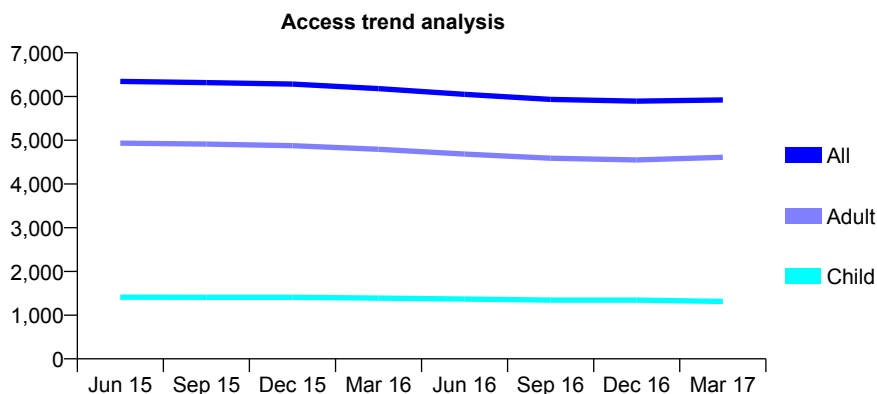
Q62 - Vital Signs At a Glance Contract Report for 322008/0001 - March 2017

Name or company name	MR D SHAH
Contract type name	GDS Contract
Purpose of contract	General
Contract start date	01/04/2006
Contract end date	

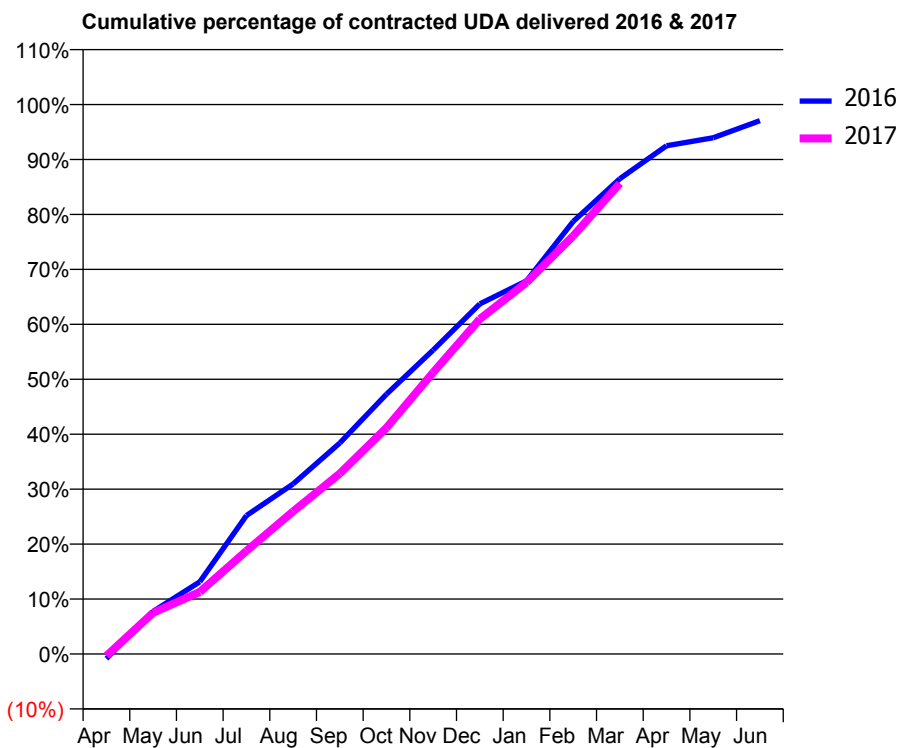
16/17 Contracted general activity (UDA)	22,527
Carry forward general activity (UDA)	322
16/17 Contracted orthodontic activity (UOA)	0
Carry forward orthodontic activity (UOA)	0
Baseline contract value	£668,590.96

ACCESS*

Patients seen in 24 months	Total	Change since previous quarter
Quarter ending March 2016	6,182	
Quarter ending June 2016	6,051	↓
Quarter ending September 2016	5,933	↓
Quarter ending December 2016	5,893	→
Quarter ending March 2017	5,921	→
Variance since March 2016	(4.2%)	↓



ACTIVITY



Month	Adjusted Scheduled Activity (UDA)	
	2016	2017
April	-193	-79
May	1,747	1,691
June	2,958	2,547
July	5,676	4,226
August	6,973	5,848
September	8,653	7,400
October	10,649	9,275
November	12,461	11,541
December	14,353	13,733
January	15,299	15,234
February	17,732	17,140
March	19,488	19,297
April	20,834	
May	21,166	
June	21,865	

QUALITY

	Quantity	Base Number	Contract	AT	Region	England
% of FP17s for the same patient ID Re-attending within 3 months - Children	114	1,306	8.7%	10.0%	11.8%	12.3%
% of FP17s for the same patient ID Re-attending within 3 months - Adults	759	4,516	16.8%	16.1%	17.1%	16.7%
% of FP17s for the same patient ID Re-attending between 3 & 9 months - Children	355	1,306	27.2%	46.2%	46.5%	57.6%
% of FP17s for the same patient ID Re-attending between 3 & 9 months - Adults	1,255	4,516	27.8%	37.0%	37.6%	50.1%
% of FP17s for Band 1 Urgent Courses	695	5,348	13.0%	11.0%	10.7%	9.1%
% of FP17s Relating to Free Repair or Replacements	76	5,348	1.4%	0.6%	0.6%	0.8%
% of FP17s Relating to Continuations	39	5,348	0.7%	0.7%	0.9%	1.2%
% of Patients satisfied with the dentistry they have received	12	12	100.0%	91.3%	90.4%	92.8%
% of Patients satisfied with the time they had to wait for an appointment	9	12	75.0%	84.0%	83.7%	88.7%

* This is based on patients treated on this contract for their most recent course of treatment. Figures in italics indicate the base number of FP17s or Patient Questionnaire responses are less than 100. N/A is shown where the base number of responses is less than 10 during the period. % is calculated as Quantity/Base number*100

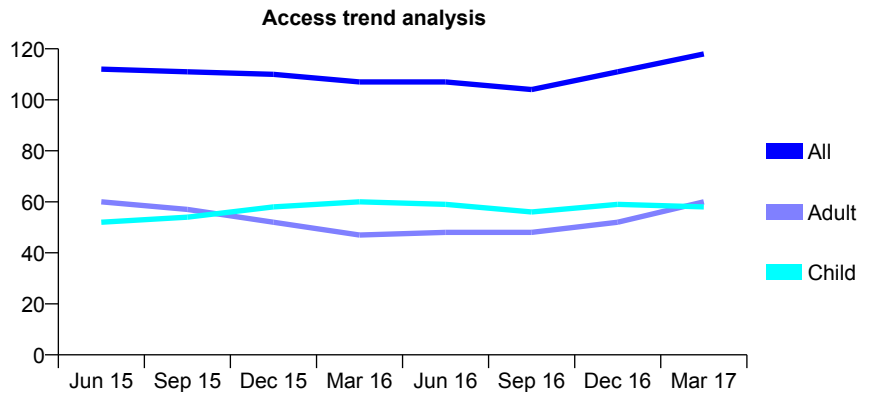
Q62 - Vital Signs At a Glance Contract Report for 323055/0001 - March 2017

Name or company name	MRS PA HARRIS
Contract type name	GDS Contract
Purpose of contract	General
Contract start date	01/04/2006
Contract end date	

16/17 Contracted general activity (UDA)	238
Carry forward general activity (UDA)	0
16/17 Contracted orthodontic activity (UOA)	0
Carry forward orthodontic activity (UOA)	0
Baseline contract value	£6,270.90

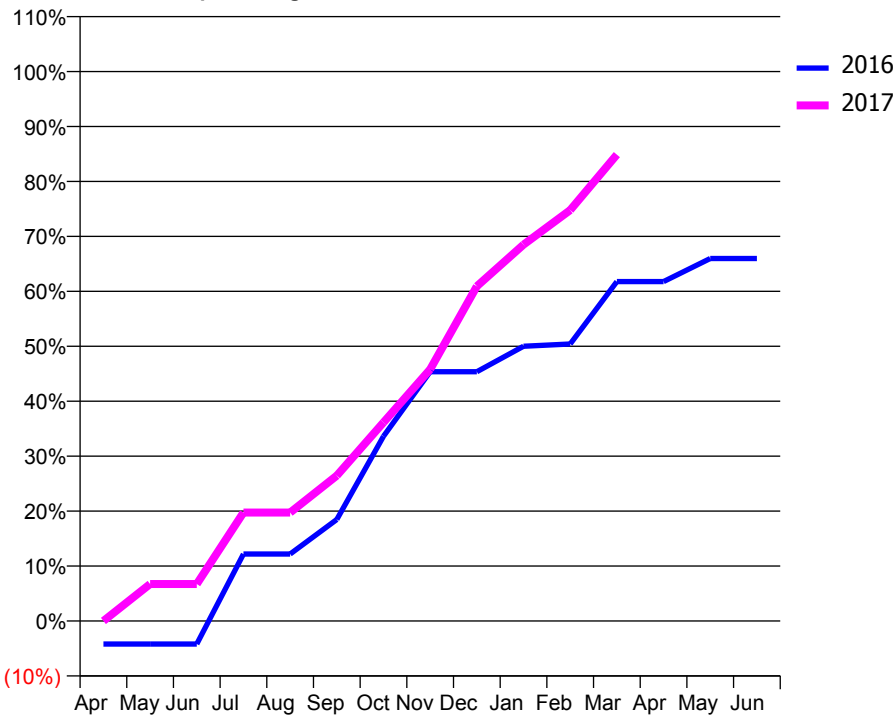
ACCESS*

Patients seen in 24 months	Total	Change since previous quarter
Quarter ending March 2016	107	
Quarter ending June 2016	107	→
Quarter ending September 2016	104	↓
Quarter ending December 2016	111	↑
Quarter ending March 2017	118	↑
Variance since March 2016	10.3%	↑



ACTIVITY

Cumulative percentage of contracted UDA delivered 2016 & 2017



Month	Adjusted Scheduled Activity (UDA)	
	2016	2017
April	-10	0
May	-10	16
June	-10	16
July	29	47
August	29	47
September	44	63
October	80	86
November	108	109
December	108	145
January	119	163
February	120	178
March	147	202
April	147	
May	157	
June	157	

QUALITY

	Quantity	Base Number	Contract	AT	Region	England
% of FP17s for the same patient ID Re-attending within 3 months - Children	4	79	5.1%	10.0%	11.8%	12.3%
% of FP17s for the same patient ID Re-attending within 3 months - Adults	5	61	8.2%	16.1%	17.1%	16.7%
% of FP17s for the same patient ID Re-attending between 3 & 9 months - Children	48	79	60.8%	46.2%	46.5%	57.6%
% of FP17s for the same patient ID Re-attending between 3 & 9 months - Adults	18	61	29.5%	37.0%	37.6%	50.1%
% of FP17s for Band 1 Urgent Courses	0	133	0.0%	11.0%	10.7%	9.1%
% of FP17s Relating to Free Repair or Replacements	0	133	0.0%	0.6%	0.6%	0.8%
% of FP17s Relating to Continuations	0	133	0.0%	0.7%	0.9%	1.2%
% of Patients satisfied with the dentistry they have received	0	0	N/A	91.3%	90.4%	92.8%
% of Patients satisfied with the time they had to wait for an appointment	0	0	N/A	84.0%	83.7%	88.7%

* This is based on patients treated on this contract for their most recent course of treatment. Figures in italics indicate the base number of FP17s or Patient Questionnaire responses are less than 100. N/A is shown where the base number of responses is less than 10 during the period. % is calculated as Quantity/Base number*100

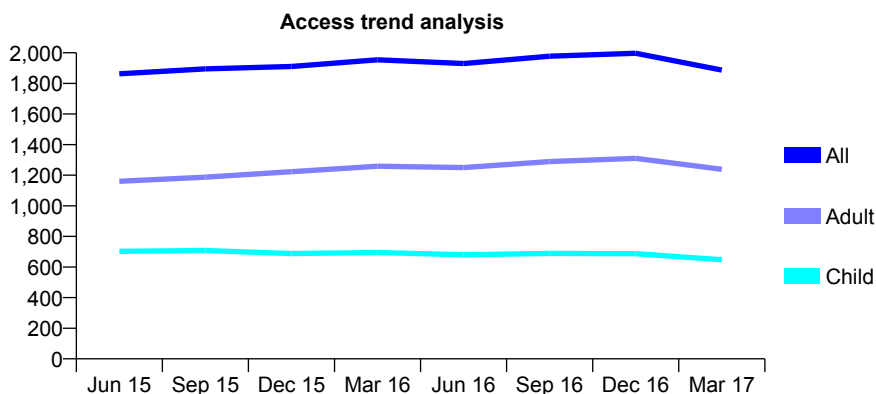
Q62 - Vital Signs At a Glance Contract Report for 323373/0001 - March 2017

Name or company name	MR GF HOLLIS
Contract type name	GDS Contract
Purpose of contract	General
Contract start date	01/04/2006
Contract end date	

16/17 Contracted general activity (UDA)	8,407
Carry forward general activity (UDA)	-113
16/17 Contracted orthodontic activity (UOA)	0
Carry forward orthodontic activity (UOA)	0
Baseline contract value	£217,687.72

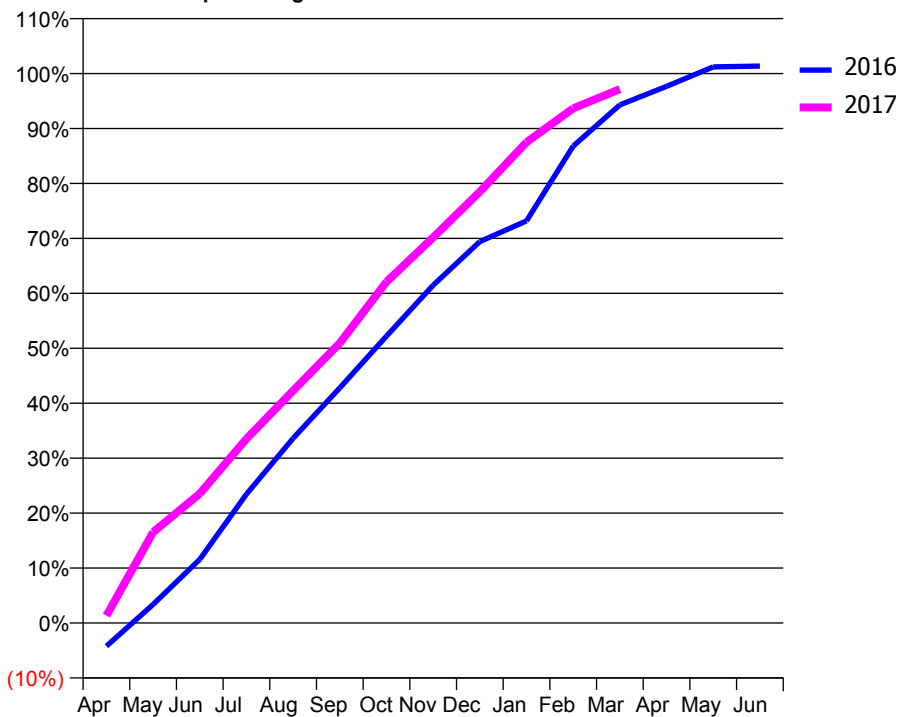
ACCESS*

Patients seen in 24 months	Total	Change since previous quarter
Quarter ending March 2016	1,954	
Quarter ending June 2016	1,930	↓
Quarter ending September 2016	1,978	↑
Quarter ending December 2016	1,997	→
Quarter ending March 2017	1,887	↓
Variance since March 2016	(3.4%)	↓



ACTIVITY

Cumulative percentage of contracted UDA delivered 2016 & 2017



Month	Adjusted Scheduled Activity (UDA)	
	2016	2017
April	-355	114
May	286	1,391
June	974	1,979
July	1,973	2,819
August	2,827	3,554
September	3,598	4,284
October	4,390	5,219
November	5,168	5,899
December	5,836	6,600
January	6,152	7,356
February	7,296	7,873
March	7,927	8,168
April	8,211	
May	8,508	
June	8,520	

QUALITY

	Quantity	Base Number	Contract	AT	Region	England
% of FP17s for the same patient ID Re-attending within 3 months - Children	40	861	4.6%	10.0%	11.8%	12.3%
% of FP17s for the same patient ID Re-attending within 3 months - Adults	232	1,413	16.4%	16.1%	17.1%	16.7%
% of FP17s for the same patient ID Re-attending between 3 & 9 months - Children	489	861	56.8%	46.2%	46.5%	57.6%
% of FP17s for the same patient ID Re-attending between 3 & 9 months - Adults	710	1,413	50.2%	37.0%	37.6%	50.1%
% of FP17s for Band 1 Urgent Courses	130	2,161	6.0%	11.0%	10.7%	9.1%
% of FP17s Relating to Free Repair or Replacements	34	2,161	1.6%	0.6%	0.6%	0.8%
% of FP17s Relating to Continuations	6	2,161	0.3%	0.7%	0.9%	1.2%
% of Patients satisfied with the dentistry they have received	5	5	N/A	91.3%	90.4%	92.8%
% of Patients satisfied with the time they had to wait for an appointment	5	5	N/A	84.0%	83.7%	88.7%

* This is based on patients treated on this contract for their most recent course of treatment. Figures in italics indicate the base number of FP17s or Patient Questionnaire responses are less than 100. N/A is shown where the base number of responses is less than 10 during the period. % is calculated as Quantity/Base number*100

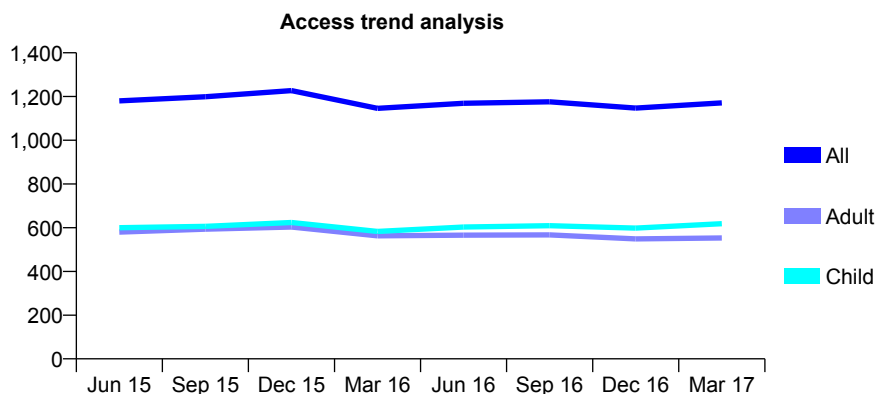
Q62 - Vital Signs At a Glance Contract Report for 325244/0002 - March 2017

Name or company name	MR RP SARAN
Contract type name	GDS Contract
Purpose of contract	General
Contract start date	01/04/2006
Contract end date	

16/17 Contracted general activity (UDA)	7,910
Carry forward general activity (UDA)	-158
16/17 Contracted orthodontic activity (UOA)	0
Carry forward orthodontic activity (UOA)	0
Baseline contract value	£240,381.49

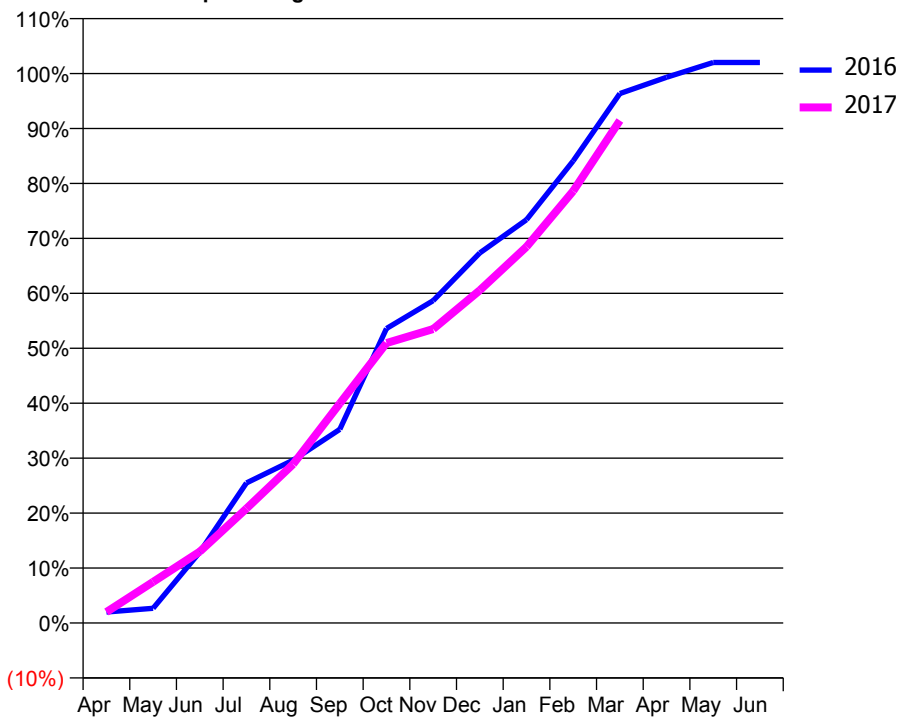
ACCESS*

Patients seen in 24 months	Total	Change since previous quarter
Quarter ending March 2016	1,146	
Quarter ending June 2016	1,169	↑
Quarter ending September 2016	1,176	→
Quarter ending December 2016	1,147	↓
Quarter ending March 2017	1,171	↑
Variance since March 2016	2.2%	↑



ACTIVITY

Cumulative percentage of contracted UDA delivered 2016 & 2017



Adjusted Scheduled Activity (UDA)

Month	2016	2017
April	158	158
May	212	592
June	1,019	1,028
July	2,016	1,647
August	2,344	2,286
September	2,788	3,161
October	4,240	4,030
November	4,641	4,232
December	5,328	4,790
January	5,805	5,416
February	6,653	6,218
March	7,621	7,234
April	7,856	
May	8,069	
June	8,069	

QUALITY

	Quantity	Base Number	Contract	AT	Region	England
% of FP17s for the same patient ID Re-attending within 3 months - Children	28	1,148	2.4%	10.0%	11.8%	12.3%
% of FP17s for the same patient ID Re-attending within 3 months - Adults	64	794	8.1%	16.1%	17.1%	16.7%
% of FP17s for the same patient ID Re-attending between 3 & 9 months - Children	831	1,148	72.4%	46.2%	46.5%	57.6%
% of FP17s for the same patient ID Re-attending between 3 & 9 months - Adults	533	794	67.1%	37.0%	37.6%	50.1%
% of FP17s for Band 1 Urgent Courses	81	1,803	4.5%	11.0%	10.7%	9.1%
% of FP17s Relating to Free Repair or Replacements	0	1,803	0.0%	0.6%	0.6%	0.8%
% of FP17s Relating to Continuations	0	1,803	0.0%	0.7%	0.9%	1.2%
% of Patients satisfied with the dentistry they have received	0	0	N/A	91.3%	90.4%	92.8%
% of Patients satisfied with the time they had to wait for an appointment	0	0	N/A	84.0%	83.7%	88.7%

* This is based on patients treated on this contract for their most recent course of treatment. Figures in italics indicate the base number of FP17s or Patient Questionnaire responses are less than 100. N/A is shown where the base number of responses is less than 10 during the period. % is calculated as Quantity/Base number*100

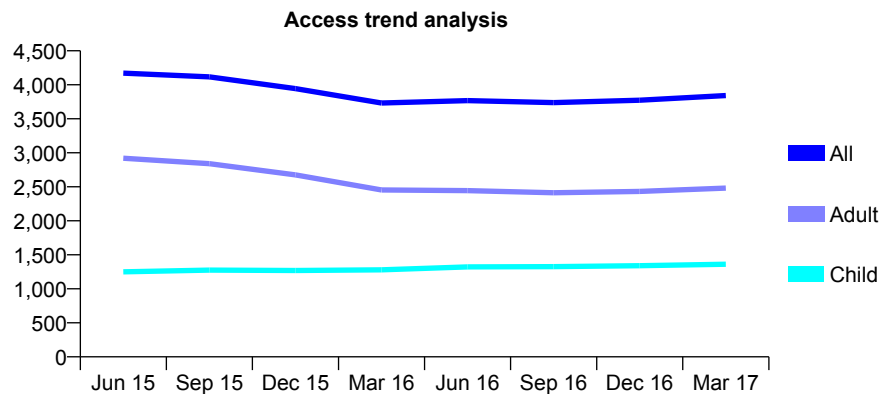
Q62 - Vital Signs At a Glance Contract Report for 327689/0001 - March 2017

Name or company name	MRS P WINAYAK
Contract type name	PDS Contract
Purpose of contract	General
Contract start date	01/04/2006
Contract end date	31/03/2017

16/17 Contracted general activity (UDA)	15,955
Carry forward general activity (UDA)	-319
16/17 Contracted orthodontic activity (UOA)	0
Carry forward orthodontic activity (UOA)	0
Baseline contract value	£478,445.40

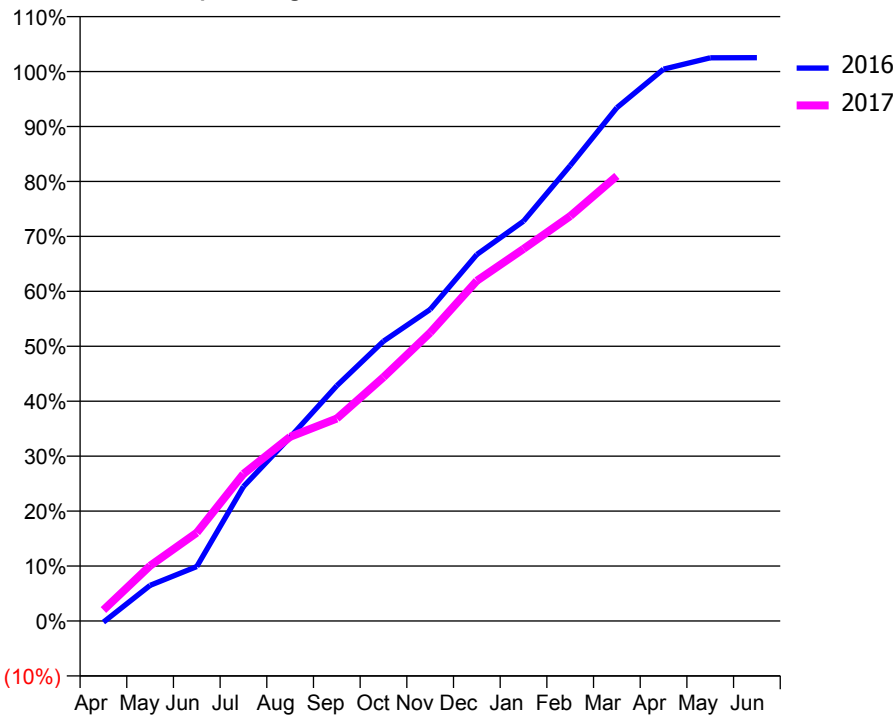
ACCESS*

Patients seen in 24 months	Total	Change since previous quarter
Quarter ending March 2016	3,733	
Quarter ending June 2016	3,767	→
Quarter ending September 2016	3,739	→
Quarter ending December 2016	3,773	→
Quarter ending March 2017	3,843	→
Variance since March 2016	2.9%	↑



ACTIVITY

Cumulative percentage of contracted UDA delivered 2016 & 2017



Month	Adjusted Scheduled Activity (UDA)	
	2016	2017
April	-38	319
May	1,035	1,605
June	1,580	2,564
July	3,906	4,273
August	5,337	5,349
September	6,831	5,880
October	8,125	7,079
November	9,046	8,372
December	10,643	9,877
January	11,610	10,805
February	13,225	11,757
March	14,904	12,924
April	16,022	
May	16,354	
June	16,356	

QUALITY

	Quantity	Base Number	Contract	AT	Region	England
% of FP17s for the same patient ID Re-attending within 3 months - Children	154	1,488	10.3%	10.0%	11.8%	12.3%
% of FP17s for the same patient ID Re-attending within 3 months - Adults	709	2,904	24.4%	16.1%	17.1%	16.7%
% of FP17s for the same patient ID Re-attending between 3 & 9 months - Children	529	1,488	35.6%	46.2%	46.5%	57.6%
% of FP17s for the same patient ID Re-attending between 3 & 9 months - Adults	851	2,904	29.3%	37.0%	37.6%	50.1%
% of FP17s for Band 1 Urgent Courses	784	3,969	19.8%	11.0%	10.7%	9.1%
% of FP17s Relating to Free Repair or Replacements	30	3,969	0.8%	0.6%	0.6%	0.8%
% of FP17s Relating to Continuations	20	3,969	0.5%	0.7%	0.9%	1.2%
% of Patients satisfied with the dentistry they have received	5	7	N/A	91.3%	90.4%	92.8%
% of Patients satisfied with the time they had to wait for an appointment	7	7	N/A	84.0%	83.7%	88.7%

* This is based on patients treated on this contract for their most recent course of treatment. Figures in italics indicate the base number of FP17s or Patient Questionnaire responses are less than 100. N/A is shown where the base number of responses is less than 10 during the period. % is calculated as Quantity/Base number*100

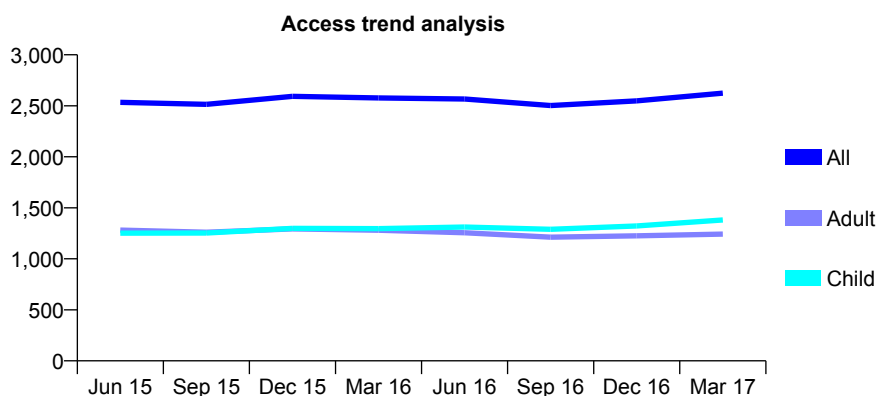
Q62 - Vital Signs At a Glance Contract Report for 327689/0002 - March 2017

Name or company name	MRS P WINAYAK
Contract type name	GDS Contract
Purpose of contract	General
Contract start date	01/04/2006
Contract end date	

16/17 Contracted general activity (UDA)	8,036
Carry forward general activity (UDA)	0
16/17 Contracted orthodontic activity (UOA)	0
Carry forward orthodontic activity (UOA)	0
Baseline contract value	£260,952.11

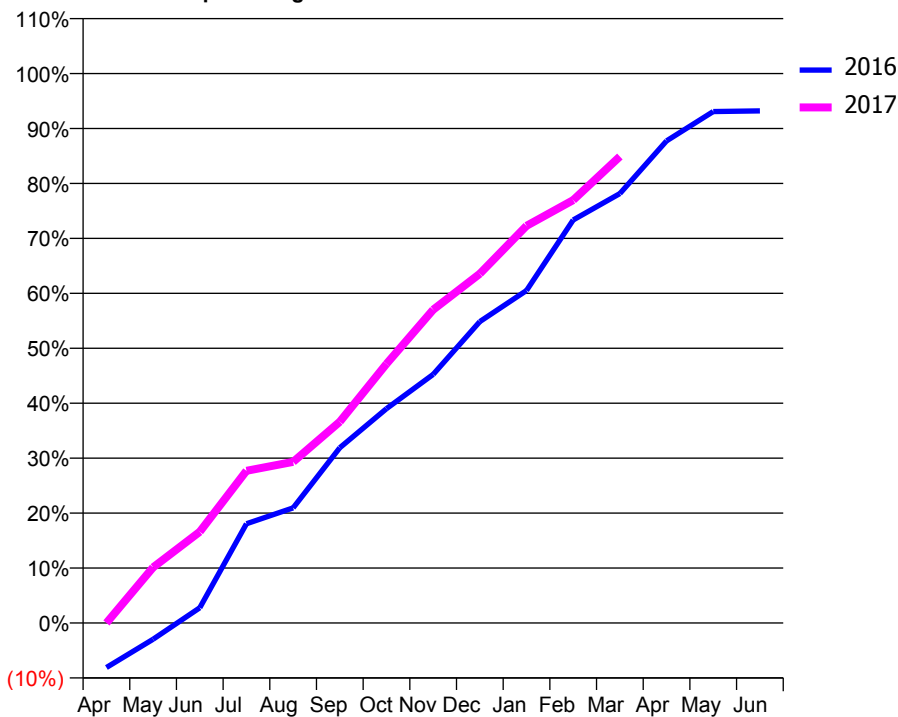
ACCESS*

Patients seen in 24 months	Total	Change since previous quarter
Quarter ending March 2016	2,577	
Quarter ending June 2016	2,567	→
Quarter ending September 2016	2,502	↓
Quarter ending December 2016	2,548	→
Quarter ending March 2017	2,624	↑
Variance since March 2016	1.8%	→



ACTIVITY

Cumulative percentage of contracted UDA delivered 2016 & 2017



Month	Adjusted Scheduled Activity (UDA)	
	2016	2017
April	-653	0
May	-239	813
June	223	1,336
July	1,453	2,226
August	1,683	2,357
September	2,563	2,944
October	3,136	3,790
November	3,636	4,581
December	4,407	5,109
January	4,862	5,808
February	5,895	6,185
March	6,281	6,822
April	7,051	
May	7,479	
June	7,489	

QUALITY

	Quantity	Base Number	Contract	AT	Region	England
% of FP17s for the same patient ID Re-attending within 3 months - Children	139	1,526	9.1%	10.0%	11.8%	12.3%
% of FP17s for the same patient ID Re-attending within 3 months - Adults	246	1,222	20.1%	16.1%	17.1%	16.7%
% of FP17s for the same patient ID Re-attending between 3 & 9 months - Children	599	1,526	39.3%	46.2%	46.5%	57.6%
% of FP17s for the same patient ID Re-attending between 3 & 9 months - Adults	354	1,222	29.0%	37.0%	37.6%	50.1%
% of FP17s for Band 1 Urgent Courses	241	2,401	10.0%	11.0%	10.7%	9.1%
% of FP17s Relating to Free Repair or Replacements	12	2,401	0.5%	0.6%	0.6%	0.8%
% of FP17s Relating to Continuations	10	2,401	0.4%	0.7%	0.9%	1.2%
% of Patients satisfied with the dentistry they have received	7	7	N/A	91.3%	90.4%	92.8%
% of Patients satisfied with the time they had to wait for an appointment	7	7	N/A	84.0%	83.7%	88.7%

* This is based on patients treated on this contract for their most recent course of treatment. Figures in italics indicate the base number of FP17s or Patient Questionnaire responses are less than 100. N/A is shown where the base number of responses is less than 10 during the period. % is calculated as Quantity/Base number*100

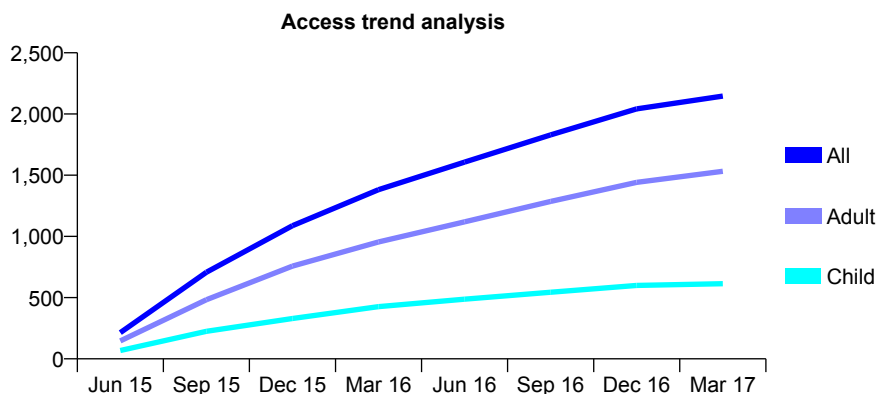
Q62 - Vital Signs At a Glance Contract Report for 328995/0002 - March 2017

Name or company name	MR I MOHAMMED
Contract type name	GDS Contract
Purpose of contract	General
Contract start date	01/04/2015
Contract end date	

16/17 Contracted general activity (UDA)	6,668
Carry forward general activity (UDA)	-133
16/17 Contracted orthodontic activity (UOA)	0
Carry forward orthodontic activity (UOA)	0
Baseline contract value	£201,142.54

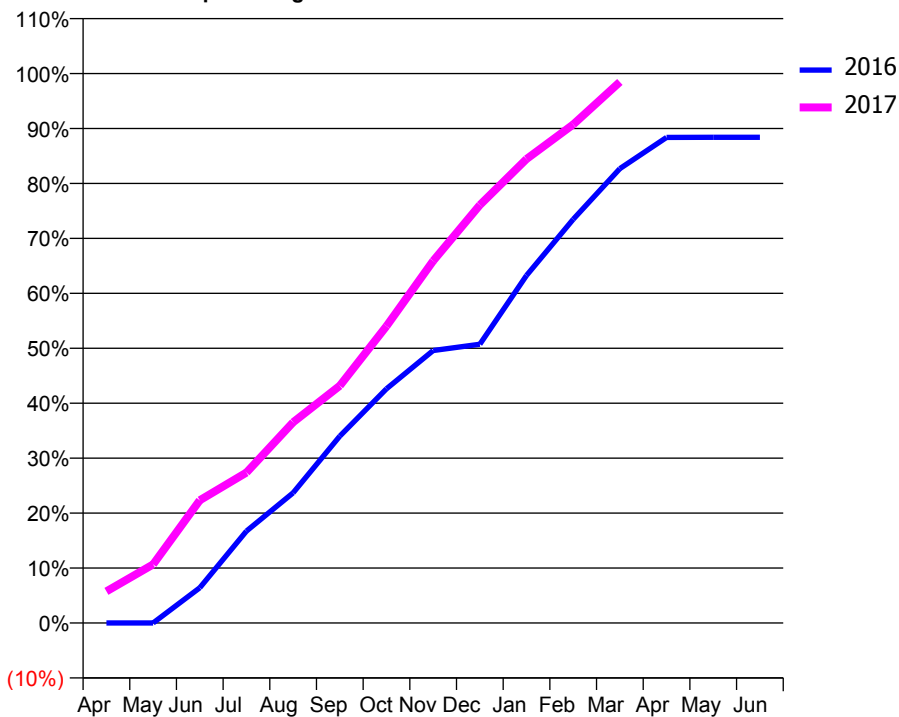
ACCESS*

Patients seen in 24 months	Total	Change since previous quarter
Quarter ending March 2016	1,382	
Quarter ending June 2016	1,607	↑
Quarter ending September 2016	1,830	↑
Quarter ending December 2016	2,042	↑
Quarter ending March 2017	2,146	↑
Variance since March 2016	55.3%	↑



ACTIVITY

Cumulative percentage of contracted UDA delivered 2016 & 2017



Month	Adjusted Scheduled Activity (UDA)	
	2016	2017
April	0	385
May	0	710
June	427	1,489
July	1,116	1,826
August	1,580	2,436
September	2,267	2,879
October	2,842	3,602
November	3,306	4,394
December	3,382	5,072
January	4,217	5,630
February	4,899	6,050
March	5,514	6,565
April	5,892	
May	5,894	
June	5,894	

QUALITY

	Quantity	Base Number	Contract	AT	Region	England
% of FP17s for the same patient ID Re-attending within 3 months - Children	38	578	6.6%	10.0%	11.8%	12.3%
% of FP17s for the same patient ID Re-attending within 3 months - Adults	152	1,366	11.1%	16.1%	17.1%	16.7%
% of FP17s for the same patient ID Re-attending between 3 & 9 months - Children	148	578	25.6%	46.2%	46.5%	57.6%
% of FP17s for the same patient ID Re-attending between 3 & 9 months - Adults	318	1,366	23.3%	37.0%	37.6%	50.1%
% of FP17s for Band 1 Urgent Courses	70	1,827	3.8%	11.0%	10.7%	9.1%
% of FP17s Relating to Free Repair or Replacements	4	1,827	0.2%	0.6%	0.6%	0.8%
% of FP17s Relating to Continuations	25	1,827	1.4%	0.7%	0.9%	1.2%
% of Patients satisfied with the dentistry they have received	6	6	N/A	91.3%	90.4%	92.8%
% of Patients satisfied with the time they had to wait for an appointment	4	6	N/A	84.0%	83.7%	88.7%

* This is based on patients treated on this contract for their most recent course of treatment. Figures in italics indicate the base number of FP17s or Patient Questionnaire responses are less than 100. N/A is shown where the base number of responses is less than 10 during the period. % is calculated as Quantity/Base number*100

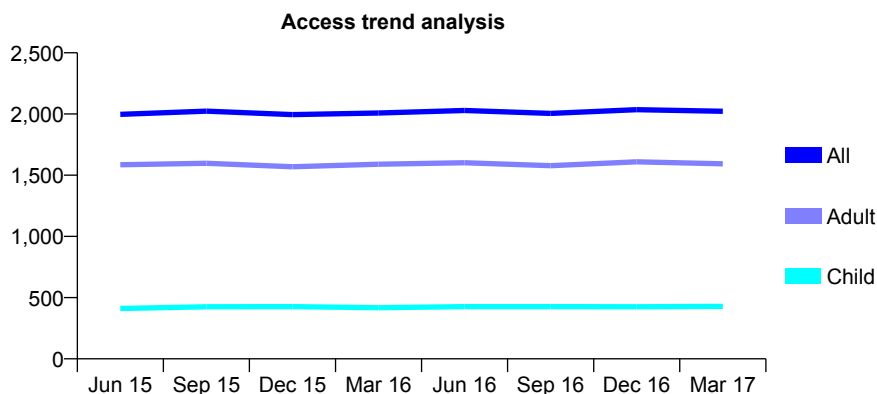
Q62 - Vital Signs At a Glance Contract Report for 331880/0001 - March 2017

Name or company name	MR NK PATEL
Contract type name	GDS Contract
Purpose of contract	General
Contract start date	01/04/2006
Contract end date	

16/17 Contracted general activity (UDA)	4,469
Carry forward general activity (UDA)	0
16/17 Contracted orthodontic activity (UOA)	0
Carry forward orthodontic activity (UOA)	0
Baseline contract value	£108,917.45

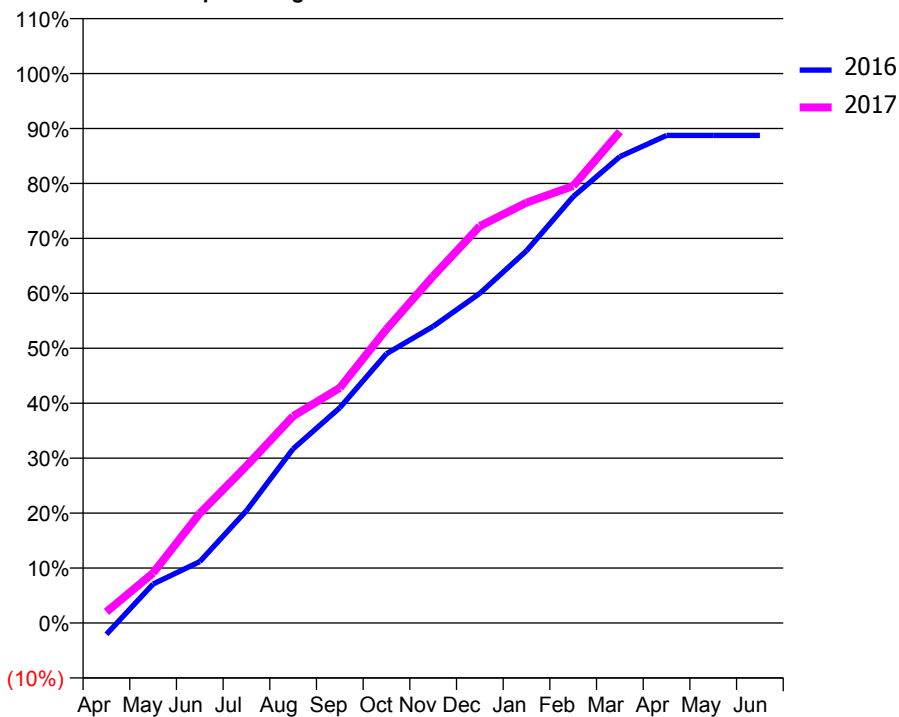
ACCESS*

Patients seen in 24 months	Total	Change since previous quarter
Quarter ending March 2016	2,008	
Quarter ending June 2016	2,029	→
Quarter ending September 2016	2,005	↓
Quarter ending December 2016	2,035	→
Quarter ending March 2017	2,022	→
Variance since March 2016	0.7%	→



ACTIVITY

Cumulative percentage of contracted UDA delivered 2016 & 2017



Adjusted Scheduled Activity (UDA)

Month	2016	2017
April	-93	91
May	317	408
June	500	892
July	913	1,277
August	1,417	1,682
September	1,751	1,913
October	2,190	2,389
November	2,413	2,821
December	2,681	3,228
January	3,028	3,419
February	3,468	3,554
March	3,793	3,996
April	3,966	
May	3,966	
June	3,966	

QUALITY

	Quantity	Base Number	Contract	AT	Region	England
% of FP17s for the same patient ID Re-attending within 3 months - Children	15	443	3.4%	10.0%	11.8%	12.3%
% of FP17s for the same patient ID Re-attending within 3 months - Adults	47	1,389	3.4%	16.1%	17.1%	16.7%
% of FP17s for the same patient ID Re-attending between 3 & 9 months - Children	110	443	24.8%	46.2%	46.5%	57.6%
% of FP17s for the same patient ID Re-attending between 3 & 9 months - Adults	339	1,389	24.4%	37.0%	37.6%	50.1%
% of FP17s for Band 1 Urgent Courses	94	1,748	5.4%	11.0%	10.7%	9.1%
% of FP17s Relating to Free Repair or Replacements	0	1,748	0.0%	0.6%	0.6%	0.8%
% of FP17s Relating to Continuations	4	1,748	0.2%	0.7%	0.9%	1.2%
% of Patients satisfied with the dentistry they have received	2	2	N/A	91.3%	90.4%	92.8%
% of Patients satisfied with the time they had to wait for an appointment	1	2	N/A	84.0%	83.7%	88.7%

* This is based on patients treated on this contract for their most recent course of treatment. Figures in italics indicate the base number of FP17s or Patient Questionnaire responses are less than 100. N/A is shown where the base number of responses is less than 10 during the period. % is calculated as Quantity/Base number*100

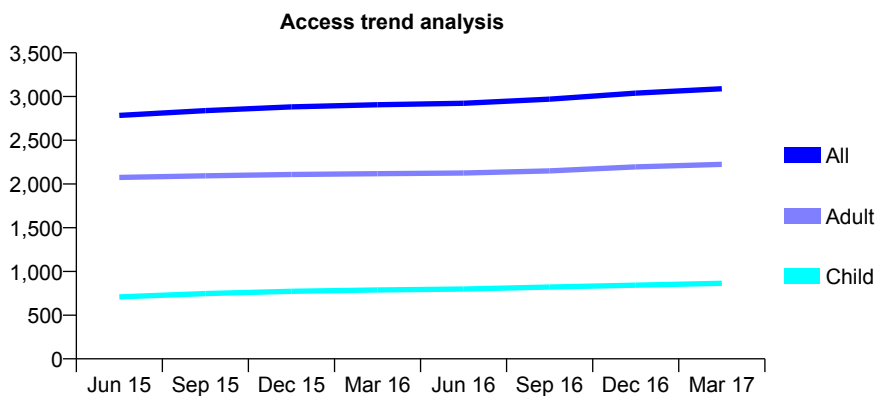
Q62 - Vital Signs At a Glance Contract Report for 333735/0002 - March 2017

Name or company name	MR H HASEN
Contract type name	GDS Contract
Purpose of contract	General
Contract start date	01/09/2010
Contract end date	

16/17 Contracted general activity (UDA)	8,914
Carry forward general activity (UDA)	0
16/17 Contracted orthodontic activity (UOA)	0
Carry forward orthodontic activity (UOA)	0
Baseline contract value	£238,533.65

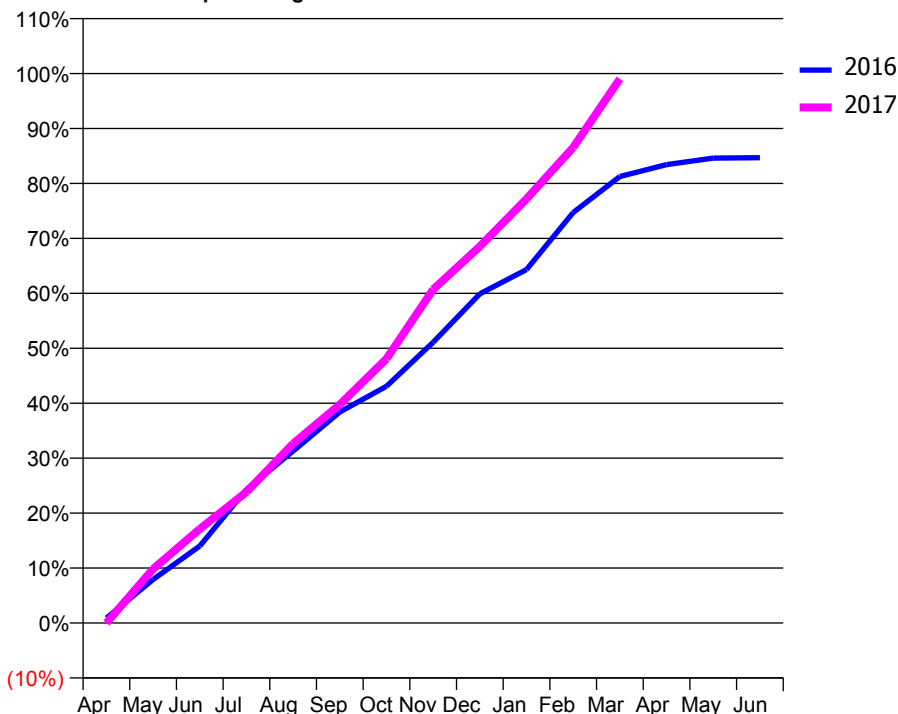
ACCESS*

Patients seen in 24 months	Total	Change since previous quarter
Quarter ending March 2016	2,906	
Quarter ending June 2016	2,923	→
Quarter ending September 2016	2,970	→
Quarter ending December 2016	3,038	↑
Quarter ending March 2017	3,089	→
Variance since March 2016	6.3%	↑



ACTIVITY

Cumulative percentage of contracted UDA delivered 2016 & 2017



Month	Adjusted Scheduled Activity (UDA)	
	2016	2017
April	92	0
May	802	878
June	1,417	1,526
July	2,457	2,126
August	3,163	2,911
September	3,881	3,543
October	4,354	4,286
November	5,164	5,411
December	6,054	6,110
January	6,500	6,880
February	7,551	7,716
March	8,215	8,828
April	8,432	
May	8,553	
June	8,559	

QUALITY

	Quantity	Base Number	Contract	AT	Region	England
% of FP17s for the same patient ID Re-attending within 3 months - Children	97	1,044	9.3%	10.0%	11.8%	12.3%
% of FP17s for the same patient ID Re-attending within 3 months - Adults	327	2,357	13.9%	16.1%	17.1%	16.7%
% of FP17s for the same patient ID Re-attending between 3 & 9 months - Children	467	1,044	44.7%	46.2%	46.5%	57.6%
% of FP17s for the same patient ID Re-attending between 3 & 9 months - Adults	699	2,357	29.7%	37.0%	37.6%	50.1%
% of FP17s for Band 1 Urgent Courses	348	3,263	10.7%	11.0%	10.7%	9.1%
% of FP17s Relating to Free Repair or Replacements	39	3,263	1.2%	0.6%	0.6%	0.8%
% of FP17s Relating to Continuations	19	3,263	0.6%	0.7%	0.9%	1.2%
% of Patients satisfied with the dentistry they have received	6	6	N/A	91.3%	90.4%	92.8%
% of Patients satisfied with the time they had to wait for an appointment	5	6	N/A	84.0%	83.7%	88.7%

* This is based on patients treated on this contract for their most recent course of treatment. Figures in italics indicate the base number of FP17s or Patient Questionnaire responses are less than 100. N/A is shown where the base number of responses is less than 10 during the period. % is calculated as Quantity/Base number*100

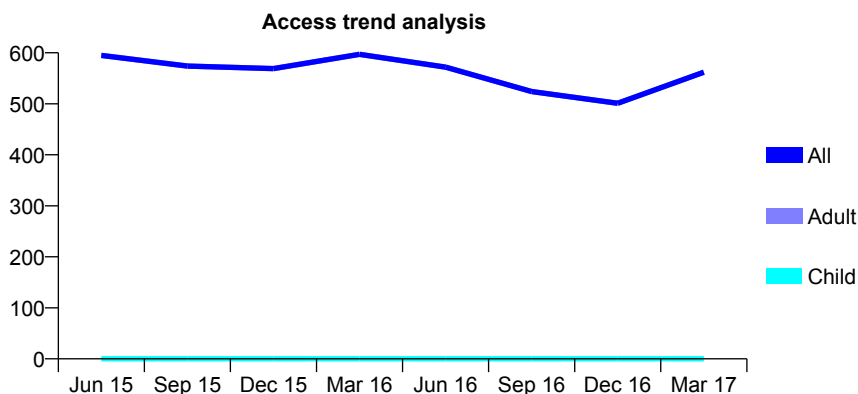
Q62 - Vital Signs At a Glance Contract Report for 334448/0001 - March 2017

Name or company name	MR JD CHARL
Contract type name	GDS Contract
Purpose of contract	General
Contract start date	01/04/2006
Contract end date	

16/17 Contracted general activity (UDA)	1,999
Carry forward general activity (UDA)	20
16/17 Contracted orthodontic activity (UOA)	0
Carry forward orthodontic activity (UOA)	0
Baseline contract value	£68,192.45

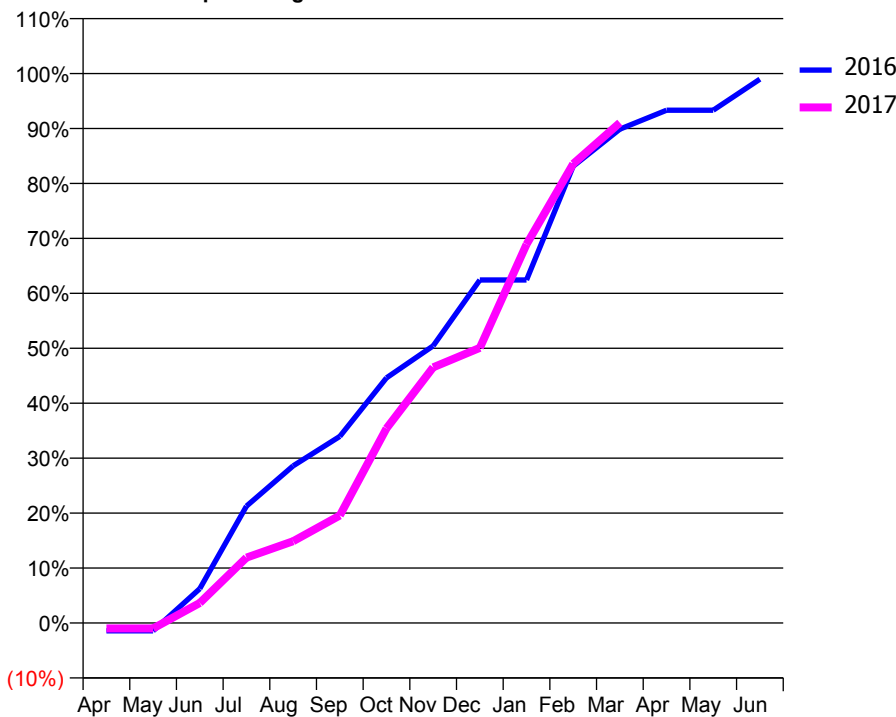
ACCESS*

Patients seen in 24 months	Total	Change since previous quarter
Quarter ending March 2016	597	
Quarter ending June 2016	572	↓
Quarter ending September 2016	524	↓
Quarter ending December 2016	501	↓
Quarter ending March 2017	562	↑
Variance since March 2016	(5.9%)	↓



ACTIVITY

Cumulative percentage of contracted UDA delivered 2016 & 2017



QUALITY

	Quantity	Base Number	Contract	AT	Region	England
% of FP17s for the same patient ID Re-attending within 3 months - Children	0	0	N/A	10.0%	11.8%	12.3%
% of FP17s for the same patient ID Re-attending within 3 months - Adults	14	363	3.9%	16.1%	17.1%	16.7%
% of FP17s for the same patient ID Re-attending between 3 & 9 months - Children	0	0	N/A	46.2%	46.5%	57.6%
% of FP17s for the same patient ID Re-attending between 3 & 9 months - Adults	21	363	5.8%	37.0%	37.6%	50.1%
% of FP17s for Band 1 Urgent Courses	13	338	3.8%	11.0%	10.7%	9.1%
% of FP17s Relating to Free Repair or Replacements	0	338	0.0%	0.6%	0.6%	0.8%
% of FP17s Relating to Continuations	0	338	0.0%	0.7%	0.9%	1.2%
% of Patients satisfied with the dentistry they have received	0	0	N/A	91.3%	90.4%	92.8%
% of Patients satisfied with the time they had to wait for an appointment	0	0	N/A	84.0%	83.7%	88.7%

* This is based on patients treated on this contract for their most recent course of treatment. Figures in italics indicate the base number of FP17s or Patient Questionnaire responses are less than 100. N/A is shown where the base number of responses is less than 10 during the period. % is calculated as Quantity/Base number*100

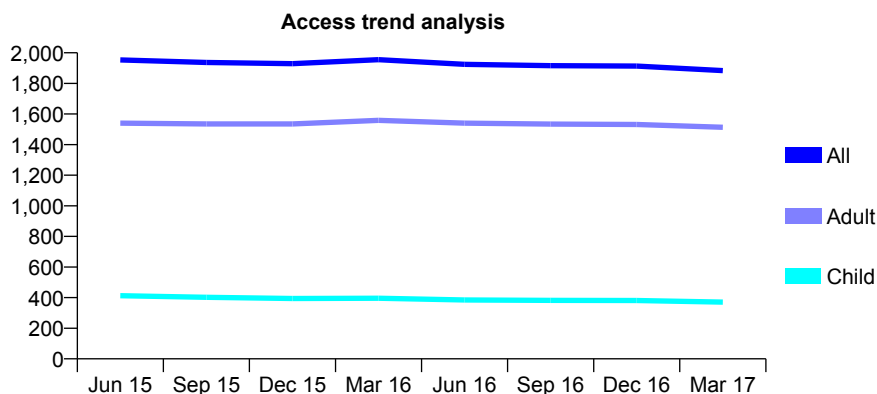
Q62 - Vital Signs At a Glance Contract Report for 334537/0001 - March 2017

Name or company name	MR SP AURORA
Contract type name	GDS Contract
Purpose of contract	General
Contract start date	01/04/2006
Contract end date	

16/17 Contracted general activity (UDA)	9,051
Carry forward general activity (UDA)	0
16/17 Contracted orthodontic activity (UOA)	0
Carry forward orthodontic activity (UOA)	0
Baseline contract value	£274,823.53

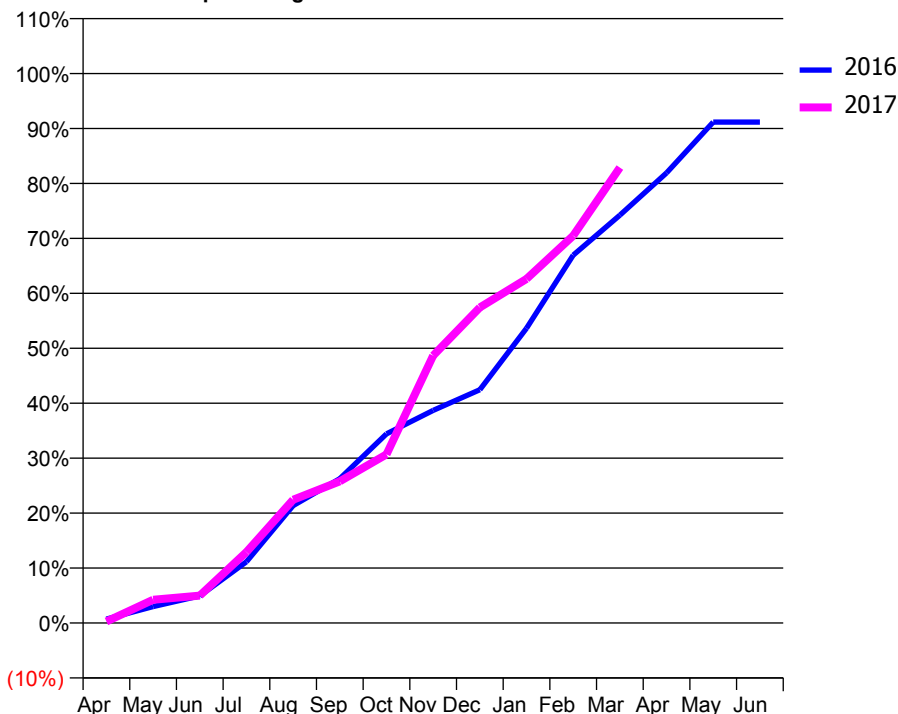
ACCESS*

Patients seen in 24 months	Total	Change since previous quarter
Quarter ending March 2016	1,955	
Quarter ending June 2016	1,925	↓
Quarter ending September 2016	1,916	→
Quarter ending December 2016	1,913	→
Quarter ending March 2017	1,884	↓
Variance since March 2016	(3.6%)	↓



ACTIVITY

Cumulative percentage of contracted UDA delivered 2016 & 2017



Month	2016	2017
April	64	25
May	271	383
June	448	451
July	1,008	1,169
August	1,934	2,030
September	2,378	2,334
October	3,116	2,777
November	3,502	4,405
December	3,842	5,197
January	4,856	5,668
February	6,059	6,380
March	6,718	7,503
April	7,413	
May	8,251	
June	8,251	

QUALITY

	Quantity	Base Number	Contract	AT	Region	England
% of FP17s for the same patient ID Re-attending within 3 months - Children	61	638	9.6%	10.0%	11.8%	12.3%
% of FP17s for the same patient ID Re-attending within 3 months - Adults	606	2,804	21.6%	16.1%	17.1%	16.7%
% of FP17s for the same patient ID Re-attending between 3 & 9 months - Children	415	638	65.0%	46.2%	46.5%	57.6%
% of FP17s for the same patient ID Re-attending between 3 & 9 months - Adults	1,689	2,804	60.2%	37.0%	37.6%	50.1%
% of FP17s for Band 1 Urgent Courses	84	2,983	2.8%	11.0%	10.7%	9.1%
% of FP17s Relating to Free Repair or Replacements	23	2,983	0.8%	0.6%	0.6%	0.8%
% of FP17s Relating to Continuations	27	2,983	0.9%	0.7%	0.9%	1.2%
% of Patients satisfied with the dentistry they have received	11	11	100.0%	91.3%	90.4%	92.8%
% of Patients satisfied with the time they had to wait for an appointment	11	11	100.0%	84.0%	83.7%	88.7%

* This is based on patients treated on this contract for their most recent course of treatment. Figures in italics indicate the base number of FP17s or Patient Questionnaire responses are less than 100. N/A is shown where the base number of responses is less than 10 during the period. % is calculated as Quantity/Base number*100

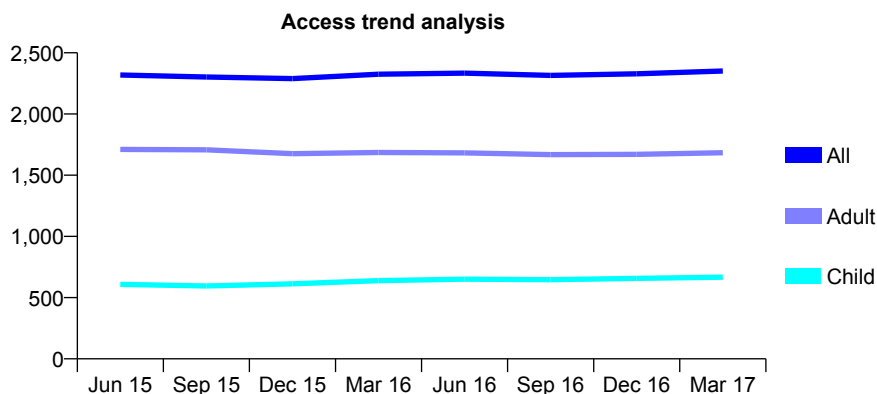
Q62 - Vital Signs At a Glance Contract Report for 335428/0001 - March 2017

Name or company name	MR AV PATEL
Contract type name	GDS Contract
Purpose of contract	General
Contract start date	01/04/2006
Contract end date	

16/17 Contracted general activity (UDA)	7,417
Carry forward general activity (UDA)	119
16/17 Contracted orthodontic activity (UOA)	0
Carry forward orthodontic activity (UOA)	0
Baseline contract value	£214,729.59

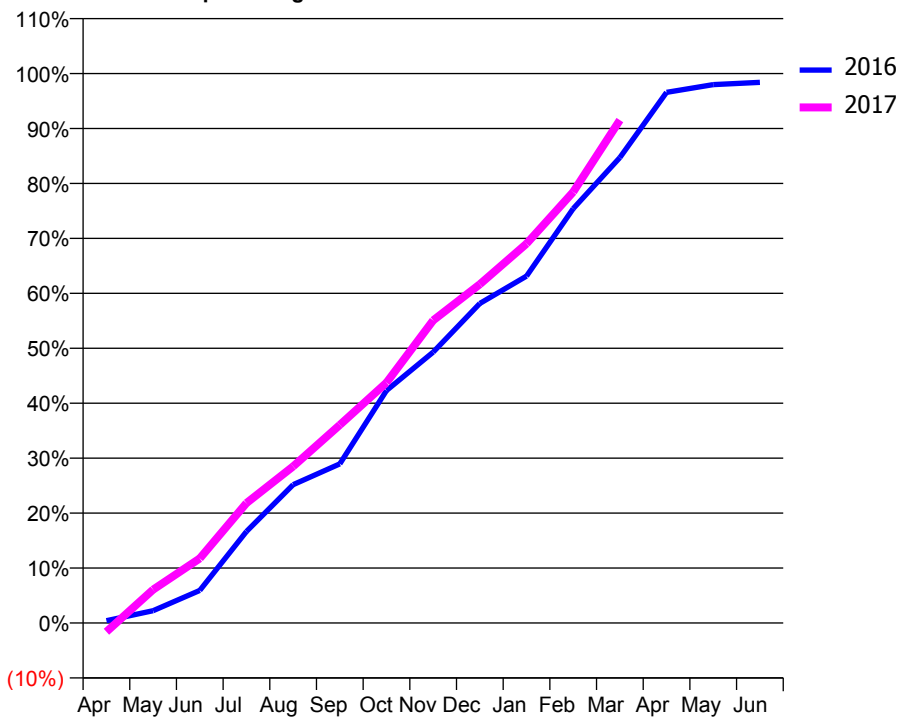
ACCESS*

Patients seen in 24 months	Total	Change since previous quarter
Quarter ending March 2016	2,325	
Quarter ending June 2016	2,334	→
Quarter ending September 2016	2,315	→
Quarter ending December 2016	2,328	→
Quarter ending March 2017	2,351	→
Variance since March 2016	1.1%	→



ACTIVITY

Cumulative percentage of contracted UDA delivered 2016 & 2017



Month	Adjusted Scheduled Activity (UDA)	
	2016	2017
April	32	-119
May	166	451
June	439	872
July	1,236	1,618
August	1,868	2,115
September	2,149	2,674
October	3,138	3,244
November	3,657	4,085
December	4,314	4,572
January	4,683	5,120
February	5,592	5,819
March	6,283	6,788
April	7,163	
May	7,267	
June	7,298	

QUALITY

	Quantity	Base Number	Contract	AT	Region	England
% of FP17s for the same patient ID Re-attending within 3 months - Children	77	762	10.1%	10.0%	11.8%	12.3%
% of FP17s for the same patient ID Re-attending within 3 months - Adults	263	1,730	15.2%	16.1%	17.1%	16.7%
% of FP17s for the same patient ID Re-attending between 3 & 9 months - Children	260	762	34.1%	46.2%	46.5%	57.6%
% of FP17s for the same patient ID Re-attending between 3 & 9 months - Adults	409	1,730	23.6%	37.0%	37.6%	50.1%
% of FP17s for Band 1 Urgent Courses	314	2,270	13.8%	11.0%	10.7%	9.1%
% of FP17s Relating to Free Repair or Replacements	13	2,270	0.6%	0.6%	0.6%	0.8%
% of FP17s Relating to Continuations	12	2,270	0.5%	0.7%	0.9%	1.2%
% of Patients satisfied with the dentistry they have received	3	3	N/A	91.3%	90.4%	92.8%
% of Patients satisfied with the time they had to wait for an appointment	3	3	N/A	84.0%	83.7%	88.7%

* This is based on patients treated on this contract for their most recent course of treatment. Figures in italics indicate the base number of FP17s or Patient Questionnaire responses are less than 100. N/A is shown where the base number of responses is less than 10 during the period. % is calculated as Quantity/Base number*100

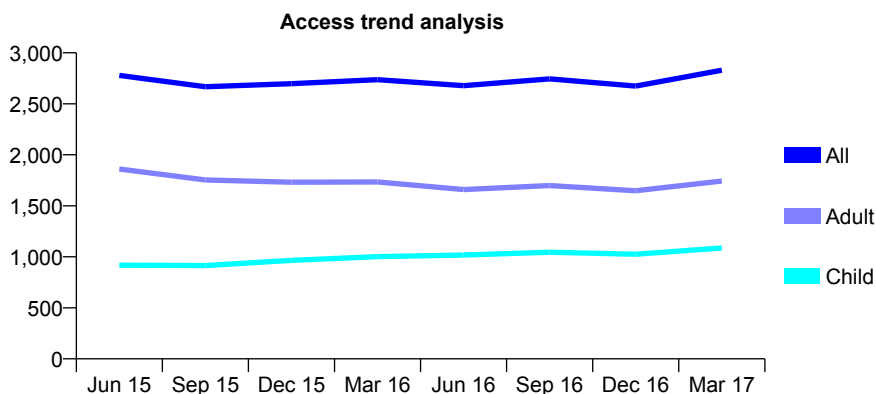
Q62 - Vital Signs At a Glance Contract Report for 335428/0003 - March 2017

Name or company name	MR AV PATEL
Contract type name	GDS Contract
Purpose of contract	General
Contract start date	02/08/2006
Contract end date	

16/17 Contracted general activity (UDA)	5,989
Carry forward general activity (UDA)	-110
16/17 Contracted orthodontic activity (UOA)	0
Carry forward orthodontic activity (UOA)	0
Baseline contract value	£188,633.22

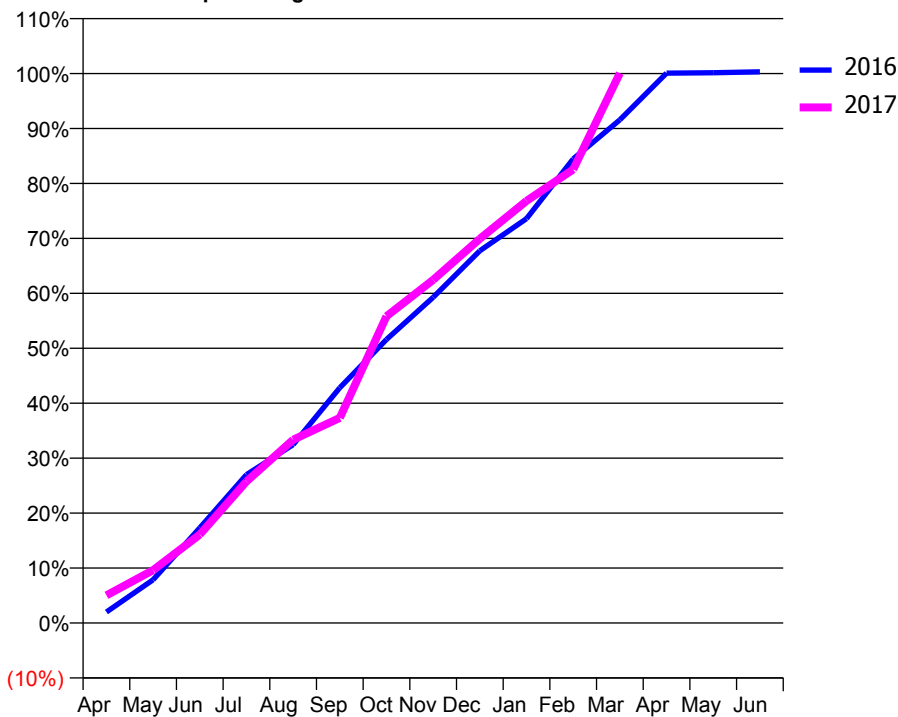
ACCESS*

Patients seen in 24 months	Total	Change since previous quarter
Quarter ending March 2016	2,736	
Quarter ending June 2016	2,678	↓
Quarter ending September 2016	2,744	↑
Quarter ending December 2016	2,674	↓
Quarter ending March 2017	2,830	↑
Variance since March 2016	3.4%	↑



ACTIVITY

Cumulative percentage of contracted UDA delivered 2016 & 2017



Adjusted Scheduled Activity (UDA)

Month	2016	2017
April	120	301
May	472	577
June	1,037	964
July	1,617	1,543
August	1,944	1,998
September	2,564	2,236
October	3,091	3,343
November	3,550	3,740
December	4,057	4,188
January	4,407	4,600
February	5,059	4,944
March	5,485	5,993
April	5,994	
May	5,997	
June	6,008	

QUALITY

	Quantity	Base Number	Contract	AT	Region	England
% of FP17s for the same patient ID Re-attending within 3 months - Children	70	1,228	5.7%	10.0%	11.8%	12.3%
% of FP17s for the same patient ID Re-attending within 3 months - Adults	152	1,741	8.7%	16.1%	17.1%	16.7%
% of FP17s for the same patient ID Re-attending between 3 & 9 months - Children	542	1,228	44.1%	46.2%	46.5%	57.6%
% of FP17s for the same patient ID Re-attending between 3 & 9 months - Adults	507	1,741	29.1%	37.0%	37.6%	50.1%
% of FP17s for Band 1 Urgent Courses	286	2,679	10.7%	11.0%	10.7%	9.1%
% of FP17s Relating to Free Repair or Replacements	3	2,679	0.1%	0.6%	0.6%	0.8%
% of FP17s Relating to Continuations	2	2,679	0.1%	0.7%	0.9%	1.2%
% of Patients satisfied with the dentistry they have received	0	0	N/A	91.3%	90.4%	92.8%
% of Patients satisfied with the time they had to wait for an appointment	0	0	N/A	84.0%	83.7%	88.7%

* This is based on patients treated on this contract for their most recent course of treatment. Figures in italics indicate the base number of FP17s or Patient Questionnaire responses are less than 100. N/A is shown where the base number of responses is less than 10 during the period. % is calculated as Quantity/Base number*100

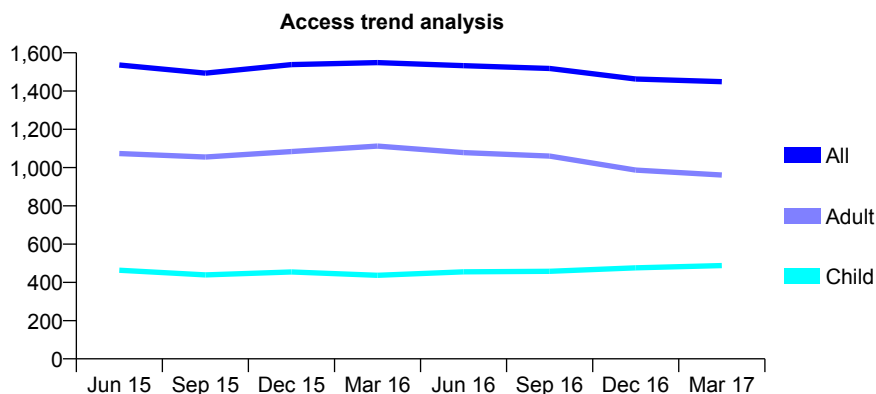
Q62 - Vital Signs At a Glance Contract Report for 335509/0001 - March 2017

Name or company name	MRS GC BASKERAN
Contract type name	GDS Contract
Purpose of contract	General
Contract start date	01/04/2006
Contract end date	

16/17 Contracted general activity (UDA)	4,773
Carry forward general activity (UDA)	-84
16/17 Contracted orthodontic activity (UOA)	0
Carry forward orthodontic activity (UOA)	0
Baseline contract value	£126,605.51

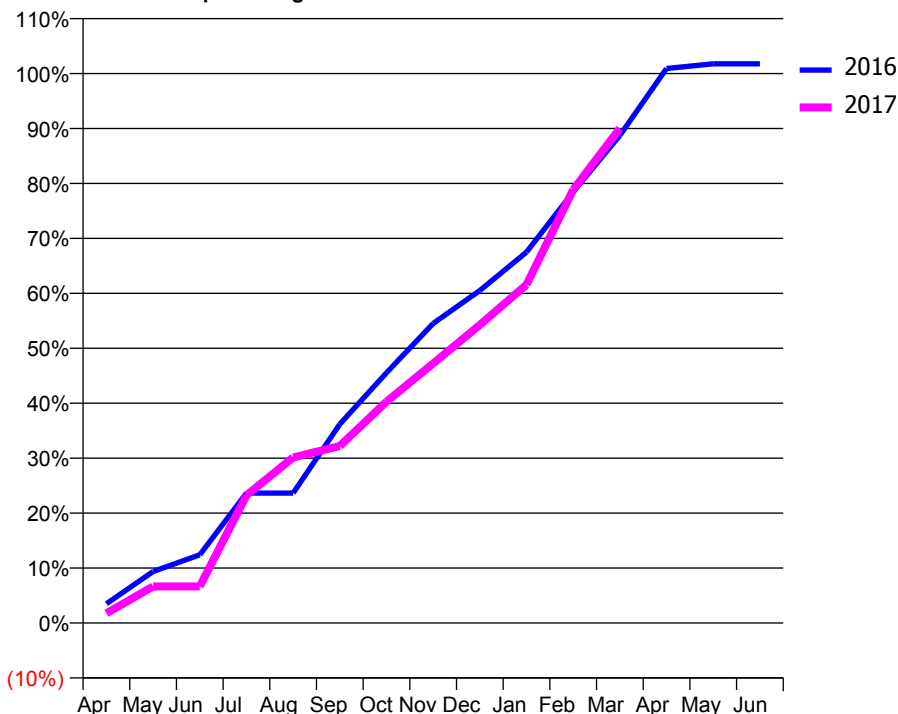
ACCESS*

Patients seen in 24 months	Total	Change since previous quarter
Quarter ending March 2016	1,549	
Quarter ending June 2016	1,533	↓
Quarter ending September 2016	1,518	→
Quarter ending December 2016	1,463	↓
Quarter ending March 2017	1,449	→
Variance since March 2016	(6.5%)	↓



ACTIVITY

Cumulative percentage of contracted UDA delivered 2016 & 2017



Adjusted Scheduled Activity (UDA)

Month	2016	2017
April	167	84
May	448	318
June	593	318
July	1,128	1,110
August	1,128	1,438
September	1,728	1,537
October	2,174	1,922
November	2,603	2,255
December	2,888	2,590
January	3,222	2,939
February	3,746	3,763
March	4,235	4,296
April	4,817	
May	4,857	
June	4,857	

QUALITY

	Quantity	Base Number	Contract	AT	Region	England
% of FP17s for the same patient ID Re-attending within 3 months - Children	14	462	3.0%	10.0%	11.8%	12.3%
% of FP17s for the same patient ID Re-attending within 3 months - Adults	91	926	9.8%	16.1%	17.1%	16.7%
% of FP17s for the same patient ID Re-attending between 3 & 9 months - Children	97	462	21.0%	46.2%	46.5%	57.6%
% of FP17s for the same patient ID Re-attending between 3 & 9 months - Adults	276	926	29.8%	37.0%	37.6%	50.1%
% of FP17s for Band 1 Urgent Courses	50	1,242	4.0%	11.0%	10.7%	9.1%
% of FP17s Relating to Free Repair or Replacements	40	1,242	3.2%	0.6%	0.6%	0.8%
% of FP17s Relating to Continuations	13	1,242	1.0%	0.7%	0.9%	1.2%
% of Patients satisfied with the dentistry they have received	0	0	N/A	91.3%	90.4%	92.8%
% of Patients satisfied with the time they had to wait for an appointment	0	0	N/A	84.0%	83.7%	88.7%

* This is based on patients treated on this contract for their most recent course of treatment. Figures in italics indicate the base number of FP17s or Patient Questionnaire responses are less than 100. N/A is shown where the base number of responses is less than 10 during the period. % is calculated as Quantity/Base number*100

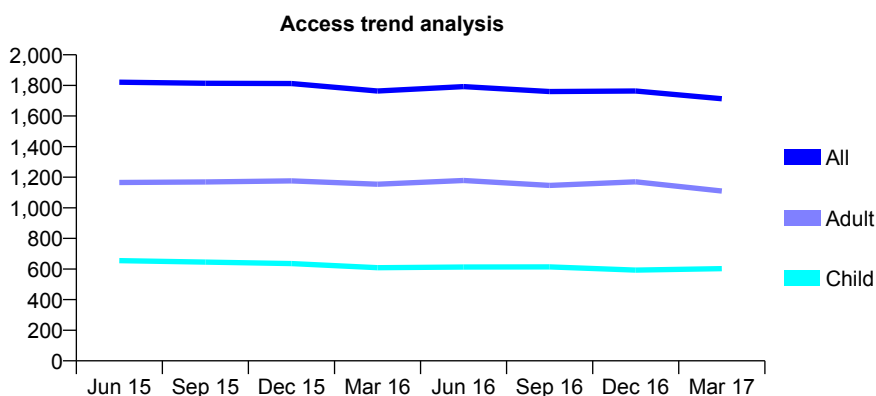
Q62 - Vital Signs At a Glance Contract Report for 335754/0001 - March 2017

Name or company name	MR N DIXIT
Contract type name	GDS Contract
Purpose of contract	General
Contract start date	01/04/2006
Contract end date	

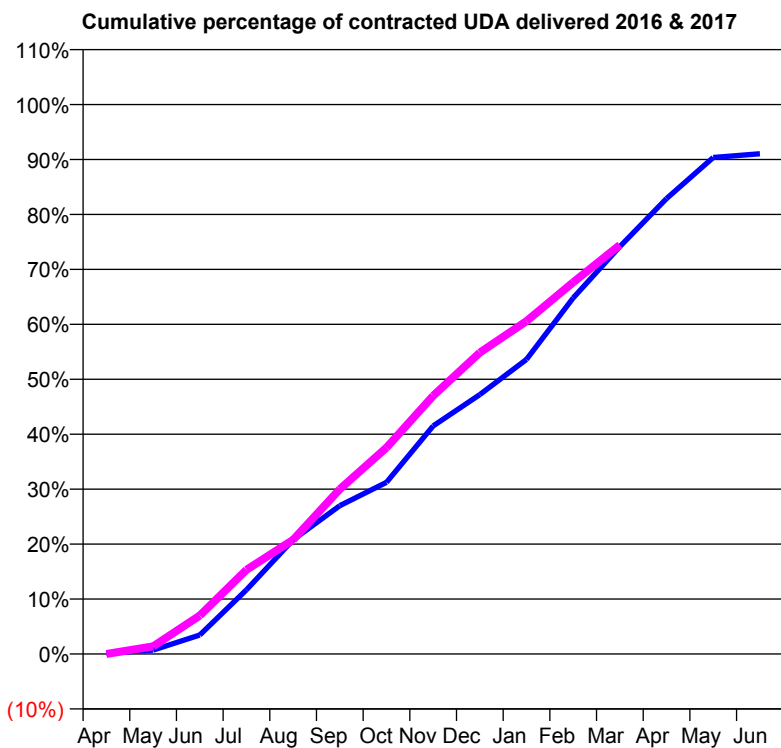
16/17 Contracted general activity (UDA)	4,525
Carry forward general activity (UDA)	0
16/17 Contracted orthodontic activity (UOA)	0
Carry forward orthodontic activity (UOA)	0
Baseline contract value	£143,353.00

ACCESS*

Patients seen in 24 months	Total	Change since previous quarter
Quarter ending March 2016	1,763	
Quarter ending June 2016	1,792	→
Quarter ending September 2016	1,760	↓
Quarter ending December 2016	1,763	→
Quarter ending March 2017	1,713	↓
Variance since March 2016	(2.8%)	↓



ACTIVITY



Month	Adjusted Scheduled Activity (UDA)	
	2016	2017
April	6	0
May	32	63
June	157	317
July	528	693
August	940	941
September	1,222	1,358
October	1,414	1,700
November	1,879	2,127
December	2,136	2,482
January	2,427	2,742
February	2,933	3,061
March	3,355	3,368
April	3,750	
May	4,089	
June	4,119	

QUALITY

	Quantity	Base Number	Contract	AT	Region	England
% of FP17s for the same patient ID Re-attending within 3 months - Children	43	795	5.4%	10.0%	11.8%	12.3%
% of FP17s for the same patient ID Re-attending within 3 months - Adults	155	1,257	12.3%	16.1%	17.1%	16.7%
% of FP17s for the same patient ID Re-attending between 3 & 9 months - Children	410	795	51.6%	46.2%	46.5%	57.6%
% of FP17s for the same patient ID Re-attending between 3 & 9 months - Adults	557	1,257	44.3%	37.0%	37.6%	50.1%
% of FP17s for Band 1 Urgent Courses	145	1,705	8.5%	11.0%	10.7%	9.1%
% of FP17s Relating to Free Repair or Replacements	8	1,705	0.5%	0.6%	0.6%	0.8%
% of FP17s Relating to Continuations	13	1,705	0.8%	0.7%	0.9%	1.2%
% of Patients satisfied with the dentistry they have received	2	2	N/A	91.3%	90.4%	92.8%
% of Patients satisfied with the time they had to wait for an appointment	2	2	N/A	84.0%	83.7%	88.7%

* This is based on patients treated on this contract for their most recent course of treatment. Figures in italics indicate the base number of FP17s or Patient Questionnaire responses are less than 100. N/A is shown where the base number of responses is less than 10 during the period. % is calculated as Quantity/Base number*100

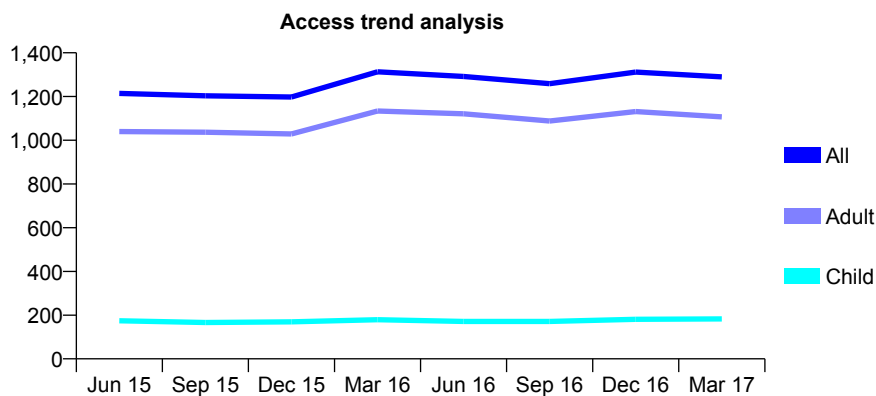
Q62 - Vital Signs At a Glance Contract Report for 337501/0001 - March 2017

Name or company name	MR E GHATEH
Contract type name	GDS Contract
Purpose of contract	General
Contract start date	01/04/2006
Contract end date	

16/17 Contracted general activity (UDA)	4,250
Carry forward general activity (UDA)	86
16/17 Contracted orthodontic activity (UOA)	0
Carry forward orthodontic activity (UOA)	0
Baseline contract value	£127,830.25

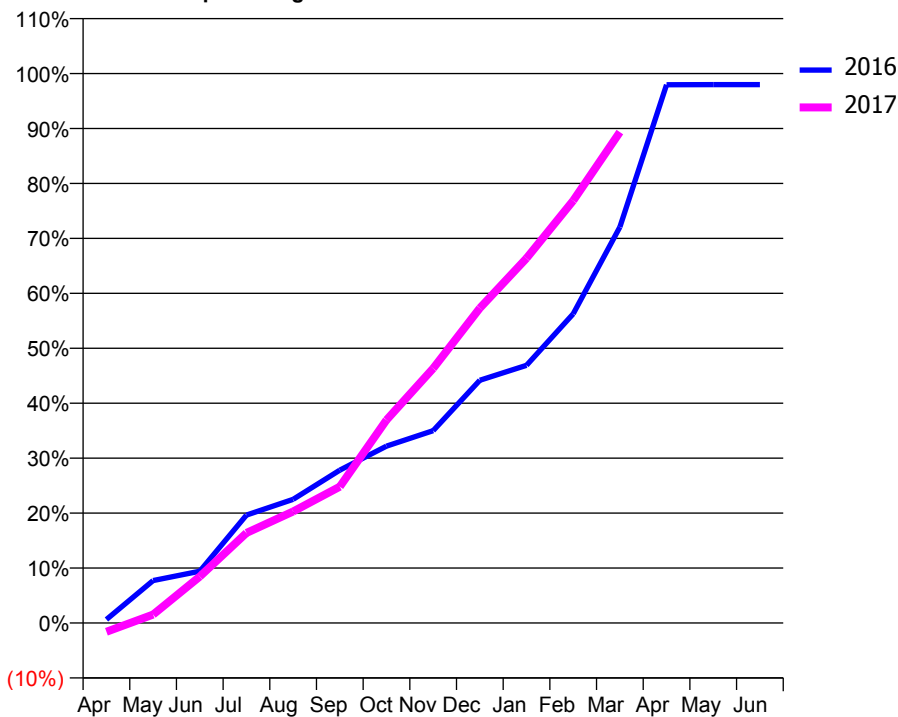
ACCESS*

Patients seen in 24 months	Total	Change since previous quarter
Quarter ending March 2016	1,313	
Quarter ending June 2016	1,292	↓
Quarter ending September 2016	1,259	↓
Quarter ending December 2016	1,312	↑
Quarter ending March 2017	1,290	↓
Variance since March 2016	(1.8%)	↓



ACTIVITY

Cumulative percentage of contracted UDA delivered 2016 & 2017



QUALITY

	Quantity	Base Number	Contract	AT	Region	England
% of FP17s for the same patient ID Re-attending within 3 months - Children	31	236	13.1%	10.0%	11.8%	12.3%
% of FP17s for the same patient ID Re-attending within 3 months - Adults	308	1,199	25.7%	16.1%	17.1%	16.7%
% of FP17s for the same patient ID Re-attending between 3 & 9 months - Children	77	236	32.6%	46.2%	46.5%	57.6%
% of FP17s for the same patient ID Re-attending between 3 & 9 months - Adults	243	1,199	20.3%	37.0%	37.6%	50.1%
% of FP17s for Band 1 Urgent Courses	276	1,207	22.9%	11.0%	10.7%	9.1%
% of FP17s Relating to Free Repair or Replacements	29	1,207	2.4%	0.6%	0.6%	0.8%
% of FP17s Relating to Continuations	1	1,207	0.1%	0.7%	0.9%	1.2%
% of Patients satisfied with the dentistry they have received	0	1	N/A	91.3%	90.4%	92.8%
% of Patients satisfied with the time they had to wait for an appointment	1	1	N/A	84.0%	83.7%	88.7%

* This is based on patients treated on this contract for their most recent course of treatment. Figures in italics indicate the base number of FP17s or Patient Questionnaire responses are less than 100. N/A is shown where the base number of responses is less than 10 during the period. % is calculated as Quantity/Base number*100

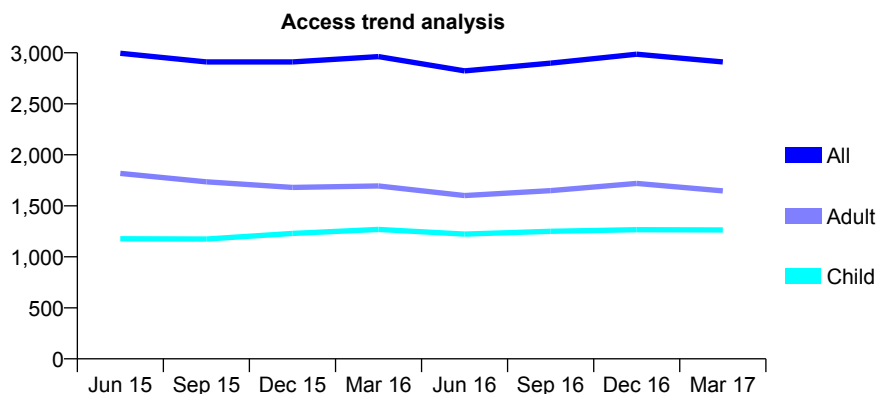
Q62 - Vital Signs At a Glance Contract Report for 341134/0001 - March 2017

Name or company name	MR A GHAFFARPOUR
Contract type name	GDS Contract
Purpose of contract	General
Contract start date	01/04/2006
Contract end date	

16/17 Contracted general activity (UDA)	7,125
Carry forward general activity (UDA)	-13
16/17 Contracted orthodontic activity (UOA)	0
Carry forward orthodontic activity (UOA)	0
Baseline contract value	£339,275.46

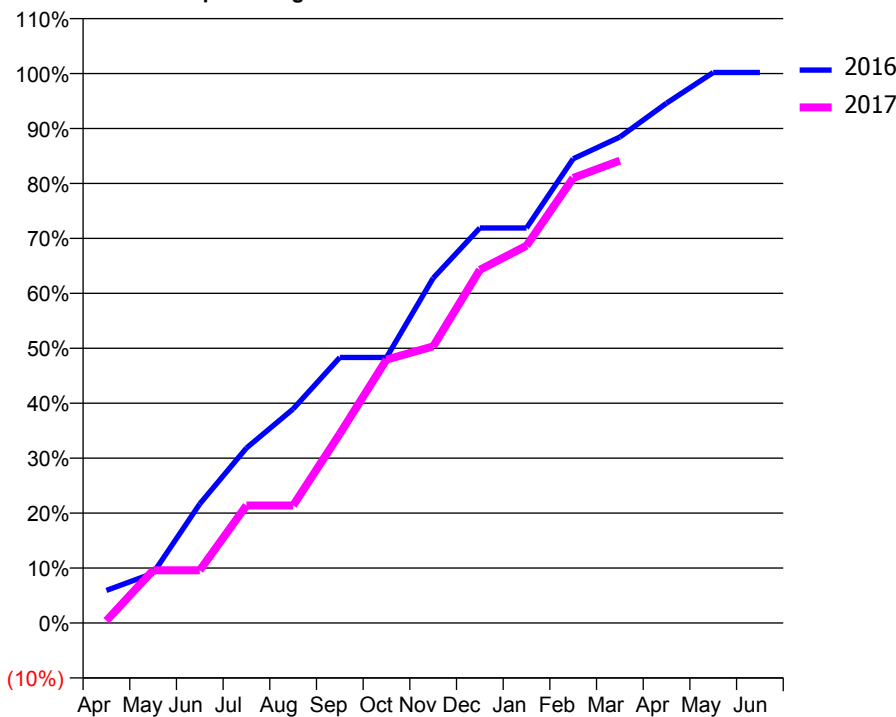
ACCESS*

Patients seen in 24 months	Total	Change since previous quarter
Quarter ending March 2016	2,963	
Quarter ending June 2016	2,823	↓
Quarter ending September 2016	2,899	↑
Quarter ending December 2016	2,986	↑
Quarter ending March 2017	2,910	↓
Variance since March 2016	(1.8%)	↓



ACTIVITY

Cumulative percentage of contracted UDA delivered 2016 & 2017



Month	Adjusted Scheduled Activity (UDA)	
	2016	2017
April	422	30
May	645	683
June	1,545	683
July	2,269	1,524
August	2,776	1,524
September	3,444	2,455
October	3,444	3,416
November	4,473	3,587
December	5,122	4,579
January	5,122	4,893
February	6,020	5,771
March	6,302	5,995
April	6,740	
May	7,138	
June	7,138	

QUALITY

	Quantity	Base Number	Contract	AT	Region	England
% of FP17s for the same patient ID Re-attending within 3 months - Children	30	1,196	2.5%	10.0%	11.8%	12.3%
% of FP17s for the same patient ID Re-attending within 3 months - Adults	53	1,277	4.2%	16.1%	17.1%	16.7%
% of FP17s for the same patient ID Re-attending between 3 & 9 months - Children	325	1,196	27.2%	46.2%	46.5%	57.6%
% of FP17s for the same patient ID Re-attending between 3 & 9 months - Adults	206	1,277	16.1%	37.0%	37.6%	50.1%
% of FP17s for Band 1 Urgent Courses	12	2,198	0.5%	11.0%	10.7%	9.1%
% of FP17s Relating to Free Repair or Replacements	0	2,198	0.0%	0.6%	0.6%	0.8%
% of FP17s Relating to Continuations	7	2,198	0.3%	0.7%	0.9%	1.2%
% of Patients satisfied with the dentistry they have received	0	0	N/A	91.3%	90.4%	92.8%
% of Patients satisfied with the time they had to wait for an appointment	0	0	N/A	84.0%	83.7%	88.7%

* This is based on patients treated on this contract for their most recent course of treatment. Figures in italics indicate the base number of FP17s or Patient Questionnaire responses are less than 100. N/A is shown where the base number of responses is less than 10 during the period. % is calculated as Quantity/Base number*100

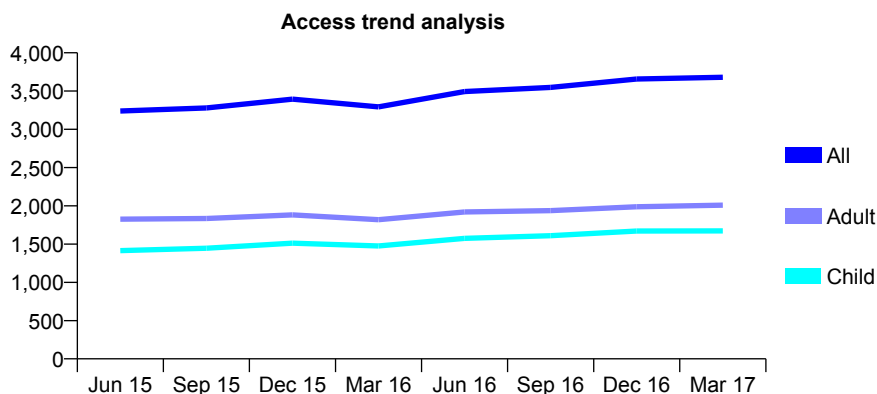
Q62 - Vital Signs At a Glance Contract Report for 341916/0001 - March 2017

Name or company name	MR G AL-SHAikh RADI
Contract type name	GDS Contract
Purpose of contract	General
Contract start date	01/04/2006
Contract end date	

16/17 Contracted general activity (UDA)	11,917
Carry forward general activity (UDA)	-238
16/17 Contracted orthodontic activity (UOA)	0
Carry forward orthodontic activity (UOA)	0
Baseline contract value	£312,017.72

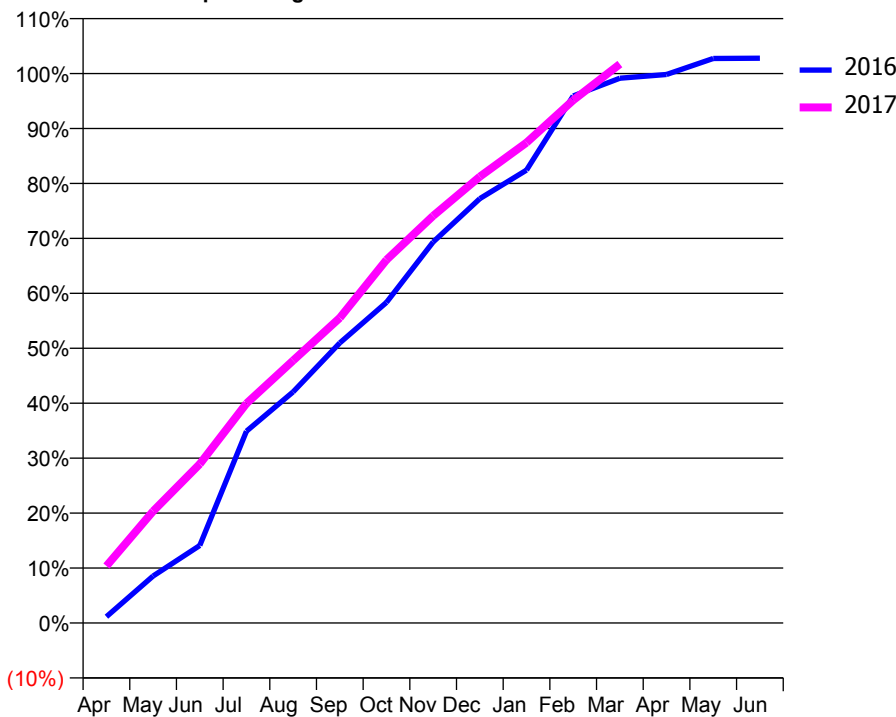
ACCESS*

Patients seen in 24 months	Total	Change since previous quarter
Quarter ending March 2016	3,294	
Quarter ending June 2016	3,493	↑
Quarter ending September 2016	3,547	→
Quarter ending December 2016	3,657	↑
Quarter ending March 2017	3,681	→
Variance since March 2016	11.7%	↑



ACTIVITY

Cumulative percentage of contracted UDA delivered 2016 & 2017



Month	Adjusted Scheduled Activity (UDA)	
	2016	2017
April	138	1,236
May	1,019	2,424
June	1,683	3,448
July	4,160	4,763
August	5,014	5,693
September	6,076	6,617
October	6,954	7,876
November	8,263	8,829
December	9,203	9,681
January	9,822	10,418
February	11,430	11,338
March	11,816	12,123
April	11,896	
May	12,243	
June	12,248	

QUALITY

	Quantity	Base Number	Contract	AT	Region	England
% of FP17s for the same patient ID Re-attending within 3 months - Children	137	1,953	7.0%	10.0%	11.8%	12.3%
% of FP17s for the same patient ID Re-attending within 3 months - Adults	381	2,092	18.2%	16.1%	17.1%	16.7%
% of FP17s for the same patient ID Re-attending between 3 & 9 months - Children	738	1,953	37.8%	46.2%	46.5%	57.6%
% of FP17s for the same patient ID Re-attending between 3 & 9 months - Adults	590	2,092	28.2%	37.0%	37.6%	50.1%
% of FP17s for Band 1 Urgent Courses	416	3,892	10.7%	11.0%	10.7%	9.1%
% of FP17s Relating to Free Repair or Replacements	14	3,892	0.4%	0.6%	0.6%	0.8%
% of FP17s Relating to Continuations	64	3,892	1.6%	0.7%	0.9%	1.2%
% of Patients satisfied with the dentistry they have received	1	1	N/A	91.3%	90.4%	92.8%
% of Patients satisfied with the time they had to wait for an appointment	0	1	N/A	84.0%	83.7%	88.7%

* This is based on patients treated on this contract for their most recent course of treatment. Figures in italics indicate the base number of FP17s or Patient Questionnaire responses are less than 100. N/A is shown where the base number of responses is less than 10 during the period. % is calculated as Quantity/Base number*100

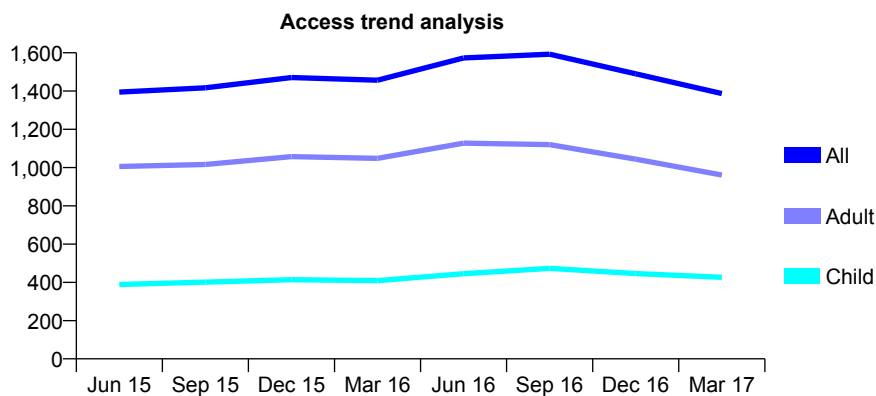
Q62 - Vital Signs At a Glance Contract Report for 341916/0002 - March 2017

Name or company name	MR G AL-SHAikh RADI
Contract type name	GDS Contract
Purpose of contract	General
Contract start date	01/04/2006
Contract end date	

16/17 Contracted general activity (UDA)	5,201
Carry forward general activity (UDA)	-75
16/17 Contracted orthodontic activity (UOA)	0
Carry forward orthodontic activity (UOA)	0
Baseline contract value	£157,188.94

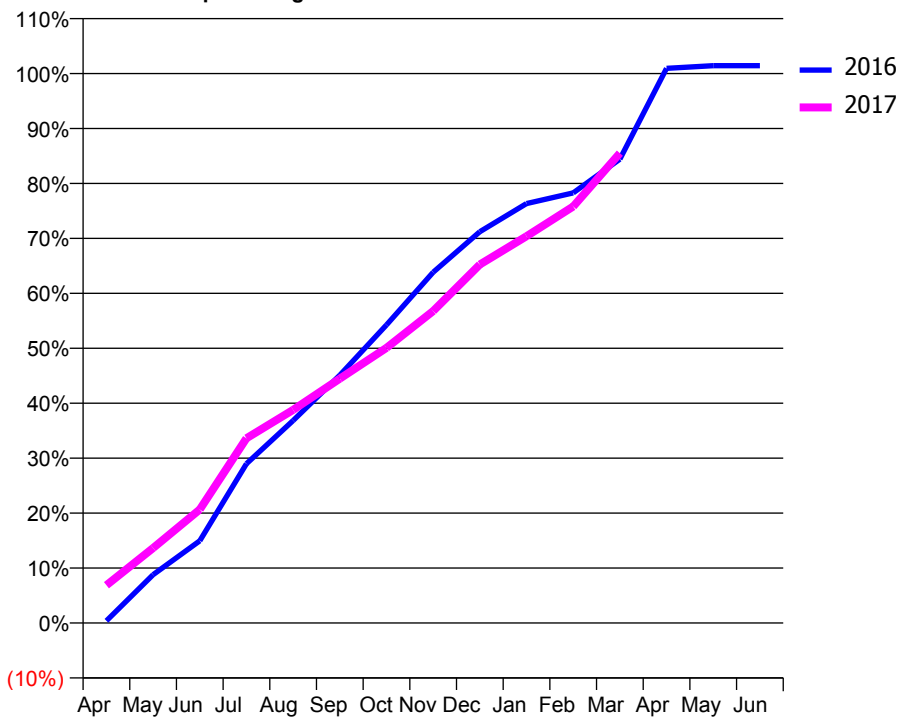
ACCESS*

Patients seen in 24 months	Total	Change since previous quarter
Quarter ending March 2016	1,457	
Quarter ending June 2016	1,573	↑
Quarter ending September 2016	1,593	→
Quarter ending December 2016	1,490	↓
Quarter ending March 2017	1,387	↓
Variance since March 2016	(4.8%)	↓



ACTIVITY

Cumulative percentage of contracted UDA delivered 2016 & 2017



Month	Adjusted Scheduled Activity (UDA)	
	2016	2017
April	21	357
May	458	710
June	778	1,074
July	1,507	1,748
August	1,917	2,017
September	2,346	2,313
October	2,821	2,605
November	3,320	2,953
December	3,703	3,394
January	3,970	3,661
February	4,070	3,942
March	4,390	4,447
April	5,250	
May	5,276	
June	5,276	

QUALITY

	Quantity	Base Number	Contract	AT	Region	England
% of FP17s for the same patient ID Re-attending within 3 months - Children	45	547	8.2%	10.0%	11.8%	12.3%
% of FP17s for the same patient ID Re-attending within 3 months - Adults	153	909	16.8%	16.1%	17.1%	16.7%
% of FP17s for the same patient ID Re-attending between 3 & 9 months - Children	171	547	31.3%	46.2%	46.5%	57.6%
% of FP17s for the same patient ID Re-attending between 3 & 9 months - Adults	184	909	20.2%	37.0%	37.6%	50.1%
% of FP17s for Band 1 Urgent Courses	25	1,229	2.0%	11.0%	10.7%	9.1%
% of FP17s Relating to Free Repair or Replacements	3	1,229	0.2%	0.6%	0.6%	0.8%
% of FP17s Relating to Continuations	0	1,229	0.0%	0.7%	0.9%	1.2%
% of Patients satisfied with the dentistry they have received	0	1	N/A	91.3%	90.4%	92.8%
% of Patients satisfied with the time they had to wait for an appointment	0	1	N/A	84.0%	83.7%	88.7%

* This is based on patients treated on this contract for their most recent course of treatment. Figures in italics indicate the base number of FP17s or Patient Questionnaire responses are less than 100. N/A is shown where the base number of responses is less than 10 during the period. % is calculated as Quantity/Base number*100

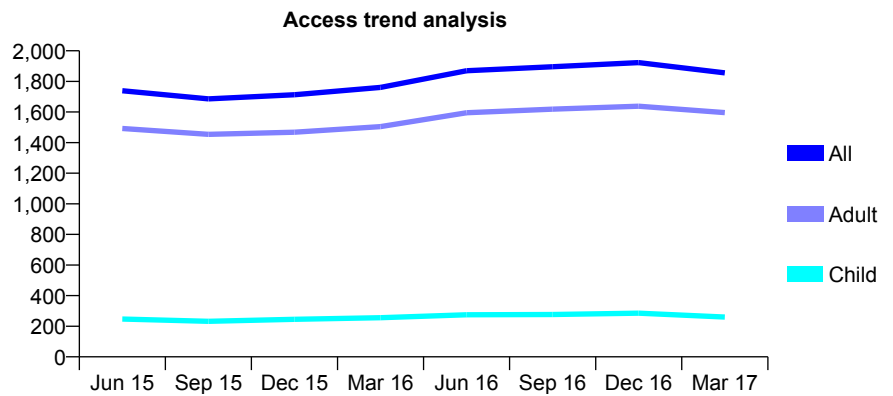
Q62 - Vital Signs At a Glance Contract Report for 343110/0001 - March 2017

Name or company name	MR S SENGUPTA
Contract type name	GDS Contract
Purpose of contract	General
Contract start date	01/04/2006
Contract end date	

16/17 Contracted general activity (UDA)	6,927
Carry forward general activity (UDA)	279
16/17 Contracted orthodontic activity (UOA)	0
Carry forward orthodontic activity (UOA)	0
Baseline contract value	£237,161.75

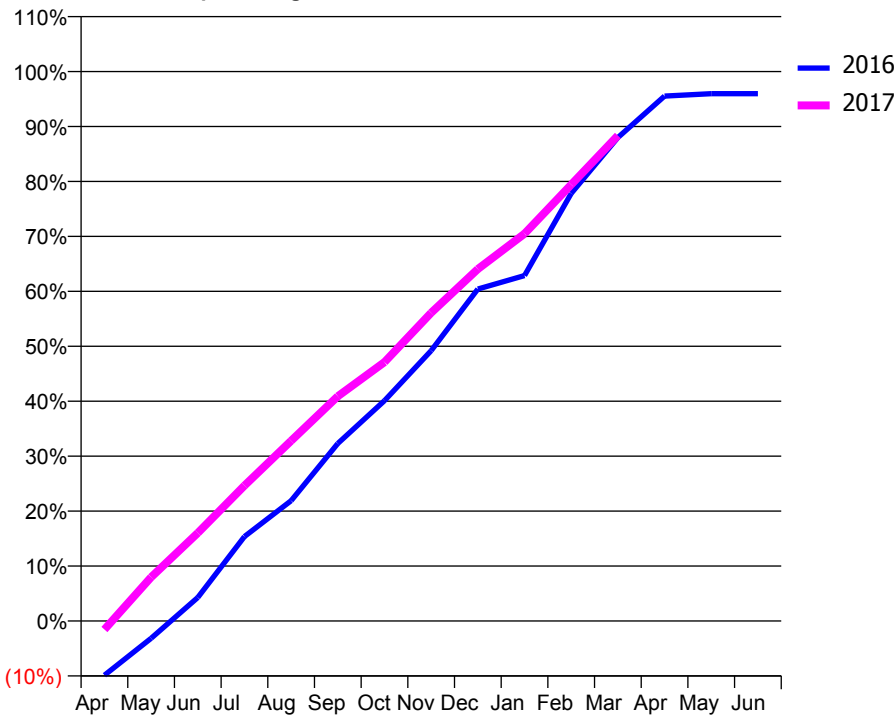
ACCESS*

Patients seen in 24 months	Total	Change since previous quarter
Quarter ending March 2016	1,761	
Quarter ending June 2016	1,870	↑
Quarter ending September 2016	1,896	→
Quarter ending December 2016	1,923	→
Quarter ending March 2017	1,856	↓
Variance since March 2016	5.4%	↑



ACTIVITY

Cumulative percentage of contracted UDA delivered 2016 & 2017



Month	Adjusted Scheduled Activity (UDA)	
	2016	2017
April	-686	-109
May	-220	553
June	297	1,110
July	1,065	1,706
August	1,517	2,272
September	2,239	2,833
October	2,778	3,264
November	3,409	3,886
December	4,184	4,436
January	4,355	4,883
February	5,391	5,501
March	6,094	6,120
April	6,617	
May	6,648	
June	6,648	

QUALITY

	Quantity	Base Number	Contract	AT	Region	England
% of FP17s for the same patient ID Re-attending within 3 months - Children	12	297	4.0%	10.0%	11.8%	12.3%
% of FP17s for the same patient ID Re-attending within 3 months - Adults	181	1,668	10.9%	16.1%	17.1%	16.7%
% of FP17s for the same patient ID Re-attending between 3 & 9 months - Children	105	297	35.4%	46.2%	46.5%	57.6%
% of FP17s for the same patient ID Re-attending between 3 & 9 months - Adults	497	1,668	29.8%	37.0%	37.6%	50.1%
% of FP17s for Band 1 Urgent Courses	38	1,624	2.3%	11.0%	10.7%	9.1%
% of FP17s Relating to Free Repair or Replacements	3	1,624	0.2%	0.6%	0.6%	0.8%
% of FP17s Relating to Continuations	33	1,624	2.0%	0.7%	0.9%	1.2%
% of Patients satisfied with the dentistry they have received	2	5	N/A	91.3%	90.4%	92.8%
% of Patients satisfied with the time they had to wait for an appointment	3	5	N/A	84.0%	83.7%	88.7%

* This is based on patients treated on this contract for their most recent course of treatment. Figures in italics indicate the base number of FP17s or Patient Questionnaire responses are less than 100. N/A is shown where the base number of responses is less than 10 during the period. % is calculated as Quantity/Base number*100

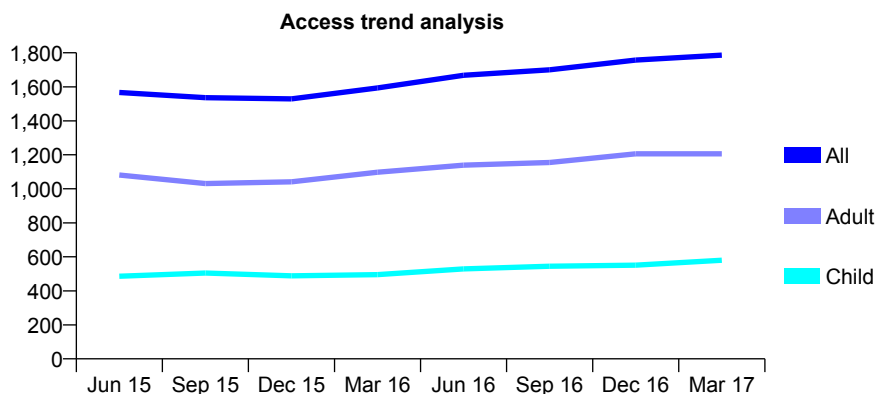
Q62 - Vital Signs At a Glance Contract Report for 343668/0001 - March 2017

Name or company name	MR PS PANESAR
Contract type name	GDS Contract
Purpose of contract	General
Contract start date	15/11/2007
Contract end date	

16/17 Contracted general activity (UDA)	5,175
Carry forward general activity (UDA)	139
16/17 Contracted orthodontic activity (UOA)	0
Carry forward orthodontic activity (UOA)	0
Baseline contract value	£143,625.88

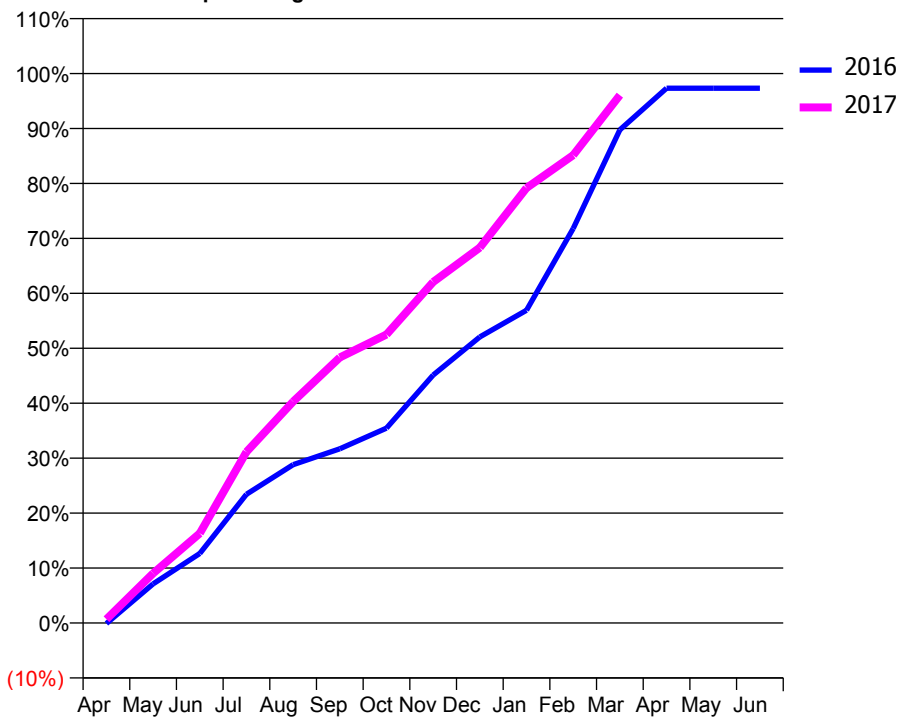
ACCESS*

Patients seen in 24 months	Total	Change since previous quarter
Quarter ending March 2016	1,593	
Quarter ending June 2016	1,668	↑
Quarter ending September 2016	1,700	→
Quarter ending December 2016	1,757	↑
Quarter ending March 2017	1,786	→
Variance since March 2016	12.1%	↑



ACTIVITY

Cumulative percentage of contracted UDA delivered 2016 & 2017



Adjusted Scheduled Activity (UDA)

Month	2016	2017
April	-5	36
May	368	468
June	655	844
July	1,212	1,612
August	1,491	2,086
September	1,641	2,501
October	1,835	2,717
November	2,335	3,211
December	2,694	3,536
January	2,946	4,097
February	3,716	4,407
March	4,644	4,971
April	5,036	
May	5,036	
June	5,036	

QUALITY

	Quantity	Base Number	Contract	AT	Region	England
% of FP17s for the same patient ID Re-attending within 3 months - Children	60	679	8.8%	10.0%	11.8%	12.3%
% of FP17s for the same patient ID Re-attending within 3 months - Adults	165	1,126	14.7%	16.1%	17.1%	16.7%
% of FP17s for the same patient ID Re-attending between 3 & 9 months - Children	216	679	31.8%	46.2%	46.5%	57.6%
% of FP17s for the same patient ID Re-attending between 3 & 9 months - Adults	259	1,126	23.0%	37.0%	37.6%	50.1%
% of FP17s for Band 1 Urgent Courses	173	1,711	10.1%	11.0%	10.7%	9.1%
% of FP17s Relating to Free Repair or Replacements	13	1,711	0.8%	0.6%	0.6%	0.8%
% of FP17s Relating to Continuations	10	1,711	0.6%	0.7%	0.9%	1.2%
% of Patients satisfied with the dentistry they have received	5	5	N/A	91.3%	90.4%	92.8%
% of Patients satisfied with the time they had to wait for an appointment	4	5	N/A	84.0%	83.7%	88.7%

* This is based on patients treated on this contract for their most recent course of treatment. Figures in italics indicate the base number of FP17s or Patient Questionnaire responses are less than 100. N/A is shown where the base number of responses is less than 10 during the period. % is calculated as Quantity/Base number*100

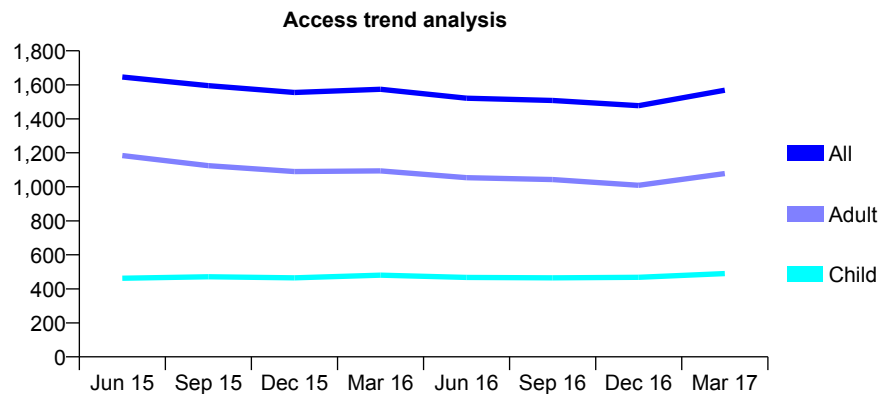
Q62 - Vital Signs At a Glance Contract Report for 345075/0001 - March 2017

Name or company name	MR S AKRAM
Contract type name	GDS Contract
Purpose of contract	General
Contract start date	25/11/2009
Contract end date	

16/17 Contracted general activity (UDA)	5,048
Carry forward general activity (UDA)	115
16/17 Contracted orthodontic activity (UOA)	0
Carry forward orthodontic activity (UOA)	0
Baseline contract value	£146,547.45

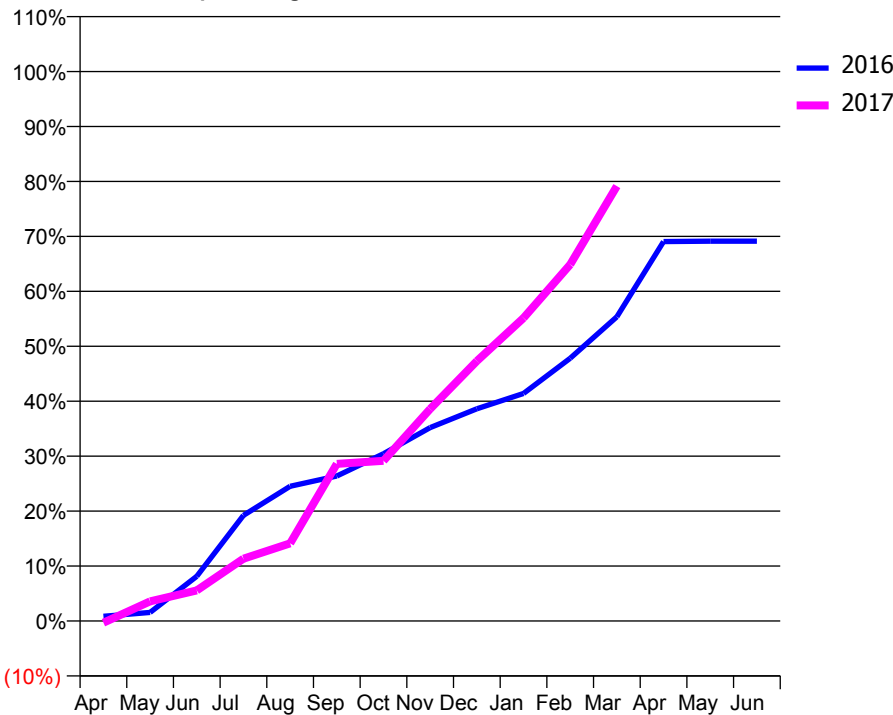
ACCESS*

Patients seen in 24 months	Total	Change since previous quarter
Quarter ending March 2016	1,574	
Quarter ending June 2016	1,521	↓
Quarter ending September 2016	1,508	→
Quarter ending December 2016	1,477	↓
Quarter ending March 2017	1,568	↑
Variance since March 2016	(0.4%)	→



ACTIVITY

Cumulative percentage of contracted UDA delivered 2016 & 2017



Month	Adjusted Scheduled Activity (UDA)	
	2016	2017
April	44	-16
May	79	181
June	411	281
July	970	573
August	1,238	714
September	1,332	1,443
October	1,537	1,471
November	1,777	1,948
December	1,950	2,388
January	2,091	2,784
February	2,414	3,275
March	2,795	3,995
April	3,485	
May	3,489	
June	3,489	

QUALITY

	Quantity	Base Number	Contract	AT	Region	England
% of FP17s for the same patient ID Re-attending within 3 months - Children	50	585	8.5%	10.0%	11.8%	12.3%
% of FP17s for the same patient ID Re-attending within 3 months - Adults	212	1,199	17.7%	16.1%	17.1%	16.7%
% of FP17s for the same patient ID Re-attending between 3 & 9 months - Children	215	585	36.8%	46.2%	46.5%	57.6%
% of FP17s for the same patient ID Re-attending between 3 & 9 months - Adults	310	1,199	25.9%	37.0%	37.6%	50.1%
% of FP17s for Band 1 Urgent Courses	249	1,524	16.3%	11.0%	10.7%	9.1%
% of FP17s Relating to Free Repair or Replacements	1	1,524	0.1%	0.6%	0.6%	0.8%
% of FP17s Relating to Continuations	12	1,524	0.8%	0.7%	0.9%	1.2%
% of Patients satisfied with the dentistry they have received	3	3	N/A	91.3%	90.4%	92.8%
% of Patients satisfied with the time they had to wait for an appointment	2	3	N/A	84.0%	83.7%	88.7%

* This is based on patients treated on this contract for their most recent course of treatment. Figures in italics indicate the base number of FP17s or Patient Questionnaire responses are less than 100. N/A is shown where the base number of responses is less than 10 during the period. % is calculated as Quantity/Base number*100

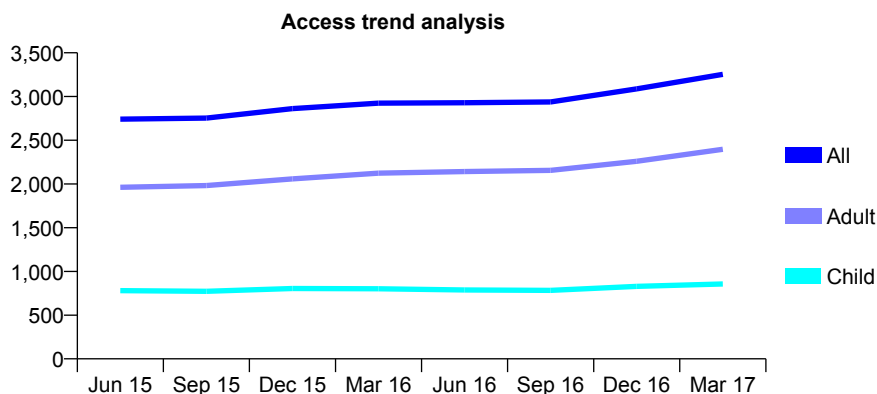
Q62 - Vital Signs At a Glance Contract Report for 352748/0001 - March 2017

Name or company name	MR DV CHAN
Contract type name	GDS Contract
Purpose of contract	General
Contract start date	01/04/2006
Contract end date	

16/17 Contracted general activity (UDA)	9,078
Carry forward general activity (UDA)	12
16/17 Contracted orthodontic activity (UOA)	0
Carry forward orthodontic activity (UOA)	0
Baseline contract value	£276,861.84

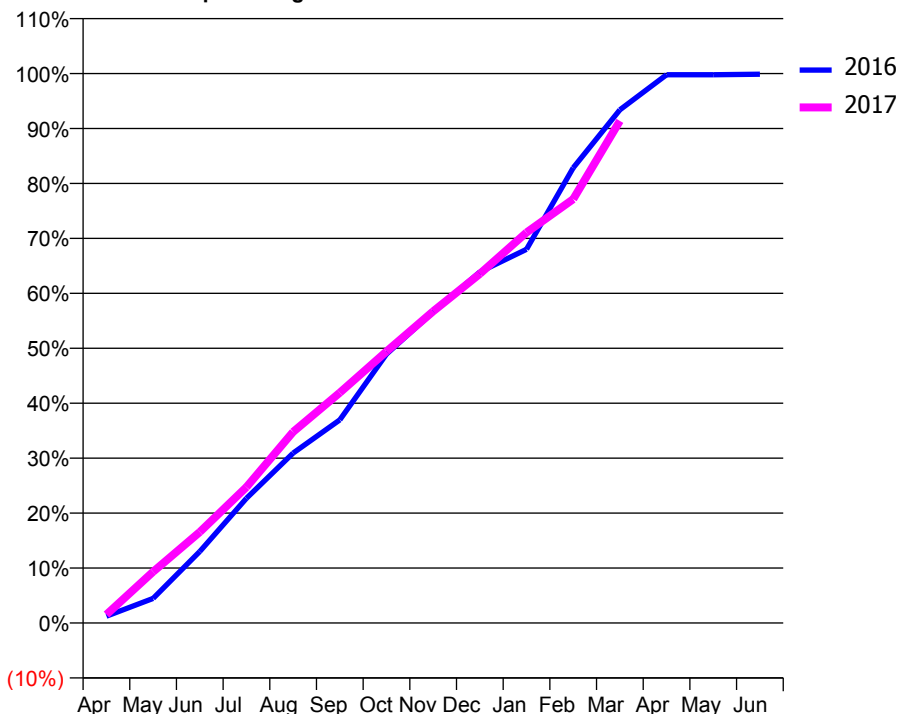
ACCESS*

Patients seen in 24 months	Total	Change since previous quarter
Quarter ending March 2016	2,924	
Quarter ending June 2016	2,929	→
Quarter ending September 2016	2,938	→
Quarter ending December 2016	3,088	↑
Quarter ending March 2017	3,254	↑
Variance since March 2016	11.3%	↑



ACTIVITY

Cumulative percentage of contracted UDA delivered 2016 & 2017



Adjusted Scheduled Activity (UDA)

Month	2016	2017
April	113	141
May	407	847
June	1,182	1,504
July	2,060	2,247
August	2,807	3,157
September	3,357	3,806
October	4,443	4,486
November	5,138	5,148
December	5,800	5,769
January	6,174	6,452
February	7,521	7,003
March	8,479	8,295
April	9,058	
May	9,056	
June	9,066	

QUALITY

	Quantity	Base Number	Contract	AT	Region	England
% of FP17s for the same patient ID Re-attending within 3 months - Children	116	1,351	8.6%	10.0%	11.8%	12.3%
% of FP17s for the same patient ID Re-attending within 3 months - Adults	332	3,280	10.1%	16.1%	17.1%	16.7%
% of FP17s for the same patient ID Re-attending between 3 & 9 months - Children	876	1,351	64.8%	46.2%	46.5%	57.6%
% of FP17s for the same patient ID Re-attending between 3 & 9 months - Adults	1,962	3,280	59.8%	37.0%	37.6%	50.1%
% of FP17s for Band 1 Urgent Courses	343	4,111	8.3%	11.0%	10.7%	9.1%
% of FP17s Relating to Free Repair or Replacements	24	4,111	0.6%	0.6%	0.6%	0.8%
% of FP17s Relating to Continuations	6	4,111	0.1%	0.7%	0.9%	1.2%
% of Patients satisfied with the dentistry they have received	9	9	N/A	91.3%	90.4%	92.8%
% of Patients satisfied with the time they had to wait for an appointment	7	9	N/A	84.0%	83.7%	88.7%

* This is based on patients treated on this contract for their most recent course of treatment. Figures in italics indicate the base number of FP17s or Patient Questionnaire responses are less than 100. N/A is shown where the base number of responses is less than 10 during the period. % is calculated as Quantity/Base number*100

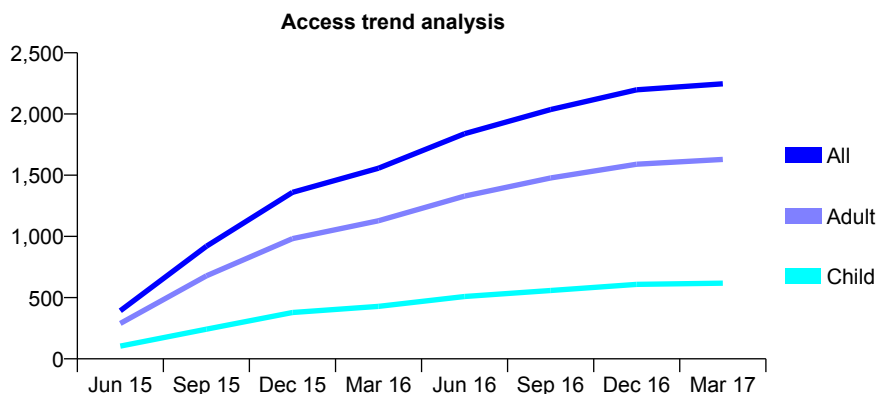
Q62 - Vital Signs At a Glance Contract Report for 353213/0003 - March 2017

Name or company name	MISS S KHAN
Contract type name	GDS Contract
Purpose of contract	General
Contract start date	01/04/2015
Contract end date	

16/17 Contracted general activity (UDA)	5,500
Carry forward general activity (UDA)	-109
16/17 Contracted orthodontic activity (UOA)	0
Carry forward orthodontic activity (UOA)	0
Baseline contract value	£134,504.49

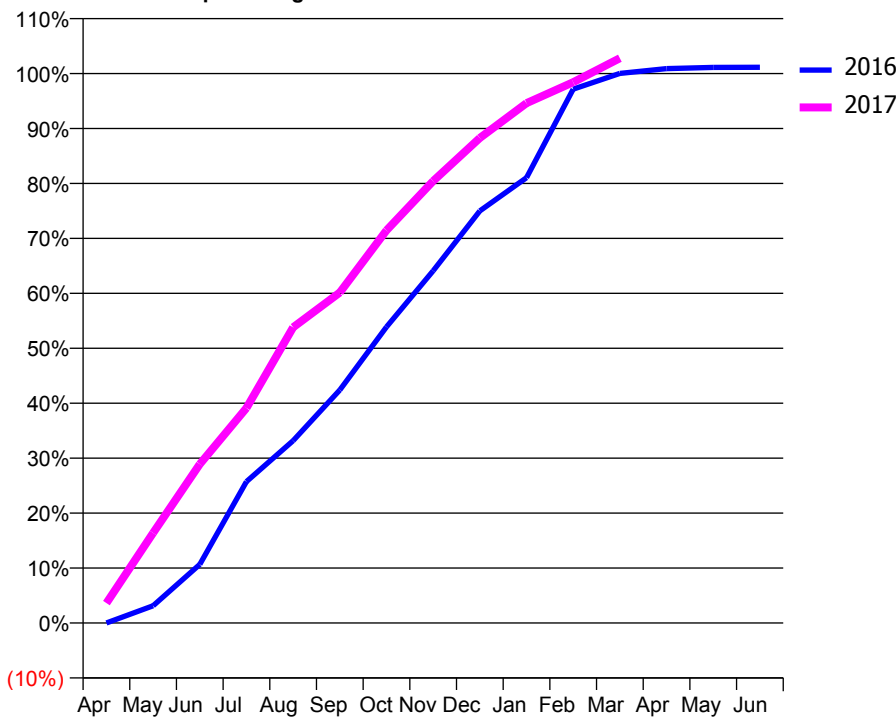
ACCESS*

Patients seen in 24 months	Total	Change since previous quarter
Quarter ending March 2016	1,557	
Quarter ending June 2016	1,839	↑
Quarter ending September 2016	2,036	↑
Quarter ending December 2016	2,198	↑
Quarter ending March 2017	2,247	↑
Variance since March 2016	44.3%	↑



ACTIVITY

Cumulative percentage of contracted UDA delivered 2016 & 2017



Month	Adjusted Scheduled Activity (UDA)	
	2016	2017
April	0	200
May	172	902
June	586	1,590
July	1,415	2,153
August	1,825	2,959
September	2,333	3,307
October	2,964	3,930
November	3,525	4,424
December	4,125	4,855
January	4,458	5,203
February	5,343	5,412
March	5,501	5,654
April	5,549	
May	5,561	
June	5,562	

QUALITY

	Quantity	Base Number	Contract	AT	Region	England
% of FP17s for the same patient ID Re-attending within 3 months - Children	57	696	8.2%	10.0%	11.8%	12.3%
% of FP17s for the same patient ID Re-attending within 3 months - Adults	199	1,834	10.9%	16.1%	17.1%	16.7%
% of FP17s for the same patient ID Re-attending between 3 & 9 months - Children	280	696	40.2%	46.2%	46.5%	57.6%
% of FP17s for the same patient ID Re-attending between 3 & 9 months - Adults	864	1,834	47.1%	37.0%	37.6%	50.1%
% of FP17s for Band 1 Urgent Courses	158	2,484	6.4%	11.0%	10.7%	9.1%
% of FP17s Relating to Free Repair or Replacements	10	2,484	0.4%	0.6%	0.6%	0.8%
% of FP17s Relating to Continuations	3	2,484	0.1%	0.7%	0.9%	1.2%
% of Patients satisfied with the dentistry they have received	1	1	N/A	91.3%	90.4%	92.8%
% of Patients satisfied with the time they had to wait for an appointment	1	1	N/A	84.0%	83.7%	88.7%

* This is based on patients treated on this contract for their most recent course of treatment. Figures in italics indicate the base number of FP17s or Patient Questionnaire responses are less than 100. N/A is shown where the base number of responses is less than 10 during the period. % is calculated as Quantity/Base number*100

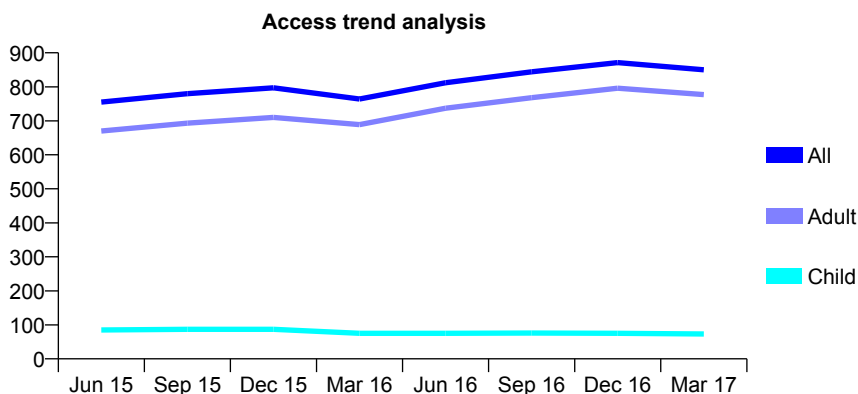
Q62 - Vital Signs At a Glance Contract Report for 355569/0002 - March 2017

Name or company name	MISS S LALANI
Contract type name	GDS Contract
Purpose of contract	General
Contract start date	09/05/2006
Contract end date	

16/17 Contracted general activity (UDA)	4,500
Carry forward general activity (UDA)	149
16/17 Contracted orthodontic activity (UOA)	0
Carry forward orthodontic activity (UOA)	0
Baseline contract value	£136,907.31

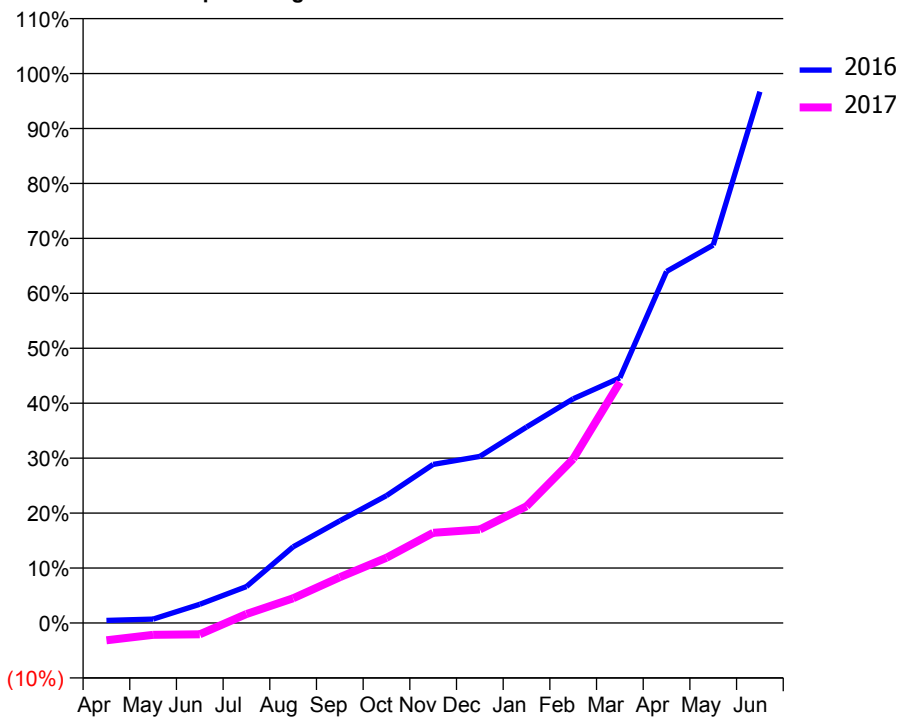
ACCESS*

Patients seen in 24 months	Total	Change since previous quarter
Quarter ending March 2016	764	
Quarter ending June 2016	812	↑
Quarter ending September 2016	844	↑
Quarter ending December 2016	871	↑
Quarter ending March 2017	850	↓
Variance since March 2016	11.3%	↑



ACTIVITY

Cumulative percentage of contracted UDA delivered 2016 & 2017



Month	Adjusted Scheduled Activity (UDA)	
	2016	2017
April	21	-142
May	32	-97
June	153	-93
July	299	73
August	625	202
September	837	375
October	1,043	534
November	1,299	739
December	1,365	766
January	1,605	956
February	1,837	1,344
March	2,007	1,973
April	2,879	
May	3,095	
June	4,351	

QUALITY

	Quantity	Base Number	Contract	AT	Region	England
% of FP17s for the same patient ID Re-attending within 3 months - Children	2	61	3.3%	10.0%	11.8%	12.3%
% of FP17s for the same patient ID Re-attending within 3 months - Adults	78	777	10.0%	16.1%	17.1%	16.7%
% of FP17s for the same patient ID Re-attending between 3 & 9 months - Children	17	61	27.9%	46.2%	46.5%	57.6%
% of FP17s for the same patient ID Re-attending between 3 & 9 months - Adults	155	777	19.9%	37.0%	37.6%	50.1%
% of FP17s for Band 1 Urgent Courses	91	571	15.9%	11.0%	10.7%	9.1%
% of FP17s Relating to Free Repair or Replacements	2	571	0.4%	0.6%	0.6%	0.8%
% of FP17s Relating to Continuations	0	571	0.0%	0.7%	0.9%	1.2%
% of Patients satisfied with the dentistry they have received	4	6	N/A	91.3%	90.4%	92.8%
% of Patients satisfied with the time they had to wait for an appointment	6	6	N/A	84.0%	83.7%	88.7%

* This is based on patients treated on this contract for their most recent course of treatment. Figures in italics indicate the base number of FP17s or Patient Questionnaire responses are less than 100. N/A is shown where the base number of responses is less than 10 during the period. % is calculated as Quantity/Base number*100

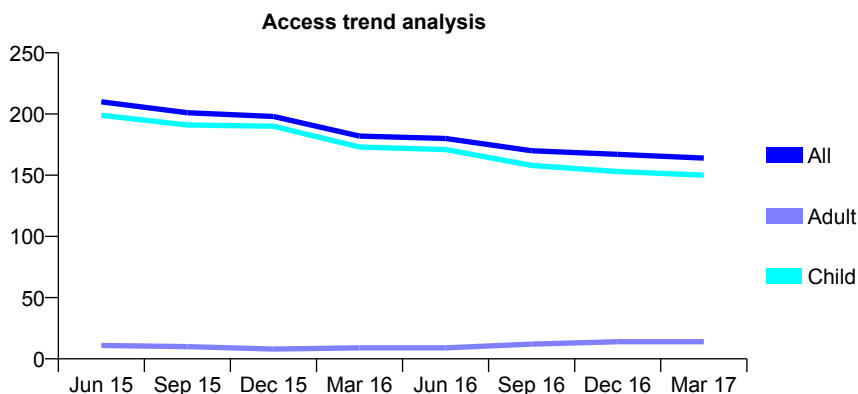
Q62 - Vital Signs At a Glance Contract Report for 355968/0001 - March 2017

Name or company name	MR JP RUPARELIA
Contract type name	GDS Contract
Purpose of contract	General
Contract start date	01/05/2007
Contract end date	

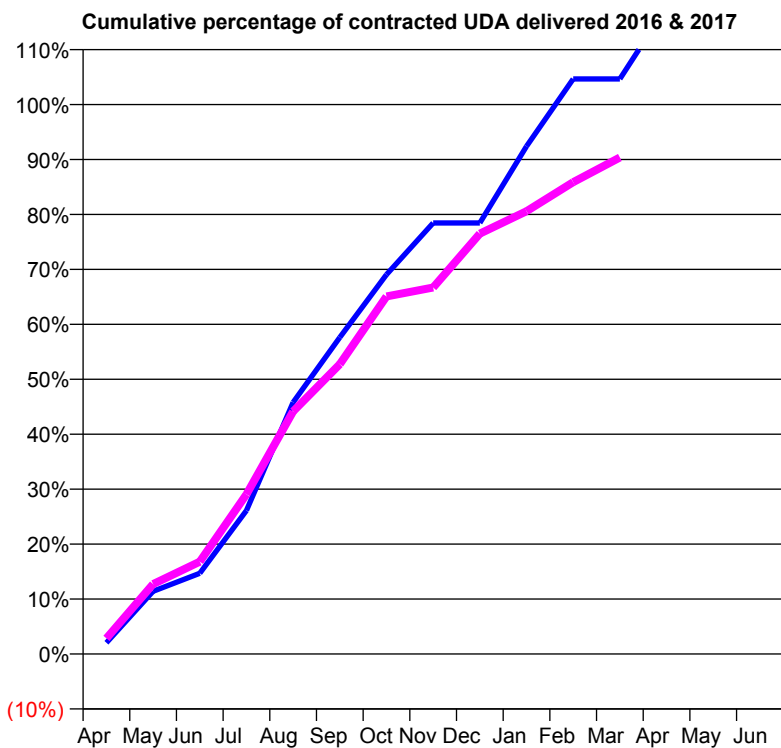
16/17 Contracted general activity (UDA)	245
Carry forward general activity (UDA)	-5
16/17 Contracted orthodontic activity (UOA)	0
Carry forward orthodontic activity (UOA)	0
Baseline contract value	£5,725.42

ACCESS*

Patients seen in 24 months	Total	Change since previous quarter
Quarter ending March 2016	182	
Quarter ending June 2016	180	↓
Quarter ending September 2016	170	↓
Quarter ending December 2016	167	↓
Quarter ending March 2017	164	↓
Variance since March 2016	(9.9%)	↓



ACTIVITY



Month	Adjusted Scheduled Activity (UDA)	
	2016	2017
April	5	7
May	28	31
June	36	41
July	64	71
August	112	108
September	141	129
October	169	159
November	192	163
December	192	187
January	226	197
February	256	210
March	256	221
April	288	
May	288	
June	288	

QUALITY

	Quantity	Base Number	Contract	AT	Region	England
% of FP17s for the same patient ID Re-attending within 3 months - Children	6	158	3.8%	10.0%	11.8%	12.3%
% of FP17s for the same patient ID Re-attending within 3 months - Adults	0	4	0.0%	16.1%	17.1%	16.7%
% of FP17s for the same patient ID Re-attending between 3 & 9 months - Children	68	158	43.0%	46.2%	46.5%	57.6%
% of FP17s for the same patient ID Re-attending between 3 & 9 months - Adults	0	4	0.0%	37.0%	37.6%	50.1%
% of FP17s for Band 1 Urgent Courses	2	138	1.4%	11.0%	10.7%	9.1%
% of FP17s Relating to Free Repair or Replacements	0	138	0.0%	0.6%	0.6%	0.8%
% of FP17s Relating to Continuations	0	138	0.0%	0.7%	0.9%	1.2%
% of Patients satisfied with the dentistry they have received	0	0	N/A	91.3%	90.4%	92.8%
% of Patients satisfied with the time they had to wait for an appointment	0	0	N/A	84.0%	83.7%	88.7%

* This is based on patients treated on this contract for their most recent course of treatment. Figures in italics indicate the base number of FP17s or Patient Questionnaire responses are less than 100. N/A is shown where the base number of responses is less than 10 during the period. % is calculated as Quantity/Base number*100

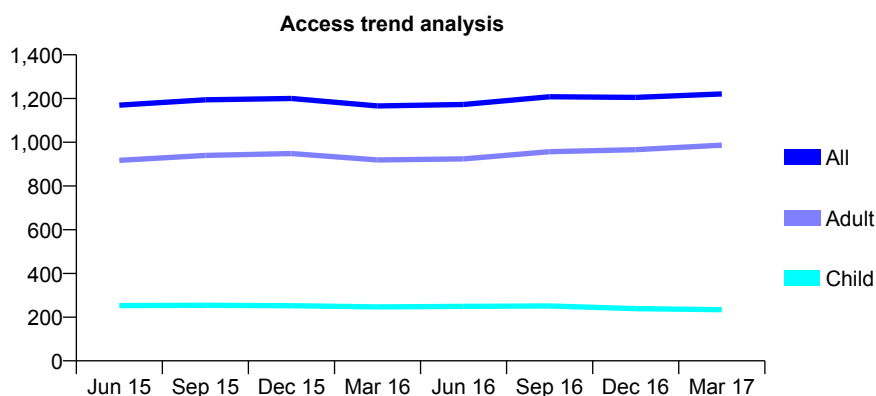
Q62 - Vital Signs At a Glance Contract Report for 358037/0001 - March 2017

Name or company name	MR MR NAJAFI
Contract type name	GDS Contract
Purpose of contract	General
Contract start date	01/04/2006
Contract end date	

16/17 Contracted general activity (UDA)	4,196
Carry forward general activity (UDA)	-71
16/17 Contracted orthodontic activity (UOA)	0
Carry forward orthodontic activity (UOA)	0
Baseline contract value	£108,868.94

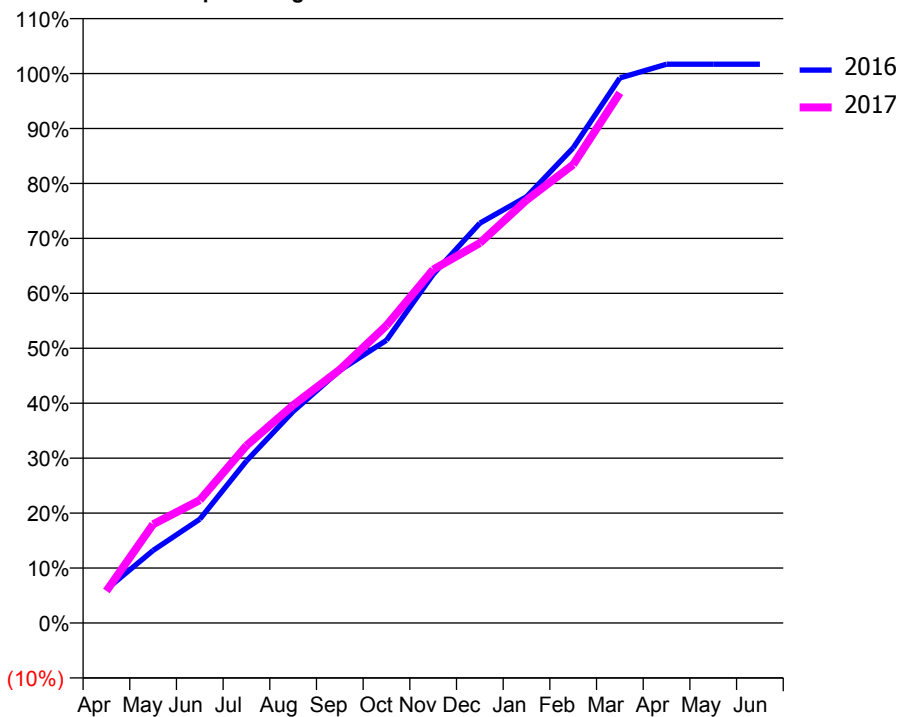
ACCESS*

Patients seen in 24 months	Total	Change since previous quarter
Quarter ending March 2016	1,166	
Quarter ending June 2016	1,173	→
Quarter ending September 2016	1,208	↑
Quarter ending December 2016	1,205	→
Quarter ending March 2017	1,221	→
Variance since March 2016	4.7%	↑



ACTIVITY

Cumulative percentage of contracted UDA delivered 2016 & 2017



Month	Adjusted Scheduled Activity (UDA)	
	2016	2017
April	257	244
May	554	754
June	792	939
July	1,238	1,355
August	1,615	1,663
September	1,929	1,935
October	2,160	2,272
November	2,663	2,698
December	3,053	2,901
January	3,255	3,229
February	3,628	3,500
March	4,162	4,048
April	4,267	
May	4,267	
June	4,267	

QUALITY

	Quantity	Base Number	Contract	AT	Region	England
% of FP17s for the same patient ID Re-attending within 3 months - Children	31	283	11.0%	10.0%	11.8%	12.3%
% of FP17s for the same patient ID Re-attending within 3 months - Adults	116	938	12.4%	16.1%	17.1%	16.7%
% of FP17s for the same patient ID Re-attending between 3 & 9 months - Children	121	283	42.8%	46.2%	46.5%	57.6%
% of FP17s for the same patient ID Re-attending between 3 & 9 months - Adults	252	938	26.9%	37.0%	37.6%	50.1%
% of FP17s for Band 1 Urgent Courses	189	1,189	15.9%	11.0%	10.7%	9.1%
% of FP17s Relating to Free Repair or Replacements	5	1,189	0.4%	0.6%	0.6%	0.8%
% of FP17s Relating to Continuations	6	1,189	0.5%	0.7%	0.9%	1.2%
% of Patients satisfied with the dentistry they have received	0	0	N/A	91.3%	90.4%	92.8%
% of Patients satisfied with the time they had to wait for an appointment	0	0	N/A	84.0%	83.7%	88.7%

* This is based on patients treated on this contract for their most recent course of treatment. Figures in italics indicate the base number of FP17s or Patient Questionnaire responses are less than 100. N/A is shown where the base number of responses is less than 10 during the period. % is calculated as Quantity/Base number*100

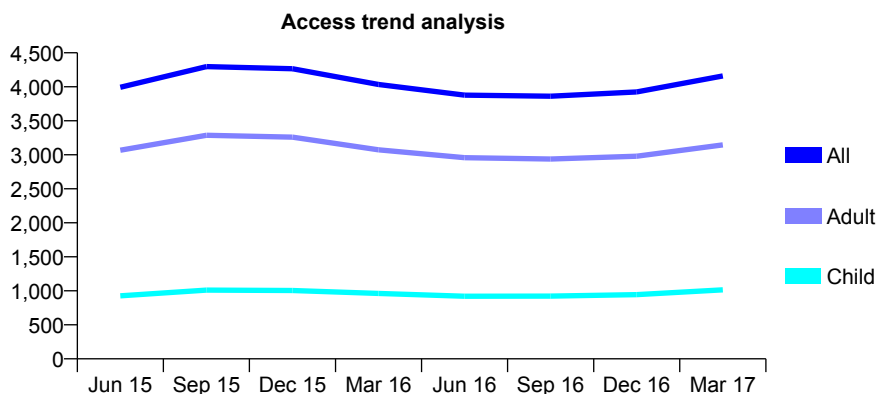
Q62 - Vital Signs At a Glance Contract Report for 359270/0001 - March 2017

Name or company name	MR AF RAI
Contract type name	GDS Contract
Purpose of contract	General
Contract start date	01/02/2009
Contract end date	

16/17 Contracted general activity (UDA)	9,679
Carry forward general activity (UDA)	237
16/17 Contracted orthodontic activity (UOA)	0
Carry forward orthodontic activity (UOA)	0
Baseline contract value	£203,498.78

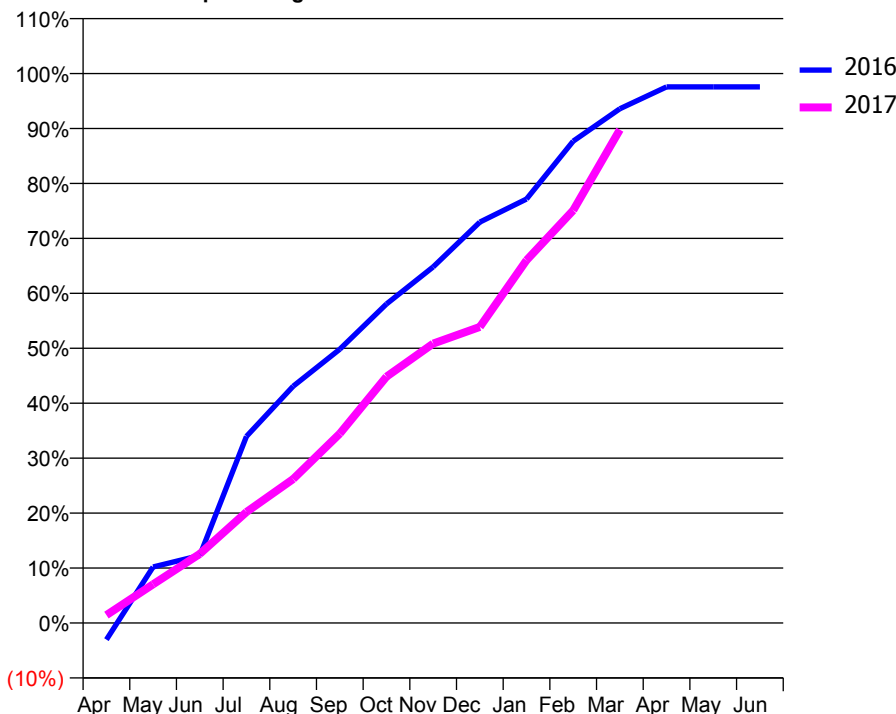
ACCESS*

Patients seen in 24 months	Total	Change since previous quarter
Quarter ending March 2016	4,035	
Quarter ending June 2016	3,878	↓
Quarter ending September 2016	3,862	→
Quarter ending December 2016	3,924	→
Quarter ending March 2017	4,160	↑
Variance since March 2016	3.1%	↑



ACTIVITY

Cumulative percentage of contracted UDA delivered 2016 & 2017



Month	Adjusted Scheduled Activity (UDA)	
	2016	2017
April	-294	139
May	988	681
June	1,189	1,218
July	3,287	1,956
August	4,170	2,535
September	4,823	3,335
October	5,620	4,339
November	6,273	4,921
December	7,062	5,216
January	7,467	6,391
February	8,488	7,269
March	9,057	8,689
April	9,442	
May	9,442	
June	9,442	

QUALITY

	Quantity	Base Number	Contract	AT	Region	England
% of FP17s for the same patient ID Re-attending within 3 months - Children	94	1,445	6.5%	10.0%	11.8%	12.3%
% of FP17s for the same patient ID Re-attending within 3 months - Adults	408	3,679	11.1%	16.1%	17.1%	16.7%
% of FP17s for the same patient ID Re-attending between 3 & 9 months - Children	844	1,445	58.4%	46.2%	46.5%	57.6%
% of FP17s for the same patient ID Re-attending between 3 & 9 months - Adults	1,530	3,679	41.6%	37.0%	37.6%	50.1%
% of FP17s for Band 1 Urgent Courses	499	4,937	10.1%	11.0%	10.7%	9.1%
% of FP17s Relating to Free Repair or Replacements	24	4,937	0.5%	0.6%	0.6%	0.8%
% of FP17s Relating to Continuations	54	4,937	1.1%	0.7%	0.9%	1.2%
% of Patients satisfied with the dentistry they have received	2	2	N/A	91.3%	90.4%	92.8%
% of Patients satisfied with the time they had to wait for an appointment	2	2	N/A	84.0%	83.7%	88.7%

* This is based on patients treated on this contract for their most recent course of treatment. Figures in italics indicate the base number of FP17s or Patient Questionnaire responses are less than 100. N/A is shown where the base number of responses is less than 10 during the period. % is calculated as Quantity/Base number*100

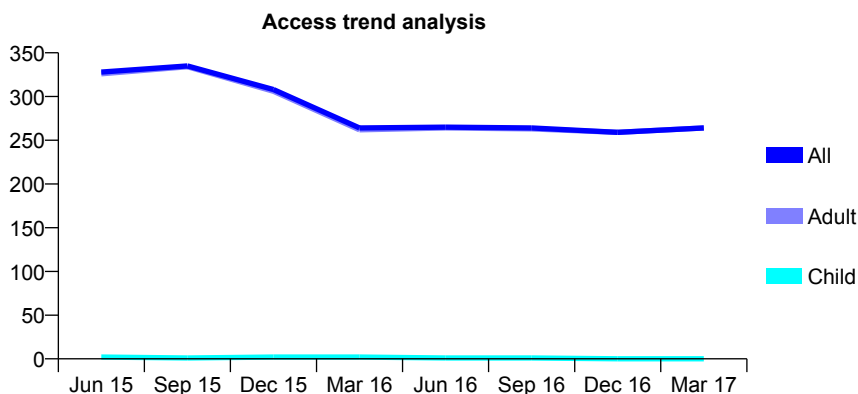
Q62 - Vital Signs At a Glance Contract Report for 359270/0006 - March 2017

Name or company name	MR AF RAI
Contract type name	PDS Contract
Purpose of contract	General
Contract start date	11/01/2010
Contract end date	

16/17 Contracted general activity (UDA)	2,500
Carry forward general activity (UDA)	0
16/17 Contracted orthodontic activity (UOA)	0
Carry forward orthodontic activity (UOA)	0
Baseline contract value	£51,498.98

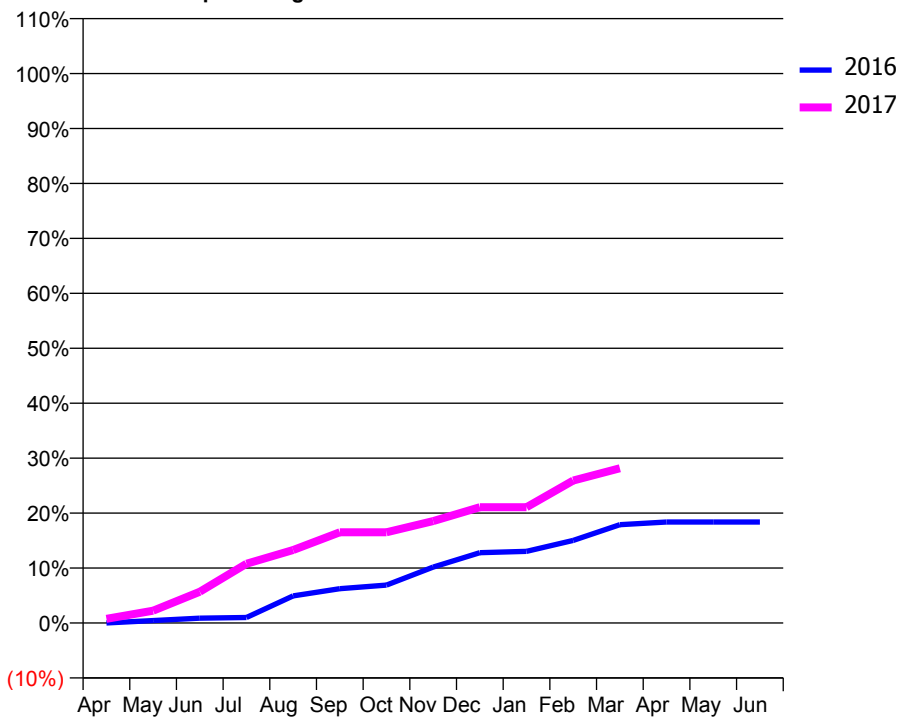
ACCESS*

Patients seen in 24 months	Total	Change since previous quarter
Quarter ending March 2016	264	
Quarter ending June 2016	265	→
Quarter ending September 2016	264	→
Quarter ending December 2016	259	↓
Quarter ending March 2017	264	→
Variance since March 2016	0.0%	→



ACTIVITY

Cumulative percentage of contracted UDA delivered 2016 & 2017



Month	Adjusted Scheduled Activity (UDA)	
	2016	2017
April	0	19
May	11	56
June	22	142
July	25	269
August	123	332
September	156	413
October	172	413
November	255	464
December	320	527
January	326	527
February	376	648
March	447	704
April	459	
May	459	
June	459	

QUALITY

	Quantity	Base Number	Contract	AT	Region	England
% of FP17s for the same patient ID Re-attending within 3 months - Children	0	0	N/A	10.0%	11.8%	12.3%
% of FP17s for the same patient ID Re-attending within 3 months - Adults	6	283	2.1%	16.1%	17.1%	16.7%
% of FP17s for the same patient ID Re-attending between 3 & 9 months - Children	0	0	N/A	46.2%	46.5%	57.6%
% of FP17s for the same patient ID Re-attending between 3 & 9 months - Adults	111	283	39.2%	37.0%	37.6%	50.1%
% of FP17s for Band 1 Urgent Courses	5	272	1.8%	11.0%	10.7%	9.1%
% of FP17s Relating to Free Repair or Replacements	0	272	0.0%	0.6%	0.6%	0.8%
% of FP17s Relating to Continuations	0	272	0.0%	0.7%	0.9%	1.2%
% of Patients satisfied with the dentistry they have received	0	0	N/A	91.3%	90.4%	92.8%
% of Patients satisfied with the time they had to wait for an appointment	0	0	N/A	84.0%	83.7%	88.7%

* This is based on patients treated on this contract for their most recent course of treatment. Figures in italics indicate the base number of FP17s or Patient Questionnaire responses are less than 100. N/A is shown where the base number of responses is less than 10 during the period. % is calculated as Quantity/Base number*100

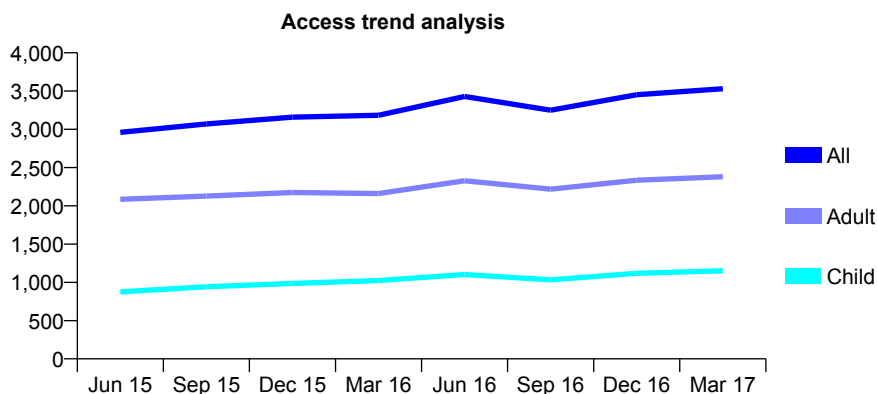
Q62 - Vital Signs At a Glance Contract Report for 359270/0007 - March 2017

Name or company name	MR AF RAI
Contract type name	GDS Contract
Purpose of contract	General
Contract start date	23/12/2009
Contract end date	

16/17 Contracted general activity (UDA)	13,096
Carry forward general activity (UDA)	0
16/17 Contracted orthodontic activity (UOA)	0
Carry forward orthodontic activity (UOA)	0
Baseline contract value	£380,263.60

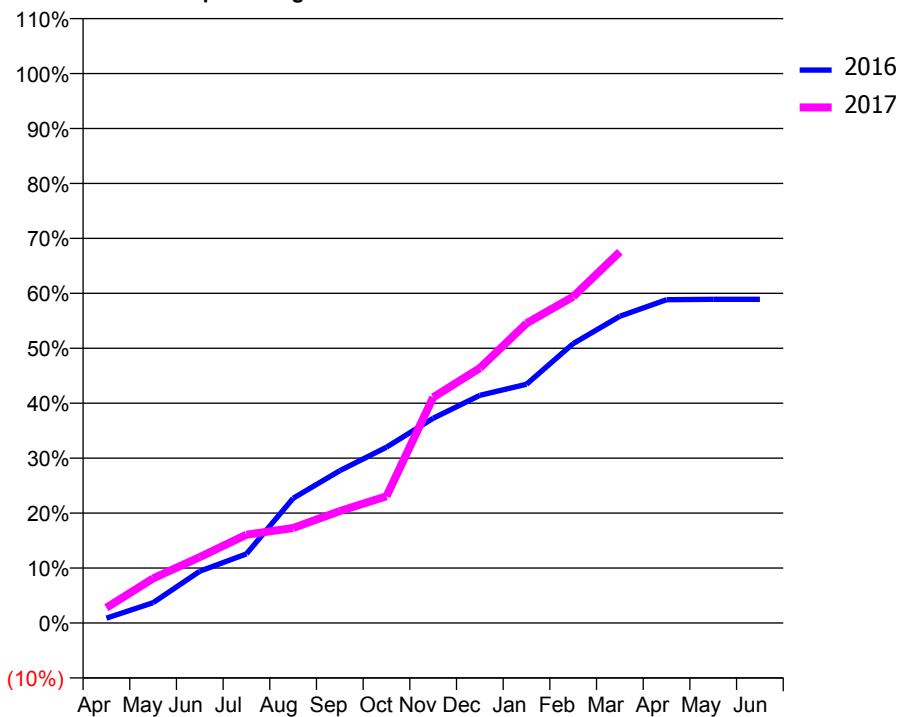
ACCESS*

Patients seen in 24 months	Total	Change since previous quarter
Quarter ending March 2016	3,184	
Quarter ending June 2016	3,430	↑
Quarter ending September 2016	3,250	↓
Quarter ending December 2016	3,452	↑
Quarter ending March 2017	3,531	↑
Variance since March 2016	10.9%	↑



ACTIVITY

Cumulative percentage of contracted UDA delivered 2016 & 2017



Month	Adjusted Scheduled Activity (UDA)	
	2016	2017
April	134	363
May	554	1,063
June	1,414	1,572
July	1,886	2,105
August	3,404	2,263
September	4,160	2,669
October	4,800	3,019
November	5,589	5,377
December	6,214	6,074
January	6,517	7,143
February	7,626	7,777
March	8,373	8,845
April	8,825	
May	8,838	
June	8,837	

QUALITY

	Quantity	Base Number	Contract	AT	Region	England
% of FP17s for the same patient ID Re-attending within 3 months - Children	124	1,432	8.7%	10.0%	11.8%	12.3%
% of FP17s for the same patient ID Re-attending within 3 months - Adults	375	2,565	14.6%	16.1%	17.1%	16.7%
% of FP17s for the same patient ID Re-attending between 3 & 9 months - Children	612	1,432	42.7%	46.2%	46.5%	57.6%
% of FP17s for the same patient ID Re-attending between 3 & 9 months - Adults	906	2,565	35.3%	37.0%	37.6%	50.1%
% of FP17s for Band 1 Urgent Courses	556	3,759	14.8%	11.0%	10.7%	9.1%
% of FP17s Relating to Free Repair or Replacements	3	3,759	0.1%	0.6%	0.6%	0.8%
% of FP17s Relating to Continuations	24	3,759	0.6%	0.7%	0.9%	1.2%
% of Patients satisfied with the dentistry they have received	3	3	N/A	91.3%	90.4%	92.8%
% of Patients satisfied with the time they had to wait for an appointment	2	3	N/A	84.0%	83.7%	88.7%

* This is based on patients treated on this contract for their most recent course of treatment. Figures in italics indicate the base number of FP17s or Patient Questionnaire responses are less than 100. N/A is shown where the base number of responses is less than 10 during the period. % is calculated as Quantity/Base number*100

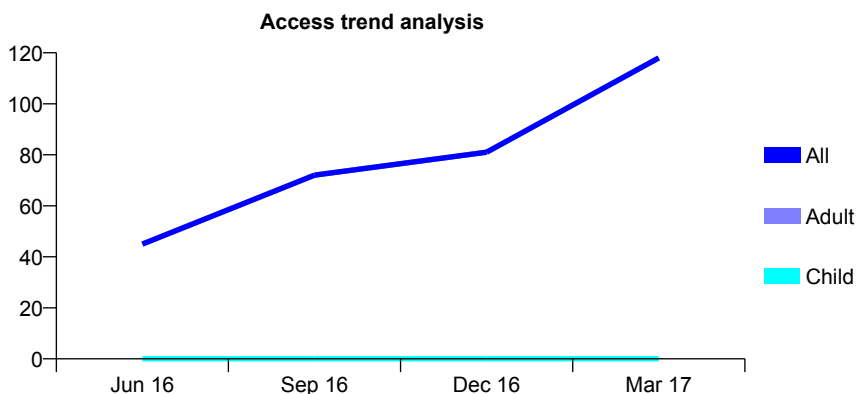
Q62 - Vital Signs At a Glance Contract Report for 359270/0023 - March 2017

Name or company name	MR AF RAI
Contract type name	PDS Contract
Purpose of contract	General
Contract start date	01/12/2015
Contract end date	30/06/2017

16/17 Contracted general activity (UDA)	500
Carry forward general activity (UDA)	-3
16/17 Contracted orthodontic activity (UOA)	0
Carry forward orthodontic activity (UOA)	0
Baseline contract value	£13,202.40

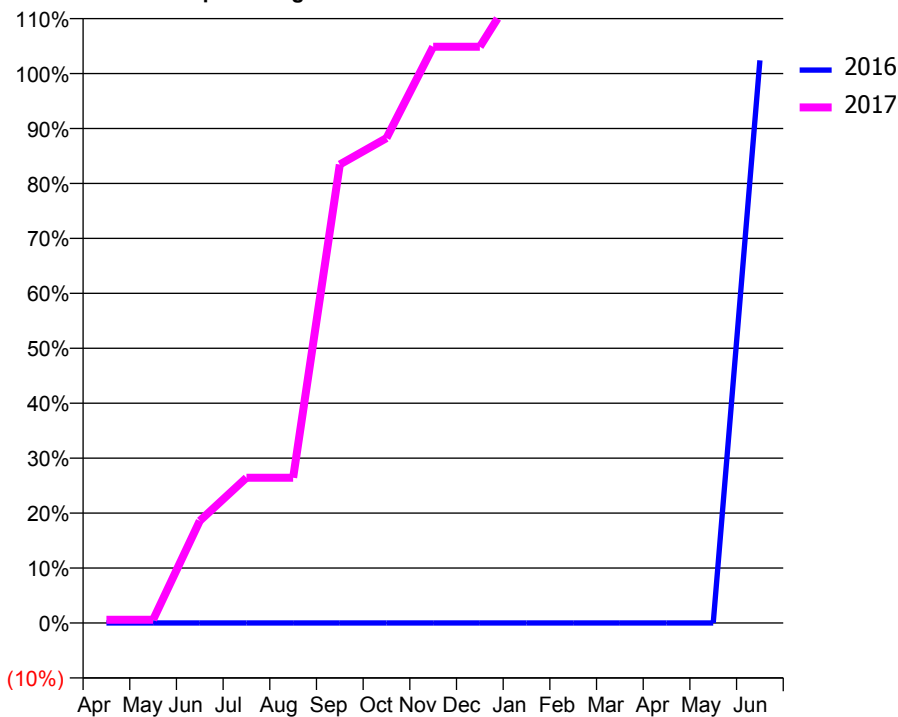
ACCESS*

Patients seen in 24 months	Total	Change since previous quarter
Quarter ending March 2016	0	
Quarter ending June 2016	45	↑
Quarter ending September 2016	72	↑
Quarter ending December 2016	81	↑
Quarter ending March 2017	118	↑
Variance since March 2016	N/A	



ACTIVITY

Cumulative percentage of contracted UDA delivered 2016 & 2017



Month	Adjusted Scheduled Activity (UDA)	
	2016	2017
April	0	3
May	0	3
June	0	93
July	0	132
August	0	132
September	0	417
October	0	441
November	0	524
December	0	524
January	0	592
February	0	613
March	0	670
April	0	
May	0	
June	171	

QUALITY

	Quantity	Base Number	Contract	AT	Region	England
% of FP17s for the same patient ID Re-attending within 3 months - Children	0	0	N/A	10.0%	11.8%	12.3%
% of FP17s for the same patient ID Re-attending within 3 months - Adults	3	117	2.6%	16.1%	17.1%	16.7%
% of FP17s for the same patient ID Re-attending between 3 & 9 months - Children	0	0	N/A	46.2%	46.5%	57.6%
% of FP17s for the same patient ID Re-attending between 3 & 9 months - Adults	7	117	6.0%	37.0%	37.6%	50.1%
% of FP17s for Band 1 Urgent Courses	3	87	3.4%	11.0%	10.7%	9.1%
% of FP17s Relating to Free Repair or Replacements	1	87	1.1%	0.6%	0.6%	0.8%
% of FP17s Relating to Continuations	1	87	1.1%	0.7%	0.9%	1.2%
% of Patients satisfied with the dentistry they have received	2	2	N/A	91.3%	90.4%	92.8%
% of Patients satisfied with the time they had to wait for an appointment	2	2	N/A	84.0%	83.7%	88.7%

* This is based on patients treated on this contract for their most recent course of treatment. Figures in italics indicate the base number of FP17s or Patient Questionnaire responses are less than 100. N/A is shown where the base number of responses is less than 10 during the period. % is calculated as Quantity/Base number*100

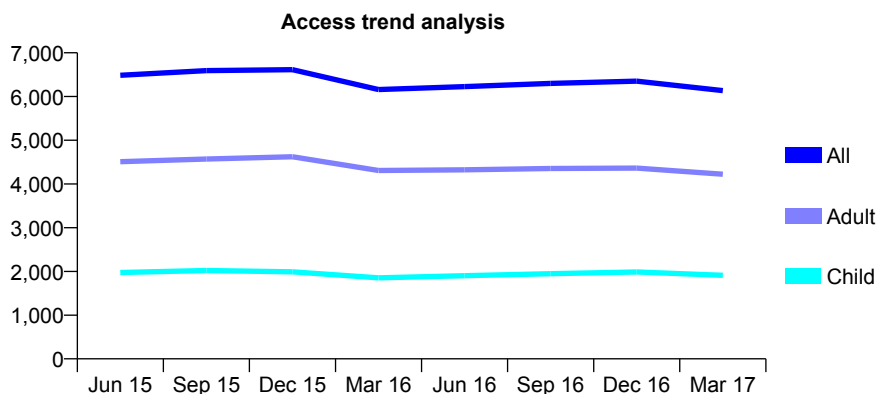
Q62 - Vital Signs At a Glance Contract Report for 359556/0001 - March 2017

Name or company name	MISS AR PATEL
Contract type name	GDS Contract
Purpose of contract	General
Contract start date	01/12/2006
Contract end date	

16/17 Contracted general activity (UDA)	16,625
Carry forward general activity (UDA)	708
16/17 Contracted orthodontic activity (UOA)	0
Carry forward orthodontic activity (UOA)	0
Baseline contract value	£504,159.31

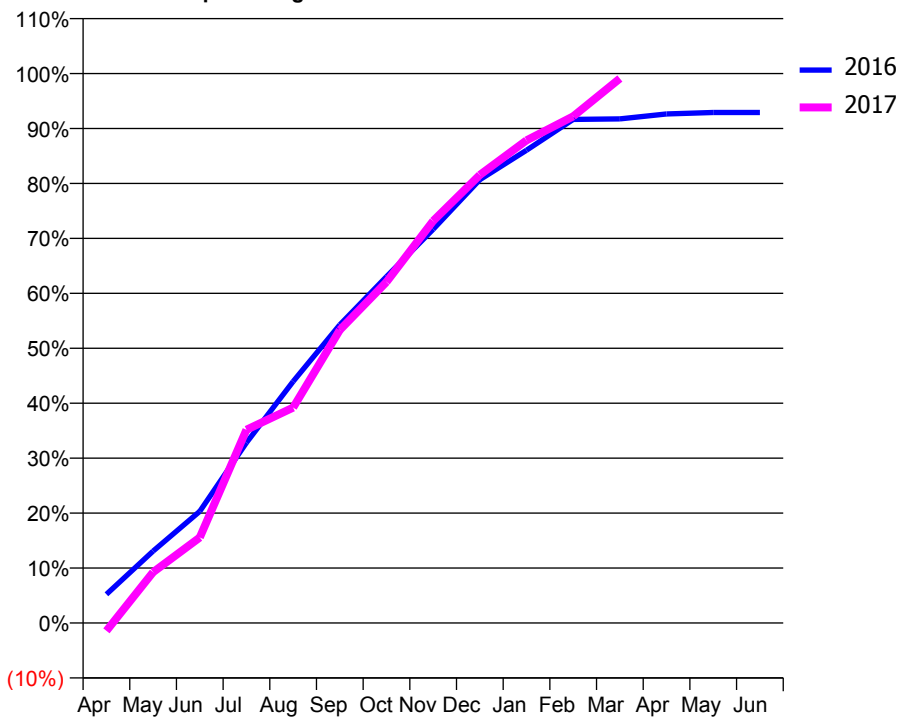
ACCESS*

Patients seen in 24 months	Total	Change since previous quarter
Quarter ending March 2016	6,161	
Quarter ending June 2016	6,227	→
Quarter ending September 2016	6,301	→
Quarter ending December 2016	6,352	→
Quarter ending March 2017	6,136	↓
Variance since March 2016	(0.4%)	→



ACTIVITY

Cumulative percentage of contracted UDA delivered 2016 & 2017



Month	Adjusted Scheduled Activity (UDA)	
	2016	2017
April	870	-239
May	2,176	1,539
June	3,381	2,587
July	5,456	5,848
August	7,309	6,517
September	9,022	8,865
October	10,478	10,320
November	11,911	12,167
December	13,412	13,557
January	14,304	14,602
February	15,236	15,330
March	15,252	16,474
April	15,401	
May	15,447	
June	15,446	

QUALITY

	Quantity	Base Number	Contract	AT	Region	England
% of FP17s for the same patient ID Re-attending within 3 months - Children	145	2,280	6.4%	10.0%	11.8%	12.3%
% of FP17s for the same patient ID Re-attending within 3 months - Adults	556	4,536	12.3%	16.1%	17.1%	16.7%
% of FP17s for the same patient ID Re-attending between 3 & 9 months - Children	850	2,280	37.3%	46.2%	46.5%	57.6%
% of FP17s for the same patient ID Re-attending between 3 & 9 months - Adults	1,511	4,536	33.3%	37.0%	37.6%	50.1%
% of FP17s for Band 1 Urgent Courses	772	6,599	11.7%	11.0%	10.7%	9.1%
% of FP17s Relating to Free Repair or Replacements	34	6,599	0.5%	0.6%	0.6%	0.8%
% of FP17s Relating to Continuations	4	6,599	0.1%	0.7%	0.9%	1.2%
% of Patients satisfied with the dentistry they have received	5	5	N/A	91.3%	90.4%	92.8%
% of Patients satisfied with the time they had to wait for an appointment	5	5	N/A	84.0%	83.7%	88.7%

* This is based on patients treated on this contract for their most recent course of treatment. Figures in italics indicate the base number of FP17s or Patient Questionnaire responses are less than 100. N/A is shown where the base number of responses is less than 10 during the period. % is calculated as Quantity/Base number*100

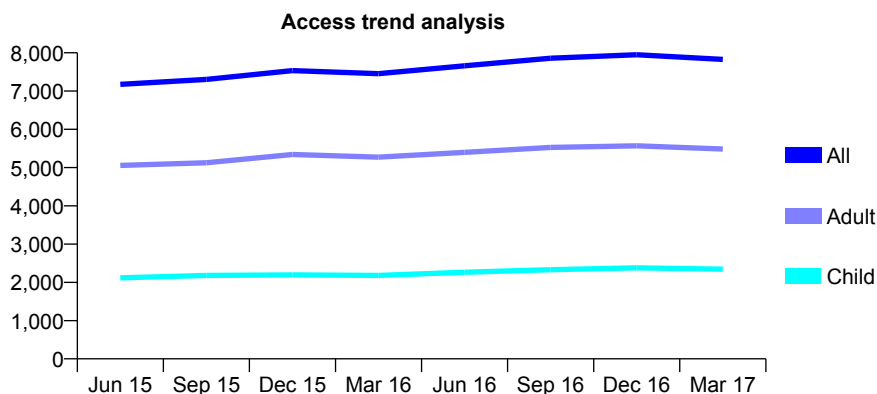
Q62 - Vital Signs At a Glance Contract Report for 359556/0002 - March 2017

Name or company name	MISS AR PATEL
Contract type name	GDS Contract
Purpose of contract	General
Contract start date	01/06/2008
Contract end date	

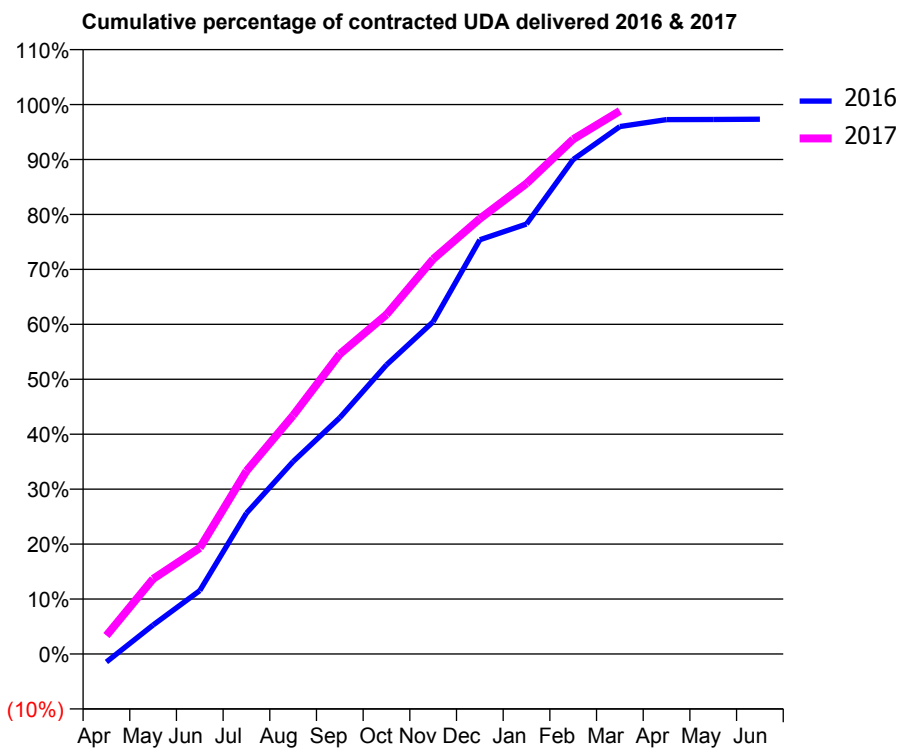
16/17 Contracted general activity (UDA)	16,568
Carry forward general activity (UDA)	445
16/17 Contracted orthodontic activity (UOA)	0
Carry forward orthodontic activity (UOA)	0
Baseline contract value	£373,881.36

ACCESS*

Patients seen in 24 months	Total	Change since previous quarter
Quarter ending March 2016	7,455	
Quarter ending June 2016	7,661	↑
Quarter ending September 2016	7,858	↑
Quarter ending December 2016	7,948	→
Quarter ending March 2017	7,827	↓
Variance since March 2016	5.0%	↑



ACTIVITY



Month	Adjusted Scheduled Activity (UDA)	
	2016	2017
April	-242	556
May	874	2,267
June	1,911	3,200
July	4,248	5,519
August	5,803	7,195
September	7,127	9,043
October	8,718	10,236
November	10,017	11,906
December	12,488	13,125
January	12,962	14,186
February	14,909	15,523
March	15,904	16,372
April	16,111	
May	16,116	
June	16,123	

QUALITY

	Quantity	Base Number	Contract	AT	Region	England
% of FP17s for the same patient ID Re-attending within 3 months - Children	199	2,886	6.9%	10.0%	11.8%	12.3%
% of FP17s for the same patient ID Re-attending within 3 months - Adults	691	5,925	11.7%	16.1%	17.1%	16.7%
% of FP17s for the same patient ID Re-attending between 3 & 9 months - Children	1,305	2,886	45.2%	46.2%	46.5%	57.6%
% of FP17s for the same patient ID Re-attending between 3 & 9 months - Adults	2,372	5,925	40.0%	37.0%	37.6%	50.1%
% of FP17s for Band 1 Urgent Courses	605	7,707	7.9%	11.0%	10.7%	9.1%
% of FP17s Relating to Free Repair or Replacements	32	7,707	0.4%	0.6%	0.6%	0.8%
% of FP17s Relating to Continuations	4	7,707	0.1%	0.7%	0.9%	1.2%
% of Patients satisfied with the dentistry they have received	6	6	N/A	91.3%	90.4%	92.8%
% of Patients satisfied with the time they had to wait for an appointment	5	6	N/A	84.0%	83.7%	88.7%

* This is based on patients treated on this contract for their most recent course of treatment. Figures in italics indicate the base number of FP17s or Patient Questionnaire responses are less than 100. N/A is shown where the base number of responses is less than 10 during the period. % is calculated as Quantity/Base number*100

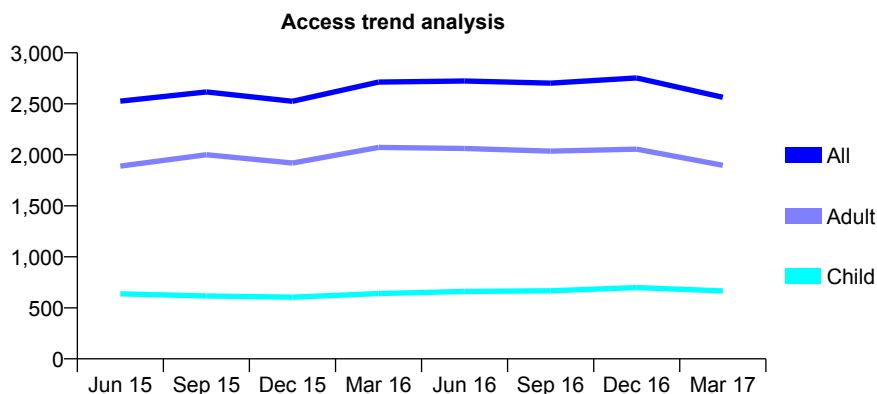
Q62 - Vital Signs At a Glance Contract Report for 363774/0001 - March 2017

Name or company name	MS M JOJI
Contract type name	GDS Contract
Purpose of contract	General
Contract start date	31/08/2007
Contract end date	

16/17 Contracted general activity (UDA)	6,846
Carry forward general activity (UDA)	-112
16/17 Contracted orthodontic activity (UOA)	0
Carry forward orthodontic activity (UOA)	0
Baseline contract value	£191,476.94

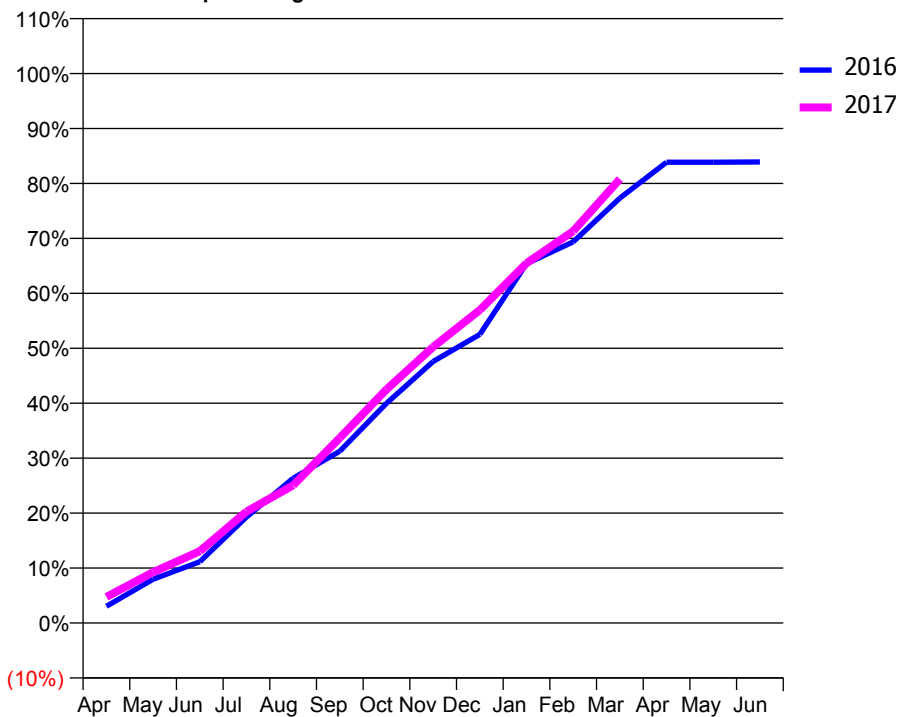
ACCESS*

Patients seen in 24 months	Total	Change since previous quarter
Quarter ending March 2016	2,713	
Quarter ending June 2016	2,723	→
Quarter ending September 2016	2,703	→
Quarter ending December 2016	2,754	→
Quarter ending March 2017	2,564	↓
Variance since March 2016	(5.5%)	↓



ACTIVITY

Cumulative percentage of contracted UDA delivered 2016 & 2017



Month	Adjusted Scheduled Activity (UDA)	
	2016	2017
April	209	324
May	546	634
June	764	895
July	1,320	1,388
August	1,804	1,715
September	2,141	2,306
October	2,737	2,910
November	3,259	3,439
December	3,596	3,900
January	4,476	4,484
February	4,749	4,883
March	5,294	5,532
April	5,741	
May	5,741	
June	5,744	

QUALITY

	Quantity	Base Number	Contract	AT	Region	England
% of FP17s for the same patient ID Re-attending within 3 months - Children	110	985	11.2%	10.0%	11.8%	12.3%
% of FP17s for the same patient ID Re-attending within 3 months - Adults	309	2,278	13.6%	16.1%	17.1%	16.7%
% of FP17s for the same patient ID Re-attending between 3 & 9 months - Children	329	985	33.4%	46.2%	46.5%	57.6%
% of FP17s for the same patient ID Re-attending between 3 & 9 months - Adults	364	2,278	16.0%	37.0%	37.6%	50.1%
% of FP17s for Band 1 Urgent Courses	1,380	2,677	51.6%	11.0%	10.7%	9.1%
% of FP17s Relating to Free Repair or Replacements	12	2,677	0.4%	0.6%	0.6%	0.8%
% of FP17s Relating to Continuations	0	2,677	0.0%	0.7%	0.9%	1.2%
% of Patients satisfied with the dentistry they have received	0	0	N/A	91.3%	90.4%	92.8%
% of Patients satisfied with the time they had to wait for an appointment	0	0	N/A	84.0%	83.7%	88.7%

* This is based on patients treated on this contract for their most recent course of treatment. Figures in italics indicate the base number of FP17s or Patient Questionnaire responses are less than 100. N/A is shown where the base number of responses is less than 10 during the period. % is calculated as Quantity/Base number*100

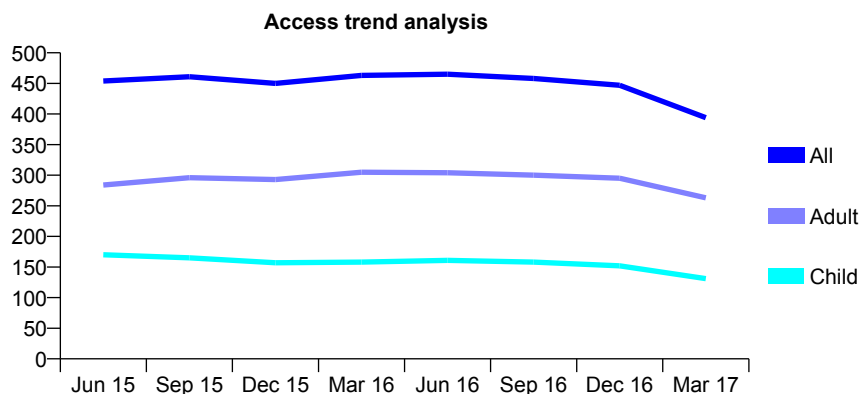
Q62 - Vital Signs At a Glance Contract Report for 364207/0001 - March 2017

Name or company name	Crystal Smile Dental Care
Contract type name	GDS Contract
Purpose of contract	General
Contract start date	01/02/2012
Contract end date	

16/17 Contracted general activity (UDA)	1,911
Carry forward general activity (UDA)	-38
16/17 Contracted orthodontic activity (UOA)	0
Carry forward orthodontic activity (UOA)	0
Baseline contract value	£66,056.17

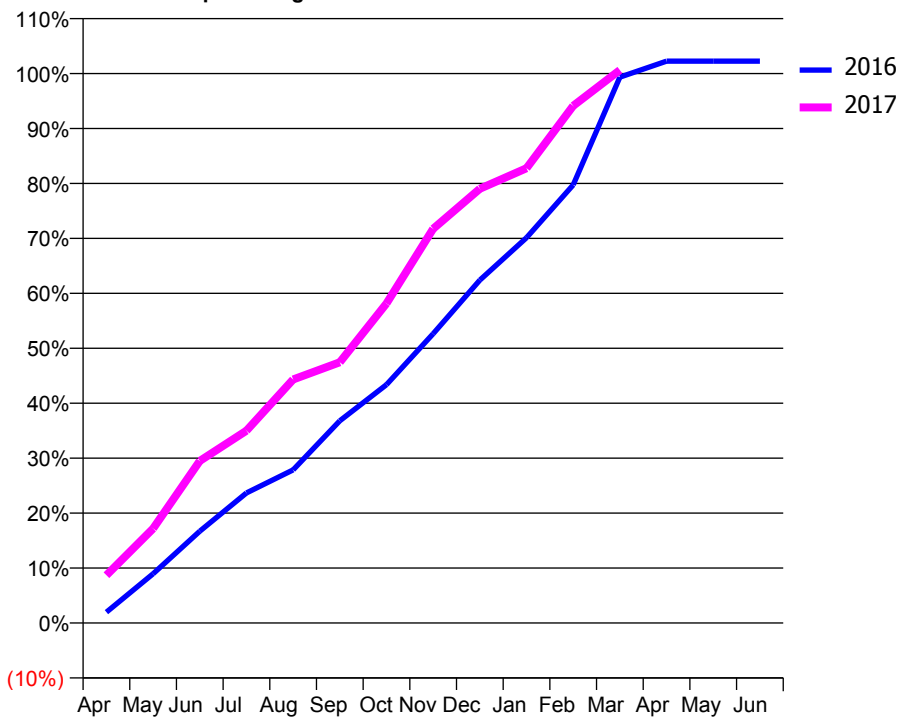
ACCESS*

Patients seen in 24 months	Total	Change since previous quarter
Quarter ending March 2016	463	
Quarter ending June 2016	465	→
Quarter ending September 2016	458	↓
Quarter ending December 2016	447	↓
Quarter ending March 2017	394	↓
Variance since March 2016	(14.9%)	↓



ACTIVITY

Cumulative percentage of contracted UDA delivered 2016 & 2017



Month	Adjusted Scheduled Activity (UDA)	
	2016	2017
April	38	166
May	171	329
June	319	564
July	452	669
August	533	847
September	703	907
October	829	1,111
November	1,006	1,371
December	1,192	1,510
January	1,340	1,582
February	1,524	1,799
March	1,898	1,923
April	1,954	
May	1,954	
June	1,954	

QUALITY

	Quantity	Base Number	Contract	AT	Region	England
% of FP17s for the same patient ID Re-attending within 3 months - Children	21	167	12.6%	10.0%	11.8%	12.3%
% of FP17s for the same patient ID Re-attending within 3 months - Adults	36	298	12.1%	16.1%	17.1%	16.7%
% of FP17s for the same patient ID Re-attending between 3 & 9 months - Children	73	167	43.7%	46.2%	46.5%	57.6%
% of FP17s for the same patient ID Re-attending between 3 & 9 months - Adults	125	298	41.9%	37.0%	37.6%	50.1%
% of FP17s for Band 1 Urgent Courses	25	451	5.5%	11.0%	10.7%	9.1%
% of FP17s Relating to Free Repair or Replacements	0	451	0.0%	0.6%	0.6%	0.8%
% of FP17s Relating to Continuations	0	451	0.0%	0.7%	0.9%	1.2%
% of Patients satisfied with the dentistry they have received	0	0	N/A	91.3%	90.4%	92.8%
% of Patients satisfied with the time they had to wait for an appointment	0	0	N/A	84.0%	83.7%	88.7%

* This is based on patients treated on this contract for their most recent course of treatment. Figures in italics indicate the base number of FP17s or Patient Questionnaire responses are less than 100. N/A is shown where the base number of responses is less than 10 during the period. % is calculated as Quantity/Base number*100

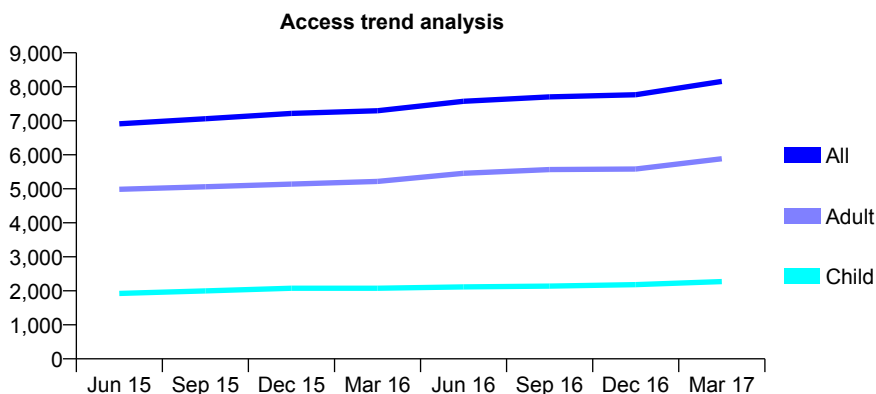
Q62 - Vital Signs At a Glance Contract Report for 381365/0002 - March 2017

Name or company name	MR P ZIDERMAN
Contract type name	GDS Contract
Purpose of contract	General
Contract start date	01/04/2006
Contract end date	

16/17 Contracted general activity (UDA)	25,594
Carry forward general activity (UDA)	145
16/17 Contracted orthodontic activity (UOA)	0
Carry forward orthodontic activity (UOA)	0
Baseline contract value	£955,874.12

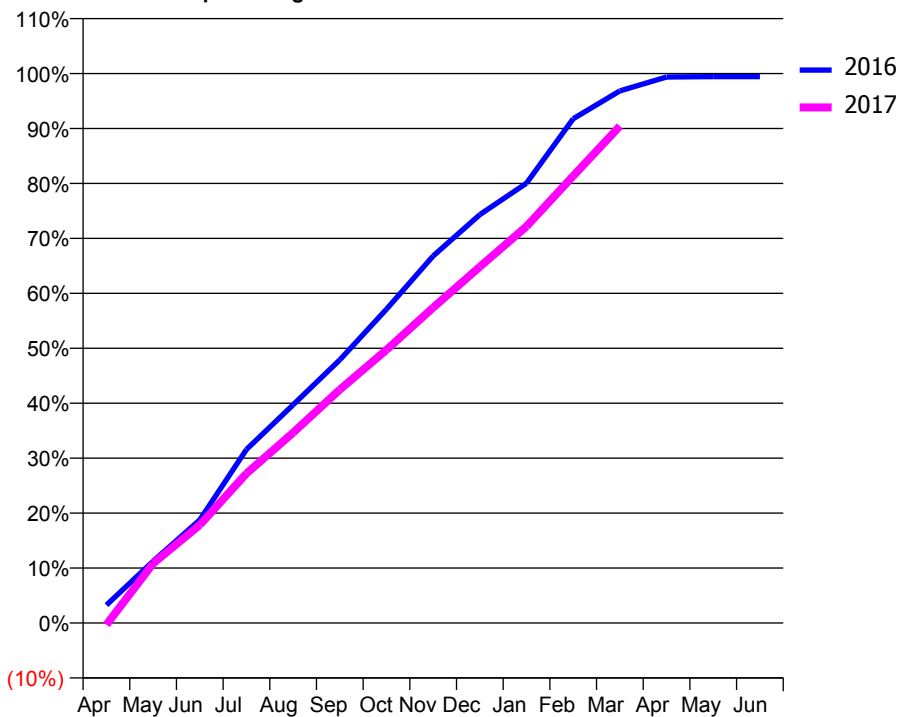
ACCESS*

Patients seen in 24 months	Total	Change since previous quarter
Quarter ending March 2016	7,297	
Quarter ending June 2016	7,573	↑
Quarter ending September 2016	7,703	→
Quarter ending December 2016	7,765	→
Quarter ending March 2017	8,158	↑
Variance since March 2016	11.8%	↑



ACTIVITY

Cumulative percentage of contracted UDA delivered 2016 & 2017



Month	Adjusted Scheduled Activity (UDA)	
	2016	2017
April	838	-84
May	2,882	2,774
June	4,805	4,569
July	8,083	6,968
August	10,163	8,867
September	12,257	10,872
October	14,619	12,725
November	17,096	14,689
December	19,022	16,589
January	20,490	18,472
February	23,489	20,821
March	24,787	23,144
April	25,428	
May	25,449	
June	25,449	

QUALITY

	Quantity	Base Number	Contract	AT	Region	England
% of FP17s for the same patient ID Re-attending within 3 months - Children	187	2,520	7.4%	10.0%	11.8%	12.3%
% of FP17s for the same patient ID Re-attending within 3 months - Adults	874	6,138	14.2%	16.1%	17.1%	16.7%
% of FP17s for the same patient ID Re-attending between 3 & 9 months - Children	951	2,520	37.7%	46.2%	46.5%	57.6%
% of FP17s for the same patient ID Re-attending between 3 & 9 months - Adults	1,642	6,138	26.8%	37.0%	37.6%	50.1%
% of FP17s for Band 1 Urgent Courses	1,106	8,393	13.2%	11.0%	10.7%	9.1%
% of FP17s Relating to Free Repair or Replacements	43	8,393	0.5%	0.6%	0.6%	0.8%
% of FP17s Relating to Continuations	35	8,393	0.4%	0.7%	0.9%	1.2%
% of Patients satisfied with the dentistry they have received	4	4	N/A	91.3%	90.4%	92.8%
% of Patients satisfied with the time they had to wait for an appointment	4	4	N/A	84.0%	83.7%	88.7%

* This is based on patients treated on this contract for their most recent course of treatment. Figures in italics indicate the base number of FP17s or Patient Questionnaire responses are less than 100. N/A is shown where the base number of responses is less than 10 during the period. % is calculated as Quantity/Base number*100

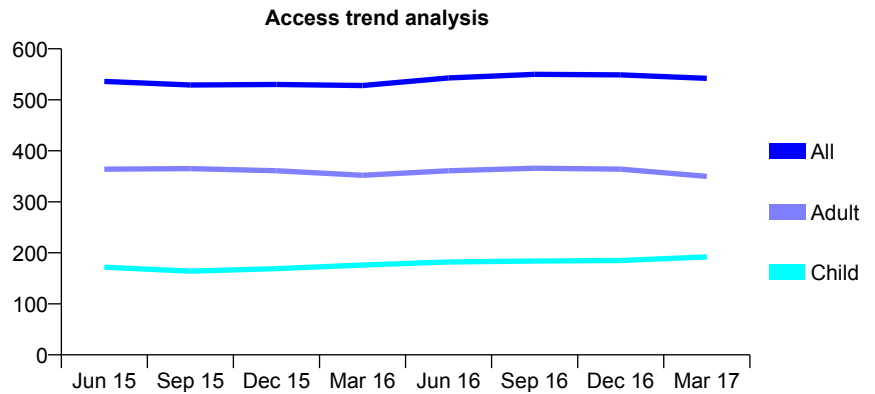
Q62 - Vital Signs At a Glance Contract Report for 385018/0001 - March 2017

Name or company name	MR RP SAINI
Contract type name	GDS Contract
Purpose of contract	General
Contract start date	01/04/2006
Contract end date	

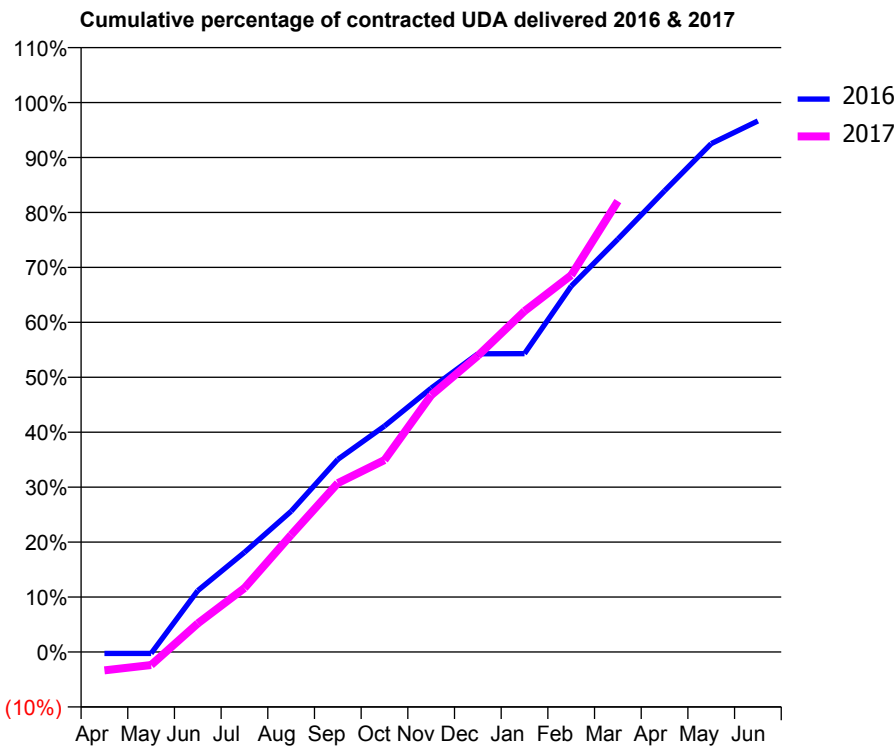
16/17 Contracted general activity (UDA)	2,500
Carry forward general activity (UDA)	84
16/17 Contracted orthodontic activity (UOA)	0
Carry forward orthodontic activity (UOA)	0
Baseline contract value	£72,654.89

ACCESS*

Patients seen in 24 months	Total	Change since previous quarter
Quarter ending March 2016	528	
Quarter ending June 2016	543	↑
Quarter ending September 2016	550	→
Quarter ending December 2016	549	→
Quarter ending March 2017	542	↓
Variance since March 2016	2.7%	↑



ACTIVITY



Month	Adjusted Scheduled Activity (UDA)	
	2016	2017
April	-7	-84
May	-7	-60
June	279	130
July	453	291
August	640	533
September	877	769
October	1,028	873
November	1,200	1,168
December	1,357	1,348
January	1,358	1,551
February	1,664	1,714
March	1,878	2,051
April	2,098	
May	2,313	
June	2,416	

QUALITY

	Quantity	Base Number	Contract	AT	Region	England
% of FP17s for the same patient ID Re-attending within 3 months - Children	78	405	19.3%	10.0%	11.8%	12.3%
% of FP17s for the same patient ID Re-attending within 3 months - Adults	56	546	10.3%	16.1%	17.1%	16.7%
% of FP17s for the same patient ID Re-attending between 3 & 9 months - Children	234	405	57.8%	46.2%	46.5%	57.6%
% of FP17s for the same patient ID Re-attending between 3 & 9 months - Adults	350	546	64.1%	37.0%	37.6%	50.1%
% of FP17s for Band 1 Urgent Courses	22	789	2.8%	11.0%	10.7%	9.1%
% of FP17s Relating to Free Repair or Replacements	0	789	0.0%	0.6%	0.6%	0.8%
% of FP17s Relating to Continuations	5	789	0.6%	0.7%	0.9%	1.2%
% of Patients satisfied with the dentistry they have received	1	1	N/A	91.3%	90.4%	92.8%
% of Patients satisfied with the time they had to wait for an appointment	1	1	N/A	84.0%	83.7%	88.7%

* This is based on patients treated on this contract for their most recent course of treatment. Figures in italics indicate the base number of FP17s or Patient Questionnaire responses are less than 100. N/A is shown where the base number of responses is less than 10 during the period. % is calculated as Quantity/Base number*100

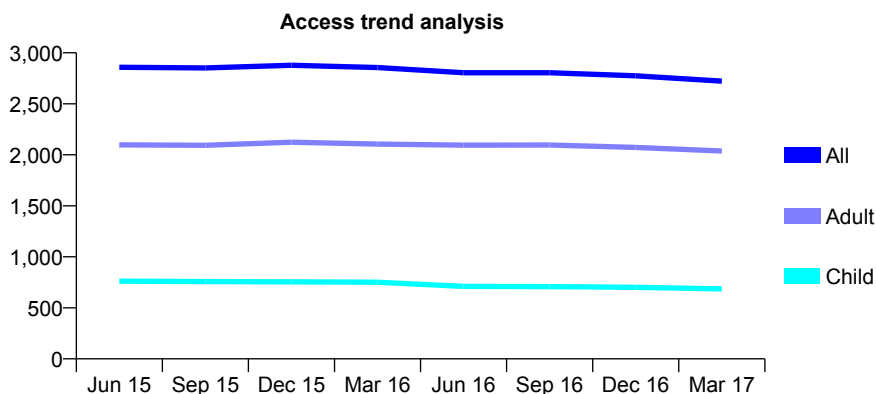
Q62 - Vital Signs At a Glance Contract Report for 393983/0002 - March 2017

Name or company name	MR D SAITOWITZ
Contract type name	GDS Contract
Purpose of contract	General
Contract start date	05/01/2009
Contract end date	

16/17 Contracted general activity (UDA)	10,991
Carry forward general activity (UDA)	25
16/17 Contracted orthodontic activity (UOA)	0
Carry forward orthodontic activity (UOA)	0
Baseline contract value	£342,135.60

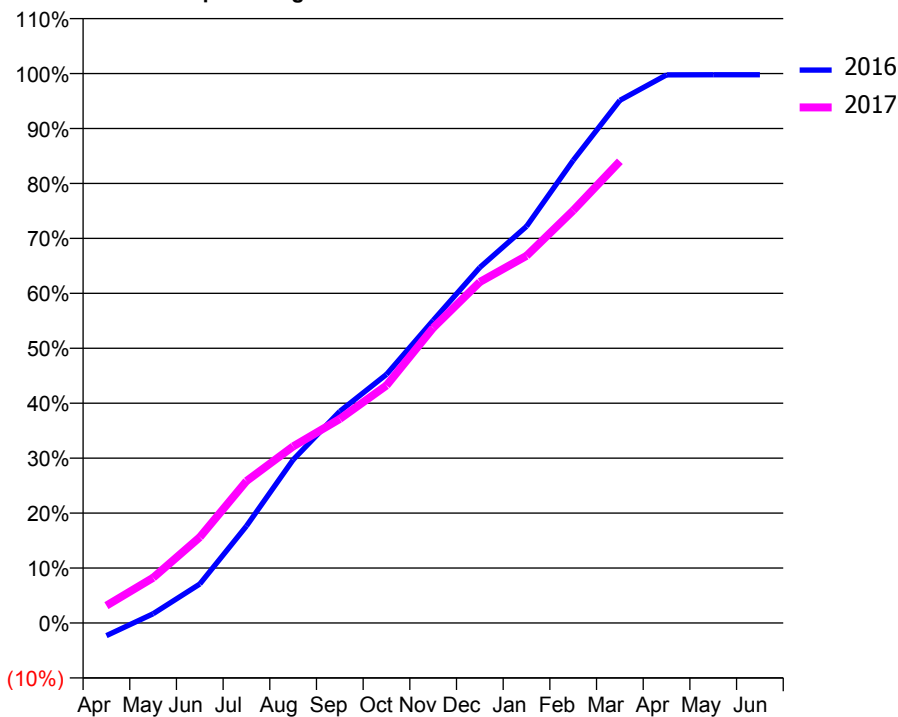
ACCESS*

Patients seen in 24 months	Total	Change since previous quarter
Quarter ending March 2016	2,856	
Quarter ending June 2016	2,805	↓
Quarter ending September 2016	2,804	→
Quarter ending December 2016	2,774	↓
Quarter ending March 2017	2,722	↓
Variance since March 2016	(4.7%)	↓



ACTIVITY

Cumulative percentage of contracted UDA delivered 2016 & 2017



Month	Adjusted Scheduled Activity (UDA)	
	2016	2017
April	-254	347
May	186	905
June	781	1,715
July	1,940	2,840
August	3,267	3,534
September	4,233	4,082
October	4,974	4,752
November	6,053	5,904
December	7,113	6,821
January	7,934	7,343
February	9,253	8,252
March	10,454	9,235
April	10,962	
May	10,965	
June	10,966	

QUALITY

	Quantity	Base Number	Contract	AT	Region	England
% of FP17s for the same patient ID Re-attending within 3 months - Children	22	666	3.3%	10.0%	11.8%	12.3%
% of FP17s for the same patient ID Re-attending within 3 months - Adults	167	2,024	8.3%	16.1%	17.1%	16.7%
% of FP17s for the same patient ID Re-attending between 3 & 9 months - Children	230	666	34.5%	46.2%	46.5%	57.6%
% of FP17s for the same patient ID Re-attending between 3 & 9 months - Adults	852	2,024	42.1%	37.0%	37.6%	50.1%
% of FP17s for Band 1 Urgent Courses	42	2,568	1.6%	11.0%	10.7%	9.1%
% of FP17s Relating to Free Repair or Replacements	0	2,568	0.0%	0.6%	0.6%	0.8%
% of FP17s Relating to Continuations	4	2,568	0.2%	0.7%	0.9%	1.2%
% of Patients satisfied with the dentistry they have received	3	3	N/A	91.3%	90.4%	92.8%
% of Patients satisfied with the time they had to wait for an appointment	2	3	N/A	84.0%	83.7%	88.7%

* This is based on patients treated on this contract for their most recent course of treatment. Figures in italics indicate the base number of FP17s or Patient Questionnaire responses are less than 100. N/A is shown where the base number of responses is less than 10 during the period. % is calculated as Quantity/Base number*100

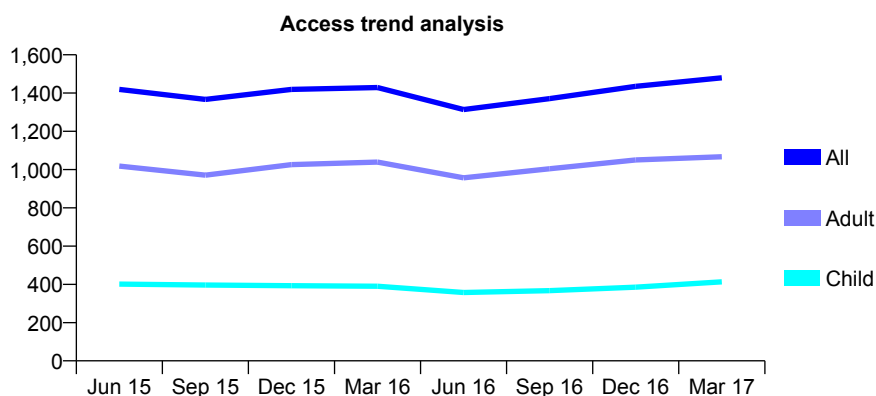
Q62 - Vital Signs At a Glance Contract Report for 394416/0004 - March 2017

Name or company name	MR SN CHANDE
Contract type name	PDS Plus Contract
Purpose of contract	General
Contract start date	01/05/2013
Contract end date	31/03/2018

16/17 Contracted general activity (UDA)	3,000
Carry forward general activity (UDA)	-51
16/17 Contracted orthodontic activity (UOA)	0
Carry forward orthodontic activity (UOA)	0
Baseline contract value	£79,157.23

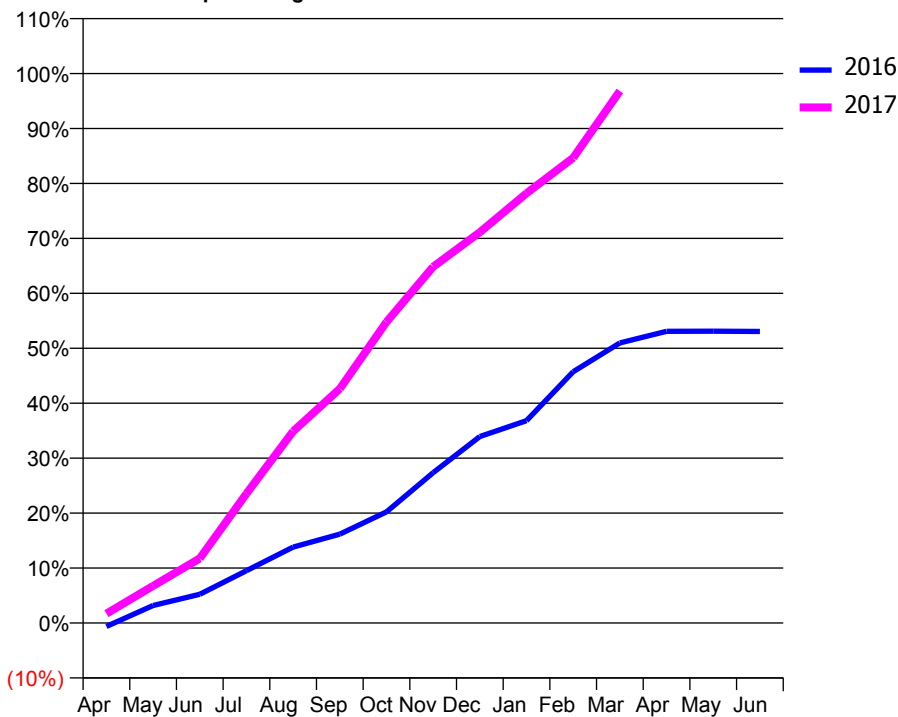
ACCESS*

Patients seen in 24 months	Total	Change since previous quarter
Quarter ending March 2016	1,429	
Quarter ending June 2016	1,314	↓
Quarter ending September 2016	1,371	↑
Quarter ending December 2016	1,435	↑
Quarter ending March 2017	1,480	↑
Variance since March 2016	3.6%	↑



ACTIVITY

Cumulative percentage of contracted UDA delivered 2016 & 2017



Month	Adjusted Scheduled Activity (UDA)	
	2016	2017
April	-37	51
May	184	203
June	301	352
July	548	707
August	795	1,046
September	929	1,278
October	1,163	1,643
November	1,573	1,945
December	1,952	2,134
January	2,117	2,346
February	2,629	2,540
March	2,931	2,904
April	3,053	
May	3,054	
June	3,051	

QUALITY

	Quantity	Base Number	Contract	AT	Region	England
% of FP17s for the same patient ID Re-attending within 3 months - Children	5	433	1.2%	10.0%	11.8%	12.3%
% of FP17s for the same patient ID Re-attending within 3 months - Adults	17	862	2.0%	16.1%	17.1%	16.7%
% of FP17s for the same patient ID Re-attending between 3 & 9 months - Children	77	433	17.8%	46.2%	46.5%	57.6%
% of FP17s for the same patient ID Re-attending between 3 & 9 months - Adults	61	862	7.1%	37.0%	37.6%	50.1%
% of FP17s for Band 1 Urgent Courses	116	1,230	9.4%	11.0%	10.7%	9.1%
% of FP17s Relating to Free Repair or Replacements	2	1,230	0.2%	0.6%	0.6%	0.8%
% of FP17s Relating to Continuations	2	1,230	0.2%	0.7%	0.9%	1.2%
% of Patients satisfied with the dentistry they have received	1	1	N/A	91.3%	90.4%	92.8%
% of Patients satisfied with the time they had to wait for an appointment	1	1	N/A	84.0%	83.7%	88.7%

* This is based on patients treated on this contract for their most recent course of treatment. Figures in italics indicate the base number of FP17s or Patient Questionnaire responses are less than 100. N/A is shown where the base number of responses is less than 10 during the period. % is calculated as Quantity/Base number*100

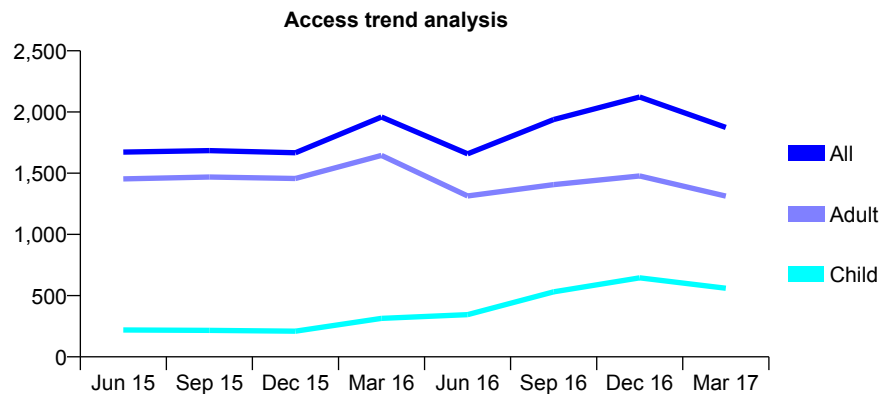
Q62 - Vital Signs At a Glance Contract Report for 395129/0001 - March 2017

Name or company name	Advance Dental Care
Contract type name	GDS Contract
Purpose of contract	General
Contract start date	01/04/2006
Contract end date	

16/17 Contracted general activity (UDA)	4,825
Carry forward general activity (UDA)	113
16/17 Contracted orthodontic activity (UOA)	0
Carry forward orthodontic activity (UOA)	0
Baseline contract value	£136,538.29

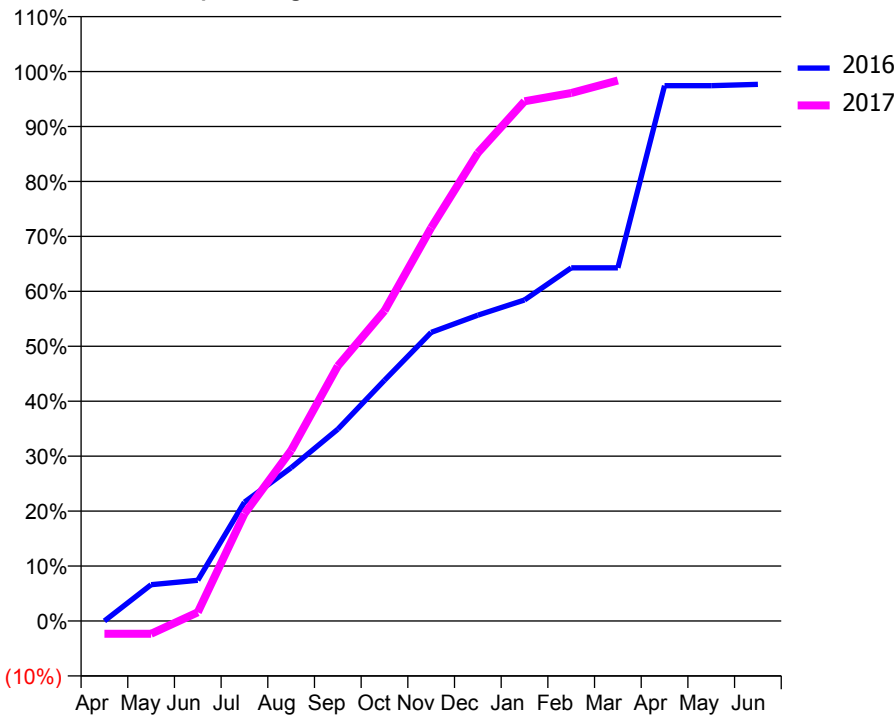
ACCESS*

Patients seen in 24 months	Total	Change since previous quarter
Quarter ending March 2016	1,959	
Quarter ending June 2016	1,659	↓
Quarter ending September 2016	1,938	↑
Quarter ending December 2016	2,123	↑
Quarter ending March 2017	1,874	↓
Variance since March 2016	(4.3%)	↓



ACTIVITY

Cumulative percentage of contracted UDA delivered 2016 & 2017



Month	2016	2017
April	1	-113
May	319	-113
June	358	77
July	1,044	942
August	1,346	1,498
September	1,684	2,240
October	2,115	2,724
November	2,534	3,454
December	2,685	4,110
January	2,819	4,563
February	3,101	4,636
March	3,101	4,746
April	4,700	
May	4,700	
June	4,712	

QUALITY

	Quantity	Base Number	Contract	AT	Region	England
% of FP17s for the same patient ID Re-attending within 3 months - Children	53	975	5.4%	10.0%	11.8%	12.3%
% of FP17s for the same patient ID Re-attending within 3 months - Adults	127	1,552	8.2%	16.1%	17.1%	16.7%
% of FP17s for the same patient ID Re-attending between 3 & 9 months - Children	123	975	12.6%	46.2%	46.5%	57.6%
% of FP17s for the same patient ID Re-attending between 3 & 9 months - Adults	170	1,552	11.0%	37.0%	37.6%	50.1%
% of FP17s for Band 1 Urgent Courses	94	1,948	4.8%	11.0%	10.7%	9.1%
% of FP17s Relating to Free Repair or Replacements	2	1,948	0.1%	0.6%	0.6%	0.8%
% of FP17s Relating to Continuations	6	1,948	0.3%	0.7%	0.9%	1.2%
% of Patients satisfied with the dentistry they have received	6	6	N/A	91.3%	90.4%	92.8%
% of Patients satisfied with the time they had to wait for an appointment	6	6	N/A	84.0%	83.7%	88.7%

* This is based on patients treated on this contract for their most recent course of treatment. Figures in italics indicate the base number of FP17s or Patient Questionnaire responses are less than 100. N/A is shown where the base number of responses is less than 10 during the period. % is calculated as Quantity/Base number*100

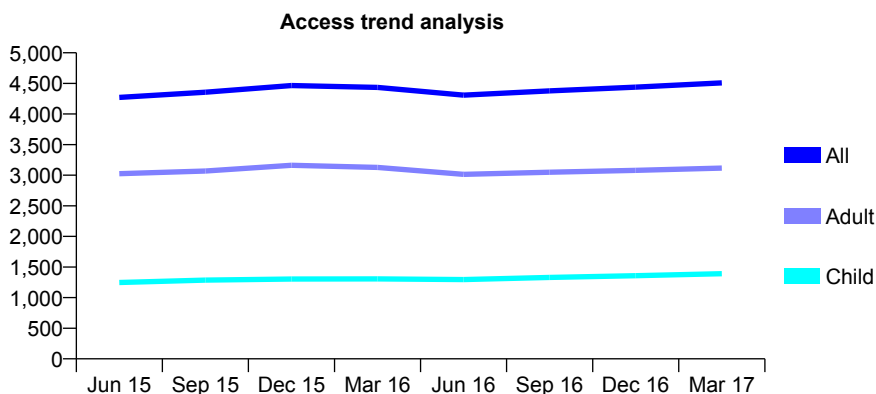
Q62 - Vital Signs At a Glance Contract Report for 395463/0001 - March 2017

Name or company name	MR AH GHAURI
Contract type name	GDS Contract
Purpose of contract	General
Contract start date	01/04/2006
Contract end date	

16/17 Contracted general activity (UDA)	11,256
Carry forward general activity (UDA)	311
16/17 Contracted orthodontic activity (UOA)	0
Carry forward orthodontic activity (UOA)	0
Baseline contract value	£298,693.82

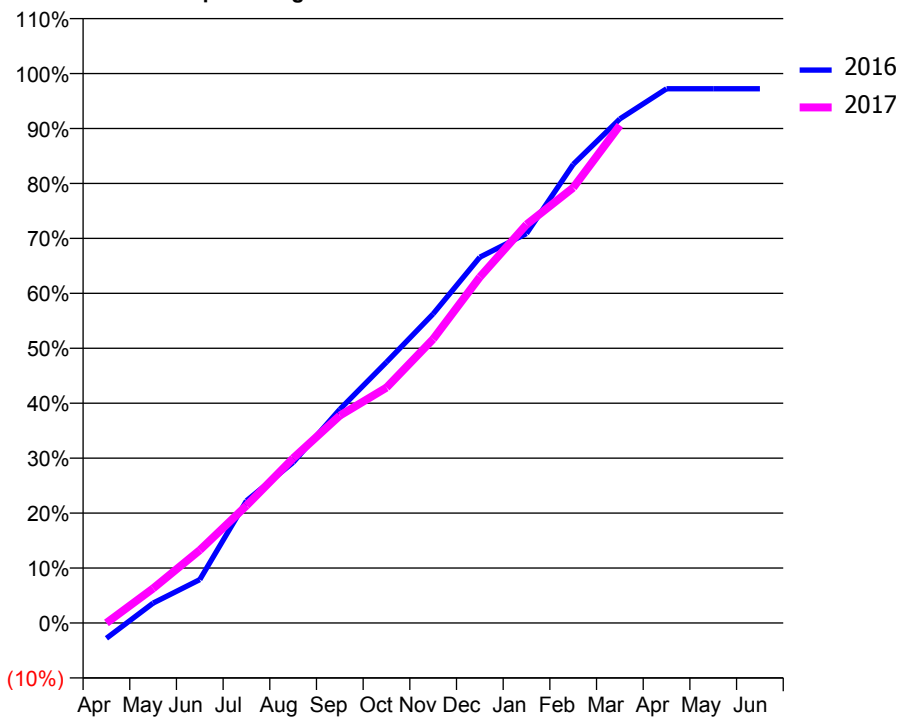
ACCESS*

Patients seen in 24 months	Total	Change since previous quarter
Quarter ending March 2016	4,434	
Quarter ending June 2016	4,309	↓
Quarter ending September 2016	4,379	→
Quarter ending December 2016	4,438	→
Quarter ending March 2017	4,509	→
Variance since March 2016	1.7%	→



ACTIVITY

Cumulative percentage of contracted UDA delivered 2016 & 2017



Month	Adjusted Scheduled Activity (UDA)	
	2016	2017
April	-314	2
May	408	708
June	890	1,494
July	2,504	2,404
August	3,291	3,376
September	4,376	4,250
October	5,344	4,821
November	6,334	5,816
December	7,493	7,087
January	7,977	8,164
February	9,395	8,918
March	10,326	10,196
April	10,945	
May	10,945	
June	10,945	

QUALITY

	Quantity	Base Number	Contract	AT	Region	England
% of FP17s for the same patient ID Re-attending within 3 months - Children	72	1,395	5.2%	10.0%	11.8%	12.3%
% of FP17s for the same patient ID Re-attending within 3 months - Adults	250	2,559	9.8%	16.1%	17.1%	16.7%
% of FP17s for the same patient ID Re-attending between 3 & 9 months - Children	402	1,395	28.8%	46.2%	46.5%	57.6%
% of FP17s for the same patient ID Re-attending between 3 & 9 months - Adults	517	2,559	20.2%	37.0%	37.6%	50.1%
% of FP17s for Band 1 Urgent Courses	509	3,734	13.6%	11.0%	10.7%	9.1%
% of FP17s Relating to Free Repair or Replacements	16	3,734	0.4%	0.6%	0.6%	0.8%
% of FP17s Relating to Continuations	9	3,734	0.2%	0.7%	0.9%	1.2%
% of Patients satisfied with the dentistry they have received	5	6	N/A	91.3%	90.4%	92.8%
% of Patients satisfied with the time they had to wait for an appointment	6	6	N/A	84.0%	83.7%	88.7%

* This is based on patients treated on this contract for their most recent course of treatment. Figures in italics indicate the base number of FP17s or Patient Questionnaire responses are less than 100. N/A is shown where the base number of responses is less than 10 during the period. % is calculated as Quantity/Base number*100

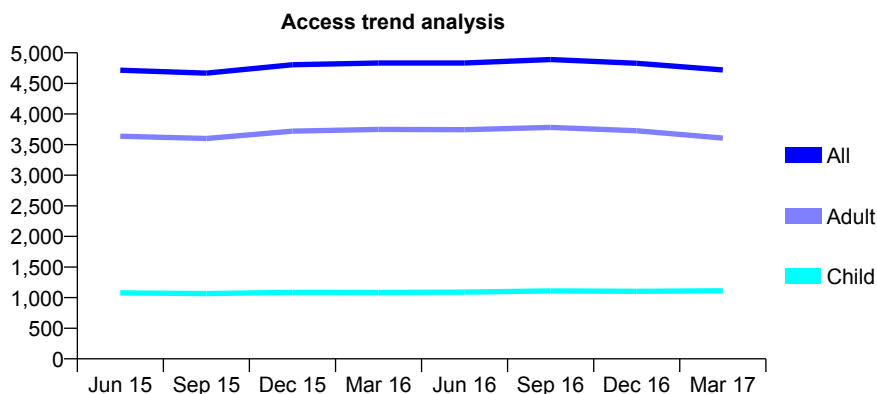
Q62 - Vital Signs At a Glance Contract Report for 395463/0002 - March 2017

Name or company name	MR AH GHAURI
Contract type name	GDS Contract
Purpose of contract	General
Contract start date	01/04/2006
Contract end date	

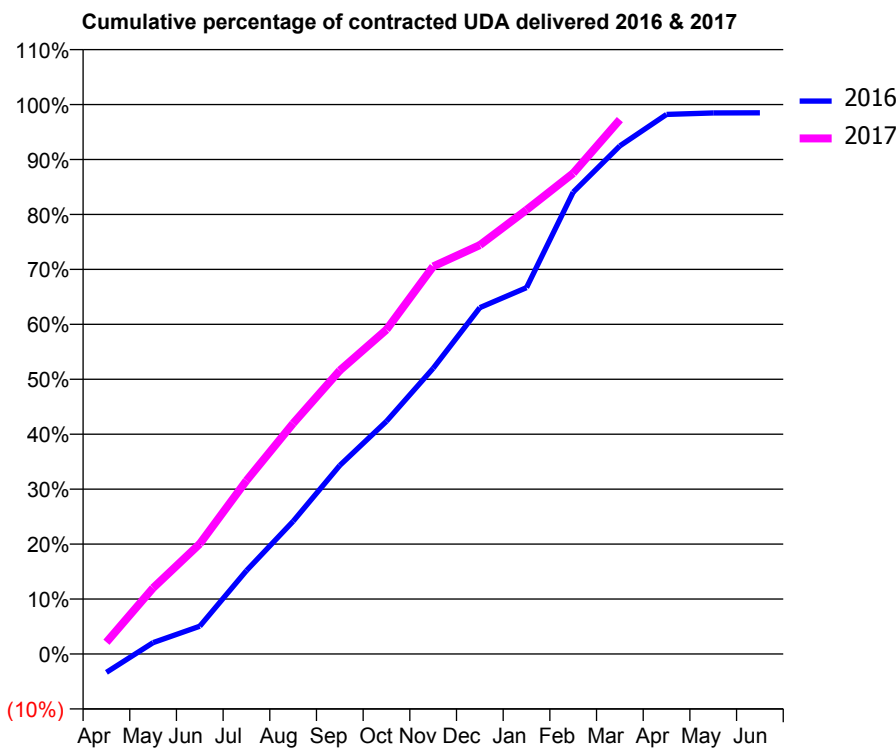
16/17 Contracted general activity (UDA)	16,269
Carry forward general activity (UDA)	245
16/17 Contracted orthodontic activity (UOA)	0
Carry forward orthodontic activity (UOA)	0
Baseline contract value	£595,745.35

ACCESS*

Patients seen in 24 months	Total	Change since previous quarter
Quarter ending March 2016	4,833	
Quarter ending June 2016	4,834	→
Quarter ending September 2016	4,891	→
Quarter ending December 2016	4,830	↓
Quarter ending March 2017	4,719	↓
Variance since March 2016	(2.4%)	↓



ACTIVITY



Month	Adjusted Scheduled Activity (UDA)	
	2016	2017
April	-547	351
May	339	1,957
June	822	3,264
July	2,471	5,136
August	3,931	6,829
September	5,586	8,395
October	6,892	9,604
November	8,458	11,473
December	10,256	12,107
January	10,847	13,150
February	13,674	14,236
March	15,044	15,823
April	15,976	
May	16,021	
June	16,024	

QUALITY

	Quantity	Base Number	Contract	AT	Region	England
% of FP17s for the same patient ID Re-attending within 3 months - Children	108	1,304	8.3%	10.0%	11.8%	12.3%
% of FP17s for the same patient ID Re-attending within 3 months - Adults	613	3,636	16.9%	16.1%	17.1%	16.7%
% of FP17s for the same patient ID Re-attending between 3 & 9 months - Children	559	1,304	42.9%	46.2%	46.5%	57.6%
% of FP17s for the same patient ID Re-attending between 3 & 9 months - Adults	1,228	3,636	33.8%	37.0%	37.6%	50.1%
% of FP17s for Band 1 Urgent Courses	889	4,667	19.0%	11.0%	10.7%	9.1%
% of FP17s Relating to Free Repair or Replacements	32	4,667	0.7%	0.6%	0.6%	0.8%
% of FP17s Relating to Continuations	15	4,667	0.3%	0.7%	0.9%	1.2%
% of Patients satisfied with the dentistry they have received	23	24	95.8%	91.3%	90.4%	92.8%
% of Patients satisfied with the time they had to wait for an appointment	21	24	87.5%	84.0%	83.7%	88.7%

* This is based on patients treated on this contract for their most recent course of treatment. Figures in italics indicate the base number of FP17s or Patient Questionnaire responses are less than 100. N/A is shown where the base number of responses is less than 10 during the period. % is calculated as Quantity/Base number*100

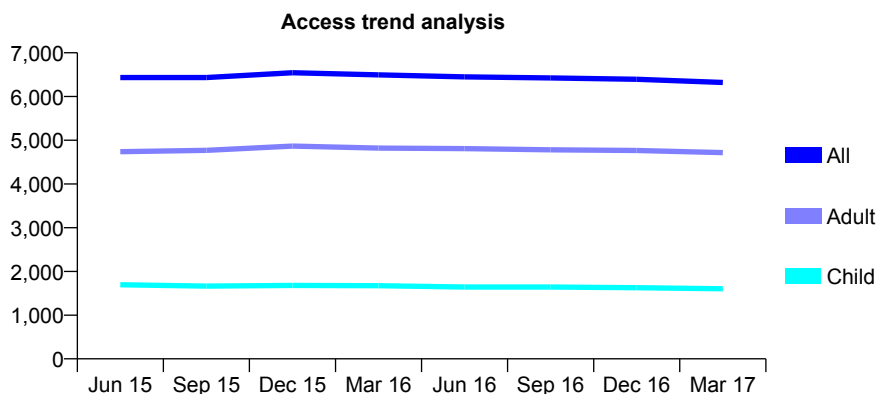
Q62 - Vital Signs At a Glance Contract Report for 395463/0004 - March 2017

Name or company name	MR AH GHAURI
Contract type name	GDS Contract
Purpose of contract	General
Contract start date	01/04/2006
Contract end date	

16/17 Contracted general activity (UDA)	24,669
Carry forward general activity (UDA)	457
16/17 Contracted orthodontic activity (UOA)	0
Carry forward orthodontic activity (UOA)	0
Baseline contract value	£648,687.77

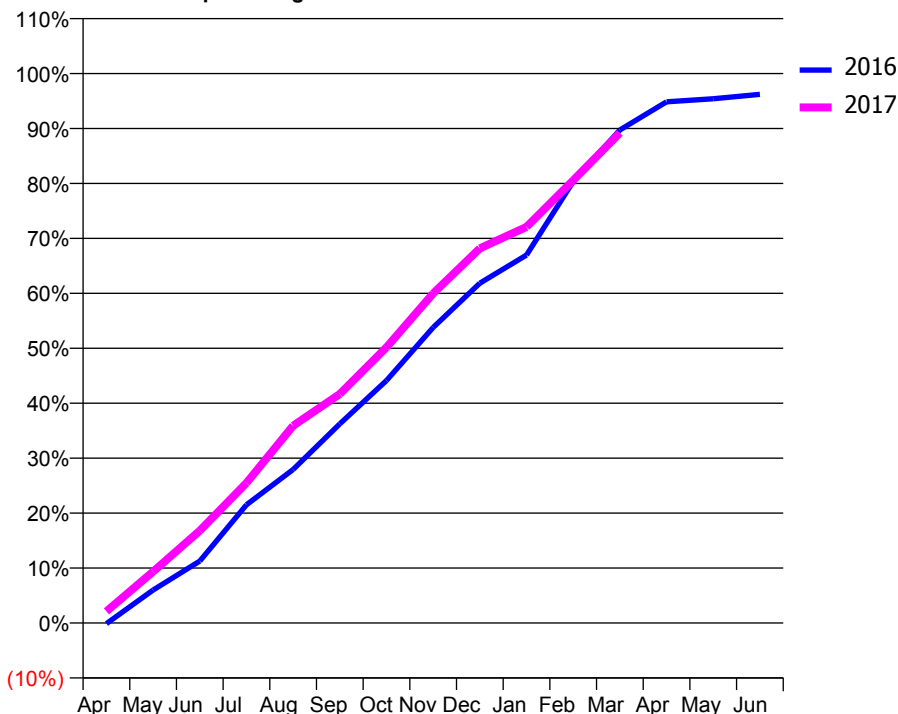
ACCESS*

Patients seen in 24 months	Total	Change since previous quarter
Quarter ending March 2016	6,494	
Quarter ending June 2016	6,449	→
Quarter ending September 2016	6,424	→
Quarter ending December 2016	6,395	→
Quarter ending March 2017	6,322	↓
Variance since March 2016	(2.6%)	↓



ACTIVITY

Cumulative percentage of contracted UDA delivered 2016 & 2017



Month	Adjusted Scheduled Activity (UDA)	
	2016	2017
April	-33	521
May	1,485	2,310
June	2,783	4,145
July	5,306	6,288
August	6,896	8,859
September	8,939	10,283
October	10,889	12,375
November	13,266	14,794
December	15,255	16,820
January	16,519	17,784
February	19,819	19,874
March	22,134	22,003
April	23,397	
May	23,533	
June	23,735	

QUALITY

	Quantity	Base Number	Contract	AT	Region	England
% of FP17s for the same patient ID Re-attending within 3 months - Children	78	1,646	4.7%	10.0%	11.8%	12.3%
% of FP17s for the same patient ID Re-attending within 3 months - Adults	437	4,253	10.3%	16.1%	17.1%	16.7%
% of FP17s for the same patient ID Re-attending between 3 & 9 months - Children	535	1,646	32.5%	46.2%	46.5%	57.6%
% of FP17s for the same patient ID Re-attending between 3 & 9 months - Adults	1,082	4,253	25.4%	37.0%	37.6%	50.1%
% of FP17s for Band 1 Urgent Courses	493	5,586	8.8%	11.0%	10.7%	9.1%
% of FP17s Relating to Free Repair or Replacements	11	5,586	0.2%	0.6%	0.6%	0.8%
% of FP17s Relating to Continuations	13	5,586	0.2%	0.7%	0.9%	1.2%
% of Patients satisfied with the dentistry they have received	20	20	100.0%	91.3%	90.4%	92.8%
% of Patients satisfied with the time they had to wait for an appointment	18	20	90.0%	84.0%	83.7%	88.7%

* This is based on patients treated on this contract for their most recent course of treatment. Figures in italics indicate the base number of FP17s or Patient Questionnaire responses are less than 100. N/A is shown where the base number of responses is less than 10 during the period. % is calculated as Quantity/Base number*100

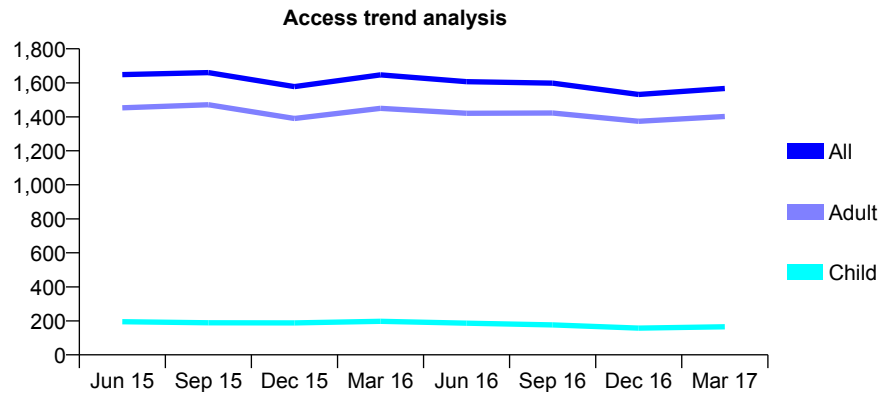
Q62 - Vital Signs At a Glance Contract Report for 395463/0006 - March 2017

Name or company name	MR AH GHAURI
Contract type name	GDS Contract
Purpose of contract	General
Contract start date	01/04/2006
Contract end date	

16/17 Contracted general activity (UDA)	3,000
Carry forward general activity (UDA)	0
16/17 Contracted orthodontic activity (UOA)	0
Carry forward orthodontic activity (UOA)	0
Baseline contract value	£117,723.68

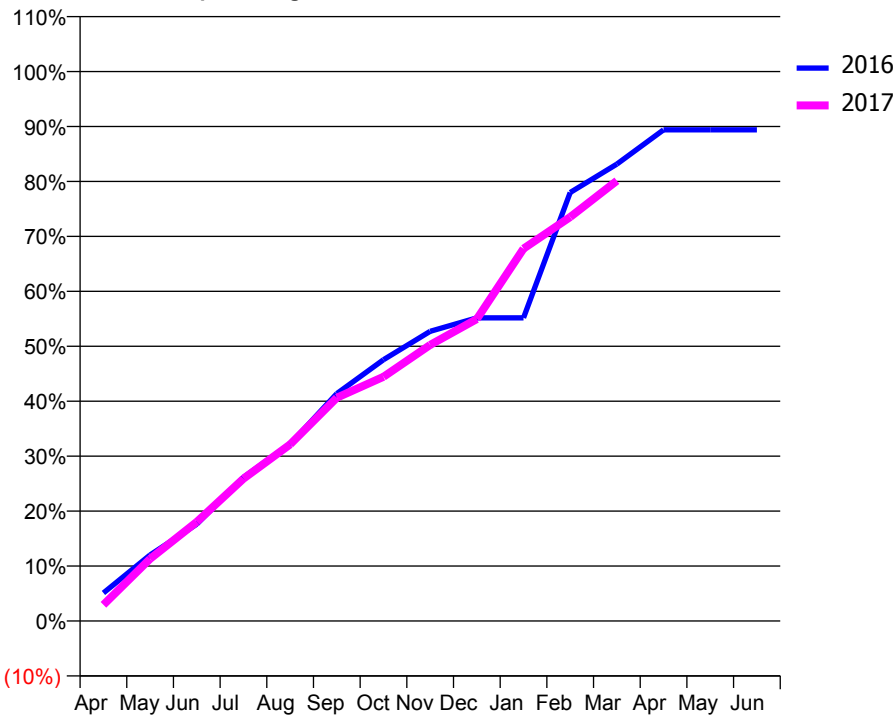
ACCESS*

Patients seen in 24 months	Total	Change since previous quarter
Quarter ending March 2016	1,647	
Quarter ending June 2016	1,607	↓
Quarter ending September 2016	1,598	→
Quarter ending December 2016	1,531	↓
Quarter ending March 2017	1,567	↑
Variance since March 2016	(4.9%)	↓



ACTIVITY

Cumulative percentage of contracted UDA delivered 2016 & 2017



Month	Adjusted Scheduled Activity (UDA)	
	2016	2017
April	154	89
May	361	339
June	529	541
July	784	777
August	967	964
September	1,241	1,219
October	1,427	1,333
November	1,582	1,507
December	1,655	1,649
January	1,655	2,033
February	2,339	2,206
March	2,494	2,403
April	2,681	
May	2,681	
June	2,681	

QUALITY

	Quantity	Base Number	Contract	AT	Region	England
% of FP17s for the same patient ID Re-attending within 3 months - Children	1	277	0.4%	10.0%	11.8%	12.3%
% of FP17s for the same patient ID Re-attending within 3 months - Adults	32	1,883	1.7%	16.1%	17.1%	16.7%
% of FP17s for the same patient ID Re-attending between 3 & 9 months - Children	1	277	0.4%	46.2%	46.5%	57.6%
% of FP17s for the same patient ID Re-attending between 3 & 9 months - Adults	11	1,883	0.6%	37.0%	37.6%	50.1%
% of FP17s for Band 1 Urgent Courses	1,997	2,004	99.7%	11.0%	10.7%	9.1%
% of FP17s Relating to Free Repair or Replacements	0	2,004	0.0%	0.6%	0.6%	0.8%
% of FP17s Relating to Continuations	0	2,004	0.0%	0.7%	0.9%	1.2%
% of Patients satisfied with the dentistry they have received	1	1	N/A	91.3%	90.4%	92.8%
% of Patients satisfied with the time they had to wait for an appointment	1	1	N/A	84.0%	83.7%	88.7%

* This is based on patients treated on this contract for their most recent course of treatment. Figures in italics indicate the base number of FP17s or Patient Questionnaire responses are less than 100. N/A is shown where the base number of responses is less than 10 during the period. % is calculated as Quantity/Base number*100

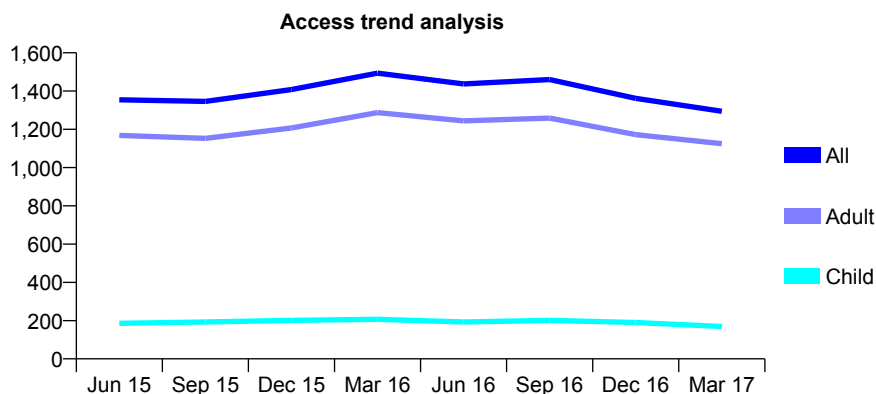
Q62 - Vital Signs At a Glance Contract Report for 395463/0007 - March 2017

Name or company name	MR AH GHAURI
Contract type name	GDS Contract
Purpose of contract	General
Contract start date	01/01/2007
Contract end date	

16/17 Contracted general activity (UDA)	2,200
Carry forward general activity (UDA)	-44
16/17 Contracted orthodontic activity (UOA)	0
Carry forward orthodontic activity (UOA)	0
Baseline contract value	£85,973.95

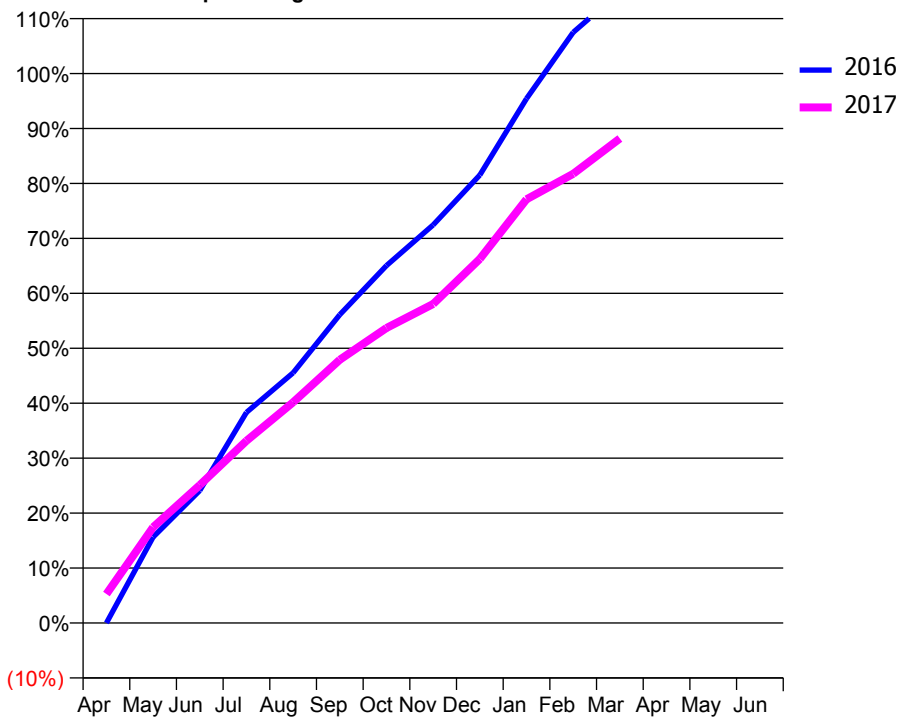
ACCESS*

Patients seen in 24 months	Total	Change since previous quarter
Quarter ending March 2016	1,494	
Quarter ending June 2016	1,437	↓
Quarter ending September 2016	1,460	→
Quarter ending December 2016	1,362	↓
Quarter ending March 2017	1,294	↓
Variance since March 2016	(13.4%)	↓



ACTIVITY

Cumulative percentage of contracted UDA delivered 2016 & 2017



Month	Adjusted Scheduled Activity (UDA)	
	2016	2017
April	0	116
May	344	384
June	530	552
July	843	730
August	1,002	884
September	1,235	1,054
October	1,431	1,181
November	1,594	1,277
December	1,793	1,458
January	2,099	1,696
February	2,365	1,798
March	2,526	1,940
April	2,706	
May	2,706	
June	2,706	

QUALITY

	Quantity	Base Number	Contract	AT	Region	England
% of FP17s for the same patient ID Re-attending within 3 months - Children	7	264	2.7%	10.0%	11.8%	12.3%
% of FP17s for the same patient ID Re-attending within 3 months - Adults	26	1,455	1.8%	16.1%	17.1%	16.7%
% of FP17s for the same patient ID Re-attending between 3 & 9 months - Children	0	264	0.0%	46.2%	46.5%	57.6%
% of FP17s for the same patient ID Re-attending between 3 & 9 months - Adults	14	1,455	1.0%	37.0%	37.6%	50.1%
% of FP17s for Band 1 Urgent Courses	1,559	1,569	99.4%	11.0%	10.7%	9.1%
% of FP17s Relating to Free Repair or Replacements	0	1,569	0.0%	0.6%	0.6%	0.8%
% of FP17s Relating to Continuations	0	1,569	0.0%	0.7%	0.9%	1.2%
% of Patients satisfied with the dentistry they have received	0	0	N/A	91.3%	90.4%	92.8%
% of Patients satisfied with the time they had to wait for an appointment	0	0	N/A	84.0%	83.7%	88.7%

* This is based on patients treated on this contract for their most recent course of treatment. Figures in italics indicate the base number of FP17s or Patient Questionnaire responses are less than 100. N/A is shown where the base number of responses is less than 10 during the period. % is calculated as Quantity/Base number*100

Q62 - Vital Signs At a Glance Contract Report for 395463/0009 - March 2017

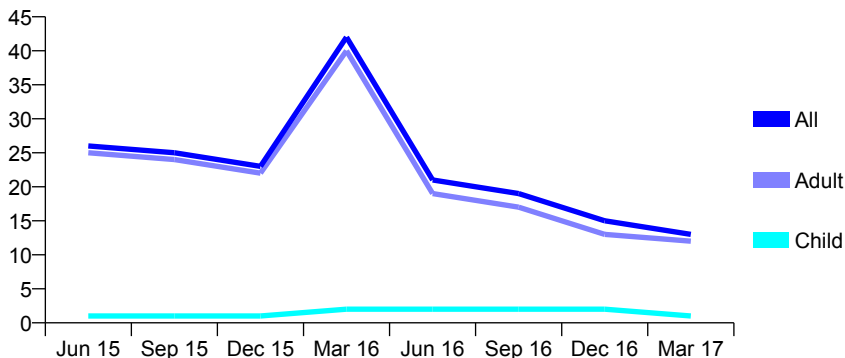
Name or company name	MR AH GHAURI
Contract type name	PDS Contract
Purpose of contract	General
Contract start date	01/04/2009
Contract end date	31/03/2019

16/17 Contracted general activity (UDA)	200
Carry forward general activity (UDA)	0
16/17 Contracted orthodontic activity (UOA)	0
Carry forward orthodontic activity (UOA)	0
Baseline contract value	£25,739.78

ACCESS*

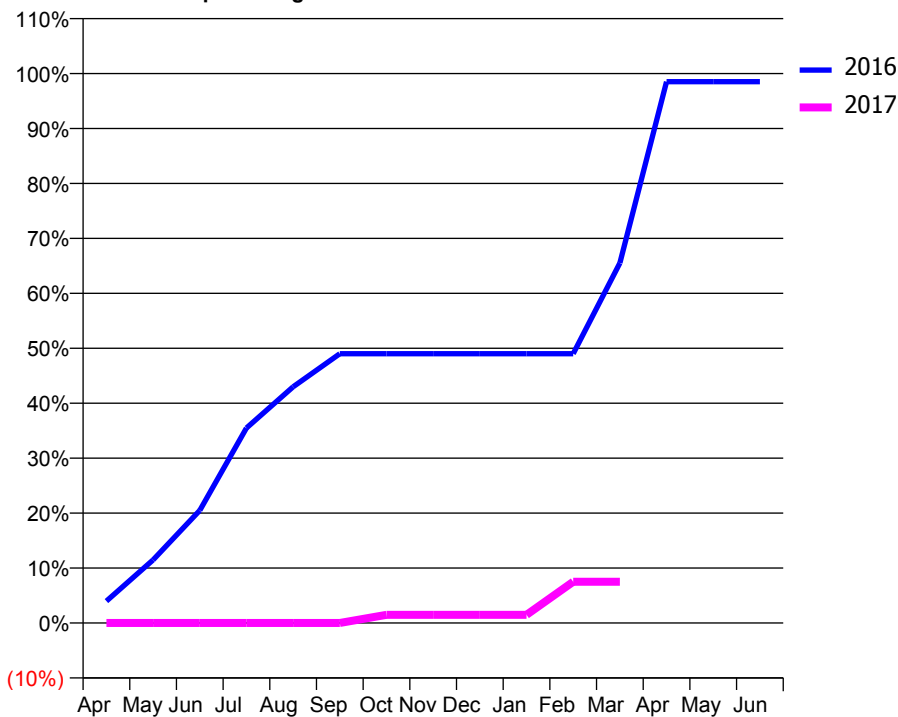
Patients seen in 24 months	Total	Change since previous quarter
Quarter ending March 2016	42	
Quarter ending June 2016	21	↓
Quarter ending September 2016	19	↓
Quarter ending December 2016	15	↓
Quarter ending March 2017	13	↓
Variance since March 2016	(69.0%)	↓

Access trend analysis



ACTIVITY

Cumulative percentage of contracted UDA delivered 2016 & 2017



Adjusted Scheduled Activity (UDA)

Month	2016	2017
April	8	0
May	23	0
June	41	0
July	71	0
August	86	0
September	98	0
October	98	3
November	98	3
December	98	3
January	98	3
February	98	15
March	131	15
April	197	
May	197	
June	197	

QUALITY

	Quantity	Base Number	Contract	AT	Region	England
% of FP17s for the same patient ID Re-attending within 3 months - Children	0	1	0.0%	10.0%	11.8%	12.3%
% of FP17s for the same patient ID Re-attending within 3 months - Adults	0	26	0.0%	16.1%	17.1%	16.7%
% of FP17s for the same patient ID Re-attending between 3 & 9 months - Children	0	1	0.0%	46.2%	46.5%	57.6%
% of FP17s for the same patient ID Re-attending between 3 & 9 months - Adults	0	26	0.0%	37.0%	37.6%	50.1%
% of FP17s for Band 1 Urgent Courses	0	5	0.0%	11.0%	10.7%	9.1%
% of FP17s Relating to Free Repair or Replacements	0	5	0.0%	0.6%	0.6%	0.8%
% of FP17s Relating to Continuations	0	5	0.0%	0.7%	0.9%	1.2%
% of Patients satisfied with the dentistry they have received	0	0	N/A	91.3%	90.4%	92.8%
% of Patients satisfied with the time they had to wait for an appointment	0	0	N/A	84.0%	83.7%	88.7%

* This is based on patients treated on this contract for their most recent course of treatment. Figures in italics indicate the base number of FP17s or Patient Questionnaire responses are less than 100. N/A is shown where the base number of responses is less than 10 during the period. % is calculated as Quantity/Base number*100

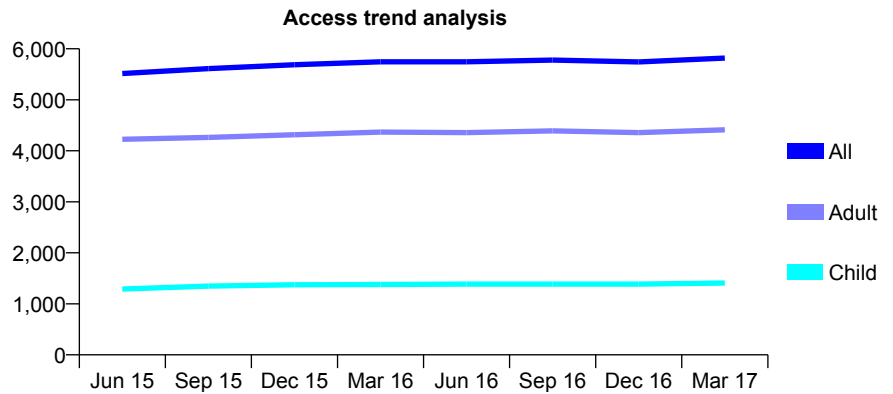
Q62 - Vital Signs At a Glance Contract Report for 555843/0001 - March 2017

Name or company name	MR B COHEN
Contract type name	GDS Contract
Purpose of contract	General
Contract start date	01/04/2006
Contract end date	

16/17 Contracted general activity (UDA)	13,083
Carry forward general activity (UDA)	404
16/17 Contracted orthodontic activity (UOA)	0
Carry forward orthodontic activity (UOA)	0
Baseline contract value	£343,740.82

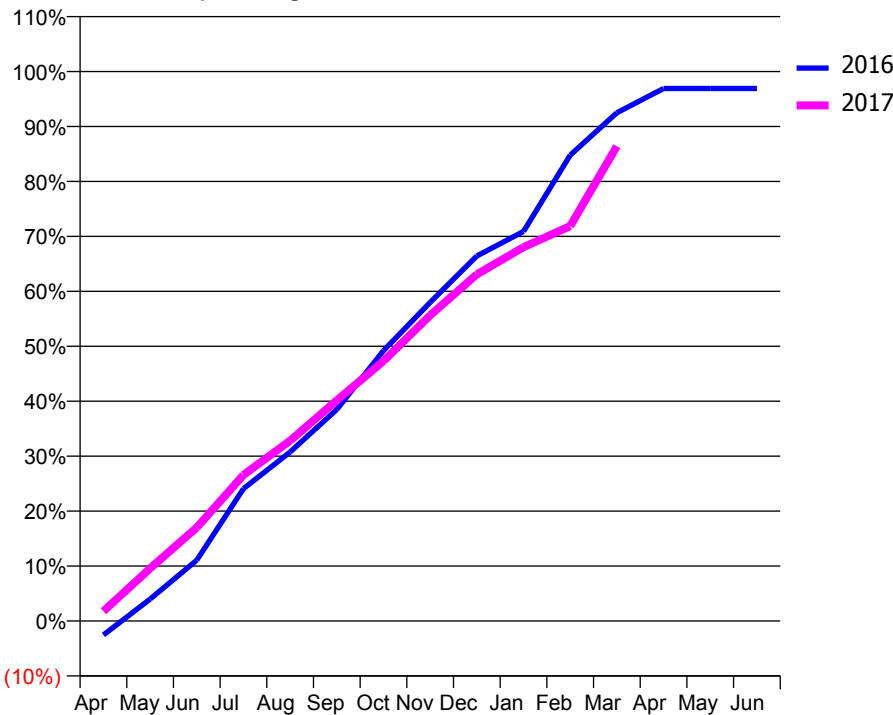
ACCESS*

Patients seen in 24 months	Total	Change since previous quarter
Quarter ending March 2016	5,746	
Quarter ending June 2016	5,745	→
Quarter ending September 2016	5,778	→
Quarter ending December 2016	5,742	→
Quarter ending March 2017	5,819	→
Variance since March 2016	1.3%	→



ACTIVITY

Cumulative percentage of contracted UDA delivered 2016 & 2017



Month	Adjusted Scheduled Activity (UDA)	
	2016	2017
April	-335	234
May	522	1,253
June	1,450	2,226
July	3,151	3,479
August	4,023	4,295
September	5,038	5,254
October	6,436	6,190
November	7,585	7,278
December	8,692	8,252
January	9,274	8,902
February	11,093	9,402
March	12,102	11,305
April	12,679	
May	12,679	
June	12,679	

QUALITY

	Quantity	Base Number	Contract	AT	Region	England
% of FP17s for the same patient ID Re-attending within 3 months - Children	171	2,141	8.0%	10.0%	11.8%	12.3%
% of FP17s for the same patient ID Re-attending within 3 months - Adults	815	5,942	13.7%	16.1%	17.1%	16.7%
% of FP17s for the same patient ID Re-attending between 3 & 9 months - Children	1,301	2,141	60.8%	46.2%	46.5%	57.6%
% of FP17s for the same patient ID Re-attending between 3 & 9 months - Adults	3,376	5,942	56.8%	37.0%	37.6%	50.1%
% of FP17s for Band 1 Urgent Courses	914	7,758	11.8%	11.0%	10.7%	9.1%
% of FP17s Relating to Free Repair or Replacements	31	7,758	0.4%	0.6%	0.6%	0.8%
% of FP17s Relating to Continuations	99	7,758	1.3%	0.7%	0.9%	1.2%
% of Patients satisfied with the dentistry they have received	12	13	92.3%	91.3%	90.4%	92.8%
% of Patients satisfied with the time they had to wait for an appointment	13	13	100.0%	84.0%	83.7%	88.7%

* This is based on patients treated on this contract for their most recent course of treatment. Figures in italics indicate the base number of FP17s or Patient Questionnaire responses are less than 100. N/A is shown where the base number of responses is less than 10 during the period. % is calculated as Quantity/Base number*100

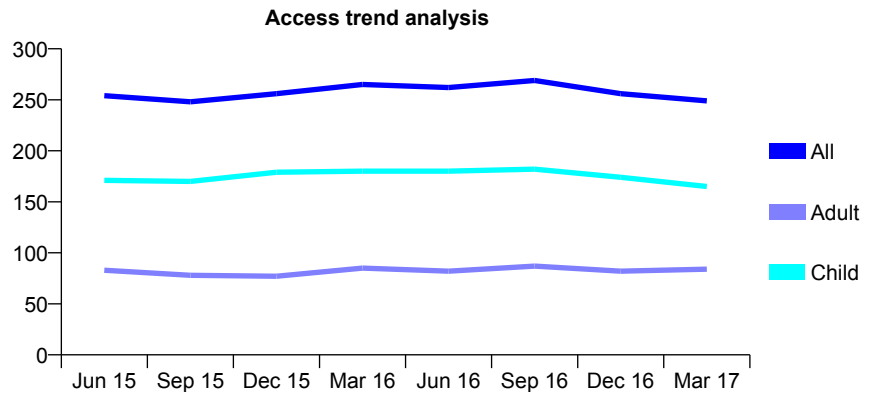
Q62 - Vital Signs At a Glance Contract Report for 558044/0003 - March 2017

Name or company name	MR BP WEINBAUM
Contract type name	GDS Contract
Purpose of contract	General
Contract start date	08/06/2007
Contract end date	

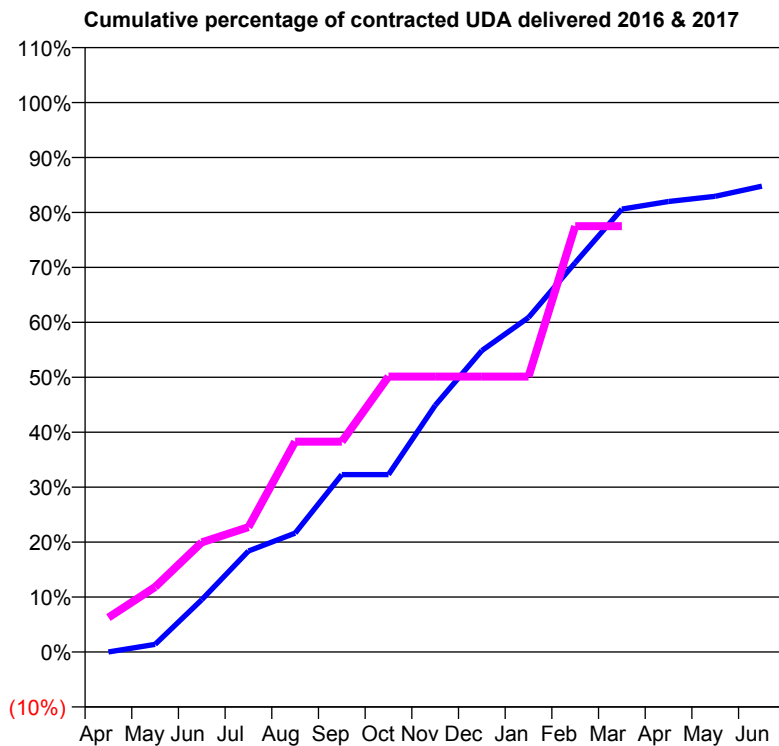
16/17 Contracted general activity (UDA)	431
Carry forward general activity (UDA)	0
16/17 Contracted orthodontic activity (UOA)	0
Carry forward orthodontic activity (UOA)	0
Baseline contract value	£9,596.12

ACCESS*

Patients seen in 24 months	Total	Change since previous quarter
Quarter ending March 2016	265	
Quarter ending June 2016	262	↓
Quarter ending September 2016	269	↑
Quarter ending December 2016	256	↓
Quarter ending March 2017	249	↓
Variance since March 2016	(6.0%)	↓



ACTIVITY



Month	Adjusted Scheduled Activity (UDA)	
	2016	2017
April	0	27
May	6	51
June	41	86
July	79	98
August	93	165
September	139	165
October	139	216
November	193	216
December	236	216
January	262	216
February	305	334
March	347	334
April	353	
May	357	
June	365	

QUALITY

	Quantity	Base Number	Contract	AT	Region	England
% of FP17s for the same patient ID Re-attending within 3 months - Children	3	222	1.4%	10.0%	11.8%	12.3%
% of FP17s for the same patient ID Re-attending within 3 months - Adults	2	52	3.8%	16.1%	17.1%	16.7%
% of FP17s for the same patient ID Re-attending between 3 & 9 months - Children	154	222	69.4%	46.2%	46.5%	57.6%
% of FP17s for the same patient ID Re-attending between 3 & 9 months - Adults	26	52	50.0%	37.0%	37.6%	50.1%
% of FP17s for Band 1 Urgent Courses	0	250	0.0%	11.0%	10.7%	9.1%
% of FP17s Relating to Free Repair or Replacements	0	250	0.0%	0.6%	0.6%	0.8%
% of FP17s Relating to Continuations	0	250	0.0%	0.7%	0.9%	1.2%
% of Patients satisfied with the dentistry they have received	0	0	N/A	91.3%	90.4%	92.8%
% of Patients satisfied with the time they had to wait for an appointment	0	0	N/A	84.0%	83.7%	88.7%

* This is based on patients treated on this contract for their most recent course of treatment. Figures in italics indicate the base number of FP17s or Patient Questionnaire responses are less than 100. N/A is shown where the base number of responses is less than 10 during the period. % is calculated as Quantity/Base number*100

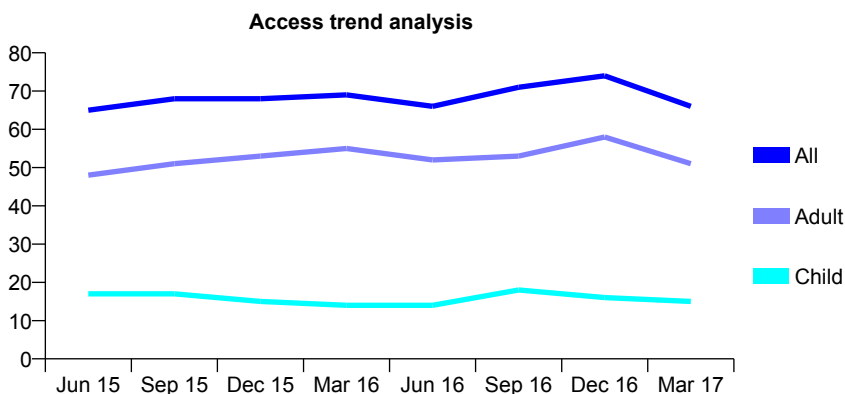
Q62 - Vital Signs At a Glance Contract Report for 558834/0002 - March 2017

Name or company name	MR SG RADIA
Contract type name	GDS Contract
Purpose of contract	General
Contract start date	22/04/2010
Contract end date	

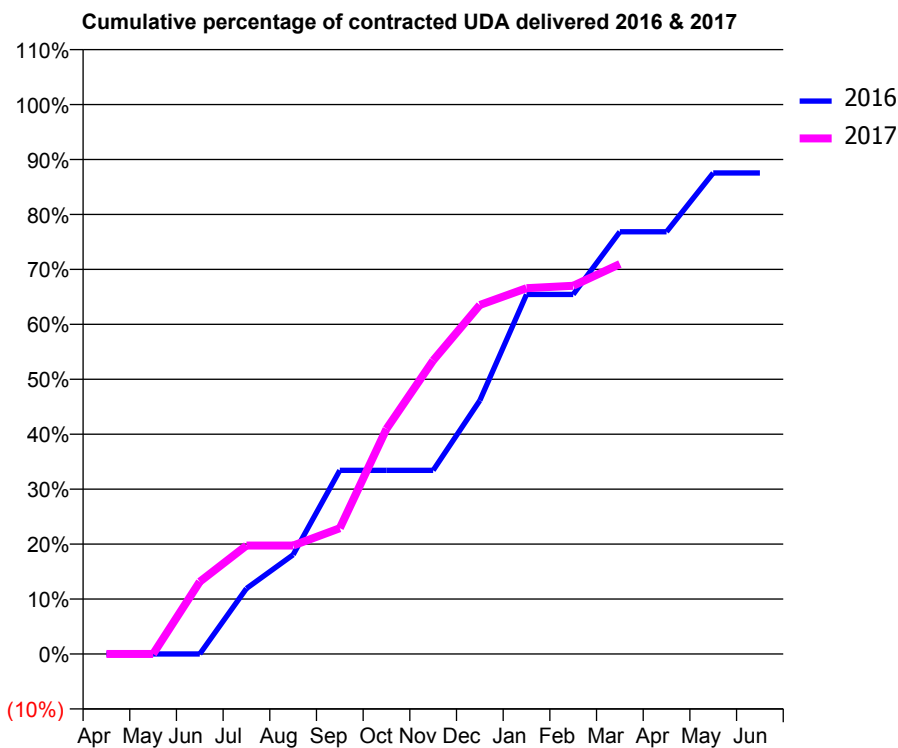
16/17 Contracted general activity (UDA)	228
Carry forward general activity (UDA)	0
16/17 Contracted orthodontic activity (UOA)	0
Carry forward orthodontic activity (UOA)	0
Baseline contract value	£6,178.43

ACCESS*

Patients seen in 24 months	Total	Change since previous quarter
Quarter ending March 2016	69	
Quarter ending June 2016	66	↓
Quarter ending September 2016	71	↑
Quarter ending December 2016	74	↑
Quarter ending March 2017	66	↓
Variance since March 2016	(4.3%)	↓



ACTIVITY



Month	Adjusted Scheduled Activity (UDA)	
	2016	2017
April	0	0
May	0	0
June	0	30
July	27	45
August	41	45
September	76	52
October	76	93
November	76	122
December	105	145
January	149	152
February	149	153
March	175	162
April	175	
May	200	
June	200	

QUALITY

	Quantity	Base Number	Contract	AT	Region	England
% of FP17s for the same patient ID Re-attending within 3 months - Children	0	18	0.0%	10.0%	11.8%	12.3%
% of FP17s for the same patient ID Re-attending within 3 months - Adults	3	45	6.7%	16.1%	17.1%	16.7%
% of FP17s for the same patient ID Re-attending between 3 & 9 months - Children	9	18	50.0%	46.2%	46.5%	57.6%
% of FP17s for the same patient ID Re-attending between 3 & 9 months - Adults	22	45	48.9%	37.0%	37.6%	50.1%
% of FP17s for Band 1 Urgent Courses	4	54	7.4%	11.0%	10.7%	9.1%
% of FP17s Relating to Free Repair or Replacements	0	54	0.0%	0.6%	0.6%	0.8%
% of FP17s Relating to Continuations	0	54	0.0%	0.7%	0.9%	1.2%
% of Patients satisfied with the dentistry they have received	0	0	N/A	91.3%	90.4%	92.8%
% of Patients satisfied with the time they had to wait for an appointment	0	0	N/A	84.0%	83.7%	88.7%

* This is based on patients treated on this contract for their most recent course of treatment. Figures in italics indicate the base number of FP17s or Patient Questionnaire responses are less than 100. N/A is shown where the base number of responses is less than 10 during the period. % is calculated as Quantity/Base number*100

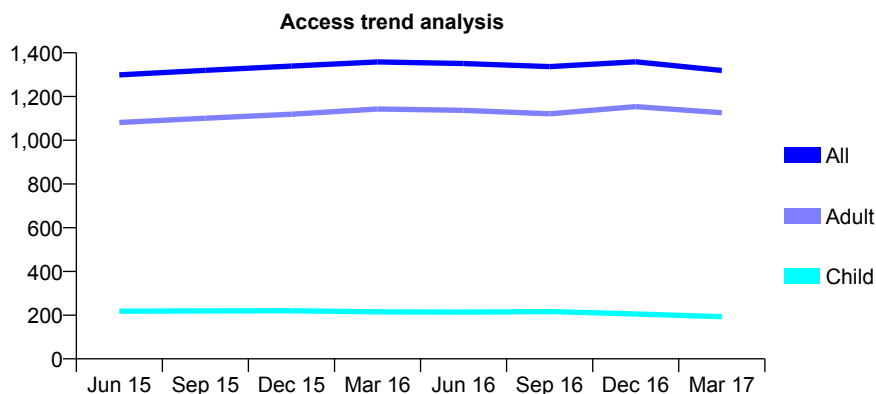
Q62 - Vital Signs At a Glance Contract Report for 559741/0002 - March 2017

Name or company name	R Dattani
Contract type name	GDS Contract
Purpose of contract	General
Contract start date	01/08/2006
Contract end date	

16/17 Contracted general activity (UDA)	4,829
Carry forward general activity (UDA)	0
16/17 Contracted orthodontic activity (UOA)	0
Carry forward orthodontic activity (UOA)	0
Baseline contract value	£124,616.59

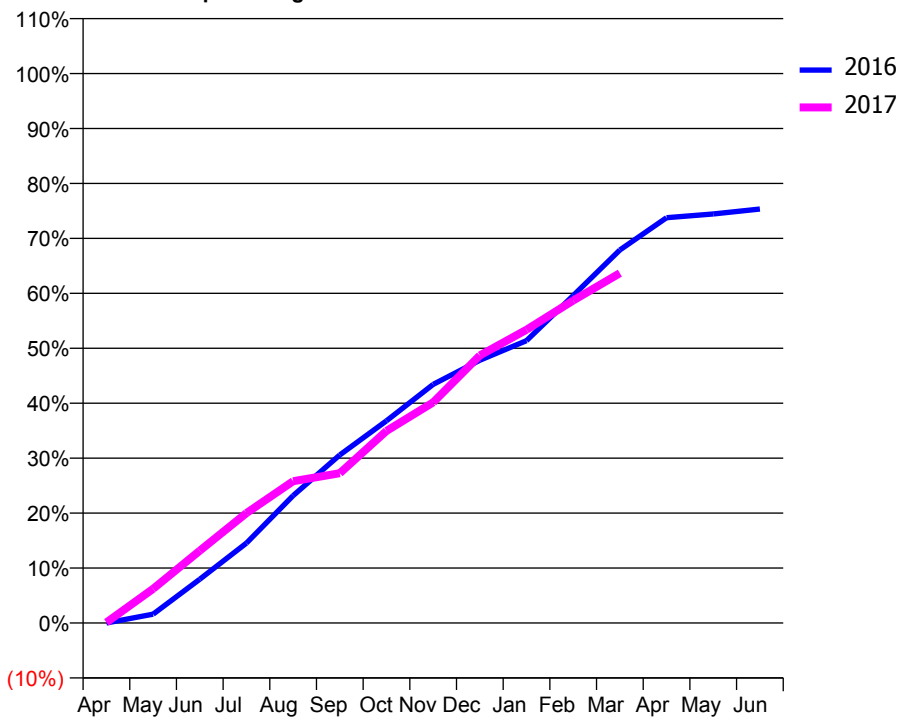
ACCESS*

Patients seen in 24 months	Total	Change since previous quarter
Quarter ending March 2016	1,358	
Quarter ending June 2016	1,351	→
Quarter ending September 2016	1,337	↓
Quarter ending December 2016	1,359	→
Quarter ending March 2017	1,319	↓
Variance since March 2016	(2.9%)	↓



ACTIVITY

Cumulative percentage of contracted UDA delivered 2016 & 2017



Month	Adjusted Scheduled Activity (UDA)	
	2016	2017
April	0	5
May	78	300
June	385	635
July	702	967
August	1,120	1,246
September	1,477	1,316
October	1,777	1,688
November	2,097	1,939
December	2,309	2,351
January	2,481	2,577
February	2,878	2,834
March	3,278	3,074
April	3,562	
May	3,595	
June	3,638	

QUALITY

	Quantity	Base Number	Contract	AT	Region	England
% of FP17s for the same patient ID Re-attending within 3 months - Children	8	218	3.7%	10.0%	11.8%	12.3%
% of FP17s for the same patient ID Re-attending within 3 months - Adults	135	1,135	11.9%	16.1%	17.1%	16.7%
% of FP17s for the same patient ID Re-attending between 3 & 9 months - Children	98	218	45.0%	46.2%	46.5%	57.6%
% of FP17s for the same patient ID Re-attending between 3 & 9 months - Adults	405	1,135	35.7%	37.0%	37.6%	50.1%
% of FP17s for Band 1 Urgent Courses	107	1,216	8.8%	11.0%	10.7%	9.1%
% of FP17s Relating to Free Repair or Replacements	13	1,216	1.1%	0.6%	0.6%	0.8%
% of FP17s Relating to Continuations	19	1,216	1.6%	0.7%	0.9%	1.2%
% of Patients satisfied with the dentistry they have received	1	1	N/A	91.3%	90.4%	92.8%
% of Patients satisfied with the time they had to wait for an appointment	1	1	N/A	84.0%	83.7%	88.7%

* This is based on patients treated on this contract for their most recent course of treatment. Figures in italics indicate the base number of FP17s or Patient Questionnaire responses are less than 100. N/A is shown where the base number of responses is less than 10 during the period. % is calculated as Quantity/Base number*100

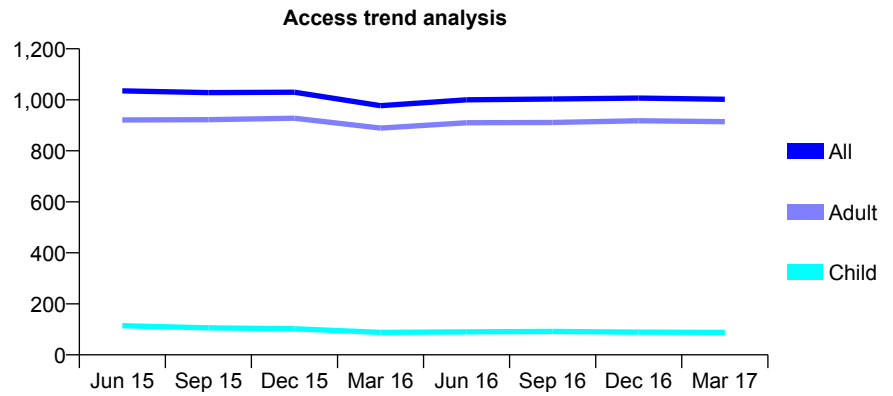
Q62 - Vital Signs At a Glance Contract Report for 567329/0002 - March 2017

Name or company name	MR WH LEE
Contract type name	GDS Contract
Purpose of contract	General
Contract start date	04/04/2007
Contract end date	

16/17 Contracted general activity (UDA)	5,024
Carry forward general activity (UDA)	0
16/17 Contracted orthodontic activity (UOA)	0
Carry forward orthodontic activity (UOA)	0
Baseline contract value	£130,865.09

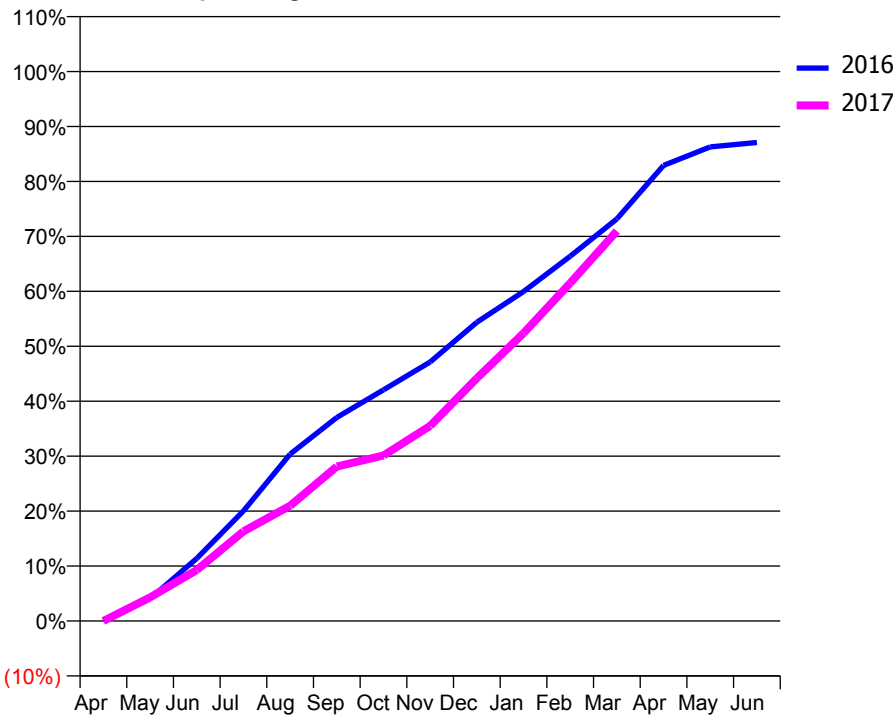
ACCESS*

Patients seen in 24 months	Total	Change since previous quarter
Quarter ending March 2016	977	
Quarter ending June 2016	1,000	↑
Quarter ending September 2016	1,003	→
Quarter ending December 2016	1,007	→
Quarter ending March 2017	1,002	→
Variance since March 2016	2.6%	↑



ACTIVITY

Cumulative percentage of contracted UDA delivered 2016 & 2017



Month	Adjusted Scheduled Activity (UDA)	
	2016	2017
April	0	0
May	205	217
June	573	467
July	1,006	820
August	1,526	1,054
September	1,861	1,412
October	2,113	1,514
November	2,368	1,785
December	2,731	2,220
January	3,012	2,631
February	3,335	3,090
March	3,677	3,566
April	4,165	
May	4,334	
June	4,374	

QUALITY

	Quantity	Base Number	Contract	AT	Region	England
% of FP17s for the same patient ID Re-attending within 3 months - Children	3	87	3.4%	10.0%	11.8%	12.3%
% of FP17s for the same patient ID Re-attending within 3 months - Adults	39	750	5.2%	16.1%	17.1%	16.7%
% of FP17s for the same patient ID Re-attending between 3 & 9 months - Children	20	87	23.0%	46.2%	46.5%	57.6%
% of FP17s for the same patient ID Re-attending between 3 & 9 months - Adults	177	750	23.6%	37.0%	37.6%	50.1%
% of FP17s for Band 1 Urgent Courses	31	714	4.3%	11.0%	10.7%	9.1%
% of FP17s Relating to Free Repair or Replacements	6	714	0.8%	0.6%	0.6%	0.8%
% of FP17s Relating to Continuations	5	714	0.7%	0.7%	0.9%	1.2%
% of Patients satisfied with the dentistry they have received	1	1	N/A	91.3%	90.4%	92.8%
% of Patients satisfied with the time they had to wait for an appointment	1	1	N/A	84.0%	83.7%	88.7%

* This is based on patients treated on this contract for their most recent course of treatment. Figures in italics indicate the base number of FP17s or Patient Questionnaire responses are less than 100. N/A is shown where the base number of responses is less than 10 during the period. % is calculated as Quantity/Base number*100

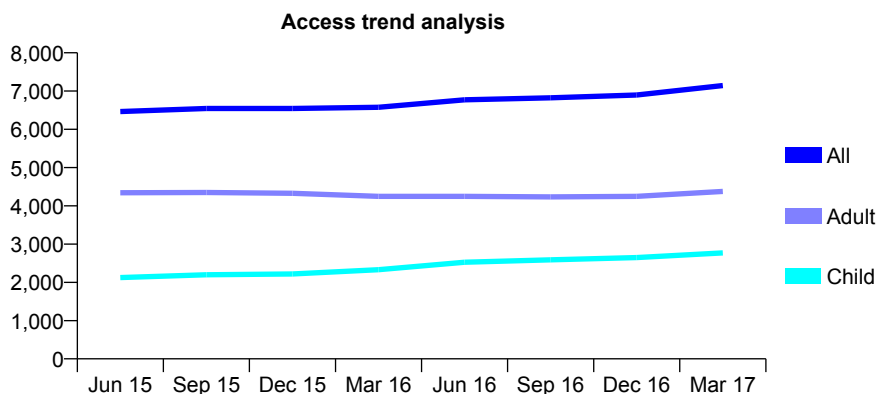
Q62 - Vital Signs At a Glance Contract Report for 568821/0001 - March 2017

Name or company name	MR BK VEKARIA
Contract type name	GDS Contract
Purpose of contract	General
Contract start date	01/04/2006
Contract end date	

16/17 Contracted general activity (UDA)	25,725
Carry forward general activity (UDA)	-399
16/17 Contracted orthodontic activity (UOA)	0
Carry forward orthodontic activity (UOA)	0
Baseline contract value	£882,808.89

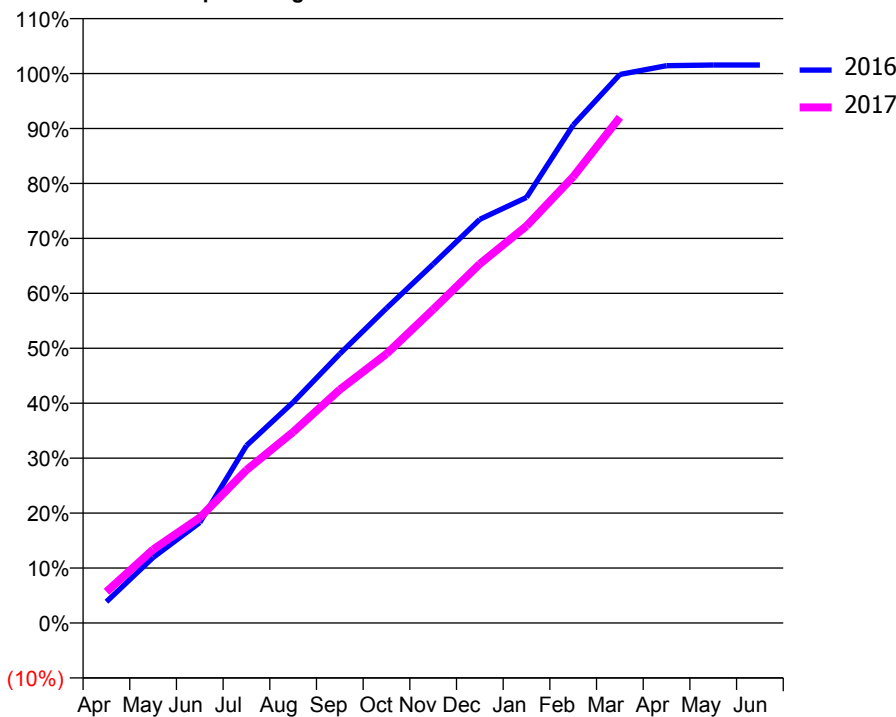
ACCESS*

Patients seen in 24 months	Total	Change since previous quarter
Quarter ending March 2016	6,575	
Quarter ending June 2016	6,771	↑
Quarter ending September 2016	6,822	→
Quarter ending December 2016	6,895	→
Quarter ending March 2017	7,143	↑
Variance since March 2016	8.6%	↑



ACTIVITY

Cumulative percentage of contracted UDA delivered 2016 & 2017



Month	Adjusted Scheduled Activity (UDA)	
	2016	2017
April	994	1,465
May	3,066	3,444
June	4,705	4,935
July	8,309	7,161
August	10,332	8,944
September	12,598	10,929
October	14,735	12,598
November	16,804	14,680
December	18,901	16,814
January	19,922	18,587
February	23,313	20,888
March	25,682	23,673
April	26,088	
May	26,124	
June	26,124	

QUALITY

	Quantity	Base Number	Contract	AT	Region	England
% of FP17s for the same patient ID Re-attending within 3 months - Children	309	3,147	9.8%	10.0%	11.8%	12.3%
% of FP17s for the same patient ID Re-attending within 3 months - Adults	729	4,601	15.8%	16.1%	17.1%	16.7%
% of FP17s for the same patient ID Re-attending between 3 & 9 months - Children	877	3,147	27.9%	46.2%	46.5%	57.6%
% of FP17s for the same patient ID Re-attending between 3 & 9 months - Adults	1,540	4,601	33.5%	37.0%	37.6%	50.1%
% of FP17s for Band 1 Urgent Courses	1,164	7,605	15.3%	11.0%	10.7%	9.1%
% of FP17s Relating to Free Repair or Replacements	58	7,605	0.8%	0.6%	0.6%	0.8%
% of FP17s Relating to Continuations	9	7,605	0.1%	0.7%	0.9%	1.2%
% of Patients satisfied with the dentistry they have received	5	5	N/A	91.3%	90.4%	92.8%
% of Patients satisfied with the time they had to wait for an appointment	3	5	N/A	84.0%	83.7%	88.7%

* This is based on patients treated on this contract for their most recent course of treatment. Figures in italics indicate the base number of FP17s or Patient Questionnaire responses are less than 100. N/A is shown where the base number of responses is less than 10 during the period. % is calculated as Quantity/Base number*100

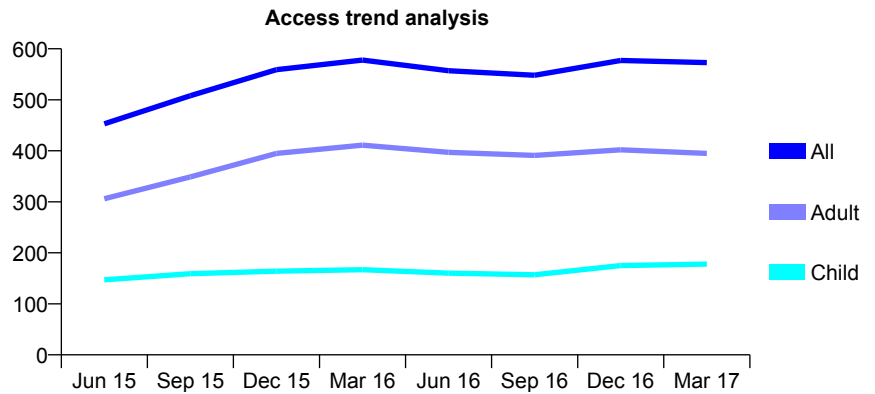
Q62 - Vital Signs At a Glance Contract Report for 570419/0002 - March 2017

Name or company name	MR GR THAKKAR
Contract type name	GDS Contract
Purpose of contract	General
Contract start date	07/04/2014
Contract end date	

16/17 Contracted general activity (UDA)	815
Carry forward general activity (UDA)	0
16/17 Contracted orthodontic activity (UOA)	0
Carry forward orthodontic activity (UOA)	0
Baseline contract value	£21,841.86

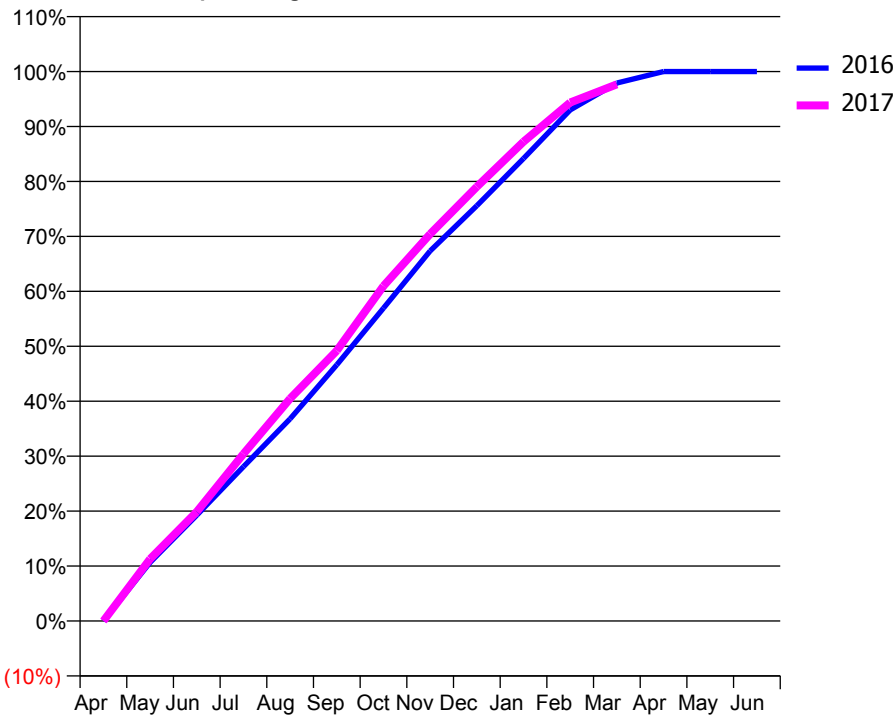
ACCESS*

Patients seen in 24 months	Total	Change since previous quarter
Quarter ending March 2016	578	
Quarter ending June 2016	557	↓
Quarter ending September 2016	548	↓
Quarter ending December 2016	577	↑
Quarter ending March 2017	573	→
Variance since March 2016	(0.9%)	→



ACTIVITY

Cumulative percentage of contracted UDA delivered 2016 & 2017



Month	Adjusted Scheduled Activity (UDA)	
	2016	2017
April	0	0
May	87	92
June	157	162
July	229	248
August	300	330
September	380	401
October	464	497
November	549	574
December	616	644
January	686	711
February	758	769
March	798	796
April	815	
May	815	
June	815	

QUALITY

	Quantity	Base Number	Contract	AT	Region	England
% of FP17s for the same patient ID Re-attending within 3 months - Children	0	165	0.0%	10.0%	11.8%	12.3%
% of FP17s for the same patient ID Re-attending within 3 months - Adults	2	361	0.6%	16.1%	17.1%	16.7%
% of FP17s for the same patient ID Re-attending between 3 & 9 months - Children	25	165	15.2%	46.2%	46.5%	57.6%
% of FP17s for the same patient ID Re-attending between 3 & 9 months - Adults	105	361	29.1%	37.0%	37.6%	50.1%
% of FP17s for Band 1 Urgent Courses	0	513	0.0%	11.0%	10.7%	9.1%
% of FP17s Relating to Free Repair or Replacements	0	513	0.0%	0.6%	0.6%	0.8%
% of FP17s Relating to Continuations	0	513	0.0%	0.7%	0.9%	1.2%
% of Patients satisfied with the dentistry they have received	0	0	N/A	91.3%	90.4%	92.8%
% of Patients satisfied with the time they had to wait for an appointment	0	0	N/A	84.0%	83.7%	88.7%

* This is based on patients treated on this contract for their most recent course of treatment. Figures in italics indicate the base number of FP17s or Patient Questionnaire responses are less than 100. N/A is shown where the base number of responses is less than 10 during the period. % is calculated as Quantity/Base number*100

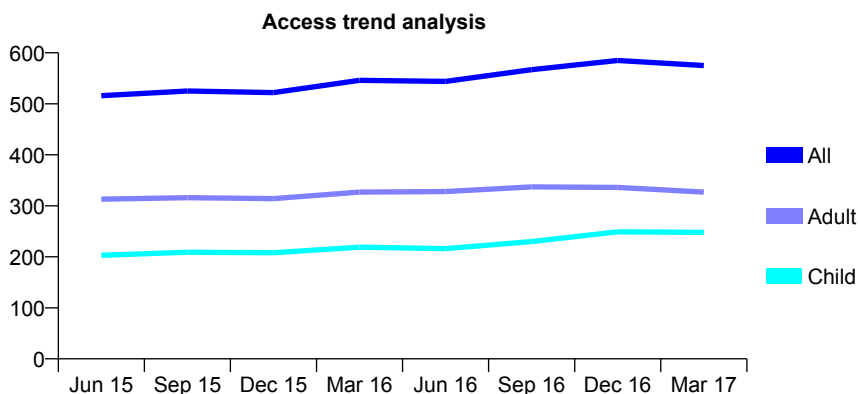
Q62 - Vital Signs At a Glance Contract Report for 570559/0001 - March 2017

Name or company name	MR Q MANJI
Contract type name	GDS Contract
Purpose of contract	General
Contract start date	01/04/2006
Contract end date	

16/17 Contracted general activity (UDA)	1,521
Carry forward general activity (UDA)	-30
16/17 Contracted orthodontic activity (UOA)	0
Carry forward orthodontic activity (UOA)	0
Baseline contract value	£61,264.91

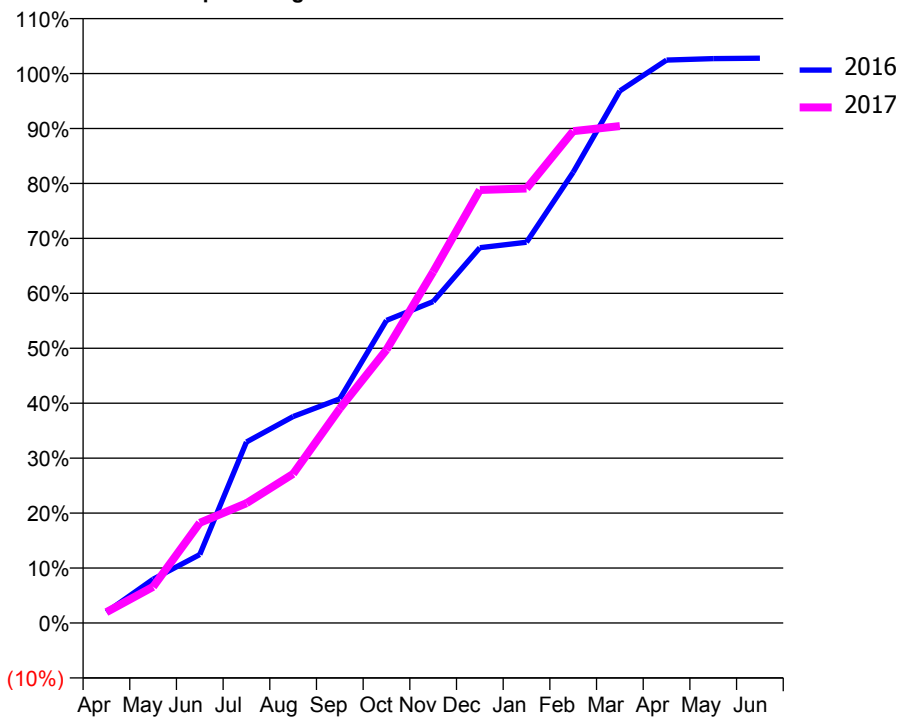
ACCESS*

Patients seen in 24 months	Total	Change since previous quarter
Quarter ending March 2016	546	
Quarter ending June 2016	544	→
Quarter ending September 2016	567	↑
Quarter ending December 2016	585	↑
Quarter ending March 2017	575	↓
Variance since March 2016	5.3%	↑



ACTIVITY

Cumulative percentage of contracted UDA delivered 2016 & 2017



Adjusted Scheduled Activity (UDA)

Month	2016	2017
April	30	30
May	121	100
June	189	277
July	501	332
August	571	413
September	621	594
October	838	756
November	890	972
December	1,039	1,199
January	1,054	1,203
February	1,248	1,361
March	1,473	1,375
April	1,558	
May	1,562	
June	1,563	

QUALITY

	Quantity	Base Number	Contract	AT	Region	England
% of FP17s for the same patient ID Re-attending within 3 months - Children	2	215	0.9%	10.0%	11.8%	12.3%
% of FP17s for the same patient ID Re-attending within 3 months - Adults	22	281	7.8%	16.1%	17.1%	16.7%
% of FP17s for the same patient ID Re-attending between 3 & 9 months - Children	69	215	32.1%	46.2%	46.5%	57.6%
% of FP17s for the same patient ID Re-attending between 3 & 9 months - Adults	95	281	33.8%	37.0%	37.6%	50.1%
% of FP17s for Band 1 Urgent Courses	27	471	5.7%	11.0%	10.7%	9.1%
% of FP17s Relating to Free Repair or Replacements	0	471	0.0%	0.6%	0.6%	0.8%
% of FP17s Relating to Continuations	0	471	0.0%	0.7%	0.9%	1.2%
% of Patients satisfied with the dentistry they have received	0	0	N/A	91.3%	90.4%	92.8%
% of Patients satisfied with the time they had to wait for an appointment	0	0	N/A	84.0%	83.7%	88.7%

* This is based on patients treated on this contract for their most recent course of treatment. Figures in italics indicate the base number of FP17s or Patient Questionnaire responses are less than 100. N/A is shown where the base number of responses is less than 10 during the period. % is calculated as Quantity/Base number*100

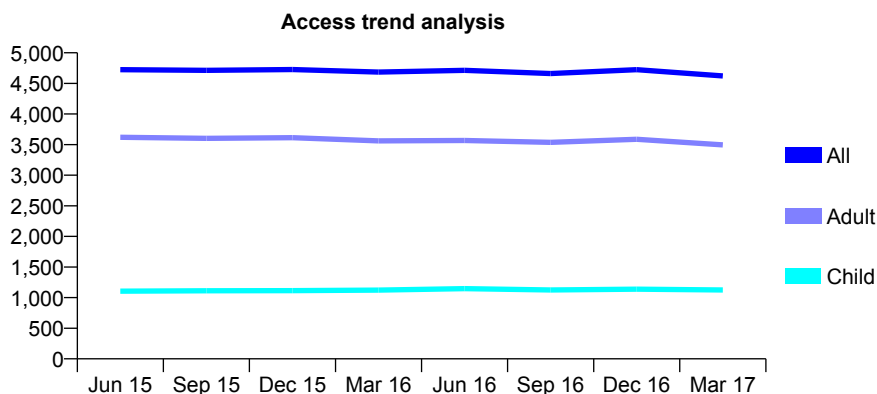
Q62 - Vital Signs At a Glance Contract Report for 571636/0001 - March 2017

Name or company name	MRS N SACOOR
Contract type name	GDS Contract
Purpose of contract	General
Contract start date	01/04/2006
Contract end date	

16/17 Contracted general activity (UDA)	14,033
Carry forward general activity (UDA)	111
16/17 Contracted orthodontic activity (UOA)	0
Carry forward orthodontic activity (UOA)	0
Baseline contract value	£365,045.89

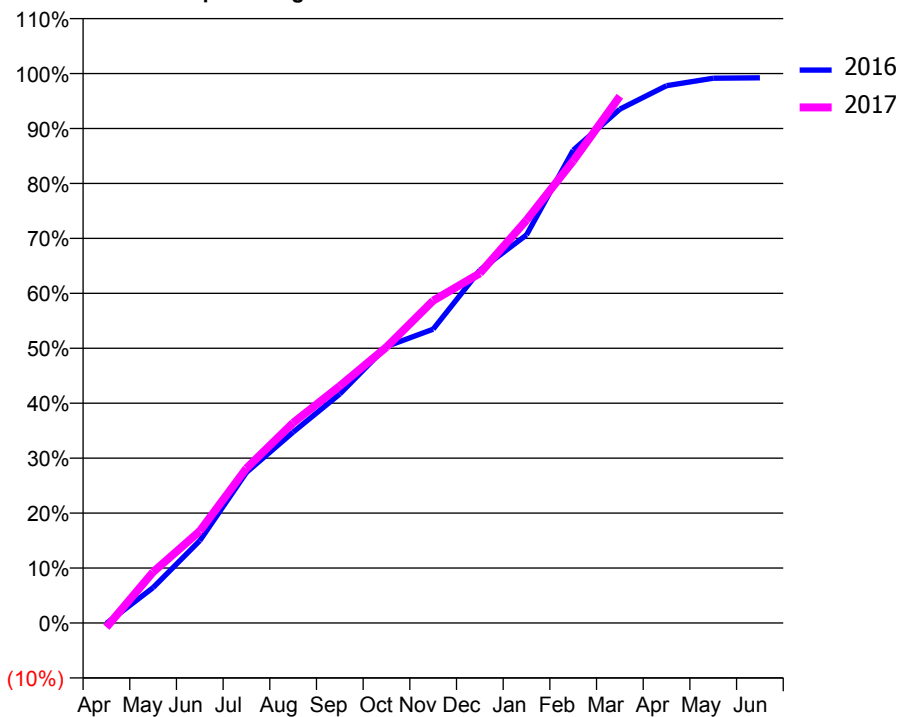
ACCESS*

Patients seen in 24 months	Total	Change since previous quarter
Quarter ending March 2016	4,685	
Quarter ending June 2016	4,714	→
Quarter ending September 2016	4,662	↓
Quarter ending December 2016	4,725	→
Quarter ending March 2017	4,621	↓
Variance since March 2016	(1.4%)	↓



ACTIVITY

Cumulative percentage of contracted UDA delivered 2016 & 2017



Month	Adjusted Scheduled Activity (UDA)	
	2016	2017
April	-12	-111
May	905	1,304
June	2,101	2,348
July	3,846	3,951
August	4,875	5,115
September	5,850	6,051
October	7,060	7,048
November	7,502	8,234
December	9,010	8,930
January	9,913	10,290
February	12,075	11,802
March	13,124	13,452
April	13,722	
May	13,914	
June	13,922	

QUALITY

	Quantity	Base Number	Contract	AT	Region	England
% of FP17s for the same patient ID Re-attending within 3 months - Children	110	1,356	8.1%	10.0%	11.8%	12.3%
% of FP17s for the same patient ID Re-attending within 3 months - Adults	649	3,758	17.3%	16.1%	17.1%	16.7%
% of FP17s for the same patient ID Re-attending between 3 & 9 months - Children	650	1,356	47.9%	46.2%	46.5%	57.6%
% of FP17s for the same patient ID Re-attending between 3 & 9 months - Adults	1,408	3,758	37.5%	37.0%	37.6%	50.1%
% of FP17s for Band 1 Urgent Courses	373	4,851	7.7%	11.0%	10.7%	9.1%
% of FP17s Relating to Free Repair or Replacements	38	4,851	0.8%	0.6%	0.6%	0.8%
% of FP17s Relating to Continuations	156	4,851	3.2%	0.7%	0.9%	1.2%
% of Patients satisfied with the dentistry they have received	5	5	N/A	91.3%	90.4%	92.8%
% of Patients satisfied with the time they had to wait for an appointment	4	5	N/A	84.0%	83.7%	88.7%

* This is based on patients treated on this contract for their most recent course of treatment. Figures in italics indicate the base number of FP17s or Patient Questionnaire responses are less than 100. N/A is shown where the base number of responses is less than 10 during the period. % is calculated as Quantity/Base number*100

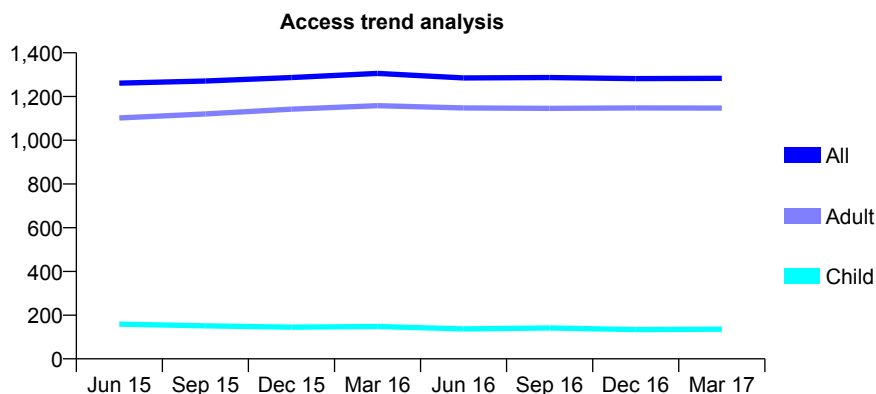
Q62 - Vital Signs At a Glance Contract Report for 572802/0001 - March 2017

Name or company name	MR JU SHAH
Contract type name	GDS Contract
Purpose of contract	General
Contract start date	01/04/2006
Contract end date	

16/17 Contracted general activity (UDA)	5,669
Carry forward general activity (UDA)	-113
16/17 Contracted orthodontic activity (UOA)	0
Carry forward orthodontic activity (UOA)	0
Baseline contract value	£166,061.28

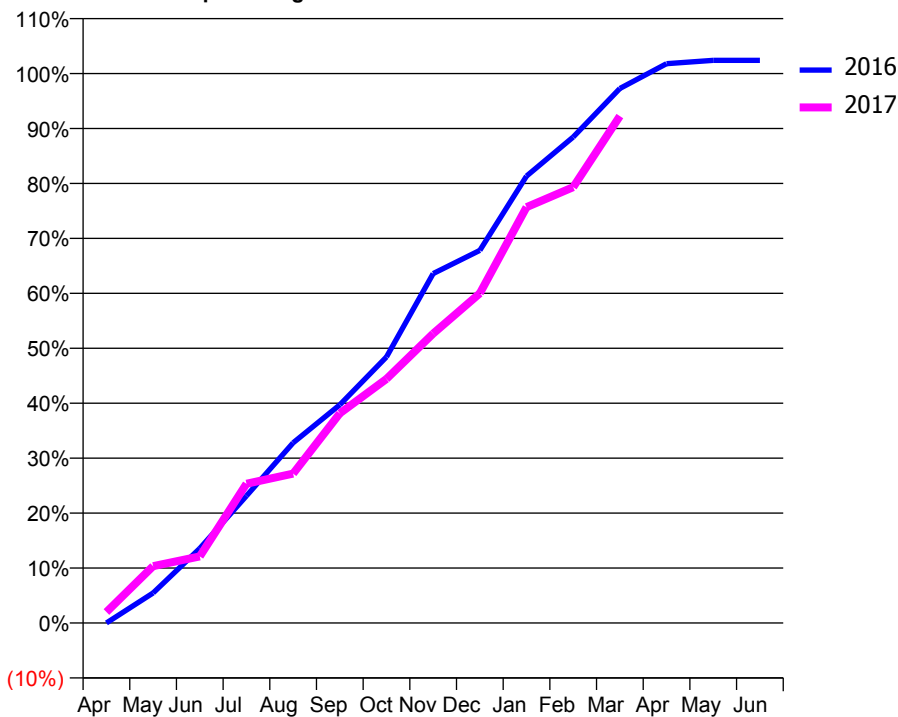
ACCESS*

Patients seen in 24 months	Total	Change since previous quarter
Quarter ending March 2016	1,306	
Quarter ending June 2016	1,285	↓
Quarter ending September 2016	1,287	→
Quarter ending December 2016	1,282	→
Quarter ending March 2017	1,283	→
Variance since March 2016	(1.8%)	↓



ACTIVITY

Cumulative percentage of contracted UDA delivered 2016 & 2017



Month	Adjusted Scheduled Activity (UDA)	
	2016	2017
April	0	113
May	310	586
June	769	687
July	1,312	1,437
August	1,860	1,542
September	2,252	2,164
October	2,746	2,518
November	3,605	2,985
December	3,844	3,401
January	4,611	4,290
February	5,014	4,497
March	5,514	5,230
April	5,771	
May	5,804	
June	5,804	

QUALITY

	Quantity	Base Number	Contract	AT	Region	England
% of FP17s for the same patient ID Re-attending within 3 months - Children	9	155	5.8%	10.0%	11.8%	12.3%
% of FP17s for the same patient ID Re-attending within 3 months - Adults	278	1,277	21.8%	16.1%	17.1%	16.7%
% of FP17s for the same patient ID Re-attending between 3 & 9 months - Children	64	155	41.3%	46.2%	46.5%	57.6%
% of FP17s for the same patient ID Re-attending between 3 & 9 months - Adults	481	1,277	37.7%	37.0%	37.6%	50.1%
% of FP17s for Band 1 Urgent Courses	156	1,337	11.7%	11.0%	10.7%	9.1%
% of FP17s Relating to Free Repair or Replacements	30	1,337	2.2%	0.6%	0.6%	0.8%
% of FP17s Relating to Continuations	14	1,337	1.0%	0.7%	0.9%	1.2%
% of Patients satisfied with the dentistry they have received	2	2	N/A	91.3%	90.4%	92.8%
% of Patients satisfied with the time they had to wait for an appointment	2	2	N/A	84.0%	83.7%	88.7%

* This is based on patients treated on this contract for their most recent course of treatment. Figures in italics indicate the base number of FP17s or Patient Questionnaire responses are less than 100. N/A is shown where the base number of responses is less than 10 during the period. % is calculated as Quantity/Base number*100

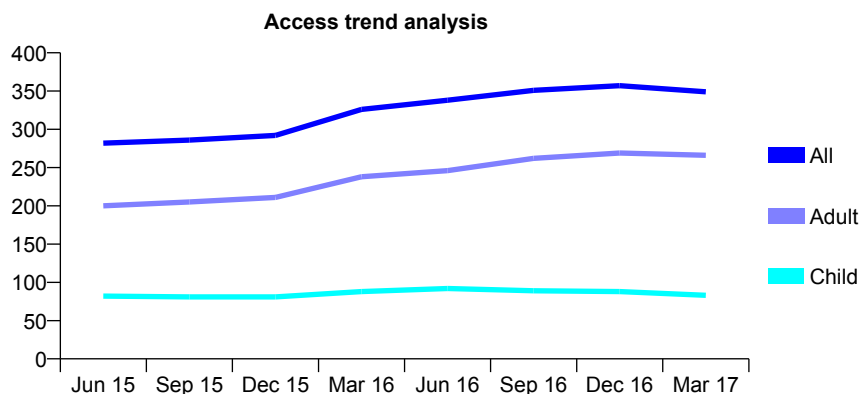
Q62 - Vital Signs At a Glance Contract Report for 572888/0002 - March 2017

Name or company name	MR R GOGNA
Contract type name	GDS Contract
Purpose of contract	General
Contract start date	01/04/2006
Contract end date	

16/17 Contracted general activity (UDA)	997
Carry forward general activity (UDA)	28
16/17 Contracted orthodontic activity (UOA)	0
Carry forward orthodontic activity (UOA)	0
Baseline contract value	£24,623.40

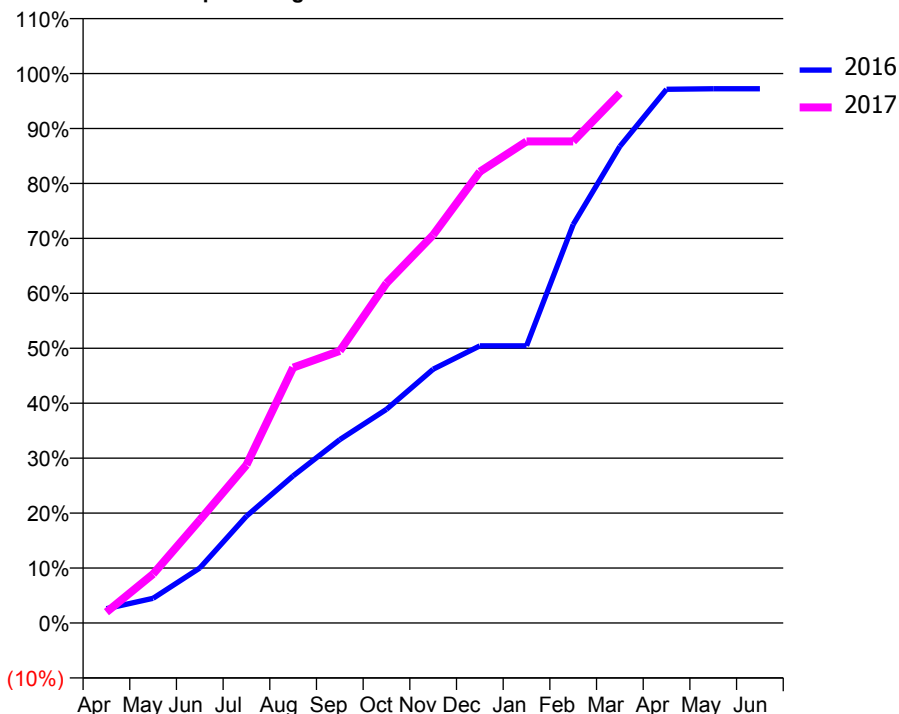
ACCESS*

Patients seen in 24 months	Total	Change since previous quarter
Quarter ending March 2016	326	
Quarter ending June 2016	338	↑
Quarter ending September 2016	351	↑
Quarter ending December 2016	357	→
Quarter ending March 2017	349	↓
Variance since March 2016	7.1%	↑



ACTIVITY

Cumulative percentage of contracted UDA delivered 2016 & 2017



Month	Adjusted Scheduled Activity (UDA)	
	2016	2017
April	26	20
May	45	89
June	100	187
July	194	287
August	267	463
September	333	494
October	388	617
November	461	704
December	503	819
January	503	874
February	723	874
March	865	961
April	968	
May	969	
June	969	

QUALITY

	Quantity	Base Number	Contract	AT	Region	England
% of FP17s for the same patient ID Re-attending within 3 months - Children	6	98	6.1%	10.0%	11.8%	12.3%
% of FP17s for the same patient ID Re-attending within 3 months - Adults	56	278	20.1%	16.1%	17.1%	16.7%
% of FP17s for the same patient ID Re-attending between 3 & 9 months - Children	56	98	57.1%	46.2%	46.5%	57.6%
% of FP17s for the same patient ID Re-attending between 3 & 9 months - Adults	103	278	37.1%	37.0%	37.6%	50.1%
% of FP17s for Band 1 Urgent Courses	41	341	12.0%	11.0%	10.7%	9.1%
% of FP17s Relating to Free Repair or Replacements	1	341	0.3%	0.6%	0.6%	0.8%
% of FP17s Relating to Continuations	3	341	0.9%	0.7%	0.9%	1.2%
% of Patients satisfied with the dentistry they have received	1	1	N/A	91.3%	90.4%	92.8%
% of Patients satisfied with the time they had to wait for an appointment	1	1	N/A	84.0%	83.7%	88.7%

* This is based on patients treated on this contract for their most recent course of treatment. Figures in italics indicate the base number of FP17s or Patient Questionnaire responses are less than 100. N/A is shown where the base number of responses is less than 10 during the period. % is calculated as Quantity/Base number*100

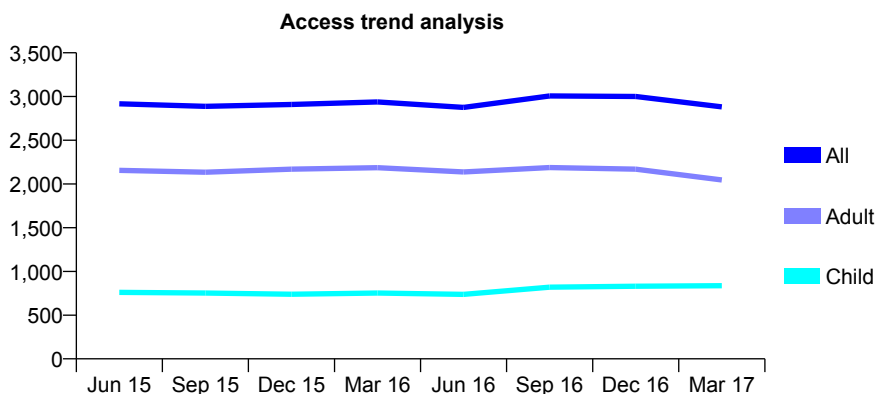
Q62 - Vital Signs At a Glance Contract Report for 573051/0001 - March 2017

Name or company name	MR R MAJITHIA
Contract type name	GDS Contract
Purpose of contract	General
Contract start date	01/04/2006
Contract end date	

16/17 Contracted general activity (UDA)	6,745
Carry forward general activity (UDA)	-111
16/17 Contracted orthodontic activity (UOA)	0
Carry forward orthodontic activity (UOA)	0
Baseline contract value	£164,347.70

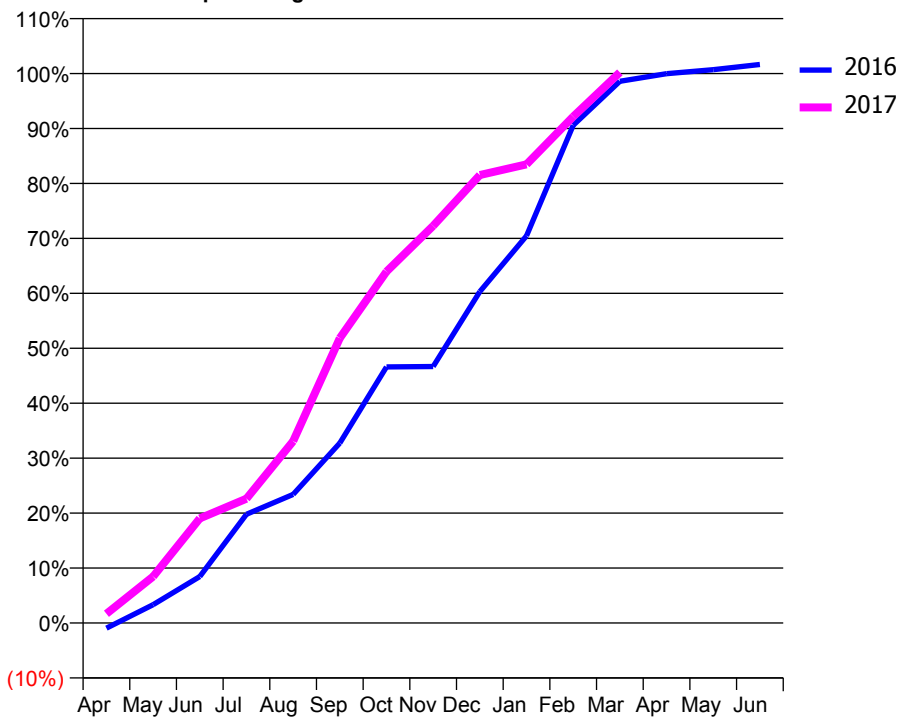
ACCESS*

Patients seen in 24 months	Total	Change since previous quarter
Quarter ending March 2016	2,938	
Quarter ending June 2016	2,875	↓
Quarter ending September 2016	3,006	↑
Quarter ending December 2016	3,001	→
Quarter ending March 2017	2,882	↓
Variance since March 2016	(1.9%)	↓



ACTIVITY

Cumulative percentage of contracted UDA delivered 2016 & 2017



Month	Adjusted Scheduled Activity (UDA)	
	2016	2017
April	-64	114
May	224	570
June	571	1,284
July	1,336	1,526
August	1,579	2,231
September	2,209	3,497
October	3,144	4,313
November	3,148	4,875
December	4,068	5,499
January	4,753	5,630
February	6,109	6,216
March	6,649	6,759
April	6,743	
May	6,792	
June	6,856	

QUALITY

	Quantity	Base Number	Contract	AT	Region	England
% of FP17s for the same patient ID Re-attending within 3 months - Children	83	955	8.7%	10.0%	11.8%	12.3%
% of FP17s for the same patient ID Re-attending within 3 months - Adults	196	1,649	11.9%	16.1%	17.1%	16.7%
% of FP17s for the same patient ID Re-attending between 3 & 9 months - Children	356	955	37.3%	46.2%	46.5%	57.6%
% of FP17s for the same patient ID Re-attending between 3 & 9 months - Adults	451	1,649	27.3%	37.0%	37.6%	50.1%
% of FP17s for Band 1 Urgent Courses	328	2,538	12.9%	11.0%	10.7%	9.1%
% of FP17s Relating to Free Repair or Replacements	37	2,538	1.5%	0.6%	0.6%	0.8%
% of FP17s Relating to Continuations	31	2,538	1.2%	0.7%	0.9%	1.2%
% of Patients satisfied with the dentistry they have received	4	4	N/A	91.3%	90.4%	92.8%
% of Patients satisfied with the time they had to wait for an appointment	4	4	N/A	84.0%	83.7%	88.7%

* This is based on patients treated on this contract for their most recent course of treatment. Figures in italics indicate the base number of FP17s or Patient Questionnaire responses are less than 100. N/A is shown where the base number of responses is less than 10 during the period. % is calculated as Quantity/Base number*100

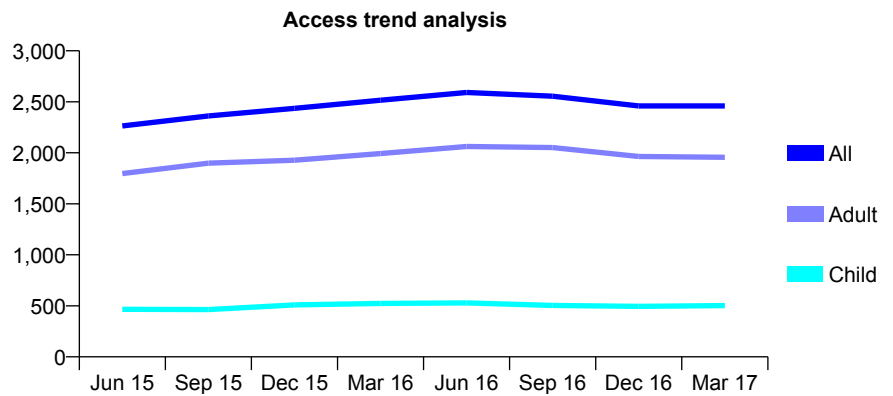
Q62 - Vital Signs At a Glance Contract Report for 574538/0001 - March 2017

Name or company name	MR HM PATEL
Contract type name	GDS Contract
Purpose of contract	General
Contract start date	01/04/2006
Contract end date	

16/17 Contracted general activity (UDA)	6,092
Carry forward general activity (UDA)	-122
16/17 Contracted orthodontic activity (UOA)	0
Carry forward orthodontic activity (UOA)	0
Baseline contract value	£182,368.76

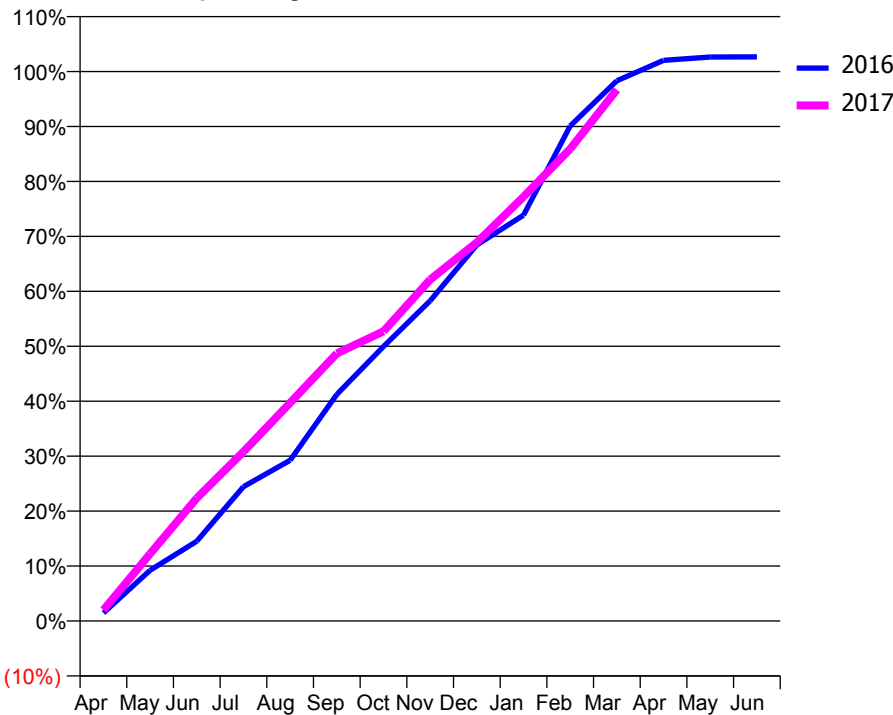
ACCESS*

Patients seen in 24 months	Total	Change since previous quarter
Quarter ending March 2016	2,516	
Quarter ending June 2016	2,591	↑
Quarter ending September 2016	2,555	↓
Quarter ending December 2016	2,459	↓
Quarter ending March 2017	2,459	→
Variance since March 2016	(2.3%)	↓



ACTIVITY

Cumulative percentage of contracted UDA delivered 2016 & 2017



Month	Adjusted Scheduled Activity (UDA)	
	2016	2017
April	89	122
May	563	746
June	884	1,362
July	1,490	1,877
August	1,782	2,420
September	2,512	2,966
October	3,044	3,212
November	3,550	3,785
December	4,169	4,198
January	4,499	4,704
February	5,488	5,233
March	5,989	5,890
April	6,216	
May	6,253	
June	6,255	

QUALITY

	Quantity	Base Number	Contract	AT	Region	England
% of FP17s for the same patient ID Re-attending within 3 months - Children	52	798	6.5%	10.0%	11.8%	12.3%
% of FP17s for the same patient ID Re-attending within 3 months - Adults	361	2,670	13.5%	16.1%	17.1%	16.7%
% of FP17s for the same patient ID Re-attending between 3 & 9 months - Children	466	798	58.4%	46.2%	46.5%	57.6%
% of FP17s for the same patient ID Re-attending between 3 & 9 months - Adults	1,261	2,670	47.2%	37.0%	37.6%	50.1%
% of FP17s for Band 1 Urgent Courses	289	2,857	10.1%	11.0%	10.7%	9.1%
% of FP17s Relating to Free Repair or Replacements	8	2,857	0.3%	0.6%	0.6%	0.8%
% of FP17s Relating to Continuations	20	2,857	0.7%	0.7%	0.9%	1.2%
% of Patients satisfied with the dentistry they have received	2	2	N/A	91.3%	90.4%	92.8%
% of Patients satisfied with the time they had to wait for an appointment	2	2	N/A	84.0%	83.7%	88.7%

* This is based on patients treated on this contract for their most recent course of treatment. Figures in italics indicate the base number of FP17s or Patient Questionnaire responses are less than 100. N/A is shown where the base number of responses is less than 10 during the period. % is calculated as Quantity/Base number*100

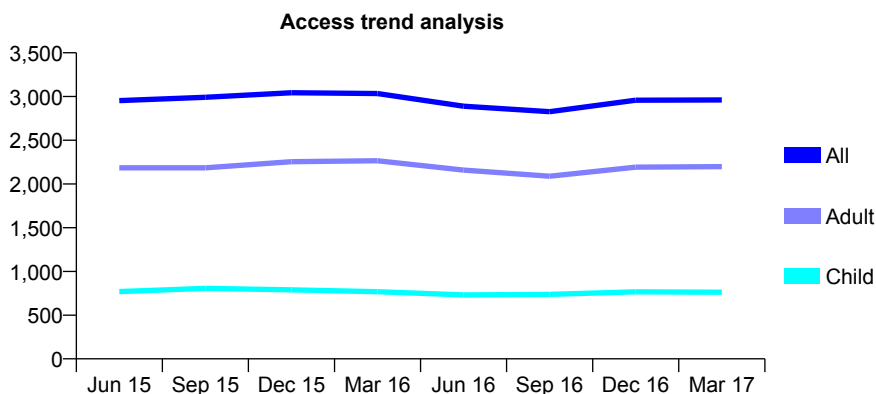
Q62 - Vital Signs At a Glance Contract Report for 574538/0003 - March 2017

Name or company name	MR HM PATEL
Contract type name	PDS Plus Contract
Purpose of contract	General
Contract start date	01/05/2013
Contract end date	31/03/2018

16/17 Contracted general activity (UDA)	7,000
Carry forward general activity (UDA)	-8
16/17 Contracted orthodontic activity (UOA)	0
Carry forward orthodontic activity (UOA)	0
Baseline contract value	£175,371.92

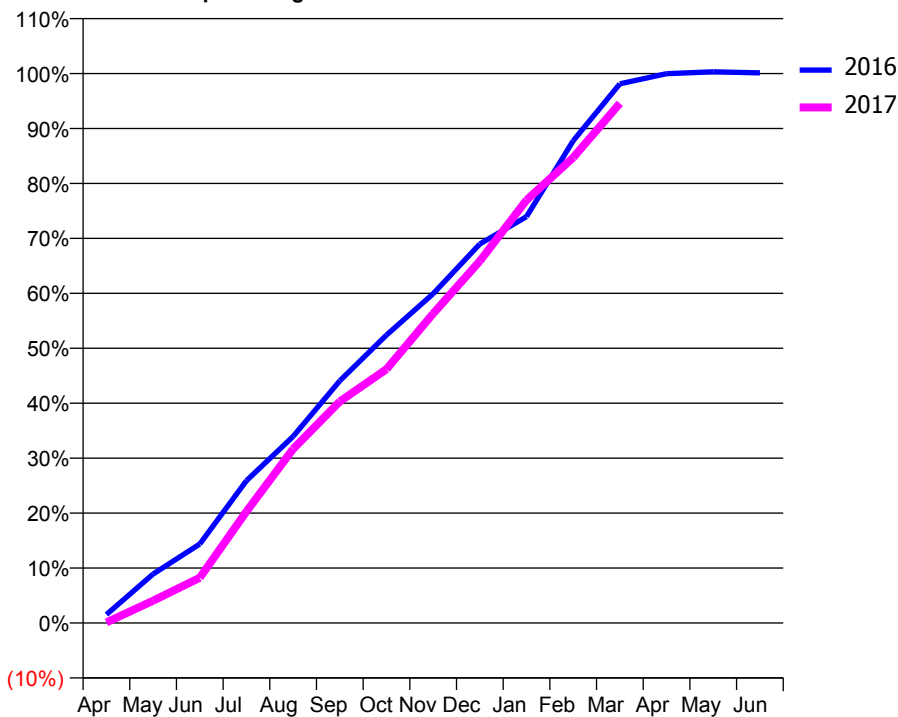
ACCESS*

Patients seen in 24 months	Total	Change since previous quarter
Quarter ending March 2016	3,034	
Quarter ending June 2016	2,889	↓
Quarter ending September 2016	2,826	↓
Quarter ending December 2016	2,958	↑
Quarter ending March 2017	2,961	→
Variance since March 2016	(2.4%)	↓



ACTIVITY

Cumulative percentage of contracted UDA delivered 2016 & 2017



Month	Adjusted Scheduled Activity (UDA)	
	2016	2017
April	108	8
May	625	285
June	1,007	577
July	1,813	1,421
August	2,377	2,217
September	3,085	2,823
October	3,668	3,234
November	4,195	3,942
December	4,828	4,611
January	5,177	5,387
February	6,144	5,929
March	6,869	6,621
April	6,997	
May	7,021	
June	7,008	

QUALITY

	Quantity	Base Number	Contract	AT	Region	England
% of FP17s for the same patient ID Re-attending within 3 months - Children	71	953	7.5%	10.0%	11.8%	12.3%
% of FP17s for the same patient ID Re-attending within 3 months - Adults	314	2,490	12.6%	16.1%	17.1%	16.7%
% of FP17s for the same patient ID Re-attending between 3 & 9 months - Children	430	953	45.1%	46.2%	46.5%	57.6%
% of FP17s for the same patient ID Re-attending between 3 & 9 months - Adults	886	2,490	35.6%	37.0%	37.6%	50.1%
% of FP17s for Band 1 Urgent Courses	469	3,349	14.0%	11.0%	10.7%	9.1%
% of FP17s Relating to Free Repair or Replacements	51	3,349	1.5%	0.6%	0.6%	0.8%
% of FP17s Relating to Continuations	14	3,349	0.4%	0.7%	0.9%	1.2%
% of Patients satisfied with the dentistry they have received	4	4	N/A	91.3%	90.4%	92.8%
% of Patients satisfied with the time they had to wait for an appointment	4	4	N/A	84.0%	83.7%	88.7%

* This is based on patients treated on this contract for their most recent course of treatment. Figures in italics indicate the base number of FP17s or Patient Questionnaire responses are less than 100. N/A is shown where the base number of responses is less than 10 during the period. % is calculated as Quantity/Base number*100

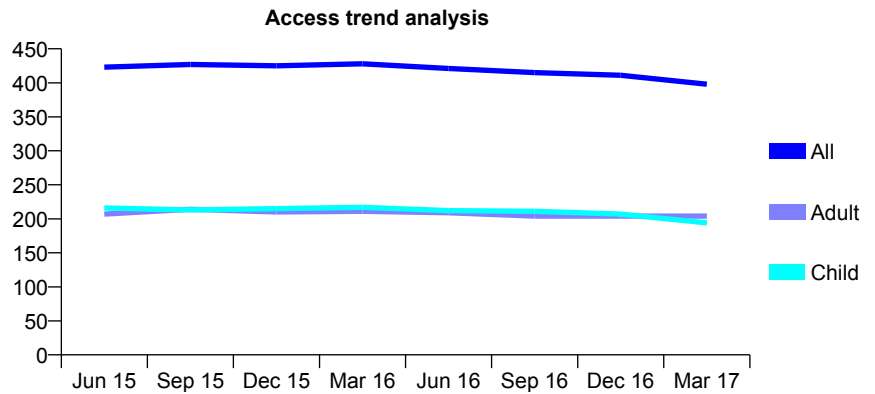
Q62 - Vital Signs At a Glance Contract Report for 575674/0001 - March 2017

Name or company name	MR K MEHTA
Contract type name	GDS Contract
Purpose of contract	General
Contract start date	01/04/2006
Contract end date	

16/17 Contracted general activity (UDA)	875
Carry forward general activity (UDA)	0
16/17 Contracted orthodontic activity (UOA)	0
Carry forward orthodontic activity (UOA)	0
Baseline contract value	£19,811.32

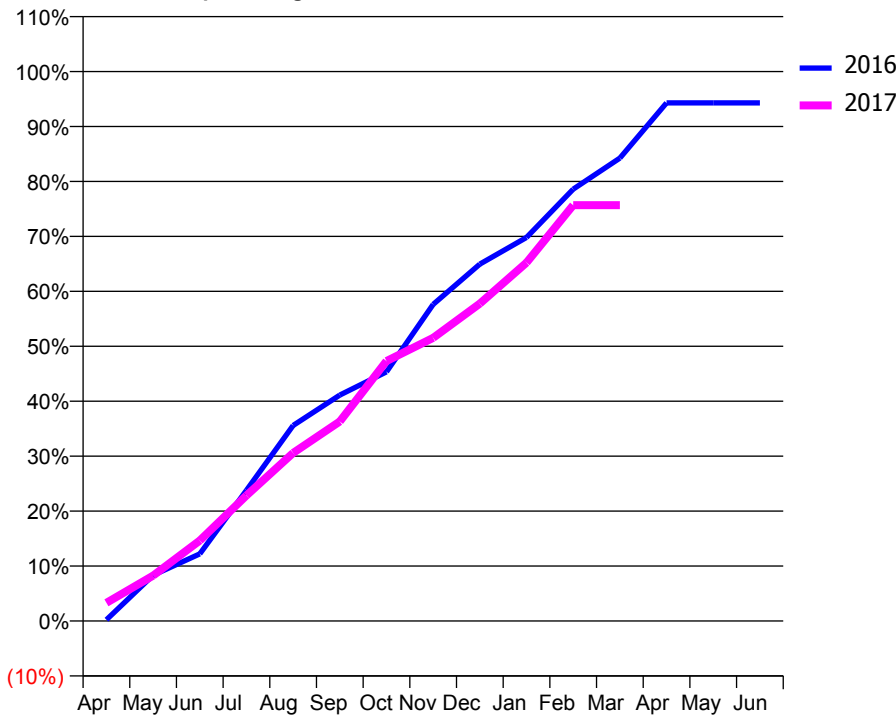
ACCESS*

Patients seen in 24 months	Total	Change since previous quarter
Quarter ending March 2016	428	
Quarter ending June 2016	421	↓
Quarter ending September 2016	415	↓
Quarter ending December 2016	411	→
Quarter ending March 2017	398	↓
Variance since March 2016	(7.0%)	↓



ACTIVITY

Cumulative percentage of contracted UDA delivered 2016 & 2017



Month	Adjusted Scheduled Activity (UDA)	
	2016	2017
April	2	29
May	73	72
June	107	128
July	208	200
August	311	268
September	360	318
October	397	414
November	504	451
December	568	505
January	611	571
February	688	662
March	737	662
April	825	
May	825	
June	825	

QUALITY

	Quantity	Base Number	Contract	AT	Region	England
% of FP17s for the same patient ID Re-attending within 3 months - Children	24	315	7.6%	10.0%	11.8%	12.3%
% of FP17s for the same patient ID Re-attending within 3 months - Adults	13	215	6.0%	16.1%	17.1%	16.7%
% of FP17s for the same patient ID Re-attending between 3 & 9 months - Children	209	315	66.3%	46.2%	46.5%	57.6%
% of FP17s for the same patient ID Re-attending between 3 & 9 months - Adults	126	215	58.6%	37.0%	37.6%	50.1%
% of FP17s for Band 1 Urgent Courses	26	469	5.5%	11.0%	10.7%	9.1%
% of FP17s Relating to Free Repair or Replacements	0	469	0.0%	0.6%	0.6%	0.8%
% of FP17s Relating to Continuations	8	469	1.7%	0.7%	0.9%	1.2%
% of Patients satisfied with the dentistry they have received	0	0	N/A	91.3%	90.4%	92.8%
% of Patients satisfied with the time they had to wait for an appointment	0	0	N/A	84.0%	83.7%	88.7%

* This is based on patients treated on this contract for their most recent course of treatment. Figures in italics indicate the base number of FP17s or Patient Questionnaire responses are less than 100. N/A is shown where the base number of responses is less than 10 during the period. % is calculated as Quantity/Base number*100

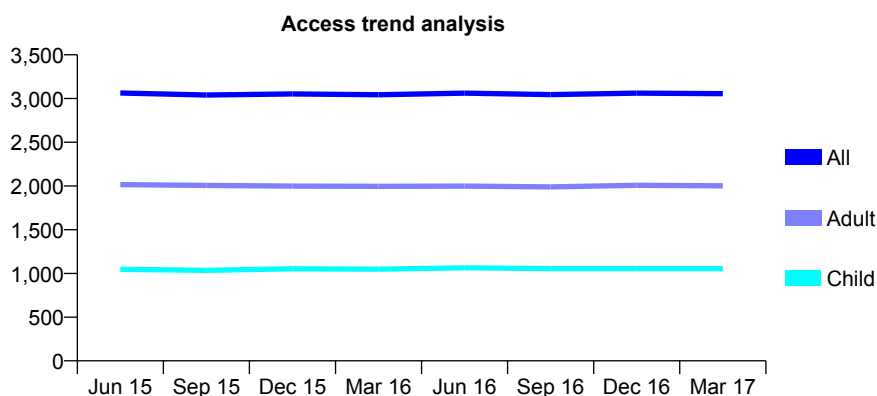
Q62 - Vital Signs At a Glance Contract Report for 576239/0001 - March 2017

Name or company name	MR R RATTAN
Contract type name	GDS Contract
Purpose of contract	General
Contract start date	01/04/2006
Contract end date	

16/17 Contracted general activity (UDA)	9,010
Carry forward general activity (UDA)	0
16/17 Contracted orthodontic activity (UOA)	0
Carry forward orthodontic activity (UOA)	0
Baseline contract value	£235,792.96

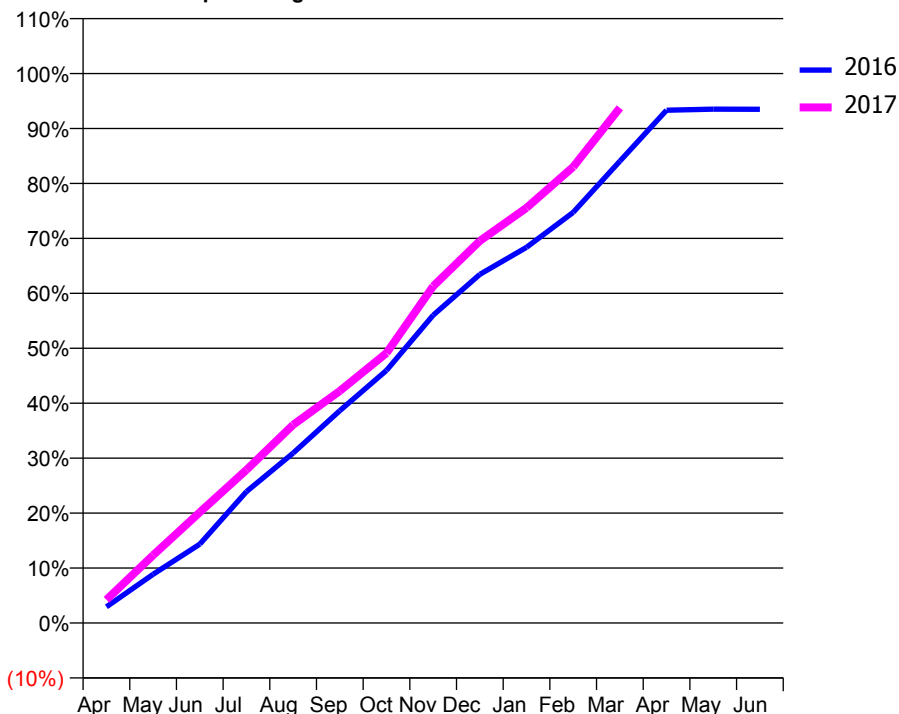
ACCESS*

Patients seen in 24 months	Total	Change since previous quarter
Quarter ending March 2016	3,044	
Quarter ending June 2016	3,061	→
Quarter ending September 2016	3,045	→
Quarter ending December 2016	3,061	→
Quarter ending March 2017	3,056	→
Variance since March 2016	0.4%	→



ACTIVITY

Cumulative percentage of contracted UDA delivered 2016 & 2017



Month	Adjusted Scheduled Activity (UDA)	
	2016	2017
April	265	381
May	799	1,112
June	1,293	1,816
July	2,154	2,511
August	2,787	3,250
September	3,482	3,806
October	4,141	4,427
November	5,047	5,521
December	5,716	6,265
January	6,161	6,807
February	6,733	7,479
March	7,574	8,447
April	8,407	
May	8,425	
June	8,423	

QUALITY

	Quantity	Base Number	Contract	AT	Region	England
% of FP17s for the same patient ID Re-attending within 3 months - Children	99	1,446	6.8%	10.0%	11.8%	12.3%
% of FP17s for the same patient ID Re-attending within 3 months - Adults	481	2,596	18.5%	16.1%	17.1%	16.7%
% of FP17s for the same patient ID Re-attending between 3 & 9 months - Children	741	1,446	51.2%	46.2%	46.5%	57.6%
% of FP17s for the same patient ID Re-attending between 3 & 9 months - Adults	1,006	2,596	38.8%	37.0%	37.6%	50.1%
% of FP17s for Band 1 Urgent Courses	645	3,660	17.6%	11.0%	10.7%	9.1%
% of FP17s Relating to Free Repair or Replacements	15	3,660	0.4%	0.6%	0.6%	0.8%
% of FP17s Relating to Continuations	50	3,660	1.4%	0.7%	0.9%	1.2%
% of Patients satisfied with the dentistry they have received	2	2	N/A	91.3%	90.4%	92.8%
% of Patients satisfied with the time they had to wait for an appointment	1	2	N/A	84.0%	83.7%	88.7%

* This is based on patients treated on this contract for their most recent course of treatment. Figures in italics indicate the base number of FP17s or Patient Questionnaire responses are less than 100. N/A is shown where the base number of responses is less than 10 during the period. % is calculated as Quantity/Base number*100

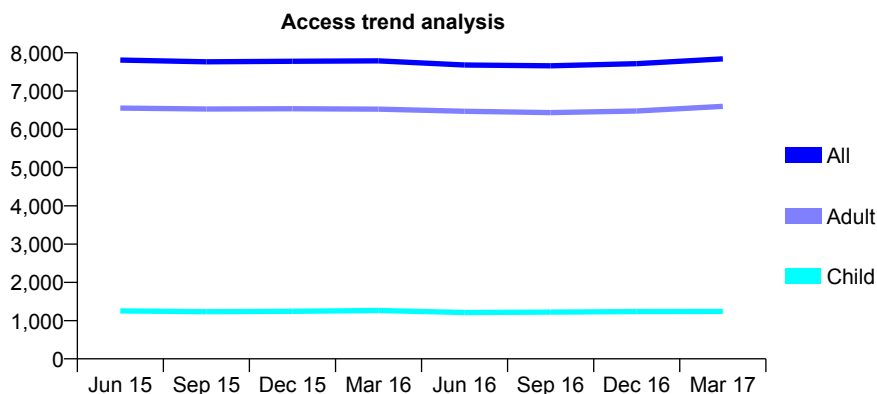
Q62 - Vital Signs At a Glance Contract Report for 577235/0001 - March 2017

Name or company name	MR RL JACK-KEE
Contract type name	GDS Contract
Purpose of contract	General
Contract start date	01/04/2006
Contract end date	

16/17 Contracted general activity (UDA)	29,962
Carry forward general activity (UDA)	-493
16/17 Contracted orthodontic activity (UOA)	0
Carry forward orthodontic activity (UOA)	0
Baseline contract value	£978,585.94

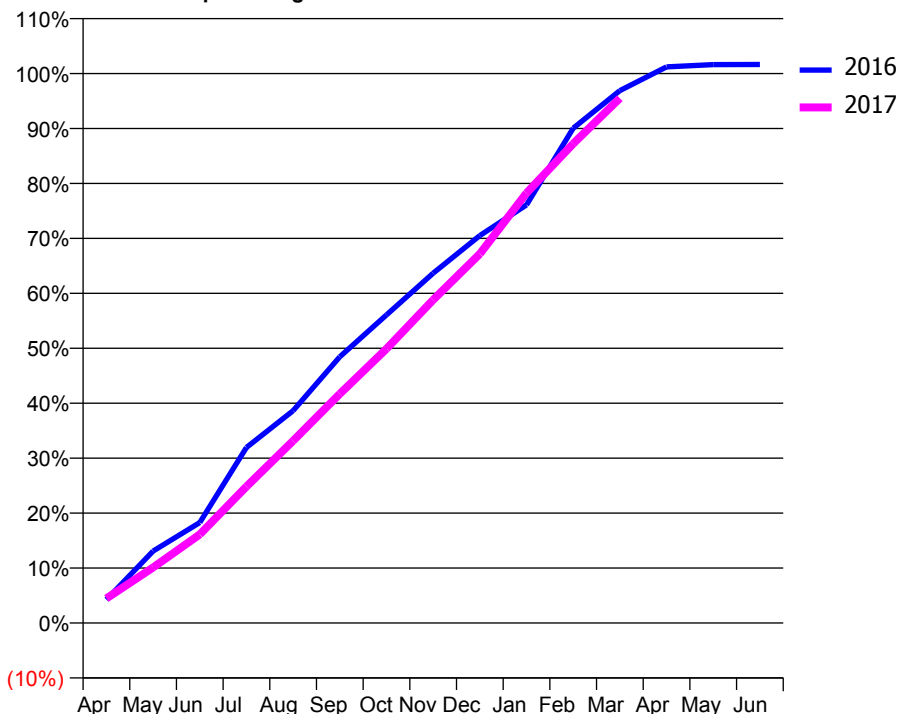
ACCESS*

Patients seen in 24 months	Total	Change since previous quarter
Quarter ending March 2016	7,789	
Quarter ending June 2016	7,682	↓
Quarter ending September 2016	7,660	→
Quarter ending December 2016	7,716	→
Quarter ending March 2017	7,841	→
Variance since March 2016	0.7%	→



ACTIVITY

Cumulative percentage of contracted UDA delivered 2016 & 2017



Month	Adjusted Scheduled Activity (UDA)	
	2016	2017
April	1,277	1,339
May	3,919	3,032
June	5,475	4,835
July	9,571	7,444
August	11,578	9,934
September	14,519	12,492
October	16,802	14,955
November	19,078	17,620
December	21,127	20,129
January	22,796	23,442
February	26,978	26,138
March	29,026	28,618
April	30,320	
May	30,444	
June	30,455	

QUALITY

	Quantity	Base Number	Contract	AT	Region	England
% of FP17s for the same patient ID Re-attending within 3 months - Children	85	1,492	5.7%	10.0%	11.8%	12.3%
% of FP17s for the same patient ID Re-attending within 3 months - Adults	992	7,306	13.6%	16.1%	17.1%	16.7%
% of FP17s for the same patient ID Re-attending between 3 & 9 months - Children	703	1,492	47.1%	46.2%	46.5%	57.6%
% of FP17s for the same patient ID Re-attending between 3 & 9 months - Adults	2,703	7,306	37.0%	37.0%	37.6%	50.1%
% of FP17s for Band 1 Urgent Courses	928	8,375	11.1%	11.0%	10.7%	9.1%
% of FP17s Relating to Free Repair or Replacements	56	8,375	0.7%	0.6%	0.6%	0.8%
% of FP17s Relating to Continuations	28	8,375	0.3%	0.7%	0.9%	1.2%
% of Patients satisfied with the dentistry they have received	12	12	100.0%	91.3%	90.4%	92.8%
% of Patients satisfied with the time they had to wait for an appointment	11	12	91.7%	84.0%	83.7%	88.7%

* This is based on patients treated on this contract for their most recent course of treatment. Figures in italics indicate the base number of FP17s or Patient Questionnaire responses are less than 100. N/A is shown where the base number of responses is less than 10 during the period. % is calculated as Quantity/Base number*100

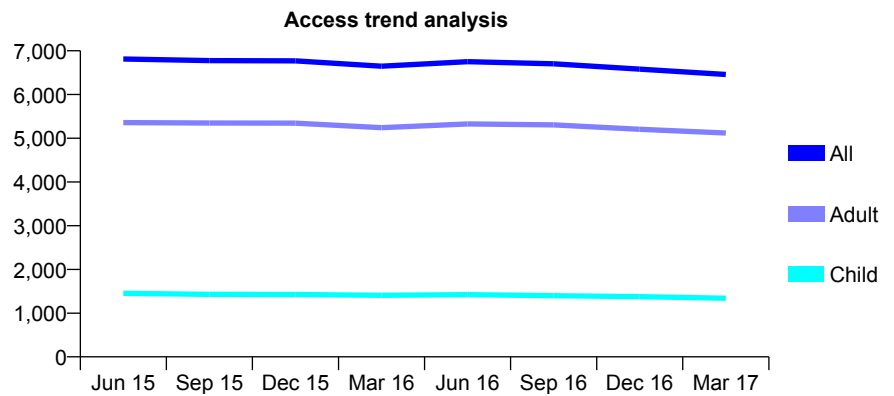
Q62 - Vital Signs At a Glance Contract Report for 578193/0001 - March 2017

Name or company name	MR MN BAIG
Contract type name	GDS Contract
Purpose of contract	General
Contract start date	01/04/2006
Contract end date	

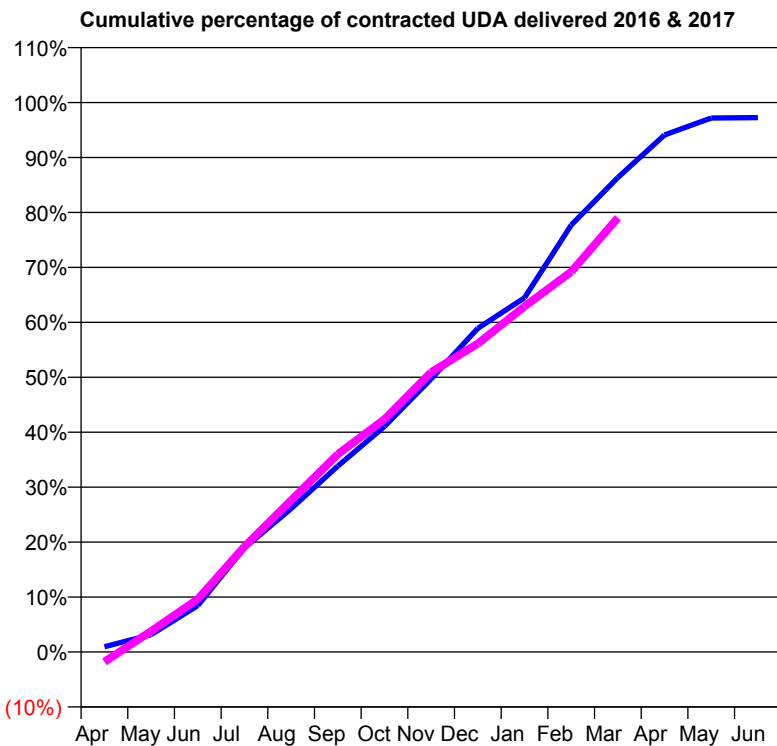
16/17 Contracted general activity (UDA)	17,586
Carry forward general activity (UDA)	482
16/17 Contracted orthodontic activity (UOA)	0
Carry forward orthodontic activity (UOA)	0
Baseline contract value	£462,579.84

ACCESS*

Patients seen in 24 months	Total	Change since previous quarter
Quarter ending March 2016	6,649	
Quarter ending June 2016	6,750	→
Quarter ending September 2016	6,702	→
Quarter ending December 2016	6,582	↓
Quarter ending March 2017	6,460	↓
Variance since March 2016	(2.8%)	↓



ACTIVITY



Month	Adjusted Scheduled Activity (UDA)	
	2016	2017
April	168	-318
May	558	667
June	1,486	1,690
July	3,333	3,375
August	4,588	4,853
September	5,949	6,331
October	7,217	7,451
November	8,744	8,955
December	10,358	9,869
January	11,336	11,059
February	13,662	12,171
March	15,188	13,898
April	16,548	
May	17,091	
June	17,104	

QUALITY

	Quantity	Base Number	Contract	AT	Region	England
% of FP17s for the same patient ID Re-attending within 3 months - Children	160	1,610	9.9%	10.0%	11.8%	12.3%
% of FP17s for the same patient ID Re-attending within 3 months - Adults	781	5,120	15.3%	16.1%	17.1%	16.7%
% of FP17s for the same patient ID Re-attending between 3 & 9 months - Children	640	1,610	39.8%	46.2%	46.5%	57.6%
% of FP17s for the same patient ID Re-attending between 3 & 9 months - Adults	1,605	5,120	31.3%	37.0%	37.6%	50.1%
% of FP17s for Band 1 Urgent Courses	701	6,021	11.6%	11.0%	10.7%	9.1%
% of FP17s Relating to Free Repair or Replacements	51	6,021	0.8%	0.6%	0.6%	0.8%
% of FP17s Relating to Continuations	20	6,021	0.3%	0.7%	0.9%	1.2%
% of Patients satisfied with the dentistry they have received	13	16	81.3%	91.3%	90.4%	92.8%
% of Patients satisfied with the time they had to wait for an appointment	14	16	87.5%	84.0%	83.7%	88.7%

* This is based on patients treated on this contract for their most recent course of treatment. Figures in italics indicate the base number of FP17s or Patient Questionnaire responses are less than 100. N/A is shown where the base number of responses is less than 10 during the period. % is calculated as Quantity/Base number*100

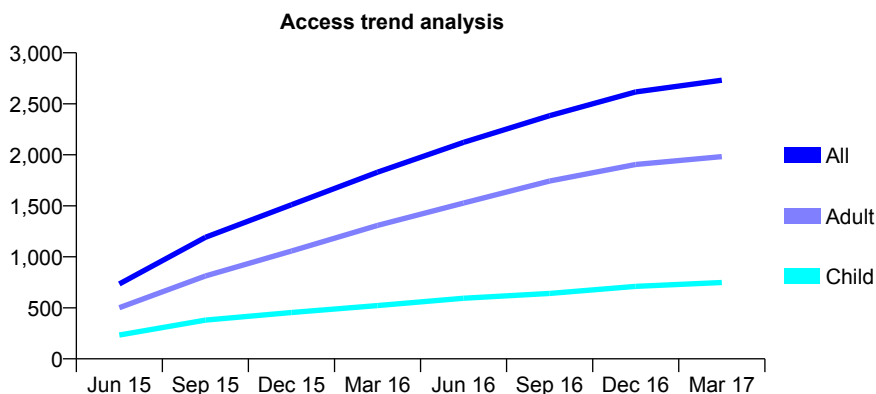
Q62 - Vital Signs At a Glance Contract Report for 602353/0001 - March 2017

Name or company name	MR RK MARWAHA
Contract type name	GDS Contract
Purpose of contract	General
Contract start date	02/02/2015
Contract end date	

16/17 Contracted general activity (UDA)	7,200
Carry forward general activity (UDA)	-55
16/17 Contracted orthodontic activity (UOA)	0
Carry forward orthodontic activity (UOA)	0
Baseline contract value	£208,558.88

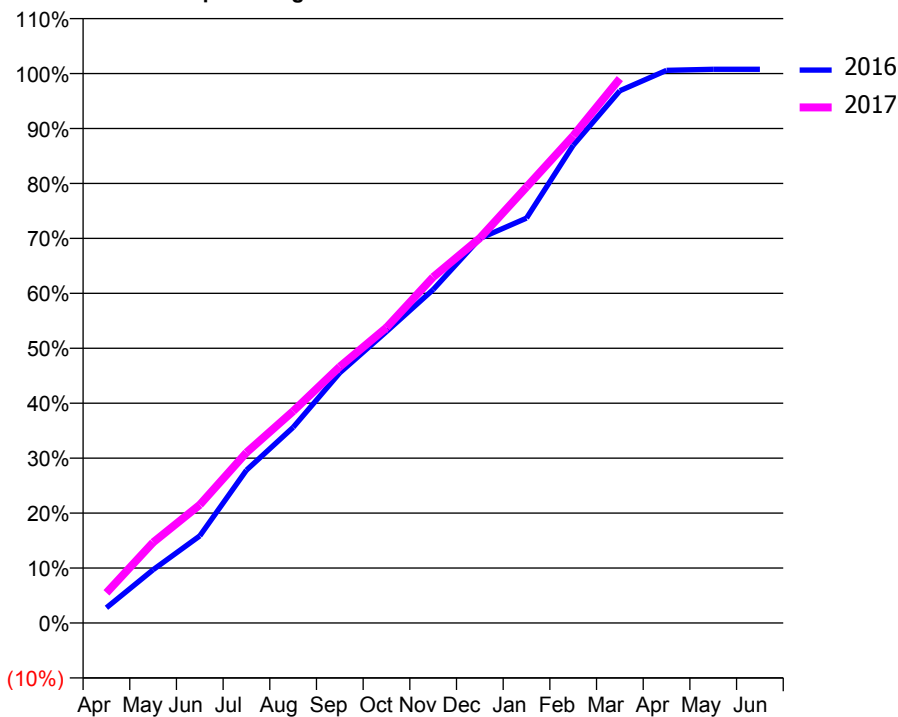
ACCESS*

Patients seen in 24 months	Total	Change since previous quarter
Quarter ending March 2016	1,830	
Quarter ending June 2016	2,122	↑
Quarter ending September 2016	2,384	↑
Quarter ending December 2016	2,616	↑
Quarter ending March 2017	2,731	↑
Variance since March 2016	49.2%	↑



ACTIVITY

Cumulative percentage of contracted UDA delivered 2016 & 2017



Month	Adjusted Scheduled Activity (UDA)	
	2016	2017
April	200	395
May	698	1,055
June	1,142	1,550
July	2,002	2,233
August	2,564	2,775
September	3,278	3,359
October	3,818	3,870
November	4,370	4,533
December	5,039	5,043
January	5,305	5,713
February	6,260	6,383
March	6,973	7,134
April	7,241	
May	7,255	
June	7,255	

QUALITY

	Quantity	Base Number	Contract	AT	Region	England
% of FP17s for the same patient ID Re-attending within 3 months - Children	37	933	4.0%	10.0%	11.8%	12.3%
% of FP17s for the same patient ID Re-attending within 3 months - Adults	145	1,930	7.5%	16.1%	17.1%	16.7%
% of FP17s for the same patient ID Re-attending between 3 & 9 months - Children	416	933	44.6%	46.2%	46.5%	57.6%
% of FP17s for the same patient ID Re-attending between 3 & 9 months - Adults	646	1,930	33.5%	37.0%	37.6%	50.1%
% of FP17s for Band 1 Urgent Courses	219	2,747	8.0%	11.0%	10.7%	9.1%
% of FP17s Relating to Free Repair or Replacements	3	2,747	0.1%	0.6%	0.6%	0.8%
% of FP17s Relating to Continuations	5	2,747	0.2%	0.7%	0.9%	1.2%
% of Patients satisfied with the dentistry they have received	1	1	N/A	91.3%	90.4%	92.8%
% of Patients satisfied with the time they had to wait for an appointment	1	1	N/A	84.0%	83.7%	88.7%

* This is based on patients treated on this contract for their most recent course of treatment. Figures in italics indicate the base number of FP17s or Patient Questionnaire responses are less than 100. N/A is shown where the base number of responses is less than 10 during the period. % is calculated as Quantity/Base number*100

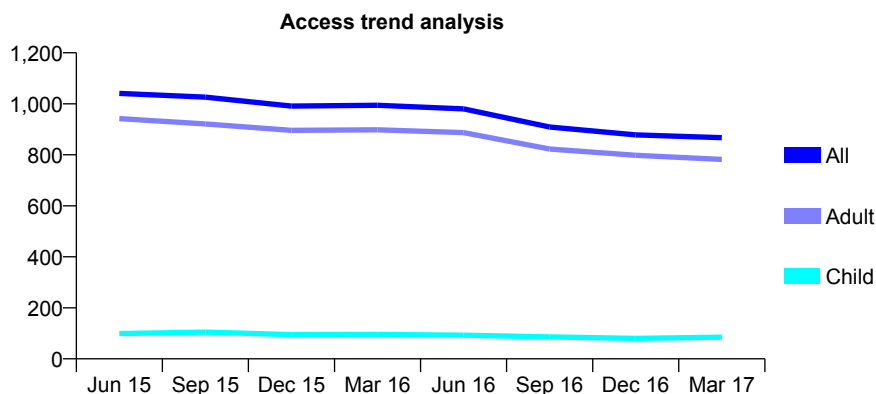
Q62 - Vital Signs At a Glance Contract Report for 613142/0001 - March 2017

Name or company name	MRS S BAHL
Contract type name	GDS Contract
Purpose of contract	General
Contract start date	01/10/2012
Contract end date	

16/17 Contracted general activity (UDA)	3,925
Carry forward general activity (UDA)	107
16/17 Contracted orthodontic activity (UOA)	0
Carry forward orthodontic activity (UOA)	0
Baseline contract value	£106,758.83

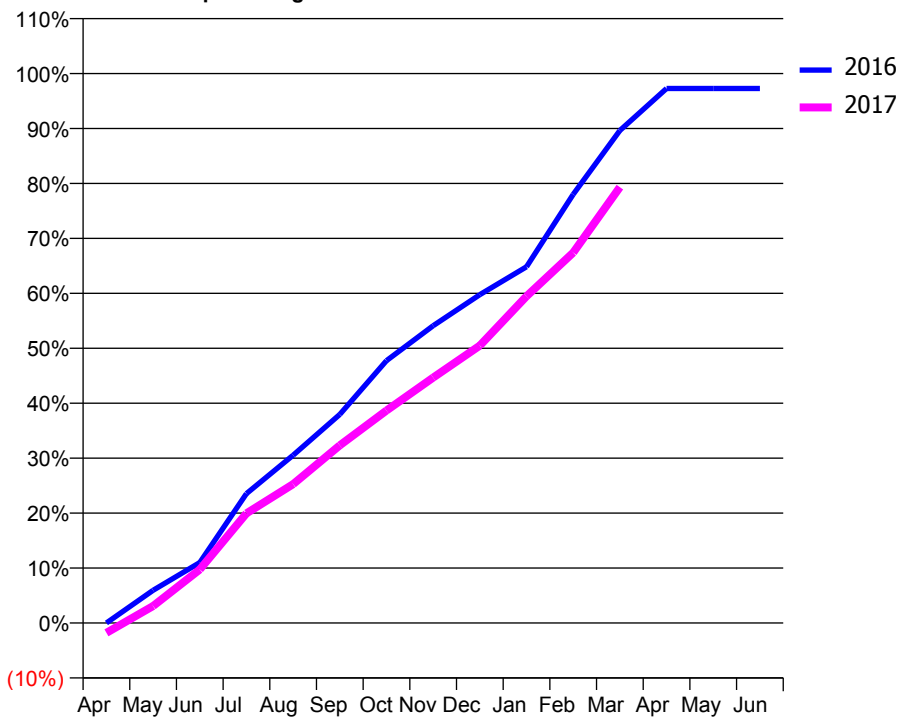
ACCESS*

Patients seen in 24 months	Total	Change since previous quarter
Quarter ending March 2016	994	
Quarter ending June 2016	980	↓
Quarter ending September 2016	909	↓
Quarter ending December 2016	878	↓
Quarter ending March 2017	867	↓
Variance since March 2016	(12.8%)	↓



ACTIVITY

Cumulative percentage of contracted UDA delivered 2016 & 2017



Adjusted Scheduled Activity (UDA)

Month	2016	2017
April	0	-71
May	234	122
June	432	382
July	925	784
August	1,199	992
September	1,490	1,269
October	1,874	1,518
November	2,124	1,753
December	2,346	1,982
January	2,544	2,334
February	3,062	2,646
March	3,518	3,113
April	3,818	
May	3,818	
June	3,818	

QUALITY

	Quantity	Base Number	Contract	AT	Region	England
% of FP17s for the same patient ID Re-attending within 3 months - Children	6	93	6.5%	10.0%	11.8%	12.3%
% of FP17s for the same patient ID Re-attending within 3 months - Adults	156	844	18.5%	16.1%	17.1%	16.7%
% of FP17s for the same patient ID Re-attending between 3 & 9 months - Children	41	93	44.1%	46.2%	46.5%	57.6%
% of FP17s for the same patient ID Re-attending between 3 & 9 months - Adults	339	844	40.2%	37.0%	37.6%	50.1%
% of FP17s for Band 1 Urgent Courses	70	874	8.0%	11.0%	10.7%	9.1%
% of FP17s Relating to Free Repair or Replacements	16	874	1.8%	0.6%	0.6%	0.8%
% of FP17s Relating to Continuations	21	874	2.4%	0.7%	0.9%	1.2%
% of Patients satisfied with the dentistry they have received	4	4	N/A	91.3%	90.4%	92.8%
% of Patients satisfied with the time they had to wait for an appointment	4	4	N/A	84.0%	83.7%	88.7%

* This is based on patients treated on this contract for their most recent course of treatment. Figures in italics indicate the base number of FP17s or Patient Questionnaire responses are less than 100. N/A is shown where the base number of responses is less than 10 during the period. % is calculated as Quantity/Base number*100

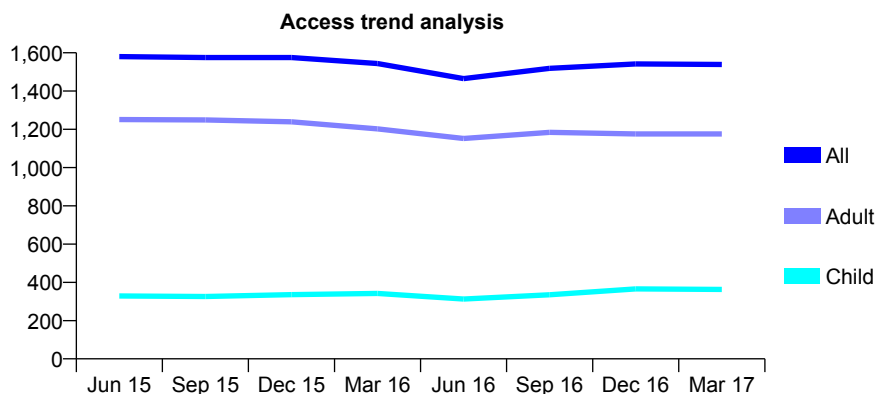
Q62 - Vital Signs At a Glance Contract Report for 619949/0001 - March 2017

Name or company name	MR MJ PATEL
Contract type name	GDS Contract
Purpose of contract	General
Contract start date	01/04/2006
Contract end date	

16/17 Contracted general activity (UDA)	6,100
Carry forward general activity (UDA)	0
16/17 Contracted orthodontic activity (UOA)	0
Carry forward orthodontic activity (UOA)	0
Baseline contract value	£168,489.40

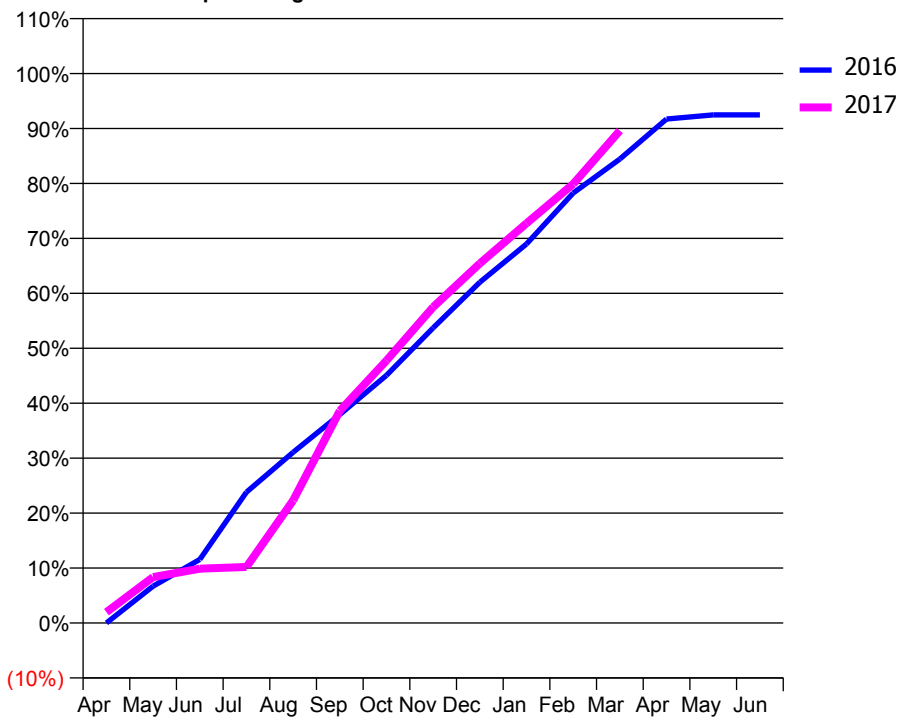
ACCESS*

Patients seen in 24 months	Total	Change since previous quarter
Quarter ending March 2016	1,544	
Quarter ending June 2016	1,465	↓
Quarter ending September 2016	1,519	↑
Quarter ending December 2016	1,542	→
Quarter ending March 2017	1,539	→
Variance since March 2016	(0.3%)	→



ACTIVITY

Cumulative percentage of contracted UDA delivered 2016 & 2017



Month	Adjusted Scheduled Activity (UDA)	
	2016	2017
April	0	121
May	410	510
June	705	603
July	1,453	623
August	1,896	1,360
September	2,314	2,356
October	2,749	2,914
November	3,277	3,507
December	3,782	3,992
January	4,208	4,438
February	4,773	4,874
March	5,150	5,466
April	5,595	
May	5,641	
June	5,641	

QUALITY

	Quantity	Base Number	Contract	AT	Region	England
% of FP17s for the same patient ID Re-attending within 3 months - Children	50	428	11.7%	10.0%	11.8%	12.3%
% of FP17s for the same patient ID Re-attending within 3 months - Adults	253	1,274	19.9%	16.1%	17.1%	16.7%
% of FP17s for the same patient ID Re-attending between 3 & 9 months - Children	131	428	30.6%	46.2%	46.5%	57.6%
% of FP17s for the same patient ID Re-attending between 3 & 9 months - Adults	324	1,274	25.4%	37.0%	37.6%	50.1%
% of FP17s for Band 1 Urgent Courses	250	1,577	15.9%	11.0%	10.7%	9.1%
% of FP17s Relating to Free Repair or Replacements	6	1,577	0.4%	0.6%	0.6%	0.8%
% of FP17s Relating to Continuations	15	1,577	1.0%	0.7%	0.9%	1.2%
% of Patients satisfied with the dentistry they have received	3	4	N/A	91.3%	90.4%	92.8%
% of Patients satisfied with the time they had to wait for an appointment	4	4	N/A	84.0%	83.7%	88.7%

* This is based on patients treated on this contract for their most recent course of treatment. Figures in italics indicate the base number of FP17s or Patient Questionnaire responses are less than 100. N/A is shown where the base number of responses is less than 10 during the period. % is calculated as Quantity/Base number*100

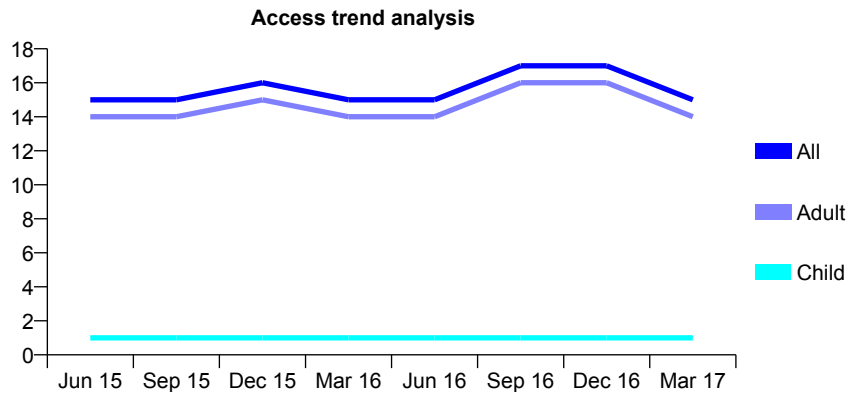
Q62 - Vital Signs At a Glance Contract Report for 623660/0001 - March 2017

Name or company name	MR RA SILVESTER
Contract type name	GDS Contract
Purpose of contract	General
Contract start date	01/04/2006
Contract end date	14/08/2016

16/17 Contracted general activity (UDA)	132
Carry forward general activity (UDA)	0
16/17 Contracted orthodontic activity (UOA)	0
Carry forward orthodontic activity (UOA)	0
Baseline contract value	£3,917.15

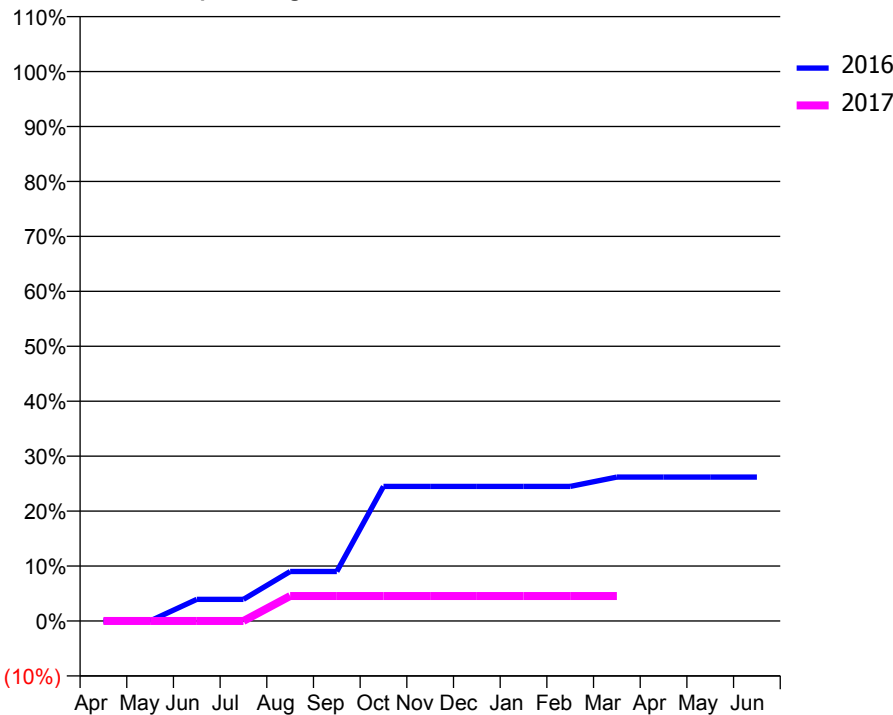
ACCESS*

Patients seen in 24 months	Total	Change since previous quarter
Quarter ending March 2016	15	
Quarter ending June 2016	15	→
Quarter ending September 2016	17	↑
Quarter ending December 2016	17	→
Quarter ending March 2017	15	↓
Variance since March 2016	0.0%	→



ACTIVITY

Cumulative percentage of contracted UDA delivered 2016 & 2017



Month	Adjusted Scheduled Activity (UDA)	
	2016	2017
April	0	0
May	0	0
June	14	0
July	14	0
August	32	6
September	32	6
October	87	6
November	87	6
December	87	6
January	87	6
February	87	6
March	93	6
April	93	
May	93	
June	93	

QUALITY

	Quantity	Base Number	Contract	AT	Region	England
% of FP17s for the same patient ID Re-attending within 3 months - Children	0	0	N/A	10.0%	11.8%	12.3%
% of FP17s for the same patient ID Re-attending within 3 months - Adults	0	8	0.0%	16.1%	17.1%	16.7%
% of FP17s for the same patient ID Re-attending between 3 & 9 months - Children	0	0	N/A	46.2%	46.5%	57.6%
% of FP17s for the same patient ID Re-attending between 3 & 9 months - Adults	5	8	62.5%	37.0%	37.6%	50.1%
% of FP17s for Band 1 Urgent Courses	0	7	0.0%	11.0%	10.7%	9.1%
% of FP17s Relating to Free Repair or Replacements	0	7	0.0%	0.6%	0.6%	0.8%
% of FP17s Relating to Continuations	0	7	0.0%	0.7%	0.9%	1.2%
% of Patients satisfied with the dentistry they have received	0	0	N/A	91.3%	90.4%	92.8%
% of Patients satisfied with the time they had to wait for an appointment	0	0	N/A	84.0%	83.7%	88.7%

* This is based on patients treated on this contract for their most recent course of treatment. Figures in italics indicate the base number of FP17s or Patient Questionnaire responses are less than 100. N/A is shown where the base number of responses is less than 10 during the period. % is calculated as Quantity/Base number*100

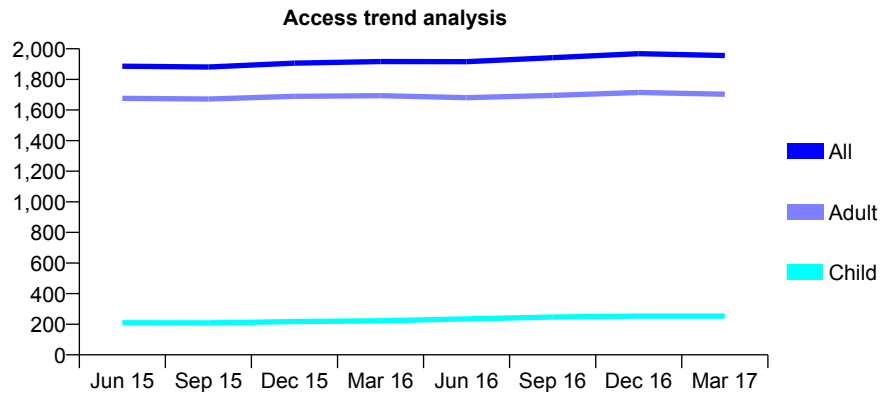
Q62 - Vital Signs At a Glance Contract Report for 629197/0001 - March 2017

Name or company name	MR NP MEYER
Contract type name	GDS Contract
Purpose of contract	General
Contract start date	01/04/2006
Contract end date	

16/17 Contracted general activity (UDA)	7,192
Carry forward general activity (UDA)	0
16/17 Contracted orthodontic activity (UOA)	0
Carry forward orthodontic activity (UOA)	0
Baseline contract value	£200,547.12

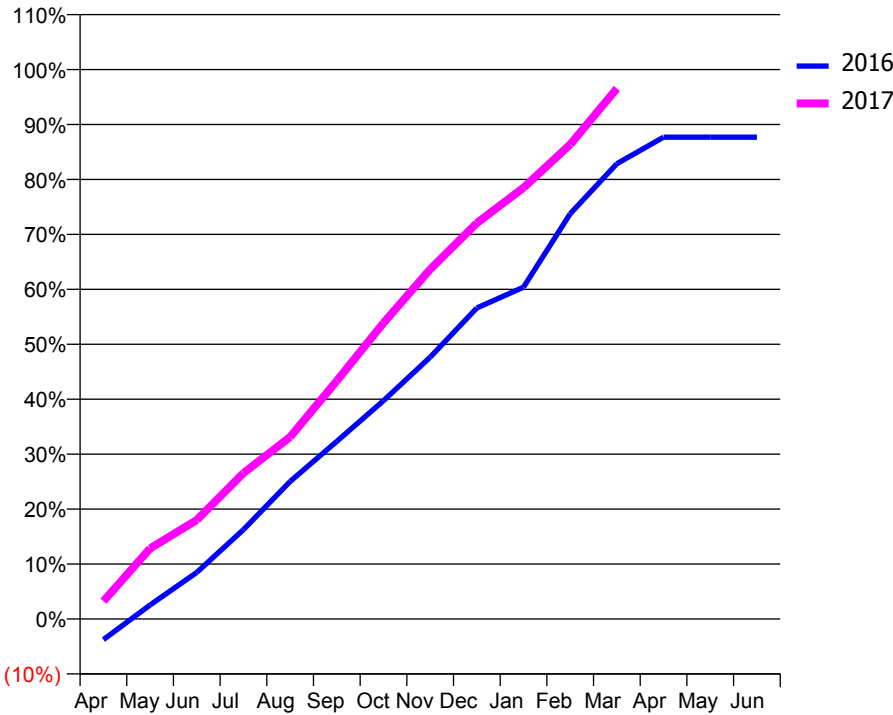
ACCESS*

Patients seen in 24 months	Total	Change since previous quarter
Quarter ending March 2016	1,917	
Quarter ending June 2016	1,916	→
Quarter ending September 2016	1,942	→
Quarter ending December 2016	1,968	→
Quarter ending March 2017	1,956	→
Variance since March 2016	2.0%	↑



ACTIVITY

Cumulative percentage of contracted UDA delivered 2016 & 2017



Month	Adjusted Scheduled Activity (UDA)	
	2016	2017
April	-271	232
May	183	924
June	610	1,296
July	1,170	1,910
August	1,800	2,382
September	2,326	3,118
October	2,857	3,876
November	3,427	4,576
December	4,072	5,182
January	4,343	5,645
February	5,305	6,211
March	5,959	6,944
April	6,307	
May	6,307	
June	6,307	

QUALITY

	Quantity	Base Number	Contract	AT	Region	England
% of FP17s for the same patient ID Re-attending within 3 months - Children	33	381	8.7%	10.0%	11.8%	12.3%
% of FP17s for the same patient ID Re-attending within 3 months - Adults	304	2,297	13.2%	16.1%	17.1%	16.7%
% of FP17s for the same patient ID Re-attending between 3 & 9 months - Children	210	381	55.1%	46.2%	46.5%	57.6%
% of FP17s for the same patient ID Re-attending between 3 & 9 months - Adults	1,128	2,297	49.1%	37.0%	37.6%	50.1%
% of FP17s for Band 1 Urgent Courses	228	2,562	8.9%	11.0%	10.7%	9.1%
% of FP17s Relating to Free Repair or Replacements	28	2,562	1.1%	0.6%	0.6%	0.8%
% of FP17s Relating to Continuations	30	2,562	1.2%	0.7%	0.9%	1.2%
% of Patients satisfied with the dentistry they have received	7	7	N/A	91.3%	90.4%	92.8%
% of Patients satisfied with the time they had to wait for an appointment	7	7	N/A	84.0%	83.7%	88.7%

* This is based on patients treated on this contract for their most recent course of treatment. Figures in italics indicate the base number of FP17s or Patient Questionnaire responses are less than 100. N/A is shown where the base number of responses is less than 10 during the period. % is calculated as Quantity/Base number*100

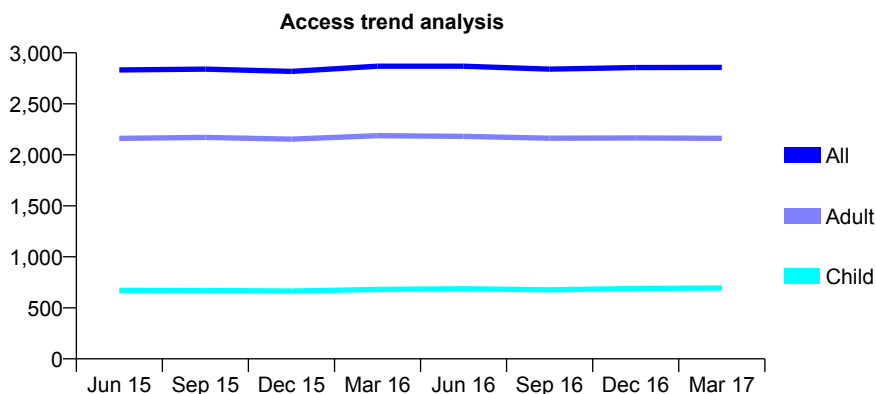
Q62 - Vital Signs At a Glance Contract Report for 631329/0001 - March 2017

Name or company name	MR RE LIM
Contract type name	GDS Contract
Purpose of contract	General
Contract start date	01/04/2006
Contract end date	

16/17 Contracted general activity (UDA)	8,686
Carry forward general activity (UDA)	-37
16/17 Contracted orthodontic activity (UOA)	0
Carry forward orthodontic activity (UOA)	0
Baseline contract value	£236,163.44

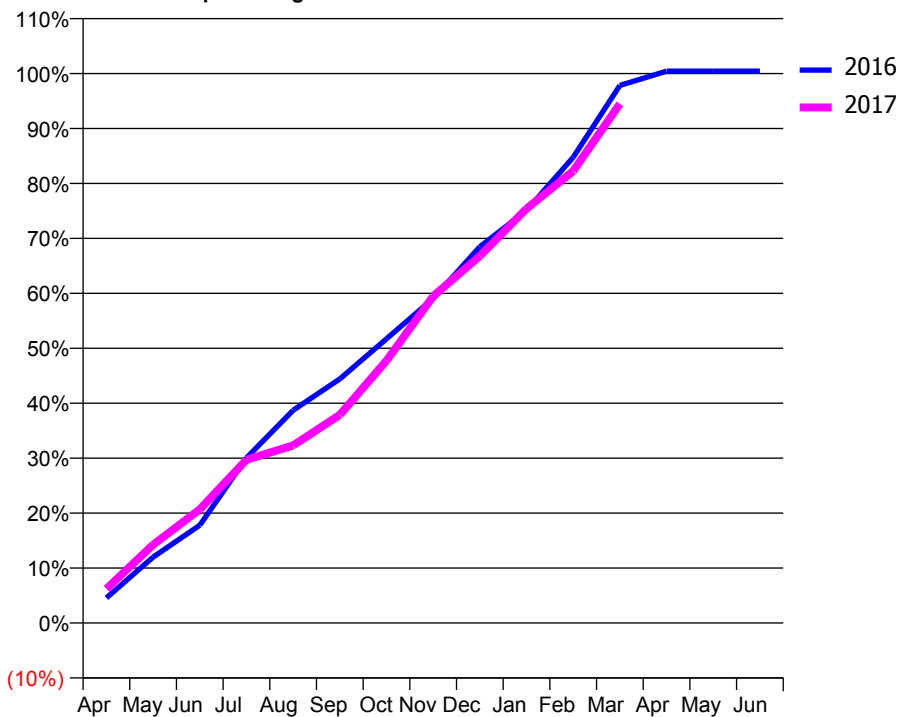
ACCESS*

Patients seen in 24 months	Total	Change since previous quarter
Quarter ending March 2016	2,868	
Quarter ending June 2016	2,868	→
Quarter ending September 2016	2,840	→
Quarter ending December 2016	2,855	→
Quarter ending March 2017	2,857	→
Variance since March 2016	(0.4%)	→



ACTIVITY

Cumulative percentage of contracted UDA delivered 2016 & 2017



Month	Adjusted Scheduled Activity (UDA)	
	2016	2017
April	396	542
May	1,043	1,239
June	1,546	1,797
July	2,611	2,581
August	3,363	2,807
September	3,858	3,290
October	4,494	4,148
November	5,130	5,166
December	5,947	5,802
January	6,523	6,549
February	7,362	7,144
March	8,498	8,206
April	8,723	
May	8,723	
June	8,723	

QUALITY

	Quantity	Base Number	Contract	AT	Region	England
% of FP17s for the same patient ID Re-attending within 3 months - Children	52	962	5.4%	10.0%	11.8%	12.3%
% of FP17s for the same patient ID Re-attending within 3 months - Adults	506	3,015	16.8%	16.1%	17.1%	16.7%
% of FP17s for the same patient ID Re-attending between 3 & 9 months - Children	551	962	57.3%	46.2%	46.5%	57.6%
% of FP17s for the same patient ID Re-attending between 3 & 9 months - Adults	1,613	3,015	53.5%	37.0%	37.6%	50.1%
% of FP17s for Band 1 Urgent Courses	369	3,883	9.5%	11.0%	10.7%	9.1%
% of FP17s Relating to Free Repair or Replacements	21	3,883	0.5%	0.6%	0.6%	0.8%
% of FP17s Relating to Continuations	60	3,883	1.5%	0.7%	0.9%	1.2%
% of Patients satisfied with the dentistry they have received	11	11	100.0%	91.3%	90.4%	92.8%
% of Patients satisfied with the time they had to wait for an appointment	9	11	81.8%	84.0%	83.7%	88.7%

* This is based on patients treated on this contract for their most recent course of treatment. Figures in italics indicate the base number of FP17s or Patient Questionnaire responses are less than 100. N/A is shown where the base number of responses is less than 10 during the period. % is calculated as Quantity/Base number*100

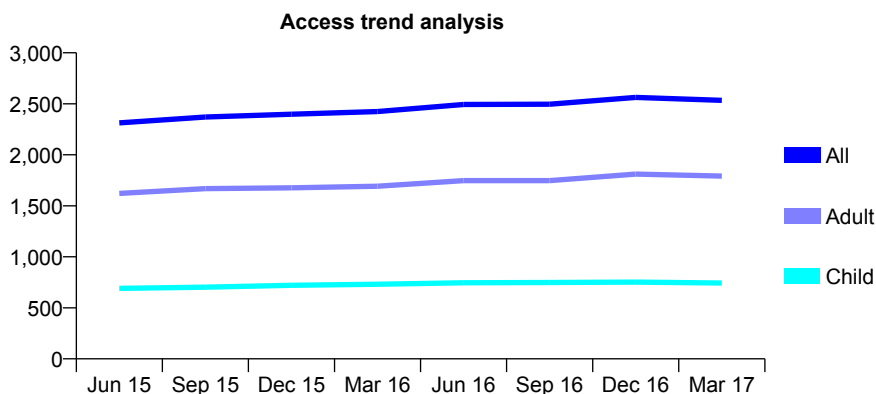
Q62 - Vital Signs At a Glance Contract Report for 635693/0001 - March 2017

Name or company name	MR JL SONEJI
Contract type name	GDS Contract
Purpose of contract	General
Contract start date	01/04/2006
Contract end date	

16/17 Contracted general activity (UDA)	6,493
Carry forward general activity (UDA)	-28
16/17 Contracted orthodontic activity (UOA)	0
Carry forward orthodontic activity (UOA)	0
Baseline contract value	£189,876.92

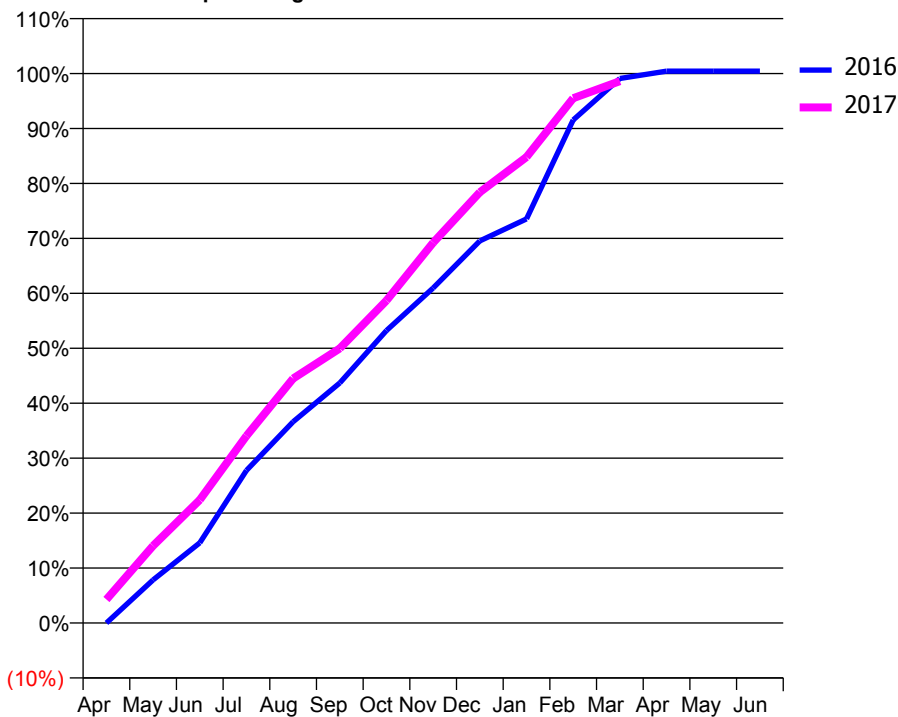
ACCESS*

Patients seen in 24 months	Total	Change since previous quarter
Quarter ending March 2016	2,424	
Quarter ending June 2016	2,493	↑
Quarter ending September 2016	2,496	→
Quarter ending December 2016	2,563	↑
Quarter ending March 2017	2,534	↓
Variance since March 2016	4.5%	↑



ACTIVITY

Cumulative percentage of contracted UDA delivered 2016 & 2017



Adjusted Scheduled Activity (UDA)

Month	2016	2017
April	1	278
May	509	913
June	947	1,455
July	1,803	2,212
August	2,378	2,890
September	2,837	3,245
October	3,456	3,810
November	3,959	4,494
December	4,516	5,090
January	4,774	5,507
February	5,944	6,202
March	6,433	6,402
April	6,521	
May	6,521	
June	6,521	

QUALITY

	Quantity	Base Number	Contract	AT	Region	England
% of FP17s for the same patient ID Re-attending within 3 months - Children	65	869	7.5%	10.0%	11.8%	12.3%
% of FP17s for the same patient ID Re-attending within 3 months - Adults	243	1,645	14.8%	16.1%	17.1%	16.7%
% of FP17s for the same patient ID Re-attending between 3 & 9 months - Children	354	869	40.7%	46.2%	46.5%	57.6%
% of FP17s for the same patient ID Re-attending between 3 & 9 months - Adults	511	1,645	31.1%	37.0%	37.6%	50.1%
% of FP17s for Band 1 Urgent Courses	200	2,454	8.1%	11.0%	10.7%	9.1%
% of FP17s Relating to Free Repair or Replacements	5	2,454	0.2%	0.6%	0.6%	0.8%
% of FP17s Relating to Continuations	86	2,454	3.5%	0.7%	0.9%	1.2%
% of Patients satisfied with the dentistry they have received	1	1	N/A	91.3%	90.4%	92.8%
% of Patients satisfied with the time they had to wait for an appointment	1	1	N/A	84.0%	83.7%	88.7%

* This is based on patients treated on this contract for their most recent course of treatment. Figures in italics indicate the base number of FP17s or Patient Questionnaire responses are less than 100. N/A is shown where the base number of responses is less than 10 during the period. % is calculated as Quantity/Base number*100

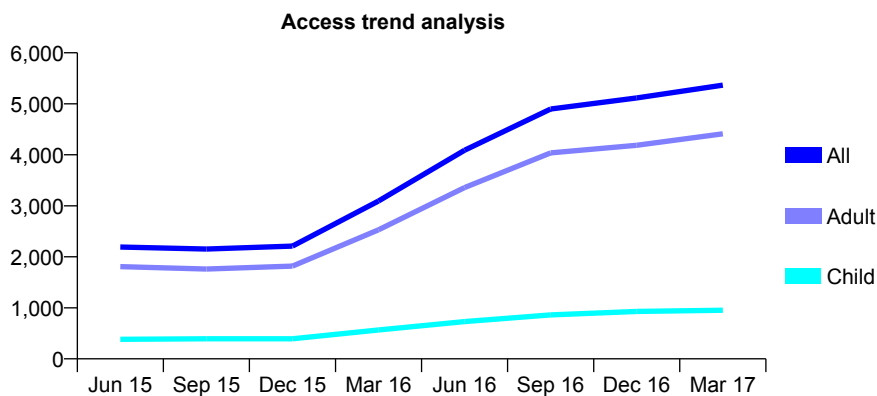
Q62 - Vital Signs At a Glance Contract Report for 636320/0001 - March 2017

Name or company name	MRS GK KHAMBAY
Contract type name	GDS Contract
Purpose of contract	General
Contract start date	01/04/2006
Contract end date	

16/17 Contracted general activity (UDA)	15,161
Carry forward general activity (UDA)	274
16/17 Contracted orthodontic activity (UOA)	0
Carry forward orthodontic activity (UOA)	0
Baseline contract value	£788,524.96

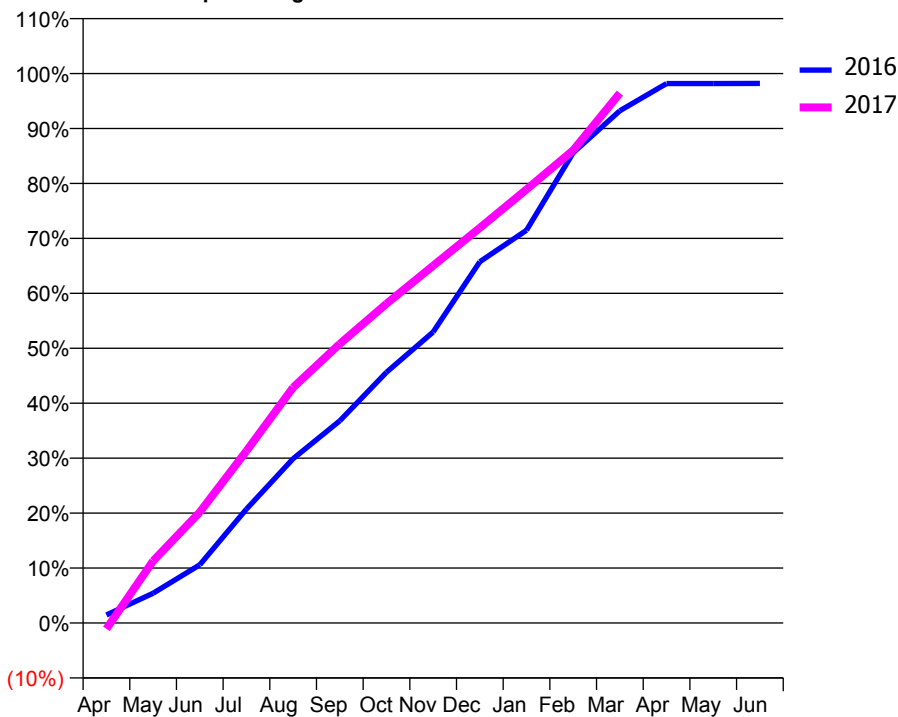
ACCESS*

Patients seen in 24 months	Total	Change since previous quarter
Quarter ending March 2016	3,095	
Quarter ending June 2016	4,089	↑
Quarter ending September 2016	4,899	↑
Quarter ending December 2016	5,115	↑
Quarter ending March 2017	5,365	↑
Variance since March 2016	73.3%	↑



ACTIVITY

Cumulative percentage of contracted UDA delivered 2016 & 2017



Month	Adjusted Scheduled Activity (UDA)	
	2016	2017
April	223	-163
May	821	1,713
June	1,605	3,058
July	3,143	4,746
August	4,533	6,501
September	5,580	7,702
October	6,920	8,811
November	8,028	9,859
December	9,970	10,903
January	10,838	11,962
February	12,975	13,044
March	14,135	14,618
April	14,883	
May	14,885	
June	14,887	

QUALITY

	Quantity	Base Number	Contract	AT	Region	England
% of FP17s for the same patient ID Re-attending within 3 months - Children	28	1,160	2.4%	10.0%	11.8%	12.3%
% of FP17s for the same patient ID Re-attending within 3 months - Adults	262	4,568	5.7%	16.1%	17.1%	16.7%
% of FP17s for the same patient ID Re-attending between 3 & 9 months - Children	14	1,160	1.2%	46.2%	46.5%	57.6%
% of FP17s for the same patient ID Re-attending between 3 & 9 months - Adults	37	4,568	0.8%	37.0%	37.6%	50.1%
% of FP17s for Band 1 Urgent Courses	36	5,442	0.7%	11.0%	10.7%	9.1%
% of FP17s Relating to Free Repair or Replacements	0	5,442	0.0%	0.6%	0.6%	0.8%
% of FP17s Relating to Continuations	53	5,442	1.0%	0.7%	0.9%	1.2%
% of Patients satisfied with the dentistry they have received	2	2	N/A	91.3%	90.4%	92.8%
% of Patients satisfied with the time they had to wait for an appointment	2	2	N/A	84.0%	83.7%	88.7%

* This is based on patients treated on this contract for their most recent course of treatment. Figures in italics indicate the base number of FP17s or Patient Questionnaire responses are less than 100. N/A is shown where the base number of responses is less than 10 during the period. % is calculated as Quantity/Base number*100

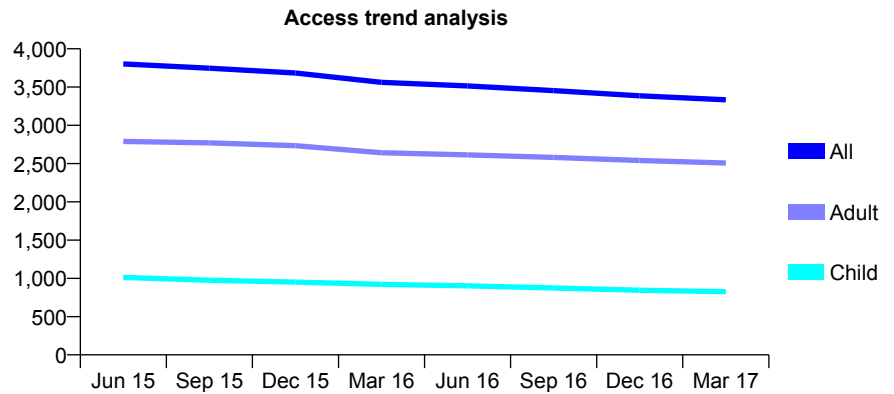
Q62 - Vital Signs At a Glance Contract Report for 638889/0001 - March 2017

Name or company name	MR BV TAANK
Contract type name	GDS Contract
Purpose of contract	General
Contract start date	01/04/2006
Contract end date	

16/17 Contracted general activity (UDA)	8,508
Carry forward general activity (UDA)	-168
16/17 Contracted orthodontic activity (UOA)	0
Carry forward orthodontic activity (UOA)	0
Baseline contract value	£188,689.87

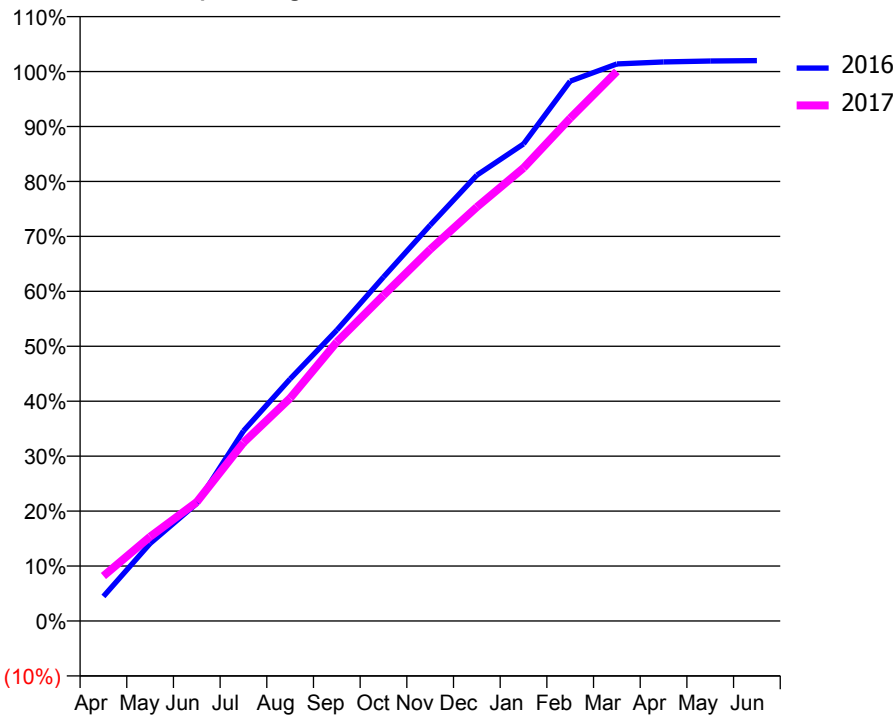
ACCESS*

Patients seen in 24 months	Total	Change since previous quarter
Quarter ending March 2016	3,562	
Quarter ending June 2016	3,515	↓
Quarter ending September 2016	3,454	↓
Quarter ending December 2016	3,385	↓
Quarter ending March 2017	3,333	↓
Variance since March 2016	(6.4%)	↓



ACTIVITY

Cumulative percentage of contracted UDA delivered 2016 & 2017



Month	Adjusted Scheduled Activity (UDA)	
	2016	2017
April	381	696
May	1,201	1,307
June	1,820	1,842
July	2,943	2,762
August	3,749	3,450
September	4,504	4,319
October	5,325	5,043
November	6,130	5,753
December	6,904	6,409
January	7,386	7,015
February	8,359	7,785
March	8,625	8,509
April	8,655	
May	8,671	
June	8,676	

QUALITY

	Quantity	Base Number	Contract	AT	Region	England
% of FP17s for the same patient ID Re-attending within 3 months - Children	72	1,403	5.1%	10.0%	11.8%	12.3%
% of FP17s for the same patient ID Re-attending within 3 months - Adults	330	3,472	9.5%	16.1%	17.1%	16.7%
% of FP17s for the same patient ID Re-attending between 3 & 9 months - Children	996	1,403	71.0%	46.2%	46.5%	57.6%
% of FP17s for the same patient ID Re-attending between 3 & 9 months - Adults	1,937	3,472	55.8%	37.0%	37.6%	50.1%
% of FP17s for Band 1 Urgent Courses	95	4,855	2.0%	11.0%	10.7%	9.1%
% of FP17s Relating to Free Repair or Replacements	33	4,855	0.7%	0.6%	0.6%	0.8%
% of FP17s Relating to Continuations	31	4,855	0.6%	0.7%	0.9%	1.2%
% of Patients satisfied with the dentistry they have received	5	5	N/A	91.3%	90.4%	92.8%
% of Patients satisfied with the time they had to wait for an appointment	5	5	N/A	84.0%	83.7%	88.7%

* This is based on patients treated on this contract for their most recent course of treatment. Figures in italics indicate the base number of FP17s or Patient Questionnaire responses are less than 100. N/A is shown where the base number of responses is less than 10 during the period. % is calculated as Quantity/Base number*100

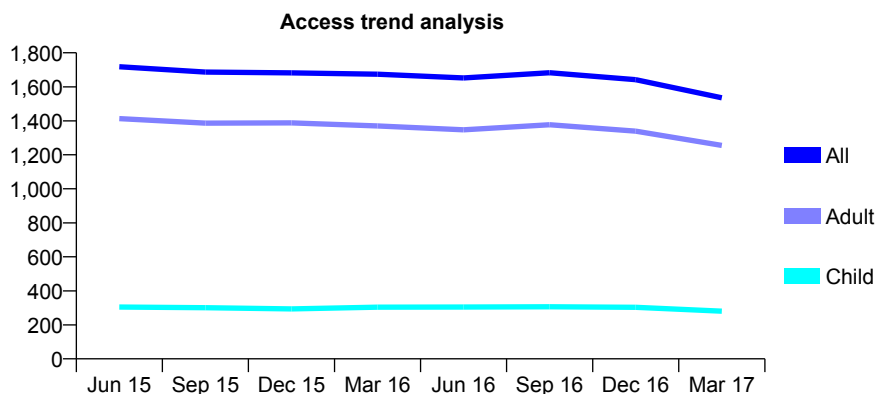
Q62 - Vital Signs At a Glance Contract Report for 642991/0001 - March 2017

Name or company name	Mr A BECKER
Contract type name	GDS Contract
Purpose of contract	General
Contract start date	01/04/2006
Contract end date	

16/17 Contracted general activity (UDA)	6,161
Carry forward general activity (UDA)	0
16/17 Contracted orthodontic activity (UOA)	0
Carry forward orthodontic activity (UOA)	0
Baseline contract value	£198,838.33

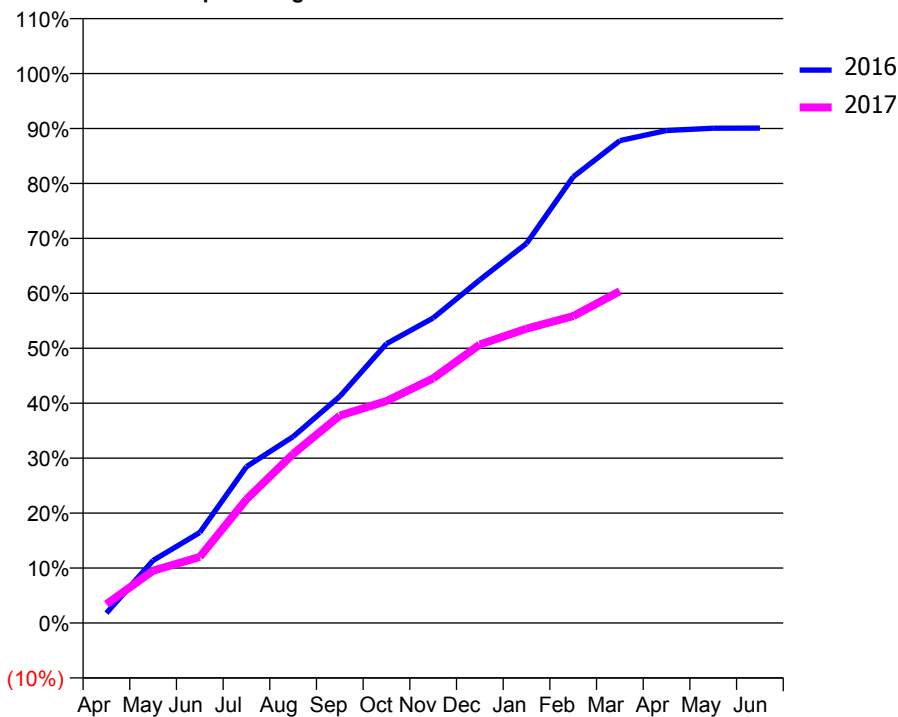
ACCESS*

Patients seen in 24 months	Total	Change since previous quarter
Quarter ending March 2016	1,674	
Quarter ending June 2016	1,652	↓
Quarter ending September 2016	1,683	→
Quarter ending December 2016	1,642	↓
Quarter ending March 2017	1,535	↓
Variance since March 2016	(8.3%)	↓



ACTIVITY

Cumulative percentage of contracted UDA delivered 2016 & 2017



Adjusted Scheduled Activity (UDA)

Month	2016	2017
April	111	212
May	701	587
June	1,015	741
July	1,754	1,387
August	2,090	1,897
September	2,540	2,325
October	3,132	2,488
November	3,420	2,742
December	3,847	3,123
January	4,256	3,301
February	5,001	3,441
March	5,408	3,720
April	5,522	
May	5,548	
June	5,550	

QUALITY

	Quantity	Base Number	Contract	AT	Region	England
% of FP17s for the same patient ID Re-attending within 3 months - Children	17	274	6.2%	10.0%	11.8%	12.3%
% of FP17s for the same patient ID Re-attending within 3 months - Adults	244	1,382	17.7%	16.1%	17.1%	16.7%
% of FP17s for the same patient ID Re-attending between 3 & 9 months - Children	131	274	47.8%	46.2%	46.5%	57.6%
% of FP17s for the same patient ID Re-attending between 3 & 9 months - Adults	684	1,382	49.5%	37.0%	37.6%	50.1%
% of FP17s for Band 1 Urgent Courses	50	1,608	3.1%	11.0%	10.7%	9.1%
% of FP17s Relating to Free Repair or Replacements	4	1,608	0.2%	0.6%	0.6%	0.8%
% of FP17s Relating to Continuations	48	1,608	3.0%	0.7%	0.9%	1.2%
% of Patients satisfied with the dentistry they have received	3	3	N/A	91.3%	90.4%	92.8%
% of Patients satisfied with the time they had to wait for an appointment	3	3	N/A	84.0%	83.7%	88.7%

* This is based on patients treated on this contract for their most recent course of treatment. Figures in italics indicate the base number of FP17s or Patient Questionnaire responses are less than 100. N/A is shown where the base number of responses is less than 10 during the period. % is calculated as Quantity/Base number*100

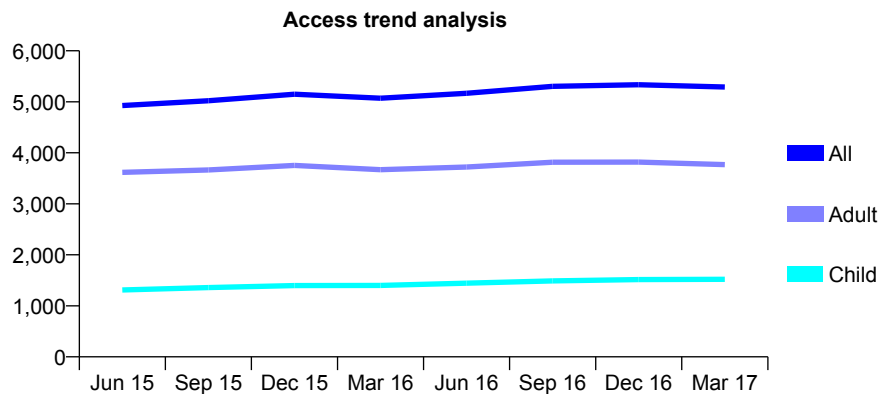
Q62 - Vital Signs At a Glance Contract Report for 651648/0001 - March 2017

Name or company name	MRS JV PATEL
Contract type name	GDS Contract
Purpose of contract	General
Contract start date	01/04/2006
Contract end date	

16/17 Contracted general activity (UDA)	10,583
Carry forward general activity (UDA)	414
16/17 Contracted orthodontic activity (UOA)	0
Carry forward orthodontic activity (UOA)	0
Baseline contract value	£248,940.83

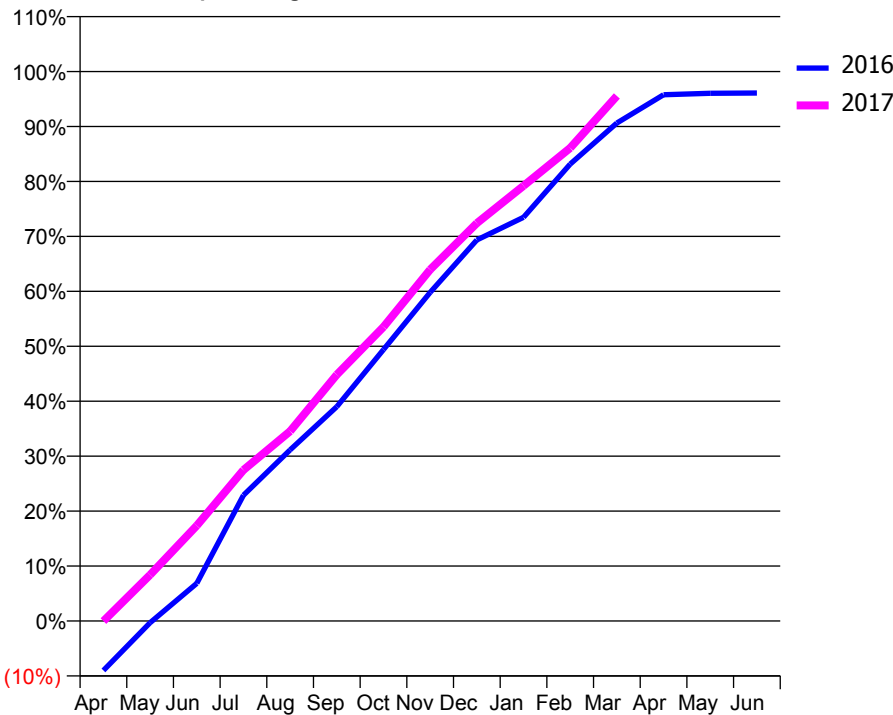
ACCESS*

Patients seen in 24 months	Total	Change since previous quarter
Quarter ending March 2016	5,070	
Quarter ending June 2016	5,167	→
Quarter ending September 2016	5,304	↑
Quarter ending December 2016	5,335	→
Quarter ending March 2017	5,290	→
Variance since March 2016	4.3%	↑



ACTIVITY

Cumulative percentage of contracted UDA delivered 2016 & 2017



Month	Adjusted Scheduled Activity (UDA)	
	2016	2017
April	-955	-4
May	-34	890
June	726	1,836
July	2,422	2,909
August	3,297	3,656
September	4,128	4,745
October	5,226	5,663
November	6,329	6,768
December	7,340	7,663
January	7,774	8,380
February	8,799	9,111
March	9,591	10,113
April	10,136	
May	10,164	
June	10,169	

QUALITY

	Quantity	Base Number	Contract	AT	Region	England
% of FP17s for the same patient ID Re-attending within 3 months - Children	97	1,803	5.4%	10.0%	11.8%	12.3%
% of FP17s for the same patient ID Re-attending within 3 months - Adults	340	3,747	9.1%	16.1%	17.1%	16.7%
% of FP17s for the same patient ID Re-attending between 3 & 9 months - Children	727	1,803	40.3%	46.2%	46.5%	57.6%
% of FP17s for the same patient ID Re-attending between 3 & 9 months - Adults	1,280	3,747	34.2%	37.0%	37.6%	50.1%
% of FP17s for Band 1 Urgent Courses	465	5,229	8.9%	11.0%	10.7%	9.1%
% of FP17s Relating to Free Repair or Replacements	15	5,229	0.3%	0.6%	0.6%	0.8%
% of FP17s Relating to Continuations	4	5,229	0.1%	0.7%	0.9%	1.2%
% of Patients satisfied with the dentistry they have received	4	4	N/A	91.3%	90.4%	92.8%
% of Patients satisfied with the time they had to wait for an appointment	3	4	N/A	84.0%	83.7%	88.7%

* This is based on patients treated on this contract for their most recent course of treatment. Figures in italics indicate the base number of FP17s or Patient Questionnaire responses are less than 100. N/A is shown where the base number of responses is less than 10 during the period. % is calculated as Quantity/Base number*100

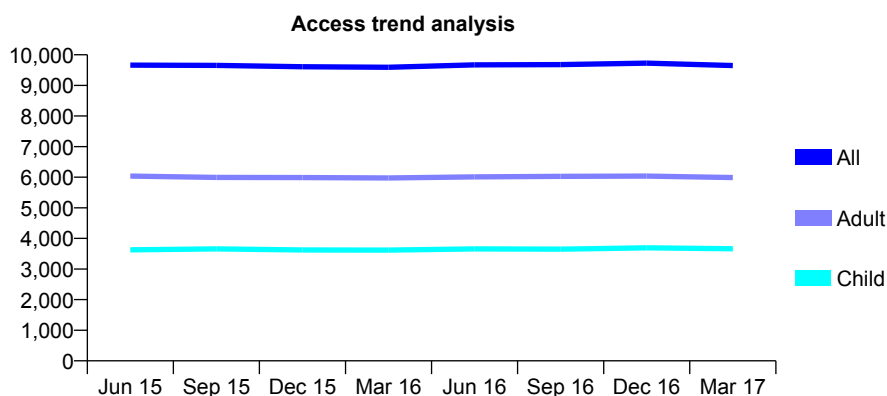
Q62 - Vital Signs At a Glance Contract Report for 653233/0001 - March 2017

Name or company name	MRS F CAMPBELL-BARR
Contract type name	GDS Contract
Purpose of contract	General
Contract start date	01/04/2006
Contract end date	

16/17 Contracted general activity (UDA)	23,558
Carry forward general activity (UDA)	-66
16/17 Contracted orthodontic activity (UOA)	0
Carry forward orthodontic activity (UOA)	0
Baseline contract value	£665,458.46

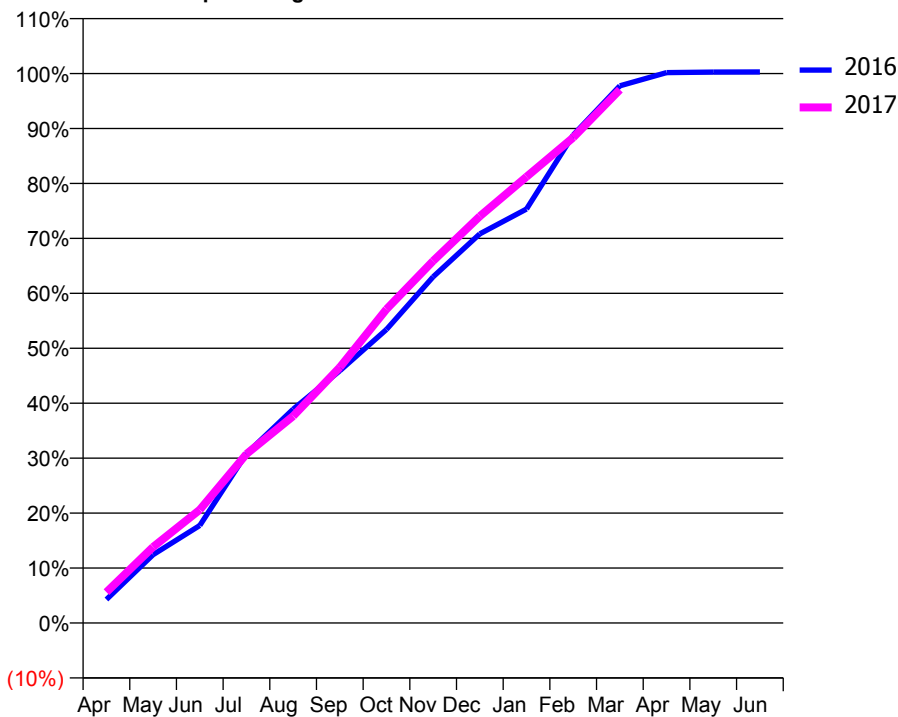
ACCESS*

Patients seen in 24 months	Total	Change since previous quarter
Quarter ending March 2016	9,592	
Quarter ending June 2016	9,669	→
Quarter ending September 2016	9,679	→
Quarter ending December 2016	9,728	→
Quarter ending March 2017	9,649	→
Variance since March 2016	0.6%	→



ACTIVITY

Cumulative percentage of contracted UDA delivered 2016 & 2017



Month	Adjusted Scheduled Activity (UDA)	
	2016	2017
April	1,010	1,322
May	2,929	3,259
June	4,179	4,858
July	7,263	7,246
August	9,165	8,868
September	10,812	10,964
October	12,583	13,454
November	14,843	15,523
December	16,684	17,438
January	17,750	19,130
February	20,920	20,812
March	23,031	22,866
April	23,594	
May	23,616	
June	23,624	

QUALITY

	Quantity	Base Number	Contract	AT	Region	England
% of FP17s for the same patient ID Re-attending within 3 months - Children	250	3,996	6.3%	10.0%	11.8%	12.3%
% of FP17s for the same patient ID Re-attending within 3 months - Adults	815	5,697	14.3%	16.1%	17.1%	16.7%
% of FP17s for the same patient ID Re-attending between 3 & 9 months - Children	1,357	3,996	34.0%	46.2%	46.5%	57.6%
% of FP17s for the same patient ID Re-attending between 3 & 9 months - Adults	1,636	5,697	28.7%	37.0%	37.6%	50.1%
% of FP17s for Band 1 Urgent Courses	918	9,480	9.7%	11.0%	10.7%	9.1%
% of FP17s Relating to Free Repair or Replacements	60	9,480	0.6%	0.6%	0.6%	0.8%
% of FP17s Relating to Continuations	209	9,480	2.2%	0.7%	0.9%	1.2%
% of Patients satisfied with the dentistry they have received	8	9	N/A	91.3%	90.4%	92.8%
% of Patients satisfied with the time they had to wait for an appointment	7	9	N/A	84.0%	83.7%	88.7%

* This is based on patients treated on this contract for their most recent course of treatment. Figures in italics indicate the base number of FP17s or Patient Questionnaire responses are less than 100. N/A is shown where the base number of responses is less than 10 during the period. % is calculated as Quantity/Base number*100

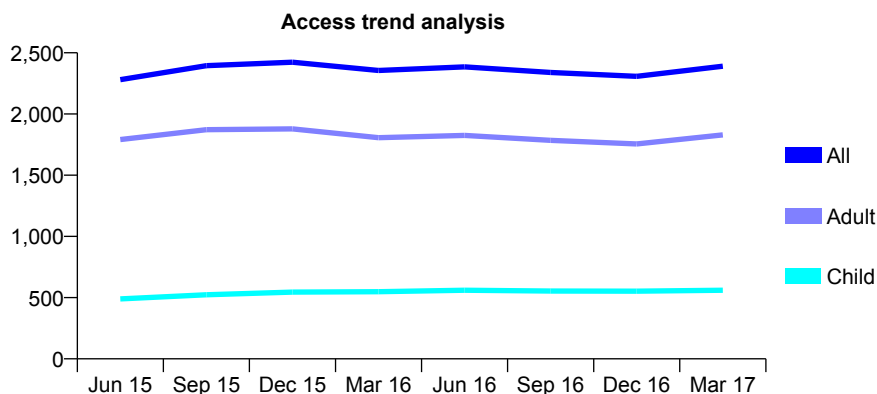
Q62 - Vital Signs At a Glance Contract Report for 657433/0002 - March 2017

Name or company name	MR P KUMAR
Contract type name	GDS Contract
Purpose of contract	General
Contract start date	01/04/2011
Contract end date	

16/17 Contracted general activity (UDA)	5,191
Carry forward general activity (UDA)	-104
16/17 Contracted orthodontic activity (UOA)	0
Carry forward orthodontic activity (UOA)	0
Baseline contract value	£199,393.97

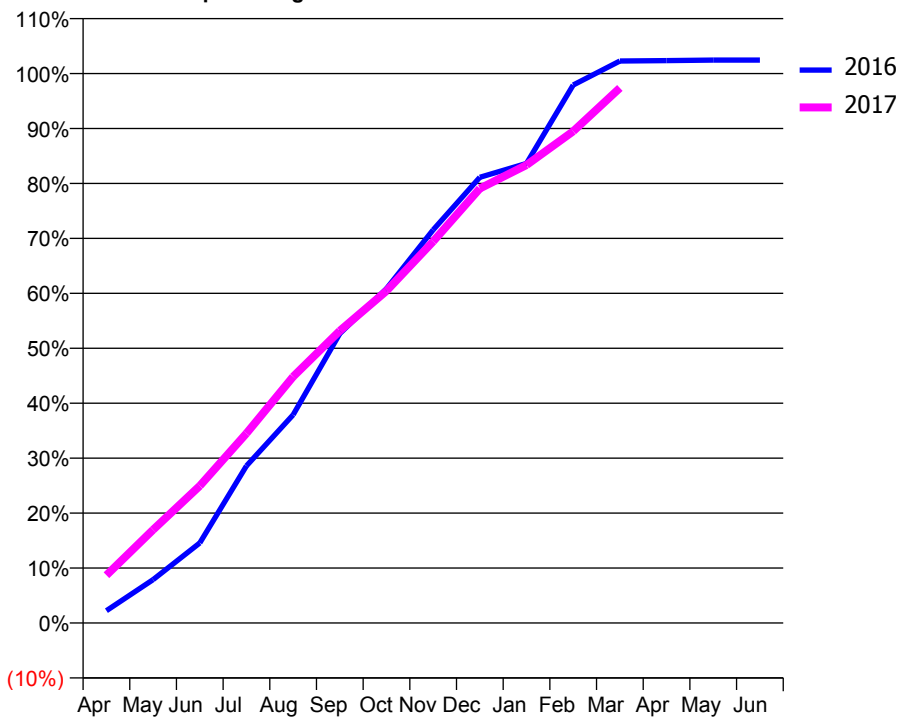
ACCESS*

Patients seen in 24 months	Total	Change since previous quarter
Quarter ending March 2016	2,356	
Quarter ending June 2016	2,385	→
Quarter ending September 2016	2,339	↓
Quarter ending December 2016	2,308	↓
Quarter ending March 2017	2,391	↑
Variance since March 2016	1.5%	→



ACTIVITY

Cumulative percentage of contracted UDA delivered 2016 & 2017



Month	Adjusted Scheduled Activity (UDA)	
	2016	2017
April	117	452
May	410	881
June	756	1,295
July	1,484	1,792
August	1,967	2,327
September	2,734	2,760
October	3,159	3,137
November	3,714	3,605
December	4,210	4,105
January	4,341	4,326
February	5,082	4,645
March	5,308	5,054
April	5,313	
May	5,318	
June	5,318	

QUALITY

	Quantity	Base Number	Contract	AT	Region	England
% of FP17s for the same patient ID Re-attending within 3 months - Children	37	551	6.7%	10.0%	11.8%	12.3%
% of FP17s for the same patient ID Re-attending within 3 months - Adults	165	1,620	10.2%	16.1%	17.1%	16.7%
% of FP17s for the same patient ID Re-attending between 3 & 9 months - Children	157	551	28.5%	46.2%	46.5%	57.6%
% of FP17s for the same patient ID Re-attending between 3 & 9 months - Adults	348	1,620	21.5%	37.0%	37.6%	50.1%
% of FP17s for Band 1 Urgent Courses	177	1,712	10.3%	11.0%	10.7%	9.1%
% of FP17s Relating to Free Repair or Replacements	15	1,712	0.9%	0.6%	0.6%	0.8%
% of FP17s Relating to Continuations	25	1,712	1.5%	0.7%	0.9%	1.2%
% of Patients satisfied with the dentistry they have received	5	5	N/A	91.3%	90.4%	92.8%
% of Patients satisfied with the time they had to wait for an appointment	5	5	N/A	84.0%	83.7%	88.7%

* This is based on patients treated on this contract for their most recent course of treatment. Figures in italics indicate the base number of FP17s or Patient Questionnaire responses are less than 100. N/A is shown where the base number of responses is less than 10 during the period. % is calculated as Quantity/Base number*100

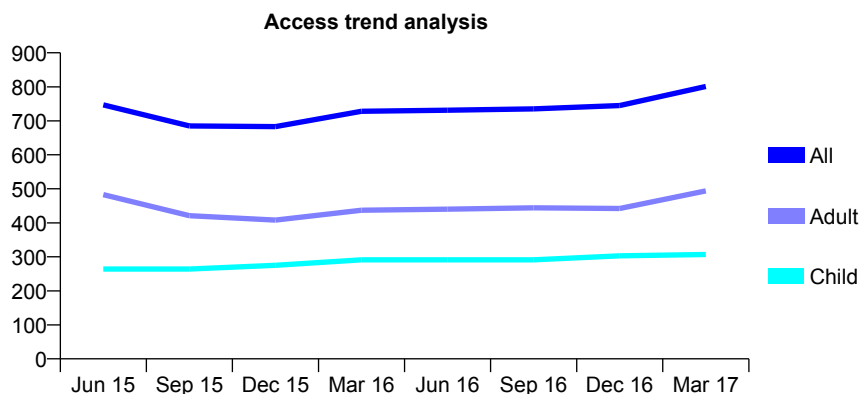
Q62 - Vital Signs At a Glance Contract Report for 660108/0001 - March 2017

Name or company name	MR DS SOHAL
Contract type name	GDS Contract
Purpose of contract	General
Contract start date	01/04/2006
Contract end date	

16/17 Contracted general activity (UDA)	2,097
Carry forward general activity (UDA)	-21
16/17 Contracted orthodontic activity (UOA)	0
Carry forward orthodontic activity (UOA)	0
Baseline contract value	£50,840.43

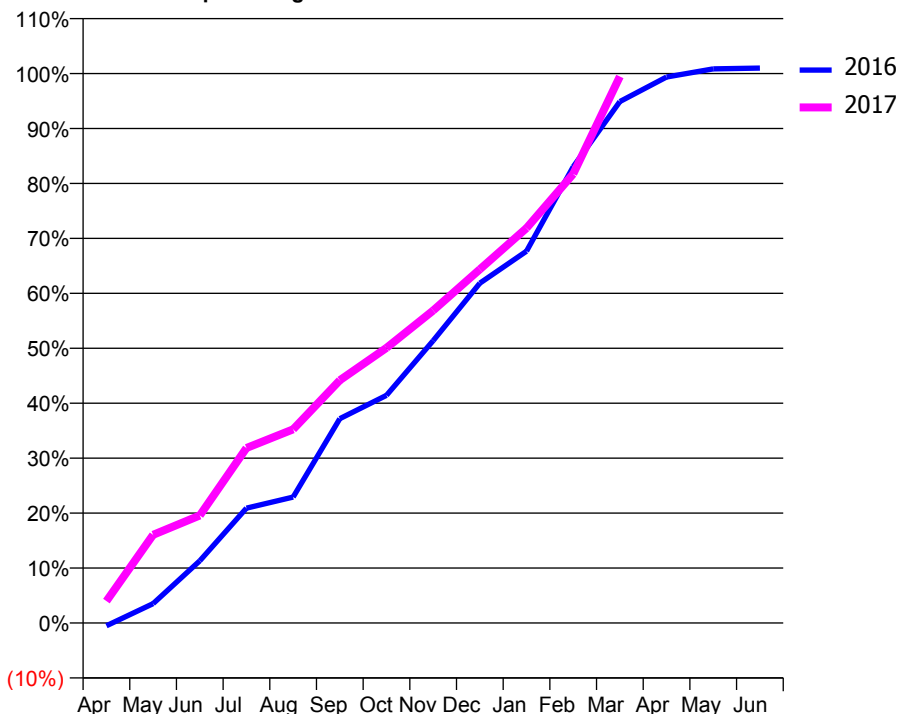
ACCESS*

Patients seen in 24 months	Total	Change since previous quarter
Quarter ending March 2016	728	
Quarter ending June 2016	731	→
Quarter ending September 2016	735	→
Quarter ending December 2016	745	→
Quarter ending March 2017	801	↑
Variance since March 2016	10.0%	↑



ACTIVITY

Cumulative percentage of contracted UDA delivered 2016 & 2017



Month	Adjusted Scheduled Activity (UDA)	
	2016	2017
April	-11	84
May	74	337
June	237	410
July	438	668
August	481	739
September	780	926
October	869	1,050
November	1,078	1,192
December	1,297	1,350
January	1,419	1,507
February	1,741	1,714
March	1,990	2,086
April	2,084	
May	2,115	
June	2,118	

QUALITY

	Quantity	Base Number	Contract	AT	Region	England
% of FP17s for the same patient ID Re-attending within 3 months - Children	11	258	4.3%	10.0%	11.8%	12.3%
% of FP17s for the same patient ID Re-attending within 3 months - Adults	58	438	13.2%	16.1%	17.1%	16.7%
% of FP17s for the same patient ID Re-attending between 3 & 9 months - Children	61	258	23.6%	46.2%	46.5%	57.6%
% of FP17s for the same patient ID Re-attending between 3 & 9 months - Adults	88	438	20.1%	37.0%	37.6%	50.1%
% of FP17s for Band 1 Urgent Courses	129	663	19.5%	11.0%	10.7%	9.1%
% of FP17s Relating to Free Repair or Replacements	1	663	0.2%	0.6%	0.6%	0.8%
% of FP17s Relating to Continuations	1	663	0.2%	0.7%	0.9%	1.2%
% of Patients satisfied with the dentistry they have received	0	0	N/A	91.3%	90.4%	92.8%
% of Patients satisfied with the time they had to wait for an appointment	0	0	N/A	84.0%	83.7%	88.7%

* This is based on patients treated on this contract for their most recent course of treatment. Figures in italics indicate the base number of FP17s or Patient Questionnaire responses are less than 100. N/A is shown where the base number of responses is less than 10 during the period. % is calculated as Quantity/Base number*100

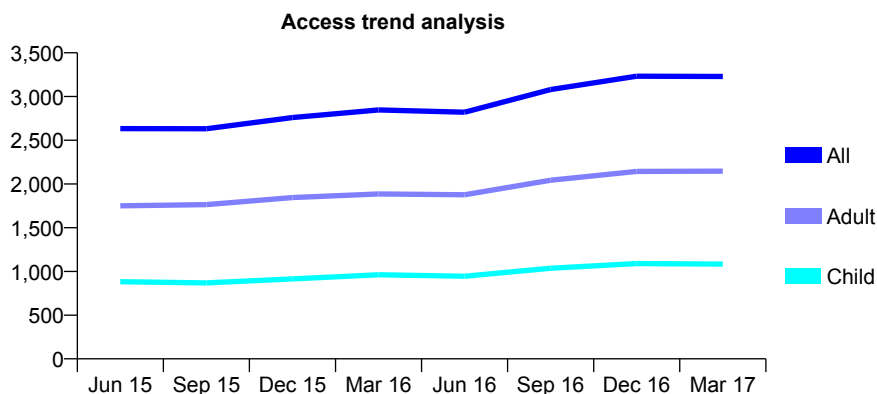
Q62 - Vital Signs At a Glance Contract Report for 660175/0001 - March 2017

Name or company name	MR F KHOURY
Contract type name	GDS Contract
Purpose of contract	General
Contract start date	01/04/2006
Contract end date	

16/17 Contracted general activity (UDA)	10,063
Carry forward general activity (UDA)	-201
16/17 Contracted orthodontic activity (UOA)	0
Carry forward orthodontic activity (UOA)	0
Baseline contract value	£274,611.56

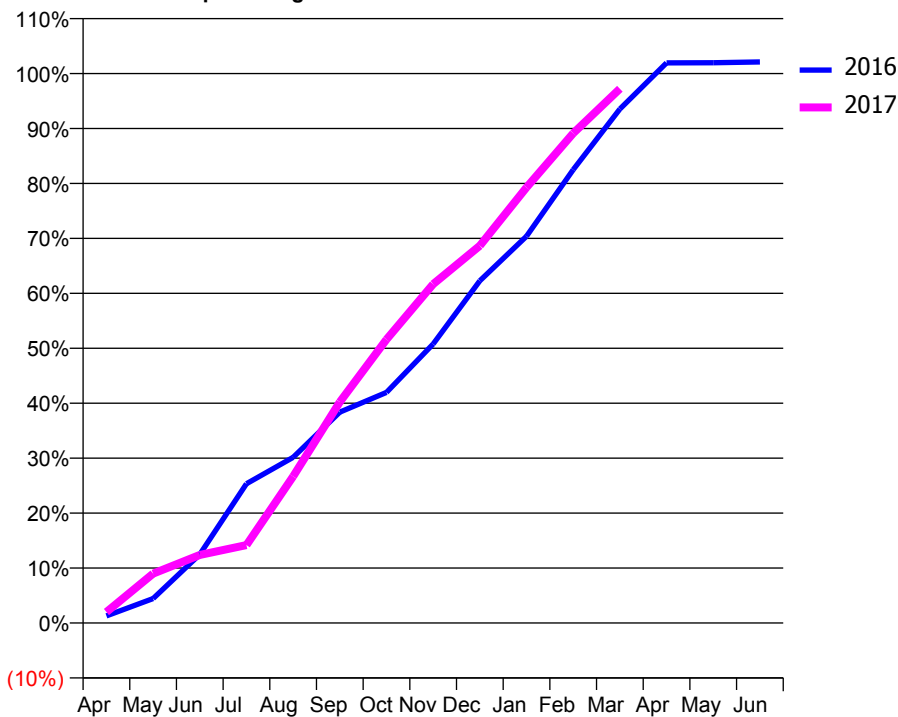
ACCESS*

Patients seen in 24 months	Total	Change since previous quarter
Quarter ending March 2016	2,847	
Quarter ending June 2016	2,821	→
Quarter ending September 2016	3,080	↑
Quarter ending December 2016	3,233	↑
Quarter ending March 2017	3,230	→
Variance since March 2016	13.5%	↑



ACTIVITY

Cumulative percentage of contracted UDA delivered 2016 & 2017



Month	Adjusted Scheduled Activity (UDA)	
	2016	2017
April	131	201
May	448	904
June	1,257	1,247
July	2,551	1,427
August	3,034	2,685
September	3,861	4,047
October	4,222	5,194
November	5,110	6,207
December	6,266	6,910
January	7,083	7,976
February	8,302	8,969
March	9,412	9,783
April	10,258	
May	10,261	
June	10,276	

QUALITY

	Quantity	Base Number	Contract	AT	Region	England
% of FP17s for the same patient ID Re-attending within 3 months - Children	73	1,000	7.3%	10.0%	11.8%	12.3%
% of FP17s for the same patient ID Re-attending within 3 months - Adults	348	2,213	15.7%	16.1%	17.1%	16.7%
% of FP17s for the same patient ID Re-attending between 3 & 9 months - Children	201	1,000	20.1%	46.2%	46.5%	57.6%
% of FP17s for the same patient ID Re-attending between 3 & 9 months - Adults	548	2,213	24.8%	37.0%	37.6%	50.1%
% of FP17s for Band 1 Urgent Courses	517	2,976	17.4%	11.0%	10.7%	9.1%
% of FP17s Relating to Free Repair or Replacements	10	2,976	0.3%	0.6%	0.6%	0.8%
% of FP17s Relating to Continuations	24	2,976	0.8%	0.7%	0.9%	1.2%
% of Patients satisfied with the dentistry they have received	2	3	N/A	91.3%	90.4%	92.8%
% of Patients satisfied with the time they had to wait for an appointment	2	3	N/A	84.0%	83.7%	88.7%

* This is based on patients treated on this contract for their most recent course of treatment. Figures in italics indicate the base number of FP17s or Patient Questionnaire responses are less than 100. N/A is shown where the base number of responses is less than 10 during the period. % is calculated as Quantity/Base number*100

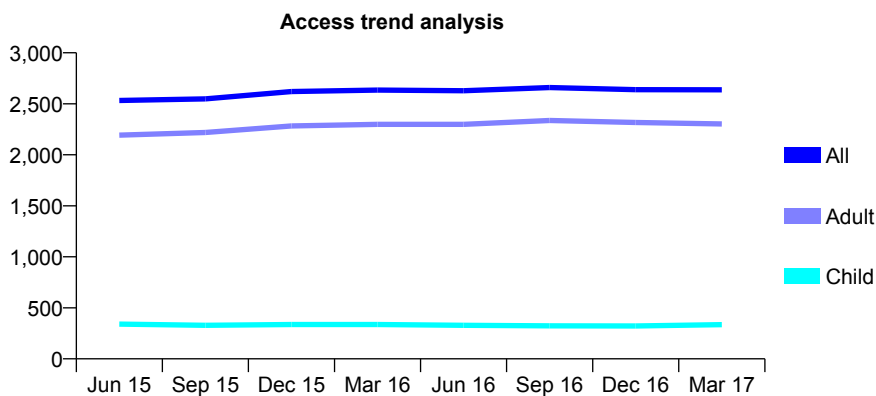
Q62 - Vital Signs At a Glance Contract Report for 660493/0001 - March 2017

Name or company name	MR AD DE LA VALETTE
Contract type name	GDS Contract
Purpose of contract	General
Contract start date	01/04/2006
Contract end date	

16/17 Contracted general activity (UDA)	15,171
Carry forward general activity (UDA)	-196
16/17 Contracted orthodontic activity (UOA)	0
Carry forward orthodontic activity (UOA)	0
Baseline contract value	£519,568.74

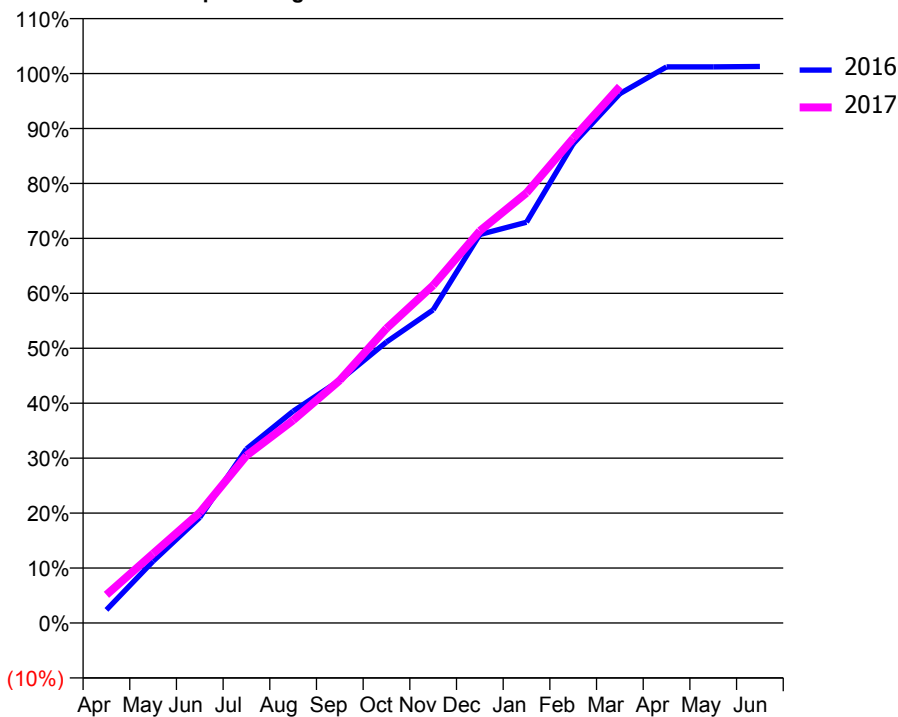
ACCESS*

Patients seen in 24 months	Total	Change since previous quarter
Quarter ending March 2016	2,635	
Quarter ending June 2016	2,628	→
Quarter ending September 2016	2,659	→
Quarter ending December 2016	2,639	→
Quarter ending March 2017	2,637	→
Variance since March 2016	0.1%	→



ACTIVITY

Cumulative percentage of contracted UDA delivered 2016 & 2017



Month	Adjusted Scheduled Activity (UDA)	
	2016	2017
April	362	780
May	1,705	1,917
June	2,915	3,049
July	4,805	4,622
August	5,847	5,596
September	6,701	6,700
October	7,760	8,133
November	8,645	9,322
December	10,725	10,826
January	11,066	11,876
February	13,228	13,380
March	14,616	14,814
April	15,354	
May	15,355	
June	15,367	

QUALITY

	Quantity	Base Number	Contract	AT	Region	England
% of FP17s for the same patient ID Re-attending within 3 months - Children	48	431	11.1%	10.0%	11.8%	12.3%
% of FP17s for the same patient ID Re-attending within 3 months - Adults	329	2,299	14.3%	16.1%	17.1%	16.7%
% of FP17s for the same patient ID Re-attending between 3 & 9 months - Children	169	431	39.2%	46.2%	46.5%	57.6%
% of FP17s for the same patient ID Re-attending between 3 & 9 months - Adults	740	2,299	32.2%	37.0%	37.6%	50.1%
% of FP17s for Band 1 Urgent Courses	217	2,588	8.4%	11.0%	10.7%	9.1%
% of FP17s Relating to Free Repair or Replacements	35	2,588	1.4%	0.6%	0.6%	0.8%
% of FP17s Relating to Continuations	2	2,588	0.1%	0.7%	0.9%	1.2%
% of Patients satisfied with the dentistry they have received	2	2	N/A	91.3%	90.4%	92.8%
% of Patients satisfied with the time they had to wait for an appointment	1	2	N/A	84.0%	83.7%	88.7%

* This is based on patients treated on this contract for their most recent course of treatment. Figures in italics indicate the base number of FP17s or Patient Questionnaire responses are less than 100. N/A is shown where the base number of responses is less than 10 during the period. % is calculated as Quantity/Base number*100

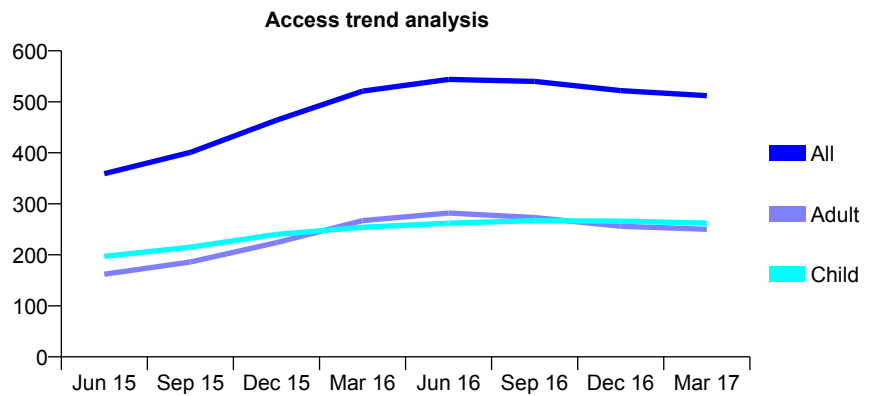
Q62 - Vital Signs At a Glance Contract Report for 661651/0001 - March 2017

Name or company name	MR I RAI
Contract type name	GDS Contract
Purpose of contract	General
Contract start date	01/04/2014
Contract end date	

16/17 Contracted general activity (UDA)	893
Carry forward general activity (UDA)	-5
16/17 Contracted orthodontic activity (UOA)	0
Carry forward orthodontic activity (UOA)	0
Baseline contract value	£21,516.57

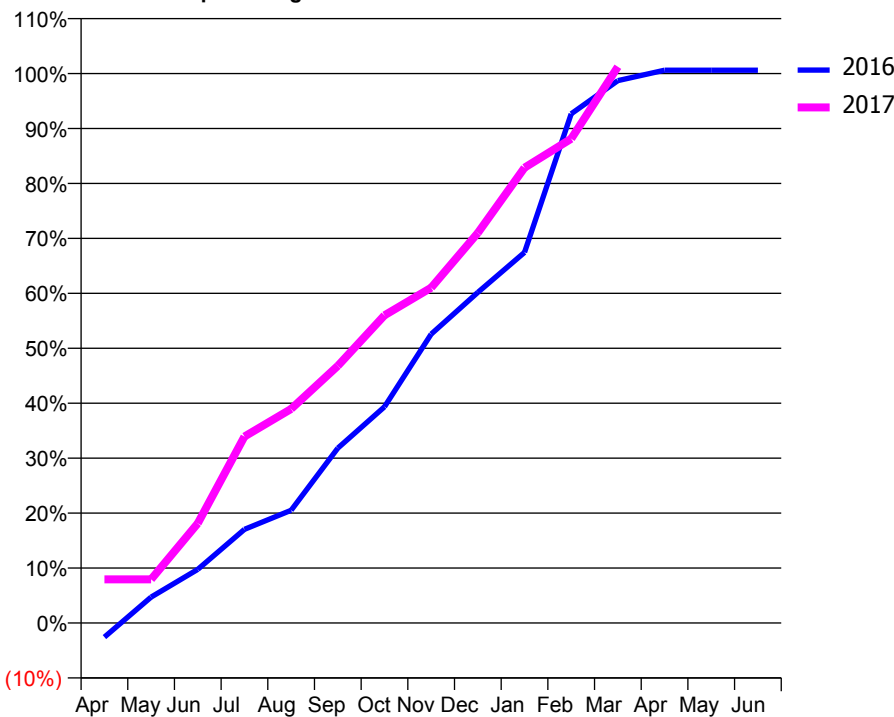
ACCESS*

Patients seen in 24 months	Total	Change since previous quarter
Quarter ending March 2016	521	
Quarter ending June 2016	544	↑
Quarter ending September 2016	540	→
Quarter ending December 2016	522	↓
Quarter ending March 2017	512	↓
Variance since March 2016	(1.7%)	↓



ACTIVITY

Cumulative percentage of contracted UDA delivered 2016 & 2017



Month	Adjusted Scheduled Activity (UDA)	
	2016	2017
April	-23	71
May	42	71
June	87	162
July	152	303
August	183	348
September	284	418
October	351	500
November	469	545
December	537	634
January	602	740
February	827	787
March	881	904
April	898	
May	898	
June	898	

QUALITY

	Quantity	Base Number	Contract	AT	Region	England
% of FP17s for the same patient ID Re-attending within 3 months - Children	4	299	1.3%	10.0%	11.8%	12.3%
% of FP17s for the same patient ID Re-attending within 3 months - Adults	10	168	6.0%	16.1%	17.1%	16.7%
% of FP17s for the same patient ID Re-attending between 3 & 9 months - Children	156	299	52.2%	46.2%	46.5%	57.6%
% of FP17s for the same patient ID Re-attending between 3 & 9 months - Adults	60	168	35.7%	37.0%	37.6%	50.1%
% of FP17s for Band 1 Urgent Courses	0	450	0.0%	11.0%	10.7%	9.1%
% of FP17s Relating to Free Repair or Replacements	0	450	0.0%	0.6%	0.6%	0.8%
% of FP17s Relating to Continuations	3	450	0.7%	0.7%	0.9%	1.2%
% of Patients satisfied with the dentistry they have received	1	1	N/A	91.3%	90.4%	92.8%
% of Patients satisfied with the time they had to wait for an appointment	1	1	N/A	84.0%	83.7%	88.7%

* This is based on patients treated on this contract for their most recent course of treatment. Figures in italics indicate the base number of FP17s or Patient Questionnaire responses are less than 100. N/A is shown where the base number of responses is less than 10 during the period. % is calculated as Quantity/Base number*100

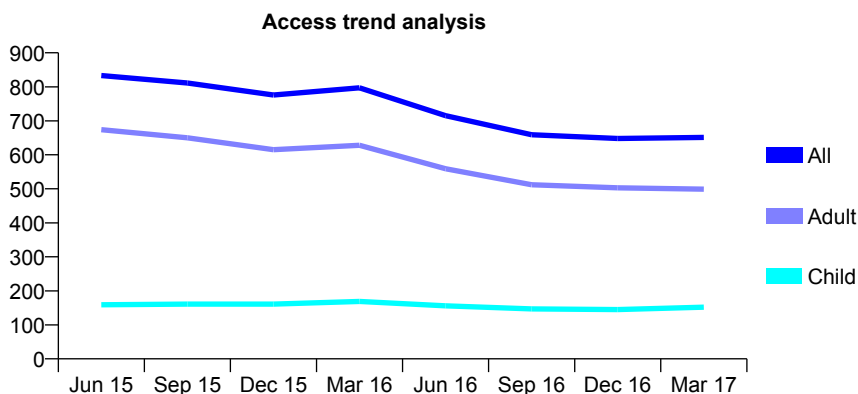
Q62 - Vital Signs At a Glance Contract Report for 675237/0001 - March 2017

Name or company name	MR M FARHANG HAERI
Contract type name	GDS Contract
Purpose of contract	General
Contract start date	01/04/2006
Contract end date	

16/17 Contracted general activity (UDA)	2,365
Carry forward general activity (UDA)	0
16/17 Contracted orthodontic activity (UOA)	0
Carry forward orthodontic activity (UOA)	0
Baseline contract value	£67,469.45

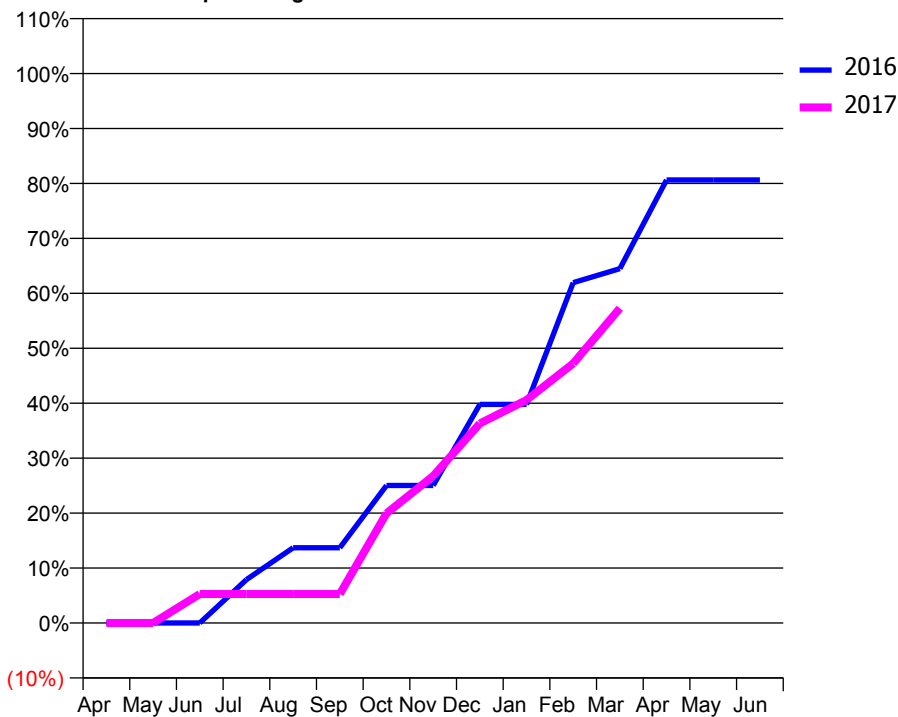
ACCESS*

Patients seen in 24 months	Total	Change since previous quarter
Quarter ending March 2016	797	
Quarter ending June 2016	715	↓
Quarter ending September 2016	659	↓
Quarter ending December 2016	648	↓
Quarter ending March 2017	651	→
Variance since March 2016	(18.3%)	↓



ACTIVITY

Cumulative percentage of contracted UDA delivered 2016 & 2017



Month	Adjusted Scheduled Activity (UDA)	
	2016	2017
April	0	0
May	0	0
June	0	125
July	187	125
August	324	125
September	324	125
October	592	472
November	592	633
December	941	859
January	941	960
February	1,465	1,117
March	1,525	1,355
April	1,907	
May	1,907	
June	1,907	

QUALITY

	Quantity	Base Number	Contract	AT	Region	England
% of FP17s for the same patient ID Re-attending within 3 months - Children	0	144	0.0%	10.0%	11.8%	12.3%
% of FP17s for the same patient ID Re-attending within 3 months - Adults	21	400	5.3%	16.1%	17.1%	16.7%
% of FP17s for the same patient ID Re-attending between 3 & 9 months - Children	56	144	38.9%	46.2%	46.5%	57.6%
% of FP17s for the same patient ID Re-attending between 3 & 9 months - Adults	87	400	21.8%	37.0%	37.6%	50.1%
% of FP17s for Band 1 Urgent Courses	0	454	0.0%	11.0%	10.7%	9.1%
% of FP17s Relating to Free Repair or Replacements	0	454	0.0%	0.6%	0.6%	0.8%
% of FP17s Relating to Continuations	0	454	0.0%	0.7%	0.9%	1.2%
% of Patients satisfied with the dentistry they have received	0	1	N/A	91.3%	90.4%	92.8%
% of Patients satisfied with the time they had to wait for an appointment	0	1	N/A	84.0%	83.7%	88.7%

* This is based on patients treated on this contract for their most recent course of treatment. Figures in italics indicate the base number of FP17s or Patient Questionnaire responses are less than 100. N/A is shown where the base number of responses is less than 10 during the period. % is calculated as Quantity/Base number*100

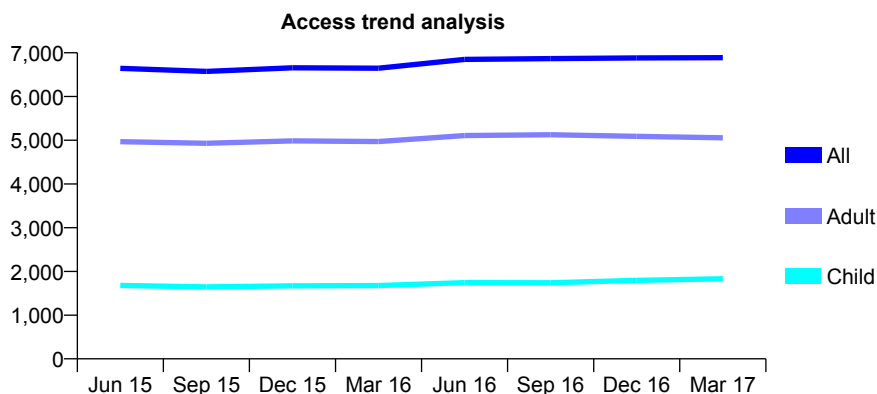
Q62 - Vital Signs At a Glance Contract Report for 676713/0001 - March 2017

Name or company name	MR K KAVIANI
Contract type name	GDS Contract
Purpose of contract	General
Contract start date	01/04/2006
Contract end date	

16/17 Contracted general activity (UDA)	17,508
Carry forward general activity (UDA)	-127
16/17 Contracted orthodontic activity (UOA)	0
Carry forward orthodontic activity (UOA)	0
Baseline contract value	£497,002.62

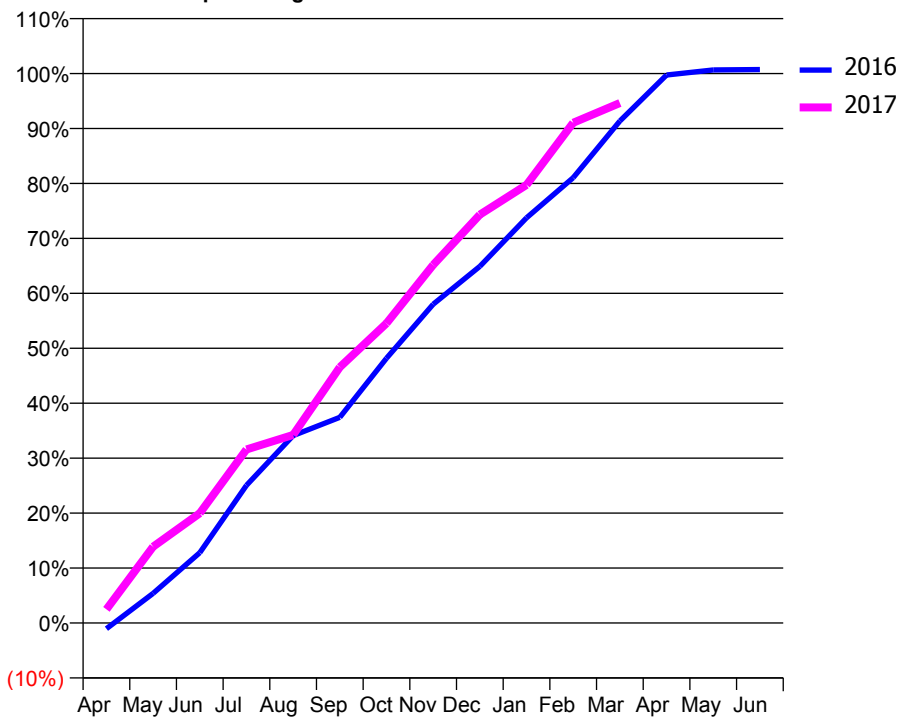
ACCESS*

Patients seen in 24 months	Total	Change since previous quarter
Quarter ending March 2016	6,647	
Quarter ending June 2016	6,849	↑
Quarter ending September 2016	6,868	→
Quarter ending December 2016	6,884	→
Quarter ending March 2017	6,888	→
Variance since March 2016	3.6%	↑



ACTIVITY

Cumulative percentage of contracted UDA delivered 2016 & 2017



Month	Adjusted Scheduled Activity (UDA)	
	2016	2017
April	-183	436
May	946	2,432
June	2,241	3,498
July	4,385	5,530
August	5,973	5,995
September	6,555	8,151
October	8,434	9,550
November	10,155	11,410
December	11,363	13,012
January	12,911	13,961
February	14,189	15,939
March	15,994	16,569
April	17,458	
May	17,621	
June	17,635	

QUALITY

	Quantity	Base Number	Contract	AT	Region	England
% of FP17s for the same patient ID Re-attending within 3 months - Children	135	1,819	7.4%	10.0%	11.8%	12.3%
% of FP17s for the same patient ID Re-attending within 3 months - Adults	1,242	5,662	21.9%	16.1%	17.1%	16.7%
% of FP17s for the same patient ID Re-attending between 3 & 9 months - Children	477	1,819	26.2%	46.2%	46.5%	57.6%
% of FP17s for the same patient ID Re-attending between 3 & 9 months - Adults	1,554	5,662	27.4%	37.0%	37.6%	50.1%
% of FP17s for Band 1 Urgent Courses	890	6,397	13.9%	11.0%	10.7%	9.1%
% of FP17s Relating to Free Repair or Replacements	98	6,397	1.5%	0.6%	0.6%	0.8%
% of FP17s Relating to Continuations	134	6,397	2.1%	0.7%	0.9%	1.2%
% of Patients satisfied with the dentistry they have received	6	8	N/A	91.3%	90.4%	92.8%
% of Patients satisfied with the time they had to wait for an appointment	5	8	N/A	84.0%	83.7%	88.7%

* This is based on patients treated on this contract for their most recent course of treatment. Figures in italics indicate the base number of FP17s or Patient Questionnaire responses are less than 100. N/A is shown where the base number of responses is less than 10 during the period. % is calculated as Quantity/Base number*100

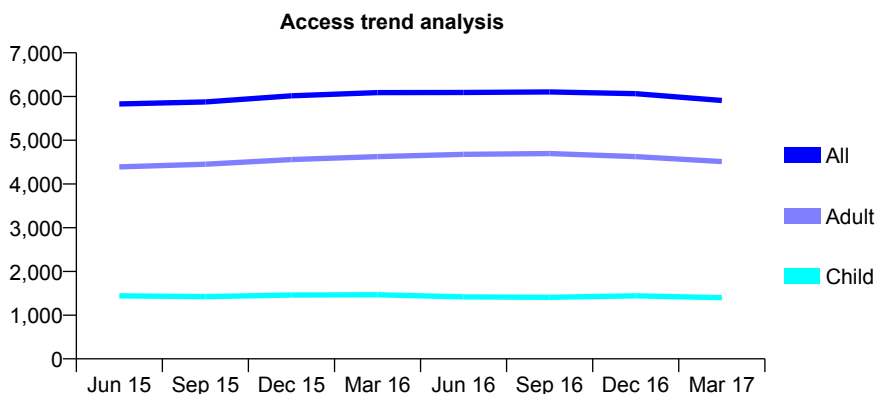
Q62 - Vital Signs At a Glance Contract Report for 676721/0001 - March 2017

Name or company name	MISS AM PATEL
Contract type name	GDS Contract
Purpose of contract	General
Contract start date	01/05/2008
Contract end date	

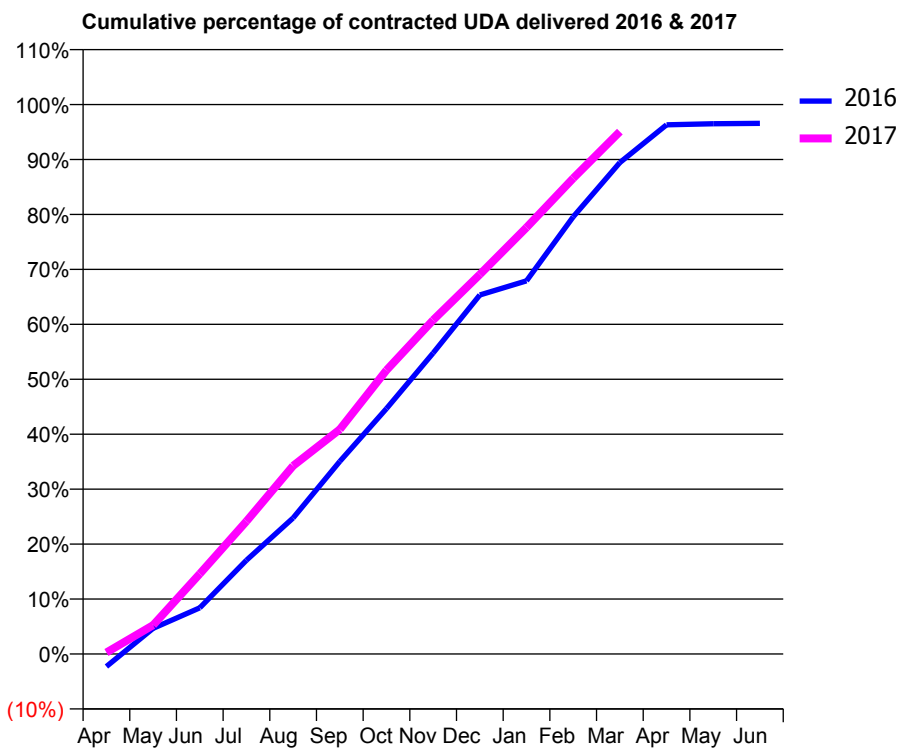
16/17 Contracted general activity (UDA)	19,880
Carry forward general activity (UDA)	684
16/17 Contracted orthodontic activity (UOA)	0
Carry forward orthodontic activity (UOA)	0
Baseline contract value	£601,373.29

ACCESS*

Patients seen in 24 months	Total	Change since previous quarter
Quarter ending March 2016	6,091	
Quarter ending June 2016	6,094	→
Quarter ending September 2016	6,106	→
Quarter ending December 2016	6,066	→
Quarter ending March 2017	5,911	↓
Variance since March 2016	(3.0%)	↓



ACTIVITY



Month	Adjusted Scheduled Activity (UDA)	
	2016	2017
April	-454	57
May	929	1,043
June	1,672	2,900
July	3,395	4,804
August	4,923	6,808
September	6,971	8,129
October	8,881	10,270
November	10,893	12,082
December	12,988	13,732
January	13,501	15,429
February	15,817	17,210
March	17,781	18,898
April	19,146	
May	19,186	
June	19,196	

QUALITY

	Quantity	Base Number	Contract	AT	Region	England
% of FP17s for the same patient ID Re-attending within 3 months - Children	84	1,457	5.8%	10.0%	11.8%	12.3%
% of FP17s for the same patient ID Re-attending within 3 months - Adults	737	4,920	15.0%	16.1%	17.1%	16.7%
% of FP17s for the same patient ID Re-attending between 3 & 9 months - Children	492	1,457	33.8%	46.2%	46.5%	57.6%
% of FP17s for the same patient ID Re-attending between 3 & 9 months - Adults	1,813	4,920	36.8%	37.0%	37.6%	50.1%
% of FP17s for Band 1 Urgent Courses	728	6,028	12.1%	11.0%	10.7%	9.1%
% of FP17s Relating to Free Repair or Replacements	6	6,028	0.1%	0.6%	0.6%	0.8%
% of FP17s Relating to Continuations	48	6,028	0.8%	0.7%	0.9%	1.2%
% of Patients satisfied with the dentistry they have received	10	10	100.0%	91.3%	90.4%	92.8%
% of Patients satisfied with the time they had to wait for an appointment	8	10	80.0%	84.0%	83.7%	88.7%

* This is based on patients treated on this contract for their most recent course of treatment. Figures in italics indicate the base number of FP17s or Patient Questionnaire responses are less than 100. N/A is shown where the base number of responses is less than 10 during the period. % is calculated as Quantity/Base number*100

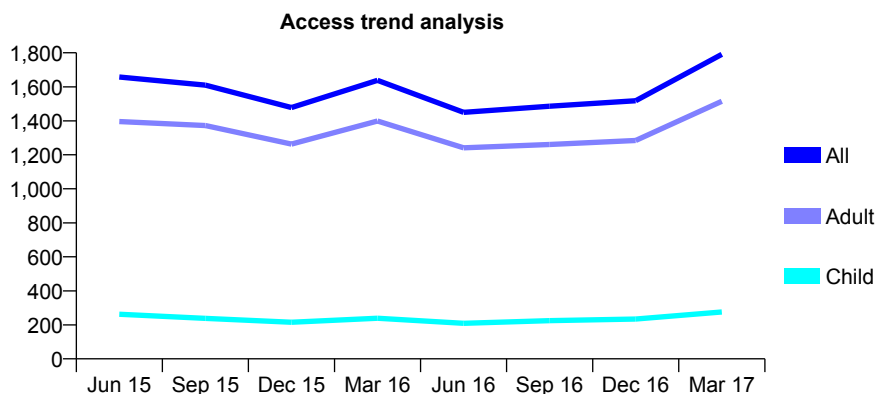
Q62 - Vital Signs At a Glance Contract Report for 677019/0001 - March 2017

Name or company name	Goldhawk Dental Partnership
Contract type name	GDS Contract
Purpose of contract	General
Contract start date	01/04/2006
Contract end date	

16/17 Contracted general activity (UDA)	6,359
Carry forward general activity (UDA)	262
16/17 Contracted orthodontic activity (UOA)	0
Carry forward orthodontic activity (UOA)	0
Baseline contract value	£222,554.80

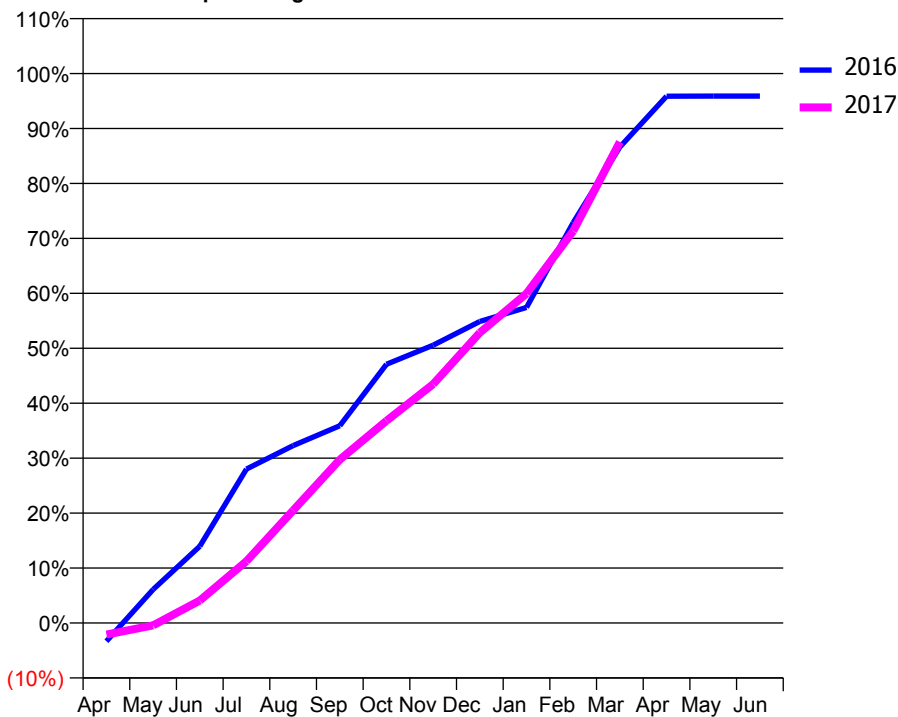
ACCESS*

Patients seen in 24 months	Total	Change since previous quarter
Quarter ending March 2016	1,638	
Quarter ending June 2016	1,450	↓
Quarter ending September 2016	1,486	↑
Quarter ending December 2016	1,518	↑
Quarter ending March 2017	1,791	↑
Variance since March 2016	9.3%	↑



ACTIVITY

Cumulative percentage of contracted UDA delivered 2016 & 2017



Month	Adjusted Scheduled Activity (UDA)	
	2016	2017
April	-212	-135
May	388	-28
June	888	260
July	1,782	716
August	2,054	1,304
September	2,284	1,891
October	2,994	2,339
November	3,215	2,764
December	3,489	3,360
January	3,652	3,813
February	4,633	4,536
March	5,508	5,566
April	6,096	
May	6,097	
June	6,097	

QUALITY

	Quantity	Base Number	Contract	AT	Region	England
% of FP17s for the same patient ID Re-attending within 3 months - Children	21	327	6.4%	10.0%	11.8%	12.3%
% of FP17s for the same patient ID Re-attending within 3 months - Adults	193	1,657	11.6%	16.1%	17.1%	16.7%
% of FP17s for the same patient ID Re-attending between 3 & 9 months - Children	76	327	23.2%	46.2%	46.5%	57.6%
% of FP17s for the same patient ID Re-attending between 3 & 9 months - Adults	335	1,657	20.2%	37.0%	37.6%	50.1%
% of FP17s for Band 1 Urgent Courses	301	1,873	16.1%	11.0%	10.7%	9.1%
% of FP17s Relating to Free Repair or Replacements	3	1,873	0.2%	0.6%	0.6%	0.8%
% of FP17s Relating to Continuations	6	1,873	0.3%	0.7%	0.9%	1.2%
% of Patients satisfied with the dentistry they have received	4	4	N/A	91.3%	90.4%	92.8%
% of Patients satisfied with the time they had to wait for an appointment	4	4	N/A	84.0%	83.7%	88.7%

* This is based on patients treated on this contract for their most recent course of treatment. Figures in italics indicate the base number of FP17s or Patient Questionnaire responses are less than 100. N/A is shown where the base number of responses is less than 10 during the period. % is calculated as Quantity/Base number*100

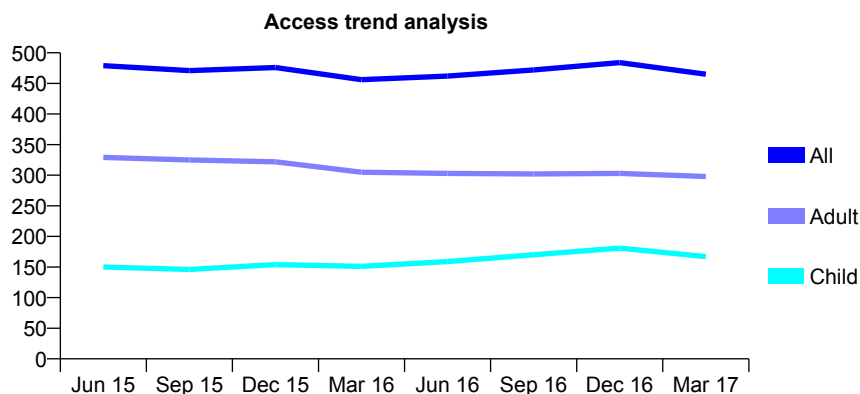
Q62 - Vital Signs At a Glance Contract Report for 678635/0001 - March 2017

Name or company name	MRS HM ZABIHI
Contract type name	GDS Contract
Purpose of contract	General
Contract start date	01/04/2006
Contract end date	

16/17 Contracted general activity (UDA)	1,263
Carry forward general activity (UDA)	-25
16/17 Contracted orthodontic activity (UOA)	0
Carry forward orthodontic activity (UOA)	0
Baseline contract value	£31,096.52

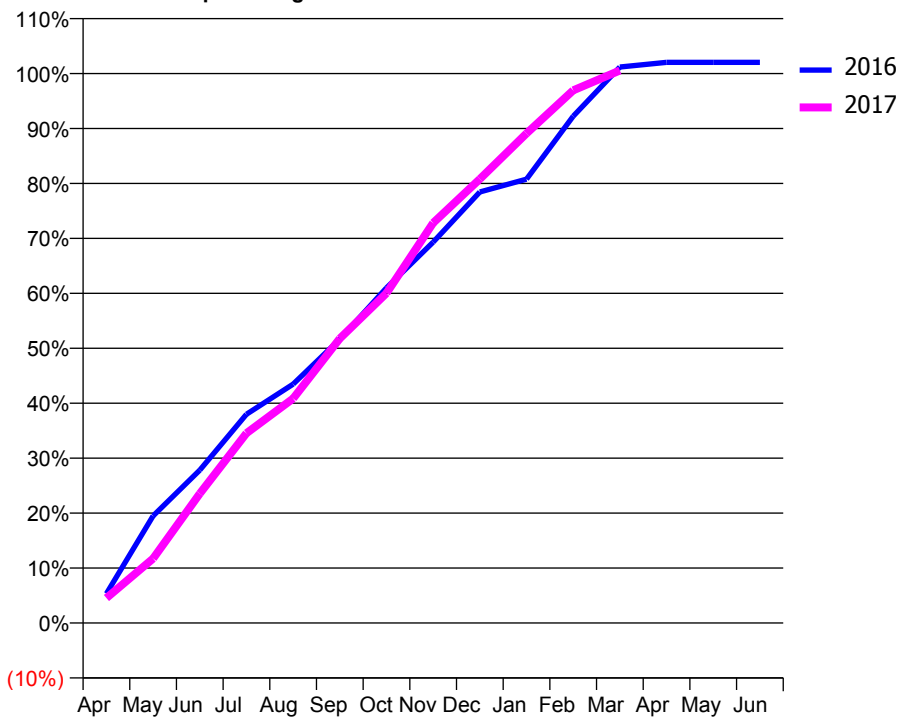
ACCESS*

Patients seen in 24 months	Total	Change since previous quarter
Quarter ending March 2016	456	
Quarter ending June 2016	462	→
Quarter ending September 2016	472	↑
Quarter ending December 2016	484	↑
Quarter ending March 2017	465	↓
Variance since March 2016	2.0%	→



ACTIVITY

Cumulative percentage of contracted UDA delivered 2016 & 2017



Month	Adjusted Scheduled Activity (UDA)	
	2016	2017
April	68	57
May	246	148
June	351	297
July	480	436
August	549	516
September	652	654
October	770	758
November	875	920
December	991	1,021
January	1,020	1,125
February	1,165	1,224
March	1,278	1,270
April	1,289	
May	1,289	
June	1,289	

QUALITY

	Quantity	Base Number	Contract	AT	Region	England
% of FP17s for the same patient ID Re-attending within 3 months - Children	25	217	11.5%	10.0%	11.8%	12.3%
% of FP17s for the same patient ID Re-attending within 3 months - Adults	132	431	30.6%	16.1%	17.1%	16.7%
% of FP17s for the same patient ID Re-attending between 3 & 9 months - Children	93	217	42.9%	46.2%	46.5%	57.6%
% of FP17s for the same patient ID Re-attending between 3 & 9 months - Adults	150	431	34.8%	37.0%	37.6%	50.1%
% of FP17s for Band 1 Urgent Courses	69	637	10.8%	11.0%	10.7%	9.1%
% of FP17s Relating to Free Repair or Replacements	8	637	1.3%	0.6%	0.6%	0.8%
% of FP17s Relating to Continuations	20	637	3.1%	0.7%	0.9%	1.2%
% of Patients satisfied with the dentistry they have received	3	3	N/A	91.3%	90.4%	92.8%
% of Patients satisfied with the time they had to wait for an appointment	2	3	N/A	84.0%	83.7%	88.7%

* This is based on patients treated on this contract for their most recent course of treatment. Figures in italics indicate the base number of FP17s or Patient Questionnaire responses are less than 100. N/A is shown where the base number of responses is less than 10 during the period. % is calculated as Quantity/Base number*100

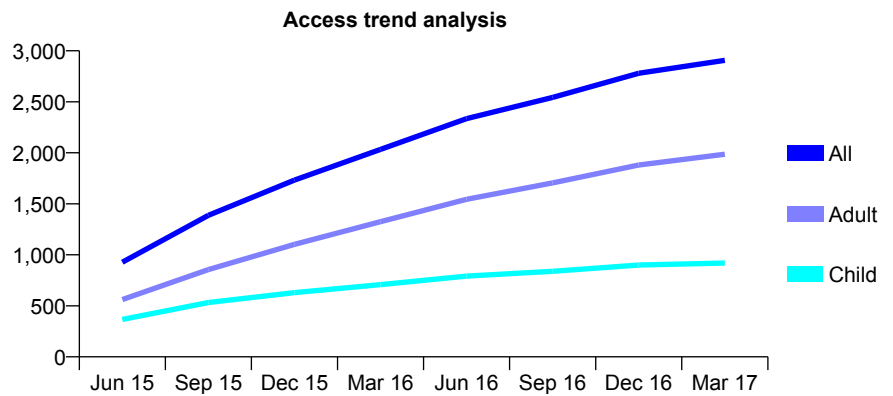
Q62 - Vital Signs At a Glance Contract Report for 679259/0001 - March 2017

Name or company name	MISS S MOVAHEDI
Contract type name	GDS Contract
Purpose of contract	General
Contract start date	01/02/2015
Contract end date	

16/17 Contracted general activity (UDA)	5,094
Carry forward general activity (UDA)	-77
16/17 Contracted orthodontic activity (UOA)	0
Carry forward orthodontic activity (UOA)	0
Baseline contract value	£171,303.60

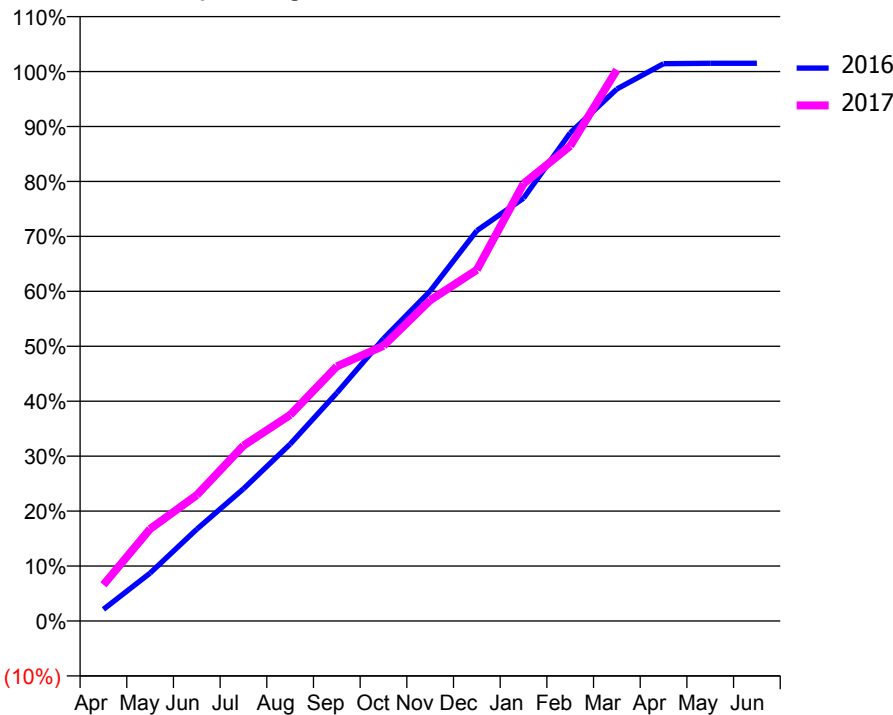
ACCESS*

Patients seen in 24 months	Total	Change since previous quarter
Quarter ending March 2016	2,033	
Quarter ending June 2016	2,335	↑
Quarter ending September 2016	2,543	↑
Quarter ending December 2016	2,780	↑
Quarter ending March 2017	2,906	↑
Variance since March 2016	42.9%	↑



ACTIVITY

Cumulative percentage of contracted UDA delivered 2016 & 2017



Month	Adjusted Scheduled Activity (UDA)	
	2016	2017
April	108	336
May	444	853
June	851	1,167
July	1,226	1,626
August	1,640	1,910
September	2,115	2,360
October	2,617	2,551
November	3,058	2,974
December	3,619	3,255
January	3,920	4,054
February	4,525	4,404
March	4,932	5,109
April	5,167	
May	5,171	
June	5,171	

QUALITY

	Quantity	Base Number	Contract	AT	Region	England
% of FP17s for the same patient ID Re-attending within 3 months - Children	100	1,211	8.3%	10.0%	11.8%	12.3%
% of FP17s for the same patient ID Re-attending within 3 months - Adults	256	2,028	12.6%	16.1%	17.1%	16.7%
% of FP17s for the same patient ID Re-attending between 3 & 9 months - Children	562	1,211	46.4%	46.2%	46.5%	57.6%
% of FP17s for the same patient ID Re-attending between 3 & 9 months - Adults	652	2,028	32.1%	37.0%	37.6%	50.1%
% of FP17s for Band 1 Urgent Courses	206	2,447	8.4%	11.0%	10.7%	9.1%
% of FP17s Relating to Free Repair or Replacements	5	2,447	0.2%	0.6%	0.6%	0.8%
% of FP17s Relating to Continuations	10	2,447	0.4%	0.7%	0.9%	1.2%
% of Patients satisfied with the dentistry they have received	8	10	80.0%	91.3%	90.4%	92.8%
% of Patients satisfied with the time they had to wait for an appointment	9	10	90.0%	84.0%	83.7%	88.7%

* This is based on patients treated on this contract for their most recent course of treatment. Figures in italics indicate the base number of FP17s or Patient Questionnaire responses are less than 100. N/A is shown where the base number of responses is less than 10 during the period. % is calculated as Quantity/Base number*100

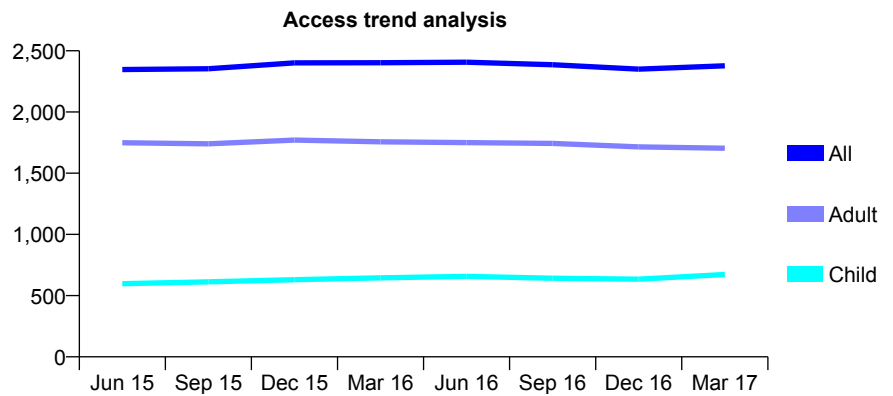
Q62 - Vital Signs At a Glance Contract Report for 679569/0001 - March 2017

Name or company name	MR A AGHABABAEI-KACHOUEI
Contract type name	GDS Contract
Purpose of contract	General
Contract start date	01/04/2006
Contract end date	

16/17 Contracted general activity (UDA)	7,475
Carry forward general activity (UDA)	191
16/17 Contracted orthodontic activity (UOA)	0
Carry forward orthodontic activity (UOA)	0
Baseline contract value	£275,877.77

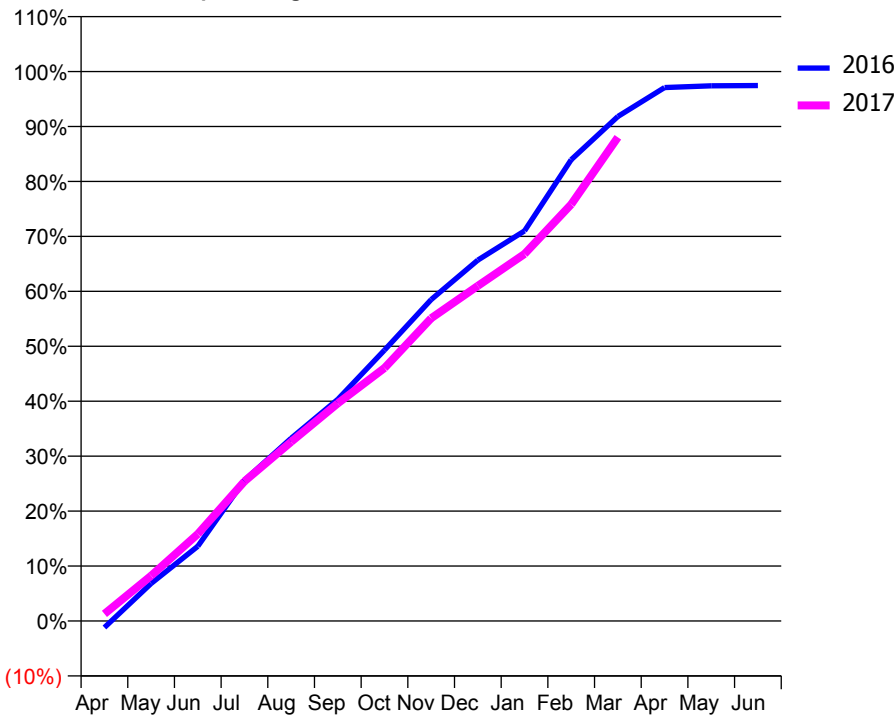
ACCESS*

Patients seen in 24 months	Total	Change since previous quarter
Quarter ending March 2016	2,402	
Quarter ending June 2016	2,407	→
Quarter ending September 2016	2,386	→
Quarter ending December 2016	2,350	↓
Quarter ending March 2017	2,377	→
Variance since March 2016	(1.0%)	↓



ACTIVITY

Cumulative percentage of contracted UDA delivered 2016 & 2017



Month	Adjusted Scheduled Activity (UDA)	
	2016	2017
April	-90	98
May	511	615
June	1,016	1,184
July	1,914	1,901
August	2,487	2,437
September	3,016	2,961
October	3,685	3,442
November	4,373	4,118
December	4,910	4,560
January	5,306	4,992
February	6,276	5,667
March	6,864	6,580
April	7,257	
May	7,281	
June	7,284	

QUALITY

	Quantity	Base Number	Contract	AT	Region	England
% of FP17s for the same patient ID Re-attending within 3 months - Children	37	676	5.5%	10.0%	11.8%	12.3%
% of FP17s for the same patient ID Re-attending within 3 months - Adults	174	1,482	11.7%	16.1%	17.1%	16.7%
% of FP17s for the same patient ID Re-attending between 3 & 9 months - Children	235	676	34.8%	46.2%	46.5%	57.6%
% of FP17s for the same patient ID Re-attending between 3 & 9 months - Adults	392	1,482	26.5%	37.0%	37.6%	50.1%
% of FP17s for Band 1 Urgent Courses	174	2,016	8.6%	11.0%	10.7%	9.1%
% of FP17s Relating to Free Repair or Replacements	5	2,016	0.2%	0.6%	0.6%	0.8%
% of FP17s Relating to Continuations	24	2,016	1.2%	0.7%	0.9%	1.2%
% of Patients satisfied with the dentistry they have received	3	6	N/A	91.3%	90.4%	92.8%
% of Patients satisfied with the time they had to wait for an appointment	4	6	N/A	84.0%	83.7%	88.7%

* This is based on patients treated on this contract for their most recent course of treatment. Figures in italics indicate the base number of FP17s or Patient Questionnaire responses are less than 100. N/A is shown where the base number of responses is less than 10 during the period. % is calculated as Quantity/Base number*100

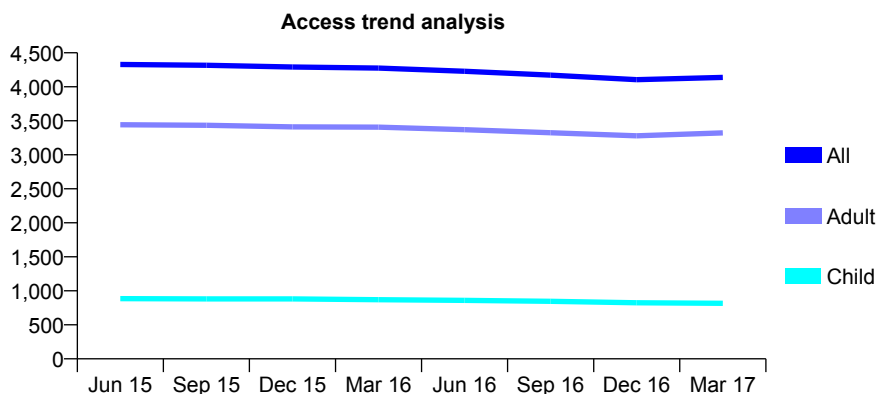
Q62 - Vital Signs At a Glance Contract Report for 686166/0001 - March 2017

Name or company name	MR R BAREZ
Contract type name	GDS Contract
Purpose of contract	General
Contract start date	01/12/2009
Contract end date	

16/17 Contracted general activity (UDA)	13,132
Carry forward general activity (UDA)	0
16/17 Contracted orthodontic activity (UOA)	0
Carry forward orthodontic activity (UOA)	0
Baseline contract value	£293,054.52

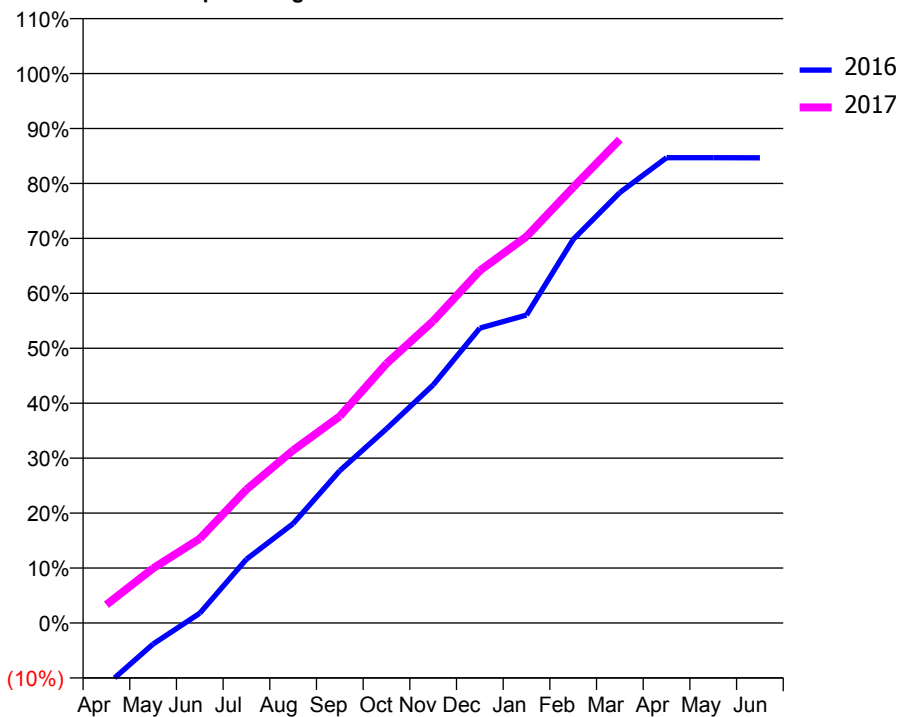
ACCESS*

Patients seen in 24 months	Total	Change since previous quarter
Quarter ending March 2016	4,276	
Quarter ending June 2016	4,229	↓
Quarter ending September 2016	4,171	↓
Quarter ending December 2016	4,104	↓
Quarter ending March 2017	4,138	→
Variance since March 2016	(3.2%)	↓



ACTIVITY

Cumulative percentage of contracted UDA delivered 2016 & 2017



Month	Adjusted Scheduled Activity (UDA)	
	2016	2017
April	-1,487	438
May	-504	1,307
June	233	2,017
July	1,526	3,192
August	2,376	4,127
September	3,641	4,942
October	4,640	6,199
November	5,690	7,215
December	7,047	8,420
January	7,360	9,237
February	9,168	10,414
March	10,287	11,558
April	11,120	
May	11,121	
June	11,117	

QUALITY

	Quantity	Base Number	Contract	AT	Region	England
% of FP17s for the same patient ID Re-attending within 3 months - Children	62	1,099	5.6%	10.0%	11.8%	12.3%
% of FP17s for the same patient ID Re-attending within 3 months - Adults	628	4,287	14.6%	16.1%	17.1%	16.7%
% of FP17s for the same patient ID Re-attending between 3 & 9 months - Children	622	1,099	56.6%	46.2%	46.5%	57.6%
% of FP17s for the same patient ID Re-attending between 3 & 9 months - Adults	2,264	4,287	52.8%	37.0%	37.6%	50.1%
% of FP17s for Band 1 Urgent Courses	505	5,044	10.0%	11.0%	10.7%	9.1%
% of FP17s Relating to Free Repair or Replacements	63	5,044	1.2%	0.6%	0.6%	0.8%
% of FP17s Relating to Continuations	82	5,044	1.6%	0.7%	0.9%	1.2%
% of Patients satisfied with the dentistry they have received	15	15	100.0%	91.3%	90.4%	92.8%
% of Patients satisfied with the time they had to wait for an appointment	14	15	93.3%	84.0%	83.7%	88.7%

* This is based on patients treated on this contract for their most recent course of treatment. Figures in italics indicate the base number of FP17s or Patient Questionnaire responses are less than 100. N/A is shown where the base number of responses is less than 10 during the period. % is calculated as Quantity/Base number*100

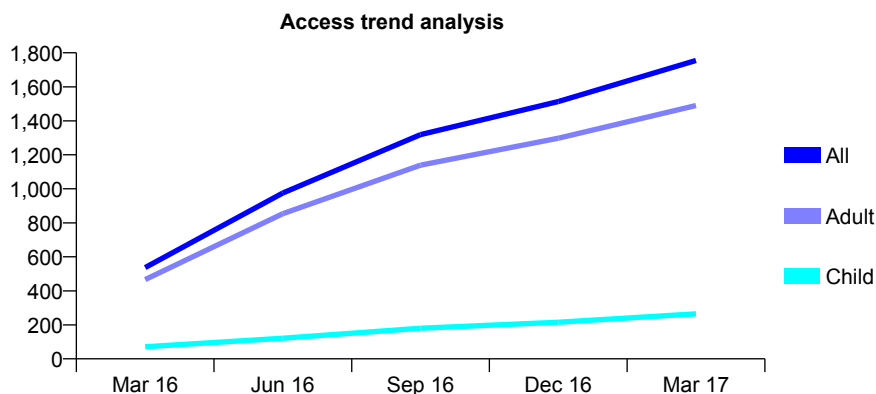
Q62 - Vital Signs At a Glance Contract Report for 686166/0002 - March 2017

Name or company name	MR R BAREZ
Contract type name	GDS Contract
Purpose of contract	General
Contract start date	01/12/2015
Contract end date	

16/17 Contracted general activity (UDA)	5,771
Carry forward general activity (UDA)	0
16/17 Contracted orthodontic activity (UOA)	0
Carry forward orthodontic activity (UOA)	0
Baseline contract value	£169,353.53

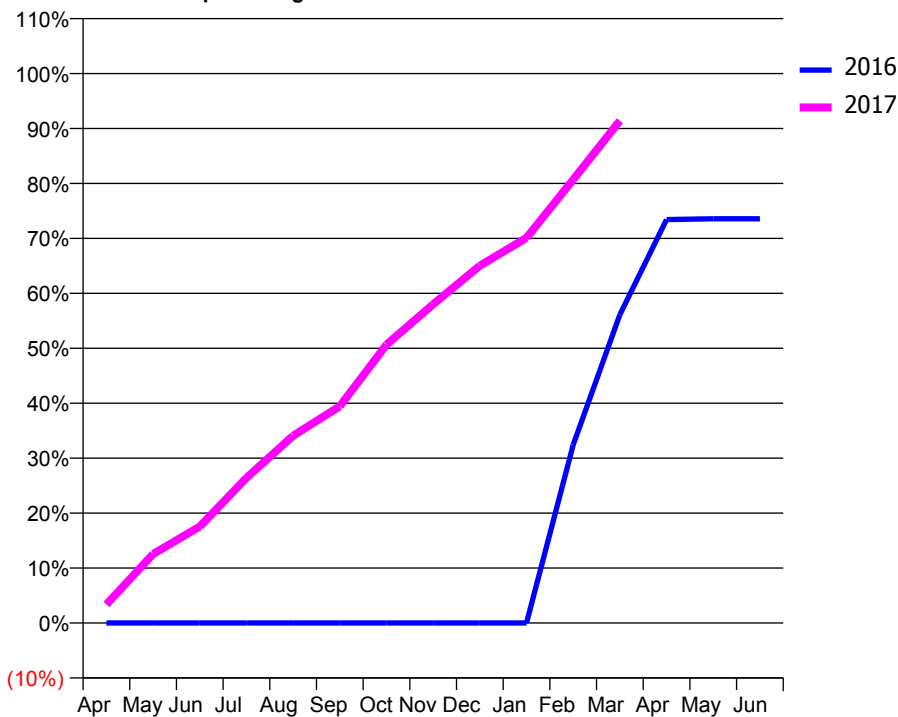
ACCESS*

Patients seen in 24 months	Total	Change since previous quarter
Quarter ending March 2016	537	
Quarter ending June 2016	975	↑
Quarter ending September 2016	1,319	↑
Quarter ending December 2016	1,513	↑
Quarter ending March 2017	1,755	↑
Variance since March 2016	226.8%	↑



ACTIVITY

Cumulative percentage of contracted UDA delivered 2016 & 2017



Adjusted Scheduled Activity (UDA)

Month	2016	2017
April	0	195
May	0	725
June	0	1,013
July	0	1,524
August	0	1,967
September	0	2,276
October	0	2,923
November	0	3,348
December	0	3,753
January	0	4,045
February	624	4,657
March	1,080	5,275
April	1,413	
May	1,416	
June	1,416	

QUALITY

	Quantity	Base Number	Contract	AT	Region	England
% of FP17s for the same patient ID Re-attending within 3 months - Children	28	365	7.7%	10.0%	11.8%	12.3%
% of FP17s for the same patient ID Re-attending within 3 months - Adults	321	2,121	15.1%	16.1%	17.1%	16.7%
% of FP17s for the same patient ID Re-attending between 3 & 9 months - Children	86	365	23.6%	46.2%	46.5%	57.6%
% of FP17s for the same patient ID Re-attending between 3 & 9 months - Adults	576	2,121	27.2%	37.0%	37.6%	50.1%
% of FP17s for Band 1 Urgent Courses	220	2,351	9.4%	11.0%	10.7%	9.1%
% of FP17s Relating to Free Repair or Replacements	20	2,351	0.9%	0.6%	0.6%	0.8%
% of FP17s Relating to Continuations	79	2,351	3.4%	0.7%	0.9%	1.2%
% of Patients satisfied with the dentistry they have received	1	1	N/A	91.3%	90.4%	92.8%
% of Patients satisfied with the time they had to wait for an appointment	1	1	N/A	84.0%	83.7%	88.7%

* This is based on patients treated on this contract for their most recent course of treatment. Figures in italics indicate the base number of FP17s or Patient Questionnaire responses are less than 100. N/A is shown where the base number of responses is less than 10 during the period. % is calculated as Quantity/Base number*100

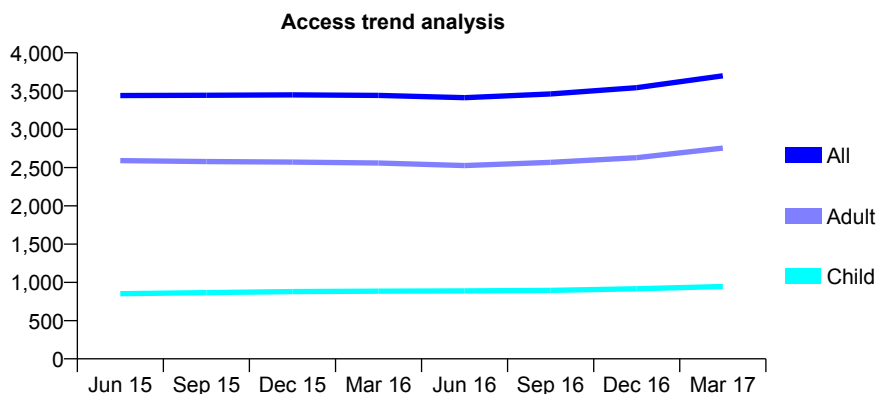
Q62 - Vital Signs At a Glance Contract Report for 691070/0001 - March 2017

Name or company name	MR H EZZATI-NIK
Contract type name	GDS Contract
Purpose of contract	General
Contract start date	31/10/2008
Contract end date	

16/17 Contracted general activity (UDA)	11,718
Carry forward general activity (UDA)	756
16/17 Contracted orthodontic activity (UOA)	0
Carry forward orthodontic activity (UOA)	0
Baseline contract value	£319,696.50

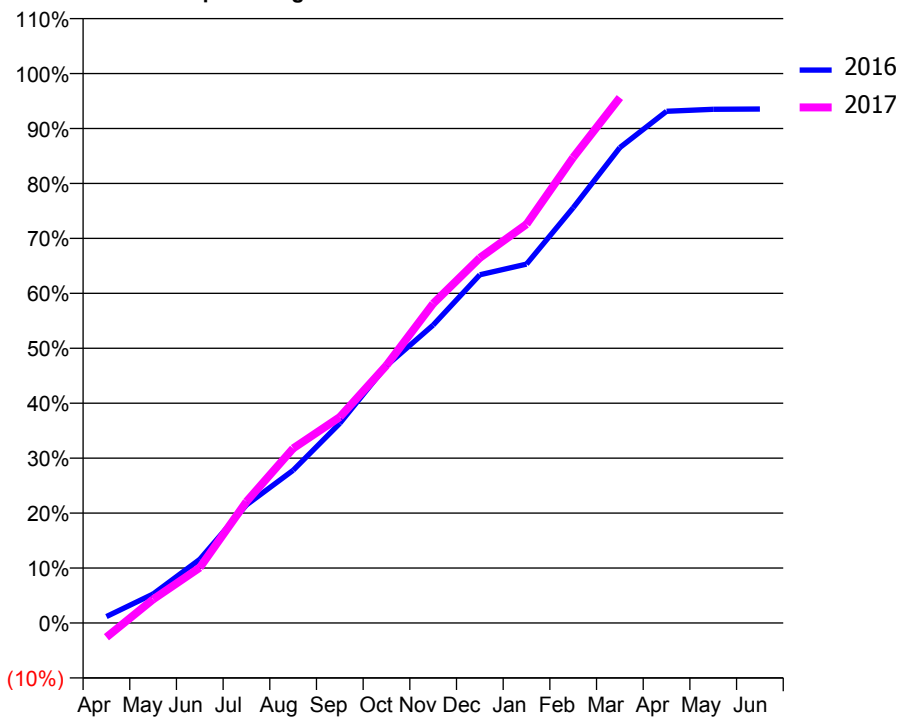
ACCESS*

Patients seen in 24 months	Total	Change since previous quarter
Quarter ending March 2016	3,443	
Quarter ending June 2016	3,414	→
Quarter ending September 2016	3,463	→
Quarter ending December 2016	3,545	↑
Quarter ending March 2017	3,700	↑
Variance since March 2016	7.5%	↑



ACTIVITY

Cumulative percentage of contracted UDA delivered 2016 & 2017



Month	Adjusted Scheduled Activity (UDA)	
	2016	2017
April	138	-306
May	618	504
June	1,358	1,182
July	2,518	2,589
August	3,257	3,723
September	4,259	4,391
October	5,486	5,495
November	6,353	6,811
December	7,425	7,787
January	7,655	8,503
February	8,858	9,928
March	10,140	11,204
April	10,913	
May	10,955	
June	10,962	

QUALITY

	Quantity	Base Number	Contract	AT	Region	England
% of FP17s for the same patient ID Re-attending within 3 months - Children	39	1,041	3.7%	10.0%	11.8%	12.3%
% of FP17s for the same patient ID Re-attending within 3 months - Adults	255	2,829	9.0%	16.1%	17.1%	16.7%
% of FP17s for the same patient ID Re-attending between 3 & 9 months - Children	434	1,041	41.7%	46.2%	46.5%	57.6%
% of FP17s for the same patient ID Re-attending between 3 & 9 months - Adults	950	2,829	33.6%	37.0%	37.6%	50.1%
% of FP17s for Band 1 Urgent Courses	111	3,585	3.1%	11.0%	10.7%	9.1%
% of FP17s Relating to Free Repair or Replacements	3	3,585	0.1%	0.6%	0.6%	0.8%
% of FP17s Relating to Continuations	1	3,585	0.0%	0.7%	0.9%	1.2%
% of Patients satisfied with the dentistry they have received	1	1	N/A	91.3%	90.4%	92.8%
% of Patients satisfied with the time they had to wait for an appointment	1	1	N/A	84.0%	83.7%	88.7%

* This is based on patients treated on this contract for their most recent course of treatment. Figures in italics indicate the base number of FP17s or Patient Questionnaire responses are less than 100. N/A is shown where the base number of responses is less than 10 during the period. % is calculated as Quantity/Base number*100

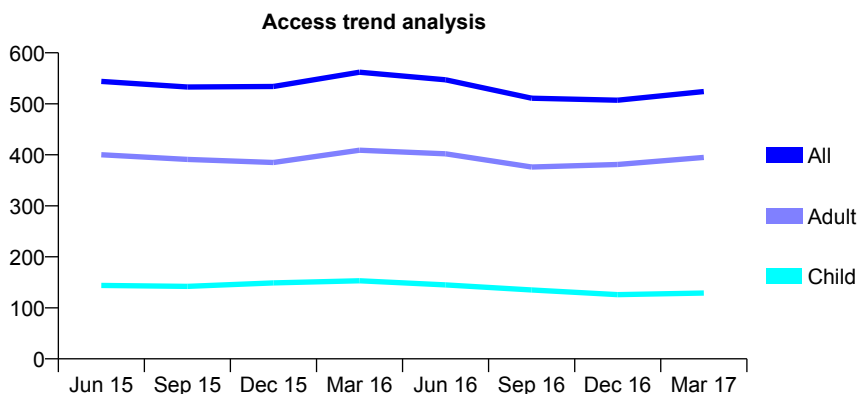
Q62 - Vital Signs At a Glance Contract Report for 692301/0001 - March 2017

Name or company name	MR A VUCETIC
Contract type name	GDS Contract
Purpose of contract	General
Contract start date	01/06/2008
Contract end date	

16/17 Contracted general activity (UDA)	1,525
Carry forward general activity (UDA)	-2
16/17 Contracted orthodontic activity (UOA)	0
Carry forward orthodontic activity (UOA)	0
Baseline contract value	£42,761.05

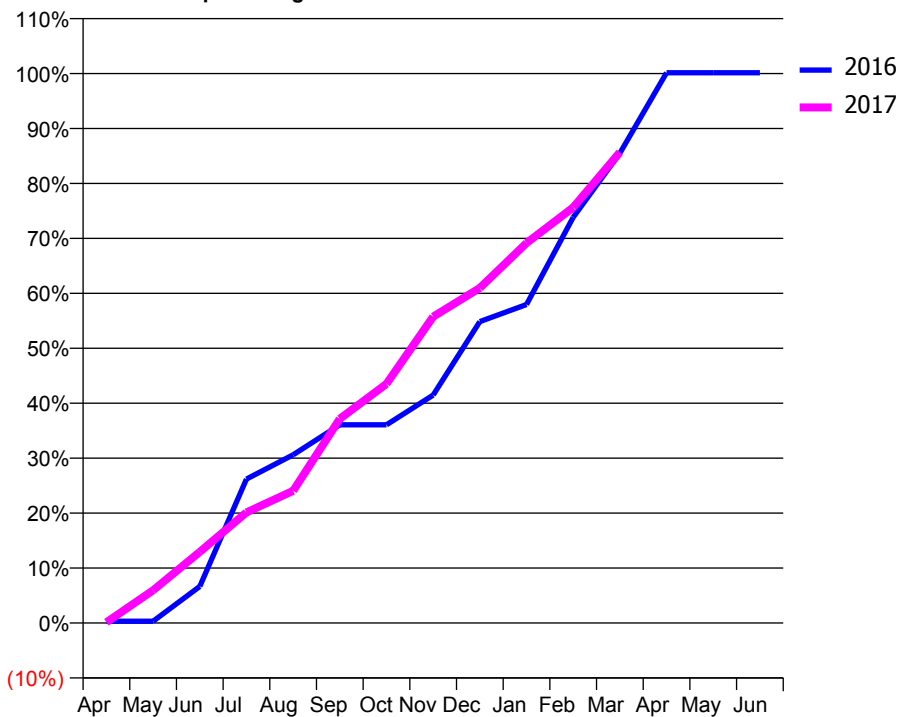
ACCESS*

Patients seen in 24 months	Total	Change since previous quarter
Quarter ending March 2016	562	
Quarter ending June 2016	547	↓
Quarter ending September 2016	511	↓
Quarter ending December 2016	507	→
Quarter ending March 2017	524	↑
Variance since March 2016	(6.8%)	↓



ACTIVITY

Cumulative percentage of contracted UDA delivered 2016 & 2017



Month	Adjusted Scheduled Activity (UDA)	
	2016	2017
April	5	2
May	5	91
June	102	198
July	400	307
August	467	367
September	550	567
October	550	664
November	633	850
December	837	930
January	884	1,055
February	1,126	1,153
March	1,304	1,307
April	1,527	
May	1,527	
June	1,527	

QUALITY

	Quantity	Base Number	Contract	AT	Region	England
% of FP17s for the same patient ID Re-attending within 3 months - Children	11	104	10.6%	10.0%	11.8%	12.3%
% of FP17s for the same patient ID Re-attending within 3 months - Adults	110	414	26.6%	16.1%	17.1%	16.7%
% of FP17s for the same patient ID Re-attending between 3 & 9 months - Children	27	104	26.0%	46.2%	46.5%	57.6%
% of FP17s for the same patient ID Re-attending between 3 & 9 months - Adults	83	414	20.0%	37.0%	37.6%	50.1%
% of FP17s for Band 1 Urgent Courses	38	463	8.2%	11.0%	10.7%	9.1%
% of FP17s Relating to Free Repair or Replacements	6	463	1.3%	0.6%	0.6%	0.8%
% of FP17s Relating to Continuations	9	463	1.9%	0.7%	0.9%	1.2%
% of Patients satisfied with the dentistry they have received	0	0	N/A	91.3%	90.4%	92.8%
% of Patients satisfied with the time they had to wait for an appointment	0	0	N/A	84.0%	83.7%	88.7%

* This is based on patients treated on this contract for their most recent course of treatment. Figures in italics indicate the base number of FP17s or Patient Questionnaire responses are less than 100. N/A is shown where the base number of responses is less than 10 during the period. % is calculated as Quantity/Base number*100

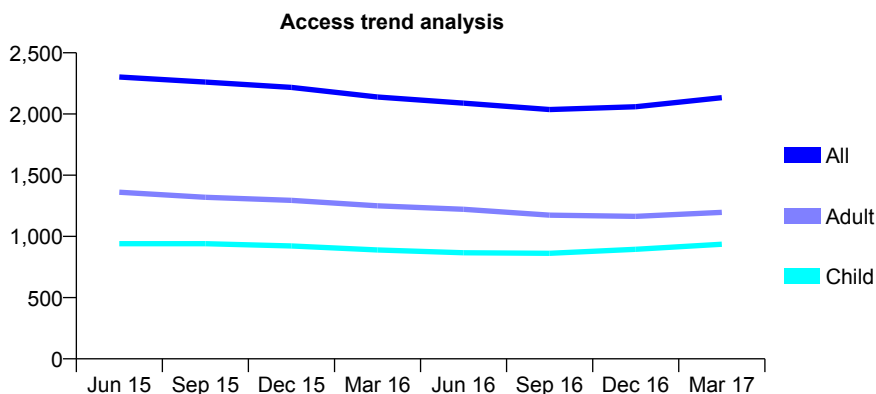
Q62 - Vital Signs At a Glance Contract Report for 695491/0001 - March 2017

Name or company name	MR S KALIRAI
Contract type name	PDS Contract
Purpose of contract	General
Contract start date	21/05/2009
Contract end date	20/05/2019

16/17 Contracted general activity (UDA)	7,598
Carry forward general activity (UDA)	281
16/17 Contracted orthodontic activity (UOA)	0
Carry forward orthodontic activity (UOA)	0
Baseline contract value	£218,170.83

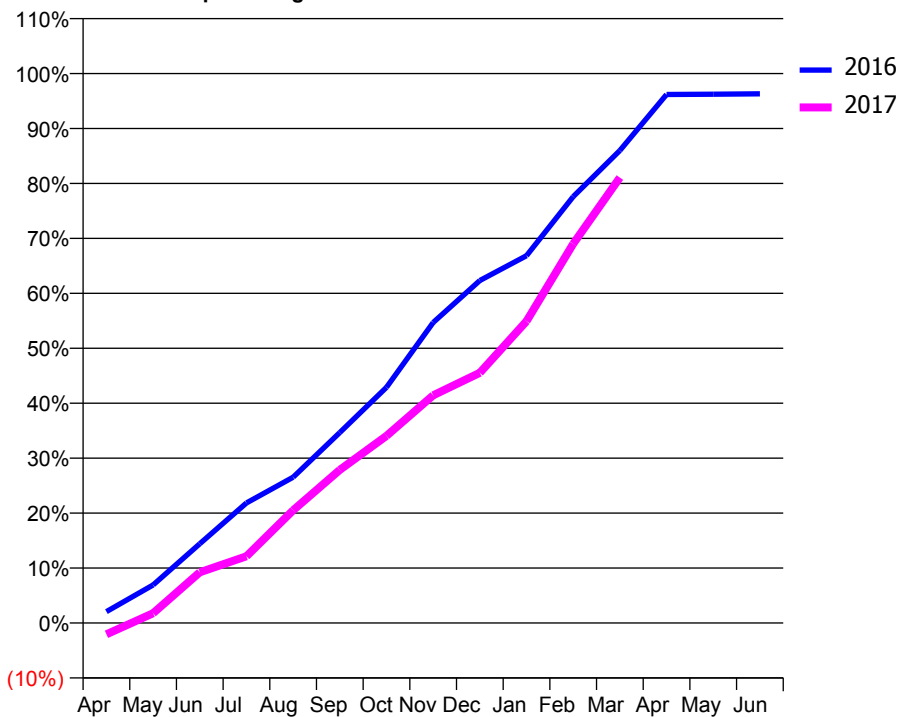
ACCESS*

Patients seen in 24 months	Total	Change since previous quarter
Quarter ending March 2016	2,139	
Quarter ending June 2016	2,089	↓
Quarter ending September 2016	2,036	↓
Quarter ending December 2016	2,059	→
Quarter ending March 2017	2,133	↑
Variance since March 2016	(0.3%)	→



ACTIVITY

Cumulative percentage of contracted UDA delivered 2016 & 2017



Month	Adjusted Scheduled Activity (UDA)	
	2016	2017
April	157	-158
May	527	136
June	1,096	702
July	1,660	923
August	2,017	1,559
September	2,635	2,118
October	3,258	2,587
November	4,155	3,148
December	4,735	3,459
January	5,079	4,174
February	5,896	5,243
March	6,533	6,160
April	7,309	
May	7,312	
June	7,317	

QUALITY

	Quantity	Base Number	Contract	AT	Region	England
% of FP17s for the same patient ID Re-attending within 3 months - Children	178	1,713	10.4%	10.0%	11.8%	12.3%
% of FP17s for the same patient ID Re-attending within 3 months - Adults	300	1,594	18.8%	16.1%	17.1%	16.7%
% of FP17s for the same patient ID Re-attending between 3 & 9 months - Children	1,050	1,713	61.3%	46.2%	46.5%	57.6%
% of FP17s for the same patient ID Re-attending between 3 & 9 months - Adults	770	1,594	48.3%	37.0%	37.6%	50.1%
% of FP17s for Band 1 Urgent Courses	308	2,706	11.4%	11.0%	10.7%	9.1%
% of FP17s Relating to Free Repair or Replacements	33	2,706	1.2%	0.6%	0.6%	0.8%
% of FP17s Relating to Continuations	33	2,706	1.2%	0.7%	0.9%	1.2%
% of Patients satisfied with the dentistry they have received	18	20	90.0%	91.3%	90.4%	92.8%
% of Patients satisfied with the time they had to wait for an appointment	17	20	85.0%	84.0%	83.7%	88.7%

* This is based on patients treated on this contract for their most recent course of treatment. Figures in italics indicate the base number of FP17s or Patient Questionnaire responses are less than 100. N/A is shown where the base number of responses is less than 10 during the period. % is calculated as Quantity/Base number*100

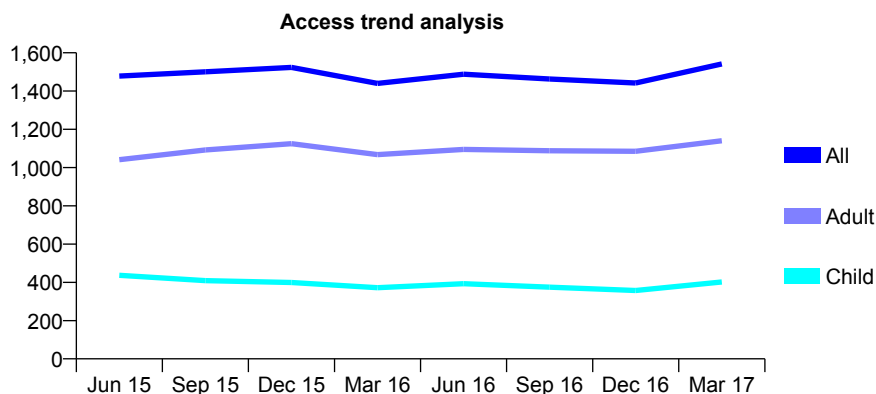
Q62 - Vital Signs At a Glance Contract Report for 725897/0001 - March 2017

Name or company name	MR PU SHAH
Contract type name	GDS Contract
Purpose of contract	General
Contract start date	01/04/2006
Contract end date	

16/17 Contracted general activity (UDA)	6,244
Carry forward general activity (UDA)	-122
16/17 Contracted orthodontic activity (UOA)	0
Carry forward orthodontic activity (UOA)	0
Baseline contract value	£175,830.74

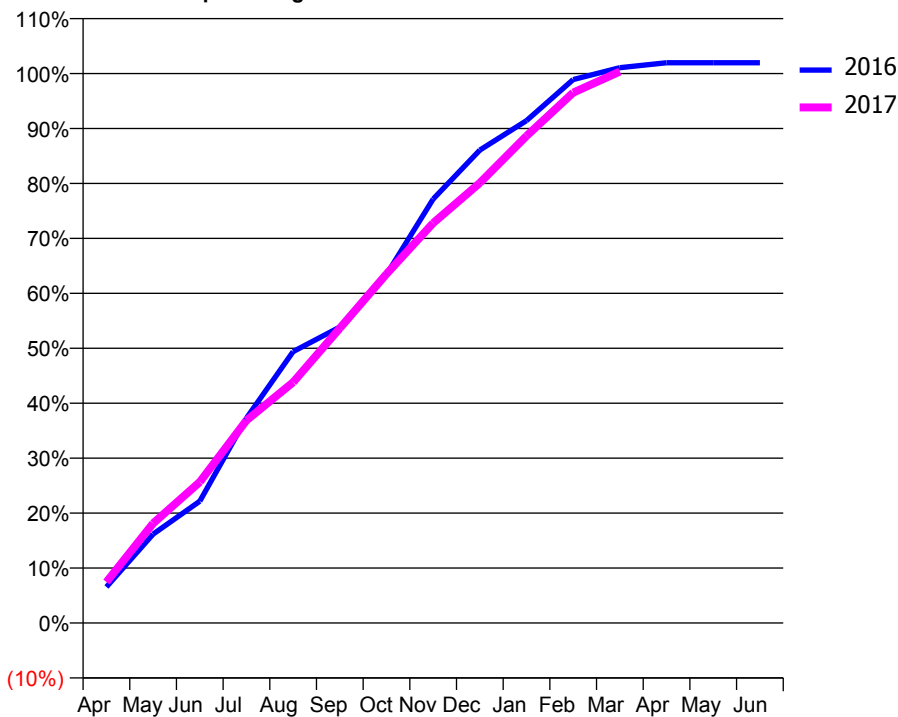
ACCESS*

Patients seen in 24 months	Total	Change since previous quarter
Quarter ending March 2016	1,440	
Quarter ending June 2016	1,488	↑
Quarter ending September 2016	1,463	↓
Quarter ending December 2016	1,442	↓
Quarter ending March 2017	1,542	↑
Variance since March 2016	7.1%	↑



ACTIVITY

Cumulative percentage of contracted UDA delivered 2016 & 2017



Month	Adjusted Scheduled Activity (UDA)	
	2016	2017
April	409	466
May	1,010	1,132
June	1,385	1,603
July	2,329	2,302
August	3,085	2,736
September	3,363	3,349
October	3,960	3,967
November	4,817	4,544
December	5,373	5,001
January	5,709	5,534
February	6,176	6,026
March	6,310	6,267
April	6,366	
May	6,366	
June	6,366	

QUALITY

	Quantity	Base Number	Contract	AT	Region	England
% of FP17s for the same patient ID Re-attending within 3 months - Children	3	440	0.7%	10.0%	11.8%	12.3%
% of FP17s for the same patient ID Re-attending within 3 months - Adults	27	1,053	2.6%	16.1%	17.1%	16.7%
% of FP17s for the same patient ID Re-attending between 3 & 9 months - Children	10	440	2.3%	46.2%	46.5%	57.6%
% of FP17s for the same patient ID Re-attending between 3 & 9 months - Adults	71	1,053	6.7%	37.0%	37.6%	50.1%
% of FP17s for Band 1 Urgent Courses	99	1,470	6.7%	11.0%	10.7%	9.1%
% of FP17s Relating to Free Repair or Replacements	0	1,470	0.0%	0.6%	0.6%	0.8%
% of FP17s Relating to Continuations	8	1,470	0.5%	0.7%	0.9%	1.2%
% of Patients satisfied with the dentistry they have received	2	2	N/A	91.3%	90.4%	92.8%
% of Patients satisfied with the time they had to wait for an appointment	2	2	N/A	84.0%	83.7%	88.7%

* This is based on patients treated on this contract for their most recent course of treatment. Figures in italics indicate the base number of FP17s or Patient Questionnaire responses are less than 100. N/A is shown where the base number of responses is less than 10 during the period. % is calculated as Quantity/Base number*100

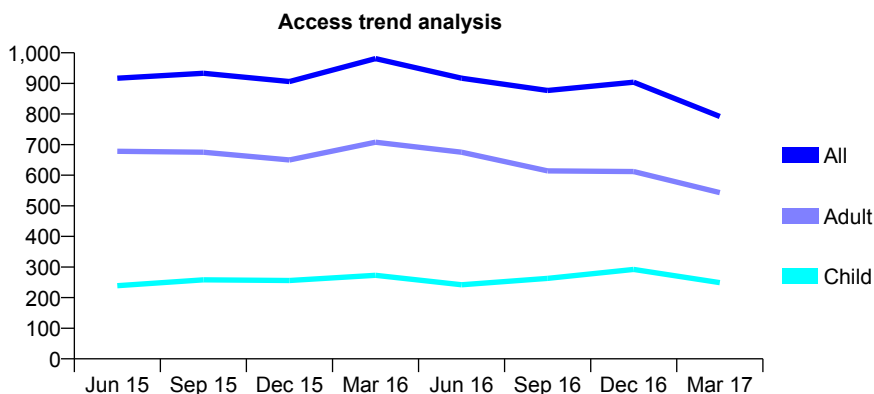
Q62 - Vital Signs At a Glance Contract Report for 725897/0003 - March 2017

Name or company name	MR PU SHAH
Contract type name	PDS Plus Contract
Purpose of contract	General
Contract start date	01/05/2013
Contract end date	31/03/2018

16/17 Contracted general activity (UDA)	3,000
Carry forward general activity (UDA)	-60
16/17 Contracted orthodontic activity (UOA)	0
Carry forward orthodontic activity (UOA)	0
Baseline contract value	£73,560.26

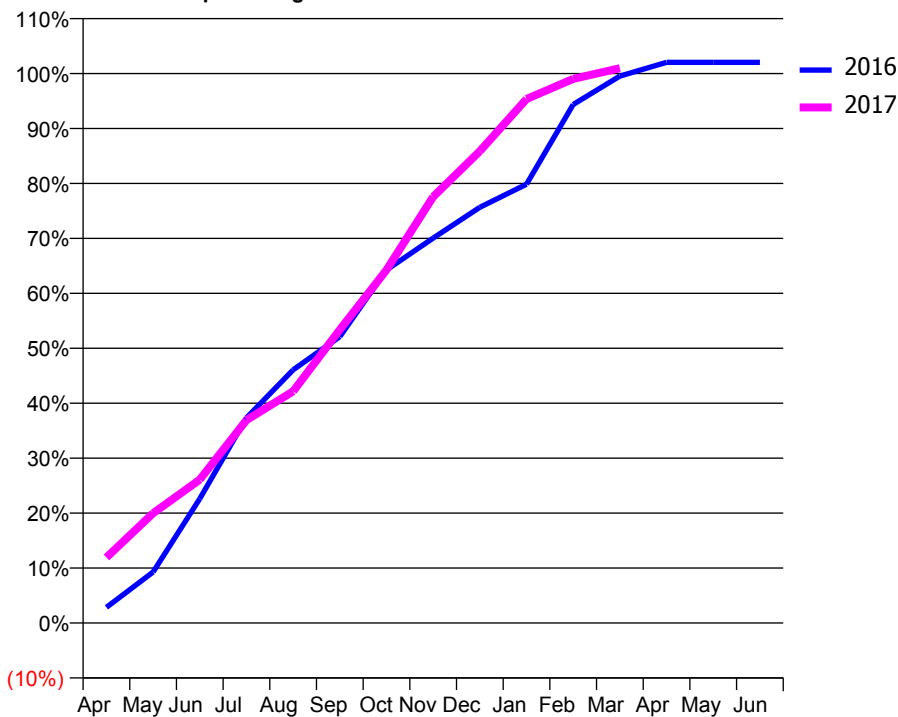
ACCESS*

Patients seen in 24 months	Total	Change since previous quarter
Quarter ending March 2016	981	
Quarter ending June 2016	917	↓
Quarter ending September 2016	877	↓
Quarter ending December 2016	904	↑
Quarter ending March 2017	792	↓
Variance since March 2016	(19.3%)	↓



ACTIVITY

Cumulative percentage of contracted UDA delivered 2016 & 2017



Month	Adjusted Scheduled Activity (UDA)	
	2016	2017
April	85	358
May	279	600
June	679	783
July	1,120	1,108
August	1,382	1,265
September	1,564	1,601
October	1,927	1,927
November	2,102	2,327
December	2,269	2,576
January	2,396	2,861
February	2,831	2,971
March	2,986	3,029
April	3,061	
May	3,061	
June	3,061	

QUALITY

	Quantity	Base Number	Contract	AT	Region	England
% of FP17s for the same patient ID Re-attending within 3 months - Children	3	349	0.9%	10.0%	11.8%	12.3%
% of FP17s for the same patient ID Re-attending within 3 months - Adults	8	614	1.3%	16.1%	17.1%	16.7%
% of FP17s for the same patient ID Re-attending between 3 & 9 months - Children	12	349	3.4%	46.2%	46.5%	57.6%
% of FP17s for the same patient ID Re-attending between 3 & 9 months - Adults	10	614	1.6%	37.0%	37.6%	50.1%
% of FP17s for Band 1 Urgent Courses	258	934	27.6%	11.0%	10.7%	9.1%
% of FP17s Relating to Free Repair or Replacements	0	934	0.0%	0.6%	0.6%	0.8%
% of FP17s Relating to Continuations	0	934	0.0%	0.7%	0.9%	1.2%
% of Patients satisfied with the dentistry they have received	2	2	N/A	91.3%	90.4%	92.8%
% of Patients satisfied with the time they had to wait for an appointment	2	2	N/A	84.0%	83.7%	88.7%

* This is based on patients treated on this contract for their most recent course of treatment. Figures in italics indicate the base number of FP17s or Patient Questionnaire responses are less than 100. N/A is shown where the base number of responses is less than 10 during the period. % is calculated as Quantity/Base number*100

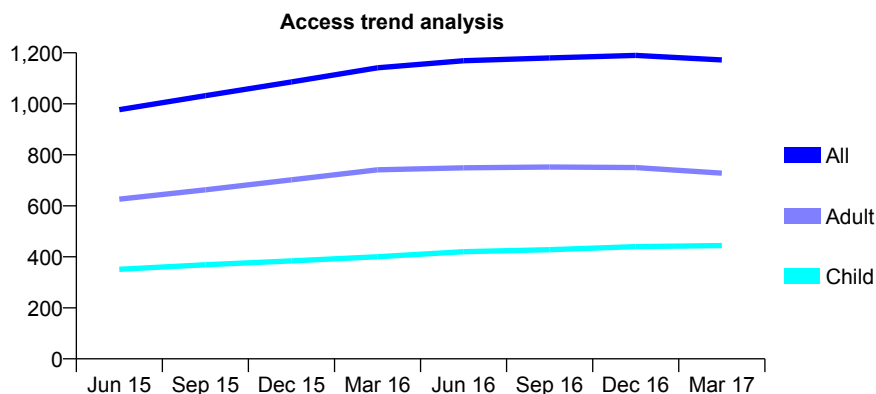
Q62 - Vital Signs At a Glance Contract Report for 725951/0001 - March 2017

Name or company name	MR AK JAIN
Contract type name	GDS Contract
Purpose of contract	General
Contract start date	01/04/2006
Contract end date	

16/17 Contracted general activity (UDA)	2,535
Carry forward general activity (UDA)	-51
16/17 Contracted orthodontic activity (UOA)	0
Carry forward orthodontic activity (UOA)	0
Baseline contract value	£62,400.25

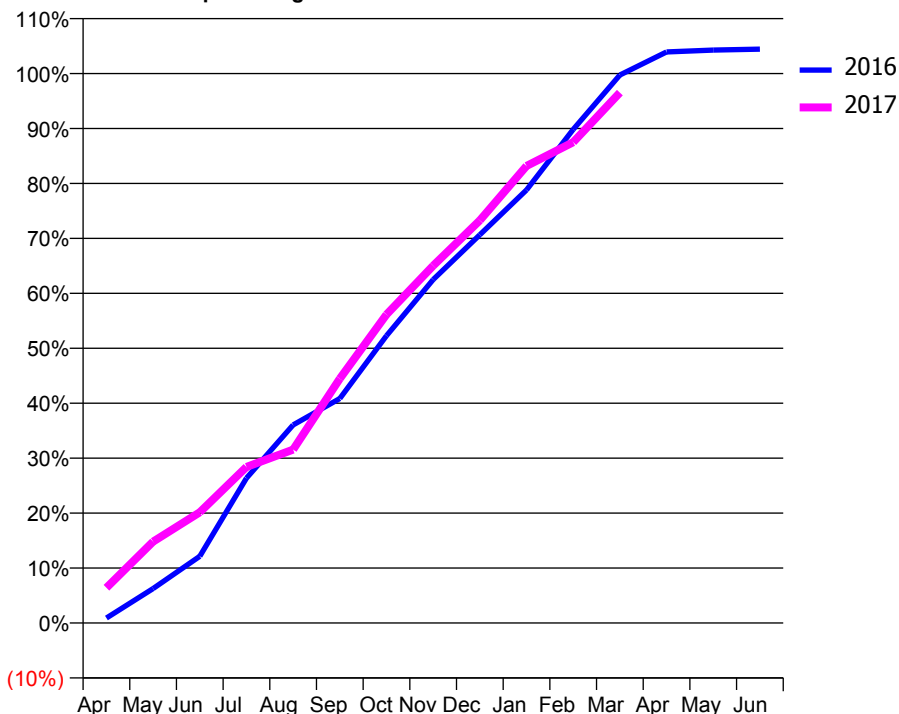
ACCESS*

Patients seen in 24 months	Total	Change since previous quarter
Quarter ending March 2016	1,141	
Quarter ending June 2016	1,169	↑
Quarter ending September 2016	1,180	→
Quarter ending December 2016	1,190	→
Quarter ending March 2017	1,172	↓
Variance since March 2016	2.7%	↑



ACTIVITY

Cumulative percentage of contracted UDA delivered 2016 & 2017



Adjusted Scheduled Activity (UDA)

Month	2016	2017
April	23	163
May	159	375
June	308	511
July	668	720
August	914	800
September	1,036	1,127
October	1,326	1,423
November	1,585	1,648
December	1,791	1,857
January	1,998	2,108
February	2,277	2,218
March	2,528	2,447
April	2,634	
May	2,643	
June	2,647	

QUALITY

	Quantity	Base Number	Contract	AT	Region	England
% of FP17s for the same patient ID Re-attending within 3 months - Children	42	650	6.5%	10.0%	11.8%	12.3%
% of FP17s for the same patient ID Re-attending within 3 months - Adults	112	905	12.4%	16.1%	17.1%	16.7%
% of FP17s for the same patient ID Re-attending between 3 & 9 months - Children	404	650	62.2%	46.2%	46.5%	57.6%
% of FP17s for the same patient ID Re-attending between 3 & 9 months - Adults	470	905	51.9%	37.0%	37.6%	50.1%
% of FP17s for Band 1 Urgent Courses	148	1,475	10.0%	11.0%	10.7%	9.1%
% of FP17s Relating to Free Repair or Replacements	5	1,475	0.3%	0.6%	0.6%	0.8%
% of FP17s Relating to Continuations	3	1,475	0.2%	0.7%	0.9%	1.2%
% of Patients satisfied with the dentistry they have received	1	2	N/A	91.3%	90.4%	92.8%
% of Patients satisfied with the time they had to wait for an appointment	2	2	N/A	84.0%	83.7%	88.7%

* This is based on patients treated on this contract for their most recent course of treatment. Figures in italics indicate the base number of FP17s or Patient Questionnaire responses are less than 100. N/A is shown where the base number of responses is less than 10 during the period. % is calculated as Quantity/Base number*100

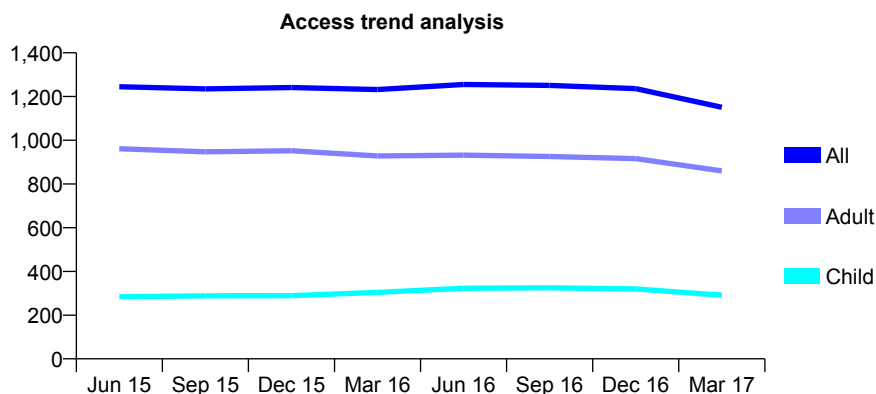
Q62 - Vital Signs At a Glance Contract Report for 730572/0001 - March 2017

Name or company name	MR DL MODHA
Contract type name	GDS Contract
Purpose of contract	General
Contract start date	01/04/2006
Contract end date	

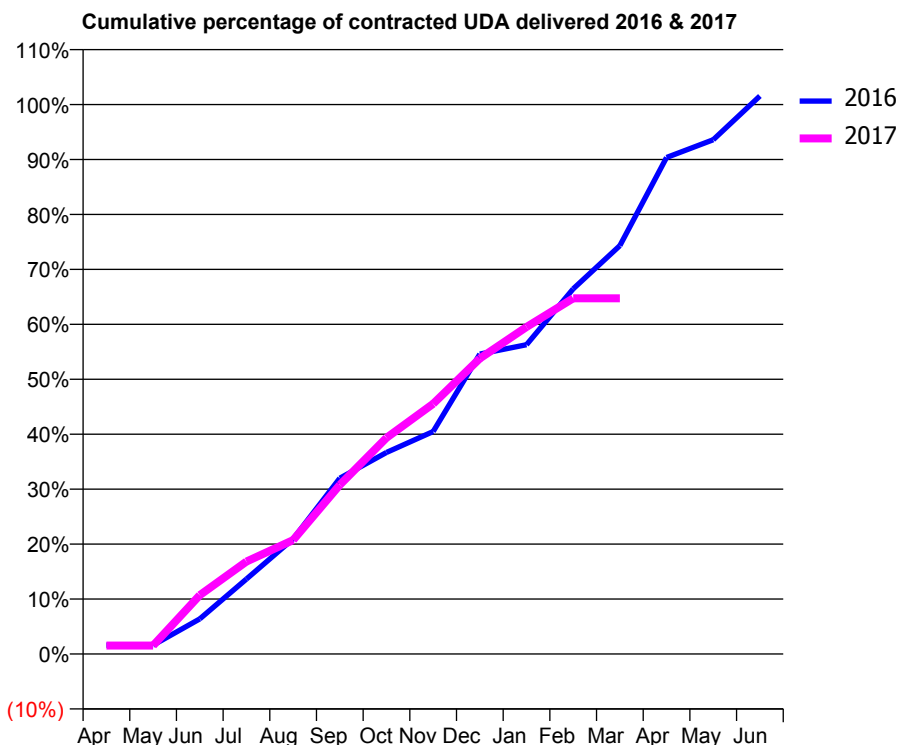
16/17 Contracted general activity (UDA)	4,022
Carry forward general activity (UDA)	-62
16/17 Contracted orthodontic activity (UOA)	0
Carry forward orthodontic activity (UOA)	0
Baseline contract value	£101,232.98

ACCESS*

Patients seen in 24 months	Total	Change since previous quarter
Quarter ending March 2016	1,232	
Quarter ending June 2016	1,255	→
Quarter ending September 2016	1,251	→
Quarter ending December 2016	1,236	↓
Quarter ending March 2017	1,151	↓
Variance since March 2016	(6.6%)	↓



ACTIVITY



Month	Adjusted Scheduled Activity (UDA)	
	2016	2017
April	65	62
May	65	62
June	257	431
July	549	677
August	843	834
September	1,287	1,238
October	1,475	1,583
November	1,628	1,832
December	2,196	2,163
January	2,263	2,394
February	2,672	2,603
March	2,989	2,603
April	3,634	
May	3,764	
June	4,084	

QUALITY

	Quantity	Base Number	Contract	AT	Region	England
% of FP17s for the same patient ID Re-attending within 3 months - Children	15	275	5.5%	10.0%	11.8%	12.3%
% of FP17s for the same patient ID Re-attending within 3 months - Adults	111	857	13.0%	16.1%	17.1%	16.7%
% of FP17s for the same patient ID Re-attending between 3 & 9 months - Children	57	275	20.7%	46.2%	46.5%	57.6%
% of FP17s for the same patient ID Re-attending between 3 & 9 months - Adults	250	857	29.2%	37.0%	37.6%	50.1%
% of FP17s for Band 1 Urgent Courses	91	831	11.0%	11.0%	10.7%	9.1%
% of FP17s Relating to Free Repair or Replacements	3	831	0.4%	0.6%	0.6%	0.8%
% of FP17s Relating to Continuations	0	831	0.0%	0.7%	0.9%	1.2%
% of Patients satisfied with the dentistry they have received	9	10	90.0%	91.3%	90.4%	92.8%
% of Patients satisfied with the time they had to wait for an appointment	7	10	70.0%	84.0%	83.7%	88.7%

* This is based on patients treated on this contract for their most recent course of treatment. Figures in italics indicate the base number of FP17s or Patient Questionnaire responses are less than 100. N/A is shown where the base number of responses is less than 10 during the period. % is calculated as Quantity/Base number*100

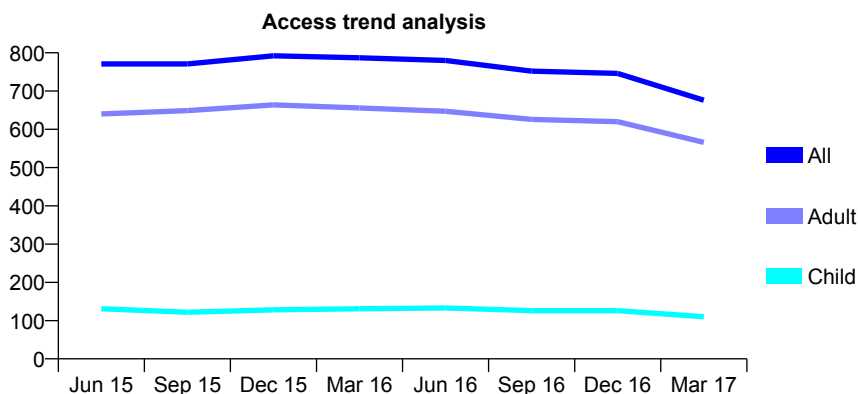
Q62 - Vital Signs At a Glance Contract Report for 736090/0001 - March 2017

Name or company name	MR AW KACZMARSKI
Contract type name	GDS Contract
Purpose of contract	General
Contract start date	01/04/2006
Contract end date	

16/17 Contracted general activity (UDA)	2,282
Carry forward general activity (UDA)	17
16/17 Contracted orthodontic activity (UOA)	0
Carry forward orthodontic activity (UOA)	0
Baseline contract value	£56,742.41

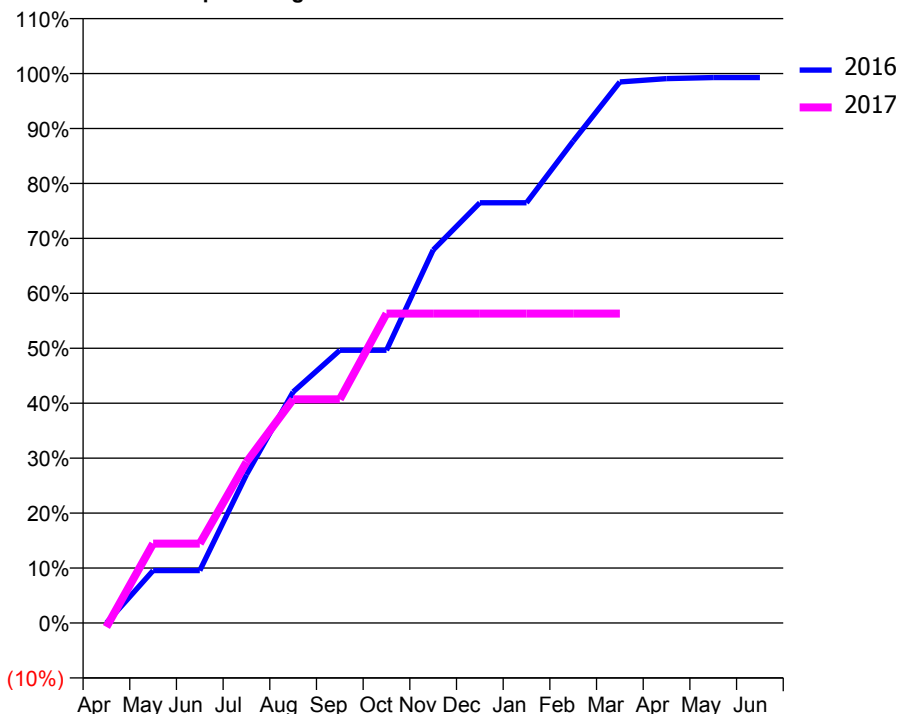
ACCESS*

Patients seen in 24 months	Total	Change since previous quarter
Quarter ending March 2016	787	
Quarter ending June 2016	780	→
Quarter ending September 2016	752	↓
Quarter ending December 2016	746	→
Quarter ending March 2017	676	↓
Variance since March 2016	(14.1%)	↓



ACTIVITY

Cumulative percentage of contracted UDA delivered 2016 & 2017



Adjusted Scheduled Activity (UDA)

Month	2016	2017
April	0	-17
May	218	330
June	218	330
July	616	668
August	960	929
September	1,133	929
October	1,133	1,285
November	1,549	1,285
December	1,745	1,285
January	1,745	1,285
February	2,001	1,285
March	2,247	1,285
April	2,261	
May	2,265	
June	2,265	

QUALITY

	Quantity	Base Number	Contract	AT	Region	England
% of FP17s for the same patient ID Re-attending within 3 months - Children	3	81	3.7%	10.0%	11.8%	12.3%
% of FP17s for the same patient ID Re-attending within 3 months - Adults	36	377	9.5%	16.1%	17.1%	16.7%
% of FP17s for the same patient ID Re-attending between 3 & 9 months - Children	21	81	25.9%	46.2%	46.5%	57.6%
% of FP17s for the same patient ID Re-attending between 3 & 9 months - Adults	141	377	37.4%	37.0%	37.6%	50.1%
% of FP17s for Band 1 Urgent Courses	0	453	0.0%	11.0%	10.7%	9.1%
% of FP17s Relating to Free Repair or Replacements	0	453	0.0%	0.6%	0.6%	0.8%
% of FP17s Relating to Continuations	7	453	1.5%	0.7%	0.9%	1.2%
% of Patients satisfied with the dentistry they have received	1	1	N/A	91.3%	90.4%	92.8%
% of Patients satisfied with the time they had to wait for an appointment	1	1	N/A	84.0%	83.7%	88.7%

* This is based on patients treated on this contract for their most recent course of treatment. Figures in italics indicate the base number of FP17s or Patient Questionnaire responses are less than 100. N/A is shown where the base number of responses is less than 10 during the period. % is calculated as Quantity/Base number*100

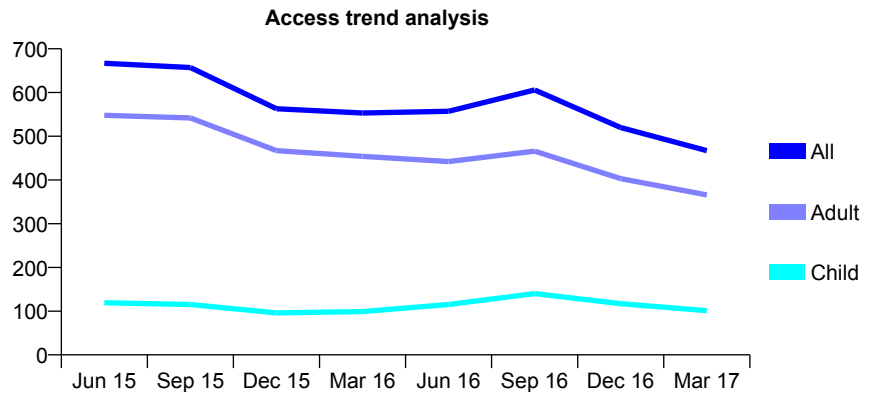
Q62 - Vital Signs At a Glance Contract Report for 739383/0001 - March 2017

Name or company name	MISS S NAGHIBI
Contract type name	GDS Contract
Purpose of contract	General
Contract start date	01/04/2011
Contract end date	

16/17 Contracted general activity (UDA)	2,399
Carry forward general activity (UDA)	-48
16/17 Contracted orthodontic activity (UOA)	0
Carry forward orthodontic activity (UOA)	0
Baseline contract value	£88,020.74

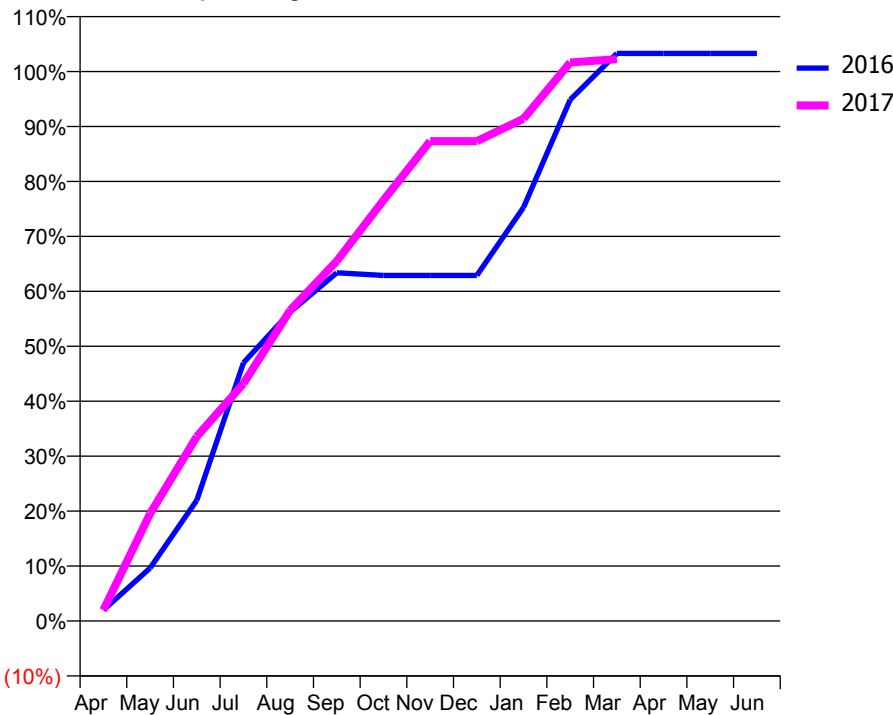
ACCESS*

Patients seen in 24 months	Total	Change since previous quarter
Quarter ending March 2016	553	
Quarter ending June 2016	557	→
Quarter ending September 2016	606	↑
Quarter ending December 2016	520	↓
Quarter ending March 2017	467	↓
Variance since March 2016	(15.6%)	↓



ACTIVITY

Cumulative percentage of contracted UDA delivered 2016 & 2017



Month	Adjusted Scheduled Activity (UDA)	
	2016	2017
April	48	48
May	231	469
June	527	805
July	1,127	1,036
August	1,349	1,357
September	1,521	1,572
October	1,509	1,837
November	1,509	2,095
December	1,509	2,095
January	1,806	2,193
February	2,276	2,438
March	2,478	2,453
April	2,478	
May	2,478	
June	2,478	

QUALITY

	Quantity	Base Number	Contract	AT	Region	England
% of FP17s for the same patient ID Re-attending within 3 months - Children	3	121	2.5%	10.0%	11.8%	12.3%
% of FP17s for the same patient ID Re-attending within 3 months - Adults	11	340	3.2%	16.1%	17.1%	16.7%
% of FP17s for the same patient ID Re-attending between 3 & 9 months - Children	11	121	9.1%	46.2%	46.5%	57.6%
% of FP17s for the same patient ID Re-attending between 3 & 9 months - Adults	20	340	5.9%	37.0%	37.6%	50.1%
% of FP17s for Band 1 Urgent Courses	6	462	1.3%	11.0%	10.7%	9.1%
% of FP17s Relating to Free Repair or Replacements	4	462	0.9%	0.6%	0.6%	0.8%
% of FP17s Relating to Continuations	0	462	0.0%	0.7%	0.9%	1.2%
% of Patients satisfied with the dentistry they have received	3	3	N/A	91.3%	90.4%	92.8%
% of Patients satisfied with the time they had to wait for an appointment	3	3	N/A	84.0%	83.7%	88.7%

* This is based on patients treated on this contract for their most recent course of treatment. Figures in italics indicate the base number of FP17s or Patient Questionnaire responses are less than 100. N/A is shown where the base number of responses is less than 10 during the period. % is calculated as Quantity/Base number*100

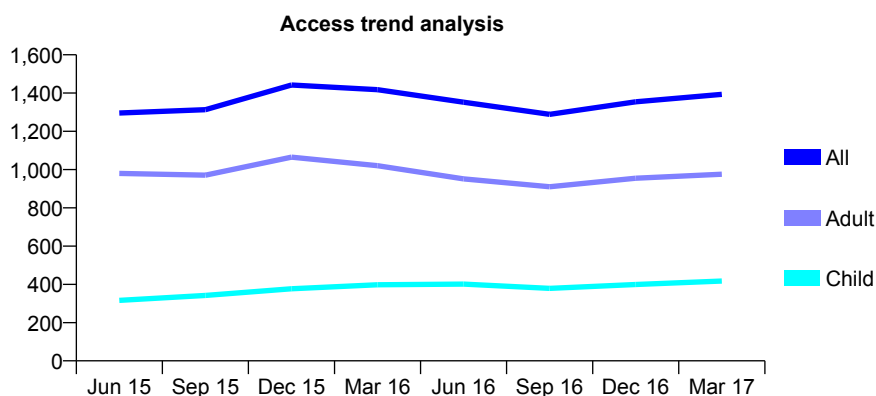
Q62 - Vital Signs At a Glance Contract Report for 739383/0003 - March 2017

Name or company name	MISS S NAGHIBI
Contract type name	PDS Plus Contract
Purpose of contract	General
Contract start date	01/05/2013
Contract end date	31/03/2018

16/17 Contracted general activity (UDA)	6,000
Carry forward general activity (UDA)	8
16/17 Contracted orthodontic activity (UOA)	0
Carry forward orthodontic activity (UOA)	0
Baseline contract value	£153,517.06

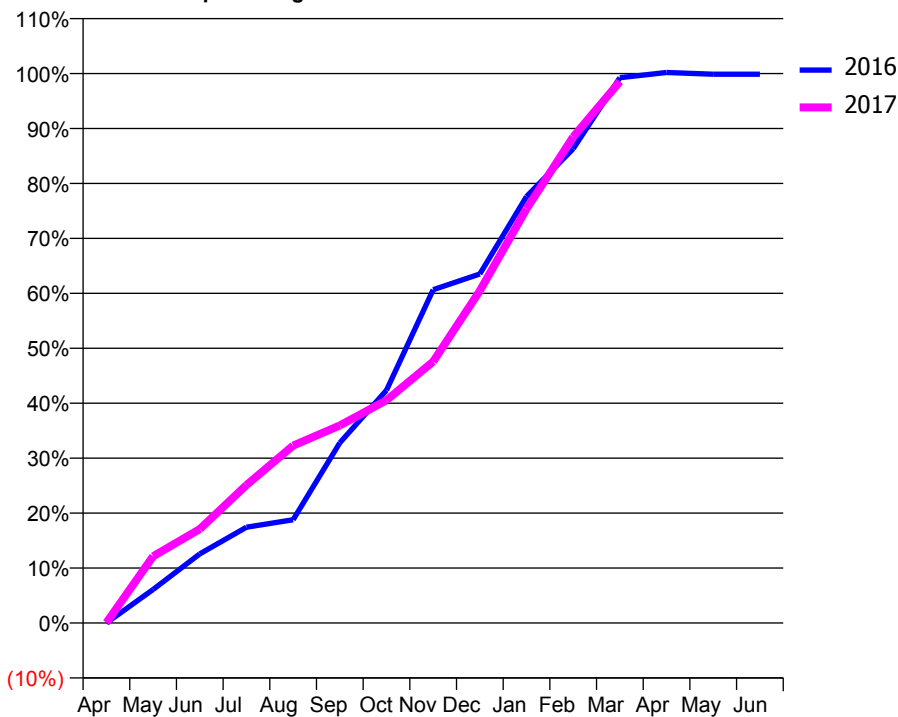
ACCESS*

Patients seen in 24 months	Total	Change since previous quarter
Quarter ending March 2016	1,418	
Quarter ending June 2016	1,352	↓
Quarter ending September 2016	1,289	↓
Quarter ending December 2016	1,354	↑
Quarter ending March 2017	1,393	↑
Variance since March 2016	(1.8%)	↓



ACTIVITY

Cumulative percentage of contracted UDA delivered 2016 & 2017



Month	Adjusted Scheduled Activity (UDA)	
	2016	2017
April	0	4
May	366	729
June	754	1,025
July	1,046	1,506
August	1,128	1,938
September	1,968	2,158
October	2,541	2,433
November	3,640	2,854
December	3,811	3,628
January	4,657	4,521
February	5,179	5,308
March	5,955	5,913
April	6,012	
May	5,992	
June	5,992	

QUALITY

	Quantity	Base Number	Contract	AT	Region	England
% of FP17s for the same patient ID Re-attending within 3 months - Children	30	386	7.8%	10.0%	11.8%	12.3%
% of FP17s for the same patient ID Re-attending within 3 months - Adults	46	775	5.9%	16.1%	17.1%	16.7%
% of FP17s for the same patient ID Re-attending between 3 & 9 months - Children	130	386	33.7%	46.2%	46.5%	57.6%
% of FP17s for the same patient ID Re-attending between 3 & 9 months - Adults	155	775	20.0%	37.0%	37.6%	50.1%
% of FP17s for Band 1 Urgent Courses	18	1,151	1.6%	11.0%	10.7%	9.1%
% of FP17s Relating to Free Repair or Replacements	7	1,151	0.6%	0.6%	0.6%	0.8%
% of FP17s Relating to Continuations	0	1,151	0.0%	0.7%	0.9%	1.2%
% of Patients satisfied with the dentistry they have received	1	1	N/A	91.3%	90.4%	92.8%
% of Patients satisfied with the time they had to wait for an appointment	1	1	N/A	84.0%	83.7%	88.7%

* This is based on patients treated on this contract for their most recent course of treatment. Figures in italics indicate the base number of FP17s or Patient Questionnaire responses are less than 100. N/A is shown where the base number of responses is less than 10 during the period. % is calculated as Quantity/Base number*100

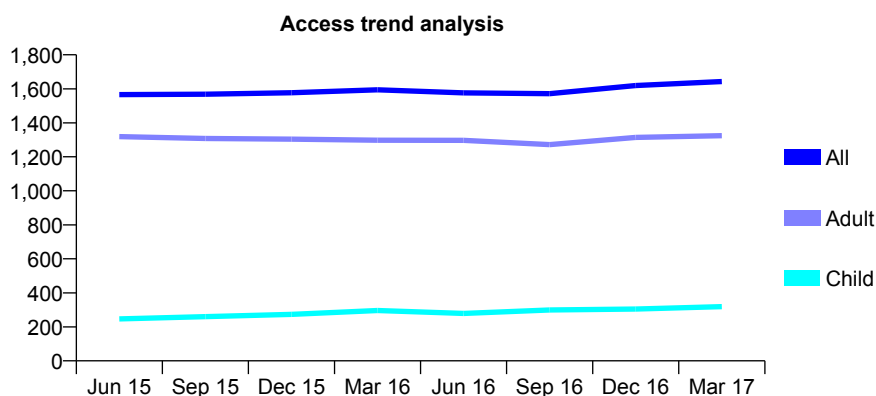
Q62 - Vital Signs At a Glance Contract Report for 740489/0001 - March 2017

Name or company name	MR TS CHEEMA
Contract type name	GDS Contract
Purpose of contract	General and Orthodontic
Contract start date	01/04/2006
Contract end date	

16/17 Contracted general activity (UDA)	6,236
Carry forward general activity (UDA)	-110
16/17 Contracted orthodontic activity (UOA)	774
Carry forward orthodontic activity (UOA)	-15
Baseline contract value	£203,223.35

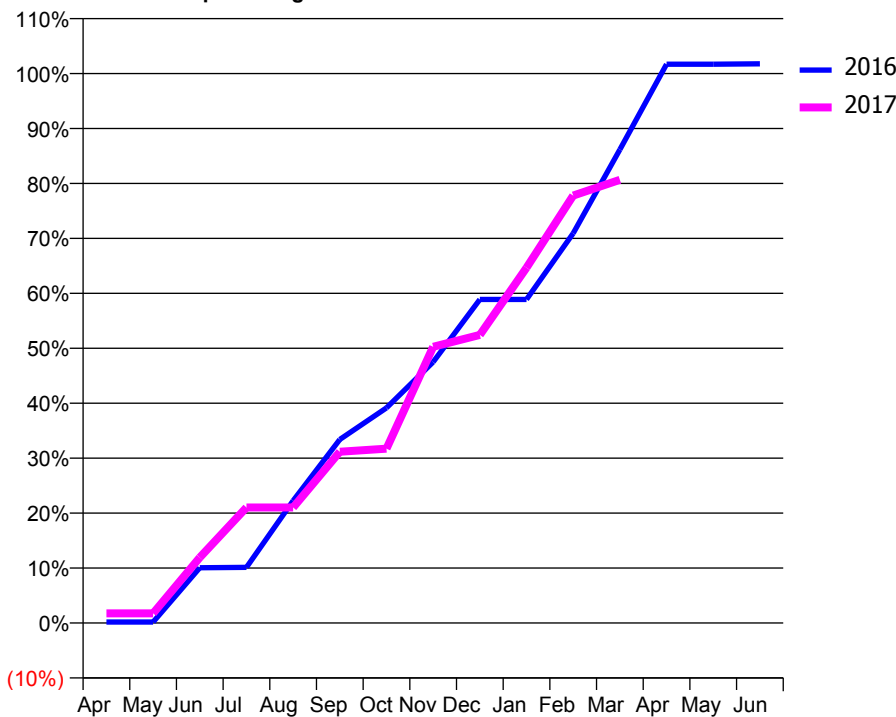
ACCESS*

Patients seen in 24 months	Total	Change since previous quarter
Quarter ending March 2016	1,594	
Quarter ending June 2016	1,576	↓
Quarter ending September 2016	1,571	→
Quarter ending December 2016	1,619	↑
Quarter ending March 2017	1,643	→
Variance since March 2016	3.1%	↑



ACTIVITY

Cumulative percentage of contracted UDA delivered 2016 & 2017



Month	Adjusted Scheduled Activity (UDA)	
	2016	2017
April	12	110
May	12	110
June	627	744
July	632	1,311
August	1,388	1,311
September	2,083	1,943
October	2,441	1,979
November	2,963	3,135
December	3,672	3,269
January	3,672	4,032
February	4,423	4,851
March	5,374	5,030
April	6,342	
May	6,342	
June	6,346	

QUALITY

	Quantity	Base Number	Contract	AT	Region	England
% of FP17s for the same patient ID Re-attending within 3 months - Children	59	438	13.5%	10.0%	11.8%	12.3%
% of FP17s for the same patient ID Re-attending within 3 months - Adults	507	1,892	26.8%	16.1%	17.1%	16.7%
% of FP17s for the same patient ID Re-attending between 3 & 9 months - Children	137	438	31.3%	46.2%	46.5%	57.6%
% of FP17s for the same patient ID Re-attending between 3 & 9 months - Adults	811	1,892	42.9%	37.0%	37.6%	50.1%
% of FP17s for Band 1 Urgent Courses	420	1,893	22.2%	11.0%	10.7%	9.1%
% of FP17s Relating to Free Repair or Replacements	15	1,893	0.8%	0.6%	0.6%	0.8%
% of FP17s Relating to Continuations	16	1,893	0.8%	0.7%	0.9%	1.2%
% of Patients satisfied with the dentistry they have received	2	2	N/A	91.3%	90.4%	92.8%
% of Patients satisfied with the time they had to wait for an appointment	1	2	N/A	84.0%	83.7%	88.7%

* This is based on patients treated on this contract for their most recent course of treatment. Figures in italics indicate the base number of FP17s or Patient Questionnaire responses are less than 100. N/A is shown where the base number of responses is less than 10 during the period. % is calculated as Quantity/Base number*100

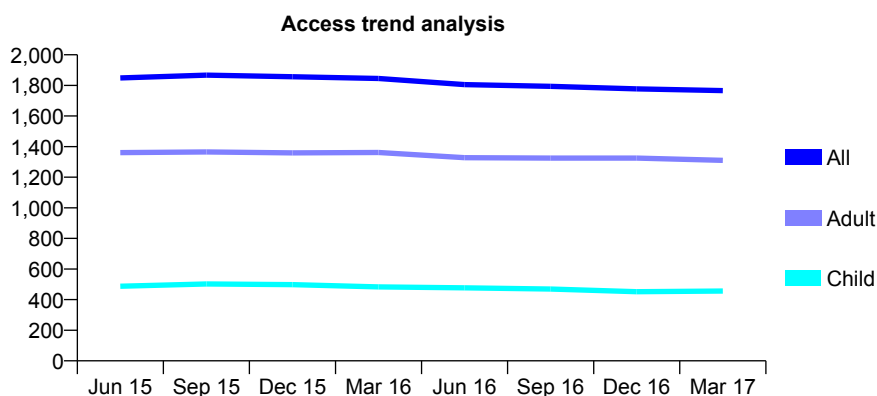
Q62 - Vital Signs At a Glance Contract Report for 740586/0001 - March 2017

Name or company name	MR NH ADATIA
Contract type name	GDS Contract
Purpose of contract	General
Contract start date	01/04/2006
Contract end date	

16/17 Contracted general activity (UDA)	4,903
Carry forward general activity (UDA)	0
16/17 Contracted orthodontic activity (UOA)	0
Carry forward orthodontic activity (UOA)	0
Baseline contract value	£118,014.38

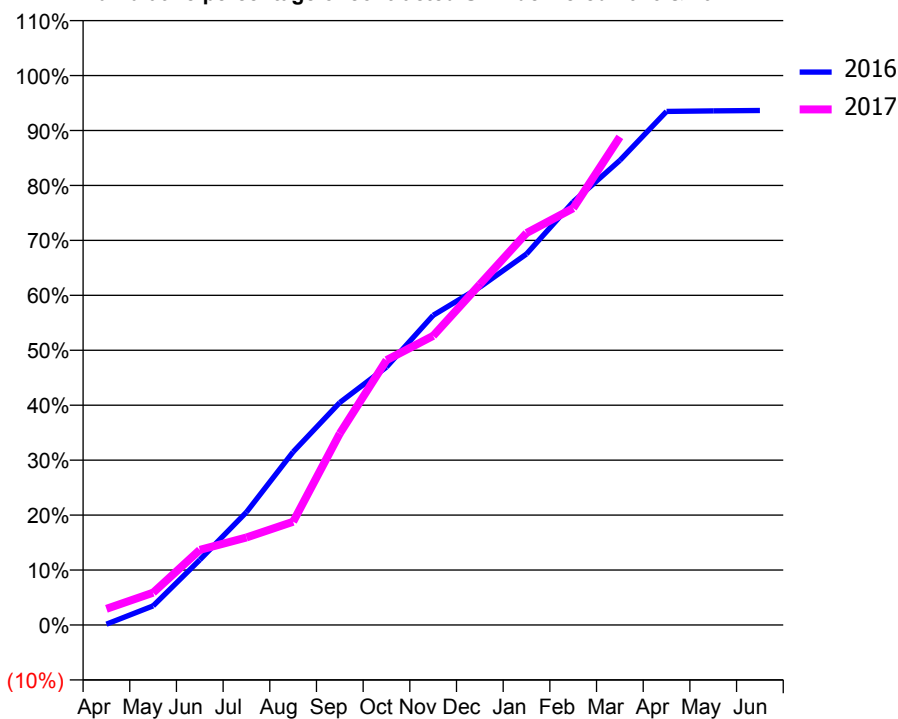
ACCESS*

Patients seen in 24 months	Total	Change since previous quarter
Quarter ending March 2016	1,845	
Quarter ending June 2016	1,805	↓
Quarter ending September 2016	1,794	→
Quarter ending December 2016	1,777	→
Quarter ending March 2017	1,766	→
Variance since March 2016	(4.3%)	↓



ACTIVITY

Cumulative percentage of contracted UDA delivered 2016 & 2017



Adjusted Scheduled Activity (UDA)

Month	2016	2017
April	8	145
May	171	288
June	582	671
July	1,007	781
August	1,545	921
September	1,985	1,709
October	2,302	2,363
November	2,763	2,580
December	3,015	3,039
January	3,311	3,498
February	3,776	3,719
March	4,146	4,356
April	4,583	
May	4,587	
June	4,591	

QUALITY

	Quantity	Base Number	Contract	AT	Region	England
% of FP17s for the same patient ID Re-attending within 3 months - Children	60	562	10.7%	10.0%	11.8%	12.3%
% of FP17s for the same patient ID Re-attending within 3 months - Adults	283	1,514	18.7%	16.1%	17.1%	16.7%
% of FP17s for the same patient ID Re-attending between 3 & 9 months - Children	232	562	41.3%	46.2%	46.5%	57.6%
% of FP17s for the same patient ID Re-attending between 3 & 9 months - Adults	510	1,514	33.7%	37.0%	37.6%	50.1%
% of FP17s for Band 1 Urgent Courses	304	1,896	16.0%	11.0%	10.7%	9.1%
% of FP17s Relating to Free Repair or Replacements	4	1,896	0.2%	0.6%	0.6%	0.8%
% of FP17s Relating to Continuations	6	1,896	0.3%	0.7%	0.9%	1.2%
% of Patients satisfied with the dentistry they have received	4	4	N/A	91.3%	90.4%	92.8%
% of Patients satisfied with the time they had to wait for an appointment	4	4	N/A	84.0%	83.7%	88.7%

* This is based on patients treated on this contract for their most recent course of treatment. Figures in italics indicate the base number of FP17s or Patient Questionnaire responses are less than 100. N/A is shown where the base number of responses is less than 10 during the period. % is calculated as Quantity/Base number*100

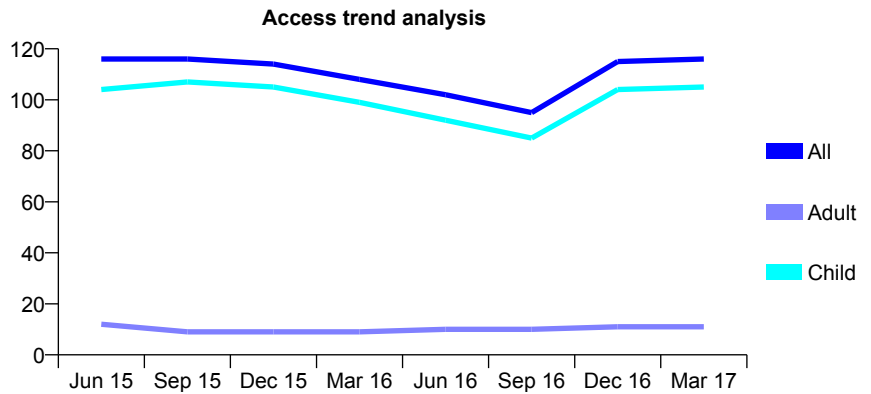
Q62 - Vital Signs At a Glance Contract Report for 743356/0002 - March 2017

Name or company name	MR LC BERNSTEIN
Contract type name	GDS Contract
Purpose of contract	General
Contract start date	06/10/2010
Contract end date	

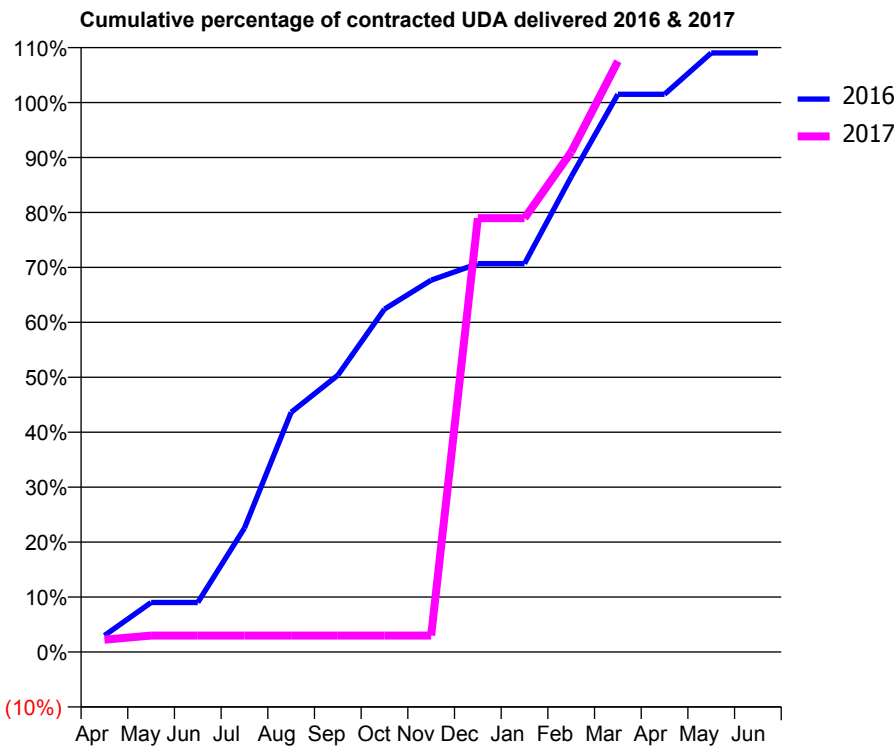
16/17 Contracted general activity (UDA)	133
Carry forward general activity (UDA)	-3
16/17 Contracted orthodontic activity (UOA)	0
Carry forward orthodontic activity (UOA)	0
Baseline contract value	£5,008.32

ACCESS*

Patients seen in 24 months	Total	Change since previous quarter
Quarter ending March 2016	108	
Quarter ending June 2016	102	↓
Quarter ending September 2016	95	↓
Quarter ending December 2016	115	↑
Quarter ending March 2017	116	→
Variance since March 2016	7.4%	↑



ACTIVITY



Month	Adjusted Scheduled Activity (UDA)	
	2016	2017
April	4	3
May	12	4
June	12	4
July	30	4
August	58	4
September	67	4
October	83	4
November	90	4
December	94	105
January	94	105
February	115	121
March	135	143
April	135	
May	145	
June	145	

QUALITY

	Quantity	Base Number	Contract	AT	Region	England
% of FP17s for the same patient ID Re-attending within 3 months - Children	3	115	2.6%	10.0%	11.8%	12.3%
% of FP17s for the same patient ID Re-attending within 3 months - Adults	0	4	0.0%	16.1%	17.1%	16.7%
% of FP17s for the same patient ID Re-attending between 3 & 9 months - Children	46	115	40.0%	46.2%	46.5%	57.6%
% of FP17s for the same patient ID Re-attending between 3 & 9 months - Adults	2	4	50.0%	37.0%	37.6%	50.1%
% of FP17s for Band 1 Urgent Courses	0	112	0.0%	11.0%	10.7%	9.1%
% of FP17s Relating to Free Repair or Replacements	0	112	0.0%	0.6%	0.6%	0.8%
% of FP17s Relating to Continuations	0	112	0.0%	0.7%	0.9%	1.2%
% of Patients satisfied with the dentistry they have received	0	0	N/A	91.3%	90.4%	92.8%
% of Patients satisfied with the time they had to wait for an appointment	0	0	N/A	84.0%	83.7%	88.7%

* This is based on patients treated on this contract for their most recent course of treatment. Figures in italics indicate the base number of FP17s or Patient Questionnaire responses are less than 100. N/A is shown where the base number of responses is less than 10 during the period. % is calculated as Quantity/Base number*100

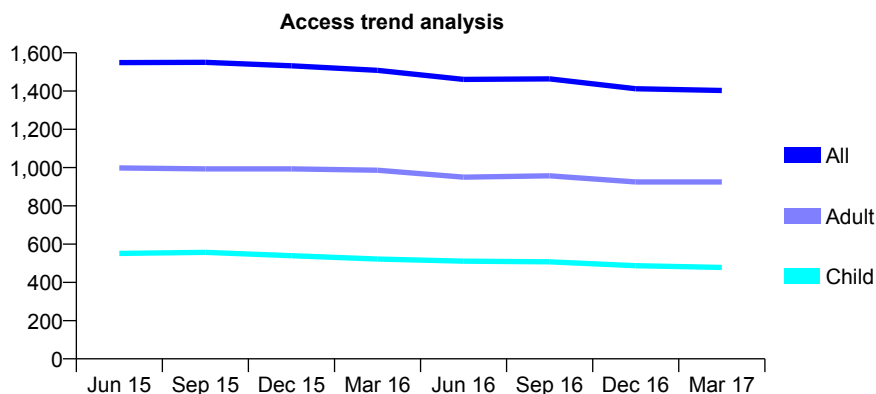
Q62 - Vital Signs At a Glance Contract Report for 746134/0001 - March 2017

Name or company name	MISS P JOSHI
Contract type name	GDS Contract
Purpose of contract	General
Contract start date	01/04/2006
Contract end date	

16/17 Contracted general activity (UDA)	5,319
Carry forward general activity (UDA)	0
16/17 Contracted orthodontic activity (UOA)	0
Carry forward orthodontic activity (UOA)	0
Baseline contract value	£148,090.40

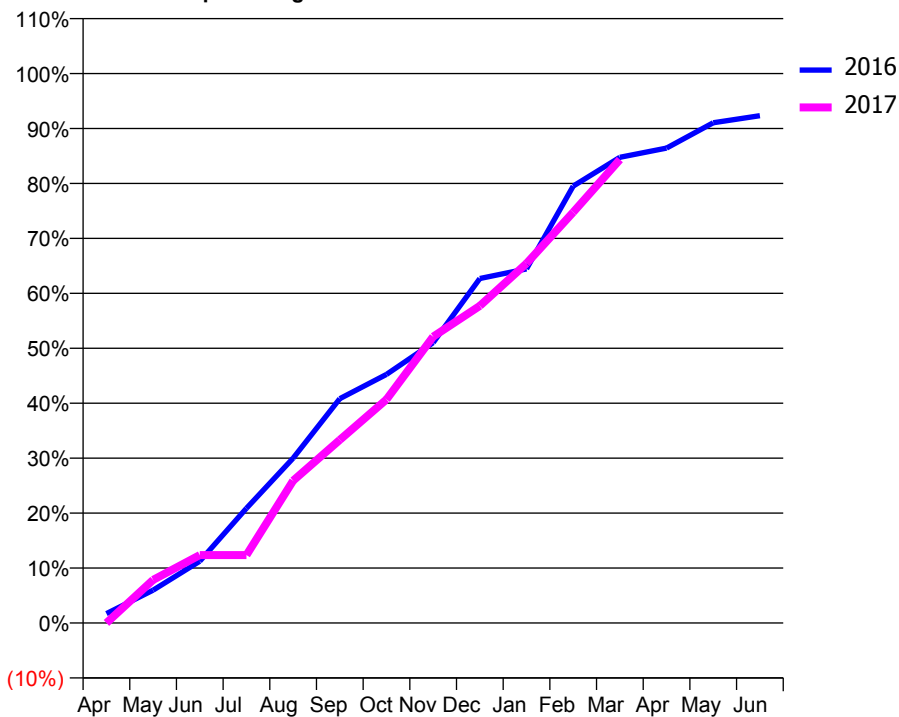
ACCESS*

Patients seen in 24 months	Total	Change since previous quarter
Quarter ending March 2016	1,508	
Quarter ending June 2016	1,461	↓
Quarter ending September 2016	1,464	→
Quarter ending December 2016	1,412	↓
Quarter ending March 2017	1,403	→
Variance since March 2016	(7.0%)	↓



ACTIVITY

Cumulative percentage of contracted UDA delivered 2016 & 2017



Month	Adjusted Scheduled Activity (UDA)	
	2016	2017
April	90	0
May	318	417
June	599	657
July	1,110	657
August	1,596	1,378
September	2,171	1,772
October	2,407	2,164
November	2,714	2,772
December	3,335	3,071
January	3,428	3,480
February	4,229	3,976
March	4,509	4,486
April	4,597	
May	4,843	
June	4,911	

QUALITY

	Quantity	Base Number	Contract	AT	Region	England
% of FP17s for the same patient ID Re-attending within 3 months - Children	60	798	7.5%	10.0%	11.8%	12.3%
% of FP17s for the same patient ID Re-attending within 3 months - Adults	178	1,057	16.8%	16.1%	17.1%	16.7%
% of FP17s for the same patient ID Re-attending between 3 & 9 months - Children	496	798	62.2%	46.2%	46.5%	57.6%
% of FP17s for the same patient ID Re-attending between 3 & 9 months - Adults	464	1,057	43.9%	37.0%	37.6%	50.1%
% of FP17s for Band 1 Urgent Courses	142	1,715	8.3%	11.0%	10.7%	9.1%
% of FP17s Relating to Free Repair or Replacements	3	1,715	0.2%	0.6%	0.6%	0.8%
% of FP17s Relating to Continuations	26	1,715	1.5%	0.7%	0.9%	1.2%
% of Patients satisfied with the dentistry they have received	3	3	N/A	91.3%	90.4%	92.8%
% of Patients satisfied with the time they had to wait for an appointment	3	3	N/A	84.0%	83.7%	88.7%

* This is based on patients treated on this contract for their most recent course of treatment. Figures in italics indicate the base number of FP17s or Patient Questionnaire responses are less than 100. N/A is shown where the base number of responses is less than 10 during the period. % is calculated as Quantity/Base number*100

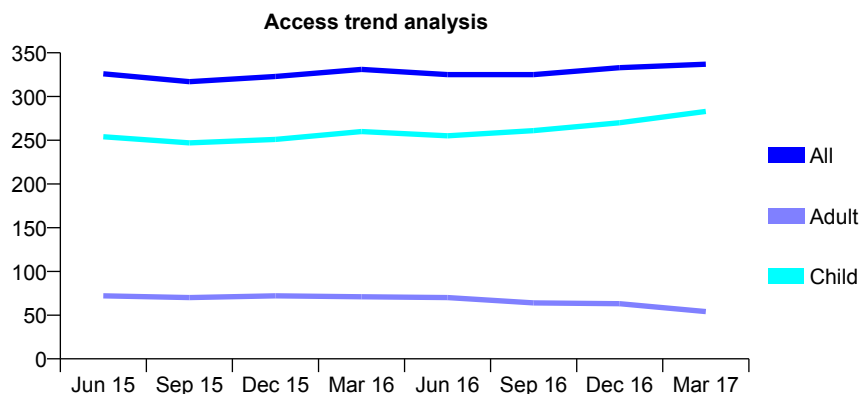
Q62 - Vital Signs At a Glance Contract Report for 746320/0002 - March 2017

Name or company name	MR C SHETH
Contract type name	GDS Contract
Purpose of contract	General
Contract start date	01/04/2006
Contract end date	

16/17 Contracted general activity (UDA)	491
Carry forward general activity (UDA)	0
16/17 Contracted orthodontic activity (UOA)	0
Carry forward orthodontic activity (UOA)	0
Baseline contract value	£11,218.78

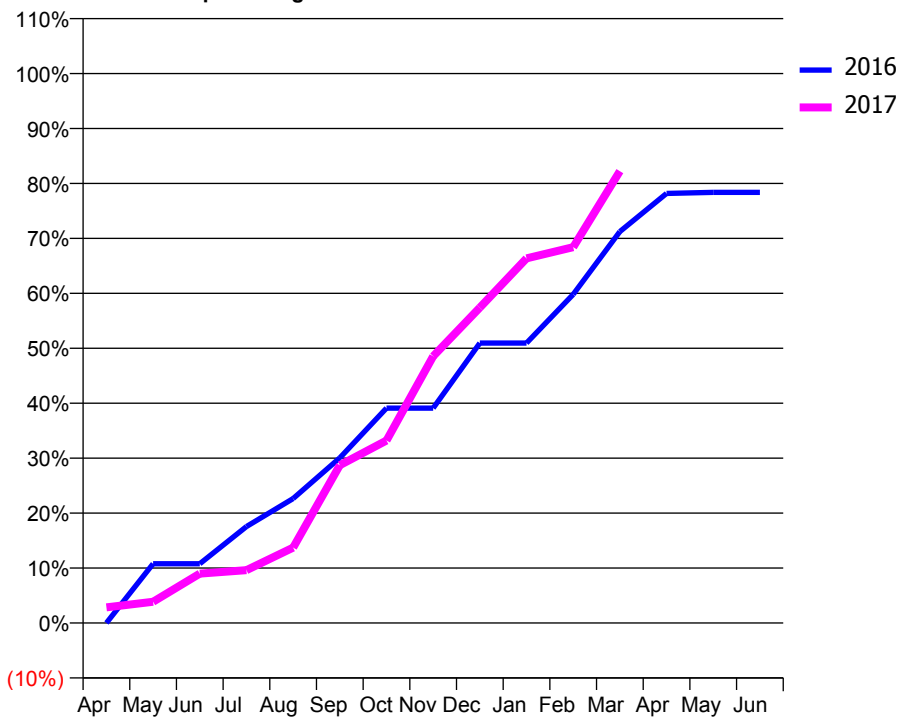
ACCESS*

Patients seen in 24 months	Total	Change since previous quarter
Quarter ending March 2016	331	
Quarter ending June 2016	325	↓
Quarter ending September 2016	325	→
Quarter ending December 2016	333	↑
Quarter ending March 2017	337	→
Variance since March 2016	1.8%	→



ACTIVITY

Cumulative percentage of contracted UDA delivered 2016 & 2017



Month	Adjusted Scheduled Activity (UDA)	
	2016	2017
April	0	14
May	53	19
June	53	44
July	86	47
August	111	67
September	148	141
October	192	163
November	192	238
December	250	282
January	250	326
February	294	336
March	350	404
April	384	
May	385	
June	385	

QUALITY

	Quantity	Base Number	Contract	AT	Region	England
% of FP17s for the same patient ID Re-attending within 3 months - Children	10	334	3.0%	10.0%	11.8%	12.3%
% of FP17s for the same patient ID Re-attending within 3 months - Adults	2	23	8.7%	16.1%	17.1%	16.7%
% of FP17s for the same patient ID Re-attending between 3 & 9 months - Children	135	334	40.4%	46.2%	46.5%	57.6%
% of FP17s for the same patient ID Re-attending between 3 & 9 months - Adults	14	23	60.9%	37.0%	37.6%	50.1%
% of FP17s for Band 1 Urgent Courses	9	324	2.8%	11.0%	10.7%	9.1%
% of FP17s Relating to Free Repair or Replacements	0	324	0.0%	0.6%	0.6%	0.8%
% of FP17s Relating to Continuations	0	324	0.0%	0.7%	0.9%	1.2%
% of Patients satisfied with the dentistry they have received	0	0	N/A	91.3%	90.4%	92.8%
% of Patients satisfied with the time they had to wait for an appointment	0	0	N/A	84.0%	83.7%	88.7%

* This is based on patients treated on this contract for their most recent course of treatment. Figures in italics indicate the base number of FP17s or Patient Questionnaire responses are less than 100. N/A is shown where the base number of responses is less than 10 during the period. % is calculated as Quantity/Base number*100

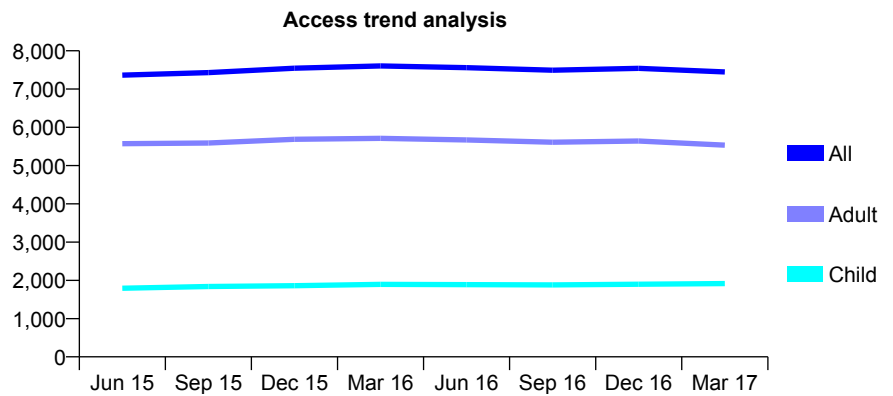
Q62 - Vital Signs At a Glance Contract Report for 755451/0001 - March 2017

Name or company name	MRS B THAKRAR
Contract type name	GDS Contract
Purpose of contract	General
Contract start date	01/04/2008
Contract end date	

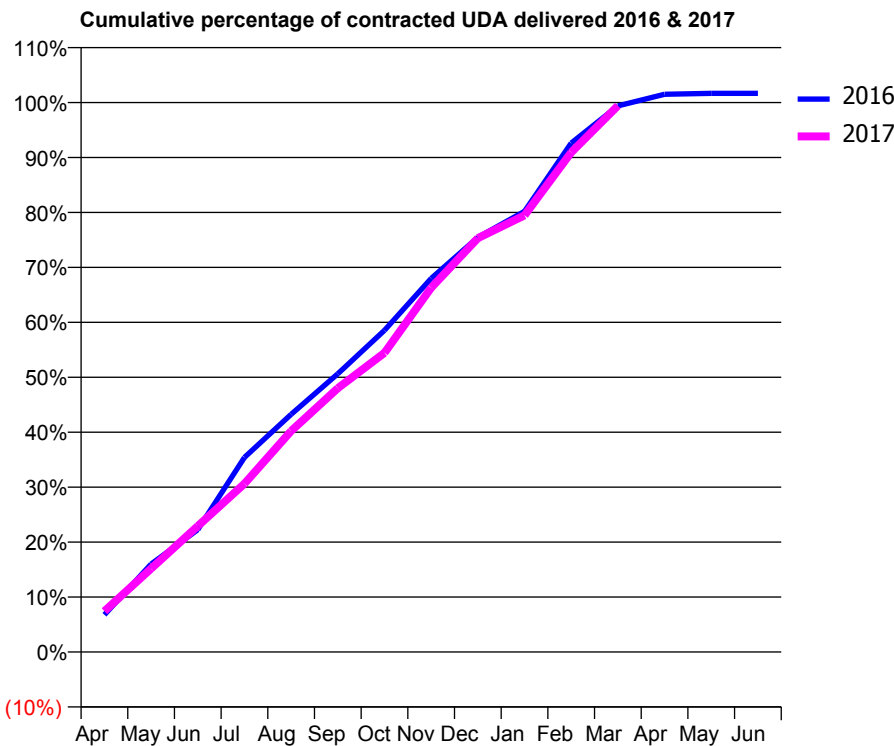
16/17 Contracted general activity (UDA)	21,919
Carry forward general activity (UDA)	-371
16/17 Contracted orthodontic activity (UOA)	0
Carry forward orthodontic activity (UOA)	0
Baseline contract value	£635,810.16

ACCESS*

Patients seen in 24 months	Total	Change since previous quarter
Quarter ending March 2016	7,605	
Quarter ending June 2016	7,558	→
Quarter ending September 2016	7,492	→
Quarter ending December 2016	7,540	→
Quarter ending March 2017	7,449	↓
Variance since March 2016	(2.1%)	↓



ACTIVITY



Month	Adjusted Scheduled Activity (UDA)	
	2016	2017
April	1,500	1,632
May	3,539	3,328
June	4,923	5,023
July	7,835	6,716
August	9,567	8,816
September	11,199	10,525
October	12,952	11,933
November	15,036	14,528
December	16,690	16,508
January	17,738	17,419
February	20,484	19,926
March	21,985	21,789
April	22,452	
May	22,489	
June	22,490	

QUALITY

	Quantity	Base Number	Contract	AT	Region	England
% of FP17s for the same patient ID Re-attending within 3 months - Children	216	2,599	8.3%	10.0%	11.8%	12.3%
% of FP17s for the same patient ID Re-attending within 3 months - Adults	993	6,804	14.6%	16.1%	17.1%	16.7%
% of FP17s for the same patient ID Re-attending between 3 & 9 months - Children	1,426	2,599	54.9%	46.2%	46.5%	57.6%
% of FP17s for the same patient ID Re-attending between 3 & 9 months - Adults	3,262	6,804	47.9%	37.0%	37.6%	50.1%
% of FP17s for Band 1 Urgent Courses	841	9,138	9.2%	11.0%	10.7%	9.1%
% of FP17s Relating to Free Repair or Replacements	45	9,138	0.5%	0.6%	0.6%	0.8%
% of FP17s Relating to Continuations	62	9,138	0.7%	0.7%	0.9%	1.2%
% of Patients satisfied with the dentistry they have received	14	14	100.0%	91.3%	90.4%	92.8%
% of Patients satisfied with the time they had to wait for an appointment	13	14	92.9%	84.0%	83.7%	88.7%

* This is based on patients treated on this contract for their most recent course of treatment. Figures in italics indicate the base number of FP17s or Patient Questionnaire responses are less than 100. N/A is shown where the base number of responses is less than 10 during the period. % is calculated as Quantity/Base number*100

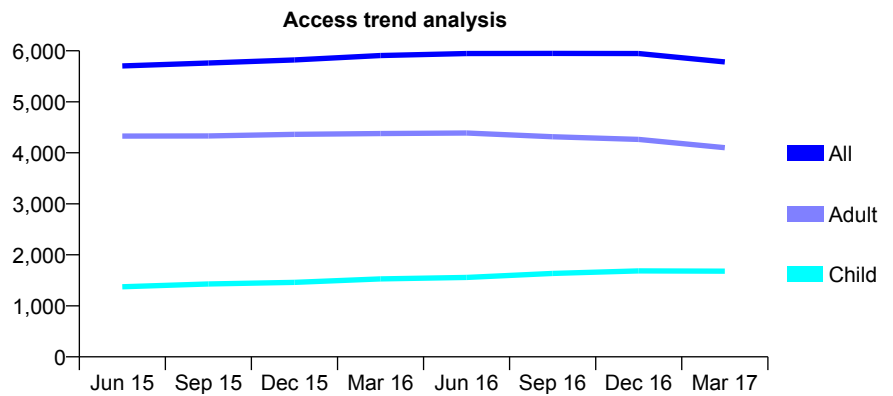
Q62 - Vital Signs At a Glance Contract Report for 755753/0001 - March 2017

Name or company name	MISS K PATEL
Contract type name	GDS Contract
Purpose of contract	General
Contract start date	01/04/2006
Contract end date	

16/17 Contracted general activity (UDA)	13,557
Carry forward general activity (UDA)	-247
16/17 Contracted orthodontic activity (UOA)	0
Carry forward orthodontic activity (UOA)	0
Baseline contract value	£369,054.16

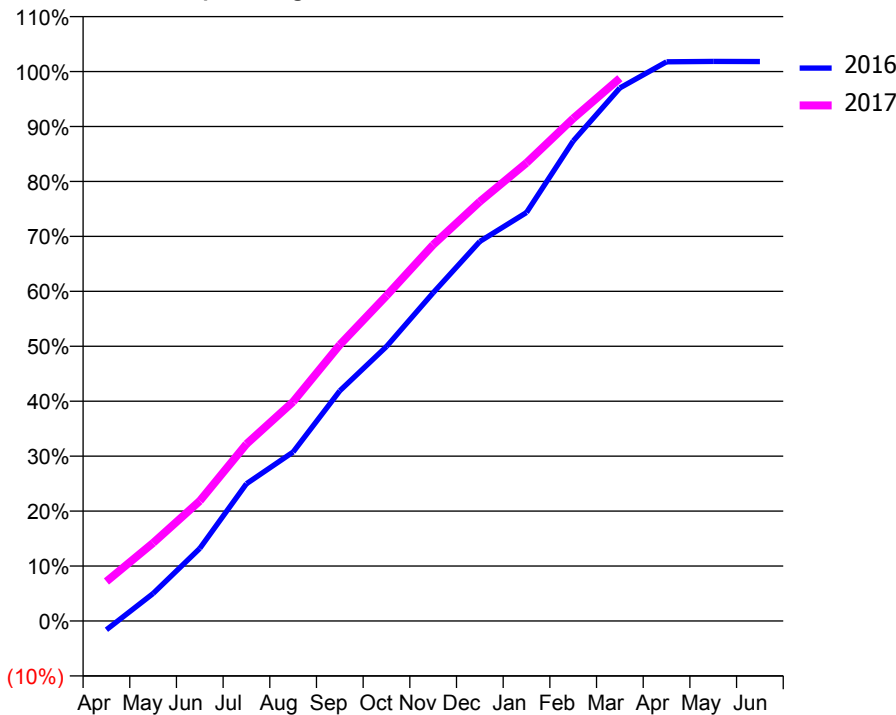
ACCESS*

Patients seen in 24 months	Total	Change since previous quarter
Quarter ending March 2016	5,908	
Quarter ending June 2016	5,946	→
Quarter ending September 2016	5,949	→
Quarter ending December 2016	5,947	→
Quarter ending March 2017	5,782	↓
Variance since March 2016	(2.1%)	↓



ACTIVITY

Cumulative percentage of contracted UDA delivered 2016 & 2017



Month	Adjusted Scheduled Activity (UDA)	
	2016	2017
April	-220	974
May	680	1,925
June	1,790	2,961
July	3,386	4,366
August	4,170	5,411
September	5,680	6,815
October	6,773	8,026
November	8,099	9,283
December	9,365	10,348
January	10,078	11,302
February	11,841	12,398
March	13,150	13,391
April	13,796	
May	13,807	
June	13,804	

QUALITY

	Quantity	Base Number	Contract	AT	Region	England
% of FP17s for the same patient ID Re-attending within 3 months - Children	201	2,300	8.7%	10.0%	11.8%	12.3%
% of FP17s for the same patient ID Re-attending within 3 months - Adults	591	4,646	12.7%	16.1%	17.1%	16.7%
% of FP17s for the same patient ID Re-attending between 3 & 9 months - Children	1,056	2,300	45.9%	46.2%	46.5%	57.6%
% of FP17s for the same patient ID Re-attending between 3 & 9 months - Adults	2,103	4,646	45.3%	37.0%	37.6%	50.1%
% of FP17s for Band 1 Urgent Courses	522	5,927	8.8%	11.0%	10.7%	9.1%
% of FP17s Relating to Free Repair or Replacements	42	5,927	0.7%	0.6%	0.6%	0.8%
% of FP17s Relating to Continuations	27	5,927	0.5%	0.7%	0.9%	1.2%
% of Patients satisfied with the dentistry they have received	16	17	94.1%	91.3%	90.4%	92.8%
% of Patients satisfied with the time they had to wait for an appointment	15	17	88.2%	84.0%	83.7%	88.7%

* This is based on patients treated on this contract for their most recent course of treatment. Figures in italics indicate the base number of FP17s or Patient Questionnaire responses are less than 100. N/A is shown where the base number of responses is less than 10 during the period. % is calculated as Quantity/Base number*100

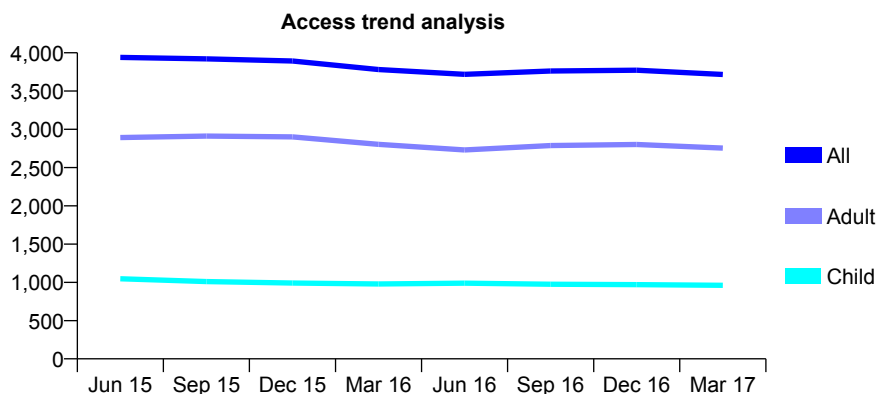
Q62 - Vital Signs At a Glance Contract Report for 763608/0001 - March 2017

Name or company name	MRS N TAVAKOLI
Contract type name	GDS Contract
Purpose of contract	General
Contract start date	01/04/2006
Contract end date	

16/17 Contracted general activity (UDA)	10,618
Carry forward general activity (UDA)	-27
16/17 Contracted orthodontic activity (UOA)	0
Carry forward orthodontic activity (UOA)	0
Baseline contract value	£303,067.03

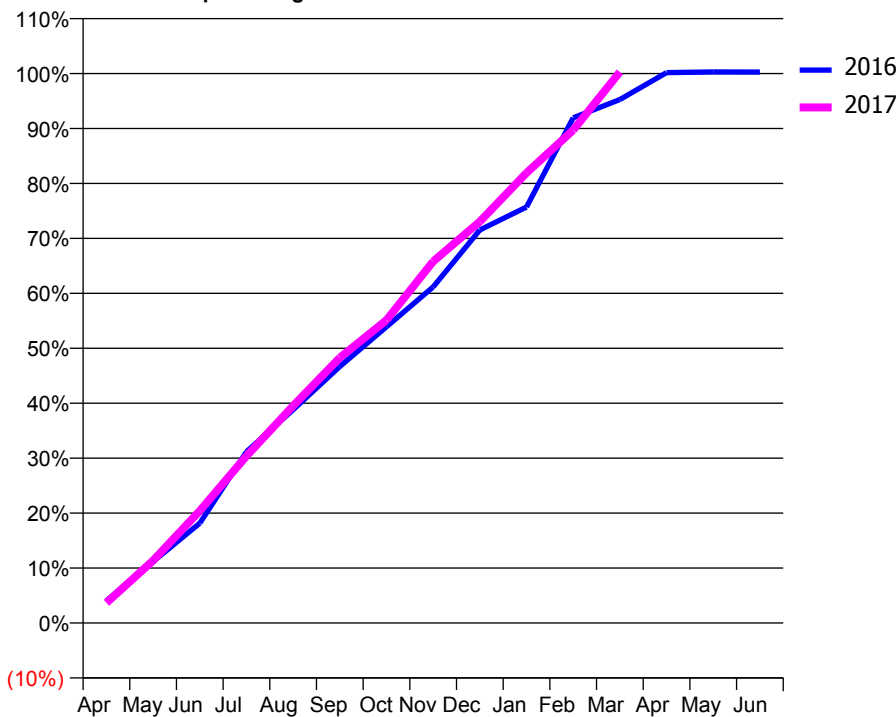
ACCESS*

Patients seen in 24 months	Total	Change since previous quarter
Quarter ending March 2016	3,782	
Quarter ending June 2016	3,719	↓
Quarter ending September 2016	3,762	→
Quarter ending December 2016	3,772	→
Quarter ending March 2017	3,716	↓
Variance since March 2016	(1.7%)	↓



ACTIVITY

Cumulative percentage of contracted UDA delivered 2016 & 2017



Month	Adjusted Scheduled Activity (UDA)	
	2016	2017
April	430	390
May	1,187	1,207
June	1,929	2,167
July	3,309	3,226
August	4,121	4,196
September	4,957	5,125
October	5,725	5,854
November	6,493	6,986
December	7,595	7,757
January	8,037	8,697
February	9,762	9,525
March	10,115	10,649
April	10,634	
May	10,648	
June	10,645	

QUALITY

	Quantity	Base Number	Contract	AT	Region	England
% of FP17s for the same patient ID Re-attending within 3 months - Children	41	1,162	3.5%	10.0%	11.8%	12.3%
% of FP17s for the same patient ID Re-attending within 3 months - Adults	190	2,895	6.6%	16.1%	17.1%	16.7%
% of FP17s for the same patient ID Re-attending between 3 & 9 months - Children	349	1,162	30.0%	46.2%	46.5%	57.6%
% of FP17s for the same patient ID Re-attending between 3 & 9 months - Adults	904	2,895	31.2%	37.0%	37.6%	50.1%
% of FP17s for Band 1 Urgent Courses	249	3,830	6.5%	11.0%	10.7%	9.1%
% of FP17s Relating to Free Repair or Replacements	31	3,830	0.8%	0.6%	0.6%	0.8%
% of FP17s Relating to Continuations	17	3,830	0.4%	0.7%	0.9%	1.2%
% of Patients satisfied with the dentistry they have received	5	6	N/A	91.3%	90.4%	92.8%
% of Patients satisfied with the time they had to wait for an appointment	6	6	N/A	84.0%	83.7%	88.7%

* This is based on patients treated on this contract for their most recent course of treatment. Figures in italics indicate the base number of FP17s or Patient Questionnaire responses are less than 100. N/A is shown where the base number of responses is less than 10 during the period. % is calculated as Quantity/Base number*100

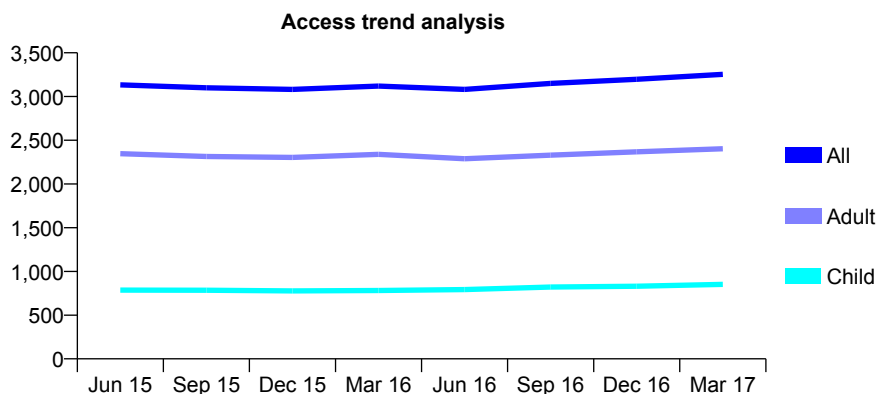
Q62 - Vital Signs At a Glance Contract Report for 763675/0002 - March 2017

Name or company name	MR SB MEHTA
Contract type name	GDS Contract
Purpose of contract	General
Contract start date	01/04/2006
Contract end date	

16/17 Contracted general activity (UDA)	9,778
Carry forward general activity (UDA)	0
16/17 Contracted orthodontic activity (UOA)	0
Carry forward orthodontic activity (UOA)	0
Baseline contract value	£236,125.04

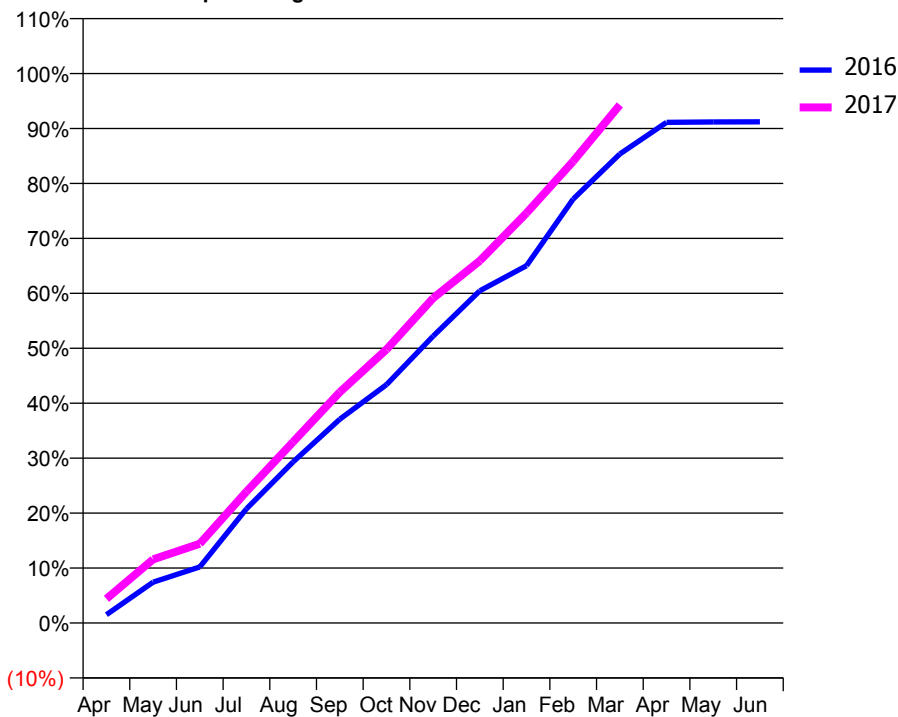
ACCESS*

Patients seen in 24 months	Total	Change since previous quarter
Quarter ending March 2016	3,119	
Quarter ending June 2016	3,081	↓
Quarter ending September 2016	3,150	↑
Quarter ending December 2016	3,197	→
Quarter ending March 2017	3,253	→
Variance since March 2016	4.3%	↑



ACTIVITY

Cumulative percentage of contracted UDA delivered 2016 & 2017



Month	Adjusted Scheduled Activity (UDA)	
	2016	2017
April	149	431
May	726	1,134
June	997	1,410
July	2,033	2,338
August	2,867	3,224
September	3,626	4,108
October	4,240	4,867
November	5,105	5,780
December	5,911	6,447
January	6,357	7,296
February	7,544	8,216
March	8,346	9,220
April	8,908	
May	8,915	
June	8,919	

QUALITY

	Quantity	Base Number	Contract	AT	Region	England
% of FP17s for the same patient ID Re-attending within 3 months - Children	121	1,206	10.0%	10.0%	11.8%	12.3%
% of FP17s for the same patient ID Re-attending within 3 months - Adults	570	3,235	17.6%	16.1%	17.1%	16.7%
% of FP17s for the same patient ID Re-attending between 3 & 9 months - Children	590	1,206	48.9%	46.2%	46.5%	57.6%
% of FP17s for the same patient ID Re-attending between 3 & 9 months - Adults	1,552	3,235	48.0%	37.0%	37.6%	50.1%
% of FP17s for Band 1 Urgent Courses	416	4,235	9.8%	11.0%	10.7%	9.1%
% of FP17s Relating to Free Repair or Replacements	19	4,235	0.4%	0.6%	0.6%	0.8%
% of FP17s Relating to Continuations	45	4,235	1.1%	0.7%	0.9%	1.2%
% of Patients satisfied with the dentistry they have received	9	10	90.0%	91.3%	90.4%	92.8%
% of Patients satisfied with the time they had to wait for an appointment	8	10	80.0%	84.0%	83.7%	88.7%

* This is based on patients treated on this contract for their most recent course of treatment. Figures in italics indicate the base number of FP17s or Patient Questionnaire responses are less than 100. N/A is shown where the base number of responses is less than 10 during the period. % is calculated as Quantity/Base number*100

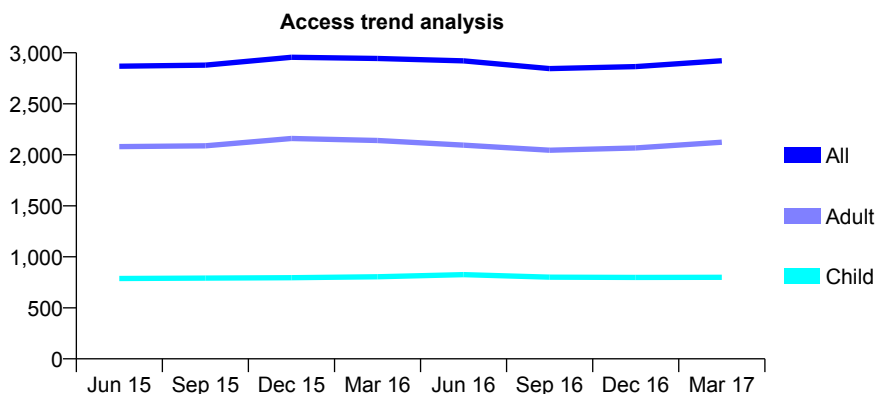
Q62 - Vital Signs At a Glance Contract Report for 763802/0001 - March 2017

Name or company name	MR R VADHER
Contract type name	GDS Contract
Purpose of contract	General
Contract start date	01/04/2006
Contract end date	

16/17 Contracted general activity (UDA)	6,390
Carry forward general activity (UDA)	-77
16/17 Contracted orthodontic activity (UOA)	0
Carry forward orthodontic activity (UOA)	0
Baseline contract value	£169,177.32

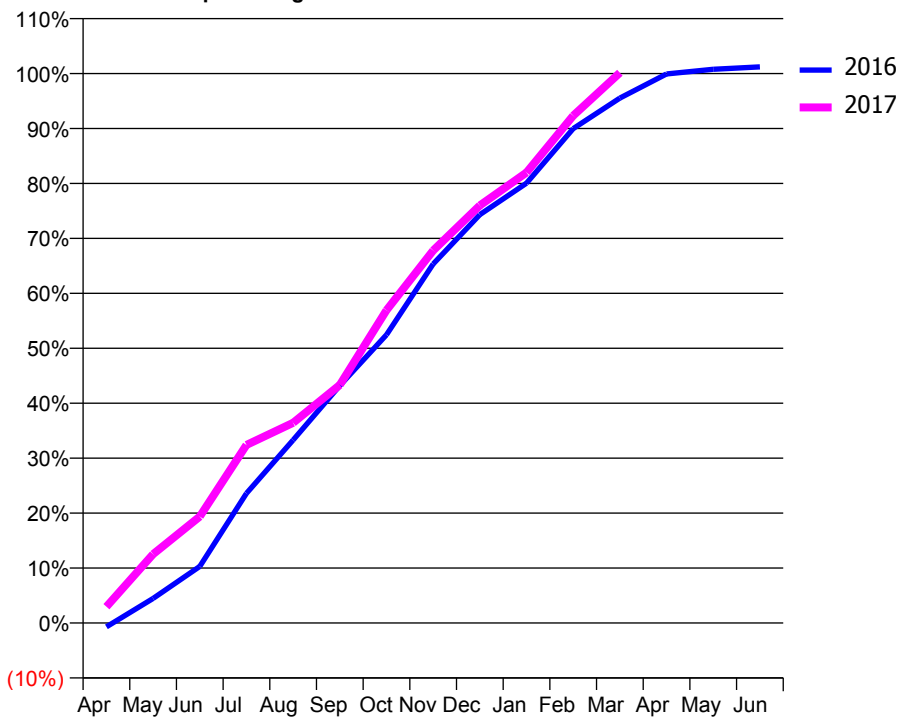
ACCESS*

Patients seen in 24 months	Total	Change since previous quarter
Quarter ending March 2016	2,945	
Quarter ending June 2016	2,921	→
Quarter ending September 2016	2,845	↓
Quarter ending December 2016	2,865	→
Quarter ending March 2017	2,922	→
Variance since March 2016	(0.8%)	→



ACTIVITY

Cumulative percentage of contracted UDA delivered 2016 & 2017



Month	Adjusted Scheduled Activity (UDA)	
	2016	2017
April	-46	190
May	286	800
June	658	1,239
July	1,507	2,071
August	2,128	2,329
September	2,761	2,769
October	3,352	3,637
November	4,175	4,331
December	4,749	4,855
January	5,114	5,239
February	5,749	5,900
March	6,105	6,398
April	6,385	
May	6,440	
June	6,467	

QUALITY

	Quantity	Base Number	Contract	AT	Region	England
% of FP17s for the same patient ID Re-attending within 3 months - Children	35	777	4.5%	10.0%	11.8%	12.3%
% of FP17s for the same patient ID Re-attending within 3 months - Adults	132	1,752	7.5%	16.1%	17.1%	16.7%
% of FP17s for the same patient ID Re-attending between 3 & 9 months - Children	219	777	28.2%	46.2%	46.5%	57.6%
% of FP17s for the same patient ID Re-attending between 3 & 9 months - Adults	462	1,752	26.4%	37.0%	37.6%	50.1%
% of FP17s for Band 1 Urgent Courses	41	2,386	1.7%	11.0%	10.7%	9.1%
% of FP17s Relating to Free Repair or Replacements	1	2,386	0.0%	0.6%	0.6%	0.8%
% of FP17s Relating to Continuations	1	2,386	0.0%	0.7%	0.9%	1.2%
% of Patients satisfied with the dentistry they have received	2	2	N/A	91.3%	90.4%	92.8%
% of Patients satisfied with the time they had to wait for an appointment	2	2	N/A	84.0%	83.7%	88.7%

* This is based on patients treated on this contract for their most recent course of treatment. Figures in italics indicate the base number of FP17s or Patient Questionnaire responses are less than 100. N/A is shown where the base number of responses is less than 10 during the period. % is calculated as Quantity/Base number*100

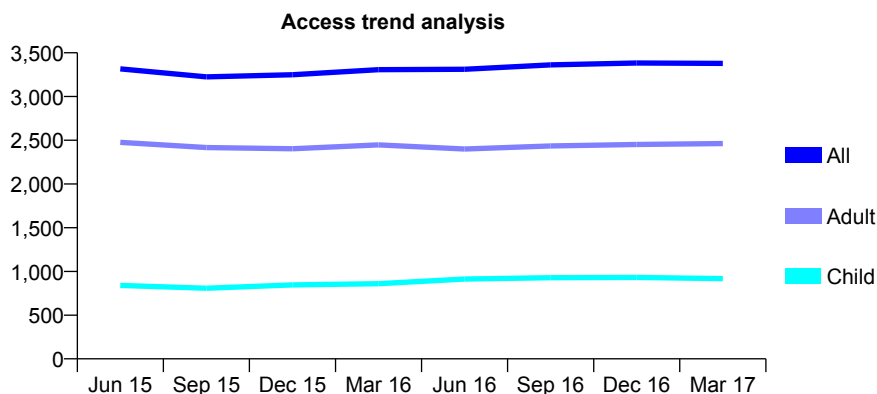
Q62 - Vital Signs At a Glance Contract Report for 763934/0001 - March 2017

Name or company name	MRS F KHOSRAVI
Contract type name	GDS Contract
Purpose of contract	General
Contract start date	01/04/2006
Contract end date	

16/17 Contracted general activity (UDA)	12,195
Carry forward general activity (UDA)	189
16/17 Contracted orthodontic activity (UOA)	0
Carry forward orthodontic activity (UOA)	0
Baseline contract value	£378,801.39

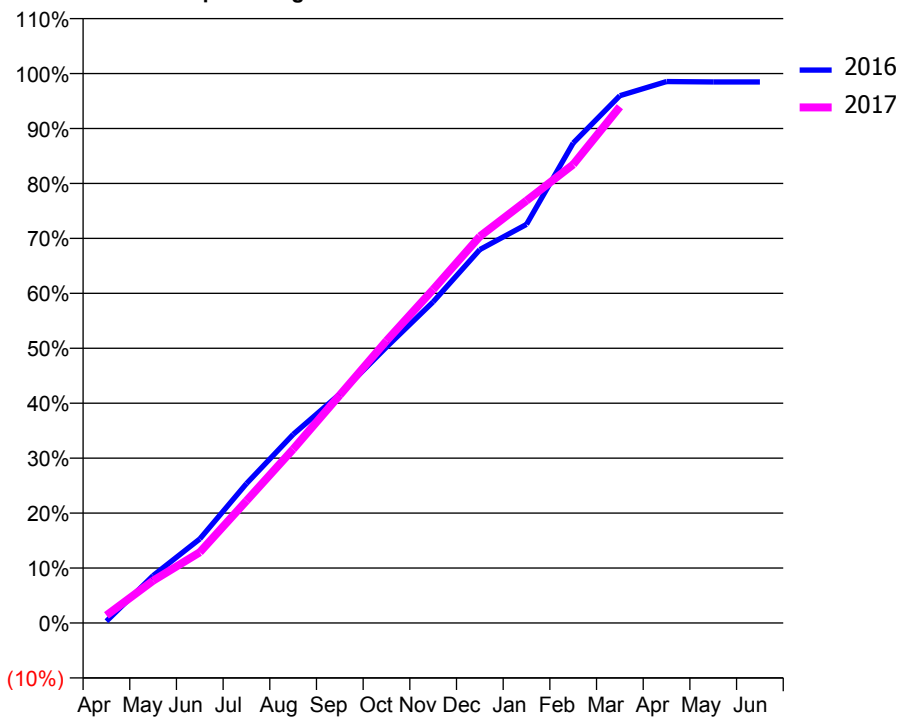
ACCESS*

Patients seen in 24 months	Total	Change since previous quarter
Quarter ending March 2016	3,307	
Quarter ending June 2016	3,312	→
Quarter ending September 2016	3,362	→
Quarter ending December 2016	3,383	→
Quarter ending March 2017	3,379	→
Variance since March 2016	2.2%	↑



ACTIVITY

Cumulative percentage of contracted UDA delivered 2016 & 2017



Month	Adjusted Scheduled Activity (UDA)	
	2016	2017
April	40	170
May	1,051	941
June	1,865	1,570
July	3,094	2,711
August	4,186	3,858
September	5,083	5,060
October	6,124	6,262
November	7,127	7,404
December	8,286	8,582
January	8,846	9,374
February	10,652	10,177
March	11,702	11,456
April	12,016	
May	12,007	
June	12,006	

QUALITY

	Quantity	Base Number	Contract	AT	Region	England
% of FP17s for the same patient ID Re-attending within 3 months - Children	131	1,087	12.1%	10.0%	11.8%	12.3%
% of FP17s for the same patient ID Re-attending within 3 months - Adults	577	2,727	21.2%	16.1%	17.1%	16.7%
% of FP17s for the same patient ID Re-attending between 3 & 9 months - Children	363	1,087	33.4%	46.2%	46.5%	57.6%
% of FP17s for the same patient ID Re-attending between 3 & 9 months - Adults	834	2,727	30.6%	37.0%	37.6%	50.1%
% of FP17s for Band 1 Urgent Courses	451	3,700	12.2%	11.0%	10.7%	9.1%
% of FP17s Relating to Free Repair or Replacements	1	3,700	0.0%	0.6%	0.6%	0.8%
% of FP17s Relating to Continuations	20	3,700	0.5%	0.7%	0.9%	1.2%
% of Patients satisfied with the dentistry they have received	7	10	70.0%	91.3%	90.4%	92.8%
% of Patients satisfied with the time they had to wait for an appointment	8	10	80.0%	84.0%	83.7%	88.7%

* This is based on patients treated on this contract for their most recent course of treatment. Figures in italics indicate the base number of FP17s or Patient Questionnaire responses are less than 100. N/A is shown where the base number of responses is less than 10 during the period. % is calculated as Quantity/Base number*100

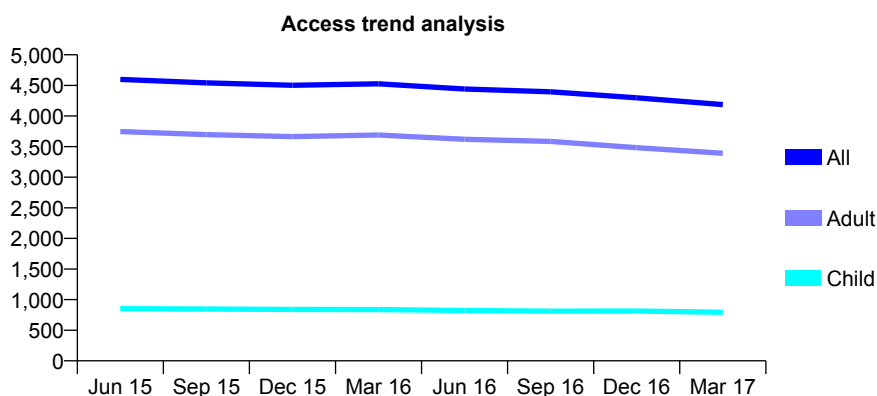
Q62 - Vital Signs At a Glance Contract Report for 764957/0003 - March 2017

Name or company name	MR GS KUMAR
Contract type name	GDS Contract
Purpose of contract	General
Contract start date	01/04/2006
Contract end date	

16/17 Contracted general activity (UDA)	15,834
Carry forward general activity (UDA)	-317
16/17 Contracted orthodontic activity (UOA)	0
Carry forward orthodontic activity (UOA)	0
Baseline contract value	£404,804.05

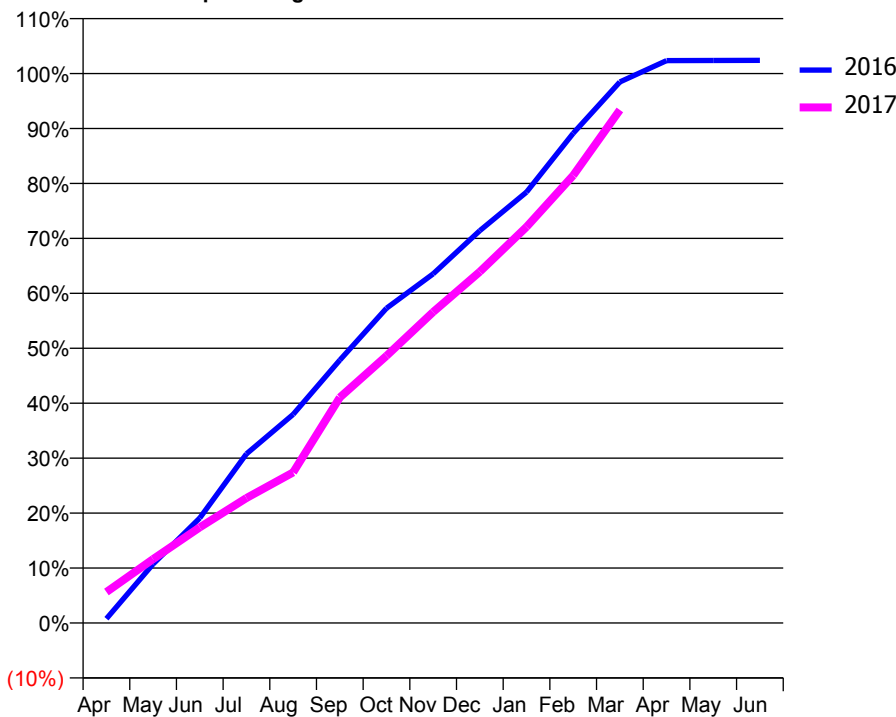
ACCESS*

Patients seen in 24 months	Total	Change since previous quarter
Quarter ending March 2016	4,526	
Quarter ending June 2016	4,442	↓
Quarter ending September 2016	4,396	↓
Quarter ending December 2016	4,297	↓
Quarter ending March 2017	4,187	↓
Variance since March 2016	(7.5%)	↓



ACTIVITY

Cumulative percentage of contracted UDA delivered 2016 & 2017



QUALITY

	Quantity	Base Number	Contract	AT	Region	England
% of FP17s for the same patient ID Re-attending within 3 months - Children	73	939	7.8%	10.0%	11.8%	12.3%
% of FP17s for the same patient ID Re-attending within 3 months - Adults	590	3,632	16.2%	16.1%	17.1%	16.7%
% of FP17s for the same patient ID Re-attending between 3 & 9 months - Children	398	939	42.4%	46.2%	46.5%	57.6%
% of FP17s for the same patient ID Re-attending between 3 & 9 months - Adults	1,338	3,632	36.8%	37.0%	37.6%	50.1%
% of FP17s for Band 1 Urgent Courses	473	4,366	10.8%	11.0%	10.7%	9.1%
% of FP17s Relating to Free Repair or Replacements	61	4,366	1.4%	0.6%	0.6%	0.8%
% of FP17s Relating to Continuations	71	4,366	1.6%	0.7%	0.9%	1.2%
% of Patients satisfied with the dentistry they have received	10	12	83.3%	91.3%	90.4%	92.8%
% of Patients satisfied with the time they had to wait for an appointment	9	12	75.0%	84.0%	83.7%	88.7%

* This is based on patients treated on this contract for their most recent course of treatment. Figures in italics indicate the base number of FP17s or Patient Questionnaire responses are less than 100. N/A is shown where the base number of responses is less than 10 during the period. % is calculated as Quantity/Base number*100

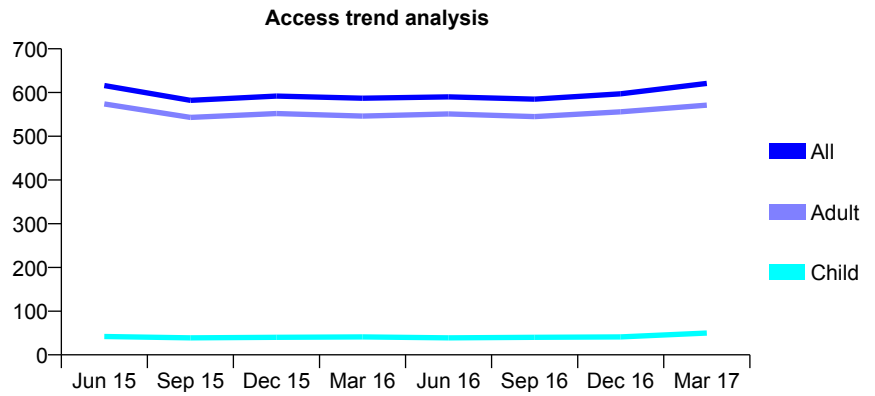
Q62 - Vital Signs At a Glance Contract Report for 766895/0001 - March 2017

Name or company name	MR M SOLTAN MOHAMMADI KHAYAT
Contract type name	GDS Contract
Purpose of contract	General
Contract start date	01/04/2006
Contract end date	

16/17 Contracted general activity (UDA)	976
Carry forward general activity (UDA)	21
16/17 Contracted orthodontic activity (UOA)	0
Carry forward orthodontic activity (UOA)	0
Baseline contract value	£35,200.34

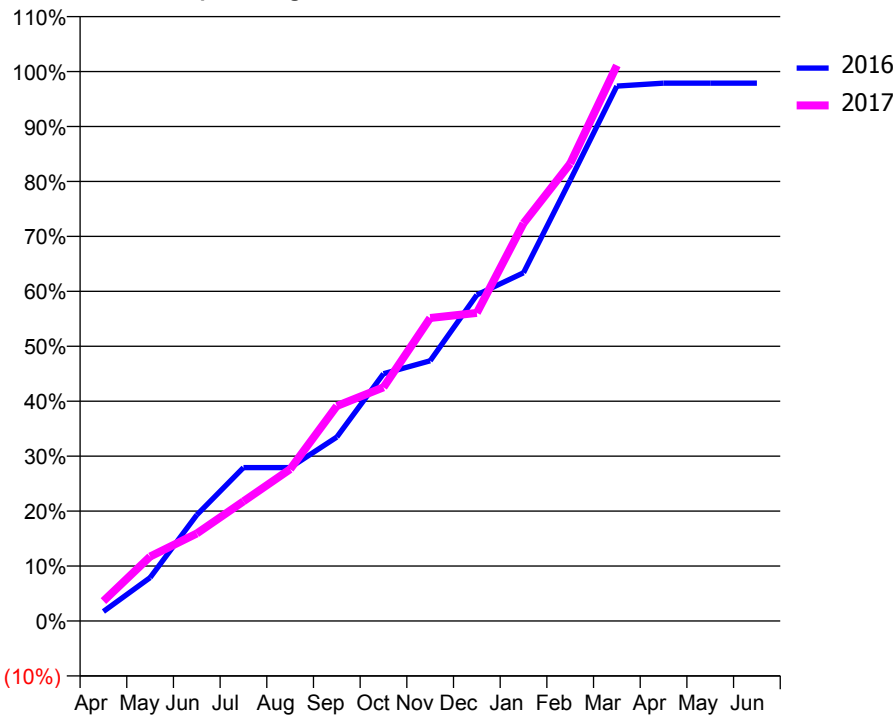
ACCESS*

Patients seen in 24 months	Total	Change since previous quarter
Quarter ending March 2016	587	
Quarter ending June 2016	590	→
Quarter ending September 2016	585	→
Quarter ending December 2016	597	↑
Quarter ending March 2017	621	↑
Variance since March 2016	5.8%	↑



ACTIVITY

Cumulative percentage of contracted UDA delivered 2016 & 2017



Month	Adjusted Scheduled Activity (UDA)	
	2016	2017
April	17	35
May	77	115
June	188	156
July	272	213
August	272	270
September	327	382
October	439	415
November	462	538
December	579	547
January	619	706
February	783	812
March	950	987
April	955	
May	955	
June	955	

QUALITY

	Quantity	Base Number	Contract	AT	Region	England
% of FP17s for the same patient ID Re-attending within 3 months - Children	7	61	11.5%	10.0%	11.8%	12.3%
% of FP17s for the same patient ID Re-attending within 3 months - Adults	18	465	3.9%	16.1%	17.1%	16.7%
% of FP17s for the same patient ID Re-attending between 3 & 9 months - Children	23	61	37.7%	46.2%	46.5%	57.6%
% of FP17s for the same patient ID Re-attending between 3 & 9 months - Adults	114	465	24.5%	37.0%	37.6%	50.1%
% of FP17s for Band 1 Urgent Courses	9	521	1.7%	11.0%	10.7%	9.1%
% of FP17s Relating to Free Repair or Replacements	0	521	0.0%	0.6%	0.6%	0.8%
% of FP17s Relating to Continuations	0	521	0.0%	0.7%	0.9%	1.2%
% of Patients satisfied with the dentistry they have received	1	1	N/A	91.3%	90.4%	92.8%
% of Patients satisfied with the time they had to wait for an appointment	1	1	N/A	84.0%	83.7%	88.7%

* This is based on patients treated on this contract for their most recent course of treatment. Figures in italics indicate the base number of FP17s or Patient Questionnaire responses are less than 100. N/A is shown where the base number of responses is less than 10 during the period. % is calculated as Quantity/Base number*100

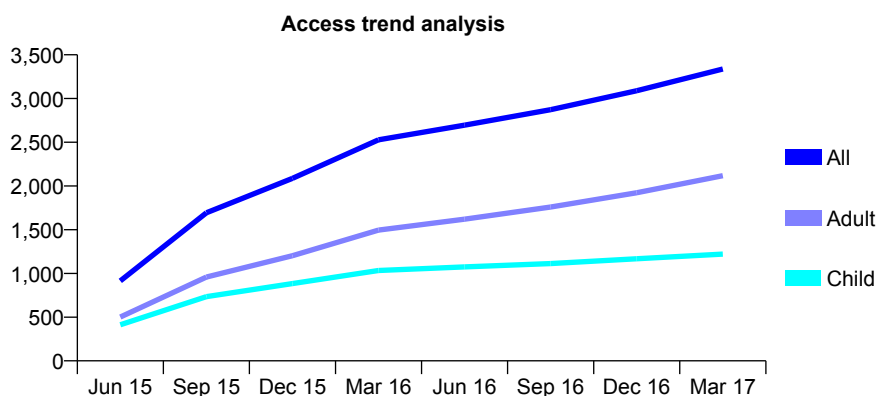
Q62 - Vital Signs At a Glance Contract Report for 766895/0004 - March 2017

Name or company name	MR M SOLTAN MOHAMMADI KHAYAT
Contract type name	GDS Contract
Purpose of contract	General
Contract start date	01/02/2015
Contract end date	

16/17 Contracted general activity (UDA)	9,365
Carry forward general activity (UDA)	214
16/17 Contracted orthodontic activity (UOA)	0
Carry forward orthodontic activity (UOA)	0
Baseline contract value	£258,284.07

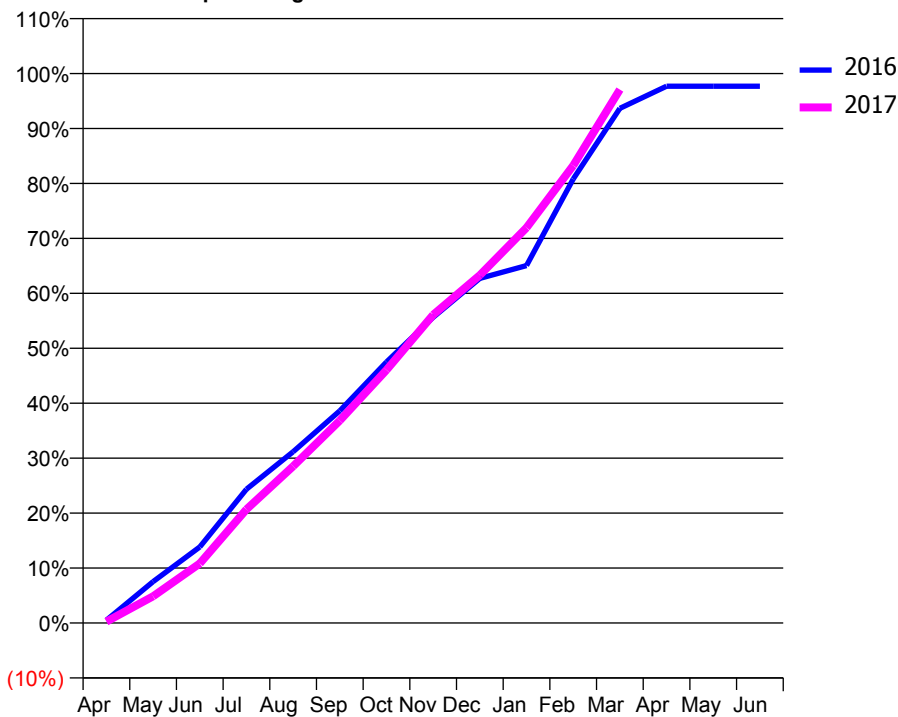
ACCESS*

Patients seen in 24 months	Total	Change since previous quarter
Quarter ending March 2016	2,528	
Quarter ending June 2016	2,695	↑
Quarter ending September 2016	2,872	↑
Quarter ending December 2016	3,089	↑
Quarter ending March 2017	3,338	↑
Variance since March 2016	32.0%	↑



ACTIVITY

Cumulative percentage of contracted UDA delivered 2016 & 2017



Adjusted Scheduled Activity (UDA)

Month	2016	2017
April	50	24
May	705	455
June	1,296	1,015
July	2,280	1,937
August	2,920	2,672
September	3,618	3,452
October	4,448	4,312
November	5,211	5,252
December	5,873	5,927
January	6,092	6,737
February	7,567	7,796
March	8,771	9,093
April	9,148	
May	9,148	
June	9,148	

QUALITY

	Quantity	Base Number	Contract	AT	Region	England
% of FP17s for the same patient ID Re-attending within 3 months - Children	86	1,677	5.1%	10.0%	11.8%	12.3%
% of FP17s for the same patient ID Re-attending within 3 months - Adults	229	2,243	10.2%	16.1%	17.1%	16.7%
% of FP17s for the same patient ID Re-attending between 3 & 9 months - Children	951	1,677	56.7%	46.2%	46.5%	57.6%
% of FP17s for the same patient ID Re-attending between 3 & 9 months - Adults	979	2,243	43.6%	37.0%	37.6%	50.1%
% of FP17s for Band 1 Urgent Courses	128	3,746	3.4%	11.0%	10.7%	9.1%
% of FP17s Relating to Free Repair or Replacements	15	3,746	0.4%	0.6%	0.6%	0.8%
% of FP17s Relating to Continuations	14	3,746	0.4%	0.7%	0.9%	1.2%
% of Patients satisfied with the dentistry they have received	5	5	N/A	91.3%	90.4%	92.8%
% of Patients satisfied with the time they had to wait for an appointment	3	5	N/A	84.0%	83.7%	88.7%

* This is based on patients treated on this contract for their most recent course of treatment. Figures in italics indicate the base number of FP17s or Patient Questionnaire responses are less than 100. N/A is shown where the base number of responses is less than 10 during the period. % is calculated as Quantity/Base number*100

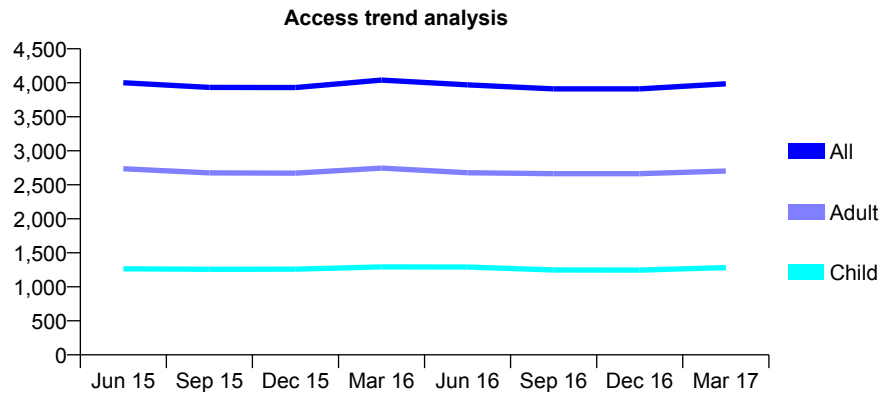
Q62 - Vital Signs At a Glance Contract Report for 767697/0002 - March 2017

Name or company name	MR F RAMEZANI
Contract type name	GDS Contract
Purpose of contract	General
Contract start date	01/04/2006
Contract end date	

16/17 Contracted general activity (UDA)	8,692
Carry forward general activity (UDA)	-27
16/17 Contracted orthodontic activity (UOA)	0
Carry forward orthodontic activity (UOA)	0
Baseline contract value	£235,792.96

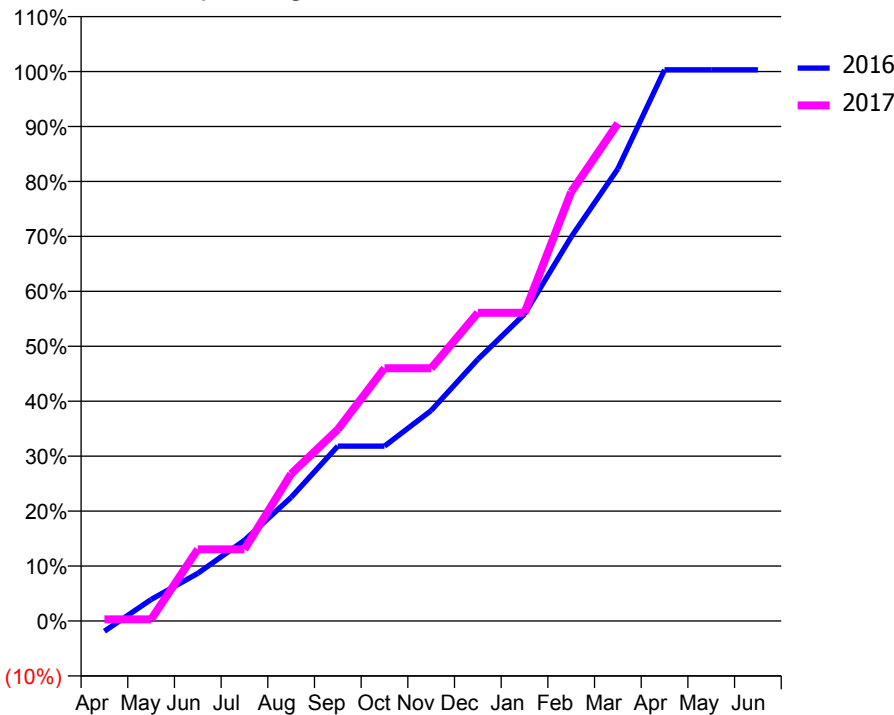
ACCESS*

Patients seen in 24 months	Total	Change since previous quarter
Quarter ending March 2016	4,040	
Quarter ending June 2016	3,970	↓
Quarter ending September 2016	3,911	↓
Quarter ending December 2016	3,911	→
Quarter ending March 2017	3,986	→
Variance since March 2016	(1.3%)	↓



ACTIVITY

Cumulative percentage of contracted UDA delivered 2016 & 2017



Month	Adjusted Scheduled Activity (UDA)	
	2016	2017
April	-164	27
May	341	27
June	754	1,133
July	1,277	1,133
August	1,956	2,327
September	2,766	3,031
October	2,766	3,998
November	3,330	3,998
December	4,139	4,875
January	4,854	4,875
February	6,077	6,787
March	7,154	7,872
April	8,719	
May	8,719	
June	8,719	

QUALITY

	Quantity	Base Number	Contract	AT	Region	England
% of FP17s for the same patient ID Re-attending within 3 months - Children	48	1,235	3.9%	10.0%	11.8%	12.3%
% of FP17s for the same patient ID Re-attending within 3 months - Adults	157	2,248	7.0%	16.1%	17.1%	16.7%
% of FP17s for the same patient ID Re-attending between 3 & 9 months - Children	342	1,235	27.7%	46.2%	46.5%	57.6%
% of FP17s for the same patient ID Re-attending between 3 & 9 months - Adults	555	2,248	24.7%	37.0%	37.6%	50.1%
% of FP17s for Band 1 Urgent Courses	48	3,111	1.5%	11.0%	10.7%	9.1%
% of FP17s Relating to Free Repair or Replacements	3	3,111	0.1%	0.6%	0.6%	0.8%
% of FP17s Relating to Continuations	40	3,111	1.3%	0.7%	0.9%	1.2%
% of Patients satisfied with the dentistry they have received	3	3	N/A	91.3%	90.4%	92.8%
% of Patients satisfied with the time they had to wait for an appointment	2	3	N/A	84.0%	83.7%	88.7%

* This is based on patients treated on this contract for their most recent course of treatment. Figures in italics indicate the base number of FP17s or Patient Questionnaire responses are less than 100. N/A is shown where the base number of responses is less than 10 during the period. % is calculated as Quantity/Base number*100

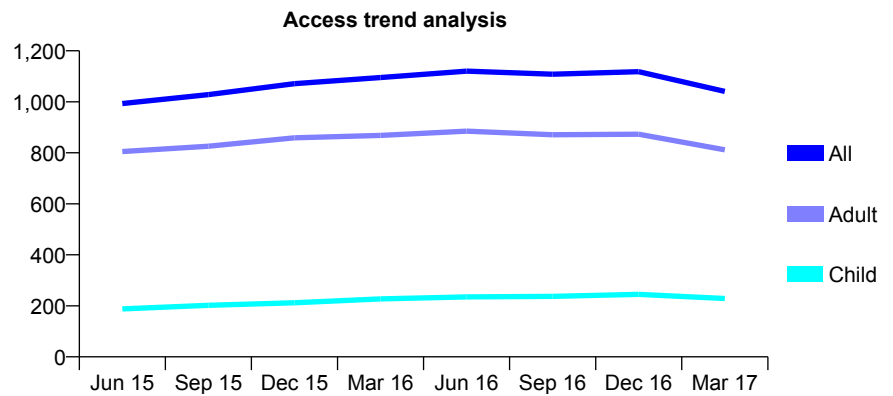
Q62 - Vital Signs At a Glance Contract Report for 768286/0001 - March 2017

Name or company name	MR NA BARAKJI
Contract type name	GDS Contract
Purpose of contract	General
Contract start date	01/04/2006
Contract end date	

16/17 Contracted general activity (UDA)	4,598
Carry forward general activity (UDA)	-40
16/17 Contracted orthodontic activity (UOA)	0
Carry forward orthodontic activity (UOA)	0
Baseline contract value	£148,111.69

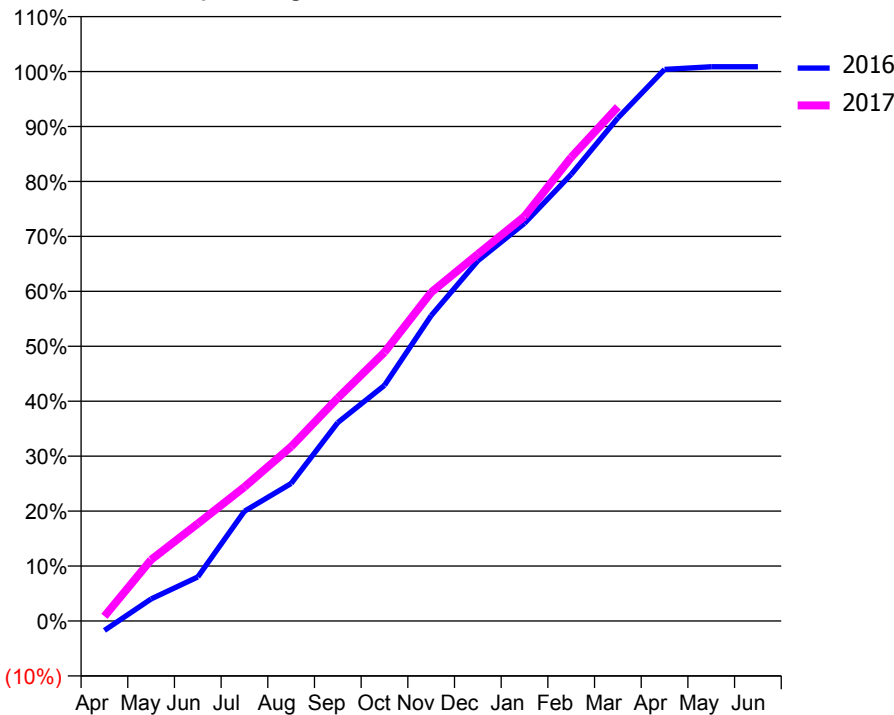
ACCESS*

Patients seen in 24 months	Total	Change since previous quarter
Quarter ending March 2016	1,095	
Quarter ending June 2016	1,120	↑
Quarter ending September 2016	1,108	↓
Quarter ending December 2016	1,118	→
Quarter ending March 2017	1,041	↓
Variance since March 2016	(4.9%)	↓



ACTIVITY

Cumulative percentage of contracted UDA delivered 2016 & 2017



Month	2016	2017
April	-79	40
May	185	512
June	368	815
July	919	1,122
August	1,151	1,459
September	1,660	1,866
October	1,972	2,249
November	2,555	2,750
December	3,014	3,071
January	3,328	3,386
February	3,737	3,880
March	4,210	4,302
April	4,616	
May	4,638	
June	4,638	

QUALITY

	Quantity	Base Number	Contract	AT	Region	England
% of FP17s for the same patient ID Re-attending within 3 months - Children	22	286	7.7%	10.0%	11.8%	12.3%
% of FP17s for the same patient ID Re-attending within 3 months - Adults	237	1,075	22.0%	16.1%	17.1%	16.7%
% of FP17s for the same patient ID Re-attending between 3 & 9 months - Children	137	286	47.9%	46.2%	46.5%	57.6%
% of FP17s for the same patient ID Re-attending between 3 & 9 months - Adults	445	1,075	41.4%	37.0%	37.6%	50.1%
% of FP17s for Band 1 Urgent Courses	223	1,259	17.7%	11.0%	10.7%	9.1%
% of FP17s Relating to Free Repair or Replacements	3	1,259	0.2%	0.6%	0.6%	0.8%
% of FP17s Relating to Continuations	18	1,259	1.4%	0.7%	0.9%	1.2%
% of Patients satisfied with the dentistry they have received	0	0	N/A	91.3%	90.4%	92.8%
% of Patients satisfied with the time they had to wait for an appointment	0	0	N/A	84.0%	83.7%	88.7%

* This is based on patients treated on this contract for their most recent course of treatment. Figures in italics indicate the base number of FP17s or Patient Questionnaire responses are less than 100. N/A is shown where the base number of responses is less than 10 during the period. % is calculated as Quantity/Base number*100

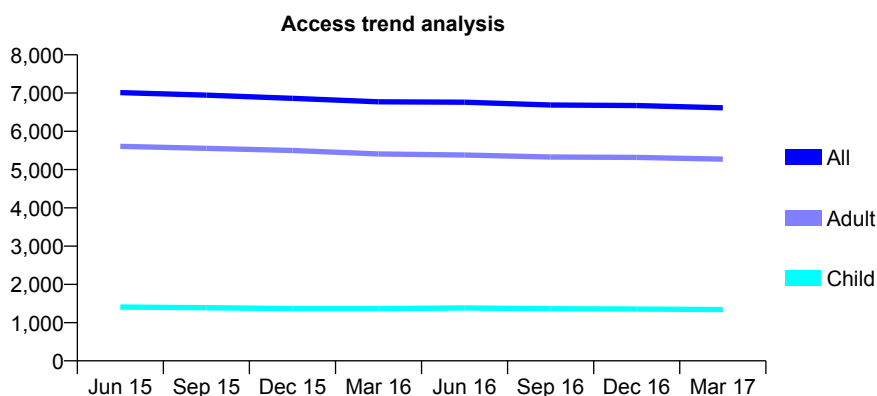
Q62 - Vital Signs At a Glance Contract Report for 768359/0001 - March 2017

Name or company name	MR KC SHAH
Contract type name	GDS Contract
Purpose of contract	General
Contract start date	01/04/2006
Contract end date	

16/17 Contracted general activity (UDA)	22,099
Carry forward general activity (UDA)	0
16/17 Contracted orthodontic activity (UOA)	0
Carry forward orthodontic activity (UOA)	0
Baseline contract value	£649,807.98

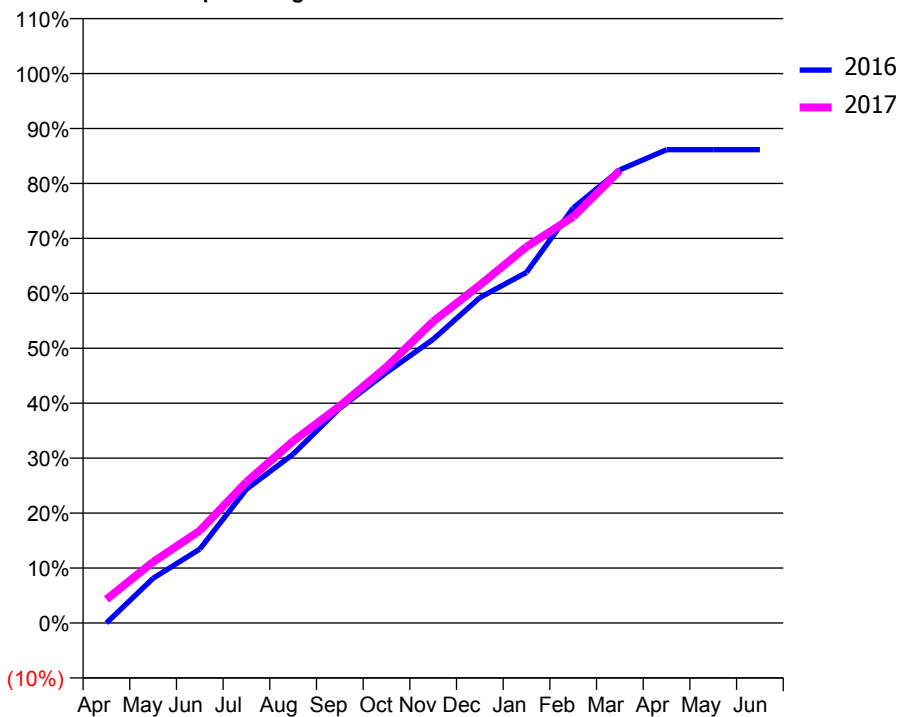
ACCESS*

Patients seen in 24 months	Total	Change since previous quarter
Quarter ending March 2016	6,771	
Quarter ending June 2016	6,761	→
Quarter ending September 2016	6,688	↓
Quarter ending December 2016	6,672	→
Quarter ending March 2017	6,613	→
Variance since March 2016	(2.3%)	↓



ACTIVITY

Cumulative percentage of contracted UDA delivered 2016 & 2017



Month	Adjusted Scheduled Activity (UDA)	
	2016	2017
April	0	950
May	1,797	2,457
June	2,972	3,713
July	5,384	5,677
August	6,790	7,320
September	8,640	8,727
October	10,077	10,299
November	11,411	12,129
December	13,089	13,593
January	14,099	15,132
February	16,693	16,338
March	18,224	18,201
April	19,034	
May	19,036	
June	19,036	

QUALITY

	Quantity	Base Number	Contract	AT	Region	England
% of FP17s for the same patient ID Re-attending within 3 months - Children	95	1,674	5.7%	10.0%	11.8%	12.3%
% of FP17s for the same patient ID Re-attending within 3 months - Adults	893	6,081	14.7%	16.1%	17.1%	16.7%
% of FP17s for the same patient ID Re-attending between 3 & 9 months - Children	837	1,674	50.0%	46.2%	46.5%	57.6%
% of FP17s for the same patient ID Re-attending between 3 & 9 months - Adults	2,552	6,081	42.0%	37.0%	37.6%	50.1%
% of FP17s for Band 1 Urgent Courses	668	7,426	9.0%	11.0%	10.7%	9.1%
% of FP17s Relating to Free Repair or Replacements	51	7,426	0.7%	0.6%	0.6%	0.8%
% of FP17s Relating to Continuations	80	7,426	1.1%	0.7%	0.9%	1.2%
% of Patients satisfied with the dentistry they have received	8	8	N/A	91.3%	90.4%	92.8%
% of Patients satisfied with the time they had to wait for an appointment	8	8	N/A	84.0%	83.7%	88.7%

* This is based on patients treated on this contract for their most recent course of treatment. Figures in italics indicate the base number of FP17s or Patient Questionnaire responses are less than 100. N/A is shown where the base number of responses is less than 10 during the period. % is calculated as Quantity/Base number*100

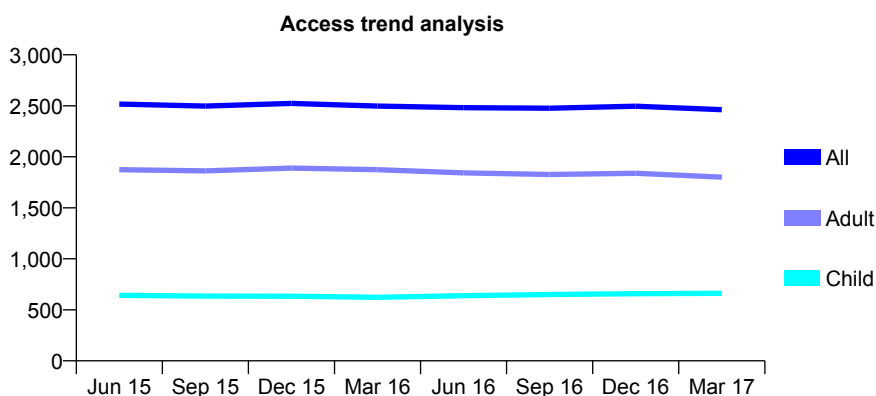
Q62 - Vital Signs At a Glance Contract Report for 769576/0001 - March 2017

Name or company name	MR E GANJEH KHOSRAVI
Contract type name	GDS Contract
Purpose of contract	General
Contract start date	01/04/2006
Contract end date	

16/17 Contracted general activity (UDA)	9,073
Carry forward general activity (UDA)	-181
16/17 Contracted orthodontic activity (UOA)	0
Carry forward orthodontic activity (UOA)	0
Baseline contract value	£275,529.09

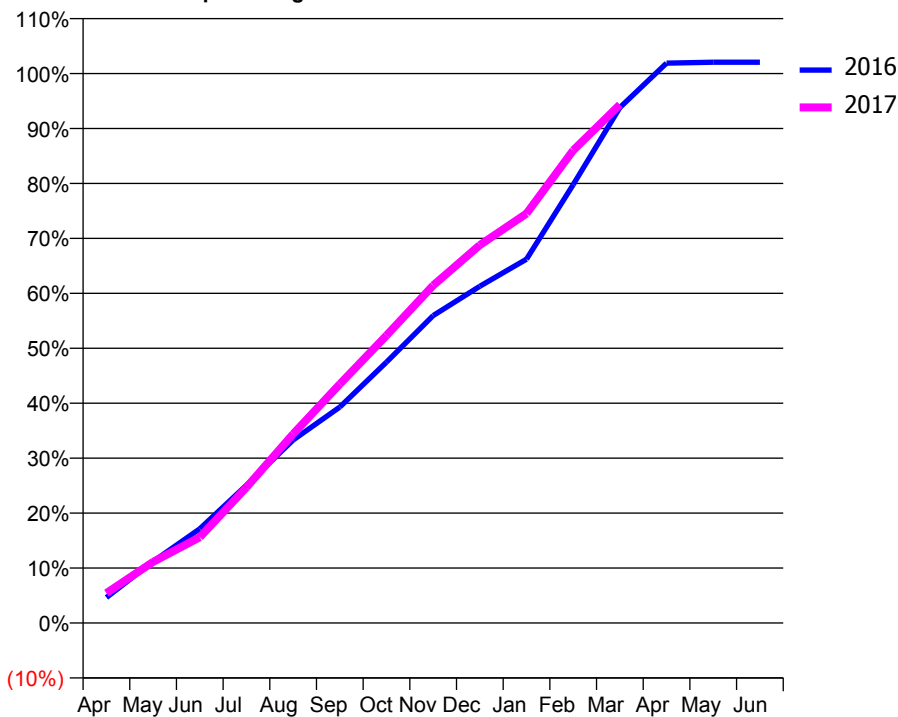
ACCESS*

Patients seen in 24 months	Total	Change since previous quarter
Quarter ending March 2016	2,497	
Quarter ending June 2016	2,482	→
Quarter ending September 2016	2,477	→
Quarter ending December 2016	2,496	→
Quarter ending March 2017	2,462	↓
Variance since March 2016	(1.4%)	↓



ACTIVITY

Cumulative percentage of contracted UDA delivered 2016 & 2017



Month	Adjusted Scheduled Activity (UDA)	
	2016	2017
April	422	494
May	1,017	1,009
June	1,556	1,417
July	2,276	2,241
August	3,022	3,120
September	3,566	3,943
October	4,307	4,749
November	5,077	5,573
December	5,560	6,241
January	6,008	6,760
February	7,239	7,805
March	8,511	8,558
April	9,243	
May	9,258	
June	9,258	

QUALITY

	Quantity	Base Number	Contract	AT	Region	England
% of FP17s for the same patient ID Re-attending within 3 months - Children	58	771	7.5%	10.0%	11.8%	12.3%
% of FP17s for the same patient ID Re-attending within 3 months - Adults	330	1,897	17.4%	16.1%	17.1%	16.7%
% of FP17s for the same patient ID Re-attending between 3 & 9 months - Children	284	771	36.8%	46.2%	46.5%	57.6%
% of FP17s for the same patient ID Re-attending between 3 & 9 months - Adults	595	1,897	31.4%	37.0%	37.6%	50.1%
% of FP17s for Band 1 Urgent Courses	366	2,513	14.6%	11.0%	10.7%	9.1%
% of FP17s Relating to Free Repair or Replacements	2	2,513	0.1%	0.6%	0.6%	0.8%
% of FP17s Relating to Continuations	6	2,513	0.2%	0.7%	0.9%	1.2%
% of Patients satisfied with the dentistry they have received	3	4	N/A	91.3%	90.4%	92.8%
% of Patients satisfied with the time they had to wait for an appointment	4	4	N/A	84.0%	83.7%	88.7%

* This is based on patients treated on this contract for their most recent course of treatment. Figures in italics indicate the base number of FP17s or Patient Questionnaire responses are less than 100. N/A is shown where the base number of responses is less than 10 during the period. % is calculated as Quantity/Base number*100

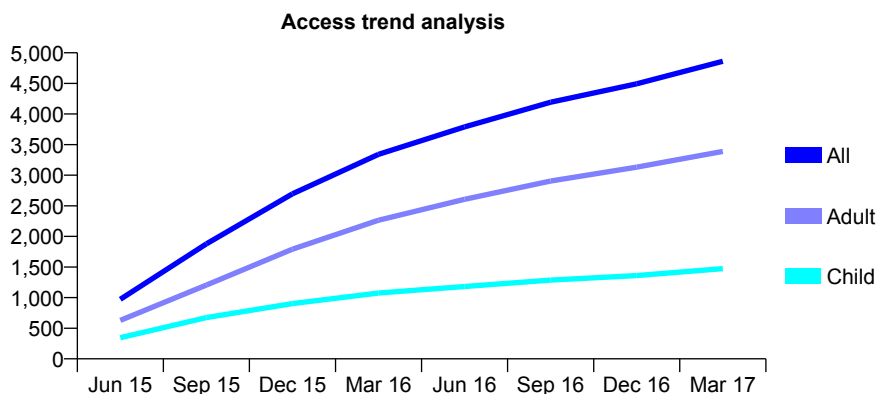
Q62 - Vital Signs At a Glance Contract Report for 770124/0002 - March 2017

Name or company name	MR DS NAR
Contract type name	GDS Contract
Purpose of contract	General
Contract start date	01/04/2015
Contract end date	

16/17 Contracted general activity (UDA)	16,141
Carry forward general activity (UDA)	-286
16/17 Contracted orthodontic activity (UOA)	0
Carry forward orthodontic activity (UOA)	0
Baseline contract value	£547,267.85

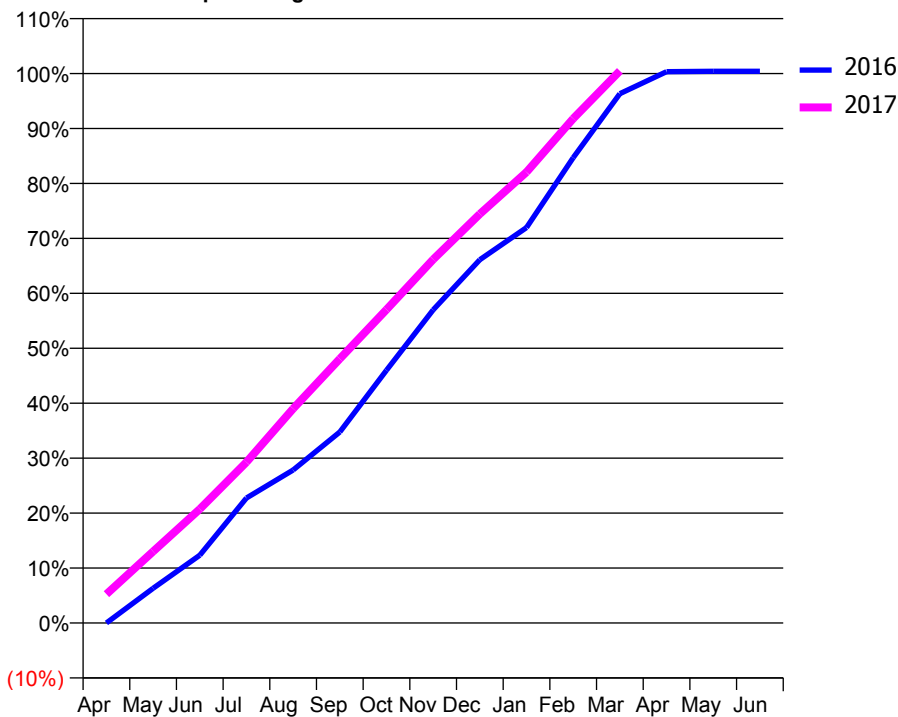
ACCESS*

Patients seen in 24 months	Total	Change since previous quarter
Quarter ending March 2016	3,340	
Quarter ending June 2016	3,789	↑
Quarter ending September 2016	4,193	↑
Quarter ending December 2016	4,493	↑
Quarter ending March 2017	4,861	↑
Variance since March 2016	45.5%	↑



ACTIVITY

Cumulative percentage of contracted UDA delivered 2016 & 2017



Month	Adjusted Scheduled Activity (UDA)	
	2016	2017
April	0	849
May	1,022	2,102
June	1,992	3,345
July	3,673	4,725
August	4,496	6,297
September	5,609	7,760
October	7,425	9,205
November	9,199	10,681
December	10,671	12,014
January	11,616	13,246
February	13,666	14,815
March	15,547	16,220
April	16,196	
May	16,206	
June	16,206	

QUALITY

	Quantity	Base Number	Contract	AT	Region	England
% of FP17s for the same patient ID Re-attending within 3 months - Children	309	2,259	13.7%	10.0%	11.8%	12.3%
% of FP17s for the same patient ID Re-attending within 3 months - Adults	770	4,081	18.9%	16.1%	17.1%	16.7%
% of FP17s for the same patient ID Re-attending between 3 & 9 months - Children	1,199	2,259	53.1%	46.2%	46.5%	57.6%
% of FP17s for the same patient ID Re-attending between 3 & 9 months - Adults	1,578	4,081	38.7%	37.0%	37.6%	50.1%
% of FP17s for Band 1 Urgent Courses	599	6,086	9.8%	11.0%	10.7%	9.1%
% of FP17s Relating to Free Repair or Replacements	24	6,086	0.4%	0.6%	0.6%	0.8%
% of FP17s Relating to Continuations	26	6,086	0.4%	0.7%	0.9%	1.2%
% of Patients satisfied with the dentistry they have received	7	8	N/A	91.3%	90.4%	92.8%
% of Patients satisfied with the time they had to wait for an appointment	7	8	N/A	84.0%	83.7%	88.7%

* This is based on patients treated on this contract for their most recent course of treatment. Figures in italics indicate the base number of FP17s or Patient Questionnaire responses are less than 100. N/A is shown where the base number of responses is less than 10 during the period. % is calculated as Quantity/Base number*100

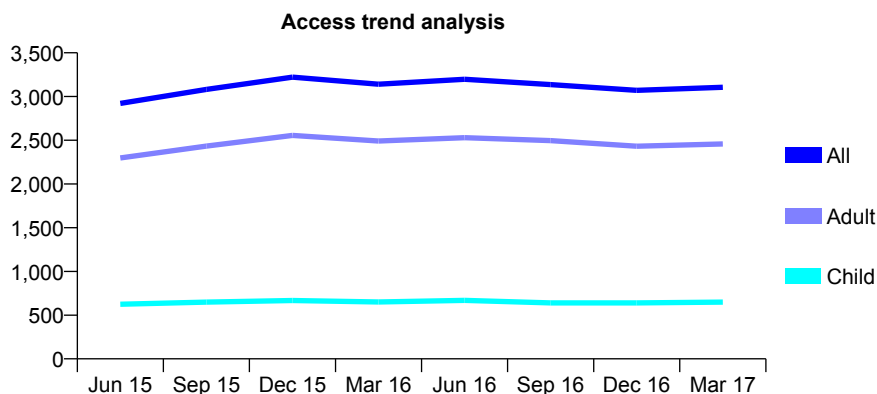
Q62 - Vital Signs At a Glance Contract Report for 771996/0001 - March 2017

Name or company name	MR H RAZBAN
Contract type name	GDS Contract
Purpose of contract	General
Contract start date	01/04/2006
Contract end date	

16/17 Contracted general activity (UDA)	10,339
Carry forward general activity (UDA)	79
16/17 Contracted orthodontic activity (UOA)	0
Carry forward orthodontic activity (UOA)	0
Baseline contract value	£307,598.83

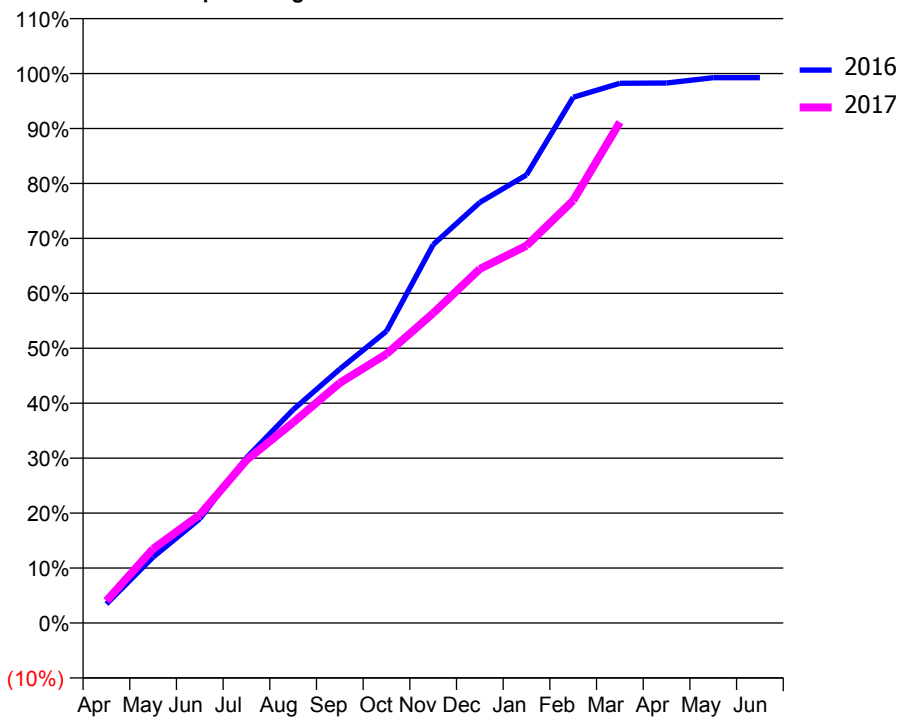
ACCESS*

Patients seen in 24 months	Total	Change since previous quarter
Quarter ending March 2016	3,141	
Quarter ending June 2016	3,198	→
Quarter ending September 2016	3,136	↓
Quarter ending December 2016	3,071	↓
Quarter ending March 2017	3,106	→
Variance since March 2016	(1.1%)	↓



ACTIVITY

Cumulative percentage of contracted UDA delivered 2016 & 2017



Month	Adjusted Scheduled Activity (UDA)	
	2016	2017
April	358	419
May	1,241	1,396
June	1,960	2,036
July	3,109	3,065
August	4,013	3,772
September	4,778	4,519
October	5,491	5,062
November	7,120	5,829
December	7,913	6,662
January	8,430	7,099
February	9,892	7,949
March	10,154	9,423
April	10,161	
May	10,260	
June	10,260	

QUALITY

	Quantity	Base Number	Contract	AT	Region	England
% of FP17s for the same patient ID Re-attending within 3 months - Children	19	663	2.9%	10.0%	11.8%	12.3%
% of FP17s for the same patient ID Re-attending within 3 months - Adults	111	2,101	5.3%	16.1%	17.1%	16.7%
% of FP17s for the same patient ID Re-attending between 3 & 9 months - Children	230	663	34.7%	46.2%	46.5%	57.6%
% of FP17s for the same patient ID Re-attending between 3 & 9 months - Adults	661	2,101	31.5%	37.0%	37.6%	50.1%
% of FP17s for Band 1 Urgent Courses	110	2,740	4.0%	11.0%	10.7%	9.1%
% of FP17s Relating to Free Repair or Replacements	0	2,740	0.0%	0.6%	0.6%	0.8%
% of FP17s Relating to Continuations	14	2,740	0.5%	0.7%	0.9%	1.2%
% of Patients satisfied with the dentistry they have received	4	4	N/A	91.3%	90.4%	92.8%
% of Patients satisfied with the time they had to wait for an appointment	4	4	N/A	84.0%	83.7%	88.7%

* This is based on patients treated on this contract for their most recent course of treatment. Figures in italics indicate the base number of FP17s or Patient Questionnaire responses are less than 100. N/A is shown where the base number of responses is less than 10 during the period. % is calculated as Quantity/Base number*100

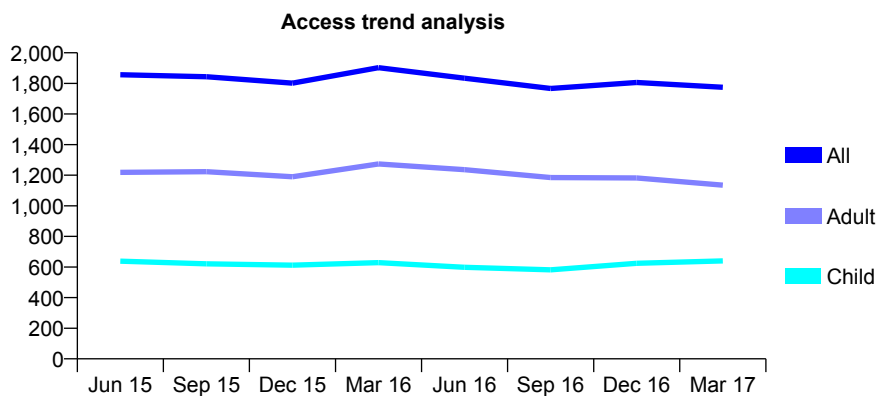
Q62 - Vital Signs At a Glance Contract Report for 774669/0001 - March 2017

Name or company name	MR SK SHARMA
Contract type name	GDS Contract
Purpose of contract	General
Contract start date	01/04/2006
Contract end date	

16/17 Contracted general activity (UDA)	3,197
Carry forward general activity (UDA)	-64
16/17 Contracted orthodontic activity (UOA)	0
Carry forward orthodontic activity (UOA)	0
Baseline contract value	£104,102.60

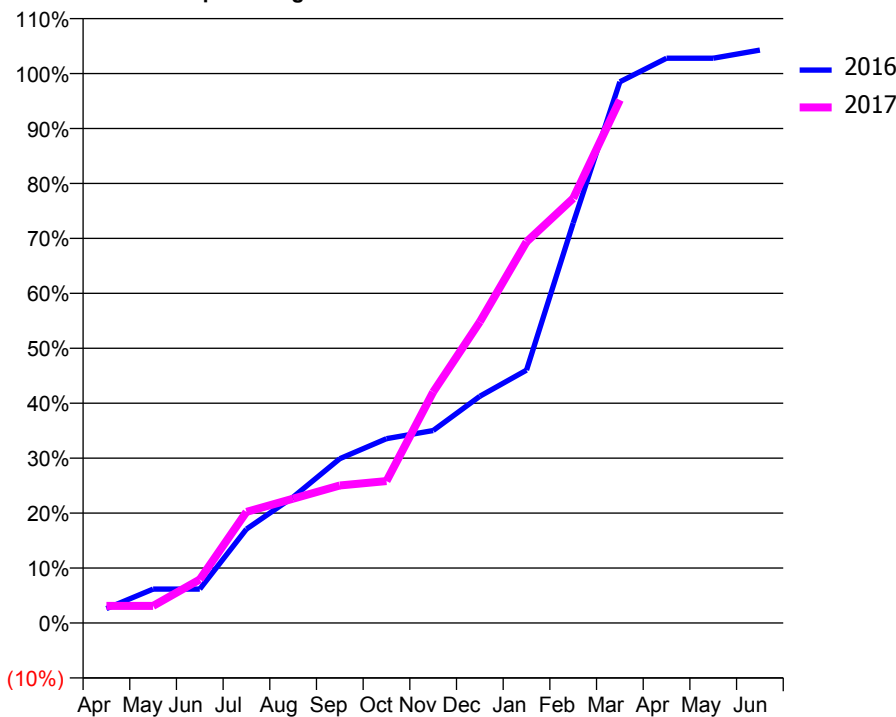
ACCESS*

Patients seen in 24 months	Total	Change since previous quarter
Quarter ending March 2016	1,903	
Quarter ending June 2016	1,834	↓
Quarter ending September 2016	1,767	↓
Quarter ending December 2016	1,806	↑
Quarter ending March 2017	1,775	↓
Variance since March 2016	(6.7%)	↓



ACTIVITY

Cumulative percentage of contracted UDA delivered 2016 & 2017



Month	Adjusted Scheduled Activity (UDA)	
	2016	2017
April	84	100
May	198	100
June	198	253
July	546	647
August	733	724
September	956	800
October	1,073	826
November	1,120	1,344
December	1,319	1,752
January	1,471	2,218
February	2,327	2,470
March	3,149	3,043
April	3,286	
May	3,286	
June	3,334	

QUALITY

	Quantity	Base Number	Contract	AT	Region	England
% of FP17s for the same patient ID Re-attending within 3 months - Children	23	598	3.8%	10.0%	11.8%	12.3%
% of FP17s for the same patient ID Re-attending within 3 months - Adults	82	796	10.3%	16.1%	17.1%	16.7%
% of FP17s for the same patient ID Re-attending between 3 & 9 months - Children	149	598	24.9%	46.2%	46.5%	57.6%
% of FP17s for the same patient ID Re-attending between 3 & 9 months - Adults	147	796	18.5%	37.0%	37.6%	50.1%
% of FP17s for Band 1 Urgent Courses	132	1,098	12.0%	11.0%	10.7%	9.1%
% of FP17s Relating to Free Repair or Replacements	0	1,098	0.0%	0.6%	0.6%	0.8%
% of FP17s Relating to Continuations	0	1,098	0.0%	0.7%	0.9%	1.2%
% of Patients satisfied with the dentistry they have received	3	3	N/A	91.3%	90.4%	92.8%
% of Patients satisfied with the time they had to wait for an appointment	2	3	N/A	84.0%	83.7%	88.7%

* This is based on patients treated on this contract for their most recent course of treatment. Figures in italics indicate the base number of FP17s or Patient Questionnaire responses are less than 100. N/A is shown where the base number of responses is less than 10 during the period. % is calculated as Quantity/Base number*100

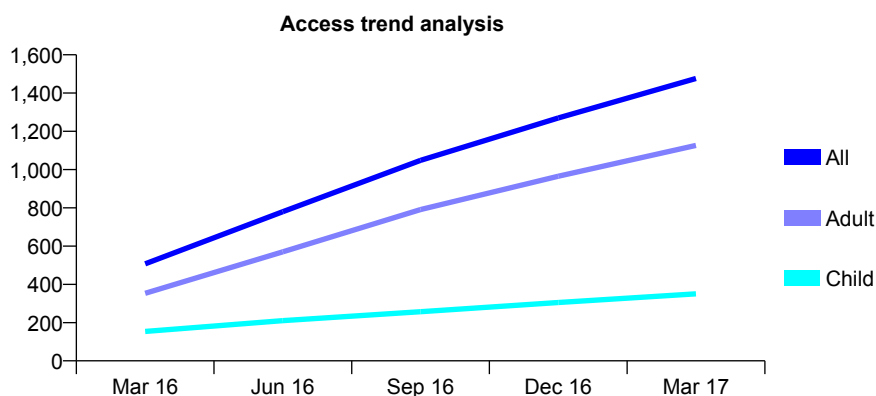
Q62 - Vital Signs At a Glance Contract Report for 775215/0011 - March 2017

Name or company name	MR C PATEL
Contract type name	GDS Contract
Purpose of contract	General
Contract start date	01/01/2016
Contract end date	

16/17 Contracted general activity (UDA)	7,200
Carry forward general activity (UDA)	-56
16/17 Contracted orthodontic activity (UOA)	0
Carry forward orthodontic activity (UOA)	0
Baseline contract value	£216,676.31

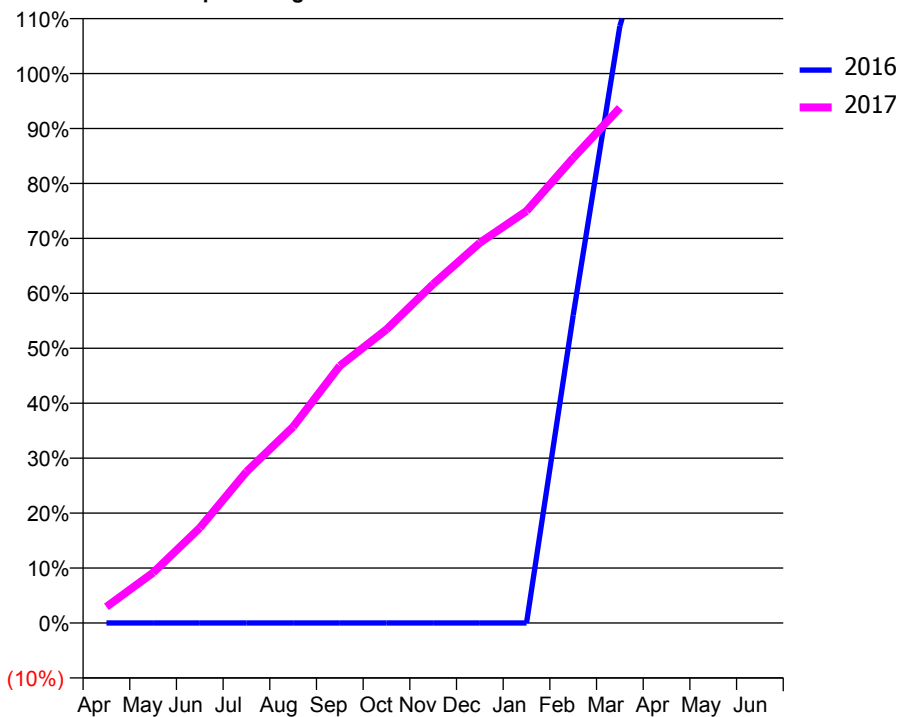
ACCESS*

Patients seen in 24 months	Total	Change since previous quarter
Quarter ending March 2016	507	
Quarter ending June 2016	780	↑
Quarter ending September 2016	1,048	↑
Quarter ending December 2016	1,270	↑
Quarter ending March 2017	1,476	↑
Variance since March 2016	191.1%	↑



ACTIVITY

Cumulative percentage of contracted UDA delivered 2016 & 2017



Month	Adjusted Scheduled Activity (UDA)	
	2016	2017
April	0	212
May	0	659
June	0	1,247
July	0	1,981
August	0	2,572
September	0	3,370
October	0	3,846
November	0	4,441
December	0	4,982
January	0	5,398
February	1,008	6,093
March	1,956	6,751
April	2,448	
May	2,451	
June	2,451	

QUALITY

	Quantity	Base Number	Contract	AT	Region	England
% of FP17s for the same patient ID Re-attending within 3 months - Children	39	454	8.6%	10.0%	11.8%	12.3%
% of FP17s for the same patient ID Re-attending within 3 months - Adults	163	1,363	12.0%	16.1%	17.1%	16.7%
% of FP17s for the same patient ID Re-attending between 3 & 9 months - Children	135	454	29.7%	46.2%	46.5%	57.6%
% of FP17s for the same patient ID Re-attending between 3 & 9 months - Adults	278	1,363	20.4%	37.0%	37.6%	50.1%
% of FP17s for Band 1 Urgent Courses	163	1,709	9.5%	11.0%	10.7%	9.1%
% of FP17s Relating to Free Repair or Replacements	1	1,709	0.1%	0.6%	0.6%	0.8%
% of FP17s Relating to Continuations	20	1,709	1.2%	0.7%	0.9%	1.2%
% of Patients satisfied with the dentistry they have received	3	4	N/A	91.3%	90.4%	92.8%
% of Patients satisfied with the time they had to wait for an appointment	4	4	N/A	84.0%	83.7%	88.7%

* This is based on patients treated on this contract for their most recent course of treatment. Figures in italics indicate the base number of FP17s or Patient Questionnaire responses are less than 100. N/A is shown where the base number of responses is less than 10 during the period. % is calculated as Quantity/Base number*100

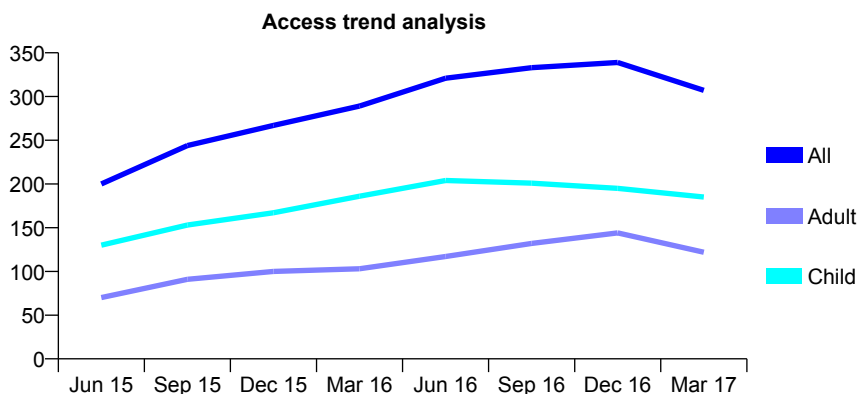
Q62 - Vital Signs At a Glance Contract Report for 784907/0001 - March 2017

Name or company name	MISS GA KSHIRSAGAR
Contract type name	GDS Contract
Purpose of contract	General
Contract start date	01/11/2014
Contract end date	

16/17 Contracted general activity (UDA)	600
Carry forward general activity (UDA)	-12
16/17 Contracted orthodontic activity (UOA)	0
Carry forward orthodontic activity (UOA)	0
Baseline contract value	£13,856.92

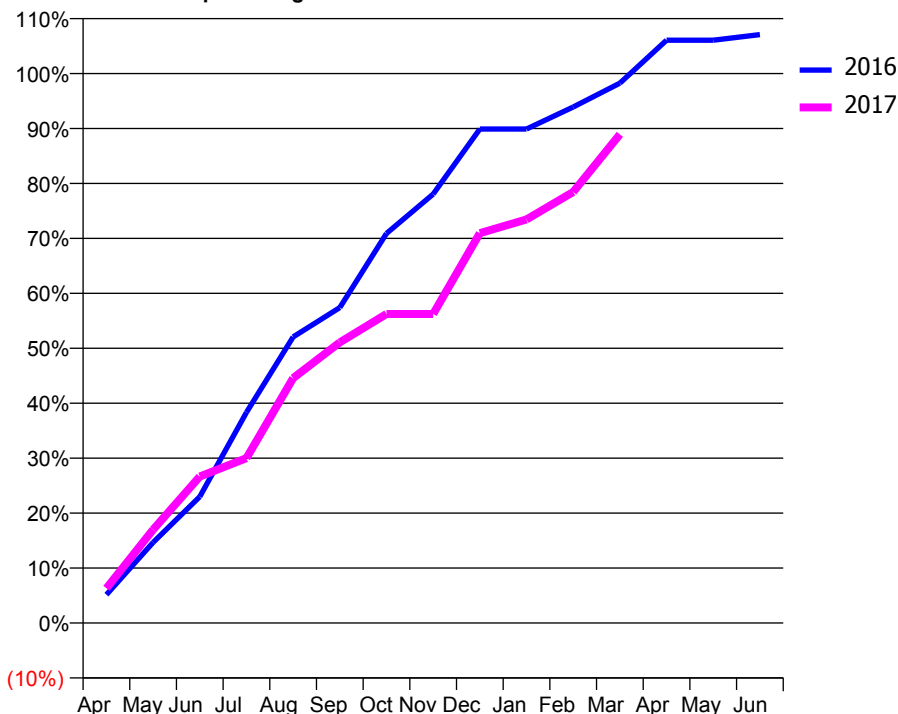
ACCESS*

Patients seen in 24 months	Total	Change since previous quarter
Quarter ending March 2016	289	
Quarter ending June 2016	321	↑
Quarter ending September 2016	333	↑
Quarter ending December 2016	339	→
Quarter ending March 2017	307	↓
Variance since March 2016	6.2%	↑



ACTIVITY

Cumulative percentage of contracted UDA delivered 2016 & 2017



Month	Adjusted Scheduled Activity (UDA)	
	2016	2017
April	31	38
May	88	102
June	138	160
July	230	180
August	312	267
September	344	306
October	425	337
November	468	337
December	539	426
January	539	441
February	563	471
March	589	534
April	636	
May	636	
June	642	

QUALITY

	Quantity	Base Number	Contract	AT	Region	England
% of FP17s for the same patient ID Re-attending within 3 months - Children	3	196	1.5%	10.0%	11.8%	12.3%
% of FP17s for the same patient ID Re-attending within 3 months - Adults	1	74	1.4%	16.1%	17.1%	16.7%
% of FP17s for the same patient ID Re-attending between 3 & 9 months - Children	108	196	55.1%	46.2%	46.5%	57.6%
% of FP17s for the same patient ID Re-attending between 3 & 9 months - Adults	18	74	24.3%	37.0%	37.6%	50.1%
% of FP17s for Band 1 Urgent Courses	3	239	1.3%	11.0%	10.7%	9.1%
% of FP17s Relating to Free Repair or Replacements	0	239	0.0%	0.6%	0.6%	0.8%
% of FP17s Relating to Continuations	0	239	0.0%	0.7%	0.9%	1.2%
% of Patients satisfied with the dentistry they have received	0	0	N/A	91.3%	90.4%	92.8%
% of Patients satisfied with the time they had to wait for an appointment	0	0	N/A	84.0%	83.7%	88.7%

* This is based on patients treated on this contract for their most recent course of treatment. Figures in italics indicate the base number of FP17s or Patient Questionnaire responses are less than 100. N/A is shown where the base number of responses is less than 10 during the period. % is calculated as Quantity/Base number*100

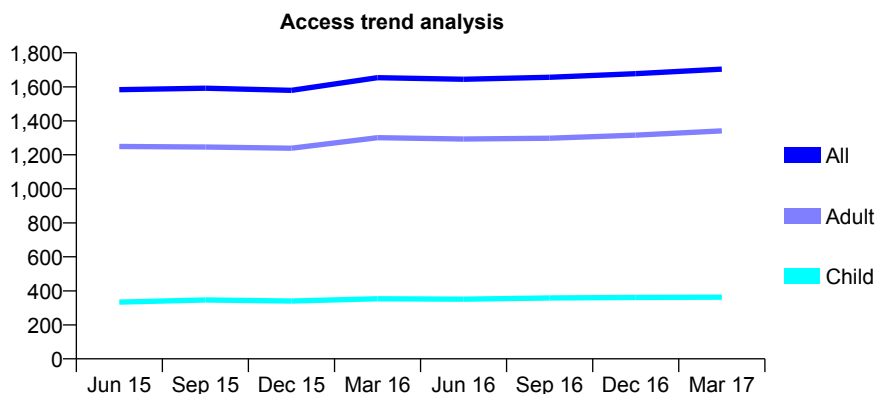
Q62 - Vital Signs At a Glance Contract Report for 785768/0001 - March 2017

Name or company name	MR V HRKALOVIC
Contract type name	GDS Contract
Purpose of contract	General
Contract start date	01/04/2006
Contract end date	

16/17 Contracted general activity (UDA)	6,127
Carry forward general activity (UDA)	131
16/17 Contracted orthodontic activity (UOA)	0
Carry forward orthodontic activity (UOA)	0
Baseline contract value	£149,204.86

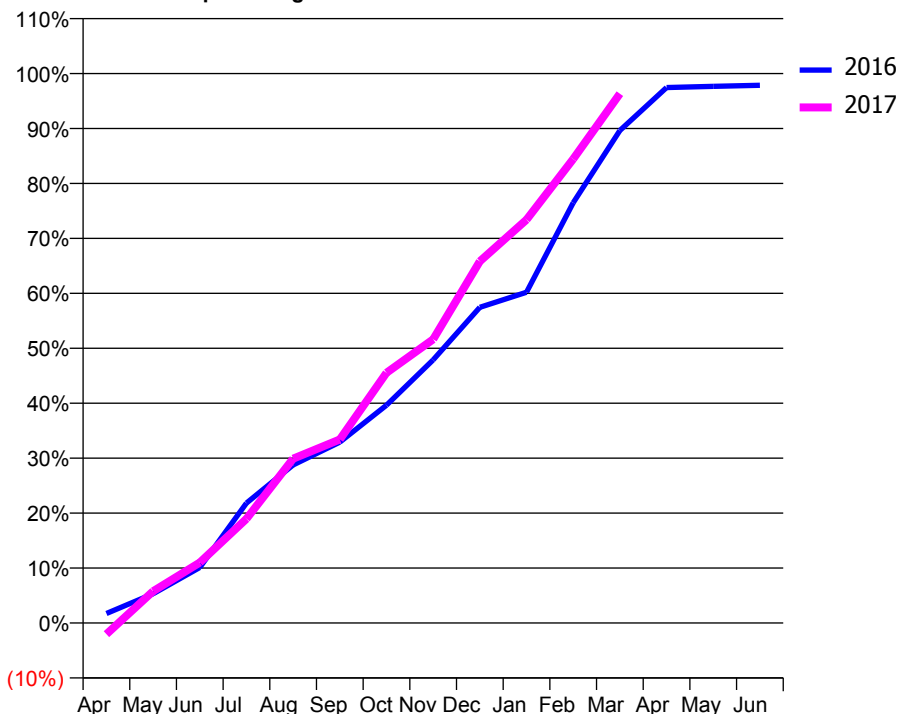
ACCESS*

Patients seen in 24 months	Total	Change since previous quarter
Quarter ending March 2016	1,654	
Quarter ending June 2016	1,644	→
Quarter ending September 2016	1,656	→
Quarter ending December 2016	1,677	→
Quarter ending March 2017	1,704	→
Variance since March 2016	3.0%	↑



ACTIVITY

Cumulative percentage of contracted UDA delivered 2016 & 2017



Month	Adjusted Scheduled Activity (UDA)	
	2016	2017
April	107	-126
May	327	354
June	619	674
July	1,337	1,161
August	1,762	1,833
September	2,017	2,047
October	2,429	2,791
November	2,934	3,164
December	3,519	4,034
January	3,689	4,496
February	4,685	5,173
March	5,491	5,902
April	5,971	
May	5,984	
June	5,996	

QUALITY

	Quantity	Base Number	Contract	AT	Region	England
% of FP17s for the same patient ID Re-attending within 3 months - Children	24	430	5.6%	10.0%	11.8%	12.3%
% of FP17s for the same patient ID Re-attending within 3 months - Adults	78	1,309	6.0%	16.1%	17.1%	16.7%
% of FP17s for the same patient ID Re-attending between 3 & 9 months - Children	176	430	40.9%	46.2%	46.5%	57.6%
% of FP17s for the same patient ID Re-attending between 3 & 9 months - Adults	490	1,309	37.4%	37.0%	37.6%	50.1%
% of FP17s for Band 1 Urgent Courses	44	1,631	2.7%	11.0%	10.7%	9.1%
% of FP17s Relating to Free Repair or Replacements	1	1,631	0.1%	0.6%	0.6%	0.8%
% of FP17s Relating to Continuations	0	1,631	0.0%	0.7%	0.9%	1.2%
% of Patients satisfied with the dentistry they have received	7	7	N/A	91.3%	90.4%	92.8%
% of Patients satisfied with the time they had to wait for an appointment	7	7	N/A	84.0%	83.7%	88.7%

* This is based on patients treated on this contract for their most recent course of treatment. Figures in italics indicate the base number of FP17s or Patient Questionnaire responses are less than 100. N/A is shown where the base number of responses is less than 10 during the period. % is calculated as Quantity/Base number*100

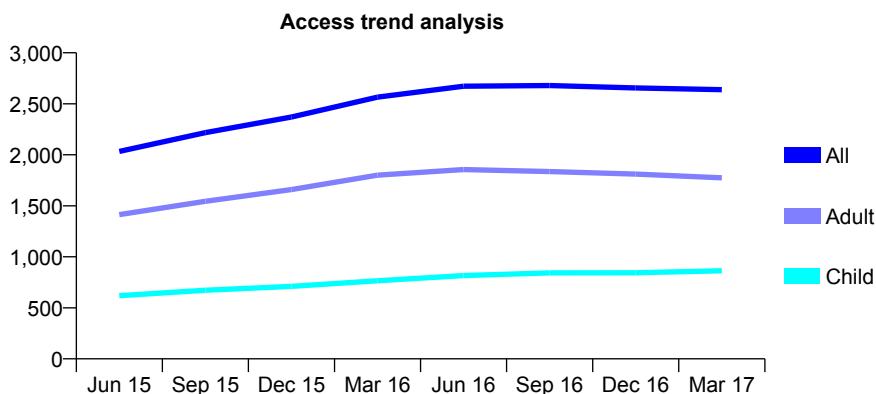
Q62 - Vital Signs At a Glance Contract Report for 785806/0002 - March 2017

Name or company name	MR M BHARDWAJ
Contract type name	GDS Contract
Purpose of contract	General
Contract start date	01/04/2014
Contract end date	

16/17 Contracted general activity (UDA)	6,181
Carry forward general activity (UDA)	-107
16/17 Contracted orthodontic activity (UOA)	0
Carry forward orthodontic activity (UOA)	0
Baseline contract value	£174,908.87

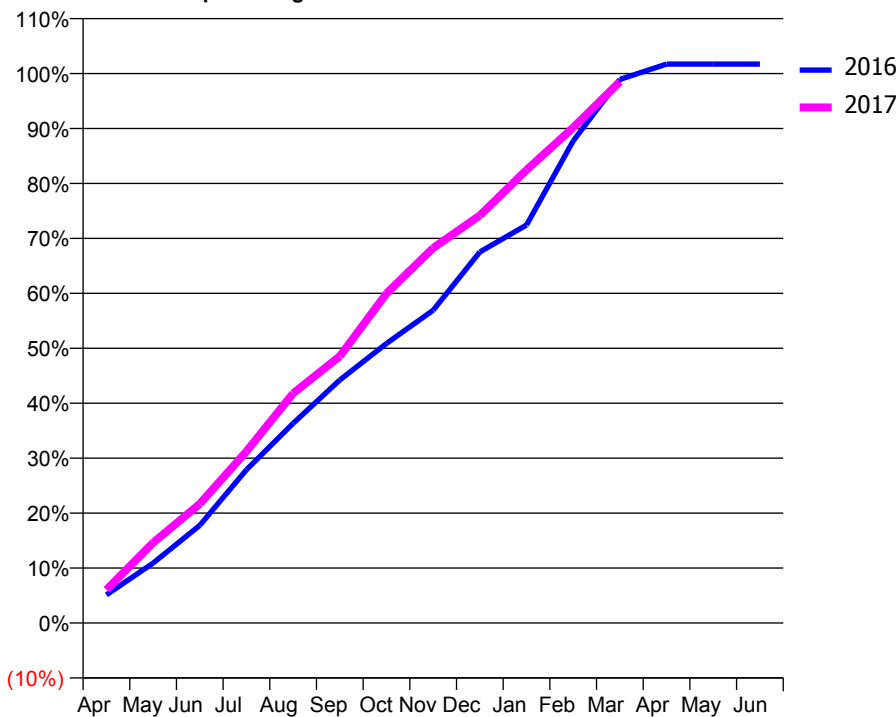
ACCESS*

Patients seen in 24 months	Total	Change since previous quarter
Quarter ending March 2016	2,566	
Quarter ending June 2016	2,672	↑
Quarter ending September 2016	2,679	→
Quarter ending December 2016	2,655	→
Quarter ending March 2017	2,639	→
Variance since March 2016	2.8%	↑



ACTIVITY

Cumulative percentage of contracted UDA delivered 2016 & 2017



Month	Adjusted Scheduled Activity (UDA)	
	2016	2017
April	318	374
May	674	904
June	1,099	1,341
July	1,725	1,931
August	2,246	2,583
September	2,734	3,000
October	3,145	3,708
November	3,519	4,219
December	4,174	4,584
January	4,477	5,095
February	5,423	5,572
March	6,115	6,088
April	6,288	
May	6,288	
June	6,288	

QUALITY

	Quantity	Base Number	Contract	AT	Region	England
% of FP17s for the same patient ID Re-attending within 3 months - Children	128	1,188	10.8%	10.0%	11.8%	12.3%
% of FP17s for the same patient ID Re-attending within 3 months - Adults	289	1,955	14.8%	16.1%	17.1%	16.7%
% of FP17s for the same patient ID Re-attending between 3 & 9 months - Children	579	1,188	48.7%	46.2%	46.5%	57.6%
% of FP17s for the same patient ID Re-attending between 3 & 9 months - Adults	773	1,955	39.5%	37.0%	37.6%	50.1%
% of FP17s for Band 1 Urgent Courses	177	3,040	5.8%	11.0%	10.7%	9.1%
% of FP17s Relating to Free Repair or Replacements	10	3,040	0.3%	0.6%	0.6%	0.8%
% of FP17s Relating to Continuations	23	3,040	0.8%	0.7%	0.9%	1.2%
% of Patients satisfied with the dentistry they have received	5	5	N/A	91.3%	90.4%	92.8%
% of Patients satisfied with the time they had to wait for an appointment	5	5	N/A	84.0%	83.7%	88.7%

* This is based on patients treated on this contract for their most recent course of treatment. Figures in italics indicate the base number of FP17s or Patient Questionnaire responses are less than 100. N/A is shown where the base number of responses is less than 10 during the period. % is calculated as Quantity/Base number*100

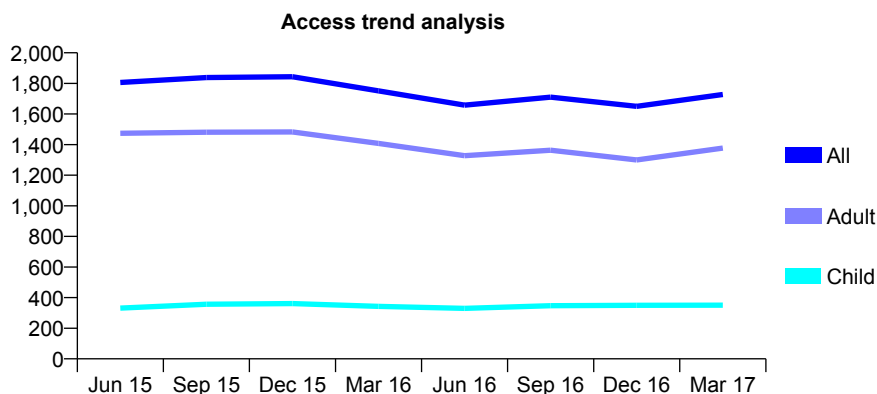
Q62 - Vital Signs At a Glance Contract Report for 786683/0001 - March 2017

Name or company name	MR MR FARIDRAD
Contract type name	GDS Contract
Purpose of contract	General
Contract start date	01/09/2008
Contract end date	

16/17 Contracted general activity (UDA)	5,270
Carry forward general activity (UDA)	-105
16/17 Contracted orthodontic activity (UOA)	0
Carry forward orthodontic activity (UOA)	0
Baseline contract value	£166,100.82

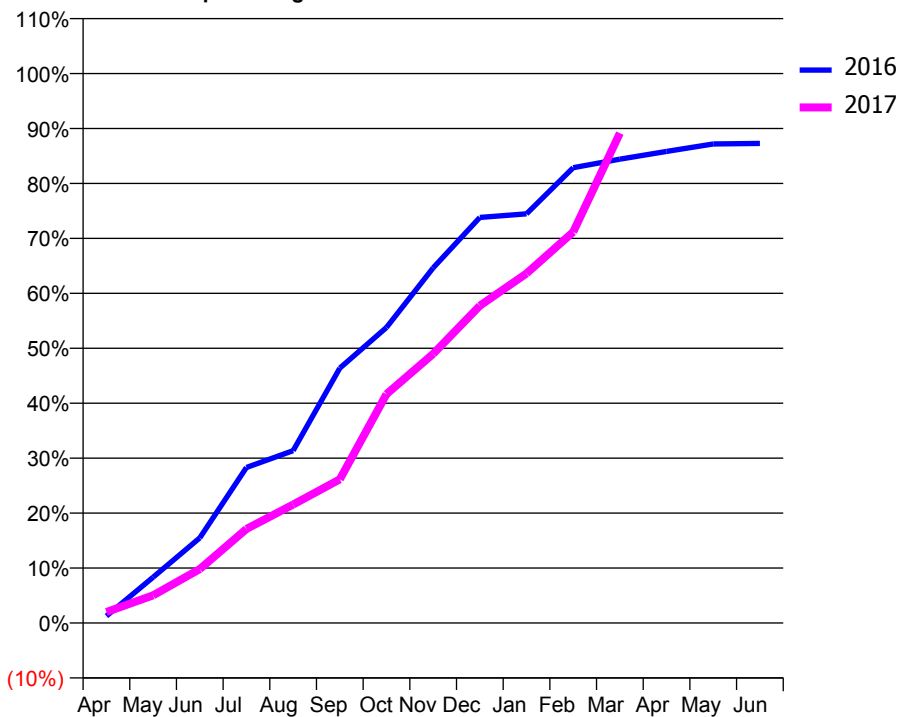
ACCESS*

Patients seen in 24 months	Total	Change since previous quarter
Quarter ending March 2016	1,751	
Quarter ending June 2016	1,658	↓
Quarter ending September 2016	1,710	↑
Quarter ending December 2016	1,650	↓
Quarter ending March 2017	1,728	↑
Variance since March 2016	(1.3%)	↓



ACTIVITY

Cumulative percentage of contracted UDA delivered 2016 & 2017



Month	Adjusted Scheduled Activity (UDA)	
	2016	2017
April	67	105
May	439	266
June	816	518
July	1,492	902
August	1,653	1,136
September	2,445	1,379
October	2,834	2,196
November	3,407	2,581
December	3,890	3,043
January	3,924	3,352
February	4,367	3,750
March	4,448	4,697
April	4,523	
May	4,594	
June	4,599	

QUALITY

	Quantity	Base Number	Contract	AT	Region	England
% of FP17s for the same patient ID Re-attending within 3 months - Children	7	374	1.9%	10.0%	11.8%	12.3%
% of FP17s for the same patient ID Re-attending within 3 months - Adults	67	1,222	5.5%	16.1%	17.1%	16.7%
% of FP17s for the same patient ID Re-attending between 3 & 9 months - Children	121	374	32.4%	46.2%	46.5%	57.6%
% of FP17s for the same patient ID Re-attending between 3 & 9 months - Adults	363	1,222	29.7%	37.0%	37.6%	50.1%
% of FP17s for Band 1 Urgent Courses	97	1,529	6.3%	11.0%	10.7%	9.1%
% of FP17s Relating to Free Repair or Replacements	6	1,529	0.4%	0.6%	0.6%	0.8%
% of FP17s Relating to Continuations	6	1,529	0.4%	0.7%	0.9%	1.2%
% of Patients satisfied with the dentistry they have received	2	2	N/A	91.3%	90.4%	92.8%
% of Patients satisfied with the time they had to wait for an appointment	1	2	N/A	84.0%	83.7%	88.7%

* This is based on patients treated on this contract for their most recent course of treatment. Figures in italics indicate the base number of FP17s or Patient Questionnaire responses are less than 100. N/A is shown where the base number of responses is less than 10 during the period. % is calculated as Quantity/Base number*100

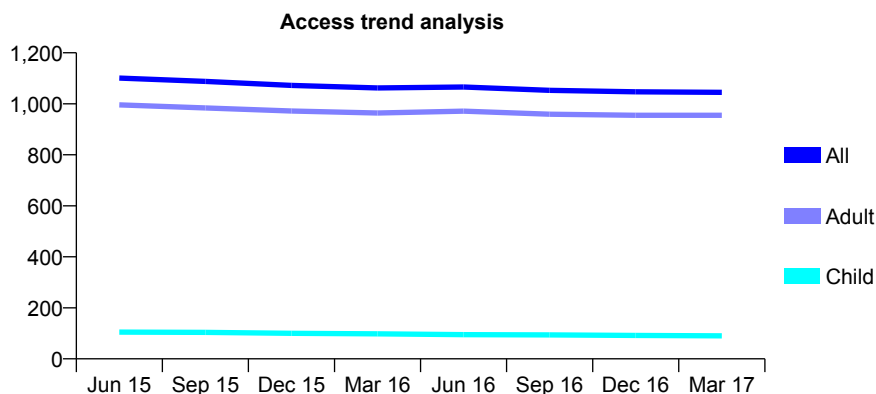
Q62 - Vital Signs At a Glance Contract Report for 801321/0001 - March 2017

Name or company name	MR AJ WEISS
Contract type name	GDS Contract
Purpose of contract	General
Contract start date	01/04/2006
Contract end date	

16/17 Contracted general activity (UDA)	4,000
Carry forward general activity (UDA)	0
16/17 Contracted orthodontic activity (UOA)	0
Carry forward orthodontic activity (UOA)	0
Baseline contract value	£86,800.00

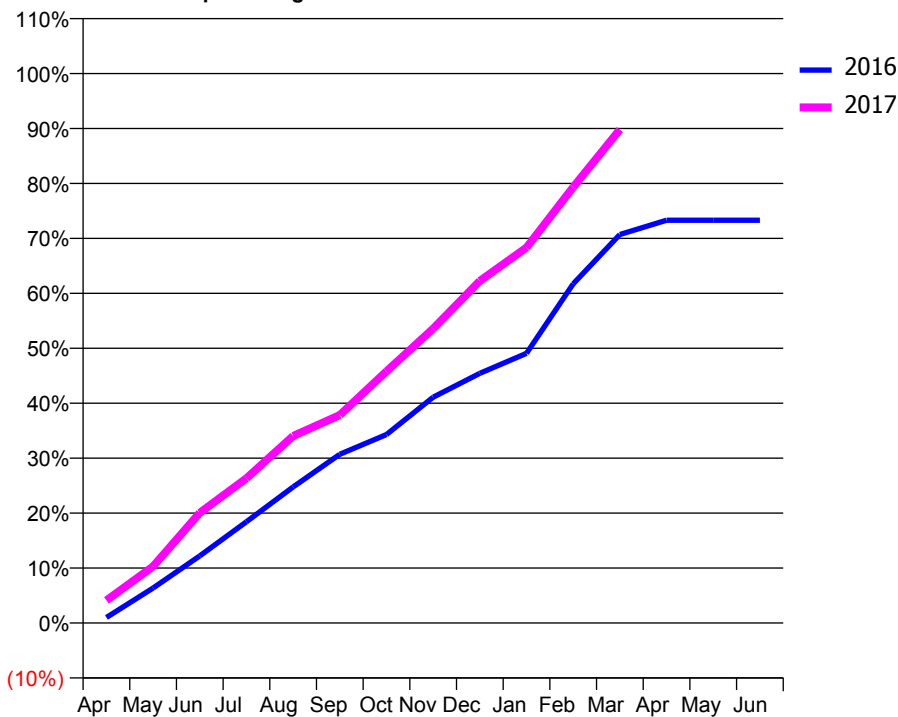
ACCESS*

Patients seen in 24 months	Total	Change since previous quarter
Quarter ending March 2016	1,062	
Quarter ending June 2016	1,066	→
Quarter ending September 2016	1,053	↓
Quarter ending December 2016	1,047	→
Quarter ending March 2017	1,045	→
Variance since March 2016	(1.6%)	↓



ACTIVITY

Cumulative percentage of contracted UDA delivered 2016 & 2017



Adjusted Scheduled Activity (UDA)

Month	2016	2017
April	50	165
May	313	412
June	600	802
July	905	1,054
August	1,216	1,361
September	1,509	1,514
October	1,684	1,832
November	2,019	2,143
December	2,232	2,490
January	2,410	2,733
February	3,032	3,173
March	3,473	3,592
April	3,601	
May	3,601	
June	3,601	

QUALITY

	Quantity	Base Number	Contract	AT	Region	England
% of FP17s for the same patient ID Re-attending within 3 months - Children	4	105	3.8%	10.0%	11.8%	12.3%
% of FP17s for the same patient ID Re-attending within 3 months - Adults	239	1,425	16.8%	16.1%	17.1%	16.7%
% of FP17s for the same patient ID Re-attending between 3 & 9 months - Children	24	105	22.9%	46.2%	46.5%	57.6%
% of FP17s for the same patient ID Re-attending between 3 & 9 months - Adults	650	1,425	45.6%	37.0%	37.6%	50.1%
% of FP17s for Band 1 Urgent Courses	182	1,487	12.2%	11.0%	10.7%	9.1%
% of FP17s Relating to Free Repair or Replacements	1	1,487	0.1%	0.6%	0.6%	0.8%
% of FP17s Relating to Continuations	13	1,487	0.9%	0.7%	0.9%	1.2%
% of Patients satisfied with the dentistry they have received	1	1	N/A	91.3%	90.4%	92.8%
% of Patients satisfied with the time they had to wait for an appointment	1	1	N/A	84.0%	83.7%	88.7%

* This is based on patients treated on this contract for their most recent course of treatment. Figures in italics indicate the base number of FP17s or Patient Questionnaire responses are less than 100. N/A is shown where the base number of responses is less than 10 during the period. % is calculated as Quantity/Base number*100

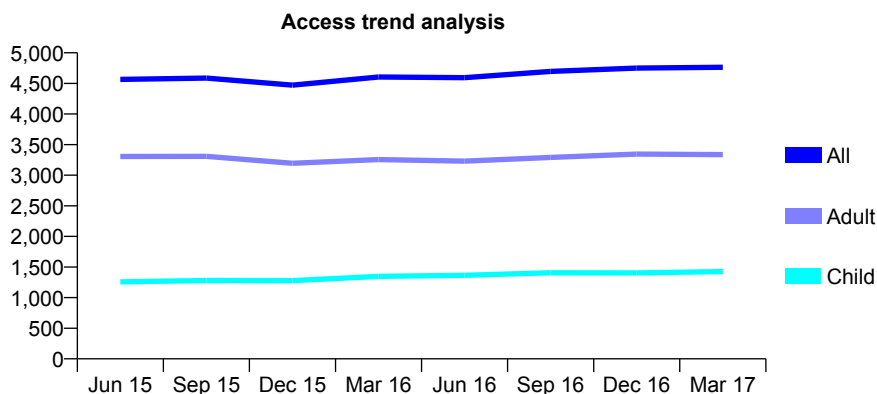
Q62 - Vital Signs At a Glance Contract Report for 808199/0001 - March 2017

Name or company name	MR BS BHOGAL
Contract type name	GDS Contract
Purpose of contract	General
Contract start date	01/04/2006
Contract end date	

16/17 Contracted general activity (UDA)	13,604
Carry forward general activity (UDA)	245
16/17 Contracted orthodontic activity (UOA)	0
Carry forward orthodontic activity (UOA)	0
Baseline contract value	£449,875.90

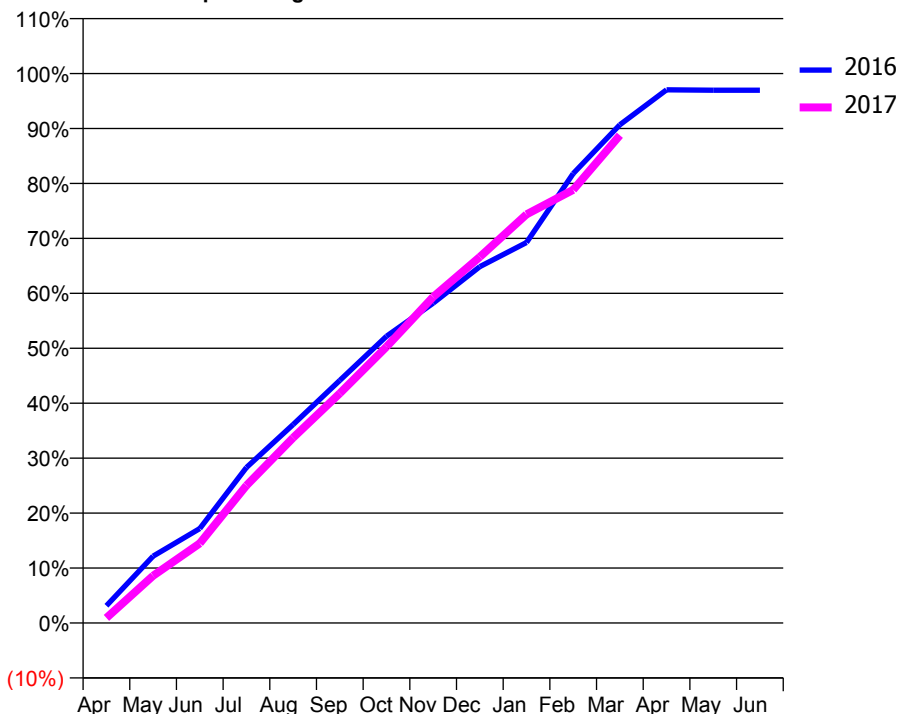
ACCESS*

Patients seen in 24 months	Total	Change since previous quarter
Quarter ending March 2016	4,605	
Quarter ending June 2016	4,593	→
Quarter ending September 2016	4,696	↑
Quarter ending December 2016	4,751	→
Quarter ending March 2017	4,763	→
Variance since March 2016	3.4%	↑



ACTIVITY

Cumulative percentage of contracted UDA delivered 2016 & 2017



Month	Adjusted Scheduled Activity (UDA)	
	2016	2017
April	427	126
May	1,655	1,169
June	2,338	1,973
July	3,852	3,404
August	4,915	4,587
September	6,006	5,685
October	7,099	6,838
November	7,917	8,075
December	8,821	9,063
January	9,422	10,116
February	11,128	10,723
March	12,336	12,073
April	13,201	
May	13,190	
June	13,191	

QUALITY

	Quantity	Base Number	Contract	AT	Region	England
% of FP17s for the same patient ID Re-attending within 3 months - Children	172	1,969	8.7%	10.0%	11.8%	12.3%
% of FP17s for the same patient ID Re-attending within 3 months - Adults	635	3,815	16.6%	16.1%	17.1%	16.7%
% of FP17s for the same patient ID Re-attending between 3 & 9 months - Children	997	1,969	50.6%	46.2%	46.5%	57.6%
% of FP17s for the same patient ID Re-attending between 3 & 9 months - Adults	1,326	3,815	34.8%	37.0%	37.6%	50.1%
% of FP17s for Band 1 Urgent Courses	1,029	5,516	18.7%	11.0%	10.7%	9.1%
% of FP17s Relating to Free Repair or Replacements	12	5,516	0.2%	0.6%	0.6%	0.8%
% of FP17s Relating to Continuations	24	5,516	0.4%	0.7%	0.9%	1.2%
% of Patients satisfied with the dentistry they have received	5	6	N/A	91.3%	90.4%	92.8%
% of Patients satisfied with the time they had to wait for an appointment	6	6	N/A	84.0%	83.7%	88.7%

* This is based on patients treated on this contract for their most recent course of treatment. Figures in italics indicate the base number of FP17s or Patient Questionnaire responses are less than 100. N/A is shown where the base number of responses is less than 10 during the period. % is calculated as Quantity/Base number*100

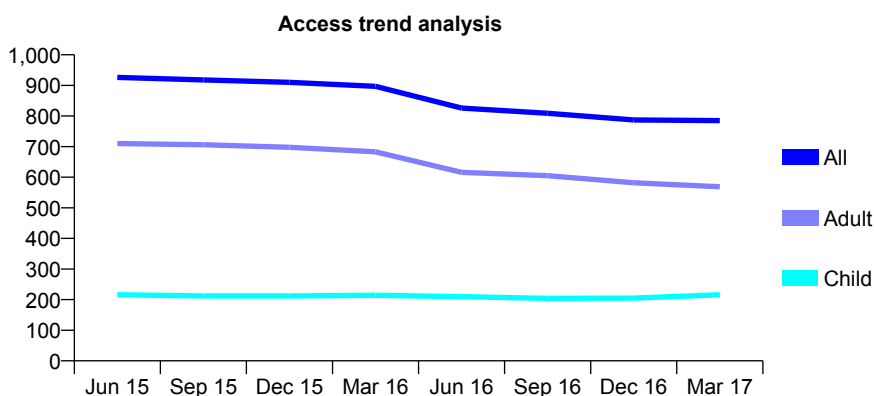
Q62 - Vital Signs At a Glance Contract Report for 812196/0001 - March 2017

Name or company name	MISS JP WATKINS
Contract type name	GDS Contract
Purpose of contract	General and Orthodontic
Contract start date	01/04/2006
Contract end date	

16/17 Contracted general activity (UDA)	1,719
Carry forward general activity (UDA)	-34
16/17 Contracted orthodontic activity (UOA)	159
Carry forward orthodontic activity (UOA)	7
Baseline contract value	£50,475.63

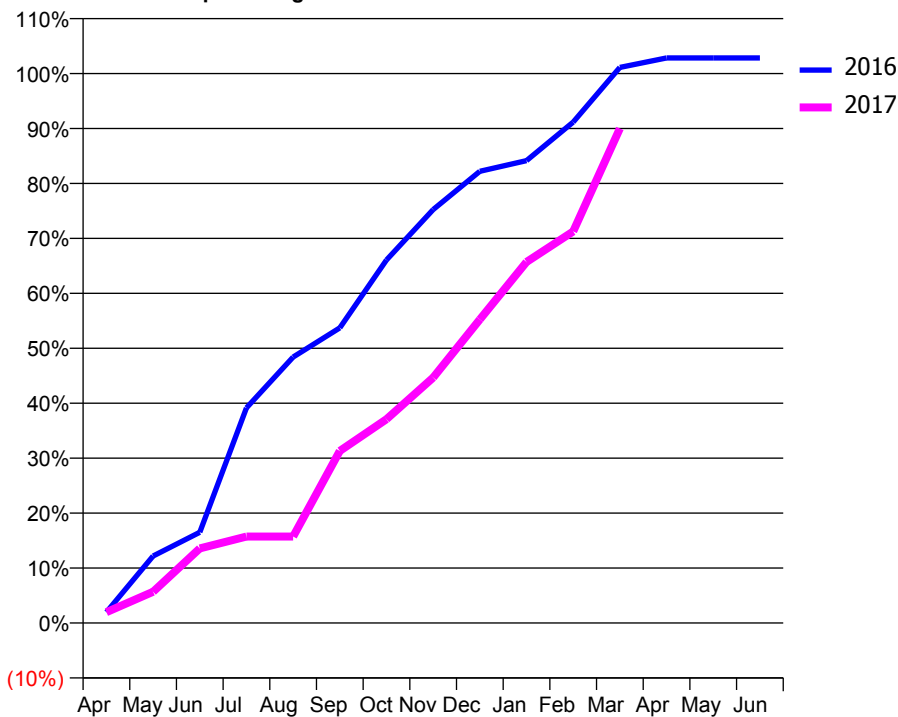
ACCESS*

Patients seen in 24 months	Total	Change since previous quarter
Quarter ending March 2016	897	
Quarter ending June 2016	826	↓
Quarter ending September 2016	809	↓
Quarter ending December 2016	787	↓
Quarter ending March 2017	785	→
Variance since March 2016	(12.5%)	↓



ACTIVITY

Cumulative percentage of contracted UDA delivered 2016 & 2017



Adjusted Scheduled Activity (UDA)

Month	2016	2017
April	34	34
May	210	98
June	284	234
July	673	271
August	832	271
September	923	538
October	1,136	638
November	1,293	768
December	1,413	950
January	1,447	1,130
February	1,567	1,225
March	1,738	1,547
April	1,768	
May	1,768	
June	1,768	

QUALITY

	Quantity	Base Number	Contract	AT	Region	England
% of FP17s for the same patient ID Re-attending within 3 months - Children	18	241	7.5%	10.0%	11.8%	12.3%
% of FP17s for the same patient ID Re-attending within 3 months - Adults	53	466	11.4%	16.1%	17.1%	16.7%
% of FP17s for the same patient ID Re-attending between 3 & 9 months - Children	81	241	33.6%	46.2%	46.5%	57.6%
% of FP17s for the same patient ID Re-attending between 3 & 9 months - Adults	107	466	23.0%	37.0%	37.6%	50.1%
% of FP17s for Band 1 Urgent Courses	81	686	11.8%	11.0%	10.7%	9.1%
% of FP17s Relating to Free Repair or Replacements	4	686	0.6%	0.6%	0.6%	0.8%
% of FP17s Relating to Continuations	14	686	2.0%	0.7%	0.9%	1.2%
% of Patients satisfied with the dentistry they have received	0	0	N/A	91.3%	90.4%	92.8%
% of Patients satisfied with the time they had to wait for an appointment	0	0	N/A	84.0%	83.7%	88.7%

* This is based on patients treated on this contract for their most recent course of treatment. Figures in italics indicate the base number of FP17s or Patient Questionnaire responses are less than 100. N/A is shown where the base number of responses is less than 10 during the period. % is calculated as Quantity/Base number*100

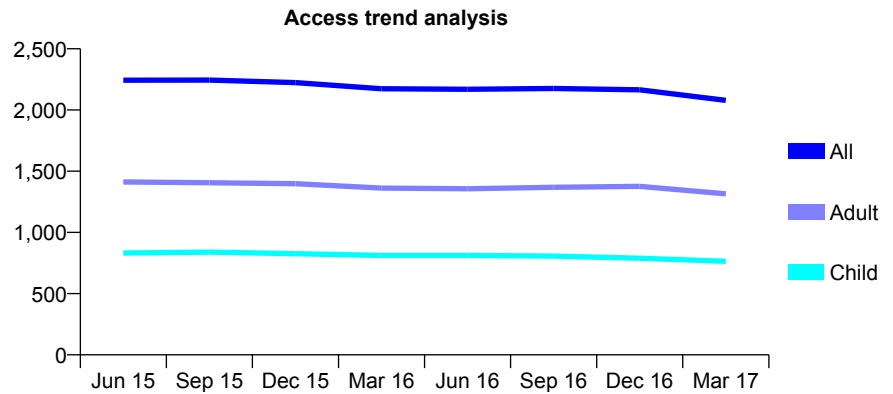
Q62 - Vital Signs At a Glance Contract Report for 813923/0002 - March 2017

Name or company name	MR JS MANDAIR
Contract type name	GDS Contract
Purpose of contract	General and Orthodontic
Contract start date	01/11/2006
Contract end date	

16/17 Contracted general activity (UDA)	4,546
Carry forward general activity (UDA)	0
16/17 Contracted orthodontic activity (UOA)	533
Carry forward orthodontic activity (UOA)	0
Baseline contract value	£197,451.84

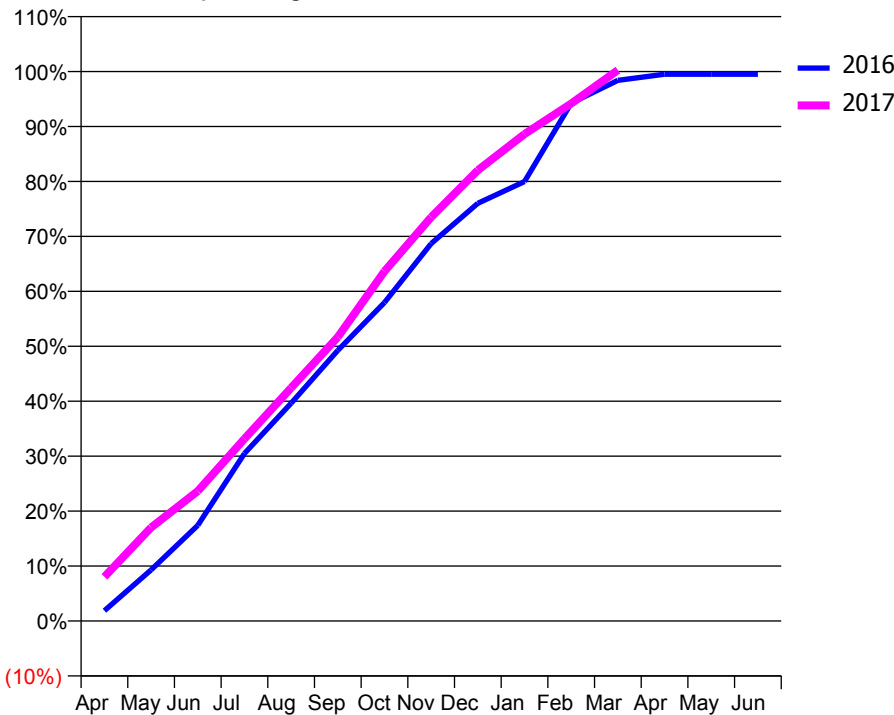
ACCESS*

Patients seen in 24 months	Total	Change since previous quarter
Quarter ending March 2016	2,174	
Quarter ending June 2016	2,169	→
Quarter ending September 2016	2,176	→
Quarter ending December 2016	2,165	→
Quarter ending March 2017	2,079	↓
Variance since March 2016	(4.4%)	↓



ACTIVITY

Cumulative percentage of contracted UDA delivered 2016 & 2017



Month	Adjusted Scheduled Activity (UDA)	
	2016	2017
April	85	366
May	423	774
June	792	1,075
July	1,386	1,508
August	1,802	1,929
September	2,239	2,349
October	2,635	2,894
November	3,122	3,341
December	3,456	3,730
January	3,635	4,028
February	4,284	4,281
March	4,473	4,557
April	4,524	
May	4,524	
June	4,524	

QUALITY

	Quantity	Base Number	Contract	AT	Region	England
% of FP17s for the same patient ID Re-attending within 3 months - Children	119	1,020	11.7%	10.0%	11.8%	12.3%
% of FP17s for the same patient ID Re-attending within 3 months - Adults	159	1,356	11.7%	16.1%	17.1%	16.7%
% of FP17s for the same patient ID Re-attending between 3 & 9 months - Children	542	1,020	53.1%	46.2%	46.5%	57.6%
% of FP17s for the same patient ID Re-attending between 3 & 9 months - Adults	546	1,356	40.3%	37.0%	37.6%	50.1%
% of FP17s for Band 1 Urgent Courses	162	2,279	7.1%	11.0%	10.7%	9.1%
% of FP17s Relating to Free Repair or Replacements	7	2,279	0.3%	0.6%	0.6%	0.8%
% of FP17s Relating to Continuations	6	2,279	0.3%	0.7%	0.9%	1.2%
% of Patients satisfied with the dentistry they have received	1	1	N/A	91.3%	90.4%	92.8%
% of Patients satisfied with the time they had to wait for an appointment	1	1	N/A	84.0%	83.7%	88.7%

* This is based on patients treated on this contract for their most recent course of treatment. Figures in italics indicate the base number of FP17s or Patient Questionnaire responses are less than 100. N/A is shown where the base number of responses is less than 10 during the period. % is calculated as Quantity/Base number*100

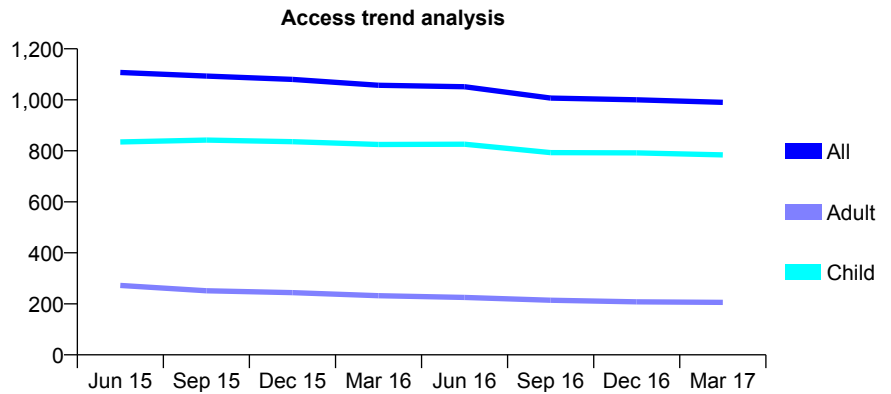
Q62 - Vital Signs At a Glance Contract Report for 825662/0001 - March 2017

Name or company name	MR J SINGH
Contract type name	GDS Contract
Purpose of contract	General
Contract start date	01/04/2006
Contract end date	

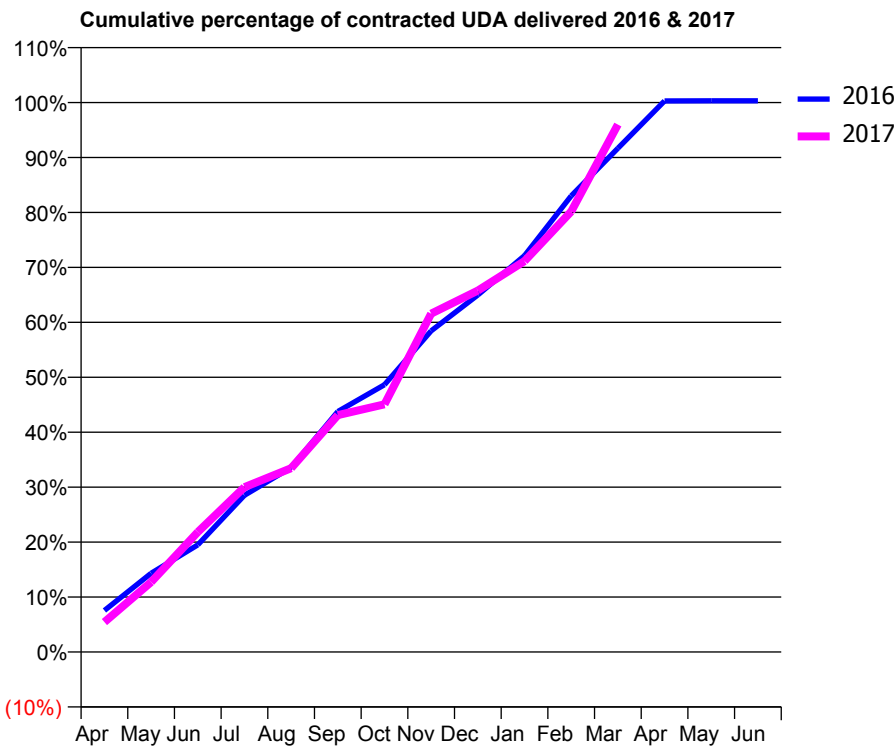
16/17 Contracted general activity (UDA)	2,696
Carry forward general activity (UDA)	-9
16/17 Contracted orthodontic activity (UOA)	0
Carry forward orthodontic activity (UOA)	0
Baseline contract value	£93,797.27

ACCESS*

Patients seen in 24 months	Total	Change since previous quarter
Quarter ending March 2016	1,057	
Quarter ending June 2016	1,051	→
Quarter ending September 2016	1,007	↓
Quarter ending December 2016	1,000	→
Quarter ending March 2017	990	↓
Variance since March 2016	(6.3%)	↓



ACTIVITY



Month	Adjusted Scheduled Activity (UDA)	
	2016	2017
April	204	147
May	386	343
June	526	589
July	769	809
August	905	902
September	1,180	1,162
October	1,312	1,215
November	1,576	1,660
December	1,751	1,773
January	1,944	1,918
February	2,238	2,161
March	2,472	2,588
April	2,704	
May	2,705	
June	2,705	

QUALITY

	Quantity	Base Number	Contract	AT	Region	England
% of FP17s for the same patient ID Re-attending within 3 months - Children	26	890	2.9%	10.0%	11.8%	12.3%
% of FP17s for the same patient ID Re-attending within 3 months - Adults	6	141	4.3%	16.1%	17.1%	16.7%
% of FP17s for the same patient ID Re-attending between 3 & 9 months - Children	195	890	21.9%	46.2%	46.5%	57.6%
% of FP17s for the same patient ID Re-attending between 3 & 9 months - Adults	47	141	33.3%	37.0%	37.6%	50.1%
% of FP17s for Band 1 Urgent Courses	10	969	1.0%	11.0%	10.7%	9.1%
% of FP17s Relating to Free Repair or Replacements	0	969	0.0%	0.6%	0.6%	0.8%
% of FP17s Relating to Continuations	0	969	0.0%	0.7%	0.9%	1.2%
% of Patients satisfied with the dentistry they have received	0	0	N/A	91.3%	90.4%	92.8%
% of Patients satisfied with the time they had to wait for an appointment	0	0	N/A	84.0%	83.7%	88.7%

* This is based on patients treated on this contract for their most recent course of treatment. Figures in italics indicate the base number of FP17s or Patient Questionnaire responses are less than 100. N/A is shown where the base number of responses is less than 10 during the period. % is calculated as Quantity/Base number*100

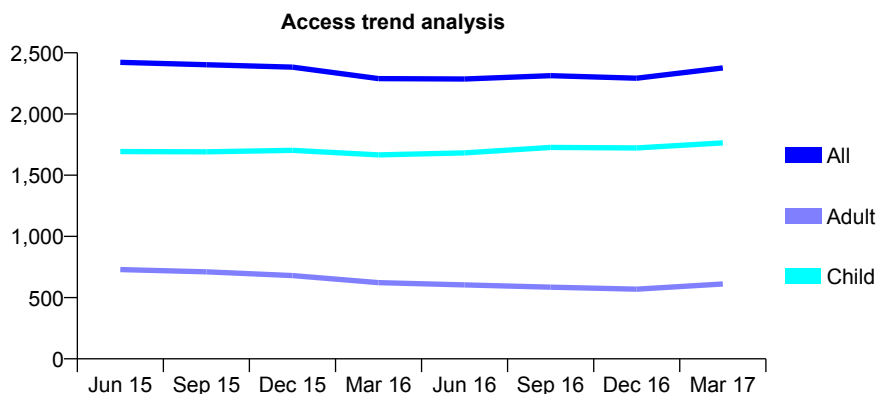
Q62 - Vital Signs At a Glance Contract Report for 825786/0001 - March 2017

Name or company name	MISS F RAHEMTULLA
Contract type name	GDS Contract
Purpose of contract	General
Contract start date	01/04/2006
Contract end date	

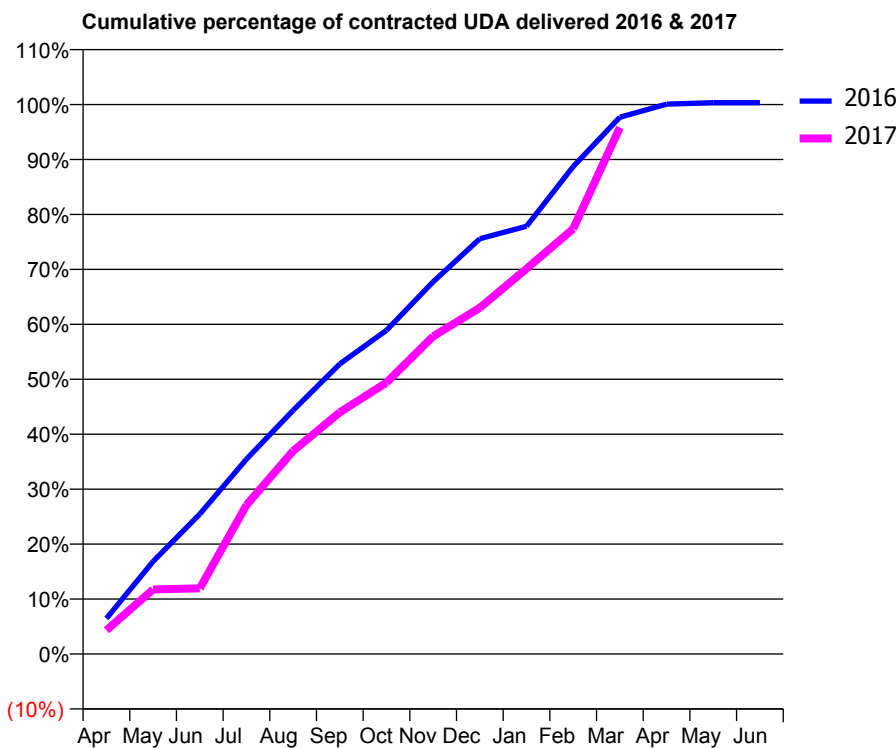
16/17 Contracted general activity (UDA)	6,732
Carry forward general activity (UDA)	-23
16/17 Contracted orthodontic activity (UOA)	0
Carry forward orthodontic activity (UOA)	0
Baseline contract value	£204,508.21

ACCESS*

Patients seen in 24 months	Total	Change since previous quarter
Quarter ending March 2016	2,289	
Quarter ending June 2016	2,286	→
Quarter ending September 2016	2,313	→
Quarter ending December 2016	2,292	→
Quarter ending March 2017	2,376	↑
Variance since March 2016	3.8%	↑



ACTIVITY



Month	Adjusted Scheduled Activity (UDA)	
	2016	2017
April	436	291
May	1,134	792
June	1,714	804
July	2,387	1,825
August	2,986	2,488
September	3,554	2,960
October	3,966	3,326
November	4,560	3,892
December	5,089	4,241
January	5,239	4,721
February	5,972	5,209
March	6,576	6,450
April	6,737	
May	6,755	
June	6,755	

QUALITY

	Quantity	Base Number	Contract	AT	Region	England
% of FP17s for the same patient ID Re-attending within 3 months - Children	91	2,285	4.0%	10.0%	11.8%	12.3%
% of FP17s for the same patient ID Re-attending within 3 months - Adults	35	642	5.5%	16.1%	17.1%	16.7%
% of FP17s for the same patient ID Re-attending between 3 & 9 months - Children	1,240	2,285	54.3%	46.2%	46.5%	57.6%
% of FP17s for the same patient ID Re-attending between 3 & 9 months - Adults	341	642	53.1%	37.0%	37.6%	50.1%
% of FP17s for Band 1 Urgent Courses	86	2,854	3.0%	11.0%	10.7%	9.1%
% of FP17s Relating to Free Repair or Replacements	0	2,854	0.0%	0.6%	0.6%	0.8%
% of FP17s Relating to Continuations	3	2,854	0.1%	0.7%	0.9%	1.2%
% of Patients satisfied with the dentistry they have received	3	4	N/A	91.3%	90.4%	92.8%
% of Patients satisfied with the time they had to wait for an appointment	3	4	N/A	84.0%	83.7%	88.7%

* This is based on patients treated on this contract for their most recent course of treatment. Figures in italics indicate the base number of FP17s or Patient Questionnaire responses are less than 100. N/A is shown where the base number of responses is less than 10 during the period. % is calculated as Quantity/Base number*100

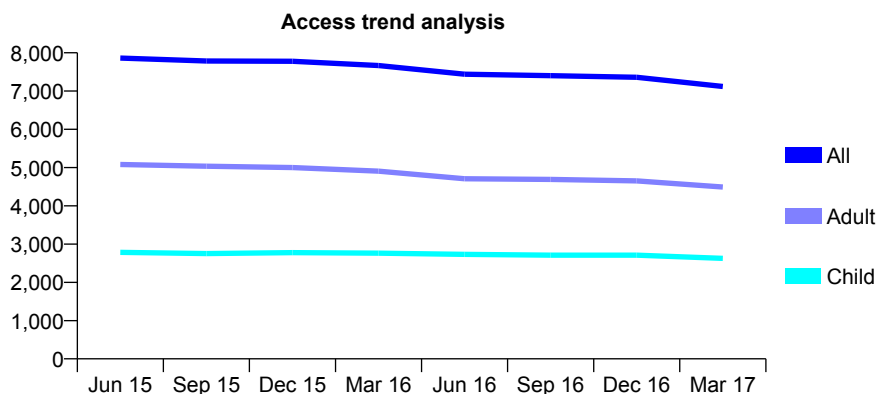
Q62 - Vital Signs At a Glance Contract Report for 825948/0005 - March 2017

Name or company name	MR JK KOTECHA
Contract type name	GDS Contract
Purpose of contract	General
Contract start date	01/04/2006
Contract end date	

16/17 Contracted general activity (UDA)	20,643
Carry forward general activity (UDA)	-413
16/17 Contracted orthodontic activity (UOA)	0
Carry forward orthodontic activity (UOA)	0
Baseline contract value	£489,980.40

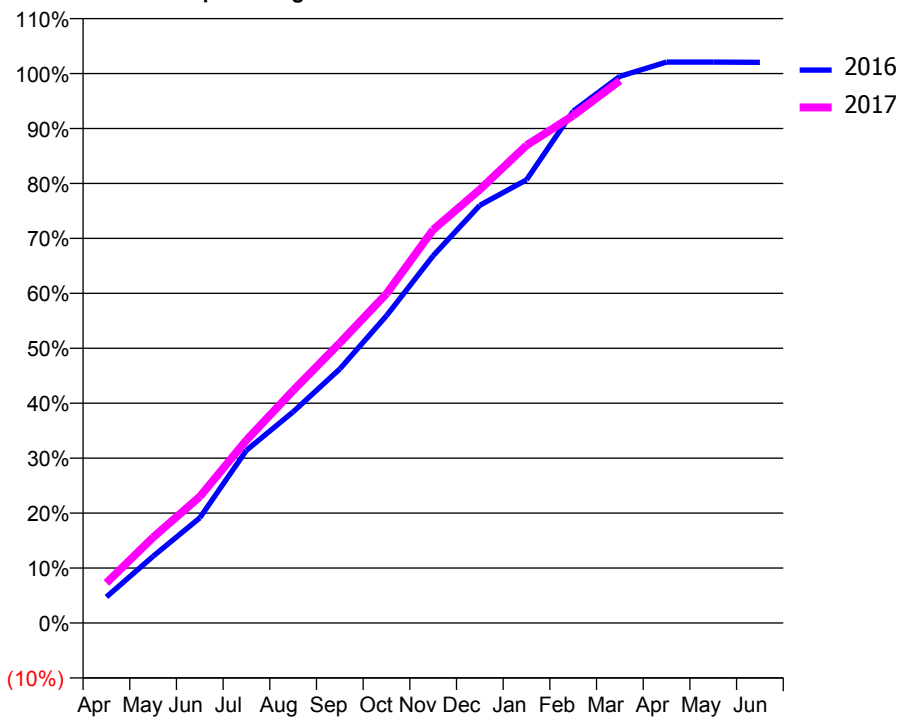
ACCESS*

Patients seen in 24 months	Total	Change since previous quarter
Quarter ending March 2016	7,667	
Quarter ending June 2016	7,440	↓
Quarter ending September 2016	7,401	→
Quarter ending December 2016	7,360	→
Quarter ending March 2017	7,119	↓
Variance since March 2016	(7.1%)	↓



ACTIVITY

Cumulative percentage of contracted UDA delivered 2016 & 2017



Month	Adjusted Scheduled Activity (UDA)	
	2016	2017
April	980	1,506
May	2,506	3,221
June	3,950	4,747
July	6,488	6,873
August	7,934	8,733
September	9,544	10,522
October	11,544	12,372
November	13,796	14,773
December	15,694	16,282
January	16,650	17,944
February	19,230	19,062
March	20,534	20,376
April	21,073	
May	21,074	
June	21,063	

QUALITY

	Quantity	Base Number	Contract	AT	Region	England
% of FP17s for the same patient ID Re-attending within 3 months - Children	266	3,629	7.3%	10.0%	11.8%	12.3%
% of FP17s for the same patient ID Re-attending within 3 months - Adults	680	5,317	12.8%	16.1%	17.1%	16.7%
% of FP17s for the same patient ID Re-attending between 3 & 9 months - Children	2,034	3,629	56.0%	46.2%	46.5%	57.6%
% of FP17s for the same patient ID Re-attending between 3 & 9 months - Adults	2,540	5,317	47.8%	37.0%	37.6%	50.1%
% of FP17s for Band 1 Urgent Courses	748	8,732	8.6%	11.0%	10.7%	9.1%
% of FP17s Relating to Free Repair or Replacements	58	8,732	0.7%	0.6%	0.6%	0.8%
% of FP17s Relating to Continuations	29	8,732	0.3%	0.7%	0.9%	1.2%
% of Patients satisfied with the dentistry they have received	17	18	94.4%	91.3%	90.4%	92.8%
% of Patients satisfied with the time they had to wait for an appointment	13	18	72.2%	84.0%	83.7%	88.7%

* This is based on patients treated on this contract for their most recent course of treatment. Figures in italics indicate the base number of FP17s or Patient Questionnaire responses are less than 100. N/A is shown where the base number of responses is less than 10 during the period. % is calculated as Quantity/Base number*100

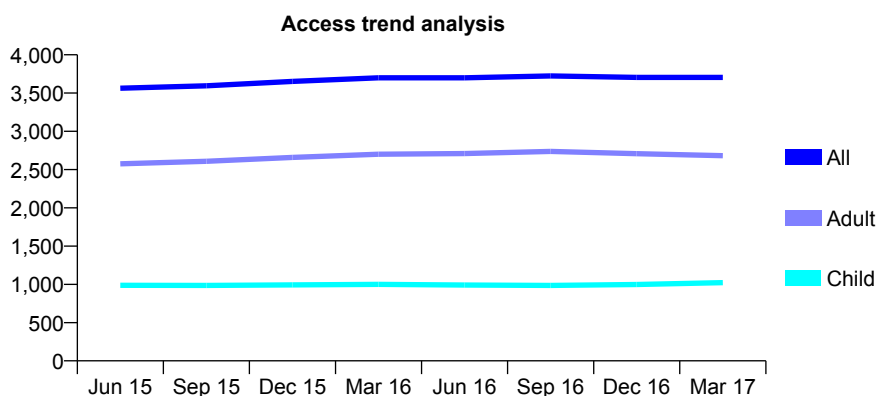
Q62 - Vital Signs At a Glance Contract Report for 825956/0001 - March 2017

Name or company name	MR RG RENTON
Contract type name	GDS Contract
Purpose of contract	General
Contract start date	01/04/2006
Contract end date	

16/17 Contracted general activity (UDA)	5,946
Carry forward general activity (UDA)	-41
16/17 Contracted orthodontic activity (UOA)	0
Carry forward orthodontic activity (UOA)	0
Baseline contract value	£165,055.07

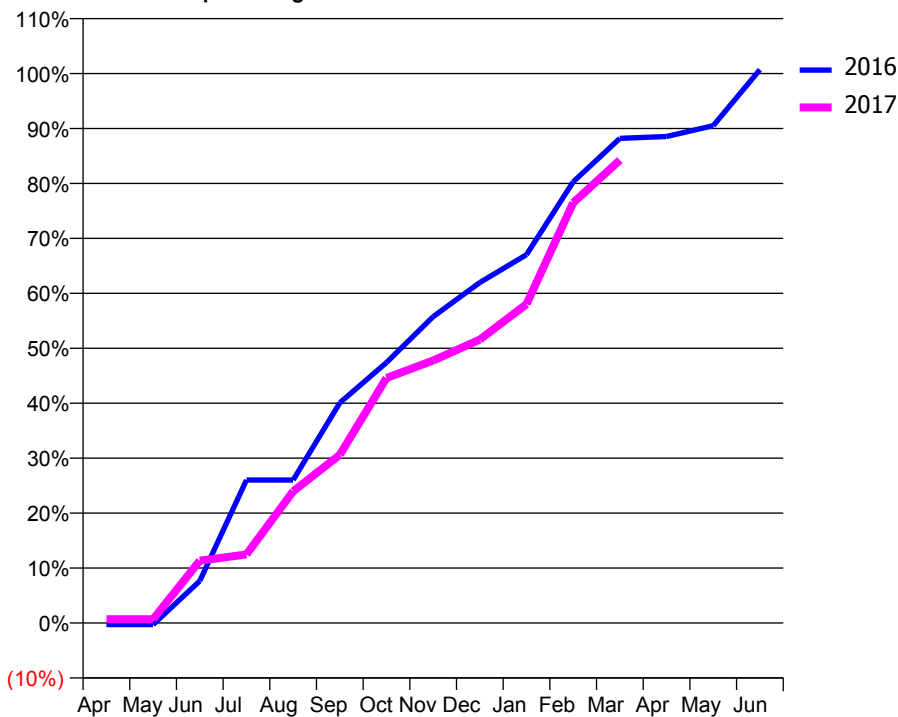
ACCESS*

Patients seen in 24 months	Total	Change since previous quarter
Quarter ending March 2016	3,700	
Quarter ending June 2016	3,700	→
Quarter ending September 2016	3,724	→
Quarter ending December 2016	3,704	→
Quarter ending March 2017	3,705	→
Variance since March 2016	0.1%	→



ACTIVITY

Cumulative percentage of contracted UDA delivered 2016 & 2017



Month	Adjusted Scheduled Activity (UDA)	
	2016	2017
April	-18	41
May	-18	41
June	455	674
July	1,548	742
August	1,548	1,425
September	2,383	1,820
October	2,819	2,652
November	3,315	2,841
December	3,685	3,067
January	3,986	3,451
February	4,773	4,547
March	5,245	5,010
April	5,265	
May	5,381	
June	5,987	

QUALITY

	Quantity	Base Number	Contract	AT	Region	England
% of FP17s for the same patient ID Re-attending within 3 months - Children	17	994	1.7%	10.0%	11.8%	12.3%
% of FP17s for the same patient ID Re-attending within 3 months - Adults	195	2,671	7.3%	16.1%	17.1%	16.7%
% of FP17s for the same patient ID Re-attending between 3 & 9 months - Children	313	994	31.5%	46.2%	46.5%	57.6%
% of FP17s for the same patient ID Re-attending between 3 & 9 months - Adults	923	2,671	34.6%	37.0%	37.6%	50.1%
% of FP17s for Band 1 Urgent Courses	272	3,226	8.4%	11.0%	10.7%	9.1%
% of FP17s Relating to Free Repair or Replacements	2	3,226	0.1%	0.6%	0.6%	0.8%
% of FP17s Relating to Continuations	0	3,226	0.0%	0.7%	0.9%	1.2%
% of Patients satisfied with the dentistry they have received	5	5	N/A	91.3%	90.4%	92.8%
% of Patients satisfied with the time they had to wait for an appointment	4	5	N/A	84.0%	83.7%	88.7%

* This is based on patients treated on this contract for their most recent course of treatment. Figures in italics indicate the base number of FP17s or Patient Questionnaire responses are less than 100. N/A is shown where the base number of responses is less than 10 during the period. % is calculated as Quantity/Base number*100

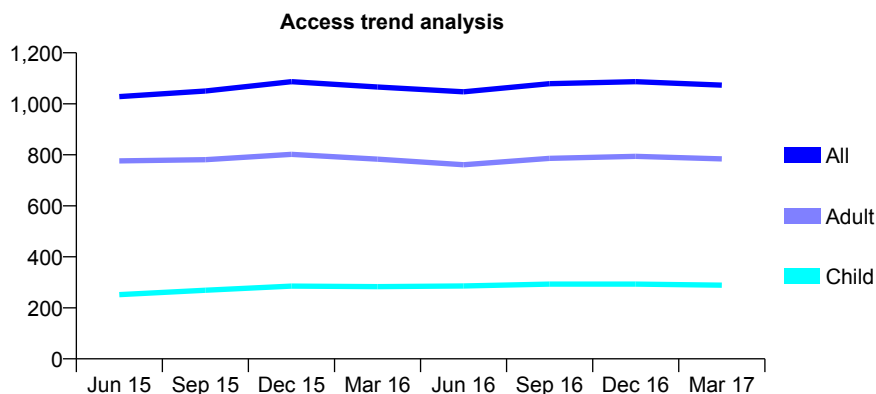
Q62 - Vital Signs At a Glance Contract Report for 828440/0002 - March 2017

Name or company name	MRS S POPAT
Contract type name	PDS Contract
Purpose of contract	General
Contract start date	01/04/2009
Contract end date	31/03/2017

16/17 Contracted general activity (UDA)	2,299
Carry forward general activity (UDA)	11
16/17 Contracted orthodontic activity (UOA)	0
Carry forward orthodontic activity (UOA)	0
Baseline contract value	£57,881.02

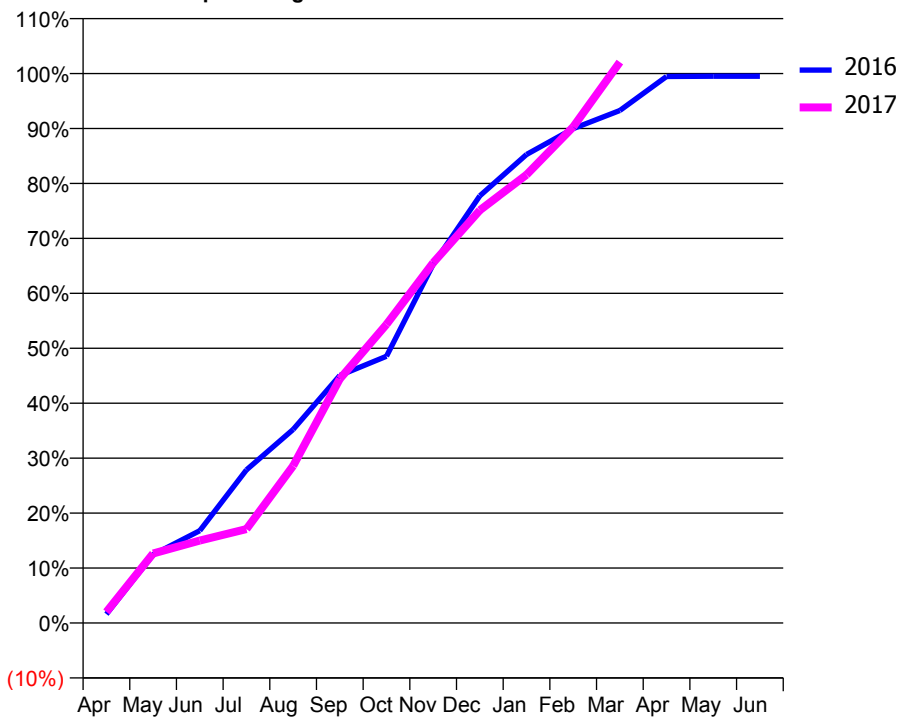
ACCESS*

Patients seen in 24 months	Total	Change since previous quarter
Quarter ending March 2016	1,066	
Quarter ending June 2016	1,047	↓
Quarter ending September 2016	1,079	↑
Quarter ending December 2016	1,087	→
Quarter ending March 2017	1,073	↓
Variance since March 2016	0.7%	→



ACTIVITY

Cumulative percentage of contracted UDA delivered 2016 & 2017



Month	Adjusted Scheduled Activity (UDA)	
	2016	2017
April	37	46
May	286	291
June	386	345
July	641	393
August	810	658
September	1,036	1,021
October	1,116	1,249
November	1,501	1,507
December	1,787	1,727
January	1,960	1,875
February	2,068	2,075
March	2,144	2,347
April	2,287	
May	2,288	
June	2,288	

QUALITY

	Quantity	Base Number	Contract	AT	Region	England
% of FP17s for the same patient ID Re-attending within 3 months - Children	13	351	3.7%	10.0%	11.8%	12.3%
% of FP17s for the same patient ID Re-attending within 3 months - Adults	103	902	11.4%	16.1%	17.1%	16.7%
% of FP17s for the same patient ID Re-attending between 3 & 9 months - Children	171	351	48.7%	46.2%	46.5%	57.6%
% of FP17s for the same patient ID Re-attending between 3 & 9 months - Adults	369	902	40.9%	37.0%	37.6%	50.1%
% of FP17s for Band 1 Urgent Courses	78	1,174	6.6%	11.0%	10.7%	9.1%
% of FP17s Relating to Free Repair or Replacements	8	1,174	0.7%	0.6%	0.6%	0.8%
% of FP17s Relating to Continuations	4	1,174	0.3%	0.7%	0.9%	1.2%
% of Patients satisfied with the dentistry they have received	1	3	N/A	91.3%	90.4%	92.8%
% of Patients satisfied with the time they had to wait for an appointment	1	3	N/A	84.0%	83.7%	88.7%

* This is based on patients treated on this contract for their most recent course of treatment. Figures in italics indicate the base number of FP17s or Patient Questionnaire responses are less than 100. N/A is shown where the base number of responses is less than 10 during the period. % is calculated as Quantity/Base number*100

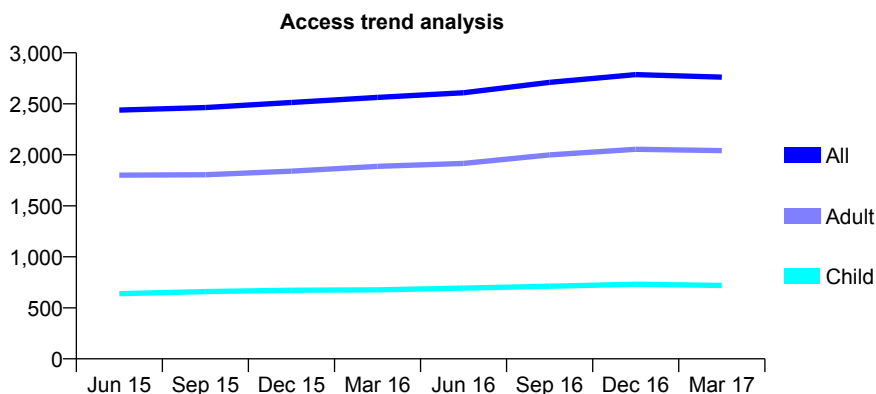
Q62 - Vital Signs At a Glance Contract Report for 839132/0001 - March 2017

Name or company name	Ivory Dental Practice
Contract type name	GDS Contract
Purpose of contract	General
Contract start date	01/04/2006
Contract end date	

16/17 Contracted general activity (UDA)	6,000
Carry forward general activity (UDA)	-69
16/17 Contracted orthodontic activity (UOA)	0
Carry forward orthodontic activity (UOA)	0
Baseline contract value	£130,682.26

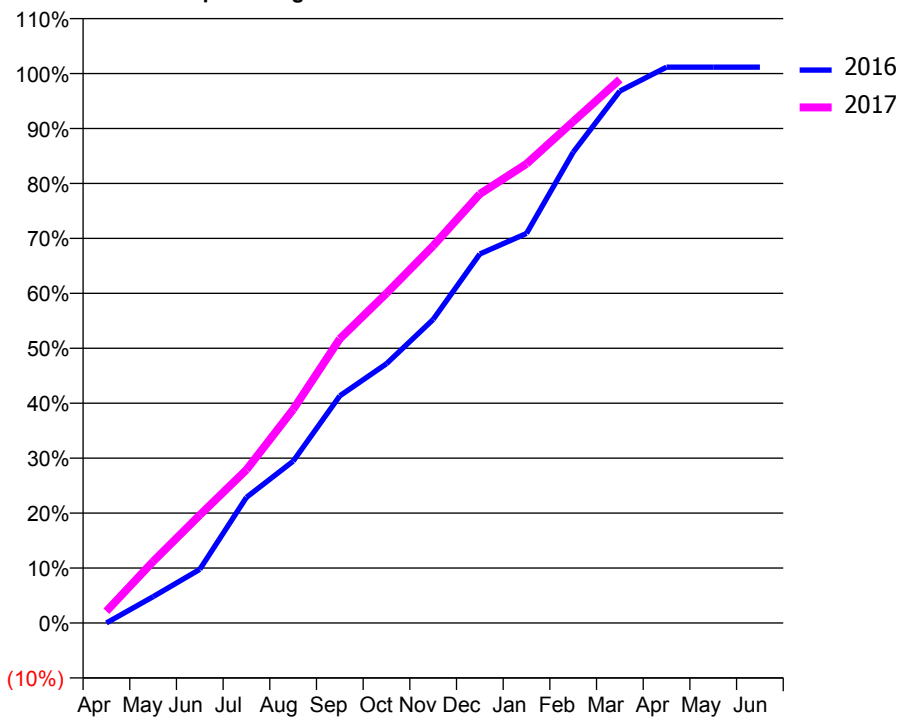
ACCESS*

Patients seen in 24 months	Total	Change since previous quarter
Quarter ending March 2016	2,563	
Quarter ending June 2016	2,609	→
Quarter ending September 2016	2,711	↑
Quarter ending December 2016	2,786	↑
Quarter ending March 2017	2,761	→
Variance since March 2016	7.7%	↑



ACTIVITY

Cumulative percentage of contracted UDA delivered 2016 & 2017



Month	Adjusted Scheduled Activity (UDA)	
	2016	2017
April	0	129
May	288	672
June	585	1,179
July	1,373	1,674
August	1,767	2,332
September	2,481	3,104
October	2,831	3,600
November	3,314	4,119
December	4,030	4,685
January	4,254	5,014
February	5,140	5,475
March	5,809	5,935
April	6,069	
May	6,069	
June	6,069	

QUALITY

	Quantity	Base Number	Contract	AT	Region	England
% of FP17s for the same patient ID Re-attending within 3 months - Children	34	830	4.1%	10.0%	11.8%	12.3%
% of FP17s for the same patient ID Re-attending within 3 months - Adults	209	2,013	10.4%	16.1%	17.1%	16.7%
% of FP17s for the same patient ID Re-attending between 3 & 9 months - Children	404	830	48.7%	46.2%	46.5%	57.6%
% of FP17s for the same patient ID Re-attending between 3 & 9 months - Adults	592	2,013	29.4%	37.0%	37.6%	50.1%
% of FP17s for Band 1 Urgent Courses	238	2,708	8.8%	11.0%	10.7%	9.1%
% of FP17s Relating to Free Repair or Replacements	13	2,708	0.5%	0.6%	0.6%	0.8%
% of FP17s Relating to Continuations	22	2,708	0.8%	0.7%	0.9%	1.2%
% of Patients satisfied with the dentistry they have received	2	3	N/A	91.3%	90.4%	92.8%
% of Patients satisfied with the time they had to wait for an appointment	2	3	N/A	84.0%	83.7%	88.7%

* This is based on patients treated on this contract for their most recent course of treatment. Figures in italics indicate the base number of FP17s or Patient Questionnaire responses are less than 100. N/A is shown where the base number of responses is less than 10 during the period. % is calculated as Quantity/Base number*100

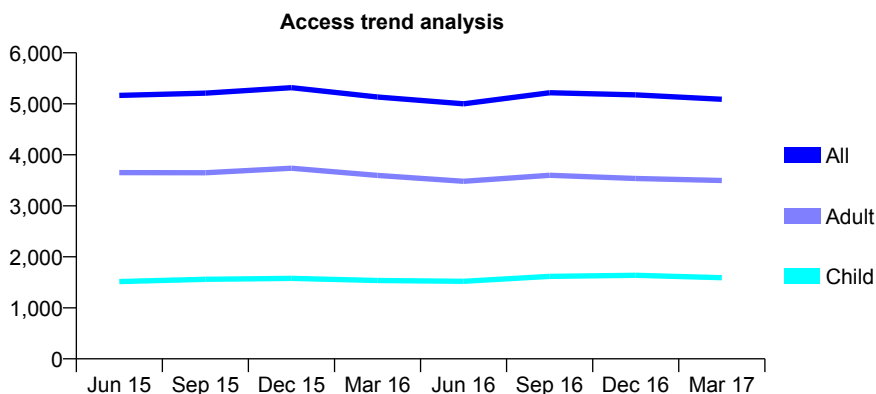
Q62 - Vital Signs At a Glance Contract Report for 839248/0001 - March 2017

Name or company name	MR K KHOSRAVANI
Contract type name	GDS Contract
Purpose of contract	General
Contract start date	01/04/2006
Contract end date	

16/17 Contracted general activity (UDA)	11,434
Carry forward general activity (UDA)	-329
16/17 Contracted orthodontic activity (UOA)	0
Carry forward orthodontic activity (UOA)	0
Baseline contract value	£347,301.47

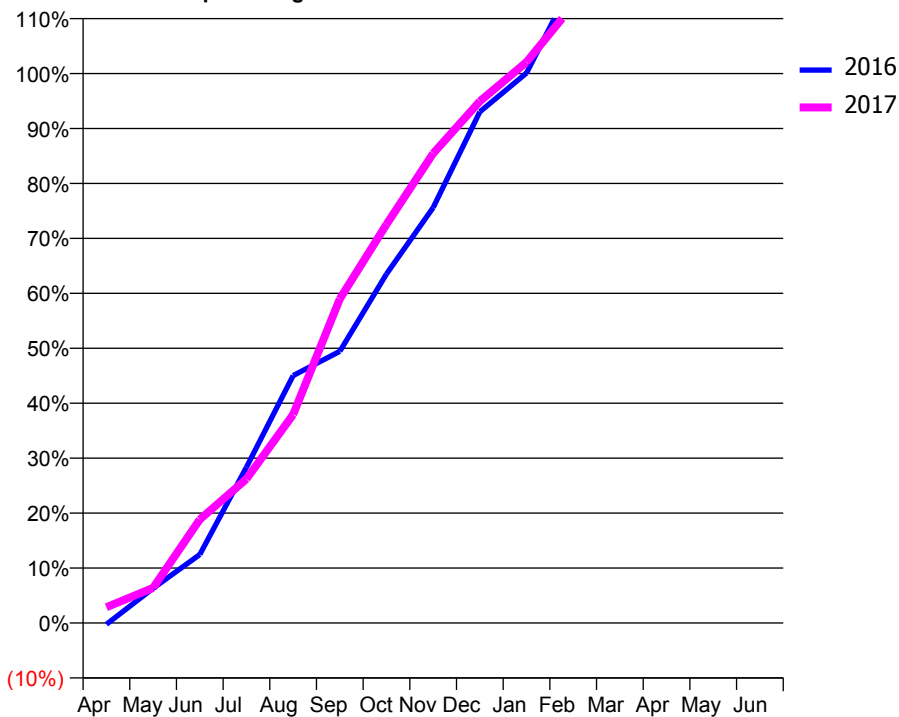
ACCESS*

Patients seen in 24 months	Total	Change since previous quarter
Quarter ending March 2016	5,134	
Quarter ending June 2016	5,001	↓
Quarter ending September 2016	5,217	↑
Quarter ending December 2016	5,174	→
Quarter ending March 2017	5,088	↓
Variance since March 2016	(0.9%)	→



ACTIVITY

Cumulative percentage of contracted UDA delivered 2016 & 2017



Month	Adjusted Scheduled Activity (UDA)	
	2016	2017
April	-28	329
May	722	730
June	1,425	2,153
July	3,243	2,998
August	5,149	4,339
September	5,654	6,744
October	7,262	8,294
November	8,643	9,772
December	10,636	10,856
January	11,443	11,670
February	13,343	12,860
March	14,524	14,887
April	15,676	
May	16,540	
June	16,719	

QUALITY

	Quantity	Base Number	Contract	AT	Region	England
% of FP17s for the same patient ID Re-attending within 3 months - Children	86	1,563	5.5%	10.0%	11.8%	12.3%
% of FP17s for the same patient ID Re-attending within 3 months - Adults	247	2,889	8.5%	16.1%	17.1%	16.7%
% of FP17s for the same patient ID Re-attending between 3 & 9 months - Children	372	1,563	23.8%	46.2%	46.5%	57.6%
% of FP17s for the same patient ID Re-attending between 3 & 9 months - Adults	625	2,889	21.6%	37.0%	37.6%	50.1%
% of FP17s for Band 1 Urgent Courses	98	3,902	2.5%	11.0%	10.7%	9.1%
% of FP17s Relating to Free Repair or Replacements	14	3,902	0.4%	0.6%	0.6%	0.8%
% of FP17s Relating to Continuations	11	3,902	0.3%	0.7%	0.9%	1.2%
% of Patients satisfied with the dentistry they have received	9	9	N/A	91.3%	90.4%	92.8%
% of Patients satisfied with the time they had to wait for an appointment	8	9	N/A	84.0%	83.7%	88.7%

* This is based on patients treated on this contract for their most recent course of treatment. Figures in italics indicate the base number of FP17s or Patient Questionnaire responses are less than 100. N/A is shown where the base number of responses is less than 10 during the period. % is calculated as Quantity/Base number*100

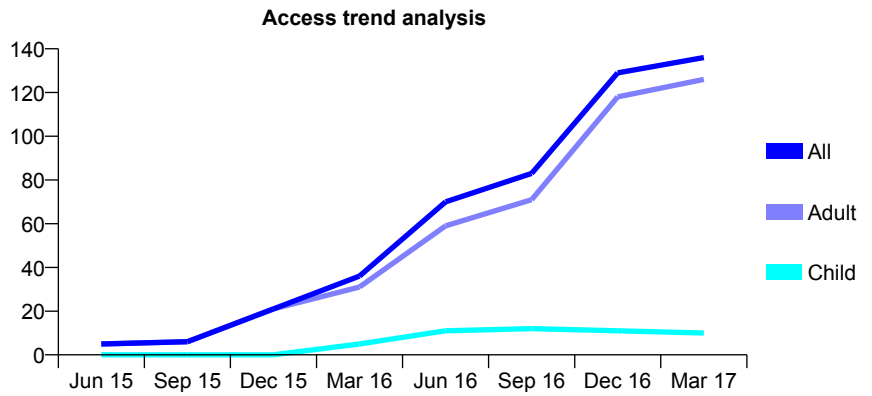
Q62 - Vital Signs At a Glance Contract Report for 839248/0002 - March 2017

Name or company name	MR K KHOSRAVANI
Contract type name	GDS Contract
Purpose of contract	General
Contract start date	01/01/2015
Contract end date	

16/17 Contracted general activity (UDA)	5,000
Carry forward general activity (UDA)	0
16/17 Contracted orthodontic activity (UOA)	0
Carry forward orthodontic activity (UOA)	0
Baseline contract value	£151,872.26

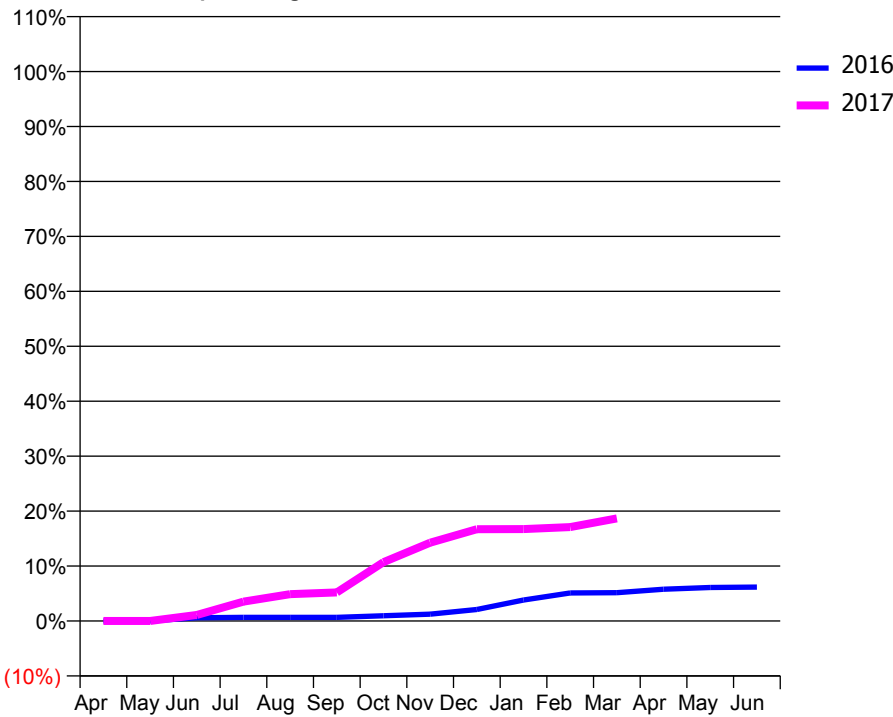
ACCESS*

Patients seen in 24 months	Total	Change since previous quarter
Quarter ending March 2016	36	
Quarter ending June 2016	70	↑
Quarter ending September 2016	83	↑
Quarter ending December 2016	129	↑
Quarter ending March 2017	136	↑
Variance since March 2016	277.8%	↑



ACTIVITY

Cumulative percentage of contracted UDA delivered 2016 & 2017



Month	Adjusted Scheduled Activity (UDA)	
	2016	2017
April	0	0
May	0	1
June	30	55
July	33	177
August	33	244
September	33	260
October	48	536
November	63	713
December	105	836
January	191	837
February	255	855
March	258	934
April	289	
May	305	
June	308	

QUALITY

	Quantity	Base Number	Contract	AT	Region	England
% of FP17s for the same patient ID Re-attending within 3 months - Children	1	12	8.3%	10.0%	11.8%	12.3%
% of FP17s for the same patient ID Re-attending within 3 months - Adults	18	155	11.6%	16.1%	17.1%	16.7%
% of FP17s for the same patient ID Re-attending between 3 & 9 months - Children	1	12	8.3%	46.2%	46.5%	57.6%
% of FP17s for the same patient ID Re-attending between 3 & 9 months - Adults	20	155	12.9%	37.0%	37.6%	50.1%
% of FP17s for Band 1 Urgent Courses	3	155	1.9%	11.0%	10.7%	9.1%
% of FP17s Relating to Free Repair or Replacements	0	155	0.0%	0.6%	0.6%	0.8%
% of FP17s Relating to Continuations	2	155	1.3%	0.7%	0.9%	1.2%
% of Patients satisfied with the dentistry they have received	1	1	N/A	91.3%	90.4%	92.8%
% of Patients satisfied with the time they had to wait for an appointment	1	1	N/A	84.0%	83.7%	88.7%

* This is based on patients treated on this contract for their most recent course of treatment. Figures in italics indicate the base number of FP17s or Patient Questionnaire responses are less than 100. N/A is shown where the base number of responses is less than 10 during the period. % is calculated as Quantity/Base number*100

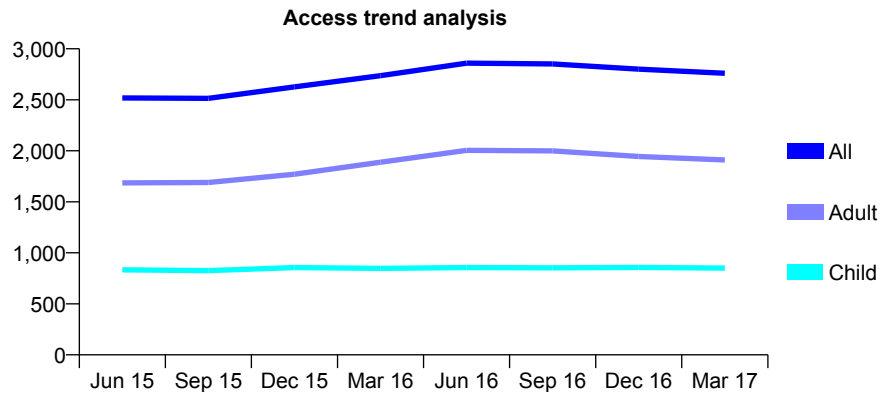
Q62 - Vital Signs At a Glance Contract Report for 839515/0001 - March 2017

Name or company name	MR C REDICAN
Contract type name	GDS Contract
Purpose of contract	General
Contract start date	01/04/2006
Contract end date	

16/17 Contracted general activity (UDA)	5,074
Carry forward general activity (UDA)	0
16/17 Contracted orthodontic activity (UOA)	0
Carry forward orthodontic activity (UOA)	0
Baseline contract value	£153,721.71

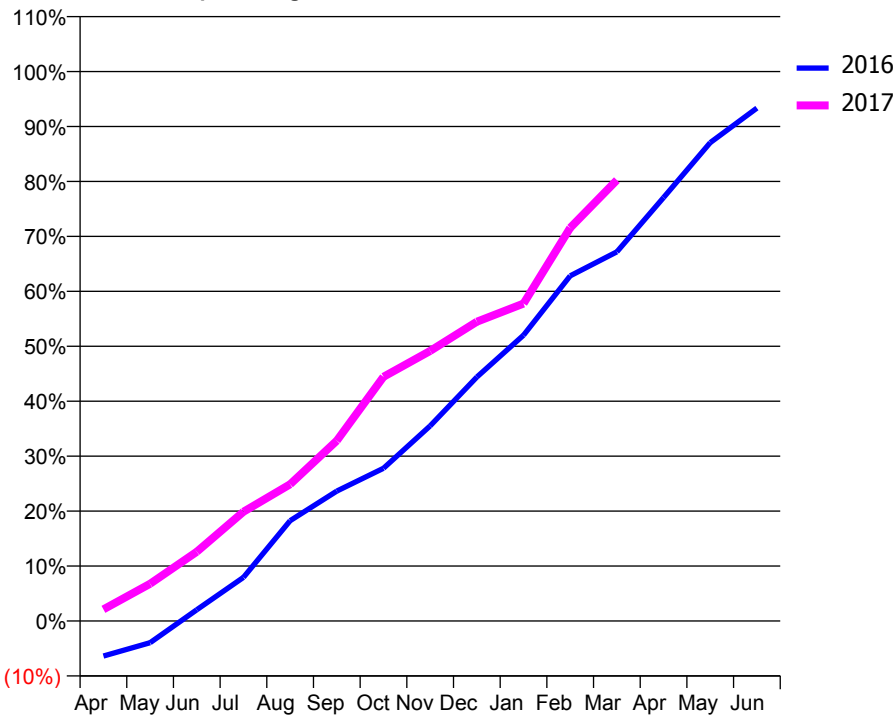
ACCESS*

Patients seen in 24 months	Total	Change since previous quarter
Quarter ending March 2016	2,736	
Quarter ending June 2016	2,860	↑
Quarter ending September 2016	2,852	→
Quarter ending December 2016	2,801	↓
Quarter ending March 2017	2,760	↓
Variance since March 2016	0.9%	→



ACTIVITY

Cumulative percentage of contracted UDA delivered 2016 & 2017



Month	Adjusted Scheduled Activity (UDA)	
	2016	2017
April	-324	108
May	-201	344
June	104	639
July	403	1,009
August	927	1,263
September	1,200	1,665
October	1,411	2,255
November	1,802	2,494
December	2,252	2,764
January	2,639	2,931
February	3,187	3,631
March	3,409	4,071
April	3,910	
May	4,417	
June	4,737	

QUALITY

	Quantity	Base Number	Contract	AT	Region	England
% of FP17s for the same patient ID Re-attending within 3 months - Children	42	830	5.1%	10.0%	11.8%	12.3%
% of FP17s for the same patient ID Re-attending within 3 months - Adults	235	1,971	11.9%	16.1%	17.1%	16.7%
% of FP17s for the same patient ID Re-attending between 3 & 9 months - Children	228	830	27.5%	46.2%	46.5%	57.6%
% of FP17s for the same patient ID Re-attending between 3 & 9 months - Adults	548	1,971	27.8%	37.0%	37.6%	50.1%
% of FP17s for Band 1 Urgent Courses	130	1,546	8.4%	11.0%	10.7%	9.1%
% of FP17s Relating to Free Repair or Replacements	2	1,546	0.1%	0.6%	0.6%	0.8%
% of FP17s Relating to Continuations	3	1,546	0.2%	0.7%	0.9%	1.2%
% of Patients satisfied with the dentistry they have received	1	1	N/A	91.3%	90.4%	92.8%
% of Patients satisfied with the time they had to wait for an appointment	1	1	N/A	84.0%	83.7%	88.7%

* This is based on patients treated on this contract for their most recent course of treatment. Figures in italics indicate the base number of FP17s or Patient Questionnaire responses are less than 100. N/A is shown where the base number of responses is less than 10 during the period. % is calculated as Quantity/Base number*100

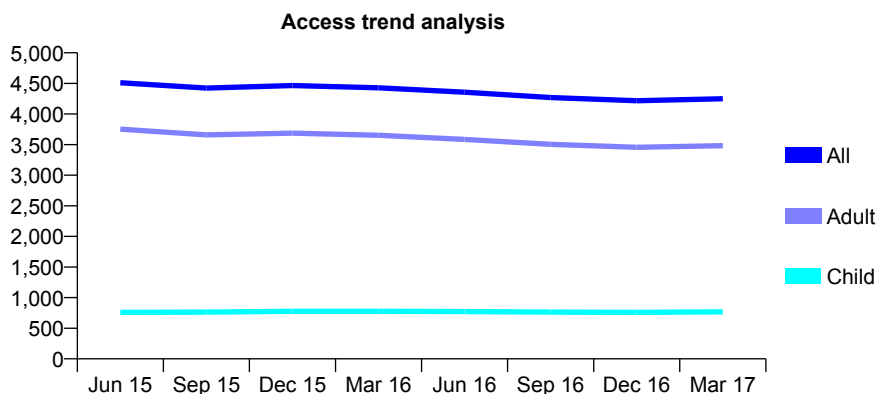
Q62 - Vital Signs At a Glance Contract Report for 839795/0001 - March 2017

Name or company name	MR K KARANTOUMANIS
Contract type name	GDS Contract
Purpose of contract	General
Contract start date	01/04/2006
Contract end date	

16/17 Contracted general activity (UDA)	15,386
Carry forward general activity (UDA)	28
16/17 Contracted orthodontic activity (UOA)	0
Carry forward orthodontic activity (UOA)	0
Baseline contract value	£429,646.63

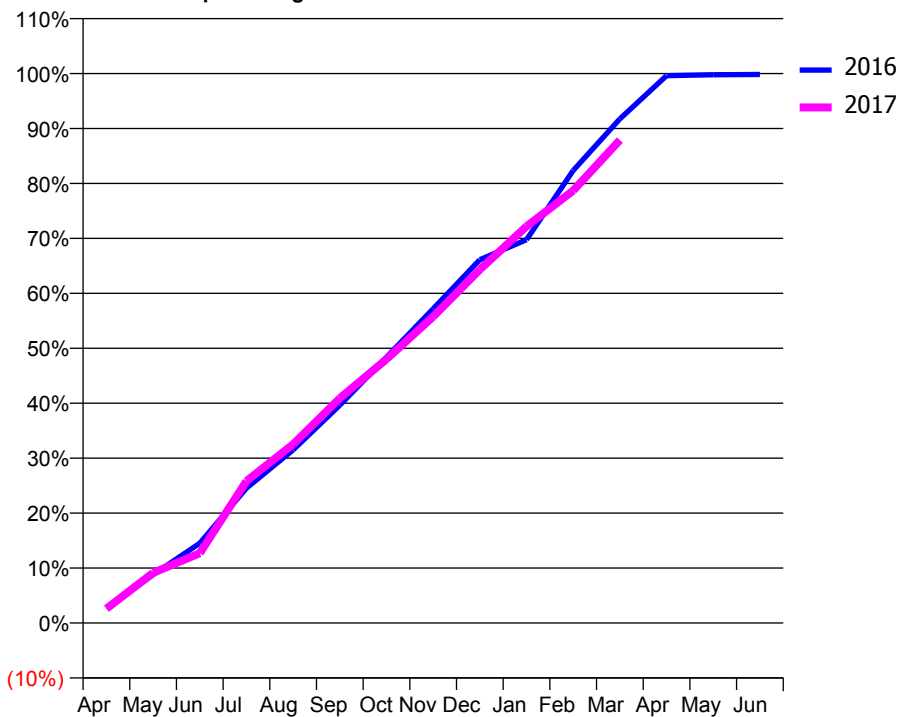
ACCESS*

Patients seen in 24 months	Total	Change since previous quarter
Quarter ending March 2016	4,429	
Quarter ending June 2016	4,356	↓
Quarter ending September 2016	4,269	↓
Quarter ending December 2016	4,216	↓
Quarter ending March 2017	4,250	→
Variance since March 2016	(4.0%)	↓



ACTIVITY

Cumulative percentage of contracted UDA delivered 2016 & 2017



Month	Adjusted Scheduled Activity (UDA)	
	2016	2017
April	415	402
May	1,353	1,408
June	2,234	1,956
July	3,777	3,974
August	4,849	5,007
September	6,098	6,293
October	7,444	7,386
November	8,798	8,577
December	10,173	9,897
January	10,734	11,107
February	12,670	12,107
March	14,114	13,520
April	15,324	
May	15,351	
June	15,358	

QUALITY

	Quantity	Base Number	Contract	AT	Region	England
% of FP17s for the same patient ID Re-attending within 3 months - Children	55	955	5.8%	10.0%	11.8%	12.3%
% of FP17s for the same patient ID Re-attending within 3 months - Adults	576	4,044	14.2%	16.1%	17.1%	16.7%
% of FP17s for the same patient ID Re-attending between 3 & 9 months - Children	495	955	51.8%	46.2%	46.5%	57.6%
% of FP17s for the same patient ID Re-attending between 3 & 9 months - Adults	1,850	4,044	45.7%	37.0%	37.6%	50.1%
% of FP17s for Band 1 Urgent Courses	554	4,650	11.9%	11.0%	10.7%	9.1%
% of FP17s Relating to Free Repair or Replacements	21	4,650	0.5%	0.6%	0.6%	0.8%
% of FP17s Relating to Continuations	11	4,650	0.2%	0.7%	0.9%	1.2%
% of Patients satisfied with the dentistry they have received	9	9	N/A	91.3%	90.4%	92.8%
% of Patients satisfied with the time they had to wait for an appointment	9	9	N/A	84.0%	83.7%	88.7%

* This is based on patients treated on this contract for their most recent course of treatment. Figures in italics indicate the base number of FP17s or Patient Questionnaire responses are less than 100. N/A is shown where the base number of responses is less than 10 during the period. % is calculated as Quantity/Base number*100

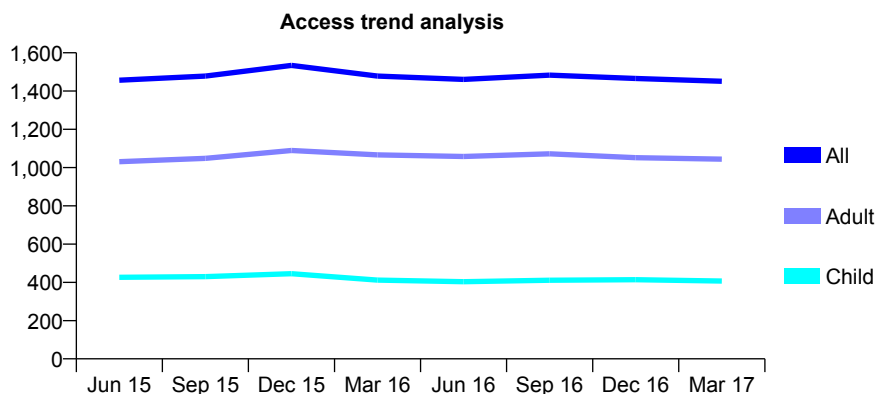
Q62 - Vital Signs At a Glance Contract Report for 843148/0001 - March 2017

Name or company name	MR SR MANAFI
Contract type name	GDS Contract
Purpose of contract	General
Contract start date	01/04/2006
Contract end date	

16/17 Contracted general activity (UDA)	5,756
Carry forward general activity (UDA)	-115
16/17 Contracted orthodontic activity (UOA)	0
Carry forward orthodontic activity (UOA)	0
Baseline contract value	£220,817.02

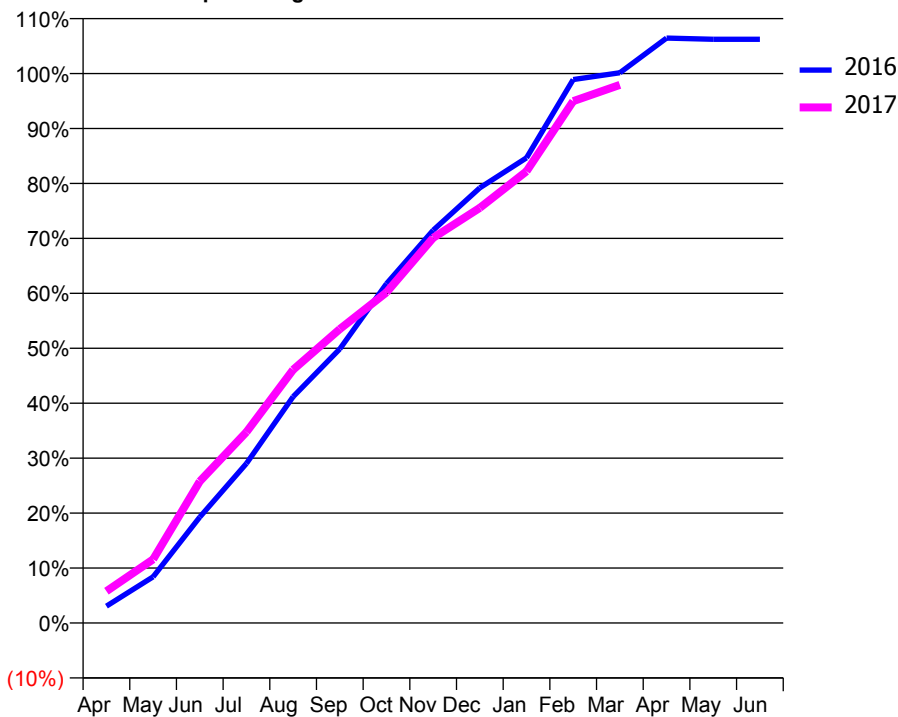
ACCESS*

Patients seen in 24 months	Total	Change since previous quarter
Quarter ending March 2016	1,478	
Quarter ending June 2016	1,461	↓
Quarter ending September 2016	1,483	→
Quarter ending December 2016	1,466	↓
Quarter ending March 2017	1,451	↓
Variance since March 2016	(1.8%)	↓



ACTIVITY

Cumulative percentage of contracted UDA delivered 2016 & 2017



Adjusted Scheduled Activity (UDA)

Month	2016	2017
April	176	333
May	484	667
June	1,109	1,484
July	1,671	2,000
August	2,371	2,653
September	2,872	3,079
October	3,555	3,464
November	4,115	4,034
December	4,559	4,349
January	4,873	4,732
February	5,692	5,467
March	5,764	5,637
April	6,127	
May	6,115	
June	6,115	

QUALITY

	Quantity	Base Number	Contract	AT	Region	England
% of FP17s for the same patient ID Re-attending within 3 months - Children	59	582	10.1%	10.0%	11.8%	12.3%
% of FP17s for the same patient ID Re-attending within 3 months - Adults	287	1,298	22.1%	16.1%	17.1%	16.7%
% of FP17s for the same patient ID Re-attending between 3 & 9 months - Children	236	582	40.5%	46.2%	46.5%	57.6%
% of FP17s for the same patient ID Re-attending between 3 & 9 months - Adults	455	1,298	35.1%	37.0%	37.6%	50.1%
% of FP17s for Band 1 Urgent Courses	439	1,779	24.7%	11.0%	10.7%	9.1%
% of FP17s Relating to Free Repair or Replacements	0	1,779	0.0%	0.6%	0.6%	0.8%
% of FP17s Relating to Continuations	14	1,779	0.8%	0.7%	0.9%	1.2%
% of Patients satisfied with the dentistry they have received	0	0	N/A	91.3%	90.4%	92.8%
% of Patients satisfied with the time they had to wait for an appointment	0	0	N/A	84.0%	83.7%	88.7%

* This is based on patients treated on this contract for their most recent course of treatment. Figures in italics indicate the base number of FP17s or Patient Questionnaire responses are less than 100. N/A is shown where the base number of responses is less than 10 during the period. % is calculated as Quantity/Base number*100

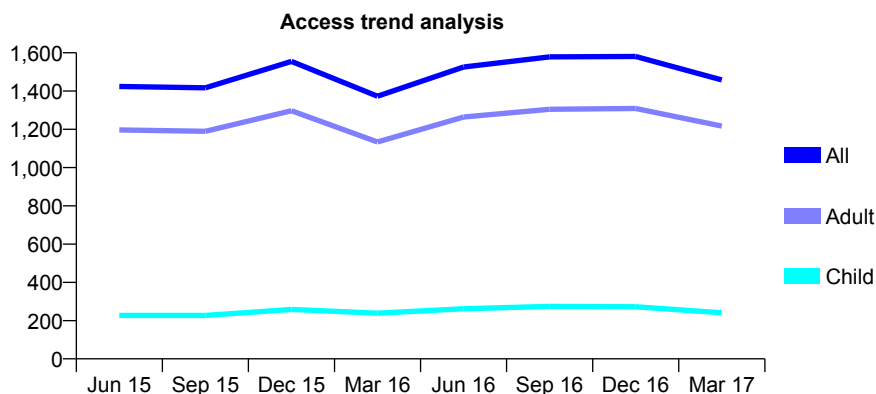
Q62 - Vital Signs At a Glance Contract Report for 846104/0001 - March 2017

Name or company name	Goldhawk Dental Partnership
Contract type name	GDS Contract
Purpose of contract	General
Contract start date	01/04/2006
Contract end date	

16/17 Contracted general activity (UDA)	6,599
Carry forward general activity (UDA)	125
16/17 Contracted orthodontic activity (UOA)	0
Carry forward orthodontic activity (UOA)	0
Baseline contract value	£234,318.64

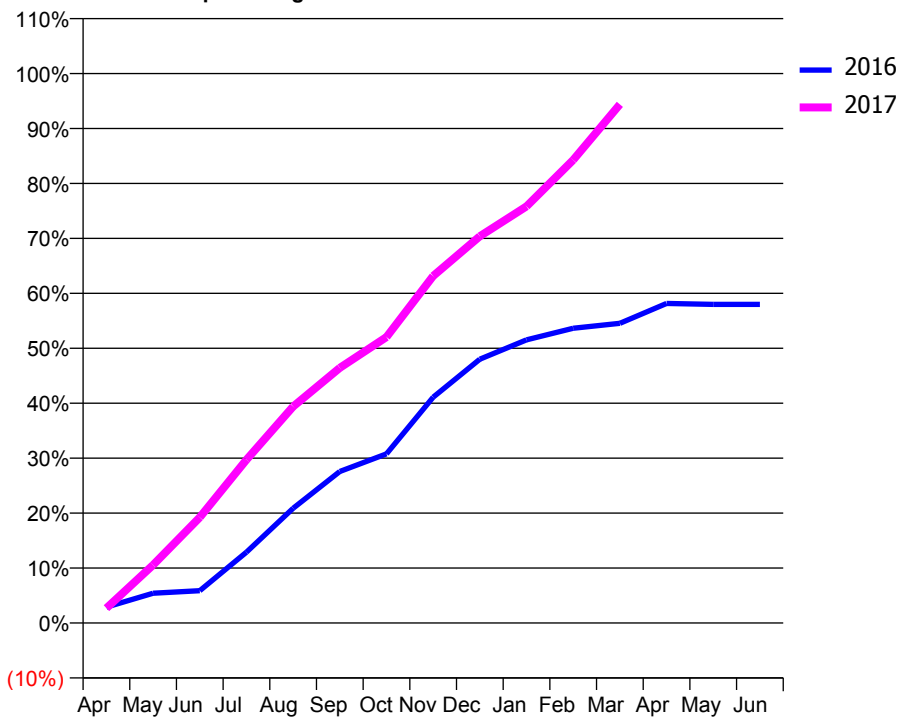
ACCESS*

Patients seen in 24 months	Total	Change since previous quarter
Quarter ending March 2016	1,373	
Quarter ending June 2016	1,526	↑
Quarter ending September 2016	1,579	↑
Quarter ending December 2016	1,581	→
Quarter ending March 2017	1,458	↓
Variance since March 2016	6.2%	↑



ACTIVITY

Cumulative percentage of contracted UDA delivered 2016 & 2017



Month	Adjusted Scheduled Activity (UDA)	
	2016	2017
April	191	179
May	358	697
June	389	1,270
July	851	1,960
August	1,378	2,599
September	1,820	3,064
October	2,031	3,435
November	2,712	4,167
December	3,168	4,645
January	3,400	5,004
February	3,539	5,561
March	3,600	6,229
April	3,837	
May	3,826	
June	3,826	

QUALITY

	Quantity	Base Number	Contract	AT	Region	England
% of FP17s for the same patient ID Re-attending within 3 months - Children	20	328	6.1%	10.0%	11.8%	12.3%
% of FP17s for the same patient ID Re-attending within 3 months - Adults	403	1,797	22.4%	16.1%	17.1%	16.7%
% of FP17s for the same patient ID Re-attending between 3 & 9 months - Children	99	328	30.2%	46.2%	46.5%	57.6%
% of FP17s for the same patient ID Re-attending between 3 & 9 months - Adults	428	1,797	23.8%	37.0%	37.6%	50.1%
% of FP17s for Band 1 Urgent Courses	327	2,024	16.2%	11.0%	10.7%	9.1%
% of FP17s Relating to Free Repair or Replacements	49	2,024	2.4%	0.6%	0.6%	0.8%
% of FP17s Relating to Continuations	24	2,024	1.2%	0.7%	0.9%	1.2%
% of Patients satisfied with the dentistry they have received	1	1	N/A	91.3%	90.4%	92.8%
% of Patients satisfied with the time they had to wait for an appointment	0	1	N/A	84.0%	83.7%	88.7%

* This is based on patients treated on this contract for their most recent course of treatment. Figures in italics indicate the base number of FP17s or Patient Questionnaire responses are less than 100. N/A is shown where the base number of responses is less than 10 during the period. % is calculated as Quantity/Base number*100

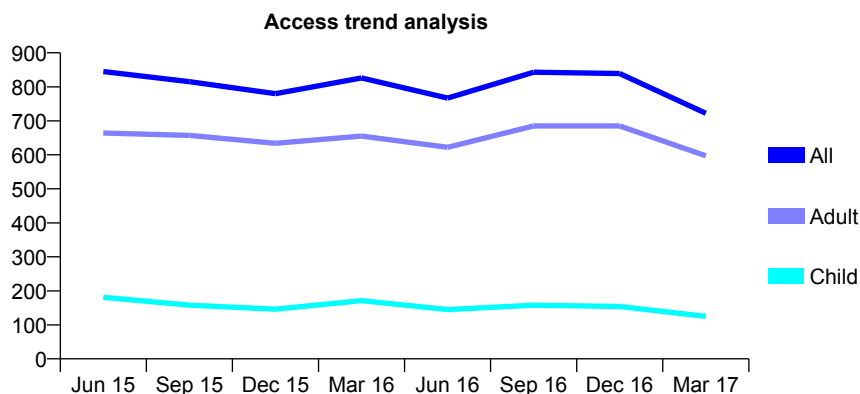
Q62 - Vital Signs At a Glance Contract Report for 849014/0004 - March 2017

Name or company name	MISS E VAZIR
Contract type name	GDS Contract
Purpose of contract	General
Contract start date	01/05/2013
Contract end date	

16/17 Contracted general activity (UDA)	4,000
Carry forward general activity (UDA)	0
16/17 Contracted orthodontic activity (UOA)	0
Carry forward orthodontic activity (UOA)	0
Baseline contract value	£105,867.24

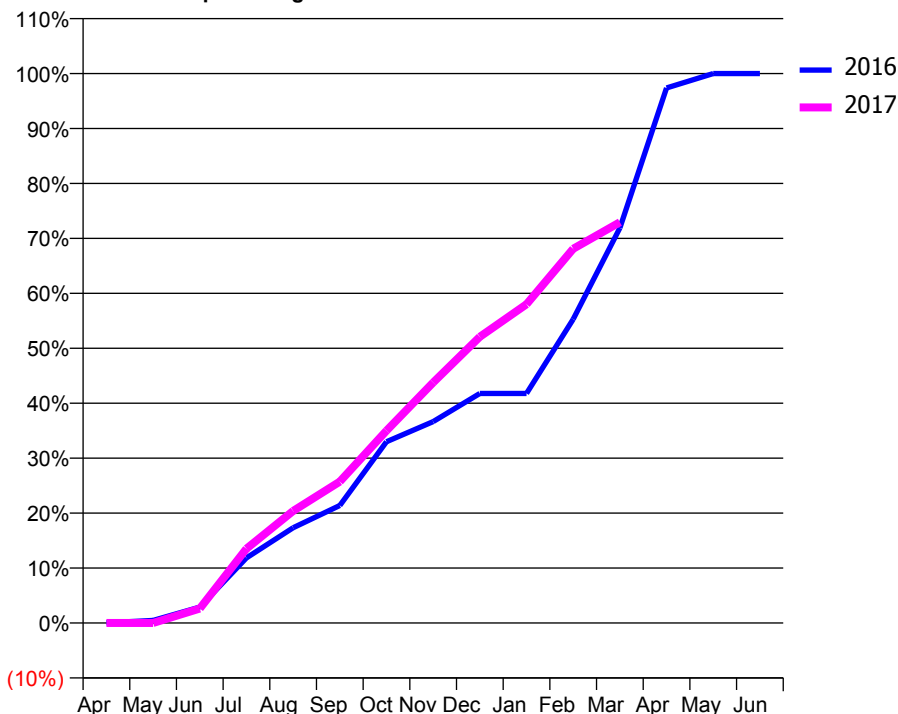
ACCESS*

Patients seen in 24 months	Total	Change since previous quarter
Quarter ending March 2016	826	
Quarter ending June 2016	767	↓
Quarter ending September 2016	843	↑
Quarter ending December 2016	839	→
Quarter ending March 2017	722	↓
Variance since March 2016	(12.6%)	↓



ACTIVITY

Cumulative percentage of contracted UDA delivered 2016 & 2017



Month	Adjusted Scheduled Activity (UDA)	
	2016	2017
April	1	0
May	19	0
June	116	106
July	474	542
August	693	816
September	855	1,030
October	1,320	1,400
November	1,466	1,751
December	1,671	2,084
January	1,671	2,321
February	2,212	2,724
March	2,876	2,917
April	3,895	
May	4,000	
June	4,000	

QUALITY

	Quantity	Base Number	Contract	AT	Region	England
% of FP17s for the same patient ID Re-attending within 3 months - Children	10	170	5.9%	10.0%	11.8%	12.3%
% of FP17s for the same patient ID Re-attending within 3 months - Adults	52	733	7.1%	16.1%	17.1%	16.7%
% of FP17s for the same patient ID Re-attending between 3 & 9 months - Children	47	170	27.6%	46.2%	46.5%	57.6%
% of FP17s for the same patient ID Re-attending between 3 & 9 months - Adults	201	733	27.4%	37.0%	37.6%	50.1%
% of FP17s for Band 1 Urgent Courses	85	736	11.5%	11.0%	10.7%	9.1%
% of FP17s Relating to Free Repair or Replacements	5	736	0.7%	0.6%	0.6%	0.8%
% of FP17s Relating to Continuations	1	736	0.1%	0.7%	0.9%	1.2%
% of Patients satisfied with the dentistry they have received	0	1	N/A	91.3%	90.4%	92.8%
% of Patients satisfied with the time they had to wait for an appointment	0	1	N/A	84.0%	83.7%	88.7%

* This is based on patients treated on this contract for their most recent course of treatment. Figures in italics indicate the base number of FP17s or Patient Questionnaire responses are less than 100. N/A is shown where the base number of responses is less than 10 during the period. % is calculated as Quantity/Base number*100

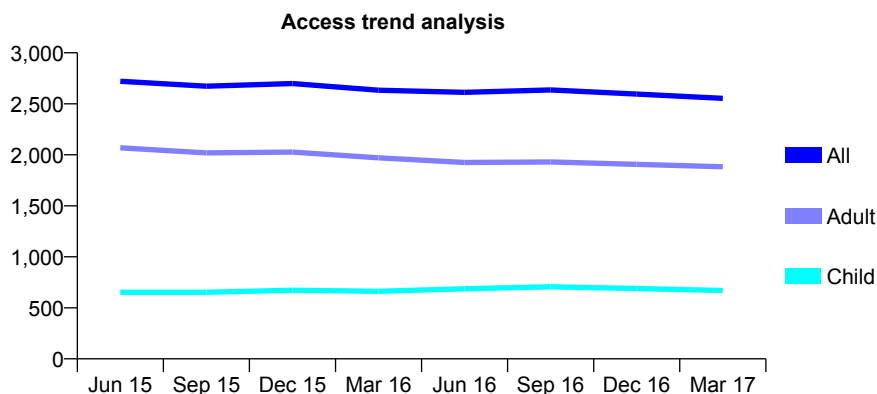
Q62 - Vital Signs At a Glance Contract Report for 849146/0001 - March 2017

Name or company name	MR A ARBABI
Contract type name	GDS Contract
Purpose of contract	General
Contract start date	01/04/2006
Contract end date	

16/17 Contracted general activity (UDA)	6,545
Carry forward general activity (UDA)	0
16/17 Contracted orthodontic activity (UOA)	0
Carry forward orthodontic activity (UOA)	0
Baseline contract value	£190,402.81

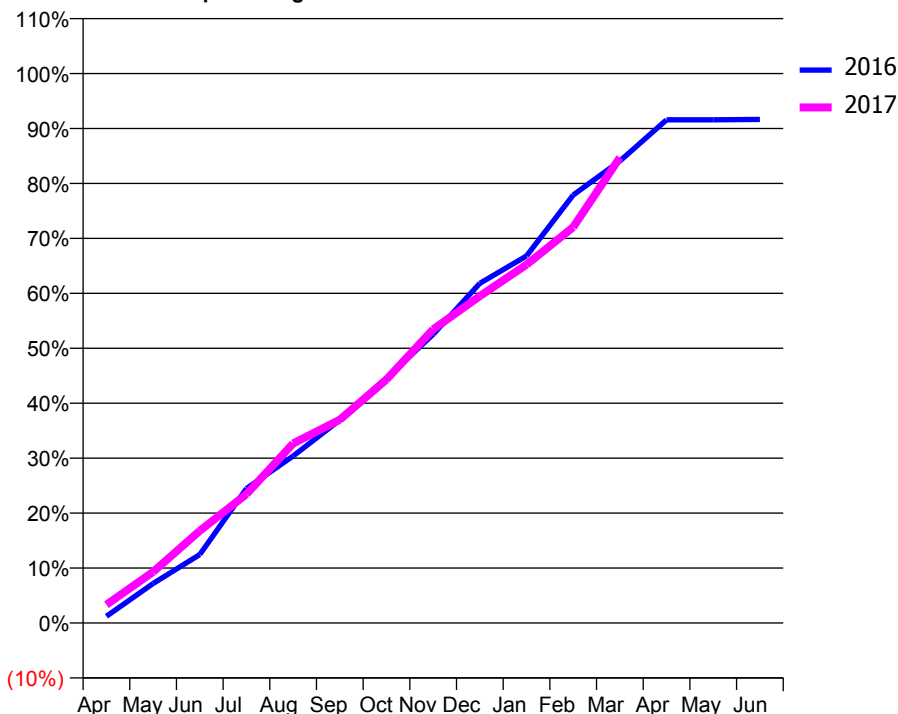
ACCESS*

Patients seen in 24 months	Total	Change since previous quarter
Quarter ending March 2016	2,633	
Quarter ending June 2016	2,612	→
Quarter ending September 2016	2,636	→
Quarter ending December 2016	2,596	↓
Quarter ending March 2017	2,553	↓
Variance since March 2016	(3.0%)	↓



ACTIVITY

Cumulative percentage of contracted UDA delivered 2016 & 2017



Month	Adjusted Scheduled Activity (UDA)	
	2016	2017
April	81	219
May	471	609
June	816	1,099
July	1,602	1,534
August	1,989	2,139
September	2,418	2,421
October	2,918	2,901
November	3,437	3,498
December	4,047	3,893
January	4,372	4,269
February	5,098	4,715
March	5,502	5,545
April	5,993	
May	5,994	
June	5,998	

QUALITY

	Quantity	Base Number	Contract	AT	Region	England
% of FP17s for the same patient ID Re-attending within 3 months - Children	14	786	1.8%	10.0%	11.8%	12.3%
% of FP17s for the same patient ID Re-attending within 3 months - Adults	209	1,843	11.3%	16.1%	17.1%	16.7%
% of FP17s for the same patient ID Re-attending between 3 & 9 months - Children	379	786	48.2%	46.2%	46.5%	57.6%
% of FP17s for the same patient ID Re-attending between 3 & 9 months - Adults	643	1,843	34.9%	37.0%	37.6%	50.1%
% of FP17s for Band 1 Urgent Courses	193	2,461	7.8%	11.0%	10.7%	9.1%
% of FP17s Relating to Free Repair or Replacements	0	2,461	0.0%	0.6%	0.6%	0.8%
% of FP17s Relating to Continuations	2	2,461	0.1%	0.7%	0.9%	1.2%
% of Patients satisfied with the dentistry they have received	7	7	N/A	91.3%	90.4%	92.8%
% of Patients satisfied with the time they had to wait for an appointment	7	7	N/A	84.0%	83.7%	88.7%

* This is based on patients treated on this contract for their most recent course of treatment. Figures in italics indicate the base number of FP17s or Patient Questionnaire responses are less than 100. N/A is shown where the base number of responses is less than 10 during the period. % is calculated as Quantity/Base number*100

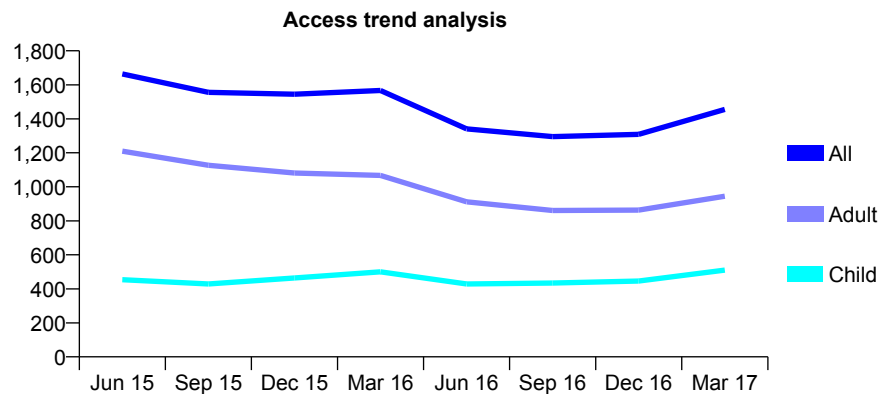
Q62 - Vital Signs At a Glance Contract Report for 852945/0001 - March 2017

Name or company name	MS P SOLEYMANI GILANDEH
Contract type name	GDS Contract
Purpose of contract	General
Contract start date	01/04/2006
Contract end date	

16/17 Contracted general activity (UDA)	3,492
Carry forward general activity (UDA)	-70
16/17 Contracted orthodontic activity (UOA)	0
Carry forward orthodontic activity (UOA)	0
Baseline contract value	£107,007.14

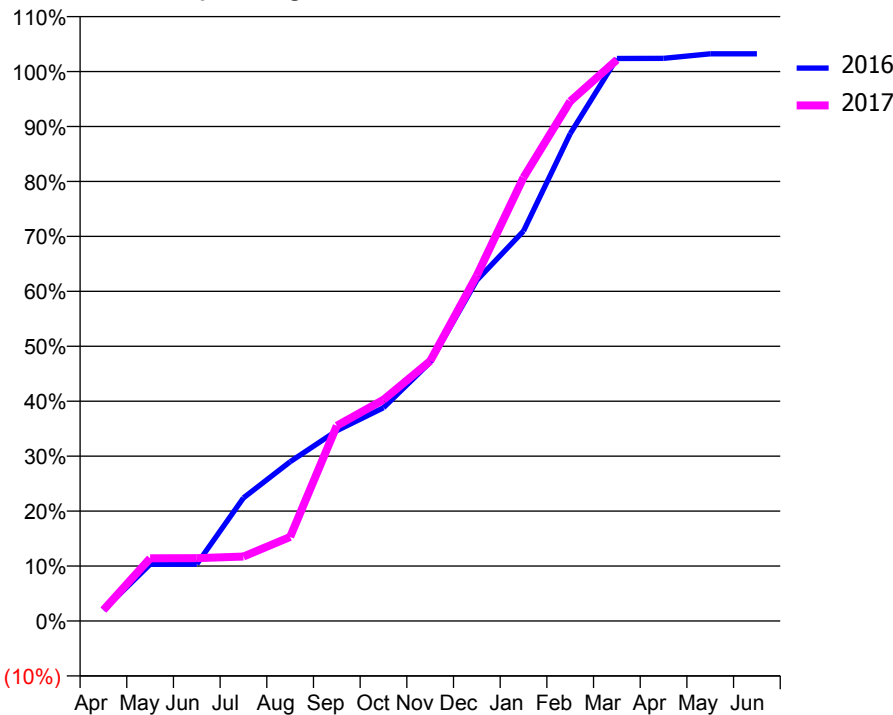
ACCESS*

Patients seen in 24 months	Total	Change since previous quarter
Quarter ending March 2016	1,567	
Quarter ending June 2016	1,341	↓
Quarter ending September 2016	1,295	↓
Quarter ending December 2016	1,309	→
Quarter ending March 2017	1,455	↑
Variance since March 2016	(7.1%)	↓



ACTIVITY

Cumulative percentage of contracted UDA delivered 2016 & 2017



Month	Adjusted Scheduled Activity (UDA)	
	2016	2017
April	70	70
May	361	398
June	362	400
July	783	410
August	1,012	535
September	1,210	1,241
October	1,355	1,406
November	1,644	1,652
December	2,165	2,196
January	2,478	2,819
February	3,097	3,303
March	3,574	3,566
April	3,575	
May	3,604	
June	3,604	

QUALITY

	Quantity	Base Number	Contract	AT	Region	England
% of FP17s for the same patient ID Re-attending within 3 months - Children	26	425	6.1%	10.0%	11.8%	12.3%
% of FP17s for the same patient ID Re-attending within 3 months - Adults	77	775	9.9%	16.1%	17.1%	16.7%
% of FP17s for the same patient ID Re-attending between 3 & 9 months - Children	70	425	16.5%	46.2%	46.5%	57.6%
% of FP17s for the same patient ID Re-attending between 3 & 9 months - Adults	123	775	15.9%	37.0%	37.6%	50.1%
% of FP17s for Band 1 Urgent Courses	222	1,182	18.8%	11.0%	10.7%	9.1%
% of FP17s Relating to Free Repair or Replacements	7	1,182	0.6%	0.6%	0.6%	0.8%
% of FP17s Relating to Continuations	2	1,182	0.2%	0.7%	0.9%	1.2%
% of Patients satisfied with the dentistry they have received	1	1	N/A	91.3%	90.4%	92.8%
% of Patients satisfied with the time they had to wait for an appointment	1	1	N/A	84.0%	83.7%	88.7%

* This is based on patients treated on this contract for their most recent course of treatment. Figures in italics indicate the base number of FP17s or Patient Questionnaire responses are less than 100. N/A is shown where the base number of responses is less than 10 during the period. % is calculated as Quantity/Base number*100

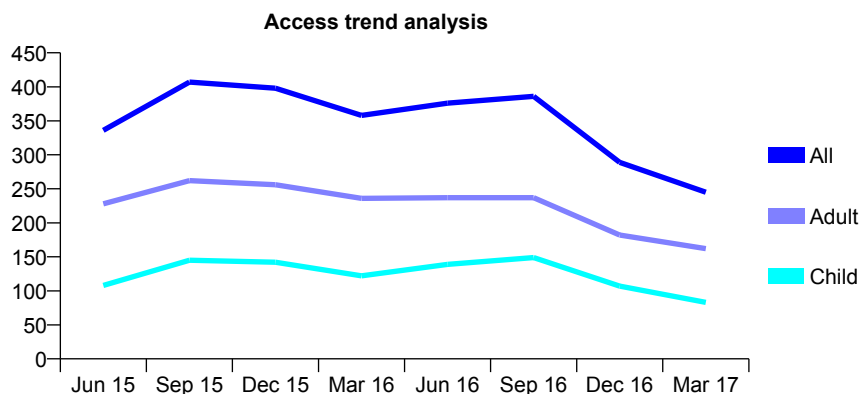
Q62 - Vital Signs At a Glance Contract Report for 852945/0002 - March 2017

Name or company name	MS P SOLEYMANI GILANDEH
Contract type name	GDS Contract
Purpose of contract	General
Contract start date	01/12/2007
Contract end date	

16/17 Contracted general activity (UDA)	700
Carry forward general activity (UDA)	-14
16/17 Contracted orthodontic activity (UOA)	0
Carry forward orthodontic activity (UOA)	0
Baseline contract value	£22,282.44

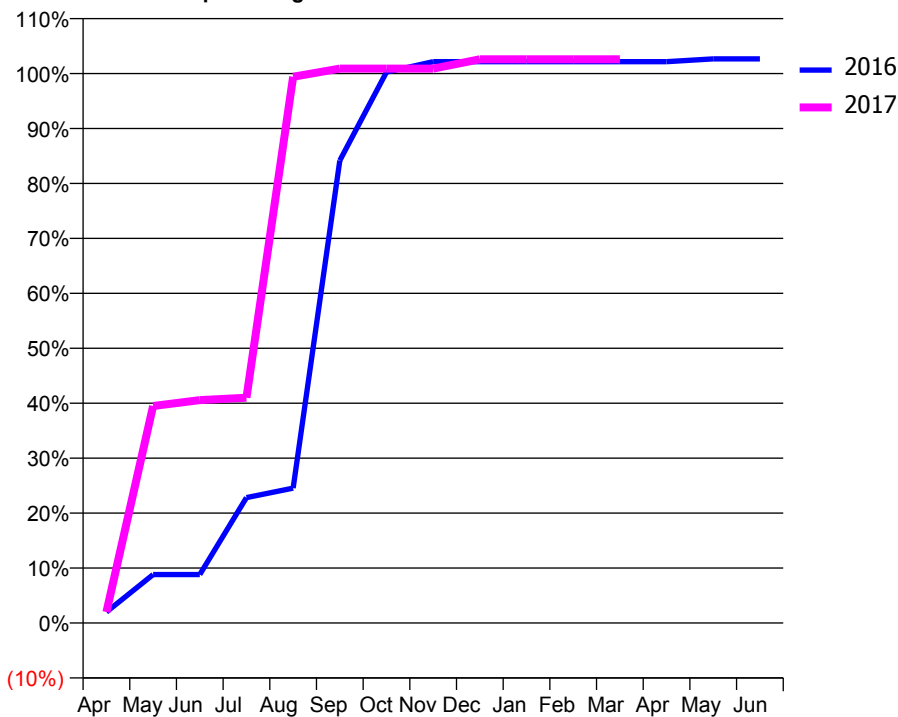
ACCESS*

Patients seen in 24 months	Total	Change since previous quarter
Quarter ending March 2016	358	
Quarter ending June 2016	376	↑
Quarter ending September 2016	386	↑
Quarter ending December 2016	289	↓
Quarter ending March 2017	245	↓
Variance since March 2016	(31.6%)	↓



ACTIVITY

Cumulative percentage of contracted UDA delivered 2016 & 2017



Month	Adjusted Scheduled Activity (UDA)	
	2016	2017
April	14	14
May	62	276
June	62	284
July	160	287
August	172	696
September	589	706
October	702	706
November	715	706
December	715	718
January	715	718
February	715	718
March	715	718
April	715	
May	719	
June	719	

QUALITY

	Quantity	Base Number	Contract	AT	Region	England
% of FP17s for the same patient ID Re-attending within 3 months - Children	0	99	0.0%	10.0%	11.8%	12.3%
% of FP17s for the same patient ID Re-attending within 3 months - Adults	0	135	0.0%	16.1%	17.1%	16.7%
% of FP17s for the same patient ID Re-attending between 3 & 9 months - Children	5	99	5.1%	46.2%	46.5%	57.6%
% of FP17s for the same patient ID Re-attending between 3 & 9 months - Adults	9	135	6.7%	37.0%	37.6%	50.1%
% of FP17s for Band 1 Urgent Courses	36	231	15.6%	11.0%	10.7%	9.1%
% of FP17s Relating to Free Repair or Replacements	0	231	0.0%	0.6%	0.6%	0.8%
% of FP17s Relating to Continuations	0	231	0.0%	0.7%	0.9%	1.2%
% of Patients satisfied with the dentistry they have received	0	0	N/A	91.3%	90.4%	92.8%
% of Patients satisfied with the time they had to wait for an appointment	0	0	N/A	84.0%	83.7%	88.7%

* This is based on patients treated on this contract for their most recent course of treatment. Figures in italics indicate the base number of FP17s or Patient Questionnaire responses are less than 100. N/A is shown where the base number of responses is less than 10 during the period. % is calculated as Quantity/Base number*100

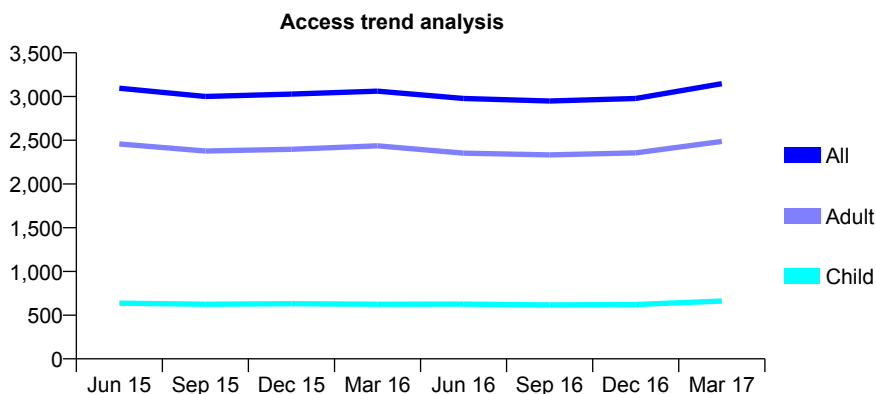
Q62 - Vital Signs At a Glance Contract Report for 857971/0001 - March 2017

Name or company name	MR I BAIC
Contract type name	GDS Contract
Purpose of contract	General
Contract start date	01/04/2006
Contract end date	

16/17 Contracted general activity (UDA)	9,225
Carry forward general activity (UDA)	121
16/17 Contracted orthodontic activity (UOA)	0
Carry forward orthodontic activity (UOA)	0
Baseline contract value	£265,384.70

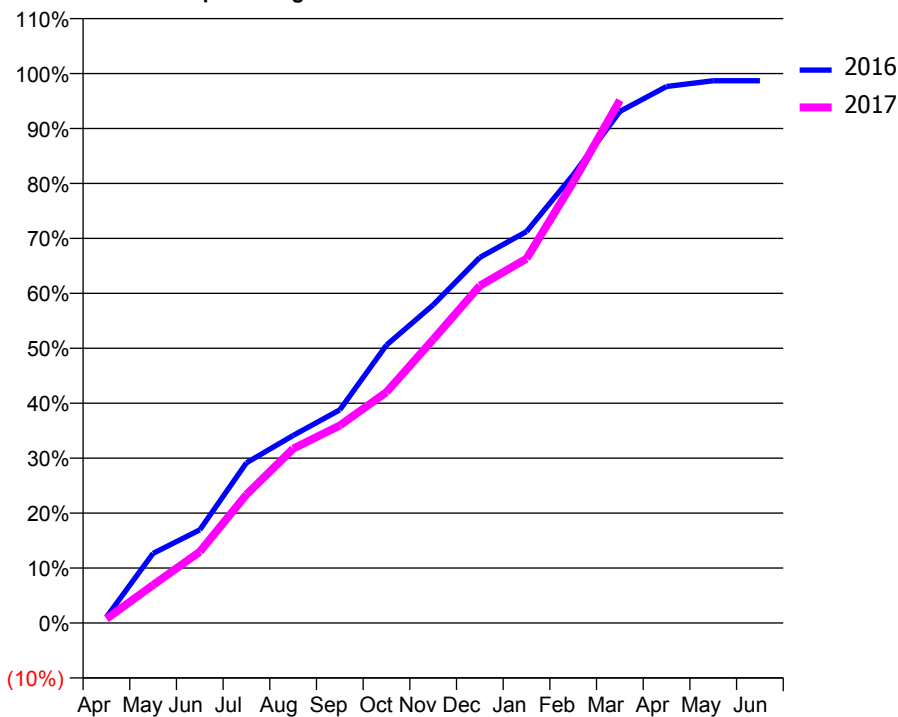
ACCESS*

Patients seen in 24 months	Total	Change since previous quarter
Quarter ending March 2016	3,061	
Quarter ending June 2016	2,978	↓
Quarter ending September 2016	2,949	→
Quarter ending December 2016	2,977	→
Quarter ending March 2017	3,147	↑
Variance since March 2016	2.8%	↑



ACTIVITY

Cumulative percentage of contracted UDA delivered 2016 & 2017



Adjusted Scheduled Activity (UDA)

Month	2016	2017
April	99	71
May	1,169	640
June	1,565	1,197
July	2,690	2,158
August	3,149	2,927
September	3,579	3,316
October	4,666	3,876
November	5,340	4,761
December	6,137	5,663
January	6,571	6,116
February	7,526	7,401
March	8,589	8,777
April	9,007	
May	9,102	
June	9,104	

QUALITY

	Quantity	Base Number	Contract	AT	Region	England
% of FP17s for the same patient ID Re-attending within 3 months - Children	57	654	8.7%	10.0%	11.8%	12.3%
% of FP17s for the same patient ID Re-attending within 3 months - Adults	422	2,535	16.6%	16.1%	17.1%	16.7%
% of FP17s for the same patient ID Re-attending between 3 & 9 months - Children	193	654	29.5%	46.2%	46.5%	57.6%
% of FP17s for the same patient ID Re-attending between 3 & 9 months - Adults	733	2,535	28.9%	37.0%	37.6%	50.1%
% of FP17s for Band 1 Urgent Courses	654	3,011	21.7%	11.0%	10.7%	9.1%
% of FP17s Relating to Free Repair or Replacements	4	3,011	0.1%	0.6%	0.6%	0.8%
% of FP17s Relating to Continuations	4	3,011	0.1%	0.7%	0.9%	1.2%
% of Patients satisfied with the dentistry they have received	2	2	N/A	91.3%	90.4%	92.8%
% of Patients satisfied with the time they had to wait for an appointment	1	2	N/A	84.0%	83.7%	88.7%

* This is based on patients treated on this contract for their most recent course of treatment. Figures in italics indicate the base number of FP17s or Patient Questionnaire responses are less than 100. N/A is shown where the base number of responses is less than 10 during the period. % is calculated as Quantity/Base number*100

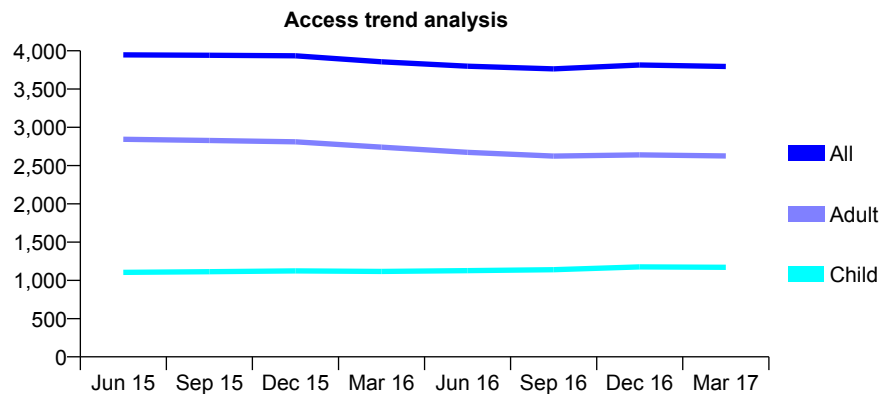
Q62 - Vital Signs At a Glance Contract Report for 862274/0001 - March 2017

Name or company name	MR D PATEL
Contract type name	GDS Contract
Purpose of contract	General
Contract start date	01/04/2008
Contract end date	

16/17 Contracted general activity (UDA)	12,778
Carry forward general activity (UDA)	-57
16/17 Contracted orthodontic activity (UOA)	0
Carry forward orthodontic activity (UOA)	0
Baseline contract value	£387,147.03

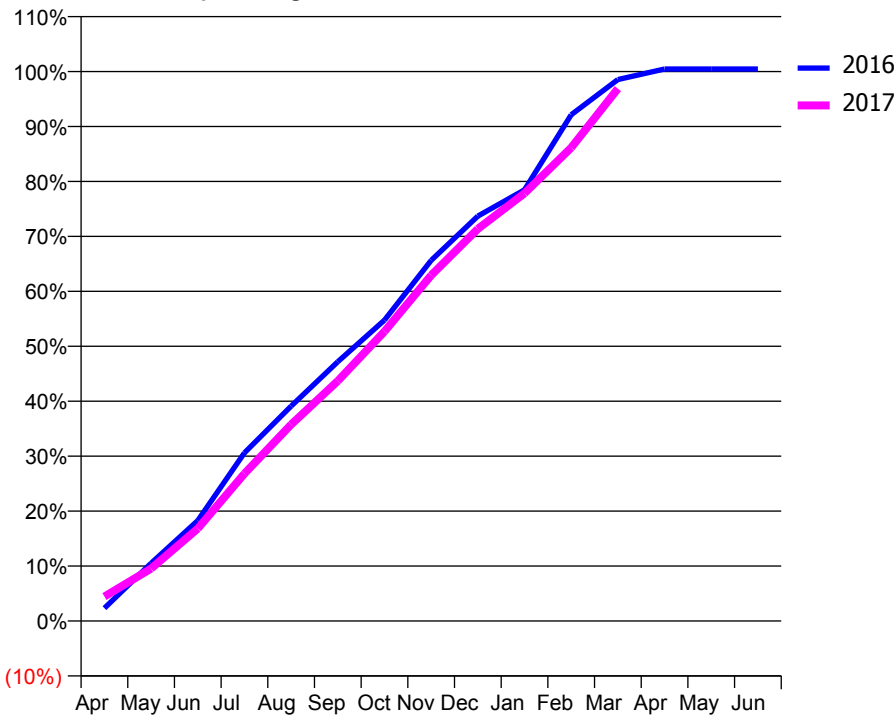
ACCESS*

Patients seen in 24 months	Total	Change since previous quarter
Quarter ending March 2016	3,857	
Quarter ending June 2016	3,799	↓
Quarter ending September 2016	3,763	→
Quarter ending December 2016	3,815	→
Quarter ending March 2017	3,796	→
Variance since March 2016	(1.6%)	↓



ACTIVITY

Cumulative percentage of contracted UDA delivered 2016 & 2017



Month	Adjusted Scheduled Activity (UDA)	
	2016	2017
April	299	570
May	1,345	1,219
June	2,335	2,149
July	3,912	3,428
August	4,997	4,569
September	6,029	5,584
October	6,997	6,732
November	8,386	8,040
December	9,415	9,119
January	10,025	9,946
February	11,772	11,008
March	12,592	12,379
April	12,834	
May	12,835	
June	12,835	

QUALITY

	Quantity	Base Number	Contract	AT	Region	England
% of FP17s for the same patient ID Re-attending within 3 months - Children	187	2,054	9.1%	10.0%	11.8%	12.3%
% of FP17s for the same patient ID Re-attending within 3 months - Adults	613	3,406	18.0%	16.1%	17.1%	16.7%
% of FP17s for the same patient ID Re-attending between 3 & 9 months - Children	1,351	2,054	65.8%	46.2%	46.5%	57.6%
% of FP17s for the same patient ID Re-attending between 3 & 9 months - Adults	1,575	3,406	46.2%	37.0%	37.6%	50.1%
% of FP17s for Band 1 Urgent Courses	825	5,358	15.4%	11.0%	10.7%	9.1%
% of FP17s Relating to Free Repair or Replacements	15	5,358	0.3%	0.6%	0.6%	0.8%
% of FP17s Relating to Continuations	18	5,358	0.3%	0.7%	0.9%	1.2%
% of Patients satisfied with the dentistry they have received	10	11	90.9%	91.3%	90.4%	92.8%
% of Patients satisfied with the time they had to wait for an appointment	9	11	81.8%	84.0%	83.7%	88.7%

* This is based on patients treated on this contract for their most recent course of treatment. Figures in italics indicate the base number of FP17s or Patient Questionnaire responses are less than 100. N/A is shown where the base number of responses is less than 10 during the period. % is calculated as Quantity/Base number*100

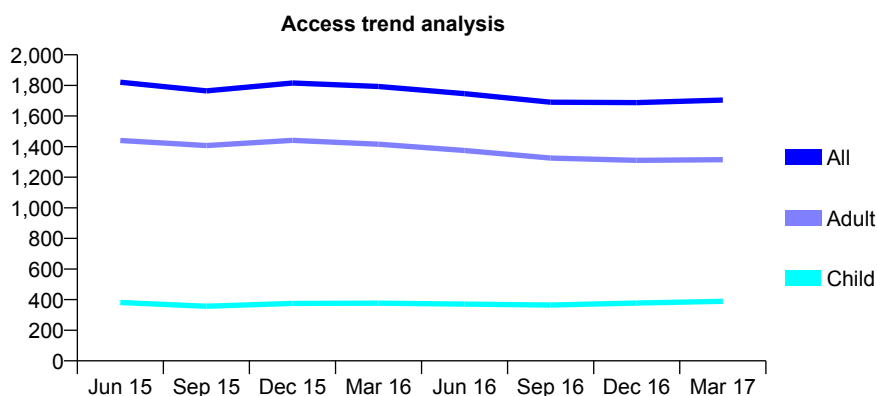
Q62 - Vital Signs At a Glance Contract Report for 886971/0001 - March 2017

Name or company name	MR AK SACHDEV
Contract type name	GDS Contract
Purpose of contract	General
Contract start date	01/04/2006
Contract end date	

16/17 Contracted general activity (UDA)	6,645
Carry forward general activity (UDA)	-133
16/17 Contracted orthodontic activity (UOA)	0
Carry forward orthodontic activity (UOA)	0
Baseline contract value	£185,215.38

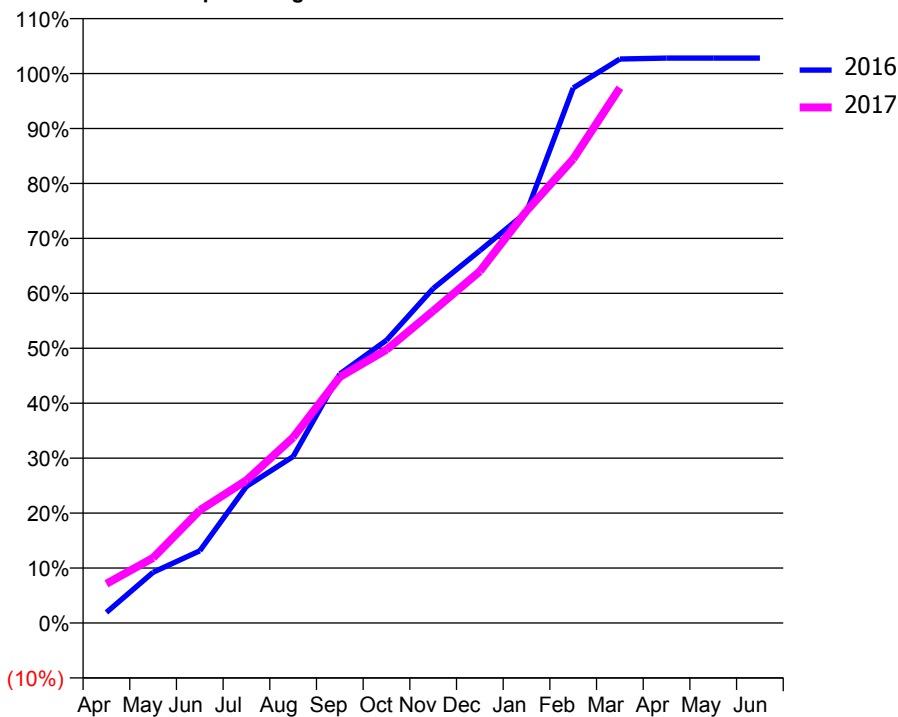
ACCESS*

Patients seen in 24 months	Total	Change since previous quarter
Quarter ending March 2016	1,793	
Quarter ending June 2016	1,746	↓
Quarter ending September 2016	1,690	↓
Quarter ending December 2016	1,688	→
Quarter ending March 2017	1,704	→
Variance since March 2016	(5.0%)	↓



ACTIVITY

Cumulative percentage of contracted UDA delivered 2016 & 2017



Month	Adjusted Scheduled Activity (UDA)	
	2016	2017
April	128	475
May	613	787
June	873	1,363
July	1,651	1,727
August	2,014	2,243
September	3,012	2,977
October	3,419	3,304
November	4,045	3,774
December	4,503	4,253
January	4,970	4,984
February	6,470	5,610
March	6,820	6,473
April	6,832	
May	6,832	
June	6,832	

QUALITY

	Quantity	Base Number	Contract	AT	Region	England
% of FP17s for the same patient ID Re-attending within 3 months - Children	0	361	0.0%	10.0%	11.8%	12.3%
% of FP17s for the same patient ID Re-attending within 3 months - Adults	2	1,054	0.2%	16.1%	17.1%	16.7%
% of FP17s for the same patient ID Re-attending between 3 & 9 months - Children	88	361	24.4%	46.2%	46.5%	57.6%
% of FP17s for the same patient ID Re-attending between 3 & 9 months - Adults	314	1,054	29.8%	37.0%	37.6%	50.1%
% of FP17s for Band 1 Urgent Courses	38	1,414	2.7%	11.0%	10.7%	9.1%
% of FP17s Relating to Free Repair or Replacements	0	1,414	0.0%	0.6%	0.6%	0.8%
% of FP17s Relating to Continuations	0	1,414	0.0%	0.7%	0.9%	1.2%
% of Patients satisfied with the dentistry they have received	6	7	N/A	91.3%	90.4%	92.8%
% of Patients satisfied with the time they had to wait for an appointment	5	7	N/A	84.0%	83.7%	88.7%

* This is based on patients treated on this contract for their most recent course of treatment. Figures in italics indicate the base number of FP17s or Patient Questionnaire responses are less than 100. N/A is shown where the base number of responses is less than 10 during the period. % is calculated as Quantity/Base number*100

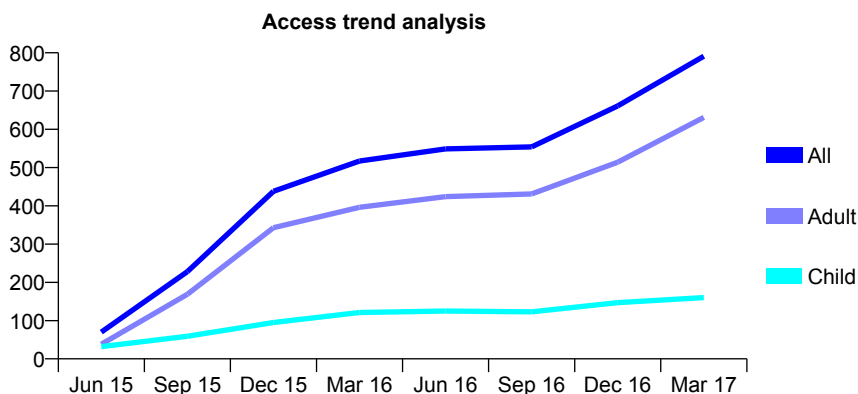
Q62 - Vital Signs At a Glance Contract Report for 887536/0001 - March 2017

Name or company name	MR AR PATEL
Contract type name	GDS Contract
Purpose of contract	General
Contract start date	01/04/2015
Contract end date	

16/17 Contracted general activity (UDA)	1,838
Carry forward general activity (UDA)	10
16/17 Contracted orthodontic activity (UOA)	0
Carry forward orthodontic activity (UOA)	0
Baseline contract value	£57,027.90

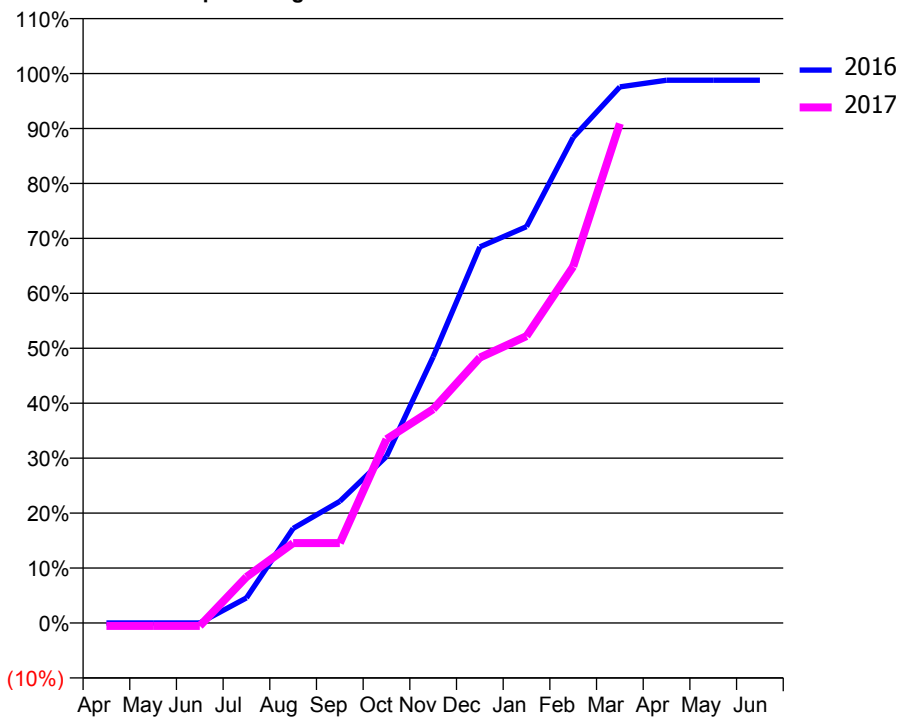
ACCESS*

Patients seen in 24 months	Total	Change since previous quarter
Quarter ending March 2016	517	
Quarter ending June 2016	549	↑
Quarter ending September 2016	554	→
Quarter ending December 2016	661	↑
Quarter ending March 2017	791	↑
Variance since March 2016	53.0%	↑



ACTIVITY

Cumulative percentage of contracted UDA delivered 2016 & 2017



Month	Adjusted Scheduled Activity (UDA)	
	2016	2017
April	0	-10
May	0	-10
June	0	-10
July	84	154
August	316	268
September	407	268
October	557	615
November	891	715
December	1,258	888
January	1,326	960
February	1,624	1,192
March	1,793	1,671
April	1,816	
May	1,816	
June	1,816	

QUALITY

	Quantity	Base Number	Contract	AT	Region	England
% of FP17s for the same patient ID Re-attending within 3 months - Children	12	130	9.2%	10.0%	11.8%	12.3%
% of FP17s for the same patient ID Re-attending within 3 months - Adults	52	455	11.4%	16.1%	17.1%	16.7%
% of FP17s for the same patient ID Re-attending between 3 & 9 months - Children	43	130	33.1%	46.2%	46.5%	57.6%
% of FP17s for the same patient ID Re-attending between 3 & 9 months - Adults	78	455	17.1%	37.0%	37.6%	50.1%
% of FP17s for Band 1 Urgent Courses	38	579	6.6%	11.0%	10.7%	9.1%
% of FP17s Relating to Free Repair or Replacements	3	579	0.5%	0.6%	0.6%	0.8%
% of FP17s Relating to Continuations	3	579	0.5%	0.7%	0.9%	1.2%
% of Patients satisfied with the dentistry they have received	0	0	N/A	91.3%	90.4%	92.8%
% of Patients satisfied with the time they had to wait for an appointment	0	0	N/A	84.0%	83.7%	88.7%

* This is based on patients treated on this contract for their most recent course of treatment. Figures in italics indicate the base number of FP17s or Patient Questionnaire responses are less than 100. N/A is shown where the base number of responses is less than 10 during the period. % is calculated as Quantity/Base number*100

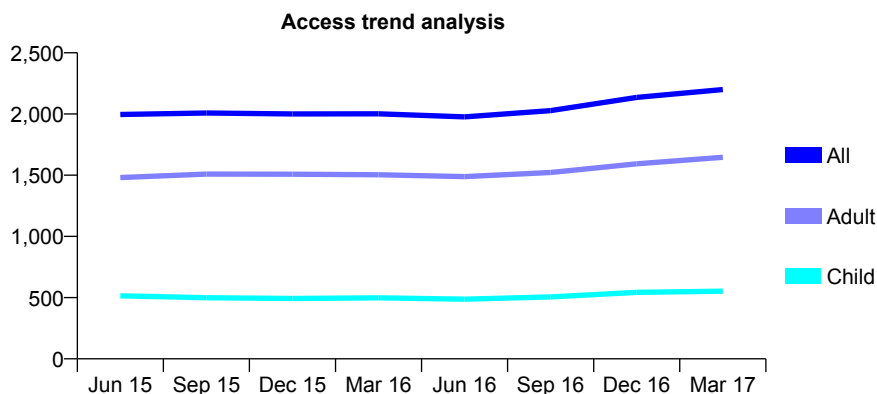
Q62 - Vital Signs At a Glance Contract Report for 88869/0002 - March 2017

Name or company name	MR MT RAJANI
Contract type name	GDS Contract
Purpose of contract	General
Contract start date	01/06/2011
Contract end date	

16/17 Contracted general activity (UDA)	5,346
Carry forward general activity (UDA)	0
16/17 Contracted orthodontic activity (UOA)	0
Carry forward orthodontic activity (UOA)	0
Baseline contract value	£154,843.33

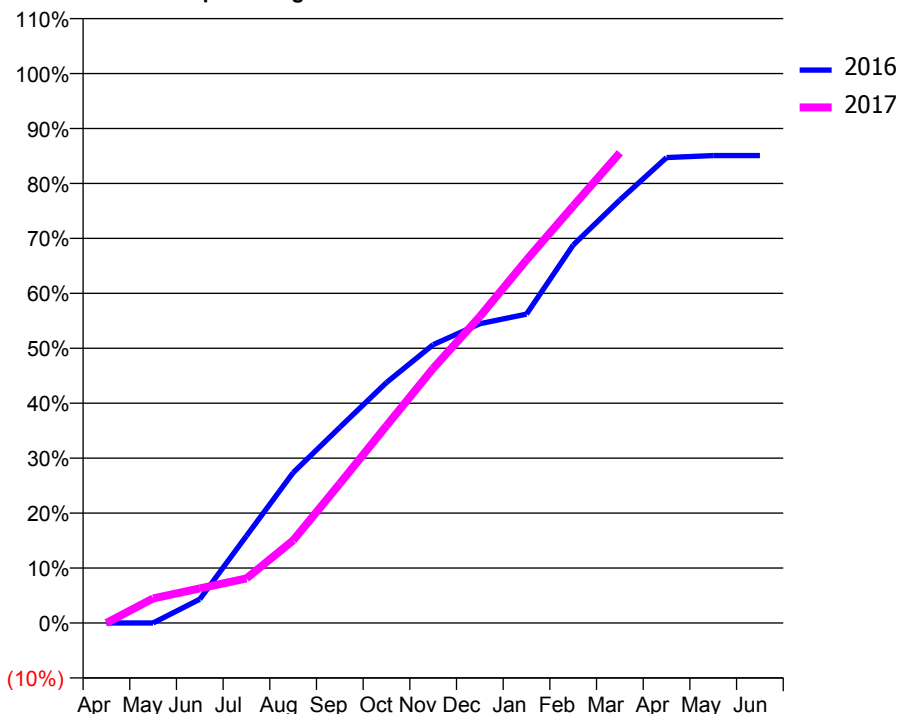
ACCESS*

Patients seen in 24 months	Total	Change since previous quarter
Quarter ending March 2016	2,002	
Quarter ending June 2016	1,977	↓
Quarter ending September 2016	2,028	↑
Quarter ending December 2016	2,136	↑
Quarter ending March 2017	2,200	↑
Variance since March 2016	9.9%	↑



ACTIVITY

Cumulative percentage of contracted UDA delivered 2016 & 2017



Month	Adjusted Scheduled Activity (UDA)	
	2016	2017
April	1	0
May	1	240
June	231	337
July	848	434
August	1,463	804
September	1,904	1,356
October	2,339	1,919
November	2,708	2,477
December	2,912	2,981
January	3,006	3,532
February	3,677	4,057
March	4,116	4,574
April	4,528	
May	4,548	
June	4,548	

QUALITY

	Quantity	Base Number	Contract	AT	Region	England
% of FP17s for the same patient ID Re-attending within 3 months - Children	24	609	3.9%	10.0%	11.8%	12.3%
% of FP17s for the same patient ID Re-attending within 3 months - Adults	66	1,391	4.7%	16.1%	17.1%	16.7%
% of FP17s for the same patient ID Re-attending between 3 & 9 months - Children	240	609	39.4%	46.2%	46.5%	57.6%
% of FP17s for the same patient ID Re-attending between 3 & 9 months - Adults	368	1,391	26.5%	37.0%	37.6%	50.1%
% of FP17s for Band 1 Urgent Courses	42	1,842	2.3%	11.0%	10.7%	9.1%
% of FP17s Relating to Free Repair or Replacements	21	1,842	1.1%	0.6%	0.6%	0.8%
% of FP17s Relating to Continuations	1	1,842	0.1%	0.7%	0.9%	1.2%
% of Patients satisfied with the dentistry they have received	2	2	N/A	91.3%	90.4%	92.8%
% of Patients satisfied with the time they had to wait for an appointment	2	2	N/A	84.0%	83.7%	88.7%

* This is based on patients treated on this contract for their most recent course of treatment. Figures in italics indicate the base number of FP17s or Patient Questionnaire responses are less than 100. N/A is shown where the base number of responses is less than 10 during the period. % is calculated as Quantity/Base number*100

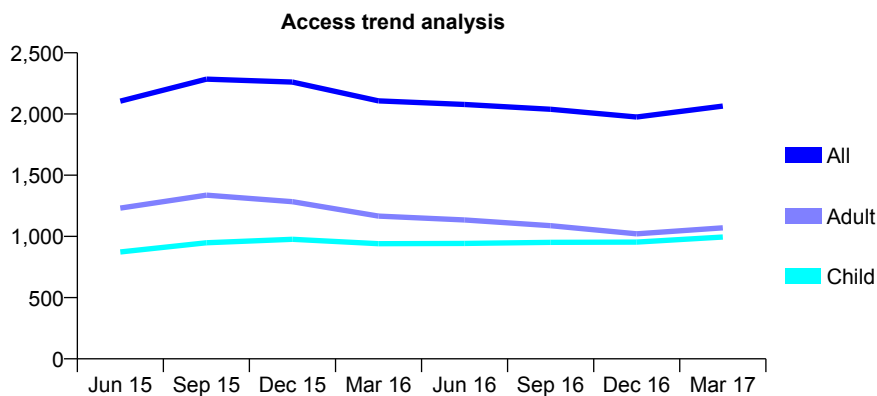
Q62 - Vital Signs At a Glance Contract Report for 890421/0002 - March 2017

Name or company name	MS M TADAION
Contract type name	GDS Contract
Purpose of contract	General
Contract start date	01/11/2013
Contract end date	

16/17 Contracted general activity (UDA)	5,845
Carry forward general activity (UDA)	-80
16/17 Contracted orthodontic activity (UOA)	0
Carry forward orthodontic activity (UOA)	0
Baseline contract value	£173,929.42

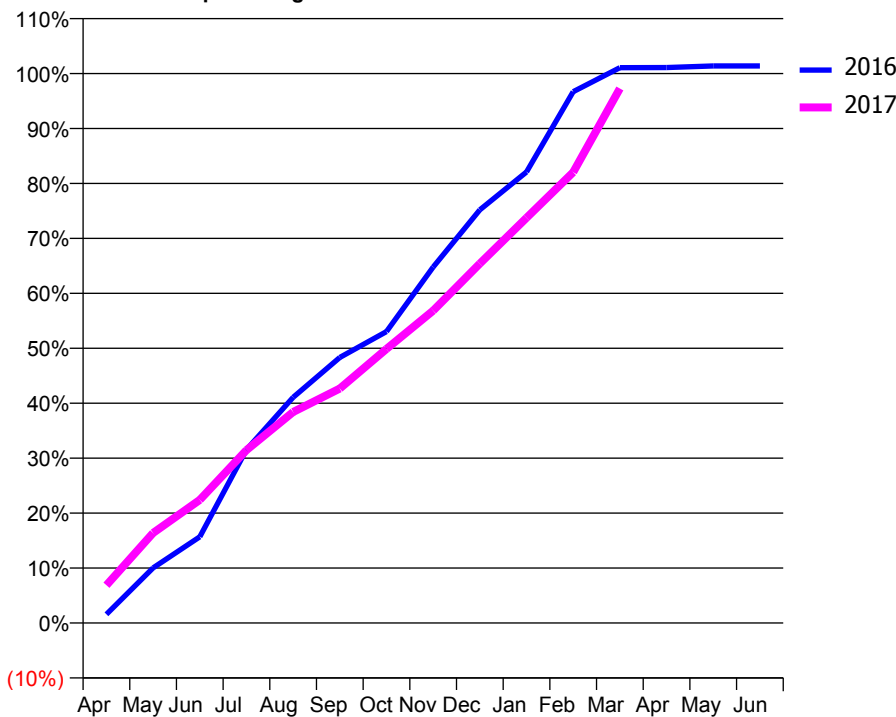
ACCESS*

Patients seen in 24 months	Total	Change since previous quarter
Quarter ending March 2016	2,107	
Quarter ending June 2016	2,078	↓
Quarter ending September 2016	2,039	↓
Quarter ending December 2016	1,975	↓
Quarter ending March 2017	2,065	↑
Variance since March 2016	(2.0%)	↓



ACTIVITY

Cumulative percentage of contracted UDA delivered 2016 & 2017



Month	Adjusted Scheduled Activity (UDA)	
	2016	2017
April	93	402
May	587	959
June	917	1,310
July	1,845	1,839
August	2,400	2,245
September	2,825	2,494
October	3,100	2,916
November	3,786	3,322
December	4,395	3,823
January	4,798	4,310
February	5,652	4,795
March	5,908	5,686
April	5,909	
May	5,925	
June	5,925	

QUALITY

	Quantity	Base Number	Contract	AT	Region	England
% of FP17s for the same patient ID Re-attending within 3 months - Children	109	1,023	10.7%	10.0%	11.8%	12.3%
% of FP17s for the same patient ID Re-attending within 3 months - Adults	128	841	15.2%	16.1%	17.1%	16.7%
% of FP17s for the same patient ID Re-attending between 3 & 9 months - Children	365	1,023	35.7%	46.2%	46.5%	57.6%
% of FP17s for the same patient ID Re-attending between 3 & 9 months - Adults	166	841	19.7%	37.0%	37.6%	50.1%
% of FP17s for Band 1 Urgent Courses	161	1,848	8.7%	11.0%	10.7%	9.1%
% of FP17s Relating to Free Repair or Replacements	0	1,848	0.0%	0.6%	0.6%	0.8%
% of FP17s Relating to Continuations	1	1,848	0.1%	0.7%	0.9%	1.2%
% of Patients satisfied with the dentistry they have received	2	2	N/A	91.3%	90.4%	92.8%
% of Patients satisfied with the time they had to wait for an appointment	2	2	N/A	84.0%	83.7%	88.7%

* This is based on patients treated on this contract for their most recent course of treatment. Figures in italics indicate the base number of FP17s or Patient Questionnaire responses are less than 100. N/A is shown where the base number of responses is less than 10 during the period. % is calculated as Quantity/Base number*100

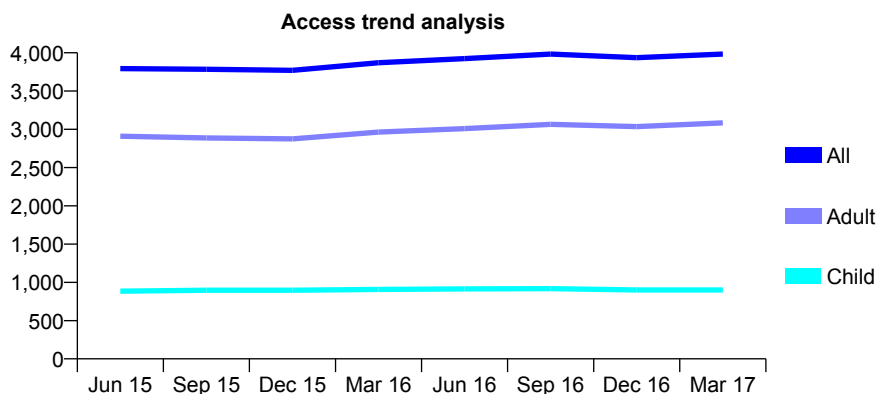
Q62 - Vital Signs At a Glance Contract Report for 890952/0001 - March 2017

Name or company name	M Clarke and L Marnitz
Contract type name	GDS Contract
Purpose of contract	General
Contract start date	01/04/2006
Contract end date	

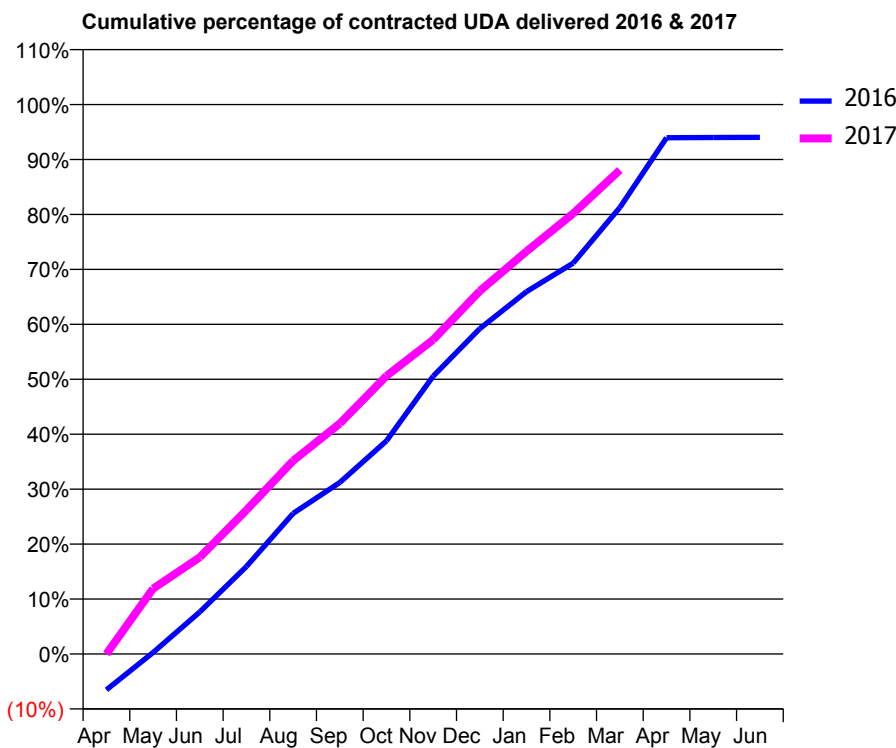
16/17 Contracted general activity (UDA)	11,271
Carry forward general activity (UDA)	0
16/17 Contracted orthodontic activity (UOA)	0
Carry forward orthodontic activity (UOA)	0
Baseline contract value	£342,430.36

ACCESS*

Patients seen in 24 months	Total	Change since previous quarter
Quarter ending March 2016	3,870	
Quarter ending June 2016	3,925	→
Quarter ending September 2016	3,983	→
Quarter ending December 2016	3,936	↓
Quarter ending March 2017	3,984	→
Variance since March 2016	2.9%	↑



ACTIVITY



Month	Adjusted Scheduled Activity (UDA)	
	2016	2017
April	-736	0
May	32	1,343
June	863	1,985
July	1,796	2,952
August	2,884	3,966
September	3,519	4,727
October	4,373	5,705
November	5,699	6,445
December	6,674	7,445
January	7,432	8,259
February	8,019	9,037
March	9,158	9,928
April	10,590	
May	10,595	
June	10,598	

QUALITY

	Quantity	Base Number	Contract	AT	Region	England
% of FP17s for the same patient ID Re-attending within 3 months - Children	92	1,205	7.6%	10.0%	11.8%	12.3%
% of FP17s for the same patient ID Re-attending within 3 months - Adults	543	3,717	14.6%	16.1%	17.1%	16.7%
% of FP17s for the same patient ID Re-attending between 3 & 9 months - Children	579	1,205	48.0%	46.2%	46.5%	57.6%
% of FP17s for the same patient ID Re-attending between 3 & 9 months - Adults	1,427	3,717	38.4%	37.0%	37.6%	50.1%
% of FP17s for Band 1 Urgent Courses	366	4,375	8.4%	11.0%	10.7%	9.1%
% of FP17s Relating to Free Repair or Replacements	26	4,375	0.6%	0.6%	0.6%	0.8%
% of FP17s Relating to Continuations	136	4,375	3.1%	0.7%	0.9%	1.2%
% of Patients satisfied with the dentistry they have received	5	5	N/A	91.3%	90.4%	92.8%
% of Patients satisfied with the time they had to wait for an appointment	5	5	N/A	84.0%	83.7%	88.7%

* This is based on patients treated on this contract for their most recent course of treatment. Figures in italics indicate the base number of FP17s or Patient Questionnaire responses are less than 100. N/A is shown where the base number of responses is less than 10 during the period. % is calculated as Quantity/Base number*100

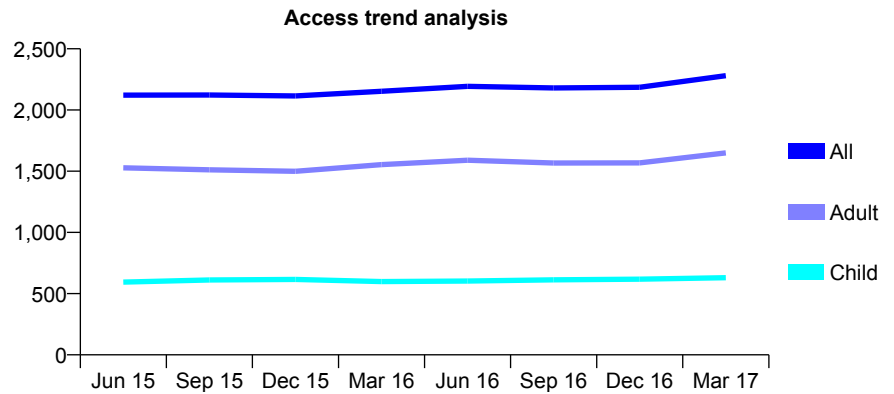
Q62 - Vital Signs At a Glance Contract Report for 899798/0005 - March 2017

Name or company name	Mr R L Shah & Dr S Shah
Contract type name	GDS Contract
Purpose of contract	General
Contract start date	01/03/2011
Contract end date	

16/17 Contracted general activity (UDA)	5,166
Carry forward general activity (UDA)	162
16/17 Contracted orthodontic activity (UOA)	0
Carry forward orthodontic activity (UOA)	0
Baseline contract value	£148,075.64

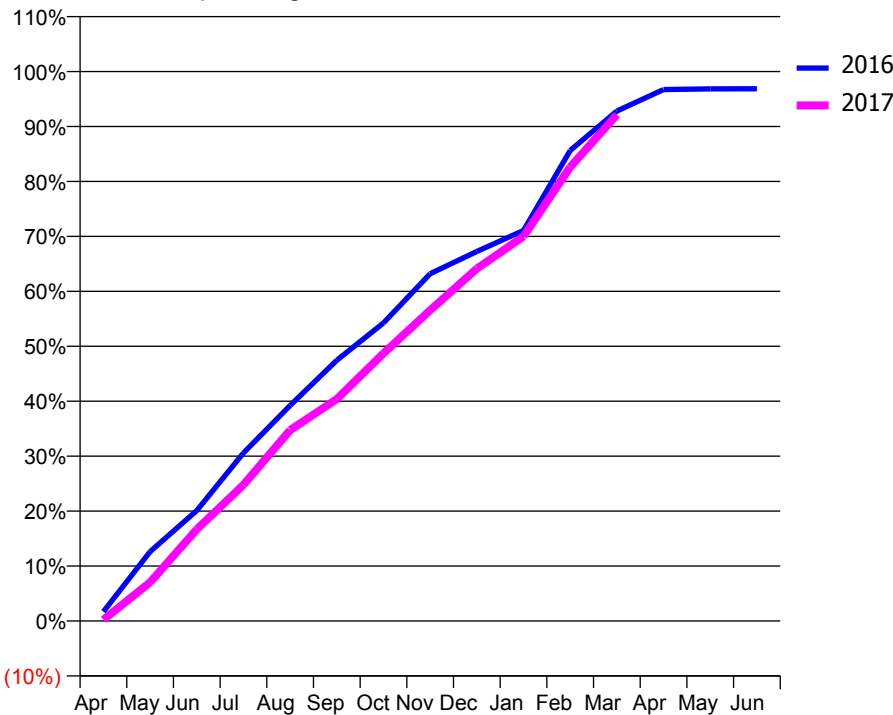
ACCESS*

Patients seen in 24 months	Total	Change since previous quarter
Quarter ending March 2016	2,153	
Quarter ending June 2016	2,193	→
Quarter ending September 2016	2,180	→
Quarter ending December 2016	2,186	→
Quarter ending March 2017	2,280	↑
Variance since March 2016	5.9%	↑



ACTIVITY

Cumulative percentage of contracted UDA delivered 2016 & 2017



Month	Adjusted Scheduled Activity (UDA)	
	2016	2017
April	88	12
May	652	364
June	1,039	862
July	1,580	1,280
August	2,027	1,794
September	2,451	2,087
October	2,802	2,517
November	3,266	2,921
December	3,475	3,313
January	3,671	3,616
February	4,423	4,268
March	4,795	4,760
April	4,997	
May	5,003	
June	5,004	

QUALITY

	Quantity	Base Number	Contract	AT	Region	England
% of FP17s for the same patient ID Re-attending within 3 months - Children	40	748	5.3%	10.0%	11.8%	12.3%
% of FP17s for the same patient ID Re-attending within 3 months - Adults	222	1,771	12.5%	16.1%	17.1%	16.7%
% of FP17s for the same patient ID Re-attending between 3 & 9 months - Children	328	748	43.9%	46.2%	46.5%	57.6%
% of FP17s for the same patient ID Re-attending between 3 & 9 months - Adults	589	1,771	33.3%	37.0%	37.6%	50.1%
% of FP17s for Band 1 Urgent Courses	180	2,402	7.5%	11.0%	10.7%	9.1%
% of FP17s Relating to Free Repair or Replacements	18	2,402	0.7%	0.6%	0.6%	0.8%
% of FP17s Relating to Continuations	24	2,402	1.0%	0.7%	0.9%	1.2%
% of Patients satisfied with the dentistry they have received	3	3	N/A	91.3%	90.4%	92.8%
% of Patients satisfied with the time they had to wait for an appointment	3	3	N/A	84.0%	83.7%	88.7%

* This is based on patients treated on this contract for their most recent course of treatment. Figures in italics indicate the base number of FP17s or Patient Questionnaire responses are less than 100. N/A is shown where the base number of responses is less than 10 during the period. % is calculated as Quantity/Base number*100

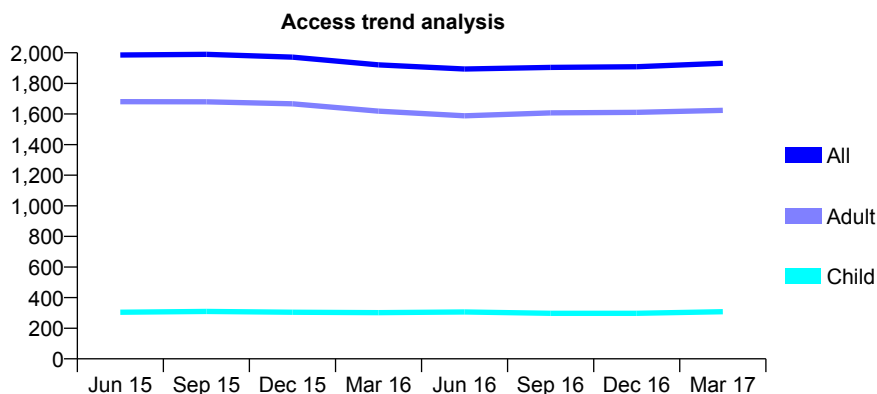
Q62 - Vital Signs At a Glance Contract Report for 906476/0001 - March 2017

Name or company name	MR TC YEOH
Contract type name	GDS Contract
Purpose of contract	General
Contract start date	01/04/2006
Contract end date	

16/17 Contracted general activity (UDA)	8,062
Carry forward general activity (UDA)	-161
16/17 Contracted orthodontic activity (UOA)	0
Carry forward orthodontic activity (UOA)	0
Baseline contract value	£257,399.84

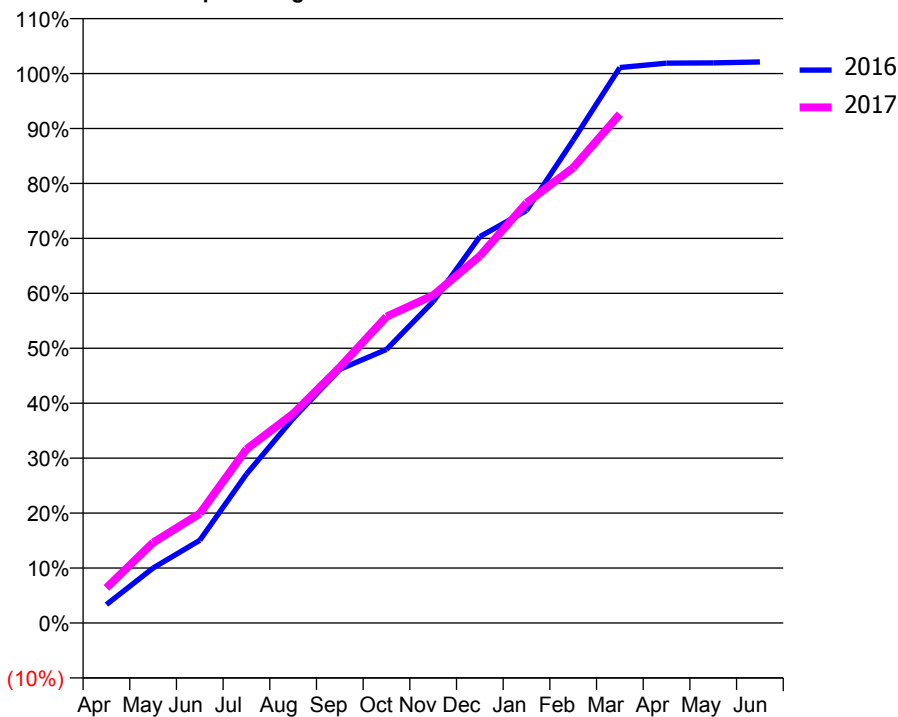
ACCESS*

Patients seen in 24 months	Total	Change since previous quarter
Quarter ending March 2016	1,921	
Quarter ending June 2016	1,894	↓
Quarter ending September 2016	1,905	→
Quarter ending December 2016	1,909	→
Quarter ending March 2017	1,932	→
Variance since March 2016	0.6%	→



ACTIVITY

Cumulative percentage of contracted UDA delivered 2016 & 2017



Month	Adjusted Scheduled Activity (UDA)	
	2016	2017
April	271	515
May	807	1,180
June	1,215	1,605
July	2,185	2,551
August	3,001	3,071
September	3,723	3,754
October	4,013	4,495
November	4,715	4,808
December	5,669	5,385
January	6,052	6,163
February	7,083	6,680
March	8,149	7,467
April	8,213	
May	8,217	
June	8,232	

QUALITY

	Quantity	Base Number	Contract	AT	Region	England
% of FP17s for the same patient ID Re-attending within 3 months - Children	18	363	5.0%	10.0%	11.8%	12.3%
% of FP17s for the same patient ID Re-attending within 3 months - Adults	209	2,048	10.2%	16.1%	17.1%	16.7%
% of FP17s for the same patient ID Re-attending between 3 & 9 months - Children	192	363	52.9%	46.2%	46.5%	57.6%
% of FP17s for the same patient ID Re-attending between 3 & 9 months - Adults	1,086	2,048	53.0%	37.0%	37.6%	50.1%
% of FP17s for Band 1 Urgent Courses	72	2,394	3.0%	11.0%	10.7%	9.1%
% of FP17s Relating to Free Repair or Replacements	12	2,394	0.5%	0.6%	0.6%	0.8%
% of FP17s Relating to Continuations	0	2,394	0.0%	0.7%	0.9%	1.2%
% of Patients satisfied with the dentistry they have received	6	6	N/A	91.3%	90.4%	92.8%
% of Patients satisfied with the time they had to wait for an appointment	5	6	N/A	84.0%	83.7%	88.7%

* This is based on patients treated on this contract for their most recent course of treatment. Figures in italics indicate the base number of FP17s or Patient Questionnaire responses are less than 100. N/A is shown where the base number of responses is less than 10 during the period. % is calculated as Quantity/Base number*100

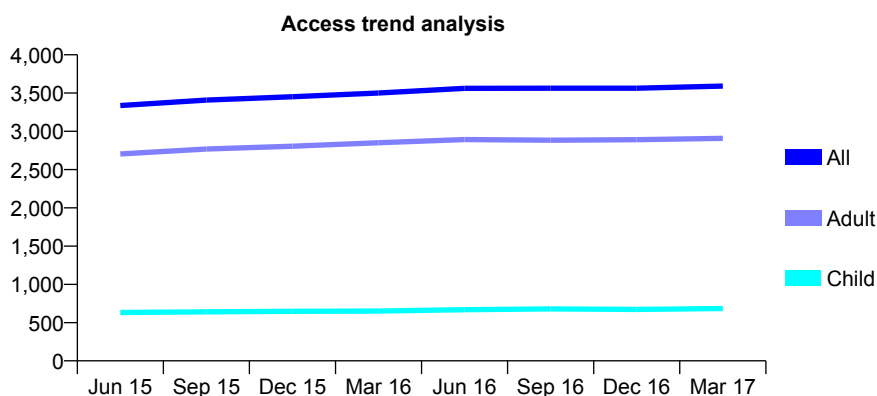
Q62 - Vital Signs At a Glance Contract Report for 908479/0001 - March 2017

Name or company name	MR JE ASQUITH
Contract type name	GDS Contract
Purpose of contract	General
Contract start date	01/04/2006
Contract end date	

16/17 Contracted general activity (UDA)	10,980
Carry forward general activity (UDA)	1,064
16/17 Contracted orthodontic activity (UOA)	0
Carry forward orthodontic activity (UOA)	0
Baseline contract value	£253,602.01

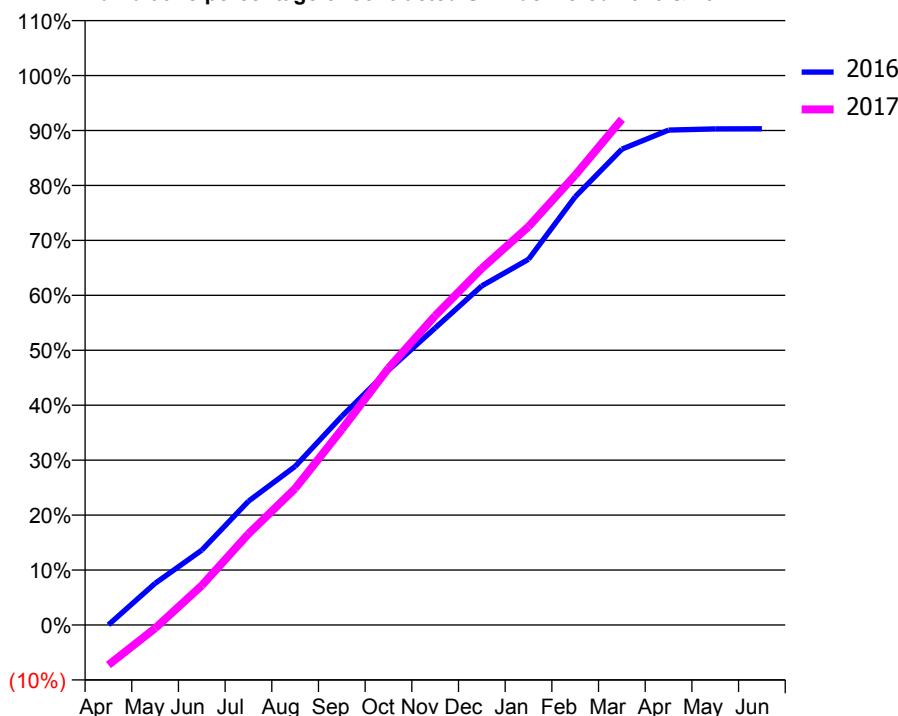
ACCESS*

Patients seen in 24 months	Total	Change since previous quarter
Quarter ending March 2016	3,501	
Quarter ending June 2016	3,561	→
Quarter ending September 2016	3,563	→
Quarter ending December 2016	3,563	→
Quarter ending March 2017	3,592	→
Variance since March 2016	2.6%	↑



ACTIVITY

Cumulative percentage of contracted UDA delivered 2016 & 2017



Month	Adjusted Scheduled Activity (UDA)	
	2016	2017
April	4	-800
May	833	-67
June	1,496	790
July	2,474	1,821
August	3,170	2,727
September	4,172	3,906
October	5,093	5,133
November	5,935	6,180
December	6,776	7,126
January	7,308	7,961
February	8,558	8,989
March	9,508	10,106
April	9,889	
May	9,912	
June	9,916	

QUALITY

	Quantity	Base Number	Contract	AT	Region	England
% of FP17s for the same patient ID Re-attending within 3 months - Children	32	818	3.9%	10.0%	11.8%	12.3%
% of FP17s for the same patient ID Re-attending within 3 months - Adults	463	3,644	12.7%	16.1%	17.1%	16.7%
% of FP17s for the same patient ID Re-attending between 3 & 9 months - Children	307	818	37.5%	46.2%	46.5%	57.6%
% of FP17s for the same patient ID Re-attending between 3 & 9 months - Adults	1,598	3,644	43.9%	37.0%	37.6%	50.1%
% of FP17s for Band 1 Urgent Courses	414	4,290	9.7%	11.0%	10.7%	9.1%
% of FP17s Relating to Free Repair or Replacements	29	4,290	0.7%	0.6%	0.6%	0.8%
% of FP17s Relating to Continuations	12	4,290	0.3%	0.7%	0.9%	1.2%
% of Patients satisfied with the dentistry they have received	9	9	N/A	91.3%	90.4%	92.8%
% of Patients satisfied with the time they had to wait for an appointment	8	9	N/A	84.0%	83.7%	88.7%

* This is based on patients treated on this contract for their most recent course of treatment. Figures in italics indicate the base number of FP17s or Patient Questionnaire responses are less than 100. N/A is shown where the base number of responses is less than 10 during the period. % is calculated as Quantity/Base number*100

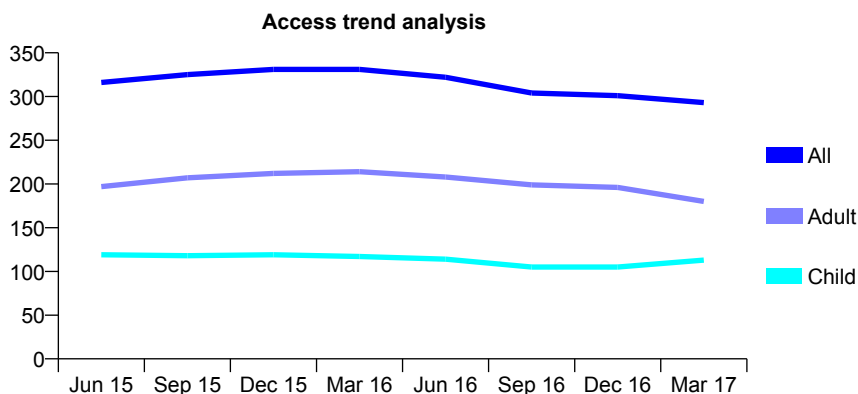
Q62 - Vital Signs At a Glance Contract Report for 909114/0001 - March 2017

Name or company name	MR PA CASPERSONN
Contract type name	GDS Contract
Purpose of contract	General
Contract start date	01/04/2006
Contract end date	

16/17 Contracted general activity (UDA)	1,725
Carry forward general activity (UDA)	19
16/17 Contracted orthodontic activity (UOA)	0
Carry forward orthodontic activity (UOA)	0
Baseline contract value	£54,194.60

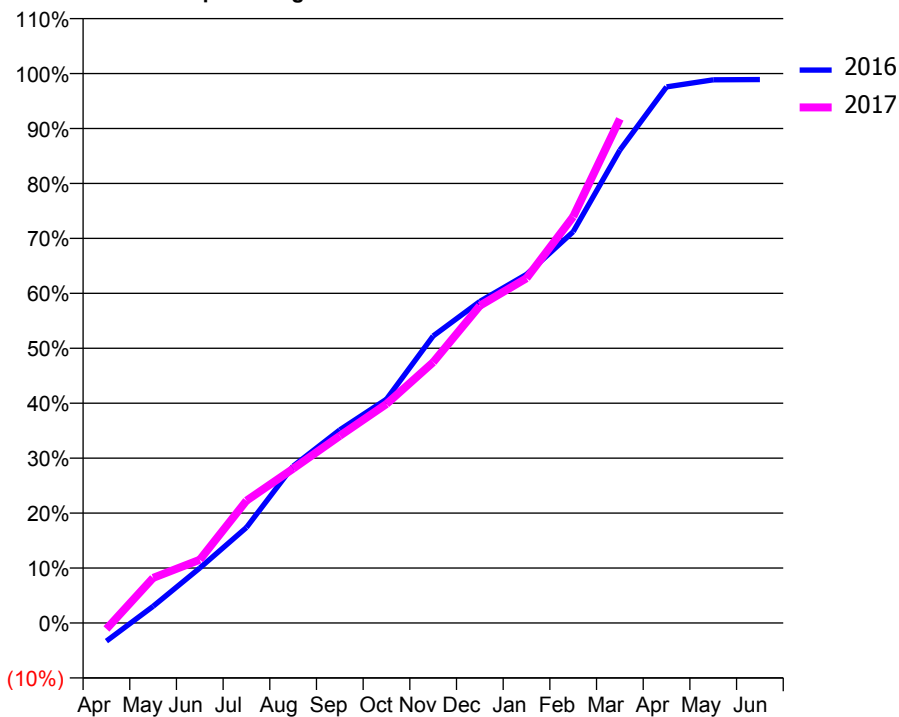
ACCESS*

Patients seen in 24 months	Total	Change since previous quarter
Quarter ending March 2016	331	
Quarter ending June 2016	322	↓
Quarter ending September 2016	304	↓
Quarter ending December 2016	301	→
Quarter ending March 2017	293	↓
Variance since March 2016	(11.5%)	↓



ACTIVITY

Cumulative percentage of contracted UDA delivered 2016 & 2017



Month	Adjusted Scheduled Activity (UDA)	
	2016	2017
April	-57	-19
May	52	142
June	173	199
July	300	384
August	492	484
September	606	587
October	703	687
November	901	819
December	1,009	996
January	1,095	1,082
February	1,228	1,276
March	1,485	1,583
April	1,683	
May	1,705	
June	1,706	

QUALITY

	Quantity	Base Number	Contract	AT	Region	England
% of FP17s for the same patient ID Re-attending within 3 months - Children	7	109	6.4%	10.0%	11.8%	12.3%
% of FP17s for the same patient ID Re-attending within 3 months - Adults	37	221	16.7%	16.1%	17.1%	16.7%
% of FP17s for the same patient ID Re-attending between 3 & 9 months - Children	33	109	30.3%	46.2%	46.5%	57.6%
% of FP17s for the same patient ID Re-attending between 3 & 9 months - Adults	91	221	41.2%	37.0%	37.6%	50.1%
% of FP17s for Band 1 Urgent Courses	13	294	4.4%	11.0%	10.7%	9.1%
% of FP17s Relating to Free Repair or Replacements	0	294	0.0%	0.6%	0.6%	0.8%
% of FP17s Relating to Continuations	0	294	0.0%	0.7%	0.9%	1.2%
% of Patients satisfied with the dentistry they have received	0	0	N/A	91.3%	90.4%	92.8%
% of Patients satisfied with the time they had to wait for an appointment	0	0	N/A	84.0%	83.7%	88.7%

* This is based on patients treated on this contract for their most recent course of treatment. Figures in italics indicate the base number of FP17s or Patient Questionnaire responses are less than 100. N/A is shown where the base number of responses is less than 10 during the period. % is calculated as Quantity/Base number*100

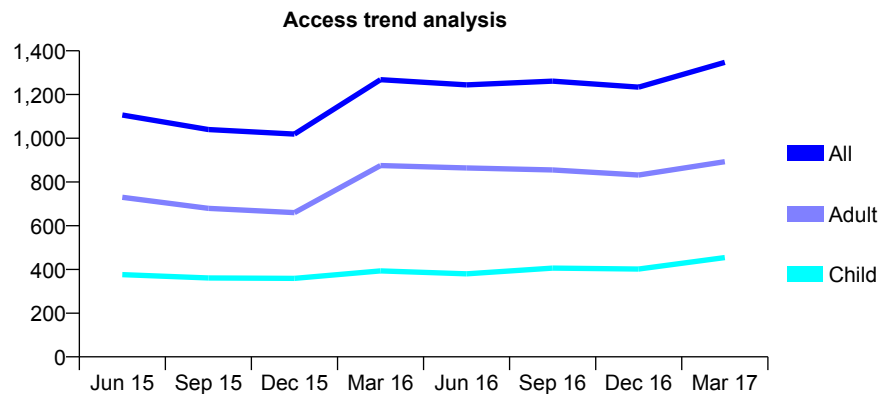
Q62 - Vital Signs At a Glance Contract Report for 909890/0001 - March 2017

Name or company name	MR BS AL-NAHER
Contract type name	GDS Contract
Purpose of contract	General
Contract start date	01/04/2006
Contract end date	

16/17 Contracted general activity (UDA)	4,680
Carry forward general activity (UDA)	101
16/17 Contracted orthodontic activity (UOA)	0
Carry forward orthodontic activity (UOA)	0
Baseline contract value	£146,922.90

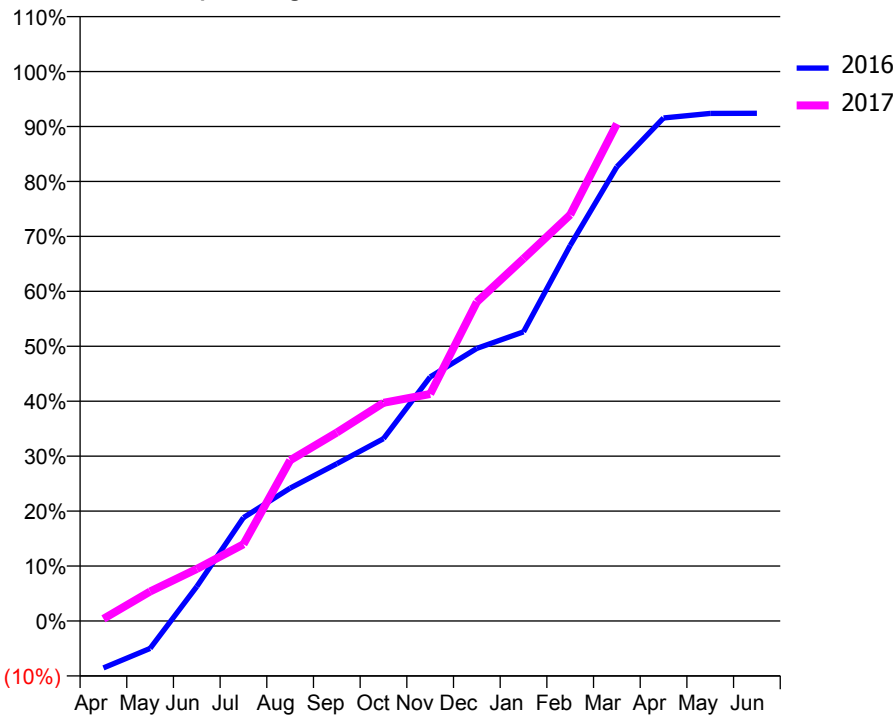
ACCESS*

Patients seen in 24 months	Total	Change since previous quarter
Quarter ending March 2016	1,268	
Quarter ending June 2016	1,244	↓
Quarter ending September 2016	1,261	→
Quarter ending December 2016	1,234	↓
Quarter ending March 2017	1,347	↑
Variance since March 2016	6.2%	↑



ACTIVITY

Cumulative percentage of contracted UDA delivered 2016 & 2017



Month	Adjusted Scheduled Activity (UDA)	
	2016	2017
April	-400	19
May	-235	251
June	294	444
July	881	653
August	1,132	1,369
September	1,339	1,605
October	1,553	1,859
November	2,079	1,934
December	2,322	2,717
January	2,463	3,086
February	3,199	3,460
March	3,869	4,234
April	4,284	
May	4,323	
June	4,324	

QUALITY

	Quantity	Base Number	Contract	AT	Region	England
% of FP17s for the same patient ID Re-attending within 3 months - Children	56	539	10.4%	10.0%	11.8%	12.3%
% of FP17s for the same patient ID Re-attending within 3 months - Adults	248	955	26.0%	16.1%	17.1%	16.7%
% of FP17s for the same patient ID Re-attending between 3 & 9 months - Children	206	539	38.2%	46.2%	46.5%	57.6%
% of FP17s for the same patient ID Re-attending between 3 & 9 months - Adults	269	955	28.2%	37.0%	37.6%	50.1%
% of FP17s for Band 1 Urgent Courses	211	1,342	15.7%	11.0%	10.7%	9.1%
% of FP17s Relating to Free Repair or Replacements	1	1,342	0.1%	0.6%	0.6%	0.8%
% of FP17s Relating to Continuations	0	1,342	0.0%	0.7%	0.9%	1.2%
% of Patients satisfied with the dentistry they have received	0	0	N/A	91.3%	90.4%	92.8%
% of Patients satisfied with the time they had to wait for an appointment	0	0	N/A	84.0%	83.7%	88.7%

* This is based on patients treated on this contract for their most recent course of treatment. Figures in italics indicate the base number of FP17s or Patient Questionnaire responses are less than 100. N/A is shown where the base number of responses is less than 10 during the period. % is calculated as Quantity/Base number*100

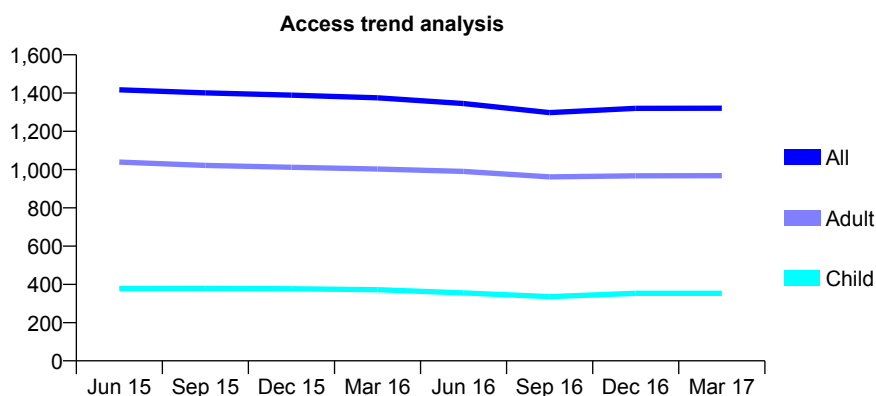
Q62 - Vital Signs At a Glance Contract Report for 910309/0001 - March 2017

Name or company name	MR AN LEUNG
Contract type name	GDS Contract
Purpose of contract	General
Contract start date	01/04/2006
Contract end date	

16/17 Contracted general activity (UDA)	9,600
Carry forward general activity (UDA)	-8
16/17 Contracted orthodontic activity (UOA)	0
Carry forward orthodontic activity (UOA)	0
Baseline contract value	£330,086.56

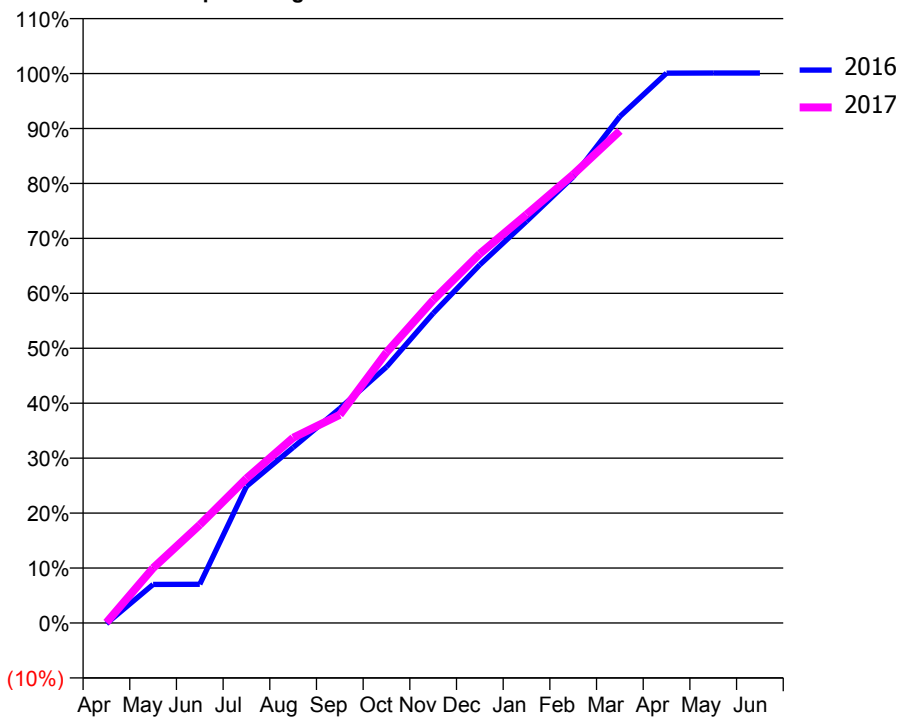
ACCESS*

Patients seen in 24 months	Total	Change since previous quarter
Quarter ending March 2016	1,375	
Quarter ending June 2016	1,345	↓
Quarter ending September 2016	1,298	↓
Quarter ending December 2016	1,320	→
Quarter ending March 2017	1,321	→
Variance since March 2016	(3.9%)	↓



ACTIVITY

Cumulative percentage of contracted UDA delivered 2016 & 2017



Month	Adjusted Scheduled Activity (UDA)	
	2016	2017
April	-12	8
May	675	960
June	678	1,717
July	2,386	2,527
August	3,068	3,237
September	3,750	3,638
October	4,474	4,727
November	5,411	5,642
December	6,258	6,452
January	7,019	7,137
February	7,794	7,835
March	8,850	8,597
April	9,607	
May	9,608	
June	9,608	

QUALITY

	Quantity	Base Number	Contract	AT	Region	England
% of FP17s for the same patient ID Re-attending within 3 months - Children	25	432	5.8%	10.0%	11.8%	12.3%
% of FP17s for the same patient ID Re-attending within 3 months - Adults	175	1,170	15.0%	16.1%	17.1%	16.7%
% of FP17s for the same patient ID Re-attending between 3 & 9 months - Children	193	432	44.7%	46.2%	46.5%	57.6%
% of FP17s for the same patient ID Re-attending between 3 & 9 months - Adults	567	1,170	48.5%	37.0%	37.6%	50.1%
% of FP17s for Band 1 Urgent Courses	142	1,492	9.5%	11.0%	10.7%	9.1%
% of FP17s Relating to Free Repair or Replacements	4	1,492	0.3%	0.6%	0.6%	0.8%
% of FP17s Relating to Continuations	18	1,492	1.2%	0.7%	0.9%	1.2%
% of Patients satisfied with the dentistry they have received	5	6	N/A	91.3%	90.4%	92.8%
% of Patients satisfied with the time they had to wait for an appointment	5	6	N/A	84.0%	83.7%	88.7%

* This is based on patients treated on this contract for their most recent course of treatment. Figures in italics indicate the base number of FP17s or Patient Questionnaire responses are less than 100. N/A is shown where the base number of responses is less than 10 during the period. % is calculated as Quantity/Base number*100

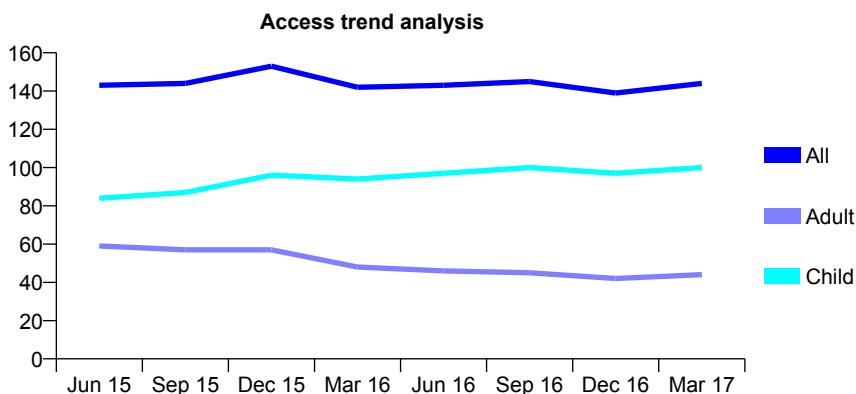
Q62 - Vital Signs At a Glance Contract Report for 916412/0001 - March 2017

Name or company name	MR MS LEE
Contract type name	GDS Contract
Purpose of contract	General
Contract start date	01/04/2006
Contract end date	

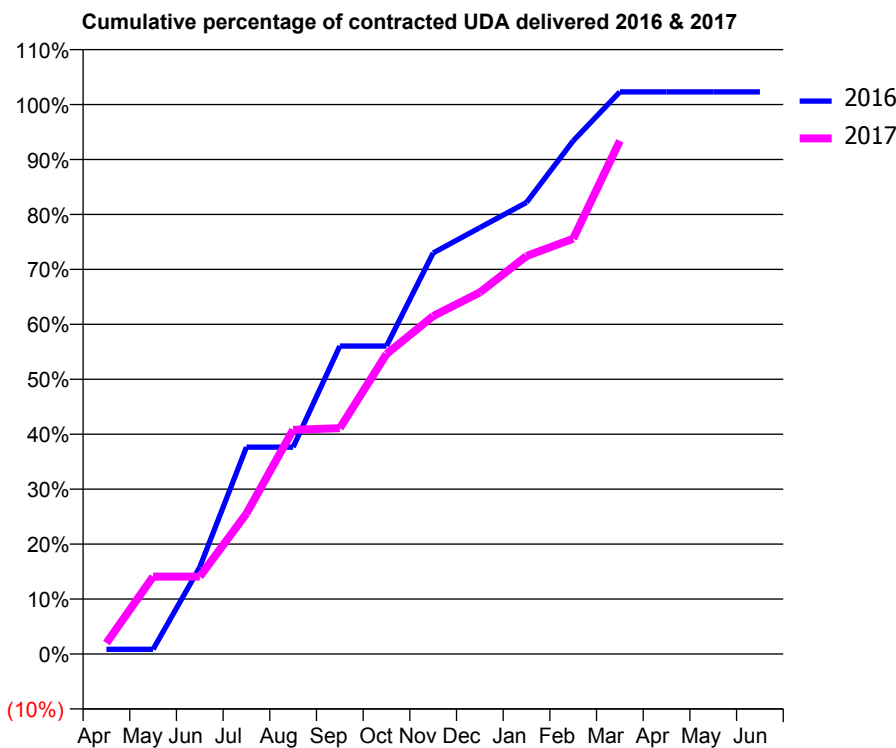
16/17 Contracted general activity (UDA)	348
Carry forward general activity (UDA)	-7
16/17 Contracted orthodontic activity (UOA)	0
Carry forward orthodontic activity (UOA)	0
Baseline contract value	£8,935.37

ACCESS*

Patients seen in 24 months	Total	Change since previous quarter
Quarter ending March 2016	142	
Quarter ending June 2016	143	→
Quarter ending September 2016	145	→
Quarter ending December 2016	139	↓
Quarter ending March 2017	144	↑
Variance since March 2016	1.4%	→



ACTIVITY



Month	Adjusted Scheduled Activity (UDA)	
	2016	2017
April	3	7
May	3	49
June	55	49
July	131	89
August	131	142
September	195	143
October	195	190
November	254	214
December	270	229
January	286	252
February	325	263
March	356	325
April	356	
May	356	
June	356	

QUALITY

	Quantity	Base Number	Contract	AT	Region	England
% of FP17s for the same patient ID Re-attending within 3 months - Children	1	103	1.0%	10.0%	11.8%	12.3%
% of FP17s for the same patient ID Re-attending within 3 months - Adults	0	21	0.0%	16.1%	17.1%	16.7%
% of FP17s for the same patient ID Re-attending between 3 & 9 months - Children	24	103	23.3%	46.2%	46.5%	57.6%
% of FP17s for the same patient ID Re-attending between 3 & 9 months - Adults	4	21	19.0%	37.0%	37.6%	50.1%
% of FP17s for Band 1 Urgent Courses	0	124	0.0%	11.0%	10.7%	9.1%
% of FP17s Relating to Free Repair or Replacements	0	124	0.0%	0.6%	0.6%	0.8%
% of FP17s Relating to Continuations	0	124	0.0%	0.7%	0.9%	1.2%
% of Patients satisfied with the dentistry they have received	0	0	N/A	91.3%	90.4%	92.8%
% of Patients satisfied with the time they had to wait for an appointment	0	0	N/A	84.0%	83.7%	88.7%

* This is based on patients treated on this contract for their most recent course of treatment. Figures in italics indicate the base number of FP17s or Patient Questionnaire responses are less than 100. N/A is shown where the base number of responses is less than 10 during the period. % is calculated as Quantity/Base number*100

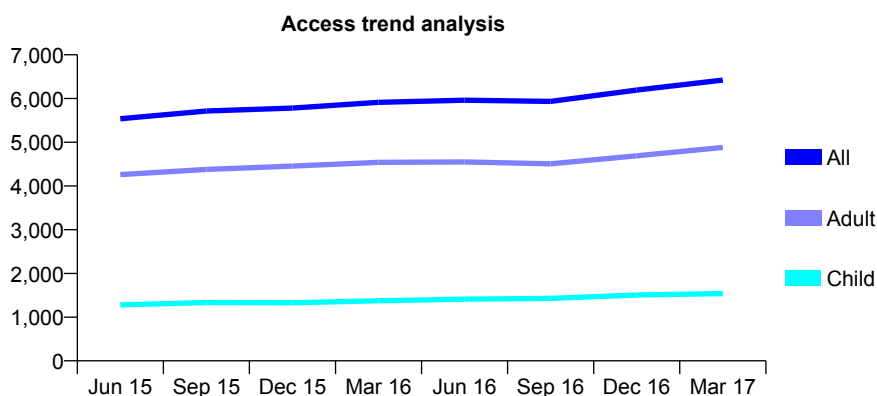
Q62 - Vital Signs At a Glance Contract Report for 918628/0001 - March 2017

Name or company name	MR P VAID
Contract type name	GDS Contract
Purpose of contract	General
Contract start date	01/04/2006
Contract end date	

16/17 Contracted general activity (UDA)	23,527
Carry forward general activity (UDA)	885
16/17 Contracted orthodontic activity (UOA)	0
Carry forward orthodontic activity (UOA)	0
Baseline contract value	£726,880.67

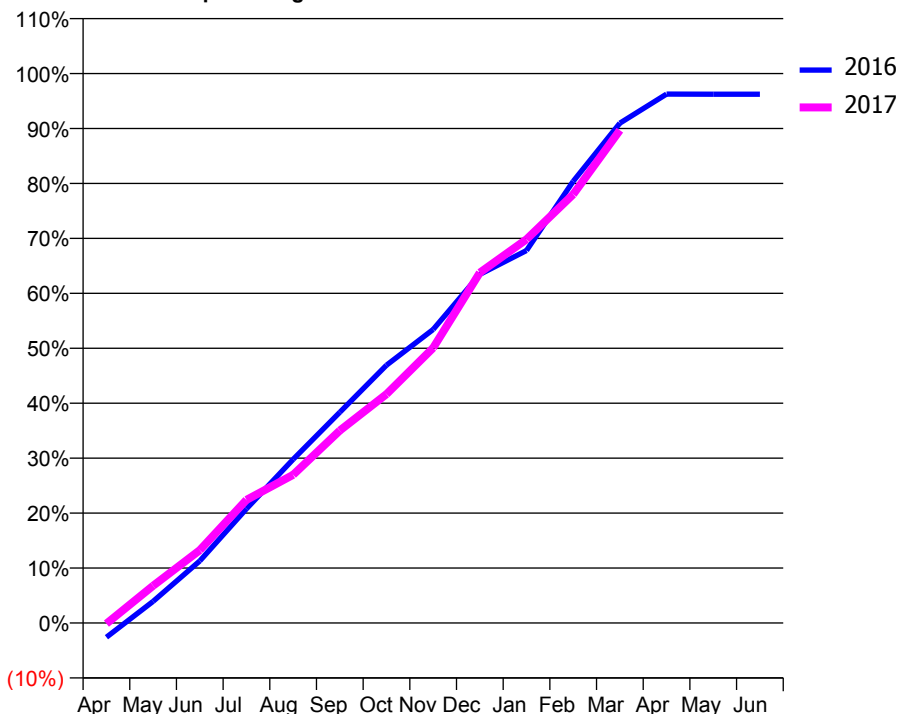
ACCESS*

Patients seen in 24 months	Total	Change since previous quarter
Quarter ending March 2016	5,913	
Quarter ending June 2016	5,961	→
Quarter ending September 2016	5,934	→
Quarter ending December 2016	6,194	↑
Quarter ending March 2017	6,422	↑
Variance since March 2016	8.6%	↑



ACTIVITY

Cumulative percentage of contracted UDA delivered 2016 & 2017



Month	Adjusted Scheduled Activity (UDA)	
	2016	2017
April	-613	-32
May	927	1,597
June	2,658	3,121
July	4,892	5,274
August	7,009	6,348
September	9,022	8,242
October	11,036	9,799
November	12,572	11,781
December	14,929	15,002
January	15,952	16,428
February	18,911	18,354
March	21,399	21,098
April	22,644	
May	22,642	
June	22,642	

QUALITY

	Quantity	Base Number	Contract	AT	Region	England
% of FP17s for the same patient ID Re-attending within 3 months - Children	139	2,154	6.5%	10.0%	11.8%	12.3%
% of FP17s for the same patient ID Re-attending within 3 months - Adults	702	5,456	12.9%	16.1%	17.1%	16.7%
% of FP17s for the same patient ID Re-attending between 3 & 9 months - Children	1,143	2,154	53.1%	46.2%	46.5%	57.6%
% of FP17s for the same patient ID Re-attending between 3 & 9 months - Adults	2,097	5,456	38.4%	37.0%	37.6%	50.1%
% of FP17s for Band 1 Urgent Courses	661	6,839	9.7%	11.0%	10.7%	9.1%
% of FP17s Relating to Free Repair or Replacements	72	6,839	1.1%	0.6%	0.6%	0.8%
% of FP17s Relating to Continuations	12	6,839	0.2%	0.7%	0.9%	1.2%
% of Patients satisfied with the dentistry they have received	9	10	90.0%	91.3%	90.4%	92.8%
% of Patients satisfied with the time they had to wait for an appointment	5	10	50.0%	84.0%	83.7%	88.7%

* This is based on patients treated on this contract for their most recent course of treatment. Figures in italics indicate the base number of FP17s or Patient Questionnaire responses are less than 100. N/A is shown where the base number of responses is less than 10 during the period. % is calculated as Quantity/Base number*100

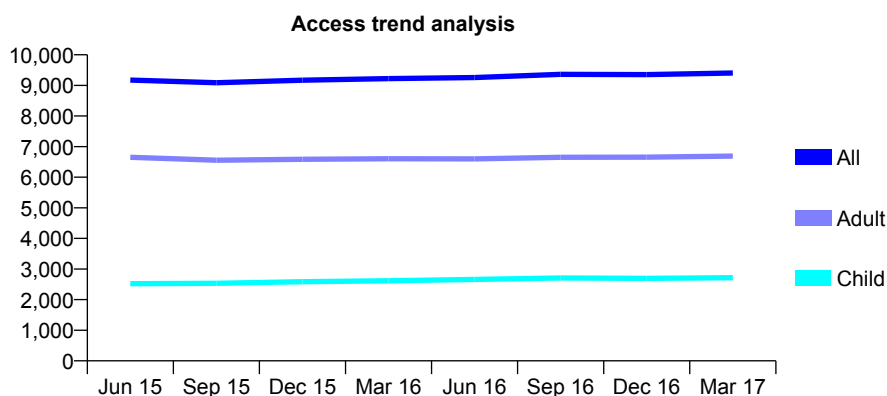
Q62 - Vital Signs At a Glance Contract Report for 920568/0002 - March 2017

Name or company name	MR JS BAINS
Contract type name	GDS Contract
Purpose of contract	General
Contract start date	01/05/2009
Contract end date	

16/17 Contracted general activity (UDA)	35,246
Carry forward general activity (UDA)	619
16/17 Contracted orthodontic activity (UOA)	0
Carry forward orthodontic activity (UOA)	0
Baseline contract value	£989,501.20

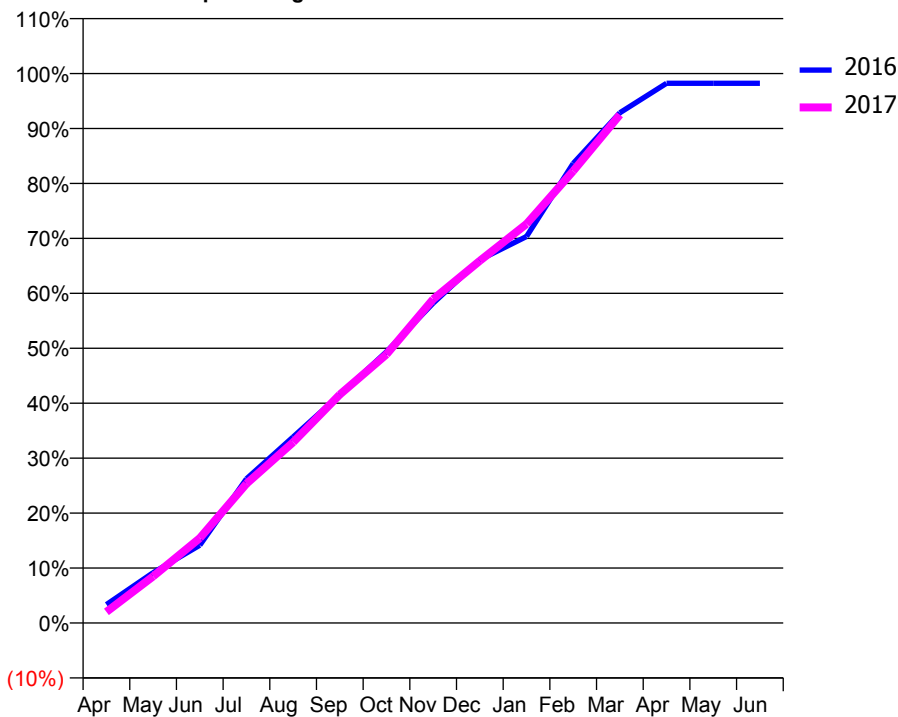
ACCESS*

Patients seen in 24 months	Total	Change since previous quarter
Quarter ending March 2016	9,223	
Quarter ending June 2016	9,259	→
Quarter ending September 2016	9,362	→
Quarter ending December 2016	9,354	→
Quarter ending March 2017	9,406	→
Variance since March 2016	2.0%	→



ACTIVITY

Cumulative percentage of contracted UDA delivered 2016 & 2017



Month	Adjusted Scheduled Activity (UDA)	
	2016	2017
April	1,169	711
May	3,192	2,988
June	4,935	5,444
July	9,144	8,935
August	11,804	11,598
September	14,474	14,653
October	17,208	17,228
November	20,284	20,774
December	23,038	23,234
January	24,514	25,599
February	29,147	28,987
March	32,359	32,601
April	34,228	
May	34,229	
June	34,233	

QUALITY

	Quantity	Base Number	Contract	AT	Region	England
% of FP17s for the same patient ID Re-attending within 3 months - Children	476	3,636	13.1%	10.0%	11.8%	12.3%
% of FP17s for the same patient ID Re-attending within 3 months - Adults	2,249	7,940	28.3%	16.1%	17.1%	16.7%
% of FP17s for the same patient ID Re-attending between 3 & 9 months - Children	1,567	3,636	43.1%	46.2%	46.5%	57.6%
% of FP17s for the same patient ID Re-attending between 3 & 9 months - Adults	1,921	7,940	24.2%	37.0%	37.6%	50.1%
% of FP17s for Band 1 Urgent Courses	2,825	10,872	26.0%	11.0%	10.7%	9.1%
% of FP17s Relating to Free Repair or Replacements	50	10,872	0.5%	0.6%	0.6%	0.8%
% of FP17s Relating to Continuations	93	10,872	0.9%	0.7%	0.9%	1.2%
% of Patients satisfied with the dentistry they have received	14	15	93.3%	91.3%	90.4%	92.8%
% of Patients satisfied with the time they had to wait for an appointment	12	15	80.0%	84.0%	83.7%	88.7%

* This is based on patients treated on this contract for their most recent course of treatment. Figures in italics indicate the base number of FP17s or Patient Questionnaire responses are less than 100. N/A is shown where the base number of responses is less than 10 during the period. % is calculated as Quantity/Base number*100

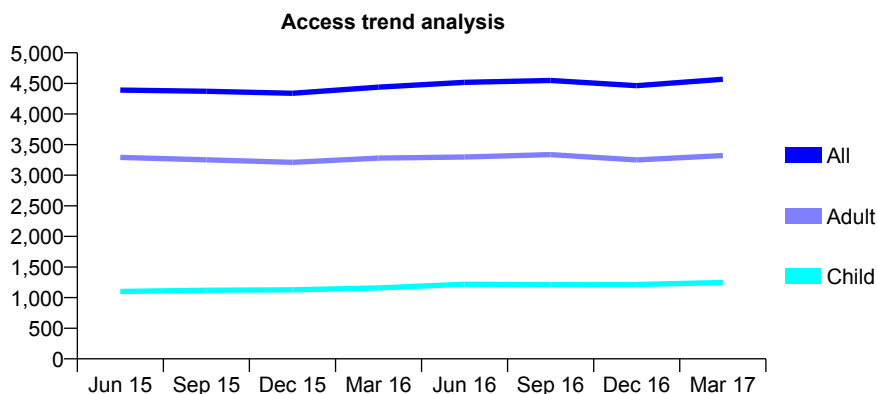
Q62 - Vital Signs At a Glance Contract Report for 921521/0001 - March 2017

Name or company name	MR RK AGGARWAL
Contract type name	GDS Contract
Purpose of contract	General
Contract start date	01/04/2006
Contract end date	

16/17 Contracted general activity (UDA)	10,579
Carry forward general activity (UDA)	131
16/17 Contracted orthodontic activity (UOA)	0
Carry forward orthodontic activity (UOA)	0
Baseline contract value	£275,926.57

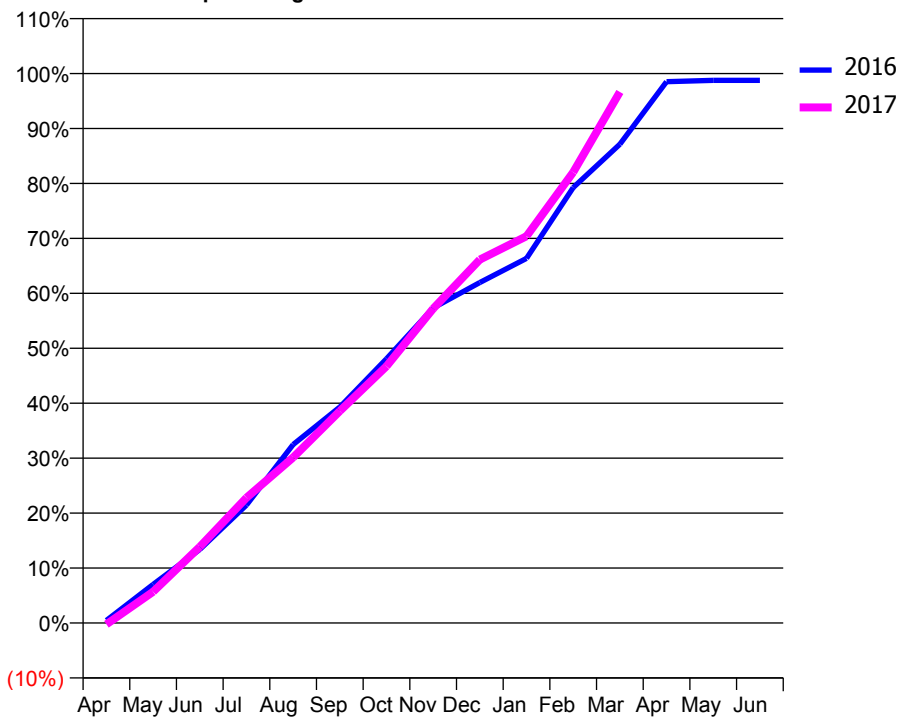
ACCESS*

Patients seen in 24 months	Total	Change since previous quarter
Quarter ending March 2016	4,440	
Quarter ending June 2016	4,517	→
Quarter ending September 2016	4,548	→
Quarter ending December 2016	4,463	↓
Quarter ending March 2017	4,568	↑
Variance since March 2016	2.9%	↑



ACTIVITY

Cumulative percentage of contracted UDA delivered 2016 & 2017



Month	Adjusted Scheduled Activity (UDA)	
	2016	2017
April	51	-28
May	744	601
June	1,417	1,467
July	2,271	2,413
August	3,436	3,187
September	4,157	4,082
October	5,088	4,944
November	6,065	6,052
December	6,556	6,997
January	7,020	7,447
February	8,382	8,679
March	9,216	10,224
April	10,420	
May	10,448	
June	10,448	

QUALITY

	Quantity	Base Number	Contract	AT	Region	England
% of FP17s for the same patient ID Re-attending within 3 months - Children	65	1,416	4.6%	10.0%	11.8%	12.3%
% of FP17s for the same patient ID Re-attending within 3 months - Adults	247	3,158	7.8%	16.1%	17.1%	16.7%
% of FP17s for the same patient ID Re-attending between 3 & 9 months - Children	487	1,416	34.4%	46.2%	46.5%	57.6%
% of FP17s for the same patient ID Re-attending between 3 & 9 months - Adults	982	3,158	31.1%	37.0%	37.6%	50.1%
% of FP17s for Band 1 Urgent Courses	141	4,187	3.4%	11.0%	10.7%	9.1%
% of FP17s Relating to Free Repair or Replacements	11	4,187	0.3%	0.6%	0.6%	0.8%
% of FP17s Relating to Continuations	73	4,187	1.7%	0.7%	0.9%	1.2%
% of Patients satisfied with the dentistry they have received	5	7	N/A	91.3%	90.4%	92.8%
% of Patients satisfied with the time they had to wait for an appointment	5	7	N/A	84.0%	83.7%	88.7%

* This is based on patients treated on this contract for their most recent course of treatment. Figures in italics indicate the base number of FP17s or Patient Questionnaire responses are less than 100. N/A is shown where the base number of responses is less than 10 during the period. % is calculated as Quantity/Base number*100

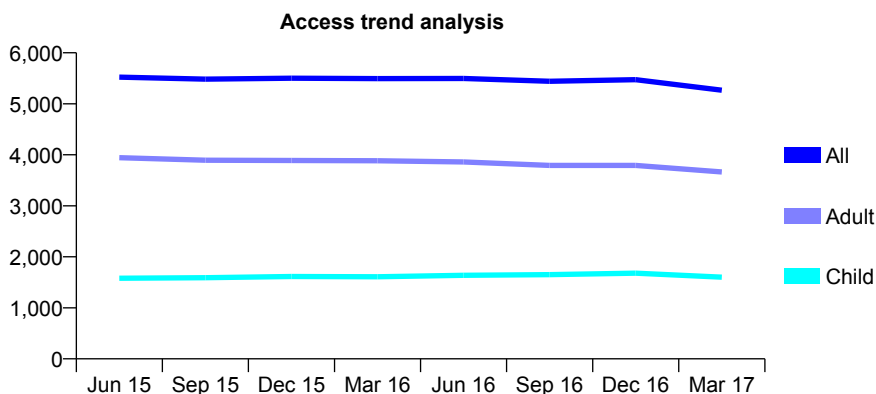
Q62 - Vital Signs At a Glance Contract Report for 921645/0002 - March 2017

Name or company name	Brightsmile Dental Care (Isleworth)
Contract type name	GDS Contract
Purpose of contract	General
Contract start date	01/04/2006
Contract end date	

16/17 Contracted general activity (UDA)	14,320
Carry forward general activity (UDA)	-286
16/17 Contracted orthodontic activity (UOA)	0
Carry forward orthodontic activity (UOA)	0
Baseline contract value	£438,959.29

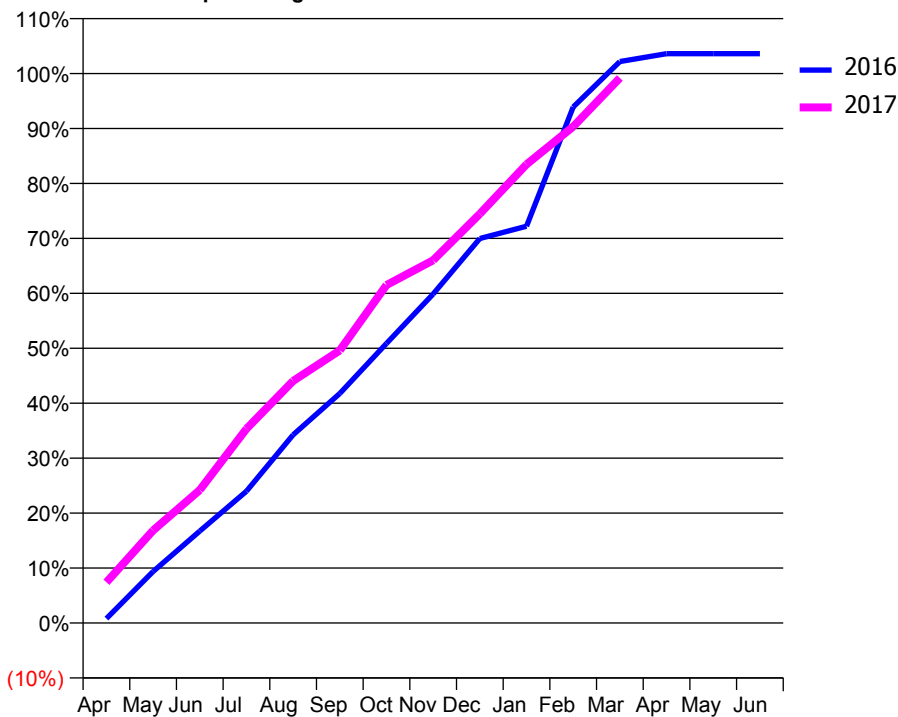
ACCESS*

Patients seen in 24 months	Total	Change since previous quarter
Quarter ending March 2016	5,494	
Quarter ending June 2016	5,497	→
Quarter ending September 2016	5,443	→
Quarter ending December 2016	5,473	→
Quarter ending March 2017	5,266	↓
Variance since March 2016	(4.1%)	↓



ACTIVITY

Cumulative percentage of contracted UDA delivered 2016 & 2017



Adjusted Scheduled Activity (UDA)

Month	2016	2017
April	118	1,062
May	1,343	2,414
June	2,396	3,466
July	3,436	5,060
August	4,905	6,308
September	5,981	7,105
October	7,286	8,807
November	8,576	9,453
December	10,021	10,664
January	10,339	11,954
February	13,446	12,934
March	14,630	14,204
April	14,835	
May	14,836	
June	14,836	

QUALITY

	Quantity	Base Number	Contract	AT	Region	England
% of FP17s for the same patient ID Re-attending within 3 months - Children	90	1,930	4.7%	10.0%	11.8%	12.3%
% of FP17s for the same patient ID Re-attending within 3 months - Adults	387	4,058	9.5%	16.1%	17.1%	16.7%
% of FP17s for the same patient ID Re-attending between 3 & 9 months - Children	920	1,930	47.7%	46.2%	46.5%	57.6%
% of FP17s for the same patient ID Re-attending between 3 & 9 months - Adults	1,865	4,058	46.0%	37.0%	37.6%	50.1%
% of FP17s for Band 1 Urgent Courses	383	5,886	6.5%	11.0%	10.7%	9.1%
% of FP17s Relating to Free Repair or Replacements	41	5,886	0.7%	0.6%	0.6%	0.8%
% of FP17s Relating to Continuations	14	5,886	0.2%	0.7%	0.9%	1.2%
% of Patients satisfied with the dentistry they have received	12	14	85.7%	91.3%	90.4%	92.8%
% of Patients satisfied with the time they had to wait for an appointment	12	14	85.7%	84.0%	83.7%	88.7%

* This is based on patients treated on this contract for their most recent course of treatment. Figures in italics indicate the base number of FP17s or Patient Questionnaire responses are less than 100. N/A is shown where the base number of responses is less than 10 during the period. % is calculated as Quantity/Base number*100

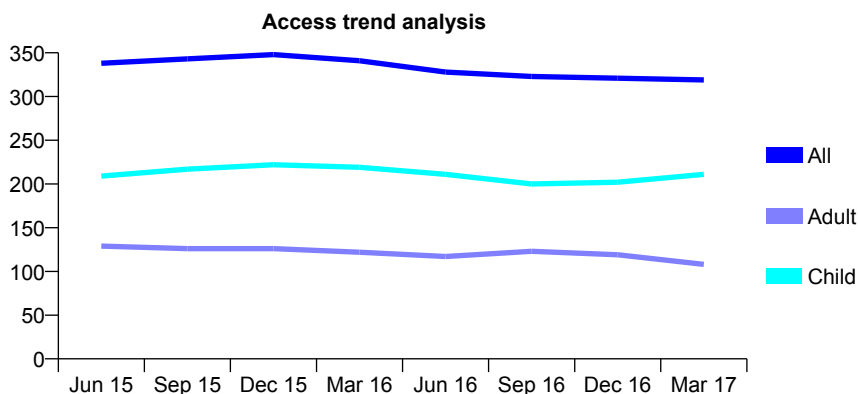
Q62 - Vital Signs At a Glance Contract Report for 923311/0001 - March 2017

Name or company name	MR N SHAH
Contract type name	GDS Contract
Purpose of contract	General
Contract start date	01/07/2012
Contract end date	

16/17 Contracted general activity (UDA)	585
Carry forward general activity (UDA)	-12
16/17 Contracted orthodontic activity (UOA)	0
Carry forward orthodontic activity (UOA)	0
Baseline contract value	£13,793.47

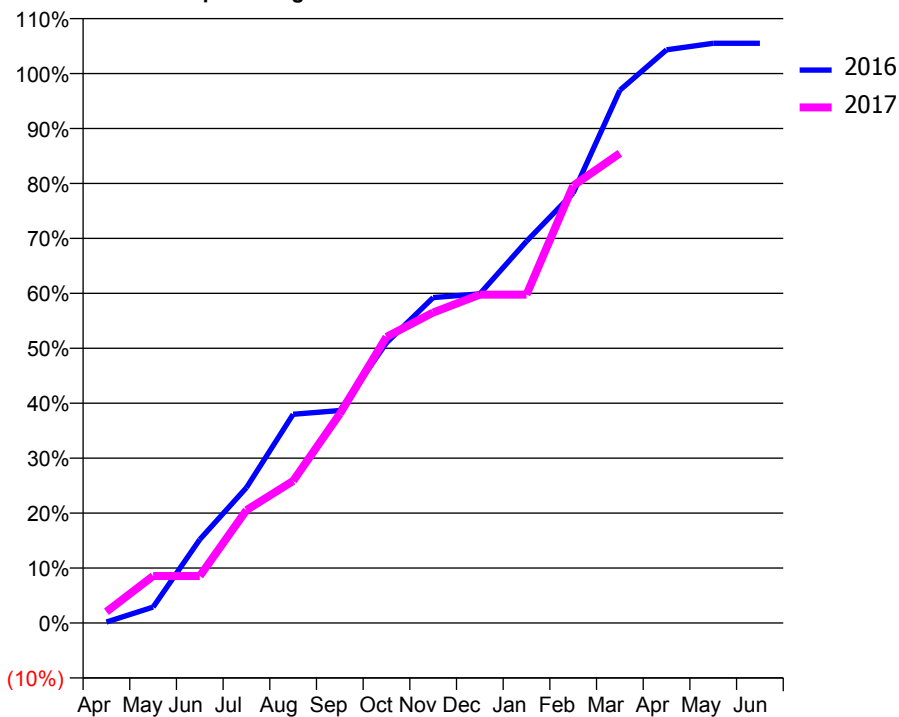
ACCESS*

Patients seen in 24 months	Total	Change since previous quarter
Quarter ending March 2016	341	
Quarter ending June 2016	328	↓
Quarter ending September 2016	323	↓
Quarter ending December 2016	321	→
Quarter ending March 2017	319	→
Variance since March 2016	(6.5%)	↓



ACTIVITY

Cumulative percentage of contracted UDA delivered 2016 & 2017



Adjusted Scheduled Activity (UDA)

Month	2016	2017
April	1	12
May	17	50
June	89	50
July	144	120
August	222	151
September	226	223
October	298	305
November	346	331
December	350	350
January	406	350
February	458	466
March	567	500
April	610	
May	617	
June	617	

QUALITY

	Quantity	Base Number	Contract	AT	Region	England
% of FP17s for the same patient ID Re-attending within 3 months - Children	7	199	3.5%	10.0%	11.8%	12.3%
% of FP17s for the same patient ID Re-attending within 3 months - Adults	2	67	3.0%	16.1%	17.1%	16.7%
% of FP17s for the same patient ID Re-attending between 3 & 9 months - Children	67	199	33.7%	46.2%	46.5%	57.6%
% of FP17s for the same patient ID Re-attending between 3 & 9 months - Adults	10	67	14.9%	37.0%	37.6%	50.1%
% of FP17s for Band 1 Urgent Courses	10	252	4.0%	11.0%	10.7%	9.1%
% of FP17s Relating to Free Repair or Replacements	0	252	0.0%	0.6%	0.6%	0.8%
% of FP17s Relating to Continuations	0	252	0.0%	0.7%	0.9%	1.2%
% of Patients satisfied with the dentistry they have received	0	0	N/A	91.3%	90.4%	92.8%
% of Patients satisfied with the time they had to wait for an appointment	0	0	N/A	84.0%	83.7%	88.7%

* This is based on patients treated on this contract for their most recent course of treatment. Figures in italics indicate the base number of FP17s or Patient Questionnaire responses are less than 100. N/A is shown where the base number of responses is less than 10 during the period. % is calculated as Quantity/Base number*100

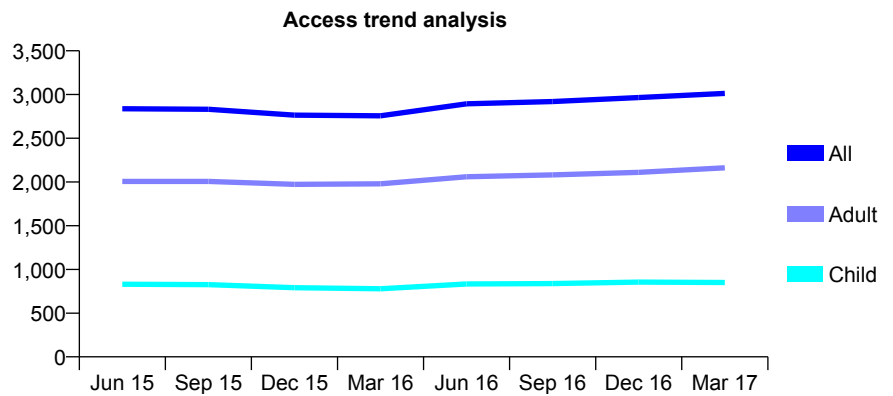
Q62 - Vital Signs At a Glance Contract Report for 927384/0001 - March 2017

Name or company name	MR M SHAH
Contract type name	GDS Contract
Purpose of contract	General
Contract start date	01/04/2006
Contract end date	

16/17 Contracted general activity (UDA)	8,775
Carry forward general activity (UDA)	302
16/17 Contracted orthodontic activity (UOA)	0
Carry forward orthodontic activity (UOA)	0
Baseline contract value	£227,080.47

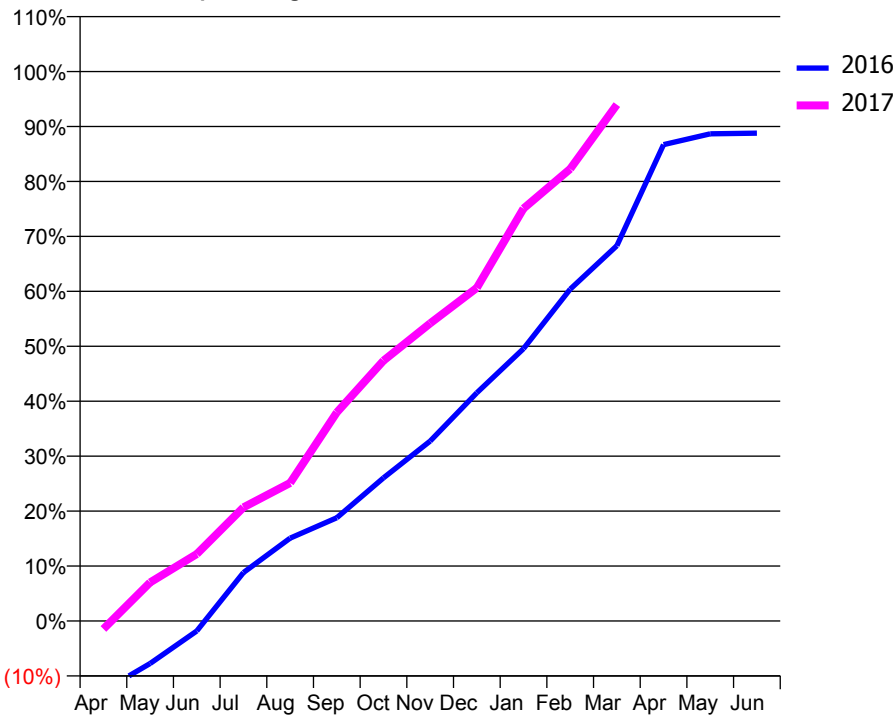
ACCESS*

Patients seen in 24 months	Total	Change since previous quarter
Quarter ending March 2016	2,756	
Quarter ending June 2016	2,894	↑
Quarter ending September 2016	2,919	→
Quarter ending December 2016	2,965	→
Quarter ending March 2017	3,012	→
Variance since March 2016	9.3%	↑



ACTIVITY

Cumulative percentage of contracted UDA delivered 2016 & 2017



Month	Adjusted Scheduled Activity (UDA)	
	2016	2017
April	-1,116	-130
May	-679	616
June	-160	1,071
July	774	1,815
August	1,324	2,204
September	1,650	3,331
October	2,286	4,157
November	2,873	4,755
December	3,644	5,320
January	4,349	6,587
February	5,299	7,220
March	5,993	8,246
April	7,607	
May	7,779	
June	7,791	

QUALITY

	Quantity	Base Number	Contract	AT	Region	England
% of FP17s for the same patient ID Re-attending within 3 months - Children	58	1,349	4.3%	10.0%	11.8%	12.3%
% of FP17s for the same patient ID Re-attending within 3 months - Adults	346	2,997	11.5%	16.1%	17.1%	16.7%
% of FP17s for the same patient ID Re-attending between 3 & 9 months - Children	755	1,349	56.0%	46.2%	46.5%	57.6%
% of FP17s for the same patient ID Re-attending between 3 & 9 months - Adults	1,429	2,997	47.7%	37.0%	37.6%	50.1%
% of FP17s for Band 1 Urgent Courses	314	3,625	8.7%	11.0%	10.7%	9.1%
% of FP17s Relating to Free Repair or Replacements	32	3,625	0.9%	0.6%	0.6%	0.8%
% of FP17s Relating to Continuations	40	3,625	1.1%	0.7%	0.9%	1.2%
% of Patients satisfied with the dentistry they have received	1	2	N/A	91.3%	90.4%	92.8%
% of Patients satisfied with the time they had to wait for an appointment	1	2	N/A	84.0%	83.7%	88.7%

* This is based on patients treated on this contract for their most recent course of treatment. Figures in italics indicate the base number of FP17s or Patient Questionnaire responses are less than 100. N/A is shown where the base number of responses is less than 10 during the period. % is calculated as Quantity/Base number*100

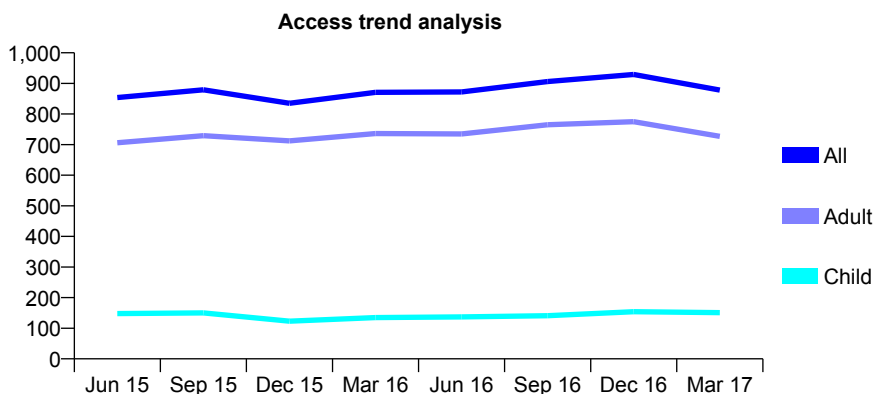
Q62 - Vital Signs At a Glance Contract Report for 929034/0001 - March 2017

Name or company name	Goldhawk Dental Partnership
Contract type name	GDS Contract
Purpose of contract	General
Contract start date	01/04/2006
Contract end date	

16/17 Contracted general activity (UDA)	3,378
Carry forward general activity (UDA)	47
16/17 Contracted orthodontic activity (UOA)	0
Carry forward orthodontic activity (UOA)	0
Baseline contract value	£106,891.89

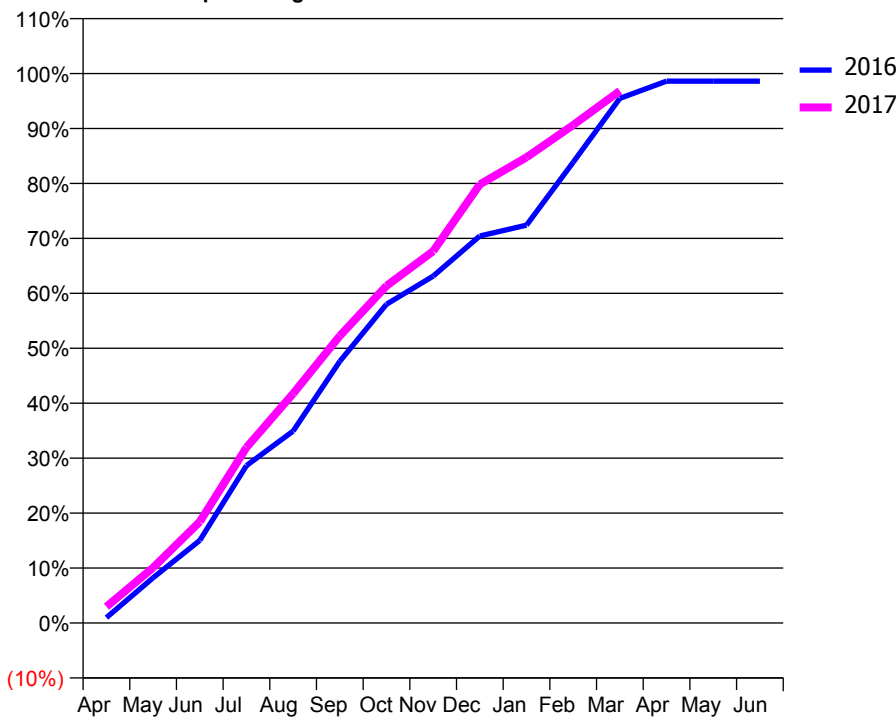
ACCESS*

Patients seen in 24 months	Total	Change since previous quarter
Quarter ending March 2016	871	
Quarter ending June 2016	872	→
Quarter ending September 2016	906	↑
Quarter ending December 2016	929	↑
Quarter ending March 2017	878	↓
Variance since March 2016	0.8%	→



ACTIVITY

Cumulative percentage of contracted UDA delivered 2016 & 2017



Month	Adjusted Scheduled Activity (UDA)	
	2016	2017
April	33	100
May	278	340
June	508	623
July	967	1,079
August	1,180	1,410
September	1,609	1,765
October	1,959	2,073
November	2,133	2,286
December	2,379	2,697
January	2,446	2,863
February	2,832	3,061
March	3,225	3,271
April	3,331	
May	3,331	
June	3,331	

QUALITY

	Quantity	Base Number	Contract	AT	Region	England
% of FP17s for the same patient ID Re-attending within 3 months - Children	4	184	2.2%	10.0%	11.8%	12.3%
% of FP17s for the same patient ID Re-attending within 3 months - Adults	77	858	9.0%	16.1%	17.1%	16.7%
% of FP17s for the same patient ID Re-attending between 3 & 9 months - Children	56	184	30.4%	46.2%	46.5%	57.6%
% of FP17s for the same patient ID Re-attending between 3 & 9 months - Adults	321	858	37.4%	37.0%	37.6%	50.1%
% of FP17s for Band 1 Urgent Courses	51	1,005	5.1%	11.0%	10.7%	9.1%
% of FP17s Relating to Free Repair or Replacements	2	1,005	0.2%	0.6%	0.6%	0.8%
% of FP17s Relating to Continuations	7	1,005	0.7%	0.7%	0.9%	1.2%
% of Patients satisfied with the dentistry they have received	1	1	N/A	91.3%	90.4%	92.8%
% of Patients satisfied with the time they had to wait for an appointment	1	1	N/A	84.0%	83.7%	88.7%

* This is based on patients treated on this contract for their most recent course of treatment. Figures in italics indicate the base number of FP17s or Patient Questionnaire responses are less than 100. N/A is shown where the base number of responses is less than 10 during the period. % is calculated as Quantity/Base number*100

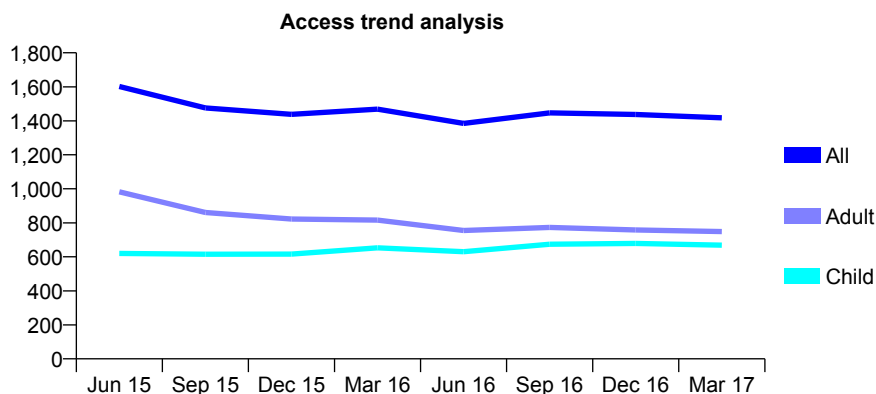
Q62 - Vital Signs At a Glance Contract Report for 929263/0001 - March 2017

Name or company name	MRS JM SRITHARAN
Contract type name	GDS Contract
Purpose of contract	General
Contract start date	01/04/2006
Contract end date	

16/17 Contracted general activity (UDA)	3,815
Carry forward general activity (UDA)	-76
16/17 Contracted orthodontic activity (UOA)	0
Carry forward orthodontic activity (UOA)	0
Baseline contract value	£97,131.43

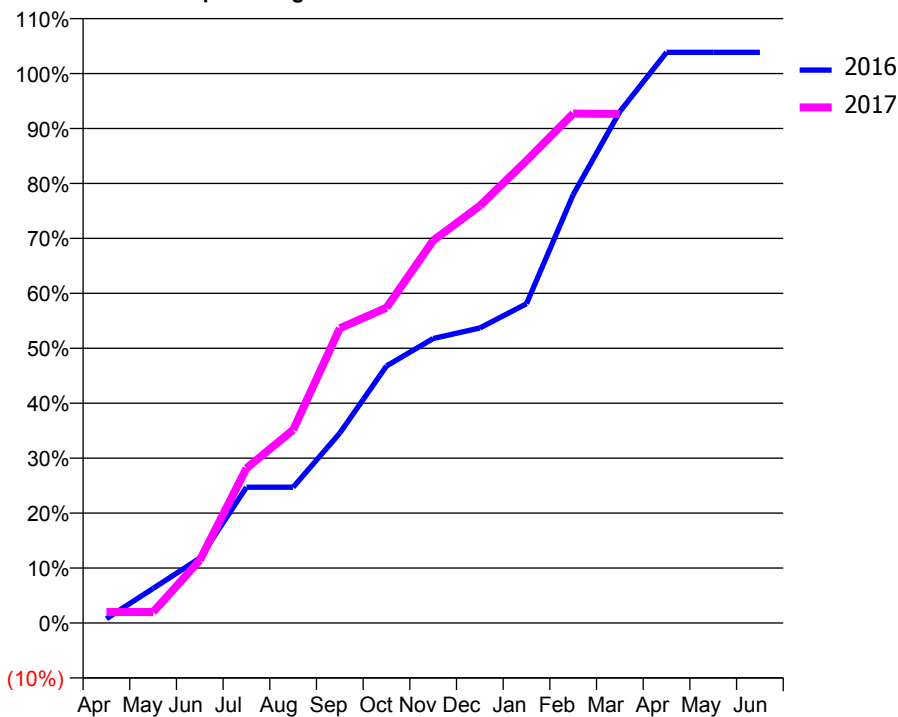
ACCESS*

Patients seen in 24 months	Total	Change since previous quarter
Quarter ending March 2016	1,469	
Quarter ending June 2016	1,385	↓
Quarter ending September 2016	1,447	↑
Quarter ending December 2016	1,437	→
Quarter ending March 2017	1,418	↓
Variance since March 2016	(3.5%)	↓



ACTIVITY

Cumulative percentage of contracted UDA delivered 2016 & 2017



Month	Adjusted Scheduled Activity (UDA)	
	2016	2017
April	30	76
May	241	76
June	451	435
July	943	1,075
August	943	1,341
September	1,318	2,046
October	1,785	2,189
November	1,975	2,656
December	2,048	2,896
January	2,217	3,210
February	2,974	3,537
March	3,551	3,535
April	3,962	
May	3,962	
June	3,962	

QUALITY

	Quantity	Base Number	Contract	AT	Region	England
% of FP17s for the same patient ID Re-attending within 3 months - Children	16	559	2.9%	10.0%	11.8%	12.3%
% of FP17s for the same patient ID Re-attending within 3 months - Adults	40	592	6.8%	16.1%	17.1%	16.7%
% of FP17s for the same patient ID Re-attending between 3 & 9 months - Children	176	559	31.5%	46.2%	46.5%	57.6%
% of FP17s for the same patient ID Re-attending between 3 & 9 months - Adults	164	592	27.7%	37.0%	37.6%	50.1%
% of FP17s for Band 1 Urgent Courses	38	1,059	3.6%	11.0%	10.7%	9.1%
% of FP17s Relating to Free Repair or Replacements	1	1,059	0.1%	0.6%	0.6%	0.8%
% of FP17s Relating to Continuations	0	1,059	0.0%	0.7%	0.9%	1.2%
% of Patients satisfied with the dentistry they have received	4	5	N/A	91.3%	90.4%	92.8%
% of Patients satisfied with the time they had to wait for an appointment	5	5	N/A	84.0%	83.7%	88.7%

* This is based on patients treated on this contract for their most recent course of treatment. Figures in italics indicate the base number of FP17s or Patient Questionnaire responses are less than 100. N/A is shown where the base number of responses is less than 10 during the period. % is calculated as Quantity/Base number*100

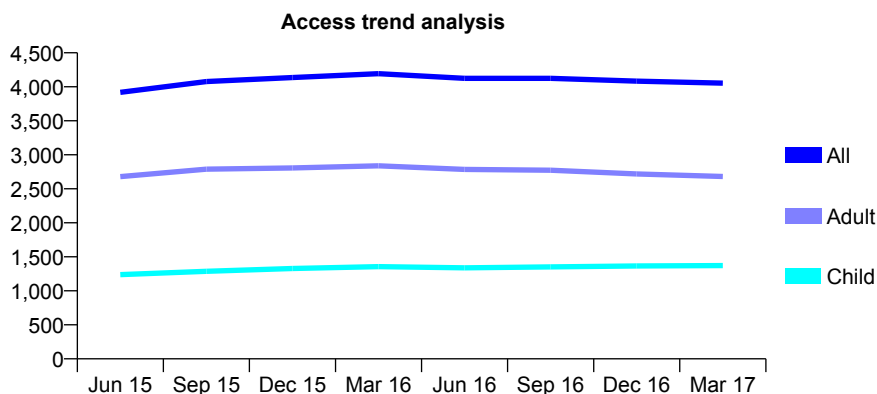
Q62 - Vital Signs At a Glance Contract Report for 933775/0001 - March 2017

Name or company name	MISS M VIJAYARAGHAVAN
Contract type name	GDS Contract
Purpose of contract	General
Contract start date	01/04/2006
Contract end date	

16/17 Contracted general activity (UDA)	9,700
Carry forward general activity (UDA)	58
16/17 Contracted orthodontic activity (UOA)	0
Carry forward orthodontic activity (UOA)	0
Baseline contract value	£260,904.92

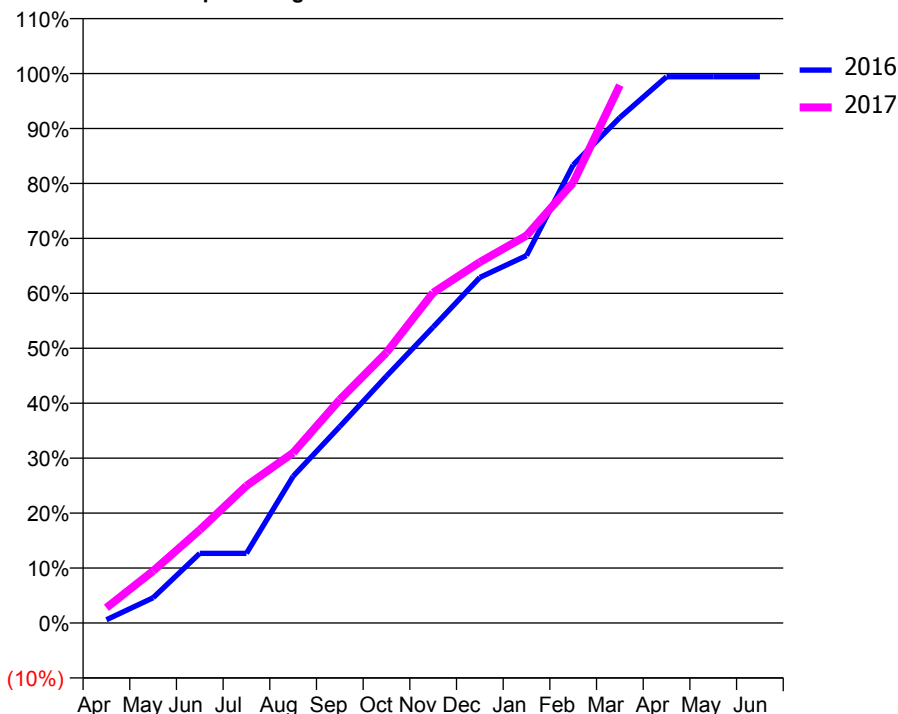
ACCESS*

Patients seen in 24 months	Total	Change since previous quarter
Quarter ending March 2016	4,194	
Quarter ending June 2016	4,124	↓
Quarter ending September 2016	4,125	→
Quarter ending December 2016	4,083	↓
Quarter ending March 2017	4,053	→
Variance since March 2016	(3.4%)	↓



ACTIVITY

Cumulative percentage of contracted UDA delivered 2016 & 2017



Adjusted Scheduled Activity (UDA)

Month	2016	2017
April	57	269
May	447	919
June	1,231	1,644
July	1,231	2,424
August	2,591	3,006
September	3,468	3,944
October	4,359	4,774
November	5,224	5,833
December	6,101	6,372
January	6,485	6,838
February	8,088	7,774
March	8,922	9,495
April	9,642	
May	9,642	
June	9,642	

QUALITY

	Quantity	Base Number	Contract	AT	Region	England
% of FP17s for the same patient ID Re-attending within 3 months - Children	107	1,503	7.1%	10.0%	11.8%	12.3%
% of FP17s for the same patient ID Re-attending within 3 months - Adults	347	2,488	13.9%	16.1%	17.1%	16.7%
% of FP17s for the same patient ID Re-attending between 3 & 9 months - Children	502	1,503	33.4%	46.2%	46.5%	57.6%
% of FP17s for the same patient ID Re-attending between 3 & 9 months - Adults	615	2,488	24.7%	37.0%	37.6%	50.1%
% of FP17s for Band 1 Urgent Courses	380	3,750	10.1%	11.0%	10.7%	9.1%
% of FP17s Relating to Free Repair or Replacements	0	3,750	0.0%	0.6%	0.6%	0.8%
% of FP17s Relating to Continuations	37	3,750	1.0%	0.7%	0.9%	1.2%
% of Patients satisfied with the dentistry they have received	5	5	N/A	91.3%	90.4%	92.8%
% of Patients satisfied with the time they had to wait for an appointment	4	5	N/A	84.0%	83.7%	88.7%

* This is based on patients treated on this contract for their most recent course of treatment. Figures in italics indicate the base number of FP17s or Patient Questionnaire responses are less than 100. N/A is shown where the base number of responses is less than 10 during the period. % is calculated as Quantity/Base number*100

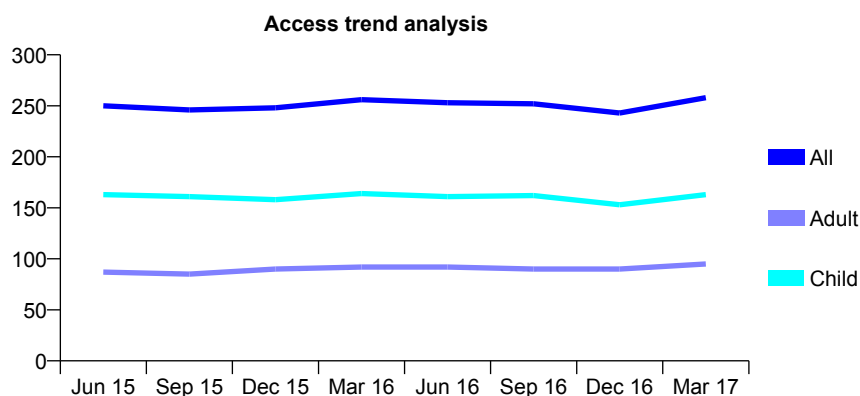
Q62 - Vital Signs At a Glance Contract Report for 934402/0002 - March 2017

Name or company name	MR M SHER
Contract type name	GDS Contract
Purpose of contract	General
Contract start date	25/04/2011
Contract end date	

16/17 Contracted general activity (UDA)	566
Carry forward general activity (UDA)	-11
16/17 Contracted orthodontic activity (UOA)	0
Carry forward orthodontic activity (UOA)	0
Baseline contract value	£12,882.89

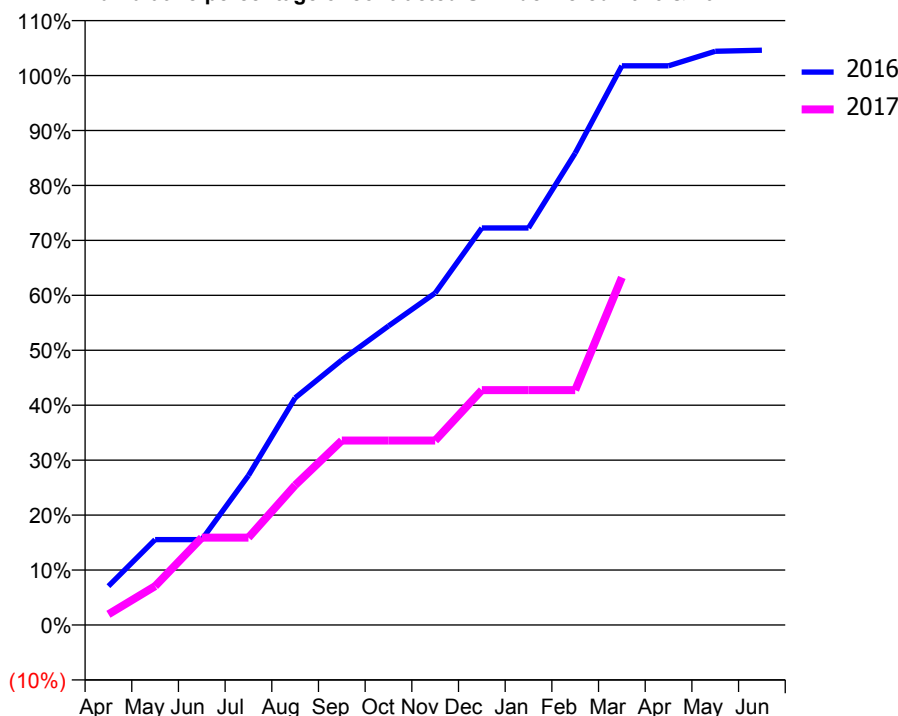
ACCESS*

Patients seen in 24 months	Total	Change since previous quarter
Quarter ending March 2016	256	
Quarter ending June 2016	253	↓
Quarter ending September 2016	252	→
Quarter ending December 2016	243	↓
Quarter ending March 2017	258	↑
Variance since March 2016	0.8%	→



ACTIVITY

Cumulative percentage of contracted UDA delivered 2016 & 2017



Month	Adjusted Scheduled Activity (UDA)	
	2016	2017
April	40	11
May	88	40
June	88	90
July	154	90
August	234	144
September	273	190
October	308	190
November	342	190
December	409	242
January	409	242
February	486	242
March	576	358
April	576	
May	591	
June	592	

QUALITY

	Quantity	Base Number	Contract	AT	Region	England
% of FP17s for the same patient ID Re-attending within 3 months - Children	7	165	4.2%	10.0%	11.8%	12.3%
% of FP17s for the same patient ID Re-attending within 3 months - Adults	5	62	8.1%	16.1%	17.1%	16.7%
% of FP17s for the same patient ID Re-attending between 3 & 9 months - Children	85	165	51.5%	46.2%	46.5%	57.6%
% of FP17s for the same patient ID Re-attending between 3 & 9 months - Adults	20	62	32.3%	37.0%	37.6%	50.1%
% of FP17s for Band 1 Urgent Courses	0	215	0.0%	11.0%	10.7%	9.1%
% of FP17s Relating to Free Repair or Replacements	0	215	0.0%	0.6%	0.6%	0.8%
% of FP17s Relating to Continuations	0	215	0.0%	0.7%	0.9%	1.2%
% of Patients satisfied with the dentistry they have received	0	0	N/A	91.3%	90.4%	92.8%
% of Patients satisfied with the time they had to wait for an appointment	0	0	N/A	84.0%	83.7%	88.7%

* This is based on patients treated on this contract for their most recent course of treatment. Figures in italics indicate the base number of FP17s or Patient Questionnaire responses are less than 100. N/A is shown where the base number of responses is less than 10 during the period. % is calculated as Quantity/Base number*100

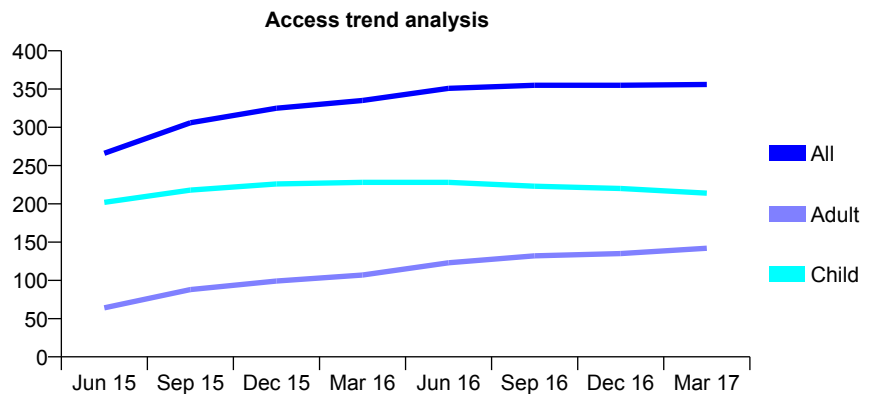
Q62 - Vital Signs At a Glance Contract Report for 935875/0001 - March 2017

Name or company name	MISS AS SHRESTHA
Contract type name	GDS Contract
Purpose of contract	General
Contract start date	01/09/2014
Contract end date	

16/17 Contracted general activity (UDA)	962
Carry forward general activity (UDA)	0
16/17 Contracted orthodontic activity (UOA)	0
Carry forward orthodontic activity (UOA)	0
Baseline contract value	£19,677.01

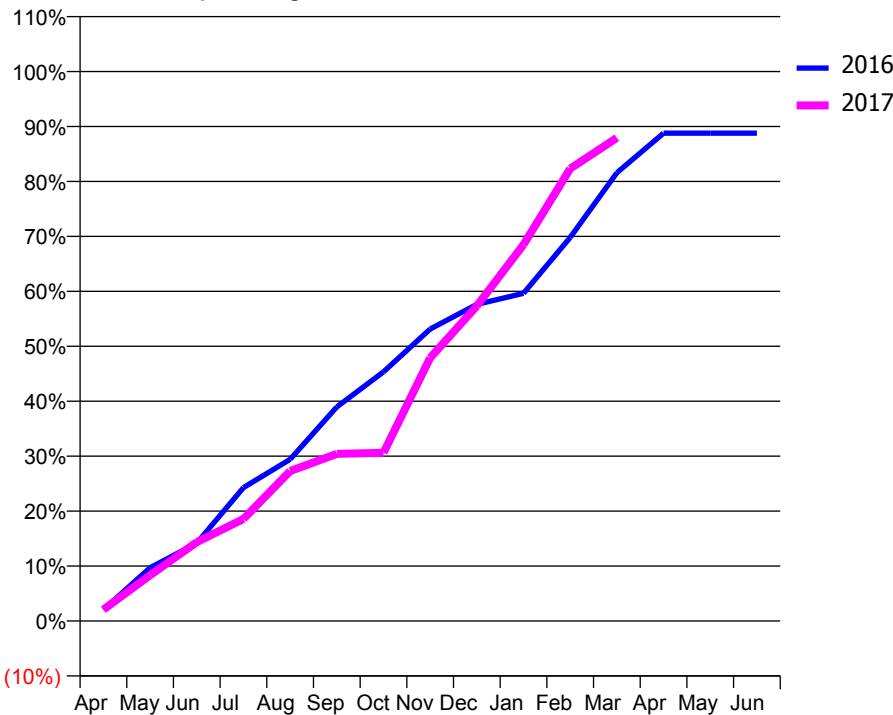
ACCESS*

Patients seen in 24 months	Total	Change since previous quarter
Quarter ending March 2016	335	
Quarter ending June 2016	351	↑
Quarter ending September 2016	355	→
Quarter ending December 2016	355	→
Quarter ending March 2017	356	→
Variance since March 2016	6.3%	↑



ACTIVITY

Cumulative percentage of contracted UDA delivered 2016 & 2017



Month	Adjusted Scheduled Activity (UDA)	
	2016	2017
April	20	20
May	93	80
June	136	138
July	234	179
August	283	262
September	375	293
October	436	295
November	511	461
December	554	552
January	574	659
February	671	792
March	785	846
April	854	
May	854	
June	854	

QUALITY

	Quantity	Base Number	Contract	AT	Region	England
% of FP17s for the same patient ID Re-attending within 3 months - Children	54	478	11.3%	10.0%	11.8%	12.3%
% of FP17s for the same patient ID Re-attending within 3 months - Adults	27	158	17.1%	16.1%	17.1%	16.7%
% of FP17s for the same patient ID Re-attending between 3 & 9 months - Children	342	478	71.5%	46.2%	46.5%	57.6%
% of FP17s for the same patient ID Re-attending between 3 & 9 months - Adults	71	158	44.9%	37.0%	37.6%	50.1%
% of FP17s for Band 1 Urgent Courses	29	592	4.9%	11.0%	10.7%	9.1%
% of FP17s Relating to Free Repair or Replacements	2	592	0.3%	0.6%	0.6%	0.8%
% of FP17s Relating to Continuations	5	592	0.8%	0.7%	0.9%	1.2%
% of Patients satisfied with the dentistry they have received	1	1	N/A	91.3%	90.4%	92.8%
% of Patients satisfied with the time they had to wait for an appointment	1	1	N/A	84.0%	83.7%	88.7%

* This is based on patients treated on this contract for their most recent course of treatment. Figures in italics indicate the base number of FP17s or Patient Questionnaire responses are less than 100. N/A is shown where the base number of responses is less than 10 during the period. % is calculated as Quantity/Base number*100

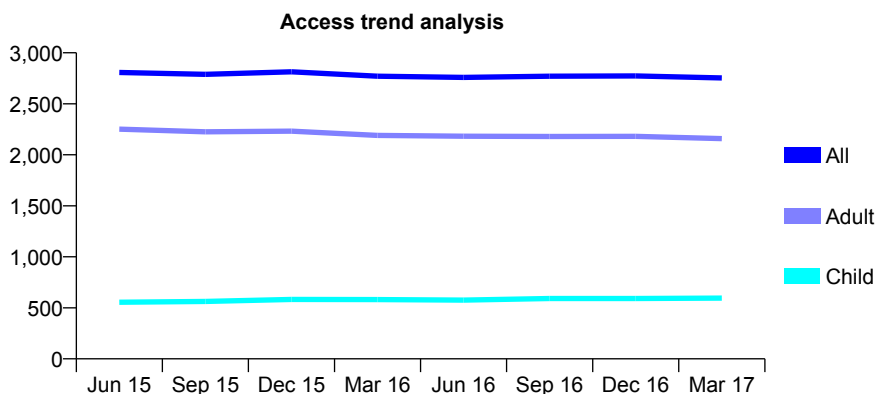
Q62 - Vital Signs At a Glance Contract Report for 938971/0001 - March 2017

Name or company name	MR K MOUNT
Contract type name	GDS Contract
Purpose of contract	General
Contract start date	01/04/2006
Contract end date	

16/17 Contracted general activity (UDA)	8,757
Carry forward general activity (UDA)	0
16/17 Contracted orthodontic activity (UOA)	0
Carry forward orthodontic activity (UOA)	0
Baseline contract value	£203,182.83

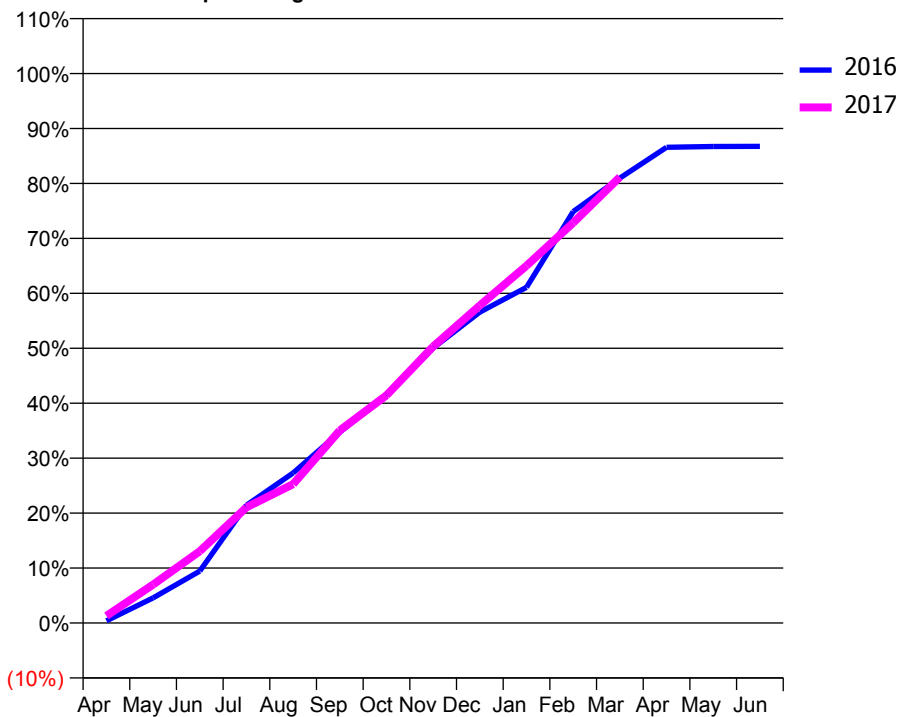
ACCESS*

Patients seen in 24 months	Total	Change since previous quarter
Quarter ending March 2016	2,771	
Quarter ending June 2016	2,759	→
Quarter ending September 2016	2,771	→
Quarter ending December 2016	2,773	→
Quarter ending March 2017	2,754	→
Variance since March 2016	(0.6%)	→



ACTIVITY

Cumulative percentage of contracted UDA delivered 2016 & 2017



Month	Adjusted Scheduled Activity (UDA)	
	2016	2017
April	36	114
May	402	613
June	828	1,145
July	1,878	1,843
August	2,391	2,214
September	3,042	3,071
October	3,634	3,628
November	4,383	4,406
December	4,954	5,061
January	5,350	5,694
February	6,556	6,378
March	7,090	7,108
April	7,582	
May	7,593	
June	7,596	

QUALITY

	Quantity	Base Number	Contract	AT	Region	England
% of FP17s for the same patient ID Re-attending within 3 months - Children	40	666	6.0%	10.0%	11.8%	12.3%
% of FP17s for the same patient ID Re-attending within 3 months - Adults	478	2,671	17.9%	16.1%	17.1%	16.7%
% of FP17s for the same patient ID Re-attending between 3 & 9 months - Children	258	666	38.7%	46.2%	46.5%	57.6%
% of FP17s for the same patient ID Re-attending between 3 & 9 months - Adults	1,118	2,671	41.9%	37.0%	37.6%	50.1%
% of FP17s for Band 1 Urgent Courses	461	3,061	15.1%	11.0%	10.7%	9.1%
% of FP17s Relating to Free Repair or Replacements	1	3,061	0.0%	0.6%	0.6%	0.8%
% of FP17s Relating to Continuations	10	3,061	0.3%	0.7%	0.9%	1.2%
% of Patients satisfied with the dentistry they have received	3	3	N/A	91.3%	90.4%	92.8%
% of Patients satisfied with the time they had to wait for an appointment	3	3	N/A	84.0%	83.7%	88.7%

* This is based on patients treated on this contract for their most recent course of treatment. Figures in italics indicate the base number of FP17s or Patient Questionnaire responses are less than 100. N/A is shown where the base number of responses is less than 10 during the period. % is calculated as Quantity/Base number*100

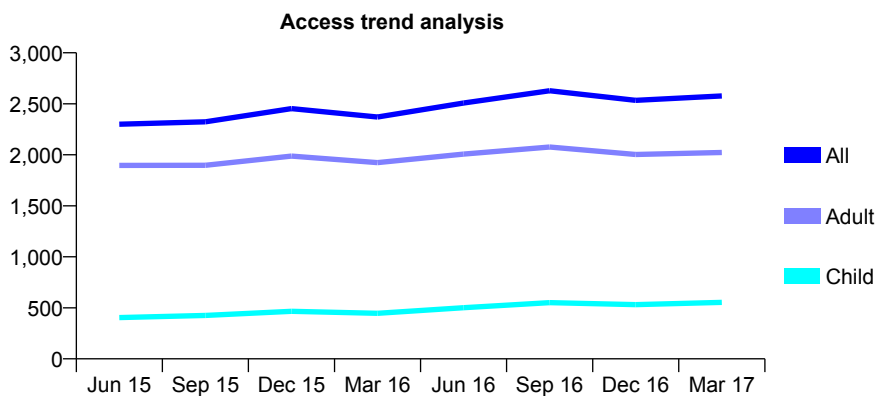
Q62 - Vital Signs At a Glance Contract Report for 939587/0001 - March 2017

Name or company name	MR SM AYIOUB-BEY
Contract type name	GDS Contract
Purpose of contract	General
Contract start date	01/04/2006
Contract end date	

16/17 Contracted general activity (UDA)	9,179
Carry forward general activity (UDA)	-184
16/17 Contracted orthodontic activity (UOA)	0
Carry forward orthodontic activity (UOA)	0
Baseline contract value	£313,786.20

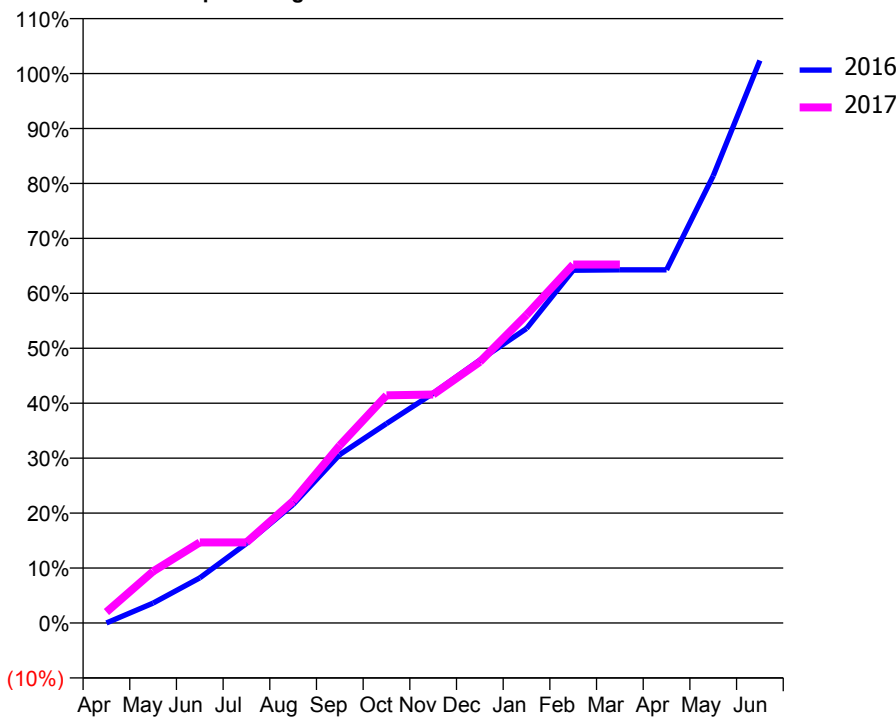
ACCESS*

Patients seen in 24 months	Total	Change since previous quarter
Quarter ending March 2016	2,370	
Quarter ending June 2016	2,508	↑
Quarter ending September 2016	2,628	↑
Quarter ending December 2016	2,534	↓
Quarter ending March 2017	2,577	→
Variance since March 2016	8.7%	↑



ACTIVITY

Cumulative percentage of contracted UDA delivered 2016 & 2017



Adjusted Scheduled Activity (UDA)

Month	2016	2017
April	0	184
May	332	863
June	755	1,348
July	1,328	1,348
August	1,979	2,037
September	2,814	2,969
October	3,331	3,804
November	3,837	3,817
December	4,392	4,363
January	4,919	5,148
February	5,892	5,989
March	5,900	5,989
April	5,900	
May	7,471	
June	9,397	

QUALITY

	Quantity	Base Number	Contract	AT	Region	England
% of FP17s for the same patient ID Re-attending within 3 months - Children	60	715	8.4%	10.0%	11.8%	12.3%
% of FP17s for the same patient ID Re-attending within 3 months - Adults	244	2,116	11.5%	16.1%	17.1%	16.7%
% of FP17s for the same patient ID Re-attending between 3 & 9 months - Children	301	715	42.1%	46.2%	46.5%	57.6%
% of FP17s for the same patient ID Re-attending between 3 & 9 months - Adults	671	2,116	31.7%	37.0%	37.6%	50.1%
% of FP17s for Band 1 Urgent Courses	321	2,228	14.4%	11.0%	10.7%	9.1%
% of FP17s Relating to Free Repair or Replacements	11	2,228	0.5%	0.6%	0.6%	0.8%
% of FP17s Relating to Continuations	13	2,228	0.6%	0.7%	0.9%	1.2%
% of Patients satisfied with the dentistry they have received	6	7	N/A	91.3%	90.4%	92.8%
% of Patients satisfied with the time they had to wait for an appointment	6	7	N/A	84.0%	83.7%	88.7%

* This is based on patients treated on this contract for their most recent course of treatment. Figures in italics indicate the base number of FP17s or Patient Questionnaire responses are less than 100. N/A is shown where the base number of responses is less than 10 during the period. % is calculated as Quantity/Base number*100

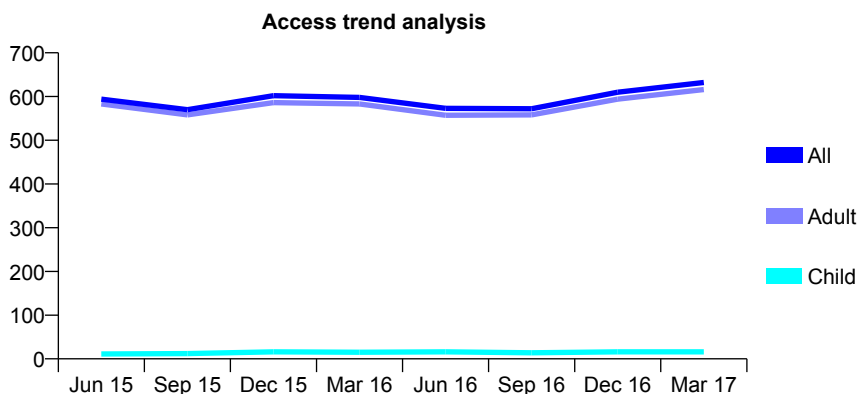
Q62 - Vital Signs At a Glance Contract Report for 939587/0003 - March 2017

Name or company name	MR SM AYOUN-BEY
Contract type name	GDS Contract
Purpose of contract	General
Contract start date	01/02/2012
Contract end date	

16/17 Contracted general activity (UDA)	1,725
Carry forward general activity (UDA)	0
16/17 Contracted orthodontic activity (UOA)	0
Carry forward orthodontic activity (UOA)	0
Baseline contract value	£47,623.10

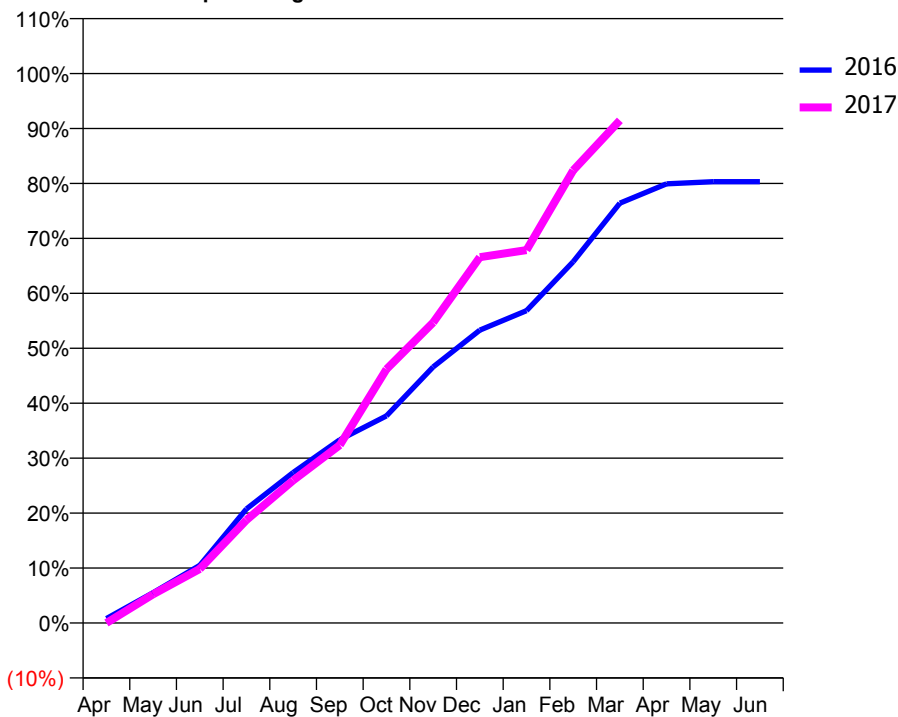
ACCESS*

Patients seen in 24 months	Total	Change since previous quarter
Quarter ending March 2016	598	
Quarter ending June 2016	573	↓
Quarter ending September 2016	572	→
Quarter ending December 2016	610	↑
Quarter ending March 2017	632	↑
Variance since March 2016	5.7%	↑



ACTIVITY

Cumulative percentage of contracted UDA delivered 2016 & 2017



Month	Adjusted Scheduled Activity (UDA)	
	2016	2017
April	14	0
May	95	90
June	181	170
July	358	323
August	473	448
September	575	559
October	650	797
November	804	943
December	920	1,148
January	980	1,171
February	1,134	1,421
March	1,318	1,578
April	1,379	
May	1,385	
June	1,385	

QUALITY

	Quantity	Base Number	Contract	AT	Region	England
% of FP17s for the same patient ID Re-attending within 3 months - Children	0	10	0.0%	10.0%	11.8%	12.3%
% of FP17s for the same patient ID Re-attending within 3 months - Adults	56	529	10.6%	16.1%	17.1%	16.7%
% of FP17s for the same patient ID Re-attending between 3 & 9 months - Children	2	10	20.0%	46.2%	46.5%	57.6%
% of FP17s for the same patient ID Re-attending between 3 & 9 months - Adults	88	529	16.6%	37.0%	37.6%	50.1%
% of FP17s for Band 1 Urgent Courses	119	505	23.6%	11.0%	10.7%	9.1%
% of FP17s Relating to Free Repair or Replacements	0	505	0.0%	0.6%	0.6%	0.8%
% of FP17s Relating to Continuations	5	505	1.0%	0.7%	0.9%	1.2%
% of Patients satisfied with the dentistry they have received	2	2	N/A	91.3%	90.4%	92.8%
% of Patients satisfied with the time they had to wait for an appointment	2	2	N/A	84.0%	83.7%	88.7%

* This is based on patients treated on this contract for their most recent course of treatment. Figures in italics indicate the base number of FP17s or Patient Questionnaire responses are less than 100. N/A is shown where the base number of responses is less than 10 during the period. % is calculated as Quantity/Base number*100

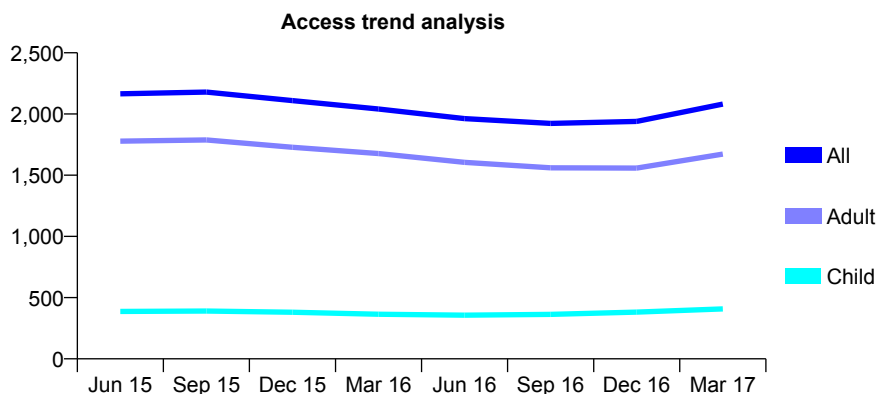
Q62 - Vital Signs At a Glance Contract Report for 939870/0001 - March 2017

Name or company name	MR B SHAH
Contract type name	GDS Contract
Purpose of contract	General
Contract start date	01/04/2006
Contract end date	

16/17 Contracted general activity (UDA)	6,000
Carry forward general activity (UDA)	0
16/17 Contracted orthodontic activity (UOA)	0
Carry forward orthodontic activity (UOA)	0
Baseline contract value	£155,445.45

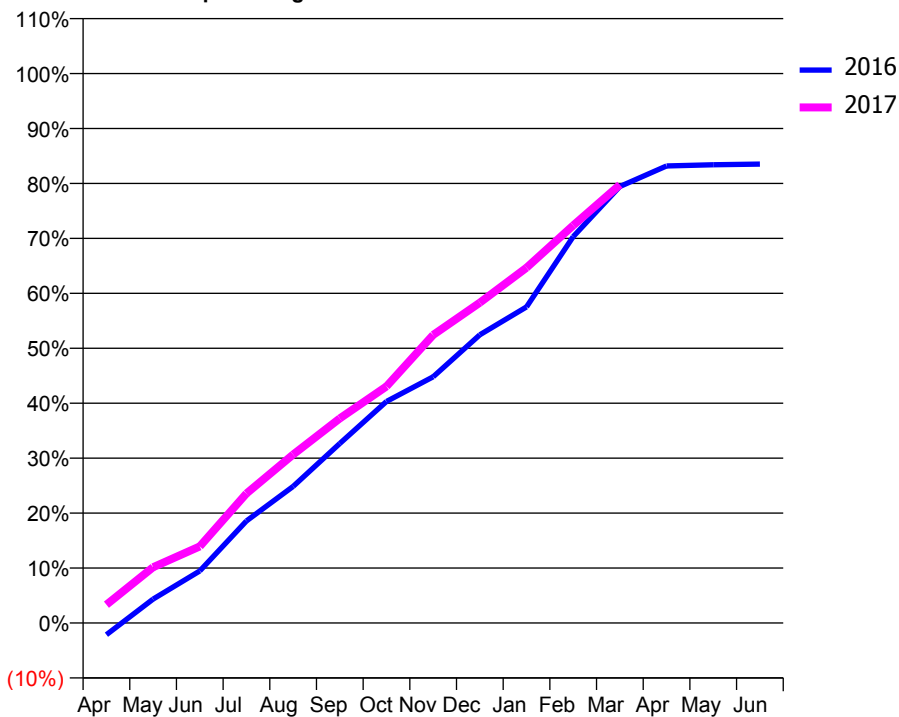
ACCESS*

Patients seen in 24 months	Total	Change since previous quarter
Quarter ending March 2016	2,041	
Quarter ending June 2016	1,962	↓
Quarter ending September 2016	1,923	↓
Quarter ending December 2016	1,940	→
Quarter ending March 2017	2,081	↑
Variance since March 2016	2.0%	→



ACTIVITY

Cumulative percentage of contracted UDA delivered 2016 & 2017



Month	Adjusted Scheduled Activity (UDA)	
	2016	2017
April	-129	200
May	261	610
June	568	837
July	1,114	1,414
August	1,492	1,840
September	1,960	2,234
October	2,419	2,584
November	2,689	3,145
December	3,148	3,498
January	3,451	3,879
February	4,219	4,342
March	4,767	4,786
April	4,991	
May	5,004	
June	5,012	

QUALITY

	Quantity	Base Number	Contract	AT	Region	England
% of FP17s for the same patient ID Re-attending within 3 months - Children	5	446	1.1%	10.0%	11.8%	12.3%
% of FP17s for the same patient ID Re-attending within 3 months - Adults	132	1,618	8.2%	16.1%	17.1%	16.7%
% of FP17s for the same patient ID Re-attending between 3 & 9 months - Children	180	446	40.4%	46.2%	46.5%	57.6%
% of FP17s for the same patient ID Re-attending between 3 & 9 months - Adults	509	1,618	31.5%	37.0%	37.6%	50.1%
% of FP17s for Band 1 Urgent Courses	74	1,823	4.1%	11.0%	10.7%	9.1%
% of FP17s Relating to Free Repair or Replacements	20	1,823	1.1%	0.6%	0.6%	0.8%
% of FP17s Relating to Continuations	5	1,823	0.3%	0.7%	0.9%	1.2%
% of Patients satisfied with the dentistry they have received	3	3	N/A	91.3%	90.4%	92.8%
% of Patients satisfied with the time they had to wait for an appointment	3	3	N/A	84.0%	83.7%	88.7%

* This is based on patients treated on this contract for their most recent course of treatment. Figures in italics indicate the base number of FP17s or Patient Questionnaire responses are less than 100. N/A is shown where the base number of responses is less than 10 during the period. % is calculated as Quantity/Base number*100

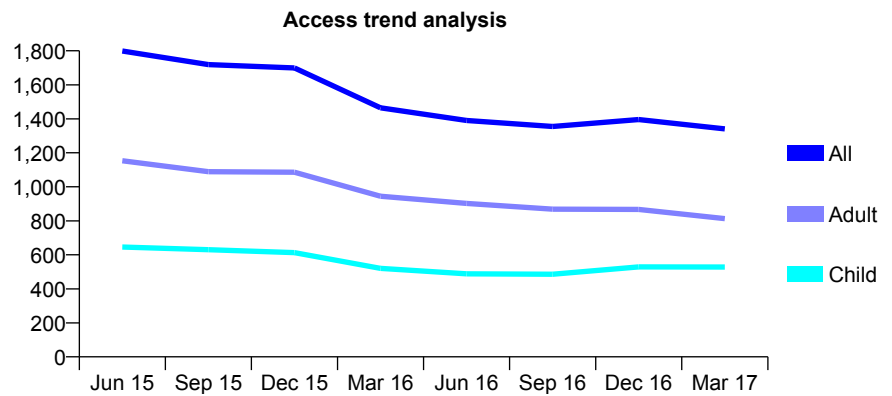
Q62 - Vital Signs At a Glance Contract Report for 941077/0001 - March 2017

Name or company name	Mr Jason Lai and Mr Gregory Lai
Contract type name	GDS Contract
Purpose of contract	General
Contract start date	01/04/2008
Contract end date	

16/17 Contracted general activity (UDA)	8,354
Carry forward general activity (UDA)	-119
16/17 Contracted orthodontic activity (UOA)	0
Carry forward orthodontic activity (UOA)	0
Baseline contract value	£267,153.42

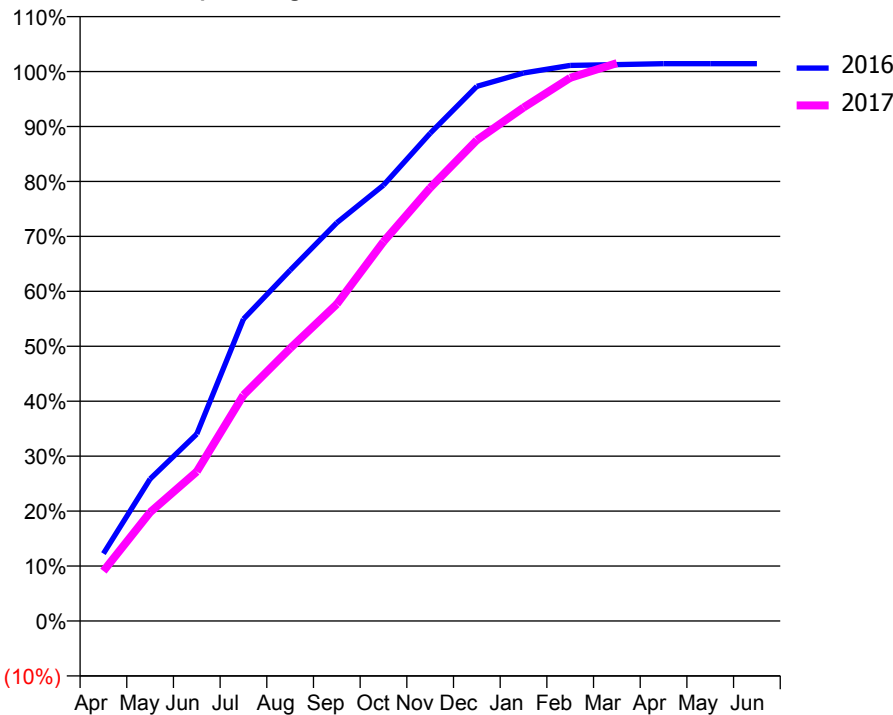
ACCESS*

Patients seen in 24 months	Total	Change since previous quarter
Quarter ending March 2016	1,465	
Quarter ending June 2016	1,390	↓
Quarter ending September 2016	1,355	↓
Quarter ending December 2016	1,396	↑
Quarter ending March 2017	1,341	↓
Variance since March 2016	(8.5%)	↓



ACTIVITY

Cumulative percentage of contracted UDA delivered 2016 & 2017



Month	Adjusted Scheduled Activity (UDA)	
	2016	2017
April	1,024	759
May	2,160	1,653
June	2,843	2,271
July	4,590	3,434
August	5,332	4,144
September	6,055	4,817
October	6,627	5,766
November	7,414	6,585
December	8,128	7,311
January	8,332	7,806
February	8,446	8,258
March	8,459	8,481
April	8,473	
May	8,473	
June	8,473	

QUALITY

	Quantity	Base Number	Contract	AT	Region	England
% of FP17s for the same patient ID Re-attending within 3 months - Children	22	545	4.0%	10.0%	11.8%	12.3%
% of FP17s for the same patient ID Re-attending within 3 months - Adults	56	806	6.9%	16.1%	17.1%	16.7%
% of FP17s for the same patient ID Re-attending between 3 & 9 months - Children	111	545	20.4%	46.2%	46.5%	57.6%
% of FP17s for the same patient ID Re-attending between 3 & 9 months - Adults	210	806	26.1%	37.0%	37.6%	50.1%
% of FP17s for Band 1 Urgent Courses	110	1,341	8.2%	11.0%	10.7%	9.1%
% of FP17s Relating to Free Repair or Replacements	6	1,341	0.4%	0.6%	0.6%	0.8%
% of FP17s Relating to Continuations	4	1,341	0.3%	0.7%	0.9%	1.2%
% of Patients satisfied with the dentistry they have received	2	2	N/A	91.3%	90.4%	92.8%
% of Patients satisfied with the time they had to wait for an appointment	2	2	N/A	84.0%	83.7%	88.7%

* This is based on patients treated on this contract for their most recent course of treatment. Figures in italics indicate the base number of FP17s or Patient Questionnaire responses are less than 100. N/A is shown where the base number of responses is less than 10 during the period. % is calculated as Quantity/Base number*100

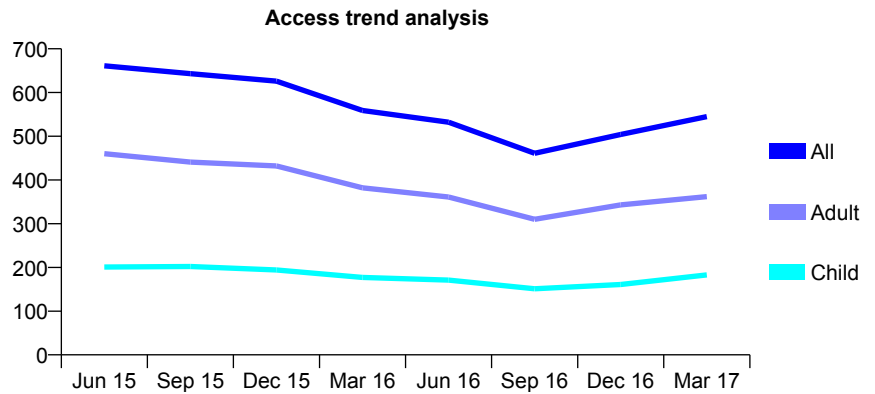
Q62 - Vital Signs At a Glance Contract Report for 941077/0002 - March 2017

Name or company name	Mr Jason Lai and Mr Gregory Lai
Contract type name	GDS Contract
Purpose of contract	General
Contract start date	21/01/2010
Contract end date	

16/17 Contracted general activity (UDA)	3,527
Carry forward general activity (UDA)	-71
16/17 Contracted orthodontic activity (UOA)	0
Carry forward orthodontic activity (UOA)	0
Baseline contract value	£76,597.33

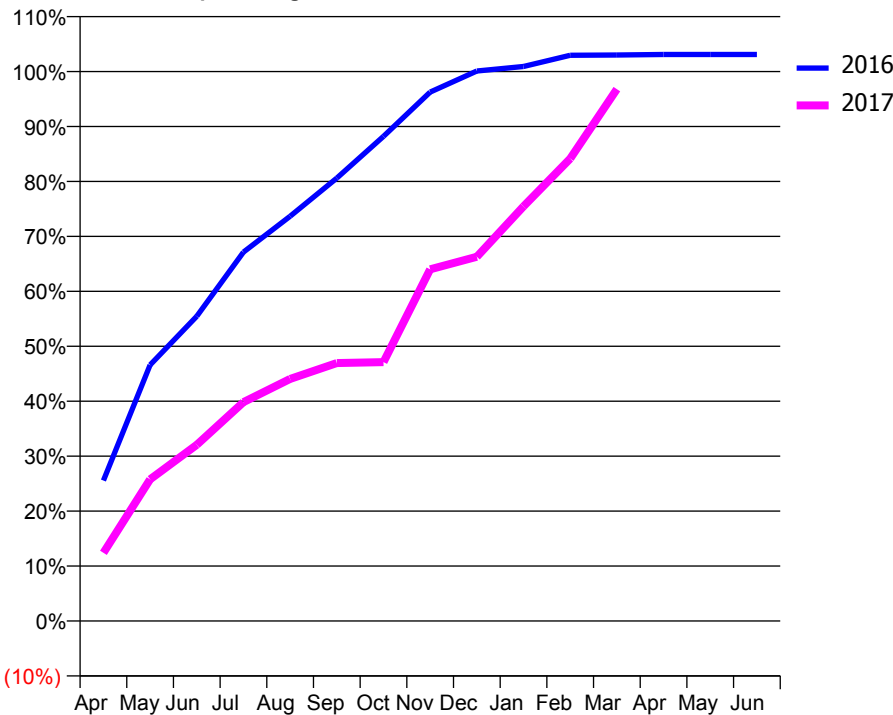
ACCESS*

Patients seen in 24 months	Total	Change since previous quarter
Quarter ending March 2016	559	
Quarter ending June 2016	532	↓
Quarter ending September 2016	461	↓
Quarter ending December 2016	504	↑
Quarter ending March 2017	545	↑
Variance since March 2016	(2.5%)	↓



ACTIVITY

Cumulative percentage of contracted UDA delivered 2016 & 2017



Month	Adjusted Scheduled Activity (UDA)	
	2016	2017
April	902	438
May	1,644	909
June	1,956	1,131
July	2,368	1,405
August	2,598	1,554
September	2,843	1,656
October	3,111	1,662
November	3,395	2,257
December	3,530	2,338
January	3,559	2,661
February	3,631	2,968
March	3,633	3,413
April	3,636	
May	3,636	
June	3,636	

QUALITY

	Quantity	Base Number	Contract	AT	Region	England
% of FP17s for the same patient ID Re-attending within 3 months - Children	4	244	1.6%	10.0%	11.8%	12.3%
% of FP17s for the same patient ID Re-attending within 3 months - Adults	50	479	10.4%	16.1%	17.1%	16.7%
% of FP17s for the same patient ID Re-attending between 3 & 9 months - Children	111	244	45.5%	46.2%	46.5%	57.6%
% of FP17s for the same patient ID Re-attending between 3 & 9 months - Adults	202	479	42.2%	37.0%	37.6%	50.1%
% of FP17s for Band 1 Urgent Courses	37	722	5.1%	11.0%	10.7%	9.1%
% of FP17s Relating to Free Repair or Replacements	0	722	0.0%	0.6%	0.6%	0.8%
% of FP17s Relating to Continuations	2	722	0.3%	0.7%	0.9%	1.2%
% of Patients satisfied with the dentistry they have received	0	0	N/A	91.3%	90.4%	92.8%
% of Patients satisfied with the time they had to wait for an appointment	0	0	N/A	84.0%	83.7%	88.7%

* This is based on patients treated on this contract for their most recent course of treatment. Figures in italics indicate the base number of FP17s or Patient Questionnaire responses are less than 100. N/A is shown where the base number of responses is less than 10 during the period. % is calculated as Quantity/Base number*100

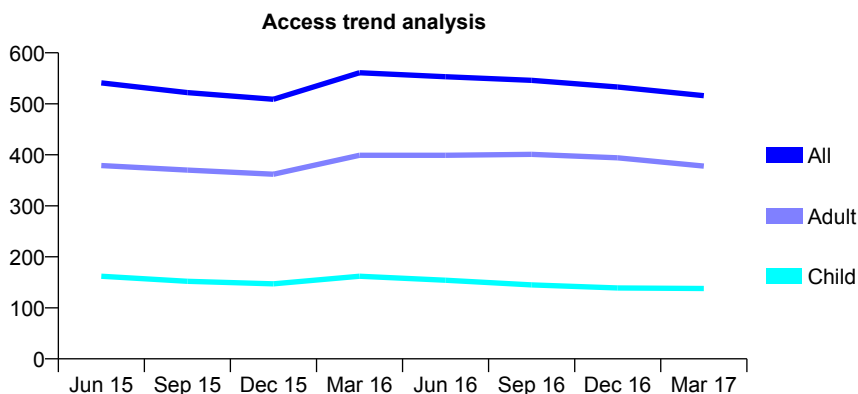
Q62 - Vital Signs At a Glance Contract Report for 941298/0001 - March 2017

Name or company name	MR K NIRMALATHASAN
Contract type name	GDS Contract
Purpose of contract	General
Contract start date	01/04/2006
Contract end date	

16/17 Contracted general activity (UDA)	2,381
Carry forward general activity (UDA)	0
16/17 Contracted orthodontic activity (UOA)	0
Carry forward orthodontic activity (UOA)	0
Baseline contract value	£72,825.84

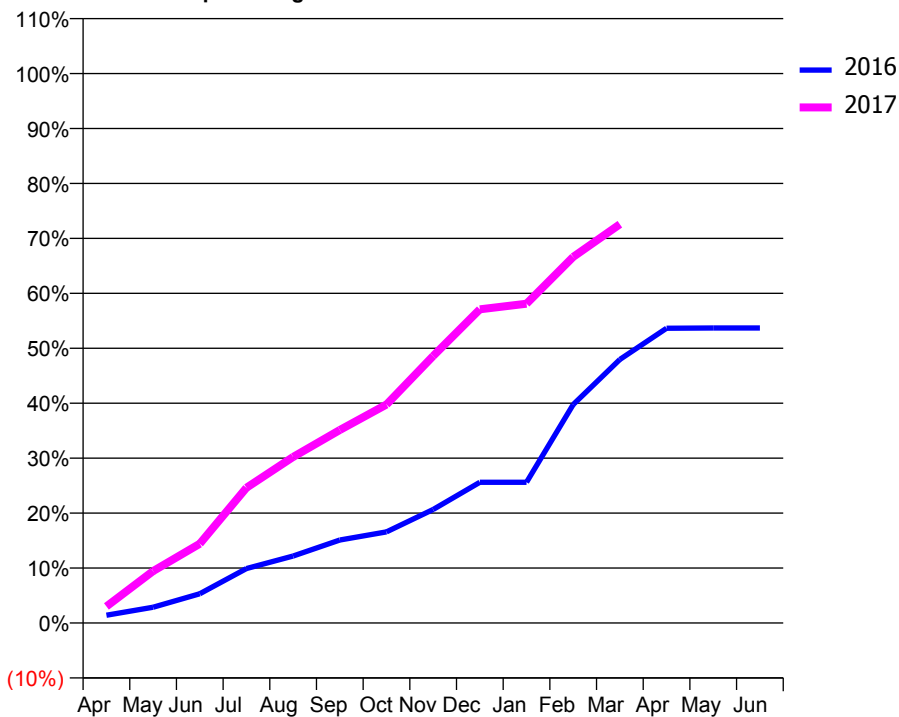
ACCESS*

Patients seen in 24 months	Total	Change since previous quarter
Quarter ending March 2016	561	
Quarter ending June 2016	553	↓
Quarter ending September 2016	546	↓
Quarter ending December 2016	533	↓
Quarter ending March 2017	516	↓
Variance since March 2016	(8.0%)	↓



ACTIVITY

Cumulative percentage of contracted UDA delivered 2016 & 2017



Month	Adjusted Scheduled Activity (UDA)	
	2016	2017
April	34	72
May	68	225
June	127	343
July	236	586
August	290	719
September	360	837
October	395	947
November	492	1,157
December	610	1,359
January	610	1,384
February	947	1,586
March	1,142	1,728
April	1,277	
May	1,278	
June	1,278	

QUALITY

	Quantity	Base Number	Contract	AT	Region	England
% of FP17s for the same patient ID Re-attending within 3 months - Children	5	206	2.4%	10.0%	11.8%	12.3%
% of FP17s for the same patient ID Re-attending within 3 months - Adults	58	514	11.3%	16.1%	17.1%	16.7%
% of FP17s for the same patient ID Re-attending between 3 & 9 months - Children	101	206	49.0%	46.2%	46.5%	57.6%
% of FP17s for the same patient ID Re-attending between 3 & 9 months - Adults	192	514	37.4%	37.0%	37.6%	50.1%
% of FP17s for Band 1 Urgent Courses	65	545	11.9%	11.0%	10.7%	9.1%
% of FP17s Relating to Free Repair or Replacements	4	545	0.7%	0.6%	0.6%	0.8%
% of FP17s Relating to Continuations	1	545	0.2%	0.7%	0.9%	1.2%
% of Patients satisfied with the dentistry they have received	0	0	N/A	91.3%	90.4%	92.8%
% of Patients satisfied with the time they had to wait for an appointment	0	0	N/A	84.0%	83.7%	88.7%

* This is based on patients treated on this contract for their most recent course of treatment. Figures in italics indicate the base number of FP17s or Patient Questionnaire responses are less than 100. N/A is shown where the base number of responses is less than 10 during the period. % is calculated as Quantity/Base number*100

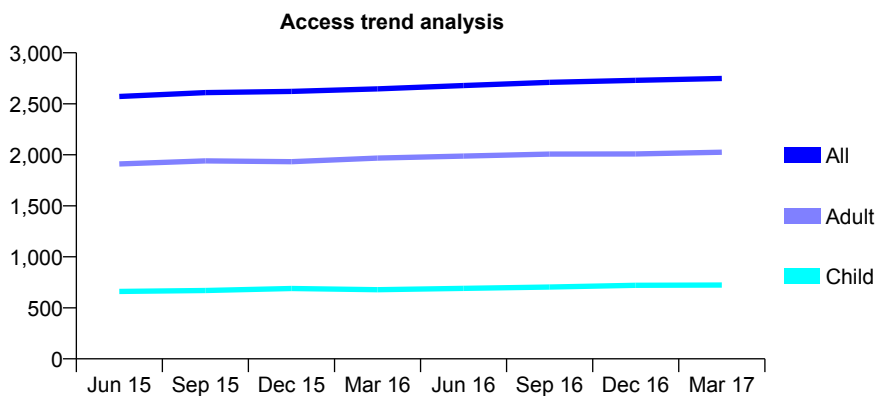
Q62 - Vital Signs At a Glance Contract Report for 942073/0001 - March 2017

Name or company name	MRS HK KALSI
Contract type name	GDS Contract
Purpose of contract	General
Contract start date	01/04/2006
Contract end date	

16/17 Contracted general activity (UDA)	6,347
Carry forward general activity (UDA)	22
16/17 Contracted orthodontic activity (UOA)	0
Carry forward orthodontic activity (UOA)	0
Baseline contract value	£216,619.49

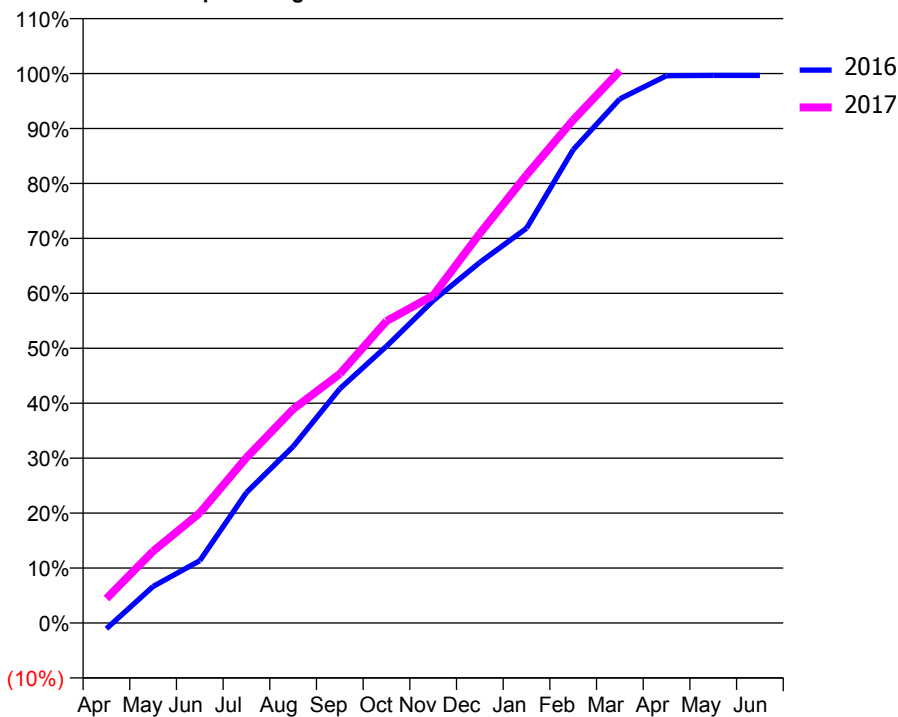
ACCESS*

Patients seen in 24 months	Total	Change since previous quarter
Quarter ending March 2016	2,646	
Quarter ending June 2016	2,679	→
Quarter ending September 2016	2,711	→
Quarter ending December 2016	2,730	→
Quarter ending March 2017	2,749	→
Variance since March 2016	3.9%	↑



ACTIVITY

Cumulative percentage of contracted UDA delivered 2016 & 2017



Month	Adjusted Scheduled Activity (UDA)	
	2016	2017
April	-67	282
May	423	829
June	720	1,272
July	1,507	1,911
August	2,038	2,469
September	2,706	2,878
October	3,196	3,487
November	3,724	3,783
December	4,166	4,500
January	4,560	5,174
February	5,468	5,810
March	6,053	6,379
April	6,322	
May	6,325	
June	6,325	

QUALITY

	Quantity	Base Number	Contract	AT	Region	England
% of FP17s for the same patient ID Re-attending within 3 months - Children	65	932	7.0%	10.0%	11.8%	12.3%
% of FP17s for the same patient ID Re-attending within 3 months - Adults	318	2,506	12.7%	16.1%	17.1%	16.7%
% of FP17s for the same patient ID Re-attending between 3 & 9 months - Children	427	932	45.8%	46.2%	46.5%	57.6%
% of FP17s for the same patient ID Re-attending between 3 & 9 months - Adults	1,203	2,506	48.0%	37.0%	37.6%	50.1%
% of FP17s for Band 1 Urgent Courses	281	3,322	8.5%	11.0%	10.7%	9.1%
% of FP17s Relating to Free Repair or Replacements	29	3,322	0.9%	0.6%	0.6%	0.8%
% of FP17s Relating to Continuations	7	3,322	0.2%	0.7%	0.9%	1.2%
% of Patients satisfied with the dentistry they have received	2	2	N/A	91.3%	90.4%	92.8%
% of Patients satisfied with the time they had to wait for an appointment	1	2	N/A	84.0%	83.7%	88.7%

* This is based on patients treated on this contract for their most recent course of treatment. Figures in italics indicate the base number of FP17s or Patient Questionnaire responses are less than 100. N/A is shown where the base number of responses is less than 10 during the period. % is calculated as Quantity/Base number*100

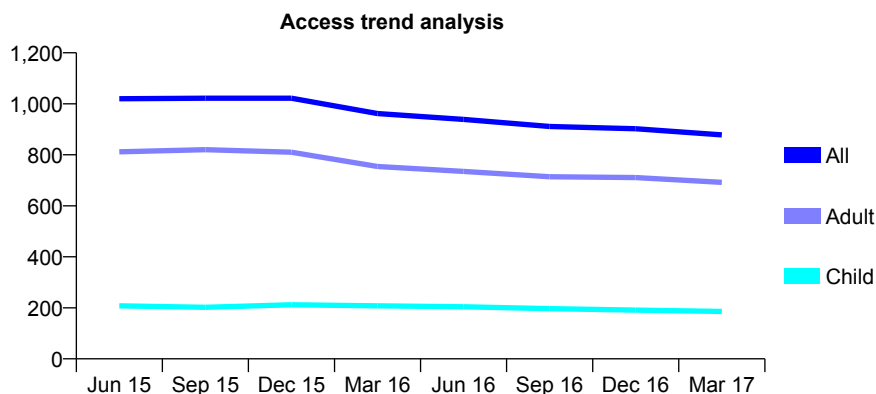
Q62 - Vital Signs At a Glance Contract Report for 943916/0001 - March 2017

Name or company name	MR DN LI TAI LEONG
Contract type name	GDS Contract
Purpose of contract	General
Contract start date	04/07/2006
Contract end date	

16/17 Contracted general activity (UDA)	7,406
Carry forward general activity (UDA)	-105
16/17 Contracted orthodontic activity (UOA)	0
Carry forward orthodontic activity (UOA)	0
Baseline contract value	£236,534.54

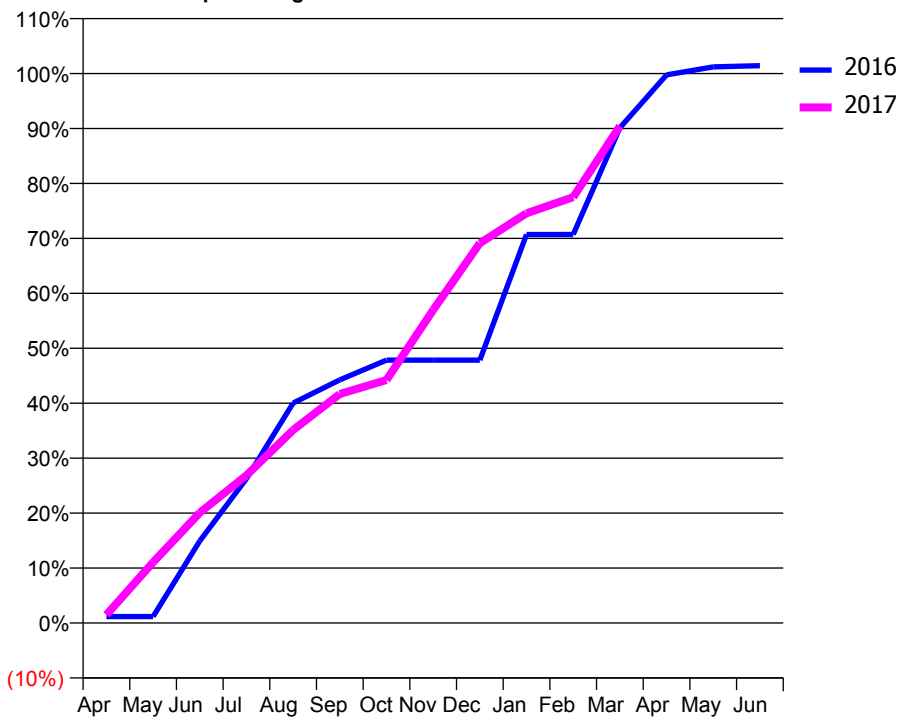
ACCESS*

Patients seen in 24 months	Total	Change since previous quarter
Quarter ending March 2016	962	
Quarter ending June 2016	939	↓
Quarter ending September 2016	911	↓
Quarter ending December 2016	902	→
Quarter ending March 2017	878	↓
Variance since March 2016	(8.7%)	↓



ACTIVITY

Cumulative percentage of contracted UDA delivered 2016 & 2017



Month	Adjusted Scheduled Activity (UDA)	
	2016	2017
April	87	110
May	87	819
June	1,107	1,487
July	1,945	1,990
August	2,964	2,601
September	3,277	3,086
October	3,544	3,276
November	3,544	4,219
December	3,544	5,119
January	5,237	5,522
February	5,237	5,740
March	6,674	6,697
April	7,387	
May	7,496	
June	7,511	

QUALITY

	Quantity	Base Number	Contract	AT	Region	England
% of FP17s for the same patient ID Re-attending within 3 months - Children	0	164	0.0%	10.0%	11.8%	12.3%
% of FP17s for the same patient ID Re-attending within 3 months - Adults	3	797	0.4%	16.1%	17.1%	16.7%
% of FP17s for the same patient ID Re-attending between 3 & 9 months - Children	54	164	32.9%	46.2%	46.5%	57.6%
% of FP17s for the same patient ID Re-attending between 3 & 9 months - Adults	437	797	54.8%	37.0%	37.6%	50.1%
% of FP17s for Band 1 Urgent Courses	1	852	0.1%	11.0%	10.7%	9.1%
% of FP17s Relating to Free Repair or Replacements	0	852	0.0%	0.6%	0.6%	0.8%
% of FP17s Relating to Continuations	0	852	0.0%	0.7%	0.9%	1.2%
% of Patients satisfied with the dentistry they have received	2	3	N/A	91.3%	90.4%	92.8%
% of Patients satisfied with the time they had to wait for an appointment	3	3	N/A	84.0%	83.7%	88.7%

* This is based on patients treated on this contract for their most recent course of treatment. Figures in italics indicate the base number of FP17s or Patient Questionnaire responses are less than 100. N/A is shown where the base number of responses is less than 10 during the period. % is calculated as Quantity/Base number*100

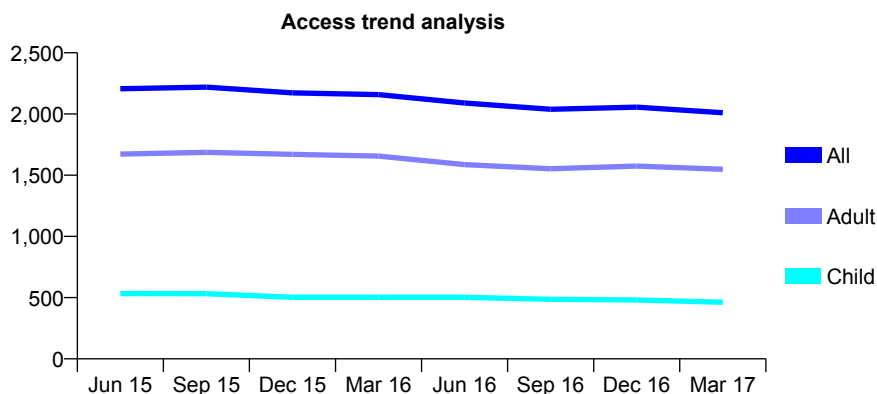
Q62 - Vital Signs At a Glance Contract Report for 944408/0001 - March 2017

Name or company name	MR A JESSA
Contract type name	GDS Contract
Purpose of contract	General
Contract start date	01/04/2006
Contract end date	

16/17 Contracted general activity (UDA)	7,897
Carry forward general activity (UDA)	169
16/17 Contracted orthodontic activity (UOA)	0
Carry forward orthodontic activity (UOA)	0
Baseline contract value	£233,285.38

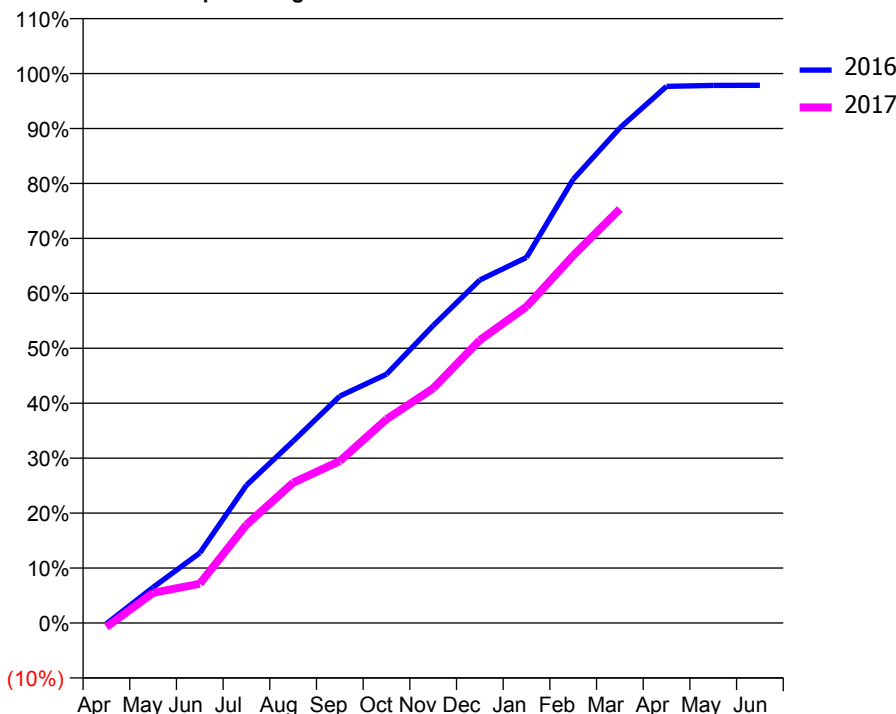
ACCESS*

Patients seen in 24 months	Total	Change since previous quarter
Quarter ending March 2016	2,159	
Quarter ending June 2016	2,090	↓
Quarter ending September 2016	2,039	↓
Quarter ending December 2016	2,056	→
Quarter ending March 2017	2,010	↓
Variance since March 2016	(6.9%)	↓



ACTIVITY

Cumulative percentage of contracted UDA delivered 2016 & 2017



Month	Adjusted Scheduled Activity (UDA)	
	2016	2017
April	-13	-58
May	513	433
June	1,007	565
July	1,980	1,413
August	2,612	2,016
September	3,262	2,328
October	3,576	2,929
November	4,275	3,372
December	4,929	4,065
January	5,253	4,547
February	6,377	5,280
March	7,115	5,949
April	7,713	
May	7,725	
June	7,728	

QUALITY

	Quantity	Base Number	Contract	AT	Region	England
% of FP17s for the same patient ID Re-attending within 3 months - Children	40	545	7.3%	10.0%	11.8%	12.3%
% of FP17s for the same patient ID Re-attending within 3 months - Adults	233	1,504	15.5%	16.1%	17.1%	16.7%
% of FP17s for the same patient ID Re-attending between 3 & 9 months - Children	227	545	41.7%	46.2%	46.5%	57.6%
% of FP17s for the same patient ID Re-attending between 3 & 9 months - Adults	440	1,504	29.3%	37.0%	37.6%	50.1%
% of FP17s for Band 1 Urgent Courses	221	1,927	11.5%	11.0%	10.7%	9.1%
% of FP17s Relating to Free Repair or Replacements	11	1,927	0.6%	0.6%	0.6%	0.8%
% of FP17s Relating to Continuations	20	1,927	1.0%	0.7%	0.9%	1.2%
% of Patients satisfied with the dentistry they have received	1	1	N/A	91.3%	90.4%	92.8%
% of Patients satisfied with the time they had to wait for an appointment	1	1	N/A	84.0%	83.7%	88.7%

* This is based on patients treated on this contract for their most recent course of treatment. Figures in italics indicate the base number of FP17s or Patient Questionnaire responses are less than 100. N/A is shown where the base number of responses is less than 10 during the period. % is calculated as Quantity/Base number*100

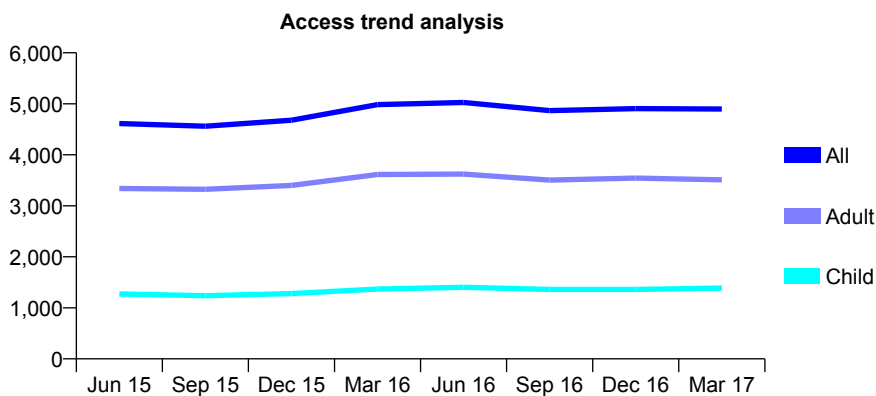
Q62 - Vital Signs At a Glance Contract Report for 944408/0003 - March 2017

Name or company name	MR A JESSA
Contract type name	GDS Contract
Purpose of contract	General
Contract start date	01/04/2011
Contract end date	

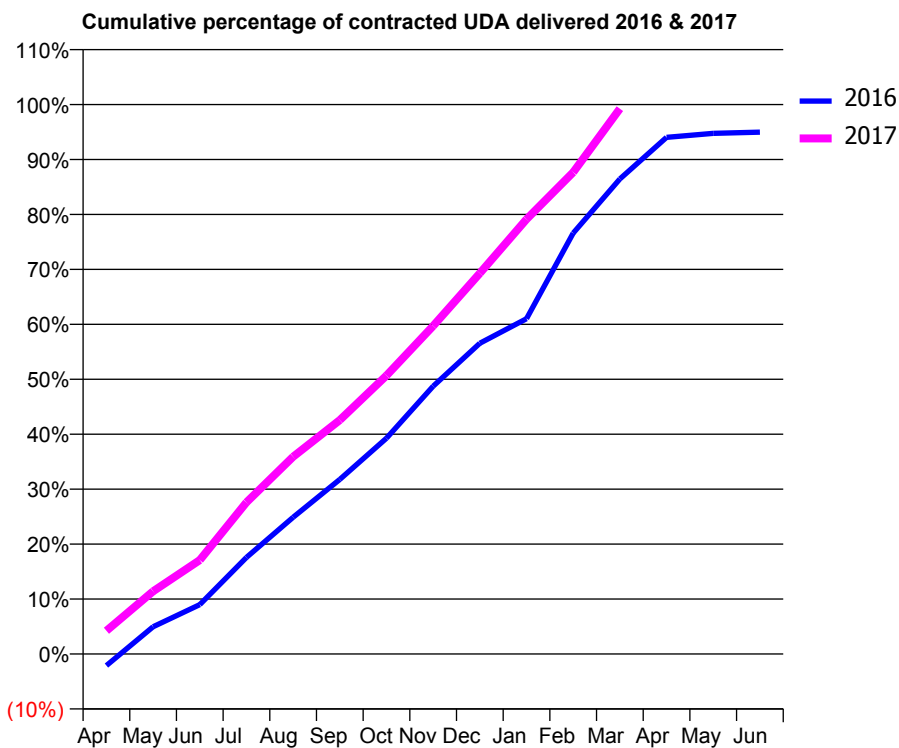
16/17 Contracted general activity (UDA)	18,263
Carry forward general activity (UDA)	0
16/17 Contracted orthodontic activity (UOA)	0
Carry forward orthodontic activity (UOA)	0
Baseline contract value	£516,007.94

ACCESS*

Patients seen in 24 months	Total	Change since previous quarter
Quarter ending March 2016	4,984	
Quarter ending June 2016	5,025	→
Quarter ending September 2016	4,866	↓
Quarter ending December 2016	4,906	→
Quarter ending March 2017	4,897	→
Variance since March 2016	(1.7%)	↓



ACTIVITY



Month	Adjusted Scheduled Activity (UDA)	
	2016	2017
April	-390	772
May	905	2,085
June	1,641	3,121
July	3,209	5,043
August	4,544	6,557
September	5,802	7,777
October	7,174	9,256
November	8,903	10,904
December	10,328	12,653
January	11,144	14,449
February	13,989	16,010
March	15,790	18,126
April	17,170	
May	17,306	
June	17,344	

QUALITY

	Quantity	Base Number	Contract	AT	Region	England
% of FP17s for the same patient ID Re-attending within 3 months - Children	182	1,979	9.2%	10.0%	11.8%	12.3%
% of FP17s for the same patient ID Re-attending within 3 months - Adults	596	3,903	15.3%	16.1%	17.1%	16.7%
% of FP17s for the same patient ID Re-attending between 3 & 9 months - Children	755	1,979	38.2%	46.2%	46.5%	57.6%
% of FP17s for the same patient ID Re-attending between 3 & 9 months - Adults	1,137	3,903	29.1%	37.0%	37.6%	50.1%
% of FP17s for Band 1 Urgent Courses	516	5,454	9.5%	11.0%	10.7%	9.1%
% of FP17s Relating to Free Repair or Replacements	68	5,454	1.2%	0.6%	0.6%	0.8%
% of FP17s Relating to Continuations	80	5,454	1.5%	0.7%	0.9%	1.2%
% of Patients satisfied with the dentistry they have received	6	7	N/A	91.3%	90.4%	92.8%
% of Patients satisfied with the time they had to wait for an appointment	7	7	N/A	84.0%	83.7%	88.7%

* This is based on patients treated on this contract for their most recent course of treatment. Figures in italics indicate the base number of FP17s or Patient Questionnaire responses are less than 100. N/A is shown where the base number of responses is less than 10 during the period. % is calculated as Quantity/Base number*100

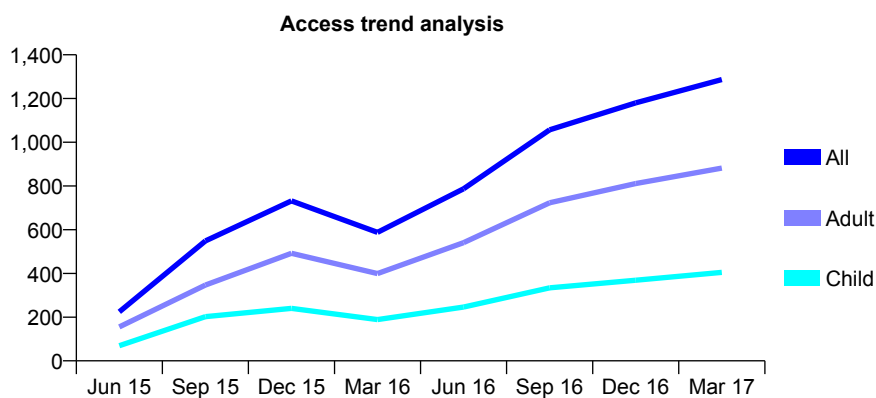
Q62 - Vital Signs At a Glance Contract Report for 944408/0005 - March 2017

Name or company name	MR A JESSA
Contract type name	GDS Contract
Purpose of contract	General
Contract start date	01/04/2015
Contract end date	

16/17 Contracted general activity (UDA)	5,000
Carry forward general activity (UDA)	0
16/17 Contracted orthodontic activity (UOA)	0
Carry forward orthodontic activity (UOA)	0
Baseline contract value	£111,607.03

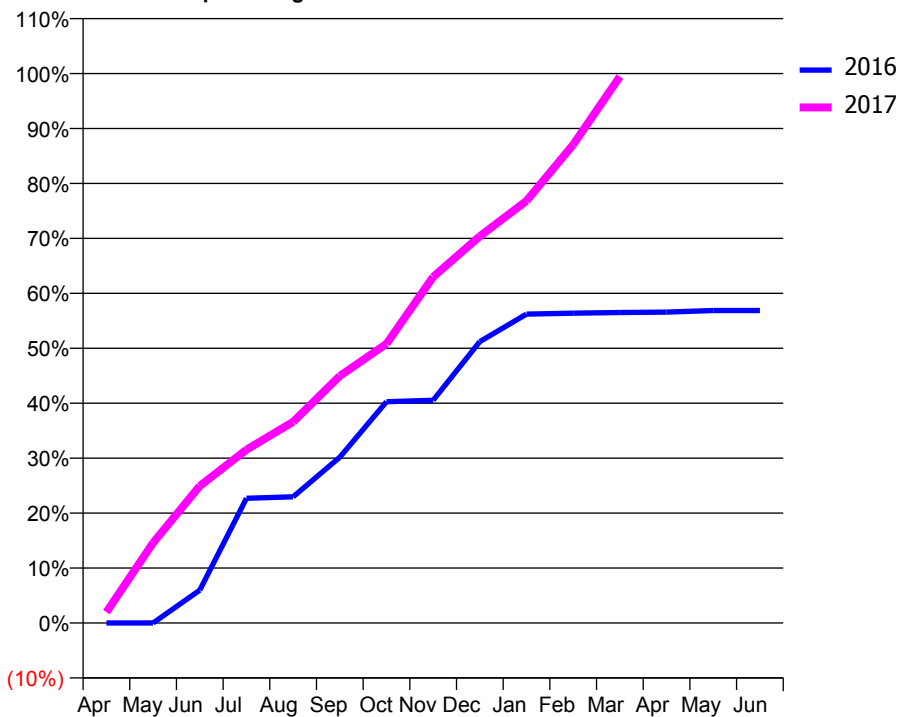
ACCESS*

Patients seen in 24 months	Total	Change since previous quarter
Quarter ending March 2016	588	
Quarter ending June 2016	787	↑
Quarter ending September 2016	1,057	↑
Quarter ending December 2016	1,180	↑
Quarter ending March 2017	1,287	↑
Variance since March 2016	118.9%	↑



ACTIVITY

Cumulative percentage of contracted UDA delivered 2016 & 2017



Adjusted Scheduled Activity (UDA)

Month	2016	2017
April	0	99
May	0	730
June	299	1,247
July	1,135	1,577
August	1,149	1,830
September	1,509	2,248
October	2,014	2,540
November	2,027	3,149
December	2,561	3,519
January	2,810	3,841
February	2,820	4,353
March	2,826	4,971
April	2,829	
May	2,844	
June	2,844	

QUALITY

	Quantity	Base Number	Contract	AT	Region	England
% of FP17s for the same patient ID Re-attending within 3 months - Children	12	565	2.1%	10.0%	11.8%	12.3%
% of FP17s for the same patient ID Re-attending within 3 months - Adults	73	1,032	7.1%	16.1%	17.1%	16.7%
% of FP17s for the same patient ID Re-attending between 3 & 9 months - Children	87	565	15.4%	46.2%	46.5%	57.6%
% of FP17s for the same patient ID Re-attending between 3 & 9 months - Adults	145	1,032	14.1%	37.0%	37.6%	50.1%
% of FP17s for Band 1 Urgent Courses	92	1,594	5.8%	11.0%	10.7%	9.1%
% of FP17s Relating to Free Repair or Replacements	15	1,594	0.9%	0.6%	0.6%	0.8%
% of FP17s Relating to Continuations	13	1,594	0.8%	0.7%	0.9%	1.2%
% of Patients satisfied with the dentistry they have received	2	2	N/A	91.3%	90.4%	92.8%
% of Patients satisfied with the time they had to wait for an appointment	2	2	N/A	84.0%	83.7%	88.7%

* This is based on patients treated on this contract for their most recent course of treatment. Figures in italics indicate the base number of FP17s or Patient Questionnaire responses are less than 100. N/A is shown where the base number of responses is less than 10 during the period. % is calculated as Quantity/Base number*100

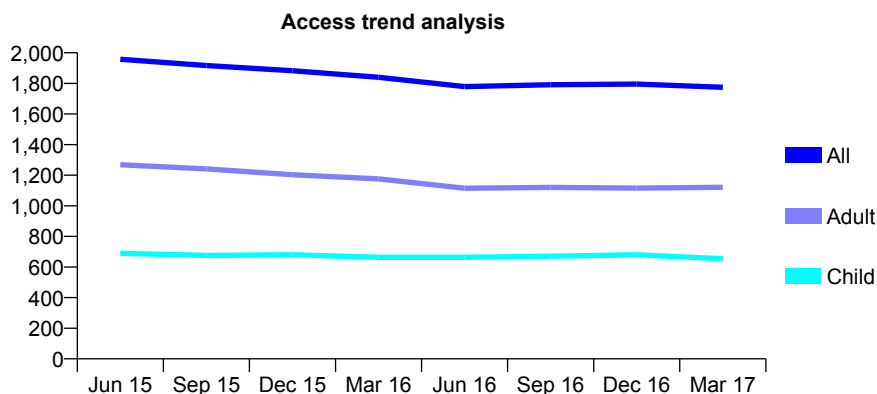
Q62 - Vital Signs At a Glance Contract Report for 949329/0001 - March 2017

Name or company name	MISS H KHALIQ
Contract type name	GDS Contract
Purpose of contract	General
Contract start date	01/04/2006
Contract end date	

16/17 Contracted general activity (UDA)	2,999
Carry forward general activity (UDA)	-17
16/17 Contracted orthodontic activity (UOA)	0
Carry forward orthodontic activity (UOA)	0
Baseline contract value	£82,263.85

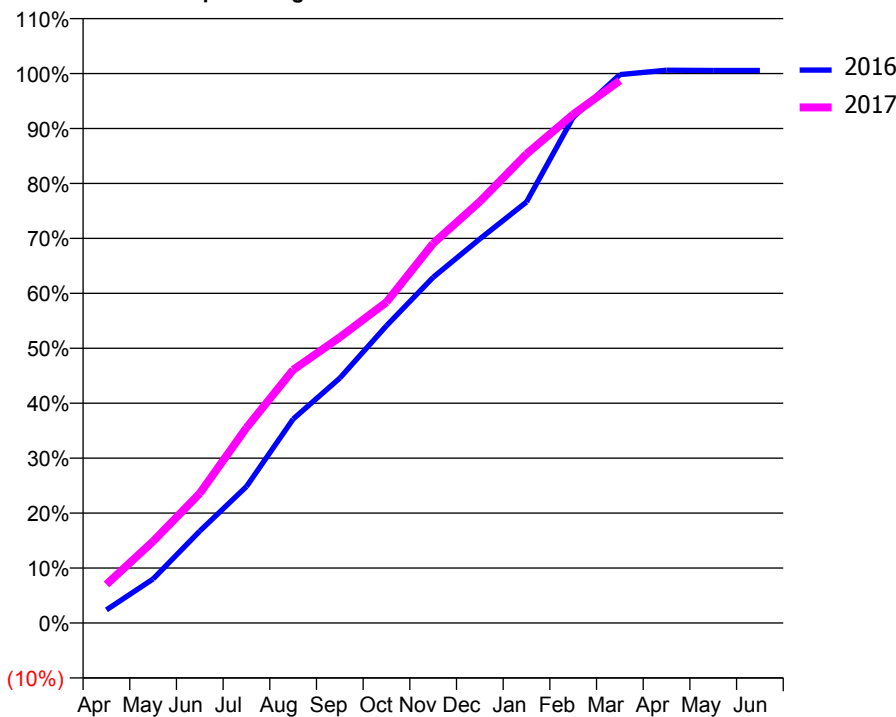
ACCESS*

Patients seen in 24 months	Total	Change since previous quarter
Quarter ending March 2016	1,840	
Quarter ending June 2016	1,779	↓
Quarter ending September 2016	1,791	→
Quarter ending December 2016	1,796	→
Quarter ending March 2017	1,775	↓
Variance since March 2016	(3.5%)	↓



ACTIVITY

Cumulative percentage of contracted UDA delivered 2016 & 2017



Month	Adjusted Scheduled Activity (UDA)	
	2016	2017
April	72	210
May	241	446
June	502	708
July	745	1,066
August	1,113	1,382
September	1,337	1,559
October	1,623	1,752
November	1,887	2,071
December	2,096	2,300
January	2,298	2,560
February	2,760	2,776
March	2,993	2,960
April	3,017	
May	3,016	
June	3,016	

QUALITY

	Quantity	Base Number	Contract	AT	Region	England
% of FP17s for the same patient ID Re-attending within 3 months - Children	25	884	2.8%	10.0%	11.8%	12.3%
% of FP17s for the same patient ID Re-attending within 3 months - Adults	78	1,151	6.8%	16.1%	17.1%	16.7%
% of FP17s for the same patient ID Re-attending between 3 & 9 months - Children	553	884	62.6%	46.2%	46.5%	57.6%
% of FP17s for the same patient ID Re-attending between 3 & 9 months - Adults	478	1,151	41.5%	37.0%	37.6%	50.1%
% of FP17s for Band 1 Urgent Courses	67	2,016	3.3%	11.0%	10.7%	9.1%
% of FP17s Relating to Free Repair or Replacements	3	2,016	0.1%	0.6%	0.6%	0.8%
% of FP17s Relating to Continuations	11	2,016	0.5%	0.7%	0.9%	1.2%
% of Patients satisfied with the dentistry they have received	3	3	N/A	91.3%	90.4%	92.8%
% of Patients satisfied with the time they had to wait for an appointment	3	3	N/A	84.0%	83.7%	88.7%

* This is based on patients treated on this contract for their most recent course of treatment. Figures in italics indicate the base number of FP17s or Patient Questionnaire responses are less than 100. N/A is shown where the base number of responses is less than 10 during the period. % is calculated as Quantity/Base number*100

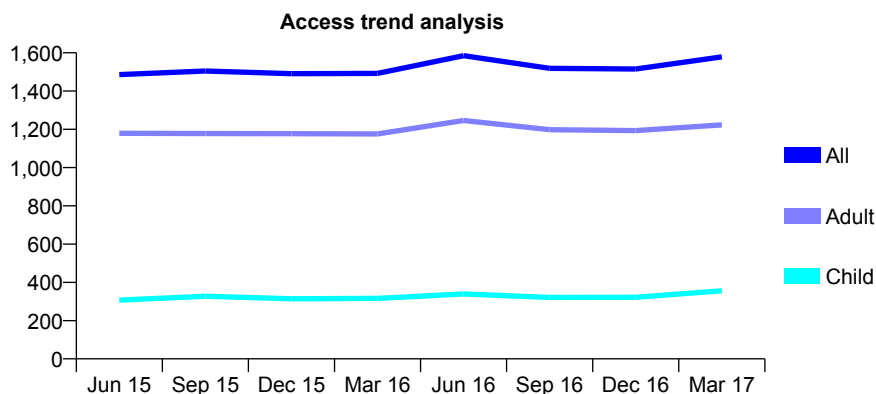
Q62 - Vital Signs At a Glance Contract Report for 951196/0001 - March 2017

Name or company name	Cornerstone Dental Practice
Contract type name	GDS Contract
Purpose of contract	General
Contract start date	01/04/2006
Contract end date	

16/17 Contracted general activity (UDA)	6,243
Carry forward general activity (UDA)	234
16/17 Contracted orthodontic activity (UOA)	0
Carry forward orthodontic activity (UOA)	0
Baseline contract value	£195,348.12

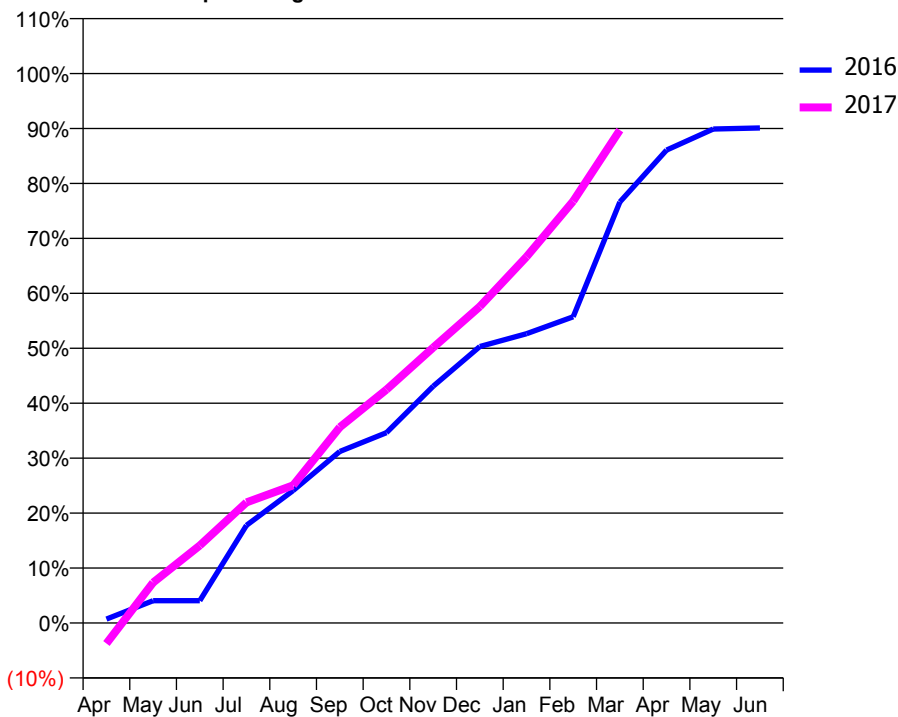
ACCESS*

Patients seen in 24 months	Total	Change since previous quarter
Quarter ending March 2016	1,492	
Quarter ending June 2016	1,585	↑
Quarter ending September 2016	1,519	↓
Quarter ending December 2016	1,515	→
Quarter ending March 2017	1,579	↑
Variance since March 2016	5.8%	↑



ACTIVITY

Cumulative percentage of contracted UDA delivered 2016 & 2017



Month	Adjusted Scheduled Activity (UDA)	
	2016	2017
April	45	-234
May	253	459
June	253	880
July	1,110	1,371
August	1,505	1,565
September	1,949	2,224
October	2,162	2,653
November	2,690	3,129
December	3,142	3,596
January	3,287	4,161
February	3,479	4,792
March	4,783	5,599
April	5,373	
May	5,613	
June	5,625	

QUALITY

	Quantity	Base Number	Contract	AT	Region	England
% of FP17s for the same patient ID Re-attending within 3 months - Children	27	392	6.9%	10.0%	11.8%	12.3%
% of FP17s for the same patient ID Re-attending within 3 months - Adults	190	1,351	14.1%	16.1%	17.1%	16.7%
% of FP17s for the same patient ID Re-attending between 3 & 9 months - Children	115	392	29.3%	46.2%	46.5%	57.6%
% of FP17s for the same patient ID Re-attending between 3 & 9 months - Adults	386	1,351	28.6%	37.0%	37.6%	50.1%
% of FP17s for Band 1 Urgent Courses	52	1,540	3.4%	11.0%	10.7%	9.1%
% of FP17s Relating to Free Repair or Replacements	0	1,540	0.0%	0.6%	0.6%	0.8%
% of FP17s Relating to Continuations	0	1,540	0.0%	0.7%	0.9%	1.2%
% of Patients satisfied with the dentistry they have received	1	1	N/A	91.3%	90.4%	92.8%
% of Patients satisfied with the time they had to wait for an appointment	1	1	N/A	84.0%	83.7%	88.7%

* This is based on patients treated on this contract for their most recent course of treatment. Figures in italics indicate the base number of FP17s or Patient Questionnaire responses are less than 100. N/A is shown where the base number of responses is less than 10 during the period. % is calculated as Quantity/Base number*100

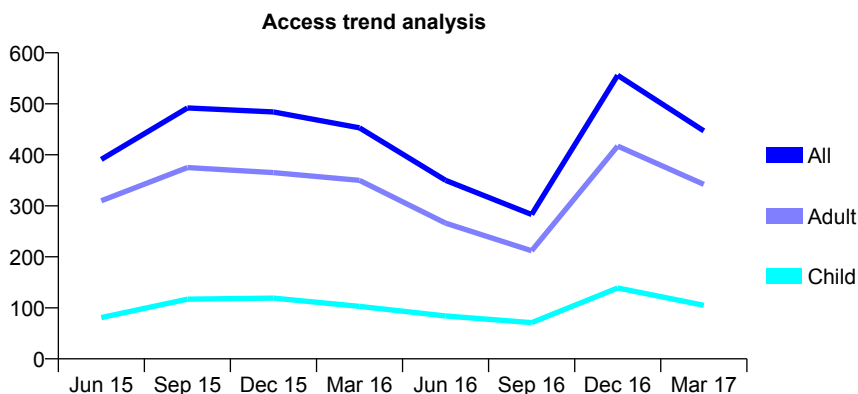
Q62 - Vital Signs At a Glance Contract Report for 960837/0003 - March 2017

Name or company name	MISS A VAZIR
Contract type name	GDS Contract
Purpose of contract	General
Contract start date	01/05/2013
Contract end date	

16/17 Contracted general activity (UDA)	2,000
Carry forward general activity (UDA)	-40
16/17 Contracted orthodontic activity (UOA)	0
Carry forward orthodontic activity (UOA)	0
Baseline contract value	£52,933.62

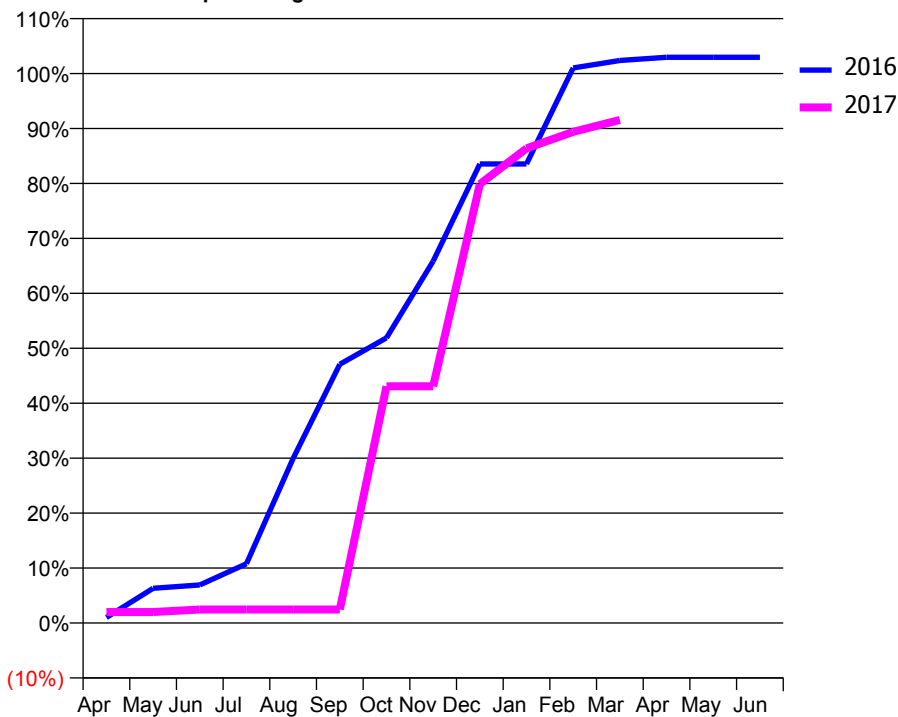
ACCESS*

Patients seen in 24 months	Total	Change since previous quarter
Quarter ending March 2016	453	
Quarter ending June 2016	350	↓
Quarter ending September 2016	283	↓
Quarter ending December 2016	556	↑
Quarter ending March 2017	447	↓
Variance since March 2016	(1.3%)	↓



ACTIVITY

Cumulative percentage of contracted UDA delivered 2016 & 2017



Month	Adjusted Scheduled Activity (UDA)	
	2016	2017
April	20	40
May	127	40
June	139	49
July	216	49
August	599	49
September	942	49
October	1,038	862
November	1,317	862
December	1,671	1,598
January	1,671	1,728
February	2,020	1,788
March	2,047	1,831
April	2,059	
May	2,059	
June	2,059	

QUALITY

	Quantity	Base Number	Contract	AT	Region	England
% of FP17s for the same patient ID Re-attending within 3 months - Children	5	117	4.3%	10.0%	11.8%	12.3%
% of FP17s for the same patient ID Re-attending within 3 months - Adults	42	364	11.5%	16.1%	17.1%	16.7%
% of FP17s for the same patient ID Re-attending between 3 & 9 months - Children	4	117	3.4%	46.2%	46.5%	57.6%
% of FP17s for the same patient ID Re-attending between 3 & 9 months - Adults	24	364	6.6%	37.0%	37.6%	50.1%
% of FP17s for Band 1 Urgent Courses	38	480	7.9%	11.0%	10.7%	9.1%
% of FP17s Relating to Free Repair or Replacements	3	480	0.6%	0.6%	0.6%	0.8%
% of FP17s Relating to Continuations	1	480	0.2%	0.7%	0.9%	1.2%
% of Patients satisfied with the dentistry they have received	0	0	N/A	91.3%	90.4%	92.8%
% of Patients satisfied with the time they had to wait for an appointment	0	0	N/A	84.0%	83.7%	88.7%

* This is based on patients treated on this contract for their most recent course of treatment. Figures in italics indicate the base number of FP17s or Patient Questionnaire responses are less than 100. N/A is shown where the base number of responses is less than 10 during the period. % is calculated as Quantity/Base number*100

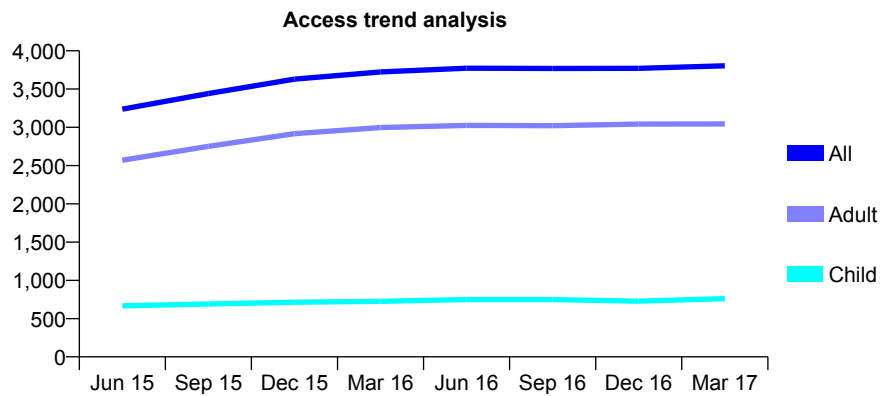
Q62 - Vital Signs At a Glance Contract Report for 961256/0001 - March 2017

Name or company name	Archna Patel and Rajesh Kylahsum
Contract type name	GDS Contract
Purpose of contract	General
Contract start date	01/01/2012
Contract end date	

16/17 Contracted general activity (UDA)	9,749
Carry forward general activity (UDA)	-157
16/17 Contracted orthodontic activity (UOA)	0
Carry forward orthodontic activity (UOA)	0
Baseline contract value	£271,161.92

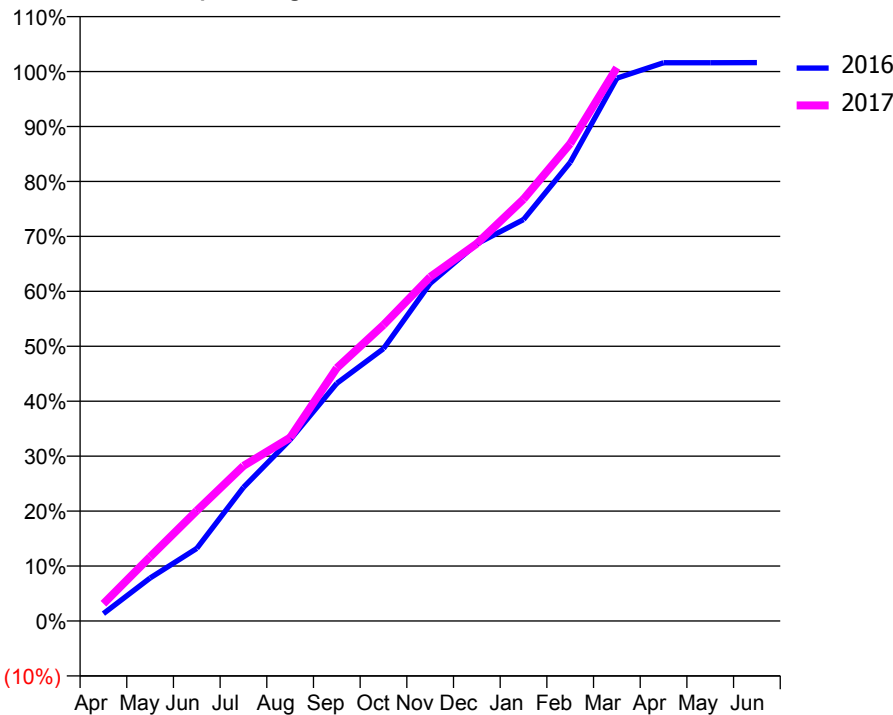
ACCESS*

Patients seen in 24 months	Total	Change since previous quarter
Quarter ending March 2016	3,723	
Quarter ending June 2016	3,772	→
Quarter ending September 2016	3,769	→
Quarter ending December 2016	3,771	→
Quarter ending March 2017	3,804	→
Variance since March 2016	2.2%	↑



ACTIVITY

Cumulative percentage of contracted UDA delivered 2016 & 2017



Month	Adjusted Scheduled Activity (UDA)	
	2016	2017
April	130	306
May	762	1,139
June	1,288	1,957
July	2,371	2,752
August	3,215	3,253
September	4,217	4,489
October	4,833	5,252
November	5,989	6,106
December	6,693	6,697
January	7,122	7,484
February	8,137	8,469
March	9,630	9,816
April	9,904	
May	9,905	
June	9,906	

QUALITY

	Quantity	Base Number	Contract	AT	Region	England
% of FP17s for the same patient ID Re-attending within 3 months - Children	80	1,110	7.2%	10.0%	11.8%	12.3%
% of FP17s for the same patient ID Re-attending within 3 months - Adults	717	4,021	17.8%	16.1%	17.1%	16.7%
% of FP17s for the same patient ID Re-attending between 3 & 9 months - Children	603	1,110	54.3%	46.2%	46.5%	57.6%
% of FP17s for the same patient ID Re-attending between 3 & 9 months - Adults	2,030	4,021	50.5%	37.0%	37.6%	50.1%
% of FP17s for Band 1 Urgent Courses	436	4,384	9.9%	11.0%	10.7%	9.1%
% of FP17s Relating to Free Repair or Replacements	52	4,384	1.2%	0.6%	0.6%	0.8%
% of FP17s Relating to Continuations	40	4,384	0.9%	0.7%	0.9%	1.2%
% of Patients satisfied with the dentistry they have received	4	5	N/A	91.3%	90.4%	92.8%
% of Patients satisfied with the time they had to wait for an appointment	5	5	N/A	84.0%	83.7%	88.7%

* This is based on patients treated on this contract for their most recent course of treatment. Figures in italics indicate the base number of FP17s or Patient Questionnaire responses are less than 100. N/A is shown where the base number of responses is less than 10 during the period. % is calculated as Quantity/Base number*100

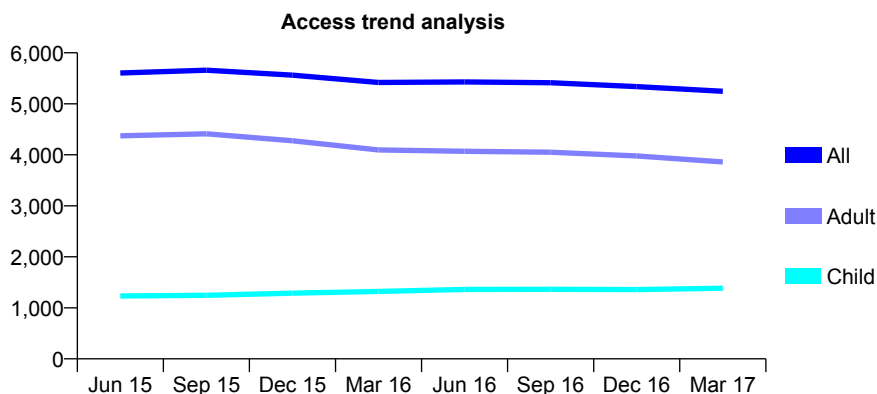
Q62 - Vital Signs At a Glance Contract Report for 963895/0001 - March 2017

Name or company name	MR SK MAKHIJANI
Contract type name	GDS Contract
Purpose of contract	General
Contract start date	01/04/2006
Contract end date	

16/17 Contracted general activity (UDA)	9,654
Carry forward general activity (UDA)	-76
16/17 Contracted orthodontic activity (UOA)	0
Carry forward orthodontic activity (UOA)	0
Baseline contract value	£233,614.22

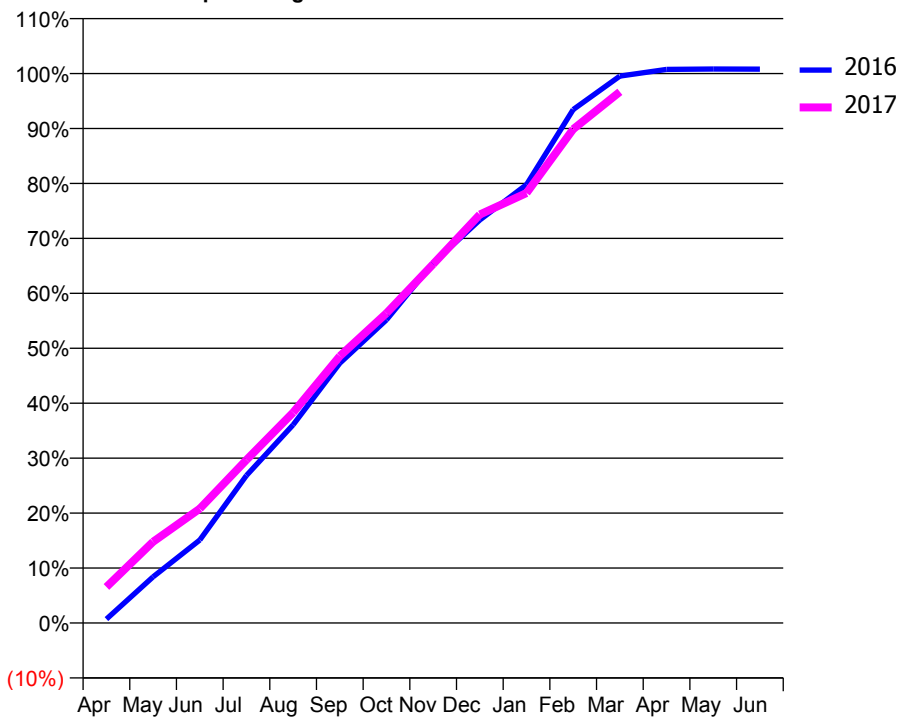
ACCESS*

Patients seen in 24 months	Total	Change since previous quarter
Quarter ending March 2016	5,417	
Quarter ending June 2016	5,429	→
Quarter ending September 2016	5,413	→
Quarter ending December 2016	5,338	↓
Quarter ending March 2017	5,245	↓
Variance since March 2016	(3.2%)	↓



ACTIVITY

Cumulative percentage of contracted UDA delivered 2016 & 2017



Month	Adjusted Scheduled Activity (UDA)	
	2016	2017
April	69	633
May	812	1,428
June	1,459	2,008
July	2,592	2,866
August	3,483	3,698
September	4,564	4,688
October	5,327	5,443
November	6,323	6,306
December	7,080	7,177
January	7,701	7,555
February	9,020	8,676
March	9,609	9,333
April	9,726	
May	9,734	
June	9,730	

QUALITY

	Quantity	Base Number	Contract	AT	Region	England
% of FP17s for the same patient ID Re-attending within 3 months - Children	74	1,503	4.9%	10.0%	11.8%	12.3%
% of FP17s for the same patient ID Re-attending within 3 months - Adults	279	3,448	8.1%	16.1%	17.1%	16.7%
% of FP17s for the same patient ID Re-attending between 3 & 9 months - Children	533	1,503	35.5%	46.2%	46.5%	57.6%
% of FP17s for the same patient ID Re-attending between 3 & 9 months - Adults	1,265	3,448	36.7%	37.0%	37.6%	50.1%
% of FP17s for Band 1 Urgent Courses	376	4,891	7.7%	11.0%	10.7%	9.1%
% of FP17s Relating to Free Repair or Replacements	10	4,891	0.2%	0.6%	0.6%	0.8%
% of FP17s Relating to Continuations	3	4,891	0.1%	0.7%	0.9%	1.2%
% of Patients satisfied with the dentistry they have received	2	2	N/A	91.3%	90.4%	92.8%
% of Patients satisfied with the time they had to wait for an appointment	1	2	N/A	84.0%	83.7%	88.7%

* This is based on patients treated on this contract for their most recent course of treatment. Figures in italics indicate the base number of FP17s or Patient Questionnaire responses are less than 100. N/A is shown where the base number of responses is less than 10 during the period. % is calculated as Quantity/Base number*100

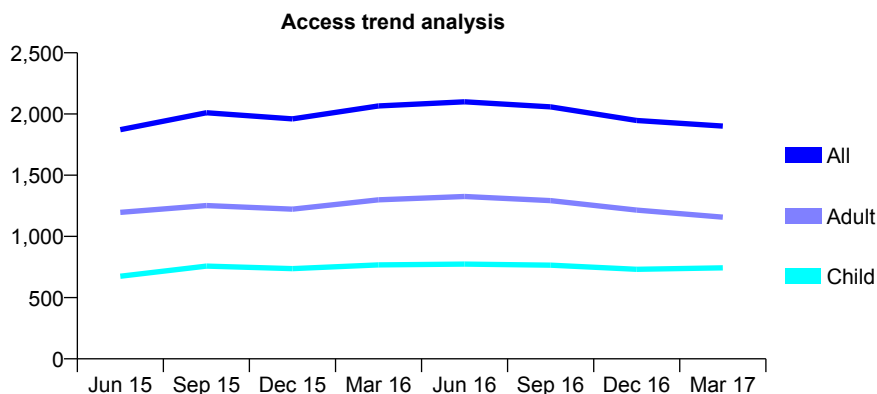
Q62 - Vital Signs At a Glance Contract Report for 967548/0001 - March 2017

Name or company name	Mr Ali J Abulhab
Contract type name	GDS Contract
Purpose of contract	General
Contract start date	01/12/2008
Contract end date	

16/17 Contracted general activity (UDA)	5,500
Carry forward general activity (UDA)	0
16/17 Contracted orthodontic activity (UOA)	0
Carry forward orthodontic activity (UOA)	0
Baseline contract value	£136,088.80

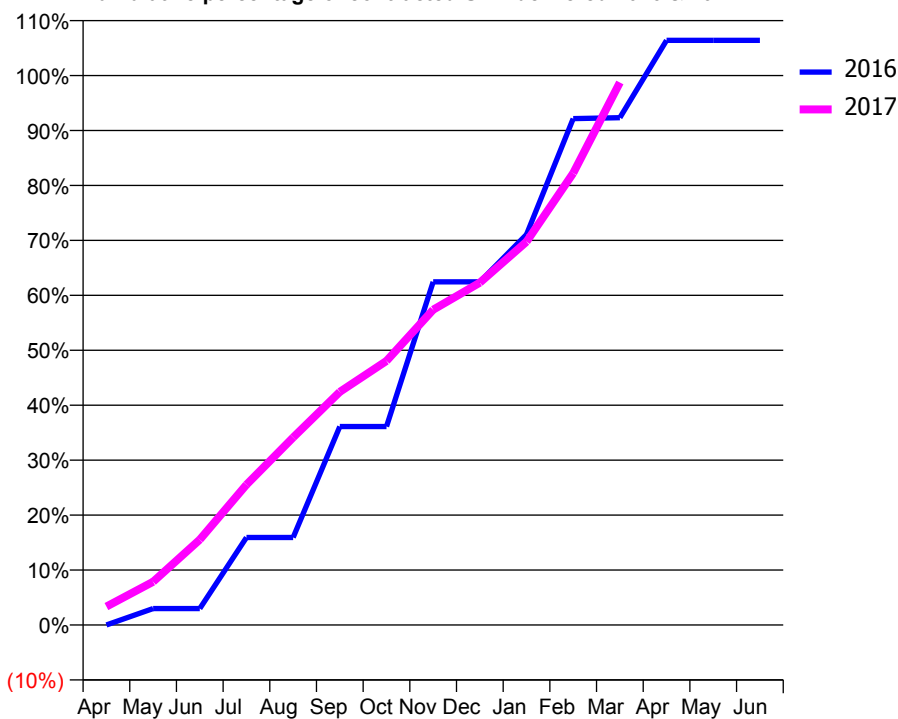
ACCESS*

Patients seen in 24 months	Total	Change since previous quarter
Quarter ending March 2016	2,066	
Quarter ending June 2016	2,100	→
Quarter ending September 2016	2,058	↓
Quarter ending December 2016	1,947	↓
Quarter ending March 2017	1,901	↓
Variance since March 2016	(8.0%)	↓



ACTIVITY

Cumulative percentage of contracted UDA delivered 2016 & 2017



Month	Adjusted Scheduled Activity (UDA)	
	2016	2017
April	0	185
May	100	433
June	100	855
July	528	1,404
August	528	1,877
September	1,198	2,333
October	1,198	2,644
November	2,071	3,156
December	2,071	3,427
January	2,357	3,836
February	3,056	4,523
March	3,061	5,431
April	3,528	
May	3,528	
June	3,528	

QUALITY

	Quantity	Base Number	Contract	AT	Region	England
% of FP17s for the same patient ID Re-attending within 3 months - Children	34	805	4.2%	10.0%	11.8%	12.3%
% of FP17s for the same patient ID Re-attending within 3 months - Adults	109	1,188	9.2%	16.1%	17.1%	16.7%
% of FP17s for the same patient ID Re-attending between 3 & 9 months - Children	253	805	31.4%	46.2%	46.5%	57.6%
% of FP17s for the same patient ID Re-attending between 3 & 9 months - Adults	297	1,188	25.0%	37.0%	37.6%	50.1%
% of FP17s for Band 1 Urgent Courses	39	1,783	2.2%	11.0%	10.7%	9.1%
% of FP17s Relating to Free Repair or Replacements	8	1,783	0.4%	0.6%	0.6%	0.8%
% of FP17s Relating to Continuations	5	1,783	0.3%	0.7%	0.9%	1.2%
% of Patients satisfied with the dentistry they have received	0	0	N/A	91.3%	90.4%	92.8%
% of Patients satisfied with the time they had to wait for an appointment	0	0	N/A	84.0%	83.7%	88.7%

* This is based on patients treated on this contract for their most recent course of treatment. Figures in italics indicate the base number of FP17s or Patient Questionnaire responses are less than 100. N/A is shown where the base number of responses is less than 10 during the period. % is calculated as Quantity/Base number*100

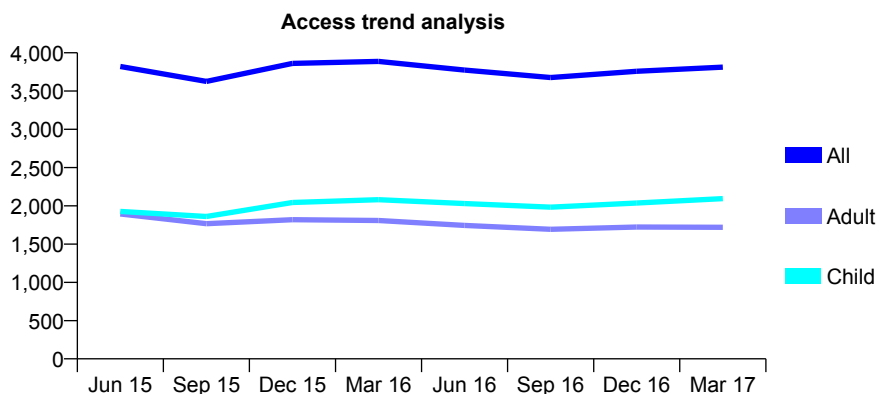
Q62 - Vital Signs At a Glance Contract Report for 979414/0003 - March 2017

Name or company name	MR SS GHALLEY
Contract type name	GDS Contract
Purpose of contract	General
Contract start date	01/04/2006
Contract end date	

16/17 Contracted general activity (UDA)	13,002
Carry forward general activity (UDA)	29
16/17 Contracted orthodontic activity (UOA)	0
Carry forward orthodontic activity (UOA)	0
Baseline contract value	£406,524.84

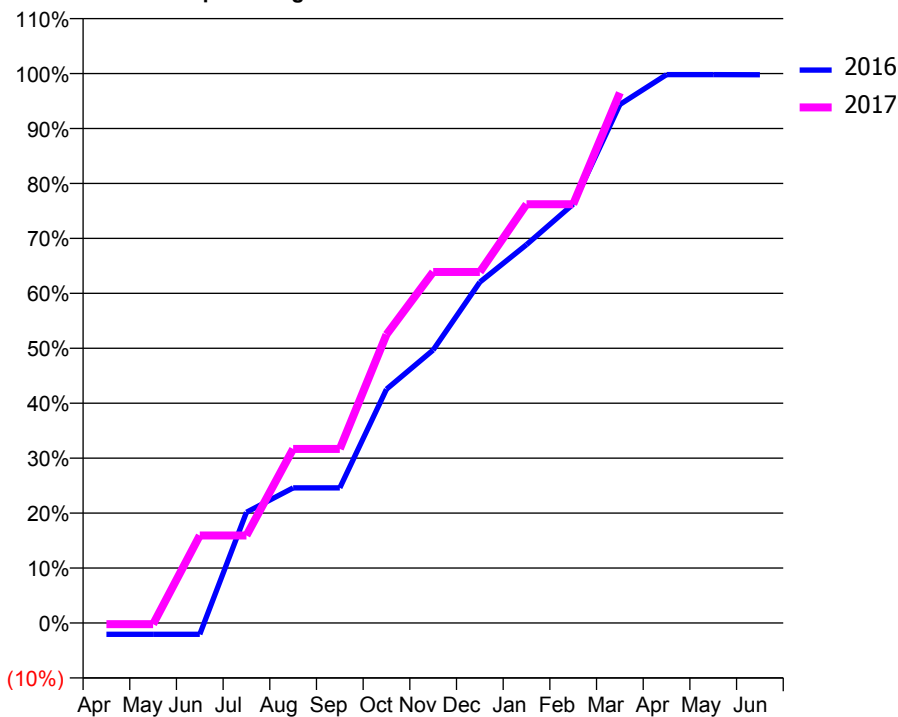
ACCESS*

Patients seen in 24 months	Total	Change since previous quarter
Quarter ending March 2016	3,888	
Quarter ending June 2016	3,774	↓
Quarter ending September 2016	3,676	↓
Quarter ending December 2016	3,759	↑
Quarter ending March 2017	3,813	→
Variance since March 2016	(1.9%)	↓



ACTIVITY

Cumulative percentage of contracted UDA delivered 2016 & 2017



Adjusted Scheduled Activity (UDA)

Month	2016	2017
April	-270	-29
May	-270	-29
June	-270	2,072
July	2,622	2,072
August	3,197	4,119
September	3,197	4,119
October	5,532	6,825
November	6,459	8,305
December	8,066	8,305
January	8,953	9,909
February	9,912	9,909
March	12,269	12,547
April	12,974	
May	12,974	
June	12,973	

QUALITY

	Quantity	Base Number	Contract	AT	Region	England
% of FP17s for the same patient ID Re-attending within 3 months - Children	156	2,580	6.0%	10.0%	11.8%	12.3%
% of FP17s for the same patient ID Re-attending within 3 months - Adults	224	1,807	12.4%	16.1%	17.1%	16.7%
% of FP17s for the same patient ID Re-attending between 3 & 9 months - Children	1,212	2,580	47.0%	46.2%	46.5%	57.6%
% of FP17s for the same patient ID Re-attending between 3 & 9 months - Adults	811	1,807	44.9%	37.0%	37.6%	50.1%
% of FP17s for Band 1 Urgent Courses	254	4,202	6.0%	11.0%	10.7%	9.1%
% of FP17s Relating to Free Repair or Replacements	8	4,202	0.2%	0.6%	0.6%	0.8%
% of FP17s Relating to Continuations	30	4,202	0.7%	0.7%	0.9%	1.2%
% of Patients satisfied with the dentistry they have received	1	1	N/A	91.3%	90.4%	92.8%
% of Patients satisfied with the time they had to wait for an appointment	1	1	N/A	84.0%	83.7%	88.7%

* This is based on patients treated on this contract for their most recent course of treatment. Figures in italics indicate the base number of FP17s or Patient Questionnaire responses are less than 100. N/A is shown where the base number of responses is less than 10 during the period. % is calculated as Quantity/Base number*100

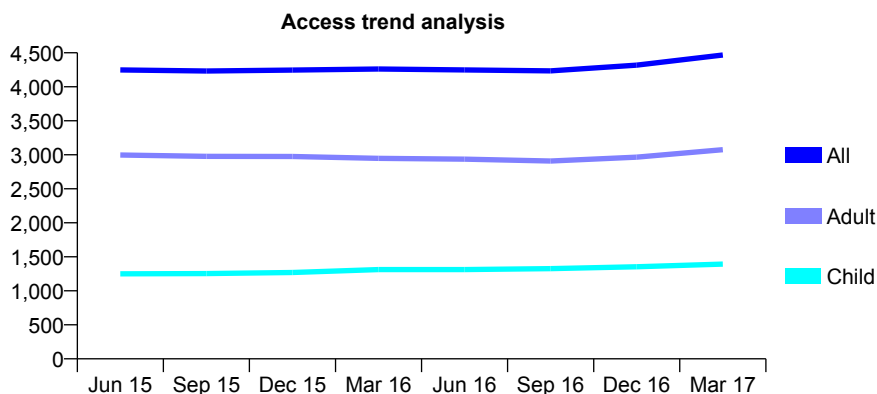
Q62 - Vital Signs At a Glance Contract Report for 979414/0005 - March 2017

Name or company name	Baljeet Singh Chawla
Contract type name	GDS Contract
Purpose of contract	General
Contract start date	01/05/2009
Contract end date	

16/17 Contracted general activity (UDA)	12,820
Carry forward general activity (UDA)	310
16/17 Contracted orthodontic activity (UOA)	0
Carry forward orthodontic activity (UOA)	0
Baseline contract value	£329,759.74

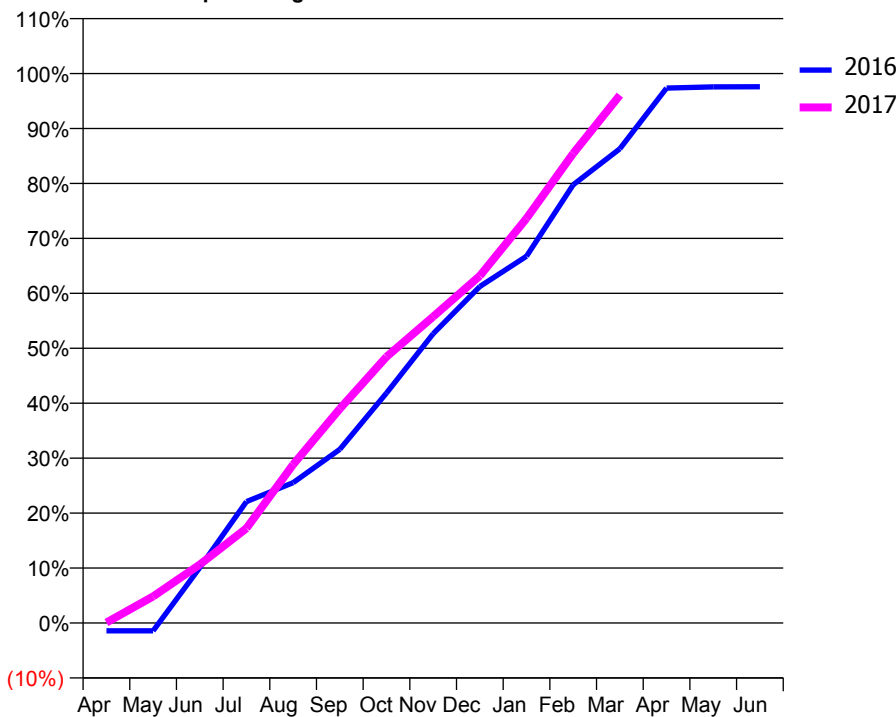
ACCESS*

Patients seen in 24 months	Total	Change since previous quarter
Quarter ending March 2016	4,261	
Quarter ending June 2016	4,249	→
Quarter ending September 2016	4,234	→
Quarter ending December 2016	4,319	↑
Quarter ending March 2017	4,468	↑
Variance since March 2016	4.9%	↑



ACTIVITY

Cumulative percentage of contracted UDA delivered 2016 & 2017



Month	Adjusted Scheduled Activity (UDA)	
	2016	2017
April	-186	12
May	-186	619
June	1,291	1,363
July	2,832	2,211
August	3,275	3,697
September	4,053	4,997
October	5,364	6,213
November	6,748	7,148
December	7,849	8,100
January	8,558	9,440
February	10,225	10,955
March	11,063	12,315
April	12,479	
May	12,507	
June	12,510	

QUALITY

	Quantity	Base Number	Contract	AT	Region	England
% of FP17s for the same patient ID Re-attending within 3 months - Children	164	2,101	7.8%	10.0%	11.8%	12.3%
% of FP17s for the same patient ID Re-attending within 3 months - Adults	536	3,486	15.4%	16.1%	17.1%	16.7%
% of FP17s for the same patient ID Re-attending between 3 & 9 months - Children	1,128	2,101	53.7%	46.2%	46.5%	57.6%
% of FP17s for the same patient ID Re-attending between 3 & 9 months - Adults	1,012	3,486	29.0%	37.0%	37.6%	50.1%
% of FP17s for Band 1 Urgent Courses	337	5,181	6.5%	11.0%	10.7%	9.1%
% of FP17s Relating to Free Repair or Replacements	49	5,181	0.9%	0.6%	0.6%	0.8%
% of FP17s Relating to Continuations	53	5,181	1.0%	0.7%	0.9%	1.2%
% of Patients satisfied with the dentistry they have received	3	3	N/A	91.3%	90.4%	92.8%
% of Patients satisfied with the time they had to wait for an appointment	3	3	N/A	84.0%	83.7%	88.7%

* This is based on patients treated on this contract for their most recent course of treatment. Figures in italics indicate the base number of FP17s or Patient Questionnaire responses are less than 100. N/A is shown where the base number of responses is less than 10 during the period. % is calculated as Quantity/Base number*100

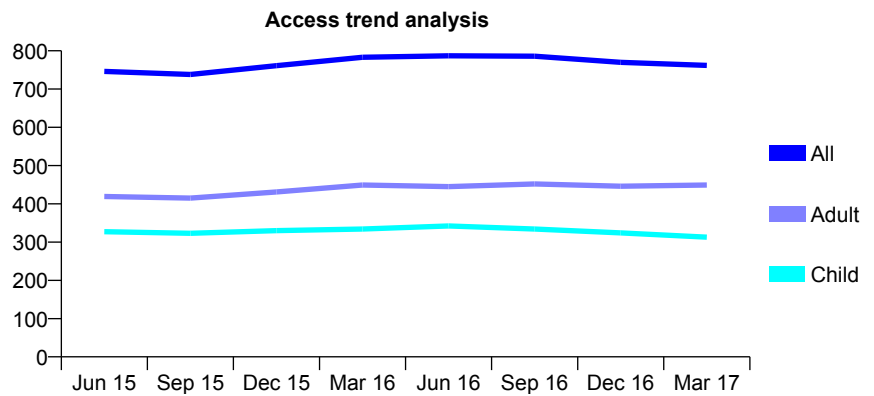
Q62 - Vital Signs At a Glance Contract Report for 982849/0001 - March 2017

Name or company name	MR RJ O'MALLEY
Contract type name	GDS Contract
Purpose of contract	General
Contract start date	01/04/2006
Contract end date	

16/17 Contracted general activity (UDA)	1,355
Carry forward general activity (UDA)	0
16/17 Contracted orthodontic activity (UOA)	0
Carry forward orthodontic activity (UOA)	0
Baseline contract value	£36,220.17

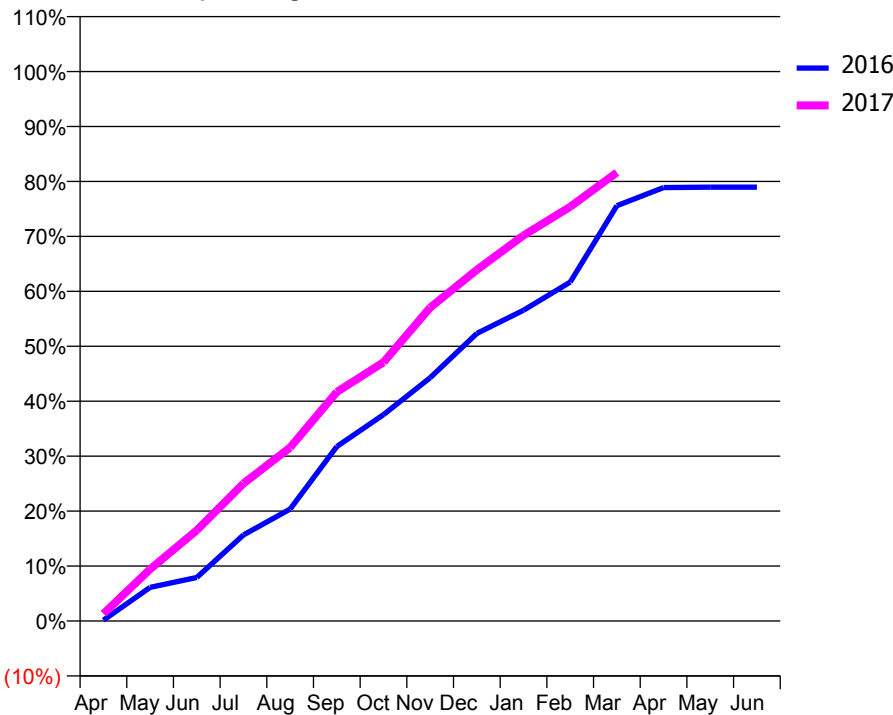
ACCESS*

Patients seen in 24 months	Total	Change since previous quarter
Quarter ending March 2016	783	
Quarter ending June 2016	787	→
Quarter ending September 2016	786	→
Quarter ending December 2016	770	↓
Quarter ending March 2017	762	↓
Variance since March 2016	(2.7%)	↓



ACTIVITY

Cumulative percentage of contracted UDA delivered 2016 & 2017



Month	Adjusted Scheduled Activity (UDA)	
	2016	2017
April	2	18
May	83	128
June	107	224
July	212	339
August	276	428
September	430	565
October	509	638
November	600	773
December	709	866
January	766	951
February	836	1,021
March	1,024	1,106
April	1,069	
May	1,070	
June	1,070	

QUALITY

	Quantity	Base Number	Contract	AT	Region	England
% of FP17s for the same patient ID Re-attending within 3 months - Children	18	294	6.1%	10.0%	11.8%	12.3%
% of FP17s for the same patient ID Re-attending within 3 months - Adults	44	377	11.7%	16.1%	17.1%	16.7%
% of FP17s for the same patient ID Re-attending between 3 & 9 months - Children	82	294	27.9%	46.2%	46.5%	57.6%
% of FP17s for the same patient ID Re-attending between 3 & 9 months - Adults	94	377	24.9%	37.0%	37.6%	50.1%
% of FP17s for Band 1 Urgent Courses	55	645	8.5%	11.0%	10.7%	9.1%
% of FP17s Relating to Free Repair or Replacements	1	645	0.2%	0.6%	0.6%	0.8%
% of FP17s Relating to Continuations	7	645	1.1%	0.7%	0.9%	1.2%
% of Patients satisfied with the dentistry they have received	0	0	N/A	91.3%	90.4%	92.8%
% of Patients satisfied with the time they had to wait for an appointment	0	0	N/A	84.0%	83.7%	88.7%

* This is based on patients treated on this contract for their most recent course of treatment. Figures in italics indicate the base number of FP17s or Patient Questionnaire responses are less than 100. N/A is shown where the base number of responses is less than 10 during the period. % is calculated as Quantity/Base number*100

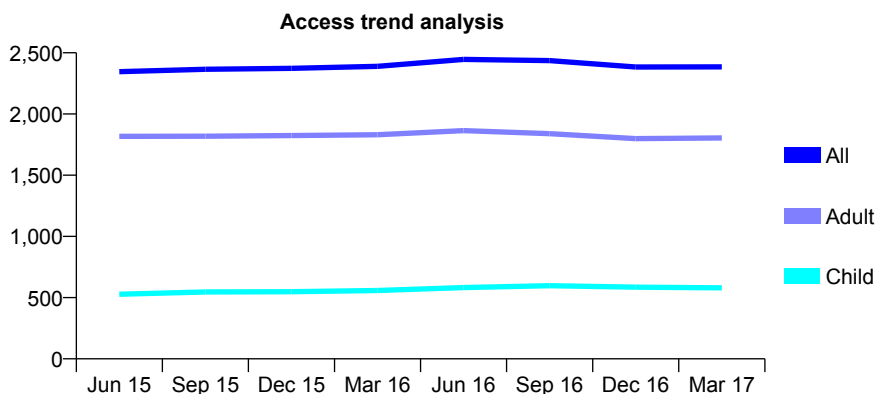
Q62 - Vital Signs At a Glance Contract Report for 998214/0001 - March 2017

Name or company name	MR DS KOONER
Contract type name	GDS Contract
Purpose of contract	General
Contract start date	01/04/2006
Contract end date	

16/17 Contracted general activity (UDA)	7,767
Carry forward general activity (UDA)	65
16/17 Contracted orthodontic activity (UOA)	0
Carry forward orthodontic activity (UOA)	0
Baseline contract value	£217,749.99

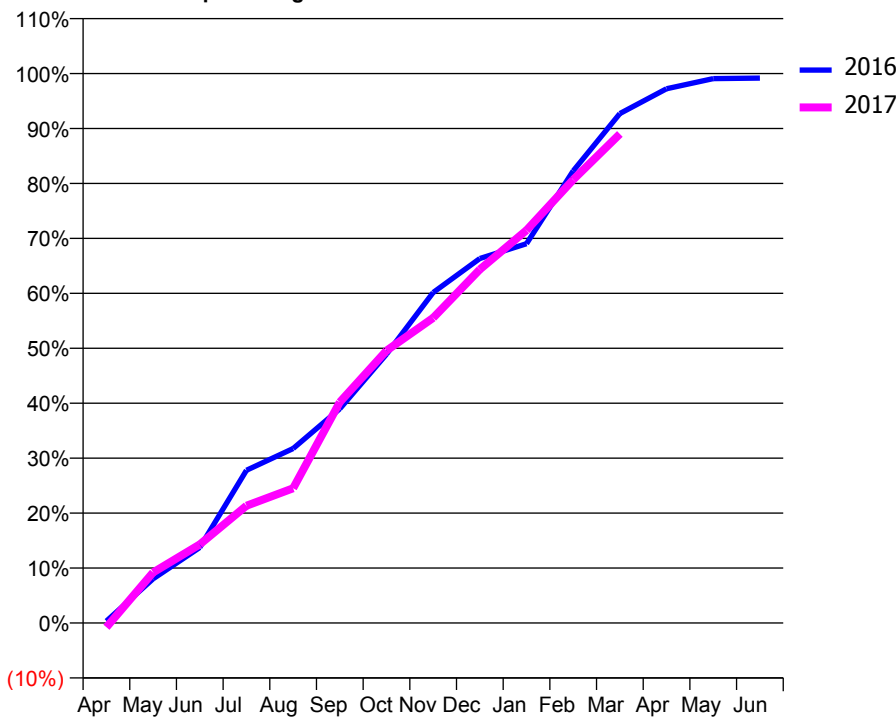
ACCESS*

Patients seen in 24 months	Total	Change since previous quarter
Quarter ending March 2016	2,389	
Quarter ending June 2016	2,446	↑
Quarter ending September 2016	2,436	→
Quarter ending December 2016	2,384	↓
Quarter ending March 2017	2,385	→
Variance since March 2016	(0.2%)	→



ACTIVITY

Cumulative percentage of contracted UDA delivered 2016 & 2017



Month	Adjusted Scheduled Activity (UDA)	
	2016	2017
April	27	-62
May	624	715
June	1,068	1,111
July	2,159	1,658
August	2,467	1,904
September	3,028	3,123
October	3,798	3,850
November	4,672	4,314
December	5,152	4,998
January	5,361	5,552
February	6,391	6,266
March	7,201	6,912
April	7,552	
May	7,695	
June	7,702	

QUALITY

	Quantity	Base Number	Contract	AT	Region	England
% of FP17s for the same patient ID Re-attending within 3 months - Children	36	583	6.2%	10.0%	11.8%	12.3%
% of FP17s for the same patient ID Re-attending within 3 months - Adults	227	1,635	13.9%	16.1%	17.1%	16.7%
% of FP17s for the same patient ID Re-attending between 3 & 9 months - Children	207	583	35.5%	46.2%	46.5%	57.6%
% of FP17s for the same patient ID Re-attending between 3 & 9 months - Adults	382	1,635	23.4%	37.0%	37.6%	50.1%
% of FP17s for Band 1 Urgent Courses	347	2,050	16.9%	11.0%	10.7%	9.1%
% of FP17s Relating to Free Repair or Replacements	3	2,050	0.1%	0.6%	0.6%	0.8%
% of FP17s Relating to Continuations	13	2,050	0.6%	0.7%	0.9%	1.2%
% of Patients satisfied with the dentistry they have received	4	4	N/A	91.3%	90.4%	92.8%
% of Patients satisfied with the time they had to wait for an appointment	3	4	N/A	84.0%	83.7%	88.7%

* This is based on patients treated on this contract for their most recent course of treatment. Figures in italics indicate the base number of FP17s or Patient Questionnaire responses are less than 100. N/A is shown where the base number of responses is less than 10 during the period. % is calculated as Quantity/Base number*100

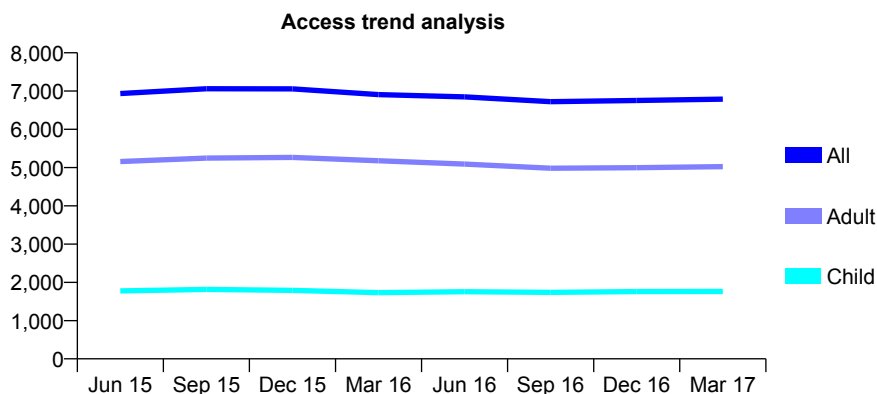
Q62 - Vital Signs At a Glance Contract Report for 998214/0002 - March 2017

Name or company name	MR DS KOONER
Contract type name	GDS Contract
Purpose of contract	General
Contract start date	01/04/2006
Contract end date	

16/17 Contracted general activity (UDA)	16,231
Carry forward general activity (UDA)	-275
16/17 Contracted orthodontic activity (UOA)	0
Carry forward orthodontic activity (UOA)	0
Baseline contract value	£531,197.90

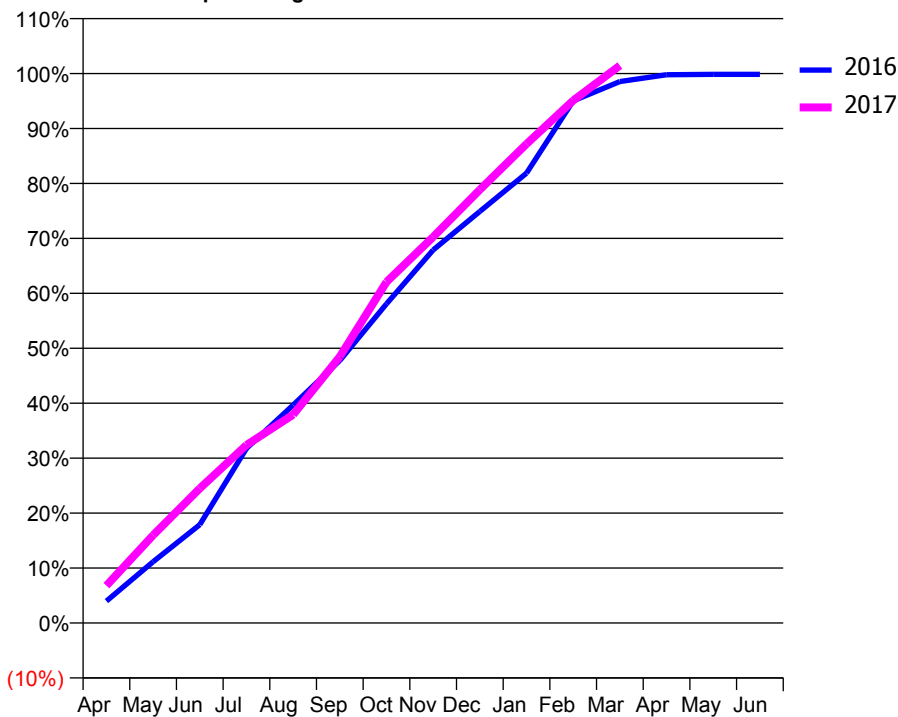
ACCESS*

Patients seen in 24 months	Total	Change since previous quarter
Quarter ending March 2016	6,907	
Quarter ending June 2016	6,848	→
Quarter ending September 2016	6,721	↓
Quarter ending December 2016	6,754	→
Quarter ending March 2017	6,787	→
Variance since March 2016	(1.7%)	↓



ACTIVITY

Cumulative percentage of contracted UDA delivered 2016 & 2017



Month	Adjusted Scheduled Activity (UDA)	
	2016	2017
April	647	1,105
May	1,811	2,595
June	2,906	3,978
July	5,158	5,258
August	6,436	6,153
September	7,752	7,867
October	9,429	10,075
November	11,019	11,406
December	12,158	12,800
January	13,288	14,150
February	15,421	15,434
March	15,994	16,465
April	16,192	
May	16,206	
June	16,206	

QUALITY

	Quantity	Base Number	Contract	AT	Region	England
% of FP17s for the same patient ID Re-attending within 3 months - Children	106	1,852	5.7%	10.0%	11.8%	12.3%
% of FP17s for the same patient ID Re-attending within 3 months - Adults	734	4,930	14.9%	16.1%	17.1%	16.7%
% of FP17s for the same patient ID Re-attending between 3 & 9 months - Children	681	1,852	36.8%	46.2%	46.5%	57.6%
% of FP17s for the same patient ID Re-attending between 3 & 9 months - Adults	1,520	4,930	30.8%	37.0%	37.6%	50.1%
% of FP17s for Band 1 Urgent Courses	627	5,878	10.7%	11.0%	10.7%	9.1%
% of FP17s Relating to Free Repair or Replacements	56	5,878	1.0%	0.6%	0.6%	0.8%
% of FP17s Relating to Continuations	74	5,878	1.3%	0.7%	0.9%	1.2%
% of Patients satisfied with the dentistry they have received	7	9	N/A	91.3%	90.4%	92.8%
% of Patients satisfied with the time they had to wait for an appointment	8	9	N/A	84.0%	83.7%	88.7%

* This is based on patients treated on this contract for their most recent course of treatment. Figures in italics indicate the base number of FP17s or Patient Questionnaire responses are less than 100. N/A is shown where the base number of responses is less than 10 during the period. % is calculated as Quantity/Base number*100