

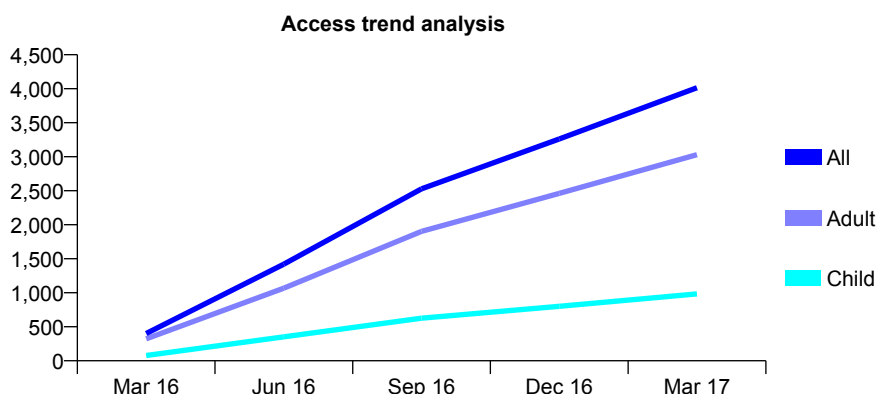
Q57 - Vital Signs At a Glance Contract Report for 100021/0000 - March 2017

Name or company name	Mr S Shah, Mr P Vaid & Mr S Radia
Contract type name	PDS Plus Contract
Purpose of contract	General
Contract start date	01/03/2016
Contract end date	31/03/2018

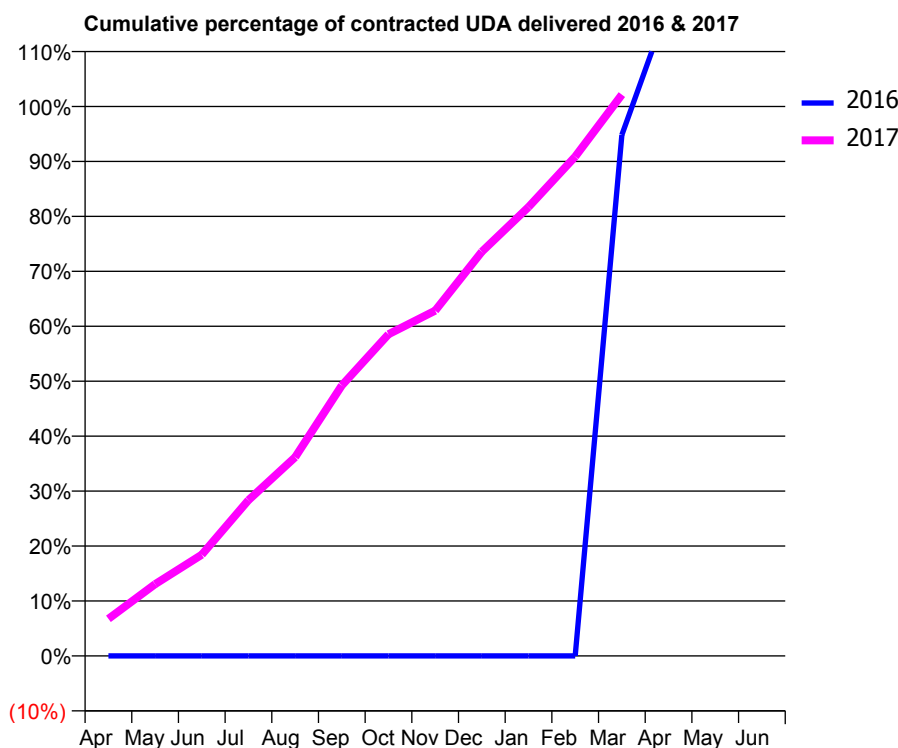
16/17 Contracted general activity (UDA)	15,000
Carry forward general activity (UDA)	-300
16/17 Contracted orthodontic activity (UOA)	0
Carry forward orthodontic activity (UOA)	0
Baseline contract value	£406,568.46

ACCESS*

Patients seen in 24 months	Total	Change since previous quarter
Quarter ending March 2016	400	
Quarter ending June 2016	1,420	↑
Quarter ending September 2016	2,529	↑
Quarter ending December 2016	3,262	↑
Quarter ending March 2017	4,015	↑
Variance since March 2016	903.8%	↑



ACTIVITY



Month	Adjusted Scheduled Activity (UDA)	
	2016	2017
April	0	1,014
May	0	1,959
June	0	2,763
July	0	4,255
August	0	5,426
September	0	7,385
October	0	8,780
November	0	9,424
December	0	11,033
January	0	12,252
February	0	13,629
March	1,185	15,322
April	1,479	
May	1,479	
June	1,482	

QUALITY

	Quantity	Base Number	Contract	AT	Region	England
% of FP17s for the same patient ID Re-attending within 3 months - Children	60	1,567	3.8%	10.6%	12.0%	12.3%
% of FP17s for the same patient ID Re-attending within 3 months - Adults	315	4,712	6.7%	15.3%	16.0%	16.7%
% of FP17s for the same patient ID Re-attending between 3 & 9 months - Children	243	1,567	15.5%	55.6%	58.8%	57.6%
% of FP17s for the same patient ID Re-attending between 3 & 9 months - Adults	597	4,712	12.7%	48.7%	51.2%	50.1%
% of FP17s for Band 1 Urgent Courses	900	6,184	14.6%	8.6%	8.0%	9.1%
% of FP17s Relating to Free Repair or Replacements	18	6,184	0.3%	0.8%	0.8%	0.8%
% of FP17s Relating to Continuations	20	6,184	0.3%	1.1%	1.2%	1.2%
% of Patients satisfied with the dentistry they have received	7	7	N/A	93.9%	92.7%	92.8%
% of Patients satisfied with the time they had to wait for an appointment	6	7	N/A	90.6%	89.1%	88.7%

* This is based on patients treated on this contract for their most recent course of treatment. Figures in italics indicate the base number of FP17s or Patient Questionnaire responses are less than 100. N/A is shown where the base number of responses is less than 10 during the period. % is calculated as Quantity/Base number*100

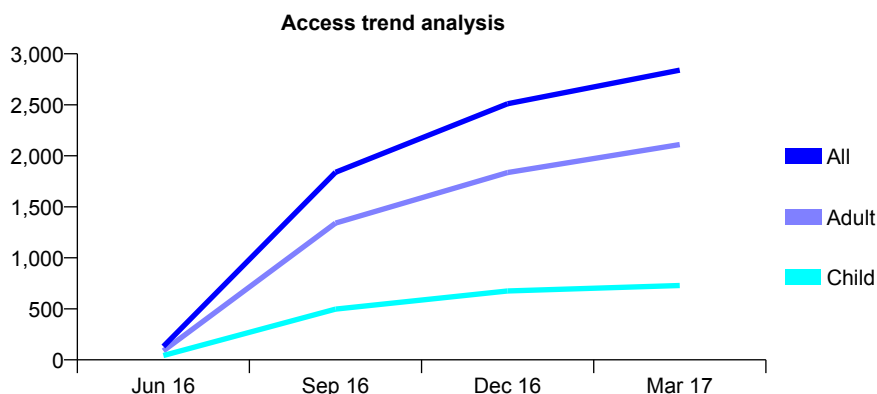
Q57 - Vital Signs At a Glance Contract Report for 100052/0000 - March 2017

Name or company name	Chigwell Dental Practice
Contract type name	GDS Contract
Purpose of contract	General
Contract start date	01/04/2016
Contract end date	

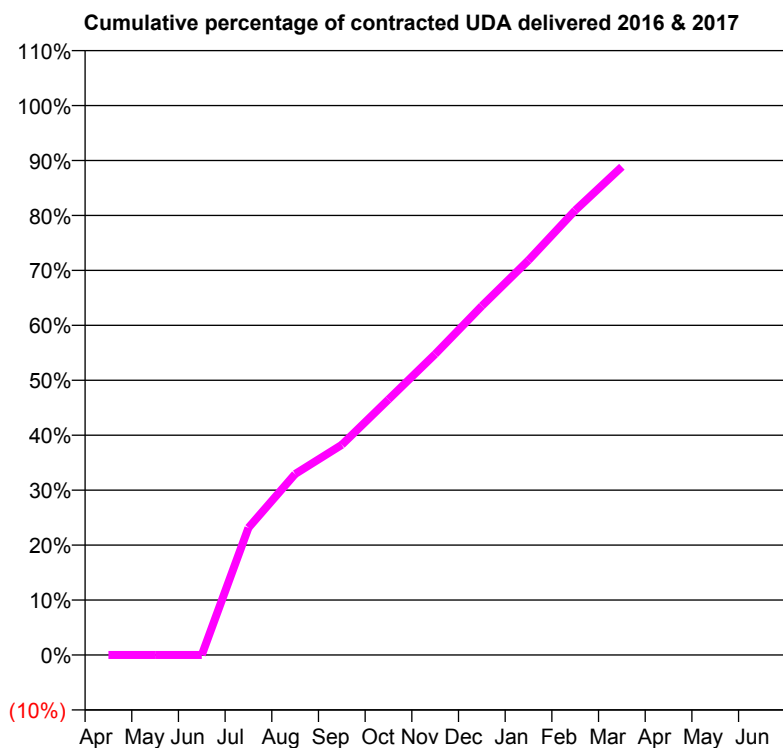
16/17 Contracted general activity (UDA)	9,104
Carry forward general activity (UDA)	0
16/17 Contracted orthodontic activity (UOA)	0
Carry forward orthodontic activity (UOA)	0
Baseline contract value	£291,780.83

ACCESS*

Patients seen in 24 months	Total	Change since previous quarter
Quarter ending March 2016	0	
Quarter ending June 2016	131	↑
Quarter ending September 2016	1,838	↑
Quarter ending December 2016	2,511	↑
Quarter ending March 2017	2,840	↑
Variance since March 2016	N/A	



ACTIVITY



Month	Adjusted Scheduled Activity (UDA)	
	2016	2017
April	0	0
May	0	0
June	0	0
July	0	2,109
August	0	2,999
September	0	3,482
October	0	4,234
November	0	4,986
December	0	5,783
January	0	6,540
February	0	7,368
March	0	8,089
April	0	
May	0	
June	0	

QUALITY

	Quantity	Base Number	Contract	AT	Region	England
% of FP17s for the same patient ID Re-attending within 3 months - Children	32	1,102	2.9%	10.6%	12.0%	12.3%
% of FP17s for the same patient ID Re-attending within 3 months - Adults	198	3,002	6.6%	15.3%	16.0%	16.7%
% of FP17s for the same patient ID Re-attending between 3 & 9 months - Children	272	1,102	24.7%	55.6%	58.8%	57.6%
% of FP17s for the same patient ID Re-attending between 3 & 9 months - Adults	605	3,002	20.2%	48.7%	51.2%	50.1%
% of FP17s for Band 1 Urgent Courses	205	4,104	5.0%	8.6%	8.0%	9.1%
% of FP17s Relating to Free Repair or Replacements	14	4,104	0.3%	0.8%	0.8%	0.8%
% of FP17s Relating to Continuations	5	4,104	0.1%	1.1%	1.2%	1.2%
% of Patients satisfied with the dentistry they have received	7	8	N/A	93.9%	92.7%	92.8%
% of Patients satisfied with the time they had to wait for an appointment	8	8	N/A	90.6%	89.1%	88.7%

* This is based on patients treated on this contract for their most recent course of treatment. Figures in italics indicate the base number of FP17s or Patient Questionnaire responses are less than 100. N/A is shown where the base number of responses is less than 10 during the period. % is calculated as Quantity/Base number*100

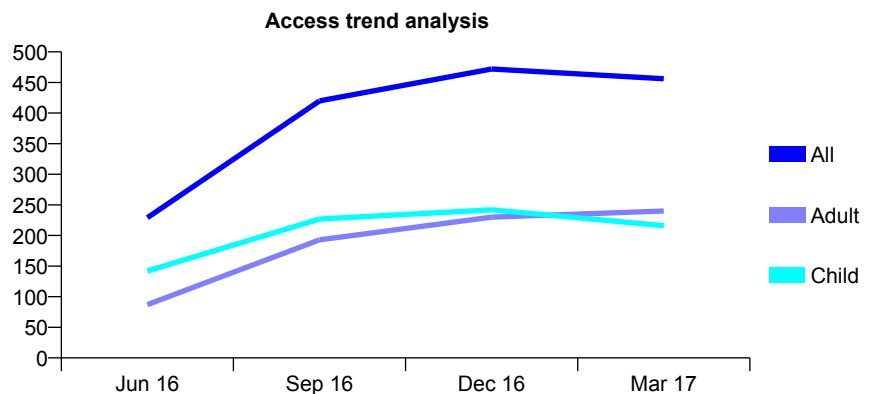
Q57 - Vital Signs At a Glance Contract Report for 100157/0000 - March 2017

Name or company name	Community Dental Services CIC
Contract type name	PDS Contract
Purpose of contract	General
Contract start date	01/04/2016
Contract end date	30/09/2016

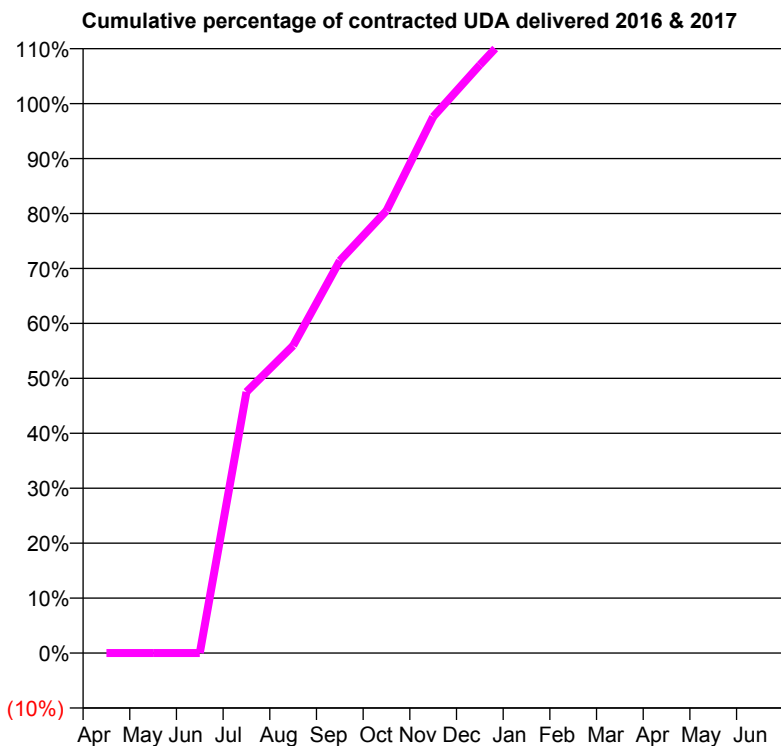
16/17 Contracted general activity (UDA)	1,250
Carry forward general activity (UDA)	0
16/17 Contracted orthodontic activity (UOA)	0
Carry forward orthodontic activity (UOA)	0
Baseline contract value	£431,556.90

ACCESS*

Patients seen in 24 months	Total	Change since previous quarter
Quarter ending March 2016	0	
Quarter ending June 2016	229	↑
Quarter ending September 2016	420	↑
Quarter ending December 2016	472	↑
Quarter ending March 2017	456	↓
Variance since March 2016	N/A	



ACTIVITY



Month	Adjusted Scheduled Activity (UDA)	
	2016	2017
April	0	0
May	0	0
June	0	0
July	0	594
August	0	699
September	0	893
October	0	1,006
November	0	1,220
December	0	1,338
January	0	1,451
February	0	1,549
March	0	1,617
April	0	
May	0	
June	0	

QUALITY

	Quantity	Base Number	Contract	AT	Region	England
% of FP17s for the same patient ID Re-attending within 3 months - Children	9	464	1.9%	10.6%	12.0%	12.3%
% of FP17s for the same patient ID Re-attending within 3 months - Adults	9	350	2.6%	15.3%	16.0%	16.7%
% of FP17s for the same patient ID Re-attending between 3 & 9 months - Children	13	464	2.8%	55.6%	58.8%	57.6%
% of FP17s for the same patient ID Re-attending between 3 & 9 months - Adults	8	350	2.3%	48.7%	51.2%	50.1%
% of FP17s for Band 1 Urgent Courses	36	814	4.4%	8.6%	8.0%	9.1%
% of FP17s Relating to Free Repair or Replacements	0	814	0.0%	0.8%	0.8%	0.8%
% of FP17s Relating to Continuations	2	814	0.2%	1.1%	1.2%	1.2%
% of Patients satisfied with the dentistry they have received	0	0	N/A	93.9%	92.7%	92.8%
% of Patients satisfied with the time they had to wait for an appointment	0	0	N/A	90.6%	89.1%	88.7%

* This is based on patients treated on this contract for their most recent course of treatment. Figures in italics indicate the base number of FP17s or Patient Questionnaire responses are less than 100. N/A is shown where the base number of responses is less than 10 during the period. % is calculated as Quantity/Base number*100

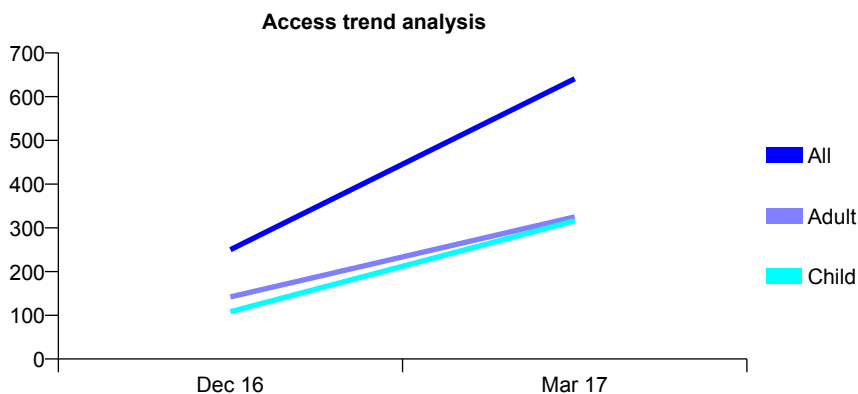
Q57 - Vital Signs At a Glance Contract Report for 100212/0000 - March 2017

Name or company name	Community Dental Services - CDS CIC Ess
Contract type name	PDS Contract
Purpose of contract	General
Contract start date	01/10/2016
Contract end date	30/09/2019

16/17 Contracted general activity (UDA)	4,888
Carry forward general activity (UDA)	0
16/17 Contracted orthodontic activity (UOA)	0
Carry forward orthodontic activity (UOA)	0
Baseline contract value	£740,125.88

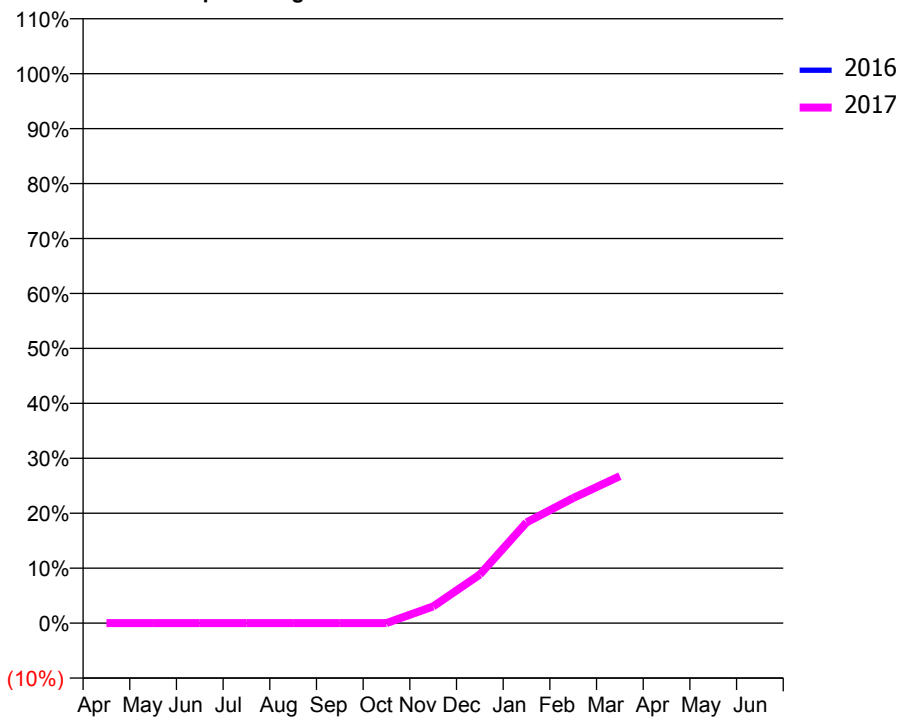
ACCESS*

Patients seen in 24 months	Total	Change since previous quarter
Quarter ending March 2016	0	
Quarter ending June 2016	0	
Quarter ending September 2016	0	
Quarter ending December 2016	250	↑
Quarter ending March 2017	641	↑
Variance since March 2016	N/A	



ACTIVITY

Cumulative percentage of contracted UDA delivered 2016 & 2017



Month	Adjusted Scheduled Activity (UDA)	
	2016	2017
April	0	0
May	0	0
June	0	0
July	0	0
August	0	0
September	0	0
October	0	0
November	0	149
December	0	432
January	0	896
February	0	1,113
March	0	1,308
April	0	
May	0	
June	0	

QUALITY

	Quantity	Base Number	Contract	AT	Region	England
% of FP17s for the same patient ID Re-attending within 3 months - Children	6	401	1.5%	10.6%	12.0%	12.3%
% of FP17s for the same patient ID Re-attending within 3 months - Adults	13	320	4.1%	15.3%	16.0%	16.7%
% of FP17s for the same patient ID Re-attending between 3 & 9 months - Children	3	401	0.7%	55.6%	58.8%	57.6%
% of FP17s for the same patient ID Re-attending between 3 & 9 months - Adults	2	320	0.6%	48.7%	51.2%	50.1%
% of FP17s for Band 1 Urgent Courses	38	721	5.3%	8.6%	8.0%	9.1%
% of FP17s Relating to Free Repair or Replacements	0	721	0.0%	0.8%	0.8%	0.8%
% of FP17s Relating to Continuations	5	721	0.7%	1.1%	1.2%	1.2%
% of Patients satisfied with the dentistry they have received	1	1	N/A	93.9%	92.7%	92.8%
% of Patients satisfied with the time they had to wait for an appointment	0	1	N/A	90.6%	89.1%	88.7%

* This is based on patients treated on this contract for their most recent course of treatment. Figures in italics indicate the base number of FP17s or Patient Questionnaire responses are less than 100. N/A is shown where the base number of responses is less than 10 during the period. % is calculated as Quantity/Base number*100

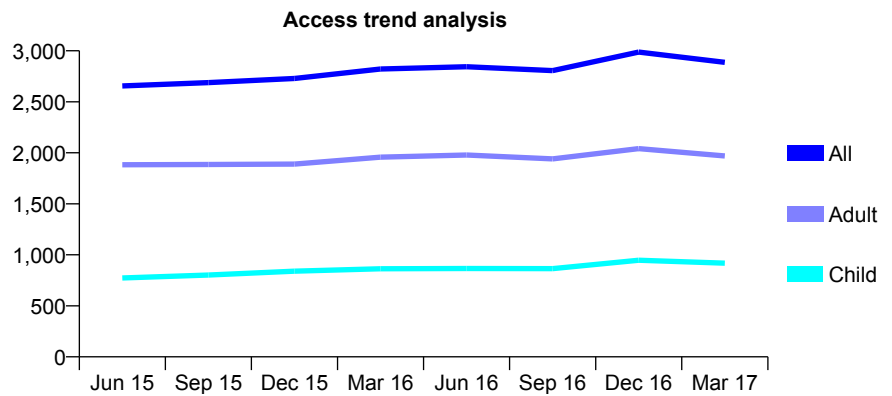
Q57 - Vital Signs At a Glance Contract Report for 101281/0151 - March 2017

Name or company name	OASIS DENTAL CARE LTD
Contract type name	GDS Contract
Purpose of contract	General
Contract start date	02/04/2006
Contract end date	

16/17 Contracted general activity (UDA)	6,594
Carry forward general activity (UDA)	-132
16/17 Contracted orthodontic activity (UOA)	0
Carry forward orthodontic activity (UOA)	0
Baseline contract value	£139,447.96

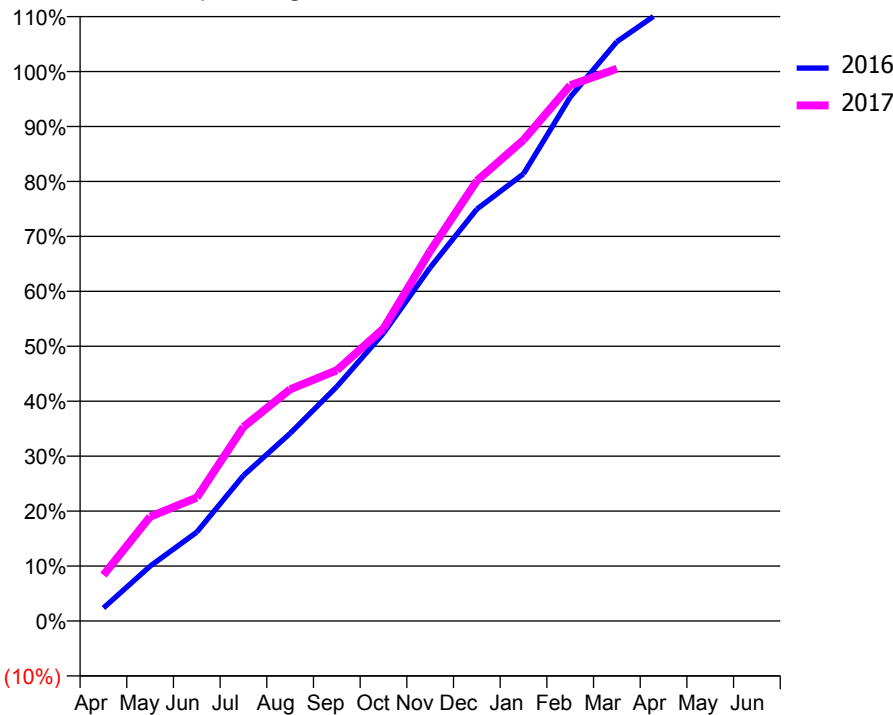
ACCESS*

Patients seen in 24 months	Total	Change since previous quarter
Quarter ending March 2016	2,821	
Quarter ending June 2016	2,844	→
Quarter ending September 2016	2,806	↓
Quarter ending December 2016	2,988	↑
Quarter ending March 2017	2,887	↓
Variance since March 2016	2.3%	↑



ACTIVITY

Cumulative percentage of contracted UDA delivered 2016 & 2017



Month	Adjusted Scheduled Activity (UDA)	
	2016	2017
April	157	551
May	658	1,251
June	1,067	1,481
July	1,746	2,330
August	2,253	2,780
September	2,812	3,009
October	3,454	3,511
November	4,242	4,440
December	4,942	5,283
January	5,366	5,773
February	6,287	6,429
March	6,952	6,627
April	7,338	
May	7,338	
June	7,338	

QUALITY

	Quantity	Base Number	Contract	AT	Region	England
% of FP17s for the same patient ID Re-attending within 3 months - Children	69	1,114	6.2%	10.6%	12.0%	12.3%
% of FP17s for the same patient ID Re-attending within 3 months - Adults	401	2,536	15.8%	15.3%	16.0%	16.7%
% of FP17s for the same patient ID Re-attending between 3 & 9 months - Children	558	1,114	50.1%	55.6%	58.8%	57.6%
% of FP17s for the same patient ID Re-attending between 3 & 9 months - Adults	1,427	2,536	56.3%	48.7%	51.2%	50.1%
% of FP17s for Band 1 Urgent Courses	241	3,428	7.0%	8.6%	8.0%	9.1%
% of FP17s Relating to Free Repair or Replacements	46	3,428	1.3%	0.8%	0.8%	0.8%
% of FP17s Relating to Continuations	80	3,428	2.3%	1.1%	1.2%	1.2%
% of Patients satisfied with the dentistry they have received	3	3	N/A	93.9%	92.7%	92.8%
% of Patients satisfied with the time they had to wait for an appointment	2	3	N/A	90.6%	89.1%	88.7%

* This is based on patients treated on this contract for their most recent course of treatment. Figures in italics indicate the base number of FP17s or Patient Questionnaire responses are less than 100. N/A is shown where the base number of responses is less than 10 during the period. % is calculated as Quantity/Base number*100

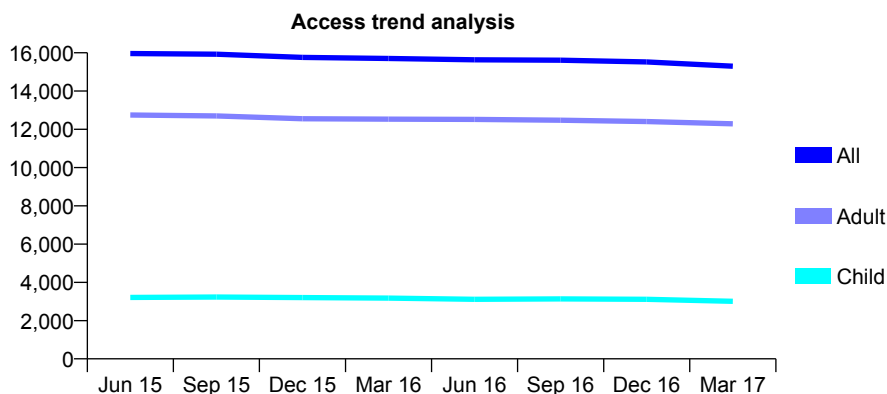
Q57 - Vital Signs At a Glance Contract Report for 101370/0036 - March 2017

Name or company name	Petrie Tucker and Partners Ltd
Contract type name	GDS Contract
Purpose of contract	General
Contract start date	01/04/2006
Contract end date	

16/17 Contracted general activity (UDA)	56,815
Carry forward general activity (UDA)	0
16/17 Contracted orthodontic activity (UOA)	0
Carry forward orthodontic activity (UOA)	0
Baseline contract value	£1,358,932.97

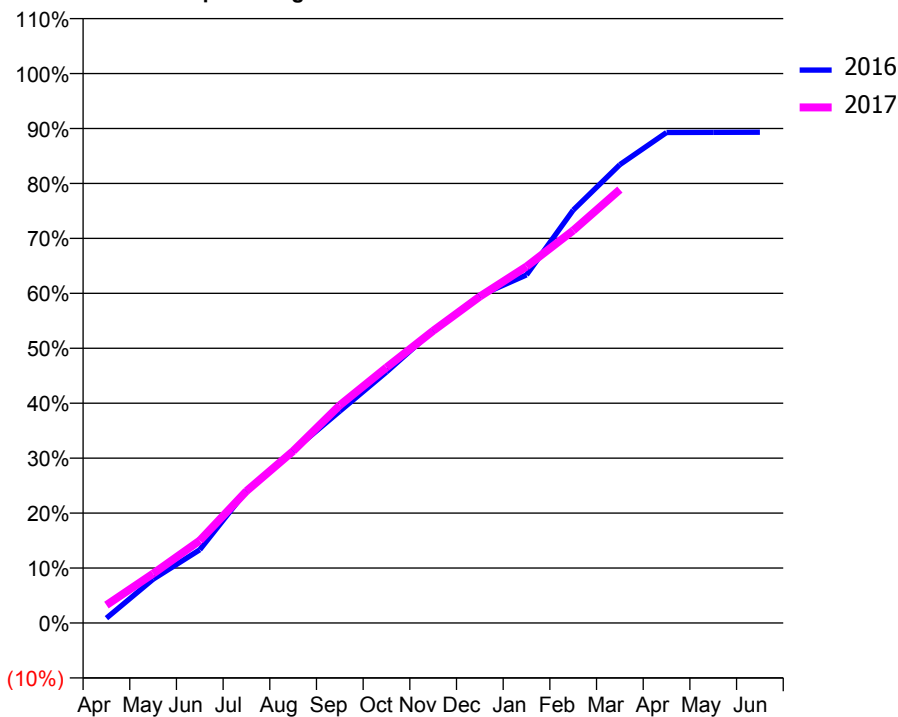
ACCESS*

Patients seen in 24 months	Total	Change since previous quarter
Quarter ending March 2016	15,705	
Quarter ending June 2016	15,634	→
Quarter ending September 2016	15,611	→
Quarter ending December 2016	15,521	→
Quarter ending March 2017	15,296	↓
Variance since March 2016	(2.6%)	↓



ACTIVITY

Cumulative percentage of contracted UDA delivered 2016 & 2017



Month	Adjusted Scheduled Activity (UDA)	
	2016	2017
April	504	1,857
May	4,531	5,105
June	7,578	8,523
July	13,672	13,642
August	17,815	17,776
September	21,905	22,518
October	25,957	26,429
November	30,241	30,215
December	33,861	33,761
January	35,987	36,857
February	42,690	40,584
March	47,394	44,818
April	50,712	
May	50,724	
June	50,740	

QUALITY

	Quantity	Base Number	Contract	AT	Region	England
% of FP17s for the same patient ID Re-attending within 3 months - Children	302	3,793	8.0%	10.6%	12.0%	12.3%
% of FP17s for the same patient ID Re-attending within 3 months - Adults	2,372	14,226	16.7%	15.3%	16.0%	16.7%
% of FP17s for the same patient ID Re-attending between 3 & 9 months - Children	1,837	3,793	48.4%	55.6%	58.8%	57.6%
% of FP17s for the same patient ID Re-attending between 3 & 9 months - Adults	5,346	14,226	37.6%	48.7%	51.2%	50.1%
% of FP17s for Band 1 Urgent Courses	2,327	17,060	13.6%	8.6%	8.0%	9.1%
% of FP17s Relating to Free Repair or Replacements	123	17,060	0.7%	0.8%	0.8%	0.8%
% of FP17s Relating to Continuations	342	17,060	2.0%	1.1%	1.2%	1.2%
% of Patients satisfied with the dentistry they have received	30	36	83.3%	93.9%	92.7%	92.8%
% of Patients satisfied with the time they had to wait for an appointment	25	36	69.4%	90.6%	89.1%	88.7%

* This is based on patients treated on this contract for their most recent course of treatment. Figures in italics indicate the base number of FP17s or Patient Questionnaire responses are less than 100. N/A is shown where the base number of responses is less than 10 during the period. % is calculated as Quantity/Base number*100

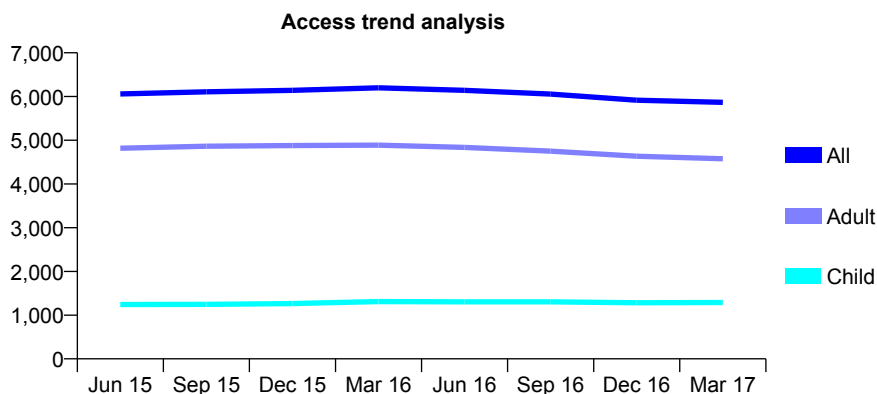
Q57 - Vital Signs At a Glance Contract Report for 101370/0098 - March 2017

Name or company name	Du Toit and BurgerPartnership Ltd (Harwic
Contract type name	GDS Contract
Purpose of contract	General and Orthodontic
Contract start date	01/04/2007
Contract end date	

16/17 Contracted general activity (UDA)	19,884
Carry forward general activity (UDA)	653
16/17 Contracted orthodontic activity (UOA)	1,265
Carry forward orthodontic activity (UOA)	0
Baseline contract value	£658,800.34

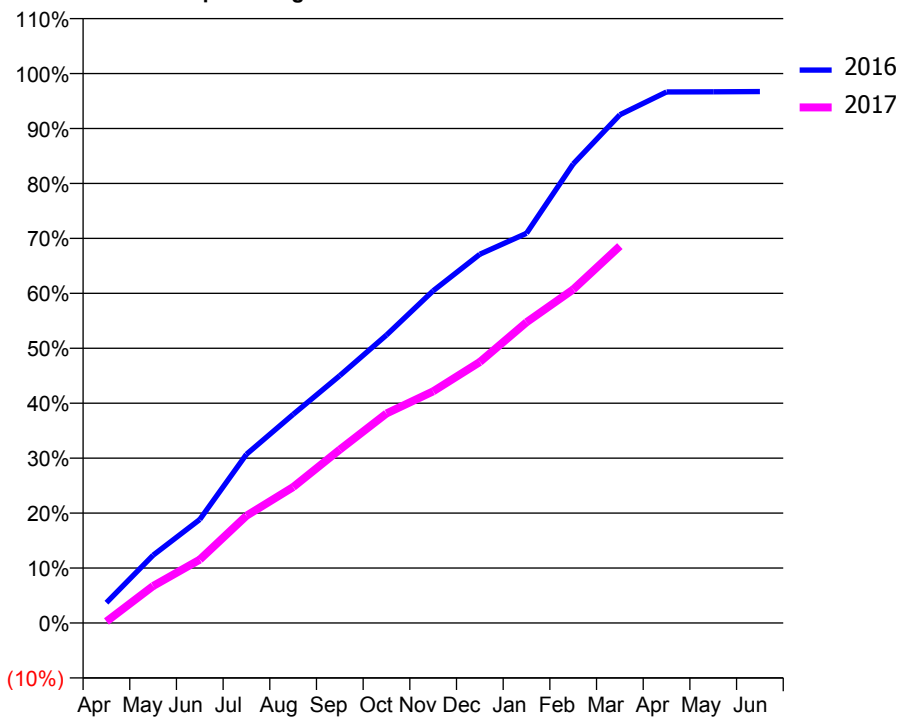
ACCESS*

Patients seen in 24 months	Total	Change since previous quarter
Quarter ending March 2016	6,198	
Quarter ending June 2016	6,140	→
Quarter ending September 2016	6,055	↓
Quarter ending December 2016	5,917	↓
Quarter ending March 2017	5,866	→
Variance since March 2016	(5.4%)	↓



ACTIVITY

Cumulative percentage of contracted UDA delivered 2016 & 2017



Month	Adjusted Scheduled Activity (UDA)	
	2016	2017
April	736	55
May	2,452	1,340
June	3,749	2,297
July	6,107	3,881
August	7,548	4,917
September	8,952	6,274
October	10,419	7,585
November	12,023	8,383
December	13,343	9,446
January	14,103	10,885
February	16,613	12,068
March	18,393	13,639
April	19,217	
May	19,220	
June	19,231	

QUALITY

	Quantity	Base Number	Contract	AT	Region	England
% of FP17s for the same patient ID Re-attending within 3 months - Children	74	1,554	4.8%	10.6%	12.0%	12.3%
% of FP17s for the same patient ID Re-attending within 3 months - Adults	603	5,076	11.9%	15.3%	16.0%	16.7%
% of FP17s for the same patient ID Re-attending between 3 & 9 months - Children	922	1,554	59.3%	55.6%	58.8%	57.6%
% of FP17s for the same patient ID Re-attending between 3 & 9 months - Adults	2,217	5,076	43.7%	48.7%	51.2%	50.1%
% of FP17s for Band 1 Urgent Courses	433	6,236	6.9%	8.6%	8.0%	9.1%
% of FP17s Relating to Free Repair or Replacements	26	6,236	0.4%	0.8%	0.8%	0.8%
% of FP17s Relating to Continuations	94	6,236	1.5%	1.1%	1.2%	1.2%
% of Patients satisfied with the dentistry they have received	17	20	85.0%	93.9%	92.7%	92.8%
% of Patients satisfied with the time they had to wait for an appointment	20	20	100.0%	90.6%	89.1%	88.7%

* This is based on patients treated on this contract for their most recent course of treatment. Figures in italics indicate the base number of FP17s or Patient Questionnaire responses are less than 100. N/A is shown where the base number of responses is less than 10 during the period. % is calculated as Quantity/Base number*100

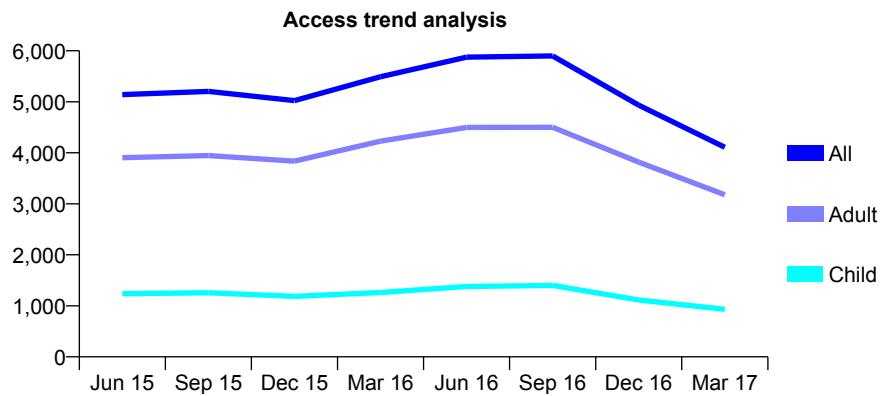
Q57 - Vital Signs At a Glance Contract Report for 104361/0001 - March 2017

Name or company name	Chelmsford Partnership
Contract type name	GDS Contract
Purpose of contract	General
Contract start date	01/02/2013
Contract end date	

16/17 Contracted general activity (UDA)	15,400
Carry forward general activity (UDA)	0
16/17 Contracted orthodontic activity (UOA)	0
Carry forward orthodontic activity (UOA)	0
Baseline contract value	£422,763.39

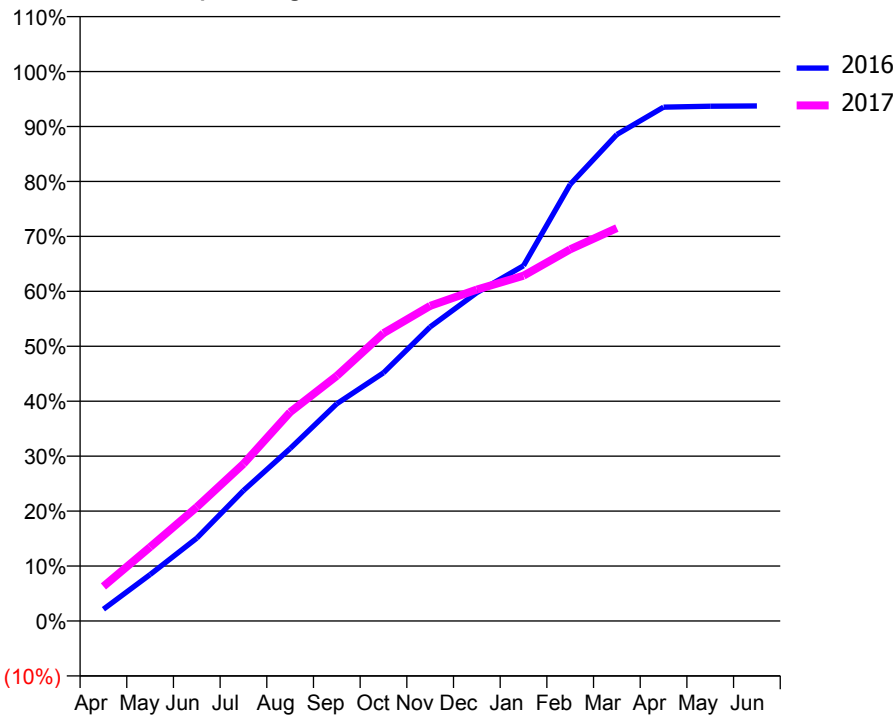
ACCESS*

Patients seen in 24 months	Total	Change since previous quarter
Quarter ending March 2016	5,491	
Quarter ending June 2016	5,875	↑
Quarter ending September 2016	5,900	→
Quarter ending December 2016	4,934	↓
Quarter ending March 2017	4,109	↓
Variance since March 2016	(25.2%)	↓



ACTIVITY

Cumulative percentage of contracted UDA delivered 2016 & 2017



Month	Adjusted Scheduled Activity (UDA)	
	2016	2017
April	332	970
May	1,301	2,071
June	2,323	3,192
July	3,656	4,405
August	4,836	5,854
September	6,088	6,872
October	6,956	8,068
November	8,242	8,832
December	9,202	9,289
January	9,959	9,676
February	12,238	10,416
March	13,635	11,010
April	14,402	
May	14,425	
June	14,436	

QUALITY

	Quantity	Base Number	Contract	AT	Region	England
% of FP17s for the same patient ID Re-attending within 3 months - Children	64	1,500	4.3%	10.6%	12.0%	12.3%
% of FP17s for the same patient ID Re-attending within 3 months - Adults	536	4,570	11.7%	15.3%	16.0%	16.7%
% of FP17s for the same patient ID Re-attending between 3 & 9 months - Children	734	1,500	48.9%	55.6%	58.8%	57.6%
% of FP17s for the same patient ID Re-attending between 3 & 9 months - Adults	1,986	4,570	43.5%	48.7%	51.2%	50.1%
% of FP17s for Band 1 Urgent Courses	580	5,675	10.2%	8.6%	8.0%	9.1%
% of FP17s Relating to Free Repair or Replacements	114	5,675	2.0%	0.8%	0.8%	0.8%
% of FP17s Relating to Continuations	31	5,675	0.5%	1.1%	1.2%	1.2%
% of Patients satisfied with the dentistry they have received	15	16	93.8%	93.9%	92.7%	92.8%
% of Patients satisfied with the time they had to wait for an appointment	14	16	87.5%	90.6%	89.1%	88.7%

* This is based on patients treated on this contract for their most recent course of treatment. Figures in italics indicate the base number of FP17s or Patient Questionnaire responses are less than 100. N/A is shown where the base number of responses is less than 10 during the period. % is calculated as Quantity/Base number*100

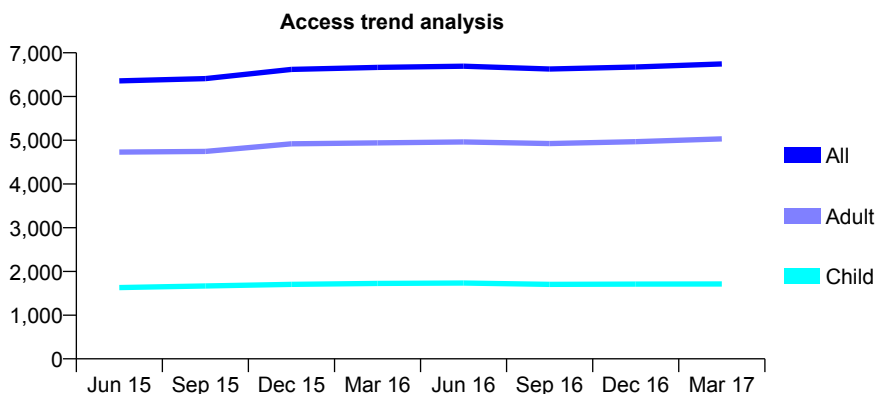
Q57 - Vital Signs At a Glance Contract Report for 104558/0001 - March 2017

Name or company name	Broadway Dental Clinic
Contract type name	GDS Contract
Purpose of contract	General
Contract start date	01/07/2011
Contract end date	

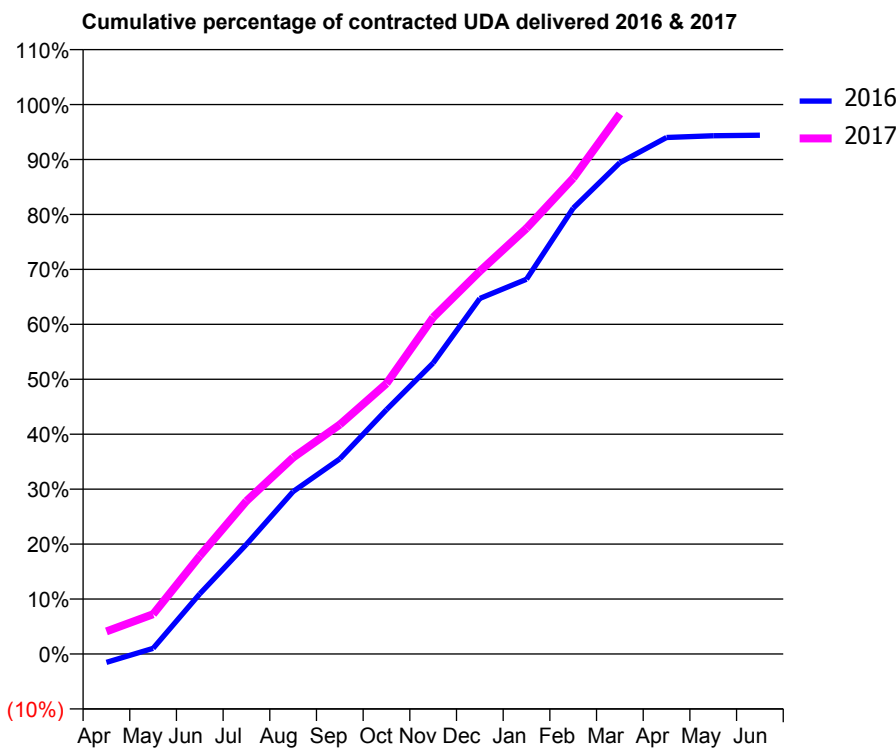
16/17 Contracted general activity (UDA)	17,402
Carry forward general activity (UDA)	0
16/17 Contracted orthodontic activity (UOA)	0
Carry forward orthodontic activity (UOA)	0
Baseline contract value	£493,313.09

ACCESS*

Patients seen in 24 months	Total	Change since previous quarter
Quarter ending March 2016	6,666	
Quarter ending June 2016	6,693	→
Quarter ending September 2016	6,630	→
Quarter ending December 2016	6,676	→
Quarter ending March 2017	6,746	→
Variance since March 2016	1.2%	→



ACTIVITY



Month	Adjusted Scheduled Activity (UDA)	
	2016	2017
April	-270	715
May	180	1,260
June	1,905	3,107
July	3,473	4,846
August	5,146	6,222
September	6,180	7,264
October	7,739	8,568
November	9,216	10,661
December	11,260	12,121
January	11,870	13,481
February	14,118	15,072
March	15,558	17,104
April	16,359	
May	16,411	
June	16,428	

QUALITY

	Quantity	Base Number	Contract	AT	Region	England
% of FP17s for the same patient ID Re-attending within 3 months - Children	135	2,118	6.4%	10.6%	12.0%	12.3%
% of FP17s for the same patient ID Re-attending within 3 months - Adults	699	5,877	11.9%	15.3%	16.0%	16.7%
% of FP17s for the same patient ID Re-attending between 3 & 9 months - Children	982	2,118	46.4%	55.6%	58.8%	57.6%
% of FP17s for the same patient ID Re-attending between 3 & 9 months - Adults	2,539	5,877	43.2%	48.7%	51.2%	50.1%
% of FP17s for Band 1 Urgent Courses	388	7,053	5.5%	8.6%	8.0%	9.1%
% of FP17s Relating to Free Repair or Replacements	83	7,053	1.2%	0.8%	0.8%	0.8%
% of FP17s Relating to Continuations	62	7,053	0.9%	1.1%	1.2%	1.2%
% of Patients satisfied with the dentistry they have received	13	13	100.0%	93.9%	92.7%	92.8%
% of Patients satisfied with the time they had to wait for an appointment	12	13	92.3%	90.6%	89.1%	88.7%

* This is based on patients treated on this contract for their most recent course of treatment. Figures in italics indicate the base number of FP17s or Patient Questionnaire responses are less than 100. N/A is shown where the base number of responses is less than 10 during the period. % is calculated as Quantity/Base number*100

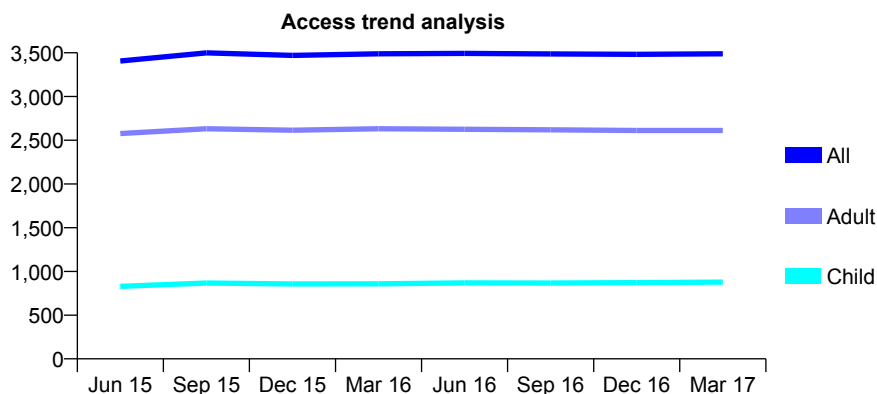
Q57 - Vital Signs At a Glance Contract Report for 104590/0001 - March 2017

Name or company name	Mr H Du Preez & Miss C Fernando
Contract type name	GDS Contract
Purpose of contract	General
Contract start date	01/04/2011
Contract end date	

16/17 Contracted general activity (UDA)	12,031
Carry forward general activity (UDA)	-40
16/17 Contracted orthodontic activity (UOA)	0
Carry forward orthodontic activity (UOA)	0
Baseline contract value	£366,748.93

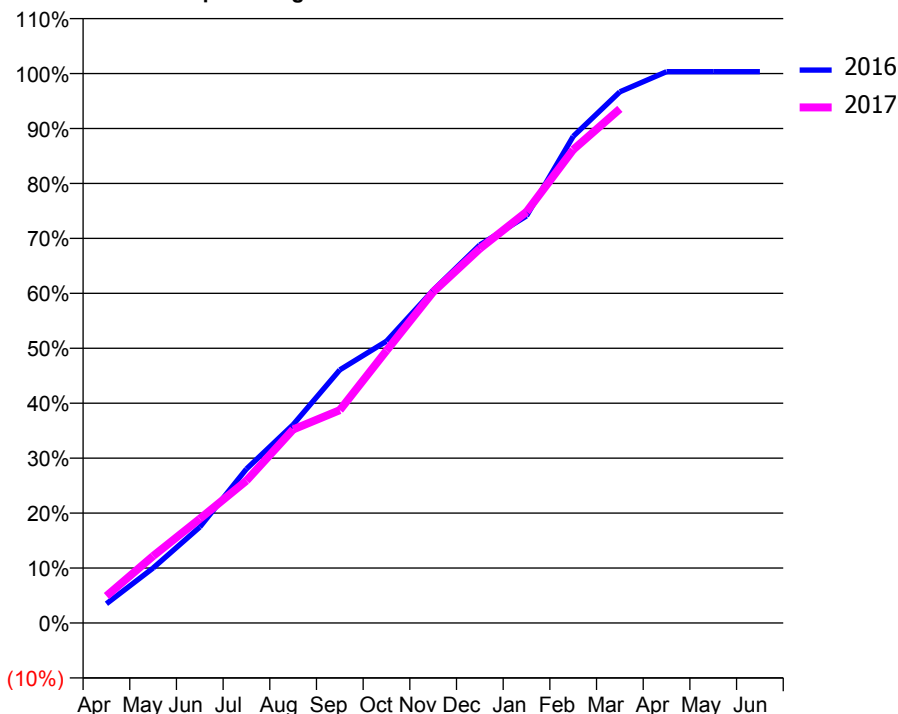
ACCESS*

Patients seen in 24 months	Total	Change since previous quarter
Quarter ending March 2016	3,489	
Quarter ending June 2016	3,493	→
Quarter ending September 2016	3,487	→
Quarter ending December 2016	3,483	→
Quarter ending March 2017	3,488	→
Variance since March 2016	(0.0%)	→



ACTIVITY

Cumulative percentage of contracted UDA delivered 2016 & 2017



Month	Adjusted Scheduled Activity (UDA)	
	2016	2017
April	421	591
May	1,205	1,468
June	2,099	2,282
July	3,373	3,115
August	4,343	4,238
September	5,544	4,661
October	6,171	5,962
November	7,286	7,247
December	8,279	8,198
January	8,913	9,003
February	10,655	10,362
March	11,629	11,256
April	12,071	
May	12,071	
June	12,071	

QUALITY

	Quantity	Base Number	Contract	AT	Region	England
% of FP17s for the same patient ID Re-attending within 3 months - Children	98	1,284	7.6%	10.6%	12.0%	12.3%
% of FP17s for the same patient ID Re-attending within 3 months - Adults	559	3,607	15.5%	15.3%	16.0%	16.7%
% of FP17s for the same patient ID Re-attending between 3 & 9 months - Children	744	1,284	57.9%	55.6%	58.8%	57.6%
% of FP17s for the same patient ID Re-attending between 3 & 9 months - Adults	1,735	3,607	48.1%	48.7%	51.2%	50.1%
% of FP17s for Band 1 Urgent Courses	387	4,705	8.2%	8.6%	8.0%	9.1%
% of FP17s Relating to Free Repair or Replacements	51	4,705	1.1%	0.8%	0.8%	0.8%
% of FP17s Relating to Continuations	41	4,705	0.9%	1.1%	1.2%	1.2%
% of Patients satisfied with the dentistry they have received	16	17	94.1%	93.9%	92.7%	92.8%
% of Patients satisfied with the time they had to wait for an appointment	15	17	88.2%	90.6%	89.1%	88.7%

* This is based on patients treated on this contract for their most recent course of treatment. Figures in italics indicate the base number of FP17s or Patient Questionnaire responses are less than 100. N/A is shown where the base number of responses is less than 10 during the period. % is calculated as Quantity/Base number*100

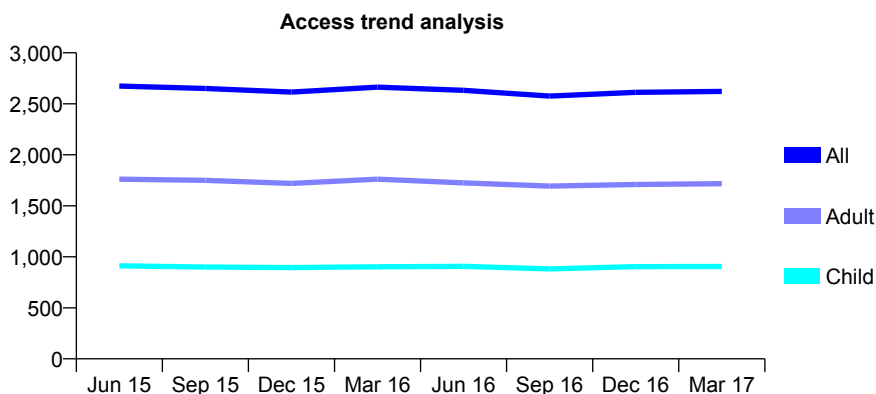
Q57 - Vital Signs At a Glance Contract Report for 105570/0001 - March 2017

Name or company name	Ramsay and Sud
Contract type name	GDS Contract
Purpose of contract	General
Contract start date	01/04/2006
Contract end date	

16/17 Contracted general activity (UDA)	8,500
Carry forward general activity (UDA)	0
16/17 Contracted orthodontic activity (UOA)	0
Carry forward orthodontic activity (UOA)	0
Baseline contract value	£210,718.10

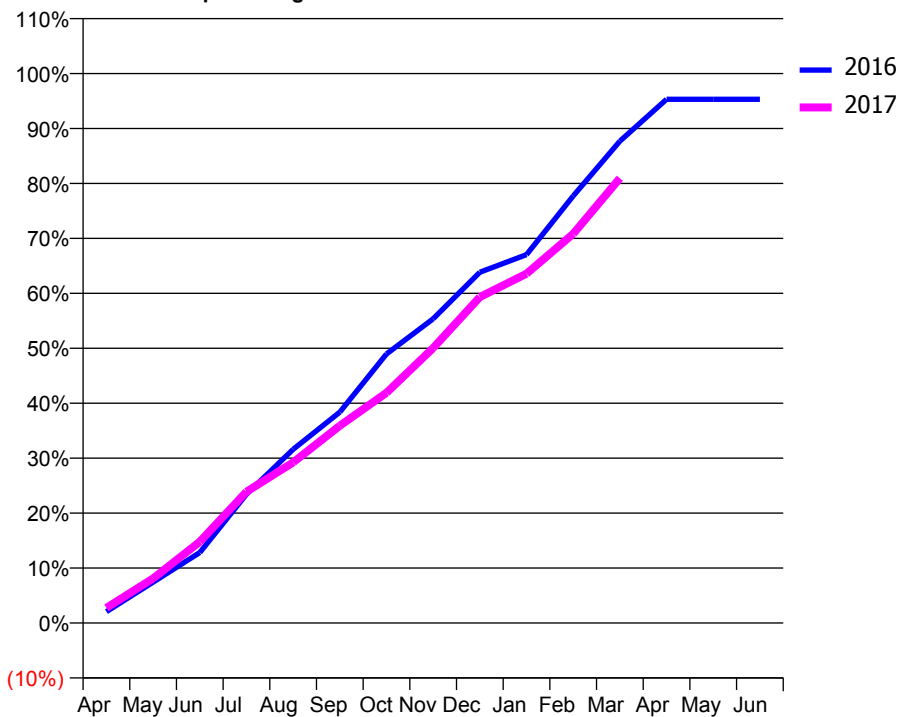
ACCESS*

Patients seen in 24 months	Total	Change since previous quarter
Quarter ending March 2016	2,663	
Quarter ending June 2016	2,632	↓
Quarter ending September 2016	2,576	↓
Quarter ending December 2016	2,613	→
Quarter ending March 2017	2,622	→
Variance since March 2016	(1.5%)	↓



ACTIVITY

Cumulative percentage of contracted UDA delivered 2016 & 2017



Month	Adjusted Scheduled Activity (UDA)	
	2016	2017
April	175	235
May	632	691
June	1,091	1,258
July	1,992	2,031
August	2,686	2,485
September	3,261	3,052
October	4,162	3,562
November	4,706	4,255
December	5,425	5,041
January	5,697	5,404
February	6,605	6,021
March	7,453	6,880
April	8,102	
May	8,102	
June	8,102	

QUALITY

	Quantity	Base Number	Contract	AT	Region	England
% of FP17s for the same patient ID Re-attending within 3 months - Children	58	1,018	5.7%	10.6%	12.0%	12.3%
% of FP17s for the same patient ID Re-attending within 3 months - Adults	380	1,929	19.7%	15.3%	16.0%	16.7%
% of FP17s for the same patient ID Re-attending between 3 & 9 months - Children	437	1,018	42.9%	55.6%	58.8%	57.6%
% of FP17s for the same patient ID Re-attending between 3 & 9 months - Adults	701	1,929	36.3%	48.7%	51.2%	50.1%
% of FP17s for Band 1 Urgent Courses	64	2,738	2.3%	8.6%	8.0%	9.1%
% of FP17s Relating to Free Repair or Replacements	6	2,738	0.2%	0.8%	0.8%	0.8%
% of FP17s Relating to Continuations	177	2,738	6.5%	1.1%	1.2%	1.2%
% of Patients satisfied with the dentistry they have received	5	5	N/A	93.9%	92.7%	92.8%
% of Patients satisfied with the time they had to wait for an appointment	3	5	N/A	90.6%	89.1%	88.7%

* This is based on patients treated on this contract for their most recent course of treatment. Figures in italics indicate the base number of FP17s or Patient Questionnaire responses are less than 100. N/A is shown where the base number of responses is less than 10 during the period. % is calculated as Quantity/Base number*100

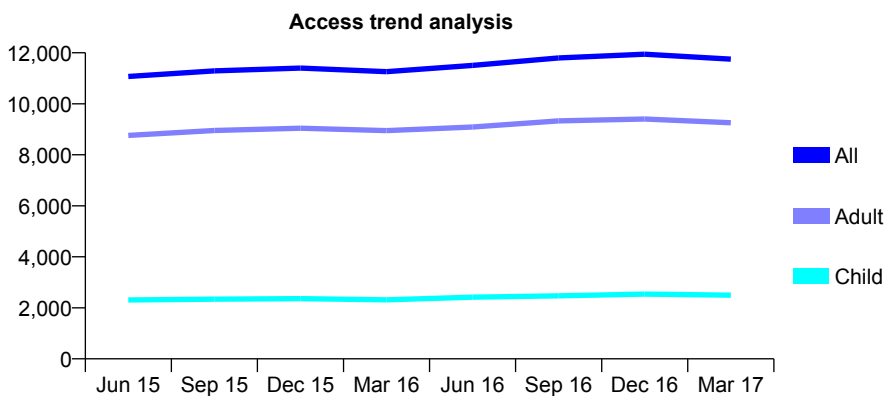
Q57 - Vital Signs At a Glance Contract Report for 107204/0001 - March 2017

Name or company name	A F Clough & T N Clough
Contract type name	GDS Contract
Purpose of contract	General
Contract start date	01/03/2008
Contract end date	

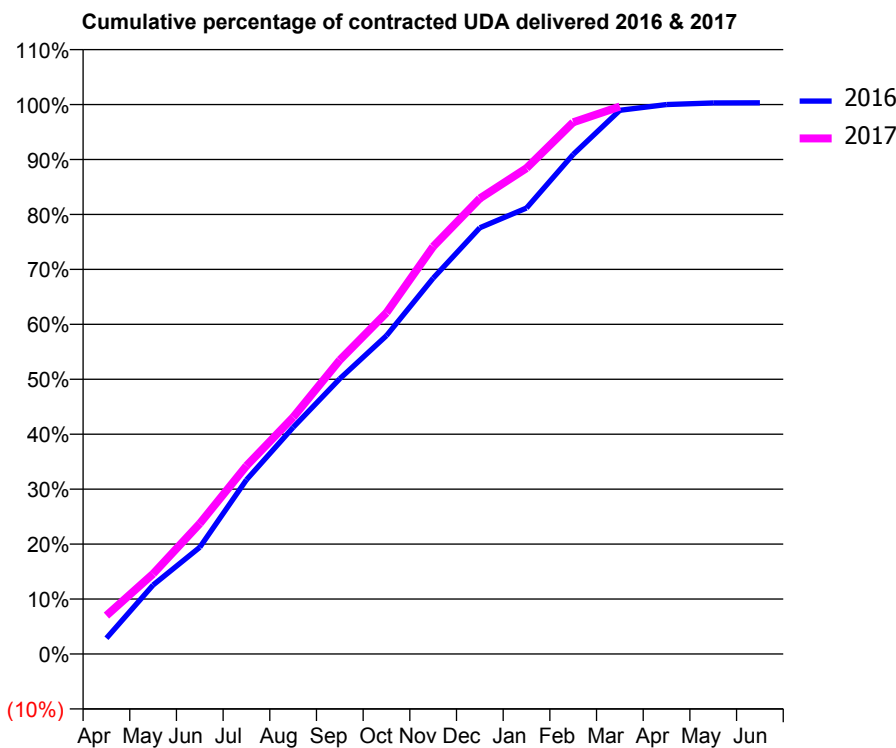
16/17 Contracted general activity (UDA)	29,583
Carry forward general activity (UDA)	-90
16/17 Contracted orthodontic activity (UOA)	0
Carry forward orthodontic activity (UOA)	0
Baseline contract value	£835,772.98

ACCESS*

Patients seen in 24 months	Total	Change since previous quarter
Quarter ending March 2016	11,262	
Quarter ending June 2016	11,506	↑
Quarter ending September 2016	11,800	↑
Quarter ending December 2016	11,947	→
Quarter ending March 2017	11,751	↓
Variance since March 2016	4.3%	↑



ACTIVITY



Month	Adjusted Scheduled Activity (UDA)	
	2016	2017
April	853	2,074
May	3,713	4,315
June	5,744	7,028
July	9,376	10,134
August	12,199	12,748
September	14,824	15,829
October	17,137	18,375
November	20,231	21,935
December	22,944	24,528
January	24,007	26,154
February	26,895	28,627
March	29,273	29,471
April	29,581	
May	29,670	
June	29,673	

QUALITY

	Quantity	Base Number	Contract	AT	Region	England
% of FP17s for the same patient ID Re-attending within 3 months - Children	296	3,956	7.5%	10.6%	12.0%	12.3%
% of FP17s for the same patient ID Re-attending within 3 months - Adults	1,879	12,526	15.0%	15.3%	16.0%	16.7%
% of FP17s for the same patient ID Re-attending between 3 & 9 months - Children	2,434	3,956	61.5%	55.6%	58.8%	57.6%
% of FP17s for the same patient ID Re-attending between 3 & 9 months - Adults	6,402	12,526	51.1%	48.7%	51.2%	50.1%
% of FP17s for Band 1 Urgent Courses	1,768	16,252	10.9%	8.6%	8.0%	9.1%
% of FP17s Relating to Free Repair or Replacements	293	16,252	1.8%	0.8%	0.8%	0.8%
% of FP17s Relating to Continuations	187	16,252	1.2%	1.1%	1.2%	1.2%
% of Patients satisfied with the dentistry they have received	32	34	94.1%	93.9%	92.7%	92.8%
% of Patients satisfied with the time they had to wait for an appointment	31	34	91.2%	90.6%	89.1%	88.7%

* This is based on patients treated on this contract for their most recent course of treatment. Figures in italics indicate the base number of FP17s or Patient Questionnaire responses are less than 100. N/A is shown where the base number of responses is less than 10 during the period. % is calculated as Quantity/Base number*100

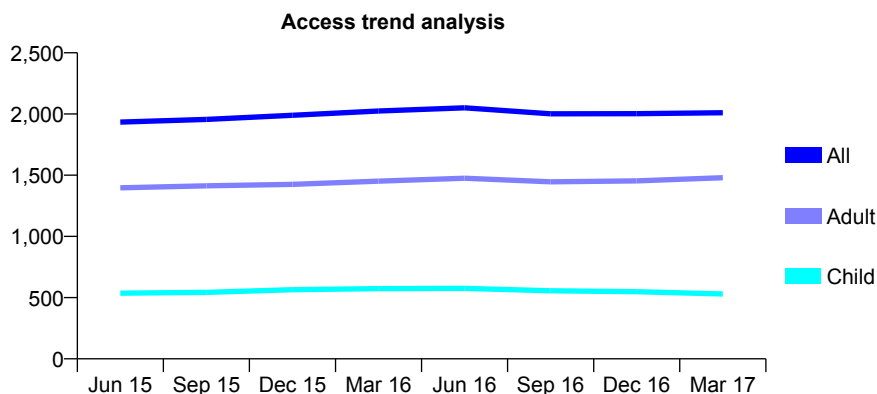
Q57 - Vital Signs At a Glance Contract Report for 108790/0001 - March 2017

Name or company name	Alexander Dental Practice
Contract type name	GDS Contract
Purpose of contract	General
Contract start date	01/09/2010
Contract end date	

16/17 Contracted general activity (UDA)	5,000
Carry forward general activity (UDA)	189
16/17 Contracted orthodontic activity (UOA)	0
Carry forward orthodontic activity (UOA)	0
Baseline contract value	£140,703.57

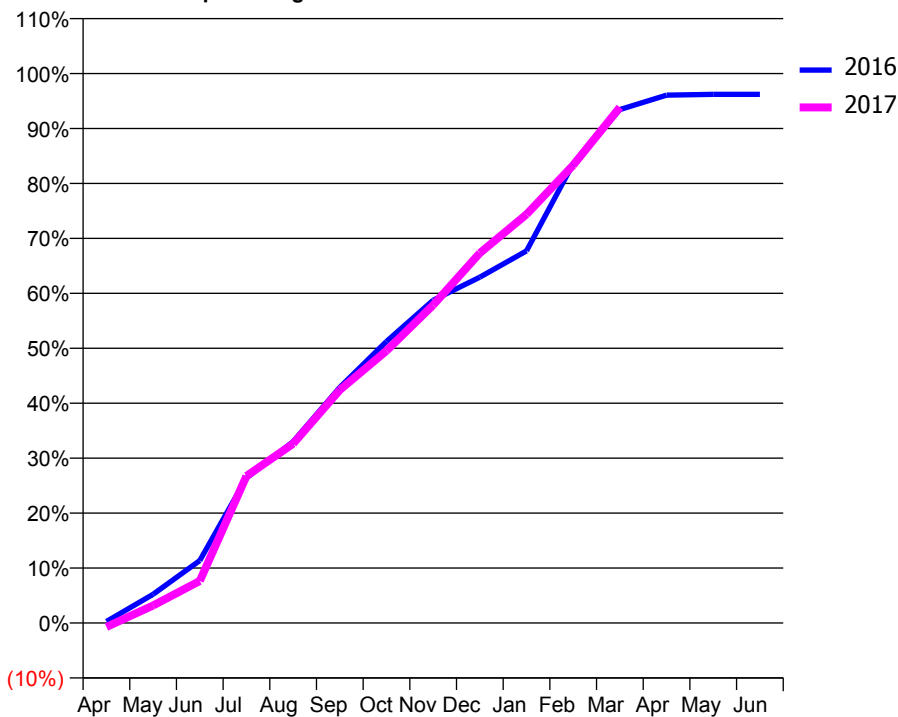
ACCESS*

Patients seen in 24 months	Total	Change since previous quarter
Quarter ending March 2016	2,024	
Quarter ending June 2016	2,051	→
Quarter ending September 2016	2,002	↓
Quarter ending December 2016	2,003	→
Quarter ending March 2017	2,010	→
Variance since March 2016	(0.7%)	→



ACTIVITY

Cumulative percentage of contracted UDA delivered 2016 & 2017



Month	Adjusted Scheduled Activity (UDA)	
	2016	2017
April	14	-37
May	262	159
June	569	382
July	1,319	1,338
August	1,650	1,632
September	2,145	2,121
October	2,562	2,478
November	2,937	2,893
December	3,147	3,367
January	3,386	3,719
February	4,180	4,166
March	4,672	4,693
April	4,803	
May	4,811	
June	4,811	

QUALITY

	Quantity	Base Number	Contract	AT	Region	England
% of FP17s for the same patient ID Re-attending within 3 months - Children	50	620	8.1%	10.6%	12.0%	12.3%
% of FP17s for the same patient ID Re-attending within 3 months - Adults	240	1,646	14.6%	15.3%	16.0%	16.7%
% of FP17s for the same patient ID Re-attending between 3 & 9 months - Children	248	620	40.0%	55.6%	58.8%	57.6%
% of FP17s for the same patient ID Re-attending between 3 & 9 months - Adults	606	1,646	36.8%	48.7%	51.2%	50.1%
% of FP17s for Band 1 Urgent Courses	391	2,144	18.2%	8.6%	8.0%	9.1%
% of FP17s Relating to Free Repair or Replacements	2	2,144	0.1%	0.8%	0.8%	0.8%
% of FP17s Relating to Continuations	18	2,144	0.8%	1.1%	1.2%	1.2%
% of Patients satisfied with the dentistry they have received	4	4	N/A	93.9%	92.7%	92.8%
% of Patients satisfied with the time they had to wait for an appointment	4	4	N/A	90.6%	89.1%	88.7%

* This is based on patients treated on this contract for their most recent course of treatment. Figures in italics indicate the base number of FP17s or Patient Questionnaire responses are less than 100. N/A is shown where the base number of responses is less than 10 during the period. % is calculated as Quantity/Base number*100

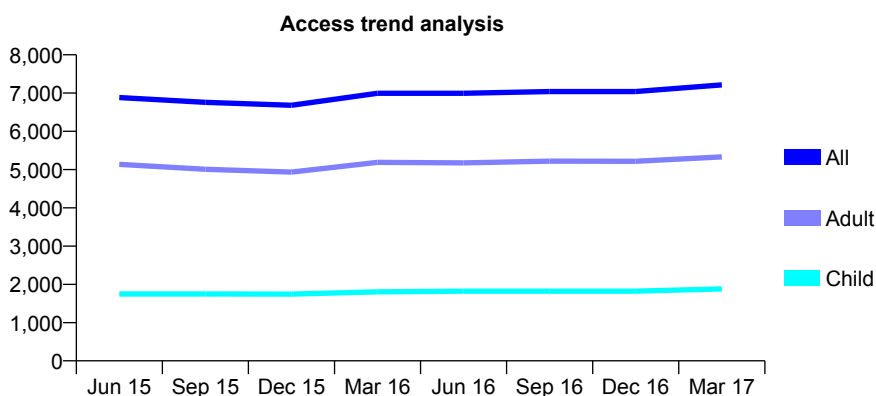
Q57 - Vital Signs At a Glance Contract Report for 109231/0001 - March 2017

Name or company name	E. Harunani & M. Kanani
Contract type name	GDS Contract
Purpose of contract	General
Contract start date	01/07/2010
Contract end date	

16/17 Contracted general activity (UDA)	20,850
Carry forward general activity (UDA)	456
16/17 Contracted orthodontic activity (UOA)	0
Carry forward orthodontic activity (UOA)	0
Baseline contract value	£514,312.82

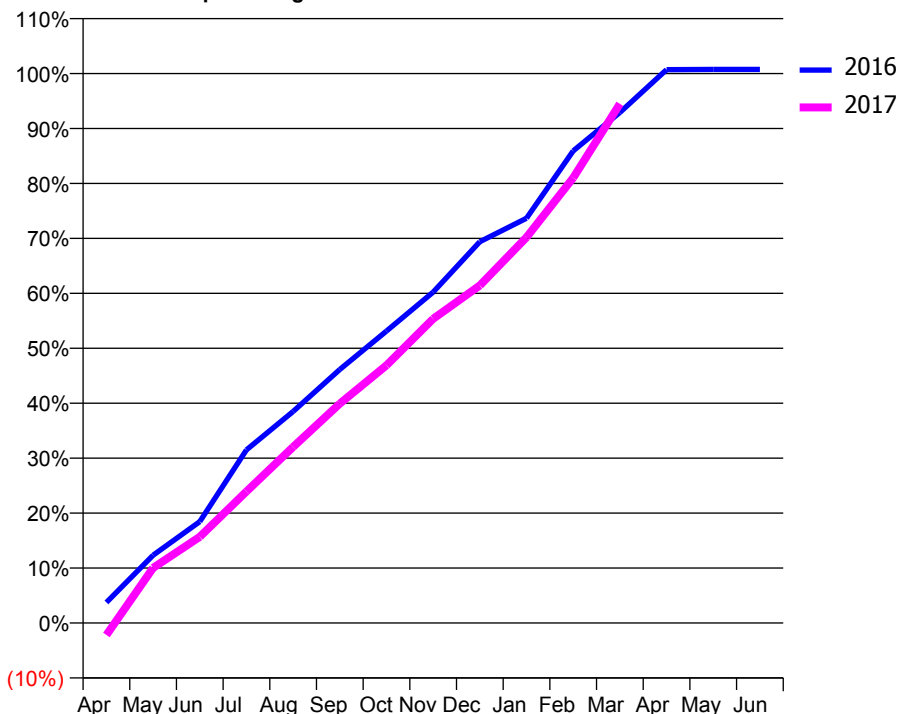
ACCESS*

Patients seen in 24 months	Total	Change since previous quarter
Quarter ending March 2016	6,993	
Quarter ending June 2016	6,995	→
Quarter ending September 2016	7,040	→
Quarter ending December 2016	7,039	→
Quarter ending March 2017	7,213	↑
Variance since March 2016	3.1%	↑



ACTIVITY

Cumulative percentage of contracted UDA delivered 2016 & 2017



Month	Adjusted Scheduled Activity (UDA)	
	2016	2017
April	781	-456
May	2,574	2,094
June	3,848	3,271
July	6,570	4,993
August	8,027	6,683
September	9,620	8,328
October	11,079	9,780
November	12,558	11,544
December	14,469	12,808
January	15,360	14,637
February	17,913	16,894
March	19,372	19,698
April	20,997	
May	21,007	
June	21,004	

QUALITY

	Quantity	Base Number	Contract	AT	Region	England
% of FP17s for the same patient ID Re-attending within 3 months - Children	170	2,799	6.1%	10.6%	12.0%	12.3%
% of FP17s for the same patient ID Re-attending within 3 months - Adults	1,278	7,458	17.1%	15.3%	16.0%	16.7%
% of FP17s for the same patient ID Re-attending between 3 & 9 months - Children	1,673	2,799	59.8%	55.6%	58.8%	57.6%
% of FP17s for the same patient ID Re-attending between 3 & 9 months - Adults	3,571	7,458	47.9%	48.7%	51.2%	50.1%
% of FP17s for Band 1 Urgent Courses	1,555	9,503	16.4%	8.6%	8.0%	9.1%
% of FP17s Relating to Free Repair or Replacements	14	9,503	0.1%	0.8%	0.8%	0.8%
% of FP17s Relating to Continuations	108	9,503	1.1%	1.1%	1.2%	1.2%
% of Patients satisfied with the dentistry they have received	6	8	N/A	93.9%	92.7%	92.8%
% of Patients satisfied with the time they had to wait for an appointment	7	8	N/A	90.6%	89.1%	88.7%

* This is based on patients treated on this contract for their most recent course of treatment. Figures in italics indicate the base number of FP17s or Patient Questionnaire responses are less than 100. N/A is shown where the base number of responses is less than 10 during the period. % is calculated as Quantity/Base number*100

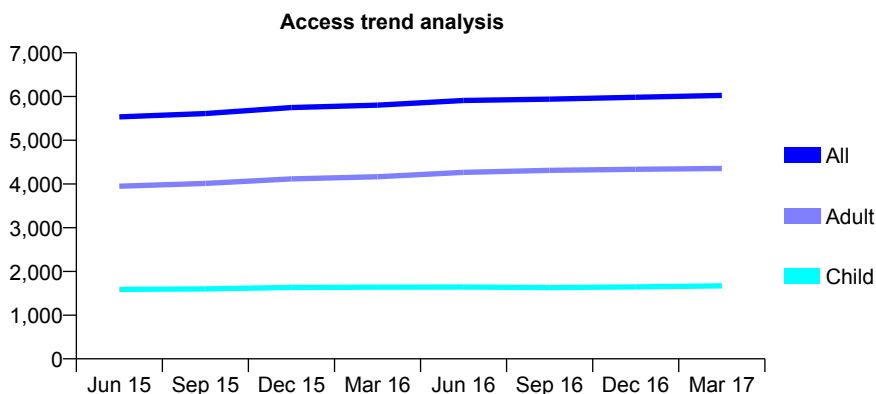
Q57 - Vital Signs At a Glance Contract Report for 109894/0001 - March 2017

Name or company name	Mr T C Patel, Mrs K Patel, Mr A Patel and M
Contract type name	GDS Contract
Purpose of contract	General
Contract start date	01/05/2011
Contract end date	

16/17 Contracted general activity (UDA)	12,494
Carry forward general activity (UDA)	-27
16/17 Contracted orthodontic activity (UOA)	0
Carry forward orthodontic activity (UOA)	0
Baseline contract value	£293,755.61

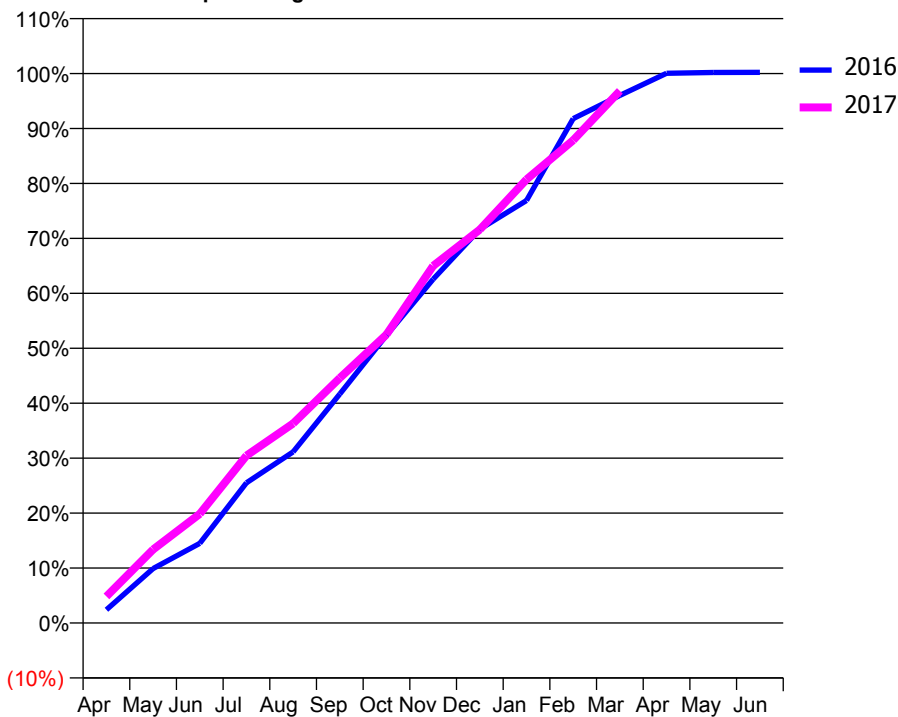
ACCESS*

Patients seen in 24 months	Total	Change since previous quarter
Quarter ending March 2016	5,804	
Quarter ending June 2016	5,911	→
Quarter ending September 2016	5,939	→
Quarter ending December 2016	5,982	→
Quarter ending March 2017	6,024	→
Variance since March 2016	3.8%	↑



ACTIVITY

Cumulative percentage of contracted UDA delivered 2016 & 2017



Month	Adjusted Scheduled Activity (UDA)	
	2016	2017
April	303	606
May	1,238	1,671
June	1,813	2,480
July	3,189	3,808
August	3,890	4,537
September	5,206	5,571
October	6,540	6,561
November	7,816	8,121
December	8,955	8,947
January	9,607	10,085
February	11,468	10,976
March	11,997	12,098
April	12,500	
May	12,518	
June	12,521	

QUALITY

	Quantity	Base Number	Contract	AT	Region	England
% of FP17s for the same patient ID Re-attending within 3 months - Children	187	2,611	7.2%	10.6%	12.0%	12.3%
% of FP17s for the same patient ID Re-attending within 3 months - Adults	772	5,789	13.3%	15.3%	16.0%	16.7%
% of FP17s for the same patient ID Re-attending between 3 & 9 months - Children	1,691	2,611	64.8%	55.6%	58.8%	57.6%
% of FP17s for the same patient ID Re-attending between 3 & 9 months - Adults	2,926	5,789	50.5%	48.7%	51.2%	50.1%
% of FP17s for Band 1 Urgent Courses	395	6,689	5.9%	8.6%	8.0%	9.1%
% of FP17s Relating to Free Repair or Replacements	65	6,689	1.0%	0.8%	0.8%	0.8%
% of FP17s Relating to Continuations	24	6,689	0.4%	1.1%	1.2%	1.2%
% of Patients satisfied with the dentistry they have received	11	11	100.0%	93.9%	92.7%	92.8%
% of Patients satisfied with the time they had to wait for an appointment	9	11	81.8%	90.6%	89.1%	88.7%

* This is based on patients treated on this contract for their most recent course of treatment. Figures in italics indicate the base number of FP17s or Patient Questionnaire responses are less than 100. N/A is shown where the base number of responses is less than 10 during the period. % is calculated as Quantity/Base number*100

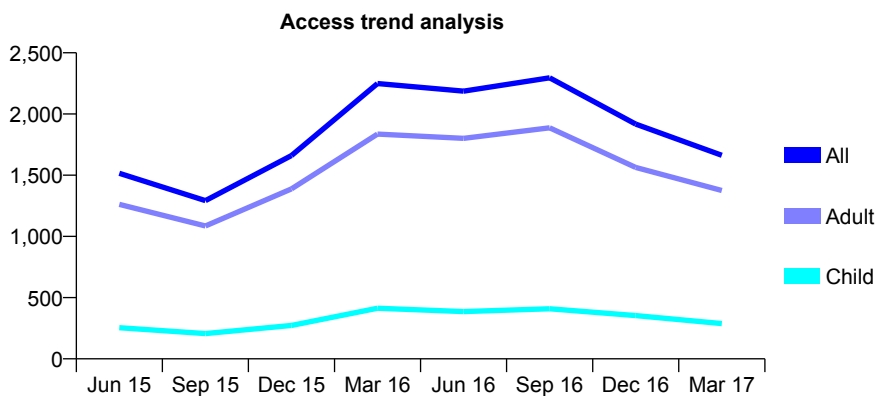
Q57 - Vital Signs At a Glance Contract Report for 109991/0001 - March 2017

Name or company name	MR CP ELMES
Contract type name	GDS Contract
Purpose of contract	General
Contract start date	01/03/2014
Contract end date	

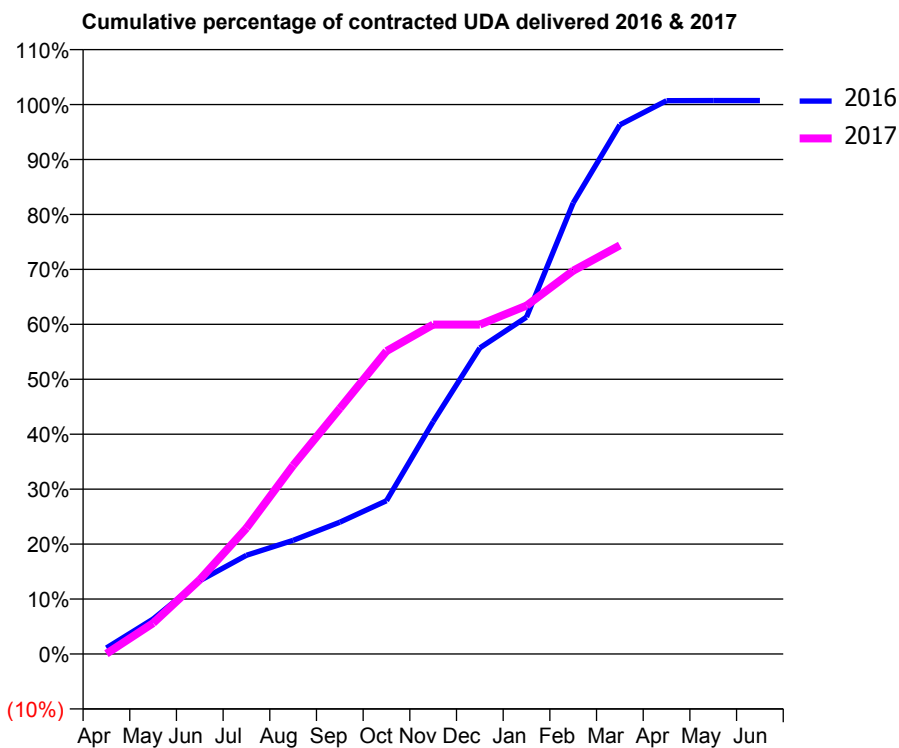
16/17 Contracted general activity (UDA)	6,975
Carry forward general activity (UDA)	0
16/17 Contracted orthodontic activity (UOA)	0
Carry forward orthodontic activity (UOA)	0
Baseline contract value	£154,950.20

ACCESS*

Patients seen in 24 months	Total	Change since previous quarter
Quarter ending March 2016	2,249	
Quarter ending June 2016	2,187	↓
Quarter ending September 2016	2,296	↑
Quarter ending December 2016	1,918	↓
Quarter ending March 2017	1,663	↓
Variance since March 2016	(26.1%)	↓



ACTIVITY



Month	Adjusted Scheduled Activity (UDA)	
	2016	2017
April	77	4
May	444	392
June	931	943
July	1,254	1,598
August	1,443	2,393
September	1,673	3,116
October	1,946	3,845
November	2,950	4,182
December	3,885	4,182
January	4,276	4,421
February	5,725	4,866
March	6,718	5,187
April	7,023	
May	7,025	
June	7,025	

QUALITY

	Quantity	Base Number	Contract	AT	Region	England
% of FP17s for the same patient ID Re-attending within 3 months - Children	17	448	3.8%	10.6%	12.0%	12.3%
% of FP17s for the same patient ID Re-attending within 3 months - Adults	186	2,095	8.9%	15.3%	16.0%	16.7%
% of FP17s for the same patient ID Re-attending between 3 & 9 months - Children	249	448	55.6%	55.6%	58.8%	57.6%
% of FP17s for the same patient ID Re-attending between 3 & 9 months - Adults	1,153	2,095	55.0%	48.7%	51.2%	50.1%
% of FP17s for Band 1 Urgent Courses	80	2,445	3.3%	8.6%	8.0%	9.1%
% of FP17s Relating to Free Repair or Replacements	12	2,445	0.5%	0.8%	0.8%	0.8%
% of FP17s Relating to Continuations	1	2,445	0.0%	1.1%	1.2%	1.2%
% of Patients satisfied with the dentistry they have received	6	6	N/A	93.9%	92.7%	92.8%
% of Patients satisfied with the time they had to wait for an appointment	4	6	N/A	90.6%	89.1%	88.7%

* This is based on patients treated on this contract for their most recent course of treatment. Figures in italics indicate the base number of FP17s or Patient Questionnaire responses are less than 100. N/A is shown where the base number of responses is less than 10 during the period. % is calculated as Quantity/Base number*100

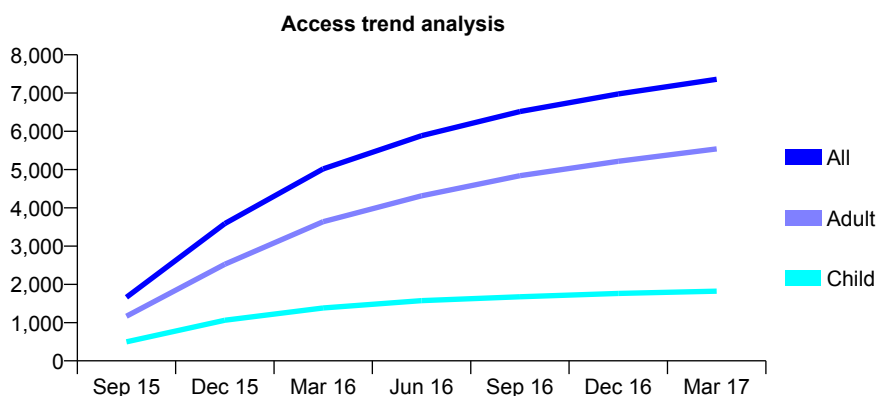
Q57 - Vital Signs At a Glance Contract Report for 110299/0002 - March 2017

Name or company name	Baddow Dental Practice
Contract type name	GDS Contract
Purpose of contract	General
Contract start date	01/07/2015
Contract end date	

16/17 Contracted general activity (UDA)	20,223
Carry forward general activity (UDA)	233
16/17 Contracted orthodontic activity (UOA)	0
Carry forward orthodontic activity (UOA)	0
Baseline contract value	£608,496.44

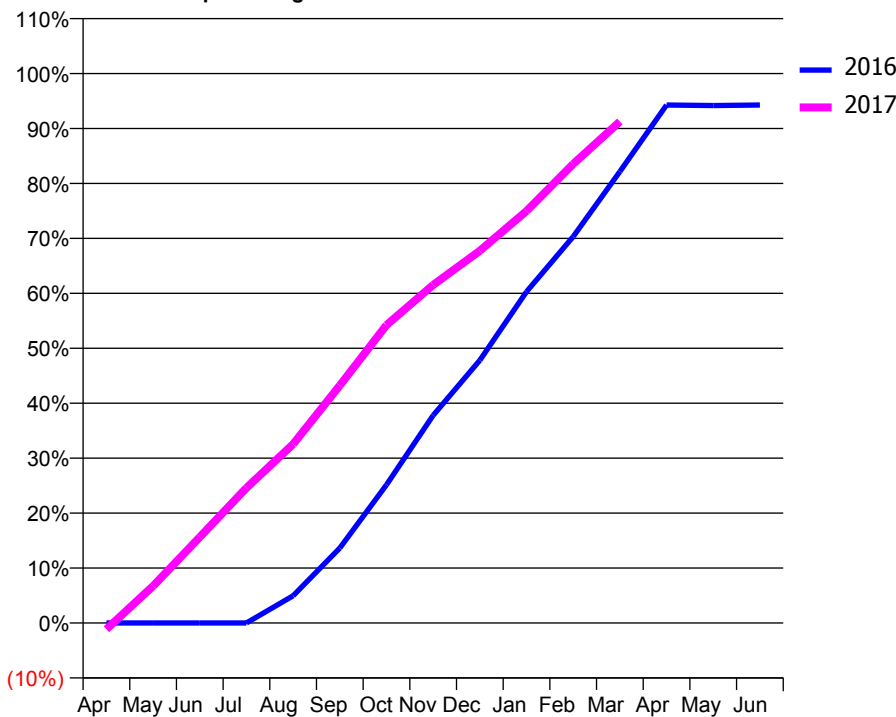
ACCESS*

Patients seen in 24 months	Total	Change since previous quarter
Quarter ending March 2016	5,019	
Quarter ending June 2016	5,887	↑
Quarter ending September 2016	6,516	↑
Quarter ending December 2016	6,977	↑
Quarter ending March 2017	7,360	↑
Variance since March 2016	46.6%	↑



ACTIVITY

Cumulative percentage of contracted UDA delivered 2016 & 2017



Adjusted Scheduled Activity (UDA)

Month	2016	2017
April	0	-233
May	0	1,364
June	0	3,161
July	0	4,974
August	736	6,585
September	2,020	8,741
October	3,725	10,966
November	5,596	12,443
December	7,079	13,700
January	8,926	15,163
February	10,408	16,893
March	12,160	18,457
April	13,953	
May	13,941	
June	13,953	

QUALITY

	Quantity	Base Number	Contract	AT	Region	England
% of FP17s for the same patient ID Re-attending within 3 months - Children	122	2,480	4.9%	10.6%	12.0%	12.3%
% of FP17s for the same patient ID Re-attending within 3 months - Adults	910	7,165	12.7%	15.3%	16.0%	16.7%
% of FP17s for the same patient ID Re-attending between 3 & 9 months - Children	1,241	2,480	50.0%	55.6%	58.8%	57.6%
% of FP17s for the same patient ID Re-attending between 3 & 9 months - Adults	3,230	7,165	45.1%	48.7%	51.2%	50.1%
% of FP17s for Band 1 Urgent Courses	579	8,846	6.5%	8.6%	8.0%	9.1%
% of FP17s Relating to Free Repair or Replacements	59	8,846	0.7%	0.8%	0.8%	0.8%
% of FP17s Relating to Continuations	62	8,846	0.7%	1.1%	1.2%	1.2%
% of Patients satisfied with the dentistry they have received	9	9	N/A	93.9%	92.7%	92.8%
% of Patients satisfied with the time they had to wait for an appointment	9	9	N/A	90.6%	89.1%	88.7%

* This is based on patients treated on this contract for their most recent course of treatment. Figures in italics indicate the base number of FP17s or Patient Questionnaire responses are less than 100. N/A is shown where the base number of responses is less than 10 during the period. % is calculated as Quantity/Base number*100

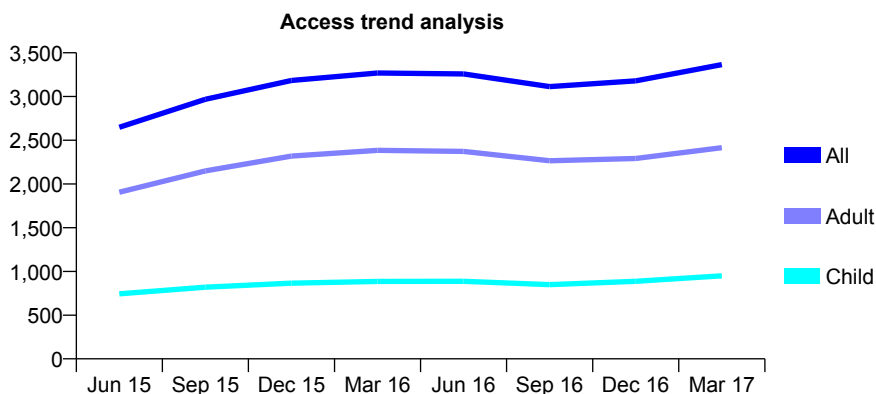
Q57 - Vital Signs At a Glance Contract Report for 110329/0001 - March 2017

Name or company name	Mr Yap & Mr Dhamu
Contract type name	GDS Contract
Purpose of contract	General
Contract start date	01/04/2014
Contract end date	

16/17 Contracted general activity (UDA)	9,860
Carry forward general activity (UDA)	-197
16/17 Contracted orthodontic activity (UOA)	0
Carry forward orthodontic activity (UOA)	0
Baseline contract value	£312,470.66

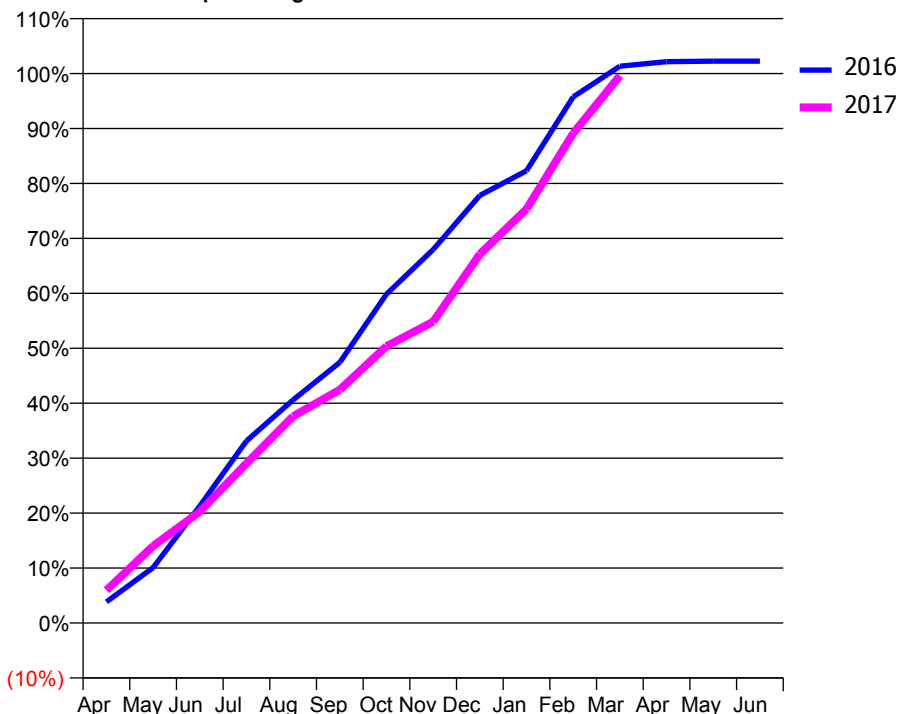
ACCESS*

Patients seen in 24 months	Total	Change since previous quarter
Quarter ending March 2016	3,269	
Quarter ending June 2016	3,259	→
Quarter ending September 2016	3,114	↓
Quarter ending December 2016	3,179	↑
Quarter ending March 2017	3,365	↑
Variance since March 2016	2.9%	↑



ACTIVITY

Cumulative percentage of contracted UDA delivered 2016 & 2017



Month	Adjusted Scheduled Activity (UDA)	
	2016	2017
April	379	586
May	994	1,381
June	2,099	1,996
July	3,266	2,866
August	4,004	3,709
September	4,675	4,185
October	5,903	4,967
November	6,700	5,406
December	7,672	6,619
January	8,116	7,429
February	9,441	8,788
March	9,990	9,821
April	10,073	
May	10,082	
June	10,082	

QUALITY

	Quantity	Base Number	Contract	AT	Region	England
% of FP17s for the same patient ID Re-attending within 3 months - Children	51	1,006	5.1%	10.6%	12.0%	12.3%
% of FP17s for the same patient ID Re-attending within 3 months - Adults	200	2,412	8.3%	15.3%	16.0%	16.7%
% of FP17s for the same patient ID Re-attending between 3 & 9 months - Children	238	1,006	23.7%	55.6%	58.8%	57.6%
% of FP17s for the same patient ID Re-attending between 3 & 9 months - Adults	720	2,412	29.9%	48.7%	51.2%	50.1%
% of FP17s for Band 1 Urgent Courses	195	3,387	5.8%	8.6%	8.0%	9.1%
% of FP17s Relating to Free Repair or Replacements	0	3,387	0.0%	0.8%	0.8%	0.8%
% of FP17s Relating to Continuations	0	3,387	0.0%	1.1%	1.2%	1.2%
% of Patients satisfied with the dentistry they have received	16	17	94.1%	93.9%	92.7%	92.8%
% of Patients satisfied with the time they had to wait for an appointment	16	17	94.1%	90.6%	89.1%	88.7%

* This is based on patients treated on this contract for their most recent course of treatment. Figures in italics indicate the base number of FP17s or Patient Questionnaire responses are less than 100. N/A is shown where the base number of responses is less than 10 during the period. % is calculated as Quantity/Base number*100

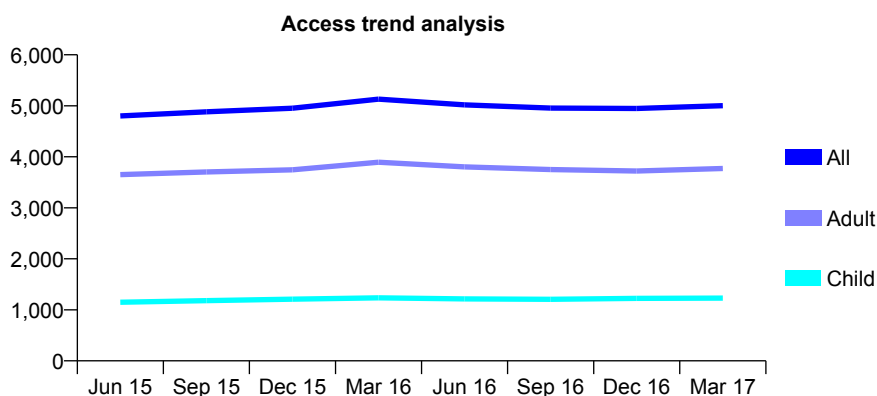
Q57 - Vital Signs At a Glance Contract Report for 110523/0001 - March 2017

Name or company name	E Harunani, M Kanani & M N Harunani
Contract type name	PDS Plus Contract
Purpose of contract	General
Contract start date	01/04/2012
Contract end date	31/03/2017

16/17 Contracted general activity (UDA)	15,247
Carry forward general activity (UDA)	0
16/17 Contracted orthodontic activity (UOA)	0
Carry forward orthodontic activity (UOA)	0
Baseline contract value	£191,650.65

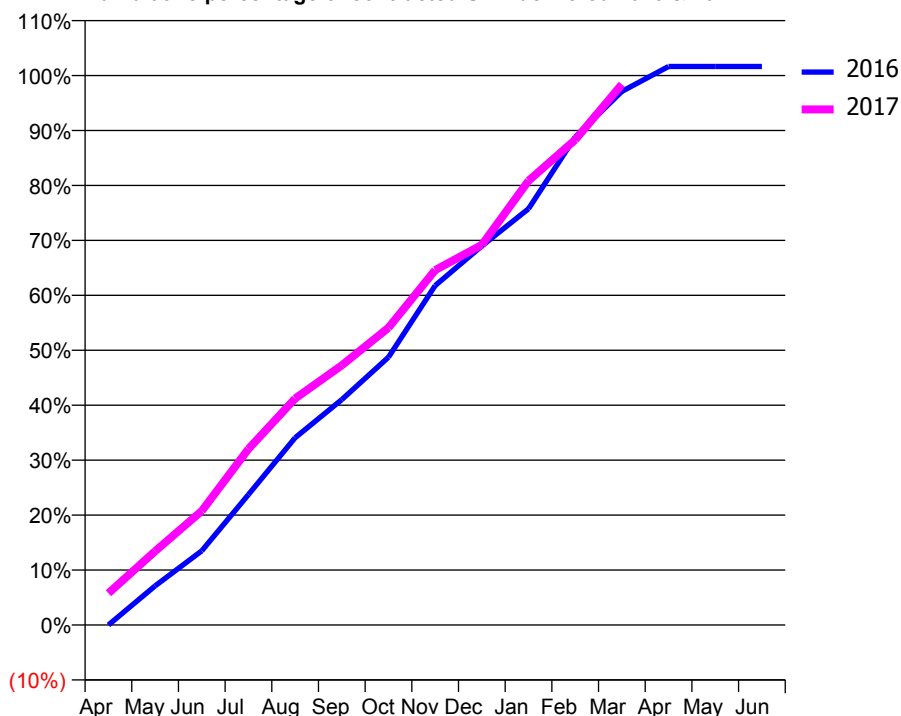
ACCESS*

Patients seen in 24 months	Total	Change since previous quarter
Quarter ending March 2016	5,130	
Quarter ending June 2016	5,018	↓
Quarter ending September 2016	4,956	↓
Quarter ending December 2016	4,947	→
Quarter ending March 2017	5,003	→
Variance since March 2016	(2.5%)	↓



ACTIVITY

Cumulative percentage of contracted UDA delivered 2016 & 2017



Month	Adjusted Scheduled Activity (UDA)	
	2016	2017
April	3	884
May	1,088	2,047
June	2,060	3,167
July	3,620	4,885
August	5,198	6,285
September	6,254	7,207
October	7,431	8,249
November	9,417	9,847
December	10,518	10,547
January	11,549	12,327
February	13,539	13,462
March	14,805	15,001
April	15,498	
May	15,498	
June	15,498	

QUALITY

	Quantity	Base Number	Contract	AT	Region	England
% of FP17s for the same patient ID Re-attending within 3 months - Children	159	1,641	9.7%	10.6%	12.0%	12.3%
% of FP17s for the same patient ID Re-attending within 3 months - Adults	912	4,672	19.5%	15.3%	16.0%	16.7%
% of FP17s for the same patient ID Re-attending between 3 & 9 months - Children	818	1,641	49.8%	55.6%	58.8%	57.6%
% of FP17s for the same patient ID Re-attending between 3 & 9 months - Adults	1,965	4,672	42.1%	48.7%	51.2%	50.1%
% of FP17s for Band 1 Urgent Courses	814	6,114	13.3%	8.6%	8.0%	9.1%
% of FP17s Relating to Free Repair or Replacements	14	6,114	0.2%	0.8%	0.8%	0.8%
% of FP17s Relating to Continuations	259	6,114	4.2%	1.1%	1.2%	1.2%
% of Patients satisfied with the dentistry they have received	9	9	N/A	93.9%	92.7%	92.8%
% of Patients satisfied with the time they had to wait for an appointment	9	9	N/A	90.6%	89.1%	88.7%

* This is based on patients treated on this contract for their most recent course of treatment. Figures in italics indicate the base number of FP17s or Patient Questionnaire responses are less than 100. N/A is shown where the base number of responses is less than 10 during the period. % is calculated as Quantity/Base number*100

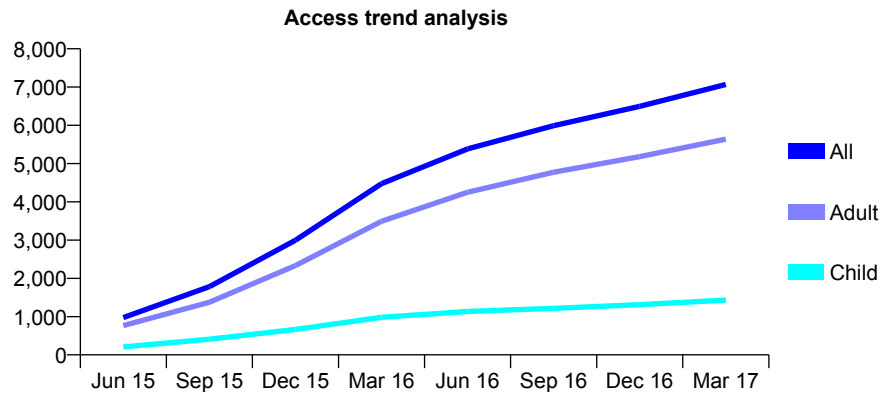
Q57 - Vital Signs At a Glance Contract Report for 111074/0001 - March 2017

Name or company name	Cygnets Dental Practice
Contract type name	GDS Contract
Purpose of contract	General
Contract start date	01/04/2015
Contract end date	

16/17 Contracted general activity (UDA)	21,884
Carry forward general activity (UDA)	0
16/17 Contracted orthodontic activity (UOA)	0
Carry forward orthodontic activity (UOA)	0
Baseline contract value	£526,156.77

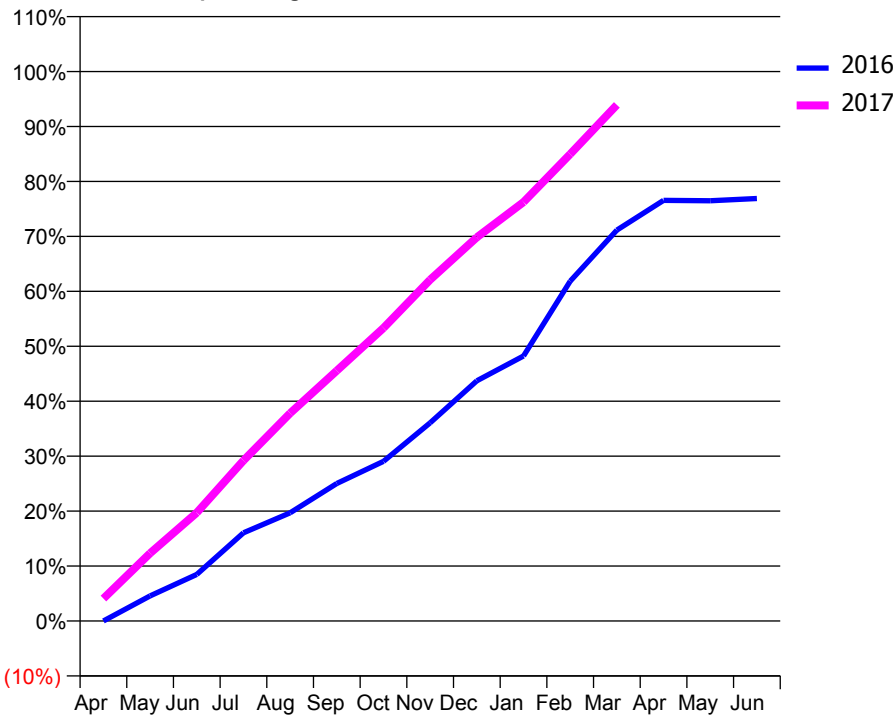
ACCESS*

Patients seen in 24 months	Total	Change since previous quarter
Quarter ending March 2016	4,473	
Quarter ending June 2016	5,384	↑
Quarter ending September 2016	5,991	↑
Quarter ending December 2016	6,497	↑
Quarter ending March 2017	7,069	↑
Variance since March 2016	58.0%	↑



ACTIVITY

Cumulative percentage of contracted UDA delivered 2016 & 2017



Month	Adjusted Scheduled Activity (UDA)	
	2016	2017
April	0	894
May	1,003	2,702
June	1,858	4,317
July	3,512	6,389
August	4,310	8,276
September	5,478	9,970
October	6,358	11,672
November	7,893	13,593
December	9,568	15,283
January	10,555	16,681
February	13,535	18,598
March	15,569	20,557
April	16,753	
May	16,739	
June	16,825	

QUALITY

	Quantity	Base Number	Contract	AT	Region	England
% of FP17s for the same patient ID Re-attending within 3 months - Children	175	2,105	8.3%	10.6%	12.0%	12.3%
% of FP17s for the same patient ID Re-attending within 3 months - Adults	1,185	8,068	14.7%	15.3%	16.0%	16.7%
% of FP17s for the same patient ID Re-attending between 3 & 9 months - Children	1,044	2,105	49.6%	55.6%	58.8%	57.6%
% of FP17s for the same patient ID Re-attending between 3 & 9 months - Adults	3,584	8,068	44.4%	48.7%	51.2%	50.1%
% of FP17s for Band 1 Urgent Courses	948	9,760	9.7%	8.6%	8.0%	9.1%
% of FP17s Relating to Free Repair or Replacements	105	9,760	1.1%	0.8%	0.8%	0.8%
% of FP17s Relating to Continuations	120	9,760	1.2%	1.1%	1.2%	1.2%
% of Patients satisfied with the dentistry they have received	15	17	88.2%	93.9%	92.7%	92.8%
% of Patients satisfied with the time they had to wait for an appointment	15	17	88.2%	90.6%	89.1%	88.7%

* This is based on patients treated on this contract for their most recent course of treatment. Figures in italics indicate the base number of FP17s or Patient Questionnaire responses are less than 100. N/A is shown where the base number of responses is less than 10 during the period. % is calculated as Quantity/Base number*100

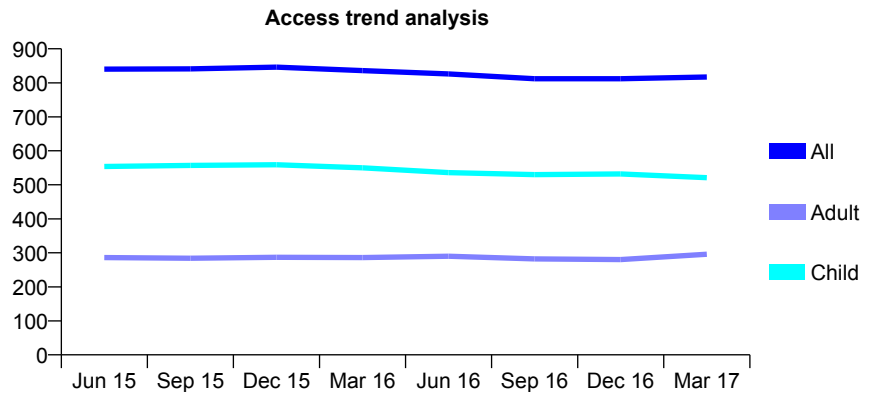
Q57 - Vital Signs At a Glance Contract Report for 112232/0001 - March 2017

Name or company name	M Duncan & K Singh
Contract type name	GDS Contract
Purpose of contract	General
Contract start date	01/04/2009
Contract end date	

16/17 Contracted general activity (UDA)	2,000
Carry forward general activity (UDA)	0
16/17 Contracted orthodontic activity (UOA)	0
Carry forward orthodontic activity (UOA)	0
Baseline contract value	£47,486.94

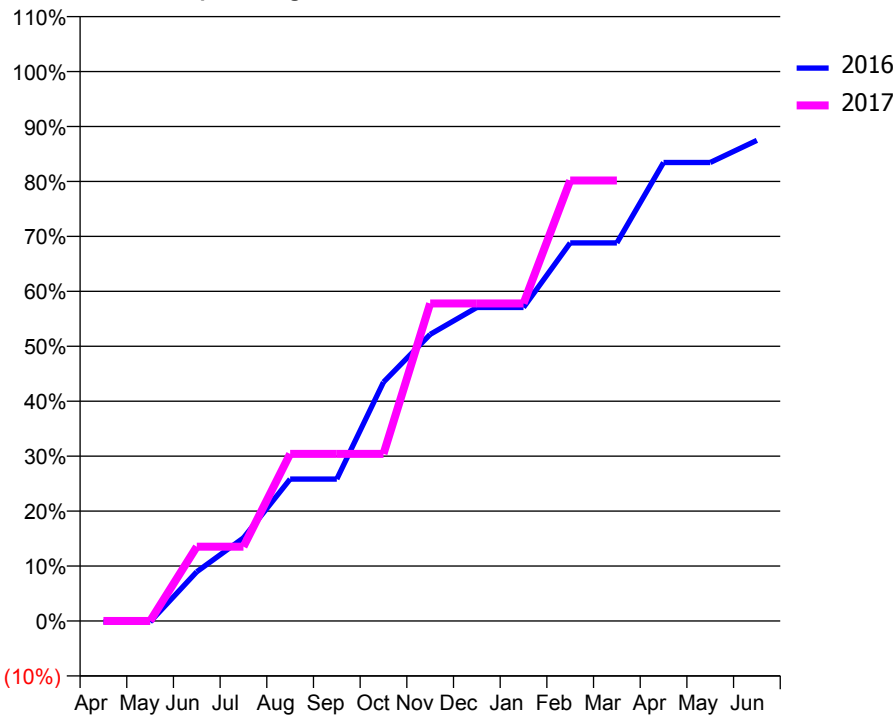
ACCESS*

Patients seen in 24 months	Total	Change since previous quarter
Quarter ending March 2016	836	
Quarter ending June 2016	826	↓
Quarter ending September 2016	812	↓
Quarter ending December 2016	812	→
Quarter ending March 2017	817	→
Variance since March 2016	(2.3%)	↓



ACTIVITY

Cumulative percentage of contracted UDA delivered 2016 & 2017



Month	Adjusted Scheduled Activity (UDA)	
	2016	2017
April	-4	0
May	-4	0
June	179	270
July	302	270
August	517	609
September	517	609
October	870	609
November	1,043	1,156
December	1,141	1,156
January	1,141	1,156
February	1,376	1,603
March	1,376	1,603
April	1,669	
May	1,669	
June	1,749	

QUALITY

	Quantity	Base Number	Contract	AT	Region	England
% of FP17s for the same patient ID Re-attending within 3 months - Children	53	980	5.4%	10.6%	12.0%	12.3%
% of FP17s for the same patient ID Re-attending within 3 months - Adults	19	311	6.1%	15.3%	16.0%	16.7%
% of FP17s for the same patient ID Re-attending between 3 & 9 months - Children	723	980	73.8%	55.6%	58.8%	57.6%
% of FP17s for the same patient ID Re-attending between 3 & 9 months - Adults	136	311	43.7%	48.7%	51.2%	50.1%
% of FP17s for Band 1 Urgent Courses	66	1,046	6.3%	8.6%	8.0%	9.1%
% of FP17s Relating to Free Repair or Replacements	0	1,046	0.0%	0.8%	0.8%	0.8%
% of FP17s Relating to Continuations	6	1,046	0.6%	1.1%	1.2%	1.2%
% of Patients satisfied with the dentistry they have received	1	1	N/A	93.9%	92.7%	92.8%
% of Patients satisfied with the time they had to wait for an appointment	1	1	N/A	90.6%	89.1%	88.7%

* This is based on patients treated on this contract for their most recent course of treatment. Figures in italics indicate the base number of FP17s or Patient Questionnaire responses are less than 100. N/A is shown where the base number of responses is less than 10 during the period. % is calculated as Quantity/Base number*100

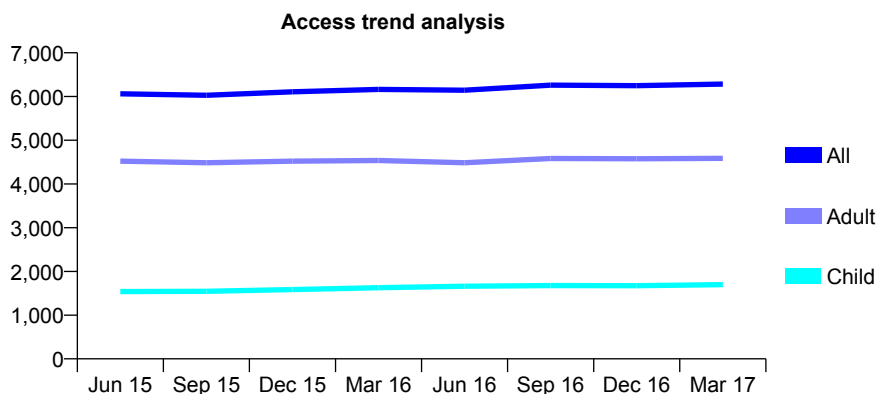
Q57 - Vital Signs At a Glance Contract Report for 114944/0001 - March 2017

Name or company name	Hockley Dental Care
Contract type name	GDS Contract
Purpose of contract	General
Contract start date	01/10/2010
Contract end date	

16/17 Contracted general activity (UDA)	16,000
Carry forward general activity (UDA)	232
16/17 Contracted orthodontic activity (UOA)	0
Carry forward orthodontic activity (UOA)	0
Baseline contract value	£383,616.65

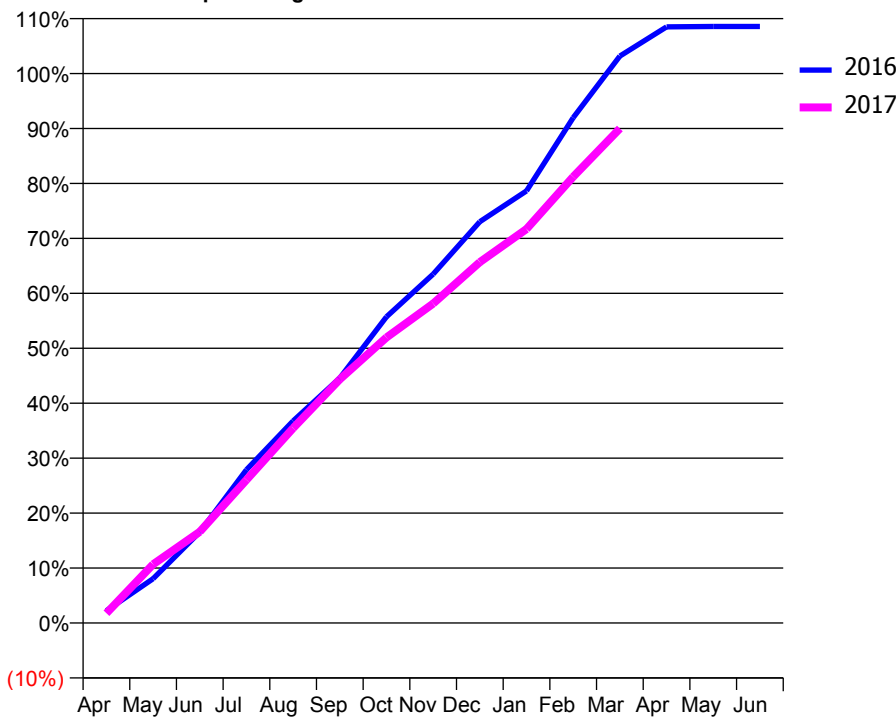
ACCESS*

Patients seen in 24 months	Total	Change since previous quarter
Quarter ending March 2016	6,162	
Quarter ending June 2016	6,145	→
Quarter ending September 2016	6,260	→
Quarter ending December 2016	6,249	→
Quarter ending March 2017	6,285	→
Variance since March 2016	2.0%	→



ACTIVITY

Cumulative percentage of contracted UDA delivered 2016 & 2017



Month	Adjusted Scheduled Activity (UDA)	
	2016	2017
April	358	287
May	1,290	1,709
June	2,651	2,659
July	4,463	4,168
August	5,883	5,676
September	7,133	7,095
October	8,918	8,316
November	10,160	9,299
December	11,686	10,510
January	12,584	11,472
February	14,714	12,995
March	16,507	14,400
April	17,357	
May	17,370	
June	17,369	

QUALITY

	Quantity	Base Number	Contract	AT	Region	England
% of FP17s for the same patient ID Re-attending within 3 months - Children	128	2,269	5.6%	10.6%	12.0%	12.3%
% of FP17s for the same patient ID Re-attending within 3 months - Adults	759	5,812	13.1%	15.3%	16.0%	16.7%
% of FP17s for the same patient ID Re-attending between 3 & 9 months - Children	1,221	2,269	53.8%	55.6%	58.8%	57.6%
% of FP17s for the same patient ID Re-attending between 3 & 9 months - Adults	2,489	5,812	42.8%	48.7%	51.2%	50.1%
% of FP17s for Band 1 Urgent Courses	1,291	7,649	16.9%	8.6%	8.0%	9.1%
% of FP17s Relating to Free Repair or Replacements	26	7,649	0.3%	0.8%	0.8%	0.8%
% of FP17s Relating to Continuations	22	7,649	0.3%	1.1%	1.2%	1.2%
% of Patients satisfied with the dentistry they have received	6	8	N/A	93.9%	92.7%	92.8%
% of Patients satisfied with the time they had to wait for an appointment	7	8	N/A	90.6%	89.1%	88.7%

* This is based on patients treated on this contract for their most recent course of treatment. Figures in italics indicate the base number of FP17s or Patient Questionnaire responses are less than 100. N/A is shown where the base number of responses is less than 10 during the period. % is calculated as Quantity/Base number*100

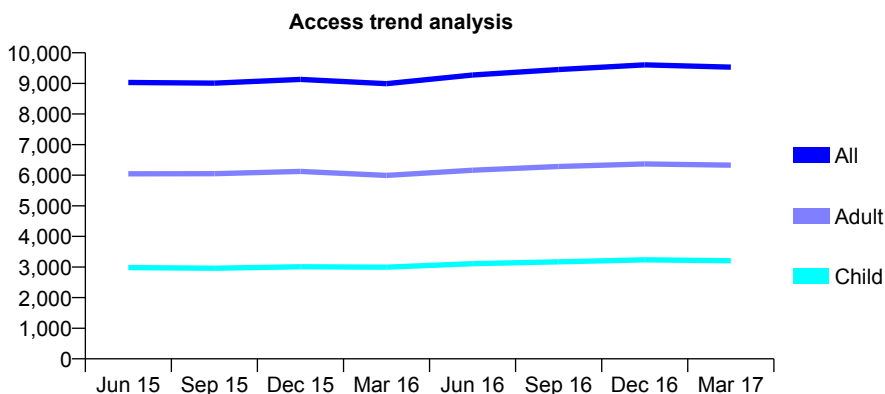
Q57 - Vital Signs At a Glance Contract Report for 116432/0001 - March 2017

Name or company name	Ghabai and Hemmati
Contract type name	GDS Contract
Purpose of contract	General
Contract start date	01/04/2006
Contract end date	

16/17 Contracted general activity (UDA)	26,845
Carry forward general activity (UDA)	-15
16/17 Contracted orthodontic activity (UOA)	0
Carry forward orthodontic activity (UOA)	0
Baseline contract value	£867,133.69

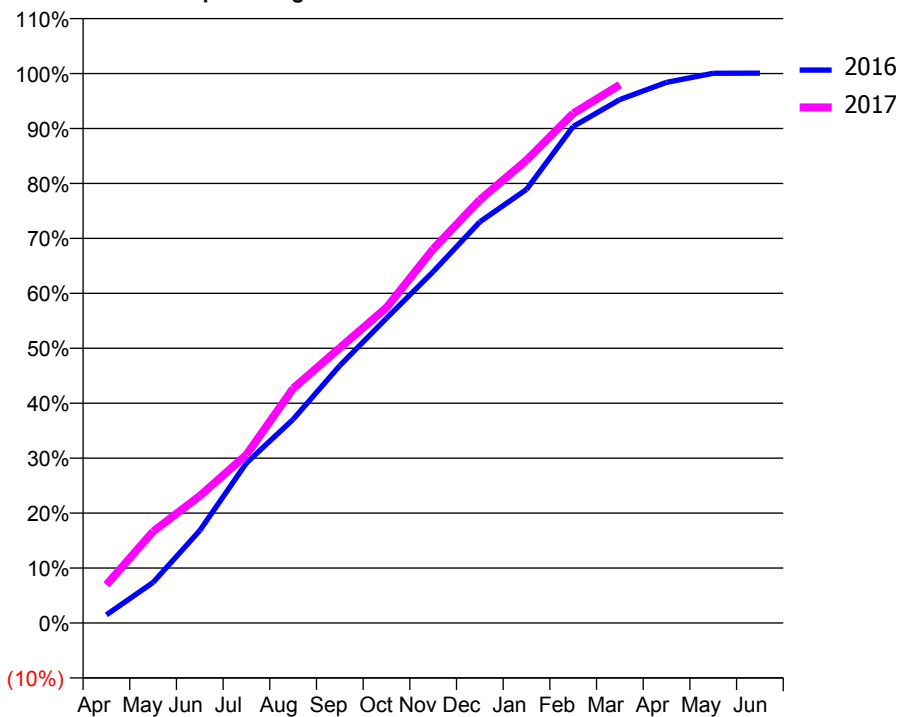
ACCESS*

Patients seen in 24 months	Total	Change since previous quarter
Quarter ending March 2016	8,992	
Quarter ending June 2016	9,274	↑
Quarter ending September 2016	9,455	→
Quarter ending December 2016	9,606	→
Quarter ending March 2017	9,531	→
Variance since March 2016	6.0%	↑



ACTIVITY

Cumulative percentage of contracted UDA delivered 2016 & 2017



Month	Adjusted Scheduled Activity (UDA)	
	2016	2017
April	404	1,864
May	1,981	4,473
June	4,515	6,209
July	7,817	8,225
August	9,952	11,462
September	12,574	13,446
October	14,892	15,412
November	17,161	18,267
December	19,602	20,676
January	21,183	22,611
February	24,255	24,897
March	25,574	26,296
April	26,414	
May	26,856	
June	26,860	

QUALITY

	Quantity	Base Number	Contract	AT	Region	England
% of FP17s for the same patient ID Re-attending within 3 months - Children	238	3,743	6.4%	10.6%	12.0%	12.3%
% of FP17s for the same patient ID Re-attending within 3 months - Adults	689	6,179	11.2%	15.3%	16.0%	16.7%
% of FP17s for the same patient ID Re-attending between 3 & 9 months - Children	1,656	3,743	44.2%	55.6%	58.8%	57.6%
% of FP17s for the same patient ID Re-attending between 3 & 9 months - Adults	1,968	6,179	31.8%	48.7%	51.2%	50.1%
% of FP17s for Band 1 Urgent Courses	546	9,360	5.8%	8.6%	8.0%	9.1%
% of FP17s Relating to Free Repair or Replacements	9	9,360	0.1%	0.8%	0.8%	0.8%
% of FP17s Relating to Continuations	54	9,360	0.6%	1.1%	1.2%	1.2%
% of Patients satisfied with the dentistry they have received	15	15	100.0%	93.9%	92.7%	92.8%
% of Patients satisfied with the time they had to wait for an appointment	15	15	100.0%	90.6%	89.1%	88.7%

* This is based on patients treated on this contract for their most recent course of treatment. Figures in italics indicate the base number of FP17s or Patient Questionnaire responses are less than 100. N/A is shown where the base number of responses is less than 10 during the period. % is calculated as Quantity/Base number*100

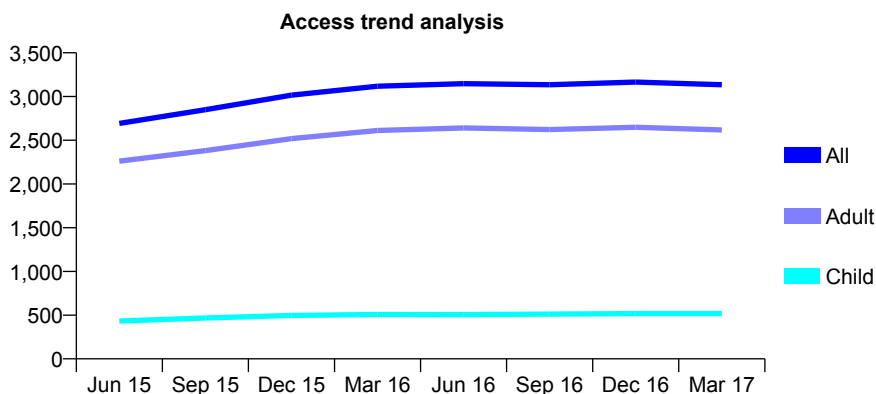
Q57 - Vital Signs At a Glance Contract Report for 116610/0001 - March 2017

Name or company name	M Duncan & KS Singh
Contract type name	GDS Contract
Purpose of contract	General
Contract start date	01/04/2014
Contract end date	

16/17 Contracted general activity (UDA)	9,168
Carry forward general activity (UDA)	274
16/17 Contracted orthodontic activity (UOA)	0
Carry forward orthodontic activity (UOA)	0
Baseline contract value	£247,759.42

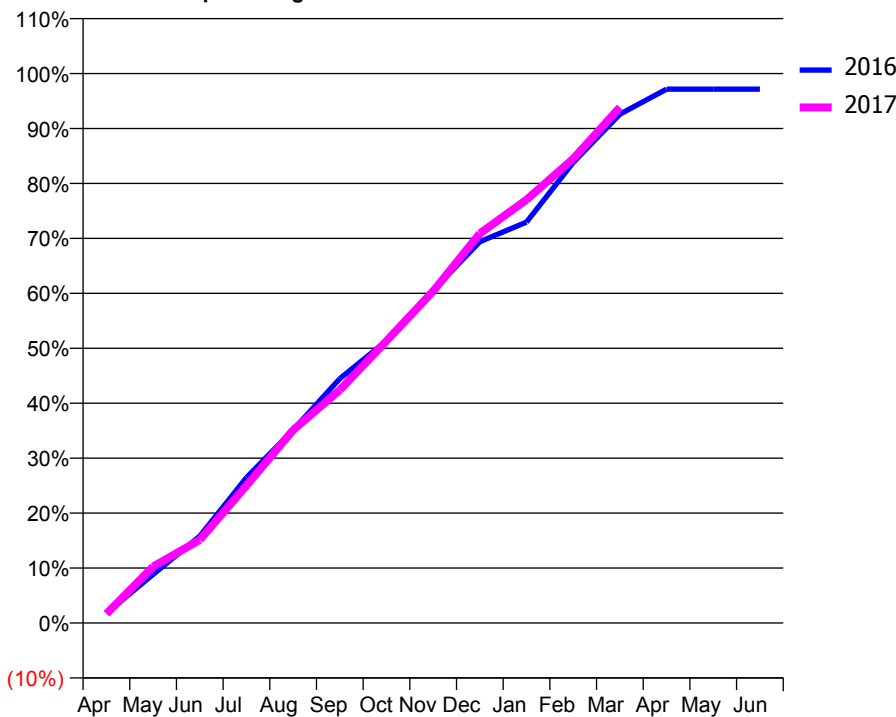
ACCESS*

Patients seen in 24 months	Total	Change since previous quarter
Quarter ending March 2016	3,118	
Quarter ending June 2016	3,147	→
Quarter ending September 2016	3,135	→
Quarter ending December 2016	3,165	→
Quarter ending March 2017	3,135	→
Variance since March 2016	0.5%	→



ACTIVITY

Cumulative percentage of contracted UDA delivered 2016 & 2017



Month	Adjusted Scheduled Activity (UDA)	
	2016	2017
April	174	155
May	855	943
June	1,529	1,387
July	2,558	2,295
August	3,398	3,221
September	4,300	3,888
October	4,965	4,707
November	5,855	5,537
December	6,709	6,499
January	7,054	7,063
February	8,103	7,746
March	8,951	8,605
April	9,394	
May	9,394	
June	9,394	

QUALITY

	Quantity	Base Number	Contract	AT	Region	England
% of FP17s for the same patient ID Re-attending within 3 months - Children	47	676	7.0%	10.6%	12.0%	12.3%
% of FP17s for the same patient ID Re-attending within 3 months - Adults	536	3,605	14.9%	15.3%	16.0%	16.7%
% of FP17s for the same patient ID Re-attending between 3 & 9 months - Children	196	676	29.0%	55.6%	58.8%	57.6%
% of FP17s for the same patient ID Re-attending between 3 & 9 months - Adults	1,245	3,605	34.5%	48.7%	51.2%	50.1%
% of FP17s for Band 1 Urgent Courses	158	4,088	3.9%	8.6%	8.0%	9.1%
% of FP17s Relating to Free Repair or Replacements	93	4,088	2.3%	0.8%	0.8%	0.8%
% of FP17s Relating to Continuations	195	4,088	4.8%	1.1%	1.2%	1.2%
% of Patients satisfied with the dentistry they have received	4	5	N/A	93.9%	92.7%	92.8%
% of Patients satisfied with the time they had to wait for an appointment	4	5	N/A	90.6%	89.1%	88.7%

* This is based on patients treated on this contract for their most recent course of treatment. Figures in italics indicate the base number of FP17s or Patient Questionnaire responses are less than 100. N/A is shown where the base number of responses is less than 10 during the period. % is calculated as Quantity/Base number*100

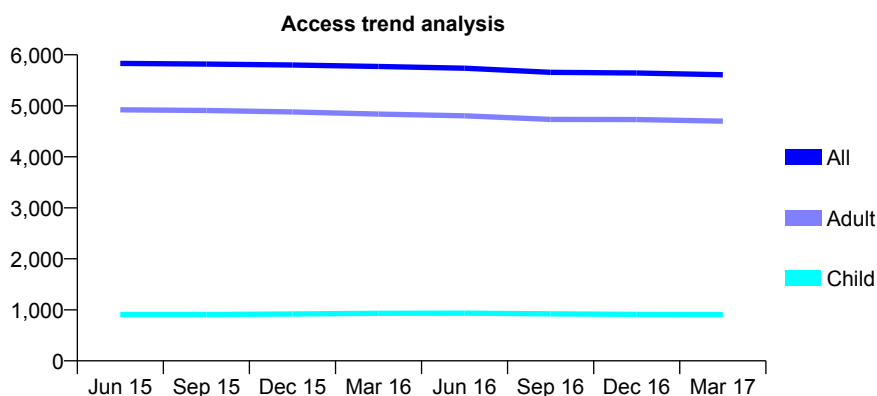
Q57 - Vital Signs At a Glance Contract Report for 117676/0001 - March 2017

Name or company name	Jeremy Atherton, Martin David Shaffron, Tii
Contract type name	GDS Contract
Purpose of contract	General
Contract start date	31/03/2013
Contract end date	

16/17 Contracted general activity (UDA)	16,827
Carry forward general activity (UDA)	0
16/17 Contracted orthodontic activity (UOA)	0
Carry forward orthodontic activity (UOA)	0
Baseline contract value	£416,774.68

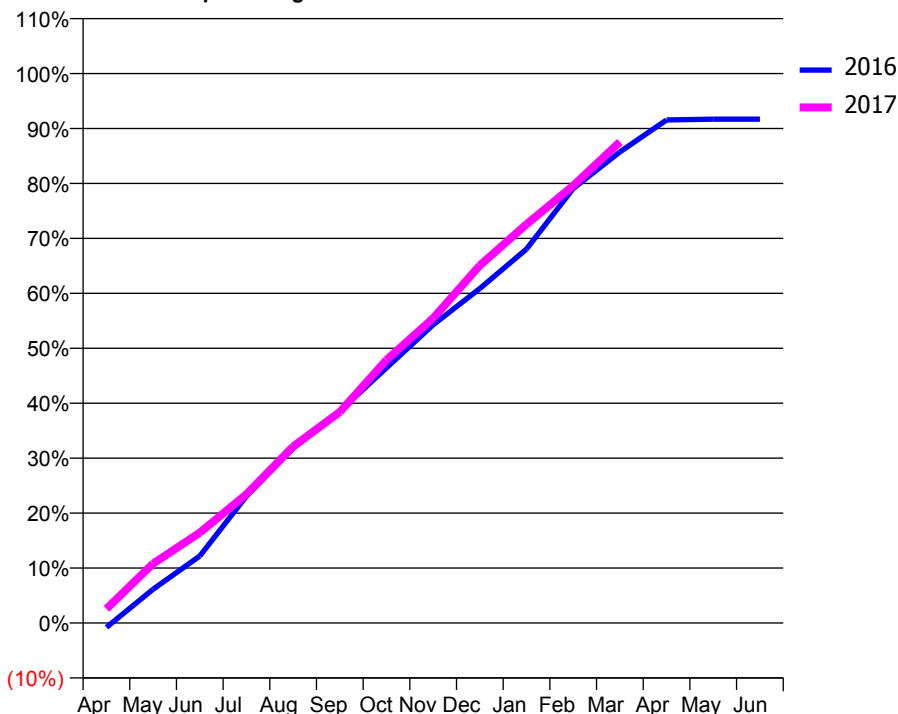
ACCESS*

Patients seen in 24 months	Total	Change since previous quarter
Quarter ending March 2016	5,772	
Quarter ending June 2016	5,737	→
Quarter ending September 2016	5,656	↓
Quarter ending December 2016	5,642	→
Quarter ending March 2017	5,608	→
Variance since March 2016	(2.8%)	↓



ACTIVITY

Cumulative percentage of contracted UDA delivered 2016 & 2017



Adjusted Scheduled Activity (UDA)

Month	2016	2017
April	-137	435
May	1,036	1,818
June	2,052	2,765
July	3,885	3,943
August	5,353	5,406
September	6,490	6,461
October	7,815	8,053
November	9,132	9,333
December	10,243	10,949
January	11,453	12,211
February	13,306	13,390
March	14,423	14,731
April	15,406	
May	15,428	
June	15,431	

QUALITY

	Quantity	Base Number	Contract	AT	Region	England
% of FP17s for the same patient ID Re-attending within 3 months - Children	55	1,310	4.2%	10.6%	12.0%	12.3%
% of FP17s for the same patient ID Re-attending within 3 months - Adults	804	7,086	11.3%	15.3%	16.0%	16.7%
% of FP17s for the same patient ID Re-attending between 3 & 9 months - Children	878	1,310	67.0%	55.6%	58.8%	57.6%
% of FP17s for the same patient ID Re-attending between 3 & 9 months - Adults	4,549	7,086	64.2%	48.7%	51.2%	50.1%
% of FP17s for Band 1 Urgent Courses	275	7,817	3.5%	8.6%	8.0%	9.1%
% of FP17s Relating to Free Repair or Replacements	90	7,817	1.2%	0.8%	0.8%	0.8%
% of FP17s Relating to Continuations	106	7,817	1.4%	1.1%	1.2%	1.2%
% of Patients satisfied with the dentistry they have received	25	26	96.2%	93.9%	92.7%	92.8%
% of Patients satisfied with the time they had to wait for an appointment	24	26	92.3%	90.6%	89.1%	88.7%

* This is based on patients treated on this contract for their most recent course of treatment. Figures in italics indicate the base number of FP17s or Patient Questionnaire responses are less than 100. N/A is shown where the base number of responses is less than 10 during the period. % is calculated as Quantity/Base number*100

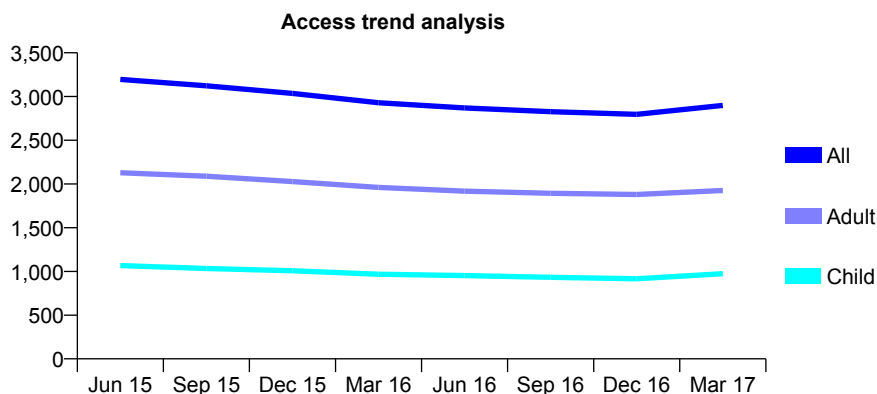
Q57 - Vital Signs At a Glance Contract Report for 118028/0001 - March 2017

Name or company name	Zen Clinic Limited
Contract type name	GDS Contract
Purpose of contract	General
Contract start date	08/06/2010
Contract end date	

16/17 Contracted general activity (UDA)	8,248
Carry forward general activity (UDA)	236
16/17 Contracted orthodontic activity (UOA)	0
Carry forward orthodontic activity (UOA)	0
Baseline contract value	£226,631.12

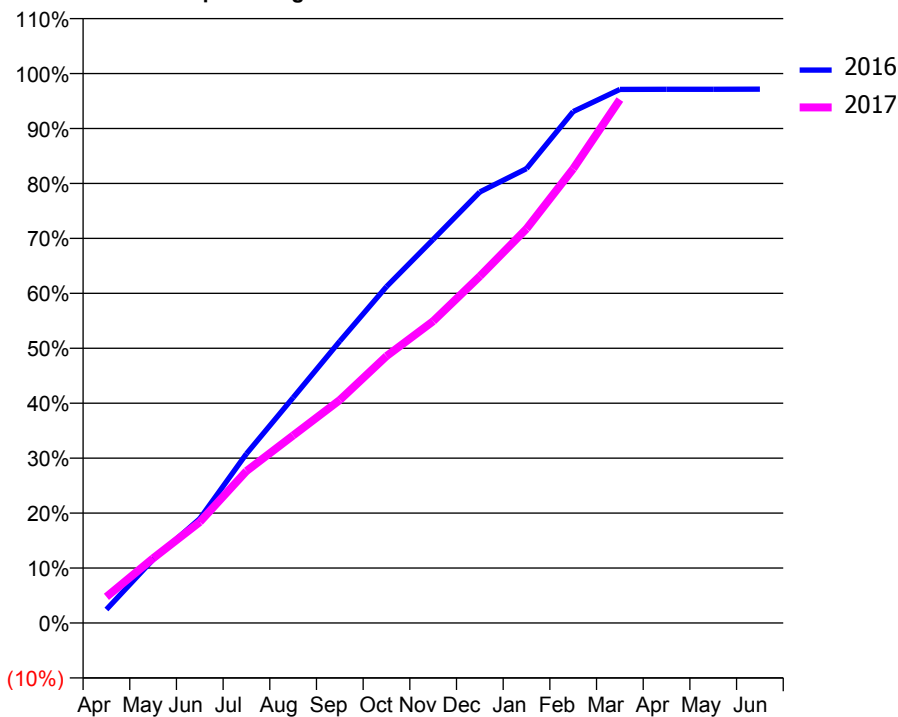
ACCESS*

Patients seen in 24 months	Total	Change since previous quarter
Quarter ending March 2016	2,929	
Quarter ending June 2016	2,870	↓
Quarter ending September 2016	2,827	↓
Quarter ending December 2016	2,796	↓
Quarter ending March 2017	2,898	↑
Variance since March 2016	(1.1%)	↓



ACTIVITY

Cumulative percentage of contracted UDA delivered 2016 & 2017



Month	Adjusted Scheduled Activity (UDA)	
	2016	2017
April	203	394
May	955	972
June	1,566	1,517
July	2,541	2,282
August	3,384	2,814
September	4,230	3,347
October	5,049	4,006
November	5,758	4,531
December	6,469	5,204
January	6,820	5,918
February	7,678	6,819
March	8,009	7,856
April	8,010	
May	8,011	
June	8,012	

QUALITY

	Quantity	Base Number	Contract	AT	Region	England
% of FP17s for the same patient ID Re-attending within 3 months - Children	62	1,532	4.0%	10.6%	12.0%	12.3%
% of FP17s for the same patient ID Re-attending within 3 months - Adults	277	2,734	10.1%	15.3%	16.0%	16.7%
% of FP17s for the same patient ID Re-attending between 3 & 9 months - Children	1,096	1,532	71.5%	55.6%	58.8%	57.6%
% of FP17s for the same patient ID Re-attending between 3 & 9 months - Adults	1,670	2,734	61.1%	48.7%	51.2%	50.1%
% of FP17s for Band 1 Urgent Courses	226	4,263	5.3%	8.6%	8.0%	9.1%
% of FP17s Relating to Free Repair or Replacements	17	4,263	0.4%	0.8%	0.8%	0.8%
% of FP17s Relating to Continuations	25	4,263	0.6%	1.1%	1.2%	1.2%
% of Patients satisfied with the dentistry they have received	6	7	N/A	93.9%	92.7%	92.8%
% of Patients satisfied with the time they had to wait for an appointment	7	7	N/A	90.6%	89.1%	88.7%

* This is based on patients treated on this contract for their most recent course of treatment. Figures in italics indicate the base number of FP17s or Patient Questionnaire responses are less than 100. N/A is shown where the base number of responses is less than 10 during the period. % is calculated as Quantity/Base number*100

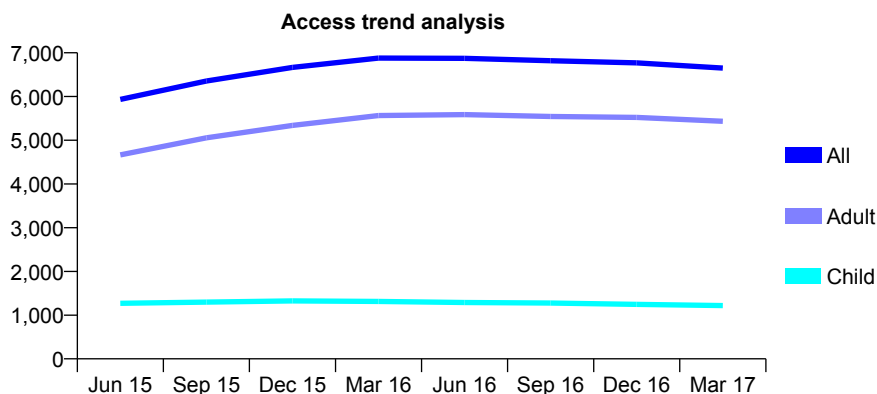
Q57 - Vital Signs At a Glance Contract Report for 119261/0001 - March 2017

Name or company name	Mr Clive Bainbridge, Mr Mark Bainbridge ar
Contract type name	GDS Contract
Purpose of contract	General and Orthodontic
Contract start date	01/05/2014
Contract end date	

16/17 Contracted general activity (UDA)	17,496
Carry forward general activity (UDA)	-362
16/17 Contracted orthodontic activity (UOA)	592
Carry forward orthodontic activity (UOA)	-12
Baseline contract value	£799,696.58

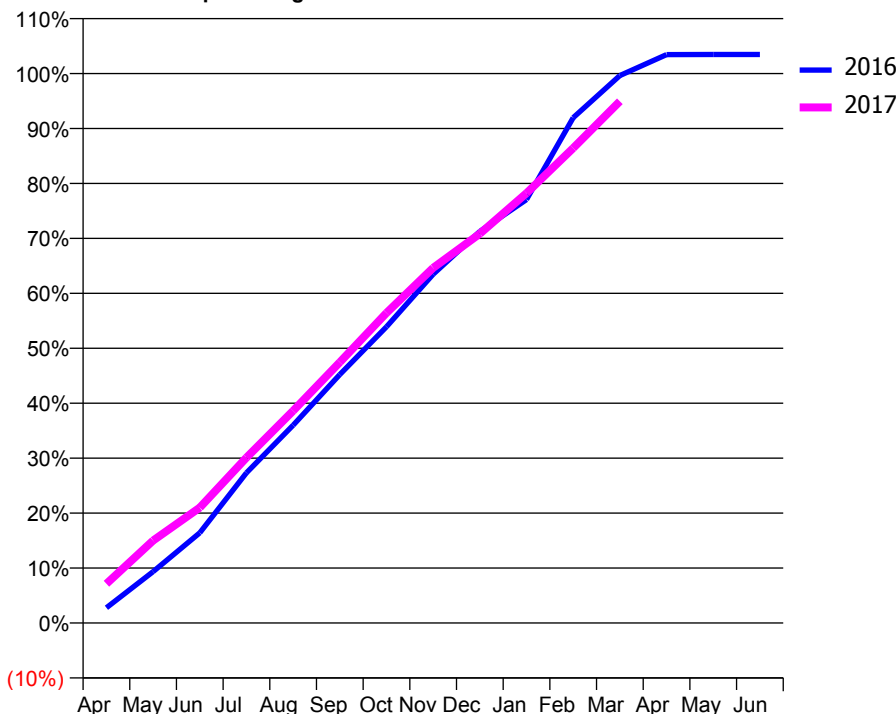
ACCESS*

Patients seen in 24 months	Total	Change since previous quarter
Quarter ending March 2016	6,880	
Quarter ending June 2016	6,874	→
Quarter ending September 2016	6,819	→
Quarter ending December 2016	6,769	→
Quarter ending March 2017	6,651	↓
Variance since March 2016	(3.3%)	↓



ACTIVITY

Cumulative percentage of contracted UDA delivered 2016 & 2017



Month	Adjusted Scheduled Activity (UDA)	
	2016	2017
April	502	1,251
May	1,690	2,624
June	2,968	3,676
July	4,945	5,266
August	6,514	6,758
September	8,180	8,304
October	9,753	9,872
November	11,482	11,308
December	12,889	12,395
January	13,937	13,688
February	16,636	15,120
March	18,019	16,612
April	18,711	
May	18,712	
June	18,712	

QUALITY

	Quantity	Base Number	Contract	AT	Region	England
% of FP17s for the same patient ID Re-attending within 3 months - Children	185	1,825	10.1%	10.6%	12.0%	12.3%
% of FP17s for the same patient ID Re-attending within 3 months - Adults	950	5,899	16.1%	15.3%	16.0%	16.7%
% of FP17s for the same patient ID Re-attending between 3 & 9 months - Children	1,069	1,825	58.6%	55.6%	58.8%	57.6%
% of FP17s for the same patient ID Re-attending between 3 & 9 months - Adults	1,675	5,899	28.4%	48.7%	51.2%	50.1%
% of FP17s for Band 1 Urgent Courses	702	7,361	9.5%	8.6%	8.0%	9.1%
% of FP17s Relating to Free Repair or Replacements	189	7,361	2.6%	0.8%	0.8%	0.8%
% of FP17s Relating to Continuations	102	7,361	1.4%	1.1%	1.2%	1.2%
% of Patients satisfied with the dentistry they have received	22	23	95.7%	93.9%	92.7%	92.8%
% of Patients satisfied with the time they had to wait for an appointment	20	23	87.0%	90.6%	89.1%	88.7%

* This is based on patients treated on this contract for their most recent course of treatment. Figures in italics indicate the base number of FP17s or Patient Questionnaire responses are less than 100. N/A is shown where the base number of responses is less than 10 during the period. % is calculated as Quantity/Base number*100

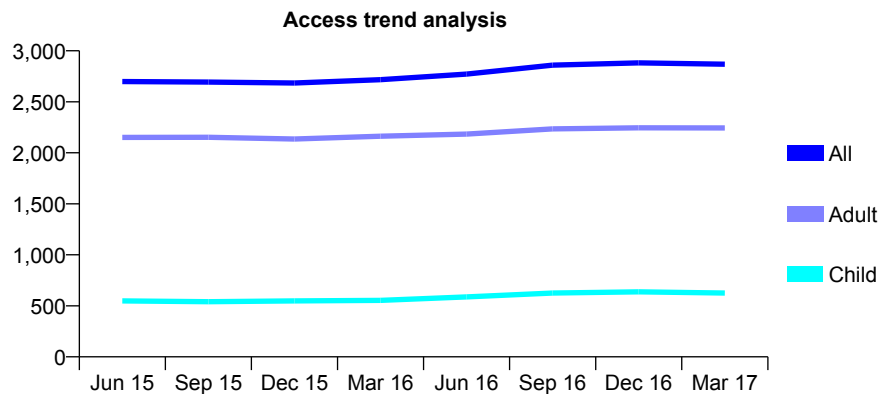
Q57 - Vital Signs At a Glance Contract Report for 119458/0001 - March 2017

Name or company name	Kafian and McNally
Contract type name	GDS Contract
Purpose of contract	General
Contract start date	01/04/2006
Contract end date	

16/17 Contracted general activity (UDA)	9,524
Carry forward general activity (UDA)	373
16/17 Contracted orthodontic activity (UOA)	0
Carry forward orthodontic activity (UOA)	0
Baseline contract value	£243,679.17

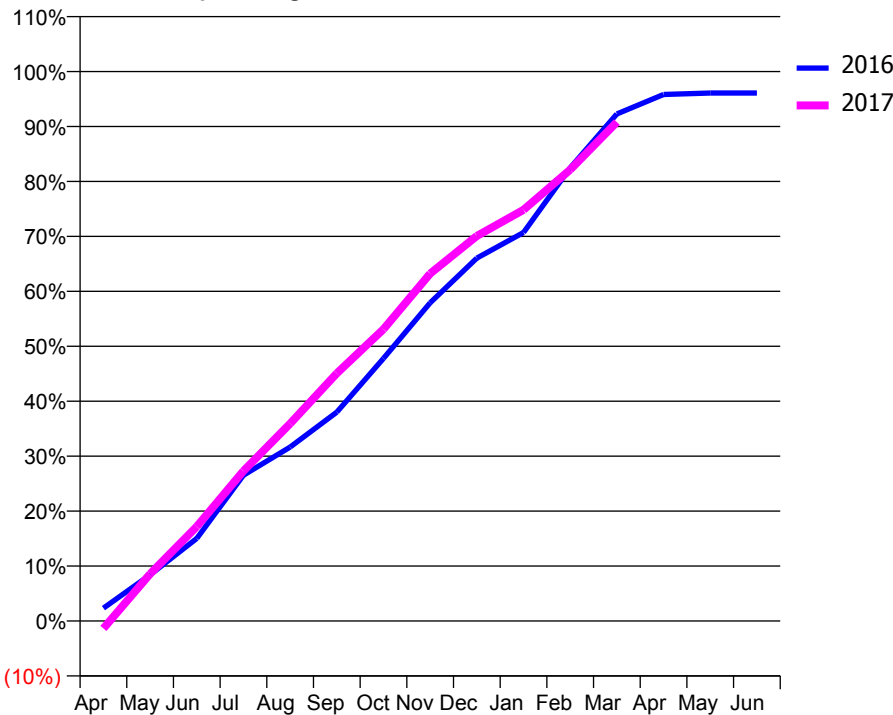
ACCESS*

Patients seen in 24 months	Total	Change since previous quarter
Quarter ending March 2016	2,717	
Quarter ending June 2016	2,772	↑
Quarter ending September 2016	2,860	↑
Quarter ending December 2016	2,882	→
Quarter ending March 2017	2,869	→
Variance since March 2016	5.6%	↑



ACTIVITY

Cumulative percentage of contracted UDA delivered 2016 & 2017



Month	Adjusted Scheduled Activity (UDA)	
	2016	2017
April	223	-131
May	801	818
June	1,433	1,638
July	2,528	2,601
August	3,015	3,422
September	3,620	4,292
October	4,552	5,058
November	5,515	6,021
December	6,291	6,673
January	6,733	7,126
February	7,854	7,821
March	8,788	8,648
April	9,125	
May	9,151	
June	9,151	

QUALITY

	Quantity	Base Number	Contract	AT	Region	England
% of FP17s for the same patient ID Re-attending within 3 months - Children	74	790	9.4%	10.6%	12.0%	12.3%
% of FP17s for the same patient ID Re-attending within 3 months - Adults	491	2,836	17.3%	15.3%	16.0%	16.7%
% of FP17s for the same patient ID Re-attending between 3 & 9 months - Children	338	790	42.8%	55.6%	58.8%	57.6%
% of FP17s for the same patient ID Re-attending between 3 & 9 months - Adults	1,250	2,836	44.1%	48.7%	51.2%	50.1%
% of FP17s for Band 1 Urgent Courses	415	3,515	11.8%	8.6%	8.0%	9.1%
% of FP17s Relating to Free Repair or Replacements	45	3,515	1.3%	0.8%	0.8%	0.8%
% of FP17s Relating to Continuations	61	3,515	1.7%	1.1%	1.2%	1.2%
% of Patients satisfied with the dentistry they have received	5	6	N/A	93.9%	92.7%	92.8%
% of Patients satisfied with the time they had to wait for an appointment	5	6	N/A	90.6%	89.1%	88.7%

* This is based on patients treated on this contract for their most recent course of treatment. Figures in italics indicate the base number of FP17s or Patient Questionnaire responses are less than 100. N/A is shown where the base number of responses is less than 10 during the period. % is calculated as Quantity/Base number*100

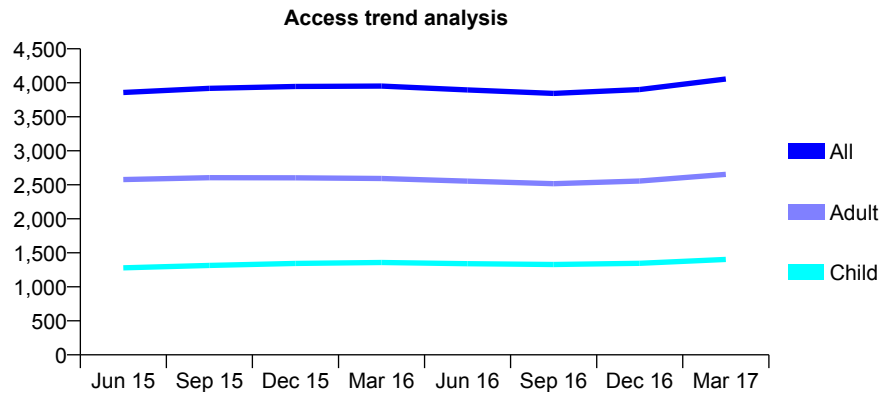
Q57 - Vital Signs At a Glance Contract Report for 121029/0001 - March 2017

Name or company name	Charybdis & Scylla Ltd
Contract type name	GDS Contract
Purpose of contract	General
Contract start date	17/04/2007
Contract end date	

16/17 Contracted general activity (UDA)	9,584
Carry forward general activity (UDA)	-47
16/17 Contracted orthodontic activity (UOA)	0
Carry forward orthodontic activity (UOA)	0
Baseline contract value	£288,895.89

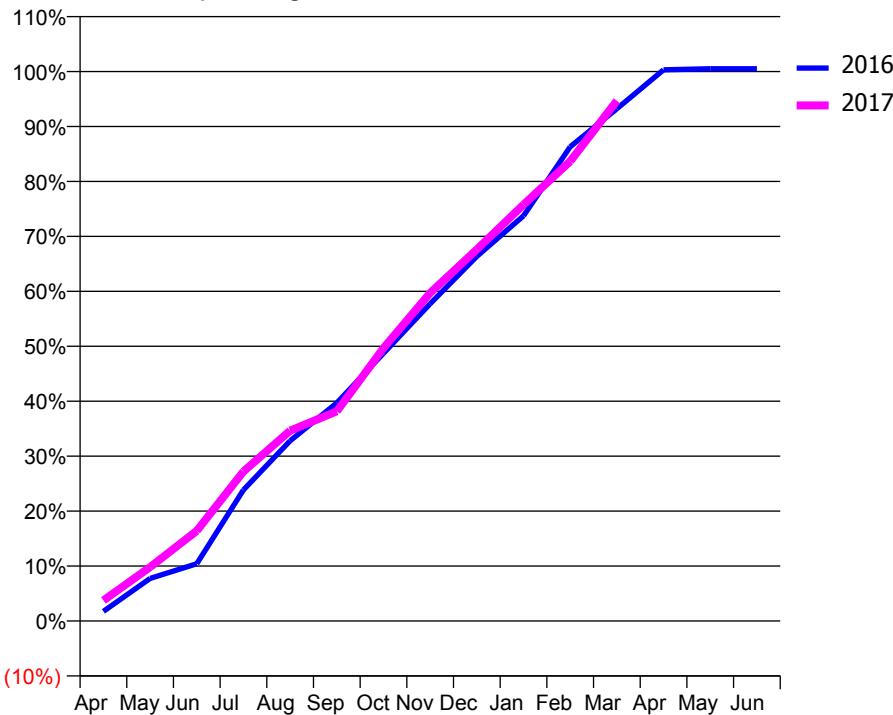
ACCESS*

Patients seen in 24 months	Total	Change since previous quarter
Quarter ending March 2016	3,952	
Quarter ending June 2016	3,895	↓
Quarter ending September 2016	3,844	↓
Quarter ending December 2016	3,901	→
Quarter ending March 2017	4,056	↑
Variance since March 2016	2.6%	↑



ACTIVITY

Cumulative percentage of contracted UDA delivered 2016 & 2017



Month	Adjusted Scheduled Activity (UDA)	
	2016	2017
April	169	359
May	743	940
June	998	1,574
July	2,288	2,608
August	3,144	3,320
September	3,803	3,657
October	4,668	4,759
November	5,534	5,724
December	6,359	6,480
January	7,066	7,262
February	8,271	8,018
March	8,933	9,074
April	9,613	
May	9,631	
June	9,631	

QUALITY

	Quantity	Base Number	Contract	AT	Region	England
% of FP17s for the same patient ID Re-attending within 3 months - Children	72	1,476	4.9%	10.6%	12.0%	12.3%
% of FP17s for the same patient ID Re-attending within 3 months - Adults	410	2,879	14.2%	15.3%	16.0%	16.7%
% of FP17s for the same patient ID Re-attending between 3 & 9 months - Children	656	1,476	44.4%	55.6%	58.8%	57.6%
% of FP17s for the same patient ID Re-attending between 3 & 9 months - Adults	1,163	2,879	40.4%	48.7%	51.2%	50.1%
% of FP17s for Band 1 Urgent Courses	451	4,022	11.2%	8.6%	8.0%	9.1%
% of FP17s Relating to Free Repair or Replacements	35	4,022	0.9%	0.8%	0.8%	0.8%
% of FP17s Relating to Continuations	36	4,022	0.9%	1.1%	1.2%	1.2%
% of Patients satisfied with the dentistry they have received	7	7	N/A	93.9%	92.7%	92.8%
% of Patients satisfied with the time they had to wait for an appointment	7	7	N/A	90.6%	89.1%	88.7%

* This is based on patients treated on this contract for their most recent course of treatment. Figures in italics indicate the base number of FP17s or Patient Questionnaire responses are less than 100. N/A is shown where the base number of responses is less than 10 during the period. % is calculated as Quantity/Base number*100

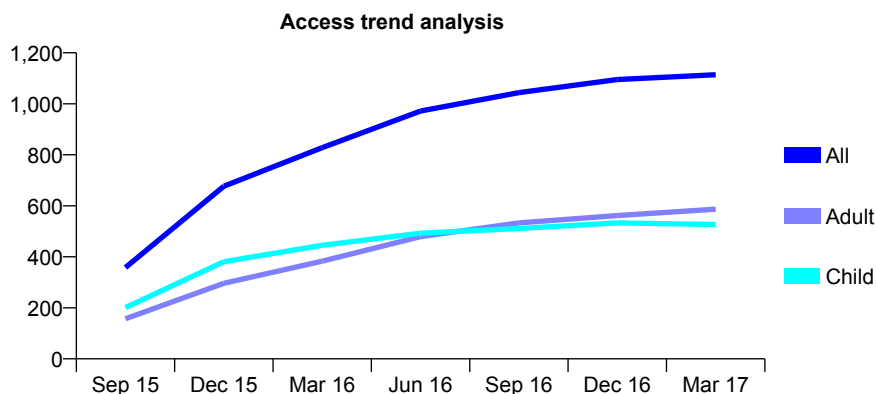
Q57 - Vital Signs At a Glance Contract Report for 121614/0001 - March 2017

Name or company name	Anita Hyare and Manjinder Khroud
Contract type name	GDS Contract
Purpose of contract	General
Contract start date	01/06/2015
Contract end date	

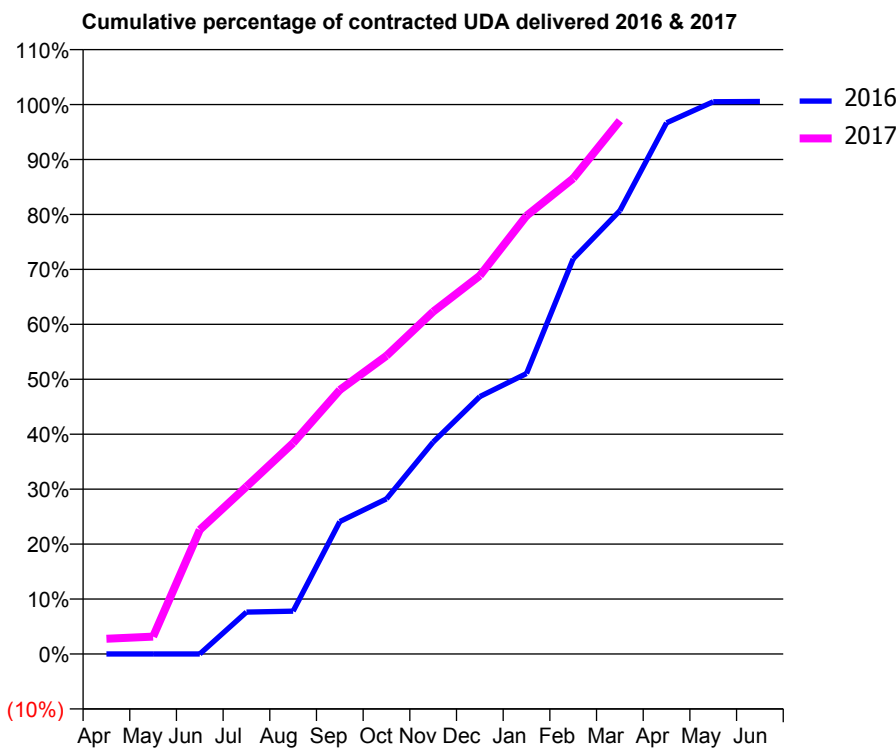
16/17 Contracted general activity (UDA)	2,876
Carry forward general activity (UDA)	-58
16/17 Contracted orthodontic activity (UOA)	0
Carry forward orthodontic activity (UOA)	0
Baseline contract value	£69,546.59

ACCESS*

Patients seen in 24 months	Total	Change since previous quarter
Quarter ending March 2016	828	
Quarter ending June 2016	972	↑
Quarter ending September 2016	1,044	↑
Quarter ending December 2016	1,095	↑
Quarter ending March 2017	1,114	→
Variance since March 2016	34.5%	↑



ACTIVITY



Month	Adjusted Scheduled Activity (UDA)	
	2016	2017
April	0	80
May	0	91
June	0	650
July	182	876
August	186	1,105
September	575	1,382
October	673	1,561
November	920	1,792
December	1,117	1,981
January	1,217	2,294
February	1,714	2,489
March	1,923	2,791
April	2,305	
May	2,396	
June	2,397	

QUALITY

	Quantity	Base Number	Contract	AT	Region	England
% of FP17s for the same patient ID Re-attending within 3 months - Children	42	770	5.5%	10.6%	12.0%	12.3%
% of FP17s for the same patient ID Re-attending within 3 months - Adults	81	670	12.1%	15.3%	16.0%	16.7%
% of FP17s for the same patient ID Re-attending between 3 & 9 months - Children	439	770	57.0%	55.6%	58.8%	57.6%
% of FP17s for the same patient ID Re-attending between 3 & 9 months - Adults	332	670	49.6%	48.7%	51.2%	50.1%
% of FP17s for Band 1 Urgent Courses	50	1,255	4.0%	8.6%	8.0%	9.1%
% of FP17s Relating to Free Repair or Replacements	0	1,255	0.0%	0.8%	0.8%	0.8%
% of FP17s Relating to Continuations	10	1,255	0.8%	1.1%	1.2%	1.2%
% of Patients satisfied with the dentistry they have received	4	4	N/A	93.9%	92.7%	92.8%
% of Patients satisfied with the time they had to wait for an appointment	3	4	N/A	90.6%	89.1%	88.7%

* This is based on patients treated on this contract for their most recent course of treatment. Figures in italics indicate the base number of FP17s or Patient Questionnaire responses are less than 100. N/A is shown where the base number of responses is less than 10 during the period. % is calculated as Quantity/Base number*100

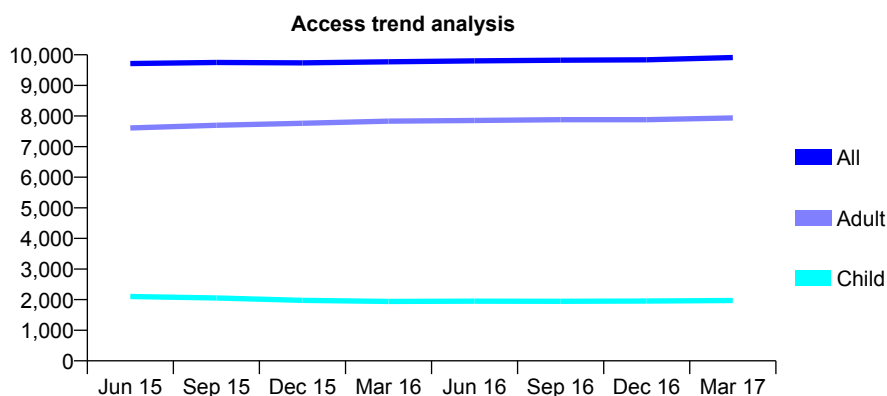
Q57 - Vital Signs At a Glance Contract Report for 124958/0001 - March 2017

Name or company name	NG Fraser Associates Ltd
Contract type name	GDS Contract
Purpose of contract	General
Contract start date	01/02/2013
Contract end date	

16/17 Contracted general activity (UDA)	30,788
Carry forward general activity (UDA)	189
16/17 Contracted orthodontic activity (UOA)	0
Carry forward orthodontic activity (UOA)	0
Baseline contract value	£690,242.19

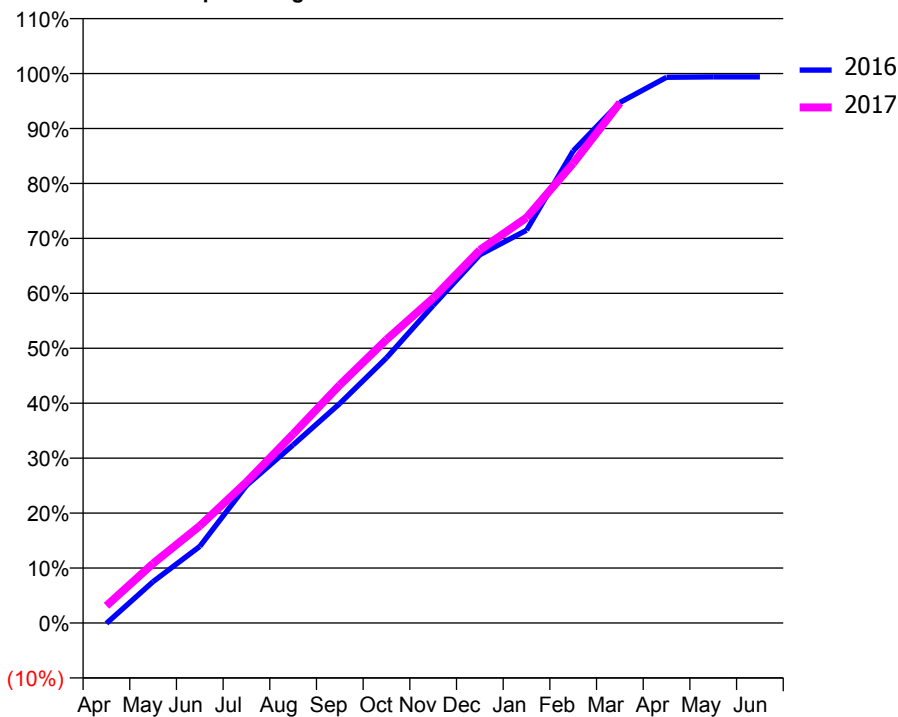
ACCESS*

Patients seen in 24 months	Total	Change since previous quarter
Quarter ending March 2016	9,773	
Quarter ending June 2016	9,802	→
Quarter ending September 2016	9,824	→
Quarter ending December 2016	9,836	→
Quarter ending March 2017	9,909	→
Variance since March 2016	1.4%	→



ACTIVITY

Cumulative percentage of contracted UDA delivered 2016 & 2017



Month	Adjusted Scheduled Activity (UDA)	
	2016	2017
April	-25	964
May	2,317	3,339
June	4,292	5,443
July	7,709	7,901
August	9,975	10,587
September	12,299	13,340
October	14,860	15,881
November	17,792	18,207
December	20,633	20,898
January	22,007	22,706
February	26,450	25,757
March	29,164	29,142
April	30,577	
May	30,596	
June	30,599	

QUALITY

	Quantity	Base Number	Contract	AT	Region	England
% of FP17s for the same patient ID Re-attending within 3 months - Children	241	2,769	8.7%	10.6%	12.0%	12.3%
% of FP17s for the same patient ID Re-attending within 3 months - Adults	1,615	10,738	15.0%	15.3%	16.0%	16.7%
% of FP17s for the same patient ID Re-attending between 3 & 9 months - Children	1,452	2,769	52.4%	55.6%	58.8%	57.6%
% of FP17s for the same patient ID Re-attending between 3 & 9 months - Adults	5,533	10,738	51.5%	48.7%	51.2%	50.1%
% of FP17s for Band 1 Urgent Courses	1,154	12,876	9.0%	8.6%	8.0%	9.1%
% of FP17s Relating to Free Repair or Replacements	142	12,876	1.1%	0.8%	0.8%	0.8%
% of FP17s Relating to Continuations	153	12,876	1.2%	1.1%	1.2%	1.2%
% of Patients satisfied with the dentistry they have received	20	21	95.2%	93.9%	92.7%	92.8%
% of Patients satisfied with the time they had to wait for an appointment	21	21	100.0%	90.6%	89.1%	88.7%

* This is based on patients treated on this contract for their most recent course of treatment. Figures in italics indicate the base number of FP17s or Patient Questionnaire responses are less than 100. N/A is shown where the base number of responses is less than 10 during the period. % is calculated as Quantity/Base number*100

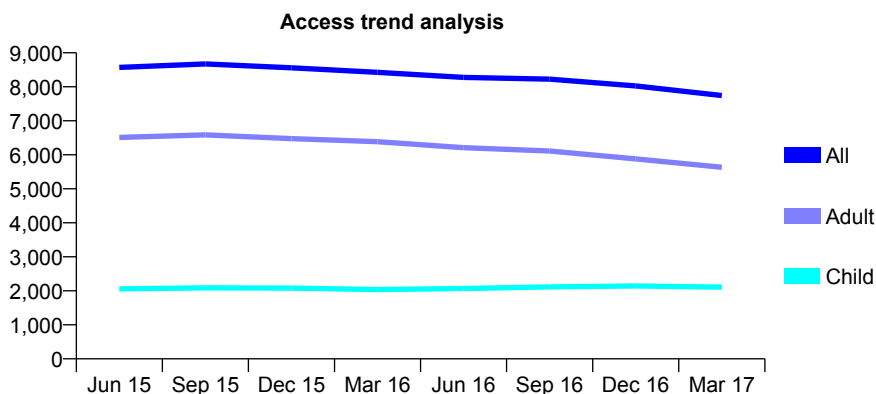
Q57 - Vital Signs At a Glance Contract Report for 125911/0001 - March 2017

Name or company name	Prettygate Dental Practice Limited
Contract type name	GDS Contract
Purpose of contract	General
Contract start date	01/07/2013
Contract end date	

16/17 Contracted general activity (UDA)	20,299
Carry forward general activity (UDA)	-376
16/17 Contracted orthodontic activity (UOA)	0
Carry forward orthodontic activity (UOA)	0
Baseline contract value	£485,982.43

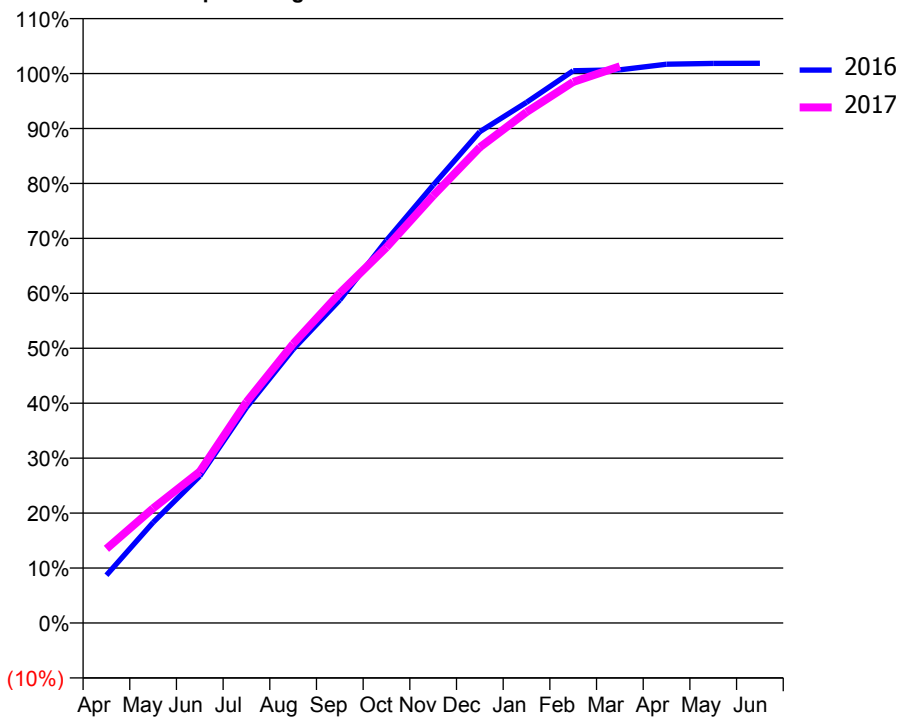
ACCESS*

Patients seen in 24 months	Total	Change since previous quarter
Quarter ending March 2016	8,424	
Quarter ending June 2016	8,278	↓
Quarter ending September 2016	8,227	→
Quarter ending December 2016	8,027	↓
Quarter ending March 2017	7,744	↓
Variance since March 2016	(8.1%)	↓



ACTIVITY

Cumulative percentage of contracted UDA delivered 2016 & 2017



Month	Adjusted Scheduled Activity (UDA)	
	2016	2017
April	1,764	2,742
May	3,717	4,239
June	5,425	5,594
July	7,964	8,167
August	10,109	10,310
September	11,932	12,191
October	14,135	13,878
November	16,173	15,783
December	18,151	17,574
January	19,232	18,874
February	20,403	19,985
March	20,434	20,565
April	20,644	
May	20,671	
June	20,675	

QUALITY

	Quantity	Base Number	Contract	AT	Region	England
% of FP17s for the same patient ID Re-attending within 3 months - Children	401	3,281	12.2%	10.6%	12.0%	12.3%
% of FP17s for the same patient ID Re-attending within 3 months - Adults	1,268	7,079	17.9%	15.3%	16.0%	16.7%
% of FP17s for the same patient ID Re-attending between 3 & 9 months - Children	1,635	3,281	49.8%	55.6%	58.8%	57.6%
% of FP17s for the same patient ID Re-attending between 3 & 9 months - Adults	2,699	7,079	38.1%	48.7%	51.2%	50.1%
% of FP17s for Band 1 Urgent Courses	1,026	10,201	10.1%	8.6%	8.0%	9.1%
% of FP17s Relating to Free Repair or Replacements	107	10,201	1.0%	0.8%	0.8%	0.8%
% of FP17s Relating to Continuations	111	10,201	1.1%	1.1%	1.2%	1.2%
% of Patients satisfied with the dentistry they have received	15	16	93.8%	93.9%	92.7%	92.8%
% of Patients satisfied with the time they had to wait for an appointment	9	16	56.3%	90.6%	89.1%	88.7%

* This is based on patients treated on this contract for their most recent course of treatment. Figures in italics indicate the base number of FP17s or Patient Questionnaire responses are less than 100. N/A is shown where the base number of responses is less than 10 during the period. % is calculated as Quantity/Base number*100

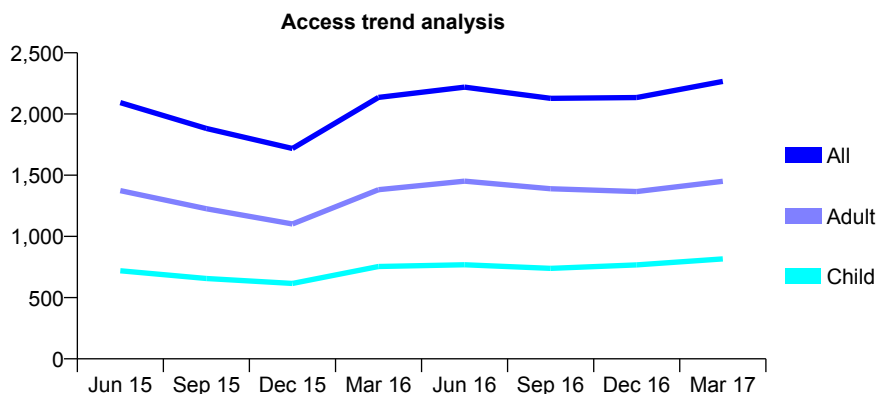
Q57 - Vital Signs At a Glance Contract Report for 125911/0002 - March 2017

Name or company name	Prettygate Dental Practice Limited
Contract type name	GDS Contract
Purpose of contract	General
Contract start date	01/04/2013
Contract end date	

16/17 Contracted general activity (UDA)	4,867
Carry forward general activity (UDA)	0
16/17 Contracted orthodontic activity (UOA)	0
Carry forward orthodontic activity (UOA)	0
Baseline contract value	£114,229.76

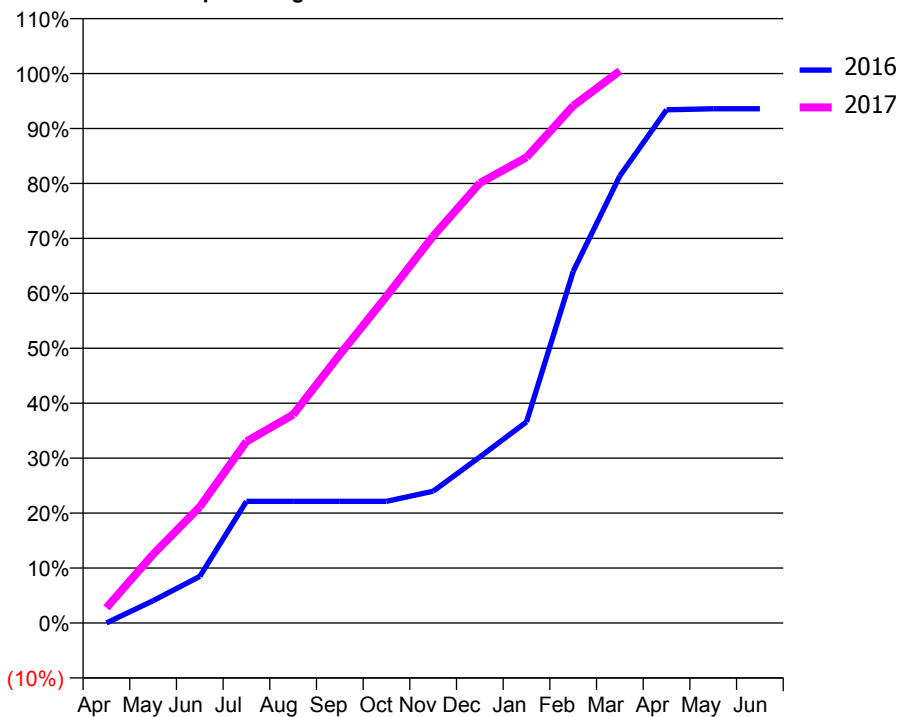
ACCESS*

Patients seen in 24 months	Total	Change since previous quarter
Quarter ending March 2016	2,136	
Quarter ending June 2016	2,219	↑
Quarter ending September 2016	2,128	↓
Quarter ending December 2016	2,134	→
Quarter ending March 2017	2,266	↑
Variance since March 2016	6.1%	↑



ACTIVITY

Cumulative percentage of contracted UDA delivered 2016 & 2017



Month	Adjusted Scheduled Activity (UDA)	
	2016	2017
April	0	136
May	198	609
June	413	1,029
July	1,078	1,608
August	1,078	1,846
September	1,078	2,379
October	1,078	2,894
November	1,168	3,427
December	1,472	3,897
January	1,781	4,125
February	3,114	4,581
March	3,961	4,890
April	4,546	
May	4,555	
June	4,555	

QUALITY

	Quantity	Base Number	Contract	AT	Region	England
% of FP17s for the same patient ID Re-attending within 3 months - Children	71	986	7.2%	10.6%	12.0%	12.3%
% of FP17s for the same patient ID Re-attending within 3 months - Adults	296	1,841	16.1%	15.3%	16.0%	16.7%
% of FP17s for the same patient ID Re-attending between 3 & 9 months - Children	340	986	34.5%	55.6%	58.8%	57.6%
% of FP17s for the same patient ID Re-attending between 3 & 9 months - Adults	595	1,841	32.3%	48.7%	51.2%	50.1%
% of FP17s for Band 1 Urgent Courses	215	2,588	8.3%	8.6%	8.0%	9.1%
% of FP17s Relating to Free Repair or Replacements	38	2,588	1.5%	0.8%	0.8%	0.8%
% of FP17s Relating to Continuations	31	2,588	1.2%	1.1%	1.2%	1.2%
% of Patients satisfied with the dentistry they have received	3	3	N/A	93.9%	92.7%	92.8%
% of Patients satisfied with the time they had to wait for an appointment	2	3	N/A	90.6%	89.1%	88.7%

* This is based on patients treated on this contract for their most recent course of treatment. Figures in italics indicate the base number of FP17s or Patient Questionnaire responses are less than 100. N/A is shown where the base number of responses is less than 10 during the period. % is calculated as Quantity/Base number*100

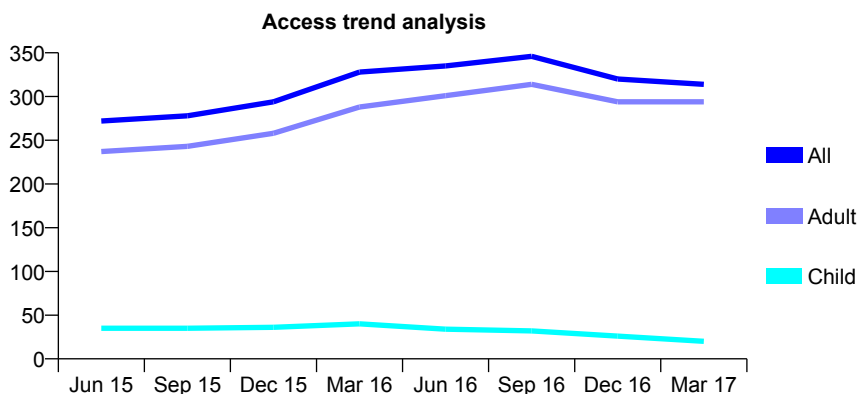
Q57 - Vital Signs At a Glance Contract Report for 126233/0001 - March 2017

Name or company name	A F Clough Limited
Contract type name	PDS Contract
Purpose of contract	General
Contract start date	01/04/2012
Contract end date	31/03/2017

16/17 Contracted general activity (UDA)	1,068
Carry forward general activity (UDA)	0
16/17 Contracted orthodontic activity (UOA)	0
Carry forward orthodontic activity (UOA)	0
Baseline contract value	£49,289.00

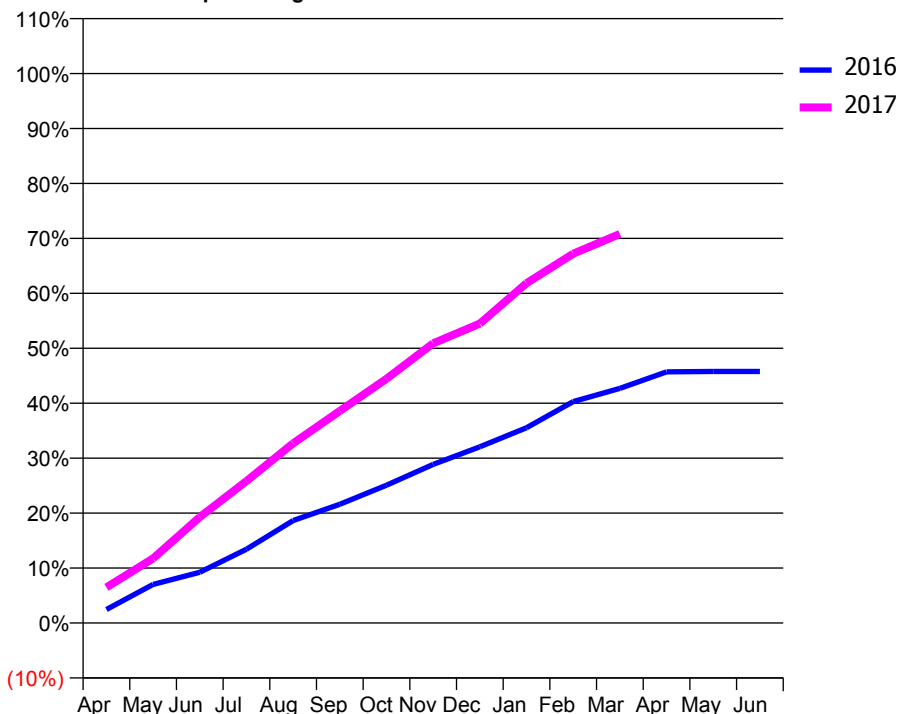
ACCESS*

Patients seen in 24 months	Total	Change since previous quarter
Quarter ending March 2016	328	
Quarter ending June 2016	335	↑
Quarter ending September 2016	346	↑
Quarter ending December 2016	320	↓
Quarter ending March 2017	314	↓
Variance since March 2016	(4.3%)	↓



ACTIVITY

Cumulative percentage of contracted UDA delivered 2016 & 2017



Adjusted Scheduled Activity (UDA)

Month	2016	2017
April	53	69
May	150	126
June	197	206
July	287	276
August	398	349
September	462	412
October	536	475
November	616	544
December	685	582
January	759	661
February	861	718
March	912	756
April	976	
May	978	
June	978	

QUALITY

	Quantity	Base Number	Contract	AT	Region	England
% of FP17s for the same patient ID Re-attending within 3 months - Children	1	63	1.6%	10.6%	12.0%	12.3%
% of FP17s for the same patient ID Re-attending within 3 months - Adults	6	576	1.0%	15.3%	16.0%	16.7%
% of FP17s for the same patient ID Re-attending between 3 & 9 months - Children	0	63	0.0%	55.6%	58.8%	57.6%
% of FP17s for the same patient ID Re-attending between 3 & 9 months - Adults	6	576	1.0%	48.7%	51.2%	50.1%
% of FP17s for Band 1 Urgent Courses	541	582	93.0%	8.6%	8.0%	9.1%
% of FP17s Relating to Free Repair or Replacements	0	582	0.0%	0.8%	0.8%	0.8%
% of FP17s Relating to Continuations	0	582	0.0%	1.1%	1.2%	1.2%
% of Patients satisfied with the dentistry they have received	0	0	N/A	93.9%	92.7%	92.8%
% of Patients satisfied with the time they had to wait for an appointment	0	0	N/A	90.6%	89.1%	88.7%

* This is based on patients treated on this contract for their most recent course of treatment. Figures in italics indicate the base number of FP17s or Patient Questionnaire responses are less than 100. N/A is shown where the base number of responses is less than 10 during the period. % is calculated as Quantity/Base number*100

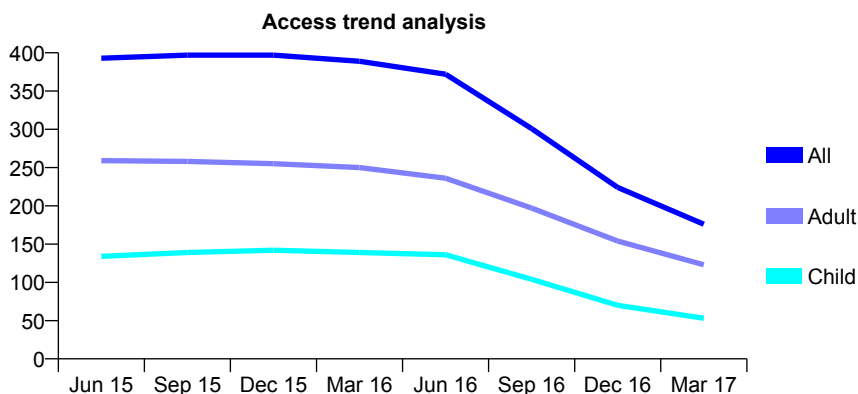
Q57 - Vital Signs At a Glance Contract Report for 126608/0001 - March 2017

Name or company name	Kings Road Dental Practice
Contract type name	GDS Contract
Purpose of contract	General
Contract start date	01/07/2013
Contract end date	15/06/2016

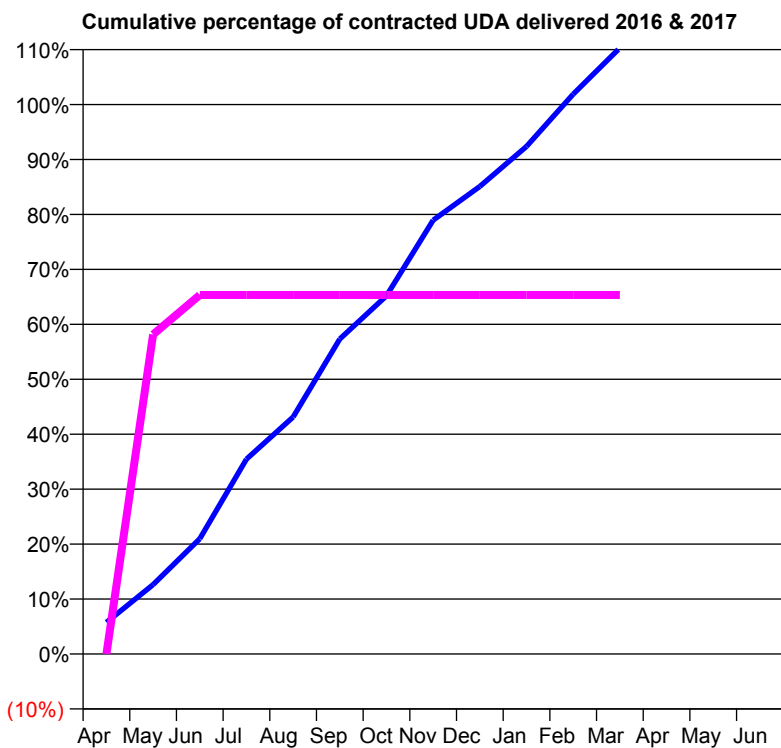
16/17 Contracted general activity (UDA)	195
Carry forward general activity (UDA)	0
16/17 Contracted orthodontic activity (UOA)	0
Carry forward orthodontic activity (UOA)	0
Baseline contract value	£5,068.60

ACCESS*

Patients seen in 24 months	Total	Change since previous quarter
Quarter ending March 2016	389	
Quarter ending June 2016	372	↓
Quarter ending September 2016	301	↓
Quarter ending December 2016	224	↓
Quarter ending March 2017	176	↓
Variance since March 2016	(54.8%)	↓



ACTIVITY



Month	Adjusted Scheduled Activity (UDA)	
	2016	2017
April	54	0
May	118	113
June	196	127
July	332	127
August	403	127
September	536	127
October	610	127
November	738	127
December	796	127
January	864	127
February	953	127
March	1,031	127
April	1,031	
May	1,064	
June	1,064	

QUALITY

	Quantity	Base Number	Contract	AT	Region	England
% of FP17s for the same patient ID Re-attending within 3 months - Children	1	39	2.6%	10.6%	12.0%	12.3%
% of FP17s for the same patient ID Re-attending within 3 months - Adults	11	63	17.5%	15.3%	16.0%	16.7%
% of FP17s for the same patient ID Re-attending between 3 & 9 months - Children	24	39	61.5%	55.6%	58.8%	57.6%
% of FP17s for the same patient ID Re-attending between 3 & 9 months - Adults	38	63	60.3%	48.7%	51.2%	50.1%
% of FP17s for Band 1 Urgent Courses	2	78	2.6%	8.6%	8.0%	9.1%
% of FP17s Relating to Free Repair or Replacements	0	78	0.0%	0.8%	0.8%	0.8%
% of FP17s Relating to Continuations	4	78	5.1%	1.1%	1.2%	1.2%
% of Patients satisfied with the dentistry they have received	0	0	N/A	93.9%	92.7%	92.8%
% of Patients satisfied with the time they had to wait for an appointment	0	0	N/A	90.6%	89.1%	88.7%

* This is based on patients treated on this contract for their most recent course of treatment. Figures in italics indicate the base number of FP17s or Patient Questionnaire responses are less than 100. N/A is shown where the base number of responses is less than 10 during the period. % is calculated as Quantity/Base number*100

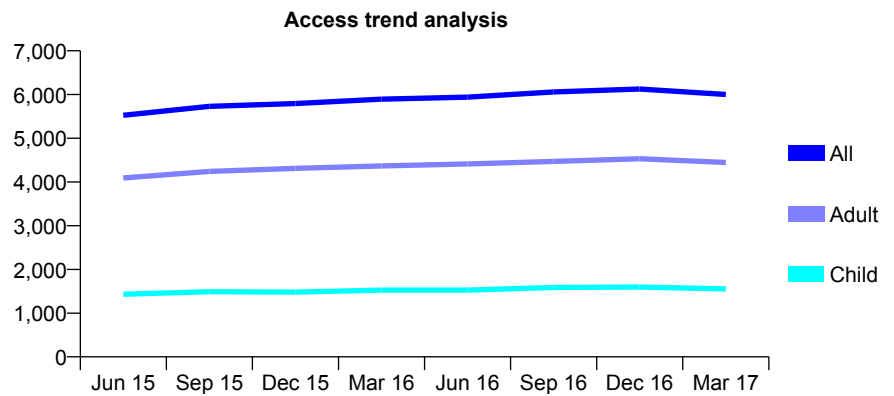
Q57 - Vital Signs At a Glance Contract Report for 127396/0001 - March 2017

Name or company name	Smile Dental Clinic
Contract type name	GDS Contract
Purpose of contract	General
Contract start date	01/08/2013
Contract end date	

16/17 Contracted general activity (UDA)	16,000
Carry forward general activity (UDA)	-270
16/17 Contracted orthodontic activity (UOA)	0
Carry forward orthodontic activity (UOA)	0
Baseline contract value	£429,519.54

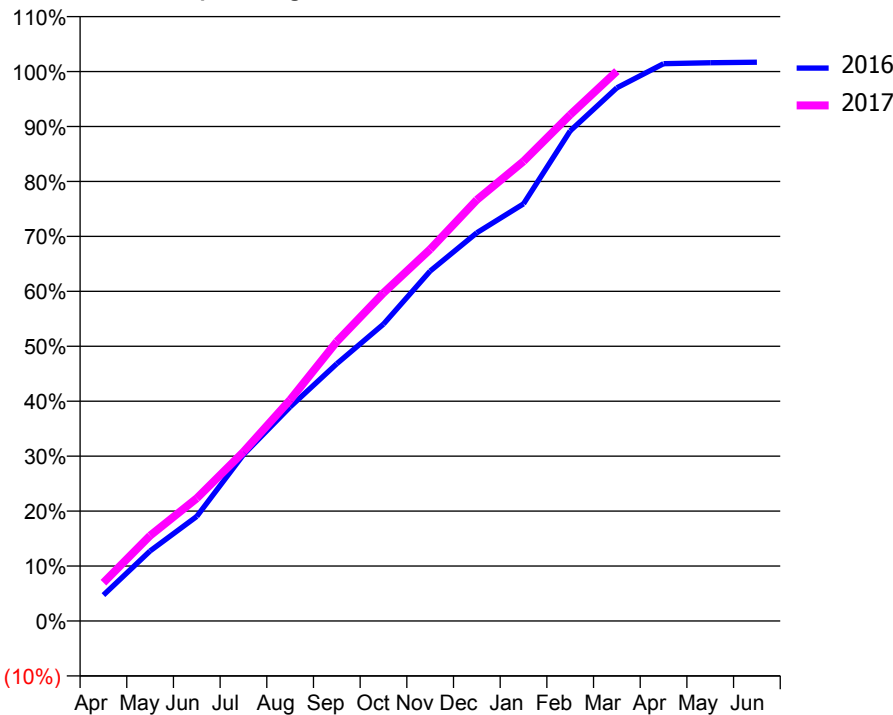
ACCESS*

Patients seen in 24 months	Total	Change since previous quarter
Quarter ending March 2016	5,895	
Quarter ending June 2016	5,939	→
Quarter ending September 2016	6,059	↑
Quarter ending December 2016	6,126	→
Quarter ending March 2017	6,000	↓
Variance since March 2016	1.8%	→



ACTIVITY

Cumulative percentage of contracted UDA delivered 2016 & 2017



Month	Adjusted Scheduled Activity (UDA)	
	2016	2017
April	753	1,115
May	2,040	2,488
June	3,047	3,572
July	4,845	4,927
August	6,232	6,438
September	7,493	8,136
October	8,646	9,554
November	10,188	10,821
December	11,305	12,262
January	12,146	13,386
February	14,271	14,742
March	15,525	16,009
April	16,229	
May	16,256	
June	16,270	

QUALITY

	Quantity	Base Number	Contract	AT	Region	England
% of FP17s for the same patient ID Re-attending within 3 months - Children	64	1,639	3.9%	10.6%	12.0%	12.3%
% of FP17s for the same patient ID Re-attending within 3 months - Adults	291	4,206	6.9%	15.3%	16.0%	16.7%
% of FP17s for the same patient ID Re-attending between 3 & 9 months - Children	564	1,639	34.4%	55.6%	58.8%	57.6%
% of FP17s for the same patient ID Re-attending between 3 & 9 months - Adults	1,324	4,206	31.5%	48.7%	51.2%	50.1%
% of FP17s for Band 1 Urgent Courses	267	5,307	5.0%	8.6%	8.0%	9.1%
% of FP17s Relating to Free Repair or Replacements	43	5,307	0.8%	0.8%	0.8%	0.8%
% of FP17s Relating to Continuations	27	5,307	0.5%	1.1%	1.2%	1.2%
% of Patients satisfied with the dentistry they have received	10	10	100.0%	93.9%	92.7%	92.8%
% of Patients satisfied with the time they had to wait for an appointment	10	10	100.0%	90.6%	89.1%	88.7%

* This is based on patients treated on this contract for their most recent course of treatment. Figures in italics indicate the base number of FP17s or Patient Questionnaire responses are less than 100. N/A is shown where the base number of responses is less than 10 during the period. % is calculated as Quantity/Base number*100

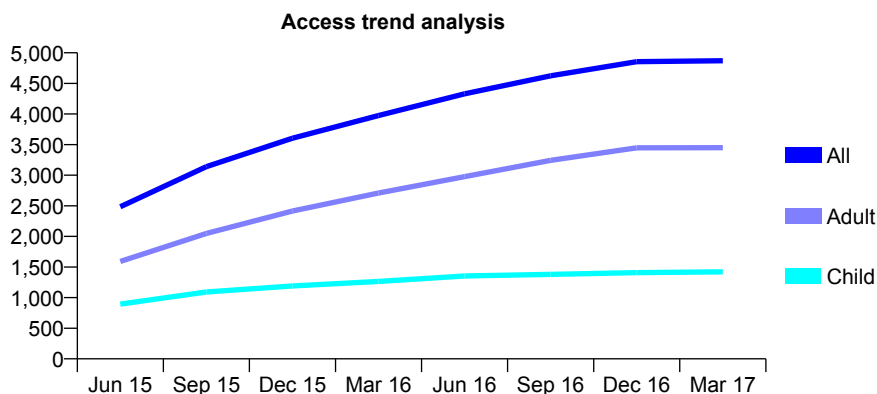
Q57 - Vital Signs At a Glance Contract Report for 128937/0001 - March 2017

Name or company name	Mr. N.R Chappell and Mr A.W Smith
Contract type name	GDS Contract
Purpose of contract	General
Contract start date	01/01/2015
Contract end date	

16/17 Contracted general activity (UDA)	14,033
Carry forward general activity (UDA)	-11
16/17 Contracted orthodontic activity (UOA)	0
Carry forward orthodontic activity (UOA)	0
Baseline contract value	£338,765.19

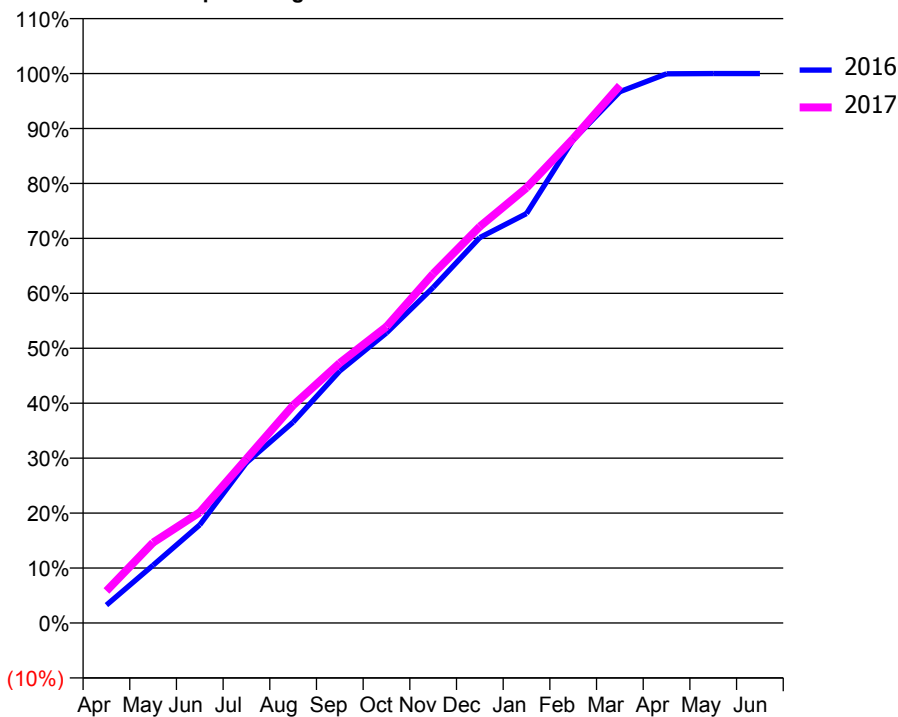
ACCESS*

Patients seen in 24 months	Total	Change since previous quarter
Quarter ending March 2016	3,975	
Quarter ending June 2016	4,331	↑
Quarter ending September 2016	4,624	↑
Quarter ending December 2016	4,856	↑
Quarter ending March 2017	4,871	→
Variance since March 2016	22.5%	↑



ACTIVITY

Cumulative percentage of contracted UDA delivered 2016 & 2017



Month	Adjusted Scheduled Activity (UDA)	
	2016	2017
April	458	818
May	1,475	2,055
June	2,507	2,829
July	4,096	4,193
August	5,129	5,559
September	6,436	6,642
October	7,408	7,569
November	8,571	8,920
December	9,842	10,126
January	10,457	11,113
February	12,340	12,368
March	13,568	13,726
April	14,026	
May	14,032	
June	14,032	

QUALITY

	Quantity	Base Number	Contract	AT	Region	England
% of FP17s for the same patient ID Re-attending within 3 months - Children	94	2,020	4.7%	10.6%	12.0%	12.3%
% of FP17s for the same patient ID Re-attending within 3 months - Adults	447	4,206	10.6%	15.3%	16.0%	16.7%
% of FP17s for the same patient ID Re-attending between 3 & 9 months - Children	1,112	2,020	55.0%	55.6%	58.8%	57.6%
% of FP17s for the same patient ID Re-attending between 3 & 9 months - Adults	2,073	4,206	49.3%	48.7%	51.2%	50.1%
% of FP17s for Band 1 Urgent Courses	198	6,043	3.3%	8.6%	8.0%	9.1%
% of FP17s Relating to Free Repair or Replacements	25	6,043	0.4%	0.8%	0.8%	0.8%
% of FP17s Relating to Continuations	40	6,043	0.7%	1.1%	1.2%	1.2%
% of Patients satisfied with the dentistry they have received	6	7	N/A	93.9%	92.7%	92.8%
% of Patients satisfied with the time they had to wait for an appointment	7	7	N/A	90.6%	89.1%	88.7%

* This is based on patients treated on this contract for their most recent course of treatment. Figures in italics indicate the base number of FP17s or Patient Questionnaire responses are less than 100. N/A is shown where the base number of responses is less than 10 during the period. % is calculated as Quantity/Base number*100

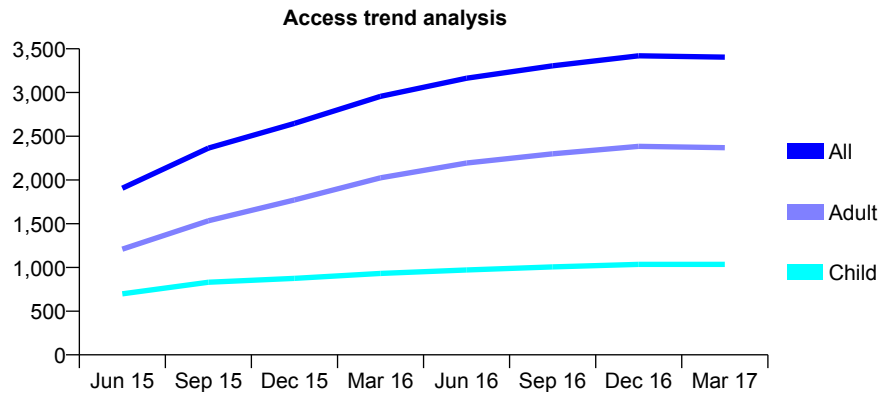
Q57 - Vital Signs At a Glance Contract Report for 129291/0001 - March 2017

Name or company name	The Essex Dental Clinic
Contract type name	GDS Contract
Purpose of contract	General
Contract start date	01/12/2014
Contract end date	

16/17 Contracted general activity (UDA)	8,750
Carry forward general activity (UDA)	-10
16/17 Contracted orthodontic activity (UOA)	0
Carry forward orthodontic activity (UOA)	0
Baseline contract value	£189,940.88

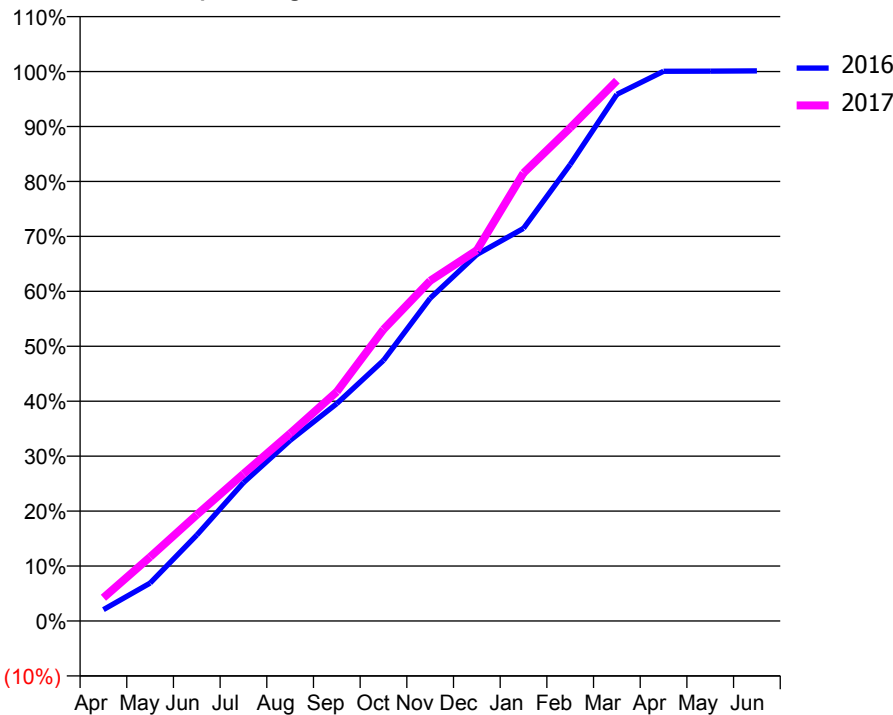
ACCESS*

Patients seen in 24 months	Total	Change since previous quarter
Quarter ending March 2016	2,956	
Quarter ending June 2016	3,164	↑
Quarter ending September 2016	3,305	↑
Quarter ending December 2016	3,420	↑
Quarter ending March 2017	3,404	→
Variance since March 2016	15.2%	↑



ACTIVITY

Cumulative percentage of contracted UDA delivered 2016 & 2017



Month	Adjusted Scheduled Activity (UDA)	
	2016	2017
April	181	371
May	603	1,020
June	1,368	1,692
July	2,204	2,343
August	2,876	2,987
September	3,462	3,652
October	4,149	4,643
November	5,139	5,418
December	5,836	5,904
January	6,251	7,133
February	7,269	7,852
March	8,386	8,605
April	8,753	
May	8,756	
June	8,760	

QUALITY

	Quantity	Base Number	Contract	AT	Region	England
% of FP17s for the same patient ID Re-attending within 3 months - Children	115	1,510	7.6%	10.6%	12.0%	12.3%
% of FP17s for the same patient ID Re-attending within 3 months - Adults	462	3,030	15.2%	15.3%	16.0%	16.7%
% of FP17s for the same patient ID Re-attending between 3 & 9 months - Children	914	1,510	60.5%	55.6%	58.8%	57.6%
% of FP17s for the same patient ID Re-attending between 3 & 9 months - Adults	1,427	3,030	47.1%	48.7%	51.2%	50.1%
% of FP17s for Band 1 Urgent Courses	240	3,831	6.3%	8.6%	8.0%	9.1%
% of FP17s Relating to Free Repair or Replacements	12	3,831	0.3%	0.8%	0.8%	0.8%
% of FP17s Relating to Continuations	32	3,831	0.8%	1.1%	1.2%	1.2%
% of Patients satisfied with the dentistry they have received	11	13	84.6%	93.9%	92.7%	92.8%
% of Patients satisfied with the time they had to wait for an appointment	13	13	100.0%	90.6%	89.1%	88.7%

* This is based on patients treated on this contract for their most recent course of treatment. Figures in italics indicate the base number of FP17s or Patient Questionnaire responses are less than 100. N/A is shown where the base number of responses is less than 10 during the period. % is calculated as Quantity/Base number*100

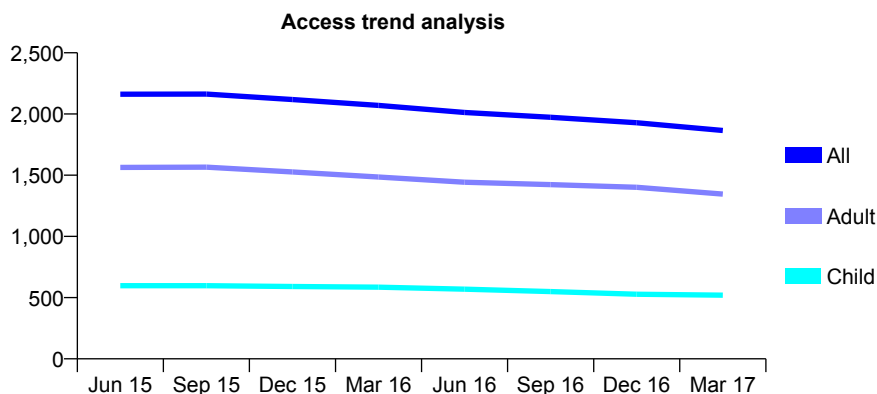
Q57 - Vital Signs At a Glance Contract Report for 130397/0001 - March 2017

Name or company name	Mr I Arbee & Miss Banoo Peer
Contract type name	GDS Contract
Purpose of contract	General
Contract start date	01/05/2010
Contract end date	

16/17 Contracted general activity (UDA)	7,856
Carry forward general activity (UDA)	104
16/17 Contracted orthodontic activity (UOA)	0
Carry forward orthodontic activity (UOA)	0
Baseline contract value	£206,691.36

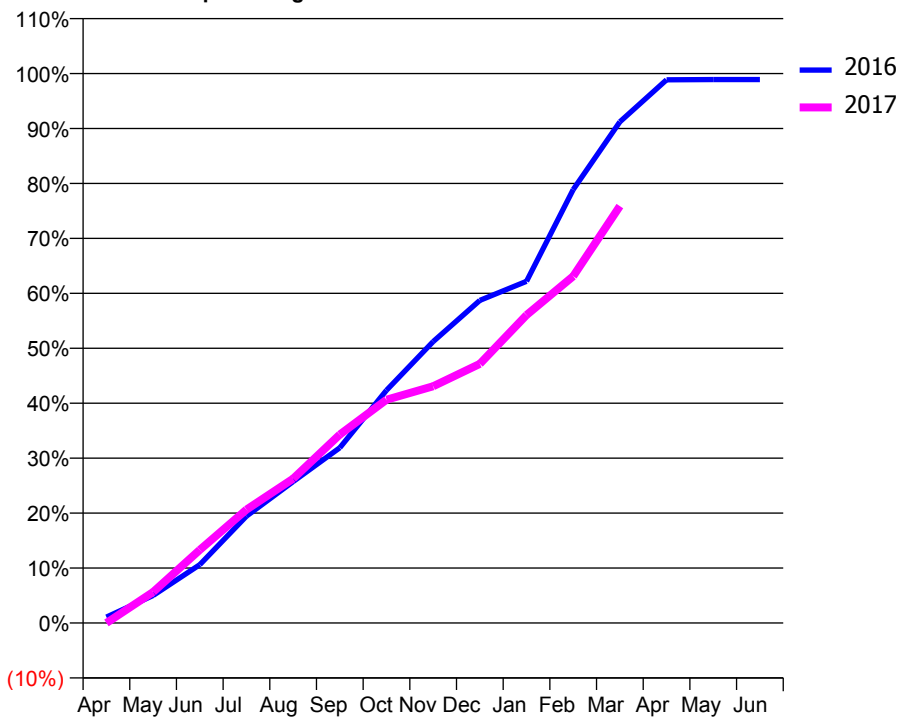
ACCESS*

Patients seen in 24 months	Total	Change since previous quarter
Quarter ending March 2016	2,070	
Quarter ending June 2016	2,012	↓
Quarter ending September 2016	1,973	↓
Quarter ending December 2016	1,929	↓
Quarter ending March 2017	1,866	↓
Variance since March 2016	(9.9%)	↓



ACTIVITY

Cumulative percentage of contracted UDA delivered 2016 & 2017



Month	Adjusted Scheduled Activity (UDA)	
	2016	2017
April	100	-0
May	468	443
June	993	1,047
July	1,820	1,621
August	2,407	2,064
September	2,985	2,694
October	3,962	3,192
November	4,793	3,385
December	5,494	3,705
January	5,817	4,403
February	7,379	4,958
March	8,534	5,960
April	9,249	
May	9,252	
June	9,252	

QUALITY

	Quantity	Base Number	Contract	AT	Region	England
% of FP17s for the same patient ID Re-attending within 3 months - Children	91	820	11.1%	10.6%	12.0%	12.3%
% of FP17s for the same patient ID Re-attending within 3 months - Adults	222	1,648	13.5%	15.3%	16.0%	16.7%
% of FP17s for the same patient ID Re-attending between 3 & 9 months - Children	531	820	64.8%	55.6%	58.8%	57.6%
% of FP17s for the same patient ID Re-attending between 3 & 9 months - Adults	1,028	1,648	62.4%	48.7%	51.2%	50.1%
% of FP17s for Band 1 Urgent Courses	87	2,314	3.8%	8.6%	8.0%	9.1%
% of FP17s Relating to Free Repair or Replacements	0	2,314	0.0%	0.8%	0.8%	0.8%
% of FP17s Relating to Continuations	1	2,314	0.0%	1.1%	1.2%	1.2%
% of Patients satisfied with the dentistry they have received	7	7	N/A	93.9%	92.7%	92.8%
% of Patients satisfied with the time they had to wait for an appointment	7	7	N/A	90.6%	89.1%	88.7%

* This is based on patients treated on this contract for their most recent course of treatment. Figures in italics indicate the base number of FP17s or Patient Questionnaire responses are less than 100. N/A is shown where the base number of responses is less than 10 during the period. % is calculated as Quantity/Base number*100

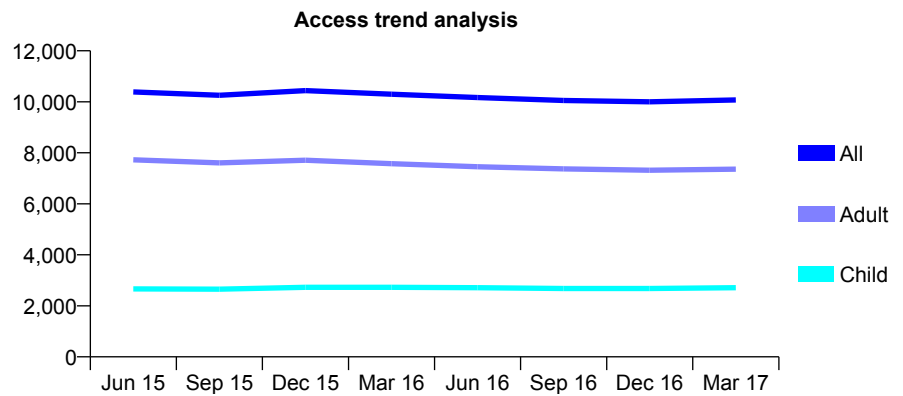
Q57 - Vital Signs At a Glance Contract Report for 131083/0001 - March 2017

Name or company name	Highwoods & St Johns Limited
Contract type name	GDS Contract
Purpose of contract	General
Contract start date	12/11/2007
Contract end date	

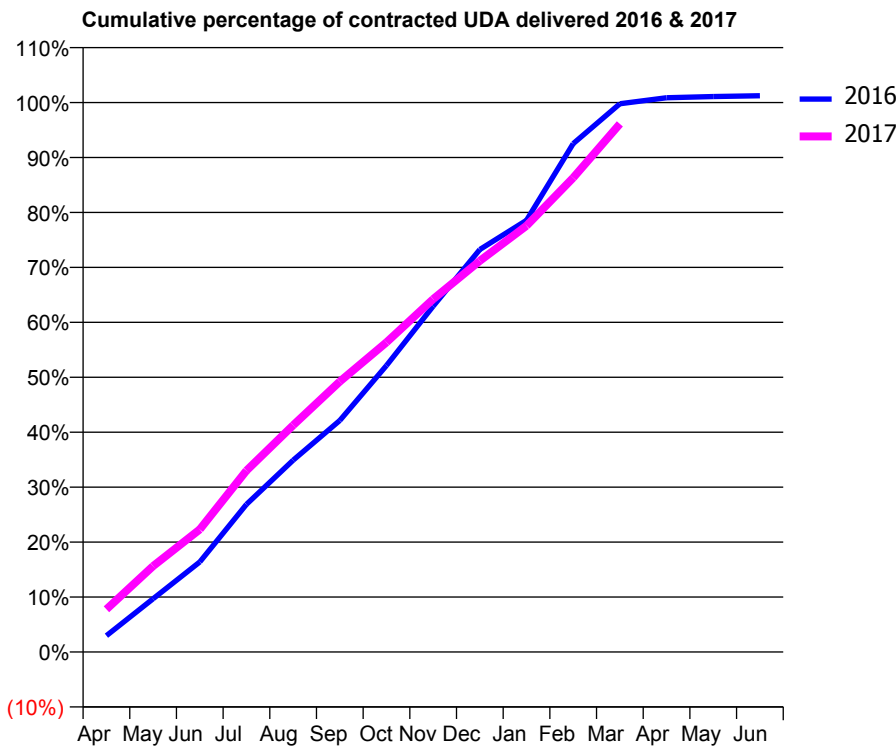
16/17 Contracted general activity (UDA)	29,084
Carry forward general activity (UDA)	-357
16/17 Contracted orthodontic activity (UOA)	0
Carry forward orthodontic activity (UOA)	0
Baseline contract value	£919,104.33

ACCESS*

Patients seen in 24 months	Total	Change since previous quarter
Quarter ending March 2016	10,299	
Quarter ending June 2016	10,165	↓
Quarter ending September 2016	10,050	↓
Quarter ending December 2016	9,999	→
Quarter ending March 2017	10,073	→
Variance since March 2016	(2.2%)	↓



ACTIVITY



Month	Adjusted Scheduled Activity (UDA)	
	2016	2017
April	865	2,264
May	2,818	4,549
June	4,770	6,489
July	7,819	9,603
August	10,152	12,004
September	12,257	14,315
October	15,162	16,391
November	18,303	18,679
December	21,301	20,707
January	22,849	22,560
February	26,911	25,098
March	29,018	27,951
April	29,335	
May	29,401	
June	29,441	

QUALITY

	Quantity	Base Number	Contract	AT	Region	England
% of FP17s for the same patient ID Re-attending within 3 months - Children	292	4,133	7.1%	10.6%	12.0%	12.3%
% of FP17s for the same patient ID Re-attending within 3 months - Adults	1,737	10,191	17.0%	15.3%	16.0%	16.7%
% of FP17s for the same patient ID Re-attending between 3 & 9 months - Children	2,501	4,133	60.5%	55.6%	58.8%	57.6%
% of FP17s for the same patient ID Re-attending between 3 & 9 months - Adults	5,106	10,191	50.1%	48.7%	51.2%	50.1%
% of FP17s for Band 1 Urgent Courses	1,486	14,110	10.5%	8.6%	8.0%	9.1%
% of FP17s Relating to Free Repair or Replacements	140	14,110	1.0%	0.8%	0.8%	0.8%
% of FP17s Relating to Continuations	54	14,110	0.4%	1.1%	1.2%	1.2%
% of Patients satisfied with the dentistry they have received	18	21	85.7%	93.9%	92.7%	92.8%
% of Patients satisfied with the time they had to wait for an appointment	16	21	76.2%	90.6%	89.1%	88.7%

* This is based on patients treated on this contract for their most recent course of treatment. Figures in italics indicate the base number of FP17s or Patient Questionnaire responses are less than 100. N/A is shown where the base number of responses is less than 10 during the period. % is calculated as Quantity/Base number*100

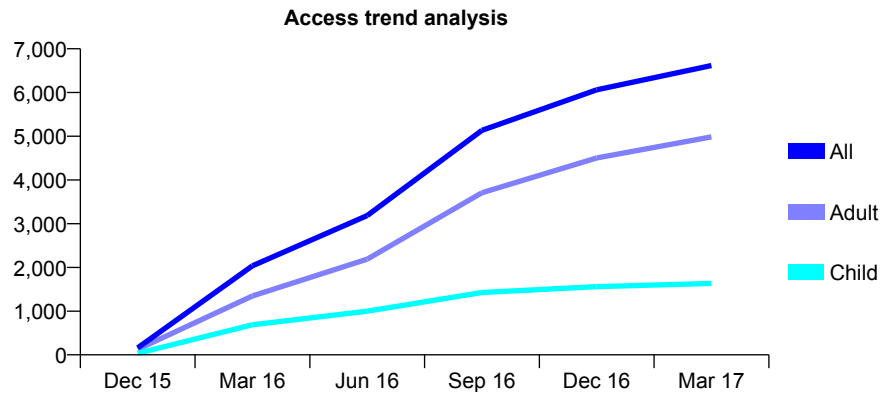
Q57 - Vital Signs At a Glance Contract Report for 131903/0001 - March 2017

Name or company name	Penhaligon Witham Partnership
Contract type name	GDS Contract
Purpose of contract	General
Contract start date	01/12/2015
Contract end date	

16/17 Contracted general activity (UDA)	19,500
Carry forward general activity (UDA)	-63
16/17 Contracted orthodontic activity (UOA)	0
Carry forward orthodontic activity (UOA)	0
Baseline contract value	£564,782.00

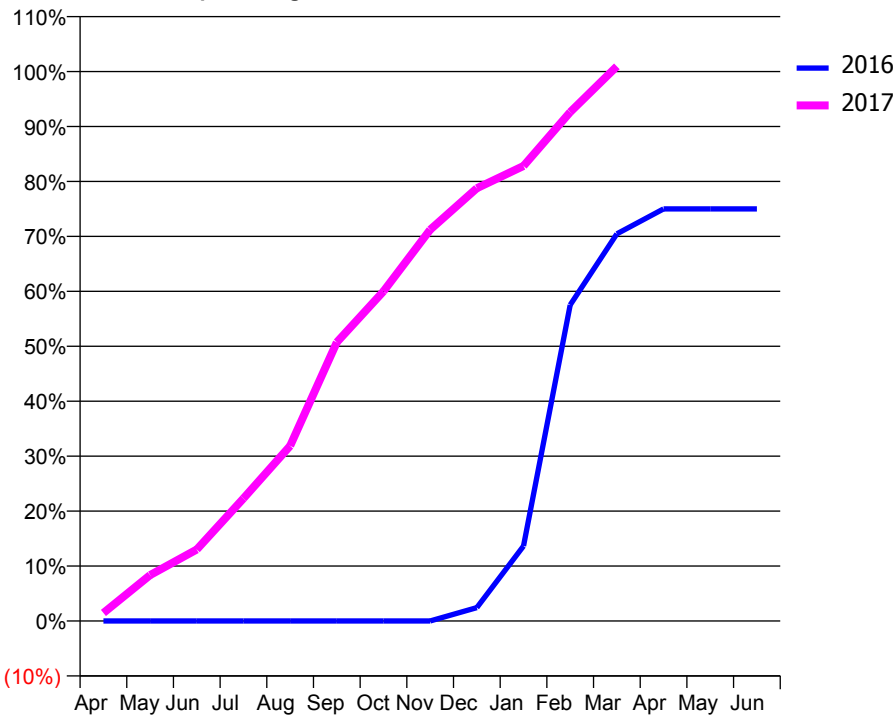
ACCESS*

Patients seen in 24 months	Total	Change since previous quarter
Quarter ending March 2016	2,037	
Quarter ending June 2016	3,185	↑
Quarter ending September 2016	5,134	↑
Quarter ending December 2016	6,063	↑
Quarter ending March 2017	6,617	↑
Variance since March 2016	224.8%	↑



ACTIVITY

Cumulative percentage of contracted UDA delivered 2016 & 2017



Month	Adjusted Scheduled Activity (UDA)	
	2016	2017
April	0	285
May	0	1,629
June	0	2,537
July	0	4,352
August	0	6,217
September	0	9,893
October	0	11,699
November	0	13,888
December	158	15,359
January	885	16,146
February	3,731	18,062
March	4,569	19,681
April	4,863	
May	4,863	
June	4,863	

QUALITY

	Quantity	Base Number	Contract	AT	Region	England
% of FP17s for the same patient ID Re-attending within 3 months - Children	115	2,074	5.5%	10.6%	12.0%	12.3%
% of FP17s for the same patient ID Re-attending within 3 months - Adults	403	6,029	6.7%	15.3%	16.0%	16.7%
% of FP17s for the same patient ID Re-attending between 3 & 9 months - Children	433	2,074	20.9%	55.6%	58.8%	57.6%
% of FP17s for the same patient ID Re-attending between 3 & 9 months - Adults	1,229	6,029	20.4%	48.7%	51.2%	50.1%
% of FP17s for Band 1 Urgent Courses	406	7,965	5.1%	8.6%	8.0%	9.1%
% of FP17s Relating to Free Repair or Replacements	31	7,965	0.4%	0.8%	0.8%	0.8%
% of FP17s Relating to Continuations	24	7,965	0.3%	1.1%	1.2%	1.2%
% of Patients satisfied with the dentistry they have received	23	24	95.8%	93.9%	92.7%	92.8%
% of Patients satisfied with the time they had to wait for an appointment	24	24	100.0%	90.6%	89.1%	88.7%

* This is based on patients treated on this contract for their most recent course of treatment. Figures in italics indicate the base number of FP17s or Patient Questionnaire responses are less than 100. N/A is shown where the base number of responses is less than 10 during the period. % is calculated as Quantity/Base number*100

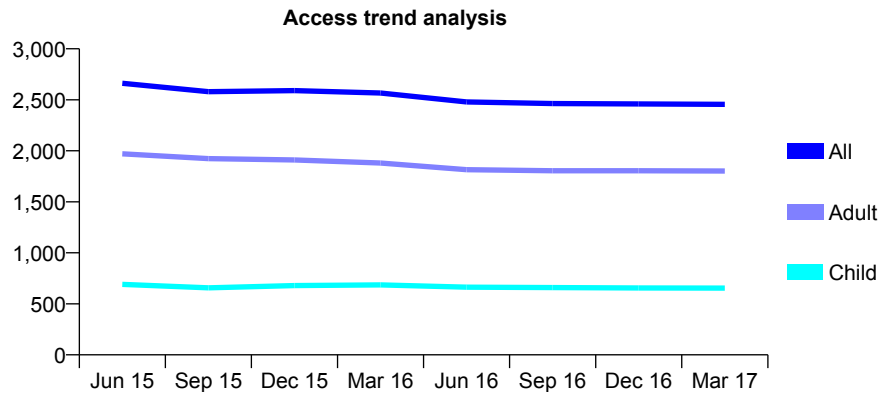
Q57 - Vital Signs At a Glance Contract Report for 133590/0001 - March 2017

Name or company name	Laindon Health Centre Dental Practice
Contract type name	GDS Contract
Purpose of contract	General
Contract start date	01/07/2006
Contract end date	

16/17 Contracted general activity (UDA)	7,926
Carry forward general activity (UDA)	-20
16/17 Contracted orthodontic activity (UOA)	0
Carry forward orthodontic activity (UOA)	0
Baseline contract value	£213,955.03

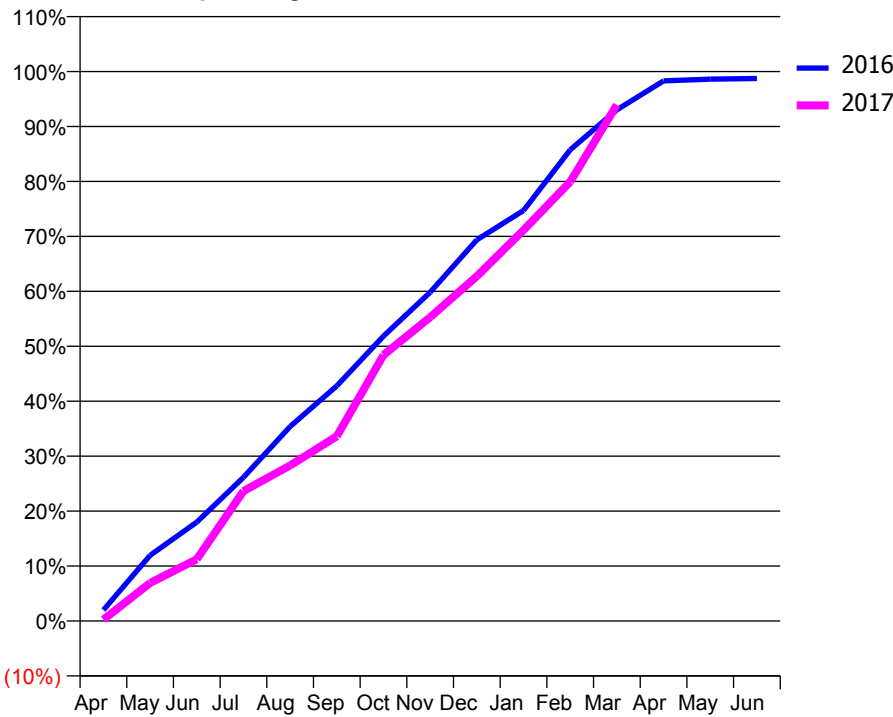
ACCESS*

Patients seen in 24 months	Total	Change since previous quarter
Quarter ending March 2016	2,567	
Quarter ending June 2016	2,479	↓
Quarter ending September 2016	2,464	→
Quarter ending December 2016	2,460	→
Quarter ending March 2017	2,456	→
Variance since March 2016	(4.3%)	↓



ACTIVITY

Cumulative percentage of contracted UDA delivered 2016 & 2017



Month	Adjusted Scheduled Activity (UDA)	
	2016	2017
April	159	20
May	947	550
June	1,426	892
July	2,072	1,874
August	2,805	2,244
September	3,393	2,664
October	4,109	3,837
November	4,743	4,382
December	5,498	4,973
January	5,921	5,639
February	6,797	6,336
March	7,373	7,444
April	7,790	
May	7,816	
June	7,825	

QUALITY

	Quantity	Base Number	Contract	AT	Region	England
% of FP17s for the same patient ID Re-attending within 3 months - Children	85	894	9.5%	10.6%	12.0%	12.3%
% of FP17s for the same patient ID Re-attending within 3 months - Adults	382	2,590	14.7%	15.3%	16.0%	16.7%
% of FP17s for the same patient ID Re-attending between 3 & 9 months - Children	460	894	51.5%	55.6%	58.8%	57.6%
% of FP17s for the same patient ID Re-attending between 3 & 9 months - Adults	1,516	2,590	58.5%	48.7%	51.2%	50.1%
% of FP17s for Band 1 Urgent Courses	275	3,221	8.5%	8.6%	8.0%	9.1%
% of FP17s Relating to Free Repair or Replacements	44	3,221	1.4%	0.8%	0.8%	0.8%
% of FP17s Relating to Continuations	28	3,221	0.9%	1.1%	1.2%	1.2%
% of Patients satisfied with the dentistry they have received	1	1	N/A	93.9%	92.7%	92.8%
% of Patients satisfied with the time they had to wait for an appointment	1	1	N/A	90.6%	89.1%	88.7%

* This is based on patients treated on this contract for their most recent course of treatment. Figures in italics indicate the base number of FP17s or Patient Questionnaire responses are less than 100. N/A is shown where the base number of responses is less than 10 during the period. % is calculated as Quantity/Base number*100

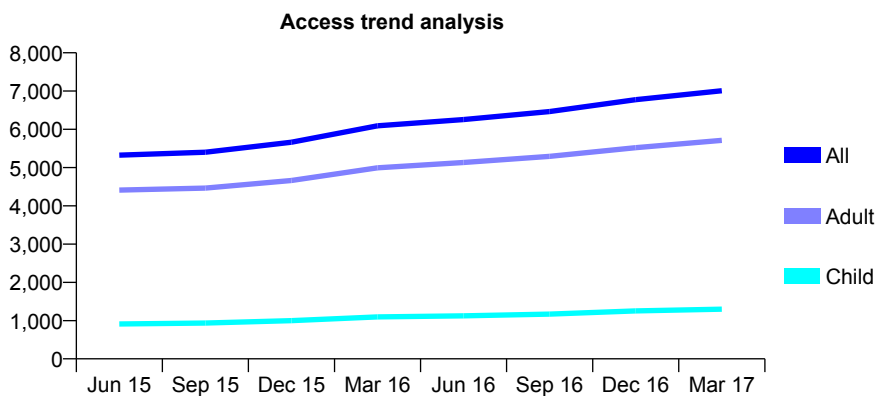
Q57 - Vital Signs At a Glance Contract Report for 133671/0001 - March 2017

Name or company name	One Step By Step Limited
Contract type name	GDS Contract
Purpose of contract	General
Contract start date	27/09/2010
Contract end date	

16/17 Contracted general activity (UDA)	15,202
Carry forward general activity (UDA)	-304
16/17 Contracted orthodontic activity (UOA)	0
Carry forward orthodontic activity (UOA)	0
Baseline contract value	£380,107.45

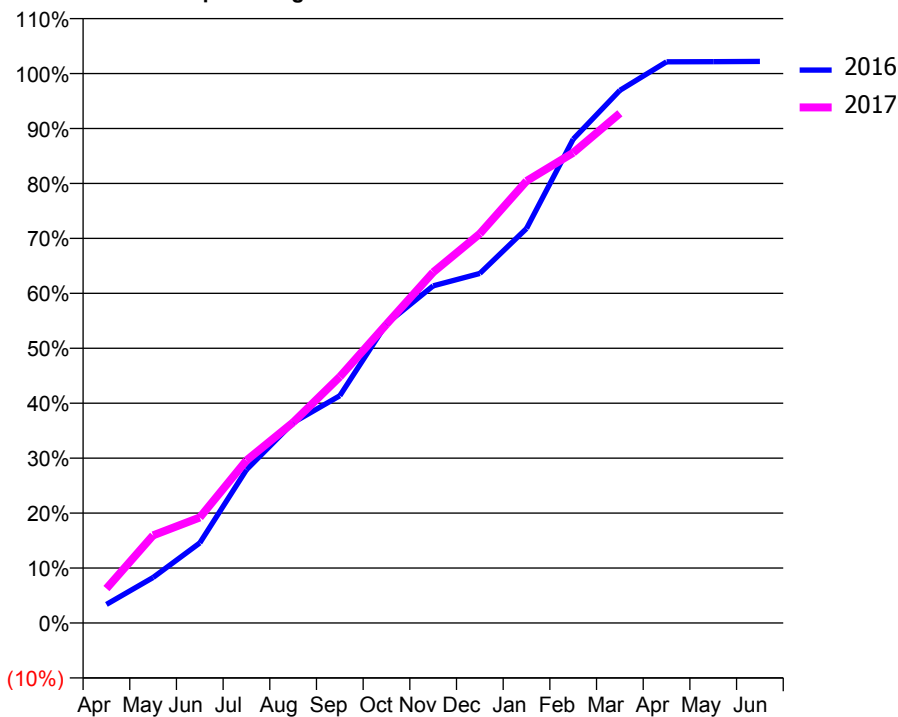
ACCESS*

Patients seen in 24 months	Total	Change since previous quarter
Quarter ending March 2016	6,093	
Quarter ending June 2016	6,256	↑
Quarter ending September 2016	6,464	↑
Quarter ending December 2016	6,773	↑
Quarter ending March 2017	7,010	↑
Variance since March 2016	15.1%	↑



ACTIVITY

Cumulative percentage of contracted UDA delivered 2016 & 2017



Month	Adjusted Scheduled Activity (UDA)	
	2016	2017
April	515	954
May	1,258	2,427
June	2,217	2,919
July	4,242	4,500
August	5,541	5,551
September	6,286	6,811
October	8,279	8,266
November	9,327	9,704
December	9,669	10,770
January	10,913	12,227
February	13,384	13,009
March	14,737	14,101
April	15,526	
May	15,529	
June	15,535	

QUALITY

	Quantity	Base Number	Contract	AT	Region	England
% of FP17s for the same patient ID Re-attending within 3 months - Children	103	1,636	6.3%	10.6%	12.0%	12.3%
% of FP17s for the same patient ID Re-attending within 3 months - Adults	1,004	7,304	13.7%	15.3%	16.0%	16.7%
% of FP17s for the same patient ID Re-attending between 3 & 9 months - Children	810	1,636	49.5%	55.6%	58.8%	57.6%
% of FP17s for the same patient ID Re-attending between 3 & 9 months - Adults	3,746	7,304	51.3%	48.7%	51.2%	50.1%
% of FP17s for Band 1 Urgent Courses	1,040	7,952	13.1%	8.6%	8.0%	9.1%
% of FP17s Relating to Free Repair or Replacements	25	7,952	0.3%	0.8%	0.8%	0.8%
% of FP17s Relating to Continuations	4	7,952	0.1%	1.1%	1.2%	1.2%
% of Patients satisfied with the dentistry they have received	24	25	96.0%	93.9%	92.7%	92.8%
% of Patients satisfied with the time they had to wait for an appointment	22	25	88.0%	90.6%	89.1%	88.7%

* This is based on patients treated on this contract for their most recent course of treatment. Figures in italics indicate the base number of FP17s or Patient Questionnaire responses are less than 100. N/A is shown where the base number of responses is less than 10 during the period. % is calculated as Quantity/Base number*100

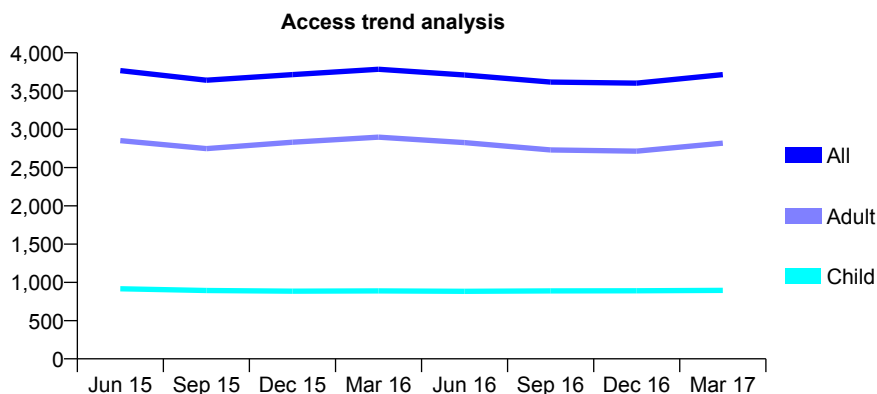
Q57 - Vital Signs At a Glance Contract Report for 134295/0008 - March 2017

Name or company name	The Benfleet Dental Centre
Contract type name	GDS Contract
Purpose of contract	General
Contract start date	01/06/2012
Contract end date	

16/17 Contracted general activity (UDA)	9,152
Carry forward general activity (UDA)	-45
16/17 Contracted orthodontic activity (UOA)	0
Carry forward orthodontic activity (UOA)	0
Baseline contract value	£238,551.70

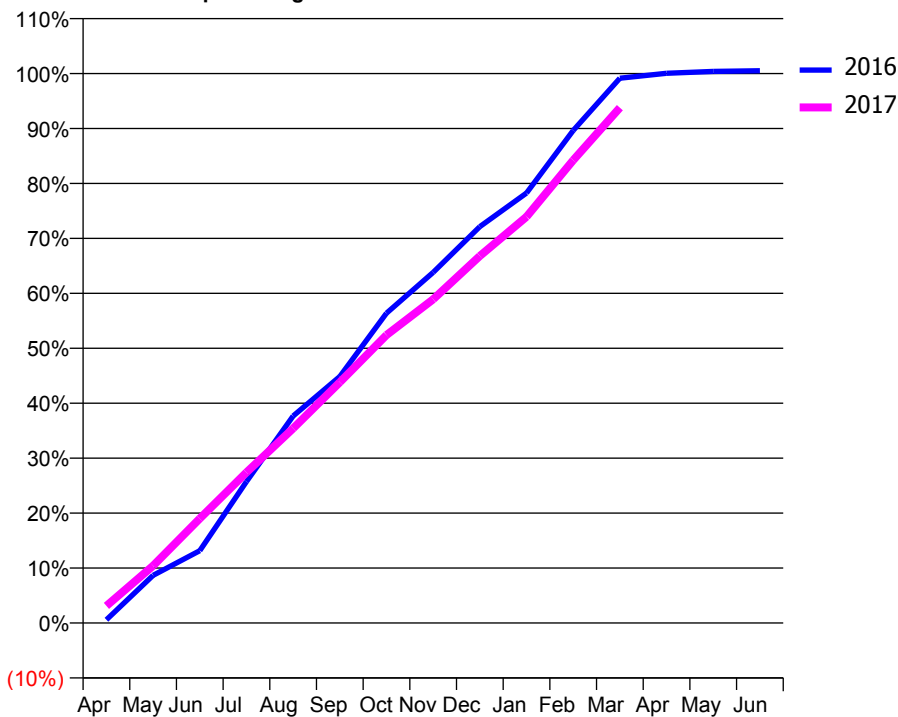
ACCESS*

Patients seen in 24 months	Total	Change since previous quarter
Quarter ending March 2016	3,785	
Quarter ending June 2016	3,709	↓
Quarter ending September 2016	3,618	↓
Quarter ending December 2016	3,604	→
Quarter ending March 2017	3,715	↑
Variance since March 2016	(1.8%)	↓



ACTIVITY

Cumulative percentage of contracted UDA delivered 2016 & 2017



Month	Adjusted Scheduled Activity (UDA)	
	2016	2017
April	55	286
May	795	954
June	1,206	1,740
July	2,356	2,509
August	3,447	3,241
September	4,106	4,009
October	5,161	4,795
November	5,839	5,391
December	6,601	6,113
January	7,162	6,767
February	8,203	7,708
March	9,073	8,584
April	9,156	
May	9,186	
June	9,197	

QUALITY

	Quantity	Base Number	Contract	AT	Region	England
% of FP17s for the same patient ID Re-attending within 3 months - Children	84	1,202	7.0%	10.6%	12.0%	12.3%
% of FP17s for the same patient ID Re-attending within 3 months - Adults	336	3,112	10.8%	15.3%	16.0%	16.7%
% of FP17s for the same patient ID Re-attending between 3 & 9 months - Children	495	1,202	41.2%	55.6%	58.8%	57.6%
% of FP17s for the same patient ID Re-attending between 3 & 9 months - Adults	1,420	3,112	45.6%	48.7%	51.2%	50.1%
% of FP17s for Band 1 Urgent Courses	379	4,267	8.9%	8.6%	8.0%	9.1%
% of FP17s Relating to Free Repair or Replacements	0	4,267	0.0%	0.8%	0.8%	0.8%
% of FP17s Relating to Continuations	11	4,267	0.3%	1.1%	1.2%	1.2%
% of Patients satisfied with the dentistry they have received	5	5	N/A	93.9%	92.7%	92.8%
% of Patients satisfied with the time they had to wait for an appointment	5	5	N/A	90.6%	89.1%	88.7%

* This is based on patients treated on this contract for their most recent course of treatment. Figures in italics indicate the base number of FP17s or Patient Questionnaire responses are less than 100. N/A is shown where the base number of responses is less than 10 during the period. % is calculated as Quantity/Base number*100

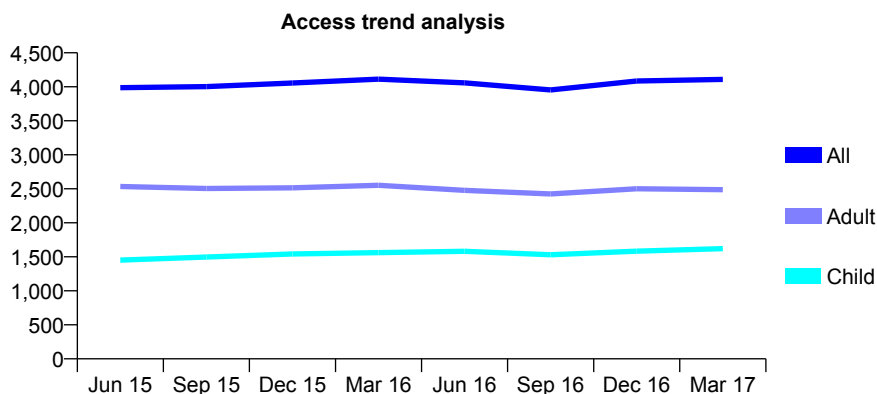
Q57 - Vital Signs At a Glance Contract Report for 134392/0001 - March 2017

Name or company name	Mr E. Harunani, Mr N. Harunani & Mr M. Ka
Contract type name	GDS Contract
Purpose of contract	General
Contract start date	02/10/2012
Contract end date	

16/17 Contracted general activity (UDA)	13,250
Carry forward general activity (UDA)	167
16/17 Contracted orthodontic activity (UOA)	0
Carry forward orthodontic activity (UOA)	0
Baseline contract value	£323,803.19

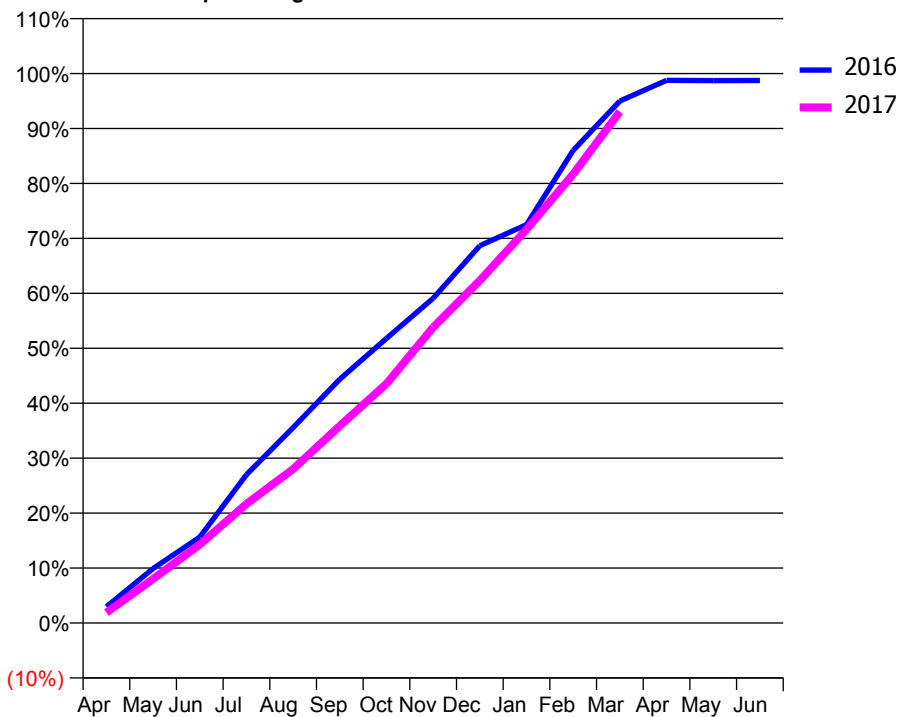
ACCESS*

Patients seen in 24 months	Total	Change since previous quarter
Quarter ending March 2016	4,112	
Quarter ending June 2016	4,058	↓
Quarter ending September 2016	3,954	↓
Quarter ending December 2016	4,085	↑
Quarter ending March 2017	4,108	→
Variance since March 2016	(0.1%)	→



ACTIVITY

Cumulative percentage of contracted UDA delivered 2016 & 2017



Month	Adjusted Scheduled Activity (UDA)	
	2016	2017
April	393	253
May	1,313	1,062
June	2,071	1,894
July	3,576	2,874
August	4,712	3,713
September	5,880	4,754
October	6,863	5,769
November	7,830	7,129
December	9,099	8,259
January	9,607	9,489
February	11,396	10,824
March	12,588	12,328
April	13,086	
May	13,079	
June	13,081	

QUALITY

	Quantity	Base Number	Contract	AT	Region	England
% of FP17s for the same patient ID Re-attending within 3 months - Children	135	1,827	7.4%	10.6%	12.0%	12.3%
% of FP17s for the same patient ID Re-attending within 3 months - Adults	355	2,549	13.9%	15.3%	16.0%	16.7%
% of FP17s for the same patient ID Re-attending between 3 & 9 months - Children	760	1,827	41.6%	55.6%	58.8%	57.6%
% of FP17s for the same patient ID Re-attending between 3 & 9 months - Adults	884	2,549	34.7%	48.7%	51.2%	50.1%
% of FP17s for Band 1 Urgent Courses	587	4,220	13.9%	8.6%	8.0%	9.1%
% of FP17s Relating to Free Repair or Replacements	10	4,220	0.2%	0.8%	0.8%	0.8%
% of FP17s Relating to Continuations	37	4,220	0.9%	1.1%	1.2%	1.2%
% of Patients satisfied with the dentistry they have received	9	9	N/A	93.9%	92.7%	92.8%
% of Patients satisfied with the time they had to wait for an appointment	9	9	N/A	90.6%	89.1%	88.7%

* This is based on patients treated on this contract for their most recent course of treatment. Figures in italics indicate the base number of FP17s or Patient Questionnaire responses are less than 100. N/A is shown where the base number of responses is less than 10 during the period. % is calculated as Quantity/Base number*100

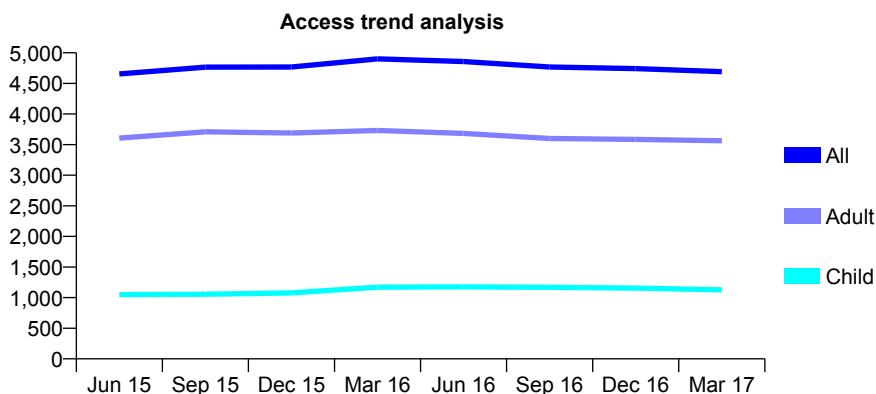
Q57 - Vital Signs At a Glance Contract Report for 136387/0004 - March 2017

Name or company name	Dr Allen
Contract type name	GDS Contract
Purpose of contract	General
Contract start date	01/10/2013
Contract end date	

16/17 Contracted general activity (UDA)	23,406
Carry forward general activity (UDA)	765
16/17 Contracted orthodontic activity (UOA)	0
Carry forward orthodontic activity (UOA)	0
Baseline contract value	£625,148.33

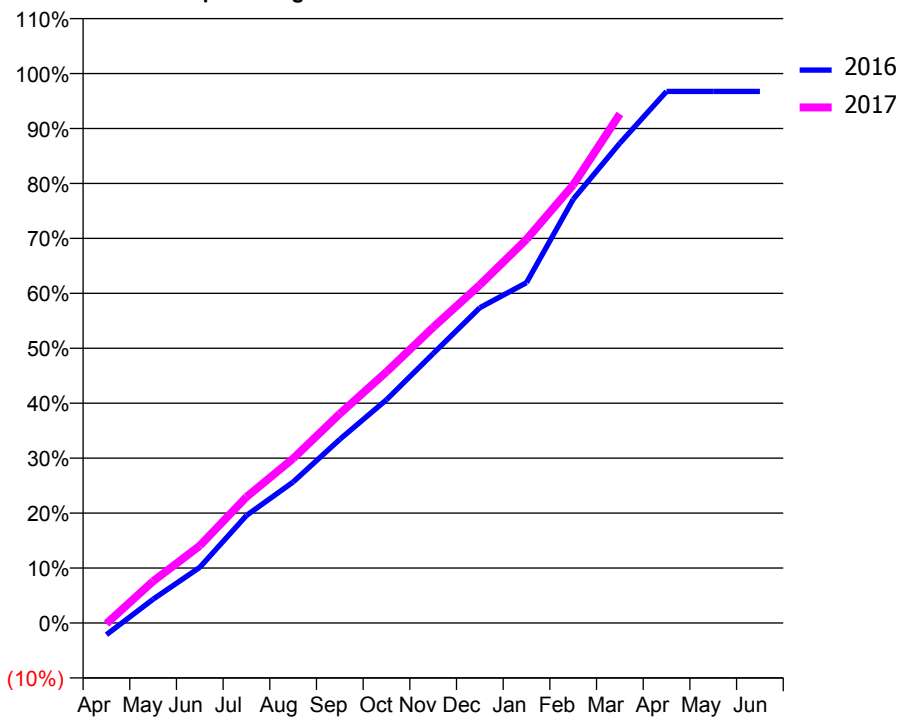
ACCESS*

Patients seen in 24 months	Total	Change since previous quarter
Quarter ending March 2016	4,901	
Quarter ending June 2016	4,858	→
Quarter ending September 2016	4,768	↓
Quarter ending December 2016	4,741	→
Quarter ending March 2017	4,691	↓
Variance since March 2016	(4.3%)	↓



ACTIVITY

Cumulative percentage of contracted UDA delivered 2016 & 2017



Month	Adjusted Scheduled Activity (UDA)	
	2016	2017
April	-501	-30
May	1,013	1,782
June	2,373	3,293
July	4,579	5,372
August	6,004	7,009
September	7,822	8,914
October	9,510	10,697
November	11,474	12,597
December	13,432	14,404
January	14,501	16,343
February	18,050	18,663
March	20,439	21,680
April	22,641	
May	22,641	
June	22,641	

QUALITY

	Quantity	Base Number	Contract	AT	Region	England
% of FP17s for the same patient ID Re-attending within 3 months - Children	118	1,734	6.8%	10.6%	12.0%	12.3%
% of FP17s for the same patient ID Re-attending within 3 months - Adults	583	4,306	13.5%	15.3%	16.0%	16.7%
% of FP17s for the same patient ID Re-attending between 3 & 9 months - Children	885	1,734	51.0%	55.6%	58.8%	57.6%
% of FP17s for the same patient ID Re-attending between 3 & 9 months - Adults	1,857	4,306	43.1%	48.7%	51.2%	50.1%
% of FP17s for Band 1 Urgent Courses	322	5,567	5.8%	8.6%	8.0%	9.1%
% of FP17s Relating to Free Repair or Replacements	22	5,567	0.4%	0.8%	0.8%	0.8%
% of FP17s Relating to Continuations	78	5,567	1.4%	1.1%	1.2%	1.2%
% of Patients satisfied with the dentistry they have received	21	22	95.5%	93.9%	92.7%	92.8%
% of Patients satisfied with the time they had to wait for an appointment	22	22	100.0%	90.6%	89.1%	88.7%

* This is based on patients treated on this contract for their most recent course of treatment. Figures in italics indicate the base number of FP17s or Patient Questionnaire responses are less than 100. N/A is shown where the base number of responses is less than 10 during the period. % is calculated as Quantity/Base number*100

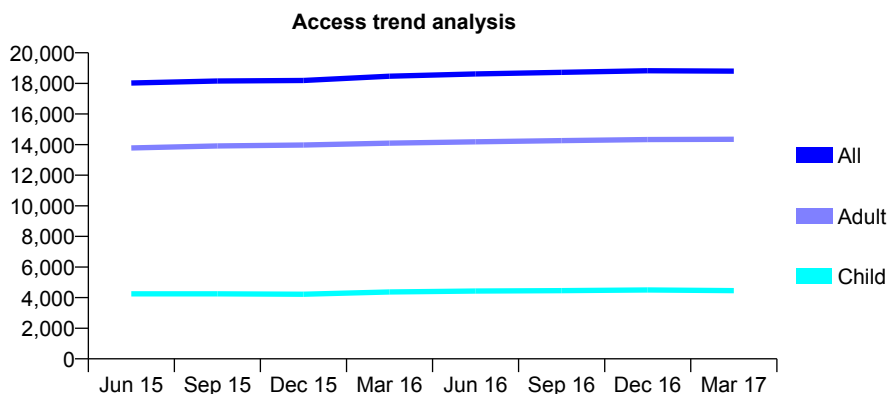
Q57 - Vital Signs At a Glance Contract Report for 136751/0001 - March 2017

Name or company name	Crowstone Dental Centre Limited
Contract type name	GDS Contract
Purpose of contract	General
Contract start date	01/08/2007
Contract end date	

16/17 Contracted general activity (UDA)	57,626
Carry forward general activity (UDA)	208
16/17 Contracted orthodontic activity (UOA)	0
Carry forward orthodontic activity (UOA)	0
Baseline contract value	£1,700,917.87

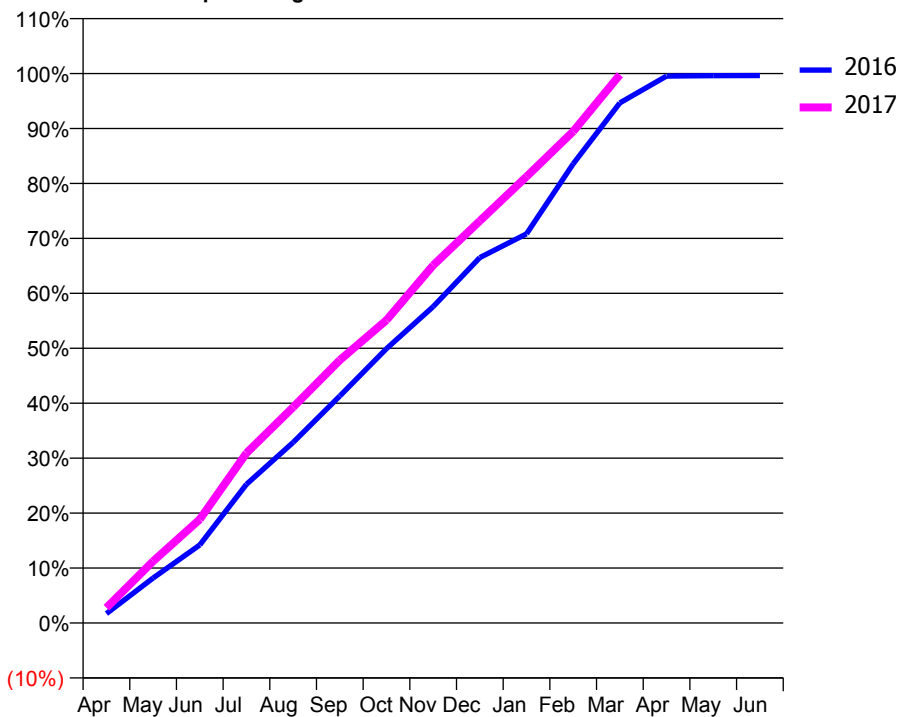
ACCESS*

Patients seen in 24 months	Total	Change since previous quarter
Quarter ending March 2016	18,468	
Quarter ending June 2016	18,618	→
Quarter ending September 2016	18,722	→
Quarter ending December 2016	18,832	→
Quarter ending March 2017	18,805	→
Variance since March 2016	1.8%	→



ACTIVITY

Cumulative percentage of contracted UDA delivered 2016 & 2017



Month	Adjusted Scheduled Activity (UDA)	
	2016	2017
April	993	1,601
May	4,716	6,480
June	8,182	10,879
July	14,547	17,821
August	18,936	22,633
September	23,801	27,563
October	28,777	31,762
November	33,173	37,514
December	38,328	42,167
January	40,806	46,809
February	48,153	51,551
March	54,542	57,499
April	57,355	
May	57,400	
June	57,418	

QUALITY

	Quantity	Base Number	Contract	AT	Region	England
% of FP17s for the same patient ID Re-attending within 3 months - Children	304	5,969	5.1%	10.6%	12.0%	12.3%
% of FP17s for the same patient ID Re-attending within 3 months - Adults	1,737	17,407	10.0%	15.3%	16.0%	16.7%
% of FP17s for the same patient ID Re-attending between 3 & 9 months - Children	3,077	5,969	51.5%	55.6%	58.8%	57.6%
% of FP17s for the same patient ID Re-attending between 3 & 9 months - Adults	8,283	17,407	47.6%	48.7%	51.2%	50.1%
% of FP17s for Band 1 Urgent Courses	1,473	22,305	6.6%	8.6%	8.0%	9.1%
% of FP17s Relating to Free Repair or Replacements	152	22,305	0.7%	0.8%	0.8%	0.8%
% of FP17s Relating to Continuations	77	22,305	0.3%	1.1%	1.2%	1.2%
% of Patients satisfied with the dentistry they have received	36	38	94.7%	93.9%	92.7%	92.8%
% of Patients satisfied with the time they had to wait for an appointment	36	38	94.7%	90.6%	89.1%	88.7%

* This is based on patients treated on this contract for their most recent course of treatment. Figures in italics indicate the base number of FP17s or Patient Questionnaire responses are less than 100. N/A is shown where the base number of responses is less than 10 during the period. % is calculated as Quantity/Base number*100

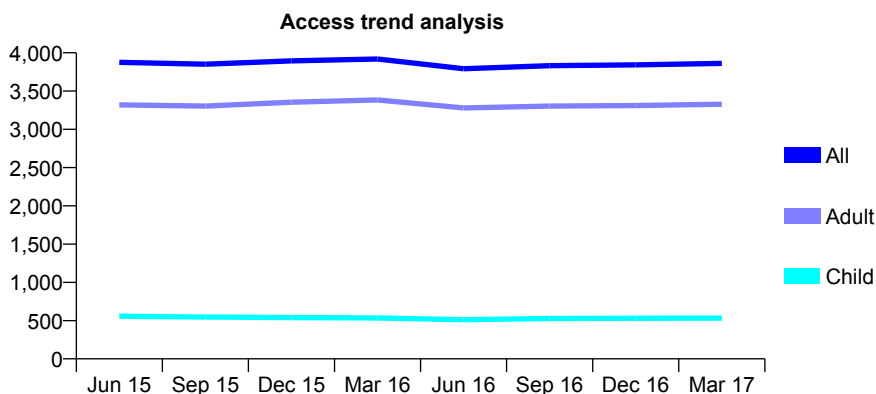
Q57 - Vital Signs At a Glance Contract Report for 137472/0001 - March 2017

Name or company name	Toothcare Limited
Contract type name	GDS Contract
Purpose of contract	General
Contract start date	01/08/2007
Contract end date	

16/17 Contracted general activity (UDA)	12,561
Carry forward general activity (UDA)	0
16/17 Contracted orthodontic activity (UOA)	0
Carry forward orthodontic activity (UOA)	0
Baseline contract value	£283,063.56

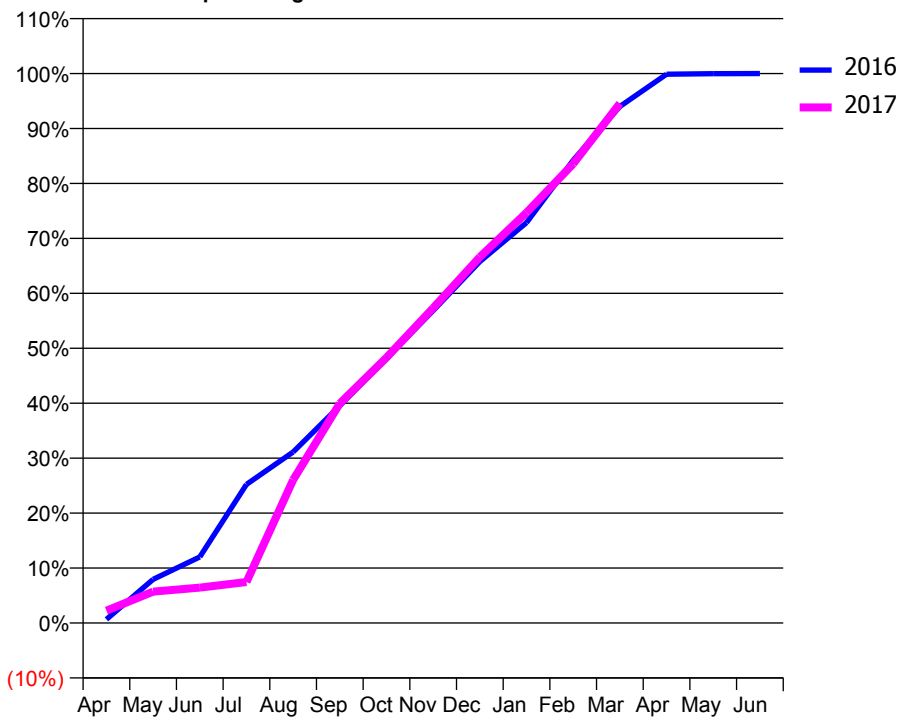
ACCESS*

Patients seen in 24 months	Total	Change since previous quarter
Quarter ending March 2016	3,919	
Quarter ending June 2016	3,791	↓
Quarter ending September 2016	3,831	→
Quarter ending December 2016	3,842	→
Quarter ending March 2017	3,861	→
Variance since March 2016	(1.5%)	↓



ACTIVITY

Cumulative percentage of contracted UDA delivered 2016 & 2017



Adjusted Scheduled Activity (UDA)

Month	2016	2017
April	83	283
May	997	718
June	1,511	810
July	3,168	936
August	3,910	3,272
September	4,968	5,020
October	6,052	6,067
November	7,141	7,200
December	8,263	8,366
January	9,152	9,381
February	10,579	10,495
March	11,806	11,878
April	12,543	
May	12,558	
June	12,561	

QUALITY

	Quantity	Base Number	Contract	AT	Region	England
% of FP17s for the same patient ID Re-attending within 3 months - Children	45	811	5.5%	10.6%	12.0%	12.3%
% of FP17s for the same patient ID Re-attending within 3 months - Adults	807	5,343	15.1%	15.3%	16.0%	16.7%
% of FP17s for the same patient ID Re-attending between 3 & 9 months - Children	520	811	64.1%	55.6%	58.8%	57.6%
% of FP17s for the same patient ID Re-attending between 3 & 9 months - Adults	3,395	5,343	63.5%	48.7%	51.2%	50.1%
% of FP17s for Band 1 Urgent Courses	411	5,809	7.1%	8.6%	8.0%	9.1%
% of FP17s Relating to Free Repair or Replacements	162	5,809	2.8%	0.8%	0.8%	0.8%
% of FP17s Relating to Continuations	122	5,809	2.1%	1.1%	1.2%	1.2%
% of Patients satisfied with the dentistry they have received	18	19	94.7%	93.9%	92.7%	92.8%
% of Patients satisfied with the time they had to wait for an appointment	18	19	94.7%	90.6%	89.1%	88.7%

* This is based on patients treated on this contract for their most recent course of treatment. Figures in italics indicate the base number of FP17s or Patient Questionnaire responses are less than 100. N/A is shown where the base number of responses is less than 10 during the period. % is calculated as Quantity/Base number*100

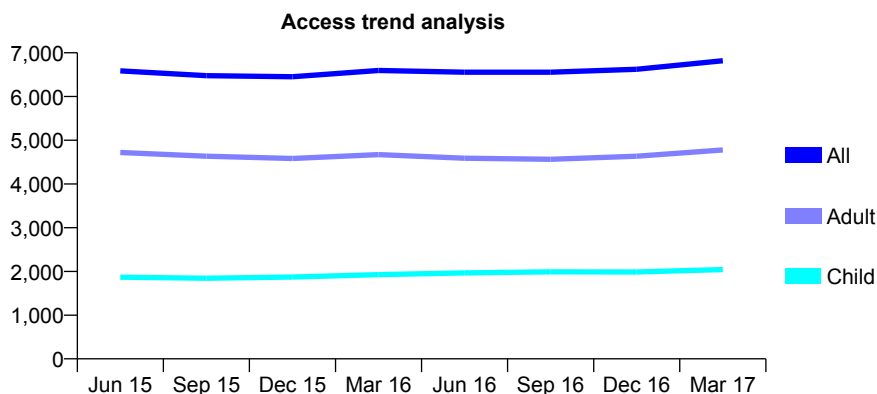
Q57 - Vital Signs At a Glance Contract Report for 138789/0001 - March 2017

Name or company name	Mr S B Radia & Mr P Vaid
Contract type name	GDS Contract
Purpose of contract	General
Contract start date	01/10/2008
Contract end date	

16/17 Contracted general activity (UDA)	25,465
Carry forward general activity (UDA)	931
16/17 Contracted orthodontic activity (UOA)	0
Carry forward orthodontic activity (UOA)	0
Baseline contract value	£746,364.53

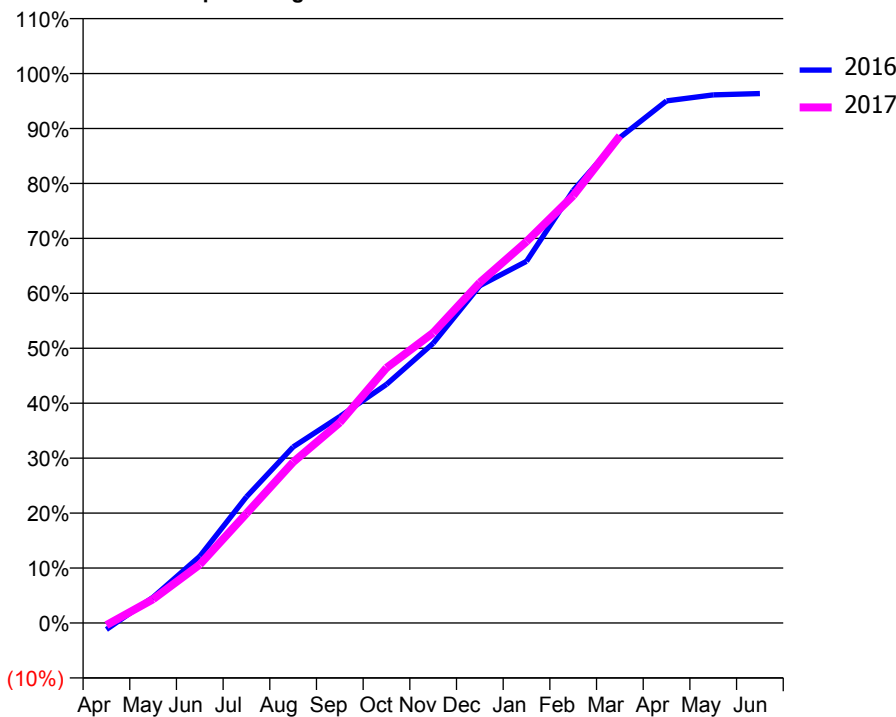
ACCESS*

Patients seen in 24 months	Total	Change since previous quarter
Quarter ending March 2016	6,597	
Quarter ending June 2016	6,557	→
Quarter ending September 2016	6,556	→
Quarter ending December 2016	6,624	→
Quarter ending March 2017	6,819	↑
Variance since March 2016	3.4%	↑



ACTIVITY

Cumulative percentage of contracted UDA delivered 2016 & 2017



Month	Adjusted Scheduled Activity (UDA)	
	2016	2017
April	-306	-100
May	1,197	1,105
June	3,090	2,713
July	5,847	5,077
August	8,162	7,455
September	9,571	9,289
October	11,057	11,823
November	12,959	13,450
December	15,631	15,779
January	16,761	17,675
February	20,041	19,802
March	22,496	22,578
April	24,197	
May	24,477	
June	24,534	

QUALITY

	Quantity	Base Number	Contract	AT	Region	England
% of FP17s for the same patient ID Re-attending within 3 months - Children	271	2,818	9.6%	10.6%	12.0%	12.3%
% of FP17s for the same patient ID Re-attending within 3 months - Adults	839	6,129	13.7%	15.3%	16.0%	16.7%
% of FP17s for the same patient ID Re-attending between 3 & 9 months - Children	1,440	2,818	51.1%	55.6%	58.8%	57.6%
% of FP17s for the same patient ID Re-attending between 3 & 9 months - Adults	2,801	6,129	45.7%	48.7%	51.2%	50.1%
% of FP17s for Band 1 Urgent Courses	552	8,372	6.6%	8.6%	8.0%	9.1%
% of FP17s Relating to Free Repair or Replacements	108	8,372	1.3%	0.8%	0.8%	0.8%
% of FP17s Relating to Continuations	27	8,372	0.3%	1.1%	1.2%	1.2%
% of Patients satisfied with the dentistry they have received	6	7	N/A	93.9%	92.7%	92.8%
% of Patients satisfied with the time they had to wait for an appointment	6	7	N/A	90.6%	89.1%	88.7%

* This is based on patients treated on this contract for their most recent course of treatment. Figures in italics indicate the base number of FP17s or Patient Questionnaire responses are less than 100. N/A is shown where the base number of responses is less than 10 during the period. % is calculated as Quantity/Base number*100

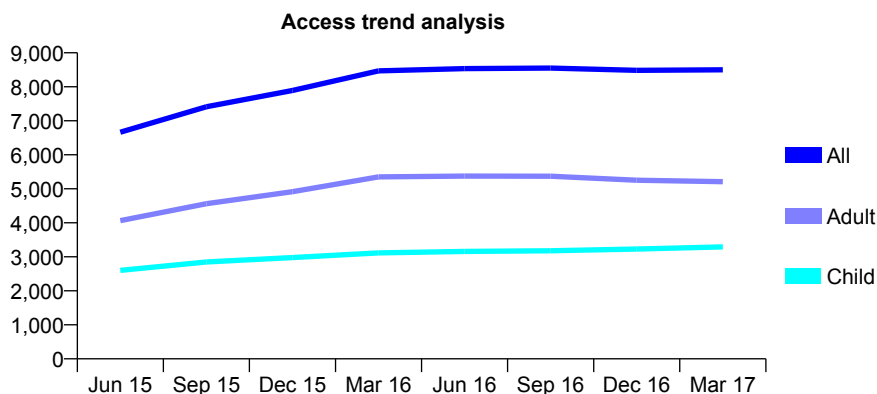
Q57 - Vital Signs At a Glance Contract Report for 139602/0001 - March 2017

Name or company name	Mr P D S N Datta
Contract type name	GDS Contract
Purpose of contract	General
Contract start date	01/04/2014
Contract end date	

16/17 Contracted general activity (UDA)	19,930
Carry forward general activity (UDA)	461
16/17 Contracted orthodontic activity (UOA)	0
Carry forward orthodontic activity (UOA)	0
Baseline contract value	£467,898.84

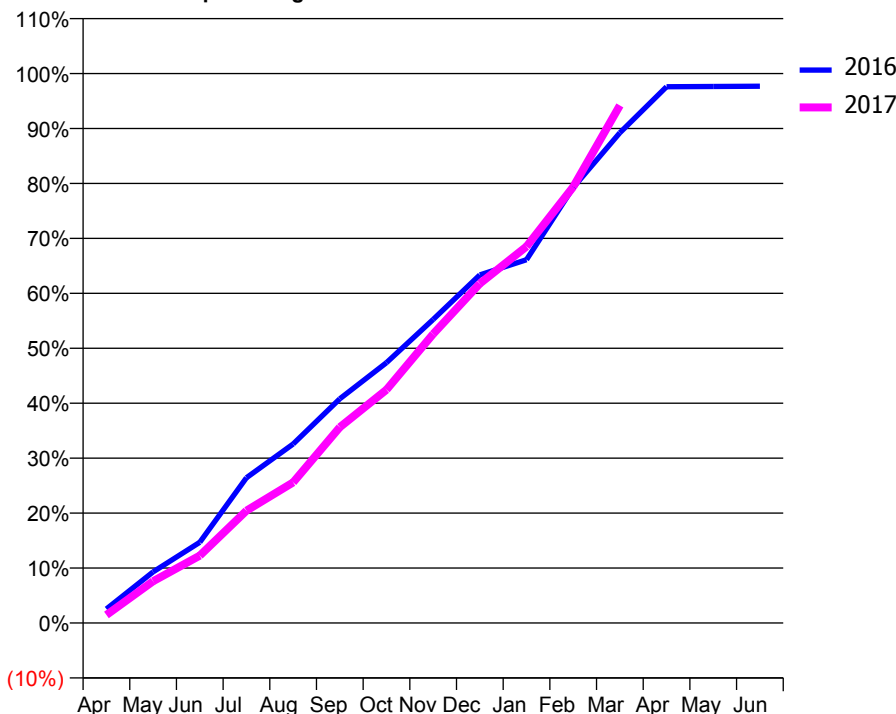
ACCESS*

Patients seen in 24 months	Total	Change since previous quarter
Quarter ending March 2016	8,469	
Quarter ending June 2016	8,535	→
Quarter ending September 2016	8,552	→
Quarter ending December 2016	8,483	→
Quarter ending March 2017	8,501	→
Variance since March 2016	0.4%	→



ACTIVITY

Cumulative percentage of contracted UDA delivered 2016 & 2017



Adjusted Scheduled Activity (UDA)

Month	2016	2017
April	510	293
May	1,855	1,514
June	2,928	2,445
July	5,270	4,077
August	6,492	5,098
September	8,133	7,102
October	9,444	8,463
November	11,009	10,481
December	12,625	12,313
January	13,178	13,656
February	15,792	15,819
March	17,782	18,773
April	19,447	
May	19,457	
June	19,469	

QUALITY

	Quantity	Base Number	Contract	AT	Region	England
% of FP17s for the same patient ID Re-attending within 3 months - Children	303	3,637	8.3%	10.6%	12.0%	12.3%
% of FP17s for the same patient ID Re-attending within 3 months - Adults	910	5,483	16.6%	15.3%	16.0%	16.7%
% of FP17s for the same patient ID Re-attending between 3 & 9 months - Children	1,185	3,637	32.6%	55.6%	58.8%	57.6%
% of FP17s for the same patient ID Re-attending between 3 & 9 months - Adults	1,795	5,483	32.7%	48.7%	51.2%	50.1%
% of FP17s for Band 1 Urgent Courses	917	7,627	12.0%	8.6%	8.0%	9.1%
% of FP17s Relating to Free Repair or Replacements	22	7,627	0.3%	0.8%	0.8%	0.8%
% of FP17s Relating to Continuations	59	7,627	0.8%	1.1%	1.2%	1.2%
% of Patients satisfied with the dentistry they have received	14	14	100.0%	93.9%	92.7%	92.8%
% of Patients satisfied with the time they had to wait for an appointment	14	14	100.0%	90.6%	89.1%	88.7%

* This is based on patients treated on this contract for their most recent course of treatment. Figures in italics indicate the base number of FP17s or Patient Questionnaire responses are less than 100. N/A is shown where the base number of responses is less than 10 during the period. % is calculated as Quantity/Base number*100

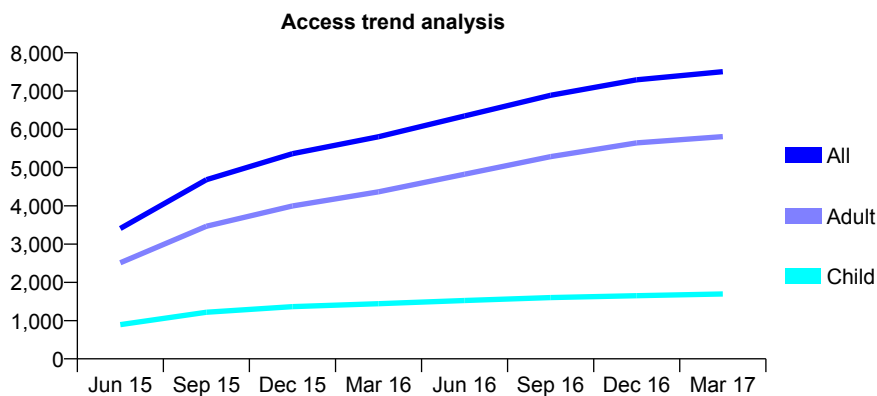
Q57 - Vital Signs At a Glance Contract Report for 139742/0001 - March 2017

Name or company name	Apex Dental Care Ltd
Contract type name	Pilot Contract
Purpose of contract	General
Contract start date	01/01/2015
Contract end date	

16/17 Contracted general activity (UDA)	26,597
Carry forward general activity (UDA)	0
16/17 Contracted orthodontic activity (UOA)	0
Carry forward orthodontic activity (UOA)	0
Baseline contract value	£727,349.70

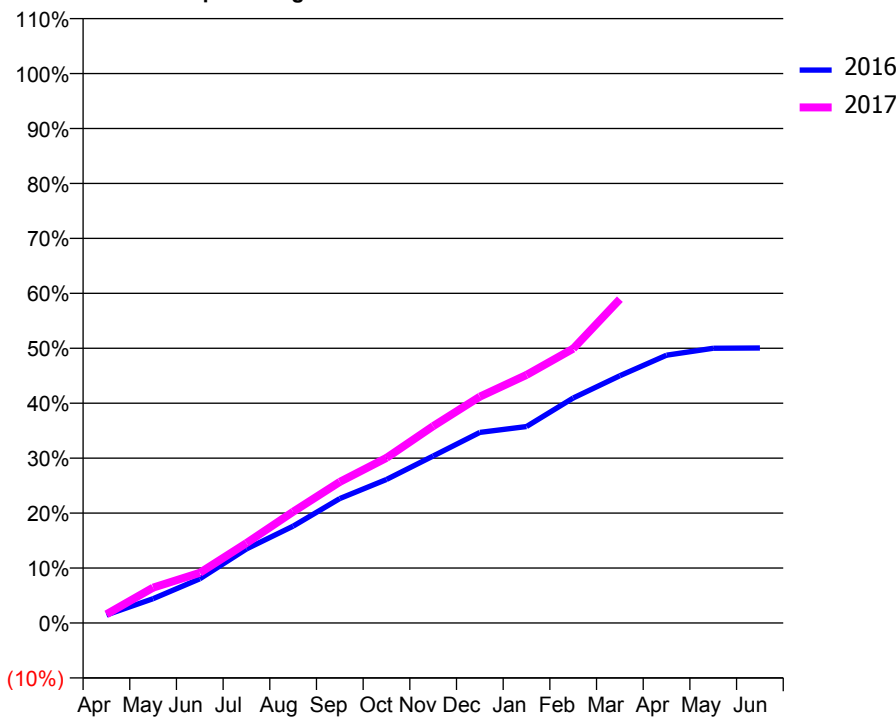
ACCESS*

Patients seen in 24 months	Total	Change since previous quarter
Quarter ending March 2016	5,807	
Quarter ending June 2016	6,349	↑
Quarter ending September 2016	6,889	↑
Quarter ending December 2016	7,293	↑
Quarter ending March 2017	7,506	↑
Variance since March 2016	29.3%	↑



ACTIVITY

Cumulative percentage of contracted UDA delivered 2016 & 2017



Month	Adjusted Scheduled Activity (UDA)	
	2016	2017
April	389	420
May	1,178	1,712
June	2,140	2,433
July	3,585	3,871
August	4,687	5,389
September	6,025	6,829
October	6,948	7,995
November	8,087	9,529
December	9,225	10,957
January	9,509	12,010
February	10,895	13,277
March	11,968	15,674
April	12,965	
May	13,298	
June	13,315	

QUALITY

	Quantity	Base Number	Contract	AT	Region	England
% of FP17s for the same patient ID Re-attending within 3 months - Children	109	2,298	4.7%	10.6%	12.0%	12.3%
% of FP17s for the same patient ID Re-attending within 3 months - Adults	1,057	7,349	14.4%	15.3%	16.0%	16.7%
% of FP17s for the same patient ID Re-attending between 3 & 9 months - Children	1,110	2,298	48.3%	55.6%	58.8%	57.6%
% of FP17s for the same patient ID Re-attending between 3 & 9 months - Adults	2,995	7,349	40.8%	48.7%	51.2%	50.1%
% of FP17s for Band 1 Urgent Courses	1,075	8,656	12.4%	8.6%	8.0%	9.1%
% of FP17s Relating to Free Repair or Replacements	6	8,656	0.1%	0.8%	0.8%	0.8%
% of FP17s Relating to Continuations	107	8,656	1.2%	1.1%	1.2%	1.2%
% of Patients satisfied with the dentistry they have received	12	15	80.0%	93.9%	92.7%	92.8%
% of Patients satisfied with the time they had to wait for an appointment	12	15	80.0%	90.6%	89.1%	88.7%

* This is based on patients treated on this contract for their most recent course of treatment. Figures in italics indicate the base number of FP17s or Patient Questionnaire responses are less than 100. N/A is shown where the base number of responses is less than 10 during the period. % is calculated as Quantity/Base number*100

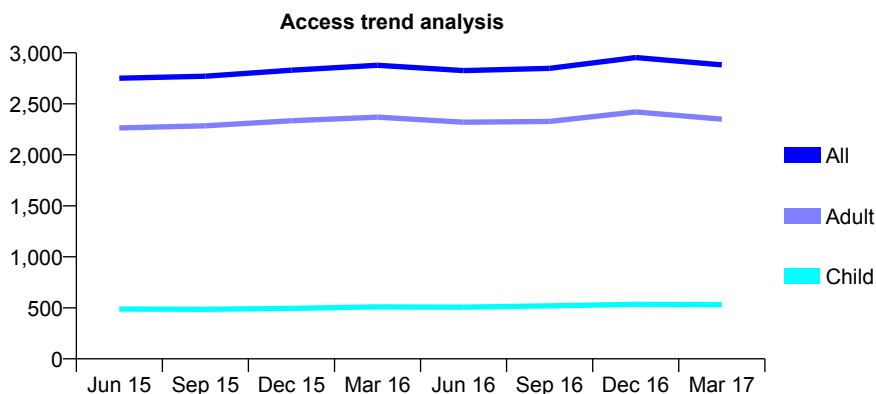
Q57 - Vital Signs At a Glance Contract Report for 140171/0001 - March 2017

Name or company name	The Toothplace Dental Surgery Limited
Contract type name	GDS Contract
Purpose of contract	General
Contract start date	01/12/2010
Contract end date	

16/17 Contracted general activity (UDA)	12,114
Carry forward general activity (UDA)	69
16/17 Contracted orthodontic activity (UOA)	0
Carry forward orthodontic activity (UOA)	0
Baseline contract value	£376,798.80

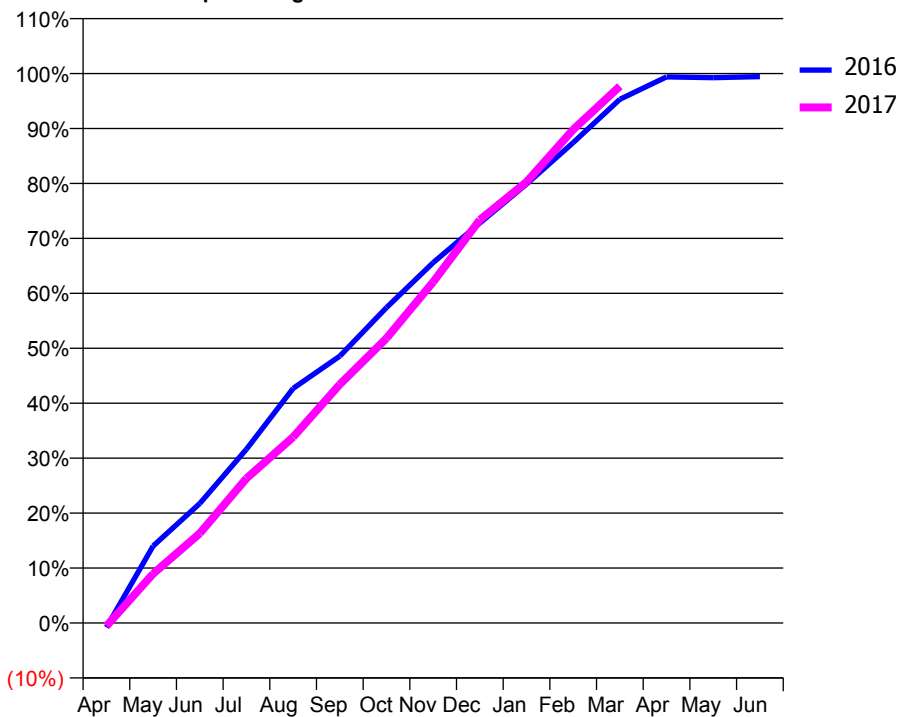
ACCESS*

Patients seen in 24 months	Total	Change since previous quarter
Quarter ending March 2016	2,878	
Quarter ending June 2016	2,826	↓
Quarter ending September 2016	2,848	→
Quarter ending December 2016	2,954	↑
Quarter ending March 2017	2,882	↓
Variance since March 2016	0.1%	→



ACTIVITY

Cumulative percentage of contracted UDA delivered 2016 & 2017



Month	Adjusted Scheduled Activity (UDA)	
	2016	2017
April	-98	-69
May	1,697	1,087
June	2,634	1,978
July	3,832	3,189
August	5,174	4,100
September	5,885	5,260
October	6,955	6,278
November	7,944	7,518
December	8,819	8,887
January	9,675	9,724
February	10,591	10,879
March	11,544	11,835
April	12,039	
May	12,023	
June	12,045	

QUALITY

	Quantity	Base Number	Contract	AT	Region	England
% of FP17s for the same patient ID Re-attending within 3 months - Children	85	867	9.8%	10.6%	12.0%	12.3%
% of FP17s for the same patient ID Re-attending within 3 months - Adults	542	3,402	15.9%	15.3%	16.0%	16.7%
% of FP17s for the same patient ID Re-attending between 3 & 9 months - Children	439	867	50.6%	55.6%	58.8%	57.6%
% of FP17s for the same patient ID Re-attending between 3 & 9 months - Adults	1,672	3,402	49.1%	48.7%	51.2%	50.1%
% of FP17s for Band 1 Urgent Courses	204	3,995	5.1%	8.6%	8.0%	9.1%
% of FP17s Relating to Free Repair or Replacements	22	3,995	0.6%	0.8%	0.8%	0.8%
% of FP17s Relating to Continuations	19	3,995	0.5%	1.1%	1.2%	1.2%
% of Patients satisfied with the dentistry they have received	10	10	100.0%	93.9%	92.7%	92.8%
% of Patients satisfied with the time they had to wait for an appointment	9	10	90.0%	90.6%	89.1%	88.7%

* This is based on patients treated on this contract for their most recent course of treatment. Figures in italics indicate the base number of FP17s or Patient Questionnaire responses are less than 100. N/A is shown where the base number of responses is less than 10 during the period. % is calculated as Quantity/Base number*100

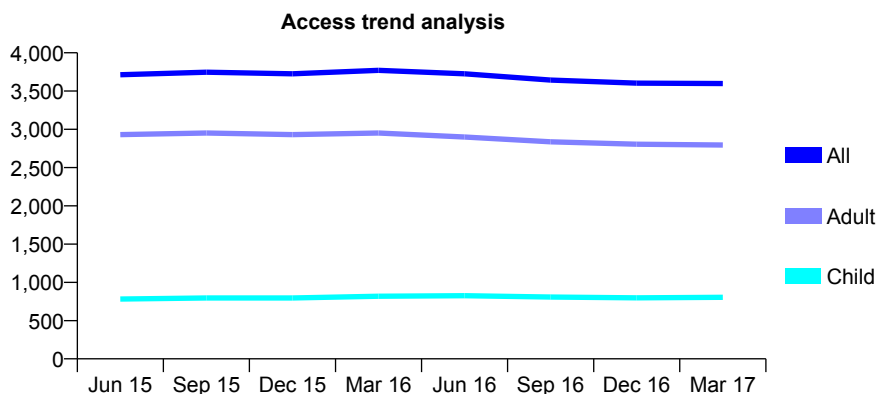
Q57 - Vital Signs At a Glance Contract Report for 142751/0001 - March 2017

Name or company name	Market Square Dental Practice
Contract type name	GDS Contract
Purpose of contract	General
Contract start date	01/09/2010
Contract end date	

16/17 Contracted general activity (UDA)	10,968
Carry forward general activity (UDA)	282
16/17 Contracted orthodontic activity (UOA)	0
Carry forward orthodontic activity (UOA)	0
Baseline contract value	£292,013.07

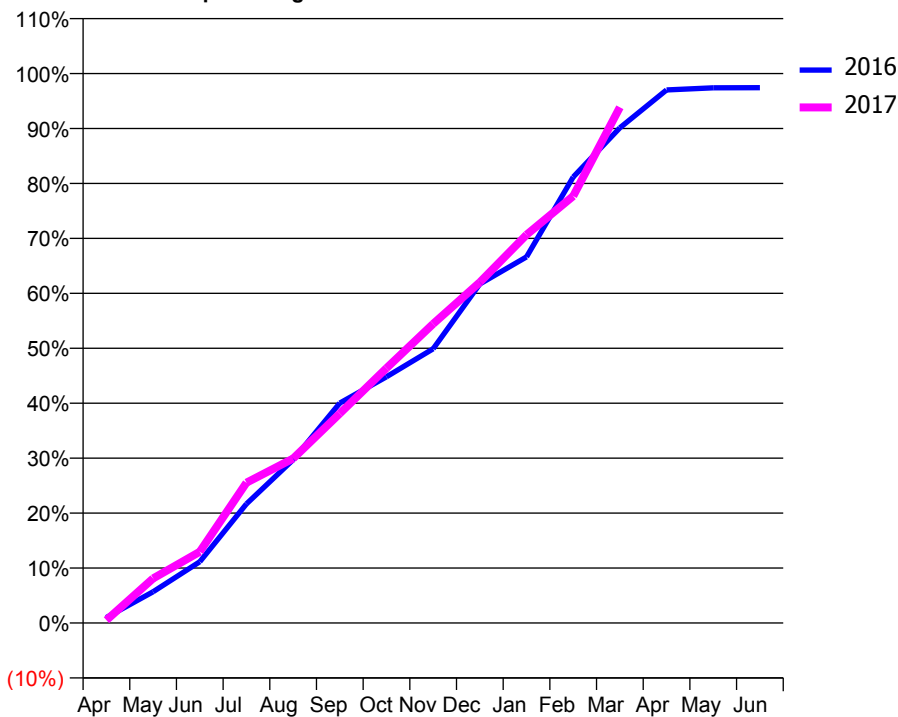
ACCESS*

Patients seen in 24 months	Total	Change since previous quarter
Quarter ending March 2016	3,770	
Quarter ending June 2016	3,726	↓
Quarter ending September 2016	3,643	↓
Quarter ending December 2016	3,604	↓
Quarter ending March 2017	3,598	→
Variance since March 2016	(4.6%)	↓



ACTIVITY

Cumulative percentage of contracted UDA delivered 2016 & 2017



Month	Adjusted Scheduled Activity (UDA)	
	2016	2017
April	111	56
May	624	890
June	1,223	1,423
July	2,377	2,801
August	3,258	3,282
September	4,390	4,184
October	4,913	5,088
November	5,473	5,972
December	6,767	6,800
January	7,309	7,749
February	8,902	8,520
March	9,883	10,294
April	10,641	
May	10,683	
June	10,686	

QUALITY

	Quantity	Base Number	Contract	AT	Region	England
% of FP17s for the same patient ID Re-attending within 3 months - Children	57	1,021	5.6%	10.6%	12.0%	12.3%
% of FP17s for the same patient ID Re-attending within 3 months - Adults	347	3,191	10.9%	15.3%	16.0%	16.7%
% of FP17s for the same patient ID Re-attending between 3 & 9 months - Children	511	1,021	50.0%	55.6%	58.8%	57.6%
% of FP17s for the same patient ID Re-attending between 3 & 9 months - Adults	1,480	3,191	46.4%	48.7%	51.2%	50.1%
% of FP17s for Band 1 Urgent Courses	79	3,957	2.0%	8.6%	8.0%	9.1%
% of FP17s Relating to Free Repair or Replacements	36	3,957	0.9%	0.8%	0.8%	0.8%
% of FP17s Relating to Continuations	95	3,957	2.4%	1.1%	1.2%	1.2%
% of Patients satisfied with the dentistry they have received	13	13	100.0%	93.9%	92.7%	92.8%
% of Patients satisfied with the time they had to wait for an appointment	13	13	100.0%	90.6%	89.1%	88.7%

* This is based on patients treated on this contract for their most recent course of treatment. Figures in italics indicate the base number of FP17s or Patient Questionnaire responses are less than 100. N/A is shown where the base number of responses is less than 10 during the period. % is calculated as Quantity/Base number*100

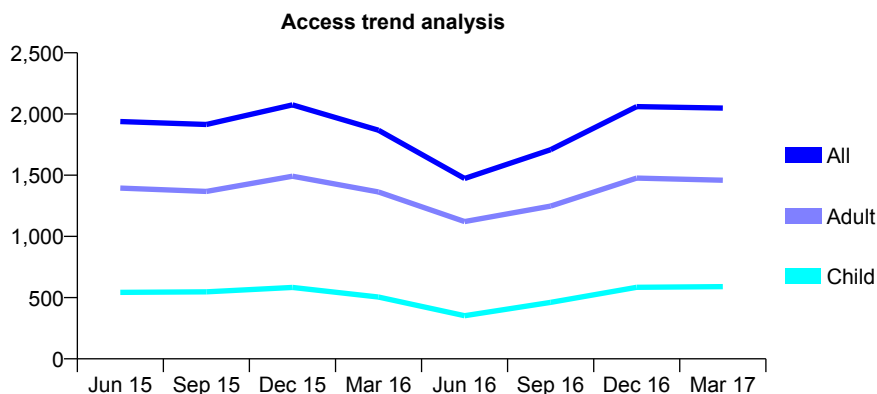
Q57 - Vital Signs At a Glance Contract Report for 143936/0001 - March 2017

Name or company name	Kangi Surgery Ltd
Contract type name	GDS Contract
Purpose of contract	General
Contract start date	01/04/2011
Contract end date	

16/17 Contracted general activity (UDA)	4,813
Carry forward general activity (UDA)	-33
16/17 Contracted orthodontic activity (UOA)	0
Carry forward orthodontic activity (UOA)	0
Baseline contract value	£115,266.22

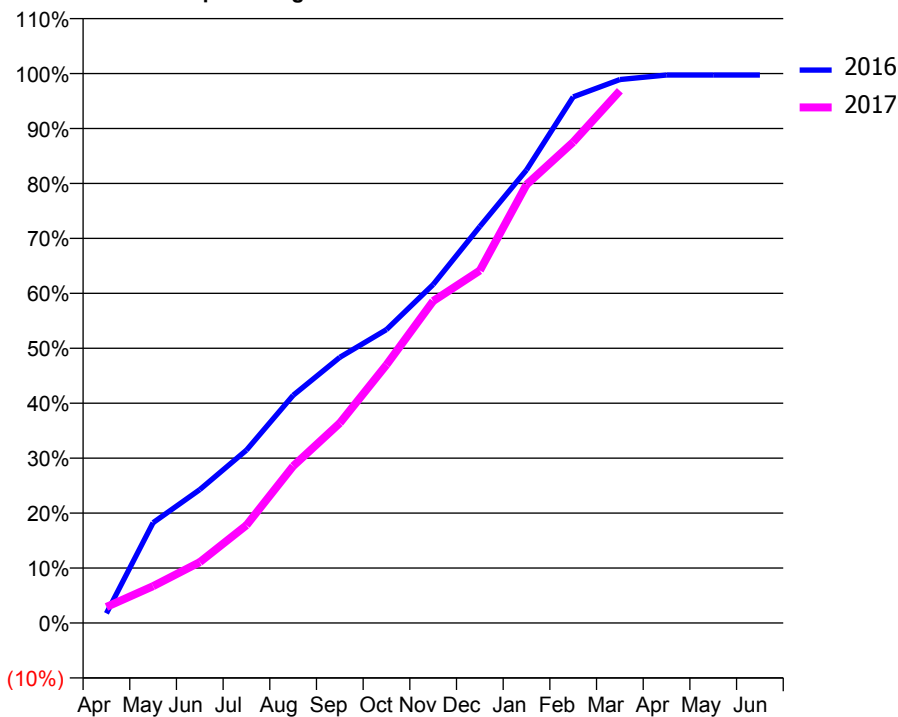
ACCESS*

Patients seen in 24 months	Total	Change since previous quarter
Quarter ending March 2016	1,868	
Quarter ending June 2016	1,473	↓
Quarter ending September 2016	1,709	↑
Quarter ending December 2016	2,061	↑
Quarter ending March 2017	2,049	→
Variance since March 2016	9.7%	↑



ACTIVITY

Cumulative percentage of contracted UDA delivered 2016 & 2017



Month	Adjusted Scheduled Activity (UDA)	
	2016	2017
April	85	141
May	879	323
June	1,168	533
July	1,514	856
August	1,995	1,374
September	2,327	1,751
October	2,570	2,262
November	2,965	2,820
December	3,473	3,088
January	3,968	3,839
February	4,609	4,212
March	4,760	4,662
April	4,800	
May	4,800	
June	4,800	

QUALITY

	Quantity	Base Number	Contract	AT	Region	England
% of FP17s for the same patient ID Re-attending within 3 months - Children	42	772	5.4%	10.6%	12.0%	12.3%
% of FP17s for the same patient ID Re-attending within 3 months - Adults	89	1,515	5.9%	15.3%	16.0%	16.7%
% of FP17s for the same patient ID Re-attending between 3 & 9 months - Children	267	772	34.6%	55.6%	58.8%	57.6%
% of FP17s for the same patient ID Re-attending between 3 & 9 months - Adults	473	1,515	31.2%	48.7%	51.2%	50.1%
% of FP17s for Band 1 Urgent Courses	136	2,250	6.0%	8.6%	8.0%	9.1%
% of FP17s Relating to Free Repair or Replacements	3	2,250	0.1%	0.8%	0.8%	0.8%
% of FP17s Relating to Continuations	6	2,250	0.3%	1.1%	1.2%	1.2%
% of Patients satisfied with the dentistry they have received	16	18	88.9%	93.9%	92.7%	92.8%
% of Patients satisfied with the time they had to wait for an appointment	16	18	88.9%	90.6%	89.1%	88.7%

* This is based on patients treated on this contract for their most recent course of treatment. Figures in italics indicate the base number of FP17s or Patient Questionnaire responses are less than 100. N/A is shown where the base number of responses is less than 10 during the period. % is calculated as Quantity/Base number*100

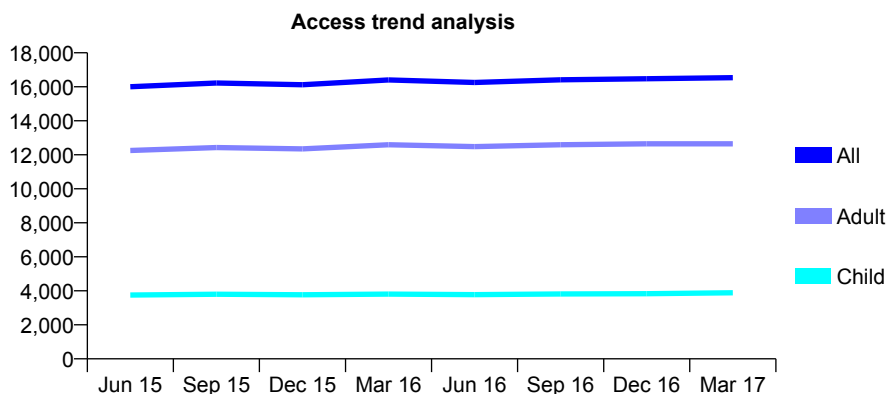
Q57 - Vital Signs At a Glance Contract Report for 145394/0001 - March 2017

Name or company name	Ongar Road Dental Practice
Contract type name	GDS Contract
Purpose of contract	General
Contract start date	01/04/2006
Contract end date	

16/17 Contracted general activity (UDA)	43,258
Carry forward general activity (UDA)	1,682
16/17 Contracted orthodontic activity (UOA)	0
Carry forward orthodontic activity (UOA)	0
Baseline contract value	£1,065,829.09

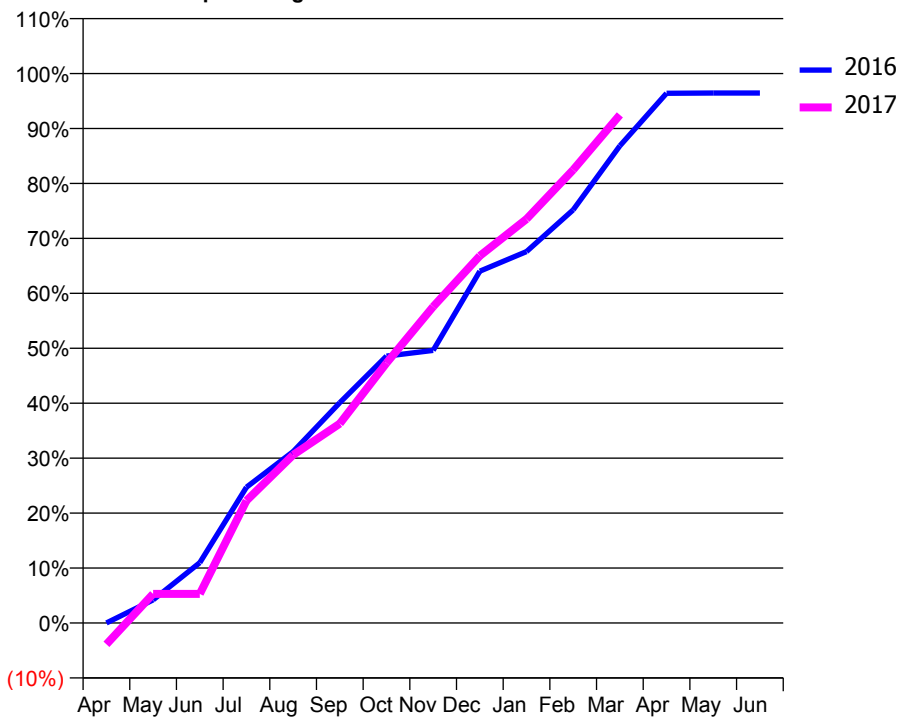
ACCESS*

Patients seen in 24 months	Total	Change since previous quarter
Quarter ending March 2016	16,400	
Quarter ending June 2016	16,257	→
Quarter ending September 2016	16,408	→
Quarter ending December 2016	16,475	→
Quarter ending March 2017	16,535	→
Variance since March 2016	0.8%	→



ACTIVITY

Cumulative percentage of contracted UDA delivered 2016 & 2017



Month	Adjusted Scheduled Activity (UDA)	
	2016	2017
April	0	-1,682
May	1,988	2,298
June	5,195	2,298
July	11,699	9,636
August	14,758	13,229
September	18,969	15,700
October	22,982	20,460
November	23,474	24,900
December	30,296	28,905
January	31,985	31,800
February	35,573	35,677
March	41,086	39,999
April	45,613	
May	45,635	
June	45,635	

QUALITY

	Quantity	Base Number	Contract	AT	Region	England
% of FP17s for the same patient ID Re-attending within 3 months - Children	291	5,284	5.5%	10.6%	12.0%	12.3%
% of FP17s for the same patient ID Re-attending within 3 months - Adults	2,147	16,291	13.2%	15.3%	16.0%	16.7%
% of FP17s for the same patient ID Re-attending between 3 & 9 months - Children	2,977	5,284	56.3%	55.6%	58.8%	57.6%
% of FP17s for the same patient ID Re-attending between 3 & 9 months - Adults	8,211	16,291	50.4%	48.7%	51.2%	50.1%
% of FP17s for Band 1 Urgent Courses	1,407	19,895	7.1%	8.6%	8.0%	9.1%
% of FP17s Relating to Free Repair or Replacements	253	19,895	1.3%	0.8%	0.8%	0.8%
% of FP17s Relating to Continuations	182	19,895	0.9%	1.1%	1.2%	1.2%
% of Patients satisfied with the dentistry they have received	36	36	100.0%	93.9%	92.7%	92.8%
% of Patients satisfied with the time they had to wait for an appointment	34	36	94.4%	90.6%	89.1%	88.7%

* This is based on patients treated on this contract for their most recent course of treatment. Figures in italics indicate the base number of FP17s or Patient Questionnaire responses are less than 100. N/A is shown where the base number of responses is less than 10 during the period. % is calculated as Quantity/Base number*100

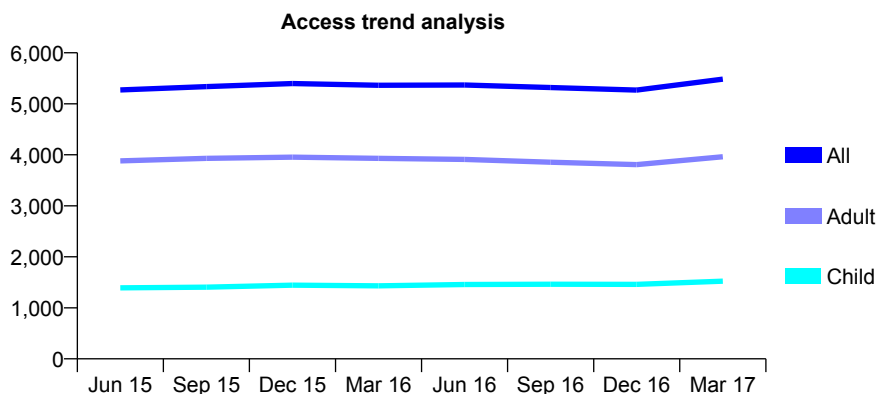
Q57 - Vital Signs At a Glance Contract Report for 145912/0001 - March 2017

Name or company name	E Harunani, M Kanani & M N Harunani
Contract type name	PDS Plus Contract
Purpose of contract	General
Contract start date	01/04/2012
Contract end date	31/03/2017

16/17 Contracted general activity (UDA)	15,247
Carry forward general activity (UDA)	0
16/17 Contracted orthodontic activity (UOA)	0
Carry forward orthodontic activity (UOA)	0
Baseline contract value	£191,650.65

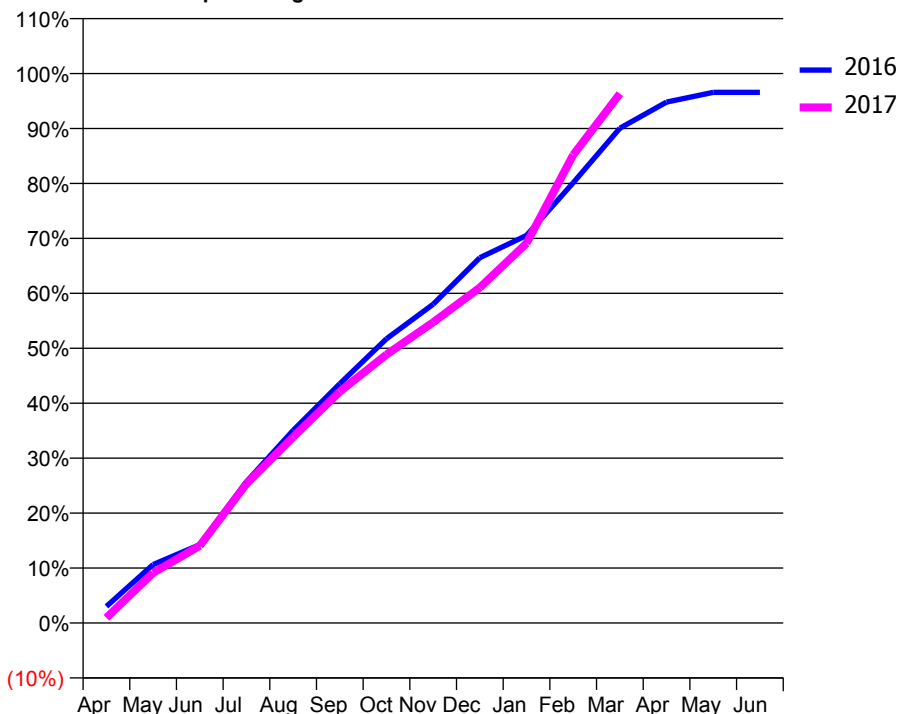
ACCESS*

Patients seen in 24 months	Total	Change since previous quarter
Quarter ending March 2016	5,363	
Quarter ending June 2016	5,368	→
Quarter ending September 2016	5,318	→
Quarter ending December 2016	5,268	→
Quarter ending March 2017	5,484	↑
Variance since March 2016	2.3%	↑



ACTIVITY

Cumulative percentage of contracted UDA delivered 2016 & 2017



Month	Adjusted Scheduled Activity (UDA)	
	2016	2017
April	462	144
May	1,622	1,391
June	2,174	2,146
July	3,920	3,865
August	5,344	5,158
September	6,639	6,422
October	7,887	7,450
November	8,845	8,345
December	10,135	9,307
January	10,755	10,537
February	12,215	12,989
March	13,729	14,687
April	14,454	
May	14,725	
June	14,725	

QUALITY

	Quantity	Base Number	Contract	AT	Region	England
% of FP17s for the same patient ID Re-attending within 3 months - Children	134	2,272	5.9%	10.6%	12.0%	12.3%
% of FP17s for the same patient ID Re-attending within 3 months - Adults	672	5,403	12.4%	15.3%	16.0%	16.7%
% of FP17s for the same patient ID Re-attending between 3 & 9 months - Children	1,312	2,272	57.7%	55.6%	58.8%	57.6%
% of FP17s for the same patient ID Re-attending between 3 & 9 months - Adults	3,001	5,403	55.5%	48.7%	51.2%	50.1%
% of FP17s for Band 1 Urgent Courses	609	7,274	8.4%	8.6%	8.0%	9.1%
% of FP17s Relating to Free Repair or Replacements	10	7,274	0.1%	0.8%	0.8%	0.8%
% of FP17s Relating to Continuations	37	7,274	0.5%	1.1%	1.2%	1.2%
% of Patients satisfied with the dentistry they have received	12	13	92.3%	93.9%	92.7%	92.8%
% of Patients satisfied with the time they had to wait for an appointment	12	13	92.3%	90.6%	89.1%	88.7%

* This is based on patients treated on this contract for their most recent course of treatment. Figures in italics indicate the base number of FP17s or Patient Questionnaire responses are less than 100. N/A is shown where the base number of responses is less than 10 during the period. % is calculated as Quantity/Base number*100

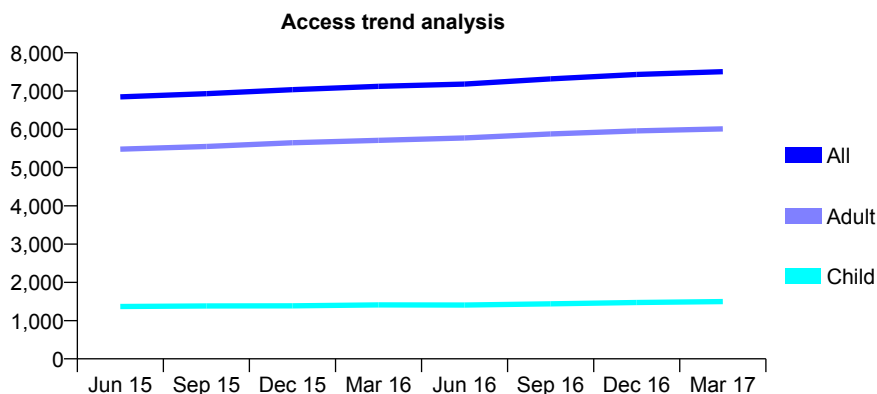
Q57 - Vital Signs At a Glance Contract Report for 146994/0001 - March 2017

Name or company name	Ms N Ahmed
Contract type name	GDS Contract
Purpose of contract	General
Contract start date	01/04/2011
Contract end date	

16/17 Contracted general activity (UDA)	24,528
Carry forward general activity (UDA)	0
16/17 Contracted orthodontic activity (UOA)	0
Carry forward orthodontic activity (UOA)	0
Baseline contract value	£522,641.10

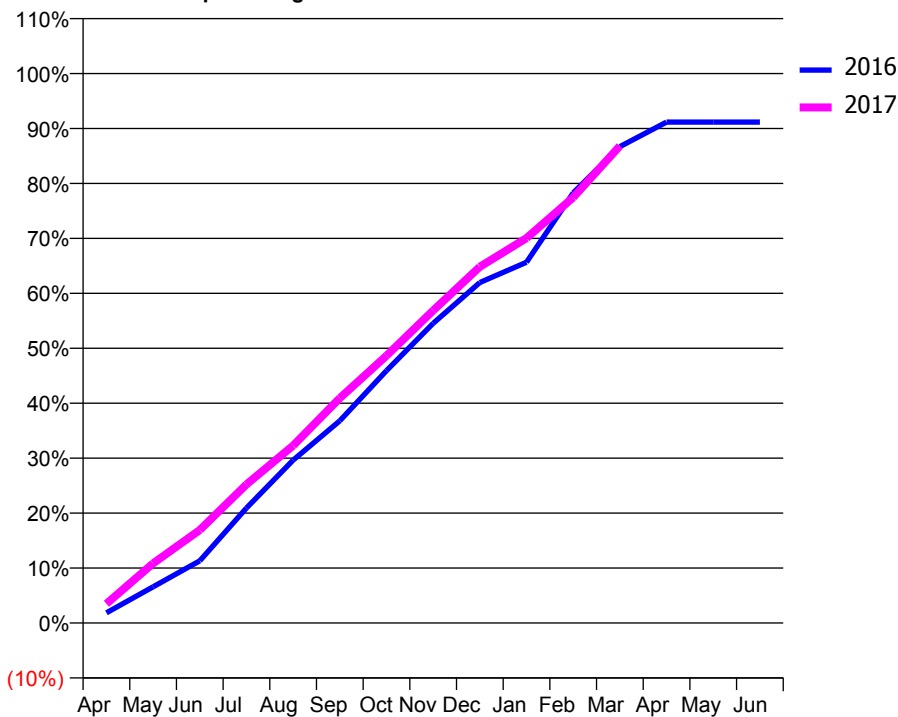
ACCESS*

Patients seen in 24 months	Total	Change since previous quarter
Quarter ending March 2016	7,124	
Quarter ending June 2016	7,184	→
Quarter ending September 2016	7,317	→
Quarter ending December 2016	7,432	→
Quarter ending March 2017	7,508	→
Variance since March 2016	5.4%	↑



ACTIVITY

Cumulative percentage of contracted UDA delivered 2016 & 2017



Adjusted Scheduled Activity (UDA)

Month	2016	2017
April	448	858
May	1,582	2,665
June	2,720	4,153
July	5,031	6,188
August	7,123	7,918
September	8,843	10,041
October	11,038	11,929
November	13,107	13,948
December	14,889	15,899
January	15,773	17,179
February	18,805	18,996
March	20,831	21,293
April	21,902	
May	21,902	
June	21,902	

QUALITY

	Quantity	Base Number	Contract	AT	Region	England
% of FP17s for the same patient ID Re-attending within 3 months - Children	152	2,429	6.3%	10.6%	12.0%	12.3%
% of FP17s for the same patient ID Re-attending within 3 months - Adults	1,583	9,657	16.4%	15.3%	16.0%	16.7%
% of FP17s for the same patient ID Re-attending between 3 & 9 months - Children	1,642	2,429	67.6%	55.6%	58.8%	57.6%
% of FP17s for the same patient ID Re-attending between 3 & 9 months - Adults	5,833	9,657	60.4%	48.7%	51.2%	50.1%
% of FP17s for Band 1 Urgent Courses	894	11,586	7.7%	8.6%	8.0%	9.1%
% of FP17s Relating to Free Repair or Replacements	140	11,586	1.2%	0.8%	0.8%	0.8%
% of FP17s Relating to Continuations	171	11,586	1.5%	1.1%	1.2%	1.2%
% of Patients satisfied with the dentistry they have received	14	15	93.3%	93.9%	92.7%	92.8%
% of Patients satisfied with the time they had to wait for an appointment	14	15	93.3%	90.6%	89.1%	88.7%

* This is based on patients treated on this contract for their most recent course of treatment. Figures in italics indicate the base number of FP17s or Patient Questionnaire responses are less than 100. N/A is shown where the base number of responses is less than 10 during the period. % is calculated as Quantity/Base number*100

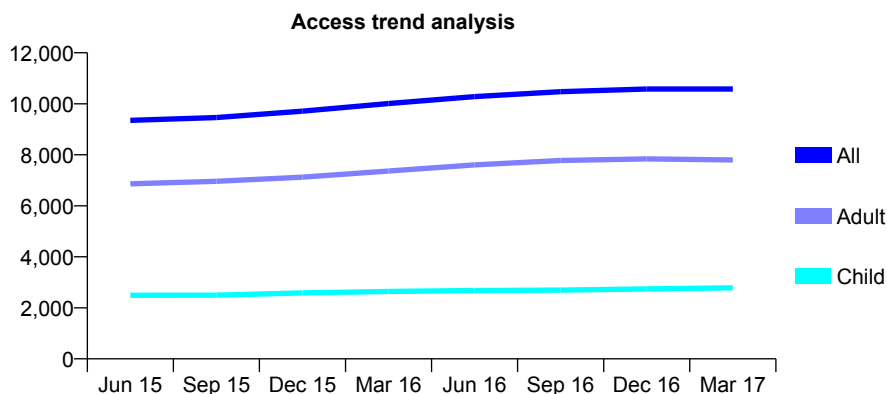
Q57 - Vital Signs At a Glance Contract Report for 147923/0001 - March 2017

Name or company name	Southend Dental Care
Contract type name	PDS Plus Contract
Purpose of contract	General
Contract start date	01/12/2011
Contract end date	31/03/2018

16/17 Contracted general activity (UDA)	28,000
Carry forward general activity (UDA)	-60
16/17 Contracted orthodontic activity (UOA)	0
Carry forward orthodontic activity (UOA)	0
Baseline contract value	£634,534.20

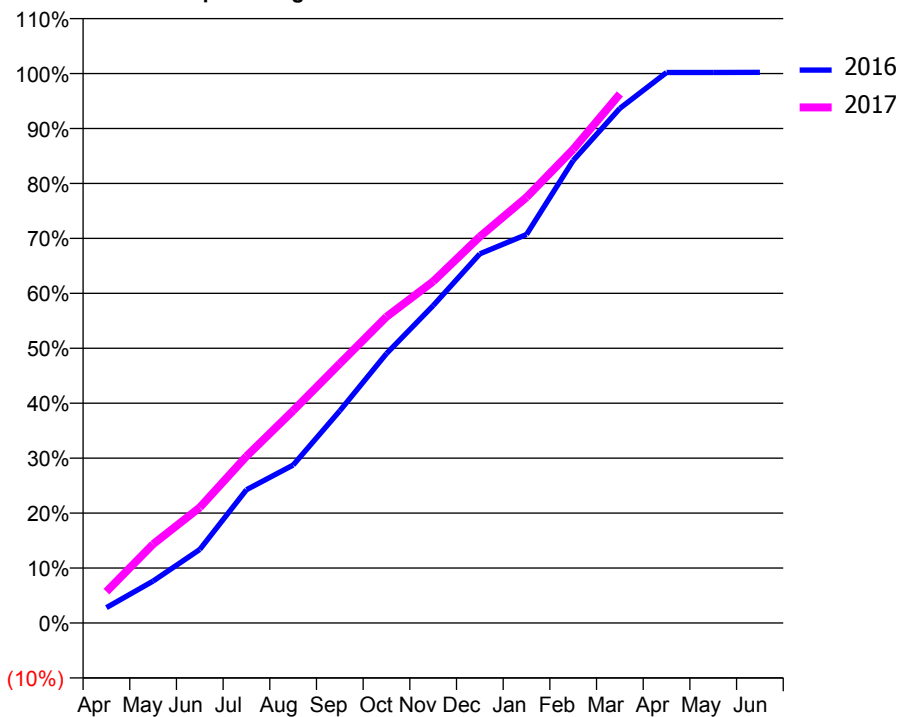
ACCESS*

Patients seen in 24 months	Total	Change since previous quarter
Quarter ending March 2016	10,010	
Quarter ending June 2016	10,283	↑
Quarter ending September 2016	10,478	→
Quarter ending December 2016	10,581	→
Quarter ending March 2017	10,579	→
Variance since March 2016	5.7%	↑



ACTIVITY

Cumulative percentage of contracted UDA delivered 2016 & 2017



Month	Adjusted Scheduled Activity (UDA)	
	2016	2017
April	786	1,599
May	2,137	4,022
June	3,746	5,886
July	6,791	8,499
August	8,049	10,818
September	10,816	13,222
October	13,729	15,607
November	16,177	17,401
December	18,810	19,685
January	19,793	21,690
February	23,570	24,142
March	26,226	26,959
April	28,051	
May	28,054	
June	28,060	

QUALITY

	Quantity	Base Number	Contract	AT	Region	England
% of FP17s for the same patient ID Re-attending within 3 months - Children	372	3,701	10.1%	10.6%	12.0%	12.3%
% of FP17s for the same patient ID Re-attending within 3 months - Adults	1,754	9,630	18.2%	15.3%	16.0%	16.7%
% of FP17s for the same patient ID Re-attending between 3 & 9 months - Children	1,862	3,701	50.3%	55.6%	58.8%	57.6%
% of FP17s for the same patient ID Re-attending between 3 & 9 months - Adults	4,061	9,630	42.2%	48.7%	51.2%	50.1%
% of FP17s for Band 1 Urgent Courses	1,809	12,445	14.5%	8.6%	8.0%	9.1%
% of FP17s Relating to Free Repair or Replacements	31	12,445	0.2%	0.8%	0.8%	0.8%
% of FP17s Relating to Continuations	30	12,445	0.2%	1.1%	1.2%	1.2%
% of Patients satisfied with the dentistry they have received	16	16	100.0%	93.9%	92.7%	92.8%
% of Patients satisfied with the time they had to wait for an appointment	14	16	87.5%	90.6%	89.1%	88.7%

* This is based on patients treated on this contract for their most recent course of treatment. Figures in italics indicate the base number of FP17s or Patient Questionnaire responses are less than 100. N/A is shown where the base number of responses is less than 10 during the period. % is calculated as Quantity/Base number*100

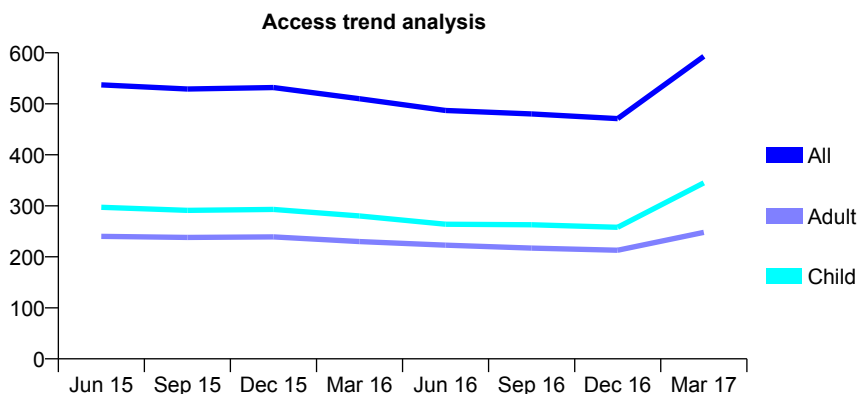
Q57 - Vital Signs At a Glance Contract Report for 150843/0001 - March 2017

Name or company name	MJ Dooley (Dental Surgeon) Ltd
Contract type name	GDS Contract
Purpose of contract	General
Contract start date	01/11/2010
Contract end date	

16/17 Contracted general activity (UDA)	1,100
Carry forward general activity (UDA)	0
16/17 Contracted orthodontic activity (UOA)	0
Carry forward orthodontic activity (UOA)	0
Baseline contract value	£24,144.47

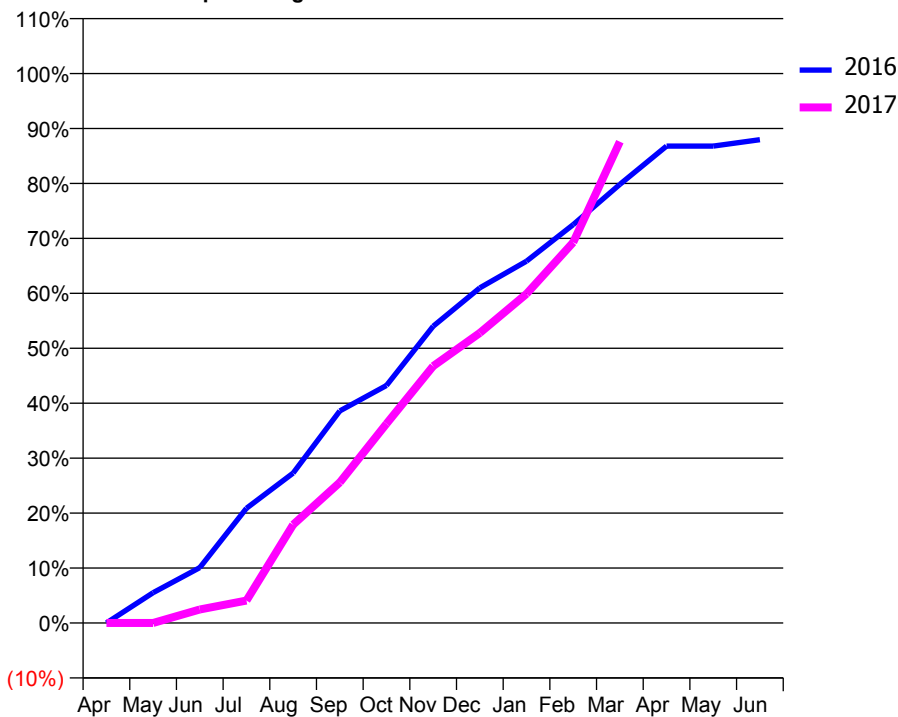
ACCESS*

Patients seen in 24 months	Total	Change since previous quarter
Quarter ending March 2016	510	
Quarter ending June 2016	487	↓
Quarter ending September 2016	480	↓
Quarter ending December 2016	471	↓
Quarter ending March 2017	593	↑
Variance since March 2016	16.3%	↑



ACTIVITY

Cumulative percentage of contracted UDA delivered 2016 & 2017



Month	Adjusted Scheduled Activity (UDA)	
	2016	2017
April	0	0
May	61	0
June	111	27
July	230	45
August	300	197
September	425	281
October	476	399
November	594	514
December	671	581
January	724	659
February	798	762
March	878	964
April	955	
May	955	
June	968	

QUALITY

	Quantity	Base Number	Contract	AT	Region	England
% of FP17s for the same patient ID Re-attending within 3 months - Children	11	399	2.8%	10.6%	12.0%	12.3%
% of FP17s for the same patient ID Re-attending within 3 months - Adults	18	237	7.6%	15.3%	16.0%	16.7%
% of FP17s for the same patient ID Re-attending between 3 & 9 months - Children	177	399	44.4%	55.6%	58.8%	57.6%
% of FP17s for the same patient ID Re-attending between 3 & 9 months - Adults	103	237	43.5%	48.7%	51.2%	50.1%
% of FP17s for Band 1 Urgent Courses	38	588	6.5%	8.6%	8.0%	9.1%
% of FP17s Relating to Free Repair or Replacements	0	588	0.0%	0.8%	0.8%	0.8%
% of FP17s Relating to Continuations	1	588	0.2%	1.1%	1.2%	1.2%
% of Patients satisfied with the dentistry they have received	0	0	N/A	93.9%	92.7%	92.8%
% of Patients satisfied with the time they had to wait for an appointment	0	0	N/A	90.6%	89.1%	88.7%

* This is based on patients treated on this contract for their most recent course of treatment. Figures in italics indicate the base number of FP17s or Patient Questionnaire responses are less than 100. N/A is shown where the base number of responses is less than 10 during the period. % is calculated as Quantity/Base number*100

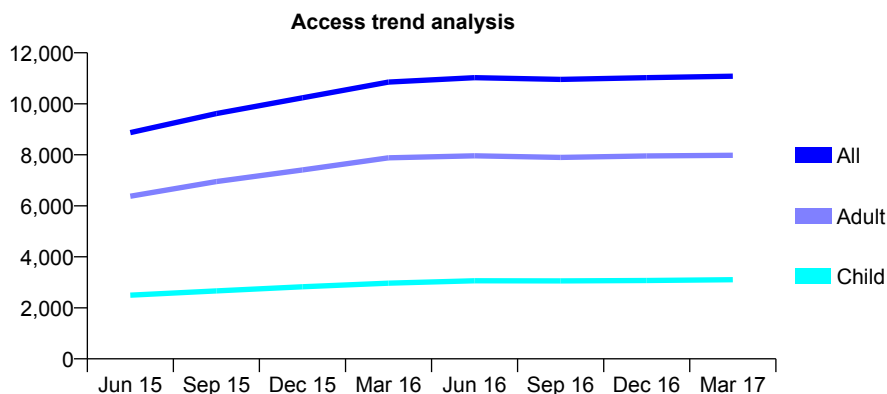
Q57 - Vital Signs At a Glance Contract Report for 155152/0001 - March 2017

Name or company name	Amar Dave and Rahul Patel & Basildon Dei
Contract type name	GDS Contract
Purpose of contract	General
Contract start date	01/04/2014
Contract end date	

16/17 Contracted general activity (UDA)	31,000
Carry forward general activity (UDA)	687
16/17 Contracted orthodontic activity (UOA)	0
Carry forward orthodontic activity (UOA)	0
Baseline contract value	£823,388.63

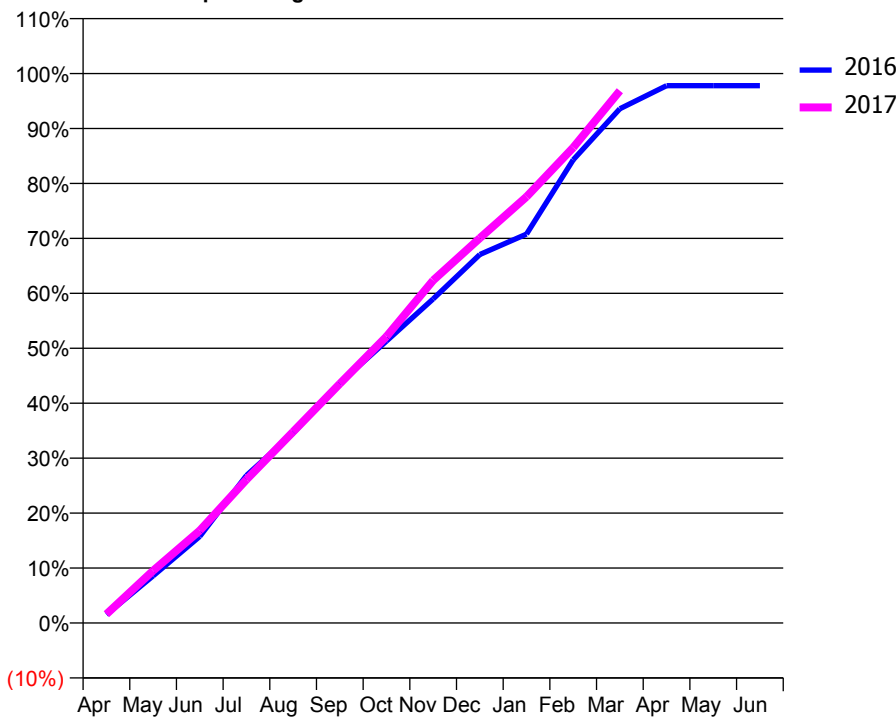
ACCESS*

Patients seen in 24 months	Total	Change since previous quarter
Quarter ending March 2016	10,853	
Quarter ending June 2016	11,024	→
Quarter ending September 2016	10,955	→
Quarter ending December 2016	11,023	→
Quarter ending March 2017	11,084	→
Variance since March 2016	2.1%	↑



ACTIVITY

Cumulative percentage of contracted UDA delivered 2016 & 2017



Month	Adjusted Scheduled Activity (UDA)	
	2016	2017
April	475	501
May	2,660	2,952
June	4,887	5,219
July	8,327	8,089
August	10,715	10,789
September	13,536	13,502
October	15,908	16,162
November	18,287	19,326
December	20,788	21,711
January	21,943	24,047
February	26,133	26,823
March	29,012	30,026
April	30,309	
May	30,312	
June	30,311	

QUALITY

	Quantity	Base Number	Contract	AT	Region	England
% of FP17s for the same patient ID Re-attending within 3 months - Children	251	4,404	5.7%	10.6%	12.0%	12.3%
% of FP17s for the same patient ID Re-attending within 3 months - Adults	1,316	10,161	13.0%	15.3%	16.0%	16.7%
% of FP17s for the same patient ID Re-attending between 3 & 9 months - Children	2,680	4,404	60.9%	55.6%	58.8%	57.6%
% of FP17s for the same patient ID Re-attending between 3 & 9 months - Adults	4,929	10,161	48.5%	48.7%	51.2%	50.1%
% of FP17s for Band 1 Urgent Courses	1,114	14,045	7.9%	8.6%	8.0%	9.1%
% of FP17s Relating to Free Repair or Replacements	60	14,045	0.4%	0.8%	0.8%	0.8%
% of FP17s Relating to Continuations	219	14,045	1.6%	1.1%	1.2%	1.2%
% of Patients satisfied with the dentistry they have received	28	29	96.6%	93.9%	92.7%	92.8%
% of Patients satisfied with the time they had to wait for an appointment	29	29	100.0%	90.6%	89.1%	88.7%

* This is based on patients treated on this contract for their most recent course of treatment. Figures in italics indicate the base number of FP17s or Patient Questionnaire responses are less than 100. N/A is shown where the base number of responses is less than 10 during the period. % is calculated as Quantity/Base number*100

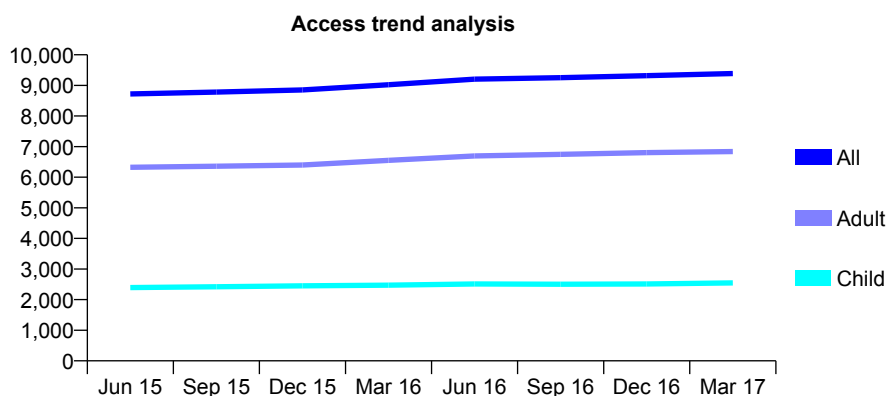
Q57 - Vital Signs At a Glance Contract Report for 157155/0002 - March 2017

Name or company name	Inspire Dental Eastwood Ltd
Contract type name	GDS Contract
Purpose of contract	General
Contract start date	01/09/2007
Contract end date	

16/17 Contracted general activity (UDA)	32,838
Carry forward general activity (UDA)	-404
16/17 Contracted orthodontic activity (UOA)	0
Carry forward orthodontic activity (UOA)	0
Baseline contract value	£913,709.77

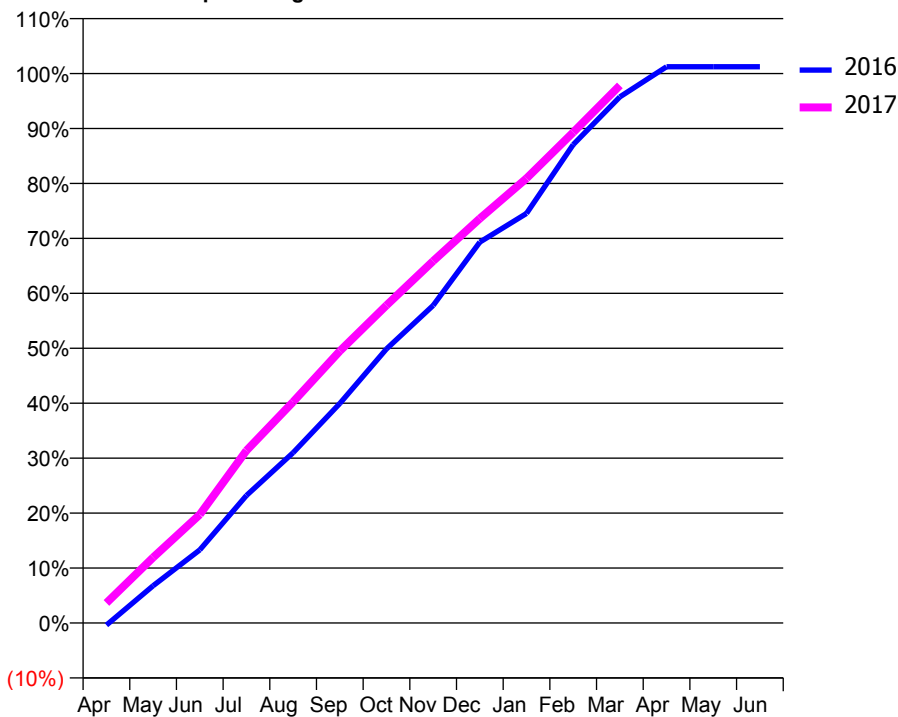
ACCESS*

Patients seen in 24 months	Total	Change since previous quarter
Quarter ending March 2016	9,023	
Quarter ending June 2016	9,206	↑
Quarter ending September 2016	9,251	→
Quarter ending December 2016	9,317	→
Quarter ending March 2017	9,386	→
Variance since March 2016	4.0%	↑



ACTIVITY

Cumulative percentage of contracted UDA delivered 2016 & 2017



Month	Adjusted Scheduled Activity (UDA)	
	2016	2017
April	-133	1,196
May	2,224	3,913
June	4,374	6,479
July	7,622	10,308
August	10,184	13,215
September	13,119	16,255
October	16,381	18,982
November	18,977	21,630
December	22,759	24,177
January	24,478	26,570
February	28,587	29,321
March	31,440	32,128
April	33,244	
May	33,242	
June	33,242	

QUALITY

	Quantity	Base Number	Contract	AT	Region	England
% of FP17s for the same patient ID Re-attending within 3 months - Children	228	3,603	6.3%	10.6%	12.0%	12.3%
% of FP17s for the same patient ID Re-attending within 3 months - Adults	829	8,518	9.7%	15.3%	16.0%	16.7%
% of FP17s for the same patient ID Re-attending between 3 & 9 months - Children	2,157	3,603	59.9%	55.6%	58.8%	57.6%
% of FP17s for the same patient ID Re-attending between 3 & 9 months - Adults	4,627	8,518	54.3%	48.7%	51.2%	50.1%
% of FP17s for Band 1 Urgent Courses	409	11,558	3.5%	8.6%	8.0%	9.1%
% of FP17s Relating to Free Repair or Replacements	65	11,558	0.6%	0.8%	0.8%	0.8%
% of FP17s Relating to Continuations	64	11,558	0.6%	1.1%	1.2%	1.2%
% of Patients satisfied with the dentistry they have received	17	19	89.5%	93.9%	92.7%	92.8%
% of Patients satisfied with the time they had to wait for an appointment	18	19	94.7%	90.6%	89.1%	88.7%

* This is based on patients treated on this contract for their most recent course of treatment. Figures in italics indicate the base number of FP17s or Patient Questionnaire responses are less than 100. N/A is shown where the base number of responses is less than 10 during the period. % is calculated as Quantity/Base number*100

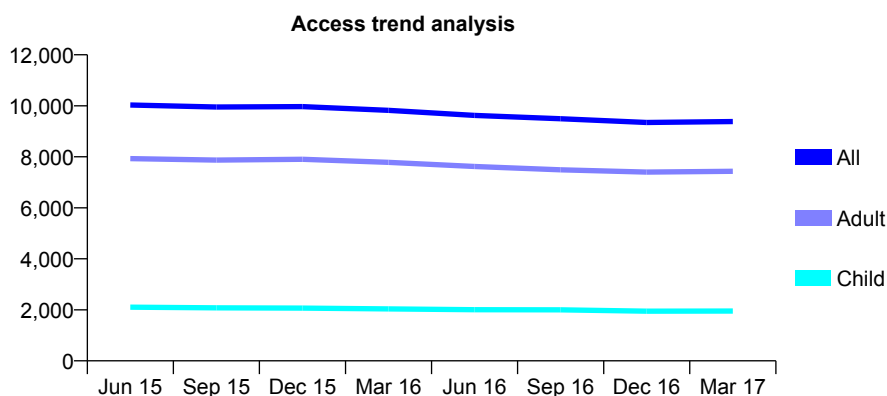
Q57 - Vital Signs At a Glance Contract Report for 157376/0001 - March 2017

Name or company name	Mr R Patel and Associates
Contract type name	GDS Contract
Purpose of contract	General
Contract start date	01/09/2011
Contract end date	

16/17 Contracted general activity (UDA)	27,231
Carry forward general activity (UDA)	-545
16/17 Contracted orthodontic activity (UOA)	0
Carry forward orthodontic activity (UOA)	0
Baseline contract value	£845,014.85

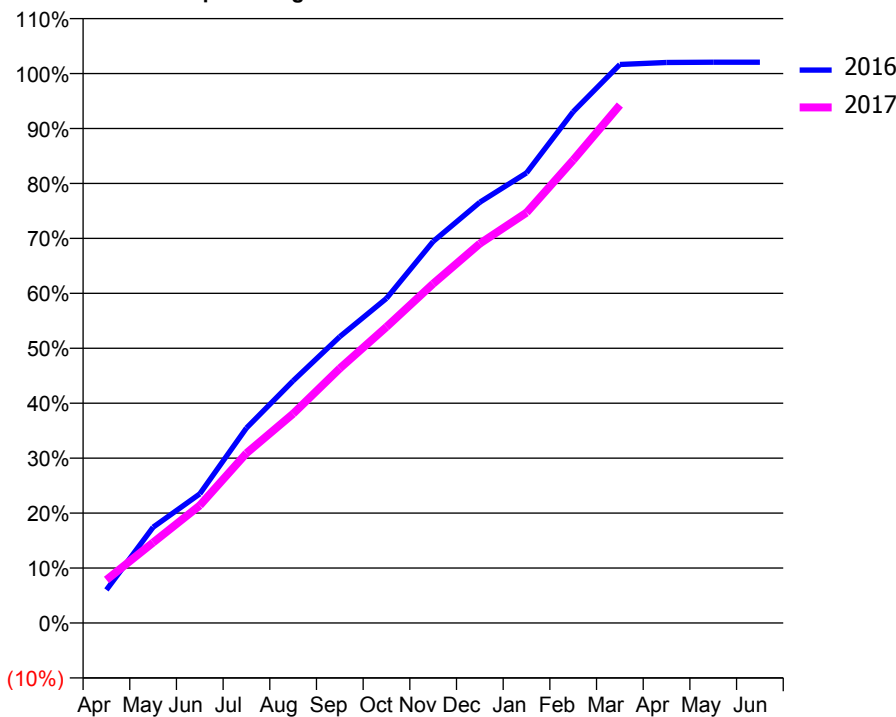
ACCESS*

Patients seen in 24 months	Total	Change since previous quarter
Quarter ending March 2016	9,820	
Quarter ending June 2016	9,626	↓
Quarter ending September 2016	9,491	↓
Quarter ending December 2016	9,349	↓
Quarter ending March 2017	9,385	→
Variance since March 2016	(4.4%)	↓



ACTIVITY

Cumulative percentage of contracted UDA delivered 2016 & 2017



Month	Adjusted Scheduled Activity (UDA)	
	2016	2017
April	1,639	2,140
May	4,749	3,986
June	6,403	5,826
July	9,664	8,416
August	12,001	10,374
September	14,190	12,620
October	16,089	14,671
November	18,909	16,812
December	20,851	18,802
January	22,303	20,338
February	25,339	22,940
March	27,679	25,666
April	27,775	
May	27,787	
June	27,791	

QUALITY

	Quantity	Base Number	Contract	AT	Region	England
% of FP17s for the same patient ID Re-attending within 3 months - Children	204	2,968	6.9%	10.6%	12.0%	12.3%
% of FP17s for the same patient ID Re-attending within 3 months - Adults	1,424	10,889	13.1%	15.3%	16.0%	16.7%
% of FP17s for the same patient ID Re-attending between 3 & 9 months - Children	1,951	2,968	65.7%	55.6%	58.8%	57.6%
% of FP17s for the same patient ID Re-attending between 3 & 9 months - Adults	7,002	10,889	64.3%	48.7%	51.2%	50.1%
% of FP17s for Band 1 Urgent Courses	1,080	13,783	7.8%	8.6%	8.0%	9.1%
% of FP17s Relating to Free Repair or Replacements	66	13,783	0.5%	0.8%	0.8%	0.8%
% of FP17s Relating to Continuations	139	13,783	1.0%	1.1%	1.2%	1.2%
% of Patients satisfied with the dentistry they have received	20	20	100.0%	93.9%	92.7%	92.8%
% of Patients satisfied with the time they had to wait for an appointment	18	20	90.0%	90.6%	89.1%	88.7%

* This is based on patients treated on this contract for their most recent course of treatment. Figures in italics indicate the base number of FP17s or Patient Questionnaire responses are less than 100. N/A is shown where the base number of responses is less than 10 during the period. % is calculated as Quantity/Base number*100

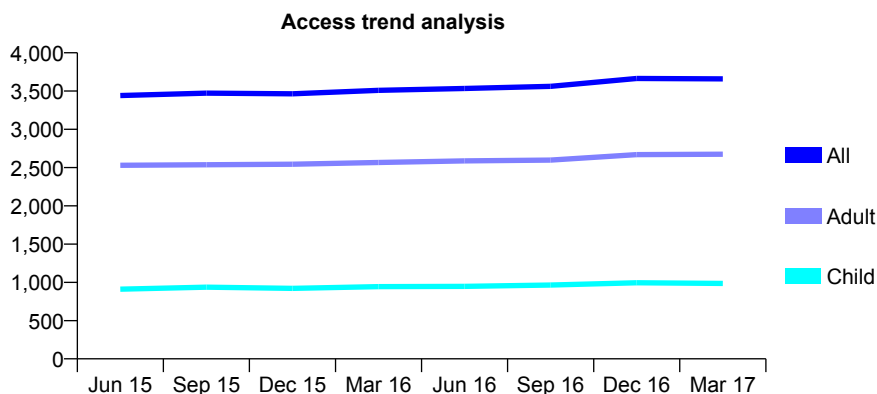
Q57 - Vital Signs At a Glance Contract Report for 157910/0001 - March 2017

Name or company name	Datta and Najefi
Contract type name	GDS Contract
Purpose of contract	General
Contract start date	01/04/2006
Contract end date	

16/17 Contracted general activity (UDA)	9,642
Carry forward general activity (UDA)	305
16/17 Contracted orthodontic activity (UOA)	0
Carry forward orthodontic activity (UOA)	0
Baseline contract value	£237,351.53

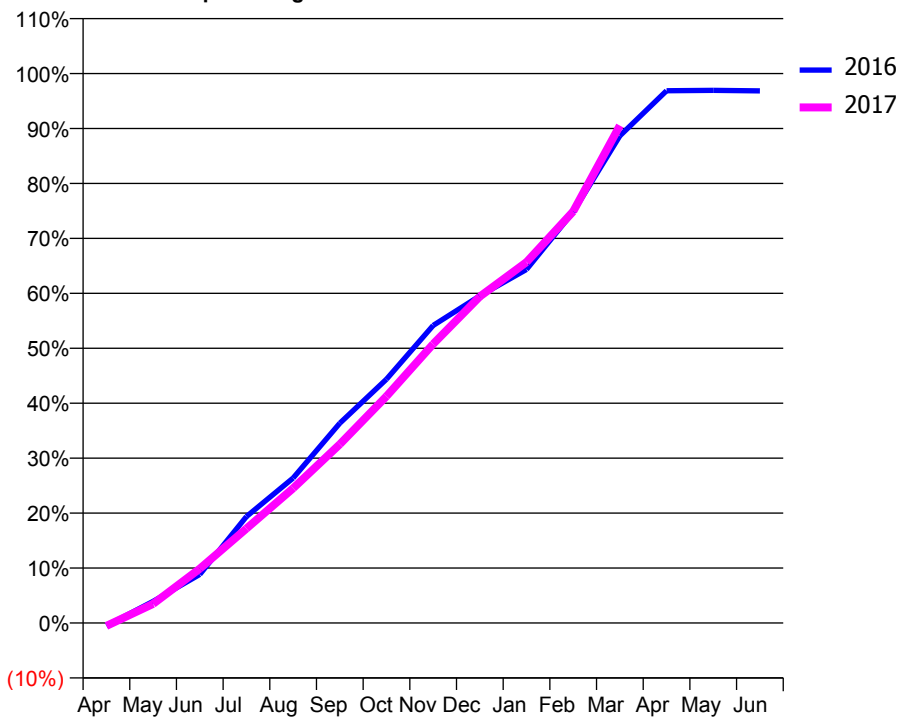
ACCESS*

Patients seen in 24 months	Total	Change since previous quarter
Quarter ending March 2016	3,510	
Quarter ending June 2016	3,534	→
Quarter ending September 2016	3,562	→
Quarter ending December 2016	3,664	↑
Quarter ending March 2017	3,660	→
Variance since March 2016	4.3%	↑



ACTIVITY

Cumulative percentage of contracted UDA delivered 2016 & 2017



Month	Adjusted Scheduled Activity (UDA)	
	2016	2017
April	-50	-54
May	379	336
June	852	953
July	1,868	1,659
August	2,544	2,365
September	3,505	3,138
October	4,277	3,978
November	5,222	4,897
December	5,740	5,729
January	6,205	6,332
February	7,211	7,222
March	8,548	8,728
April	9,340	
May	9,346	
June	9,337	

QUALITY

	Quantity	Base Number	Contract	AT	Region	England
% of FP17s for the same patient ID Re-attending within 3 months - Children	64	1,143	5.6%	10.6%	12.0%	12.3%
% of FP17s for the same patient ID Re-attending within 3 months - Adults	525	3,106	16.9%	15.3%	16.0%	16.7%
% of FP17s for the same patient ID Re-attending between 3 & 9 months - Children	407	1,143	35.6%	55.6%	58.8%	57.6%
% of FP17s for the same patient ID Re-attending between 3 & 9 months - Adults	1,064	3,106	34.3%	48.7%	51.2%	50.1%
% of FP17s for Band 1 Urgent Courses	454	3,939	11.5%	8.6%	8.0%	9.1%
% of FP17s Relating to Free Repair or Replacements	87	3,939	2.2%	0.8%	0.8%	0.8%
% of FP17s Relating to Continuations	61	3,939	1.5%	1.1%	1.2%	1.2%
% of Patients satisfied with the dentistry they have received	9	9	N/A	93.9%	92.7%	92.8%
% of Patients satisfied with the time they had to wait for an appointment	9	9	N/A	90.6%	89.1%	88.7%

* This is based on patients treated on this contract for their most recent course of treatment. Figures in italics indicate the base number of FP17s or Patient Questionnaire responses are less than 100. N/A is shown where the base number of responses is less than 10 during the period. % is calculated as Quantity/Base number*100

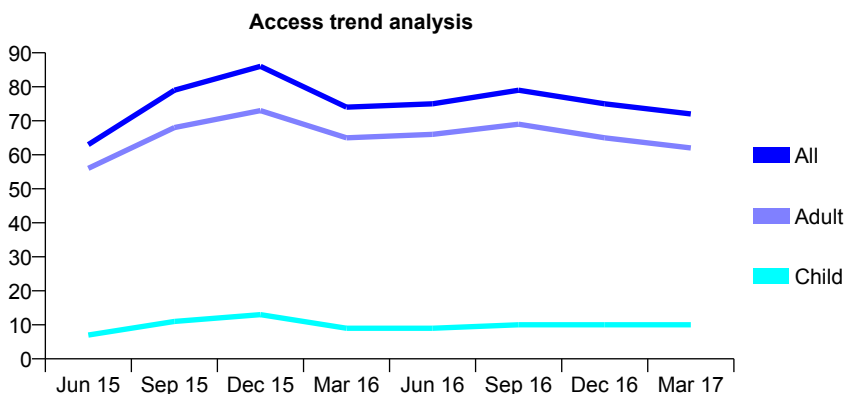
Q57 - Vital Signs At a Glance Contract Report for 158143/0001 - March 2017

Name or company name	Hatfield Peverel Dental Surgery
Contract type name	PDS Contract
Purpose of contract	General
Contract start date	01/04/2012
Contract end date	31/03/2017

16/17 Contracted general activity (UDA)	181
Carry forward general activity (UDA)	0
16/17 Contracted orthodontic activity (UOA)	0
Carry forward orthodontic activity (UOA)	0
Baseline contract value	£8,563.00

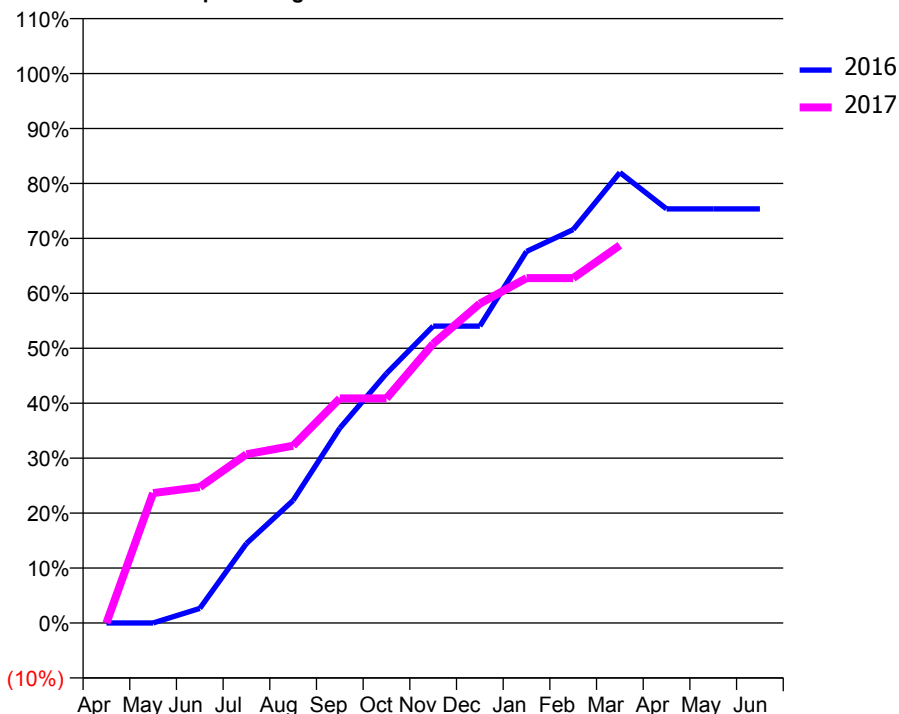
ACCESS*

Patients seen in 24 months	Total	Change since previous quarter
Quarter ending March 2016	74	
Quarter ending June 2016	75	→
Quarter ending September 2016	79	↑
Quarter ending December 2016	75	↓
Quarter ending March 2017	72	↓
Variance since March 2016	(2.7%)	↓



ACTIVITY

Cumulative percentage of contracted UDA delivered 2016 & 2017



Month	Adjusted Scheduled Activity (UDA)	
	2016	2017
April	0	0
May	0	43
June	5	45
July	26	56
August	40	58
September	64	74
October	82	74
November	98	92
December	98	105
January	122	114
February	130	114
March	148	124
April	136	
May	136	
June	136	

QUALITY

	Quantity	Base Number	Contract	AT	Region	England
% of FP17s for the same patient ID Re-attending within 3 months - Children	0	13	0.0%	10.6%	12.0%	12.3%
% of FP17s for the same patient ID Re-attending within 3 months - Adults	0	91	0.0%	15.3%	16.0%	16.7%
% of FP17s for the same patient ID Re-attending between 3 & 9 months - Children	0	13	0.0%	55.6%	58.8%	57.6%
% of FP17s for the same patient ID Re-attending between 3 & 9 months - Adults	0	91	0.0%	48.7%	51.2%	50.1%
% of FP17s for Band 1 Urgent Courses	97	105	92.4%	8.6%	8.0%	9.1%
% of FP17s Relating to Free Repair or Replacements	0	105	0.0%	0.8%	0.8%	0.8%
% of FP17s Relating to Continuations	0	105	0.0%	1.1%	1.2%	1.2%
% of Patients satisfied with the dentistry they have received	0	0	N/A	93.9%	92.7%	92.8%
% of Patients satisfied with the time they had to wait for an appointment	0	0	N/A	90.6%	89.1%	88.7%

* This is based on patients treated on this contract for their most recent course of treatment. Figures in italics indicate the base number of FP17s or Patient Questionnaire responses are less than 100. N/A is shown where the base number of responses is less than 10 during the period. % is calculated as Quantity/Base number*100

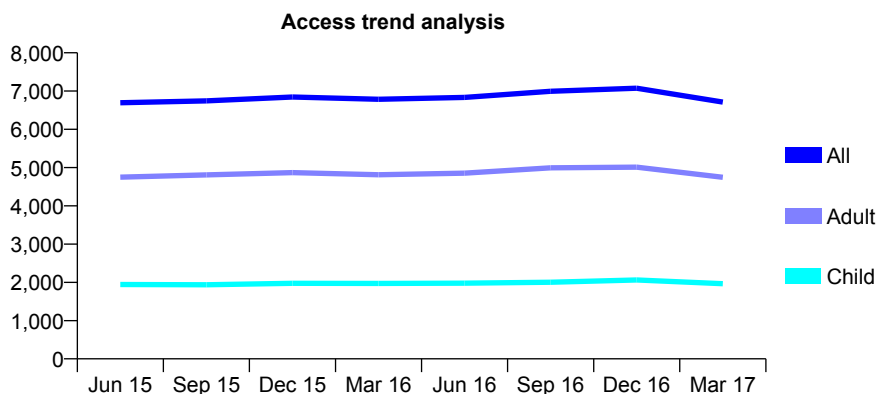
Q57 - Vital Signs At a Glance Contract Report for 158283/0002 - March 2017

Name or company name	Inspire Dental Eastwood Ltd
Contract type name	GDS Contract
Purpose of contract	General
Contract start date	01/09/2007
Contract end date	

16/17 Contracted general activity (UDA)	21,000
Carry forward general activity (UDA)	-323
16/17 Contracted orthodontic activity (UOA)	0
Carry forward orthodontic activity (UOA)	0
Baseline contract value	£562,323.99

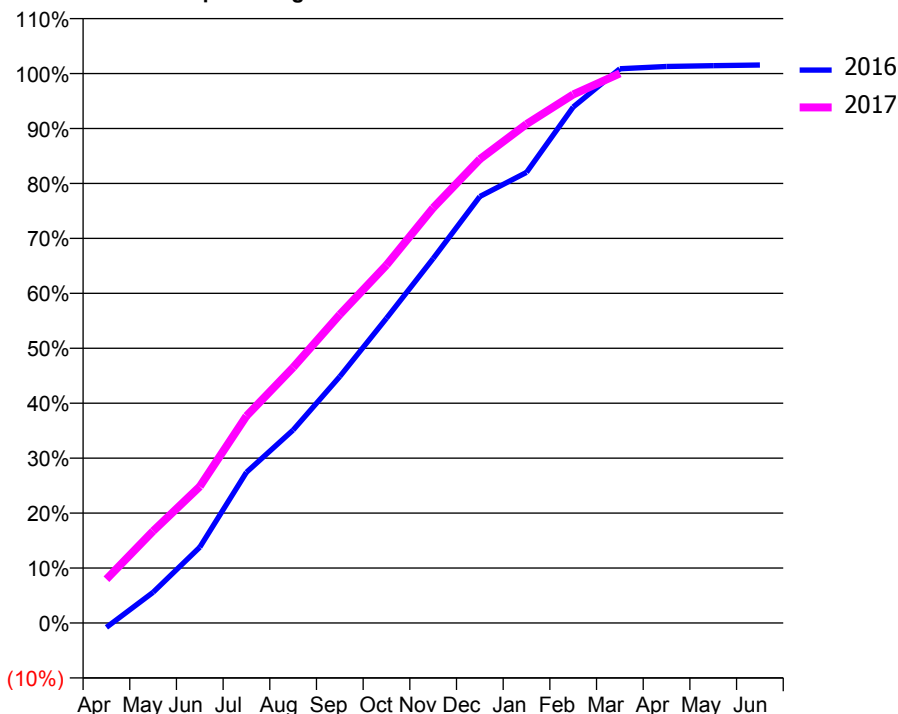
ACCESS*

Patients seen in 24 months	Total	Change since previous quarter
Quarter ending March 2016	6,784	
Quarter ending June 2016	6,834	→
Quarter ending September 2016	6,994	↑
Quarter ending December 2016	7,073	→
Quarter ending March 2017	6,711	↓
Variance since March 2016	(1.1%)	↓



ACTIVITY

Cumulative percentage of contracted UDA delivered 2016 & 2017



Month	Adjusted Scheduled Activity (UDA)	
	2016	2017
April	-169	1,676
May	1,174	3,512
June	2,897	5,216
July	5,762	7,910
August	7,374	9,767
September	9,420	11,790
October	11,648	13,682
November	13,929	15,868
December	16,301	17,726
January	17,223	19,067
February	19,718	20,199
March	21,181	21,003
April	21,266	
May	21,300	
June	21,323	

QUALITY

	Quantity	Base Number	Contract	AT	Region	England
% of FP17s for the same patient ID Re-attending within 3 months - Children	145	2,789	5.2%	10.6%	12.0%	12.3%
% of FP17s for the same patient ID Re-attending within 3 months - Adults	453	5,698	8.0%	15.3%	16.0%	16.7%
% of FP17s for the same patient ID Re-attending between 3 & 9 months - Children	1,666	2,789	59.7%	55.6%	58.8%	57.6%
% of FP17s for the same patient ID Re-attending between 3 & 9 months - Adults	3,165	5,698	55.5%	48.7%	51.2%	50.1%
% of FP17s for Band 1 Urgent Courses	434	8,430	5.1%	8.6%	8.0%	9.1%
% of FP17s Relating to Free Repair or Replacements	78	8,430	0.9%	0.8%	0.8%	0.8%
% of FP17s Relating to Continuations	15	8,430	0.2%	1.1%	1.2%	1.2%
% of Patients satisfied with the dentistry they have received	15	15	100.0%	93.9%	92.7%	92.8%
% of Patients satisfied with the time they had to wait for an appointment	14	15	93.3%	90.6%	89.1%	88.7%

* This is based on patients treated on this contract for their most recent course of treatment. Figures in italics indicate the base number of FP17s or Patient Questionnaire responses are less than 100. N/A is shown where the base number of responses is less than 10 during the period. % is calculated as Quantity/Base number*100

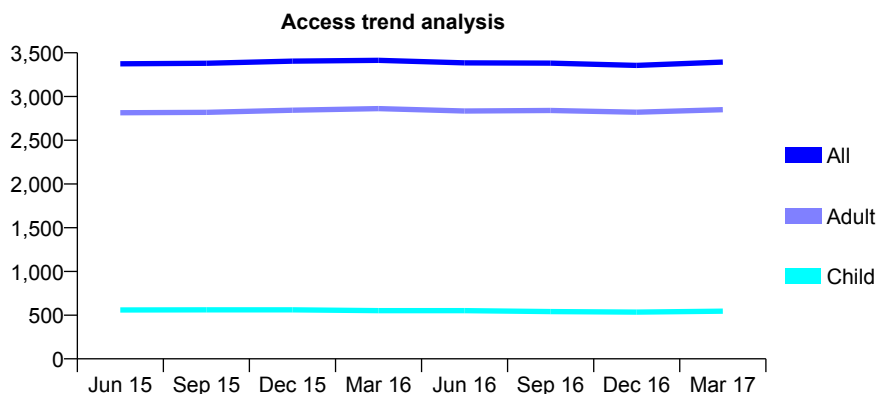
Q57 - Vital Signs At a Glance Contract Report for 158321/0001 - March 2017

Name or company name	Carmelite Dental Practice
Contract type name	GDS Contract
Purpose of contract	General
Contract start date	01/04/2006
Contract end date	

16/17 Contracted general activity (UDA)	10,298
Carry forward general activity (UDA)	-188
16/17 Contracted orthodontic activity (UOA)	0
Carry forward orthodontic activity (UOA)	0
Baseline contract value	£249,910.58

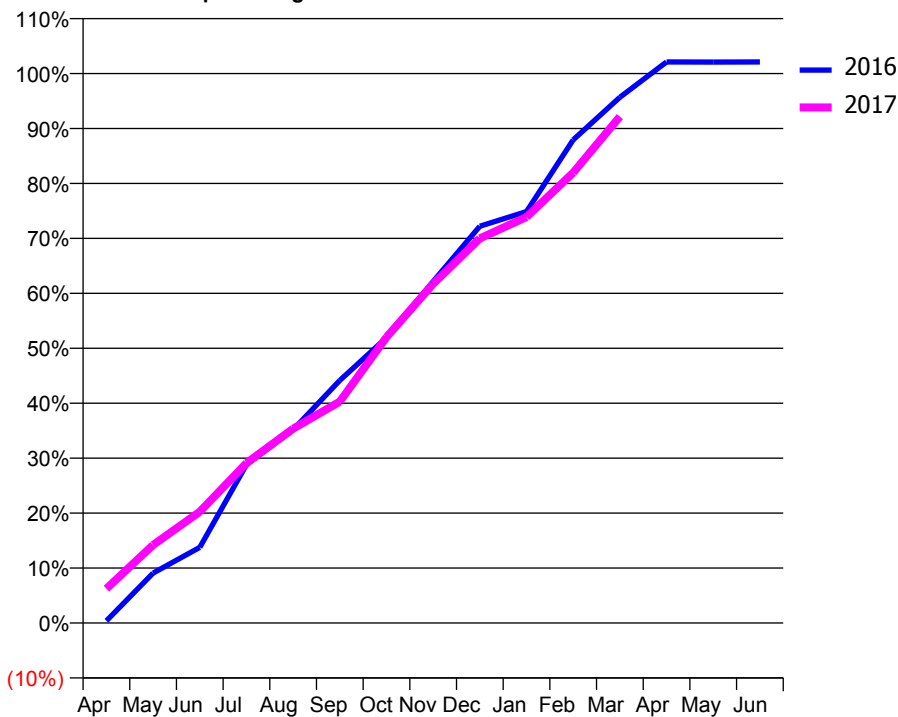
ACCESS*

Patients seen in 24 months	Total	Change since previous quarter
Quarter ending March 2016	3,414	
Quarter ending June 2016	3,385	→
Quarter ending September 2016	3,382	→
Quarter ending December 2016	3,356	→
Quarter ending March 2017	3,394	→
Variance since March 2016	(0.6%)	→



ACTIVITY

Cumulative percentage of contracted UDA delivered 2016 & 2017



Month	Adjusted Scheduled Activity (UDA)	
	2016	2017
April	38	644
May	854	1,463
June	1,294	2,085
July	2,708	2,997
August	3,305	3,643
September	4,149	4,150
October	4,882	5,356
November	5,842	6,355
December	6,787	7,207
January	7,038	7,608
February	8,264	8,440
March	8,990	9,489
April	9,596	
May	9,594	
June	9,595	

QUALITY

	Quantity	Base Number	Contract	AT	Region	England
% of FP17s for the same patient ID Re-attending within 3 months - Children	30	889	3.4%	10.6%	12.0%	12.3%
% of FP17s for the same patient ID Re-attending within 3 months - Adults	495	4,619	10.7%	15.3%	16.0%	16.7%
% of FP17s for the same patient ID Re-attending between 3 & 9 months - Children	600	889	67.5%	55.6%	58.8%	57.6%
% of FP17s for the same patient ID Re-attending between 3 & 9 months - Adults	3,215	4,619	69.6%	48.7%	51.2%	50.1%
% of FP17s for Band 1 Urgent Courses	291	5,192	5.6%	8.6%	8.0%	9.1%
% of FP17s Relating to Free Repair or Replacements	4	5,192	0.1%	0.8%	0.8%	0.8%
% of FP17s Relating to Continuations	22	5,192	0.4%	1.1%	1.2%	1.2%
% of Patients satisfied with the dentistry they have received	11	11	100.0%	93.9%	92.7%	92.8%
% of Patients satisfied with the time they had to wait for an appointment	10	11	90.9%	90.6%	89.1%	88.7%

* This is based on patients treated on this contract for their most recent course of treatment. Figures in italics indicate the base number of FP17s or Patient Questionnaire responses are less than 100. N/A is shown where the base number of responses is less than 10 during the period. % is calculated as Quantity/Base number*100

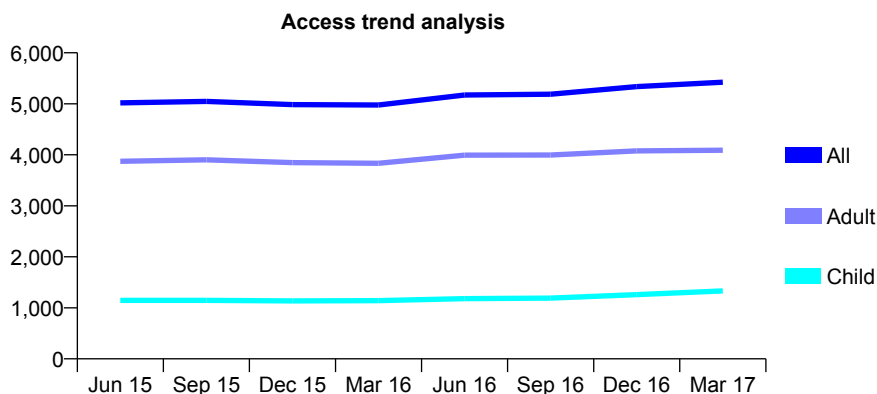
Q57 - Vital Signs At a Glance Contract Report for 159190/0001 - March 2017

Name or company name	Pitsea Dental Care Limited
Contract type name	GDS Contract
Purpose of contract	General
Contract start date	01/12/2007
Contract end date	

16/17 Contracted general activity (UDA)	15,974
Carry forward general activity (UDA)	0
16/17 Contracted orthodontic activity (UOA)	0
Carry forward orthodontic activity (UOA)	0
Baseline contract value	£434,980.50

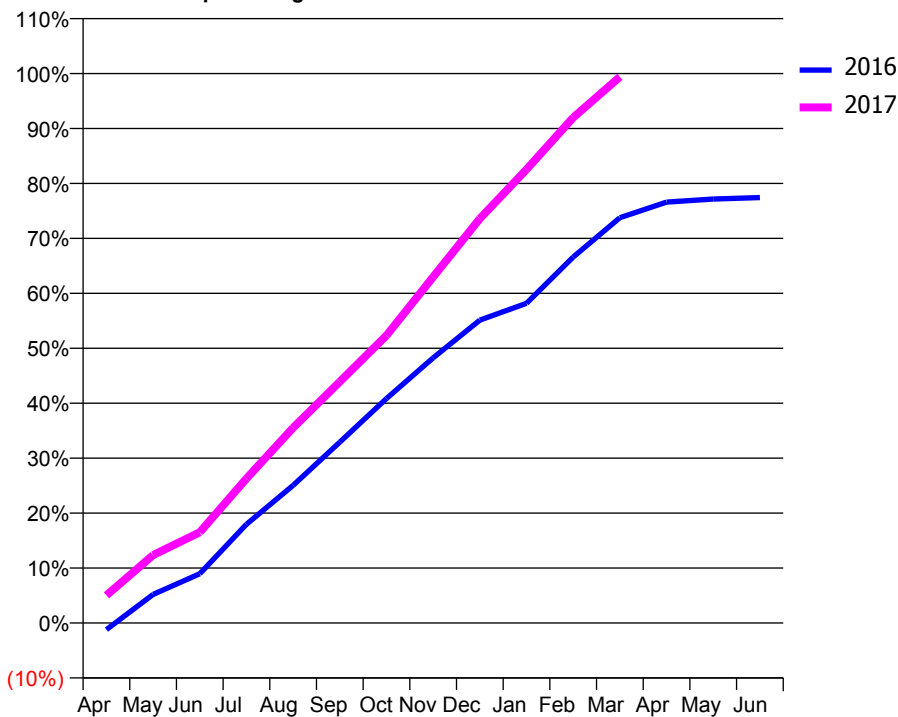
ACCESS*

Patients seen in 24 months	Total	Change since previous quarter
Quarter ending March 2016	4,976	
Quarter ending June 2016	5,173	↑
Quarter ending September 2016	5,187	→
Quarter ending December 2016	5,337	↑
Quarter ending March 2017	5,423	→
Variance since March 2016	9.0%	↑



ACTIVITY

Cumulative percentage of contracted UDA delivered 2016 & 2017



Month	Adjusted Scheduled Activity (UDA)	
	2016	2017
April	-194	803
May	831	1,976
June	1,434	2,636
July	2,869	4,199
August	4,001	5,678
September	5,257	7,015
October	6,527	8,358
November	7,709	10,063
December	8,803	11,754
January	9,293	13,185
February	10,639	14,692
March	11,783	15,876
April	12,237	
May	12,326	
June	12,367	

QUALITY

	Quantity	Base Number	Contract	AT	Region	England
% of FP17s for the same patient ID Re-attending within 3 months - Children	87	1,413	6.2%	10.6%	12.0%	12.3%
% of FP17s for the same patient ID Re-attending within 3 months - Adults	825	4,837	17.1%	15.3%	16.0%	16.7%
% of FP17s for the same patient ID Re-attending between 3 & 9 months - Children	299	1,413	21.2%	55.6%	58.8%	57.6%
% of FP17s for the same patient ID Re-attending between 3 & 9 months - Adults	1,429	4,837	29.5%	48.7%	51.2%	50.1%
% of FP17s for Band 1 Urgent Courses	784	6,025	13.0%	8.6%	8.0%	9.1%
% of FP17s Relating to Free Repair or Replacements	138	6,025	2.3%	0.8%	0.8%	0.8%
% of FP17s Relating to Continuations	33	6,025	0.5%	1.1%	1.2%	1.2%
% of Patients satisfied with the dentistry they have received	11	12	91.7%	93.9%	92.7%	92.8%
% of Patients satisfied with the time they had to wait for an appointment	11	12	91.7%	90.6%	89.1%	88.7%

* This is based on patients treated on this contract for their most recent course of treatment. Figures in italics indicate the base number of FP17s or Patient Questionnaire responses are less than 100. N/A is shown where the base number of responses is less than 10 during the period. % is calculated as Quantity/Base number*100

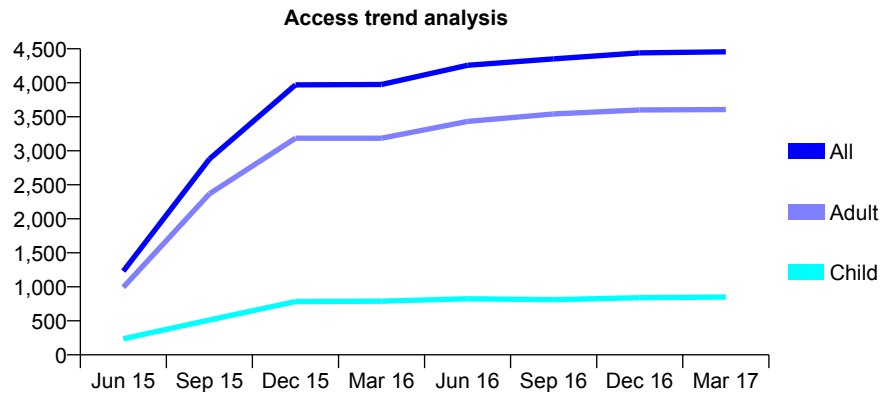
Q57 - Vital Signs At a Glance Contract Report for 160024/0001 - March 2017

Name or company name	Burnham Dental Practice
Contract type name	GDS Contract
Purpose of contract	General
Contract start date	01/04/2015
Contract end date	

16/17 Contracted general activity (UDA)	14,071
Carry forward general activity (UDA)	-275
16/17 Contracted orthodontic activity (UOA)	0
Carry forward orthodontic activity (UOA)	0
Baseline contract value	£422,621.74

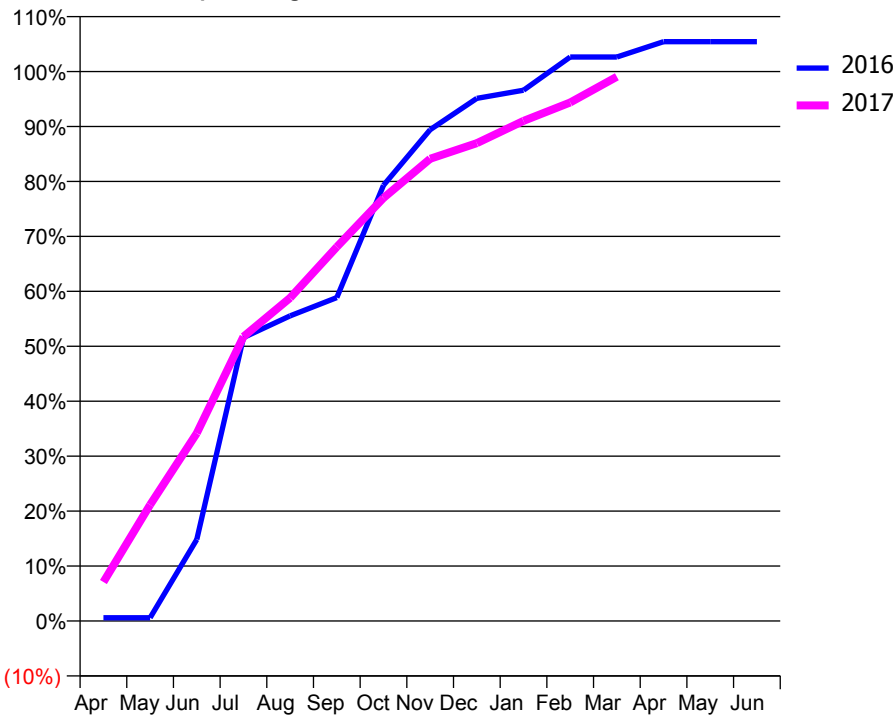
ACCESS*

Patients seen in 24 months	Total	Change since previous quarter
Quarter ending March 2016	3,975	
Quarter ending June 2016	4,257	↑
Quarter ending September 2016	4,352	↑
Quarter ending December 2016	4,441	↑
Quarter ending March 2017	4,456	→
Variance since March 2016	12.1%	↑



ACTIVITY

Cumulative percentage of contracted UDA delivered 2016 & 2017



Month	Adjusted Scheduled Activity (UDA)	
	2016	2017
April	80	999
May	80	2,974
June	2,037	4,808
July	7,085	7,280
August	7,629	8,275
September	8,087	9,581
October	10,894	10,833
November	12,281	11,837
December	13,065	12,238
January	13,270	12,807
February	14,100	13,278
March	14,100	13,937
April	14,483	
May	14,484	
June	14,484	

QUALITY

	Quantity	Base Number	Contract	AT	Region	England
% of FP17s for the same patient ID Re-attending within 3 months - Children	89	1,605	5.5%	10.6%	12.0%	12.3%
% of FP17s for the same patient ID Re-attending within 3 months - Adults	423	3,919	10.8%	15.3%	16.0%	16.7%
% of FP17s for the same patient ID Re-attending between 3 & 9 months - Children	1,162	1,605	72.4%	55.6%	58.8%	57.6%
% of FP17s for the same patient ID Re-attending between 3 & 9 months - Adults	1,301	3,919	33.2%	48.7%	51.2%	50.1%
% of FP17s for Band 1 Urgent Courses	125	5,319	2.4%	8.6%	8.0%	9.1%
% of FP17s Relating to Free Repair or Replacements	17	5,319	0.3%	0.8%	0.8%	0.8%
% of FP17s Relating to Continuations	48	5,319	0.9%	1.1%	1.2%	1.2%
% of Patients satisfied with the dentistry they have received	3	3	N/A	93.9%	92.7%	92.8%
% of Patients satisfied with the time they had to wait for an appointment	3	3	N/A	90.6%	89.1%	88.7%

* This is based on patients treated on this contract for their most recent course of treatment. Figures in italics indicate the base number of FP17s or Patient Questionnaire responses are less than 100. N/A is shown where the base number of responses is less than 10 during the period. % is calculated as Quantity/Base number*100

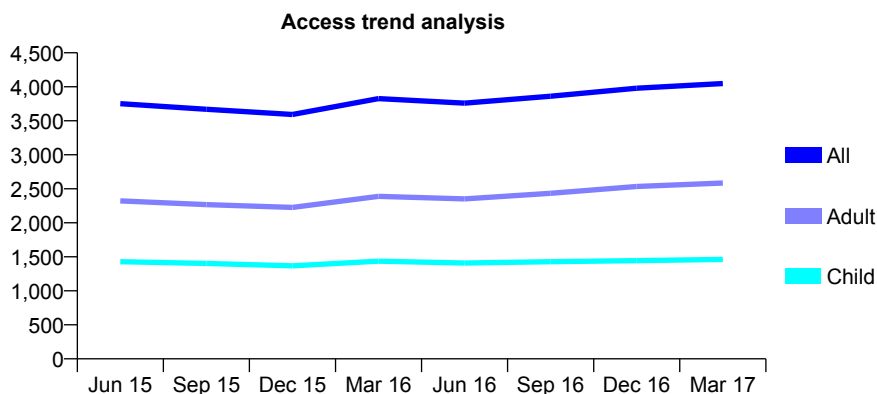
Q57 - Vital Signs At a Glance Contract Report for 164852/0001 - March 2017

Name or company name	Street Farm Dental Practice
Contract type name	GDS Contract
Purpose of contract	General
Contract start date	01/04/2009
Contract end date	

16/17 Contracted general activity (UDA)	11,500
Carry forward general activity (UDA)	105
16/17 Contracted orthodontic activity (UOA)	0
Carry forward orthodontic activity (UOA)	0
Baseline contract value	£277,083.07

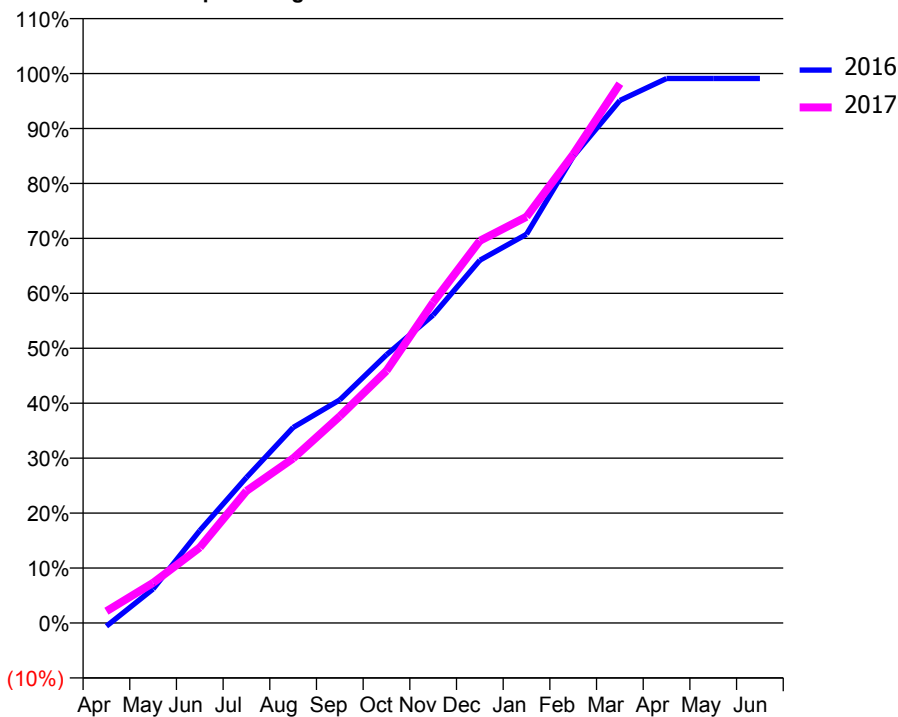
ACCESS*

Patients seen in 24 months	Total	Change since previous quarter
Quarter ending March 2016	3,826	
Quarter ending June 2016	3,760	↓
Quarter ending September 2016	3,862	↑
Quarter ending December 2016	3,979	↑
Quarter ending March 2017	4,048	→
Variance since March 2016	5.8%	↑



ACTIVITY

Cumulative percentage of contracted UDA delivered 2016 & 2017



Month	Adjusted Scheduled Activity (UDA)	
	2016	2017
April	-69	246
May	712	841
June	1,934	1,580
July	3,047	2,763
August	4,093	3,444
September	4,671	4,326
October	5,614	5,278
November	6,445	6,712
December	7,593	7,999
January	8,135	8,502
February	9,763	9,808
March	10,935	11,287
April	11,395	
May	11,395	
June	11,395	

QUALITY

	Quantity	Base Number	Contract	AT	Region	England
% of FP17s for the same patient ID Re-attending within 3 months - Children	163	2,165	7.5%	10.6%	12.0%	12.3%
% of FP17s for the same patient ID Re-attending within 3 months - Adults	648	3,630	17.9%	15.3%	16.0%	16.7%
% of FP17s for the same patient ID Re-attending between 3 & 9 months - Children	1,291	2,165	59.6%	55.6%	58.8%	57.6%
% of FP17s for the same patient ID Re-attending between 3 & 9 months - Adults	1,841	3,630	50.7%	48.7%	51.2%	50.1%
% of FP17s for Band 1 Urgent Courses	516	5,559	9.3%	8.6%	8.0%	9.1%
% of FP17s Relating to Free Repair or Replacements	27	5,559	0.5%	0.8%	0.8%	0.8%
% of FP17s Relating to Continuations	146	5,559	2.6%	1.1%	1.2%	1.2%
% of Patients satisfied with the dentistry they have received	8	9	N/A	93.9%	92.7%	92.8%
% of Patients satisfied with the time they had to wait for an appointment	7	9	N/A	90.6%	89.1%	88.7%

* This is based on patients treated on this contract for their most recent course of treatment. Figures in italics indicate the base number of FP17s or Patient Questionnaire responses are less than 100. N/A is shown where the base number of responses is less than 10 during the period. % is calculated as Quantity/Base number*100

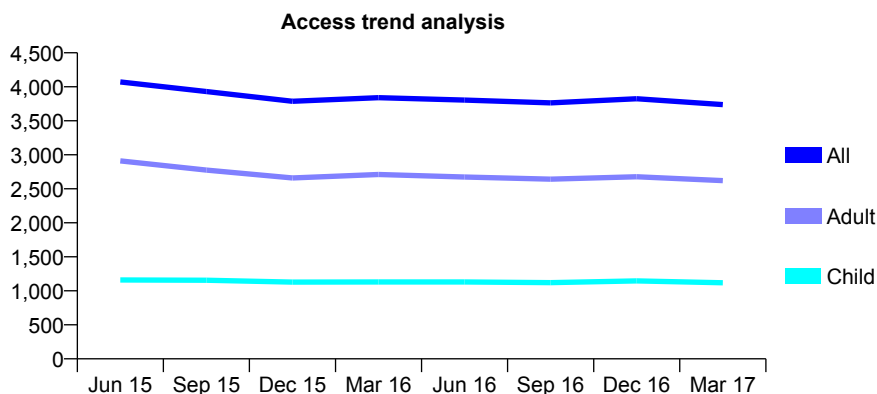
Q57 - Vital Signs At a Glance Contract Report for 165751/0001 - March 2017

Name or company name	Straight Road Dental Practice
Contract type name	GDS Contract
Purpose of contract	General
Contract start date	01/04/2009
Contract end date	

16/17 Contracted general activity (UDA)	10,000
Carry forward general activity (UDA)	61
16/17 Contracted orthodontic activity (UOA)	0
Carry forward orthodontic activity (UOA)	0
Baseline contract value	£260,515.92

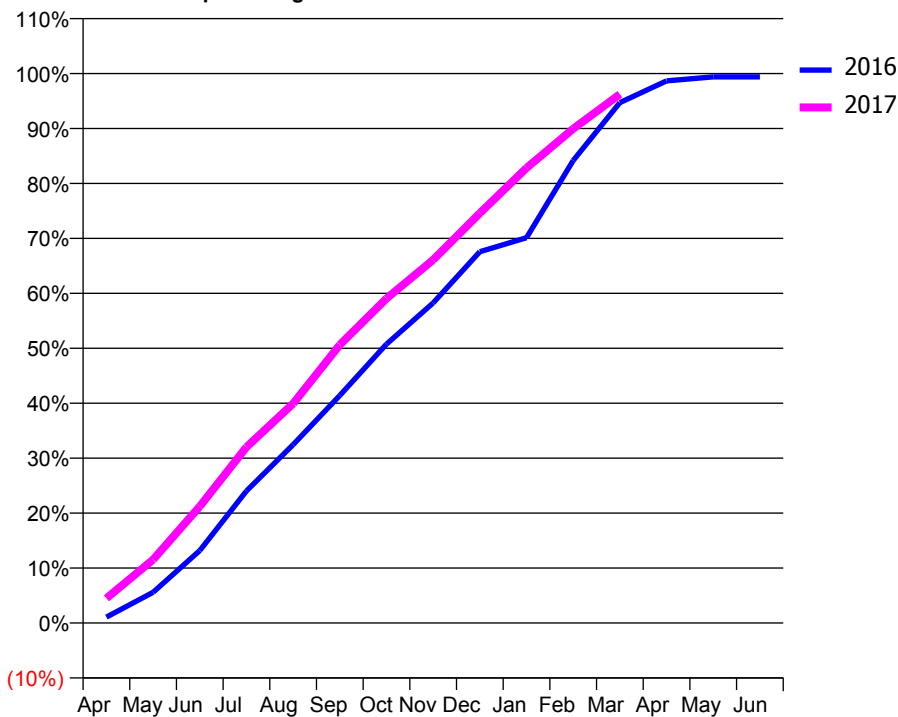
ACCESS*

Patients seen in 24 months	Total	Change since previous quarter
Quarter ending March 2016	3,841	
Quarter ending June 2016	3,804	→
Quarter ending September 2016	3,764	↓
Quarter ending December 2016	3,825	→
Quarter ending March 2017	3,739	↓
Variance since March 2016	(2.7%)	↓



ACTIVITY

Cumulative percentage of contracted UDA delivered 2016 & 2017



Adjusted Scheduled Activity (UDA)

Month	2016	2017
April	108	450
May	559	1,154
June	1,320	2,122
July	2,403	3,201
August	3,245	3,992
September	4,142	5,063
October	5,076	5,906
November	5,826	6,608
December	6,758	7,459
January	7,012	8,282
February	8,418	8,994
March	9,471	9,623
April	9,865	
May	9,939	
June	9,939	

QUALITY

	Quantity	Base Number	Contract	AT	Region	England
% of FP17s for the same patient ID Re-attending within 3 months - Children	90	1,803	5.0%	10.6%	12.0%	12.3%
% of FP17s for the same patient ID Re-attending within 3 months - Adults	319	3,034	10.5%	15.3%	16.0%	16.7%
% of FP17s for the same patient ID Re-attending between 3 & 9 months - Children	1,211	1,803	67.2%	55.6%	58.8%	57.6%
% of FP17s for the same patient ID Re-attending between 3 & 9 months - Adults	1,297	3,034	42.7%	48.7%	51.2%	50.1%
% of FP17s for Band 1 Urgent Courses	90	4,644	1.9%	8.6%	8.0%	9.1%
% of FP17s Relating to Free Repair or Replacements	30	4,644	0.6%	0.8%	0.8%	0.8%
% of FP17s Relating to Continuations	54	4,644	1.2%	1.1%	1.2%	1.2%
% of Patients satisfied with the dentistry they have received	7	7	N/A	93.9%	92.7%	92.8%
% of Patients satisfied with the time they had to wait for an appointment	7	7	N/A	90.6%	89.1%	88.7%

* This is based on patients treated on this contract for their most recent course of treatment. Figures in italics indicate the base number of FP17s or Patient Questionnaire responses are less than 100. N/A is shown where the base number of responses is less than 10 during the period. % is calculated as Quantity/Base number*100

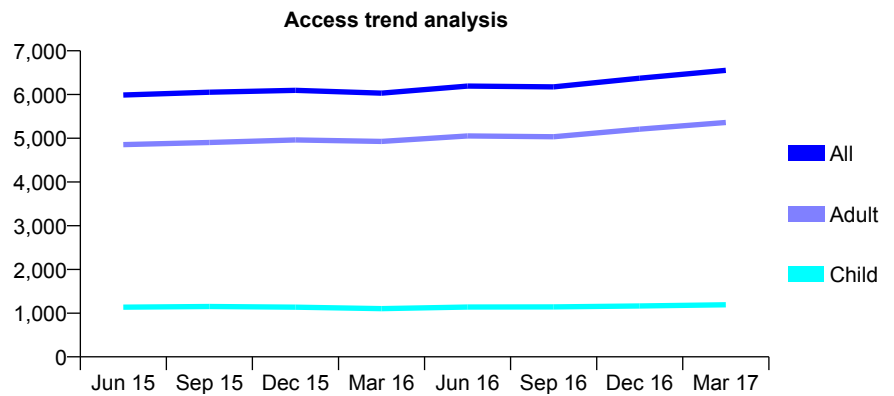
Q57 - Vital Signs At a Glance Contract Report for 169056/0001 - March 2017

Name or company name	Mr. Mazdak Eyrumlu and Honar Shakir
Contract type name	GDS Contract
Purpose of contract	General
Contract start date	09/11/2012
Contract end date	

16/17 Contracted general activity (UDA)	25,845
Carry forward general activity (UDA)	898
16/17 Contracted orthodontic activity (UOA)	0
Carry forward orthodontic activity (UOA)	0
Baseline contract value	£589,732.81

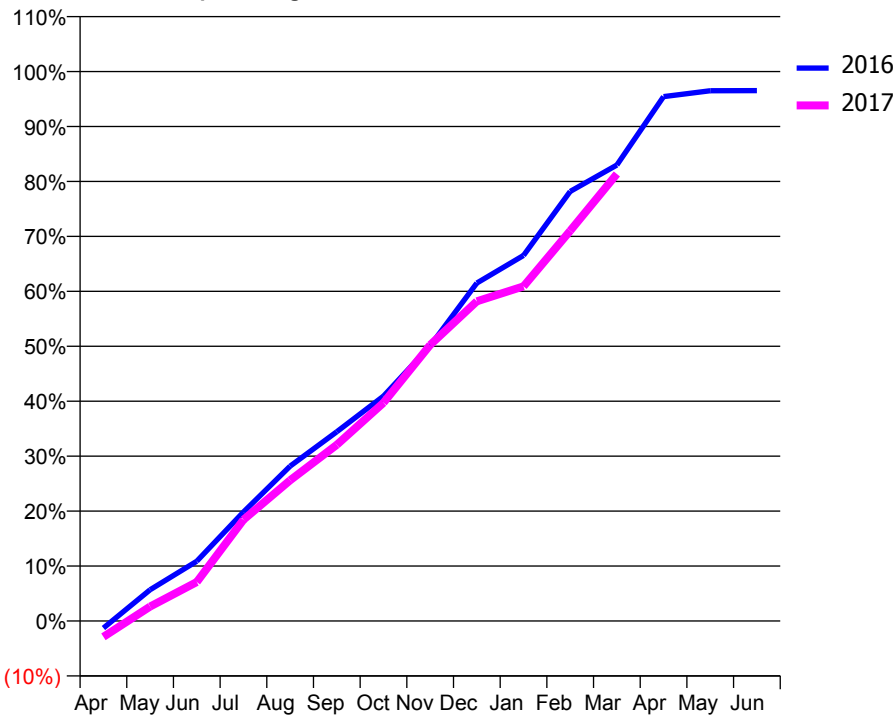
ACCESS*

Patients seen in 24 months	Total	Change since previous quarter
Quarter ending March 2016	6,031	
Quarter ending June 2016	6,192	↑
Quarter ending September 2016	6,176	→
Quarter ending December 2016	6,374	↑
Quarter ending March 2017	6,553	↑
Variance since March 2016	8.7%	↑



ACTIVITY

Cumulative percentage of contracted UDA delivered 2016 & 2017



Month	Adjusted Scheduled Activity (UDA)	
	2016	2017
April	-338	-749
May	1,472	681
June	2,812	1,837
July	5,130	4,761
August	7,286	6,619
September	8,905	8,286
October	10,575	10,264
November	12,939	12,988
December	15,898	15,034
January	17,196	15,738
February	20,206	18,352
March	21,444	21,029
April	24,665	
May	24,941	
June	24,947	

QUALITY

	Quantity	Base Number	Contract	AT	Region	England
% of FP17s for the same patient ID Re-attending within 3 months - Children	114	1,652	6.9%	10.6%	12.0%	12.3%
% of FP17s for the same patient ID Re-attending within 3 months - Adults	1,261	7,739	16.3%	15.3%	16.0%	16.7%
% of FP17s for the same patient ID Re-attending between 3 & 9 months - Children	932	1,652	56.4%	55.6%	58.8%	57.6%
% of FP17s for the same patient ID Re-attending between 3 & 9 months - Adults	3,823	7,739	49.4%	48.7%	51.2%	50.1%
% of FP17s for Band 1 Urgent Courses	975	8,342	11.7%	8.6%	8.0%	9.1%
% of FP17s Relating to Free Repair or Replacements	64	8,342	0.8%	0.8%	0.8%	0.8%
% of FP17s Relating to Continuations	196	8,342	2.3%	1.1%	1.2%	1.2%
% of Patients satisfied with the dentistry they have received	29	31	93.5%	93.9%	92.7%	92.8%
% of Patients satisfied with the time they had to wait for an appointment	30	31	96.8%	90.6%	89.1%	88.7%

* This is based on patients treated on this contract for their most recent course of treatment. Figures in italics indicate the base number of FP17s or Patient Questionnaire responses are less than 100. N/A is shown where the base number of responses is less than 10 during the period. % is calculated as Quantity/Base number*100

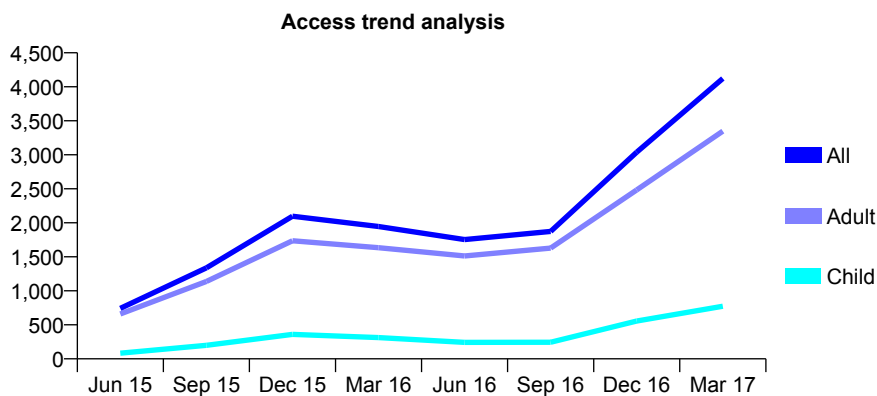
Q57 - Vital Signs At a Glance Contract Report for 169986/0001 - March 2017

Name or company name	Redmayne Partnership
Contract type name	GDS Contract
Purpose of contract	General
Contract start date	01/04/2015
Contract end date	

16/17 Contracted general activity (UDA)	11,401
Carry forward general activity (UDA)	28
16/17 Contracted orthodontic activity (UOA)	0
Carry forward orthodontic activity (UOA)	0
Baseline contract value	£242,380.42

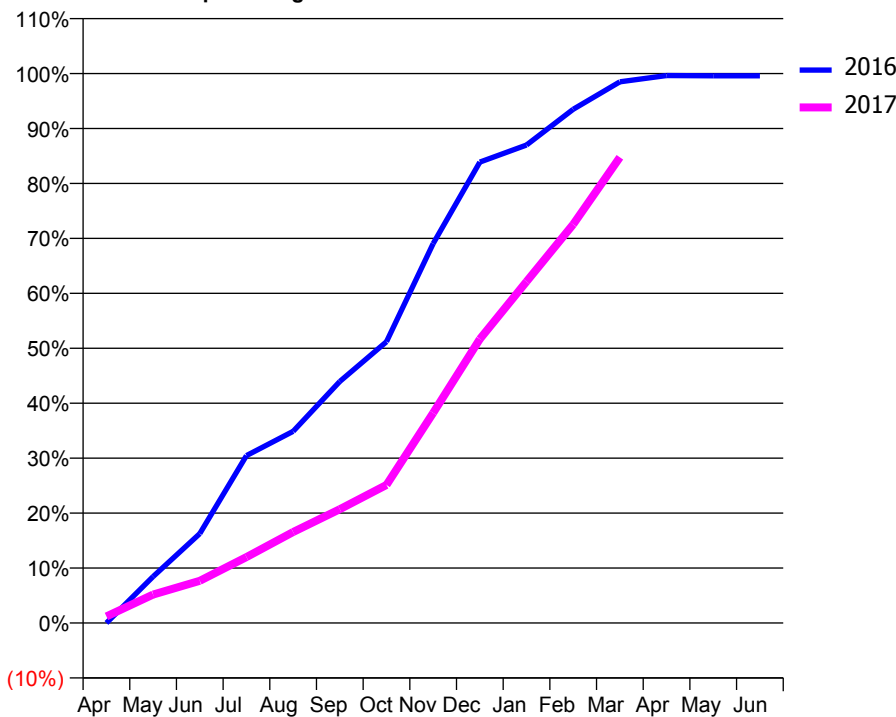
ACCESS*

Patients seen in 24 months	Total	Change since previous quarter
Quarter ending March 2016	1,947	
Quarter ending June 2016	1,754	↓
Quarter ending September 2016	1,873	↑
Quarter ending December 2016	3,038	↑
Quarter ending March 2017	4,122	↑
Variance since March 2016	111.7%	↑



ACTIVITY

Cumulative percentage of contracted UDA delivered 2016 & 2017



Month	Adjusted Scheduled Activity (UDA)	
	2016	2017
April	0	138
May	584	591
June	1,123	876
July	2,103	1,369
August	2,407	1,889
September	3,033	2,362
October	3,532	2,866
November	4,765	4,359
December	5,788	5,892
January	6,002	7,083
February	6,451	8,271
March	6,797	9,663
April	6,876	
May	6,873	
June	6,873	

QUALITY

	Quantity	Base Number	Contract	AT	Region	England
% of FP17s for the same patient ID Re-attending within 3 months - Children	25	879	2.8%	10.6%	12.0%	12.3%
% of FP17s for the same patient ID Re-attending within 3 months - Adults	392	4,176	9.4%	15.3%	16.0%	16.7%
% of FP17s for the same patient ID Re-attending between 3 & 9 months - Children	161	879	18.3%	55.6%	58.8%	57.6%
% of FP17s for the same patient ID Re-attending between 3 & 9 months - Adults	1,278	4,176	30.6%	48.7%	51.2%	50.1%
% of FP17s for Band 1 Urgent Courses	538	5,016	10.7%	8.6%	8.0%	9.1%
% of FP17s Relating to Free Repair or Replacements	39	5,016	0.8%	0.8%	0.8%	0.8%
% of FP17s Relating to Continuations	31	5,016	0.6%	1.1%	1.2%	1.2%
% of Patients satisfied with the dentistry they have received	7	7	N/A	93.9%	92.7%	92.8%
% of Patients satisfied with the time they had to wait for an appointment	7	7	N/A	90.6%	89.1%	88.7%

* This is based on patients treated on this contract for their most recent course of treatment. Figures in italics indicate the base number of FP17s or Patient Questionnaire responses are less than 100. N/A is shown where the base number of responses is less than 10 during the period. % is calculated as Quantity/Base number*100

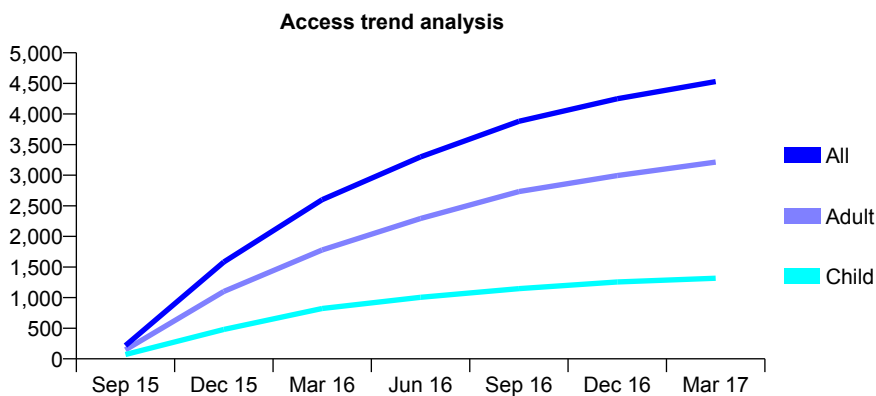
Q57 - Vital Signs At a Glance Contract Report for 172960/0001 - March 2017

Name or company name	Billericay Dental Care
Contract type name	GDS Contract
Purpose of contract	General
Contract start date	01/09/2015
Contract end date	

16/17 Contracted general activity (UDA)	12,616
Carry forward general activity (UDA)	-222
16/17 Contracted orthodontic activity (UOA)	0
Carry forward orthodontic activity (UOA)	0
Baseline contract value	£300,398.89

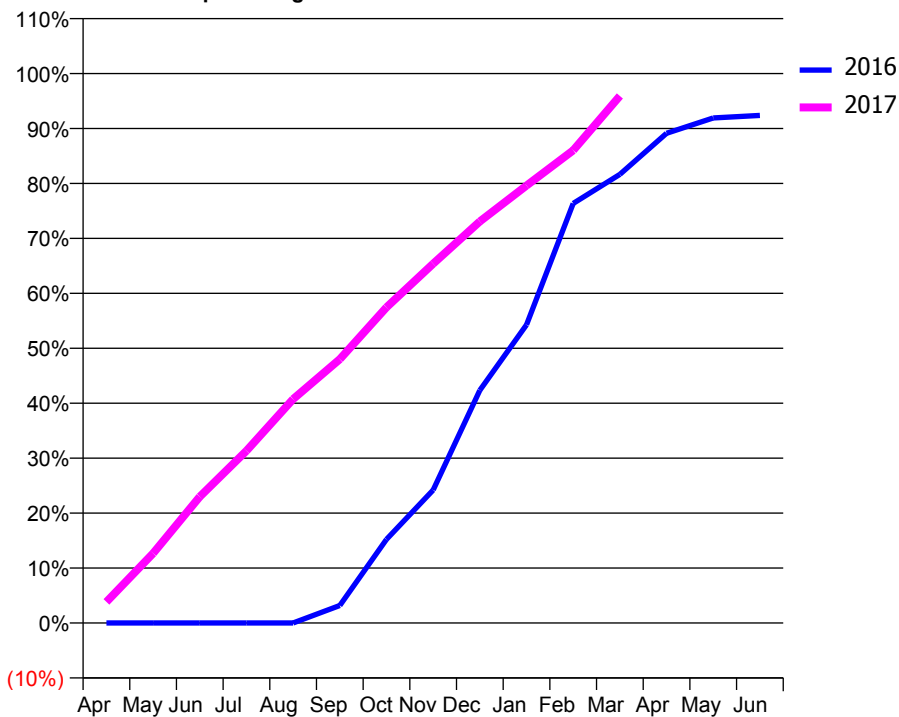
ACCESS*

Patients seen in 24 months	Total	Change since previous quarter
Quarter ending March 2016	2,601	
Quarter ending June 2016	3,299	↑
Quarter ending September 2016	3,881	↑
Quarter ending December 2016	4,250	↑
Quarter ending March 2017	4,530	↑
Variance since March 2016	74.2%	↑



ACTIVITY

Cumulative percentage of contracted UDA delivered 2016 & 2017



Adjusted Scheduled Activity (UDA)

Month	2016	2017
April	0	485
May	0	1,600
June	0	2,901
July	0	3,953
August	0	5,141
September	226	6,057
October	1,082	7,248
November	1,720	8,250
December	3,011	9,221
January	3,857	10,043
February	5,427	10,852
March	5,802	12,100
April	6,333	
May	6,532	
June	6,564	

QUALITY

	Quantity	Base Number	Contract	AT	Region	England
% of FP17s for the same patient ID Re-attending within 3 months - Children	120	1,835	6.5%	10.6%	12.0%	12.3%
% of FP17s for the same patient ID Re-attending within 3 months - Adults	454	4,291	10.6%	15.3%	16.0%	16.7%
% of FP17s for the same patient ID Re-attending between 3 & 9 months - Children	883	1,835	48.1%	55.6%	58.8%	57.6%
% of FP17s for the same patient ID Re-attending between 3 & 9 months - Adults	1,772	4,291	41.3%	48.7%	51.2%	50.1%
% of FP17s for Band 1 Urgent Courses	397	5,712	7.0%	8.6%	8.0%	9.1%
% of FP17s Relating to Free Repair or Replacements	62	5,712	1.1%	0.8%	0.8%	0.8%
% of FP17s Relating to Continuations	16	5,712	0.3%	1.1%	1.2%	1.2%
% of Patients satisfied with the dentistry they have received	12	14	85.7%	93.9%	92.7%	92.8%
% of Patients satisfied with the time they had to wait for an appointment	11	14	78.6%	90.6%	89.1%	88.7%

* This is based on patients treated on this contract for their most recent course of treatment. Figures in italics indicate the base number of FP17s or Patient Questionnaire responses are less than 100. N/A is shown where the base number of responses is less than 10 during the period. % is calculated as Quantity/Base number*100

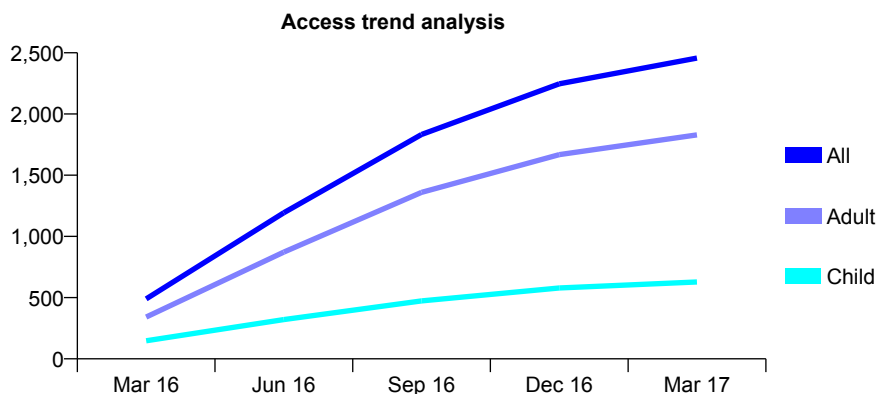
Q57 - Vital Signs At a Glance Contract Report for 173215/0001 - March 2017

Name or company name	Thames Dental Surgery
Contract type name	GDS Contract
Purpose of contract	General
Contract start date	01/02/2016
Contract end date	

16/17 Contracted general activity (UDA)	9,258
Carry forward general activity (UDA)	-165
16/17 Contracted orthodontic activity (UOA)	0
Carry forward orthodontic activity (UOA)	0
Baseline contract value	£223,820.78

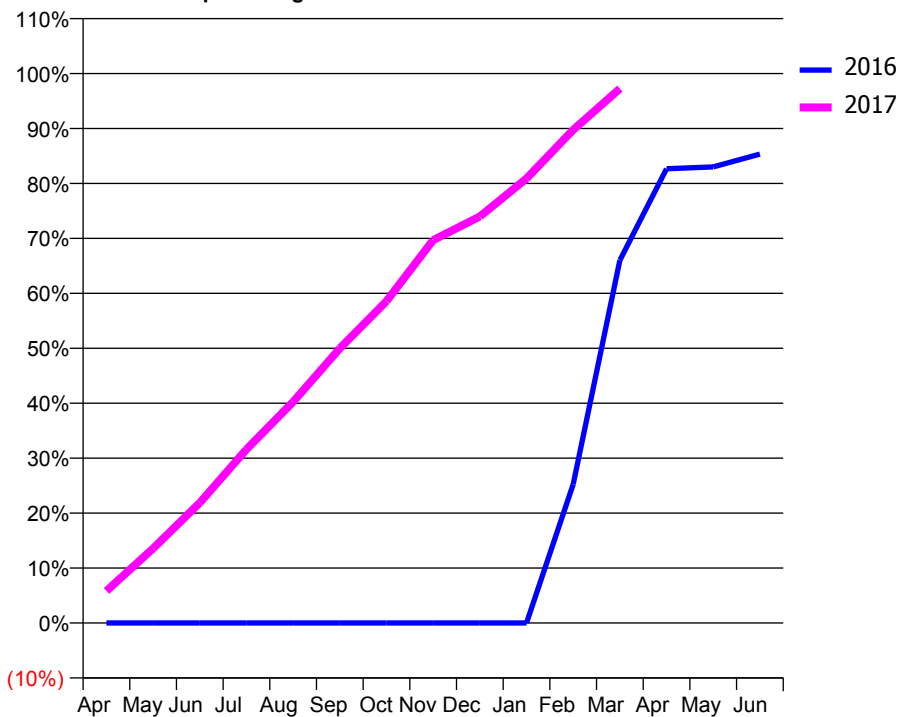
ACCESS*

Patients seen in 24 months	Total	Change since previous quarter
Quarter ending March 2016	490	
Quarter ending June 2016	1,193	↑
Quarter ending September 2016	1,833	↑
Quarter ending December 2016	2,247	↑
Quarter ending March 2017	2,457	↑
Variance since March 2016	401.4%	↑



ACTIVITY

Cumulative percentage of contracted UDA delivered 2016 & 2017



Adjusted Scheduled Activity (UDA)

Month	2016	2017
April	0	541
May	0	1,257
June	0	2,025
July	0	2,925
August	0	3,726
September	0	4,627
October	0	5,423
November	0	6,451
December	0	6,848
January	0	7,490
February	390	8,308
March	1,019	9,004
April	1,276	
May	1,281	
June	1,317	

QUALITY

	Quantity	Base Number	Contract	AT	Region	England
% of FP17s for the same patient ID Re-attending within 3 months - Children	42	868	4.8%	10.6%	12.0%	12.3%
% of FP17s for the same patient ID Re-attending within 3 months - Adults	398	2,790	14.3%	15.3%	16.0%	16.7%
% of FP17s for the same patient ID Re-attending between 3 & 9 months - Children	233	868	26.8%	55.6%	58.8%	57.6%
% of FP17s for the same patient ID Re-attending between 3 & 9 months - Adults	714	2,790	25.6%	48.7%	51.2%	50.1%
% of FP17s for Band 1 Urgent Courses	323	3,515	9.2%	8.6%	8.0%	9.1%
% of FP17s Relating to Free Repair or Replacements	28	3,515	0.8%	0.8%	0.8%	0.8%
% of FP17s Relating to Continuations	72	3,515	2.0%	1.1%	1.2%	1.2%
% of Patients satisfied with the dentistry they have received	31	34	91.2%	93.9%	92.7%	92.8%
% of Patients satisfied with the time they had to wait for an appointment	32	34	94.1%	90.6%	89.1%	88.7%

* This is based on patients treated on this contract for their most recent course of treatment. Figures in italics indicate the base number of FP17s or Patient Questionnaire responses are less than 100. N/A is shown where the base number of responses is less than 10 during the period. % is calculated as Quantity/Base number*100

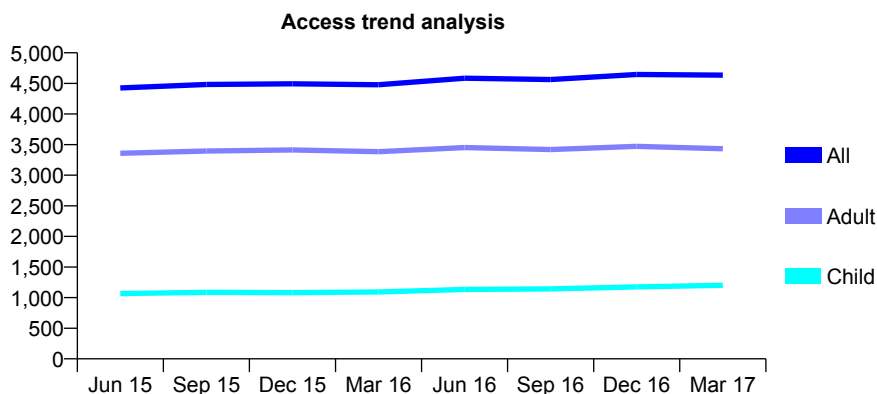
Q57 - Vital Signs At a Glance Contract Report for 173894/0001 - March 2017

Name or company name	Mr R Patel and Associates
Contract type name	GDS Contract
Purpose of contract	General
Contract start date	01/09/2011
Contract end date	

16/17 Contracted general activity (UDA)	12,350
Carry forward general activity (UDA)	-247
16/17 Contracted orthodontic activity (UOA)	0
Carry forward orthodontic activity (UOA)	0
Baseline contract value	£377,004.38

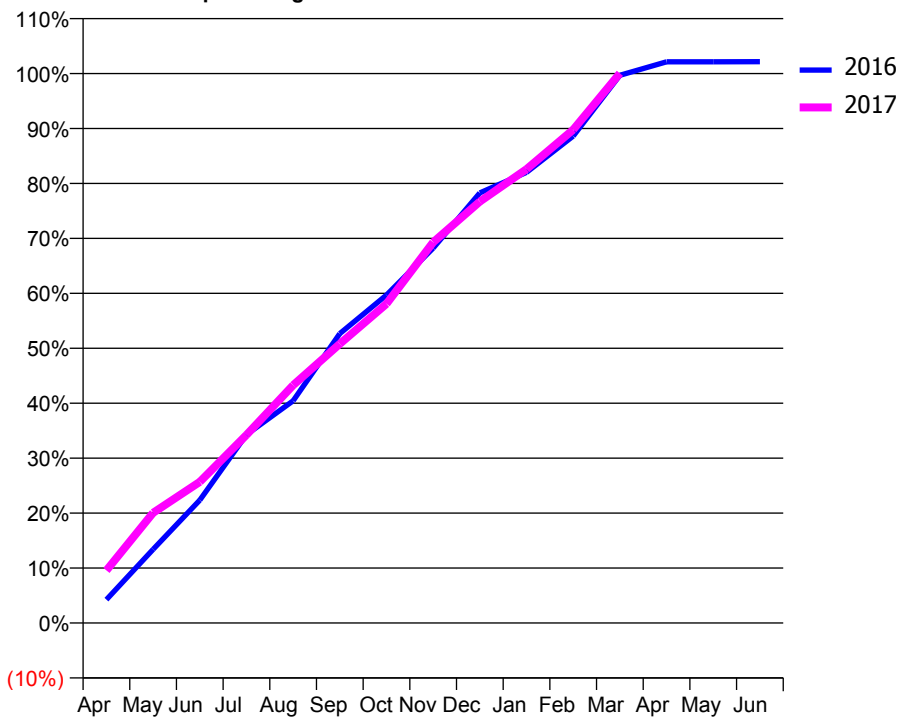
ACCESS*

Patients seen in 24 months	Total	Change since previous quarter
Quarter ending March 2016	4,478	
Quarter ending June 2016	4,586	↑
Quarter ending September 2016	4,563	→
Quarter ending December 2016	4,646	→
Quarter ending March 2017	4,635	→
Variance since March 2016	3.5%	↑



ACTIVITY

Cumulative percentage of contracted UDA delivered 2016 & 2017



Month	Adjusted Scheduled Activity (UDA)	
	2016	2017
April	526	1,183
May	1,655	2,478
June	2,761	3,172
July	4,234	4,227
August	4,996	5,346
September	6,505	6,275
October	7,372	7,173
November	8,426	8,558
December	9,668	9,473
January	10,129	10,200
February	10,944	11,087
March	12,311	12,356
April	12,612	
May	12,613	
June	12,615	

QUALITY

	Quantity	Base Number	Contract	AT	Region	England
% of FP17s for the same patient ID Re-attending within 3 months - Children	106	1,799	5.9%	10.6%	12.0%	12.3%
% of FP17s for the same patient ID Re-attending within 3 months - Adults	648	4,959	13.1%	15.3%	16.0%	16.7%
% of FP17s for the same patient ID Re-attending between 3 & 9 months - Children	1,092	1,799	60.7%	55.6%	58.8%	57.6%
% of FP17s for the same patient ID Re-attending between 3 & 9 months - Adults	2,838	4,959	57.2%	48.7%	51.2%	50.1%
% of FP17s for Band 1 Urgent Courses	617	6,575	9.4%	8.6%	8.0%	9.1%
% of FP17s Relating to Free Repair or Replacements	34	6,575	0.5%	0.8%	0.8%	0.8%
% of FP17s Relating to Continuations	81	6,575	1.2%	1.1%	1.2%	1.2%
% of Patients satisfied with the dentistry they have received	6	6	N/A	93.9%	92.7%	92.8%
% of Patients satisfied with the time they had to wait for an appointment	6	6	N/A	90.6%	89.1%	88.7%

* This is based on patients treated on this contract for their most recent course of treatment. Figures in italics indicate the base number of FP17s or Patient Questionnaire responses are less than 100. N/A is shown where the base number of responses is less than 10 during the period. % is calculated as Quantity/Base number*100

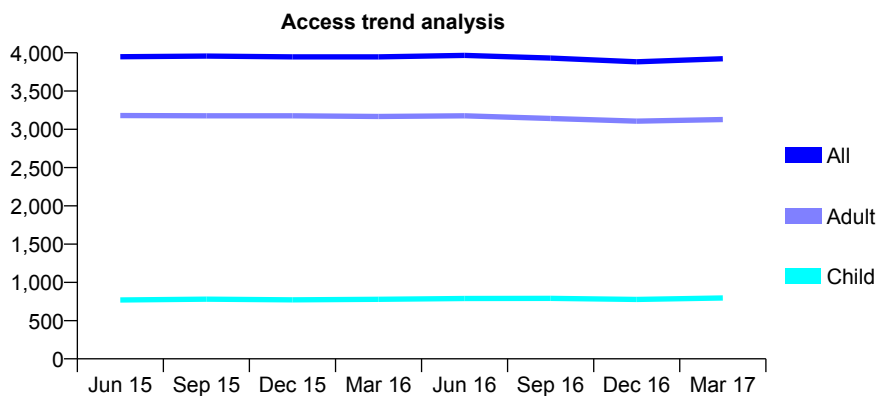
Q57 - Vital Signs At a Glance Contract Report for 174483/0001 - March 2017

Name or company name	Mr R M Karimi & Mr S Abbasi
Contract type name	GDS Contract
Purpose of contract	General
Contract start date	01/10/2008
Contract end date	

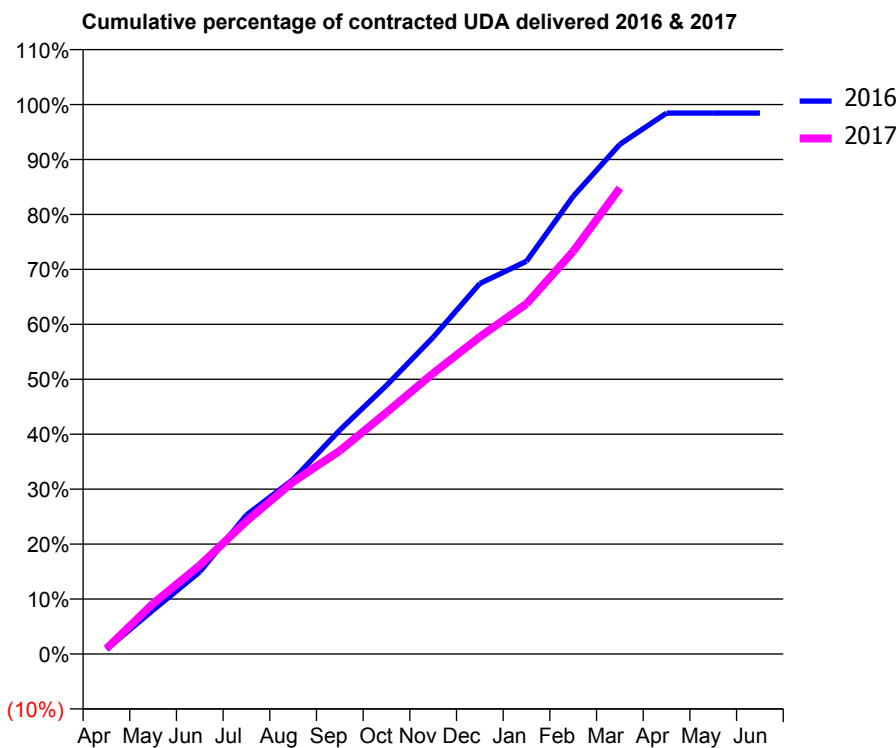
16/17 Contracted general activity (UDA)	15,212
Carry forward general activity (UDA)	237
16/17 Contracted orthodontic activity (UOA)	0
Carry forward orthodontic activity (UOA)	0
Baseline contract value	£475,899.77

ACCESS*

Patients seen in 24 months	Total	Change since previous quarter
Quarter ending March 2016	3,946	
Quarter ending June 2016	3,966	→
Quarter ending September 2016	3,932	→
Quarter ending December 2016	3,882	↓
Quarter ending March 2017	3,923	→
Variance since March 2016	(0.6%)	→



ACTIVITY



Month	Adjusted Scheduled Activity (UDA)	
	2016	2017
April	132	151
May	1,218	1,396
June	2,276	2,458
July	3,848	3,679
August	4,833	4,767
September	6,200	5,626
October	7,436	6,688
November	8,770	7,773
December	10,255	8,778
January	10,872	9,696
February	12,672	11,145
March	14,110	12,902
April	14,974	
May	14,975	
June	14,975	

QUALITY

	Quantity	Base Number	Contract	AT	Region	England
% of FP17s for the same patient ID Re-attending within 3 months - Children	42	954	4.4%	10.6%	12.0%	12.3%
% of FP17s for the same patient ID Re-attending within 3 months - Adults	370	3,812	9.7%	15.3%	16.0%	16.7%
% of FP17s for the same patient ID Re-attending between 3 & 9 months - Children	484	954	50.7%	55.6%	58.8%	57.6%
% of FP17s for the same patient ID Re-attending between 3 & 9 months - Adults	2,084	3,812	54.7%	48.7%	51.2%	50.1%
% of FP17s for Band 1 Urgent Courses	268	4,590	5.8%	8.6%	8.0%	9.1%
% of FP17s Relating to Free Repair or Replacements	15	4,590	0.3%	0.8%	0.8%	0.8%
% of FP17s Relating to Continuations	82	4,590	1.8%	1.1%	1.2%	1.2%
% of Patients satisfied with the dentistry they have received	7	8	N/A	93.9%	92.7%	92.8%
% of Patients satisfied with the time they had to wait for an appointment	7	8	N/A	90.6%	89.1%	88.7%

* This is based on patients treated on this contract for their most recent course of treatment. Figures in italics indicate the base number of FP17s or Patient Questionnaire responses are less than 100. N/A is shown where the base number of responses is less than 10 during the period. % is calculated as Quantity/Base number*100

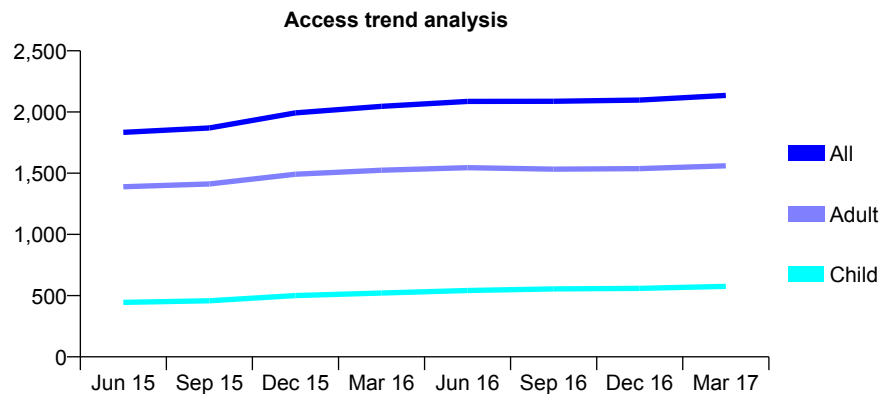
Q57 - Vital Signs At a Glance Contract Report for 174734/0001 - March 2017

Name or company name	Mr Azm Ahmed & Mrs Samira Ahmed
Contract type name	GDS Contract
Purpose of contract	General
Contract start date	01/09/2013
Contract end date	

16/17 Contracted general activity (UDA)	6,000
Carry forward general activity (UDA)	-120
16/17 Contracted orthodontic activity (UOA)	0
Carry forward orthodontic activity (UOA)	0
Baseline contract value	£142,266.84

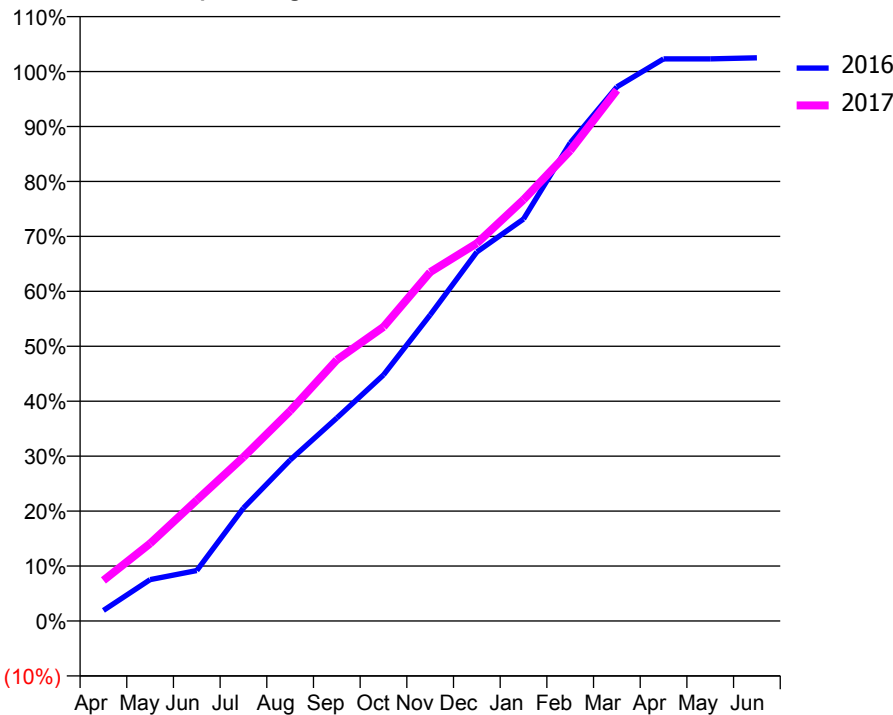
ACCESS*

Patients seen in 24 months	Total	Change since previous quarter
Quarter ending March 2016	2,046	
Quarter ending June 2016	2,087	↑
Quarter ending September 2016	2,088	→
Quarter ending December 2016	2,097	→
Quarter ending March 2017	2,136	→
Variance since March 2016	4.4%	↑



ACTIVITY

Cumulative percentage of contracted UDA delivered 2016 & 2017



Month	Adjusted Scheduled Activity (UDA)	
	2016	2017
April	116	443
May	452	846
June	552	1,320
July	1,234	1,790
August	1,758	2,294
September	2,216	2,852
October	2,687	3,211
November	3,342	3,809
December	4,030	4,124
January	4,389	4,600
February	5,221	5,136
March	5,832	5,797
April	6,138	
May	6,138	
June	6,150	

QUALITY

	Quantity	Base Number	Contract	AT	Region	England
% of FP17s for the same patient ID Re-attending within 3 months - Children	62	975	6.4%	10.6%	12.0%	12.3%
% of FP17s for the same patient ID Re-attending within 3 months - Adults	311	2,139	14.5%	15.3%	16.0%	16.7%
% of FP17s for the same patient ID Re-attending between 3 & 9 months - Children	644	975	66.1%	55.6%	58.8%	57.6%
% of FP17s for the same patient ID Re-attending between 3 & 9 months - Adults	1,408	2,139	65.8%	48.7%	51.2%	50.1%
% of FP17s for Band 1 Urgent Courses	157	2,950	5.3%	8.6%	8.0%	9.1%
% of FP17s Relating to Free Repair or Replacements	0	2,950	0.0%	0.8%	0.8%	0.8%
% of FP17s Relating to Continuations	51	2,950	1.7%	1.1%	1.2%	1.2%
% of Patients satisfied with the dentistry they have received	4	4	N/A	93.9%	92.7%	92.8%
% of Patients satisfied with the time they had to wait for an appointment	4	4	N/A	90.6%	89.1%	88.7%

* This is based on patients treated on this contract for their most recent course of treatment. Figures in italics indicate the base number of FP17s or Patient Questionnaire responses are less than 100. N/A is shown where the base number of responses is less than 10 during the period. % is calculated as Quantity/Base number*100

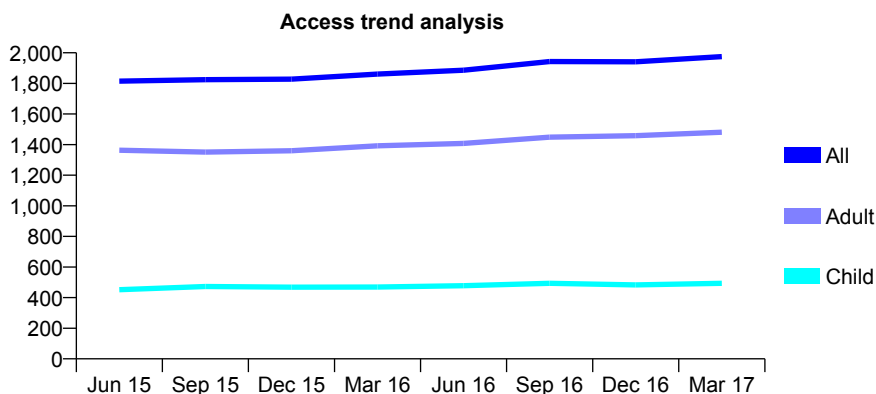
Q57 - Vital Signs At a Glance Contract Report for 175765/0001 - March 2017

Name or company name	Church Hill Dental Practice
Contract type name	GDS Contract
Purpose of contract	General
Contract start date	01/09/2010
Contract end date	

16/17 Contracted general activity (UDA)	6,000
Carry forward general activity (UDA)	0
16/17 Contracted orthodontic activity (UOA)	0
Carry forward orthodontic activity (UOA)	0
Baseline contract value	£144,251.94

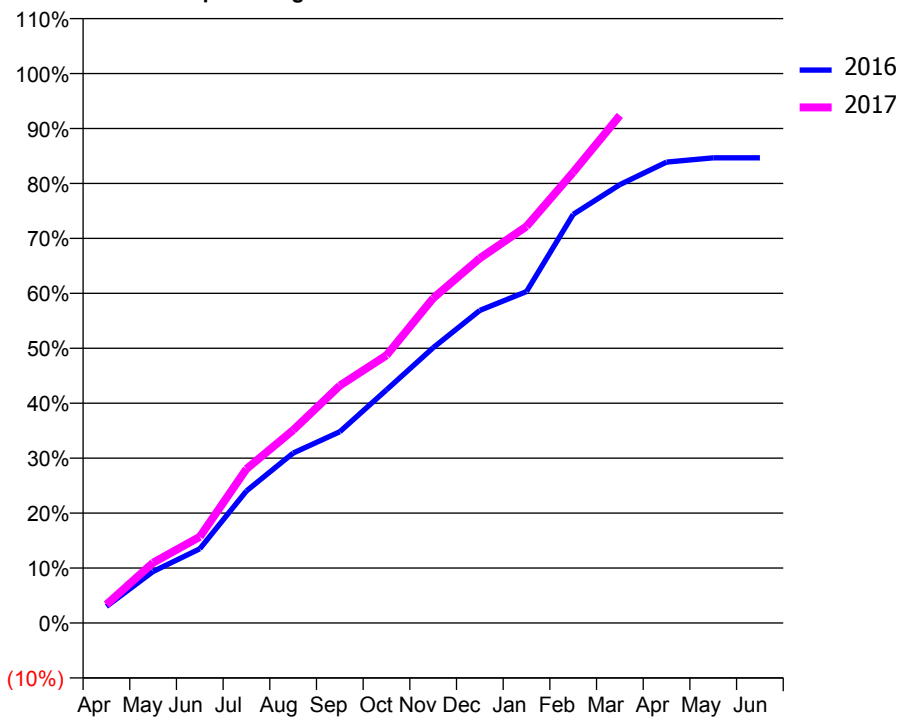
ACCESS*

Patients seen in 24 months	Total	Change since previous quarter
Quarter ending March 2016	1,861	
Quarter ending June 2016	1,886	→
Quarter ending September 2016	1,943	↑
Quarter ending December 2016	1,941	→
Quarter ending March 2017	1,975	→
Variance since March 2016	6.1%	↑



ACTIVITY

Cumulative percentage of contracted UDA delivered 2016 & 2017



Month	Adjusted Scheduled Activity (UDA)	
	2016	2017
April	181	202
May	563	658
June	811	942
July	1,442	1,683
August	1,855	2,106
September	2,088	2,592
October	2,546	2,923
November	3,005	3,547
December	3,414	3,982
January	3,619	4,330
February	4,462	4,921
March	4,787	5,542
April	5,032	
May	5,079	
June	5,079	

QUALITY

	Quantity	Base Number	Contract	AT	Region	England
% of FP17s for the same patient ID Re-attending within 3 months - Children	97	723	13.4%	10.6%	12.0%	12.3%
% of FP17s for the same patient ID Re-attending within 3 months - Adults	374	1,991	18.8%	15.3%	16.0%	16.7%
% of FP17s for the same patient ID Re-attending between 3 & 9 months - Children	321	723	44.4%	55.6%	58.8%	57.6%
% of FP17s for the same patient ID Re-attending between 3 & 9 months - Adults	852	1,991	42.8%	48.7%	51.2%	50.1%
% of FP17s for Band 1 Urgent Courses	223	2,563	8.7%	8.6%	8.0%	9.1%
% of FP17s Relating to Free Repair or Replacements	24	2,563	0.9%	0.8%	0.8%	0.8%
% of FP17s Relating to Continuations	68	2,563	2.7%	1.1%	1.2%	1.2%
% of Patients satisfied with the dentistry they have received	3	3	N/A	93.9%	92.7%	92.8%
% of Patients satisfied with the time they had to wait for an appointment	3	3	N/A	90.6%	89.1%	88.7%

* This is based on patients treated on this contract for their most recent course of treatment. Figures in italics indicate the base number of FP17s or Patient Questionnaire responses are less than 100. N/A is shown where the base number of responses is less than 10 during the period. % is calculated as Quantity/Base number*100

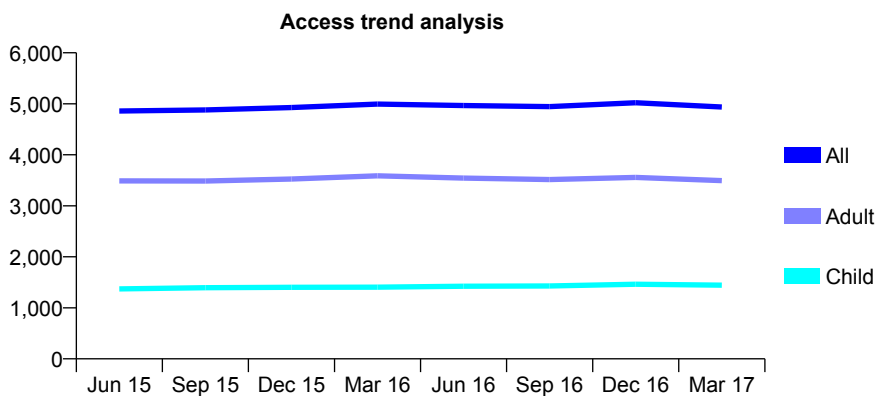
Q57 - Vital Signs At a Glance Contract Report for 177733/0001 - March 2017

Name or company name	Manningtree Practice Limited
Contract type name	GDS Contract
Purpose of contract	General
Contract start date	01/12/2010
Contract end date	

16/17 Contracted general activity (UDA)	10,076
Carry forward general activity (UDA)	-202
16/17 Contracted orthodontic activity (UOA)	0
Carry forward orthodontic activity (UOA)	0
Baseline contract value	£278,503.18

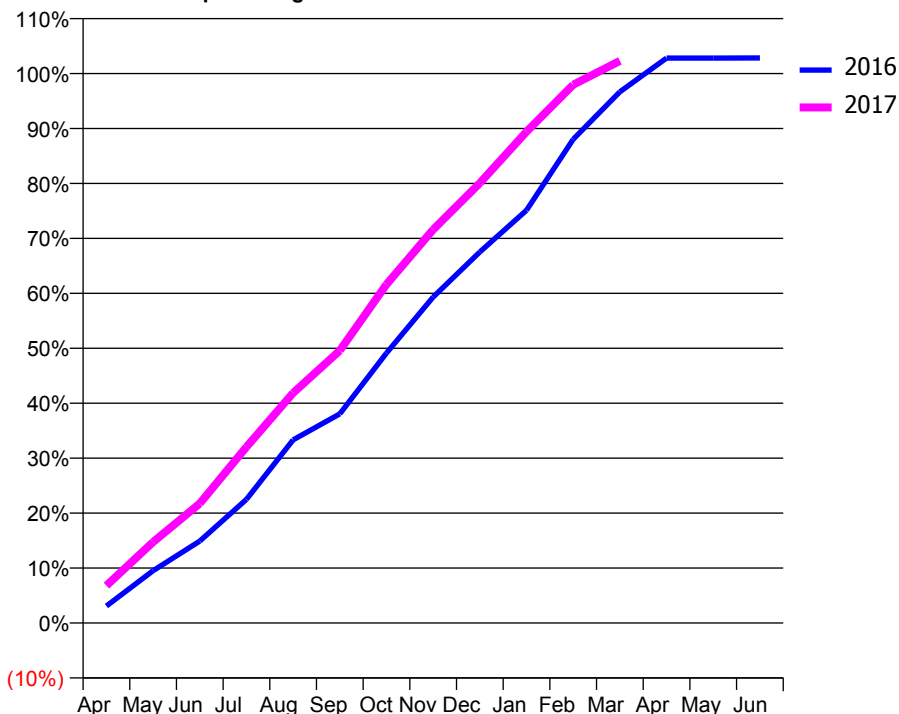
ACCESS*

Patients seen in 24 months	Total	Change since previous quarter
Quarter ending March 2016	4,994	
Quarter ending June 2016	4,967	→
Quarter ending September 2016	4,945	→
Quarter ending December 2016	5,020	→
Quarter ending March 2017	4,938	↓
Variance since March 2016	(1.1%)	↓



ACTIVITY

Cumulative percentage of contracted UDA delivered 2016 & 2017



Month	Adjusted Scheduled Activity (UDA)	
	2016	2017
April	311	686
May	959	1,486
June	1,502	2,191
July	2,268	3,228
August	3,359	4,220
September	3,835	4,996
October	4,951	6,210
November	5,977	7,213
December	6,804	8,067
January	7,569	9,008
February	8,870	9,869
March	9,741	10,308
April	10,358	
May	10,359	
June	10,361	

QUALITY

	Quantity	Base Number	Contract	AT	Region	England
% of FP17s for the same patient ID Re-attending within 3 months - Children	110	2,009	5.5%	10.6%	12.0%	12.3%
% of FP17s for the same patient ID Re-attending within 3 months - Adults	833	4,239	19.7%	15.3%	16.0%	16.7%
% of FP17s for the same patient ID Re-attending between 3 & 9 months - Children	1,066	2,009	53.1%	55.6%	58.8%	57.6%
% of FP17s for the same patient ID Re-attending between 3 & 9 months - Adults	1,764	4,239	41.6%	48.7%	51.2%	50.1%
% of FP17s for Band 1 Urgent Courses	954	5,927	16.1%	8.6%	8.0%	9.1%
% of FP17s Relating to Free Repair or Replacements	12	5,927	0.2%	0.8%	0.8%	0.8%
% of FP17s Relating to Continuations	31	5,927	0.5%	1.1%	1.2%	1.2%
% of Patients satisfied with the dentistry they have received	10	10	100.0%	93.9%	92.7%	92.8%
% of Patients satisfied with the time they had to wait for an appointment	9	10	90.0%	90.6%	89.1%	88.7%

* This is based on patients treated on this contract for their most recent course of treatment. Figures in italics indicate the base number of FP17s or Patient Questionnaire responses are less than 100. N/A is shown where the base number of responses is less than 10 during the period. % is calculated as Quantity/Base number*100

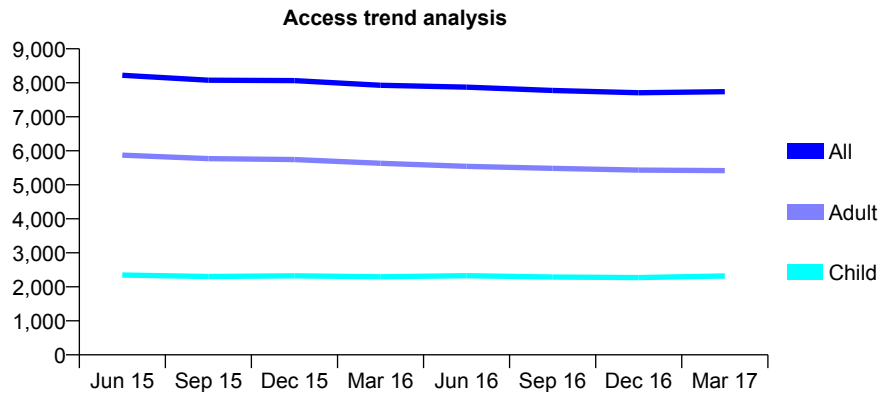
Q57 - Vital Signs At a Glance Contract Report for 179078/0001 - March 2017

Name or company name	Lister House Dental Centre
Contract type name	GDS Contract
Purpose of contract	General
Contract start date	01/04/2013
Contract end date	

16/17 Contracted general activity (UDA)	19,852
Carry forward general activity (UDA)	-397
16/17 Contracted orthodontic activity (UOA)	0
Carry forward orthodontic activity (UOA)	0
Baseline contract value	£559,874.27

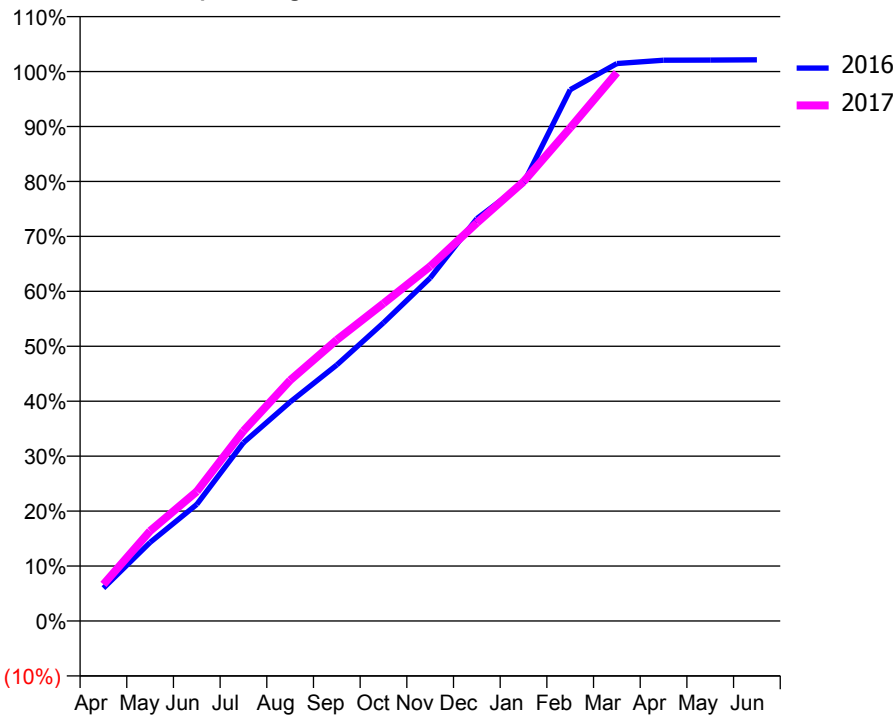
ACCESS*

Patients seen in 24 months	Total	Change since previous quarter
Quarter ending March 2016	7,928	
Quarter ending June 2016	7,873	→
Quarter ending September 2016	7,774	↓
Quarter ending December 2016	7,708	→
Quarter ending March 2017	7,738	→
Variance since March 2016	(2.4%)	↓



ACTIVITY

Cumulative percentage of contracted UDA delivered 2016 & 2017



Month	Adjusted Scheduled Activity (UDA)	
	2016	2017
April	1,188	1,325
May	2,841	3,255
June	4,215	4,681
July	6,445	6,869
August	7,914	8,696
September	9,251	10,160
October	10,774	11,472
November	12,392	12,811
December	14,537	14,384
January	15,818	15,869
February	19,196	17,817
March	20,141	19,813
April	20,260	
May	20,266	
June	20,273	

QUALITY

	Quantity	Base Number	Contract	AT	Region	England
% of FP17s for the same patient ID Re-attending within 3 months - Children	229	3,077	7.4%	10.6%	12.0%	12.3%
% of FP17s for the same patient ID Re-attending within 3 months - Adults	980	6,498	15.1%	15.3%	16.0%	16.7%
% of FP17s for the same patient ID Re-attending between 3 & 9 months - Children	1,549	3,077	50.3%	55.6%	58.8%	57.6%
% of FP17s for the same patient ID Re-attending between 3 & 9 months - Adults	2,924	6,498	45.0%	48.7%	51.2%	50.1%
% of FP17s for Band 1 Urgent Courses	915	8,901	10.3%	8.6%	8.0%	9.1%
% of FP17s Relating to Free Repair or Replacements	65	8,901	0.7%	0.8%	0.8%	0.8%
% of FP17s Relating to Continuations	116	8,901	1.3%	1.1%	1.2%	1.2%
% of Patients satisfied with the dentistry they have received	19	19	100.0%	93.9%	92.7%	92.8%
% of Patients satisfied with the time they had to wait for an appointment	17	19	89.5%	90.6%	89.1%	88.7%

* This is based on patients treated on this contract for their most recent course of treatment. Figures in italics indicate the base number of FP17s or Patient Questionnaire responses are less than 100. N/A is shown where the base number of responses is less than 10 during the period. % is calculated as Quantity/Base number*100

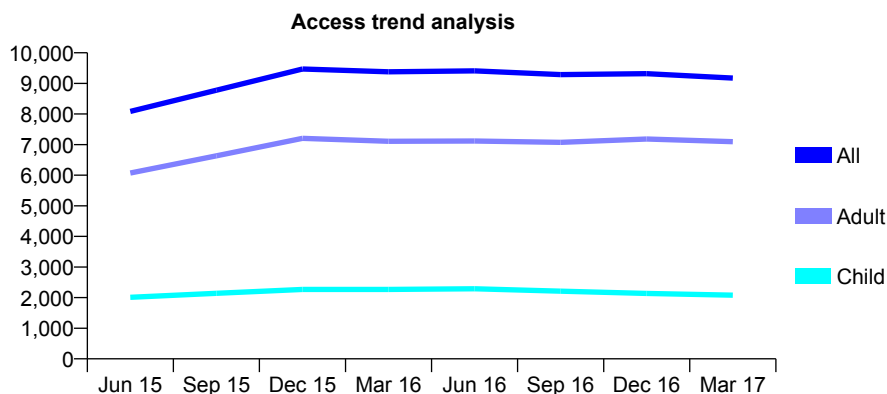
Q57 - Vital Signs At a Glance Contract Report for 180394/0001 - March 2017

Name or company name	Great Knightleys Dental Clinic
Contract type name	GDS Contract
Purpose of contract	General
Contract start date	01/01/2014
Contract end date	

16/17 Contracted general activity (UDA)	36,655
Carry forward general activity (UDA)	1,227
16/17 Contracted orthodontic activity (UOA)	0
Carry forward orthodontic activity (UOA)	0
Baseline contract value	£1,109,737.23

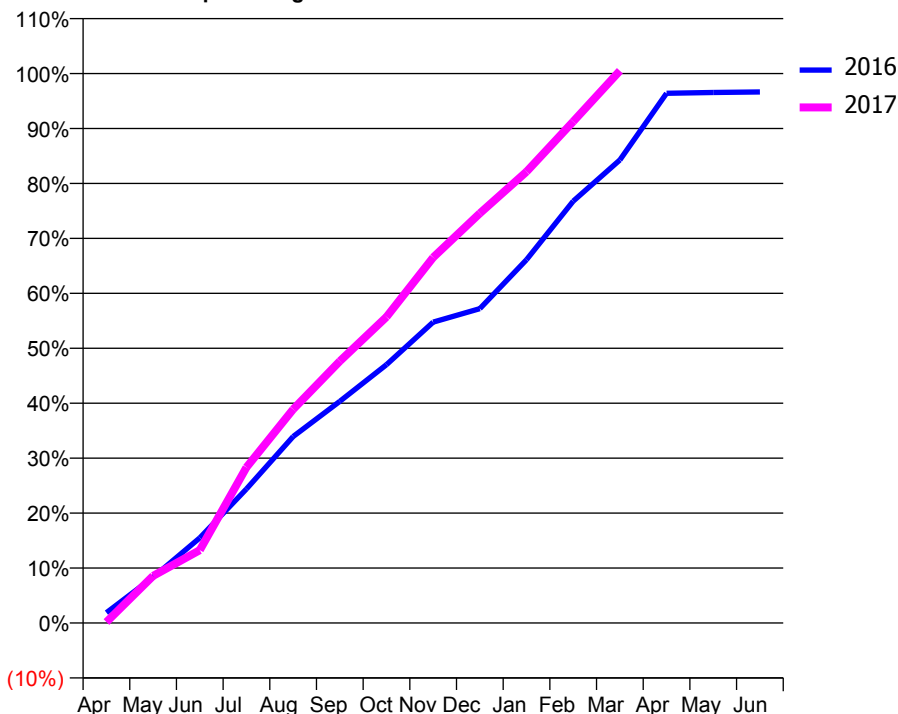
ACCESS*

Patients seen in 24 months	Total	Change since previous quarter
Quarter ending March 2016	9,380	
Quarter ending June 2016	9,408	→
Quarter ending September 2016	9,286	↓
Quarter ending December 2016	9,318	→
Quarter ending March 2017	9,173	↓
Variance since March 2016	(2.2%)	↓



ACTIVITY

Cumulative percentage of contracted UDA delivered 2016 & 2017



QUALITY

	Quantity	Base Number	Contract	AT	Region	England
% of FP17s for the same patient ID Re-attending within 3 months - Children	263	2,787	9.4%	10.6%	12.0%	12.3%
% of FP17s for the same patient ID Re-attending within 3 months - Adults	1,855	8,983	20.7%	15.3%	16.0%	16.7%
% of FP17s for the same patient ID Re-attending between 3 & 9 months - Children	1,134	2,787	40.7%	55.6%	58.8%	57.6%
% of FP17s for the same patient ID Re-attending between 3 & 9 months - Adults	2,351	8,983	26.2%	48.7%	51.2%	50.1%
% of FP17s for Band 1 Urgent Courses	755	10,526	7.2%	8.6%	8.0%	9.1%
% of FP17s Relating to Free Repair or Replacements	168	10,526	1.6%	0.8%	0.8%	0.8%
% of FP17s Relating to Continuations	521	10,526	4.9%	1.1%	1.2%	1.2%
% of Patients satisfied with the dentistry they have received	16	16	100.0%	93.9%	92.7%	92.8%
% of Patients satisfied with the time they had to wait for an appointment	14	16	87.5%	90.6%	89.1%	88.7%

* This is based on patients treated on this contract for their most recent course of treatment. Figures in italics indicate the base number of FP17s or Patient Questionnaire responses are less than 100. N/A is shown where the base number of responses is less than 10 during the period. % is calculated as Quantity/Base number*100

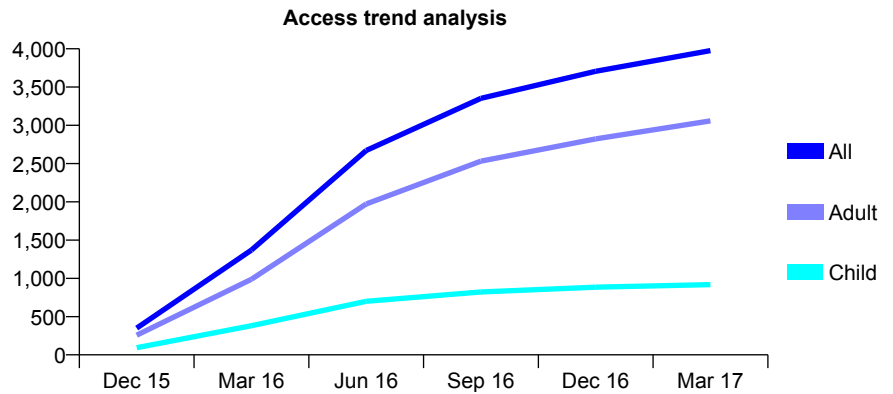
Q57 - Vital Signs At a Glance Contract Report for 181099/0001 - March 2017

Name or company name	Lemar, Lemar & Finn
Contract type name	GDS Contract
Purpose of contract	General
Contract start date	01/12/2015
Contract end date	

16/17 Contracted general activity (UDA)	12,450
Carry forward general activity (UDA)	160
16/17 Contracted orthodontic activity (UOA)	0
Carry forward orthodontic activity (UOA)	0
Baseline contract value	£284,314.64

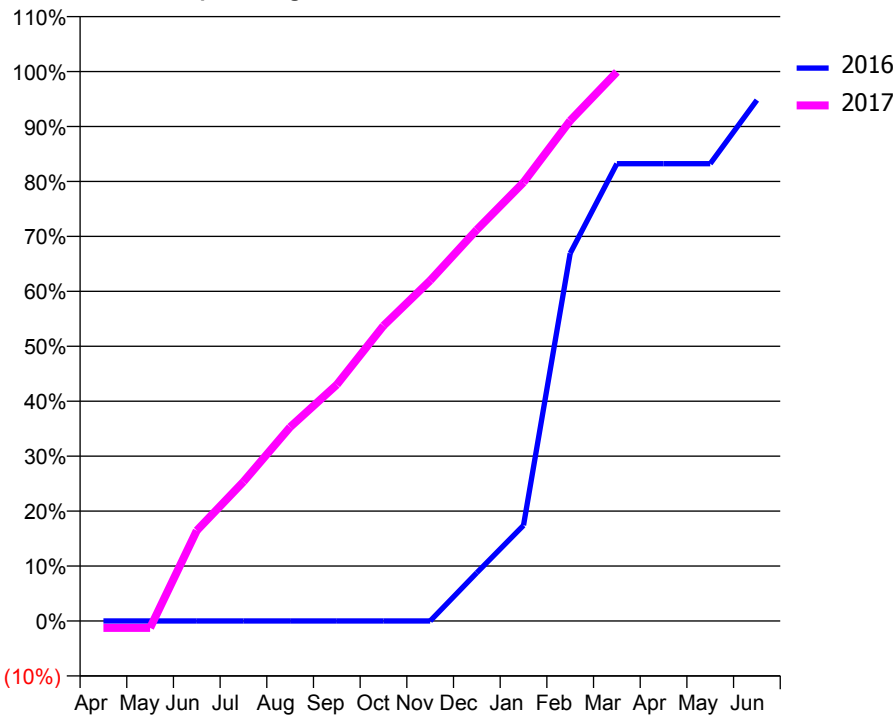
ACCESS*

Patients seen in 24 months	Total	Change since previous quarter
Quarter ending March 2016	1,369	
Quarter ending June 2016	2,671	↑
Quarter ending September 2016	3,352	↑
Quarter ending December 2016	3,706	↑
Quarter ending March 2017	3,976	↑
Variance since March 2016	190.4%	↑



ACTIVITY

Cumulative percentage of contracted UDA delivered 2016 & 2017



Month	Adjusted Scheduled Activity (UDA)	
	2016	2017
April	0	-160
May	0	-160
June	0	2,049
July	0	3,155
August	0	4,393
September	0	5,356
October	0	6,692
November	0	7,715
December	364	8,865
January	721	9,940
February	2,769	11,337
March	3,443	12,439
April	3,443	
May	3,443	
June	3,922	

QUALITY

	Quantity	Base Number	Contract	AT	Region	England
% of FP17s for the same patient ID Re-attending within 3 months - Children	72	1,446	5.0%	10.6%	12.0%	12.3%
% of FP17s for the same patient ID Re-attending within 3 months - Adults	593	4,713	12.6%	15.3%	16.0%	16.7%
% of FP17s for the same patient ID Re-attending between 3 & 9 months - Children	622	1,446	43.0%	55.6%	58.8%	57.6%
% of FP17s for the same patient ID Re-attending between 3 & 9 months - Adults	1,771	4,713	37.6%	48.7%	51.2%	50.1%
% of FP17s for Band 1 Urgent Courses	293	5,738	5.1%	8.6%	8.0%	9.1%
% of FP17s Relating to Free Repair or Replacements	27	5,738	0.5%	0.8%	0.8%	0.8%
% of FP17s Relating to Continuations	168	5,738	2.9%	1.1%	1.2%	1.2%
% of Patients satisfied with the dentistry they have received	16	17	94.1%	93.9%	92.7%	92.8%
% of Patients satisfied with the time they had to wait for an appointment	17	17	100.0%	90.6%	89.1%	88.7%

* This is based on patients treated on this contract for their most recent course of treatment. Figures in italics indicate the base number of FP17s or Patient Questionnaire responses are less than 100. N/A is shown where the base number of responses is less than 10 during the period. % is calculated as Quantity/Base number*100

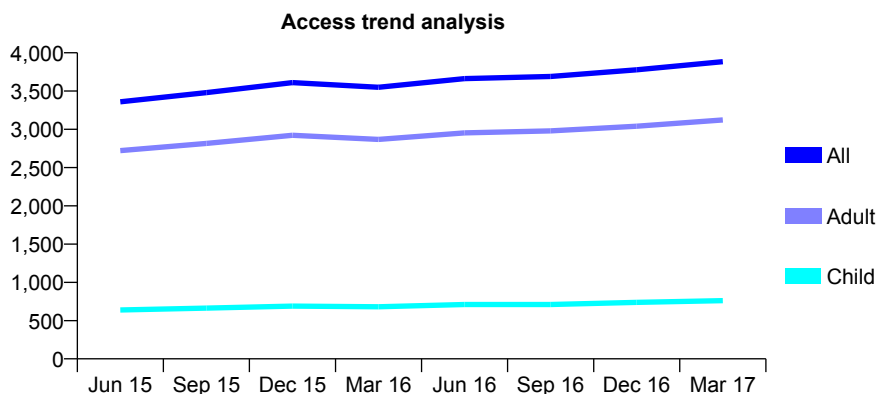
Q57 - Vital Signs At a Glance Contract Report for 181226/0001 - March 2017

Name or company name	Valley Dental Practice
Contract type name	GDS Contract
Purpose of contract	General
Contract start date	01/07/2012
Contract end date	

16/17 Contracted general activity (UDA)	8,028
Carry forward general activity (UDA)	230
16/17 Contracted orthodontic activity (UOA)	0
Carry forward orthodontic activity (UOA)	0
Baseline contract value	£179,378.75

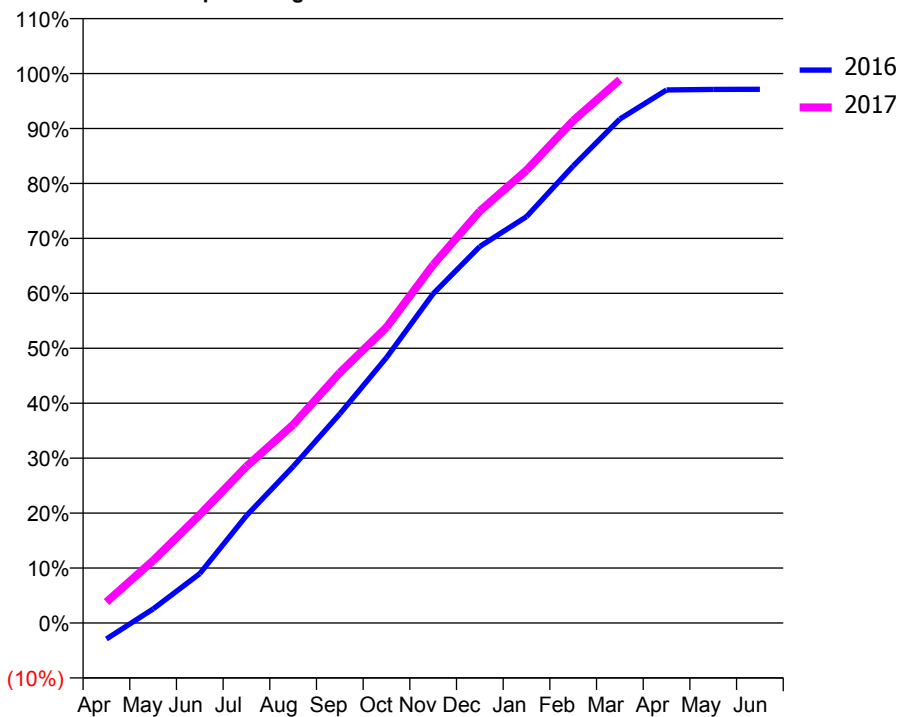
ACCESS*

Patients seen in 24 months	Total	Change since previous quarter
Quarter ending March 2016	3,549	
Quarter ending June 2016	3,663	↑
Quarter ending September 2016	3,690	→
Quarter ending December 2016	3,778	↑
Quarter ending March 2017	3,884	↑
Variance since March 2016	9.4%	↑



ACTIVITY

Cumulative percentage of contracted UDA delivered 2016 & 2017



Month	Adjusted Scheduled Activity (UDA)	
	2016	2017
April	-234	307
May	206	913
June	722	1,583
July	1,568	2,288
August	2,287	2,898
September	3,057	3,657
October	3,878	4,320
November	4,812	5,233
December	5,501	6,019
January	5,937	6,614
February	6,677	7,339
March	7,364	7,938
April	7,787	
May	7,795	
June	7,798	

QUALITY

	Quantity	Base Number	Contract	AT	Region	England
% of FP17s for the same patient ID Re-attending within 3 months - Children	63	1,106	5.7%	10.6%	12.0%	12.3%
% of FP17s for the same patient ID Re-attending within 3 months - Adults	295	3,810	7.7%	15.3%	16.0%	16.7%
% of FP17s for the same patient ID Re-attending between 3 & 9 months - Children	433	1,106	39.2%	55.6%	58.8%	57.6%
% of FP17s for the same patient ID Re-attending between 3 & 9 months - Adults	1,591	3,810	41.8%	48.7%	51.2%	50.1%
% of FP17s for Band 1 Urgent Courses	224	4,137	5.4%	8.6%	8.0%	9.1%
% of FP17s Relating to Free Repair or Replacements	30	4,137	0.7%	0.8%	0.8%	0.8%
% of FP17s Relating to Continuations	17	4,137	0.4%	1.1%	1.2%	1.2%
% of Patients satisfied with the dentistry they have received	20	22	90.9%	93.9%	92.7%	92.8%
% of Patients satisfied with the time they had to wait for an appointment	21	22	95.5%	90.6%	89.1%	88.7%

* This is based on patients treated on this contract for their most recent course of treatment. Figures in italics indicate the base number of FP17s or Patient Questionnaire responses are less than 100. N/A is shown where the base number of responses is less than 10 during the period. % is calculated as Quantity/Base number*100

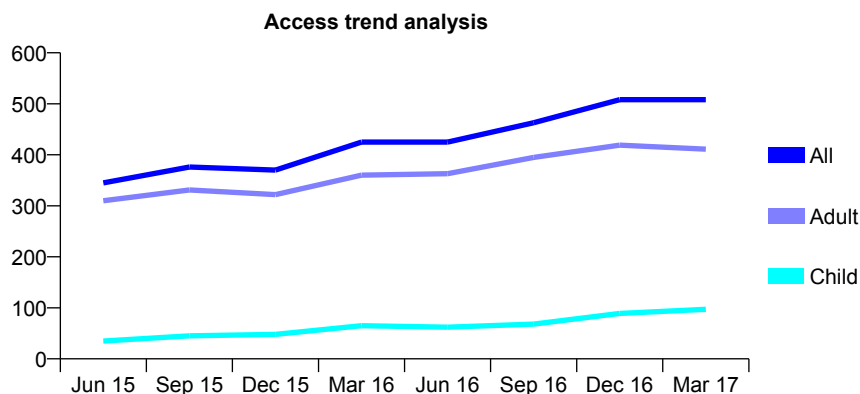
Q57 - Vital Signs At a Glance Contract Report for 181226/0003 - March 2017

Name or company name	Valley Dental Practice
Contract type name	GDS Contract
Purpose of contract	General
Contract start date	01/07/2012
Contract end date	

16/17 Contracted general activity (UDA)	1,279
Carry forward general activity (UDA)	26
16/17 Contracted orthodontic activity (UOA)	0
Carry forward orthodontic activity (UOA)	0
Baseline contract value	£28,681.86

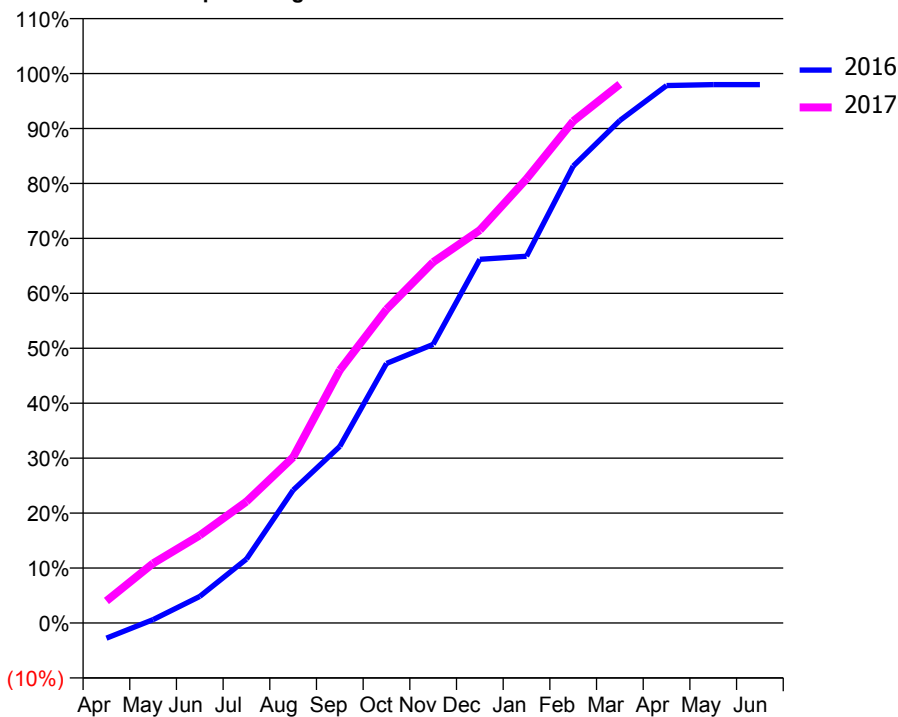
ACCESS*

Patients seen in 24 months	Total	Change since previous quarter
Quarter ending March 2016	425	
Quarter ending June 2016	425	→
Quarter ending September 2016	463	↑
Quarter ending December 2016	508	↑
Quarter ending March 2017	508	→
Variance since March 2016	19.5%	↑



ACTIVITY

Cumulative percentage of contracted UDA delivered 2016 & 2017



Month	Adjusted Scheduled Activity (UDA)	
	2016	2017
April	-36	51
May	8	139
June	62	204
July	149	283
August	309	386
September	411	589
October	604	730
November	648	840
December	846	914
January	854	1,034
February	1,063	1,168
March	1,170	1,254
April	1,251	
May	1,253	
June	1,253	

QUALITY

	Quantity	Base Number	Contract	AT	Region	England
% of FP17s for the same patient ID Re-attending within 3 months - Children	2	154	1.3%	10.6%	12.0%	12.3%
% of FP17s for the same patient ID Re-attending within 3 months - Adults	22	524	4.2%	15.3%	16.0%	16.7%
% of FP17s for the same patient ID Re-attending between 3 & 9 months - Children	24	154	15.6%	55.6%	58.8%	57.6%
% of FP17s for the same patient ID Re-attending between 3 & 9 months - Adults	119	524	22.7%	48.7%	51.2%	50.1%
% of FP17s for Band 1 Urgent Courses	26	633	4.1%	8.6%	8.0%	9.1%
% of FP17s Relating to Free Repair or Replacements	7	633	1.1%	0.8%	0.8%	0.8%
% of FP17s Relating to Continuations	5	633	0.8%	1.1%	1.2%	1.2%
% of Patients satisfied with the dentistry they have received	3	3	N/A	93.9%	92.7%	92.8%
% of Patients satisfied with the time they had to wait for an appointment	3	3	N/A	90.6%	89.1%	88.7%

* This is based on patients treated on this contract for their most recent course of treatment. Figures in italics indicate the base number of FP17s or Patient Questionnaire responses are less than 100. N/A is shown where the base number of responses is less than 10 during the period. % is calculated as Quantity/Base number*100

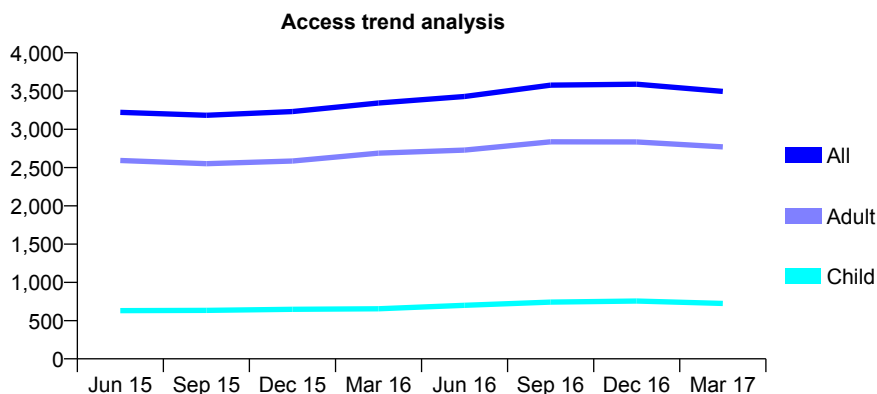
Q57 - Vital Signs At a Glance Contract Report for 181226/0004 - March 2017

Name or company name	Valley Dental Practice
Contract type name	GDS Contract
Purpose of contract	General
Contract start date	01/07/2012
Contract end date	

16/17 Contracted general activity (UDA)	9,238
Carry forward general activity (UDA)	200
16/17 Contracted orthodontic activity (UOA)	0
Carry forward orthodontic activity (UOA)	0
Baseline contract value	£195,505.38

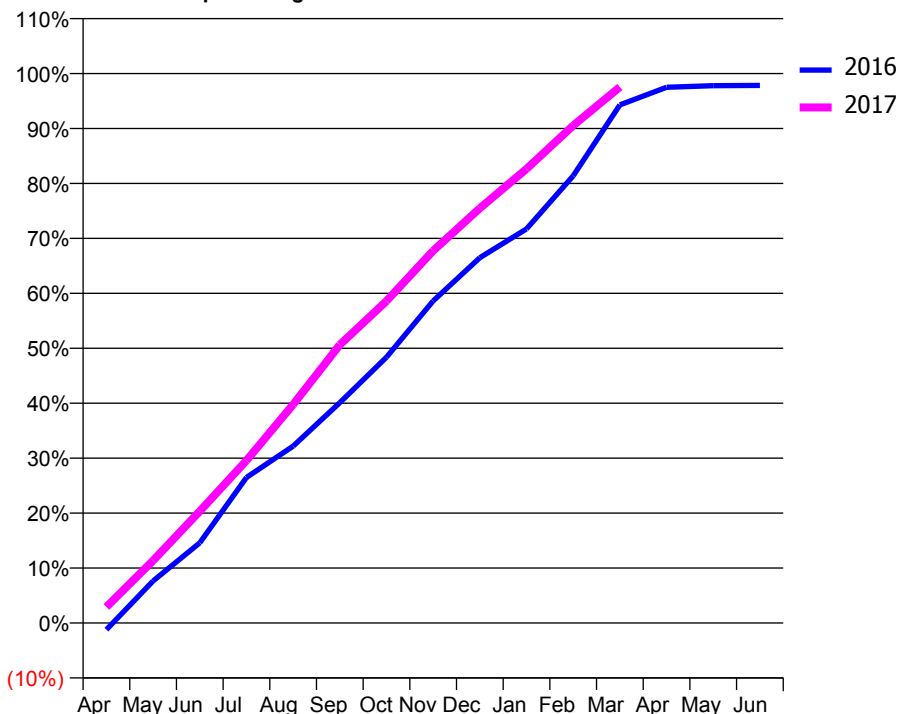
ACCESS*

Patients seen in 24 months	Total	Change since previous quarter
Quarter ending March 2016	3,344	
Quarter ending June 2016	3,429	↑
Quarter ending September 2016	3,578	↑
Quarter ending December 2016	3,589	→
Quarter ending March 2017	3,495	↓
Variance since March 2016	4.5%	↑



ACTIVITY

Cumulative percentage of contracted UDA delivered 2016 & 2017



Month	Adjusted Scheduled Activity (UDA)	
	2016	2017
April	-112	270
May	708	1,050
June	1,349	1,880
July	2,448	2,731
August	2,974	3,674
September	3,705	4,677
October	4,469	5,413
November	5,416	6,258
December	6,141	6,974
January	6,625	7,633
February	7,519	8,362
March	8,710	9,010
April	9,007	
May	9,033	
June	9,038	

QUALITY

	Quantity	Base Number	Contract	AT	Region	England
% of FP17s for the same patient ID Re-attending within 3 months - Children	36	1,114	3.2%	10.6%	12.0%	12.3%
% of FP17s for the same patient ID Re-attending within 3 months - Adults	261	3,500	7.5%	15.3%	16.0%	16.7%
% of FP17s for the same patient ID Re-attending between 3 & 9 months - Children	556	1,114	49.9%	55.6%	58.8%	57.6%
% of FP17s for the same patient ID Re-attending between 3 & 9 months - Adults	1,757	3,500	50.2%	48.7%	51.2%	50.1%
% of FP17s for Band 1 Urgent Courses	138	4,431	3.1%	8.6%	8.0%	9.1%
% of FP17s Relating to Free Repair or Replacements	31	4,431	0.7%	0.8%	0.8%	0.8%
% of FP17s Relating to Continuations	31	4,431	0.7%	1.1%	1.2%	1.2%
% of Patients satisfied with the dentistry they have received	12	12	100.0%	93.9%	92.7%	92.8%
% of Patients satisfied with the time they had to wait for an appointment	11	12	91.7%	90.6%	89.1%	88.7%

* This is based on patients treated on this contract for their most recent course of treatment. Figures in italics indicate the base number of FP17s or Patient Questionnaire responses are less than 100. N/A is shown where the base number of responses is less than 10 during the period. % is calculated as Quantity/Base number*100

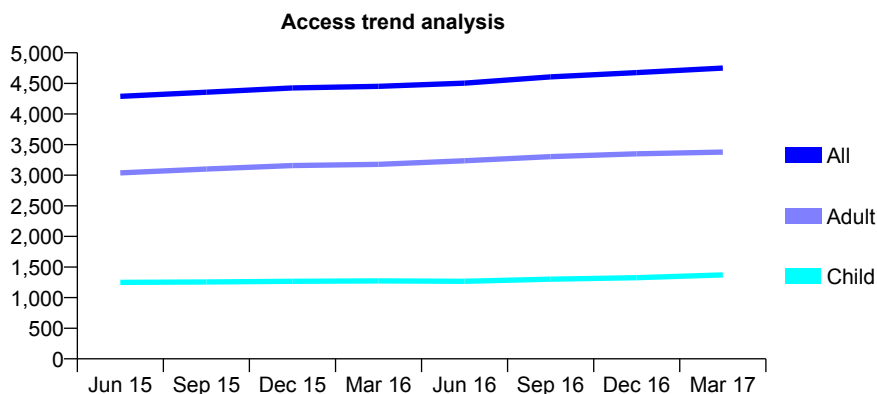
Q57 - Vital Signs At a Glance Contract Report for 184160/0001 - March 2017

Name or company name	S K Pomfret & C Farrell
Contract type name	GDS Contract
Purpose of contract	General
Contract start date	01/02/2008
Contract end date	

16/17 Contracted general activity (UDA)	14,896
Carry forward general activity (UDA)	187
16/17 Contracted orthodontic activity (UOA)	0
Carry forward orthodontic activity (UOA)	0
Baseline contract value	£338,975.64

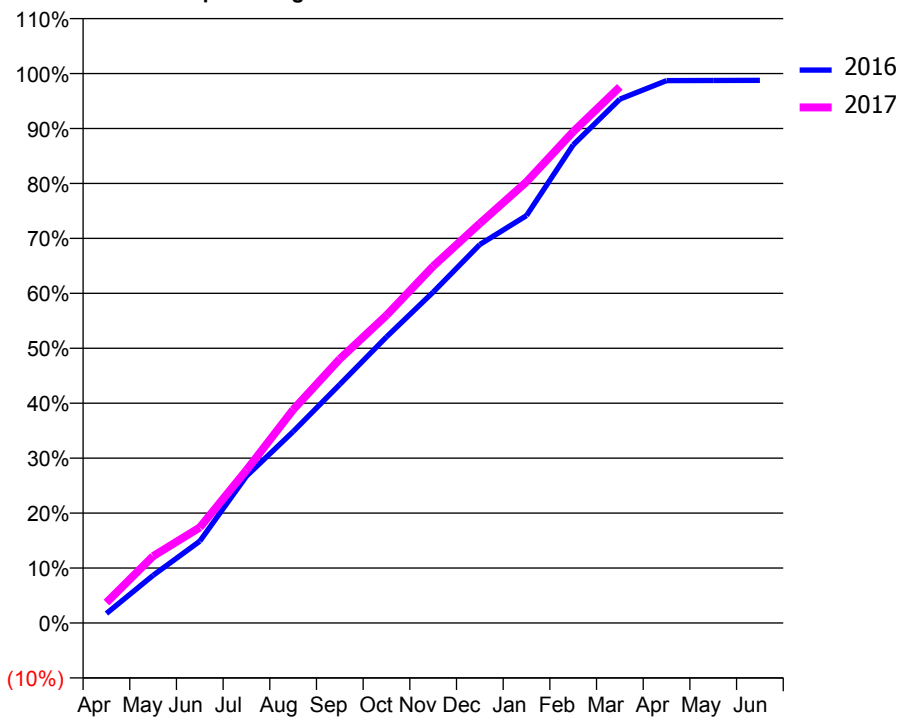
ACCESS*

Patients seen in 24 months	Total	Change since previous quarter
Quarter ending March 2016	4,452	
Quarter ending June 2016	4,504	→
Quarter ending September 2016	4,606	↑
Quarter ending December 2016	4,676	→
Quarter ending March 2017	4,750	→
Variance since March 2016	6.7%	↑



ACTIVITY

Cumulative percentage of contracted UDA delivered 2016 & 2017



Month	Adjusted Scheduled Activity (UDA)	
	2016	2017
April	260	555
May	1,294	1,813
June	2,218	2,589
July	3,981	4,143
August	5,189	5,782
September	6,468	7,160
October	7,756	8,339
November	8,971	9,673
December	10,260	10,833
January	11,045	11,958
February	12,962	13,318
March	14,202	14,535
April	14,705	
May	14,706	
June	14,709	

QUALITY

	Quantity	Base Number	Contract	AT	Region	England
% of FP17s for the same patient ID Re-attending within 3 months - Children	115	2,169	5.3%	10.6%	12.0%	12.3%
% of FP17s for the same patient ID Re-attending within 3 months - Adults	706	5,053	14.0%	15.3%	16.0%	16.7%
% of FP17s for the same patient ID Re-attending between 3 & 9 months - Children	1,491	2,169	68.7%	55.6%	58.8%	57.6%
% of FP17s for the same patient ID Re-attending between 3 & 9 months - Adults	3,115	5,053	61.6%	48.7%	51.2%	50.1%
% of FP17s for Band 1 Urgent Courses	330	6,964	4.7%	8.6%	8.0%	9.1%
% of FP17s Relating to Free Repair or Replacements	96	6,964	1.4%	0.8%	0.8%	0.8%
% of FP17s Relating to Continuations	91	6,964	1.3%	1.1%	1.2%	1.2%
% of Patients satisfied with the dentistry they have received	12	13	92.3%	93.9%	92.7%	92.8%
% of Patients satisfied with the time they had to wait for an appointment	12	13	92.3%	90.6%	89.1%	88.7%

* This is based on patients treated on this contract for their most recent course of treatment. Figures in italics indicate the base number of FP17s or Patient Questionnaire responses are less than 100. N/A is shown where the base number of responses is less than 10 during the period. % is calculated as Quantity/Base number*100

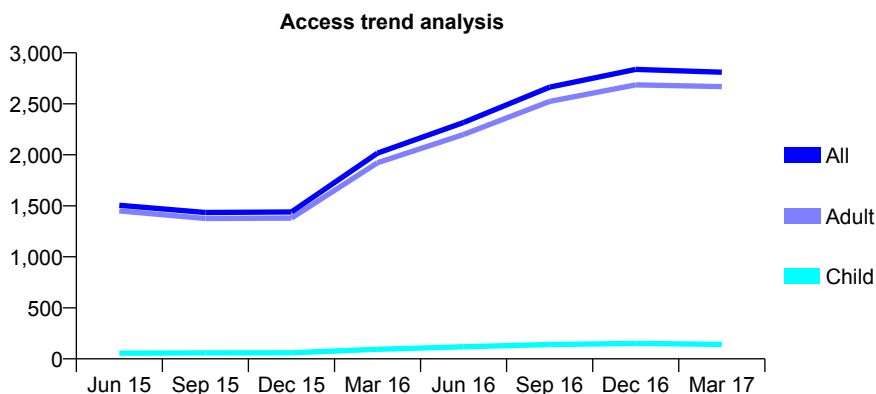
Q57 - Vital Signs At a Glance Contract Report for 184640/0001 - March 2017

Name or company name	Flagstaff Dental Clinic Limited
Contract type name	PDS Contract
Purpose of contract	General
Contract start date	01/04/2011
Contract end date	31/03/2021

16/17 Contracted general activity (UDA)	7,200
Carry forward general activity (UDA)	0
16/17 Contracted orthodontic activity (UOA)	0
Carry forward orthodontic activity (UOA)	0
Baseline contract value	£368,352.00

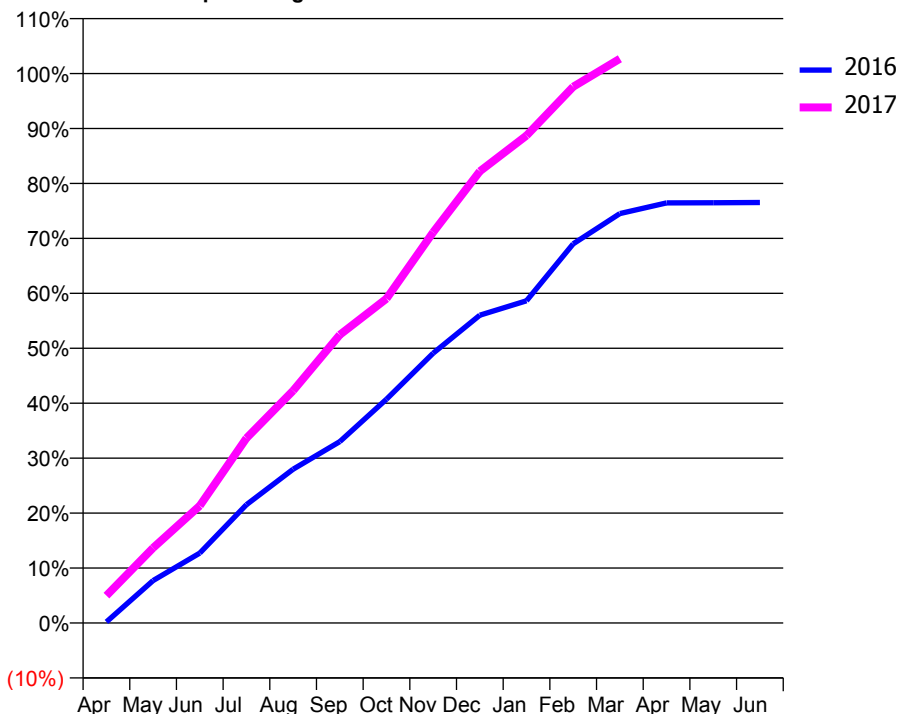
ACCESS*

Patients seen in 24 months	Total	Change since previous quarter
Quarter ending March 2016	2,016	
Quarter ending June 2016	2,317	↑
Quarter ending September 2016	2,663	↑
Quarter ending December 2016	2,837	↑
Quarter ending March 2017	2,810	→
Variance since March 2016	39.4%	↑



ACTIVITY

Cumulative percentage of contracted UDA delivered 2016 & 2017



Month	Adjusted Scheduled Activity (UDA)	
	2016	2017
April	29	359
May	1,038	984
June	1,706	1,536
July	2,891	2,423
August	3,754	3,045
September	4,429	3,776
October	5,466	4,250
November	6,587	5,120
December	7,516	5,919
January	7,868	6,387
February	9,256	7,027
March	9,996	7,393
April	10,258	
May	10,259	
June	10,266	

QUALITY

	Quantity	Base Number	Contract	AT	Region	England
% of FP17s for the same patient ID Re-attending within 3 months - Children	4	201	2.0%	10.6%	12.0%	12.3%
% of FP17s for the same patient ID Re-attending within 3 months - Adults	70	2,877	2.4%	15.3%	16.0%	16.7%
% of FP17s for the same patient ID Re-attending between 3 & 9 months - Children	3	201	1.5%	55.6%	58.8%	57.6%
% of FP17s for the same patient ID Re-attending between 3 & 9 months - Adults	19	2,877	0.7%	48.7%	51.2%	50.1%
% of FP17s for Band 1 Urgent Courses	0	2,913	0.0%	8.6%	8.0%	9.1%
% of FP17s Relating to Free Repair or Replacements	0	2,913	0.0%	0.8%	0.8%	0.8%
% of FP17s Relating to Continuations	15	2,913	0.5%	1.1%	1.2%	1.2%
% of Patients satisfied with the dentistry they have received	4	4	N/A	93.9%	92.7%	92.8%
% of Patients satisfied with the time they had to wait for an appointment	3	4	N/A	90.6%	89.1%	88.7%

* This is based on patients treated on this contract for their most recent course of treatment. Figures in italics indicate the base number of FP17s or Patient Questionnaire responses are less than 100. N/A is shown where the base number of responses is less than 10 during the period. % is calculated as Quantity/Base number*100

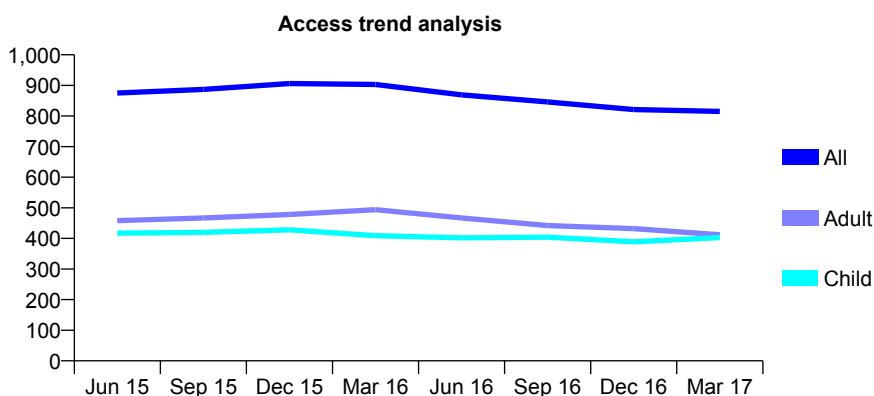
Q57 - Vital Signs At a Glance Contract Report for 185264/0001 - March 2017

Name or company name	Whitehouse Dental Practice
Contract type name	GDS Contract
Purpose of contract	General
Contract start date	17/10/2012
Contract end date	

16/17 Contracted general activity (UDA)	2,138
Carry forward general activity (UDA)	0
16/17 Contracted orthodontic activity (UOA)	0
Carry forward orthodontic activity (UOA)	0
Baseline contract value	£50,099.78

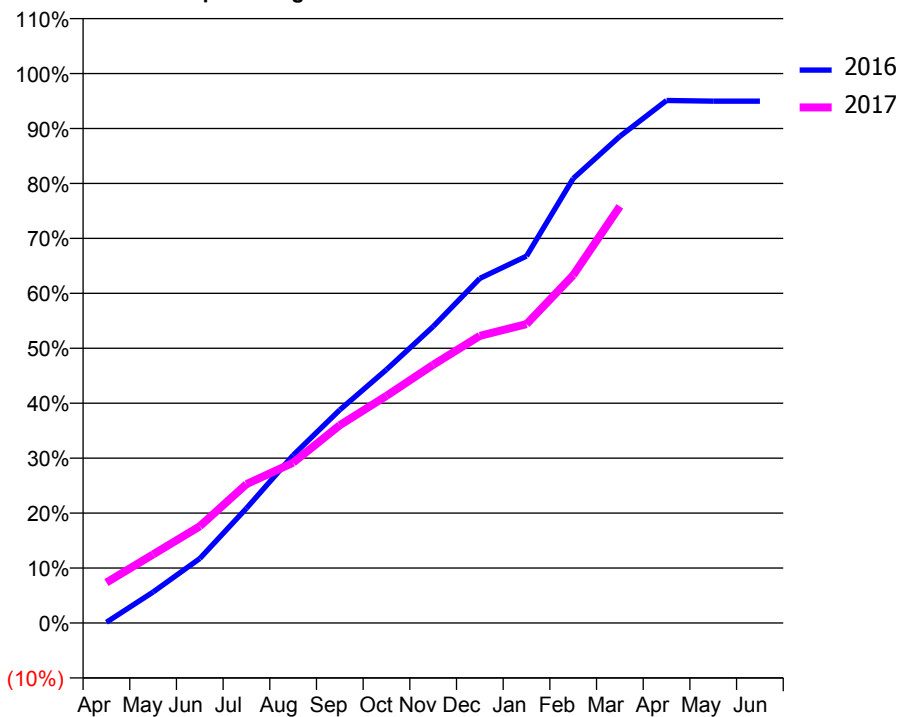
ACCESS*

Patients seen in 24 months	Total	Change since previous quarter
Quarter ending March 2016	903	
Quarter ending June 2016	869	↓
Quarter ending September 2016	846	↓
Quarter ending December 2016	821	↓
Quarter ending March 2017	815	→
Variance since March 2016	(9.7%)	↓



ACTIVITY

Cumulative percentage of contracted UDA delivered 2016 & 2017



Adjusted Scheduled Activity (UDA)

Month	2016	2017
April	3	158
May	121	267
June	251	377
July	447	540
August	653	624
September	829	770
October	986	884
November	1,154	1,005
December	1,341	1,117
January	1,428	1,163
February	1,730	1,354
March	1,894	1,621
April	2,033	
May	2,030	
June	2,030	

QUALITY

	Quantity	Base Number	Contract	AT	Region	England
% of FP17s for the same patient ID Re-attending within 3 months - Children	44	586	7.5%	10.6%	12.0%	12.3%
% of FP17s for the same patient ID Re-attending within 3 months - Adults	53	452	11.7%	15.3%	16.0%	16.7%
% of FP17s for the same patient ID Re-attending between 3 & 9 months - Children	339	586	57.8%	55.6%	58.8%	57.6%
% of FP17s for the same patient ID Re-attending between 3 & 9 months - Adults	278	452	61.5%	48.7%	51.2%	50.1%
% of FP17s for Band 1 Urgent Courses	76	979	7.8%	8.6%	8.0%	9.1%
% of FP17s Relating to Free Repair or Replacements	0	979	0.0%	0.8%	0.8%	0.8%
% of FP17s Relating to Continuations	1	979	0.1%	1.1%	1.2%	1.2%
% of Patients satisfied with the dentistry they have received	1	1	N/A	93.9%	92.7%	92.8%
% of Patients satisfied with the time they had to wait for an appointment	1	1	N/A	90.6%	89.1%	88.7%

* This is based on patients treated on this contract for their most recent course of treatment. Figures in italics indicate the base number of FP17s or Patient Questionnaire responses are less than 100. N/A is shown where the base number of responses is less than 10 during the period. % is calculated as Quantity/Base number*100

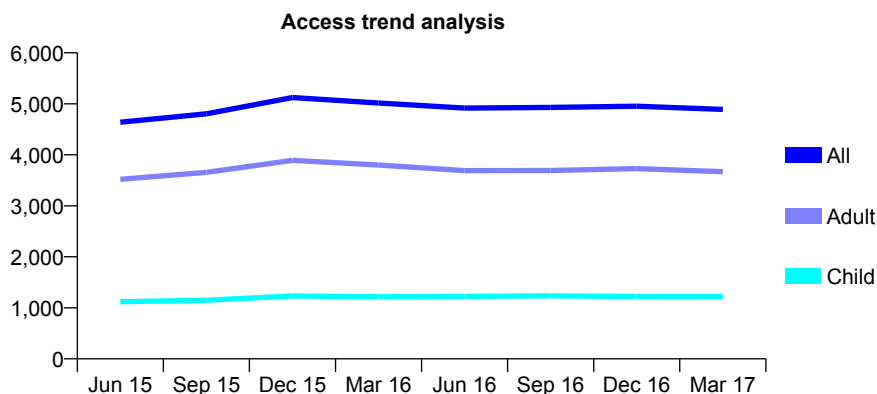
Q57 - Vital Signs At a Glance Contract Report for 187437/0001 - March 2017

Name or company name	Mr H Dhamu and Mr G V Mathew
Contract type name	GDS Contract
Purpose of contract	General
Contract start date	01/12/2013
Contract end date	

16/17 Contracted general activity (UDA)	12,000
Carry forward general activity (UDA)	-240
16/17 Contracted orthodontic activity (UOA)	0
Carry forward orthodontic activity (UOA)	0
Baseline contract value	£287,899.33

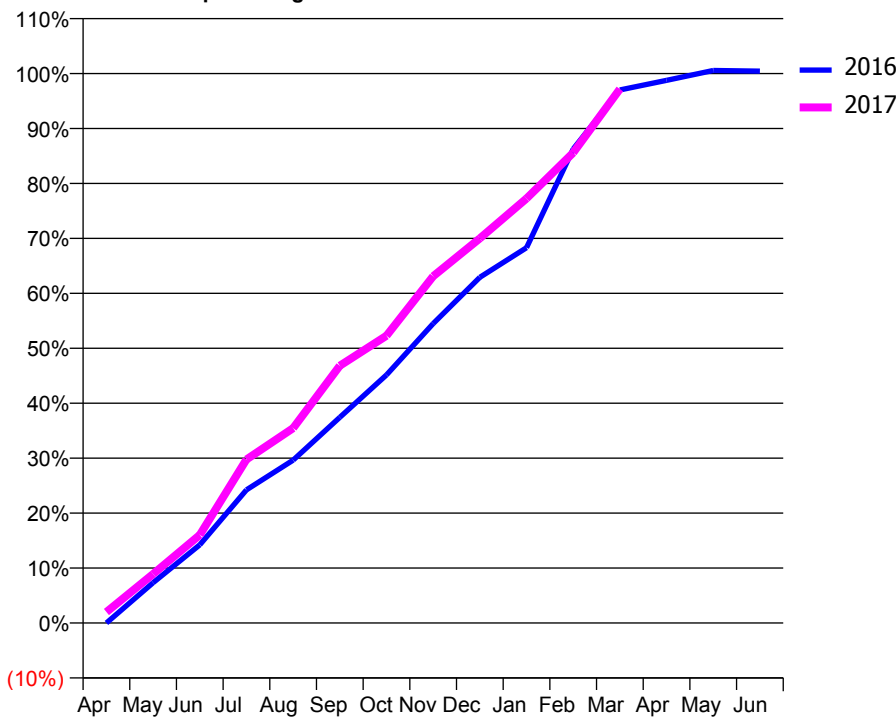
ACCESS*

Patients seen in 24 months	Total	Change since previous quarter
Quarter ending March 2016	5,016	
Quarter ending June 2016	4,917	↓
Quarter ending September 2016	4,930	→
Quarter ending December 2016	4,952	→
Quarter ending March 2017	4,890	↓
Variance since March 2016	(2.5%)	↓



ACTIVITY

Cumulative percentage of contracted UDA delivered 2016 & 2017



Month	Adjusted Scheduled Activity (UDA)	
	2016	2017
April	0	240
May	881	1,069
June	1,709	1,924
July	2,908	3,570
August	3,557	4,256
September	4,492	5,619
October	5,419	6,275
November	6,539	7,572
December	7,549	8,400
January	8,195	9,271
February	10,352	10,269
March	11,640	11,660
April	11,852	
May	12,066	
June	12,053	

QUALITY

	Quantity	Base Number	Contract	AT	Region	England
% of FP17s for the same patient ID Re-attending within 3 months - Children	105	1,597	6.6%	10.6%	12.0%	12.3%
% of FP17s for the same patient ID Re-attending within 3 months - Adults	692	4,099	16.9%	15.3%	16.0%	16.7%
% of FP17s for the same patient ID Re-attending between 3 & 9 months - Children	808	1,597	50.6%	55.6%	58.8%	57.6%
% of FP17s for the same patient ID Re-attending between 3 & 9 months - Adults	1,583	4,099	38.6%	48.7%	51.2%	50.1%
% of FP17s for Band 1 Urgent Courses	865	5,519	15.7%	8.6%	8.0%	9.1%
% of FP17s Relating to Free Repair or Replacements	33	5,519	0.6%	0.8%	0.8%	0.8%
% of FP17s Relating to Continuations	21	5,519	0.4%	1.1%	1.2%	1.2%
% of Patients satisfied with the dentistry they have received	11	13	84.6%	93.9%	92.7%	92.8%
% of Patients satisfied with the time they had to wait for an appointment	11	13	84.6%	90.6%	89.1%	88.7%

* This is based on patients treated on this contract for their most recent course of treatment. Figures in italics indicate the base number of FP17s or Patient Questionnaire responses are less than 100. N/A is shown where the base number of responses is less than 10 during the period. % is calculated as Quantity/Base number*100

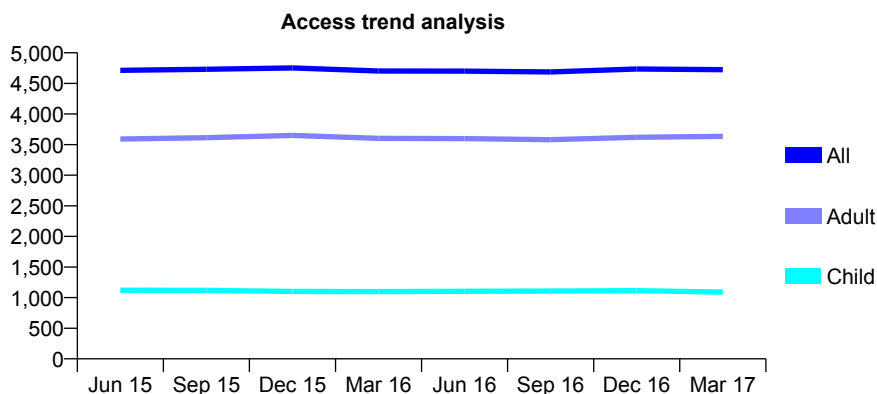
Q57 - Vital Signs At a Glance Contract Report for 187984/0001 - March 2017

Name or company name	Serenity Dental Surgery Partnership
Contract type name	GDS Contract
Purpose of contract	General
Contract start date	01/04/2009
Contract end date	

16/17 Contracted general activity (UDA)	14,354
Carry forward general activity (UDA)	-50
16/17 Contracted orthodontic activity (UOA)	0
Carry forward orthodontic activity (UOA)	0
Baseline contract value	£420,035.27

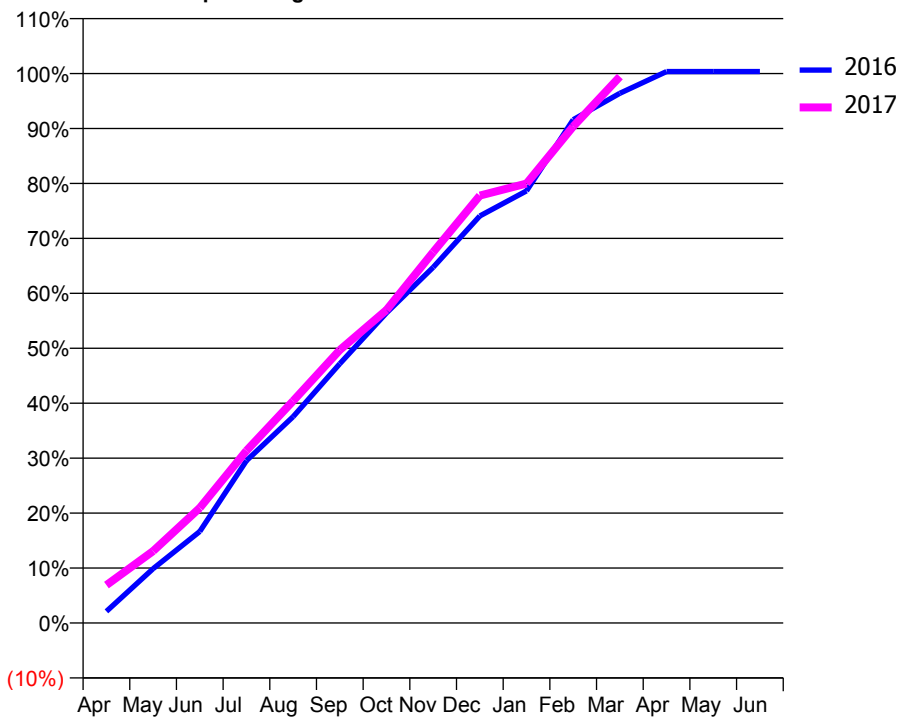
ACCESS*

Patients seen in 24 months	Total	Change since previous quarter
Quarter ending March 2016	4,702	
Quarter ending June 2016	4,701	→
Quarter ending September 2016	4,688	→
Quarter ending December 2016	4,735	→
Quarter ending March 2017	4,725	→
Variance since March 2016	0.5%	→



ACTIVITY

Cumulative percentage of contracted UDA delivered 2016 & 2017



QUALITY

	Quantity	Base Number	Contract	AT	Region	England
% of FP17s for the same patient ID Re-attending within 3 months - Children	128	1,840	7.0%	10.6%	12.0%	12.3%
% of FP17s for the same patient ID Re-attending within 3 months - Adults	1,279	6,233	20.5%	15.3%	16.0%	16.7%
% of FP17s for the same patient ID Re-attending between 3 & 9 months - Children	1,229	1,840	66.8%	55.6%	58.8%	57.6%
% of FP17s for the same patient ID Re-attending between 3 & 9 months - Adults	3,871	6,233	62.1%	48.7%	51.2%	50.1%
% of FP17s for Band 1 Urgent Courses	409	7,747	5.3%	8.6%	8.0%	9.1%
% of FP17s Relating to Free Repair or Replacements	103	7,747	1.3%	0.8%	0.8%	0.8%
% of FP17s Relating to Continuations	87	7,747	1.1%	1.1%	1.2%	1.2%
% of Patients satisfied with the dentistry they have received	25	30	83.3%	93.9%	92.7%	92.8%
% of Patients satisfied with the time they had to wait for an appointment	28	30	93.3%	90.6%	89.1%	88.7%

* This is based on patients treated on this contract for their most recent course of treatment. Figures in italics indicate the base number of FP17s or Patient Questionnaire responses are less than 100. N/A is shown where the base number of responses is less than 10 during the period. % is calculated as Quantity/Base number*100

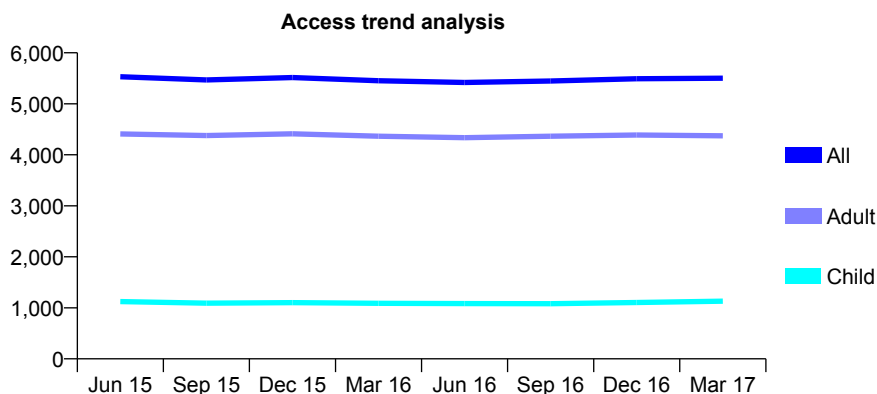
Q57 - Vital Signs At a Glance Contract Report for 188018/0001 - March 2017

Name or company name	Messrs. Lee & Perera
Contract type name	GDS Contract
Purpose of contract	General
Contract start date	01/04/2008
Contract end date	

16/17 Contracted general activity (UDA)	15,000
Carry forward general activity (UDA)	234
16/17 Contracted orthodontic activity (UOA)	0
Carry forward orthodontic activity (UOA)	0
Baseline contract value	£447,634.50

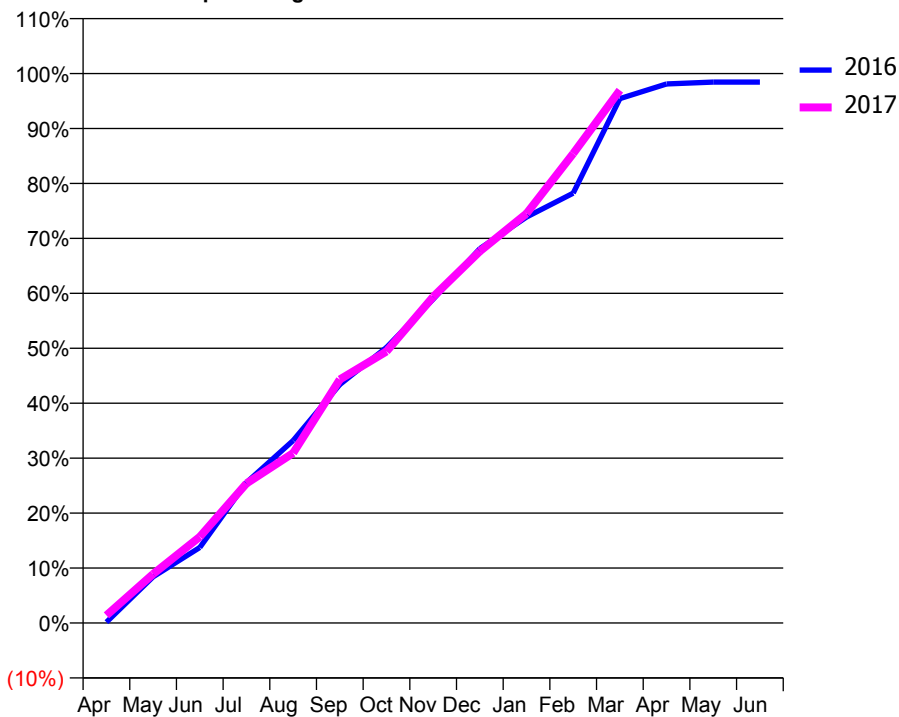
ACCESS*

Patients seen in 24 months	Total	Change since previous quarter
Quarter ending March 2016	5,453	
Quarter ending June 2016	5,418	→
Quarter ending September 2016	5,446	→
Quarter ending December 2016	5,492	→
Quarter ending March 2017	5,502	→
Variance since March 2016	0.9%	→



ACTIVITY

Cumulative percentage of contracted UDA delivered 2016 & 2017



Month	Adjusted Scheduled Activity (UDA)	
	2016	2017
April	24	209
May	1,262	1,338
June	2,062	2,354
July	3,835	3,808
August	4,982	4,639
September	6,512	6,647
October	7,522	7,413
November	8,840	8,905
December	10,221	10,146
January	11,082	11,176
February	11,734	12,813
March	14,314	14,543
April	14,714	
May	14,766	
June	14,766	

QUALITY

	Quantity	Base Number	Contract	AT	Region	England
% of FP17s for the same patient ID Re-attending within 3 months - Children	164	2,153	7.6%	10.6%	12.0%	12.3%
% of FP17s for the same patient ID Re-attending within 3 months - Adults	871	5,789	15.0%	15.3%	16.0%	16.7%
% of FP17s for the same patient ID Re-attending between 3 & 9 months - Children	1,322	2,153	61.4%	55.6%	58.8%	57.6%
% of FP17s for the same patient ID Re-attending between 3 & 9 months - Adults	2,662	5,789	46.0%	48.7%	51.2%	50.1%
% of FP17s for Band 1 Urgent Courses	830	7,681	10.8%	8.6%	8.0%	9.1%
% of FP17s Relating to Free Repair or Replacements	54	7,681	0.7%	0.8%	0.8%	0.8%
% of FP17s Relating to Continuations	126	7,681	1.6%	1.1%	1.2%	1.2%
% of Patients satisfied with the dentistry they have received	12	12	100.0%	93.9%	92.7%	92.8%
% of Patients satisfied with the time they had to wait for an appointment	11	12	91.7%	90.6%	89.1%	88.7%

* This is based on patients treated on this contract for their most recent course of treatment. Figures in italics indicate the base number of FP17s or Patient Questionnaire responses are less than 100. N/A is shown where the base number of responses is less than 10 during the period. % is calculated as Quantity/Base number*100

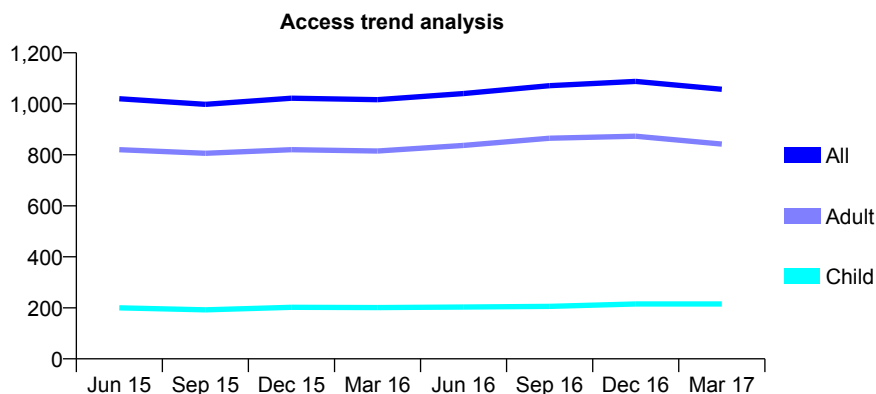
Q57 - Vital Signs At a Glance Contract Report for 188190/0001 - March 2017

Name or company name	J & S Essex
Contract type name	GDS Contract
Purpose of contract	General
Contract start date	01/11/2008
Contract end date	

16/17 Contracted general activity (UDA)	4,000
Carry forward general activity (UDA)	68
16/17 Contracted orthodontic activity (UOA)	0
Carry forward orthodontic activity (UOA)	0
Baseline contract value	£93,877.04

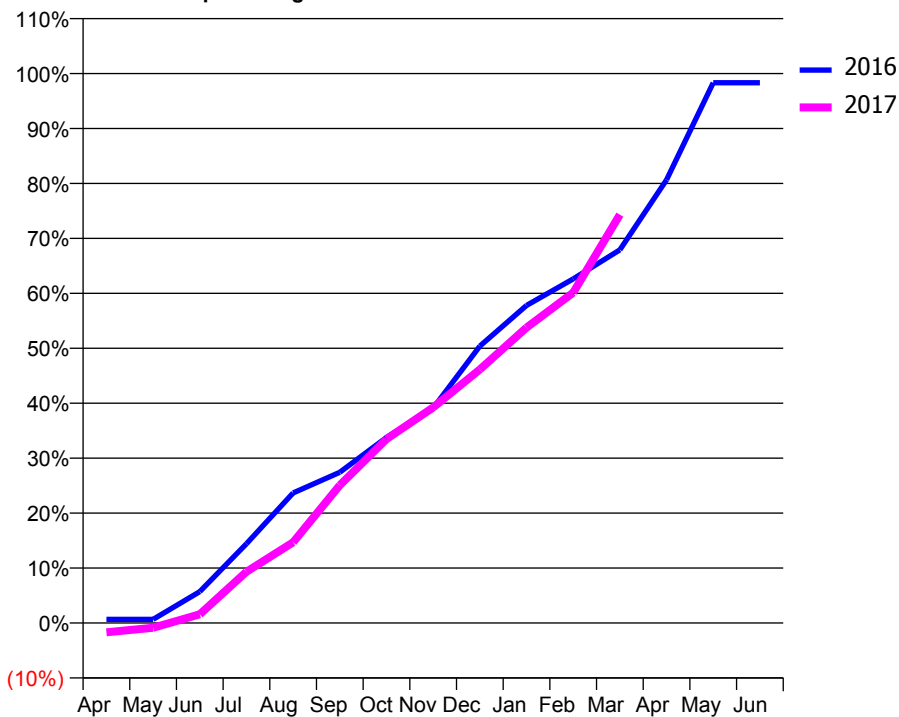
ACCESS*

Patients seen in 24 months	Total	Change since previous quarter
Quarter ending March 2016	1,016	
Quarter ending June 2016	1,040	↑
Quarter ending September 2016	1,071	↑
Quarter ending December 2016	1,088	→
Quarter ending March 2017	1,057	↓
Variance since March 2016	4.0%	↑



ACTIVITY

Cumulative percentage of contracted UDA delivered 2016 & 2017



Adjusted Scheduled Activity (UDA)

Month	2016	2017
April	27	-68
May	27	-36
June	229	64
July	577	373
August	947	588
September	1,098	1,004
October	1,350	1,339
November	1,564	1,569
December	2,015	1,846
January	2,311	2,151
February	2,505	2,405
March	2,716	2,972
April	3,226	
May	3,932	
June	3,932	

QUALITY

	Quantity	Base Number	Contract	AT	Region	England
% of FP17s for the same patient ID Re-attending within 3 months - Children	19	274	6.9%	10.6%	12.0%	12.3%
% of FP17s for the same patient ID Re-attending within 3 months - Adults	166	1,081	15.4%	15.3%	16.0%	16.7%
% of FP17s for the same patient ID Re-attending between 3 & 9 months - Children	95	274	34.7%	55.6%	58.8%	57.6%
% of FP17s for the same patient ID Re-attending between 3 & 9 months - Adults	451	1,081	41.7%	48.7%	51.2%	50.1%
% of FP17s for Band 1 Urgent Courses	72	1,012	7.1%	8.6%	8.0%	9.1%
% of FP17s Relating to Free Repair or Replacements	11	1,012	1.1%	0.8%	0.8%	0.8%
% of FP17s Relating to Continuations	4	1,012	0.4%	1.1%	1.2%	1.2%
% of Patients satisfied with the dentistry they have received	3	3	N/A	93.9%	92.7%	92.8%
% of Patients satisfied with the time they had to wait for an appointment	3	3	N/A	90.6%	89.1%	88.7%

* This is based on patients treated on this contract for their most recent course of treatment. Figures in italics indicate the base number of FP17s or Patient Questionnaire responses are less than 100. N/A is shown where the base number of responses is less than 10 during the period. % is calculated as Quantity/Base number*100

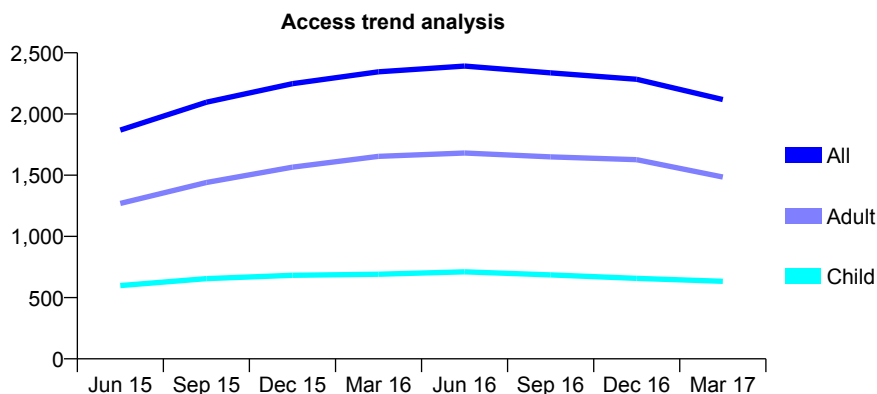
Q57 - Vital Signs At a Glance Contract Report for 188654/0001 - March 2017

Name or company name	Julie Sutton & James Nelson
Contract type name	GDS Contract
Purpose of contract	General
Contract start date	01/05/2014
Contract end date	

16/17 Contracted general activity (UDA)	6,031
Carry forward general activity (UDA)	-121
16/17 Contracted orthodontic activity (UOA)	0
Carry forward orthodontic activity (UOA)	0
Baseline contract value	£150,243.85

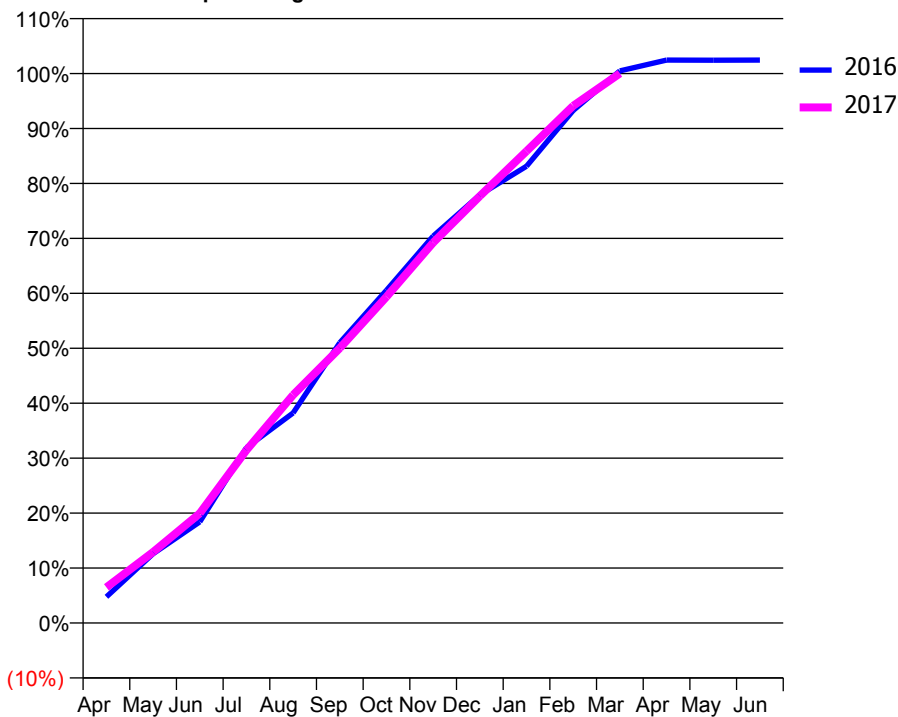
ACCESS*

Patients seen in 24 months	Total	Change since previous quarter
Quarter ending March 2016	2,345	
Quarter ending June 2016	2,392	↑
Quarter ending September 2016	2,336	↓
Quarter ending December 2016	2,284	↓
Quarter ending March 2017	2,118	↓
Variance since March 2016	(9.7%)	↓



ACTIVITY

Cumulative percentage of contracted UDA delivered 2016 & 2017



Month	Adjusted Scheduled Activity (UDA)	
	2016	2017
April	287	391
May	760	780
June	1,110	1,204
July	1,925	1,897
August	2,305	2,503
September	3,078	3,017
October	3,652	3,581
November	4,246	4,174
December	4,699	4,685
January	5,013	5,179
February	5,626	5,677
March	6,060	6,032
April	6,178	
May	6,177	
June	6,178	

QUALITY

	Quantity	Base Number	Contract	AT	Region	England
% of FP17s for the same patient ID Re-attending within 3 months - Children	57	933	6.1%	10.6%	12.0%	12.3%
% of FP17s for the same patient ID Re-attending within 3 months - Adults	241	1,908	12.6%	15.3%	16.0%	16.7%
% of FP17s for the same patient ID Re-attending between 3 & 9 months - Children	537	933	57.6%	55.6%	58.8%	57.6%
% of FP17s for the same patient ID Re-attending between 3 & 9 months - Adults	976	1,908	51.2%	48.7%	51.2%	50.1%
% of FP17s for Band 1 Urgent Courses	204	2,766	7.4%	8.6%	8.0%	9.1%
% of FP17s Relating to Free Repair or Replacements	11	2,766	0.4%	0.8%	0.8%	0.8%
% of FP17s Relating to Continuations	14	2,766	0.5%	1.1%	1.2%	1.2%
% of Patients satisfied with the dentistry they have received	6	6	N/A	93.9%	92.7%	92.8%
% of Patients satisfied with the time they had to wait for an appointment	5	6	N/A	90.6%	89.1%	88.7%

* This is based on patients treated on this contract for their most recent course of treatment. Figures in italics indicate the base number of FP17s or Patient Questionnaire responses are less than 100. N/A is shown where the base number of responses is less than 10 during the period. % is calculated as Quantity/Base number*100

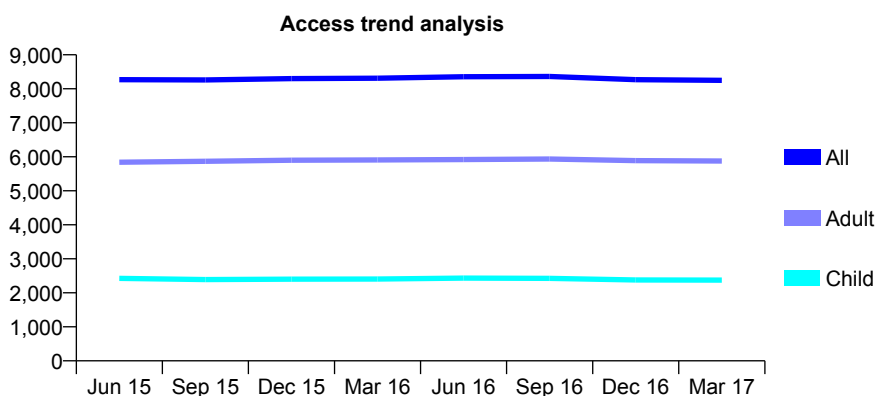
Q57 - Vital Signs At a Glance Contract Report for 191051/0001 - March 2017

Name or company name	Chelmer Village Associates Ltd
Contract type name	GDS Contract
Purpose of contract	General
Contract start date	01/04/2008
Contract end date	

16/17 Contracted general activity (UDA)	20,550
Carry forward general activity (UDA)	373
16/17 Contracted orthodontic activity (UOA)	0
Carry forward orthodontic activity (UOA)	0
Baseline contract value	£535,266.77

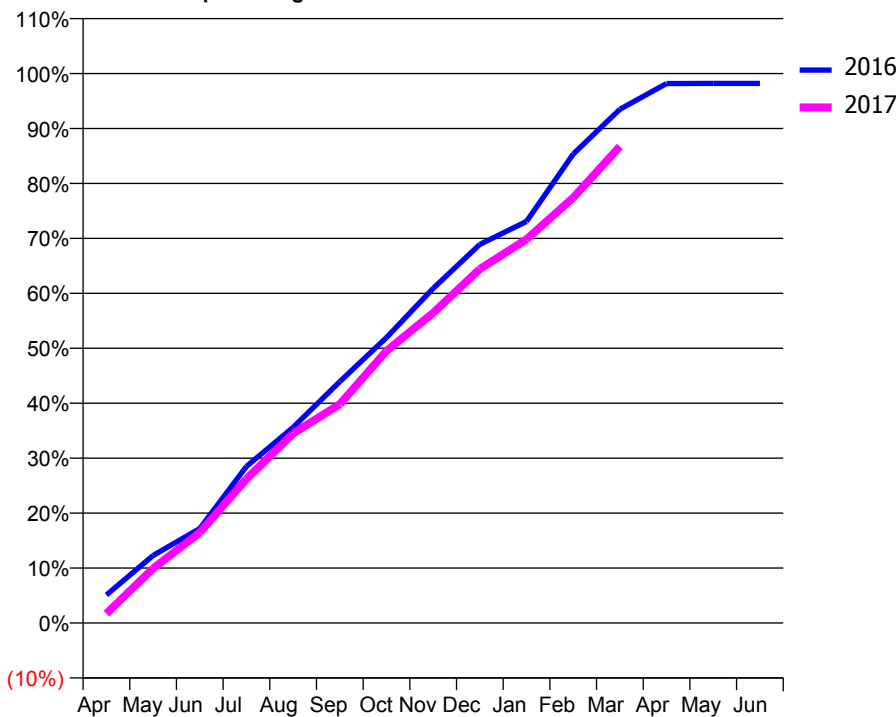
ACCESS*

Patients seen in 24 months	Total	Change since previous quarter
Quarter ending March 2016	8,312	
Quarter ending June 2016	8,356	→
Quarter ending September 2016	8,361	→
Quarter ending December 2016	8,269	↓
Quarter ending March 2017	8,249	→
Variance since March 2016	(0.8%)	→



ACTIVITY

Cumulative percentage of contracted UDA delivered 2016 & 2017



Month	Adjusted Scheduled Activity (UDA)	
	2016	2017
April	1,051	353
May	2,528	2,044
June	3,534	3,384
July	5,859	5,387
August	7,319	7,086
September	9,027	8,179
October	10,676	10,176
November	12,516	11,599
December	14,158	13,238
January	15,019	14,351
February	17,534	15,906
March	19,210	17,818
April	20,173	
May	20,177	
June	20,177	

QUALITY

	Quantity	Base Number	Contract	AT	Region	England
% of FP17s for the same patient ID Re-attending within 3 months - Children	331	2,935	11.3%	10.6%	12.0%	12.3%
% of FP17s for the same patient ID Re-attending within 3 months - Adults	995	6,129	16.2%	15.3%	16.0%	16.7%
% of FP17s for the same patient ID Re-attending between 3 & 9 months - Children	960	2,935	32.7%	55.6%	58.8%	57.6%
% of FP17s for the same patient ID Re-attending between 3 & 9 months - Adults	1,682	6,129	27.4%	48.7%	51.2%	50.1%
% of FP17s for Band 1 Urgent Courses	899	8,666	10.4%	8.6%	8.0%	9.1%
% of FP17s Relating to Free Repair or Replacements	110	8,666	1.3%	0.8%	0.8%	0.8%
% of FP17s Relating to Continuations	105	8,666	1.2%	1.1%	1.2%	1.2%
% of Patients satisfied with the dentistry they have received	10	10	100.0%	93.9%	92.7%	92.8%
% of Patients satisfied with the time they had to wait for an appointment	9	10	90.0%	90.6%	89.1%	88.7%

* This is based on patients treated on this contract for their most recent course of treatment. Figures in italics indicate the base number of FP17s or Patient Questionnaire responses are less than 100. N/A is shown where the base number of responses is less than 10 during the period. % is calculated as Quantity/Base number*100

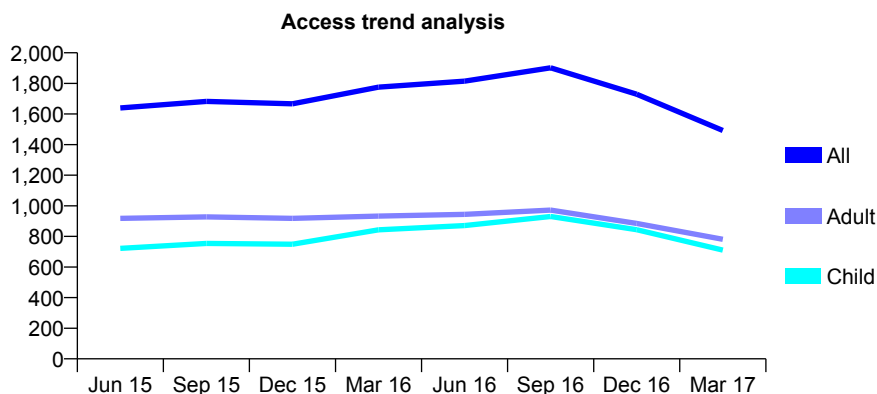
Q57 - Vital Signs At a Glance Contract Report for 191957/0002 - March 2017

Name or company name	South West Essex Primary Care Trust
Contract type name	PDS Contract
Purpose of contract	General
Contract start date	01/10/2006
Contract end date	30/09/2016

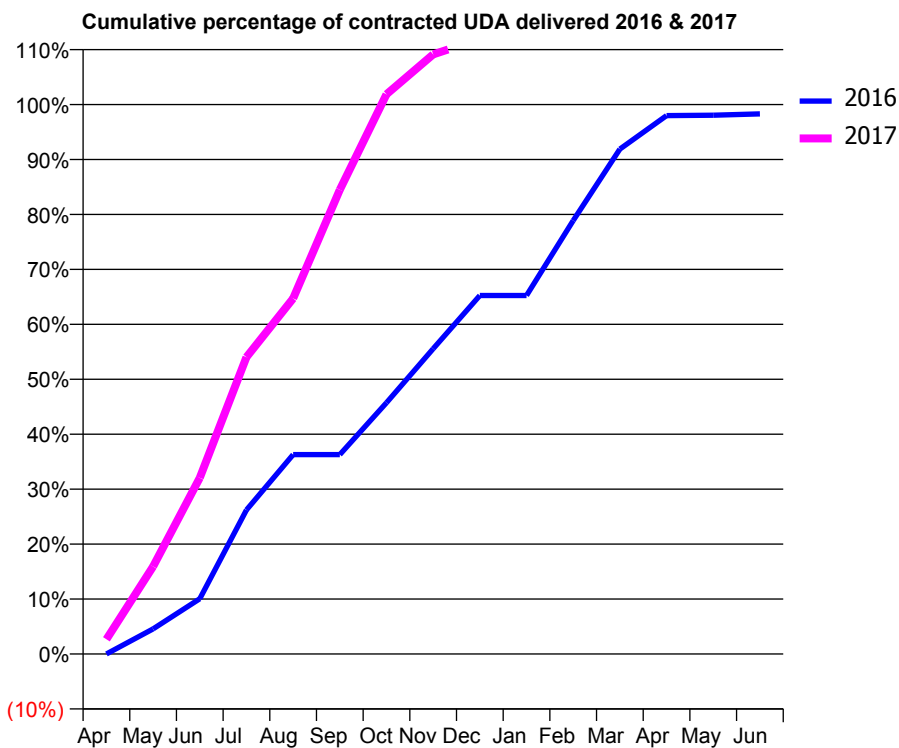
16/17 Contracted general activity (UDA)	2,012
Carry forward general activity (UDA)	0
16/17 Contracted orthodontic activity (UOA)	0
Carry forward orthodontic activity (UOA)	0
Baseline contract value	£0.00

ACCESS*

Patients seen in 24 months	Total	Change since previous quarter
Quarter ending March 2016	1,776	
Quarter ending June 2016	1,815	↑
Quarter ending September 2016	1,902	↑
Quarter ending December 2016	1,729	↓
Quarter ending March 2017	1,492	↓
Variance since March 2016	(16.0%)	↓



ACTIVITY



Month	Adjusted Scheduled Activity (UDA)	
	2016	2017
April	0	54
May	184	320
June	404	645
July	1,055	1,087
August	1,460	1,302
September	1,460	1,700
October	1,840	2,050
November	2,235	2,196
December	2,625	2,252
January	2,625	2,317
February	3,173	2,317
March	3,697	2,317
April	3,942	
May	3,945	
June	3,954	

QUALITY

	Quantity	Base Number	Contract	AT	Region	England
% of FP17s for the same patient ID Re-attending within 3 months - Children	32	777	4.1%	10.6%	12.0%	12.3%
% of FP17s for the same patient ID Re-attending within 3 months - Adults	42	502	8.4%	15.3%	16.0%	16.7%
% of FP17s for the same patient ID Re-attending between 3 & 9 months - Children	188	777	24.2%	55.6%	58.8%	57.6%
% of FP17s for the same patient ID Re-attending between 3 & 9 months - Adults	148	502	29.5%	48.7%	51.2%	50.1%
% of FP17s for Band 1 Urgent Courses	43	1,139	3.8%	8.6%	8.0%	9.1%
% of FP17s Relating to Free Repair or Replacements	1	1,139	0.1%	0.8%	0.8%	0.8%
% of FP17s Relating to Continuations	9	1,139	0.8%	1.1%	1.2%	1.2%
% of Patients satisfied with the dentistry they have received	1	1	N/A	93.9%	92.7%	92.8%
% of Patients satisfied with the time they had to wait for an appointment	1	1	N/A	90.6%	89.1%	88.7%

* This is based on patients treated on this contract for their most recent course of treatment. Figures in italics indicate the base number of FP17s or Patient Questionnaire responses are less than 100. N/A is shown where the base number of responses is less than 10 during the period. % is calculated as Quantity/Base number*100

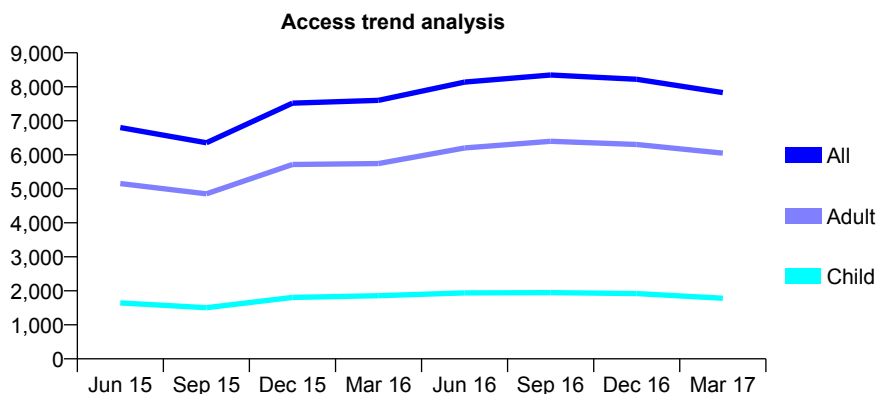
Q57 - Vital Signs At a Glance Contract Report for 195413/0001 - March 2017

Name or company name	Clacton Dental Care
Contract type name	GDS Contract
Purpose of contract	General
Contract start date	01/04/2010
Contract end date	

16/17 Contracted general activity (UDA)	25,126
Carry forward general activity (UDA)	-227
16/17 Contracted orthodontic activity (UOA)	0
Carry forward orthodontic activity (UOA)	0
Baseline contract value	£679,850.02

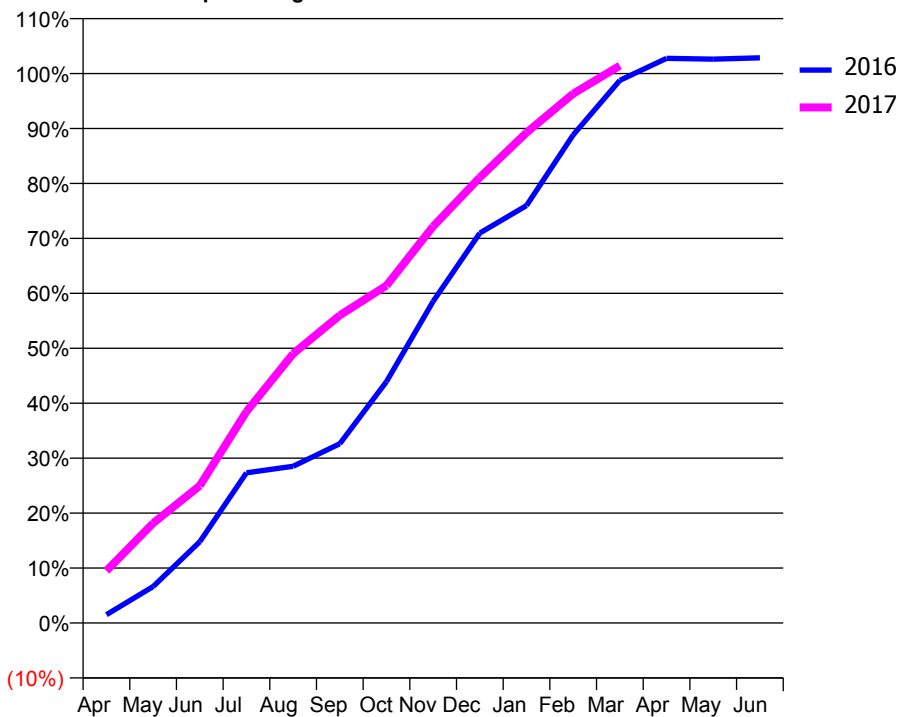
ACCESS*

Patients seen in 24 months	Total	Change since previous quarter
Quarter ending March 2016	7,601	
Quarter ending June 2016	8,140	↑
Quarter ending September 2016	8,347	↑
Quarter ending December 2016	8,220	↓
Quarter ending March 2017	7,831	↓
Variance since March 2016	3.0%	↑



ACTIVITY

Cumulative percentage of contracted UDA delivered 2016 & 2017



Month	Adjusted Scheduled Activity (UDA)	
	2016	2017
April	378	2,388
May	1,668	4,561
June	3,714	6,275
July	6,871	9,670
August	7,165	12,311
September	8,200	14,067
October	11,037	15,427
November	14,712	18,135
December	17,830	20,376
January	19,090	22,420
February	22,316	24,203
March	24,810	25,484
April	25,819	
May	25,782	
June	25,844	

QUALITY

	Quantity	Base Number	Contract	AT	Region	England
% of FP17s for the same patient ID Re-attending within 3 months - Children	192	2,632	7.3%	10.6%	12.0%	12.3%
% of FP17s for the same patient ID Re-attending within 3 months - Adults	1,147	8,215	14.0%	15.3%	16.0%	16.7%
% of FP17s for the same patient ID Re-attending between 3 & 9 months - Children	1,016	2,632	38.6%	55.6%	58.8%	57.6%
% of FP17s for the same patient ID Re-attending between 3 & 9 months - Adults	2,400	8,215	29.2%	48.7%	51.2%	50.1%
% of FP17s for Band 1 Urgent Courses	1,763	9,835	17.9%	8.6%	8.0%	9.1%
% of FP17s Relating to Free Repair or Replacements	45	9,835	0.5%	0.8%	0.8%	0.8%
% of FP17s Relating to Continuations	37	9,835	0.4%	1.1%	1.2%	1.2%
% of Patients satisfied with the dentistry they have received	24	28	85.7%	93.9%	92.7%	92.8%
% of Patients satisfied with the time they had to wait for an appointment	24	28	85.7%	90.6%	89.1%	88.7%

* This is based on patients treated on this contract for their most recent course of treatment. Figures in italics indicate the base number of FP17s or Patient Questionnaire responses are less than 100. N/A is shown where the base number of responses is less than 10 during the period. % is calculated as Quantity/Base number*100

Q57 - Vital Signs At a Glance Contract Report for 195413/0004 - March 2017

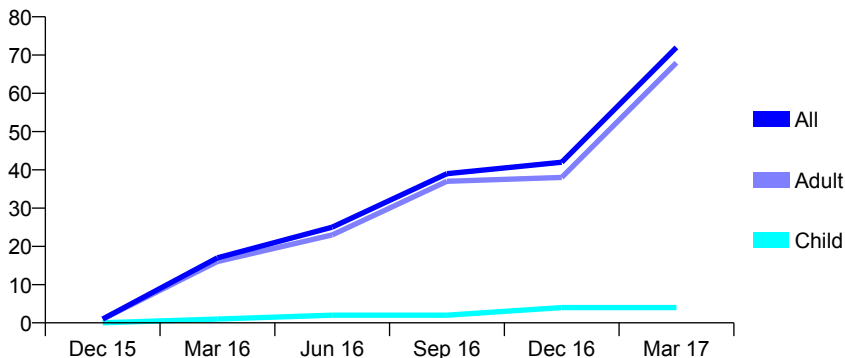
Name or company name	Clacton Dental Care
Contract type name	GDS Contract
Purpose of contract	General
Contract start date	01/04/2015
Contract end date	

16/17 Contracted general activity (UDA)	547
Carry forward general activity (UDA)	0
16/17 Contracted orthodontic activity (UOA)	0
Carry forward orthodontic activity (UOA)	0
Baseline contract value	£14,806.65

ACCESS*

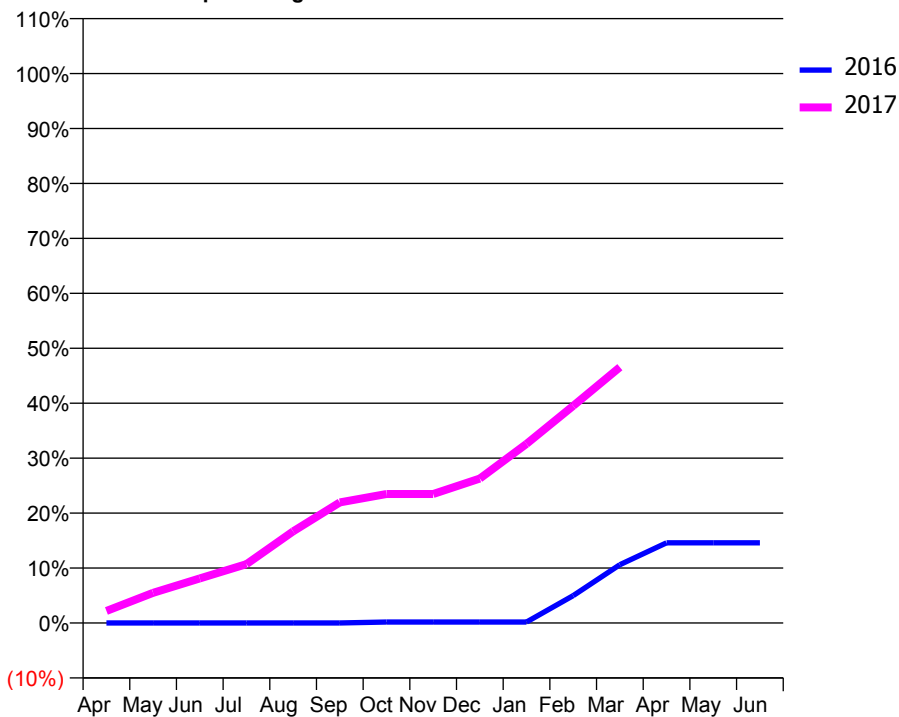
Patients seen in 24 months	Total	Change since previous quarter
Quarter ending March 2016	17	
Quarter ending June 2016	25	↑
Quarter ending September 2016	39	↑
Quarter ending December 2016	42	↑
Quarter ending March 2017	72	↑
Variance since March 2016	323.5%	↑

Access trend analysis



ACTIVITY

Cumulative percentage of contracted UDA delivered 2016 & 2017



Adjusted Scheduled Activity (UDA)

Month	2016	2017
April	0	12
May	0	30
June	0	44
July	0	59
August	0	91
September	0	120
October	1	128
November	1	128
December	1	144
January	1	178
February	29	216
March	61	255
April	84	
May	84	
June	84	

QUALITY

	Quantity	Base Number	Contract	AT	Region	England
% of FP17s for the same patient ID Re-attending within 3 months - Children	0	22	0.0%	10.6%	12.0%	12.3%
% of FP17s for the same patient ID Re-attending within 3 months - Adults	1	207	0.5%	15.3%	16.0%	16.7%
% of FP17s for the same patient ID Re-attending between 3 & 9 months - Children	0	22	0.0%	55.6%	58.8%	57.6%
% of FP17s for the same patient ID Re-attending between 3 & 9 months - Adults	0	207	0.0%	48.7%	51.2%	50.1%
% of FP17s for Band 1 Urgent Courses	203	210	96.7%	8.6%	8.0%	9.1%
% of FP17s Relating to Free Repair or Replacements	0	210	0.0%	0.8%	0.8%	0.8%
% of FP17s Relating to Continuations	0	210	0.0%	1.1%	1.2%	1.2%
% of Patients satisfied with the dentistry they have received	1	1	N/A	93.9%	92.7%	92.8%
% of Patients satisfied with the time they had to wait for an appointment	0	1	N/A	90.6%	89.1%	88.7%

* This is based on patients treated on this contract for their most recent course of treatment. Figures in italics indicate the base number of FP17s or Patient Questionnaire responses are less than 100. N/A is shown where the base number of responses is less than 10 during the period. % is calculated as Quantity/Base number*100

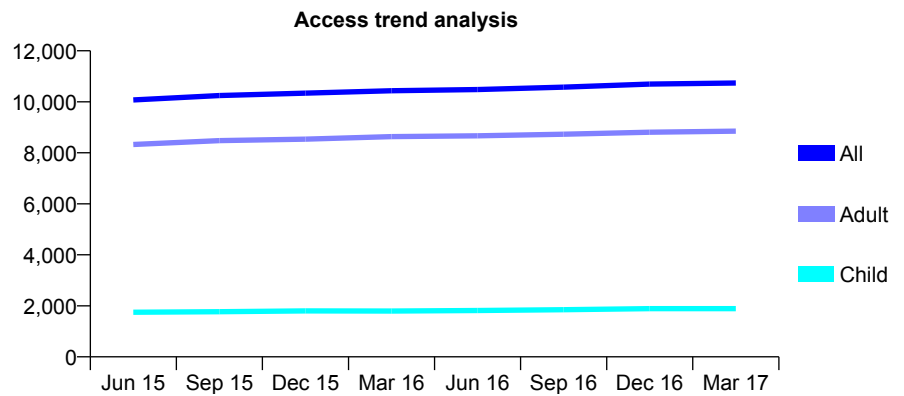
Q57 - Vital Signs At a Glance Contract Report for 195456/0001 - March 2017

Name or company name	M C Dentistry Ltd
Contract type name	GDS Contract
Purpose of contract	General
Contract start date	01/04/2011
Contract end date	

16/17 Contracted general activity (UDA)	33,500
Carry forward general activity (UDA)	0
16/17 Contracted orthodontic activity (UOA)	0
Carry forward orthodontic activity (UOA)	0
Baseline contract value	£845,821.04

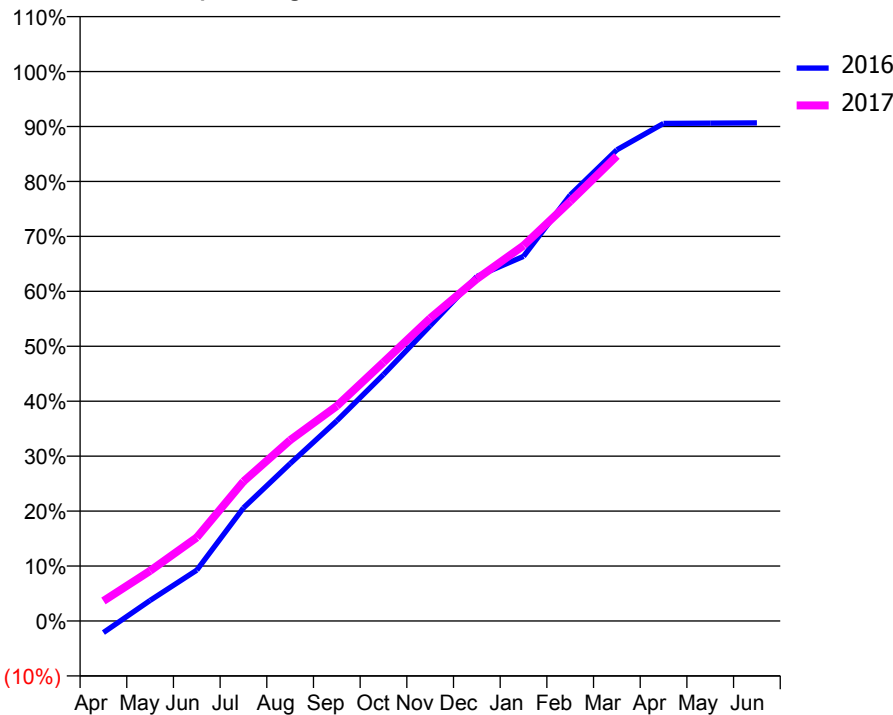
ACCESS*

Patients seen in 24 months	Total	Change since previous quarter
Quarter ending March 2016	10,434	
Quarter ending June 2016	10,483	→
Quarter ending September 2016	10,577	→
Quarter ending December 2016	10,697	→
Quarter ending March 2017	10,739	→
Variance since March 2016	2.9%	↑



ACTIVITY

Cumulative percentage of contracted UDA delivered 2016 & 2017



Month	Adjusted Scheduled Activity (UDA)	
	2016	2017
April	-708	1,224
May	1,253	3,063
June	3,104	5,092
July	6,896	8,508
August	9,597	11,028
September	12,205	13,108
October	15,030	15,773
November	18,004	18,461
December	21,001	20,857
January	22,231	22,885
February	25,973	25,583
March	28,726	28,355
April	30,339	
May	30,353	
June	30,368	

QUALITY

	Quantity	Base Number	Contract	AT	Region	England
% of FP17s for the same patient ID Re-attending within 3 months - Children	156	2,877	5.4%	10.6%	12.0%	12.3%
% of FP17s for the same patient ID Re-attending within 3 months - Adults	1,454	12,282	11.8%	15.3%	16.0%	16.7%
% of FP17s for the same patient ID Re-attending between 3 & 9 months - Children	1,738	2,877	60.4%	55.6%	58.8%	57.6%
% of FP17s for the same patient ID Re-attending between 3 & 9 months - Adults	7,078	12,282	57.6%	48.7%	51.2%	50.1%
% of FP17s for Band 1 Urgent Courses	1,242	14,424	8.6%	8.6%	8.0%	9.1%
% of FP17s Relating to Free Repair or Replacements	73	14,424	0.5%	0.8%	0.8%	0.8%
% of FP17s Relating to Continuations	172	14,424	1.2%	1.1%	1.2%	1.2%
% of Patients satisfied with the dentistry they have received	36	37	97.3%	93.9%	92.7%	92.8%
% of Patients satisfied with the time they had to wait for an appointment	33	37	89.2%	90.6%	89.1%	88.7%

* This is based on patients treated on this contract for their most recent course of treatment. Figures in italics indicate the base number of FP17s or Patient Questionnaire responses are less than 100. N/A is shown where the base number of responses is less than 10 during the period. % is calculated as Quantity/Base number*100

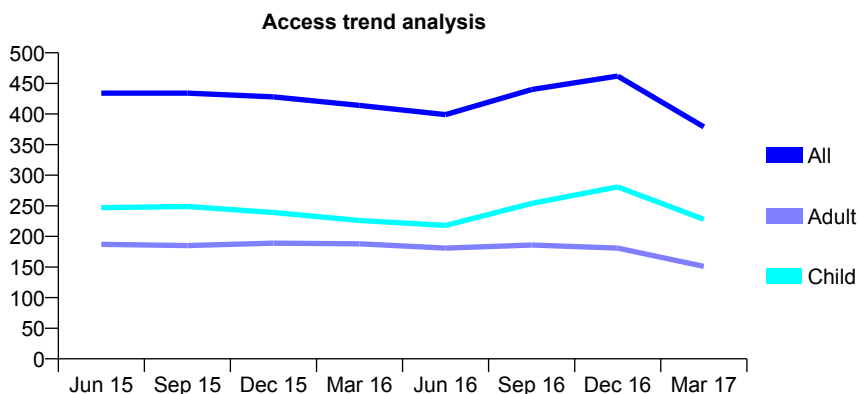
Q57 - Vital Signs At a Glance Contract Report for 195731/0001 - March 2017

Name or company name	David Dundas (Dental Surgeon) Ltd
Contract type name	GDS Contract
Purpose of contract	General
Contract start date	01/11/2010
Contract end date	

16/17 Contracted general activity (UDA)	950
Carry forward general activity (UDA)	0
16/17 Contracted orthodontic activity (UOA)	0
Carry forward orthodontic activity (UOA)	0
Baseline contract value	£21,241.06

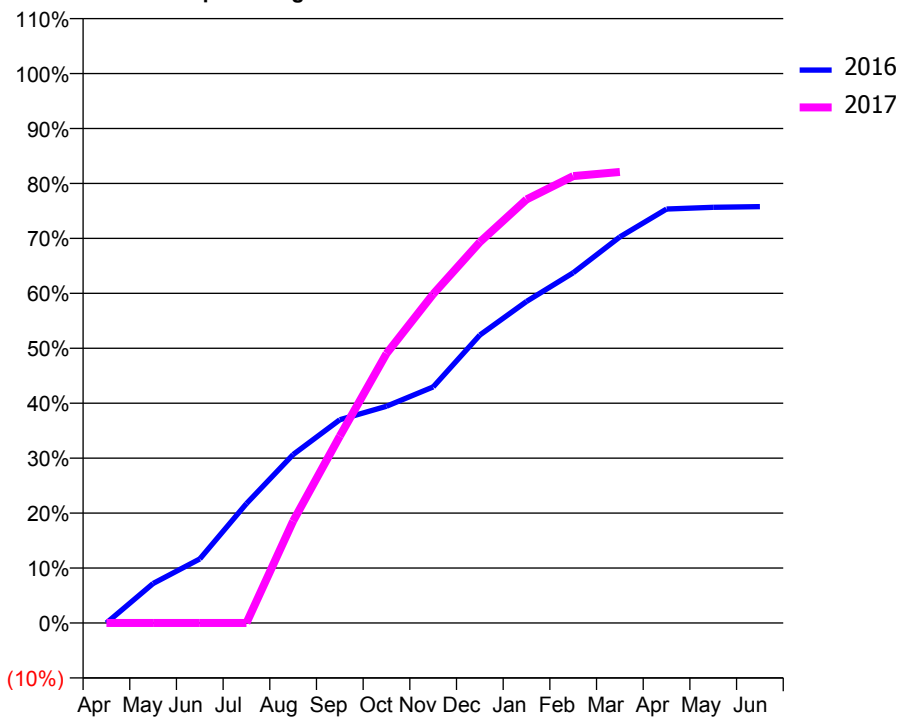
ACCESS*

Patients seen in 24 months	Total	Change since previous quarter
Quarter ending March 2016	414	
Quarter ending June 2016	399	↓
Quarter ending September 2016	440	↑
Quarter ending December 2016	462	↑
Quarter ending March 2017	379	↓
Variance since March 2016	(8.5%)	↓



ACTIVITY

Cumulative percentage of contracted UDA delivered 2016 & 2017



Month	Adjusted Scheduled Activity (UDA)	
	2016	2017
April	0	0
May	68	0
June	111	0
July	206	0
August	291	176
September	351	323
October	375	466
November	408	569
December	498	659
January	556	732
February	605	773
March	668	780
April	716	
May	719	
June	720	

QUALITY

	Quantity	Base Number	Contract	AT	Region	England
% of FP17s for the same patient ID Re-attending within 3 months - Children	16	360	4.4%	10.6%	12.0%	12.3%
% of FP17s for the same patient ID Re-attending within 3 months - Adults	16	170	9.4%	15.3%	16.0%	16.7%
% of FP17s for the same patient ID Re-attending between 3 & 9 months - Children	172	360	47.8%	55.6%	58.8%	57.6%
% of FP17s for the same patient ID Re-attending between 3 & 9 months - Adults	57	170	33.5%	48.7%	51.2%	50.1%
% of FP17s for Band 1 Urgent Courses	44	498	8.8%	8.6%	8.0%	9.1%
% of FP17s Relating to Free Repair or Replacements	1	498	0.2%	0.8%	0.8%	0.8%
% of FP17s Relating to Continuations	1	498	0.2%	1.1%	1.2%	1.2%
% of Patients satisfied with the dentistry they have received	1	1	N/A	93.9%	92.7%	92.8%
% of Patients satisfied with the time they had to wait for an appointment	1	1	N/A	90.6%	89.1%	88.7%

* This is based on patients treated on this contract for their most recent course of treatment. Figures in italics indicate the base number of FP17s or Patient Questionnaire responses are less than 100. N/A is shown where the base number of responses is less than 10 during the period. % is calculated as Quantity/Base number*100

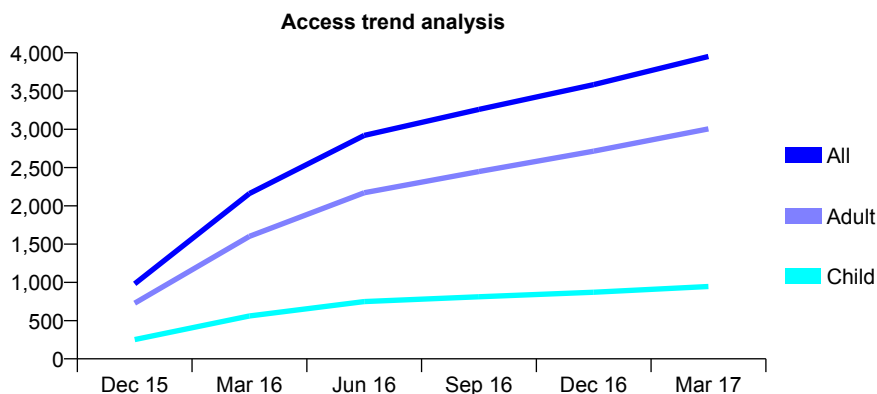
Q57 - Vital Signs At a Glance Contract Report for 198331/0001 - March 2017

Name or company name	Clear Springs Dental Practice
Contract type name	GDS Contract
Purpose of contract	General
Contract start date	16/10/2015
Contract end date	

16/17 Contracted general activity (UDA)	12,445
Carry forward general activity (UDA)	-249
16/17 Contracted orthodontic activity (UOA)	0
Carry forward orthodontic activity (UOA)	0
Baseline contract value	£294,988.06

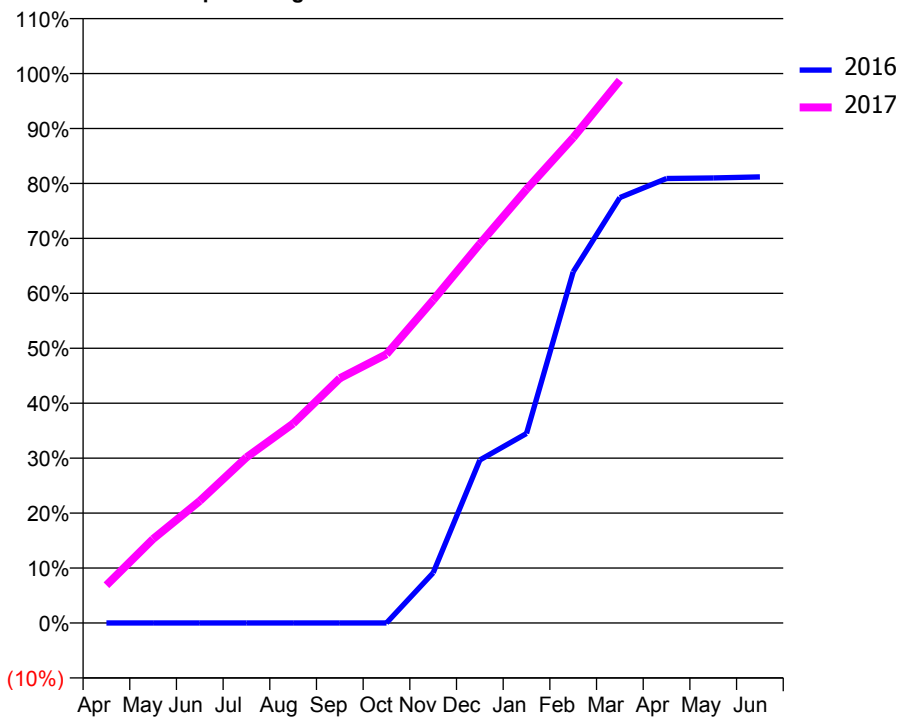
ACCESS*

Patients seen in 24 months	Total	Change since previous quarter
Quarter ending March 2016	2,160	
Quarter ending June 2016	2,920	↑
Quarter ending September 2016	3,260	↑
Quarter ending December 2016	3,584	↑
Quarter ending March 2017	3,952	↑
Variance since March 2016	83.0%	↑



ACTIVITY

Cumulative percentage of contracted UDA delivered 2016 & 2017



Adjusted Scheduled Activity (UDA)

Month	2016	2017
April	0	857
May	0	1,903
June	0	2,766
July	0	3,751
August	0	4,517
September	0	5,542
October	0	6,086
November	618	7,313
December	2,005	8,588
January	2,332	9,822
February	4,319	10,992
March	5,233	12,291
April	5,466	
May	5,474	
June	5,487	

QUALITY

	Quantity	Base Number	Contract	AT	Region	England
% of FP17s for the same patient ID Re-attending within 3 months - Children	146	1,367	10.7%	10.6%	12.0%	12.3%
% of FP17s for the same patient ID Re-attending within 3 months - Adults	819	4,543	18.0%	15.3%	16.0%	16.7%
% of FP17s for the same patient ID Re-attending between 3 & 9 months - Children	619	1,367	45.3%	55.6%	58.8%	57.6%
% of FP17s for the same patient ID Re-attending between 3 & 9 months - Adults	1,869	4,543	41.1%	48.7%	51.2%	50.1%
% of FP17s for Band 1 Urgent Courses	982	5,800	16.9%	8.6%	8.0%	9.1%
% of FP17s Relating to Free Repair or Replacements	22	5,800	0.4%	0.8%	0.8%	0.8%
% of FP17s Relating to Continuations	42	5,800	0.7%	1.1%	1.2%	1.2%
% of Patients satisfied with the dentistry they have received	5	5	N/A	93.9%	92.7%	92.8%
% of Patients satisfied with the time they had to wait for an appointment	5	5	N/A	90.6%	89.1%	88.7%

* This is based on patients treated on this contract for their most recent course of treatment. Figures in italics indicate the base number of FP17s or Patient Questionnaire responses are less than 100. N/A is shown where the base number of responses is less than 10 during the period. % is calculated as Quantity/Base number*100

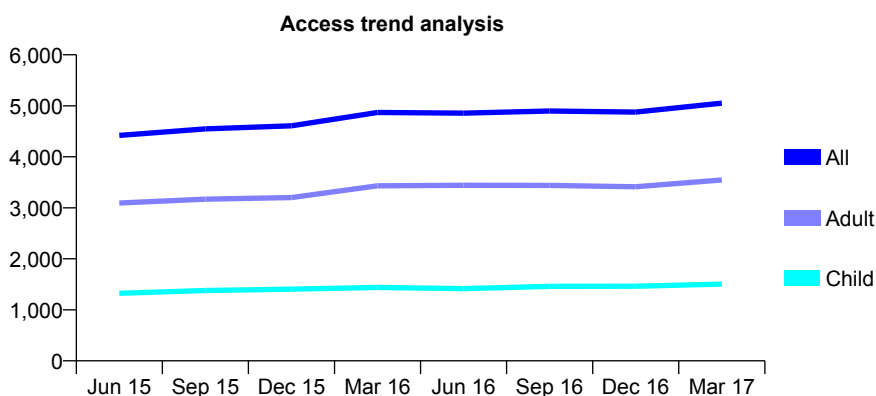
Q57 - Vital Signs At a Glance Contract Report for 198803/0001 - March 2017

Name or company name	Cobbins Brook Dental Practice
Contract type name	GDS Contract
Purpose of contract	General
Contract start date	01/09/2010
Contract end date	

16/17 Contracted general activity (UDA)	13,689
Carry forward general activity (UDA)	-256
16/17 Contracted orthodontic activity (UOA)	0
Carry forward orthodontic activity (UOA)	0
Baseline contract value	£361,977.41

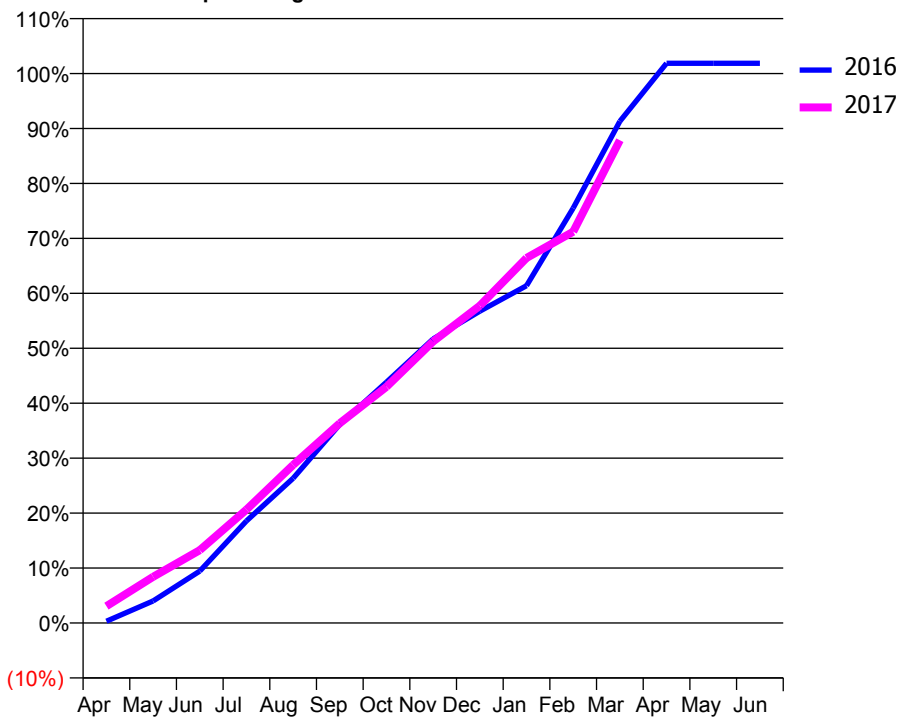
ACCESS*

Patients seen in 24 months	Total	Change since previous quarter
Quarter ending March 2016	4,869	
Quarter ending June 2016	4,857	→
Quarter ending September 2016	4,897	→
Quarter ending December 2016	4,876	→
Quarter ending March 2017	5,051	↑
Variance since March 2016	3.7%	↑



ACTIVITY

Cumulative percentage of contracted UDA delivered 2016 & 2017



Month	Adjusted Scheduled Activity (UDA)	
	2016	2017
April	45	422
May	548	1,151
June	1,295	1,816
July	2,543	2,826
August	3,606	3,939
September	4,949	4,978
October	6,001	5,885
November	7,077	7,014
December	7,768	7,903
January	8,403	9,092
February	10,337	9,749
March	12,498	12,028
April	13,945	
May	13,945	
June	13,945	

QUALITY

	Quantity	Base Number	Contract	AT	Region	England
% of FP17s for the same patient ID Re-attending within 3 months - Children	157	1,992	7.9%	10.6%	12.0%	12.3%
% of FP17s for the same patient ID Re-attending within 3 months - Adults	390	3,662	10.6%	15.3%	16.0%	16.7%
% of FP17s for the same patient ID Re-attending between 3 & 9 months - Children	989	1,992	49.6%	55.6%	58.8%	57.6%
% of FP17s for the same patient ID Re-attending between 3 & 9 months - Adults	1,466	3,662	40.0%	48.7%	51.2%	50.1%
% of FP17s for Band 1 Urgent Courses	311	4,668	6.7%	8.6%	8.0%	9.1%
% of FP17s Relating to Free Repair or Replacements	46	4,668	1.0%	0.8%	0.8%	0.8%
% of FP17s Relating to Continuations	25	4,668	0.5%	1.1%	1.2%	1.2%
% of Patients satisfied with the dentistry they have received	8	9	N/A	93.9%	92.7%	92.8%
% of Patients satisfied with the time they had to wait for an appointment	7	9	N/A	90.6%	89.1%	88.7%

* This is based on patients treated on this contract for their most recent course of treatment. Figures in italics indicate the base number of FP17s or Patient Questionnaire responses are less than 100. N/A is shown where the base number of responses is less than 10 during the period. % is calculated as Quantity/Base number*100

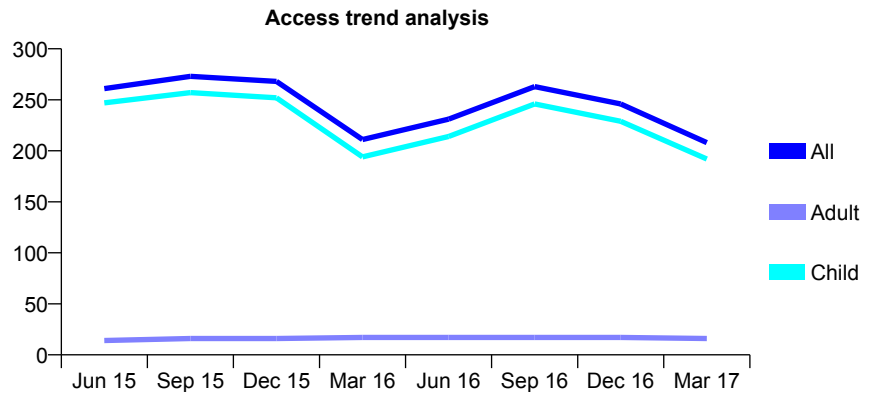
Q57 - Vital Signs At a Glance Contract Report for 199036/0001 - March 2017

Name or company name	North Hill Surgery Ltd
Contract type name	GDS Contract
Purpose of contract	General
Contract start date	01/05/2010
Contract end date	

16/17 Contracted general activity (UDA)	359
Carry forward general activity (UDA)	-76
16/17 Contracted orthodontic activity (UOA)	0
Carry forward orthodontic activity (UOA)	0
Baseline contract value	£11,955.46

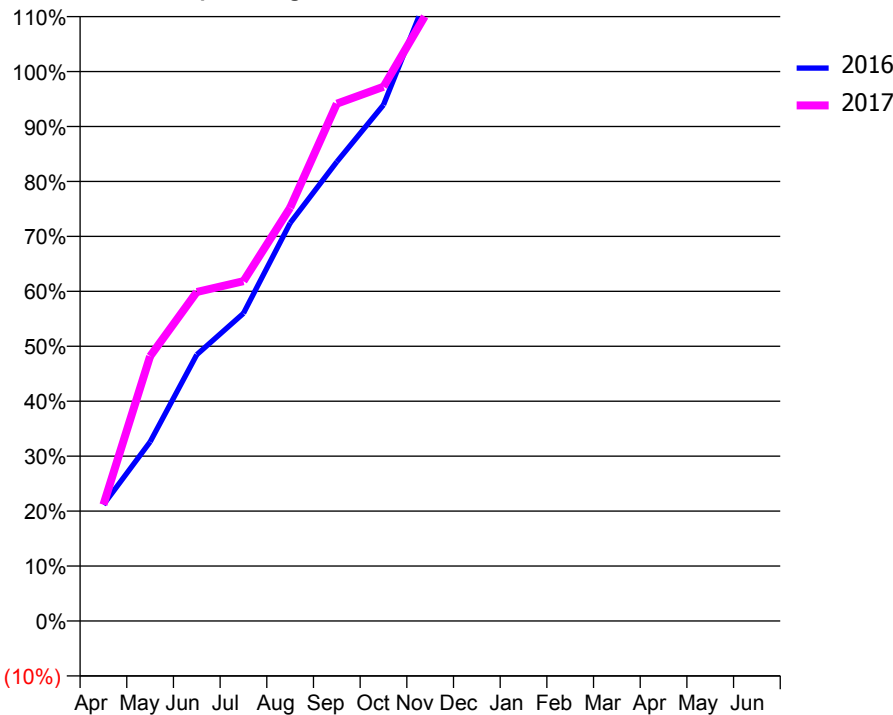
ACCESS*

Patients seen in 24 months	Total	Change since previous quarter
Quarter ending March 2016	211	
Quarter ending June 2016	231	↑
Quarter ending September 2016	263	↑
Quarter ending December 2016	246	↓
Quarter ending March 2017	208	↓
Variance since March 2016	(1.4%)	↓



ACTIVITY

Cumulative percentage of contracted UDA delivered 2016 & 2017



Month	Adjusted Scheduled Activity (UDA)	
	2016	2017
April	76	76
May	117	173
June	174	215
July	201	222
August	260	270
September	300	338
October	337	349
November	413	401
December	414	415
January	414	415
February	434	435
March	503	436
April	503	
May	503	
June	503	

QUALITY

	Quantity	Base Number	Contract	AT	Region	England
% of FP17s for the same patient ID Re-attending within 3 months - Children	1	244	0.4%	10.6%	12.0%	12.3%
% of FP17s for the same patient ID Re-attending within 3 months - Adults	0	5	0.0%	15.3%	16.0%	16.7%
% of FP17s for the same patient ID Re-attending between 3 & 9 months - Children	76	244	31.1%	55.6%	58.8%	57.6%
% of FP17s for the same patient ID Re-attending between 3 & 9 months - Adults	2	5	40.0%	48.7%	51.2%	50.1%
% of FP17s for Band 1 Urgent Courses	0	249	0.0%	8.6%	8.0%	9.1%
% of FP17s Relating to Free Repair or Replacements	0	249	0.0%	0.8%	0.8%	0.8%
% of FP17s Relating to Continuations	0	249	0.0%	1.1%	1.2%	1.2%
% of Patients satisfied with the dentistry they have received	0	0	N/A	93.9%	92.7%	92.8%
% of Patients satisfied with the time they had to wait for an appointment	0	0	N/A	90.6%	89.1%	88.7%

* This is based on patients treated on this contract for their most recent course of treatment. Figures in italics indicate the base number of FP17s or Patient Questionnaire responses are less than 100. N/A is shown where the base number of responses is less than 10 during the period. % is calculated as Quantity/Base number*100

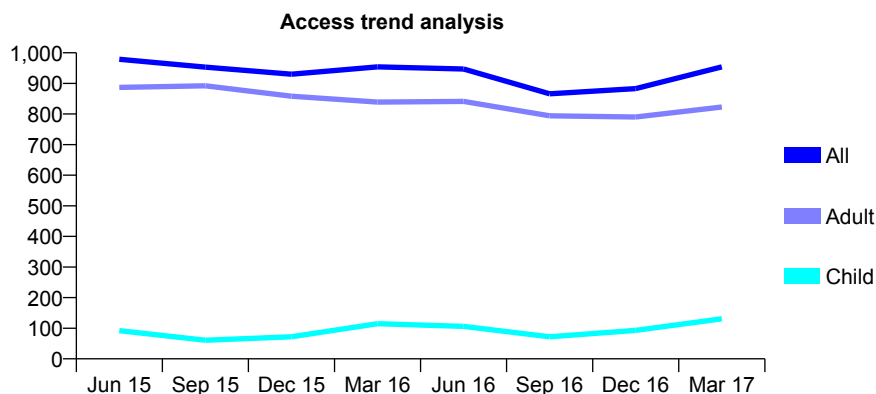
Q57 - Vital Signs At a Glance Contract Report for 199036/0002 - March 2017

Name or company name	North Hill Surgery Ltd
Contract type name	GDS Contract
Purpose of contract	General
Contract start date	01/05/2010
Contract end date	

16/17 Contracted general activity (UDA)	2,500
Carry forward general activity (UDA)	0
16/17 Contracted orthodontic activity (UOA)	0
Carry forward orthodontic activity (UOA)	0
Baseline contract value	£57,775.34

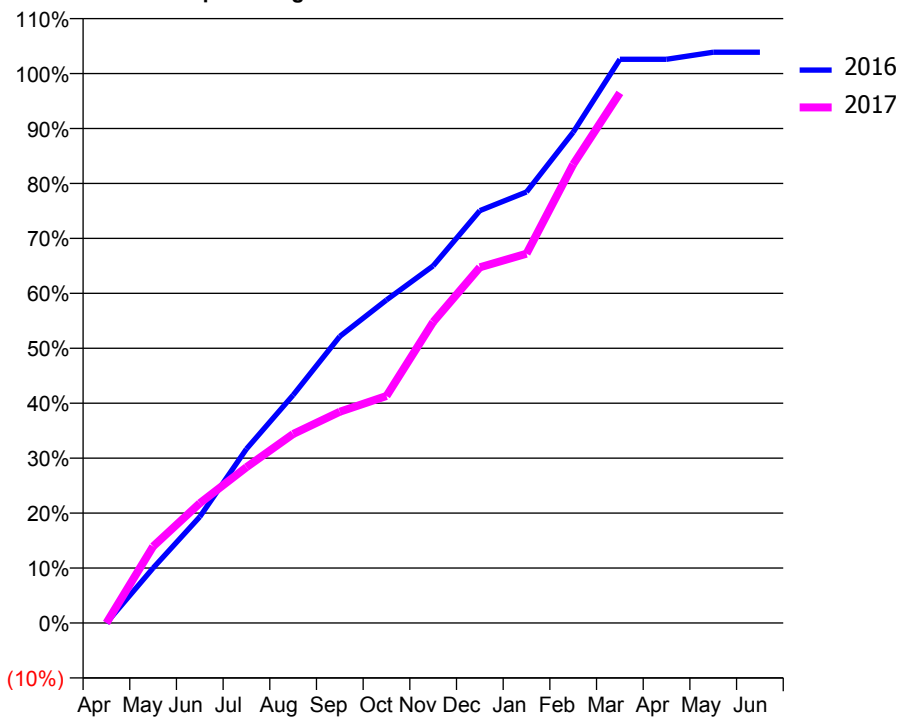
ACCESS*

Patients seen in 24 months	Total	Change since previous quarter
Quarter ending March 2016	954	
Quarter ending June 2016	947	→
Quarter ending September 2016	866	↓
Quarter ending December 2016	883	→
Quarter ending March 2017	954	↑
Variance since March 2016	0.0%	→



ACTIVITY

Cumulative percentage of contracted UDA delivered 2016 & 2017



Month	Adjusted Scheduled Activity (UDA)	
	2016	2017
April	0	0
May	250	348
June	483	545
July	792	709
August	1,037	860
September	1,304	961
October	1,470	1,033
November	1,625	1,370
December	1,876	1,618
January	1,961	1,680
February	2,233	2,087
March	2,565	2,412
April	2,565	
May	2,597	
June	2,597	

QUALITY

	Quantity	Base Number	Contract	AT	Region	England
% of FP17s for the same patient ID Re-attending within 3 months - Children	3	124	2.4%	10.6%	12.0%	12.3%
% of FP17s for the same patient ID Re-attending within 3 months - Adults	71	690	10.3%	15.3%	16.0%	16.7%
% of FP17s for the same patient ID Re-attending between 3 & 9 months - Children	6	124	4.8%	55.6%	58.8%	57.6%
% of FP17s for the same patient ID Re-attending between 3 & 9 months - Adults	200	690	29.0%	48.7%	51.2%	50.1%
% of FP17s for Band 1 Urgent Courses	60	808	7.4%	8.6%	8.0%	9.1%
% of FP17s Relating to Free Repair or Replacements	10	808	1.2%	0.8%	0.8%	0.8%
% of FP17s Relating to Continuations	20	808	2.5%	1.1%	1.2%	1.2%
% of Patients satisfied with the dentistry they have received	4	4	N/A	93.9%	92.7%	92.8%
% of Patients satisfied with the time they had to wait for an appointment	4	4	N/A	90.6%	89.1%	88.7%

* This is based on patients treated on this contract for their most recent course of treatment. Figures in italics indicate the base number of FP17s or Patient Questionnaire responses are less than 100. N/A is shown where the base number of responses is less than 10 during the period. % is calculated as Quantity/Base number*100

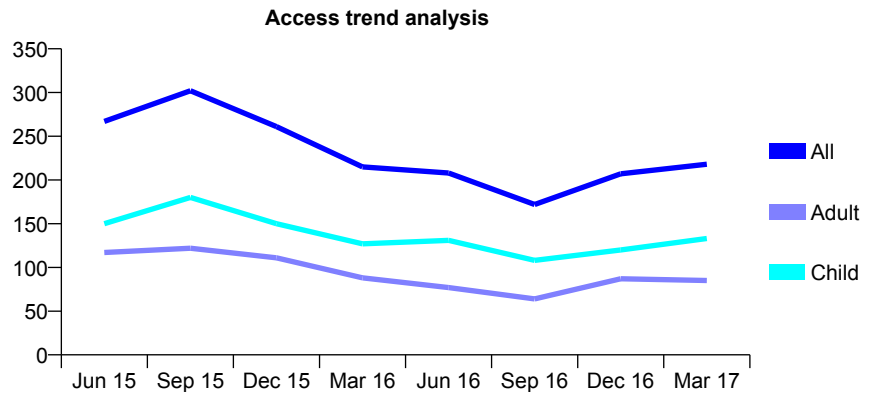
Q57 - Vital Signs At a Glance Contract Report for 199036/0003 - March 2017

Name or company name	North Hill Surgery Ltd
Contract type name	GDS Contract
Purpose of contract	General
Contract start date	01/05/2010
Contract end date	

16/17 Contracted general activity (UDA)	438
Carry forward general activity (UDA)	0
16/17 Contracted orthodontic activity (UOA)	0
Carry forward orthodontic activity (UOA)	0
Baseline contract value	£20,065.76

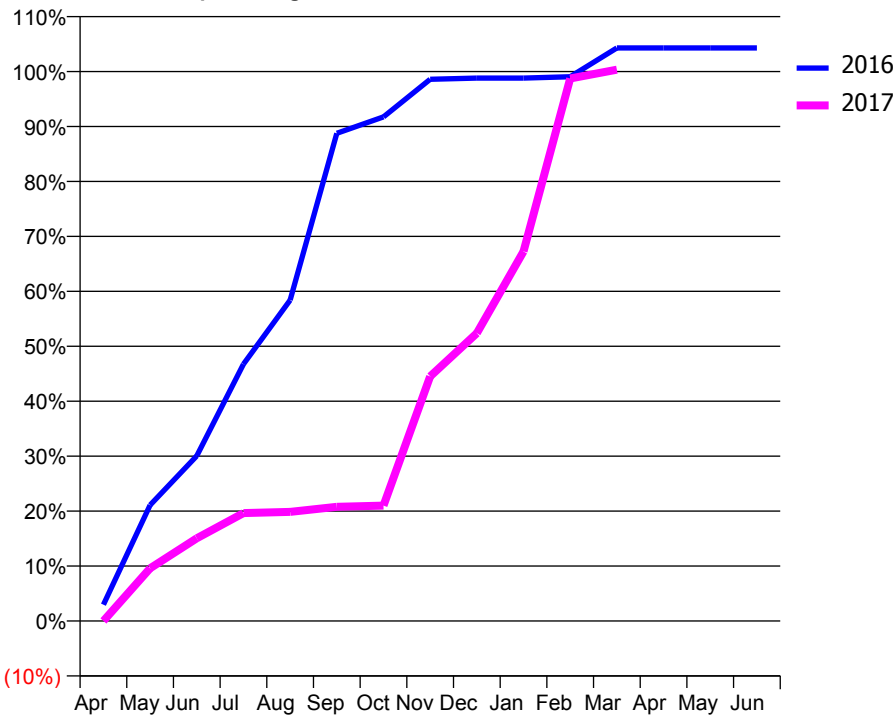
ACCESS*

Patients seen in 24 months	Total	Change since previous quarter
Quarter ending March 2016	215	
Quarter ending June 2016	208	↓
Quarter ending September 2016	172	↓
Quarter ending December 2016	207	↑
Quarter ending March 2017	218	↑
Variance since March 2016	1.4%	→



ACTIVITY

Cumulative percentage of contracted UDA delivered 2016 & 2017



Month	Adjusted Scheduled Activity (UDA)	
	2016	2017
April	13	0
May	92	42
June	132	66
July	205	86
August	256	87
September	389	91
October	402	92
November	432	195
December	433	229
January	433	295
February	434	432
March	457	439
April	457	
May	457	
June	457	

QUALITY

	Quantity	Base Number	Contract	AT	Region	England
% of FP17s for the same patient ID Re-attending within 3 months - Children	6	168	3.6%	10.6%	12.0%	12.3%
% of FP17s for the same patient ID Re-attending within 3 months - Adults	6	60	10.0%	15.3%	16.0%	16.7%
% of FP17s for the same patient ID Re-attending between 3 & 9 months - Children	54	168	32.1%	55.6%	58.8%	57.6%
% of FP17s for the same patient ID Re-attending between 3 & 9 months - Adults	1	60	1.7%	48.7%	51.2%	50.1%
% of FP17s for Band 1 Urgent Courses	7	228	3.1%	8.6%	8.0%	9.1%
% of FP17s Relating to Free Repair or Replacements	0	228	0.0%	0.8%	0.8%	0.8%
% of FP17s Relating to Continuations	3	228	1.3%	1.1%	1.2%	1.2%
% of Patients satisfied with the dentistry they have received	0	0	N/A	93.9%	92.7%	92.8%
% of Patients satisfied with the time they had to wait for an appointment	0	0	N/A	90.6%	89.1%	88.7%

* This is based on patients treated on this contract for their most recent course of treatment. Figures in italics indicate the base number of FP17s or Patient Questionnaire responses are less than 100. N/A is shown where the base number of responses is less than 10 during the period. % is calculated as Quantity/Base number*100

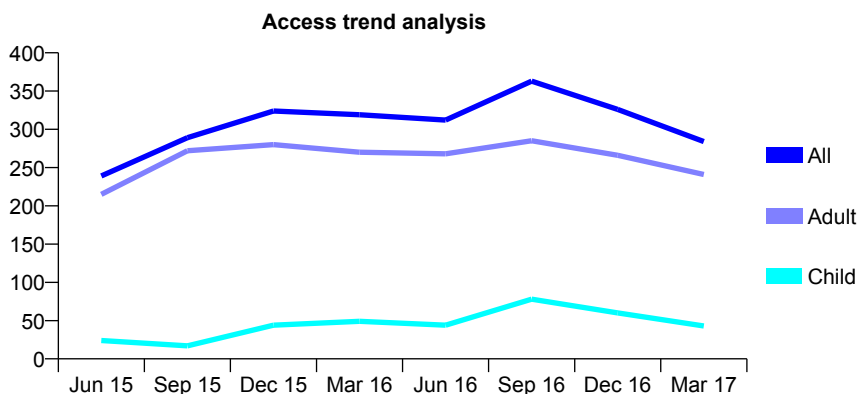
Q57 - Vital Signs At a Glance Contract Report for 199036/0004 - March 2017

Name or company name	North Hill Surgery Ltd
Contract type name	GDS Contract
Purpose of contract	General
Contract start date	01/05/2010
Contract end date	

16/17 Contracted general activity (UDA)	500
Carry forward general activity (UDA)	0
16/17 Contracted orthodontic activity (UOA)	0
Carry forward orthodontic activity (UOA)	0
Baseline contract value	£11,497.19

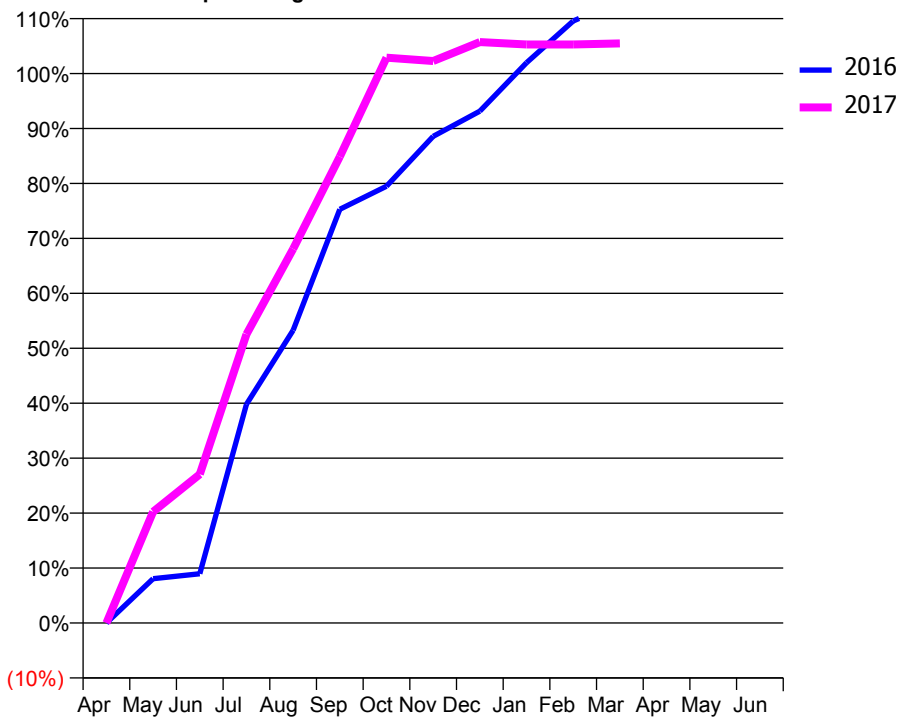
ACCESS*

Patients seen in 24 months	Total	Change since previous quarter
Quarter ending March 2016	319	
Quarter ending June 2016	312	↓
Quarter ending September 2016	363	↑
Quarter ending December 2016	326	↓
Quarter ending March 2017	284	↓
Variance since March 2016	(11.0%)	↓



ACTIVITY

Cumulative percentage of contracted UDA delivered 2016 & 2017



Month	Adjusted Scheduled Activity (UDA)	
	2016	2017
April	0	0
May	40	101
June	45	135
July	199	263
August	266	340
September	376	424
October	397	514
November	443	511
December	466	529
January	510	526
February	548	526
March	566	527
April	566	
May	566	
June	566	

QUALITY

	Quantity	Base Number	Contract	AT	Region	England
% of FP17s for the same patient ID Re-attending within 3 months - Children	0	77	0.0%	10.6%	12.0%	12.3%
% of FP17s for the same patient ID Re-attending within 3 months - Adults	16	140	11.4%	15.3%	16.0%	16.7%
% of FP17s for the same patient ID Re-attending between 3 & 9 months - Children	16	77	20.8%	55.6%	58.8%	57.6%
% of FP17s for the same patient ID Re-attending between 3 & 9 months - Adults	23	140	16.4%	48.7%	51.2%	50.1%
% of FP17s for Band 1 Urgent Courses	7	217	3.2%	8.6%	8.0%	9.1%
% of FP17s Relating to Free Repair or Replacements	0	217	0.0%	0.8%	0.8%	0.8%
% of FP17s Relating to Continuations	7	217	3.2%	1.1%	1.2%	1.2%
% of Patients satisfied with the dentistry they have received	0	0	N/A	93.9%	92.7%	92.8%
% of Patients satisfied with the time they had to wait for an appointment	0	0	N/A	90.6%	89.1%	88.7%

* This is based on patients treated on this contract for their most recent course of treatment. Figures in italics indicate the base number of FP17s or Patient Questionnaire responses are less than 100. N/A is shown where the base number of responses is less than 10 during the period. % is calculated as Quantity/Base number*100

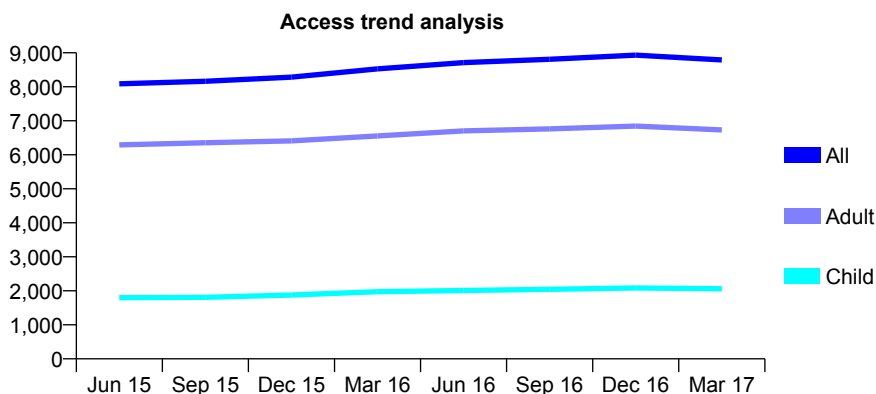
Q57 - Vital Signs At a Glance Contract Report for 199559/0002 - March 2017

Name or company name	Parmar Dental
Contract type name	GDS Contract
Purpose of contract	General
Contract start date	23/08/2011
Contract end date	

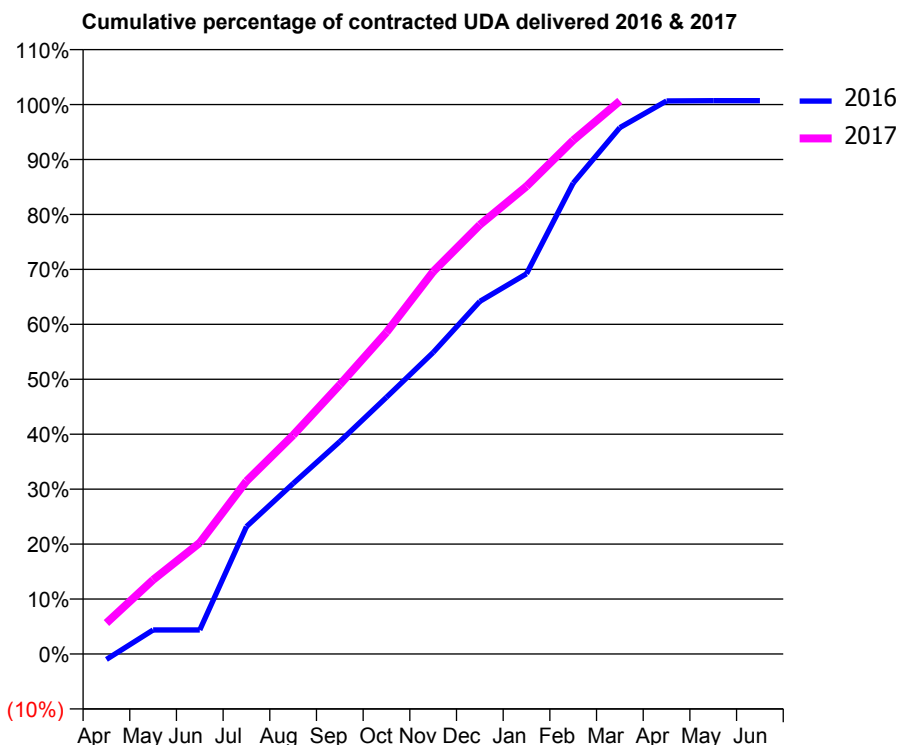
16/17 Contracted general activity (UDA)	24,128
Carry forward general activity (UDA)	-169
16/17 Contracted orthodontic activity (UOA)	0
Carry forward orthodontic activity (UOA)	0
Baseline contract value	£609,253.76

ACCESS*

Patients seen in 24 months	Total	Change since previous quarter
Quarter ending March 2016	8,528	
Quarter ending June 2016	8,712	↑
Quarter ending September 2016	8,810	→
Quarter ending December 2016	8,931	→
Quarter ending March 2017	8,790	↓
Variance since March 2016	3.1%	↑



ACTIVITY



Month	Adjusted Scheduled Activity (UDA)	
	2016	2017
April	-245	1,361
May	1,054	3,261
June	1,054	4,887
July	5,592	7,592
August	7,487	9,614
September	9,330	11,823
October	11,271	14,124
November	13,239	16,790
December	15,481	18,844
January	16,697	20,536
February	20,678	22,557
March	23,115	24,287
April	24,286	
May	24,297	
June	24,297	

QUALITY

	Quantity	Base Number	Contract	AT	Region	England
% of FP17s for the same patient ID Re-attending within 3 months - Children	288	3,154	9.1%	10.6%	12.0%	12.3%
% of FP17s for the same patient ID Re-attending within 3 months - Adults	1,717	9,922	17.3%	15.3%	16.0%	16.7%
% of FP17s for the same patient ID Re-attending between 3 & 9 months - Children	1,927	3,154	61.1%	55.6%	58.8%	57.6%
% of FP17s for the same patient ID Re-attending between 3 & 9 months - Adults	5,575	9,922	56.2%	48.7%	51.2%	50.1%
% of FP17s for Band 1 Urgent Courses	1,499	12,473	12.0%	8.6%	8.0%	9.1%
% of FP17s Relating to Free Repair or Replacements	136	12,473	1.1%	0.8%	0.8%	0.8%
% of FP17s Relating to Continuations	111	12,473	0.9%	1.1%	1.2%	1.2%
% of Patients satisfied with the dentistry they have received	20	20	100.0%	93.9%	92.7%	92.8%
% of Patients satisfied with the time they had to wait for an appointment	19	20	95.0%	90.6%	89.1%	88.7%

* This is based on patients treated on this contract for their most recent course of treatment. Figures in italics indicate the base number of FP17s or Patient Questionnaire responses are less than 100. N/A is shown where the base number of responses is less than 10 during the period. % is calculated as Quantity/Base number*100

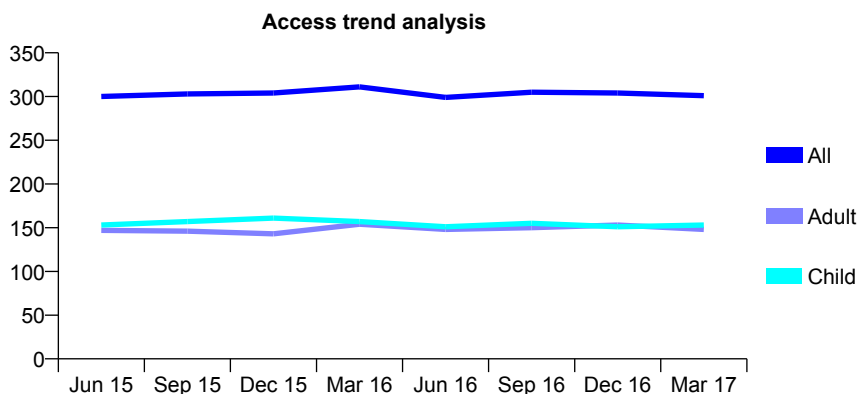
Q57 - Vital Signs At a Glance Contract Report for 205230/0002 - March 2017

Name or company name	Oakmor Dental Centre
Contract type name	GDS Contract
Purpose of contract	General
Contract start date	05/05/2011
Contract end date	

16/17 Contracted general activity (UDA)	888
Carry forward general activity (UDA)	-7
16/17 Contracted orthodontic activity (UOA)	0
Carry forward orthodontic activity (UOA)	0
Baseline contract value	£19,628.88

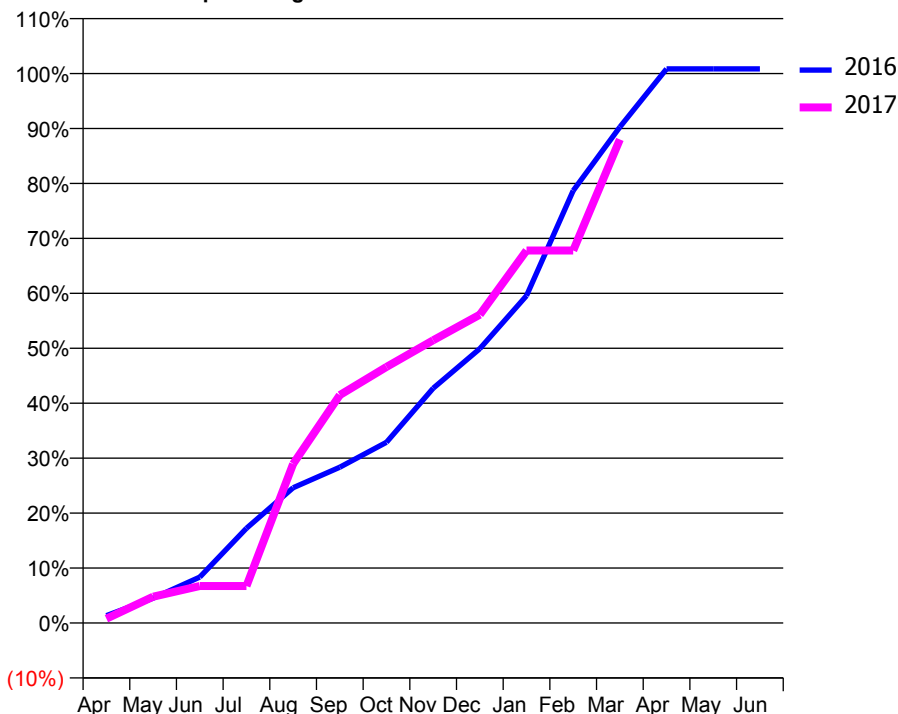
ACCESS*

Patients seen in 24 months	Total	Change since previous quarter
Quarter ending March 2016	311	
Quarter ending June 2016	299	↓
Quarter ending September 2016	305	↑
Quarter ending December 2016	304	→
Quarter ending March 2017	301	→
Variance since March 2016	(3.2%)	↓



ACTIVITY

Cumulative percentage of contracted UDA delivered 2016 & 2017



Adjusted Scheduled Activity (UDA)

Month	2016	2017
April	12	7
May	40	43
June	74	60
July	153	60
August	219	257
September	252	368
October	292	414
November	379	457
December	443	498
January	529	602
February	699	602
March	802	781
April	895	
May	895	
June	895	

QUALITY

	Quantity	Base Number	Contract	AT	Region	England
% of FP17s for the same patient ID Re-attending within 3 months - Children	82	354	23.2%	10.6%	12.0%	12.3%
% of FP17s for the same patient ID Re-attending within 3 months - Adults	15	187	8.0%	15.3%	16.0%	16.7%
% of FP17s for the same patient ID Re-attending between 3 & 9 months - Children	213	354	60.2%	55.6%	58.8%	57.6%
% of FP17s for the same patient ID Re-attending between 3 & 9 months - Adults	114	187	61.0%	48.7%	51.2%	50.1%
% of FP17s for Band 1 Urgent Courses	27	493	5.5%	8.6%	8.0%	9.1%
% of FP17s Relating to Free Repair or Replacements	1	493	0.2%	0.8%	0.8%	0.8%
% of FP17s Relating to Continuations	0	493	0.0%	1.1%	1.2%	1.2%
% of Patients satisfied with the dentistry they have received	0	0	N/A	93.9%	92.7%	92.8%
% of Patients satisfied with the time they had to wait for an appointment	0	0	N/A	90.6%	89.1%	88.7%

* This is based on patients treated on this contract for their most recent course of treatment. Figures in italics indicate the base number of FP17s or Patient Questionnaire responses are less than 100. N/A is shown where the base number of responses is less than 10 during the period. % is calculated as Quantity/Base number*100

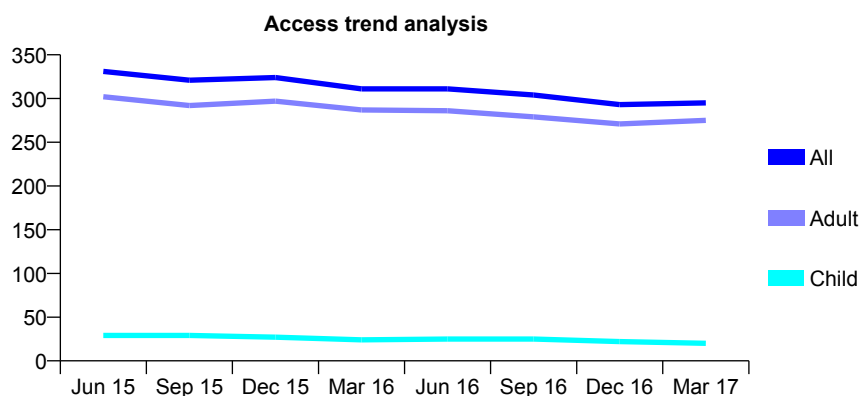
Q57 - Vital Signs At a Glance Contract Report for 207837/0002 - March 2017

Name or company name	MR RK DESAI
Contract type name	GDS Contract
Purpose of contract	General
Contract start date	01/04/2006
Contract end date	

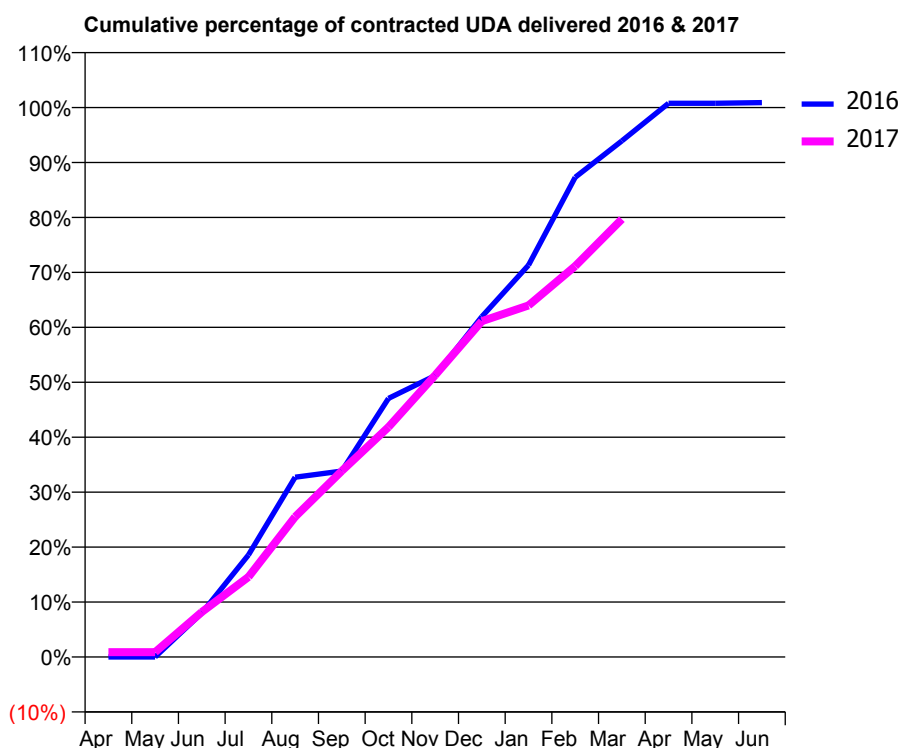
16/17 Contracted general activity (UDA)	800
Carry forward general activity (UDA)	-7
16/17 Contracted orthodontic activity (UOA)	0
Carry forward orthodontic activity (UOA)	0
Baseline contract value	£24,494.19

ACCESS*

Patients seen in 24 months	Total	Change since previous quarter
Quarter ending March 2016	311	
Quarter ending June 2016	311	→
Quarter ending September 2016	304	↓
Quarter ending December 2016	293	↓
Quarter ending March 2017	295	→
Variance since March 2016	(5.1%)	↓



ACTIVITY



Month	Adjusted Scheduled Activity (UDA)	
	2016	2017
April	0	7
May	0	7
June	64	66
July	149	117
August	262	204
September	271	271
October	377	335
November	410	410
December	496	489
January	570	512
February	698	569
March	751	637
April	806	
May	806	
June	807	

QUALITY

	Quantity	Base Number	Contract	AT	Region	England
% of FP17s for the same patient ID Re-attending within 3 months - Children	0	25	0.0%	10.6%	12.0%	12.3%
% of FP17s for the same patient ID Re-attending within 3 months - Adults	26	296	8.8%	15.3%	16.0%	16.7%
% of FP17s for the same patient ID Re-attending between 3 & 9 months - Children	12	25	48.0%	55.6%	58.8%	57.6%
% of FP17s for the same patient ID Re-attending between 3 & 9 months - Adults	106	296	35.8%	48.7%	51.2%	50.1%
% of FP17s for Band 1 Urgent Courses	76	292	26.0%	8.6%	8.0%	9.1%
% of FP17s Relating to Free Repair or Replacements	8	292	2.7%	0.8%	0.8%	0.8%
% of FP17s Relating to Continuations	5	292	1.7%	1.1%	1.2%	1.2%
% of Patients satisfied with the dentistry they have received	2	2	N/A	93.9%	92.7%	92.8%
% of Patients satisfied with the time they had to wait for an appointment	2	2	N/A	90.6%	89.1%	88.7%

* This is based on patients treated on this contract for their most recent course of treatment. Figures in italics indicate the base number of FP17s or Patient Questionnaire responses are less than 100. N/A is shown where the base number of responses is less than 10 during the period. % is calculated as Quantity/Base number*100

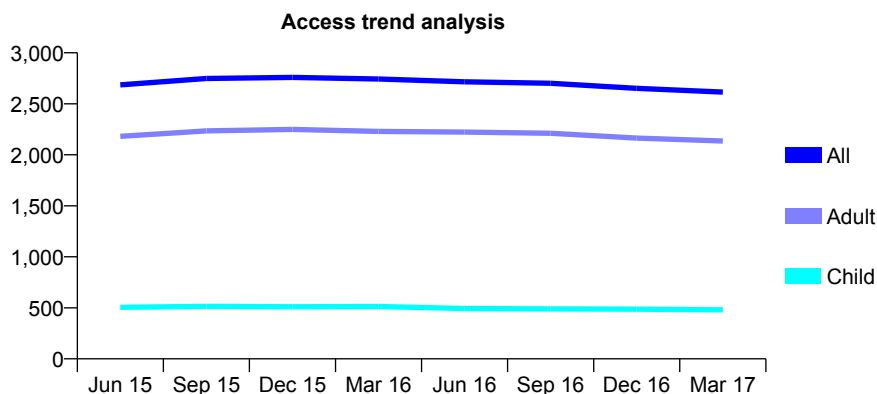
Q57 - Vital Signs At a Glance Contract Report for 209708/0001 - March 2017

Name or company name	Dedham Dental Surgery
Contract type name	GDS Contract
Purpose of contract	General
Contract start date	01/04/2006
Contract end date	

16/17 Contracted general activity (UDA)	6,426
Carry forward general activity (UDA)	-129
16/17 Contracted orthodontic activity (UOA)	0
Carry forward orthodontic activity (UOA)	0
Baseline contract value	£188,891.23

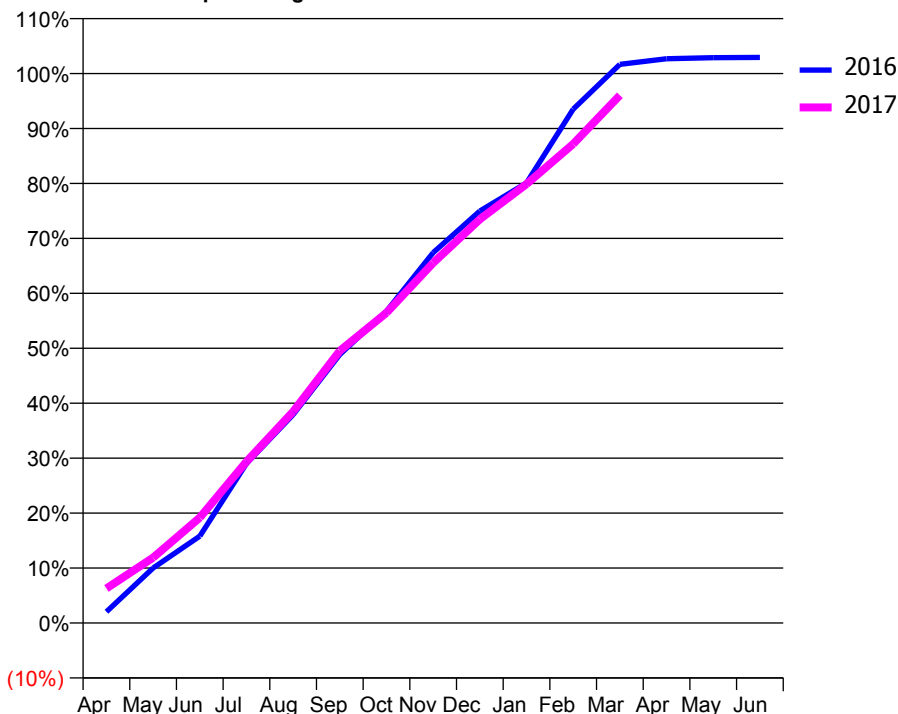
ACCESS*

Patients seen in 24 months	Total	Change since previous quarter
Quarter ending March 2016	2,743	
Quarter ending June 2016	2,716	→
Quarter ending September 2016	2,701	→
Quarter ending December 2016	2,651	↓
Quarter ending March 2017	2,615	↓
Variance since March 2016	(4.7%)	↓



ACTIVITY

Cumulative percentage of contracted UDA delivered 2016 & 2017



QUALITY

	Quantity	Base Number	Contract	AT	Region	England
% of FP17s for the same patient ID Re-attending within 3 months - Children	23	684	3.4%	10.6%	12.0%	12.3%
% of FP17s for the same patient ID Re-attending within 3 months - Adults	451	3,125	14.4%	15.3%	16.0%	16.7%
% of FP17s for the same patient ID Re-attending between 3 & 9 months - Children	428	684	62.6%	55.6%	58.8%	57.6%
% of FP17s for the same patient ID Re-attending between 3 & 9 months - Adults	1,894	3,125	60.6%	48.7%	51.2%	50.1%
% of FP17s for Band 1 Urgent Courses	295	3,792	7.8%	8.6%	8.0%	9.1%
% of FP17s Relating to Free Repair or Replacements	31	3,792	0.8%	0.8%	0.8%	0.8%
% of FP17s Relating to Continuations	21	3,792	0.6%	1.1%	1.2%	1.2%
% of Patients satisfied with the dentistry they have received	5	5	N/A	93.9%	92.7%	92.8%
% of Patients satisfied with the time they had to wait for an appointment	4	5	N/A	90.6%	89.1%	88.7%

* This is based on patients treated on this contract for their most recent course of treatment. Figures in italics indicate the base number of FP17s or Patient Questionnaire responses are less than 100. N/A is shown where the base number of responses is less than 10 during the period. % is calculated as Quantity/Base number*100

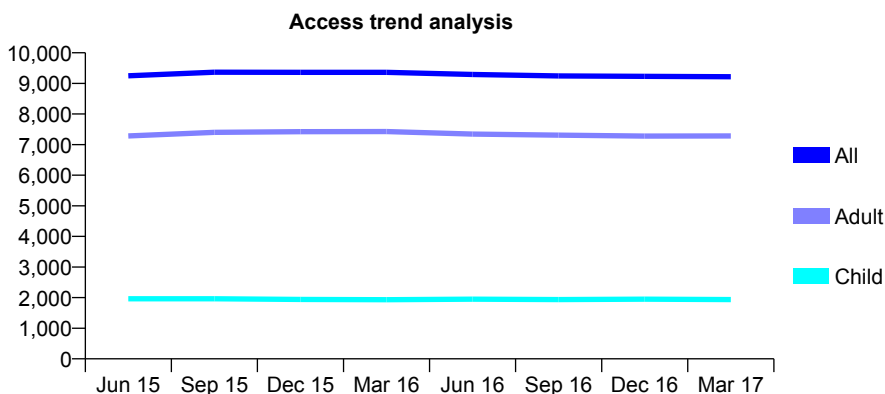
Q57 - Vital Signs At a Glance Contract Report for 219045/0001 - March 2017

Name or company name	MR PJ POWER
Contract type name	GDS Contract
Purpose of contract	General
Contract start date	01/04/2006
Contract end date	

16/17 Contracted general activity (UDA)	26,541
Carry forward general activity (UDA)	-9
16/17 Contracted orthodontic activity (UOA)	0
Carry forward orthodontic activity (UOA)	0
Baseline contract value	£736,305.91

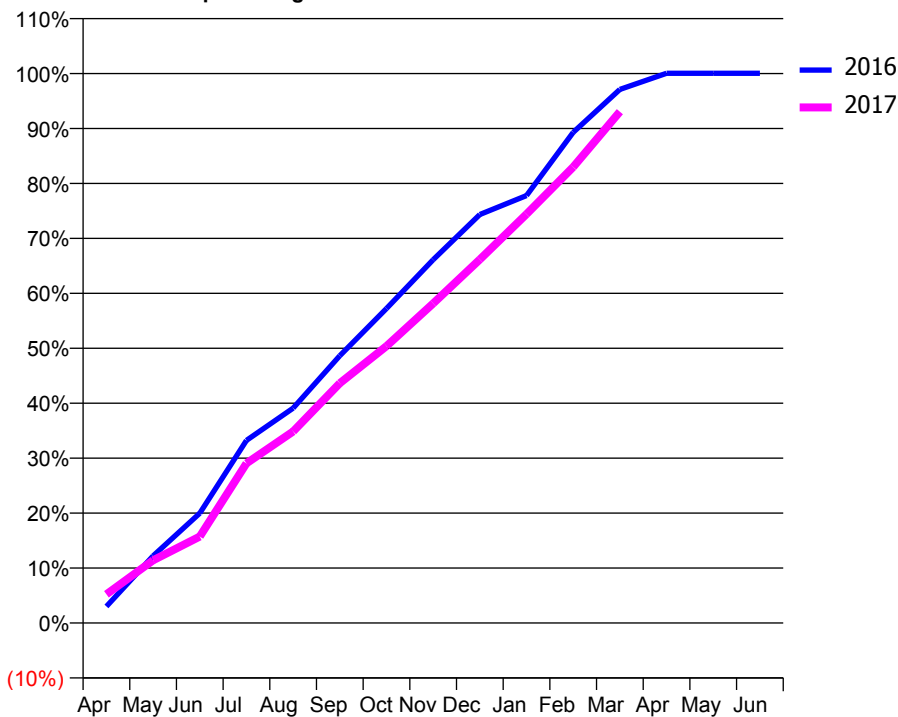
ACCESS*

Patients seen in 24 months	Total	Change since previous quarter
Quarter ending March 2016	9,360	
Quarter ending June 2016	9,292	→
Quarter ending September 2016	9,246	→
Quarter ending December 2016	9,230	→
Quarter ending March 2017	9,219	→
Variance since March 2016	(1.5%)	↓



ACTIVITY

Cumulative percentage of contracted UDA delivered 2016 & 2017



Month	Adjusted Scheduled Activity (UDA)	
	2016	2017
April	800	1,388
May	3,244	3,033
June	5,307	4,178
July	8,822	7,715
August	10,382	9,255
September	12,910	11,585
October	15,190	13,373
November	17,549	15,438
December	19,731	17,560
January	20,645	19,752
February	23,699	22,022
March	25,772	24,699
April	26,550	
May	26,550	
June	26,550	

QUALITY

	Quantity	Base Number	Contract	AT	Region	England
% of FP17s for the same patient ID Re-attending within 3 months - Children	137	2,687	5.1%	10.6%	12.0%	12.3%
% of FP17s for the same patient ID Re-attending within 3 months - Adults	1,206	9,535	12.6%	15.3%	16.0%	16.7%
% of FP17s for the same patient ID Re-attending between 3 & 9 months - Children	1,584	2,687	59.0%	55.6%	58.8%	57.6%
% of FP17s for the same patient ID Re-attending between 3 & 9 months - Adults	4,620	9,535	48.5%	48.7%	51.2%	50.1%
% of FP17s for Band 1 Urgent Courses	1,192	11,809	10.1%	8.6%	8.0%	9.1%
% of FP17s Relating to Free Repair or Replacements	75	11,809	0.6%	0.8%	0.8%	0.8%
% of FP17s Relating to Continuations	69	11,809	0.6%	1.1%	1.2%	1.2%
% of Patients satisfied with the dentistry they have received	25	25	100.0%	93.9%	92.7%	92.8%
% of Patients satisfied with the time they had to wait for an appointment	23	25	92.0%	90.6%	89.1%	88.7%

* This is based on patients treated on this contract for their most recent course of treatment. Figures in italics indicate the base number of FP17s or Patient Questionnaire responses are less than 100. N/A is shown where the base number of responses is less than 10 during the period. % is calculated as Quantity/Base number*100

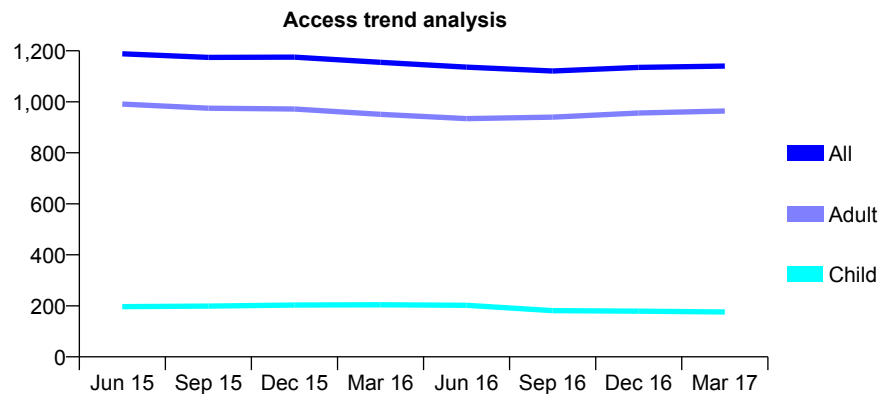
Q57 - Vital Signs At a Glance Contract Report for 220051/0001 - March 2017

Name or company name	MRS SA RANKIN
Contract type name	GDS Contract
Purpose of contract	General
Contract start date	01/04/2006
Contract end date	

16/17 Contracted general activity (UDA)	3,735
Carry forward general activity (UDA)	-20
16/17 Contracted orthodontic activity (UOA)	0
Carry forward orthodontic activity (UOA)	0
Baseline contract value	£81,303.77

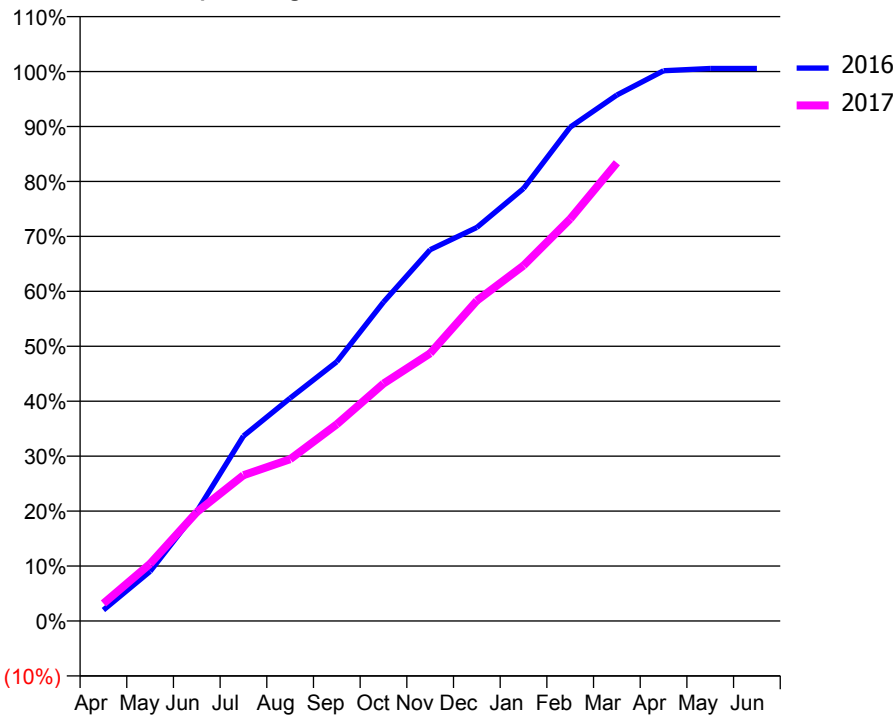
ACCESS*

Patients seen in 24 months	Total	Change since previous quarter
Quarter ending March 2016	1,155	
Quarter ending June 2016	1,136	↓
Quarter ending September 2016	1,121	↓
Quarter ending December 2016	1,135	→
Quarter ending March 2017	1,140	→
Variance since March 2016	(1.3%)	↓



ACTIVITY

Cumulative percentage of contracted UDA delivered 2016 & 2017



Month	Adjusted Scheduled Activity (UDA)	
	2016	2017
April	75	119
May	338	389
June	745	740
July	1,257	991
August	1,515	1,100
September	1,763	1,337
October	2,168	1,614
November	2,524	1,820
December	2,675	2,178
January	2,940	2,416
February	3,357	2,733
March	3,575	3,114
April	3,740	
May	3,755	
June	3,755	

QUALITY

	Quantity	Base Number	Contract	AT	Region	England
% of FP17s for the same patient ID Re-attending within 3 months - Children	9	227	4.0%	10.6%	12.0%	12.3%
% of FP17s for the same patient ID Re-attending within 3 months - Adults	192	1,262	15.2%	15.3%	16.0%	16.7%
% of FP17s for the same patient ID Re-attending between 3 & 9 months - Children	122	227	53.7%	55.6%	58.8%	57.6%
% of FP17s for the same patient ID Re-attending between 3 & 9 months - Adults	526	1,262	41.7%	48.7%	51.2%	50.1%
% of FP17s for Band 1 Urgent Courses	191	1,446	13.2%	8.6%	8.0%	9.1%
% of FP17s Relating to Free Repair or Replacements	24	1,446	1.7%	0.8%	0.8%	0.8%
% of FP17s Relating to Continuations	31	1,446	2.1%	1.1%	1.2%	1.2%
% of Patients satisfied with the dentistry they have received	5	5	N/A	93.9%	92.7%	92.8%
% of Patients satisfied with the time they had to wait for an appointment	4	5	N/A	90.6%	89.1%	88.7%

* This is based on patients treated on this contract for their most recent course of treatment. Figures in italics indicate the base number of FP17s or Patient Questionnaire responses are less than 100. N/A is shown where the base number of responses is less than 10 during the period. % is calculated as Quantity/Base number*100

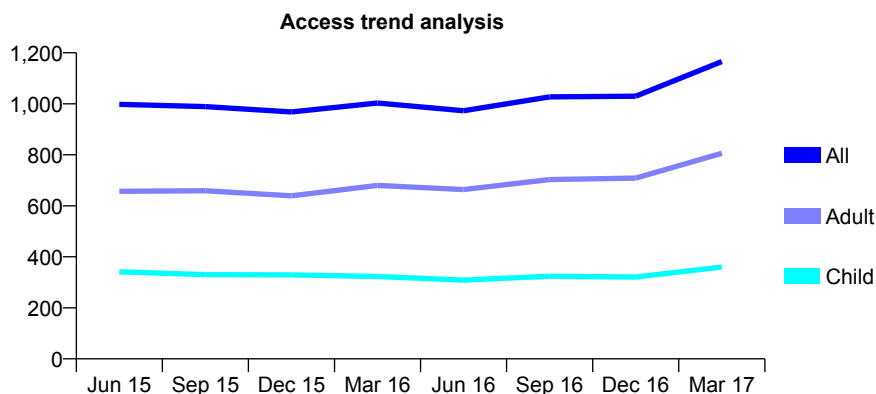
Q57 - Vital Signs At a Glance Contract Report for 221694/0001 - March 2017

Name or company name	MR MP GOODCHILD
Contract type name	GDS Contract
Purpose of contract	General
Contract start date	01/04/2006
Contract end date	

16/17 Contracted general activity (UDA)	2,861
Carry forward general activity (UDA)	96
16/17 Contracted orthodontic activity (UOA)	0
Carry forward orthodontic activity (UOA)	0
Baseline contract value	£70,403.44

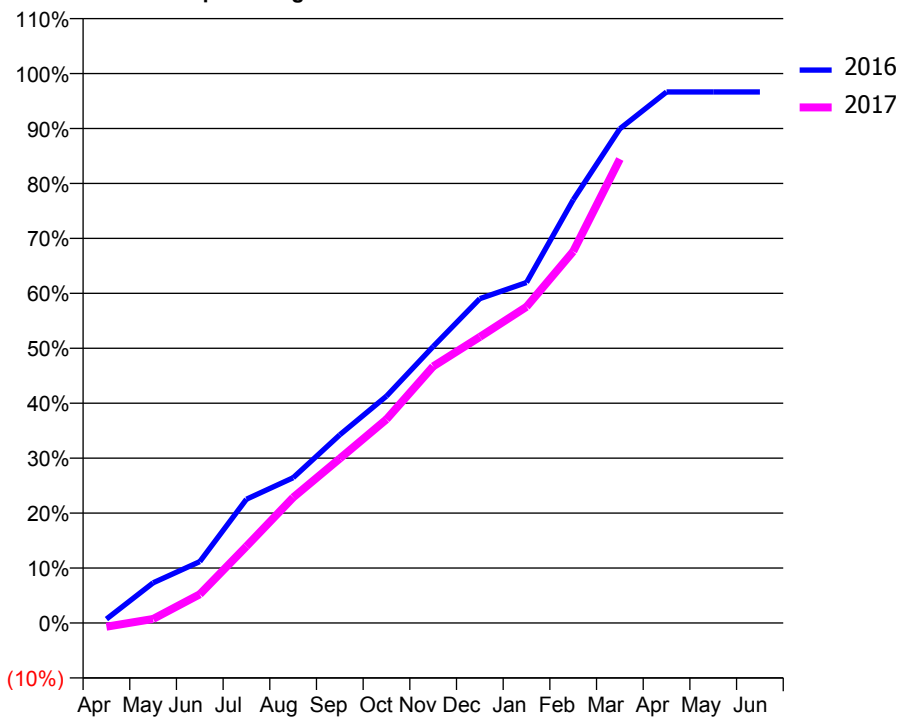
ACCESS*

Patients seen in 24 months	Total	Change since previous quarter
Quarter ending March 2016	1,003	
Quarter ending June 2016	973	↓
Quarter ending September 2016	1,027	↑
Quarter ending December 2016	1,030	→
Quarter ending March 2017	1,166	↑
Variance since March 2016	16.3%	↑



ACTIVITY

Cumulative percentage of contracted UDA delivered 2016 & 2017



Month	Adjusted Scheduled Activity (UDA)	
	2016	2017
April	20	-20
May	210	21
June	320	150
July	645	400
August	756	653
September	980	856
October	1,181	1,061
November	1,440	1,336
December	1,689	1,490
January	1,773	1,646
February	2,204	1,934
March	2,574	2,416
April	2,765	
May	2,765	
June	2,765	

QUALITY

	Quantity	Base Number	Contract	AT	Region	England
% of FP17s for the same patient ID Re-attending within 3 months - Children	35	512	6.8%	10.6%	12.0%	12.3%
% of FP17s for the same patient ID Re-attending within 3 months - Adults	92	860	10.7%	15.3%	16.0%	16.7%
% of FP17s for the same patient ID Re-attending between 3 & 9 months - Children	306	512	59.8%	55.6%	58.8%	57.6%
% of FP17s for the same patient ID Re-attending between 3 & 9 months - Adults	332	860	38.6%	48.7%	51.2%	50.1%
% of FP17s for Band 1 Urgent Courses	118	1,298	9.1%	8.6%	8.0%	9.1%
% of FP17s Relating to Free Repair or Replacements	5	1,298	0.4%	0.8%	0.8%	0.8%
% of FP17s Relating to Continuations	12	1,298	0.9%	1.1%	1.2%	1.2%
% of Patients satisfied with the dentistry they have received	1	1	N/A	93.9%	92.7%	92.8%
% of Patients satisfied with the time they had to wait for an appointment	1	1	N/A	90.6%	89.1%	88.7%

* This is based on patients treated on this contract for their most recent course of treatment. Figures in italics indicate the base number of FP17s or Patient Questionnaire responses are less than 100. N/A is shown where the base number of responses is less than 10 during the period. % is calculated as Quantity/Base number*100

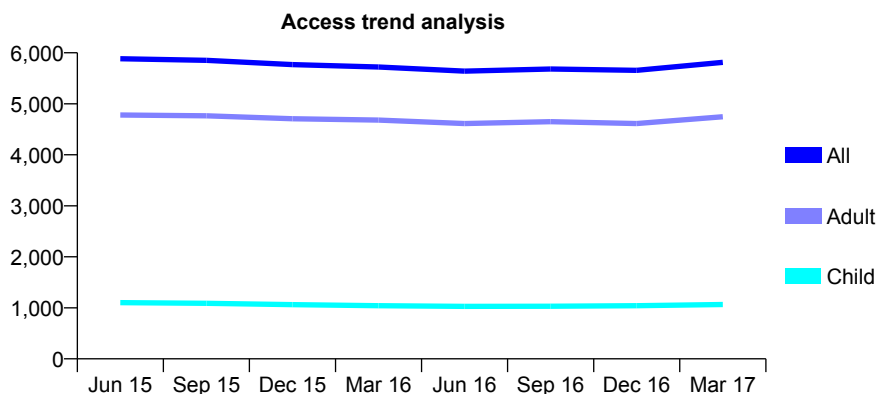
Q57 - Vital Signs At a Glance Contract Report for 229598/0001 - March 2017

Name or company name	Heybridge Dental Practice Partnership
Contract type name	GDS Contract
Purpose of contract	General
Contract start date	01/04/2006
Contract end date	

16/17 Contracted general activity (UDA)	21,357
Carry forward general activity (UDA)	0
16/17 Contracted orthodontic activity (UOA)	0
Carry forward orthodontic activity (UOA)	0
Baseline contract value	£625,857.64

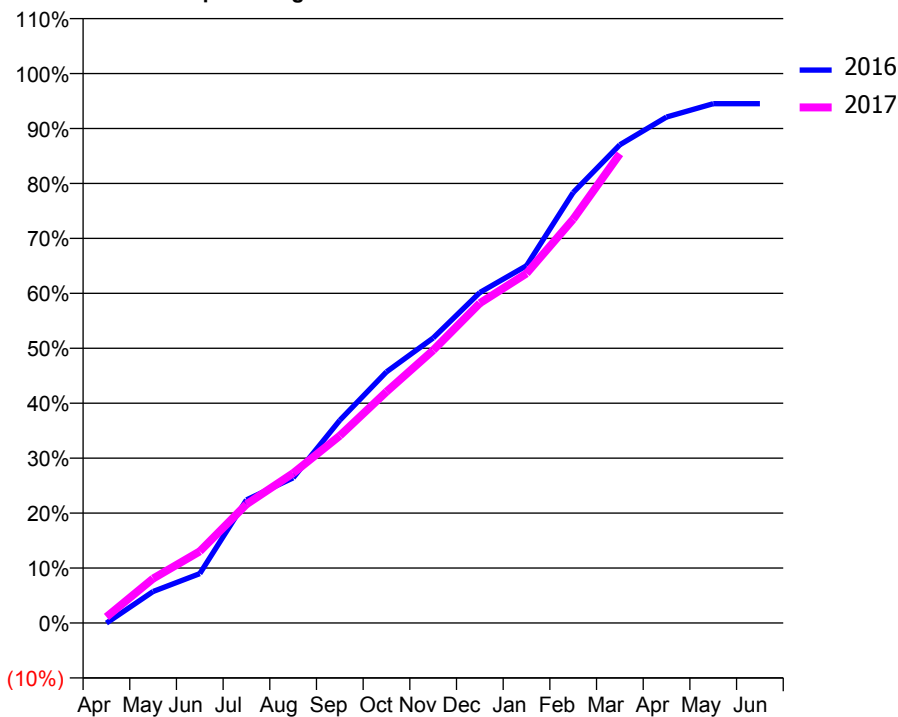
ACCESS*

Patients seen in 24 months	Total	Change since previous quarter
Quarter ending March 2016	5,722	
Quarter ending June 2016	5,640	↓
Quarter ending September 2016	5,682	→
Quarter ending December 2016	5,655	→
Quarter ending March 2017	5,813	↑
Variance since March 2016	1.6%	→



ACTIVITY

Cumulative percentage of contracted UDA delivered 2016 & 2017



Month	Adjusted Scheduled Activity (UDA)	
	2016	2017
April	-7	236
May	1,224	1,729
June	1,923	2,787
July	4,788	4,616
August	5,640	5,820
September	7,880	7,280
October	9,761	8,991
November	11,078	10,602
December	12,844	12,433
January	13,886	13,588
February	16,733	15,695
March	18,590	18,237
April	19,667	
May	20,182	
June	20,185	

QUALITY

	Quantity	Base Number	Contract	AT	Region	England
% of FP17s for the same patient ID Re-attending within 3 months - Children	207	1,857	11.1%	10.6%	12.0%	12.3%
% of FP17s for the same patient ID Re-attending within 3 months - Adults	1,280	7,311	17.5%	15.3%	16.0%	16.7%
% of FP17s for the same patient ID Re-attending between 3 & 9 months - Children	1,078	1,857	58.1%	55.6%	58.8%	57.6%
% of FP17s for the same patient ID Re-attending between 3 & 9 months - Adults	4,156	7,311	56.8%	48.7%	51.2%	50.1%
% of FP17s for Band 1 Urgent Courses	714	8,067	8.9%	8.6%	8.0%	9.1%
% of FP17s Relating to Free Repair or Replacements	143	8,067	1.8%	0.8%	0.8%	0.8%
% of FP17s Relating to Continuations	141	8,067	1.7%	1.1%	1.2%	1.2%
% of Patients satisfied with the dentistry they have received	14	15	93.3%	93.9%	92.7%	92.8%
% of Patients satisfied with the time they had to wait for an appointment	15	15	100.0%	90.6%	89.1%	88.7%

* This is based on patients treated on this contract for their most recent course of treatment. Figures in italics indicate the base number of FP17s or Patient Questionnaire responses are less than 100. N/A is shown where the base number of responses is less than 10 during the period. % is calculated as Quantity/Base number*100

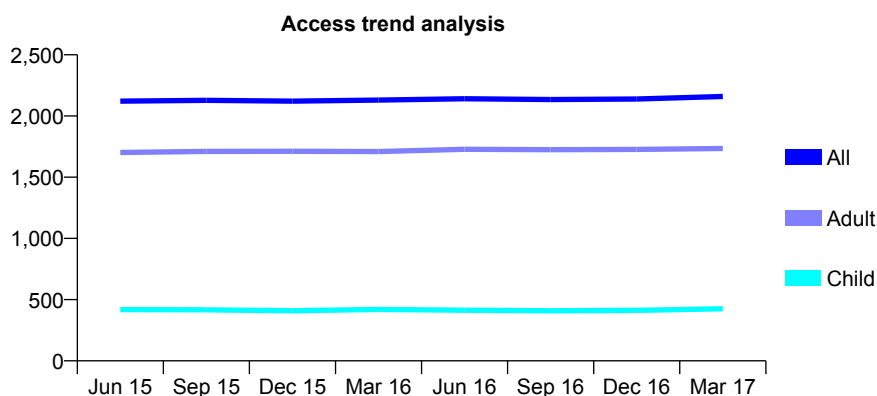
Q57 - Vital Signs At a Glance Contract Report for 237914/0001 - March 2017

Name or company name	MISS S RASHID
Contract type name	GDS Contract
Purpose of contract	General
Contract start date	01/04/2006
Contract end date	

16/17 Contracted general activity (UDA)	6,521
Carry forward general activity (UDA)	234
16/17 Contracted orthodontic activity (UOA)	0
Carry forward orthodontic activity (UOA)	0
Baseline contract value	£149,654.22

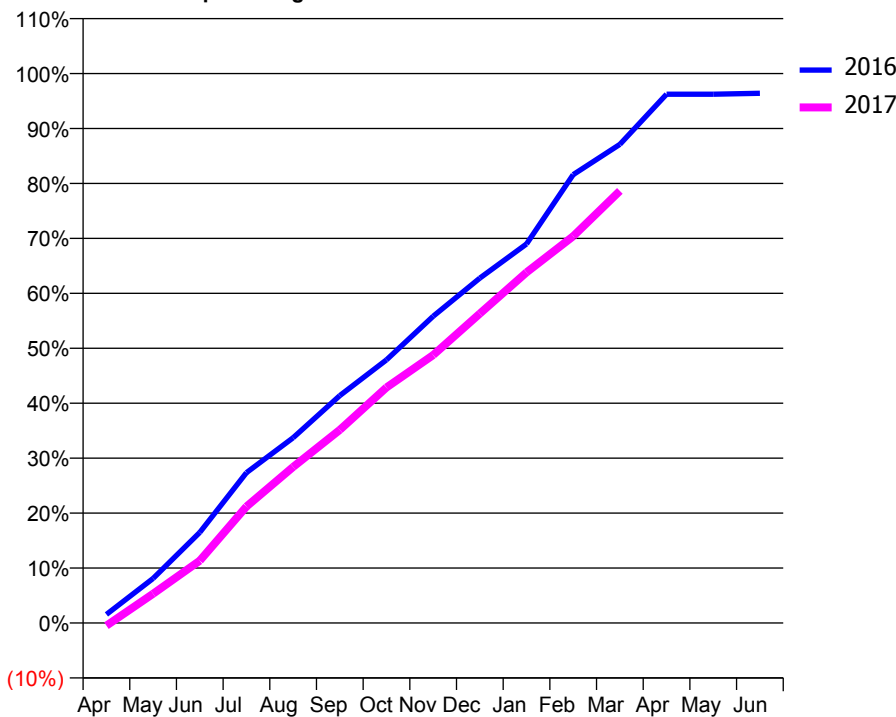
ACCESS*

Patients seen in 24 months	Total	Change since previous quarter
Quarter ending March 2016	2,130	
Quarter ending June 2016	2,141	→
Quarter ending September 2016	2,134	→
Quarter ending December 2016	2,139	→
Quarter ending March 2017	2,160	→
Variance since March 2016	1.4%	→



ACTIVITY

Cumulative percentage of contracted UDA delivered 2016 & 2017



Month	Adjusted Scheduled Activity (UDA)	
	2016	2017
April	102	-33
May	529	347
June	1,076	740
July	1,785	1,382
August	2,198	1,852
September	2,699	2,292
October	3,123	2,796
November	3,640	3,180
December	4,093	3,672
January	4,497	4,162
February	5,321	4,591
March	5,681	5,127
April	6,275	
May	6,275	
June	6,287	

QUALITY

	Quantity	Base Number	Contract	AT	Region	England
% of FP17s for the same patient ID Re-attending within 3 months - Children	34	753	4.5%	10.6%	12.0%	12.3%
% of FP17s for the same patient ID Re-attending within 3 months - Adults	336	2,976	11.3%	15.3%	16.0%	16.7%
% of FP17s for the same patient ID Re-attending between 3 & 9 months - Children	549	753	72.9%	55.6%	58.8%	57.6%
% of FP17s for the same patient ID Re-attending between 3 & 9 months - Adults	2,210	2,976	74.3%	48.7%	51.2%	50.1%
% of FP17s for Band 1 Urgent Courses	87	3,370	2.6%	8.6%	8.0%	9.1%
% of FP17s Relating to Free Repair or Replacements	17	3,370	0.5%	0.8%	0.8%	0.8%
% of FP17s Relating to Continuations	2	3,370	0.1%	1.1%	1.2%	1.2%
% of Patients satisfied with the dentistry they have received	12	12	100.0%	93.9%	92.7%	92.8%
% of Patients satisfied with the time they had to wait for an appointment	12	12	100.0%	90.6%	89.1%	88.7%

* This is based on patients treated on this contract for their most recent course of treatment. Figures in italics indicate the base number of FP17s or Patient Questionnaire responses are less than 100. N/A is shown where the base number of responses is less than 10 during the period. % is calculated as Quantity/Base number*100

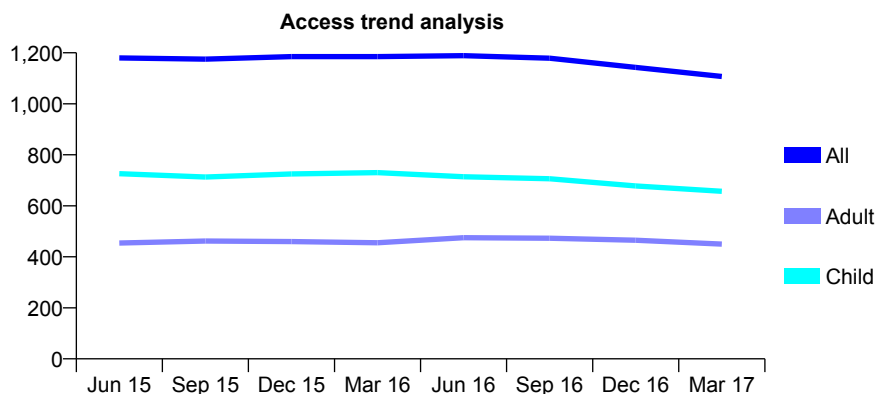
Q57 - Vital Signs At a Glance Contract Report for 239402/0001 - March 2017

Name or company name	MISS CJ COPE
Contract type name	GDS Contract
Purpose of contract	General
Contract start date	01/04/2006
Contract end date	

16/17 Contracted general activity (UDA)	3,000
Carry forward general activity (UDA)	0
16/17 Contracted orthodontic activity (UOA)	0
Carry forward orthodontic activity (UOA)	0
Baseline contract value	£79,466.81

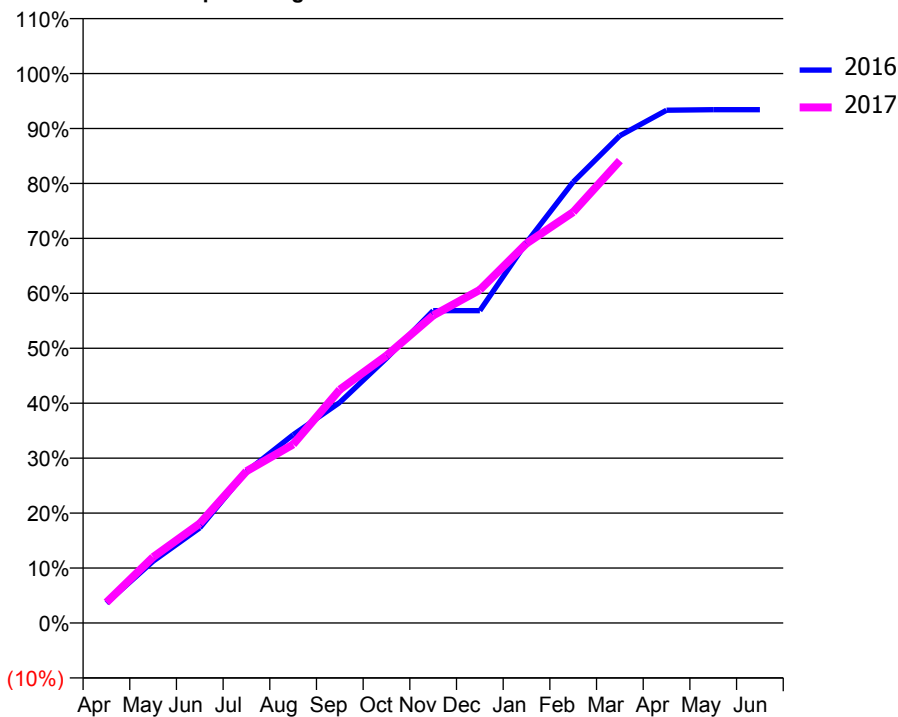
ACCESS*

Patients seen in 24 months	Total	Change since previous quarter
Quarter ending March 2016	1,185	
Quarter ending June 2016	1,189	→
Quarter ending September 2016	1,179	→
Quarter ending December 2016	1,143	↓
Quarter ending March 2017	1,107	↓
Variance since March 2016	(6.6%)	↓



ACTIVITY

Cumulative percentage of contracted UDA delivered 2016 & 2017



Adjusted Scheduled Activity (UDA)

Month	2016	2017
April	109	112
May	337	360
June	519	544
July	826	829
August	1,027	975
September	1,204	1,274
October	1,445	1,460
November	1,705	1,679
December	1,705	1,819
January	2,077	2,073
February	2,408	2,244
March	2,661	2,524
April	2,799	
May	2,802	
June	2,802	

QUALITY

	Quantity	Base Number	Contract	AT	Region	England
% of FP17s for the same patient ID Re-attending within 3 months - Children	100	1,133	8.8%	10.6%	12.0%	12.3%
% of FP17s for the same patient ID Re-attending within 3 months - Adults	32	491	6.5%	15.3%	16.0%	16.7%
% of FP17s for the same patient ID Re-attending between 3 & 9 months - Children	780	1,133	68.8%	55.6%	58.8%	57.6%
% of FP17s for the same patient ID Re-attending between 3 & 9 months - Adults	324	491	66.0%	48.7%	51.2%	50.1%
% of FP17s for Band 1 Urgent Courses	81	1,555	5.2%	8.6%	8.0%	9.1%
% of FP17s Relating to Free Repair or Replacements	1	1,555	0.1%	0.8%	0.8%	0.8%
% of FP17s Relating to Continuations	1	1,555	0.1%	1.1%	1.2%	1.2%
% of Patients satisfied with the dentistry they have received	2	2	N/A	93.9%	92.7%	92.8%
% of Patients satisfied with the time they had to wait for an appointment	2	2	N/A	90.6%	89.1%	88.7%

* This is based on patients treated on this contract for their most recent course of treatment. Figures in italics indicate the base number of FP17s or Patient Questionnaire responses are less than 100. N/A is shown where the base number of responses is less than 10 during the period. % is calculated as Quantity/Base number*100

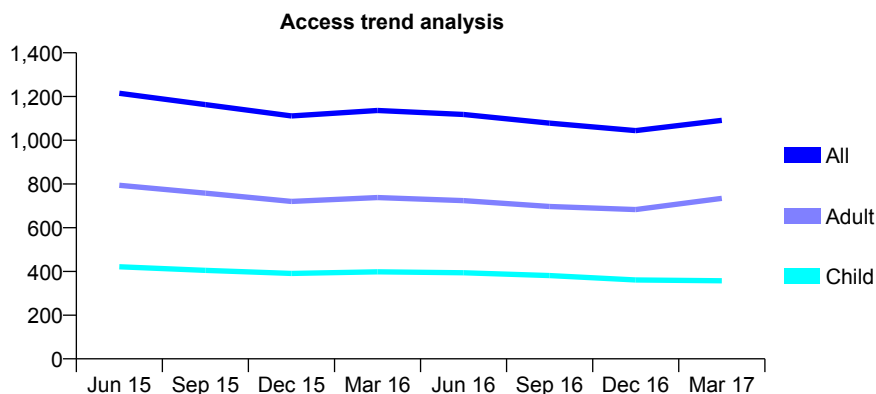
Q57 - Vital Signs At a Glance Contract Report for 243566/0001 - March 2017

Name or company name	MISS M KHANNA
Contract type name	GDS Contract
Purpose of contract	General
Contract start date	01/04/2006
Contract end date	

16/17 Contracted general activity (UDA)	3,000
Carry forward general activity (UDA)	-60
16/17 Contracted orthodontic activity (UOA)	0
Carry forward orthodontic activity (UOA)	0
Baseline contract value	£71,077.72

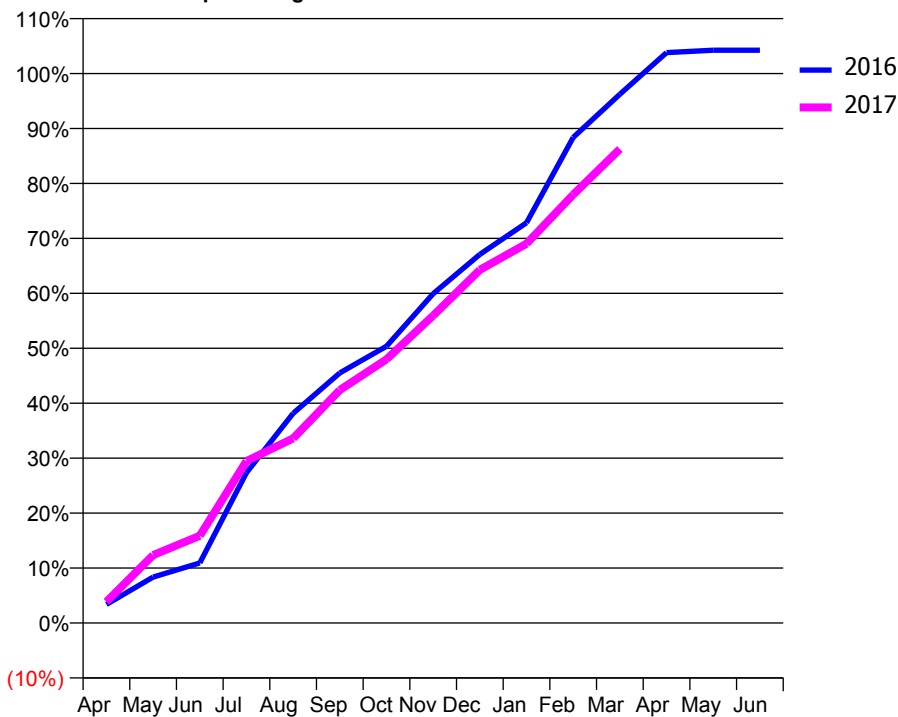
ACCESS*

Patients seen in 24 months	Total	Change since previous quarter
Quarter ending March 2016	1,136	
Quarter ending June 2016	1,118	↓
Quarter ending September 2016	1,078	↓
Quarter ending December 2016	1,044	↓
Quarter ending March 2017	1,091	↑
Variance since March 2016	(4.0%)	↓



ACTIVITY

Cumulative percentage of contracted UDA delivered 2016 & 2017



Month	Adjusted Scheduled Activity (UDA)	
	2016	2017
April	101	116
May	251	371
June	328	476
July	821	884
August	1,145	1,008
September	1,366	1,272
October	1,511	1,440
November	1,798	1,678
December	2,012	1,928
January	2,185	2,071
February	2,651	2,338
March	2,887	2,588
April	3,114	
May	3,127	
June	3,127	

QUALITY

	Quantity	Base Number	Contract	AT	Region	England
% of FP17s for the same patient ID Re-attending within 3 months - Children	22	520	4.2%	10.6%	12.0%	12.3%
% of FP17s for the same patient ID Re-attending within 3 months - Adults	121	992	12.2%	15.3%	16.0%	16.7%
% of FP17s for the same patient ID Re-attending between 3 & 9 months - Children	355	520	68.3%	55.6%	58.8%	57.6%
% of FP17s for the same patient ID Re-attending between 3 & 9 months - Adults	607	992	61.2%	48.7%	51.2%	50.1%
% of FP17s for Band 1 Urgent Courses	53	1,402	3.8%	8.6%	8.0%	9.1%
% of FP17s Relating to Free Repair or Replacements	4	1,402	0.3%	0.8%	0.8%	0.8%
% of FP17s Relating to Continuations	1	1,402	0.1%	1.1%	1.2%	1.2%
% of Patients satisfied with the dentistry they have received	1	1	N/A	93.9%	92.7%	92.8%
% of Patients satisfied with the time they had to wait for an appointment	1	1	N/A	90.6%	89.1%	88.7%

* This is based on patients treated on this contract for their most recent course of treatment. Figures in italics indicate the base number of FP17s or Patient Questionnaire responses are less than 100. N/A is shown where the base number of responses is less than 10 during the period. % is calculated as Quantity/Base number*100

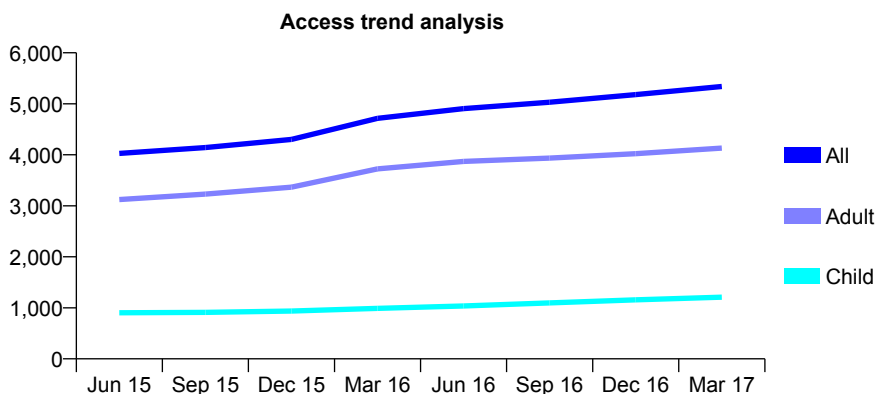
Q57 - Vital Signs At a Glance Contract Report for 251089/0001 - March 2017

Name or company name	MR JC CUDDIGAN
Contract type name	GDS Contract
Purpose of contract	General
Contract start date	01/04/2006
Contract end date	

16/17 Contracted general activity (UDA)	11,799
Carry forward general activity (UDA)	0
16/17 Contracted orthodontic activity (UOA)	0
Carry forward orthodontic activity (UOA)	0
Baseline contract value	£289,356.88

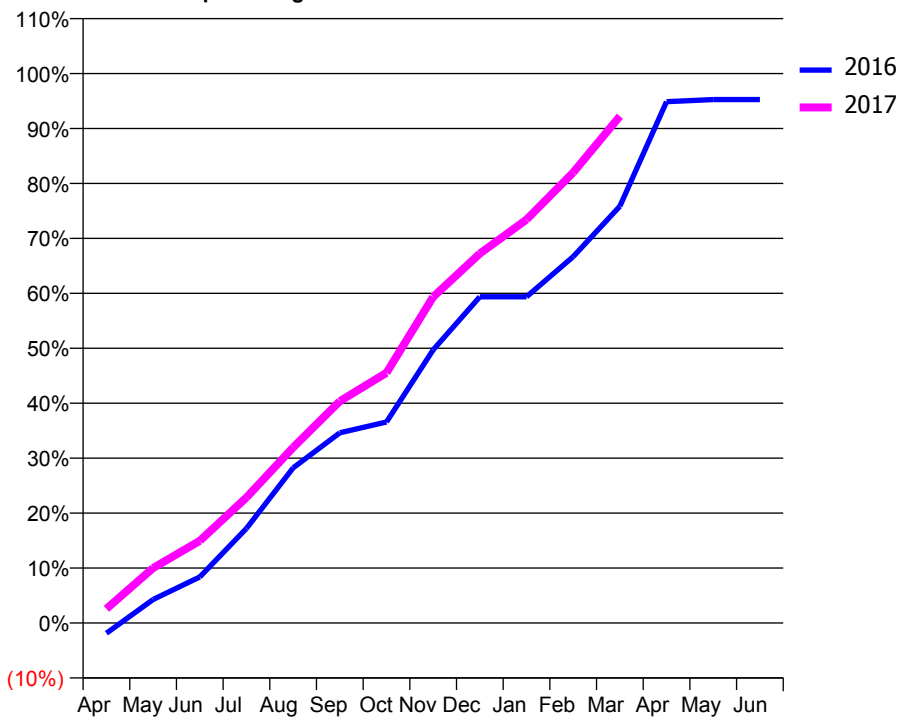
ACCESS*

Patients seen in 24 months	Total	Change since previous quarter
Quarter ending March 2016	4,714	
Quarter ending June 2016	4,906	↑
Quarter ending September 2016	5,031	↑
Quarter ending December 2016	5,181	↑
Quarter ending March 2017	5,339	↑
Variance since March 2016	13.3%	↑



ACTIVITY

Cumulative percentage of contracted UDA delivered 2016 & 2017



Month	Adjusted Scheduled Activity (UDA)	
	2016	2017
April	-221	304
May	507	1,182
June	990	1,766
July	2,031	2,697
August	3,332	3,770
September	4,084	4,763
October	4,317	5,372
November	5,865	7,003
December	7,005	7,933
January	7,005	8,662
February	7,867	9,672
March	8,948	10,880
April	11,195	
May	11,240	
June	11,240	

QUALITY

	Quantity	Base Number	Contract	AT	Region	England
% of FP17s for the same patient ID Re-attending within 3 months - Children	82	1,710	4.8%	10.6%	12.0%	12.3%
% of FP17s for the same patient ID Re-attending within 3 months - Adults	747	5,697	13.1%	15.3%	16.0%	16.7%
% of FP17s for the same patient ID Re-attending between 3 & 9 months - Children	844	1,710	49.4%	55.6%	58.8%	57.6%
% of FP17s for the same patient ID Re-attending between 3 & 9 months - Adults	2,696	5,697	47.3%	48.7%	51.2%	50.1%
% of FP17s for Band 1 Urgent Courses	631	6,180	10.2%	8.6%	8.0%	9.1%
% of FP17s Relating to Free Repair or Replacements	37	6,180	0.6%	0.8%	0.8%	0.8%
% of FP17s Relating to Continuations	44	6,180	0.7%	1.1%	1.2%	1.2%
% of Patients satisfied with the dentistry they have received	20	21	95.2%	93.9%	92.7%	92.8%
% of Patients satisfied with the time they had to wait for an appointment	18	21	85.7%	90.6%	89.1%	88.7%

* This is based on patients treated on this contract for their most recent course of treatment. Figures in italics indicate the base number of FP17s or Patient Questionnaire responses are less than 100. N/A is shown where the base number of responses is less than 10 during the period. % is calculated as Quantity/Base number*100

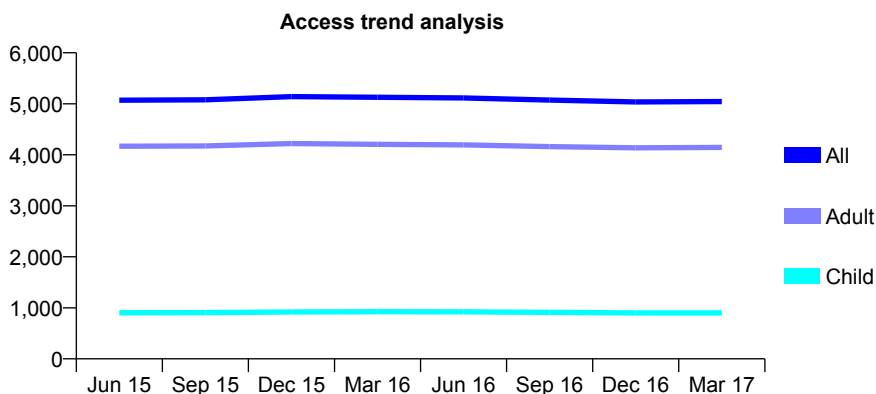
Q57 - Vital Signs At a Glance Contract Report for 253197/0001 - March 2017

Name or company name	MR DG FIGAJI
Contract type name	GDS Contract
Purpose of contract	General
Contract start date	01/04/2006
Contract end date	

16/17 Contracted general activity (UDA)	17,600
Carry forward general activity (UDA)	129
16/17 Contracted orthodontic activity (UOA)	0
Carry forward orthodontic activity (UOA)	0
Baseline contract value	£529,207.72

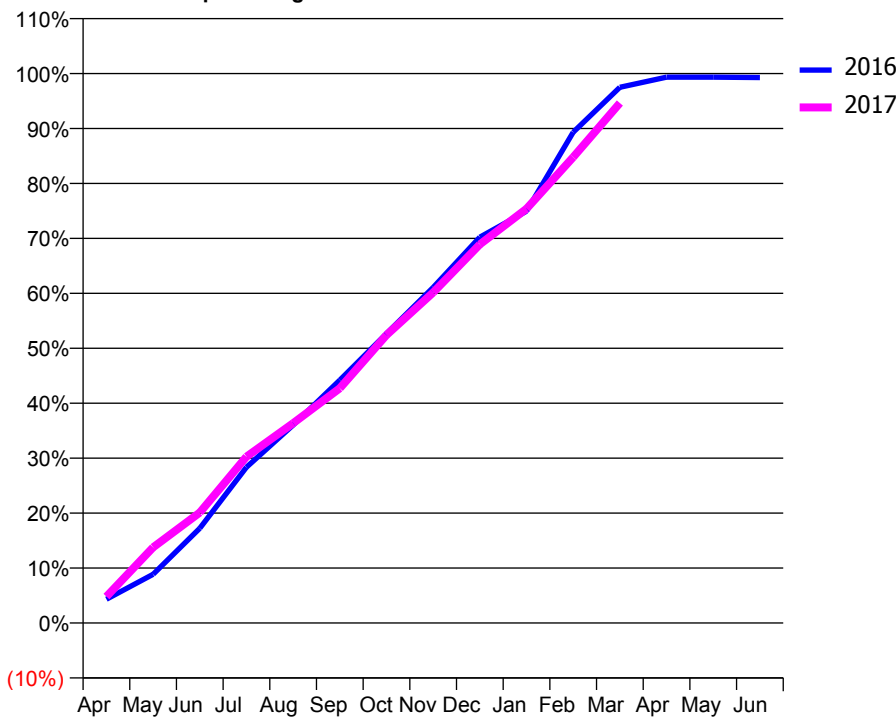
ACCESS*

Patients seen in 24 months	Total	Change since previous quarter
Quarter ending March 2016	5,129	
Quarter ending June 2016	5,115	→
Quarter ending September 2016	5,072	→
Quarter ending December 2016	5,036	→
Quarter ending March 2017	5,045	→
Variance since March 2016	(1.6%)	↓



ACTIVITY

Cumulative percentage of contracted UDA delivered 2016 & 2017



Month	Adjusted Scheduled Activity (UDA)	
	2016	2017
April	761	846
May	1,560	2,424
June	3,034	3,540
July	4,992	5,329
August	6,340	6,400
September	7,781	7,518
October	9,270	9,222
November	10,750	10,585
December	12,359	12,126
January	13,193	13,269
February	15,721	14,921
March	17,161	16,653
April	17,483	
May	17,483	
June	17,471	

QUALITY

	Quantity	Base Number	Contract	AT	Region	England
% of FP17s for the same patient ID Re-attending within 3 months - Children	91	1,378	6.6%	10.6%	12.0%	12.3%
% of FP17s for the same patient ID Re-attending within 3 months - Adults	986	6,213	15.9%	15.3%	16.0%	16.7%
% of FP17s for the same patient ID Re-attending between 3 & 9 months - Children	871	1,378	63.2%	55.6%	58.8%	57.6%
% of FP17s for the same patient ID Re-attending between 3 & 9 months - Adults	3,564	6,213	57.4%	48.7%	51.2%	50.1%
% of FP17s for Band 1 Urgent Courses	448	7,451	6.0%	8.6%	8.0%	9.1%
% of FP17s Relating to Free Repair or Replacements	62	7,451	0.8%	0.8%	0.8%	0.8%
% of FP17s Relating to Continuations	305	7,451	4.1%	1.1%	1.2%	1.2%
% of Patients satisfied with the dentistry they have received	7	10	70.0%	93.9%	92.7%	92.8%
% of Patients satisfied with the time they had to wait for an appointment	10	10	100.0%	90.6%	89.1%	88.7%

* This is based on patients treated on this contract for their most recent course of treatment. Figures in italics indicate the base number of FP17s or Patient Questionnaire responses are less than 100. N/A is shown where the base number of responses is less than 10 during the period. % is calculated as Quantity/Base number*100

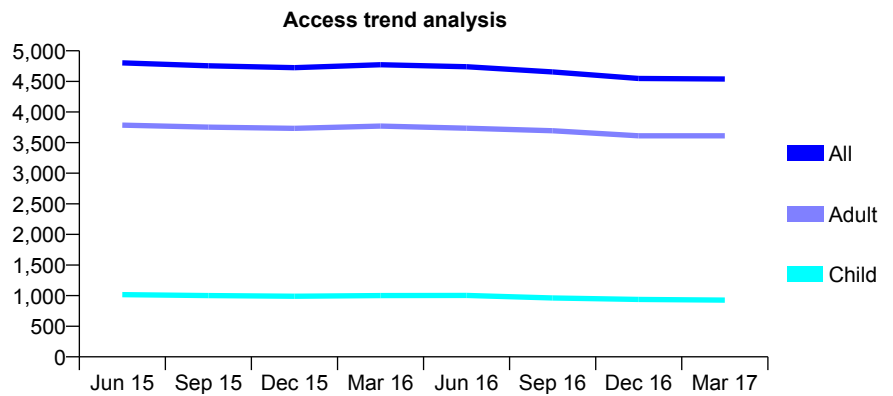
Q57 - Vital Signs At a Glance Contract Report for 253197/0002 - March 2017

Name or company name	MR DG FIGAJI
Contract type name	GDS Contract
Purpose of contract	General
Contract start date	01/04/2007
Contract end date	

16/17 Contracted general activity (UDA)	13,400
Carry forward general activity (UDA)	417
16/17 Contracted orthodontic activity (UOA)	0
Carry forward orthodontic activity (UOA)	0
Baseline contract value	£343,697.65

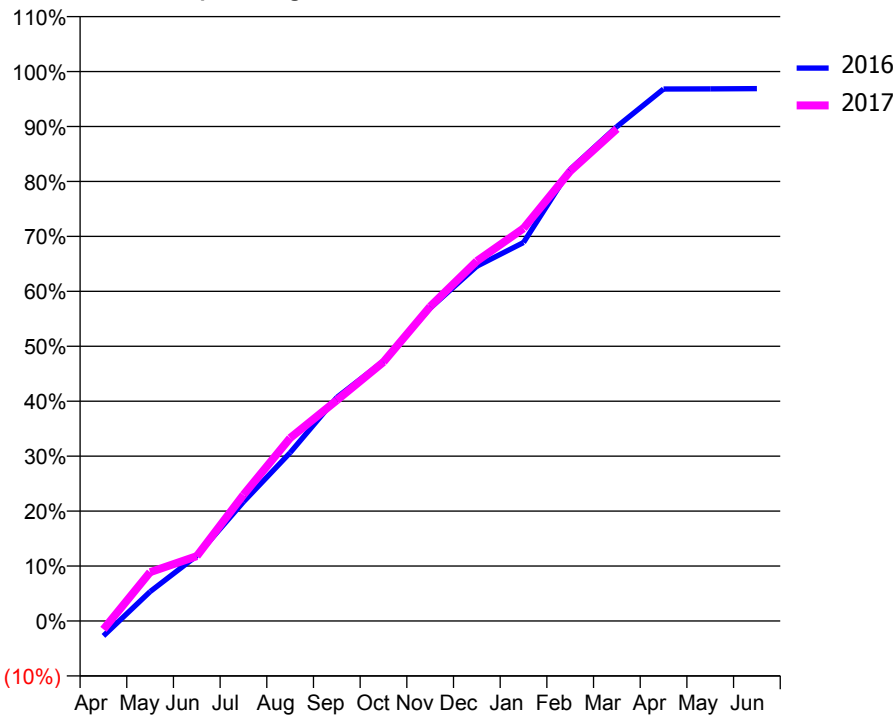
ACCESS*

Patients seen in 24 months	Total	Change since previous quarter
Quarter ending March 2016	4,773	
Quarter ending June 2016	4,739	→
Quarter ending September 2016	4,654	↓
Quarter ending December 2016	4,549	↓
Quarter ending March 2017	4,539	→
Variance since March 2016	(4.9%)	↓



ACTIVITY

Cumulative percentage of contracted UDA delivered 2016 & 2017



Month	Adjusted Scheduled Activity (UDA)	
	2016	2017
April	-365	-206
May	716	1,191
June	1,591	1,583
July	2,907	3,078
August	4,105	4,462
September	5,451	5,383
October	6,336	6,315
November	7,629	7,668
December	8,650	8,777
January	9,231	9,576
February	11,011	10,971
March	12,054	12,000
April	12,973	
May	12,976	
June	12,983	

QUALITY

	Quantity	Base Number	Contract	AT	Region	England
% of FP17s for the same patient ID Re-attending within 3 months - Children	138	1,583	8.7%	10.6%	12.0%	12.3%
% of FP17s for the same patient ID Re-attending within 3 months - Adults	830	5,124	16.2%	15.3%	16.0%	16.7%
% of FP17s for the same patient ID Re-attending between 3 & 9 months - Children	1,071	1,583	67.7%	55.6%	58.8%	57.6%
% of FP17s for the same patient ID Re-attending between 3 & 9 months - Adults	2,324	5,124	45.4%	48.7%	51.2%	50.1%
% of FP17s for Band 1 Urgent Courses	301	6,306	4.8%	8.6%	8.0%	9.1%
% of FP17s Relating to Free Repair or Replacements	56	6,306	0.9%	0.8%	0.8%	0.8%
% of FP17s Relating to Continuations	298	6,306	4.7%	1.1%	1.2%	1.2%
% of Patients satisfied with the dentistry they have received	5	7	N/A	93.9%	92.7%	92.8%
% of Patients satisfied with the time they had to wait for an appointment	7	7	N/A	90.6%	89.1%	88.7%

* This is based on patients treated on this contract for their most recent course of treatment. Figures in italics indicate the base number of FP17s or Patient Questionnaire responses are less than 100. N/A is shown where the base number of responses is less than 10 during the period. % is calculated as Quantity/Base number*100

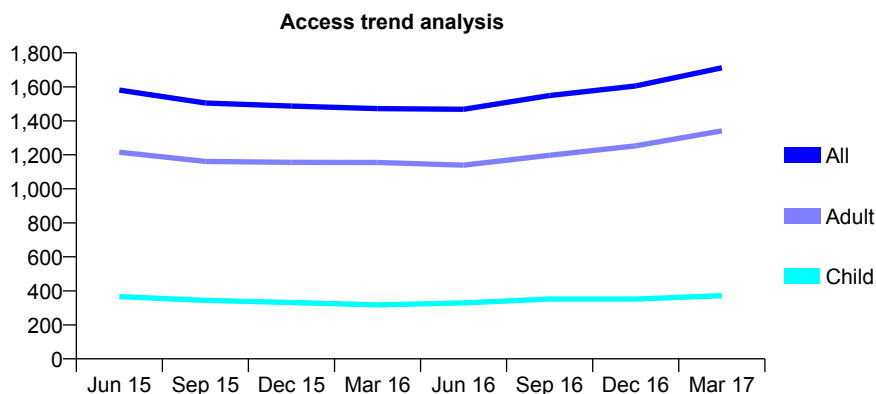
Q57 - Vital Signs At a Glance Contract Report for 253855/0001 - March 2017

Name or company name	Optident Dental Clinic
Contract type name	GDS Contract
Purpose of contract	General
Contract start date	01/04/2006
Contract end date	

16/17 Contracted general activity (UDA)	7,573
Carry forward general activity (UDA)	297
16/17 Contracted orthodontic activity (UOA)	0
Carry forward orthodontic activity (UOA)	0
Baseline contract value	£214,200.56

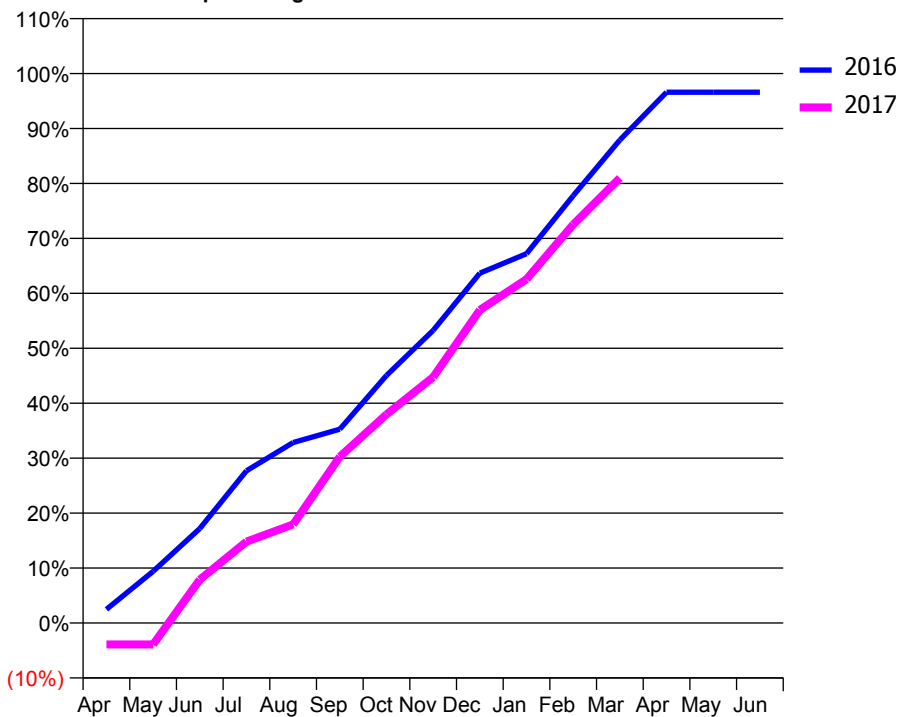
ACCESS*

Patients seen in 24 months	Total	Change since previous quarter
Quarter ending March 2016	1,472	
Quarter ending June 2016	1,468	→
Quarter ending September 2016	1,549	↑
Quarter ending December 2016	1,605	↑
Quarter ending March 2017	1,712	↑
Variance since March 2016	16.3%	↑



ACTIVITY

Cumulative percentage of contracted UDA delivered 2016 & 2017



Adjusted Scheduled Activity (UDA)

Month	2016	2017
April	189	-297
May	713	-297
June	1,301	599
July	2,097	1,122
August	2,487	1,358
September	2,671	2,293
October	3,411	2,875
November	4,033	3,390
December	4,822	4,315
January	5,089	4,738
February	5,889	5,493
March	6,657	6,133
April	7,315	
May	7,315	
June	7,315	

QUALITY

	Quantity	Base Number	Contract	AT	Region	England
% of FP17s for the same patient ID Re-attending within 3 months - Children	58	536	10.8%	10.6%	12.0%	12.3%
% of FP17s for the same patient ID Re-attending within 3 months - Adults	355	1,916	18.5%	15.3%	16.0%	16.7%
% of FP17s for the same patient ID Re-attending between 3 & 9 months - Children	272	536	50.7%	55.6%	58.8%	57.6%
% of FP17s for the same patient ID Re-attending between 3 & 9 months - Adults	812	1,916	42.4%	48.7%	51.2%	50.1%
% of FP17s for Band 1 Urgent Courses	314	2,367	13.3%	8.6%	8.0%	9.1%
% of FP17s Relating to Free Repair or Replacements	1	2,367	0.0%	0.8%	0.8%	0.8%
% of FP17s Relating to Continuations	42	2,367	1.8%	1.1%	1.2%	1.2%
% of Patients satisfied with the dentistry they have received	1	2	N/A	93.9%	92.7%	92.8%
% of Patients satisfied with the time they had to wait for an appointment	1	2	N/A	90.6%	89.1%	88.7%

* This is based on patients treated on this contract for their most recent course of treatment. Figures in italics indicate the base number of FP17s or Patient Questionnaire responses are less than 100. N/A is shown where the base number of responses is less than 10 during the period. % is calculated as Quantity/Base number*100

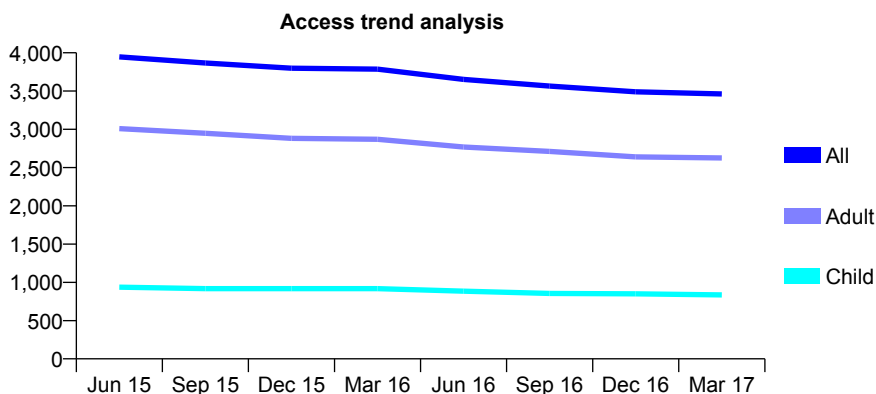
Q57 - Vital Signs At a Glance Contract Report for 257613/0003 - March 2017

Name or company name	MR S NOZOHOOR
Contract type name	GDS Contract
Purpose of contract	General
Contract start date	01/04/2006
Contract end date	

16/17 Contracted general activity (UDA)	12,949
Carry forward general activity (UDA)	56
16/17 Contracted orthodontic activity (UOA)	0
Carry forward orthodontic activity (UOA)	0
Baseline contract value	£319,204.35

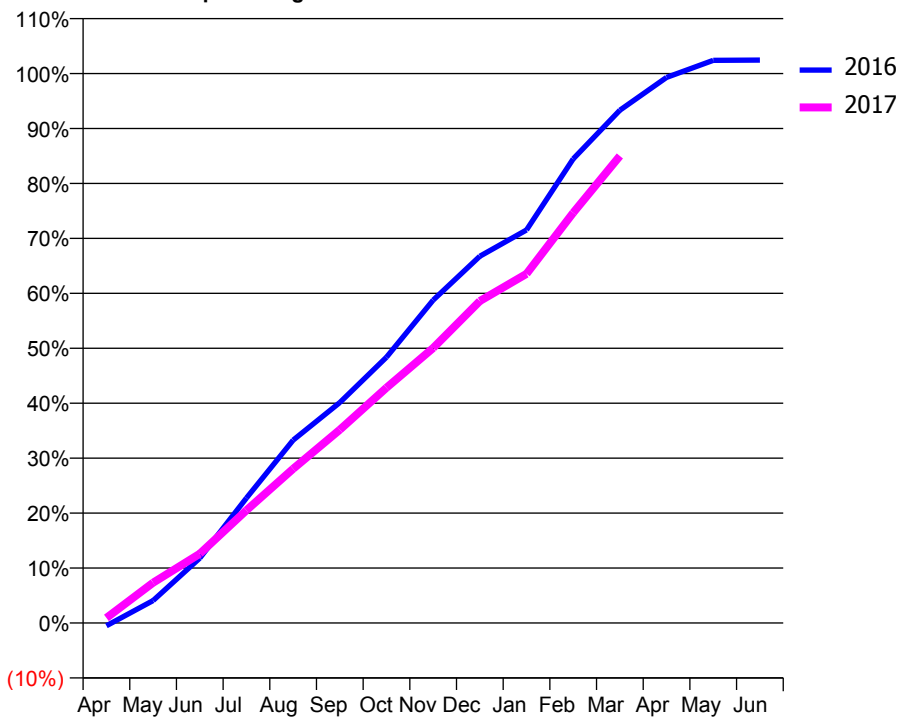
ACCESS*

Patients seen in 24 months	Total	Change since previous quarter
Quarter ending March 2016	3,787	
Quarter ending June 2016	3,653	↓
Quarter ending September 2016	3,566	↓
Quarter ending December 2016	3,490	↓
Quarter ending March 2017	3,462	→
Variance since March 2016	(8.6%)	↓



ACTIVITY

Cumulative percentage of contracted UDA delivered 2016 & 2017



Month	Adjusted Scheduled Activity (UDA)	
	2016	2017
April	-67	120
May	530	951
June	1,529	1,632
July	2,946	2,657
August	4,311	3,633
September	5,196	4,553
October	6,264	5,544
November	7,609	6,480
December	8,642	7,587
January	9,261	8,230
February	10,936	9,666
March	12,085	11,006
April	12,856	
May	13,258	
June	13,266	

QUALITY

	Quantity	Base Number	Contract	AT	Region	England
% of FP17s for the same patient ID Re-attending within 3 months - Children	53	1,103	4.8%	10.6%	12.0%	12.3%
% of FP17s for the same patient ID Re-attending within 3 months - Adults	529	3,736	14.2%	15.3%	16.0%	16.7%
% of FP17s for the same patient ID Re-attending between 3 & 9 months - Children	594	1,103	53.9%	55.6%	58.8%	57.6%
% of FP17s for the same patient ID Re-attending between 3 & 9 months - Adults	2,186	3,736	58.5%	48.7%	51.2%	50.1%
% of FP17s for Band 1 Urgent Courses	145	4,494	3.2%	8.6%	8.0%	9.1%
% of FP17s Relating to Free Repair or Replacements	78	4,494	1.7%	0.8%	0.8%	0.8%
% of FP17s Relating to Continuations	61	4,494	1.4%	1.1%	1.2%	1.2%
% of Patients satisfied with the dentistry they have received	10	10	100.0%	93.9%	92.7%	92.8%
% of Patients satisfied with the time they had to wait for an appointment	10	10	100.0%	90.6%	89.1%	88.7%

* This is based on patients treated on this contract for their most recent course of treatment. Figures in italics indicate the base number of FP17s or Patient Questionnaire responses are less than 100. N/A is shown where the base number of responses is less than 10 during the period. % is calculated as Quantity/Base number*100

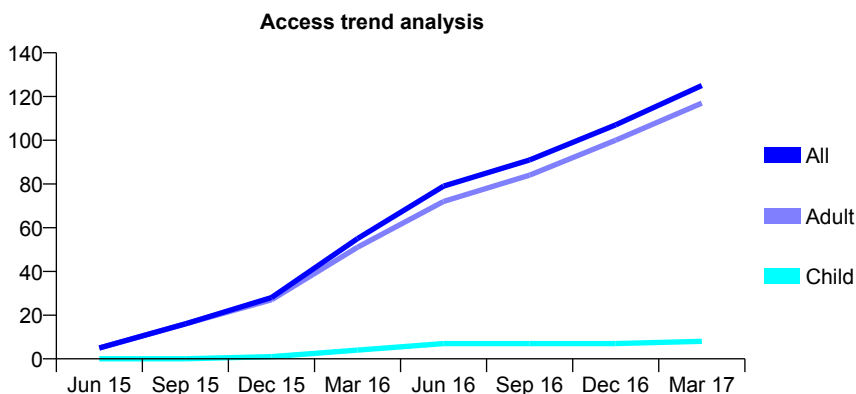
Q57 - Vital Signs At a Glance Contract Report for 257613/0007 - March 2017

Name or company name	MR S NOZOHOOR
Contract type name	GDS Contract
Purpose of contract	General
Contract start date	01/04/2015
Contract end date	

16/17 Contracted general activity (UDA)	583
Carry forward general activity (UDA)	0
16/17 Contracted orthodontic activity (UOA)	0
Carry forward orthodontic activity (UOA)	0
Baseline contract value	£14,366.15

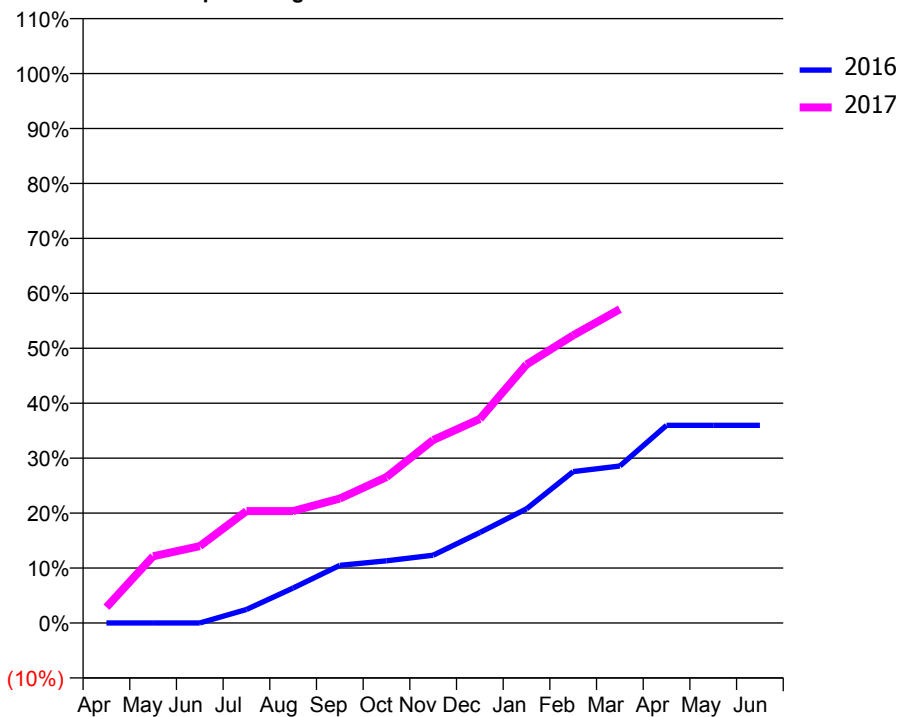
ACCESS*

Patients seen in 24 months	Total	Change since previous quarter
Quarter ending March 2016	55	
Quarter ending June 2016	79	↑
Quarter ending September 2016	91	↑
Quarter ending December 2016	107	↑
Quarter ending March 2017	125	↑
Variance since March 2016	127.3%	↑



ACTIVITY

Cumulative percentage of contracted UDA delivered 2016 & 2017



Adjusted Scheduled Activity (UDA)

Month	2016	2017
April	0	17
May	0	71
June	0	82
July	14	119
August	37	119
September	61	132
October	66	155
November	72	194
December	96	217
January	121	274
February	161	305
March	167	333
April	210	
May	210	
June	210	

QUALITY

	Quantity	Base Number	Contract	AT	Region	England
% of FP17s for the same patient ID Re-attending within 3 months - Children	0	39	0.0%	10.6%	12.0%	12.3%
% of FP17s for the same patient ID Re-attending within 3 months - Adults	5	275	1.8%	15.3%	16.0%	16.7%
% of FP17s for the same patient ID Re-attending between 3 & 9 months - Children	0	39	0.0%	55.6%	58.8%	57.6%
% of FP17s for the same patient ID Re-attending between 3 & 9 months - Adults	0	275	0.0%	48.7%	51.2%	50.1%
% of FP17s for Band 1 Urgent Courses	265	278	95.3%	8.6%	8.0%	9.1%
% of FP17s Relating to Free Repair or Replacements	0	278	0.0%	0.8%	0.8%	0.8%
% of FP17s Relating to Continuations	0	278	0.0%	1.1%	1.2%	1.2%
% of Patients satisfied with the dentistry they have received	0	0	N/A	93.9%	92.7%	92.8%
% of Patients satisfied with the time they had to wait for an appointment	0	0	N/A	90.6%	89.1%	88.7%

* This is based on patients treated on this contract for their most recent course of treatment. Figures in italics indicate the base number of FP17s or Patient Questionnaire responses are less than 100. N/A is shown where the base number of responses is less than 10 during the period. % is calculated as Quantity/Base number*100

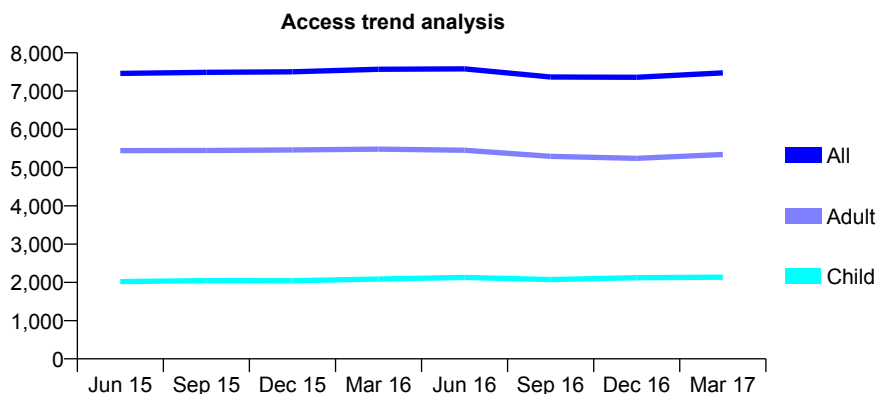
Q57 - Vital Signs At a Glance Contract Report for 258261/0001 - March 2017

Name or company name	MR D REZAIIE DASTJERDI
Contract type name	GDS Contract
Purpose of contract	General
Contract start date	01/04/2006
Contract end date	

16/17 Contracted general activity (UDA)	21,897
Carry forward general activity (UDA)	-302
16/17 Contracted orthodontic activity (UOA)	0
Carry forward orthodontic activity (UOA)	0
Baseline contract value	£593,356.80

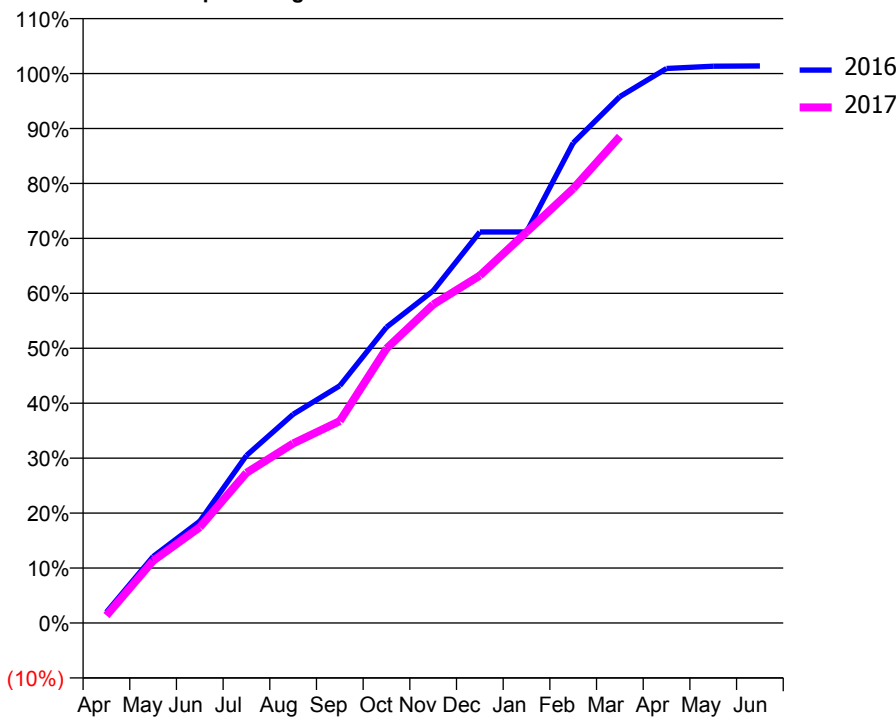
ACCESS*

Patients seen in 24 months	Total	Change since previous quarter
Quarter ending March 2016	7,569	
Quarter ending June 2016	7,581	→
Quarter ending September 2016	7,366	↓
Quarter ending December 2016	7,362	→
Quarter ending March 2017	7,477	→
Variance since March 2016	(1.2%)	↓



ACTIVITY

Cumulative percentage of contracted UDA delivered 2016 & 2017



Month	Adjusted Scheduled Activity (UDA)	
	2016	2017
April	433	302
May	2,648	2,478
June	4,056	3,817
July	6,676	5,988
August	8,317	7,155
September	9,458	8,048
October	11,789	10,937
November	13,241	12,692
December	15,585	13,845
January	15,585	15,577
February	19,133	17,308
March	20,975	19,388
April	22,095	
May	22,186	
June	22,199	

QUALITY

	Quantity	Base Number	Contract	AT	Region	England
% of FP17s for the same patient ID Re-attending within 3 months - Children	163	2,589	6.3%	10.6%	12.0%	12.3%
% of FP17s for the same patient ID Re-attending within 3 months - Adults	1,038	6,819	15.2%	15.3%	16.0%	16.7%
% of FP17s for the same patient ID Re-attending between 3 & 9 months - Children	1,214	2,589	46.9%	55.6%	58.8%	57.6%
% of FP17s for the same patient ID Re-attending between 3 & 9 months - Adults	3,362	6,819	49.3%	48.7%	51.2%	50.1%
% of FP17s for Band 1 Urgent Courses	634	8,900	7.1%	8.6%	8.0%	9.1%
% of FP17s Relating to Free Repair or Replacements	99	8,900	1.1%	0.8%	0.8%	0.8%
% of FP17s Relating to Continuations	68	8,900	0.8%	1.1%	1.2%	1.2%
% of Patients satisfied with the dentistry they have received	8	10	80.0%	93.9%	92.7%	92.8%
% of Patients satisfied with the time they had to wait for an appointment	9	10	90.0%	90.6%	89.1%	88.7%

* This is based on patients treated on this contract for their most recent course of treatment. Figures in italics indicate the base number of FP17s or Patient Questionnaire responses are less than 100. N/A is shown where the base number of responses is less than 10 during the period. % is calculated as Quantity/Base number*100

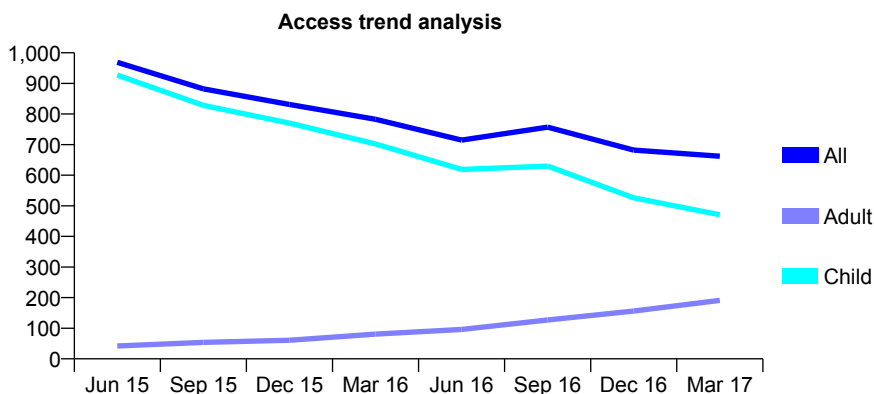
Q57 - Vital Signs At a Glance Contract Report for 261076/0001 - March 2017

Name or company name	MR SA PITT
Contract type name	GDS Contract
Purpose of contract	General
Contract start date	26/07/2006
Contract end date	

16/17 Contracted general activity (UDA)	1,466
Carry forward general activity (UDA)	0
16/17 Contracted orthodontic activity (UOA)	0
Carry forward orthodontic activity (UOA)	0
Baseline contract value	£32,552.72

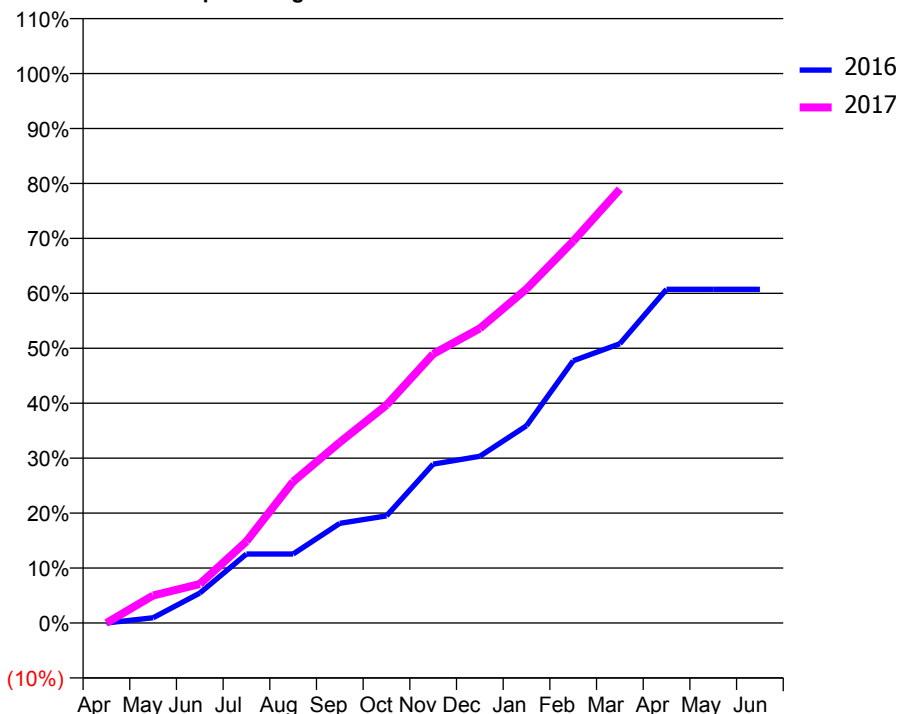
ACCESS*

Patients seen in 24 months	Total	Change since previous quarter
Quarter ending March 2016	783	
Quarter ending June 2016	715	↓
Quarter ending September 2016	757	↑
Quarter ending December 2016	682	↓
Quarter ending March 2017	662	↓
Variance since March 2016	(15.5%)	↓



ACTIVITY

Cumulative percentage of contracted UDA delivered 2016 & 2017



Month	Adjusted Scheduled Activity (UDA)	
	2016	2017
April	0	0
May	14	74
June	80	104
July	184	218
August	184	377
September	266	482
October	286	582
November	424	718
December	445	786
January	526	891
February	700	1,019
March	745	1,158
April	890	
May	890	
June	890	

QUALITY

	Quantity	Base Number	Contract	AT	Region	England
% of FP17s for the same patient ID Re-attending within 3 months - Children	48	658	7.3%	10.6%	12.0%	12.3%
% of FP17s for the same patient ID Re-attending within 3 months - Adults	21	192	10.9%	15.3%	16.0%	16.7%
% of FP17s for the same patient ID Re-attending between 3 & 9 months - Children	267	658	40.6%	55.6%	58.8%	57.6%
% of FP17s for the same patient ID Re-attending between 3 & 9 months - Adults	37	192	19.3%	48.7%	51.2%	50.1%
% of FP17s for Band 1 Urgent Courses	28	769	3.6%	8.6%	8.0%	9.1%
% of FP17s Relating to Free Repair or Replacements	1	769	0.1%	0.8%	0.8%	0.8%
% of FP17s Relating to Continuations	17	769	2.2%	1.1%	1.2%	1.2%
% of Patients satisfied with the dentistry they have received	0	0	N/A	93.9%	92.7%	92.8%
% of Patients satisfied with the time they had to wait for an appointment	0	0	N/A	90.6%	89.1%	88.7%

* This is based on patients treated on this contract for their most recent course of treatment. Figures in italics indicate the base number of FP17s or Patient Questionnaire responses are less than 100. N/A is shown where the base number of responses is less than 10 during the period. % is calculated as Quantity/Base number*100

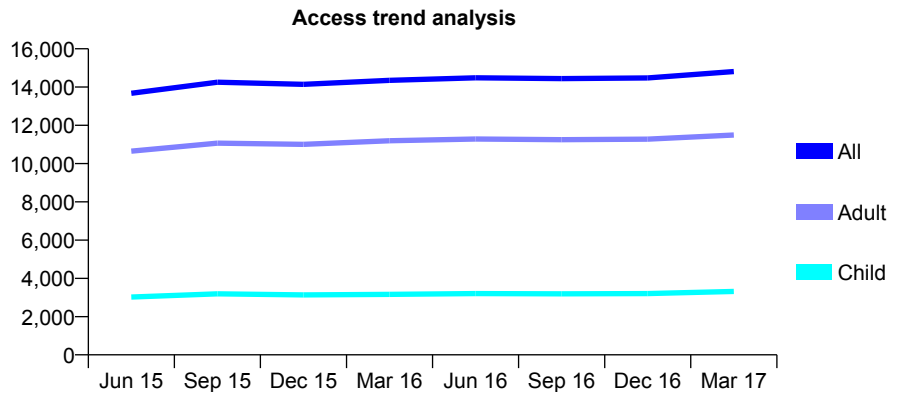
Q57 - Vital Signs At a Glance Contract Report for 268089/0004 - March 2017

Name or company name	Homewood Dental Surgery
Contract type name	GDS Contract
Purpose of contract	General
Contract start date	07/01/2007
Contract end date	

16/17 Contracted general activity (UDA)	28,411
Carry forward general activity (UDA)	66
16/17 Contracted orthodontic activity (UOA)	0
Carry forward orthodontic activity (UOA)	0
Baseline contract value	£693,639.68

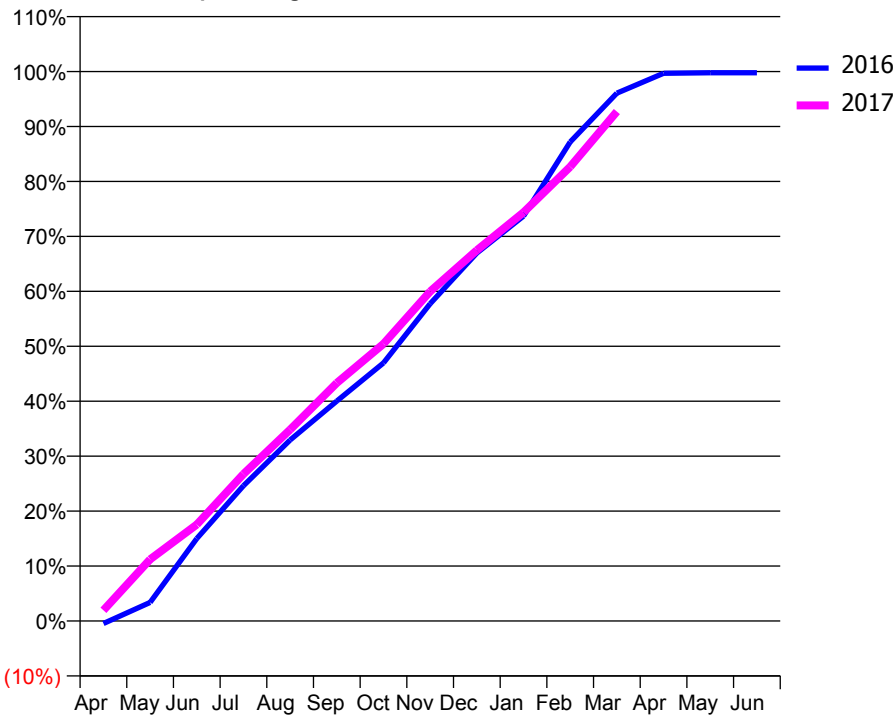
ACCESS*

Patients seen in 24 months	Total	Change since previous quarter
Quarter ending March 2016	14,350	
Quarter ending June 2016	14,487	→
Quarter ending September 2016	14,443	→
Quarter ending December 2016	14,479	→
Quarter ending March 2017	14,813	↑
Variance since March 2016	3.2%	↑



ACTIVITY

Cumulative percentage of contracted UDA delivered 2016 & 2017



Month	Adjusted Scheduled Activity (UDA)	
	2016	2017
April	-136	558
May	963	3,191
June	4,267	4,987
July	6,993	7,604
August	9,358	9,897
September	11,373	12,311
October	13,343	14,333
November	16,406	17,038
December	19,026	19,167
January	20,932	21,130
February	24,765	23,487
March	27,290	26,338
April	28,320	
May	28,345	
June	28,345	

QUALITY

	Quantity	Base Number	Contract	AT	Region	England
% of FP17s for the same patient ID Re-attending within 3 months - Children	361	4,678	7.7%	10.6%	12.0%	12.3%
% of FP17s for the same patient ID Re-attending within 3 months - Adults	2,014	14,301	14.1%	15.3%	16.0%	16.7%
% of FP17s for the same patient ID Re-attending between 3 & 9 months - Children	2,610	4,678	55.8%	55.6%	58.8%	57.6%
% of FP17s for the same patient ID Re-attending between 3 & 9 months - Adults	5,375	14,301	37.6%	48.7%	51.2%	50.1%
% of FP17s for Band 1 Urgent Courses	1,288	15,501	8.3%	8.6%	8.0%	9.1%
% of FP17s Relating to Free Repair or Replacements	137	15,501	0.9%	0.8%	0.8%	0.8%
% of FP17s Relating to Continuations	94	15,501	0.6%	1.1%	1.2%	1.2%
% of Patients satisfied with the dentistry they have received	58	58	100.0%	93.9%	92.7%	92.8%
% of Patients satisfied with the time they had to wait for an appointment	56	58	96.6%	90.6%	89.1%	88.7%

* This is based on patients treated on this contract for their most recent course of treatment. Figures in italics indicate the base number of FP17s or Patient Questionnaire responses are less than 100. N/A is shown where the base number of responses is less than 10 during the period. % is calculated as Quantity/Base number*100

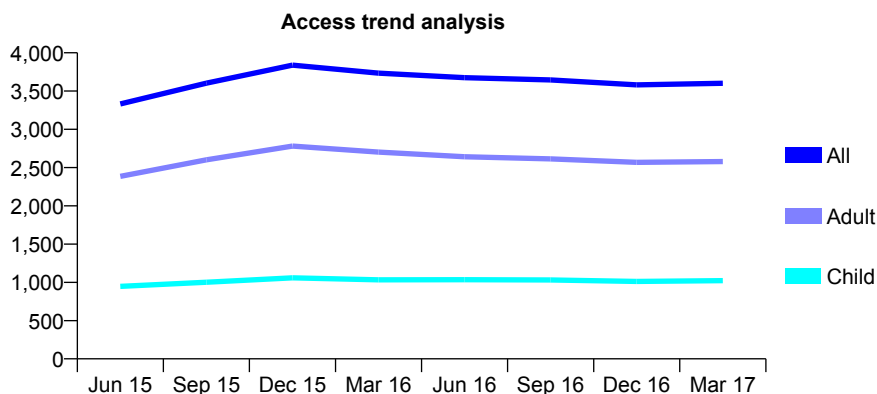
Q57 - Vital Signs At a Glance Contract Report for 270180/0003 - March 2017

Name or company name	MR SS SIHRA
Contract type name	GDS Contract
Purpose of contract	General
Contract start date	01/01/2014
Contract end date	

16/17 Contracted general activity (UDA)	11,730
Carry forward general activity (UDA)	-211
16/17 Contracted orthodontic activity (UOA)	0
Carry forward orthodontic activity (UOA)	0
Baseline contract value	£323,798.41

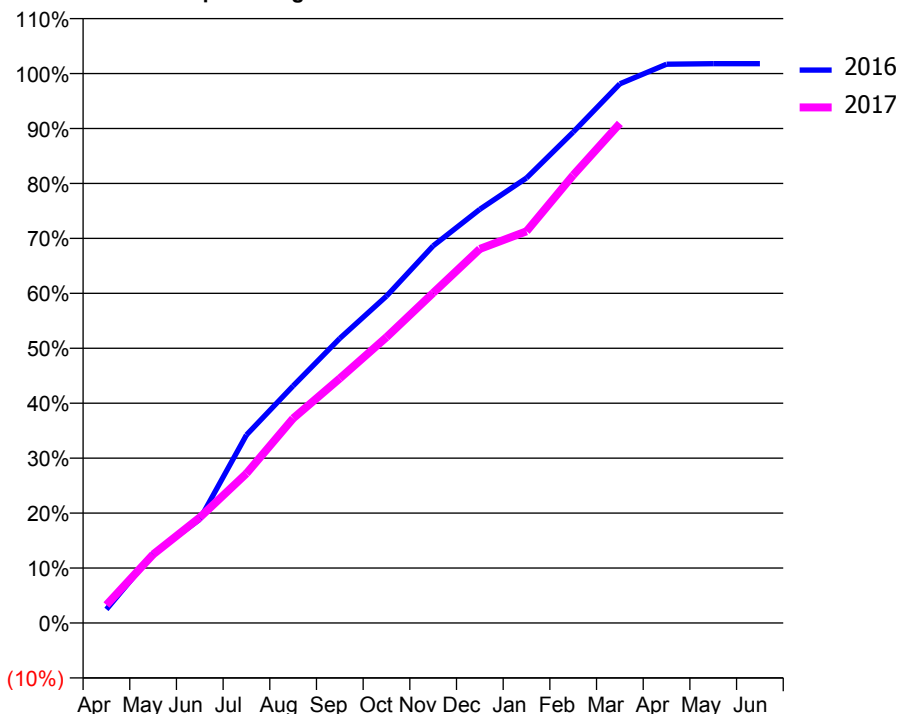
ACCESS*

Patients seen in 24 months	Total	Change since previous quarter
Quarter ending March 2016	3,734	
Quarter ending June 2016	3,675	↓
Quarter ending September 2016	3,645	→
Quarter ending December 2016	3,581	↓
Quarter ending March 2017	3,602	→
Variance since March 2016	(3.5%)	↓



ACTIVITY

Cumulative percentage of contracted UDA delivered 2016 & 2017



Month	Adjusted Scheduled Activity (UDA)	
	2016	2017
April	293	384
May	1,478	1,463
June	2,214	2,254
July	4,016	3,191
August	5,064	4,369
September	6,075	5,221
October	6,979	6,100
November	8,050	7,045
December	8,830	7,985
January	9,500	8,360
February	10,480	9,559
March	11,511	10,665
April	11,928	
May	11,940	
June	11,941	

QUALITY

	Quantity	Base Number	Contract	AT	Region	England
% of FP17s for the same patient ID Re-attending within 3 months - Children	87	1,273	6.8%	10.6%	12.0%	12.3%
% of FP17s for the same patient ID Re-attending within 3 months - Adults	496	2,914	17.0%	15.3%	16.0%	16.7%
% of FP17s for the same patient ID Re-attending between 3 & 9 months - Children	574	1,273	45.1%	55.6%	58.8%	57.6%
% of FP17s for the same patient ID Re-attending between 3 & 9 months - Adults	1,026	2,914	35.2%	48.7%	51.2%	50.1%
% of FP17s for Band 1 Urgent Courses	421	4,041	10.4%	8.6%	8.0%	9.1%
% of FP17s Relating to Free Repair or Replacements	16	4,041	0.4%	0.8%	0.8%	0.8%
% of FP17s Relating to Continuations	82	4,041	2.0%	1.1%	1.2%	1.2%
% of Patients satisfied with the dentistry they have received	6	6	N/A	93.9%	92.7%	92.8%
% of Patients satisfied with the time they had to wait for an appointment	4	6	N/A	90.6%	89.1%	88.7%

* This is based on patients treated on this contract for their most recent course of treatment. Figures in italics indicate the base number of FP17s or Patient Questionnaire responses are less than 100. N/A is shown where the base number of responses is less than 10 during the period. % is calculated as Quantity/Base number*100

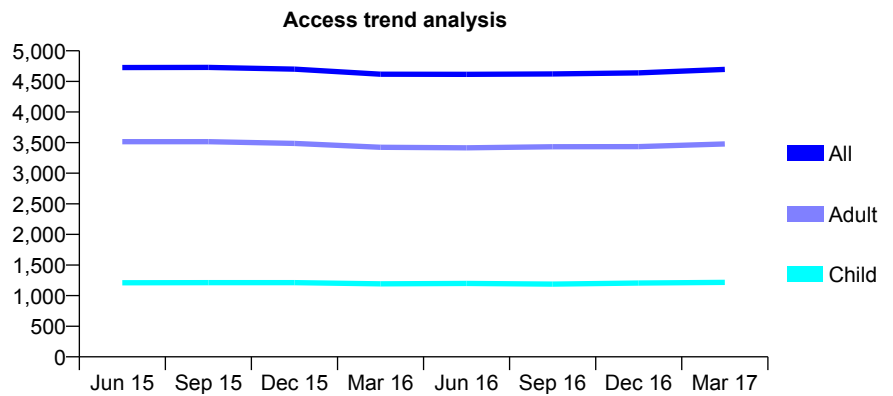
Q57 - Vital Signs At a Glance Contract Report for 270938/0001 - March 2017

Name or company name	MR A ZACHARATOS
Contract type name	GDS Contract
Purpose of contract	General
Contract start date	01/04/2006
Contract end date	

16/17 Contracted general activity (UDA)	12,002
Carry forward general activity (UDA)	-240
16/17 Contracted orthodontic activity (UOA)	0
Carry forward orthodontic activity (UOA)	0
Baseline contract value	£365,212.59

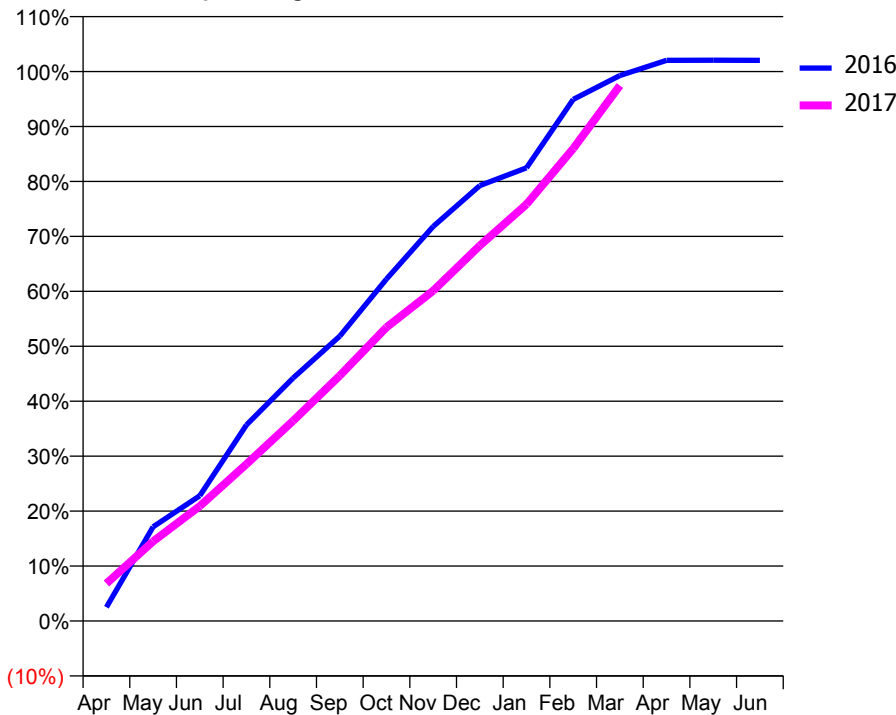
ACCESS*

Patients seen in 24 months	Total	Change since previous quarter
Quarter ending March 2016	4,617	
Quarter ending June 2016	4,616	→
Quarter ending September 2016	4,622	→
Quarter ending December 2016	4,640	→
Quarter ending March 2017	4,696	→
Variance since March 2016	1.7%	→



ACTIVITY

Cumulative percentage of contracted UDA delivered 2016 & 2017



Month	Adjusted Scheduled Activity (UDA)	
	2016	2017
April	302	821
May	2,057	1,739
June	2,735	2,510
July	4,283	3,427
August	5,308	4,373
September	6,222	5,362
October	7,468	6,416
November	8,618	7,214
December	9,510	8,200
January	9,899	9,103
February	11,393	10,318
March	11,912	11,696
April	12,244	
May	12,247	
June	12,246	

QUALITY

	Quantity	Base Number	Contract	AT	Region	England
% of FP17s for the same patient ID Re-attending within 3 months - Children	89	1,587	5.6%	10.6%	12.0%	12.3%
% of FP17s for the same patient ID Re-attending within 3 months - Adults	528	4,322	12.2%	15.3%	16.0%	16.7%
% of FP17s for the same patient ID Re-attending between 3 & 9 months - Children	657	1,587	41.4%	55.6%	58.8%	57.6%
% of FP17s for the same patient ID Re-attending between 3 & 9 months - Adults	1,725	4,322	39.9%	48.7%	51.2%	50.1%
% of FP17s for Band 1 Urgent Courses	358	5,783	6.2%	8.6%	8.0%	9.1%
% of FP17s Relating to Free Repair or Replacements	11	5,783	0.2%	0.8%	0.8%	0.8%
% of FP17s Relating to Continuations	92	5,783	1.6%	1.1%	1.2%	1.2%
% of Patients satisfied with the dentistry they have received	5	6	N/A	93.9%	92.7%	92.8%
% of Patients satisfied with the time they had to wait for an appointment	6	6	N/A	90.6%	89.1%	88.7%

* This is based on patients treated on this contract for their most recent course of treatment. Figures in italics indicate the base number of FP17s or Patient Questionnaire responses are less than 100. N/A is shown where the base number of responses is less than 10 during the period. % is calculated as Quantity/Base number*100

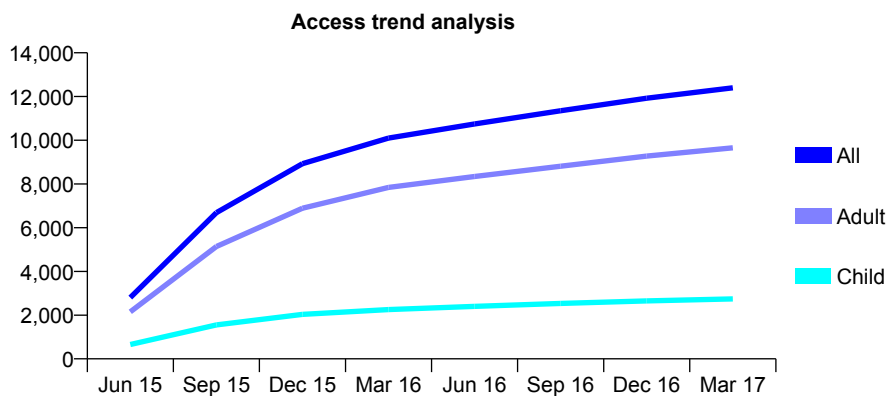
Q57 - Vital Signs At a Glance Contract Report for 271187/0003 - March 2017

Name or company name	Harlow Dental Surgery
Contract type name	GDS Contract
Purpose of contract	General
Contract start date	01/04/2015
Contract end date	

16/17 Contracted general activity (UDA)	36,237
Carry forward general activity (UDA)	0
16/17 Contracted orthodontic activity (UOA)	0
Carry forward orthodontic activity (UOA)	0
Baseline contract value	£804,965.28

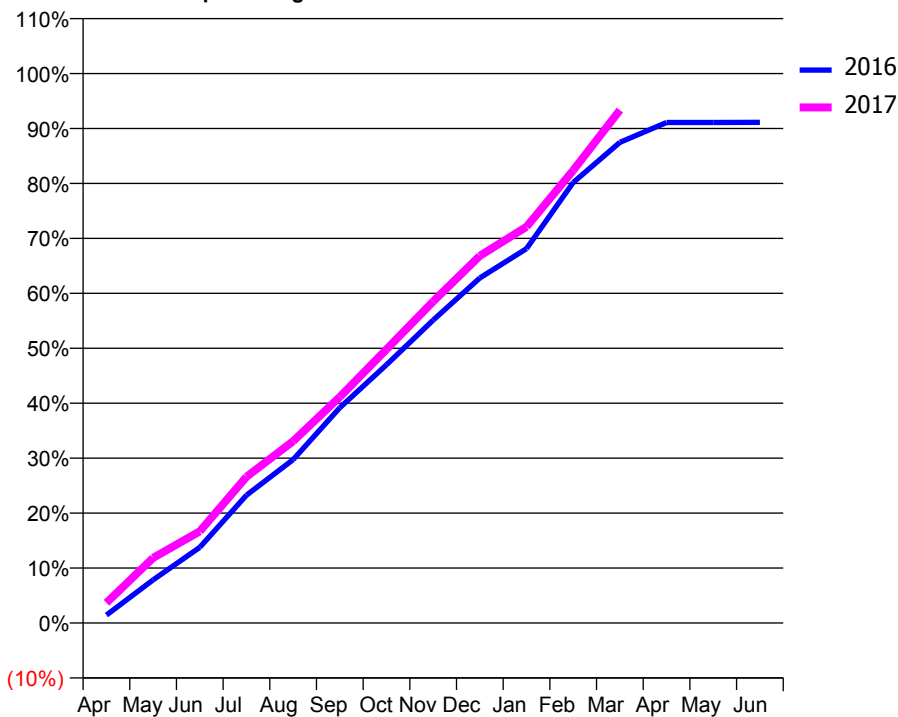
ACCESS*

Patients seen in 24 months	Total	Change since previous quarter
Quarter ending March 2016	10,100	
Quarter ending June 2016	10,747	↑
Quarter ending September 2016	11,348	↑
Quarter ending December 2016	11,923	↑
Quarter ending March 2017	12,399	↑
Variance since March 2016	22.8%	↑



ACTIVITY

Cumulative percentage of contracted UDA delivered 2016 & 2017



Month	Adjusted Scheduled Activity (UDA)	
	2016	2017
April	544	1,333
May	2,956	4,295
June	5,189	6,048
July	8,758	9,644
August	11,200	11,987
September	14,758	14,912
October	17,697	18,053
November	20,766	21,202
December	23,655	24,211
January	25,658	26,131
February	30,196	29,846
March	32,946	33,827
April	34,310	
May	34,311	
June	34,313	

QUALITY

	Quantity	Base Number	Contract	AT	Region	England
% of FP17s for the same patient ID Re-attending within 3 months - Children	336	3,912	8.6%	10.6%	12.0%	12.3%
% of FP17s for the same patient ID Re-attending within 3 months - Adults	2,195	13,541	16.2%	15.3%	16.0%	16.7%
% of FP17s for the same patient ID Re-attending between 3 & 9 months - Children	2,248	3,912	57.5%	55.6%	58.8%	57.6%
% of FP17s for the same patient ID Re-attending between 3 & 9 months - Adults	7,193	13,541	53.1%	48.7%	51.2%	50.1%
% of FP17s for Band 1 Urgent Courses	1,474	15,880	9.3%	8.6%	8.0%	9.1%
% of FP17s Relating to Free Repair or Replacements	169	15,880	1.1%	0.8%	0.8%	0.8%
% of FP17s Relating to Continuations	118	15,880	0.7%	1.1%	1.2%	1.2%
% of Patients satisfied with the dentistry they have received	22	24	91.7%	93.9%	92.7%	92.8%
% of Patients satisfied with the time they had to wait for an appointment	22	24	91.7%	90.6%	89.1%	88.7%

* This is based on patients treated on this contract for their most recent course of treatment. Figures in italics indicate the base number of FP17s or Patient Questionnaire responses are less than 100. N/A is shown where the base number of responses is less than 10 during the period. % is calculated as Quantity/Base number*100

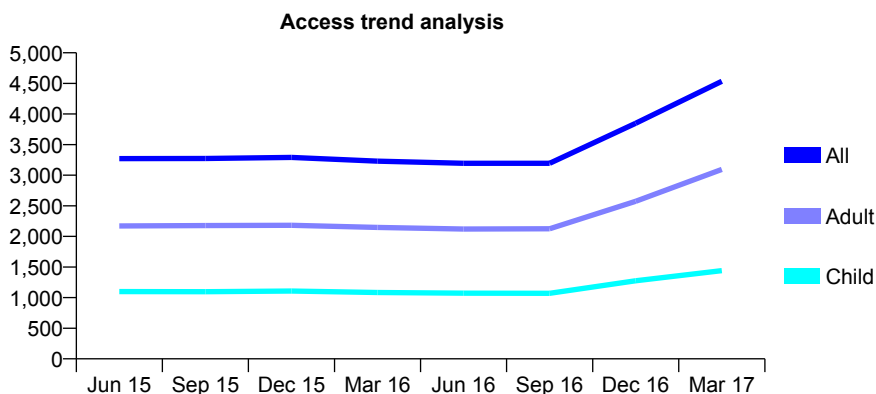
Q57 - Vital Signs At a Glance Contract Report for 273090/0001 - March 2017

Name or company name	MR I ABDUL-GHANI
Contract type name	GDS Contract
Purpose of contract	General
Contract start date	01/12/2006
Contract end date	

16/17 Contracted general activity (UDA)	11,000
Carry forward general activity (UDA)	-169
16/17 Contracted orthodontic activity (UOA)	0
Carry forward orthodontic activity (UOA)	0
Baseline contract value	£264,414.89

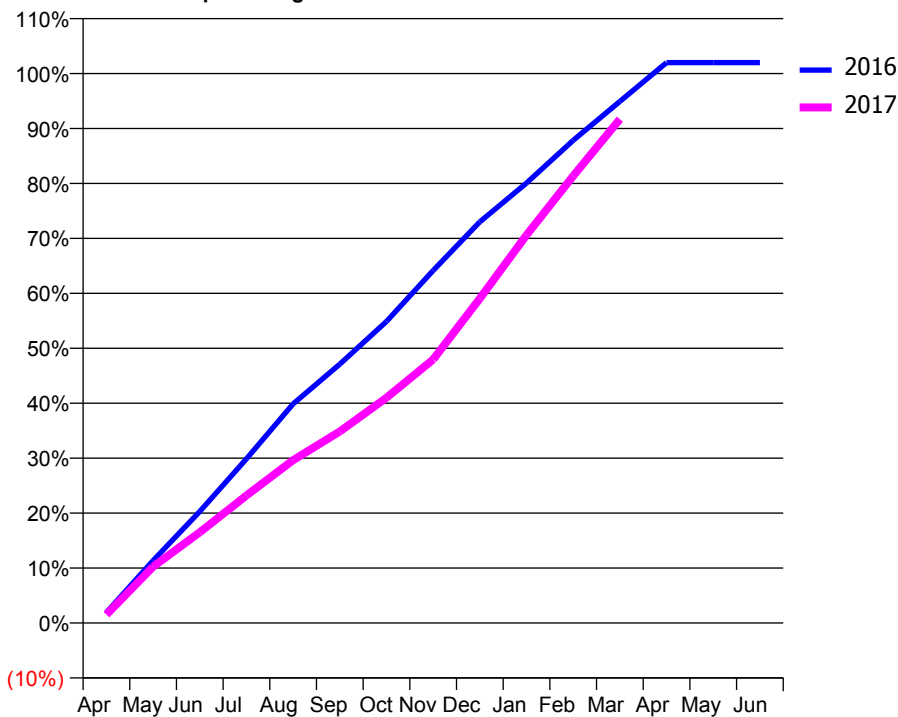
ACCESS*

Patients seen in 24 months	Total	Change since previous quarter
Quarter ending March 2016	3,229	
Quarter ending June 2016	3,194	↓
Quarter ending September 2016	3,196	→
Quarter ending December 2016	3,848	↑
Quarter ending March 2017	4,535	↑
Variance since March 2016	40.4%	↑



ACTIVITY

Cumulative percentage of contracted UDA delivered 2016 & 2017



Month	Adjusted Scheduled Activity (UDA)	
	2016	2017
April	163	169
May	967	1,127
June	1,726	1,816
July	2,540	2,552
August	3,391	3,261
September	4,004	3,833
October	4,666	4,509
November	5,452	5,276
December	6,206	6,497
January	6,805	7,767
February	7,465	8,948
March	8,068	10,086
April	8,669	
May	8,669	
June	8,669	

QUALITY

	Quantity	Base Number	Contract	AT	Region	England
% of FP17s for the same patient ID Re-attending within 3 months - Children	139	1,891	7.4%	10.6%	12.0%	12.3%
% of FP17s for the same patient ID Re-attending within 3 months - Adults	533	4,061	13.1%	15.3%	16.0%	16.7%
% of FP17s for the same patient ID Re-attending between 3 & 9 months - Children	881	1,891	46.6%	55.6%	58.8%	57.6%
% of FP17s for the same patient ID Re-attending between 3 & 9 months - Adults	1,669	4,061	41.1%	48.7%	51.2%	50.1%
% of FP17s for Band 1 Urgent Courses	172	5,548	3.1%	8.6%	8.0%	9.1%
% of FP17s Relating to Free Repair or Replacements	12	5,548	0.2%	0.8%	0.8%	0.8%
% of FP17s Relating to Continuations	9	5,548	0.2%	1.1%	1.2%	1.2%
% of Patients satisfied with the dentistry they have received	12	13	92.3%	93.9%	92.7%	92.8%
% of Patients satisfied with the time they had to wait for an appointment	12	13	92.3%	90.6%	89.1%	88.7%

* This is based on patients treated on this contract for their most recent course of treatment. Figures in italics indicate the base number of FP17s or Patient Questionnaire responses are less than 100. N/A is shown where the base number of responses is less than 10 during the period. % is calculated as Quantity/Base number*100

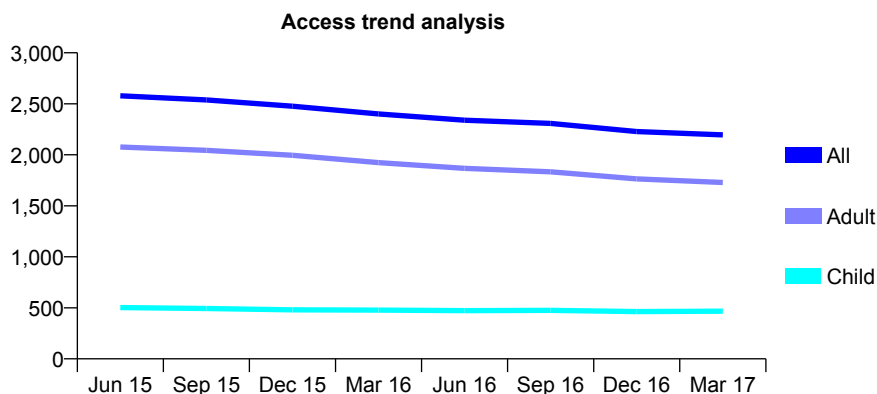
Q57 - Vital Signs At a Glance Contract Report for 274968/0001 - March 2017

Name or company name	MISS S SALIMI CHOKAMI
Contract type name	GDS Contract
Purpose of contract	General
Contract start date	26/12/2010
Contract end date	

16/17 Contracted general activity (UDA)	8,488
Carry forward general activity (UDA)	0
16/17 Contracted orthodontic activity (UOA)	0
Carry forward orthodontic activity (UOA)	0
Baseline contract value	£177,449.62

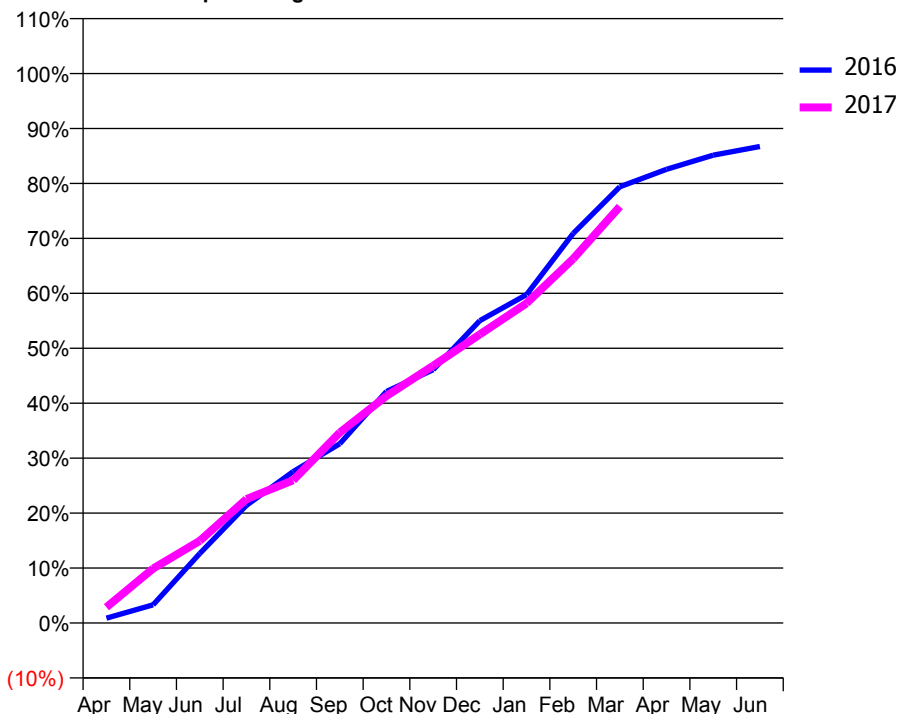
ACCESS*

Patients seen in 24 months	Total	Change since previous quarter
Quarter ending March 2016	2,401	
Quarter ending June 2016	2,339	↓
Quarter ending September 2016	2,308	↓
Quarter ending December 2016	2,228	↓
Quarter ending March 2017	2,196	↓
Variance since March 2016	(8.5%)	↓



ACTIVITY

Cumulative percentage of contracted UDA delivered 2016 & 2017



Adjusted Scheduled Activity (UDA)

Month	2016	2017
April	75	243
May	281	841
June	1,074	1,269
July	1,817	1,915
August	2,339	2,206
September	2,769	2,942
October	3,578	3,508
November	3,913	3,975
December	4,670	4,458
January	5,072	4,939
February	6,019	5,626
March	6,738	6,435
April	7,009	
May	7,226	
June	7,361	

QUALITY

	Quantity	Base Number	Contract	AT	Region	England
% of FP17s for the same patient ID Re-attending within 3 months - Children	49	620	7.9%	10.6%	12.0%	12.3%
% of FP17s for the same patient ID Re-attending within 3 months - Adults	335	2,038	16.4%	15.3%	16.0%	16.7%
% of FP17s for the same patient ID Re-attending between 3 & 9 months - Children	340	620	54.8%	55.6%	58.8%	57.6%
% of FP17s for the same patient ID Re-attending between 3 & 9 months - Adults	876	2,038	43.0%	48.7%	51.2%	50.1%
% of FP17s for Band 1 Urgent Courses	223	2,501	8.9%	8.6%	8.0%	9.1%
% of FP17s Relating to Free Repair or Replacements	51	2,501	2.0%	0.8%	0.8%	0.8%
% of FP17s Relating to Continuations	35	2,501	1.4%	1.1%	1.2%	1.2%
% of Patients satisfied with the dentistry they have received	3	4	N/A	93.9%	92.7%	92.8%
% of Patients satisfied with the time they had to wait for an appointment	2	4	N/A	90.6%	89.1%	88.7%

* This is based on patients treated on this contract for their most recent course of treatment. Figures in italics indicate the base number of FP17s or Patient Questionnaire responses are less than 100. N/A is shown where the base number of responses is less than 10 during the period. % is calculated as Quantity/Base number*100

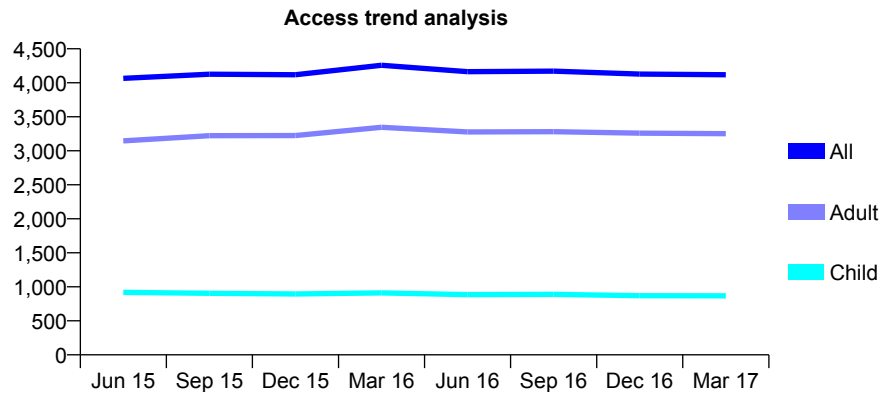
Q57 - Vital Signs At a Glance Contract Report for 277371/0004 - March 2017

Name or company name	MRS K SIVAGURUNATHAN
Contract type name	GDS Contract
Purpose of contract	General
Contract start date	01/07/2013
Contract end date	

16/17 Contracted general activity (UDA)	8,081
Carry forward general activity (UDA)	140
16/17 Contracted orthodontic activity (UOA)	0
Carry forward orthodontic activity (UOA)	0
Baseline contract value	£249,631.05

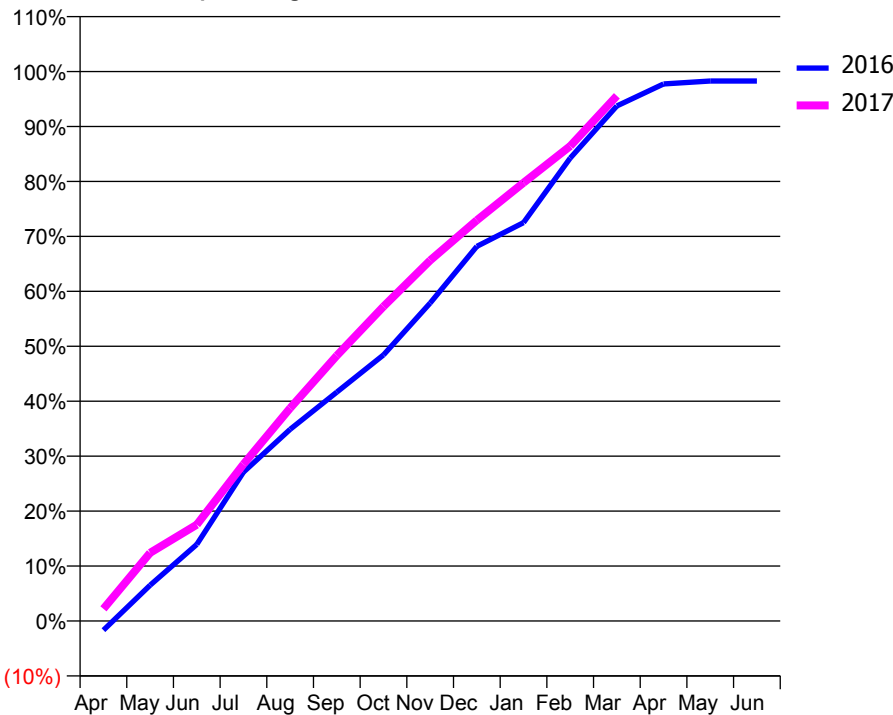
ACCESS*

Patients seen in 24 months	Total	Change since previous quarter
Quarter ending March 2016	4,258	
Quarter ending June 2016	4,163	↓
Quarter ending September 2016	4,171	→
Quarter ending December 2016	4,129	↓
Quarter ending March 2017	4,118	→
Variance since March 2016	(3.3%)	↓



ACTIVITY

Cumulative percentage of contracted UDA delivered 2016 & 2017



Month	Adjusted Scheduled Activity (UDA)	
	2016	2017
April	-137	179
May	526	1,003
June	1,126	1,416
July	2,189	2,305
August	2,820	3,132
September	3,366	3,904
October	3,914	4,626
November	4,675	5,303
December	5,509	5,894
January	5,859	6,444
February	6,807	6,984
March	7,575	7,724
April	7,897	
May	7,941	
June	7,941	

QUALITY

	Quantity	Base Number	Contract	AT	Region	England
% of FP17s for the same patient ID Re-attending within 3 months - Children	62	1,309	4.7%	10.6%	12.0%	12.3%
% of FP17s for the same patient ID Re-attending within 3 months - Adults	163	3,111	5.2%	15.3%	16.0%	16.7%
% of FP17s for the same patient ID Re-attending between 3 & 9 months - Children	862	1,309	65.9%	55.6%	58.8%	57.6%
% of FP17s for the same patient ID Re-attending between 3 & 9 months - Adults	852	3,111	27.4%	48.7%	51.2%	50.1%
% of FP17s for Band 1 Urgent Courses	98	4,237	2.3%	8.6%	8.0%	9.1%
% of FP17s Relating to Free Repair or Replacements	13	4,237	0.3%	0.8%	0.8%	0.8%
% of FP17s Relating to Continuations	30	4,237	0.7%	1.1%	1.2%	1.2%
% of Patients satisfied with the dentistry they have received	2	2	N/A	93.9%	92.7%	92.8%
% of Patients satisfied with the time they had to wait for an appointment	2	2	N/A	90.6%	89.1%	88.7%

* This is based on patients treated on this contract for their most recent course of treatment. Figures in italics indicate the base number of FP17s or Patient Questionnaire responses are less than 100. N/A is shown where the base number of responses is less than 10 during the period. % is calculated as Quantity/Base number*100

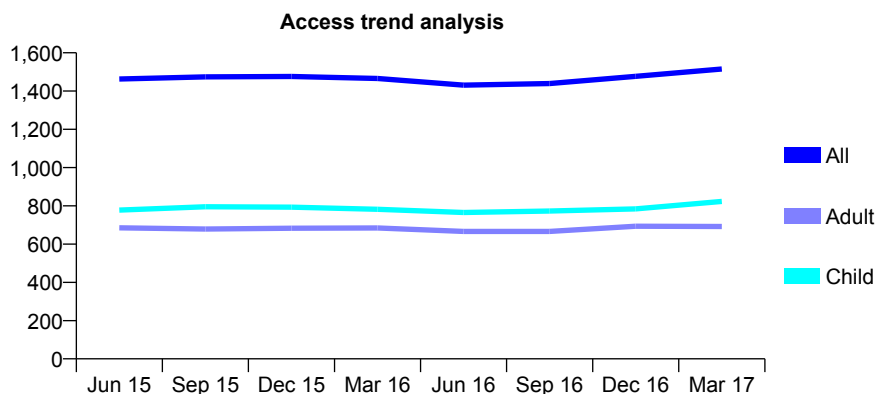
Q57 - Vital Signs At a Glance Contract Report for 304042/0001 - March 2017

Name or company name	Miss N Jayasuriya
Contract type name	GDS Contract
Purpose of contract	General
Contract start date	01/04/2006
Contract end date	

16/17 Contracted general activity (UDA)	3,000
Carry forward general activity (UDA)	-20
16/17 Contracted orthodontic activity (UOA)	0
Carry forward orthodontic activity (UOA)	0
Baseline contract value	£74,044.85

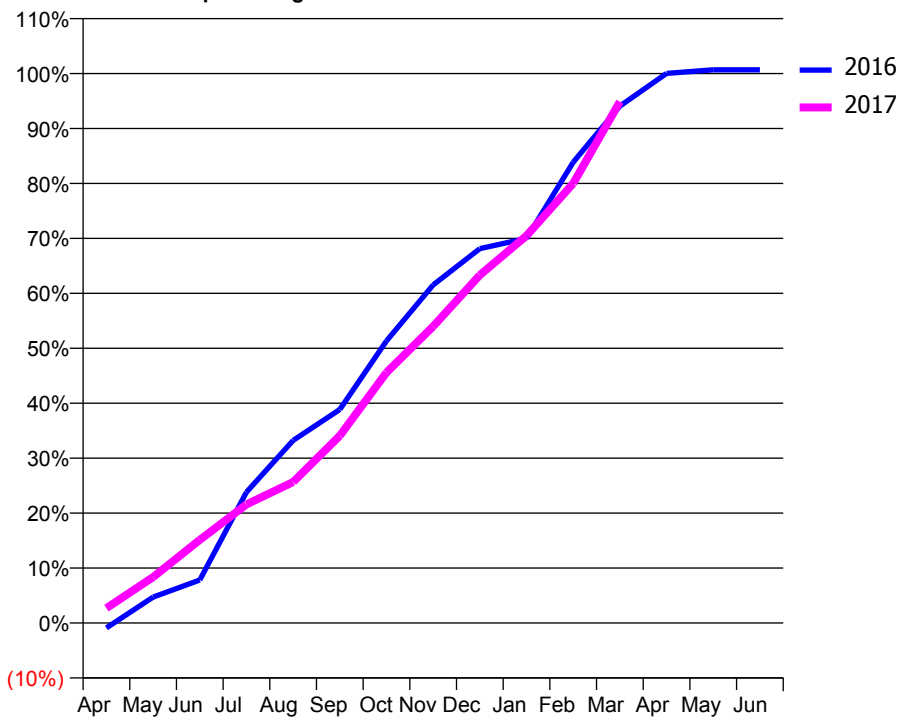
ACCESS*

Patients seen in 24 months	Total	Change since previous quarter
Quarter ending March 2016	1,466	
Quarter ending June 2016	1,431	↓
Quarter ending September 2016	1,439	→
Quarter ending December 2016	1,477	↑
Quarter ending March 2017	1,515	↑
Variance since March 2016	3.3%	↑



ACTIVITY

Cumulative percentage of contracted UDA delivered 2016 & 2017



Month	Adjusted Scheduled Activity (UDA)	
	2016	2017
April	-27	81
May	142	251
June	235	454
July	715	648
August	997	770
September	1,166	1,022
October	1,540	1,367
November	1,846	1,619
December	2,044	1,900
January	2,100	2,115
February	2,515	2,400
March	2,822	2,846
April	3,001	
May	3,020	
June	3,020	

QUALITY

	Quantity	Base Number	Contract	AT	Region	England
% of FP17s for the same patient ID Re-attending within 3 months - Children	61	1,038	5.9%	10.6%	12.0%	12.3%
% of FP17s for the same patient ID Re-attending within 3 months - Adults	98	695	14.1%	15.3%	16.0%	16.7%
% of FP17s for the same patient ID Re-attending between 3 & 9 months - Children	445	1,038	42.9%	55.6%	58.8%	57.6%
% of FP17s for the same patient ID Re-attending between 3 & 9 months - Adults	203	695	29.2%	48.7%	51.2%	50.1%
% of FP17s for Band 1 Urgent Courses	137	1,613	8.5%	8.6%	8.0%	9.1%
% of FP17s Relating to Free Repair or Replacements	6	1,613	0.4%	0.8%	0.8%	0.8%
% of FP17s Relating to Continuations	8	1,613	0.5%	1.1%	1.2%	1.2%
% of Patients satisfied with the dentistry they have received	0	0	N/A	93.9%	92.7%	92.8%
% of Patients satisfied with the time they had to wait for an appointment	0	0	N/A	90.6%	89.1%	88.7%

* This is based on patients treated on this contract for their most recent course of treatment. Figures in italics indicate the base number of FP17s or Patient Questionnaire responses are less than 100. N/A is shown where the base number of responses is less than 10 during the period. % is calculated as Quantity/Base number*100

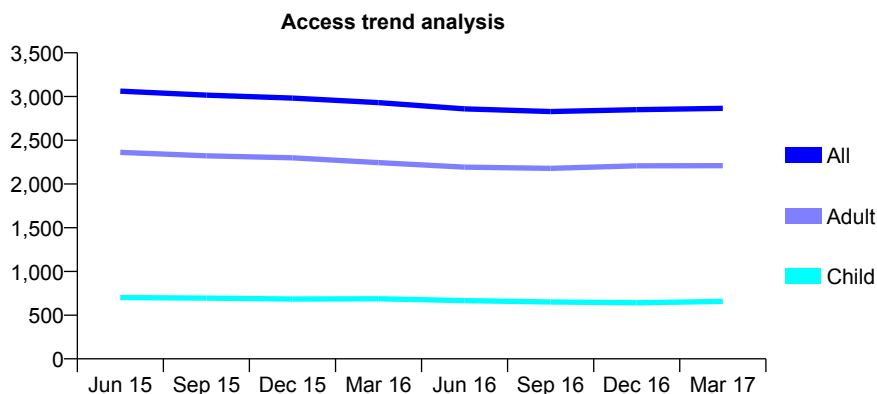
Q57 - Vital Signs At a Glance Contract Report for 305537/0001 - March 2017

Name or company name	MR D RANSOM
Contract type name	GDS Contract
Purpose of contract	General
Contract start date	01/04/2006
Contract end date	

16/17 Contracted general activity (UDA)	7,583
Carry forward general activity (UDA)	0
16/17 Contracted orthodontic activity (UOA)	0
Carry forward orthodontic activity (UOA)	0
Baseline contract value	£166,125.29

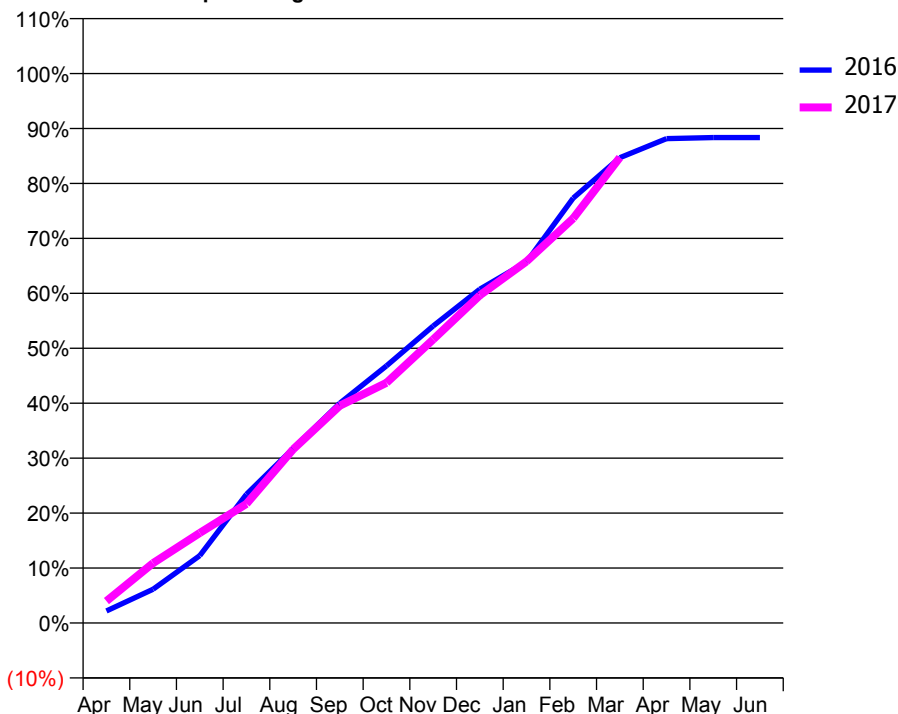
ACCESS*

Patients seen in 24 months	Total	Change since previous quarter
Quarter ending March 2016	2,931	
Quarter ending June 2016	2,858	↓
Quarter ending September 2016	2,828	↓
Quarter ending December 2016	2,849	→
Quarter ending March 2017	2,865	→
Variance since March 2016	(2.3%)	↓



ACTIVITY

Cumulative percentage of contracted UDA delivered 2016 & 2017



Month	Adjusted Scheduled Activity (UDA)	
	2016	2017
April	163	303
May	454	827
June	905	1,242
July	1,729	1,645
August	2,345	2,396
September	2,953	2,998
October	3,455	3,316
November	3,991	3,913
December	4,486	4,522
January	4,851	4,989
February	5,709	5,585
March	6,251	6,425
April	6,509	
May	6,522	
June	6,522	

QUALITY

	Quantity	Base Number	Contract	AT	Region	England
% of FP17s for the same patient ID Re-attending within 3 months - Children	87	1,103	7.9%	10.6%	12.0%	12.3%
% of FP17s for the same patient ID Re-attending within 3 months - Adults	487	3,153	15.4%	15.3%	16.0%	16.7%
% of FP17s for the same patient ID Re-attending between 3 & 9 months - Children	703	1,103	63.7%	55.6%	58.8%	57.6%
% of FP17s for the same patient ID Re-attending between 3 & 9 months - Adults	1,603	3,153	50.8%	48.7%	51.2%	50.1%
% of FP17s for Band 1 Urgent Courses	227	3,309	6.9%	8.6%	8.0%	9.1%
% of FP17s Relating to Free Repair or Replacements	30	3,309	0.9%	0.8%	0.8%	0.8%
% of FP17s Relating to Continuations	98	3,309	3.0%	1.1%	1.2%	1.2%
% of Patients satisfied with the dentistry they have received	12	12	100.0%	93.9%	92.7%	92.8%
% of Patients satisfied with the time they had to wait for an appointment	12	12	100.0%	90.6%	89.1%	88.7%

* This is based on patients treated on this contract for their most recent course of treatment. Figures in italics indicate the base number of FP17s or Patient Questionnaire responses are less than 100. N/A is shown where the base number of responses is less than 10 during the period. % is calculated as Quantity/Base number*100

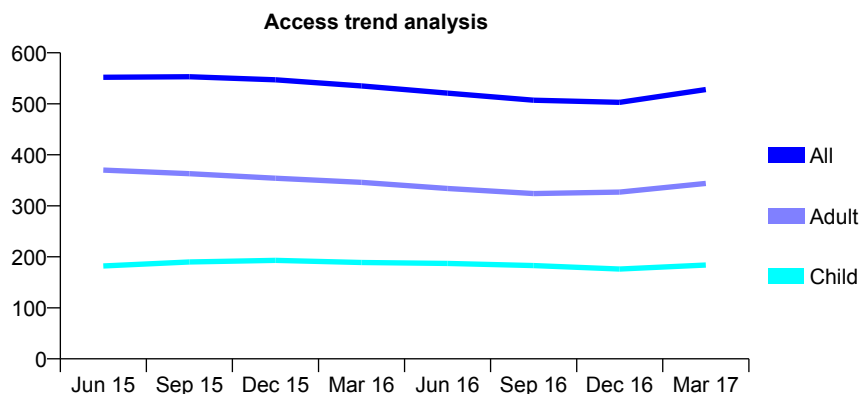
Q57 - Vital Signs At a Glance Contract Report for 306207/0001 - March 2017

Name or company name	The Cosmetic Dental Studio
Contract type name	GDS Contract
Purpose of contract	General
Contract start date	01/04/2006
Contract end date	

16/17 Contracted general activity (UDA)	1,400
Carry forward general activity (UDA)	-16
16/17 Contracted orthodontic activity (UOA)	0
Carry forward orthodontic activity (UOA)	0
Baseline contract value	£42,603.57

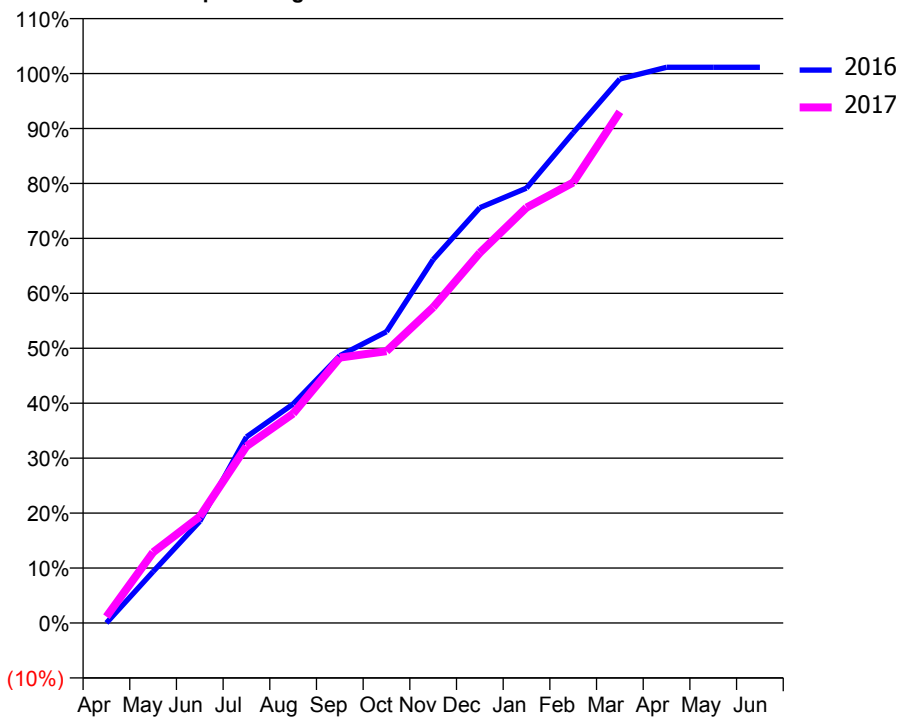
ACCESS*

Patients seen in 24 months	Total	Change since previous quarter
Quarter ending March 2016	535	
Quarter ending June 2016	521	↓
Quarter ending September 2016	507	↓
Quarter ending December 2016	503	→
Quarter ending March 2017	528	↑
Variance since March 2016	(1.3%)	↓



ACTIVITY

Cumulative percentage of contracted UDA delivered 2016 & 2017



Adjusted Scheduled Activity (UDA)

Month	2016	2017
April	0	16
May	131	180
June	259	271
July	474	450
August	558	533
September	681	676
October	742	692
November	926	804
December	1,058	943
January	1,108	1,058
February	1,249	1,122
March	1,386	1,302
April	1,416	
May	1,416	
June	1,416	

QUALITY

	Quantity	Base Number	Contract	AT	Region	England
% of FP17s for the same patient ID Re-attending within 3 months - Children	16	301	5.3%	10.6%	12.0%	12.3%
% of FP17s for the same patient ID Re-attending within 3 months - Adults	44	491	9.0%	15.3%	16.0%	16.7%
% of FP17s for the same patient ID Re-attending between 3 & 9 months - Children	199	301	66.1%	55.6%	58.8%	57.6%
% of FP17s for the same patient ID Re-attending between 3 & 9 months - Adults	341	491	69.5%	48.7%	51.2%	50.1%
% of FP17s for Band 1 Urgent Courses	2	777	0.3%	8.6%	8.0%	9.1%
% of FP17s Relating to Free Repair or Replacements	0	777	0.0%	0.8%	0.8%	0.8%
% of FP17s Relating to Continuations	18	777	2.3%	1.1%	1.2%	1.2%
% of Patients satisfied with the dentistry they have received	3	3	N/A	93.9%	92.7%	92.8%
% of Patients satisfied with the time they had to wait for an appointment	3	3	N/A	90.6%	89.1%	88.7%

* This is based on patients treated on this contract for their most recent course of treatment. Figures in italics indicate the base number of FP17s or Patient Questionnaire responses are less than 100. N/A is shown where the base number of responses is less than 10 during the period. % is calculated as Quantity/Base number*100

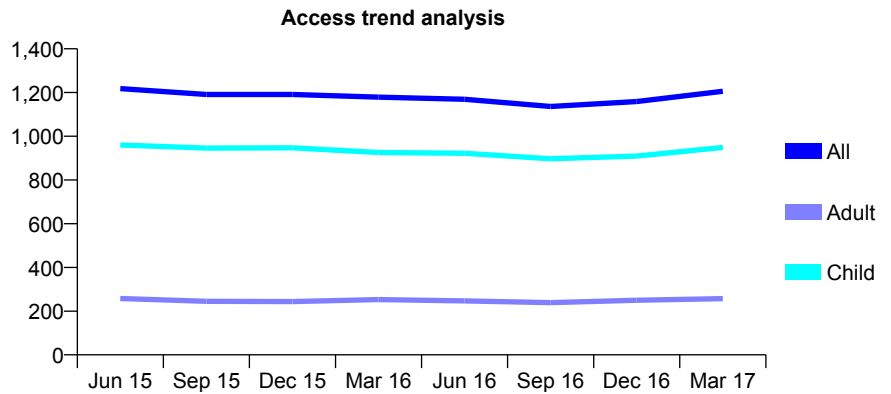
Q57 - Vital Signs At a Glance Contract Report for 306207/0002 - March 2017

Name or company name	The Cosmetic Dental Studio
Contract type name	GDS Contract
Purpose of contract	General
Contract start date	01/04/2006
Contract end date	

16/17 Contracted general activity (UDA)	3,000
Carry forward general activity (UDA)	0
16/17 Contracted orthodontic activity (UOA)	0
Carry forward orthodontic activity (UOA)	0
Baseline contract value	£84,286.97

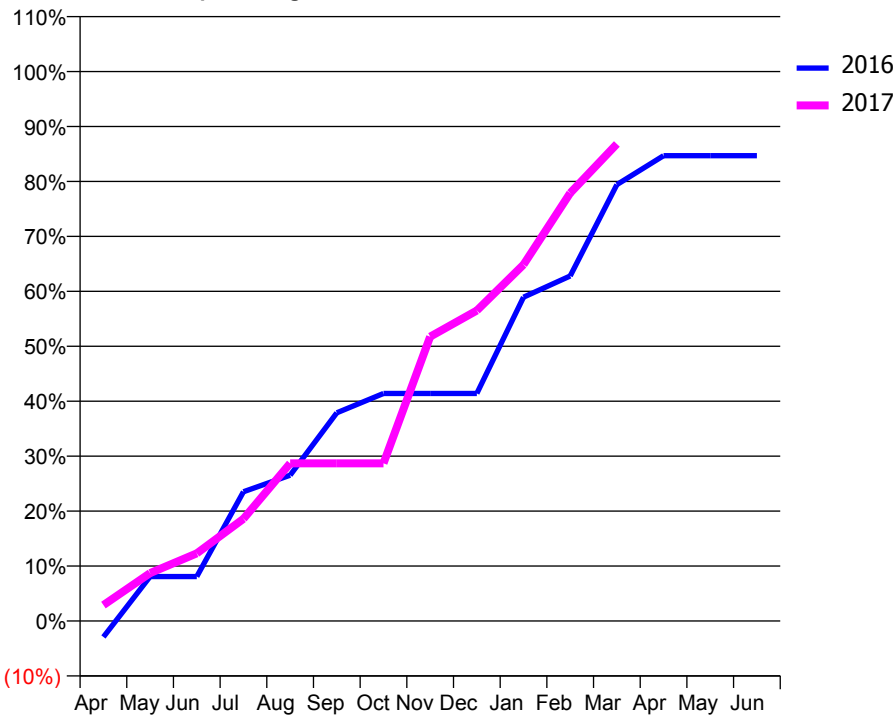
ACCESS*

Patients seen in 24 months	Total	Change since previous quarter
Quarter ending March 2016	1,179	
Quarter ending June 2016	1,169	→
Quarter ending September 2016	1,136	↓
Quarter ending December 2016	1,159	↑
Quarter ending March 2017	1,206	↑
Variance since March 2016	2.3%	↑



ACTIVITY

Cumulative percentage of contracted UDA delivered 2016 & 2017



Month	Adjusted Scheduled Activity (UDA)	
	2016	2017
April	-88	87
May	243	262
June	243	370
July	706	558
August	796	861
September	1,137	861
October	1,242	861
November	1,242	1,552
December	1,242	1,695
January	1,768	1,945
February	1,884	2,336
March	2,382	2,604
April	2,540	
May	2,540	
June	2,540	

QUALITY

	Quantity	Base Number	Contract	AT	Region	England
% of FP17s for the same patient ID Re-attending within 3 months - Children	158	1,874	8.4%	10.6%	12.0%	12.3%
% of FP17s for the same patient ID Re-attending within 3 months - Adults	15	226	6.6%	15.3%	16.0%	16.7%
% of FP17s for the same patient ID Re-attending between 3 & 9 months - Children	1,285	1,874	68.6%	55.6%	58.8%	57.6%
% of FP17s for the same patient ID Re-attending between 3 & 9 months - Adults	147	226	65.0%	48.7%	51.2%	50.1%
% of FP17s for Band 1 Urgent Courses	112	1,990	5.6%	8.6%	8.0%	9.1%
% of FP17s Relating to Free Repair or Replacements	0	1,990	0.0%	0.8%	0.8%	0.8%
% of FP17s Relating to Continuations	31	1,990	1.6%	1.1%	1.2%	1.2%
% of Patients satisfied with the dentistry they have received	3	3	N/A	93.9%	92.7%	92.8%
% of Patients satisfied with the time they had to wait for an appointment	3	3	N/A	90.6%	89.1%	88.7%

* This is based on patients treated on this contract for their most recent course of treatment. Figures in italics indicate the base number of FP17s or Patient Questionnaire responses are less than 100. N/A is shown where the base number of responses is less than 10 during the period. % is calculated as Quantity/Base number*100

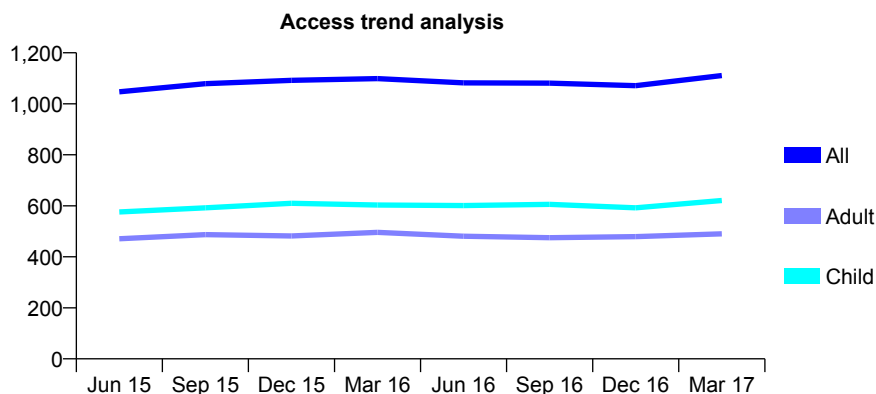
Q57 - Vital Signs At a Glance Contract Report for 320536/0001 - March 2017

Name or company name	MR CY HUANG
Contract type name	GDS Contract
Purpose of contract	General
Contract start date	01/04/2006
Contract end date	

16/17 Contracted general activity (UDA)	2,889
Carry forward general activity (UDA)	-58
16/17 Contracted orthodontic activity (UOA)	0
Carry forward orthodontic activity (UOA)	0
Baseline contract value	£73,121.93

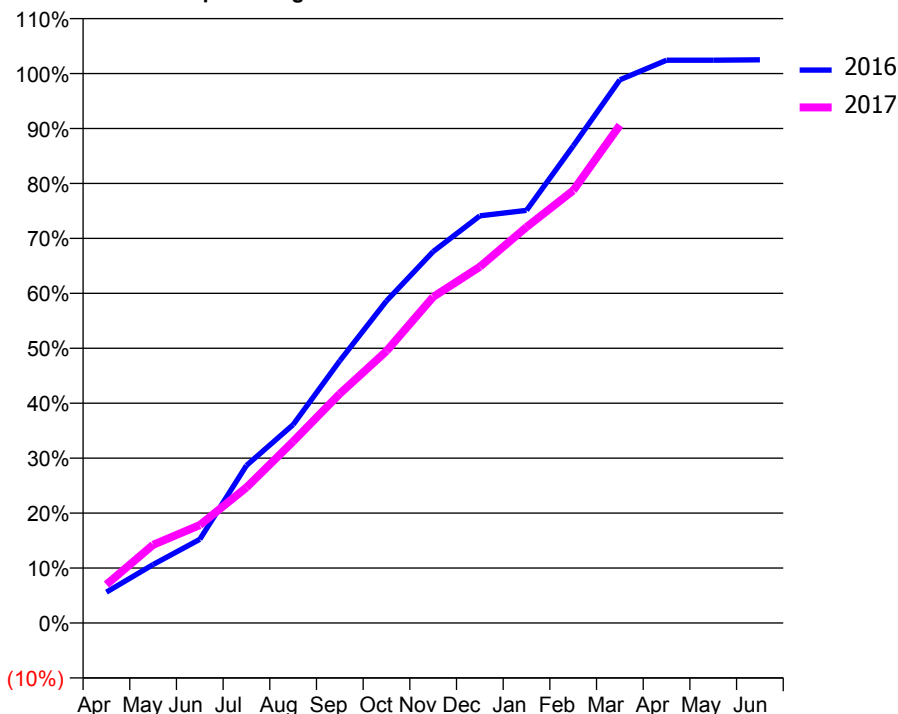
ACCESS*

Patients seen in 24 months	Total	Change since previous quarter
Quarter ending March 2016	1,099	
Quarter ending June 2016	1,082	↓
Quarter ending September 2016	1,081	→
Quarter ending December 2016	1,071	→
Quarter ending March 2017	1,111	↑
Variance since March 2016	1.1%	→



ACTIVITY

Cumulative percentage of contracted UDA delivered 2016 & 2017



Adjusted Scheduled Activity (UDA)

Month	2016	2017
April	162	202
May	307	411
June	440	515
July	828	712
August	1,043	954
September	1,379	1,205
October	1,694	1,430
November	1,953	1,715
December	2,140	1,873
January	2,169	2,082
February	2,508	2,274
March	2,856	2,617
April	2,959	
May	2,959	
June	2,961	

QUALITY

	Quantity	Base Number	Contract	AT	Region	England
% of FP17s for the same patient ID Re-attending within 3 months - Children	27	831	3.2%	10.6%	12.0%	12.3%
% of FP17s for the same patient ID Re-attending within 3 months - Adults	51	541	9.4%	15.3%	16.0%	16.7%
% of FP17s for the same patient ID Re-attending between 3 & 9 months - Children	473	831	56.9%	55.6%	58.8%	57.6%
% of FP17s for the same patient ID Re-attending between 3 & 9 months - Adults	289	541	53.4%	48.7%	51.2%	50.1%
% of FP17s for Band 1 Urgent Courses	26	1,316	2.0%	8.6%	8.0%	9.1%
% of FP17s Relating to Free Repair or Replacements	0	1,316	0.0%	0.8%	0.8%	0.8%
% of FP17s Relating to Continuations	2	1,316	0.2%	1.1%	1.2%	1.2%
% of Patients satisfied with the dentistry they have received	2	2	N/A	93.9%	92.7%	92.8%
% of Patients satisfied with the time they had to wait for an appointment	2	2	N/A	90.6%	89.1%	88.7%

* This is based on patients treated on this contract for their most recent course of treatment. Figures in italics indicate the base number of FP17s or Patient Questionnaire responses are less than 100. N/A is shown where the base number of responses is less than 10 during the period. % is calculated as Quantity/Base number*100

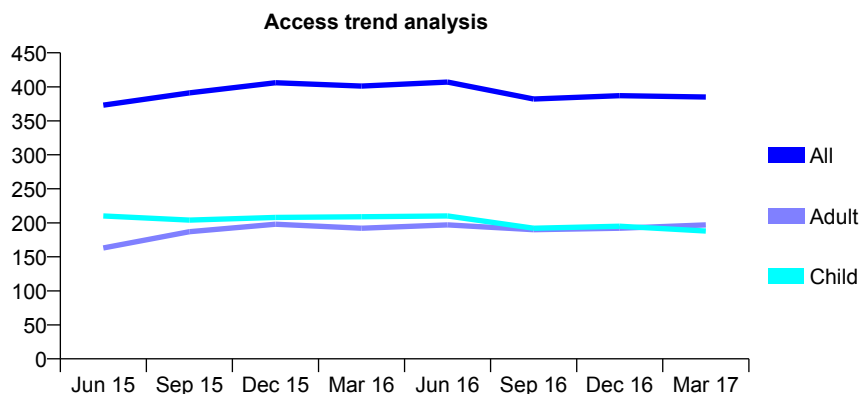
Q57 - Vital Signs At a Glance Contract Report for 321095/0001 - March 2017

Name or company name	MR J STARK
Contract type name	GDS Contract
Purpose of contract	General
Contract start date	01/04/2006
Contract end date	

16/17 Contracted general activity (UDA)	850
Carry forward general activity (UDA)	1
16/17 Contracted orthodontic activity (UOA)	0
Carry forward orthodontic activity (UOA)	0
Baseline contract value	£18,069.27

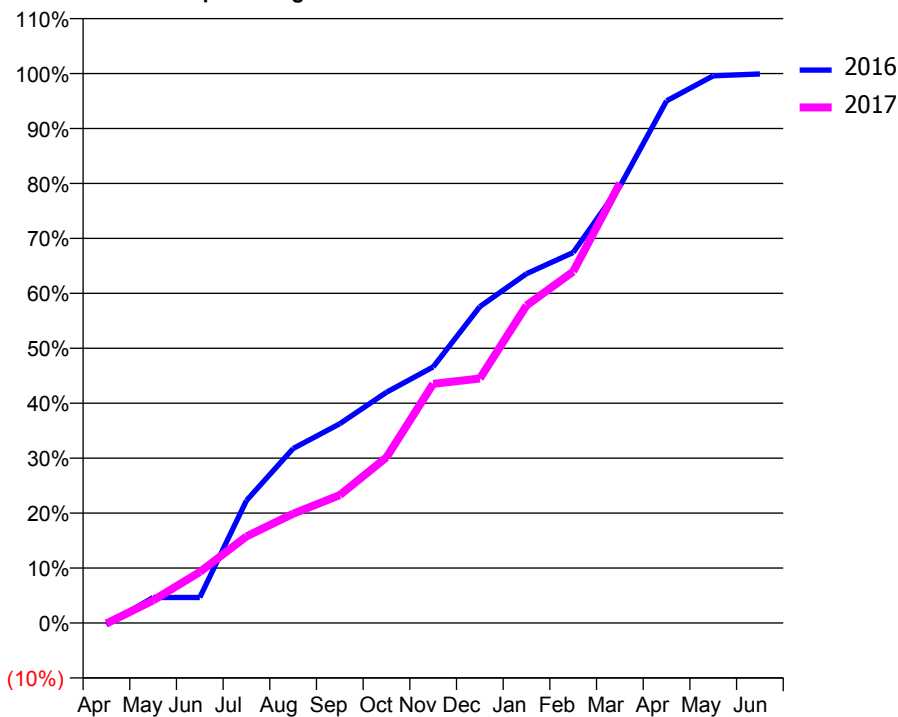
ACCESS*

Patients seen in 24 months	Total	Change since previous quarter
Quarter ending March 2016	401	
Quarter ending June 2016	407	→
Quarter ending September 2016	382	↓
Quarter ending December 2016	387	→
Quarter ending March 2017	385	→
Variance since March 2016	(4.0%)	↓



ACTIVITY

Cumulative percentage of contracted UDA delivered 2016 & 2017



Month	Adjusted Scheduled Activity (UDA)	
	2016	2017
April	-3	-1
May	40	35
June	40	79
July	189	134
August	270	169
September	308	198
October	357	256
November	396	370
December	489	378
January	540	491
February	573	544
March	675	680
April	808	
May	846	
June	849	

QUALITY

	Quantity	Base Number	Contract	AT	Region	England
% of FP17s for the same patient ID Re-attending within 3 months - Children	36	276	13.0%	10.6%	12.0%	12.3%
% of FP17s for the same patient ID Re-attending within 3 months - Adults	28	176	15.9%	15.3%	16.0%	16.7%
% of FP17s for the same patient ID Re-attending between 3 & 9 months - Children	125	276	45.3%	55.6%	58.8%	57.6%
% of FP17s for the same patient ID Re-attending between 3 & 9 months - Adults	59	176	33.5%	48.7%	51.2%	50.1%
% of FP17s for Band 1 Urgent Courses	65	392	16.6%	8.6%	8.0%	9.1%
% of FP17s Relating to Free Repair or Replacements	5	392	1.3%	0.8%	0.8%	0.8%
% of FP17s Relating to Continuations	0	392	0.0%	1.1%	1.2%	1.2%
% of Patients satisfied with the dentistry they have received	1	1	N/A	93.9%	92.7%	92.8%
% of Patients satisfied with the time they had to wait for an appointment	1	1	N/A	90.6%	89.1%	88.7%

* This is based on patients treated on this contract for their most recent course of treatment. Figures in italics indicate the base number of FP17s or Patient Questionnaire responses are less than 100. N/A is shown where the base number of responses is less than 10 during the period. % is calculated as Quantity/Base number*100

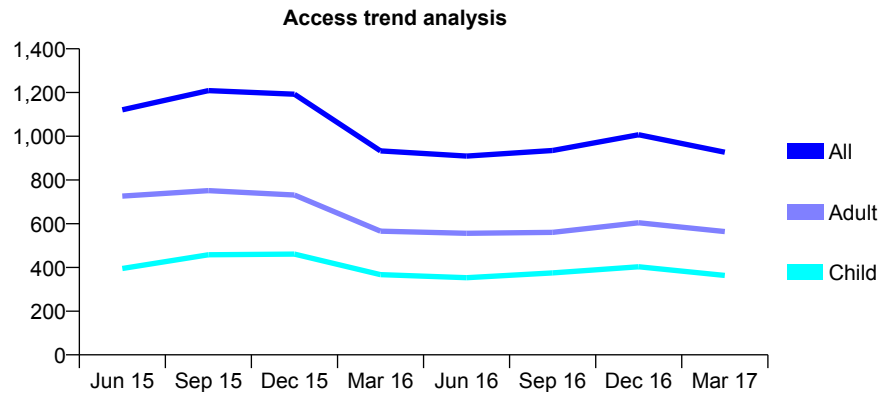
Q57 - Vital Signs At a Glance Contract Report for 321109/0001 - March 2017

Name or company name	MR SI MCKENZIE
Contract type name	GDS Contract
Purpose of contract	General
Contract start date	01/04/2006
Contract end date	

16/17 Contracted general activity (UDA)	2,600
Carry forward general activity (UDA)	-18
16/17 Contracted orthodontic activity (UOA)	0
Carry forward orthodontic activity (UOA)	0
Baseline contract value	£78,439.56

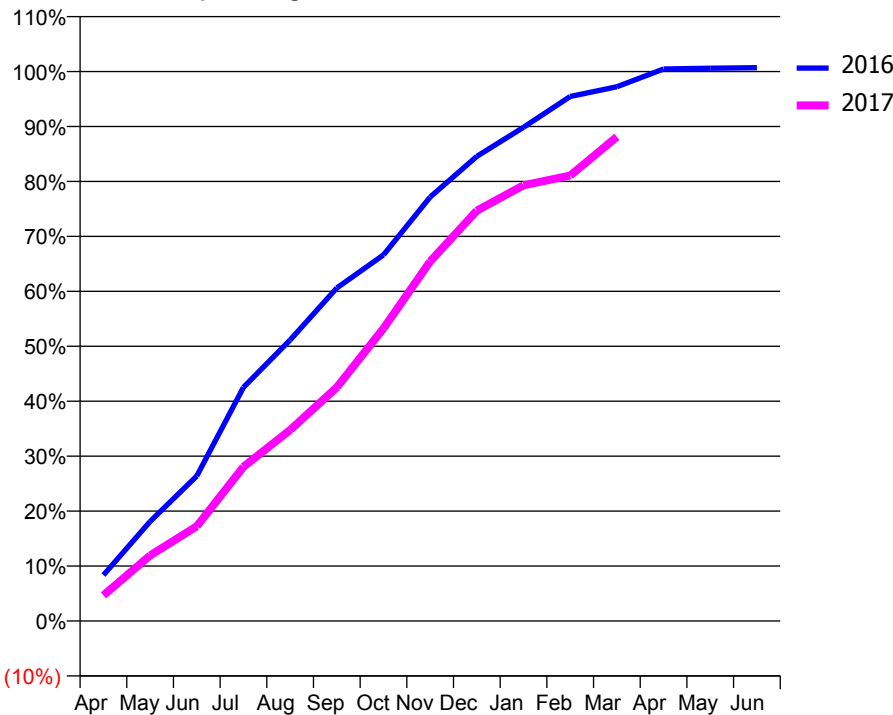
ACCESS*

Patients seen in 24 months	Total	Change since previous quarter
Quarter ending March 2016	933	
Quarter ending June 2016	909	↓
Quarter ending September 2016	935	↑
Quarter ending December 2016	1,007	↑
Quarter ending March 2017	927	↓
Variance since March 2016	(0.6%)	→



ACTIVITY

Cumulative percentage of contracted UDA delivered 2016 & 2017



Month	Adjusted Scheduled Activity (UDA)	
	2016	2017
April	218	121
May	471	310
June	686	448
July	1,106	729
August	1,329	904
September	1,576	1,106
October	1,732	1,384
November	2,006	1,701
December	2,199	1,942
January	2,336	2,062
February	2,482	2,108
March	2,528	2,291
April	2,612	
May	2,616	
June	2,618	

QUALITY

	Quantity	Base Number	Contract	AT	Region	England
% of FP17s for the same patient ID Re-attending within 3 months - Children	35	522	6.7%	10.6%	12.0%	12.3%
% of FP17s for the same patient ID Re-attending within 3 months - Adults	81	740	10.9%	15.3%	16.0%	16.7%
% of FP17s for the same patient ID Re-attending between 3 & 9 months - Children	221	522	42.3%	55.6%	58.8%	57.6%
% of FP17s for the same patient ID Re-attending between 3 & 9 months - Adults	296	740	40.0%	48.7%	51.2%	50.1%
% of FP17s for Band 1 Urgent Courses	79	1,230	6.4%	8.6%	8.0%	9.1%
% of FP17s Relating to Free Repair or Replacements	7	1,230	0.6%	0.8%	0.8%	0.8%
% of FP17s Relating to Continuations	14	1,230	1.1%	1.1%	1.2%	1.2%
% of Patients satisfied with the dentistry they have received	2	2	N/A	93.9%	92.7%	92.8%
% of Patients satisfied with the time they had to wait for an appointment	2	2	N/A	90.6%	89.1%	88.7%

* This is based on patients treated on this contract for their most recent course of treatment. Figures in italics indicate the base number of FP17s or Patient Questionnaire responses are less than 100. N/A is shown where the base number of responses is less than 10 during the period. % is calculated as Quantity/Base number*100

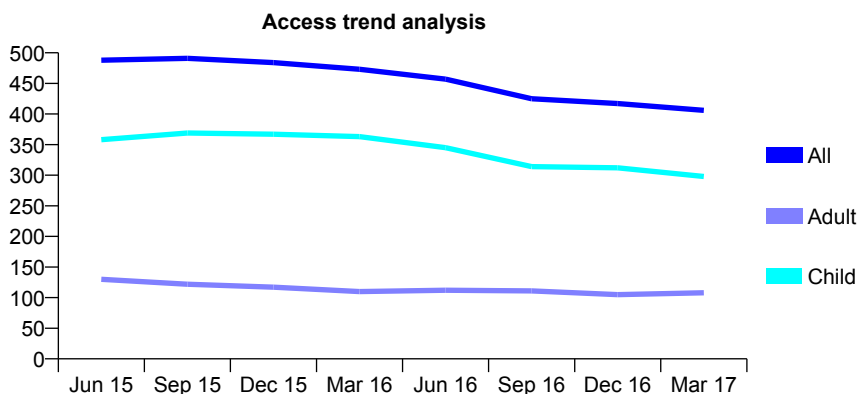
Q57 - Vital Signs At a Glance Contract Report for 323152/0002 - March 2017

Name or company name	MR D DRISCOLL
Contract type name	GDS Contract
Purpose of contract	General
Contract start date	01/04/2009
Contract end date	

16/17 Contracted general activity (UDA)	900
Carry forward general activity (UDA)	0
16/17 Contracted orthodontic activity (UOA)	0
Carry forward orthodontic activity (UOA)	0
Baseline contract value	£21,763.14

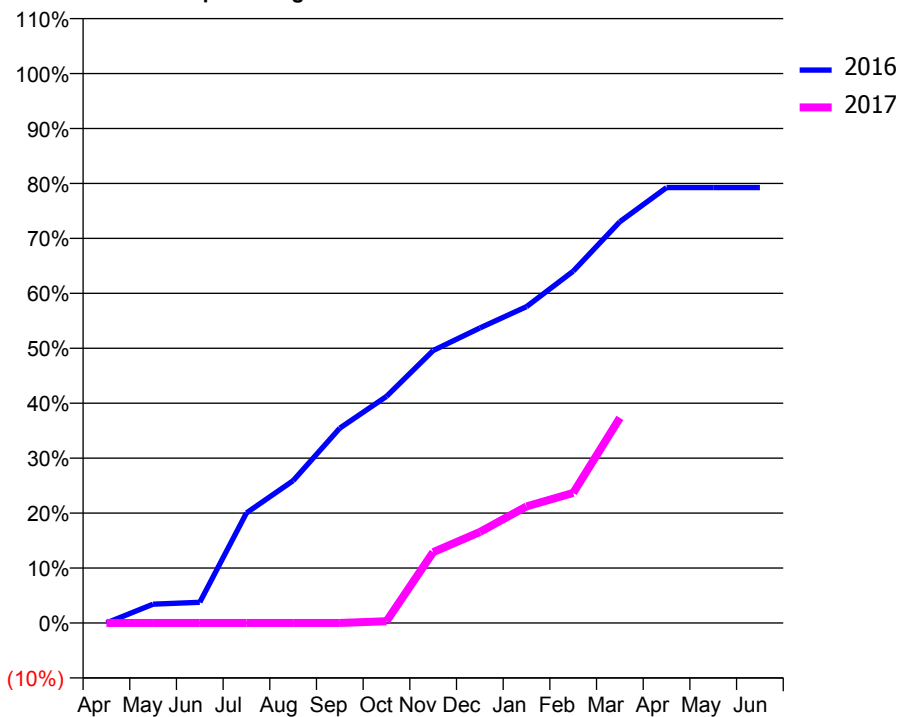
ACCESS*

Patients seen in 24 months	Total	Change since previous quarter
Quarter ending March 2016	473	
Quarter ending June 2016	457	↓
Quarter ending September 2016	425	↓
Quarter ending December 2016	417	↓
Quarter ending March 2017	406	↓
Variance since March 2016	(14.2%)	↓



ACTIVITY

Cumulative percentage of contracted UDA delivered 2016 & 2017



Adjusted Scheduled Activity (UDA)

Month	2016	2017
April	0	0
May	31	0
June	34	0
July	180	0
August	233	0
September	319	0
October	371	3
November	446	116
December	483	149
January	518	191
February	576	213
March	657	336
April	713	
May	713	
June	713	

QUALITY

	Quantity	Base Number	Contract	AT	Region	England
% of FP17s for the same patient ID Re-attending within 3 months - Children	11	251	4.4%	10.6%	12.0%	12.3%
% of FP17s for the same patient ID Re-attending within 3 months - Adults	0	45	0.0%	15.3%	16.0%	16.7%
% of FP17s for the same patient ID Re-attending between 3 & 9 months - Children	49	251	19.5%	55.6%	58.8%	57.6%
% of FP17s for the same patient ID Re-attending between 3 & 9 months - Adults	7	45	15.6%	48.7%	51.2%	50.1%
% of FP17s for Band 1 Urgent Courses	0	253	0.0%	8.6%	8.0%	9.1%
% of FP17s Relating to Free Repair or Replacements	0	253	0.0%	0.8%	0.8%	0.8%
% of FP17s Relating to Continuations	0	253	0.0%	1.1%	1.2%	1.2%
% of Patients satisfied with the dentistry they have received	0	0	N/A	93.9%	92.7%	92.8%
% of Patients satisfied with the time they had to wait for an appointment	0	0	N/A	90.6%	89.1%	88.7%

* This is based on patients treated on this contract for their most recent course of treatment. Figures in italics indicate the base number of FP17s or Patient Questionnaire responses are less than 100. N/A is shown where the base number of responses is less than 10 during the period. % is calculated as Quantity/Base number*100

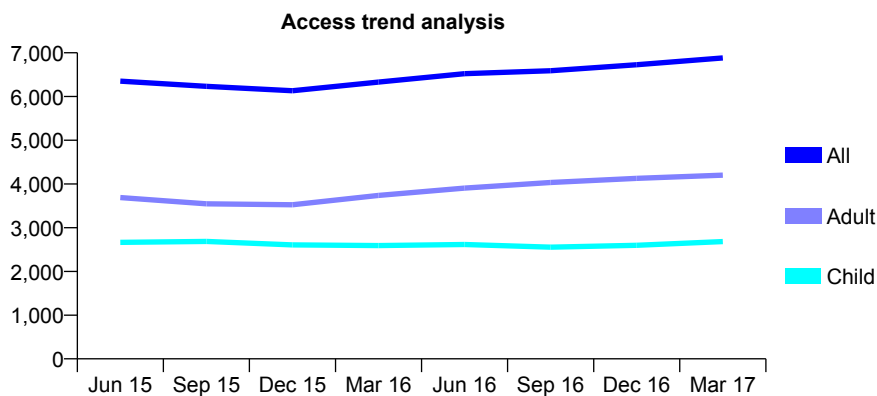
Q57 - Vital Signs At a Glance Contract Report for 336084/0001 - March 2017

Name or company name	MR CA VAN DER MERWE
Contract type name	GDS Contract
Purpose of contract	General
Contract start date	01/04/2006
Contract end date	

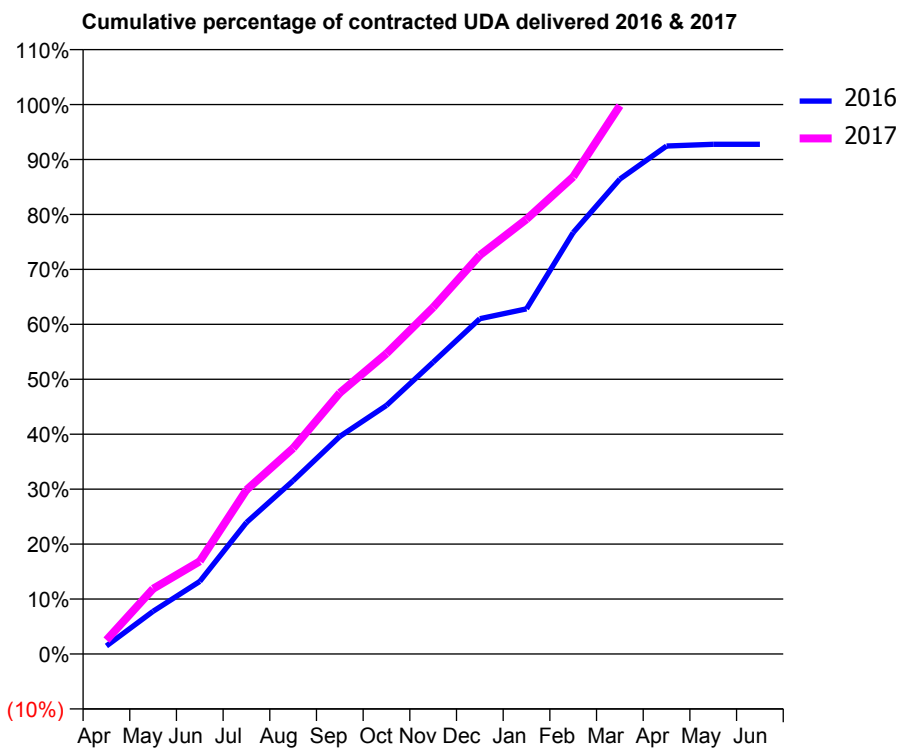
16/17 Contracted general activity (UDA)	17,359
Carry forward general activity (UDA)	0
16/17 Contracted orthodontic activity (UOA)	0
Carry forward orthodontic activity (UOA)	0
Baseline contract value	£792,298.79

ACCESS*

Patients seen in 24 months	Total	Change since previous quarter
Quarter ending March 2016	6,329	
Quarter ending June 2016	6,523	↑
Quarter ending September 2016	6,589	→
Quarter ending December 2016	6,726	↑
Quarter ending March 2017	6,884	↑
Variance since March 2016	8.8%	↑



ACTIVITY



Month	Adjusted Scheduled Activity (UDA)	
	2016	2017
April	254	439
May	1,351	2,063
June	2,292	2,928
July	4,156	5,181
August	5,473	6,503
September	6,872	8,250
October	7,854	9,491
November	9,219	10,950
December	10,594	12,599
January	10,904	13,735
February	13,313	15,074
March	15,002	17,325
April	16,048	
May	16,102	
June	16,102	

QUALITY

	Quantity	Base Number	Contract	AT	Region	England
% of FP17s for the same patient ID Re-attending within 3 months - Children	149	3,411	4.4%	10.6%	12.0%	12.3%
% of FP17s for the same patient ID Re-attending within 3 months - Adults	337	4,731	7.1%	15.3%	16.0%	16.7%
% of FP17s for the same patient ID Re-attending between 3 & 9 months - Children	842	3,411	24.7%	55.6%	58.8%	57.6%
% of FP17s for the same patient ID Re-attending between 3 & 9 months - Adults	1,215	4,731	25.7%	48.7%	51.2%	50.1%
% of FP17s for Band 1 Urgent Courses	307	7,668	4.0%	8.6%	8.0%	9.1%
% of FP17s Relating to Free Repair or Replacements	35	7,668	0.5%	0.8%	0.8%	0.8%
% of FP17s Relating to Continuations	25	7,668	0.3%	1.1%	1.2%	1.2%
% of Patients satisfied with the dentistry they have received	7	8	N/A	93.9%	92.7%	92.8%
% of Patients satisfied with the time they had to wait for an appointment	6	8	N/A	90.6%	89.1%	88.7%

* This is based on patients treated on this contract for their most recent course of treatment. Figures in italics indicate the base number of FP17s or Patient Questionnaire responses are less than 100. N/A is shown where the base number of responses is less than 10 during the period. % is calculated as Quantity/Base number*100

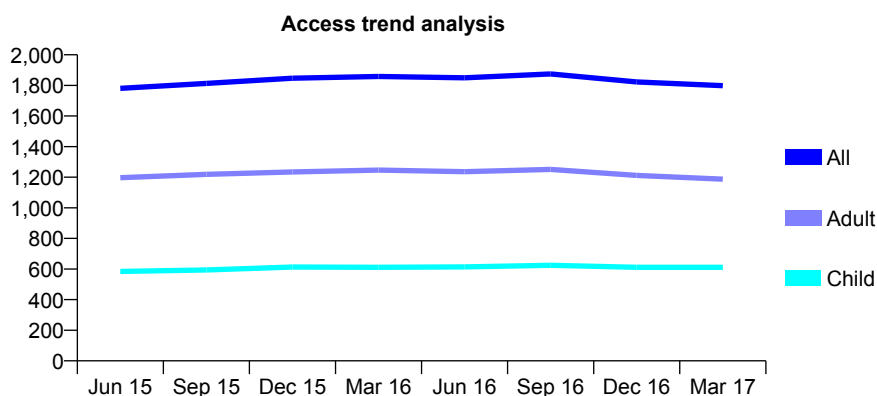
Q57 - Vital Signs At a Glance Contract Report for 341126/0001 - March 2017

Name or company name	MRS OO ARAYOMI
Contract type name	GDS Contract
Purpose of contract	General
Contract start date	01/04/2006
Contract end date	

16/17 Contracted general activity (UDA)	4,752
Carry forward general activity (UDA)	108
16/17 Contracted orthodontic activity (UOA)	0
Carry forward orthodontic activity (UOA)	0
Baseline contract value	£125,988.94

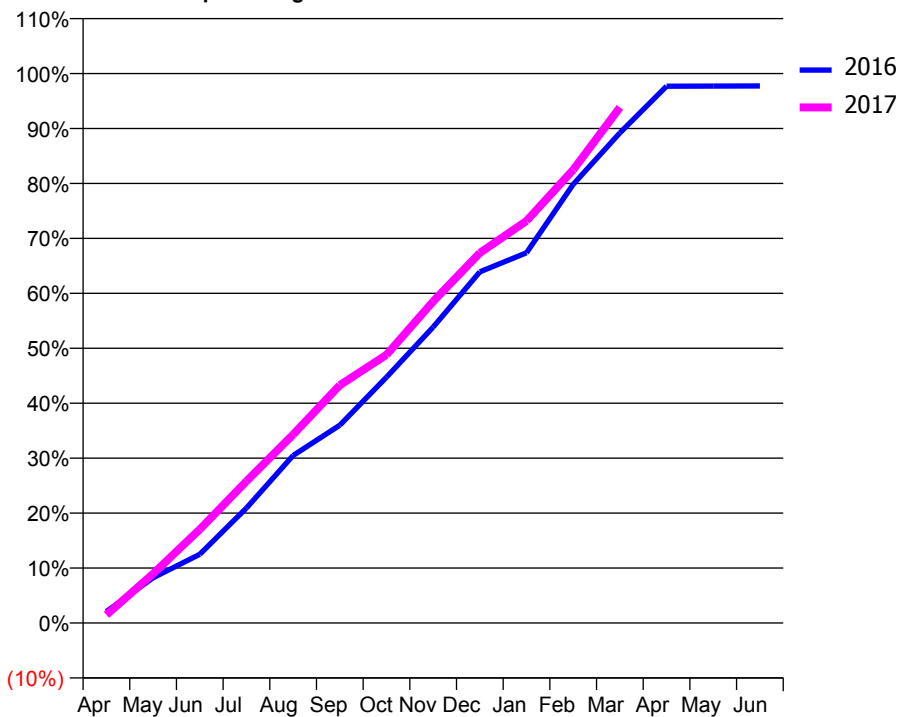
ACCESS*

Patients seen in 24 months	Total	Change since previous quarter
Quarter ending March 2016	1,858	
Quarter ending June 2016	1,850	→
Quarter ending September 2016	1,875	→
Quarter ending December 2016	1,823	↓
Quarter ending March 2017	1,798	↓
Variance since March 2016	(3.2%)	↓



ACTIVITY

Cumulative percentage of contracted UDA delivered 2016 & 2017



Month	Adjusted Scheduled Activity (UDA)	
	2016	2017
April	100	70
May	392	426
June	594	810
July	995	1,227
August	1,449	1,630
September	1,711	2,057
October	2,125	2,320
November	2,559	2,781
December	3,037	3,200
January	3,202	3,477
February	3,793	3,919
March	4,238	4,458
April	4,642	
May	4,643	
June	4,644	

QUALITY

	Quantity	Base Number	Contract	AT	Region	England
% of FP17s for the same patient ID Re-attending within 3 months - Children	33	727	4.5%	10.6%	12.0%	12.3%
% of FP17s for the same patient ID Re-attending within 3 months - Adults	221	1,466	15.1%	15.3%	16.0%	16.7%
% of FP17s for the same patient ID Re-attending between 3 & 9 months - Children	336	727	46.2%	55.6%	58.8%	57.6%
% of FP17s for the same patient ID Re-attending between 3 & 9 months - Adults	585	1,466	39.9%	48.7%	51.2%	50.1%
% of FP17s for Band 1 Urgent Courses	317	2,072	15.3%	8.6%	8.0%	9.1%
% of FP17s Relating to Free Repair or Replacements	19	2,072	0.9%	0.8%	0.8%	0.8%
% of FP17s Relating to Continuations	37	2,072	1.8%	1.1%	1.2%	1.2%
% of Patients satisfied with the dentistry they have received	2	2	N/A	93.9%	92.7%	92.8%
% of Patients satisfied with the time they had to wait for an appointment	2	2	N/A	90.6%	89.1%	88.7%

* This is based on patients treated on this contract for their most recent course of treatment. Figures in italics indicate the base number of FP17s or Patient Questionnaire responses are less than 100. N/A is shown where the base number of responses is less than 10 during the period. % is calculated as Quantity/Base number*100

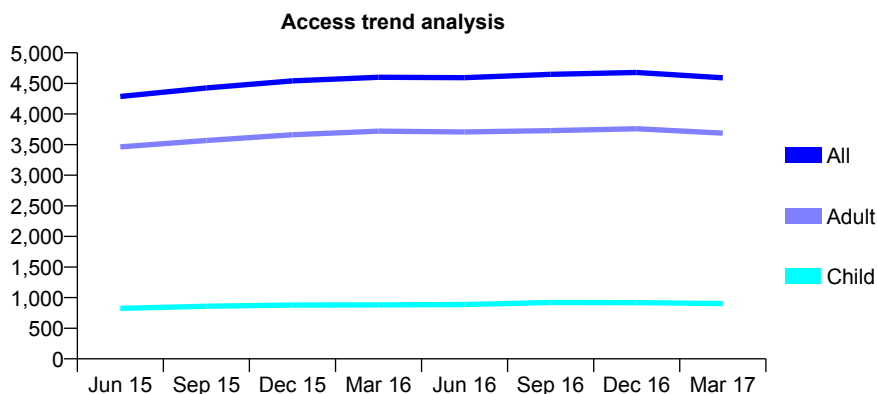
Q57 - Vital Signs At a Glance Contract Report for 342521/0003 - March 2017

Name or company name	MR J AHMED
Contract type name	GDS Contract
Purpose of contract	General
Contract start date	01/04/2006
Contract end date	

16/17 Contracted general activity (UDA)	13,000
Carry forward general activity (UDA)	-101
16/17 Contracted orthodontic activity (UOA)	0
Carry forward orthodontic activity (UOA)	0
Baseline contract value	£328,049.32

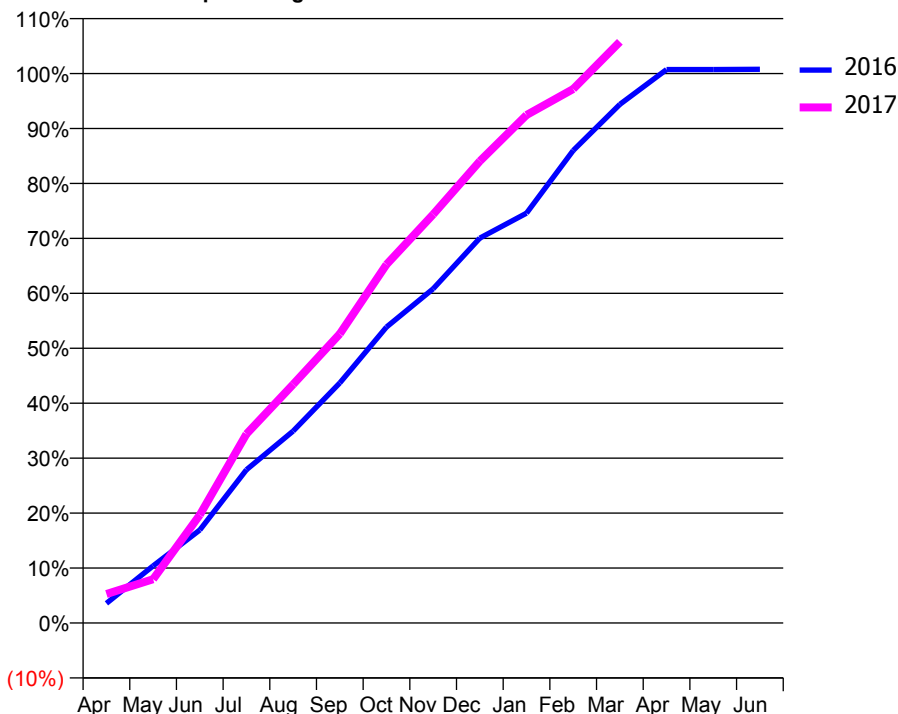
ACCESS*

Patients seen in 24 months	Total	Change since previous quarter
Quarter ending March 2016	4,601	
Quarter ending June 2016	4,594	→
Quarter ending September 2016	4,649	→
Quarter ending December 2016	4,678	→
Quarter ending March 2017	4,591	↓
Variance since March 2016	(0.2%)	→



ACTIVITY

Cumulative percentage of contracted UDA delivered 2016 & 2017



Month	Adjusted Scheduled Activity (UDA)	
	2016	2017
April	465	688
May	1,351	1,037
June	2,201	2,557
July	3,628	4,471
August	4,540	5,645
September	5,679	6,840
October	7,000	8,483
November	7,909	9,668
December	9,105	10,927
January	9,697	12,018
February	11,179	12,632
March	12,269	13,750
April	13,094	
May	13,094	
June	13,101	

QUALITY

	Quantity	Base Number	Contract	AT	Region	England
% of FP17s for the same patient ID Re-attending within 3 months - Children	131	1,359	9.6%	10.6%	12.0%	12.3%
% of FP17s for the same patient ID Re-attending within 3 months - Adults	936	5,492	17.0%	15.3%	16.0%	16.7%
% of FP17s for the same patient ID Re-attending between 3 & 9 months - Children	768	1,359	56.5%	55.6%	58.8%	57.6%
% of FP17s for the same patient ID Re-attending between 3 & 9 months - Adults	3,216	5,492	58.6%	48.7%	51.2%	50.1%
% of FP17s for Band 1 Urgent Courses	536	6,377	8.4%	8.6%	8.0%	9.1%
% of FP17s Relating to Free Repair or Replacements	155	6,377	2.4%	0.8%	0.8%	0.8%
% of FP17s Relating to Continuations	146	6,377	2.3%	1.1%	1.2%	1.2%
% of Patients satisfied with the dentistry they have received	9	10	90.0%	93.9%	92.7%	92.8%
% of Patients satisfied with the time they had to wait for an appointment	7	10	70.0%	90.6%	89.1%	88.7%

* This is based on patients treated on this contract for their most recent course of treatment. Figures in italics indicate the base number of FP17s or Patient Questionnaire responses are less than 100. N/A is shown where the base number of responses is less than 10 during the period. % is calculated as Quantity/Base number*100

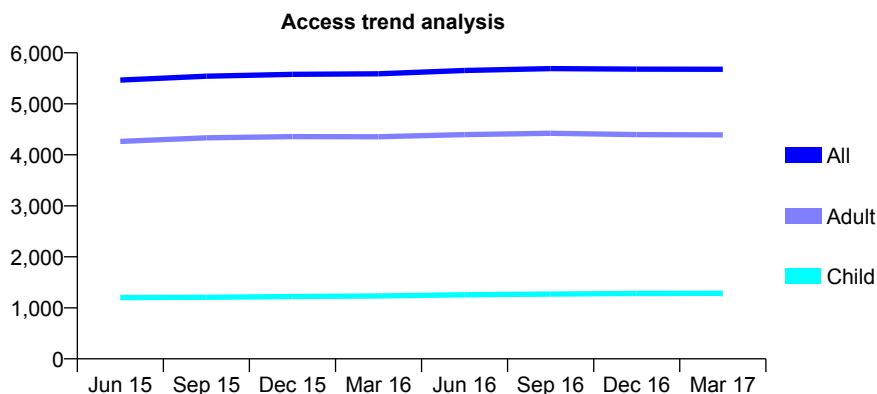
Q57 - Vital Signs At a Glance Contract Report for 356131/0001 - March 2017

Name or company name	MS J HAFTBARADARAN MOHAMMADI
Contract type name	GDS Contract
Purpose of contract	General
Contract start date	01/04/2006
Contract end date	

16/17 Contracted general activity (UDA)	20,000
Carry forward general activity (UDA)	-52
16/17 Contracted orthodontic activity (UOA)	0
Carry forward orthodontic activity (UOA)	0
Baseline contract value	£487,554.67

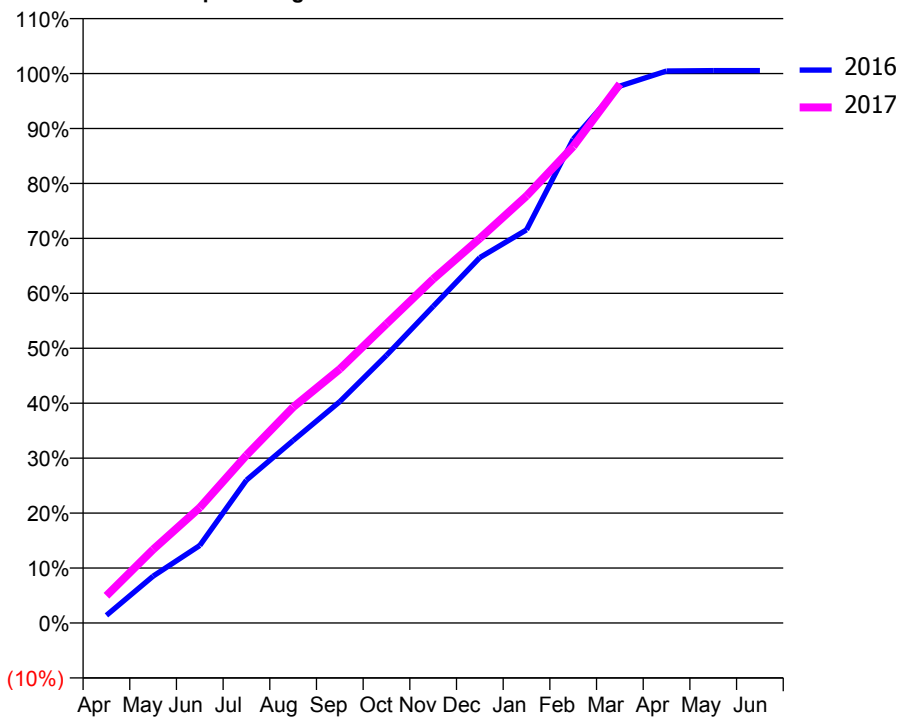
ACCESS*

Patients seen in 24 months	Total	Change since previous quarter
Quarter ending March 2016	5,587	
Quarter ending June 2016	5,653	→
Quarter ending September 2016	5,689	→
Quarter ending December 2016	5,679	→
Quarter ending March 2017	5,678	→
Variance since March 2016	1.6%	→



ACTIVITY

Cumulative percentage of contracted UDA delivered 2016 & 2017



Month	Adjusted Scheduled Activity (UDA)	
	2016	2017
April	281	993
May	1,708	2,679
June	2,823	4,201
July	5,201	6,107
August	6,644	7,853
September	8,059	9,241
October	9,742	10,888
November	11,525	12,519
December	13,302	13,997
January	14,308	15,541
February	17,609	17,343
March	19,543	19,618
April	20,090	
May	20,104	
June	20,104	

QUALITY

	Quantity	Base Number	Contract	AT	Region	England
% of FP17s for the same patient ID Re-attending within 3 months - Children	195	1,995	9.8%	10.6%	12.0%	12.3%
% of FP17s for the same patient ID Re-attending within 3 months - Adults	2,020	7,692	26.3%	15.3%	16.0%	16.7%
% of FP17s for the same patient ID Re-attending between 3 & 9 months - Children	1,183	1,995	59.3%	55.6%	58.8%	57.6%
% of FP17s for the same patient ID Re-attending between 3 & 9 months - Adults	4,177	7,692	54.3%	48.7%	51.2%	50.1%
% of FP17s for Band 1 Urgent Courses	419	9,405	4.5%	8.6%	8.0%	9.1%
% of FP17s Relating to Free Repair or Replacements	176	9,405	1.9%	0.8%	0.8%	0.8%
% of FP17s Relating to Continuations	234	9,405	2.5%	1.1%	1.2%	1.2%
% of Patients satisfied with the dentistry they have received	18	19	94.7%	93.9%	92.7%	92.8%
% of Patients satisfied with the time they had to wait for an appointment	18	19	94.7%	90.6%	89.1%	88.7%

* This is based on patients treated on this contract for their most recent course of treatment. Figures in italics indicate the base number of FP17s or Patient Questionnaire responses are less than 100. N/A is shown where the base number of responses is less than 10 during the period. % is calculated as Quantity/Base number*100

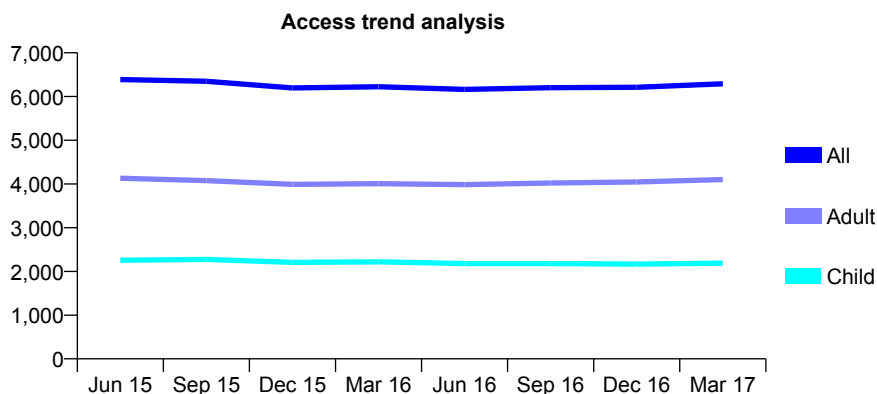
Q57 - Vital Signs At a Glance Contract Report for 357723/0001 - March 2017

Name or company name	MR AG LADVA
Contract type name	GDS Contract
Purpose of contract	General
Contract start date	01/04/2006
Contract end date	

16/17 Contracted general activity (UDA)	13,311
Carry forward general activity (UDA)	-266
16/17 Contracted orthodontic activity (UOA)	0
Carry forward orthodontic activity (UOA)	0
Baseline contract value	£376,352.73

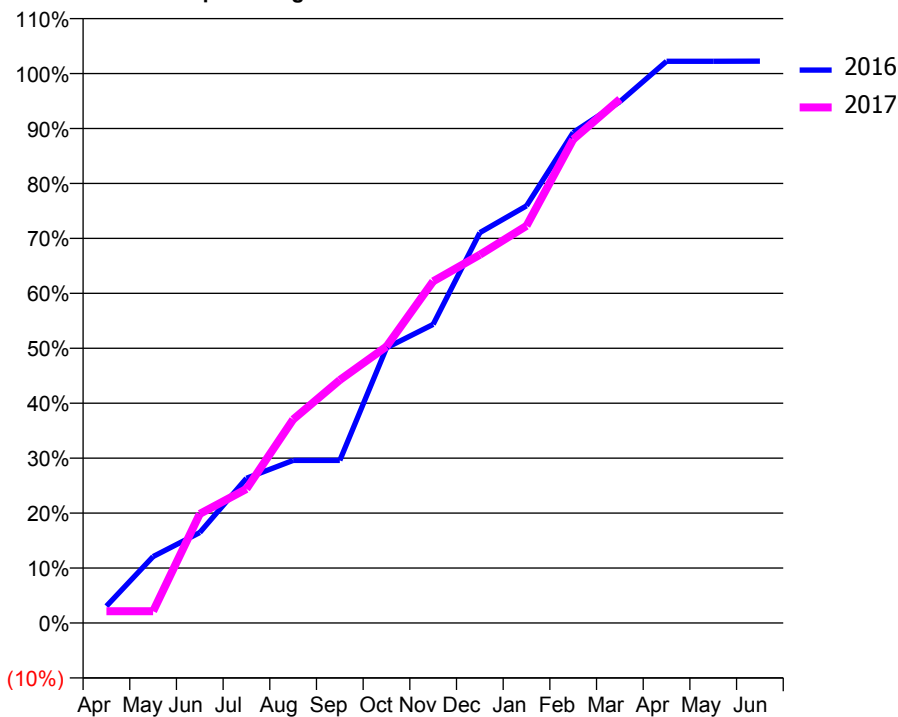
ACCESS*

Patients seen in 24 months	Total	Change since previous quarter
Quarter ending March 2016	6,224	
Quarter ending June 2016	6,162	→
Quarter ending September 2016	6,202	→
Quarter ending December 2016	6,213	→
Quarter ending March 2017	6,291	→
Variance since March 2016	1.1%	→



ACTIVITY

Cumulative percentage of contracted UDA delivered 2016 & 2017



Month	Adjusted Scheduled Activity (UDA)	
	2016	2017
April	409	287
May	1,611	287
June	2,191	2,644
July	3,506	3,247
August	3,938	4,932
September	3,938	5,889
October	6,665	6,696
November	7,233	8,278
December	9,455	8,919
January	10,105	9,622
February	11,882	11,714
March	12,627	12,688
April	13,608	
May	13,608	
June	13,610	

QUALITY

	Quantity	Base Number	Contract	AT	Region	England
% of FP17s for the same patient ID Re-attending within 3 months - Children	215	3,524	6.1%	10.6%	12.0%	12.3%
% of FP17s for the same patient ID Re-attending within 3 months - Adults	516	5,406	9.5%	15.3%	16.0%	16.7%
% of FP17s for the same patient ID Re-attending between 3 & 9 months - Children	2,099	3,524	59.6%	55.6%	58.8%	57.6%
% of FP17s for the same patient ID Re-attending between 3 & 9 months - Adults	2,588	5,406	47.9%	48.7%	51.2%	50.1%
% of FP17s for Band 1 Urgent Courses	421	7,343	5.7%	8.6%	8.0%	9.1%
% of FP17s Relating to Free Repair or Replacements	13	7,343	0.2%	0.8%	0.8%	0.8%
% of FP17s Relating to Continuations	83	7,343	1.1%	1.1%	1.2%	1.2%
% of Patients satisfied with the dentistry they have received	11	12	91.7%	93.9%	92.7%	92.8%
% of Patients satisfied with the time they had to wait for an appointment	11	12	91.7%	90.6%	89.1%	88.7%

* This is based on patients treated on this contract for their most recent course of treatment. Figures in italics indicate the base number of FP17s or Patient Questionnaire responses are less than 100. N/A is shown where the base number of responses is less than 10 during the period. % is calculated as Quantity/Base number*100

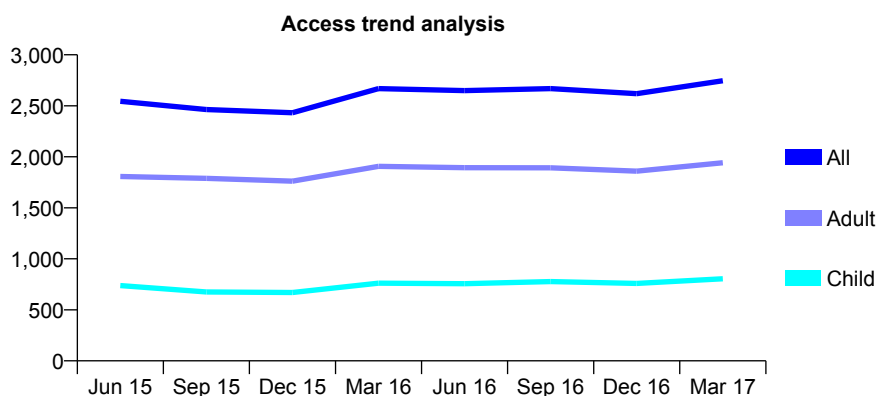
Q57 - Vital Signs At a Glance Contract Report for 358525/0001 - March 2017

Name or company name	MRS OM AROWOJOLU
Contract type name	GDS Contract
Purpose of contract	General
Contract start date	01/04/2006
Contract end date	

16/17 Contracted general activity (UDA)	6,800
Carry forward general activity (UDA)	-28
16/17 Contracted orthodontic activity (UOA)	0
Carry forward orthodontic activity (UOA)	0
Baseline contract value	£191,504.40

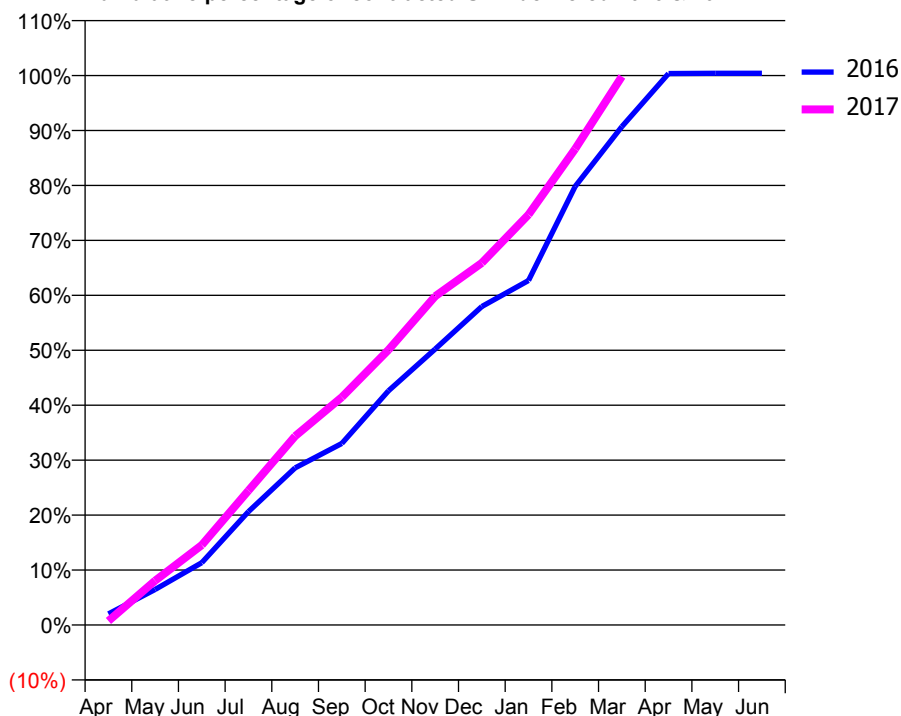
ACCESS*

Patients seen in 24 months	Total	Change since previous quarter
Quarter ending March 2016	2,668	
Quarter ending June 2016	2,649	→
Quarter ending September 2016	2,669	→
Quarter ending December 2016	2,619	↓
Quarter ending March 2017	2,746	↑
Variance since March 2016	2.9%	↑



ACTIVITY

Cumulative percentage of contracted UDA delivered 2016 & 2017



Month	Adjusted Scheduled Activity (UDA)	
	2016	2017
April	137	50
May	439	548
June	771	989
July	1,404	1,664
August	1,944	2,338
September	2,247	2,820
October	2,899	3,406
November	3,414	4,068
December	3,942	4,482
January	4,263	5,078
February	5,427	5,892
March	6,168	6,788
April	6,825	
May	6,828	
June	6,828	

QUALITY

	Quantity	Base Number	Contract	AT	Region	England
% of FP17s for the same patient ID Re-attending within 3 months - Children	26	924	2.8%	10.6%	12.0%	12.3%
% of FP17s for the same patient ID Re-attending within 3 months - Adults	200	2,271	8.8%	15.3%	16.0%	16.7%
% of FP17s for the same patient ID Re-attending between 3 & 9 months - Children	335	924	36.3%	55.6%	58.8%	57.6%
% of FP17s for the same patient ID Re-attending between 3 & 9 months - Adults	995	2,271	43.8%	48.7%	51.2%	50.1%
% of FP17s for Band 1 Urgent Courses	152	3,020	5.0%	8.6%	8.0%	9.1%
% of FP17s Relating to Free Repair or Replacements	47	3,020	1.6%	0.8%	0.8%	0.8%
% of FP17s Relating to Continuations	45	3,020	1.5%	1.1%	1.2%	1.2%
% of Patients satisfied with the dentistry they have received	6	6	N/A	93.9%	92.7%	92.8%
% of Patients satisfied with the time they had to wait for an appointment	6	6	N/A	90.6%	89.1%	88.7%

* This is based on patients treated on this contract for their most recent course of treatment. Figures in italics indicate the base number of FP17s or Patient Questionnaire responses are less than 100. N/A is shown where the base number of responses is less than 10 during the period. % is calculated as Quantity/Base number*100

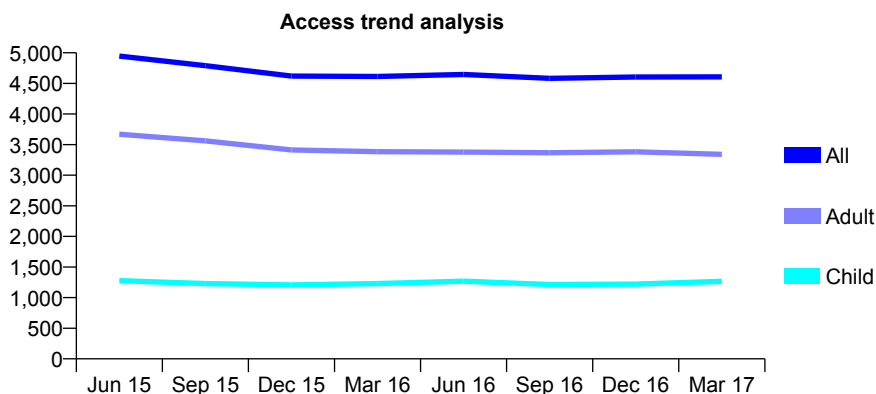
Q57 - Vital Signs At a Glance Contract Report for 359270/0002 - March 2017

Name or company name	MR AF RAI
Contract type name	GDS Contract
Purpose of contract	General
Contract start date	01/02/2009
Contract end date	

16/17 Contracted general activity (UDA)	12,000
Carry forward general activity (UDA)	0
16/17 Contracted orthodontic activity (UOA)	0
Carry forward orthodontic activity (UOA)	0
Baseline contract value	£288,503.91

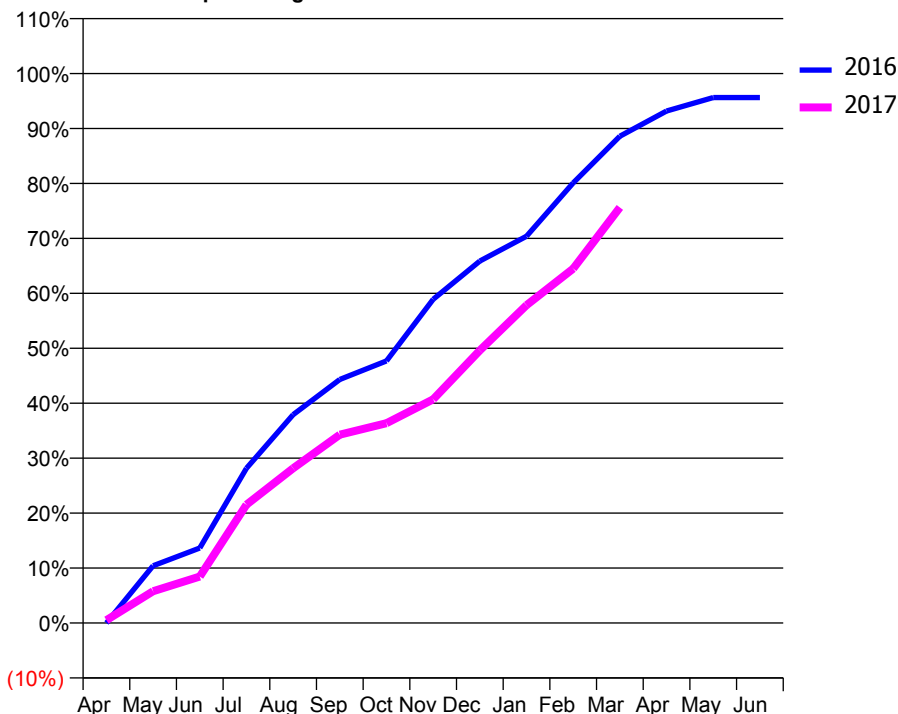
ACCESS*

Patients seen in 24 months	Total	Change since previous quarter
Quarter ending March 2016	4,613	
Quarter ending June 2016	4,647	→
Quarter ending September 2016	4,583	↓
Quarter ending December 2016	4,604	→
Quarter ending March 2017	4,607	→
Variance since March 2016	(0.1%)	→



ACTIVITY

Cumulative percentage of contracted UDA delivered 2016 & 2017



Adjusted Scheduled Activity (UDA)

Month	2016	2017
April	0	64
May	1,252	694
June	1,637	1,015
July	3,379	2,584
August	4,551	3,379
September	5,318	4,114
October	5,723	4,363
November	7,070	4,884
December	7,904	5,954
January	8,446	6,940
February	9,612	7,740
March	10,631	9,074
April	11,182	
May	11,476	
June	11,476	

QUALITY

	Quantity	Base Number	Contract	AT	Region	England
% of FP17s for the same patient ID Re-attending within 3 months - Children	84	1,351	6.2%	10.6%	12.0%	12.3%
% of FP17s for the same patient ID Re-attending within 3 months - Adults	353	3,398	10.4%	15.3%	16.0%	16.7%
% of FP17s for the same patient ID Re-attending between 3 & 9 months - Children	561	1,351	41.5%	55.6%	58.8%	57.6%
% of FP17s for the same patient ID Re-attending between 3 & 9 months - Adults	1,347	3,398	39.6%	48.7%	51.2%	50.1%
% of FP17s for Band 1 Urgent Courses	365	4,303	8.5%	8.6%	8.0%	9.1%
% of FP17s Relating to Free Repair or Replacements	56	4,303	1.3%	0.8%	0.8%	0.8%
% of FP17s Relating to Continuations	80	4,303	1.9%	1.1%	1.2%	1.2%
% of Patients satisfied with the dentistry they have received	8	8	N/A	93.9%	92.7%	92.8%
% of Patients satisfied with the time they had to wait for an appointment	8	8	N/A	90.6%	89.1%	88.7%

* This is based on patients treated on this contract for their most recent course of treatment. Figures in italics indicate the base number of FP17s or Patient Questionnaire responses are less than 100. N/A is shown where the base number of responses is less than 10 during the period. % is calculated as Quantity/Base number*100

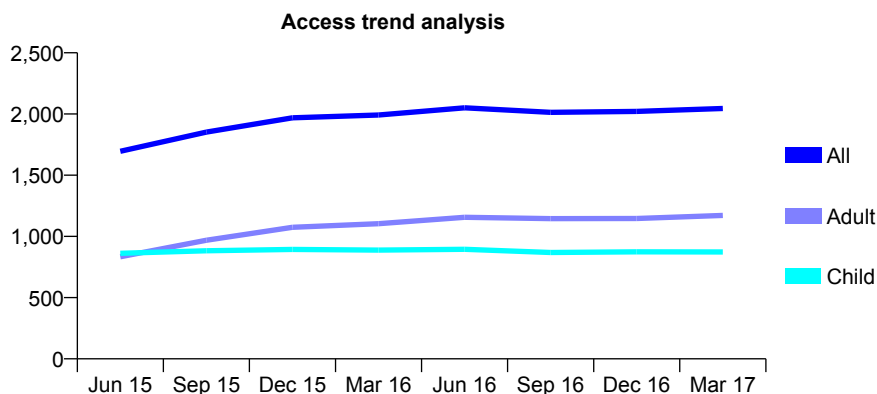
Q57 - Vital Signs At a Glance Contract Report for 366277/0001 - March 2017

Name or company name	MR SV SHAH
Contract type name	GDS Contract
Purpose of contract	General
Contract start date	01/02/2014
Contract end date	

16/17 Contracted general activity (UDA)	4,000
Carry forward general activity (UDA)	-80
16/17 Contracted orthodontic activity (UOA)	0
Carry forward orthodontic activity (UOA)	0
Baseline contract value	£100,989.39

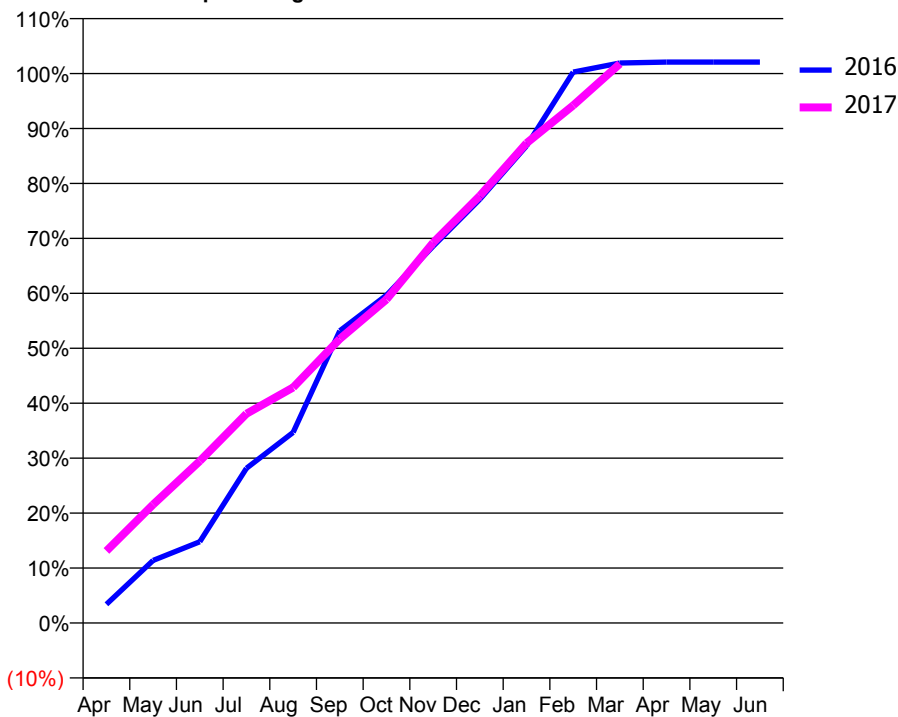
ACCESS*

Patients seen in 24 months	Total	Change since previous quarter
Quarter ending March 2016	1,992	
Quarter ending June 2016	2,051	↑
Quarter ending September 2016	2,014	↓
Quarter ending December 2016	2,021	→
Quarter ending March 2017	2,045	→
Variance since March 2016	2.7%	↑



ACTIVITY

Cumulative percentage of contracted UDA delivered 2016 & 2017



Month	Adjusted Scheduled Activity (UDA)	
	2016	2017
April	136	525
May	456	863
June	591	1,179
July	1,126	1,524
August	1,388	1,715
September	2,127	2,068
October	2,386	2,355
November	2,743	2,769
December	3,085	3,109
January	3,473	3,493
February	4,010	3,768
March	4,077	4,071
April	4,083	
May	4,083	
June	4,083	

QUALITY

	Quantity	Base Number	Contract	AT	Region	England
% of FP17s for the same patient ID Re-attending within 3 months - Children	56	1,393	4.0%	10.6%	12.0%	12.3%
% of FP17s for the same patient ID Re-attending within 3 months - Adults	108	1,352	8.0%	15.3%	16.0%	16.7%
% of FP17s for the same patient ID Re-attending between 3 & 9 months - Children	942	1,393	67.6%	55.6%	58.8%	57.6%
% of FP17s for the same patient ID Re-attending between 3 & 9 months - Adults	730	1,352	54.0%	48.7%	51.2%	50.1%
% of FP17s for Band 1 Urgent Courses	118	2,738	4.3%	8.6%	8.0%	9.1%
% of FP17s Relating to Free Repair or Replacements	4	2,738	0.1%	0.8%	0.8%	0.8%
% of FP17s Relating to Continuations	0	2,738	0.0%	1.1%	1.2%	1.2%
% of Patients satisfied with the dentistry they have received	4	4	N/A	93.9%	92.7%	92.8%
% of Patients satisfied with the time they had to wait for an appointment	3	4	N/A	90.6%	89.1%	88.7%

* This is based on patients treated on this contract for their most recent course of treatment. Figures in italics indicate the base number of FP17s or Patient Questionnaire responses are less than 100. N/A is shown where the base number of responses is less than 10 during the period. % is calculated as Quantity/Base number*100

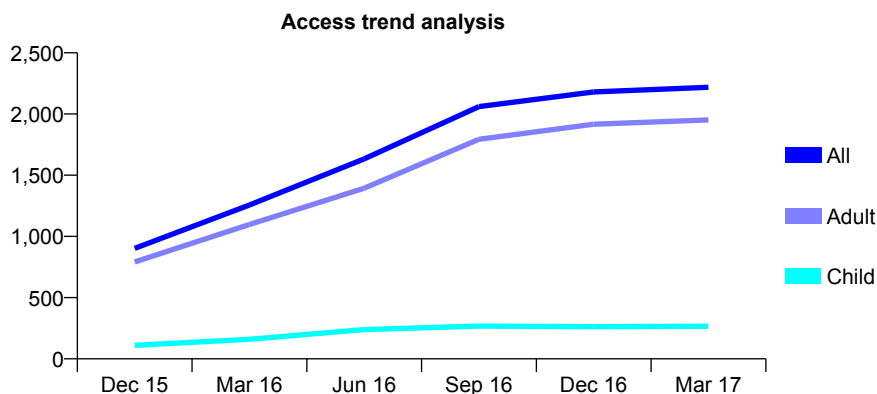
Q57 - Vital Signs At a Glance Contract Report for 398632/0001 - March 2017

Name or company name	MR R PATEL
Contract type name	GDS Contract
Purpose of contract	General
Contract start date	01/10/2015
Contract end date	

16/17 Contracted general activity (UDA)	8,384
Carry forward general activity (UDA)	0
16/17 Contracted orthodontic activity (UOA)	0
Carry forward orthodontic activity (UOA)	0
Baseline contract value	£187,186.33

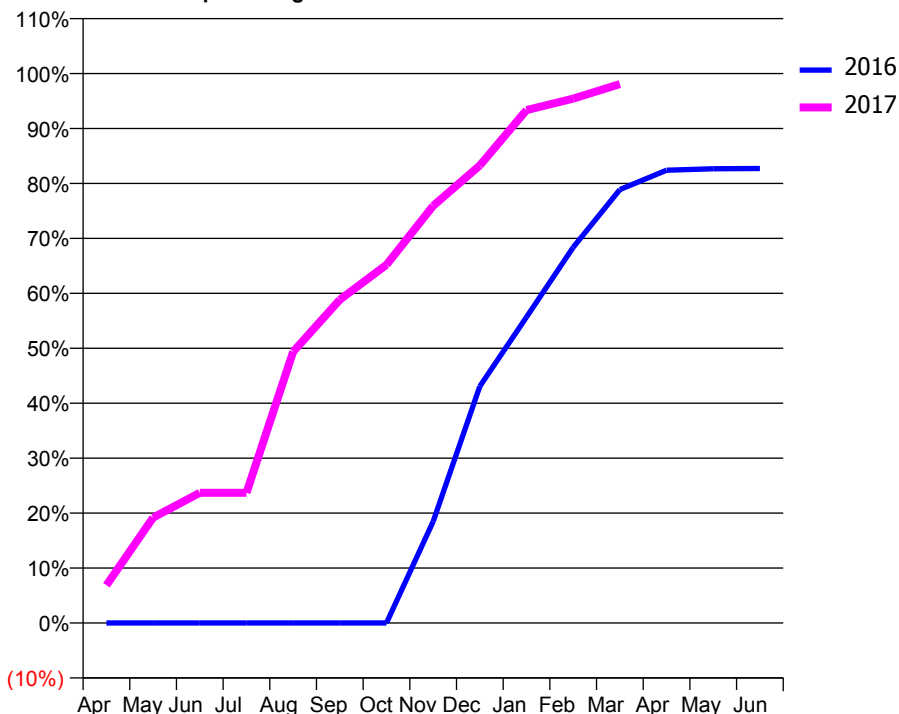
ACCESS*

Patients seen in 24 months	Total	Change since previous quarter
Quarter ending March 2016	1,257	
Quarter ending June 2016	1,633	↑
Quarter ending September 2016	2,061	↑
Quarter ending December 2016	2,180	↑
Quarter ending March 2017	2,218	→
Variance since March 2016	76.5%	↑



ACTIVITY

Cumulative percentage of contracted UDA delivered 2016 & 2017



Month	Adjusted Scheduled Activity (UDA)	
	2016	2017
April	0	576
May	0	1,609
June	0	1,987
July	0	1,987
August	0	4,139
September	0	4,933
October	0	5,465
November	775	6,364
December	1,806	6,981
January	2,334	7,827
February	2,866	8,002
March	3,307	8,222
April	3,454	
May	3,466	
June	3,467	

QUALITY

	Quantity	Base Number	Contract	AT	Region	England
% of FP17s for the same patient ID Re-attending within 3 months - Children	51	493	10.3%	10.6%	12.0%	12.3%
% of FP17s for the same patient ID Re-attending within 3 months - Adults	718	3,470	20.7%	15.3%	16.0%	16.7%
% of FP17s for the same patient ID Re-attending between 3 & 9 months - Children	291	493	59.0%	55.6%	58.8%	57.6%
% of FP17s for the same patient ID Re-attending between 3 & 9 months - Adults	1,826	3,470	52.6%	48.7%	51.2%	50.1%
% of FP17s for Band 1 Urgent Courses	454	3,885	11.7%	8.6%	8.0%	9.1%
% of FP17s Relating to Free Repair or Replacements	147	3,885	3.8%	0.8%	0.8%	0.8%
% of FP17s Relating to Continuations	96	3,885	2.5%	1.1%	1.2%	1.2%
% of Patients satisfied with the dentistry they have received	13	13	100.0%	93.9%	92.7%	92.8%
% of Patients satisfied with the time they had to wait for an appointment	12	13	92.3%	90.6%	89.1%	88.7%

* This is based on patients treated on this contract for their most recent course of treatment. Figures in italics indicate the base number of FP17s or Patient Questionnaire responses are less than 100. N/A is shown where the base number of responses is less than 10 during the period. % is calculated as Quantity/Base number*100

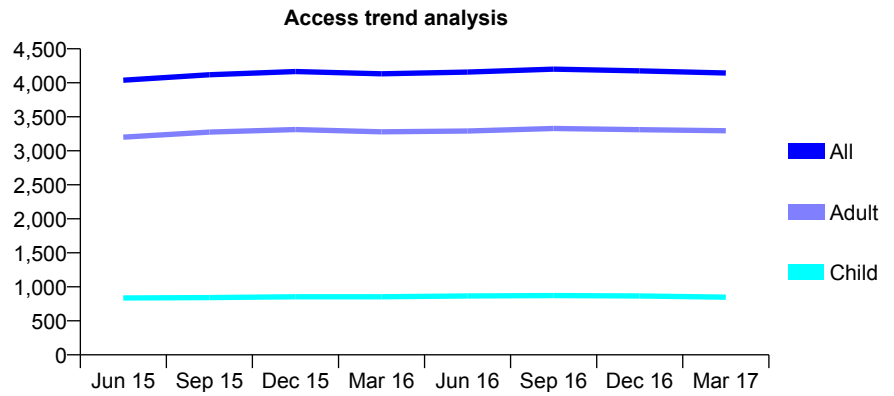
Q57 - Vital Signs At a Glance Contract Report for 567140/0001 - March 2017

Name or company name	MR SA NAJEFI
Contract type name	GDS Contract
Purpose of contract	General
Contract start date	01/04/2006
Contract end date	

16/17 Contracted general activity (UDA)	10,836
Carry forward general activity (UDA)	-102
16/17 Contracted orthodontic activity (UOA)	0
Carry forward orthodontic activity (UOA)	0
Baseline contract value	£263,448.43

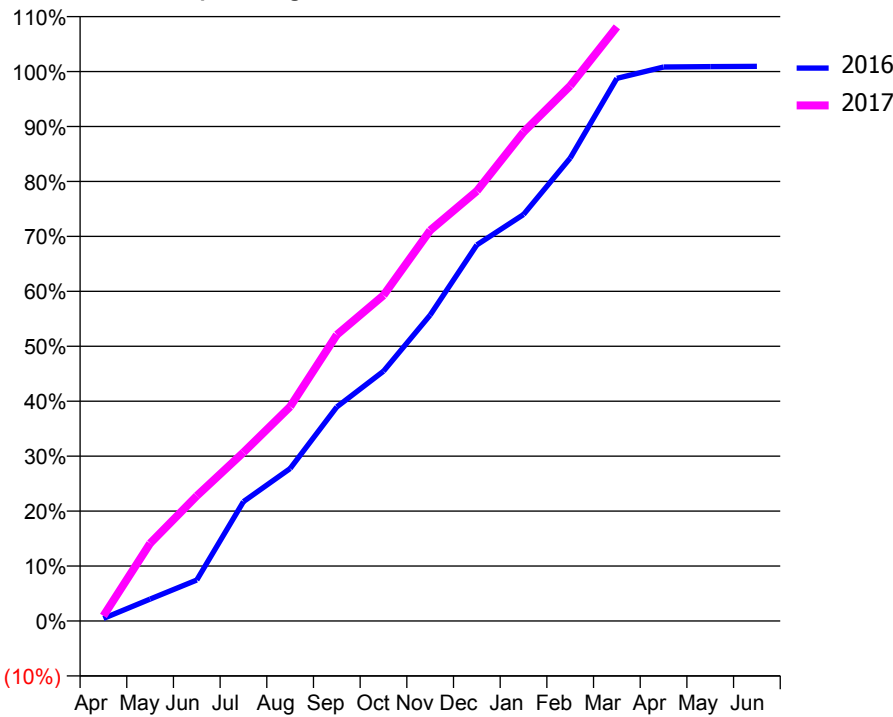
ACCESS*

Patients seen in 24 months	Total	Change since previous quarter
Quarter ending March 2016	4,132	
Quarter ending June 2016	4,157	→
Quarter ending September 2016	4,200	→
Quarter ending December 2016	4,176	→
Quarter ending March 2017	4,144	→
Variance since March 2016	0.3%	→



ACTIVITY

Cumulative percentage of contracted UDA delivered 2016 & 2017



Month	Adjusted Scheduled Activity (UDA)	
	2016	2017
April	50	102
May	432	1,532
June	809	2,468
July	2,356	3,324
August	3,006	4,227
September	4,222	5,645
October	4,925	6,421
November	6,035	7,704
December	7,417	8,480
January	8,017	9,641
February	9,127	10,555
March	10,702	11,716
April	10,924	
May	10,934	
June	10,938	

QUALITY

	Quantity	Base Number	Contract	AT	Region	England
% of FP17s for the same patient ID Re-attending within 3 months - Children	104	1,369	7.6%	10.6%	12.0%	12.3%
% of FP17s for the same patient ID Re-attending within 3 months - Adults	926	5,291	17.5%	15.3%	16.0%	16.7%
% of FP17s for the same patient ID Re-attending between 3 & 9 months - Children	891	1,369	65.1%	55.6%	58.8%	57.6%
% of FP17s for the same patient ID Re-attending between 3 & 9 months - Adults	3,232	5,291	61.1%	48.7%	51.2%	50.1%
% of FP17s for Band 1 Urgent Courses	594	5,782	10.3%	8.6%	8.0%	9.1%
% of FP17s Relating to Free Repair or Replacements	44	5,782	0.8%	0.8%	0.8%	0.8%
% of FP17s Relating to Continuations	14	5,782	0.2%	1.1%	1.2%	1.2%
% of Patients satisfied with the dentistry they have received	10	11	90.9%	93.9%	92.7%	92.8%
% of Patients satisfied with the time they had to wait for an appointment	9	11	81.8%	90.6%	89.1%	88.7%

* This is based on patients treated on this contract for their most recent course of treatment. Figures in italics indicate the base number of FP17s or Patient Questionnaire responses are less than 100. N/A is shown where the base number of responses is less than 10 during the period. % is calculated as Quantity/Base number*100

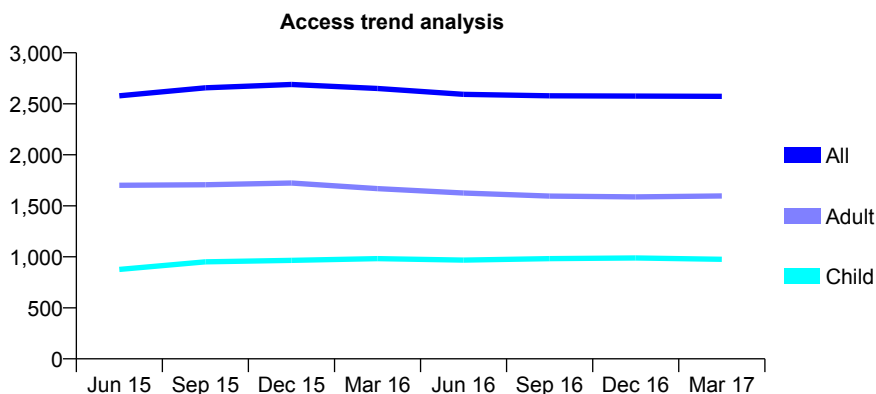
Q57 - Vital Signs At a Glance Contract Report for 570184/0001 - March 2017

Name or company name	MRS BI HELLYAR
Contract type name	GDS Contract
Purpose of contract	General
Contract start date	01/04/2006
Contract end date	

16/17 Contracted general activity (UDA)	7,174
Carry forward general activity (UDA)	-102
16/17 Contracted orthodontic activity (UOA)	0
Carry forward orthodontic activity (UOA)	0
Baseline contract value	£182,502.83

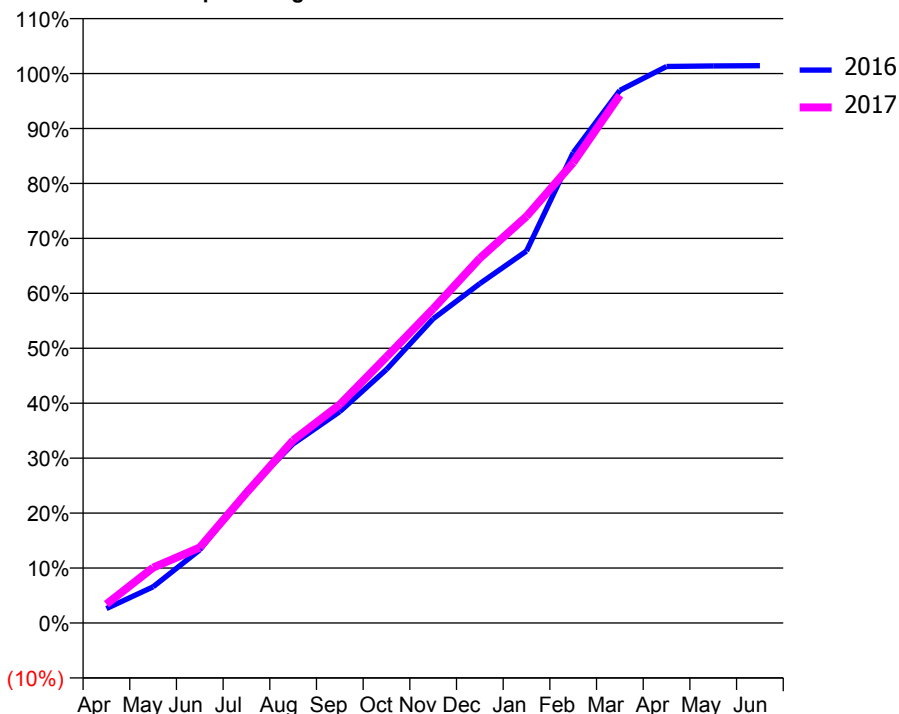
ACCESS*

Patients seen in 24 months	Total	Change since previous quarter
Quarter ending March 2016	2,650	
Quarter ending June 2016	2,593	↓
Quarter ending September 2016	2,578	→
Quarter ending December 2016	2,576	→
Quarter ending March 2017	2,573	→
Variance since March 2016	(2.9%)	↓



ACTIVITY

Cumulative percentage of contracted UDA delivered 2016 & 2017



Month	Adjusted Scheduled Activity (UDA)	
	2016	2017
April	189	246
May	472	723
June	954	986
July	1,720	1,699
August	2,339	2,386
September	2,760	2,853
October	3,311	3,473
November	3,972	4,103
December	4,431	4,762
January	4,856	5,309
February	6,141	6,011
March	6,954	6,891
April	7,265	
May	7,273	
June	7,276	

QUALITY

	Quantity	Base Number	Contract	AT	Region	England
% of FP17s for the same patient ID Re-attending within 3 months - Children	92	1,050	8.8%	10.6%	12.0%	12.3%
% of FP17s for the same patient ID Re-attending within 3 months - Adults	384	2,108	18.2%	15.3%	16.0%	16.7%
% of FP17s for the same patient ID Re-attending between 3 & 9 months - Children	361	1,050	34.4%	55.6%	58.8%	57.6%
% of FP17s for the same patient ID Re-attending between 3 & 9 months - Adults	815	2,108	38.7%	48.7%	51.2%	50.1%
% of FP17s for Band 1 Urgent Courses	541	3,021	17.9%	8.6%	8.0%	9.1%
% of FP17s Relating to Free Repair or Replacements	53	3,021	1.8%	0.8%	0.8%	0.8%
% of FP17s Relating to Continuations	75	3,021	2.5%	1.1%	1.2%	1.2%
% of Patients satisfied with the dentistry they have received	2	2	N/A	93.9%	92.7%	92.8%
% of Patients satisfied with the time they had to wait for an appointment	2	2	N/A	90.6%	89.1%	88.7%

* This is based on patients treated on this contract for their most recent course of treatment. Figures in italics indicate the base number of FP17s or Patient Questionnaire responses are less than 100. N/A is shown where the base number of responses is less than 10 during the period. % is calculated as Quantity/Base number*100

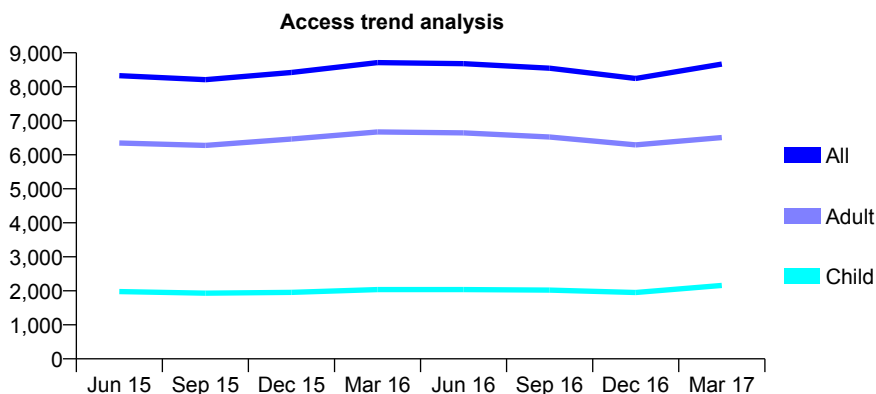
Q57 - Vital Signs At a Glance Contract Report for 573310/0001 - March 2017

Name or company name	MR R PRASHAR
Contract type name	GDS Contract
Purpose of contract	General
Contract start date	01/04/2006
Contract end date	

16/17 Contracted general activity (UDA)	22,381
Carry forward general activity (UDA)	-322
16/17 Contracted orthodontic activity (UOA)	0
Carry forward orthodontic activity (UOA)	0
Baseline contract value	£589,946.37

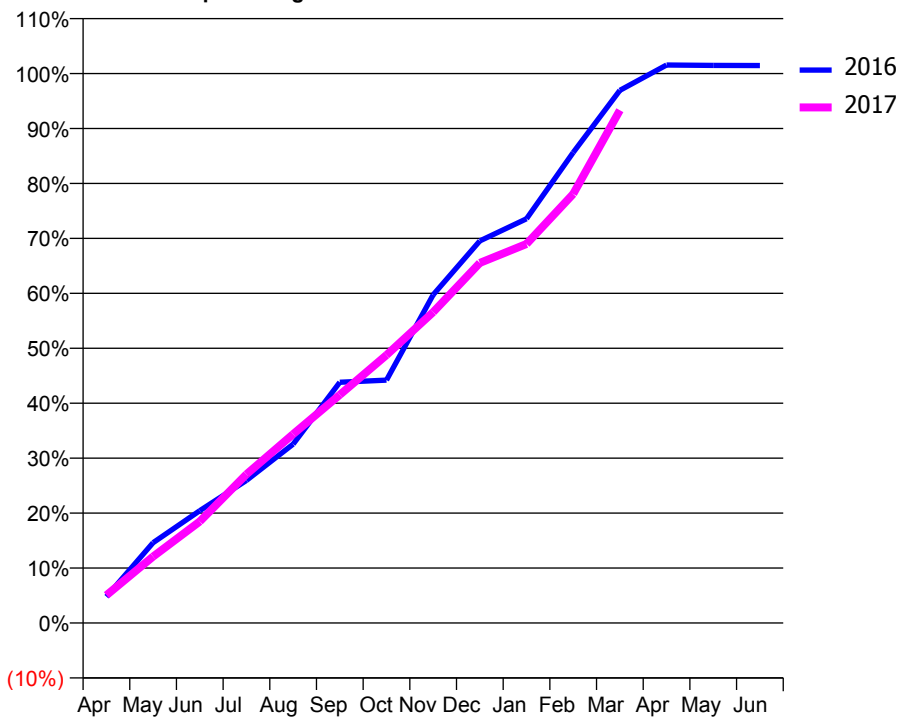
ACCESS*

Patients seen in 24 months	Total	Change since previous quarter
Quarter ending March 2016	8,711	
Quarter ending June 2016	8,680	→
Quarter ending September 2016	8,546	↓
Quarter ending December 2016	8,244	↓
Quarter ending March 2017	8,668	↑
Variance since March 2016	(0.5%)	→



ACTIVITY

Cumulative percentage of contracted UDA delivered 2016 & 2017



Month	Adjusted Scheduled Activity (UDA)	
	2016	2017
April	1,072	1,134
May	3,270	2,709
June	4,577	4,138
July	5,807	6,056
August	7,285	7,693
September	9,808	9,297
October	9,893	10,913
November	13,370	12,661
December	15,561	14,669
January	16,464	15,440
February	19,166	17,473
March	21,695	20,887
April	22,726	
May	22,710	
June	22,703	

QUALITY

	Quantity	Base Number	Contract	AT	Region	England
% of FP17s for the same patient ID Re-attending within 3 months - Children	262	2,869	9.1%	10.6%	12.0%	12.3%
% of FP17s for the same patient ID Re-attending within 3 months - Adults	1,441	8,039	17.9%	15.3%	16.0%	16.7%
% of FP17s for the same patient ID Re-attending between 3 & 9 months - Children	1,462	2,869	51.0%	55.6%	58.8%	57.6%
% of FP17s for the same patient ID Re-attending between 3 & 9 months - Adults	3,571	8,039	44.4%	48.7%	51.2%	50.1%
% of FP17s for Band 1 Urgent Courses	1,777	10,488	16.9%	8.6%	8.0%	9.1%
% of FP17s Relating to Free Repair or Replacements	41	10,488	0.4%	0.8%	0.8%	0.8%
% of FP17s Relating to Continuations	23	10,488	0.2%	1.1%	1.2%	1.2%
% of Patients satisfied with the dentistry they have received	13	13	100.0%	93.9%	92.7%	92.8%
% of Patients satisfied with the time they had to wait for an appointment	10	13	76.9%	90.6%	89.1%	88.7%

* This is based on patients treated on this contract for their most recent course of treatment. Figures in italics indicate the base number of FP17s or Patient Questionnaire responses are less than 100. N/A is shown where the base number of responses is less than 10 during the period. % is calculated as Quantity/Base number*100

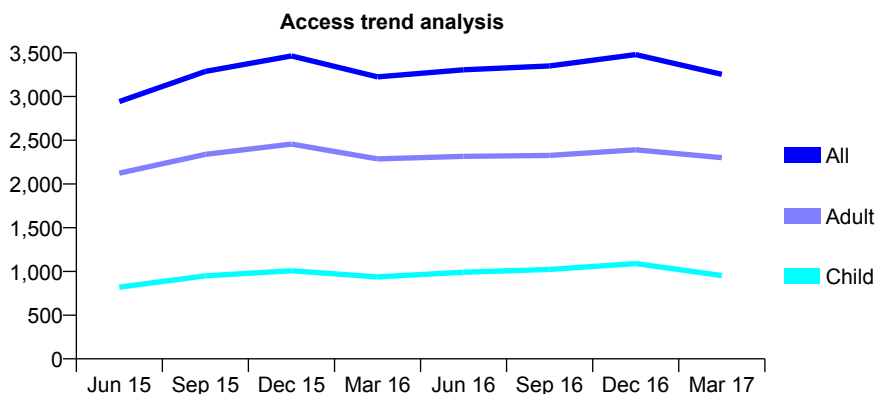
Q57 - Vital Signs At a Glance Contract Report for 573310/0003 - March 2017

Name or company name	MR R PRASHAR
Contract type name	GDS Contract
Purpose of contract	General
Contract start date	01/07/2009
Contract end date	

16/17 Contracted general activity (UDA)	7,000
Carry forward general activity (UDA)	-4
16/17 Contracted orthodontic activity (UOA)	0
Carry forward orthodontic activity (UOA)	0
Baseline contract value	£181,175.66

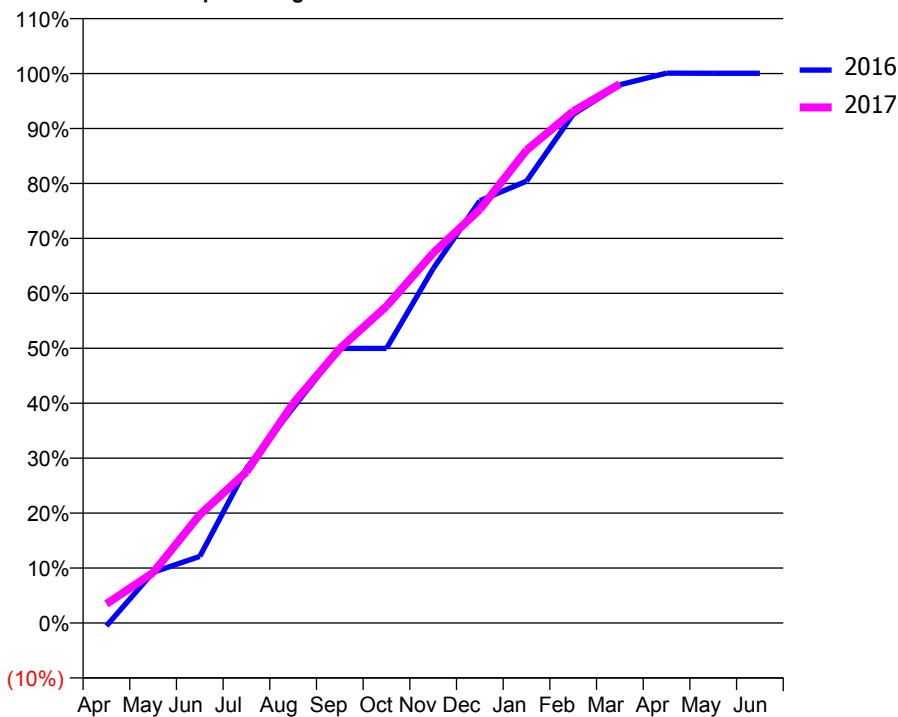
ACCESS*

Patients seen in 24 months	Total	Change since previous quarter
Quarter ending March 2016	3,224	
Quarter ending June 2016	3,306	↑
Quarter ending September 2016	3,350	→
Quarter ending December 2016	3,480	↑
Quarter ending March 2017	3,253	↓
Variance since March 2016	0.9%	→



ACTIVITY

Cumulative percentage of contracted UDA delivered 2016 & 2017



Month	Adjusted Scheduled Activity (UDA)	
	2016	2017
April	-39	244
May	646	641
June	848	1,381
July	1,970	1,926
August	2,742	2,797
September	3,498	3,497
October	3,498	4,035
November	4,515	4,712
December	5,379	5,268
January	5,628	6,022
February	6,480	6,518
March	6,857	6,865
April	7,005	
May	7,004	
June	7,004	

QUALITY

	Quantity	Base Number	Contract	AT	Region	England
% of FP17s for the same patient ID Re-attending within 3 months - Children	97	1,224	7.9%	10.6%	12.0%	12.3%
% of FP17s for the same patient ID Re-attending within 3 months - Adults	270	2,392	11.3%	15.3%	16.0%	16.7%
% of FP17s for the same patient ID Re-attending between 3 & 9 months - Children	504	1,224	41.2%	55.6%	58.8%	57.6%
% of FP17s for the same patient ID Re-attending between 3 & 9 months - Adults	814	2,392	34.0%	48.7%	51.2%	50.1%
% of FP17s for Band 1 Urgent Courses	432	3,527	12.2%	8.6%	8.0%	9.1%
% of FP17s Relating to Free Repair or Replacements	0	3,527	0.0%	0.8%	0.8%	0.8%
% of FP17s Relating to Continuations	3	3,527	0.1%	1.1%	1.2%	1.2%
% of Patients satisfied with the dentistry they have received	2	3	N/A	93.9%	92.7%	92.8%
% of Patients satisfied with the time they had to wait for an appointment	3	3	N/A	90.6%	89.1%	88.7%

* This is based on patients treated on this contract for their most recent course of treatment. Figures in italics indicate the base number of FP17s or Patient Questionnaire responses are less than 100. N/A is shown where the base number of responses is less than 10 during the period. % is calculated as Quantity/Base number*100

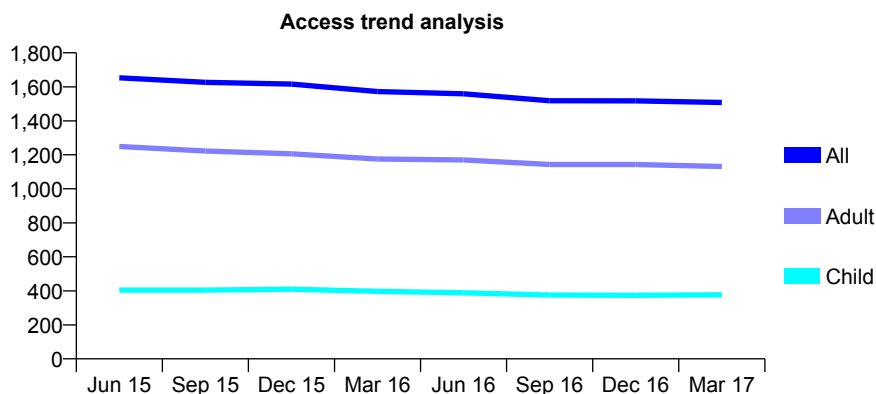
Q57 - Vital Signs At a Glance Contract Report for 574732/0002 - March 2017

Name or company name	MR B LILADHAR
Contract type name	GDS Contract
Purpose of contract	General
Contract start date	01/04/2006
Contract end date	

16/17 Contracted general activity (UDA)	4,500
Carry forward general activity (UDA)	0
16/17 Contracted orthodontic activity (UOA)	0
Carry forward orthodontic activity (UOA)	0
Baseline contract value	£124,219.35

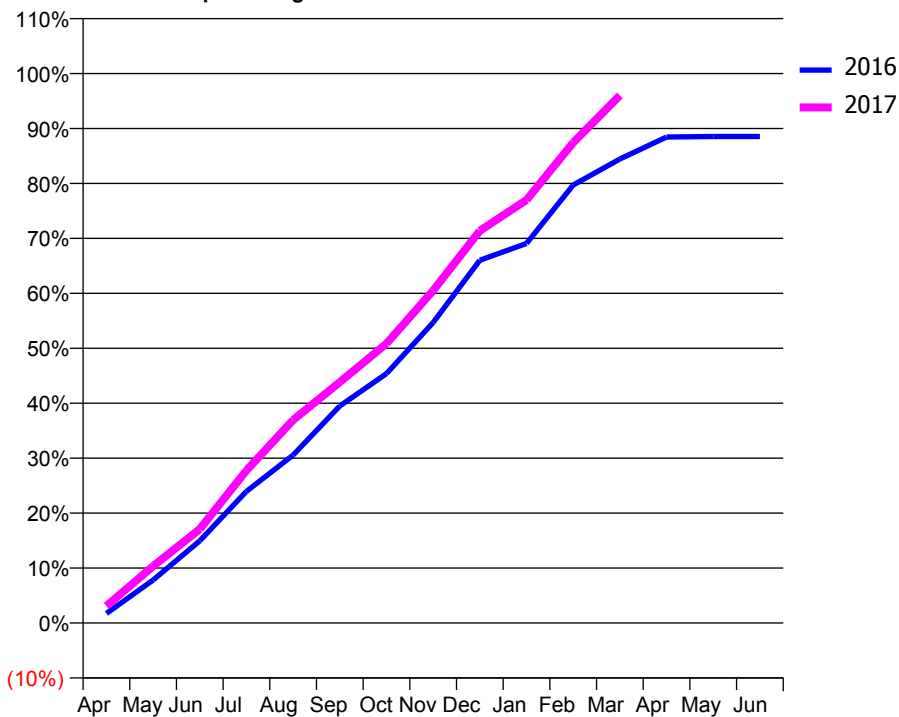
ACCESS*

Patients seen in 24 months	Total	Change since previous quarter
Quarter ending March 2016	1,572	
Quarter ending June 2016	1,559	→
Quarter ending September 2016	1,518	↓
Quarter ending December 2016	1,517	→
Quarter ending March 2017	1,508	→
Variance since March 2016	(4.1%)	↓



ACTIVITY

Cumulative percentage of contracted UDA delivered 2016 & 2017



Adjusted Scheduled Activity (UDA)

Month	2016	2017
April	87	139
May	391	466
June	748	769
July	1,198	1,250
August	1,529	1,663
September	1,974	1,973
October	2,270	2,289
November	2,735	2,723
December	3,300	3,212
January	3,454	3,464
February	3,985	3,934
March	4,222	4,321
April	4,422	
May	4,426	
June	4,426	

QUALITY

	Quantity	Base Number	Contract	AT	Region	England
% of FP17s for the same patient ID Re-attending within 3 months - Children	36	640	5.6%	10.6%	12.0%	12.3%
% of FP17s for the same patient ID Re-attending within 3 months - Adults	186	1,601	11.6%	15.3%	16.0%	16.7%
% of FP17s for the same patient ID Re-attending between 3 & 9 months - Children	450	640	70.3%	55.6%	58.8%	57.6%
% of FP17s for the same patient ID Re-attending between 3 & 9 months - Adults	963	1,601	60.1%	48.7%	51.2%	50.1%
% of FP17s for Band 1 Urgent Courses	82	2,134	3.8%	8.6%	8.0%	9.1%
% of FP17s Relating to Free Repair or Replacements	35	2,134	1.6%	0.8%	0.8%	0.8%
% of FP17s Relating to Continuations	5	2,134	0.2%	1.1%	1.2%	1.2%
% of Patients satisfied with the dentistry they have received	2	2	N/A	93.9%	92.7%	92.8%
% of Patients satisfied with the time they had to wait for an appointment	2	2	N/A	90.6%	89.1%	88.7%

* This is based on patients treated on this contract for their most recent course of treatment. Figures in italics indicate the base number of FP17s or Patient Questionnaire responses are less than 100. N/A is shown where the base number of responses is less than 10 during the period. % is calculated as Quantity/Base number*100

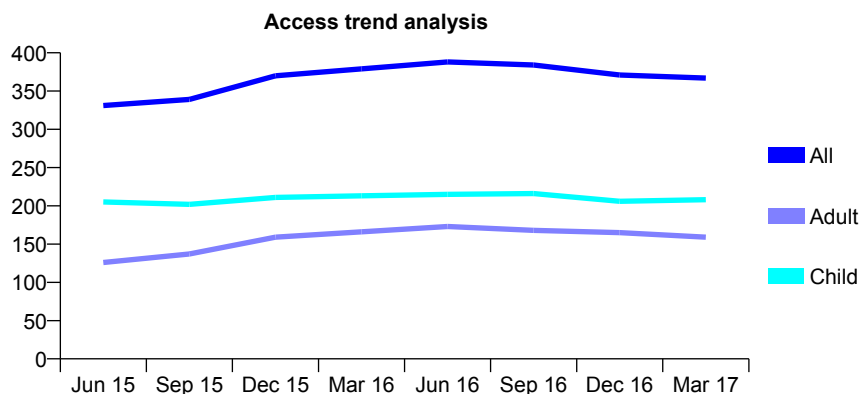
Q57 - Vital Signs At a Glance Contract Report for 575305/0001 - March 2017

Name or company name	MR AA JALEEL
Contract type name	GDS Contract
Purpose of contract	General
Contract start date	01/04/2006
Contract end date	

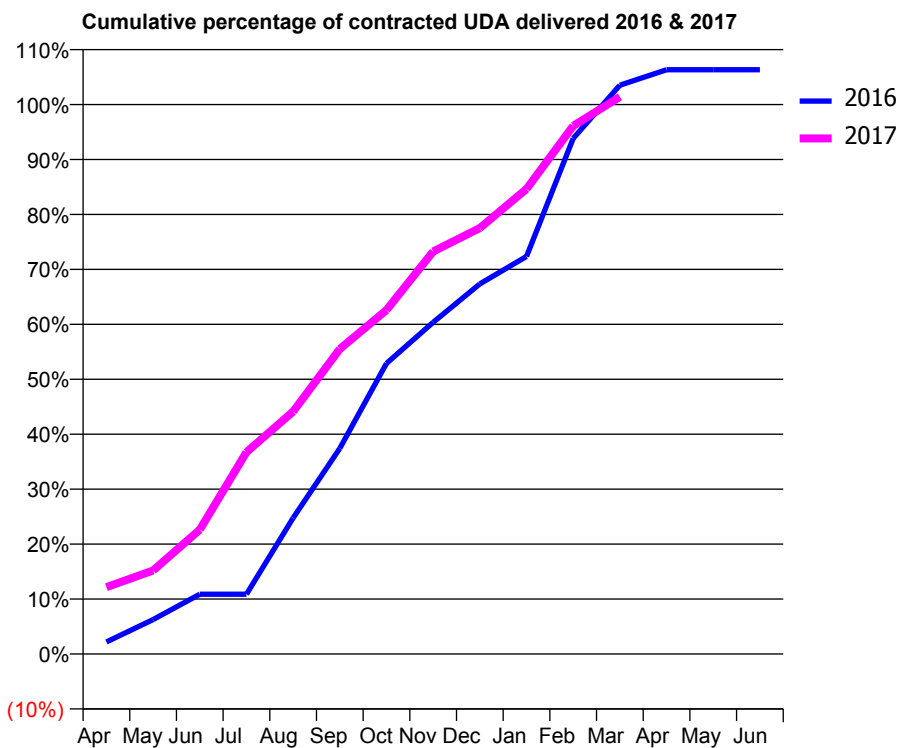
16/17 Contracted general activity (UDA)	500
Carry forward general activity (UDA)	-10
16/17 Contracted orthodontic activity (UOA)	0
Carry forward orthodontic activity (UOA)	0
Baseline contract value	£16,398.79

ACCESS*

Patients seen in 24 months	Total	Change since previous quarter
Quarter ending March 2016	379	
Quarter ending June 2016	388	↑
Quarter ending September 2016	384	↓
Quarter ending December 2016	371	↓
Quarter ending March 2017	367	↓
Variance since March 2016	(3.2%)	↓



ACTIVITY



Month	Adjusted Scheduled Activity (UDA)	
	2016	2017
April	11	61
May	31	76
June	54	113
July	54	184
August	124	221
September	187	278
October	264	313
November	302	366
December	337	388
January	362	423
February	469	481
March	518	507
April	532	
May	532	
June	532	

QUALITY

	Quantity	Base Number	Contract	AT	Region	England
% of FP17s for the same patient ID Re-attending within 3 months - Children	6	233	2.6%	10.6%	12.0%	12.3%
% of FP17s for the same patient ID Re-attending within 3 months - Adults	6	142	4.2%	15.3%	16.0%	16.7%
% of FP17s for the same patient ID Re-attending between 3 & 9 months - Children	44	233	18.9%	55.6%	58.8%	57.6%
% of FP17s for the same patient ID Re-attending between 3 & 9 months - Adults	41	142	28.9%	48.7%	51.2%	50.1%
% of FP17s for Band 1 Urgent Courses	20	370	5.4%	8.6%	8.0%	9.1%
% of FP17s Relating to Free Repair or Replacements	0	370	0.0%	0.8%	0.8%	0.8%
% of FP17s Relating to Continuations	0	370	0.0%	1.1%	1.2%	1.2%
% of Patients satisfied with the dentistry they have received	3	3	N/A	93.9%	92.7%	92.8%
% of Patients satisfied with the time they had to wait for an appointment	3	3	N/A	90.6%	89.1%	88.7%

* This is based on patients treated on this contract for their most recent course of treatment. Figures in italics indicate the base number of FP17s or Patient Questionnaire responses are less than 100. N/A is shown where the base number of responses is less than 10 during the period. % is calculated as Quantity/Base number*100

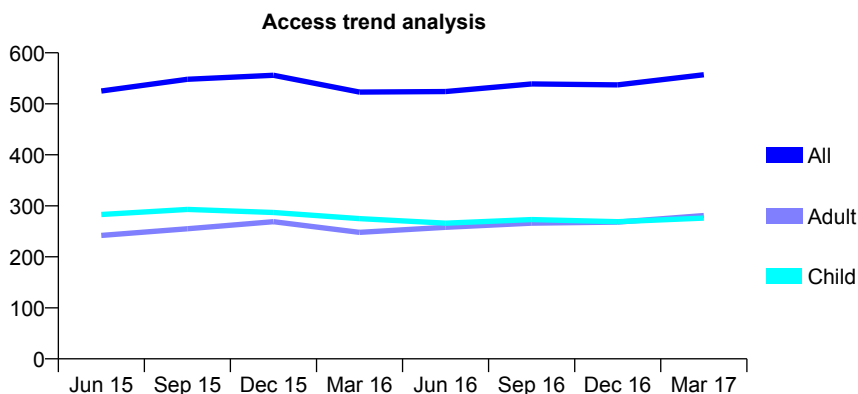
Q57 - Vital Signs At a Glance Contract Report for 577987/0002 - March 2017

Name or company name	MR K SHETH
Contract type name	GDS Contract
Purpose of contract	General
Contract start date	01/05/2007
Contract end date	

16/17 Contracted general activity (UDA)	1,700
Carry forward general activity (UDA)	0
16/17 Contracted orthodontic activity (UOA)	0
Carry forward orthodontic activity (UOA)	0
Baseline contract value	£48,235.46

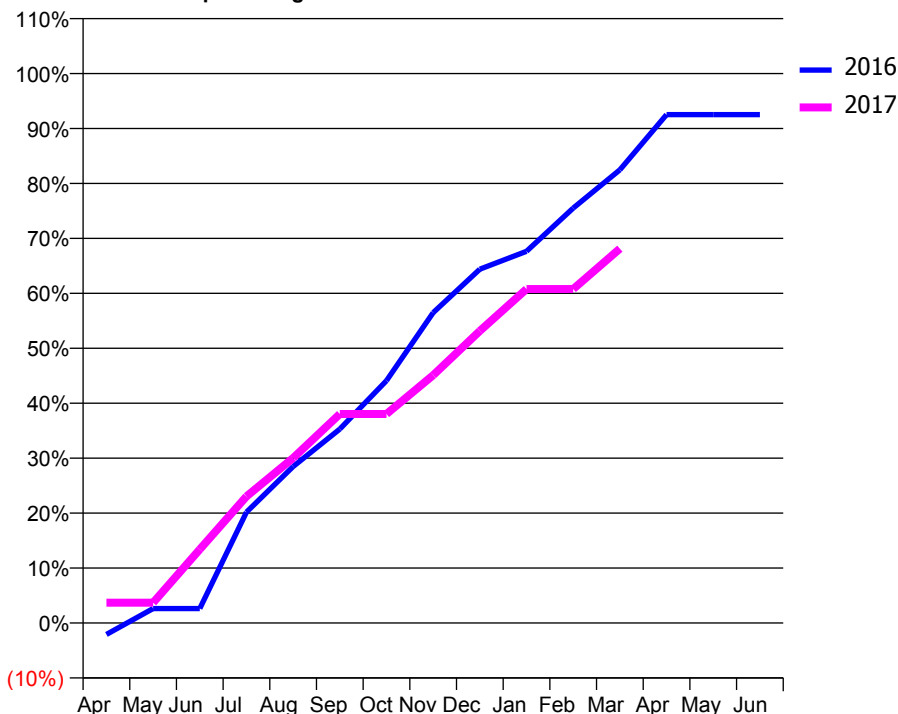
ACCESS*

Patients seen in 24 months	Total	Change since previous quarter
Quarter ending March 2016	523	
Quarter ending June 2016	524	→
Quarter ending September 2016	539	↑
Quarter ending December 2016	537	→
Quarter ending March 2017	557	↑
Variance since March 2016	6.5%	↑



ACTIVITY

Cumulative percentage of contracted UDA delivered 2016 & 2017



Month	Adjusted Scheduled Activity (UDA)	
	2016	2017
April	-36	63
May	45	63
June	45	228
July	343	392
August	484	510
September	600	647
October	750	647
November	960	767
December	1,095	904
January	1,150	1,033
February	1,284	1,033
March	1,402	1,158
April	1,573	
May	1,573	
June	1,573	

QUALITY

	Quantity	Base Number	Contract	AT	Region	England
% of FP17s for the same patient ID Re-attending within 3 months - Children	30	346	8.7%	10.6%	12.0%	12.3%
% of FP17s for the same patient ID Re-attending within 3 months - Adults	67	331	20.2%	15.3%	16.0%	16.7%
% of FP17s for the same patient ID Re-attending between 3 & 9 months - Children	173	346	50.0%	55.6%	58.8%	57.6%
% of FP17s for the same patient ID Re-attending between 3 & 9 months - Adults	113	331	34.1%	48.7%	51.2%	50.1%
% of FP17s for Band 1 Urgent Courses	55	605	9.1%	8.6%	8.0%	9.1%
% of FP17s Relating to Free Repair or Replacements	3	605	0.5%	0.8%	0.8%	0.8%
% of FP17s Relating to Continuations	24	605	4.0%	1.1%	1.2%	1.2%
% of Patients satisfied with the dentistry they have received	0	0	N/A	93.9%	92.7%	92.8%
% of Patients satisfied with the time they had to wait for an appointment	0	0	N/A	90.6%	89.1%	88.7%

* This is based on patients treated on this contract for their most recent course of treatment. Figures in italics indicate the base number of FP17s or Patient Questionnaire responses are less than 100. N/A is shown where the base number of responses is less than 10 during the period. % is calculated as Quantity/Base number*100

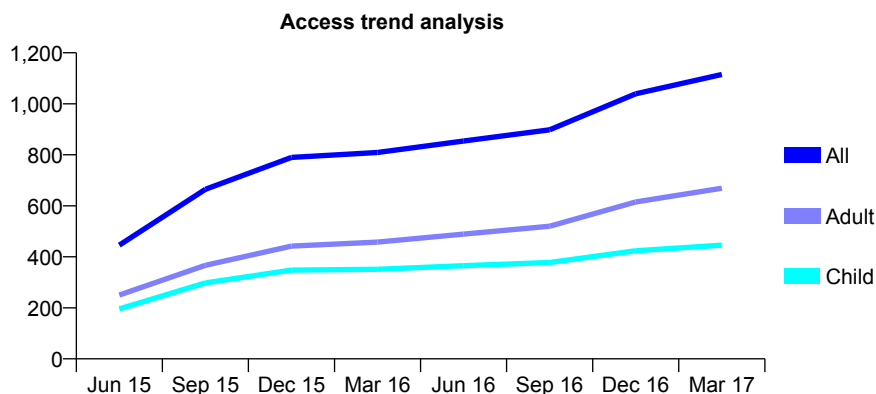
Q57 - Vital Signs At a Glance Contract Report for 616001/0001 - March 2017

Name or company name	MRS P SHARMA
Contract type name	GDS Contract
Purpose of contract	General
Contract start date	01/11/2014
Contract end date	

16/17 Contracted general activity (UDA)	2,738
Carry forward general activity (UDA)	-55
16/17 Contracted orthodontic activity (UOA)	0
Carry forward orthodontic activity (UOA)	0
Baseline contract value	£65,957.89

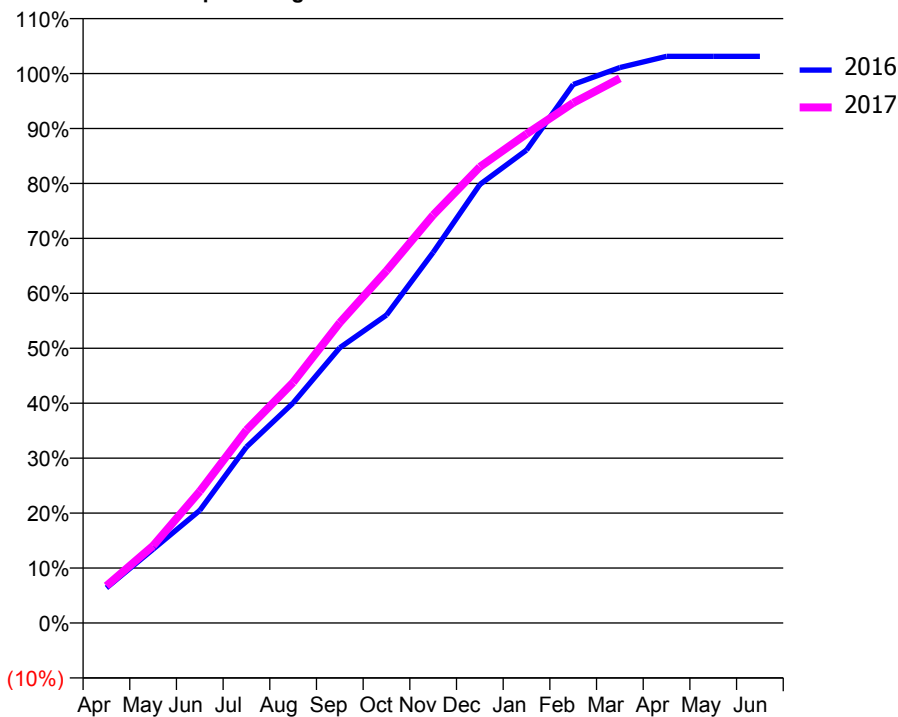
ACCESS*

Patients seen in 24 months	Total	Change since previous quarter
Quarter ending March 2016	809	
Quarter ending June 2016	854	↑
Quarter ending September 2016	898	↑
Quarter ending December 2016	1,039	↑
Quarter ending March 2017	1,115	↑
Variance since March 2016	37.8%	↑



ACTIVITY

Cumulative percentage of contracted UDA delivered 2016 & 2017



Adjusted Scheduled Activity (UDA)

Month	2016	2017
April	175	185
May	368	385
June	561	656
July	877	962
August	1,097	1,199
September	1,372	1,497
October	1,535	1,755
November	1,847	2,033
December	2,185	2,273
January	2,356	2,437
February	2,684	2,592
March	2,768	2,714
April	2,823	
May	2,823	
June	2,823	

QUALITY

	Quantity	Base Number	Contract	AT	Region	England
% of FP17s for the same patient ID Re-attending within 3 months - Children	54	646	8.4%	10.6%	12.0%	12.3%
% of FP17s for the same patient ID Re-attending within 3 months - Adults	99	843	11.7%	15.3%	16.0%	16.7%
% of FP17s for the same patient ID Re-attending between 3 & 9 months - Children	374	646	57.9%	55.6%	58.8%	57.6%
% of FP17s for the same patient ID Re-attending between 3 & 9 months - Adults	401	843	47.6%	48.7%	51.2%	50.1%
% of FP17s for Band 1 Urgent Courses	95	1,215	7.8%	8.6%	8.0%	9.1%
% of FP17s Relating to Free Repair or Replacements	0	1,215	0.0%	0.8%	0.8%	0.8%
% of FP17s Relating to Continuations	8	1,215	0.7%	1.1%	1.2%	1.2%
% of Patients satisfied with the dentistry they have received	0	0	N/A	93.9%	92.7%	92.8%
% of Patients satisfied with the time they had to wait for an appointment	0	0	N/A	90.6%	89.1%	88.7%

* This is based on patients treated on this contract for their most recent course of treatment. Figures in italics indicate the base number of FP17s or Patient Questionnaire responses are less than 100. N/A is shown where the base number of responses is less than 10 during the period. % is calculated as Quantity/Base number*100

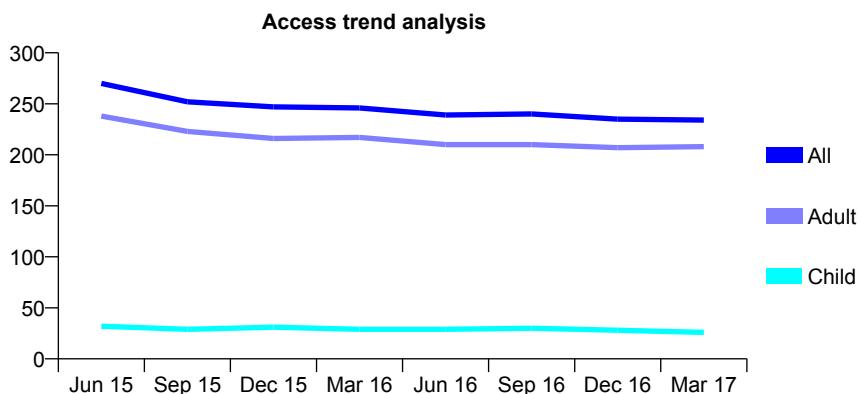
Q57 - Vital Signs At a Glance Contract Report for 618683/0001 - March 2017

Name or company name	Papineni Dental Practice
Contract type name	GDS Contract
Purpose of contract	General
Contract start date	01/04/2006
Contract end date	

16/17 Contracted general activity (UDA)	850
Carry forward general activity (UDA)	0
16/17 Contracted orthodontic activity (UOA)	0
Carry forward orthodontic activity (UOA)	0
Baseline contract value	£18,117.17

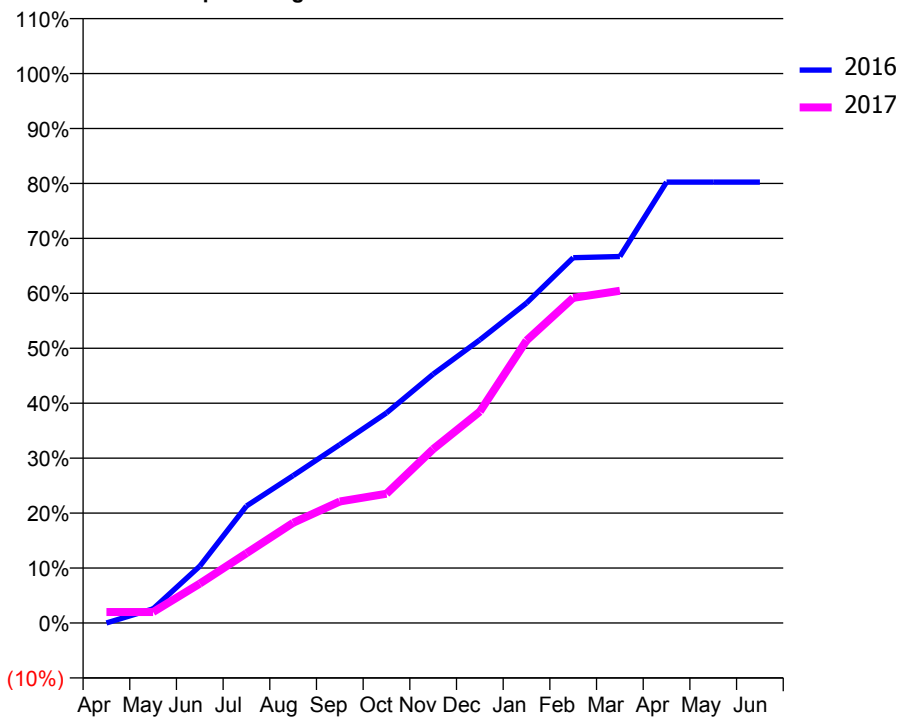
ACCESS*

Patients seen in 24 months	Total	Change since previous quarter
Quarter ending March 2016	246	
Quarter ending June 2016	239	↓
Quarter ending September 2016	240	→
Quarter ending December 2016	235	↓
Quarter ending March 2017	234	→
Variance since March 2016	(4.9%)	↓



ACTIVITY

Cumulative percentage of contracted UDA delivered 2016 & 2017



Month	2016	2017
April	0	17
May	22	17
June	88	61
July	181	108
August	228	155
September	276	188
October	325	200
November	385	269
December	438	327
January	495	437
February	565	503
March	567	514
April	682	
May	682	
June	682	

QUALITY

	Quantity	Base Number	Contract	AT	Region	England
% of FP17s for the same patient ID Re-attending within 3 months - Children	2	49	4.1%	10.6%	12.0%	12.3%
% of FP17s for the same patient ID Re-attending within 3 months - Adults	18	322	5.6%	15.3%	16.0%	16.7%
% of FP17s for the same patient ID Re-attending between 3 & 9 months - Children	37	49	75.5%	55.6%	58.8%	57.6%
% of FP17s for the same patient ID Re-attending between 3 & 9 months - Adults	246	322	76.4%	48.7%	51.2%	50.1%
% of FP17s for Band 1 Urgent Courses	0	302	0.0%	8.6%	8.0%	9.1%
% of FP17s Relating to Free Repair or Replacements	0	302	0.0%	0.8%	0.8%	0.8%
% of FP17s Relating to Continuations	0	302	0.0%	1.1%	1.2%	1.2%
% of Patients satisfied with the dentistry they have received	1	1	N/A	93.9%	92.7%	92.8%
% of Patients satisfied with the time they had to wait for an appointment	1	1	N/A	90.6%	89.1%	88.7%

* This is based on patients treated on this contract for their most recent course of treatment. Figures in italics indicate the base number of FP17s or Patient Questionnaire responses are less than 100. N/A is shown where the base number of responses is less than 10 during the period. % is calculated as Quantity/Base number*100

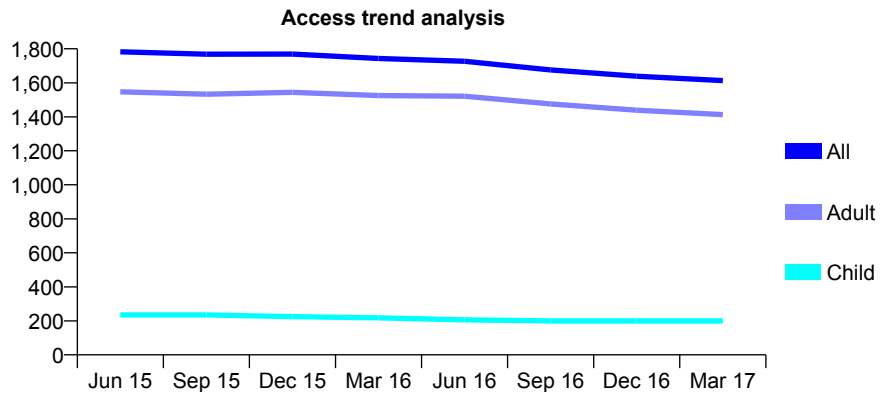
Q57 - Vital Signs At a Glance Contract Report for 618683/0002 - March 2017

Name or company name	Papineni Dental Practice
Contract type name	GDS Contract
Purpose of contract	General
Contract start date	01/04/2006
Contract end date	

16/17 Contracted general activity (UDA)	5,493
Carry forward general activity (UDA)	0
16/17 Contracted orthodontic activity (UOA)	0
Carry forward orthodontic activity (UOA)	0
Baseline contract value	£108,892.74

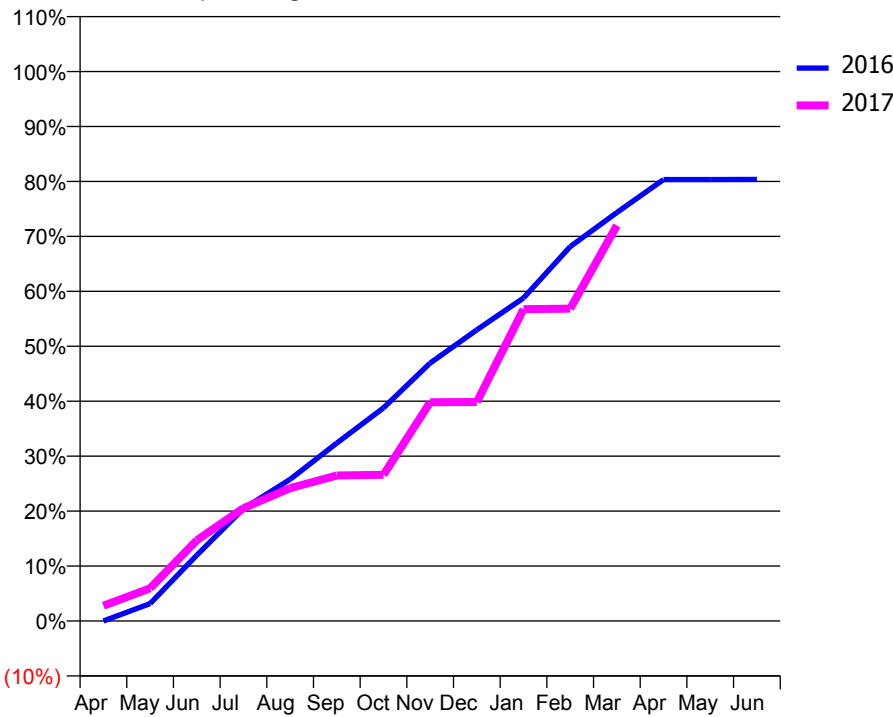
ACCESS*

Patients seen in 24 months	Total	Change since previous quarter
Quarter ending March 2016	1,743	
Quarter ending June 2016	1,727	→
Quarter ending September 2016	1,676	↓
Quarter ending December 2016	1,639	↓
Quarter ending March 2017	1,613	↓
Variance since March 2016	(7.5%)	↓



ACTIVITY

Cumulative percentage of contracted UDA delivered 2016 & 2017



Month	Adjusted Scheduled Activity (UDA)	
	2016	2017
April	0	152
May	174	327
June	658	807
July	1,123	1,129
August	1,416	1,328
September	1,779	1,455
October	2,131	1,461
November	2,579	2,187
December	2,911	2,189
January	3,229	3,117
February	3,742	3,123
March	4,083	3,954
April	4,413	
May	4,413	
June	4,414	

QUALITY

	Quantity	Base Number	Contract	AT	Region	England
% of FP17s for the same patient ID Re-attending within 3 months - Children	4	314	1.3%	10.6%	12.0%	12.3%
% of FP17s for the same patient ID Re-attending within 3 months - Adults	104	2,226	4.7%	15.3%	16.0%	16.7%
% of FP17s for the same patient ID Re-attending between 3 & 9 months - Children	255	314	81.2%	55.6%	58.8%	57.6%
% of FP17s for the same patient ID Re-attending between 3 & 9 months - Adults	1,854	2,226	83.3%	48.7%	51.2%	50.1%
% of FP17s for Band 1 Urgent Courses	0	2,339	0.0%	8.6%	8.0%	9.1%
% of FP17s Relating to Free Repair or Replacements	0	2,339	0.0%	0.8%	0.8%	0.8%
% of FP17s Relating to Continuations	0	2,339	0.0%	1.1%	1.2%	1.2%
% of Patients satisfied with the dentistry they have received	7	7	N/A	93.9%	92.7%	92.8%
% of Patients satisfied with the time they had to wait for an appointment	6	7	N/A	90.6%	89.1%	88.7%

* This is based on patients treated on this contract for their most recent course of treatment. Figures in italics indicate the base number of FP17s or Patient Questionnaire responses are less than 100. N/A is shown where the base number of responses is less than 10 during the period. % is calculated as Quantity/Base number*100

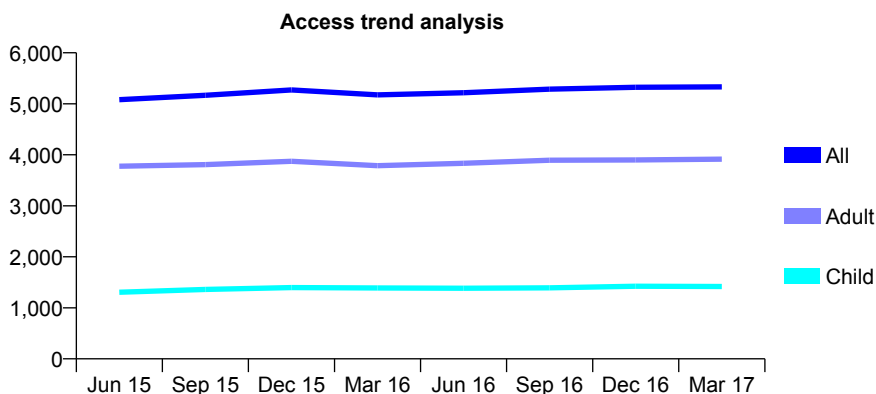
Q57 - Vital Signs At a Glance Contract Report for 631531/0003 - March 2017

Name or company name	MR WA TWEDDELL
Contract type name	GDS Contract
Purpose of contract	General
Contract start date	01/04/2006
Contract end date	

16/17 Contracted general activity (UDA)	11,071
Carry forward general activity (UDA)	-221
16/17 Contracted orthodontic activity (UOA)	0
Carry forward orthodontic activity (UOA)	0
Baseline contract value	£247,124.63

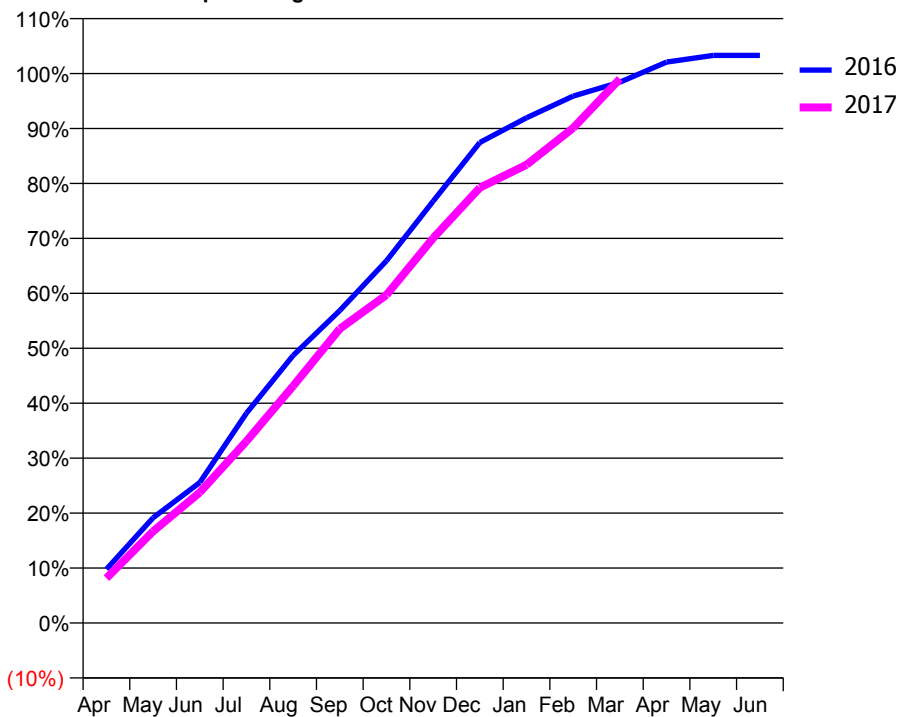
ACCESS*

Patients seen in 24 months	Total	Change since previous quarter
Quarter ending March 2016	5,176	
Quarter ending June 2016	5,218	→
Quarter ending September 2016	5,287	→
Quarter ending December 2016	5,324	→
Quarter ending March 2017	5,333	→
Variance since March 2016	3.0%	↑



ACTIVITY

Cumulative percentage of contracted UDA delivered 2016 & 2017



Month	Adjusted Scheduled Activity (UDA)	
	2016	2017
April	1,084	905
May	2,121	1,846
June	2,830	2,631
July	4,227	3,664
August	5,390	4,774
September	6,296	5,928
October	7,299	6,610
November	8,499	7,755
December	9,681	8,770
January	10,179	9,234
February	10,616	9,973
March	10,895	10,962
April	11,301	
May	11,435	
June	11,435	

QUALITY

	Quantity	Base Number	Contract	AT	Region	England
% of FP17s for the same patient ID Re-attending within 3 months - Children	103	2,089	4.9%	10.6%	12.0%	12.3%
% of FP17s for the same patient ID Re-attending within 3 months - Adults	491	4,958	9.9%	15.3%	16.0%	16.7%
% of FP17s for the same patient ID Re-attending between 3 & 9 months - Children	1,231	2,089	58.9%	55.6%	58.8%	57.6%
% of FP17s for the same patient ID Re-attending between 3 & 9 months - Adults	2,366	4,958	47.7%	48.7%	51.2%	50.1%
% of FP17s for Band 1 Urgent Courses	383	5,940	6.4%	8.6%	8.0%	9.1%
% of FP17s Relating to Free Repair or Replacements	12	5,940	0.2%	0.8%	0.8%	0.8%
% of FP17s Relating to Continuations	93	5,940	1.6%	1.1%	1.2%	1.2%
% of Patients satisfied with the dentistry they have received	10	11	90.9%	93.9%	92.7%	92.8%
% of Patients satisfied with the time they had to wait for an appointment	10	11	90.9%	90.6%	89.1%	88.7%

* This is based on patients treated on this contract for their most recent course of treatment. Figures in italics indicate the base number of FP17s or Patient Questionnaire responses are less than 100. N/A is shown where the base number of responses is less than 10 during the period. % is calculated as Quantity/Base number*100

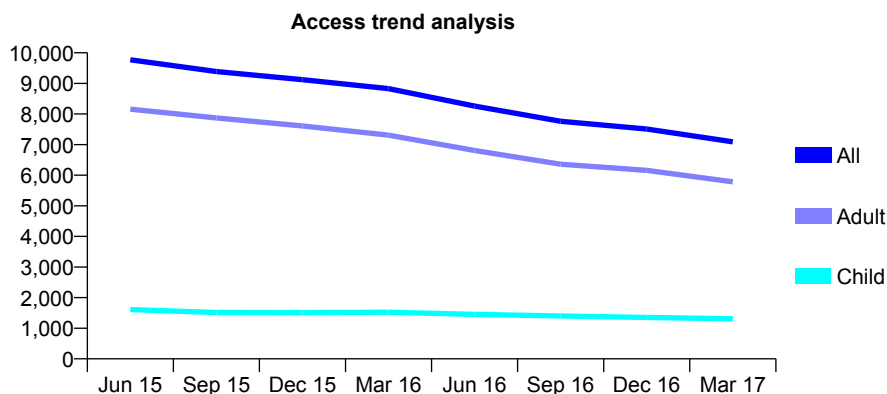
Q57 - Vital Signs At a Glance Contract Report for 635812/0001 - March 2017

Name or company name	MR EL TSANG
Contract type name	GDS Contract
Purpose of contract	General
Contract start date	01/04/2006
Contract end date	

16/17 Contracted general activity (UDA)	24,500
Carry forward general activity (UDA)	776
16/17 Contracted orthodontic activity (UOA)	0
Carry forward orthodontic activity (UOA)	0
Baseline contract value	£570,297.85

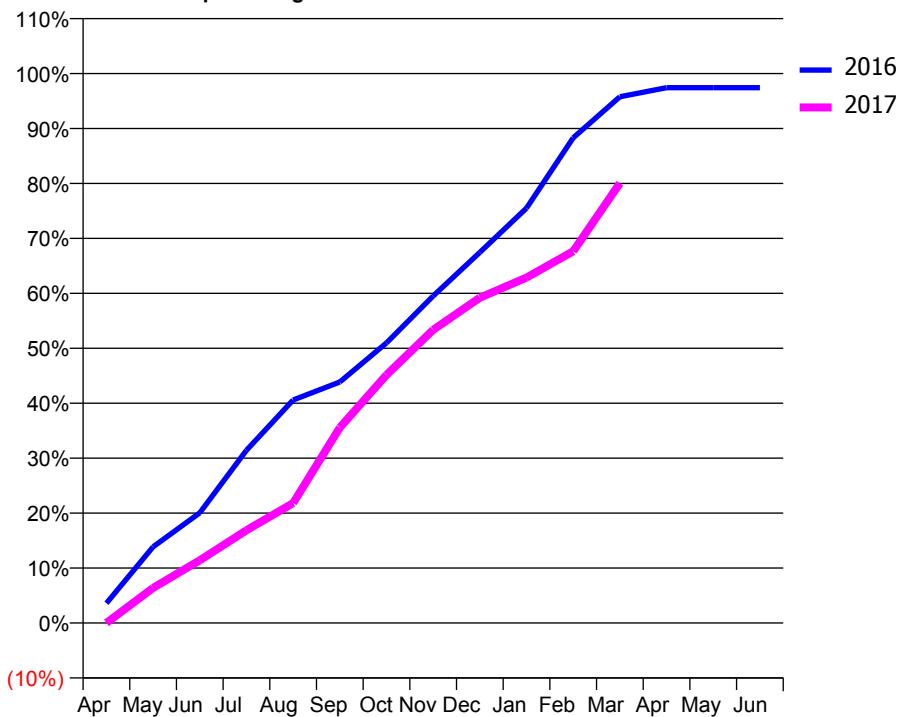
ACCESS*

Patients seen in 24 months	Total	Change since previous quarter
Quarter ending March 2016	8,831	
Quarter ending June 2016	8,260	↓
Quarter ending September 2016	7,764	↓
Quarter ending December 2016	7,510	↓
Quarter ending March 2017	7,092	↓
Variance since March 2016	(19.7%)	↓



ACTIVITY

Cumulative percentage of contracted UDA delivered 2016 & 2017



QUALITY

	Quantity	Base Number	Contract	AT	Region	England
% of FP17s for the same patient ID Re-attending within 3 months - Children	69	1,602	4.3%	10.6%	12.0%	12.3%
% of FP17s for the same patient ID Re-attending within 3 months - Adults	709	5,992	11.8%	15.3%	16.0%	16.7%
% of FP17s for the same patient ID Re-attending between 3 & 9 months - Children	894	1,602	55.8%	55.6%	58.8%	57.6%
% of FP17s for the same patient ID Re-attending between 3 & 9 months - Adults	3,077	5,992	51.4%	48.7%	51.2%	50.1%
% of FP17s for Band 1 Urgent Courses	585	7,453	7.8%	8.6%	8.0%	9.1%
% of FP17s Relating to Free Repair or Replacements	46	7,453	0.6%	0.8%	0.8%	0.8%
% of FP17s Relating to Continuations	76	7,453	1.0%	1.1%	1.2%	1.2%
% of Patients satisfied with the dentistry they have received	13	14	92.9%	93.9%	92.7%	92.8%
% of Patients satisfied with the time they had to wait for an appointment	12	14	85.7%	90.6%	89.1%	88.7%

* This is based on patients treated on this contract for their most recent course of treatment. Figures in italics indicate the base number of FP17s or Patient Questionnaire responses are less than 100. N/A is shown where the base number of responses is less than 10 during the period. % is calculated as Quantity/Base number*100

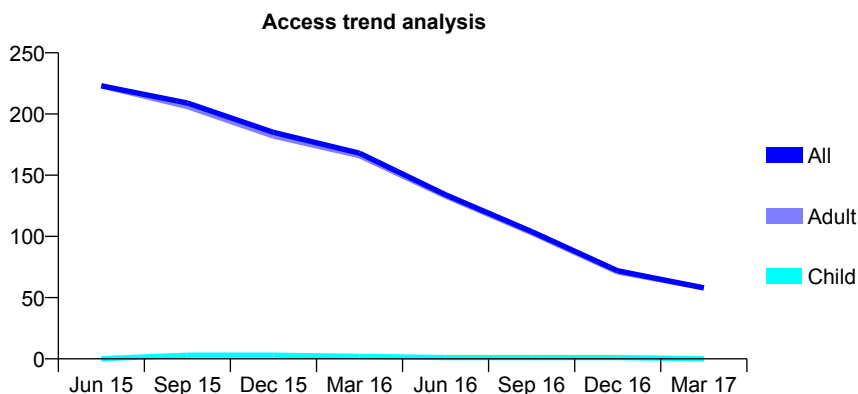
Q57 - Vital Signs At a Glance Contract Report for 649694/0003 - March 2017

Name or company name	MR SB DENNY
Contract type name	GDS Contract
Purpose of contract	General
Contract start date	01/04/2008
Contract end date	

16/17 Contracted general activity (UDA)	1,020
Carry forward general activity (UDA)	0
16/17 Contracted orthodontic activity (UOA)	0
Carry forward orthodontic activity (UOA)	0
Baseline contract value	£28,408.31

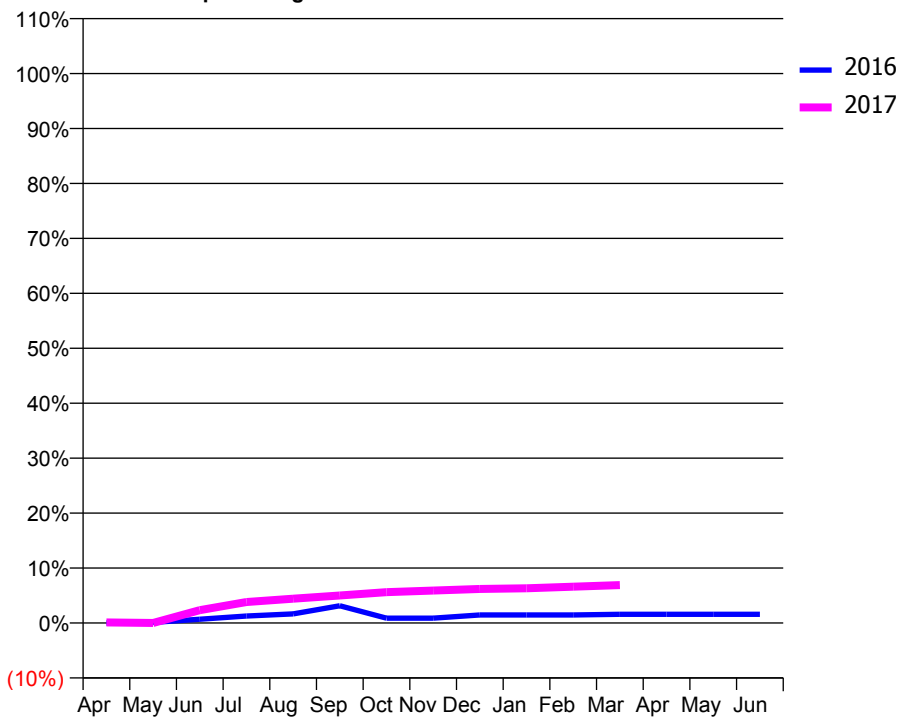
ACCESS*

Patients seen in 24 months	Total	Change since previous quarter
Quarter ending March 2016	168	
Quarter ending June 2016	134	↓
Quarter ending September 2016	104	↓
Quarter ending December 2016	72	↓
Quarter ending March 2017	58	↓
Variance since March 2016	(65.5%)	↓



ACTIVITY

Cumulative percentage of contracted UDA delivered 2016 & 2017



Month	Adjusted Scheduled Activity (UDA)	
	2016	2017
April	0	1
May	1	0
June	7	24
July	13	39
August	17	45
September	32	51
October	9	57
November	9	60
December	15	63
January	15	64
February	15	67
March	16	70
April	16	
May	16	
June	16	

QUALITY

	Quantity	Base Number	Contract	AT	Region	England
% of FP17s for the same patient ID Re-attending within 3 months - Children	0	2	0.0%	10.6%	12.0%	12.3%
% of FP17s for the same patient ID Re-attending within 3 months - Adults	18	104	17.3%	15.3%	16.0%	16.7%
% of FP17s for the same patient ID Re-attending between 3 & 9 months - Children	0	2	0.0%	55.6%	58.8%	57.6%
% of FP17s for the same patient ID Re-attending between 3 & 9 months - Adults	3	104	2.9%	48.7%	51.2%	50.1%
% of FP17s for Band 1 Urgent Courses	2	106	1.9%	8.6%	8.0%	9.1%
% of FP17s Relating to Free Repair or Replacements	0	106	0.0%	0.8%	0.8%	0.8%
% of FP17s Relating to Continuations	0	106	0.0%	1.1%	1.2%	1.2%
% of Patients satisfied with the dentistry they have received	1	1	N/A	93.9%	92.7%	92.8%
% of Patients satisfied with the time they had to wait for an appointment	1	1	N/A	90.6%	89.1%	88.7%

* This is based on patients treated on this contract for their most recent course of treatment. Figures in italics indicate the base number of FP17s or Patient Questionnaire responses are less than 100. N/A is shown where the base number of responses is less than 10 during the period. % is calculated as Quantity/Base number*100

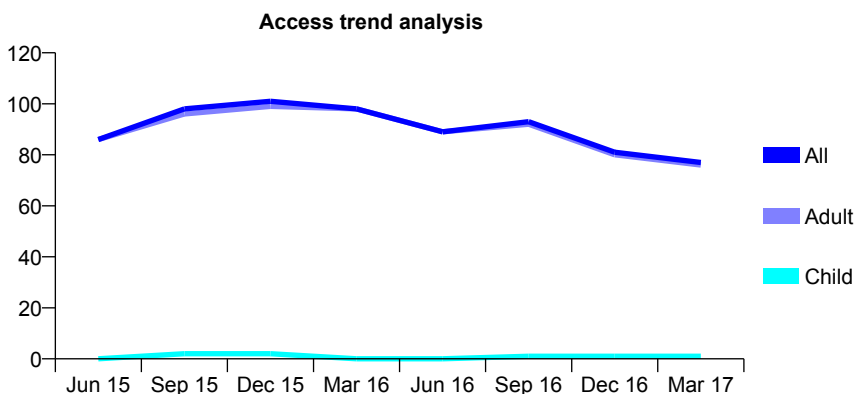
Q57 - Vital Signs At a Glance Contract Report for 649694/0004 - March 2017

Name or company name	MR SB DENNY
Contract type name	GDS Contract
Purpose of contract	General
Contract start date	01/04/2008
Contract end date	

16/17 Contracted general activity (UDA)	720
Carry forward general activity (UDA)	0
16/17 Contracted orthodontic activity (UOA)	0
Carry forward orthodontic activity (UOA)	0
Baseline contract value	£20,052.91

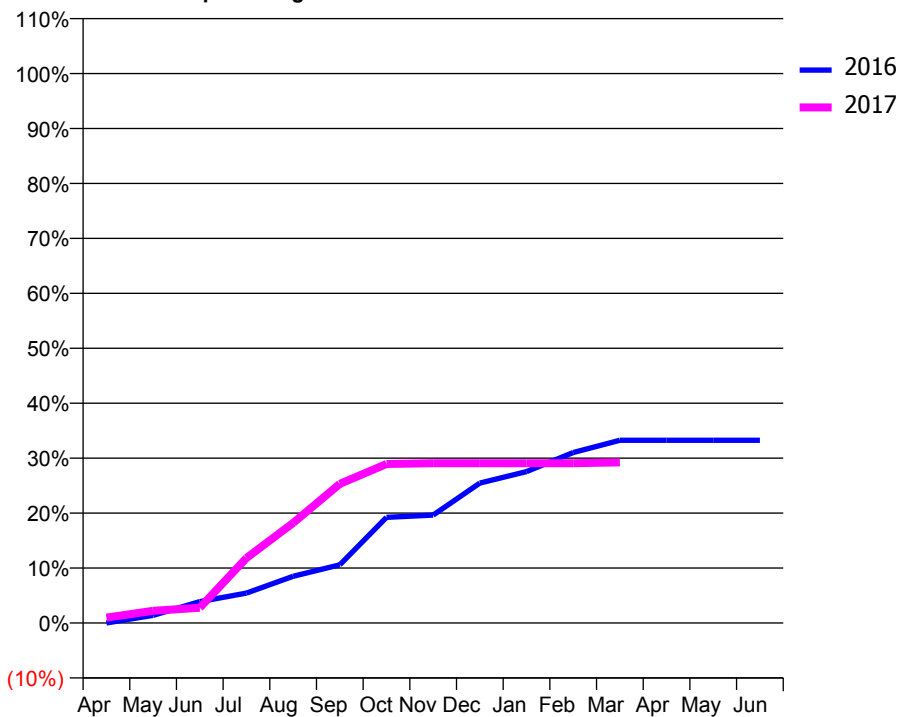
ACCESS*

Patients seen in 24 months	Total	Change since previous quarter
Quarter ending March 2016	98	
Quarter ending June 2016	89	↓
Quarter ending September 2016	93	↑
Quarter ending December 2016	81	↓
Quarter ending March 2017	77	↓
Variance since March 2016	(21.4%)	↓



ACTIVITY

Cumulative percentage of contracted UDA delivered 2016 & 2017



Month	Adjusted Scheduled Activity (UDA)	
	2016	2017
April	0	7
May	10	16
June	28	20
July	39	85
August	61	131
September	76	182
October	138	208
November	141	209
December	183	209
January	198	209
February	223	209
March	239	210
April	239	
May	239	
June	239	

QUALITY

	Quantity	Base Number	Contract	AT	Region	England
% of FP17s for the same patient ID Re-attending within 3 months - Children	0	2	0.0%	10.6%	12.0%	12.3%
% of FP17s for the same patient ID Re-attending within 3 months - Adults	2	59	3.4%	15.3%	16.0%	16.7%
% of FP17s for the same patient ID Re-attending between 3 & 9 months - Children	0	2	0.0%	55.6%	58.8%	57.6%
% of FP17s for the same patient ID Re-attending between 3 & 9 months - Adults	16	59	27.1%	48.7%	51.2%	50.1%
% of FP17s for Band 1 Urgent Courses	2	59	3.4%	8.6%	8.0%	9.1%
% of FP17s Relating to Free Repair or Replacements	0	59	0.0%	0.8%	0.8%	0.8%
% of FP17s Relating to Continuations	0	59	0.0%	1.1%	1.2%	1.2%
% of Patients satisfied with the dentistry they have received	0	0	N/A	93.9%	92.7%	92.8%
% of Patients satisfied with the time they had to wait for an appointment	0	0	N/A	90.6%	89.1%	88.7%

* This is based on patients treated on this contract for their most recent course of treatment. Figures in italics indicate the base number of FP17s or Patient Questionnaire responses are less than 100. N/A is shown where the base number of responses is less than 10 during the period. % is calculated as Quantity/Base number*100

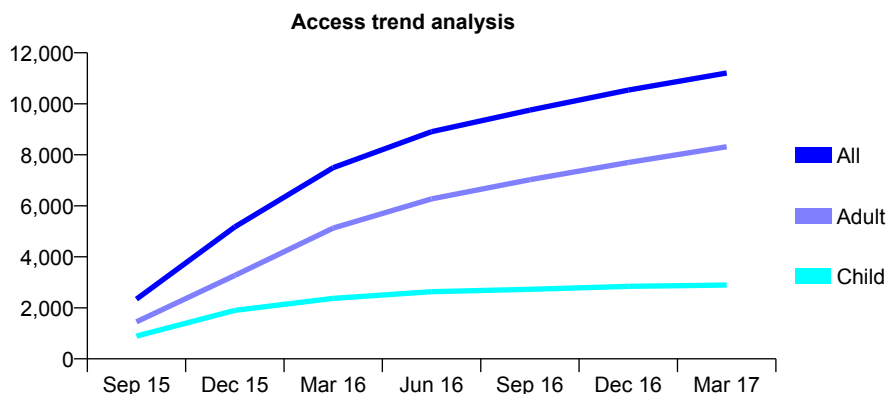
Q57 - Vital Signs At a Glance Contract Report for 649694/0019 - March 2017

Name or company name	MR SB DENNY
Contract type name	GDS Contract
Purpose of contract	General
Contract start date	01/07/2015
Contract end date	

16/17 Contracted general activity (UDA)	27,371
Carry forward general activity (UDA)	619
16/17 Contracted orthodontic activity (UOA)	0
Carry forward orthodontic activity (UOA)	0
Baseline contract value	£731,354.76

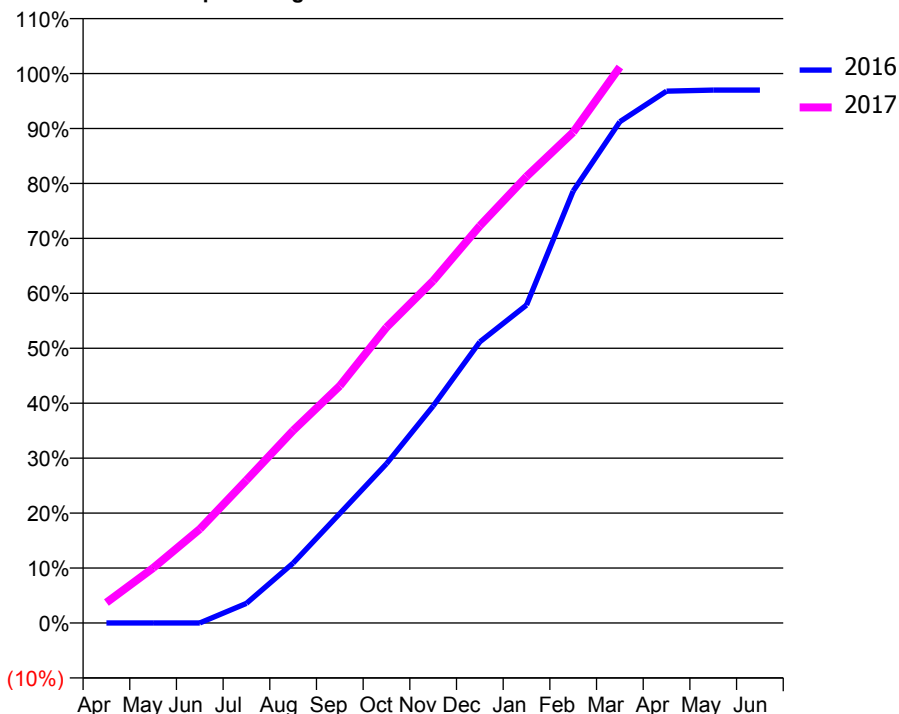
ACCESS*

Patients seen in 24 months	Total	Change since previous quarter
Quarter ending March 2016	7,497	
Quarter ending June 2016	8,906	↑
Quarter ending September 2016	9,755	↑
Quarter ending December 2016	10,540	↑
Quarter ending March 2017	11,206	↑
Variance since March 2016	49.5%	↑



ACTIVITY

Cumulative percentage of contracted UDA delivered 2016 & 2017



Month	Adjusted Scheduled Activity (UDA)	
	2016	2017
April	0	1,018
May	0	2,740
June	0	4,677
July	737	7,116
August	2,241	9,588
September	4,093	11,814
October	5,950	14,727
November	8,106	17,044
December	10,503	19,783
January	11,881	22,242
February	16,138	24,445
March	18,726	27,696
April	19,867	
May	19,911	
June	19,909	

QUALITY

	Quantity	Base Number	Contract	AT	Region	England
% of FP17s for the same patient ID Re-attending within 3 months - Children	675	4,939	13.7%	10.6%	12.0%	12.3%
% of FP17s for the same patient ID Re-attending within 3 months - Adults	2,242	11,863	18.9%	15.3%	16.0%	16.7%
% of FP17s for the same patient ID Re-attending between 3 & 9 months - Children	2,590	4,939	52.4%	55.6%	58.8%	57.6%
% of FP17s for the same patient ID Re-attending between 3 & 9 months - Adults	4,734	11,863	39.9%	48.7%	51.2%	50.1%
% of FP17s for Band 1 Urgent Courses	1,870	14,127	13.2%	8.6%	8.0%	9.1%
% of FP17s Relating to Free Repair or Replacements	177	14,127	1.3%	0.8%	0.8%	0.8%
% of FP17s Relating to Continuations	42	14,127	0.3%	1.1%	1.2%	1.2%
% of Patients satisfied with the dentistry they have received	23	26	88.5%	93.9%	92.7%	92.8%
% of Patients satisfied with the time they had to wait for an appointment	19	26	73.1%	90.6%	89.1%	88.7%

* This is based on patients treated on this contract for their most recent course of treatment. Figures in italics indicate the base number of FP17s or Patient Questionnaire responses are less than 100. N/A is shown where the base number of responses is less than 10 during the period. % is calculated as Quantity/Base number*100

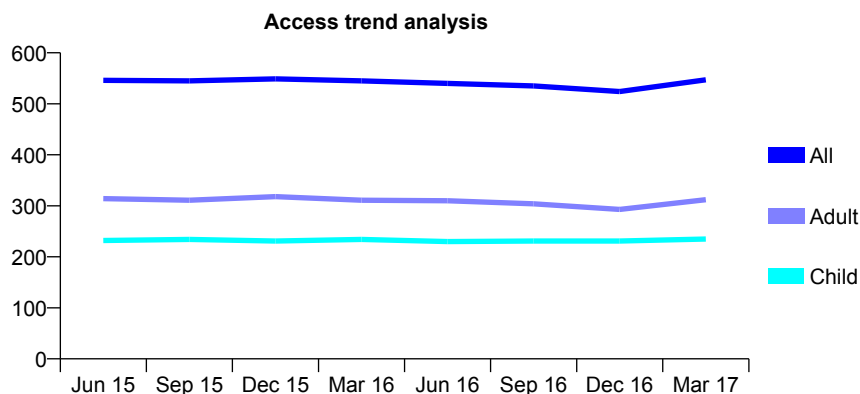
Q57 - Vital Signs At a Glance Contract Report for 651591/0001 - March 2017

Name or company name	MR PJ CANNELL
Contract type name	GDS Contract
Purpose of contract	General
Contract start date	01/04/2006
Contract end date	

16/17 Contracted general activity (UDA)	1,200
Carry forward general activity (UDA)	32
16/17 Contracted orthodontic activity (UOA)	0
Carry forward orthodontic activity (UOA)	0
Baseline contract value	£27,312.40

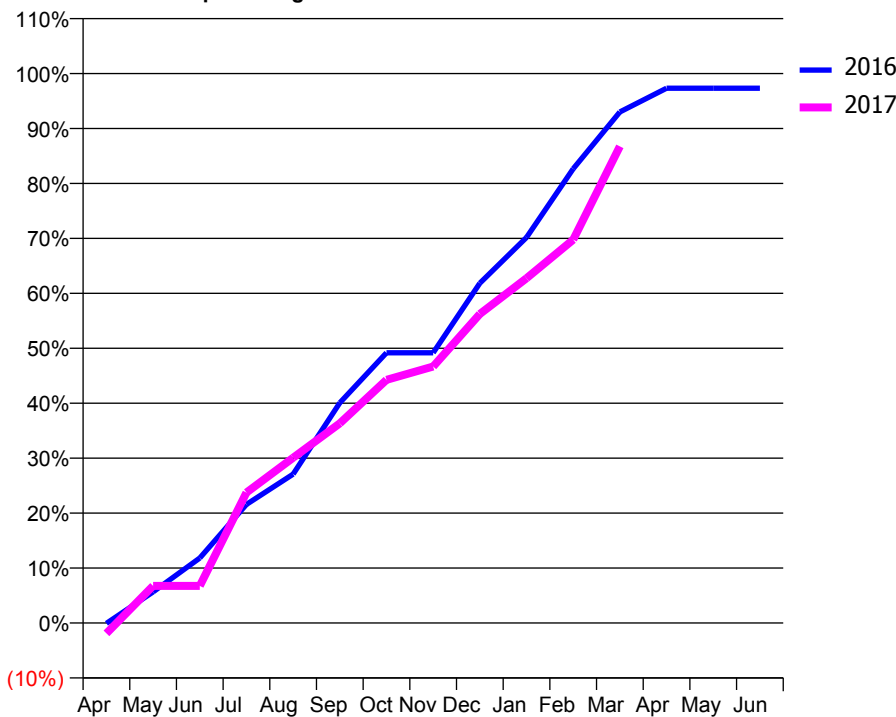
ACCESS*

Patients seen in 24 months	Total	Change since previous quarter
Quarter ending March 2016	545	
Quarter ending June 2016	540	→
Quarter ending September 2016	535	→
Quarter ending December 2016	524	↓
Quarter ending March 2017	547	↑
Variance since March 2016	0.4%	→



ACTIVITY

Cumulative percentage of contracted UDA delivered 2016 & 2017



Adjusted Scheduled Activity (UDA)

Month	2016	2017
April	-1	-23
May	68	81
June	142	81
July	259	285
August	325	361
September	481	436
October	590	531
November	590	560
December	742	675
January	842	753
February	992	837
March	1,116	1,041
April	1,168	
May	1,168	
June	1,168	

QUALITY

	Quantity	Base Number	Contract	AT	Region	England
% of FP17s for the same patient ID Re-attending within 3 months - Children	25	362	6.9%	10.6%	12.0%	12.3%
% of FP17s for the same patient ID Re-attending within 3 months - Adults	57	394	14.5%	15.3%	16.0%	16.7%
% of FP17s for the same patient ID Re-attending between 3 & 9 months - Children	251	362	69.3%	55.6%	58.8%	57.6%
% of FP17s for the same patient ID Re-attending between 3 & 9 months - Adults	230	394	58.4%	48.7%	51.2%	50.1%
% of FP17s for Band 1 Urgent Courses	0	725	0.0%	8.6%	8.0%	9.1%
% of FP17s Relating to Free Repair or Replacements	0	725	0.0%	0.8%	0.8%	0.8%
% of FP17s Relating to Continuations	18	725	2.5%	1.1%	1.2%	1.2%
% of Patients satisfied with the dentistry they have received	4	4	N/A	93.9%	92.7%	92.8%
% of Patients satisfied with the time they had to wait for an appointment	4	4	N/A	90.6%	89.1%	88.7%

* This is based on patients treated on this contract for their most recent course of treatment. Figures in italics indicate the base number of FP17s or Patient Questionnaire responses are less than 100. N/A is shown where the base number of responses is less than 10 during the period. % is calculated as Quantity/Base number*100

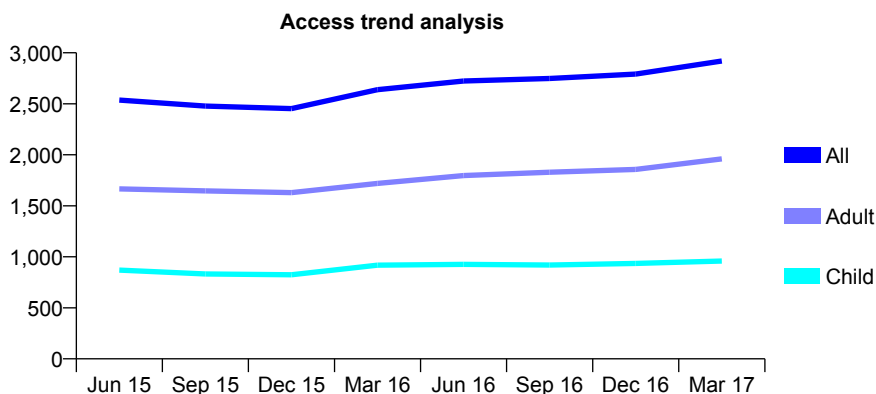
Q57 - Vital Signs At a Glance Contract Report for 652598/0001 - March 2017

Name or company name	MISS CL JONES
Contract type name	GDS Contract
Purpose of contract	General
Contract start date	01/04/2006
Contract end date	

16/17 Contracted general activity (UDA)	8,100
Carry forward general activity (UDA)	0
16/17 Contracted orthodontic activity (UOA)	0
Carry forward orthodontic activity (UOA)	0
Baseline contract value	£203,406.82

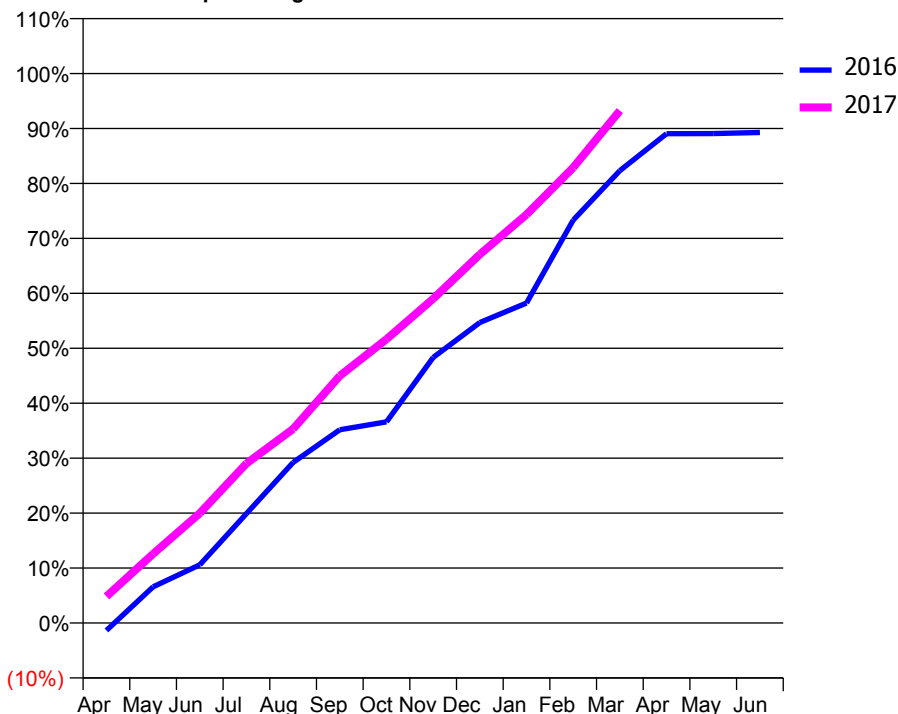
ACCESS*

Patients seen in 24 months	Total	Change since previous quarter
Quarter ending March 2016	2,638	
Quarter ending June 2016	2,723	↑
Quarter ending September 2016	2,749	→
Quarter ending December 2016	2,792	→
Quarter ending March 2017	2,919	↑
Variance since March 2016	10.7%	↑



ACTIVITY

Cumulative percentage of contracted UDA delivered 2016 & 2017



Month	Adjusted Scheduled Activity (UDA)	
	2016	2017
April	-112	391
May	534	1,019
June	857	1,619
July	1,613	2,353
August	2,368	2,860
September	2,849	3,643
October	2,966	4,183
November	3,915	4,780
December	4,429	5,434
January	4,716	6,022
February	5,940	6,713
March	6,667	7,553
April	7,213	
May	7,214	
June	7,231	

QUALITY

	Quantity	Base Number	Contract	AT	Region	England
% of FP17s for the same patient ID Re-attending within 3 months - Children	125	1,599	7.8%	10.6%	12.0%	12.3%
% of FP17s for the same patient ID Re-attending within 3 months - Adults	408	2,976	13.7%	15.3%	16.0%	16.7%
% of FP17s for the same patient ID Re-attending between 3 & 9 months - Children	1,032	1,599	64.5%	55.6%	58.8%	57.6%
% of FP17s for the same patient ID Re-attending between 3 & 9 months - Adults	1,744	2,976	58.6%	48.7%	51.2%	50.1%
% of FP17s for Band 1 Urgent Courses	294	4,288	6.9%	8.6%	8.0%	9.1%
% of FP17s Relating to Free Repair or Replacements	37	4,288	0.9%	0.8%	0.8%	0.8%
% of FP17s Relating to Continuations	44	4,288	1.0%	1.1%	1.2%	1.2%
% of Patients satisfied with the dentistry they have received	2	2	N/A	93.9%	92.7%	92.8%
% of Patients satisfied with the time they had to wait for an appointment	2	2	N/A	90.6%	89.1%	88.7%

* This is based on patients treated on this contract for their most recent course of treatment. Figures in italics indicate the base number of FP17s or Patient Questionnaire responses are less than 100. N/A is shown where the base number of responses is less than 10 during the period. % is calculated as Quantity/Base number*100

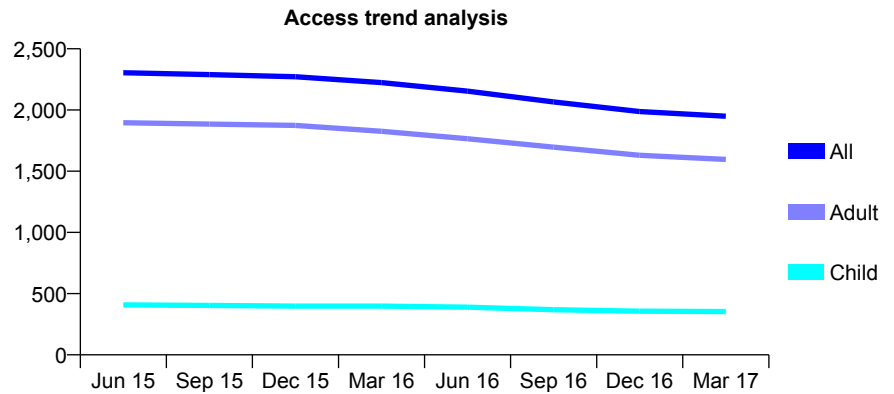
Q57 - Vital Signs At a Glance Contract Report for 656224/0001 - March 2017

Name or company name	MRS PC GOULD
Contract type name	GDS Contract
Purpose of contract	General
Contract start date	01/04/2006
Contract end date	

16/17 Contracted general activity (UDA)	5,871
Carry forward general activity (UDA)	-117
16/17 Contracted orthodontic activity (UOA)	0
Carry forward orthodontic activity (UOA)	0
Baseline contract value	£162,881.47

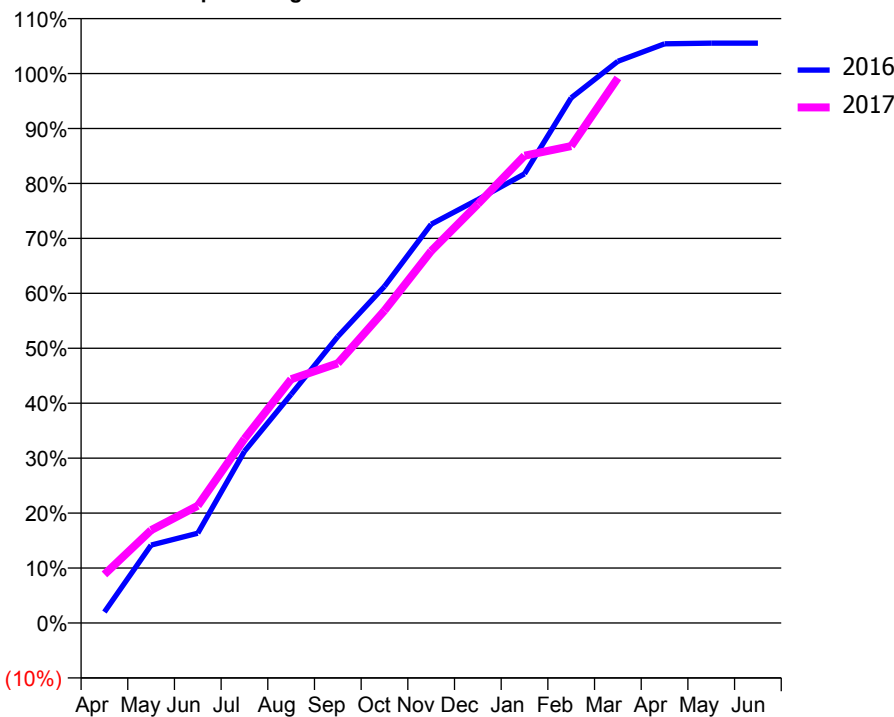
ACCESS*

Patients seen in 24 months	Total	Change since previous quarter
Quarter ending March 2016	2,224	
Quarter ending June 2016	2,154	↓
Quarter ending September 2016	2,066	↓
Quarter ending December 2016	1,987	↓
Quarter ending March 2017	1,949	↓
Variance since March 2016	(12.4%)	↓



ACTIVITY

Cumulative percentage of contracted UDA delivered 2016 & 2017



Month	Adjusted Scheduled Activity (UDA)	
	2016	2017
April	117	520
May	832	993
June	960	1,253
July	1,835	1,968
August	2,442	2,606
September	3,062	2,774
October	3,596	3,339
November	4,261	3,974
December	4,525	4,476
January	4,799	4,993
February	5,611	5,095
March	6,002	5,823
April	6,188	
May	6,195	
June	6,195	

QUALITY

	Quantity	Base Number	Contract	AT	Region	England
% of FP17s for the same patient ID Re-attending within 3 months - Children	41	514	8.0%	10.6%	12.0%	12.3%
% of FP17s for the same patient ID Re-attending within 3 months - Adults	229	2,284	10.0%	15.3%	16.0%	16.7%
% of FP17s for the same patient ID Re-attending between 3 & 9 months - Children	340	514	66.1%	55.6%	58.8%	57.6%
% of FP17s for the same patient ID Re-attending between 3 & 9 months - Adults	1,502	2,284	65.8%	48.7%	51.2%	50.1%
% of FP17s for Band 1 Urgent Courses	84	2,682	3.1%	8.6%	8.0%	9.1%
% of FP17s Relating to Free Repair or Replacements	3	2,682	0.1%	0.8%	0.8%	0.8%
% of FP17s Relating to Continuations	10	2,682	0.4%	1.1%	1.2%	1.2%
% of Patients satisfied with the dentistry they have received	7	7	N/A	93.9%	92.7%	92.8%
% of Patients satisfied with the time they had to wait for an appointment	7	7	N/A	90.6%	89.1%	88.7%

* This is based on patients treated on this contract for their most recent course of treatment. Figures in italics indicate the base number of FP17s or Patient Questionnaire responses are less than 100. N/A is shown where the base number of responses is less than 10 during the period. % is calculated as Quantity/Base number*100

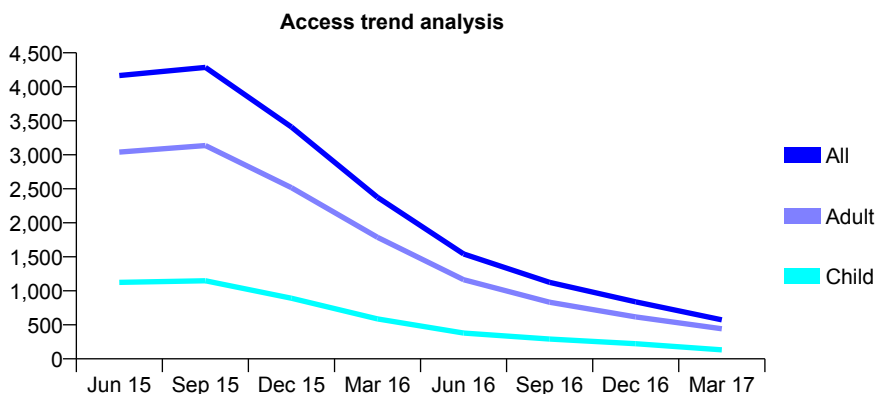
Q57 - Vital Signs At a Glance Contract Report for 676373/0002 - March 2017

Name or company name	MR MS PARKER
Contract type name	GDS Contract
Purpose of contract	General
Contract start date	01/04/2006
Contract end date	

16/17 Contracted general activity (UDA)	12,445
Carry forward general activity (UDA)	0
16/17 Contracted orthodontic activity (UOA)	0
Carry forward orthodontic activity (UOA)	0
Baseline contract value	£0.00

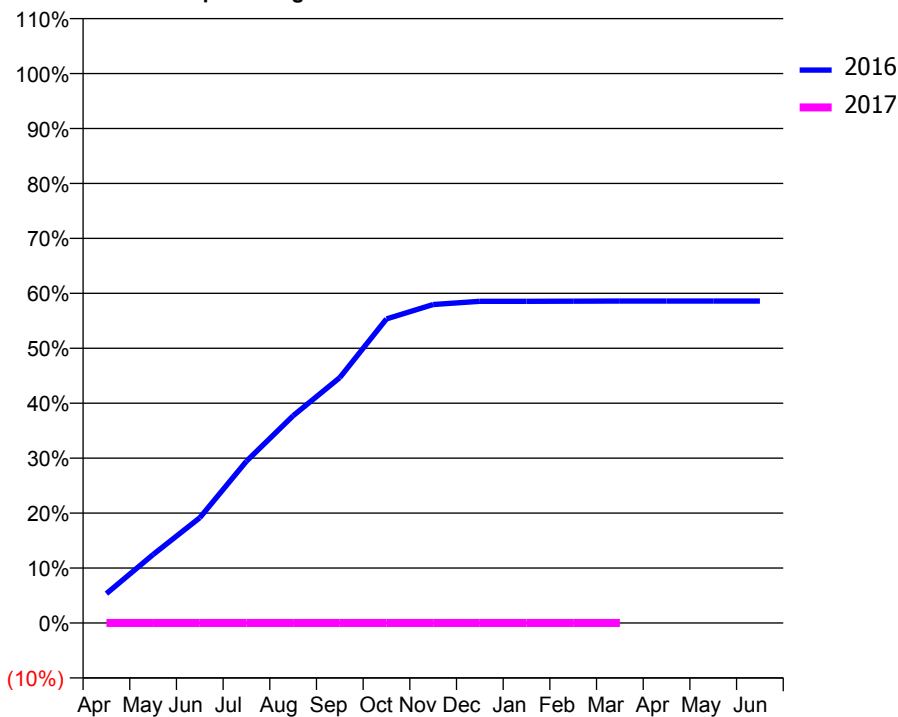
ACCESS*

Patients seen in 24 months	Total	Change since previous quarter
Quarter ending March 2016	2,375	
Quarter ending June 2016	1,542	↓
Quarter ending September 2016	1,124	↓
Quarter ending December 2016	839	↓
Quarter ending March 2017	574	↓
Variance since March 2016	(75.8%)	↓



ACTIVITY

Cumulative percentage of contracted UDA delivered 2016 & 2017



Month	Adjusted Scheduled Activity (UDA)	
	2016	2017
April	667	0
May	1,551	0
June	2,385	0
July	3,663	0
August	4,696	0
September	5,560	2
October	6,887	2
November	7,213	2
December	7,285	2
January	7,285	2
February	7,289	2
March	7,292	2
April	7,292	
May	7,292	
June	7,292	

QUALITY

	Quantity	Base Number	Contract	AT	Region	England
% of FP17s for the same patient ID Re-attending within 3 months - Children	0	1	0.0%	10.6%	12.0%	12.3%
% of FP17s for the same patient ID Re-attending within 3 months - Adults	0	2	0.0%	15.3%	16.0%	16.7%
% of FP17s for the same patient ID Re-attending between 3 & 9 months - Children	1	1	100.0%	55.6%	58.8%	57.6%
% of FP17s for the same patient ID Re-attending between 3 & 9 months - Adults	0	2	0.0%	48.7%	51.2%	50.1%
% of FP17s for Band 1 Urgent Courses	0	2	0.0%	8.6%	8.0%	9.1%
% of FP17s Relating to Free Repair or Replacements	0	2	0.0%	0.8%	0.8%	0.8%
% of FP17s Relating to Continuations	0	2	0.0%	1.1%	1.2%	1.2%
% of Patients satisfied with the dentistry they have received	0	0	N/A	93.9%	92.7%	92.8%
% of Patients satisfied with the time they had to wait for an appointment	0	0	N/A	90.6%	89.1%	88.7%

* This is based on patients treated on this contract for their most recent course of treatment. Figures in italics indicate the base number of FP17s or Patient Questionnaire responses are less than 100. N/A is shown where the base number of responses is less than 10 during the period. % is calculated as Quantity/Base number*100

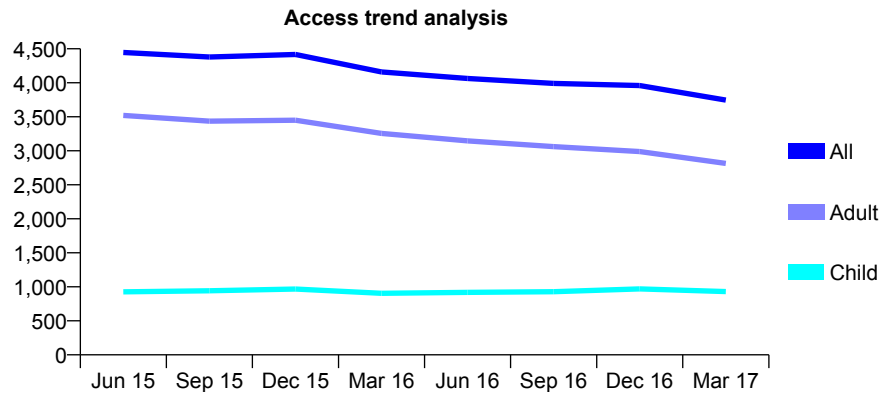
Q57 - Vital Signs At a Glance Contract Report for 678120/0001 - March 2017

Name or company name	MR R CARBINER
Contract type name	GDS Contract
Purpose of contract	General
Contract start date	01/04/2006
Contract end date	

16/17 Contracted general activity (UDA)	13,838
Carry forward general activity (UDA)	82
16/17 Contracted orthodontic activity (UOA)	0
Carry forward orthodontic activity (UOA)	0
Baseline contract value	£407,077.50

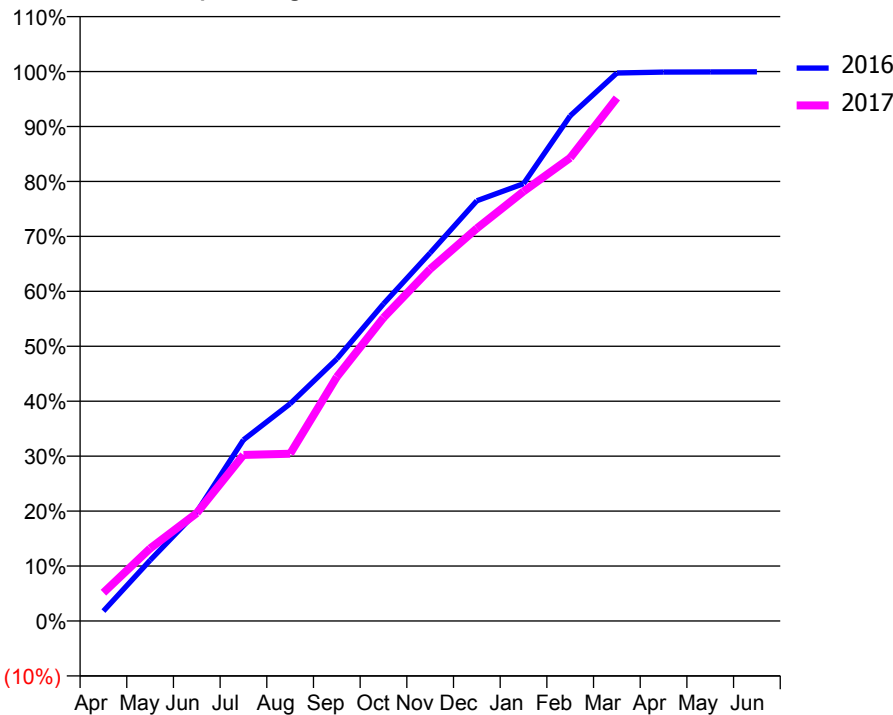
ACCESS*

Patients seen in 24 months	Total	Change since previous quarter
Quarter ending March 2016	4,160	
Quarter ending June 2016	4,064	↓
Quarter ending September 2016	3,991	↓
Quarter ending December 2016	3,959	→
Quarter ending March 2017	3,746	↓
Variance since March 2016	(10.0%)	↓



ACTIVITY

Cumulative percentage of contracted UDA delivered 2016 & 2017



Month	Adjusted Scheduled Activity (UDA)	
	2016	2017
April	251	715
May	1,530	1,828
June	2,748	2,720
July	4,562	4,182
August	5,472	4,213
September	6,599	6,146
October	7,987	7,637
November	9,271	8,865
December	10,582	9,889
January	11,013	10,818
February	12,721	11,664
March	13,800	13,171
April	13,822	
May	13,828	
June	13,829	

QUALITY

	Quantity	Base Number	Contract	AT	Region	England
% of FP17s for the same patient ID Re-attending within 3 months - Children	45	1,092	4.1%	10.6%	12.0%	12.3%
% of FP17s for the same patient ID Re-attending within 3 months - Adults	182	2,873	6.3%	15.3%	16.0%	16.7%
% of FP17s for the same patient ID Re-attending between 3 & 9 months - Children	493	1,092	45.1%	55.6%	58.8%	57.6%
% of FP17s for the same patient ID Re-attending between 3 & 9 months - Adults	1,243	2,873	43.3%	48.7%	51.2%	50.1%
% of FP17s for Band 1 Urgent Courses	139	3,954	3.5%	8.6%	8.0%	9.1%
% of FP17s Relating to Free Repair or Replacements	5	3,954	0.1%	0.8%	0.8%	0.8%
% of FP17s Relating to Continuations	1	3,954	0.0%	1.1%	1.2%	1.2%
% of Patients satisfied with the dentistry they have received	10	10	100.0%	93.9%	92.7%	92.8%
% of Patients satisfied with the time they had to wait for an appointment	9	10	90.0%	90.6%	89.1%	88.7%

* This is based on patients treated on this contract for their most recent course of treatment. Figures in italics indicate the base number of FP17s or Patient Questionnaire responses are less than 100. N/A is shown where the base number of responses is less than 10 during the period. % is calculated as Quantity/Base number*100

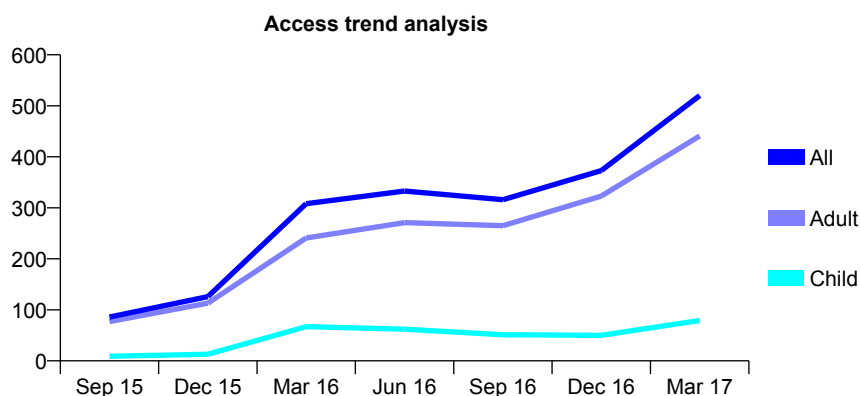
Q57 - Vital Signs At a Glance Contract Report for 678120/0003 - March 2017

Name or company name	MR R CARBINER
Contract type name	GDS Contract
Purpose of contract	General
Contract start date	01/04/2015
Contract end date	

16/17 Contracted general activity (UDA)	1,287
Carry forward general activity (UDA)	0
16/17 Contracted orthodontic activity (UOA)	0
Carry forward orthodontic activity (UOA)	0
Baseline contract value	£37,860.17

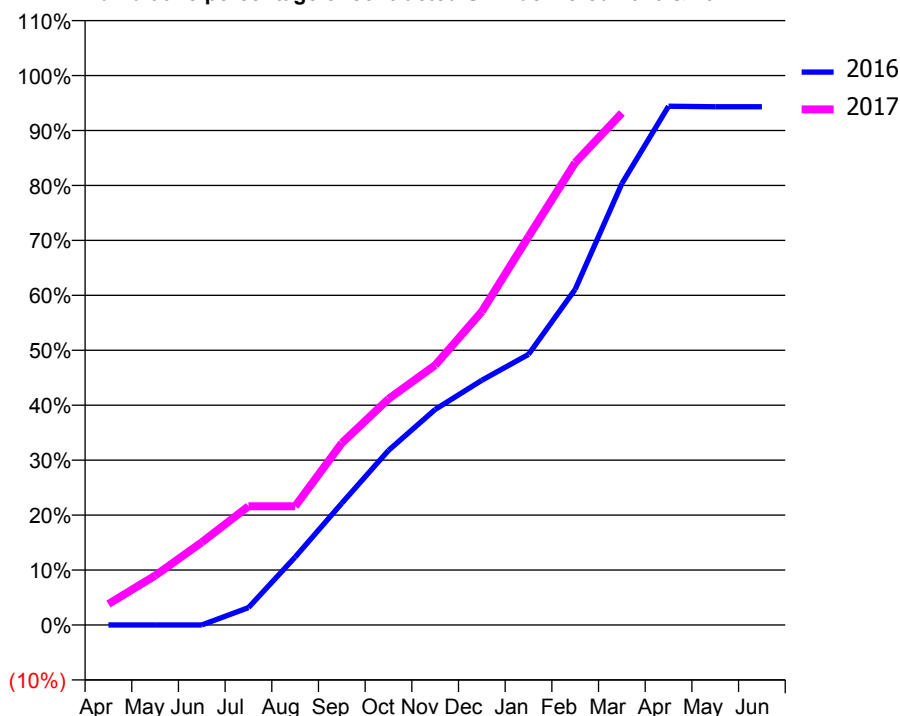
ACCESS*

Patients seen in 24 months	Total	Change since previous quarter
Quarter ending March 2016	308	
Quarter ending June 2016	333	↑
Quarter ending September 2016	316	↓
Quarter ending December 2016	373	↑
Quarter ending March 2017	520	↑
Variance since March 2016	68.8%	↑



ACTIVITY

Cumulative percentage of contracted UDA delivered 2016 & 2017



Month	Adjusted Scheduled Activity (UDA)	
	2016	2017
April	0	49
May	0	116
June	0	194
July	41	278
August	159	278
September	285	426
October	409	529
November	505	609
December	573	734
January	634	910
February	786	1,083
March	1,034	1,199
April	1,215	
May	1,214	
June	1,214	

QUALITY

	Quantity	Base Number	Contract	AT	Region	England
% of FP17s for the same patient ID Re-attending within 3 months - Children	4	135	3.0%	10.6%	12.0%	12.3%
% of FP17s for the same patient ID Re-attending within 3 months - Adults	23	811	2.8%	15.3%	16.0%	16.7%
% of FP17s for the same patient ID Re-attending between 3 & 9 months - Children	1	135	0.7%	55.6%	58.8%	57.6%
% of FP17s for the same patient ID Re-attending between 3 & 9 months - Adults	4	811	0.5%	48.7%	51.2%	50.1%
% of FP17s for Band 1 Urgent Courses	701	871	80.5%	8.6%	8.0%	9.1%
% of FP17s Relating to Free Repair or Replacements	1	871	0.1%	0.8%	0.8%	0.8%
% of FP17s Relating to Continuations	0	871	0.0%	1.1%	1.2%	1.2%
% of Patients satisfied with the dentistry they have received	1	1	N/A	93.9%	92.7%	92.8%
% of Patients satisfied with the time they had to wait for an appointment	1	1	N/A	90.6%	89.1%	88.7%

* This is based on patients treated on this contract for their most recent course of treatment. Figures in italics indicate the base number of FP17s or Patient Questionnaire responses are less than 100. N/A is shown where the base number of responses is less than 10 during the period. % is calculated as Quantity/Base number*100

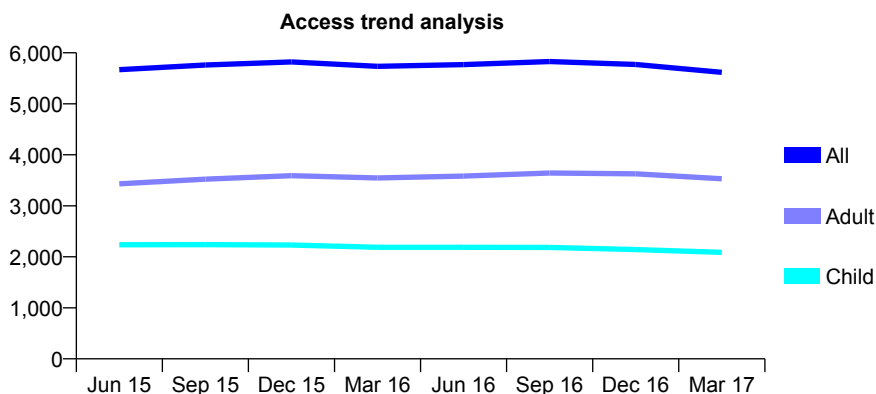
Q57 - Vital Signs At a Glance Contract Report for 678422/0001 - March 2017

Name or company name	MR SK KEANE
Contract type name	GDS Contract
Purpose of contract	General
Contract start date	01/04/2006
Contract end date	

16/17 Contracted general activity (UDA)	14,000
Carry forward general activity (UDA)	-62
16/17 Contracted orthodontic activity (UOA)	0
Carry forward orthodontic activity (UOA)	0
Baseline contract value	£471,982.42

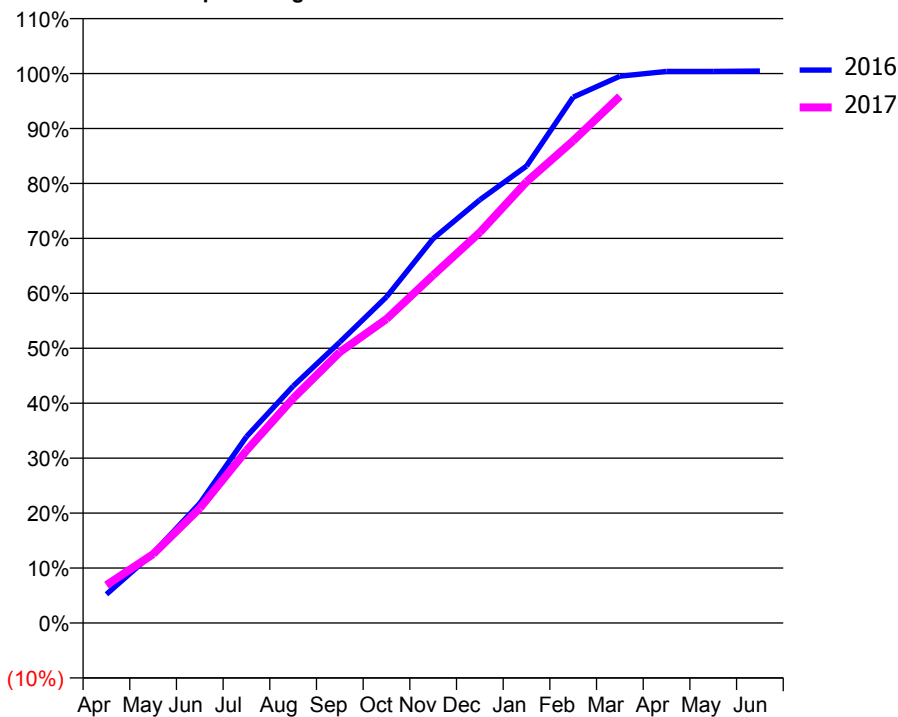
ACCESS*

Patients seen in 24 months	Total	Change since previous quarter
Quarter ending March 2016	5,734	
Quarter ending June 2016	5,769	→
Quarter ending September 2016	5,828	→
Quarter ending December 2016	5,771	→
Quarter ending March 2017	5,618	↓
Variance since March 2016	(2.0%)	↓



ACTIVITY

Cumulative percentage of contracted UDA delivered 2016 & 2017



Month	Adjusted Scheduled Activity (UDA)	
	2016	2017
April	732	966
May	1,777	1,754
June	3,048	2,925
July	4,748	4,395
August	6,037	5,723
September	7,156	6,903
October	8,310	7,745
November	9,792	8,861
December	10,780	9,953
January	11,641	11,240
February	13,397	12,288
March	13,931	13,417
April	14,053	
May	14,053	
June	14,062	

QUALITY

	Quantity	Base Number	Contract	AT	Region	England
% of FP17s for the same patient ID Re-attending within 3 months - Children	229	3,191	7.2%	10.6%	12.0%	12.3%
% of FP17s for the same patient ID Re-attending within 3 months - Adults	600	4,491	13.4%	15.3%	16.0%	16.7%
% of FP17s for the same patient ID Re-attending between 3 & 9 months - Children	1,816	3,191	56.9%	55.6%	58.8%	57.6%
% of FP17s for the same patient ID Re-attending between 3 & 9 months - Adults	2,264	4,491	50.4%	48.7%	51.2%	50.1%
% of FP17s for Band 1 Urgent Courses	574	7,614	7.5%	8.6%	8.0%	9.1%
% of FP17s Relating to Free Repair or Replacements	39	7,614	0.5%	0.8%	0.8%	0.8%
% of FP17s Relating to Continuations	34	7,614	0.4%	1.1%	1.2%	1.2%
% of Patients satisfied with the dentistry they have received	15	15	100.0%	93.9%	92.7%	92.8%
% of Patients satisfied with the time they had to wait for an appointment	14	15	93.3%	90.6%	89.1%	88.7%

* This is based on patients treated on this contract for their most recent course of treatment. Figures in italics indicate the base number of FP17s or Patient Questionnaire responses are less than 100. N/A is shown where the base number of responses is less than 10 during the period. % is calculated as Quantity/Base number*100

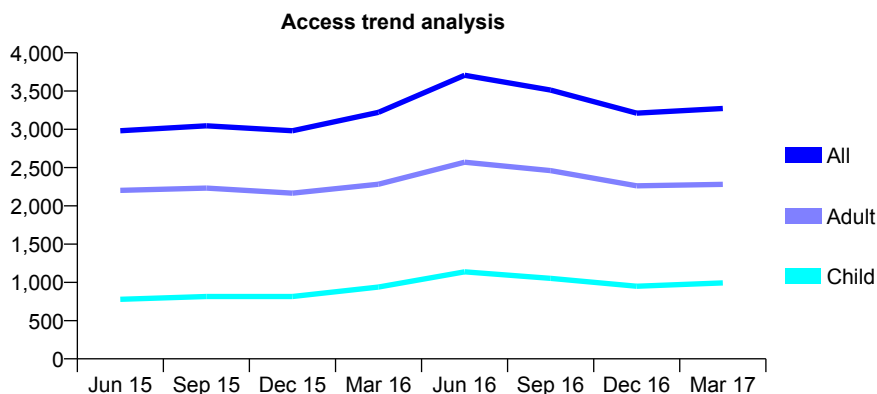
Q57 - Vital Signs At a Glance Contract Report for 679445/0001 - March 2017

Name or company name	MR M KANGI
Contract type name	GDS Contract
Purpose of contract	General
Contract start date	01/04/2006
Contract end date	

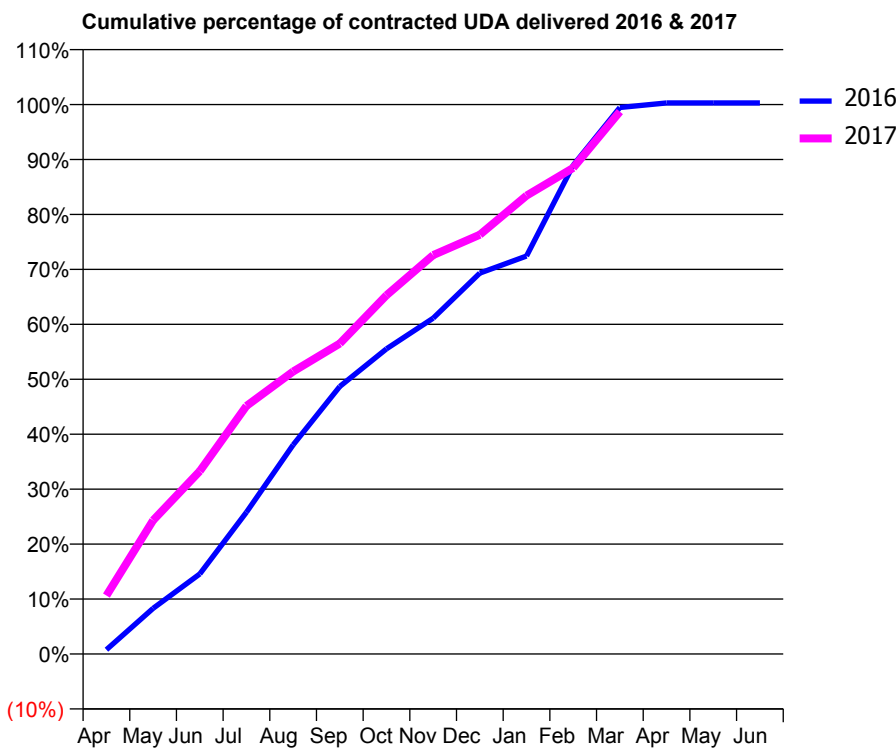
16/17 Contracted general activity (UDA)	7,354
Carry forward general activity (UDA)	0
16/17 Contracted orthodontic activity (UOA)	0
Carry forward orthodontic activity (UOA)	0
Baseline contract value	£221,978.27

ACCESS*

Patients seen in 24 months	Total	Change since previous quarter
Quarter ending March 2016	3,221	
Quarter ending June 2016	3,707	↑
Quarter ending September 2016	3,512	↓
Quarter ending December 2016	3,211	↓
Quarter ending March 2017	3,272	→
Variance since March 2016	1.6%	→



ACTIVITY



Month	Adjusted Scheduled Activity (UDA)	
	2016	2017
April	58	782
May	612	1,789
June	1,071	2,448
July	1,897	3,320
August	2,799	3,781
September	3,580	4,156
October	4,084	4,802
November	4,495	5,339
December	5,098	5,612
January	5,326	6,134
February	6,541	6,505
March	7,313	7,259
April	7,374	
May	7,374	
June	7,374	

QUALITY

	Quantity	Base Number	Contract	AT	Region	England
% of FP17s for the same patient ID Re-attending within 3 months - Children	37	1,330	2.8%	10.6%	12.0%	12.3%
% of FP17s for the same patient ID Re-attending within 3 months - Adults	137	2,457	5.6%	15.3%	16.0%	16.7%
% of FP17s for the same patient ID Re-attending between 3 & 9 months - Children	611	1,330	45.9%	55.6%	58.8%	57.6%
% of FP17s for the same patient ID Re-attending between 3 & 9 months - Adults	828	2,457	33.7%	48.7%	51.2%	50.1%
% of FP17s for Band 1 Urgent Courses	174	3,743	4.6%	8.6%	8.0%	9.1%
% of FP17s Relating to Free Repair or Replacements	0	3,743	0.0%	0.8%	0.8%	0.8%
% of FP17s Relating to Continuations	17	3,743	0.5%	1.1%	1.2%	1.2%
% of Patients satisfied with the dentistry they have received	21	24	87.5%	93.9%	92.7%	92.8%
% of Patients satisfied with the time they had to wait for an appointment	21	24	87.5%	90.6%	89.1%	88.7%

* This is based on patients treated on this contract for their most recent course of treatment. Figures in italics indicate the base number of FP17s or Patient Questionnaire responses are less than 100. N/A is shown where the base number of responses is less than 10 during the period. % is calculated as Quantity/Base number*100

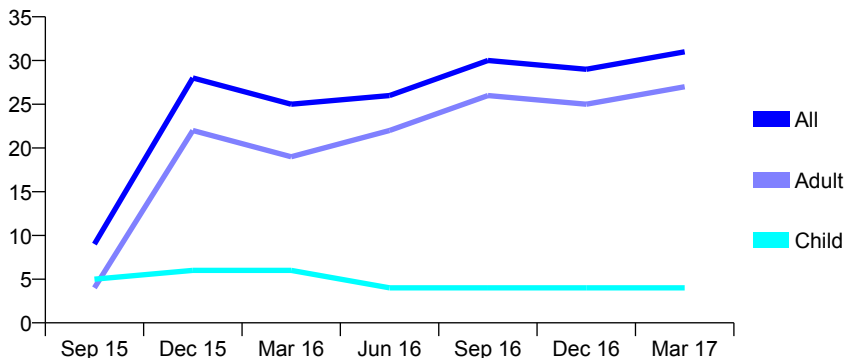
Q57 - Vital Signs At a Glance Contract Report for 679445/0007 - March 2017

Name or company name	MR M KANGI
Contract type name	GDS Contract
Purpose of contract	General
Contract start date	01/04/2015
Contract end date	

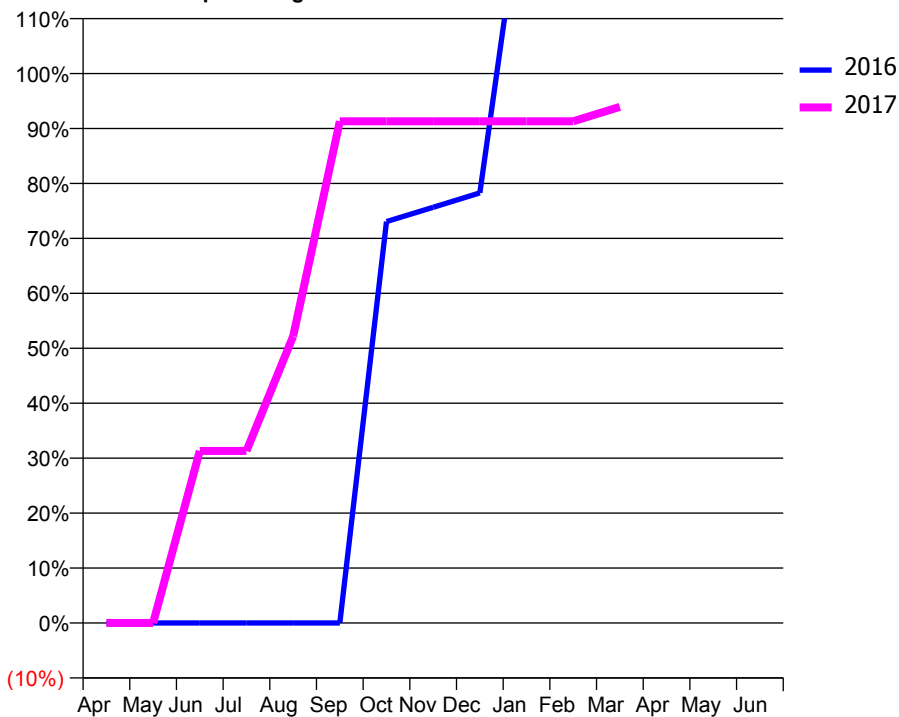
16/17 Contracted general activity (UDA)	46
Carry forward general activity (UDA)	0
16/17 Contracted orthodontic activity (UOA)	0
Carry forward orthodontic activity (UOA)	0
Baseline contract value	£1,395.03

ACCESS*

Patients seen in 24 months	Total	Change since previous quarter
Quarter ending March 2016	25	
Quarter ending June 2016	26	↑
Quarter ending September 2016	30	↑
Quarter ending December 2016	29	↓
Quarter ending March 2017	31	↑
Variance since March 2016	24.0%	↑

Access trend analysis


ACTIVITY

Cumulative percentage of contracted UDA delivered 2016 & 2017


Month	Adjusted Scheduled Activity (UDA)	
	2016	2017
April	0	0
May	0	0
June	0	14
July	0	14
August	0	24
September	0	42
October	34	42
November	35	42
December	36	42
January	64	42
February	72	42
March	72	43
April	72	
May	72	
June	72	

QUALITY

	Quantity	Base Number	Contract	AT	Region	England
% of FP17s for the same patient ID Re-attending within 3 months - Children	0	4	0.0%	10.6%	12.0%	12.3%
% of FP17s for the same patient ID Re-attending within 3 months - Adults	0	32	0.0%	15.3%	16.0%	16.7%
% of FP17s for the same patient ID Re-attending between 3 & 9 months - Children	0	4	0.0%	55.6%	58.8%	57.6%
% of FP17s for the same patient ID Re-attending between 3 & 9 months - Adults	0	32	0.0%	48.7%	51.2%	50.1%
% of FP17s for Band 1 Urgent Courses	36	36	100.0%	8.6%	8.0%	9.1%
% of FP17s Relating to Free Repair or Replacements	0	36	0.0%	0.8%	0.8%	0.8%
% of FP17s Relating to Continuations	0	36	0.0%	1.1%	1.2%	1.2%
% of Patients satisfied with the dentistry they have received	0	1	N/A	93.9%	92.7%	92.8%
% of Patients satisfied with the time they had to wait for an appointment	1	1	N/A	90.6%	89.1%	88.7%

* This is based on patients treated on this contract for their most recent course of treatment. Figures in italics indicate the base number of FP17s or Patient Questionnaire responses are less than 100. N/A is shown where the base number of responses is less than 10 during the period. % is calculated as Quantity/Base number*100

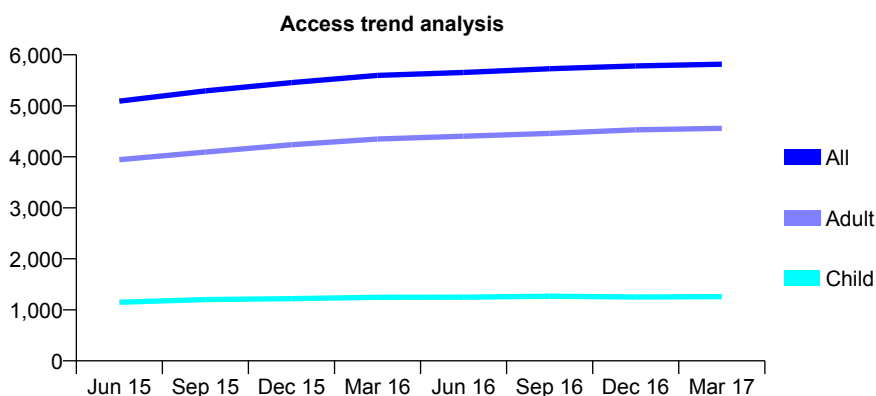
Q57 - Vital Signs At a Glance Contract Report for 684007/0001 - March 2017

Name or company name	MR EL SCHNEL
Contract type name	GDS Contract
Purpose of contract	General
Contract start date	01/04/2006
Contract end date	

16/17 Contracted general activity (UDA)	16,250
Carry forward general activity (UDA)	-118
16/17 Contracted orthodontic activity (UOA)	0
Carry forward orthodontic activity (UOA)	0
Baseline contract value	£509,302.26

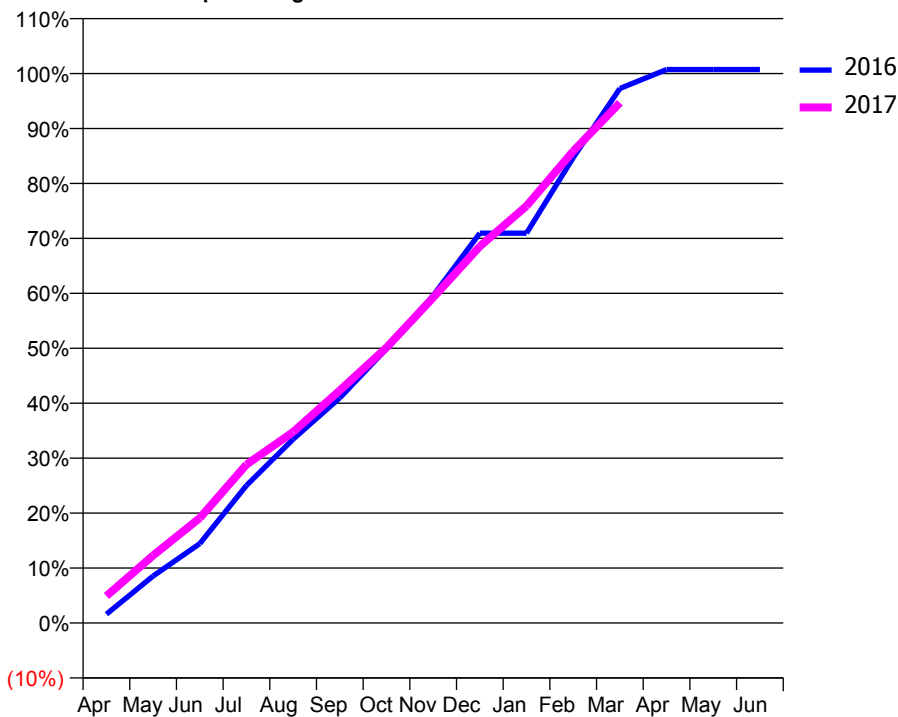
ACCESS*

Patients seen in 24 months	Total	Change since previous quarter
Quarter ending March 2016	5,595	
Quarter ending June 2016	5,653	→
Quarter ending September 2016	5,727	→
Quarter ending December 2016	5,781	→
Quarter ending March 2017	5,816	→
Variance since March 2016	3.9%	↑



ACTIVITY

Cumulative percentage of contracted UDA delivered 2016 & 2017



Month	Adjusted Scheduled Activity (UDA)	
	2016	2017
April	261	797
May	1,391	1,996
June	2,350	3,107
July	4,067	4,686
August	5,438	5,650
September	6,659	6,879
October	8,110	8,146
November	9,682	9,626
December	11,529	11,138
January	11,529	12,332
February	13,761	13,952
March	15,807	15,386
April	16,367	
May	16,368	
June	16,368	

QUALITY

	Quantity	Base Number	Contract	AT	Region	England
% of FP17s for the same patient ID Re-attending within 3 months - Children	143	1,821	7.9%	10.6%	12.0%	12.3%
% of FP17s for the same patient ID Re-attending within 3 months - Adults	815	5,684	14.3%	15.3%	16.0%	16.7%
% of FP17s for the same patient ID Re-attending between 3 & 9 months - Children	1,029	1,821	56.5%	55.6%	58.8%	57.6%
% of FP17s for the same patient ID Re-attending between 3 & 9 months - Adults	2,790	5,684	49.1%	48.7%	51.2%	50.1%
% of FP17s for Band 1 Urgent Courses	475	7,259	6.5%	8.6%	8.0%	9.1%
% of FP17s Relating to Free Repair or Replacements	51	7,259	0.7%	0.8%	0.8%	0.8%
% of FP17s Relating to Continuations	119	7,259	1.6%	1.1%	1.2%	1.2%
% of Patients satisfied with the dentistry they have received	16	16	100.0%	93.9%	92.7%	92.8%
% of Patients satisfied with the time they had to wait for an appointment	15	16	93.8%	90.6%	89.1%	88.7%

* This is based on patients treated on this contract for their most recent course of treatment. Figures in italics indicate the base number of FP17s or Patient Questionnaire responses are less than 100. N/A is shown where the base number of responses is less than 10 during the period. % is calculated as Quantity/Base number*100

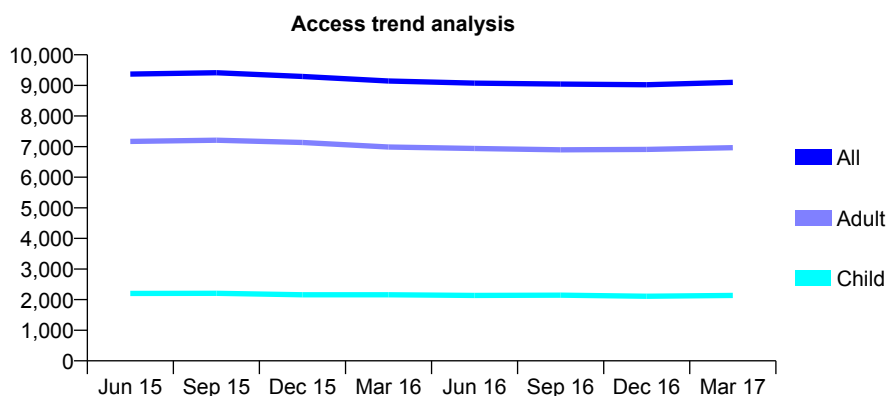
Q57 - Vital Signs At a Glance Contract Report for 685364/0002 - March 2017

Name or company name	MRS G SENNIK
Contract type name	GDS Contract
Purpose of contract	General
Contract start date	01/04/2006
Contract end date	

16/17 Contracted general activity (UDA)	29,000
Carry forward general activity (UDA)	-234
16/17 Contracted orthodontic activity (UOA)	0
Carry forward orthodontic activity (UOA)	0
Baseline contract value	£868,260.00

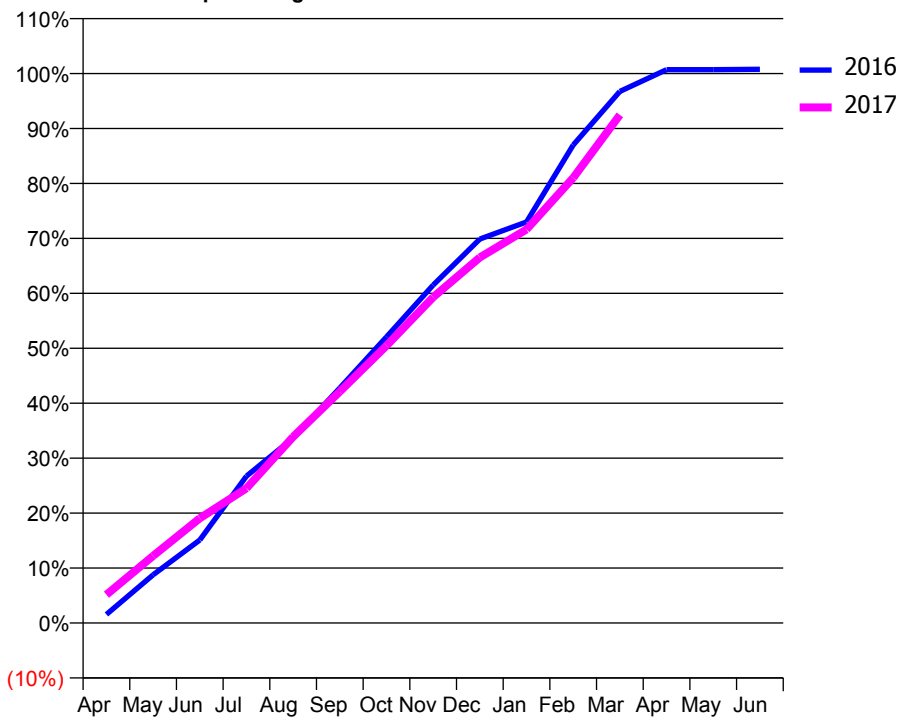
ACCESS*

Patients seen in 24 months	Total	Change since previous quarter
Quarter ending March 2016	9,142	
Quarter ending June 2016	9,075	→
Quarter ending September 2016	9,042	→
Quarter ending December 2016	9,022	→
Quarter ending March 2017	9,102	→
Variance since March 2016	(0.4%)	→



ACTIVITY

Cumulative percentage of contracted UDA delivered 2016 & 2017



Month	Adjusted Scheduled Activity (UDA)	
	2016	2017
April	466	1,498
May	2,631	3,541
June	4,530	5,531
July	8,022	7,113
August	10,098	9,825
September	12,833	12,214
October	15,617	14,636
November	18,451	17,192
December	20,963	19,294
January	21,896	20,772
February	26,099	23,498
March	29,019	26,819
April	30,211	
May	30,210	
June	30,234	

QUALITY

	Quantity	Base Number	Contract	AT	Region	England
% of FP17s for the same patient ID Re-attending within 3 months - Children	132	2,505	5.3%	10.6%	12.0%	12.3%
% of FP17s for the same patient ID Re-attending within 3 months - Adults	950	7,672	12.4%	15.3%	16.0%	16.7%
% of FP17s for the same patient ID Re-attending between 3 & 9 months - Children	1,172	2,505	46.8%	55.6%	58.8%	57.6%
% of FP17s for the same patient ID Re-attending between 3 & 9 months - Adults	3,249	7,672	42.3%	48.7%	51.2%	50.1%
% of FP17s for Band 1 Urgent Courses	838	9,782	8.6%	8.6%	8.0%	9.1%
% of FP17s Relating to Free Repair or Replacements	90	9,782	0.9%	0.8%	0.8%	0.8%
% of FP17s Relating to Continuations	81	9,782	0.8%	1.1%	1.2%	1.2%
% of Patients satisfied with the dentistry they have received	23	24	95.8%	93.9%	92.7%	92.8%
% of Patients satisfied with the time they had to wait for an appointment	23	24	95.8%	90.6%	89.1%	88.7%

* This is based on patients treated on this contract for their most recent course of treatment. Figures in italics indicate the base number of FP17s or Patient Questionnaire responses are less than 100. N/A is shown where the base number of responses is less than 10 during the period. % is calculated as Quantity/Base number*100

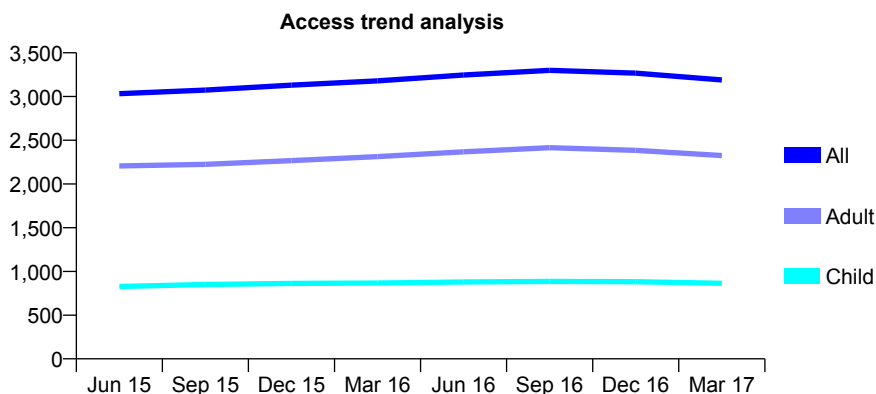
Q57 - Vital Signs At a Glance Contract Report for 686212/0001 - March 2017

Name or company name	MISS IO AMRORE
Contract type name	GDS Contract
Purpose of contract	General
Contract start date	01/04/2006
Contract end date	

16/17 Contracted general activity (UDA)	8,814
Carry forward general activity (UDA)	71
16/17 Contracted orthodontic activity (UOA)	0
Carry forward orthodontic activity (UOA)	0
Baseline contract value	£219,255.02

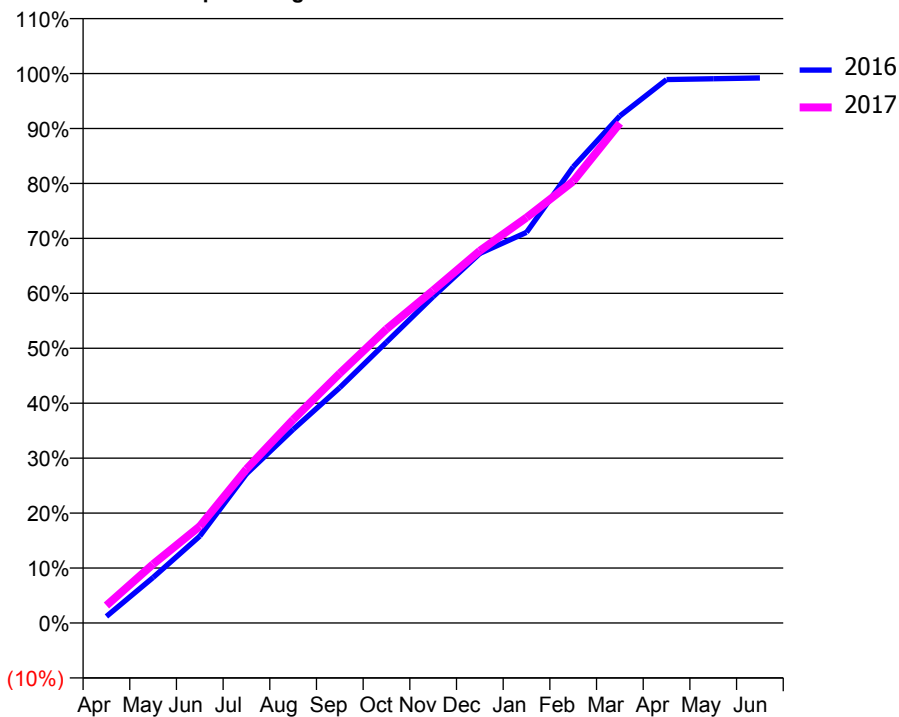
ACCESS*

Patients seen in 24 months	Total	Change since previous quarter
Quarter ending March 2016	3,179	
Quarter ending June 2016	3,246	↑
Quarter ending September 2016	3,300	→
Quarter ending December 2016	3,268	→
Quarter ending March 2017	3,189	↓
Variance since March 2016	0.3%	→



ACTIVITY

Cumulative percentage of contracted UDA delivered 2016 & 2017



Month	Adjusted Scheduled Activity (UDA)	
	2016	2017
April	105	282
May	730	944
June	1,393	1,551
July	2,392	2,470
August	3,104	3,263
September	3,777	4,004
October	4,506	4,716
November	5,235	5,336
December	5,929	5,972
January	6,267	6,503
February	7,317	7,085
March	8,133	8,018
April	8,716	
May	8,730	
June	8,743	

QUALITY

	Quantity	Base Number	Contract	AT	Region	England
% of FP17s for the same patient ID Re-attending within 3 months - Children	80	981	8.2%	10.6%	12.0%	12.3%
% of FP17s for the same patient ID Re-attending within 3 months - Adults	436	2,553	17.1%	15.3%	16.0%	16.7%
% of FP17s for the same patient ID Re-attending between 3 & 9 months - Children	389	981	39.7%	55.6%	58.8%	57.6%
% of FP17s for the same patient ID Re-attending between 3 & 9 months - Adults	990	2,553	38.8%	48.7%	51.2%	50.1%
% of FP17s for Band 1 Urgent Courses	404	3,319	12.2%	8.6%	8.0%	9.1%
% of FP17s Relating to Free Repair or Replacements	11	3,319	0.3%	0.8%	0.8%	0.8%
% of FP17s Relating to Continuations	54	3,319	1.6%	1.1%	1.2%	1.2%
% of Patients satisfied with the dentistry they have received	6	6	N/A	93.9%	92.7%	92.8%
% of Patients satisfied with the time they had to wait for an appointment	5	6	N/A	90.6%	89.1%	88.7%

* This is based on patients treated on this contract for their most recent course of treatment. Figures in italics indicate the base number of FP17s or Patient Questionnaire responses are less than 100. N/A is shown where the base number of responses is less than 10 during the period. % is calculated as Quantity/Base number*100

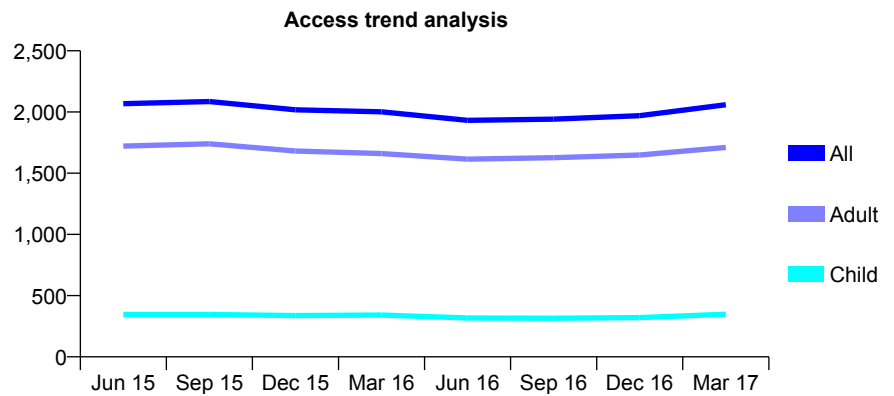
Q57 - Vital Signs At a Glance Contract Report for 691968/0001 - March 2017

Name or company name	The Hollies Dental Practice
Contract type name	GDS Contract
Purpose of contract	General
Contract start date	01/05/2012
Contract end date	

16/17 Contracted general activity (UDA)	8,676
Carry forward general activity (UDA)	187
16/17 Contracted orthodontic activity (UOA)	0
Carry forward orthodontic activity (UOA)	0
Baseline contract value	£198,859.97

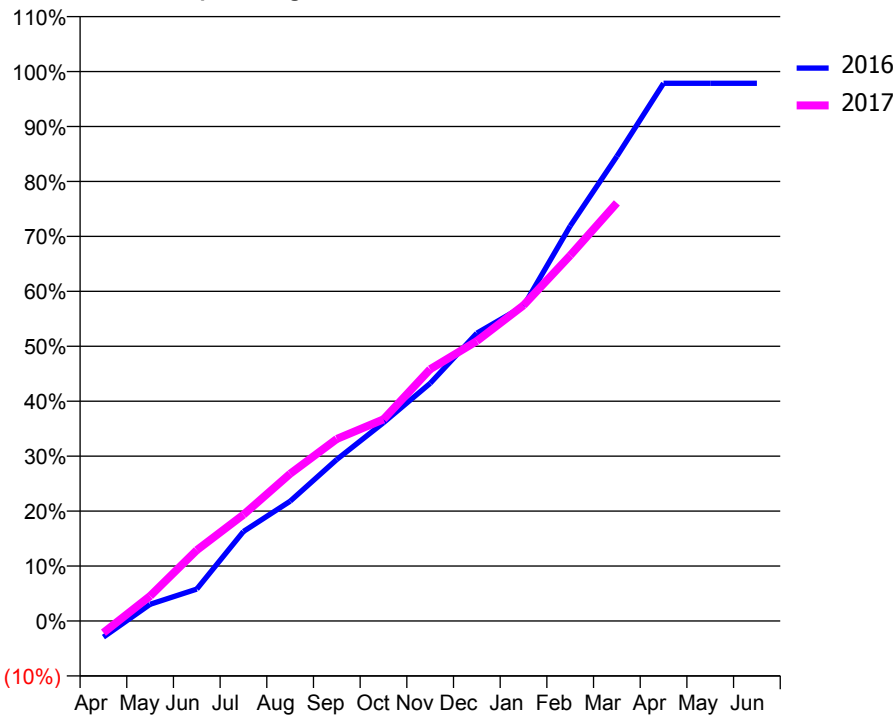
ACCESS*

Patients seen in 24 months	Total	Change since previous quarter
Quarter ending March 2016	2,002	
Quarter ending June 2016	1,932	↓
Quarter ending September 2016	1,942	→
Quarter ending December 2016	1,970	→
Quarter ending March 2017	2,059	↑
Variance since March 2016	2.8%	↑



ACTIVITY

Cumulative percentage of contracted UDA delivered 2016 & 2017



Month	Adjusted Scheduled Activity (UDA)	
	2016	2017
April	-255	-187
May	264	395
June	504	1,120
July	1,414	1,680
August	1,891	2,326
September	2,550	2,875
October	3,131	3,184
November	3,753	3,976
December	4,545	4,420
January	4,971	4,984
February	6,237	5,772
March	7,337	6,602
April	8,489	
May	8,489	
June	8,489	

QUALITY

	Quantity	Base Number	Contract	AT	Region	England
% of FP17s for the same patient ID Re-attending within 3 months - Children	40	391	10.2%	10.6%	12.0%	12.3%
% of FP17s for the same patient ID Re-attending within 3 months - Adults	390	2,359	16.5%	15.3%	16.0%	16.7%
% of FP17s for the same patient ID Re-attending between 3 & 9 months - Children	147	391	37.6%	55.6%	58.8%	57.6%
% of FP17s for the same patient ID Re-attending between 3 & 9 months - Adults	1,188	2,359	50.4%	48.7%	51.2%	50.1%
% of FP17s for Band 1 Urgent Courses	238	2,557	9.3%	8.6%	8.0%	9.1%
% of FP17s Relating to Free Repair or Replacements	51	2,557	2.0%	0.8%	0.8%	0.8%
% of FP17s Relating to Continuations	34	2,557	1.3%	1.1%	1.2%	1.2%
% of Patients satisfied with the dentistry they have received	8	8	N/A	93.9%	92.7%	92.8%
% of Patients satisfied with the time they had to wait for an appointment	7	8	N/A	90.6%	89.1%	88.7%

* This is based on patients treated on this contract for their most recent course of treatment. Figures in italics indicate the base number of FP17s or Patient Questionnaire responses are less than 100. N/A is shown where the base number of responses is less than 10 during the period. % is calculated as Quantity/Base number*100

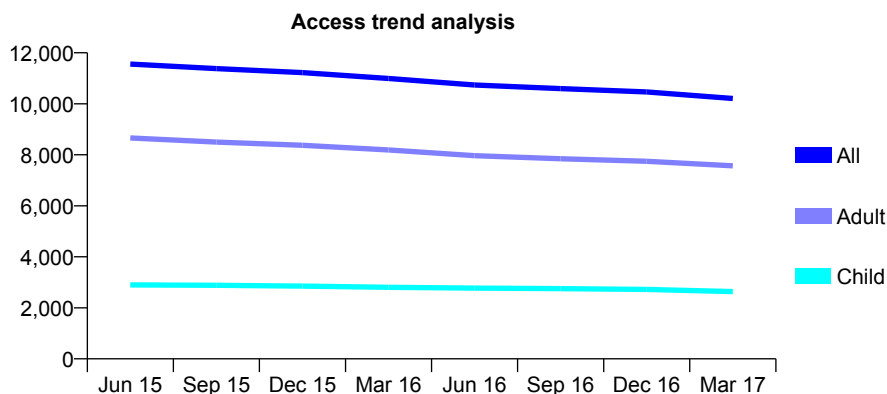
Q57 - Vital Signs At a Glance Contract Report for 694444/0001 - March 2017

Name or company name	MR AA MOHSENI
Contract type name	GDS Contract
Purpose of contract	General
Contract start date	01/11/2007
Contract end date	

16/17 Contracted general activity (UDA)	29,350
Carry forward general activity (UDA)	-254
16/17 Contracted orthodontic activity (UOA)	0
Carry forward orthodontic activity (UOA)	0
Baseline contract value	£693,728.12

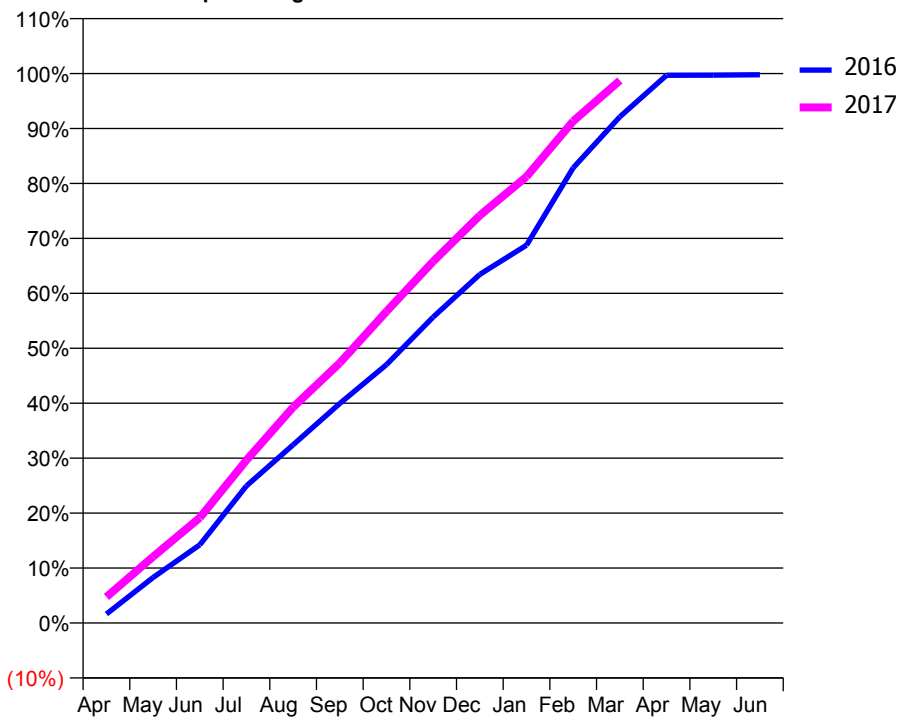
ACCESS*

Patients seen in 24 months	Total	Change since previous quarter
Quarter ending March 2016	10,995	
Quarter ending June 2016	10,739	↓
Quarter ending September 2016	10,595	↓
Quarter ending December 2016	10,467	↓
Quarter ending March 2017	10,209	↓
Variance since March 2016	(7.1%)	↓



ACTIVITY

Cumulative percentage of contracted UDA delivered 2016 & 2017



Month	Adjusted Scheduled Activity (UDA)	
	2016	2017
April	480	1,394
May	2,433	3,546
June	4,176	5,625
July	7,324	8,701
August	9,520	11,524
September	11,727	13,891
October	13,801	16,642
November	16,345	19,312
December	18,621	21,770
January	20,183	23,839
February	24,309	26,802
March	27,039	28,976
April	29,257	
May	29,265	
June	29,280	

QUALITY

	Quantity	Base Number	Contract	AT	Region	England
% of FP17s for the same patient ID Re-attending within 3 months - Children	232	3,862	6.0%	10.6%	12.0%	12.3%
% of FP17s for the same patient ID Re-attending within 3 months - Adults	1,688	10,620	15.9%	15.3%	16.0%	16.7%
% of FP17s for the same patient ID Re-attending between 3 & 9 months - Children	2,383	3,862	61.7%	55.6%	58.8%	57.6%
% of FP17s for the same patient ID Re-attending between 3 & 9 months - Adults	4,976	10,620	46.9%	48.7%	51.2%	50.1%
% of FP17s for Band 1 Urgent Courses	1,167	13,691	8.5%	8.6%	8.0%	9.1%
% of FP17s Relating to Free Repair or Replacements	144	13,691	1.1%	0.8%	0.8%	0.8%
% of FP17s Relating to Continuations	257	13,691	1.9%	1.1%	1.2%	1.2%
% of Patients satisfied with the dentistry they have received	30	31	96.8%	93.9%	92.7%	92.8%
% of Patients satisfied with the time they had to wait for an appointment	30	31	96.8%	90.6%	89.1%	88.7%

* This is based on patients treated on this contract for their most recent course of treatment. Figures in italics indicate the base number of FP17s or Patient Questionnaire responses are less than 100. N/A is shown where the base number of responses is less than 10 during the period. % is calculated as Quantity/Base number*100

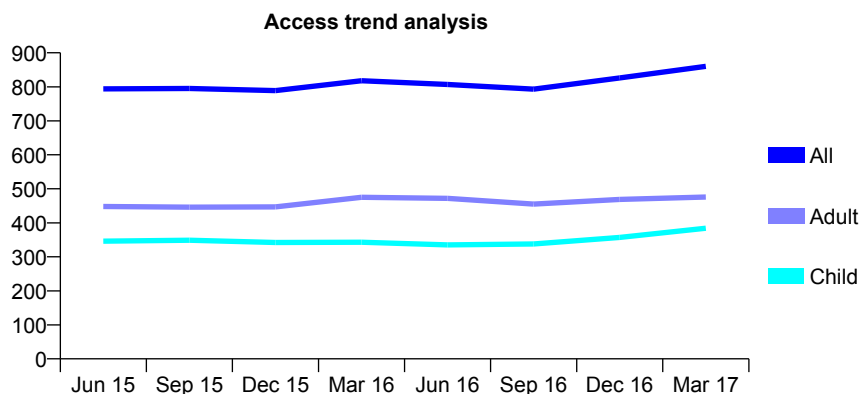
Q57 - Vital Signs At a Glance Contract Report for 731358/0002 - March 2017

Name or company name	MR S VOHRA
Contract type name	GDS Contract
Purpose of contract	General
Contract start date	01/04/2009
Contract end date	

16/17 Contracted general activity (UDA)	1,800
Carry forward general activity (UDA)	-36
16/17 Contracted orthodontic activity (UOA)	0
Carry forward orthodontic activity (UOA)	0
Baseline contract value	£43,435.85

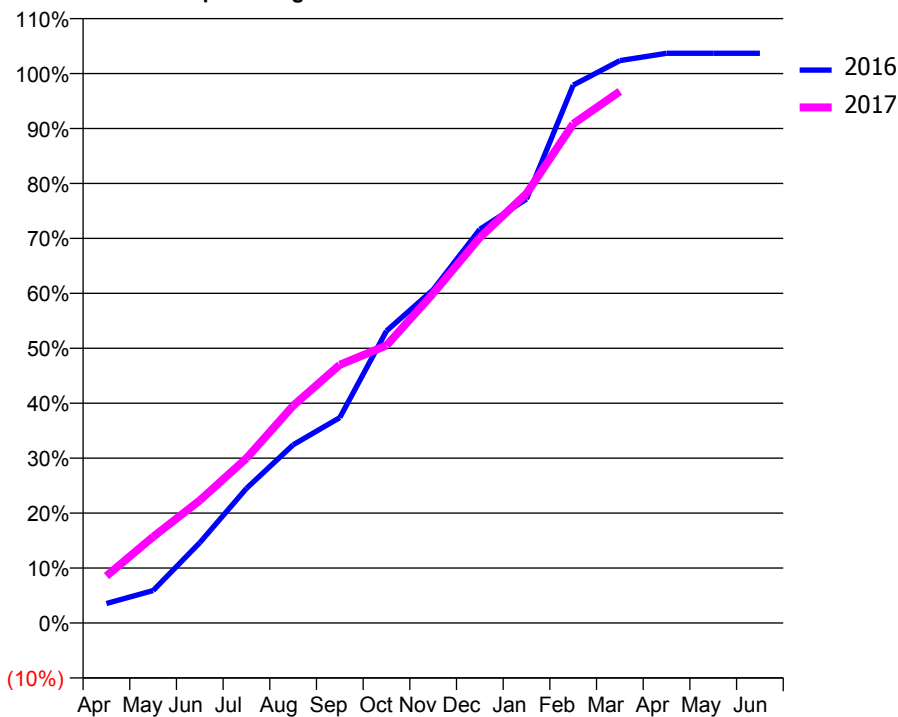
ACCESS*

Patients seen in 24 months	Total	Change since previous quarter
Quarter ending March 2016	818	
Quarter ending June 2016	807	↓
Quarter ending September 2016	793	↓
Quarter ending December 2016	826	↑
Quarter ending March 2017	860	↑
Variance since March 2016	5.1%	↑



ACTIVITY

Cumulative percentage of contracted UDA delivered 2016 & 2017



Adjusted Scheduled Activity (UDA)

Month	2016	2017
April	64	154
May	106	283
June	263	402
July	441	540
August	584	712
September	673	846
October	957	909
November	1,092	1,079
December	1,290	1,263
January	1,389	1,407
February	1,762	1,635
March	1,842	1,741
April	1,866	
May	1,866	
June	1,866	

QUALITY

	Quantity	Base Number	Contract	AT	Region	England
% of FP17s for the same patient ID Re-attending within 3 months - Children	16	336	4.8%	10.6%	12.0%	12.3%
% of FP17s for the same patient ID Re-attending within 3 months - Adults	50	359	13.9%	15.3%	16.0%	16.7%
% of FP17s for the same patient ID Re-attending between 3 & 9 months - Children	81	336	24.1%	55.6%	58.8%	57.6%
% of FP17s for the same patient ID Re-attending between 3 & 9 months - Adults	84	359	23.4%	48.7%	51.2%	50.1%
% of FP17s for Band 1 Urgent Courses	26	684	3.8%	8.6%	8.0%	9.1%
% of FP17s Relating to Free Repair or Replacements	2	684	0.3%	0.8%	0.8%	0.8%
% of FP17s Relating to Continuations	17	684	2.5%	1.1%	1.2%	1.2%
% of Patients satisfied with the dentistry they have received	0	1	N/A	93.9%	92.7%	92.8%
% of Patients satisfied with the time they had to wait for an appointment	1	1	N/A	90.6%	89.1%	88.7%

* This is based on patients treated on this contract for their most recent course of treatment. Figures in italics indicate the base number of FP17s or Patient Questionnaire responses are less than 100. N/A is shown where the base number of responses is less than 10 during the period. % is calculated as Quantity/Base number*100

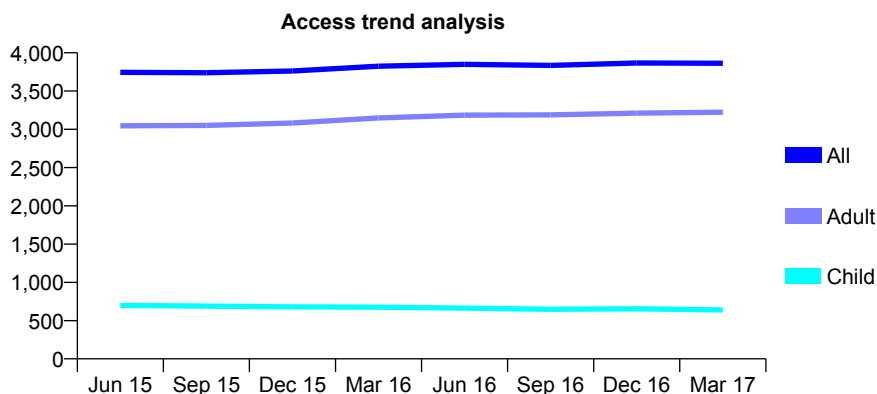
Q57 - Vital Signs At a Glance Contract Report for 732265/0001 - March 2017

Name or company name	MR ND RANKIN
Contract type name	GDS Contract
Purpose of contract	General
Contract start date	01/04/2006
Contract end date	

16/17 Contracted general activity (UDA)	9,401
Carry forward general activity (UDA)	-31
16/17 Contracted orthodontic activity (UOA)	0
Carry forward orthodontic activity (UOA)	0
Baseline contract value	£198,972.73

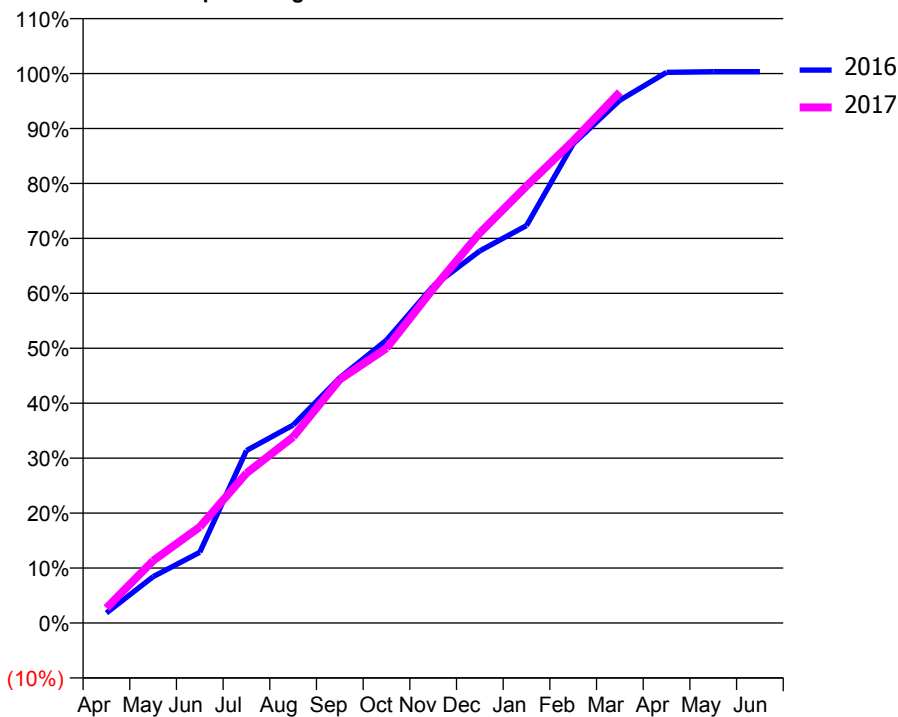
ACCESS*

Patients seen in 24 months	Total	Change since previous quarter
Quarter ending March 2016	3,824	
Quarter ending June 2016	3,850	→
Quarter ending September 2016	3,836	→
Quarter ending December 2016	3,867	→
Quarter ending March 2017	3,863	→
Variance since March 2016	1.0%	→



ACTIVITY

Cumulative percentage of contracted UDA delivered 2016 & 2017



Month	Adjusted Scheduled Activity (UDA)	
	2016	2017
April	173	256
May	794	1,066
June	1,209	1,643
July	2,951	2,563
August	3,387	3,184
September	4,197	4,166
October	4,839	4,700
November	5,763	5,717
December	6,366	6,675
January	6,798	7,475
February	8,199	8,249
March	8,945	9,083
April	9,420	
May	9,432	
June	9,432	

QUALITY

	Quantity	Base Number	Contract	AT	Region	England
% of FP17s for the same patient ID Re-attending within 3 months - Children	74	786	9.4%	10.6%	12.0%	12.3%
% of FP17s for the same patient ID Re-attending within 3 months - Adults	661	4,013	16.5%	15.3%	16.0%	16.7%
% of FP17s for the same patient ID Re-attending between 3 & 9 months - Children	372	786	47.3%	55.6%	58.8%	57.6%
% of FP17s for the same patient ID Re-attending between 3 & 9 months - Adults	1,556	4,013	38.8%	48.7%	51.2%	50.1%
% of FP17s for Band 1 Urgent Courses	349	4,567	7.6%	8.6%	8.0%	9.1%
% of FP17s Relating to Free Repair or Replacements	38	4,567	0.8%	0.8%	0.8%	0.8%
% of FP17s Relating to Continuations	70	4,567	1.5%	1.1%	1.2%	1.2%
% of Patients satisfied with the dentistry they have received	14	15	93.3%	93.9%	92.7%	92.8%
% of Patients satisfied with the time they had to wait for an appointment	15	15	100.0%	90.6%	89.1%	88.7%

* This is based on patients treated on this contract for their most recent course of treatment. Figures in italics indicate the base number of FP17s or Patient Questionnaire responses are less than 100. N/A is shown where the base number of responses is less than 10 during the period. % is calculated as Quantity/Base number*100

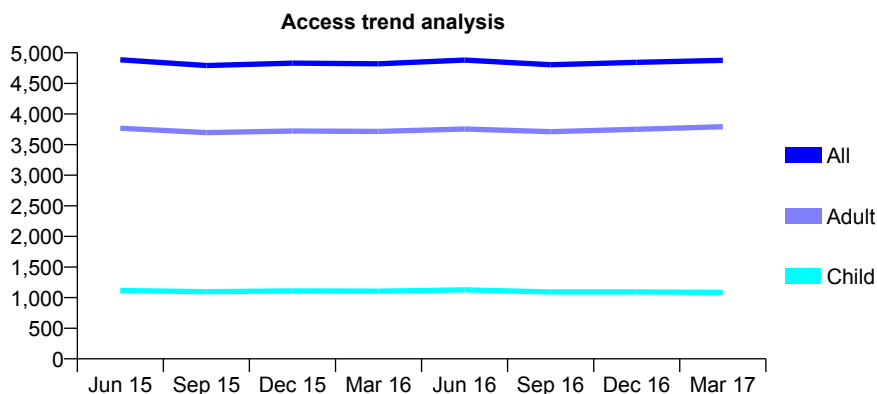
Q57 - Vital Signs At a Glance Contract Report for 738131/0001 - March 2017

Name or company name	MR FM LUTTERODT
Contract type name	GDS Contract
Purpose of contract	General
Contract start date	01/04/2006
Contract end date	

16/17 Contracted general activity (UDA)	13,688
Carry forward general activity (UDA)	-189
16/17 Contracted orthodontic activity (UOA)	0
Carry forward orthodontic activity (UOA)	0
Baseline contract value	£448,332.05

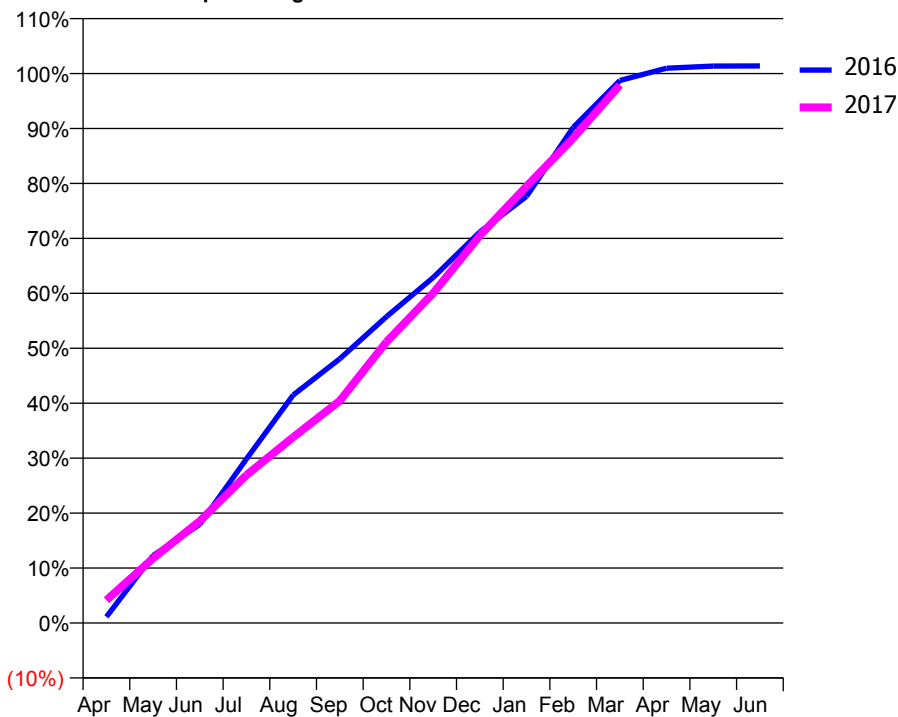
ACCESS*

Patients seen in 24 months	Total	Change since previous quarter
Quarter ending March 2016	4,821	
Quarter ending June 2016	4,881	→
Quarter ending September 2016	4,804	↓
Quarter ending December 2016	4,844	→
Quarter ending March 2017	4,877	→
Variance since March 2016	1.2%	→



ACTIVITY

Cumulative percentage of contracted UDA delivered 2016 & 2017



Month	Adjusted Scheduled Activity (UDA)	
	2016	2017
April	154	570
May	1,683	1,613
June	2,458	2,538
July	4,086	3,684
August	5,680	4,628
September	6,581	5,535
October	7,633	7,004
November	8,604	8,215
December	9,740	9,650
January	10,628	10,878
February	12,344	12,079
March	13,513	13,402
April	13,820	
May	13,874	
June	13,877	

QUALITY

	Quantity	Base Number	Contract	AT	Region	England
% of FP17s for the same patient ID Re-attending within 3 months - Children	58	1,240	4.7%	10.6%	12.0%	12.3%
% of FP17s for the same patient ID Re-attending within 3 months - Adults	652	4,616	14.1%	15.3%	16.0%	16.7%
% of FP17s for the same patient ID Re-attending between 3 & 9 months - Children	577	1,240	46.5%	55.6%	58.8%	57.6%
% of FP17s for the same patient ID Re-attending between 3 & 9 months - Adults	2,230	4,616	48.3%	48.7%	51.2%	50.1%
% of FP17s for Band 1 Urgent Courses	349	5,684	6.1%	8.6%	8.0%	9.1%
% of FP17s Relating to Free Repair or Replacements	68	5,684	1.2%	0.8%	0.8%	0.8%
% of FP17s Relating to Continuations	32	5,684	0.6%	1.1%	1.2%	1.2%
% of Patients satisfied with the dentistry they have received	6	6	N/A	93.9%	92.7%	92.8%
% of Patients satisfied with the time they had to wait for an appointment	6	6	N/A	90.6%	89.1%	88.7%

* This is based on patients treated on this contract for their most recent course of treatment. Figures in italics indicate the base number of FP17s or Patient Questionnaire responses are less than 100. N/A is shown where the base number of responses is less than 10 during the period. % is calculated as Quantity/Base number*100

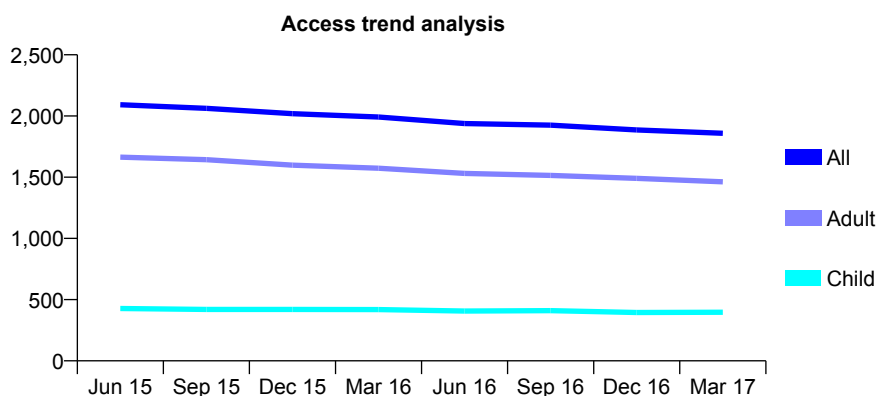
Q57 - Vital Signs At a Glance Contract Report for 738476/0001 - March 2017

Name or company name	MR J VAPIWALA
Contract type name	GDS Contract
Purpose of contract	General
Contract start date	01/04/2006
Contract end date	

16/17 Contracted general activity (UDA)	6,898
Carry forward general activity (UDA)	0
16/17 Contracted orthodontic activity (UOA)	0
Carry forward orthodontic activity (UOA)	0
Baseline contract value	£190,079.81

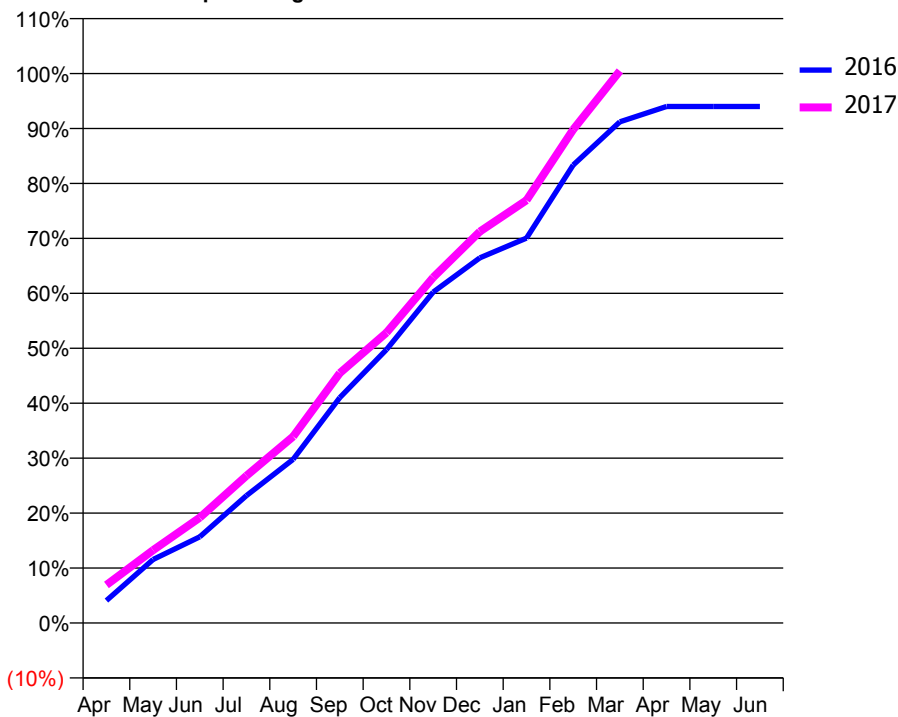
ACCESS*

Patients seen in 24 months	Total	Change since previous quarter
Quarter ending March 2016	1,992	
Quarter ending June 2016	1,938	↓
Quarter ending September 2016	1,925	→
Quarter ending December 2016	1,886	↓
Quarter ending March 2017	1,859	↓
Variance since March 2016	(6.7%)	↓



ACTIVITY

Cumulative percentage of contracted UDA delivered 2016 & 2017



Month	Adjusted Scheduled Activity (UDA)	
	2016	2017
April	282	478
May	797	915
June	1,082	1,323
July	1,600	1,849
August	2,055	2,340
September	2,829	3,138
October	3,433	3,645
November	4,154	4,338
December	4,584	4,913
January	4,832	5,307
February	5,749	6,194
March	6,292	6,931
April	6,485	
May	6,485	
June	6,485	

QUALITY

	Quantity	Base Number	Contract	AT	Region	England
% of FP17s for the same patient ID Re-attending within 3 months - Children	53	631	8.4%	10.6%	12.0%	12.3%
% of FP17s for the same patient ID Re-attending within 3 months - Adults	443	2,412	18.4%	15.3%	16.0%	16.7%
% of FP17s for the same patient ID Re-attending between 3 & 9 months - Children	390	631	61.8%	55.6%	58.8%	57.6%
% of FP17s for the same patient ID Re-attending between 3 & 9 months - Adults	1,470	2,412	60.9%	48.7%	51.2%	50.1%
% of FP17s for Band 1 Urgent Courses	226	2,928	7.7%	8.6%	8.0%	9.1%
% of FP17s Relating to Free Repair or Replacements	17	2,928	0.6%	0.8%	0.8%	0.8%
% of FP17s Relating to Continuations	189	2,928	6.5%	1.1%	1.2%	1.2%
% of Patients satisfied with the dentistry they have received	7	7	N/A	93.9%	92.7%	92.8%
% of Patients satisfied with the time they had to wait for an appointment	6	7	N/A	90.6%	89.1%	88.7%

* This is based on patients treated on this contract for their most recent course of treatment. Figures in italics indicate the base number of FP17s or Patient Questionnaire responses are less than 100. N/A is shown where the base number of responses is less than 10 during the period. % is calculated as Quantity/Base number*100

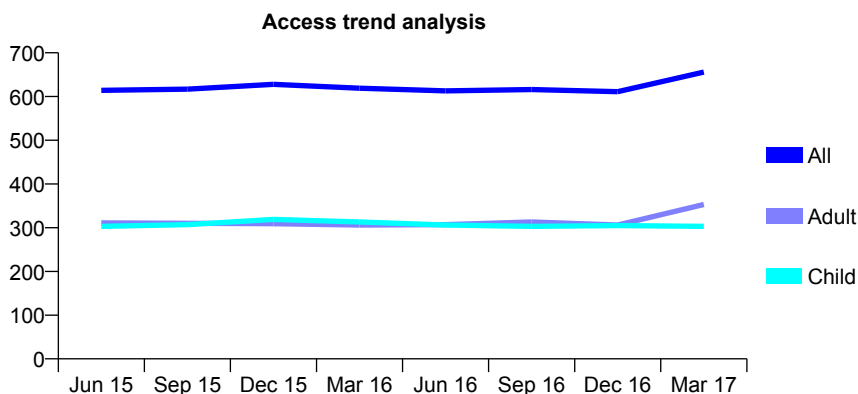
Q57 - Vital Signs At a Glance Contract Report for 741981/0001 - March 2017

Name or company name	MRS K VINCENT
Contract type name	GDS Contract
Purpose of contract	General
Contract start date	01/05/2007
Contract end date	

16/17 Contracted general activity (UDA)	1,912
Carry forward general activity (UDA)	28
16/17 Contracted orthodontic activity (UOA)	0
Carry forward orthodontic activity (UOA)	0
Baseline contract value	£54,250.14

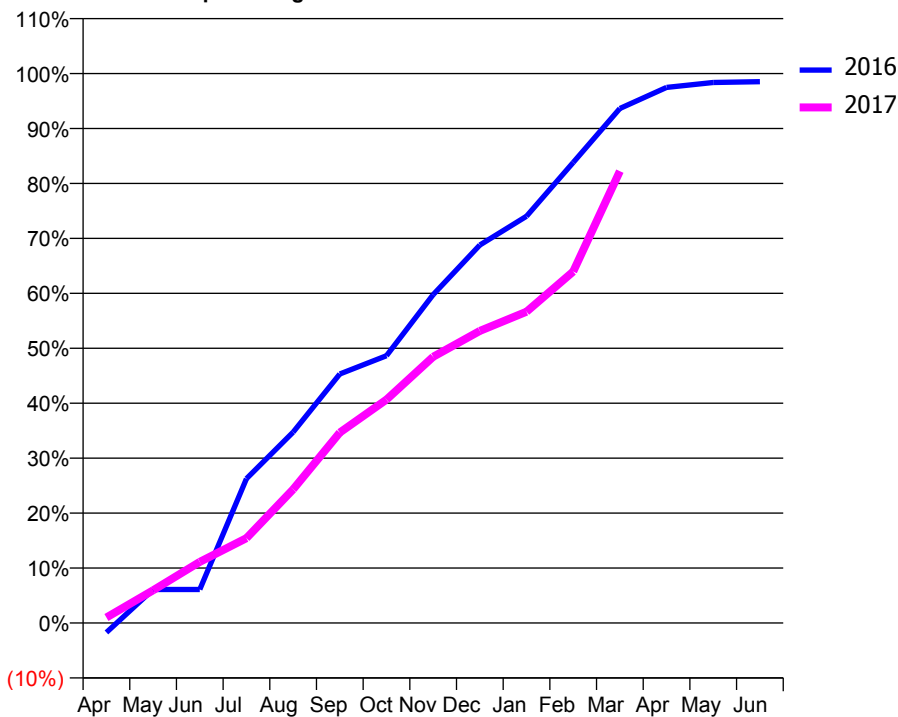
ACCESS*

Patients seen in 24 months	Total	Change since previous quarter
Quarter ending March 2016	619	
Quarter ending June 2016	613	→
Quarter ending September 2016	616	→
Quarter ending December 2016	611	→
Quarter ending March 2017	656	↑
Variance since March 2016	6.0%	↑



ACTIVITY

Cumulative percentage of contracted UDA delivered 2016 & 2017



Month	Adjusted Scheduled Activity (UDA)	
	2016	2017
April	-33	19
May	117	114
June	117	213
July	502	295
August	664	465
September	866	663
October	930	777
November	1,142	926
December	1,315	1,016
January	1,415	1,083
February	1,603	1,223
March	1,790	1,572
April	1,864	
May	1,881	
June	1,884	

QUALITY

	Quantity	Base Number	Contract	AT	Region	England
% of FP17s for the same patient ID Re-attending within 3 months - Children	34	396	8.6%	10.6%	12.0%	12.3%
% of FP17s for the same patient ID Re-attending within 3 months - Adults	76	404	18.8%	15.3%	16.0%	16.7%
% of FP17s for the same patient ID Re-attending between 3 & 9 months - Children	205	396	51.8%	55.6%	58.8%	57.6%
% of FP17s for the same patient ID Re-attending between 3 & 9 months - Adults	163	404	40.3%	48.7%	51.2%	50.1%
% of FP17s for Band 1 Urgent Courses	86	765	11.2%	8.6%	8.0%	9.1%
% of FP17s Relating to Free Repair or Replacements	2	765	0.3%	0.8%	0.8%	0.8%
% of FP17s Relating to Continuations	2	765	0.3%	1.1%	1.2%	1.2%
% of Patients satisfied with the dentistry they have received	0	0	N/A	93.9%	92.7%	92.8%
% of Patients satisfied with the time they had to wait for an appointment	0	0	N/A	90.6%	89.1%	88.7%

* This is based on patients treated on this contract for their most recent course of treatment. Figures in italics indicate the base number of FP17s or Patient Questionnaire responses are less than 100. N/A is shown where the base number of responses is less than 10 during the period. % is calculated as Quantity/Base number*100

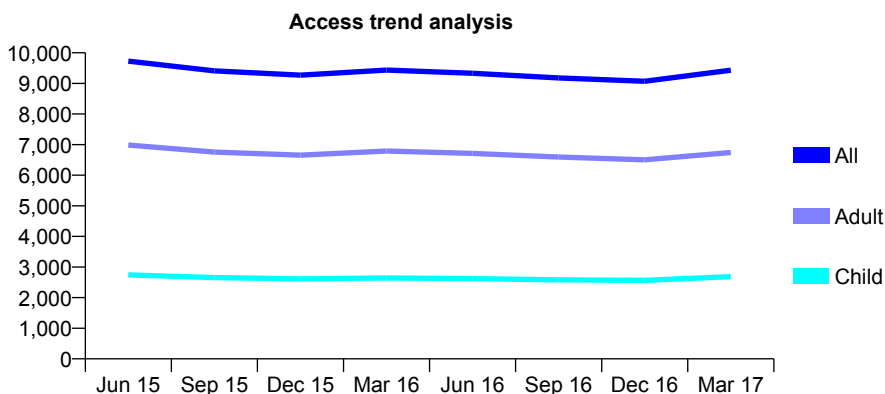
Q57 - Vital Signs At a Glance Contract Report for 749052/0001 - March 2017

Name or company name	MR HW DIXON
Contract type name	GDS Contract
Purpose of contract	General
Contract start date	01/04/2006
Contract end date	

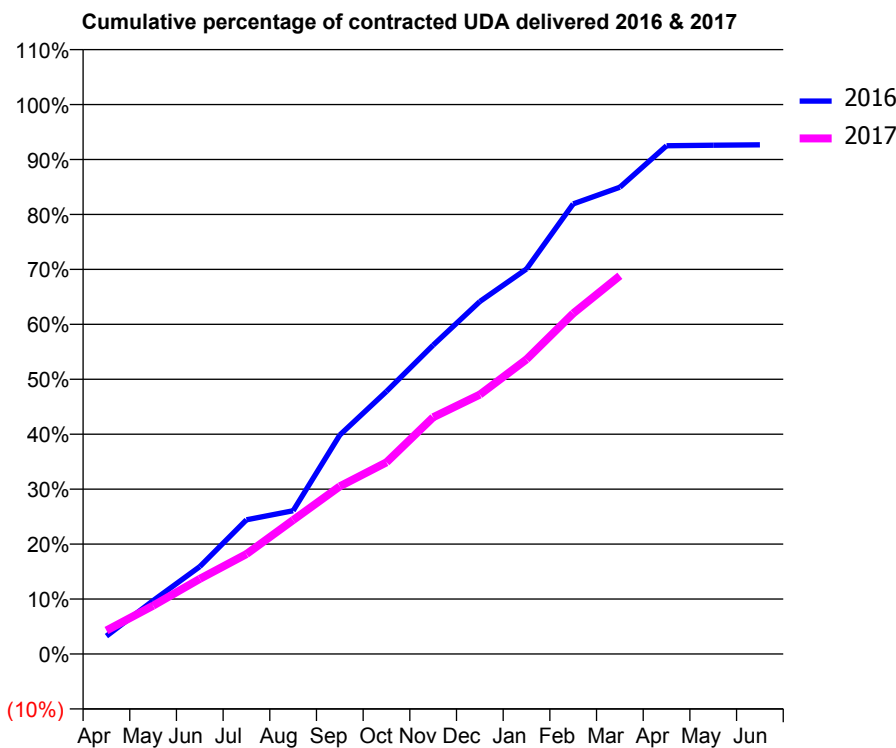
16/17 Contracted general activity (UDA)	25,212
Carry forward general activity (UDA)	0
16/17 Contracted orthodontic activity (UOA)	0
Carry forward orthodontic activity (UOA)	0
Baseline contract value	£684,292.68

ACCESS*

Patients seen in 24 months	Total	Change since previous quarter
Quarter ending March 2016	9,435	
Quarter ending June 2016	9,331	↓
Quarter ending September 2016	9,178	↓
Quarter ending December 2016	9,069	↓
Quarter ending March 2017	9,432	↑
Variance since March 2016	(0.0%)	→



ACTIVITY



Month	Adjusted Scheduled Activity (UDA)	
	2016	2017
April	825	1,078
May	2,448	2,215
June	4,011	3,446
July	6,158	4,586
August	6,574	6,147
September	10,046	7,693
October	12,047	8,797
November	14,170	10,862
December	16,174	11,900
January	17,664	13,516
February	20,651	15,631
March	21,419	17,353
April	23,320	
May	23,346	
June	23,361	

QUALITY

	Quantity	Base Number	Contract	AT	Region	England
% of FP17s for the same patient ID Re-attending within 3 months - Children	327	3,686	8.9%	10.6%	12.0%	12.3%
% of FP17s for the same patient ID Re-attending within 3 months - Adults	1,295	8,252	15.7%	15.3%	16.0%	16.7%
% of FP17s for the same patient ID Re-attending between 3 & 9 months - Children	1,976	3,686	53.6%	55.6%	58.8%	57.6%
% of FP17s for the same patient ID Re-attending between 3 & 9 months - Adults	3,965	8,252	48.0%	48.7%	51.2%	50.1%
% of FP17s for Band 1 Urgent Courses	1,129	9,927	11.4%	8.6%	8.0%	9.1%
% of FP17s Relating to Free Repair or Replacements	73	9,927	0.7%	0.8%	0.8%	0.8%
% of FP17s Relating to Continuations	5	9,927	0.1%	1.1%	1.2%	1.2%
% of Patients satisfied with the dentistry they have received	10	11	90.9%	93.9%	92.7%	92.8%
% of Patients satisfied with the time they had to wait for an appointment	9	11	81.8%	90.6%	89.1%	88.7%

* This is based on patients treated on this contract for their most recent course of treatment. Figures in italics indicate the base number of FP17s or Patient Questionnaire responses are less than 100. N/A is shown where the base number of responses is less than 10 during the period. % is calculated as Quantity/Base number*100

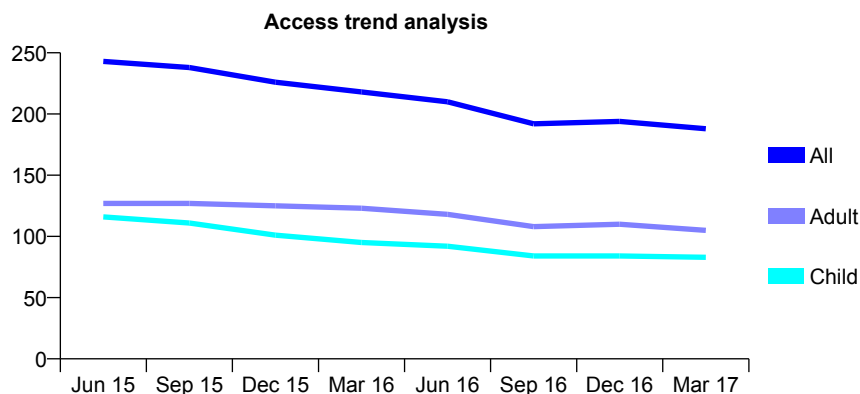
Q57 - Vital Signs At a Glance Contract Report for 754684/0001 - March 2017

Name or company name	MRS SK RANA
Contract type name	GDS Contract
Purpose of contract	General
Contract start date	01/04/2006
Contract end date	

16/17 Contracted general activity (UDA)	700
Carry forward general activity (UDA)	0
16/17 Contracted orthodontic activity (UOA)	0
Carry forward orthodontic activity (UOA)	0
Baseline contract value	£17,717.00

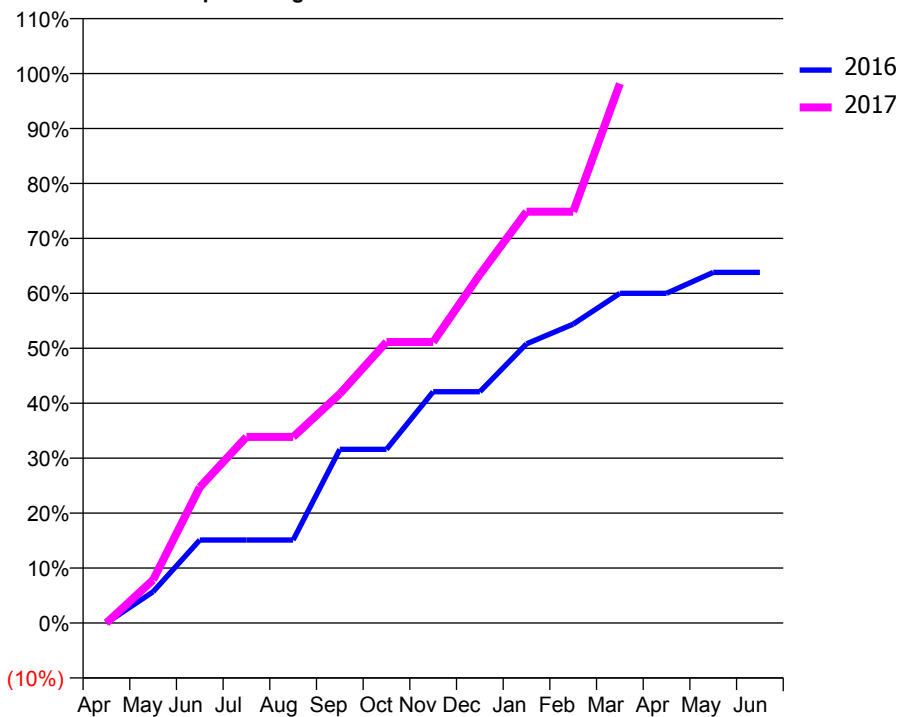
ACCESS*

Patients seen in 24 months	Total	Change since previous quarter
Quarter ending March 2016	218	
Quarter ending June 2016	210	↓
Quarter ending September 2016	192	↓
Quarter ending December 2016	194	→
Quarter ending March 2017	188	↓
Variance since March 2016	(13.8%)	↓



ACTIVITY

Cumulative percentage of contracted UDA delivered 2016 & 2017



Adjusted Scheduled Activity (UDA)

Month	2016	2017
April	0	0
May	57	55
June	151	173
July	151	237
August	151	237
September	316	292
October	316	358
November	421	358
December	421	444
January	508	524
February	544	524
March	600	687
April	600	
May	638	
June	638	

QUALITY

	Quantity	Base Number	Contract	AT	Region	England
% of FP17s for the same patient ID Re-attending within 3 months - Children	1	121	0.8%	10.6%	12.0%	12.3%
% of FP17s for the same patient ID Re-attending within 3 months - Adults	19	179	10.6%	15.3%	16.0%	16.7%
% of FP17s for the same patient ID Re-attending between 3 & 9 months - Children	82	121	67.8%	55.6%	58.8%	57.6%
% of FP17s for the same patient ID Re-attending between 3 & 9 months - Adults	126	179	70.4%	48.7%	51.2%	50.1%
% of FP17s for Band 1 Urgent Courses	0	287	0.0%	8.6%	8.0%	9.1%
% of FP17s Relating to Free Repair or Replacements	1	287	0.3%	0.8%	0.8%	0.8%
% of FP17s Relating to Continuations	0	287	0.0%	1.1%	1.2%	1.2%
% of Patients satisfied with the dentistry they have received	0	0	N/A	93.9%	92.7%	92.8%
% of Patients satisfied with the time they had to wait for an appointment	0	0	N/A	90.6%	89.1%	88.7%

* This is based on patients treated on this contract for their most recent course of treatment. Figures in italics indicate the base number of FP17s or Patient Questionnaire responses are less than 100. N/A is shown where the base number of responses is less than 10 during the period. % is calculated as Quantity/Base number*100

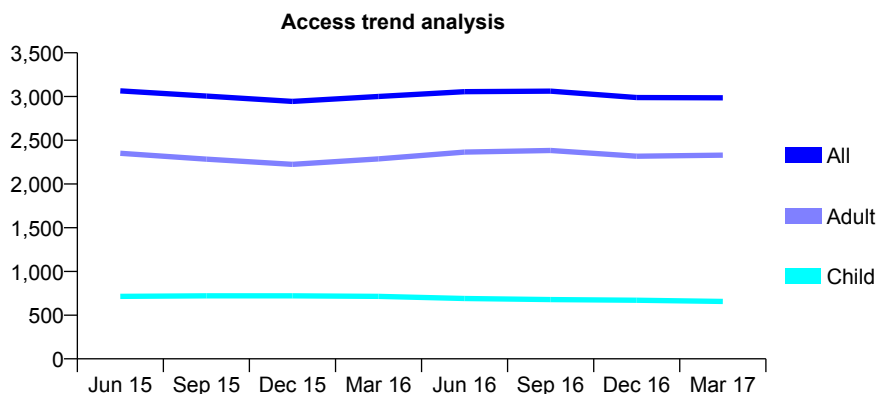
Q57 - Vital Signs At a Glance Contract Report for 755761/0001 - March 2017

Name or company name	MR MD BAILY
Contract type name	GDS Contract
Purpose of contract	General
Contract start date	01/04/2006
Contract end date	

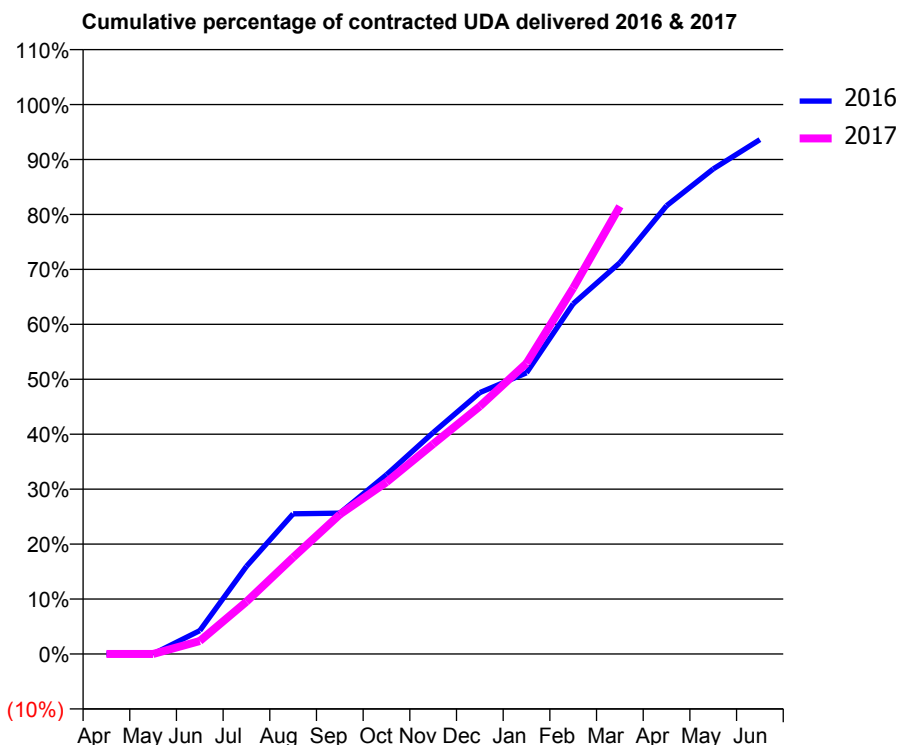
16/17 Contracted general activity (UDA)	8,538
Carry forward general activity (UDA)	0
16/17 Contracted orthodontic activity (UOA)	0
Carry forward orthodontic activity (UOA)	0
Baseline contract value	£212,816.12

ACCESS*

Patients seen in 24 months	Total	Change since previous quarter
Quarter ending March 2016	3,001	
Quarter ending June 2016	3,055	→
Quarter ending September 2016	3,061	→
Quarter ending December 2016	2,989	↓
Quarter ending March 2017	2,986	→
Variance since March 2016	(0.5%)	→



ACTIVITY



Month	Adjusted Scheduled Activity (UDA)	
	2016	2017
April	0	0
May	1	0
June	363	203
July	1,363	813
August	2,178	1,501
September	2,189	2,168
October	2,785	2,669
November	3,441	3,261
December	4,061	3,848
January	4,369	4,517
February	5,442	5,687
March	6,079	6,957
April	6,964	
May	7,536	
June	7,991	

QUALITY

	Quantity	Base Number	Contract	AT	Region	England
% of FP17s for the same patient ID Re-attending within 3 months - Children	18	676	2.7%	10.6%	12.0%	12.3%
% of FP17s for the same patient ID Re-attending within 3 months - Adults	446	2,836	15.7%	15.3%	16.0%	16.7%
% of FP17s for the same patient ID Re-attending between 3 & 9 months - Children	227	676	33.6%	55.6%	58.8%	57.6%
% of FP17s for the same patient ID Re-attending between 3 & 9 months - Adults	719	2,836	25.4%	48.7%	51.2%	50.1%
% of FP17s for Band 1 Urgent Courses	308	2,724	11.3%	8.6%	8.0%	9.1%
% of FP17s Relating to Free Repair or Replacements	25	2,724	0.9%	0.8%	0.8%	0.8%
% of FP17s Relating to Continuations	52	2,724	1.9%	1.1%	1.2%	1.2%
% of Patients satisfied with the dentistry they have received	7	7	N/A	93.9%	92.7%	92.8%
% of Patients satisfied with the time they had to wait for an appointment	7	7	N/A	90.6%	89.1%	88.7%

* This is based on patients treated on this contract for their most recent course of treatment. Figures in italics indicate the base number of FP17s or Patient Questionnaire responses are less than 100. N/A is shown where the base number of responses is less than 10 during the period. % is calculated as Quantity/Base number*100

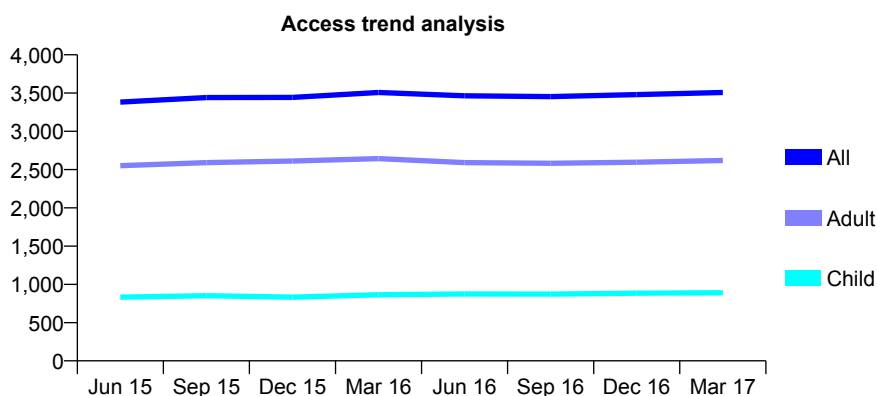
Q57 - Vital Signs At a Glance Contract Report for 755931/0001 - March 2017

Name or company name	MISS R DHARIWAL
Contract type name	GDS Contract
Purpose of contract	General
Contract start date	01/04/2006
Contract end date	

16/17 Contracted general activity (UDA)	9,500
Carry forward general activity (UDA)	244
16/17 Contracted orthodontic activity (UOA)	0
Carry forward orthodontic activity (UOA)	0
Baseline contract value	£251,067.65

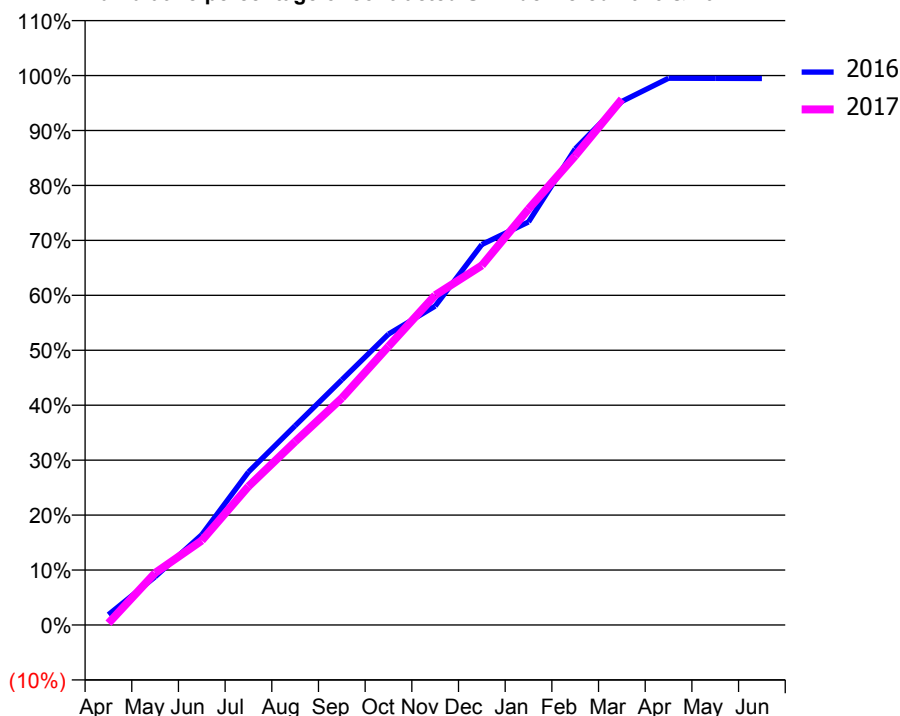
ACCESS*

Patients seen in 24 months	Total	Change since previous quarter
Quarter ending March 2016	3,507	
Quarter ending June 2016	3,464	↓
Quarter ending September 2016	3,454	→
Quarter ending December 2016	3,480	→
Quarter ending March 2017	3,508	→
Variance since March 2016	0.0%	→



ACTIVITY

Cumulative percentage of contracted UDA delivered 2016 & 2017



Month	Adjusted Scheduled Activity (UDA)	
	2016	2017
April	178	32
May	833	901
June	1,562	1,460
July	2,645	2,397
August	3,445	3,170
September	4,238	3,922
October	5,029	4,817
November	5,514	5,701
December	6,578	6,216
January	6,967	7,191
February	8,230	8,112
March	9,052	9,090
April	9,452	
May	9,451	
June	9,448	

QUALITY

	Quantity	Base Number	Contract	AT	Region	England
% of FP17s for the same patient ID Re-attending within 3 months - Children	85	1,228	6.9%	10.6%	12.0%	12.3%
% of FP17s for the same patient ID Re-attending within 3 months - Adults	438	3,198	13.7%	15.3%	16.0%	16.7%
% of FP17s for the same patient ID Re-attending between 3 & 9 months - Children	702	1,228	57.2%	55.6%	58.8%	57.6%
% of FP17s for the same patient ID Re-attending between 3 & 9 months - Adults	1,487	3,198	46.5%	48.7%	51.2%	50.1%
% of FP17s for Band 1 Urgent Courses	366	4,275	8.6%	8.6%	8.0%	9.1%
% of FP17s Relating to Free Repair or Replacements	36	4,275	0.8%	0.8%	0.8%	0.8%
% of FP17s Relating to Continuations	22	4,275	0.5%	1.1%	1.2%	1.2%
% of Patients satisfied with the dentistry they have received	23	23	100.0%	93.9%	92.7%	92.8%
% of Patients satisfied with the time they had to wait for an appointment	19	23	82.6%	90.6%	89.1%	88.7%

* This is based on patients treated on this contract for their most recent course of treatment. Figures in italics indicate the base number of FP17s or Patient Questionnaire responses are less than 100. N/A is shown where the base number of responses is less than 10 during the period. % is calculated as Quantity/Base number*100

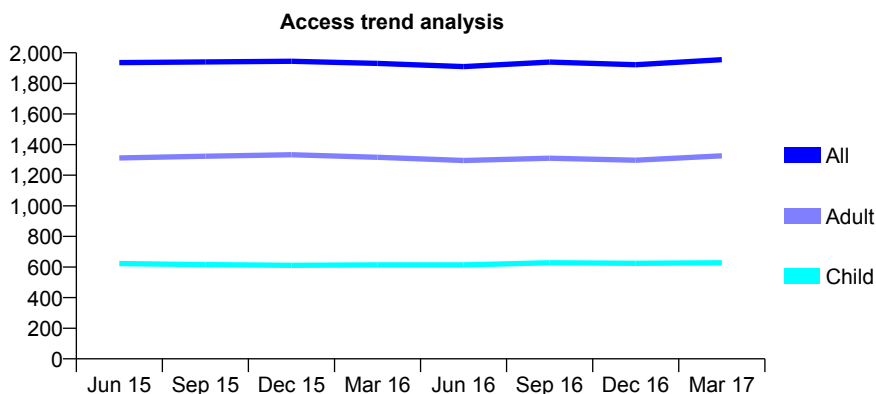
Q57 - Vital Signs At a Glance Contract Report for 764922/0001 - March 2017

Name or company name	MR J GREGORY
Contract type name	GDS Contract
Purpose of contract	General
Contract start date	01/04/2006
Contract end date	

16/17 Contracted general activity (UDA)	6,000
Carry forward general activity (UDA)	-38
16/17 Contracted orthodontic activity (UOA)	0
Carry forward orthodontic activity (UOA)	0
Baseline contract value	£152,701.18

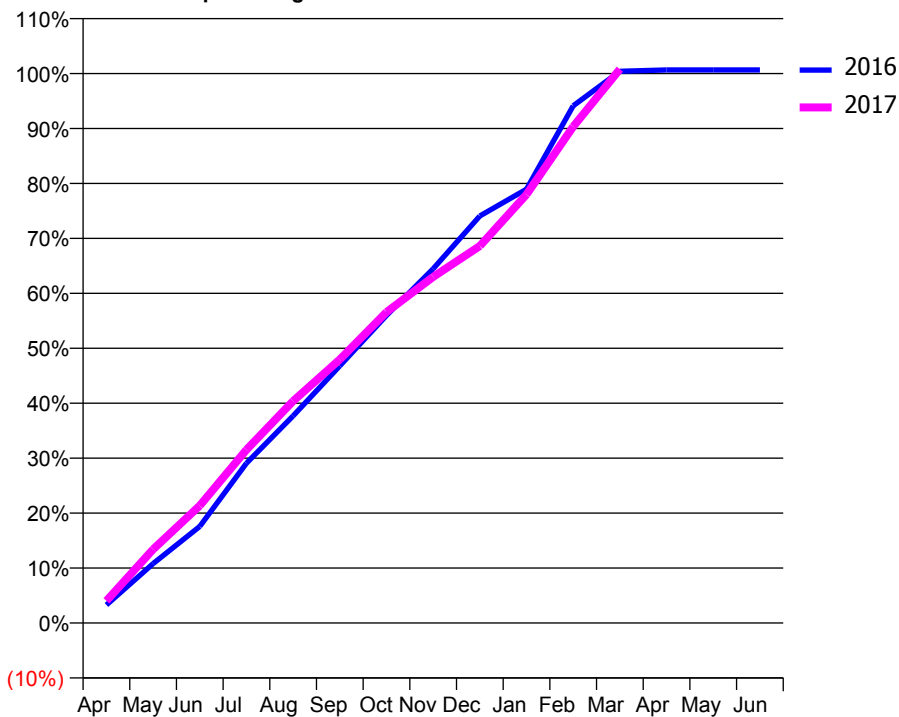
ACCESS*

Patients seen in 24 months	Total	Change since previous quarter
Quarter ending March 2016	1,931	
Quarter ending June 2016	1,910	↓
Quarter ending September 2016	1,939	→
Quarter ending December 2016	1,922	→
Quarter ending March 2017	1,955	→
Variance since March 2016	1.2%	→



ACTIVITY

Cumulative percentage of contracted UDA delivered 2016 & 2017



Month	Adjusted Scheduled Activity (UDA)	
	2016	2017
April	197	243
May	648	804
June	1,054	1,282
July	1,745	1,892
August	2,262	2,424
September	2,809	2,878
October	3,358	3,395
November	3,869	3,778
December	4,444	4,116
January	4,737	4,679
February	5,647	5,420
March	6,024	6,047
April	6,038	
May	6,038	
June	6,038	

QUALITY

	Quantity	Base Number	Contract	AT	Region	England
% of FP17s for the same patient ID Re-attending within 3 months - Children	55	1,030	5.3%	10.6%	12.0%	12.3%
% of FP17s for the same patient ID Re-attending within 3 months - Adults	272	2,042	13.3%	15.3%	16.0%	16.7%
% of FP17s for the same patient ID Re-attending between 3 & 9 months - Children	715	1,030	69.4%	55.6%	58.8%	57.6%
% of FP17s for the same patient ID Re-attending between 3 & 9 months - Adults	1,316	2,042	64.4%	48.7%	51.2%	50.1%
% of FP17s for Band 1 Urgent Courses	110	3,061	3.6%	8.6%	8.0%	9.1%
% of FP17s Relating to Free Repair or Replacements	28	3,061	0.9%	0.8%	0.8%	0.8%
% of FP17s Relating to Continuations	33	3,061	1.1%	1.1%	1.2%	1.2%
% of Patients satisfied with the dentistry they have received	4	4	N/A	93.9%	92.7%	92.8%
% of Patients satisfied with the time they had to wait for an appointment	4	4	N/A	90.6%	89.1%	88.7%

* This is based on patients treated on this contract for their most recent course of treatment. Figures in italics indicate the base number of FP17s or Patient Questionnaire responses are less than 100. N/A is shown where the base number of responses is less than 10 during the period. % is calculated as Quantity/Base number*100

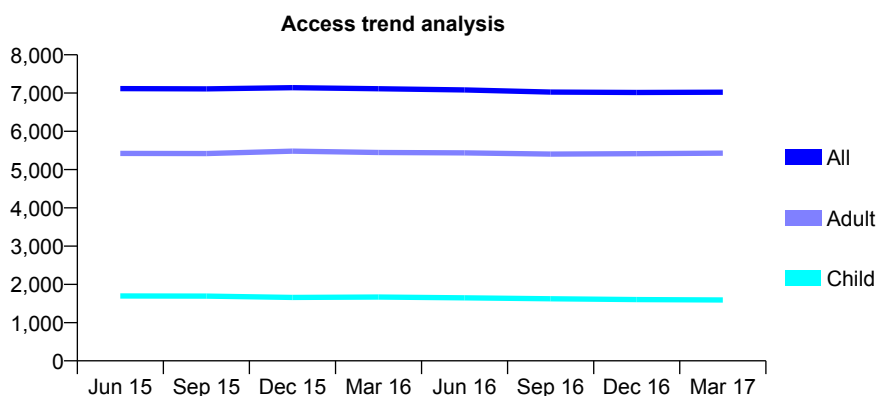
Q57 - Vital Signs At a Glance Contract Report for 768251/0002 - March 2017

Name or company name	MR AM MANUELSSON
Contract type name	GDS Contract
Purpose of contract	General
Contract start date	01/04/2006
Contract end date	

16/17 Contracted general activity (UDA)	21,500
Carry forward general activity (UDA)	0
16/17 Contracted orthodontic activity (UOA)	0
Carry forward orthodontic activity (UOA)	0
Baseline contract value	£603,552.64

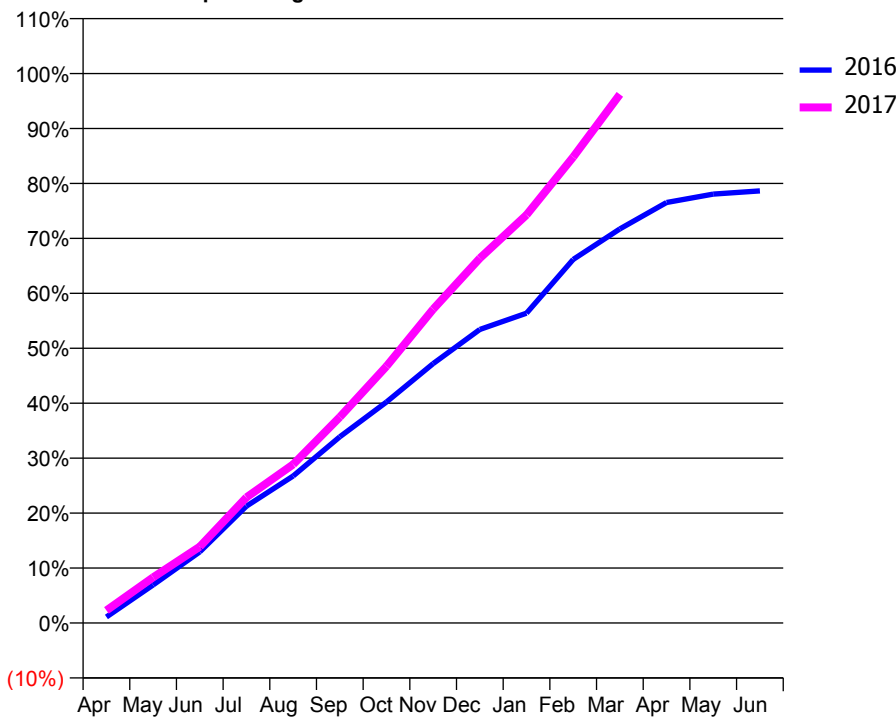
ACCESS*

Patients seen in 24 months	Total	Change since previous quarter
Quarter ending March 2016	7,112	
Quarter ending June 2016	7,082	→
Quarter ending September 2016	7,027	→
Quarter ending December 2016	7,016	→
Quarter ending March 2017	7,022	→
Variance since March 2016	(1.3%)	↓



ACTIVITY

Cumulative percentage of contracted UDA delivered 2016 & 2017



Month	Adjusted Scheduled Activity (UDA)	
	2016	2017
April	297	495
May	1,861	1,789
June	3,474	2,987
July	5,710	4,917
August	7,179	6,208
September	9,094	8,061
October	10,794	10,047
November	12,672	12,279
December	14,336	14,273
January	15,132	15,966
February	17,755	18,232
March	19,251	20,686
April	20,536	
May	20,947	
June	21,105	

QUALITY

	Quantity	Base Number	Contract	AT	Region	England
% of FP17s for the same patient ID Re-attending within 3 months - Children	123	2,039	6.0%	10.6%	12.0%	12.3%
% of FP17s for the same patient ID Re-attending within 3 months - Adults	608	6,345	9.6%	15.3%	16.0%	16.7%
% of FP17s for the same patient ID Re-attending between 3 & 9 months - Children	960	2,039	47.1%	55.6%	58.8%	57.6%
% of FP17s for the same patient ID Re-attending between 3 & 9 months - Adults	2,861	6,345	45.1%	48.7%	51.2%	50.1%
% of FP17s for Band 1 Urgent Courses	363	7,860	4.6%	8.6%	8.0%	9.1%
% of FP17s Relating to Free Repair or Replacements	15	7,860	0.2%	0.8%	0.8%	0.8%
% of FP17s Relating to Continuations	155	7,860	2.0%	1.1%	1.2%	1.2%
% of Patients satisfied with the dentistry they have received	25	27	92.6%	93.9%	92.7%	92.8%
% of Patients satisfied with the time they had to wait for an appointment	26	27	96.3%	90.6%	89.1%	88.7%

* This is based on patients treated on this contract for their most recent course of treatment. Figures in italics indicate the base number of FP17s or Patient Questionnaire responses are less than 100. N/A is shown where the base number of responses is less than 10 during the period. % is calculated as Quantity/Base number*100

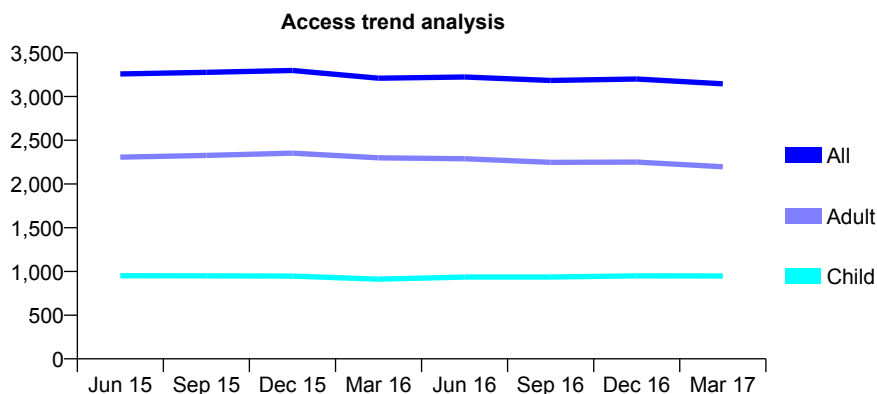
Q57 - Vital Signs At a Glance Contract Report for 776068/0001 - March 2017

Name or company name	MR OO AWOLOLA
Contract type name	GDS Contract
Purpose of contract	General
Contract start date	14/09/2007
Contract end date	

16/17 Contracted general activity (UDA)	8,551
Carry forward general activity (UDA)	-34
16/17 Contracted orthodontic activity (UOA)	0
Carry forward orthodontic activity (UOA)	0
Baseline contract value	£202,579.61

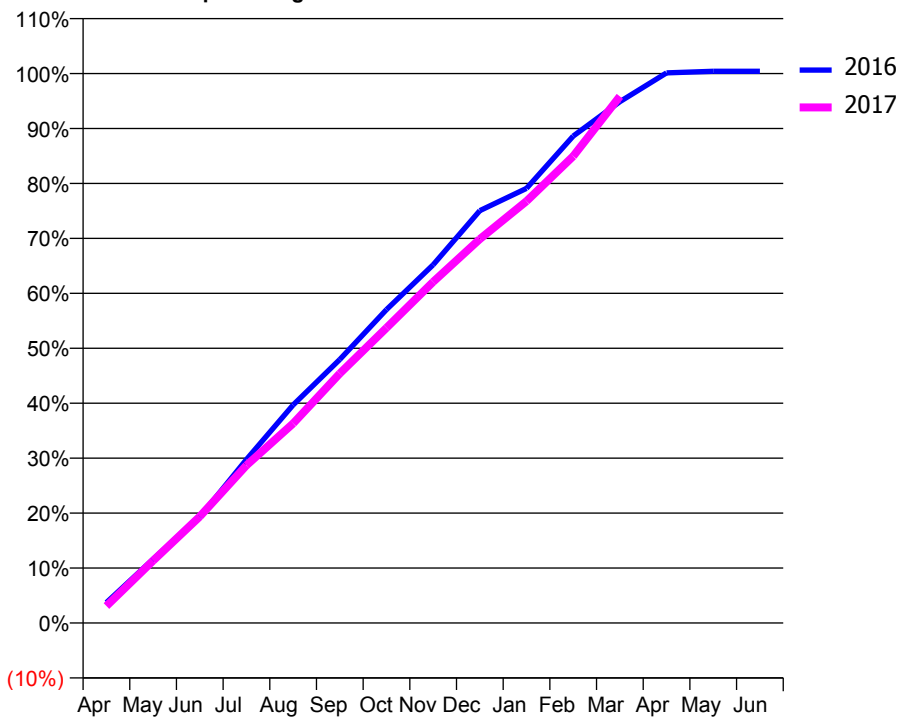
ACCESS*

Patients seen in 24 months	Total	Change since previous quarter
Quarter ending March 2016	3,210	
Quarter ending June 2016	3,223	→
Quarter ending September 2016	3,183	↓
Quarter ending December 2016	3,200	→
Quarter ending March 2017	3,145	↓
Variance since March 2016	(2.0%)	↓



ACTIVITY

Cumulative percentage of contracted UDA delivered 2016 & 2017



Month	Adjusted Scheduled Activity (UDA)	
	2016	2017
April	318	264
May	993	969
June	1,651	1,657
July	2,544	2,454
August	3,393	3,106
September	4,100	3,884
October	4,878	4,593
November	5,575	5,310
December	6,417	5,974
January	6,764	6,564
February	7,576	7,263
March	8,113	8,195
April	8,560	
May	8,585	
June	8,585	

QUALITY

	Quantity	Base Number	Contract	AT	Region	England
% of FP17s for the same patient ID Re-attending within 3 months - Children	60	1,428	4.2%	10.6%	12.0%	12.3%
% of FP17s for the same patient ID Re-attending within 3 months - Adults	321	3,158	10.2%	15.3%	16.0%	16.7%
% of FP17s for the same patient ID Re-attending between 3 & 9 months - Children	809	1,428	56.7%	55.6%	58.8%	57.6%
% of FP17s for the same patient ID Re-attending between 3 & 9 months - Adults	1,780	3,158	56.4%	48.7%	51.2%	50.1%
% of FP17s for Band 1 Urgent Courses	239	4,359	5.5%	8.6%	8.0%	9.1%
% of FP17s Relating to Free Repair or Replacements	13	4,359	0.3%	0.8%	0.8%	0.8%
% of FP17s Relating to Continuations	4	4,359	0.1%	1.1%	1.2%	1.2%
% of Patients satisfied with the dentistry they have received	5	5	N/A	93.9%	92.7%	92.8%
% of Patients satisfied with the time they had to wait for an appointment	5	5	N/A	90.6%	89.1%	88.7%

* This is based on patients treated on this contract for their most recent course of treatment. Figures in italics indicate the base number of FP17s or Patient Questionnaire responses are less than 100. N/A is shown where the base number of responses is less than 10 during the period. % is calculated as Quantity/Base number*100

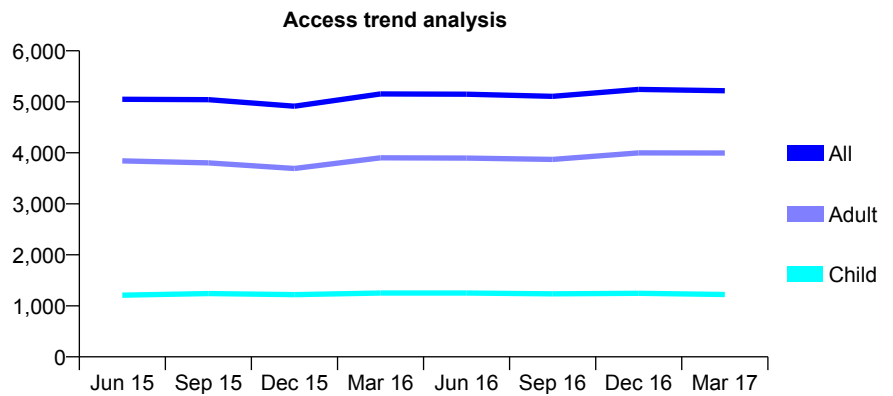
Q57 - Vital Signs At a Glance Contract Report for 781975/0001 - March 2017

Name or company name	MR O AWOLESI
Contract type name	GDS Contract
Purpose of contract	General
Contract start date	01/04/2006
Contract end date	

16/17 Contracted general activity (UDA)	11,500
Carry forward general activity (UDA)	-230
16/17 Contracted orthodontic activity (UOA)	0
Carry forward orthodontic activity (UOA)	0
Baseline contract value	£345,928.64

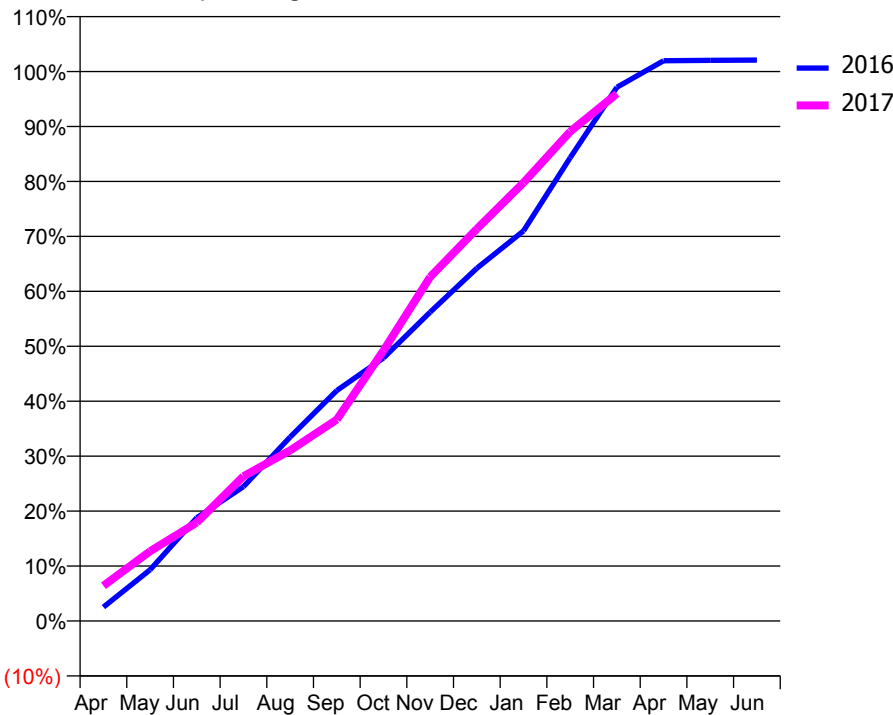
ACCESS*

Patients seen in 24 months	Total	Change since previous quarter
Quarter ending March 2016	5,153	
Quarter ending June 2016	5,150	→
Quarter ending September 2016	5,106	→
Quarter ending December 2016	5,244	↑
Quarter ending March 2017	5,217	→
Variance since March 2016	1.2%	→



ACTIVITY

Cumulative percentage of contracted UDA delivered 2016 & 2017



Month	Adjusted Scheduled Activity (UDA)	
	2016	2017
April	292	737
May	1,073	1,461
June	2,162	2,060
July	2,812	3,030
August	3,850	3,569
September	4,825	4,215
October	5,504	5,662
November	6,465	7,202
December	7,381	8,205
January	8,164	9,174
February	9,696	10,242
March	11,170	11,035
April	11,724	
May	11,733	
June	11,739	

QUALITY

	Quantity	Base Number	Contract	AT	Region	England
% of FP17s for the same patient ID Re-attending within 3 months - Children	134	1,716	7.8%	10.6%	12.0%	12.3%
% of FP17s for the same patient ID Re-attending within 3 months - Adults	513	4,314	11.9%	15.3%	16.0%	16.7%
% of FP17s for the same patient ID Re-attending between 3 & 9 months - Children	970	1,716	56.5%	55.6%	58.8%	57.6%
% of FP17s for the same patient ID Re-attending between 3 & 9 months - Adults	1,666	4,314	38.6%	48.7%	51.2%	50.1%
% of FP17s for Band 1 Urgent Courses	332	4,568	7.3%	8.6%	8.0%	9.1%
% of FP17s Relating to Free Repair or Replacements	58	4,568	1.3%	0.8%	0.8%	0.8%
% of FP17s Relating to Continuations	30	4,568	0.7%	1.1%	1.2%	1.2%
% of Patients satisfied with the dentistry they have received	7	7	N/A	93.9%	92.7%	92.8%
% of Patients satisfied with the time they had to wait for an appointment	7	7	N/A	90.6%	89.1%	88.7%

* This is based on patients treated on this contract for their most recent course of treatment. Figures in italics indicate the base number of FP17s or Patient Questionnaire responses are less than 100. N/A is shown where the base number of responses is less than 10 during the period. % is calculated as Quantity/Base number*100

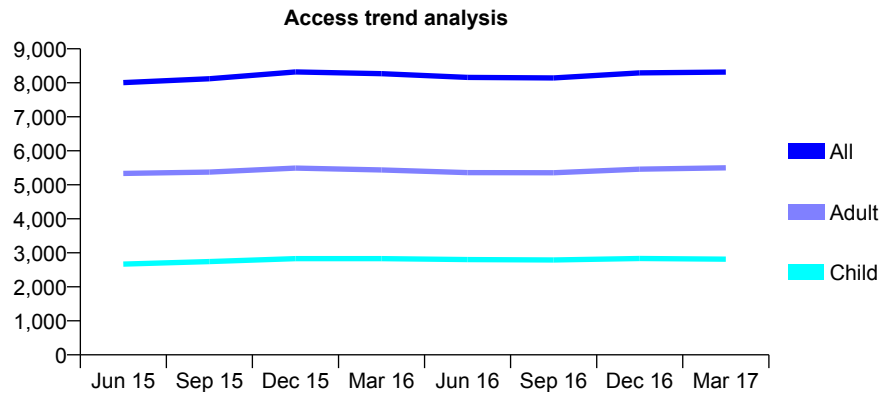
Q57 - Vital Signs At a Glance Contract Report for 787396/0001 - March 2017

Name or company name	MRS SS PATEL
Contract type name	GDS Contract
Purpose of contract	General
Contract start date	01/07/2008
Contract end date	

16/17 Contracted general activity (UDA)	22,000
Carry forward general activity (UDA)	-168
16/17 Contracted orthodontic activity (UOA)	0
Carry forward orthodontic activity (UOA)	0
Baseline contract value	£512,476.09

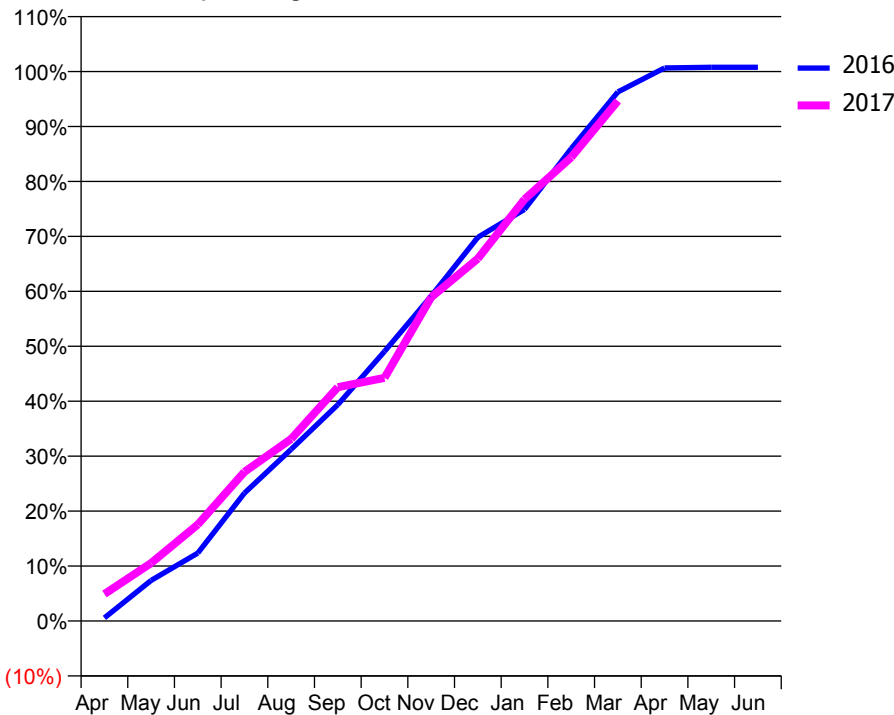
ACCESS*

Patients seen in 24 months	Total	Change since previous quarter
Quarter ending March 2016	8,268	
Quarter ending June 2016	8,159	↓
Quarter ending September 2016	8,145	→
Quarter ending December 2016	8,292	→
Quarter ending March 2017	8,315	→
Variance since March 2016	0.6%	→



ACTIVITY

Cumulative percentage of contracted UDA delivered 2016 & 2017



Month	Adjusted Scheduled Activity (UDA)	
	2016	2017
April	126	1,082
May	1,627	2,319
June	2,721	3,860
July	5,122	5,969
August	6,873	7,291
September	8,663	9,361
October	10,792	9,736
November	13,007	12,961
December	15,363	14,509
January	16,479	16,884
February	18,911	18,563
March	21,179	20,826
April	22,145	
May	22,168	
June	22,168	

QUALITY

	Quantity	Base Number	Contract	AT	Region	England
% of FP17s for the same patient ID Re-attending within 3 months - Children	353	3,539	10.0%	10.6%	12.0%	12.3%
% of FP17s for the same patient ID Re-attending within 3 months - Adults	1,070	6,353	16.8%	15.3%	16.0%	16.7%
% of FP17s for the same patient ID Re-attending between 3 & 9 months - Children	1,883	3,539	53.2%	55.6%	58.8%	57.6%
% of FP17s for the same patient ID Re-attending between 3 & 9 months - Adults	2,912	6,353	45.8%	48.7%	51.2%	50.1%
% of FP17s for Band 1 Urgent Courses	1,293	9,398	13.8%	8.6%	8.0%	9.1%
% of FP17s Relating to Free Repair or Replacements	26	9,398	0.3%	0.8%	0.8%	0.8%
% of FP17s Relating to Continuations	13	9,398	0.1%	1.1%	1.2%	1.2%
% of Patients satisfied with the dentistry they have received	4	4	N/A	93.9%	92.7%	92.8%
% of Patients satisfied with the time they had to wait for an appointment	4	4	N/A	90.6%	89.1%	88.7%

* This is based on patients treated on this contract for their most recent course of treatment. Figures in italics indicate the base number of FP17s or Patient Questionnaire responses are less than 100. N/A is shown where the base number of responses is less than 10 during the period. % is calculated as Quantity/Base number*100

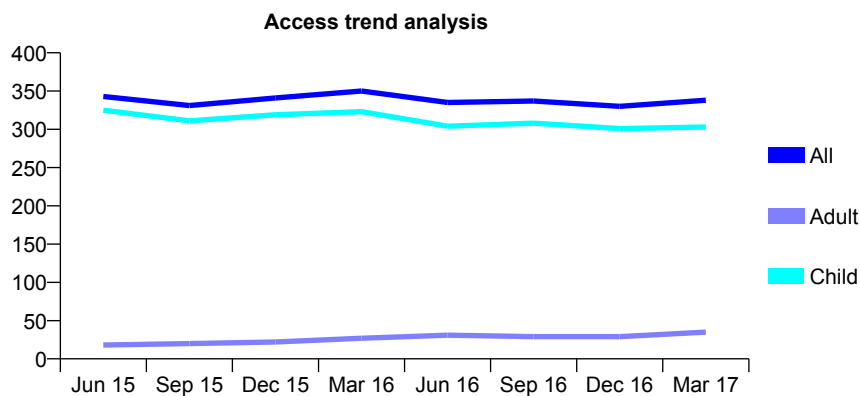
Q57 - Vital Signs At a Glance Contract Report for 807729/0001 - March 2017

Name or company name	MR PL ISAACS
Contract type name	GDS Contract
Purpose of contract	General
Contract start date	01/04/2006
Contract end date	

16/17 Contracted general activity (UDA)	489
Carry forward general activity (UDA)	0
16/17 Contracted orthodontic activity (UOA)	0
Carry forward orthodontic activity (UOA)	0
Baseline contract value	£12,106.80

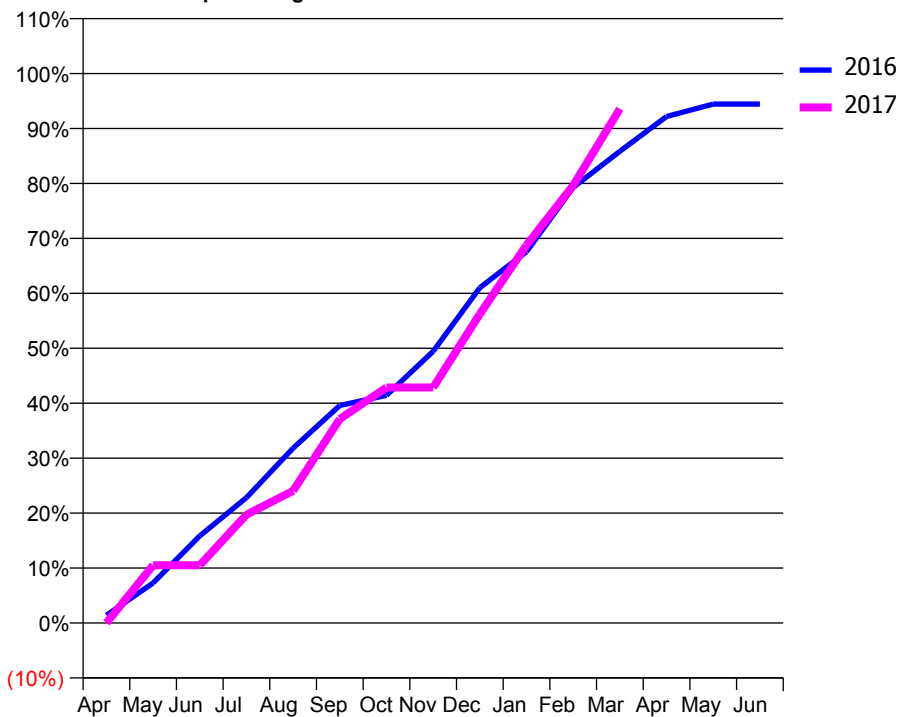
ACCESS*

Patients seen in 24 months	Total	Change since previous quarter
Quarter ending March 2016	350	
Quarter ending June 2016	335	↓
Quarter ending September 2016	337	→
Quarter ending December 2016	330	↓
Quarter ending March 2017	338	↑
Variance since March 2016	(3.4%)	↓



ACTIVITY

Cumulative percentage of contracted UDA delivered 2016 & 2017



Month	Adjusted Scheduled Activity (UDA)	
	2016	2017
April	7	0
May	36	51
June	78	51
July	112	96
August	156	118
September	194	182
October	203	210
November	242	210
December	298	275
January	330	336
February	388	389
March	420	458
April	451	
May	462	
June	462	

QUALITY

	Quantity	Base Number	Contract	AT	Region	England
% of FP17s for the same patient ID Re-attending within 3 months - Children	21	319	6.6%	10.6%	12.0%	12.3%
% of FP17s for the same patient ID Re-attending within 3 months - Adults	2	15	13.3%	15.3%	16.0%	16.7%
% of FP17s for the same patient ID Re-attending between 3 & 9 months - Children	46	319	14.4%	55.6%	58.8%	57.6%
% of FP17s for the same patient ID Re-attending between 3 & 9 months - Adults	1	15	6.7%	48.7%	51.2%	50.1%
% of FP17s for Band 1 Urgent Courses	8	300	2.7%	8.6%	8.0%	9.1%
% of FP17s Relating to Free Repair or Replacements	0	300	0.0%	0.8%	0.8%	0.8%
% of FP17s Relating to Continuations	0	300	0.0%	1.1%	1.2%	1.2%
% of Patients satisfied with the dentistry they have received	0	0	N/A	93.9%	92.7%	92.8%
% of Patients satisfied with the time they had to wait for an appointment	0	0	N/A	90.6%	89.1%	88.7%

* This is based on patients treated on this contract for their most recent course of treatment. Figures in italics indicate the base number of FP17s or Patient Questionnaire responses are less than 100. N/A is shown where the base number of responses is less than 10 during the period. % is calculated as Quantity/Base number*100

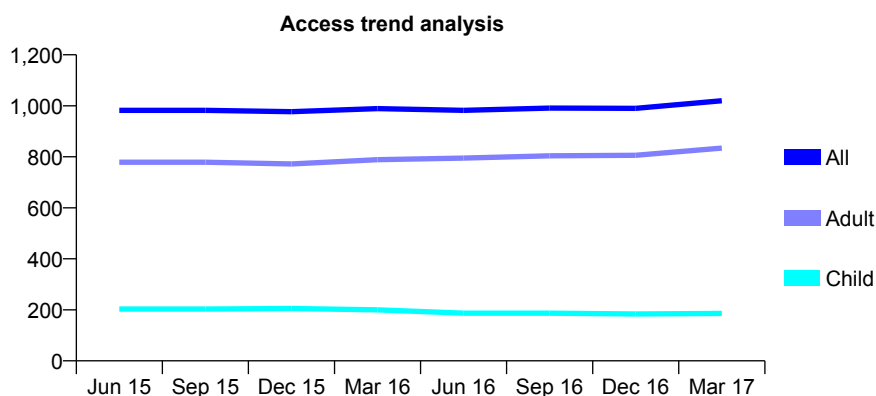
Q57 - Vital Signs At a Glance Contract Report for 812587/0001 - March 2017

Name or company name	MR JB PEEK
Contract type name	GDS Contract
Purpose of contract	General
Contract start date	01/04/2006
Contract end date	

16/17 Contracted general activity (UDA)	5,014
Carry forward general activity (UDA)	0
16/17 Contracted orthodontic activity (UOA)	0
Carry forward orthodontic activity (UOA)	0
Baseline contract value	£131,678.41

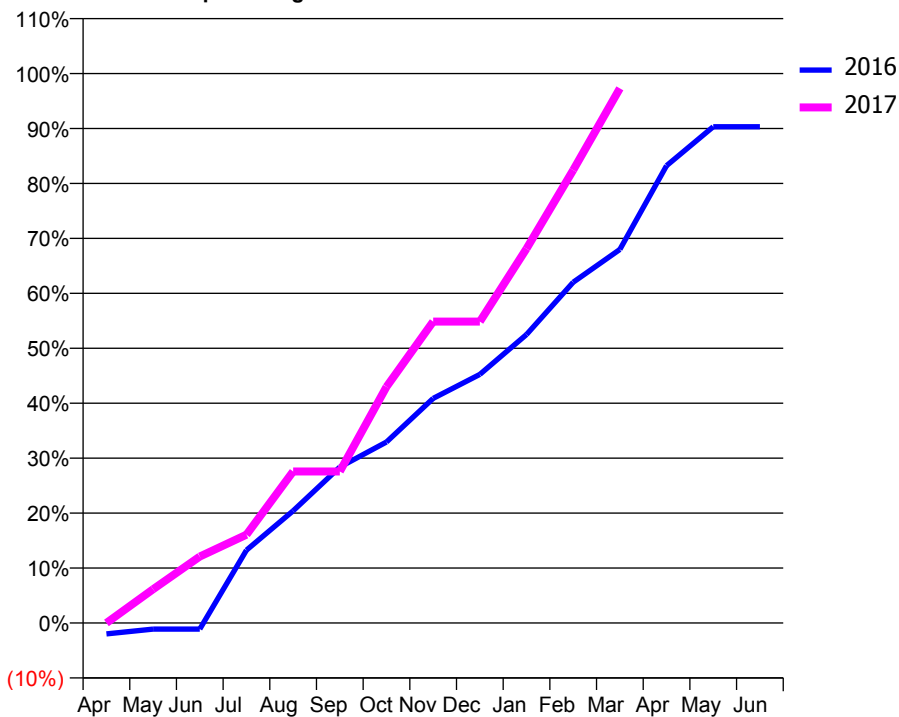
ACCESS*

Patients seen in 24 months	Total	Change since previous quarter
Quarter ending March 2016	989	
Quarter ending June 2016	982	→
Quarter ending September 2016	991	→
Quarter ending December 2016	990	→
Quarter ending March 2017	1,020	↑
Variance since March 2016	3.1%	↑



ACTIVITY

Cumulative percentage of contracted UDA delivered 2016 & 2017



Month	Adjusted Scheduled Activity (UDA)	
	2016	2017
April	-100	0
May	-56	309
June	-56	606
July	664	806
August	1,024	1,383
September	1,423	1,383
October	1,652	2,156
November	2,049	2,750
December	2,268	2,750
January	2,633	3,416
February	3,110	4,133
March	3,409	4,878
April	4,173	
May	4,528	
June	4,528	

QUALITY

	Quantity	Base Number	Contract	AT	Region	England
% of FP17s for the same patient ID Re-attending within 3 months - Children	59	333	17.7%	10.6%	12.0%	12.3%
% of FP17s for the same patient ID Re-attending within 3 months - Adults	327	1,418	23.1%	15.3%	16.0%	16.7%
% of FP17s for the same patient ID Re-attending between 3 & 9 months - Children	183	333	55.0%	55.6%	58.8%	57.6%
% of FP17s for the same patient ID Re-attending between 3 & 9 months - Adults	692	1,418	48.8%	48.7%	51.2%	50.1%
% of FP17s for Band 1 Urgent Courses	188	1,490	12.6%	8.6%	8.0%	9.1%
% of FP17s Relating to Free Repair or Replacements	11	1,490	0.7%	0.8%	0.8%	0.8%
% of FP17s Relating to Continuations	16	1,490	1.1%	1.1%	1.2%	1.2%
% of Patients satisfied with the dentistry they have received	1	1	N/A	93.9%	92.7%	92.8%
% of Patients satisfied with the time they had to wait for an appointment	1	1	N/A	90.6%	89.1%	88.7%

* This is based on patients treated on this contract for their most recent course of treatment. Figures in italics indicate the base number of FP17s or Patient Questionnaire responses are less than 100. N/A is shown where the base number of responses is less than 10 during the period. % is calculated as Quantity/Base number*100

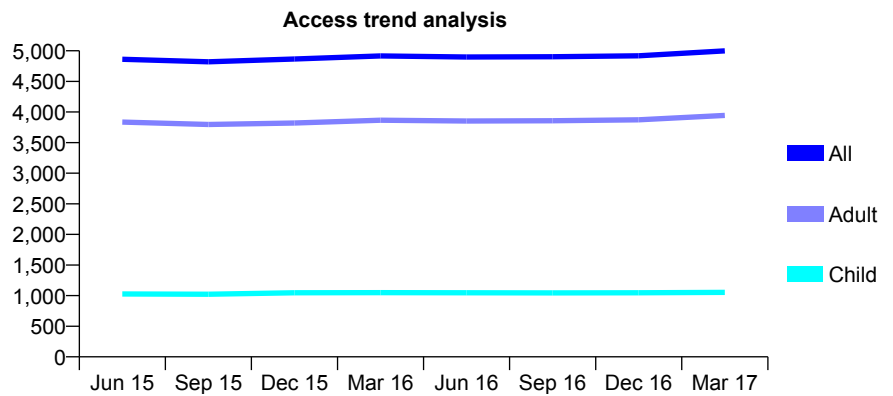
Q57 - Vital Signs At a Glance Contract Report for 822752/0001 - March 2017

Name or company name	MR JJ PATEL
Contract type name	GDS Contract
Purpose of contract	General
Contract start date	01/04/2006
Contract end date	

16/17 Contracted general activity (UDA)	17,113
Carry forward general activity (UDA)	111
16/17 Contracted orthodontic activity (UOA)	0
Carry forward orthodontic activity (UOA)	0
Baseline contract value	£437,111.83

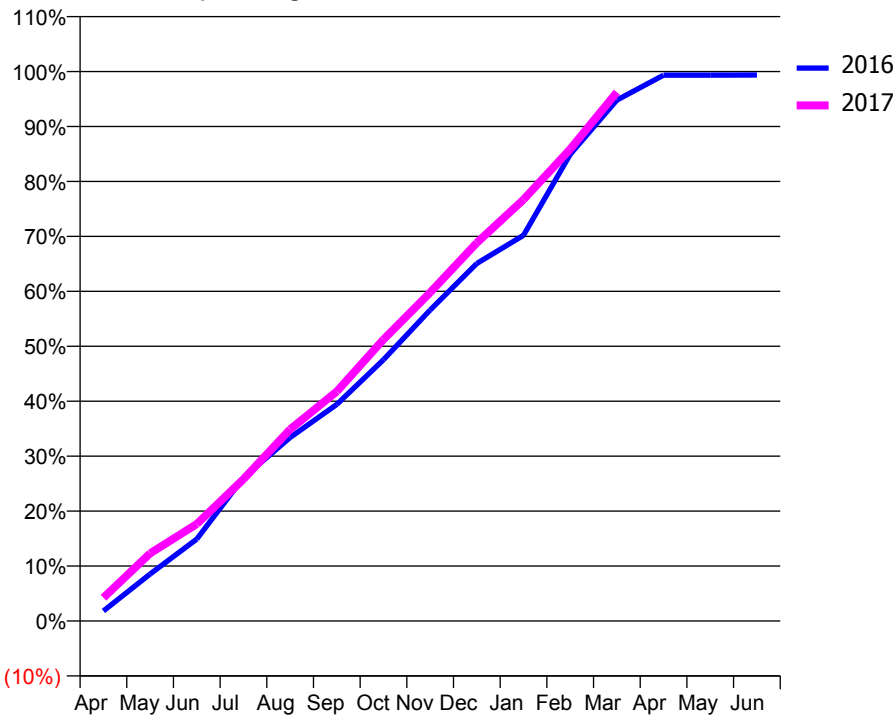
ACCESS*

Patients seen in 24 months	Total	Change since previous quarter
Quarter ending March 2016	4,916	
Quarter ending June 2016	4,899	→
Quarter ending September 2016	4,903	→
Quarter ending December 2016	4,919	→
Quarter ending March 2017	4,999	→
Variance since March 2016	1.7%	→



ACTIVITY

Cumulative percentage of contracted UDA delivered 2016 & 2017



Month	Adjusted Scheduled Activity (UDA)	
	2016	2017
April	315	723
May	1,463	2,106
June	2,551	3,021
July	4,468	4,415
August	5,718	5,970
September	6,745	7,147
October	8,136	8,770
November	9,686	10,231
December	11,138	11,781
January	12,010	13,126
February	14,532	14,693
March	16,225	16,469
April	17,001	
May	17,001	
June	17,002	

QUALITY

	Quantity	Base Number	Contract	AT	Region	England
% of FP17s for the same patient ID Re-attending within 3 months - Children	136	1,891	7.2%	10.6%	12.0%	12.3%
% of FP17s for the same patient ID Re-attending within 3 months - Adults	1,029	6,701	15.4%	15.3%	16.0%	16.7%
% of FP17s for the same patient ID Re-attending between 3 & 9 months - Children	1,367	1,891	72.3%	55.6%	58.8%	57.6%
% of FP17s for the same patient ID Re-attending between 3 & 9 months - Adults	4,265	6,701	63.6%	48.7%	51.2%	50.1%
% of FP17s for Band 1 Urgent Courses	431	8,301	5.2%	8.6%	8.0%	9.1%
% of FP17s Relating to Free Repair or Replacements	126	8,301	1.5%	0.8%	0.8%	0.8%
% of FP17s Relating to Continuations	142	8,301	1.7%	1.1%	1.2%	1.2%
% of Patients satisfied with the dentistry they have received	14	15	93.3%	93.9%	92.7%	92.8%
% of Patients satisfied with the time they had to wait for an appointment	12	15	80.0%	90.6%	89.1%	88.7%

* This is based on patients treated on this contract for their most recent course of treatment. Figures in italics indicate the base number of FP17s or Patient Questionnaire responses are less than 100. N/A is shown where the base number of responses is less than 10 during the period. % is calculated as Quantity/Base number*100

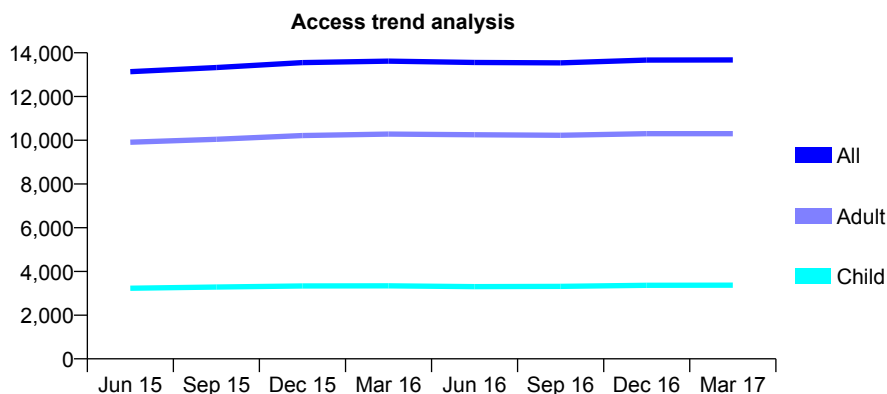
Q57 - Vital Signs At a Glance Contract Report for 825948/0007 - March 2017

Name or company name	MR JK KOTECHA
Contract type name	GDS Contract
Purpose of contract	General
Contract start date	01/02/2010
Contract end date	

16/17 Contracted general activity (UDA)	41,204
Carry forward general activity (UDA)	-823
16/17 Contracted orthodontic activity (UOA)	0
Carry forward orthodontic activity (UOA)	0
Baseline contract value	£1,115,646.78

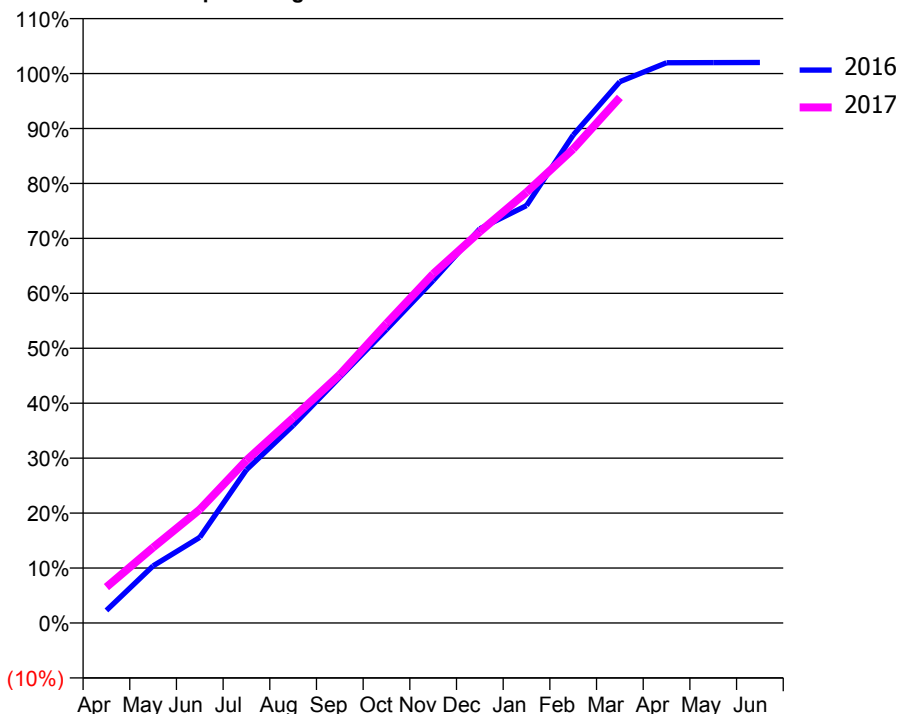
ACCESS*

Patients seen in 24 months	Total	Change since previous quarter
Quarter ending March 2016	13,619	
Quarter ending June 2016	13,555	→
Quarter ending September 2016	13,542	→
Quarter ending December 2016	13,667	→
Quarter ending March 2017	13,673	→
Variance since March 2016	0.4%	→



ACTIVITY

Cumulative percentage of contracted UDA delivered 2016 & 2017



Month	Adjusted Scheduled Activity (UDA)	
	2016	2017
April	941	2,698
May	4,287	5,663
June	6,429	8,512
July	11,492	12,205
August	14,818	15,379
September	18,436	18,632
October	22,012	22,462
November	25,683	26,179
December	29,563	29,340
January	31,306	32,301
February	36,595	35,540
March	40,595	39,410
April	42,006	
May	42,025	
June	42,027	

QUALITY

	Quantity	Base Number	Contract	AT	Region	England
% of FP17s for the same patient ID Re-attending within 3 months - Children	231	4,955	4.7%	10.6%	12.0%	12.3%
% of FP17s for the same patient ID Re-attending within 3 months - Adults	1,107	12,783	8.7%	15.3%	16.0%	16.7%
% of FP17s for the same patient ID Re-attending between 3 & 9 months - Children	3,009	4,955	60.7%	55.6%	58.8%	57.6%
% of FP17s for the same patient ID Re-attending between 3 & 9 months - Adults	6,961	12,783	54.5%	48.7%	51.2%	50.1%
% of FP17s for Band 1 Urgent Courses	838	17,207	4.9%	8.6%	8.0%	9.1%
% of FP17s Relating to Free Repair or Replacements	101	17,207	0.6%	0.8%	0.8%	0.8%
% of FP17s Relating to Continuations	75	17,207	0.4%	1.1%	1.2%	1.2%
% of Patients satisfied with the dentistry they have received	19	21	90.5%	93.9%	92.7%	92.8%
% of Patients satisfied with the time they had to wait for an appointment	21	21	100.0%	90.6%	89.1%	88.7%

* This is based on patients treated on this contract for their most recent course of treatment. Figures in italics indicate the base number of FP17s or Patient Questionnaire responses are less than 100. N/A is shown where the base number of responses is less than 10 during the period. % is calculated as Quantity/Base number*100

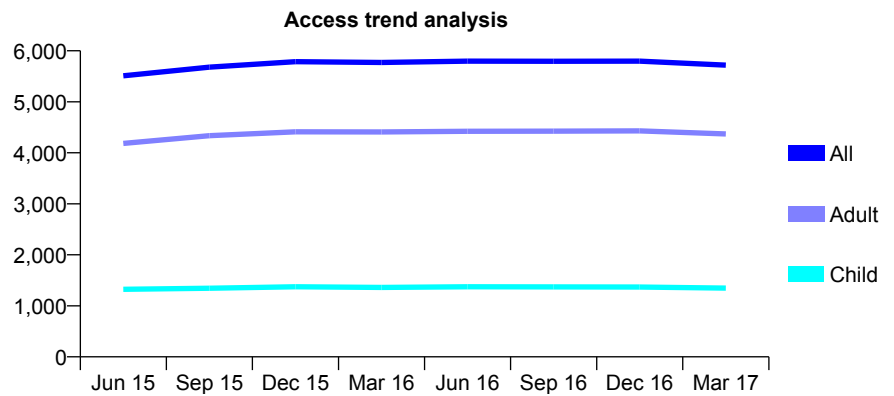
Q57 - Vital Signs At a Glance Contract Report for 825948/0011 - March 2017

Name or company name	MR JK KOTECHA
Contract type name	GDS Contract
Purpose of contract	General
Contract start date	01/07/2013
Contract end date	

16/17 Contracted general activity (UDA)	14,882
Carry forward general activity (UDA)	-298
16/17 Contracted orthodontic activity (UOA)	0
Carry forward orthodontic activity (UOA)	0
Baseline contract value	£416,433.13

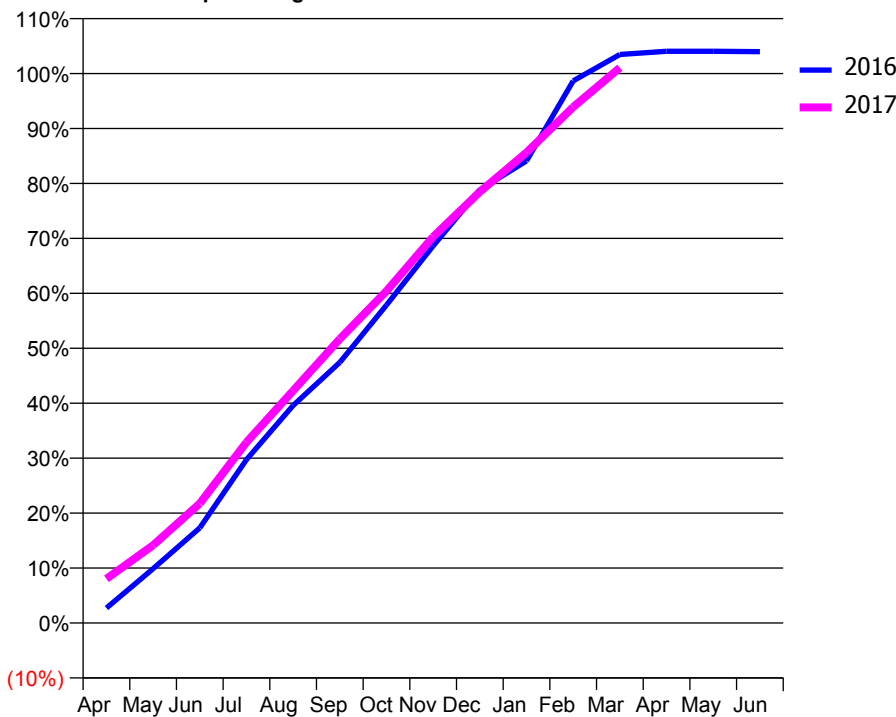
ACCESS*

Patients seen in 24 months	Total	Change since previous quarter
Quarter ending March 2016	5,770	
Quarter ending June 2016	5,797	→
Quarter ending September 2016	5,796	→
Quarter ending December 2016	5,798	→
Quarter ending March 2017	5,718	↓
Variance since March 2016	(0.9%)	→



ACTIVITY

Cumulative percentage of contracted UDA delivered 2016 & 2017



Month	Adjusted Scheduled Activity (UDA)	
	2016	2017
April	405	1,198
May	1,472	2,109
June	2,578	3,238
July	4,425	4,897
August	5,892	6,293
September	7,057	7,693
October	8,612	8,992
November	10,216	10,461
December	11,732	11,678
January	12,517	12,743
February	14,680	13,976
March	15,399	15,041
April	15,486	
May	15,486	
June	15,474	

QUALITY

	Quantity	Base Number	Contract	AT	Region	England
% of FP17s for the same patient ID Re-attending within 3 months - Children	76	1,909	4.0%	10.6%	12.0%	12.3%
% of FP17s for the same patient ID Re-attending within 3 months - Adults	412	5,745	7.2%	15.3%	16.0%	16.7%
% of FP17s for the same patient ID Re-attending between 3 & 9 months - Children	1,172	1,909	61.4%	55.6%	58.8%	57.6%
% of FP17s for the same patient ID Re-attending between 3 & 9 months - Adults	3,673	5,745	63.9%	48.7%	51.2%	50.1%
% of FP17s for Band 1 Urgent Courses	232	7,609	3.0%	8.6%	8.0%	9.1%
% of FP17s Relating to Free Repair or Replacements	100	7,609	1.3%	0.8%	0.8%	0.8%
% of FP17s Relating to Continuations	44	7,609	0.6%	1.1%	1.2%	1.2%
% of Patients satisfied with the dentistry they have received	18	19	94.7%	93.9%	92.7%	92.8%
% of Patients satisfied with the time they had to wait for an appointment	17	19	89.5%	90.6%	89.1%	88.7%

* This is based on patients treated on this contract for their most recent course of treatment. Figures in italics indicate the base number of FP17s or Patient Questionnaire responses are less than 100. N/A is shown where the base number of responses is less than 10 during the period. % is calculated as Quantity/Base number*100

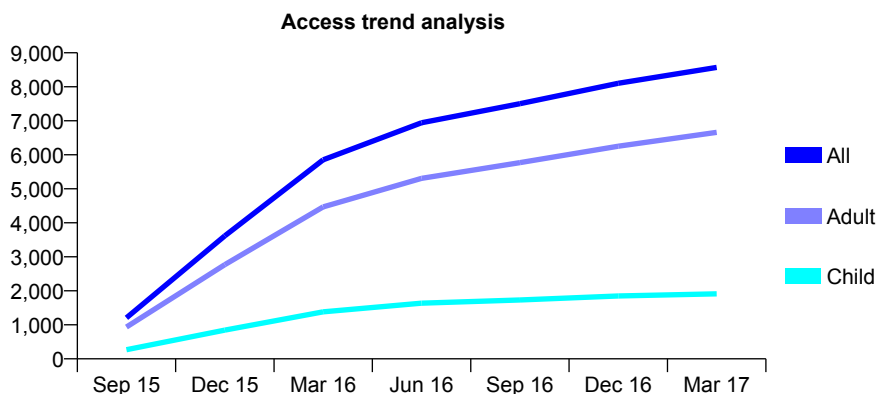
Q57 - Vital Signs At a Glance Contract Report for 825948/0012 - March 2017

Name or company name	MR JK KOTECHA
Contract type name	GDS Contract
Purpose of contract	General
Contract start date	01/08/2015
Contract end date	

16/17 Contracted general activity (UDA)	24,905
Carry forward general activity (UDA)	-88
16/17 Contracted orthodontic activity (UOA)	0
Carry forward orthodontic activity (UOA)	0
Baseline contract value	£814,825.33

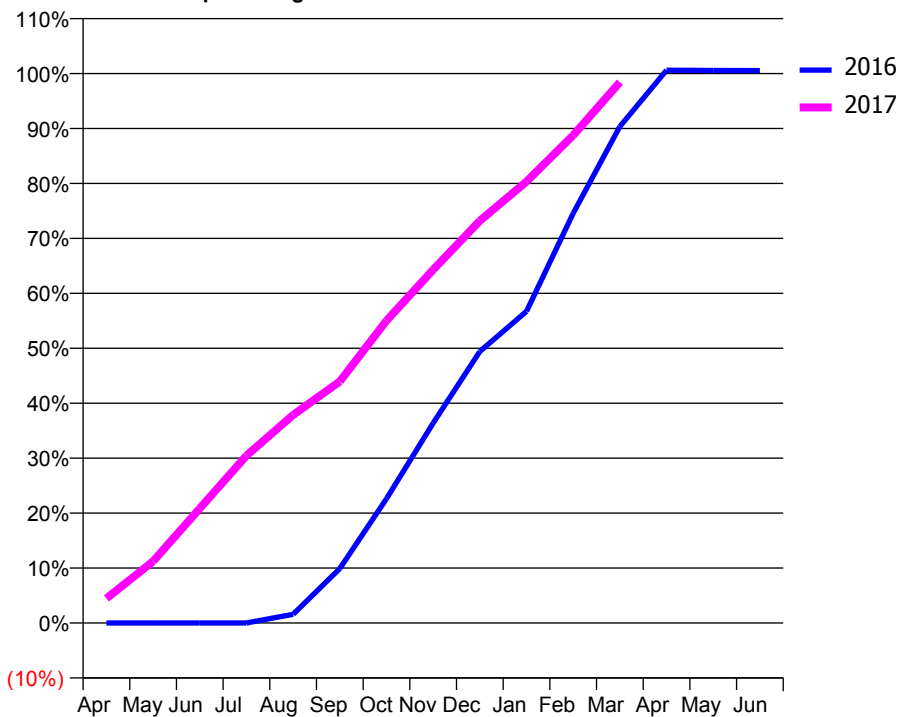
ACCESS*

Patients seen in 24 months	Total	Change since previous quarter
Quarter ending March 2016	5,852	
Quarter ending June 2016	6,944	↑
Quarter ending September 2016	7,503	↑
Quarter ending December 2016	8,102	↑
Quarter ending March 2017	8,572	↑
Variance since March 2016	46.5%	↑



ACTIVITY

Cumulative percentage of contracted UDA delivered 2016 & 2017



Month	Adjusted Scheduled Activity (UDA)	
	2016	2017
April	0	1,114
May	0	2,795
June	0	5,194
July	0	7,586
August	263	9,430
September	1,648	10,950
October	3,759	13,707
November	6,043	16,011
December	8,203	18,230
January	9,419	20,005
February	12,377	22,105
March	15,003	24,507
April	16,704	
May	16,694	
June	16,691	

QUALITY

	Quantity	Base Number	Contract	AT	Region	England
% of FP17s for the same patient ID Re-attending within 3 months - Children	168	3,144	5.3%	10.6%	12.0%	12.3%
% of FP17s for the same patient ID Re-attending within 3 months - Adults	952	9,539	10.0%	15.3%	16.0%	16.7%
% of FP17s for the same patient ID Re-attending between 3 & 9 months - Children	1,899	3,144	60.4%	55.6%	58.8%	57.6%
% of FP17s for the same patient ID Re-attending between 3 & 9 months - Adults	5,122	9,539	53.7%	48.7%	51.2%	50.1%
% of FP17s for Band 1 Urgent Courses	806	12,022	6.7%	8.6%	8.0%	9.1%
% of FP17s Relating to Free Repair or Replacements	116	12,022	1.0%	0.8%	0.8%	0.8%
% of FP17s Relating to Continuations	68	12,022	0.6%	1.1%	1.2%	1.2%
% of Patients satisfied with the dentistry they have received	25	29	86.2%	93.9%	92.7%	92.8%
% of Patients satisfied with the time they had to wait for an appointment	24	29	82.8%	90.6%	89.1%	88.7%

* This is based on patients treated on this contract for their most recent course of treatment. Figures in italics indicate the base number of FP17s or Patient Questionnaire responses are less than 100. N/A is shown where the base number of responses is less than 10 during the period. % is calculated as Quantity/Base number*100

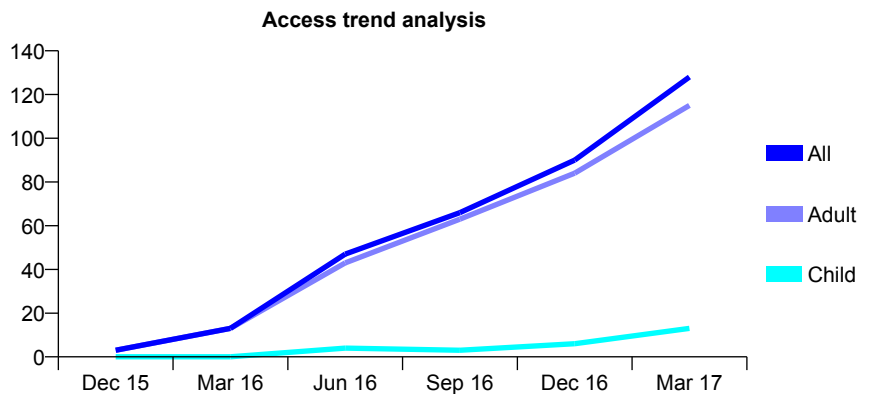
Q57 - Vital Signs At a Glance Contract Report for 831727/0004 - March 2017

Name or company name	MR HS DHAMU
Contract type name	PDS Contract
Purpose of contract	General
Contract start date	01/04/2015
Contract end date	31/03/2017

16/17 Contracted general activity (UDA)	854
Carry forward general activity (UDA)	0
16/17 Contracted orthodontic activity (UOA)	0
Carry forward orthodontic activity (UOA)	0
Baseline contract value	£26,162.40

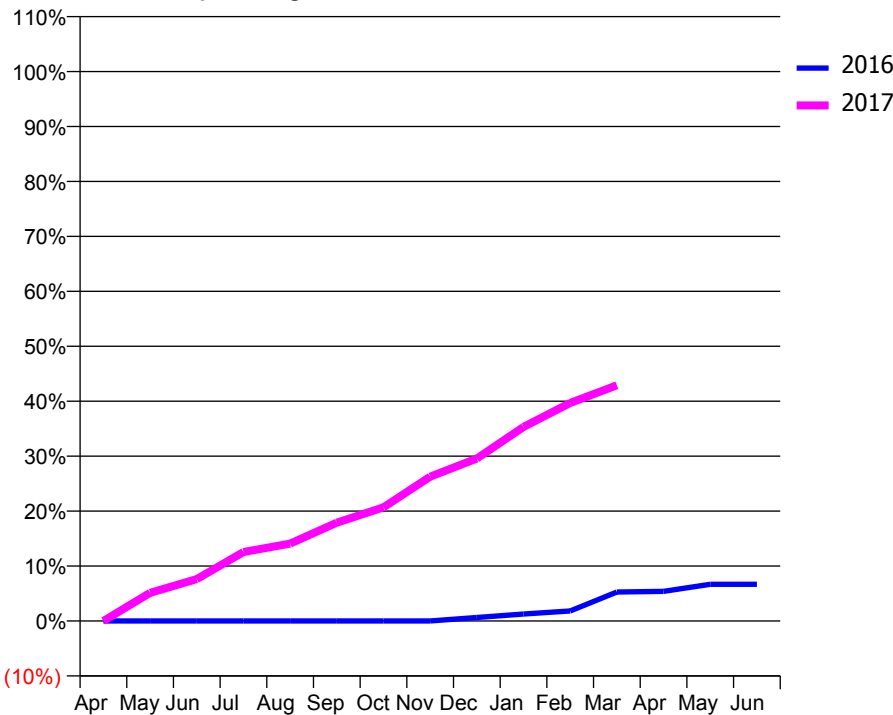
ACCESS*

Patients seen in 24 months	Total	Change since previous quarter
Quarter ending March 2016	13	
Quarter ending June 2016	47	↑
Quarter ending September 2016	66	↑
Quarter ending December 2016	90	↑
Quarter ending March 2017	128	↑
Variance since March 2016	884.6%	↑



ACTIVITY

Cumulative percentage of contracted UDA delivered 2016 & 2017



Month	Adjusted Scheduled Activity (UDA)	
	2016	2017
April	0	0
May	0	44
June	0	65
July	0	107
August	0	120
September	0	153
October	0	177
November	0	224
December	5	253
January	11	302
February	16	339
March	45	366
April	46	
May	57	
June	57	

QUALITY

	Quantity	Base Number	Contract	AT	Region	England
% of FP17s for the same patient ID Re-attending within 3 months - Children	0	26	0.0%	10.6%	12.0%	12.3%
% of FP17s for the same patient ID Re-attending within 3 months - Adults	0	244	0.0%	15.3%	16.0%	16.7%
% of FP17s for the same patient ID Re-attending between 3 & 9 months - Children	0	26	0.0%	55.6%	58.8%	57.6%
% of FP17s for the same patient ID Re-attending between 3 & 9 months - Adults	2	244	0.8%	48.7%	51.2%	50.1%
% of FP17s for Band 1 Urgent Courses	216	260	83.1%	8.6%	8.0%	9.1%
% of FP17s Relating to Free Repair or Replacements	0	260	0.0%	0.8%	0.8%	0.8%
% of FP17s Relating to Continuations	0	260	0.0%	1.1%	1.2%	1.2%
% of Patients satisfied with the dentistry they have received	0	0	N/A	93.9%	92.7%	92.8%
% of Patients satisfied with the time they had to wait for an appointment	0	0	N/A	90.6%	89.1%	88.7%

* This is based on patients treated on this contract for their most recent course of treatment. Figures in italics indicate the base number of FP17s or Patient Questionnaire responses are less than 100. N/A is shown where the base number of responses is less than 10 during the period. % is calculated as Quantity/Base number*100

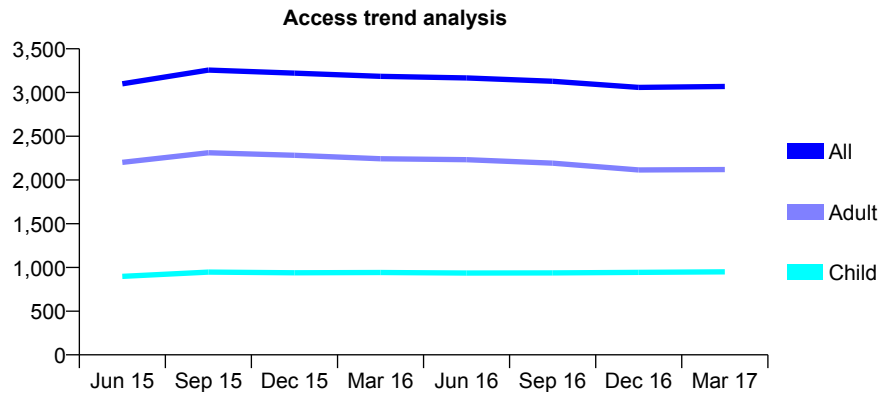
Q57 - Vital Signs At a Glance Contract Report for 843482/0001 - March 2017

Name or company name	Country Park Dental Practice
Contract type name	Pilot Contract
Purpose of contract	General
Contract start date	01/04/2006
Contract end date	

16/17 Contracted general activity (UDA)	11,447
Carry forward general activity (UDA)	0
16/17 Contracted orthodontic activity (UOA)	0
Carry forward orthodontic activity (UOA)	0
Baseline contract value	£282,805.02

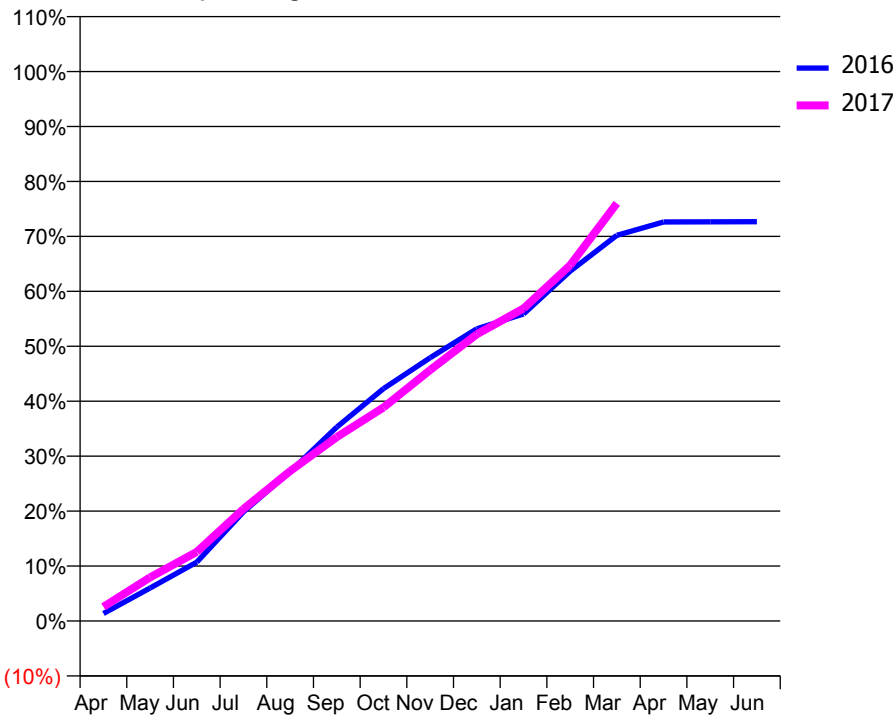
ACCESS*

Patients seen in 24 months	Total	Change since previous quarter
Quarter ending March 2016	3,185	
Quarter ending June 2016	3,167	→
Quarter ending September 2016	3,129	↓
Quarter ending December 2016	3,058	↓
Quarter ending March 2017	3,069	→
Variance since March 2016	(3.6%)	↓



ACTIVITY

Cumulative percentage of contracted UDA delivered 2016 & 2017



Month	Adjusted Scheduled Activity (UDA)	
	2016	2017
April	158	295
May	686	909
June	1,226	1,439
July	2,273	2,336
August	3,113	3,124
September	4,039	3,831
October	4,840	4,448
November	5,485	5,228
December	6,088	5,974
January	6,397	6,510
February	7,288	7,412
March	8,036	8,702
April	8,313	
May	8,314	
June	8,317	

QUALITY

	Quantity	Base Number	Contract	AT	Region	England
% of FP17s for the same patient ID Re-attending within 3 months - Children	77	1,358	5.7%	10.6%	12.0%	12.3%
% of FP17s for the same patient ID Re-attending within 3 months - Adults	241	2,507	9.6%	15.3%	16.0%	16.7%
% of FP17s for the same patient ID Re-attending between 3 & 9 months - Children	868	1,358	63.9%	55.6%	58.8%	57.6%
% of FP17s for the same patient ID Re-attending between 3 & 9 months - Adults	1,490	2,507	59.4%	48.7%	51.2%	50.1%
% of FP17s for Band 1 Urgent Courses	86	3,676	2.3%	8.6%	8.0%	9.1%
% of FP17s Relating to Free Repair or Replacements	13	3,676	0.4%	0.8%	0.8%	0.8%
% of FP17s Relating to Continuations	7	3,676	0.2%	1.1%	1.2%	1.2%
% of Patients satisfied with the dentistry they have received	9	10	90.0%	93.9%	92.7%	92.8%
% of Patients satisfied with the time they had to wait for an appointment	8	10	80.0%	90.6%	89.1%	88.7%

* This is based on patients treated on this contract for their most recent course of treatment. Figures in italics indicate the base number of FP17s or Patient Questionnaire responses are less than 100. N/A is shown where the base number of responses is less than 10 during the period. % is calculated as Quantity/Base number*100

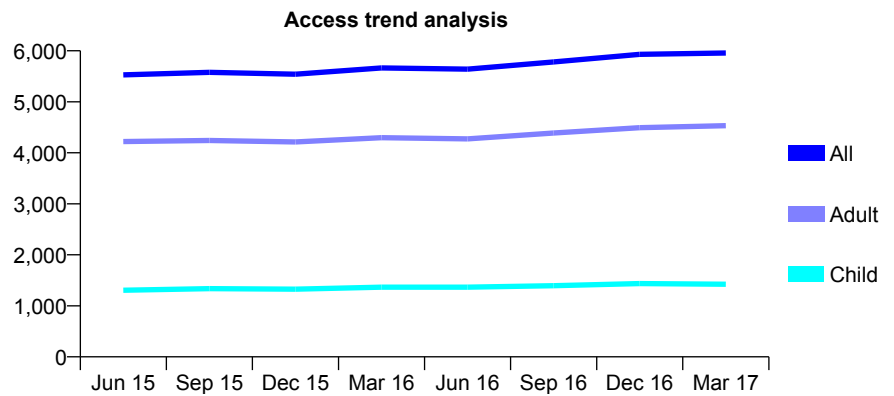
Q57 - Vital Signs At a Glance Contract Report for 843865/0001 - March 2017

Name or company name	MR S MARZBANI
Contract type name	GDS Contract
Purpose of contract	General
Contract start date	01/04/2006
Contract end date	

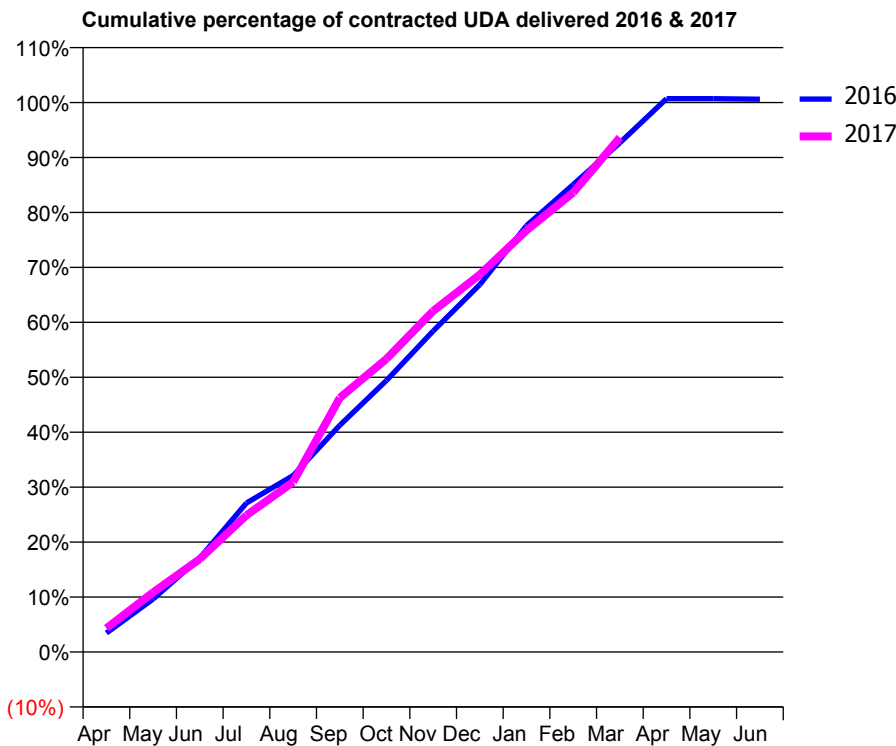
16/17 Contracted general activity (UDA)	14,715
Carry forward general activity (UDA)	-88
16/17 Contracted orthodontic activity (UOA)	0
Carry forward orthodontic activity (UOA)	0
Baseline contract value	£340,536.86

ACCESS*

Patients seen in 24 months	Total	Change since previous quarter
Quarter ending March 2016	5,663	
Quarter ending June 2016	5,641	→
Quarter ending September 2016	5,782	↑
Quarter ending December 2016	5,931	↑
Quarter ending March 2017	5,957	→
Variance since March 2016	5.2%	↑



ACTIVITY



Month	Adjusted Scheduled Activity (UDA)	
	2016	2017
April	508	636
May	1,419	1,597
June	2,519	2,491
July	3,992	3,663
August	4,726	4,552
September	6,072	6,807
October	7,271	7,850
November	8,596	9,131
December	9,840	10,106
January	11,420	11,290
February	12,519	12,303
March	13,634	13,779
April	14,818	
May	14,818	
June	14,803	

QUALITY

	Quantity	Base Number	Contract	AT	Region	England
% of FP17s for the same patient ID Re-attending within 3 months - Children	367	2,291	16.0%	10.6%	12.0%	12.3%
% of FP17s for the same patient ID Re-attending within 3 months - Adults	644	5,973	10.8%	15.3%	16.0%	16.7%
% of FP17s for the same patient ID Re-attending between 3 & 9 months - Children	1,186	2,291	51.8%	55.6%	58.8%	57.6%
% of FP17s for the same patient ID Re-attending between 3 & 9 months - Adults	3,042	5,973	50.9%	48.7%	51.2%	50.1%
% of FP17s for Band 1 Urgent Courses	94	7,629	1.2%	8.6%	8.0%	9.1%
% of FP17s Relating to Free Repair or Replacements	20	7,629	0.3%	0.8%	0.8%	0.8%
% of FP17s Relating to Continuations	52	7,629	0.7%	1.1%	1.2%	1.2%
% of Patients satisfied with the dentistry they have received	6	6	N/A	93.9%	92.7%	92.8%
% of Patients satisfied with the time they had to wait for an appointment	6	6	N/A	90.6%	89.1%	88.7%

* This is based on patients treated on this contract for their most recent course of treatment. Figures in italics indicate the base number of FP17s or Patient Questionnaire responses are less than 100. N/A is shown where the base number of responses is less than 10 during the period. % is calculated as Quantity/Base number*100

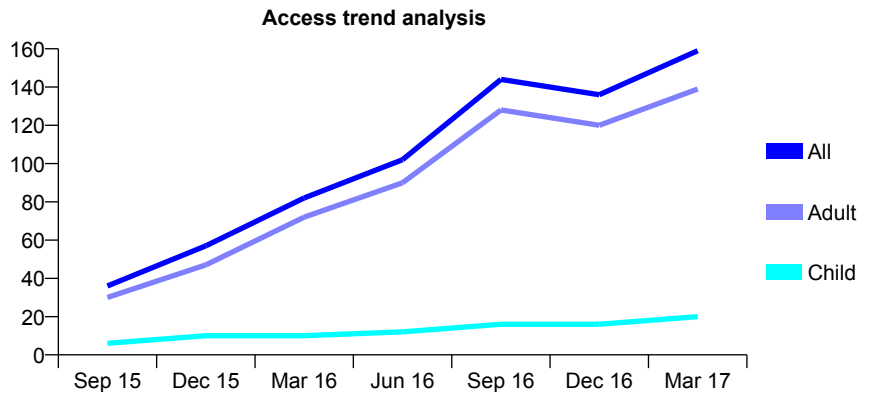
Q57 - Vital Signs At a Glance Contract Report for 846325/0001 - March 2017

Name or company name	MRS K OSSANLOO-DASTANI
Contract type name	PDS Contract
Purpose of contract	General
Contract start date	01/04/2015
Contract end date	31/03/2017

16/17 Contracted general activity (UDA)	854
Carry forward general activity (UDA)	0
16/17 Contracted orthodontic activity (UOA)	0
Carry forward orthodontic activity (UOA)	0
Baseline contract value	£26,162.40

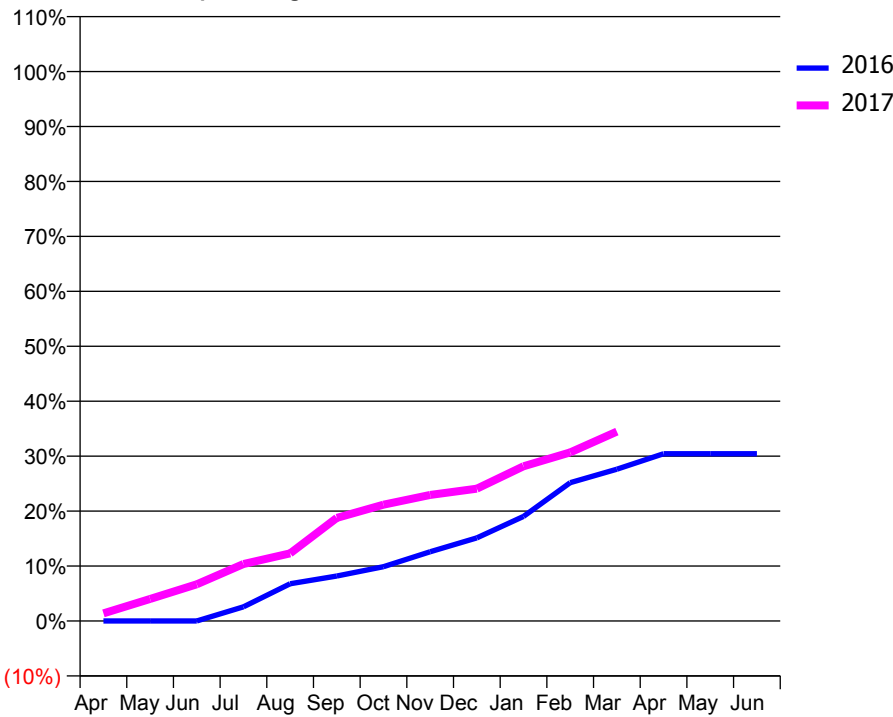
ACCESS*

Patients seen in 24 months	Total	Change since previous quarter
Quarter ending March 2016	82	
Quarter ending June 2016	102	↑
Quarter ending September 2016	144	↑
Quarter ending December 2016	136	↓
Quarter ending March 2017	159	↑
Variance since March 2016	93.9%	↑



ACTIVITY

Cumulative percentage of contracted UDA delivered 2016 & 2017



Month	Adjusted Scheduled Activity (UDA)	
	2016	2017
April	0	12
May	0	34
June	0	57
July	22	89
August	58	105
September	70	160
October	84	181
November	108	196
December	129	206
January	163	240
February	215	262
March	236	294
April	260	
May	260	
June	260	

QUALITY

	Quantity	Base Number	Contract	AT	Region	England
% of FP17s for the same patient ID Re-attending within 3 months - Children	0	30	0.0%	10.6%	12.0%	12.3%
% of FP17s for the same patient ID Re-attending within 3 months - Adults	1	233	0.4%	15.3%	16.0%	16.7%
% of FP17s for the same patient ID Re-attending between 3 & 9 months - Children	0	30	0.0%	55.6%	58.8%	57.6%
% of FP17s for the same patient ID Re-attending between 3 & 9 months - Adults	1	233	0.4%	48.7%	51.2%	50.1%
% of FP17s for Band 1 Urgent Courses	237	243	97.5%	8.6%	8.0%	9.1%
% of FP17s Relating to Free Repair or Replacements	0	243	0.0%	0.8%	0.8%	0.8%
% of FP17s Relating to Continuations	0	243	0.0%	1.1%	1.2%	1.2%
% of Patients satisfied with the dentistry they have received	0	0	N/A	93.9%	92.7%	92.8%
% of Patients satisfied with the time they had to wait for an appointment	0	0	N/A	90.6%	89.1%	88.7%

* This is based on patients treated on this contract for their most recent course of treatment. Figures in italics indicate the base number of FP17s or Patient Questionnaire responses are less than 100. N/A is shown where the base number of responses is less than 10 during the period. % is calculated as Quantity/Base number*100

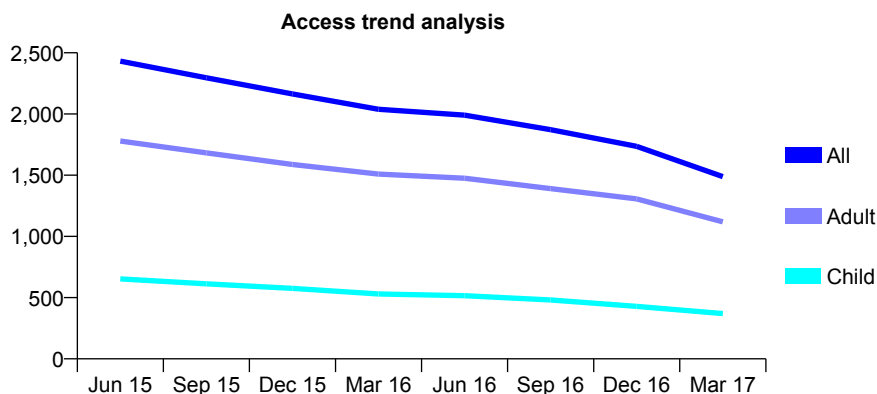
Q57 - Vital Signs At a Glance Contract Report for 854689/0001 - March 2017

Name or company name	MR A RASHID
Contract type name	GDS Contract
Purpose of contract	General
Contract start date	01/04/2006
Contract end date	

16/17 Contracted general activity (UDA)	10,000
Carry forward general activity (UDA)	0
16/17 Contracted orthodontic activity (UOA)	0
Carry forward orthodontic activity (UOA)	0
Baseline contract value	£229,001.42

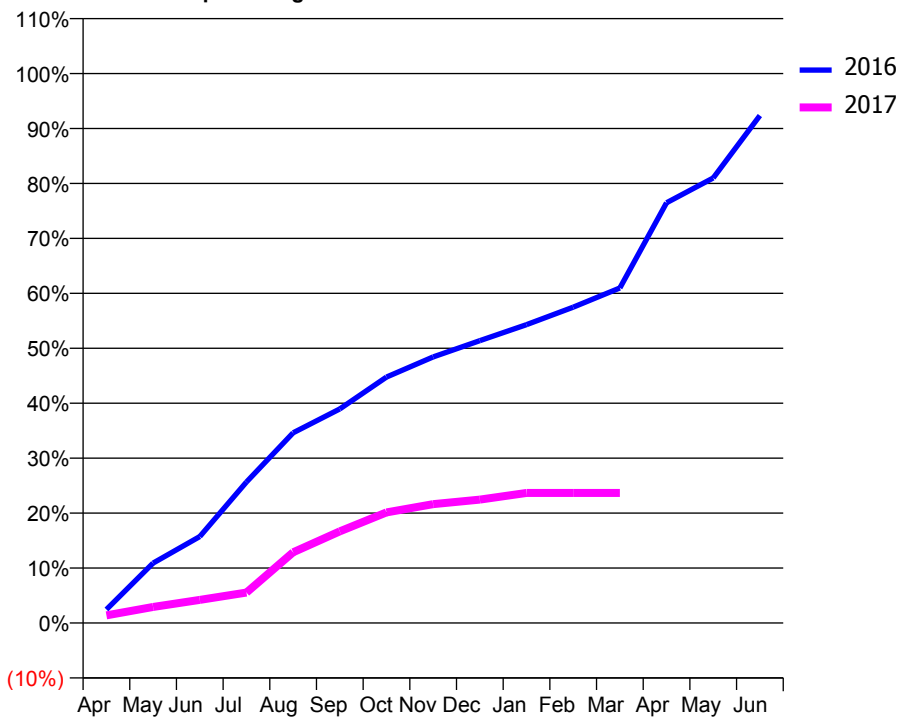
ACCESS*

Patients seen in 24 months	Total	Change since previous quarter
Quarter ending March 2016	2,039	
Quarter ending June 2016	1,991	↓
Quarter ending September 2016	1,872	↓
Quarter ending December 2016	1,736	↓
Quarter ending March 2017	1,489	↓
Variance since March 2016	(27.0%)	↓



ACTIVITY

Cumulative percentage of contracted UDA delivered 2016 & 2017



Adjusted Scheduled Activity (UDA)

Month	2016	2017
April	245	140
May	1,091	293
June	1,573	422
July	2,567	555
August	3,461	1,287
September	3,896	1,669
October	4,477	2,014
November	4,843	2,162
December	5,139	2,247
January	5,430	2,367
February	5,748	2,367
March	6,097	2,367
April	7,648	
May	8,100	
June	9,234	

QUALITY

	Quantity	Base Number	Contract	AT	Region	England
% of FP17s for the same patient ID Re-attending within 3 months - Children	33	481	6.9%	10.6%	12.0%	12.3%
% of FP17s for the same patient ID Re-attending within 3 months - Adults	220	1,408	15.6%	15.3%	16.0%	16.7%
% of FP17s for the same patient ID Re-attending between 3 & 9 months - Children	294	481	61.1%	55.6%	58.8%	57.6%
% of FP17s for the same patient ID Re-attending between 3 & 9 months - Adults	743	1,408	52.8%	48.7%	51.2%	50.1%
% of FP17s for Band 1 Urgent Courses	152	1,014	15.0%	8.6%	8.0%	9.1%
% of FP17s Relating to Free Repair or Replacements	26	1,014	2.6%	0.8%	0.8%	0.8%
% of FP17s Relating to Continuations	6	1,014	0.6%	1.1%	1.2%	1.2%
% of Patients satisfied with the dentistry they have received	3	3	N/A	93.9%	92.7%	92.8%
% of Patients satisfied with the time they had to wait for an appointment	2	3	N/A	90.6%	89.1%	88.7%

* This is based on patients treated on this contract for their most recent course of treatment. Figures in italics indicate the base number of FP17s or Patient Questionnaire responses are less than 100. N/A is shown where the base number of responses is less than 10 during the period. % is calculated as Quantity/Base number*100

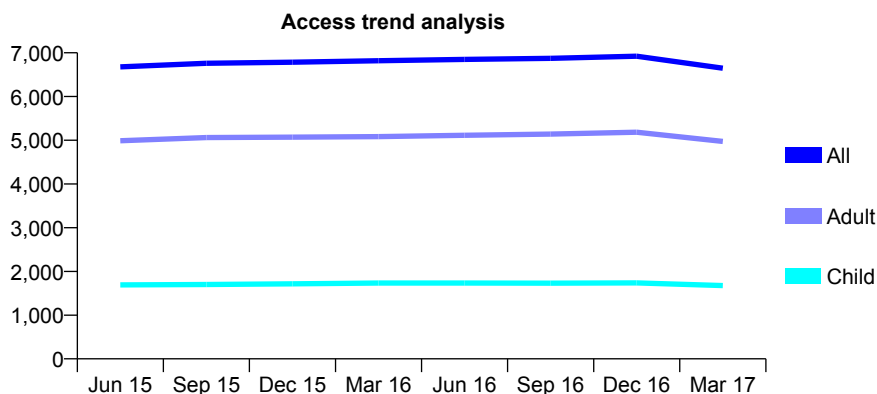
Q57 - Vital Signs At a Glance Contract Report for 855626/0002 - March 2017

Name or company name	Langdon Hills Dental Care
Contract type name	GDS Contract
Purpose of contract	General
Contract start date	13/12/2011
Contract end date	

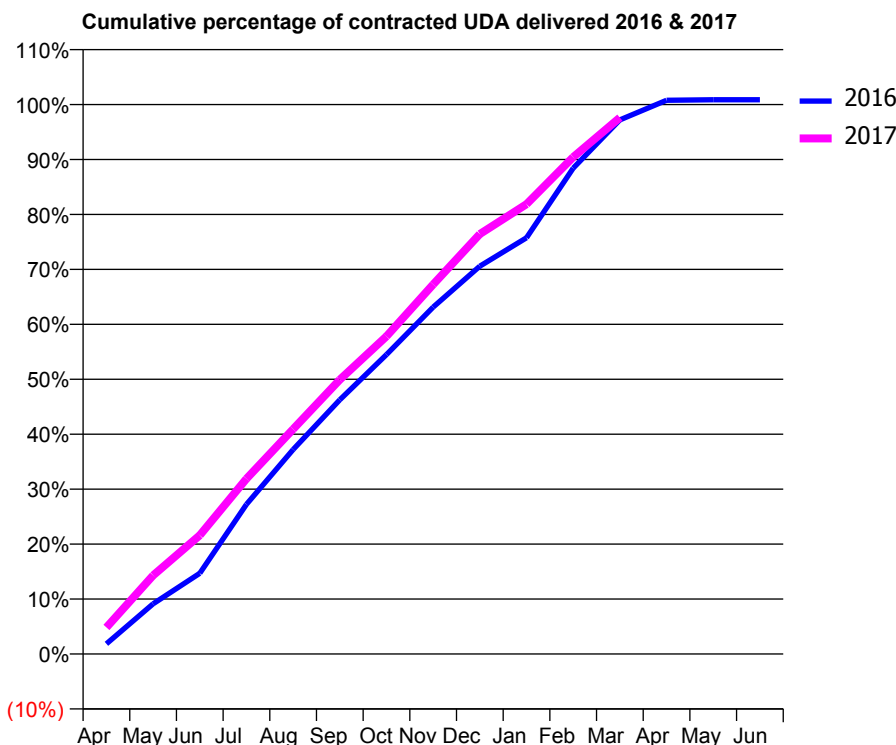
16/17 Contracted general activity (UDA)	15,588
Carry forward general activity (UDA)	-134
16/17 Contracted orthodontic activity (UOA)	0
Carry forward orthodontic activity (UOA)	0
Baseline contract value	£410,806.60

ACCESS*

Patients seen in 24 months	Total	Change since previous quarter
Quarter ending March 2016	6,818	
Quarter ending June 2016	6,848	→
Quarter ending September 2016	6,872	→
Quarter ending December 2016	6,922	→
Quarter ending March 2017	6,649	↓
Variance since March 2016	(2.5%)	↓



ACTIVITY



Month	Adjusted Scheduled Activity (UDA)	
	2016	2017
April	291	754
May	1,424	2,232
June	2,291	3,369
July	4,246	4,973
August	5,801	6,378
September	7,213	7,782
October	8,495	9,014
November	9,841	10,483
December	11,002	11,914
January	11,807	12,762
February	13,782	14,098
March	15,154	15,217
April	15,709	
May	15,722	
June	15,722	

QUALITY

	Quantity	Base Number	Contract	AT	Region	England
% of FP17s for the same patient ID Re-attending within 3 months - Children	173	2,037	8.5%	10.6%	12.0%	12.3%
% of FP17s for the same patient ID Re-attending within 3 months - Adults	1,109	5,893	18.8%	15.3%	16.0%	16.7%
% of FP17s for the same patient ID Re-attending between 3 & 9 months - Children	889	2,037	43.6%	55.6%	58.8%	57.6%
% of FP17s for the same patient ID Re-attending between 3 & 9 months - Adults	2,269	5,893	38.5%	48.7%	51.2%	50.1%
% of FP17s for Band 1 Urgent Courses	1,098	7,599	14.4%	8.6%	8.0%	9.1%
% of FP17s Relating to Free Repair or Replacements	91	7,599	1.2%	0.8%	0.8%	0.8%
% of FP17s Relating to Continuations	155	7,599	2.0%	1.1%	1.2%	1.2%
% of Patients satisfied with the dentistry they have received	10	11	90.9%	93.9%	92.7%	92.8%
% of Patients satisfied with the time they had to wait for an appointment	8	11	72.7%	90.6%	89.1%	88.7%

* This is based on patients treated on this contract for their most recent course of treatment. Figures in italics indicate the base number of FP17s or Patient Questionnaire responses are less than 100. N/A is shown where the base number of responses is less than 10 during the period. % is calculated as Quantity/Base number*100

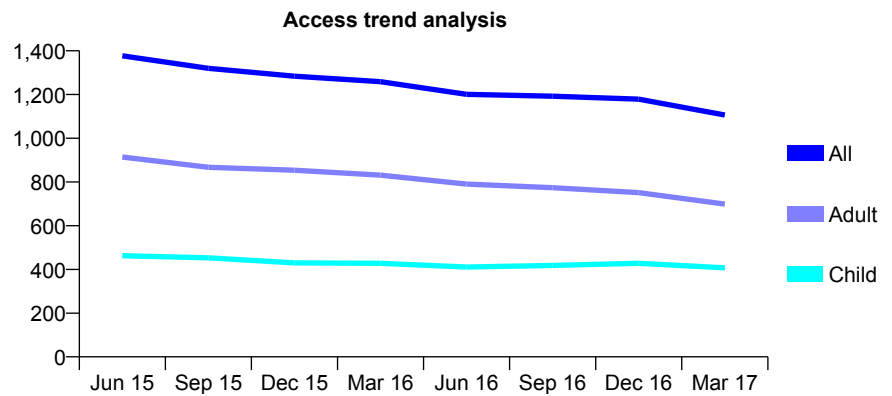
Q57 - Vital Signs At a Glance Contract Report for 861065/0001 - March 2017

Name or company name	MRS DO GAWLEY
Contract type name	GDS Contract
Purpose of contract	General
Contract start date	01/04/2006
Contract end date	

16/17 Contracted general activity (UDA)	4,051
Carry forward general activity (UDA)	0
16/17 Contracted orthodontic activity (UOA)	0
Carry forward orthodontic activity (UOA)	0
Baseline contract value	£98,440.82

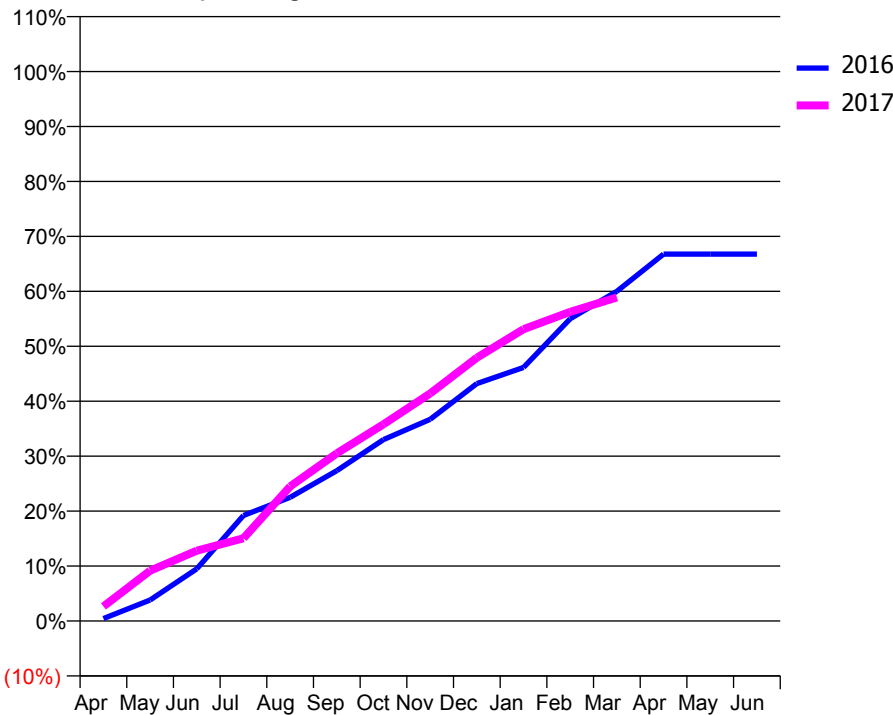
ACCESS*

Patients seen in 24 months	Total	Change since previous quarter
Quarter ending March 2016	1,259	
Quarter ending June 2016	1,201	↓
Quarter ending September 2016	1,192	→
Quarter ending December 2016	1,179	↓
Quarter ending March 2017	1,106	↓
Variance since March 2016	(12.2%)	↓



ACTIVITY

Cumulative percentage of contracted UDA delivered 2016 & 2017



Month	Adjusted Scheduled Activity (UDA)	
	2016	2017
April	18	107
May	155	371
June	384	518
July	778	610
August	912	992
September	1,108	1,236
October	1,337	1,451
November	1,486	1,677
December	1,751	1,941
January	1,869	2,151
February	2,228	2,279
March	2,431	2,385
April	2,705	
May	2,705	
June	2,705	

QUALITY

	Quantity	Base Number	Contract	AT	Region	England
% of FP17s for the same patient ID Re-attending within 3 months - Children	69	614	11.2%	10.6%	12.0%	12.3%
% of FP17s for the same patient ID Re-attending within 3 months - Adults	127	906	14.0%	15.3%	16.0%	16.7%
% of FP17s for the same patient ID Re-attending between 3 & 9 months - Children	326	614	53.1%	55.6%	58.8%	57.6%
% of FP17s for the same patient ID Re-attending between 3 & 9 months - Adults	521	906	57.5%	48.7%	51.2%	50.1%
% of FP17s for Band 1 Urgent Courses	137	1,334	10.3%	8.6%	8.0%	9.1%
% of FP17s Relating to Free Repair or Replacements	1	1,334	0.1%	0.8%	0.8%	0.8%
% of FP17s Relating to Continuations	15	1,334	1.1%	1.1%	1.2%	1.2%
% of Patients satisfied with the dentistry they have received	2	2	N/A	93.9%	92.7%	92.8%
% of Patients satisfied with the time they had to wait for an appointment	2	2	N/A	90.6%	89.1%	88.7%

* This is based on patients treated on this contract for their most recent course of treatment. Figures in italics indicate the base number of FP17s or Patient Questionnaire responses are less than 100. N/A is shown where the base number of responses is less than 10 during the period. % is calculated as Quantity/Base number*100

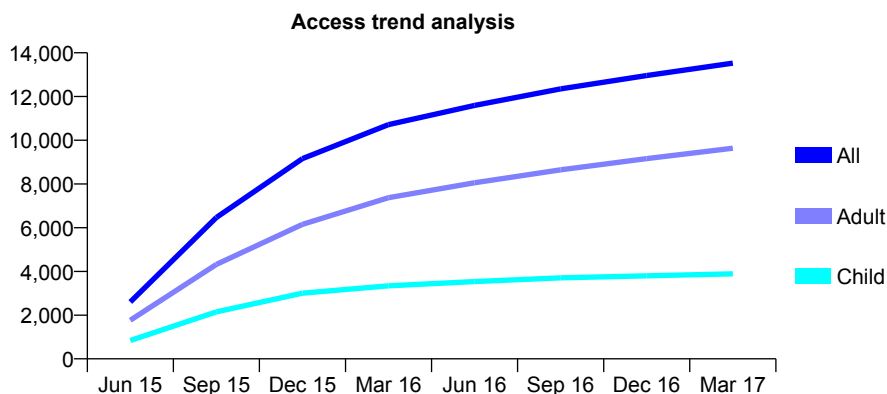
Q57 - Vital Signs At a Glance Contract Report for 866113/0001 - March 2017

Name or company name	MS N KOTECHEA
Contract type name	GDS Contract
Purpose of contract	General
Contract start date	01/05/2015
Contract end date	

16/17 Contracted general activity (UDA)	36,497
Carry forward general activity (UDA)	514
16/17 Contracted orthodontic activity (UOA)	0
Carry forward orthodontic activity (UOA)	0
Baseline contract value	£896,069.88

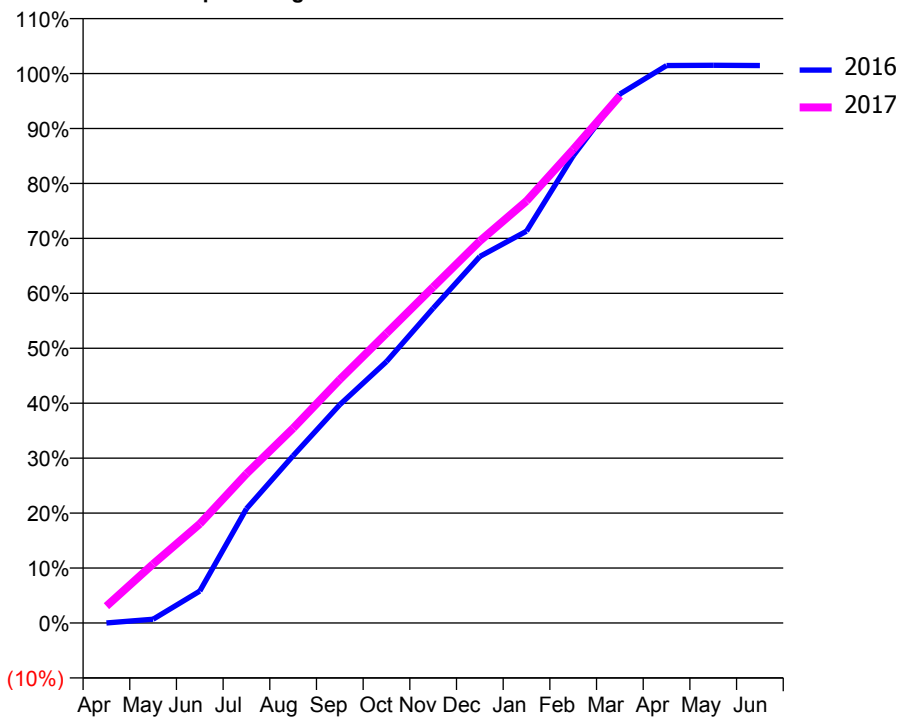
ACCESS*

Patients seen in 24 months	Total	Change since previous quarter
Quarter ending March 2016	10,717	
Quarter ending June 2016	11,593	↑
Quarter ending September 2016	12,348	↑
Quarter ending December 2016	12,957	↑
Quarter ending March 2017	13,525	↑
Variance since March 2016	26.2%	↑



ACTIVITY

Cumulative percentage of contracted UDA delivered 2016 & 2017



Month	Adjusted Scheduled Activity (UDA)	
	2016	2017
April	0	1,122
May	228	3,923
June	1,946	6,586
July	6,966	9,913
August	10,182	12,932
September	13,293	16,174
October	15,916	19,237
November	19,165	22,313
December	22,318	25,366
January	23,857	28,031
February	28,447	31,458
March	32,203	35,017
April	33,939	
May	33,953	
June	33,943	

QUALITY

	Quantity	Base Number	Contract	AT	Region	England
% of FP17s for the same patient ID Re-attending within 3 months - Children	297	5,852	5.1%	10.6%	12.0%	12.3%
% of FP17s for the same patient ID Re-attending within 3 months - Adults	1,379	12,535	11.0%	15.3%	16.0%	16.7%
% of FP17s for the same patient ID Re-attending between 3 & 9 months - Children	3,962	5,852	67.7%	55.6%	58.8%	57.6%
% of FP17s for the same patient ID Re-attending between 3 & 9 months - Adults	7,135	12,535	56.9%	48.7%	51.2%	50.1%
% of FP17s for Band 1 Urgent Courses	1,169	17,669	6.6%	8.6%	8.0%	9.1%
% of FP17s Relating to Free Repair or Replacements	126	17,669	0.7%	0.8%	0.8%	0.8%
% of FP17s Relating to Continuations	77	17,669	0.4%	1.1%	1.2%	1.2%
% of Patients satisfied with the dentistry they have received	29	32	90.6%	93.9%	92.7%	92.8%
% of Patients satisfied with the time they had to wait for an appointment	30	32	93.8%	90.6%	89.1%	88.7%

* This is based on patients treated on this contract for their most recent course of treatment. Figures in italics indicate the base number of FP17s or Patient Questionnaire responses are less than 100. N/A is shown where the base number of responses is less than 10 during the period. % is calculated as Quantity/Base number*100

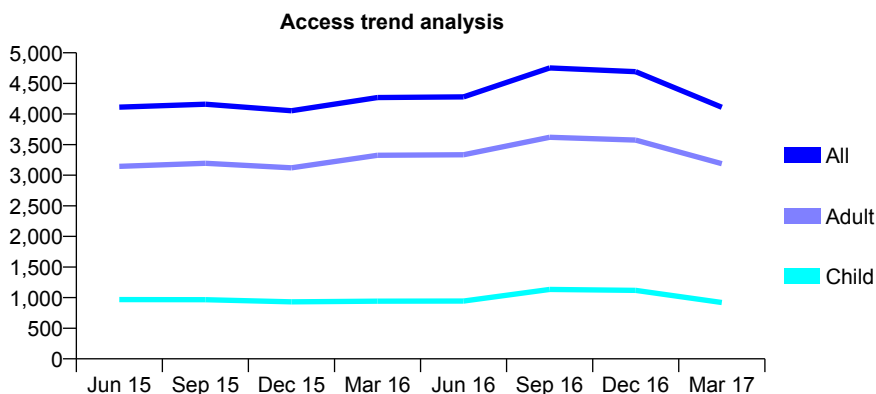
Q57 - Vital Signs At a Glance Contract Report for 890944/0001 - March 2017

Name or company name	MR AF CLOUGH
Contract type name	GDS Contract
Purpose of contract	General
Contract start date	01/04/2006
Contract end date	

16/17 Contracted general activity (UDA)	11,980
Carry forward general activity (UDA)	216
16/17 Contracted orthodontic activity (UOA)	0
Carry forward orthodontic activity (UOA)	0
Baseline contract value	£334,865.21

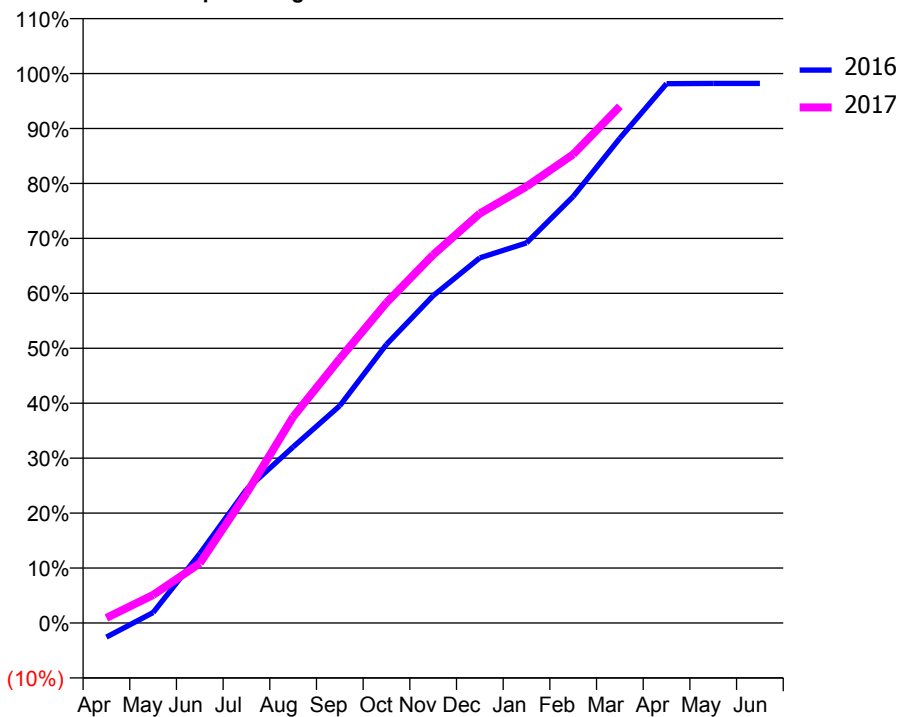
ACCESS*

Patients seen in 24 months	Total	Change since previous quarter
Quarter ending March 2016	4,269	
Quarter ending June 2016	4,279	→
Quarter ending September 2016	4,753	↑
Quarter ending December 2016	4,692	↓
Quarter ending March 2017	4,110	↓
Variance since March 2016	(3.7%)	↓



ACTIVITY

Cumulative percentage of contracted UDA delivered 2016 & 2017



Month	Adjusted Scheduled Activity (UDA)	
	2016	2017
April	-311	111
May	228	612
June	1,514	1,302
July	2,912	2,825
August	3,839	4,496
September	4,738	5,764
October	6,075	6,986
November	7,136	8,028
December	7,962	8,930
January	8,287	9,517
February	9,297	10,218
March	10,570	11,263
April	11,757	
May	11,764	
June	11,764	

QUALITY

	Quantity	Base Number	Contract	AT	Region	England
% of FP17s for the same patient ID Re-attending within 3 months - Children	64	1,476	4.3%	10.6%	12.0%	12.3%
% of FP17s for the same patient ID Re-attending within 3 months - Adults	368	4,142	8.9%	15.3%	16.0%	16.7%
% of FP17s for the same patient ID Re-attending between 3 & 9 months - Children	453	1,476	30.7%	55.6%	58.8%	57.6%
% of FP17s for the same patient ID Re-attending between 3 & 9 months - Adults	1,004	4,142	24.2%	48.7%	51.2%	50.1%
% of FP17s for Band 1 Urgent Courses	708	5,206	13.6%	8.6%	8.0%	9.1%
% of FP17s Relating to Free Repair or Replacements	48	5,206	0.9%	0.8%	0.8%	0.8%
% of FP17s Relating to Continuations	22	5,206	0.4%	1.1%	1.2%	1.2%
% of Patients satisfied with the dentistry they have received	8	9	N/A	93.9%	92.7%	92.8%
% of Patients satisfied with the time they had to wait for an appointment	7	9	N/A	90.6%	89.1%	88.7%

* This is based on patients treated on this contract for their most recent course of treatment. Figures in italics indicate the base number of FP17s or Patient Questionnaire responses are less than 100. N/A is shown where the base number of responses is less than 10 during the period. % is calculated as Quantity/Base number*100

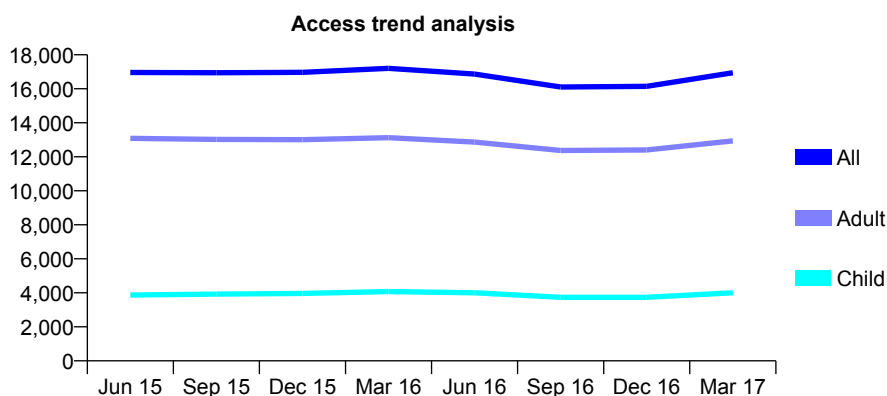
Q57 - Vital Signs At a Glance Contract Report for 890944/0002 - March 2017

Name or company name	MR AF CLOUGH
Contract type name	GDS Contract
Purpose of contract	General
Contract start date	01/04/2006
Contract end date	

16/17 Contracted general activity (UDA)	45,858
Carry forward general activity (UDA)	-254
16/17 Contracted orthodontic activity (UOA)	0
Carry forward orthodontic activity (UOA)	0
Baseline contract value	£1,407,511.53

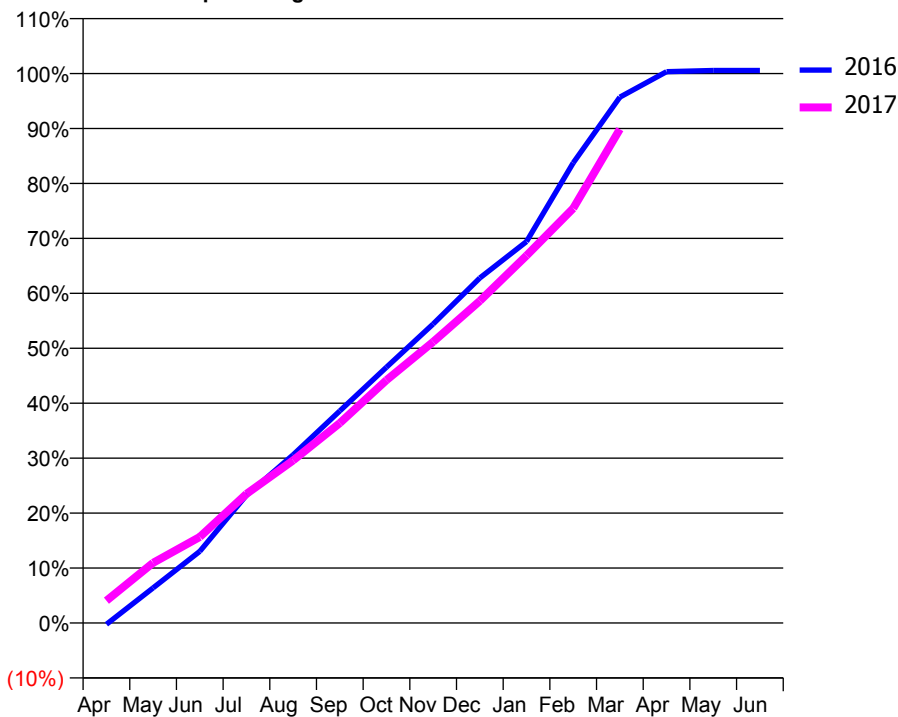
ACCESS*

Patients seen in 24 months	Total	Change since previous quarter
Quarter ending March 2016	17,202	
Quarter ending June 2016	16,868	↓
Quarter ending September 2016	16,106	↓
Quarter ending December 2016	16,146	→
Quarter ending March 2017	16,944	↑
Variance since March 2016	(1.5%)	↓



ACTIVITY

Cumulative percentage of contracted UDA delivered 2016 & 2017



Month	Adjusted Scheduled Activity (UDA)	
	2016	2017
April	-112	1,868
May	2,929	5,024
June	5,981	7,186
July	10,668	10,775
August	14,034	13,568
September	17,704	16,688
October	21,348	20,275
November	24,955	23,470
December	28,800	26,882
January	31,831	30,661
February	38,396	34,601
March	43,881	41,209
April	46,011	
May	46,107	
June	46,112	

QUALITY

	Quantity	Base Number	Contract	AT	Region	England
% of FP17s for the same patient ID Re-attending within 3 months - Children	316	5,059	6.2%	10.6%	12.0%	12.3%
% of FP17s for the same patient ID Re-attending within 3 months - Adults	2,471	14,863	16.6%	15.3%	16.0%	16.7%
% of FP17s for the same patient ID Re-attending between 3 & 9 months - Children	2,265	5,059	44.8%	55.6%	58.8%	57.6%
% of FP17s for the same patient ID Re-attending between 3 & 9 months - Adults	4,808	14,863	32.3%	48.7%	51.2%	50.1%
% of FP17s for Band 1 Urgent Courses	3,258	18,974	17.2%	8.6%	8.0%	9.1%
% of FP17s Relating to Free Repair or Replacements	270	18,974	1.4%	0.8%	0.8%	0.8%
% of FP17s Relating to Continuations	140	18,974	0.7%	1.1%	1.2%	1.2%
% of Patients satisfied with the dentistry they have received	31	34	91.2%	93.9%	92.7%	92.8%
% of Patients satisfied with the time they had to wait for an appointment	26	34	76.5%	90.6%	89.1%	88.7%

* This is based on patients treated on this contract for their most recent course of treatment. Figures in italics indicate the base number of FP17s or Patient Questionnaire responses are less than 100. N/A is shown where the base number of responses is less than 10 during the period. % is calculated as Quantity/Base number*100

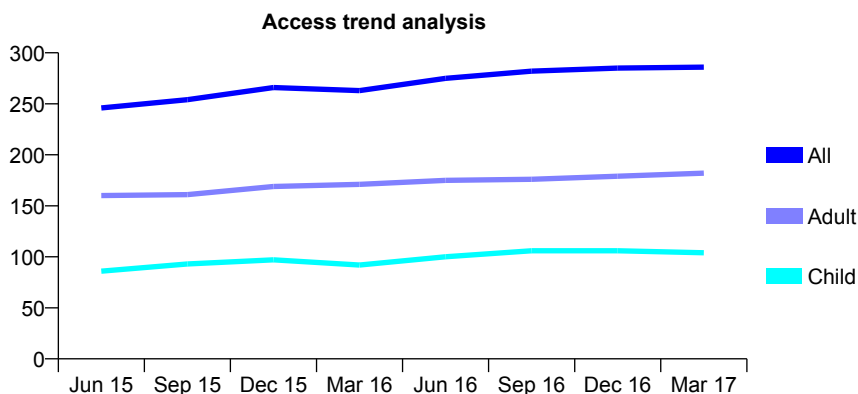
Q57 - Vital Signs At a Glance Contract Report for 907456/0001 - March 2017

Name or company name	MR NV PANDYA
Contract type name	GDS Contract
Purpose of contract	General
Contract start date	01/04/2006
Contract end date	

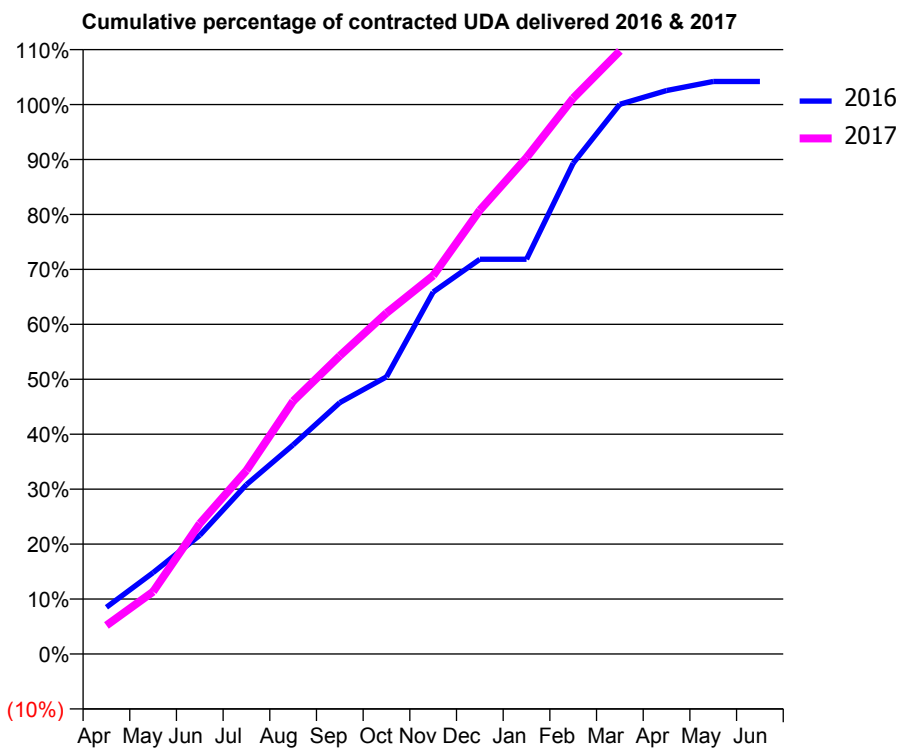
16/17 Contracted general activity (UDA)	621
Carry forward general activity (UDA)	-12
16/17 Contracted orthodontic activity (UOA)	0
Carry forward orthodontic activity (UOA)	0
Baseline contract value	£16,304.59

ACCESS*

Patients seen in 24 months	Total	Change since previous quarter
Quarter ending March 2016	263	
Quarter ending June 2016	275	↑
Quarter ending September 2016	282	↑
Quarter ending December 2016	285	→
Quarter ending March 2017	286	→
Variance since March 2016	8.7%	↑



ACTIVITY



Month	Adjusted Scheduled Activity (UDA)	
	2016	2017
April	53	32
May	92	70
June	134	147
July	191	207
August	236	286
September	284	337
October	313	385
November	409	428
December	446	502
January	446	561
February	555	628
March	621	682
April	637	
May	647	
June	647	

QUALITY

	Quantity	Base Number	Contract	AT	Region	England
% of FP17s for the same patient ID Re-attending within 3 months - Children	16	152	10.5%	10.6%	12.0%	12.3%
% of FP17s for the same patient ID Re-attending within 3 months - Adults	42	233	18.0%	15.3%	16.0%	16.7%
% of FP17s for the same patient ID Re-attending between 3 & 9 months - Children	44	152	28.9%	55.6%	58.8%	57.6%
% of FP17s for the same patient ID Re-attending between 3 & 9 months - Adults	110	233	47.2%	48.7%	51.2%	50.1%
% of FP17s for Band 1 Urgent Courses	13	364	3.6%	8.6%	8.0%	9.1%
% of FP17s Relating to Free Repair or Replacements	2	364	0.5%	0.8%	0.8%	0.8%
% of FP17s Relating to Continuations	9	364	2.5%	1.1%	1.2%	1.2%
% of Patients satisfied with the dentistry they have received	0	0	N/A	93.9%	92.7%	92.8%
% of Patients satisfied with the time they had to wait for an appointment	0	0	N/A	90.6%	89.1%	88.7%

* This is based on patients treated on this contract for their most recent course of treatment. Figures in italics indicate the base number of FP17s or Patient Questionnaire responses are less than 100. N/A is shown where the base number of responses is less than 10 during the period. % is calculated as Quantity/Base number*100

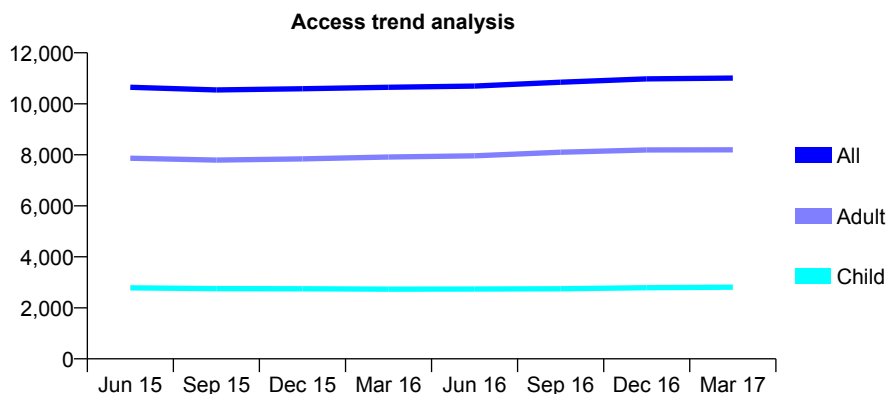
Q57 - Vital Signs At a Glance Contract Report for 911739/0001 - March 2017

Name or company name	MR DC WILKINSON
Contract type name	GDS Contract
Purpose of contract	General
Contract start date	01/04/2006
Contract end date	

16/17 Contracted general activity (UDA)	28,622
Carry forward general activity (UDA)	-270
16/17 Contracted orthodontic activity (UOA)	0
Carry forward orthodontic activity (UOA)	0
Baseline contract value	£706,292.55

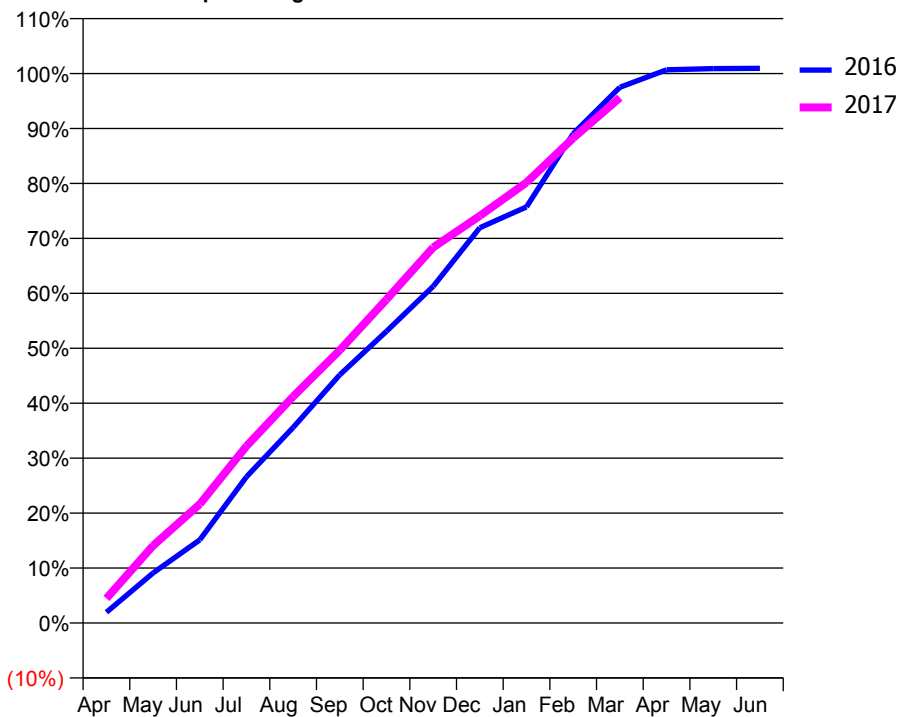
ACCESS*

Patients seen in 24 months	Total	Change since previous quarter
Quarter ending March 2016	10,648	
Quarter ending June 2016	10,696	→
Quarter ending September 2016	10,848	→
Quarter ending December 2016	10,977	→
Quarter ending March 2017	11,008	→
Variance since March 2016	3.4%	↑



ACTIVITY

Cumulative percentage of contracted UDA delivered 2016 & 2017



Month	Adjusted Scheduled Activity (UDA)	
	2016	2017
April	562	1,283
May	2,607	4,030
June	4,331	6,190
July	7,613	9,212
August	10,186	11,799
September	12,932	14,214
October	15,194	16,851
November	17,536	19,562
December	20,591	21,208
January	21,675	22,945
February	25,490	25,255
March	27,904	27,364
April	28,814	
May	28,876	
June	28,892	

QUALITY

	Quantity	Base Number	Contract	AT	Region	England
% of FP17s for the same patient ID Re-attending within 3 months - Children	297	4,089	7.3%	10.6%	12.0%	12.3%
% of FP17s for the same patient ID Re-attending within 3 months - Adults	1,961	10,213	19.2%	15.3%	16.0%	16.7%
% of FP17s for the same patient ID Re-attending between 3 & 9 months - Children	2,412	4,089	59.0%	55.6%	58.8%	57.6%
% of FP17s for the same patient ID Re-attending between 3 & 9 months - Adults	4,480	10,213	43.9%	48.7%	51.2%	50.1%
% of FP17s for Band 1 Urgent Courses	1,153	13,253	8.7%	8.6%	8.0%	9.1%
% of FP17s Relating to Free Repair or Replacements	140	13,253	1.1%	0.8%	0.8%	0.8%
% of FP17s Relating to Continuations	435	13,253	3.3%	1.1%	1.2%	1.2%
% of Patients satisfied with the dentistry they have received	28	29	96.6%	93.9%	92.7%	92.8%
% of Patients satisfied with the time they had to wait for an appointment	29	29	100.0%	90.6%	89.1%	88.7%

* This is based on patients treated on this contract for their most recent course of treatment. Figures in italics indicate the base number of FP17s or Patient Questionnaire responses are less than 100. N/A is shown where the base number of responses is less than 10 during the period. % is calculated as Quantity/Base number*100

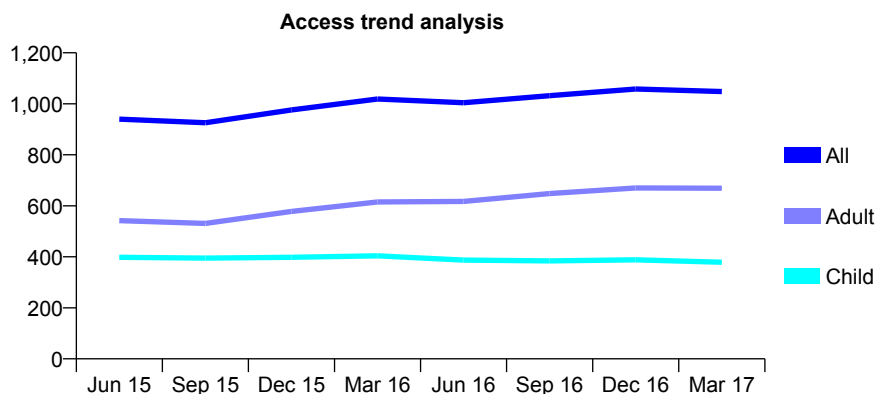
Q57 - Vital Signs At a Glance Contract Report for 913111/0002 - March 2017

Name or company name	MR J SINGH
Contract type name	GDS Contract
Purpose of contract	General
Contract start date	01/04/2009
Contract end date	

16/17 Contracted general activity (UDA)	2,500
Carry forward general activity (UDA)	28
16/17 Contracted orthodontic activity (UOA)	0
Carry forward orthodontic activity (UOA)	0
Baseline contract value	£59,950.99

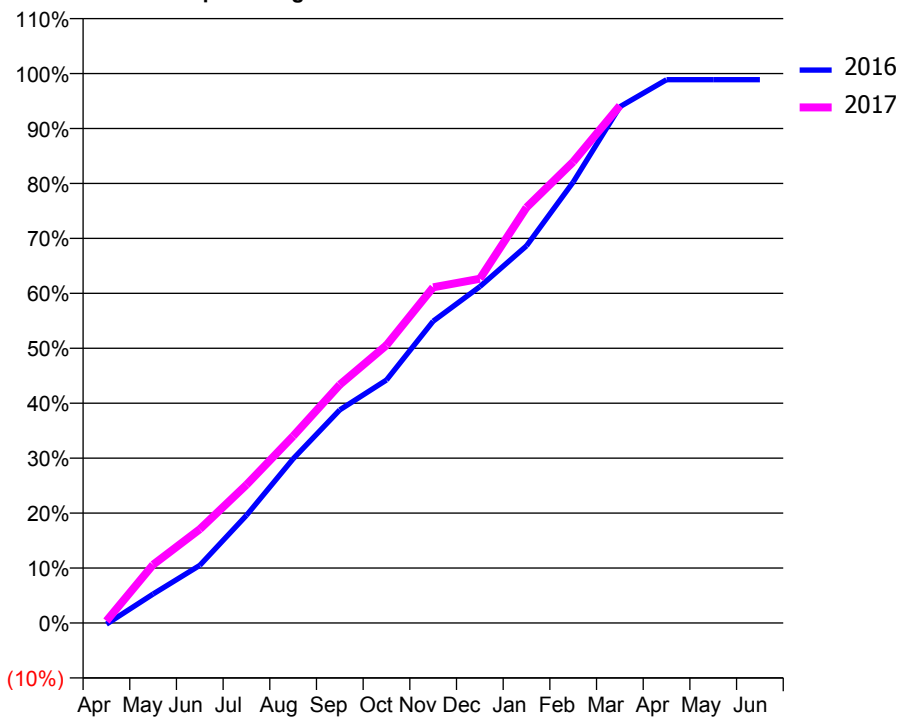
ACCESS*

Patients seen in 24 months	Total	Change since previous quarter
Quarter ending March 2016	1,019	
Quarter ending June 2016	1,004	↓
Quarter ending September 2016	1,032	↑
Quarter ending December 2016	1,058	↑
Quarter ending March 2017	1,048	→
Variance since March 2016	2.8%	↑



ACTIVITY

Cumulative percentage of contracted UDA delivered 2016 & 2017



Month	Adjusted Scheduled Activity (UDA)	
	2016	2017
April	-6	9
May	132	266
June	262	427
July	490	629
August	747	850
September	970	1,084
October	1,105	1,264
November	1,373	1,527
December	1,530	1,566
January	1,716	1,891
February	2,006	2,098
March	2,349	2,354
April	2,472	
May	2,472	
June	2,472	

QUALITY

	Quantity	Base Number	Contract	AT	Region	England
% of FP17s for the same patient ID Re-attending within 3 months - Children	40	581	6.9%	10.6%	12.0%	12.3%
% of FP17s for the same patient ID Re-attending within 3 months - Adults	122	848	14.4%	15.3%	16.0%	16.7%
% of FP17s for the same patient ID Re-attending between 3 & 9 months - Children	333	581	57.3%	55.6%	58.8%	57.6%
% of FP17s for the same patient ID Re-attending between 3 & 9 months - Adults	417	848	49.2%	48.7%	51.2%	50.1%
% of FP17s for Band 1 Urgent Courses	74	1,374	5.4%	8.6%	8.0%	9.1%
% of FP17s Relating to Free Repair or Replacements	15	1,374	1.1%	0.8%	0.8%	0.8%
% of FP17s Relating to Continuations	41	1,374	3.0%	1.1%	1.2%	1.2%
% of Patients satisfied with the dentistry they have received	0	0	N/A	93.9%	92.7%	92.8%
% of Patients satisfied with the time they had to wait for an appointment	0	0	N/A	90.6%	89.1%	88.7%

* This is based on patients treated on this contract for their most recent course of treatment. Figures in italics indicate the base number of FP17s or Patient Questionnaire responses are less than 100. N/A is shown where the base number of responses is less than 10 during the period. % is calculated as Quantity/Base number*100

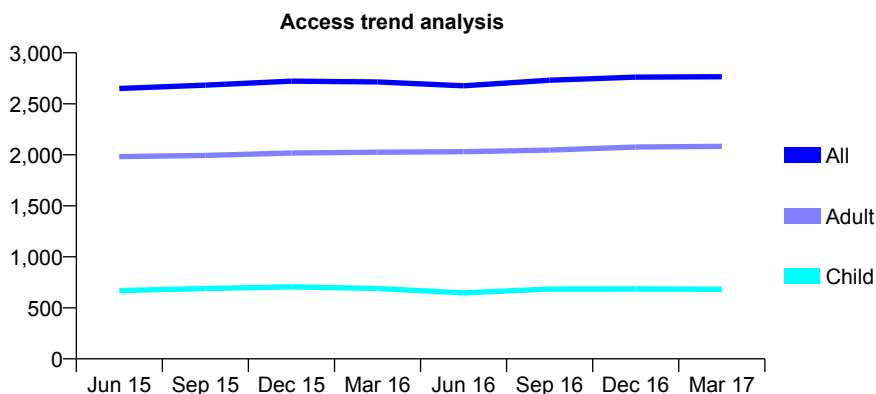
Q57 - Vital Signs At a Glance Contract Report for 913324/0001 - March 2017

Name or company name	MR CR BENTLEY
Contract type name	GDS Contract
Purpose of contract	General
Contract start date	01/04/2006
Contract end date	

16/17 Contracted general activity (UDA)	6,366
Carry forward general activity (UDA)	-127
16/17 Contracted orthodontic activity (UOA)	0
Carry forward orthodontic activity (UOA)	0
Baseline contract value	£158,994.48

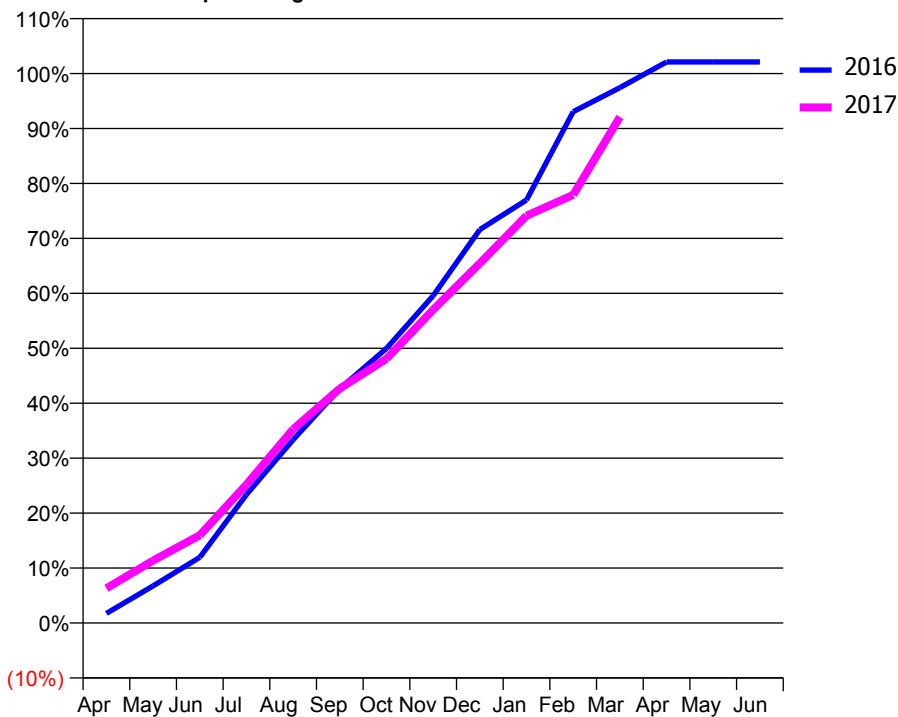
ACCESS*

Patients seen in 24 months	Total	Change since previous quarter
Quarter ending March 2016	2,714	
Quarter ending June 2016	2,677	↓
Quarter ending September 2016	2,731	↑
Quarter ending December 2016	2,761	→
Quarter ending March 2017	2,765	→
Variance since March 2016	1.9%	→



ACTIVITY

Cumulative percentage of contracted UDA delivered 2016 & 2017



Month	Adjusted Scheduled Activity (UDA)	
	2016	2017
April	112	403
May	431	723
June	762	1,018
July	1,489	1,605
August	2,123	2,245
September	2,715	2,717
October	3,181	3,061
November	3,792	3,630
December	4,558	4,167
January	4,901	4,719
February	5,924	4,960
March	6,202	5,862
April	6,500	
May	6,500	
June	6,500	

QUALITY

	Quantity	Base Number	Contract	AT	Region	England
% of FP17s for the same patient ID Re-attending within 3 months - Children	134	1,017	13.2%	10.6%	12.0%	12.3%
% of FP17s for the same patient ID Re-attending within 3 months - Adults	284	2,288	12.4%	15.3%	16.0%	16.7%
% of FP17s for the same patient ID Re-attending between 3 & 9 months - Children	140	1,017	13.8%	55.6%	58.8%	57.6%
% of FP17s for the same patient ID Re-attending between 3 & 9 months - Adults	543	2,288	23.7%	48.7%	51.2%	50.1%
% of FP17s for Band 1 Urgent Courses	245	2,823	8.7%	8.6%	8.0%	9.1%
% of FP17s Relating to Free Repair or Replacements	0	2,823	0.0%	0.8%	0.8%	0.8%
% of FP17s Relating to Continuations	46	2,823	1.6%	1.1%	1.2%	1.2%
% of Patients satisfied with the dentistry they have received	4	4	N/A	93.9%	92.7%	92.8%
% of Patients satisfied with the time they had to wait for an appointment	4	4	N/A	90.6%	89.1%	88.7%

* This is based on patients treated on this contract for their most recent course of treatment. Figures in italics indicate the base number of FP17s or Patient Questionnaire responses are less than 100. N/A is shown where the base number of responses is less than 10 during the period. % is calculated as Quantity/Base number*100

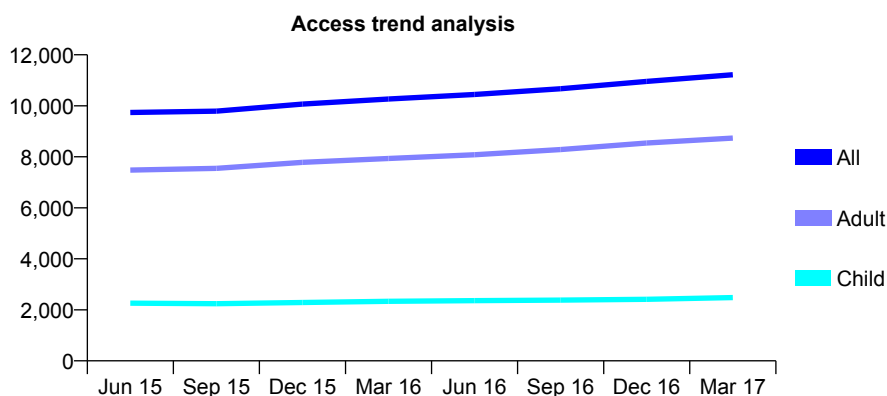
Q57 - Vital Signs At a Glance Contract Report for 918628/0003 - March 2017

Name or company name	MR P VAID
Contract type name	GDS Contract
Purpose of contract	General
Contract start date	01/11/2007
Contract end date	

16/17 Contracted general activity (UDA)	38,130
Carry forward general activity (UDA)	0
16/17 Contracted orthodontic activity (UOA)	0
Carry forward orthodontic activity (UOA)	0
Baseline contract value	£904,965.22

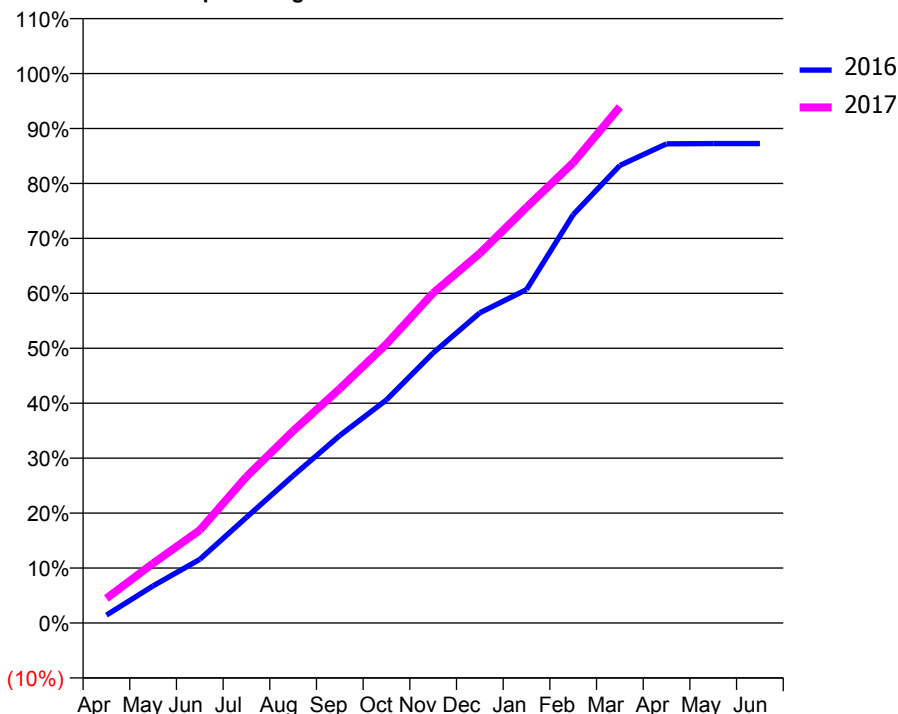
ACCESS*

Patients seen in 24 months	Total	Change since previous quarter
Quarter ending March 2016	10,267	
Quarter ending June 2016	10,442	→
Quarter ending September 2016	10,667	↑
Quarter ending December 2016	10,956	↑
Quarter ending March 2017	11,216	↑
Variance since March 2016	9.2%	↑



ACTIVITY

Cumulative percentage of contracted UDA delivered 2016 & 2017



Month	Adjusted Scheduled Activity (UDA)	
	2016	2017
April	547	1,703
May	2,577	4,140
June	4,419	6,447
July	7,331	10,154
August	10,220	13,331
September	13,018	16,260
October	15,487	19,360
November	18,743	22,899
December	21,526	25,650
January	23,135	28,847
February	28,339	31,936
March	31,755	35,813
April	33,251	
May	33,270	
June	33,272	

QUALITY

	Quantity	Base Number	Contract	AT	Region	England
% of FP17s for the same patient ID Re-attending within 3 months - Children	323	4,282	7.5%	10.6%	12.0%	12.3%
% of FP17s for the same patient ID Re-attending within 3 months - Adults	1,750	13,861	12.6%	15.3%	16.0%	16.7%
% of FP17s for the same patient ID Re-attending between 3 & 9 months - Children	2,878	4,282	67.2%	55.6%	58.8%	57.6%
% of FP17s for the same patient ID Re-attending between 3 & 9 months - Adults	8,717	13,861	62.9%	48.7%	51.2%	50.1%
% of FP17s for Band 1 Urgent Courses	1,305	17,188	7.6%	8.6%	8.0%	9.1%
% of FP17s Relating to Free Repair or Replacements	114	17,188	0.7%	0.8%	0.8%	0.8%
% of FP17s Relating to Continuations	41	17,188	0.2%	1.1%	1.2%	1.2%
% of Patients satisfied with the dentistry they have received	22	22	100.0%	93.9%	92.7%	92.8%
% of Patients satisfied with the time they had to wait for an appointment	20	22	90.9%	90.6%	89.1%	88.7%

* This is based on patients treated on this contract for their most recent course of treatment. Figures in italics indicate the base number of FP17s or Patient Questionnaire responses are less than 100. N/A is shown where the base number of responses is less than 10 during the period. % is calculated as Quantity/Base number*100

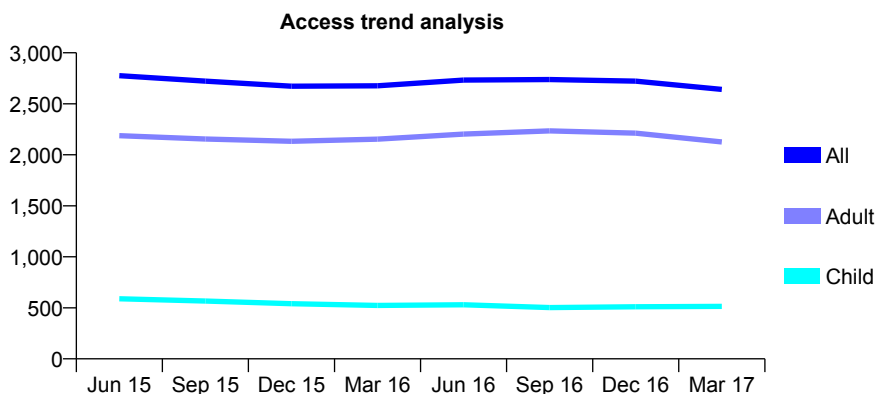
Q57 - Vital Signs At a Glance Contract Report for 925721/0001 - March 2017

Name or company name	MR I GIBBONS
Contract type name	GDS Contract
Purpose of contract	General
Contract start date	01/04/2006
Contract end date	

16/17 Contracted general activity (UDA)	7,000
Carry forward general activity (UDA)	0
16/17 Contracted orthodontic activity (UOA)	0
Carry forward orthodontic activity (UOA)	0
Baseline contract value	£174,480.30

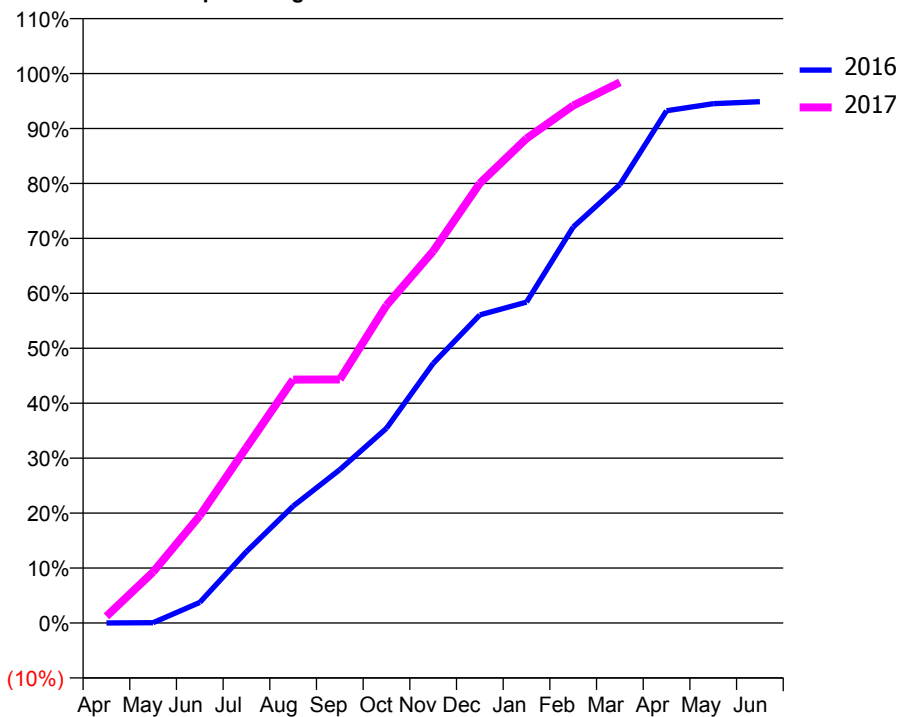
ACCESS*

Patients seen in 24 months	Total	Change since previous quarter
Quarter ending March 2016	2,677	
Quarter ending June 2016	2,733	↑
Quarter ending September 2016	2,738	→
Quarter ending December 2016	2,722	→
Quarter ending March 2017	2,641	↓
Variance since March 2016	(1.3%)	↓



ACTIVITY

Cumulative percentage of contracted UDA delivered 2016 & 2017



Adjusted Scheduled Activity (UDA)

Month	2016	2017
April	0	85
May	5	650
June	262	1,366
July	909	2,236
August	1,488	3,102
September	1,954	3,103
October	2,481	4,047
November	3,306	4,737
December	3,925	5,602
January	4,088	6,172
February	5,043	6,591
March	5,584	6,887
April	6,526	
May	6,616	
June	6,640	

QUALITY

	Quantity	Base Number	Contract	AT	Region	England
% of FP17s for the same patient ID Re-attending within 3 months - Children	45	623	7.2%	10.6%	12.0%	12.3%
% of FP17s for the same patient ID Re-attending within 3 months - Adults	570	2,731	20.9%	15.3%	16.0%	16.7%
% of FP17s for the same patient ID Re-attending between 3 & 9 months - Children	192	623	30.8%	55.6%	58.8%	57.6%
% of FP17s for the same patient ID Re-attending between 3 & 9 months - Adults	783	2,731	28.7%	48.7%	51.2%	50.1%
% of FP17s for Band 1 Urgent Courses	480	2,944	16.3%	8.6%	8.0%	9.1%
% of FP17s Relating to Free Repair or Replacements	39	2,944	1.3%	0.8%	0.8%	0.8%
% of FP17s Relating to Continuations	54	2,944	1.8%	1.1%	1.2%	1.2%
% of Patients satisfied with the dentistry they have received	7	7	N/A	93.9%	92.7%	92.8%
% of Patients satisfied with the time they had to wait for an appointment	7	7	N/A	90.6%	89.1%	88.7%

* This is based on patients treated on this contract for their most recent course of treatment. Figures in italics indicate the base number of FP17s or Patient Questionnaire responses are less than 100. N/A is shown where the base number of responses is less than 10 during the period. % is calculated as Quantity/Base number*100

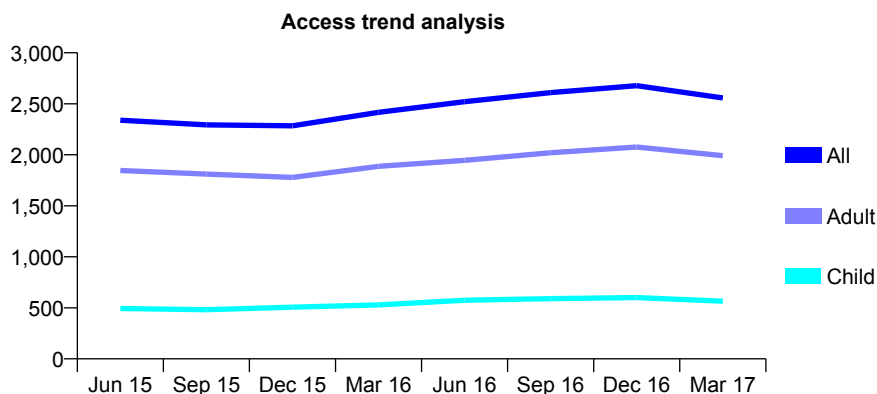
Q57 - Vital Signs At a Glance Contract Report for 925993/0001 - March 2017

Name or company name	MR M VYAS
Contract type name	GDS Contract
Purpose of contract	General
Contract start date	01/04/2006
Contract end date	

16/17 Contracted general activity (UDA)	6,637
Carry forward general activity (UDA)	246
16/17 Contracted orthodontic activity (UOA)	0
Carry forward orthodontic activity (UOA)	0
Baseline contract value	£268,151.50

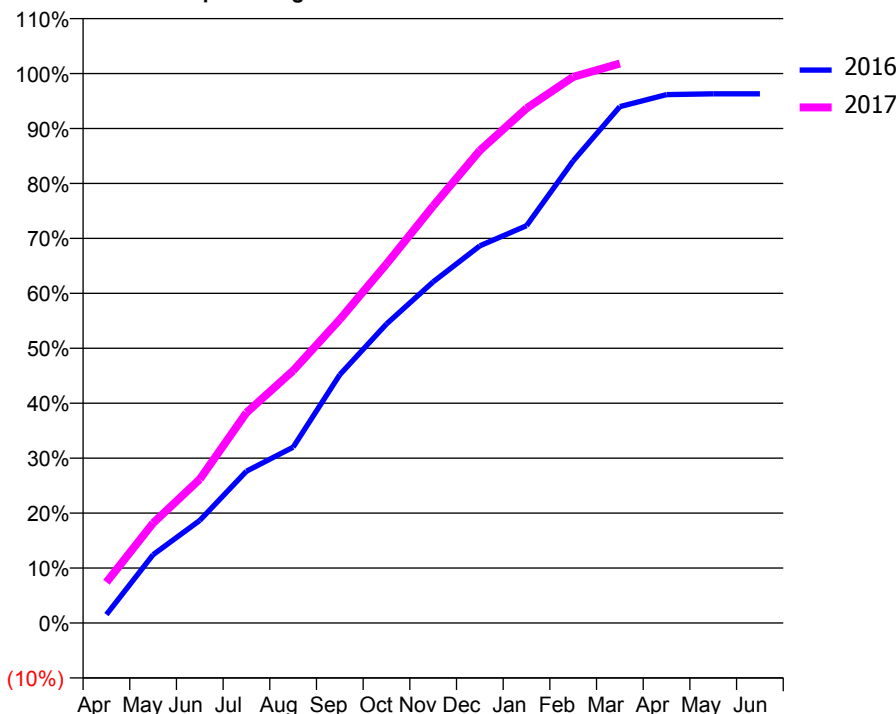
ACCESS*

Patients seen in 24 months	Total	Change since previous quarter
Quarter ending March 2016	2,416	
Quarter ending June 2016	2,521	↑
Quarter ending September 2016	2,610	↑
Quarter ending December 2016	2,678	↑
Quarter ending March 2017	2,557	↓
Variance since March 2016	5.8%	↑



ACTIVITY

Cumulative percentage of contracted UDA delivered 2016 & 2017



Adjusted Scheduled Activity (UDA)

Month	2016	2017
April	102	493
May	825	1,207
June	1,239	1,737
July	1,833	2,541
August	2,124	3,048
September	3,000	3,666
October	3,611	4,337
November	4,121	5,037
December	4,556	5,707
January	4,799	6,216
February	5,582	6,596
March	6,237	6,757
April	6,381	
May	6,391	
June	6,391	

QUALITY

	Quantity	Base Number	Contract	AT	Region	England
% of FP17s for the same patient ID Re-attending within 3 months - Children	30	632	4.7%	10.6%	12.0%	12.3%
% of FP17s for the same patient ID Re-attending within 3 months - Adults	245	2,255	10.9%	15.3%	16.0%	16.7%
% of FP17s for the same patient ID Re-attending between 3 & 9 months - Children	230	632	36.4%	55.6%	58.8%	57.6%
% of FP17s for the same patient ID Re-attending between 3 & 9 months - Adults	819	2,255	36.3%	48.7%	51.2%	50.1%
% of FP17s for Band 1 Urgent Courses	75	2,762	2.7%	8.6%	8.0%	9.1%
% of FP17s Relating to Free Repair or Replacements	23	2,762	0.8%	0.8%	0.8%	0.8%
% of FP17s Relating to Continuations	20	2,762	0.7%	1.1%	1.2%	1.2%
% of Patients satisfied with the dentistry they have received	3	5	N/A	93.9%	92.7%	92.8%
% of Patients satisfied with the time they had to wait for an appointment	5	5	N/A	90.6%	89.1%	88.7%

* This is based on patients treated on this contract for their most recent course of treatment. Figures in italics indicate the base number of FP17s or Patient Questionnaire responses are less than 100. N/A is shown where the base number of responses is less than 10 during the period. % is calculated as Quantity/Base number*100

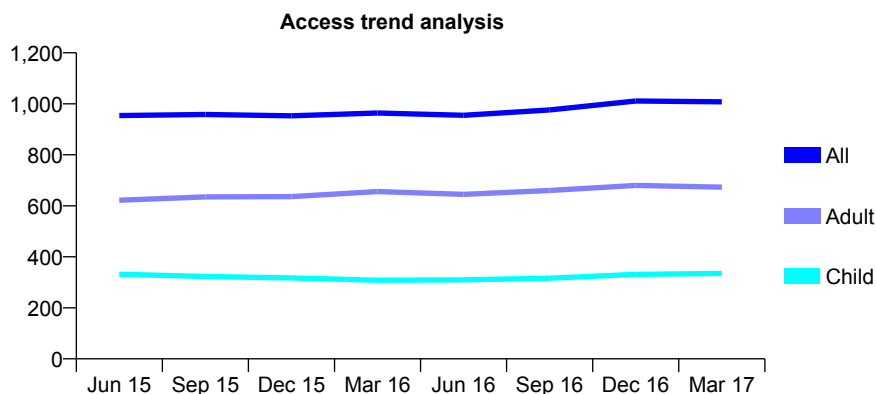
Q57 - Vital Signs At a Glance Contract Report for 926175/0001 - March 2017

Name or company name	MR GC ECKSTEIN
Contract type name	GDS Contract
Purpose of contract	General
Contract start date	01/04/2006
Contract end date	

16/17 Contracted general activity (UDA)	2,086
Carry forward general activity (UDA)	-7
16/17 Contracted orthodontic activity (UOA)	0
Carry forward orthodontic activity (UOA)	0
Baseline contract value	£47,338.44

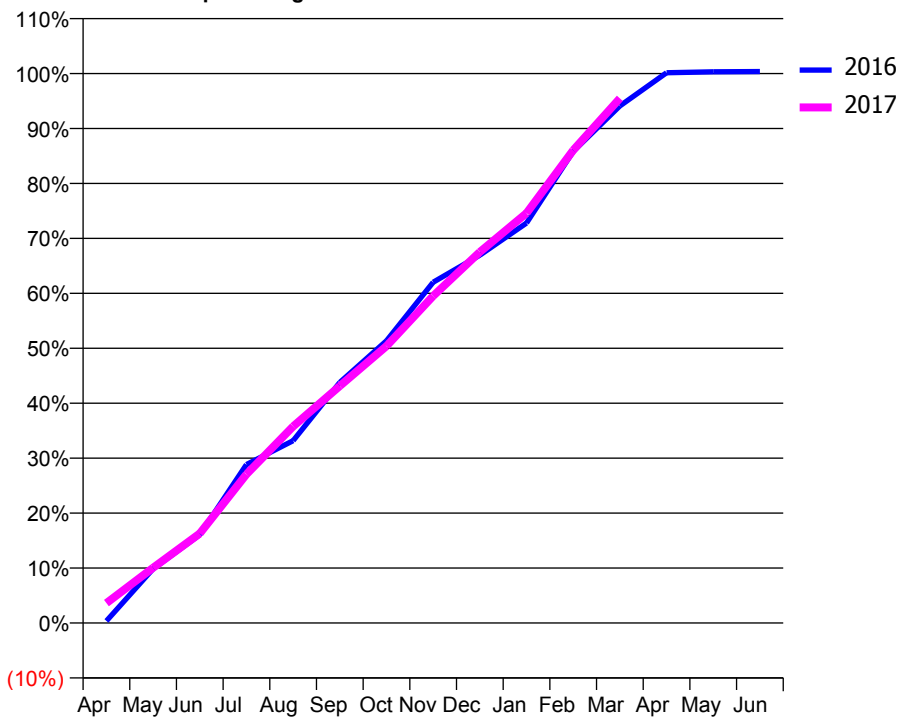
ACCESS*

Patients seen in 24 months	Total	Change since previous quarter
Quarter ending March 2016	964	
Quarter ending June 2016	955	→
Quarter ending September 2016	976	↑
Quarter ending December 2016	1,011	↑
Quarter ending March 2017	1,008	→
Variance since March 2016	4.6%	↑



ACTIVITY

Cumulative percentage of contracted UDA delivered 2016 & 2017



Month	Adjusted Scheduled Activity (UDA)	
	2016	2017
April	8	76
May	206	210
June	336	340
July	601	565
August	692	746
September	913	900
October	1,072	1,051
November	1,294	1,242
December	1,396	1,409
January	1,518	1,556
February	1,790	1,795
March	1,963	1,992
April	2,089	
May	2,092	
June	2,093	

QUALITY

	Quantity	Base Number	Contract	AT	Region	England
% of FP17s for the same patient ID Re-attending within 3 months - Children	22	488	4.5%	10.6%	12.0%	12.3%
% of FP17s for the same patient ID Re-attending within 3 months - Adults	57	826	6.9%	15.3%	16.0%	16.7%
% of FP17s for the same patient ID Re-attending between 3 & 9 months - Children	281	488	57.6%	55.6%	58.8%	57.6%
% of FP17s for the same patient ID Re-attending between 3 & 9 months - Adults	343	826	41.5%	48.7%	51.2%	50.1%
% of FP17s for Band 1 Urgent Courses	109	1,230	8.9%	8.6%	8.0%	9.1%
% of FP17s Relating to Free Repair or Replacements	0	1,230	0.0%	0.8%	0.8%	0.8%
% of FP17s Relating to Continuations	1	1,230	0.1%	1.1%	1.2%	1.2%
% of Patients satisfied with the dentistry they have received	1	1	N/A	93.9%	92.7%	92.8%
% of Patients satisfied with the time they had to wait for an appointment	1	1	N/A	90.6%	89.1%	88.7%

* This is based on patients treated on this contract for their most recent course of treatment. Figures in italics indicate the base number of FP17s or Patient Questionnaire responses are less than 100. N/A is shown where the base number of responses is less than 10 during the period. % is calculated as Quantity/Base number*100

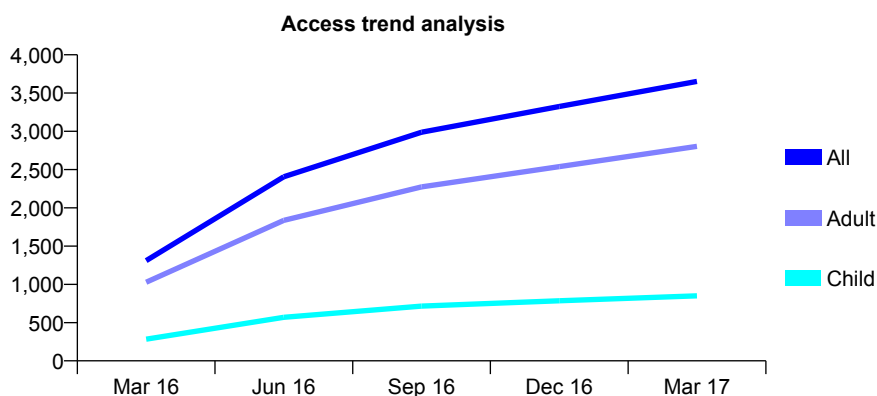
Q57 - Vital Signs At a Glance Contract Report for 927481/0001 - March 2017

Name or company name	MR A SAID
Contract type name	GDS Contract
Purpose of contract	General
Contract start date	01/12/2015
Contract end date	

16/17 Contracted general activity (UDA)	14,958
Carry forward general activity (UDA)	-299
16/17 Contracted orthodontic activity (UOA)	0
Carry forward orthodontic activity (UOA)	0
Baseline contract value	£401,542.46

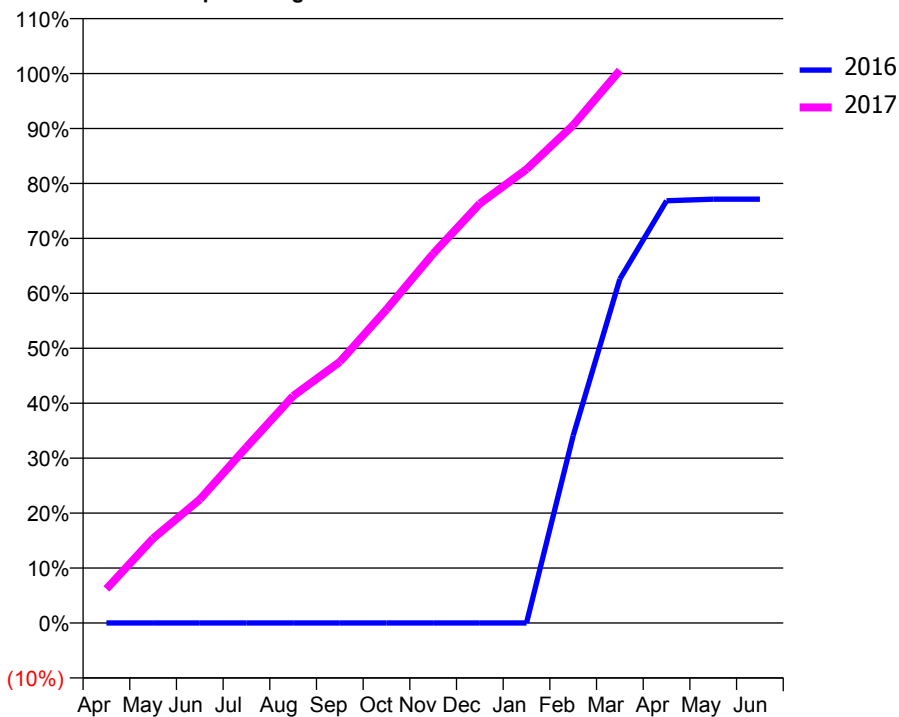
ACCESS*

Patients seen in 24 months	Total	Change since previous quarter
Quarter ending March 2016	1,310	
Quarter ending June 2016	2,406	↑
Quarter ending September 2016	2,989	↑
Quarter ending December 2016	3,324	↑
Quarter ending March 2017	3,653	↑
Variance since March 2016	178.9%	↑



ACTIVITY

Cumulative percentage of contracted UDA delivered 2016 & 2017



Month	Adjusted Scheduled Activity (UDA)	
	2016	2017
April	0	928
May	0	2,304
June	0	3,362
July	0	4,785
August	0	6,181
September	0	7,110
October	0	8,535
November	0	10,052
December	0	11,416
January	0	12,351
February	1,701	13,551
March	3,121	15,046
April	3,831	
May	3,846	
June	3,846	

QUALITY

	Quantity	Base Number	Contract	AT	Region	England
% of FP17s for the same patient ID Re-attending within 3 months - Children	81	1,228	6.6%	10.6%	12.0%	12.3%
% of FP17s for the same patient ID Re-attending within 3 months - Adults	779	4,380	17.8%	15.3%	16.0%	16.7%
% of FP17s for the same patient ID Re-attending between 3 & 9 months - Children	396	1,228	32.2%	55.6%	58.8%	57.6%
% of FP17s for the same patient ID Re-attending between 3 & 9 months - Adults	1,432	4,380	32.7%	48.7%	51.2%	50.1%
% of FP17s for Band 1 Urgent Courses	123	5,333	2.3%	8.6%	8.0%	9.1%
% of FP17s Relating to Free Repair or Replacements	16	5,333	0.3%	0.8%	0.8%	0.8%
% of FP17s Relating to Continuations	220	5,333	4.1%	1.1%	1.2%	1.2%
% of Patients satisfied with the dentistry they have received	11	12	91.7%	93.9%	92.7%	92.8%
% of Patients satisfied with the time they had to wait for an appointment	12	12	100.0%	90.6%	89.1%	88.7%

* This is based on patients treated on this contract for their most recent course of treatment. Figures in italics indicate the base number of FP17s or Patient Questionnaire responses are less than 100. N/A is shown where the base number of responses is less than 10 during the period. % is calculated as Quantity/Base number*100

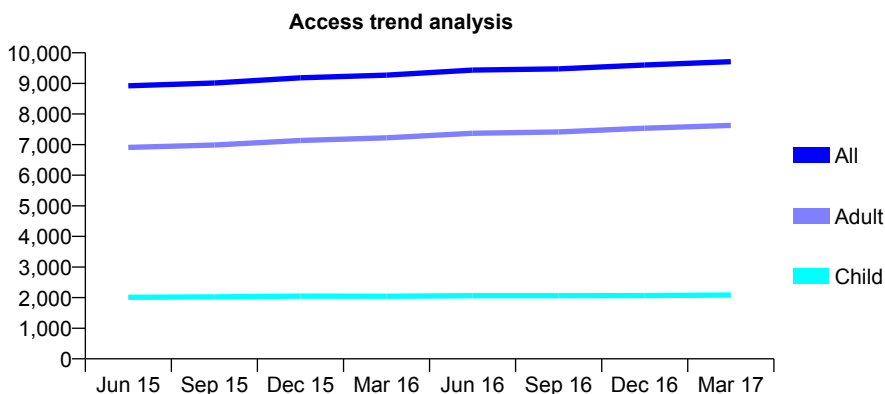
Q57 - Vital Signs At a Glance Contract Report for 929131/0001 - March 2017

Name or company name	MR MJ PERKINS
Contract type name	GDS Contract
Purpose of contract	General
Contract start date	01/04/2006
Contract end date	

16/17 Contracted general activity (UDA)	24,000
Carry forward general activity (UDA)	596
16/17 Contracted orthodontic activity (UOA)	0
Carry forward orthodontic activity (UOA)	0
Baseline contract value	£531,979.19

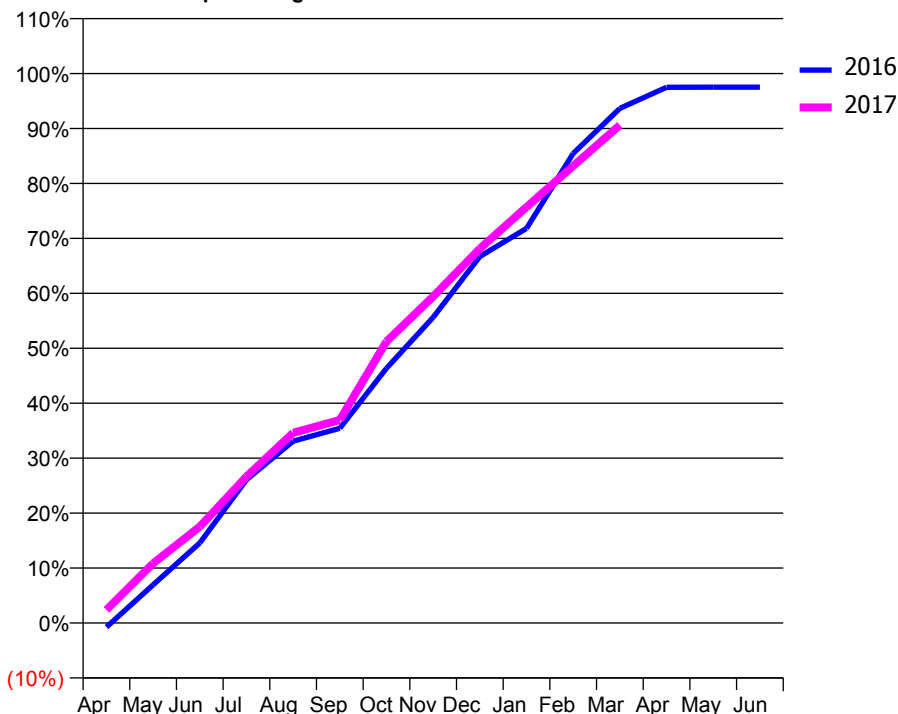
ACCESS*

Patients seen in 24 months	Total	Change since previous quarter
Quarter ending March 2016	9,270	
Quarter ending June 2016	9,434	→
Quarter ending September 2016	9,476	→
Quarter ending December 2016	9,602	→
Quarter ending March 2017	9,709	→
Variance since March 2016	4.7%	↑



ACTIVITY

Cumulative percentage of contracted UDA delivered 2016 & 2017



Month	Adjusted Scheduled Activity (UDA)	
	2016	2017
April	-183	571
May	1,668	2,605
June	3,496	4,206
July	6,261	6,398
August	7,942	8,309
September	8,507	8,870
October	11,124	12,299
November	13,349	14,262
December	16,005	16,348
January	17,238	18,167
February	20,512	19,962
March	22,476	21,744
April	23,401	
May	23,404	
June	23,404	

QUALITY

	Quantity	Base Number	Contract	AT	Region	England
% of FP17s for the same patient ID Re-attending within 3 months - Children	186	3,193	5.8%	10.6%	12.0%	12.3%
% of FP17s for the same patient ID Re-attending within 3 months - Adults	1,166	9,765	11.9%	15.3%	16.0%	16.7%
% of FP17s for the same patient ID Re-attending between 3 & 9 months - Children	1,980	3,193	62.0%	55.6%	58.8%	57.6%
% of FP17s for the same patient ID Re-attending between 3 & 9 months - Adults	4,299	9,765	44.0%	48.7%	51.2%	50.1%
% of FP17s for Band 1 Urgent Courses	988	12,430	7.9%	8.6%	8.0%	9.1%
% of FP17s Relating to Free Repair or Replacements	103	12,430	0.8%	0.8%	0.8%	0.8%
% of FP17s Relating to Continuations	346	12,430	2.8%	1.1%	1.2%	1.2%
% of Patients satisfied with the dentistry they have received	15	15	100.0%	93.9%	92.7%	92.8%
% of Patients satisfied with the time they had to wait for an appointment	15	15	100.0%	90.6%	89.1%	88.7%

* This is based on patients treated on this contract for their most recent course of treatment. Figures in italics indicate the base number of FP17s or Patient Questionnaire responses are less than 100. N/A is shown where the base number of responses is less than 10 during the period. % is calculated as Quantity/Base number*100

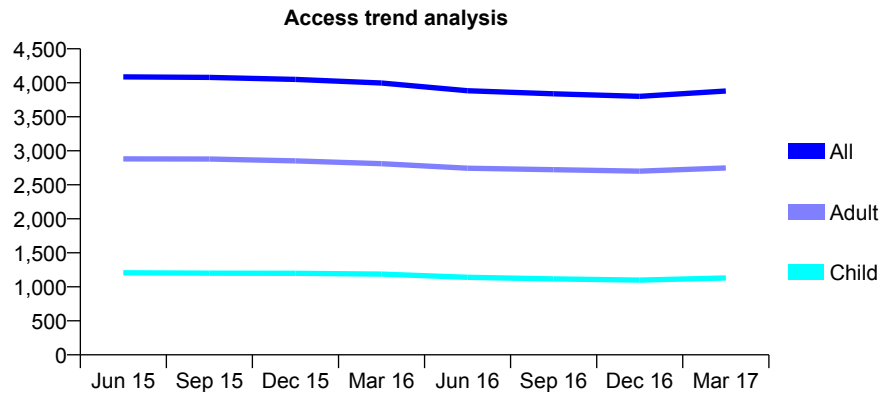
Q57 - Vital Signs At a Glance Contract Report for 934771/0001 - March 2017

Name or company name	MISS NA PATEL
Contract type name	GDS Contract
Purpose of contract	General
Contract start date	07/05/2012
Contract end date	

16/17 Contracted general activity (UDA)	11,878
Carry forward general activity (UDA)	-154
16/17 Contracted orthodontic activity (UOA)	0
Carry forward orthodontic activity (UOA)	0
Baseline contract value	£329,534.82

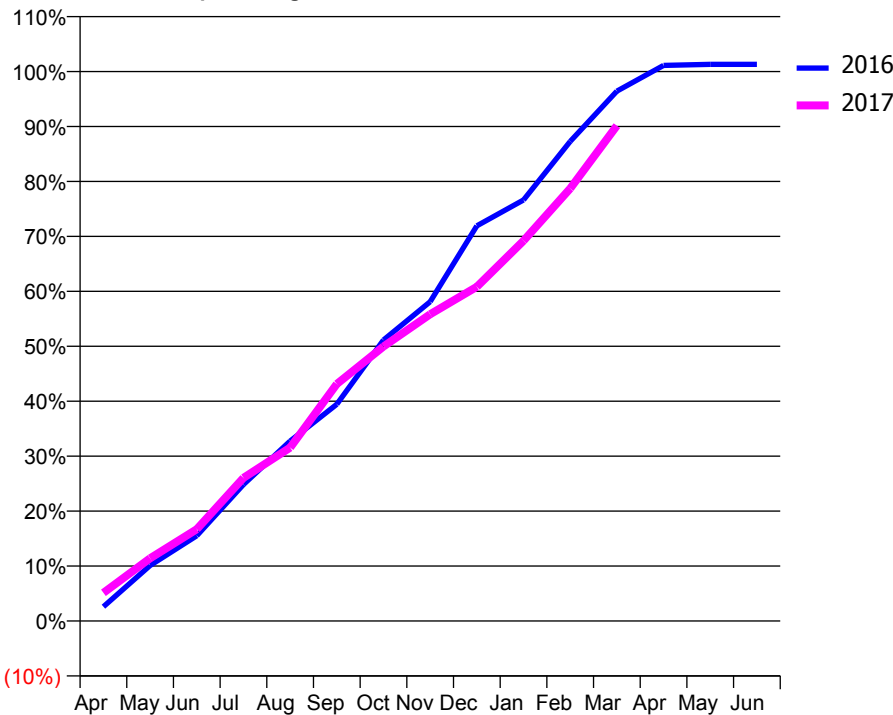
ACCESS*

Patients seen in 24 months	Total	Change since previous quarter
Quarter ending March 2016	3,997	
Quarter ending June 2016	3,884	↓
Quarter ending September 2016	3,839	↓
Quarter ending December 2016	3,800	↓
Quarter ending March 2017	3,879	↑
Variance since March 2016	(3.0%)	↓



ACTIVITY

Cumulative percentage of contracted UDA delivered 2016 & 2017



Month	Adjusted Scheduled Activity (UDA)	
	2016	2017
April	309	611
May	1,199	1,356
June	1,844	1,986
July	2,950	3,095
August	3,891	3,749
September	4,686	5,124
October	6,075	5,935
November	6,902	6,632
December	8,541	7,225
January	9,102	8,218
February	10,368	9,348
March	11,452	10,707
April	12,011	
May	12,032	
June	12,032	

QUALITY

	Quantity	Base Number	Contract	AT	Region	England
% of FP17s for the same patient ID Re-attending within 3 months - Children	75	1,159	6.5%	10.6%	12.0%	12.3%
% of FP17s for the same patient ID Re-attending within 3 months - Adults	371	2,747	13.5%	15.3%	16.0%	16.7%
% of FP17s for the same patient ID Re-attending between 3 & 9 months - Children	326	1,159	28.1%	55.6%	58.8%	57.6%
% of FP17s for the same patient ID Re-attending between 3 & 9 months - Adults	852	2,747	31.0%	48.7%	51.2%	50.1%
% of FP17s for Band 1 Urgent Courses	138	3,742	3.7%	8.6%	8.0%	9.1%
% of FP17s Relating to Free Repair or Replacements	53	3,742	1.4%	0.8%	0.8%	0.8%
% of FP17s Relating to Continuations	38	3,742	1.0%	1.1%	1.2%	1.2%
% of Patients satisfied with the dentistry they have received	8	8	N/A	93.9%	92.7%	92.8%
% of Patients satisfied with the time they had to wait for an appointment	6	8	N/A	90.6%	89.1%	88.7%

* This is based on patients treated on this contract for their most recent course of treatment. Figures in italics indicate the base number of FP17s or Patient Questionnaire responses are less than 100. N/A is shown where the base number of responses is less than 10 during the period. % is calculated as Quantity/Base number*100

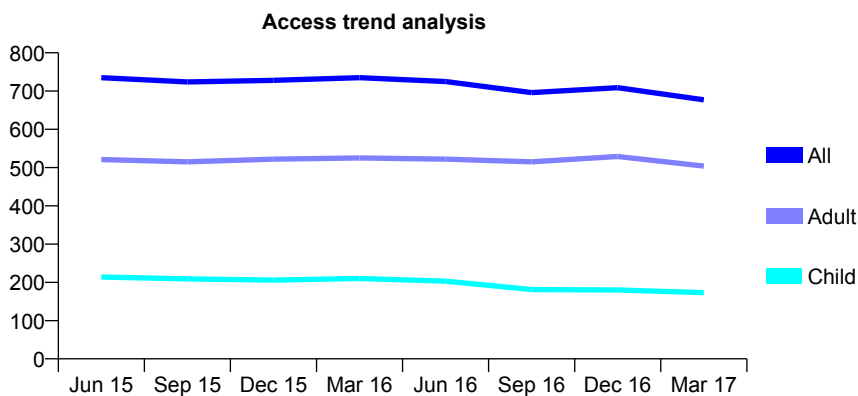
Q57 - Vital Signs At a Glance Contract Report for 943991/0001 - March 2017

Name or company name	MISS M SHAH
Contract type name	GDS Contract
Purpose of contract	General
Contract start date	01/04/2006
Contract end date	

16/17 Contracted general activity (UDA)	2,333
Carry forward general activity (UDA)	0
16/17 Contracted orthodontic activity (UOA)	0
Carry forward orthodontic activity (UOA)	0
Baseline contract value	£55,039.93

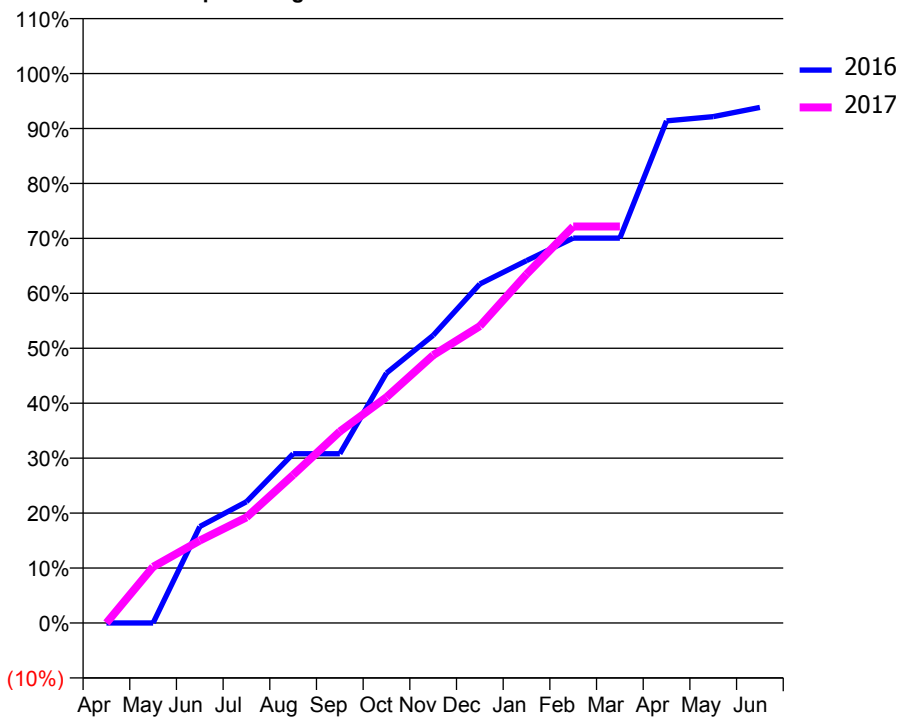
ACCESS*

Patients seen in 24 months	Total	Change since previous quarter
Quarter ending March 2016	735	
Quarter ending June 2016	725	↓
Quarter ending September 2016	696	↓
Quarter ending December 2016	709	→
Quarter ending March 2017	677	↓
Variance since March 2016	(7.9%)	↓



ACTIVITY

Cumulative percentage of contracted UDA delivered 2016 & 2017



Month	Adjusted Scheduled Activity (UDA)	
	2016	2017
April	0	0
May	0	239
June	410	350
July	515	449
August	719	629
September	719	813
October	1,061	959
November	1,222	1,137
December	1,440	1,260
January	1,538	1,481
February	1,634	1,683
March	1,634	1,683
April	2,132	
May	2,150	
June	2,189	

QUALITY

	Quantity	Base Number	Contract	AT	Region	England
% of FP17s for the same patient ID Re-attending within 3 months - Children	23	291	7.9%	10.6%	12.0%	12.3%
% of FP17s for the same patient ID Re-attending within 3 months - Adults	105	692	15.2%	15.3%	16.0%	16.7%
% of FP17s for the same patient ID Re-attending between 3 & 9 months - Children	190	291	65.3%	55.6%	58.8%	57.6%
% of FP17s for the same patient ID Re-attending between 3 & 9 months - Adults	343	692	49.6%	48.7%	51.2%	50.1%
% of FP17s for Band 1 Urgent Courses	41	777	5.3%	8.6%	8.0%	9.1%
% of FP17s Relating to Free Repair or Replacements	24	777	3.1%	0.8%	0.8%	0.8%
% of FP17s Relating to Continuations	20	777	2.6%	1.1%	1.2%	1.2%
% of Patients satisfied with the dentistry they have received	0	0	N/A	93.9%	92.7%	92.8%
% of Patients satisfied with the time they had to wait for an appointment	0	0	N/A	90.6%	89.1%	88.7%

* This is based on patients treated on this contract for their most recent course of treatment. Figures in italics indicate the base number of FP17s or Patient Questionnaire responses are less than 100. N/A is shown where the base number of responses is less than 10 during the period. % is calculated as Quantity/Base number*100

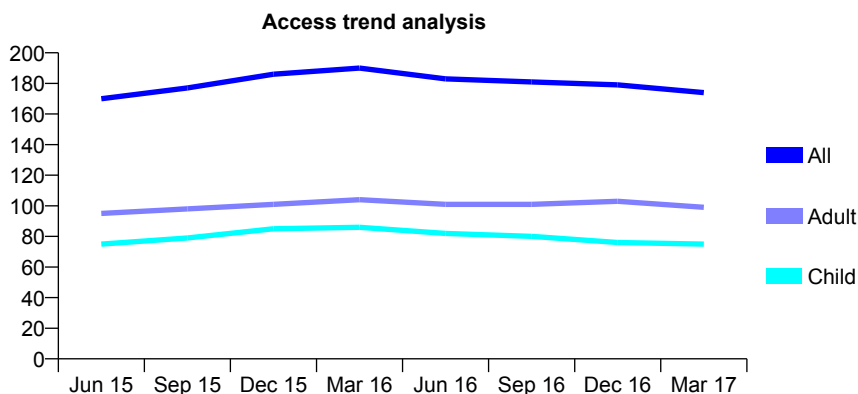
Q57 - Vital Signs At a Glance Contract Report for 946206/0001 - March 2017

Name or company name	MR S GOVENDER
Contract type name	GDS Contract
Purpose of contract	General
Contract start date	01/05/2007
Contract end date	

16/17 Contracted general activity (UDA)	450
Carry forward general activity (UDA)	0
16/17 Contracted orthodontic activity (UOA)	0
Carry forward orthodontic activity (UOA)	0
Baseline contract value	£11,906.83

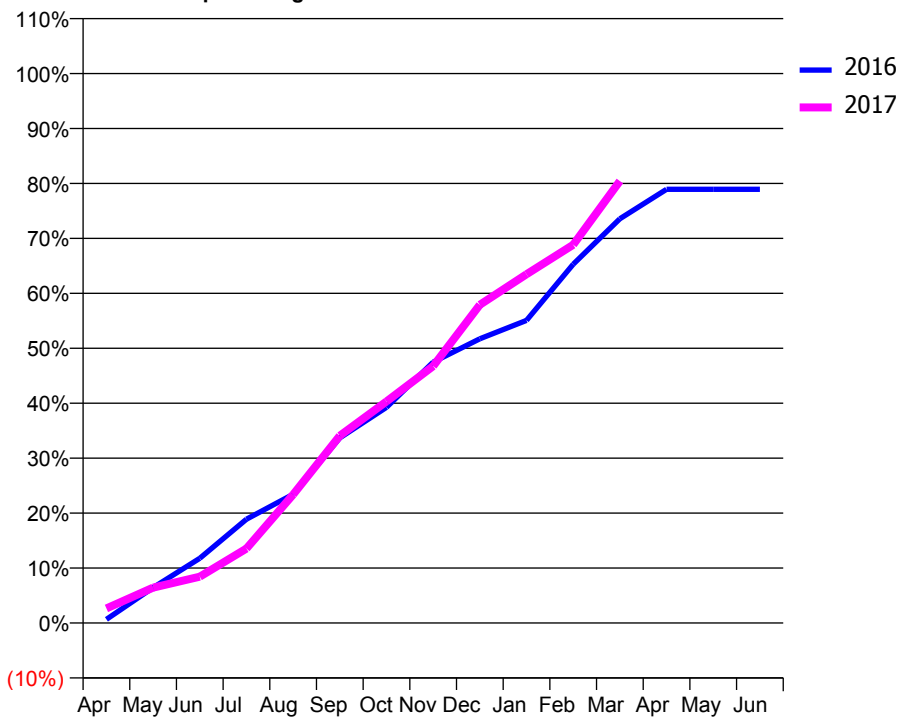
ACCESS*

Patients seen in 24 months	Total	Change since previous quarter
Quarter ending March 2016	190	
Quarter ending June 2016	183	↓
Quarter ending September 2016	181	↓
Quarter ending December 2016	179	↓
Quarter ending March 2017	174	↓
Variance since March 2016	(8.4%)	↓



ACTIVITY

Cumulative percentage of contracted UDA delivered 2016 & 2017



Adjusted Scheduled Activity (UDA)

Month	2016	2017
April	3	12
May	29	29
June	53	38
July	85	61
August	105	105
September	152	153
October	177	181
November	214	210
December	233	261
January	248	286
February	294	310
March	331	362
April	355	
May	355	
June	355	

QUALITY

	Quantity	Base Number	Contract	AT	Region	England
% of FP17s for the same patient ID Re-attending within 3 months - Children	1	113	0.9%	10.6%	12.0%	12.3%
% of FP17s for the same patient ID Re-attending within 3 months - Adults	11	116	9.5%	15.3%	16.0%	16.7%
% of FP17s for the same patient ID Re-attending between 3 & 9 months - Children	76	113	67.3%	55.6%	58.8%	57.6%
% of FP17s for the same patient ID Re-attending between 3 & 9 months - Adults	69	116	59.5%	48.7%	51.2%	50.1%
% of FP17s for Band 1 Urgent Courses	5	212	2.4%	8.6%	8.0%	9.1%
% of FP17s Relating to Free Repair or Replacements	0	212	0.0%	0.8%	0.8%	0.8%
% of FP17s Relating to Continuations	0	212	0.0%	1.1%	1.2%	1.2%
% of Patients satisfied with the dentistry they have received	0	0	N/A	93.9%	92.7%	92.8%
% of Patients satisfied with the time they had to wait for an appointment	0	0	N/A	90.6%	89.1%	88.7%

* This is based on patients treated on this contract for their most recent course of treatment. Figures in italics indicate the base number of FP17s or Patient Questionnaire responses are less than 100. N/A is shown where the base number of responses is less than 10 during the period. % is calculated as Quantity/Base number*100

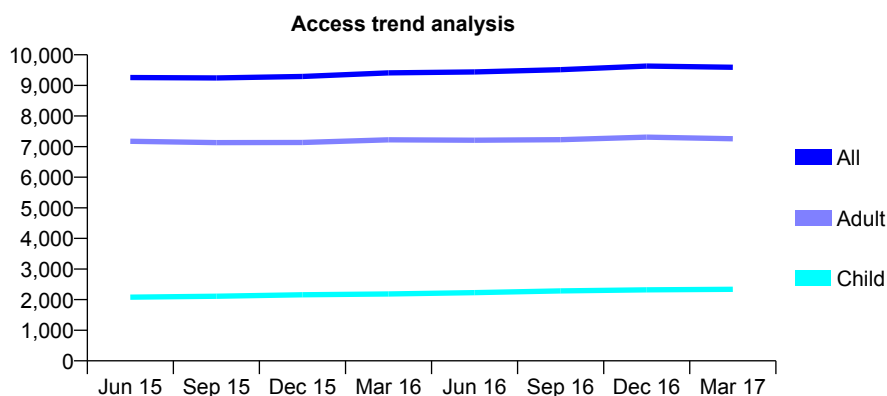
Q57 - Vital Signs At a Glance Contract Report for 946613/0001 - March 2017

Name or company name	MR M GOLJ
Contract type name	GDS Contract
Purpose of contract	General
Contract start date	01/04/2006
Contract end date	

16/17 Contracted general activity (UDA)	27,535
Carry forward general activity (UDA)	-9
16/17 Contracted orthodontic activity (UOA)	0
Carry forward orthodontic activity (UOA)	0
Baseline contract value	£735,621.93

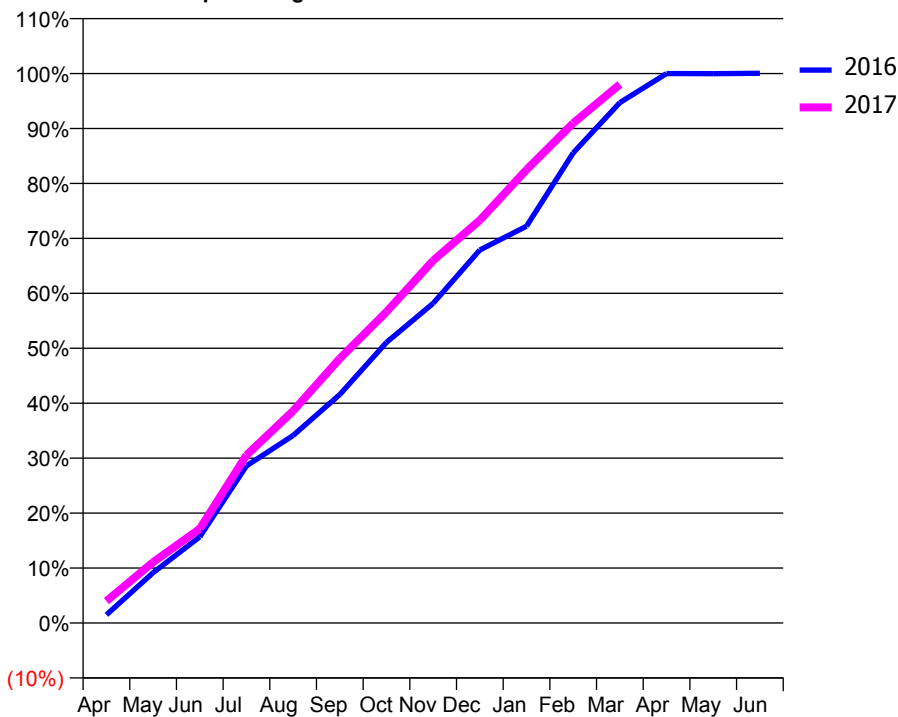
ACCESS*

Patients seen in 24 months	Total	Change since previous quarter
Quarter ending March 2016	9,410	
Quarter ending June 2016	9,439	→
Quarter ending September 2016	9,513	→
Quarter ending December 2016	9,631	→
Quarter ending March 2017	9,594	→
Variance since March 2016	2.0%	→



ACTIVITY

Cumulative percentage of contracted UDA delivered 2016 & 2017



Month	Adjusted Scheduled Activity (UDA)	
	2016	2017
April	414	1,102
May	2,522	3,054
June	4,318	4,722
July	7,877	8,410
August	9,399	10,625
September	11,446	13,253
October	14,060	15,595
November	16,019	18,165
December	18,694	20,185
January	19,884	22,715
February	23,556	25,049
March	26,074	26,994
April	27,534	
May	27,526	
June	27,544	

QUALITY

	Quantity	Base Number	Contract	AT	Region	England
% of FP17s for the same patient ID Re-attending within 3 months - Children	257	3,424	7.5%	10.6%	12.0%	12.3%
% of FP17s for the same patient ID Re-attending within 3 months - Adults	1,088	9,170	11.9%	15.3%	16.0%	16.7%
% of FP17s for the same patient ID Re-attending between 3 & 9 months - Children	2,033	3,424	59.4%	55.6%	58.8%	57.6%
% of FP17s for the same patient ID Re-attending between 3 & 9 months - Adults	4,945	9,170	53.9%	48.7%	51.2%	50.1%
% of FP17s for Band 1 Urgent Courses	878	12,034	7.3%	8.6%	8.0%	9.1%
% of FP17s Relating to Free Repair or Replacements	45	12,034	0.4%	0.8%	0.8%	0.8%
% of FP17s Relating to Continuations	64	12,034	0.5%	1.1%	1.2%	1.2%
% of Patients satisfied with the dentistry they have received	20	22	90.9%	93.9%	92.7%	92.8%
% of Patients satisfied with the time they had to wait for an appointment	20	22	90.9%	90.6%	89.1%	88.7%

* This is based on patients treated on this contract for their most recent course of treatment. Figures in italics indicate the base number of FP17s or Patient Questionnaire responses are less than 100. N/A is shown where the base number of responses is less than 10 during the period. % is calculated as Quantity/Base number*100

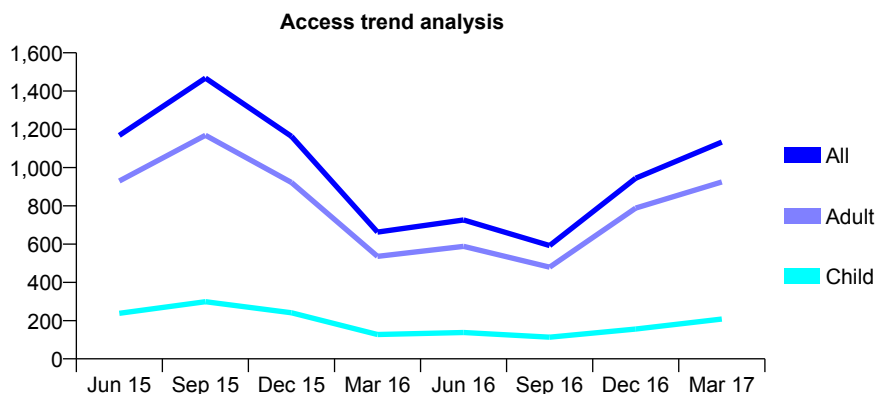
Q57 - Vital Signs At a Glance Contract Report for 972932/0001 - March 2017

Name or company name	MR CP ELMES
Contract type name	GDS Contract
Purpose of contract	General
Contract start date	01/08/2013
Contract end date	

16/17 Contracted general activity (UDA)	3,282
Carry forward general activity (UDA)	-70
16/17 Contracted orthodontic activity (UOA)	0
Carry forward orthodontic activity (UOA)	0
Baseline contract value	£80,257.10

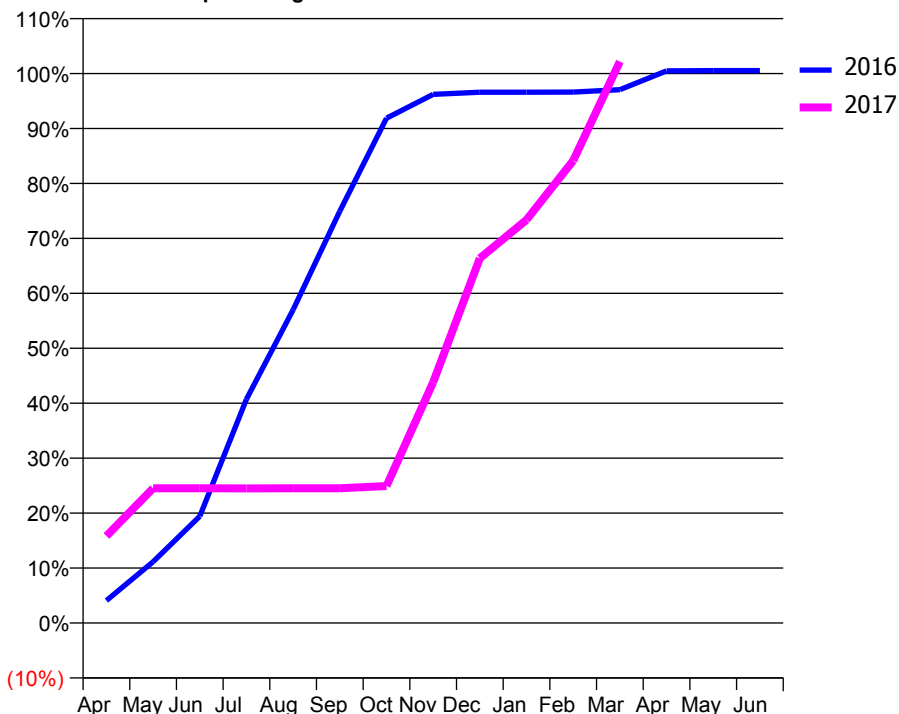
ACCESS*

Patients seen in 24 months	Total	Change since previous quarter
Quarter ending March 2016	663	
Quarter ending June 2016	726	↑
Quarter ending September 2016	592	↓
Quarter ending December 2016	944	↑
Quarter ending March 2017	1,133	↑
Variance since March 2016	70.9%	↑



ACTIVITY

Cumulative percentage of contracted UDA delivered 2016 & 2017



Month	Adjusted Scheduled Activity (UDA)	
	2016	2017
April	134	520
May	366	805
June	638	805
July	1,337	804
August	1,871	805
September	2,460	805
October	3,015	818
November	3,157	1,438
December	3,170	2,178
January	3,170	2,408
February	3,171	2,762
March	3,185	3,353
April	3,298	
May	3,300	
June	3,300	

QUALITY

	Quantity	Base Number	Contract	AT	Region	England
% of FP17s for the same patient ID Re-attending within 3 months - Children	1	275	0.4%	10.6%	12.0%	12.3%
% of FP17s for the same patient ID Re-attending within 3 months - Adults	40	1,222	3.3%	15.3%	16.0%	16.7%
% of FP17s for the same patient ID Re-attending between 3 & 9 months - Children	53	275	19.3%	55.6%	58.8%	57.6%
% of FP17s for the same patient ID Re-attending between 3 & 9 months - Adults	187	1,222	15.3%	48.7%	51.2%	50.1%
% of FP17s for Band 1 Urgent Courses	41	1,421	2.9%	8.6%	8.0%	9.1%
% of FP17s Relating to Free Repair or Replacements	3	1,421	0.2%	0.8%	0.8%	0.8%
% of FP17s Relating to Continuations	4	1,421	0.3%	1.1%	1.2%	1.2%
% of Patients satisfied with the dentistry they have received	3	3	N/A	93.9%	92.7%	92.8%
% of Patients satisfied with the time they had to wait for an appointment	1	3	N/A	90.6%	89.1%	88.7%

* This is based on patients treated on this contract for their most recent course of treatment. Figures in italics indicate the base number of FP17s or Patient Questionnaire responses are less than 100. N/A is shown where the base number of responses is less than 10 during the period. % is calculated as Quantity/Base number*100

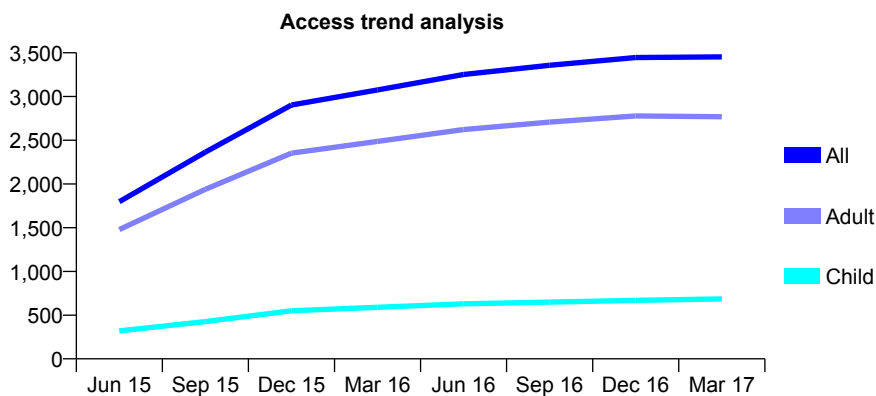
Q57 - Vital Signs At a Glance Contract Report for 991163/0001 - March 2017

Name or company name	MR S DITTA
Contract type name	GDS Contract
Purpose of contract	General
Contract start date	01/12/2014
Contract end date	

16/17 Contracted general activity (UDA)	9,500
Carry forward general activity (UDA)	-5
16/17 Contracted orthodontic activity (UOA)	0
Carry forward orthodontic activity (UOA)	0
Baseline contract value	£227,207.08

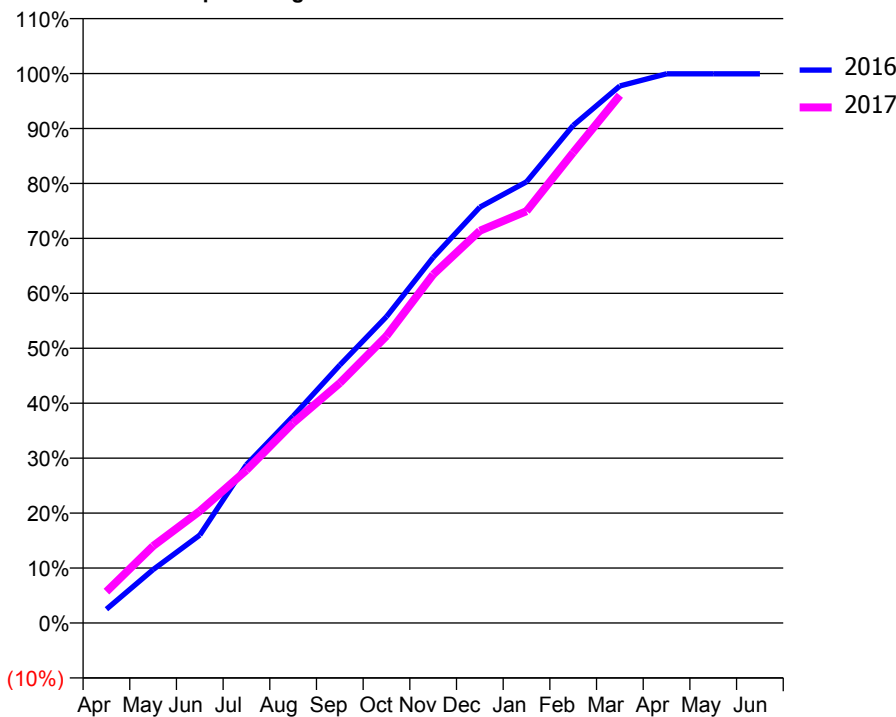
ACCESS*

Patients seen in 24 months	Total	Change since previous quarter
Quarter ending March 2016	3,076	
Quarter ending June 2016	3,252	↑
Quarter ending September 2016	3,357	↑
Quarter ending December 2016	3,446	↑
Quarter ending March 2017	3,453	→
Variance since March 2016	12.3%	↑



ACTIVITY

Cumulative percentage of contracted UDA delivered 2016 & 2017



Adjusted Scheduled Activity (UDA)

Month	2016	2017
April	239	543
May	923	1,330
June	1,521	1,936
July	2,738	2,644
August	3,576	3,459
September	4,459	4,149
October	5,296	4,961
November	6,321	6,025
December	7,189	6,782
January	7,627	7,121
February	8,601	8,136
March	9,284	9,123
April	9,494	
May	9,494	
June	9,494	

QUALITY

	Quantity	Base Number	Contract	AT	Region	England
% of FP17s for the same patient ID Re-attending within 3 months - Children	8	718	1.1%	10.6%	12.0%	12.3%
% of FP17s for the same patient ID Re-attending within 3 months - Adults	35	2,993	1.2%	15.3%	16.0%	16.7%
% of FP17s for the same patient ID Re-attending between 3 & 9 months - Children	265	718	36.9%	55.6%	58.8%	57.6%
% of FP17s for the same patient ID Re-attending between 3 & 9 months - Adults	1,523	2,993	50.9%	48.7%	51.2%	50.1%
% of FP17s for Band 1 Urgent Courses	134	3,601	3.7%	8.6%	8.0%	9.1%
% of FP17s Relating to Free Repair or Replacements	8	3,601	0.2%	0.8%	0.8%	0.8%
% of FP17s Relating to Continuations	1	3,601	0.0%	1.1%	1.2%	1.2%
% of Patients satisfied with the dentistry they have received	5	6	N/A	93.9%	92.7%	92.8%
% of Patients satisfied with the time they had to wait for an appointment	4	6	N/A	90.6%	89.1%	88.7%

* This is based on patients treated on this contract for their most recent course of treatment. Figures in italics indicate the base number of FP17s or Patient Questionnaire responses are less than 100. N/A is shown where the base number of responses is less than 10 during the period. % is calculated as Quantity/Base number*100

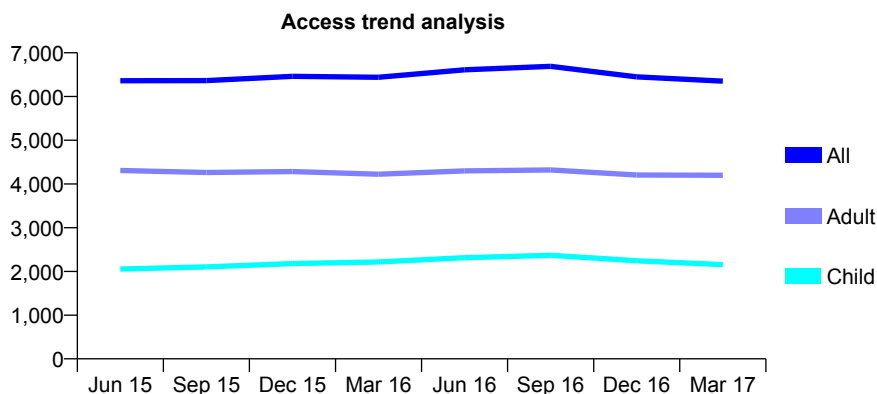
Q57 - Vital Signs At a Glance Contract Report for 993662/0001 - March 2017

Name or company name	MRS JA JORDAN
Contract type name	GDS Contract
Purpose of contract	General
Contract start date	01/04/2006
Contract end date	

16/17 Contracted general activity (UDA)	13,700
Carry forward general activity (UDA)	139
16/17 Contracted orthodontic activity (UOA)	0
Carry forward orthodontic activity (UOA)	0
Baseline contract value	£399,542.79

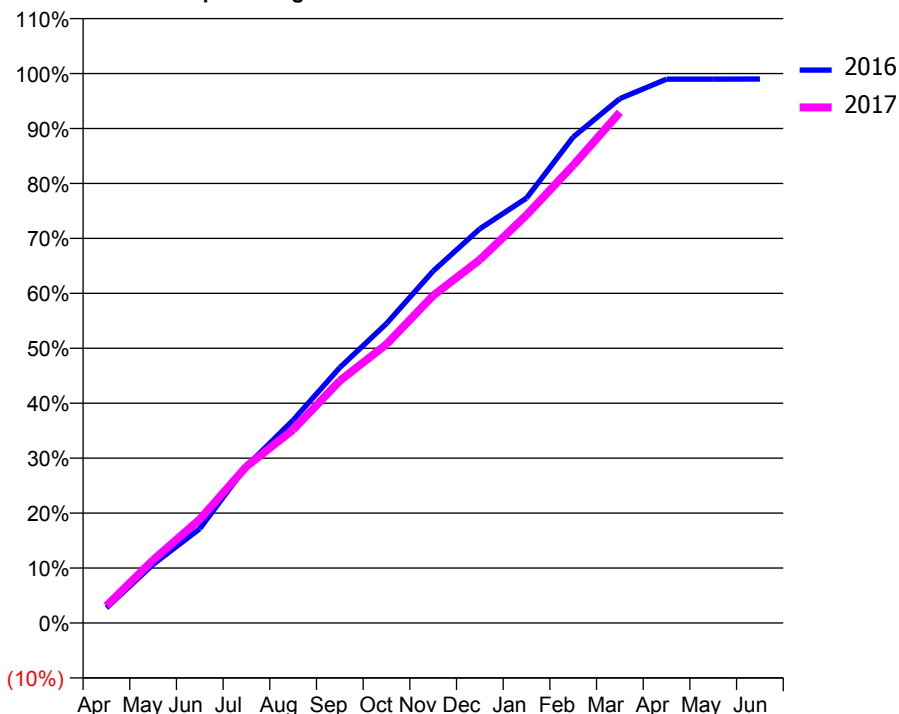
ACCESS*

Patients seen in 24 months	Total	Change since previous quarter
Quarter ending March 2016	6,439	
Quarter ending June 2016	6,611	↑
Quarter ending September 2016	6,690	→
Quarter ending December 2016	6,449	↓
Quarter ending March 2017	6,353	↓
Variance since March 2016	(1.3%)	↓



ACTIVITY

Cumulative percentage of contracted UDA delivered 2016 & 2017



Month	Adjusted Scheduled Activity (UDA)	
	2016	2017
April	378	427
May	1,461	1,571
June	2,353	2,586
July	3,913	3,906
August	5,058	4,817
September	6,368	6,041
October	7,465	6,950
November	8,776	8,164
December	9,830	9,057
January	10,595	10,173
February	12,116	11,411
March	13,075	12,732
April	13,558	
May	13,560	
June	13,561	

QUALITY

	Quantity	Base Number	Contract	AT	Region	England
% of FP17s for the same patient ID Re-attending within 3 months - Children	120	2,983	4.0%	10.6%	12.0%	12.3%
% of FP17s for the same patient ID Re-attending within 3 months - Adults	428	4,838	8.8%	15.3%	16.0%	16.7%
% of FP17s for the same patient ID Re-attending between 3 & 9 months - Children	1,477	2,983	49.5%	55.6%	58.8%	57.6%
% of FP17s for the same patient ID Re-attending between 3 & 9 months - Adults	1,968	4,838	40.7%	48.7%	51.2%	50.1%
% of FP17s for Band 1 Urgent Courses	372	7,392	5.0%	8.6%	8.0%	9.1%
% of FP17s Relating to Free Repair or Replacements	13	7,392	0.2%	0.8%	0.8%	0.8%
% of FP17s Relating to Continuations	13	7,392	0.2%	1.1%	1.2%	1.2%
% of Patients satisfied with the dentistry they have received	4	4	N/A	93.9%	92.7%	92.8%
% of Patients satisfied with the time they had to wait for an appointment	4	4	N/A	90.6%	89.1%	88.7%

* This is based on patients treated on this contract for their most recent course of treatment. Figures in italics indicate the base number of FP17s or Patient Questionnaire responses are less than 100. N/A is shown where the base number of responses is less than 10 during the period. % is calculated as Quantity/Base number*100

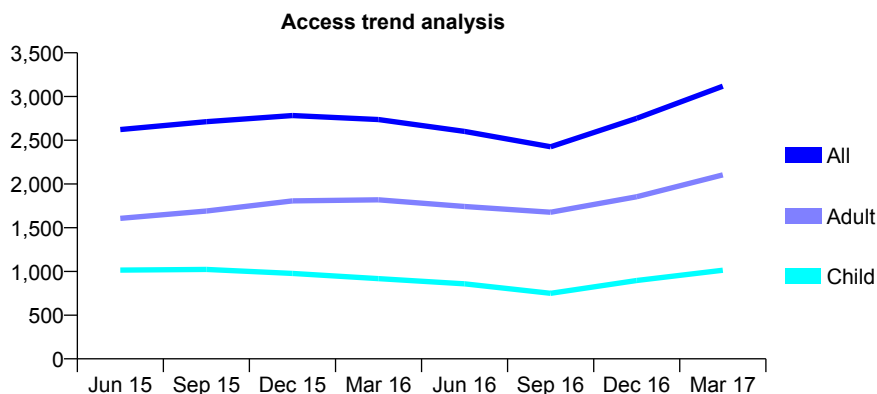
Q57 - Vital Signs At a Glance Contract Report for 993662/0002 - March 2017

Name or company name	MRS JA JORDAN
Contract type name	GDS Contract
Purpose of contract	General
Contract start date	01/04/2006
Contract end date	

16/17 Contracted general activity (UDA)	6,000
Carry forward general activity (UDA)	22
16/17 Contracted orthodontic activity (UOA)	0
Carry forward orthodontic activity (UOA)	0
Baseline contract value	£148,549.56

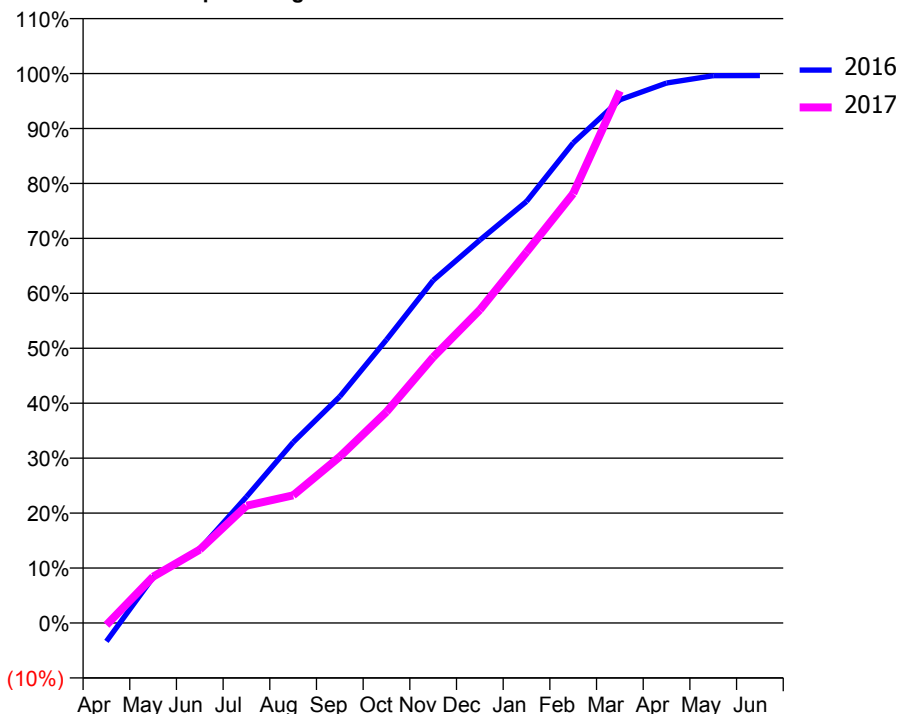
ACCESS*

Patients seen in 24 months	Total	Change since previous quarter
Quarter ending March 2016	2,736	
Quarter ending June 2016	2,601	↓
Quarter ending September 2016	2,426	↓
Quarter ending December 2016	2,750	↑
Quarter ending March 2017	3,118	↑
Variance since March 2016	14.0%	↑



ACTIVITY

Cumulative percentage of contracted UDA delivered 2016 & 2017



Adjusted Scheduled Activity (UDA)

Month	2016	2017
April	-202	-22
May	498	506
June	807	802
July	1,379	1,281
August	1,973	1,395
September	2,473	1,817
October	3,094	2,305
November	3,741	2,903
December	4,182	3,420
January	4,604	4,051
February	5,243	4,689
March	5,713	5,809
April	5,896	
May	5,977	
June	5,978	

QUALITY

	Quantity	Base Number	Contract	AT	Region	England
% of FP17s for the same patient ID Re-attending within 3 months - Children	56	1,226	4.6%	10.6%	12.0%	12.3%
% of FP17s for the same patient ID Re-attending within 3 months - Adults	207	2,249	9.2%	15.3%	16.0%	16.7%
% of FP17s for the same patient ID Re-attending between 3 & 9 months - Children	266	1,226	21.7%	55.6%	58.8%	57.6%
% of FP17s for the same patient ID Re-attending between 3 & 9 months - Adults	484	2,249	21.5%	48.7%	51.2%	50.1%
% of FP17s for Band 1 Urgent Courses	430	3,303	13.0%	8.6%	8.0%	9.1%
% of FP17s Relating to Free Repair or Replacements	11	3,303	0.3%	0.8%	0.8%	0.8%
% of FP17s Relating to Continuations	9	3,303	0.3%	1.1%	1.2%	1.2%
% of Patients satisfied with the dentistry they have received	1	1	N/A	93.9%	92.7%	92.8%
% of Patients satisfied with the time they had to wait for an appointment	1	1	N/A	90.6%	89.1%	88.7%

* This is based on patients treated on this contract for their most recent course of treatment. Figures in italics indicate the base number of FP17s or Patient Questionnaire responses are less than 100. N/A is shown where the base number of responses is less than 10 during the period. % is calculated as Quantity/Base number*100

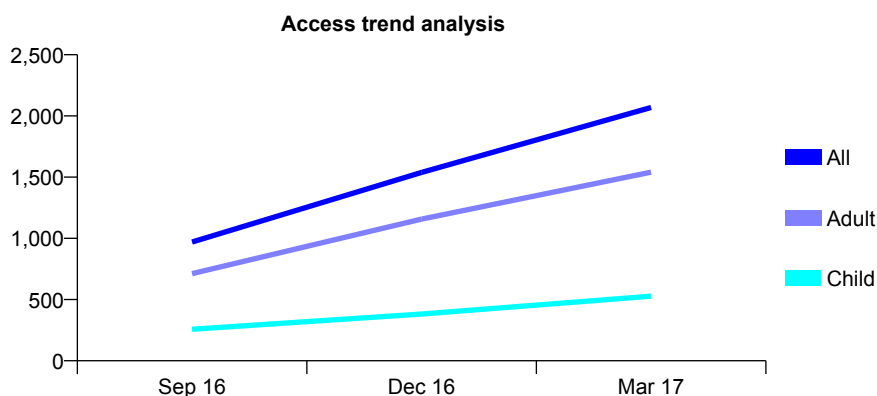
Q58 - Vital Signs At a Glance Contract Report for 100039/0000 - March 2017

Name or company name	Damira Dental Studios Ltd
Contract type name	PDS Contract
Purpose of contract	General
Contract start date	01/04/2016
Contract end date	31/03/2021

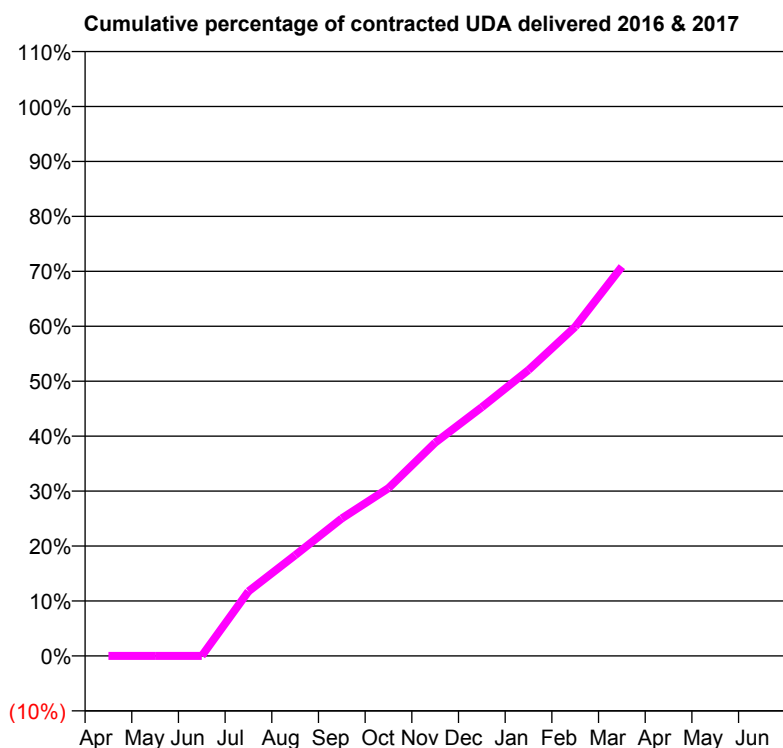
16/17 Contracted general activity (UDA)	10,255
Carry forward general activity (UDA)	0
16/17 Contracted orthodontic activity (UOA)	0
Carry forward orthodontic activity (UOA)	0
Baseline contract value	£257,650.00

ACCESS*

Patients seen in 24 months	Total	Change since previous quarter
Quarter ending March 2016	0	
Quarter ending June 2016	0	
Quarter ending September 2016	970	↑
Quarter ending December 2016	1,539	↑
Quarter ending March 2017	2,069	↑
Variance since March 2016	N/A	



ACTIVITY



Month	Adjusted Scheduled Activity (UDA)	
	2016	2017
April	0	0
May	0	0
June	0	0
July	0	1,205
August	0	1,879
September	0	2,566
October	0	3,133
November	0	3,981
December	0	4,641
January	0	5,336
February	0	6,143
March	0	7,265
April	0	
May	0	
June	0	

QUALITY

	Quantity	Base Number	Contract	AT	Region	England
% of FP17s for the same patient ID Re-attending within 3 months - Children	56	754	7.4%	11.2%	12.0%	12.3%
% of FP17s for the same patient ID Re-attending within 3 months - Adults	366	2,337	15.7%	14.9%	16.0%	16.7%
% of FP17s for the same patient ID Re-attending between 3 & 9 months - Children	138	754	18.3%	56.1%	58.8%	57.6%
% of FP17s for the same patient ID Re-attending between 3 & 9 months - Adults	366	2,337	15.7%	47.9%	51.2%	50.1%
% of FP17s for Band 1 Urgent Courses	468	3,091	15.1%	8.5%	8.0%	9.1%
% of FP17s Relating to Free Repair or Replacements	10	3,091	0.3%	0.7%	0.8%	0.8%
% of FP17s Relating to Continuations	16	3,091	0.5%	1.0%	1.2%	1.2%
% of Patients satisfied with the dentistry they have received	3	3	N/A	92.7%	92.7%	92.8%
% of Patients satisfied with the time they had to wait for an appointment	3	3	N/A	87.3%	89.1%	88.7%

* This is based on patients treated on this contract for their most recent course of treatment. Figures in italics indicate the base number of FP17s or Patient Questionnaire responses are less than 100. N/A is shown where the base number of responses is less than 10 during the period. % is calculated as Quantity/Base number*100

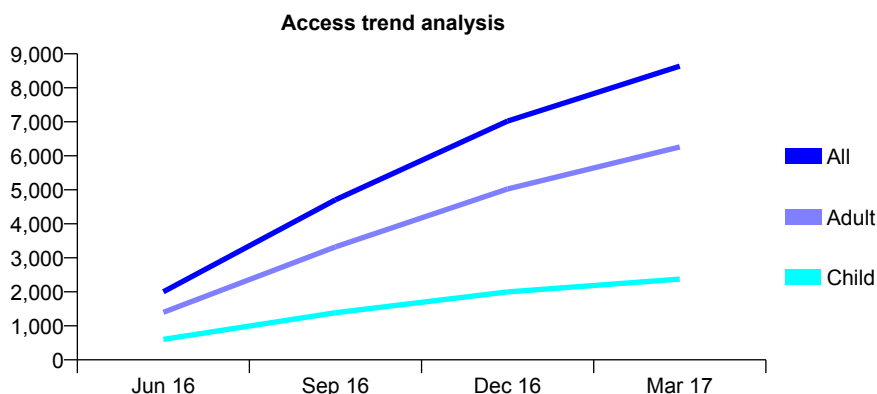
Q58 - Vital Signs At a Glance Contract Report for 100041/0000 - March 2017

Name or company name	2:30 Ltd
Contract type name	GDS Contract
Purpose of contract	General and Orthodontic
Contract start date	01/04/2016
Contract end date	

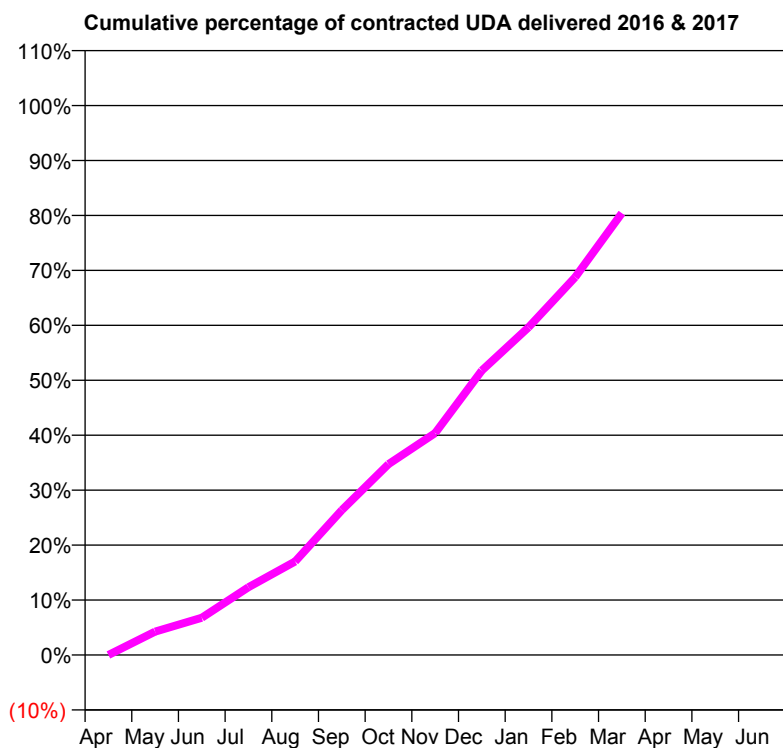
16/17 Contracted general activity (UDA)	31,550
Carry forward general activity (UDA)	0
16/17 Contracted orthodontic activity (UOA)	785
Carry forward orthodontic activity (UOA)	0
Baseline contract value	£932,405.69

ACCESS*

Patients seen in 24 months	Total	Change since previous quarter
Quarter ending March 2016	0	
Quarter ending June 2016	2,001	↑
Quarter ending September 2016	4,709	↑
Quarter ending December 2016	7,023	↑
Quarter ending March 2017	8,638	↑
Variance since March 2016	N/A	



ACTIVITY



Month	Adjusted Scheduled Activity (UDA)	
	2016	2017
April	0	0
May	0	1,343
June	0	2,142
July	0	3,889
August	0	5,375
September	0	8,320
October	0	10,963
November	0	12,745
December	0	16,337
January	0	18,812
February	0	21,696
March	0	25,370
April	0	
May	0	
June	0	

QUALITY

	Quantity	Base Number	Contract	AT	Region	England
% of FP17s for the same patient ID Re-attending within 3 months - Children	291	3,672	7.9%	11.2%	12.0%	12.3%
% of FP17s for the same patient ID Re-attending within 3 months - Adults	1,244	9,562	13.0%	14.9%	16.0%	16.7%
% of FP17s for the same patient ID Re-attending between 3 & 9 months - Children	798	3,672	21.7%	56.1%	58.8%	57.6%
% of FP17s for the same patient ID Re-attending between 3 & 9 months - Adults	1,871	9,562	19.6%	47.9%	51.2%	50.1%
% of FP17s for Band 1 Urgent Courses	1,185	12,264	9.7%	8.5%	8.0%	9.1%
% of FP17s Relating to Free Repair or Replacements	121	12,264	1.0%	0.7%	0.8%	0.8%
% of FP17s Relating to Continuations	114	12,264	0.9%	1.0%	1.2%	1.2%
% of Patients satisfied with the dentistry they have received	5	7	N/A	92.7%	92.7%	92.8%
% of Patients satisfied with the time they had to wait for an appointment	6	7	N/A	87.3%	89.1%	88.7%

* This is based on patients treated on this contract for their most recent course of treatment. Figures in italics indicate the base number of FP17s or Patient Questionnaire responses are less than 100. N/A is shown where the base number of responses is less than 10 during the period. % is calculated as Quantity/Base number*100

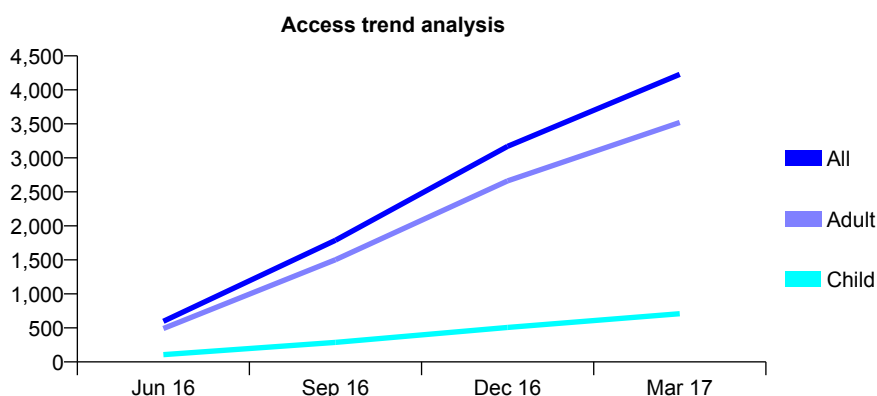
Q58 - Vital Signs At a Glance Contract Report for 100079/0000 - March 2017

Name or company name	Rodericks Dental Limited
Contract type name	PDS Contract
Purpose of contract	General
Contract start date	01/04/2016
Contract end date	31/03/2021

16/17 Contracted general activity (UDA)	22,958
Carry forward general activity (UDA)	0
16/17 Contracted orthodontic activity (UOA)	0
Carry forward orthodontic activity (UOA)	0
Baseline contract value	£575,617.09

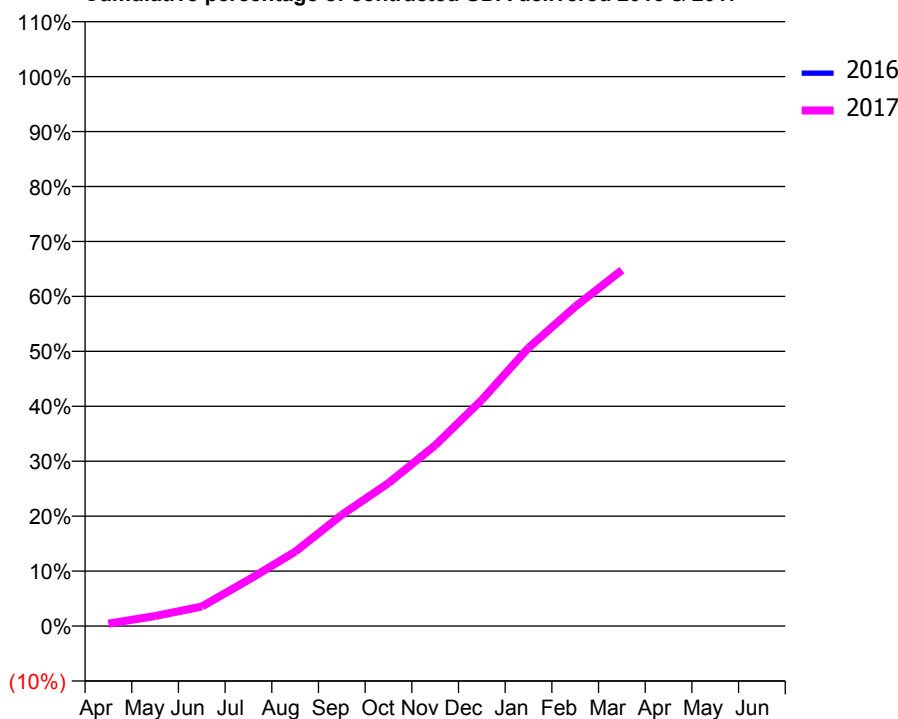
ACCESS*

Patients seen in 24 months	Total	Change since previous quarter
Quarter ending March 2016	0	
Quarter ending June 2016	597	↑
Quarter ending September 2016	1,790	↑
Quarter ending December 2016	3,169	↑
Quarter ending March 2017	4,229	↑
Variance since March 2016	N/A	



ACTIVITY

Cumulative percentage of contracted UDA delivered 2016 & 2017



Month	Adjusted Scheduled Activity (UDA)	
	2016	2017
April	0	102
May	0	421
June	0	816
July	0	1,933
August	0	3,105
September	0	4,649
October	0	5,975
November	0	7,552
December	0	9,451
January	0	11,622
February	0	13,349
March	0	14,870
April	0	
May	0	
June	0	

QUALITY

	Quantity	Base Number	Contract	AT	Region	England
% of FP17s for the same patient ID Re-attending within 3 months - Children	158	1,128	14.0%	11.2%	12.0%	12.3%
% of FP17s for the same patient ID Re-attending within 3 months - Adults	1,201	5,752	20.9%	14.9%	16.0%	16.7%
% of FP17s for the same patient ID Re-attending between 3 & 9 months - Children	142	1,128	12.6%	56.1%	58.8%	57.6%
% of FP17s for the same patient ID Re-attending between 3 & 9 months - Adults	477	5,752	8.3%	47.9%	51.2%	50.1%
% of FP17s for Band 1 Urgent Courses	2,685	6,880	39.0%	8.5%	8.0%	9.1%
% of FP17s Relating to Free Repair or Replacements	18	6,880	0.3%	0.7%	0.8%	0.8%
% of FP17s Relating to Continuations	37	6,880	0.5%	1.0%	1.2%	1.2%
% of Patients satisfied with the dentistry they have received	3	3	N/A	92.7%	92.7%	92.8%
% of Patients satisfied with the time they had to wait for an appointment	3	3	N/A	87.3%	89.1%	88.7%

* This is based on patients treated on this contract for their most recent course of treatment. Figures in italics indicate the base number of FP17s or Patient Questionnaire responses are less than 100. N/A is shown where the base number of responses is less than 10 during the period. % is calculated as Quantity/Base number*100

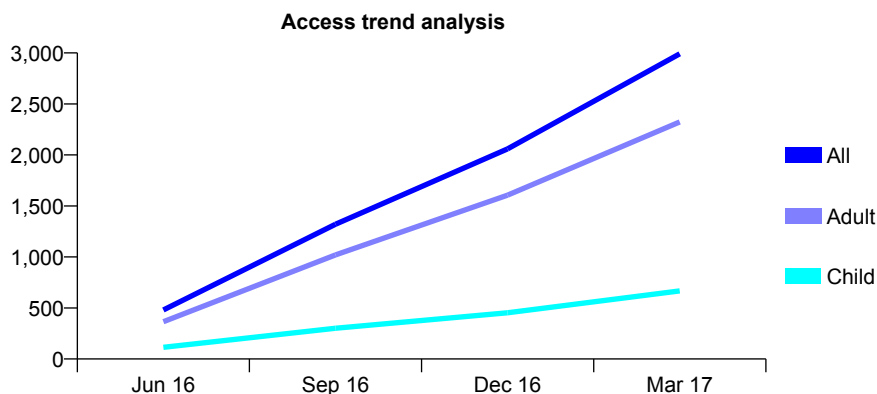
Q58 - Vital Signs At a Glance Contract Report for 100081/0000 - March 2017

Name or company name	Rodericks Dental Limited
Contract type name	PDS Contract
Purpose of contract	General
Contract start date	01/04/2016
Contract end date	31/03/2021

16/17 Contracted general activity (UDA)	24,090
Carry forward general activity (UDA)	0
16/17 Contracted orthodontic activity (UOA)	0
Carry forward orthodontic activity (UOA)	0
Baseline contract value	£590,699.21

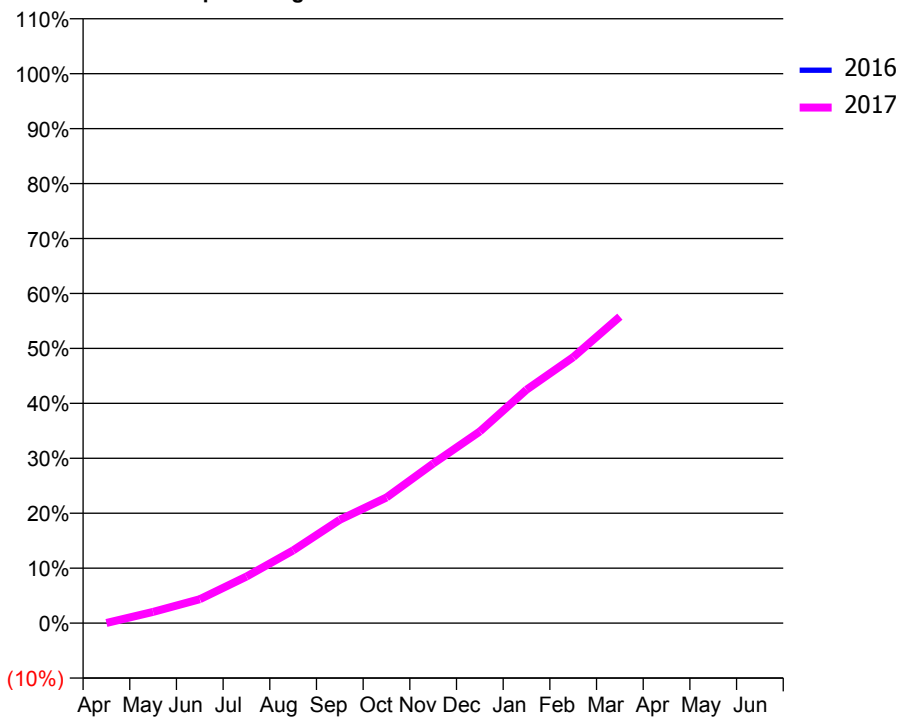
ACCESS*

Patients seen in 24 months	Total	Change since previous quarter
Quarter ending March 2016	0	
Quarter ending June 2016	480	↑
Quarter ending September 2016	1,321	↑
Quarter ending December 2016	2,059	↑
Quarter ending March 2017	2,991	↑
Variance since March 2016	N/A	



ACTIVITY

Cumulative percentage of contracted UDA delivered 2016 & 2017



Month	Adjusted Scheduled Activity (UDA)	
	2016	2017
April	0	11
May	0	492
June	0	1,052
July	0	2,042
August	0	3,189
September	0	4,535
October	0	5,508
November	0	6,994
December	0	8,401
January	0	10,232
February	0	11,660
March	0	13,439
April	0	
May	0	
June	0	

QUALITY

	Quantity	Base Number	Contract	AT	Region	England
% of FP17s for the same patient ID Re-attending within 3 months - Children	135	1,140	11.8%	11.2%	12.0%	12.3%
% of FP17s for the same patient ID Re-attending within 3 months - Adults	666	3,892	17.1%	14.9%	16.0%	16.7%
% of FP17s for the same patient ID Re-attending between 3 & 9 months - Children	154	1,140	13.5%	56.1%	58.8%	57.6%
% of FP17s for the same patient ID Re-attending between 3 & 9 months - Adults	287	3,892	7.4%	47.9%	51.2%	50.1%
% of FP17s for Band 1 Urgent Courses	2,095	5,032	41.6%	8.5%	8.0%	9.1%
% of FP17s Relating to Free Repair or Replacements	3	5,032	0.1%	0.7%	0.8%	0.8%
% of FP17s Relating to Continuations	6	5,032	0.1%	1.0%	1.2%	1.2%
% of Patients satisfied with the dentistry they have received	1	1	N/A	92.7%	92.7%	92.8%
% of Patients satisfied with the time they had to wait for an appointment	1	1	N/A	87.3%	89.1%	88.7%

* This is based on patients treated on this contract for their most recent course of treatment. Figures in italics indicate the base number of FP17s or Patient Questionnaire responses are less than 100. N/A is shown where the base number of responses is less than 10 during the period. % is calculated as Quantity/Base number*100

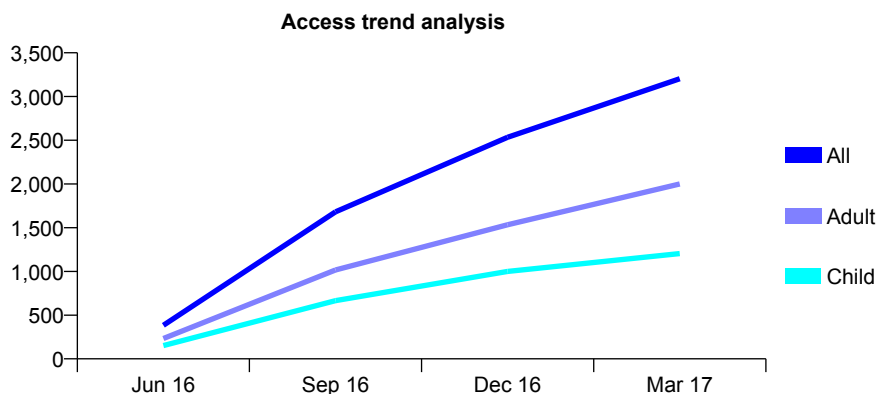
Q58 - Vital Signs At a Glance Contract Report for 100082/0000 - March 2017

Name or company name	Rodericks Dental Limited
Contract type name	PDS Contract
Purpose of contract	General
Contract start date	01/04/2016
Contract end date	31/03/2021

16/17 Contracted general activity (UDA)	13,041
Carry forward general activity (UDA)	0
16/17 Contracted orthodontic activity (UOA)	0
Carry forward orthodontic activity (UOA)	0
Baseline contract value	£327,678.03

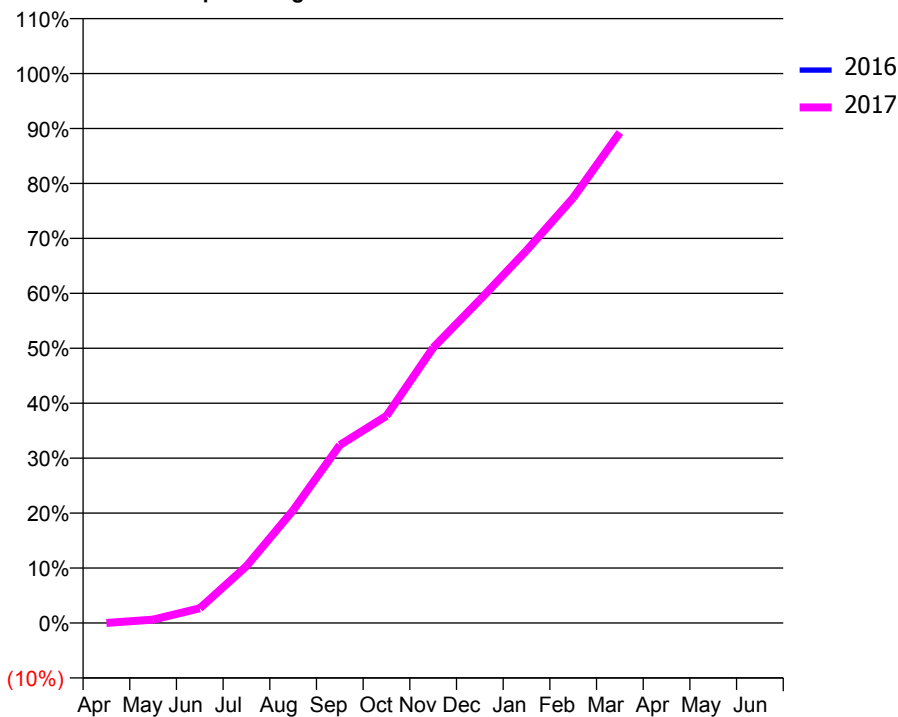
ACCESS*

Patients seen in 24 months	Total	Change since previous quarter
Quarter ending March 2016	0	
Quarter ending June 2016	384	↑
Quarter ending September 2016	1,681	↑
Quarter ending December 2016	2,534	↑
Quarter ending March 2017	3,204	↑
Variance since March 2016	N/A	



ACTIVITY

Cumulative percentage of contracted UDA delivered 2016 & 2017



Month	Adjusted Scheduled Activity (UDA)	
	2016	2017
April	0	0
May	0	82
June	0	350
July	0	1,349
August	0	2,675
September	0	4,222
October	0	4,916
November	0	6,533
December	0	7,670
January	0	8,841
February	0	10,090
March	0	11,642
April	0	
May	0	
June	0	

QUALITY

	Quantity	Base Number	Contract	AT	Region	England
% of FP17s for the same patient ID Re-attending within 3 months - Children	155	1,878	8.3%	11.2%	12.0%	12.3%
% of FP17s for the same patient ID Re-attending within 3 months - Adults	300	2,780	10.8%	14.9%	16.0%	16.7%
% of FP17s for the same patient ID Re-attending between 3 & 9 months - Children	434	1,878	23.1%	56.1%	58.8%	57.6%
% of FP17s for the same patient ID Re-attending between 3 & 9 months - Adults	491	2,780	17.7%	47.9%	51.2%	50.1%
% of FP17s for Band 1 Urgent Courses	333	4,658	7.1%	8.5%	8.0%	9.1%
% of FP17s Relating to Free Repair or Replacements	8	4,658	0.2%	0.7%	0.8%	0.8%
% of FP17s Relating to Continuations	9	4,658	0.2%	1.0%	1.2%	1.2%
% of Patients satisfied with the dentistry they have received	3	4	N/A	92.7%	92.7%	92.8%
% of Patients satisfied with the time they had to wait for an appointment	4	4	N/A	87.3%	89.1%	88.7%

* This is based on patients treated on this contract for their most recent course of treatment. Figures in italics indicate the base number of FP17s or Patient Questionnaire responses are less than 100. N/A is shown where the base number of responses is less than 10 during the period. % is calculated as Quantity/Base number*100

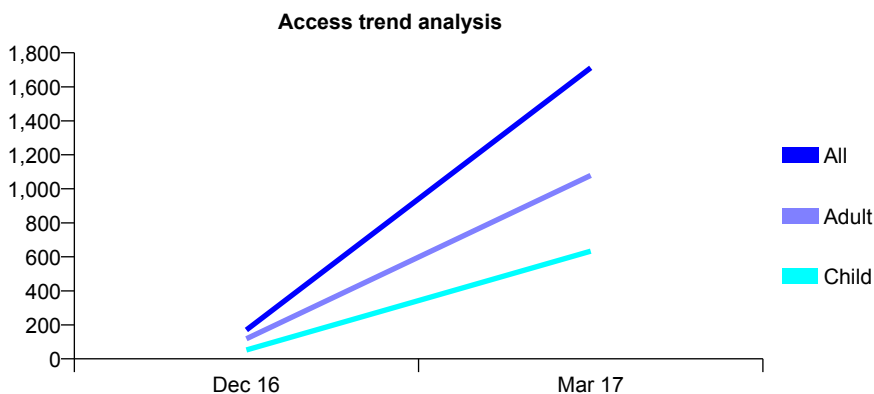
Q58 - Vital Signs At a Glance Contract Report for 100232/0000 - March 2017

Name or company name	Mr R Naidoo and Mrs S Naidoo
Contract type name	GDS Contract
Purpose of contract	General
Contract start date	01/11/2016
Contract end date	

16/17 Contracted general activity (UDA)	3,085
Carry forward general activity (UDA)	0
16/17 Contracted orthodontic activity (UOA)	0
Carry forward orthodontic activity (UOA)	0
Baseline contract value	£78,642.14

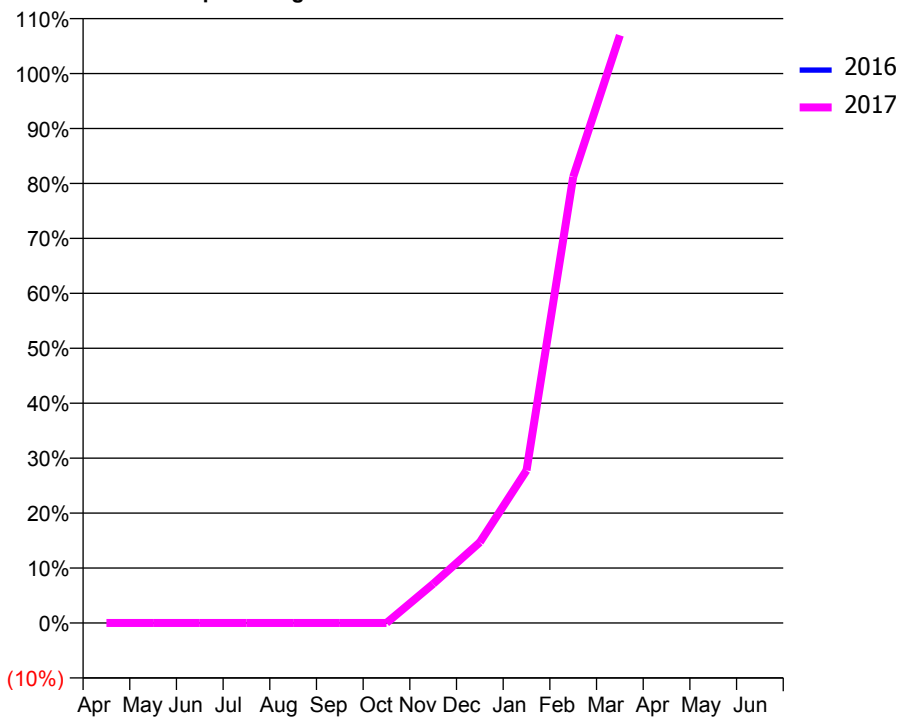
ACCESS*

Patients seen in 24 months	Total	Change since previous quarter
Quarter ending March 2016	0	
Quarter ending June 2016	0	
Quarter ending September 2016	0	
Quarter ending December 2016	170	↑
Quarter ending March 2017	1,712	↑
Variance since March 2016	N/A	



ACTIVITY

Cumulative percentage of contracted UDA delivered 2016 & 2017



Month	Adjusted Scheduled Activity (UDA)	
	2016	2017
April	0	0
May	0	0
June	0	0
July	0	0
August	0	0
September	0	0
October	0	0
November	0	220
December	0	453
January	0	857
February	0	2,505
March	0	3,300
April	0	
May	0	
June	0	

QUALITY

	Quantity	Base Number	Contract	AT	Region	England
% of FP17s for the same patient ID Re-attending within 3 months - Children	40	671	6.0%	11.2%	12.0%	12.3%
% of FP17s for the same patient ID Re-attending within 3 months - Adults	59	1,119	5.3%	14.9%	16.0%	16.7%
% of FP17s for the same patient ID Re-attending between 3 & 9 months - Children	8	671	1.2%	56.1%	58.8%	57.6%
% of FP17s for the same patient ID Re-attending between 3 & 9 months - Adults	11	1,119	1.0%	47.9%	51.2%	50.1%
% of FP17s for Band 1 Urgent Courses	108	1,577	6.8%	8.5%	8.0%	9.1%
% of FP17s Relating to Free Repair or Replacements	7	1,577	0.4%	0.7%	0.8%	0.8%
% of FP17s Relating to Continuations	1	1,577	0.1%	1.0%	1.2%	1.2%
% of Patients satisfied with the dentistry they have received	0	0	N/A	92.7%	92.7%	92.8%
% of Patients satisfied with the time they had to wait for an appointment	0	0	N/A	87.3%	89.1%	88.7%

* This is based on patients treated on this contract for their most recent course of treatment. Figures in italics indicate the base number of FP17s or Patient Questionnaire responses are less than 100. N/A is shown where the base number of responses is less than 10 during the period. % is calculated as Quantity/Base number*100

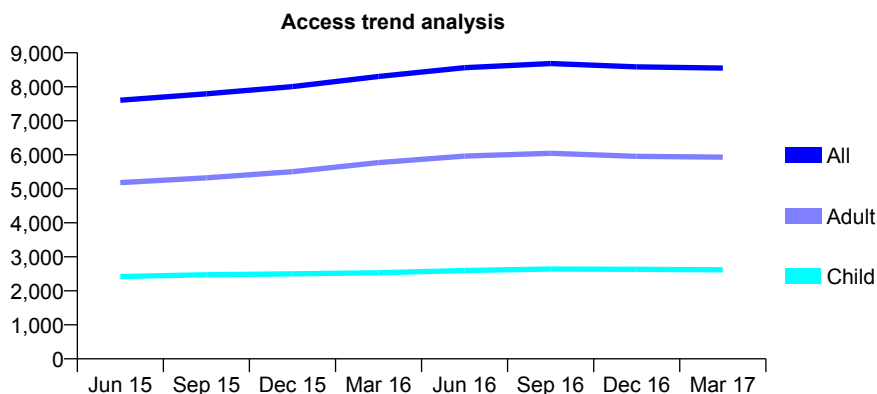
Q58 - Vital Signs At a Glance Contract Report for 101281/0053 - March 2017

Name or company name	OASIS DENTAL CARE LTD
Contract type name	GDS Contract
Purpose of contract	General
Contract start date	01/04/2006
Contract end date	

16/17 Contracted general activity (UDA)	22,735
Carry forward general activity (UDA)	0
16/17 Contracted orthodontic activity (UOA)	0
Carry forward orthodontic activity (UOA)	0
Baseline contract value	£570,910.95

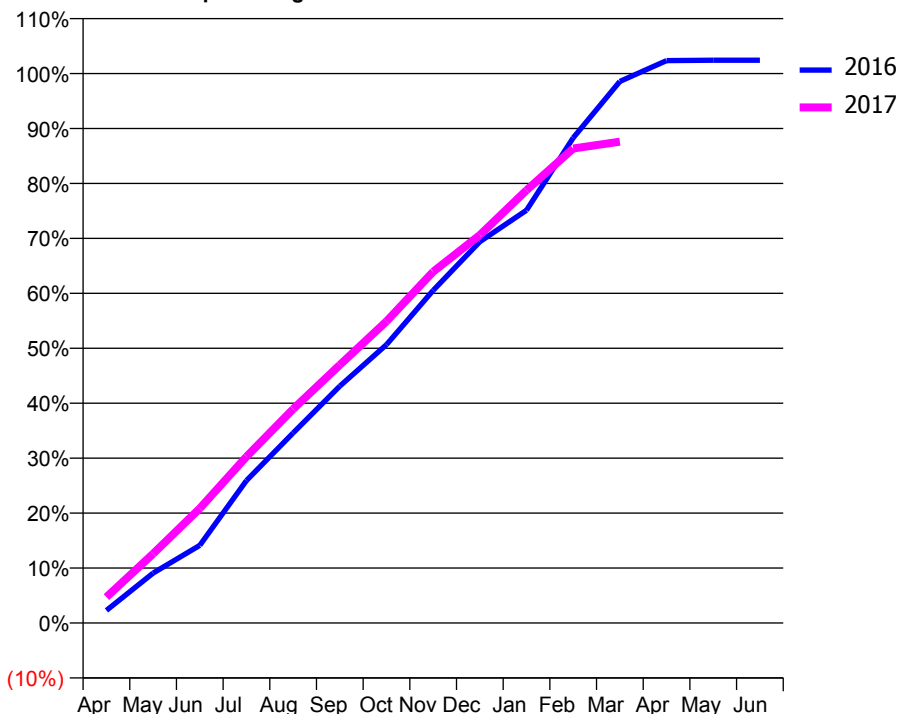
ACCESS*

Patients seen in 24 months	Total	Change since previous quarter
Quarter ending March 2016	8,303	
Quarter ending June 2016	8,561	↑
Quarter ending September 2016	8,685	→
Quarter ending December 2016	8,588	↓
Quarter ending March 2017	8,552	→
Variance since March 2016	3.0%	↑



ACTIVITY

Cumulative percentage of contracted UDA delivered 2016 & 2017



Month	Adjusted Scheduled Activity (UDA)	
	2016	2017
April	523	1,072
May	2,067	2,866
June	3,212	4,742
July	5,896	6,885
August	7,866	8,852
September	9,802	10,680
October	11,515	12,483
November	13,765	14,535
December	15,778	16,055
January	17,079	17,906
February	20,072	19,634
March	22,408	19,915
April	23,270	
May	23,287	
June	23,283	

QUALITY

	Quantity	Base Number	Contract	AT	Region	England
% of FP17s for the same patient ID Re-attending within 3 months - Children	328	4,144	7.9%	11.2%	12.0%	12.3%
% of FP17s for the same patient ID Re-attending within 3 months - Adults	1,415	8,222	17.2%	14.9%	16.0%	16.7%
% of FP17s for the same patient ID Re-attending between 3 & 9 months - Children	2,768	4,144	66.8%	56.1%	58.8%	57.6%
% of FP17s for the same patient ID Re-attending between 3 & 9 months - Adults	4,666	8,222	56.8%	47.9%	51.2%	50.1%
% of FP17s for Band 1 Urgent Courses	1,466	11,891	12.3%	8.5%	8.0%	9.1%
% of FP17s Relating to Free Repair or Replacements	69	11,891	0.6%	0.7%	0.8%	0.8%
% of FP17s Relating to Continuations	69	11,891	0.6%	1.0%	1.2%	1.2%
% of Patients satisfied with the dentistry they have received	10	12	83.3%	92.7%	92.7%	92.8%
% of Patients satisfied with the time they had to wait for an appointment	12	12	100.0%	87.3%	89.1%	88.7%

* This is based on patients treated on this contract for their most recent course of treatment. Figures in italics indicate the base number of FP17s or Patient Questionnaire responses are less than 100. N/A is shown where the base number of responses is less than 10 during the period. % is calculated as Quantity/Base number*100

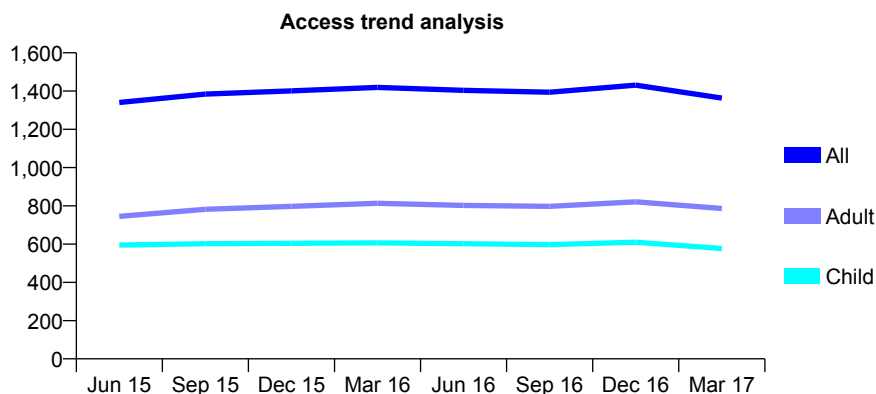
Q58 - Vital Signs At a Glance Contract Report for 101281/0075 - March 2017

Name or company name	OASIS DENTAL CARE LTD
Contract type name	GDS Contract
Purpose of contract	General
Contract start date	01/04/2006
Contract end date	

16/17 Contracted general activity (UDA)	3,032
Carry forward general activity (UDA)	-60
16/17 Contracted orthodontic activity (UOA)	0
Carry forward orthodontic activity (UOA)	0
Baseline contract value	£63,428.57

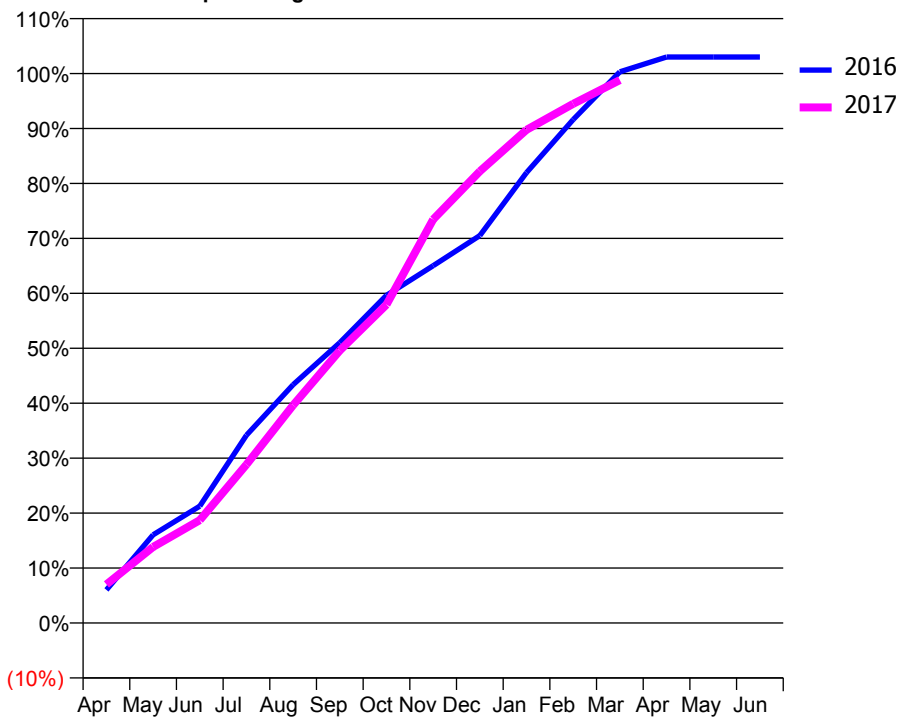
ACCESS*

Patients seen in 24 months	Total	Change since previous quarter
Quarter ending March 2016	1,419	
Quarter ending June 2016	1,404	↓
Quarter ending September 2016	1,394	→
Quarter ending December 2016	1,431	↑
Quarter ending March 2017	1,363	↓
Variance since March 2016	(3.9%)	↓



ACTIVITY

Cumulative percentage of contracted UDA delivered 2016 & 2017



Adjusted Scheduled Activity (UDA)

Month	2016	2017
April	183	213
May	487	420
June	645	568
July	1,036	874
August	1,315	1,202
September	1,547	1,503
October	1,808	1,757
November	1,971	2,227
December	2,138	2,493
January	2,485	2,721
February	2,778	2,865
March	3,041	2,995
April	3,123	
May	3,123	
June	3,123	

QUALITY

	Quantity	Base Number	Contract	AT	Region	England
% of FP17s for the same patient ID Re-attending within 3 months - Children	49	909	5.4%	11.2%	12.0%	12.3%
% of FP17s for the same patient ID Re-attending within 3 months - Adults	179	1,045	17.1%	14.9%	16.0%	16.7%
% of FP17s for the same patient ID Re-attending between 3 & 9 months - Children	614	909	67.5%	56.1%	58.8%	57.6%
% of FP17s for the same patient ID Re-attending between 3 & 9 months - Adults	596	1,045	57.0%	47.9%	51.2%	50.1%
% of FP17s for Band 1 Urgent Courses	147	1,893	7.8%	8.5%	8.0%	9.1%
% of FP17s Relating to Free Repair or Replacements	3	1,893	0.2%	0.7%	0.8%	0.8%
% of FP17s Relating to Continuations	20	1,893	1.1%	1.0%	1.2%	1.2%
% of Patients satisfied with the dentistry they have received	5	5	N/A	92.7%	92.7%	92.8%
% of Patients satisfied with the time they had to wait for an appointment	5	5	N/A	87.3%	89.1%	88.7%

* This is based on patients treated on this contract for their most recent course of treatment. Figures in italics indicate the base number of FP17s or Patient Questionnaire responses are less than 100. N/A is shown where the base number of responses is less than 10 during the period. % is calculated as Quantity/Base number*100

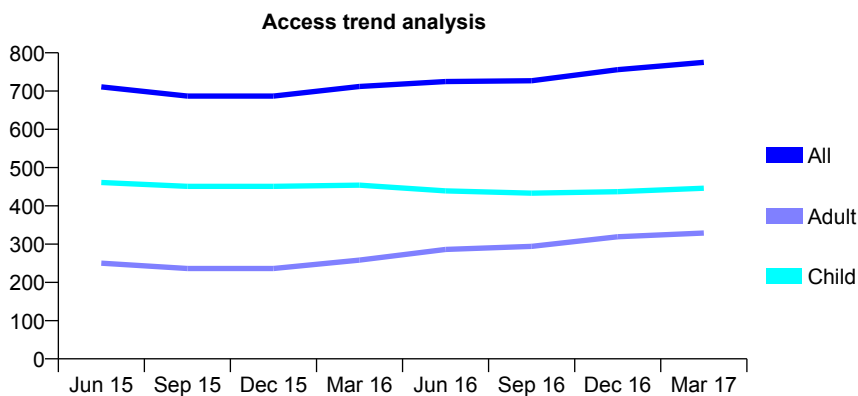
Q58 - Vital Signs At a Glance Contract Report for 101281/0091 - March 2017

Name or company name	OASIS DENTAL CARE LTD
Contract type name	GDS Contract
Purpose of contract	General
Contract start date	01/04/2006
Contract end date	

16/17 Contracted general activity (UDA)	1,300
Carry forward general activity (UDA)	0
16/17 Contracted orthodontic activity (UOA)	0
Carry forward orthodontic activity (UOA)	0
Baseline contract value	£33,935.50

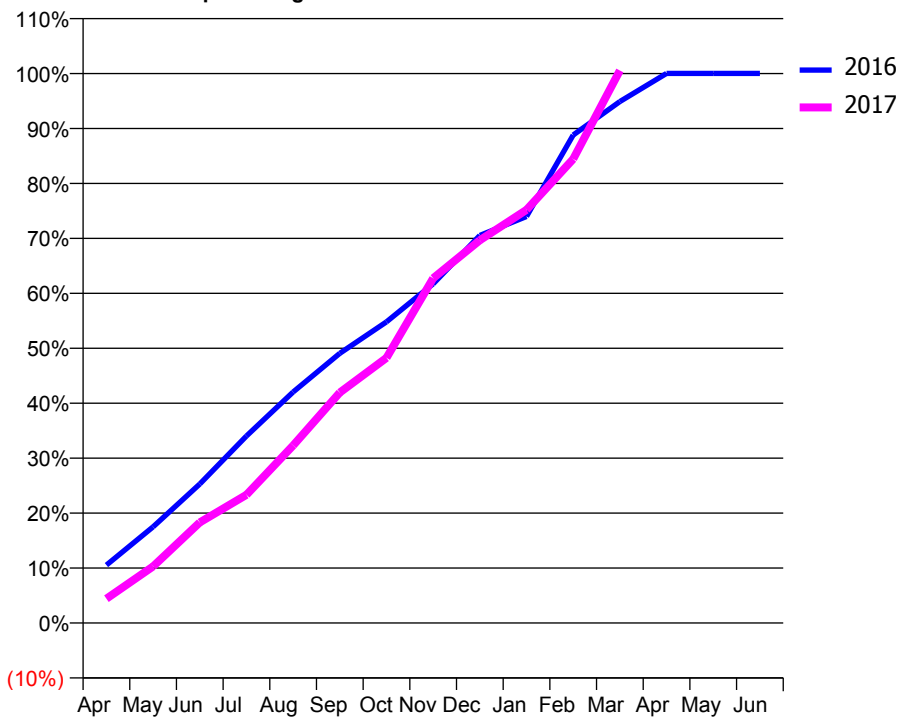
ACCESS*

Patients seen in 24 months	Total	Change since previous quarter
Quarter ending March 2016	712	
Quarter ending June 2016	725	→
Quarter ending September 2016	727	→
Quarter ending December 2016	756	↑
Quarter ending March 2017	775	↑
Variance since March 2016	8.8%	↑



ACTIVITY

Cumulative percentage of contracted UDA delivered 2016 & 2017



Month	Adjusted Scheduled Activity (UDA)	
	2016	2017
April	137	58
May	228	134
June	329	238
July	443	303
August	547	420
September	638	545
October	712	627
November	802	816
December	917	905
January	962	978
February	1,154	1,098
March	1,234	1,307
April	1,300	
May	1,300	
June	1,300	

QUALITY

	Quantity	Base Number	Contract	AT	Region	England
% of FP17s for the same patient ID Re-attending within 3 months - Children	27	602	4.5%	11.2%	12.0%	12.3%
% of FP17s for the same patient ID Re-attending within 3 months - Adults	39	383	10.2%	14.9%	16.0%	16.7%
% of FP17s for the same patient ID Re-attending between 3 & 9 months - Children	300	602	49.8%	56.1%	58.8%	57.6%
% of FP17s for the same patient ID Re-attending between 3 & 9 months - Adults	142	383	37.1%	47.9%	51.2%	50.1%
% of FP17s for Band 1 Urgent Courses	40	935	4.3%	8.5%	8.0%	9.1%
% of FP17s Relating to Free Repair or Replacements	0	935	0.0%	0.7%	0.8%	0.8%
% of FP17s Relating to Continuations	14	935	1.5%	1.0%	1.2%	1.2%
% of Patients satisfied with the dentistry they have received	2	2	N/A	92.7%	92.7%	92.8%
% of Patients satisfied with the time they had to wait for an appointment	2	2	N/A	87.3%	89.1%	88.7%

* This is based on patients treated on this contract for their most recent course of treatment. Figures in italics indicate the base number of FP17s or Patient Questionnaire responses are less than 100. N/A is shown where the base number of responses is less than 10 during the period. % is calculated as Quantity/Base number*100

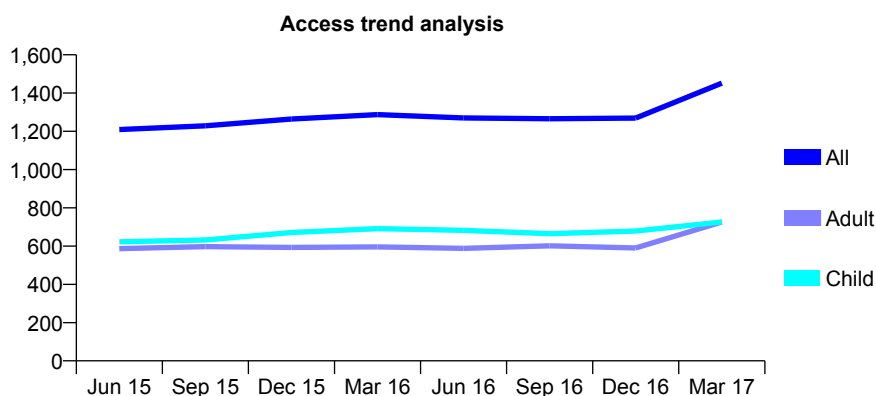
Q58 - Vital Signs At a Glance Contract Report for 101281/0125 - March 2017

Name or company name	OASIS DENTAL CARE LTD
Contract type name	GDS Contract
Purpose of contract	General
Contract start date	01/04/2006
Contract end date	

16/17 Contracted general activity (UDA)	3,558
Carry forward general activity (UDA)	-22
16/17 Contracted orthodontic activity (UOA)	0
Carry forward orthodontic activity (UOA)	0
Baseline contract value	£84,190.73

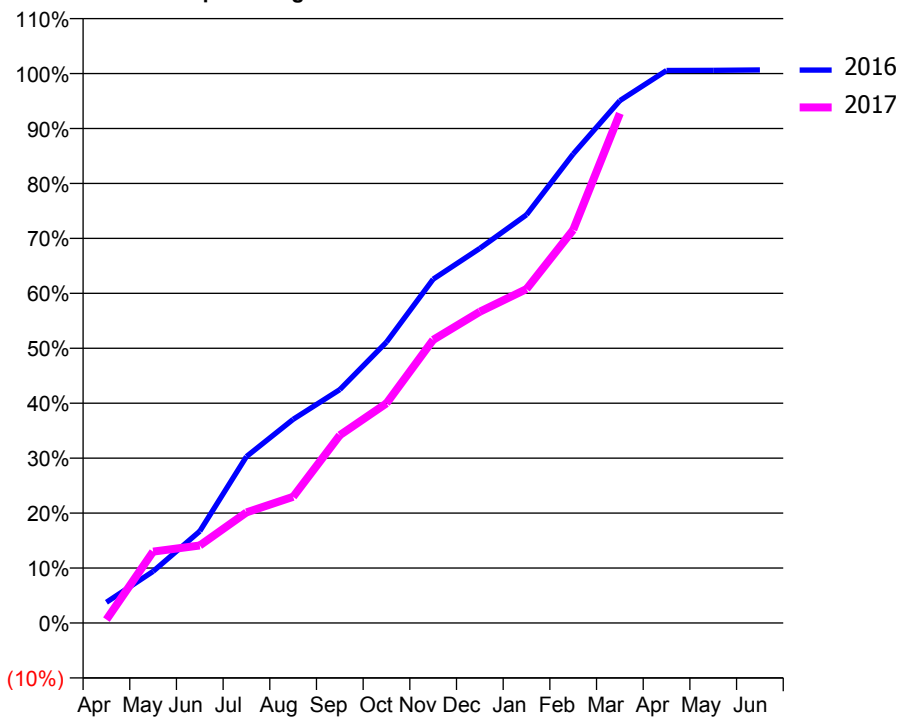
ACCESS*

Patients seen in 24 months	Total	Change since previous quarter
Quarter ending March 2016	1,287	
Quarter ending June 2016	1,270	↓
Quarter ending September 2016	1,266	→
Quarter ending December 2016	1,269	→
Quarter ending March 2017	1,452	↑
Variance since March 2016	12.8%	↑



ACTIVITY

Cumulative percentage of contracted UDA delivered 2016 & 2017



Month	Adjusted Scheduled Activity (UDA)	
	2016	2017
April	134	22
May	335	462
June	595	502
July	1,078	716
August	1,319	817
September	1,511	1,216
October	1,819	1,422
November	2,226	1,834
December	2,426	2,016
January	2,643	2,163
February	3,037	2,546
March	3,383	3,299
April	3,578	
May	3,579	
June	3,581	

QUALITY

	Quantity	Base Number	Contract	AT	Region	England
% of FP17s for the same patient ID Re-attending within 3 months - Children	65	1,105	5.9%	11.2%	12.0%	12.3%
% of FP17s for the same patient ID Re-attending within 3 months - Adults	71	800	8.9%	14.9%	16.0%	16.7%
% of FP17s for the same patient ID Re-attending between 3 & 9 months - Children	671	1,105	60.7%	56.1%	58.8%	57.6%
% of FP17s for the same patient ID Re-attending between 3 & 9 months - Adults	396	800	49.5%	47.9%	51.2%	50.1%
% of FP17s for Band 1 Urgent Courses	77	1,814	4.2%	8.5%	8.0%	9.1%
% of FP17s Relating to Free Repair or Replacements	3	1,814	0.2%	0.7%	0.8%	0.8%
% of FP17s Relating to Continuations	11	1,814	0.6%	1.0%	1.2%	1.2%
% of Patients satisfied with the dentistry they have received	1	1	N/A	92.7%	92.7%	92.8%
% of Patients satisfied with the time they had to wait for an appointment	1	1	N/A	87.3%	89.1%	88.7%

* This is based on patients treated on this contract for their most recent course of treatment. Figures in italics indicate the base number of FP17s or Patient Questionnaire responses are less than 100. N/A is shown where the base number of responses is less than 10 during the period. % is calculated as Quantity/Base number*100

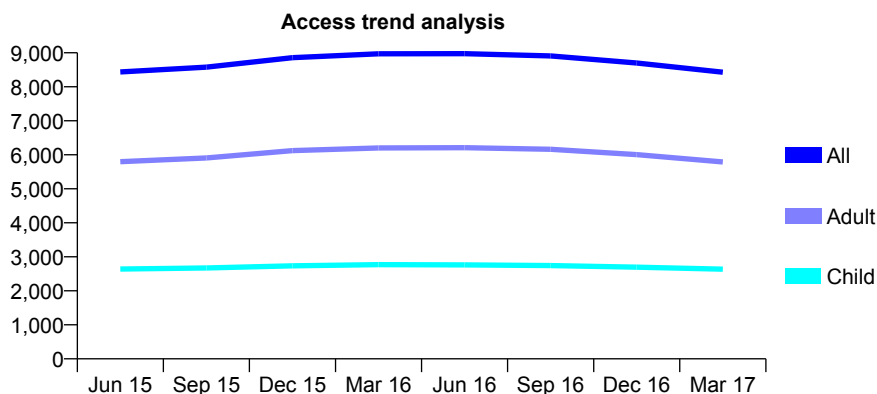
Q58 - Vital Signs At a Glance Contract Report for 101281/0162 - March 2017

Name or company name	OASIS DENTAL CARE LTD
Contract type name	GDS Contract
Purpose of contract	General
Contract start date	23/10/2006
Contract end date	

16/17 Contracted general activity (UDA)	26,700
Carry forward general activity (UDA)	-291
16/17 Contracted orthodontic activity (UOA)	0
Carry forward orthodontic activity (UOA)	0
Baseline contract value	£669,947.42

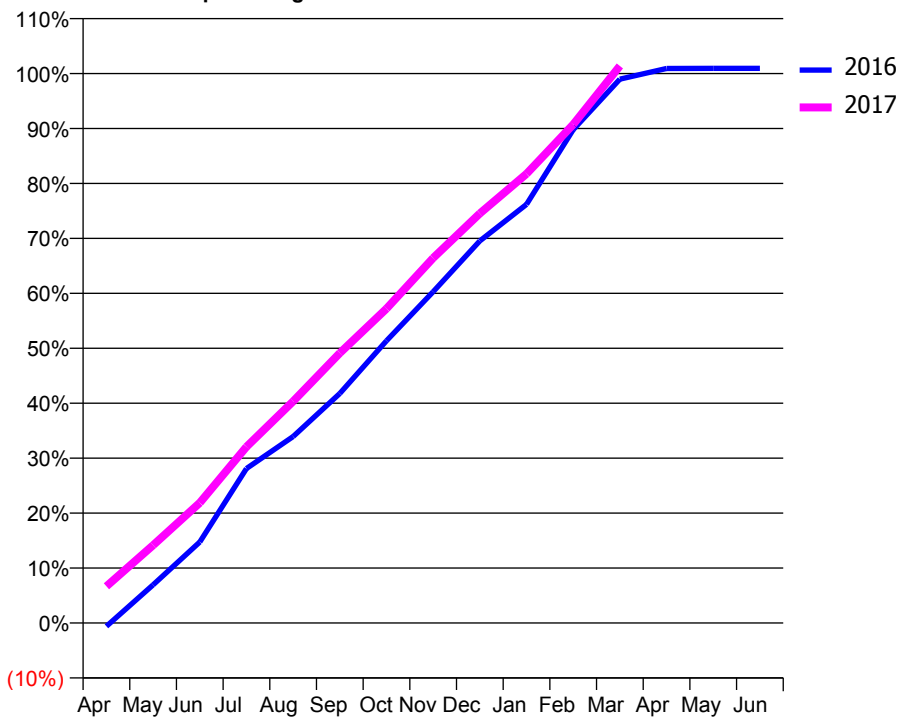
ACCESS*

Patients seen in 24 months	Total	Change since previous quarter
Quarter ending March 2016	8,972	
Quarter ending June 2016	8,973	→
Quarter ending September 2016	8,907	→
Quarter ending December 2016	8,699	↓
Quarter ending March 2017	8,430	↓
Variance since March 2016	(6.0%)	↓



ACTIVITY

Cumulative percentage of contracted UDA delivered 2016 & 2017



Month	Adjusted Scheduled Activity (UDA)	
	2016	2017
April	-189	1,785
May	2,139	3,778
June	4,541	5,839
July	8,658	8,565
August	10,453	10,773
September	12,864	13,119
October	15,821	15,274
November	18,569	17,737
December	21,414	19,901
January	23,464	21,824
February	27,652	24,221
March	30,486	27,067
April	31,083	
May	31,087	
June	31,091	

QUALITY

	Quantity	Base Number	Contract	AT	Region	England
% of FP17s for the same patient ID Re-attending within 3 months - Children	415	3,751	11.1%	11.2%	12.0%	12.3%
% of FP17s for the same patient ID Re-attending within 3 months - Adults	1,946	8,321	23.4%	14.9%	16.0%	16.7%
% of FP17s for the same patient ID Re-attending between 3 & 9 months - Children	2,234	3,751	59.6%	56.1%	58.8%	57.6%
% of FP17s for the same patient ID Re-attending between 3 & 9 months - Adults	4,377	8,321	52.6%	47.9%	51.2%	50.1%
% of FP17s for Band 1 Urgent Courses	1,295	11,805	11.0%	8.5%	8.0%	9.1%
% of FP17s Relating to Free Repair or Replacements	287	11,805	2.4%	0.7%	0.8%	0.8%
% of FP17s Relating to Continuations	405	11,805	3.4%	1.0%	1.2%	1.2%
% of Patients satisfied with the dentistry they have received	6	7	N/A	92.7%	92.7%	92.8%
% of Patients satisfied with the time they had to wait for an appointment	4	7	N/A	87.3%	89.1%	88.7%

* This is based on patients treated on this contract for their most recent course of treatment. Figures in italics indicate the base number of FP17s or Patient Questionnaire responses are less than 100. N/A is shown where the base number of responses is less than 10 during the period. % is calculated as Quantity/Base number*100

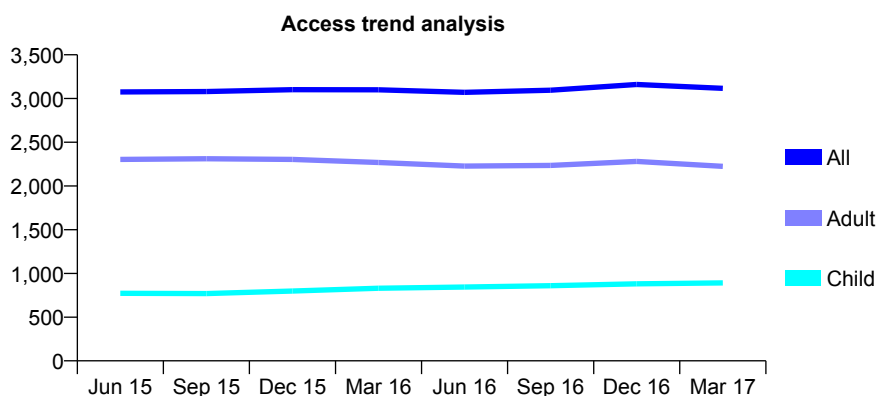
Q58 - Vital Signs At a Glance Contract Report for 101281/0192 - March 2017

Name or company name	OASIS DENTAL CARE LTD
Contract type name	GDS Contract
Purpose of contract	General
Contract start date	01/11/2008
Contract end date	

16/17 Contracted general activity (UDA)	9,273
Carry forward general activity (UDA)	0
16/17 Contracted orthodontic activity (UOA)	0
Carry forward orthodontic activity (UOA)	0
Baseline contract value	£242,064.53

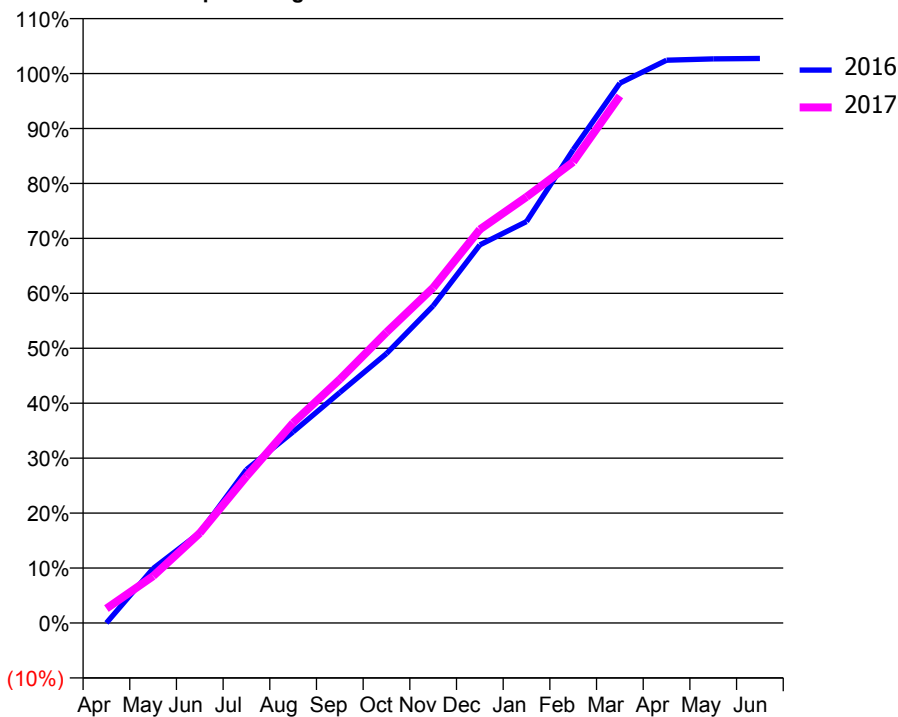
ACCESS*

Patients seen in 24 months	Total	Change since previous quarter
Quarter ending March 2016	3,100	
Quarter ending June 2016	3,071	→
Quarter ending September 2016	3,095	→
Quarter ending December 2016	3,160	↑
Quarter ending March 2017	3,116	↓
Variance since March 2016	0.5%	→



ACTIVITY

Cumulative percentage of contracted UDA delivered 2016 & 2017



Month	Adjusted Scheduled Activity (UDA)	
	2016	2017
April	0	244
May	918	791
June	1,524	1,518
July	2,589	2,475
August	3,225	3,378
September	3,889	4,113
October	4,546	4,907
November	5,353	5,659
December	6,380	6,643
January	6,774	7,190
February	7,988	7,779
March	9,110	8,893
April	9,497	
May	9,519	
June	9,527	

QUALITY

	Quantity	Base Number	Contract	AT	Region	England
% of FP17s for the same patient ID Re-attending within 3 months - Children	86	1,202	7.2%	11.2%	12.0%	12.3%
% of FP17s for the same patient ID Re-attending within 3 months - Adults	423	2,573	16.4%	14.9%	16.0%	16.7%
% of FP17s for the same patient ID Re-attending between 3 & 9 months - Children	634	1,202	52.7%	56.1%	58.8%	57.6%
% of FP17s for the same patient ID Re-attending between 3 & 9 months - Adults	970	2,573	37.7%	47.9%	51.2%	50.1%
% of FP17s for Band 1 Urgent Courses	307	3,628	8.5%	8.5%	8.0%	9.1%
% of FP17s Relating to Free Repair or Replacements	41	3,628	1.1%	0.7%	0.8%	0.8%
% of FP17s Relating to Continuations	33	3,628	0.9%	1.0%	1.2%	1.2%
% of Patients satisfied with the dentistry they have received	1	2	N/A	92.7%	92.7%	92.8%
% of Patients satisfied with the time they had to wait for an appointment	1	2	N/A	87.3%	89.1%	88.7%

* This is based on patients treated on this contract for their most recent course of treatment. Figures in italics indicate the base number of FP17s or Patient Questionnaire responses are less than 100. N/A is shown where the base number of responses is less than 10 during the period. % is calculated as Quantity/Base number*100

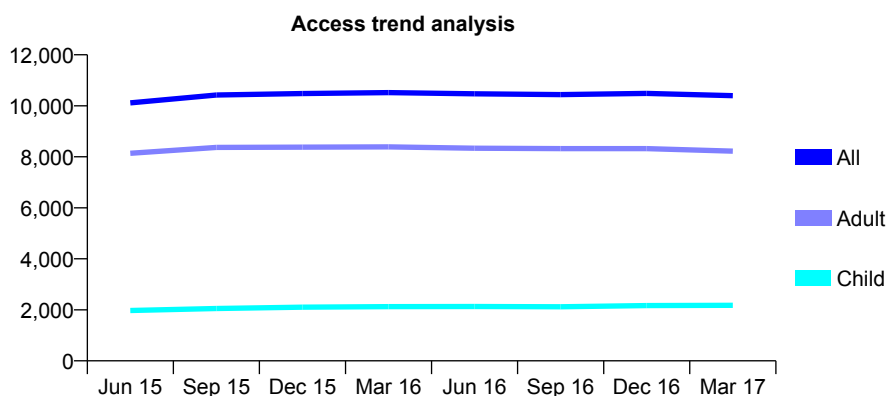
Q58 - Vital Signs At a Glance Contract Report for 101281/0229 - March 2017

Name or company name	OASIS DENTAL CARE LTD
Contract type name	PDS Contract
Purpose of contract	General
Contract start date	13/12/2010
Contract end date	30/09/2020

16/17 Contracted general activity (UDA)	28,900
Carry forward general activity (UDA)	-578
16/17 Contracted orthodontic activity (UOA)	0
Carry forward orthodontic activity (UOA)	0
Baseline contract value	£779,941.61

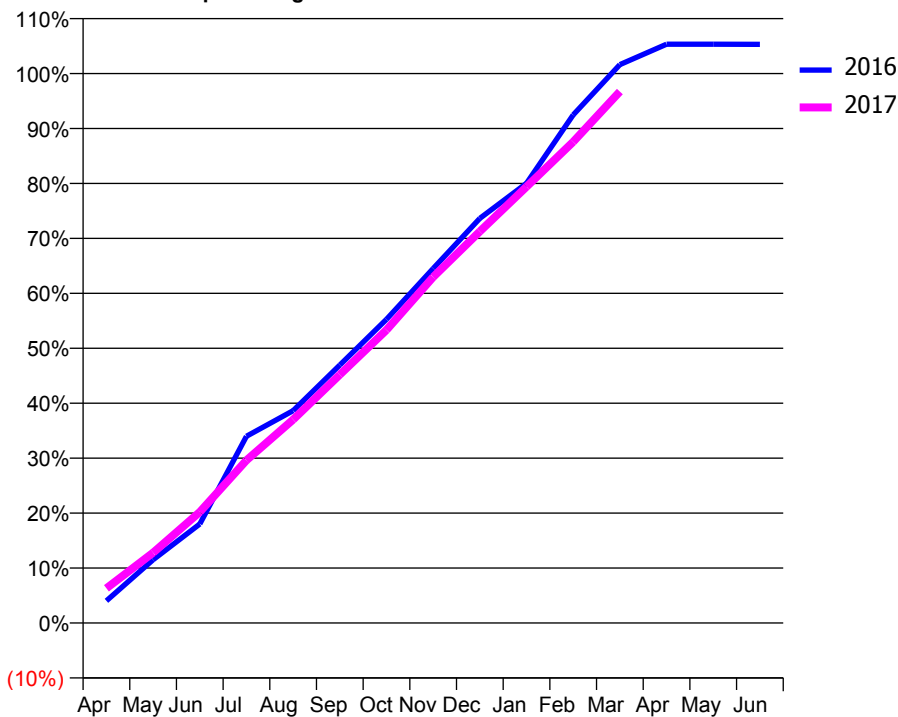
ACCESS*

Patients seen in 24 months	Total	Change since previous quarter
Quarter ending March 2016	10,516	
Quarter ending June 2016	10,468	→
Quarter ending September 2016	10,440	→
Quarter ending December 2016	10,488	→
Quarter ending March 2017	10,397	→
Variance since March 2016	(1.1%)	↓



ACTIVITY

Cumulative percentage of contracted UDA delivered 2016 & 2017



Month	Adjusted Scheduled Activity (UDA)	
	2016	2017
April	1,133	1,827
May	3,222	3,700
June	5,044	5,840
July	9,517	8,562
August	10,818	10,697
September	13,145	13,060
October	15,473	15,414
November	18,062	18,194
December	20,620	20,596
January	22,405	22,941
February	25,893	25,306
March	28,455	27,954
April	29,491	
May	29,491	
June	29,484	

QUALITY

	Quantity	Base Number	Contract	AT	Region	England
% of FP17s for the same patient ID Re-attending within 3 months - Children	536	3,279	16.3%	11.2%	12.0%	12.3%
% of FP17s for the same patient ID Re-attending within 3 months - Adults	2,325	10,402	22.4%	14.9%	16.0%	16.7%
% of FP17s for the same patient ID Re-attending between 3 & 9 months - Children	1,504	3,279	45.9%	56.1%	58.8%	57.6%
% of FP17s for the same patient ID Re-attending between 3 & 9 months - Adults	3,641	10,402	35.0%	47.9%	51.2%	50.1%
% of FP17s for Band 1 Urgent Courses	4,654	13,199	35.3%	8.5%	8.0%	9.1%
% of FP17s Relating to Free Repair or Replacements	330	13,199	2.5%	0.7%	0.8%	0.8%
% of FP17s Relating to Continuations	102	13,199	0.8%	1.0%	1.2%	1.2%
% of Patients satisfied with the dentistry they have received	20	21	95.2%	92.7%	92.7%	92.8%
% of Patients satisfied with the time they had to wait for an appointment	19	21	90.5%	87.3%	89.1%	88.7%

* This is based on patients treated on this contract for their most recent course of treatment. Figures in italics indicate the base number of FP17s or Patient Questionnaire responses are less than 100. N/A is shown where the base number of responses is less than 10 during the period. % is calculated as Quantity/Base number*100

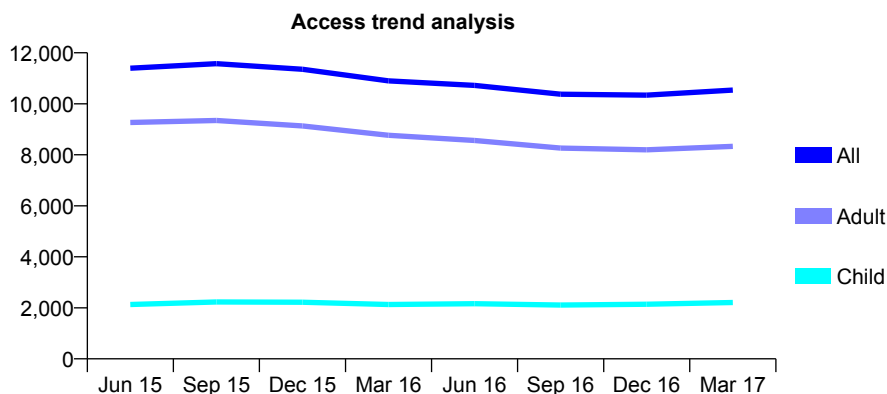
Q58 - Vital Signs At a Glance Contract Report for 101281/0234 - March 2017

Name or company name	OASIS DENTAL CARE LTD
Contract type name	PDS Contract
Purpose of contract	General
Contract start date	30/03/2011
Contract end date	30/09/2020

16/17 Contracted general activity (UDA)	26,363
Carry forward general activity (UDA)	0
16/17 Contracted orthodontic activity (UOA)	0
Carry forward orthodontic activity (UOA)	0
Baseline contract value	£711,441.58

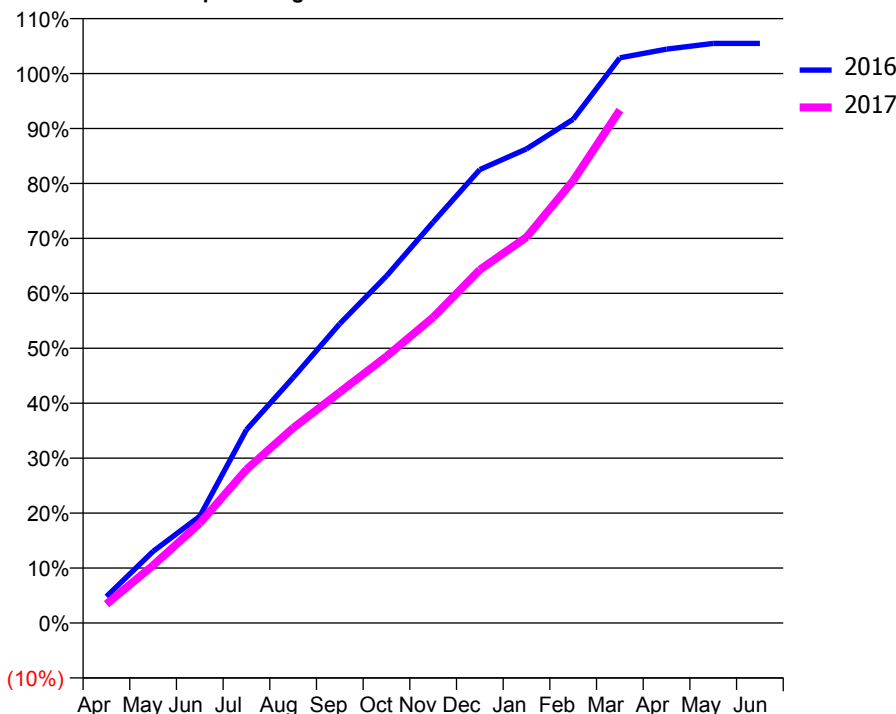
ACCESS*

Patients seen in 24 months	Total	Change since previous quarter
Quarter ending March 2016	10,900	
Quarter ending June 2016	10,723	↓
Quarter ending September 2016	10,374	↓
Quarter ending December 2016	10,340	→
Quarter ending March 2017	10,541	→
Variance since March 2016	(3.3%)	↓



ACTIVITY

Cumulative percentage of contracted UDA delivered 2016 & 2017



Month	Adjusted Scheduled Activity (UDA)	
	2016	2017
April	1,269	907
May	3,441	2,769
June	5,120	4,788
July	9,270	7,367
August	11,776	9,353
September	14,358	11,080
October	16,647	12,793
November	19,232	14,665
December	21,755	16,951
January	22,747	18,510
February	24,167	21,223
March	27,113	24,605
April	27,529	
May	27,805	
June	27,807	

QUALITY

	Quantity	Base Number	Contract	AT	Region	England
% of FP17s for the same patient ID Re-attending within 3 months - Children	260	3,009	8.6%	11.2%	12.0%	12.3%
% of FP17s for the same patient ID Re-attending within 3 months - Adults	1,438	9,441	15.2%	14.9%	16.0%	16.7%
% of FP17s for the same patient ID Re-attending between 3 & 9 months - Children	1,221	3,009	40.6%	56.1%	58.8%	57.6%
% of FP17s for the same patient ID Re-attending between 3 & 9 months - Adults	2,534	9,441	26.8%	47.9%	51.2%	50.1%
% of FP17s for Band 1 Urgent Courses	5,038	12,091	41.7%	8.5%	8.0%	9.1%
% of FP17s Relating to Free Repair or Replacements	61	12,091	0.5%	0.7%	0.8%	0.8%
% of FP17s Relating to Continuations	104	12,091	0.9%	1.0%	1.2%	1.2%
% of Patients satisfied with the dentistry they have received	8	9	N/A	92.7%	92.7%	92.8%
% of Patients satisfied with the time they had to wait for an appointment	8	9	N/A	87.3%	89.1%	88.7%

* This is based on patients treated on this contract for their most recent course of treatment. Figures in italics indicate the base number of FP17s or Patient Questionnaire responses are less than 100. N/A is shown where the base number of responses is less than 10 during the period. % is calculated as Quantity/Base number*100

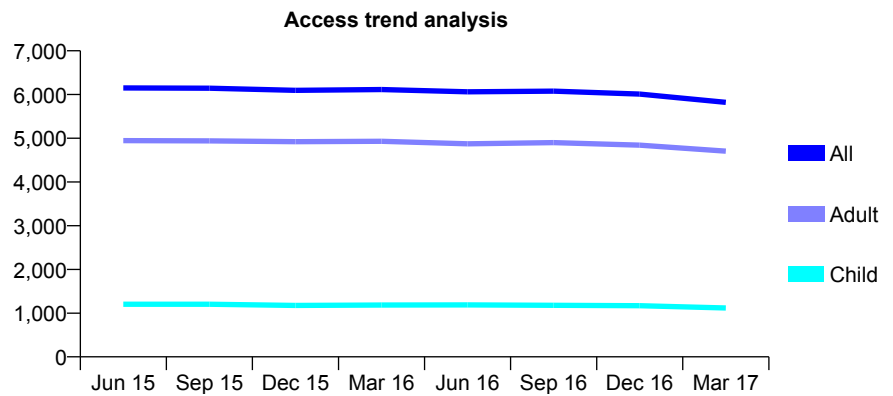
Q58 - Vital Signs At a Glance Contract Report for 101281/0236 - March 2017

Name or company name	OASIS DENTAL CARE LTD
Contract type name	PDS Contract
Purpose of contract	General
Contract start date	16/05/2011
Contract end date	30/09/2020

16/17 Contracted general activity (UDA)	21,600
Carry forward general activity (UDA)	0
16/17 Contracted orthodontic activity (UOA)	0
Carry forward orthodontic activity (UOA)	0
Baseline contract value	£582,932.16

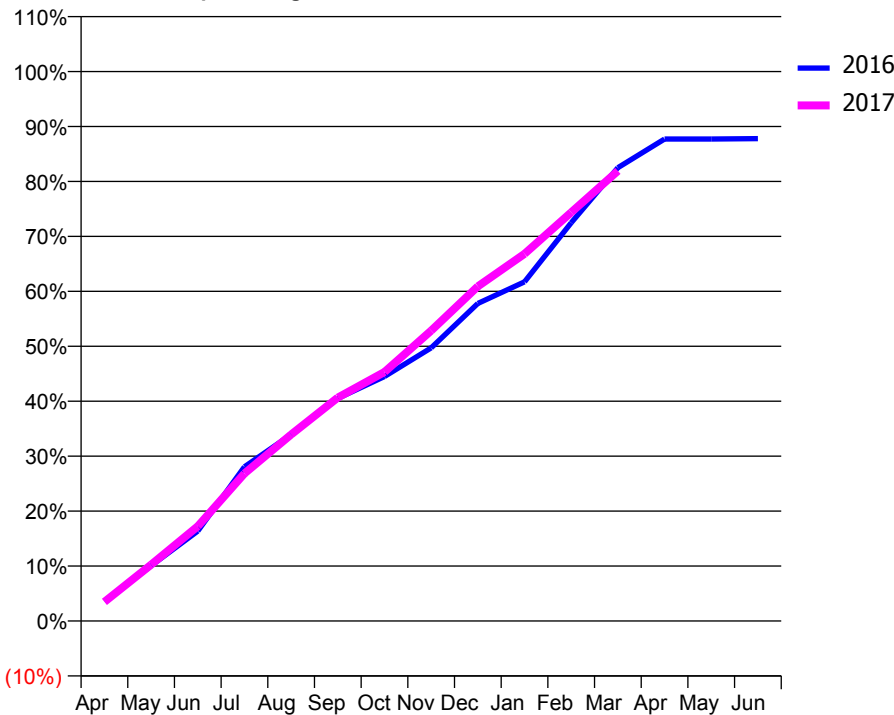
ACCESS*

Patients seen in 24 months	Total	Change since previous quarter
Quarter ending March 2016	6,114	
Quarter ending June 2016	6,061	→
Quarter ending September 2016	6,078	→
Quarter ending December 2016	6,011	↓
Quarter ending March 2017	5,822	↓
Variance since March 2016	(4.8%)	↓



ACTIVITY

Cumulative percentage of contracted UDA delivered 2016 & 2017



Month	Adjusted Scheduled Activity (UDA)	
	2016	2017
April	816	750
May	2,263	2,212
June	3,684	3,726
July	6,316	5,801
August	7,638	7,331
September	9,115	8,782
October	10,011	9,791
November	11,187	11,415
December	13,001	13,153
January	13,889	14,432
February	16,305	16,062
March	18,560	17,693
April	19,733	
May	19,736	
June	19,754	

QUALITY

	Quantity	Base Number	Contract	AT	Region	England
% of FP17s for the same patient ID Re-attending within 3 months - Children	191	1,781	10.7%	11.2%	12.0%	12.3%
% of FP17s for the same patient ID Re-attending within 3 months - Adults	1,378	7,071	19.5%	14.9%	16.0%	16.7%
% of FP17s for the same patient ID Re-attending between 3 & 9 months - Children	979	1,781	55.0%	56.1%	58.8%	57.6%
% of FP17s for the same patient ID Re-attending between 3 & 9 months - Adults	3,353	7,071	47.4%	47.9%	51.2%	50.1%
% of FP17s for Band 1 Urgent Courses	1,475	7,996	18.4%	8.5%	8.0%	9.1%
% of FP17s Relating to Free Repair or Replacements	95	7,996	1.2%	0.7%	0.8%	0.8%
% of FP17s Relating to Continuations	205	7,996	2.6%	1.0%	1.2%	1.2%
% of Patients satisfied with the dentistry they have received	18	18	100.0%	92.7%	92.7%	92.8%
% of Patients satisfied with the time they had to wait for an appointment	17	18	94.4%	87.3%	89.1%	88.7%

* This is based on patients treated on this contract for their most recent course of treatment. Figures in italics indicate the base number of FP17s or Patient Questionnaire responses are less than 100. N/A is shown where the base number of responses is less than 10 during the period. % is calculated as Quantity/Base number*100

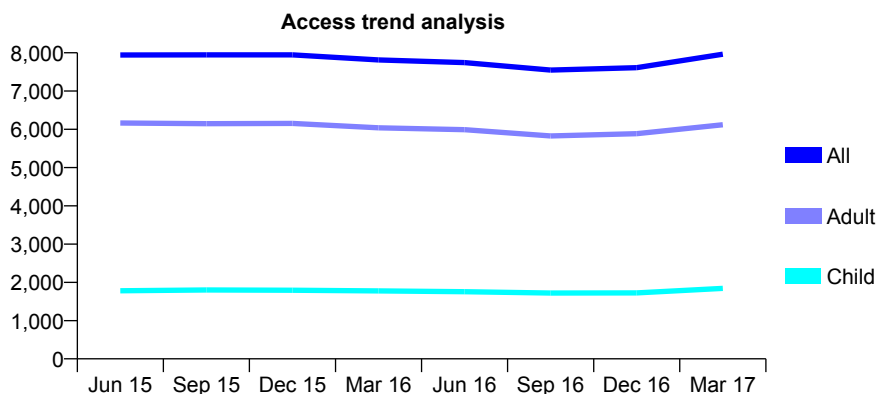
Q58 - Vital Signs At a Glance Contract Report for 101281/0238 - March 2017

Name or company name	OASIS DENTAL CARE LTD
Contract type name	PDS Contract
Purpose of contract	General
Contract start date	24/11/2011
Contract end date	30/09/2020

16/17 Contracted general activity (UDA)	23,250
Carry forward general activity (UDA)	0
16/17 Contracted orthodontic activity (UOA)	0
Carry forward orthodontic activity (UOA)	0
Baseline contract value	£627,433.03

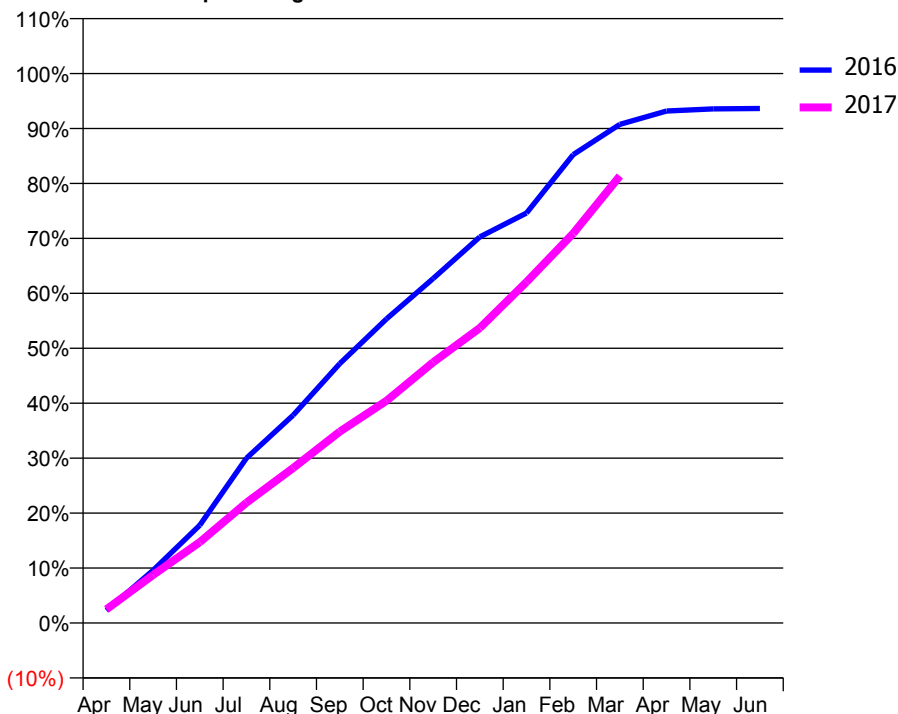
ACCESS*

Patients seen in 24 months	Total	Change since previous quarter
Quarter ending March 2016	7,815	
Quarter ending June 2016	7,744	→
Quarter ending September 2016	7,547	↓
Quarter ending December 2016	7,610	→
Quarter ending March 2017	7,964	↑
Variance since March 2016	1.9%	→



ACTIVITY

Cumulative percentage of contracted UDA delivered 2016 & 2017



Month	Adjusted Scheduled Activity (UDA)	
	2016	2017
April	528	577
May	2,229	2,032
June	4,139	3,422
July	6,975	5,093
August	8,795	6,559
September	10,975	8,097
October	12,867	9,403
November	14,574	11,036
December	16,338	12,484
January	17,347	14,429
February	19,817	16,481
March	21,098	18,914
April	21,661	
May	21,752	
June	21,768	

QUALITY

	Quantity	Base Number	Contract	AT	Region	England
% of FP17s for the same patient ID Re-attending within 3 months - Children	198	2,429	8.2%	11.2%	12.0%	12.3%
% of FP17s for the same patient ID Re-attending within 3 months - Adults	1,235	8,035	15.4%	14.9%	16.0%	16.7%
% of FP17s for the same patient ID Re-attending between 3 & 9 months - Children	1,253	2,429	51.6%	56.1%	58.8%	57.6%
% of FP17s for the same patient ID Re-attending between 3 & 9 months - Adults	3,539	8,035	44.0%	47.9%	51.2%	50.1%
% of FP17s for Band 1 Urgent Courses	2,442	9,999	24.4%	8.5%	8.0%	9.1%
% of FP17s Relating to Free Repair or Replacements	61	9,999	0.6%	0.7%	0.8%	0.8%
% of FP17s Relating to Continuations	93	9,999	0.9%	1.0%	1.2%	1.2%
% of Patients satisfied with the dentistry they have received	22	25	88.0%	92.7%	92.7%	92.8%
% of Patients satisfied with the time they had to wait for an appointment	20	25	80.0%	87.3%	89.1%	88.7%

* This is based on patients treated on this contract for their most recent course of treatment. Figures in italics indicate the base number of FP17s or Patient Questionnaire responses are less than 100. N/A is shown where the base number of responses is less than 10 during the period. % is calculated as Quantity/Base number*100

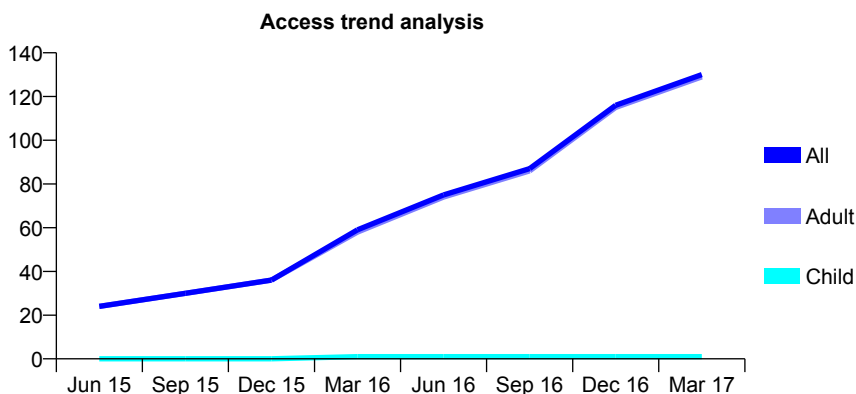
Q58 - Vital Signs At a Glance Contract Report for 101281/0255 - March 2017

Name or company name	OASIS DENTAL CARE LTD
Contract type name	PDS Contract
Purpose of contract	General
Contract start date	01/01/2014
Contract end date	31/03/2018

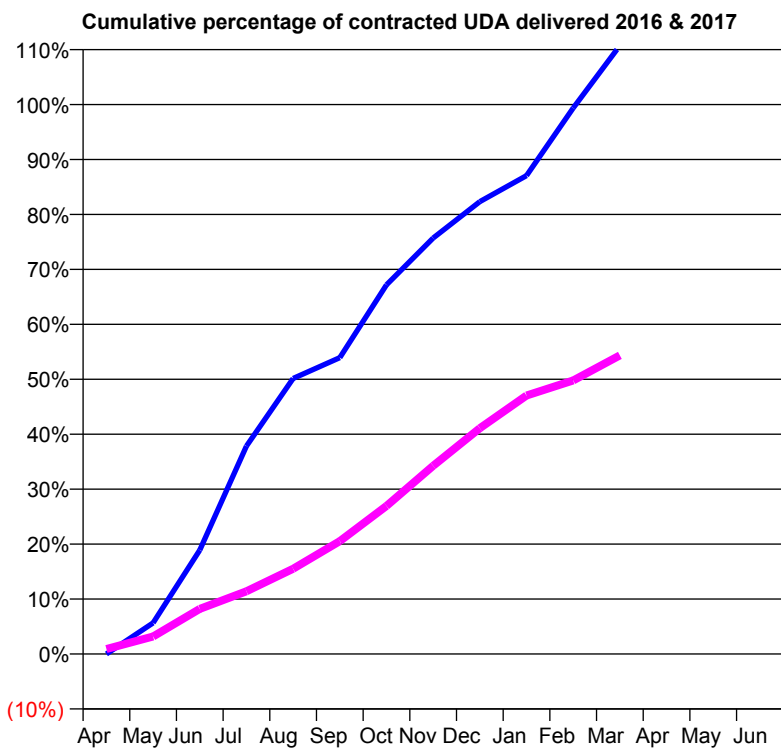
16/17 Contracted general activity (UDA)	657
Carry forward general activity (UDA)	0
16/17 Contracted orthodontic activity (UOA)	0
Carry forward orthodontic activity (UOA)	0
Baseline contract value	£28,793.28

ACCESS*

Patients seen in 24 months	Total	Change since previous quarter
Quarter ending March 2016	59	
Quarter ending June 2016	75	↑
Quarter ending September 2016	87	↑
Quarter ending December 2016	116	↑
Quarter ending March 2017	130	↑
Variance since March 2016	120.3%	↑



ACTIVITY



Month	Adjusted Scheduled Activity (UDA)	
	2016	2017
April	0	6
May	18	21
June	60	54
July	120	75
August	159	102
September	171	135
October	213	177
November	240	225
December	261	270
January	276	309
February	315	327
March	351	357
April	363	
May	363	
June	363	

QUALITY

	Quantity	Base Number	Contract	AT	Region	England
% of FP17s for the same patient ID Re-attending within 3 months - Children	0	3	0.0%	11.2%	12.0%	12.3%
% of FP17s for the same patient ID Re-attending within 3 months - Adults	0	127	0.0%	14.9%	16.0%	16.7%
% of FP17s for the same patient ID Re-attending between 3 & 9 months - Children	0	3	0.0%	56.1%	58.8%	57.6%
% of FP17s for the same patient ID Re-attending between 3 & 9 months - Adults	0	127	0.0%	47.9%	51.2%	50.1%
% of FP17s for Band 1 Urgent Courses	0	119	0.0%	8.5%	8.0%	9.1%
% of FP17s Relating to Free Repair or Replacements	0	119	0.0%	0.7%	0.8%	0.8%
% of FP17s Relating to Continuations	0	119	0.0%	1.0%	1.2%	1.2%
% of Patients satisfied with the dentistry they have received	0	0	N/A	92.7%	92.7%	92.8%
% of Patients satisfied with the time they had to wait for an appointment	0	0	N/A	87.3%	89.1%	88.7%

* This is based on patients treated on this contract for their most recent course of treatment. Figures in italics indicate the base number of FP17s or Patient Questionnaire responses are less than 100. N/A is shown where the base number of responses is less than 10 during the period. % is calculated as Quantity/Base number*100

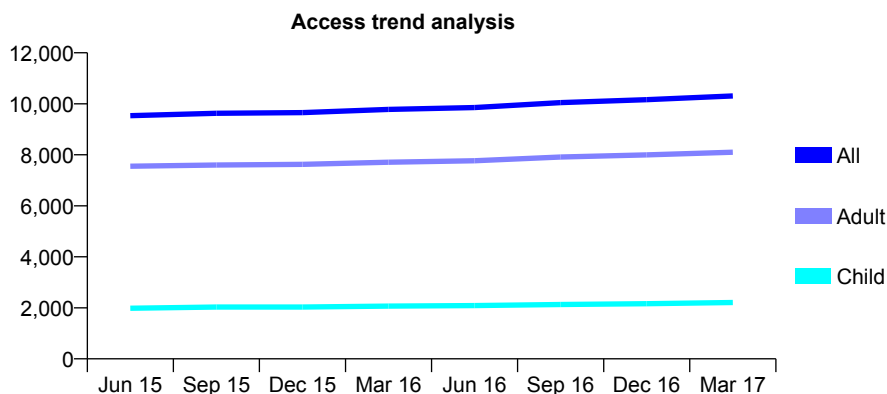
Q58 - Vital Signs At a Glance Contract Report for 101338/0048 - March 2017

Name or company name	Whitecross Dental Care Limited
Contract type name	Pilot Contract
Purpose of contract	General
Contract start date	01/04/2007
Contract end date	

16/17 Contracted general activity (UDA)	41,400
Carry forward general activity (UDA)	0
16/17 Contracted orthodontic activity (UOA)	0
Carry forward orthodontic activity (UOA)	0
Baseline contract value	£1,135,128.59

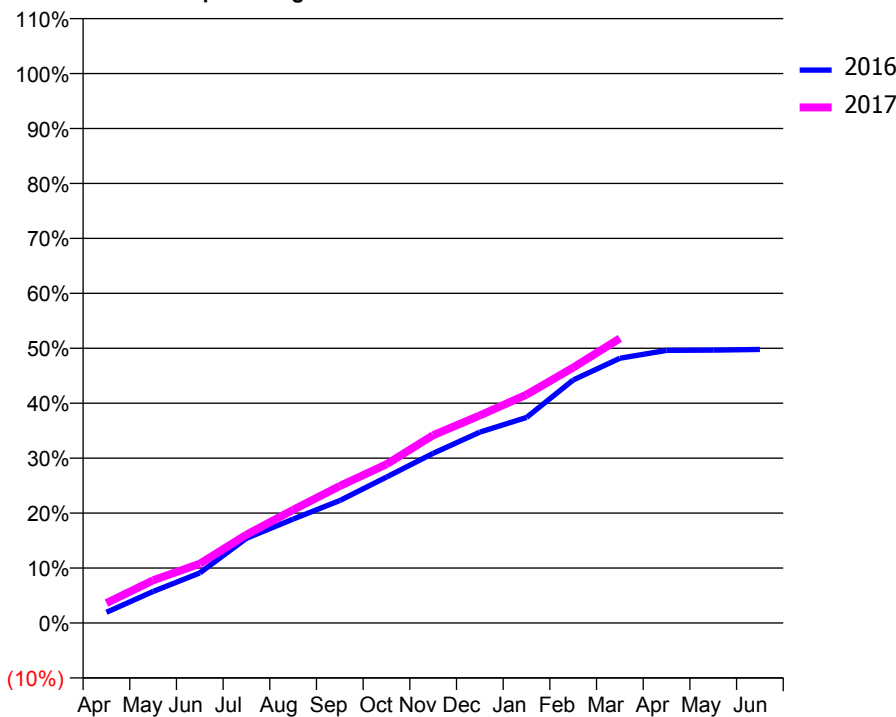
ACCESS*

Patients seen in 24 months	Total	Change since previous quarter
Quarter ending March 2016	9,779	
Quarter ending June 2016	9,854	→
Quarter ending September 2016	10,047	→
Quarter ending December 2016	10,162	→
Quarter ending March 2017	10,310	→
Variance since March 2016	5.4%	↑



ACTIVITY

Cumulative percentage of contracted UDA delivered 2016 & 2017



Month	Adjusted Scheduled Activity (UDA)	
	2016	2017
April	805	1,498
May	2,379	3,222
June	3,774	4,465
July	6,388	6,656
August	7,831	8,527
September	9,231	10,328
October	10,997	11,962
November	12,787	14,150
December	14,385	15,633
January	15,490	17,206
February	18,311	19,249
March	19,943	21,443
April	20,543	
May	20,560	
June	20,606	

QUALITY

	Quantity	Base Number	Contract	AT	Region	England
% of FP17s for the same patient ID Re-attending within 3 months - Children	66	2,811	2.3%	11.2%	12.0%	12.3%
% of FP17s for the same patient ID Re-attending within 3 months - Adults	638	8,591	7.4%	14.9%	16.0%	16.7%
% of FP17s for the same patient ID Re-attending between 3 & 9 months - Children	1,493	2,811	53.1%	56.1%	58.8%	57.6%
% of FP17s for the same patient ID Re-attending between 3 & 9 months - Adults	3,304	8,591	38.5%	47.9%	51.2%	50.1%
% of FP17s for Band 1 Urgent Courses	619	10,960	5.6%	8.5%	8.0%	9.1%
% of FP17s Relating to Free Repair or Replacements	35	10,960	0.3%	0.7%	0.8%	0.8%
% of FP17s Relating to Continuations	77	10,960	0.7%	1.0%	1.2%	1.2%
% of Patients satisfied with the dentistry they have received	16	16	100.0%	92.7%	92.7%	92.8%
% of Patients satisfied with the time they had to wait for an appointment	13	16	81.3%	87.3%	89.1%	88.7%

* This is based on patients treated on this contract for their most recent course of treatment. Figures in italics indicate the base number of FP17s or Patient Questionnaire responses are less than 100. N/A is shown where the base number of responses is less than 10 during the period. % is calculated as Quantity/Base number*100

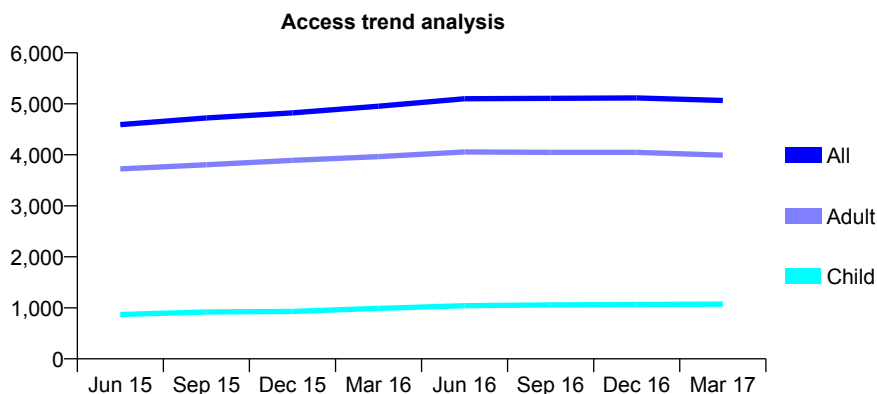
Q58 - Vital Signs At a Glance Contract Report for 101338/0065 - March 2017

Name or company name	Whitecross Dental Care Limited
Contract type name	GDS Contract
Purpose of contract	General
Contract start date	01/06/2008
Contract end date	

16/17 Contracted general activity (UDA)	13,500
Carry forward general activity (UDA)	95
16/17 Contracted orthodontic activity (UOA)	0
Carry forward orthodontic activity (UOA)	0
Baseline contract value	£316,728.39

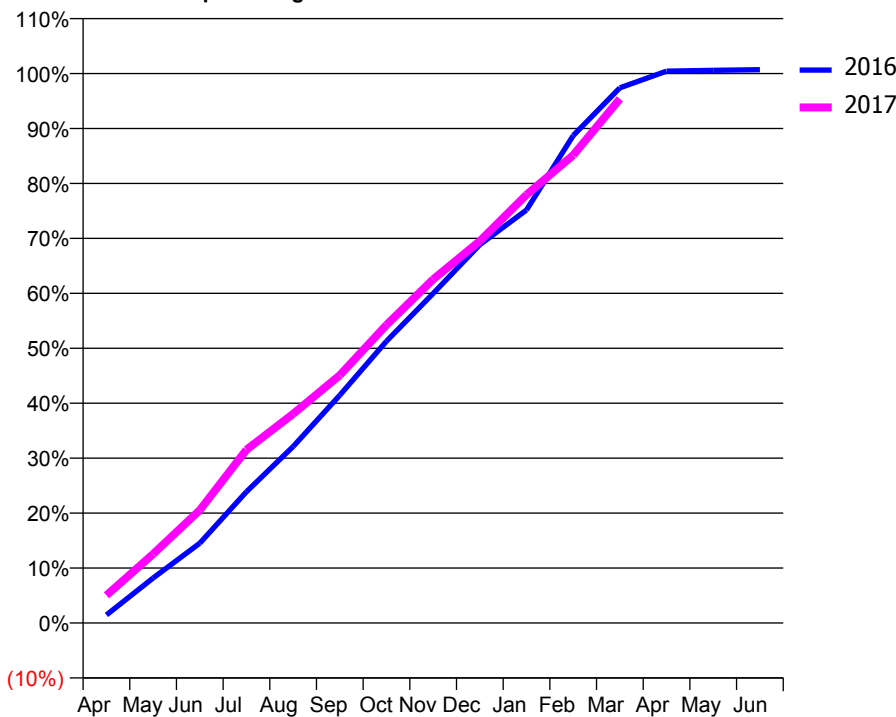
ACCESS*

Patients seen in 24 months	Total	Change since previous quarter
Quarter ending March 2016	4,954	
Quarter ending June 2016	5,099	↑
Quarter ending September 2016	5,106	→
Quarter ending December 2016	5,114	→
Quarter ending March 2017	5,066	→
Variance since March 2016	2.3%	↑



ACTIVITY

Cumulative percentage of contracted UDA delivered 2016 & 2017



Month	Adjusted Scheduled Activity (UDA)	
	2016	2017
April	197	679
May	1,106	1,695
June	1,959	2,774
July	3,225	4,256
August	4,336	5,137
September	5,597	6,087
October	6,924	7,325
November	8,096	8,444
December	9,295	9,384
January	10,148	10,520
February	11,976	11,494
March	13,149	12,875
April	13,556	
May	13,577	
June	13,595	

QUALITY

	Quantity	Base Number	Contract	AT	Region	England
% of FP17s for the same patient ID Re-attending within 3 months - Children	79	1,275	6.2%	11.2%	12.0%	12.3%
% of FP17s for the same patient ID Re-attending within 3 months - Adults	567	4,461	12.7%	14.9%	16.0%	16.7%
% of FP17s for the same patient ID Re-attending between 3 & 9 months - Children	516	1,275	40.5%	56.1%	58.8%	57.6%
% of FP17s for the same patient ID Re-attending between 3 & 9 months - Adults	1,839	4,461	41.2%	47.9%	51.2%	50.1%
% of FP17s for Band 1 Urgent Courses	370	5,535	6.7%	8.5%	8.0%	9.1%
% of FP17s Relating to Free Repair or Replacements	15	5,535	0.3%	0.7%	0.8%	0.8%
% of FP17s Relating to Continuations	104	5,535	1.9%	1.0%	1.2%	1.2%
% of Patients satisfied with the dentistry they have received	6	6	N/A	92.7%	92.7%	92.8%
% of Patients satisfied with the time they had to wait for an appointment	6	6	N/A	87.3%	89.1%	88.7%

* This is based on patients treated on this contract for their most recent course of treatment. Figures in italics indicate the base number of FP17s or Patient Questionnaire responses are less than 100. N/A is shown where the base number of responses is less than 10 during the period. % is calculated as Quantity/Base number*100

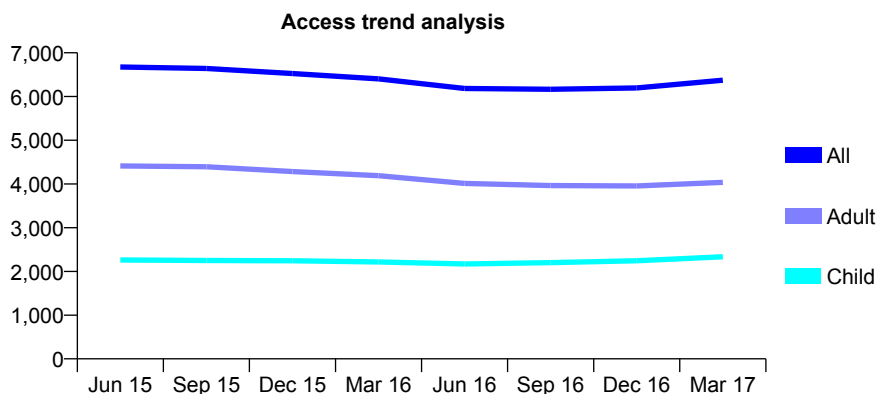
Q58 - Vital Signs At a Glance Contract Report for 101362/0001 - March 2017

Name or company name	Rodericks Dental Limited
Contract type name	Pilot Contract
Purpose of contract	General
Contract start date	01/04/2006
Contract end date	

16/17 Contracted general activity (UDA)	18,000
Carry forward general activity (UDA)	0
16/17 Contracted orthodontic activity (UOA)	0
Carry forward orthodontic activity (UOA)	0
Baseline contract value	£603,305.78

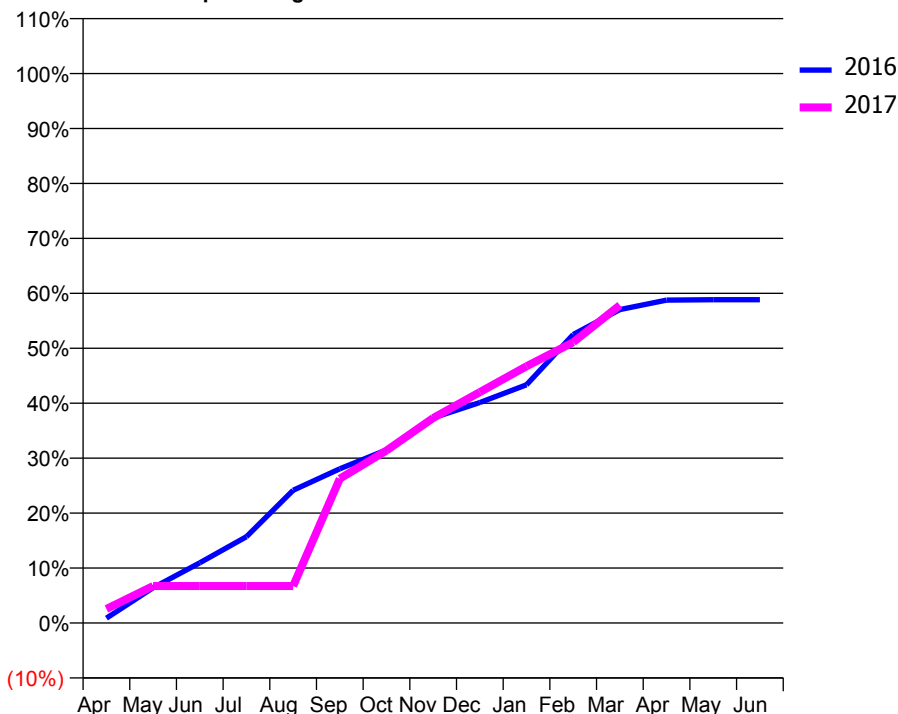
ACCESS*

Patients seen in 24 months	Total	Change since previous quarter
Quarter ending March 2016	6,404	
Quarter ending June 2016	6,183	↓
Quarter ending September 2016	6,165	→
Quarter ending December 2016	6,197	→
Quarter ending March 2017	6,374	↑
Variance since March 2016	(0.5%)	→



ACTIVITY

Cumulative percentage of contracted UDA delivered 2016 & 2017



Month	Adjusted Scheduled Activity (UDA)	
	2016	2017
April	157	460
May	1,156	1,211
June	1,974	1,211
July	2,830	1,211
August	4,348	1,211
September	5,050	4,727
October	5,674	5,651
November	6,718	6,716
December	7,224	7,565
January	7,805	8,411
February	9,451	9,198
March	10,266	10,410
April	10,575	
May	10,591	
June	10,591	

QUALITY

	Quantity	Base Number	Contract	AT	Region	England
% of FP17s for the same patient ID Re-attending within 3 months - Children	156	3,367	4.6%	11.2%	12.0%	12.3%
% of FP17s for the same patient ID Re-attending within 3 months - Adults	392	4,312	9.1%	14.9%	16.0%	16.7%
% of FP17s for the same patient ID Re-attending between 3 & 9 months - Children	2,017	3,367	59.9%	56.1%	58.8%	57.6%
% of FP17s for the same patient ID Re-attending between 3 & 9 months - Adults	1,974	4,312	45.8%	47.9%	51.2%	50.1%
% of FP17s for Band 1 Urgent Courses	382	6,852	5.6%	8.5%	8.0%	9.1%
% of FP17s Relating to Free Repair or Replacements	23	6,852	0.3%	0.7%	0.8%	0.8%
% of FP17s Relating to Continuations	3	6,852	0.0%	1.0%	1.2%	1.2%
% of Patients satisfied with the dentistry they have received	2	2	N/A	92.7%	92.7%	92.8%
% of Patients satisfied with the time they had to wait for an appointment	0	2	N/A	87.3%	89.1%	88.7%

* This is based on patients treated on this contract for their most recent course of treatment. Figures in italics indicate the base number of FP17s or Patient Questionnaire responses are less than 100. N/A is shown where the base number of responses is less than 10 during the period. % is calculated as Quantity/Base number*100

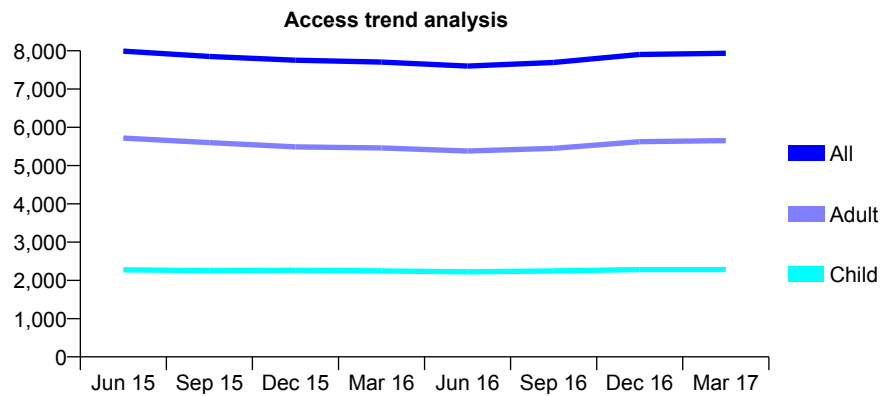
Q58 - Vital Signs At a Glance Contract Report for 101362/0002 - March 2017

Name or company name	Rodericks Dental Limited
Contract type name	GDS Contract
Purpose of contract	General
Contract start date	02/10/2006
Contract end date	

16/17 Contracted general activity (UDA)	21,795
Carry forward general activity (UDA)	-435
16/17 Contracted orthodontic activity (UOA)	0
Carry forward orthodontic activity (UOA)	0
Baseline contract value	£486,466.09

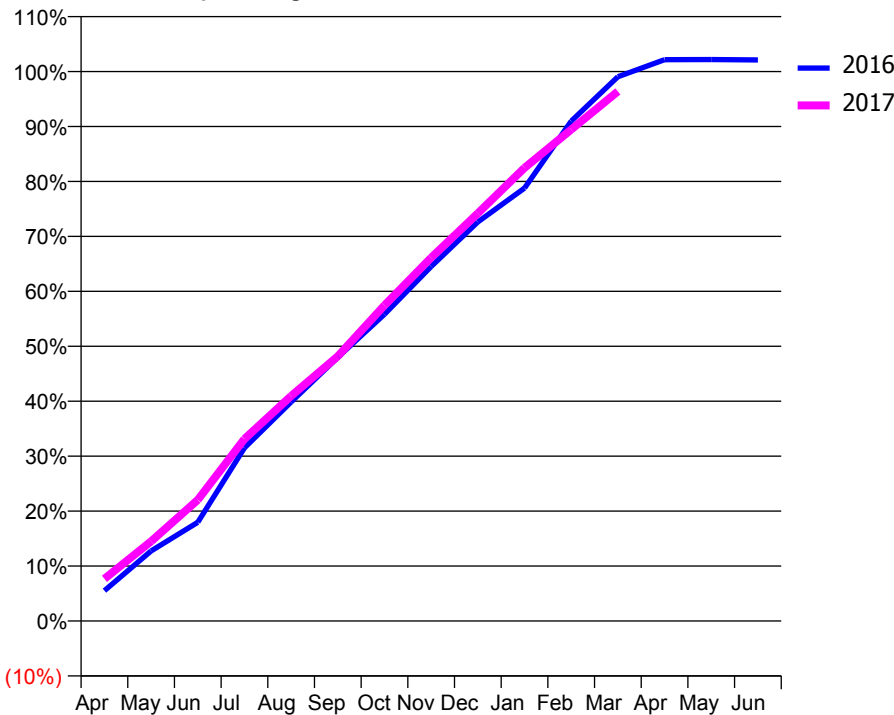
ACCESS*

Patients seen in 24 months	Total	Change since previous quarter
Quarter ending March 2016	7,706	
Quarter ending June 2016	7,602	↓
Quarter ending September 2016	7,695	→
Quarter ending December 2016	7,905	↑
Quarter ending March 2017	7,934	→
Variance since March 2016	3.0%	↑



ACTIVITY

Cumulative percentage of contracted UDA delivered 2016 & 2017



Month	Adjusted Scheduled Activity (UDA)	
	2016	2017
April	1,206	1,672
May	2,780	3,161
June	3,917	4,806
July	6,866	7,225
August	8,686	8,926
September	10,459	10,499
October	12,166	12,524
November	14,063	14,409
December	15,830	16,170
January	17,170	17,973
February	19,824	19,492
March	21,585	21,004
April	22,263	
May	22,270	
June	22,256	

QUALITY

	Quantity	Base Number	Contract	AT	Region	England
% of FP17s for the same patient ID Re-attending within 3 months - Children	342	3,555	9.6%	11.2%	12.0%	12.3%
% of FP17s for the same patient ID Re-attending within 3 months - Adults	1,254	7,915	15.8%	14.9%	16.0%	16.7%
% of FP17s for the same patient ID Re-attending between 3 & 9 months - Children	2,226	3,555	62.6%	56.1%	58.8%	57.6%
% of FP17s for the same patient ID Re-attending between 3 & 9 months - Adults	4,303	7,915	54.4%	47.9%	51.2%	50.1%
% of FP17s for Band 1 Urgent Courses	783	11,125	7.0%	8.5%	8.0%	9.1%
% of FP17s Relating to Free Repair or Replacements	85	11,125	0.8%	0.7%	0.8%	0.8%
% of FP17s Relating to Continuations	35	11,125	0.3%	1.0%	1.2%	1.2%
% of Patients satisfied with the dentistry they have received	5	6	N/A	92.7%	92.7%	92.8%
% of Patients satisfied with the time they had to wait for an appointment	3	6	N/A	87.3%	89.1%	88.7%

* This is based on patients treated on this contract for their most recent course of treatment. Figures in italics indicate the base number of FP17s or Patient Questionnaire responses are less than 100. N/A is shown where the base number of responses is less than 10 during the period. % is calculated as Quantity/Base number*100

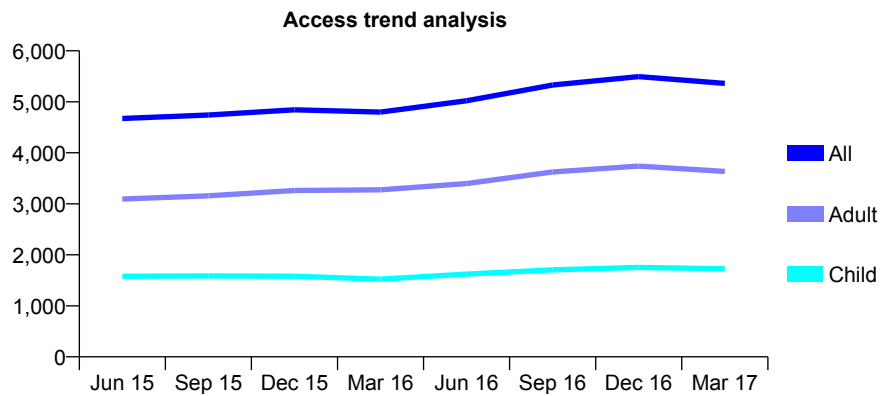
Q58 - Vital Signs At a Glance Contract Report for 101362/0009 - March 2017

Name or company name	Rodericks Dental Limited
Contract type name	GDS Contract
Purpose of contract	General
Contract start date	01/06/2008
Contract end date	

16/17 Contracted general activity (UDA)	12,918
Carry forward general activity (UDA)	-258
16/17 Contracted orthodontic activity (UOA)	0
Carry forward orthodontic activity (UOA)	0
Baseline contract value	£290,180.50

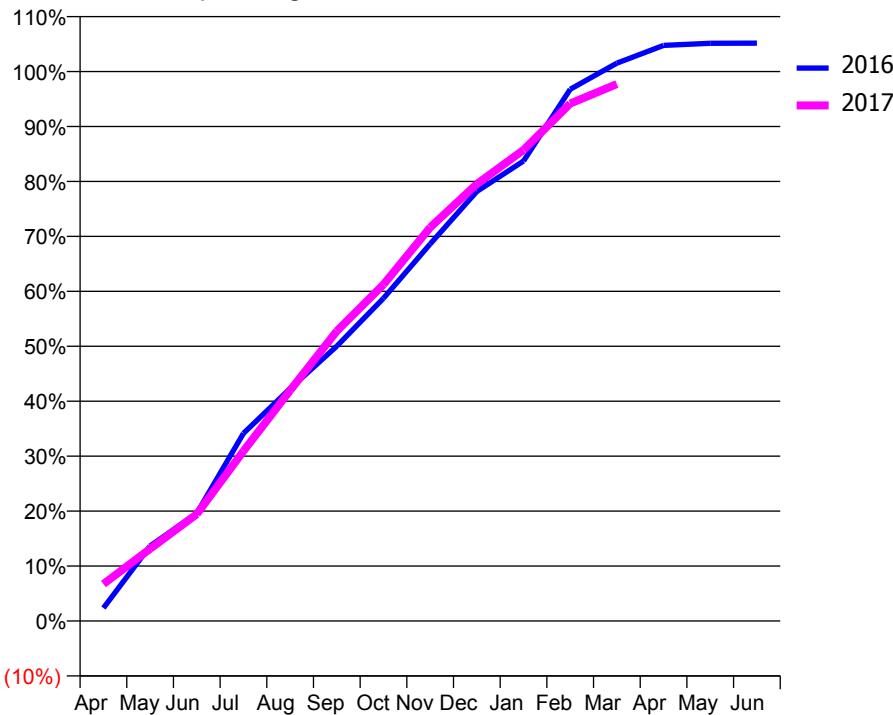
ACCESS*

Patients seen in 24 months	Total	Change since previous quarter
Quarter ending March 2016	4,798	
Quarter ending June 2016	5,020	↑
Quarter ending September 2016	5,330	↑
Quarter ending December 2016	5,493	↑
Quarter ending March 2017	5,362	↓
Variance since March 2016	11.8%	↑



ACTIVITY

Cumulative percentage of contracted UDA delivered 2016 & 2017



Month	Adjusted Scheduled Activity (UDA)	
	2016	2017
April	307	869
May	1,765	1,697
June	2,536	2,512
July	4,414	3,996
August	5,467	5,423
September	6,463	6,816
October	7,587	7,911
November	8,865	9,252
December	10,098	10,275
January	10,813	11,075
February	12,500	12,164
March	13,115	12,623
April	13,533	
May	13,582	
June	13,584	

QUALITY

	Quantity	Base Number	Contract	AT	Region	England
% of FP17s for the same patient ID Re-attending within 3 months - Children	159	2,056	7.7%	11.2%	12.0%	12.3%
% of FP17s for the same patient ID Re-attending within 3 months - Adults	636	3,699	17.2%	14.9%	16.0%	16.7%
% of FP17s for the same patient ID Re-attending between 3 & 9 months - Children	909	2,056	44.2%	56.1%	58.8%	57.6%
% of FP17s for the same patient ID Re-attending between 3 & 9 months - Adults	1,218	3,699	32.9%	47.9%	51.2%	50.1%
% of FP17s for Band 1 Urgent Courses	583	5,555	10.5%	8.5%	8.0%	9.1%
% of FP17s Relating to Free Repair or Replacements	40	5,555	0.7%	0.7%	0.8%	0.8%
% of FP17s Relating to Continuations	15	5,555	0.3%	1.0%	1.2%	1.2%
% of Patients satisfied with the dentistry they have received	3	3	N/A	92.7%	92.7%	92.8%
% of Patients satisfied with the time they had to wait for an appointment	2	3	N/A	87.3%	89.1%	88.7%

* This is based on patients treated on this contract for their most recent course of treatment. Figures in italics indicate the base number of FP17s or Patient Questionnaire responses are less than 100. N/A is shown where the base number of responses is less than 10 during the period. % is calculated as Quantity/Base number*100

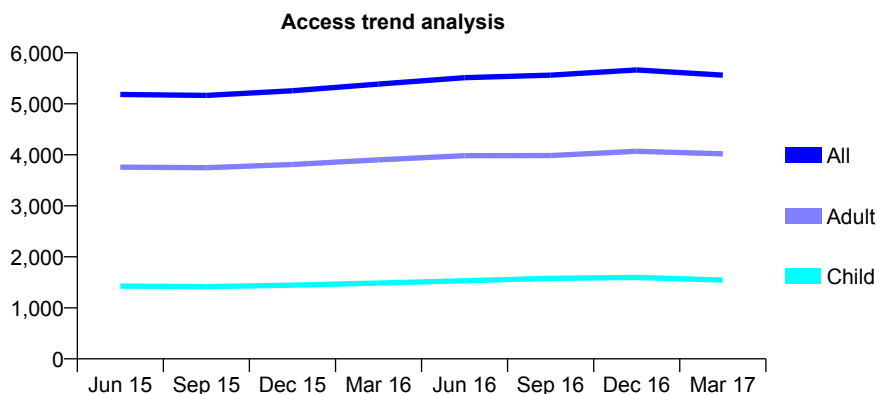
Q58 - Vital Signs At a Glance Contract Report for 101362/0020 - March 2017

Name or company name	Rodericks Dental Limited
Contract type name	GDS Contract
Purpose of contract	General
Contract start date	20/08/2009
Contract end date	

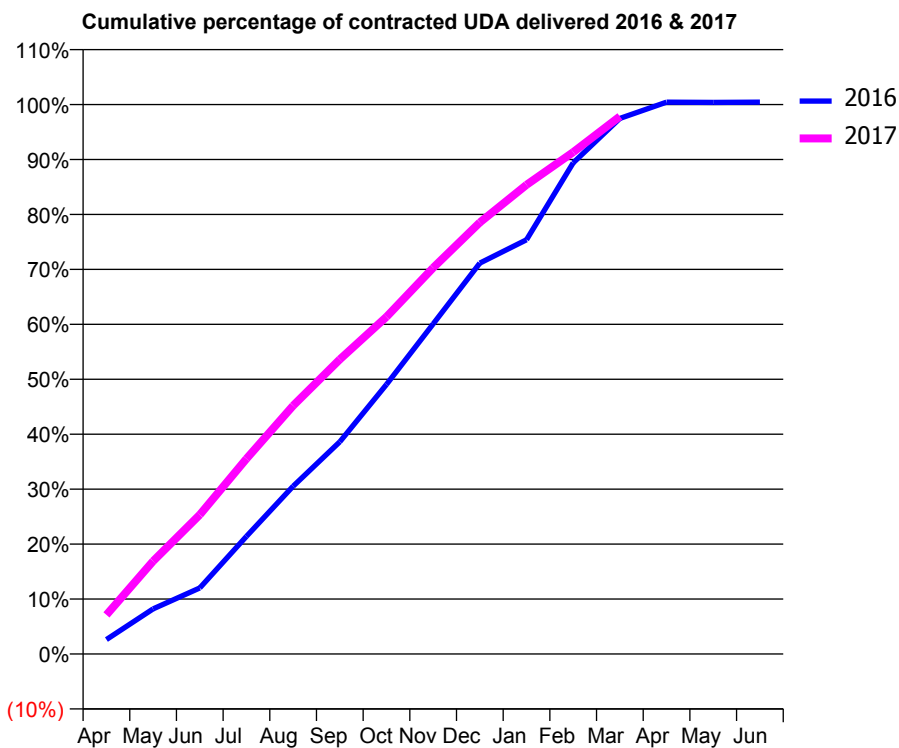
16/17 Contracted general activity (UDA)	14,000
Carry forward general activity (UDA)	-59
16/17 Contracted orthodontic activity (UOA)	0
Carry forward orthodontic activity (UOA)	0
Baseline contract value	£360,356.77

ACCESS*

Patients seen in 24 months	Total	Change since previous quarter
Quarter ending March 2016	5,388	
Quarter ending June 2016	5,513	↑
Quarter ending September 2016	5,563	→
Quarter ending December 2016	5,664	→
Quarter ending March 2017	5,563	↓
Variance since March 2016	3.2%	↑



ACTIVITY



Month	Adjusted Scheduled Activity (UDA)	
	2016	2017
April	367	996
May	1,149	2,365
June	1,682	3,550
July	2,999	4,976
August	4,274	6,328
September	5,407	7,506
October	6,869	8,589
November	8,412	9,840
December	9,959	10,997
January	10,554	11,953
February	12,514	12,787
March	13,644	13,698
April	14,059	
May	14,052	
June	14,059	

QUALITY

	Quantity	Base Number	Contract	AT	Region	England
% of FP17s for the same patient ID Re-attending within 3 months - Children	255	2,519	10.1%	11.2%	12.0%	12.3%
% of FP17s for the same patient ID Re-attending within 3 months - Adults	736	5,148	14.3%	14.9%	16.0%	16.7%
% of FP17s for the same patient ID Re-attending between 3 & 9 months - Children	1,619	2,519	64.3%	56.1%	58.8%	57.6%
% of FP17s for the same patient ID Re-attending between 3 & 9 months - Adults	2,537	5,148	49.3%	47.9%	51.2%	50.1%
% of FP17s for Band 1 Urgent Courses	792	7,449	10.6%	8.5%	8.0%	9.1%
% of FP17s Relating to Free Repair or Replacements	57	7,449	0.8%	0.7%	0.8%	0.8%
% of FP17s Relating to Continuations	45	7,449	0.6%	1.0%	1.2%	1.2%
% of Patients satisfied with the dentistry they have received	6	8	N/A	92.7%	92.7%	92.8%
% of Patients satisfied with the time they had to wait for an appointment	6	8	N/A	87.3%	89.1%	88.7%

* This is based on patients treated on this contract for their most recent course of treatment. Figures in italics indicate the base number of FP17s or Patient Questionnaire responses are less than 100. N/A is shown where the base number of responses is less than 10 during the period. % is calculated as Quantity/Base number*100

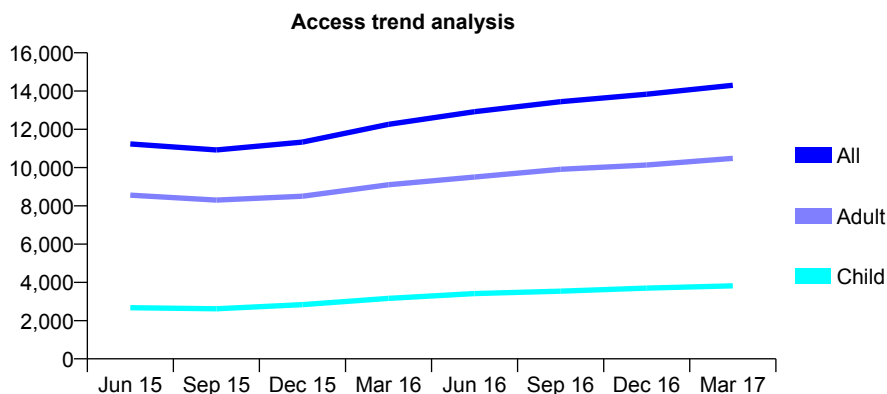
Q58 - Vital Signs At a Glance Contract Report for 101362/0021 - March 2017

Name or company name	Rodericks Dental Limited
Contract type name	GDS Contract
Purpose of contract	General
Contract start date	01/10/2009
Contract end date	

16/17 Contracted general activity (UDA)	40,147
Carry forward general activity (UDA)	75
16/17 Contracted orthodontic activity (UOA)	0
Carry forward orthodontic activity (UOA)	0
Baseline contract value	£1,169,325.16

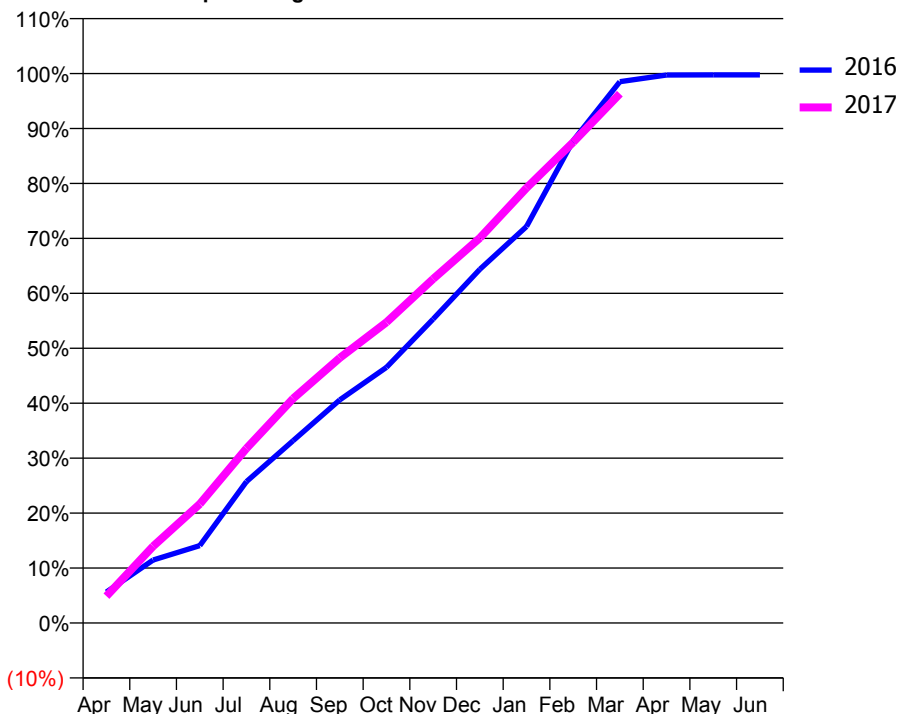
ACCESS*

Patients seen in 24 months	Total	Change since previous quarter
Quarter ending March 2016	12,261	
Quarter ending June 2016	12,919	↑
Quarter ending September 2016	13,447	↑
Quarter ending December 2016	13,832	↑
Quarter ending March 2017	14,302	↑
Variance since March 2016	16.6%	↑



ACTIVITY

Cumulative percentage of contracted UDA delivered 2016 & 2017



Month	Adjusted Scheduled Activity (UDA)	
	2016	2017
April	1,760	1,966
May	3,572	5,611
June	4,389	8,695
July	8,016	12,763
August	10,336	16,404
September	12,652	19,368
October	14,494	21,971
November	17,230	25,139
December	20,052	28,127
January	22,477	31,789
February	27,344	35,125
March	30,686	38,674
April	31,063	
May	31,073	
June	31,072	

QUALITY

	Quantity	Base Number	Contract	AT	Region	England
% of FP17s for the same patient ID Re-attending within 3 months - Children	601	5,890	10.2%	11.2%	12.0%	12.3%
% of FP17s for the same patient ID Re-attending within 3 months - Adults	2,690	14,611	18.4%	14.9%	16.0%	16.7%
% of FP17s for the same patient ID Re-attending between 3 & 9 months - Children	3,285	5,890	55.8%	56.1%	58.8%	57.6%
% of FP17s for the same patient ID Re-attending between 3 & 9 months - Adults	6,259	14,611	42.8%	47.9%	51.2%	50.1%
% of FP17s for Band 1 Urgent Courses	3,923	20,246	19.4%	8.5%	8.0%	9.1%
% of FP17s Relating to Free Repair or Replacements	70	20,246	0.3%	0.7%	0.8%	0.8%
% of FP17s Relating to Continuations	32	20,246	0.2%	1.0%	1.2%	1.2%
% of Patients satisfied with the dentistry they have received	14	17	82.4%	92.7%	92.7%	92.8%
% of Patients satisfied with the time they had to wait for an appointment	15	17	88.2%	87.3%	89.1%	88.7%

* This is based on patients treated on this contract for their most recent course of treatment. Figures in italics indicate the base number of FP17s or Patient Questionnaire responses are less than 100. N/A is shown where the base number of responses is less than 10 during the period. % is calculated as Quantity/Base number*100

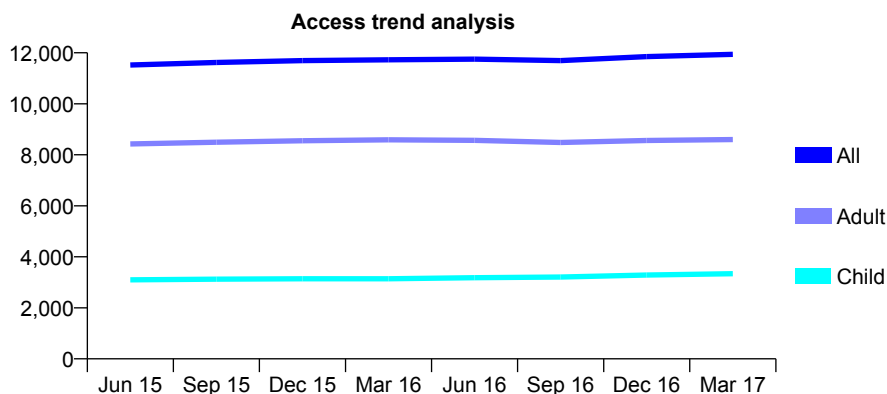
Q58 - Vital Signs At a Glance Contract Report for 101370/0047 - March 2017

Name or company name	Petrie Tucker and Partners Ltd
Contract type name	GDS Contract
Purpose of contract	General
Contract start date	01/04/2006
Contract end date	

16/17 Contracted general activity (UDA)	29,673
Carry forward general activity (UDA)	0
16/17 Contracted orthodontic activity (UOA)	0
Carry forward orthodontic activity (UOA)	0
Baseline contract value	£803,494.71

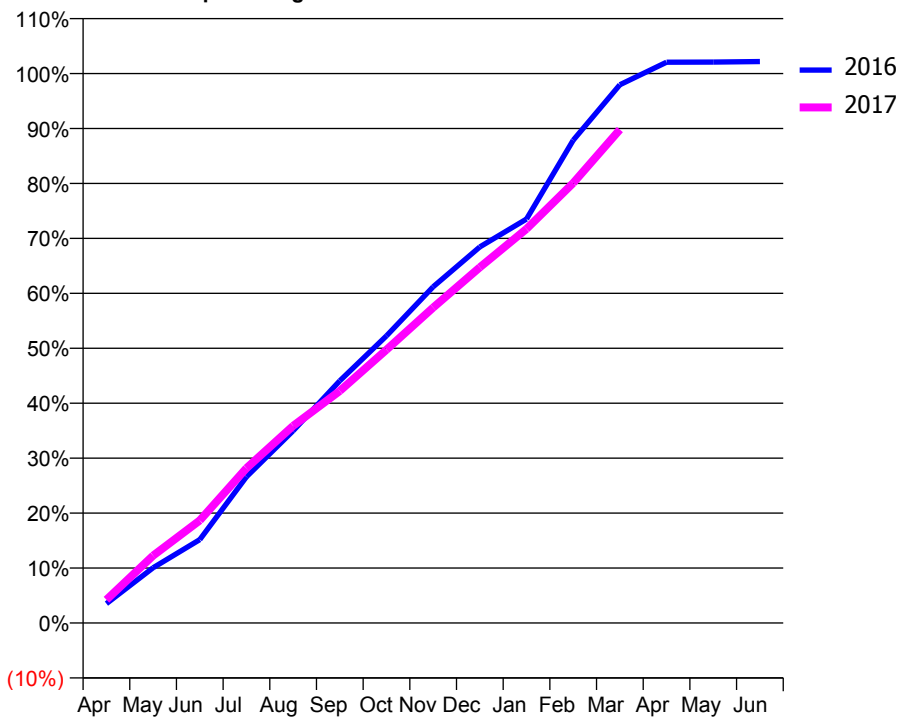
ACCESS*

Patients seen in 24 months	Total	Change since previous quarter
Quarter ending March 2016	11,725	
Quarter ending June 2016	11,753	→
Quarter ending September 2016	11,692	→
Quarter ending December 2016	11,849	→
Quarter ending March 2017	11,939	→
Variance since March 2016	1.8%	→



ACTIVITY

Cumulative percentage of contracted UDA delivered 2016 & 2017



Month	Adjusted Scheduled Activity (UDA)	
	2016	2017
April	1,045	1,256
May	2,984	3,641
June	4,506	5,541
July	7,895	8,361
August	10,380	10,645
September	13,083	12,531
October	15,504	14,755
November	18,154	17,031
December	20,309	19,206
January	21,815	21,280
February	26,071	23,760
March	29,064	26,648
April	30,282	
May	30,289	
June	30,315	

QUALITY

	Quantity	Base Number	Contract	AT	Region	England
% of FP17s for the same patient ID Re-attending within 3 months - Children	166	4,382	3.8%	11.2%	12.0%	12.3%
% of FP17s for the same patient ID Re-attending within 3 months - Adults	730	9,725	7.5%	14.9%	16.0%	16.7%
% of FP17s for the same patient ID Re-attending between 3 & 9 months - Children	2,115	4,382	48.3%	56.1%	58.8%	57.6%
% of FP17s for the same patient ID Re-attending between 3 & 9 months - Adults	4,710	9,725	48.4%	47.9%	51.2%	50.1%
% of FP17s for Band 1 Urgent Courses	711	13,576	5.2%	8.5%	8.0%	9.1%
% of FP17s Relating to Free Repair or Replacements	36	13,576	0.3%	0.7%	0.8%	0.8%
% of FP17s Relating to Continuations	109	13,576	0.8%	1.0%	1.2%	1.2%
% of Patients satisfied with the dentistry they have received	12	13	92.3%	92.7%	92.7%	92.8%
% of Patients satisfied with the time they had to wait for an appointment	11	13	84.6%	87.3%	89.1%	88.7%

* This is based on patients treated on this contract for their most recent course of treatment. Figures in italics indicate the base number of FP17s or Patient Questionnaire responses are less than 100. N/A is shown where the base number of responses is less than 10 during the period. % is calculated as Quantity/Base number*100

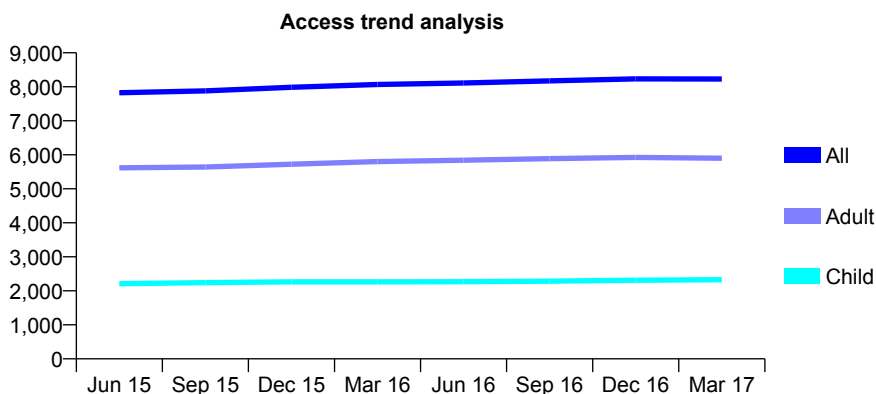
Q58 - Vital Signs At a Glance Contract Report for 101370/0057 - March 2017

Name or company name	Petrie Tucker and Partners Ltd
Contract type name	GDS Contract
Purpose of contract	General
Contract start date	01/04/2006
Contract end date	

16/17 Contracted general activity (UDA)	24,667
Carry forward general activity (UDA)	0
16/17 Contracted orthodontic activity (UOA)	0
Carry forward orthodontic activity (UOA)	0
Baseline contract value	£610,703.79

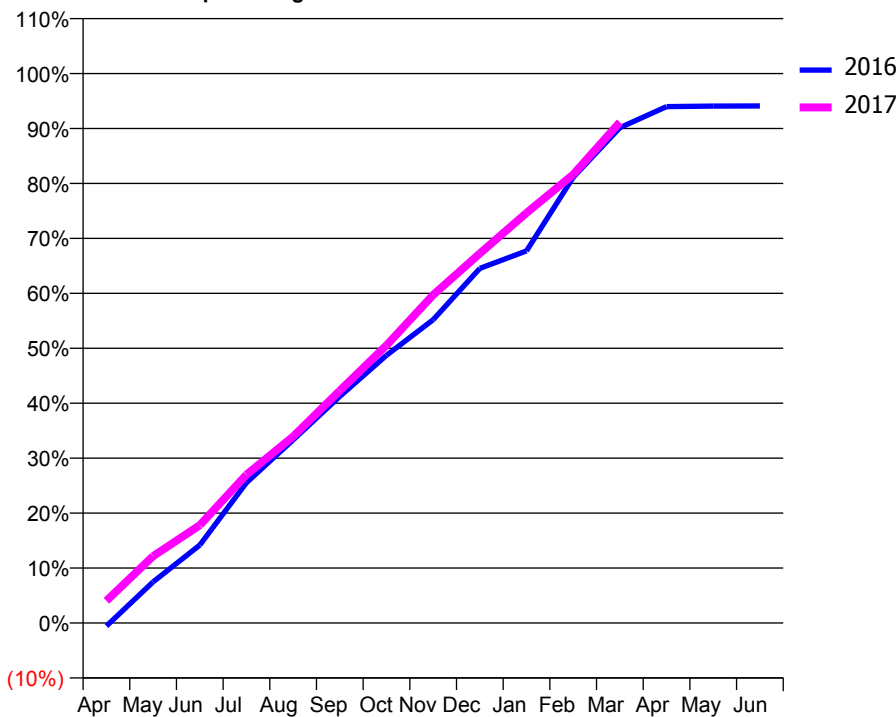
ACCESS*

Patients seen in 24 months	Total	Change since previous quarter
Quarter ending March 2016	8,067	
Quarter ending June 2016	8,112	→
Quarter ending September 2016	8,174	→
Quarter ending December 2016	8,232	→
Quarter ending March 2017	8,228	→
Variance since March 2016	2.0%	→



ACTIVITY

Cumulative percentage of contracted UDA delivered 2016 & 2017



Month	Adjusted Scheduled Activity (UDA)	
	2016	2017
April	-144	998
May	1,844	3,004
June	3,499	4,391
July	6,299	6,662
August	8,222	8,372
September	10,174	10,429
October	12,017	12,467
November	13,616	14,726
December	15,918	16,589
January	16,705	18,408
February	20,005	20,131
March	22,232	22,480
April	23,183	
May	23,204	
June	23,210	

QUALITY

	Quantity	Base Number	Contract	AT	Region	England
% of FP17s for the same patient ID Re-attending within 3 months - Children	133	3,416	3.9%	11.2%	12.0%	12.3%
% of FP17s for the same patient ID Re-attending within 3 months - Adults	659	7,693	8.6%	14.9%	16.0%	16.7%
% of FP17s for the same patient ID Re-attending between 3 & 9 months - Children	1,924	3,416	56.3%	56.1%	58.8%	57.6%
% of FP17s for the same patient ID Re-attending between 3 & 9 months - Adults	3,773	7,693	49.0%	47.9%	51.2%	50.1%
% of FP17s for Band 1 Urgent Courses	379	10,693	3.5%	8.5%	8.0%	9.1%
% of FP17s Relating to Free Repair or Replacements	93	10,693	0.9%	0.7%	0.8%	0.8%
% of FP17s Relating to Continuations	135	10,693	1.3%	1.0%	1.2%	1.2%
% of Patients satisfied with the dentistry they have received	12	13	92.3%	92.7%	92.7%	92.8%
% of Patients satisfied with the time they had to wait for an appointment	11	13	84.6%	87.3%	89.1%	88.7%

* This is based on patients treated on this contract for their most recent course of treatment. Figures in italics indicate the base number of FP17s or Patient Questionnaire responses are less than 100. N/A is shown where the base number of responses is less than 10 during the period. % is calculated as Quantity/Base number*100

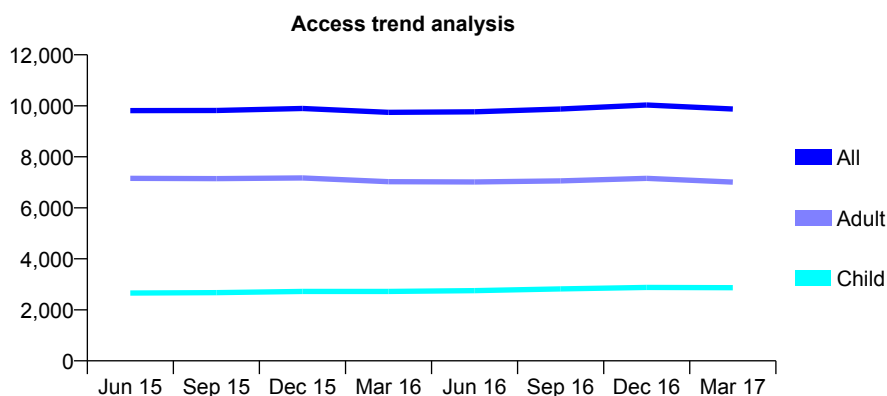
Q58 - Vital Signs At a Glance Contract Report for 101370/0064 - March 2017

Name or company name	Petrie Tucker and Partners Ltd
Contract type name	GDS Contract
Purpose of contract	General
Contract start date	01/04/2006
Contract end date	

16/17 Contracted general activity (UDA)	31,719
Carry forward general activity (UDA)	0
16/17 Contracted orthodontic activity (UOA)	0
Carry forward orthodontic activity (UOA)	0
Baseline contract value	£832,339.69

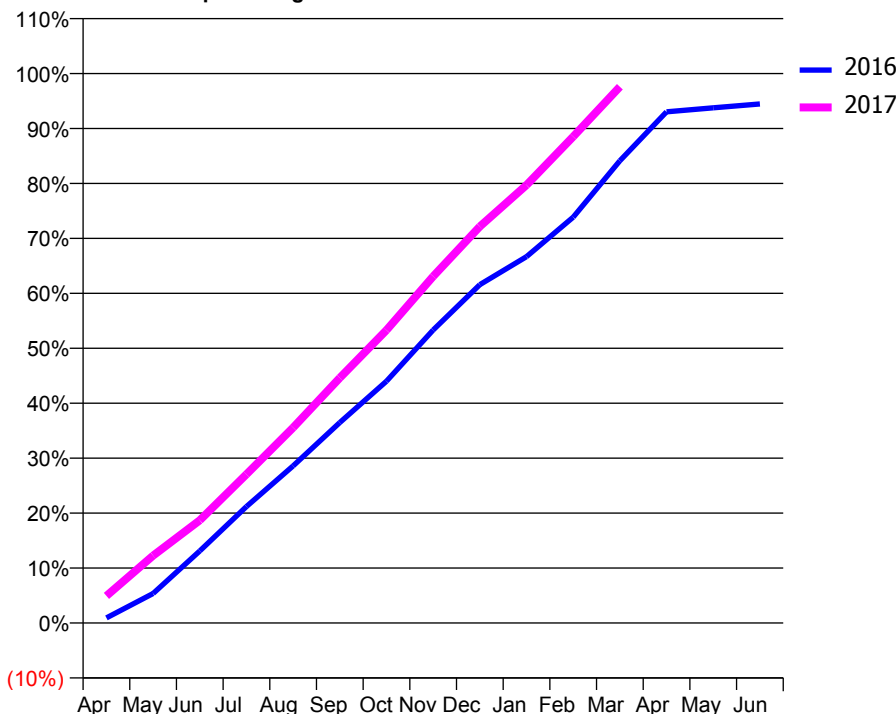
ACCESS*

Patients seen in 24 months	Total	Change since previous quarter
Quarter ending March 2016	9,746	
Quarter ending June 2016	9,764	→
Quarter ending September 2016	9,874	→
Quarter ending December 2016	10,031	→
Quarter ending March 2017	9,875	↓
Variance since March 2016	1.3%	→



ACTIVITY

Cumulative percentage of contracted UDA delivered 2016 & 2017



Month	Adjusted Scheduled Activity (UDA)	
	2016	2017
April	298	1,566
May	1,706	3,888
June	4,160	5,934
July	6,725	8,589
August	9,069	11,281
September	11,571	14,150
October	13,957	16,911
November	16,915	20,008
December	19,529	22,889
January	21,145	25,281
February	23,425	28,079
March	26,682	30,955
April	29,504	
May	29,735	
June	29,960	

QUALITY

	Quantity	Base Number	Contract	AT	Region	England
% of FP17s for the same patient ID Re-attending within 3 months - Children	346	4,488	7.7%	11.2%	12.0%	12.3%
% of FP17s for the same patient ID Re-attending within 3 months - Adults	1,232	9,039	13.6%	14.9%	16.0%	16.7%
% of FP17s for the same patient ID Re-attending between 3 & 9 months - Children	2,166	4,488	48.3%	56.1%	58.8%	57.6%
% of FP17s for the same patient ID Re-attending between 3 & 9 months - Adults	4,048	9,039	44.8%	47.9%	51.2%	50.1%
% of FP17s for Band 1 Urgent Courses	950	12,430	7.6%	8.5%	8.0%	9.1%
% of FP17s Relating to Free Repair or Replacements	78	12,430	0.6%	0.7%	0.8%	0.8%
% of FP17s Relating to Continuations	178	12,430	1.4%	1.0%	1.2%	1.2%
% of Patients satisfied with the dentistry they have received	7	8	N/A	92.7%	92.7%	92.8%
% of Patients satisfied with the time they had to wait for an appointment	7	8	N/A	87.3%	89.1%	88.7%

* This is based on patients treated on this contract for their most recent course of treatment. Figures in italics indicate the base number of FP17s or Patient Questionnaire responses are less than 100. N/A is shown where the base number of responses is less than 10 during the period. % is calculated as Quantity/Base number*100

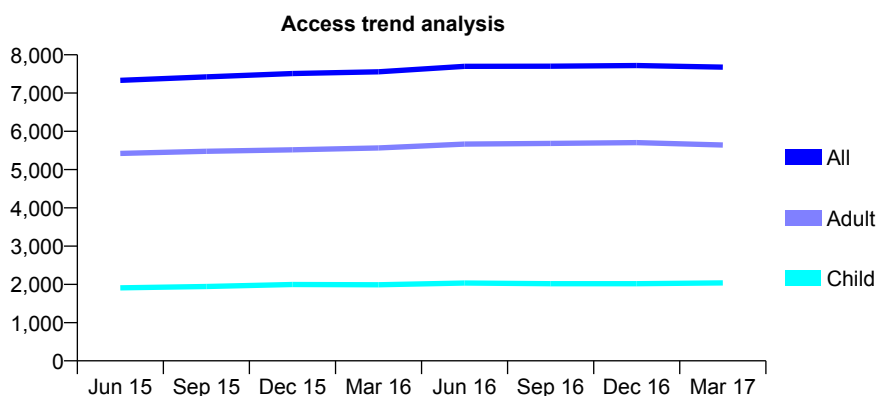
Q58 - Vital Signs At a Glance Contract Report for 101370/0065 - March 2017

Name or company name	Petrie Tucker and Partners Ltd
Contract type name	GDS Contract
Purpose of contract	General
Contract start date	01/04/2006
Contract end date	

16/17 Contracted general activity (UDA)	21,251
Carry forward general activity (UDA)	152
16/17 Contracted orthodontic activity (UOA)	0
Carry forward orthodontic activity (UOA)	0
Baseline contract value	£505,962.60

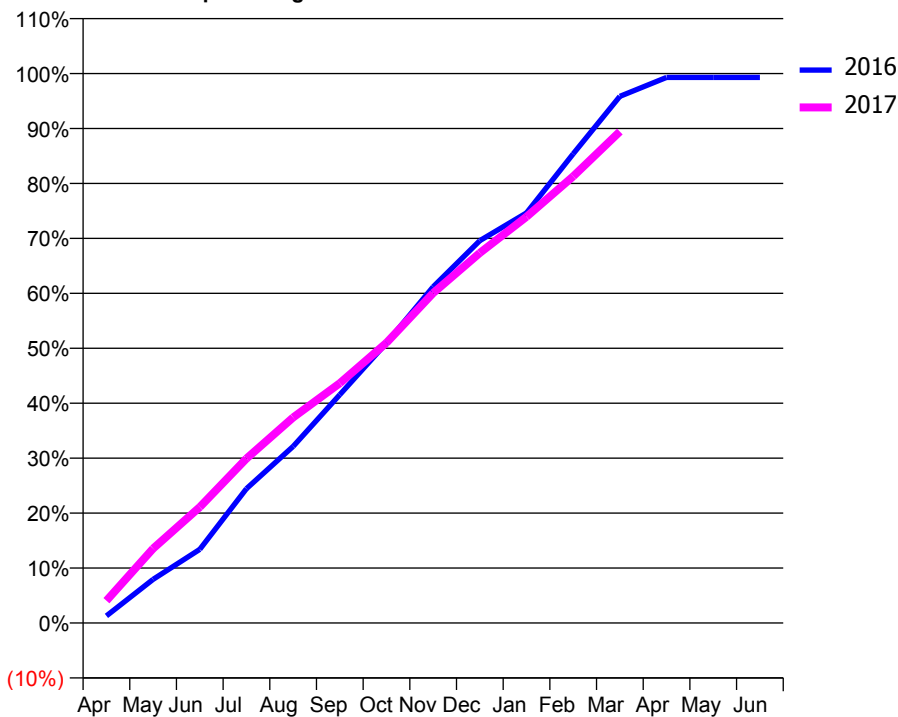
ACCESS*

Patients seen in 24 months	Total	Change since previous quarter
Quarter ending March 2016	7,555	
Quarter ending June 2016	7,699	→
Quarter ending September 2016	7,703	→
Quarter ending December 2016	7,721	→
Quarter ending March 2017	7,679	→
Variance since March 2016	1.6%	→



ACTIVITY

Cumulative percentage of contracted UDA delivered 2016 & 2017



Month	Adjusted Scheduled Activity (UDA)	
	2016	2017
April	274	863
May	1,690	2,881
June	2,847	4,482
July	5,196	6,362
August	6,832	7,951
September	8,833	9,273
October	10,834	10,839
November	13,005	12,762
December	14,787	14,313
January	15,859	15,709
February	18,145	17,275
March	20,369	19,004
April	21,098	
May	21,098	
June	21,099	

QUALITY

	Quantity	Base Number	Contract	AT	Region	England
% of FP17s for the same patient ID Re-attending within 3 months - Children	182	2,834	6.4%	11.2%	12.0%	12.3%
% of FP17s for the same patient ID Re-attending within 3 months - Adults	1,084	7,161	15.1%	14.9%	16.0%	16.7%
% of FP17s for the same patient ID Re-attending between 3 & 9 months - Children	1,446	2,834	51.0%	56.1%	58.8%	57.6%
% of FP17s for the same patient ID Re-attending between 3 & 9 months - Adults	2,950	7,161	41.2%	47.9%	51.2%	50.1%
% of FP17s for Band 1 Urgent Courses	1,024	9,627	10.6%	8.5%	8.0%	9.1%
% of FP17s Relating to Free Repair or Replacements	48	9,627	0.5%	0.7%	0.8%	0.8%
% of FP17s Relating to Continuations	176	9,627	1.8%	1.0%	1.2%	1.2%
% of Patients satisfied with the dentistry they have received	7	7	N/A	92.7%	92.7%	92.8%
% of Patients satisfied with the time they had to wait for an appointment	5	7	N/A	87.3%	89.1%	88.7%

* This is based on patients treated on this contract for their most recent course of treatment. Figures in italics indicate the base number of FP17s or Patient Questionnaire responses are less than 100. N/A is shown where the base number of responses is less than 10 during the period. % is calculated as Quantity/Base number*100

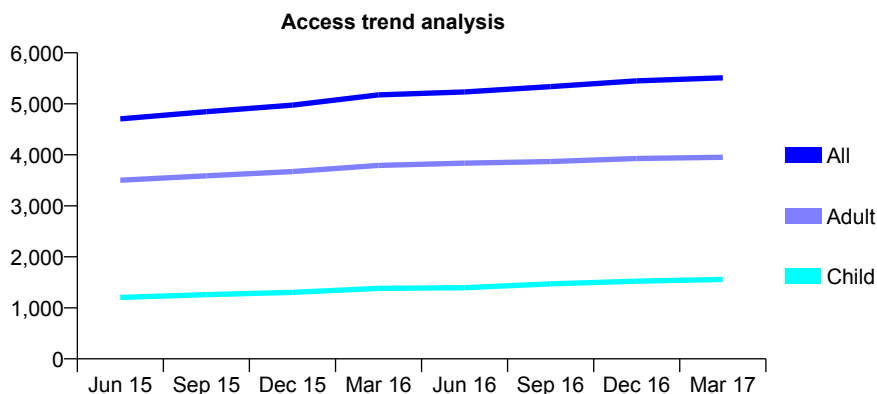
Q58 - Vital Signs At a Glance Contract Report for 101435/0003 - March 2017

Name or company name	IDH Limited
Contract type name	GDS Contract
Purpose of contract	General and Orthodontic
Contract start date	01/04/2006
Contract end date	

16/17 Contracted general activity (UDA)	15,825
Carry forward general activity (UDA)	0
16/17 Contracted orthodontic activity (UOA)	428
Carry forward orthodontic activity (UOA)	0
Baseline contract value	£414,553.51

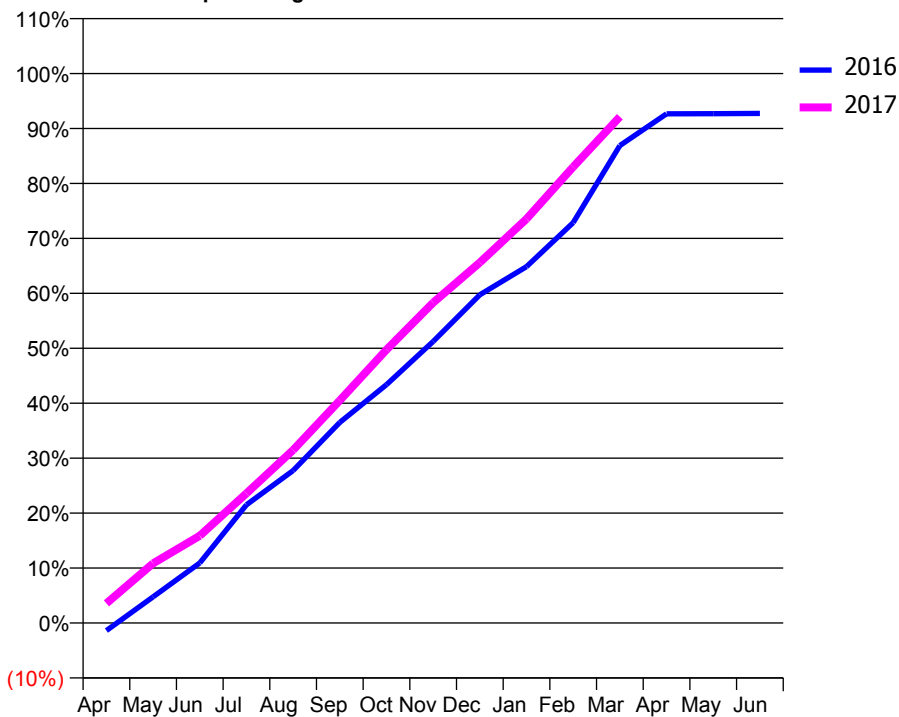
ACCESS*

Patients seen in 24 months	Total	Change since previous quarter
Quarter ending March 2016	5,175	
Quarter ending June 2016	5,232	→
Quarter ending September 2016	5,337	↑
Quarter ending December 2016	5,450	↑
Quarter ending March 2017	5,509	→
Variance since March 2016	6.5%	↑



ACTIVITY

Cumulative percentage of contracted UDA delivered 2016 & 2017



Month	Adjusted Scheduled Activity (UDA)	
	2016	2017
April	-220	567
May	754	1,720
June	1,731	2,513
July	3,404	3,734
August	4,392	4,984
September	5,779	6,411
October	6,866	7,871
November	8,109	9,224
December	9,451	10,381
January	10,263	11,638
February	11,529	13,134
March	13,751	14,581
April	14,665	
May	14,670	
June	14,674	

QUALITY

	Quantity	Base Number	Contract	AT	Region	England
% of FP17s for the same patient ID Re-attending within 3 months - Children	141	2,044	6.9%	11.2%	12.0%	12.3%
% of FP17s for the same patient ID Re-attending within 3 months - Adults	536	4,137	13.0%	14.9%	16.0%	16.7%
% of FP17s for the same patient ID Re-attending between 3 & 9 months - Children	882	2,044	43.2%	56.1%	58.8%	57.6%
% of FP17s for the same patient ID Re-attending between 3 & 9 months - Adults	1,537	4,137	37.2%	47.9%	51.2%	50.1%
% of FP17s for Band 1 Urgent Courses	602	5,872	10.3%	8.5%	8.0%	9.1%
% of FP17s Relating to Free Repair or Replacements	25	5,872	0.4%	0.7%	0.8%	0.8%
% of FP17s Relating to Continuations	77	5,872	1.3%	1.0%	1.2%	1.2%
% of Patients satisfied with the dentistry they have received	6	7	N/A	92.7%	92.7%	92.8%
% of Patients satisfied with the time they had to wait for an appointment	6	7	N/A	87.3%	89.1%	88.7%

* This is based on patients treated on this contract for their most recent course of treatment. Figures in italics indicate the base number of FP17s or Patient Questionnaire responses are less than 100. N/A is shown where the base number of responses is less than 10 during the period. % is calculated as Quantity/Base number*100

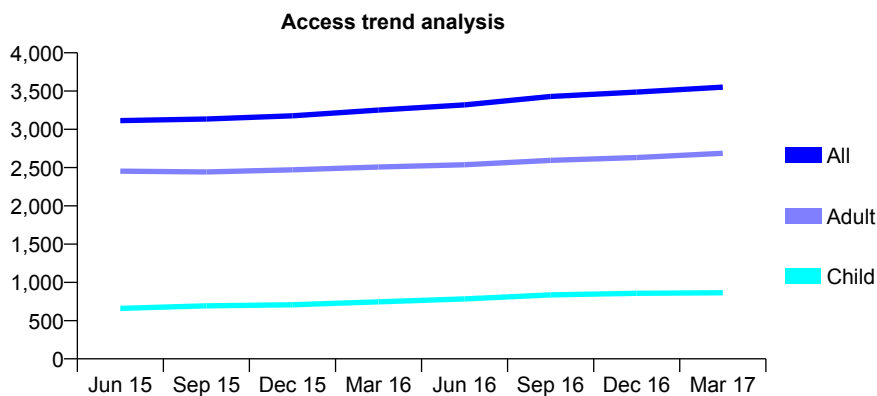
Q58 - Vital Signs At a Glance Contract Report for 101435/0081 - March 2017

Name or company name	IDH Limited
Contract type name	GDS Contract
Purpose of contract	General
Contract start date	01/02/2008
Contract end date	

16/17 Contracted general activity (UDA)	11,105
Carry forward general activity (UDA)	0
16/17 Contracted orthodontic activity (UOA)	0
Carry forward orthodontic activity (UOA)	0
Baseline contract value	£284,853.35

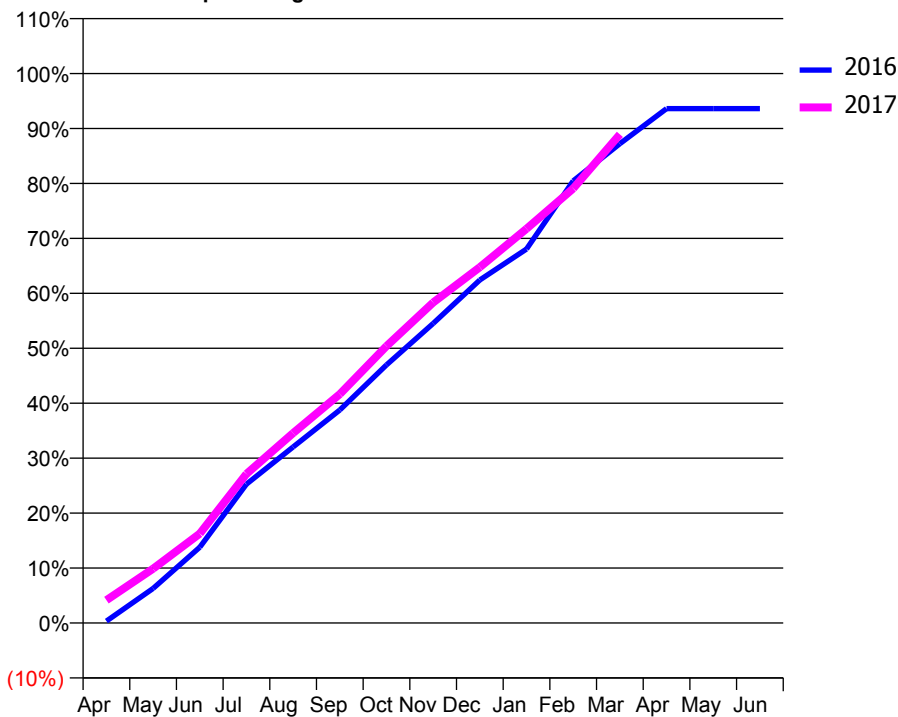
ACCESS*

Patients seen in 24 months	Total	Change since previous quarter
Quarter ending March 2016	3,252	
Quarter ending June 2016	3,319	↑
Quarter ending September 2016	3,430	↑
Quarter ending December 2016	3,487	→
Quarter ending March 2017	3,551	→
Variance since March 2016	9.2%	↑



ACTIVITY

Cumulative percentage of contracted UDA delivered 2016 & 2017



Adjusted Scheduled Activity (UDA)

Month	2016	2017
April	38	462
May	699	1,099
June	1,533	1,806
July	2,805	3,014
August	3,557	3,838
September	4,305	4,625
October	5,215	5,596
November	6,053	6,476
December	6,931	7,191
January	7,558	7,968
February	8,936	8,782
March	9,687	9,874
April	10,396	
May	10,396	
June	10,396	

QUALITY

	Quantity	Base Number	Contract	AT	Region	England
% of FP17s for the same patient ID Re-attending within 3 months - Children	46	1,098	4.2%	11.2%	12.0%	12.3%
% of FP17s for the same patient ID Re-attending within 3 months - Adults	341	3,099	11.0%	14.9%	16.0%	16.7%
% of FP17s for the same patient ID Re-attending between 3 & 9 months - Children	465	1,098	42.3%	56.1%	58.8%	57.6%
% of FP17s for the same patient ID Re-attending between 3 & 9 months - Adults	1,187	3,099	38.3%	47.9%	51.2%	50.1%
% of FP17s for Band 1 Urgent Courses	280	4,005	7.0%	8.5%	8.0%	9.1%
% of FP17s Relating to Free Repair or Replacements	16	4,005	0.4%	0.7%	0.8%	0.8%
% of FP17s Relating to Continuations	50	4,005	1.2%	1.0%	1.2%	1.2%
% of Patients satisfied with the dentistry they have received	5	6	N/A	92.7%	92.7%	92.8%
% of Patients satisfied with the time they had to wait for an appointment	6	6	N/A	87.3%	89.1%	88.7%

* This is based on patients treated on this contract for their most recent course of treatment. Figures in italics indicate the base number of FP17s or Patient Questionnaire responses are less than 100. N/A is shown where the base number of responses is less than 10 during the period. % is calculated as Quantity/Base number*100

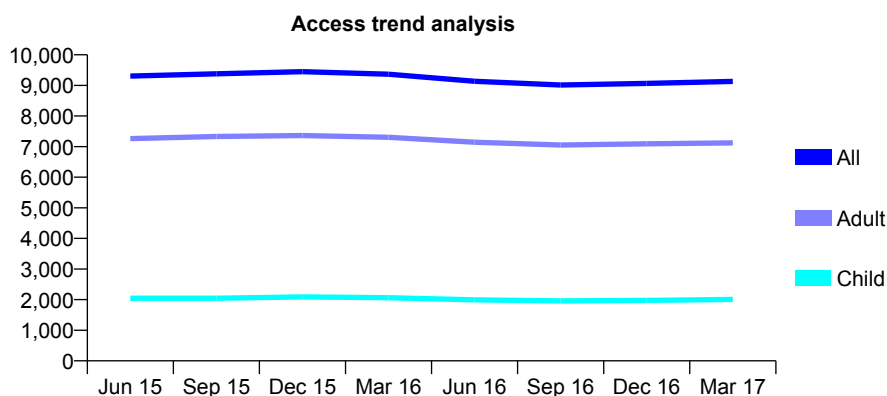
Q58 - Vital Signs At a Glance Contract Report for 101435/0082 - March 2017

Name or company name	IDH Limited
Contract type name	GDS Contract
Purpose of contract	General
Contract start date	01/02/2008
Contract end date	

16/17 Contracted general activity (UDA)	25,924
Carry forward general activity (UDA)	9
16/17 Contracted orthodontic activity (UOA)	0
Carry forward orthodontic activity (UOA)	0
Baseline contract value	£598,694.24

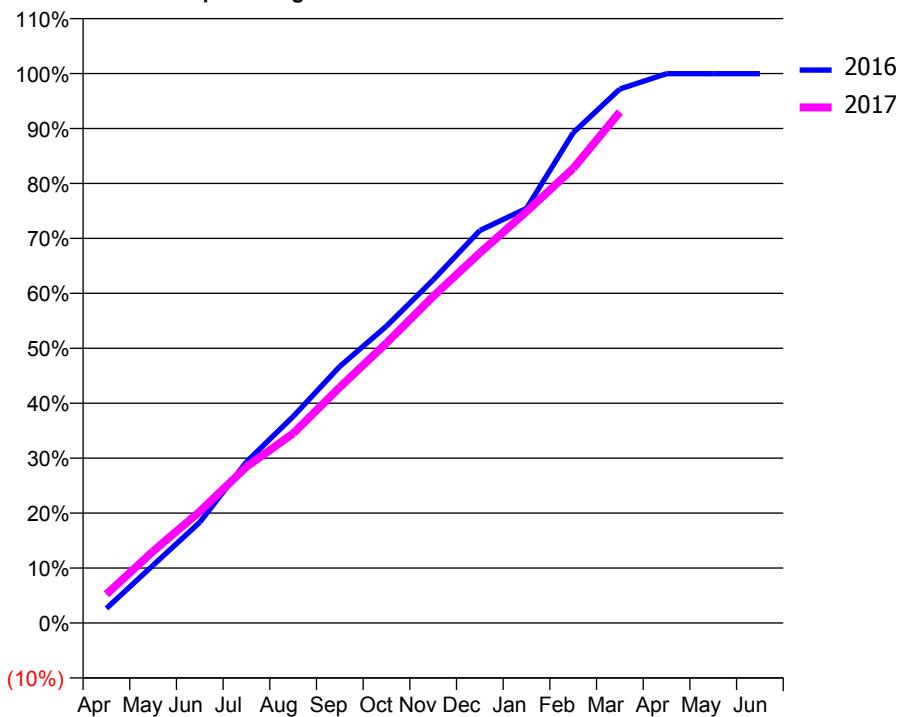
ACCESS*

Patients seen in 24 months	Total	Change since previous quarter
Quarter ending March 2016	9,366	
Quarter ending June 2016	9,136	↓
Quarter ending September 2016	9,011	↓
Quarter ending December 2016	9,067	→
Quarter ending March 2017	9,130	→
Variance since March 2016	(2.5%)	↓



ACTIVITY

Cumulative percentage of contracted UDA delivered 2016 & 2017



Month	Adjusted Scheduled Activity (UDA)	
	2016	2017
April	692	1,358
May	2,727	3,386
June	4,752	5,264
July	7,603	7,370
August	9,741	8,941
September	12,109	11,123
October	14,007	13,208
November	16,189	15,408
December	18,520	17,464
January	19,560	19,413
February	23,128	21,452
March	25,193	24,107
April	25,915	
May	25,915	
June	25,914	

QUALITY

	Quantity	Base Number	Contract	AT	Region	England
% of FP17s for the same patient ID Re-attending within 3 months - Children	239	2,970	8.0%	11.2%	12.0%	12.3%
% of FP17s for the same patient ID Re-attending within 3 months - Adults	1,676	10,529	15.9%	14.9%	16.0%	16.7%
% of FP17s for the same patient ID Re-attending between 3 & 9 months - Children	1,777	2,970	59.8%	56.1%	58.8%	57.6%
% of FP17s for the same patient ID Re-attending between 3 & 9 months - Adults	6,006	10,529	57.0%	47.9%	51.2%	50.1%
% of FP17s for Band 1 Urgent Courses	1,086	13,065	8.3%	8.5%	8.0%	9.1%
% of FP17s Relating to Free Repair or Replacements	186	13,065	1.4%	0.7%	0.8%	0.8%
% of FP17s Relating to Continuations	261	13,065	2.0%	1.0%	1.2%	1.2%
% of Patients satisfied with the dentistry they have received	13	13	100.0%	92.7%	92.7%	92.8%
% of Patients satisfied with the time they had to wait for an appointment	12	13	92.3%	87.3%	89.1%	88.7%

* This is based on patients treated on this contract for their most recent course of treatment. Figures in italics indicate the base number of FP17s or Patient Questionnaire responses are less than 100. N/A is shown where the base number of responses is less than 10 during the period. % is calculated as Quantity/Base number*100

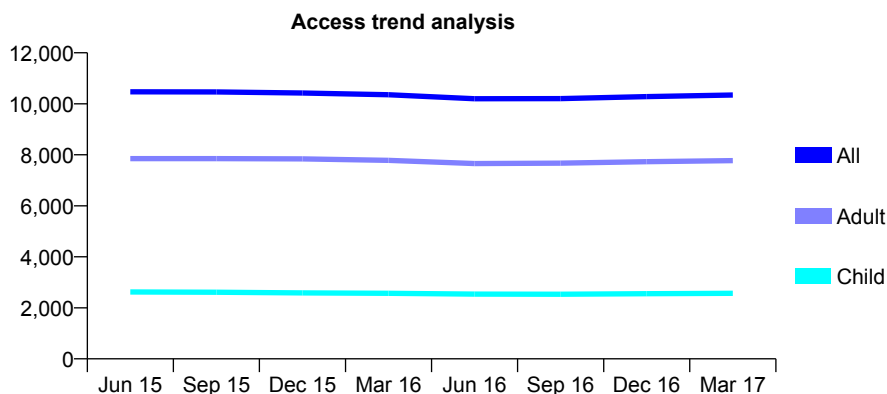
Q58 - Vital Signs At a Glance Contract Report for 101435/0088 - March 2017

Name or company name	IDH Limited
Contract type name	GDS Contract
Purpose of contract	General
Contract start date	23/02/2008
Contract end date	

16/17 Contracted general activity (UDA)	29,108
Carry forward general activity (UDA)	397
16/17 Contracted orthodontic activity (UOA)	0
Carry forward orthodontic activity (UOA)	0
Baseline contract value	£808,055.73

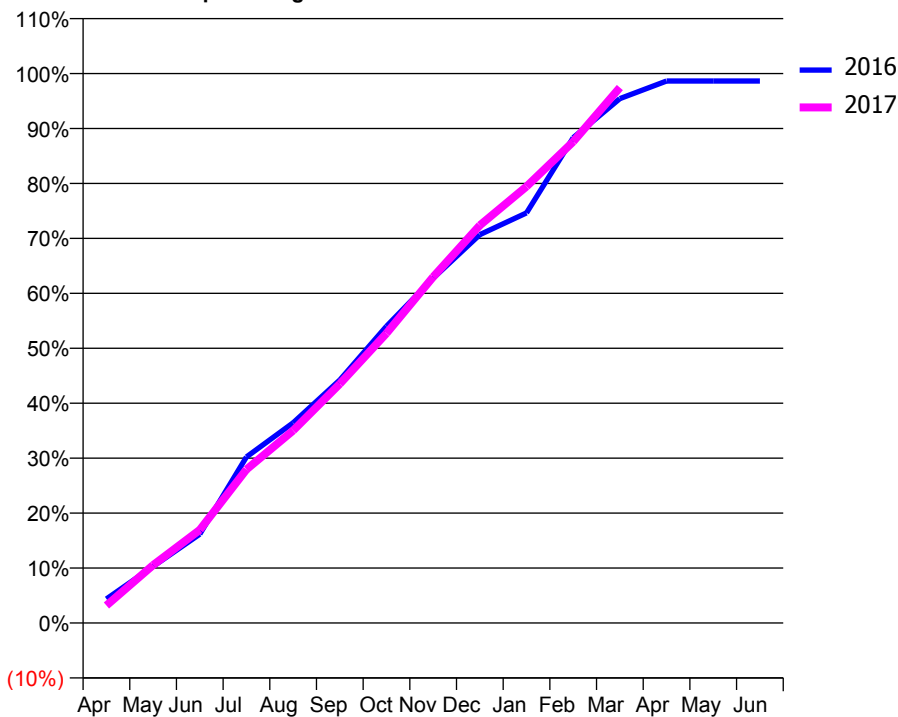
ACCESS*

Patients seen in 24 months	Total	Change since previous quarter
Quarter ending March 2016	10,354	
Quarter ending June 2016	10,198	↓
Quarter ending September 2016	10,206	→
Quarter ending December 2016	10,281	→
Quarter ending March 2017	10,344	→
Variance since March 2016	(0.1%)	→



ACTIVITY

Cumulative percentage of contracted UDA delivered 2016 & 2017



Month	Adjusted Scheduled Activity (UDA)	
	2016	2017
April	1,278	930
May	2,998	3,068
June	4,706	4,935
July	8,801	8,137
August	10,605	10,193
September	12,872	12,666
October	15,717	15,348
November	18,262	18,335
December	20,574	21,069
January	21,722	23,123
February	25,709	25,493
March	27,781	28,361
April	28,709	
May	28,709	
June	28,711	

QUALITY

	Quantity	Base Number	Contract	AT	Region	England
% of FP17s for the same patient ID Re-attending within 3 months - Children	316	4,203	7.5%	11.2%	12.0%	12.3%
% of FP17s for the same patient ID Re-attending within 3 months - Adults	1,539	11,734	13.1%	14.9%	16.0%	16.7%
% of FP17s for the same patient ID Re-attending between 3 & 9 months - Children	2,894	4,203	68.9%	56.1%	58.8%	57.6%
% of FP17s for the same patient ID Re-attending between 3 & 9 months - Adults	6,853	11,734	58.4%	47.9%	51.2%	50.1%
% of FP17s for Band 1 Urgent Courses	1,038	15,456	6.7%	8.5%	8.0%	9.1%
% of FP17s Relating to Free Repair or Replacements	108	15,456	0.7%	0.7%	0.8%	0.8%
% of FP17s Relating to Continuations	263	15,456	1.7%	1.0%	1.2%	1.2%
% of Patients satisfied with the dentistry they have received	20	20	100.0%	92.7%	92.7%	92.8%
% of Patients satisfied with the time they had to wait for an appointment	19	20	95.0%	87.3%	89.1%	88.7%

* This is based on patients treated on this contract for their most recent course of treatment. Figures in italics indicate the base number of FP17s or Patient Questionnaire responses are less than 100. N/A is shown where the base number of responses is less than 10 during the period. % is calculated as Quantity/Base number*100

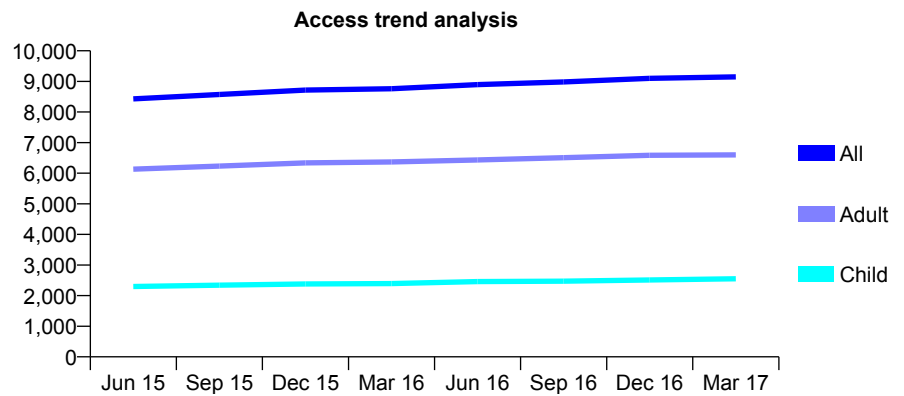
Q58 - Vital Signs At a Glance Contract Report for 101435/0089 - March 2017

Name or company name	IDH Limited
Contract type name	GDS Contract
Purpose of contract	General
Contract start date	23/02/2008
Contract end date	

16/17 Contracted general activity (UDA)	21,831
Carry forward general activity (UDA)	-108
16/17 Contracted orthodontic activity (UOA)	0
Carry forward orthodontic activity (UOA)	0
Baseline contract value	£606,040.89

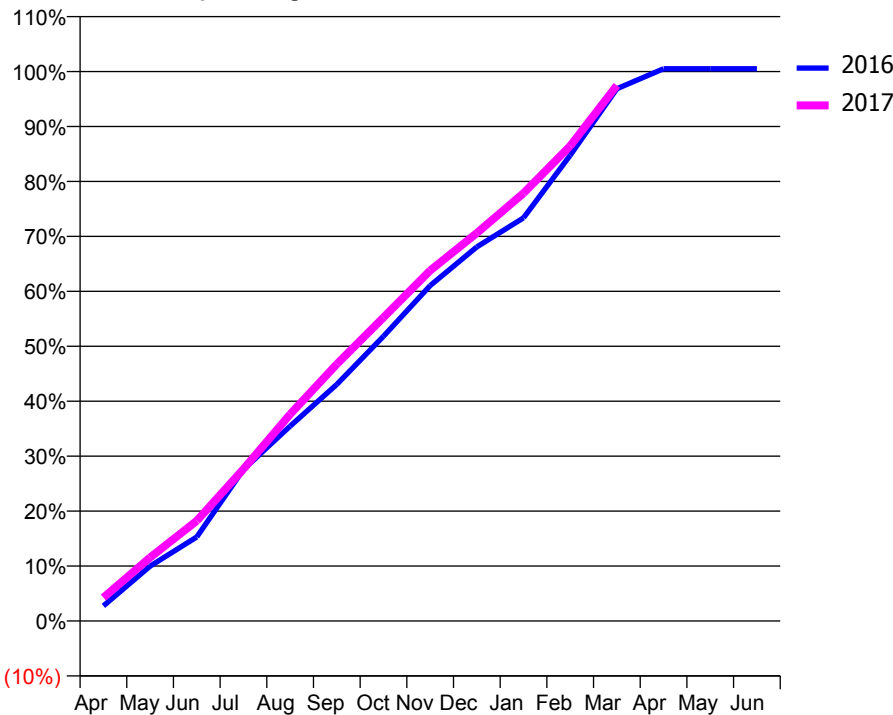
ACCESS*

Patients seen in 24 months	Total	Change since previous quarter
Quarter ending March 2016	8,762	
Quarter ending June 2016	8,894	→
Quarter ending September 2016	8,981	→
Quarter ending December 2016	9,099	→
Quarter ending March 2017	9,149	→
Variance since March 2016	4.4%	↑



ACTIVITY

Cumulative percentage of contracted UDA delivered 2016 & 2017



Month	Adjusted Scheduled Activity (UDA)	
	2016	2017
April	603	931
May	2,181	2,526
June	3,343	3,984
July	6,019	6,037
August	7,741	8,214
September	9,403	10,207
October	11,312	12,058
November	13,327	13,925
December	14,864	15,415
January	16,018	16,997
February	18,502	18,871
March	21,147	21,278
April	21,940	
May	21,940	
June	21,940	

QUALITY

	Quantity	Base Number	Contract	AT	Region	England
% of FP17s for the same patient ID Re-attending within 3 months - Children	136	3,669	3.7%	11.2%	12.0%	12.3%
% of FP17s for the same patient ID Re-attending within 3 months - Adults	720	7,701	9.3%	14.9%	16.0%	16.7%
% of FP17s for the same patient ID Re-attending between 3 & 9 months - Children	2,262	3,669	61.7%	56.1%	58.8%	57.6%
% of FP17s for the same patient ID Re-attending between 3 & 9 months - Adults	2,860	7,701	37.1%	47.9%	51.2%	50.1%
% of FP17s for Band 1 Urgent Courses	583	11,026	5.3%	8.5%	8.0%	9.1%
% of FP17s Relating to Free Repair or Replacements	25	11,026	0.2%	0.7%	0.8%	0.8%
% of FP17s Relating to Continuations	94	11,026	0.9%	1.0%	1.2%	1.2%
% of Patients satisfied with the dentistry they have received	9	9	N/A	92.7%	92.7%	92.8%
% of Patients satisfied with the time they had to wait for an appointment	8	9	N/A	87.3%	89.1%	88.7%

* This is based on patients treated on this contract for their most recent course of treatment. Figures in italics indicate the base number of FP17s or Patient Questionnaire responses are less than 100. N/A is shown where the base number of responses is less than 10 during the period. % is calculated as Quantity/Base number*100

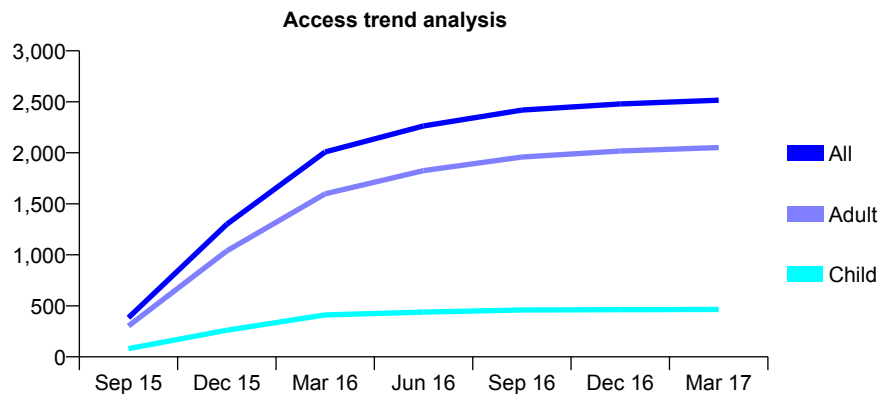
Q58 - Vital Signs At a Glance Contract Report for 102024/0001 - March 2017

Name or company name	Teamcare Dental Practice
Contract type name	GDS Contract
Purpose of contract	General
Contract start date	18/08/2015
Contract end date	

16/17 Contracted general activity (UDA)	7,400
Carry forward general activity (UDA)	-84
16/17 Contracted orthodontic activity (UOA)	0
Carry forward orthodontic activity (UOA)	0
Baseline contract value	£170,659.62

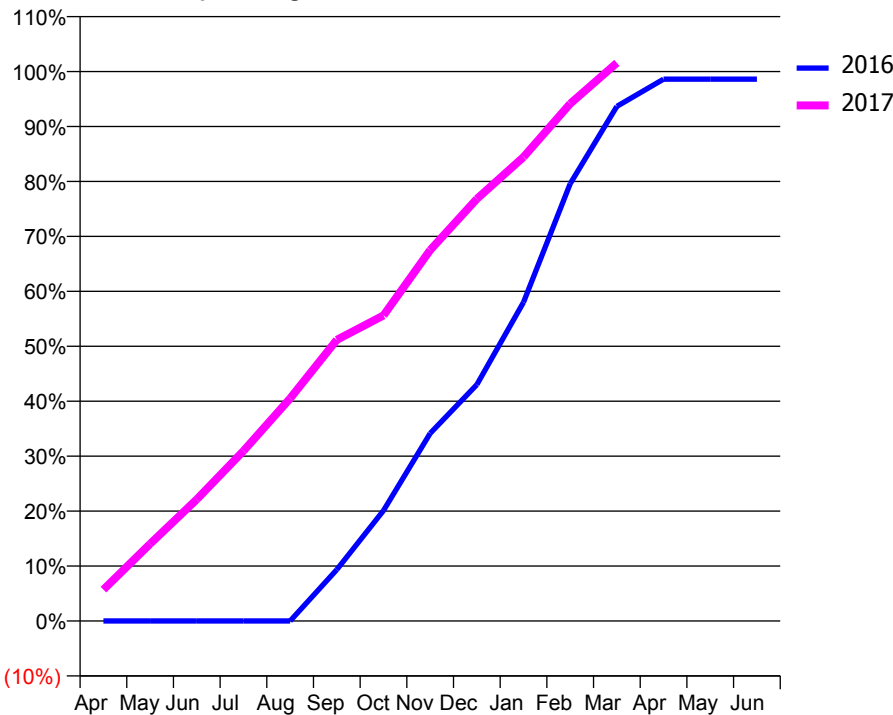
ACCESS*

Patients seen in 24 months	Total	Change since previous quarter
Quarter ending March 2016	2,009	
Quarter ending June 2016	2,264	↑
Quarter ending September 2016	2,419	↑
Quarter ending December 2016	2,479	↑
Quarter ending March 2017	2,516	→
Variance since March 2016	25.2%	↑



ACTIVITY

Cumulative percentage of contracted UDA delivered 2016 & 2017



Month	Adjusted Scheduled Activity (UDA)	
	2016	2017
April	0	422
May	0	1,038
June	0	1,638
July	0	2,290
August	0	2,997
September	417	3,786
October	897	4,116
November	1,524	4,994
December	1,919	5,685
January	2,589	6,248
February	3,552	6,967
March	4,180	7,517
April	4,401	
May	4,401	
June	4,400	

QUALITY

	Quantity	Base Number	Contract	AT	Region	England
% of FP17s for the same patient ID Re-attending within 3 months - Children	37	813	4.6%	11.2%	12.0%	12.3%
% of FP17s for the same patient ID Re-attending within 3 months - Adults	652	3,697	17.6%	14.9%	16.0%	16.7%
% of FP17s for the same patient ID Re-attending between 3 & 9 months - Children	615	813	75.6%	56.1%	58.8%	57.6%
% of FP17s for the same patient ID Re-attending between 3 & 9 months - Adults	2,232	3,697	60.4%	47.9%	51.2%	50.1%
% of FP17s for Band 1 Urgent Courses	153	4,382	3.5%	8.5%	8.0%	9.1%
% of FP17s Relating to Free Repair or Replacements	9	4,382	0.2%	0.7%	0.8%	0.8%
% of FP17s Relating to Continuations	130	4,382	3.0%	1.0%	1.2%	1.2%
% of Patients satisfied with the dentistry they have received	2	2	N/A	92.7%	92.7%	92.8%
% of Patients satisfied with the time they had to wait for an appointment	2	2	N/A	87.3%	89.1%	88.7%

* This is based on patients treated on this contract for their most recent course of treatment. Figures in italics indicate the base number of FP17s or Patient Questionnaire responses are less than 100. N/A is shown where the base number of responses is less than 10 during the period. % is calculated as Quantity/Base number*100

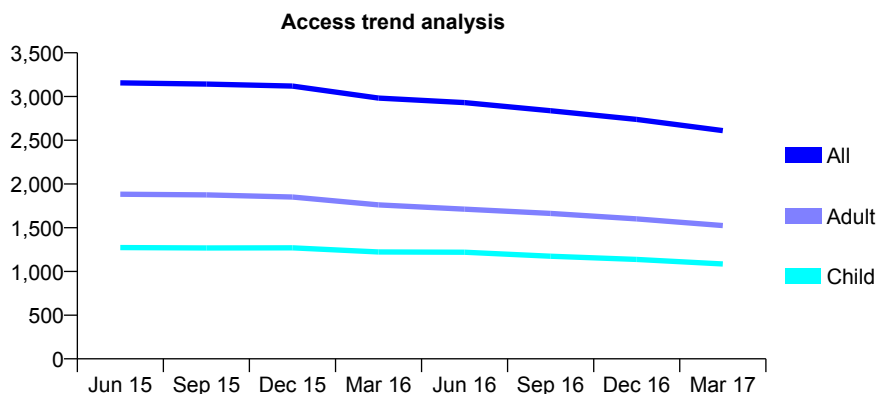
Q58 - Vital Signs At a Glance Contract Report for 102857/0001 - March 2017

Name or company name	PANSHANGER DENTAL PRACTICE
Contract type name	GDS Contract
Purpose of contract	General
Contract start date	01/12/2012
Contract end date	

16/17 Contracted general activity (UDA)	7,192
Carry forward general activity (UDA)	-138
16/17 Contracted orthodontic activity (UOA)	0
Carry forward orthodontic activity (UOA)	0
Baseline contract value	£169,494.33

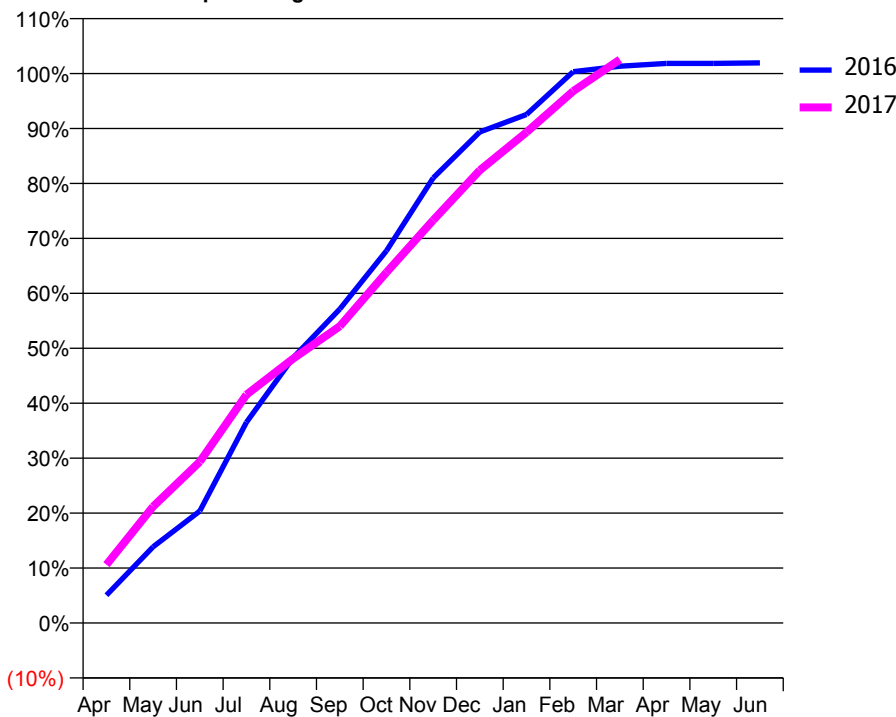
ACCESS*

Patients seen in 24 months	Total	Change since previous quarter
Quarter ending March 2016	2,983	
Quarter ending June 2016	2,931	↓
Quarter ending September 2016	2,837	↓
Quarter ending December 2016	2,738	↓
Quarter ending March 2017	2,610	↓
Variance since March 2016	(12.5%)	↓



ACTIVITY

Cumulative percentage of contracted UDA delivered 2016 & 2017



Month	Adjusted Scheduled Activity (UDA)	
	2016	2017
April	363	763
May	998	1,525
June	1,466	2,111
July	2,627	2,989
August	3,473	3,461
September	4,108	3,884
October	4,872	4,589
November	5,825	5,272
December	6,428	5,927
January	6,656	6,423
February	7,216	6,961
March	7,288	7,374
April	7,324	
May	7,325	
June	7,331	

QUALITY

	Quantity	Base Number	Contract	AT	Region	England
% of FP17s for the same patient ID Re-attending within 3 months - Children	112	1,897	5.9%	11.2%	12.0%	12.3%
% of FP17s for the same patient ID Re-attending within 3 months - Adults	235	2,166	10.8%	14.9%	16.0%	16.7%
% of FP17s for the same patient ID Re-attending between 3 & 9 months - Children	1,256	1,897	66.2%	56.1%	58.8%	57.6%
% of FP17s for the same patient ID Re-attending between 3 & 9 months - Adults	1,274	2,166	58.8%	47.9%	51.2%	50.1%
% of FP17s for Band 1 Urgent Courses	172	4,038	4.3%	8.5%	8.0%	9.1%
% of FP17s Relating to Free Repair or Replacements	19	4,038	0.5%	0.7%	0.8%	0.8%
% of FP17s Relating to Continuations	8	4,038	0.2%	1.0%	1.2%	1.2%
% of Patients satisfied with the dentistry they have received	2	2	N/A	92.7%	92.7%	92.8%
% of Patients satisfied with the time they had to wait for an appointment	2	2	N/A	87.3%	89.1%	88.7%

* This is based on patients treated on this contract for their most recent course of treatment. Figures in italics indicate the base number of FP17s or Patient Questionnaire responses are less than 100. N/A is shown where the base number of responses is less than 10 during the period. % is calculated as Quantity/Base number*100

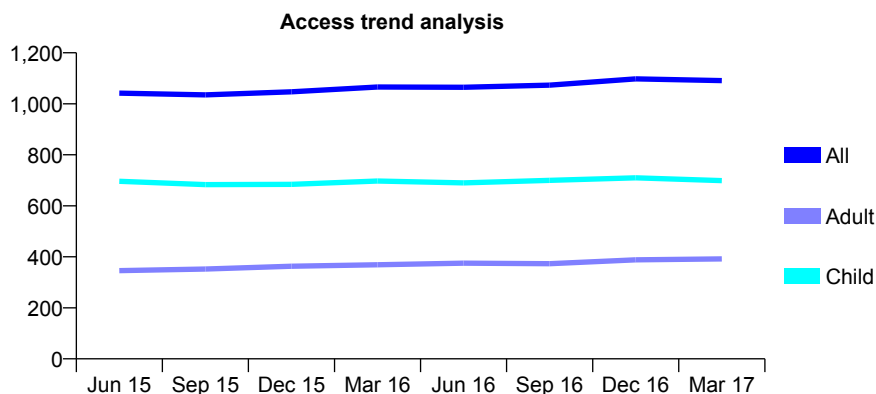
Q58 - Vital Signs At a Glance Contract Report for 104191/0001 - March 2017

Name or company name	Village Dental Practice Ltd
Contract type name	GDS Contract
Purpose of contract	General
Contract start date	01/09/2009
Contract end date	

16/17 Contracted general activity (UDA)	2,700
Carry forward general activity (UDA)	0
16/17 Contracted orthodontic activity (UOA)	0
Carry forward orthodontic activity (UOA)	0
Baseline contract value	£67,031.69

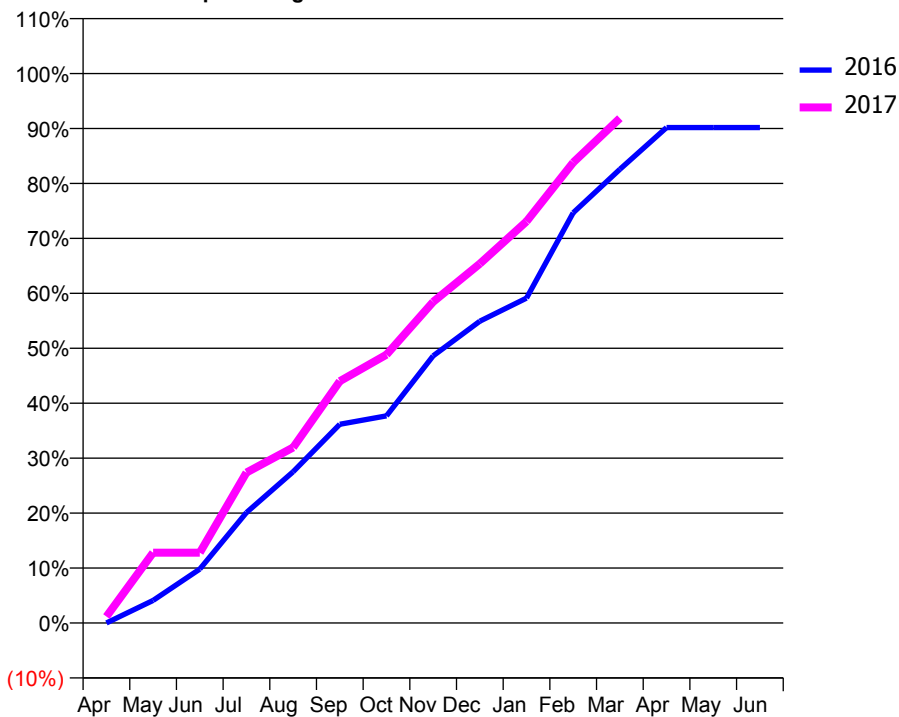
ACCESS*

Patients seen in 24 months	Total	Change since previous quarter
Quarter ending March 2016	1,066	
Quarter ending June 2016	1,065	→
Quarter ending September 2016	1,073	→
Quarter ending December 2016	1,098	↑
Quarter ending March 2017	1,091	→
Variance since March 2016	2.3%	↑



ACTIVITY

Cumulative percentage of contracted UDA delivered 2016 & 2017



Month	Adjusted Scheduled Activity (UDA)	
	2016	2017
April	0	32
May	123	346
June	294	346
July	603	740
August	826	863
September	1,085	1,188
October	1,131	1,318
November	1,459	1,578
December	1,648	1,765
January	1,774	1,973
February	2,240	2,263
March	2,477	2,480
April	2,705	
May	2,705	
June	2,705	

QUALITY

	Quantity	Base Number	Contract	AT	Region	England
% of FP17s for the same patient ID Re-attending within 3 months - Children	101	1,100	9.2%	11.2%	12.0%	12.3%
% of FP17s for the same patient ID Re-attending within 3 months - Adults	47	398	11.8%	14.9%	16.0%	16.7%
% of FP17s for the same patient ID Re-attending between 3 & 9 months - Children	626	1,100	56.9%	56.1%	58.8%	57.6%
% of FP17s for the same patient ID Re-attending between 3 & 9 months - Adults	193	398	48.5%	47.9%	51.2%	50.1%
% of FP17s for Band 1 Urgent Courses	67	1,431	4.7%	8.5%	8.0%	9.1%
% of FP17s Relating to Free Repair or Replacements	0	1,431	0.0%	0.7%	0.8%	0.8%
% of FP17s Relating to Continuations	34	1,431	2.4%	1.0%	1.2%	1.2%
% of Patients satisfied with the dentistry they have received	2	2	N/A	92.7%	92.7%	92.8%
% of Patients satisfied with the time they had to wait for an appointment	2	2	N/A	87.3%	89.1%	88.7%

* This is based on patients treated on this contract for their most recent course of treatment. Figures in italics indicate the base number of FP17s or Patient Questionnaire responses are less than 100. N/A is shown where the base number of responses is less than 10 during the period. % is calculated as Quantity/Base number*100

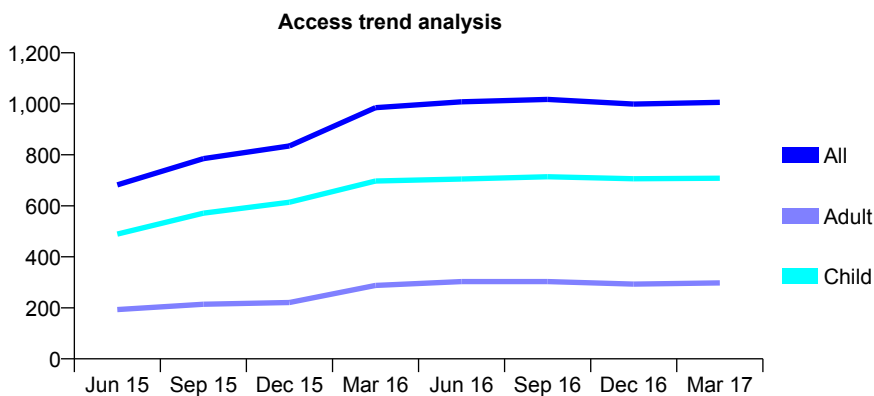
Q58 - Vital Signs At a Glance Contract Report for 104884/0001 - March 2017

Name or company name	Abacus Dental Care
Contract type name	GDS Contract
Purpose of contract	General
Contract start date	01/12/2014
Contract end date	

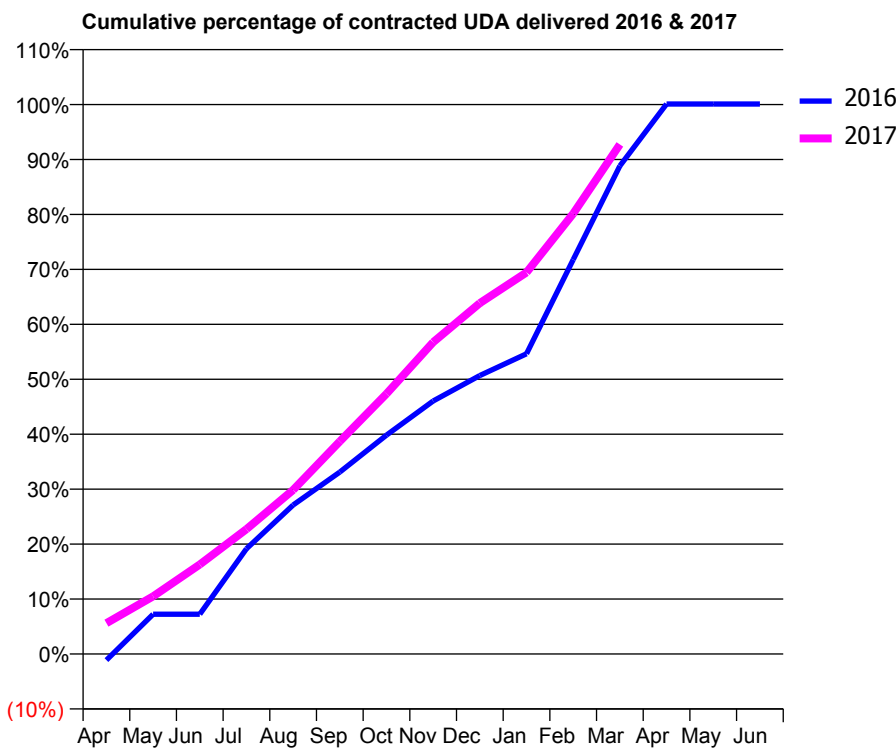
16/17 Contracted general activity (UDA)	2,777
Carry forward general activity (UDA)	-2
16/17 Contracted orthodontic activity (UOA)	0
Carry forward orthodontic activity (UOA)	0
Baseline contract value	£57,231.32

ACCESS*

Patients seen in 24 months	Total	Change since previous quarter
Quarter ending March 2016	985	
Quarter ending June 2016	1,008	↑
Quarter ending September 2016	1,017	→
Quarter ending December 2016	999	↓
Quarter ending March 2017	1,006	→
Variance since March 2016	2.1%	↑



ACTIVITY



Month	Adjusted Scheduled Activity (UDA)	
	2016	2017
April	-31	156
May	201	291
June	201	452
July	532	631
August	753	829
September	919	1,075
October	1,106	1,315
November	1,279	1,576
December	1,407	1,773
January	1,517	1,928
February	1,993	2,225
March	2,467	2,575
April	2,780	
May	2,780	
June	2,780	

QUALITY

	Quantity	Base Number	Contract	AT	Region	England
% of FP17s for the same patient ID Re-attending within 3 months - Children	86	1,052	8.2%	11.2%	12.0%	12.3%
% of FP17s for the same patient ID Re-attending within 3 months - Adults	78	345	22.6%	14.9%	16.0%	16.7%
% of FP17s for the same patient ID Re-attending between 3 & 9 months - Children	671	1,052	63.8%	56.1%	58.8%	57.6%
% of FP17s for the same patient ID Re-attending between 3 & 9 months - Adults	172	345	49.9%	47.9%	51.2%	50.1%
% of FP17s for Band 1 Urgent Courses	87	1,289	6.7%	8.5%	8.0%	9.1%
% of FP17s Relating to Free Repair or Replacements	1	1,289	0.1%	0.7%	0.8%	0.8%
% of FP17s Relating to Continuations	4	1,289	0.3%	1.0%	1.2%	1.2%
% of Patients satisfied with the dentistry they have received	0	0	N/A	92.7%	92.7%	92.8%
% of Patients satisfied with the time they had to wait for an appointment	0	0	N/A	87.3%	89.1%	88.7%

* This is based on patients treated on this contract for their most recent course of treatment. Figures in italics indicate the base number of FP17s or Patient Questionnaire responses are less than 100. N/A is shown where the base number of responses is less than 10 during the period. % is calculated as Quantity/Base number*100

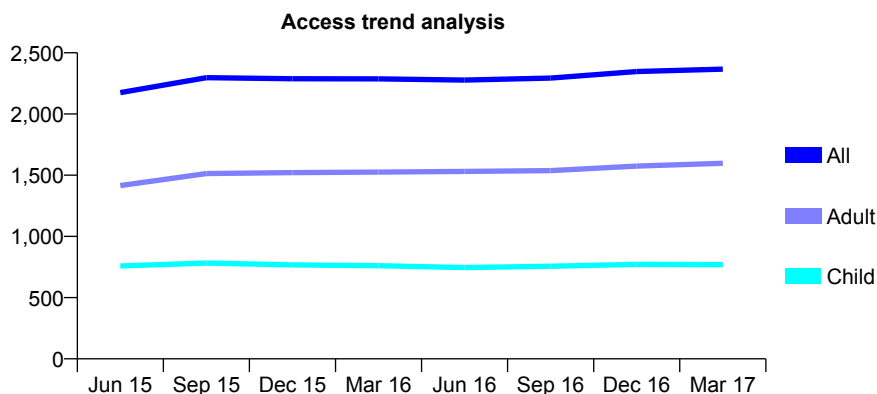
Q58 - Vital Signs At a Glance Contract Report for 105228/0001 - March 2017

Name or company name	Bancroft Dental Limited
Contract type name	GDS Contract
Purpose of contract	General
Contract start date	01/04/2009
Contract end date	

16/17 Contracted general activity (UDA)	6,300
Carry forward general activity (UDA)	-126
16/17 Contracted orthodontic activity (UOA)	0
Carry forward orthodontic activity (UOA)	0
Baseline contract value	£175,230.34

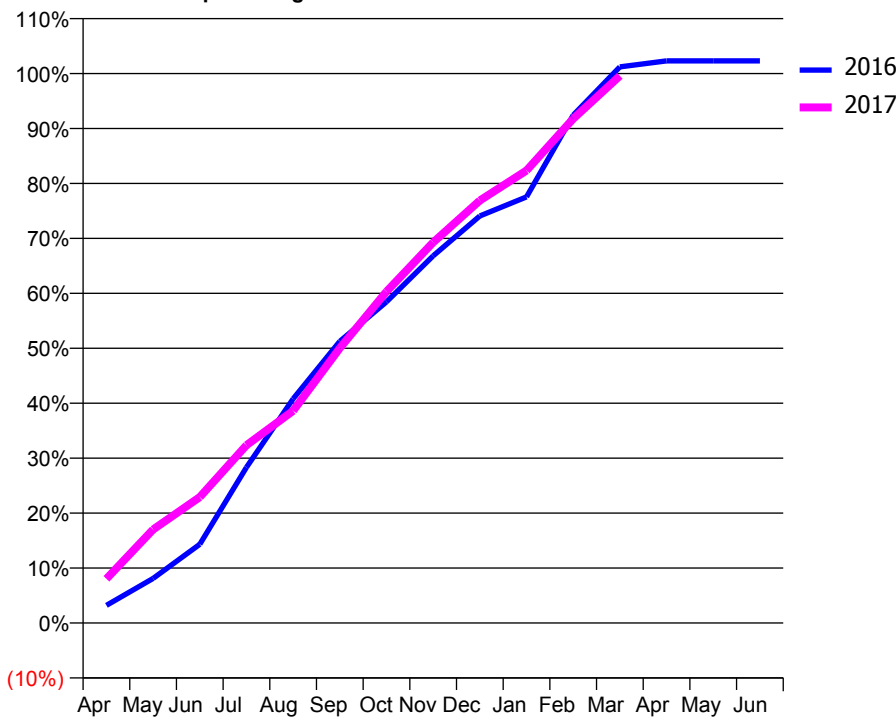
ACCESS*

Patients seen in 24 months	Total	Change since previous quarter
Quarter ending March 2016	2,287	
Quarter ending June 2016	2,277	→
Quarter ending September 2016	2,294	→
Quarter ending December 2016	2,347	↑
Quarter ending March 2017	2,367	→
Variance since March 2016	3.5%	↑



ACTIVITY

Cumulative percentage of contracted UDA delivered 2016 & 2017



Month	Adjusted Scheduled Activity (UDA)	
	2016	2017
April	203	507
May	512	1,072
June	903	1,445
July	1,784	2,039
August	2,571	2,432
September	3,230	3,152
October	3,683	3,800
November	4,209	4,363
December	4,667	4,844
January	4,885	5,188
February	5,823	5,781
March	6,375	6,273
April	6,445	
May	6,445	
June	6,445	

QUALITY

	Quantity	Base Number	Contract	AT	Region	England
% of FP17s for the same patient ID Re-attending within 3 months - Children	32	992	3.2%	11.2%	12.0%	12.3%
% of FP17s for the same patient ID Re-attending within 3 months - Adults	143	1,557	9.2%	14.9%	16.0%	16.7%
% of FP17s for the same patient ID Re-attending between 3 & 9 months - Children	477	992	48.1%	56.1%	58.8%	57.6%
% of FP17s for the same patient ID Re-attending between 3 & 9 months - Adults	600	1,557	38.5%	47.9%	51.2%	50.1%
% of FP17s for Band 1 Urgent Courses	123	2,521	4.9%	8.5%	8.0%	9.1%
% of FP17s Relating to Free Repair or Replacements	24	2,521	1.0%	0.7%	0.8%	0.8%
% of FP17s Relating to Continuations	11	2,521	0.4%	1.0%	1.2%	1.2%
% of Patients satisfied with the dentistry they have received	1	2	N/A	92.7%	92.7%	92.8%
% of Patients satisfied with the time they had to wait for an appointment	1	2	N/A	87.3%	89.1%	88.7%

* This is based on patients treated on this contract for their most recent course of treatment. Figures in italics indicate the base number of FP17s or Patient Questionnaire responses are less than 100. N/A is shown where the base number of responses is less than 10 during the period. % is calculated as Quantity/Base number*100

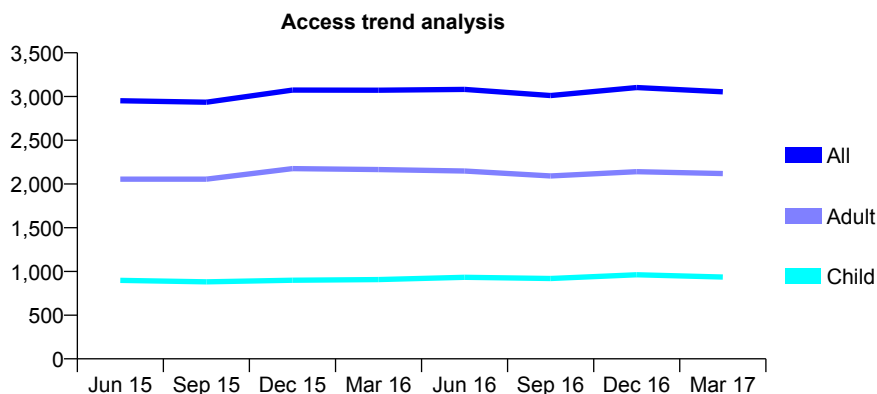
Q58 - Vital Signs At a Glance Contract Report for 105597/0001 - March 2017

Name or company name	Karz Ltd
Contract type name	GDS Contract
Purpose of contract	General
Contract start date	01/04/2007
Contract end date	

16/17 Contracted general activity (UDA)	7,100
Carry forward general activity (UDA)	-23
16/17 Contracted orthodontic activity (UOA)	0
Carry forward orthodontic activity (UOA)	0
Baseline contract value	£200,133.33

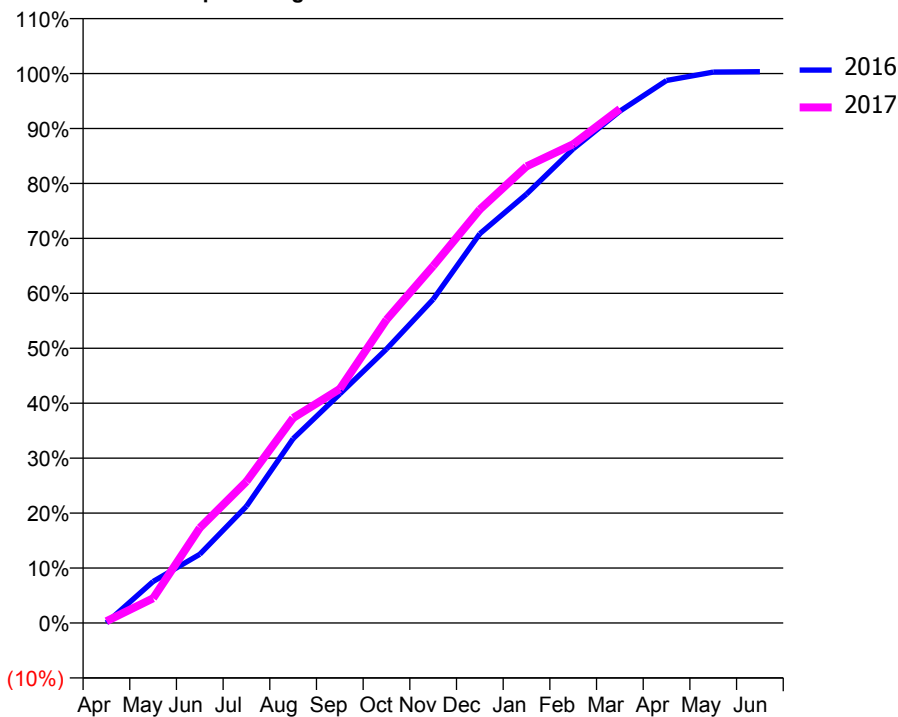
ACCESS*

Patients seen in 24 months	Total	Change since previous quarter
Quarter ending March 2016	3,072	
Quarter ending June 2016	3,081	→
Quarter ending September 2016	3,011	↓
Quarter ending December 2016	3,103	↑
Quarter ending March 2017	3,054	↓
Variance since March 2016	(0.6%)	→



ACTIVITY

Cumulative percentage of contracted UDA delivered 2016 & 2017



Month	Adjusted Scheduled Activity (UDA)	
	2016	2017
April	3	23
May	537	319
June	889	1,230
July	1,509	1,829
August	2,383	2,650
September	2,959	3,025
October	3,540	3,918
November	4,182	4,612
December	5,030	5,344
January	5,542	5,899
February	6,126	6,185
March	6,613	6,642
April	7,009	
May	7,118	
June	7,124	

QUALITY

	Quantity	Base Number	Contract	AT	Region	England
% of FP17s for the same patient ID Re-attending within 3 months - Children	118	1,364	8.7%	11.2%	12.0%	12.3%
% of FP17s for the same patient ID Re-attending within 3 months - Adults	624	2,590	24.1%	14.9%	16.0%	16.7%
% of FP17s for the same patient ID Re-attending between 3 & 9 months - Children	798	1,364	58.5%	56.1%	58.8%	57.6%
% of FP17s for the same patient ID Re-attending between 3 & 9 months - Adults	886	2,590	34.2%	47.9%	51.2%	50.1%
% of FP17s for Band 1 Urgent Courses	410	2,888	14.2%	8.5%	8.0%	9.1%
% of FP17s Relating to Free Repair or Replacements	26	2,888	0.9%	0.7%	0.8%	0.8%
% of FP17s Relating to Continuations	42	2,888	1.5%	1.0%	1.2%	1.2%
% of Patients satisfied with the dentistry they have received	1	2	N/A	92.7%	92.7%	92.8%
% of Patients satisfied with the time they had to wait for an appointment	2	2	N/A	87.3%	89.1%	88.7%

* This is based on patients treated on this contract for their most recent course of treatment. Figures in italics indicate the base number of FP17s or Patient Questionnaire responses are less than 100. N/A is shown where the base number of responses is less than 10 during the period. % is calculated as Quantity/Base number*100

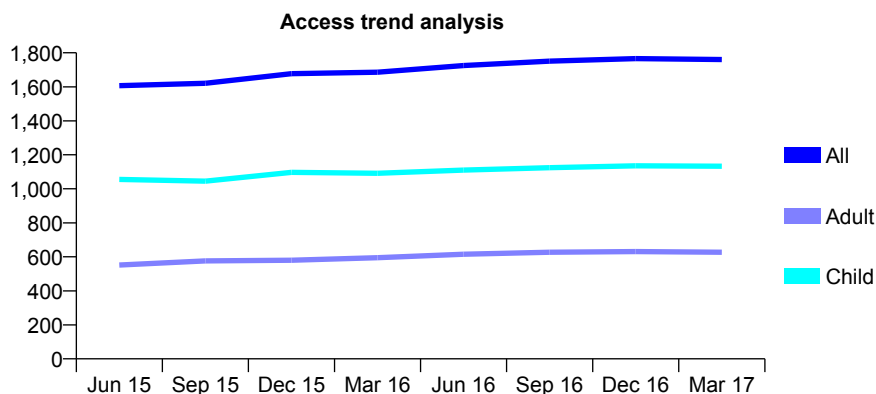
Q58 - Vital Signs At a Glance Contract Report for 105600/0001 - March 2017

Name or company name	The Shefford Dental Practice Ltd
Contract type name	GDS Contract
Purpose of contract	General
Contract start date	01/02/2013
Contract end date	

16/17 Contracted general activity (UDA)	3,592
Carry forward general activity (UDA)	-71
16/17 Contracted orthodontic activity (UOA)	0
Carry forward orthodontic activity (UOA)	0
Baseline contract value	£79,525.90

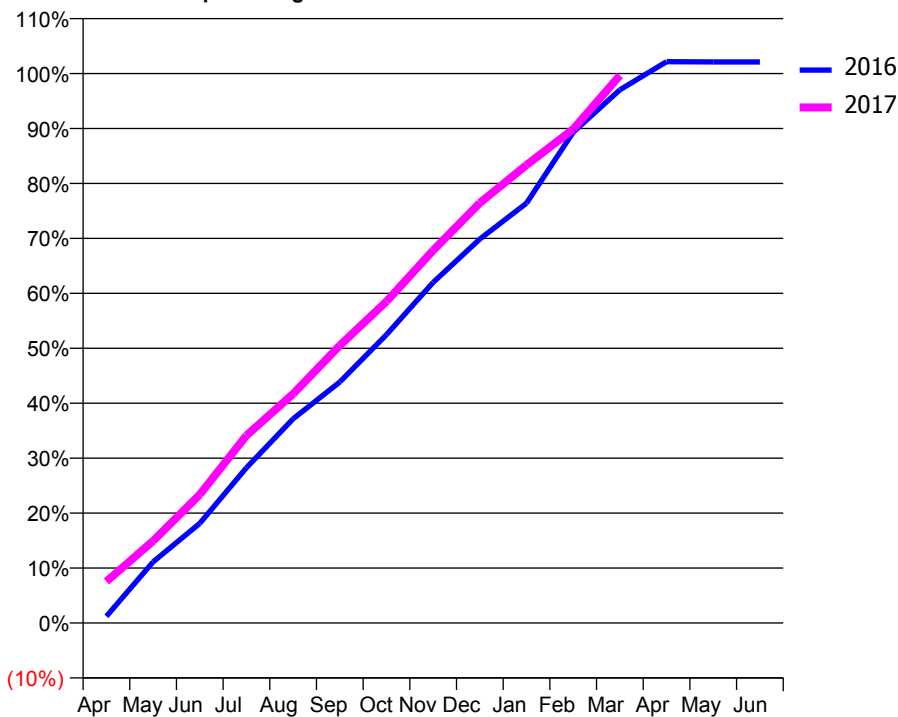
ACCESS*

Patients seen in 24 months	Total	Change since previous quarter
Quarter ending March 2016	1,686	
Quarter ending June 2016	1,725	↑
Quarter ending September 2016	1,751	→
Quarter ending December 2016	1,766	→
Quarter ending March 2017	1,760	→
Variance since March 2016	4.4%	↑



ACTIVITY

Cumulative percentage of contracted UDA delivered 2016 & 2017



Month	Adjusted Scheduled Activity (UDA)	
	2016	2017
April	44	272
May	399	536
June	652	840
July	1,015	1,226
August	1,335	1,498
September	1,576	1,814
October	1,885	2,102
November	2,226	2,436
December	2,510	2,747
January	2,745	2,994
February	3,208	3,228
March	3,486	3,579
April	3,669	
May	3,667	
June	3,667	

QUALITY

	Quantity	Base Number	Contract	AT	Region	England
% of FP17s for the same patient ID Re-attending within 3 months - Children	148	1,942	7.6%	11.2%	12.0%	12.3%
% of FP17s for the same patient ID Re-attending within 3 months - Adults	91	754	12.1%	14.9%	16.0%	16.7%
% of FP17s for the same patient ID Re-attending between 3 & 9 months - Children	1,278	1,942	65.8%	56.1%	58.8%	57.6%
% of FP17s for the same patient ID Re-attending between 3 & 9 months - Adults	448	754	59.4%	47.9%	51.2%	50.1%
% of FP17s for Band 1 Urgent Courses	131	2,583	5.1%	8.5%	8.0%	9.1%
% of FP17s Relating to Free Repair or Replacements	0	2,583	0.0%	0.7%	0.8%	0.8%
% of FP17s Relating to Continuations	0	2,583	0.0%	1.0%	1.2%	1.2%
% of Patients satisfied with the dentistry they have received	2	2	N/A	92.7%	92.7%	92.8%
% of Patients satisfied with the time they had to wait for an appointment	2	2	N/A	87.3%	89.1%	88.7%

* This is based on patients treated on this contract for their most recent course of treatment. Figures in italics indicate the base number of FP17s or Patient Questionnaire responses are less than 100. N/A is shown where the base number of responses is less than 10 during the period. % is calculated as Quantity/Base number*100

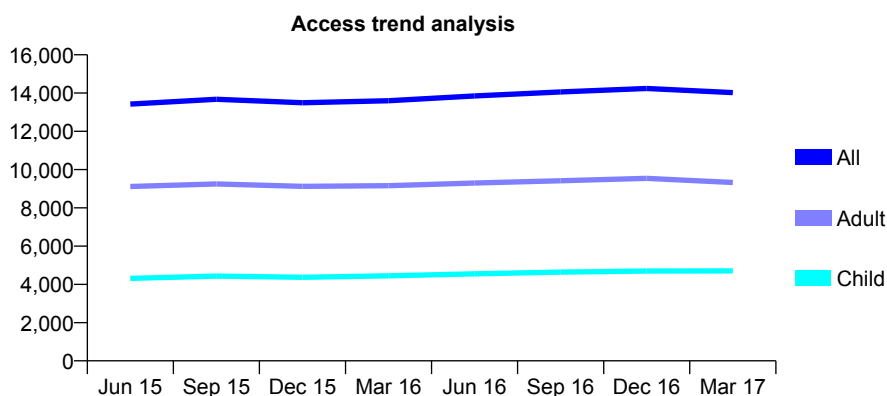
Q58 - Vital Signs At a Glance Contract Report for 106194/0001 - March 2017

Name or company name	Weston Favell Dental Surgery
Contract type name	GDS Contract
Purpose of contract	General
Contract start date	01/04/2006
Contract end date	

16/17 Contracted general activity (UDA)	42,552
Carry forward general activity (UDA)	0
16/17 Contracted orthodontic activity (UOA)	0
Carry forward orthodontic activity (UOA)	0
Baseline contract value	£1,121,956.61

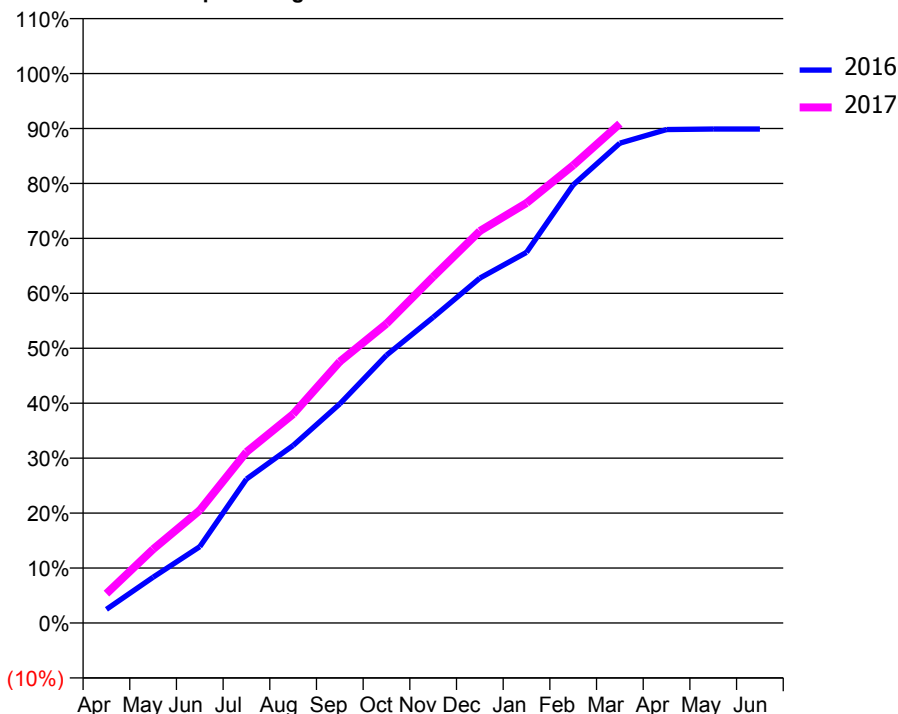
ACCESS*

Patients seen in 24 months	Total	Change since previous quarter
Quarter ending March 2016	13,601	
Quarter ending June 2016	13,847	→
Quarter ending September 2016	14,056	→
Quarter ending December 2016	14,237	→
Quarter ending March 2017	14,026	↓
Variance since March 2016	3.1%	↑



ACTIVITY

Cumulative percentage of contracted UDA delivered 2016 & 2017



Month	Adjusted Scheduled Activity (UDA)	
	2016	2017
April	1,054	2,272
May	3,546	5,711
June	5,913	8,729
July	11,150	13,243
August	13,744	16,174
September	16,975	20,244
October	20,744	23,177
November	23,670	26,808
December	26,710	30,356
January	28,700	32,517
February	33,923	35,439
March	37,154	38,670
April	38,208	
May	38,257	
June	38,255	

QUALITY

	Quantity	Base Number	Contract	AT	Region	England
% of FP17s for the same patient ID Re-attending within 3 months - Children	652	6,777	9.6%	11.2%	12.0%	12.3%
% of FP17s for the same patient ID Re-attending within 3 months - Adults	1,869	11,922	15.7%	14.9%	16.0%	16.7%
% of FP17s for the same patient ID Re-attending between 3 & 9 months - Children	3,798	6,777	56.0%	56.1%	58.8%	57.6%
% of FP17s for the same patient ID Re-attending between 3 & 9 months - Adults	6,040	11,922	50.7%	47.9%	51.2%	50.1%
% of FP17s for Band 1 Urgent Courses	1,678	17,833	9.4%	8.5%	8.0%	9.1%
% of FP17s Relating to Free Repair or Replacements	168	17,833	0.9%	0.7%	0.8%	0.8%
% of FP17s Relating to Continuations	110	17,833	0.6%	1.0%	1.2%	1.2%
% of Patients satisfied with the dentistry they have received	11	16	68.8%	92.7%	92.7%	92.8%
% of Patients satisfied with the time they had to wait for an appointment	10	16	62.5%	87.3%	89.1%	88.7%

* This is based on patients treated on this contract for their most recent course of treatment. Figures in italics indicate the base number of FP17s or Patient Questionnaire responses are less than 100. N/A is shown where the base number of responses is less than 10 during the period. % is calculated as Quantity/Base number*100

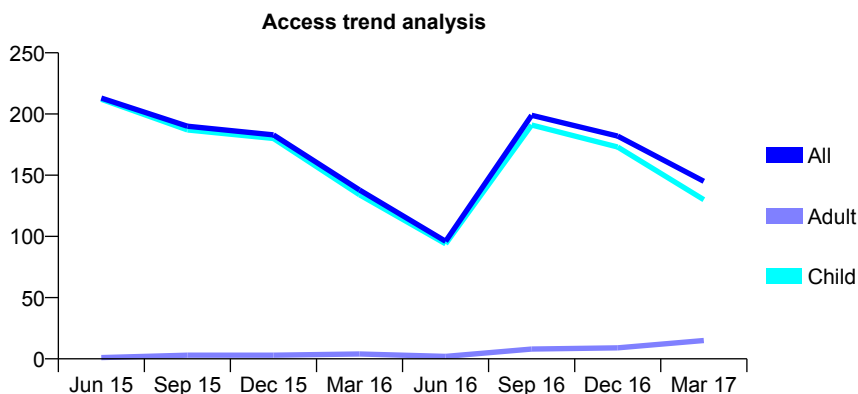
Q58 - Vital Signs At a Glance Contract Report for 106194/0002 - March 2017

Name or company name	Weston Favell Dental Surgery
Contract type name	GDS Contract
Purpose of contract	General
Contract start date	01/04/2006
Contract end date	

16/17 Contracted general activity (UDA)	4,500
Carry forward general activity (UDA)	0
16/17 Contracted orthodontic activity (UOA)	0
Carry forward orthodontic activity (UOA)	0
Baseline contract value	£164,391.16

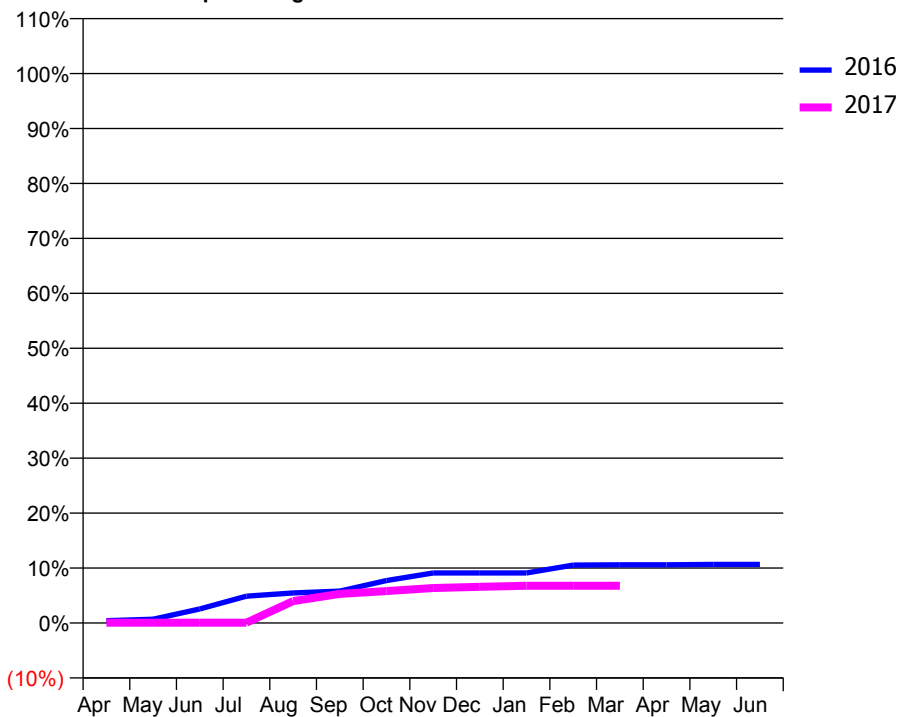
ACCESS*

Patients seen in 24 months	Total	Change since previous quarter
Quarter ending March 2016	138	
Quarter ending June 2016	96	↓
Quarter ending September 2016	199	↑
Quarter ending December 2016	182	↓
Quarter ending March 2017	145	↓
Variance since March 2016	5.1%	↑



ACTIVITY

Cumulative percentage of contracted UDA delivered 2016 & 2017



Month	Adjusted Scheduled Activity (UDA)	
	2016	2017
April	19	3
May	31	3
June	115	3
July	220	3
August	246	180
September	262	239
October	348	261
November	410	287
December	410	297
January	410	305
February	474	305
March	477	305
April	477	
May	480	
June	480	

QUALITY

	Quantity	Base Number	Contract	AT	Region	England
% of FP17s for the same patient ID Re-attending within 3 months - Children	15	276	5.4%	11.2%	12.0%	12.3%
% of FP17s for the same patient ID Re-attending within 3 months - Adults	0	3	0.0%	14.9%	16.0%	16.7%
% of FP17s for the same patient ID Re-attending between 3 & 9 months - Children	19	276	6.9%	56.1%	58.8%	57.6%
% of FP17s for the same patient ID Re-attending between 3 & 9 months - Adults	0	3	0.0%	47.9%	51.2%	50.1%
% of FP17s for Band 1 Urgent Courses	0	183	0.0%	8.5%	8.0%	9.1%
% of FP17s Relating to Free Repair or Replacements	0	183	0.0%	0.7%	0.8%	0.8%
% of FP17s Relating to Continuations	0	183	0.0%	1.0%	1.2%	1.2%
% of Patients satisfied with the dentistry they have received	0	0	N/A	92.7%	92.7%	92.8%
% of Patients satisfied with the time they had to wait for an appointment	0	0	N/A	87.3%	89.1%	88.7%

* This is based on patients treated on this contract for their most recent course of treatment. Figures in italics indicate the base number of FP17s or Patient Questionnaire responses are less than 100. N/A is shown where the base number of responses is less than 10 during the period. % is calculated as Quantity/Base number*100

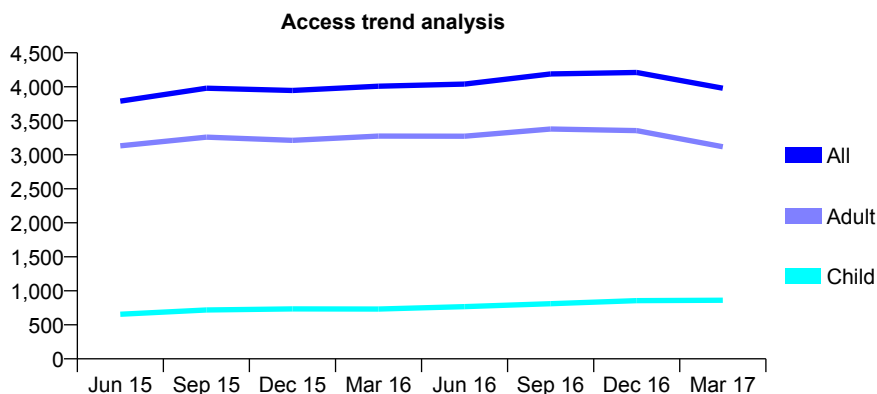
Q58 - Vital Signs At a Glance Contract Report for 106259/0001 - March 2017

Name or company name	Mr S Mehra and Mr A Khetia
Contract type name	GDS Contract
Purpose of contract	General
Contract start date	28/05/2014
Contract end date	

16/17 Contracted general activity (UDA)	11,262
Carry forward general activity (UDA)	-2
16/17 Contracted orthodontic activity (UOA)	0
Carry forward orthodontic activity (UOA)	0
Baseline contract value	£210,508.37

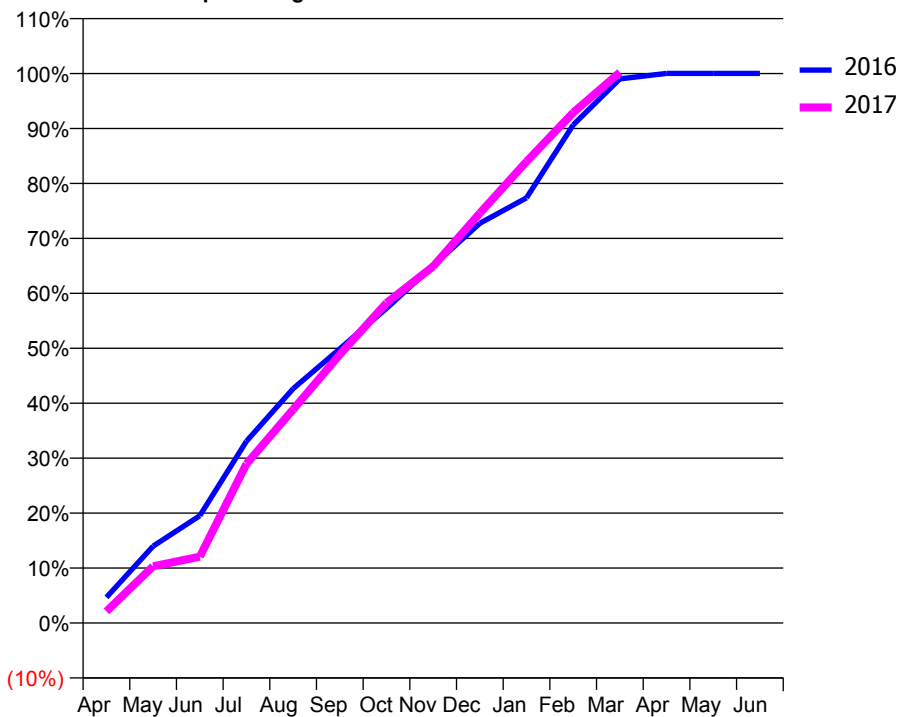
ACCESS*

Patients seen in 24 months	Total	Change since previous quarter
Quarter ending March 2016	4,008	
Quarter ending June 2016	4,041	→
Quarter ending September 2016	4,190	↑
Quarter ending December 2016	4,211	→
Quarter ending March 2017	3,979	↓
Variance since March 2016	(0.7%)	→



ACTIVITY

Cumulative percentage of contracted UDA delivered 2016 & 2017



Adjusted Scheduled Activity (UDA)

Month	2016	2017
April	526	238
May	1,575	1,163
June	2,200	1,361
July	3,726	3,261
August	4,803	4,377
September	5,620	5,502
October	6,449	6,560
November	7,325	7,310
December	8,191	8,399
January	8,715	9,458
February	10,209	10,462
March	11,152	11,286
April	11,264	
May	11,265	
June	11,265	

QUALITY

	Quantity	Base Number	Contract	AT	Region	England
% of FP17s for the same patient ID Re-attending within 3 months - Children	77	1,298	5.9%	11.2%	12.0%	12.3%
% of FP17s for the same patient ID Re-attending within 3 months - Adults	605	4,599	13.2%	14.9%	16.0%	16.7%
% of FP17s for the same patient ID Re-attending between 3 & 9 months - Children	599	1,298	46.1%	56.1%	58.8%	57.6%
% of FP17s for the same patient ID Re-attending between 3 & 9 months - Adults	2,258	4,599	49.1%	47.9%	51.2%	50.1%
% of FP17s for Band 1 Urgent Courses	343	5,808	5.9%	8.5%	8.0%	9.1%
% of FP17s Relating to Free Repair or Replacements	93	5,808	1.6%	0.7%	0.8%	0.8%
% of FP17s Relating to Continuations	32	5,808	0.6%	1.0%	1.2%	1.2%
% of Patients satisfied with the dentistry they have received	9	9	N/A	92.7%	92.7%	92.8%
% of Patients satisfied with the time they had to wait for an appointment	8	9	N/A	87.3%	89.1%	88.7%

* This is based on patients treated on this contract for their most recent course of treatment. Figures in italics indicate the base number of FP17s or Patient Questionnaire responses are less than 100. N/A is shown where the base number of responses is less than 10 during the period. % is calculated as Quantity/Base number*100

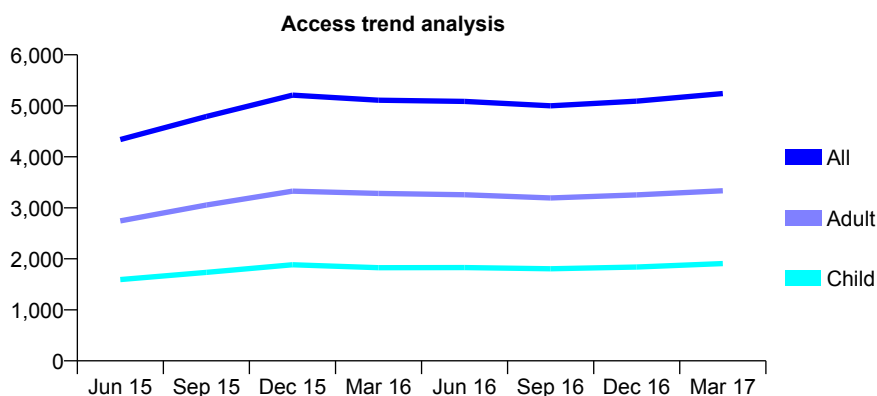
Q58 - Vital Signs At a Glance Contract Report for 107573/0001 - March 2017

Name or company name	Mr J Pandya, Mr KV Chauhan and Mr S Bh
Contract type name	GDS Contract
Purpose of contract	General
Contract start date	11/02/2014
Contract end date	

16/17 Contracted general activity (UDA)	12,924
Carry forward general activity (UDA)	0
16/17 Contracted orthodontic activity (UOA)	0
Carry forward orthodontic activity (UOA)	0
Baseline contract value	£371,449.19

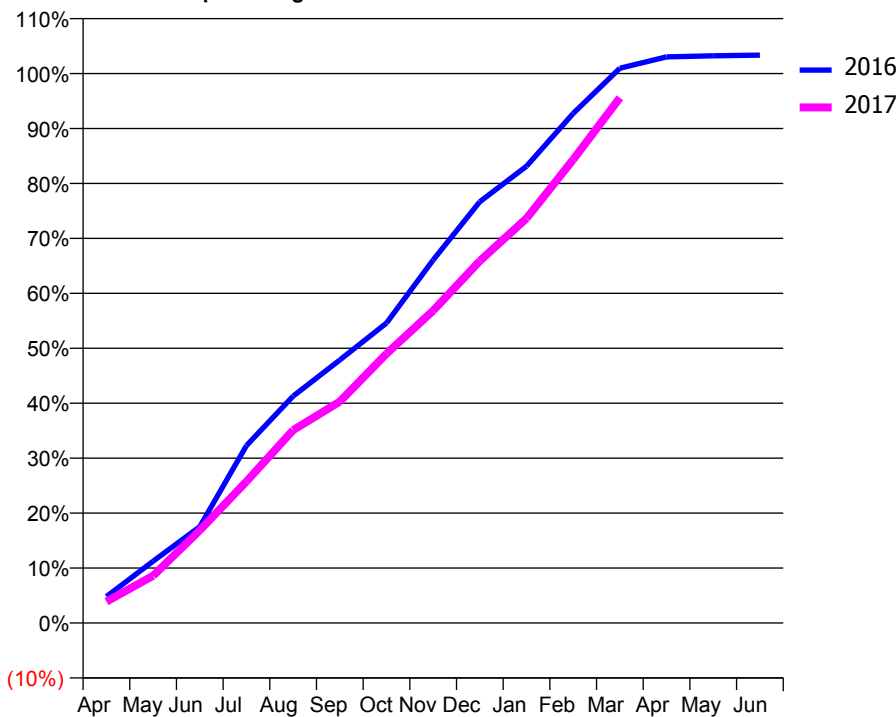
ACCESS*

Patients seen in 24 months	Total	Change since previous quarter
Quarter ending March 2016	5,109	
Quarter ending June 2016	5,085	→
Quarter ending September 2016	4,999	↓
Quarter ending December 2016	5,092	→
Quarter ending March 2017	5,240	↑
Variance since March 2016	2.6%	↑



ACTIVITY

Cumulative percentage of contracted UDA delivered 2016 & 2017



Adjusted Scheduled Activity (UDA)

Month	2016	2017
April	623	505
May	1,455	1,111
June	2,267	2,180
July	4,172	3,330
August	5,337	4,537
September	6,185	5,208
October	7,054	6,333
November	8,539	7,348
December	9,908	8,518
January	10,742	9,516
February	11,984	10,899
March	13,049	12,353
April	13,314	
May	13,339	
June	13,357	

QUALITY

	Quantity	Base Number	Contract	AT	Region	England
% of FP17s for the same patient ID Re-attending within 3 months - Children	165	2,223	7.4%	11.2%	12.0%	12.3%
% of FP17s for the same patient ID Re-attending within 3 months - Adults	442	3,394	13.0%	14.9%	16.0%	16.7%
% of FP17s for the same patient ID Re-attending between 3 & 9 months - Children	737	2,223	33.2%	56.1%	58.8%	57.6%
% of FP17s for the same patient ID Re-attending between 3 & 9 months - Adults	969	3,394	28.6%	47.9%	51.2%	50.1%
% of FP17s for Band 1 Urgent Courses	468	5,491	8.5%	8.5%	8.0%	9.1%
% of FP17s Relating to Free Repair or Replacements	37	5,491	0.7%	0.7%	0.8%	0.8%
% of FP17s Relating to Continuations	8	5,491	0.1%	1.0%	1.2%	1.2%
% of Patients satisfied with the dentistry they have received	0	0	N/A	92.7%	92.7%	92.8%
% of Patients satisfied with the time they had to wait for an appointment	0	0	N/A	87.3%	89.1%	88.7%

* This is based on patients treated on this contract for their most recent course of treatment. Figures in italics indicate the base number of FP17s or Patient Questionnaire responses are less than 100. N/A is shown where the base number of responses is less than 10 during the period. % is calculated as Quantity/Base number*100

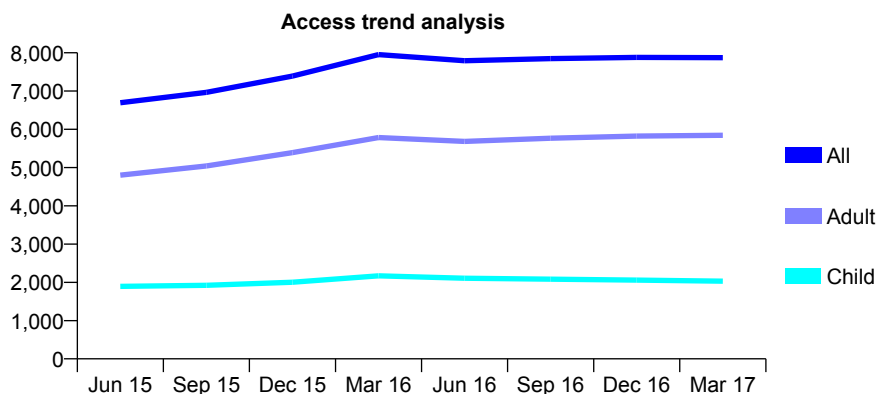
Q58 - Vital Signs At a Glance Contract Report for 107573/0002 - March 2017

Name or company name	Mr J Pandya, Mr KV Chauhan and Mr S Bh
Contract type name	GDS Contract
Purpose of contract	General
Contract start date	11/02/2014
Contract end date	

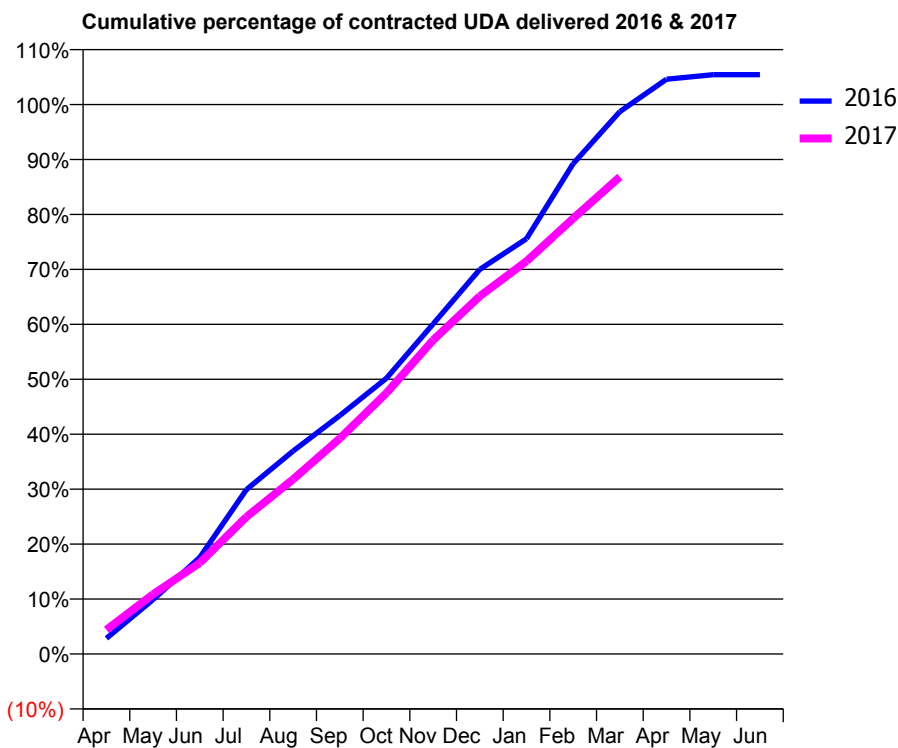
16/17 Contracted general activity (UDA)	21,443
Carry forward general activity (UDA)	-428
16/17 Contracted orthodontic activity (UOA)	0
Carry forward orthodontic activity (UOA)	0
Baseline contract value	£702,012.10

ACCESS*

Patients seen in 24 months	Total	Change since previous quarter
Quarter ending March 2016	7,954	
Quarter ending June 2016	7,793	↓
Quarter ending September 2016	7,849	→
Quarter ending December 2016	7,879	→
Quarter ending March 2017	7,873	→
Variance since March 2016	(1.0%)	↓



ACTIVITY



Month	Adjusted Scheduled Activity (UDA)	
	2016	2017
April	611	944
May	2,125	2,333
June	3,768	3,554
July	6,419	5,353
August	7,923	6,820
September	9,305	8,412
October	10,764	10,186
November	12,881	12,254
December	15,008	13,964
January	16,206	15,329
February	19,137	16,998
March	21,167	18,621
April	22,430	
May	22,606	
June	22,608	

QUALITY

	Quantity	Base Number	Contract	AT	Region	England
% of FP17s for the same patient ID Re-attending within 3 months - Children	101	2,339	4.3%	11.2%	12.0%	12.3%
% of FP17s for the same patient ID Re-attending within 3 months - Adults	600	6,118	9.8%	14.9%	16.0%	16.7%
% of FP17s for the same patient ID Re-attending between 3 & 9 months - Children	806	2,339	34.5%	56.1%	58.8%	57.6%
% of FP17s for the same patient ID Re-attending between 3 & 9 months - Adults	1,951	6,118	31.9%	47.9%	51.2%	50.1%
% of FP17s for Band 1 Urgent Courses	490	7,901	6.2%	8.5%	8.0%	9.1%
% of FP17s Relating to Free Repair or Replacements	44	7,901	0.6%	0.7%	0.8%	0.8%
% of FP17s Relating to Continuations	33	7,901	0.4%	1.0%	1.2%	1.2%
% of Patients satisfied with the dentistry they have received	9	10	90.0%	92.7%	92.7%	92.8%
% of Patients satisfied with the time they had to wait for an appointment	8	10	80.0%	87.3%	89.1%	88.7%

* This is based on patients treated on this contract for their most recent course of treatment. Figures in italics indicate the base number of FP17s or Patient Questionnaire responses are less than 100. N/A is shown where the base number of responses is less than 10 during the period. % is calculated as Quantity/Base number*100

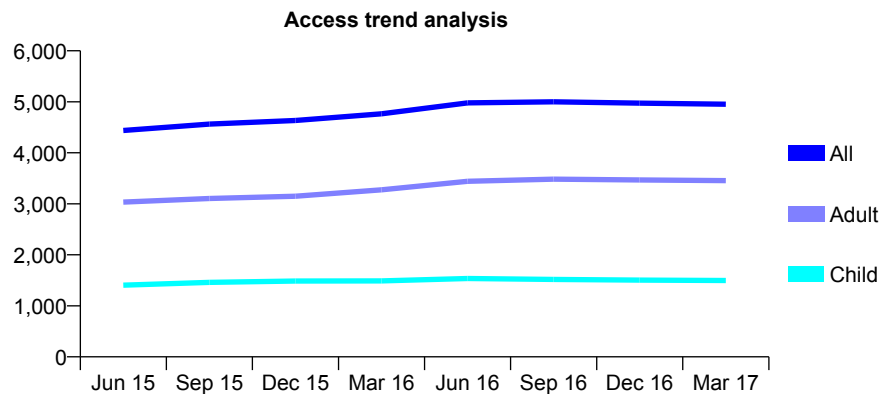
Q58 - Vital Signs At a Glance Contract Report for 107581/0001 - March 2017

Name or company name	Mr R Naidoo and Mrs S Naidoo
Contract type name	GDS Contract
Purpose of contract	General
Contract start date	01/04/2006
Contract end date	

16/17 Contracted general activity (UDA)	7,404
Carry forward general activity (UDA)	129
16/17 Contracted orthodontic activity (UOA)	0
Carry forward orthodontic activity (UOA)	0
Baseline contract value	£192,201.13

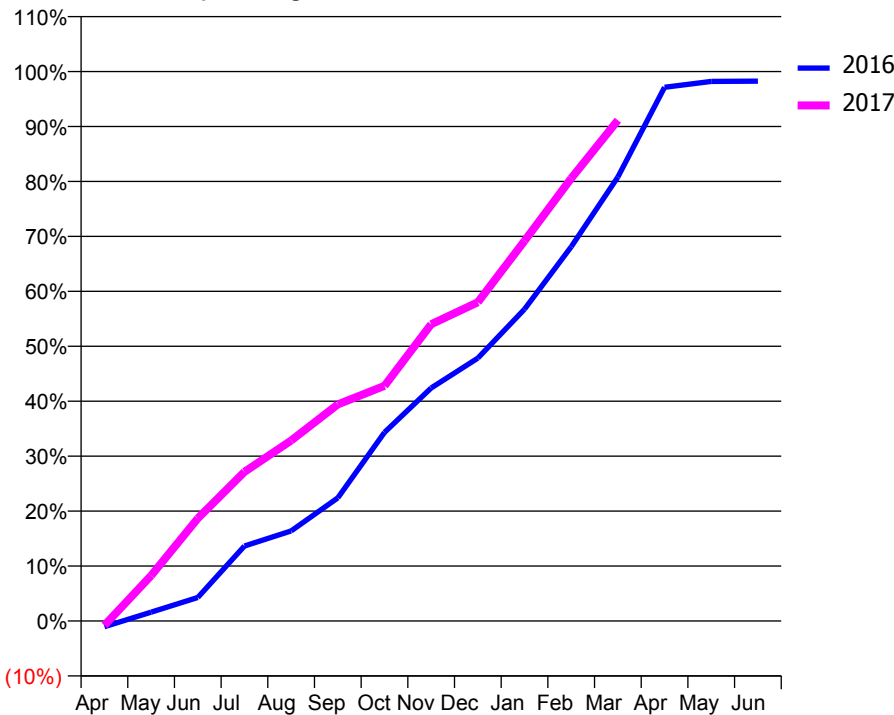
ACCESS*

Patients seen in 24 months	Total	Change since previous quarter
Quarter ending March 2016	4,765	
Quarter ending June 2016	4,978	↑
Quarter ending September 2016	5,001	→
Quarter ending December 2016	4,973	→
Quarter ending March 2017	4,953	→
Variance since March 2016	3.9%	↑



ACTIVITY

Cumulative percentage of contracted UDA delivered 2016 & 2017



Month	Adjusted Scheduled Activity (UDA)	
	2016	2017
April	-79	-60
May	119	612
June	317	1,383
July	1,010	2,010
August	1,214	2,432
September	1,659	2,919
October	2,541	3,169
November	3,140	3,999
December	3,542	4,295
January	4,202	5,121
February	5,043	5,963
March	5,983	6,748
April	7,192	
May	7,271	
June	7,275	

QUALITY

	Quantity	Base Number	Contract	AT	Region	England
% of FP17s for the same patient ID Re-attending within 3 months - Children	131	1,914	6.8%	11.2%	12.0%	12.3%
% of FP17s for the same patient ID Re-attending within 3 months - Adults	370	3,852	9.6%	14.9%	16.0%	16.7%
% of FP17s for the same patient ID Re-attending between 3 & 9 months - Children	805	1,914	42.1%	56.1%	58.8%	57.6%
% of FP17s for the same patient ID Re-attending between 3 & 9 months - Adults	1,382	3,852	35.9%	47.9%	51.2%	50.1%
% of FP17s for Band 1 Urgent Courses	229	3,582	6.4%	8.5%	8.0%	9.1%
% of FP17s Relating to Free Repair or Replacements	27	3,582	0.8%	0.7%	0.8%	0.8%
% of FP17s Relating to Continuations	2	3,582	0.1%	1.0%	1.2%	1.2%
% of Patients satisfied with the dentistry they have received	5	5	N/A	92.7%	92.7%	92.8%
% of Patients satisfied with the time they had to wait for an appointment	4	5	N/A	87.3%	89.1%	88.7%

* This is based on patients treated on this contract for their most recent course of treatment. Figures in italics indicate the base number of FP17s or Patient Questionnaire responses are less than 100. N/A is shown where the base number of responses is less than 10 during the period. % is calculated as Quantity/Base number*100

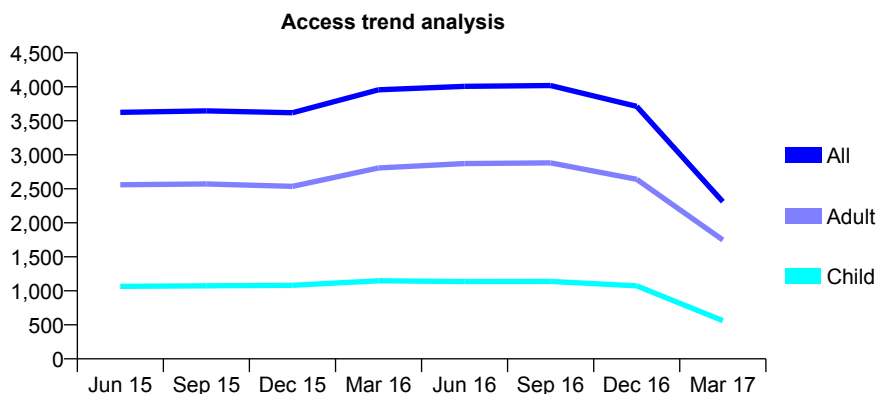
Q58 - Vital Signs At a Glance Contract Report for 107581/0002 - March 2017

Name or company name	Mr R Naidoo and Mrs S Naidoo
Contract type name	GDS Contract
Purpose of contract	General
Contract start date	01/04/2006
Contract end date	

16/17 Contracted general activity (UDA)	7,404
Carry forward general activity (UDA)	0
16/17 Contracted orthodontic activity (UOA)	0
Carry forward orthodontic activity (UOA)	0
Baseline contract value	£188,741.13

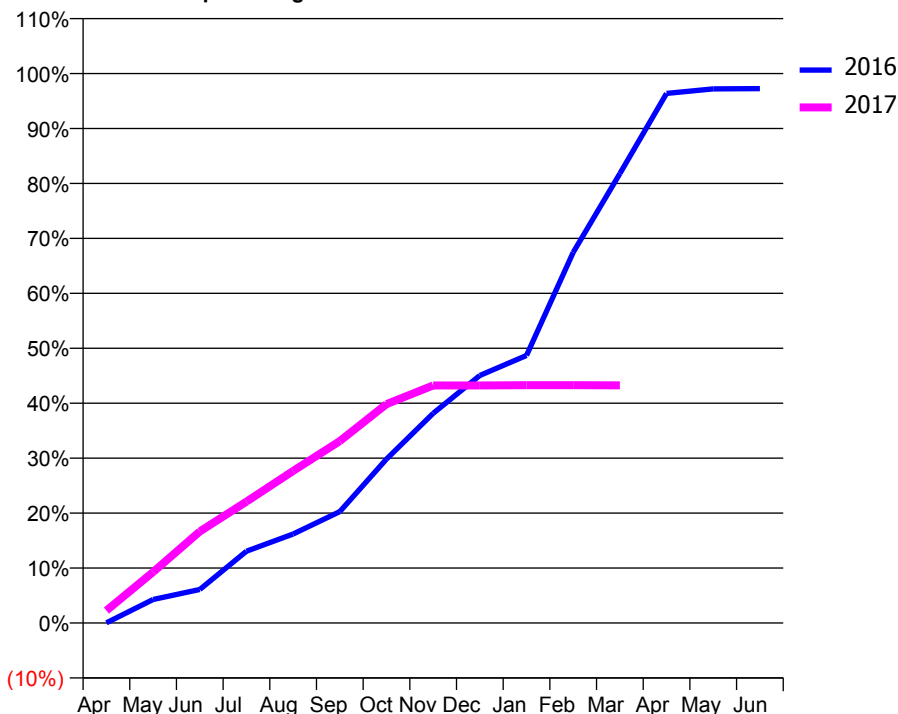
ACCESS*

Patients seen in 24 months	Total	Change since previous quarter
Quarter ending March 2016	3,956	
Quarter ending June 2016	4,007	→
Quarter ending September 2016	4,019	→
Quarter ending December 2016	3,713	↓
Quarter ending March 2017	2,310	↓
Variance since March 2016	(41.6%)	↓



ACTIVITY

Cumulative percentage of contracted UDA delivered 2016 & 2017



Month	Adjusted Scheduled Activity (UDA)	
	2016	2017
April	3	169
May	317	688
June	452	1,234
July	967	1,635
August	1,199	2,049
September	1,502	2,451
October	2,210	2,950
November	2,826	3,201
December	3,336	3,201
January	3,605	3,204
February	4,995	3,204
March	6,056	3,203
April	7,136	
May	7,197	
June	7,201	

QUALITY

	Quantity	Base Number	Contract	AT	Region	England
% of FP17s for the same patient ID Re-attending within 3 months - Children	81	755	10.7%	11.2%	12.0%	12.3%
% of FP17s for the same patient ID Re-attending within 3 months - Adults	292	1,791	16.3%	14.9%	16.0%	16.7%
% of FP17s for the same patient ID Re-attending between 3 & 9 months - Children	248	755	32.8%	56.1%	58.8%	57.6%
% of FP17s for the same patient ID Re-attending between 3 & 9 months - Adults	601	1,791	33.6%	47.9%	51.2%	50.1%
% of FP17s for Band 1 Urgent Courses	129	1,419	9.1%	8.5%	8.0%	9.1%
% of FP17s Relating to Free Repair or Replacements	12	1,419	0.8%	0.7%	0.8%	0.8%
% of FP17s Relating to Continuations	1	1,419	0.1%	1.0%	1.2%	1.2%
% of Patients satisfied with the dentistry they have received	2	2	N/A	92.7%	92.7%	92.8%
% of Patients satisfied with the time they had to wait for an appointment	1	2	N/A	87.3%	89.1%	88.7%

* This is based on patients treated on this contract for their most recent course of treatment. Figures in italics indicate the base number of FP17s or Patient Questionnaire responses are less than 100. N/A is shown where the base number of responses is less than 10 during the period. % is calculated as Quantity/Base number*100

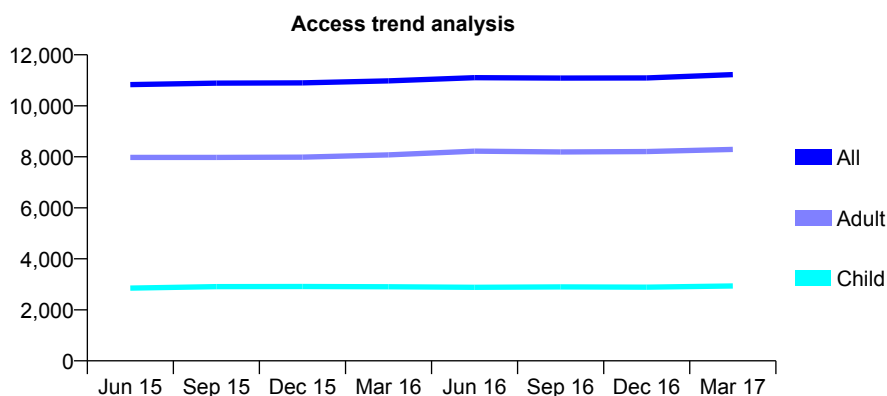
Q58 - Vital Signs At a Glance Contract Report for 108561/0001 - March 2017

Name or company name	Stevenage Dental Practice
Contract type name	GDS Contract
Purpose of contract	General
Contract start date	01/04/2006
Contract end date	

16/17 Contracted general activity (UDA)	28,940
Carry forward general activity (UDA)	-452
16/17 Contracted orthodontic activity (UOA)	0
Carry forward orthodontic activity (UOA)	0
Baseline contract value	£784,571.57

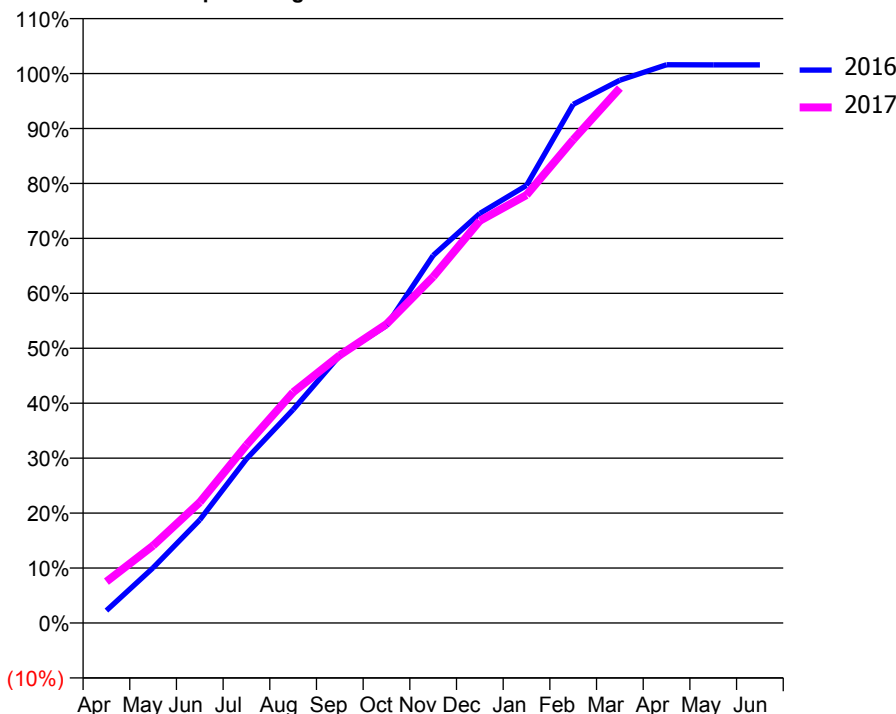
ACCESS*

Patients seen in 24 months	Total	Change since previous quarter
Quarter ending March 2016	10,979	
Quarter ending June 2016	11,105	→
Quarter ending September 2016	11,089	→
Quarter ending December 2016	11,094	→
Quarter ending March 2017	11,222	→
Variance since March 2016	2.2%	↑



ACTIVITY

Cumulative percentage of contracted UDA delivered 2016 & 2017



Month	Adjusted Scheduled Activity (UDA)	
	2016	2017
April	655	2,180
May	2,909	4,079
June	5,433	6,360
July	8,645	9,369
August	11,242	12,155
September	14,091	14,107
October	15,663	15,741
November	19,361	18,237
December	21,568	21,185
January	23,043	22,542
February	27,317	25,458
March	28,588	28,175
April	29,398	
May	29,395	
June	29,392	

QUALITY

	Quantity	Base Number	Contract	AT	Region	England
% of FP17s for the same patient ID Re-attending within 3 months - Children	192	3,623	5.3%	11.2%	12.0%	12.3%
% of FP17s for the same patient ID Re-attending within 3 months - Adults	1,255	9,037	13.9%	14.9%	16.0%	16.7%
% of FP17s for the same patient ID Re-attending between 3 & 9 months - Children	1,790	3,623	49.4%	56.1%	58.8%	57.6%
% of FP17s for the same patient ID Re-attending between 3 & 9 months - Adults	3,428	9,037	37.9%	47.9%	51.2%	50.1%
% of FP17s for Band 1 Urgent Courses	1,471	12,204	12.1%	8.5%	8.0%	9.1%
% of FP17s Relating to Free Repair or Replacements	48	12,204	0.4%	0.7%	0.8%	0.8%
% of FP17s Relating to Continuations	132	12,204	1.1%	1.0%	1.2%	1.2%
% of Patients satisfied with the dentistry they have received	14	16	87.5%	92.7%	92.7%	92.8%
% of Patients satisfied with the time they had to wait for an appointment	12	16	75.0%	87.3%	89.1%	88.7%

* This is based on patients treated on this contract for their most recent course of treatment. Figures in italics indicate the base number of FP17s or Patient Questionnaire responses are less than 100. N/A is shown where the base number of responses is less than 10 during the period. % is calculated as Quantity/Base number*100

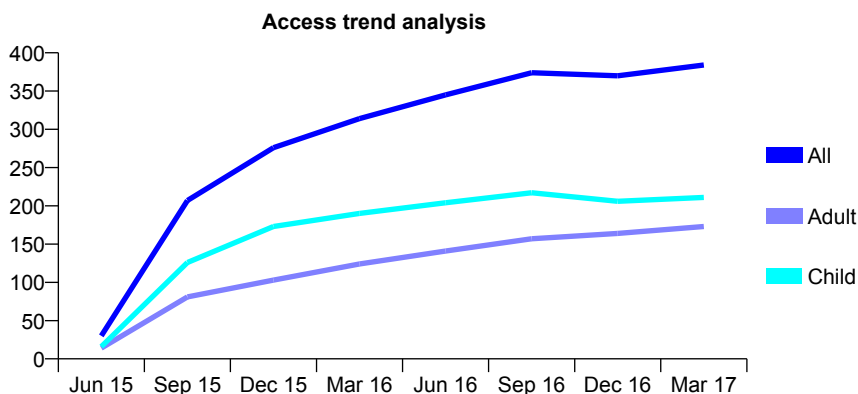
Q58 - Vital Signs At a Glance Contract Report for 109908/0001 - March 2017

Name or company name	Tailored Dental Care
Contract type name	GDS Contract
Purpose of contract	General
Contract start date	01/05/2015
Contract end date	

16/17 Contracted general activity (UDA)	1,000
Carry forward general activity (UDA)	0
16/17 Contracted orthodontic activity (UOA)	0
Carry forward orthodontic activity (UOA)	0
Baseline contract value	£23,363.63

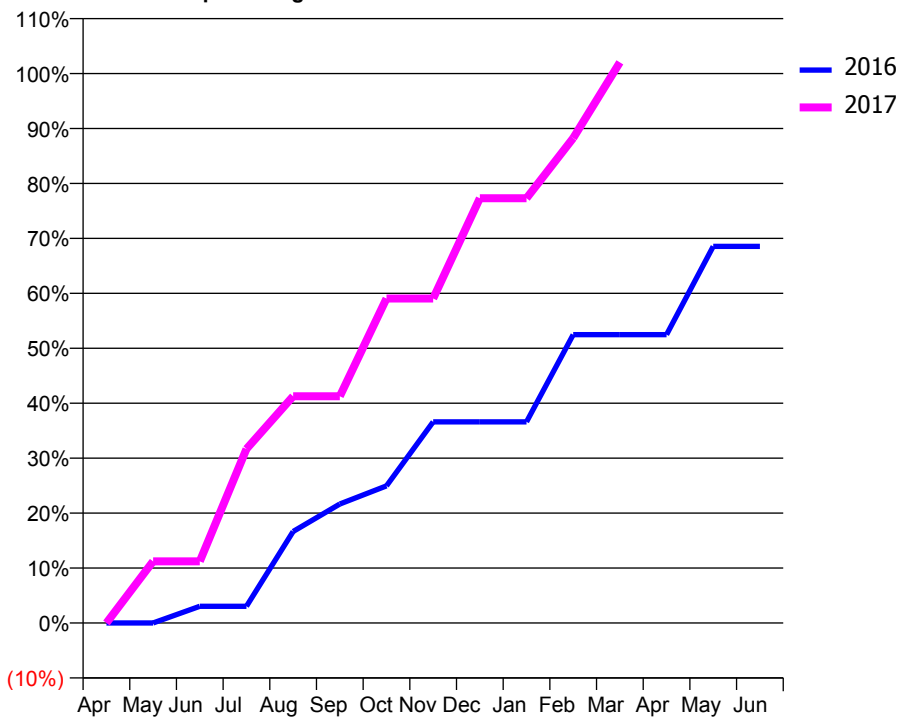
ACCESS*

Patients seen in 24 months	Total	Change since previous quarter
Quarter ending March 2016	314	
Quarter ending June 2016	345	↑
Quarter ending September 2016	374	↑
Quarter ending December 2016	370	↓
Quarter ending March 2017	384	↑
Variance since March 2016	22.3%	↑



ACTIVITY

Cumulative percentage of contracted UDA delivered 2016 & 2017



Month	Adjusted Scheduled Activity (UDA)	
	2016	2017
April	0	0
May	0	112
June	43	112
July	43	317
August	233	413
September	304	413
October	350	591
November	513	591
December	513	773
January	513	773
February	736	882
March	736	1,020
April	736	
May	961	
June	961	

QUALITY

	Quantity	Base Number	Contract	AT	Region	England
% of FP17s for the same patient ID Re-attending within 3 months - Children	48	417	11.5%	11.2%	12.0%	12.3%
% of FP17s for the same patient ID Re-attending within 3 months - Adults	59	284	20.8%	14.9%	16.0%	16.7%
% of FP17s for the same patient ID Re-attending between 3 & 9 months - Children	258	417	61.9%	56.1%	58.8%	57.6%
% of FP17s for the same patient ID Re-attending between 3 & 9 months - Adults	160	284	56.3%	47.9%	51.2%	50.1%
% of FP17s for Band 1 Urgent Courses	27	578	4.7%	8.5%	8.0%	9.1%
% of FP17s Relating to Free Repair or Replacements	1	578	0.2%	0.7%	0.8%	0.8%
% of FP17s Relating to Continuations	0	578	0.0%	1.0%	1.2%	1.2%
% of Patients satisfied with the dentistry they have received	0	0	N/A	92.7%	92.7%	92.8%
% of Patients satisfied with the time they had to wait for an appointment	0	0	N/A	87.3%	89.1%	88.7%

* This is based on patients treated on this contract for their most recent course of treatment. Figures in italics indicate the base number of FP17s or Patient Questionnaire responses are less than 100. N/A is shown where the base number of responses is less than 10 during the period. % is calculated as Quantity/Base number*100

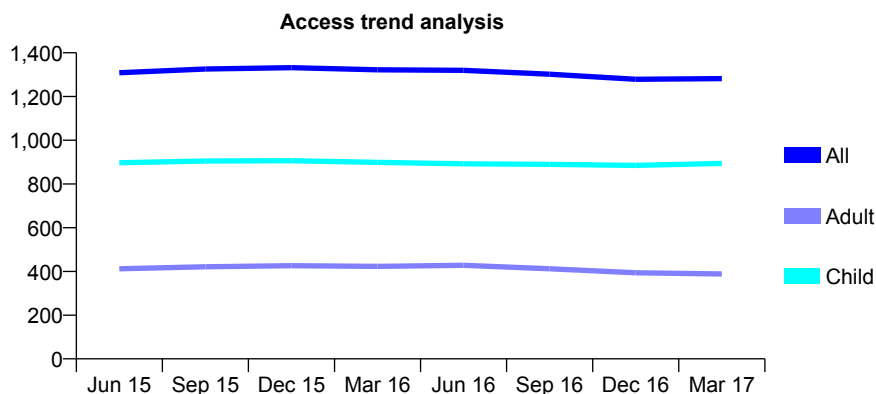
Q58 - Vital Signs At a Glance Contract Report for 110280/0001 - March 2017

Name or company name	Purleys Dental Care
Contract type name	GDS Contract
Purpose of contract	General
Contract start date	01/04/2006
Contract end date	

16/17 Contracted general activity (UDA)	5,890
Carry forward general activity (UDA)	-67
16/17 Contracted orthodontic activity (UOA)	0
Carry forward orthodontic activity (UOA)	0
Baseline contract value	£168,042.56

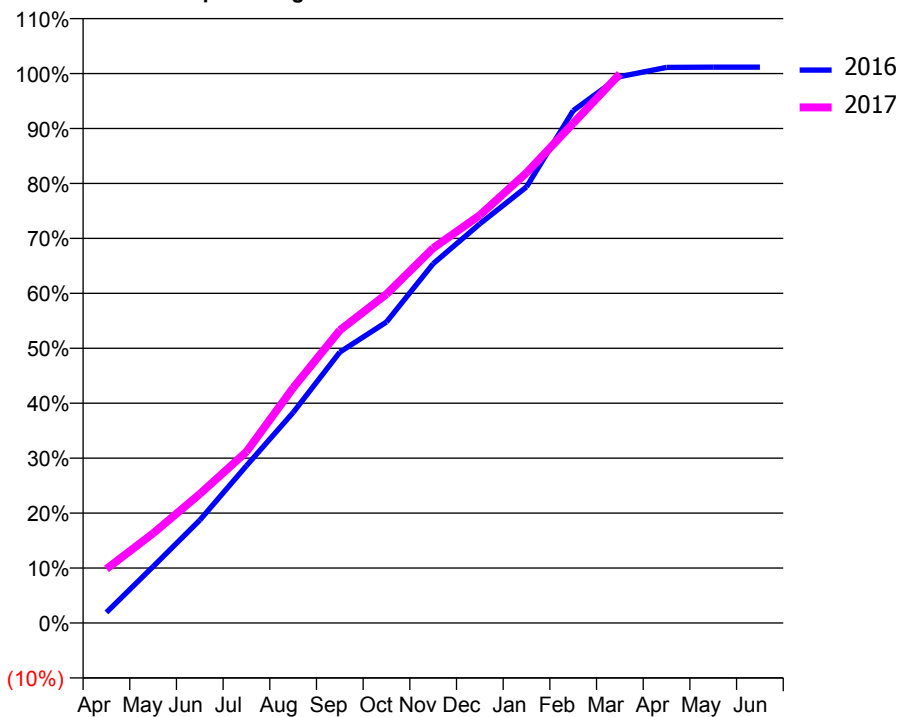
ACCESS*

Patients seen in 24 months	Total	Change since previous quarter
Quarter ending March 2016	1,322	
Quarter ending June 2016	1,320	→
Quarter ending September 2016	1,302	↓
Quarter ending December 2016	1,279	↓
Quarter ending March 2017	1,282	→
Variance since March 2016	(3.0%)	↓



ACTIVITY

Cumulative percentage of contracted UDA delivered 2016 & 2017



Month	Adjusted Scheduled Activity (UDA)	
	2016	2017
April	113	580
May	605	961
June	1,103	1,383
July	1,686	1,836
August	2,256	2,521
September	2,903	3,139
October	3,226	3,525
November	3,851	4,018
December	4,279	4,372
January	4,675	4,827
February	5,492	5,357
March	5,857	5,886
April	5,955	
May	5,958	
June	5,958	

QUALITY

	Quantity	Base Number	Contract	AT	Region	England
% of FP17s for the same patient ID Re-attending within 3 months - Children	284	1,959	14.5%	11.2%	12.0%	12.3%
% of FP17s for the same patient ID Re-attending within 3 months - Adults	139	494	28.1%	14.9%	16.0%	16.7%
% of FP17s for the same patient ID Re-attending between 3 & 9 months - Children	1,320	1,959	67.4%	56.1%	58.8%	57.6%
% of FP17s for the same patient ID Re-attending between 3 & 9 months - Adults	257	494	52.0%	47.9%	51.2%	50.1%
% of FP17s for Band 1 Urgent Courses	91	2,421	3.8%	8.5%	8.0%	9.1%
% of FP17s Relating to Free Repair or Replacements	0	2,421	0.0%	0.7%	0.8%	0.8%
% of FP17s Relating to Continuations	12	2,421	0.5%	1.0%	1.2%	1.2%
% of Patients satisfied with the dentistry they have received	2	2	N/A	92.7%	92.7%	92.8%
% of Patients satisfied with the time they had to wait for an appointment	2	2	N/A	87.3%	89.1%	88.7%

* This is based on patients treated on this contract for their most recent course of treatment. Figures in italics indicate the base number of FP17s or Patient Questionnaire responses are less than 100. N/A is shown where the base number of responses is less than 10 during the period. % is calculated as Quantity/Base number*100

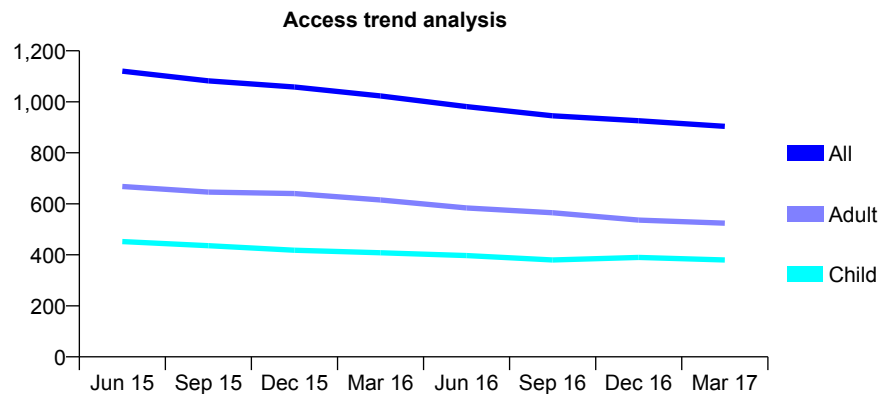
Q58 - Vital Signs At a Glance Contract Report for 113492/0001 - March 2017

Name or company name	Bucklersbury Dental Surgery
Contract type name	GDS Contract
Purpose of contract	General
Contract start date	01/08/2011
Contract end date	

16/17 Contracted general activity (UDA)	2,200
Carry forward general activity (UDA)	0
16/17 Contracted orthodontic activity (UOA)	0
Carry forward orthodontic activity (UOA)	0
Baseline contract value	£54,484.43

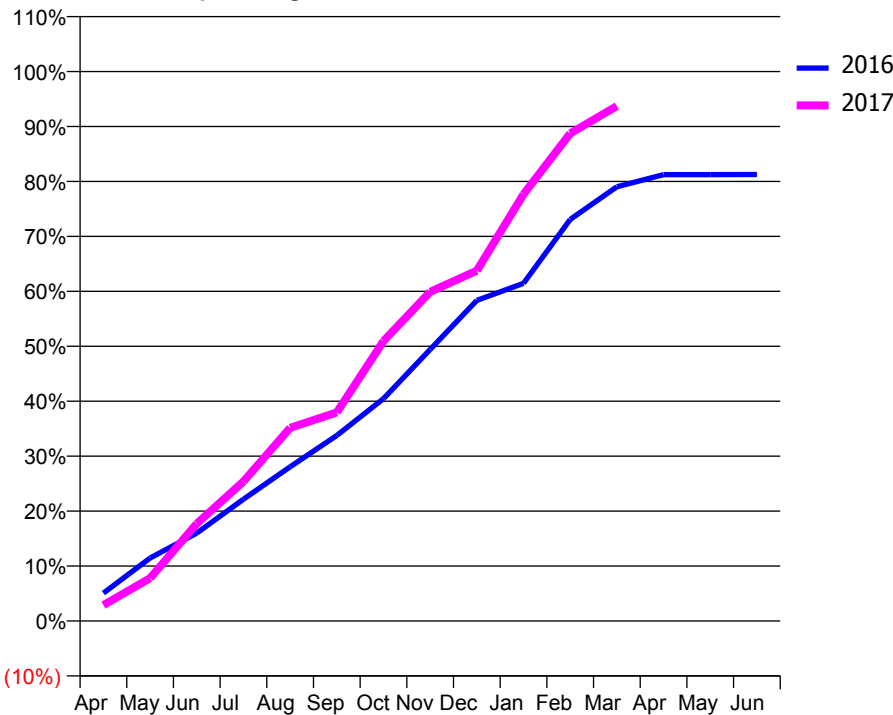
ACCESS*

Patients seen in 24 months	Total	Change since previous quarter
Quarter ending March 2016	1,023	
Quarter ending June 2016	981	↓
Quarter ending September 2016	945	↓
Quarter ending December 2016	926	↓
Quarter ending March 2017	904	↓
Variance since March 2016	(11.6%)	↓



ACTIVITY

Cumulative percentage of contracted UDA delivered 2016 & 2017



Month	Adjusted Scheduled Activity (UDA)	
	2016	2017
April	195	64
May	440	171
June	613	390
July	850	559
August	1,076	773
September	1,294	835
October	1,551	1,121
November	1,893	1,318
December	2,236	1,403
January	2,355	1,708
February	2,800	1,952
March	3,028	2,062
April	3,113	
May	3,113	
June	3,114	

QUALITY

	Quantity	Base Number	Contract	AT	Region	England
% of FP17s for the same patient ID Re-attending within 3 months - Children	50	543	9.2%	11.2%	12.0%	12.3%
% of FP17s for the same patient ID Re-attending within 3 months - Adults	92	470	19.6%	14.9%	16.0%	16.7%
% of FP17s for the same patient ID Re-attending between 3 & 9 months - Children	299	543	55.1%	56.1%	58.8%	57.6%
% of FP17s for the same patient ID Re-attending between 3 & 9 months - Adults	175	470	37.2%	47.9%	51.2%	50.1%
% of FP17s for Band 1 Urgent Courses	84	975	8.6%	8.5%	8.0%	9.1%
% of FP17s Relating to Free Repair or Replacements	7	975	0.7%	0.7%	0.8%	0.8%
% of FP17s Relating to Continuations	4	975	0.4%	1.0%	1.2%	1.2%
% of Patients satisfied with the dentistry they have received	0	0	N/A	92.7%	92.7%	92.8%
% of Patients satisfied with the time they had to wait for an appointment	0	0	N/A	87.3%	89.1%	88.7%

* This is based on patients treated on this contract for their most recent course of treatment. Figures in italics indicate the base number of FP17s or Patient Questionnaire responses are less than 100. N/A is shown where the base number of responses is less than 10 during the period. % is calculated as Quantity/Base number*100

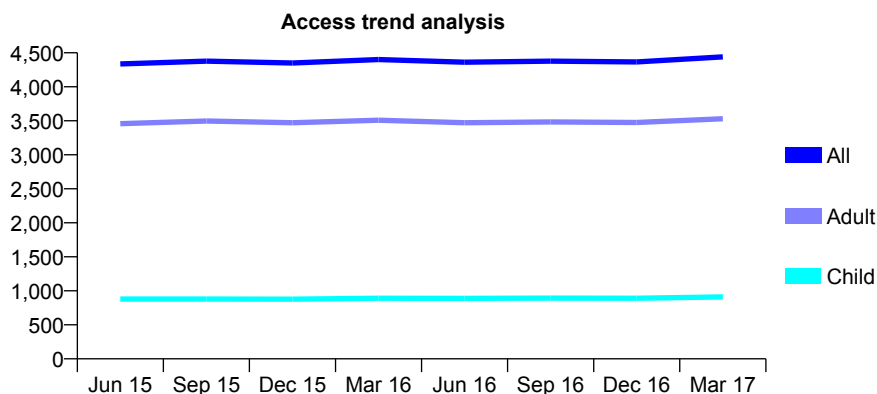
Q58 - Vital Signs At a Glance Contract Report for 113506/0001 - March 2017

Name or company name	Leighton House Practice Limited
Contract type name	GDS Contract
Purpose of contract	General
Contract start date	01/04/2009
Contract end date	

16/17 Contracted general activity (UDA)	14,865
Carry forward general activity (UDA)	332
16/17 Contracted orthodontic activity (UOA)	0
Carry forward orthodontic activity (UOA)	0
Baseline contract value	£409,006.85

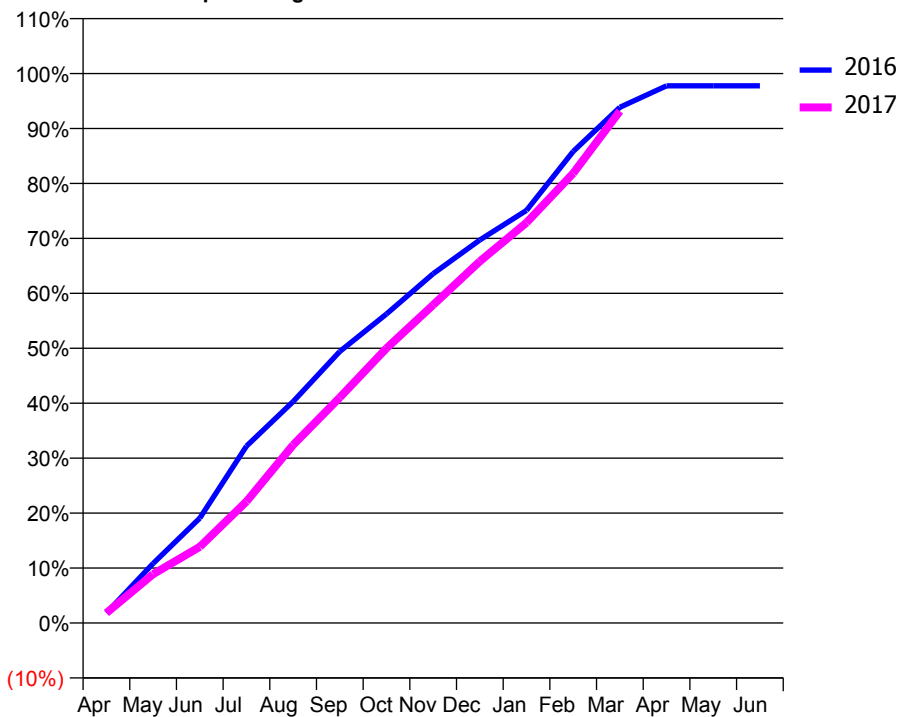
ACCESS*

Patients seen in 24 months	Total	Change since previous quarter
Quarter ending March 2016	4,400	
Quarter ending June 2016	4,362	→
Quarter ending September 2016	4,377	→
Quarter ending December 2016	4,366	→
Quarter ending March 2017	4,441	→
Variance since March 2016	0.9%	→



ACTIVITY

Cumulative percentage of contracted UDA delivered 2016 & 2017



Month	Adjusted Scheduled Activity (UDA)	
	2016	2017
April	274	274
May	1,609	1,321
June	2,836	2,063
July	4,786	3,286
August	5,989	4,819
September	7,348	6,101
October	8,359	7,431
November	9,450	8,604
December	10,361	9,784
January	11,164	10,832
February	12,758	12,167
March	13,950	13,848
April	14,532	
May	14,532	
June	14,532	

QUALITY

	Quantity	Base Number	Contract	AT	Region	England
% of FP17s for the same patient ID Re-attending within 3 months - Children	85	1,242	6.8%	11.2%	12.0%	12.3%
% of FP17s for the same patient ID Re-attending within 3 months - Adults	703	4,510	15.6%	14.9%	16.0%	16.7%
% of FP17s for the same patient ID Re-attending between 3 & 9 months - Children	624	1,242	50.2%	56.1%	58.8%	57.6%
% of FP17s for the same patient ID Re-attending between 3 & 9 months - Adults	2,053	4,510	45.5%	47.9%	51.2%	50.1%
% of FP17s for Band 1 Urgent Courses	448	5,560	8.1%	8.5%	8.0%	9.1%
% of FP17s Relating to Free Repair or Replacements	35	5,560	0.6%	0.7%	0.8%	0.8%
% of FP17s Relating to Continuations	114	5,560	2.1%	1.0%	1.2%	1.2%
% of Patients satisfied with the dentistry they have received	8	8	N/A	92.7%	92.7%	92.8%
% of Patients satisfied with the time they had to wait for an appointment	6	8	N/A	87.3%	89.1%	88.7%

* This is based on patients treated on this contract for their most recent course of treatment. Figures in italics indicate the base number of FP17s or Patient Questionnaire responses are less than 100. N/A is shown where the base number of responses is less than 10 during the period. % is calculated as Quantity/Base number*100

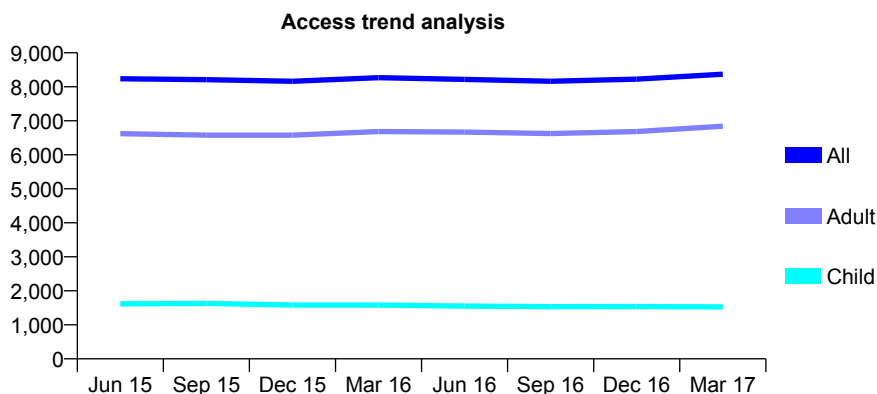
Q58 - Vital Signs At a Glance Contract Report for 114170/0001 - March 2017

Name or company name	King Gaigher & Chastell
Contract type name	GDS Contract
Purpose of contract	General
Contract start date	01/04/2008
Contract end date	

16/17 Contracted general activity (UDA)	20,194
Carry forward general activity (UDA)	302
16/17 Contracted orthodontic activity (UOA)	0
Carry forward orthodontic activity (UOA)	0
Baseline contract value	£485,933.29

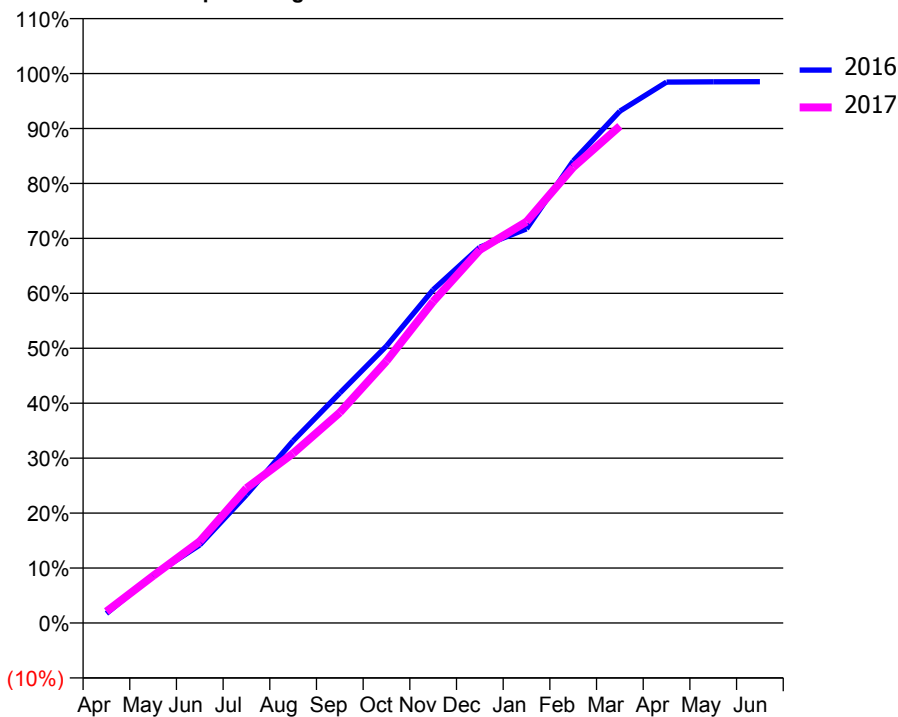
ACCESS*

Patients seen in 24 months	Total	Change since previous quarter
Quarter ending March 2016	8,268	
Quarter ending June 2016	8,219	→
Quarter ending September 2016	8,162	→
Quarter ending December 2016	8,224	→
Quarter ending March 2017	8,371	→
Variance since March 2016	1.2%	→



ACTIVITY

Cumulative percentage of contracted UDA delivered 2016 & 2017



Adjusted Scheduled Activity (UDA)

Month	2016	2017
April	348	425
May	1,750	1,734
June	2,871	3,001
July	4,710	4,956
August	6,696	6,235
September	8,450	7,736
October	10,183	9,628
November	12,249	11,811
December	13,810	13,715
January	14,482	14,748
February	16,978	16,748
March	18,809	18,261
April	19,877	
May	19,891	
June	19,892	

QUALITY

	Quantity	Base Number	Contract	AT	Region	England
% of FP17s for the same patient ID Re-attending within 3 months - Children	82	1,667	4.9%	11.2%	12.0%	12.3%
% of FP17s for the same patient ID Re-attending within 3 months - Adults	1,037	6,977	14.9%	14.9%	16.0%	16.7%
% of FP17s for the same patient ID Re-attending between 3 & 9 months - Children	600	1,667	36.0%	56.1%	58.8%	57.6%
% of FP17s for the same patient ID Re-attending between 3 & 9 months - Adults	1,852	6,977	26.5%	47.9%	51.2%	50.1%
% of FP17s for Band 1 Urgent Courses	689	8,185	8.4%	8.5%	8.0%	9.1%
% of FP17s Relating to Free Repair or Replacements	28	8,185	0.3%	0.7%	0.8%	0.8%
% of FP17s Relating to Continuations	230	8,185	2.8%	1.0%	1.2%	1.2%
% of Patients satisfied with the dentistry they have received	21	21	100.0%	92.7%	92.7%	92.8%
% of Patients satisfied with the time they had to wait for an appointment	18	21	85.7%	87.3%	89.1%	88.7%

* This is based on patients treated on this contract for their most recent course of treatment. Figures in italics indicate the base number of FP17s or Patient Questionnaire responses are less than 100. N/A is shown where the base number of responses is less than 10 during the period. % is calculated as Quantity/Base number*100

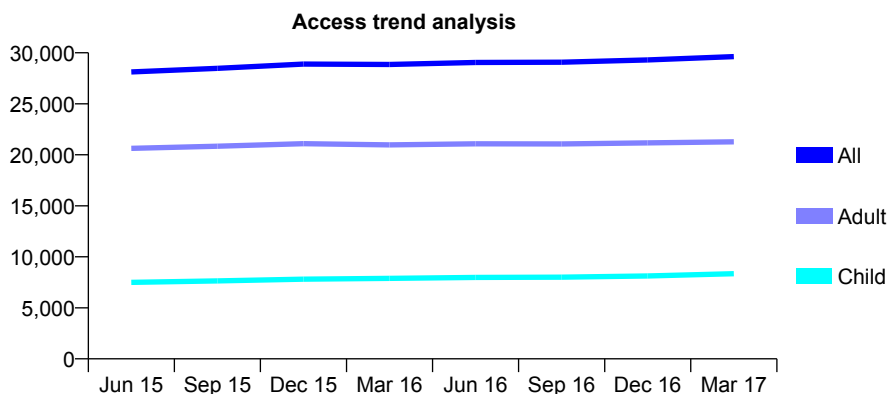
Q58 - Vital Signs At a Glance Contract Report for 114189/0001 - March 2017

Name or company name	Distal Point Limited
Contract type name	GDS Contract
Purpose of contract	General
Contract start date	01/11/2007
Contract end date	

16/17 Contracted general activity (UDA)	73,034
Carry forward general activity (UDA)	335
16/17 Contracted orthodontic activity (UOA)	0
Carry forward orthodontic activity (UOA)	0
Baseline contract value	£1,885,422.80

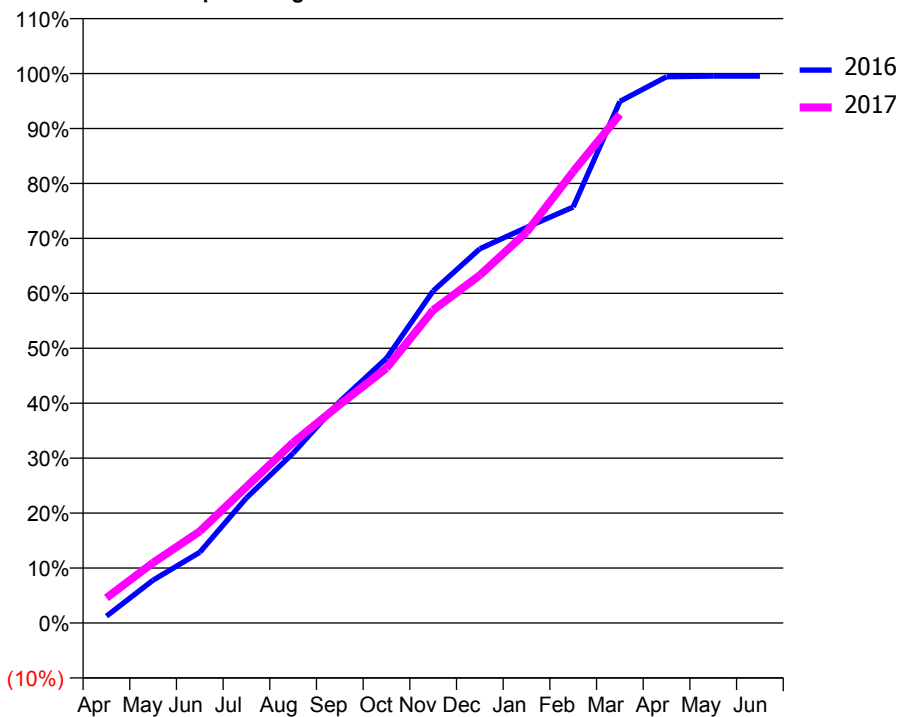
ACCESS*

Patients seen in 24 months	Total	Change since previous quarter
Quarter ending March 2016	28,862	
Quarter ending June 2016	29,055	→
Quarter ending September 2016	29,080	→
Quarter ending December 2016	29,297	→
Quarter ending March 2017	29,621	→
Variance since March 2016	2.6%	↑



ACTIVITY

Cumulative percentage of contracted UDA delivered 2016 & 2017



Month	Adjusted Scheduled Activity (UDA)	
	2016	2017
April	906	3,338
May	5,696	8,016
June	9,394	12,176
July	16,633	18,096
August	22,579	23,997
September	29,439	29,036
October	35,186	33,872
November	44,132	41,579
December	49,735	46,226
January	52,570	51,939
February	55,289	60,001
March	69,326	67,611
April	72,605	
May	72,695	
June	72,699	

QUALITY

	Quantity	Base Number	Contract	AT	Region	England
% of FP17s for the same patient ID Re-attending within 3 months - Children	591	13,511	4.4%	11.2%	12.0%	12.3%
% of FP17s for the same patient ID Re-attending within 3 months - Adults	2,163	25,877	8.4%	14.9%	16.0%	16.7%
% of FP17s for the same patient ID Re-attending between 3 & 9 months - Children	9,445	13,511	69.9%	56.1%	58.8%	57.6%
% of FP17s for the same patient ID Re-attending between 3 & 9 months - Adults	13,721	25,877	53.0%	47.9%	51.2%	50.1%
% of FP17s for Band 1 Urgent Courses	2,128	37,793	5.6%	8.5%	8.0%	9.1%
% of FP17s Relating to Free Repair or Replacements	137	37,793	0.4%	0.7%	0.8%	0.8%
% of FP17s Relating to Continuations	74	37,793	0.2%	1.0%	1.2%	1.2%
% of Patients satisfied with the dentistry they have received	28	28	100.0%	92.7%	92.7%	92.8%
% of Patients satisfied with the time they had to wait for an appointment	25	28	89.3%	87.3%	89.1%	88.7%

* This is based on patients treated on this contract for their most recent course of treatment. Figures in italics indicate the base number of FP17s or Patient Questionnaire responses are less than 100. N/A is shown where the base number of responses is less than 10 during the period. % is calculated as Quantity/Base number*100

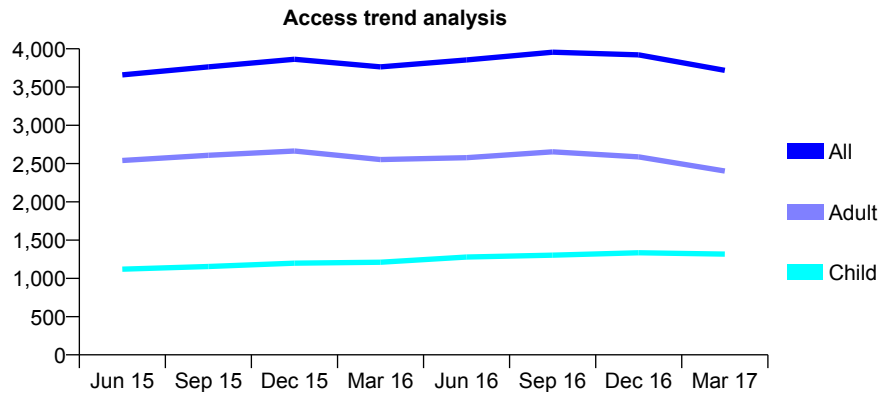
Q58 - Vital Signs At a Glance Contract Report for 116076/0001 - March 2017

Name or company name	Ace Dental Care Limited
Contract type name	GDS Contract
Purpose of contract	General
Contract start date	01/04/2010
Contract end date	

16/17 Contracted general activity (UDA)	9,163
Carry forward general activity (UDA)	-145
16/17 Contracted orthodontic activity (UOA)	0
Carry forward orthodontic activity (UOA)	0
Baseline contract value	£224,584.72

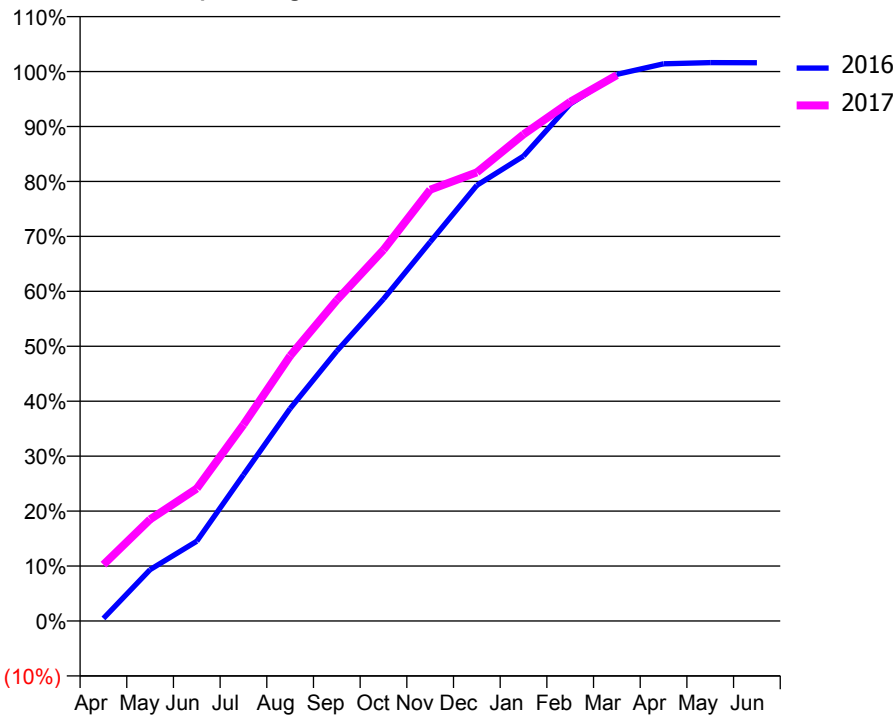
ACCESS*

Patients seen in 24 months	Total	Change since previous quarter
Quarter ending March 2016	3,763	
Quarter ending June 2016	3,855	↑
Quarter ending September 2016	3,956	↑
Quarter ending December 2016	3,921	→
Quarter ending March 2017	3,719	↓
Variance since March 2016	(1.2%)	↓



ACTIVITY

Cumulative percentage of contracted UDA delivered 2016 & 2017



Month	Adjusted Scheduled Activity (UDA)	
	2016	2017
April	44	938
May	858	1,696
June	1,331	2,210
July	2,438	3,274
August	3,542	4,422
September	4,503	5,351
October	5,369	6,190
November	6,321	7,192
December	7,265	7,480
January	7,754	8,114
February	8,622	8,656
March	9,115	9,102
April	9,292	
May	9,311	
June	9,308	

QUALITY

	Quantity	Base Number	Contract	AT	Region	England
% of FP17s for the same patient ID Re-attending within 3 months - Children	122	1,860	6.6%	11.2%	12.0%	12.3%
% of FP17s for the same patient ID Re-attending within 3 months - Adults	272	2,379	11.4%	14.9%	16.0%	16.7%
% of FP17s for the same patient ID Re-attending between 3 & 9 months - Children	965	1,860	51.9%	56.1%	58.8%	57.6%
% of FP17s for the same patient ID Re-attending between 3 & 9 months - Adults	981	2,379	41.2%	47.9%	51.2%	50.1%
% of FP17s for Band 1 Urgent Courses	278	4,110	6.8%	8.5%	8.0%	9.1%
% of FP17s Relating to Free Repair or Replacements	25	4,110	0.6%	0.7%	0.8%	0.8%
% of FP17s Relating to Continuations	21	4,110	0.5%	1.0%	1.2%	1.2%
% of Patients satisfied with the dentistry they have received	3	4	N/A	92.7%	92.7%	92.8%
% of Patients satisfied with the time they had to wait for an appointment	3	4	N/A	87.3%	89.1%	88.7%

* This is based on patients treated on this contract for their most recent course of treatment. Figures in italics indicate the base number of FP17s or Patient Questionnaire responses are less than 100. N/A is shown where the base number of responses is less than 10 during the period. % is calculated as Quantity/Base number*100

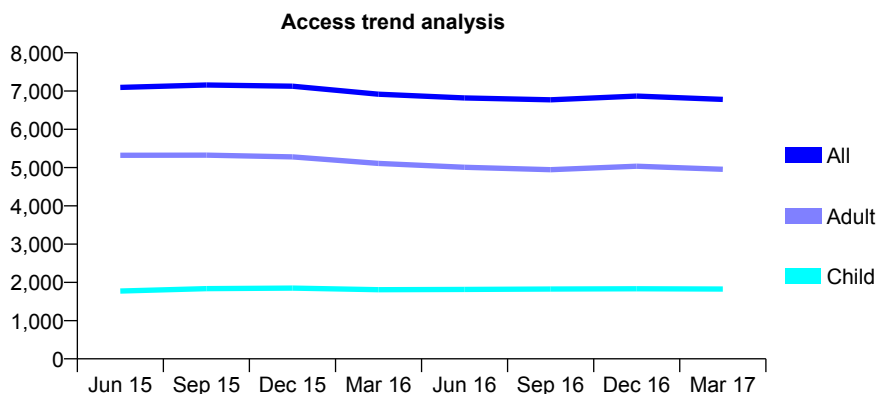
Q58 - Vital Signs At a Glance Contract Report for 117803/0001 - March 2017

Name or company name	St Albans Dental Centre
Contract type name	GDS Contract
Purpose of contract	General
Contract start date	01/03/2013
Contract end date	

16/17 Contracted general activity (UDA)	22,592
Carry forward general activity (UDA)	844
16/17 Contracted orthodontic activity (UOA)	0
Carry forward orthodontic activity (UOA)	0
Baseline contract value	£599,497.30

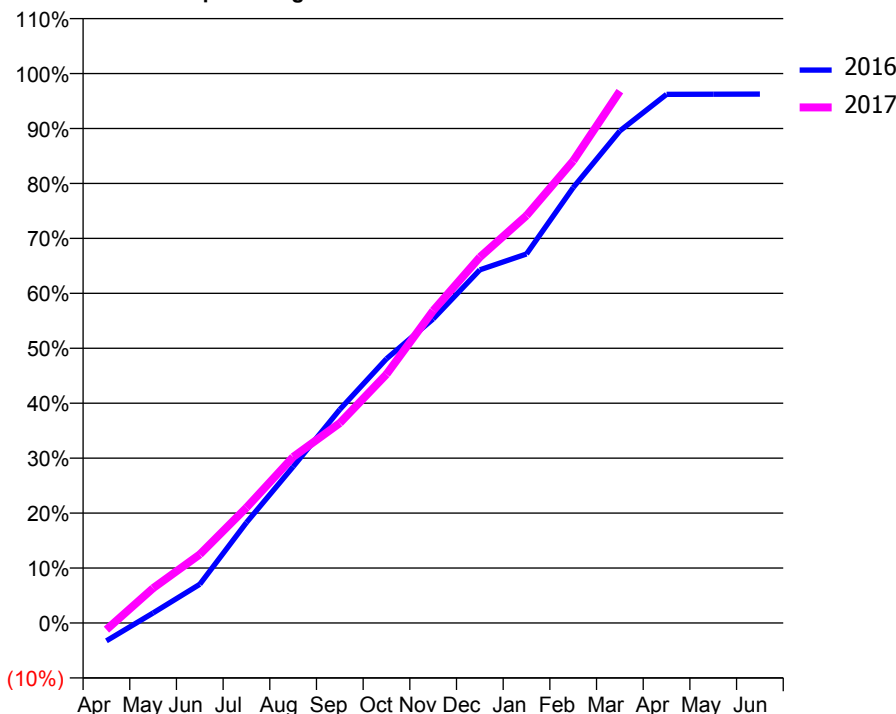
ACCESS*

Patients seen in 24 months	Total	Change since previous quarter
Quarter ending March 2016	6,919	
Quarter ending June 2016	6,819	↓
Quarter ending September 2016	6,771	→
Quarter ending December 2016	6,868	→
Quarter ending March 2017	6,782	↓
Variance since March 2016	(2.0%)	↓



ACTIVITY

Cumulative percentage of contracted UDA delivered 2016 & 2017



Month	Adjusted Scheduled Activity (UDA)	
	2016	2017
April	-738	-276
May	413	1,431
June	1,591	2,819
July	4,130	4,746
August	6,428	6,827
September	8,781	8,222
October	10,864	10,226
November	12,504	12,841
December	14,521	15,041
January	15,175	16,751
February	17,904	19,000
March	20,230	21,866
April	21,735	
May	21,743	
June	21,748	

QUALITY

	Quantity	Base Number	Contract	AT	Region	England
% of FP17s for the same patient ID Re-attending within 3 months - Children	216	2,400	9.0%	11.2%	12.0%	12.3%
% of FP17s for the same patient ID Re-attending within 3 months - Adults	1,000	5,845	17.1%	14.9%	16.0%	16.7%
% of FP17s for the same patient ID Re-attending between 3 & 9 months - Children	948	2,400	39.5%	56.1%	58.8%	57.6%
% of FP17s for the same patient ID Re-attending between 3 & 9 months - Adults	2,078	5,845	35.6%	47.9%	51.2%	50.1%
% of FP17s for Band 1 Urgent Courses	860	7,818	11.0%	8.5%	8.0%	9.1%
% of FP17s Relating to Free Repair or Replacements	130	7,818	1.7%	0.7%	0.8%	0.8%
% of FP17s Relating to Continuations	175	7,818	2.2%	1.0%	1.2%	1.2%
% of Patients satisfied with the dentistry they have received	14	14	100.0%	92.7%	92.7%	92.8%
% of Patients satisfied with the time they had to wait for an appointment	14	14	100.0%	87.3%	89.1%	88.7%

* This is based on patients treated on this contract for their most recent course of treatment. Figures in italics indicate the base number of FP17s or Patient Questionnaire responses are less than 100. N/A is shown where the base number of responses is less than 10 during the period. % is calculated as Quantity/Base number*100

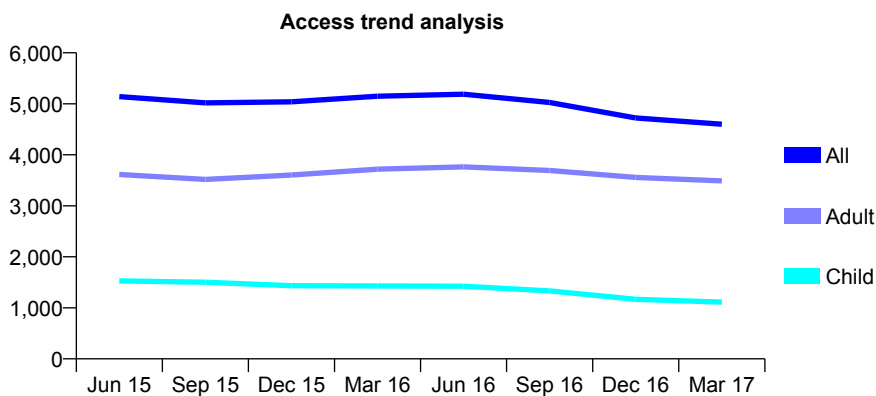
Q58 - Vital Signs At a Glance Contract Report for 117846/0001 - March 2017

Name or company name	Woodview Dental Clinic
Contract type name	GDS Contract
Purpose of contract	General
Contract start date	01/04/2006
Contract end date	

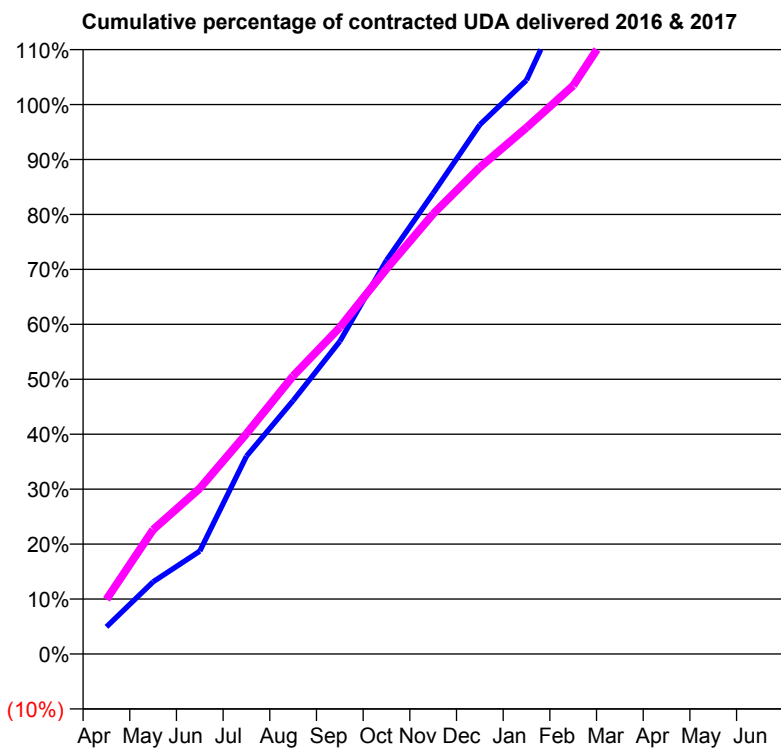
16/17 Contracted general activity (UDA)	9,943
Carry forward general activity (UDA)	0
16/17 Contracted orthodontic activity (UOA)	0
Carry forward orthodontic activity (UOA)	0
Baseline contract value	£262,164.29

ACCESS*

Patients seen in 24 months	Total	Change since previous quarter
Quarter ending March 2016	5,149	
Quarter ending June 2016	5,188	→
Quarter ending September 2016	5,025	↓
Quarter ending December 2016	4,723	↓
Quarter ending March 2017	4,600	↓
Variance since March 2016	(10.7%)	↓



ACTIVITY



Month	Adjusted Scheduled Activity (UDA)	
	2016	2017
April	491	989
May	1,306	2,249
June	1,861	2,997
July	3,580	3,987
August	4,586	5,032
September	5,656	5,909
October	7,124	6,971
November	8,338	7,963
December	9,579	8,805
January	10,383	9,525
February	12,184	10,285
March	13,595	11,567
April	14,178	
May	14,191	
June	14,232	

QUALITY

	Quantity	Base Number	Contract	AT	Region	England
% of FP17s for the same patient ID Re-attending within 3 months - Children	116	1,501	7.7%	11.2%	12.0%	12.3%
% of FP17s for the same patient ID Re-attending within 3 months - Adults	661	4,280	15.4%	14.9%	16.0%	16.7%
% of FP17s for the same patient ID Re-attending between 3 & 9 months - Children	809	1,501	53.9%	56.1%	58.8%	57.6%
% of FP17s for the same patient ID Re-attending between 3 & 9 months - Adults	2,229	4,280	52.1%	47.9%	51.2%	50.1%
% of FP17s for Band 1 Urgent Courses	690	5,465	12.6%	8.5%	8.0%	9.1%
% of FP17s Relating to Free Repair or Replacements	89	5,465	1.6%	0.7%	0.8%	0.8%
% of FP17s Relating to Continuations	6	5,465	0.1%	1.0%	1.2%	1.2%
% of Patients satisfied with the dentistry they have received	2	4	N/A	92.7%	92.7%	92.8%
% of Patients satisfied with the time they had to wait for an appointment	3	4	N/A	87.3%	89.1%	88.7%

* This is based on patients treated on this contract for their most recent course of treatment. Figures in italics indicate the base number of FP17s or Patient Questionnaire responses are less than 100. N/A is shown where the base number of responses is less than 10 during the period. % is calculated as Quantity/Base number*100

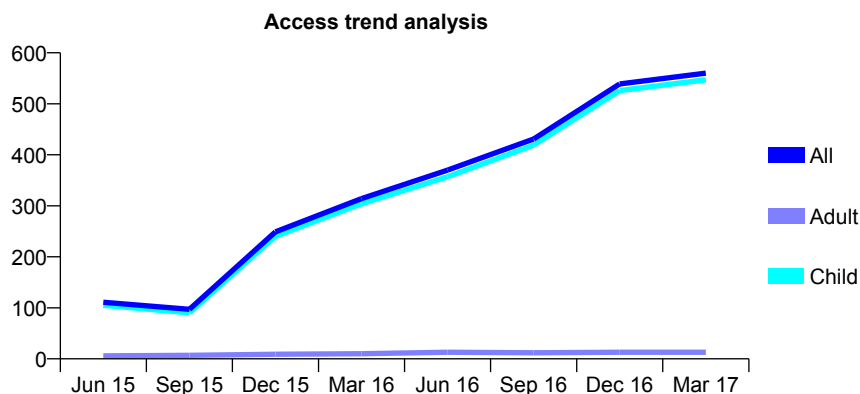
Q58 - Vital Signs At a Glance Contract Report for 117846/0003 - March 2017

Name or company name	Woodview Dental Clinic
Contract type name	GDS Contract
Purpose of contract	General
Contract start date	01/04/2006
Contract end date	

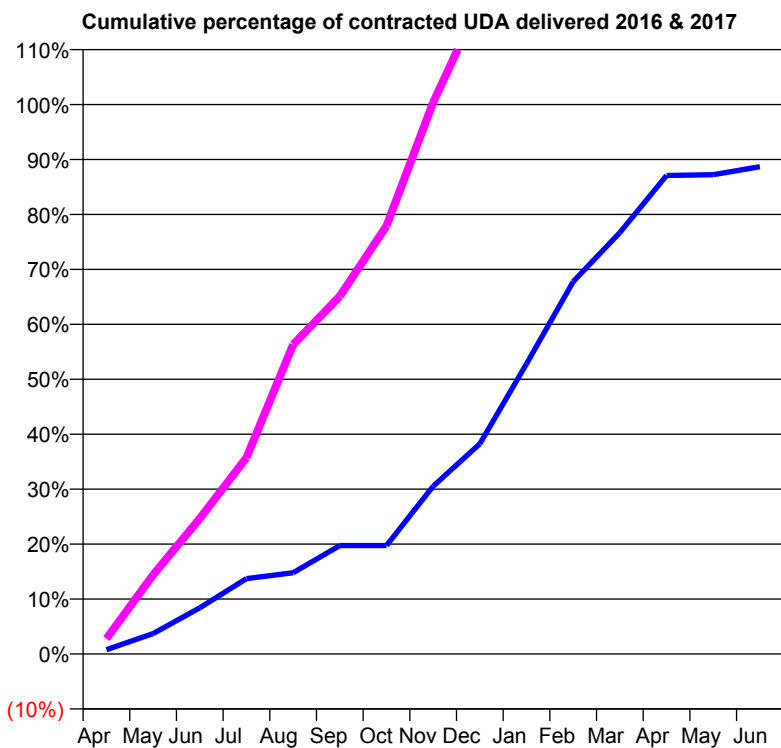
16/17 Contracted general activity (UDA)	750
Carry forward general activity (UDA)	0
16/17 Contracted orthodontic activity (UOA)	0
Carry forward orthodontic activity (UOA)	0
Baseline contract value	£27,398.58

ACCESS*

Patients seen in 24 months	Total	Change since previous quarter
Quarter ending March 2016	314	
Quarter ending June 2016	370	↑
Quarter ending September 2016	431	↑
Quarter ending December 2016	539	↑
Quarter ending March 2017	560	↑
Variance since March 2016	78.3%	↑



ACTIVITY



Month	Adjusted Scheduled Activity (UDA)	
	2016	2017
April	6	21
May	28	108
June	63	185
July	103	268
August	111	422
September	148	488
October	148	584
November	229	753
December	287	890
January	396	957
February	508	1,085
March	575	1,190
April	653	
May	654	
June	665	

QUALITY

	Quantity	Base Number	Contract	AT	Region	England
% of FP17s for the same patient ID Re-attending within 3 months - Children	62	833	7.4%	11.2%	12.0%	12.3%
% of FP17s for the same patient ID Re-attending within 3 months - Adults	0	5	0.0%	14.9%	16.0%	16.7%
% of FP17s for the same patient ID Re-attending between 3 & 9 months - Children	281	833	33.7%	56.1%	58.8%	57.6%
% of FP17s for the same patient ID Re-attending between 3 & 9 months - Adults	0	5	0.0%	47.9%	51.2%	50.1%
% of FP17s for Band 1 Urgent Courses	6	781	0.8%	8.5%	8.0%	9.1%
% of FP17s Relating to Free Repair or Replacements	0	781	0.0%	0.7%	0.8%	0.8%
% of FP17s Relating to Continuations	0	781	0.0%	1.0%	1.2%	1.2%
% of Patients satisfied with the dentistry they have received	0	0	N/A	92.7%	92.7%	92.8%
% of Patients satisfied with the time they had to wait for an appointment	0	0	N/A	87.3%	89.1%	88.7%

* This is based on patients treated on this contract for their most recent course of treatment. Figures in italics indicate the base number of FP17s or Patient Questionnaire responses are less than 100. N/A is shown where the base number of responses is less than 10 during the period. % is calculated as Quantity/Base number*100

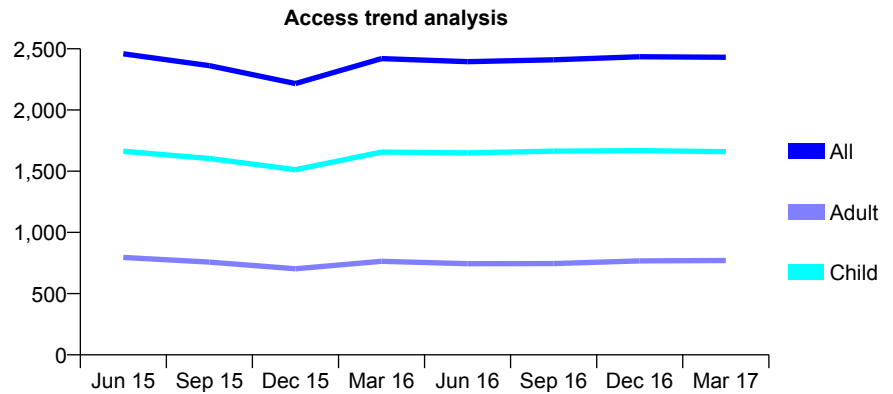
Q58 - Vital Signs At a Glance Contract Report for 118354/0001 - March 2017

Name or company name	King's Road Dental Practice Ltd
Contract type name	GDS Contract
Purpose of contract	General
Contract start date	01/04/2010
Contract end date	

16/17 Contracted general activity (UDA)	4,360
Carry forward general activity (UDA)	0
16/17 Contracted orthodontic activity (UOA)	0
Carry forward orthodontic activity (UOA)	0
Baseline contract value	£100,055.60

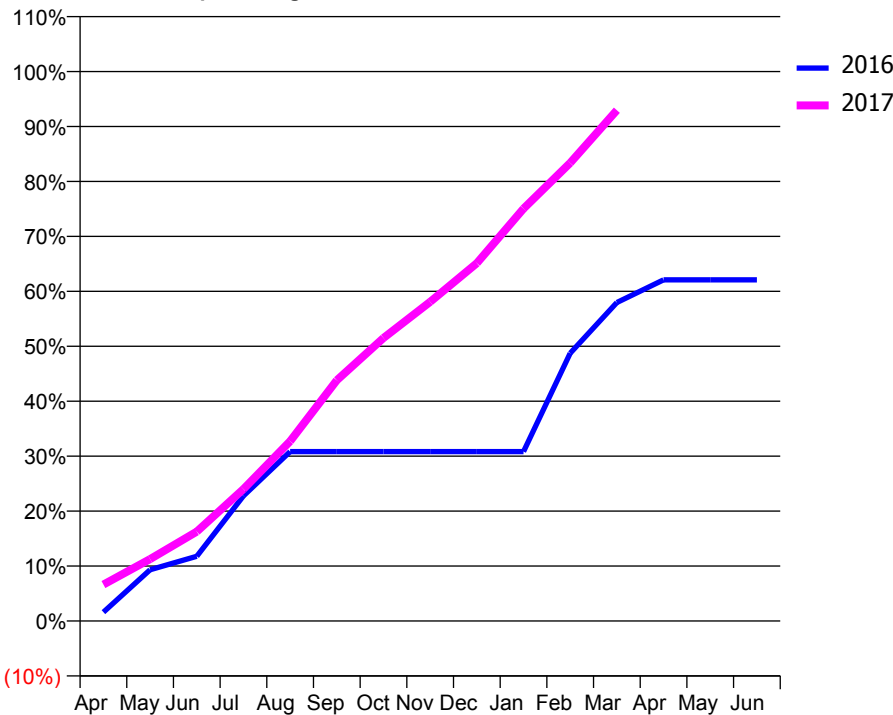
ACCESS*

Patients seen in 24 months	Total	Change since previous quarter
Quarter ending March 2016	2,420	
Quarter ending June 2016	2,395	↓
Quarter ending September 2016	2,410	→
Quarter ending December 2016	2,435	→
Quarter ending March 2017	2,431	→
Variance since March 2016	0.5%	→



ACTIVITY

Cumulative percentage of contracted UDA delivered 2016 & 2017



Month	Adjusted Scheduled Activity (UDA)	
	2016	2017
April	70	289
May	407	492
June	513	709
July	993	1,047
August	1,344	1,427
September	1,344	1,910
October	1,344	2,245
November	1,344	2,533
December	1,344	2,839
January	1,344	3,272
February	2,125	3,635
March	2,527	4,053
April	2,707	
May	2,707	
June	2,707	

QUALITY

	Quantity	Base Number	Contract	AT	Region	England
% of FP17s for the same patient ID Re-attending within 3 months - Children	157	2,405	6.5%	11.2%	12.0%	12.3%
% of FP17s for the same patient ID Re-attending within 3 months - Adults	58	657	8.8%	14.9%	16.0%	16.7%
% of FP17s for the same patient ID Re-attending between 3 & 9 months - Children	1,340	2,405	55.7%	56.1%	58.8%	57.6%
% of FP17s for the same patient ID Re-attending between 3 & 9 months - Adults	280	657	42.6%	47.9%	51.2%	50.1%
% of FP17s for Band 1 Urgent Courses	88	2,895	3.0%	8.5%	8.0%	9.1%
% of FP17s Relating to Free Repair or Replacements	0	2,895	0.0%	0.7%	0.8%	0.8%
% of FP17s Relating to Continuations	0	2,895	0.0%	1.0%	1.2%	1.2%
% of Patients satisfied with the dentistry they have received	1	1	N/A	92.7%	92.7%	92.8%
% of Patients satisfied with the time they had to wait for an appointment	1	1	N/A	87.3%	89.1%	88.7%

* This is based on patients treated on this contract for their most recent course of treatment. Figures in italics indicate the base number of FP17s or Patient Questionnaire responses are less than 100. N/A is shown where the base number of responses is less than 10 during the period. % is calculated as Quantity/Base number*100

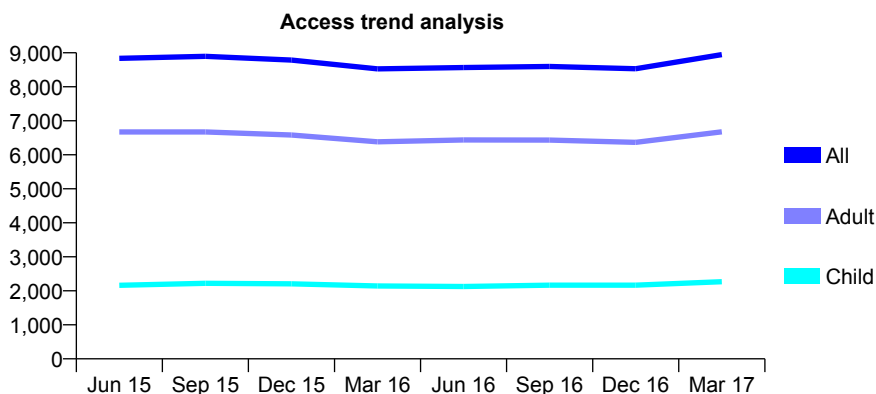
Q58 - Vital Signs At a Glance Contract Report for 118702/0001 - March 2017

Name or company name	Hertford Dental Care
Contract type name	GDS Contract
Purpose of contract	General
Contract start date	01/04/2008
Contract end date	

16/17 Contracted general activity (UDA)	21,000
Carry forward general activity (UDA)	-204
16/17 Contracted orthodontic activity (UOA)	0
Carry forward orthodontic activity (UOA)	0
Baseline contract value	£481,298.37

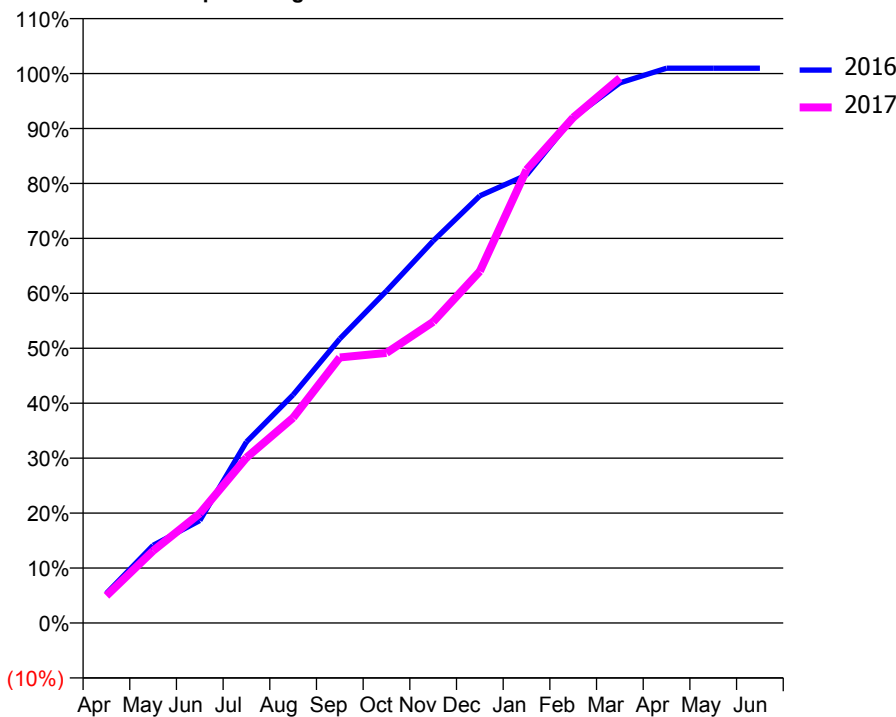
ACCESS*

Patients seen in 24 months	Total	Change since previous quarter
Quarter ending March 2016	8,527	
Quarter ending June 2016	8,567	→
Quarter ending September 2016	8,598	→
Quarter ending December 2016	8,531	→
Quarter ending March 2017	8,946	↑
Variance since March 2016	4.9%	↑



ACTIVITY

Cumulative percentage of contracted UDA delivered 2016 & 2017



Month	Adjusted Scheduled Activity (UDA)	
	2016	2017
April	1,135	1,041
May	2,968	2,759
June	3,914	4,185
July	6,922	6,321
August	8,721	7,844
September	10,860	10,147
October	12,689	10,324
November	14,605	11,509
December	16,326	13,438
January	17,119	17,318
February	19,317	19,318
March	20,643	20,827
April	21,204	
May	21,204	
June	21,204	

QUALITY

	Quantity	Base Number	Contract	AT	Region	England
% of FP17s for the same patient ID Re-attending within 3 months - Children	222	3,679	6.0%	11.2%	12.0%	12.3%
% of FP17s for the same patient ID Re-attending within 3 months - Adults	1,204	9,937	12.1%	14.9%	16.0%	16.7%
% of FP17s for the same patient ID Re-attending between 3 & 9 months - Children	2,450	3,679	66.6%	56.1%	58.8%	57.6%
% of FP17s for the same patient ID Re-attending between 3 & 9 months - Adults	5,613	9,937	56.5%	47.9%	51.2%	50.1%
% of FP17s for Band 1 Urgent Courses	1,131	13,341	8.5%	8.5%	8.0%	9.1%
% of FP17s Relating to Free Repair or Replacements	36	13,341	0.3%	0.7%	0.8%	0.8%
% of FP17s Relating to Continuations	41	13,341	0.3%	1.0%	1.2%	1.2%
% of Patients satisfied with the dentistry they have received	10	10	100.0%	92.7%	92.7%	92.8%
% of Patients satisfied with the time they had to wait for an appointment	10	10	100.0%	87.3%	89.1%	88.7%

* This is based on patients treated on this contract for their most recent course of treatment. Figures in italics indicate the base number of FP17s or Patient Questionnaire responses are less than 100. N/A is shown where the base number of responses is less than 10 during the period. % is calculated as Quantity/Base number*100

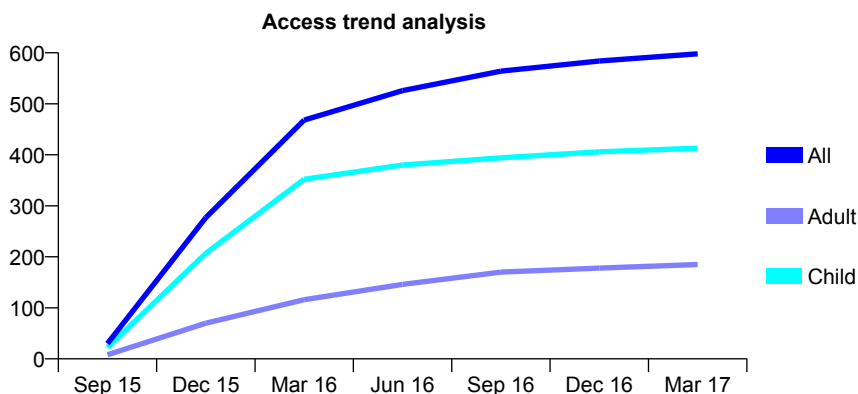
Q58 - Vital Signs At a Glance Contract Report for 118893/0001 - March 2017

Name or company name	The Dental Surgery
Contract type name	GDS Contract
Purpose of contract	General
Contract start date	30/06/2015
Contract end date	

16/17 Contracted general activity (UDA)	1,800
Carry forward general activity (UDA)	0
16/17 Contracted orthodontic activity (UOA)	0
Carry forward orthodontic activity (UOA)	0
Baseline contract value	£46,231.90

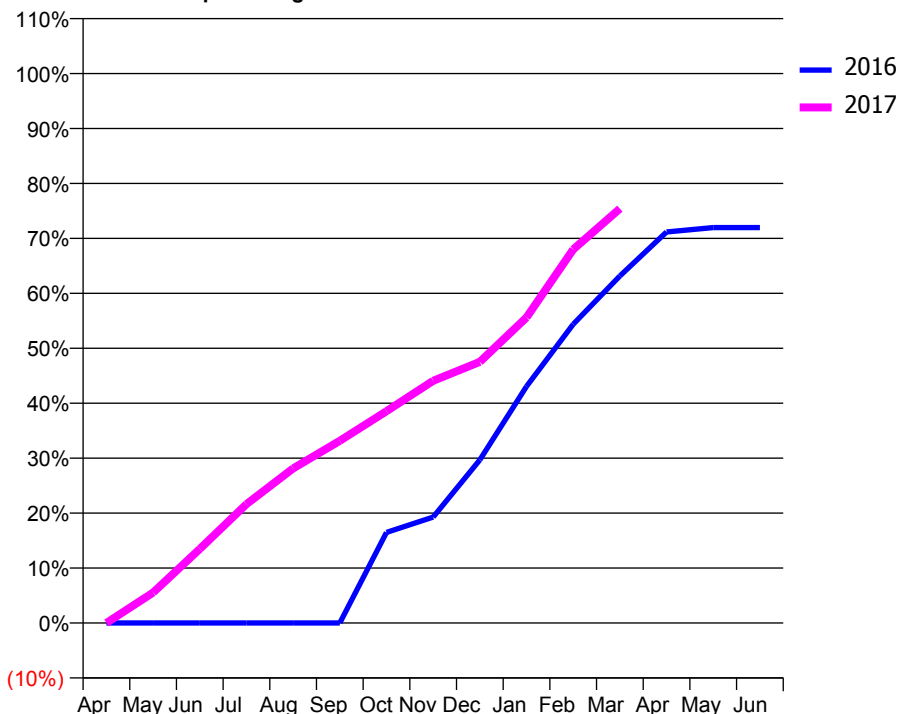
ACCESS*

Patients seen in 24 months	Total	Change since previous quarter
Quarter ending March 2016	468	
Quarter ending June 2016	526	↑
Quarter ending September 2016	564	↑
Quarter ending December 2016	584	↑
Quarter ending March 2017	598	↑
Variance since March 2016	27.8%	↑



ACTIVITY

Cumulative percentage of contracted UDA delivered 2016 & 2017



Month	Adjusted Scheduled Activity (UDA)	
	2016	2017
April	0	0
May	0	100
June	0	243
July	0	390
August	0	506
September	0	597
October	204	694
November	239	794
December	368	856
January	533	1,001
February	673	1,224
March	782	1,357
April	881	
May	891	
June	891	

QUALITY

	Quantity	Base Number	Contract	AT	Region	England
% of FP17s for the same patient ID Re-attending within 3 months - Children	26	665	3.9%	11.2%	12.0%	12.3%
% of FP17s for the same patient ID Re-attending within 3 months - Adults	11	179	6.1%	14.9%	16.0%	16.7%
% of FP17s for the same patient ID Re-attending between 3 & 9 months - Children	425	665	63.9%	56.1%	58.8%	57.6%
% of FP17s for the same patient ID Re-attending between 3 & 9 months - Adults	98	179	54.7%	47.9%	51.2%	50.1%
% of FP17s for Band 1 Urgent Courses	31	782	4.0%	8.5%	8.0%	9.1%
% of FP17s Relating to Free Repair or Replacements	0	782	0.0%	0.7%	0.8%	0.8%
% of FP17s Relating to Continuations	4	782	0.5%	1.0%	1.2%	1.2%
% of Patients satisfied with the dentistry they have received	0	0	N/A	92.7%	92.7%	92.8%
% of Patients satisfied with the time they had to wait for an appointment	0	0	N/A	87.3%	89.1%	88.7%

* This is based on patients treated on this contract for their most recent course of treatment. Figures in italics indicate the base number of FP17s or Patient Questionnaire responses are less than 100. N/A is shown where the base number of responses is less than 10 during the period. % is calculated as Quantity/Base number*100

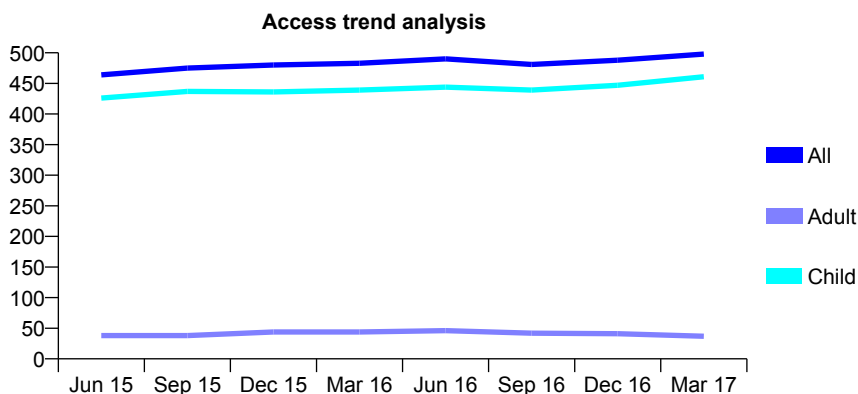
Q58 - Vital Signs At a Glance Contract Report for 118982/0001 - March 2017

Name or company name	St Peter's Lodge Dental Practice
Contract type name	GDS Contract
Purpose of contract	General
Contract start date	01/08/2010
Contract end date	

16/17 Contracted general activity (UDA)	810
Carry forward general activity (UDA)	-4
16/17 Contracted orthodontic activity (UOA)	0
Carry forward orthodontic activity (UOA)	0
Baseline contract value	£17,652.63

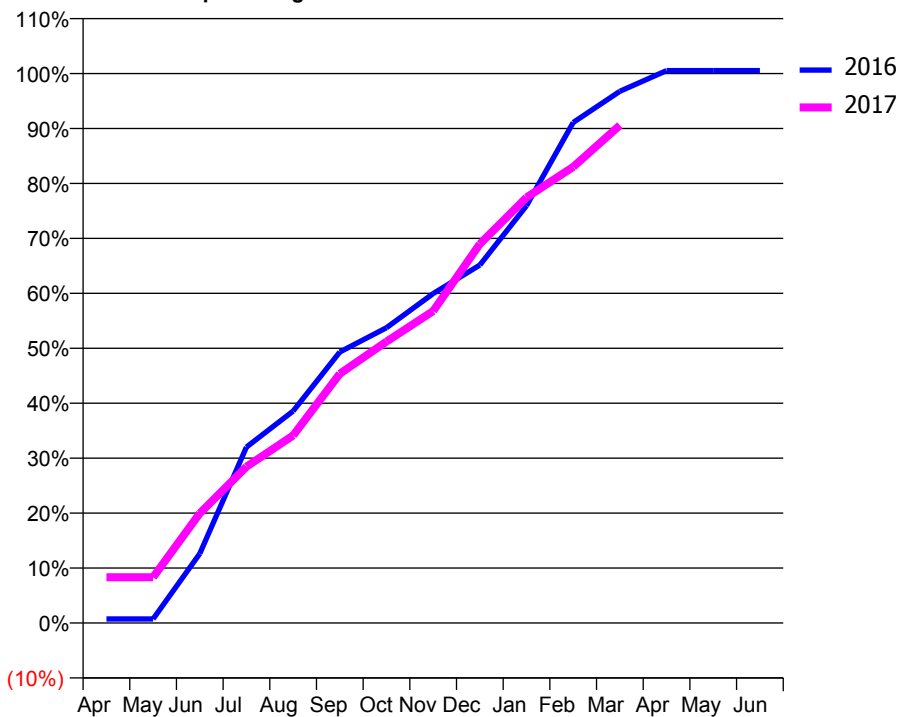
ACCESS*

Patients seen in 24 months	Total	Change since previous quarter
Quarter ending March 2016	483	
Quarter ending June 2016	490	→
Quarter ending September 2016	481	↓
Quarter ending December 2016	488	→
Quarter ending March 2017	498	↑
Variance since March 2016	3.1%	↑



ACTIVITY

Cumulative percentage of contracted UDA delivered 2016 & 2017



Month	Adjusted Scheduled Activity (UDA)	
	2016	2017
April	6	68
May	6	68
June	102	162
July	259	230
August	312	276
September	400	367
October	435	415
November	486	460
December	528	559
January	615	627
February	738	672
March	784	734
April	814	
May	814	
June	814	

QUALITY

	Quantity	Base Number	Contract	AT	Region	England
% of FP17s for the same patient ID Re-attending within 3 months - Children	22	600	3.7%	11.2%	12.0%	12.3%
% of FP17s for the same patient ID Re-attending within 3 months - Adults	0	12	0.0%	14.9%	16.0%	16.7%
% of FP17s for the same patient ID Re-attending between 3 & 9 months - Children	358	600	59.7%	56.1%	58.8%	57.6%
% of FP17s for the same patient ID Re-attending between 3 & 9 months - Adults	7	12	58.3%	47.9%	51.2%	50.1%
% of FP17s for Band 1 Urgent Courses	13	585	2.2%	8.5%	8.0%	9.1%
% of FP17s Relating to Free Repair or Replacements	0	585	0.0%	0.7%	0.8%	0.8%
% of FP17s Relating to Continuations	0	585	0.0%	1.0%	1.2%	1.2%
% of Patients satisfied with the dentistry they have received	0	0	N/A	92.7%	92.7%	92.8%
% of Patients satisfied with the time they had to wait for an appointment	0	0	N/A	87.3%	89.1%	88.7%

* This is based on patients treated on this contract for their most recent course of treatment. Figures in italics indicate the base number of FP17s or Patient Questionnaire responses are less than 100. N/A is shown where the base number of responses is less than 10 during the period. % is calculated as Quantity/Base number*100

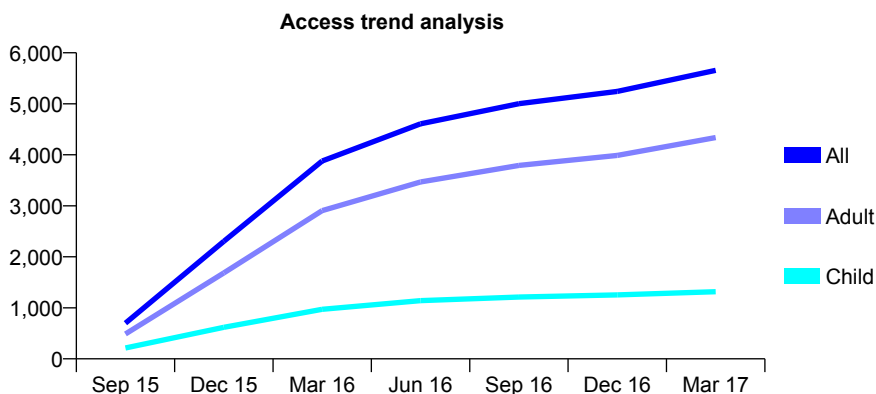
Q58 - Vital Signs At a Glance Contract Report for 120480/0001 - March 2017

Name or company name	Park View Dental Care
Contract type name	GDS Contract
Purpose of contract	General
Contract start date	01/08/2015
Contract end date	

16/17 Contracted general activity (UDA)	19,576
Carry forward general activity (UDA)	-135
16/17 Contracted orthodontic activity (UOA)	0
Carry forward orthodontic activity (UOA)	0
Baseline contract value	£500,243.09

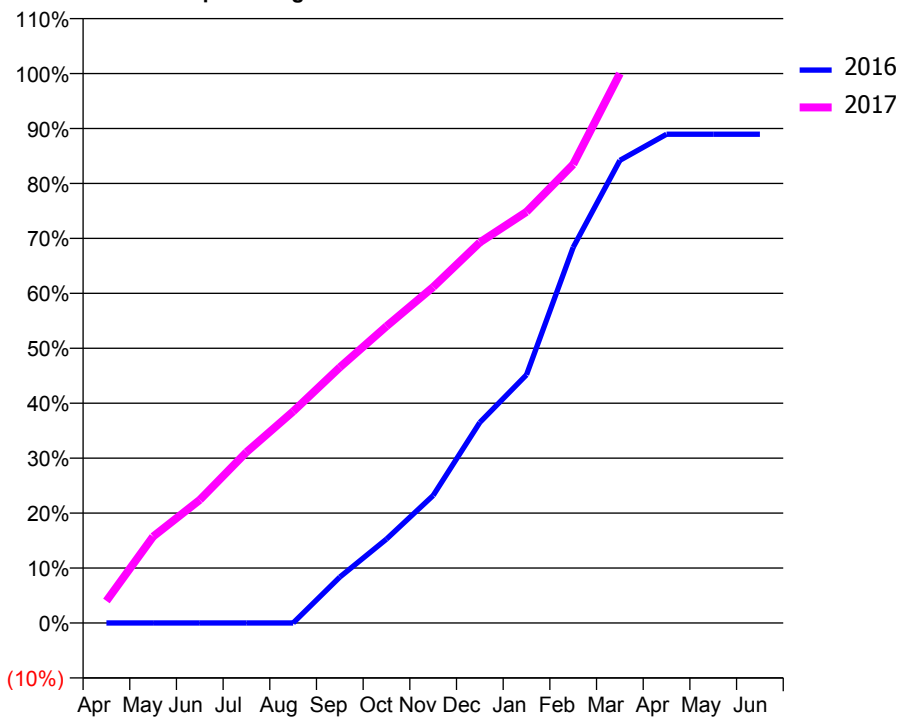
ACCESS*

Patients seen in 24 months	Total	Change since previous quarter
Quarter ending March 2016	3,879	
Quarter ending June 2016	4,609	↑
Quarter ending September 2016	5,003	↑
Quarter ending December 2016	5,242	↑
Quarter ending March 2017	5,656	↑
Variance since March 2016	45.8%	↑



ACTIVITY

Cumulative percentage of contracted UDA delivered 2016 & 2017



Month	Adjusted Scheduled Activity (UDA)	
	2016	2017
April	0	785
May	0	3,082
June	0	4,389
July	0	6,088
August	0	7,535
September	1,191	9,111
October	2,179	10,571
November	3,310	11,968
December	5,207	13,562
January	6,442	14,647
February	9,753	16,337
March	12,009	19,572
April	12,687	
May	12,688	
June	12,688	

QUALITY

	Quantity	Base Number	Contract	AT	Region	England
% of FP17s for the same patient ID Re-attending within 3 months - Children	131	1,695	7.7%	11.2%	12.0%	12.3%
% of FP17s for the same patient ID Re-attending within 3 months - Adults	1,252	6,030	20.8%	14.9%	16.0%	16.7%
% of FP17s for the same patient ID Re-attending between 3 & 9 months - Children	589	1,695	34.7%	56.1%	58.8%	57.6%
% of FP17s for the same patient ID Re-attending between 3 & 9 months - Adults	2,252	6,030	37.3%	47.9%	51.2%	50.1%
% of FP17s for Band 1 Urgent Courses	989	7,509	13.2%	8.5%	8.0%	9.1%
% of FP17s Relating to Free Repair or Replacements	100	7,509	1.3%	0.7%	0.8%	0.8%
% of FP17s Relating to Continuations	213	7,509	2.8%	1.0%	1.2%	1.2%
% of Patients satisfied with the dentistry they have received	8	8	N/A	92.7%	92.7%	92.8%
% of Patients satisfied with the time they had to wait for an appointment	8	8	N/A	87.3%	89.1%	88.7%

* This is based on patients treated on this contract for their most recent course of treatment. Figures in italics indicate the base number of FP17s or Patient Questionnaire responses are less than 100. N/A is shown where the base number of responses is less than 10 during the period. % is calculated as Quantity/Base number*100

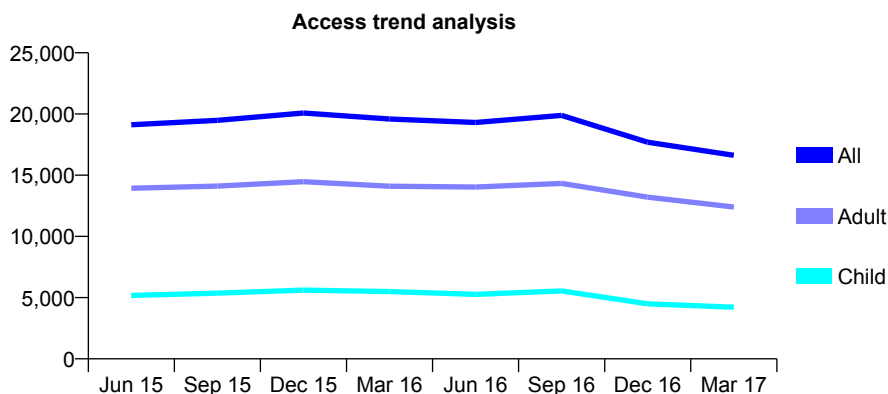
Q58 - Vital Signs At a Glance Contract Report for 121096/0001 - March 2017

Name or company name	Luton Centre Limited
Contract type name	GDS Contract
Purpose of contract	General
Contract start date	01/12/2007
Contract end date	

16/17 Contracted general activity (UDA)	47,677
Carry forward general activity (UDA)	0
16/17 Contracted orthodontic activity (UOA)	0
Carry forward orthodontic activity (UOA)	0
Baseline contract value	£1,300,859.34

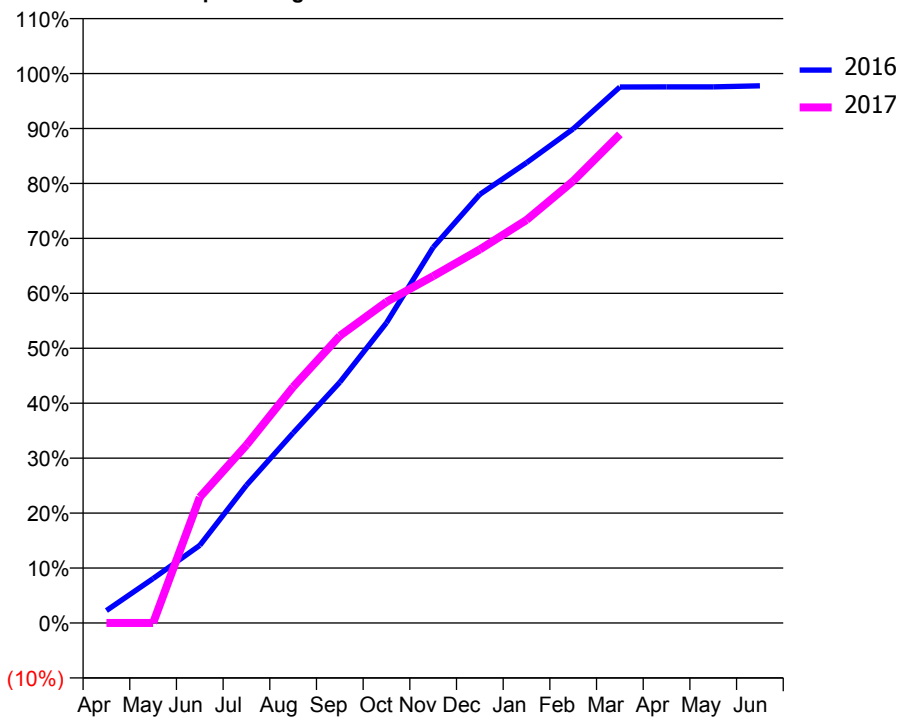
ACCESS*

Patients seen in 24 months	Total	Change since previous quarter
Quarter ending March 2016	19,587	
Quarter ending June 2016	19,310	↓
Quarter ending September 2016	19,884	↑
Quarter ending December 2016	17,696	↓
Quarter ending March 2017	16,624	↓
Variance since March 2016	(15.1%)	↓



ACTIVITY

Cumulative percentage of contracted UDA delivered 2016 & 2017



Month	Adjusted Scheduled Activity (UDA)	
	2016	2017
April	1,077	0
May	3,861	0
June	6,735	10,920
July	11,953	15,435
August	16,489	20,479
September	20,886	24,912
October	26,047	27,865
November	32,596	30,095
December	37,187	32,407
January	39,927	34,967
February	42,867	38,342
March	46,507	42,397
April	46,510	
May	46,510	
June	46,608	

QUALITY

	Quantity	Base Number	Contract	AT	Region	England
% of FP17s for the same patient ID Re-attending within 3 months - Children	276	6,641	4.2%	11.2%	12.0%	12.3%
% of FP17s for the same patient ID Re-attending within 3 months - Adults	771	13,092	5.9%	14.9%	16.0%	16.7%
% of FP17s for the same patient ID Re-attending between 3 & 9 months - Children	2,787	6,641	42.0%	56.1%	58.8%	57.6%
% of FP17s for the same patient ID Re-attending between 3 & 9 months - Adults	5,089	13,092	38.9%	47.9%	51.2%	50.1%
% of FP17s for Band 1 Urgent Courses	944	19,645	4.8%	8.5%	8.0%	9.1%
% of FP17s Relating to Free Repair or Replacements	97	19,645	0.5%	0.7%	0.8%	0.8%
% of FP17s Relating to Continuations	76	19,645	0.4%	1.0%	1.2%	1.2%
% of Patients satisfied with the dentistry they have received	6	7	N/A	92.7%	92.7%	92.8%
% of Patients satisfied with the time they had to wait for an appointment	6	7	N/A	87.3%	89.1%	88.7%

* This is based on patients treated on this contract for their most recent course of treatment. Figures in italics indicate the base number of FP17s or Patient Questionnaire responses are less than 100. N/A is shown where the base number of responses is less than 10 during the period. % is calculated as Quantity/Base number*100

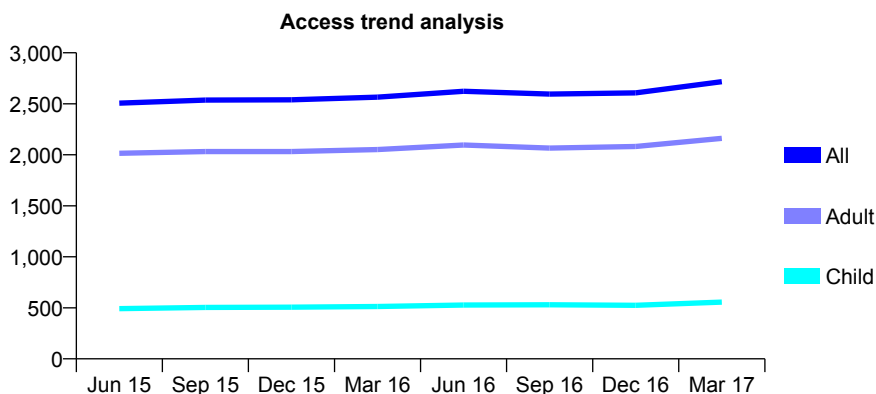
Q58 - Vital Signs At a Glance Contract Report for 121339/0001 - March 2017

Name or company name	Mr and Mrs Desai
Contract type name	GDS Contract
Purpose of contract	General
Contract start date	01/02/2013
Contract end date	

16/17 Contracted general activity (UDA)	6,300
Carry forward general activity (UDA)	123
16/17 Contracted orthodontic activity (UOA)	0
Carry forward orthodontic activity (UOA)	0
Baseline contract value	£139,925.22

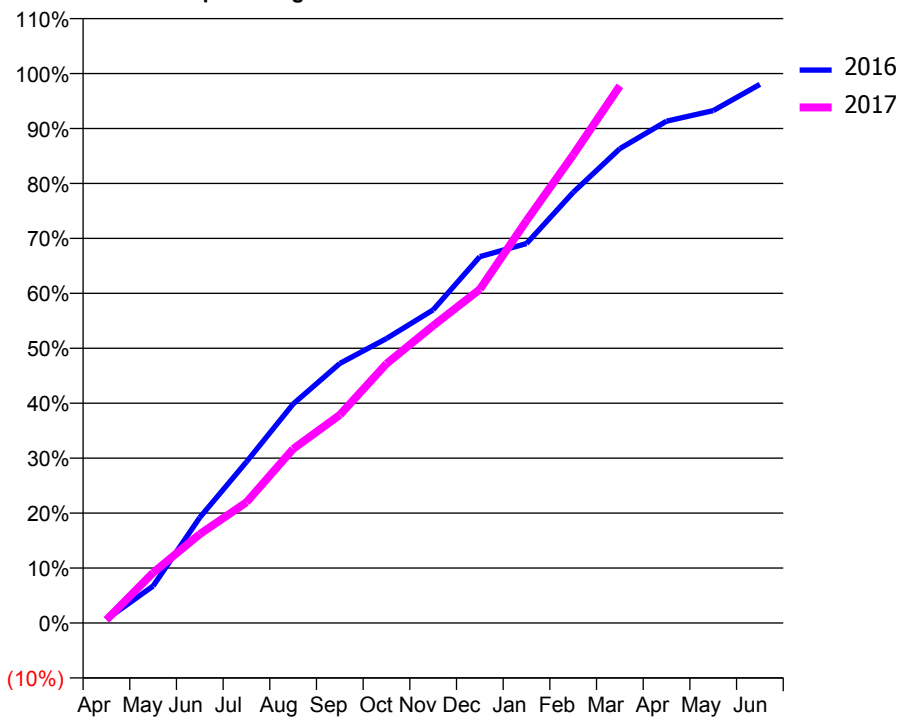
ACCESS*

Patients seen in 24 months	Total	Change since previous quarter
Quarter ending March 2016	2,565	
Quarter ending June 2016	2,623	↑
Quarter ending September 2016	2,596	↓
Quarter ending December 2016	2,607	→
Quarter ending March 2017	2,717	↑
Variance since March 2016	5.9%	↑



ACTIVITY

Cumulative percentage of contracted UDA delivered 2016 & 2017



Month	Adjusted Scheduled Activity (UDA)	
	2016	2017
April	42	36
May	424	576
June	1,210	1,019
July	1,848	1,384
August	2,511	1,996
September	2,977	2,386
October	3,261	2,973
November	3,591	3,408
December	4,200	3,826
January	4,350	4,613
February	4,937	5,367
March	5,438	6,159
April	5,754	
May	5,874	
June	6,176	

QUALITY

	Quantity	Base Number	Contract	AT	Region	England
% of FP17s for the same patient ID Re-attending within 3 months - Children	44	731	6.0%	11.2%	12.0%	12.3%
% of FP17s for the same patient ID Re-attending within 3 months - Adults	211	2,495	8.5%	14.9%	16.0%	16.7%
% of FP17s for the same patient ID Re-attending between 3 & 9 months - Children	309	731	42.3%	56.1%	58.8%	57.6%
% of FP17s for the same patient ID Re-attending between 3 & 9 months - Adults	1,051	2,495	42.1%	47.9%	51.2%	50.1%
% of FP17s for Band 1 Urgent Courses	42	2,897	1.4%	8.5%	8.0%	9.1%
% of FP17s Relating to Free Repair or Replacements	6	2,897	0.2%	0.7%	0.8%	0.8%
% of FP17s Relating to Continuations	39	2,897	1.3%	1.0%	1.2%	1.2%
% of Patients satisfied with the dentistry they have received	2	2	N/A	92.7%	92.7%	92.8%
% of Patients satisfied with the time they had to wait for an appointment	2	2	N/A	87.3%	89.1%	88.7%

* This is based on patients treated on this contract for their most recent course of treatment. Figures in italics indicate the base number of FP17s or Patient Questionnaire responses are less than 100. N/A is shown where the base number of responses is less than 10 during the period. % is calculated as Quantity/Base number*100

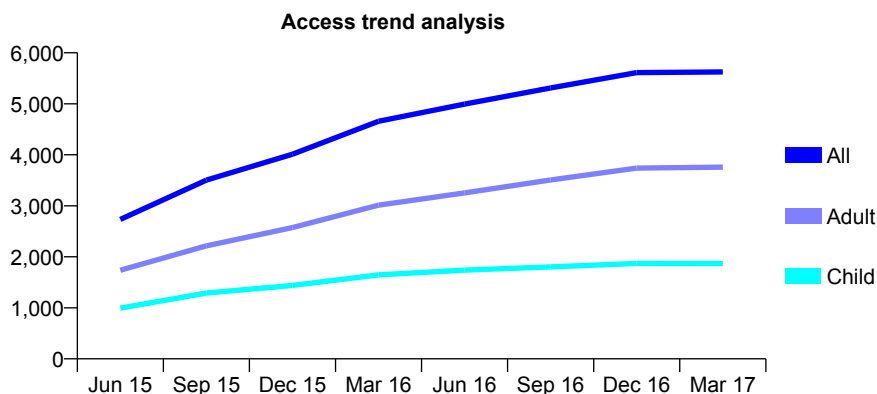
Q58 - Vital Signs At a Glance Contract Report for 122114/0001 - March 2017

Name or company name	Hudson's Dental Care
Contract type name	GDS Contract
Purpose of contract	General
Contract start date	01/01/2015
Contract end date	

16/17 Contracted general activity (UDA)	12,720
Carry forward general activity (UDA)	206
16/17 Contracted orthodontic activity (UOA)	0
Carry forward orthodontic activity (UOA)	0
Baseline contract value	£267,739.81

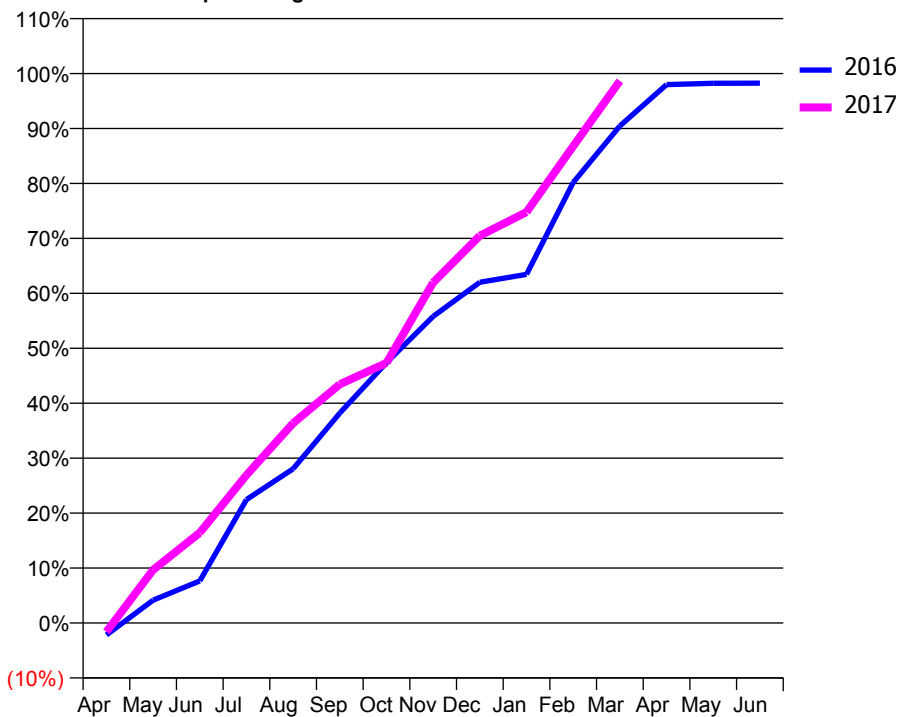
ACCESS*

Patients seen in 24 months	Total	Change since previous quarter
Quarter ending March 2016	4,658	
Quarter ending June 2016	4,994	↑
Quarter ending September 2016	5,310	↑
Quarter ending December 2016	5,612	↑
Quarter ending March 2017	5,624	→
Variance since March 2016	20.7%	↑



ACTIVITY

Cumulative percentage of contracted UDA delivered 2016 & 2017



Month	Adjusted Scheduled Activity (UDA)	
	2016	2017
April	-280	-206
May	529	1,229
June	973	2,093
July	2,858	3,423
August	3,570	4,626
September	4,861	5,527
October	6,026	6,022
November	7,097	7,882
December	7,888	8,966
January	8,070	9,513
February	10,197	11,035
March	11,506	12,550
April	12,462	
May	12,494	
June	12,495	

QUALITY

	Quantity	Base Number	Contract	AT	Region	England
% of FP17s for the same patient ID Re-attending within 3 months - Children	176	2,587	6.8%	11.2%	12.0%	12.3%
% of FP17s for the same patient ID Re-attending within 3 months - Adults	540	4,789	11.3%	14.9%	16.0%	16.7%
% of FP17s for the same patient ID Re-attending between 3 & 9 months - Children	1,396	2,587	54.0%	56.1%	58.8%	57.6%
% of FP17s for the same patient ID Re-attending between 3 & 9 months - Adults	2,261	4,789	47.2%	47.9%	51.2%	50.1%
% of FP17s for Band 1 Urgent Courses	427	6,904	6.2%	8.5%	8.0%	9.1%
% of FP17s Relating to Free Repair or Replacements	56	6,904	0.8%	0.7%	0.8%	0.8%
% of FP17s Relating to Continuations	133	6,904	1.9%	1.0%	1.2%	1.2%
% of Patients satisfied with the dentistry they have received	14	15	93.3%	92.7%	92.7%	92.8%
% of Patients satisfied with the time they had to wait for an appointment	10	15	66.7%	87.3%	89.1%	88.7%

* This is based on patients treated on this contract for their most recent course of treatment. Figures in italics indicate the base number of FP17s or Patient Questionnaire responses are less than 100. N/A is shown where the base number of responses is less than 10 during the period. % is calculated as Quantity/Base number*100

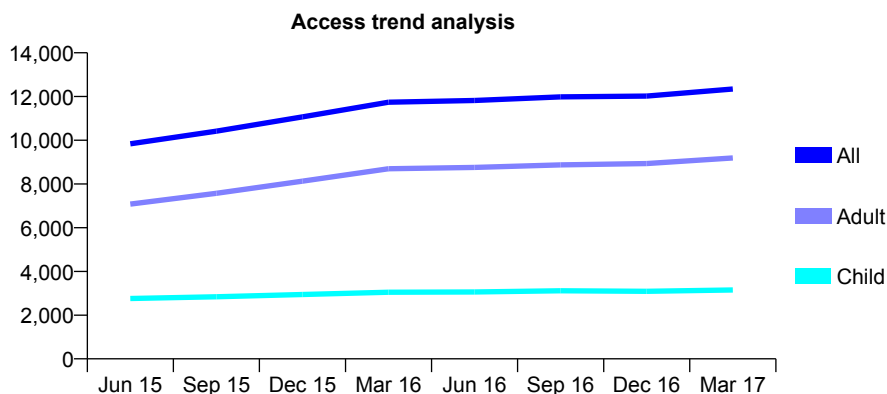
Q58 - Vital Signs At a Glance Contract Report for 122378/0001 - March 2017

Name or company name	Mr A Pangotra & Dr P Taneja
Contract type name	GDS Contract
Purpose of contract	General
Contract start date	01/04/2014
Contract end date	

16/17 Contracted general activity (UDA)	41,404
Carry forward general activity (UDA)	746
16/17 Contracted orthodontic activity (UOA)	0
Carry forward orthodontic activity (UOA)	0
Baseline contract value	£1,116,142.71

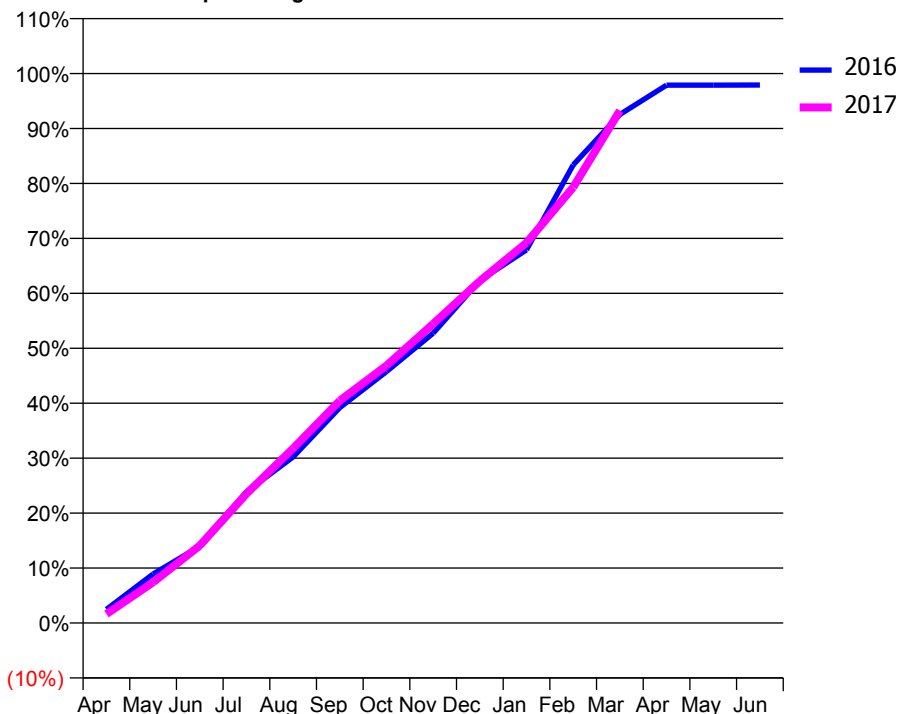
ACCESS*

Patients seen in 24 months	Total	Change since previous quarter
Quarter ending March 2016	11,742	
Quarter ending June 2016	11,820	→
Quarter ending September 2016	11,985	→
Quarter ending December 2016	12,020	→
Quarter ending March 2017	12,342	↑
Variance since March 2016	5.1%	↑



ACTIVITY

Cumulative percentage of contracted UDA delivered 2016 & 2017



Month	Adjusted Scheduled Activity (UDA)	
	2016	2017
April	1,028	681
May	3,694	3,067
June	5,787	5,829
July	9,891	9,736
August	12,510	13,162
September	16,228	16,754
October	18,946	19,392
November	21,838	22,537
December	25,810	25,766
January	28,117	28,648
February	34,517	32,826
March	38,316	38,609
April	40,529	
May	40,529	
June	40,532	

QUALITY

	Quantity	Base Number	Contract	AT	Region	England
% of FP17s for the same patient ID Re-attending within 3 months - Children	336	5,064	6.6%	11.2%	12.0%	12.3%
% of FP17s for the same patient ID Re-attending within 3 months - Adults	1,762	12,090	14.6%	14.9%	16.0%	16.7%
% of FP17s for the same patient ID Re-attending between 3 & 9 months - Children	3,254	5,064	64.3%	56.1%	58.8%	57.6%
% of FP17s for the same patient ID Re-attending between 3 & 9 months - Adults	5,730	12,090	47.4%	47.9%	51.2%	50.1%
% of FP17s for Band 1 Urgent Courses	1,626	16,337	10.0%	8.5%	8.0%	9.1%
% of FP17s Relating to Free Repair or Replacements	62	16,337	0.4%	0.7%	0.8%	0.8%
% of FP17s Relating to Continuations	322	16,337	2.0%	1.0%	1.2%	1.2%
% of Patients satisfied with the dentistry they have received	13	13	100.0%	92.7%	92.7%	92.8%
% of Patients satisfied with the time they had to wait for an appointment	13	13	100.0%	87.3%	89.1%	88.7%

* This is based on patients treated on this contract for their most recent course of treatment. Figures in italics indicate the base number of FP17s or Patient Questionnaire responses are less than 100. N/A is shown where the base number of responses is less than 10 during the period. % is calculated as Quantity/Base number*100

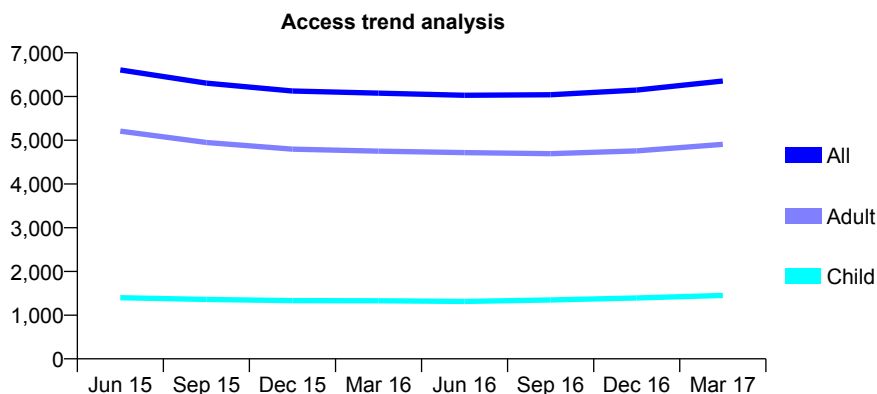
Q58 - Vital Signs At a Glance Contract Report for 124311/0001 - March 2017

Name or company name	Victoria Promenade Dental Practice
Contract type name	GDS Contract
Purpose of contract	General
Contract start date	01/04/2006
Contract end date	

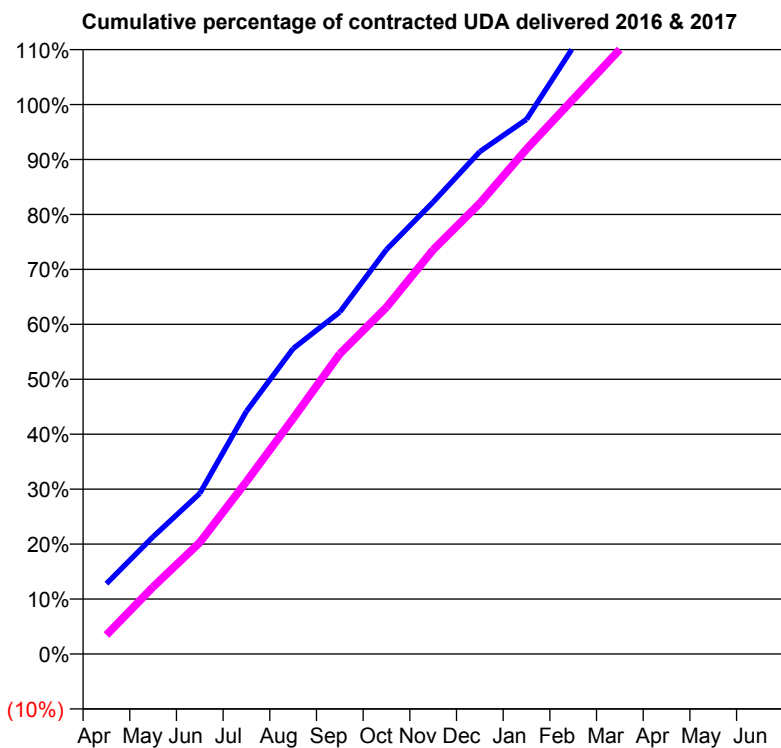
16/17 Contracted general activity (UDA)	18,742
Carry forward general activity (UDA)	0
16/17 Contracted orthodontic activity (UOA)	0
Carry forward orthodontic activity (UOA)	0
Baseline contract value	£494,165.05

ACCESS*

Patients seen in 24 months	Total	Change since previous quarter
Quarter ending March 2016	6,078	
Quarter ending June 2016	6,030	→
Quarter ending September 2016	6,041	→
Quarter ending December 2016	6,149	→
Quarter ending March 2017	6,355	↑
Variance since March 2016	4.6%	↑



ACTIVITY



Month	Adjusted Scheduled Activity (UDA)	
	2016	2017
April	2,399	650
May	3,999	2,289
June	5,477	3,806
July	8,281	5,884
August	10,419	8,033
September	11,662	10,238
October	13,796	11,827
November	15,416	13,789
December	17,133	15,376
January	18,234	17,224
February	20,691	18,922
March	22,545	20,625
April	23,624	
May	23,970	
June	23,970	

QUALITY

	Quantity	Base Number	Contract	AT	Region	England
% of FP17s for the same patient ID Re-attending within 3 months - Children	184	2,192	8.4%	11.2%	12.0%	12.3%
% of FP17s for the same patient ID Re-attending within 3 months - Adults	987	7,191	13.7%	14.9%	16.0%	16.7%
% of FP17s for the same patient ID Re-attending between 3 & 9 months - Children	1,282	2,192	58.5%	56.1%	58.8%	57.6%
% of FP17s for the same patient ID Re-attending between 3 & 9 months - Adults	3,943	7,191	54.8%	47.9%	51.2%	50.1%
% of FP17s for Band 1 Urgent Courses	550	8,208	6.7%	8.5%	8.0%	9.1%
% of FP17s Relating to Free Repair or Replacements	118	8,208	1.4%	0.7%	0.8%	0.8%
% of FP17s Relating to Continuations	45	8,208	0.5%	1.0%	1.2%	1.2%
% of Patients satisfied with the dentistry they have received	6	7	N/A	92.7%	92.7%	92.8%
% of Patients satisfied with the time they had to wait for an appointment	6	7	N/A	87.3%	89.1%	88.7%

* This is based on patients treated on this contract for their most recent course of treatment. Figures in italics indicate the base number of FP17s or Patient Questionnaire responses are less than 100. N/A is shown where the base number of responses is less than 10 during the period. % is calculated as Quantity/Base number*100

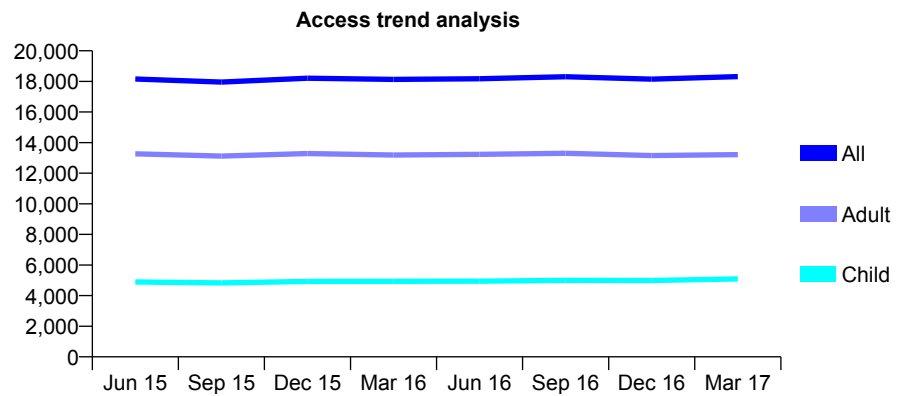
Q58 - Vital Signs At a Glance Contract Report for 126047/0001 - March 2017

Name or company name	Conation Partners Ltd
Contract type name	GDS Contract
Purpose of contract	General
Contract start date	01/11/2007
Contract end date	

16/17 Contracted general activity (UDA)	47,407
Carry forward general activity (UDA)	0
16/17 Contracted orthodontic activity (UOA)	0
Carry forward orthodontic activity (UOA)	0
Baseline contract value	£1,426,616.57

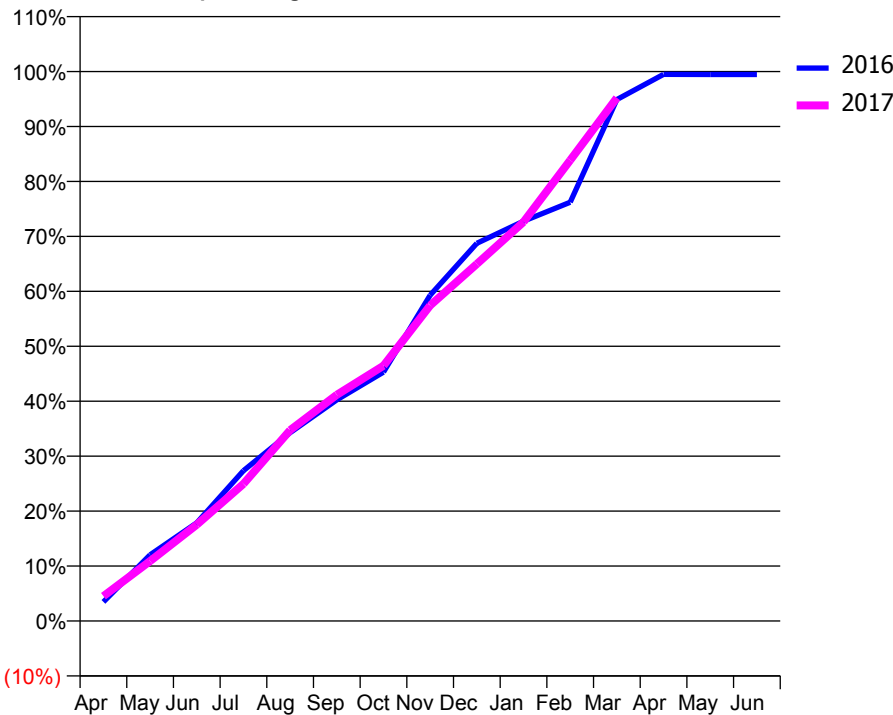
ACCESS*

Patients seen in 24 months	Total	Change since previous quarter
Quarter ending March 2016	18,133	
Quarter ending June 2016	18,178	→
Quarter ending September 2016	18,301	→
Quarter ending December 2016	18,144	→
Quarter ending March 2017	18,310	→
Variance since March 2016	1.0%	→



ACTIVITY

Cumulative percentage of contracted UDA delivered 2016 & 2017



Month	Adjusted Scheduled Activity (UDA)	
	2016	2017
April	1,646	2,148
May	5,709	5,172
June	8,473	8,314
July	12,976	11,827
August	16,254	16,468
September	19,082	19,516
October	21,473	22,021
November	28,107	27,224
December	32,583	30,800
January	34,490	34,425
February	36,134	39,751
March	44,986	45,139
April	47,164	
May	47,154	
June	47,147	

QUALITY

	Quantity	Base Number	Contract	AT	Region	England
% of FP17s for the same patient ID Re-attending within 3 months - Children	314	8,021	3.9%	11.2%	12.0%	12.3%
% of FP17s for the same patient ID Re-attending within 3 months - Adults	1,160	15,771	7.4%	14.9%	16.0%	16.7%
% of FP17s for the same patient ID Re-attending between 3 & 9 months - Children	5,223	8,021	65.1%	56.1%	58.8%	57.6%
% of FP17s for the same patient ID Re-attending between 3 & 9 months - Adults	8,440	15,771	53.5%	47.9%	51.2%	50.1%
% of FP17s for Band 1 Urgent Courses	1,262	22,394	5.6%	8.5%	8.0%	9.1%
% of FP17s Relating to Free Repair or Replacements	132	22,394	0.6%	0.7%	0.8%	0.8%
% of FP17s Relating to Continuations	28	22,394	0.1%	1.0%	1.2%	1.2%
% of Patients satisfied with the dentistry they have received	25	26	96.2%	92.7%	92.7%	92.8%
% of Patients satisfied with the time they had to wait for an appointment	23	26	88.5%	87.3%	89.1%	88.7%

* This is based on patients treated on this contract for their most recent course of treatment. Figures in italics indicate the base number of FP17s or Patient Questionnaire responses are less than 100. N/A is shown where the base number of responses is less than 10 during the period. % is calculated as Quantity/Base number*100

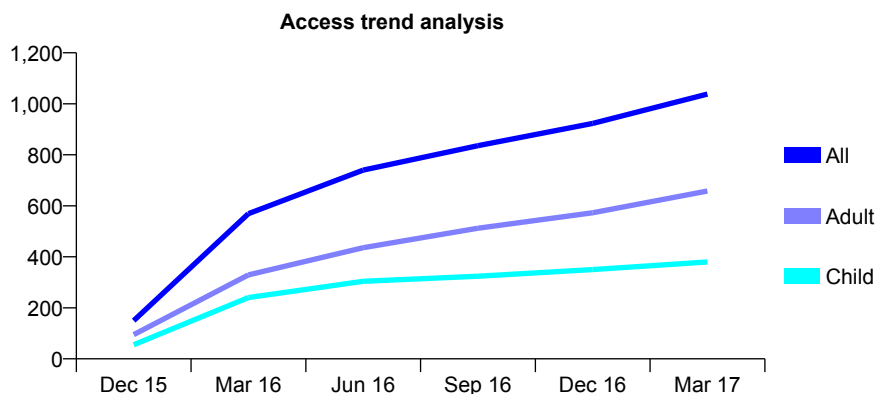
Q58 - Vital Signs At a Glance Contract Report for 127140/0001 - March 2017

Name or company name	Queen Street Dental Practice
Contract type name	GDS Contract
Purpose of contract	General
Contract start date	01/11/2015
Contract end date	

16/17 Contracted general activity (UDA)	3,550
Carry forward general activity (UDA)	0
16/17 Contracted orthodontic activity (UOA)	0
Carry forward orthodontic activity (UOA)	0
Baseline contract value	£89,624.80

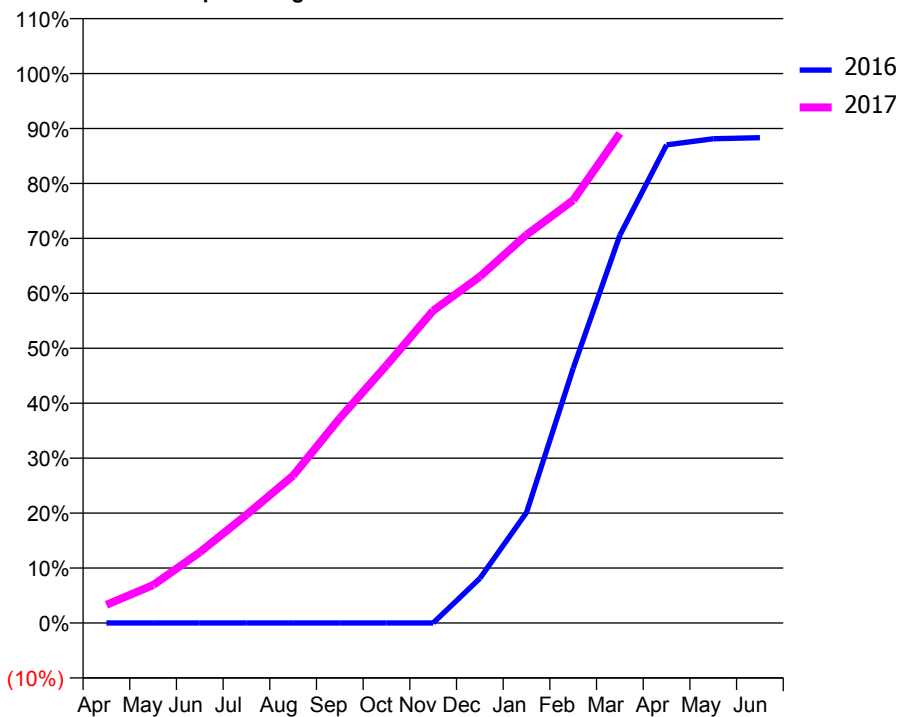
ACCESS*

Patients seen in 24 months	Total	Change since previous quarter
Quarter ending March 2016	569	
Quarter ending June 2016	740	↑
Quarter ending September 2016	836	↑
Quarter ending December 2016	923	↑
Quarter ending March 2017	1,038	↑
Variance since March 2016	82.4%	↑



ACTIVITY

Cumulative percentage of contracted UDA delivered 2016 & 2017



Adjusted Scheduled Activity (UDA)

Month	2016	2017
April	0	118
May	0	245
June	0	457
July	0	699
August	0	952
September	0	1,324
October	0	1,665
November	0	2,018
December	119	2,238
January	295	2,508
February	681	2,732
March	1,037	3,163
April	1,278	
May	1,294	
June	1,297	

QUALITY

	Quantity	Base Number	Contract	AT	Region	England
% of FP17s for the same patient ID Re-attending within 3 months - Children	62	684	9.1%	11.2%	12.0%	12.3%
% of FP17s for the same patient ID Re-attending within 3 months - Adults	168	1,014	16.6%	14.9%	16.0%	16.7%
% of FP17s for the same patient ID Re-attending between 3 & 9 months - Children	407	684	59.5%	56.1%	58.8%	57.6%
% of FP17s for the same patient ID Re-attending between 3 & 9 months - Adults	467	1,014	46.1%	47.9%	51.2%	50.1%
% of FP17s for Band 1 Urgent Courses	111	1,581	7.0%	8.5%	8.0%	9.1%
% of FP17s Relating to Free Repair or Replacements	3	1,581	0.2%	0.7%	0.8%	0.8%
% of FP17s Relating to Continuations	8	1,581	0.5%	1.0%	1.2%	1.2%
% of Patients satisfied with the dentistry they have received	1	1	N/A	92.7%	92.7%	92.8%
% of Patients satisfied with the time they had to wait for an appointment	1	1	N/A	87.3%	89.1%	88.7%

* This is based on patients treated on this contract for their most recent course of treatment. Figures in italics indicate the base number of FP17s or Patient Questionnaire responses are less than 100. N/A is shown where the base number of responses is less than 10 during the period. % is calculated as Quantity/Base number*100

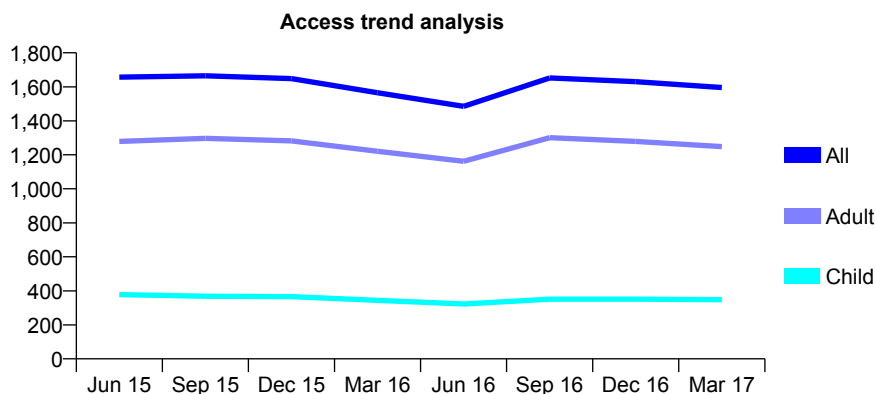
Q58 - Vital Signs At a Glance Contract Report for 127914/0001 - March 2017

Name or company name	Mr L Khiroya & Mr R Khiroya
Contract type name	GDS Contract
Purpose of contract	General
Contract start date	01/01/2012
Contract end date	

16/17 Contracted general activity (UDA)	2,841
Carry forward general activity (UDA)	-42
16/17 Contracted orthodontic activity (UOA)	0
Carry forward orthodontic activity (UOA)	0
Baseline contract value	£75,302.85

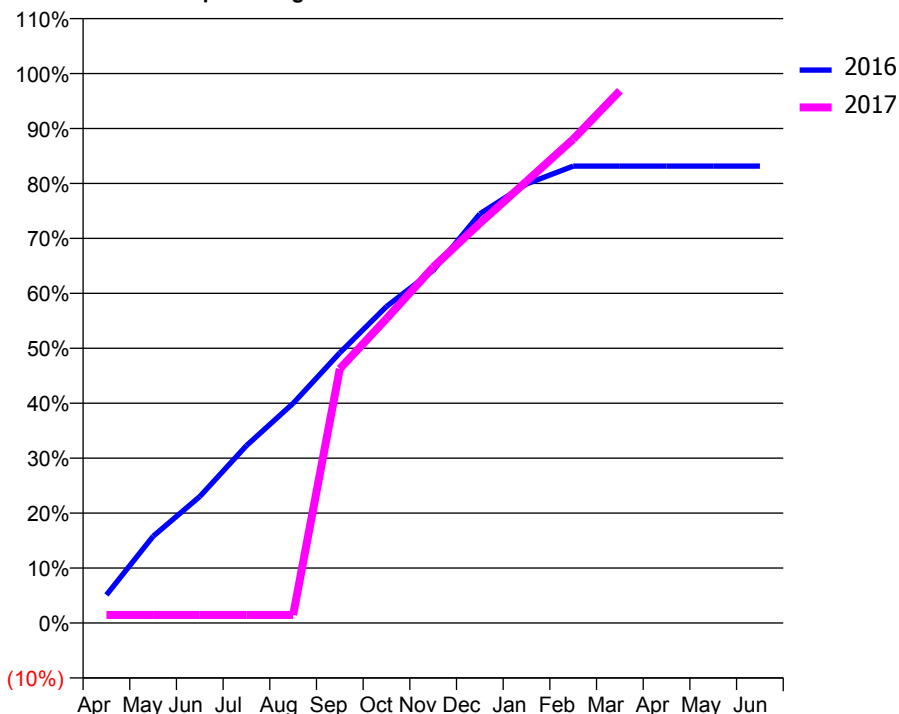
ACCESS*

Patients seen in 24 months	Total	Change since previous quarter
Quarter ending March 2016	1,565	
Quarter ending June 2016	1,485	↓
Quarter ending September 2016	1,652	↑
Quarter ending December 2016	1,630	↓
Quarter ending March 2017	1,596	↓
Variance since March 2016	2.0%	→



ACTIVITY

Cumulative percentage of contracted UDA delivered 2016 & 2017



Month	Adjusted Scheduled Activity (UDA)	
	2016	2017
April	145	42
May	448	42
June	654	42
July	917	42
August	1,136	42
September	1,397	1,314
October	1,636	1,574
November	1,823	1,839
December	2,115	2,066
January	2,270	2,284
February	2,362	2,502
March	2,362	2,752
April	2,362	
May	2,362	
June	2,362	

QUALITY

	Quantity	Base Number	Contract	AT	Region	England
% of FP17s for the same patient ID Re-attending within 3 months - Children	13	438	3.0%	11.2%	12.0%	12.3%
% of FP17s for the same patient ID Re-attending within 3 months - Adults	75	1,360	5.5%	14.9%	16.0%	16.7%
% of FP17s for the same patient ID Re-attending between 3 & 9 months - Children	136	438	31.1%	56.1%	58.8%	57.6%
% of FP17s for the same patient ID Re-attending between 3 & 9 months - Adults	321	1,360	23.6%	47.9%	51.2%	50.1%
% of FP17s for Band 1 Urgent Courses	109	1,494	7.3%	8.5%	8.0%	9.1%
% of FP17s Relating to Free Repair or Replacements	0	1,494	0.0%	0.7%	0.8%	0.8%
% of FP17s Relating to Continuations	0	1,494	0.0%	1.0%	1.2%	1.2%
% of Patients satisfied with the dentistry they have received	5	5	N/A	92.7%	92.7%	92.8%
% of Patients satisfied with the time they had to wait for an appointment	5	5	N/A	87.3%	89.1%	88.7%

* This is based on patients treated on this contract for their most recent course of treatment. Figures in italics indicate the base number of FP17s or Patient Questionnaire responses are less than 100. N/A is shown where the base number of responses is less than 10 during the period. % is calculated as Quantity/Base number*100

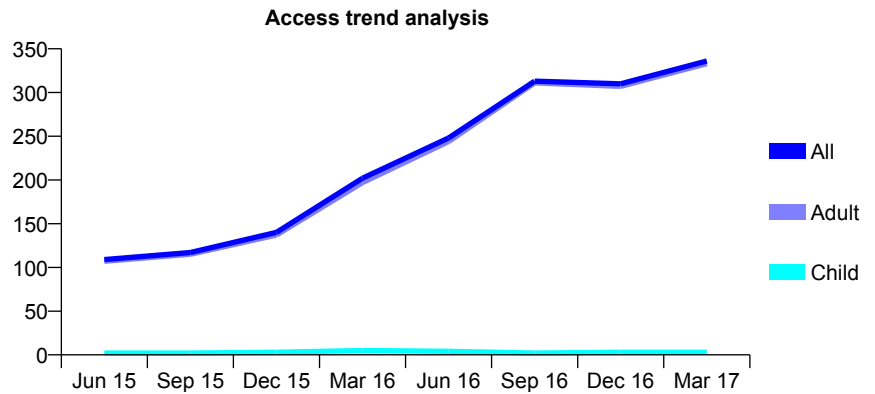
Q58 - Vital Signs At a Glance Contract Report for 128775/0001 - March 2017

Name or company name	MOS Hertfordshire LTD
Contract type name	PDS Contract
Purpose of contract	General
Contract start date	01/11/2012
Contract end date	31/03/2018

16/17 Contracted general activity (UDA)	973
Carry forward general activity (UDA)	0
16/17 Contracted orthodontic activity (UOA)	0
Carry forward orthodontic activity (UOA)	0
Baseline contract value	£78,400.75

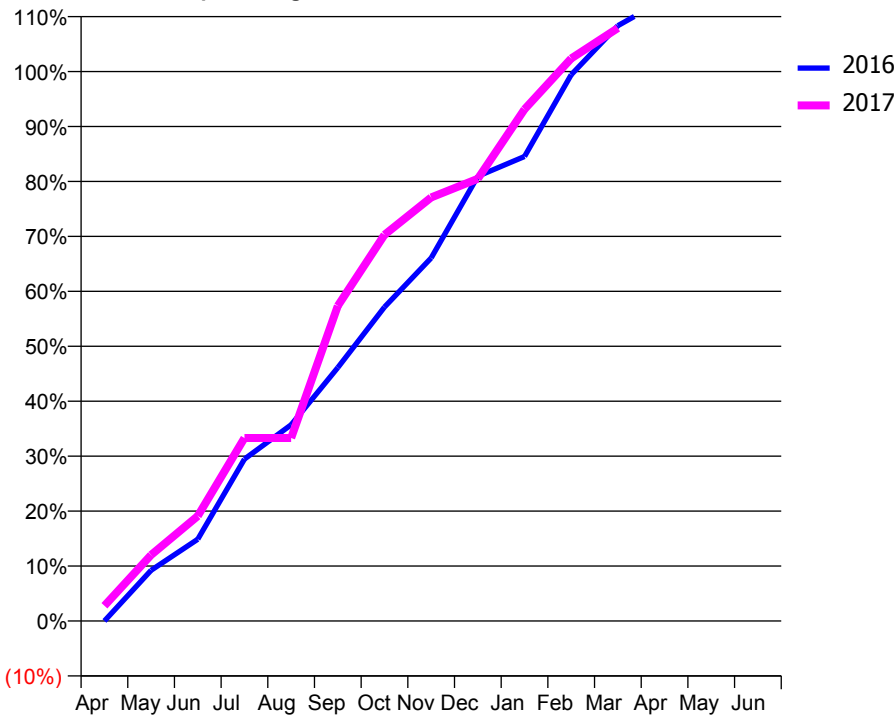
ACCESS*

Patients seen in 24 months	Total	Change since previous quarter
Quarter ending March 2016	202	
Quarter ending June 2016	248	↑
Quarter ending September 2016	313	↑
Quarter ending December 2016	310	→
Quarter ending March 2017	336	↑
Variance since March 2016	66.3%	↑



ACTIVITY

Cumulative percentage of contracted UDA delivered 2016 & 2017



Month	Adjusted Scheduled Activity (UDA)	
	2016	2017
April	0	27
May	93	117
June	150	186
July	297	324
August	360	324
September	465	558
October	576	684
November	666	750
December	816	783
January	852	906
February	1,002	996
March	1,092	1,050
April	1,140	
May	1,140	
June	1,140	

QUALITY

	Quantity	Base Number	Contract	AT	Region	England
% of FP17s for the same patient ID Re-attending within 3 months - Children	0	4	0.0%	11.2%	12.0%	12.3%
% of FP17s for the same patient ID Re-attending within 3 months - Adults	9	361	2.5%	14.9%	16.0%	16.7%
% of FP17s for the same patient ID Re-attending between 3 & 9 months - Children	0	4	0.0%	56.1%	58.8%	57.6%
% of FP17s for the same patient ID Re-attending between 3 & 9 months - Adults	3	361	0.8%	47.9%	51.2%	50.1%
% of FP17s for Band 1 Urgent Courses	0	350	0.0%	8.5%	8.0%	9.1%
% of FP17s Relating to Free Repair or Replacements	0	350	0.0%	0.7%	0.8%	0.8%
% of FP17s Relating to Continuations	0	350	0.0%	1.0%	1.2%	1.2%
% of Patients satisfied with the dentistry they have received	2	2	N/A	92.7%	92.7%	92.8%
% of Patients satisfied with the time they had to wait for an appointment	2	2	N/A	87.3%	89.1%	88.7%

* This is based on patients treated on this contract for their most recent course of treatment. Figures in italics indicate the base number of FP17s or Patient Questionnaire responses are less than 100. N/A is shown where the base number of responses is less than 10 during the period. % is calculated as Quantity/Base number*100

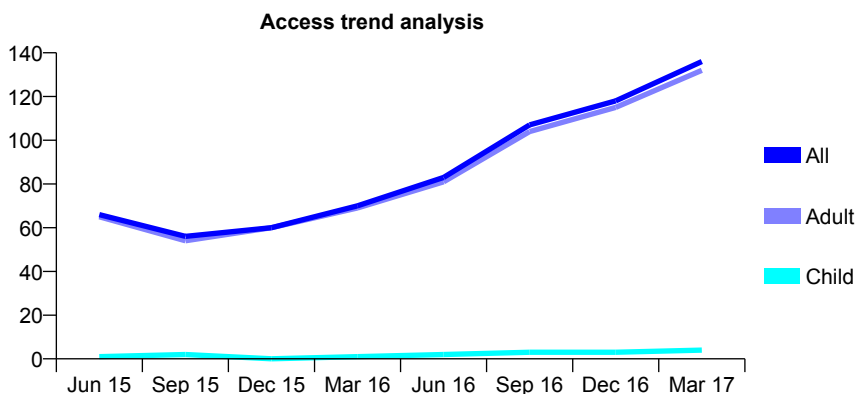
Q58 - Vital Signs At a Glance Contract Report for 128775/0002 - March 2017

Name or company name	MOS Hertfordshire LTD
Contract type name	PDS Contract
Purpose of contract	General
Contract start date	01/11/2012
Contract end date	31/03/2018

16/17 Contracted general activity (UDA)	338
Carry forward general activity (UDA)	0
16/17 Contracted orthodontic activity (UOA)	0
Carry forward orthodontic activity (UOA)	0
Baseline contract value	£31,000.75

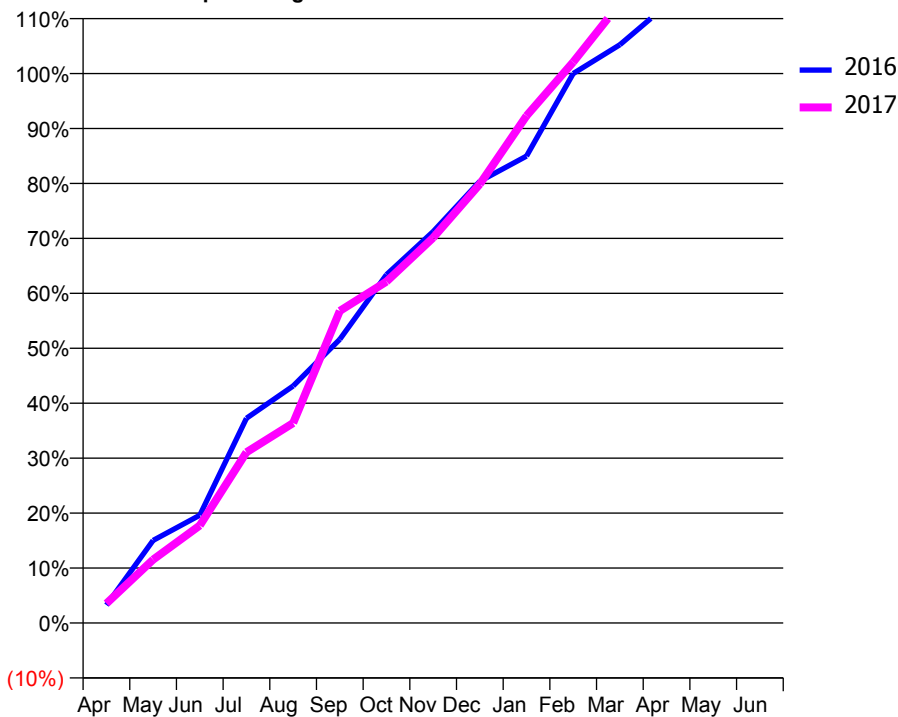
ACCESS*

Patients seen in 24 months	Total	Change since previous quarter
Quarter ending March 2016	70	
Quarter ending June 2016	83	↑
Quarter ending September 2016	107	↑
Quarter ending December 2016	118	↑
Quarter ending March 2017	136	↑
Variance since March 2016	94.3%	↑



ACTIVITY

Cumulative percentage of contracted UDA delivered 2016 & 2017



Month	Adjusted Scheduled Activity (UDA)	
	2016	2017
April	15	12
May	69	39
June	90	60
July	171	105
August	198	123
September	237	192
October	291	210
November	327	237
December	369	270
January	390	312
February	459	345
March	483	381
April	516	
May	519	
June	519	

QUALITY

	Quantity	Base Number	Contract	AT	Region	England
% of FP17s for the same patient ID Re-attending within 3 months - Children	0	4	0.0%	11.2%	12.0%	12.3%
% of FP17s for the same patient ID Re-attending within 3 months - Adults	0	135	0.0%	14.9%	16.0%	16.7%
% of FP17s for the same patient ID Re-attending between 3 & 9 months - Children	0	4	0.0%	56.1%	58.8%	57.6%
% of FP17s for the same patient ID Re-attending between 3 & 9 months - Adults	2	135	1.5%	47.9%	51.2%	50.1%
% of FP17s for Band 1 Urgent Courses	0	127	0.0%	8.5%	8.0%	9.1%
% of FP17s Relating to Free Repair or Replacements	0	127	0.0%	0.7%	0.8%	0.8%
% of FP17s Relating to Continuations	0	127	0.0%	1.0%	1.2%	1.2%
% of Patients satisfied with the dentistry they have received	0	0	N/A	92.7%	92.7%	92.8%
% of Patients satisfied with the time they had to wait for an appointment	0	0	N/A	87.3%	89.1%	88.7%

* This is based on patients treated on this contract for their most recent course of treatment. Figures in italics indicate the base number of FP17s or Patient Questionnaire responses are less than 100. N/A is shown where the base number of responses is less than 10 during the period. % is calculated as Quantity/Base number*100

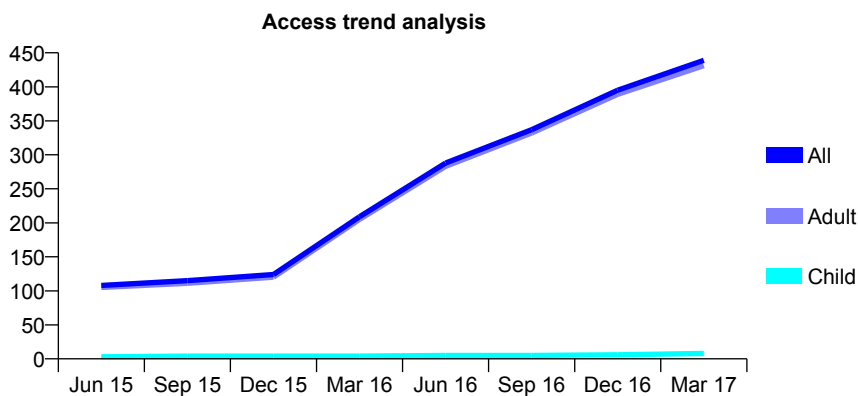
Q58 - Vital Signs At a Glance Contract Report for 128775/0003 - March 2017

Name or company name	MOS Hertfordshire LTD
Contract type name	PDS Contract
Purpose of contract	General
Contract start date	01/11/2012
Contract end date	31/03/2018

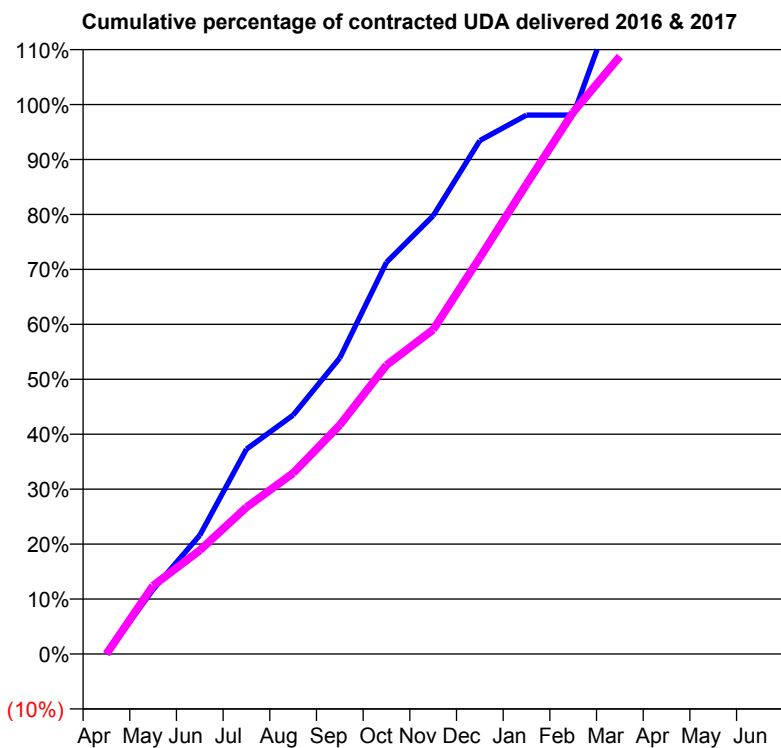
16/17 Contracted general activity (UDA)	1,303
Carry forward general activity (UDA)	0
16/17 Contracted orthodontic activity (UOA)	0
Carry forward orthodontic activity (UOA)	0
Baseline contract value	£90,334.10

ACCESS*

Patients seen in 24 months	Total	Change since previous quarter
Quarter ending March 2016	209	
Quarter ending June 2016	288	↑
Quarter ending September 2016	337	↑
Quarter ending December 2016	395	↑
Quarter ending March 2017	439	↑
Variance since March 2016	110.0%	↑



ACTIVITY



Month	Adjusted Scheduled Activity (UDA)	
	2016	2017
April	0	0
May	129	162
June	237	246
July	409	348
August	477	429
September	591	543
October	782	685
November	875	769
December	1,025	940
January	1,076	1,114
February	1,076	1,285
March	1,331	1,417
April	1,403	
May	1,421	
June	1,421	

QUALITY

	Quantity	Base Number	Contract	AT	Region	England
% of FP17s for the same patient ID Re-attending within 3 months - Children	1	16	6.3%	11.2%	12.0%	12.3%
% of FP17s for the same patient ID Re-attending within 3 months - Adults	3	487	0.6%	14.9%	16.0%	16.7%
% of FP17s for the same patient ID Re-attending between 3 & 9 months - Children	0	16	0.0%	56.1%	58.8%	57.6%
% of FP17s for the same patient ID Re-attending between 3 & 9 months - Adults	4	487	0.8%	47.9%	51.2%	50.1%
% of FP17s for Band 1 Urgent Courses	0	473	0.0%	8.5%	8.0%	9.1%
% of FP17s Relating to Free Repair or Replacements	0	473	0.0%	0.7%	0.8%	0.8%
% of FP17s Relating to Continuations	0	473	0.0%	1.0%	1.2%	1.2%
% of Patients satisfied with the dentistry they have received	0	0	N/A	92.7%	92.7%	92.8%
% of Patients satisfied with the time they had to wait for an appointment	0	0	N/A	87.3%	89.1%	88.7%

* This is based on patients treated on this contract for their most recent course of treatment. Figures in italics indicate the base number of FP17s or Patient Questionnaire responses are less than 100. N/A is shown where the base number of responses is less than 10 during the period. % is calculated as Quantity/Base number*100

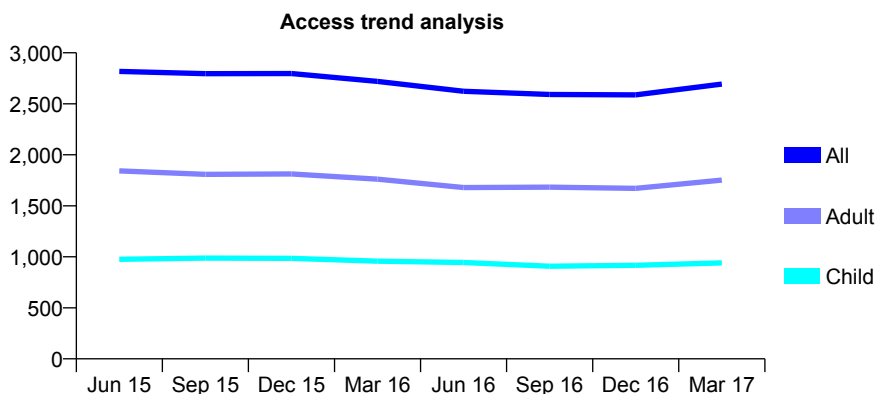
Q58 - Vital Signs At a Glance Contract Report for 129151/0002 - March 2017

Name or company name	Bargain Dentist.Com Limited
Contract type name	GDS Contract
Purpose of contract	General
Contract start date	01/04/2009
Contract end date	

16/17 Contracted general activity (UDA)	7,808
Carry forward general activity (UDA)	92
16/17 Contracted orthodontic activity (UOA)	0
Carry forward orthodontic activity (UOA)	0
Baseline contract value	£230,139.83

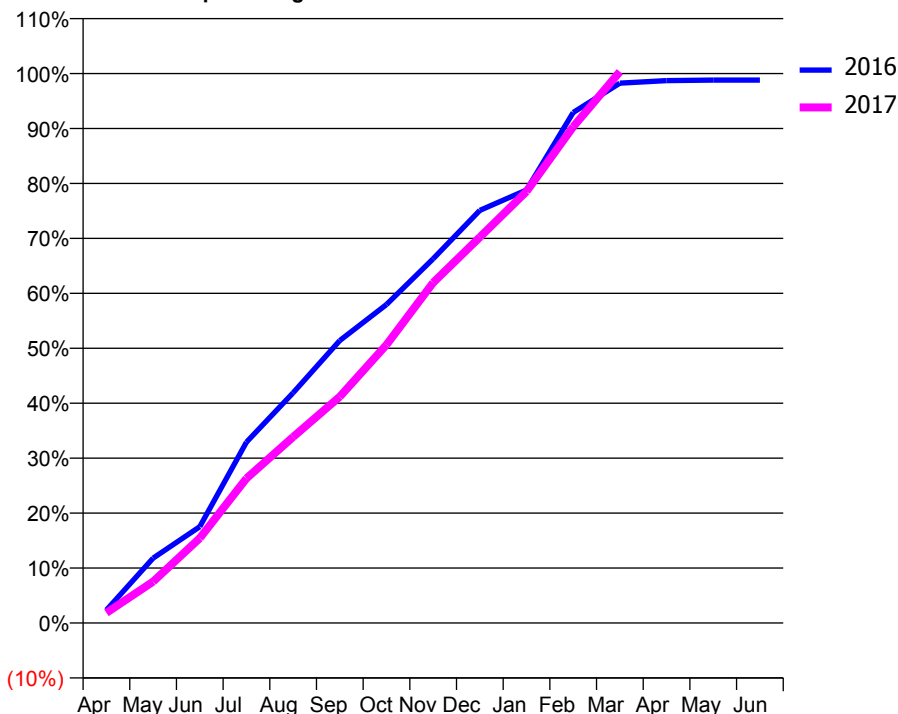
ACCESS*

Patients seen in 24 months	Total	Change since previous quarter
Quarter ending March 2016	2,719	
Quarter ending June 2016	2,623	↓
Quarter ending September 2016	2,591	↓
Quarter ending December 2016	2,588	→
Quarter ending March 2017	2,693	↑
Variance since March 2016	(1.0%)	→



ACTIVITY

Cumulative percentage of contracted UDA delivered 2016 & 2017



Month	Adjusted Scheduled Activity (UDA)	
	2016	2017
April	186	145
May	922	588
June	1,369	1,205
July	2,569	2,054
August	3,272	2,644
September	4,014	3,217
October	4,526	3,953
November	5,175	4,836
December	5,864	5,483
January	6,152	6,133
February	7,254	7,051
March	7,670	7,835
April	7,706	
May	7,715	
June	7,715	

QUALITY

	Quantity	Base Number	Contract	AT	Region	England
% of FP17s for the same patient ID Re-attending within 3 months - Children	49	1,294	3.8%	11.2%	12.0%	12.3%
% of FP17s for the same patient ID Re-attending within 3 months - Adults	138	1,649	8.4%	14.9%	16.0%	16.7%
% of FP17s for the same patient ID Re-attending between 3 & 9 months - Children	730	1,294	56.4%	56.1%	58.8%	57.6%
% of FP17s for the same patient ID Re-attending between 3 & 9 months - Adults	553	1,649	33.5%	47.9%	51.2%	50.1%
% of FP17s for Band 1 Urgent Courses	143	2,927	4.9%	8.5%	8.0%	9.1%
% of FP17s Relating to Free Repair or Replacements	6	2,927	0.2%	0.7%	0.8%	0.8%
% of FP17s Relating to Continuations	30	2,927	1.0%	1.0%	1.2%	1.2%
% of Patients satisfied with the dentistry they have received	1	1	N/A	92.7%	92.7%	92.8%
% of Patients satisfied with the time they had to wait for an appointment	1	1	N/A	87.3%	89.1%	88.7%

* This is based on patients treated on this contract for their most recent course of treatment. Figures in italics indicate the base number of FP17s or Patient Questionnaire responses are less than 100. N/A is shown where the base number of responses is less than 10 during the period. % is calculated as Quantity/Base number*100

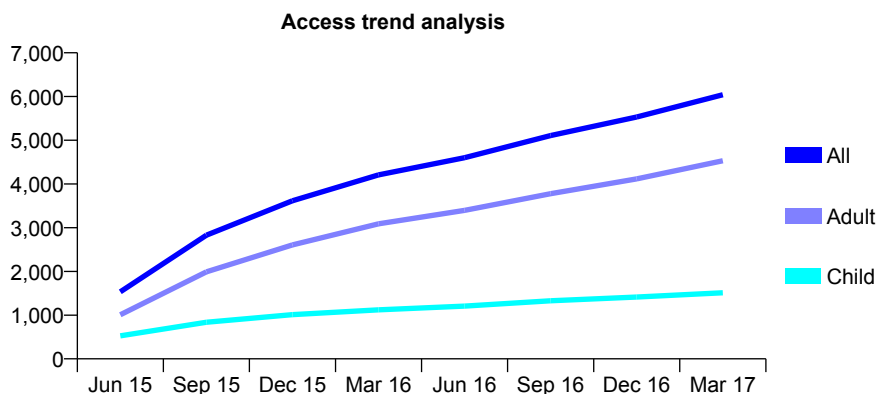
Q58 - Vital Signs At a Glance Contract Report for 129755/0003 - March 2017

Name or company name	Experdental Limited
Contract type name	GDS Contract
Purpose of contract	General
Contract start date	01/04/2015
Contract end date	

16/17 Contracted general activity (UDA)	25,000
Carry forward general activity (UDA)	512
16/17 Contracted orthodontic activity (UOA)	0
Carry forward orthodontic activity (UOA)	0
Baseline contract value	£652,391.47

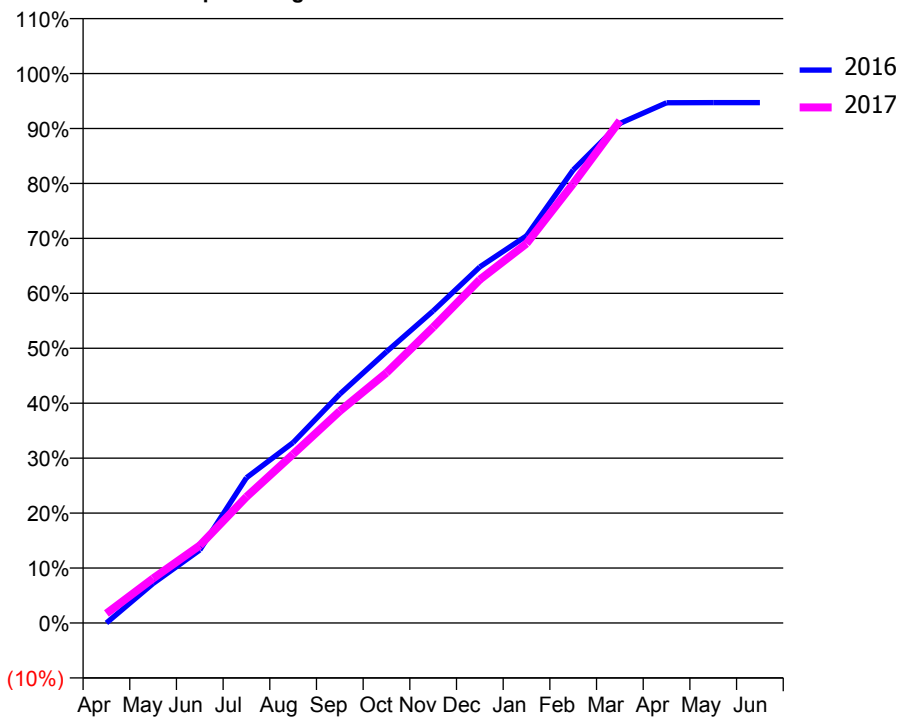
ACCESS*

Patients seen in 24 months	Total	Change since previous quarter
Quarter ending March 2016	4,207	
Quarter ending June 2016	4,602	↑
Quarter ending September 2016	5,106	↑
Quarter ending December 2016	5,530	↑
Quarter ending March 2017	6,041	↑
Variance since March 2016	43.6%	↑



ACTIVITY

Cumulative percentage of contracted UDA delivered 2016 & 2017



Month	Adjusted Scheduled Activity (UDA)	
	2016	2017
April	0	433
May	1,786	2,029
June	3,298	3,525
July	6,559	5,740
August	8,151	7,682
September	10,335	9,646
October	12,247	11,381
November	14,090	13,459
December	16,077	15,627
January	17,483	17,263
February	20,454	19,984
March	22,554	22,851
April	23,486	
May	23,493	
June	23,492	

QUALITY

	Quantity	Base Number	Contract	AT	Region	England
% of FP17s for the same patient ID Re-attending within 3 months - Children	57	1,737	3.3%	11.2%	12.0%	12.3%
% of FP17s for the same patient ID Re-attending within 3 months - Adults	291	4,535	6.4%	14.9%	16.0%	16.7%
% of FP17s for the same patient ID Re-attending between 3 & 9 months - Children	765	1,737	44.0%	56.1%	58.8%	57.6%
% of FP17s for the same patient ID Re-attending between 3 & 9 months - Adults	1,721	4,535	37.9%	47.9%	51.2%	50.1%
% of FP17s for Band 1 Urgent Courses	332	6,059	5.5%	8.5%	8.0%	9.1%
% of FP17s Relating to Free Repair or Replacements	64	6,059	1.1%	0.7%	0.8%	0.8%
% of FP17s Relating to Continuations	33	6,059	0.5%	1.0%	1.2%	1.2%
% of Patients satisfied with the dentistry they have received	4	4	N/A	92.7%	92.7%	92.8%
% of Patients satisfied with the time they had to wait for an appointment	3	4	N/A	87.3%	89.1%	88.7%

* This is based on patients treated on this contract for their most recent course of treatment. Figures in italics indicate the base number of FP17s or Patient Questionnaire responses are less than 100. N/A is shown where the base number of responses is less than 10 during the period. % is calculated as Quantity/Base number*100

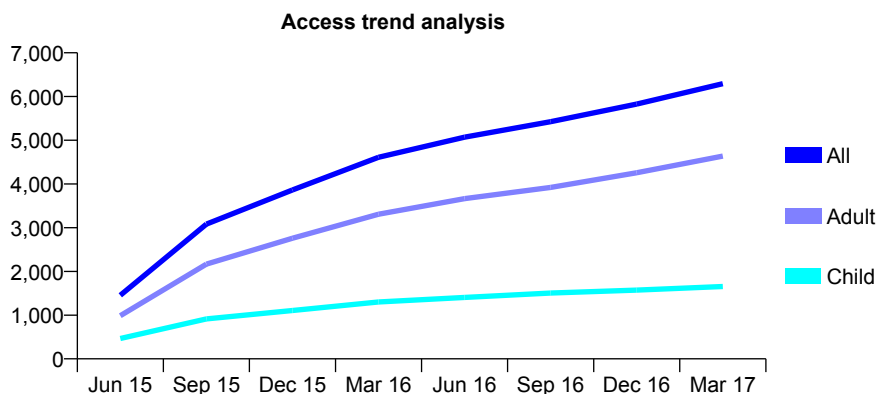
Q58 - Vital Signs At a Glance Contract Report for 129755/0004 - March 2017

Name or company name	Experdental Limited
Contract type name	GDS Contract
Purpose of contract	General
Contract start date	01/04/2015
Contract end date	

16/17 Contracted general activity (UDA)	23,755
Carry forward general activity (UDA)	248
16/17 Contracted orthodontic activity (UOA)	0
Carry forward orthodontic activity (UOA)	0
Baseline contract value	£607,864.79

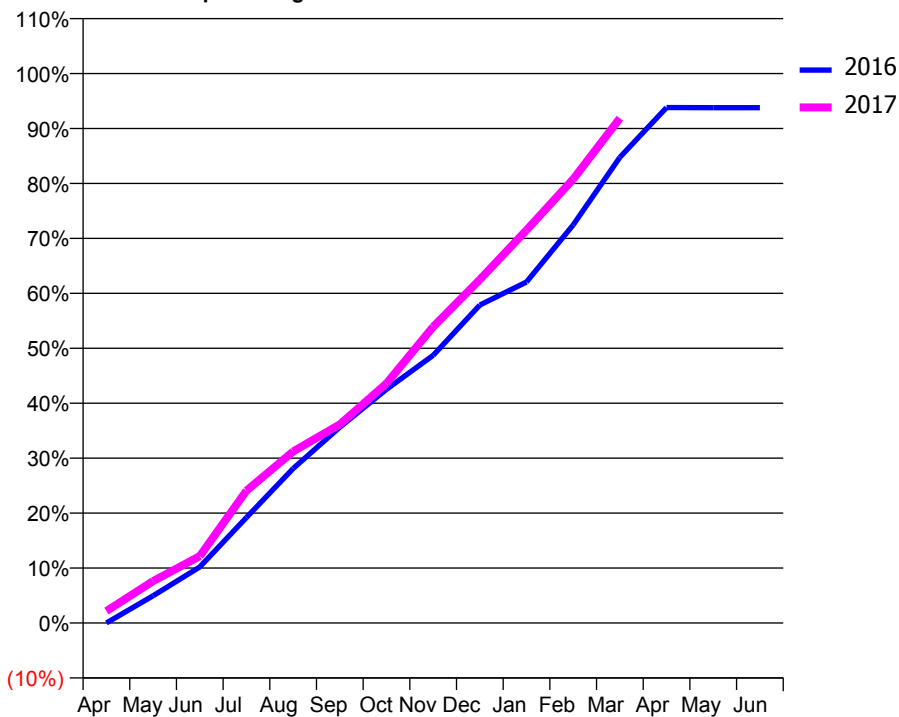
ACCESS*

Patients seen in 24 months	Total	Change since previous quarter
Quarter ending March 2016	4,610	
Quarter ending June 2016	5,071	↑
Quarter ending September 2016	5,425	↑
Quarter ending December 2016	5,827	↑
Quarter ending March 2017	6,293	↑
Variance since March 2016	36.5%	↑



ACTIVITY

Cumulative percentage of contracted UDA delivered 2016 & 2017



Month	Adjusted Scheduled Activity (UDA)	
	2016	2017
April	0	519
May	1,172	1,811
June	2,416	2,892
July	4,548	5,720
August	6,654	7,415
September	8,439	8,587
October	10,066	10,355
November	11,534	12,807
December	13,696	14,846
January	14,691	16,988
February	17,153	19,188
March	20,067	21,823
April	22,209	
May	22,199	
June	22,199	

QUALITY

	Quantity	Base Number	Contract	AT	Region	England
% of FP17s for the same patient ID Re-attending within 3 months - Children	124	2,343	5.3%	11.2%	12.0%	12.3%
% of FP17s for the same patient ID Re-attending within 3 months - Adults	422	5,168	8.2%	14.9%	16.0%	16.7%
% of FP17s for the same patient ID Re-attending between 3 & 9 months - Children	1,329	2,343	56.7%	56.1%	58.8%	57.6%
% of FP17s for the same patient ID Re-attending between 3 & 9 months - Adults	2,421	5,168	46.8%	47.9%	51.2%	50.1%
% of FP17s for Band 1 Urgent Courses	401	7,064	5.7%	8.5%	8.0%	9.1%
% of FP17s Relating to Free Repair or Replacements	26	7,064	0.4%	0.7%	0.8%	0.8%
% of FP17s Relating to Continuations	65	7,064	0.9%	1.0%	1.2%	1.2%
% of Patients satisfied with the dentistry they have received	12	13	92.3%	92.7%	92.7%	92.8%
% of Patients satisfied with the time they had to wait for an appointment	11	13	84.6%	87.3%	89.1%	88.7%

* This is based on patients treated on this contract for their most recent course of treatment. Figures in italics indicate the base number of FP17s or Patient Questionnaire responses are less than 100. N/A is shown where the base number of responses is less than 10 during the period. % is calculated as Quantity/Base number*100

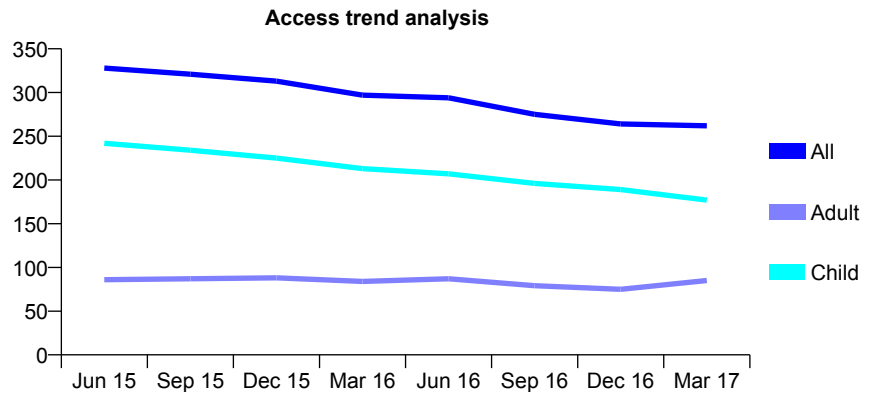
Q58 - Vital Signs At a Glance Contract Report for 130338/0001 - March 2017

Name or company name	Berkhamsted Dental Practice
Contract type name	GDS Contract
Purpose of contract	General
Contract start date	01/11/2007
Contract end date	

16/17 Contracted general activity (UDA)	540
Carry forward general activity (UDA)	0
16/17 Contracted orthodontic activity (UOA)	0
Carry forward orthodontic activity (UOA)	0
Baseline contract value	£11,405.55

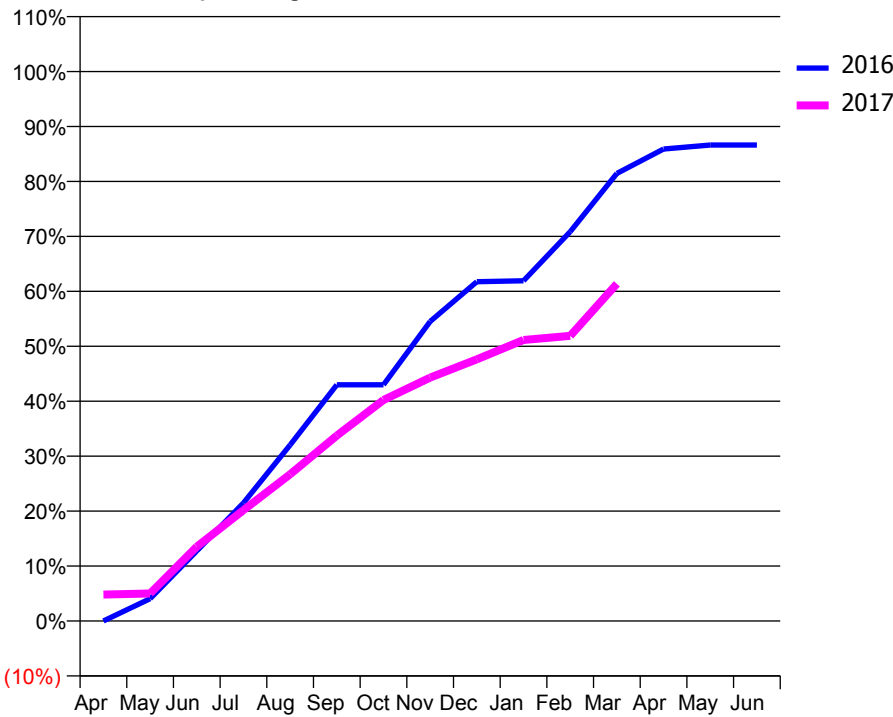
ACCESS*

Patients seen in 24 months	Total	Change since previous quarter
Quarter ending March 2016	297	
Quarter ending June 2016	294	↓
Quarter ending September 2016	275	↓
Quarter ending December 2016	264	↓
Quarter ending March 2017	262	→
Variance since March 2016	(11.8%)	↓



ACTIVITY

Cumulative percentage of contracted UDA delivered 2016 & 2017



Month	Adjusted Scheduled Activity (UDA)	
	2016	2017
April	0	26
May	22	27
June	69	73
July	116	109
August	173	144
September	232	182
October	232	217
November	294	239
December	333	257
January	334	276
February	383	280
March	440	331
April	464	
May	468	
June	468	

QUALITY

	Quantity	Base Number	Contract	AT	Region	England
% of FP17s for the same patient ID Re-attending within 3 months - Children	4	276	1.4%	11.2%	12.0%	12.3%
% of FP17s for the same patient ID Re-attending within 3 months - Adults	0	39	0.0%	14.9%	16.0%	16.7%
% of FP17s for the same patient ID Re-attending between 3 & 9 months - Children	212	276	76.8%	56.1%	58.8%	57.6%
% of FP17s for the same patient ID Re-attending between 3 & 9 months - Adults	30	39	76.9%	47.9%	51.2%	50.1%
% of FP17s for Band 1 Urgent Courses	2	287	0.7%	8.5%	8.0%	9.1%
% of FP17s Relating to Free Repair or Replacements	0	287	0.0%	0.7%	0.8%	0.8%
% of FP17s Relating to Continuations	0	287	0.0%	1.0%	1.2%	1.2%
% of Patients satisfied with the dentistry they have received	0	0	N/A	92.7%	92.7%	92.8%
% of Patients satisfied with the time they had to wait for an appointment	0	0	N/A	87.3%	89.1%	88.7%

* This is based on patients treated on this contract for their most recent course of treatment. Figures in italics indicate the base number of FP17s or Patient Questionnaire responses are less than 100. N/A is shown where the base number of responses is less than 10 during the period. % is calculated as Quantity/Base number*100

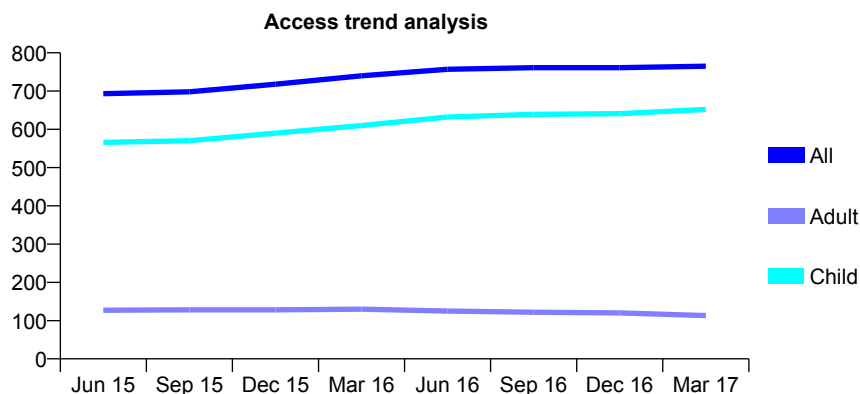
Q58 - Vital Signs At a Glance Contract Report for 130605/0001 - March 2017

Name or company name	Admiral House Dental Practice
Contract type name	GDS Contract
Purpose of contract	General
Contract start date	01/07/2010
Contract end date	

16/17 Contracted general activity (UDA)	1,240
Carry forward general activity (UDA)	-24
16/17 Contracted orthodontic activity (UOA)	0
Carry forward orthodontic activity (UOA)	0
Baseline contract value	£34,536.63

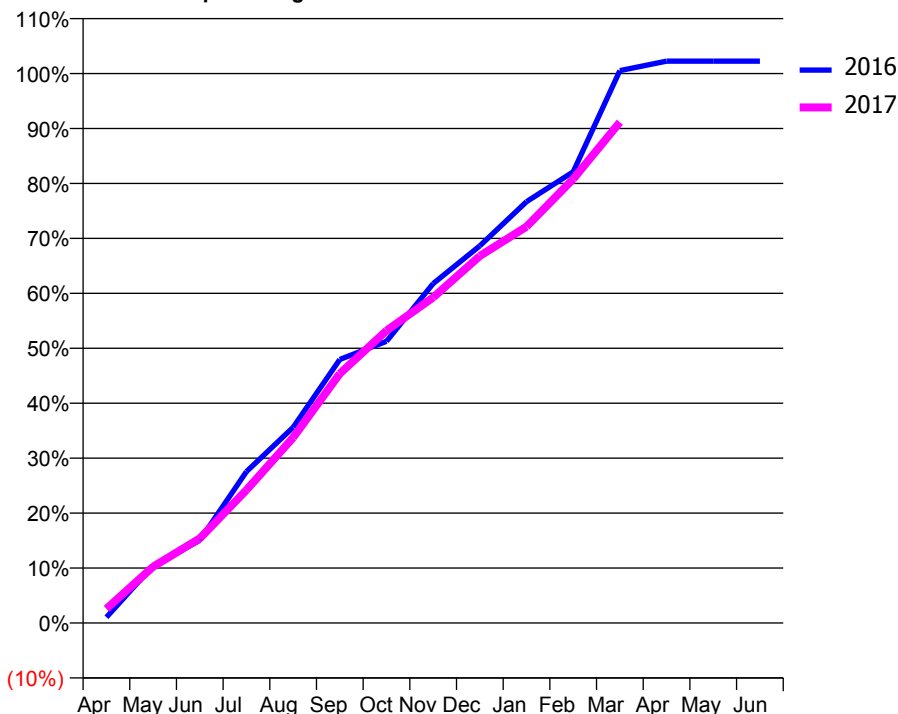
ACCESS*

Patients seen in 24 months	Total	Change since previous quarter
Quarter ending March 2016	740	
Quarter ending June 2016	757	↑
Quarter ending September 2016	761	→
Quarter ending December 2016	761	→
Quarter ending March 2017	765	→
Variance since March 2016	3.4%	↑



ACTIVITY

Cumulative percentage of contracted UDA delivered 2016 & 2017



Month	Adjusted Scheduled Activity (UDA)	
	2016	2017
April	13	32
May	129	127
June	187	191
July	342	300
August	442	418
September	595	563
October	636	660
November	766	735
December	851	828
January	951	895
February	1,018	1,002
March	1,247	1,130
April	1,268	
May	1,268	
June	1,268	

QUALITY

	Quantity	Base Number	Contract	AT	Region	England
% of FP17s for the same patient ID Re-attending within 3 months - Children	41	902	4.5%	11.2%	12.0%	12.3%
% of FP17s for the same patient ID Re-attending within 3 months - Adults	1	26	3.8%	14.9%	16.0%	16.7%
% of FP17s for the same patient ID Re-attending between 3 & 9 months - Children	537	902	59.5%	56.1%	58.8%	57.6%
% of FP17s for the same patient ID Re-attending between 3 & 9 months - Adults	16	26	61.5%	47.9%	51.2%	50.1%
% of FP17s for Band 1 Urgent Courses	16	909	1.8%	8.5%	8.0%	9.1%
% of FP17s Relating to Free Repair or Replacements	0	909	0.0%	0.7%	0.8%	0.8%
% of FP17s Relating to Continuations	0	909	0.0%	1.0%	1.2%	1.2%
% of Patients satisfied with the dentistry they have received	2	2	N/A	92.7%	92.7%	92.8%
% of Patients satisfied with the time they had to wait for an appointment	2	2	N/A	87.3%	89.1%	88.7%

* This is based on patients treated on this contract for their most recent course of treatment. Figures in italics indicate the base number of FP17s or Patient Questionnaire responses are less than 100. N/A is shown where the base number of responses is less than 10 during the period. % is calculated as Quantity/Base number*100

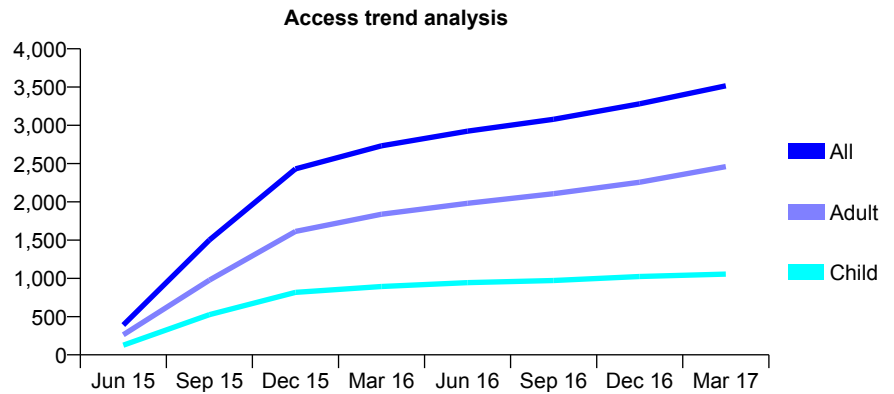
Q58 - Vital Signs At a Glance Contract Report for 130737/0001 - March 2017

Name or company name	Chartwell Dental Practice Limited
Contract type name	GDS Contract
Purpose of contract	General
Contract start date	01/04/2015
Contract end date	

16/17 Contracted general activity (UDA)	11,100
Carry forward general activity (UDA)	375
16/17 Contracted orthodontic activity (UOA)	0
Carry forward orthodontic activity (UOA)	0
Baseline contract value	£299,669.02

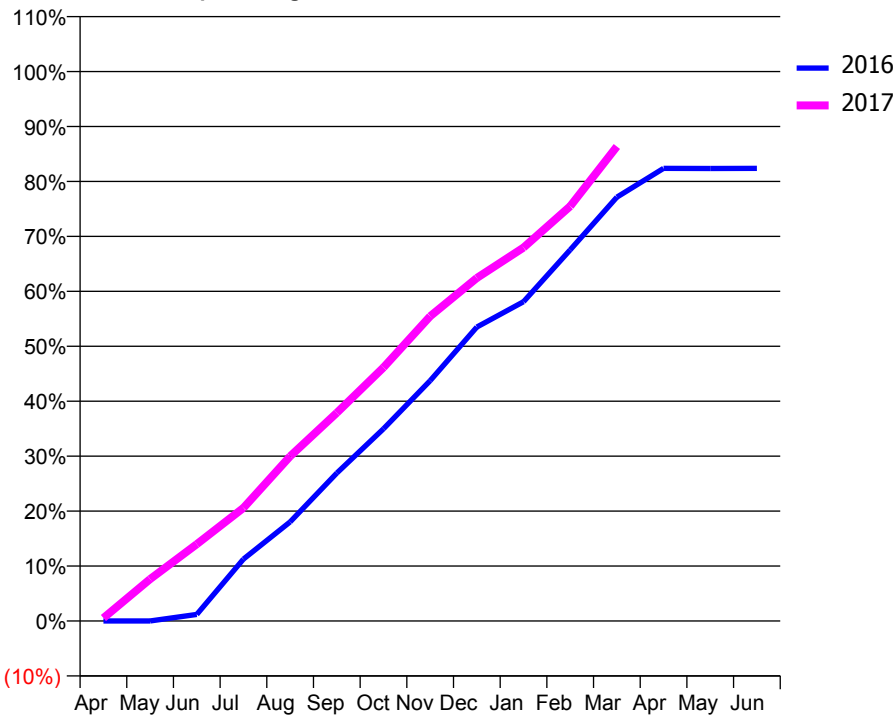
ACCESS*

Patients seen in 24 months	Total	Change since previous quarter
Quarter ending March 2016	2,732	
Quarter ending June 2016	2,924	↑
Quarter ending September 2016	3,078	↑
Quarter ending December 2016	3,281	↑
Quarter ending March 2017	3,517	↑
Variance since March 2016	28.7%	↑



ACTIVITY

Cumulative percentage of contracted UDA delivered 2016 & 2017



Month	Adjusted Scheduled Activity (UDA)	
	2016	2017
April	0	61
May	0	846
June	139	1,552
July	1,298	2,287
August	2,077	3,328
September	3,101	4,207
October	4,029	5,121
November	5,036	6,157
December	6,161	6,929
January	6,690	7,544
February	7,777	8,379
March	8,882	9,586
April	9,486	
May	9,484	
June	9,485	

QUALITY

	Quantity	Base Number	Contract	AT	Region	England
% of FP17s for the same patient ID Re-attending within 3 months - Children	127	1,758	7.2%	11.2%	12.0%	12.3%
% of FP17s for the same patient ID Re-attending within 3 months - Adults	467	3,746	12.5%	14.9%	16.0%	16.7%
% of FP17s for the same patient ID Re-attending between 3 & 9 months - Children	1,068	1,758	60.8%	56.1%	58.8%	57.6%
% of FP17s for the same patient ID Re-attending between 3 & 9 months - Adults	2,085	3,746	55.7%	47.9%	51.2%	50.1%
% of FP17s for Band 1 Urgent Courses	246	5,250	4.7%	8.5%	8.0%	9.1%
% of FP17s Relating to Free Repair or Replacements	19	5,250	0.4%	0.7%	0.8%	0.8%
% of FP17s Relating to Continuations	113	5,250	2.2%	1.0%	1.2%	1.2%
% of Patients satisfied with the dentistry they have received	2	2	N/A	92.7%	92.7%	92.8%
% of Patients satisfied with the time they had to wait for an appointment	2	2	N/A	87.3%	89.1%	88.7%

* This is based on patients treated on this contract for their most recent course of treatment. Figures in italics indicate the base number of FP17s or Patient Questionnaire responses are less than 100. N/A is shown where the base number of responses is less than 10 during the period. % is calculated as Quantity/Base number*100

Q58 - Vital Signs At a Glance Contract Report for 130737/0003 - March 2017

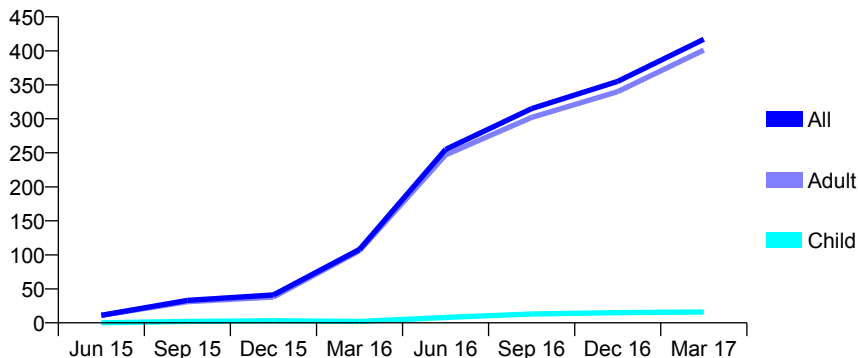
Name or company name	Chartwell Dental Practice Limited
Contract type name	PDS Contract
Purpose of contract	General
Contract start date	01/04/2015
Contract end date	31/03/2018

16/17 Contracted general activity (UDA)	1,200
Carry forward general activity (UDA)	0
16/17 Contracted orthodontic activity (UOA)	0
Carry forward orthodontic activity (UOA)	0
Baseline contract value	£92,801.00

ACCESS*

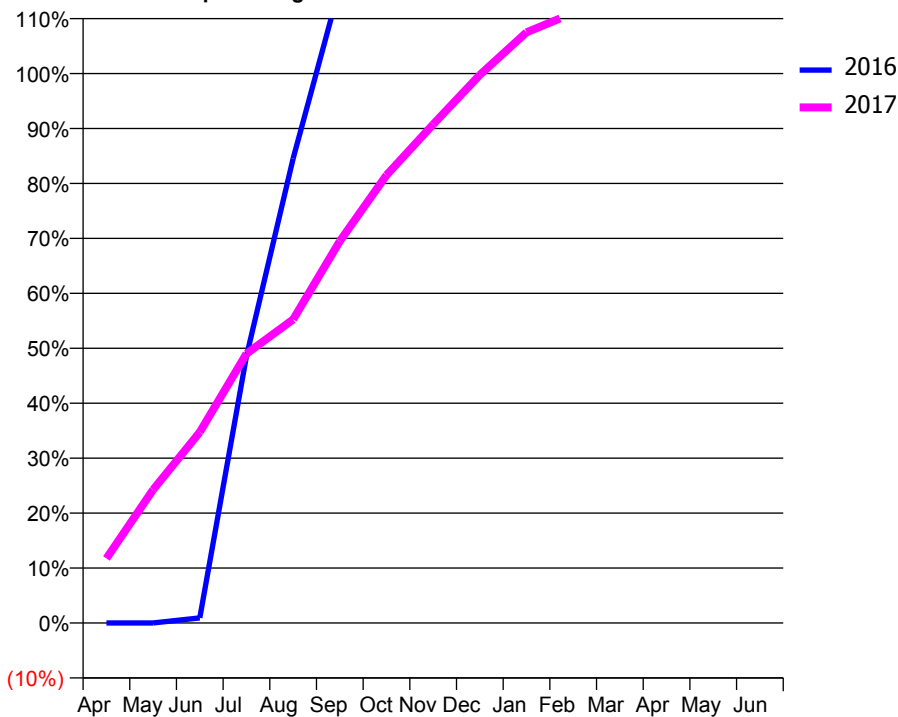
Patients seen in 24 months	Total	Change since previous quarter
Quarter ending March 2016	108	
Quarter ending June 2016	255	↑
Quarter ending September 2016	315	↑
Quarter ending December 2016	355	↑
Quarter ending March 2017	417	↑
Variance since March 2016	286.1%	↑

Access trend analysis



ACTIVITY

Cumulative percentage of contracted UDA delivered 2016 & 2017



Month	Adjusted Scheduled Activity (UDA)	
	2016	2017
April	0	141
May	0	291
June	3	417
July	154	588
August	268	663
September	367	834
October	487	978
November	541	1,089
December	694	1,197
January	697	1,290
February	802	1,332
March	967	1,470
April	970	
May	970	
June	970	

QUALITY

	Quantity	Base Number	Contract	AT	Region	England
% of FP17s for the same patient ID Re-attending within 3 months - Children	0	22	0.0%	11.2%	12.0%	12.3%
% of FP17s for the same patient ID Re-attending within 3 months - Adults	2	469	0.4%	14.9%	16.0%	16.7%
% of FP17s for the same patient ID Re-attending between 3 & 9 months - Children	0	22	0.0%	56.1%	58.8%	57.6%
% of FP17s for the same patient ID Re-attending between 3 & 9 months - Adults	0	469	0.0%	47.9%	51.2%	50.1%
% of FP17s for Band 1 Urgent Courses	0	490	0.0%	8.5%	8.0%	9.1%
% of FP17s Relating to Free Repair or Replacements	0	490	0.0%	0.7%	0.8%	0.8%
% of FP17s Relating to Continuations	0	490	0.0%	1.0%	1.2%	1.2%
% of Patients satisfied with the dentistry they have received	0	0	N/A	92.7%	92.7%	92.8%
% of Patients satisfied with the time they had to wait for an appointment	0	0	N/A	87.3%	89.1%	88.7%

* This is based on patients treated on this contract for their most recent course of treatment. Figures in italics indicate the base number of FP17s or Patient Questionnaire responses are less than 100. N/A is shown where the base number of responses is less than 10 during the period. % is calculated as Quantity/Base number*100

Q58 - Vital Signs At a Glance Contract Report for 130737/0004 - March 2017

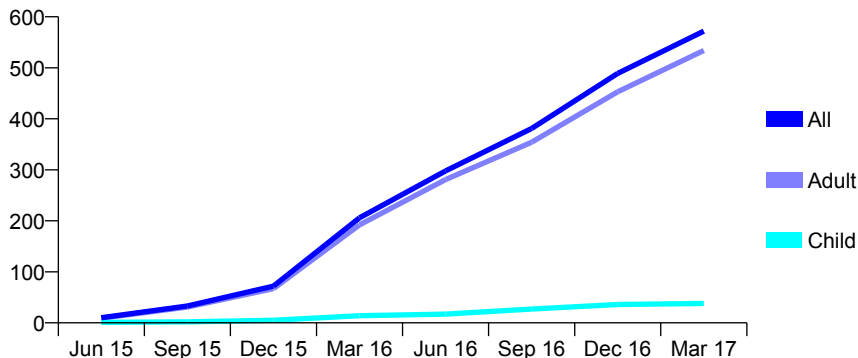
Name or company name	Chartwell Dental Practice Limited
Contract type name	PDS Contract
Purpose of contract	General
Contract start date	01/04/2015
Contract end date	31/03/2018

16/17 Contracted general activity (UDA)	1,564
Carry forward general activity (UDA)	0
16/17 Contracted orthodontic activity (UOA)	0
Carry forward orthodontic activity (UOA)	0
Baseline contract value	£234,251.00

ACCESS*

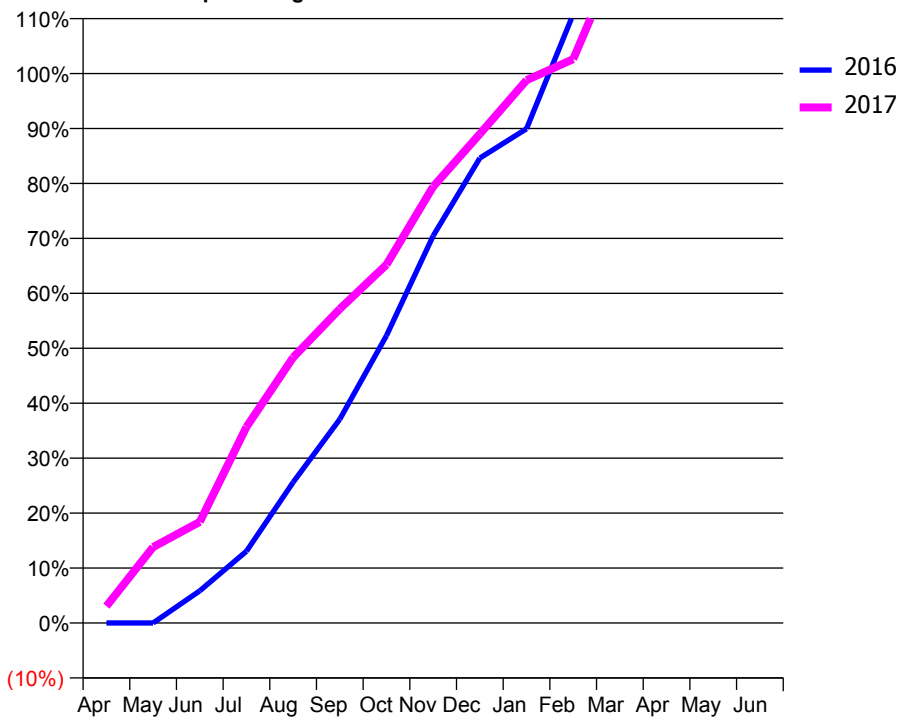
Patients seen in 24 months	Total	Change since previous quarter
Quarter ending March 2016	206	
Quarter ending June 2016	298	↑
Quarter ending September 2016	381	↑
Quarter ending December 2016	489	↑
Quarter ending March 2017	572	↑
Variance since March 2016	177.7%	↑

Access trend analysis



ACTIVITY

Cumulative percentage of contracted UDA delivered 2016 & 2017



Month	Adjusted Scheduled Activity (UDA)	
	2016	2017
April	0	48
May	0	216
June	66	288
July	147	558
August	288	756
September	417	894
October	588	1,020
November	792	1,242
December	951	1,392
January	1,011	1,545
February	1,245	1,605
March	1,428	1,915
April	1,491	
May	1,491	
June	1,491	

QUALITY

	Quantity	Base Number	Contract	AT	Region	England
% of FP17s for the same patient ID Re-attending within 3 months - Children	1	47	2.1%	11.2%	12.0%	12.3%
% of FP17s for the same patient ID Re-attending within 3 months - Adults	0	613	0.0%	14.9%	16.0%	16.7%
% of FP17s for the same patient ID Re-attending between 3 & 9 months - Children	0	47	0.0%	56.1%	58.8%	57.6%
% of FP17s for the same patient ID Re-attending between 3 & 9 months - Adults	1	613	0.2%	47.9%	51.2%	50.1%
% of FP17s for Band 1 Urgent Courses	0	639	0.0%	8.5%	8.0%	9.1%
% of FP17s Relating to Free Repair or Replacements	0	639	0.0%	0.7%	0.8%	0.8%
% of FP17s Relating to Continuations	0	639	0.0%	1.0%	1.2%	1.2%
% of Patients satisfied with the dentistry they have received	0	0	N/A	92.7%	92.7%	92.8%
% of Patients satisfied with the time they had to wait for an appointment	0	0	N/A	87.3%	89.1%	88.7%

* This is based on patients treated on this contract for their most recent course of treatment. Figures in italics indicate the base number of FP17s or Patient Questionnaire responses are less than 100. N/A is shown where the base number of responses is less than 10 during the period. % is calculated as Quantity/Base number*100

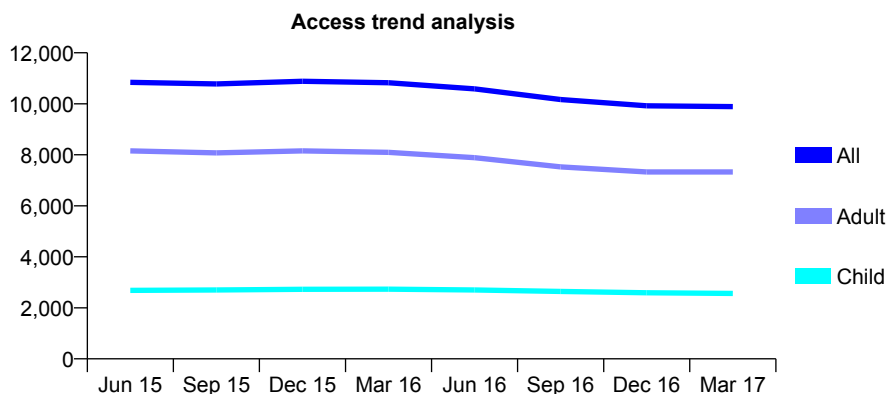
Q58 - Vital Signs At a Glance Contract Report for 131881/0001 - March 2017

Name or company name	Basudev Enterprise Ltd
Contract type name	GDS Contract
Purpose of contract	General
Contract start date	01/02/2012
Contract end date	

16/17 Contracted general activity (UDA)	28,259
Carry forward general activity (UDA)	-642
16/17 Contracted orthodontic activity (UOA)	0
Carry forward orthodontic activity (UOA)	0
Baseline contract value	£645,010.08

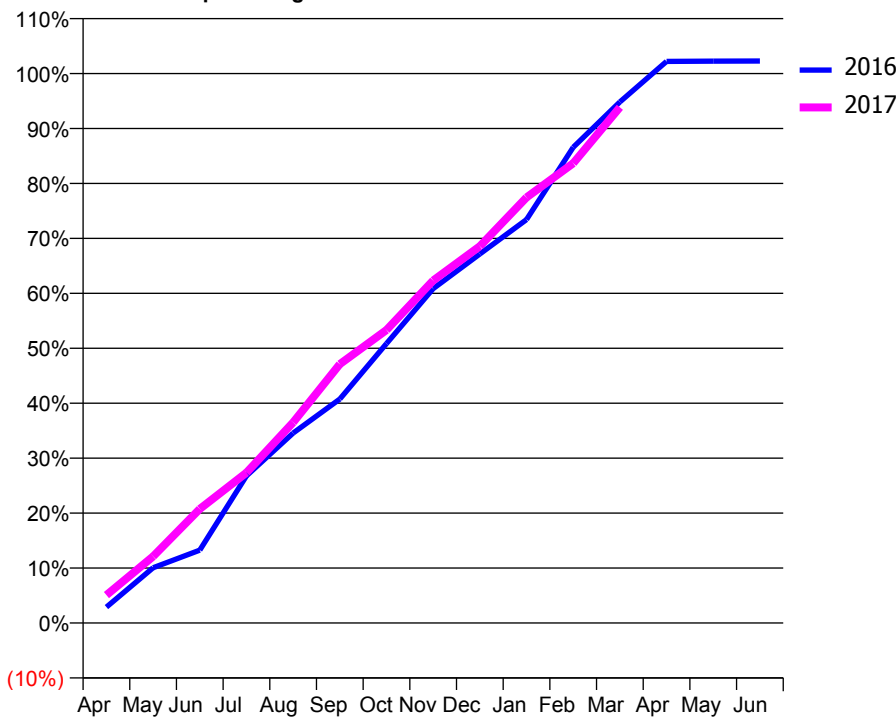
ACCESS*

Patients seen in 24 months	Total	Change since previous quarter
Quarter ending March 2016	10,827	
Quarter ending June 2016	10,585	↓
Quarter ending September 2016	10,169	↓
Quarter ending December 2016	9,919	↓
Quarter ending March 2017	9,892	→
Variance since March 2016	(8.6%)	↓



ACTIVITY

Cumulative percentage of contracted UDA delivered 2016 & 2017



Month	Adjusted Scheduled Activity (UDA)	
	2016	2017
April	817	1,437
May	2,845	3,425
June	3,745	5,869
July	7,564	7,733
August	9,769	10,319
September	11,520	13,317
October	14,370	15,068
November	17,196	17,616
December	18,981	19,375
January	20,750	21,887
February	24,464	23,645
March	26,796	26,523
April	28,881	
May	28,895	
June	28,901	

QUALITY

	Quantity	Base Number	Contract	AT	Region	England
% of FP17s for the same patient ID Re-attending within 3 months - Children	434	4,036	10.8%	11.2%	12.0%	12.3%
% of FP17s for the same patient ID Re-attending within 3 months - Adults	1,602	10,243	15.6%	14.9%	16.0%	16.7%
% of FP17s for the same patient ID Re-attending between 3 & 9 months - Children	2,455	4,036	60.8%	56.1%	58.8%	57.6%
% of FP17s for the same patient ID Re-attending between 3 & 9 months - Adults	5,884	10,243	57.4%	47.9%	51.2%	50.1%
% of FP17s for Band 1 Urgent Courses	1,045	13,135	8.0%	8.5%	8.0%	9.1%
% of FP17s Relating to Free Repair or Replacements	192	13,135	1.5%	0.7%	0.8%	0.8%
% of FP17s Relating to Continuations	51	13,135	0.4%	1.0%	1.2%	1.2%
% of Patients satisfied with the dentistry they have received	19	24	79.2%	92.7%	92.7%	92.8%
% of Patients satisfied with the time they had to wait for an appointment	21	24	87.5%	87.3%	89.1%	88.7%

* This is based on patients treated on this contract for their most recent course of treatment. Figures in italics indicate the base number of FP17s or Patient Questionnaire responses are less than 100. N/A is shown where the base number of responses is less than 10 during the period. % is calculated as Quantity/Base number*100

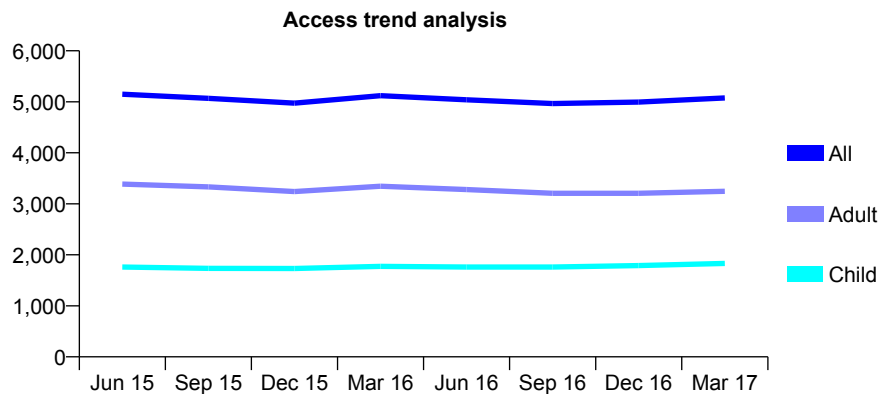
Q58 - Vital Signs At a Glance Contract Report for 134139/0001 - March 2017

Name or company name	The Green Bushey Partnership
Contract type name	GDS Contract
Purpose of contract	General
Contract start date	01/11/2007
Contract end date	

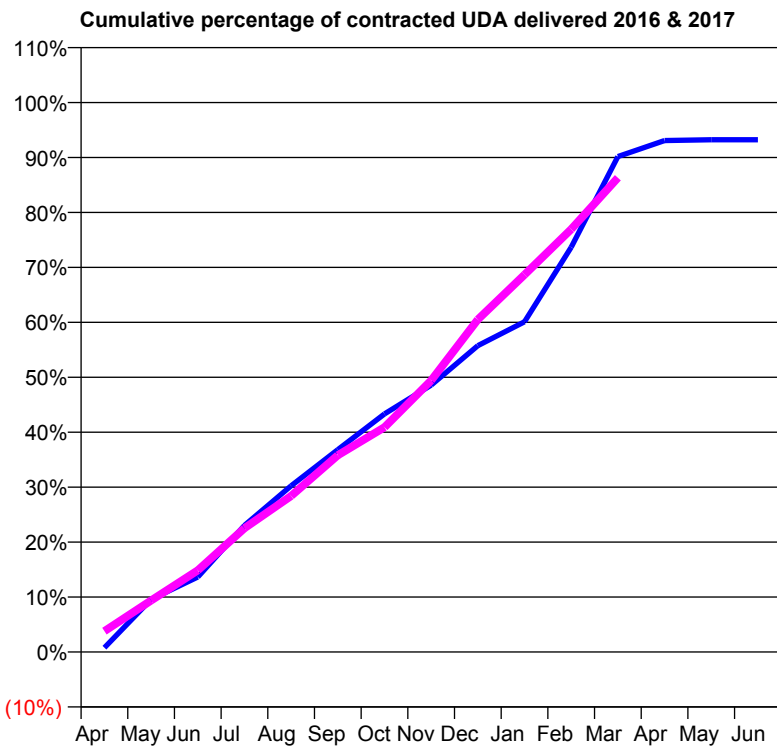
16/17 Contracted general activity (UDA)	12,423
Carry forward general activity (UDA)	0
16/17 Contracted orthodontic activity (UOA)	0
Carry forward orthodontic activity (UOA)	0
Baseline contract value	£385,043.90

ACCESS*

Patients seen in 24 months	Total	Change since previous quarter
Quarter ending March 2016	5,120	
Quarter ending June 2016	5,040	↓
Quarter ending September 2016	4,966	↓
Quarter ending December 2016	4,995	→
Quarter ending March 2017	5,077	→
Variance since March 2016	(0.8%)	→



ACTIVITY



Month	Adjusted Scheduled Activity (UDA)	
	2016	2017
April	98	473
May	1,191	1,165
June	1,695	1,847
July	2,862	2,800
August	3,757	3,529
September	4,574	4,448
October	5,381	5,082
November	6,033	6,139
December	6,927	7,517
January	7,466	8,530
February	9,150	9,559
March	11,201	10,721
April	11,563	
May	11,581	
June	11,581	

QUALITY

	Quantity	Base Number	Contract	AT	Region	England
% of FP17s for the same patient ID Re-attending within 3 months - Children	175	2,387	7.3%	11.2%	12.0%	12.3%
% of FP17s for the same patient ID Re-attending within 3 months - Adults	664	3,874	17.1%	14.9%	16.0%	16.7%
% of FP17s for the same patient ID Re-attending between 3 & 9 months - Children	1,348	2,387	56.5%	56.1%	58.8%	57.6%
% of FP17s for the same patient ID Re-attending between 3 & 9 months - Adults	1,740	3,874	44.9%	47.9%	51.2%	50.1%
% of FP17s for Band 1 Urgent Courses	956	6,023	15.9%	8.5%	8.0%	9.1%
% of FP17s Relating to Free Repair or Replacements	1	6,023	0.0%	0.7%	0.8%	0.8%
% of FP17s Relating to Continuations	69	6,023	1.1%	1.0%	1.2%	1.2%
% of Patients satisfied with the dentistry they have received	6	6	N/A	92.7%	92.7%	92.8%
% of Patients satisfied with the time they had to wait for an appointment	5	6	N/A	87.3%	89.1%	88.7%

* This is based on patients treated on this contract for their most recent course of treatment. Figures in italics indicate the base number of FP17s or Patient Questionnaire responses are less than 100. N/A is shown where the base number of responses is less than 10 during the period. % is calculated as Quantity/Base number*100

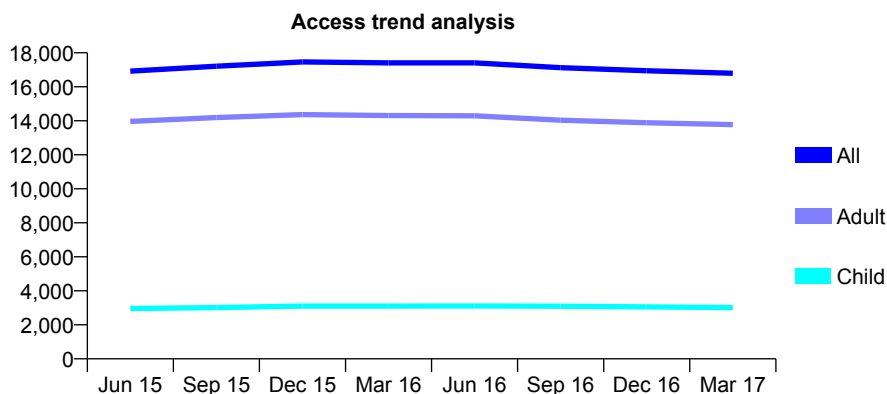
Q58 - Vital Signs At a Glance Contract Report for 134368/0001 - March 2017

Name or company name	The Elms Dental Practice
Contract type name	GDS Contract
Purpose of contract	General
Contract start date	01/04/2006
Contract end date	

16/17 Contracted general activity (UDA)	53,046
Carry forward general activity (UDA)	0
16/17 Contracted orthodontic activity (UOA)	0
Carry forward orthodontic activity (UOA)	0
Baseline contract value	£1,398,648.99

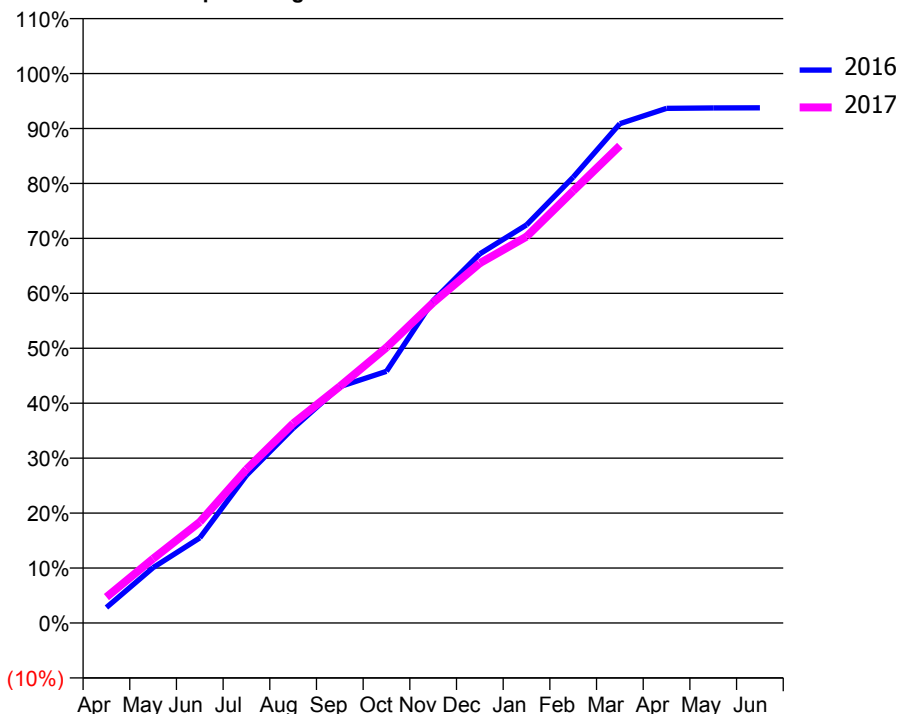
ACCESS*

Patients seen in 24 months	Total	Change since previous quarter
Quarter ending March 2016	17,411	
Quarter ending June 2016	17,409	→
Quarter ending September 2016	17,127	↓
Quarter ending December 2016	16,942	↓
Quarter ending March 2017	16,796	→
Variance since March 2016	(3.5%)	↓



ACTIVITY

Cumulative percentage of contracted UDA delivered 2016 & 2017



Month	Adjusted Scheduled Activity (UDA)	
	2016	2017
April	1,495	2,498
May	5,353	6,216
June	8,222	9,746
July	14,255	14,832
August	18,801	19,264
September	22,820	22,848
October	24,302	26,595
November	31,122	30,930
December	35,638	34,738
January	38,438	37,299
February	43,035	41,717
March	48,197	46,080
April	49,678	
May	49,722	
June	49,733	

QUALITY

	Quantity	Base Number	Contract	AT	Region	England
% of FP17s for the same patient ID Re-attending within 3 months - Children	305	4,720	6.5%	11.2%	12.0%	12.3%
% of FP17s for the same patient ID Re-attending within 3 months - Adults	2,705	20,310	13.3%	14.9%	16.0%	16.7%
% of FP17s for the same patient ID Re-attending between 3 & 9 months - Children	3,085	4,720	65.4%	56.1%	58.8%	57.6%
% of FP17s for the same patient ID Re-attending between 3 & 9 months - Adults	12,116	20,310	59.7%	47.9%	51.2%	50.1%
% of FP17s for Band 1 Urgent Courses	1,297	23,960	5.4%	8.5%	8.0%	9.1%
% of FP17s Relating to Free Repair or Replacements	334	23,960	1.4%	0.7%	0.8%	0.8%
% of FP17s Relating to Continuations	130	23,960	0.5%	1.0%	1.2%	1.2%
% of Patients satisfied with the dentistry they have received	18	19	94.7%	92.7%	92.7%	92.8%
% of Patients satisfied with the time they had to wait for an appointment	17	19	89.5%	87.3%	89.1%	88.7%

* This is based on patients treated on this contract for their most recent course of treatment. Figures in italics indicate the base number of FP17s or Patient Questionnaire responses are less than 100. N/A is shown where the base number of responses is less than 10 during the period. % is calculated as Quantity/Base number*100

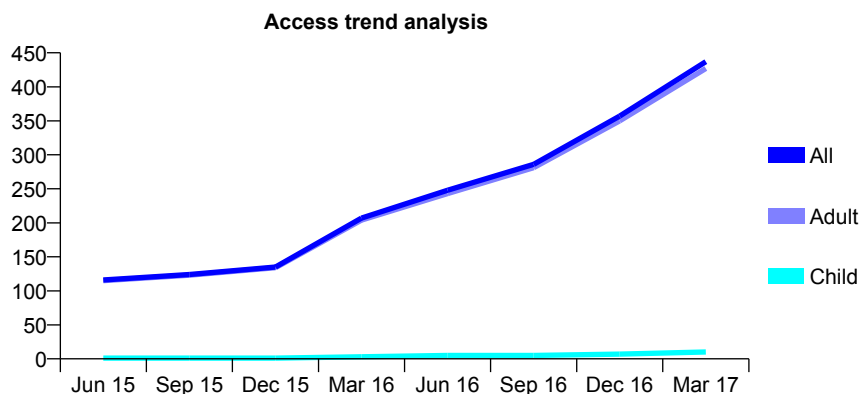
Q58 - Vital Signs At a Glance Contract Report for 135143/0001 - March 2017

Name or company name	GOFFS OAK DENTAL CARE
Contract type name	PDS Contract
Purpose of contract	General
Contract start date	25/02/2013
Contract end date	31/03/2018

16/17 Contracted general activity (UDA)	1,774
Carry forward general activity (UDA)	0
16/17 Contracted orthodontic activity (UOA)	0
Carry forward orthodontic activity (UOA)	0
Baseline contract value	£71,887.40

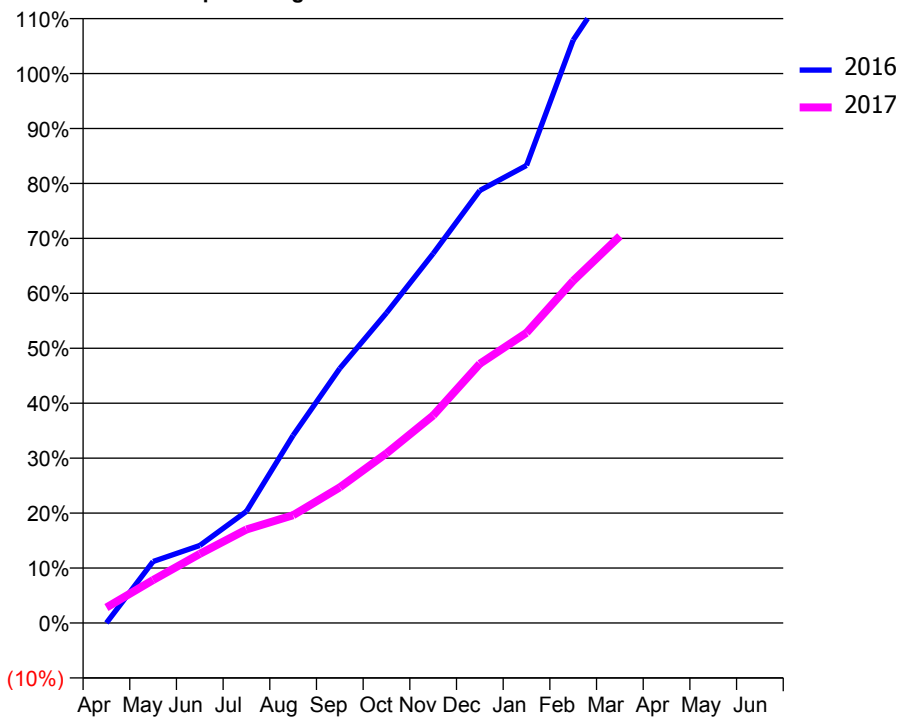
ACCESS*

Patients seen in 24 months	Total	Change since previous quarter
Quarter ending March 2016	207	
Quarter ending June 2016	248	↑
Quarter ending September 2016	286	↑
Quarter ending December 2016	357	↑
Quarter ending March 2017	437	↑
Variance since March 2016	111.1%	↑



ACTIVITY

Cumulative percentage of contracted UDA delivered 2016 & 2017



Month	Adjusted Scheduled Activity (UDA)	
	2016	2017
April	0	50
May	81	139
June	102	223
July	147	302
August	247	348
September	335	438
October	408	548
November	486	670
December	569	837
January	602	937
February	767	1,105
March	859	1,249
April	897	
May	903	
June	903	

QUALITY

	Quantity	Base Number	Contract	AT	Region	England
% of FP17s for the same patient ID Re-attending within 3 months - Children	0	12	0.0%	11.2%	12.0%	12.3%
% of FP17s for the same patient ID Re-attending within 3 months - Adults	2	438	0.5%	14.9%	16.0%	16.7%
% of FP17s for the same patient ID Re-attending between 3 & 9 months - Children	1	12	8.3%	56.1%	58.8%	57.6%
% of FP17s for the same patient ID Re-attending between 3 & 9 months - Adults	2	438	0.5%	47.9%	51.2%	50.1%
% of FP17s for Band 1 Urgent Courses	0	429	0.0%	8.5%	8.0%	9.1%
% of FP17s Relating to Free Repair or Replacements	0	429	0.0%	0.7%	0.8%	0.8%
% of FP17s Relating to Continuations	0	429	0.0%	1.0%	1.2%	1.2%
% of Patients satisfied with the dentistry they have received	3	3	N/A	92.7%	92.7%	92.8%
% of Patients satisfied with the time they had to wait for an appointment	1	3	N/A	87.3%	89.1%	88.7%

* This is based on patients treated on this contract for their most recent course of treatment. Figures in italics indicate the base number of FP17s or Patient Questionnaire responses are less than 100. N/A is shown where the base number of responses is less than 10 during the period. % is calculated as Quantity/Base number*100

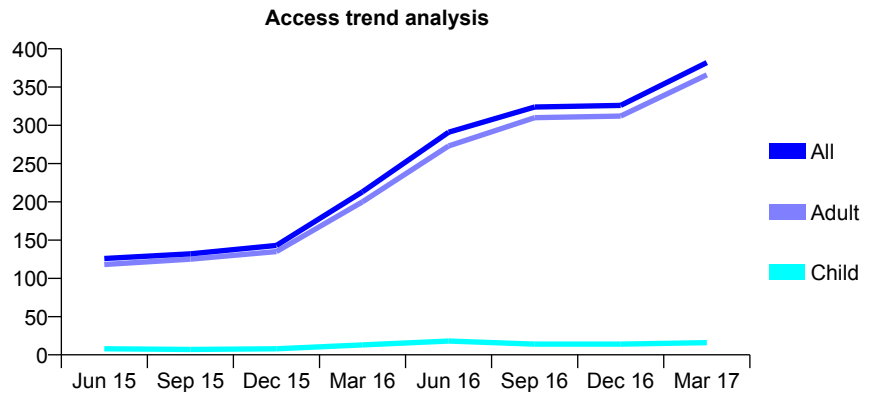
Q58 - Vital Signs At a Glance Contract Report for 135143/0002 - March 2017

Name or company name	GOFFS OAK DENTAL CARE
Contract type name	PDS Contract
Purpose of contract	General
Contract start date	25/02/2013
Contract end date	31/03/2018

16/17 Contracted general activity (UDA)	1,708
Carry forward general activity (UDA)	0
16/17 Contracted orthodontic activity (UOA)	0
Carry forward orthodontic activity (UOA)	0
Baseline contract value	£136,613.43

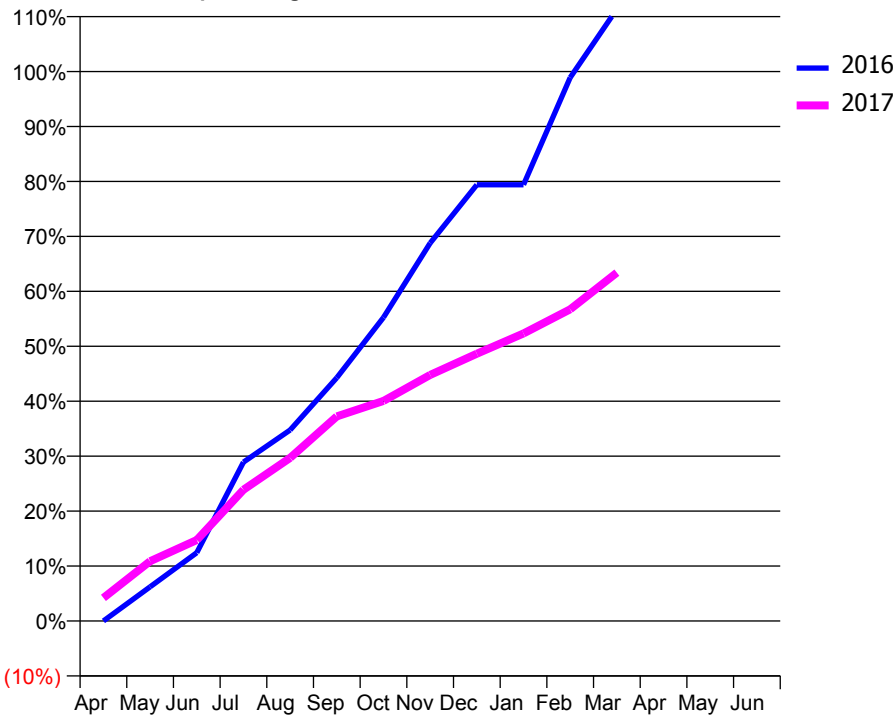
ACCESS*

Patients seen in 24 months	Total	Change since previous quarter
Quarter ending March 2016	213	
Quarter ending June 2016	291	↑
Quarter ending September 2016	324	↑
Quarter ending December 2016	326	→
Quarter ending March 2017	382	↑
Variance since March 2016	79.3%	↑



ACTIVITY

Cumulative percentage of contracted UDA delivered 2016 & 2017



Month	Adjusted Scheduled Activity (UDA)	
	2016	2017
April	0	72
May	51	186
June	102	252
July	237	408
August	285	507
September	363	636
October	453	684
November	564	765
December	651	831
January	651	894
February	811	969
March	913	1,083
April	965	
May	965	
June	965	

QUALITY

	Quantity	Base Number	Contract	AT	Region	England
% of FP17s for the same patient ID Re-attending within 3 months - Children	1	19	5.3%	11.2%	12.0%	12.3%
% of FP17s for the same patient ID Re-attending within 3 months - Adults	3	361	0.8%	14.9%	16.0%	16.7%
% of FP17s for the same patient ID Re-attending between 3 & 9 months - Children	0	19	0.0%	56.1%	58.8%	57.6%
% of FP17s for the same patient ID Re-attending between 3 & 9 months - Adults	1	361	0.3%	47.9%	51.2%	50.1%
% of FP17s for Band 1 Urgent Courses	0	361	0.0%	8.5%	8.0%	9.1%
% of FP17s Relating to Free Repair or Replacements	0	361	0.0%	0.7%	0.8%	0.8%
% of FP17s Relating to Continuations	0	361	0.0%	1.0%	1.2%	1.2%
% of Patients satisfied with the dentistry they have received	1	1	N/A	92.7%	92.7%	92.8%
% of Patients satisfied with the time they had to wait for an appointment	1	1	N/A	87.3%	89.1%	88.7%

* This is based on patients treated on this contract for their most recent course of treatment. Figures in italics indicate the base number of FP17s or Patient Questionnaire responses are less than 100. N/A is shown where the base number of responses is less than 10 during the period. % is calculated as Quantity/Base number*100

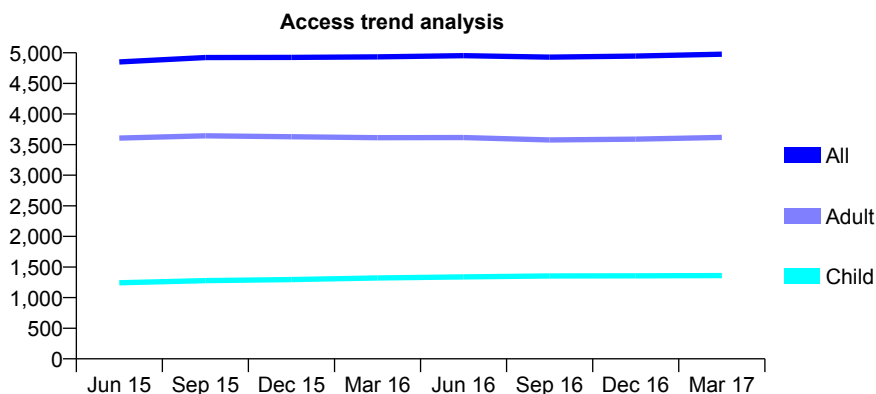
Q58 - Vital Signs At a Glance Contract Report for 135380/0001 - March 2017

Name or company name	Borehamwood Dental Practice Ltd
Contract type name	GDS Contract
Purpose of contract	General
Contract start date	19/11/2007
Contract end date	

16/17 Contracted general activity (UDA)	13,845
Carry forward general activity (UDA)	353
16/17 Contracted orthodontic activity (UOA)	0
Carry forward orthodontic activity (UOA)	0
Baseline contract value	£409,761.83

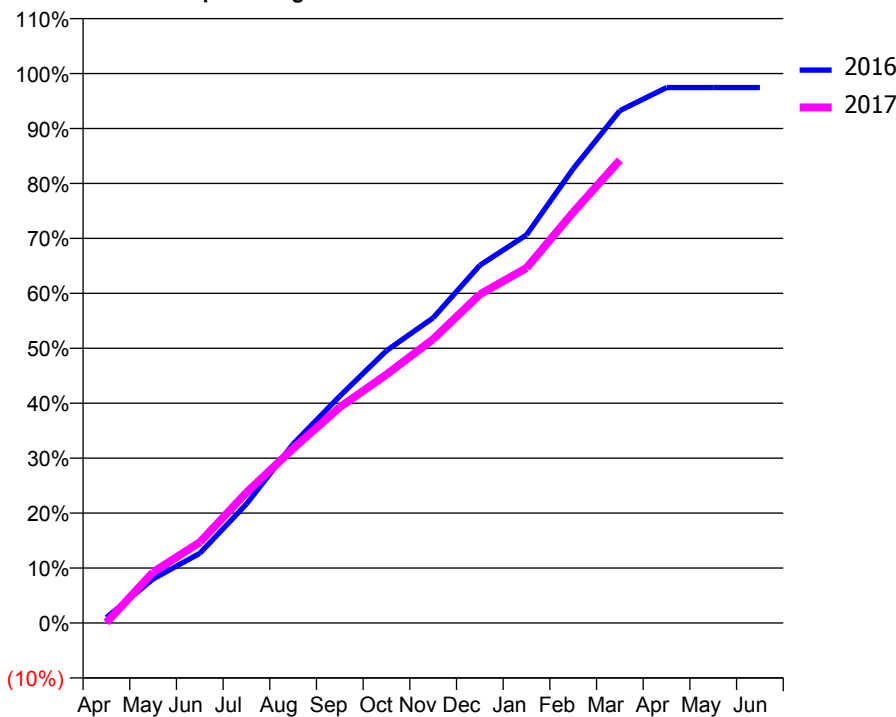
ACCESS*

Patients seen in 24 months	Total	Change since previous quarter
Quarter ending March 2016	4,934	
Quarter ending June 2016	4,954	→
Quarter ending September 2016	4,930	→
Quarter ending December 2016	4,947	→
Quarter ending March 2017	4,978	→
Variance since March 2016	0.9%	→



ACTIVITY

Cumulative percentage of contracted UDA delivered 2016 & 2017



Month	Adjusted Scheduled Activity (UDA)	
	2016	2017
April	138	13
May	1,111	1,282
June	1,756	2,035
July	2,997	3,287
August	4,509	4,396
September	5,715	5,438
October	6,861	6,261
November	7,688	7,152
December	9,011	8,279
January	9,778	8,945
February	11,446	10,348
March	12,910	11,662
April	13,492	
May	13,491	
June	13,491	

QUALITY

	Quantity	Base Number	Contract	AT	Region	England
% of FP17s for the same patient ID Re-attending within 3 months - Children	170	1,882	9.0%	11.2%	12.0%	12.3%
% of FP17s for the same patient ID Re-attending within 3 months - Adults	746	4,561	16.4%	14.9%	16.0%	16.7%
% of FP17s for the same patient ID Re-attending between 3 & 9 months - Children	1,024	1,882	54.4%	56.1%	58.8%	57.6%
% of FP17s for the same patient ID Re-attending between 3 & 9 months - Adults	2,302	4,561	50.5%	47.9%	51.2%	50.1%
% of FP17s for Band 1 Urgent Courses	505	6,188	8.2%	8.5%	8.0%	9.1%
% of FP17s Relating to Free Repair or Replacements	19	6,188	0.3%	0.7%	0.8%	0.8%
% of FP17s Relating to Continuations	183	6,188	3.0%	1.0%	1.2%	1.2%
% of Patients satisfied with the dentistry they have received	8	8	N/A	92.7%	92.7%	92.8%
% of Patients satisfied with the time they had to wait for an appointment	8	8	N/A	87.3%	89.1%	88.7%

* This is based on patients treated on this contract for their most recent course of treatment. Figures in italics indicate the base number of FP17s or Patient Questionnaire responses are less than 100. N/A is shown where the base number of responses is less than 10 during the period. % is calculated as Quantity/Base number*100

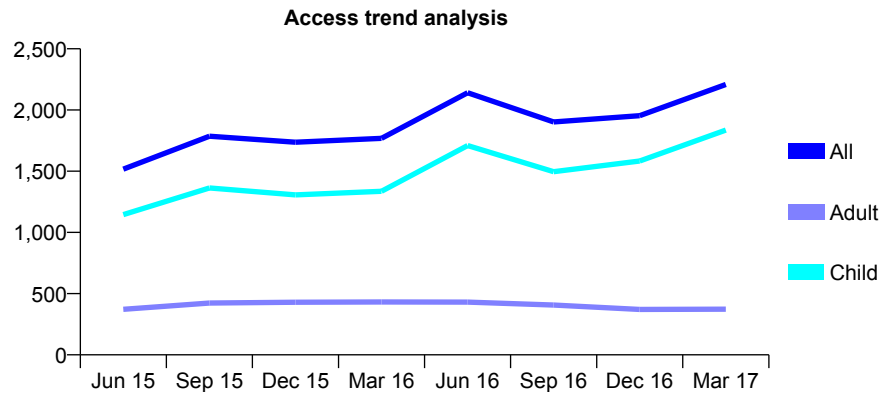
Q58 - Vital Signs At a Glance Contract Report for 137677/0003 - March 2017

Name or company name	Leagrave Clinic Ltd
Contract type name	GDS Contract
Purpose of contract	General
Contract start date	01/04/2014
Contract end date	31/03/2018

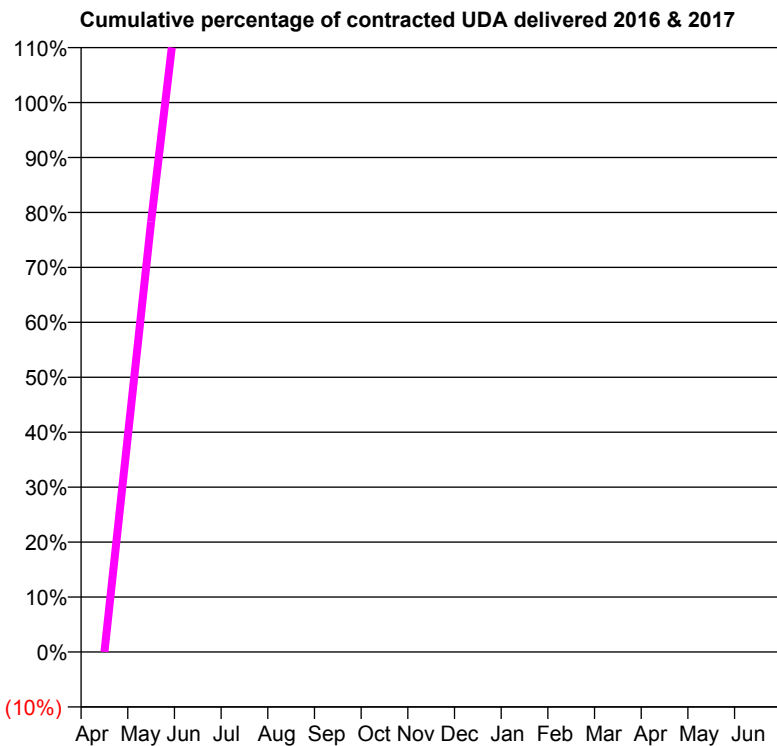
16/17 Contracted general activity (UDA)	900
Carry forward general activity (UDA)	0
16/17 Contracted orthodontic activity (UOA)	0
Carry forward orthodontic activity (UOA)	0
Baseline contract value	£564,510.33

ACCESS*

Patients seen in 24 months	Total	Change since previous quarter
Quarter ending March 2016	1,768	
Quarter ending June 2016	2,141	↑
Quarter ending September 2016	1,903	↓
Quarter ending December 2016	1,954	↑
Quarter ending March 2017	2,209	↑
Variance since March 2016	24.9%	↑



ACTIVITY



Month	Adjusted Scheduled Activity (UDA)	
	2016	2017
April	-716	0
May	-370	705
June	-5	1,349
July	1,298	2,311
August	2,002	2,753
September	2,871	3,222
October	3,332	3,717
November	3,880	4,357
December	4,521	5,029
January	4,910	5,150
February	5,503	5,736
March	5,959	7,348
April	6,013	
May	6,666	
June	7,578	

QUALITY

	Quantity	Base Number	Contract	AT	Region	England
% of FP17s for the same patient ID Re-attending within 3 months - Children	694	3,151	22.0%	11.2%	12.0%	12.3%
% of FP17s for the same patient ID Re-attending within 3 months - Adults	100	420	23.8%	14.9%	16.0%	16.7%
% of FP17s for the same patient ID Re-attending between 3 & 9 months - Children	37	3,151	1.2%	56.1%	58.8%	57.6%
% of FP17s for the same patient ID Re-attending between 3 & 9 months - Adults	10	420	2.4%	47.9%	51.2%	50.1%
% of FP17s for Band 1 Urgent Courses	0	2,997	0.0%	8.5%	8.0%	9.1%
% of FP17s Relating to Free Repair or Replacements	0	2,997	0.0%	0.7%	0.8%	0.8%
% of FP17s Relating to Continuations	26	2,997	0.9%	1.0%	1.2%	1.2%
% of Patients satisfied with the dentistry they have received	1	1	N/A	92.7%	92.7%	92.8%
% of Patients satisfied with the time they had to wait for an appointment	1	1	N/A	87.3%	89.1%	88.7%

* This is based on patients treated on this contract for their most recent course of treatment. Figures in italics indicate the base number of FP17s or Patient Questionnaire responses are less than 100. N/A is shown where the base number of responses is less than 10 during the period. % is calculated as Quantity/Base number*100

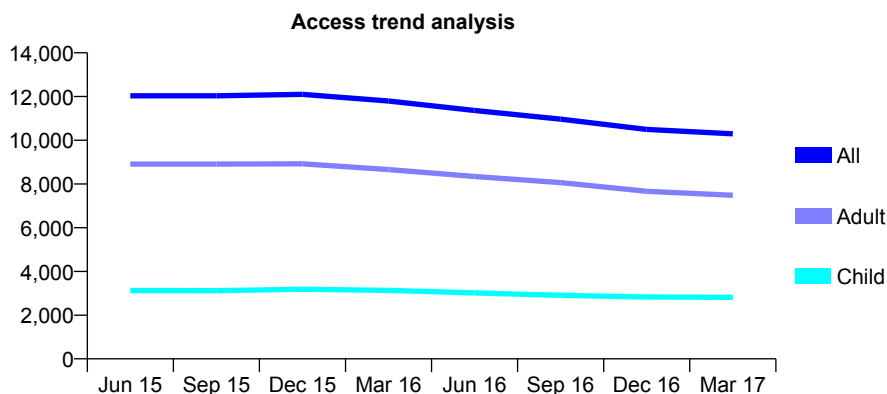
Q58 - Vital Signs At a Glance Contract Report for 138703/0002 - March 2017

Name or company name	Palladium Services Limited
Contract type name	GDS Contract
Purpose of contract	General
Contract start date	05/08/2011
Contract end date	

16/17 Contracted general activity (UDA)	24,913
Carry forward general activity (UDA)	-340
16/17 Contracted orthodontic activity (UOA)	0
Carry forward orthodontic activity (UOA)	0
Baseline contract value	£628,033.74

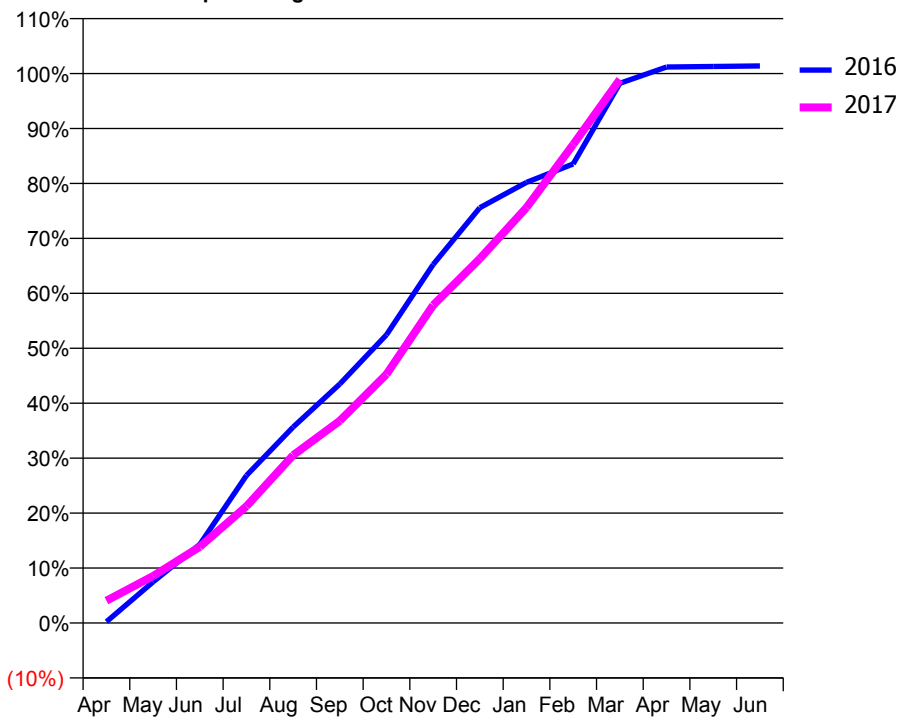
ACCESS*

Patients seen in 24 months	Total	Change since previous quarter
Quarter ending March 2016	11,795	
Quarter ending June 2016	11,362	↓
Quarter ending September 2016	10,968	↓
Quarter ending December 2016	10,495	↓
Quarter ending March 2017	10,294	↓
Variance since March 2016	(12.7%)	↓



ACTIVITY

Cumulative percentage of contracted UDA delivered 2016 & 2017



Month	Adjusted Scheduled Activity (UDA)	
	2016	2017
April	60	1,012
May	1,866	2,134
June	3,561	3,457
July	6,692	5,292
August	8,887	7,609
September	10,838	9,170
October	13,067	11,279
November	16,257	14,411
December	18,830	16,519
January	19,980	18,833
February	20,812	21,695
March	24,467	24,646
April	25,207	
May	25,232	
June	25,253	

QUALITY

	Quantity	Base Number	Contract	AT	Region	England
% of FP17s for the same patient ID Re-attending within 3 months - Children	197	4,564	4.3%	11.2%	12.0%	12.3%
% of FP17s for the same patient ID Re-attending within 3 months - Adults	578	8,574	6.7%	14.9%	16.0%	16.7%
% of FP17s for the same patient ID Re-attending between 3 & 9 months - Children	3,073	4,564	67.3%	56.1%	58.8%	57.6%
% of FP17s for the same patient ID Re-attending between 3 & 9 months - Adults	4,068	8,574	47.4%	47.9%	51.2%	50.1%
% of FP17s for Band 1 Urgent Courses	532	12,728	4.2%	8.5%	8.0%	9.1%
% of FP17s Relating to Free Repair or Replacements	64	12,728	0.5%	0.7%	0.8%	0.8%
% of FP17s Relating to Continuations	19	12,728	0.1%	1.0%	1.2%	1.2%
% of Patients satisfied with the dentistry they have received	16	19	84.2%	92.7%	92.7%	92.8%
% of Patients satisfied with the time they had to wait for an appointment	9	19	47.4%	87.3%	89.1%	88.7%

* This is based on patients treated on this contract for their most recent course of treatment. Figures in italics indicate the base number of FP17s or Patient Questionnaire responses are less than 100. N/A is shown where the base number of responses is less than 10 during the period. % is calculated as Quantity/Base number*100

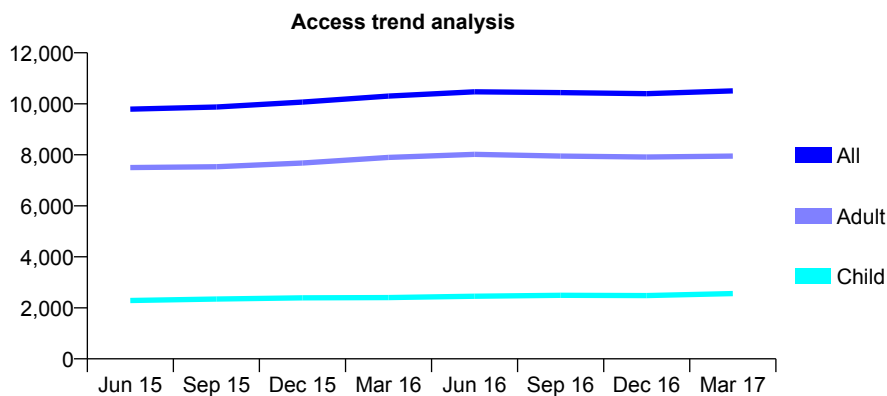
Q58 - Vital Signs At a Glance Contract Report for 140732/0001 - March 2017

Name or company name	The Watford Dental Partnership Ltd
Contract type name	GDS Contract
Purpose of contract	General
Contract start date	01/10/2011
Contract end date	

16/17 Contracted general activity (UDA)	22,916
Carry forward general activity (UDA)	893
16/17 Contracted orthodontic activity (UOA)	0
Carry forward orthodontic activity (UOA)	0
Baseline contract value	£530,730.63

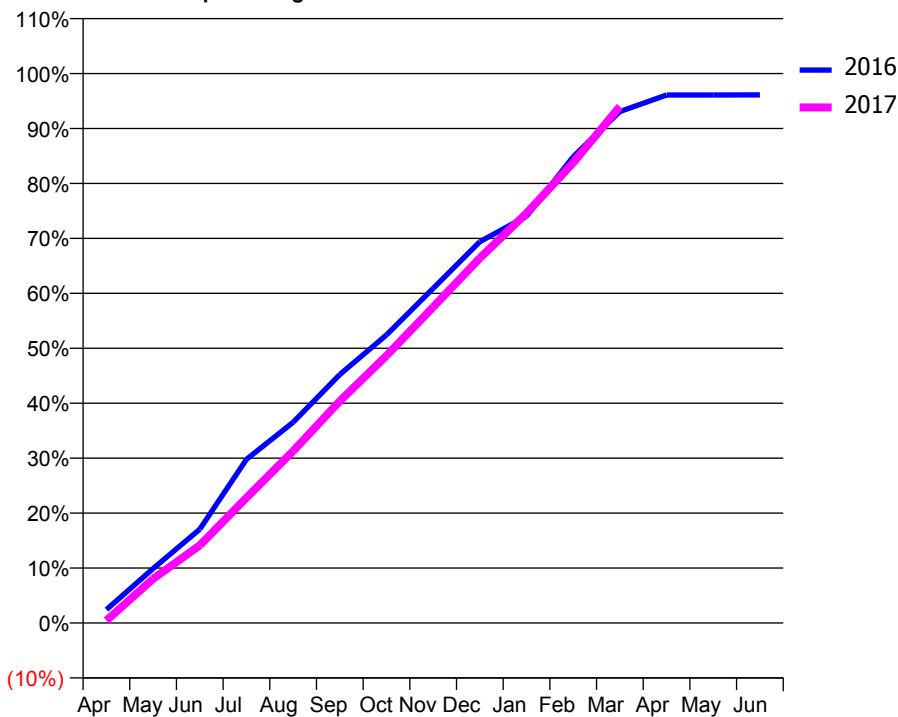
ACCESS*

Patients seen in 24 months	Total	Change since previous quarter
Quarter ending March 2016	10,303	
Quarter ending June 2016	10,473	→
Quarter ending September 2016	10,438	→
Quarter ending December 2016	10,395	→
Quarter ending March 2017	10,509	→
Variance since March 2016	2.0%	→



ACTIVITY

Cumulative percentage of contracted UDA delivered 2016 & 2017



Month	Adjusted Scheduled Activity (UDA)	
	2016	2017
April	561	102
May	2,271	1,846
June	3,914	3,238
July	6,828	5,225
August	8,375	7,170
September	10,364	9,254
October	12,017	11,146
November	13,953	13,178
December	15,902	15,216
January	16,965	17,094
February	19,443	19,196
March	21,332	21,541
April	22,016	
May	22,019	
June	22,022	

QUALITY

	Quantity	Base Number	Contract	AT	Region	England
% of FP17s for the same patient ID Re-attending within 3 months - Children	248	3,522	7.0%	11.2%	12.0%	12.3%
% of FP17s for the same patient ID Re-attending within 3 months - Adults	1,376	9,803	14.0%	14.9%	16.0%	16.7%
% of FP17s for the same patient ID Re-attending between 3 & 9 months - Children	1,802	3,522	51.2%	56.1%	58.8%	57.6%
% of FP17s for the same patient ID Re-attending between 3 & 9 months - Adults	4,373	9,803	44.6%	47.9%	51.2%	50.1%
% of FP17s for Band 1 Urgent Courses	1,240	11,904	10.4%	8.5%	8.0%	9.1%
% of FP17s Relating to Free Repair or Replacements	69	11,904	0.6%	0.7%	0.8%	0.8%
% of FP17s Relating to Continuations	47	11,904	0.4%	1.0%	1.2%	1.2%
% of Patients satisfied with the dentistry they have received	12	12	100.0%	92.7%	92.7%	92.8%
% of Patients satisfied with the time they had to wait for an appointment	11	12	91.7%	87.3%	89.1%	88.7%

* This is based on patients treated on this contract for their most recent course of treatment. Figures in italics indicate the base number of FP17s or Patient Questionnaire responses are less than 100. N/A is shown where the base number of responses is less than 10 during the period. % is calculated as Quantity/Base number*100

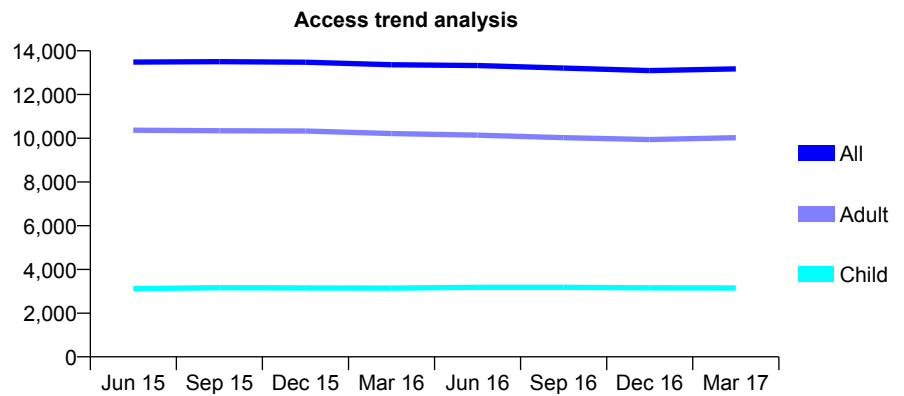
Q58 - Vital Signs At a Glance Contract Report for 141607/0001 - March 2017

Name or company name	Ware Dental Care
Contract type name	GDS Contract
Purpose of contract	General
Contract start date	01/06/2007
Contract end date	

16/17 Contracted general activity (UDA)	35,500
Carry forward general activity (UDA)	-164
16/17 Contracted orthodontic activity (UOA)	0
Carry forward orthodontic activity (UOA)	0
Baseline contract value	£911,088.56

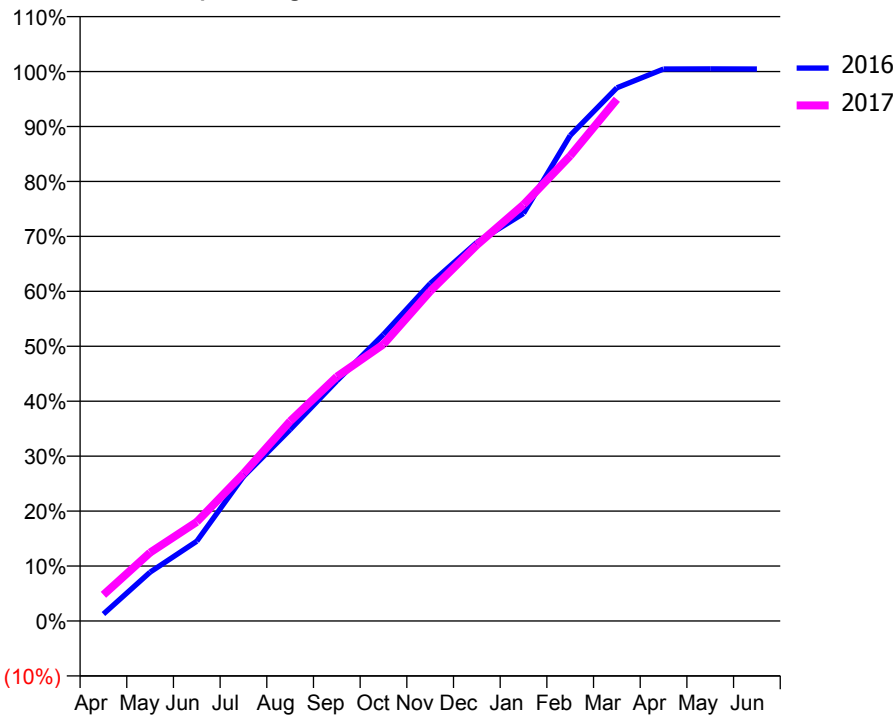
ACCESS*

Patients seen in 24 months	Total	Change since previous quarter
Quarter ending March 2016	13,360	
Quarter ending June 2016	13,323	→
Quarter ending September 2016	13,208	→
Quarter ending December 2016	13,097	→
Quarter ending March 2017	13,175	→
Variance since March 2016	(1.4%)	↓



ACTIVITY

Cumulative percentage of contracted UDA delivered 2016 & 2017



Month	Adjusted Scheduled Activity (UDA)	
	2016	2017
April	453	1,696
May	3,158	4,424
June	5,159	6,404
July	9,334	9,527
August	12,367	12,910
September	15,510	15,788
October	18,519	17,878
November	21,796	21,297
December	24,460	24,289
January	26,328	26,904
February	31,372	30,054
March	34,450	33,703
April	35,664	
May	35,665	
June	35,664	

QUALITY

	Quantity	Base Number	Contract	AT	Region	England
% of FP17s for the same patient ID Re-attending within 3 months - Children	274	4,972	5.5%	11.2%	12.0%	12.3%
% of FP17s for the same patient ID Re-attending within 3 months - Adults	1,933	15,226	12.7%	14.9%	16.0%	16.7%
% of FP17s for the same patient ID Re-attending between 3 & 9 months - Children	3,346	4,972	67.3%	56.1%	58.8%	57.6%
% of FP17s for the same patient ID Re-attending between 3 & 9 months - Adults	9,184	15,226	60.3%	47.9%	51.2%	50.1%
% of FP17s for Band 1 Urgent Courses	1,735	19,558	8.9%	8.5%	8.0%	9.1%
% of FP17s Relating to Free Repair or Replacements	76	19,558	0.4%	0.7%	0.8%	0.8%
% of FP17s Relating to Continuations	118	19,558	0.6%	1.0%	1.2%	1.2%
% of Patients satisfied with the dentistry they have received	27	28	96.4%	92.7%	92.7%	92.8%
% of Patients satisfied with the time they had to wait for an appointment	26	28	92.9%	87.3%	89.1%	88.7%

* This is based on patients treated on this contract for their most recent course of treatment. Figures in italics indicate the base number of FP17s or Patient Questionnaire responses are less than 100. N/A is shown where the base number of responses is less than 10 during the period. % is calculated as Quantity/Base number*100

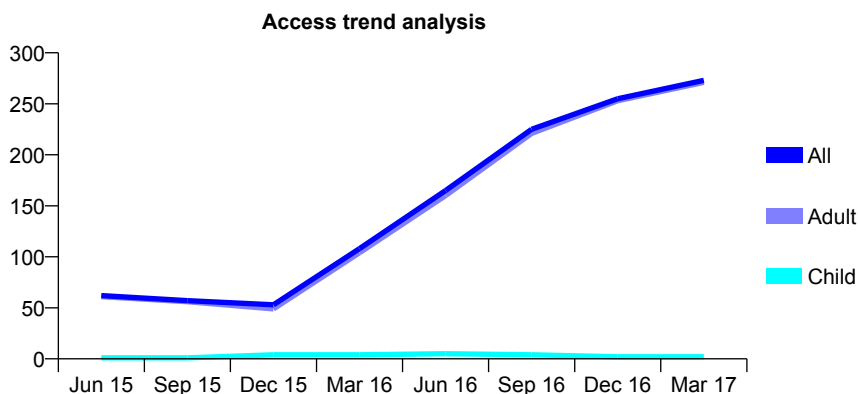
Q58 - Vital Signs At a Glance Contract Report for 141607/0002 - March 2017

Name or company name	Ware Dental Care
Contract type name	PDS Contract
Purpose of contract	General
Contract start date	21/01/2013
Contract end date	31/03/2018

16/17 Contracted general activity (UDA)	1,876
Carry forward general activity (UDA)	0
16/17 Contracted orthodontic activity (UOA)	0
Carry forward orthodontic activity (UOA)	0
Baseline contract value	£90,254.60

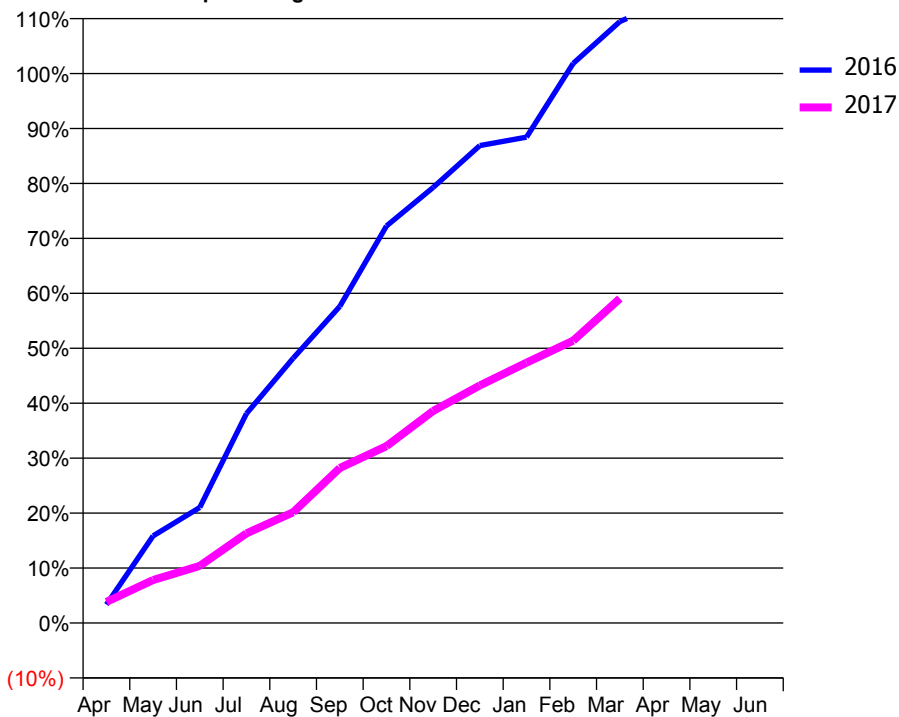
ACCESS*

Patients seen in 24 months	Total	Change since previous quarter
Quarter ending March 2016	108	
Quarter ending June 2016	165	↑
Quarter ending September 2016	225	↑
Quarter ending December 2016	255	↑
Quarter ending March 2017	273	↑
Variance since March 2016	152.8%	↑



ACTIVITY

Cumulative percentage of contracted UDA delivered 2016 & 2017



Month	Adjusted Scheduled Activity (UDA)	
	2016	2017
April	33	72
May	156	147
June	207	195
July	375	306
August	474	378
September	567	529
October	711	604
November	780	724
December	855	811
January	870	889
February	1,002	964
March	1,077	1,108
April	1,113	
May	1,113	
June	1,116	

QUALITY

	Quantity	Base Number	Contract	AT	Region	England
% of FP17s for the same patient ID Re-attending within 3 months - Children	0	5	0.0%	11.2%	12.0%	12.3%
% of FP17s for the same patient ID Re-attending within 3 months - Adults	3	378	0.8%	14.9%	16.0%	16.7%
% of FP17s for the same patient ID Re-attending between 3 & 9 months - Children	0	5	0.0%	56.1%	58.8%	57.6%
% of FP17s for the same patient ID Re-attending between 3 & 9 months - Adults	2	378	0.5%	47.9%	51.2%	50.1%
% of FP17s for Band 1 Urgent Courses	0	370	0.0%	8.5%	8.0%	9.1%
% of FP17s Relating to Free Repair or Replacements	0	370	0.0%	0.7%	0.8%	0.8%
% of FP17s Relating to Continuations	0	370	0.0%	1.0%	1.2%	1.2%
% of Patients satisfied with the dentistry they have received	0	0	N/A	92.7%	92.7%	92.8%
% of Patients satisfied with the time they had to wait for an appointment	0	0	N/A	87.3%	89.1%	88.7%

* This is based on patients treated on this contract for their most recent course of treatment. Figures in italics indicate the base number of FP17s or Patient Questionnaire responses are less than 100. N/A is shown where the base number of responses is less than 10 during the period. % is calculated as Quantity/Base number*100

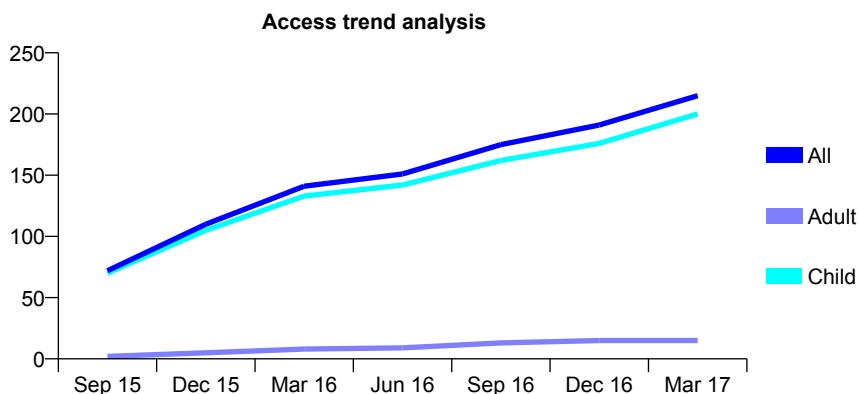
Q58 - Vital Signs At a Glance Contract Report for 144185/0001 - March 2017

Name or company name	Boxmoor House Dental Practice
Contract type name	GDS Contract
Purpose of contract	General
Contract start date	13/07/2015
Contract end date	

16/17 Contracted general activity (UDA)	399
Carry forward general activity (UDA)	-4
16/17 Contracted orthodontic activity (UOA)	0
Carry forward orthodontic activity (UOA)	0
Baseline contract value	£8,749.04

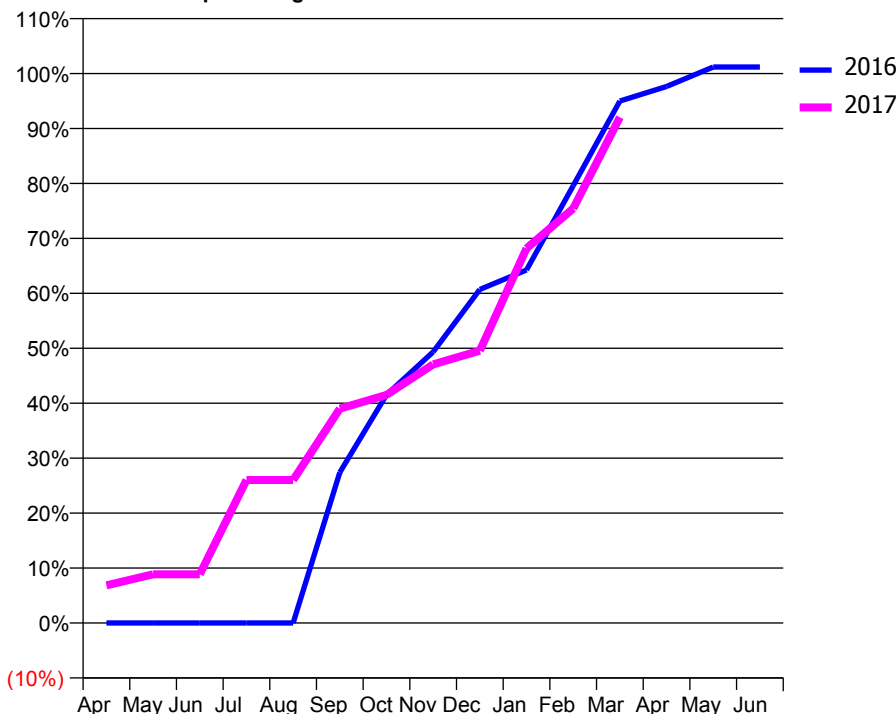
ACCESS*

Patients seen in 24 months	Total	Change since previous quarter
Quarter ending March 2016	141	
Quarter ending June 2016	151	↑
Quarter ending September 2016	175	↑
Quarter ending December 2016	191	↑
Quarter ending March 2017	215	↑
Variance since March 2016	52.5%	↑



ACTIVITY

Cumulative percentage of contracted UDA delivered 2016 & 2017



Month	Adjusted Scheduled Activity (UDA)	
	2016	2017
April	0	27
May	0	35
June	0	35
July	0	104
August	0	104
September	93	156
October	141	166
November	168	188
December	206	198
January	218	272
February	271	301
March	323	367
April	332	
May	344	
June	344	

QUALITY

	Quantity	Base Number	Contract	AT	Region	England
% of FP17s for the same patient ID Re-attending within 3 months - Children	23	284	8.1%	11.2%	12.0%	12.3%
% of FP17s for the same patient ID Re-attending within 3 months - Adults	0	1	0.0%	14.9%	16.0%	16.7%
% of FP17s for the same patient ID Re-attending between 3 & 9 months - Children	143	284	50.4%	56.1%	58.8%	57.6%
% of FP17s for the same patient ID Re-attending between 3 & 9 months - Adults	1	1	100.0%	47.9%	51.2%	50.1%
% of FP17s for Band 1 Urgent Courses	17	268	6.3%	8.5%	8.0%	9.1%
% of FP17s Relating to Free Repair or Replacements	0	268	0.0%	0.7%	0.8%	0.8%
% of FP17s Relating to Continuations	0	268	0.0%	1.0%	1.2%	1.2%
% of Patients satisfied with the dentistry they have received	0	0	N/A	92.7%	92.7%	92.8%
% of Patients satisfied with the time they had to wait for an appointment	0	0	N/A	87.3%	89.1%	88.7%

* This is based on patients treated on this contract for their most recent course of treatment. Figures in italics indicate the base number of FP17s or Patient Questionnaire responses are less than 100. N/A is shown where the base number of responses is less than 10 during the period. % is calculated as Quantity/Base number*100

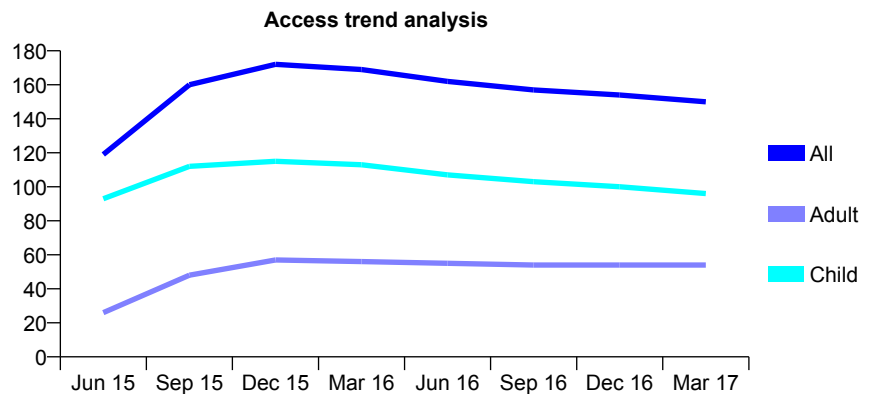
Q58 - Vital Signs At a Glance Contract Report for 144401/0001 - March 2017

Name or company name	Berkeley Clinic
Contract type name	GDS Contract
Purpose of contract	General
Contract start date	01/04/2014
Contract end date	

16/17 Contracted general activity (UDA)	375
Carry forward general activity (UDA)	-3
16/17 Contracted orthodontic activity (UOA)	0
Carry forward orthodontic activity (UOA)	0
Baseline contract value	£9,308.52

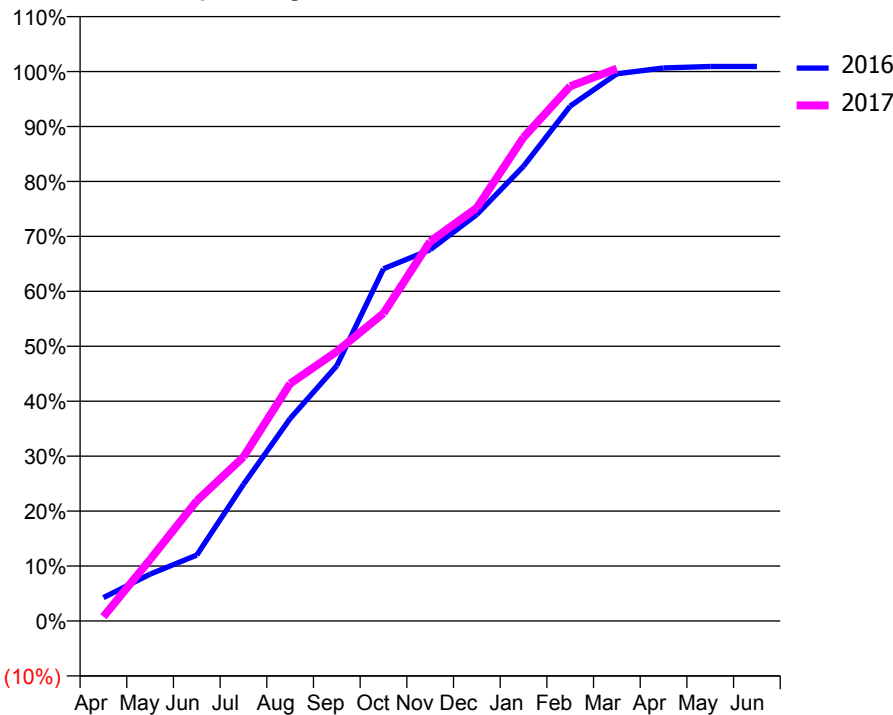
ACCESS*

Patients seen in 24 months	Total	Change since previous quarter
Quarter ending March 2016	169	
Quarter ending June 2016	162	↓
Quarter ending September 2016	157	↓
Quarter ending December 2016	154	↓
Quarter ending March 2017	150	↓
Variance since March 2016	(11.2%)	↓



ACTIVITY

Cumulative percentage of contracted UDA delivered 2016 & 2017



Month	Adjusted Scheduled Activity (UDA)	
	2016	2017
April	16	3
May	32	42
June	45	82
July	93	112
August	138	162
September	174	184
October	240	210
November	253	259
December	277	282
January	310	330
February	351	365
March	373	377
April	377	
May	378	
June	378	

QUALITY

	Quantity	Base Number	Contract	AT	Region	England
% of FP17s for the same patient ID Re-attending within 3 months - Children	16	162	9.9%	11.2%	12.0%	12.3%
% of FP17s for the same patient ID Re-attending within 3 months - Adults	4	36	11.1%	14.9%	16.0%	16.7%
% of FP17s for the same patient ID Re-attending between 3 & 9 months - Children	96	162	59.3%	56.1%	58.8%	57.6%
% of FP17s for the same patient ID Re-attending between 3 & 9 months - Adults	20	36	55.6%	47.9%	51.2%	50.1%
% of FP17s for Band 1 Urgent Courses	0	193	0.0%	8.5%	8.0%	9.1%
% of FP17s Relating to Free Repair or Replacements	0	193	0.0%	0.7%	0.8%	0.8%
% of FP17s Relating to Continuations	5	193	2.6%	1.0%	1.2%	1.2%
% of Patients satisfied with the dentistry they have received	0	0	N/A	92.7%	92.7%	92.8%
% of Patients satisfied with the time they had to wait for an appointment	0	0	N/A	87.3%	89.1%	88.7%

* This is based on patients treated on this contract for their most recent course of treatment. Figures in italics indicate the base number of FP17s or Patient Questionnaire responses are less than 100. N/A is shown where the base number of responses is less than 10 during the period. % is calculated as Quantity/Base number*100

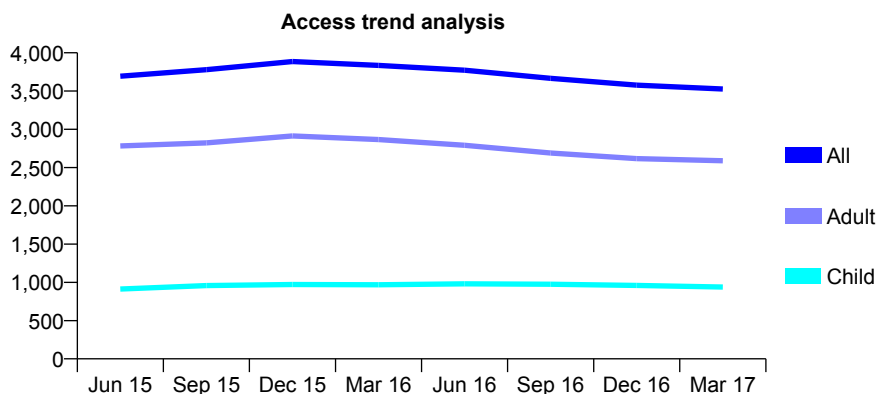
Q58 - Vital Signs At a Glance Contract Report for 144789/0001 - March 2017

Name or company name	SAAB Professional Ltd
Contract type name	GDS Contract
Purpose of contract	General
Contract start date	01/01/2011
Contract end date	

16/17 Contracted general activity (UDA)	7,343
Carry forward general activity (UDA)	-10
16/17 Contracted orthodontic activity (UOA)	0
Carry forward orthodontic activity (UOA)	0
Baseline contract value	£178,623.07

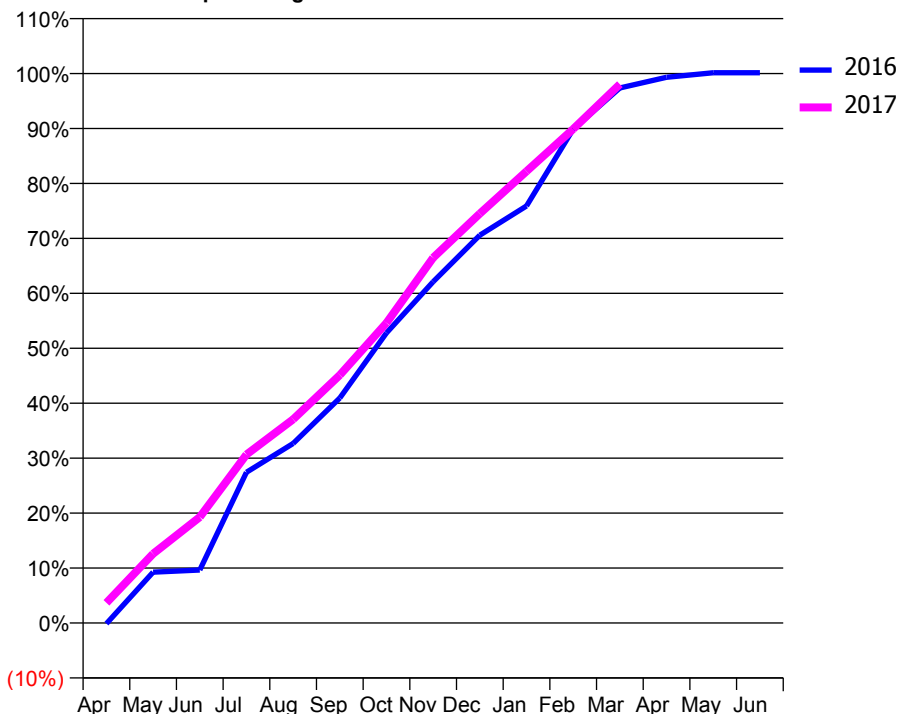
ACCESS*

Patients seen in 24 months	Total	Change since previous quarter
Quarter ending March 2016	3,836	
Quarter ending June 2016	3,772	↓
Quarter ending September 2016	3,666	↓
Quarter ending December 2016	3,577	↓
Quarter ending March 2017	3,527	↓
Variance since March 2016	(8.1%)	↓



ACTIVITY

Cumulative percentage of contracted UDA delivered 2016 & 2017



Month	Adjusted Scheduled Activity (UDA)	
	2016	2017
April	-9	270
May	681	926
June	708	1,415
July	2,015	2,252
August	2,399	2,722
September	3,007	3,313
October	3,876	4,010
November	4,560	4,882
December	5,183	5,471
January	5,573	6,036
February	6,599	6,602
March	7,151	7,201
April	7,292	
May	7,354	
June	7,354	

QUALITY

	Quantity	Base Number	Contract	AT	Region	England
% of FP17s for the same patient ID Re-attending within 3 months - Children	43	1,285	3.3%	11.2%	12.0%	12.3%
% of FP17s for the same patient ID Re-attending within 3 months - Adults	172	3,142	5.5%	14.9%	16.0%	16.7%
% of FP17s for the same patient ID Re-attending between 3 & 9 months - Children	778	1,285	60.5%	56.1%	58.8%	57.6%
% of FP17s for the same patient ID Re-attending between 3 & 9 months - Adults	1,931	3,142	61.5%	47.9%	51.2%	50.1%
% of FP17s for Band 1 Urgent Courses	283	4,265	6.6%	8.5%	8.0%	9.1%
% of FP17s Relating to Free Repair or Replacements	6	4,265	0.1%	0.7%	0.8%	0.8%
% of FP17s Relating to Continuations	2	4,265	0.0%	1.0%	1.2%	1.2%
% of Patients satisfied with the dentistry they have received	4	4	N/A	92.7%	92.7%	92.8%
% of Patients satisfied with the time they had to wait for an appointment	3	4	N/A	87.3%	89.1%	88.7%

* This is based on patients treated on this contract for their most recent course of treatment. Figures in italics indicate the base number of FP17s or Patient Questionnaire responses are less than 100. N/A is shown where the base number of responses is less than 10 during the period. % is calculated as Quantity/Base number*100

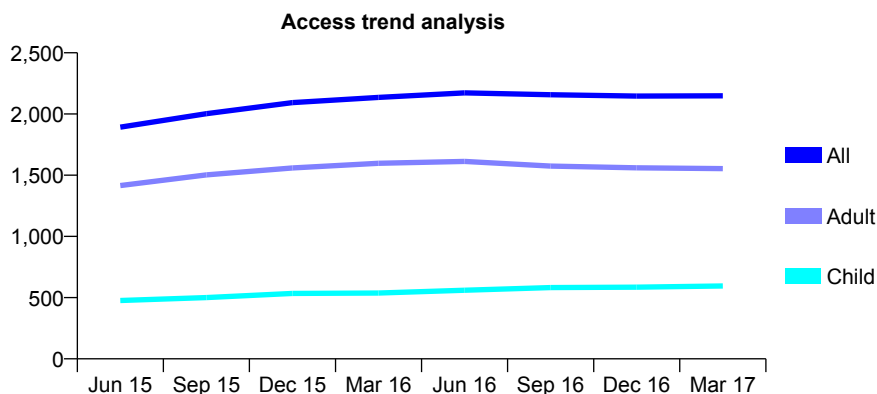
Q58 - Vital Signs At a Glance Contract Report for 145246/0001 - March 2017

Name or company name	Mr M Eyrumlu and Mr A Eyrumlu
Contract type name	GDS Contract
Purpose of contract	General
Contract start date	07/05/2014
Contract end date	

16/17 Contracted general activity (UDA)	9,500
Carry forward general activity (UDA)	47
16/17 Contracted orthodontic activity (UOA)	0
Carry forward orthodontic activity (UOA)	0
Baseline contract value	£325,501.59

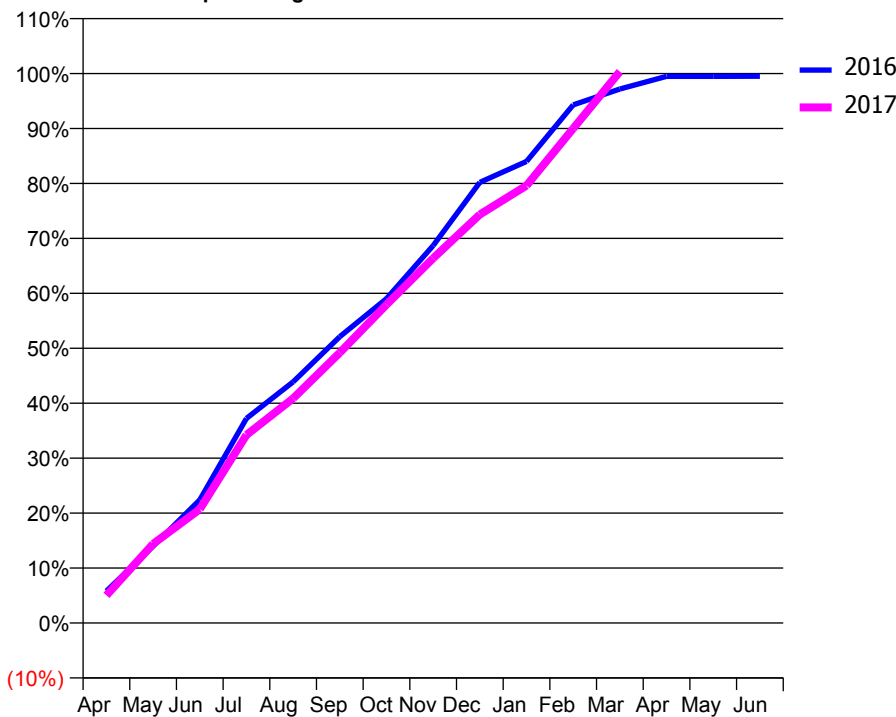
ACCESS*

Patients seen in 24 months	Total	Change since previous quarter
Quarter ending March 2016	2,136	
Quarter ending June 2016	2,173	→
Quarter ending September 2016	2,157	→
Quarter ending December 2016	2,147	→
Quarter ending March 2017	2,149	→
Variance since March 2016	0.6%	→



ACTIVITY

Cumulative percentage of contracted UDA delivered 2016 & 2017



Adjusted Scheduled Activity (UDA)

Month	2016	2017
April	552	478
May	1,328	1,367
June	2,128	1,968
July	3,537	3,253
August	4,170	3,884
September	4,951	4,675
October	5,608	5,505
November	6,526	6,306
December	7,618	7,063
January	7,979	7,562
February	8,958	8,549
March	9,232	9,534
April	9,451	
May	9,451	
June	9,452	

QUALITY

	Quantity	Base Number	Contract	AT	Region	England
% of FP17s for the same patient ID Re-attending within 3 months - Children	39	941	4.1%	11.2%	12.0%	12.3%
% of FP17s for the same patient ID Re-attending within 3 months - Adults	269	2,444	11.0%	14.9%	16.0%	16.7%
% of FP17s for the same patient ID Re-attending between 3 & 9 months - Children	541	941	57.5%	56.1%	58.8%	57.6%
% of FP17s for the same patient ID Re-attending between 3 & 9 months - Adults	1,433	2,444	58.6%	47.9%	51.2%	50.1%
% of FP17s for Band 1 Urgent Courses	141	3,283	4.3%	8.5%	8.0%	9.1%
% of FP17s Relating to Free Repair or Replacements	32	3,283	1.0%	0.7%	0.8%	0.8%
% of FP17s Relating to Continuations	49	3,283	1.5%	1.0%	1.2%	1.2%
% of Patients satisfied with the dentistry they have received	6	6	N/A	92.7%	92.7%	92.8%
% of Patients satisfied with the time they had to wait for an appointment	4	6	N/A	87.3%	89.1%	88.7%

* This is based on patients treated on this contract for their most recent course of treatment. Figures in italics indicate the base number of FP17s or Patient Questionnaire responses are less than 100. N/A is shown where the base number of responses is less than 10 during the period. % is calculated as Quantity/Base number*100

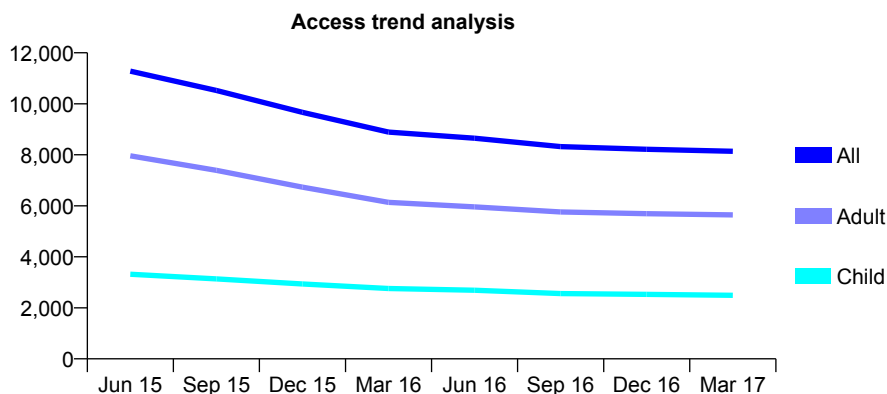
Q58 - Vital Signs At a Glance Contract Report for 145742/0001 - March 2017

Name or company name	Southdown Dental Practice
Contract type name	GDS Contract
Purpose of contract	General
Contract start date	01/12/2011
Contract end date	

16/17 Contracted general activity (UDA)	37,862
Carry forward general activity (UDA)	0
16/17 Contracted orthodontic activity (UOA)	0
Carry forward orthodontic activity (UOA)	0
Baseline contract value	£1,023,130.85

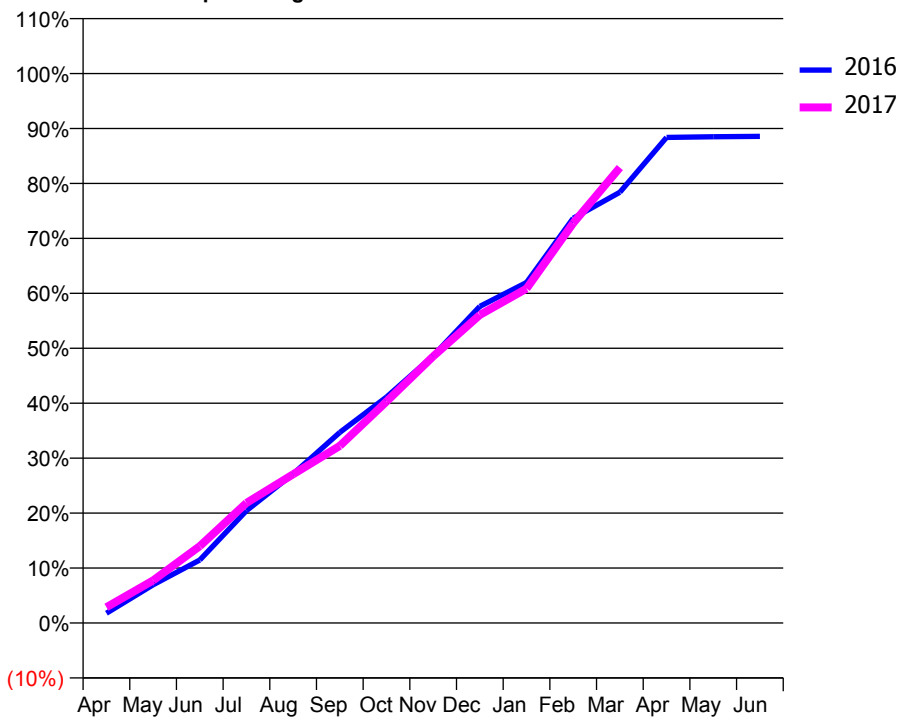
ACCESS*

Patients seen in 24 months	Total	Change since previous quarter
Quarter ending March 2016	8,891	
Quarter ending June 2016	8,650	↓
Quarter ending September 2016	8,319	↓
Quarter ending December 2016	8,216	↓
Quarter ending March 2017	8,138	→
Variance since March 2016	(8.5%)	↓



ACTIVITY

Cumulative percentage of contracted UDA delivered 2016 & 2017



Month	Adjusted Scheduled Activity (UDA)	
	2016	2017
April	671	1,086
May	2,628	2,937
June	4,345	5,297
July	7,742	8,275
August	10,279	10,246
September	13,134	12,207
October	15,566	15,253
November	18,419	18,370
December	21,819	21,231
January	23,458	23,035
February	27,894	27,546
March	29,679	31,383
April	33,458	
May	33,508	
June	33,535	

QUALITY

	Quantity	Base Number	Contract	AT	Region	England
% of FP17s for the same patient ID Re-attending within 3 months - Children	271	3,614	7.5%	11.2%	12.0%	12.3%
% of FP17s for the same patient ID Re-attending within 3 months - Adults	996	7,159	13.9%	14.9%	16.0%	16.7%
% of FP17s for the same patient ID Re-attending between 3 & 9 months - Children	2,139	3,614	59.2%	56.1%	58.8%	57.6%
% of FP17s for the same patient ID Re-attending between 3 & 9 months - Adults	3,534	7,159	49.4%	47.9%	51.2%	50.1%
% of FP17s for Band 1 Urgent Courses	629	9,844	6.4%	8.5%	8.0%	9.1%
% of FP17s Relating to Free Repair or Replacements	117	9,844	1.2%	0.7%	0.8%	0.8%
% of FP17s Relating to Continuations	239	9,844	2.4%	1.0%	1.2%	1.2%
% of Patients satisfied with the dentistry they have received	10	12	83.3%	92.7%	92.7%	92.8%
% of Patients satisfied with the time they had to wait for an appointment	9	12	75.0%	87.3%	89.1%	88.7%

* This is based on patients treated on this contract for their most recent course of treatment. Figures in italics indicate the base number of FP17s or Patient Questionnaire responses are less than 100. N/A is shown where the base number of responses is less than 10 during the period. % is calculated as Quantity/Base number*100

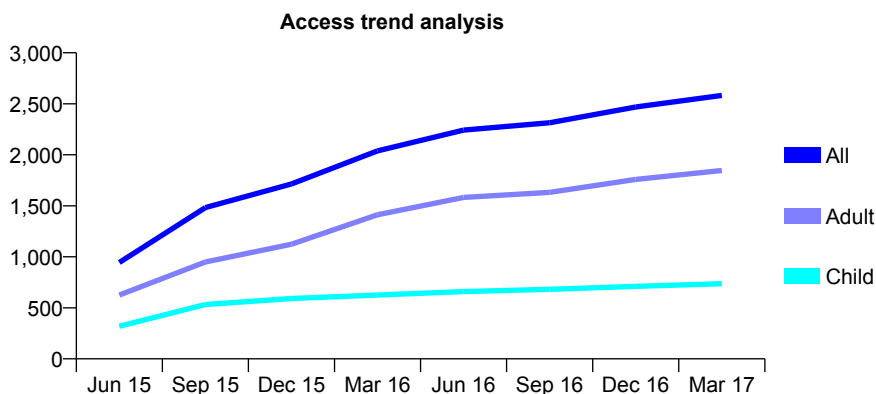
Q58 - Vital Signs At a Glance Contract Report for 146552/0001 - March 2017

Name or company name	Nadeem Rathore
Contract type name	GDS Contract
Purpose of contract	General
Contract start date	23/02/2015
Contract end date	

16/17 Contracted general activity (UDA)	6,279
Carry forward general activity (UDA)	-125
16/17 Contracted orthodontic activity (UOA)	0
Carry forward orthodontic activity (UOA)	0
Baseline contract value	£138,007.06

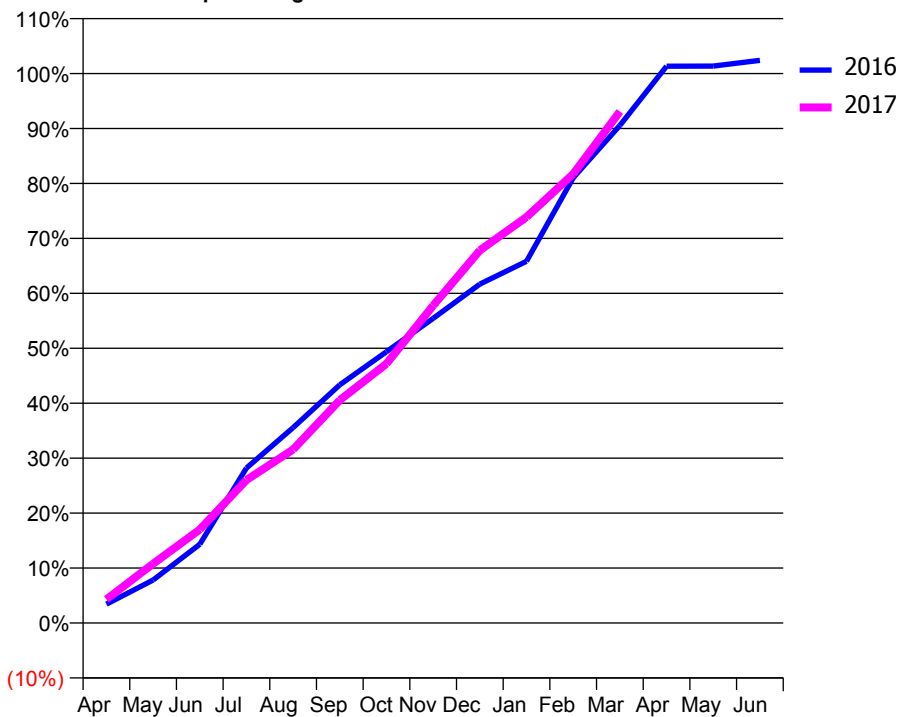
ACCESS*

Patients seen in 24 months	Total	Change since previous quarter
Quarter ending March 2016	2,038	
Quarter ending June 2016	2,242	↑
Quarter ending September 2016	2,314	↑
Quarter ending December 2016	2,469	↑
Quarter ending March 2017	2,582	↑
Variance since March 2016	26.7%	↑



ACTIVITY

Cumulative percentage of contracted UDA delivered 2016 & 2017



Month	Adjusted Scheduled Activity (UDA)	
	2016	2017
April	216	271
May	491	677
June	899	1,070
July	1,772	1,634
August	2,233	1,982
September	2,722	2,547
October	3,101	2,963
November	3,481	3,628
December	3,872	4,258
January	4,133	4,639
February	5,087	5,130
March	5,686	5,844
April	6,362	
May	6,364	
June	6,429	

QUALITY

	Quantity	Base Number	Contract	AT	Region	England
% of FP17s for the same patient ID Re-attending within 3 months - Children	56	1,213	4.6%	11.2%	12.0%	12.3%
% of FP17s for the same patient ID Re-attending within 3 months - Adults	132	1,985	6.6%	14.9%	16.0%	16.7%
% of FP17s for the same patient ID Re-attending between 3 & 9 months - Children	802	1,213	66.1%	56.1%	58.8%	57.6%
% of FP17s for the same patient ID Re-attending between 3 & 9 months - Adults	874	1,985	44.0%	47.9%	51.2%	50.1%
% of FP17s for Band 1 Urgent Courses	175	2,873	6.1%	8.5%	8.0%	9.1%
% of FP17s Relating to Free Repair or Replacements	22	2,873	0.8%	0.7%	0.8%	0.8%
% of FP17s Relating to Continuations	0	2,873	0.0%	1.0%	1.2%	1.2%
% of Patients satisfied with the dentistry they have received	3	3	N/A	92.7%	92.7%	92.8%
% of Patients satisfied with the time they had to wait for an appointment	3	3	N/A	87.3%	89.1%	88.7%

* This is based on patients treated on this contract for their most recent course of treatment. Figures in italics indicate the base number of FP17s or Patient Questionnaire responses are less than 100. N/A is shown where the base number of responses is less than 10 during the period. % is calculated as Quantity/Base number*100

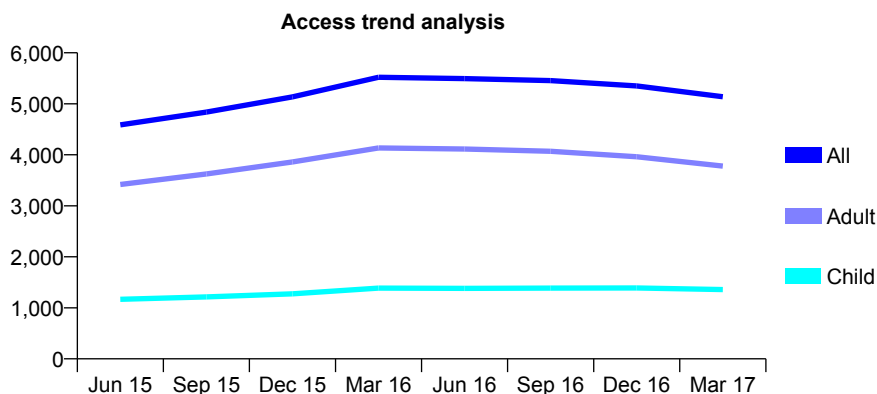
Q58 - Vital Signs At a Glance Contract Report for 147311/0001 - March 2017

Name or company name	Abington Dental Practice
Contract type name	GDS Contract
Purpose of contract	General
Contract start date	01/04/2014
Contract end date	

16/17 Contracted general activity (UDA)	15,504
Carry forward general activity (UDA)	-310
16/17 Contracted orthodontic activity (UOA)	0
Carry forward orthodontic activity (UOA)	0
Baseline contract value	£390,576.26

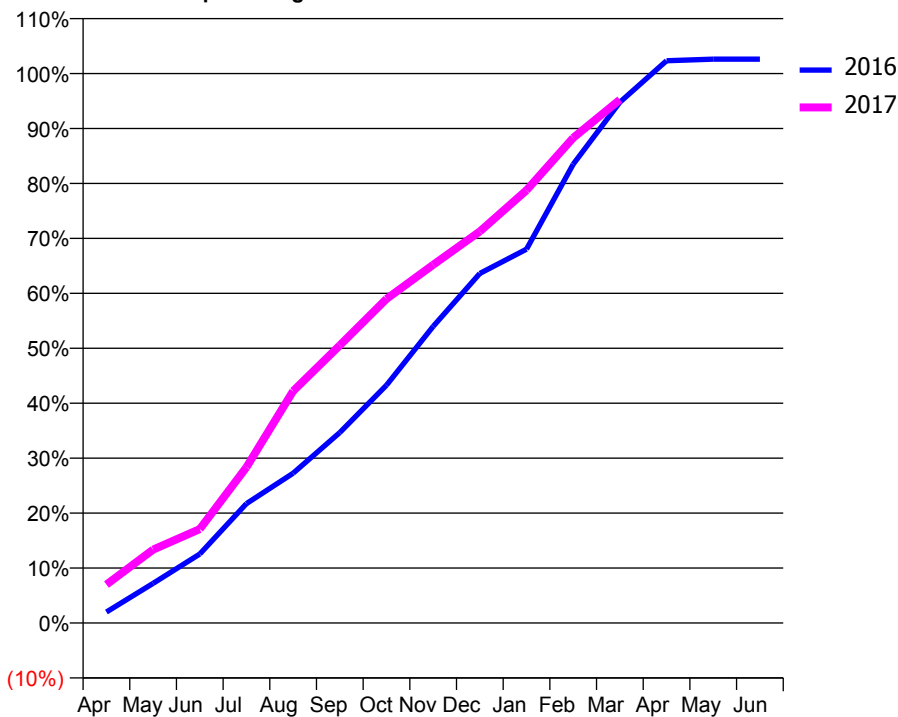
ACCESS*

Patients seen in 24 months	Total	Change since previous quarter
Quarter ending March 2016	5,521	
Quarter ending June 2016	5,494	→
Quarter ending September 2016	5,455	→
Quarter ending December 2016	5,350	↓
Quarter ending March 2017	5,138	↓
Variance since March 2016	(6.9%)	↓



ACTIVITY

Cumulative percentage of contracted UDA delivered 2016 & 2017



Month	Adjusted Scheduled Activity (UDA)	
	2016	2017
April	310	1,087
May	1,119	2,073
June	1,947	2,651
July	3,369	4,396
August	4,227	6,545
September	5,373	7,836
October	6,709	9,143
November	8,371	10,108
December	9,863	11,046
January	10,549	12,211
February	12,943	13,690
March	14,693	14,766
April	15,863	
May	15,908	
June	15,908	

QUALITY

	Quantity	Base Number	Contract	AT	Region	England
% of FP17s for the same patient ID Re-attending within 3 months - Children	262	2,111	12.4%	11.2%	12.0%	12.3%
% of FP17s for the same patient ID Re-attending within 3 months - Adults	1,092	5,731	19.1%	14.9%	16.0%	16.7%
% of FP17s for the same patient ID Re-attending between 3 & 9 months - Children	1,280	2,111	60.6%	56.1%	58.8%	57.6%
% of FP17s for the same patient ID Re-attending between 3 & 9 months - Adults	3,476	5,731	60.7%	47.9%	51.2%	50.1%
% of FP17s for Band 1 Urgent Courses	608	7,246	8.4%	8.5%	8.0%	9.1%
% of FP17s Relating to Free Repair or Replacements	62	7,246	0.9%	0.7%	0.8%	0.8%
% of FP17s Relating to Continuations	33	7,246	0.5%	1.0%	1.2%	1.2%
% of Patients satisfied with the dentistry they have received	14	16	87.5%	92.7%	92.7%	92.8%
% of Patients satisfied with the time they had to wait for an appointment	14	16	87.5%	87.3%	89.1%	88.7%

* This is based on patients treated on this contract for their most recent course of treatment. Figures in italics indicate the base number of FP17s or Patient Questionnaire responses are less than 100. N/A is shown where the base number of responses is less than 10 during the period. % is calculated as Quantity/Base number*100

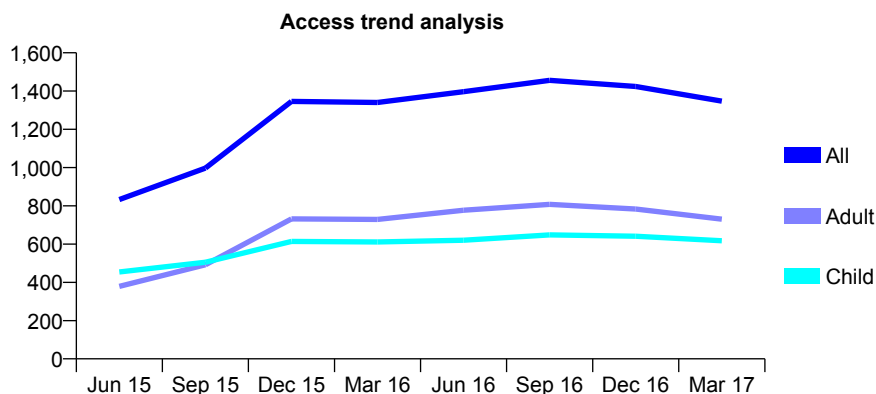
Q58 - Vital Signs At a Glance Contract Report for 147893/0001 - March 2017

Name or company name	Hockerill Dental Practice
Contract type name	GDS Contract
Purpose of contract	General
Contract start date	01/10/2013
Contract end date	

16/17 Contracted general activity (UDA)	2,475
Carry forward general activity (UDA)	-49
16/17 Contracted orthodontic activity (UOA)	0
Carry forward orthodontic activity (UOA)	0
Baseline contract value	£69,901.02

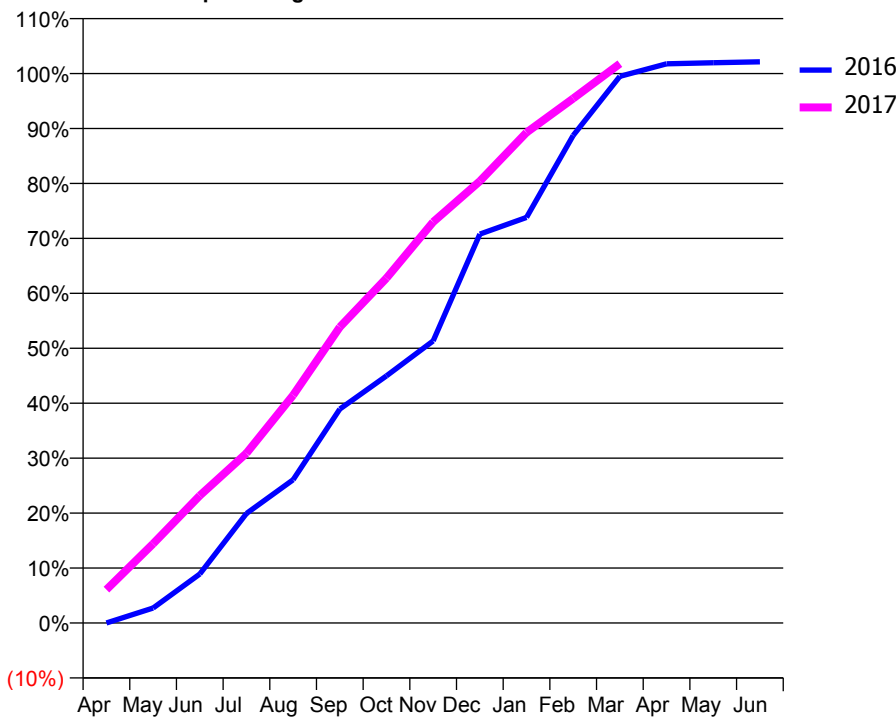
ACCESS*

Patients seen in 24 months	Total	Change since previous quarter
Quarter ending March 2016	1,340	
Quarter ending June 2016	1,397	↑
Quarter ending September 2016	1,456	↑
Quarter ending December 2016	1,424	↓
Quarter ending March 2017	1,347	↓
Variance since March 2016	0.5%	→



ACTIVITY

Cumulative percentage of contracted UDA delivered 2016 & 2017



Month	Adjusted Scheduled Activity (UDA)	
	2016	2017
April	0	150
May	67	357
June	221	574
July	493	765
August	646	1,026
September	964	1,333
October	1,113	1,553
November	1,270	1,806
December	1,752	1,990
January	1,827	2,209
February	2,196	2,363
March	2,462	2,519
April	2,518	
May	2,523	
June	2,527	

QUALITY

	Quantity	Base Number	Contract	AT	Region	England
% of FP17s for the same patient ID Re-attending within 3 months - Children	45	799	5.6%	11.2%	12.0%	12.3%
% of FP17s for the same patient ID Re-attending within 3 months - Adults	77	755	10.2%	14.9%	16.0%	16.7%
% of FP17s for the same patient ID Re-attending between 3 & 9 months - Children	417	799	52.2%	56.1%	58.8%	57.6%
% of FP17s for the same patient ID Re-attending between 3 & 9 months - Adults	314	755	41.6%	47.9%	51.2%	50.1%
% of FP17s for Band 1 Urgent Courses	61	1,493	4.1%	8.5%	8.0%	9.1%
% of FP17s Relating to Free Repair or Replacements	5	1,493	0.3%	0.7%	0.8%	0.8%
% of FP17s Relating to Continuations	10	1,493	0.7%	1.0%	1.2%	1.2%
% of Patients satisfied with the dentistry they have received	1	1	N/A	92.7%	92.7%	92.8%
% of Patients satisfied with the time they had to wait for an appointment	1	1	N/A	87.3%	89.1%	88.7%

* This is based on patients treated on this contract for their most recent course of treatment. Figures in italics indicate the base number of FP17s or Patient Questionnaire responses are less than 100. N/A is shown where the base number of responses is less than 10 during the period. % is calculated as Quantity/Base number*100

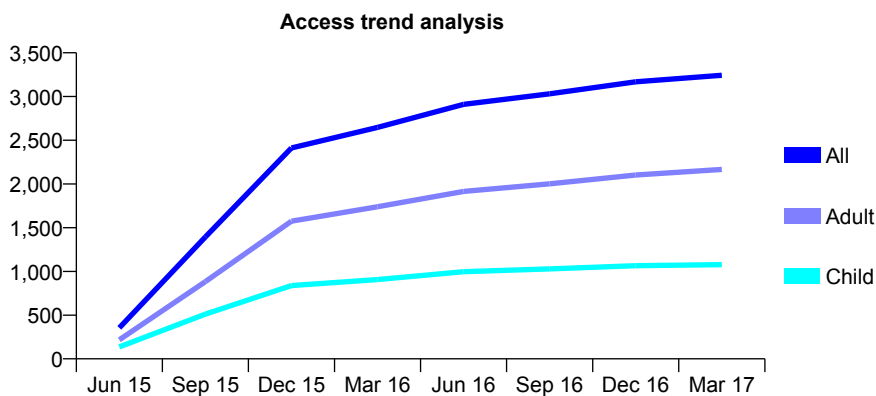
Q58 - Vital Signs At a Glance Contract Report for 147915/0001 - March 2017

Name or company name	Marford Dental Practice
Contract type name	GDS Contract
Purpose of contract	General
Contract start date	13/05/2015
Contract end date	

16/17 Contracted general activity (UDA)	9,281
Carry forward general activity (UDA)	-109
16/17 Contracted orthodontic activity (UOA)	0
Carry forward orthodontic activity (UOA)	0
Baseline contract value	£256,861.42

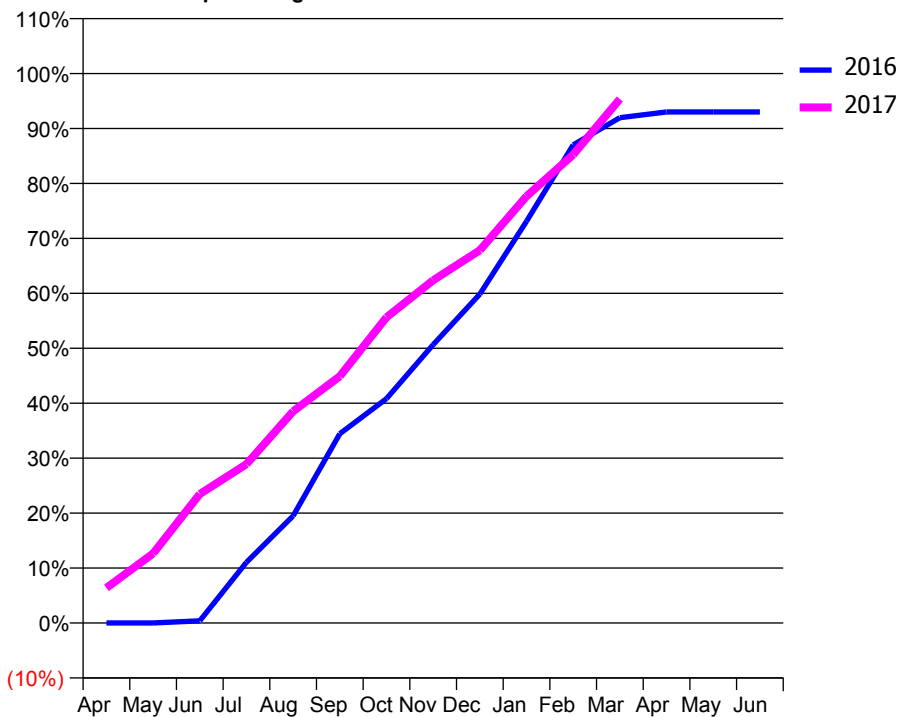
ACCESS*

Patients seen in 24 months	Total	Change since previous quarter
Quarter ending March 2016	2,647	
Quarter ending June 2016	2,910	↑
Quarter ending September 2016	3,031	↑
Quarter ending December 2016	3,168	↑
Quarter ending March 2017	3,243	↑
Variance since March 2016	22.5%	↑



ACTIVITY

Cumulative percentage of contracted UDA delivered 2016 & 2017



Month	Adjusted Scheduled Activity (UDA)	
	2016	2017
April	0	593
May	0	1,174
June	35	2,180
July	950	2,683
August	1,675	3,574
September	2,958	4,167
October	3,508	5,164
November	4,352	5,790
December	5,142	6,296
January	6,280	7,209
February	7,473	7,912
March	7,900	8,850
April	7,990	
May	7,990	
June	7,990	

QUALITY

	Quantity	Base Number	Contract	AT	Region	England
% of FP17s for the same patient ID Re-attending within 3 months - Children	98	1,478	6.6%	11.2%	12.0%	12.3%
% of FP17s for the same patient ID Re-attending within 3 months - Adults	495	2,862	17.3%	14.9%	16.0%	16.7%
% of FP17s for the same patient ID Re-attending between 3 & 9 months - Children	824	1,478	55.8%	56.1%	58.8%	57.6%
% of FP17s for the same patient ID Re-attending between 3 & 9 months - Adults	1,432	2,862	50.0%	47.9%	51.2%	50.1%
% of FP17s for Band 1 Urgent Courses	388	4,277	9.1%	8.5%	8.0%	9.1%
% of FP17s Relating to Free Repair or Replacements	23	4,277	0.5%	0.7%	0.8%	0.8%
% of FP17s Relating to Continuations	84	4,277	2.0%	1.0%	1.2%	1.2%
% of Patients satisfied with the dentistry they have received	3	3	N/A	92.7%	92.7%	92.8%
% of Patients satisfied with the time they had to wait for an appointment	3	3	N/A	87.3%	89.1%	88.7%

* This is based on patients treated on this contract for their most recent course of treatment. Figures in italics indicate the base number of FP17s or Patient Questionnaire responses are less than 100. N/A is shown where the base number of responses is less than 10 during the period. % is calculated as Quantity/Base number*100

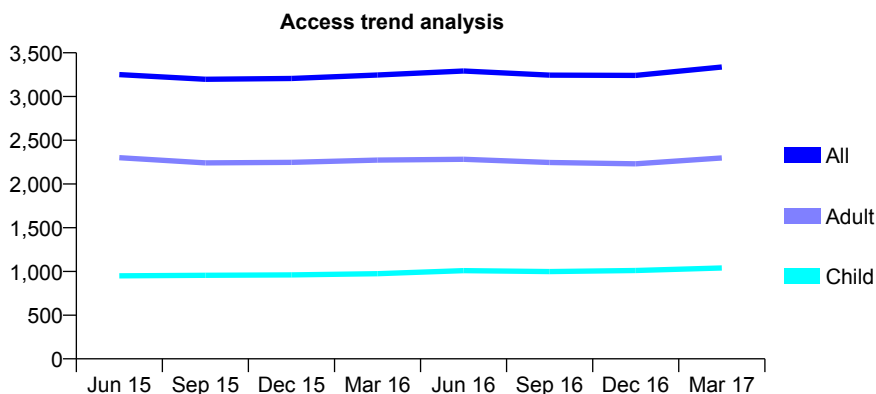
Q58 - Vital Signs At a Glance Contract Report for 149004/0002 - March 2017

Name or company name	Greenleaves Dental Practice
Contract type name	GDS Contract
Purpose of contract	General
Contract start date	01/02/2009
Contract end date	

16/17 Contracted general activity (UDA)	7,150
Carry forward general activity (UDA)	0
16/17 Contracted orthodontic activity (UOA)	0
Carry forward orthodontic activity (UOA)	0
Baseline contract value	£176,908.76

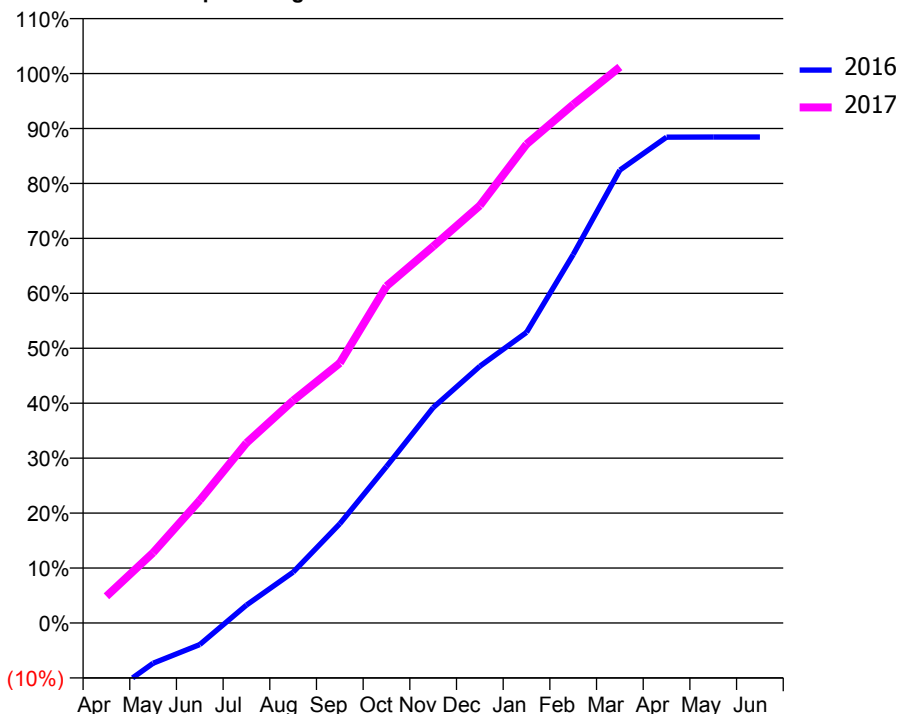
ACCESS*

Patients seen in 24 months	Total	Change since previous quarter
Quarter ending March 2016	3,246	
Quarter ending June 2016	3,292	→
Quarter ending September 2016	3,244	↓
Quarter ending December 2016	3,241	→
Quarter ending March 2017	3,338	↑
Variance since March 2016	2.8%	↑



ACTIVITY

Cumulative percentage of contracted UDA delivered 2016 & 2017



Adjusted Scheduled Activity (UDA)

Month	2016	2017
April	-960	348
May	-525	915
June	-282	1,598
July	234	2,343
August	661	2,895
September	1,291	3,383
October	2,036	4,383
November	2,803	4,900
December	3,341	5,432
January	3,782	6,229
February	4,795	6,747
March	5,893	7,235
April	6,322	
May	6,323	
June	6,323	

QUALITY

	Quantity	Base Number	Contract	AT	Region	England
% of FP17s for the same patient ID Re-attending within 3 months - Children	75	1,285	5.8%	11.2%	12.0%	12.3%
% of FP17s for the same patient ID Re-attending within 3 months - Adults	325	2,541	12.8%	14.9%	16.0%	16.7%
% of FP17s for the same patient ID Re-attending between 3 & 9 months - Children	610	1,285	47.5%	56.1%	58.8%	57.6%
% of FP17s for the same patient ID Re-attending between 3 & 9 months - Adults	1,034	2,541	40.7%	47.9%	51.2%	50.1%
% of FP17s for Band 1 Urgent Courses	358	3,475	10.3%	8.5%	8.0%	9.1%
% of FP17s Relating to Free Repair or Replacements	13	3,475	0.4%	0.7%	0.8%	0.8%
% of FP17s Relating to Continuations	25	3,475	0.7%	1.0%	1.2%	1.2%
% of Patients satisfied with the dentistry they have received	11	13	84.6%	92.7%	92.7%	92.8%
% of Patients satisfied with the time they had to wait for an appointment	11	13	84.6%	87.3%	89.1%	88.7%

* This is based on patients treated on this contract for their most recent course of treatment. Figures in italics indicate the base number of FP17s or Patient Questionnaire responses are less than 100. N/A is shown where the base number of responses is less than 10 during the period. % is calculated as Quantity/Base number*100

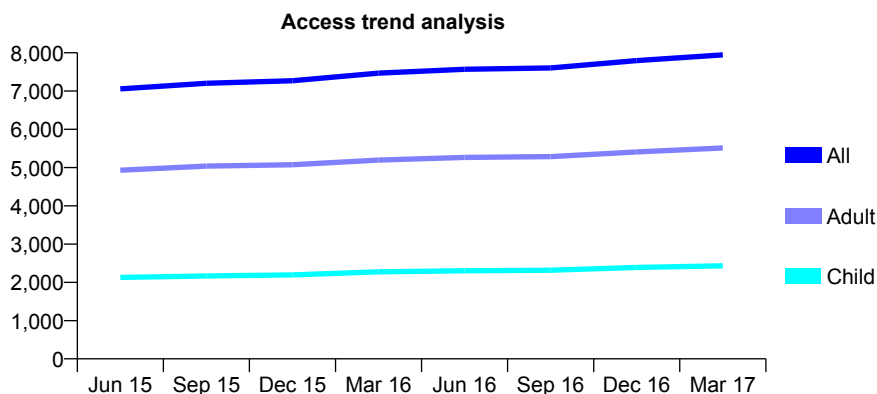
Q58 - Vital Signs At a Glance Contract Report for 149772/0001 - March 2017

Name or company name	Vogue Dental Care
Contract type name	GDS Contract
Purpose of contract	General
Contract start date	01/11/2010
Contract end date	

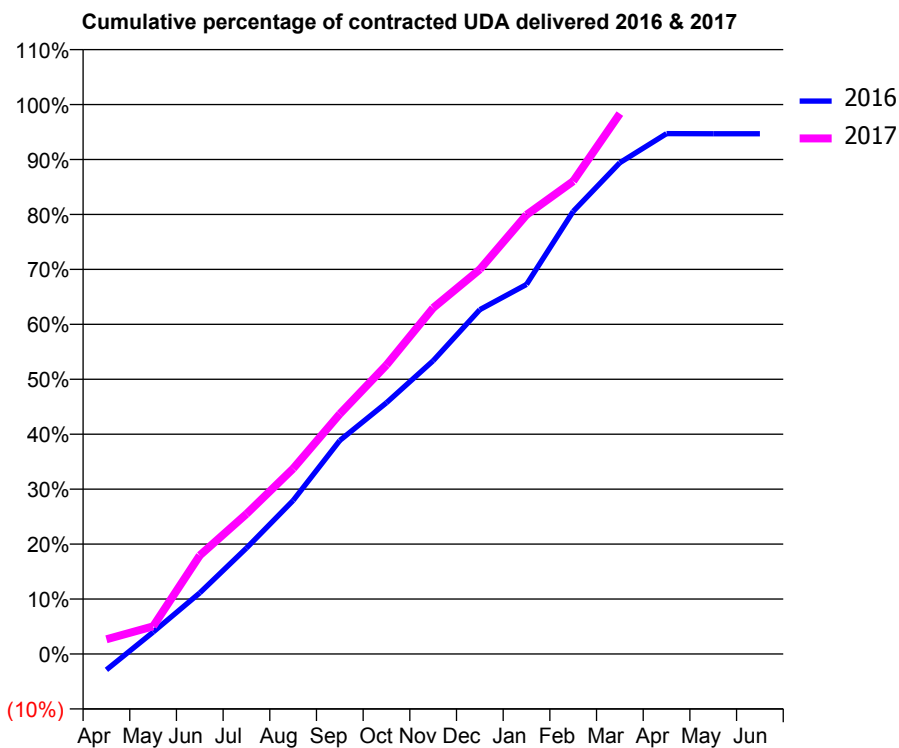
16/17 Contracted general activity (UDA)	19,156
Carry forward general activity (UDA)	0
16/17 Contracted orthodontic activity (UOA)	0
Carry forward orthodontic activity (UOA)	0
Baseline contract value	£652,198.10

ACCESS*

Patients seen in 24 months	Total	Change since previous quarter
Quarter ending March 2016	7,470	
Quarter ending June 2016	7,568	→
Quarter ending September 2016	7,603	→
Quarter ending December 2016	7,797	↑
Quarter ending March 2017	7,947	→
Variance since March 2016	6.4%	↑



ACTIVITY



Month	Adjusted Scheduled Activity (UDA)	
	2016	2017
April	-558	516
May	766	965
June	2,132	3,439
July	3,694	4,885
August	5,351	6,464
September	7,443	8,368
October	8,760	10,075
November	10,223	12,064
December	12,005	13,410
January	12,885	15,311
February	15,432	16,481
March	17,128	18,839
April	18,139	
May	18,138	
June	18,138	

QUALITY

	Quantity	Base Number	Contract	AT	Region	England
% of FP17s for the same patient ID Re-attending within 3 months - Children	405	4,067	10.0%	11.2%	12.0%	12.3%
% of FP17s for the same patient ID Re-attending within 3 months - Adults	1,153	7,688	15.0%	14.9%	16.0%	16.7%
% of FP17s for the same patient ID Re-attending between 3 & 9 months - Children	2,546	4,067	62.6%	56.1%	58.8%	57.6%
% of FP17s for the same patient ID Re-attending between 3 & 9 months - Adults	4,127	7,688	53.7%	47.9%	51.2%	50.1%
% of FP17s for Band 1 Urgent Courses	953	10,417	9.1%	8.5%	8.0%	9.1%
% of FP17s Relating to Free Repair or Replacements	73	10,417	0.7%	0.7%	0.8%	0.8%
% of FP17s Relating to Continuations	11	10,417	0.1%	1.0%	1.2%	1.2%
% of Patients satisfied with the dentistry they have received	15	15	100.0%	92.7%	92.7%	92.8%
% of Patients satisfied with the time they had to wait for an appointment	15	15	100.0%	87.3%	89.1%	88.7%

* This is based on patients treated on this contract for their most recent course of treatment. Figures in italics indicate the base number of FP17s or Patient Questionnaire responses are less than 100. N/A is shown where the base number of responses is less than 10 during the period. % is calculated as Quantity/Base number*100

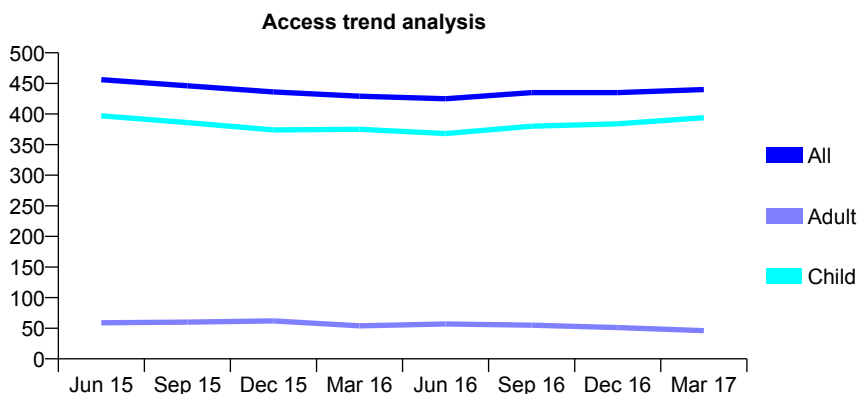
Q58 - Vital Signs At a Glance Contract Report for 150002/0001 - March 2017

Name or company name	Smilecraft Dental Care
Contract type name	GDS Contract
Purpose of contract	General
Contract start date	01/09/2012
Contract end date	

16/17 Contracted general activity (UDA)	1,800
Carry forward general activity (UDA)	0
16/17 Contracted orthodontic activity (UOA)	0
Carry forward orthodontic activity (UOA)	0
Baseline contract value	£45,822.65

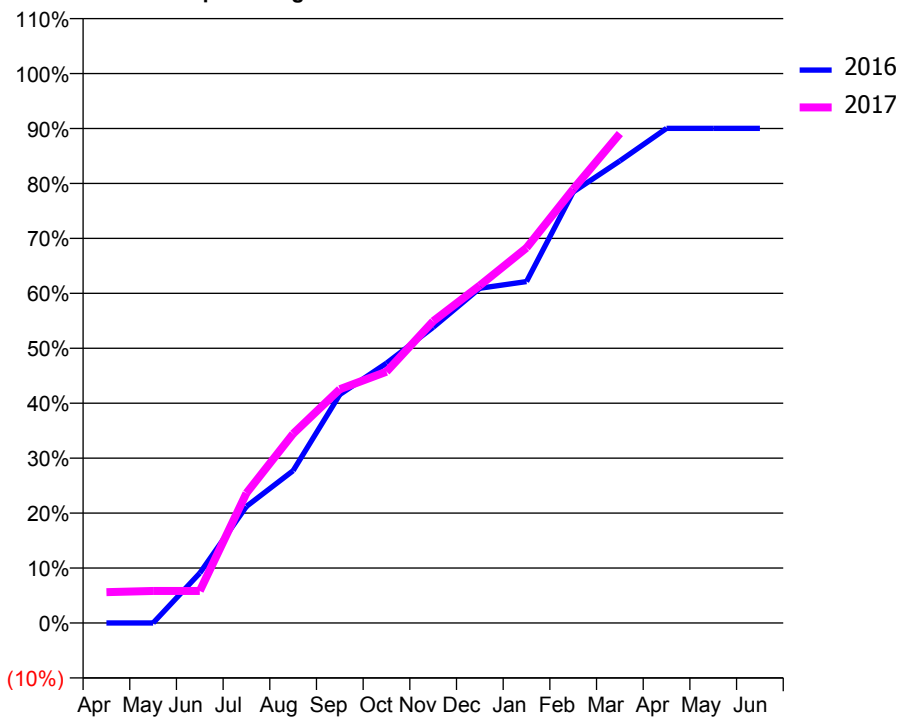
ACCESS*

Patients seen in 24 months	Total	Change since previous quarter
Quarter ending March 2016	429	
Quarter ending June 2016	425	→
Quarter ending September 2016	435	↑
Quarter ending December 2016	435	→
Quarter ending March 2017	440	→
Variance since March 2016	2.6%	↑



ACTIVITY

Cumulative percentage of contracted UDA delivered 2016 & 2017



Adjusted Scheduled Activity (UDA)

Month	2016	2017
April	0	101
May	0	105
June	182	105
July	424	426
August	554	620
September	832	766
October	946	823
November	1,076	989
December	1,219	1,106
January	1,243	1,229
February	1,569	1,421
March	1,682	1,603
April	1,800	
May	1,800	
June	1,800	

QUALITY

	Quantity	Base Number	Contract	AT	Region	England
% of FP17s for the same patient ID Re-attending within 3 months - Children	62	873	7.1%	11.2%	12.0%	12.3%
% of FP17s for the same patient ID Re-attending within 3 months - Adults	0	0	N/A	14.9%	16.0%	16.7%
% of FP17s for the same patient ID Re-attending between 3 & 9 months - Children	656	873	75.1%	56.1%	58.8%	57.6%
% of FP17s for the same patient ID Re-attending between 3 & 9 months - Adults	0	0	N/A	47.9%	51.2%	50.1%
% of FP17s for Band 1 Urgent Courses	22	820	2.7%	8.5%	8.0%	9.1%
% of FP17s Relating to Free Repair or Replacements	0	820	0.0%	0.7%	0.8%	0.8%
% of FP17s Relating to Continuations	0	820	0.0%	1.0%	1.2%	1.2%
% of Patients satisfied with the dentistry they have received	0	1	N/A	92.7%	92.7%	92.8%
% of Patients satisfied with the time they had to wait for an appointment	0	1	N/A	87.3%	89.1%	88.7%

* This is based on patients treated on this contract for their most recent course of treatment. Figures in italics indicate the base number of FP17s or Patient Questionnaire responses are less than 100. N/A is shown where the base number of responses is less than 10 during the period. % is calculated as Quantity/Base number*100

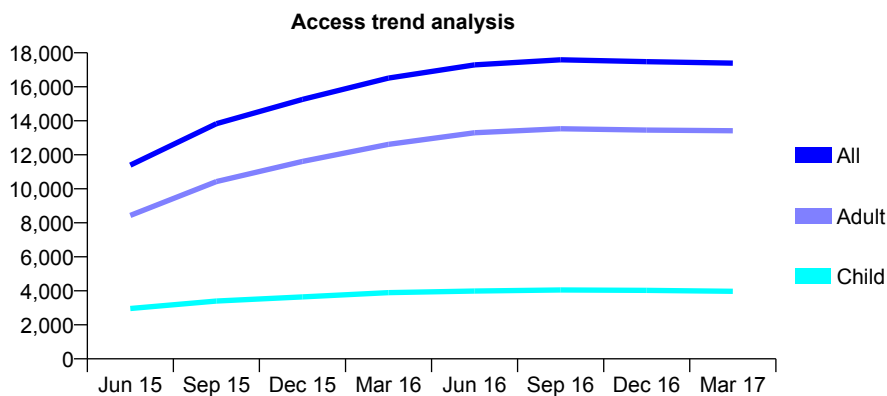
Q58 - Vital Signs At a Glance Contract Report for 150592/0001 - March 2017

Name or company name	Flitwick Dental Group
Contract type name	GDS Contract
Purpose of contract	General
Contract start date	14/08/2014
Contract end date	

16/17 Contracted general activity (UDA)	40,361
Carry forward general activity (UDA)	-322
16/17 Contracted orthodontic activity (UOA)	0
Carry forward orthodontic activity (UOA)	0
Baseline contract value	£896,432.09

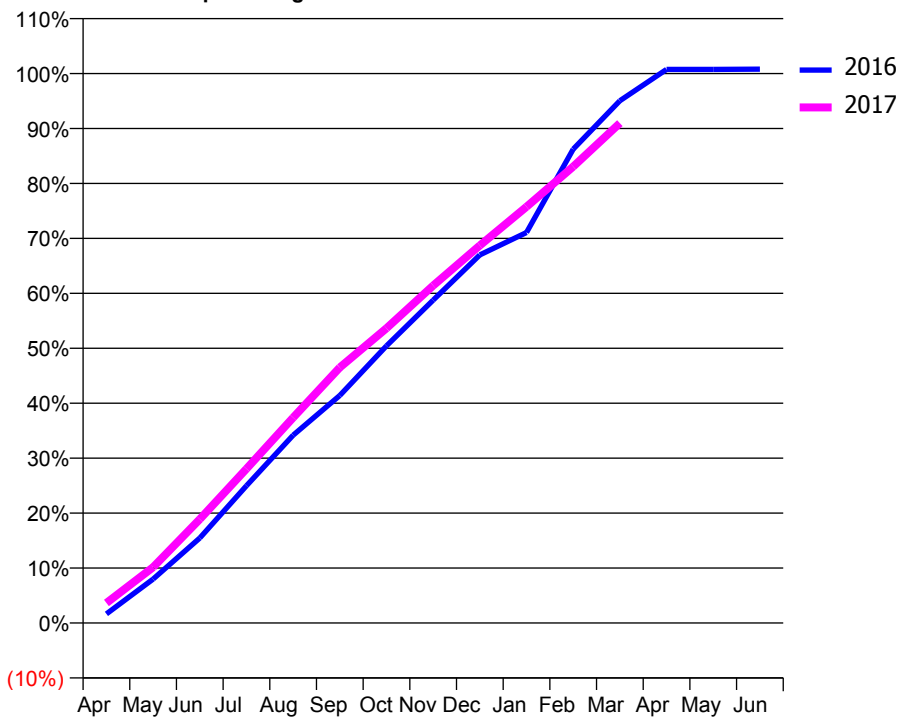
ACCESS*

Patients seen in 24 months	Total	Change since previous quarter
Quarter ending March 2016	16,510	
Quarter ending June 2016	17,289	↑
Quarter ending September 2016	17,585	→
Quarter ending December 2016	17,476	→
Quarter ending March 2017	17,389	→
Variance since March 2016	5.3%	↑



ACTIVITY

Cumulative percentage of contracted UDA delivered 2016 & 2017



Month	Adjusted Scheduled Activity (UDA)	
	2016	2017
April	670	1,475
May	3,226	4,098
June	6,243	7,622
July	10,084	11,326
August	13,791	15,091
September	16,715	18,775
October	20,357	21,654
November	23,715	24,783
December	27,039	27,732
January	28,681	30,575
February	34,802	33,522
March	38,355	36,713
April	40,657	
May	40,662	
June	40,683	

QUALITY

	Quantity	Base Number	Contract	AT	Region	England
% of FP17s for the same patient ID Re-attending within 3 months - Children	377	5,608	6.7%	11.2%	12.0%	12.3%
% of FP17s for the same patient ID Re-attending within 3 months - Adults	1,932	14,709	13.1%	14.9%	16.0%	16.7%
% of FP17s for the same patient ID Re-attending between 3 & 9 months - Children	3,055	5,608	54.5%	56.1%	58.8%	57.6%
% of FP17s for the same patient ID Re-attending between 3 & 9 months - Adults	4,604	14,709	31.3%	47.9%	51.2%	50.1%
% of FP17s for Band 1 Urgent Courses	1,941	19,221	10.1%	8.5%	8.0%	9.1%
% of FP17s Relating to Free Repair or Replacements	173	19,221	0.9%	0.7%	0.8%	0.8%
% of FP17s Relating to Continuations	186	19,221	1.0%	1.0%	1.2%	1.2%
% of Patients satisfied with the dentistry they have received	20	23	87.0%	92.7%	92.7%	92.8%
% of Patients satisfied with the time they had to wait for an appointment	22	23	95.7%	87.3%	89.1%	88.7%

* This is based on patients treated on this contract for their most recent course of treatment. Figures in italics indicate the base number of FP17s or Patient Questionnaire responses are less than 100. N/A is shown where the base number of responses is less than 10 during the period. % is calculated as Quantity/Base number*100

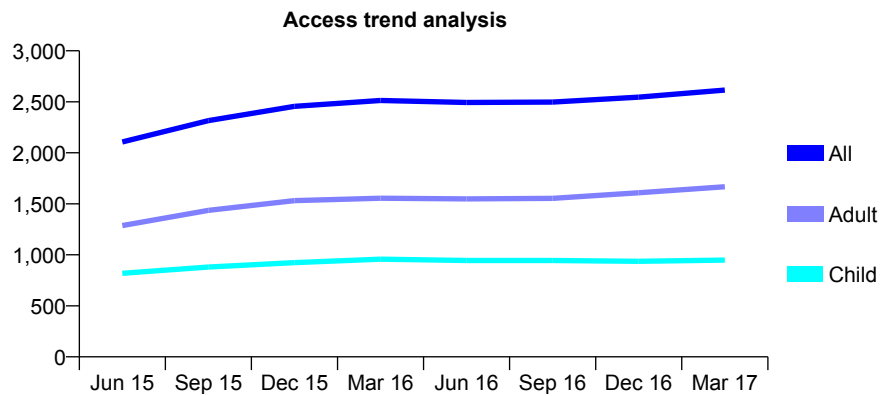
Q58 - Vital Signs At a Glance Contract Report for 151432/0001 - March 2017

Name or company name	Mr KV Chauhan, Mr J Pandya and Mr S Bh
Contract type name	GDS Contract
Purpose of contract	General
Contract start date	11/02/2014
Contract end date	

16/17 Contracted general activity (UDA)	6,888
Carry forward general activity (UDA)	0
16/17 Contracted orthodontic activity (UOA)	0
Carry forward orthodontic activity (UOA)	0
Baseline contract value	£234,273.61

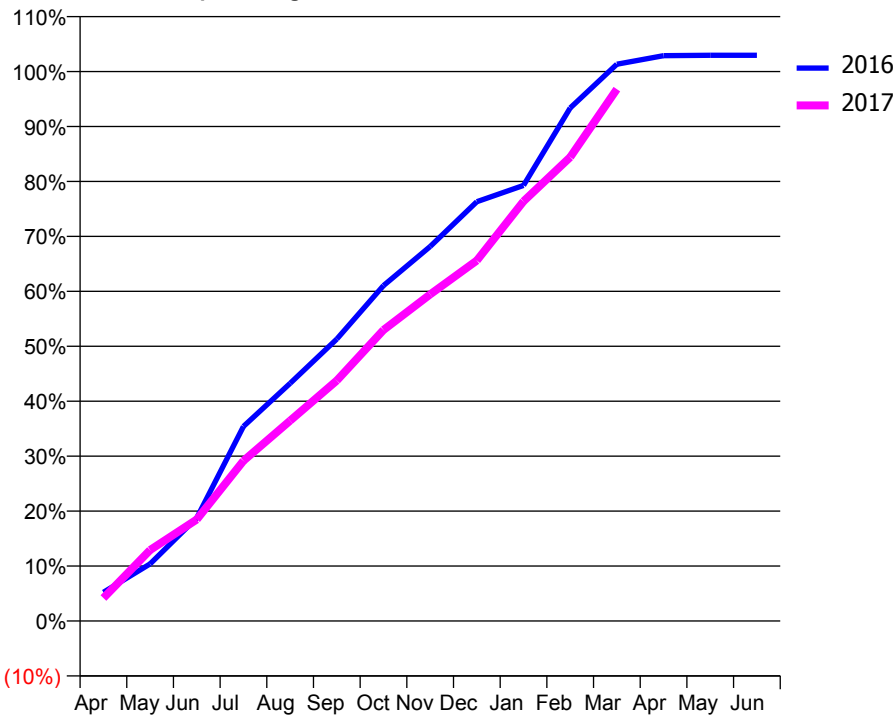
ACCESS*

Patients seen in 24 months	Total	Change since previous quarter
Quarter ending March 2016	2,513	
Quarter ending June 2016	2,493	→
Quarter ending September 2016	2,497	→
Quarter ending December 2016	2,546	→
Quarter ending March 2017	2,615	↑
Variance since March 2016	4.1%	↑



ACTIVITY

Cumulative percentage of contracted UDA delivered 2016 & 2017



Month	Adjusted Scheduled Activity (UDA)	
	2016	2017
April	360	288
May	716	890
June	1,292	1,273
July	2,439	2,008
August	2,979	2,512
September	3,534	3,014
October	4,205	3,649
November	4,695	4,094
December	5,256	4,519
January	5,459	5,260
February	6,430	5,814
March	6,980	6,666
April	7,087	
May	7,091	
June	7,092	

QUALITY

	Quantity	Base Number	Contract	AT	Region	England
% of FP17s for the same patient ID Re-attending within 3 months - Children	59	1,044	5.7%	11.2%	12.0%	12.3%
% of FP17s for the same patient ID Re-attending within 3 months - Adults	197	1,742	11.3%	14.9%	16.0%	16.7%
% of FP17s for the same patient ID Re-attending between 3 & 9 months - Children	420	1,044	40.2%	56.1%	58.8%	57.6%
% of FP17s for the same patient ID Re-attending between 3 & 9 months - Adults	516	1,742	29.6%	47.9%	51.2%	50.1%
% of FP17s for Band 1 Urgent Courses	171	2,720	6.3%	8.5%	8.0%	9.1%
% of FP17s Relating to Free Repair or Replacements	14	2,720	0.5%	0.7%	0.8%	0.8%
% of FP17s Relating to Continuations	6	2,720	0.2%	1.0%	1.2%	1.2%
% of Patients satisfied with the dentistry they have received	3	3	N/A	92.7%	92.7%	92.8%
% of Patients satisfied with the time they had to wait for an appointment	3	3	N/A	87.3%	89.1%	88.7%

* This is based on patients treated on this contract for their most recent course of treatment. Figures in italics indicate the base number of FP17s or Patient Questionnaire responses are less than 100. N/A is shown where the base number of responses is less than 10 during the period. % is calculated as Quantity/Base number*100

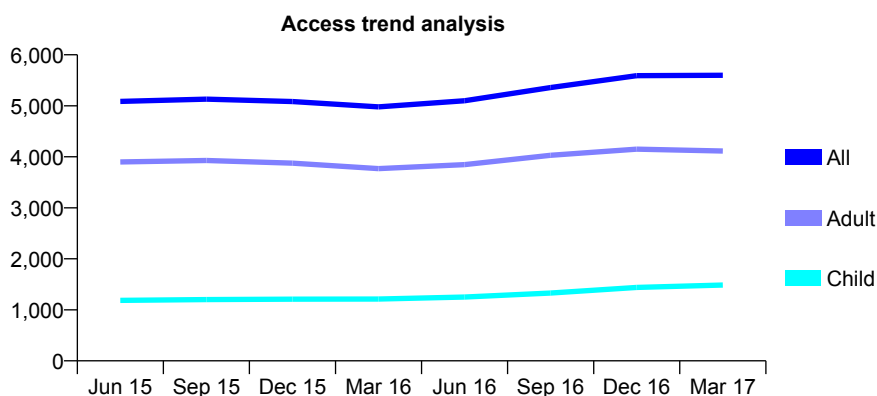
Q58 - Vital Signs At a Glance Contract Report for 151440/0001 - March 2017

Name or company name	Obex Partners Ltd
Contract type name	GDS Contract
Purpose of contract	General
Contract start date	01/11/2007
Contract end date	

16/17 Contracted general activity (UDA)	12,324
Carry forward general activity (UDA)	-211
16/17 Contracted orthodontic activity (UOA)	0
Carry forward orthodontic activity (UOA)	0
Baseline contract value	£355,436.48

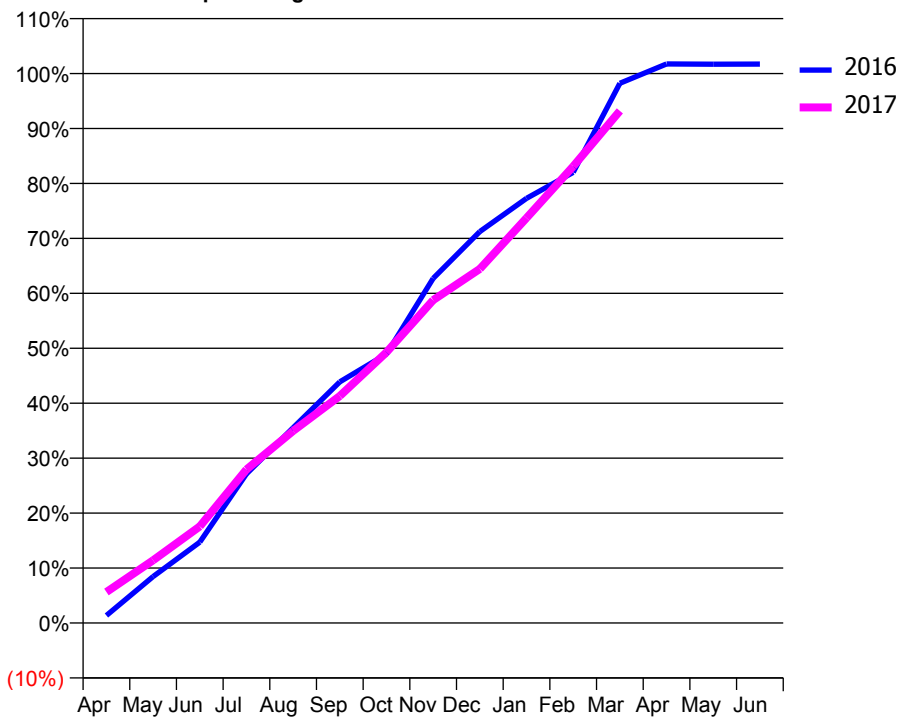
ACCESS*

Patients seen in 24 months	Total	Change since previous quarter
Quarter ending March 2016	4,979	
Quarter ending June 2016	5,099	↑
Quarter ending September 2016	5,359	↑
Quarter ending December 2016	5,591	↑
Quarter ending March 2017	5,599	→
Variance since March 2016	12.5%	↑



ACTIVITY

Cumulative percentage of contracted UDA delivered 2016 & 2017



Month	Adjusted Scheduled Activity (UDA)	
	2016	2017
April	168	694
May	1,041	1,407
June	1,814	2,168
July	3,344	3,442
August	4,379	4,308
September	5,410	5,091
October	6,034	6,072
November	7,728	7,243
December	8,779	7,943
January	9,525	9,084
February	10,107	10,243
March	12,103	11,486
April	12,537	
May	12,533	
June	12,535	

QUALITY

	Quantity	Base Number	Contract	AT	Region	England
% of FP17s for the same patient ID Re-attending within 3 months - Children	70	2,045	3.4%	11.2%	12.0%	12.3%
% of FP17s for the same patient ID Re-attending within 3 months - Adults	258	4,246	6.1%	14.9%	16.0%	16.7%
% of FP17s for the same patient ID Re-attending between 3 & 9 months - Children	1,119	2,045	54.7%	56.1%	58.8%	57.6%
% of FP17s for the same patient ID Re-attending between 3 & 9 months - Adults	1,880	4,246	44.3%	47.9%	51.2%	50.1%
% of FP17s for Band 1 Urgent Courses	413	6,062	6.8%	8.5%	8.0%	9.1%
% of FP17s Relating to Free Repair or Replacements	42	6,062	0.7%	0.7%	0.8%	0.8%
% of FP17s Relating to Continuations	23	6,062	0.4%	1.0%	1.2%	1.2%
% of Patients satisfied with the dentistry they have received	6	7	N/A	92.7%	92.7%	92.8%
% of Patients satisfied with the time they had to wait for an appointment	6	7	N/A	87.3%	89.1%	88.7%

* This is based on patients treated on this contract for their most recent course of treatment. Figures in italics indicate the base number of FP17s or Patient Questionnaire responses are less than 100. N/A is shown where the base number of responses is less than 10 during the period. % is calculated as Quantity/Base number*100

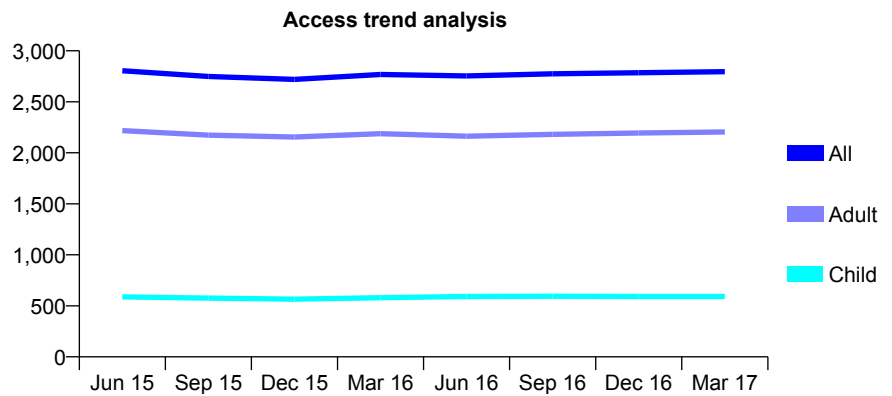
Q58 - Vital Signs At a Glance Contract Report for 152706/0001 - March 2017

Name or company name	R Patel & Associate
Contract type name	GDS Contract
Purpose of contract	General
Contract start date	01/04/2008
Contract end date	

16/17 Contracted general activity (UDA)	6,257
Carry forward general activity (UDA)	-82
16/17 Contracted orthodontic activity (UOA)	0
Carry forward orthodontic activity (UOA)	0
Baseline contract value	£164,369.98

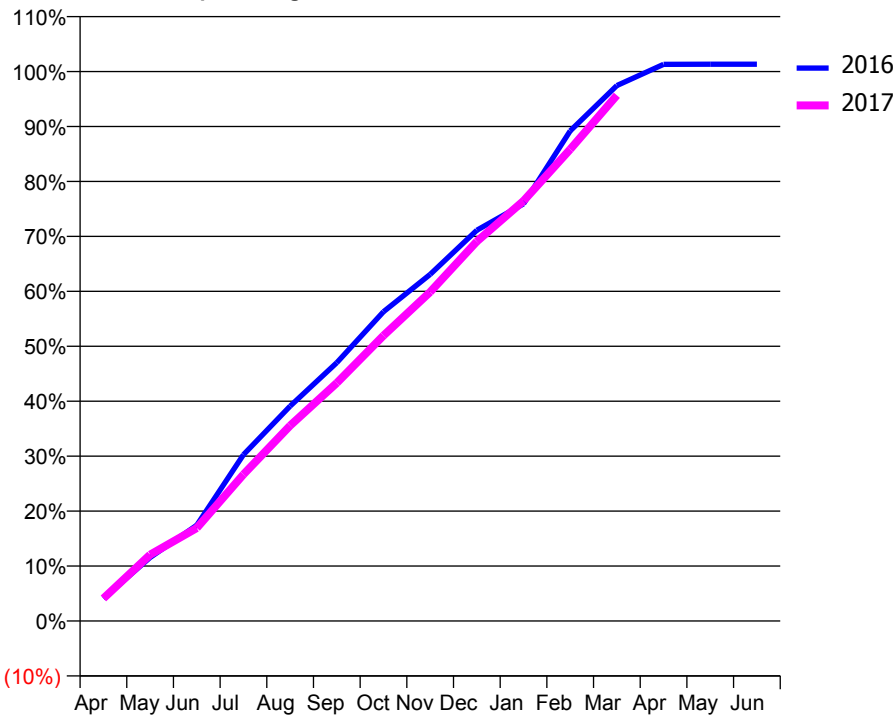
ACCESS*

Patients seen in 24 months	Total	Change since previous quarter
Quarter ending March 2016	2,768	
Quarter ending June 2016	2,754	→
Quarter ending September 2016	2,775	→
Quarter ending December 2016	2,785	→
Quarter ending March 2017	2,795	→
Variance since March 2016	1.0%	→



ACTIVITY

Cumulative percentage of contracted UDA delivered 2016 & 2017



Month	Adjusted Scheduled Activity (UDA)	
	2016	2017
April	258	257
May	723	755
June	1,092	1,060
July	1,894	1,669
August	2,447	2,225
September	2,941	2,711
October	3,521	3,251
November	3,947	3,746
December	4,450	4,322
January	4,750	4,783
February	5,581	5,371
March	6,096	5,986
April	6,339	
May	6,340	
June	6,340	

QUALITY

	Quantity	Base Number	Contract	AT	Region	England
% of FP17s for the same patient ID Re-attending within 3 months - Children	40	911	4.4%	11.2%	12.0%	12.3%
% of FP17s for the same patient ID Re-attending within 3 months - Adults	246	2,820	8.7%	14.9%	16.0%	16.7%
% of FP17s for the same patient ID Re-attending between 3 & 9 months - Children	610	911	67.0%	56.1%	58.8%	57.6%
% of FP17s for the same patient ID Re-attending between 3 & 9 months - Adults	1,672	2,820	59.3%	47.9%	51.2%	50.1%
% of FP17s for Band 1 Urgent Courses	172	3,608	4.8%	8.5%	8.0%	9.1%
% of FP17s Relating to Free Repair or Replacements	8	3,608	0.2%	0.7%	0.8%	0.8%
% of FP17s Relating to Continuations	4	3,608	0.1%	1.0%	1.2%	1.2%
% of Patients satisfied with the dentistry they have received	1	2	N/A	92.7%	92.7%	92.8%
% of Patients satisfied with the time they had to wait for an appointment	2	2	N/A	87.3%	89.1%	88.7%

* This is based on patients treated on this contract for their most recent course of treatment. Figures in italics indicate the base number of FP17s or Patient Questionnaire responses are less than 100. N/A is shown where the base number of responses is less than 10 during the period. % is calculated as Quantity/Base number*100

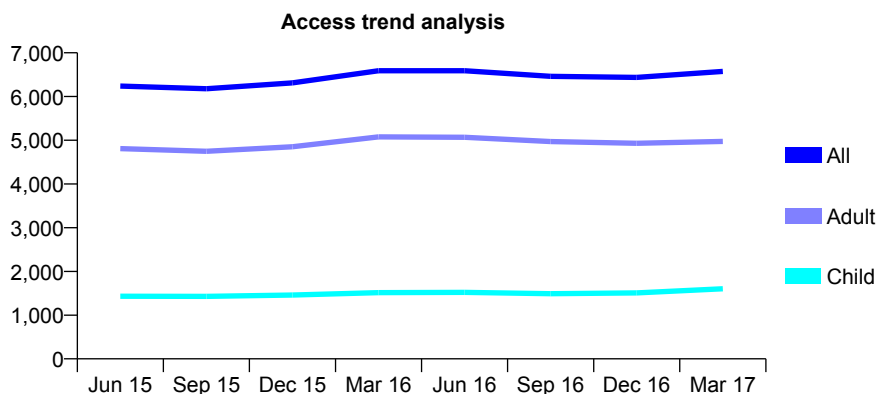
Q58 - Vital Signs At a Glance Contract Report for 153052/0002 - March 2017

Name or company name	Dentalcare (Southern) Limited
Contract type name	PDS Contract
Purpose of contract	General
Contract start date	01/04/2013
Contract end date	31/03/2018

16/17 Contracted general activity (UDA)	15,000
Carry forward general activity (UDA)	0
16/17 Contracted orthodontic activity (UOA)	0
Carry forward orthodontic activity (UOA)	0
Baseline contract value	£357,703.49

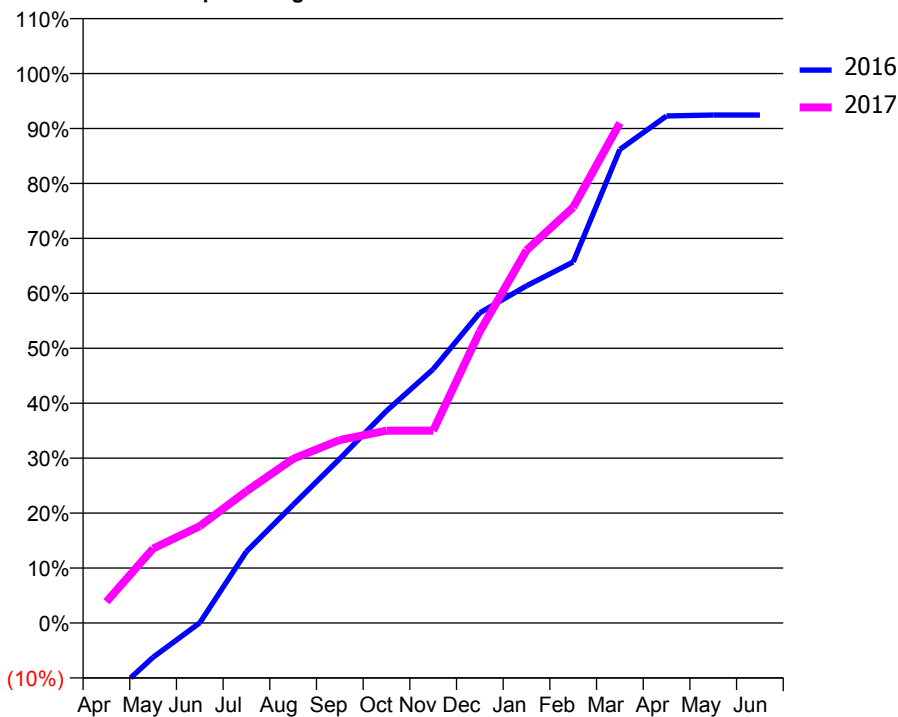
ACCESS*

Patients seen in 24 months	Total	Change since previous quarter
Quarter ending March 2016	6,590	
Quarter ending June 2016	6,590	→
Quarter ending September 2016	6,462	↓
Quarter ending December 2016	6,438	→
Quarter ending March 2017	6,576	↑
Variance since March 2016	(0.2%)	→



ACTIVITY

Cumulative percentage of contracted UDA delivered 2016 & 2017



Month	Adjusted Scheduled Activity (UDA)	
	2016	2017
April	-2,109	580
May	-938	2,032
June	4	2,644
July	1,951	3,597
August	3,227	4,484
September	4,487	4,996
October	5,790	5,252
November	6,929	5,252
December	8,467	7,958
January	9,205	10,177
February	9,856	11,348
March	12,926	13,647
April	13,841	
May	13,867	
June	13,867	

QUALITY

	Quantity	Base Number	Contract	AT	Region	England
% of FP17s for the same patient ID Re-attending within 3 months - Children	126	2,010	6.3%	11.2%	12.0%	12.3%
% of FP17s for the same patient ID Re-attending within 3 months - Adults	621	5,929	10.5%	14.9%	16.0%	16.7%
% of FP17s for the same patient ID Re-attending between 3 & 9 months - Children	885	2,010	44.0%	56.1%	58.8%	57.6%
% of FP17s for the same patient ID Re-attending between 3 & 9 months - Adults	2,819	5,929	47.5%	47.9%	51.2%	50.1%
% of FP17s for Band 1 Urgent Courses	704	7,581	9.3%	8.5%	8.0%	9.1%
% of FP17s Relating to Free Repair or Replacements	89	7,581	1.2%	0.7%	0.8%	0.8%
% of FP17s Relating to Continuations	26	7,581	0.3%	1.0%	1.2%	1.2%
% of Patients satisfied with the dentistry they have received	7	8	N/A	92.7%	92.7%	92.8%
% of Patients satisfied with the time they had to wait for an appointment	6	8	N/A	87.3%	89.1%	88.7%

* This is based on patients treated on this contract for their most recent course of treatment. Figures in italics indicate the base number of FP17s or Patient Questionnaire responses are less than 100. N/A is shown where the base number of responses is less than 10 during the period. % is calculated as Quantity/Base number*100

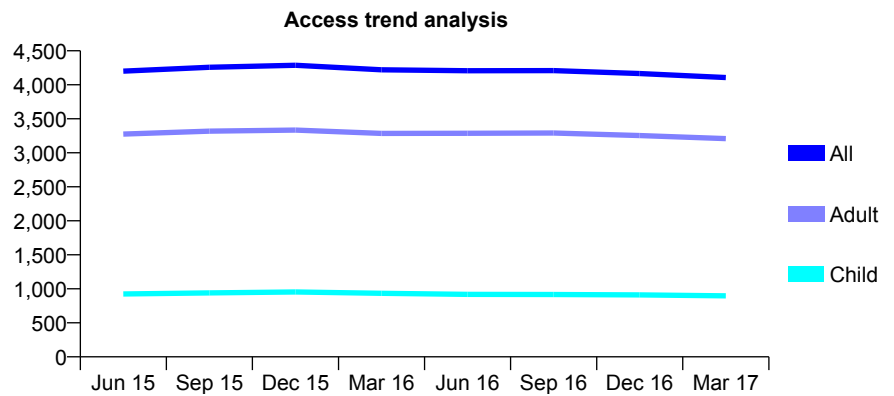
Q58 - Vital Signs At a Glance Contract Report for 154571/0001 - March 2017

Name or company name	Cheshunt Dental Care
Contract type name	GDS Contract
Purpose of contract	General
Contract start date	01/04/2007
Contract end date	

16/17 Contracted general activity (UDA)	15,790
Carry forward general activity (UDA)	-315
16/17 Contracted orthodontic activity (UOA)	0
Carry forward orthodontic activity (UOA)	0
Baseline contract value	£488,778.72

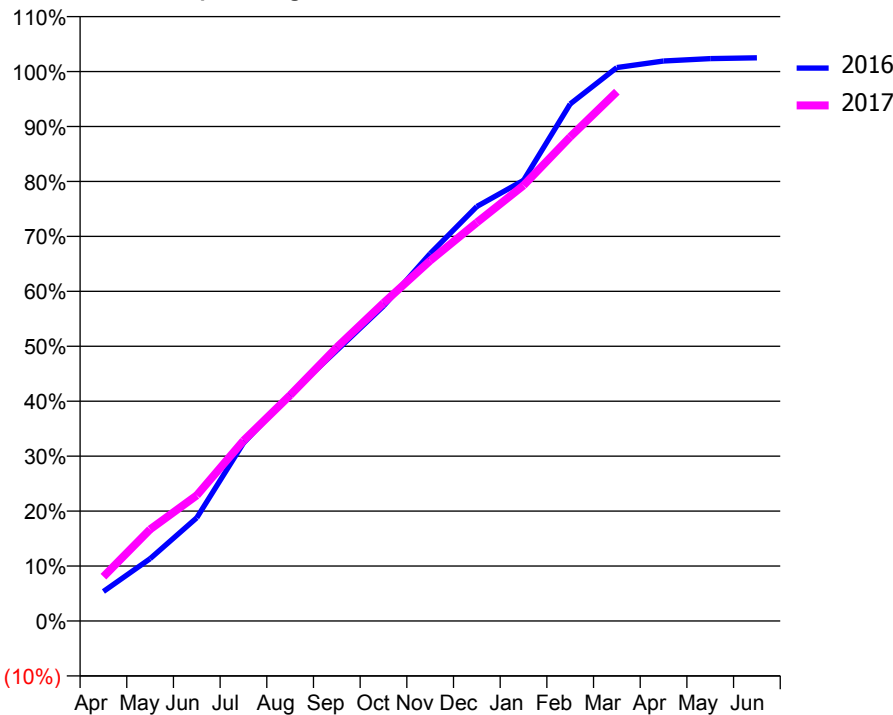
ACCESS*

Patients seen in 24 months	Total	Change since previous quarter
Quarter ending March 2016	4,220	
Quarter ending June 2016	4,206	→
Quarter ending September 2016	4,208	→
Quarter ending December 2016	4,165	↓
Quarter ending March 2017	4,107	↓
Variance since March 2016	(2.7%)	↓



ACTIVITY

Cumulative percentage of contracted UDA delivered 2016 & 2017



Month	Adjusted Scheduled Activity (UDA)	
	2016	2017
April	849	1,275
May	1,790	2,633
June	2,969	3,610
July	5,113	5,183
August	6,513	6,491
September	7,777	7,863
October	9,048	9,136
November	10,558	10,353
December	11,911	11,453
January	12,663	12,517
February	14,859	13,910
March	15,905	15,212
April	16,092	
May	16,162	
June	16,184	

QUALITY

	Quantity	Base Number	Contract	AT	Region	England
% of FP17s for the same patient ID Re-attending within 3 months - Children	117	1,251	9.4%	11.2%	12.0%	12.3%
% of FP17s for the same patient ID Re-attending within 3 months - Adults	646	4,094	15.8%	14.9%	16.0%	16.7%
% of FP17s for the same patient ID Re-attending between 3 & 9 months - Children	579	1,251	46.3%	56.1%	58.8%	57.6%
% of FP17s for the same patient ID Re-attending between 3 & 9 months - Adults	1,772	4,094	43.3%	47.9%	51.2%	50.1%
% of FP17s for Band 1 Urgent Courses	545	5,188	10.5%	8.5%	8.0%	9.1%
% of FP17s Relating to Free Repair or Replacements	140	5,188	2.7%	0.7%	0.8%	0.8%
% of FP17s Relating to Continuations	21	5,188	0.4%	1.0%	1.2%	1.2%
% of Patients satisfied with the dentistry they have received	3	3	N/A	92.7%	92.7%	92.8%
% of Patients satisfied with the time they had to wait for an appointment	3	3	N/A	87.3%	89.1%	88.7%

* This is based on patients treated on this contract for their most recent course of treatment. Figures in italics indicate the base number of FP17s or Patient Questionnaire responses are less than 100. N/A is shown where the base number of responses is less than 10 during the period. % is calculated as Quantity/Base number*100

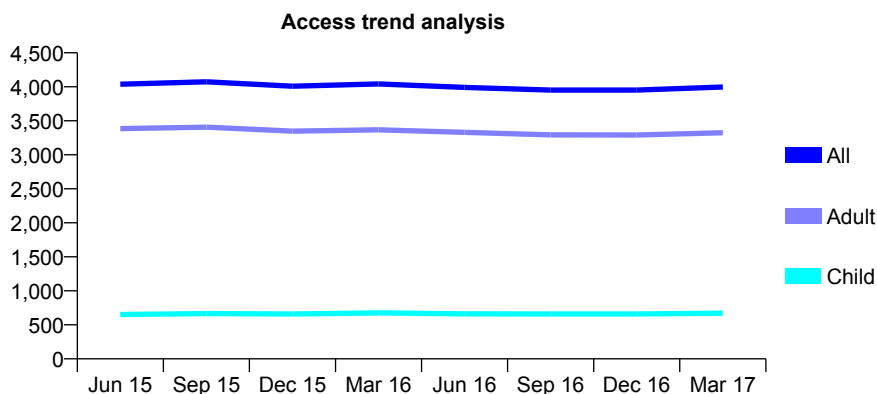
Q58 - Vital Signs At a Glance Contract Report for 154598/0001 - March 2017

Name or company name	Broxbourne Dental Smile Clinic
Contract type name	GDS Contract
Purpose of contract	General
Contract start date	01/12/2010
Contract end date	

16/17 Contracted general activity (UDA)	10,484
Carry forward general activity (UDA)	-209
16/17 Contracted orthodontic activity (UOA)	0
Carry forward orthodontic activity (UOA)	0
Baseline contract value	£291,573.60

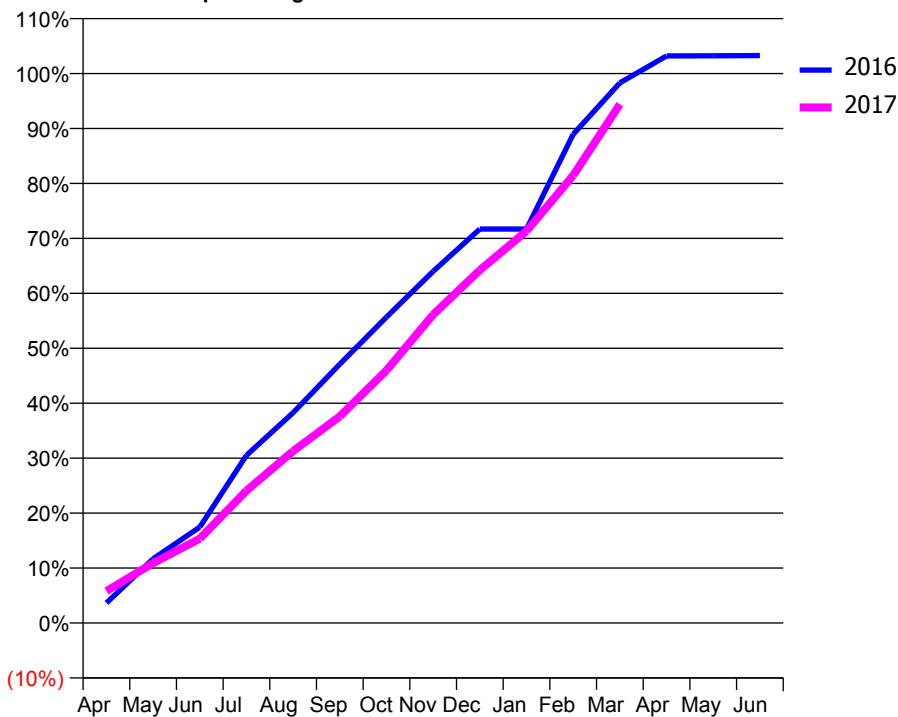
ACCESS*

Patients seen in 24 months	Total	Change since previous quarter
Quarter ending March 2016	4,042	
Quarter ending June 2016	3,992	↓
Quarter ending September 2016	3,952	↓
Quarter ending December 2016	3,952	→
Quarter ending March 2017	3,997	→
Variance since March 2016	(1.1%)	↓



ACTIVITY

Cumulative percentage of contracted UDA delivered 2016 & 2017



Adjusted Scheduled Activity (UDA)

Month	2016	2017
April	383	610
May	1,224	1,143
June	1,830	1,608
July	3,199	2,526
August	4,014	3,281
September	4,940	3,943
October	5,836	4,821
November	6,711	5,883
December	7,516	6,734
January	7,516	7,479
February	9,327	8,538
March	10,306	9,898
April	10,819	
May	10,822	
June	10,826	

QUALITY

	Quantity	Base Number	Contract	AT	Region	England
% of FP17s for the same patient ID Re-attending within 3 months - Children	89	991	9.0%	11.2%	12.0%	12.3%
% of FP17s for the same patient ID Re-attending within 3 months - Adults	684	4,756	14.4%	14.9%	16.0%	16.7%
% of FP17s for the same patient ID Re-attending between 3 & 9 months - Children	568	991	57.3%	56.1%	58.8%	57.6%
% of FP17s for the same patient ID Re-attending between 3 & 9 months - Adults	2,697	4,756	56.7%	47.9%	51.2%	50.1%
% of FP17s for Band 1 Urgent Courses	522	5,466	9.5%	8.5%	8.0%	9.1%
% of FP17s Relating to Free Repair or Replacements	46	5,466	0.8%	0.7%	0.8%	0.8%
% of FP17s Relating to Continuations	55	5,466	1.0%	1.0%	1.2%	1.2%
% of Patients satisfied with the dentistry they have received	12	12	100.0%	92.7%	92.7%	92.8%
% of Patients satisfied with the time they had to wait for an appointment	12	12	100.0%	87.3%	89.1%	88.7%

* This is based on patients treated on this contract for their most recent course of treatment. Figures in italics indicate the base number of FP17s or Patient Questionnaire responses are less than 100. N/A is shown where the base number of responses is less than 10 during the period. % is calculated as Quantity/Base number*100

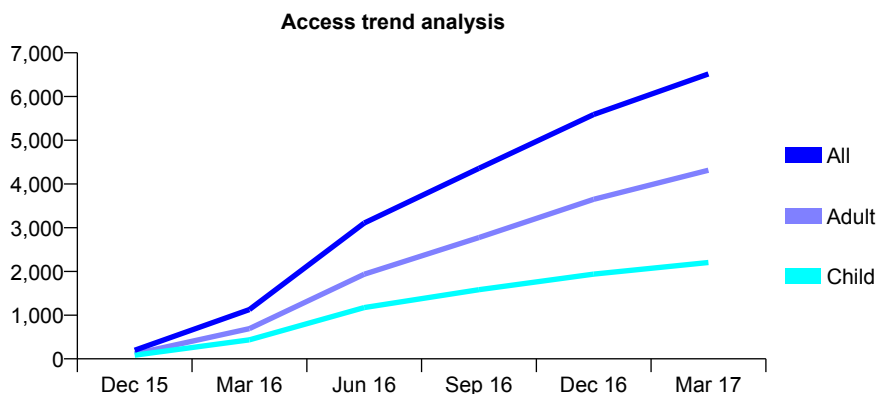
Q58 - Vital Signs At a Glance Contract Report for 154709/0001 - March 2017

Name or company name	Citident Dental Centre
Contract type name	GDS Contract
Purpose of contract	General
Contract start date	01/12/2015
Contract end date	

16/17 Contracted general activity (UDA)	24,141
Carry forward general activity (UDA)	0
16/17 Contracted orthodontic activity (UOA)	0
Carry forward orthodontic activity (UOA)	0
Baseline contract value	£636,927.18

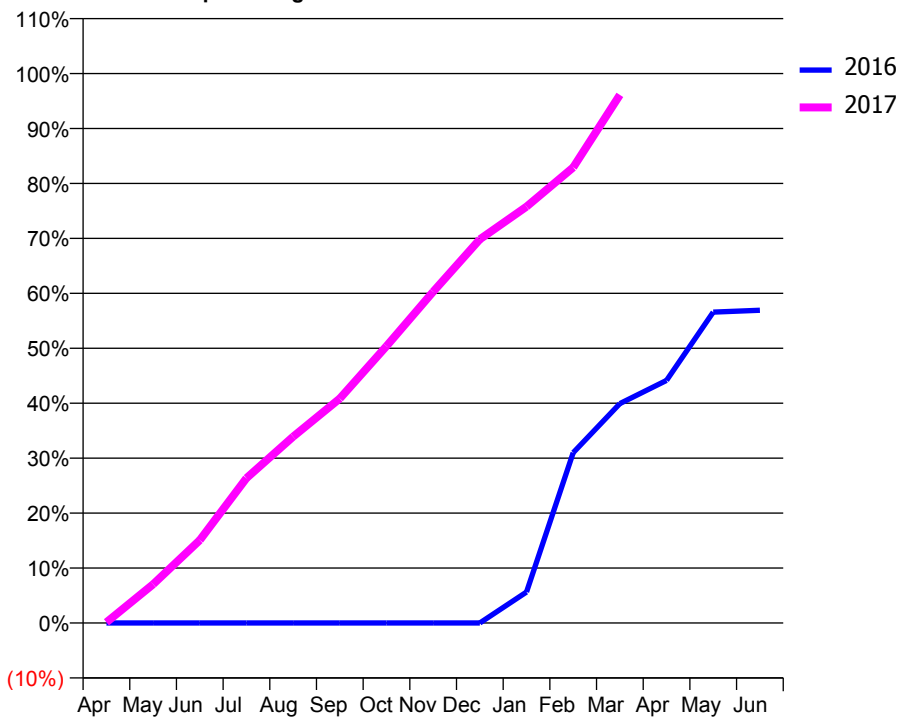
ACCESS*

Patients seen in 24 months	Total	Change since previous quarter
Quarter ending March 2016	1,126	
Quarter ending June 2016	3,106	↑
Quarter ending September 2016	4,357	↑
Quarter ending December 2016	5,588	↑
Quarter ending March 2017	6,516	↑
Variance since March 2016	478.7%	↑



ACTIVITY

Cumulative percentage of contracted UDA delivered 2016 & 2017



Month	Adjusted Scheduled Activity (UDA)	
	2016	2017
April	0	34
May	0	1,700
June	0	3,639
July	0	6,367
August	0	8,190
September	0	9,860
October	0	12,165
November	0	14,557
December	0	16,857
January	454	18,292
February	2,495	20,012
March	3,214	23,202
April	3,553	
May	4,553	
June	4,581	

QUALITY

	Quantity	Base Number	Contract	AT	Region	England
% of FP17s for the same patient ID Re-attending within 3 months - Children	147	3,030	4.9%	11.2%	12.0%	12.3%
% of FP17s for the same patient ID Re-attending within 3 months - Adults	986	6,230	15.8%	14.9%	16.0%	16.7%
% of FP17s for the same patient ID Re-attending between 3 & 9 months - Children	694	3,030	22.9%	56.1%	58.8%	57.6%
% of FP17s for the same patient ID Re-attending between 3 & 9 months - Adults	1,347	6,230	21.6%	47.9%	51.2%	50.1%
% of FP17s for Band 1 Urgent Courses	846	8,710	9.7%	8.5%	8.0%	9.1%
% of FP17s Relating to Free Repair or Replacements	34	8,710	0.4%	0.7%	0.8%	0.8%
% of FP17s Relating to Continuations	47	8,710	0.5%	1.0%	1.2%	1.2%
% of Patients satisfied with the dentistry they have received	4	5	N/A	92.7%	92.7%	92.8%
% of Patients satisfied with the time they had to wait for an appointment	4	5	N/A	87.3%	89.1%	88.7%

* This is based on patients treated on this contract for their most recent course of treatment. Figures in italics indicate the base number of FP17s or Patient Questionnaire responses are less than 100. N/A is shown where the base number of responses is less than 10 during the period. % is calculated as Quantity/Base number*100

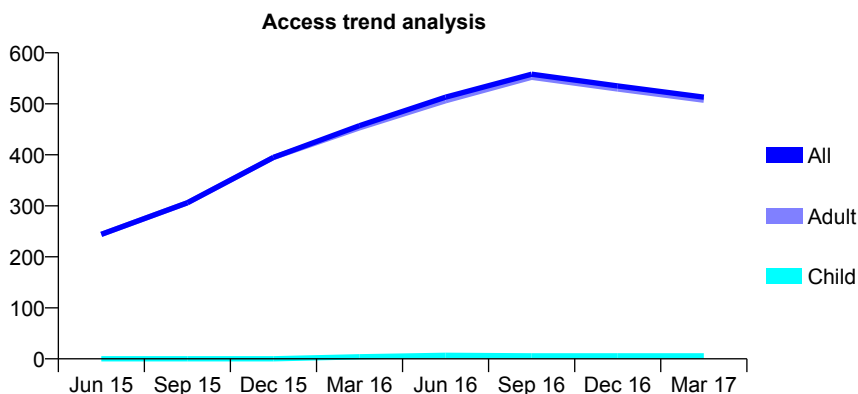
Q58 - Vital Signs At a Glance Contract Report for 154911/0003 - March 2017

Name or company name	Herts Community NHS Trust
Contract type name	PDS Contract
Purpose of contract	General
Contract start date	01/09/2014
Contract end date	31/08/2017

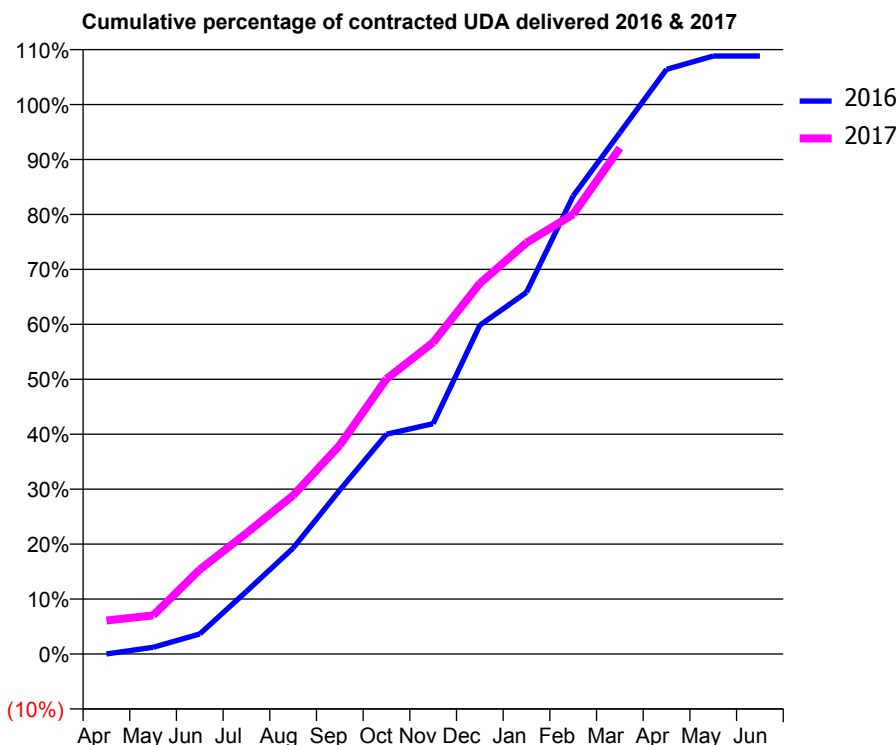
16/17 Contracted general activity (UDA)	755
Carry forward general activity (UDA)	0
16/17 Contracted orthodontic activity (UOA)	0
Carry forward orthodontic activity (UOA)	0
Baseline contract value	£48,634.60

ACCESS*

Patients seen in 24 months	Total	Change since previous quarter
Quarter ending March 2016	457	
Quarter ending June 2016	513	↑
Quarter ending September 2016	558	↑
Quarter ending December 2016	535	↓
Quarter ending March 2017	513	↓
Variance since March 2016	12.3%	↑



ACTIVITY



Month	Adjusted Scheduled Activity (UDA)	
	2016	2017
April	0	46
May	9	53
June	27	116
July	84	166
August	142	218
September	220	287
October	295	378
November	309	428
December	442	509
January	486	565
February	615	604
March	700	695
April	785	
May	803	
June	803	

QUALITY

	Quantity	Base Number	Contract	AT	Region	England
% of FP17s for the same patient ID Re-attending within 3 months - Children	0	7	0.0%	11.2%	12.0%	12.3%
% of FP17s for the same patient ID Re-attending within 3 months - Adults	8	380	2.1%	14.9%	16.0%	16.7%
% of FP17s for the same patient ID Re-attending between 3 & 9 months - Children	4	7	57.1%	56.1%	58.8%	57.6%
% of FP17s for the same patient ID Re-attending between 3 & 9 months - Adults	46	380	12.1%	47.9%	51.2%	50.1%
% of FP17s for Band 1 Urgent Courses	1	351	0.3%	8.5%	8.0%	9.1%
% of FP17s Relating to Free Repair or Replacements	0	351	0.0%	0.7%	0.8%	0.8%
% of FP17s Relating to Continuations	4	351	1.1%	1.0%	1.2%	1.2%
% of Patients satisfied with the dentistry they have received	2	2	N/A	92.7%	92.7%	92.8%
% of Patients satisfied with the time they had to wait for an appointment	0	2	N/A	87.3%	89.1%	88.7%

* This is based on patients treated on this contract for their most recent course of treatment. Figures in italics indicate the base number of FP17s or Patient Questionnaire responses are less than 100. N/A is shown where the base number of responses is less than 10 during the period. % is calculated as Quantity/Base number*100

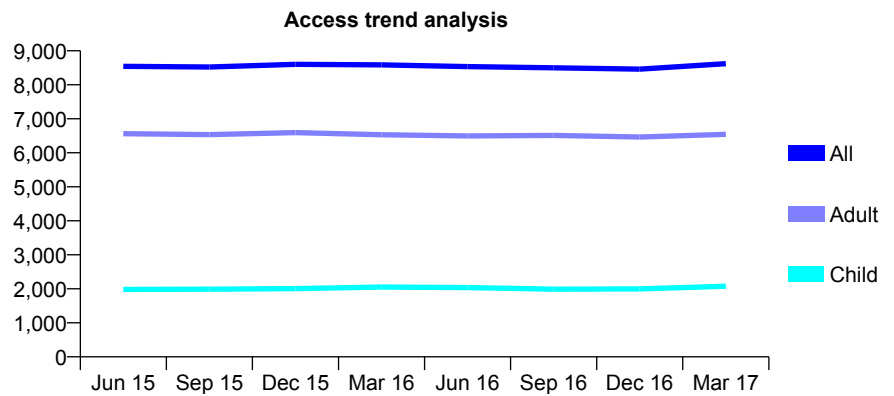
Q58 - Vital Signs At a Glance Contract Report for 155438/0003 - March 2017

Name or company name	Syteldent Ltd
Contract type name	GDS Contract
Purpose of contract	General and Orthodontic
Contract start date	01/08/2008
Contract end date	

16/17 Contracted general activity (UDA)	23,050
Carry forward general activity (UDA)	-425
16/17 Contracted orthodontic activity (UOA)	648
Carry forward orthodontic activity (UOA)	0
Baseline contract value	£616,295.73

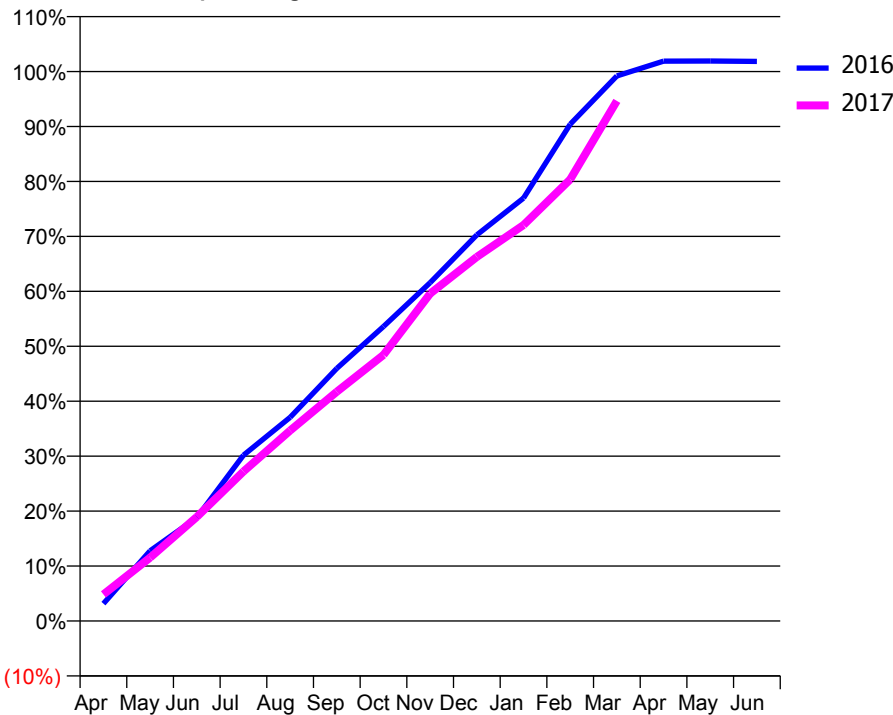
ACCESS*

Patients seen in 24 months	Total	Change since previous quarter
Quarter ending March 2016	8,587	
Quarter ending June 2016	8,535	→
Quarter ending September 2016	8,500	→
Quarter ending December 2016	8,462	→
Quarter ending March 2017	8,621	→
Variance since March 2016	0.4%	→



ACTIVITY

Cumulative percentage of contracted UDA delivered 2016 & 2017



Month	Adjusted Scheduled Activity (UDA)	
	2016	2017
April	731	1,114
May	2,947	2,658
June	4,338	4,368
July	6,955	6,274
August	8,546	7,990
September	10,599	9,618
October	12,353	11,165
November	14,195	13,735
December	16,198	15,270
January	17,738	16,607
February	20,839	18,524
March	22,865	21,819
April	23,484	
May	23,490	
June	23,475	

QUALITY

	Quantity	Base Number	Contract	AT	Region	England
% of FP17s for the same patient ID Re-attending within 3 months - Children	228	2,565	8.9%	11.2%	12.0%	12.3%
% of FP17s for the same patient ID Re-attending within 3 months - Adults	1,225	7,427	16.5%	14.9%	16.0%	16.7%
% of FP17s for the same patient ID Re-attending between 3 & 9 months - Children	1,085	2,565	42.3%	56.1%	58.8%	57.6%
% of FP17s for the same patient ID Re-attending between 3 & 9 months - Adults	2,702	7,427	36.4%	47.9%	51.2%	50.1%
% of FP17s for Band 1 Urgent Courses	1,176	9,547	12.3%	8.5%	8.0%	9.1%
% of FP17s Relating to Free Repair or Replacements	13	9,547	0.1%	0.7%	0.8%	0.8%
% of FP17s Relating to Continuations	237	9,547	2.5%	1.0%	1.2%	1.2%
% of Patients satisfied with the dentistry they have received	14	14	100.0%	92.7%	92.7%	92.8%
% of Patients satisfied with the time they had to wait for an appointment	10	14	71.4%	87.3%	89.1%	88.7%

* This is based on patients treated on this contract for their most recent course of treatment. Figures in italics indicate the base number of FP17s or Patient Questionnaire responses are less than 100. N/A is shown where the base number of responses is less than 10 during the period. % is calculated as Quantity/Base number*100

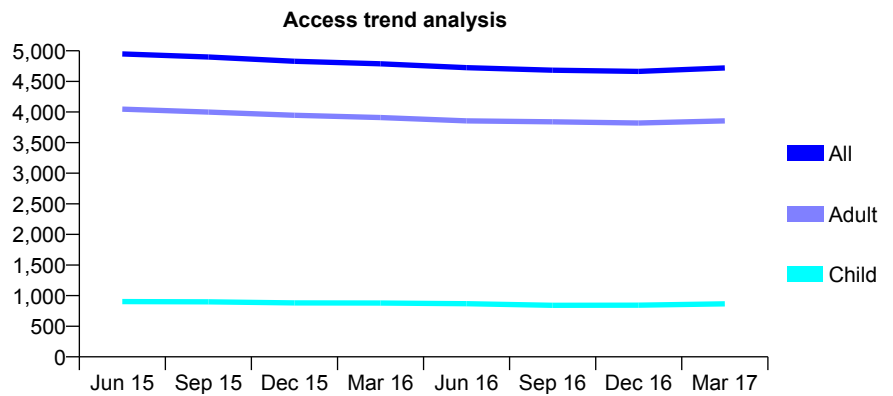
Q58 - Vital Signs At a Glance Contract Report for 156302/0001 - March 2017

Name or company name	A P Smith & A J Luck
Contract type name	GDS Contract
Purpose of contract	General
Contract start date	01/08/2010
Contract end date	

16/17 Contracted general activity (UDA)	12,300
Carry forward general activity (UDA)	407
16/17 Contracted orthodontic activity (UOA)	0
Carry forward orthodontic activity (UOA)	0
Baseline contract value	£321,619.56

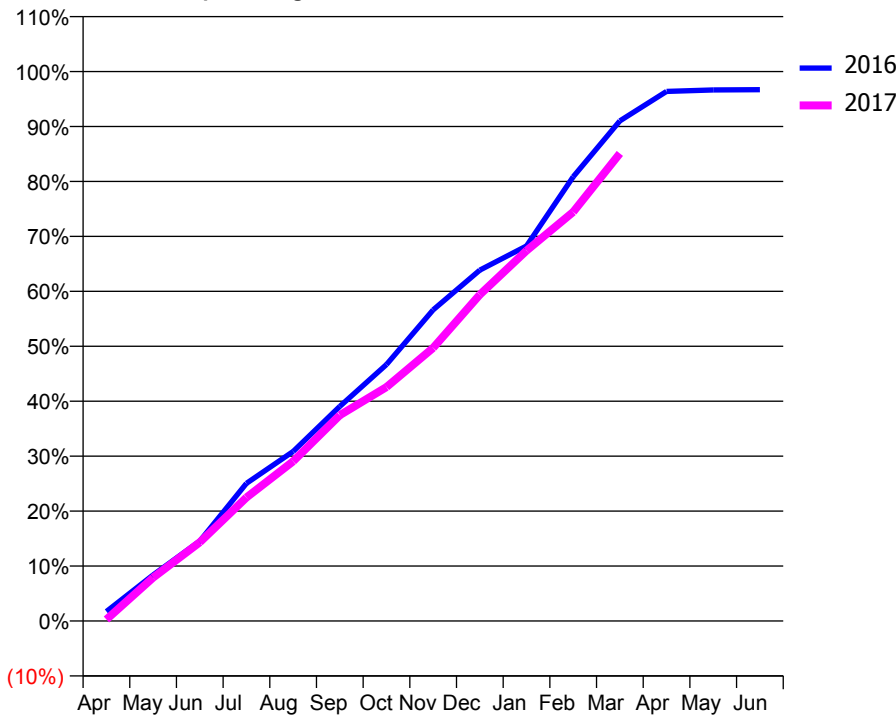
ACCESS*

Patients seen in 24 months	Total	Change since previous quarter
Quarter ending March 2016	4,788	
Quarter ending June 2016	4,724	↓
Quarter ending September 2016	4,682	→
Quarter ending December 2016	4,664	→
Quarter ending March 2017	4,721	→
Variance since March 2016	(1.4%)	↓



ACTIVITY

Cumulative percentage of contracted UDA delivered 2016 & 2017



Month	Adjusted Scheduled Activity (UDA)	
	2016	2017
April	213	33
May	1,032	970
June	1,788	1,763
July	3,081	2,766
August	3,795	3,574
September	4,803	4,608
October	5,741	5,236
November	6,965	6,115
December	7,855	7,304
January	8,396	8,291
February	9,944	9,156
March	11,194	10,465
April	11,854	
May	11,887	
June	11,893	

QUALITY

	Quantity	Base Number	Contract	AT	Region	England
% of FP17s for the same patient ID Re-attending within 3 months - Children	116	1,313	8.8%	11.2%	12.0%	12.3%
% of FP17s for the same patient ID Re-attending within 3 months - Adults	1,062	6,075	17.5%	14.9%	16.0%	16.7%
% of FP17s for the same patient ID Re-attending between 3 & 9 months - Children	774	1,313	58.9%	56.1%	58.8%	57.6%
% of FP17s for the same patient ID Re-attending between 3 & 9 months - Adults	3,647	6,075	60.0%	47.9%	51.2%	50.1%
% of FP17s for Band 1 Urgent Courses	536	6,050	8.9%	8.5%	8.0%	9.1%
% of FP17s Relating to Free Repair or Replacements	76	6,050	1.3%	0.7%	0.8%	0.8%
% of FP17s Relating to Continuations	44	6,050	0.7%	1.0%	1.2%	1.2%
% of Patients satisfied with the dentistry they have received	10	10	100.0%	92.7%	92.7%	92.8%
% of Patients satisfied with the time they had to wait for an appointment	10	10	100.0%	87.3%	89.1%	88.7%

* This is based on patients treated on this contract for their most recent course of treatment. Figures in italics indicate the base number of FP17s or Patient Questionnaire responses are less than 100. N/A is shown where the base number of responses is less than 10 during the period. % is calculated as Quantity/Base number*100

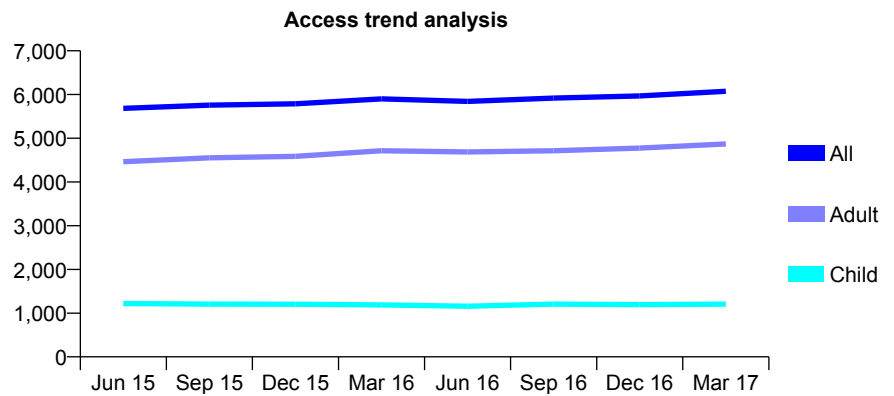
Q58 - Vital Signs At a Glance Contract Report for 158305/0001 - March 2017

Name or company name	Chrysalis Dental Practice Ltd
Contract type name	GDS Contract
Purpose of contract	General
Contract start date	01/08/2011
Contract end date	

16/17 Contracted general activity (UDA)	13,276
Carry forward general activity (UDA)	-179
16/17 Contracted orthodontic activity (UOA)	0
Carry forward orthodontic activity (UOA)	0
Baseline contract value	£339,308.88

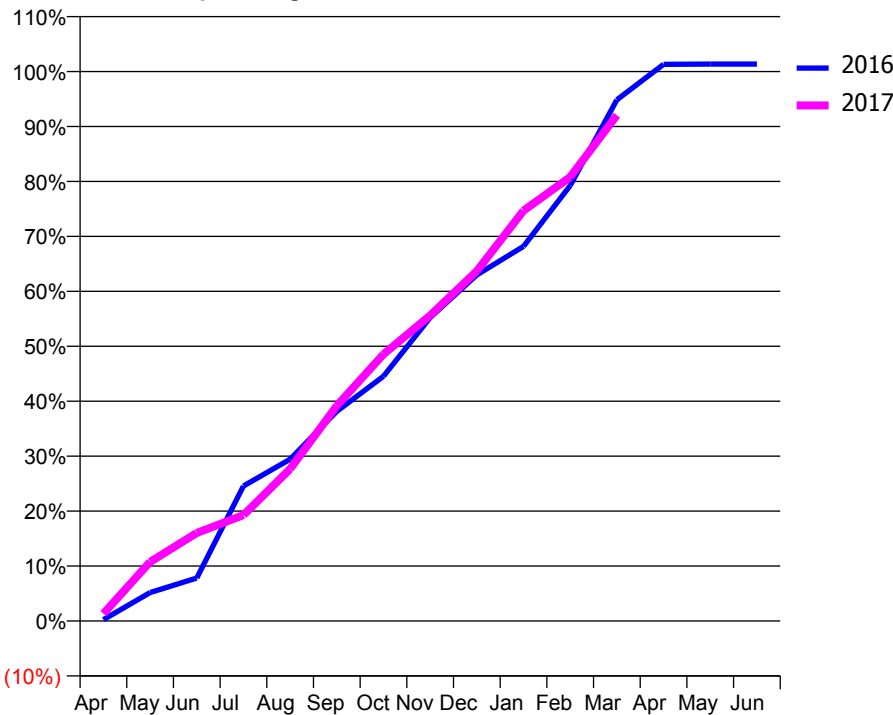
ACCESS*

Patients seen in 24 months	Total	Change since previous quarter
Quarter ending March 2016	5,901	
Quarter ending June 2016	5,843	→
Quarter ending September 2016	5,920	→
Quarter ending December 2016	5,969	→
Quarter ending March 2017	6,075	→
Variance since March 2016	2.9%	↑



ACTIVITY

Cumulative percentage of contracted UDA delivered 2016 & 2017



Month	Adjusted Scheduled Activity (UDA)	
	2016	2017
April	34	179
May	687	1,430
June	1,040	2,129
July	3,263	2,559
August	3,909	3,675
September	5,067	5,201
October	5,915	6,445
November	7,331	7,383
December	8,361	8,457
January	9,052	9,916
February	10,521	10,727
March	12,592	12,221
April	13,449	
May	13,455	
June	13,455	

QUALITY

	Quantity	Base Number	Contract	AT	Region	England
% of FP17s for the same patient ID Re-attending within 3 months - Children	64	1,519	4.2%	11.2%	12.0%	12.3%
% of FP17s for the same patient ID Re-attending within 3 months - Adults	916	6,141	14.9%	14.9%	16.0%	16.7%
% of FP17s for the same patient ID Re-attending between 3 & 9 months - Children	809	1,519	53.3%	56.1%	58.8%	57.6%
% of FP17s for the same patient ID Re-attending between 3 & 9 months - Adults	3,173	6,141	51.7%	47.9%	51.2%	50.1%
% of FP17s for Band 1 Urgent Courses	641	6,871	9.3%	8.5%	8.0%	9.1%
% of FP17s Relating to Free Repair or Replacements	38	6,871	0.6%	0.7%	0.8%	0.8%
% of FP17s Relating to Continuations	17	6,871	0.2%	1.0%	1.2%	1.2%
% of Patients satisfied with the dentistry they have received	4	4	N/A	92.7%	92.7%	92.8%
% of Patients satisfied with the time they had to wait for an appointment	3	4	N/A	87.3%	89.1%	88.7%

* This is based on patients treated on this contract for their most recent course of treatment. Figures in italics indicate the base number of FP17s or Patient Questionnaire responses are less than 100. N/A is shown where the base number of responses is less than 10 during the period. % is calculated as Quantity/Base number*100

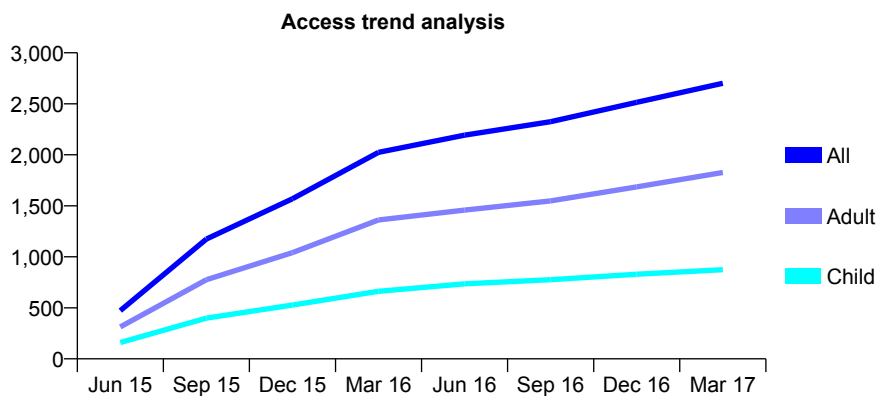
Q58 - Vital Signs At a Glance Contract Report for 158704/0001 - March 2017

Name or company name	Ivory Dental Clinic
Contract type name	GDS Contract
Purpose of contract	General
Contract start date	01/04/2015
Contract end date	

16/17 Contracted general activity (UDA)	6,292
Carry forward general activity (UDA)	228
16/17 Contracted orthodontic activity (UOA)	0
Carry forward orthodontic activity (UOA)	0
Baseline contract value	£180,104.80

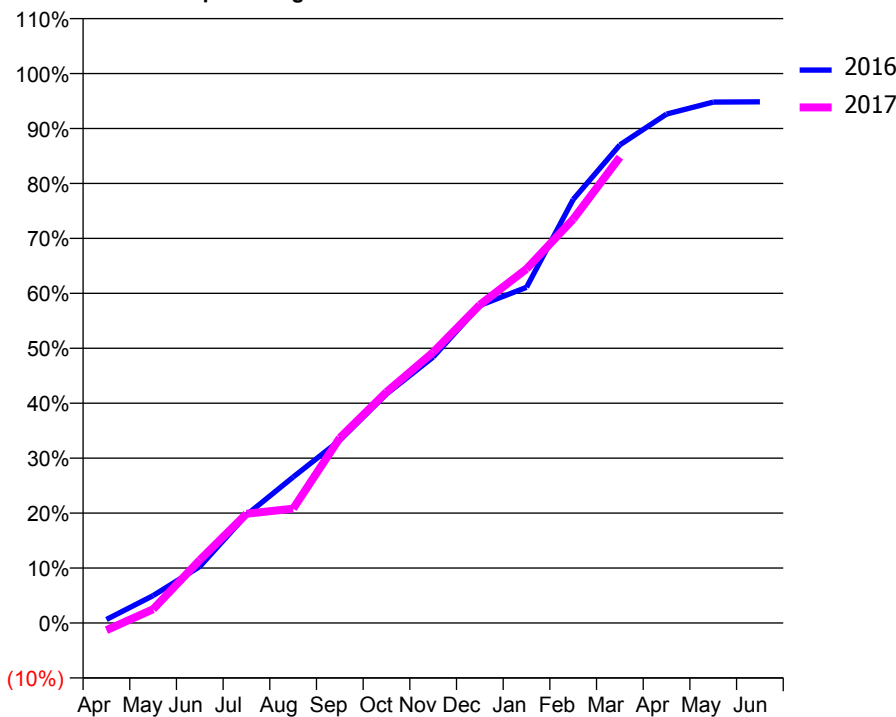
ACCESS*

Patients seen in 24 months	Total	Change since previous quarter
Quarter ending March 2016	2,024	
Quarter ending June 2016	2,193	↑
Quarter ending September 2016	2,325	↑
Quarter ending December 2016	2,515	↑
Quarter ending March 2017	2,701	↑
Variance since March 2016	33.4%	↑



ACTIVITY

Cumulative percentage of contracted UDA delivered 2016 & 2017



Month	Adjusted Scheduled Activity (UDA)	
	2016	2017
April	41	-83
May	313	159
June	646	722
July	1,237	1,252
August	1,670	1,309
September	2,092	2,121
October	2,621	2,645
November	3,044	3,100
December	3,635	3,643
January	3,842	4,054
February	4,849	4,624
March	5,473	5,334
April	5,825	
May	5,963	
June	5,966	

QUALITY

	Quantity	Base Number	Contract	AT	Region	England
% of FP17s for the same patient ID Re-attending within 3 months - Children	70	1,077	6.5%	11.2%	12.0%	12.3%
% of FP17s for the same patient ID Re-attending within 3 months - Adults	262	2,069	12.7%	14.9%	16.0%	16.7%
% of FP17s for the same patient ID Re-attending between 3 & 9 months - Children	491	1,077	45.6%	56.1%	58.8%	57.6%
% of FP17s for the same patient ID Re-attending between 3 & 9 months - Adults	936	2,069	45.2%	47.9%	51.2%	50.1%
% of FP17s for Band 1 Urgent Courses	272	2,923	9.3%	8.5%	8.0%	9.1%
% of FP17s Relating to Free Repair or Replacements	14	2,923	0.5%	0.7%	0.8%	0.8%
% of FP17s Relating to Continuations	58	2,923	2.0%	1.0%	1.2%	1.2%
% of Patients satisfied with the dentistry they have received	3	3	N/A	92.7%	92.7%	92.8%
% of Patients satisfied with the time they had to wait for an appointment	2	3	N/A	87.3%	89.1%	88.7%

* This is based on patients treated on this contract for their most recent course of treatment. Figures in italics indicate the base number of FP17s or Patient Questionnaire responses are less than 100. N/A is shown where the base number of responses is less than 10 during the period. % is calculated as Quantity/Base number*100

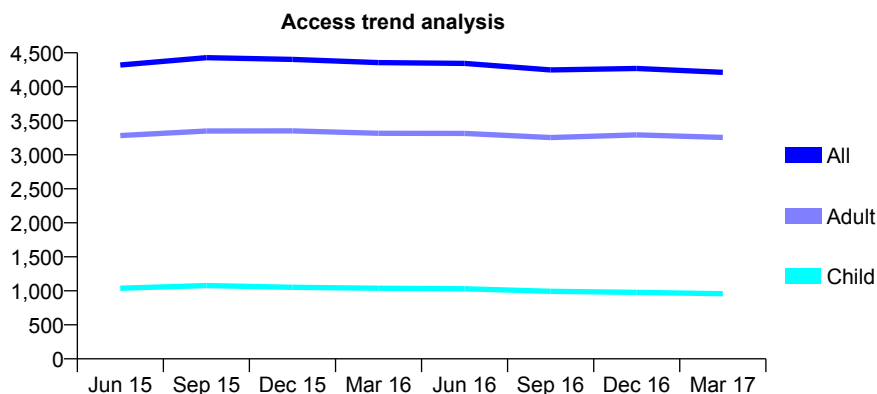
Q58 - Vital Signs At a Glance Contract Report for 159719/0001 - March 2017

Name or company name	Stanstead Abbots Dental Care
Contract type name	GDS Contract
Purpose of contract	General
Contract start date	01/12/2008
Contract end date	

16/17 Contracted general activity (UDA)	11,336
Carry forward general activity (UDA)	359
16/17 Contracted orthodontic activity (UOA)	0
Carry forward orthodontic activity (UOA)	0
Baseline contract value	£258,867.68

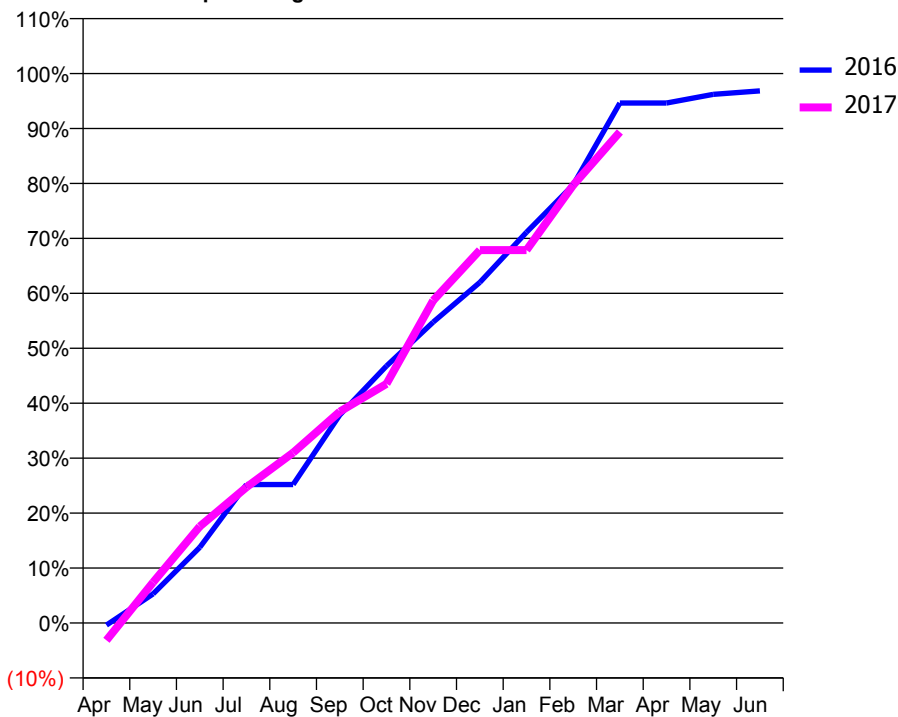
ACCESS*

Patients seen in 24 months	Total	Change since previous quarter
Quarter ending March 2016	4,355	
Quarter ending June 2016	4,345	→
Quarter ending September 2016	4,248	↓
Quarter ending December 2016	4,270	→
Quarter ending March 2017	4,213	↓
Variance since March 2016	(3.3%)	↓



ACTIVITY

Cumulative percentage of contracted UDA delivered 2016 & 2017



Adjusted Scheduled Activity (UDA)

Month	2016	2017
April	-45	-359
May	601	840
June	1,560	1,993
July	2,857	2,803
August	2,857	3,515
September	4,293	4,361
October	5,303	4,934
November	6,206	6,653
December	7,026	7,693
January	8,061	7,693
February	9,037	9,033
March	10,728	10,130
April	10,728	
May	10,906	
June	10,977	

QUALITY

	Quantity	Base Number	Contract	AT	Region	England
% of FP17s for the same patient ID Re-attending within 3 months - Children	81	1,262	6.4%	11.2%	12.0%	12.3%
% of FP17s for the same patient ID Re-attending within 3 months - Adults	614	3,880	15.8%	14.9%	16.0%	16.7%
% of FP17s for the same patient ID Re-attending between 3 & 9 months - Children	660	1,262	52.3%	56.1%	58.8%	57.6%
% of FP17s for the same patient ID Re-attending between 3 & 9 months - Adults	1,710	3,880	44.1%	47.9%	51.2%	50.1%
% of FP17s for Band 1 Urgent Courses	478	4,372	10.9%	8.5%	8.0%	9.1%
% of FP17s Relating to Free Repair or Replacements	42	4,372	1.0%	0.7%	0.8%	0.8%
% of FP17s Relating to Continuations	64	4,372	1.5%	1.0%	1.2%	1.2%
% of Patients satisfied with the dentistry they have received	7	7	N/A	92.7%	92.7%	92.8%
% of Patients satisfied with the time they had to wait for an appointment	5	7	N/A	87.3%	89.1%	88.7%

* This is based on patients treated on this contract for their most recent course of treatment. Figures in italics indicate the base number of FP17s or Patient Questionnaire responses are less than 100. N/A is shown where the base number of responses is less than 10 during the period. % is calculated as Quantity/Base number*100

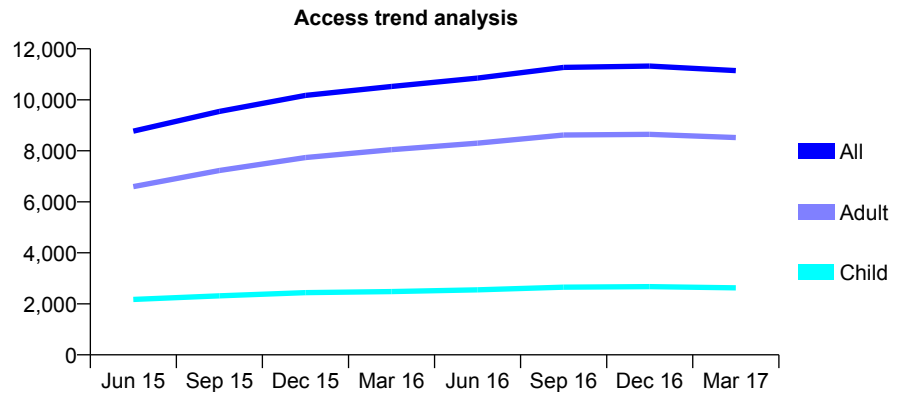
Q58 - Vital Signs At a Glance Contract Report for 160644/0001 - March 2017

Name or company name	Mr K Hanji and Mr V Vipin
Contract type name	GDS Contract
Purpose of contract	General
Contract start date	16/07/2014
Contract end date	

16/17 Contracted general activity (UDA)	30,486
Carry forward general activity (UDA)	-488
16/17 Contracted orthodontic activity (UOA)	0
Carry forward orthodontic activity (UOA)	0
Baseline contract value	£935,746.52

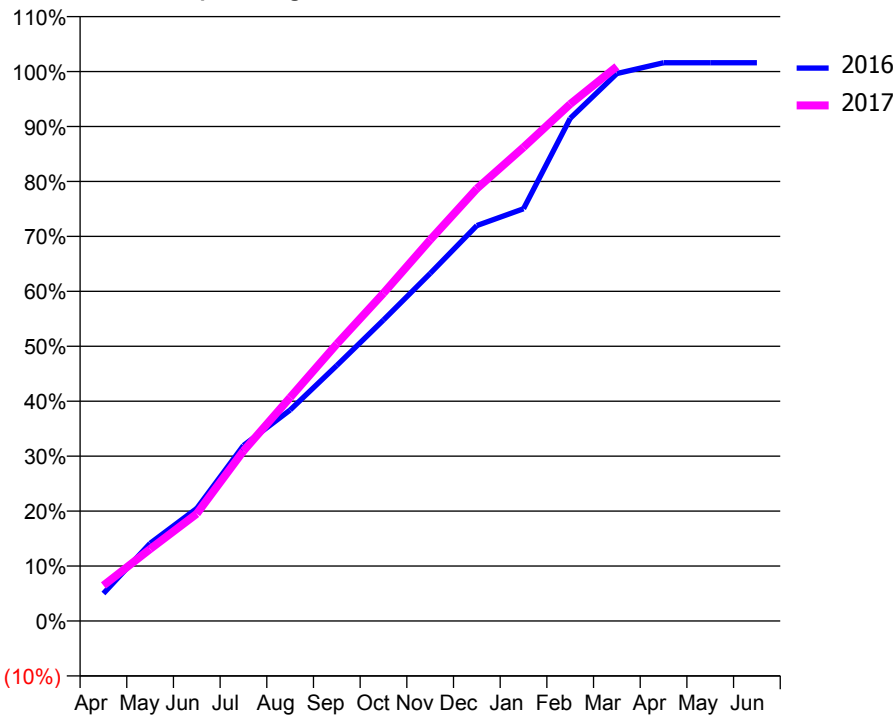
ACCESS*

Patients seen in 24 months	Total	Change since previous quarter
Quarter ending March 2016	10,524	
Quarter ending June 2016	10,852	↑
Quarter ending September 2016	11,272	↑
Quarter ending December 2016	11,325	→
Quarter ending March 2017	11,146	↓
Variance since March 2016	5.9%	↑



ACTIVITY

Cumulative percentage of contracted UDA delivered 2016 & 2017



Month	Adjusted Scheduled Activity (UDA)	
	2016	2017
April	1,529	1,975
May	4,307	3,993
June	6,244	5,952
July	9,738	9,439
August	11,707	12,406
September	14,179	15,372
October	16,700	18,186
November	19,283	21,148
December	21,939	23,988
January	22,875	26,281
February	27,890	28,676
March	30,369	30,763
April	30,968	
May	30,970	
June	30,974	

QUALITY

	Quantity	Base Number	Contract	AT	Region	England
% of FP17s for the same patient ID Re-attending within 3 months - Children	255	3,739	6.8%	11.2%	12.0%	12.3%
% of FP17s for the same patient ID Re-attending within 3 months - Adults	1,363	11,216	12.2%	14.9%	16.0%	16.7%
% of FP17s for the same patient ID Re-attending between 3 & 9 months - Children	2,282	3,739	61.0%	56.1%	58.8%	57.6%
% of FP17s for the same patient ID Re-attending between 3 & 9 months - Adults	6,089	11,216	54.3%	47.9%	51.2%	50.1%
% of FP17s for Band 1 Urgent Courses	1,049	14,541	7.2%	8.5%	8.0%	9.1%
% of FP17s Relating to Free Repair or Replacements	62	14,541	0.4%	0.7%	0.8%	0.8%
% of FP17s Relating to Continuations	55	14,541	0.4%	1.0%	1.2%	1.2%
% of Patients satisfied with the dentistry they have received	14	17	82.4%	92.7%	92.7%	92.8%
% of Patients satisfied with the time they had to wait for an appointment	13	17	76.5%	87.3%	89.1%	88.7%

* This is based on patients treated on this contract for their most recent course of treatment. Figures in italics indicate the base number of FP17s or Patient Questionnaire responses are less than 100. N/A is shown where the base number of responses is less than 10 during the period. % is calculated as Quantity/Base number*100

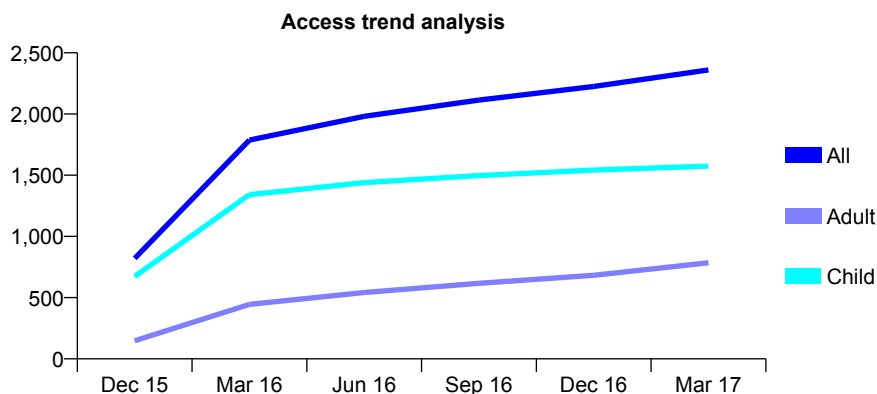
Q58 - Vital Signs At a Glance Contract Report for 160792/0001 - March 2017

Name or company name	Oxford House Dental Practice
Contract type name	GDS Contract
Purpose of contract	General
Contract start date	02/10/2015
Contract end date	

16/17 Contracted general activity (UDA)	6,000
Carry forward general activity (UDA)	-120
16/17 Contracted orthodontic activity (UOA)	0
Carry forward orthodontic activity (UOA)	0
Baseline contract value	£122,174.75

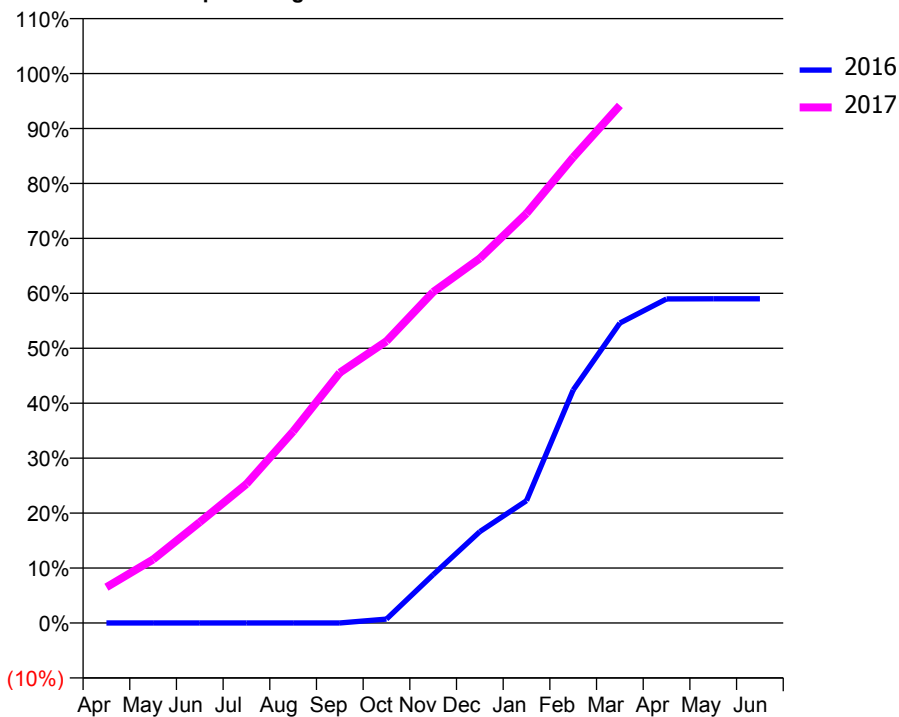
ACCESS*

Patients seen in 24 months	Total	Change since previous quarter
Quarter ending March 2016	1,787	
Quarter ending June 2016	1,981	↑
Quarter ending September 2016	2,114	↑
Quarter ending December 2016	2,225	↑
Quarter ending March 2017	2,360	↑
Variance since March 2016	32.1%	↑



ACTIVITY

Cumulative percentage of contracted UDA delivered 2016 & 2017



Month	Adjusted Scheduled Activity (UDA)	
	2016	2017
April	0	391
May	0	694
June	0	1,102
July	0	1,518
August	0	2,092
September	0	2,734
October	42	3,078
November	524	3,615
December	993	3,982
January	1,329	4,472
February	2,530	5,085
March	3,257	5,652
April	3,519	
May	3,520	
June	3,520	

QUALITY

	Quantity	Base Number	Contract	AT	Region	England
% of FP17s for the same patient ID Re-attending within 3 months - Children	171	2,917	5.9%	11.2%	12.0%	12.3%
% of FP17s for the same patient ID Re-attending within 3 months - Adults	83	713	11.6%	14.9%	16.0%	16.7%
% of FP17s for the same patient ID Re-attending between 3 & 9 months - Children	2,074	2,917	71.1%	56.1%	58.8%	57.6%
% of FP17s for the same patient ID Re-attending between 3 & 9 months - Adults	347	713	48.7%	47.9%	51.2%	50.1%
% of FP17s for Band 1 Urgent Courses	99	3,466	2.9%	8.5%	8.0%	9.1%
% of FP17s Relating to Free Repair or Replacements	0	3,466	0.0%	0.7%	0.8%	0.8%
% of FP17s Relating to Continuations	4	3,466	0.1%	1.0%	1.2%	1.2%
% of Patients satisfied with the dentistry they have received	3	3	N/A	92.7%	92.7%	92.8%
% of Patients satisfied with the time they had to wait for an appointment	2	3	N/A	87.3%	89.1%	88.7%

* This is based on patients treated on this contract for their most recent course of treatment. Figures in italics indicate the base number of FP17s or Patient Questionnaire responses are less than 100. N/A is shown where the base number of responses is less than 10 during the period. % is calculated as Quantity/Base number*100

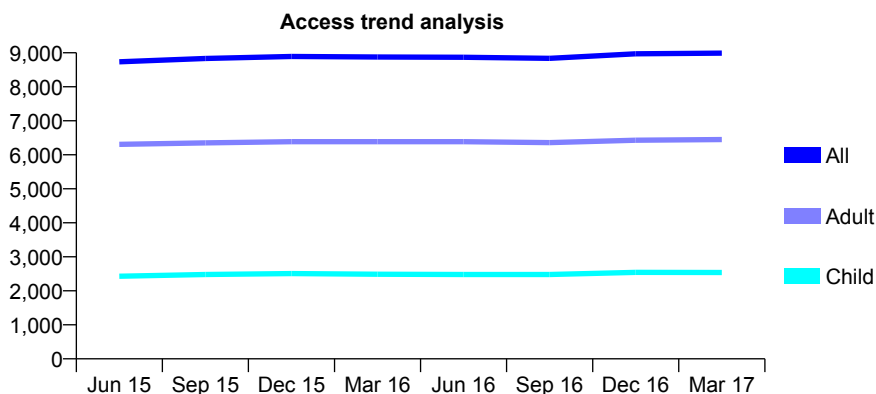
Q58 - Vital Signs At a Glance Contract Report for 160873/0001 - March 2017

Name or company name	Bramingham Dental Clinic
Contract type name	GDS Contract
Purpose of contract	General
Contract start date	01/05/2010
Contract end date	

16/17 Contracted general activity (UDA)	26,015
Carry forward general activity (UDA)	0
16/17 Contracted orthodontic activity (UOA)	0
Carry forward orthodontic activity (UOA)	0
Baseline contract value	£718,666.65

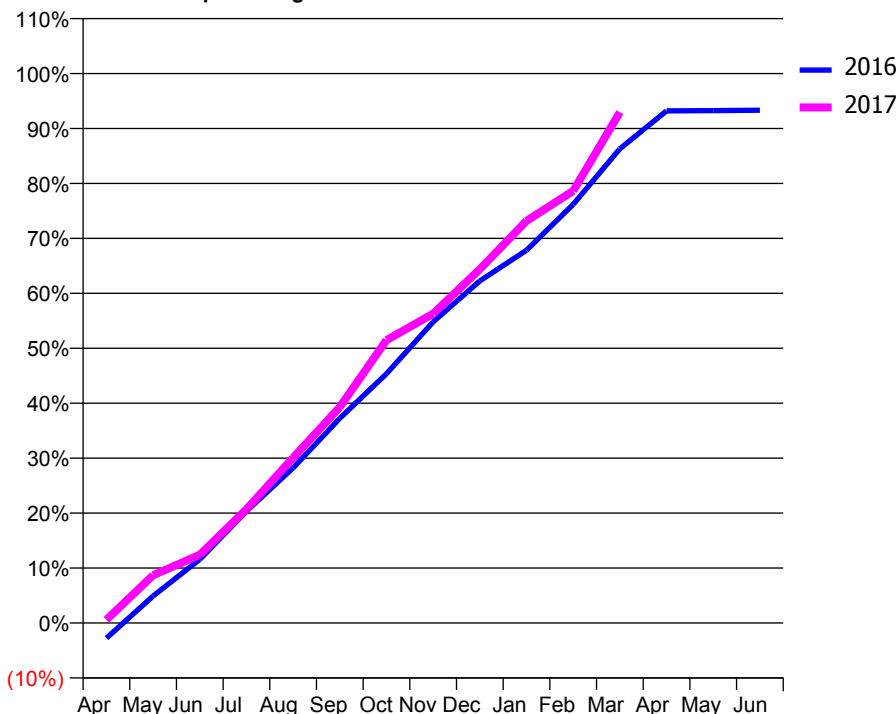
ACCESS*

Patients seen in 24 months	Total	Change since previous quarter
Quarter ending March 2016	8,877	
Quarter ending June 2016	8,867	→
Quarter ending September 2016	8,839	→
Quarter ending December 2016	8,970	→
Quarter ending March 2017	8,991	→
Variance since March 2016	1.3%	→



ACTIVITY

Cumulative percentage of contracted UDA delivered 2016 & 2017



Month	Adjusted Scheduled Activity (UDA)	
	2016	2017
April	-721	152
May	1,279	2,263
June	3,014	3,229
July	5,293	5,387
August	7,346	7,828
September	9,694	10,222
October	11,805	13,390
November	14,258	14,642
December	16,196	16,749
January	17,649	19,035
February	19,822	20,457
March	22,453	24,184
April	24,248	
May	24,255	
June	24,279	

QUALITY

	Quantity	Base Number	Contract	AT	Region	England
% of FP17s for the same patient ID Re-attending within 3 months - Children	246	3,497	7.0%	11.2%	12.0%	12.3%
% of FP17s for the same patient ID Re-attending within 3 months - Adults	1,299	7,996	16.2%	14.9%	16.0%	16.7%
% of FP17s for the same patient ID Re-attending between 3 & 9 months - Children	1,817	3,497	52.0%	56.1%	58.8%	57.6%
% of FP17s for the same patient ID Re-attending between 3 & 9 months - Adults	3,707	7,996	46.4%	47.9%	51.2%	50.1%
% of FP17s for Band 1 Urgent Courses	992	10,752	9.2%	8.5%	8.0%	9.1%
% of FP17s Relating to Free Repair or Replacements	112	10,752	1.0%	0.7%	0.8%	0.8%
% of FP17s Relating to Continuations	220	10,752	2.0%	1.0%	1.2%	1.2%
% of Patients satisfied with the dentistry they have received	7	9	N/A	92.7%	92.7%	92.8%
% of Patients satisfied with the time they had to wait for an appointment	6	9	N/A	87.3%	89.1%	88.7%

* This is based on patients treated on this contract for their most recent course of treatment. Figures in italics indicate the base number of FP17s or Patient Questionnaire responses are less than 100. N/A is shown where the base number of responses is less than 10 during the period. % is calculated as Quantity/Base number*100

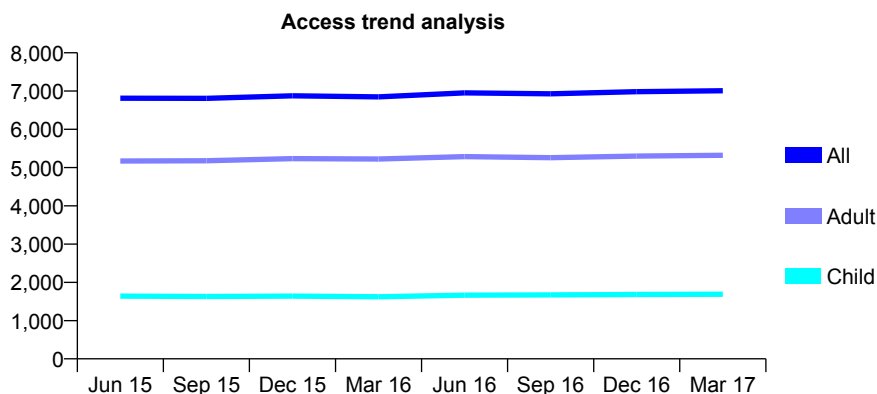
Q58 - Vital Signs At a Glance Contract Report for 162051/0001 - March 2017

Name or company name	Much Hadham Dental Care Limited
Contract type name	GDS Contract
Purpose of contract	General
Contract start date	01/05/2009
Contract end date	

16/17 Contracted general activity (UDA)	19,191
Carry forward general activity (UDA)	472
16/17 Contracted orthodontic activity (UOA)	0
Carry forward orthodontic activity (UOA)	0
Baseline contract value	£432,572.73

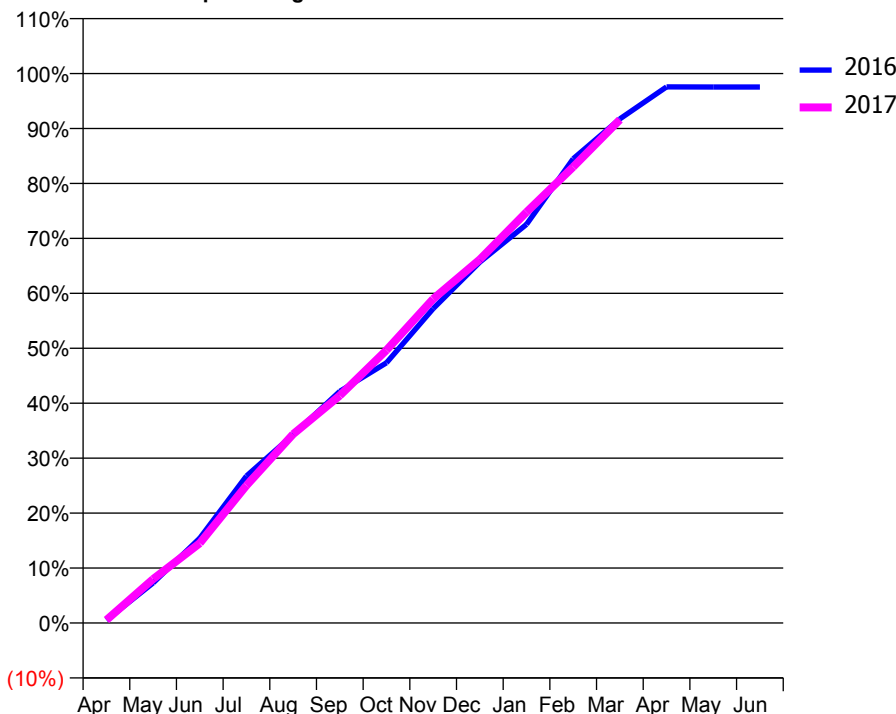
ACCESS*

Patients seen in 24 months	Total	Change since previous quarter
Quarter ending March 2016	6,847	
Quarter ending June 2016	6,951	→
Quarter ending September 2016	6,929	→
Quarter ending December 2016	6,983	→
Quarter ending March 2017	7,010	→
Variance since March 2016	2.4%	↑



ACTIVITY

Cumulative percentage of contracted UDA delivered 2016 & 2017



Adjusted Scheduled Activity (UDA)

Month	2016	2017
April	99	107
May	1,397	1,535
June	2,964	2,785
July	5,135	4,804
August	6,580	6,595
September	8,092	7,941
October	9,089	9,532
November	10,977	11,320
December	12,603	12,699
January	13,921	14,350
February	16,213	15,931
March	17,608	17,580
April	18,724	
May	18,719	
June	18,719	

QUALITY

	Quantity	Base Number	Contract	AT	Region	England
% of FP17s for the same patient ID Re-attending within 3 months - Children	178	2,651	6.7%	11.2%	12.0%	12.3%
% of FP17s for the same patient ID Re-attending within 3 months - Adults	1,098	7,575	14.5%	14.9%	16.0%	16.7%
% of FP17s for the same patient ID Re-attending between 3 & 9 months - Children	1,543	2,651	58.2%	56.1%	58.8%	57.6%
% of FP17s for the same patient ID Re-attending between 3 & 9 months - Adults	4,016	7,575	53.0%	47.9%	51.2%	50.1%
% of FP17s for Band 1 Urgent Courses	781	9,678	8.1%	8.5%	8.0%	9.1%
% of FP17s Relating to Free Repair or Replacements	75	9,678	0.8%	0.7%	0.8%	0.8%
% of FP17s Relating to Continuations	29	9,678	0.3%	1.0%	1.2%	1.2%
% of Patients satisfied with the dentistry they have received	6	6	N/A	92.7%	92.7%	92.8%
% of Patients satisfied with the time they had to wait for an appointment	6	6	N/A	87.3%	89.1%	88.7%

* This is based on patients treated on this contract for their most recent course of treatment. Figures in italics indicate the base number of FP17s or Patient Questionnaire responses are less than 100. N/A is shown where the base number of responses is less than 10 during the period. % is calculated as Quantity/Base number*100

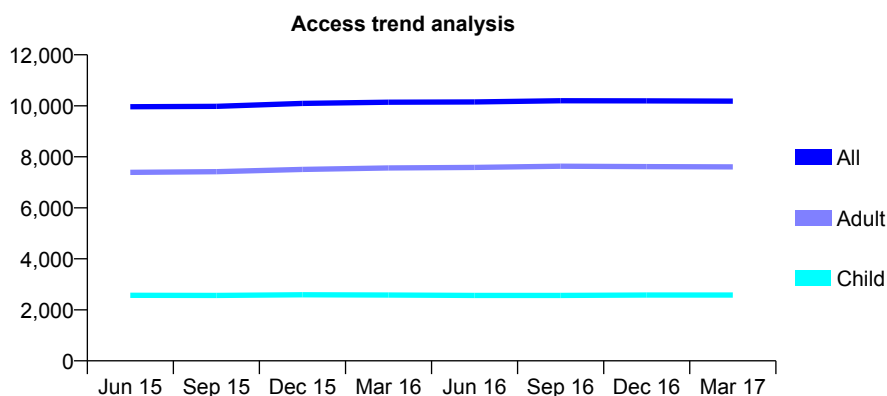
Q58 - Vital Signs At a Glance Contract Report for 162167/0001 - March 2017

Name or company name	A Gatrads Dental Surgey
Contract type name	GDS Contract
Purpose of contract	General
Contract start date	01/04/2011
Contract end date	

16/17 Contracted general activity (UDA)	28,325
Carry forward general activity (UDA)	4
16/17 Contracted orthodontic activity (UOA)	0
Carry forward orthodontic activity (UOA)	0
Baseline contract value	£710,833.85

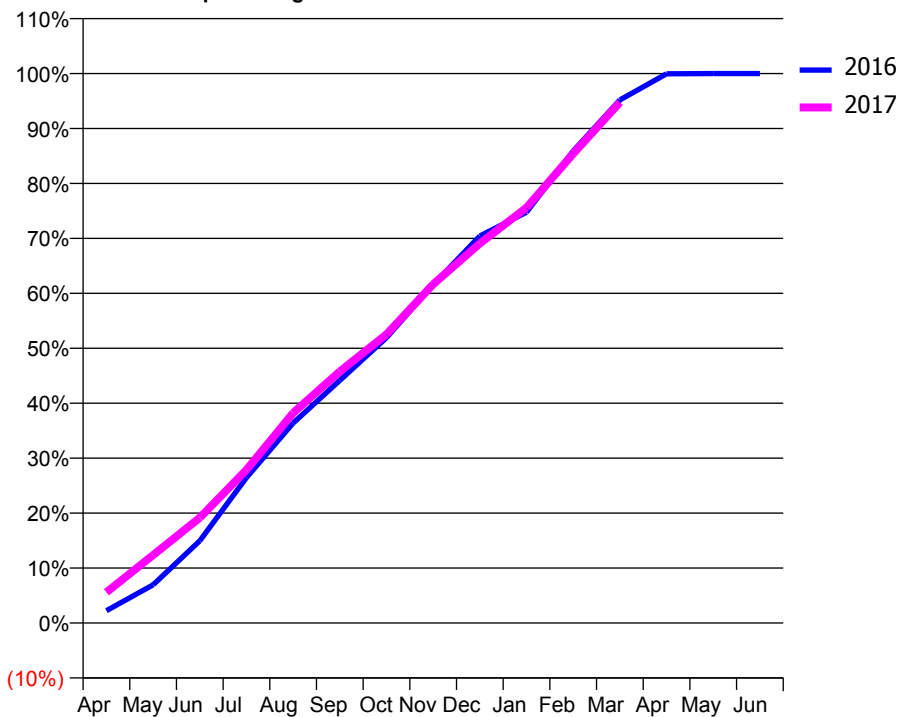
ACCESS*

Patients seen in 24 months	Total	Change since previous quarter
Quarter ending March 2016	10,143	
Quarter ending June 2016	10,153	→
Quarter ending September 2016	10,197	→
Quarter ending December 2016	10,196	→
Quarter ending March 2017	10,183	→
Variance since March 2016	0.4%	→



ACTIVITY

Cumulative percentage of contracted UDA delivered 2016 & 2017



Month	Adjusted Scheduled Activity (UDA)	
	2016	2017
April	638	1,587
May	1,969	3,505
June	4,239	5,429
July	7,495	7,892
August	10,307	10,827
September	12,508	12,965
October	14,709	14,880
November	17,433	17,462
December	19,947	19,568
January	21,173	21,411
February	24,332	24,193
March	26,961	26,841
April	28,307	
May	28,321	
June	28,321	

QUALITY

	Quantity	Base Number	Contract	AT	Region	England
% of FP17s for the same patient ID Re-attending within 3 months - Children	235	3,340	7.0%	11.2%	12.0%	12.3%
% of FP17s for the same patient ID Re-attending within 3 months - Adults	1,333	9,158	14.6%	14.9%	16.0%	16.7%
% of FP17s for the same patient ID Re-attending between 3 & 9 months - Children	1,610	3,340	48.2%	56.1%	58.8%	57.6%
% of FP17s for the same patient ID Re-attending between 3 & 9 months - Adults	3,930	9,158	42.9%	47.9%	51.2%	50.1%
% of FP17s for Band 1 Urgent Courses	1,228	11,964	10.3%	8.5%	8.0%	9.1%
% of FP17s Relating to Free Repair or Replacements	57	11,964	0.5%	0.7%	0.8%	0.8%
% of FP17s Relating to Continuations	196	11,964	1.6%	1.0%	1.2%	1.2%
% of Patients satisfied with the dentistry they have received	19	19	100.0%	92.7%	92.7%	92.8%
% of Patients satisfied with the time they had to wait for an appointment	17	19	89.5%	87.3%	89.1%	88.7%

* This is based on patients treated on this contract for their most recent course of treatment. Figures in italics indicate the base number of FP17s or Patient Questionnaire responses are less than 100. N/A is shown where the base number of responses is less than 10 during the period. % is calculated as Quantity/Base number*100

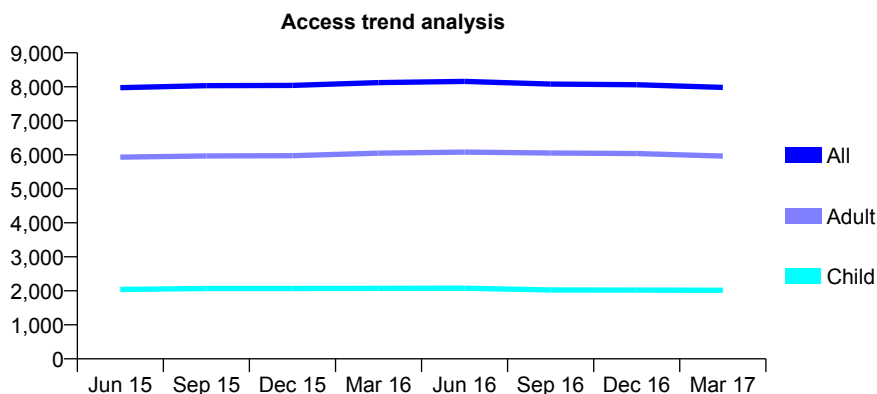
Q58 - Vital Signs At a Glance Contract Report for 163473/0001 - March 2017

Name or company name	Kettering Central Dental Practice
Contract type name	GDS Contract
Purpose of contract	General
Contract start date	05/10/2012
Contract end date	

16/17 Contracted general activity (UDA)	23,018
Carry forward general activity (UDA)	0
16/17 Contracted orthodontic activity (UOA)	0
Carry forward orthodontic activity (UOA)	0
Baseline contract value	£801,377.23

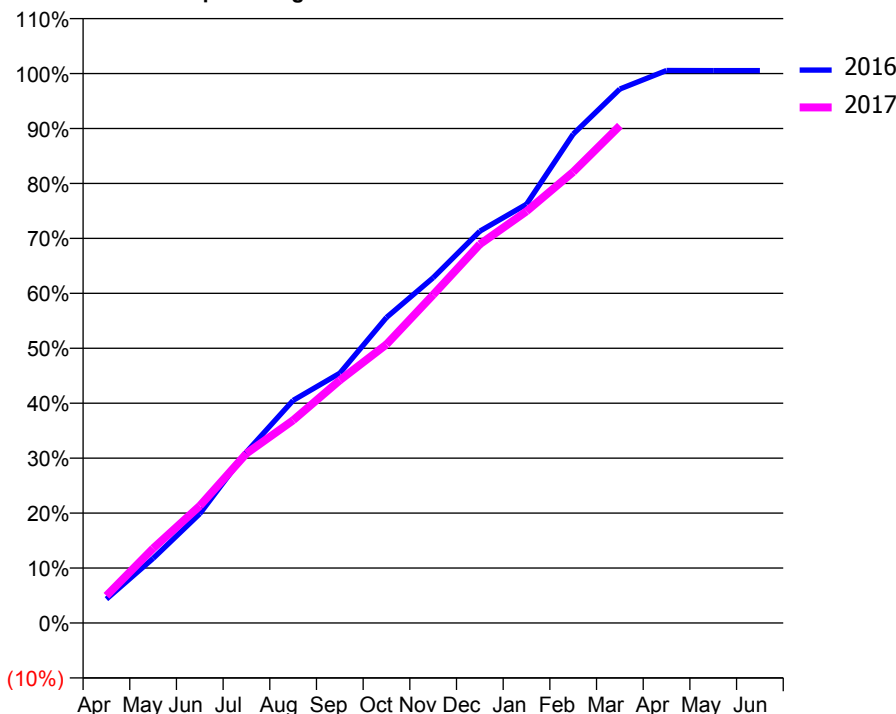
ACCESS*

Patients seen in 24 months	Total	Change since previous quarter
Quarter ending March 2016	8,123	
Quarter ending June 2016	8,160	→
Quarter ending September 2016	8,079	→
Quarter ending December 2016	8,059	→
Quarter ending March 2017	7,981	→
Variance since March 2016	(1.7%)	↓



ACTIVITY

Cumulative percentage of contracted UDA delivered 2016 & 2017



Month	Adjusted Scheduled Activity (UDA)	
	2016	2017
April	1,003	1,145
May	2,704	3,127
June	4,577	4,907
July	7,162	7,104
August	9,323	8,494
September	10,466	10,168
October	12,798	11,670
November	14,463	13,749
December	16,416	15,866
January	17,541	17,245
February	20,479	18,894
March	22,370	20,835
April	23,145	
May	23,141	
June	23,141	

QUALITY

	Quantity	Base Number	Contract	AT	Region	England
% of FP17s for the same patient ID Re-attending within 3 months - Children	169	2,568	6.6%	11.2%	12.0%	12.3%
% of FP17s for the same patient ID Re-attending within 3 months - Adults	825	6,520	12.7%	14.9%	16.0%	16.7%
% of FP17s for the same patient ID Re-attending between 3 & 9 months - Children	1,296	2,568	50.5%	56.1%	58.8%	57.6%
% of FP17s for the same patient ID Re-attending between 3 & 9 months - Adults	2,600	6,520	39.9%	47.9%	51.2%	50.1%
% of FP17s for Band 1 Urgent Courses	413	8,747	4.7%	8.5%	8.0%	9.1%
% of FP17s Relating to Free Repair or Replacements	76	8,747	0.9%	0.7%	0.8%	0.8%
% of FP17s Relating to Continuations	128	8,747	1.5%	1.0%	1.2%	1.2%
% of Patients satisfied with the dentistry they have received	9	10	90.0%	92.7%	92.7%	92.8%
% of Patients satisfied with the time they had to wait for an appointment	9	10	90.0%	87.3%	89.1%	88.7%

* This is based on patients treated on this contract for their most recent course of treatment. Figures in italics indicate the base number of FP17s or Patient Questionnaire responses are less than 100. N/A is shown where the base number of responses is less than 10 during the period. % is calculated as Quantity/Base number*100

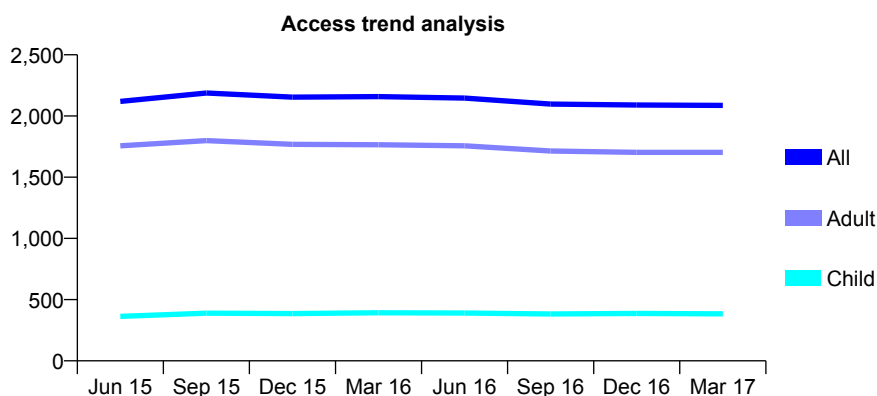
Q58 - Vital Signs At a Glance Contract Report for 164585/0001 - March 2017

Name or company name	MR A MCGREGOR AND DR M MOKHTAR
Contract type name	GDS Contract
Purpose of contract	General
Contract start date	01/04/2007
Contract end date	

16/17 Contracted general activity (UDA)	6,316
Carry forward general activity (UDA)	170
16/17 Contracted orthodontic activity (UOA)	0
Carry forward orthodontic activity (UOA)	0
Baseline contract value	£139,327.19

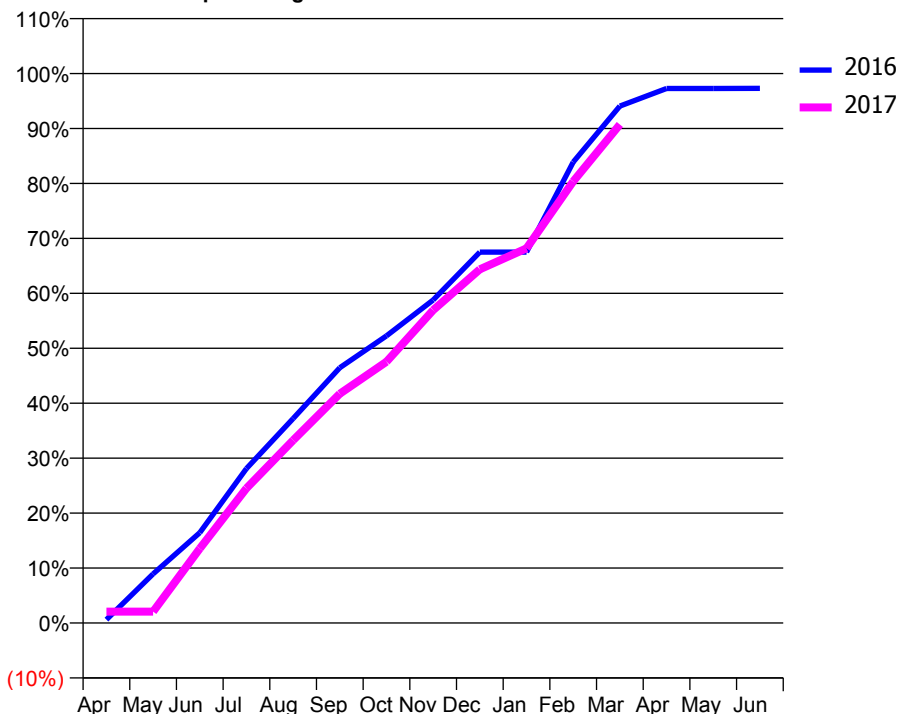
ACCESS*

Patients seen in 24 months	Total	Change since previous quarter
Quarter ending March 2016	2,158	
Quarter ending June 2016	2,147	→
Quarter ending September 2016	2,097	↓
Quarter ending December 2016	2,090	→
Quarter ending March 2017	2,087	→
Variance since March 2016	(3.3%)	↓



ACTIVITY

Cumulative percentage of contracted UDA delivered 2016 & 2017



Month	Adjusted Scheduled Activity (UDA)	
	2016	2017
April	40	130
May	564	130
June	1,038	856
July	1,775	1,549
August	2,351	2,101
September	2,935	2,636
October	3,301	3,003
November	3,712	3,596
December	4,263	4,065
January	4,263	4,306
February	5,298	5,075
March	5,942	5,730
April	6,144	
May	6,144	
June	6,145	

QUALITY

	Quantity	Base Number	Contract	AT	Region	England
% of FP17s for the same patient ID Re-attending within 3 months - Children	19	536	3.5%	11.2%	12.0%	12.3%
% of FP17s for the same patient ID Re-attending within 3 months - Adults	356	2,674	13.3%	14.9%	16.0%	16.7%
% of FP17s for the same patient ID Re-attending between 3 & 9 months - Children	293	536	54.7%	56.1%	58.8%	57.6%
% of FP17s for the same patient ID Re-attending between 3 & 9 months - Adults	1,713	2,674	64.1%	47.9%	51.2%	50.1%
% of FP17s for Band 1 Urgent Courses	94	3,093	3.0%	8.5%	8.0%	9.1%
% of FP17s Relating to Free Repair or Replacements	36	3,093	1.2%	0.7%	0.8%	0.8%
% of FP17s Relating to Continuations	27	3,093	0.9%	1.0%	1.2%	1.2%
% of Patients satisfied with the dentistry they have received	1	1	N/A	92.7%	92.7%	92.8%
% of Patients satisfied with the time they had to wait for an appointment	1	1	N/A	87.3%	89.1%	88.7%

* This is based on patients treated on this contract for their most recent course of treatment. Figures in italics indicate the base number of FP17s or Patient Questionnaire responses are less than 100. N/A is shown where the base number of responses is less than 10 during the period. % is calculated as Quantity/Base number*100

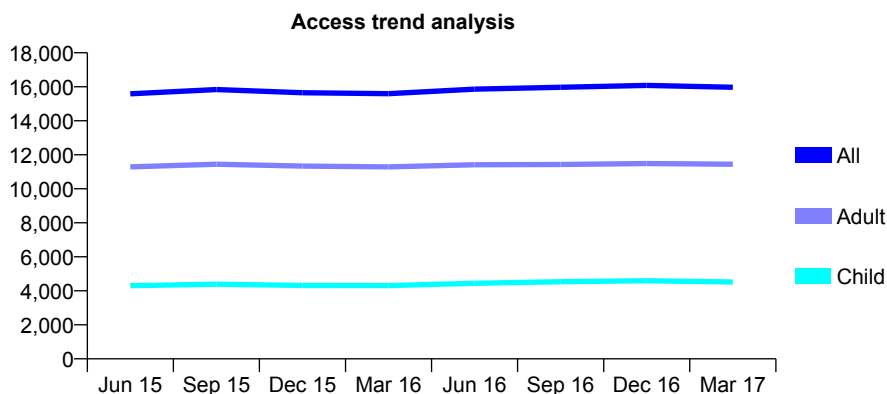
Q58 - Vital Signs At a Glance Contract Report for 164593/0001 - March 2017

Name or company name	Dental Suite Ltd
Contract type name	GDS Contract
Purpose of contract	General
Contract start date	01/04/2007
Contract end date	

16/17 Contracted general activity (UDA)	37,656
Carry forward general activity (UDA)	598
16/17 Contracted orthodontic activity (UOA)	0
Carry forward orthodontic activity (UOA)	0
Baseline contract value	£904,760.52

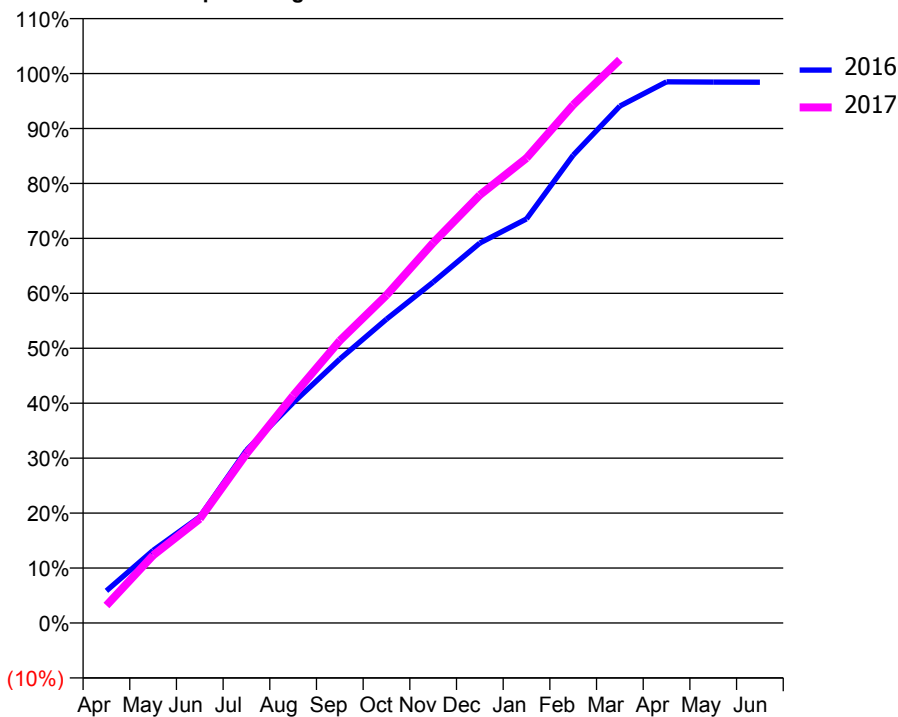
ACCESS*

Patients seen in 24 months	Total	Change since previous quarter
Quarter ending March 2016	15,595	
Quarter ending June 2016	15,863	→
Quarter ending September 2016	15,974	→
Quarter ending December 2016	16,083	→
Quarter ending March 2017	15,971	→
Variance since March 2016	2.4%	↑



ACTIVITY

Cumulative percentage of contracted UDA delivered 2016 & 2017



Month	Adjusted Scheduled Activity (UDA)	
	2016	2017
April	2,205	1,198
May	4,977	4,640
June	7,282	7,143
July	11,844	11,596
August	15,092	15,586
September	18,086	19,351
October	20,818	22,468
November	23,359	26,055
December	26,037	29,328
January	27,690	31,858
February	32,064	35,504
March	35,420	38,605
April	37,082	
May	37,072	
June	37,057	

QUALITY

	Quantity	Base Number	Contract	AT	Region	England
% of FP17s for the same patient ID Re-attending within 3 months - Children	238	6,593	3.6%	11.2%	12.0%	12.3%
% of FP17s for the same patient ID Re-attending within 3 months - Adults	1,069	15,113	7.1%	14.9%	16.0%	16.7%
% of FP17s for the same patient ID Re-attending between 3 & 9 months - Children	3,956	6,593	60.0%	56.1%	58.8%	57.6%
% of FP17s for the same patient ID Re-attending between 3 & 9 months - Adults	9,314	15,113	61.6%	47.9%	51.2%	50.1%
% of FP17s for Band 1 Urgent Courses	915	20,888	4.4%	8.5%	8.0%	9.1%
% of FP17s Relating to Free Repair or Replacements	113	20,888	0.5%	0.7%	0.8%	0.8%
% of FP17s Relating to Continuations	42	20,888	0.2%	1.0%	1.2%	1.2%
% of Patients satisfied with the dentistry they have received	18	21	85.7%	92.7%	92.7%	92.8%
% of Patients satisfied with the time they had to wait for an appointment	17	21	81.0%	87.3%	89.1%	88.7%

* This is based on patients treated on this contract for their most recent course of treatment. Figures in italics indicate the base number of FP17s or Patient Questionnaire responses are less than 100. N/A is shown where the base number of responses is less than 10 during the period. % is calculated as Quantity/Base number*100

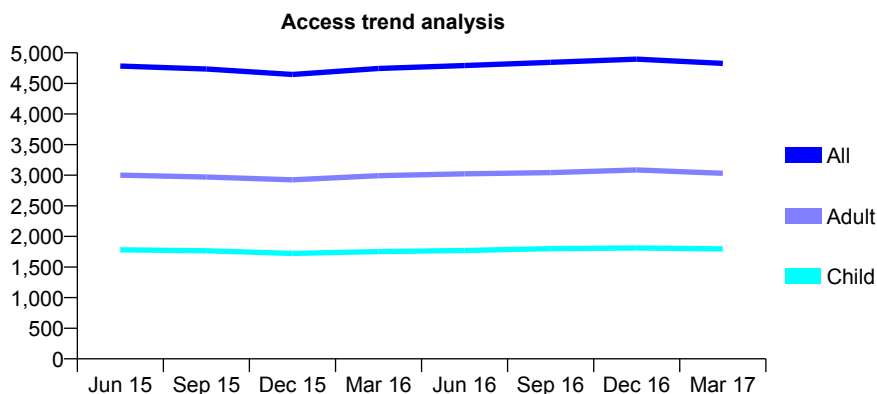
Q58 - Vital Signs At a Glance Contract Report for 165034/0001 - March 2017

Name or company name	Ross, Hirschowitz & Videlefsky
Contract type name	GDS Contract
Purpose of contract	General
Contract start date	01/04/2009
Contract end date	

16/17 Contracted general activity (UDA)	12,500
Carry forward general activity (UDA)	52
16/17 Contracted orthodontic activity (UOA)	0
Carry forward orthodontic activity (UOA)	0
Baseline contract value	£297,872.00

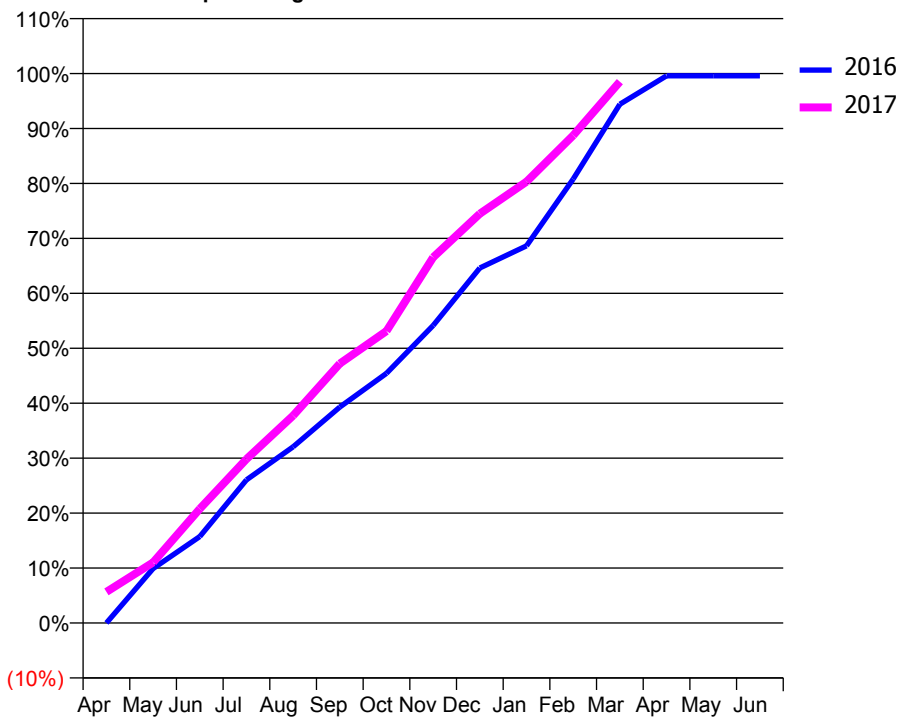
ACCESS*

Patients seen in 24 months	Total	Change since previous quarter
Quarter ending March 2016	4,745	
Quarter ending June 2016	4,792	→
Quarter ending September 2016	4,844	→
Quarter ending December 2016	4,897	→
Quarter ending March 2017	4,827	↓
Variance since March 2016	1.7%	→



ACTIVITY

Cumulative percentage of contracted UDA delivered 2016 & 2017



Month	Adjusted Scheduled Activity (UDA)	
	2016	2017
April	0	707
May	1,240	1,378
June	1,969	2,599
July	3,256	3,729
August	4,008	4,720
September	4,912	5,902
October	5,679	6,641
November	6,770	8,320
December	8,078	9,310
January	8,581	10,039
February	10,100	11,092
March	11,800	12,313
April	12,448	
May	12,446	
June	12,447	

QUALITY

	Quantity	Base Number	Contract	AT	Region	England
% of FP17s for the same patient ID Re-attending within 3 months - Children	285	2,942	9.7%	11.2%	12.0%	12.3%
% of FP17s for the same patient ID Re-attending within 3 months - Adults	519	3,853	13.5%	14.9%	16.0%	16.7%
% of FP17s for the same patient ID Re-attending between 3 & 9 months - Children	1,795	2,942	61.0%	56.1%	58.8%	57.6%
% of FP17s for the same patient ID Re-attending between 3 & 9 months - Adults	1,880	3,853	48.8%	47.9%	51.2%	50.1%
% of FP17s for Band 1 Urgent Courses	561	6,511	8.6%	8.5%	8.0%	9.1%
% of FP17s Relating to Free Repair or Replacements	37	6,511	0.6%	0.7%	0.8%	0.8%
% of FP17s Relating to Continuations	1	6,511	0.0%	1.0%	1.2%	1.2%
% of Patients satisfied with the dentistry they have received	6	6	N/A	92.7%	92.7%	92.8%
% of Patients satisfied with the time they had to wait for an appointment	5	6	N/A	87.3%	89.1%	88.7%

* This is based on patients treated on this contract for their most recent course of treatment. Figures in italics indicate the base number of FP17s or Patient Questionnaire responses are less than 100. N/A is shown where the base number of responses is less than 10 during the period. % is calculated as Quantity/Base number*100

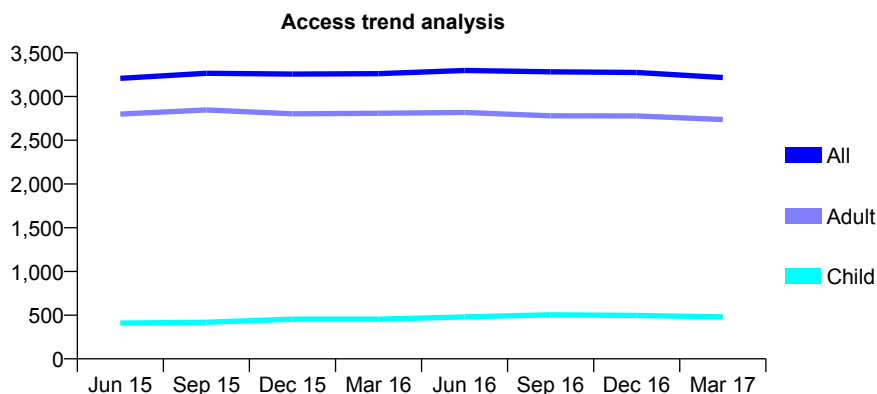
Q58 - Vital Signs At a Glance Contract Report for 165220/0001 - March 2017

Name or company name	Beech Hill Dental Practice Limited
Contract type name	GDS Contract
Purpose of contract	General
Contract start date	01/10/2010
Contract end date	

16/17 Contracted general activity (UDA)	11,000
Carry forward general activity (UDA)	414
16/17 Contracted orthodontic activity (UOA)	0
Carry forward orthodontic activity (UOA)	0
Baseline contract value	£272,592.05

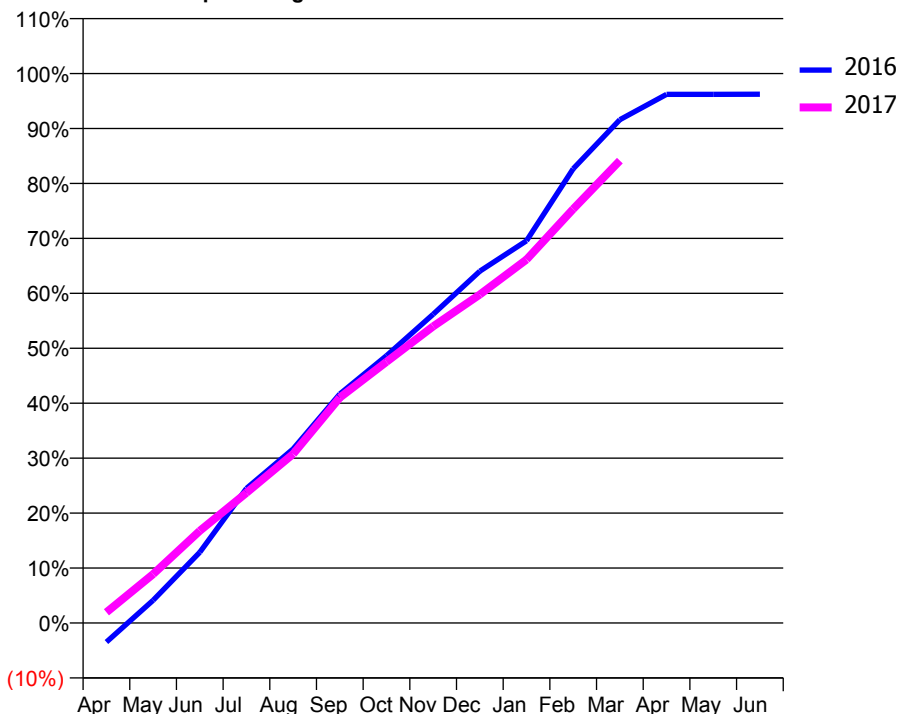
ACCESS*

Patients seen in 24 months	Total	Change since previous quarter
Quarter ending March 2016	3,262	
Quarter ending June 2016	3,298	→
Quarter ending September 2016	3,283	→
Quarter ending December 2016	3,275	→
Quarter ending March 2017	3,217	↓
Variance since March 2016	(1.4%)	↓



ACTIVITY

Cumulative percentage of contracted UDA delivered 2016 & 2017



Month	Adjusted Scheduled Activity (UDA)	
	2016	2017
April	-383	214
May	456	979
June	1,415	1,845
July	2,694	2,607
August	3,486	3,383
September	4,585	4,511
October	5,351	5,228
November	6,181	5,939
December	7,044	6,576
January	7,651	7,276
February	9,093	8,286
March	10,075	9,256
April	10,583	
May	10,583	
June	10,586	

QUALITY

	Quantity	Base Number	Contract	AT	Region	England
% of FP17s for the same patient ID Re-attending within 3 months - Children	24	531	4.5%	11.2%	12.0%	12.3%
% of FP17s for the same patient ID Re-attending within 3 months - Adults	353	2,833	12.5%	14.9%	16.0%	16.7%
% of FP17s for the same patient ID Re-attending between 3 & 9 months - Children	178	531	33.5%	56.1%	58.8%	57.6%
% of FP17s for the same patient ID Re-attending between 3 & 9 months - Adults	984	2,833	34.7%	47.9%	51.2%	50.1%
% of FP17s for Band 1 Urgent Courses	320	3,232	9.9%	8.5%	8.0%	9.1%
% of FP17s Relating to Free Repair or Replacements	10	3,232	0.3%	0.7%	0.8%	0.8%
% of FP17s Relating to Continuations	20	3,232	0.6%	1.0%	1.2%	1.2%
% of Patients satisfied with the dentistry they have received	11	11	100.0%	92.7%	92.7%	92.8%
% of Patients satisfied with the time they had to wait for an appointment	11	11	100.0%	87.3%	89.1%	88.7%

* This is based on patients treated on this contract for their most recent course of treatment. Figures in italics indicate the base number of FP17s or Patient Questionnaire responses are less than 100. N/A is shown where the base number of responses is less than 10 during the period. % is calculated as Quantity/Base number*100

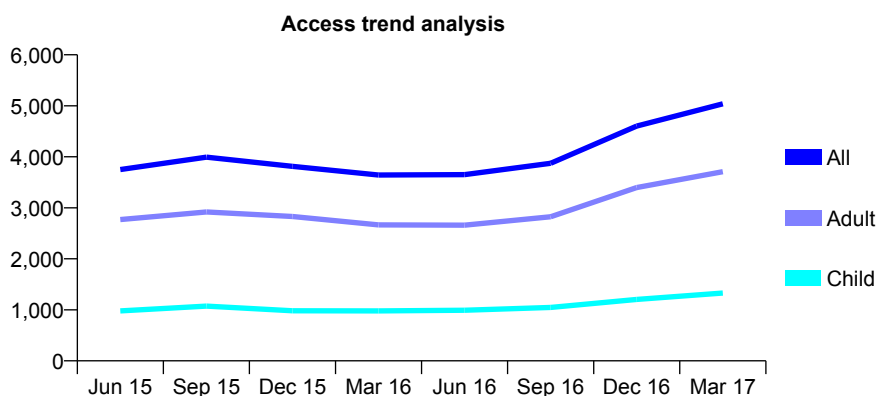
Q58 - Vital Signs At a Glance Contract Report for 166200/0001 - March 2017

Name or company name	Oradi Ltd
Contract type name	GDS Contract
Purpose of contract	General
Contract start date	01/04/2008
Contract end date	31/03/2017

16/17 Contracted general activity (UDA)	11,515
Carry forward general activity (UDA)	-142
16/17 Contracted orthodontic activity (UOA)	0
Carry forward orthodontic activity (UOA)	0
Baseline contract value	£219,930.39

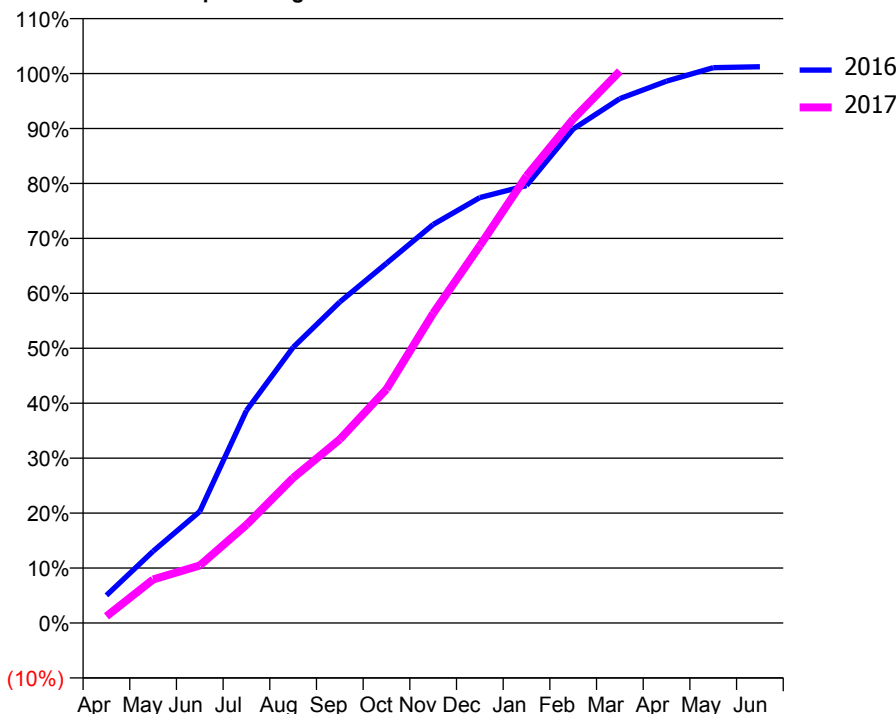
ACCESS*

Patients seen in 24 months	Total	Change since previous quarter
Quarter ending March 2016	3,644	
Quarter ending June 2016	3,650	→
Quarter ending September 2016	3,872	↑
Quarter ending December 2016	4,602	↑
Quarter ending March 2017	5,038	↑
Variance since March 2016	38.3%	↑



ACTIVITY

Cumulative percentage of contracted UDA delivered 2016 & 2017



Month	Adjusted Scheduled Activity (UDA)	
	2016	2017
April	580	142
May	1,503	912
June	2,336	1,205
July	4,451	2,058
August	5,777	3,042
September	6,729	3,848
October	7,538	4,899
November	8,352	6,491
December	8,916	7,908
January	9,167	9,368
February	10,351	10,562
March	10,990	11,565
April	11,354	
May	11,638	
June	11,658	

QUALITY

	Quantity	Base Number	Contract	AT	Region	England
% of FP17s for the same patient ID Re-attending within 3 months - Children	92	1,872	4.9%	11.2%	12.0%	12.3%
% of FP17s for the same patient ID Re-attending within 3 months - Adults	290	4,748	6.1%	14.9%	16.0%	16.7%
% of FP17s for the same patient ID Re-attending between 3 & 9 months - Children	652	1,872	34.8%	56.1%	58.8%	57.6%
% of FP17s for the same patient ID Re-attending between 3 & 9 months - Adults	1,479	4,748	31.1%	47.9%	51.2%	50.1%
% of FP17s for Band 1 Urgent Courses	309	6,149	5.0%	8.5%	8.0%	9.1%
% of FP17s Relating to Free Repair or Replacements	21	6,149	0.3%	0.7%	0.8%	0.8%
% of FP17s Relating to Continuations	21	6,149	0.3%	1.0%	1.2%	1.2%
% of Patients satisfied with the dentistry they have received	4	5	N/A	92.7%	92.7%	92.8%
% of Patients satisfied with the time they had to wait for an appointment	3	5	N/A	87.3%	89.1%	88.7%

* This is based on patients treated on this contract for their most recent course of treatment. Figures in italics indicate the base number of FP17s or Patient Questionnaire responses are less than 100. N/A is shown where the base number of responses is less than 10 during the period. % is calculated as Quantity/Base number*100

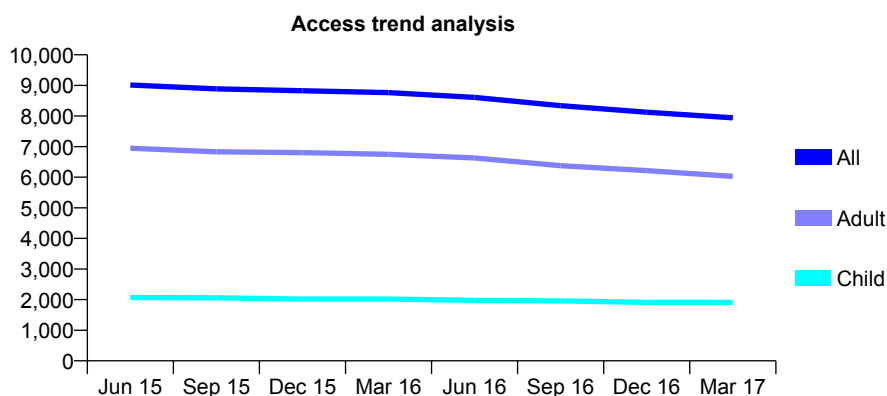
Q58 - Vital Signs At a Glance Contract Report for 167045/0001 - March 2017

Name or company name	QUALITY DENTAL CARE LIMITED
Contract type name	GDS Contract
Purpose of contract	General and Orthodontic
Contract start date	05/02/2008
Contract end date	

16/17 Contracted general activity (UDA)	18,500
Carry forward general activity (UDA)	0
16/17 Contracted orthodontic activity (UOA)	4,389
Carry forward orthodontic activity (UOA)	0
Baseline contract value	£700,913.72

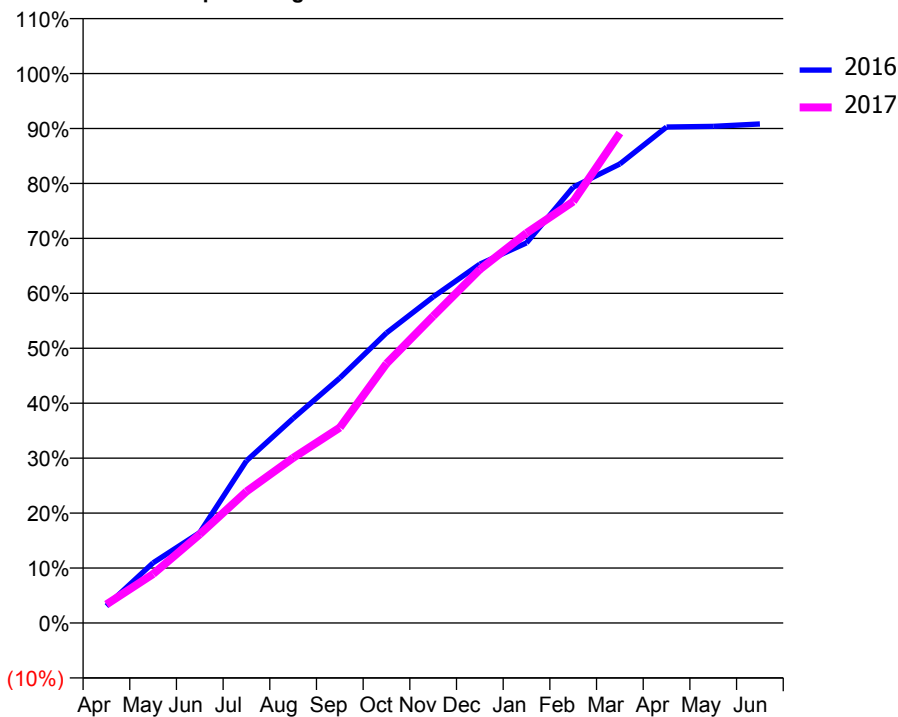
ACCESS*

Patients seen in 24 months	Total	Change since previous quarter
Quarter ending March 2016	8,765	
Quarter ending June 2016	8,607	↓
Quarter ending September 2016	8,336	↓
Quarter ending December 2016	8,124	↓
Quarter ending March 2017	7,940	↓
Variance since March 2016	(9.4%)	↓



ACTIVITY

Cumulative percentage of contracted UDA delivered 2016 & 2017



Month	Adjusted Scheduled Activity (UDA)	
	2016	2017
April	609	626
May	2,150	1,649
June	3,231	2,989
July	5,793	4,430
August	7,307	5,559
September	8,755	6,580
October	10,364	8,733
November	11,648	10,331
December	12,819	11,905
January	13,576	13,127
February	15,570	14,189
March	16,399	16,498
April	17,715	
May	17,741	
June	17,829	

QUALITY

	Quantity	Base Number	Contract	AT	Region	England
% of FP17s for the same patient ID Re-attending within 3 months - Children	298	2,927	10.2%	11.2%	12.0%	12.3%
% of FP17s for the same patient ID Re-attending within 3 months - Adults	1,150	7,069	16.3%	14.9%	16.0%	16.7%
% of FP17s for the same patient ID Re-attending between 3 & 9 months - Children	896	2,927	30.6%	56.1%	58.8%	57.6%
% of FP17s for the same patient ID Re-attending between 3 & 9 months - Adults	2,626	7,069	37.1%	47.9%	51.2%	50.1%
% of FP17s for Band 1 Urgent Courses	991	8,320	11.9%	8.5%	8.0%	9.1%
% of FP17s Relating to Free Repair or Replacements	146	8,320	1.8%	0.7%	0.8%	0.8%
% of FP17s Relating to Continuations	65	8,320	0.8%	1.0%	1.2%	1.2%
% of Patients satisfied with the dentistry they have received	11	11	100.0%	92.7%	92.7%	92.8%
% of Patients satisfied with the time they had to wait for an appointment	11	11	100.0%	87.3%	89.1%	88.7%

* This is based on patients treated on this contract for their most recent course of treatment. Figures in italics indicate the base number of FP17s or Patient Questionnaire responses are less than 100. N/A is shown where the base number of responses is less than 10 during the period. % is calculated as Quantity/Base number*100

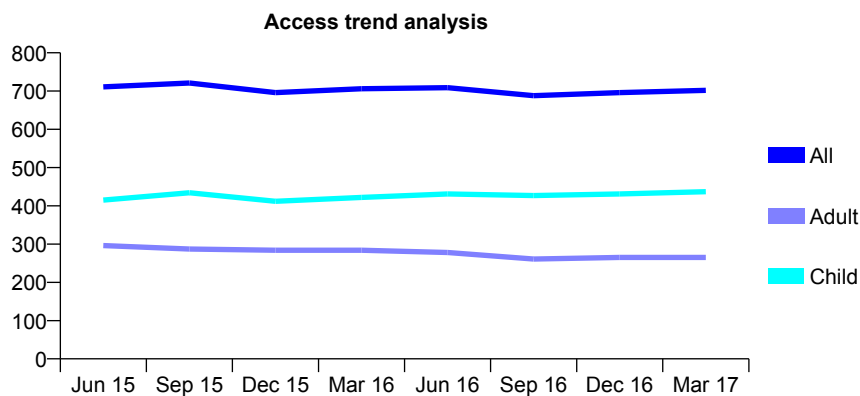
Q58 - Vital Signs At a Glance Contract Report for 167703/0001 - March 2017

Name or company name	Red House Dental
Contract type name	GDS Contract
Purpose of contract	General
Contract start date	01/12/2011
Contract end date	

16/17 Contracted general activity (UDA)	1,668
Carry forward general activity (UDA)	125
16/17 Contracted orthodontic activity (UOA)	0
Carry forward orthodontic activity (UOA)	0
Baseline contract value	£40,393.69

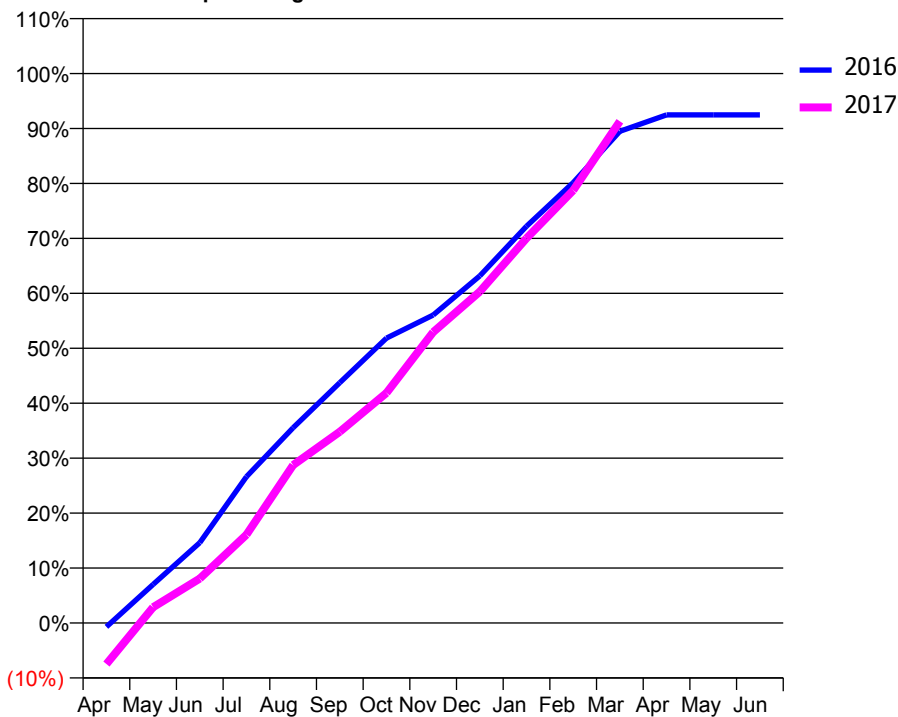
ACCESS*

Patients seen in 24 months	Total	Change since previous quarter
Quarter ending March 2016	706	
Quarter ending June 2016	709	→
Quarter ending September 2016	688	↓
Quarter ending December 2016	696	→
Quarter ending March 2017	702	→
Variance since March 2016	(0.6%)	→



ACTIVITY

Cumulative percentage of contracted UDA delivered 2016 & 2017



Month	Adjusted Scheduled Activity (UDA)	
	2016	2017
April	-12	-125
May	117	48
June	244	135
July	444	268
August	593	479
September	730	581
October	865	699
November	935	883
December	1,054	1,006
January	1,204	1,168
February	1,337	1,313
March	1,493	1,523
April	1,542	
May	1,542	
June	1,542	

QUALITY

	Quantity	Base Number	Contract	AT	Region	England
% of FP17s for the same patient ID Re-attending within 3 months - Children	64	705	9.1%	11.2%	12.0%	12.3%
% of FP17s for the same patient ID Re-attending within 3 months - Adults	57	353	16.1%	14.9%	16.0%	16.7%
% of FP17s for the same patient ID Re-attending between 3 & 9 months - Children	415	705	58.9%	56.1%	58.8%	57.6%
% of FP17s for the same patient ID Re-attending between 3 & 9 months - Adults	204	353	57.8%	47.9%	51.2%	50.1%
% of FP17s for Band 1 Urgent Courses	15	1,026	1.5%	8.5%	8.0%	9.1%
% of FP17s Relating to Free Repair or Replacements	3	1,026	0.3%	0.7%	0.8%	0.8%
% of FP17s Relating to Continuations	50	1,026	4.9%	1.0%	1.2%	1.2%
% of Patients satisfied with the dentistry they have received	1	1	N/A	92.7%	92.7%	92.8%
% of Patients satisfied with the time they had to wait for an appointment	1	1	N/A	87.3%	89.1%	88.7%

* This is based on patients treated on this contract for their most recent course of treatment. Figures in italics indicate the base number of FP17s or Patient Questionnaire responses are less than 100. N/A is shown where the base number of responses is less than 10 during the period. % is calculated as Quantity/Base number*100

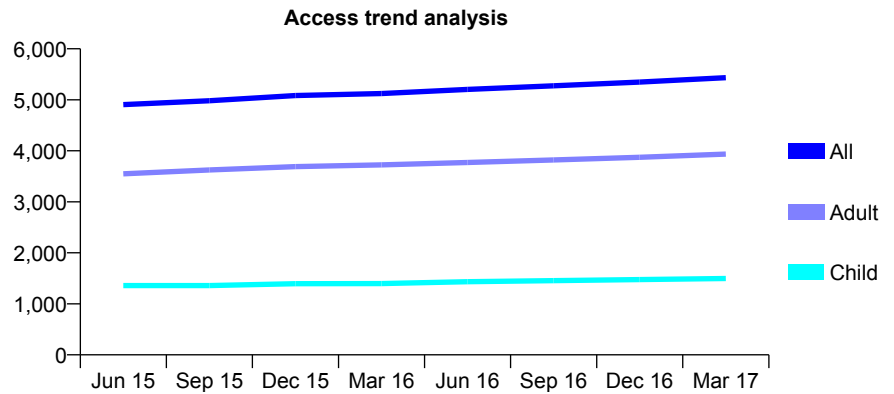
Q58 - Vital Signs At a Glance Contract Report for 168335/0001 - March 2017

Name or company name	Darius G-Sair & Associates Limited
Contract type name	GDS Contract
Purpose of contract	General
Contract start date	01/04/2009
Contract end date	

16/17 Contracted general activity (UDA)	18,357
Carry forward general activity (UDA)	174
16/17 Contracted orthodontic activity (UOA)	0
Carry forward orthodontic activity (UOA)	0
Baseline contract value	£535,389.22

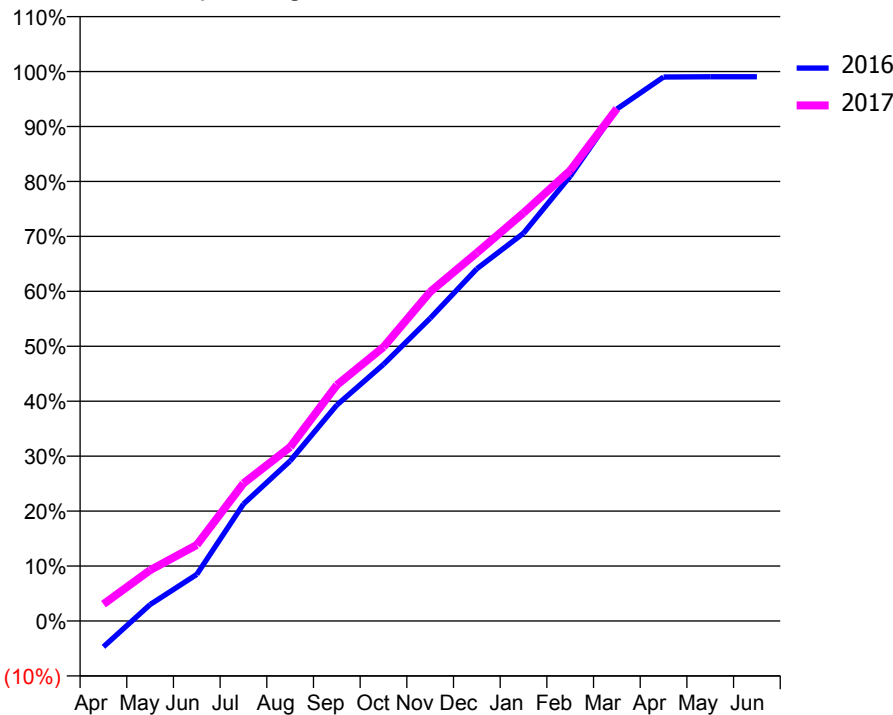
ACCESS*

Patients seen in 24 months	Total	Change since previous quarter
Quarter ending March 2016	5,123	
Quarter ending June 2016	5,204	→
Quarter ending September 2016	5,274	→
Quarter ending December 2016	5,347	→
Quarter ending March 2017	5,435	→
Variance since March 2016	6.1%	↑



ACTIVITY

Cumulative percentage of contracted UDA delivered 2016 & 2017



Month	Adjusted Scheduled Activity (UDA)	
	2016	2017
April	-867	565
May	549	1,699
June	1,558	2,543
July	3,907	4,601
August	5,350	5,812
September	7,214	7,882
October	8,571	9,150
November	10,113	10,996
December	11,768	12,303
January	12,958	13,634
February	14,859	15,051
March	17,103	17,116
April	18,175	
May	18,182	
June	18,182	

QUALITY

	Quantity	Base Number	Contract	AT	Region	England
% of FP17s for the same patient ID Re-attending within 3 months - Children	165	2,116	7.8%	11.2%	12.0%	12.3%
% of FP17s for the same patient ID Re-attending within 3 months - Adults	746	5,101	14.6%	14.9%	16.0%	16.7%
% of FP17s for the same patient ID Re-attending between 3 & 9 months - Children	1,276	2,116	60.3%	56.1%	58.8%	57.6%
% of FP17s for the same patient ID Re-attending between 3 & 9 months - Adults	2,571	5,101	50.4%	47.9%	51.2%	50.1%
% of FP17s for Band 1 Urgent Courses	812	6,855	11.8%	8.5%	8.0%	9.1%
% of FP17s Relating to Free Repair or Replacements	58	6,855	0.8%	0.7%	0.8%	0.8%
% of FP17s Relating to Continuations	30	6,855	0.4%	1.0%	1.2%	1.2%
% of Patients satisfied with the dentistry they have received	7	7	N/A	92.7%	92.7%	92.8%
% of Patients satisfied with the time they had to wait for an appointment	7	7	N/A	87.3%	89.1%	88.7%

* This is based on patients treated on this contract for their most recent course of treatment. Figures in italics indicate the base number of FP17s or Patient Questionnaire responses are less than 100. N/A is shown where the base number of responses is less than 10 during the period. % is calculated as Quantity/Base number*100

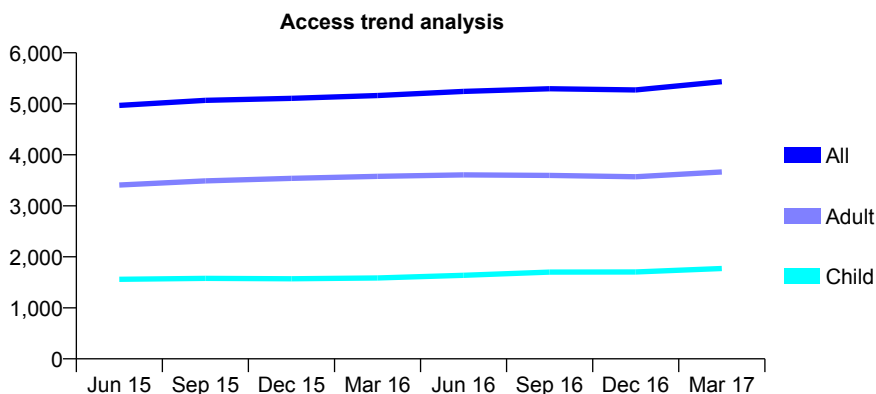
Q58 - Vital Signs At a Glance Contract Report for 168343/0001 - March 2017

Name or company name	INSPIRE DENTAL CARE
Contract type name	GDS Contract
Purpose of contract	General
Contract start date	01/02/2008
Contract end date	

16/17 Contracted general activity (UDA)	17,816
Carry forward general activity (UDA)	0
16/17 Contracted orthodontic activity (UOA)	0
Carry forward orthodontic activity (UOA)	0
Baseline contract value	£430,870.50

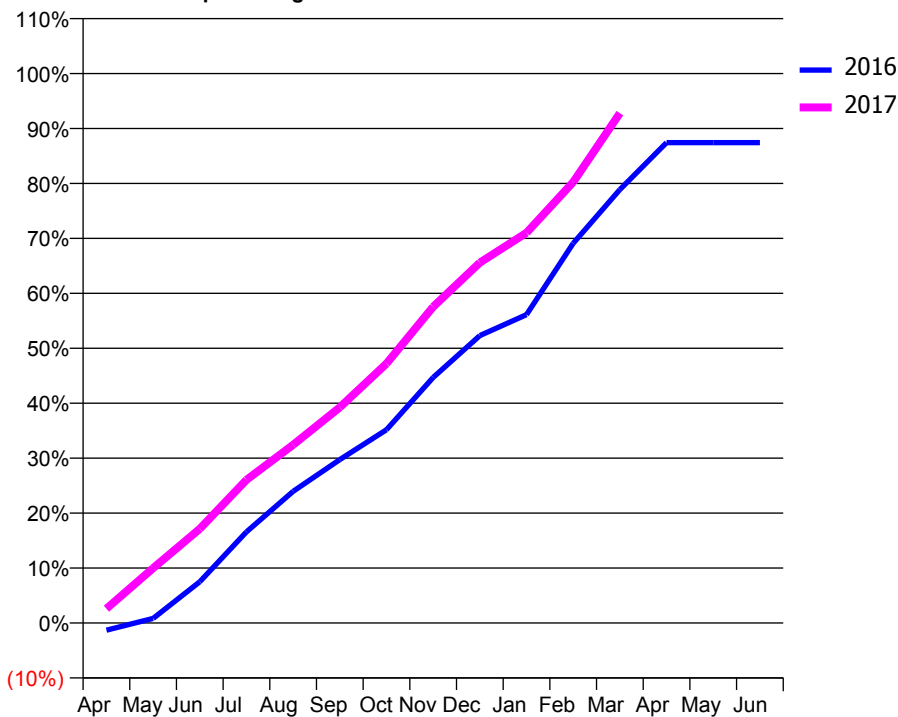
ACCESS*

Patients seen in 24 months	Total	Change since previous quarter
Quarter ending March 2016	5,163	
Quarter ending June 2016	5,244	→
Quarter ending September 2016	5,295	→
Quarter ending December 2016	5,273	→
Quarter ending March 2017	5,433	↑
Variance since March 2016	5.2%	↑



ACTIVITY

Cumulative percentage of contracted UDA delivered 2016 & 2017



Adjusted Scheduled Activity (UDA)

Month	2016	2017
April	-234	465
May	149	1,779
June	1,338	3,054
July	2,953	4,640
August	4,270	5,778
September	5,297	6,993
October	6,265	8,412
November	7,962	10,252
December	9,321	11,683
January	9,997	12,652
February	12,311	14,295
March	14,053	16,531
April	15,574	
May	15,574	
June	15,574	

QUALITY

	Quantity	Base Number	Contract	AT	Region	England
% of FP17s for the same patient ID Re-attending within 3 months - Children	155	2,159	7.2%	11.2%	12.0%	12.3%
% of FP17s for the same patient ID Re-attending within 3 months - Adults	504	4,025	12.5%	14.9%	16.0%	16.7%
% of FP17s for the same patient ID Re-attending between 3 & 9 months - Children	850	2,159	39.4%	56.1%	58.8%	57.6%
% of FP17s for the same patient ID Re-attending between 3 & 9 months - Adults	1,307	4,025	32.5%	47.9%	51.2%	50.1%
% of FP17s for Band 1 Urgent Courses	377	5,740	6.6%	8.5%	8.0%	9.1%
% of FP17s Relating to Free Repair or Replacements	49	5,740	0.9%	0.7%	0.8%	0.8%
% of FP17s Relating to Continuations	153	5,740	2.7%	1.0%	1.2%	1.2%
% of Patients satisfied with the dentistry they have received	8	9	N/A	92.7%	92.7%	92.8%
% of Patients satisfied with the time they had to wait for an appointment	8	9	N/A	87.3%	89.1%	88.7%

* This is based on patients treated on this contract for their most recent course of treatment. Figures in italics indicate the base number of FP17s or Patient Questionnaire responses are less than 100. N/A is shown where the base number of responses is less than 10 during the period. % is calculated as Quantity/Base number*100

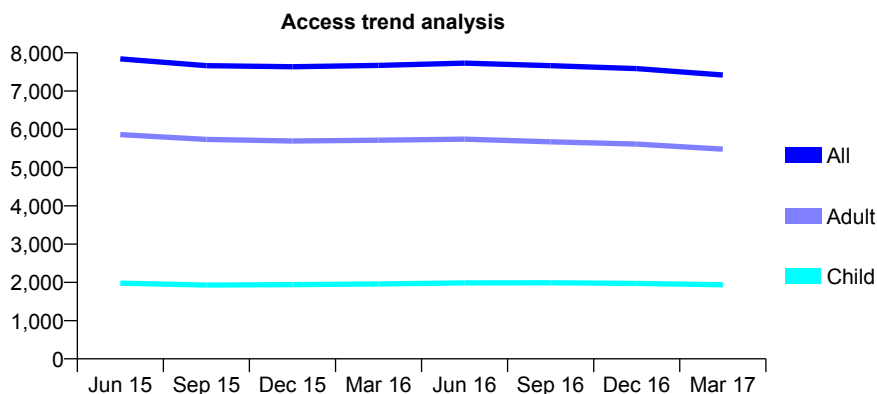
Q58 - Vital Signs At a Glance Contract Report for 169471/0001 - March 2017

Name or company name	Sawbridgeworth Dental Practice Limited
Contract type name	GDS Contract
Purpose of contract	General
Contract start date	01/04/2009
Contract end date	

16/17 Contracted general activity (UDA)	15,855
Carry forward general activity (UDA)	0
16/17 Contracted orthodontic activity (UOA)	0
Carry forward orthodontic activity (UOA)	0
Baseline contract value	£383,399.23

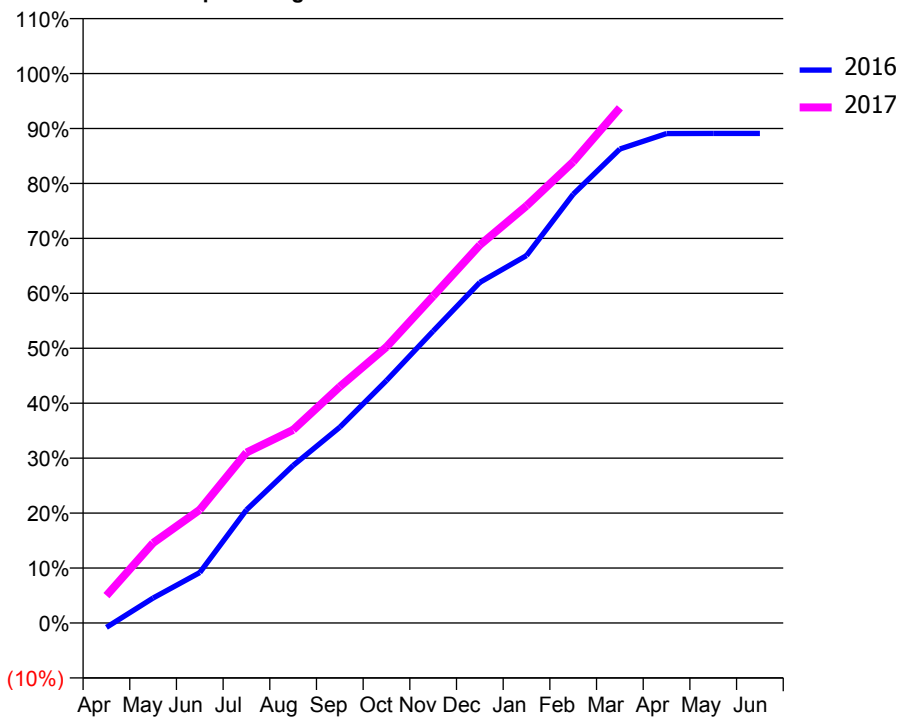
ACCESS*

Patients seen in 24 months	Total	Change since previous quarter
Quarter ending March 2016	7,671	
Quarter ending June 2016	7,730	→
Quarter ending September 2016	7,662	→
Quarter ending December 2016	7,586	→
Quarter ending March 2017	7,421	↓
Variance since March 2016	(3.3%)	↓



ACTIVITY

Cumulative percentage of contracted UDA delivered 2016 & 2017



Month	Adjusted Scheduled Activity (UDA)	
	2016	2017
April	-147	789
May	826	2,312
June	1,670	3,268
July	3,739	4,919
August	5,205	5,572
September	6,470	6,821
October	8,012	7,968
November	9,647	9,433
December	11,256	10,906
January	12,141	12,039
February	14,166	13,305
March	15,660	14,867
April	16,172	
May	16,177	
June	16,177	

QUALITY

	Quantity	Base Number	Contract	AT	Region	England
% of FP17s for the same patient ID Re-attending within 3 months - Children	149	2,450	6.1%	11.2%	12.0%	12.3%
% of FP17s for the same patient ID Re-attending within 3 months - Adults	838	6,232	13.4%	14.9%	16.0%	16.7%
% of FP17s for the same patient ID Re-attending between 3 & 9 months - Children	1,175	2,450	48.0%	56.1%	58.8%	57.6%
% of FP17s for the same patient ID Re-attending between 3 & 9 months - Adults	2,454	6,232	39.4%	47.9%	51.2%	50.1%
% of FP17s for Band 1 Urgent Courses	958	8,399	11.4%	8.5%	8.0%	9.1%
% of FP17s Relating to Free Repair or Replacements	27	8,399	0.3%	0.7%	0.8%	0.8%
% of FP17s Relating to Continuations	106	8,399	1.3%	1.0%	1.2%	1.2%
% of Patients satisfied with the dentistry they have received	13	15	86.7%	92.7%	92.7%	92.8%
% of Patients satisfied with the time they had to wait for an appointment	9	15	60.0%	87.3%	89.1%	88.7%

* This is based on patients treated on this contract for their most recent course of treatment. Figures in italics indicate the base number of FP17s or Patient Questionnaire responses are less than 100. N/A is shown where the base number of responses is less than 10 during the period. % is calculated as Quantity/Base number*100

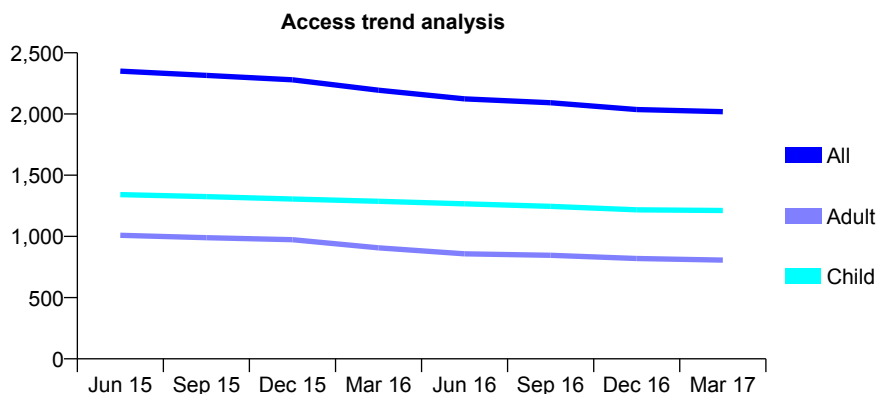
Q58 - Vital Signs At a Glance Contract Report for 169684/0001 - March 2017

Name or company name	Beehive Dental Practice
Contract type name	GDS Contract
Purpose of contract	General
Contract start date	01/04/2006
Contract end date	

16/17 Contracted general activity (UDA)	7,550
Carry forward general activity (UDA)	0
16/17 Contracted orthodontic activity (UOA)	0
Carry forward orthodontic activity (UOA)	0
Baseline contract value	£182,008.74

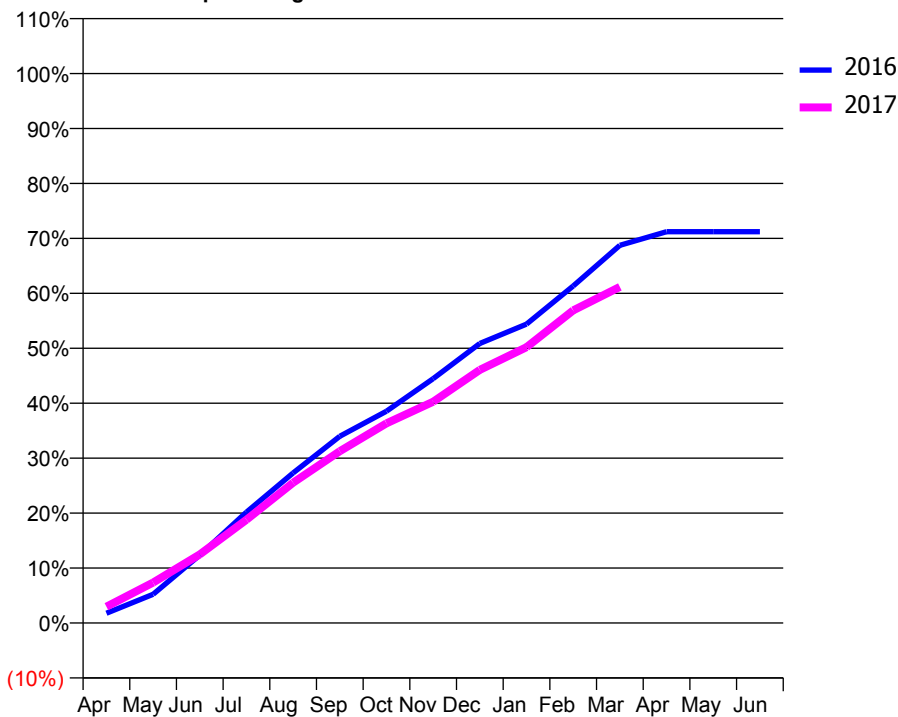
ACCESS*

Patients seen in 24 months	Total	Change since previous quarter
Quarter ending March 2016	2,194	
Quarter ending June 2016	2,124	↓
Quarter ending September 2016	2,092	↓
Quarter ending December 2016	2,037	↓
Quarter ending March 2017	2,019	→
Variance since March 2016	(8.0%)	↓



ACTIVITY

Cumulative percentage of contracted UDA delivered 2016 & 2017



Month	Adjusted Scheduled Activity (UDA)	
	2016	2017
April	135	225
May	396	556
June	934	943
July	1,523	1,420
August	2,063	1,929
September	2,565	2,361
October	2,910	2,744
November	3,358	3,040
December	3,841	3,478
January	4,107	3,790
February	4,631	4,296
March	5,190	4,618
April	5,376	
May	5,376	
June	5,376	

QUALITY

	Quantity	Base Number	Contract	AT	Region	England
% of FP17s for the same patient ID Re-attending within 3 months - Children	75	2,015	3.7%	11.2%	12.0%	12.3%
% of FP17s for the same patient ID Re-attending within 3 months - Adults	119	913	13.0%	14.9%	16.0%	16.7%
% of FP17s for the same patient ID Re-attending between 3 & 9 months - Children	1,480	2,015	73.4%	56.1%	58.8%	57.6%
% of FP17s for the same patient ID Re-attending between 3 & 9 months - Adults	544	913	59.6%	47.9%	51.2%	50.1%
% of FP17s for Band 1 Urgent Courses	185	2,805	6.6%	8.5%	8.0%	9.1%
% of FP17s Relating to Free Repair or Replacements	0	2,805	0.0%	0.7%	0.8%	0.8%
% of FP17s Relating to Continuations	13	2,805	0.5%	1.0%	1.2%	1.2%
% of Patients satisfied with the dentistry they have received	1	1	N/A	92.7%	92.7%	92.8%
% of Patients satisfied with the time they had to wait for an appointment	1	1	N/A	87.3%	89.1%	88.7%

* This is based on patients treated on this contract for their most recent course of treatment. Figures in italics indicate the base number of FP17s or Patient Questionnaire responses are less than 100. N/A is shown where the base number of responses is less than 10 during the period. % is calculated as Quantity/Base number*100

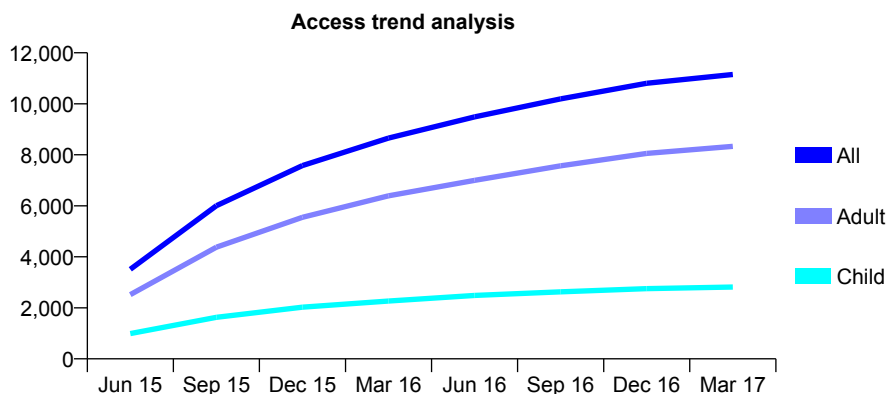
Q58 - Vital Signs At a Glance Contract Report for 170518/0001 - March 2017

Name or company name	Pondental Surgery
Contract type name	GDS Contract
Purpose of contract	General
Contract start date	01/03/2015
Contract end date	

16/17 Contracted general activity (UDA)	38,927
Carry forward general activity (UDA)	0
16/17 Contracted orthodontic activity (UOA)	0
Carry forward orthodontic activity (UOA)	0
Baseline contract value	£856,497.39

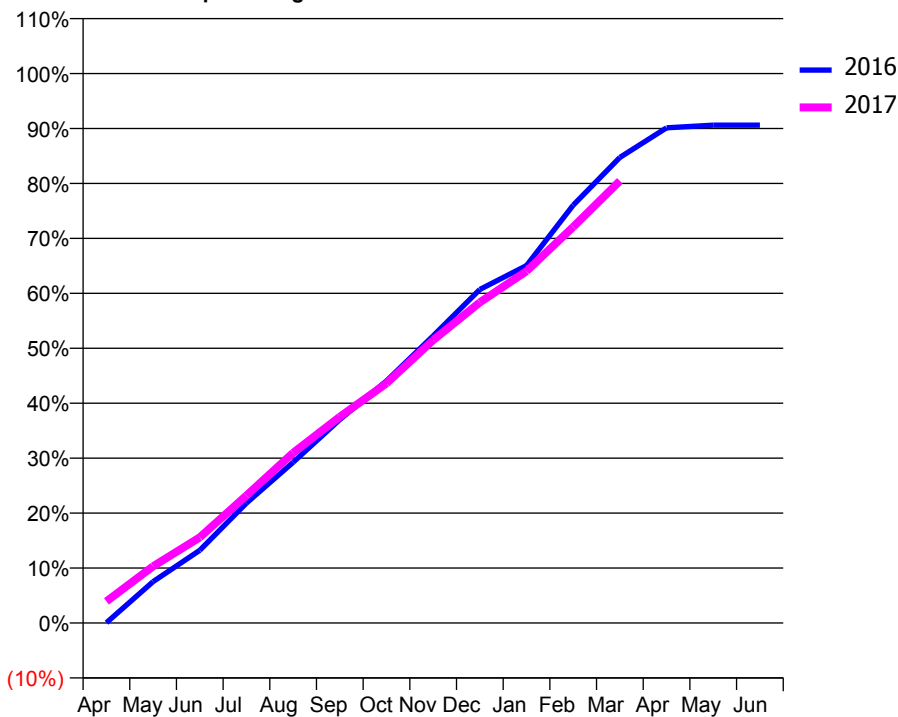
ACCESS*

Patients seen in 24 months	Total	Change since previous quarter
Quarter ending March 2016	8,658	
Quarter ending June 2016	9,486	↑
Quarter ending September 2016	10,195	↑
Quarter ending December 2016	10,806	↑
Quarter ending March 2017	11,149	↑
Variance since March 2016	28.8%	↑



ACTIVITY

Cumulative percentage of contracted UDA delivered 2016 & 2017



Month	Adjusted Scheduled Activity (UDA)	
	2016	2017
April	28	1,539
May	2,937	4,015
June	5,154	6,065
July	8,499	9,037
August	11,384	12,057
September	14,415	14,613
October	17,154	16,983
November	20,341	20,043
December	23,632	22,710
January	25,317	24,927
February	29,603	28,056
March	32,981	31,324
April	35,082	
May	35,265	
June	35,265	

QUALITY

	Quantity	Base Number	Contract	AT	Region	England
% of FP17s for the same patient ID Re-attending within 3 months - Children	268	3,719	7.2%	11.2%	12.0%	12.3%
% of FP17s for the same patient ID Re-attending within 3 months - Adults	1,062	9,357	11.3%	14.9%	16.0%	16.7%
% of FP17s for the same patient ID Re-attending between 3 & 9 months - Children	1,646	3,719	44.3%	56.1%	58.8%	57.6%
% of FP17s for the same patient ID Re-attending between 3 & 9 months - Adults	3,813	9,357	40.8%	47.9%	51.2%	50.1%
% of FP17s for Band 1 Urgent Courses	714	12,287	5.8%	8.5%	8.0%	9.1%
% of FP17s Relating to Free Repair or Replacements	91	12,287	0.7%	0.7%	0.8%	0.8%
% of FP17s Relating to Continuations	231	12,287	1.9%	1.0%	1.2%	1.2%
% of Patients satisfied with the dentistry they have received	14	15	93.3%	92.7%	92.7%	92.8%
% of Patients satisfied with the time they had to wait for an appointment	13	15	86.7%	87.3%	89.1%	88.7%

* This is based on patients treated on this contract for their most recent course of treatment. Figures in italics indicate the base number of FP17s or Patient Questionnaire responses are less than 100. N/A is shown where the base number of responses is less than 10 during the period. % is calculated as Quantity/Base number*100

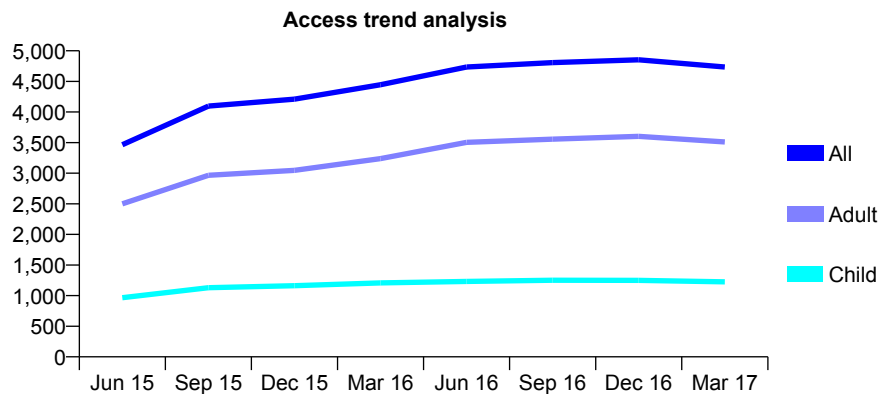
Q58 - Vital Signs At a Glance Contract Report for 171042/0001 - March 2017

Name or company name	Mr M Eyrumlu and Mr A Eyrumlu
Contract type name	GDS Contract
Purpose of contract	General
Contract start date	01/06/2014
Contract end date	

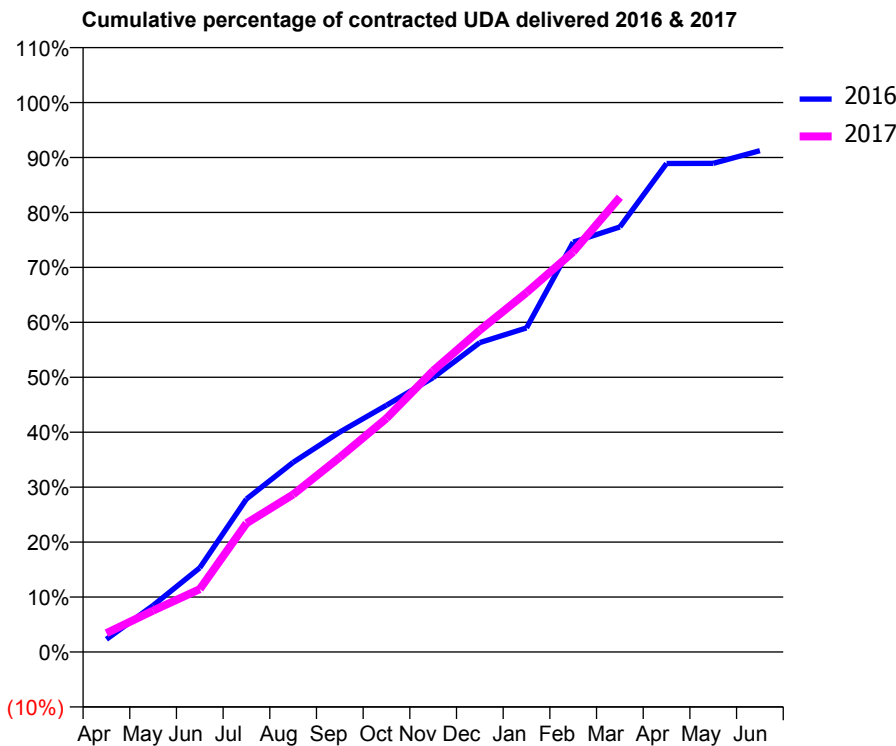
16/17 Contracted general activity (UDA)	21,768
Carry forward general activity (UDA)	0
16/17 Contracted orthodontic activity (UOA)	0
Carry forward orthodontic activity (UOA)	0
Baseline contract value	£528,322.83

ACCESS*

Patients seen in 24 months	Total	Change since previous quarter
Quarter ending March 2016	4,446	
Quarter ending June 2016	4,736	↑
Quarter ending September 2016	4,808	→
Quarter ending December 2016	4,852	→
Quarter ending March 2017	4,736	↓
Variance since March 2016	6.5%	↑



ACTIVITY



Month	Adjusted Scheduled Activity (UDA)	
	2016	2017
April	505	745
May	1,846	1,642
June	3,335	2,489
July	6,061	5,099
August	7,514	6,242
September	8,712	7,717
October	9,774	9,260
November	10,870	11,143
December	12,260	12,748
January	12,840	14,236
February	16,234	15,849
March	16,836	18,013
April	19,352	
May	19,356	
June	19,858	

QUALITY

	Quantity	Base Number	Contract	AT	Region	England
% of FP17s for the same patient ID Re-attending within 3 months - Children	204	1,975	10.3%	11.2%	12.0%	12.3%
% of FP17s for the same patient ID Re-attending within 3 months - Adults	967	5,120	18.9%	14.9%	16.0%	16.7%
% of FP17s for the same patient ID Re-attending between 3 & 9 months - Children	1,104	1,975	55.9%	56.1%	58.8%	57.6%
% of FP17s for the same patient ID Re-attending between 3 & 9 months - Adults	2,352	5,120	45.9%	47.9%	51.2%	50.1%
% of FP17s for Band 1 Urgent Courses	547	6,037	9.1%	8.5%	8.0%	9.1%
% of FP17s Relating to Free Repair or Replacements	90	6,037	1.5%	0.7%	0.8%	0.8%
% of FP17s Relating to Continuations	219	6,037	3.6%	1.0%	1.2%	1.2%
% of Patients satisfied with the dentistry they have received	9	12	75.0%	92.7%	92.7%	92.8%
% of Patients satisfied with the time they had to wait for an appointment	10	12	83.3%	87.3%	89.1%	88.7%

* This is based on patients treated on this contract for their most recent course of treatment. Figures in italics indicate the base number of FP17s or Patient Questionnaire responses are less than 100. N/A is shown where the base number of responses is less than 10 during the period. % is calculated as Quantity/Base number*100

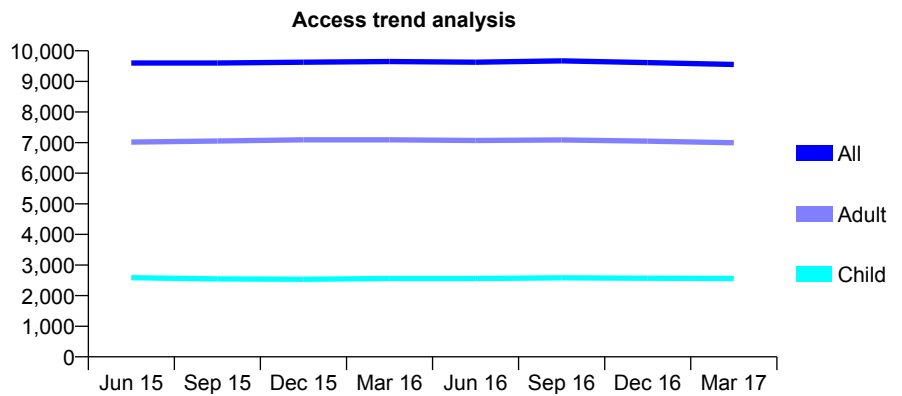
Q58 - Vital Signs At a Glance Contract Report for 171557/0001 - March 2017

Name or company name	Kletz and Sher
Contract type name	GDS Contract
Purpose of contract	General
Contract start date	01/04/2009
Contract end date	

16/17 Contracted general activity (UDA)	23,797
Carry forward general activity (UDA)	0
16/17 Contracted orthodontic activity (UOA)	0
Carry forward orthodontic activity (UOA)	0
Baseline contract value	£575,625.53

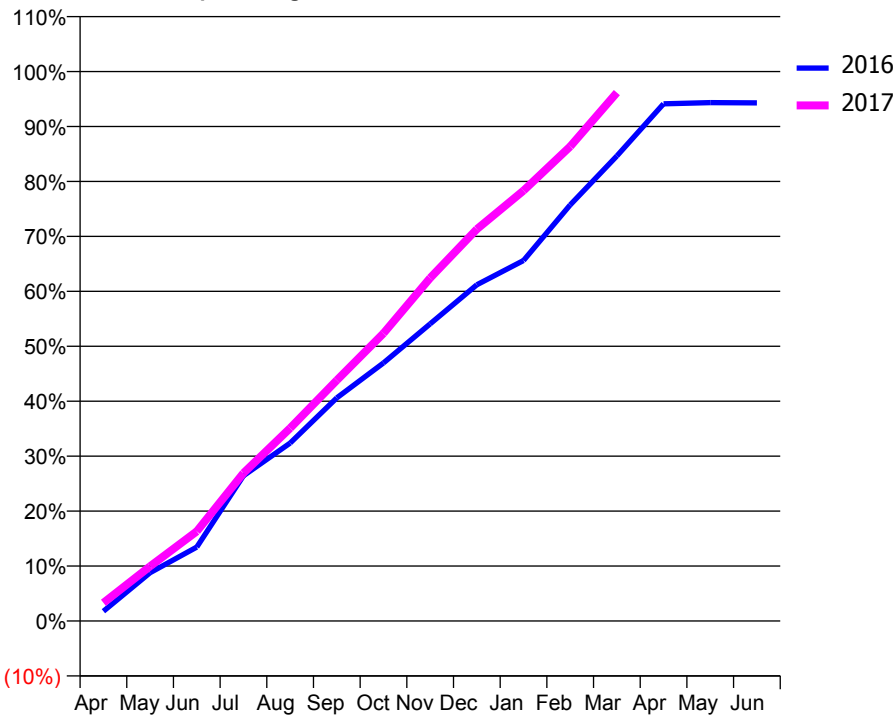
ACCESS*

Patients seen in 24 months	Total	Change since previous quarter
Quarter ending March 2016	9,649	
Quarter ending June 2016	9,629	→
Quarter ending September 2016	9,669	→
Quarter ending December 2016	9,614	→
Quarter ending March 2017	9,554	→
Variance since March 2016	(1.0%)	→



ACTIVITY

Cumulative percentage of contracted UDA delivered 2016 & 2017



Month	Adjusted Scheduled Activity (UDA)	
	2016	2017
April	425	789
May	2,093	2,371
June	3,201	3,886
July	6,289	6,408
August	7,704	8,352
September	9,666	10,429
October	11,179	12,460
November	12,871	14,857
December	14,558	16,968
January	15,615	18,635
February	18,022	20,551
March	20,139	22,882
April	22,395	
May	22,448	
June	22,437	

QUALITY

	Quantity	Base Number	Contract	AT	Region	England
% of FP17s for the same patient ID Re-attending within 3 months - Children	188	3,570	5.3%	11.2%	12.0%	12.3%
% of FP17s for the same patient ID Re-attending within 3 months - Adults	1,136	8,658	13.1%	14.9%	16.0%	16.7%
% of FP17s for the same patient ID Re-attending between 3 & 9 months - Children	1,965	3,570	55.0%	56.1%	58.8%	57.6%
% of FP17s for the same patient ID Re-attending between 3 & 9 months - Adults	3,970	8,658	45.9%	47.9%	51.2%	50.1%
% of FP17s for Band 1 Urgent Courses	1,041	11,188	9.3%	8.5%	8.0%	9.1%
% of FP17s Relating to Free Repair or Replacements	103	11,188	0.9%	0.7%	0.8%	0.8%
% of FP17s Relating to Continuations	49	11,188	0.4%	1.0%	1.2%	1.2%
% of Patients satisfied with the dentistry they have received	12	14	85.7%	92.7%	92.7%	92.8%
% of Patients satisfied with the time they had to wait for an appointment	13	14	92.9%	87.3%	89.1%	88.7%

* This is based on patients treated on this contract for their most recent course of treatment. Figures in italics indicate the base number of FP17s or Patient Questionnaire responses are less than 100. N/A is shown where the base number of responses is less than 10 during the period. % is calculated as Quantity/Base number*100

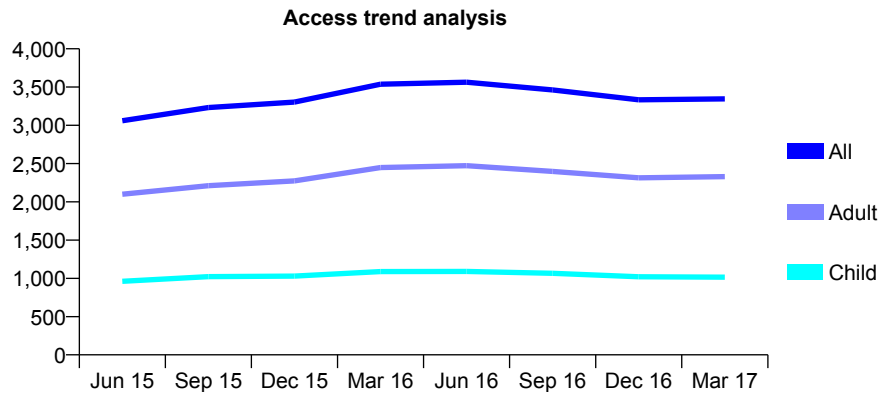
Q58 - Vital Signs At a Glance Contract Report for 171646/0001 - March 2017

Name or company name	The Dental Suite
Contract type name	GDS Contract
Purpose of contract	General
Contract start date	01/05/2014
Contract end date	

16/17 Contracted general activity (UDA)	8,937
Carry forward general activity (UDA)	335
16/17 Contracted orthodontic activity (UOA)	0
Carry forward orthodontic activity (UOA)	0
Baseline contract value	£242,465.68

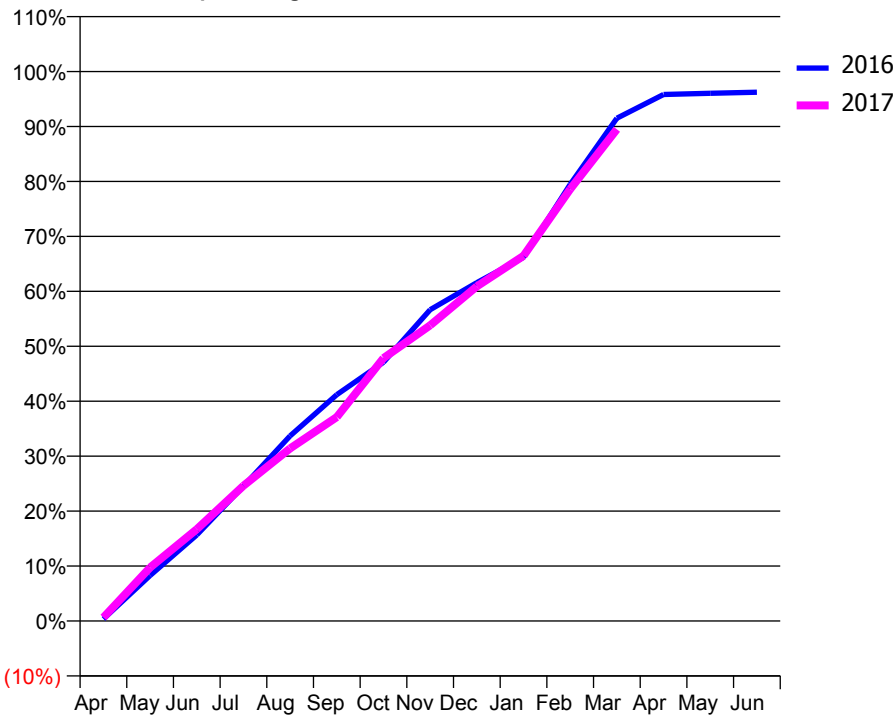
ACCESS*

Patients seen in 24 months	Total	Change since previous quarter
Quarter ending March 2016	3,537	
Quarter ending June 2016	3,563	→
Quarter ending September 2016	3,462	↓
Quarter ending December 2016	3,333	↓
Quarter ending March 2017	3,345	→
Variance since March 2016	(5.4%)	↓



ACTIVITY

Cumulative percentage of contracted UDA delivered 2016 & 2017



Month	Adjusted Scheduled Activity (UDA)	
	2016	2017
April	34	58
May	741	870
June	1,400	1,493
July	2,193	2,200
August	3,011	2,808
September	3,682	3,317
October	4,208	4,276
November	5,064	4,809
December	5,504	5,443
January	5,914	5,940
February	7,101	7,024
March	8,178	7,998
April	8,564	
May	8,584	
June	8,601	

QUALITY

	Quantity	Base Number	Contract	AT	Region	England
% of FP17s for the same patient ID Re-attending within 3 months - Children	109	1,515	7.2%	11.2%	12.0%	12.3%
% of FP17s for the same patient ID Re-attending within 3 months - Adults	371	3,116	11.9%	14.9%	16.0%	16.7%
% of FP17s for the same patient ID Re-attending between 3 & 9 months - Children	877	1,515	57.9%	56.1%	58.8%	57.6%
% of FP17s for the same patient ID Re-attending between 3 & 9 months - Adults	1,680	3,116	53.9%	47.9%	51.2%	50.1%
% of FP17s for Band 1 Urgent Courses	329	4,393	7.5%	8.5%	8.0%	9.1%
% of FP17s Relating to Free Repair or Replacements	42	4,393	1.0%	0.7%	0.8%	0.8%
% of FP17s Relating to Continuations	1	4,393	0.0%	1.0%	1.2%	1.2%
% of Patients satisfied with the dentistry they have received	11	17	64.7%	92.7%	92.7%	92.8%
% of Patients satisfied with the time they had to wait for an appointment	15	17	88.2%	87.3%	89.1%	88.7%

* This is based on patients treated on this contract for their most recent course of treatment. Figures in italics indicate the base number of FP17s or Patient Questionnaire responses are less than 100. N/A is shown where the base number of responses is less than 10 during the period. % is calculated as Quantity/Base number*100

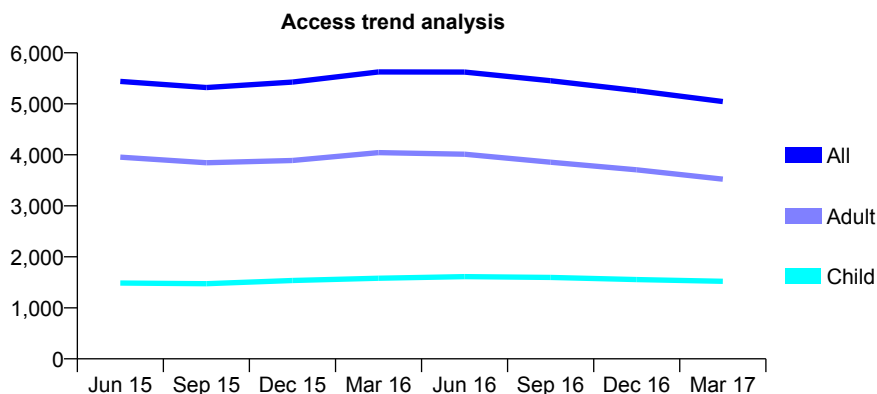
Q58 - Vital Signs At a Glance Contract Report for 171697/0002 - March 2017

Name or company name	New road Dental Ltd
Contract type name	GDS Contract
Purpose of contract	General
Contract start date	01/11/2007
Contract end date	

16/17 Contracted general activity (UDA)	11,277
Carry forward general activity (UDA)	0
16/17 Contracted orthodontic activity (UOA)	0
Carry forward orthodontic activity (UOA)	0
Baseline contract value	£313,626.13

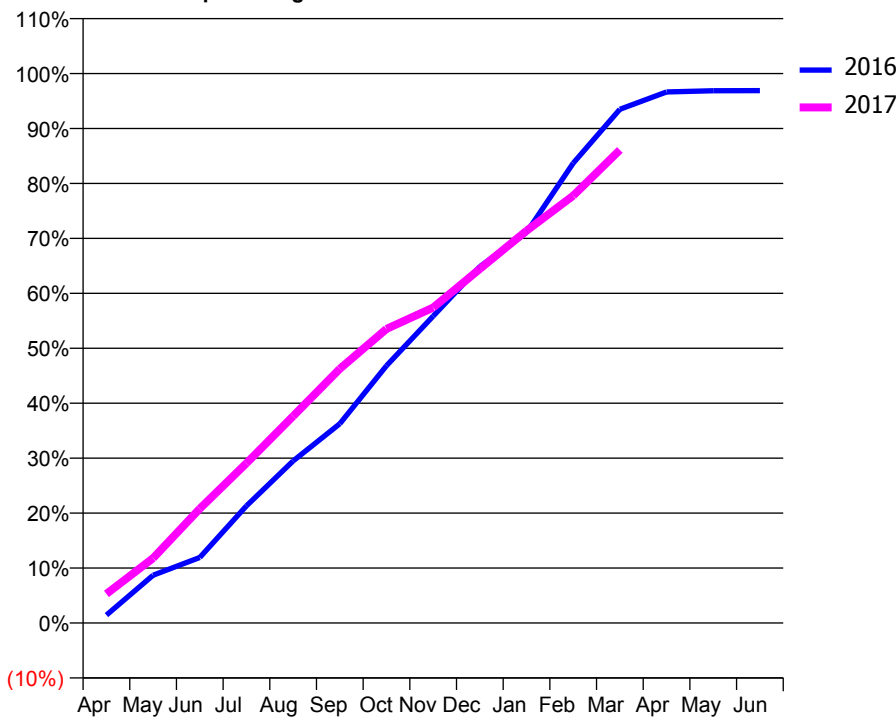
ACCESS*

Patients seen in 24 months	Total	Change since previous quarter
Quarter ending March 2016	5,624	
Quarter ending June 2016	5,623	→
Quarter ending September 2016	5,452	↓
Quarter ending December 2016	5,259	↓
Quarter ending March 2017	5,044	↓
Variance since March 2016	(10.3%)	↓



ACTIVITY

Cumulative percentage of contracted UDA delivered 2016 & 2017



Month	Adjusted Scheduled Activity (UDA)	
	2016	2017
April	162	597
May	982	1,330
June	1,346	2,346
July	2,403	3,279
August	3,326	4,245
September	4,091	5,218
October	5,282	6,035
November	6,300	6,473
December	7,313	7,267
January	8,014	8,049
February	9,438	8,770
March	10,543	9,708
April	10,898	
May	10,924	
June	10,925	

QUALITY

	Quantity	Base Number	Contract	AT	Region	England
% of FP17s for the same patient ID Re-attending within 3 months - Children	227	2,484	9.1%	11.2%	12.0%	12.3%
% of FP17s for the same patient ID Re-attending within 3 months - Adults	819	4,966	16.5%	14.9%	16.0%	16.7%
% of FP17s for the same patient ID Re-attending between 3 & 9 months - Children	1,694	2,484	68.2%	56.1%	58.8%	57.6%
% of FP17s for the same patient ID Re-attending between 3 & 9 months - Adults	2,911	4,966	58.6%	47.9%	51.2%	50.1%
% of FP17s for Band 1 Urgent Courses	739	6,466	11.4%	8.5%	8.0%	9.1%
% of FP17s Relating to Free Repair or Replacements	45	6,466	0.7%	0.7%	0.8%	0.8%
% of FP17s Relating to Continuations	17	6,466	0.3%	1.0%	1.2%	1.2%
% of Patients satisfied with the dentistry they have received	5	6	N/A	92.7%	92.7%	92.8%
% of Patients satisfied with the time they had to wait for an appointment	6	6	N/A	87.3%	89.1%	88.7%

* This is based on patients treated on this contract for their most recent course of treatment. Figures in italics indicate the base number of FP17s or Patient Questionnaire responses are less than 100. N/A is shown where the base number of responses is less than 10 during the period. % is calculated as Quantity/Base number*100

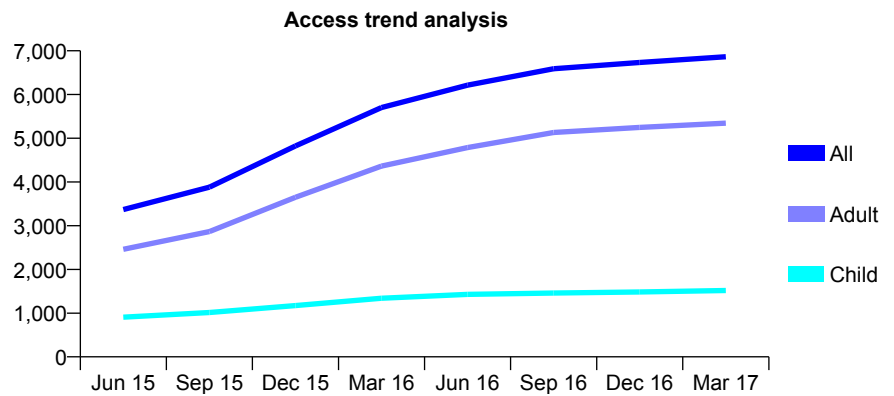
Q58 - Vital Signs At a Glance Contract Report for 172219/0001 - March 2017

Name or company name	Handside Dental Surgery Limited
Contract type name	GDS Contract
Purpose of contract	General
Contract start date	01/10/2014
Contract end date	

16/17 Contracted general activity (UDA)	18,306
Carry forward general activity (UDA)	597
16/17 Contracted orthodontic activity (UOA)	0
Carry forward orthodontic activity (UOA)	0
Baseline contract value	£442,008.86

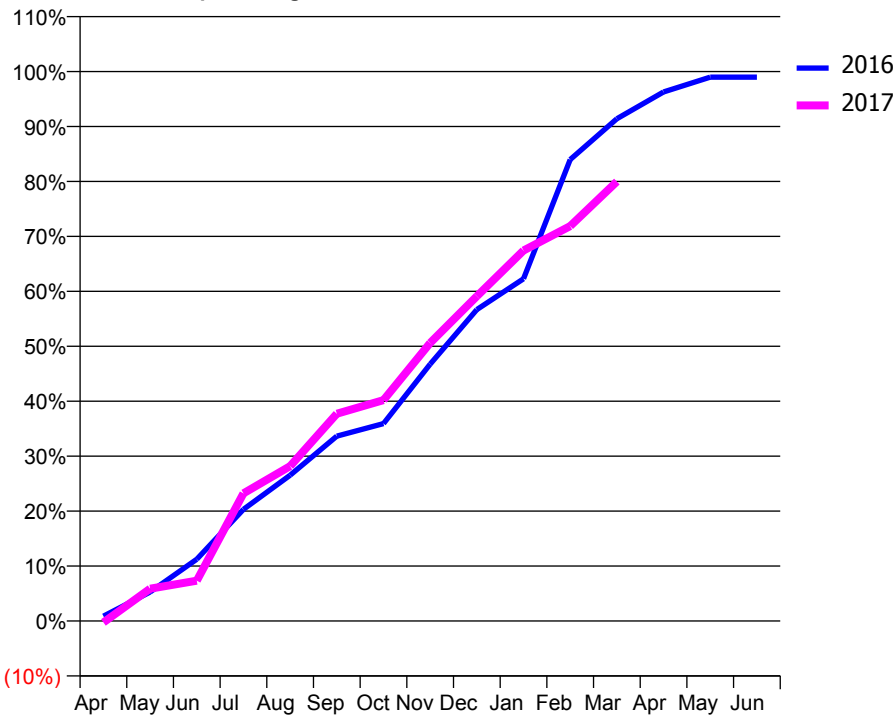
ACCESS*

Patients seen in 24 months	Total	Change since previous quarter
Quarter ending March 2016	5,701	
Quarter ending June 2016	6,216	↑
Quarter ending September 2016	6,591	↑
Quarter ending December 2016	6,733	↑
Quarter ending March 2017	6,863	→
Variance since March 2016	20.4%	↑



ACTIVITY

Cumulative percentage of contracted UDA delivered 2016 & 2017



Month	Adjusted Scheduled Activity (UDA)	
	2016	2017
April	124	-51
May	747	1,078
June	1,593	1,343
July	2,877	4,252
August	3,759	5,159
September	4,767	6,906
October	5,088	7,360
November	6,623	9,265
December	8,029	10,818
January	8,822	12,344
February	11,895	13,156
March	12,947	14,637
April	13,637	
May	14,018	
June	14,018	

QUALITY

	Quantity	Base Number	Contract	AT	Region	England
% of FP17s for the same patient ID Re-attending within 3 months - Children	183	2,253	8.1%	11.2%	12.0%	12.3%
% of FP17s for the same patient ID Re-attending within 3 months - Adults	938	7,391	12.7%	14.9%	16.0%	16.7%
% of FP17s for the same patient ID Re-attending between 3 & 9 months - Children	1,266	2,253	56.2%	56.1%	58.8%	57.6%
% of FP17s for the same patient ID Re-attending between 3 & 9 months - Adults	3,748	7,391	50.7%	47.9%	51.2%	50.1%
% of FP17s for Band 1 Urgent Courses	502	9,036	5.6%	8.5%	8.0%	9.1%
% of FP17s Relating to Free Repair or Replacements	139	9,036	1.5%	0.7%	0.8%	0.8%
% of FP17s Relating to Continuations	102	9,036	1.1%	1.0%	1.2%	1.2%
% of Patients satisfied with the dentistry they have received	17	17	100.0%	92.7%	92.7%	92.8%
% of Patients satisfied with the time they had to wait for an appointment	16	17	94.1%	87.3%	89.1%	88.7%

* This is based on patients treated on this contract for their most recent course of treatment. Figures in italics indicate the base number of FP17s or Patient Questionnaire responses are less than 100. N/A is shown where the base number of responses is less than 10 during the period. % is calculated as Quantity/Base number*100

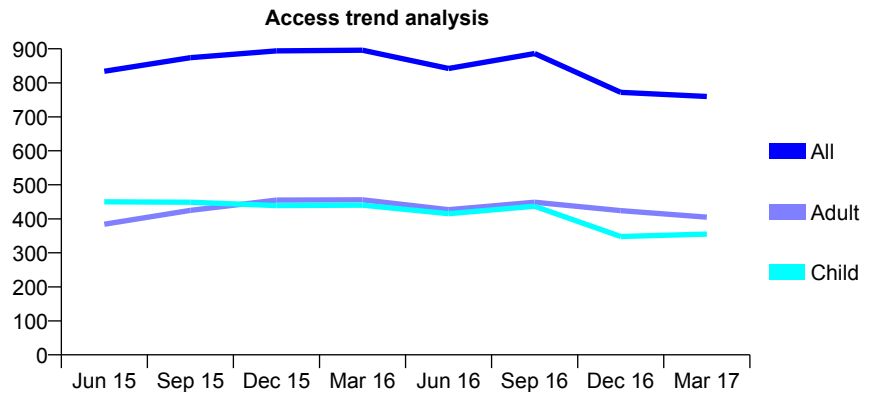
Q58 - Vital Signs At a Glance Contract Report for 173657/0001 - March 2017

Name or company name	Mr A Patel
Contract type name	GDS Contract
Purpose of contract	General
Contract start date	17/01/2014
Contract end date	

16/17 Contracted general activity (UDA)	2,088
Carry forward general activity (UDA)	31
16/17 Contracted orthodontic activity (UOA)	0
Carry forward orthodontic activity (UOA)	0
Baseline contract value	£88,345.45

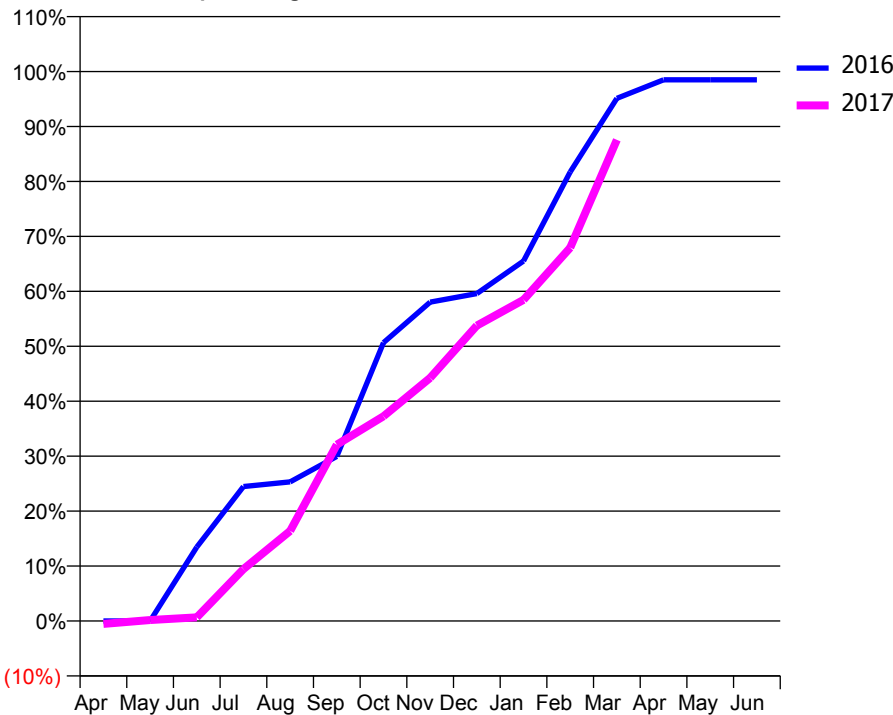
ACCESS*

Patients seen in 24 months	Total	Change since previous quarter
Quarter ending March 2016	896	
Quarter ending June 2016	842	↓
Quarter ending September 2016	886	↑
Quarter ending December 2016	772	↓
Quarter ending March 2017	760	↓
Variance since March 2016	(15.2%)	↓



ACTIVITY

Cumulative percentage of contracted UDA delivered 2016 & 2017



Month	Adjusted Scheduled Activity (UDA)	
	2016	2017
April	0	-11
May	0	4
June	281	14
July	511	197
August	529	342
September	626	670
October	1,058	778
November	1,212	924
December	1,244	1,123
January	1,368	1,220
February	1,706	1,418
March	1,986	1,829
April	2,057	
May	2,057	
June	2,057	

QUALITY

	Quantity	Base Number	Contract	AT	Region	England
% of FP17s for the same patient ID Re-attending within 3 months - Children	54	433	12.5%	11.2%	12.0%	12.3%
% of FP17s for the same patient ID Re-attending within 3 months - Adults	35	342	10.2%	14.9%	16.0%	16.7%
% of FP17s for the same patient ID Re-attending between 3 & 9 months - Children	183	433	42.3%	56.1%	58.8%	57.6%
% of FP17s for the same patient ID Re-attending between 3 & 9 months - Adults	92	342	26.9%	47.9%	51.2%	50.1%
% of FP17s for Band 1 Urgent Courses	51	747	6.8%	8.5%	8.0%	9.1%
% of FP17s Relating to Free Repair or Replacements	0	747	0.0%	0.7%	0.8%	0.8%
% of FP17s Relating to Continuations	1	747	0.1%	1.0%	1.2%	1.2%
% of Patients satisfied with the dentistry they have received	1	1	N/A	92.7%	92.7%	92.8%
% of Patients satisfied with the time they had to wait for an appointment	1	1	N/A	87.3%	89.1%	88.7%

* This is based on patients treated on this contract for their most recent course of treatment. Figures in italics indicate the base number of FP17s or Patient Questionnaire responses are less than 100. N/A is shown where the base number of responses is less than 10 during the period. % is calculated as Quantity/Base number*100

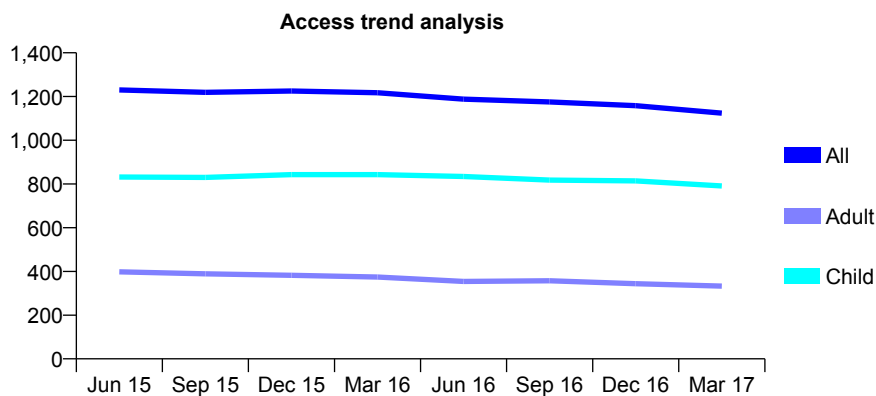
Q58 - Vital Signs At a Glance Contract Report for 174149/0001 - March 2017

Name or company name	East Park Dental Practice Ltd
Contract type name	GDS Contract
Purpose of contract	General
Contract start date	20/07/2007
Contract end date	

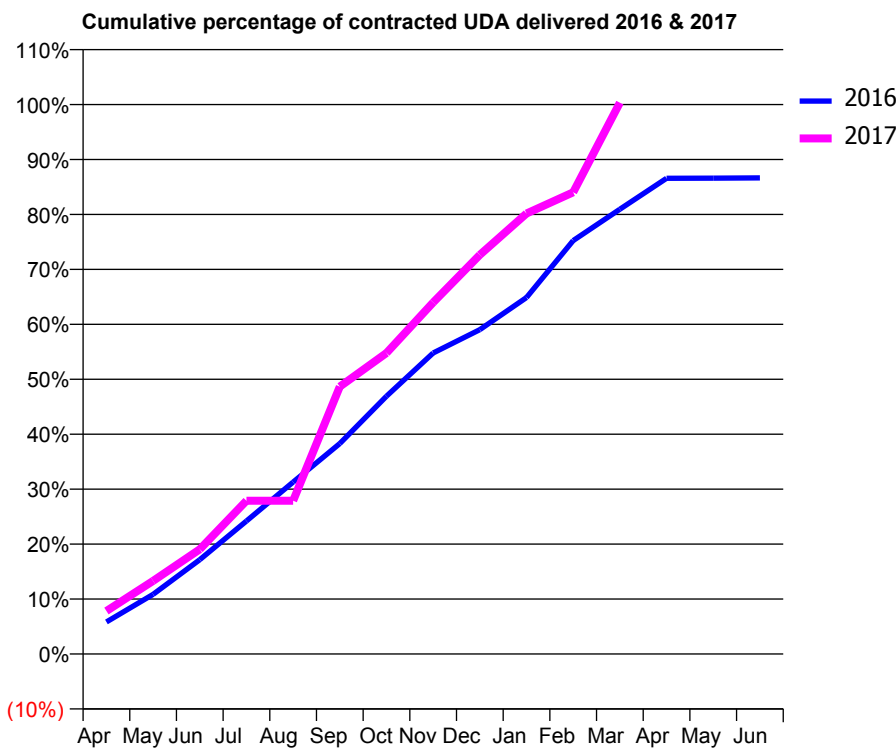
16/17 Contracted general activity (UDA)	2,450
Carry forward general activity (UDA)	0
16/17 Contracted orthodontic activity (UOA)	0
Carry forward orthodontic activity (UOA)	0
Baseline contract value	£56,651.08

ACCESS*

Patients seen in 24 months	Total	Change since previous quarter
Quarter ending March 2016	1,217	
Quarter ending June 2016	1,188	↓
Quarter ending September 2016	1,175	↓
Quarter ending December 2016	1,158	↓
Quarter ending March 2017	1,124	↓
Variance since March 2016	(7.6%)	↓



ACTIVITY



Month	Adjusted Scheduled Activity (UDA)	
	2016	2017
April	193	192
May	358	326
June	566	467
July	799	683
August	1,033	683
September	1,264	1,193
October	1,548	1,342
November	1,808	1,568
December	1,948	1,780
January	2,141	1,964
February	2,483	2,059
March	2,671	2,458
April	2,857	
May	2,858	
June	2,859	

QUALITY

	Quantity	Base Number	Contract	AT	Region	England
% of FP17s for the same patient ID Re-attending within 3 months - Children	164	1,473	11.1%	11.2%	12.0%	12.3%
% of FP17s for the same patient ID Re-attending within 3 months - Adults	59	383	15.4%	14.9%	16.0%	16.7%
% of FP17s for the same patient ID Re-attending between 3 & 9 months - Children	1,019	1,473	69.2%	56.1%	58.8%	57.6%
% of FP17s for the same patient ID Re-attending between 3 & 9 months - Adults	232	383	60.6%	47.9%	51.2%	50.1%
% of FP17s for Band 1 Urgent Courses	70	1,731	4.0%	8.5%	8.0%	9.1%
% of FP17s Relating to Free Repair or Replacements	0	1,731	0.0%	0.7%	0.8%	0.8%
% of FP17s Relating to Continuations	0	1,731	0.0%	1.0%	1.2%	1.2%
% of Patients satisfied with the dentistry they have received	1	2	N/A	92.7%	92.7%	92.8%
% of Patients satisfied with the time they had to wait for an appointment	2	2	N/A	87.3%	89.1%	88.7%

* This is based on patients treated on this contract for their most recent course of treatment. Figures in italics indicate the base number of FP17s or Patient Questionnaire responses are less than 100. N/A is shown where the base number of responses is less than 10 during the period. % is calculated as Quantity/Base number*100

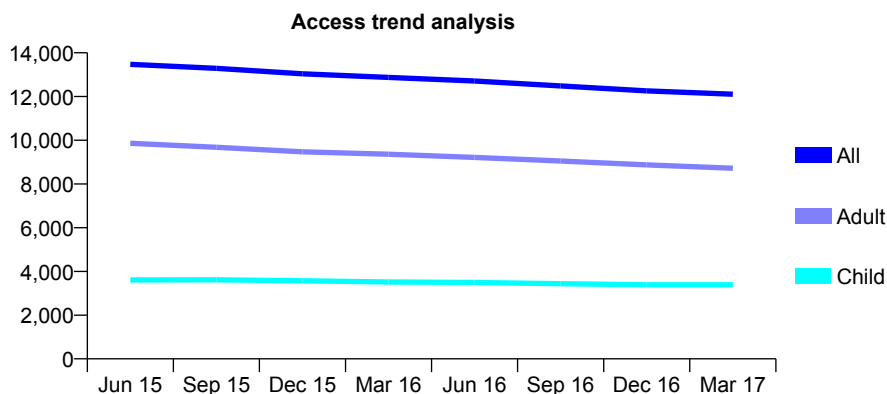
Q58 - Vital Signs At a Glance Contract Report for 175250/0001 - March 2017

Name or company name	Mawsley Dental Clinic
Contract type name	GDS Contract
Purpose of contract	General
Contract start date	01/10/2007
Contract end date	

16/17 Contracted general activity (UDA)	30,511
Carry forward general activity (UDA)	-690
16/17 Contracted orthodontic activity (UOA)	0
Carry forward orthodontic activity (UOA)	0
Baseline contract value	£927,895.29

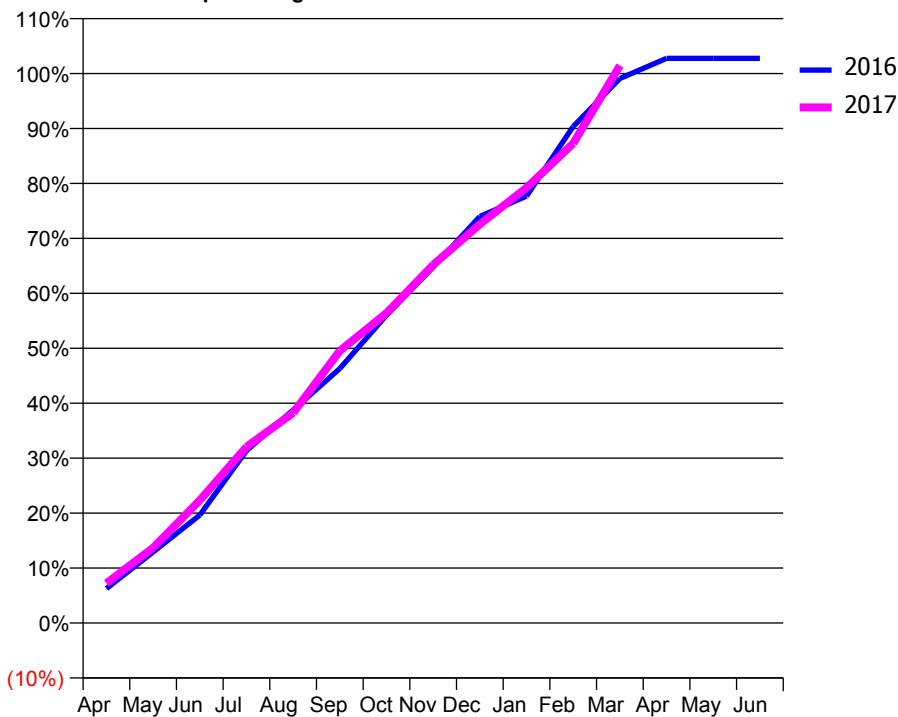
ACCESS*

Patients seen in 24 months	Total	Change since previous quarter
Quarter ending March 2016	12,876	
Quarter ending June 2016	12,709	↓
Quarter ending September 2016	12,486	↓
Quarter ending December 2016	12,257	↓
Quarter ending March 2017	12,105	↓
Variance since March 2016	(6.0%)	↓



ACTIVITY

Cumulative percentage of contracted UDA delivered 2016 & 2017



Month	Adjusted Scheduled Activity (UDA)	
	2016	2017
April	2,161	2,210
May	4,458	4,179
June	6,779	6,813
July	10,822	9,788
August	13,376	11,662
September	15,984	15,116
October	19,335	17,210
November	22,358	19,891
December	25,532	22,145
January	26,812	24,168
February	31,181	26,631
March	34,202	30,954
April	35,461	
May	35,462	
June	35,463	

QUALITY

	Quantity	Base Number	Contract	AT	Region	England
% of FP17s for the same patient ID Re-attending within 3 months - Children	455	5,379	8.5%	11.2%	12.0%	12.3%
% of FP17s for the same patient ID Re-attending within 3 months - Adults	1,958	11,489	17.0%	14.9%	16.0%	16.7%
% of FP17s for the same patient ID Re-attending between 3 & 9 months - Children	3,581	5,379	66.6%	56.1%	58.8%	57.6%
% of FP17s for the same patient ID Re-attending between 3 & 9 months - Adults	5,102	11,489	44.4%	47.9%	51.2%	50.1%
% of FP17s for Band 1 Urgent Courses	1,300	16,218	8.0%	8.5%	8.0%	9.1%
% of FP17s Relating to Free Repair or Replacements	118	16,218	0.7%	0.7%	0.8%	0.8%
% of FP17s Relating to Continuations	406	16,218	2.5%	1.0%	1.2%	1.2%
% of Patients satisfied with the dentistry they have received	14	15	93.3%	92.7%	92.7%	92.8%
% of Patients satisfied with the time they had to wait for an appointment	15	15	100.0%	87.3%	89.1%	88.7%

* This is based on patients treated on this contract for their most recent course of treatment. Figures in italics indicate the base number of FP17s or Patient Questionnaire responses are less than 100. N/A is shown where the base number of responses is less than 10 during the period. % is calculated as Quantity/Base number*100

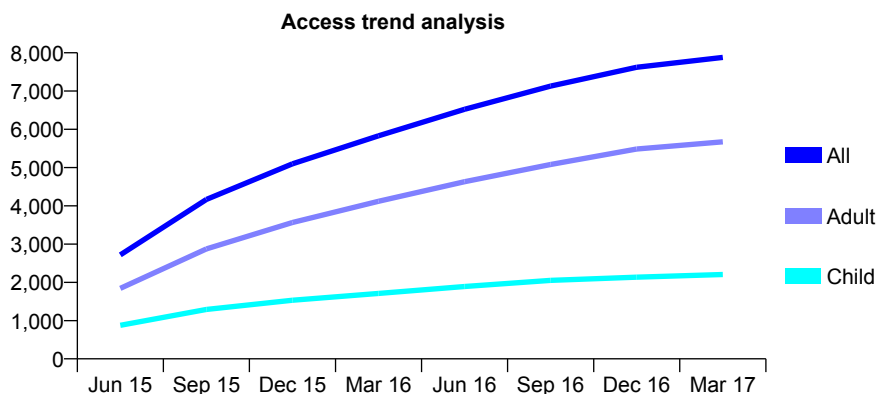
Q58 - Vital Signs At a Glance Contract Report for 175749/0001 - March 2017

Name or company name	Waltham Cross Partnership
Contract type name	GDS Contract
Purpose of contract	General
Contract start date	01/02/2015
Contract end date	

16/17 Contracted general activity (UDA)	30,003
Carry forward general activity (UDA)	-510
16/17 Contracted orthodontic activity (UOA)	0
Carry forward orthodontic activity (UOA)	0
Baseline contract value	£751,700.41

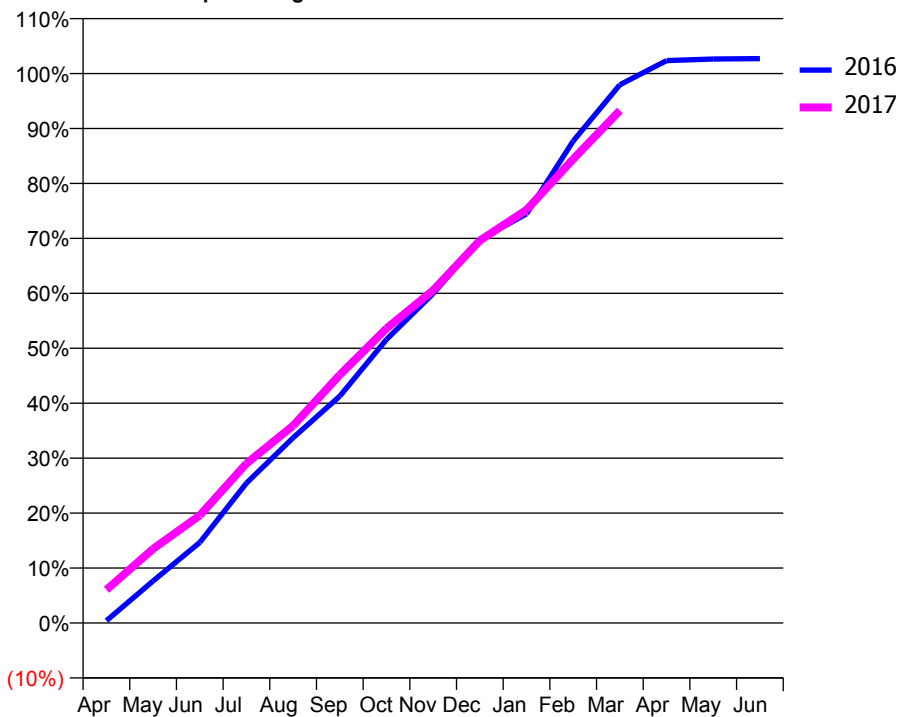
ACCESS*

Patients seen in 24 months	Total	Change since previous quarter
Quarter ending March 2016	5,831	
Quarter ending June 2016	6,524	↑
Quarter ending September 2016	7,131	↑
Quarter ending December 2016	7,621	↑
Quarter ending March 2017	7,878	↑
Variance since March 2016	35.1%	↑



ACTIVITY

Cumulative percentage of contracted UDA delivered 2016 & 2017



Month	Adjusted Scheduled Activity (UDA)	
	2016	2017
April	109	1,815
May	1,953	4,051
June	3,743	5,879
July	6,492	8,710
August	8,598	10,777
September	10,531	13,557
October	13,162	16,084
November	15,287	18,172
December	17,782	20,884
January	18,990	22,557
February	22,369	25,334
March	24,979	27,987
April	26,098	
May	26,175	
June	26,194	

QUALITY

	Quantity	Base Number	Contract	AT	Region	England
% of FP17s for the same patient ID Re-attending within 3 months - Children	418	3,052	13.7%	11.2%	12.0%	12.3%
% of FP17s for the same patient ID Re-attending within 3 months - Adults	1,587	7,077	22.4%	14.9%	16.0%	16.7%
% of FP17s for the same patient ID Re-attending between 3 & 9 months - Children	1,228	3,052	40.2%	56.1%	58.8%	57.6%
% of FP17s for the same patient ID Re-attending between 3 & 9 months - Adults	2,420	7,077	34.2%	47.9%	51.2%	50.1%
% of FP17s for Band 1 Urgent Courses	1,132	9,660	11.7%	8.5%	8.0%	9.1%
% of FP17s Relating to Free Repair or Replacements	116	9,660	1.2%	0.7%	0.8%	0.8%
% of FP17s Relating to Continuations	477	9,660	4.9%	1.0%	1.2%	1.2%
% of Patients satisfied with the dentistry they have received	14	16	87.5%	92.7%	92.7%	92.8%
% of Patients satisfied with the time they had to wait for an appointment	16	16	100.0%	87.3%	89.1%	88.7%

* This is based on patients treated on this contract for their most recent course of treatment. Figures in italics indicate the base number of FP17s or Patient Questionnaire responses are less than 100. N/A is shown where the base number of responses is less than 10 during the period. % is calculated as Quantity/Base number*100

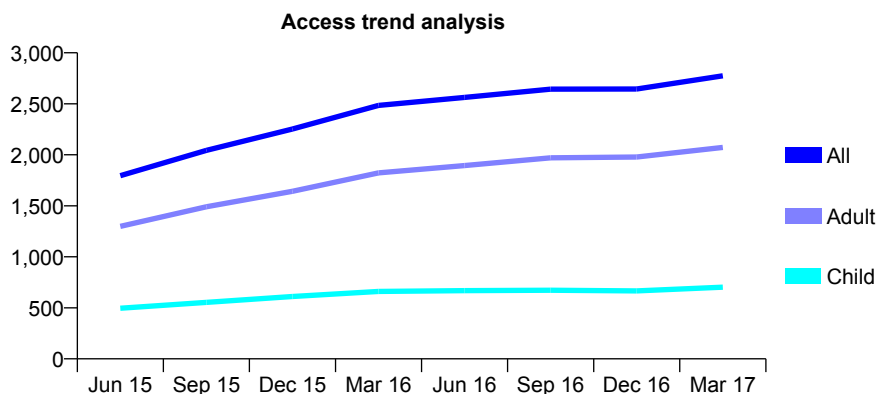
Q58 - Vital Signs At a Glance Contract Report for 176826/0001 - March 2017

Name or company name	Tooth Logic Limited
Contract type name	GDS Contract
Purpose of contract	General
Contract start date	03/11/2014
Contract end date	

16/17 Contracted general activity (UDA)	10,000
Carry forward general activity (UDA)	161
16/17 Contracted orthodontic activity (UOA)	0
Carry forward orthodontic activity (UOA)	0
Baseline contract value	£241,815.23

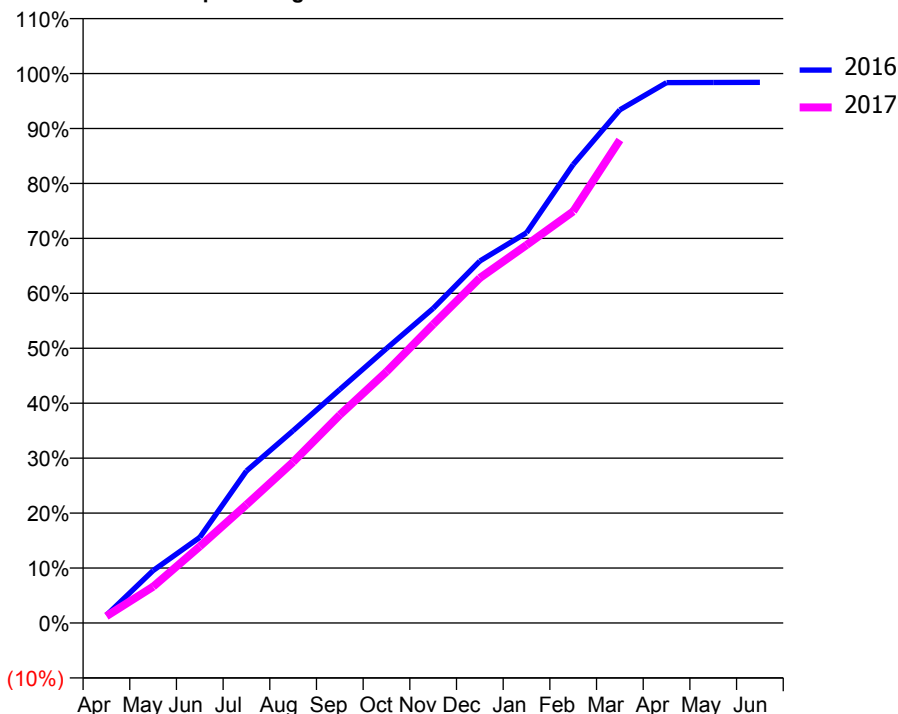
ACCESS*

Patients seen in 24 months	Total	Change since previous quarter
Quarter ending March 2016	2,484	
Quarter ending June 2016	2,563	↑
Quarter ending September 2016	2,644	↑
Quarter ending December 2016	2,645	→
Quarter ending March 2017	2,774	↑
Variance since March 2016	11.7%	↑



ACTIVITY

Cumulative percentage of contracted UDA delivered 2016 & 2017



Month	Adjusted Scheduled Activity (UDA)	
	2016	2017
April	142	126
May	955	661
June	1,559	1,395
July	2,768	2,154
August	3,501	2,930
September	4,251	3,786
October	4,996	4,574
November	5,725	5,435
December	6,587	6,279
January	7,101	6,877
February	8,344	7,490
March	9,340	8,792
April	9,834	
May	9,835	
June	9,838	

QUALITY

	Quantity	Base Number	Contract	AT	Region	England
% of FP17s for the same patient ID Re-attending within 3 months - Children	97	961	10.1%	11.2%	12.0%	12.3%
% of FP17s for the same patient ID Re-attending within 3 months - Adults	698	2,965	23.5%	14.9%	16.0%	16.7%
% of FP17s for the same patient ID Re-attending between 3 & 9 months - Children	489	961	50.9%	56.1%	58.8%	57.6%
% of FP17s for the same patient ID Re-attending between 3 & 9 months - Adults	1,400	2,965	47.2%	47.9%	51.2%	50.1%
% of FP17s for Band 1 Urgent Courses	388	3,754	10.3%	8.5%	8.0%	9.1%
% of FP17s Relating to Free Repair or Replacements	69	3,754	1.8%	0.7%	0.8%	0.8%
% of FP17s Relating to Continuations	241	3,754	6.4%	1.0%	1.2%	1.2%
% of Patients satisfied with the dentistry they have received	3	3	N/A	92.7%	92.7%	92.8%
% of Patients satisfied with the time they had to wait for an appointment	3	3	N/A	87.3%	89.1%	88.7%

* This is based on patients treated on this contract for their most recent course of treatment. Figures in italics indicate the base number of FP17s or Patient Questionnaire responses are less than 100. N/A is shown where the base number of responses is less than 10 during the period. % is calculated as Quantity/Base number*100

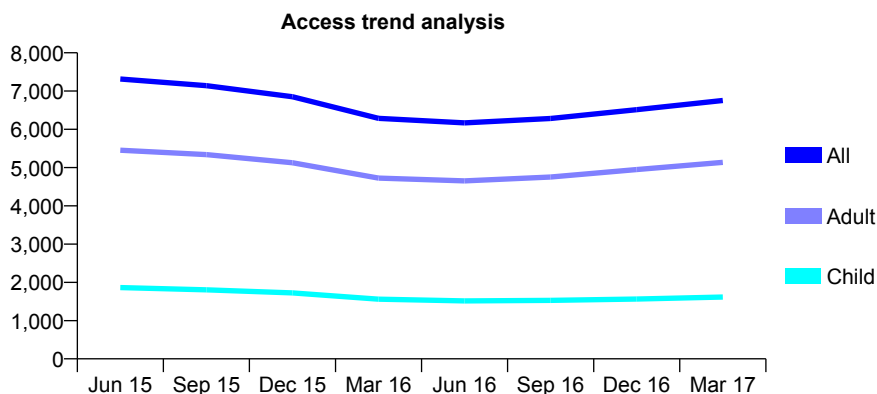
Q58 - Vital Signs At a Glance Contract Report for 176893/0003 - March 2017

Name or company name	Knape Ltd
Contract type name	GDS Contract
Purpose of contract	General
Contract start date	01/04/2007
Contract end date	

16/17 Contracted general activity (UDA)	18,713
Carry forward general activity (UDA)	170
16/17 Contracted orthodontic activity (UOA)	0
Carry forward orthodontic activity (UOA)	0
Baseline contract value	£658,333.99

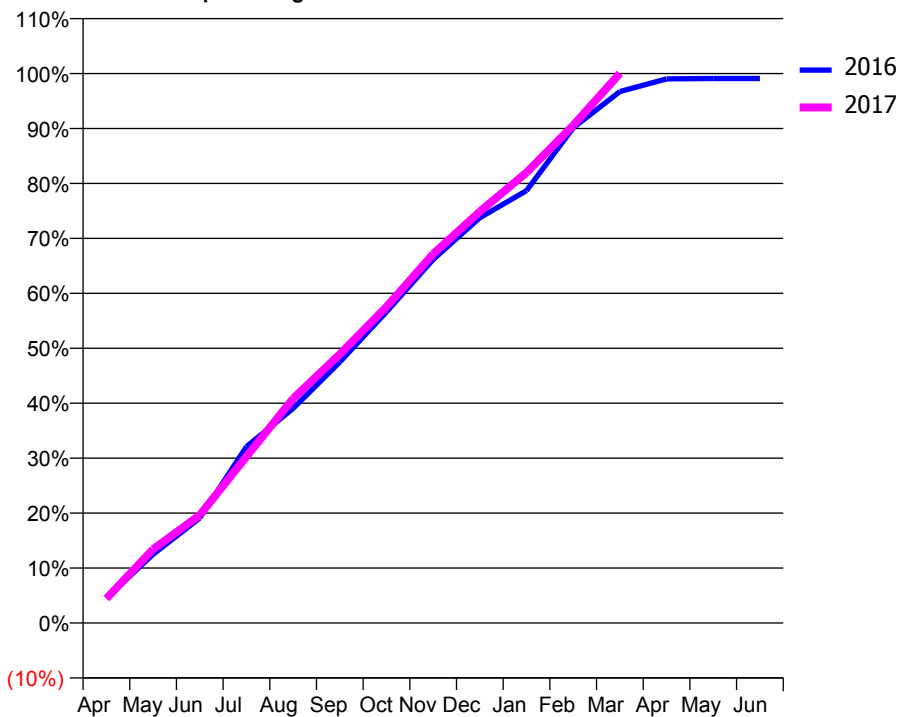
ACCESS*

Patients seen in 24 months	Total	Change since previous quarter
Quarter ending March 2016	6,285	
Quarter ending June 2016	6,167	↓
Quarter ending September 2016	6,283	→
Quarter ending December 2016	6,512	↑
Quarter ending March 2017	6,753	↑
Variance since March 2016	7.4%	↑



ACTIVITY

Cumulative percentage of contracted UDA delivered 2016 & 2017



Month	Adjusted Scheduled Activity (UDA)	
	2016	2017
April	848	832
May	2,340	2,512
June	3,576	3,674
July	6,005	5,670
August	7,308	7,646
September	8,888	9,155
October	10,595	10,770
November	12,381	12,567
December	13,805	14,013
January	14,722	15,342
February	16,865	16,945
March	18,099	18,719
April	18,530	
May	18,542	
June	18,542	

QUALITY

	Quantity	Base Number	Contract	AT	Region	England
% of FP17s for the same patient ID Re-attending within 3 months - Children	76	2,464	3.1%	11.2%	12.0%	12.3%
% of FP17s for the same patient ID Re-attending within 3 months - Adults	374	6,697	5.6%	14.9%	16.0%	16.7%
% of FP17s for the same patient ID Re-attending between 3 & 9 months - Children	1,434	2,464	58.2%	56.1%	58.8%	57.6%
% of FP17s for the same patient ID Re-attending between 3 & 9 months - Adults	3,648	6,697	54.5%	47.9%	51.2%	50.1%
% of FP17s for Band 1 Urgent Courses	584	8,997	6.5%	8.5%	8.0%	9.1%
% of FP17s Relating to Free Repair or Replacements	13	8,997	0.1%	0.7%	0.8%	0.8%
% of FP17s Relating to Continuations	0	8,997	0.0%	1.0%	1.2%	1.2%
% of Patients satisfied with the dentistry they have received	11	11	100.0%	92.7%	92.7%	92.8%
% of Patients satisfied with the time they had to wait for an appointment	11	11	100.0%	87.3%	89.1%	88.7%

* This is based on patients treated on this contract for their most recent course of treatment. Figures in italics indicate the base number of FP17s or Patient Questionnaire responses are less than 100. N/A is shown where the base number of responses is less than 10 during the period. % is calculated as Quantity/Base number*100

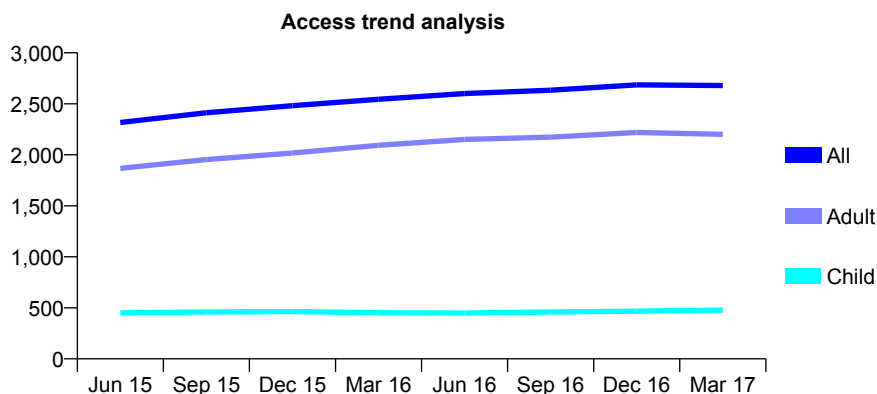
Q58 - Vital Signs At a Glance Contract Report for 177288/0001 - March 2017

Name or company name	Mr P Cranfield and Mr V Gehani
Contract type name	GDS Contract
Purpose of contract	General
Contract start date	01/12/2013
Contract end date	

16/17 Contracted general activity (UDA)	6,698
Carry forward general activity (UDA)	60
16/17 Contracted orthodontic activity (UOA)	0
Carry forward orthodontic activity (UOA)	0
Baseline contract value	£152,560.30

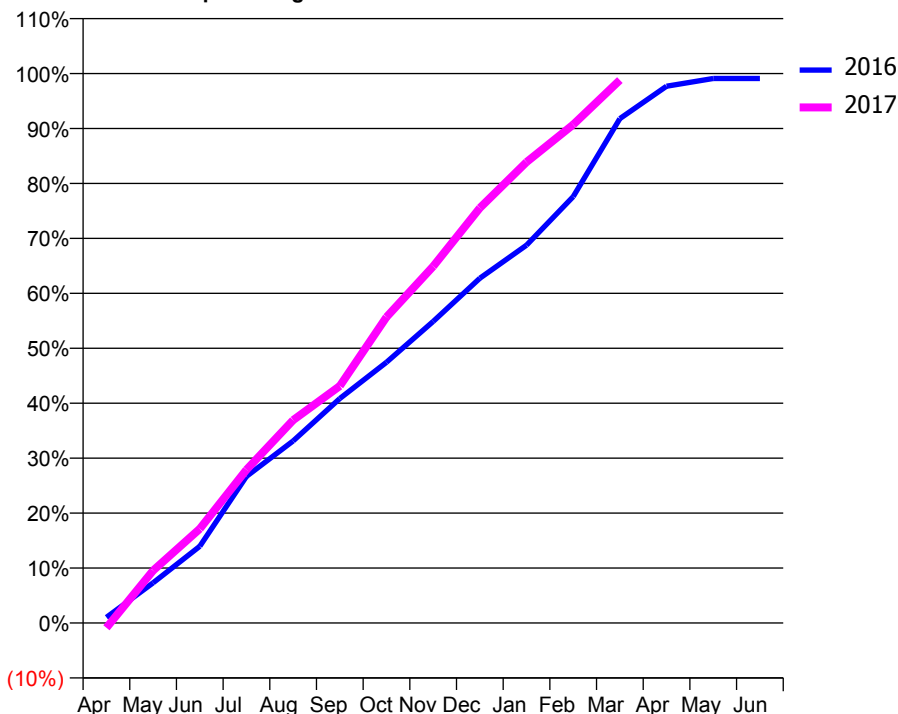
ACCESS*

Patients seen in 24 months	Total	Change since previous quarter
Quarter ending March 2016	2,544	
Quarter ending June 2016	2,600	↑
Quarter ending September 2016	2,633	→
Quarter ending December 2016	2,686	↑
Quarter ending March 2017	2,679	→
Variance since March 2016	5.3%	↑



ACTIVITY

Cumulative percentage of contracted UDA delivered 2016 & 2017



Month	Adjusted Scheduled Activity (UDA)	
	2016	2017
April	69	-60
May	490	640
June	936	1,148
July	1,786	1,868
August	2,220	2,474
September	2,737	2,889
October	3,179	3,730
November	3,675	4,347
December	4,202	5,058
January	4,605	5,617
February	5,198	6,075
March	6,148	6,618
April	6,544	
May	6,638	
June	6,638	

QUALITY

	Quantity	Base Number	Contract	AT	Region	England
% of FP17s for the same patient ID Re-attending within 3 months - Children	41	813	5.0%	11.2%	12.0%	12.3%
% of FP17s for the same patient ID Re-attending within 3 months - Adults	378	3,460	10.9%	14.9%	16.0%	16.7%
% of FP17s for the same patient ID Re-attending between 3 & 9 months - Children	563	813	69.2%	56.1%	58.8%	57.6%
% of FP17s for the same patient ID Re-attending between 3 & 9 months - Adults	2,326	3,460	67.2%	47.9%	51.2%	50.1%
% of FP17s for Band 1 Urgent Courses	213	3,947	5.4%	8.5%	8.0%	9.1%
% of FP17s Relating to Free Repair or Replacements	43	3,947	1.1%	0.7%	0.8%	0.8%
% of FP17s Relating to Continuations	18	3,947	0.5%	1.0%	1.2%	1.2%
% of Patients satisfied with the dentistry they have received	11	11	100.0%	92.7%	92.7%	92.8%
% of Patients satisfied with the time they had to wait for an appointment	10	11	90.9%	87.3%	89.1%	88.7%

* This is based on patients treated on this contract for their most recent course of treatment. Figures in italics indicate the base number of FP17s or Patient Questionnaire responses are less than 100. N/A is shown where the base number of responses is less than 10 during the period. % is calculated as Quantity/Base number*100

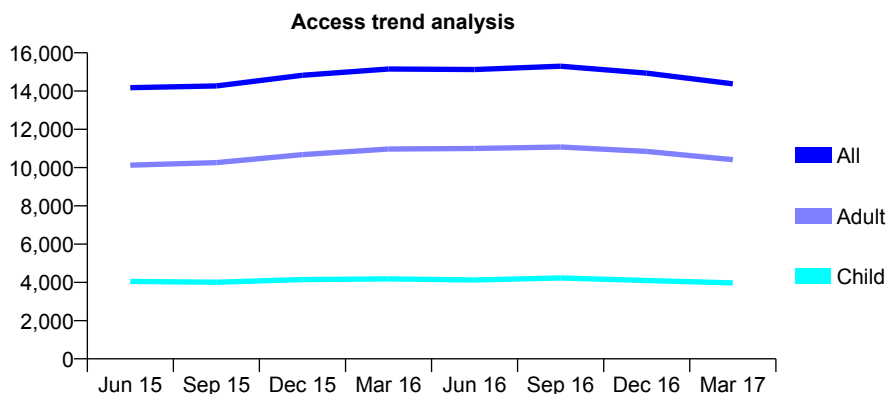
Q58 - Vital Signs At a Glance Contract Report for 178187/0001 - March 2017

Name or company name	Oradi Ltd.
Contract type name	PDS Contract
Purpose of contract	General and Orthodontic
Contract start date	01/04/2008
Contract end date	31/03/2026

16/17 Contracted general activity (UDA)	41,268
Carry forward general activity (UDA)	-825
16/17 Contracted orthodontic activity (UOA)	909
Carry forward orthodontic activity (UOA)	0
Baseline contract value	£1,129,338.52

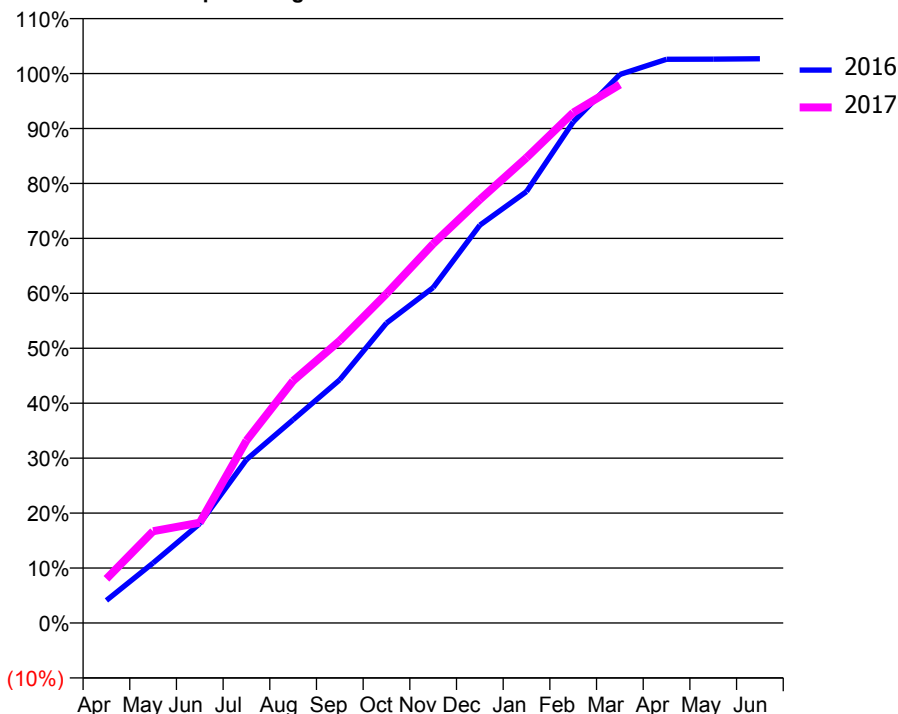
ACCESS*

Patients seen in 24 months	Total	Change since previous quarter
Quarter ending March 2016	15,154	
Quarter ending June 2016	15,122	→
Quarter ending September 2016	15,302	→
Quarter ending December 2016	14,937	↓
Quarter ending March 2017	14,381	↓
Variance since March 2016	(5.1%)	↓



ACTIVITY

Cumulative percentage of contracted UDA delivered 2016 & 2017



Month	Adjusted Scheduled Activity (UDA)	
	2016	2017
April	1,693	3,316
May	4,507	6,894
June	7,462	7,534
July	12,272	13,704
August	15,268	18,196
September	18,276	21,207
October	22,524	24,729
November	25,191	28,475
December	29,881	31,799
January	32,398	34,946
February	37,630	38,332
March	41,198	40,432
April	42,332	
May	42,342	
June	42,375	

QUALITY

	Quantity	Base Number	Contract	AT	Region	England
% of FP17s for the same patient ID Re-attending within 3 months - Children	562	6,834	8.2%	11.2%	12.0%	12.3%
% of FP17s for the same patient ID Re-attending within 3 months - Adults	1,403	14,524	9.7%	14.9%	16.0%	16.7%
% of FP17s for the same patient ID Re-attending between 3 & 9 months - Children	4,222	6,834	61.8%	56.1%	58.8%	57.6%
% of FP17s for the same patient ID Re-attending between 3 & 9 months - Adults	7,904	14,524	54.4%	47.9%	51.2%	50.1%
% of FP17s for Band 1 Urgent Courses	1,223	20,717	5.9%	8.5%	8.0%	9.1%
% of FP17s Relating to Free Repair or Replacements	63	20,717	0.3%	0.7%	0.8%	0.8%
% of FP17s Relating to Continuations	85	20,717	0.4%	1.0%	1.2%	1.2%
% of Patients satisfied with the dentistry they have received	32	35	91.4%	92.7%	92.7%	92.8%
% of Patients satisfied with the time they had to wait for an appointment	31	35	88.6%	87.3%	89.1%	88.7%

* This is based on patients treated on this contract for their most recent course of treatment. Figures in italics indicate the base number of FP17s or Patient Questionnaire responses are less than 100. N/A is shown where the base number of responses is less than 10 during the period. % is calculated as Quantity/Base number*100

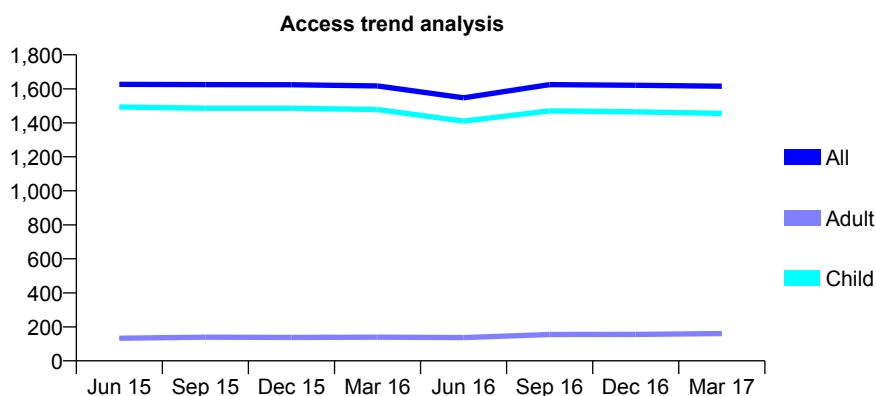
Q58 - Vital Signs At a Glance Contract Report for 178381/0001 - March 2017

Name or company name	The Dental Clinic Ltd
Contract type name	GDS Contract
Purpose of contract	General
Contract start date	07/04/2007
Contract end date	

16/17 Contracted general activity (UDA)	2,858
Carry forward general activity (UDA)	0
16/17 Contracted orthodontic activity (UOA)	0
Carry forward orthodontic activity (UOA)	0
Baseline contract value	£69,111.33

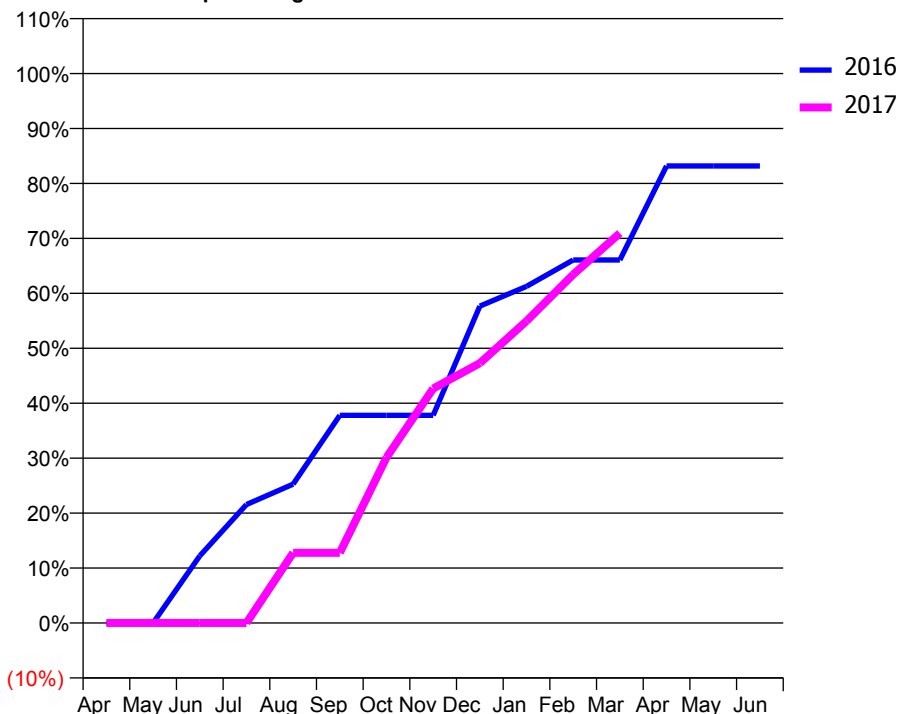
ACCESS*

Patients seen in 24 months	Total	Change since previous quarter
Quarter ending March 2016	1,617	
Quarter ending June 2016	1,547	↓
Quarter ending September 2016	1,625	↑
Quarter ending December 2016	1,621	→
Quarter ending March 2017	1,615	→
Variance since March 2016	(0.1%)	→



ACTIVITY

Cumulative percentage of contracted UDA delivered 2016 & 2017



Month	Adjusted Scheduled Activity (UDA)	
	2016	2017
April	0	0
May	0	0
June	349	0
July	616	0
August	722	365
September	1,080	365
October	1,080	861
November	1,080	1,219
December	1,648	1,352
January	1,751	1,571
February	1,888	1,813
March	1,888	2,028
April	2,377	
May	2,377	
June	2,377	

QUALITY

	Quantity	Base Number	Contract	AT	Region	England
% of FP17s for the same patient ID Re-attending within 3 months - Children	106	2,268	4.7%	11.2%	12.0%	12.3%
% of FP17s for the same patient ID Re-attending within 3 months - Adults	1	11	9.1%	14.9%	16.0%	16.7%
% of FP17s for the same patient ID Re-attending between 3 & 9 months - Children	1,321	2,268	58.2%	56.1%	58.8%	57.6%
% of FP17s for the same patient ID Re-attending between 3 & 9 months - Adults	3	11	27.3%	47.9%	51.2%	50.1%
% of FP17s for Band 1 Urgent Courses	4	1,890	0.2%	8.5%	8.0%	9.1%
% of FP17s Relating to Free Repair or Replacements	0	1,890	0.0%	0.7%	0.8%	0.8%
% of FP17s Relating to Continuations	33	1,890	1.7%	1.0%	1.2%	1.2%
% of Patients satisfied with the dentistry they have received	0	0	N/A	92.7%	92.7%	92.8%
% of Patients satisfied with the time they had to wait for an appointment	0	0	N/A	87.3%	89.1%	88.7%

* This is based on patients treated on this contract for their most recent course of treatment. Figures in italics indicate the base number of FP17s or Patient Questionnaire responses are less than 100. N/A is shown where the base number of responses is less than 10 during the period. % is calculated as Quantity/Base number*100

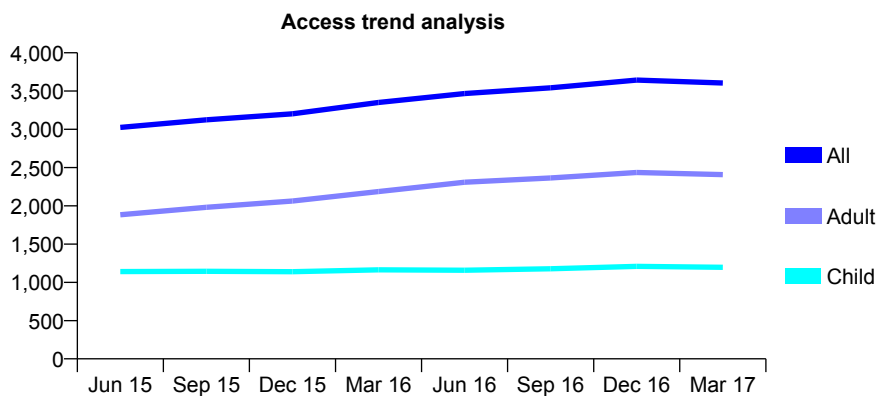
Q58 - Vital Signs At a Glance Contract Report for 180386/0001 - March 2017

Name or company name	Hoddesdon Dental Surgery Limited
Contract type name	GDS Contract
Purpose of contract	General
Contract start date	01/04/2007
Contract end date	

16/17 Contracted general activity (UDA)	6,370
Carry forward general activity (UDA)	-28
16/17 Contracted orthodontic activity (UOA)	0
Carry forward orthodontic activity (UOA)	0
Baseline contract value	£157,500.94

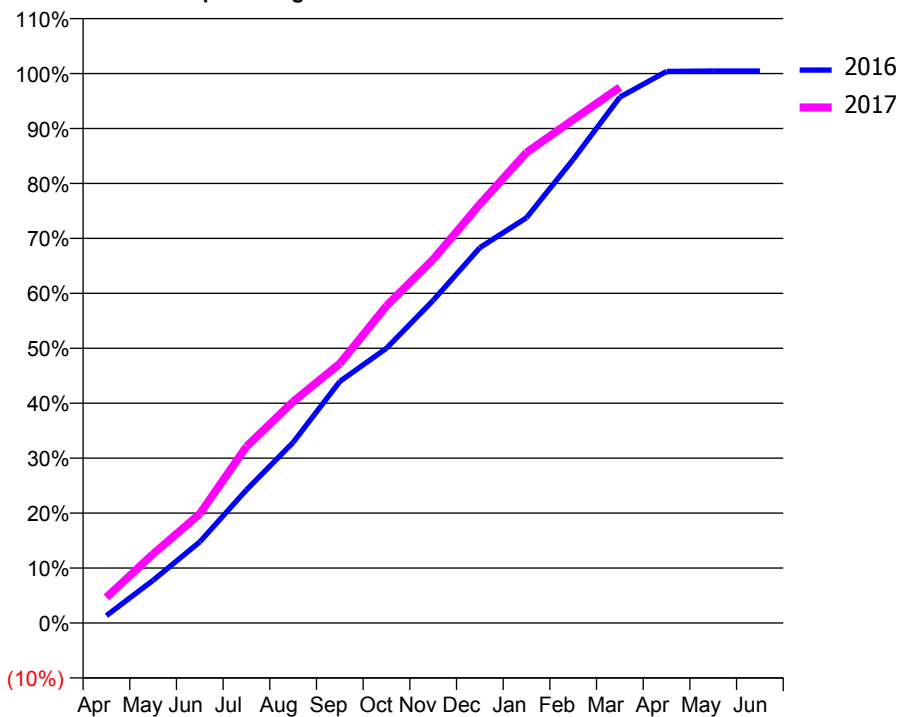
ACCESS*

Patients seen in 24 months	Total	Change since previous quarter
Quarter ending March 2016	3,350	
Quarter ending June 2016	3,468	↑
Quarter ending September 2016	3,542	↑
Quarter ending December 2016	3,643	↑
Quarter ending March 2017	3,605	↓
Variance since March 2016	7.6%	↑



ACTIVITY

Cumulative percentage of contracted UDA delivered 2016 & 2017



Month	Adjusted Scheduled Activity (UDA)	
	2016	2017
April	86	297
May	496	801
June	941	1,266
July	1,544	2,047
August	2,094	2,567
September	2,800	3,007
October	3,185	3,676
November	3,741	4,215
December	4,351	4,854
January	4,699	5,454
February	5,375	5,834
March	6,096	6,210
April	6,395	
May	6,399	
June	6,399	

QUALITY

	Quantity	Base Number	Contract	AT	Region	England
% of FP17s for the same patient ID Re-attending within 3 months - Children	151	1,677	9.0%	11.2%	12.0%	12.3%
% of FP17s for the same patient ID Re-attending within 3 months - Adults	491	2,863	17.1%	14.9%	16.0%	16.7%
% of FP17s for the same patient ID Re-attending between 3 & 9 months - Children	800	1,677	47.7%	56.1%	58.8%	57.6%
% of FP17s for the same patient ID Re-attending between 3 & 9 months - Adults	1,171	2,863	40.9%	47.9%	51.2%	50.1%
% of FP17s for Band 1 Urgent Courses	345	3,429	10.1%	8.5%	8.0%	9.1%
% of FP17s Relating to Free Repair or Replacements	57	3,429	1.7%	0.7%	0.8%	0.8%
% of FP17s Relating to Continuations	19	3,429	0.6%	1.0%	1.2%	1.2%
% of Patients satisfied with the dentistry they have received	7	7	N/A	92.7%	92.7%	92.8%
% of Patients satisfied with the time they had to wait for an appointment	6	7	N/A	87.3%	89.1%	88.7%

* This is based on patients treated on this contract for their most recent course of treatment. Figures in italics indicate the base number of FP17s or Patient Questionnaire responses are less than 100. N/A is shown where the base number of responses is less than 10 during the period. % is calculated as Quantity/Base number*100

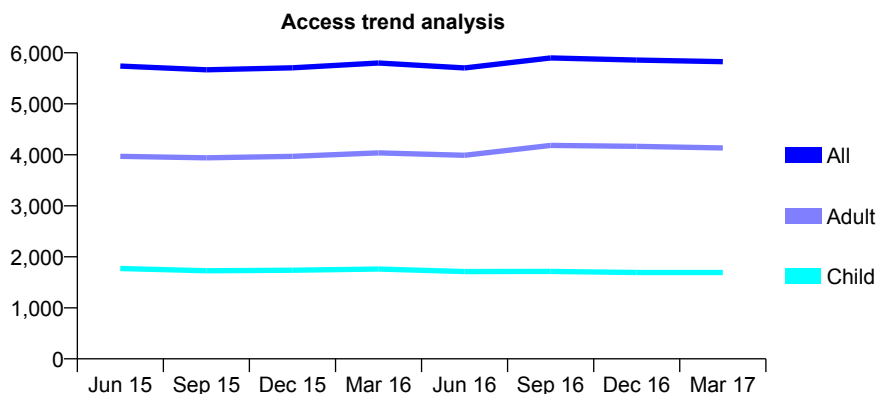
Q58 - Vital Signs At a Glance Contract Report for 181153/0001 - March 2017

Name or company name	Katherine Place Dental Practice
Contract type name	GDS Contract
Purpose of contract	General
Contract start date	01/07/2007
Contract end date	

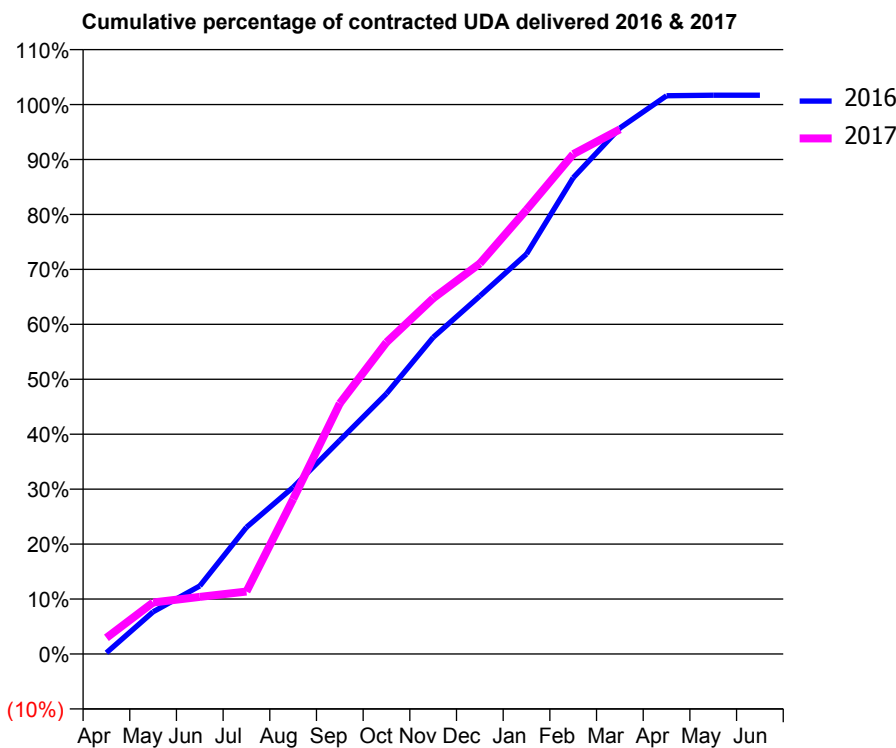
16/17 Contracted general activity (UDA)	13,580
Carry forward general activity (UDA)	0
16/17 Contracted orthodontic activity (UOA)	0
Carry forward orthodontic activity (UOA)	0
Baseline contract value	£350,487.99

ACCESS*

Patients seen in 24 months	Total	Change since previous quarter
Quarter ending March 2016	5,800	
Quarter ending June 2016	5,702	↓
Quarter ending September 2016	5,899	↑
Quarter ending December 2016	5,858	→
Quarter ending March 2017	5,827	→
Variance since March 2016	0.5%	→



ACTIVITY



Month	Adjusted Scheduled Activity (UDA)	
	2016	2017
April	32	402
May	1,042	1,274
June	1,681	1,413
July	3,133	1,543
August	4,120	3,828
September	5,282	6,195
October	6,436	7,703
November	7,825	8,789
December	8,846	9,651
January	9,883	10,979
February	11,771	12,352
March	13,000	12,965
April	13,798	
May	13,809	
June	13,810	

QUALITY

	Quantity	Base Number	Contract	AT	Region	England
% of FP17s for the same patient ID Re-attending within 3 months - Children	127	2,190	5.8%	11.2%	12.0%	12.3%
% of FP17s for the same patient ID Re-attending within 3 months - Adults	746	5,213	14.3%	14.9%	16.0%	16.7%
% of FP17s for the same patient ID Re-attending between 3 & 9 months - Children	1,203	2,190	54.9%	56.1%	58.8%	57.6%
% of FP17s for the same patient ID Re-attending between 3 & 9 months - Adults	2,583	5,213	49.5%	47.9%	51.2%	50.1%
% of FP17s for Band 1 Urgent Courses	695	6,954	10.0%	8.5%	8.0%	9.1%
% of FP17s Relating to Free Repair or Replacements	69	6,954	1.0%	0.7%	0.8%	0.8%
% of FP17s Relating to Continuations	64	6,954	0.9%	1.0%	1.2%	1.2%
% of Patients satisfied with the dentistry they have received	8	9	N/A	92.7%	92.7%	92.8%
% of Patients satisfied with the time they had to wait for an appointment	8	9	N/A	87.3%	89.1%	88.7%

* This is based on patients treated on this contract for their most recent course of treatment. Figures in italics indicate the base number of FP17s or Patient Questionnaire responses are less than 100. N/A is shown where the base number of responses is less than 10 during the period. % is calculated as Quantity/Base number*100

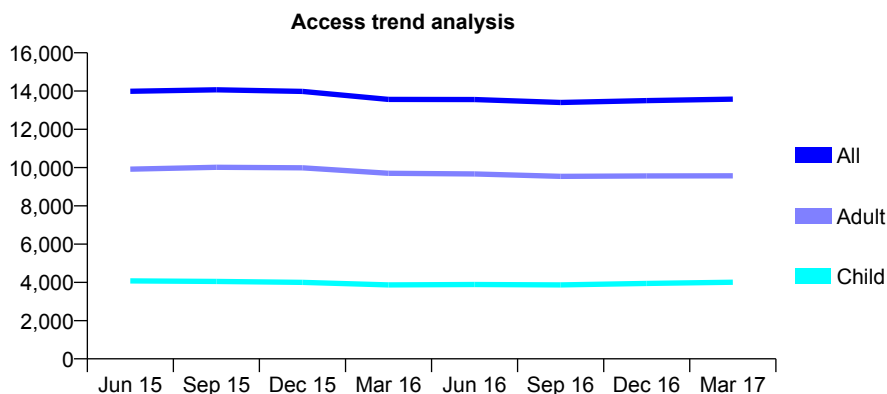
Q58 - Vital Signs At a Glance Contract Report for 182877/0001 - March 2017

Name or company name	Smileright Limited
Contract type name	GDS Contract
Purpose of contract	General
Contract start date	01/04/2011
Contract end date	

16/17 Contracted general activity (UDA)	35,830
Carry forward general activity (UDA)	258
16/17 Contracted orthodontic activity (UOA)	0
Carry forward orthodontic activity (UOA)	0
Baseline contract value	£979,278.72

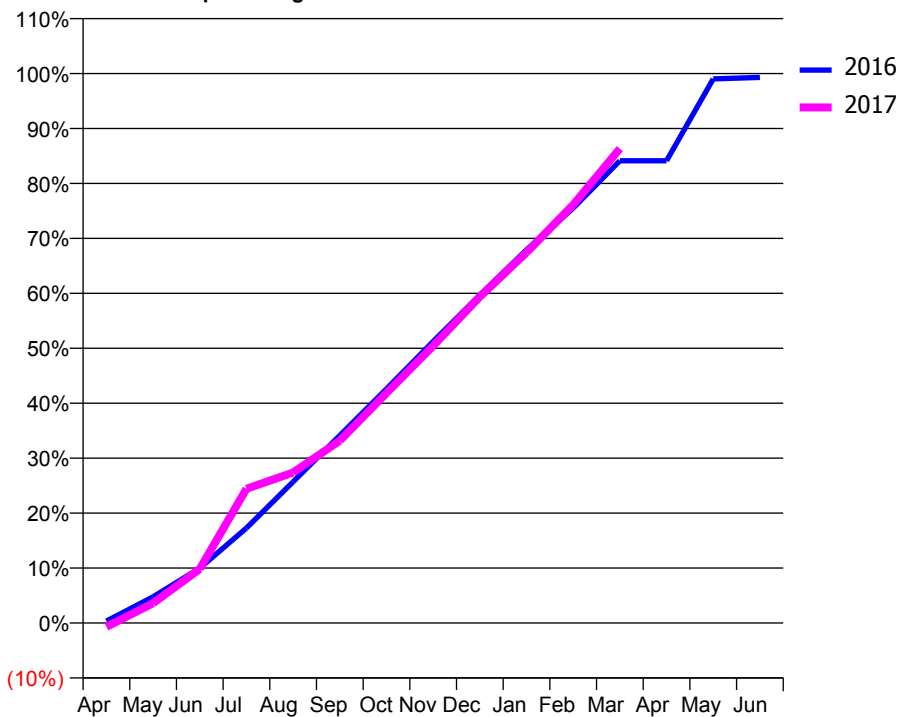
ACCESS*

Patients seen in 24 months	Total	Change since previous quarter
Quarter ending March 2016	13,563	
Quarter ending June 2016	13,556	→
Quarter ending September 2016	13,406	↓
Quarter ending December 2016	13,502	→
Quarter ending March 2017	13,576	→
Variance since March 2016	0.1%	→



ACTIVITY

Cumulative percentage of contracted UDA delivered 2016 & 2017



Month	Adjusted Scheduled Activity (UDA)	
	2016	2017
April	123	-258
May	1,709	1,293
June	3,576	3,527
July	6,192	8,755
August	9,213	9,815
September	12,232	11,893
October	15,264	14,995
November	18,358	18,075
December	21,383	21,268
January	24,329	24,158
February	27,057	27,272
March	30,140	30,932
April	30,140	
May	35,479	
June	35,571	

QUALITY

	Quantity	Base Number	Contract	AT	Region	England
% of FP17s for the same patient ID Re-attending within 3 months - Children	356	5,807	6.1%	11.2%	12.0%	12.3%
% of FP17s for the same patient ID Re-attending within 3 months - Adults	1,134	11,765	9.6%	14.9%	16.0%	16.7%
% of FP17s for the same patient ID Re-attending between 3 & 9 months - Children	2,825	5,807	48.6%	56.1%	58.8%	57.6%
% of FP17s for the same patient ID Re-attending between 3 & 9 months - Adults	5,477	11,765	46.6%	47.9%	51.2%	50.1%
% of FP17s for Band 1 Urgent Courses	892	15,115	5.9%	8.5%	8.0%	9.1%
% of FP17s Relating to Free Repair or Replacements	98	15,115	0.6%	0.7%	0.8%	0.8%
% of FP17s Relating to Continuations	100	15,115	0.7%	1.0%	1.2%	1.2%
% of Patients satisfied with the dentistry they have received	14	14	100.0%	92.7%	92.7%	92.8%
% of Patients satisfied with the time they had to wait for an appointment	12	14	85.7%	87.3%	89.1%	88.7%

* This is based on patients treated on this contract for their most recent course of treatment. Figures in italics indicate the base number of FP17s or Patient Questionnaire responses are less than 100. N/A is shown where the base number of responses is less than 10 during the period. % is calculated as Quantity/Base number*100

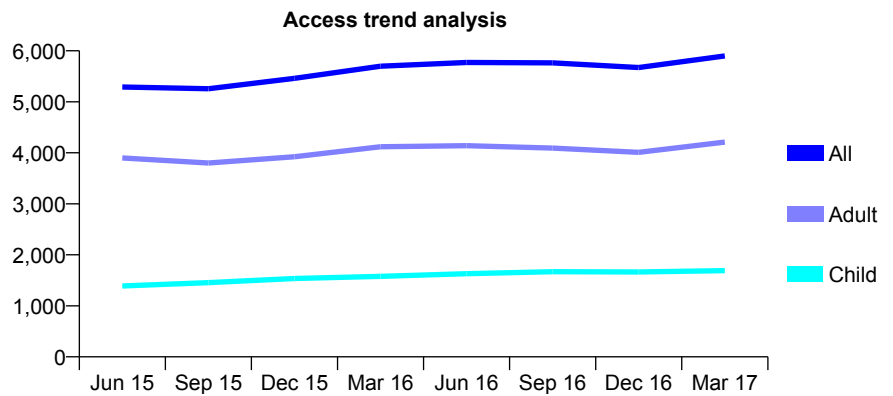
Q58 - Vital Signs At a Glance Contract Report for 183598/0001 - March 2017

Name or company name	Birchwood Dental Practice
Contract type name	GDS Contract
Purpose of contract	General
Contract start date	01/04/2010
Contract end date	

16/17 Contracted general activity (UDA)	11,894
Carry forward general activity (UDA)	-176
16/17 Contracted orthodontic activity (UOA)	0
Carry forward orthodontic activity (UOA)	0
Baseline contract value	£280,316.52

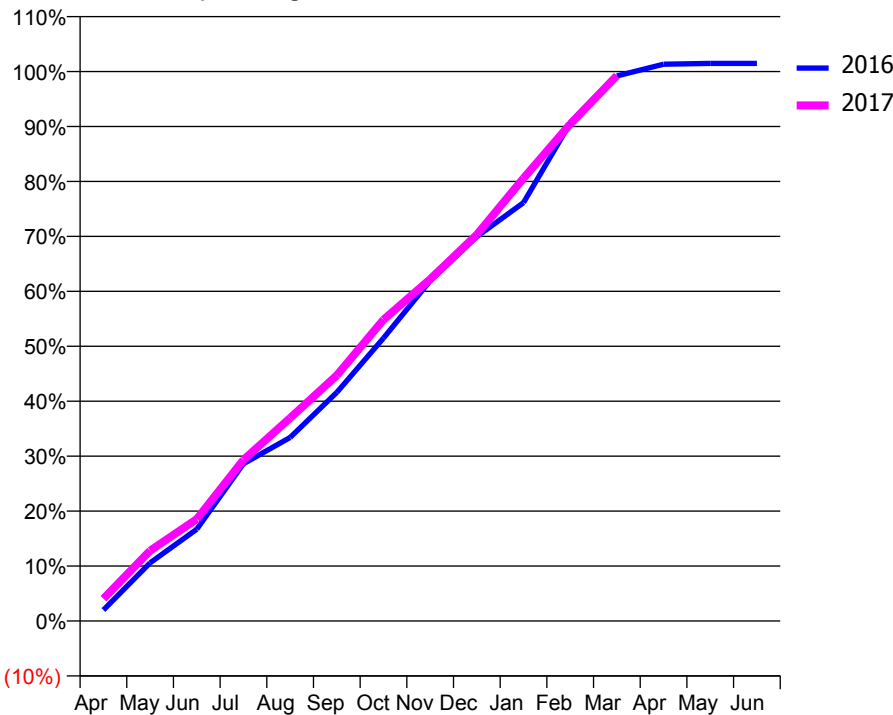
ACCESS*

Patients seen in 24 months	Total	Change since previous quarter
Quarter ending March 2016	5,698	
Quarter ending June 2016	5,770	→
Quarter ending September 2016	5,763	→
Quarter ending December 2016	5,673	↓
Quarter ending March 2017	5,899	↑
Variance since March 2016	3.5%	↑



ACTIVITY

Cumulative percentage of contracted UDA delivered 2016 & 2017



Month	Adjusted Scheduled Activity (UDA)	
	2016	2017
April	238	483
May	1,260	1,523
June	1,988	2,206
July	3,404	3,488
August	3,972	4,395
September	4,948	5,318
October	6,122	6,523
November	7,363	7,400
December	8,321	8,362
January	9,057	9,585
February	10,776	10,757
March	11,799	11,803
April	12,052	
May	12,070	
June	12,070	

QUALITY

	Quantity	Base Number	Contract	AT	Region	England
% of FP17s for the same patient ID Re-attending within 3 months - Children	134	2,055	6.5%	11.2%	12.0%	12.3%
% of FP17s for the same patient ID Re-attending within 3 months - Adults	479	4,034	11.9%	14.9%	16.0%	16.7%
% of FP17s for the same patient ID Re-attending between 3 & 9 months - Children	954	2,055	46.4%	56.1%	58.8%	57.6%
% of FP17s for the same patient ID Re-attending between 3 & 9 months - Adults	1,310	4,034	32.5%	47.9%	51.2%	50.1%
% of FP17s for Band 1 Urgent Courses	298	5,132	5.8%	8.5%	8.0%	9.1%
% of FP17s Relating to Free Repair or Replacements	53	5,132	1.0%	0.7%	0.8%	0.8%
% of FP17s Relating to Continuations	58	5,132	1.1%	1.0%	1.2%	1.2%
% of Patients satisfied with the dentistry they have received	8	10	80.0%	92.7%	92.7%	92.8%
% of Patients satisfied with the time they had to wait for an appointment	10	10	100.0%	87.3%	89.1%	88.7%

* This is based on patients treated on this contract for their most recent course of treatment. Figures in italics indicate the base number of FP17s or Patient Questionnaire responses are less than 100. N/A is shown where the base number of responses is less than 10 during the period. % is calculated as Quantity/Base number*100

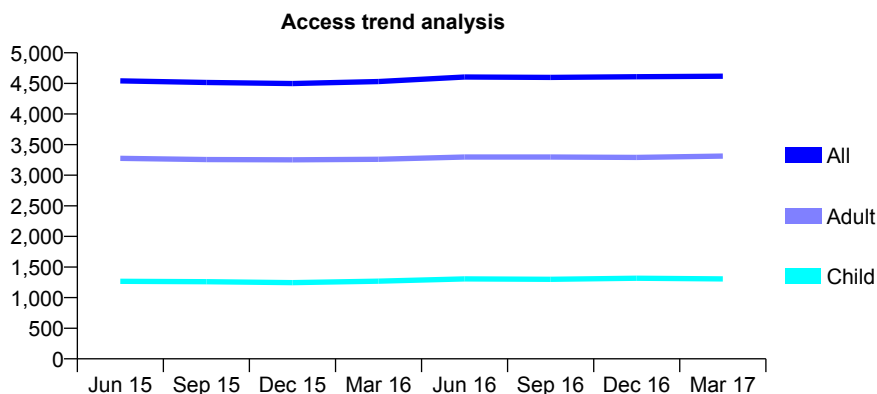
Q58 - Vital Signs At a Glance Contract Report for 186376/0001 - March 2017

Name or company name	Saxby and Doherty
Contract type name	GDS Contract
Purpose of contract	General
Contract start date	03/09/2012
Contract end date	

16/17 Contracted general activity (UDA)	14,757
Carry forward general activity (UDA)	80
16/17 Contracted orthodontic activity (UOA)	0
Carry forward orthodontic activity (UOA)	0
Baseline contract value	£299,648.93

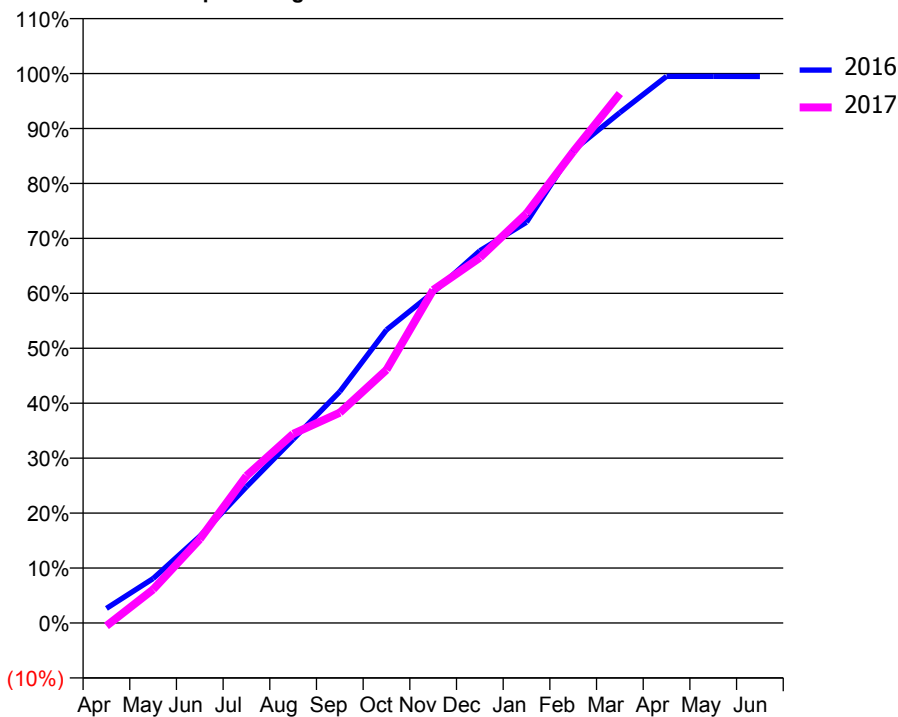
ACCESS*

Patients seen in 24 months	Total	Change since previous quarter
Quarter ending March 2016	4,531	
Quarter ending June 2016	4,605	→
Quarter ending September 2016	4,597	→
Quarter ending December 2016	4,608	→
Quarter ending March 2017	4,618	→
Variance since March 2016	1.9%	→



ACTIVITY

Cumulative percentage of contracted UDA delivered 2016 & 2017



Month	Adjusted Scheduled Activity (UDA)	
	2016	2017
April	393	-80
May	1,194	902
June	2,331	2,252
July	3,660	3,953
August	4,933	5,080
September	6,213	5,648
October	7,872	6,798
November	8,880	8,943
December	9,995	9,810
January	10,764	10,998
February	12,694	12,656
March	13,708	14,218
April	14,682	
May	14,679	
June	14,677	

QUALITY

	Quantity	Base Number	Contract	AT	Region	England
% of FP17s for the same patient ID Re-attending within 3 months - Children	206	2,571	8.0%	11.2%	12.0%	12.3%
% of FP17s for the same patient ID Re-attending within 3 months - Adults	906	6,275	14.4%	14.9%	16.0%	16.7%
% of FP17s for the same patient ID Re-attending between 3 & 9 months - Children	1,864	2,571	72.5%	56.1%	58.8%	57.6%
% of FP17s for the same patient ID Re-attending between 3 & 9 months - Adults	4,419	6,275	70.4%	47.9%	51.2%	50.1%
% of FP17s for Band 1 Urgent Courses	405	8,252	4.9%	8.5%	8.0%	9.1%
% of FP17s Relating to Free Repair or Replacements	103	8,252	1.2%	0.7%	0.8%	0.8%
% of FP17s Relating to Continuations	91	8,252	1.1%	1.0%	1.2%	1.2%
% of Patients satisfied with the dentistry they have received	9	9	N/A	92.7%	92.7%	92.8%
% of Patients satisfied with the time they had to wait for an appointment	9	9	N/A	87.3%	89.1%	88.7%

* This is based on patients treated on this contract for their most recent course of treatment. Figures in italics indicate the base number of FP17s or Patient Questionnaire responses are less than 100. N/A is shown where the base number of responses is less than 10 during the period. % is calculated as Quantity/Base number*100

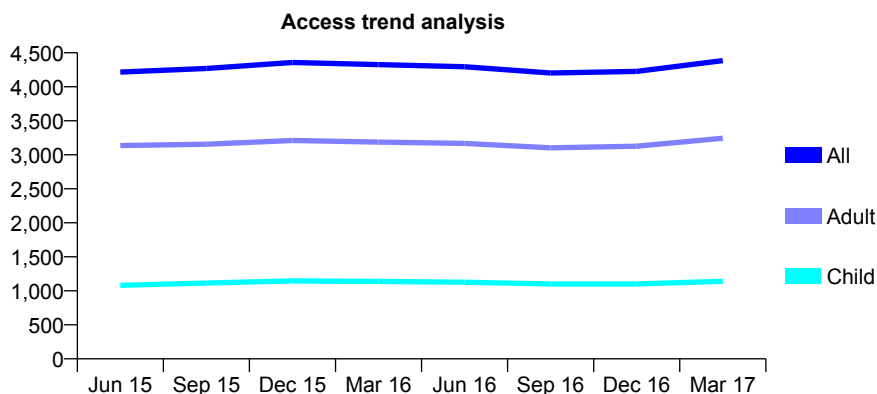
Q58 - Vital Signs At a Glance Contract Report for 186430/0001 - March 2017

Name or company name	Cherry Tree Dental Care
Contract type name	GDS Contract
Purpose of contract	General
Contract start date	01/04/2010
Contract end date	

16/17 Contracted general activity (UDA)	14,000
Carry forward general activity (UDA)	532
16/17 Contracted orthodontic activity (UOA)	0
Carry forward orthodontic activity (UOA)	0
Baseline contract value	£461,805.33

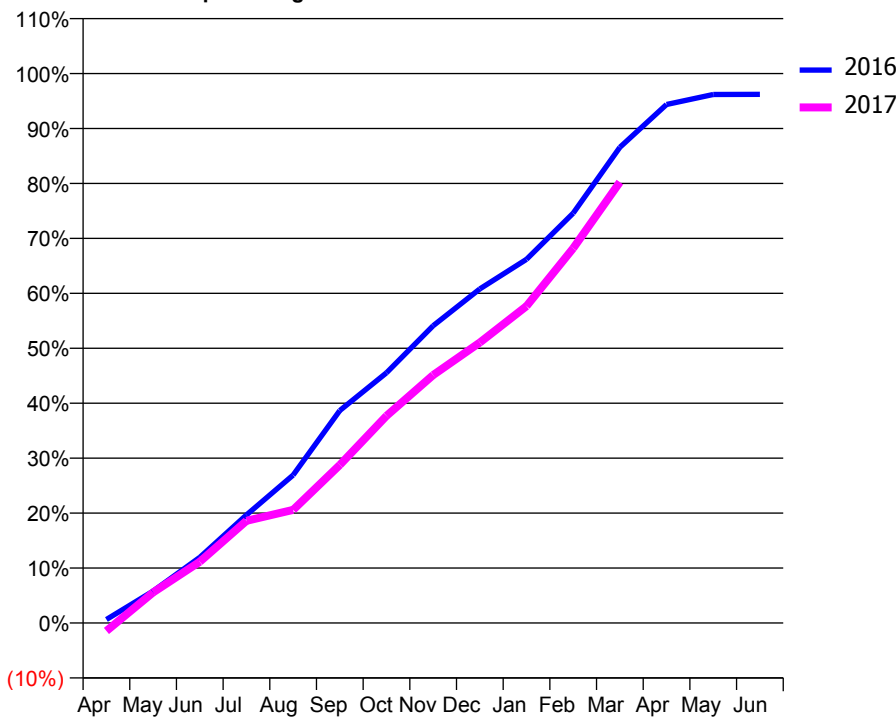
ACCESS*

Patients seen in 24 months	Total	Change since previous quarter
Quarter ending March 2016	4,327	
Quarter ending June 2016	4,295	→
Quarter ending September 2016	4,203	↓
Quarter ending December 2016	4,227	→
Quarter ending March 2017	4,385	↑
Variance since March 2016	1.3%	→



ACTIVITY

Cumulative percentage of contracted UDA delivered 2016 & 2017



Month	Adjusted Scheduled Activity (UDA)	
	2016	2017
April	90	-206
May	813	778
June	1,673	1,562
July	2,755	2,603
August	3,769	2,883
September	5,414	4,028
October	6,376	5,276
November	7,576	6,316
December	8,512	7,145
January	9,267	8,074
February	10,441	9,547
March	12,121	11,233
April	13,212	
May	13,464	
June	13,467	

QUALITY

	Quantity	Base Number	Contract	AT	Region	England
% of FP17s for the same patient ID Re-attending within 3 months - Children	106	1,201	8.8%	11.2%	12.0%	12.3%
% of FP17s for the same patient ID Re-attending within 3 months - Adults	538	3,394	15.9%	14.9%	16.0%	16.7%
% of FP17s for the same patient ID Re-attending between 3 & 9 months - Children	421	1,201	35.1%	56.1%	58.8%	57.6%
% of FP17s for the same patient ID Re-attending between 3 & 9 months - Adults	1,104	3,394	32.5%	47.9%	51.2%	50.1%
% of FP17s for Band 1 Urgent Courses	572	4,310	13.3%	8.5%	8.0%	9.1%
% of FP17s Relating to Free Repair or Replacements	19	4,310	0.4%	0.7%	0.8%	0.8%
% of FP17s Relating to Continuations	81	4,310	1.9%	1.0%	1.2%	1.2%
% of Patients satisfied with the dentistry they have received	6	6	N/A	92.7%	92.7%	92.8%
% of Patients satisfied with the time they had to wait for an appointment	6	6	N/A	87.3%	89.1%	88.7%

* This is based on patients treated on this contract for their most recent course of treatment. Figures in italics indicate the base number of FP17s or Patient Questionnaire responses are less than 100. N/A is shown where the base number of responses is less than 10 during the period. % is calculated as Quantity/Base number*100

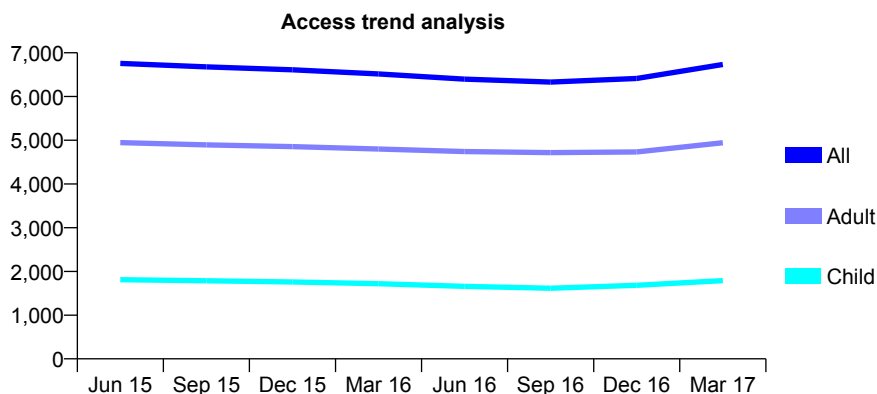
Q58 - Vital Signs At a Glance Contract Report for 186546/0001 - March 2017

Name or company name	The Partners of St Andrews Dental Practice
Contract type name	GDS Contract
Purpose of contract	General
Contract start date	01/07/2012
Contract end date	

16/17 Contracted general activity (UDA)	18,367
Carry forward general activity (UDA)	0
16/17 Contracted orthodontic activity (UOA)	0
Carry forward orthodontic activity (UOA)	0
Baseline contract value	£434,647.78

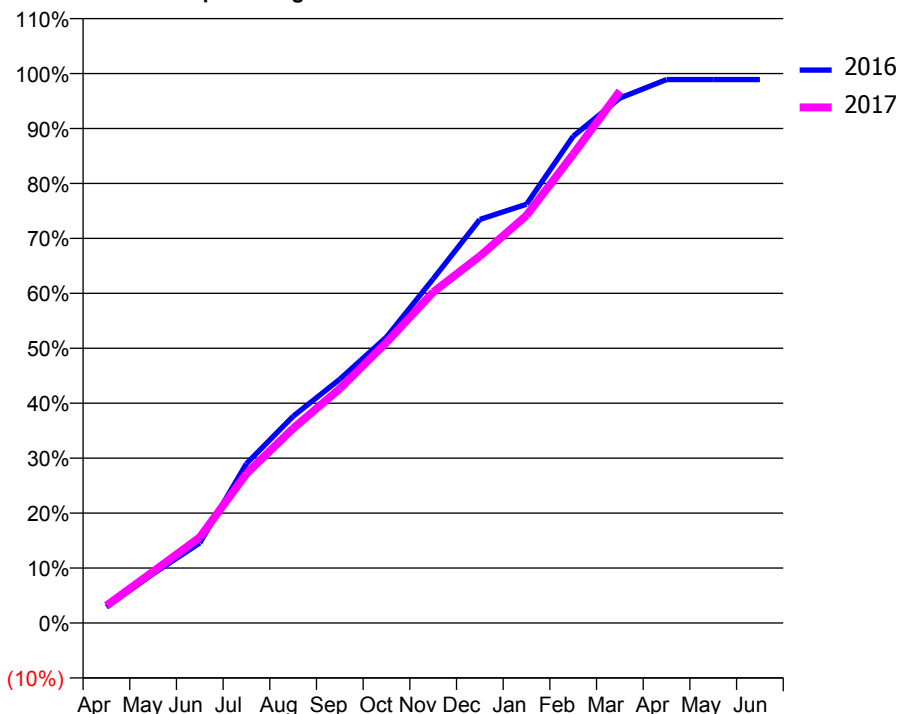
ACCESS*

Patients seen in 24 months	Total	Change since previous quarter
Quarter ending March 2016	6,517	
Quarter ending June 2016	6,398	↓
Quarter ending September 2016	6,330	↓
Quarter ending December 2016	6,414	→
Quarter ending March 2017	6,734	↑
Variance since March 2016	3.3%	↑



ACTIVITY

Cumulative percentage of contracted UDA delivered 2016 & 2017



Month	Adjusted Scheduled Activity (UDA)	
	2016	2017
April	534	580
May	1,649	1,718
June	2,675	2,866
July	5,330	4,995
August	6,909	6,504
September	8,150	7,835
October	9,559	9,381
November	11,500	11,059
December	13,488	12,262
January	13,995	13,622
February	16,272	15,669
March	17,547	17,780
April	18,163	
May	18,164	
June	18,167	

QUALITY

	Quantity	Base Number	Contract	AT	Region	England
% of FP17s for the same patient ID Re-attending within 3 months - Children	173	2,842	6.1%	11.2%	12.0%	12.3%
% of FP17s for the same patient ID Re-attending within 3 months - Adults	878	6,844	12.8%	14.9%	16.0%	16.7%
% of FP17s for the same patient ID Re-attending between 3 & 9 months - Children	1,750	2,842	61.6%	56.1%	58.8%	57.6%
% of FP17s for the same patient ID Re-attending between 3 & 9 months - Adults	3,715	6,844	54.3%	47.9%	51.2%	50.1%
% of FP17s for Band 1 Urgent Courses	637	9,348	6.8%	8.5%	8.0%	9.1%
% of FP17s Relating to Free Repair or Replacements	49	9,348	0.5%	0.7%	0.8%	0.8%
% of FP17s Relating to Continuations	59	9,348	0.6%	1.0%	1.2%	1.2%
% of Patients satisfied with the dentistry they have received	9	10	90.0%	92.7%	92.7%	92.8%
% of Patients satisfied with the time they had to wait for an appointment	10	10	100.0%	87.3%	89.1%	88.7%

* This is based on patients treated on this contract for their most recent course of treatment. Figures in italics indicate the base number of FP17s or Patient Questionnaire responses are less than 100. N/A is shown where the base number of responses is less than 10 during the period. % is calculated as Quantity/Base number*100

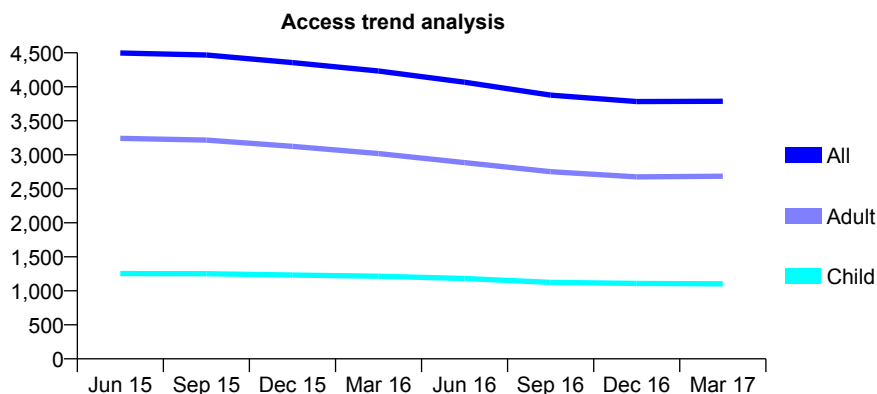
Q58 - Vital Signs At a Glance Contract Report for 187402/0001 - March 2017

Name or company name	Moopen Dental Care
Contract type name	GDS Contract
Purpose of contract	General
Contract start date	01/10/2011
Contract end date	

16/17 Contracted general activity (UDA)	10,324
Carry forward general activity (UDA)	0
16/17 Contracted orthodontic activity (UOA)	0
Carry forward orthodontic activity (UOA)	0
Baseline contract value	£269,353.16

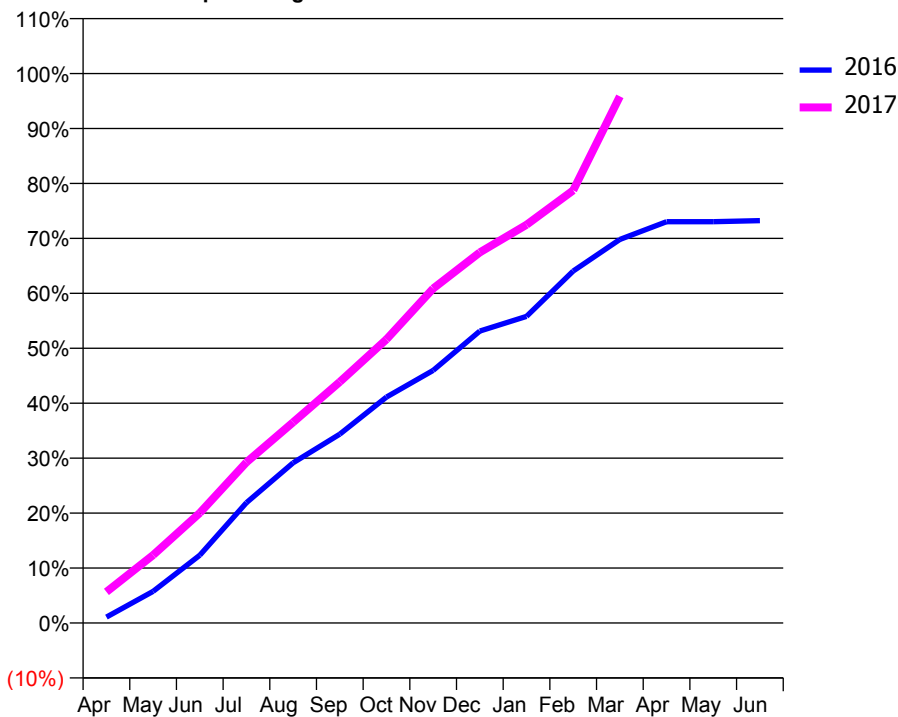
ACCESS*

Patients seen in 24 months	Total	Change since previous quarter
Quarter ending March 2016	4,233	
Quarter ending June 2016	4,067	↓
Quarter ending September 2016	3,877	↓
Quarter ending December 2016	3,784	↓
Quarter ending March 2017	3,787	→
Variance since March 2016	(10.5%)	↓



ACTIVITY

Cumulative percentage of contracted UDA delivered 2016 & 2017



Adjusted Scheduled Activity (UDA)

Month	2016	2017
April	155	585
May	825	1,276
June	1,767	2,067
July	3,135	3,021
August	4,178	3,772
September	4,923	4,532
October	5,889	5,329
November	6,586	6,286
December	7,611	6,965
January	7,994	7,481
February	9,176	8,128
March	9,998	9,894
April	10,462	
May	10,462	
June	10,487	

QUALITY

	Quantity	Base Number	Contract	AT	Region	England
% of FP17s for the same patient ID Re-attending within 3 months - Children	102	1,420	7.2%	11.2%	12.0%	12.3%
% of FP17s for the same patient ID Re-attending within 3 months - Adults	528	3,364	15.7%	14.9%	16.0%	16.7%
% of FP17s for the same patient ID Re-attending between 3 & 9 months - Children	671	1,420	47.3%	56.1%	58.8%	57.6%
% of FP17s for the same patient ID Re-attending between 3 & 9 months - Adults	1,502	3,364	44.6%	47.9%	51.2%	50.1%
% of FP17s for Band 1 Urgent Courses	482	4,566	10.6%	8.5%	8.0%	9.1%
% of FP17s Relating to Free Repair or Replacements	10	4,566	0.2%	0.7%	0.8%	0.8%
% of FP17s Relating to Continuations	46	4,566	1.0%	1.0%	1.2%	1.2%
% of Patients satisfied with the dentistry they have received	3	4	N/A	92.7%	92.7%	92.8%
% of Patients satisfied with the time they had to wait for an appointment	3	4	N/A	87.3%	89.1%	88.7%

* This is based on patients treated on this contract for their most recent course of treatment. Figures in italics indicate the base number of FP17s or Patient Questionnaire responses are less than 100. N/A is shown where the base number of responses is less than 10 during the period. % is calculated as Quantity/Base number*100

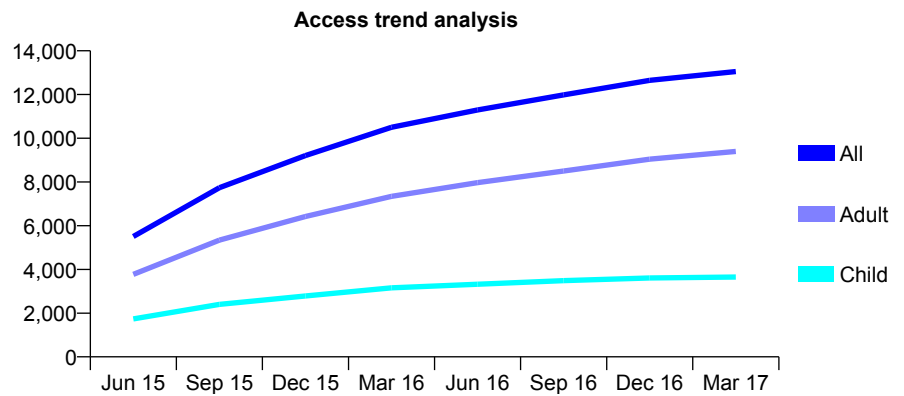
Q58 - Vital Signs At a Glance Contract Report for 187402/0003 - March 2017

Name or company name	Moopen Dental Care
Contract type name	GDS Contract
Purpose of contract	General and Orthodontic
Contract start date	01/02/2015
Contract end date	

16/17 Contracted general activity (UDA)	44,871
Carry forward general activity (UDA)	0
16/17 Contracted orthodontic activity (UOA)	2,926
Carry forward orthodontic activity (UOA)	0
Baseline contract value	£1,398,573.89

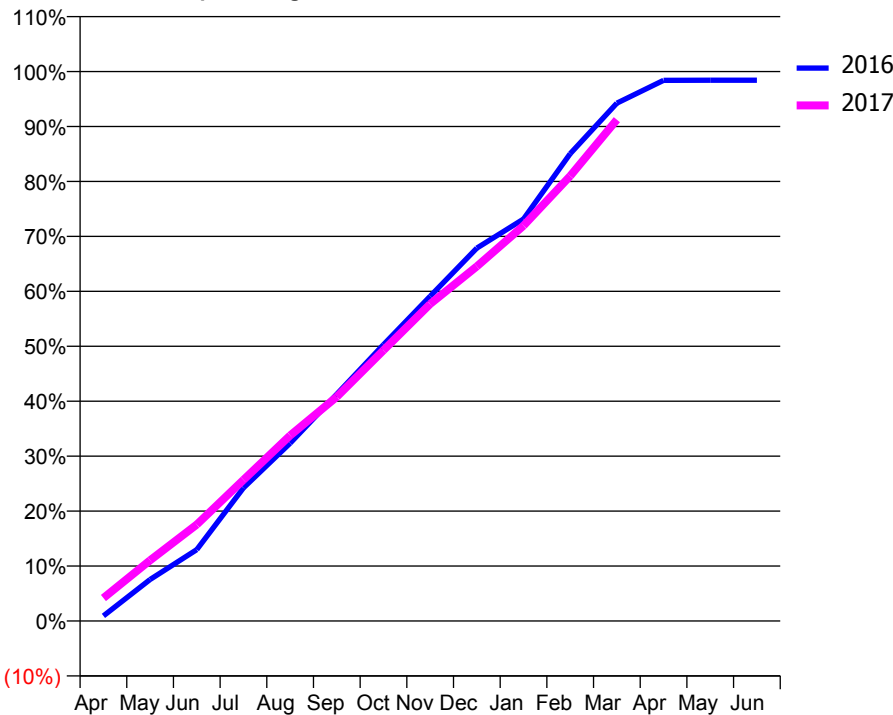
ACCESS*

Patients seen in 24 months	Total	Change since previous quarter
Quarter ending March 2016	10,500	
Quarter ending June 2016	11,293	↑
Quarter ending September 2016	11,984	↑
Quarter ending December 2016	12,651	↑
Quarter ending March 2017	13,049	↑
Variance since March 2016	24.3%	↑



ACTIVITY

Cumulative percentage of contracted UDA delivered 2016 & 2017



Month	Adjusted Scheduled Activity (UDA)	
	2016	2017
April	421	1,882
May	3,382	4,959
June	5,824	7,881
July	10,857	11,531
August	14,501	15,152
September	18,506	18,314
October	22,537	22,106
November	26,483	25,885
December	30,414	28,955
January	32,785	32,282
February	38,107	36,338
March	42,236	40,938
April	44,089	
May	44,099	
June	44,103	

QUALITY

	Quantity	Base Number	Contract	AT	Region	England
% of FP17s for the same patient ID Re-attending within 3 months - Children	1,020	5,645	18.1%	11.2%	12.0%	12.3%
% of FP17s for the same patient ID Re-attending within 3 months - Adults	1,701	11,131	15.3%	14.9%	16.0%	16.7%
% of FP17s for the same patient ID Re-attending between 3 & 9 months - Children	2,743	5,645	48.6%	56.1%	58.8%	57.6%
% of FP17s for the same patient ID Re-attending between 3 & 9 months - Adults	5,081	11,131	45.6%	47.9%	51.2%	50.1%
% of FP17s for Band 1 Urgent Courses	839	15,618	5.4%	8.5%	8.0%	9.1%
% of FP17s Relating to Free Repair or Replacements	332	15,618	2.1%	0.7%	0.8%	0.8%
% of FP17s Relating to Continuations	154	15,618	1.0%	1.0%	1.2%	1.2%
% of Patients satisfied with the dentistry they have received	9	9	N/A	92.7%	92.7%	92.8%
% of Patients satisfied with the time they had to wait for an appointment	9	9	N/A	87.3%	89.1%	88.7%

* This is based on patients treated on this contract for their most recent course of treatment. Figures in italics indicate the base number of FP17s or Patient Questionnaire responses are less than 100. N/A is shown where the base number of responses is less than 10 during the period. % is calculated as Quantity/Base number*100

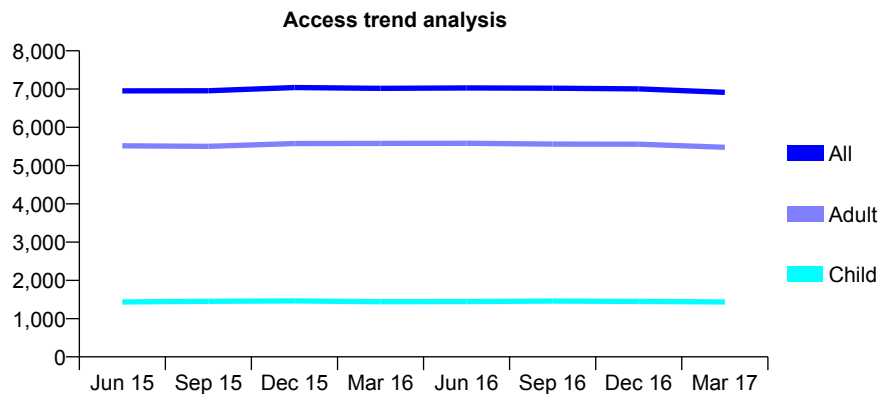
Q58 - Vital Signs At a Glance Contract Report for 187550/0001 - March 2017

Name or company name	Alexander House Dental Practice
Contract type name	GDS Contract
Purpose of contract	General
Contract start date	01/01/2011
Contract end date	

16/17 Contracted general activity (UDA)	16,000
Carry forward general activity (UDA)	41
16/17 Contracted orthodontic activity (UOA)	0
Carry forward orthodontic activity (UOA)	0
Baseline contract value	£408,162.84

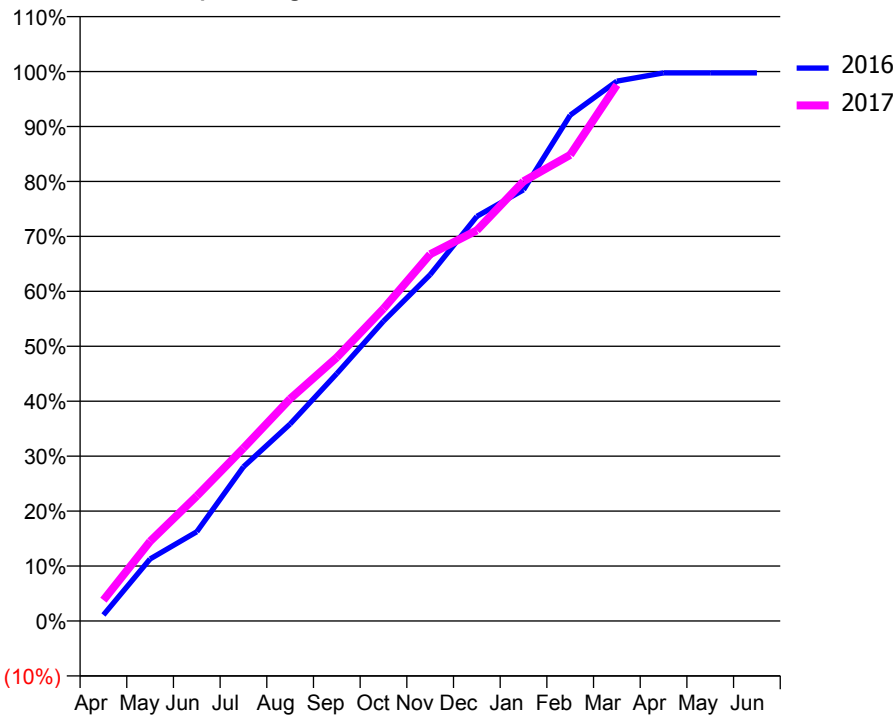
ACCESS*

Patients seen in 24 months	Total	Change since previous quarter
Quarter ending March 2016	7,019	
Quarter ending June 2016	7,029	→
Quarter ending September 2016	7,021	→
Quarter ending December 2016	7,006	→
Quarter ending March 2017	6,913	↓
Variance since March 2016	(1.5%)	↓



ACTIVITY

Cumulative percentage of contracted UDA delivered 2016 & 2017



Month	Adjusted Scheduled Activity (UDA)	
	2016	2017
April	175	607
May	1,807	2,319
June	2,599	3,639
July	4,491	5,033
August	5,736	6,472
September	7,205	7,673
October	8,730	9,096
November	10,085	10,681
December	11,784	11,375
January	12,553	12,802
February	14,728	13,574
March	15,720	15,612
April	15,961	
May	15,959	
June	15,959	

QUALITY

	Quantity	Base Number	Contract	AT	Region	England
% of FP17s for the same patient ID Re-attending within 3 months - Children	79	2,261	3.5%	11.2%	12.0%	12.3%
% of FP17s for the same patient ID Re-attending within 3 months - Adults	793	7,632	10.4%	14.9%	16.0%	16.7%
% of FP17s for the same patient ID Re-attending between 3 & 9 months - Children	1,589	2,261	70.3%	56.1%	58.8%	57.6%
% of FP17s for the same patient ID Re-attending between 3 & 9 months - Adults	4,682	7,632	61.3%	47.9%	51.2%	50.1%
% of FP17s for Band 1 Urgent Courses	706	9,735	7.3%	8.5%	8.0%	9.1%
% of FP17s Relating to Free Repair or Replacements	48	9,735	0.5%	0.7%	0.8%	0.8%
% of FP17s Relating to Continuations	32	9,735	0.3%	1.0%	1.2%	1.2%
% of Patients satisfied with the dentistry they have received	8	8	N/A	92.7%	92.7%	92.8%
% of Patients satisfied with the time they had to wait for an appointment	8	8	N/A	87.3%	89.1%	88.7%

* This is based on patients treated on this contract for their most recent course of treatment. Figures in italics indicate the base number of FP17s or Patient Questionnaire responses are less than 100. N/A is shown where the base number of responses is less than 10 during the period. % is calculated as Quantity/Base number*100

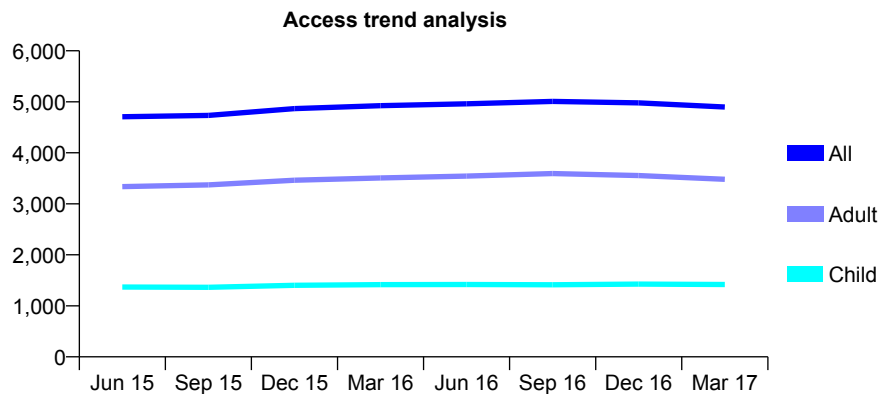
Q58 - Vital Signs At a Glance Contract Report for 188662/0001 - March 2017

Name or company name	Ashwell Dental Surgery Limited
Contract type name	GDS Contract
Purpose of contract	General
Contract start date	01/04/2010
Contract end date	

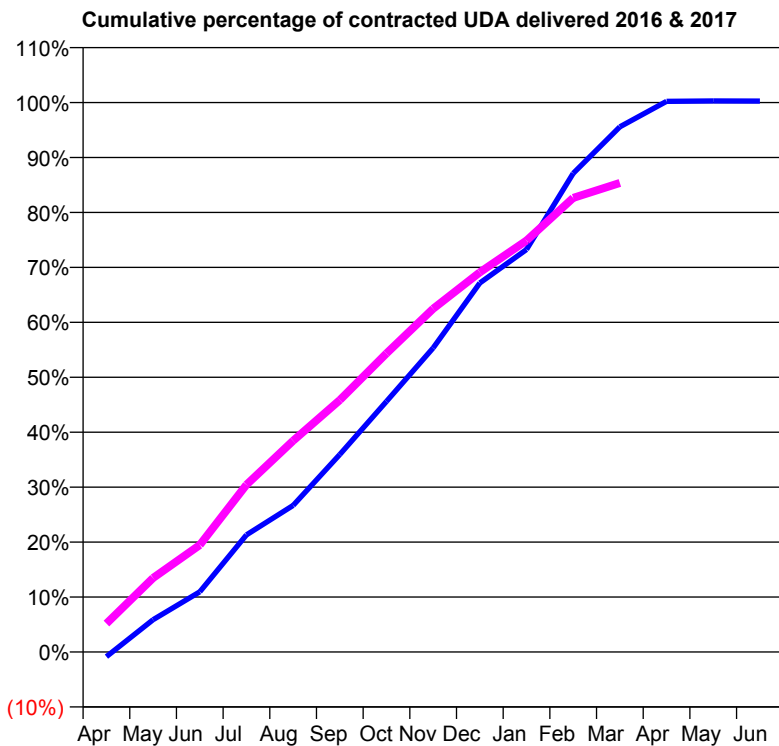
16/17 Contracted general activity (UDA)	11,432
Carry forward general activity (UDA)	-29
16/17 Contracted orthodontic activity (UOA)	0
Carry forward orthodontic activity (UOA)	0
Baseline contract value	£295,315.82

ACCESS*

Patients seen in 24 months	Total	Change since previous quarter
Quarter ending March 2016	4,923	
Quarter ending June 2016	4,961	→
Quarter ending September 2016	5,008	→
Quarter ending December 2016	4,979	→
Quarter ending March 2017	4,899	↓
Variance since March 2016	(0.5%)	→



ACTIVITY



Month	Adjusted Scheduled Activity (UDA)	
	2016	2017
April	-100	592
May	672	1,541
June	1,253	2,226
July	2,438	3,480
August	3,050	4,395
September	4,110	5,242
October	5,215	6,213
November	6,327	7,143
December	7,679	7,900
January	8,375	8,561
February	9,957	9,447
March	10,925	9,757
April	11,457	
May	11,465	
June	11,462	

QUALITY

	Quantity	Base Number	Contract	AT	Region	England
% of FP17s for the same patient ID Re-attending within 3 months - Children	135	1,942	7.0%	11.2%	12.0%	12.3%
% of FP17s for the same patient ID Re-attending within 3 months - Adults	536	4,231	12.7%	14.9%	16.0%	16.7%
% of FP17s for the same patient ID Re-attending between 3 & 9 months - Children	1,171	1,942	60.3%	56.1%	58.8%	57.6%
% of FP17s for the same patient ID Re-attending between 3 & 9 months - Adults	2,194	4,231	51.9%	47.9%	51.2%	50.1%
% of FP17s for Band 1 Urgent Courses	465	5,885	7.9%	8.5%	8.0%	9.1%
% of FP17s Relating to Free Repair or Replacements	55	5,885	0.9%	0.7%	0.8%	0.8%
% of FP17s Relating to Continuations	14	5,885	0.2%	1.0%	1.2%	1.2%
% of Patients satisfied with the dentistry they have received	7	7	N/A	92.7%	92.7%	92.8%
% of Patients satisfied with the time they had to wait for an appointment	7	7	N/A	87.3%	89.1%	88.7%

* This is based on patients treated on this contract for their most recent course of treatment. Figures in italics indicate the base number of FP17s or Patient Questionnaire responses are less than 100. N/A is shown where the base number of responses is less than 10 during the period. % is calculated as Quantity/Base number*100

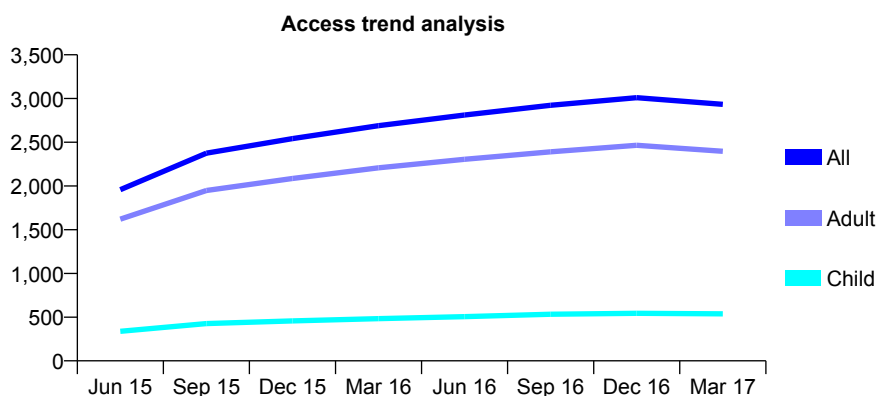
Q58 - Vital Signs At a Glance Contract Report for 192961/0002 - March 2017

Name or company name	Mrs P Hadj-Bagheri, Mr M Eyrumlu and Mr
Contract type name	GDS Contract
Purpose of contract	General
Contract start date	01/12/2014
Contract end date	

16/17 Contracted general activity (UDA)	9,743
Carry forward general activity (UDA)	-194
16/17 Contracted orthodontic activity (UOA)	0
Carry forward orthodontic activity (UOA)	0
Baseline contract value	£232,340.56

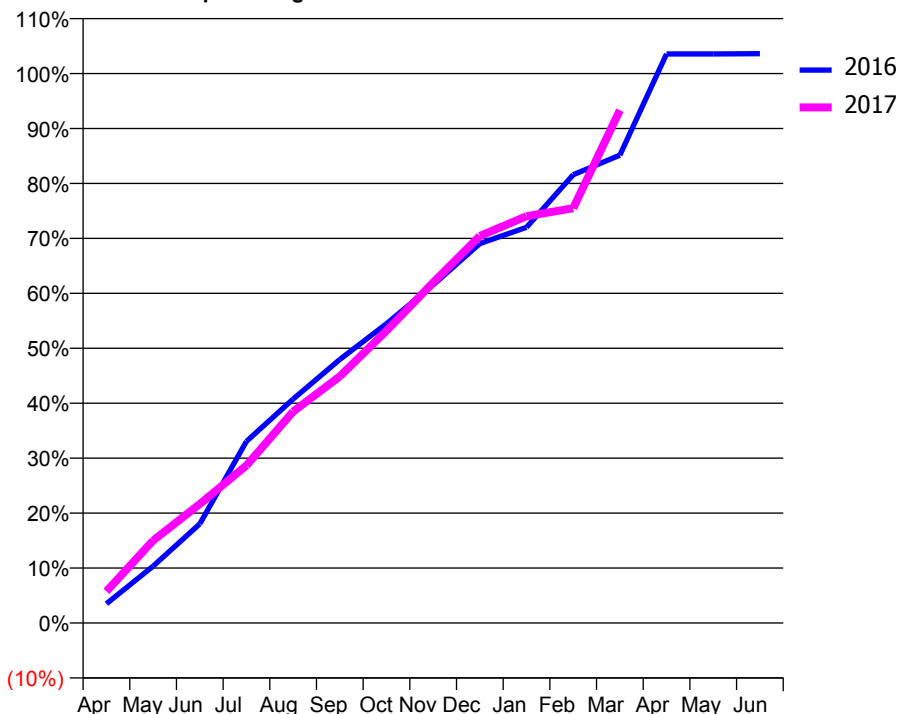
ACCESS*

Patients seen in 24 months	Total	Change since previous quarter
Quarter ending March 2016	2,690	
Quarter ending June 2016	2,811	↑
Quarter ending September 2016	2,923	↑
Quarter ending December 2016	3,010	↑
Quarter ending March 2017	2,934	↓
Variance since March 2016	9.1%	↑



ACTIVITY

Cumulative percentage of contracted UDA delivered 2016 & 2017



Month	Adjusted Scheduled Activity (UDA)	
	2016	2017
April	341	561
May	1,008	1,462
June	1,758	2,111
July	3,222	2,793
August	3,970	3,749
September	4,674	4,374
October	5,307	5,182
November	5,996	6,036
December	6,728	6,862
January	7,015	7,211
February	7,948	7,354
March	8,296	9,093
April	10,091	
May	10,091	
June	10,094	

QUALITY

	Quantity	Base Number	Contract	AT	Region	England
% of FP17s for the same patient ID Re-attending within 3 months - Children	68	937	7.3%	11.2%	12.0%	12.3%
% of FP17s for the same patient ID Re-attending within 3 months - Adults	607	4,214	14.4%	14.9%	16.0%	16.7%
% of FP17s for the same patient ID Re-attending between 3 & 9 months - Children	515	937	55.0%	56.1%	58.8%	57.6%
% of FP17s for the same patient ID Re-attending between 3 & 9 months - Adults	2,563	4,214	60.8%	47.9%	51.2%	50.1%
% of FP17s for Band 1 Urgent Courses	308	4,386	7.0%	8.5%	8.0%	9.1%
% of FP17s Relating to Free Repair or Replacements	93	4,386	2.1%	0.7%	0.8%	0.8%
% of FP17s Relating to Continuations	91	4,386	2.1%	1.0%	1.2%	1.2%
% of Patients satisfied with the dentistry they have received	5	5	N/A	92.7%	92.7%	92.8%
% of Patients satisfied with the time they had to wait for an appointment	4	5	N/A	87.3%	89.1%	88.7%

* This is based on patients treated on this contract for their most recent course of treatment. Figures in italics indicate the base number of FP17s or Patient Questionnaire responses are less than 100. N/A is shown where the base number of responses is less than 10 during the period. % is calculated as Quantity/Base number*100

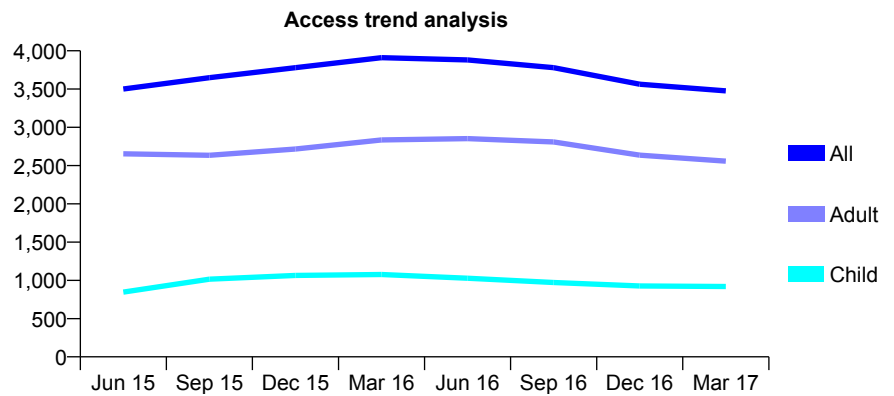
Q58 - Vital Signs At a Glance Contract Report for 193534/0001 - March 2017

Name or company name	Community Dental Services CIC
Contract type name	PDS Contract
Purpose of contract	General
Contract start date	01/04/2011
Contract end date	31/03/2021

16/17 Contracted general activity (UDA)	13,170
Carry forward general activity (UDA)	0
16/17 Contracted orthodontic activity (UOA)	0
Carry forward orthodontic activity (UOA)	0
Baseline contract value	£360,353.91

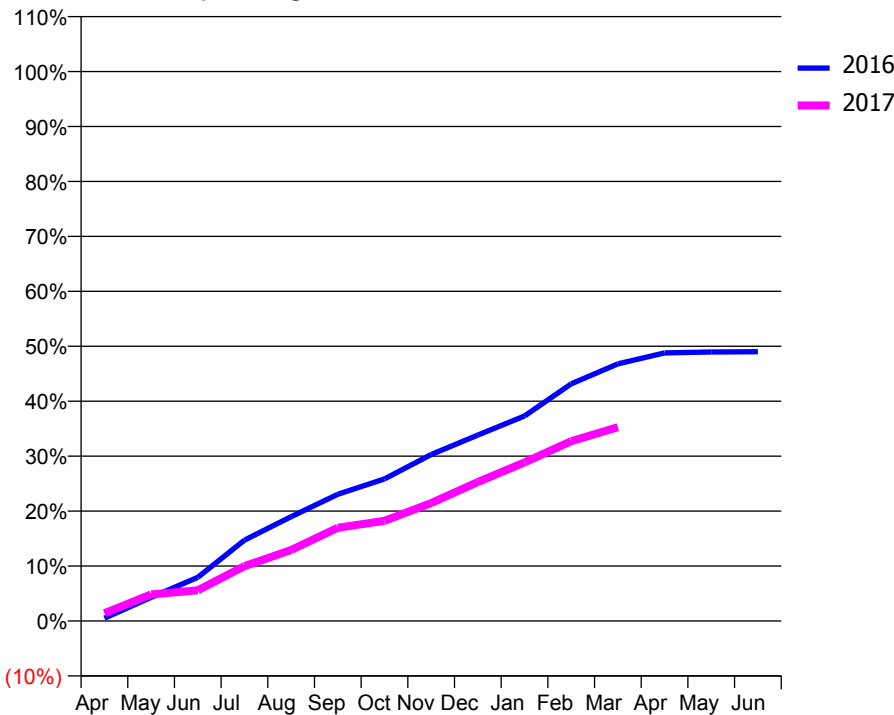
ACCESS*

Patients seen in 24 months	Total	Change since previous quarter
Quarter ending March 2016	3,911	
Quarter ending June 2016	3,880	→
Quarter ending September 2016	3,780	↓
Quarter ending December 2016	3,563	↓
Quarter ending March 2017	3,477	↓
Variance since March 2016	(11.1%)	↓



ACTIVITY

Cumulative percentage of contracted UDA delivered 2016 & 2017



Month	Adjusted Scheduled Activity (UDA)	
	2016	2017
April	69	186
May	568	636
June	1,048	738
July	1,939	1,316
August	2,499	1,701
September	3,038	2,235
October	3,404	2,401
November	3,991	2,828
December	4,457	3,333
January	4,912	3,801
February	5,683	4,311
March	6,164	4,644
April	6,426	
May	6,447	
June	6,454	

QUALITY

	Quantity	Base Number	Contract	AT	Region	England
% of FP17s for the same patient ID Re-attending within 3 months - Children	65	1,111	5.9%	11.2%	12.0%	12.3%
% of FP17s for the same patient ID Re-attending within 3 months - Adults	239	2,434	9.8%	14.9%	16.0%	16.7%
% of FP17s for the same patient ID Re-attending between 3 & 9 months - Children	431	1,111	38.8%	56.1%	58.8%	57.6%
% of FP17s for the same patient ID Re-attending between 3 & 9 months - Adults	789	2,434	32.4%	47.9%	51.2%	50.1%
% of FP17s for Band 1 Urgent Courses	499	2,376	21.0%	8.5%	8.0%	9.1%
% of FP17s Relating to Free Repair or Replacements	8	2,376	0.3%	0.7%	0.8%	0.8%
% of FP17s Relating to Continuations	13	2,376	0.5%	1.0%	1.2%	1.2%
% of Patients satisfied with the dentistry they have received	6	6	N/A	92.7%	92.7%	92.8%
% of Patients satisfied with the time they had to wait for an appointment	5	6	N/A	87.3%	89.1%	88.7%

* This is based on patients treated on this contract for their most recent course of treatment. Figures in italics indicate the base number of FP17s or Patient Questionnaire responses are less than 100. N/A is shown where the base number of responses is less than 10 during the period. % is calculated as Quantity/Base number*100

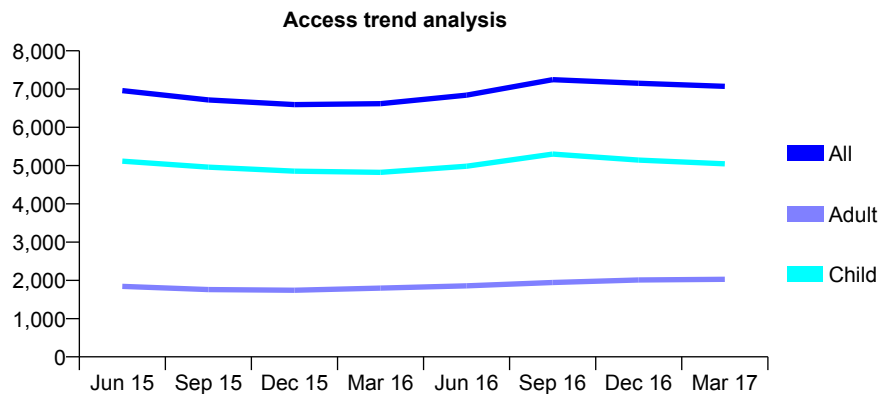
Q58 - Vital Signs At a Glance Contract Report for 193534/0002 - March 2017

Name or company name	Community Dental Services CIC
Contract type name	PDS Contract
Purpose of contract	General
Contract start date	01/04/2011
Contract end date	31/03/2021

16/17 Contracted general activity (UDA)	18,917
Carry forward general activity (UDA)	0
16/17 Contracted orthodontic activity (UOA)	0
Carry forward orthodontic activity (UOA)	0
Baseline contract value	£2,329,085.89

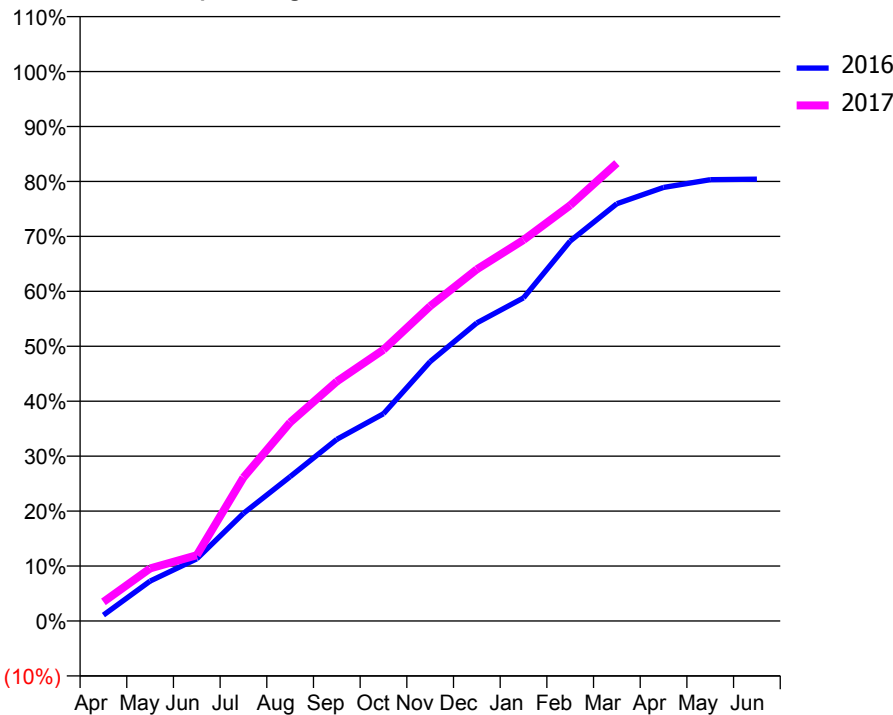
ACCESS*

Patients seen in 24 months	Total	Change since previous quarter
Quarter ending March 2016	6,619	
Quarter ending June 2016	6,840	↑
Quarter ending September 2016	7,246	↑
Quarter ending December 2016	7,151	↓
Quarter ending March 2017	7,072	↓
Variance since March 2016	6.8%	↑



ACTIVITY

Cumulative percentage of contracted UDA delivered 2016 & 2017



Month	Adjusted Scheduled Activity (UDA)	
	2016	2017
April	205	657
May	1,374	1,811
June	2,140	2,268
July	3,707	4,943
August	4,971	6,836
September	6,254	8,247
October	7,136	9,340
November	8,930	10,841
December	10,263	12,109
January	11,123	13,117
February	13,082	14,313
March	14,367	15,764
April	14,928	
May	15,193	
June	15,210	

QUALITY

	Quantity	Base Number	Contract	AT	Region	England
% of FP17s for the same patient ID Re-attending within 3 months - Children	468	7,517	6.2%	11.2%	12.0%	12.3%
% of FP17s for the same patient ID Re-attending within 3 months - Adults	218	2,365	9.2%	14.9%	16.0%	16.7%
% of FP17s for the same patient ID Re-attending between 3 & 9 months - Children	2,989	7,517	39.8%	56.1%	58.8%	57.6%
% of FP17s for the same patient ID Re-attending between 3 & 9 months - Adults	640	2,365	27.1%	47.9%	51.2%	50.1%
% of FP17s for Band 1 Urgent Courses	495	9,000	5.5%	8.5%	8.0%	9.1%
% of FP17s Relating to Free Repair or Replacements	3	9,000	0.0%	0.7%	0.8%	0.8%
% of FP17s Relating to Continuations	158	9,000	1.8%	1.0%	1.2%	1.2%
% of Patients satisfied with the dentistry they have received	4	4	N/A	92.7%	92.7%	92.8%
% of Patients satisfied with the time they had to wait for an appointment	3	4	N/A	87.3%	89.1%	88.7%

* This is based on patients treated on this contract for their most recent course of treatment. Figures in italics indicate the base number of FP17s or Patient Questionnaire responses are less than 100. N/A is shown where the base number of responses is less than 10 during the period. % is calculated as Quantity/Base number*100

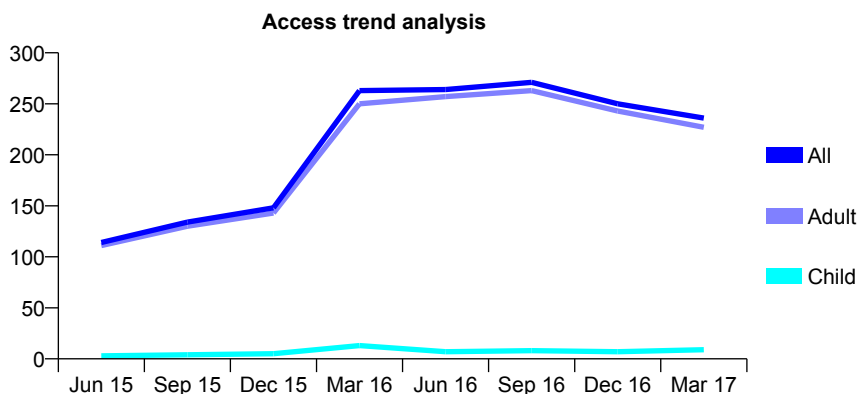
Q58 - Vital Signs At a Glance Contract Report for 193534/0003 - March 2017

Name or company name	Community Dental Services CIC
Contract type name	PDS Contract
Purpose of contract	General
Contract start date	01/04/2011
Contract end date	31/03/2021

16/17 Contracted general activity (UDA)	1,090
Carry forward general activity (UDA)	0
16/17 Contracted orthodontic activity (UOA)	0
Carry forward orthodontic activity (UOA)	0
Baseline contract value	£146,451.06

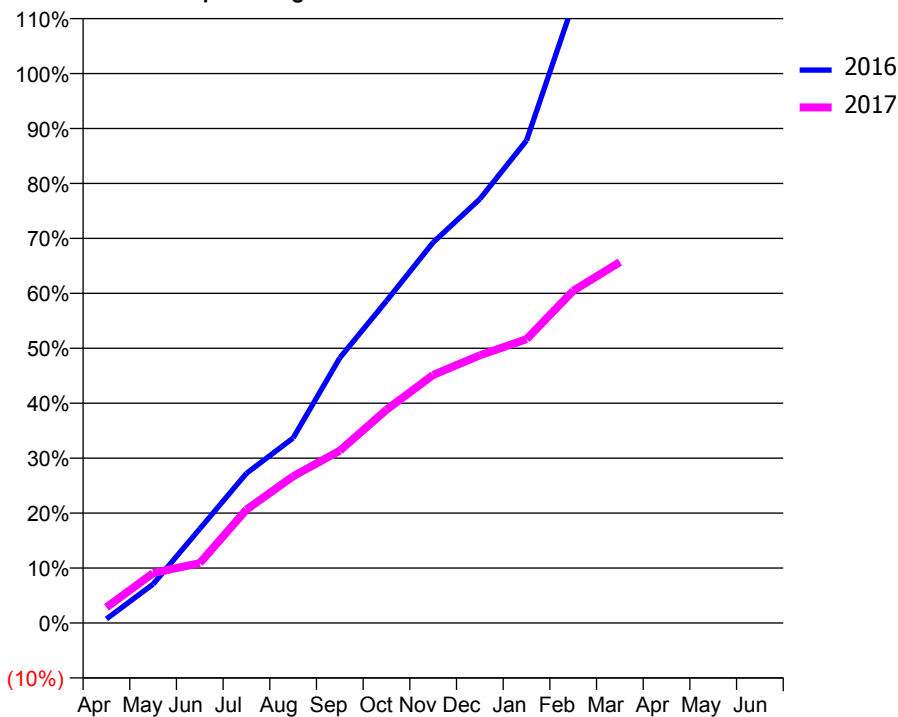
ACCESS*

Patients seen in 24 months	Total	Change since previous quarter
Quarter ending March 2016	263	
Quarter ending June 2016	264	→
Quarter ending September 2016	271	↑
Quarter ending December 2016	250	↓
Quarter ending March 2017	236	↓
Variance since March 2016	(10.3%)	↓



ACTIVITY

Cumulative percentage of contracted UDA delivered 2016 & 2017



Month	Adjusted Scheduled Activity (UDA)	
	2016	2017
April	8	31
May	77	99
June	187	119
July	297	225
August	367	291
September	526	342
October	639	423
November	755	492
December	841	531
January	957	563
February	1,228	659
March	1,367	716
April	1,521	
May	1,521	
June	1,521	

QUALITY

	Quantity	Base Number	Contract	AT	Region	England
% of FP17s for the same patient ID Re-attending within 3 months - Children	0	21	0.0%	11.2%	12.0%	12.3%
% of FP17s for the same patient ID Re-attending within 3 months - Adults	9	373	2.4%	14.9%	16.0%	16.7%
% of FP17s for the same patient ID Re-attending between 3 & 9 months - Children	1	21	4.8%	56.1%	58.8%	57.6%
% of FP17s for the same patient ID Re-attending between 3 & 9 months - Adults	5	373	1.3%	47.9%	51.2%	50.1%
% of FP17s for Band 1 Urgent Courses	0	316	0.0%	8.5%	8.0%	9.1%
% of FP17s Relating to Free Repair or Replacements	0	316	0.0%	0.7%	0.8%	0.8%
% of FP17s Relating to Continuations	1	316	0.3%	1.0%	1.2%	1.2%
% of Patients satisfied with the dentistry they have received	0	0	N/A	92.7%	92.7%	92.8%
% of Patients satisfied with the time they had to wait for an appointment	0	0	N/A	87.3%	89.1%	88.7%

* This is based on patients treated on this contract for their most recent course of treatment. Figures in italics indicate the base number of FP17s or Patient Questionnaire responses are less than 100. N/A is shown where the base number of responses is less than 10 during the period. % is calculated as Quantity/Base number*100

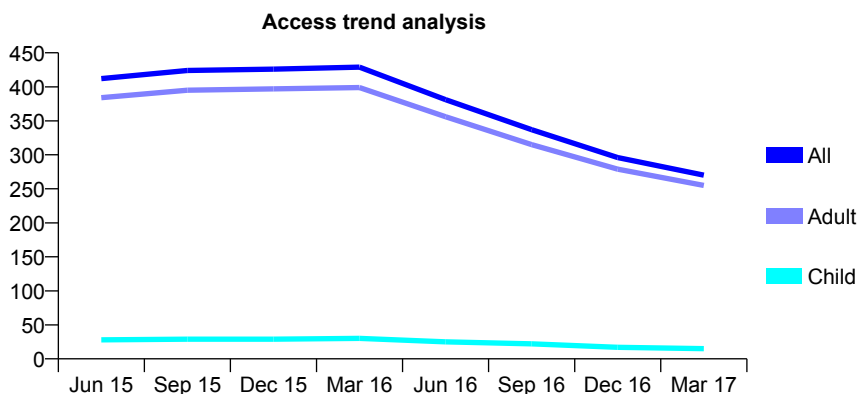
Q58 - Vital Signs At a Glance Contract Report for 193534/0004 - March 2017

Name or company name	Community Dental Services CIC
Contract type name	PDS Contract
Purpose of contract	General
Contract start date	01/04/2011
Contract end date	31/03/2021

16/17 Contracted general activity (UDA)	740
Carry forward general activity (UDA)	0
16/17 Contracted orthodontic activity (UOA)	0
Carry forward orthodontic activity (UOA)	0
Baseline contract value	£79,601.99

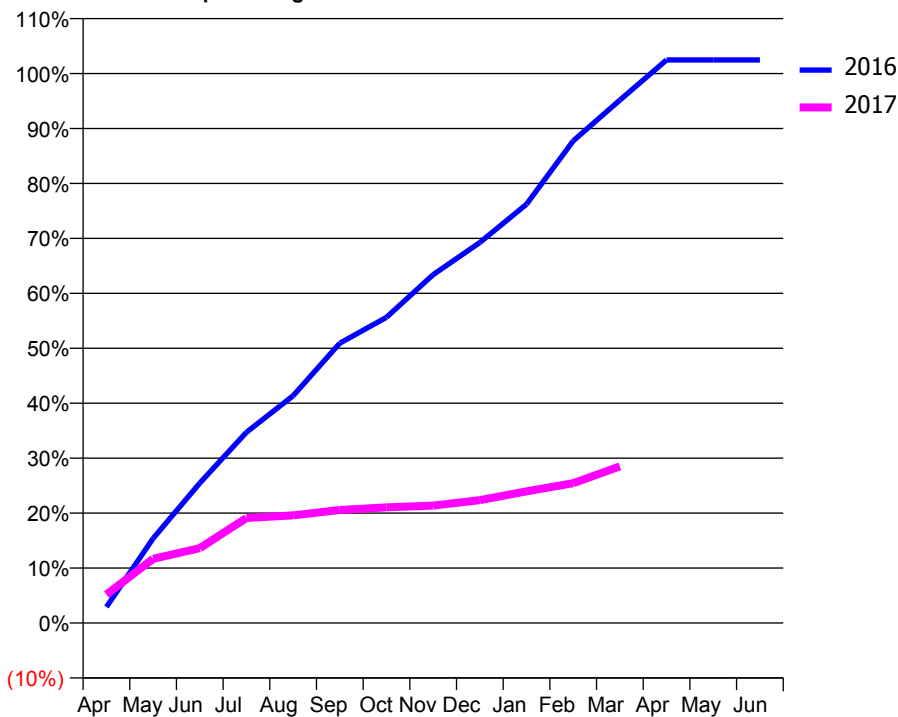
ACCESS*

Patients seen in 24 months	Total	Change since previous quarter
Quarter ending March 2016	429	
Quarter ending June 2016	381	↓
Quarter ending September 2016	337	↓
Quarter ending December 2016	296	↓
Quarter ending March 2017	270	↓
Variance since March 2016	(37.1%)	↓



ACTIVITY

Cumulative percentage of contracted UDA delivered 2016 & 2017



Adjusted Scheduled Activity (UDA)

Month	2016	2017
April	22	38
May	114	86
June	188	101
July	257	141
August	306	145
September	377	152
October	412	156
November	469	158
December	512	165
January	564	177
February	649	188
March	704	211
April	758	
May	758	
June	758	

QUALITY

	Quantity	Base Number	Contract	AT	Region	England
% of FP17s for the same patient ID Re-attending within 3 months - Children	0	14	0.0%	11.2%	12.0%	12.3%
% of FP17s for the same patient ID Re-attending within 3 months - Adults	2	213	0.9%	14.9%	16.0%	16.7%
% of FP17s for the same patient ID Re-attending between 3 & 9 months - Children	0	14	0.0%	56.1%	58.8%	57.6%
% of FP17s for the same patient ID Re-attending between 3 & 9 months - Adults	0	213	0.0%	47.9%	51.2%	50.1%
% of FP17s for Band 1 Urgent Courses	175	178	98.3%	8.5%	8.0%	9.1%
% of FP17s Relating to Free Repair or Replacements	0	178	0.0%	0.7%	0.8%	0.8%
% of FP17s Relating to Continuations	0	178	0.0%	1.0%	1.2%	1.2%
% of Patients satisfied with the dentistry they have received	0	0	N/A	92.7%	92.7%	92.8%
% of Patients satisfied with the time they had to wait for an appointment	0	0	N/A	87.3%	89.1%	88.7%

* This is based on patients treated on this contract for their most recent course of treatment. Figures in italics indicate the base number of FP17s or Patient Questionnaire responses are less than 100. N/A is shown where the base number of responses is less than 10 during the period. % is calculated as Quantity/Base number*100

Q58 - Vital Signs At a Glance Contract Report for 193534/0010 - March 2017

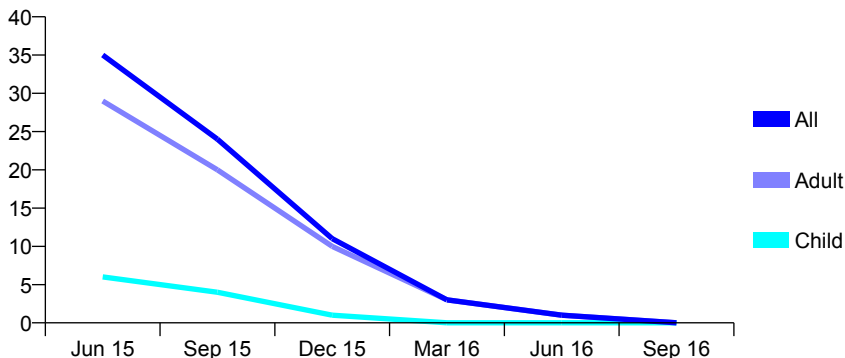
Name or company name	Community Dental Services CIC
Contract type name	PDS Contract
Purpose of contract	General
Contract start date	01/04/2012
Contract end date	

16/17 Contracted general activity (UDA)	2,700
Carry forward general activity (UDA)	0
16/17 Contracted orthodontic activity (UOA)	0
Carry forward orthodontic activity (UOA)	0
Baseline contract value	£373,255.81

ACCESS*

Patients seen in 24 months	Total	Change since previous quarter
Quarter ending March 2016	3	
Quarter ending June 2016	1	↓
Quarter ending September 2016	0	
Quarter ending December 2016	0	
Quarter ending March 2017	0	
Variance since March 2016	N/A	

Access trend analysis



ACTIVITY

Cumulative percentage of contracted UDA delivered 2016 & 2017



Month	Adjusted Scheduled Activity (UDA)	
	2016	2017
April	0	0
May	0	0
June	0	0
July	0	0
August	0	3
September	0	3
October	0	3
November	6	3
December	9	3
January	9	3
February	12	6
March	12	6
April	9	
May	9	
June	9	

QUALITY

	Quantity	Base Number	Contract	AT	Region	England
% of FP17s for the same patient ID Re-attending within 3 months - Children	0	0	N/A	11.2%	12.0%	12.3%
% of FP17s for the same patient ID Re-attending within 3 months - Adults	0	2	0.0%	14.9%	16.0%	16.7%
% of FP17s for the same patient ID Re-attending between 3 & 9 months - Children	0	0	N/A	56.1%	58.8%	57.6%
% of FP17s for the same patient ID Re-attending between 3 & 9 months - Adults	0	2	0.0%	47.9%	51.2%	50.1%
% of FP17s for Band 1 Urgent Courses	0	2	0.0%	8.5%	8.0%	9.1%
% of FP17s Relating to Free Repair or Replacements	0	2	0.0%	0.7%	0.8%	0.8%
% of FP17s Relating to Continuations	0	2	0.0%	1.0%	1.2%	1.2%
% of Patients satisfied with the dentistry they have received	0	0	N/A	92.7%	92.7%	92.8%
% of Patients satisfied with the time they had to wait for an appointment	0	0	N/A	87.3%	89.1%	88.7%

* This is based on patients treated on this contract for their most recent course of treatment. Figures in italics indicate the base number of FP17s or Patient Questionnaire responses are less than 100. N/A is shown where the base number of responses is less than 10 during the period. % is calculated as Quantity/Base number*100

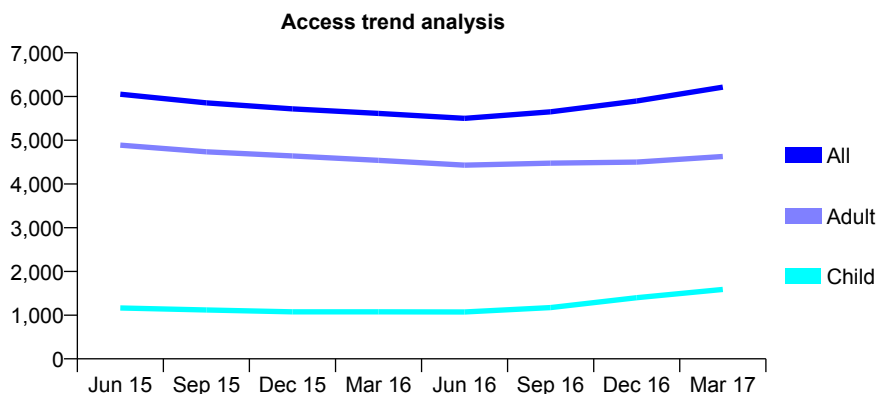
Q58 - Vital Signs At a Glance Contract Report for 196630/0001 - March 2017

Name or company name	Cedar Road Dental Practice
Contract type name	GDS Contract
Purpose of contract	General
Contract start date	01/04/2006
Contract end date	

16/17 Contracted general activity (UDA)	14,190
Carry forward general activity (UDA)	0
16/17 Contracted orthodontic activity (UOA)	0
Carry forward orthodontic activity (UOA)	0
Baseline contract value	£374,143.73

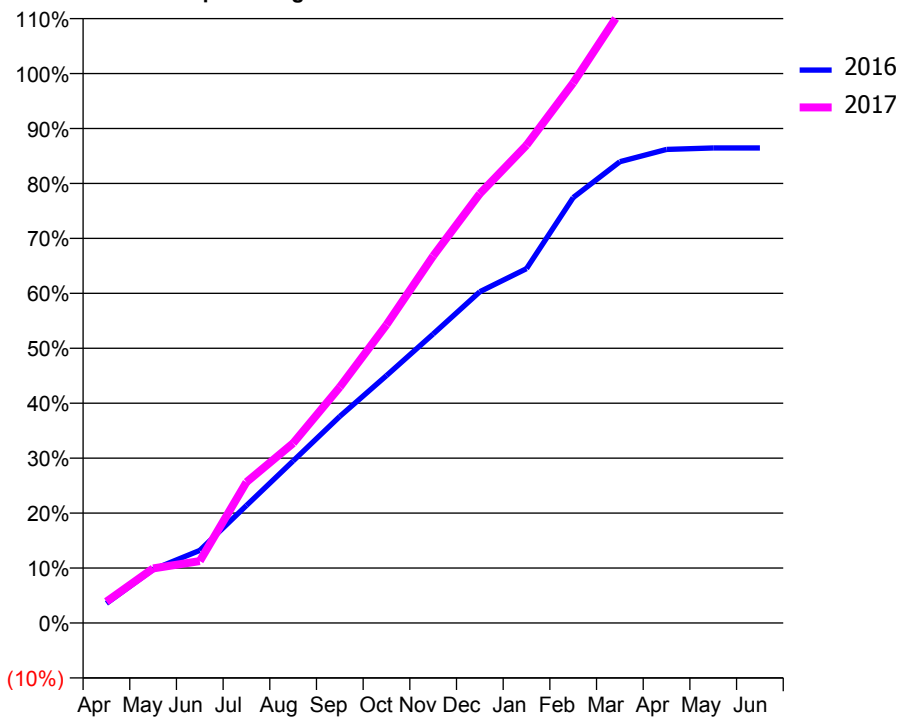
ACCESS*

Patients seen in 24 months	Total	Change since previous quarter
Quarter ending March 2016	5,615	
Quarter ending June 2016	5,501	↓
Quarter ending September 2016	5,651	↑
Quarter ending December 2016	5,897	↑
Quarter ending March 2017	6,216	↑
Variance since March 2016	10.7%	↑



ACTIVITY

Cumulative percentage of contracted UDA delivered 2016 & 2017



Month	Adjusted Scheduled Activity (UDA)	
	2016	2017
April	506	552
May	1,384	1,409
June	1,875	1,600
July	3,035	3,637
August	4,186	4,643
September	5,337	6,095
October	6,388	7,700
November	7,464	9,478
December	8,554	11,085
January	9,150	12,341
February	10,988	13,949
March	11,913	15,777
April	12,228	
May	12,269	
June	12,269	

QUALITY

	Quantity	Base Number	Contract	AT	Region	England
% of FP17s for the same patient ID Re-attending within 3 months - Children	132	2,198	6.0%	11.2%	12.0%	12.3%
% of FP17s for the same patient ID Re-attending within 3 months - Adults	830	6,525	12.7%	14.9%	16.0%	16.7%
% of FP17s for the same patient ID Re-attending between 3 & 9 months - Children	1,014	2,198	46.1%	56.1%	58.8%	57.6%
% of FP17s for the same patient ID Re-attending between 3 & 9 months - Adults	3,635	6,525	55.7%	47.9%	51.2%	50.1%
% of FP17s for Band 1 Urgent Courses	481	7,886	6.1%	8.5%	8.0%	9.1%
% of FP17s Relating to Free Repair or Replacements	92	7,886	1.2%	0.7%	0.8%	0.8%
% of FP17s Relating to Continuations	69	7,886	0.9%	1.0%	1.2%	1.2%
% of Patients satisfied with the dentistry they have received	9	9	N/A	92.7%	92.7%	92.8%
% of Patients satisfied with the time they had to wait for an appointment	9	9	N/A	87.3%	89.1%	88.7%

* This is based on patients treated on this contract for their most recent course of treatment. Figures in italics indicate the base number of FP17s or Patient Questionnaire responses are less than 100. N/A is shown where the base number of responses is less than 10 during the period. % is calculated as Quantity/Base number*100

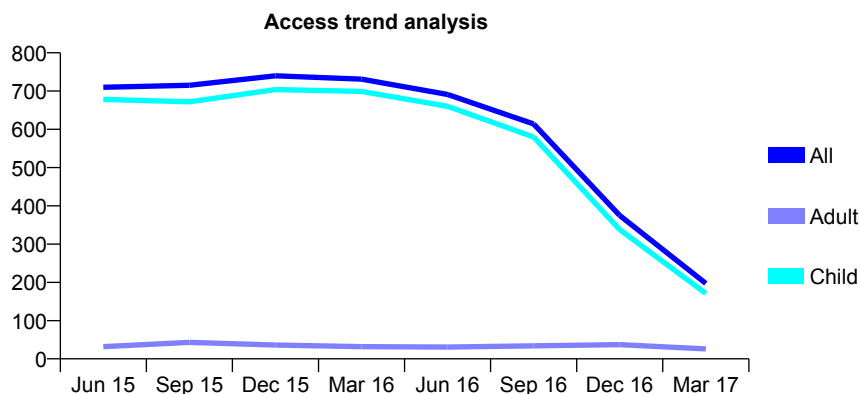
Q58 - Vital Signs At a Glance Contract Report for 196630/0003 - March 2017

Name or company name	Cedar Road Dental Practice
Contract type name	GDS Contract
Purpose of contract	General
Contract start date	01/04/2006
Contract end date	

16/17 Contracted general activity (UDA)	2,250
Carry forward general activity (UDA)	0
16/17 Contracted orthodontic activity (UOA)	0
Carry forward orthodontic activity (UOA)	0
Baseline contract value	£82,195.70

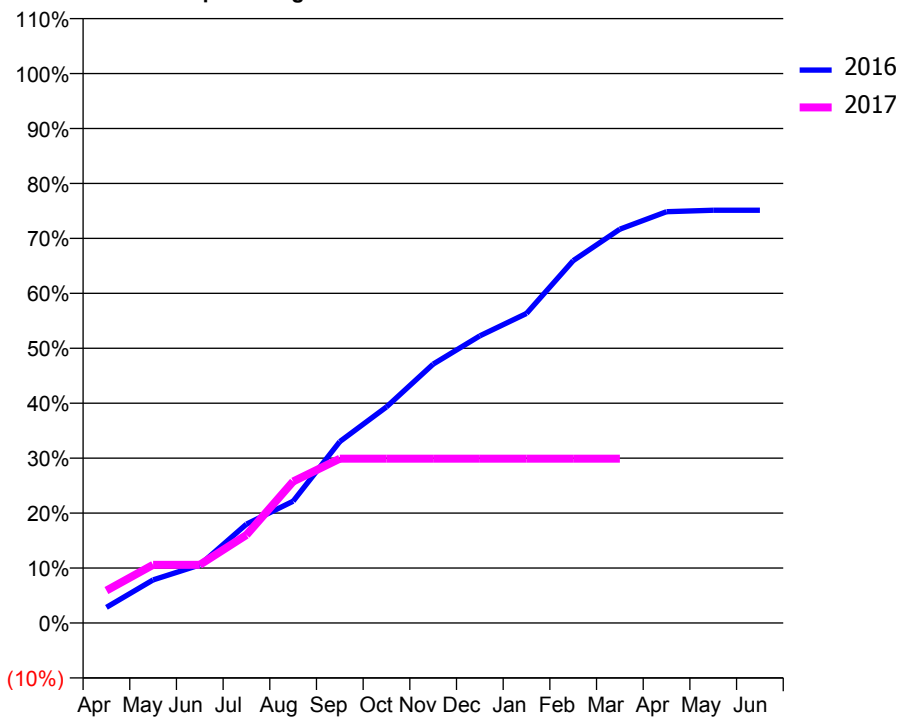
ACCESS*

Patients seen in 24 months	Total	Change since previous quarter
Quarter ending March 2016	731	
Quarter ending June 2016	691	↓
Quarter ending September 2016	614	↓
Quarter ending December 2016	375	↓
Quarter ending March 2017	197	↓
Variance since March 2016	(73.1%)	↓



ACTIVITY

Cumulative percentage of contracted UDA delivered 2016 & 2017



Month	Adjusted Scheduled Activity (UDA)	
	2016	2017
April	64	133
May	176	238
June	238	238
July	405	361
August	499	580
September	743	673
October	885	673
November	1,060	673
December	1,176	673
January	1,268	673
February	1,484	673
March	1,612	673
April	1,684	
May	1,690	
June	1,690	

QUALITY

	Quantity	Base Number	Contract	AT	Region	England
% of FP17s for the same patient ID Re-attending within 3 months - Children	33	517	6.4%	11.2%	12.0%	12.3%
% of FP17s for the same patient ID Re-attending within 3 months - Adults	0	0	N/A	14.9%	16.0%	16.7%
% of FP17s for the same patient ID Re-attending between 3 & 9 months - Children	360	517	69.6%	56.1%	58.8%	57.6%
% of FP17s for the same patient ID Re-attending between 3 & 9 months - Adults	0	0	N/A	47.9%	51.2%	50.1%
% of FP17s for Band 1 Urgent Courses	4	455	0.9%	8.5%	8.0%	9.1%
% of FP17s Relating to Free Repair or Replacements	0	455	0.0%	0.7%	0.8%	0.8%
% of FP17s Relating to Continuations	0	455	0.0%	1.0%	1.2%	1.2%
% of Patients satisfied with the dentistry they have received	0	0	N/A	92.7%	92.7%	92.8%
% of Patients satisfied with the time they had to wait for an appointment	0	0	N/A	87.3%	89.1%	88.7%

* This is based on patients treated on this contract for their most recent course of treatment. Figures in italics indicate the base number of FP17s or Patient Questionnaire responses are less than 100. N/A is shown where the base number of responses is less than 10 during the period. % is calculated as Quantity/Base number*100

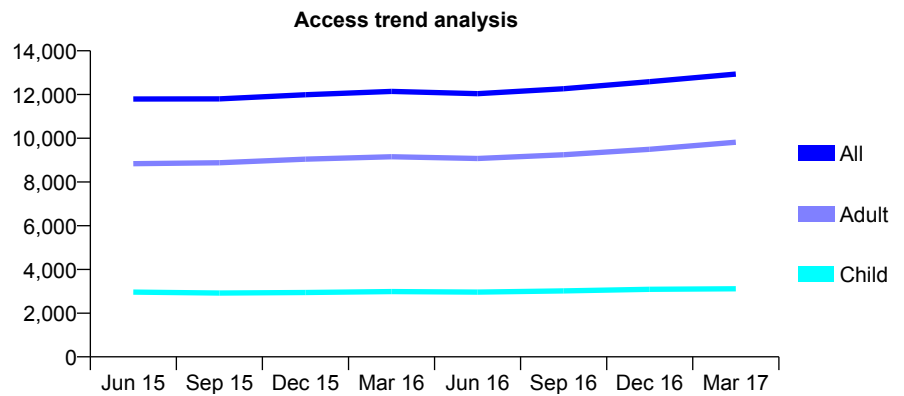
Q58 - Vital Signs At a Glance Contract Report for 197874/0001 - March 2017

Name or company name	Oradi Ltd
Contract type name	Pilot Contract
Purpose of contract	General and Orthodontic
Contract start date	01/04/2008
Contract end date	

16/17 Contracted general activity (UDA)	47,659
Carry forward general activity (UDA)	0
16/17 Contracted orthodontic activity (UOA)	1,747
Carry forward orthodontic activity (UOA)	0
Baseline contract value	£1,391,201.28

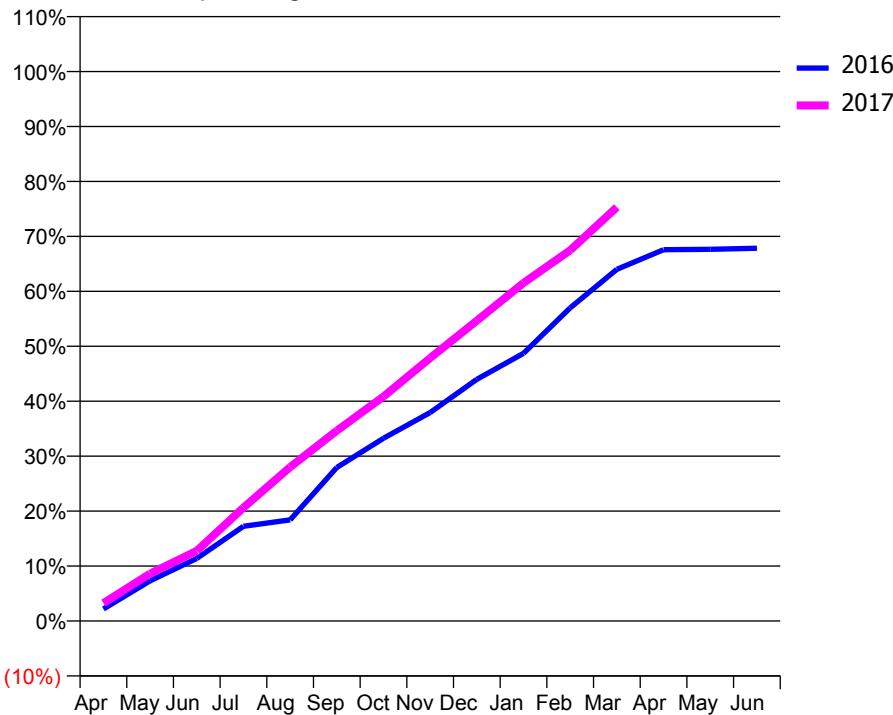
ACCESS*

Patients seen in 24 months	Total	Change since previous quarter
Quarter ending March 2016	12,142	
Quarter ending June 2016	12,037	→
Quarter ending September 2016	12,264	→
Quarter ending December 2016	12,587	↑
Quarter ending March 2017	12,934	↑
Variance since March 2016	6.5%	↑



ACTIVITY

Cumulative percentage of contracted UDA delivered 2016 & 2017



Month	Adjusted Scheduled Activity (UDA)	
	2016	2017
April	1,047	1,551
May	3,489	4,107
June	5,426	6,084
July	8,220	9,840
August	8,772	13,355
September	13,318	16,507
October	15,846	19,466
November	18,085	22,818
December	20,960	26,053
January	23,215	29,319
February	27,157	32,154
March	30,507	35,897
April	32,201	
May	32,239	
June	32,328	

QUALITY

	Quantity	Base Number	Contract	AT	Region	England
% of FP17s for the same patient ID Re-attending within 3 months - Children	519	5,163	10.1%	11.2%	12.0%	12.3%
% of FP17s for the same patient ID Re-attending within 3 months - Adults	2,007	14,313	14.0%	14.9%	16.0%	16.7%
% of FP17s for the same patient ID Re-attending between 3 & 9 months - Children	3,220	5,163	62.4%	56.1%	58.8%	57.6%
% of FP17s for the same patient ID Re-attending between 3 & 9 months - Adults	8,112	14,313	56.7%	47.9%	51.2%	50.1%
% of FP17s for Band 1 Urgent Courses	774	18,280	4.2%	8.5%	8.0%	9.1%
% of FP17s Relating to Free Repair or Replacements	216	18,280	1.2%	0.7%	0.8%	0.8%
% of FP17s Relating to Continuations	170	18,280	0.9%	1.0%	1.2%	1.2%
% of Patients satisfied with the dentistry they have received	11	13	84.6%	92.7%	92.7%	92.8%
% of Patients satisfied with the time they had to wait for an appointment	10	13	76.9%	87.3%	89.1%	88.7%

* This is based on patients treated on this contract for their most recent course of treatment. Figures in italics indicate the base number of FP17s or Patient Questionnaire responses are less than 100. N/A is shown where the base number of responses is less than 10 during the period. % is calculated as Quantity/Base number*100

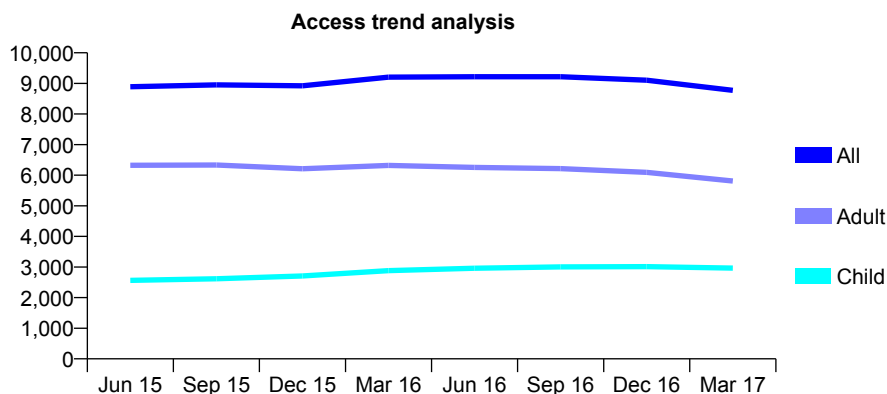
Q58 - Vital Signs At a Glance Contract Report for 198900/0001 - March 2017

Name or company name	MARAH Limited
Contract type name	GDS Contract
Purpose of contract	General
Contract start date	01/12/2011
Contract end date	

16/17 Contracted general activity (UDA)	21,838
Carry forward general activity (UDA)	322
16/17 Contracted orthodontic activity (UOA)	0
Carry forward orthodontic activity (UOA)	0
Baseline contract value	£609,069.56

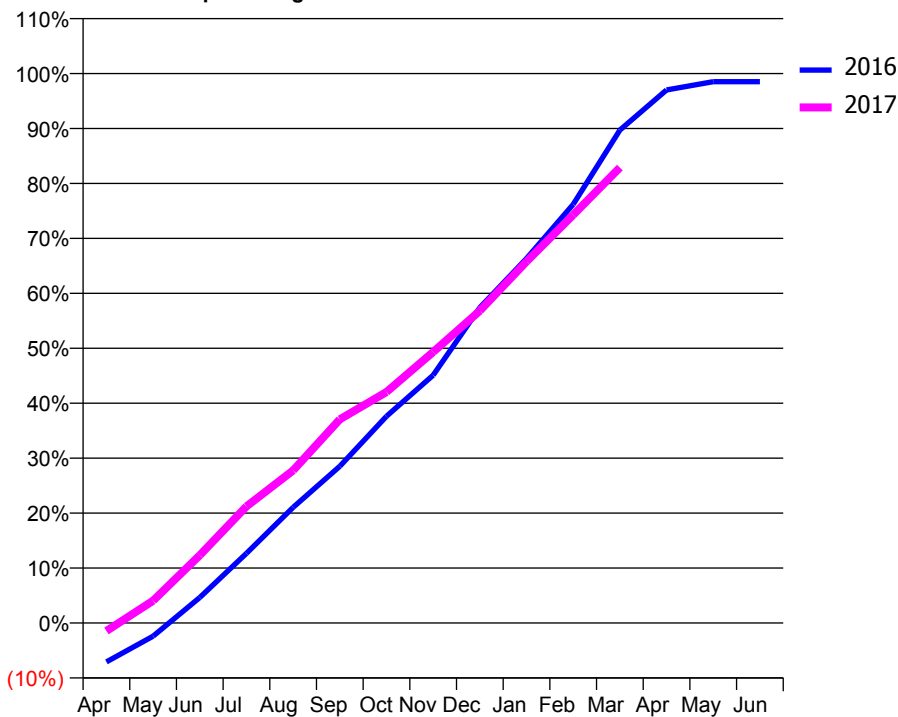
ACCESS*

Patients seen in 24 months	Total	Change since previous quarter
Quarter ending March 2016	9,203	
Quarter ending June 2016	9,216	→
Quarter ending September 2016	9,217	→
Quarter ending December 2016	9,106	↓
Quarter ending March 2017	8,772	↓
Variance since March 2016	(4.7%)	↓



ACTIVITY

Cumulative percentage of contracted UDA delivered 2016 & 2017



Month	Adjusted Scheduled Activity (UDA)	
	2016	2017
April	-1,551	-322
May	-525	888
June	1,017	2,697
July	2,769	4,634
August	4,597	6,067
September	6,232	8,096
October	8,218	9,182
November	9,849	10,769
December	12,538	12,408
January	14,488	14,364
February	16,638	16,217
March	19,589	18,102
April	21,183	
May	21,511	
June	21,515	

QUALITY

	Quantity	Base Number	Contract	AT	Region	England
% of FP17s for the same patient ID Re-attending within 3 months - Children	472	4,388	10.8%	11.2%	12.0%	12.3%
% of FP17s for the same patient ID Re-attending within 3 months - Adults	942	6,665	14.1%	14.9%	16.0%	16.7%
% of FP17s for the same patient ID Re-attending between 3 & 9 months - Children	2,527	4,388	57.6%	56.1%	58.8%	57.6%
% of FP17s for the same patient ID Re-attending between 3 & 9 months - Adults	3,354	6,665	50.3%	47.9%	51.2%	50.1%
% of FP17s for Band 1 Urgent Courses	499	9,444	5.3%	8.5%	8.0%	9.1%
% of FP17s Relating to Free Repair or Replacements	54	9,444	0.6%	0.7%	0.8%	0.8%
% of FP17s Relating to Continuations	188	9,444	2.0%	1.0%	1.2%	1.2%
% of Patients satisfied with the dentistry they have received	5	5	N/A	92.7%	92.7%	92.8%
% of Patients satisfied with the time they had to wait for an appointment	5	5	N/A	87.3%	89.1%	88.7%

* This is based on patients treated on this contract for their most recent course of treatment. Figures in italics indicate the base number of FP17s or Patient Questionnaire responses are less than 100. N/A is shown where the base number of responses is less than 10 during the period. % is calculated as Quantity/Base number*100

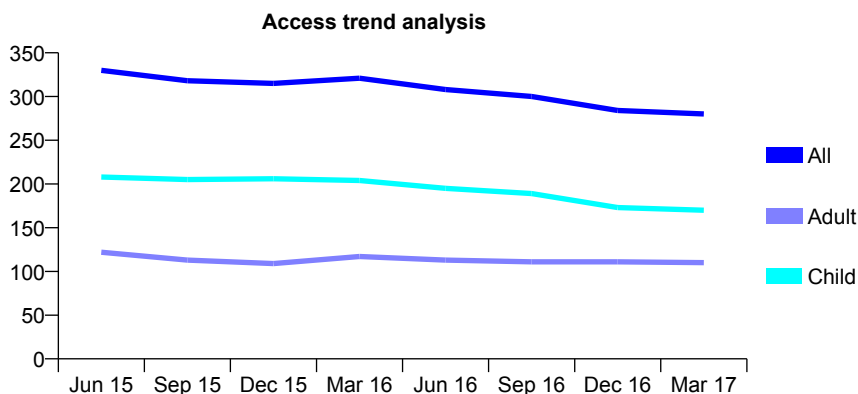
Q58 - Vital Signs At a Glance Contract Report for 201162/0003 - March 2017

Name or company name	MR JG MCKEON
Contract type name	GDS Contract
Purpose of contract	General
Contract start date	01/04/2010
Contract end date	

16/17 Contracted general activity (UDA)	550
Carry forward general activity (UDA)	1
16/17 Contracted orthodontic activity (UOA)	0
Carry forward orthodontic activity (UOA)	0
Baseline contract value	£15,194.87

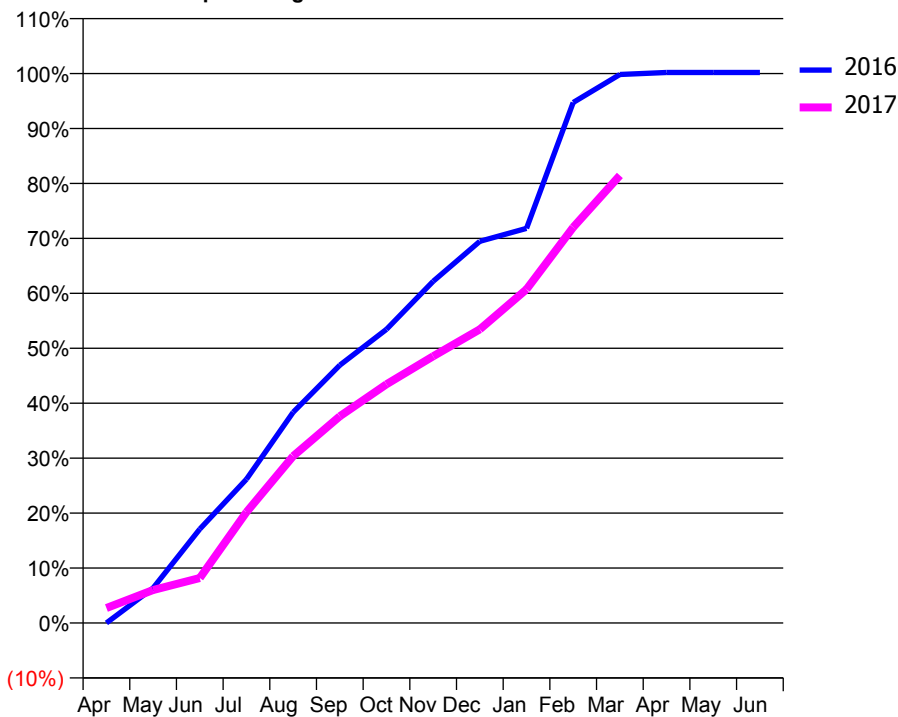
ACCESS*

Patients seen in 24 months	Total	Change since previous quarter
Quarter ending March 2016	321	
Quarter ending June 2016	308	↓
Quarter ending September 2016	300	↓
Quarter ending December 2016	284	↓
Quarter ending March 2017	280	↓
Variance since March 2016	(12.8%)	↓



ACTIVITY

Cumulative percentage of contracted UDA delivered 2016 & 2017



Adjusted Scheduled Activity (UDA)

Month	2016	2017
April	0	15
May	35	33
June	94	45
July	144	111
August	211	167
September	258	207
October	294	239
November	342	267
December	382	294
January	395	334
February	521	396
March	549	448
April	551	
May	551	
June	551	

QUALITY

	Quantity	Base Number	Contract	AT	Region	England
% of FP17s for the same patient ID Re-attending within 3 months - Children	10	208	4.8%	11.2%	12.0%	12.3%
% of FP17s for the same patient ID Re-attending within 3 months - Adults	5	62	8.1%	14.9%	16.0%	16.7%
% of FP17s for the same patient ID Re-attending between 3 & 9 months - Children	81	208	38.9%	56.1%	58.8%	57.6%
% of FP17s for the same patient ID Re-attending between 3 & 9 months - Adults	20	62	32.3%	47.9%	51.2%	50.1%
% of FP17s for Band 1 Urgent Courses	0	262	0.0%	8.5%	8.0%	9.1%
% of FP17s Relating to Free Repair or Replacements	0	262	0.0%	0.7%	0.8%	0.8%
% of FP17s Relating to Continuations	4	262	1.5%	1.0%	1.2%	1.2%
% of Patients satisfied with the dentistry they have received	0	0	N/A	92.7%	92.7%	92.8%
% of Patients satisfied with the time they had to wait for an appointment	0	0	N/A	87.3%	89.1%	88.7%

* This is based on patients treated on this contract for their most recent course of treatment. Figures in italics indicate the base number of FP17s or Patient Questionnaire responses are less than 100. N/A is shown where the base number of responses is less than 10 during the period. % is calculated as Quantity/Base number*100

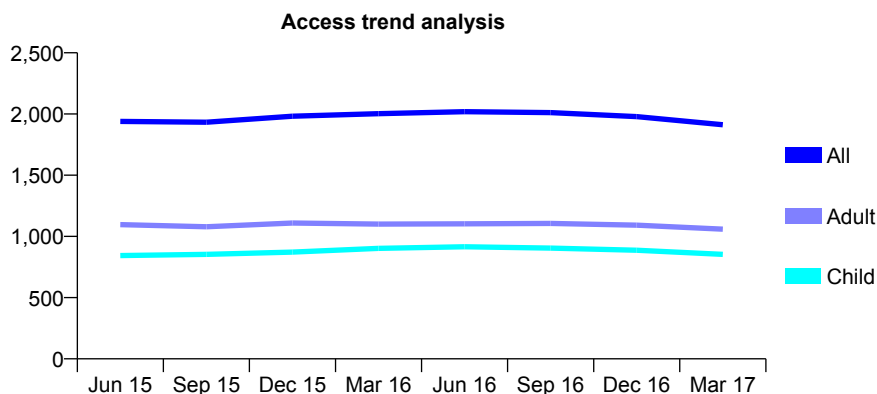
Q58 - Vital Signs At a Glance Contract Report for 207837/0001 - March 2017

Name or company name	MR RK DESAI
Contract type name	GDS Contract
Purpose of contract	General
Contract start date	01/04/2006
Contract end date	

16/17 Contracted general activity (UDA)	4,943
Carry forward general activity (UDA)	-98
16/17 Contracted orthodontic activity (UOA)	0
Carry forward orthodontic activity (UOA)	0
Baseline contract value	£156,341.34

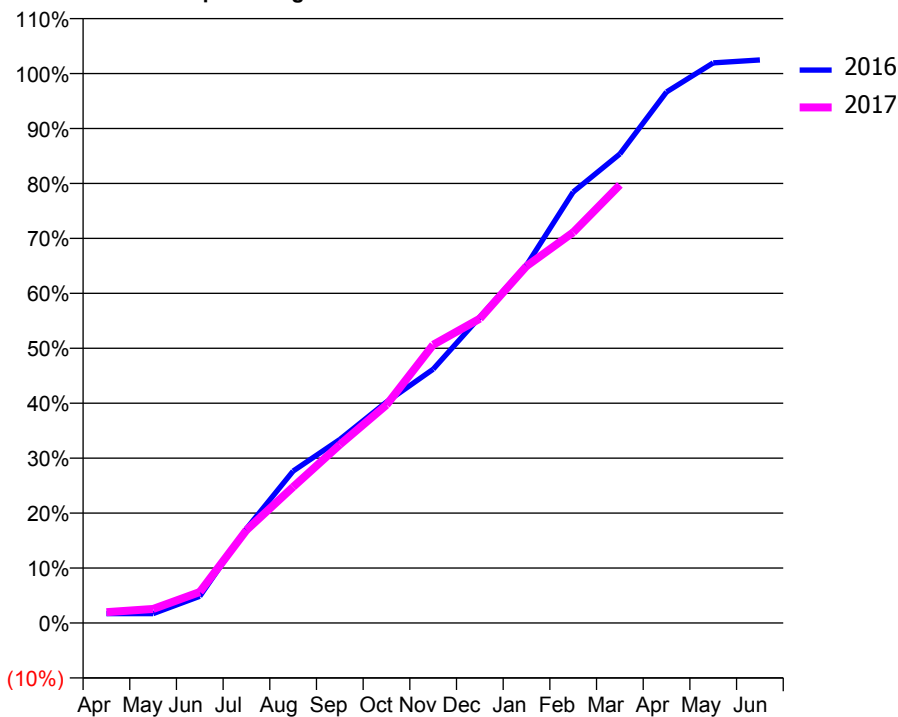
ACCESS*

Patients seen in 24 months	Total	Change since previous quarter
Quarter ending March 2016	2,003	
Quarter ending June 2016	2,019	→
Quarter ending September 2016	2,011	→
Quarter ending December 2016	1,979	↓
Quarter ending March 2017	1,912	↓
Variance since March 2016	(4.5%)	↓



ACTIVITY

Cumulative percentage of contracted UDA delivered 2016 & 2017



Month	Adjusted Scheduled Activity (UDA)	
	2016	2017
April	85	98
May	85	126
June	241	279
July	848	835
August	1,367	1,224
September	1,651	1,604
October	1,988	1,962
November	2,283	2,503
December	2,753	2,738
January	3,219	3,211
February	3,877	3,514
March	4,220	3,941
April	4,777	
May	5,038	
June	5,065	

QUALITY

	Quantity	Base Number	Contract	AT	Region	England
% of FP17s for the same patient ID Re-attending within 3 months - Children	44	930	4.7%	11.2%	12.0%	12.3%
% of FP17s for the same patient ID Re-attending within 3 months - Adults	96	925	10.4%	14.9%	16.0%	16.7%
% of FP17s for the same patient ID Re-attending between 3 & 9 months - Children	353	930	38.0%	56.1%	58.8%	57.6%
% of FP17s for the same patient ID Re-attending between 3 & 9 months - Adults	228	925	24.6%	47.9%	51.2%	50.1%
% of FP17s for Band 1 Urgent Courses	212	1,501	14.1%	8.5%	8.0%	9.1%
% of FP17s Relating to Free Repair or Replacements	26	1,501	1.7%	0.7%	0.8%	0.8%
% of FP17s Relating to Continuations	6	1,501	0.4%	1.0%	1.2%	1.2%
% of Patients satisfied with the dentistry they have received	0	0	N/A	92.7%	92.7%	92.8%
% of Patients satisfied with the time they had to wait for an appointment	0	0	N/A	87.3%	89.1%	88.7%

* This is based on patients treated on this contract for their most recent course of treatment. Figures in italics indicate the base number of FP17s or Patient Questionnaire responses are less than 100. N/A is shown where the base number of responses is less than 10 during the period. % is calculated as Quantity/Base number*100

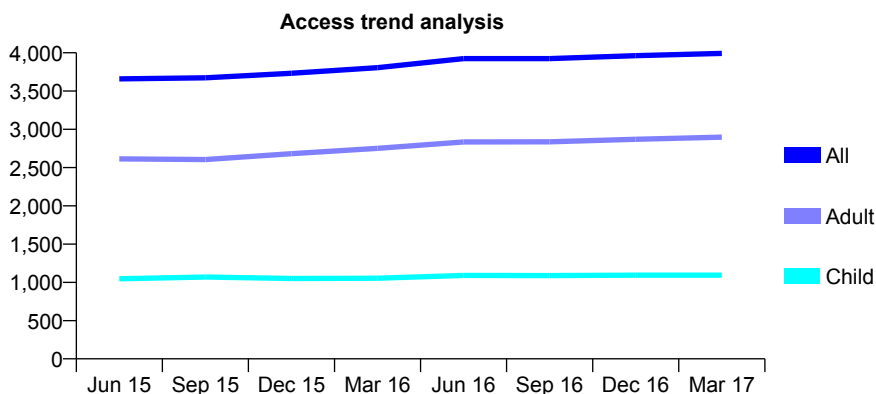
Q58 - Vital Signs At a Glance Contract Report for 213632/0001 - March 2017

Name or company name	MR HW CHAN
Contract type name	GDS Contract
Purpose of contract	General
Contract start date	01/04/2006
Contract end date	

16/17 Contracted general activity (UDA)	12,000
Carry forward general activity (UDA)	247
16/17 Contracted orthodontic activity (UOA)	0
Carry forward orthodontic activity (UOA)	0
Baseline contract value	£290,874.22

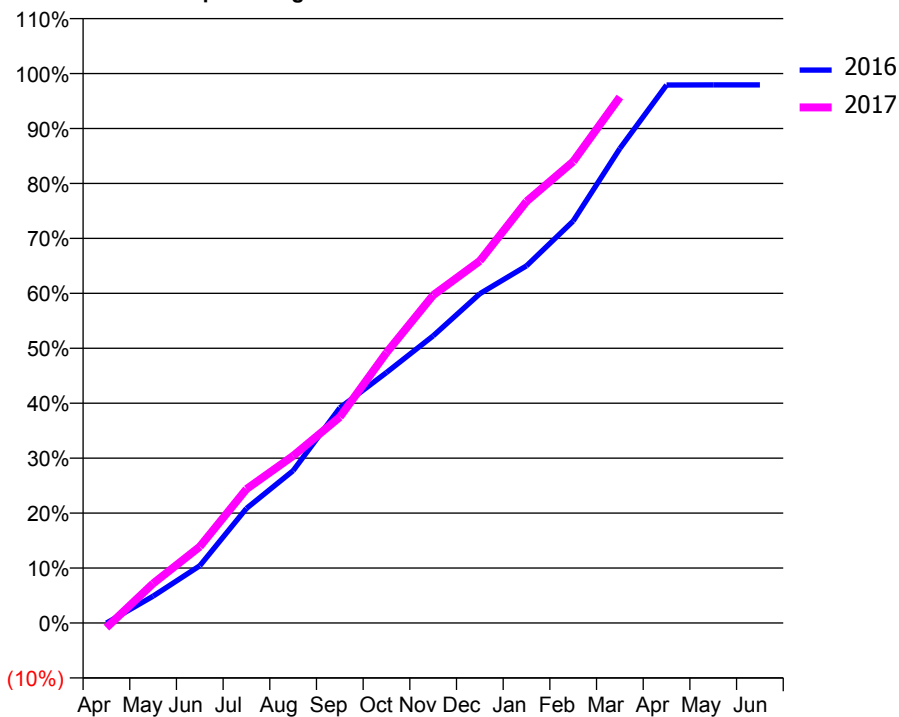
ACCESS*

Patients seen in 24 months	Total	Change since previous quarter
Quarter ending March 2016	3,805	
Quarter ending June 2016	3,925	↑
Quarter ending September 2016	3,925	→
Quarter ending December 2016	3,963	→
Quarter ending March 2017	3,992	→
Variance since March 2016	4.9%	↑



ACTIVITY

Cumulative percentage of contracted UDA delivered 2016 & 2017



Month	Adjusted Scheduled Activity (UDA)	
	2016	2017
April	-4	-102
May	586	863
June	1,251	1,667
July	2,502	2,926
August	3,326	3,650
September	4,699	4,499
October	5,471	5,903
November	6,271	7,158
December	7,191	7,907
January	7,800	9,205
February	8,779	10,077
March	10,362	11,487
April	11,747	
May	11,752	
June	11,752	

QUALITY

	Quantity	Base Number	Contract	AT	Region	England
% of FP17s for the same patient ID Re-attending within 3 months - Children	36	1,708	2.1%	11.2%	12.0%	12.3%
% of FP17s for the same patient ID Re-attending within 3 months - Adults	259	3,963	6.5%	14.9%	16.0%	16.7%
% of FP17s for the same patient ID Re-attending between 3 & 9 months - Children	1,141	1,708	66.8%	56.1%	58.8%	57.6%
% of FP17s for the same patient ID Re-attending between 3 & 9 months - Adults	2,435	3,963	61.4%	47.9%	51.2%	50.1%
% of FP17s for Band 1 Urgent Courses	0	4,980	0.0%	8.5%	8.0%	9.1%
% of FP17s Relating to Free Repair or Replacements	12	4,980	0.2%	0.7%	0.8%	0.8%
% of FP17s Relating to Continuations	0	4,980	0.0%	1.0%	1.2%	1.2%
% of Patients satisfied with the dentistry they have received	4	6	N/A	92.7%	92.7%	92.8%
% of Patients satisfied with the time they had to wait for an appointment	6	6	N/A	87.3%	89.1%	88.7%

* This is based on patients treated on this contract for their most recent course of treatment. Figures in italics indicate the base number of FP17s or Patient Questionnaire responses are less than 100. N/A is shown where the base number of responses is less than 10 during the period. % is calculated as Quantity/Base number*100

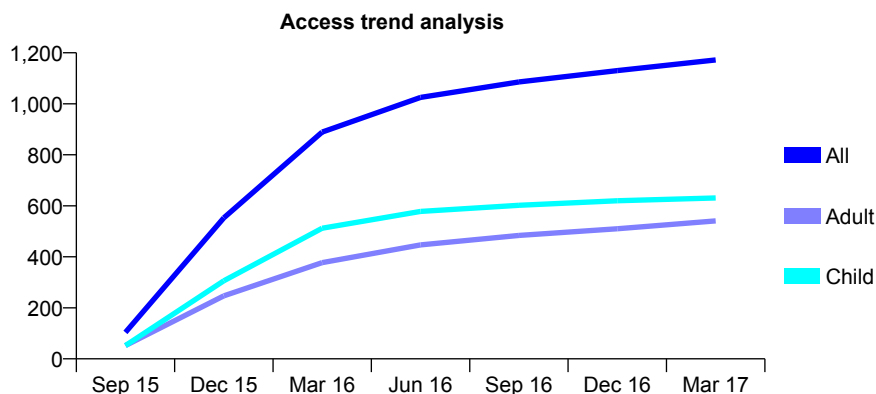
Q58 - Vital Signs At a Glance Contract Report for 214248/0002 - March 2017

Name or company name	MR JG RANDALL
Contract type name	GDS Contract
Purpose of contract	General
Contract start date	01/09/2015
Contract end date	

16/17 Contracted general activity (UDA)	2,754
Carry forward general activity (UDA)	-55
16/17 Contracted orthodontic activity (UOA)	0
Carry forward orthodontic activity (UOA)	0
Baseline contract value	£66,433.47

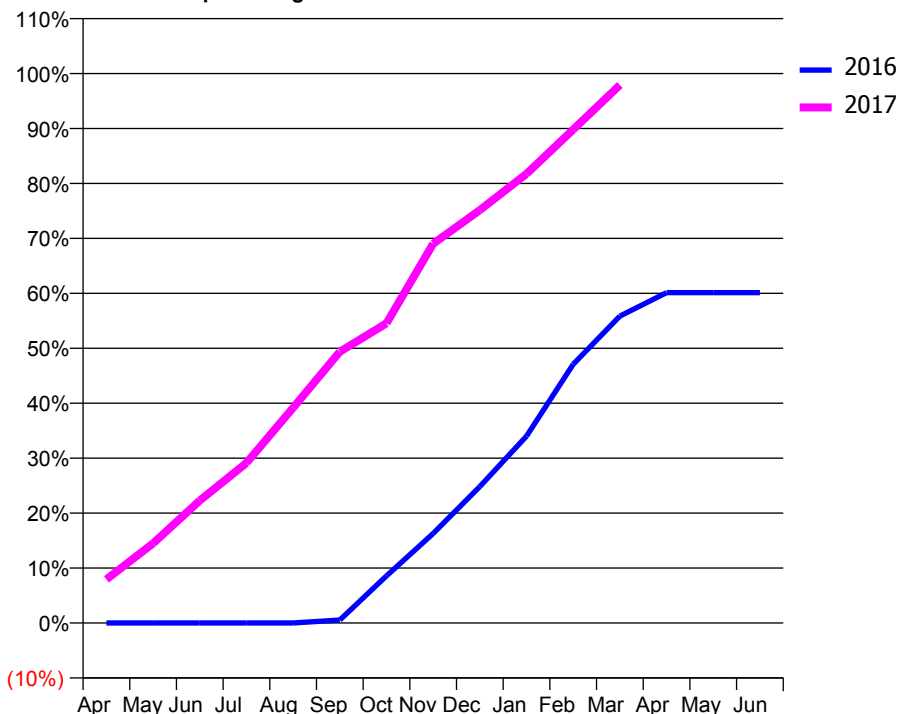
ACCESS*

Patients seen in 24 months	Total	Change since previous quarter
Quarter ending March 2016	889	
Quarter ending June 2016	1,025	↑
Quarter ending September 2016	1,086	↑
Quarter ending December 2016	1,130	↑
Quarter ending March 2017	1,172	↑
Variance since March 2016	31.8%	↑



ACTIVITY

Cumulative percentage of contracted UDA delivered 2016 & 2017



Adjusted Scheduled Activity (UDA)

Month	2016	2017
April	0	219
May	0	399
June	0	614
July	0	802
August	0	1,079
September	15	1,359
October	236	1,502
November	449	1,901
December	684	2,069
January	936	2,251
February	1,297	2,473
March	1,538	2,697
April	1,656	
May	1,656	
June	1,656	

QUALITY

	Quantity	Base Number	Contract	AT	Region	England
% of FP17s for the same patient ID Re-attending within 3 months - Children	51	1,030	5.0%	11.2%	12.0%	12.3%
% of FP17s for the same patient ID Re-attending within 3 months - Adults	67	782	8.6%	14.9%	16.0%	16.7%
% of FP17s for the same patient ID Re-attending between 3 & 9 months - Children	683	1,030	66.3%	56.1%	58.8%	57.6%
% of FP17s for the same patient ID Re-attending between 3 & 9 months - Adults	511	782	65.3%	47.9%	51.2%	50.1%
% of FP17s for Band 1 Urgent Courses	83	1,721	4.8%	8.5%	8.0%	9.1%
% of FP17s Relating to Free Repair or Replacements	0	1,721	0.0%	0.7%	0.8%	0.8%
% of FP17s Relating to Continuations	13	1,721	0.8%	1.0%	1.2%	1.2%
% of Patients satisfied with the dentistry they have received	4	4	N/A	92.7%	92.7%	92.8%
% of Patients satisfied with the time they had to wait for an appointment	4	4	N/A	87.3%	89.1%	88.7%

* This is based on patients treated on this contract for their most recent course of treatment. Figures in italics indicate the base number of FP17s or Patient Questionnaire responses are less than 100. N/A is shown where the base number of responses is less than 10 during the period. % is calculated as Quantity/Base number*100

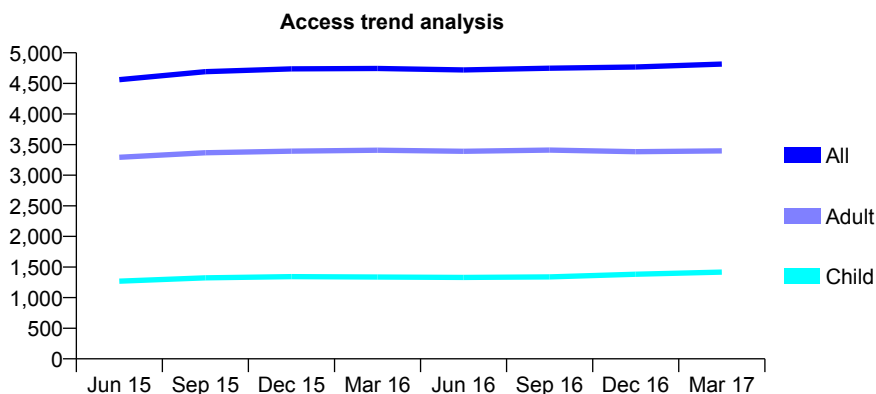
Q58 - Vital Signs At a Glance Contract Report for 215090/0001 - March 2017

Name or company name	MR SJ GORAN
Contract type name	GDS Contract
Purpose of contract	General
Contract start date	01/04/2006
Contract end date	

16/17 Contracted general activity (UDA)	13,270
Carry forward general activity (UDA)	-11
16/17 Contracted orthodontic activity (UOA)	0
Carry forward orthodontic activity (UOA)	0
Baseline contract value	£351,163.46

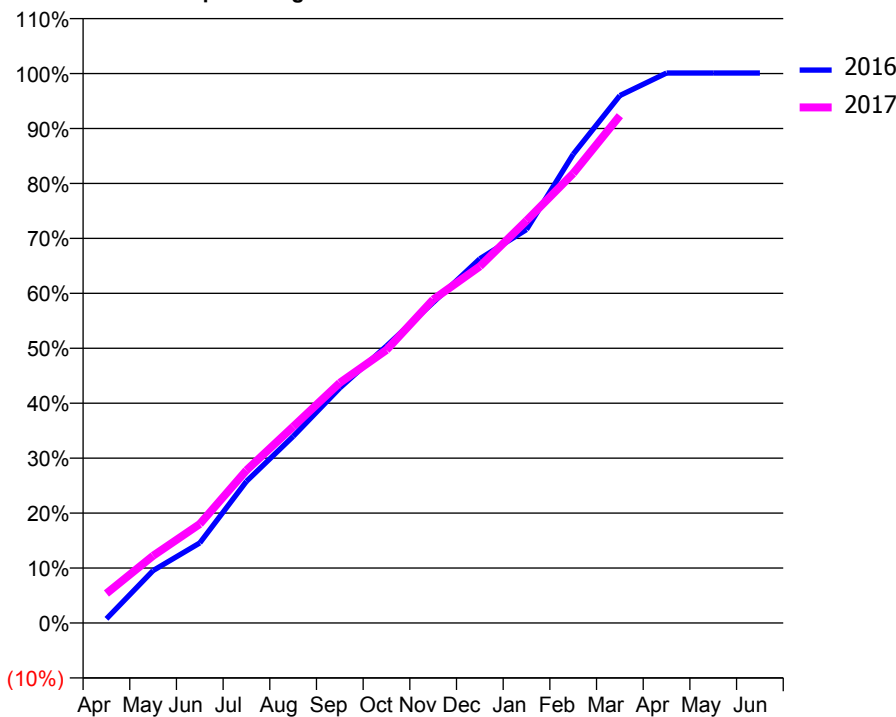
ACCESS*

Patients seen in 24 months	Total	Change since previous quarter
Quarter ending March 2016	4,745	
Quarter ending June 2016	4,720	→
Quarter ending September 2016	4,749	→
Quarter ending December 2016	4,767	→
Quarter ending March 2017	4,815	→
Variance since March 2016	1.5%	→



ACTIVITY

Cumulative percentage of contracted UDA delivered 2016 & 2017



Month	Adjusted Scheduled Activity (UDA)	
	2016	2017
April	101	714
May	1,269	1,626
June	1,933	2,391
July	3,423	3,689
August	4,506	4,742
September	5,675	5,801
October	6,691	6,592
November	7,741	7,809
December	8,795	8,611
January	9,502	9,717
February	11,320	10,858
March	12,737	12,251
April	13,281	
May	13,281	
June	13,281	

QUALITY

	Quantity	Base Number	Contract	AT	Region	England
% of FP17s for the same patient ID Re-attending within 3 months - Children	192	1,972	9.7%	11.2%	12.0%	12.3%
% of FP17s for the same patient ID Re-attending within 3 months - Adults	857	4,201	20.4%	14.9%	16.0%	16.7%
% of FP17s for the same patient ID Re-attending between 3 & 9 months - Children	1,036	1,972	52.5%	56.1%	58.8%	57.6%
% of FP17s for the same patient ID Re-attending between 3 & 9 months - Adults	1,596	4,201	38.0%	47.9%	51.2%	50.1%
% of FP17s for Band 1 Urgent Courses	944	5,993	15.8%	8.5%	8.0%	9.1%
% of FP17s Relating to Free Repair or Replacements	30	5,993	0.5%	0.7%	0.8%	0.8%
% of FP17s Relating to Continuations	21	5,993	0.4%	1.0%	1.2%	1.2%
% of Patients satisfied with the dentistry they have received	10	10	100.0%	92.7%	92.7%	92.8%
% of Patients satisfied with the time they had to wait for an appointment	9	10	90.0%	87.3%	89.1%	88.7%

* This is based on patients treated on this contract for their most recent course of treatment. Figures in italics indicate the base number of FP17s or Patient Questionnaire responses are less than 100. N/A is shown where the base number of responses is less than 10 during the period. % is calculated as Quantity/Base number*100

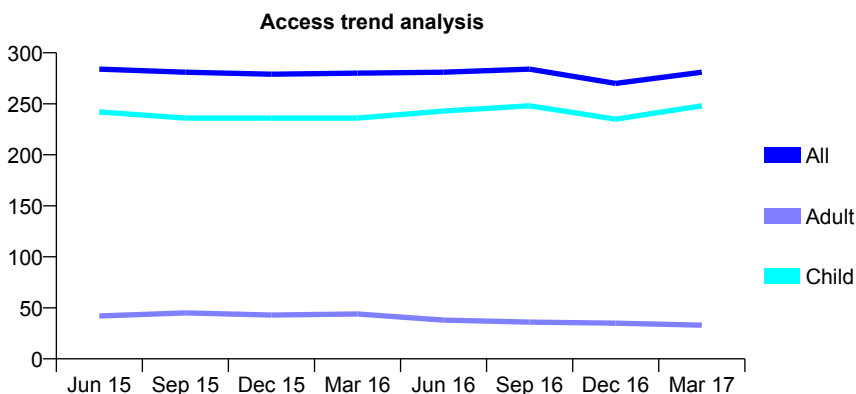
Q58 - Vital Signs At a Glance Contract Report for 221643/0002 - March 2017

Name or company name	MR R MISTRY
Contract type name	GDS Contract
Purpose of contract	General
Contract start date	01/04/2006
Contract end date	

16/17 Contracted general activity (UDA)	490
Carry forward general activity (UDA)	-9
16/17 Contracted orthodontic activity (UOA)	0
Carry forward orthodontic activity (UOA)	0
Baseline contract value	£14,374.64

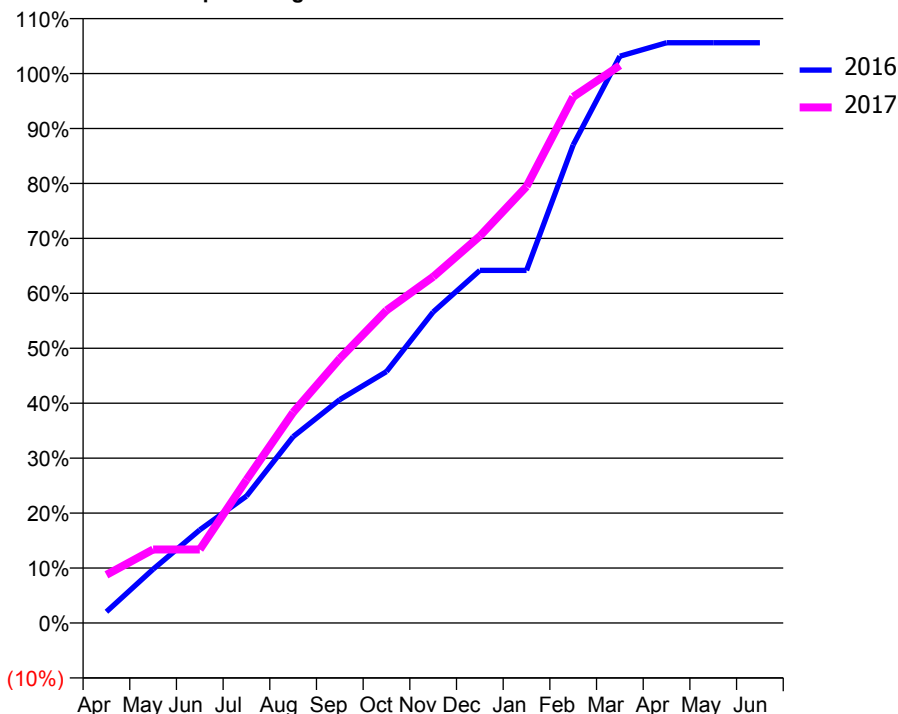
ACCESS*

Patients seen in 24 months	Total	Change since previous quarter
Quarter ending March 2016	280	
Quarter ending June 2016	281	→
Quarter ending September 2016	284	→
Quarter ending December 2016	270	↓
Quarter ending March 2017	281	↑
Variance since March 2016	0.4%	→



ACTIVITY

Cumulative percentage of contracted UDA delivered 2016 & 2017



Month	Adjusted Scheduled Activity (UDA)	
	2016	2017
April	10	43
May	48	66
June	83	66
July	113	128
August	166	188
September	199	236
October	224	279
November	277	309
December	314	345
January	314	389
February	426	469
March	505	497
April	517	
May	517	
June	517	

QUALITY

	Quantity	Base Number	Contract	AT	Region	England
% of FP17s for the same patient ID Re-attending within 3 months - Children	8	328	2.4%	11.2%	12.0%	12.3%
% of FP17s for the same patient ID Re-attending within 3 months - Adults	0	5	0.0%	14.9%	16.0%	16.7%
% of FP17s for the same patient ID Re-attending between 3 & 9 months - Children	181	328	55.2%	56.1%	58.8%	57.6%
% of FP17s for the same patient ID Re-attending between 3 & 9 months - Adults	3	5	60.0%	47.9%	51.2%	50.1%
% of FP17s for Band 1 Urgent Courses	6	325	1.8%	8.5%	8.0%	9.1%
% of FP17s Relating to Free Repair or Replacements	0	325	0.0%	0.7%	0.8%	0.8%
% of FP17s Relating to Continuations	0	325	0.0%	1.0%	1.2%	1.2%
% of Patients satisfied with the dentistry they have received	0	0	N/A	92.7%	92.7%	92.8%
% of Patients satisfied with the time they had to wait for an appointment	0	0	N/A	87.3%	89.1%	88.7%

* This is based on patients treated on this contract for their most recent course of treatment. Figures in italics indicate the base number of FP17s or Patient Questionnaire responses are less than 100. N/A is shown where the base number of responses is less than 10 during the period. % is calculated as Quantity/Base number*100

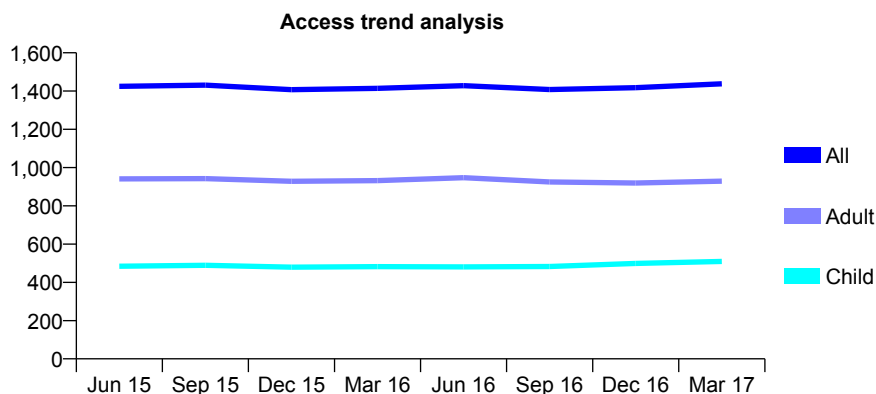
Q58 - Vital Signs At a Glance Contract Report for 222135/0001 - March 2017

Name or company name	MR NM PATEL
Contract type name	GDS Contract
Purpose of contract	General
Contract start date	01/04/2006
Contract end date	

16/17 Contracted general activity (UDA)	3,562
Carry forward general activity (UDA)	0
16/17 Contracted orthodontic activity (UOA)	0
Carry forward orthodontic activity (UOA)	0
Baseline contract value	£88,960.90

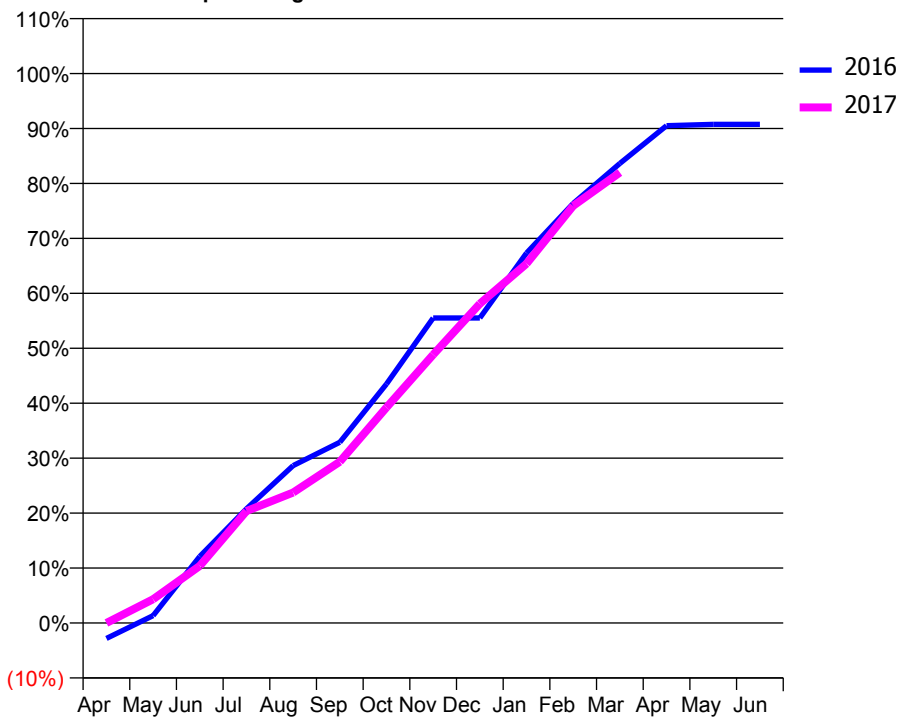
ACCESS*

Patients seen in 24 months	Total	Change since previous quarter
Quarter ending March 2016	1,414	
Quarter ending June 2016	1,428	→
Quarter ending September 2016	1,408	↓
Quarter ending December 2016	1,418	→
Quarter ending March 2017	1,438	→
Variance since March 2016	1.7%	→



ACTIVITY

Cumulative percentage of contracted UDA delivered 2016 & 2017



Month	Adjusted Scheduled Activity (UDA)	
	2016	2017
April	-101	0
May	48	154
June	432	370
July	740	726
August	1,020	846
September	1,172	1,045
October	1,549	1,397
November	1,977	1,740
December	1,977	2,070
January	2,399	2,329
February	2,720	2,704
March	2,979	2,920
April	3,224	
May	3,233	
June	3,233	

QUALITY

	Quantity	Base Number	Contract	AT	Region	England
% of FP17s for the same patient ID Re-attending within 3 months - Children	29	593	4.9%	11.2%	12.0%	12.3%
% of FP17s for the same patient ID Re-attending within 3 months - Adults	112	1,048	10.7%	14.9%	16.0%	16.7%
% of FP17s for the same patient ID Re-attending between 3 & 9 months - Children	205	593	34.6%	56.1%	58.8%	57.6%
% of FP17s for the same patient ID Re-attending between 3 & 9 months - Adults	487	1,048	46.5%	47.9%	51.2%	50.1%
% of FP17s for Band 1 Urgent Courses	137	1,511	9.1%	8.5%	8.0%	9.1%
% of FP17s Relating to Free Repair or Replacements	17	1,511	1.1%	0.7%	0.8%	0.8%
% of FP17s Relating to Continuations	14	1,511	0.9%	1.0%	1.2%	1.2%
% of Patients satisfied with the dentistry they have received	0	0	N/A	92.7%	92.7%	92.8%
% of Patients satisfied with the time they had to wait for an appointment	0	0	N/A	87.3%	89.1%	88.7%

* This is based on patients treated on this contract for their most recent course of treatment. Figures in italics indicate the base number of FP17s or Patient Questionnaire responses are less than 100. N/A is shown where the base number of responses is less than 10 during the period. % is calculated as Quantity/Base number*100

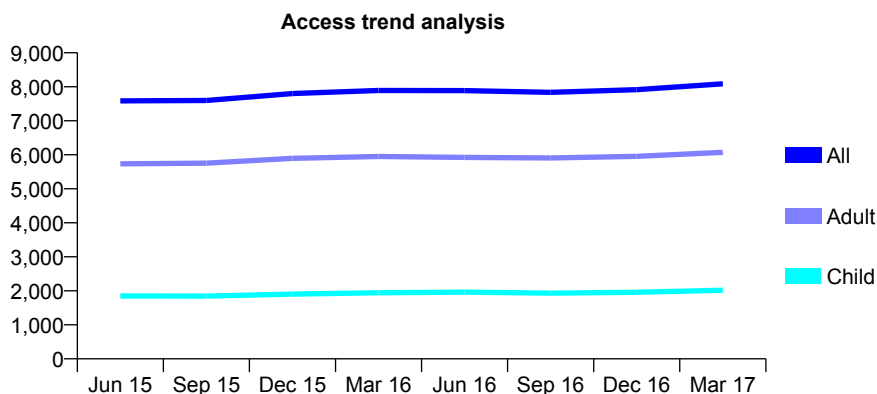
Q58 - Vital Signs At a Glance Contract Report for 224618/0001 - March 2017

Name or company name	MR UH PATEL
Contract type name	GDS Contract
Purpose of contract	General
Contract start date	01/04/2006
Contract end date	

16/17 Contracted general activity (UDA)	18,367
Carry forward general activity (UDA)	-131
16/17 Contracted orthodontic activity (UOA)	0
Carry forward orthodontic activity (UOA)	0
Baseline contract value	£422,886.65

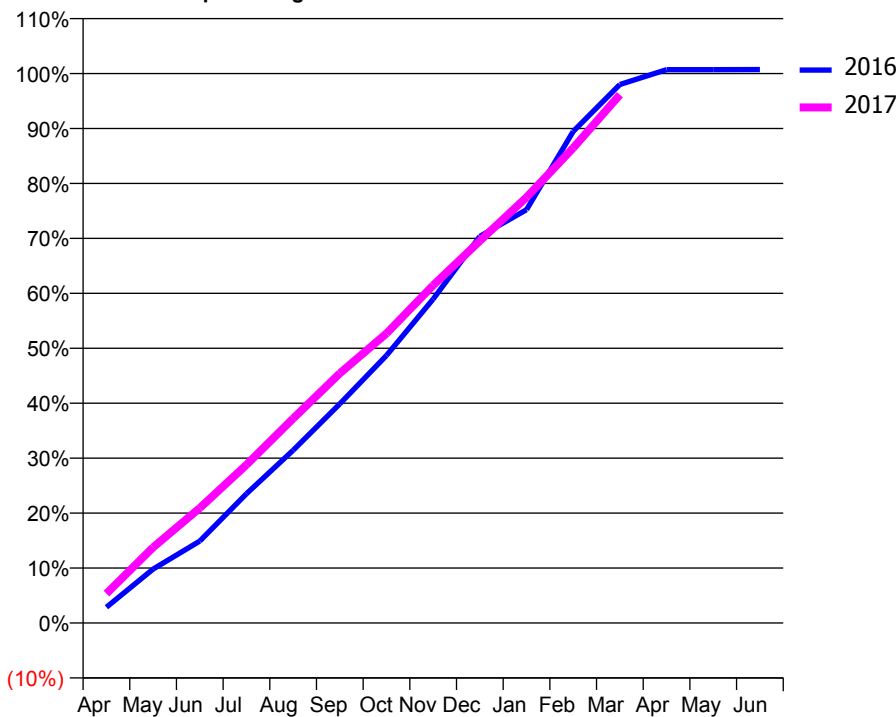
ACCESS*

Patients seen in 24 months	Total	Change since previous quarter
Quarter ending March 2016	7,892	
Quarter ending June 2016	7,887	→
Quarter ending September 2016	7,838	→
Quarter ending December 2016	7,915	→
Quarter ending March 2017	8,088	↑
Variance since March 2016	2.5%	↑



ACTIVITY

Cumulative percentage of contracted UDA delivered 2016 & 2017



Month	2016	2017
April	529	984
May	1,804	2,529
June	2,740	3,845
July	4,321	5,289
August	5,774	6,835
September	7,327	8,346
October	8,942	9,678
November	10,830	11,287
December	12,922	12,770
January	13,816	14,227
February	16,433	15,879
March	18,001	17,655
April	18,493	
May	18,495	
June	18,499	

QUALITY

	Quantity	Base Number	Contract	AT	Region	England
% of FP17s for the same patient ID Re-attending within 3 months - Children	119	3,054	3.9%	11.2%	12.0%	12.3%
% of FP17s for the same patient ID Re-attending within 3 months - Adults	937	8,953	10.5%	14.9%	16.0%	16.7%
% of FP17s for the same patient ID Re-attending between 3 & 9 months - Children	2,080	3,054	68.1%	56.1%	58.8%	57.6%
% of FP17s for the same patient ID Re-attending between 3 & 9 months - Adults	5,596	8,953	62.5%	47.9%	51.2%	50.1%
% of FP17s for Band 1 Urgent Courses	594	10,485	5.7%	8.5%	8.0%	9.1%
% of FP17s Relating to Free Repair or Replacements	93	10,485	0.9%	0.7%	0.8%	0.8%
% of FP17s Relating to Continuations	75	10,485	0.7%	1.0%	1.2%	1.2%
% of Patients satisfied with the dentistry they have received	15	15	100.0%	92.7%	92.7%	92.8%
% of Patients satisfied with the time they had to wait for an appointment	14	15	93.3%	87.3%	89.1%	88.7%

* This is based on patients treated on this contract for their most recent course of treatment. Figures in italics indicate the base number of FP17s or Patient Questionnaire responses are less than 100. N/A is shown where the base number of responses is less than 10 during the period. % is calculated as Quantity/Base number*100

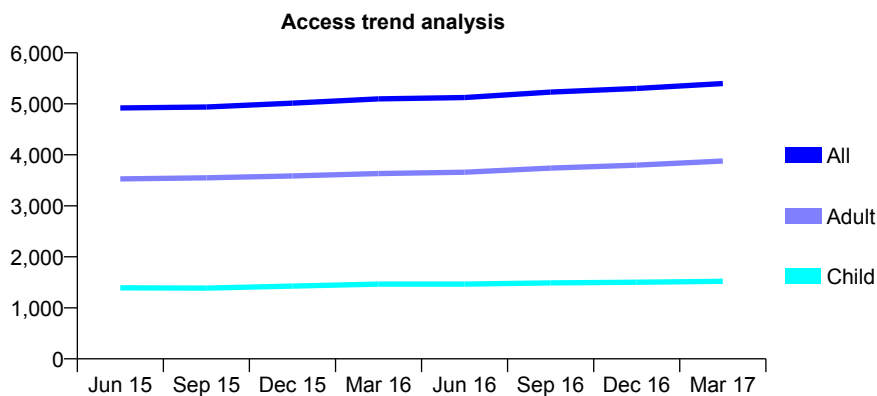
Q58 - Vital Signs At a Glance Contract Report for 224618/0002 - March 2017

Name or company name	MR UH PATEL
Contract type name	GDS Contract
Purpose of contract	General
Contract start date	01/04/2006
Contract end date	

16/17 Contracted general activity (UDA)	13,311
Carry forward general activity (UDA)	5
16/17 Contracted orthodontic activity (UOA)	0
Carry forward orthodontic activity (UOA)	0
Baseline contract value	£315,287.35

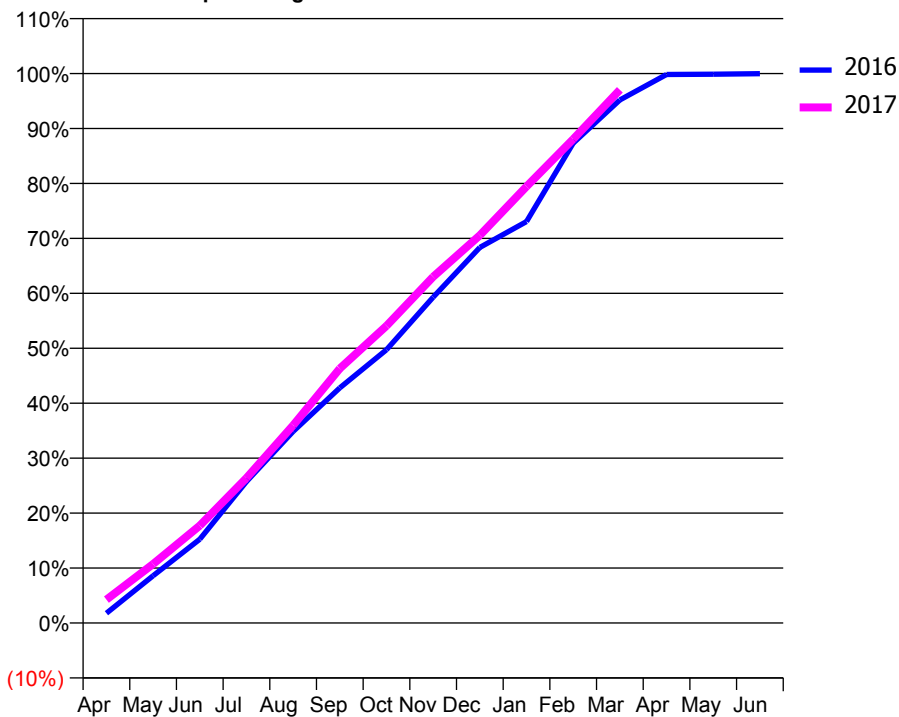
ACCESS*

Patients seen in 24 months	Total	Change since previous quarter
Quarter ending March 2016	5,098	
Quarter ending June 2016	5,124	→
Quarter ending September 2016	5,229	↑
Quarter ending December 2016	5,300	→
Quarter ending March 2017	5,398	→
Variance since March 2016	5.9%	↑



ACTIVITY

Cumulative percentage of contracted UDA delivered 2016 & 2017



Month	Adjusted Scheduled Activity (UDA)	
	2016	2017
April	238	566
May	1,145	1,428
June	2,030	2,361
July	3,424	3,514
August	4,640	4,788
September	5,696	6,166
October	6,621	7,199
November	7,891	8,386
December	9,098	9,392
January	9,723	10,574
February	11,624	11,719
March	12,671	12,917
April	13,288	
May	13,295	
June	13,305	

QUALITY

	Quantity	Base Number	Contract	AT	Region	England
% of FP17s for the same patient ID Re-attending within 3 months - Children	191	2,600	7.3%	11.2%	12.0%	12.3%
% of FP17s for the same patient ID Re-attending within 3 months - Adults	471	5,542	8.5%	14.9%	16.0%	16.7%
% of FP17s for the same patient ID Re-attending between 3 & 9 months - Children	1,830	2,600	70.4%	56.1%	58.8%	57.6%
% of FP17s for the same patient ID Re-attending between 3 & 9 months - Adults	3,378	5,542	61.0%	47.9%	51.2%	50.1%
% of FP17s for Band 1 Urgent Courses	384	7,745	5.0%	8.5%	8.0%	9.1%
% of FP17s Relating to Free Repair or Replacements	60	7,745	0.8%	0.7%	0.8%	0.8%
% of FP17s Relating to Continuations	17	7,745	0.2%	1.0%	1.2%	1.2%
% of Patients satisfied with the dentistry they have received	7	7	N/A	92.7%	92.7%	92.8%
% of Patients satisfied with the time they had to wait for an appointment	6	7	N/A	87.3%	89.1%	88.7%

* This is based on patients treated on this contract for their most recent course of treatment. Figures in italics indicate the base number of FP17s or Patient Questionnaire responses are less than 100. N/A is shown where the base number of responses is less than 10 during the period. % is calculated as Quantity/Base number*100

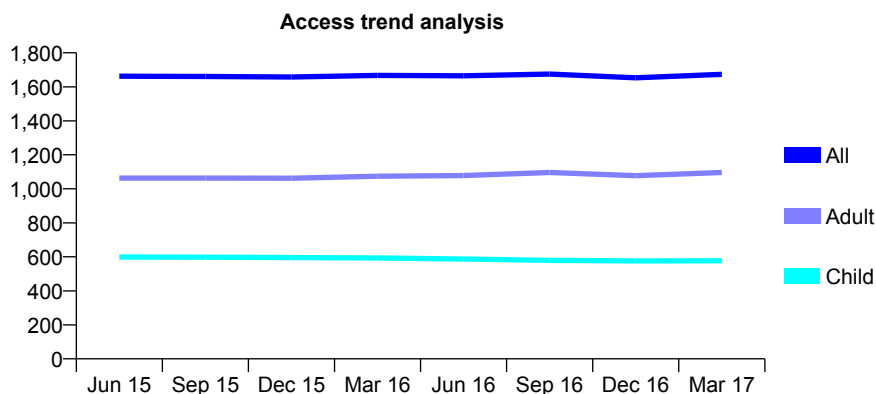
Q58 - Vital Signs At a Glance Contract Report for 234478/0001 - March 2017

Name or company name	MR SR WOODHOUSE
Contract type name	GDS Contract
Purpose of contract	General
Contract start date	01/04/2006
Contract end date	

16/17 Contracted general activity (UDA)	4,150
Carry forward general activity (UDA)	116
16/17 Contracted orthodontic activity (UOA)	0
Carry forward orthodontic activity (UOA)	0
Baseline contract value	£95,102.20

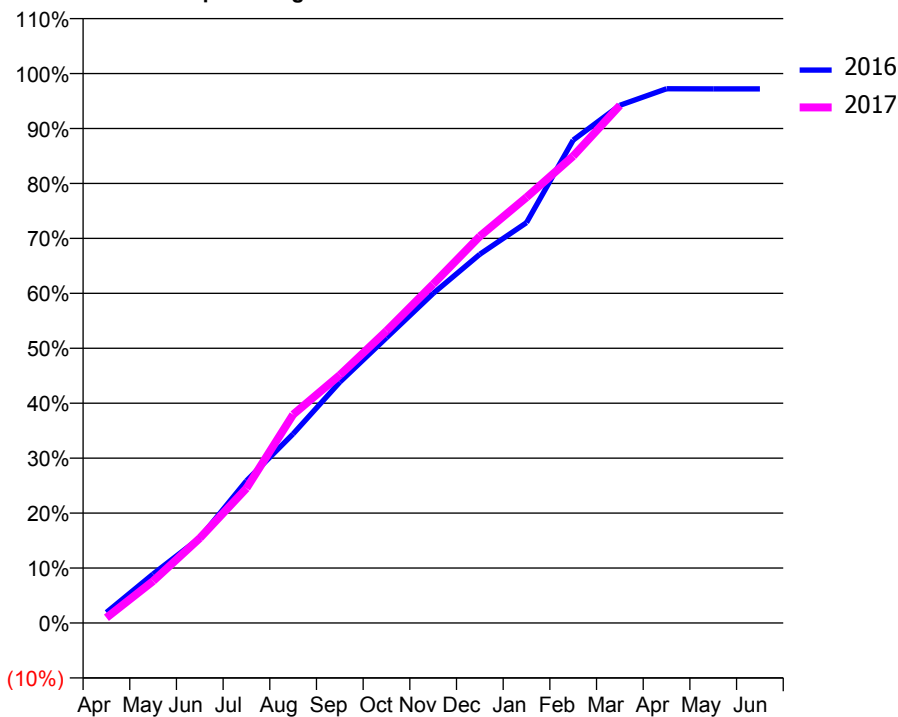
ACCESS*

Patients seen in 24 months	Total	Change since previous quarter
Quarter ending March 2016	1,667	
Quarter ending June 2016	1,665	→
Quarter ending September 2016	1,675	→
Quarter ending December 2016	1,653	↓
Quarter ending March 2017	1,673	→
Variance since March 2016	0.4%	→



ACTIVITY

Cumulative percentage of contracted UDA delivered 2016 & 2017



Month	Adjusted Scheduled Activity (UDA)	
	2016	2017
April	80	40
May	370	317
June	643	641
July	1,074	1,017
August	1,428	1,574
September	1,820	1,872
October	2,155	2,206
November	2,489	2,560
December	2,785	2,921
January	3,024	3,215
February	3,647	3,526
March	3,910	3,909
April	4,035	
May	4,034	
June	4,034	

QUALITY

	Quantity	Base Number	Contract	AT	Region	England
% of FP17s for the same patient ID Re-attending within 3 months - Children	43	854	5.0%	11.2%	12.0%	12.3%
% of FP17s for the same patient ID Re-attending within 3 months - Adults	154	1,328	11.6%	14.9%	16.0%	16.7%
% of FP17s for the same patient ID Re-attending between 3 & 9 months - Children	529	854	61.9%	56.1%	58.8%	57.6%
% of FP17s for the same patient ID Re-attending between 3 & 9 months - Adults	693	1,328	52.2%	47.9%	51.2%	50.1%
% of FP17s for Band 1 Urgent Courses	111	2,109	5.3%	8.5%	8.0%	9.1%
% of FP17s Relating to Free Repair or Replacements	18	2,109	0.9%	0.7%	0.8%	0.8%
% of FP17s Relating to Continuations	8	2,109	0.4%	1.0%	1.2%	1.2%
% of Patients satisfied with the dentistry they have received	3	3	N/A	92.7%	92.7%	92.8%
% of Patients satisfied with the time they had to wait for an appointment	3	3	N/A	87.3%	89.1%	88.7%

* This is based on patients treated on this contract for their most recent course of treatment. Figures in italics indicate the base number of FP17s or Patient Questionnaire responses are less than 100. N/A is shown where the base number of responses is less than 10 during the period. % is calculated as Quantity/Base number*100

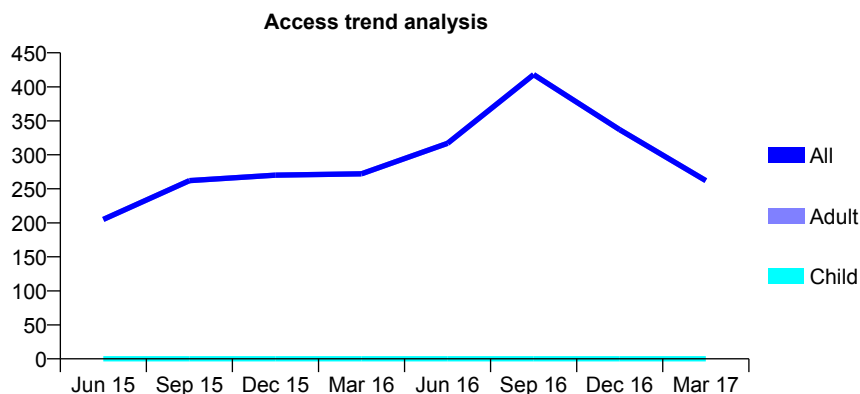
Q58 - Vital Signs At a Glance Contract Report for 238627/0013 - March 2017

Name or company name	MR D FREEDMAN
Contract type name	PDS Contract
Purpose of contract	General
Contract start date	01/09/2014
Contract end date	31/08/2016

16/17 Contracted general activity (UDA)	545
Carry forward general activity (UDA)	0
16/17 Contracted orthodontic activity (UOA)	0
Carry forward orthodontic activity (UOA)	0
Baseline contract value	£20,578.26

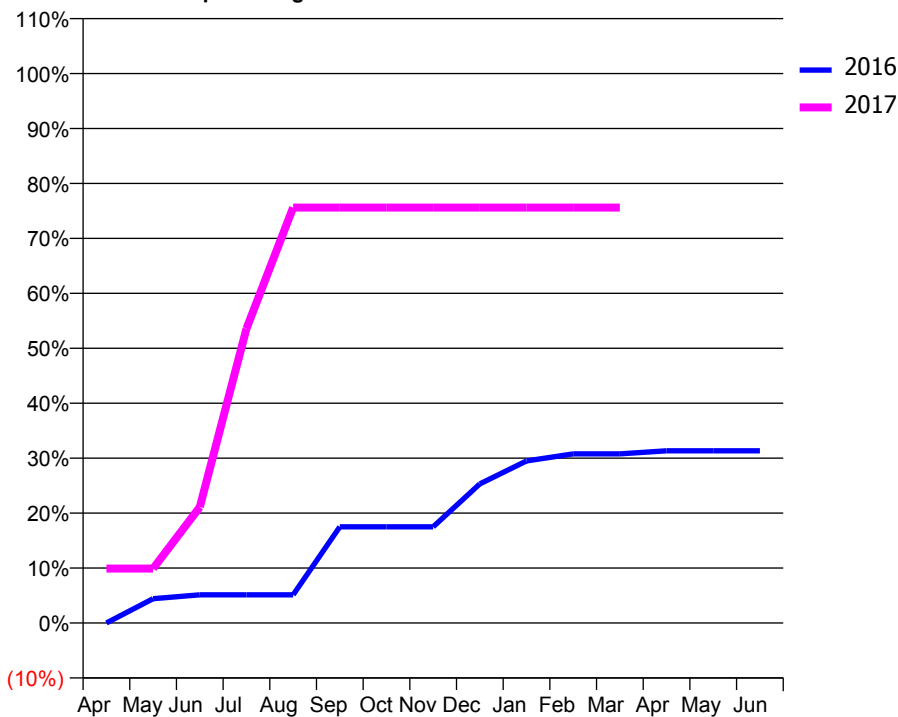
ACCESS*

Patients seen in 24 months	Total	Change since previous quarter
Quarter ending March 2016	272	
Quarter ending June 2016	317	↑
Quarter ending September 2016	418	↑
Quarter ending December 2016	337	↓
Quarter ending March 2017	262	↓
Variance since March 2016	(3.7%)	↓



ACTIVITY

Cumulative percentage of contracted UDA delivered 2016 & 2017



Month	Adjusted Scheduled Activity (UDA)	
	2016	2017
April	0	54
May	31	54
June	36	115
July	36	292
August	36	412
September	123	412
October	123	412
November	123	412
December	177	412
January	206	412
February	215	412
March	215	412
April	219	
May	219	
June	219	

QUALITY

	Quantity	Base Number	Contract	AT	Region	England
% of FP17s for the same patient ID Re-attending within 3 months - Children	0	0	N/A	11.2%	12.0%	12.3%
% of FP17s for the same patient ID Re-attending within 3 months - Adults	6	190	3.2%	14.9%	16.0%	16.7%
% of FP17s for the same patient ID Re-attending between 3 & 9 months - Children	0	0	N/A	56.1%	58.8%	57.6%
% of FP17s for the same patient ID Re-attending between 3 & 9 months - Adults	5	190	2.6%	47.9%	51.2%	50.1%
% of FP17s for Band 1 Urgent Courses	0	185	0.0%	8.5%	8.0%	9.1%
% of FP17s Relating to Free Repair or Replacements	0	185	0.0%	0.7%	0.8%	0.8%
% of FP17s Relating to Continuations	1	185	0.5%	1.0%	1.2%	1.2%
% of Patients satisfied with the dentistry they have received	0	1	N/A	92.7%	92.7%	92.8%
% of Patients satisfied with the time they had to wait for an appointment	0	1	N/A	87.3%	89.1%	88.7%

* This is based on patients treated on this contract for their most recent course of treatment. Figures in italics indicate the base number of FP17s or Patient Questionnaire responses are less than 100. N/A is shown where the base number of responses is less than 10 during the period. % is calculated as Quantity/Base number*100

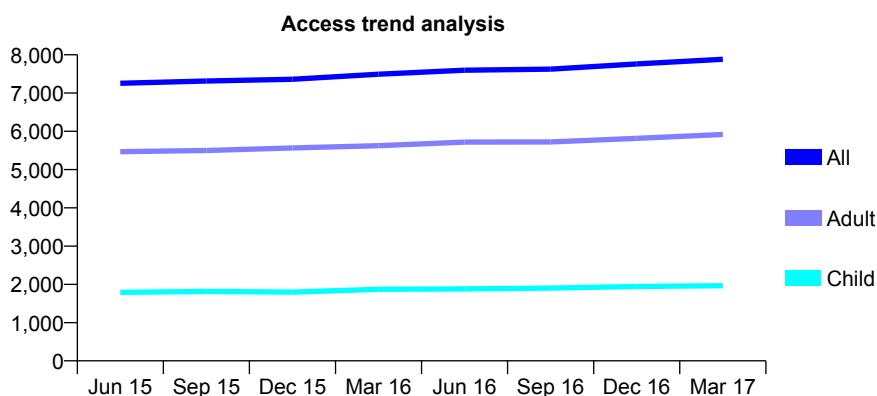
Q58 - Vital Signs At a Glance Contract Report for 239348/0001 - March 2017

Name or company name	MR M PATEL
Contract type name	GDS Contract
Purpose of contract	General
Contract start date	01/04/2006
Contract end date	

16/17 Contracted general activity (UDA)	22,500
Carry forward general activity (UDA)	950
16/17 Contracted orthodontic activity (UOA)	0
Carry forward orthodontic activity (UOA)	0
Baseline contract value	£636,048.84

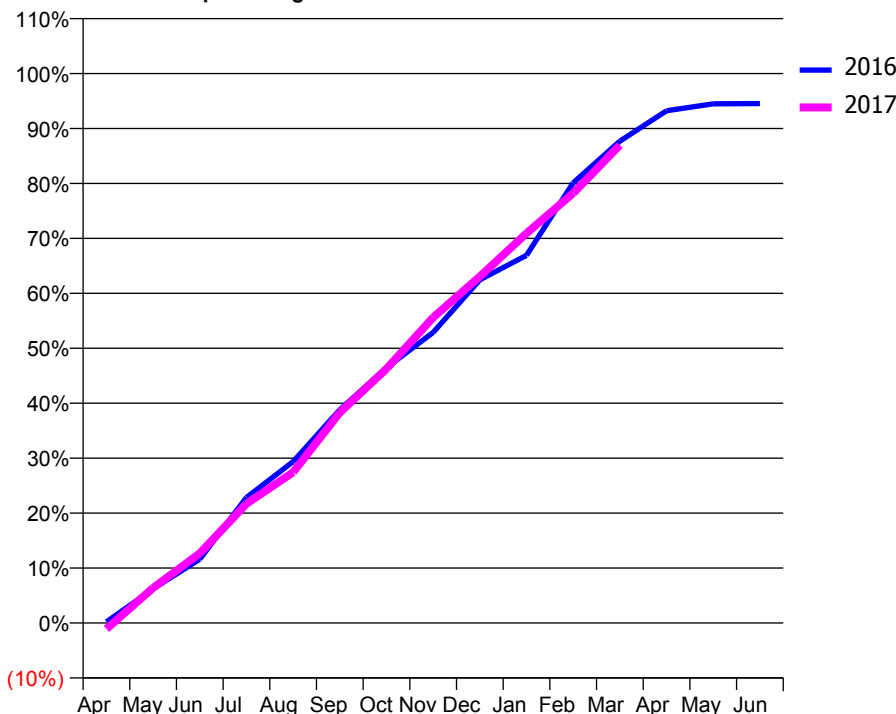
ACCESS*

Patients seen in 24 months	Total	Change since previous quarter
Quarter ending March 2016	7,494	
Quarter ending June 2016	7,596	→
Quarter ending September 2016	7,625	→
Quarter ending December 2016	7,762	→
Quarter ending March 2017	7,884	→
Variance since March 2016	5.2%	↑



ACTIVITY

Cumulative percentage of contracted UDA delivered 2016 & 2017



Month	Adjusted Scheduled Activity (UDA)	
	2016	2017
April	47	-251
May	1,403	1,441
June	2,613	2,851
July	5,141	4,885
August	6,609	6,175
September	8,732	8,620
October	10,453	10,411
November	11,902	12,509
December	14,053	14,189
January	15,055	15,956
February	18,026	17,600
March	19,729	19,565
April	20,973	
May	21,258	
June	21,272	

QUALITY

	Quantity	Base Number	Contract	AT	Region	England
% of FP17s for the same patient ID Re-attending within 3 months - Children	231	2,724	8.5%	11.2%	12.0%	12.3%
% of FP17s for the same patient ID Re-attending within 3 months - Adults	1,105	6,829	16.2%	14.9%	16.0%	16.7%
% of FP17s for the same patient ID Re-attending between 3 & 9 months - Children	1,271	2,724	46.7%	56.1%	58.8%	57.6%
% of FP17s for the same patient ID Re-attending between 3 & 9 months - Adults	2,759	6,829	40.4%	47.9%	51.2%	50.1%
% of FP17s for Band 1 Urgent Courses	341	8,629	4.0%	8.5%	8.0%	9.1%
% of FP17s Relating to Free Repair or Replacements	216	8,629	2.5%	0.7%	0.8%	0.8%
% of FP17s Relating to Continuations	404	8,629	4.7%	1.0%	1.2%	1.2%
% of Patients satisfied with the dentistry they have received	5	5	N/A	92.7%	92.7%	92.8%
% of Patients satisfied with the time they had to wait for an appointment	4	5	N/A	87.3%	89.1%	88.7%

* This is based on patients treated on this contract for their most recent course of treatment. Figures in italics indicate the base number of FP17s or Patient Questionnaire responses are less than 100. N/A is shown where the base number of responses is less than 10 during the period. % is calculated as Quantity/Base number*100

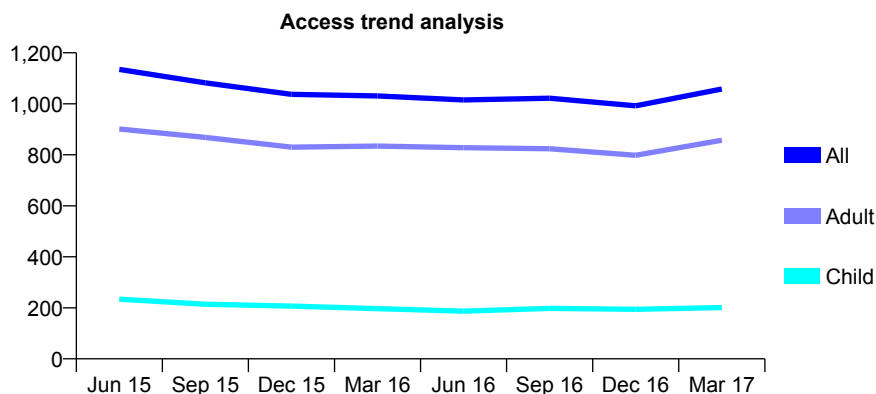
Q58 - Vital Signs At a Glance Contract Report for 239682/0001 - March 2017

Name or company name	MISS DM PATEL
Contract type name	GDS Contract
Purpose of contract	General
Contract start date	01/04/2006
Contract end date	

16/17 Contracted general activity (UDA)	4,600
Carry forward general activity (UDA)	0
16/17 Contracted orthodontic activity (UOA)	0
Carry forward orthodontic activity (UOA)	0
Baseline contract value	£131,026.34

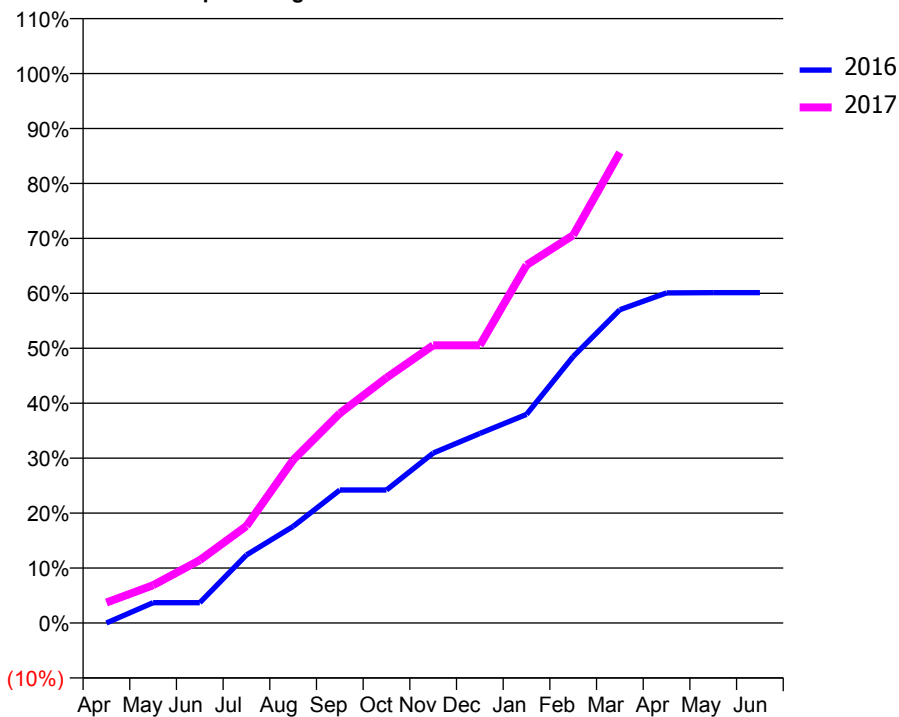
ACCESS*

Patients seen in 24 months	Total	Change since previous quarter
Quarter ending March 2016	1,031	
Quarter ending June 2016	1,015	↓
Quarter ending September 2016	1,022	→
Quarter ending December 2016	992	↓
Quarter ending March 2017	1,058	↑
Variance since March 2016	2.6%	↑



ACTIVITY

Cumulative percentage of contracted UDA delivered 2016 & 2017



Month	Adjusted Scheduled Activity (UDA)	
	2016	2017
April	0	172
May	170	316
June	170	526
July	570	812
August	808	1,365
September	1,113	1,755
October	1,113	2,053
November	1,422	2,324
December	1,586	2,324
January	1,746	2,997
February	2,230	3,247
March	2,623	3,938
April	2,763	
May	2,766	
June	2,766	

QUALITY

	Quantity	Base Number	Contract	AT	Region	England
% of FP17s for the same patient ID Re-attending within 3 months - Children	49	333	14.7%	11.2%	12.0%	12.3%
% of FP17s for the same patient ID Re-attending within 3 months - Adults	276	1,353	20.4%	14.9%	16.0%	16.7%
% of FP17s for the same patient ID Re-attending between 3 & 9 months - Children	135	333	40.5%	56.1%	58.8%	57.6%
% of FP17s for the same patient ID Re-attending between 3 & 9 months - Adults	629	1,353	46.5%	47.9%	51.2%	50.1%
% of FP17s for Band 1 Urgent Courses	122	1,624	7.5%	8.5%	8.0%	9.1%
% of FP17s Relating to Free Repair or Replacements	11	1,624	0.7%	0.7%	0.8%	0.8%
% of FP17s Relating to Continuations	0	1,624	0.0%	1.0%	1.2%	1.2%
% of Patients satisfied with the dentistry they have received	1	1	N/A	92.7%	92.7%	92.8%
% of Patients satisfied with the time they had to wait for an appointment	1	1	N/A	87.3%	89.1%	88.7%

* This is based on patients treated on this contract for their most recent course of treatment. Figures in italics indicate the base number of FP17s or Patient Questionnaire responses are less than 100. N/A is shown where the base number of responses is less than 10 during the period. % is calculated as Quantity/Base number*100

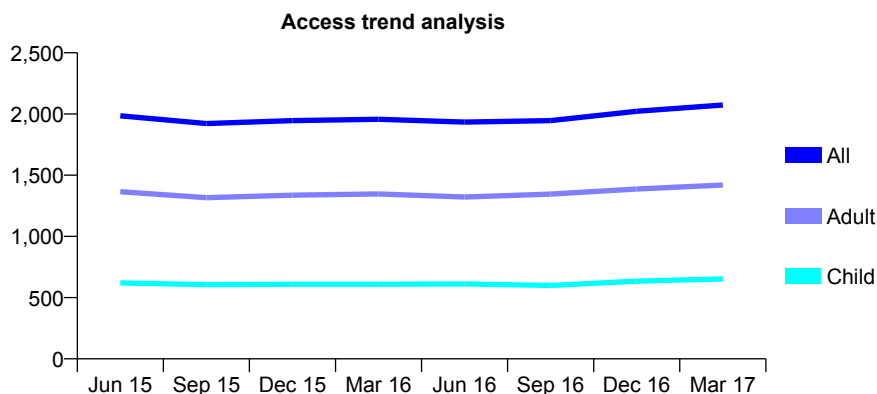
Q58 - Vital Signs At a Glance Contract Report for 241393/0002 - March 2017

Name or company name	MR SH ALI
Contract type name	GDS Contract
Purpose of contract	General
Contract start date	01/10/2009
Contract end date	

16/17 Contracted general activity (UDA)	6,500
Carry forward general activity (UDA)	0
16/17 Contracted orthodontic activity (UOA)	0
Carry forward orthodontic activity (UOA)	0
Baseline contract value	£187,028.51

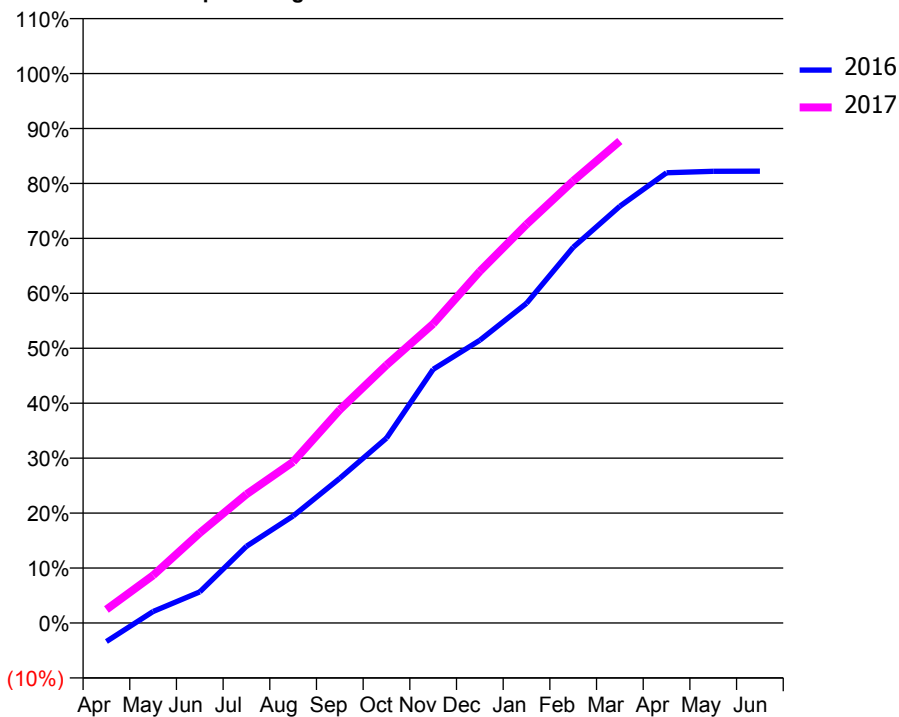
ACCESS*

Patients seen in 24 months	Total	Change since previous quarter
Quarter ending March 2016	1,957	
Quarter ending June 2016	1,934	↓
Quarter ending September 2016	1,946	→
Quarter ending December 2016	2,022	↑
Quarter ending March 2017	2,073	↑
Variance since March 2016	5.9%	↑



ACTIVITY

Cumulative percentage of contracted UDA delivered 2016 & 2017



Month	Adjusted Scheduled Activity (UDA)	
	2016	2017
April	-220	160
May	137	563
June	369	1,065
July	908	1,523
August	1,265	1,906
September	1,713	2,523
October	2,188	3,051
November	3,000	3,539
December	3,345	4,160
January	3,781	4,716
February	4,444	5,229
March	4,929	5,701
April	5,325	
May	5,343	
June	5,344	

QUALITY

	Quantity	Base Number	Contract	AT	Region	England
% of FP17s for the same patient ID Re-attending within 3 months - Children	51	808	6.3%	11.2%	12.0%	12.3%
% of FP17s for the same patient ID Re-attending within 3 months - Adults	263	1,476	17.8%	14.9%	16.0%	16.7%
% of FP17s for the same patient ID Re-attending between 3 & 9 months - Children	396	808	49.0%	56.1%	58.8%	57.6%
% of FP17s for the same patient ID Re-attending between 3 & 9 months - Adults	267	1,476	18.1%	47.9%	51.2%	50.1%
% of FP17s for Band 1 Urgent Courses	274	2,174	12.6%	8.5%	8.0%	9.1%
% of FP17s Relating to Free Repair or Replacements	19	2,174	0.9%	0.7%	0.8%	0.8%
% of FP17s Relating to Continuations	65	2,174	3.0%	1.0%	1.2%	1.2%
% of Patients satisfied with the dentistry they have received	1	1	N/A	92.7%	92.7%	92.8%
% of Patients satisfied with the time they had to wait for an appointment	1	1	N/A	87.3%	89.1%	88.7%

* This is based on patients treated on this contract for their most recent course of treatment. Figures in italics indicate the base number of FP17s or Patient Questionnaire responses are less than 100. N/A is shown where the base number of responses is less than 10 during the period. % is calculated as Quantity/Base number*100

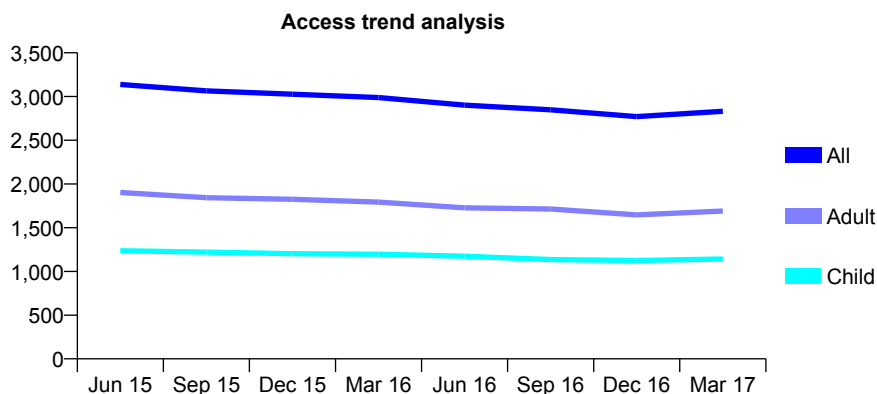
Q58 - Vital Signs At a Glance Contract Report for 243760/0002 - March 2017

Name or company name	MRS U SINGANAYAGAM
Contract type name	GDS Contract
Purpose of contract	General
Contract start date	01/04/2007
Contract end date	

16/17 Contracted general activity (UDA)	6,964
Carry forward general activity (UDA)	-7
16/17 Contracted orthodontic activity (UOA)	0
Carry forward orthodontic activity (UOA)	0
Baseline contract value	£156,528.76

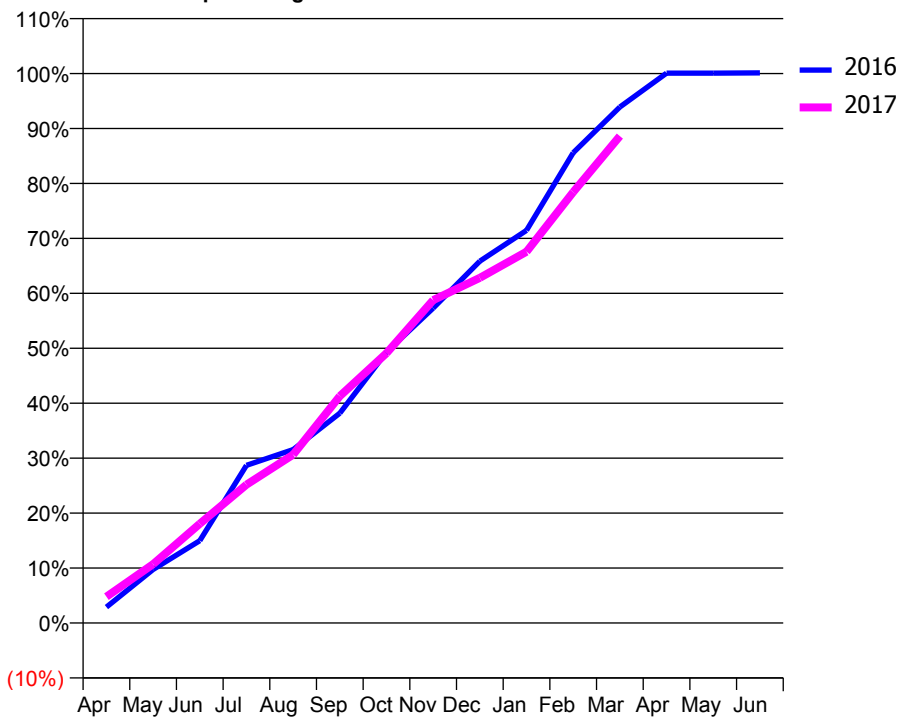
ACCESS*

Patients seen in 24 months	Total	Change since previous quarter
Quarter ending March 2016	2,988	
Quarter ending June 2016	2,901	↓
Quarter ending September 2016	2,848	↓
Quarter ending December 2016	2,771	↓
Quarter ending March 2017	2,831	↑
Variance since March 2016	(5.3%)	↓



ACTIVITY

Cumulative percentage of contracted UDA delivered 2016 & 2017



Month	Adjusted Scheduled Activity (UDA)	
	2016	2017
April	202	334
May	679	747
June	1,043	1,258
July	1,999	1,753
August	2,198	2,133
September	2,658	2,876
October	3,434	3,420
November	3,991	4,093
December	4,586	4,375
January	4,976	4,705
February	5,960	5,460
March	6,539	6,172
April	6,969	
May	6,969	
June	6,971	

QUALITY

	Quantity	Base Number	Contract	AT	Region	England
% of FP17s for the same patient ID Re-attending within 3 months - Children	101	1,657	6.1%	11.2%	12.0%	12.3%
% of FP17s for the same patient ID Re-attending within 3 months - Adults	212	1,914	11.1%	14.9%	16.0%	16.7%
% of FP17s for the same patient ID Re-attending between 3 & 9 months - Children	814	1,657	49.1%	56.1%	58.8%	57.6%
% of FP17s for the same patient ID Re-attending between 3 & 9 months - Adults	858	1,914	44.8%	47.9%	51.2%	50.1%
% of FP17s for Band 1 Urgent Courses	83	3,377	2.5%	8.5%	8.0%	9.1%
% of FP17s Relating to Free Repair or Replacements	50	3,377	1.5%	0.7%	0.8%	0.8%
% of FP17s Relating to Continuations	41	3,377	1.2%	1.0%	1.2%	1.2%
% of Patients satisfied with the dentistry they have received	2	2	N/A	92.7%	92.7%	92.8%
% of Patients satisfied with the time they had to wait for an appointment	2	2	N/A	87.3%	89.1%	88.7%

* This is based on patients treated on this contract for their most recent course of treatment. Figures in italics indicate the base number of FP17s or Patient Questionnaire responses are less than 100. N/A is shown where the base number of responses is less than 10 during the period. % is calculated as Quantity/Base number*100

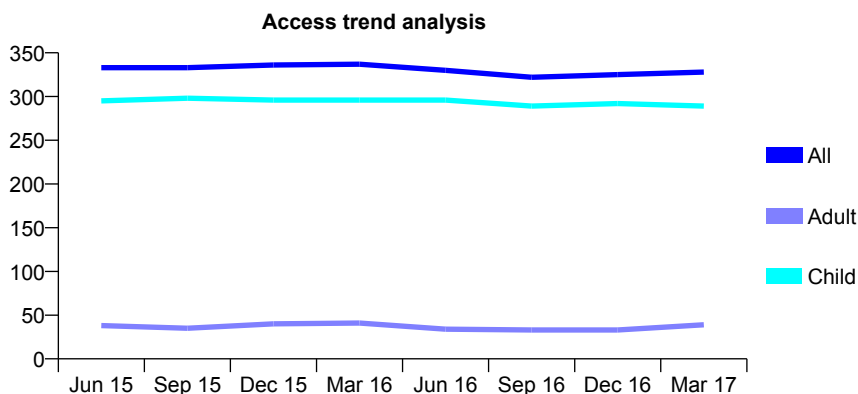
Q58 - Vital Signs At a Glance Contract Report for 244740/0001 - March 2017

Name or company name	MR AN FLATTERS
Contract type name	GDS Contract
Purpose of contract	General
Contract start date	01/04/2006
Contract end date	

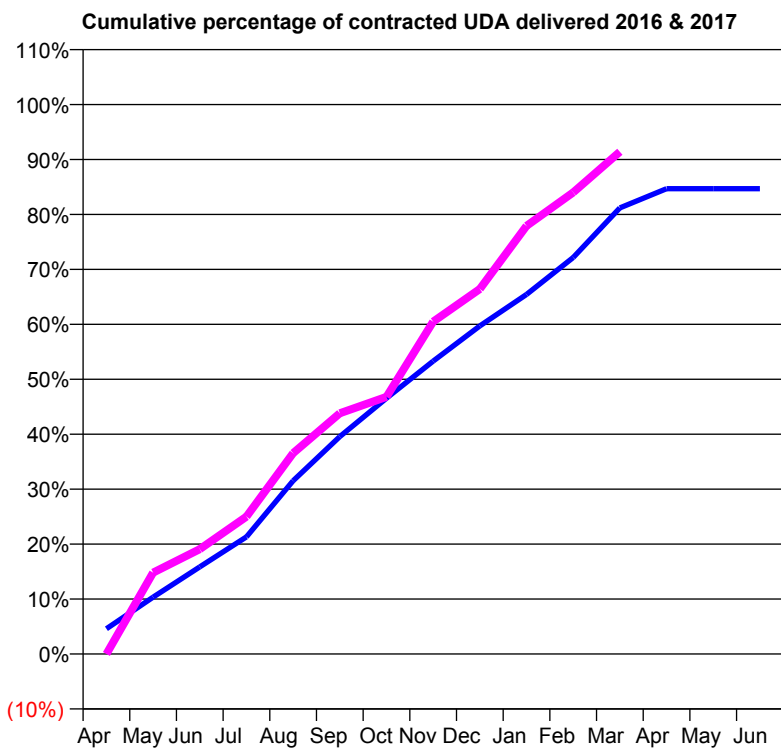
16/17 Contracted general activity (UDA)	610
Carry forward general activity (UDA)	0
16/17 Contracted orthodontic activity (UOA)	0
Carry forward orthodontic activity (UOA)	0
Baseline contract value	£15,096.48

ACCESS*

Patients seen in 24 months	Total	Change since previous quarter
Quarter ending March 2016	337	
Quarter ending June 2016	330	↓
Quarter ending September 2016	322	↓
Quarter ending December 2016	325	→
Quarter ending March 2017	328	→
Variance since March 2016	(2.7%)	↓



ACTIVITY



Month	Adjusted Scheduled Activity (UDA)	
	2016	2017
April	28	0
May	63	90
June	97	116
July	130	153
August	192	223
September	241	267
October	284	285
November	325	369
December	364	405
January	399	475
February	440	512
March	495	558
April	517	
May	517	
June	517	

QUALITY

	Quantity	Base Number	Contract	AT	Region	England
% of FP17s for the same patient ID Re-attending within 3 months - Children	23	433	5.3%	11.2%	12.0%	12.3%
% of FP17s for the same patient ID Re-attending within 3 months - Adults	1	11	9.1%	14.9%	16.0%	16.7%
% of FP17s for the same patient ID Re-attending between 3 & 9 months - Children	254	433	58.7%	56.1%	58.8%	57.6%
% of FP17s for the same patient ID Re-attending between 3 & 9 months - Adults	8	11	72.7%	47.9%	51.2%	50.1%
% of FP17s for Band 1 Urgent Courses	13	427	3.0%	8.5%	8.0%	9.1%
% of FP17s Relating to Free Repair or Replacements	0	427	0.0%	0.7%	0.8%	0.8%
% of FP17s Relating to Continuations	6	427	1.4%	1.0%	1.2%	1.2%
% of Patients satisfied with the dentistry they have received	0	0	N/A	92.7%	92.7%	92.8%
% of Patients satisfied with the time they had to wait for an appointment	0	0	N/A	87.3%	89.1%	88.7%

* This is based on patients treated on this contract for their most recent course of treatment. Figures in italics indicate the base number of FP17s or Patient Questionnaire responses are less than 100. N/A is shown where the base number of responses is less than 10 during the period. % is calculated as Quantity/Base number*100

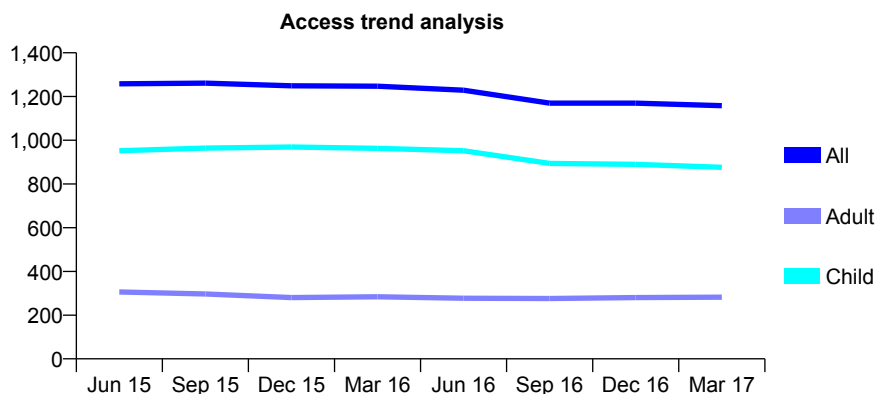
Q58 - Vital Signs At a Glance Contract Report for 244961/0001 - March 2017

Name or company name	MR RF COLIN
Contract type name	GDS Contract
Purpose of contract	General
Contract start date	01/04/2006
Contract end date	

16/17 Contracted general activity (UDA)	1,900
Carry forward general activity (UDA)	0
16/17 Contracted orthodontic activity (UOA)	0
Carry forward orthodontic activity (UOA)	0
Baseline contract value	£46,156.42

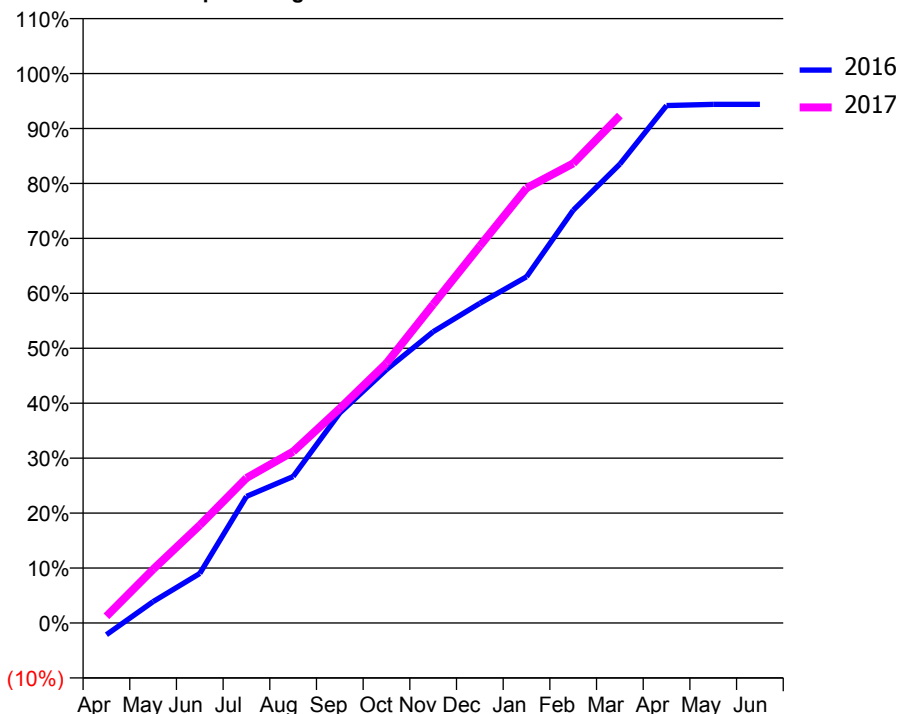
ACCESS*

Patients seen in 24 months	Total	Change since previous quarter
Quarter ending March 2016	1,247	
Quarter ending June 2016	1,229	↓
Quarter ending September 2016	1,170	↓
Quarter ending December 2016	1,170	→
Quarter ending March 2017	1,158	↓
Variance since March 2016	(7.1%)	↓



ACTIVITY

Cumulative percentage of contracted UDA delivered 2016 & 2017



Month	Adjusted Scheduled Activity (UDA)	
	2016	2017
April	-48	23
May	87	185
June	202	338
July	516	502
August	597	593
September	856	742
October	1,033	898
November	1,187	1,102
December	1,303	1,304
January	1,412	1,504
February	1,683	1,589
March	1,871	1,754
April	2,109	
May	2,114	
June	2,114	

QUALITY

	Quantity	Base Number	Contract	AT	Region	England
% of FP17s for the same patient ID Re-attending within 3 months - Children	71	1,254	5.7%	11.2%	12.0%	12.3%
% of FP17s for the same patient ID Re-attending within 3 months - Adults	26	229	11.4%	14.9%	16.0%	16.7%
% of FP17s for the same patient ID Re-attending between 3 & 9 months - Children	768	1,254	61.2%	56.1%	58.8%	57.6%
% of FP17s for the same patient ID Re-attending between 3 & 9 months - Adults	116	229	50.7%	47.9%	51.2%	50.1%
% of FP17s for Band 1 Urgent Courses	17	1,320	1.3%	8.5%	8.0%	9.1%
% of FP17s Relating to Free Repair or Replacements	3	1,320	0.2%	0.7%	0.8%	0.8%
% of FP17s Relating to Continuations	5	1,320	0.4%	1.0%	1.2%	1.2%
% of Patients satisfied with the dentistry they have received	0	0	N/A	92.7%	92.7%	92.8%
% of Patients satisfied with the time they had to wait for an appointment	0	0	N/A	87.3%	89.1%	88.7%

* This is based on patients treated on this contract for their most recent course of treatment. Figures in italics indicate the base number of FP17s or Patient Questionnaire responses are less than 100. N/A is shown where the base number of responses is less than 10 during the period. % is calculated as Quantity/Base number*100

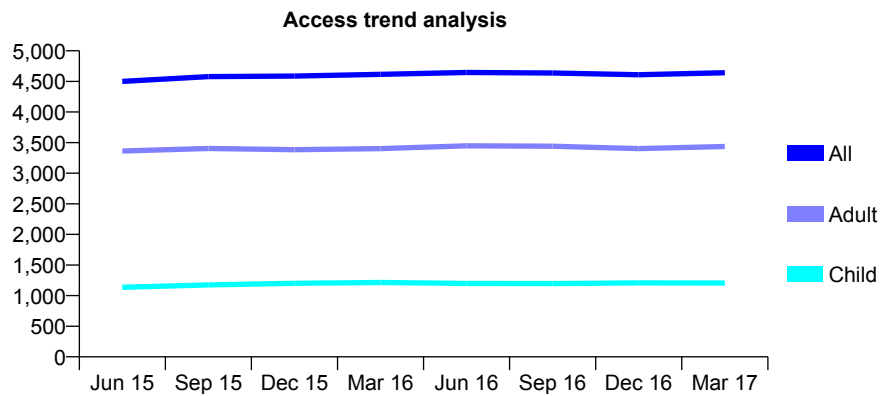
Q58 - Vital Signs At a Glance Contract Report for 245240/0001 - March 2017

Name or company name	MR A PELUSO
Contract type name	GDS Contract
Purpose of contract	General
Contract start date	01/04/2006
Contract end date	

16/17 Contracted general activity (UDA)	11,200
Carry forward general activity (UDA)	-101
16/17 Contracted orthodontic activity (UOA)	0
Carry forward orthodontic activity (UOA)	0
Baseline contract value	£330,110.15

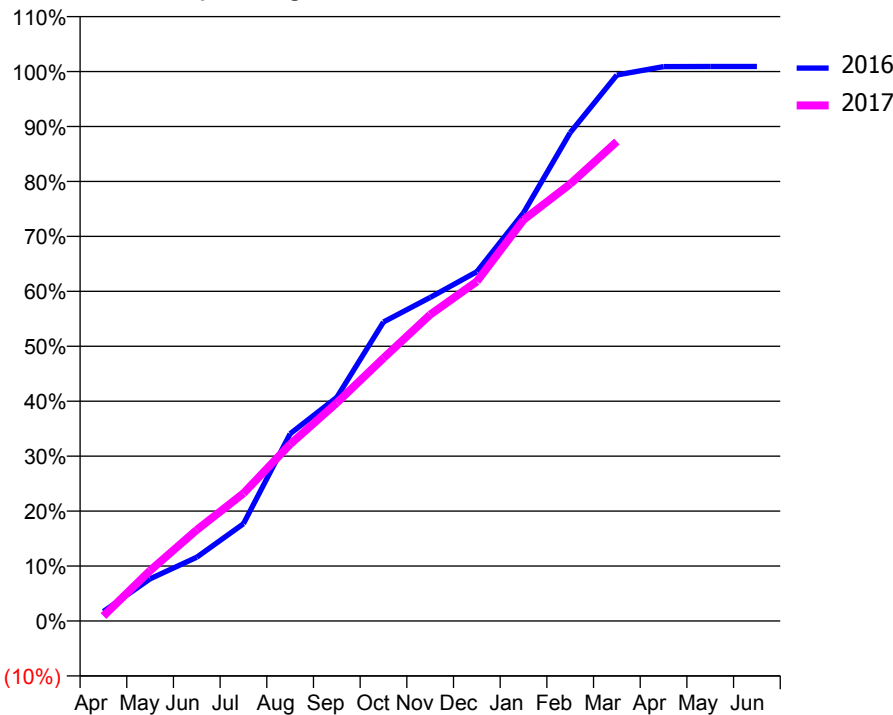
ACCESS*

Patients seen in 24 months	Total	Change since previous quarter
Quarter ending March 2016	4,616	
Quarter ending June 2016	4,647	→
Quarter ending September 2016	4,638	→
Quarter ending December 2016	4,609	→
Quarter ending March 2017	4,641	→
Variance since March 2016	0.5%	→



ACTIVITY

Cumulative percentage of contracted UDA delivered 2016 & 2017



Month	Adjusted Scheduled Activity (UDA)	
	2016	2017
April	193	101
May	859	1,029
June	1,300	1,859
July	1,983	2,603
August	3,817	3,601
September	4,560	4,449
October	6,094	5,359
November	6,594	6,244
December	7,120	6,920
January	8,320	8,178
February	9,954	8,907
March	11,129	9,773
April	11,300	
May	11,301	
June	11,301	

QUALITY

	Quantity	Base Number	Contract	AT	Region	England
% of FP17s for the same patient ID Re-attending within 3 months - Children	154	1,567	9.8%	11.2%	12.0%	12.3%
% of FP17s for the same patient ID Re-attending within 3 months - Adults	642	3,826	16.8%	14.9%	16.0%	16.7%
% of FP17s for the same patient ID Re-attending between 3 & 9 months - Children	795	1,567	50.7%	56.1%	58.8%	57.6%
% of FP17s for the same patient ID Re-attending between 3 & 9 months - Adults	1,639	3,826	42.8%	47.9%	51.2%	50.1%
% of FP17s for Band 1 Urgent Courses	568	4,609	12.3%	8.5%	8.0%	9.1%
% of FP17s Relating to Free Repair or Replacements	19	4,609	0.4%	0.7%	0.8%	0.8%
% of FP17s Relating to Continuations	18	4,609	0.4%	1.0%	1.2%	1.2%
% of Patients satisfied with the dentistry they have received	13	13	100.0%	92.7%	92.7%	92.8%
% of Patients satisfied with the time they had to wait for an appointment	11	13	84.6%	87.3%	89.1%	88.7%

* This is based on patients treated on this contract for their most recent course of treatment. Figures in italics indicate the base number of FP17s or Patient Questionnaire responses are less than 100. N/A is shown where the base number of responses is less than 10 during the period. % is calculated as Quantity/Base number*100

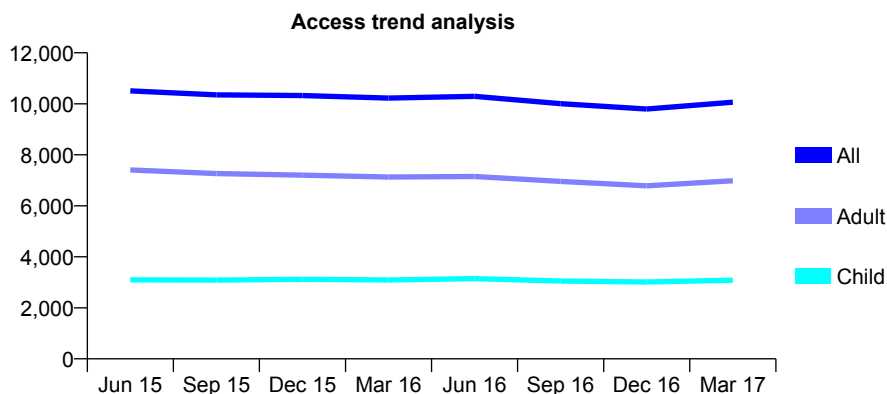
Q58 - Vital Signs At a Glance Contract Report for 245240/0002 - March 2017

Name or company name	MR A PELUSO
Contract type name	GDS Contract
Purpose of contract	General
Contract start date	01/04/2006
Contract end date	

16/17 Contracted general activity (UDA)	22,415
Carry forward general activity (UDA)	-100
16/17 Contracted orthodontic activity (UOA)	0
Carry forward orthodontic activity (UOA)	0
Baseline contract value	£583,120.60

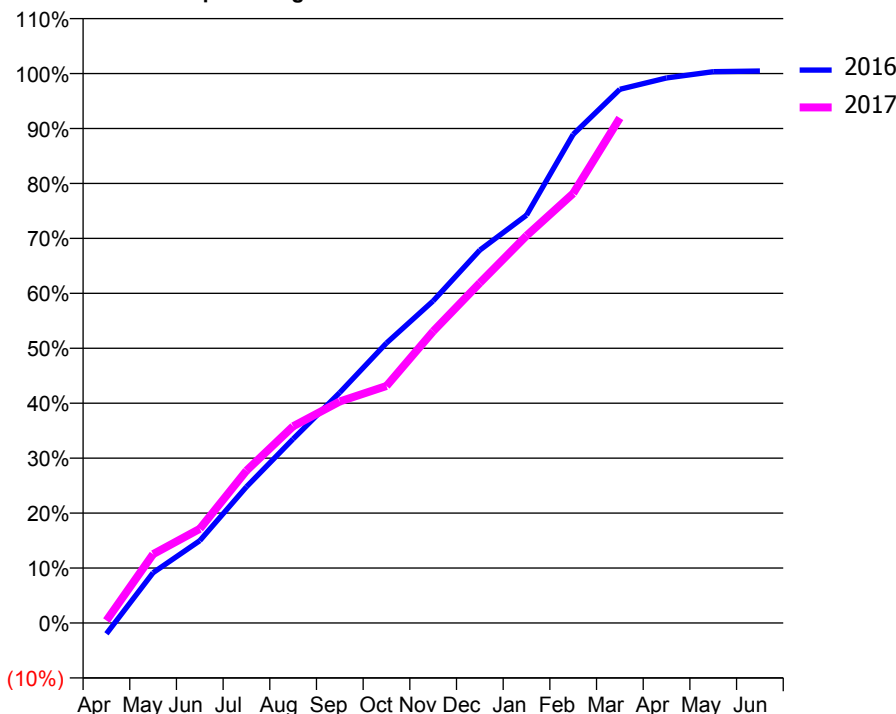
ACCESS*

Patients seen in 24 months	Total	Change since previous quarter
Quarter ending March 2016	10,225	
Quarter ending June 2016	10,294	→
Quarter ending September 2016	10,006	↓
Quarter ending December 2016	9,798	↓
Quarter ending March 2017	10,064	↑
Variance since March 2016	(1.6%)	↓



ACTIVITY

Cumulative percentage of contracted UDA delivered 2016 & 2017



Month	Adjusted Scheduled Activity (UDA)	
	2016	2017
April	-441	100
May	2,054	2,810
June	3,357	3,843
July	5,557	6,215
August	7,507	8,025
September	9,399	9,035
October	11,422	9,667
November	13,139	11,901
December	15,209	13,875
January	16,639	15,801
February	19,932	17,521
March	21,770	20,601
April	22,232	
May	22,491	
June	22,515	

QUALITY

	Quantity	Base Number	Contract	AT	Region	England
% of FP17s for the same patient ID Re-attending within 3 months - Children	391	4,294	9.1%	11.2%	12.0%	12.3%
% of FP17s for the same patient ID Re-attending within 3 months - Adults	1,303	8,988	14.5%	14.9%	16.0%	16.7%
% of FP17s for the same patient ID Re-attending between 3 & 9 months - Children	2,368	4,294	55.1%	56.1%	58.8%	57.6%
% of FP17s for the same patient ID Re-attending between 3 & 9 months - Adults	4,793	8,988	53.3%	47.9%	51.2%	50.1%
% of FP17s for Band 1 Urgent Courses	804	10,820	7.4%	8.5%	8.0%	9.1%
% of FP17s Relating to Free Repair or Replacements	93	10,820	0.9%	0.7%	0.8%	0.8%
% of FP17s Relating to Continuations	32	10,820	0.3%	1.0%	1.2%	1.2%
% of Patients satisfied with the dentistry they have received	5	6	N/A	92.7%	92.7%	92.8%
% of Patients satisfied with the time they had to wait for an appointment	6	6	N/A	87.3%	89.1%	88.7%

* This is based on patients treated on this contract for their most recent course of treatment. Figures in italics indicate the base number of FP17s or Patient Questionnaire responses are less than 100. N/A is shown where the base number of responses is less than 10 during the period. % is calculated as Quantity/Base number*100

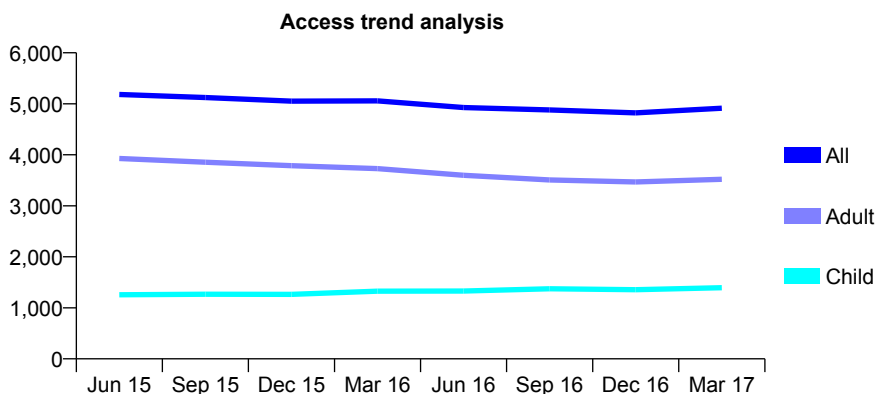
Q58 - Vital Signs At a Glance Contract Report for 245240/0007 - March 2017

Name or company name	MR A PELUSO
Contract type name	GDS Contract
Purpose of contract	General
Contract start date	18/08/2012
Contract end date	

16/17 Contracted general activity (UDA)	10,145
Carry forward general activity (UDA)	-126
16/17 Contracted orthodontic activity (UOA)	0
Carry forward orthodontic activity (UOA)	0
Baseline contract value	£223,596.61

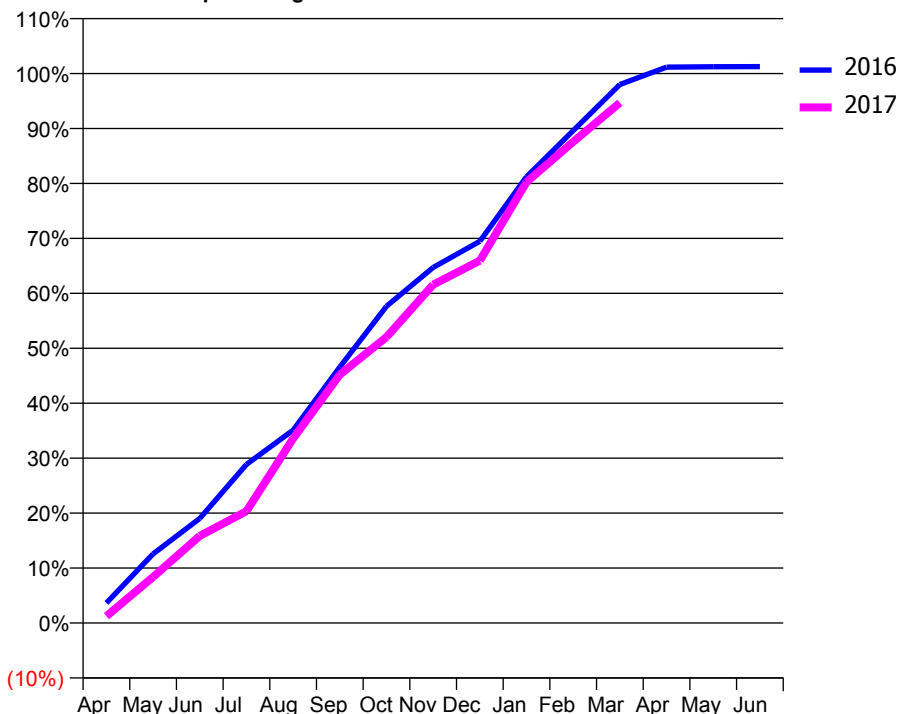
ACCESS*

Patients seen in 24 months	Total	Change since previous quarter
Quarter ending March 2016	5,057	
Quarter ending June 2016	4,927	↓
Quarter ending September 2016	4,881	→
Quarter ending December 2016	4,822	↓
Quarter ending March 2017	4,915	→
Variance since March 2016	(2.8%)	↓



ACTIVITY

Cumulative percentage of contracted UDA delivered 2016 & 2017



Month	Adjusted Scheduled Activity (UDA)	
	2016	2017
April	370	126
May	1,278	850
June	1,932	1,609
July	2,928	2,063
August	3,562	3,406
September	4,727	4,585
October	5,849	5,279
November	6,564	6,248
December	7,046	6,690
January	8,238	8,141
February	9,091	8,885
March	9,942	9,604
April	10,263	
May	10,270	
June	10,272	

QUALITY

	Quantity	Base Number	Contract	AT	Region	England
% of FP17s for the same patient ID Re-attending within 3 months - Children	105	1,891	5.6%	11.2%	12.0%	12.3%
% of FP17s for the same patient ID Re-attending within 3 months - Adults	384	3,283	11.7%	14.9%	16.0%	16.7%
% of FP17s for the same patient ID Re-attending between 3 & 9 months - Children	1,060	1,891	56.1%	56.1%	58.8%	57.6%
% of FP17s for the same patient ID Re-attending between 3 & 9 months - Adults	1,240	3,283	37.8%	47.9%	51.2%	50.1%
% of FP17s for Band 1 Urgent Courses	477	4,976	9.6%	8.5%	8.0%	9.1%
% of FP17s Relating to Free Repair or Replacements	57	4,976	1.1%	0.7%	0.8%	0.8%
% of FP17s Relating to Continuations	32	4,976	0.6%	1.0%	1.2%	1.2%
% of Patients satisfied with the dentistry they have received	3	3	N/A	92.7%	92.7%	92.8%
% of Patients satisfied with the time they had to wait for an appointment	3	3	N/A	87.3%	89.1%	88.7%

* This is based on patients treated on this contract for their most recent course of treatment. Figures in italics indicate the base number of FP17s or Patient Questionnaire responses are less than 100. N/A is shown where the base number of responses is less than 10 during the period. % is calculated as Quantity/Base number*100

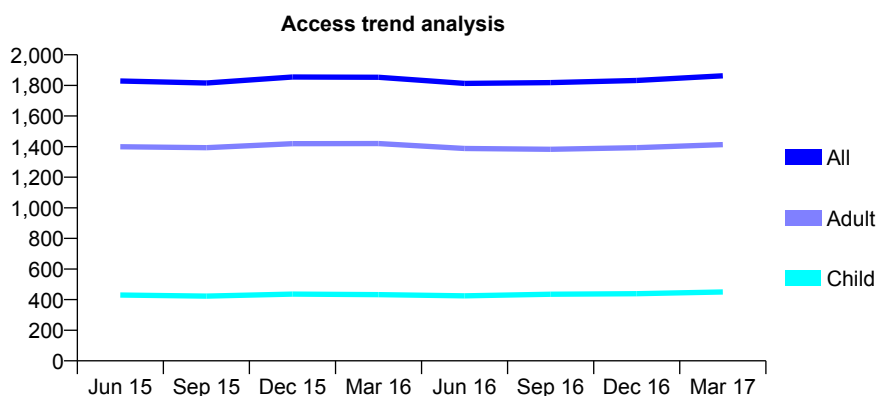
Q58 - Vital Signs At a Glance Contract Report for 246263/0001 - March 2017

Name or company name	MR NF FARYAD
Contract type name	GDS Contract
Purpose of contract	General
Contract start date	01/04/2006
Contract end date	

16/17 Contracted general activity (UDA)	8,525
Carry forward general activity (UDA)	-122
16/17 Contracted orthodontic activity (UOA)	0
Carry forward orthodontic activity (UOA)	0
Baseline contract value	£237,294.82

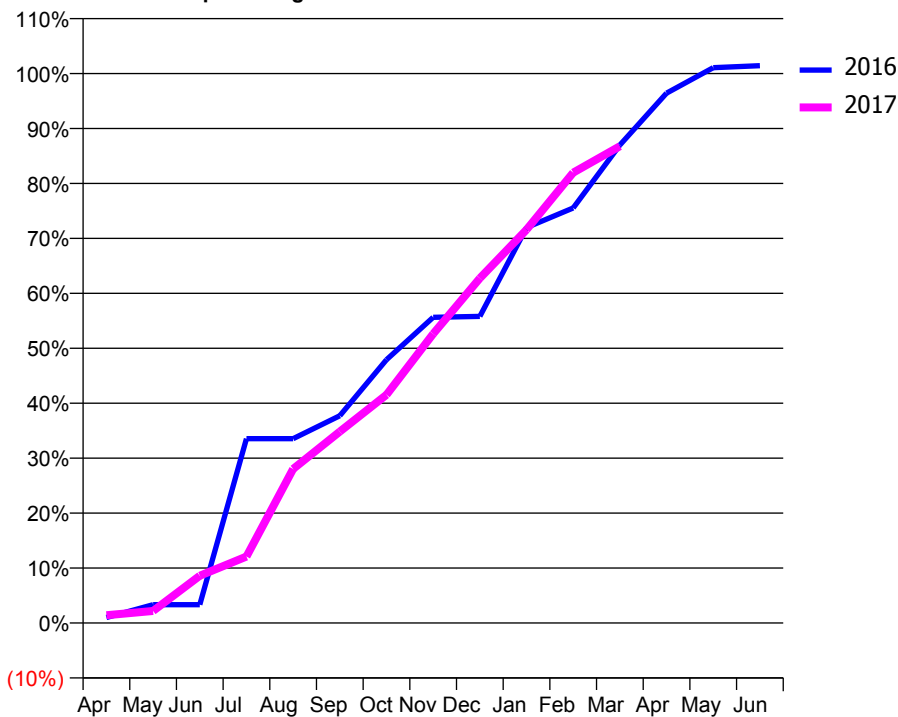
ACCESS*

Patients seen in 24 months	Total	Change since previous quarter
Quarter ending March 2016	1,853	
Quarter ending June 2016	1,813	↓
Quarter ending September 2016	1,818	→
Quarter ending December 2016	1,832	→
Quarter ending March 2017	1,863	→
Variance since March 2016	0.5%	→



ACTIVITY

Cumulative percentage of contracted UDA delivered 2016 & 2017



Month	Adjusted Scheduled Activity (UDA)	
	2016	2017
April	85	122
May	285	188
June	285	733
July	2,861	1,031
August	2,861	2,390
September	3,217	2,970
October	4,084	3,540
November	4,742	4,486
December	4,758	5,349
January	6,135	6,101
February	6,440	6,986
March	7,416	7,398
April	8,220	
May	8,616	
June	8,647	

QUALITY

	Quantity	Base Number	Contract	AT	Region	England
% of FP17s for the same patient ID Re-attending within 3 months - Children	37	687	5.4%	11.2%	12.0%	12.3%
% of FP17s for the same patient ID Re-attending within 3 months - Adults	205	1,861	11.0%	14.9%	16.0%	16.7%
% of FP17s for the same patient ID Re-attending between 3 & 9 months - Children	425	687	61.9%	56.1%	58.8%	57.6%
% of FP17s for the same patient ID Re-attending between 3 & 9 months - Adults	1,009	1,861	54.2%	47.9%	51.2%	50.1%
% of FP17s for Band 1 Urgent Courses	29	2,154	1.3%	8.5%	8.0%	9.1%
% of FP17s Relating to Free Repair or Replacements	6	2,154	0.3%	0.7%	0.8%	0.8%
% of FP17s Relating to Continuations	15	2,154	0.7%	1.0%	1.2%	1.2%
% of Patients satisfied with the dentistry they have received	0	0	N/A	92.7%	92.7%	92.8%
% of Patients satisfied with the time they had to wait for an appointment	0	0	N/A	87.3%	89.1%	88.7%

* This is based on patients treated on this contract for their most recent course of treatment. Figures in italics indicate the base number of FP17s or Patient Questionnaire responses are less than 100. N/A is shown where the base number of responses is less than 10 during the period. % is calculated as Quantity/Base number*100

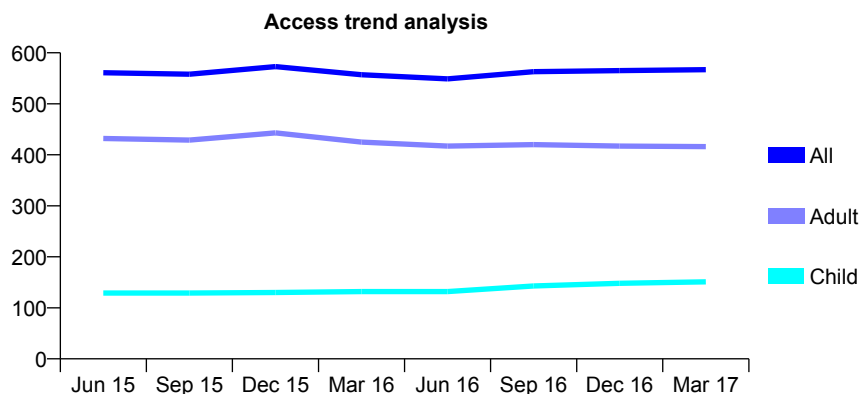
Q58 - Vital Signs At a Glance Contract Report for 251240/0001 - March 2017

Name or company name	MISS NB YELLA
Contract type name	GDS Contract
Purpose of contract	General
Contract start date	01/02/2008
Contract end date	

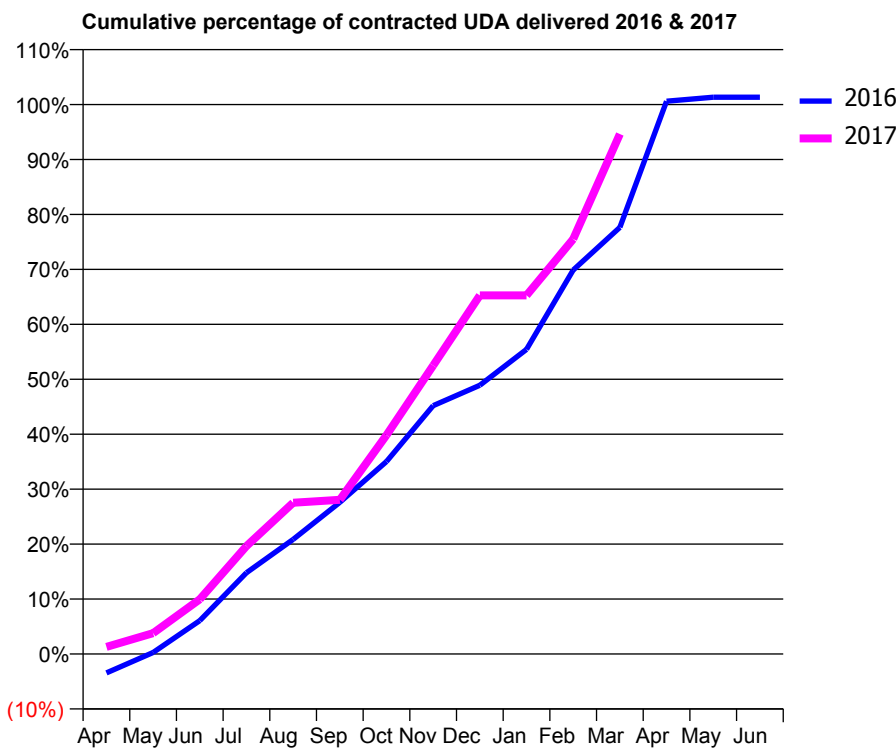
16/17 Contracted general activity (UDA)	1,679
Carry forward general activity (UDA)	-22
16/17 Contracted orthodontic activity (UOA)	0
Carry forward orthodontic activity (UOA)	0
Baseline contract value	£47,645.51

ACCESS*

Patients seen in 24 months	Total	Change since previous quarter
Quarter ending March 2016	557	
Quarter ending June 2016	549	↓
Quarter ending September 2016	563	↑
Quarter ending December 2016	565	→
Quarter ending March 2017	567	→
Variance since March 2016	1.8%	→



ACTIVITY



Month	Adjusted Scheduled Activity (UDA)	
	2016	2017
April	-58	22
May	5	64
June	102	167
July	248	330
August	350	462
September	464	471
October	588	669
November	759	881
December	821	1,096
January	931	1,096
February	1,173	1,268
March	1,304	1,589
April	1,689	
May	1,701	
June	1,701	

QUALITY

	Quantity	Base Number	Contract	AT	Region	England
% of FP17s for the same patient ID Re-attending within 3 months - Children	17	201	8.5%	11.2%	12.0%	12.3%
% of FP17s for the same patient ID Re-attending within 3 months - Adults	38	364	10.4%	14.9%	16.0%	16.7%
% of FP17s for the same patient ID Re-attending between 3 & 9 months - Children	98	201	48.8%	56.1%	58.8%	57.6%
% of FP17s for the same patient ID Re-attending between 3 & 9 months - Adults	97	364	26.6%	47.9%	51.2%	50.1%
% of FP17s for Band 1 Urgent Courses	75	480	15.6%	8.5%	8.0%	9.1%
% of FP17s Relating to Free Repair or Replacements	17	480	3.5%	0.7%	0.8%	0.8%
% of FP17s Relating to Continuations	1	480	0.2%	1.0%	1.2%	1.2%
% of Patients satisfied with the dentistry they have received	1	1	N/A	92.7%	92.7%	92.8%
% of Patients satisfied with the time they had to wait for an appointment	1	1	N/A	87.3%	89.1%	88.7%

* This is based on patients treated on this contract for their most recent course of treatment. Figures in italics indicate the base number of FP17s or Patient Questionnaire responses are less than 100. N/A is shown where the base number of responses is less than 10 during the period. % is calculated as Quantity/Base number*100

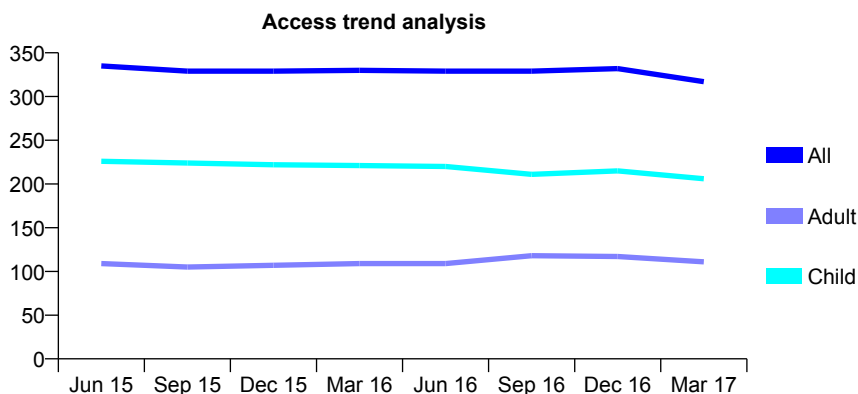
Q58 - Vital Signs At a Glance Contract Report for 256528/0001 - March 2017

Name or company name	MR JW BRAZIER
Contract type name	GDS Contract
Purpose of contract	General
Contract start date	01/04/2006
Contract end date	

16/17 Contracted general activity (UDA)	800
Carry forward general activity (UDA)	0
16/17 Contracted orthodontic activity (UOA)	0
Carry forward orthodontic activity (UOA)	0
Baseline contract value	£18,188.60

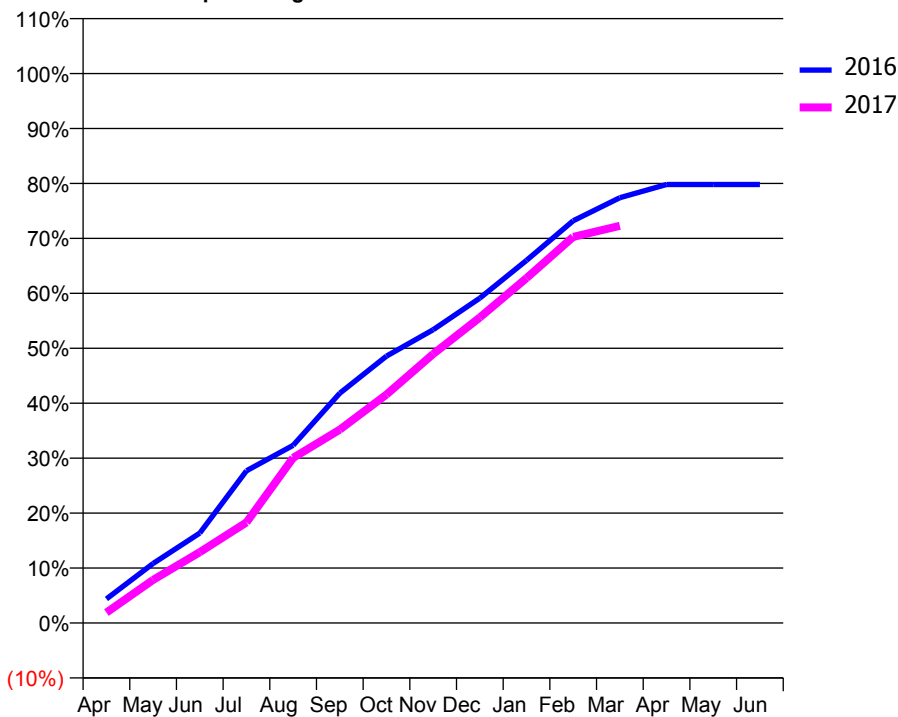
ACCESS*

Patients seen in 24 months	Total	Change since previous quarter
Quarter ending March 2016	330	
Quarter ending June 2016	329	→
Quarter ending September 2016	329	→
Quarter ending December 2016	332	→
Quarter ending March 2017	317	↓
Variance since March 2016	(3.9%)	↓



ACTIVITY

Cumulative percentage of contracted UDA delivered 2016 & 2017



Month	Adjusted Scheduled Activity (UDA)	
	2016	2017
April	35	15
May	87	63
June	131	103
July	222	146
August	259	240
September	335	282
October	389	333
November	427	392
December	473	445
January	528	502
February	586	562
March	619	578
April	638	
May	638	
June	638	

QUALITY

	Quantity	Base Number	Contract	AT	Region	England
% of FP17s for the same patient ID Re-attending within 3 months - Children	26	309	8.4%	11.2%	12.0%	12.3%
% of FP17s for the same patient ID Re-attending within 3 months - Adults	17	106	16.0%	14.9%	16.0%	16.7%
% of FP17s for the same patient ID Re-attending between 3 & 9 months - Children	177	309	57.3%	56.1%	58.8%	57.6%
% of FP17s for the same patient ID Re-attending between 3 & 9 months - Adults	58	106	54.7%	47.9%	51.2%	50.1%
% of FP17s for Band 1 Urgent Courses	11	401	2.7%	8.5%	8.0%	9.1%
% of FP17s Relating to Free Repair or Replacements	3	401	0.7%	0.7%	0.8%	0.8%
% of FP17s Relating to Continuations	0	401	0.0%	1.0%	1.2%	1.2%
% of Patients satisfied with the dentistry they have received	1	1	N/A	92.7%	92.7%	92.8%
% of Patients satisfied with the time they had to wait for an appointment	1	1	N/A	87.3%	89.1%	88.7%

* This is based on patients treated on this contract for their most recent course of treatment. Figures in italics indicate the base number of FP17s or Patient Questionnaire responses are less than 100. N/A is shown where the base number of responses is less than 10 during the period. % is calculated as Quantity/Base number*100

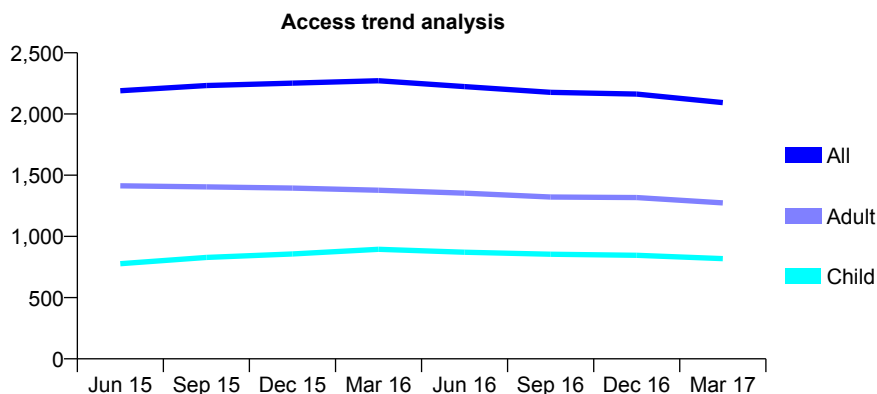
Q58 - Vital Signs At a Glance Contract Report for 257141/0002 - March 2017

Name or company name	MR J CRAIG
Contract type name	GDS Contract
Purpose of contract	General
Contract start date	01/07/2012
Contract end date	

16/17 Contracted general activity (UDA)	7,200
Carry forward general activity (UDA)	108
16/17 Contracted orthodontic activity (UOA)	0
Carry forward orthodontic activity (UOA)	0
Baseline contract value	£161,760.55

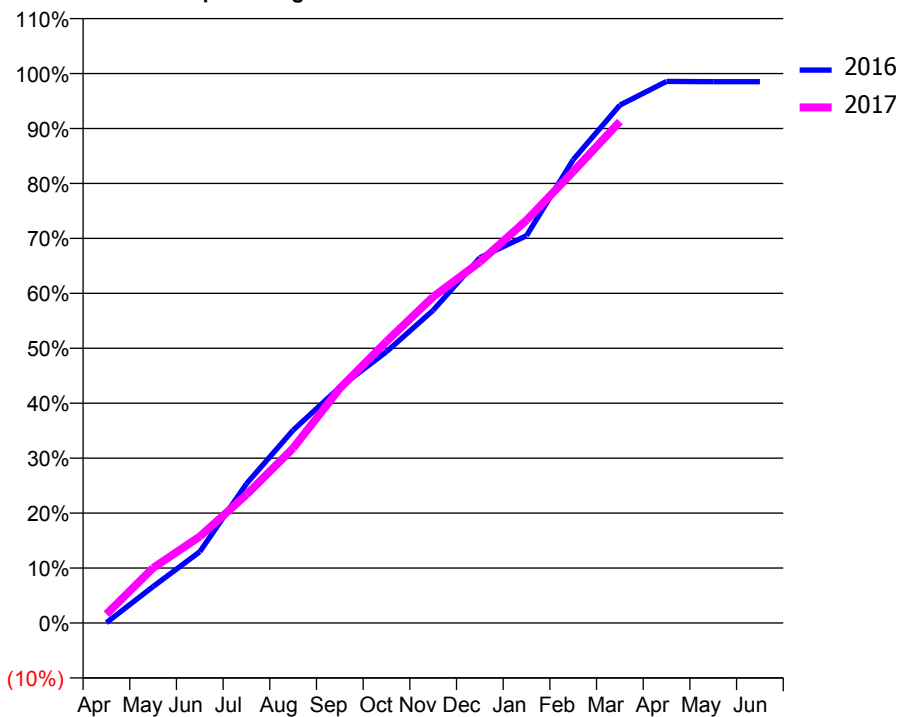
ACCESS*

Patients seen in 24 months	Total	Change since previous quarter
Quarter ending March 2016	2,272	
Quarter ending June 2016	2,224	↓
Quarter ending September 2016	2,177	↓
Quarter ending December 2016	2,163	→
Quarter ending March 2017	2,093	↓
Variance since March 2016	(7.9%)	↓



ACTIVITY

Cumulative percentage of contracted UDA delivered 2016 & 2017



Adjusted Scheduled Activity (UDA)

Month	2016	2017
April	4	115
May	477	722
June	933	1,132
July	1,826	1,682
August	2,528	2,292
September	3,089	3,074
October	3,555	3,689
November	4,099	4,275
December	4,786	4,731
January	5,076	5,277
February	6,070	5,916
March	6,785	6,571
April	7,096	
May	7,092	
June	7,092	

QUALITY

	Quantity	Base Number	Contract	AT	Region	England
% of FP17s for the same patient ID Re-attending within 3 months - Children	99	1,445	6.9%	11.2%	12.0%	12.3%
% of FP17s for the same patient ID Re-attending within 3 months - Adults	360	2,190	16.4%	14.9%	16.0%	16.7%
% of FP17s for the same patient ID Re-attending between 3 & 9 months - Children	1,053	1,445	72.9%	56.1%	58.8%	57.6%
% of FP17s for the same patient ID Re-attending between 3 & 9 months - Adults	1,468	2,190	67.0%	47.9%	51.2%	50.1%
% of FP17s for Band 1 Urgent Courses	265	3,493	7.6%	8.5%	8.0%	9.1%
% of FP17s Relating to Free Repair or Replacements	18	3,493	0.5%	0.7%	0.8%	0.8%
% of FP17s Relating to Continuations	0	3,493	0.0%	1.0%	1.2%	1.2%
% of Patients satisfied with the dentistry they have received	3	3	N/A	92.7%	92.7%	92.8%
% of Patients satisfied with the time they had to wait for an appointment	3	3	N/A	87.3%	89.1%	88.7%

* This is based on patients treated on this contract for their most recent course of treatment. Figures in italics indicate the base number of FP17s or Patient Questionnaire responses are less than 100. N/A is shown where the base number of responses is less than 10 during the period. % is calculated as Quantity/Base number*100

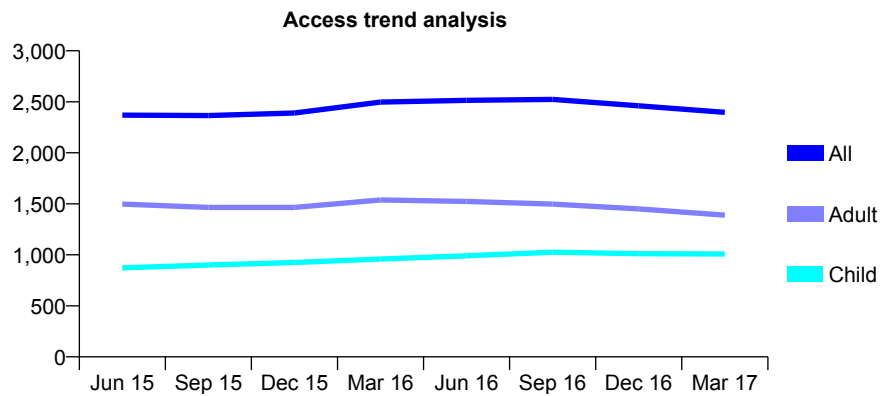
Q58 - Vital Signs At a Glance Contract Report for 258598/0001 - March 2017

Name or company name	MR S OLDHAM
Contract type name	GDS Contract
Purpose of contract	General
Contract start date	01/04/2007
Contract end date	

16/17 Contracted general activity (UDA)	4,667
Carry forward general activity (UDA)	0
16/17 Contracted orthodontic activity (UOA)	0
Carry forward orthodontic activity (UOA)	0
Baseline contract value	£115,880.67

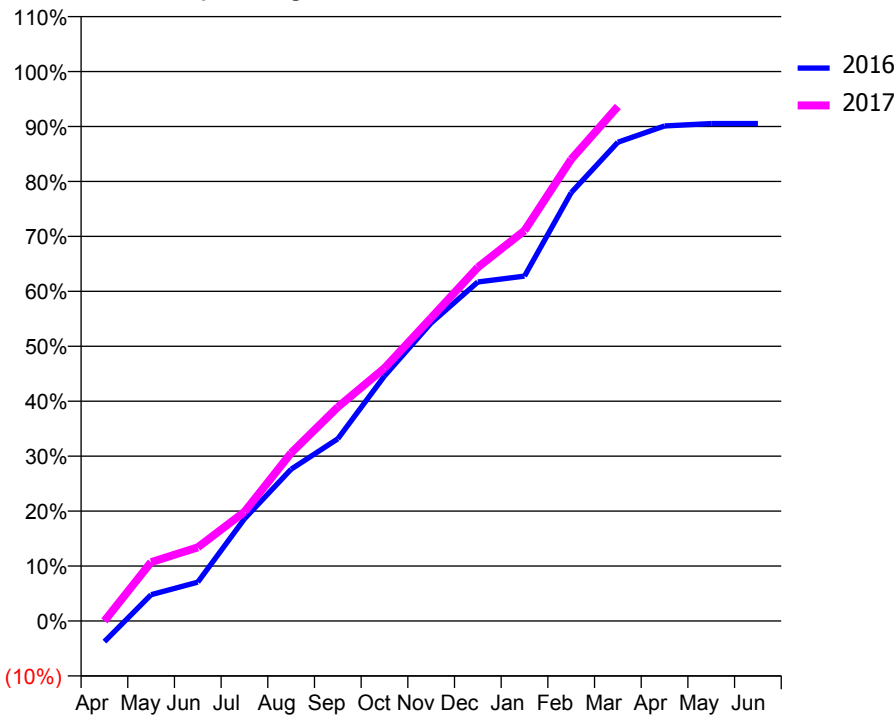
ACCESS*

Patients seen in 24 months	Total	Change since previous quarter
Quarter ending March 2016	2,497	
Quarter ending June 2016	2,514	→
Quarter ending September 2016	2,524	→
Quarter ending December 2016	2,461	↓
Quarter ending March 2017	2,397	↓
Variance since March 2016	(4.0%)	↓



ACTIVITY

Cumulative percentage of contracted UDA delivered 2016 & 2017



Month	Adjusted Scheduled Activity (UDA)	
	2016	2017
April	-176	0
May	224	500
June	330	626
July	868	927
August	1,290	1,427
September	1,548	1,817
October	2,081	2,148
November	2,532	2,575
December	2,879	3,004
January	2,930	3,316
February	3,639	3,921
March	4,067	4,370
April	4,205	
May	4,225	
June	4,225	

QUALITY

	Quantity	Base Number	Contract	AT	Region	England
% of FP17s for the same patient ID Re-attending within 3 months - Children	89	1,383	6.4%	11.2%	12.0%	12.3%
% of FP17s for the same patient ID Re-attending within 3 months - Adults	217	1,528	14.2%	14.9%	16.0%	16.7%
% of FP17s for the same patient ID Re-attending between 3 & 9 months - Children	803	1,383	58.1%	56.1%	58.8%	57.6%
% of FP17s for the same patient ID Re-attending between 3 & 9 months - Adults	690	1,528	45.2%	47.9%	51.2%	50.1%
% of FP17s for Band 1 Urgent Courses	203	2,305	8.8%	8.5%	8.0%	9.1%
% of FP17s Relating to Free Repair or Replacements	2	2,305	0.1%	0.7%	0.8%	0.8%
% of FP17s Relating to Continuations	22	2,305	1.0%	1.0%	1.2%	1.2%
% of Patients satisfied with the dentistry they have received	2	2	N/A	92.7%	92.7%	92.8%
% of Patients satisfied with the time they had to wait for an appointment	2	2	N/A	87.3%	89.1%	88.7%

* This is based on patients treated on this contract for their most recent course of treatment. Figures in italics indicate the base number of FP17s or Patient Questionnaire responses are less than 100. N/A is shown where the base number of responses is less than 10 during the period. % is calculated as Quantity/Base number*100

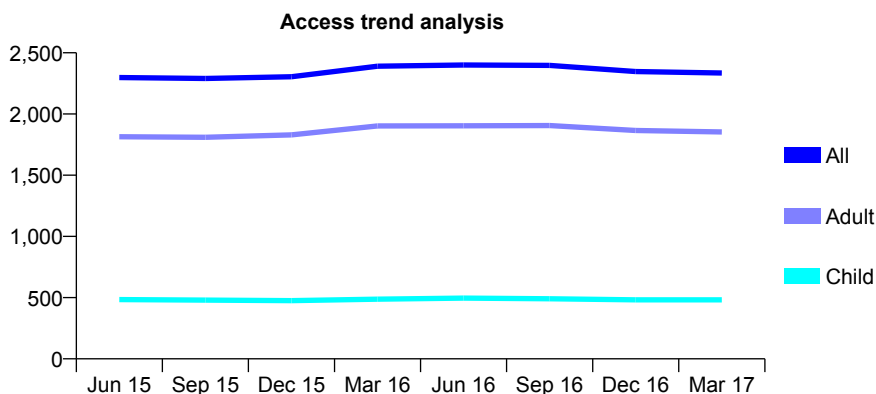
Q58 - Vital Signs At a Glance Contract Report for 261483/0001 - March 2017

Name or company name	MR BP PATEL
Contract type name	GDS Contract
Purpose of contract	General
Contract start date	01/04/2006
Contract end date	

16/17 Contracted general activity (UDA)	6,200
Carry forward general activity (UDA)	0
16/17 Contracted orthodontic activity (UOA)	0
Carry forward orthodontic activity (UOA)	0
Baseline contract value	£151,045.76

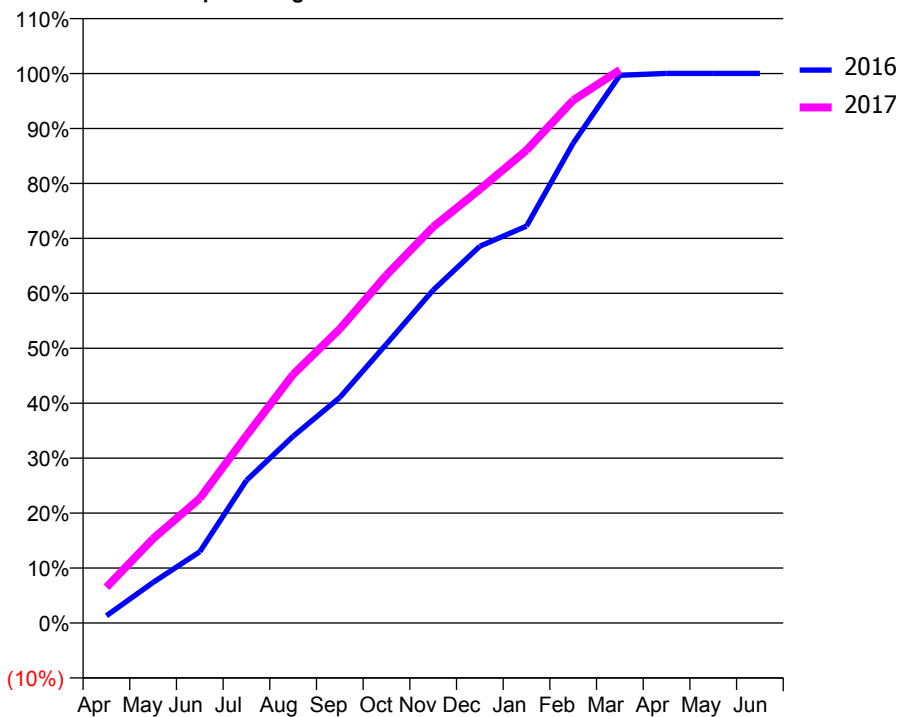
ACCESS*

Patients seen in 24 months	Total	Change since previous quarter
Quarter ending March 2016	2,391	
Quarter ending June 2016	2,400	→
Quarter ending September 2016	2,397	→
Quarter ending December 2016	2,347	↓
Quarter ending March 2017	2,335	→
Variance since March 2016	(2.3%)	↓



ACTIVITY

Cumulative percentage of contracted UDA delivered 2016 & 2017



Month	Adjusted Scheduled Activity (UDA)	
	2016	2017
April	82	404
May	459	952
June	804	1,407
July	1,608	2,115
August	2,107	2,805
September	2,545	3,319
October	3,148	3,926
November	3,756	4,470
December	4,251	4,893
January	4,478	5,334
February	5,415	5,898
March	6,179	6,240
April	6,201	
May	6,201	
June	6,201	

QUALITY

	Quantity	Base Number	Contract	AT	Region	England
% of FP17s for the same patient ID Re-attending within 3 months - Children	76	717	10.6%	11.2%	12.0%	12.3%
% of FP17s for the same patient ID Re-attending within 3 months - Adults	499	2,804	17.8%	14.9%	16.0%	16.7%
% of FP17s for the same patient ID Re-attending between 3 & 9 months - Children	381	717	53.1%	56.1%	58.8%	57.6%
% of FP17s for the same patient ID Re-attending between 3 & 9 months - Adults	1,586	2,804	56.6%	47.9%	51.2%	50.1%
% of FP17s for Band 1 Urgent Courses	422	2,923	14.4%	8.5%	8.0%	9.1%
% of FP17s Relating to Free Repair or Replacements	25	2,923	0.9%	0.7%	0.8%	0.8%
% of FP17s Relating to Continuations	27	2,923	0.9%	1.0%	1.2%	1.2%
% of Patients satisfied with the dentistry they have received	8	8	N/A	92.7%	92.7%	92.8%
% of Patients satisfied with the time they had to wait for an appointment	8	8	N/A	87.3%	89.1%	88.7%

* This is based on patients treated on this contract for their most recent course of treatment. Figures in italics indicate the base number of FP17s or Patient Questionnaire responses are less than 100. N/A is shown where the base number of responses is less than 10 during the period. % is calculated as Quantity/Base number*100

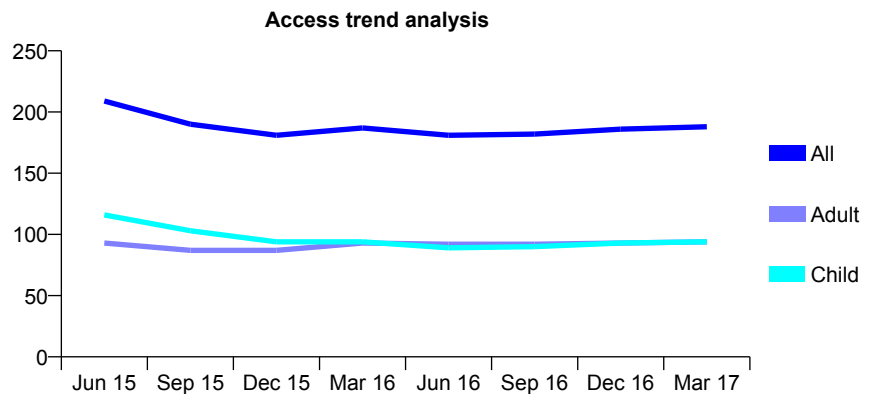
Q58 - Vital Signs At a Glance Contract Report for 261785/0001 - March 2017

Name or company name	MR P SABHARWAL
Contract type name	GDS Contract
Purpose of contract	General
Contract start date	01/04/2006
Contract end date	

16/17 Contracted general activity (UDA)	658
Carry forward general activity (UDA)	-4
16/17 Contracted orthodontic activity (UOA)	0
Carry forward orthodontic activity (UOA)	0
Baseline contract value	£19,435.23

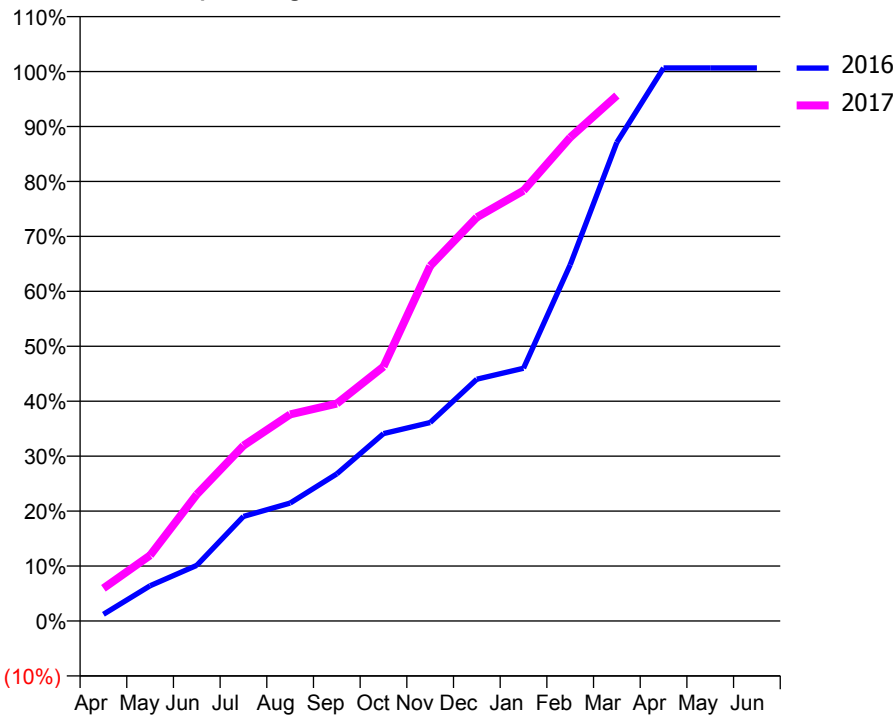
ACCESS*

Patients seen in 24 months	Total	Change since previous quarter
Quarter ending March 2016	187	
Quarter ending June 2016	181	↓
Quarter ending September 2016	182	→
Quarter ending December 2016	186	↑
Quarter ending March 2017	188	→
Variance since March 2016	0.5%	→



ACTIVITY

Cumulative percentage of contracted UDA delivered 2016 & 2017



Month	Adjusted Scheduled Activity (UDA)	
	2016	2017
April	8	39
May	42	79
June	67	152
July	125	210
August	141	247
September	176	260
October	224	305
November	238	425
December	290	483
January	303	515
February	427	579
March	573	629
April	662	
May	662	
June	662	

QUALITY

	Quantity	Base Number	Contract	AT	Region	England
% of FP17s for the same patient ID Re-attending within 3 months - Children	2	121	1.7%	11.2%	12.0%	12.3%
% of FP17s for the same patient ID Re-attending within 3 months - Adults	7	99	7.1%	14.9%	16.0%	16.7%
% of FP17s for the same patient ID Re-attending between 3 & 9 months - Children	72	121	59.5%	56.1%	58.8%	57.6%
% of FP17s for the same patient ID Re-attending between 3 & 9 months - Adults	45	99	45.5%	47.9%	51.2%	50.1%
% of FP17s for Band 1 Urgent Courses	21	203	10.3%	8.5%	8.0%	9.1%
% of FP17s Relating to Free Repair or Replacements	0	203	0.0%	0.7%	0.8%	0.8%
% of FP17s Relating to Continuations	0	203	0.0%	1.0%	1.2%	1.2%
% of Patients satisfied with the dentistry they have received	1	1	N/A	92.7%	92.7%	92.8%
% of Patients satisfied with the time they had to wait for an appointment	1	1	N/A	87.3%	89.1%	88.7%

* This is based on patients treated on this contract for their most recent course of treatment. Figures in italics indicate the base number of FP17s or Patient Questionnaire responses are less than 100. N/A is shown where the base number of responses is less than 10 during the period. % is calculated as Quantity/Base number*100

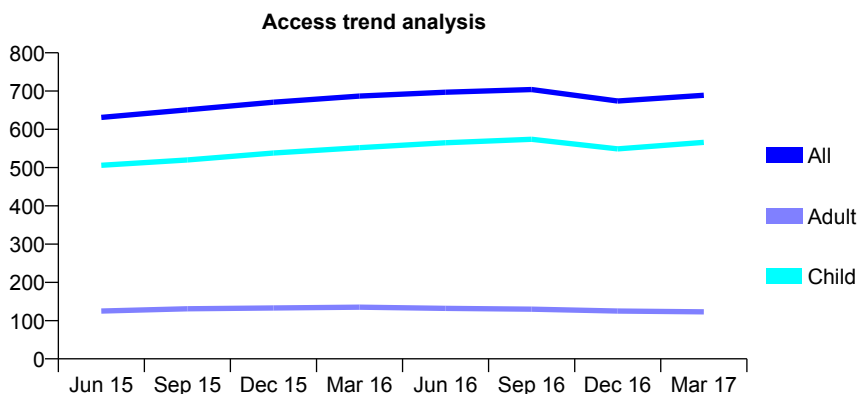
Q58 - Vital Signs At a Glance Contract Report for 263605/0002 - March 2017

Name or company name	MR MD VERNON
Contract type name	GDS Contract
Purpose of contract	General
Contract start date	01/02/2010
Contract end date	

16/17 Contracted general activity (UDA)	1,184
Carry forward general activity (UDA)	-18
16/17 Contracted orthodontic activity (UOA)	0
Carry forward orthodontic activity (UOA)	0
Baseline contract value	£31,456.78

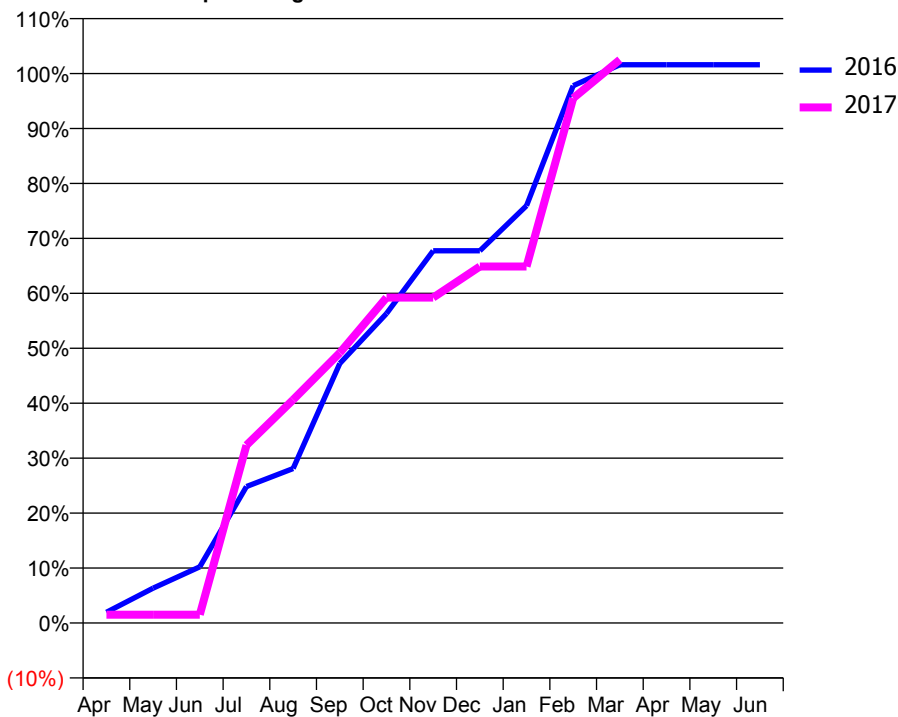
ACCESS*

Patients seen in 24 months	Total	Change since previous quarter
Quarter ending March 2016	687	
Quarter ending June 2016	697	→
Quarter ending September 2016	704	→
Quarter ending December 2016	674	↓
Quarter ending March 2017	689	↑
Variance since March 2016	0.3%	→



ACTIVITY

Cumulative percentage of contracted UDA delivered 2016 & 2017



Month	Adjusted Scheduled Activity (UDA)	
	2016	2017
April	23	18
May	75	18
June	121	18
July	294	383
August	333	481
September	559	582
October	667	701
November	802	701
December	802	768
January	899	768
February	1,158	1,131
March	1,203	1,214
April	1,203	
May	1,203	
June	1,203	

QUALITY

	Quantity	Base Number	Contract	AT	Region	England
% of FP17s for the same patient ID Re-attending within 3 months - Children	24	836	2.9%	11.2%	12.0%	12.3%
% of FP17s for the same patient ID Re-attending within 3 months - Adults	2	70	2.9%	14.9%	16.0%	16.7%
% of FP17s for the same patient ID Re-attending between 3 & 9 months - Children	544	836	65.1%	56.1%	58.8%	57.6%
% of FP17s for the same patient ID Re-attending between 3 & 9 months - Adults	54	70	77.1%	47.9%	51.2%	50.1%
% of FP17s for Band 1 Urgent Courses	4	880	0.5%	8.5%	8.0%	9.1%
% of FP17s Relating to Free Repair or Replacements	0	880	0.0%	0.7%	0.8%	0.8%
% of FP17s Relating to Continuations	0	880	0.0%	1.0%	1.2%	1.2%
% of Patients satisfied with the dentistry they have received	0	0	N/A	92.7%	92.7%	92.8%
% of Patients satisfied with the time they had to wait for an appointment	0	0	N/A	87.3%	89.1%	88.7%

* This is based on patients treated on this contract for their most recent course of treatment. Figures in italics indicate the base number of FP17s or Patient Questionnaire responses are less than 100. N/A is shown where the base number of responses is less than 10 during the period. % is calculated as Quantity/Base number*100

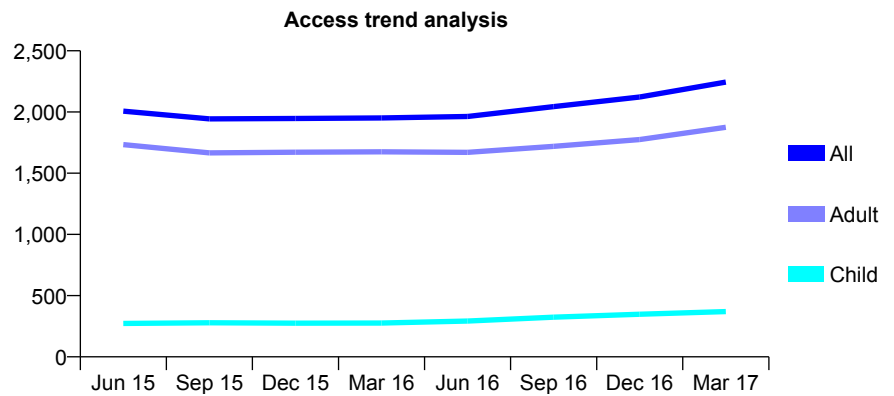
Q58 - Vital Signs At a Glance Contract Report for 264245/0002 - March 2017

Name or company name	MR P PATEL
Contract type name	GDS Contract
Purpose of contract	General
Contract start date	01/04/2012
Contract end date	

16/17 Contracted general activity (UDA)	8,709
Carry forward general activity (UDA)	0
16/17 Contracted orthodontic activity (UOA)	0
Carry forward orthodontic activity (UOA)	0
Baseline contract value	£180,531.64

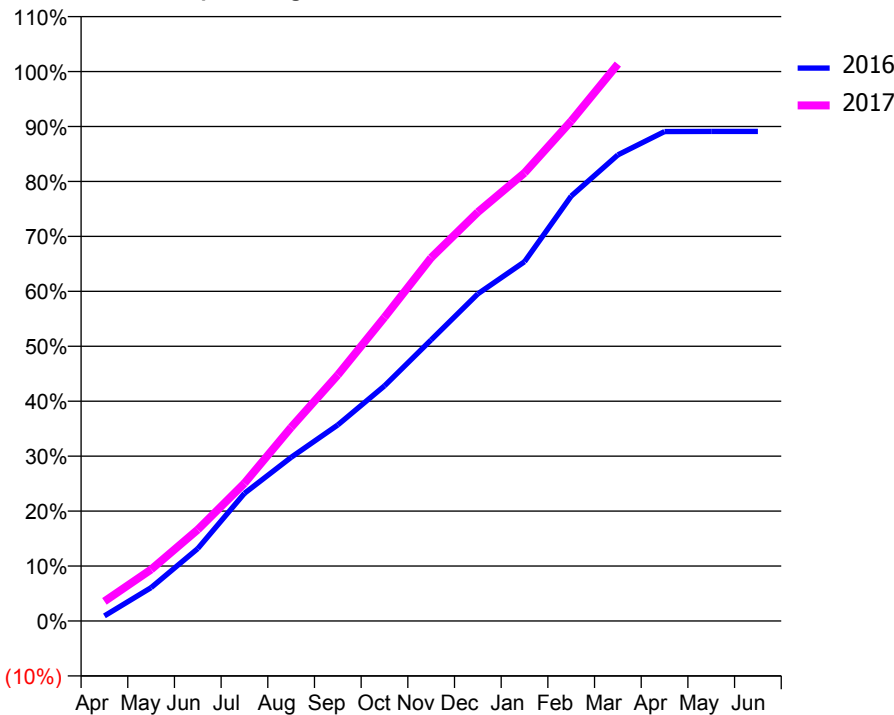
ACCESS*

Patients seen in 24 months	Total	Change since previous quarter
Quarter ending March 2016	1,951	
Quarter ending June 2016	1,963	→
Quarter ending September 2016	2,044	↑
Quarter ending December 2016	2,123	↑
Quarter ending March 2017	2,245	↑
Variance since March 2016	15.1%	↑



ACTIVITY

Cumulative percentage of contracted UDA delivered 2016 & 2017



Month	Adjusted Scheduled Activity (UDA)	
	2016	2017
April	81	311
May	530	818
June	1,148	1,450
July	2,024	2,183
August	2,595	3,069
September	3,109	3,899
October	3,727	4,814
November	4,457	5,757
December	5,185	6,480
January	5,695	7,103
February	6,734	7,925
March	7,387	8,827
April	7,758	
May	7,759	
June	7,759	

QUALITY

	Quantity	Base Number	Contract	AT	Region	England
% of FP17s for the same patient ID Re-attending within 3 months - Children	53	645	8.2%	11.2%	12.0%	12.3%
% of FP17s for the same patient ID Re-attending within 3 months - Adults	776	3,363	23.1%	14.9%	16.0%	16.7%
% of FP17s for the same patient ID Re-attending between 3 & 9 months - Children	351	645	54.4%	56.1%	58.8%	57.6%
% of FP17s for the same patient ID Re-attending between 3 & 9 months - Adults	1,861	3,363	55.3%	47.9%	51.2%	50.1%
% of FP17s for Band 1 Urgent Courses	166	3,858	4.3%	8.5%	8.0%	9.1%
% of FP17s Relating to Free Repair or Replacements	175	3,858	4.5%	0.7%	0.8%	0.8%
% of FP17s Relating to Continuations	199	3,858	5.2%	1.0%	1.2%	1.2%
% of Patients satisfied with the dentistry they have received	2	2	N/A	92.7%	92.7%	92.8%
% of Patients satisfied with the time they had to wait for an appointment	2	2	N/A	87.3%	89.1%	88.7%

* This is based on patients treated on this contract for their most recent course of treatment. Figures in italics indicate the base number of FP17s or Patient Questionnaire responses are less than 100. N/A is shown where the base number of responses is less than 10 during the period. % is calculated as Quantity/Base number*100

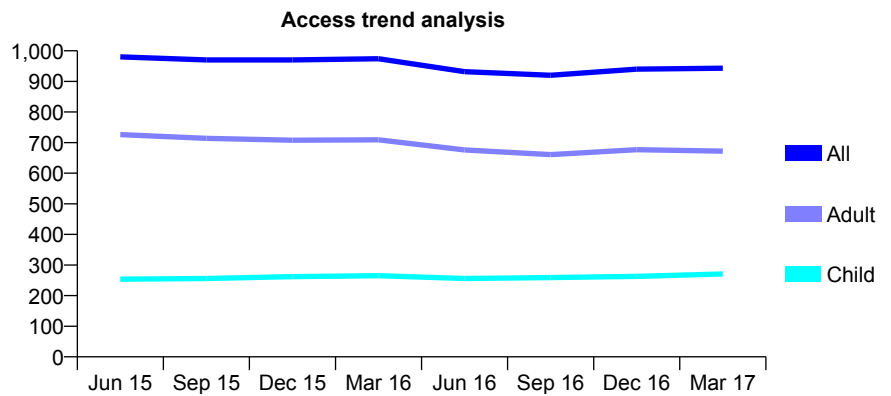
Q58 - Vital Signs At a Glance Contract Report for 264512/0001 - March 2017

Name or company name	MRS MO FASANYA
Contract type name	GDS Contract
Purpose of contract	General
Contract start date	01/04/2006
Contract end date	

16/17 Contracted general activity (UDA)	2,800
Carry forward general activity (UDA)	-54
16/17 Contracted orthodontic activity (UOA)	0
Carry forward orthodontic activity (UOA)	0
Baseline contract value	£71,758.92

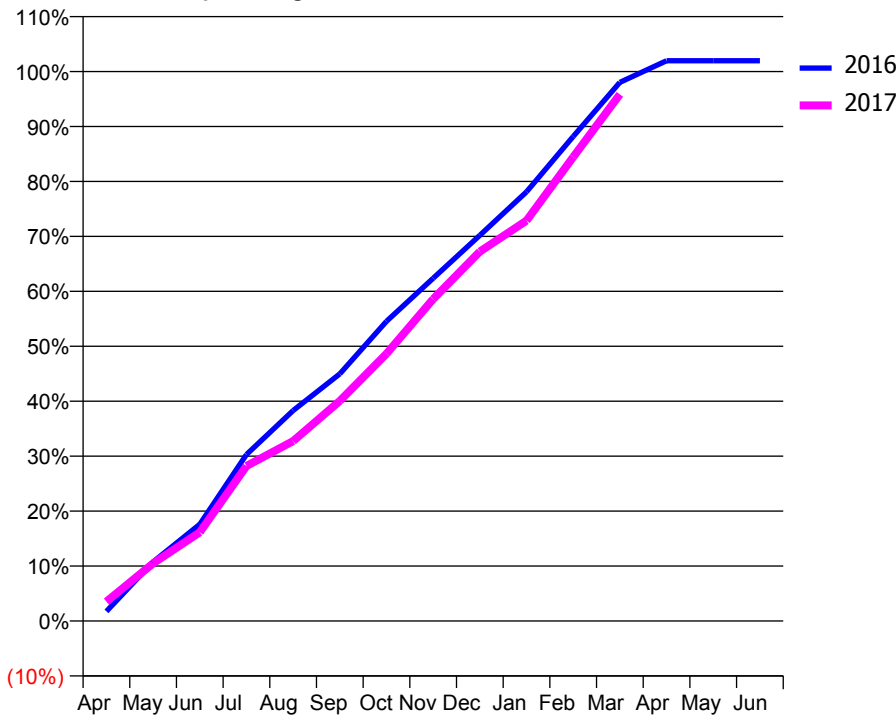
ACCESS*

Patients seen in 24 months	Total	Change since previous quarter
Quarter ending March 2016	974	
Quarter ending June 2016	932	↓
Quarter ending September 2016	920	↓
Quarter ending December 2016	940	↑
Quarter ending March 2017	943	→
Variance since March 2016	(3.2%)	↓



ACTIVITY

Cumulative percentage of contracted UDA delivered 2016 & 2017



Month	Adjusted Scheduled Activity (UDA)	
	2016	2017
April	49	99
May	302	294
June	493	452
July	849	790
August	1,072	917
September	1,259	1,122
October	1,527	1,362
November	1,746	1,640
December	1,965	1,882
January	2,187	2,040
February	2,469	2,364
March	2,745	2,684
April	2,855	
May	2,855	
June	2,855	

QUALITY

	Quantity	Base Number	Contract	AT	Region	England
% of FP17s for the same patient ID Re-attending within 3 months - Children	20	366	5.5%	11.2%	12.0%	12.3%
% of FP17s for the same patient ID Re-attending within 3 months - Adults	146	846	17.3%	14.9%	16.0%	16.7%
% of FP17s for the same patient ID Re-attending between 3 & 9 months - Children	200	366	54.6%	56.1%	58.8%	57.6%
% of FP17s for the same patient ID Re-attending between 3 & 9 months - Adults	357	846	42.2%	47.9%	51.2%	50.1%
% of FP17s for Band 1 Urgent Courses	78	1,175	6.6%	8.5%	8.0%	9.1%
% of FP17s Relating to Free Repair or Replacements	6	1,175	0.5%	0.7%	0.8%	0.8%
% of FP17s Relating to Continuations	54	1,175	4.6%	1.0%	1.2%	1.2%
% of Patients satisfied with the dentistry they have received	1	1	N/A	92.7%	92.7%	92.8%
% of Patients satisfied with the time they had to wait for an appointment	1	1	N/A	87.3%	89.1%	88.7%

* This is based on patients treated on this contract for their most recent course of treatment. Figures in italics indicate the base number of FP17s or Patient Questionnaire responses are less than 100. N/A is shown where the base number of responses is less than 10 during the period. % is calculated as Quantity/Base number*100

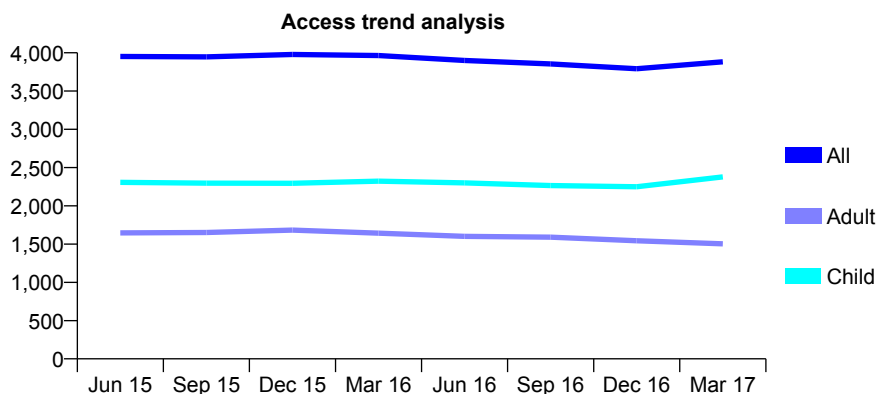
Q58 - Vital Signs At a Glance Contract Report for 269735/0001 - March 2017

Name or company name	MR JS CHADHA
Contract type name	GDS Contract
Purpose of contract	General
Contract start date	01/08/2007
Contract end date	

16/17 Contracted general activity (UDA)	14,113
Carry forward general activity (UDA)	-124
16/17 Contracted orthodontic activity (UOA)	0
Carry forward orthodontic activity (UOA)	0
Baseline contract value	£260,299.54

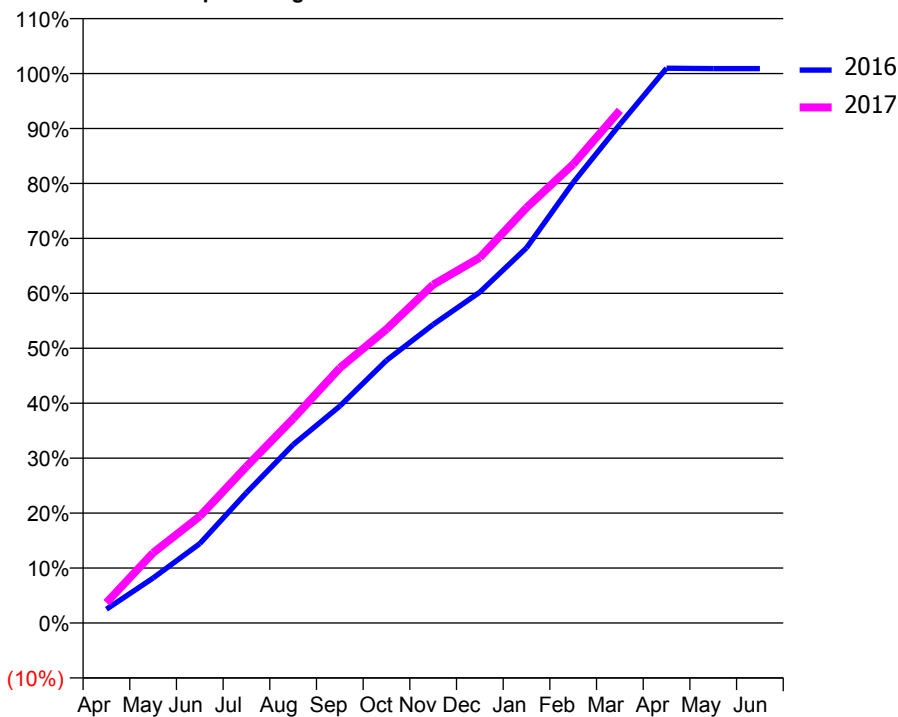
ACCESS*

Patients seen in 24 months	Total	Change since previous quarter
Quarter ending March 2016	3,965	
Quarter ending June 2016	3,900	↓
Quarter ending September 2016	3,855	↓
Quarter ending December 2016	3,792	↓
Quarter ending March 2017	3,882	↑
Variance since March 2016	(2.1%)	↓



ACTIVITY

Cumulative percentage of contracted UDA delivered 2016 & 2017



Month	Adjusted Scheduled Activity (UDA)	
	2016	2017
April	354	521
May	1,157	1,802
June	2,038	2,741
July	3,347	4,020
August	4,581	5,250
September	5,569	6,550
October	6,744	7,547
November	7,666	8,691
December	8,500	9,385
January	9,637	10,666
February	11,312	11,784
March	12,807	13,167
April	14,249	
May	14,237	
June	14,237	

QUALITY

	Quantity	Base Number	Contract	AT	Region	England
% of FP17s for the same patient ID Re-attending within 3 months - Children	457	3,896	11.7%	11.2%	12.0%	12.3%
% of FP17s for the same patient ID Re-attending within 3 months - Adults	673	2,053	32.8%	14.9%	16.0%	16.7%
% of FP17s for the same patient ID Re-attending between 3 & 9 months - Children	2,512	3,896	64.5%	56.1%	58.8%	57.6%
% of FP17s for the same patient ID Re-attending between 3 & 9 months - Adults	878	2,053	42.8%	47.9%	51.2%	50.1%
% of FP17s for Band 1 Urgent Courses	553	5,616	9.8%	8.5%	8.0%	9.1%
% of FP17s Relating to Free Repair or Replacements	1	5,616	0.0%	0.7%	0.8%	0.8%
% of FP17s Relating to Continuations	0	5,616	0.0%	1.0%	1.2%	1.2%
% of Patients satisfied with the dentistry they have received	6	6	N/A	92.7%	92.7%	92.8%
% of Patients satisfied with the time they had to wait for an appointment	6	6	N/A	87.3%	89.1%	88.7%

* This is based on patients treated on this contract for their most recent course of treatment. Figures in italics indicate the base number of FP17s or Patient Questionnaire responses are less than 100. N/A is shown where the base number of responses is less than 10 during the period. % is calculated as Quantity/Base number*100

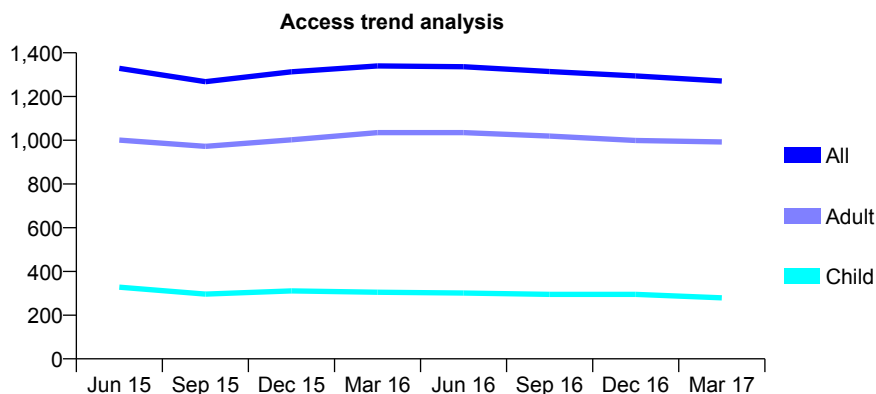
Q58 - Vital Signs At a Glance Contract Report for 270946/0001 - March 2017

Name or company name	MISS M AFKHAMI MADANI
Contract type name	GDS Contract
Purpose of contract	General
Contract start date	01/04/2006
Contract end date	

16/17 Contracted general activity (UDA)	3,481
Carry forward general activity (UDA)	0
16/17 Contracted orthodontic activity (UOA)	0
Carry forward orthodontic activity (UOA)	0
Baseline contract value	£92,771.55

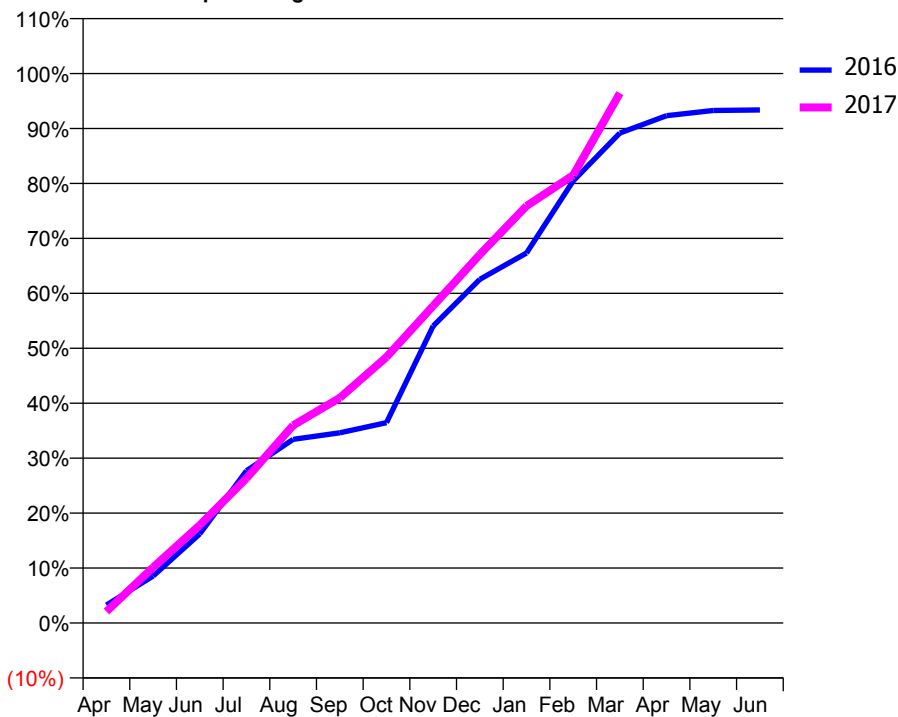
ACCESS*

Patients seen in 24 months	Total	Change since previous quarter
Quarter ending March 2016	1,340	
Quarter ending June 2016	1,336	→
Quarter ending September 2016	1,314	↓
Quarter ending December 2016	1,294	↓
Quarter ending March 2017	1,271	↓
Variance since March 2016	(5.1%)	↓



ACTIVITY

Cumulative percentage of contracted UDA delivered 2016 & 2017



Adjusted Scheduled Activity (UDA)

Month	2016	2017
April	114	73
May	298	352
June	565	621
July	965	917
August	1,164	1,252
September	1,205	1,427
October	1,269	1,685
November	1,882	2,009
December	2,177	2,334
January	2,344	2,642
February	2,801	2,837
March	3,104	3,356
April	3,214	
May	3,247	
June	3,250	

QUALITY

	Quantity	Base Number	Contract	AT	Region	England
% of FP17s for the same patient ID Re-attending within 3 months - Children	14	314	4.5%	11.2%	12.0%	12.3%
% of FP17s for the same patient ID Re-attending within 3 months - Adults	134	1,240	10.8%	14.9%	16.0%	16.7%
% of FP17s for the same patient ID Re-attending between 3 & 9 months - Children	141	314	44.9%	56.1%	58.8%	57.6%
% of FP17s for the same patient ID Re-attending between 3 & 9 months - Adults	675	1,240	54.4%	47.9%	51.2%	50.1%
% of FP17s for Band 1 Urgent Courses	91	1,484	6.1%	8.5%	8.0%	9.1%
% of FP17s Relating to Free Repair or Replacements	15	1,484	1.0%	0.7%	0.8%	0.8%
% of FP17s Relating to Continuations	9	1,484	0.6%	1.0%	1.2%	1.2%
% of Patients satisfied with the dentistry they have received	0	0	N/A	92.7%	92.7%	92.8%
% of Patients satisfied with the time they had to wait for an appointment	0	0	N/A	87.3%	89.1%	88.7%

* This is based on patients treated on this contract for their most recent course of treatment. Figures in italics indicate the base number of FP17s or Patient Questionnaire responses are less than 100. N/A is shown where the base number of responses is less than 10 during the period. % is calculated as Quantity/Base number*100

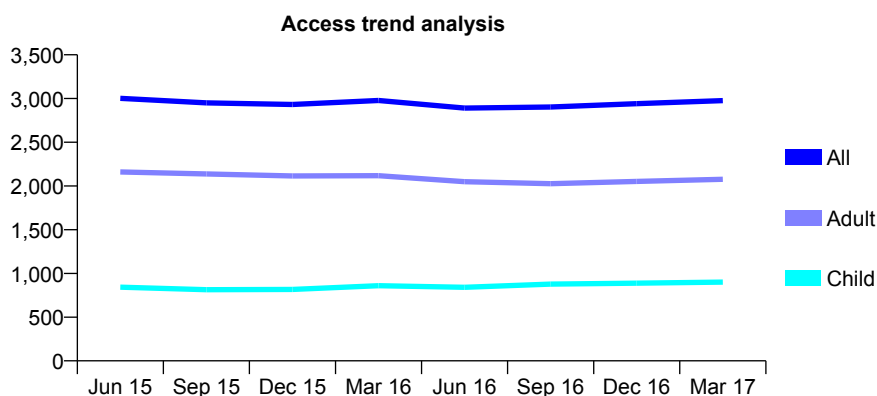
Q58 - Vital Signs At a Glance Contract Report for 273767/0001 - March 2017

Name or company name	MR V GEHANI
Contract type name	GDS Contract
Purpose of contract	General
Contract start date	01/04/2006
Contract end date	

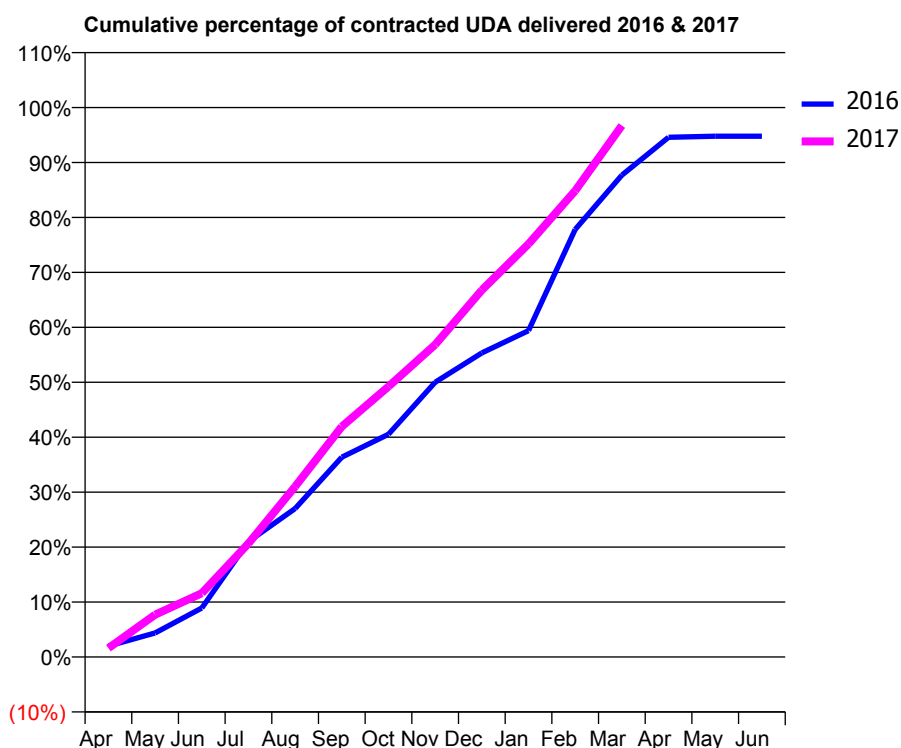
16/17 Contracted general activity (UDA)	6,854
Carry forward general activity (UDA)	0
16/17 Contracted orthodontic activity (UOA)	0
Carry forward orthodontic activity (UOA)	0
Baseline contract value	£173,714.07

ACCESS*

Patients seen in 24 months	Total	Change since previous quarter
Quarter ending March 2016	2,977	
Quarter ending June 2016	2,890	↓
Quarter ending September 2016	2,903	→
Quarter ending December 2016	2,941	→
Quarter ending March 2017	2,976	→
Variance since March 2016	(0.0%)	→



ACTIVITY



Month	Adjusted Scheduled Activity (UDA)	
	2016	2017
April	137	111
May	299	529
June	611	796
July	1,439	1,416
August	1,853	2,127
September	2,492	2,874
October	2,779	3,374
November	3,428	3,896
December	3,794	4,576
January	4,071	5,152
February	5,333	5,815
March	6,011	6,629
April	6,483	
May	6,495	
June	6,495	

QUALITY

	Quantity	Base Number	Contract	AT	Region	England
% of FP17s for the same patient ID Re-attending within 3 months - Children	49	1,102	4.4%	11.2%	12.0%	12.3%
% of FP17s for the same patient ID Re-attending within 3 months - Adults	257	2,503	10.3%	14.9%	16.0%	16.7%
% of FP17s for the same patient ID Re-attending between 3 & 9 months - Children	386	1,102	35.0%	56.1%	58.8%	57.6%
% of FP17s for the same patient ID Re-attending between 3 & 9 months - Adults	857	2,503	34.2%	47.9%	51.2%	50.1%
% of FP17s for Band 1 Urgent Courses	248	3,018	8.2%	8.5%	8.0%	9.1%
% of FP17s Relating to Free Repair or Replacements	19	3,018	0.6%	0.7%	0.8%	0.8%
% of FP17s Relating to Continuations	11	3,018	0.4%	1.0%	1.2%	1.2%
% of Patients satisfied with the dentistry they have received	3	3	N/A	92.7%	92.7%	92.8%
% of Patients satisfied with the time they had to wait for an appointment	1	3	N/A	87.3%	89.1%	88.7%

* This is based on patients treated on this contract for their most recent course of treatment. Figures in italics indicate the base number of FP17s or Patient Questionnaire responses are less than 100. N/A is shown where the base number of responses is less than 10 during the period. % is calculated as Quantity/Base number*100

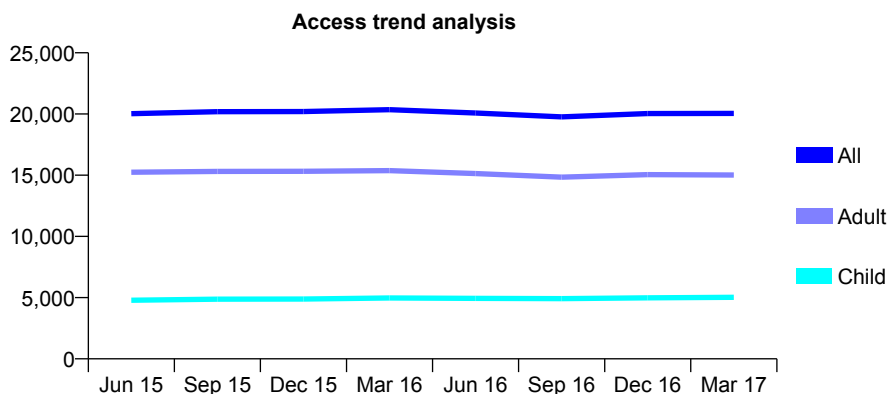
Q58 - Vital Signs At a Glance Contract Report for 273848/0001 - March 2017

Name or company name	MR AT LAMB
Contract type name	GDS Contract
Purpose of contract	General
Contract start date	01/07/2007
Contract end date	

16/17 Contracted general activity (UDA)	44,684
Carry forward general activity (UDA)	270
16/17 Contracted orthodontic activity (UOA)	0
Carry forward orthodontic activity (UOA)	0
Baseline contract value	£1,102,241.32

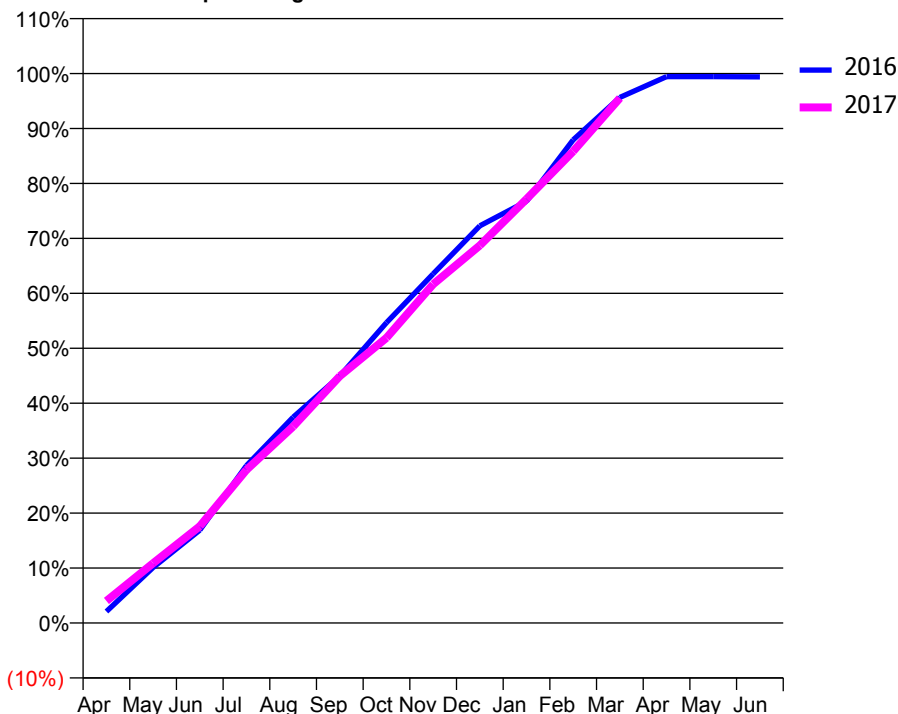
ACCESS*

Patients seen in 24 months	Total	Change since previous quarter
Quarter ending March 2016	20,349	
Quarter ending June 2016	20,079	↓
Quarter ending September 2016	19,766	↓
Quarter ending December 2016	20,036	→
Quarter ending March 2017	20,046	→
Variance since March 2016	(1.5%)	↓



ACTIVITY

Cumulative percentage of contracted UDA delivered 2016 & 2017



Month	Adjusted Scheduled Activity (UDA)	
	2016	2017
April	940	1,793
May	4,515	4,868
June	7,554	7,872
July	12,806	12,455
August	16,737	15,977
September	20,084	20,080
October	24,426	23,189
November	28,392	27,544
December	32,293	30,704
January	34,297	34,477
February	39,287	38,355
March	42,744	42,687
April	44,431	
May	44,426	
June	44,414	

QUALITY

	Quantity	Base Number	Contract	AT	Region	England
% of FP17s for the same patient ID Re-attending within 3 months - Children	408	6,549	6.2%	11.2%	12.0%	12.3%
% of FP17s for the same patient ID Re-attending within 3 months - Adults	1,773	17,559	10.1%	14.9%	16.0%	16.7%
% of FP17s for the same patient ID Re-attending between 3 & 9 months - Children	3,394	6,549	51.8%	56.1%	58.8%	57.6%
% of FP17s for the same patient ID Re-attending between 3 & 9 months - Adults	7,989	17,559	45.5%	47.9%	51.2%	50.1%
% of FP17s for Band 1 Urgent Courses	754	22,624	3.3%	8.5%	8.0%	9.1%
% of FP17s Relating to Free Repair or Replacements	212	22,624	0.9%	0.7%	0.8%	0.8%
% of FP17s Relating to Continuations	144	22,624	0.6%	1.0%	1.2%	1.2%
% of Patients satisfied with the dentistry they have received	22	22	100.0%	92.7%	92.7%	92.8%
% of Patients satisfied with the time they had to wait for an appointment	21	22	95.5%	87.3%	89.1%	88.7%

* This is based on patients treated on this contract for their most recent course of treatment. Figures in italics indicate the base number of FP17s or Patient Questionnaire responses are less than 100. N/A is shown where the base number of responses is less than 10 during the period. % is calculated as Quantity/Base number*100

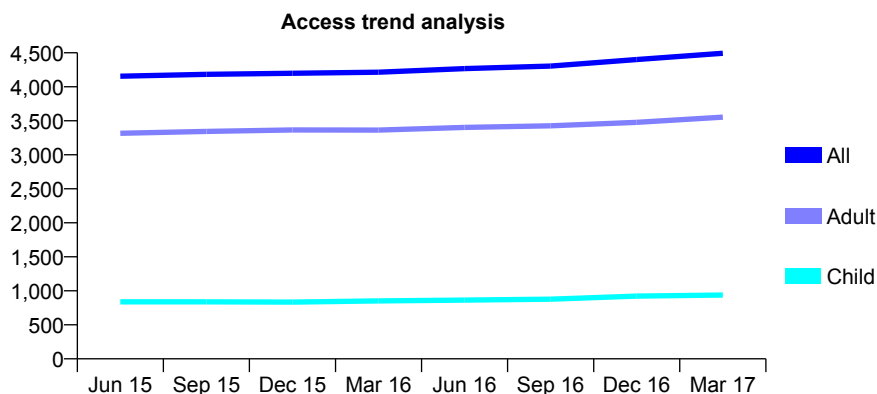
Q58 - Vital Signs At a Glance Contract Report for 274275/0001 - March 2017

Name or company name	MR A SHAH
Contract type name	GDS Contract
Purpose of contract	General
Contract start date	01/10/2010
Contract end date	

16/17 Contracted general activity (UDA)	11,715
Carry forward general activity (UDA)	150
16/17 Contracted orthodontic activity (UOA)	0
Carry forward orthodontic activity (UOA)	0
Baseline contract value	£295,181.89

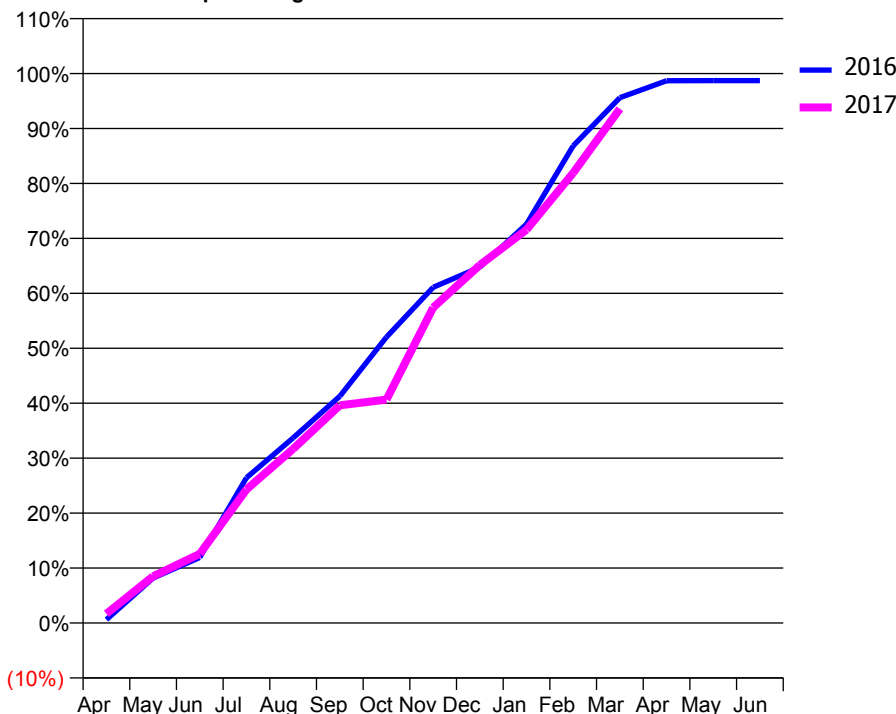
ACCESS*

Patients seen in 24 months	Total	Change since previous quarter
Quarter ending March 2016	4,215	
Quarter ending June 2016	4,267	→
Quarter ending September 2016	4,304	→
Quarter ending December 2016	4,401	↑
Quarter ending March 2017	4,493	↑
Variance since March 2016	6.6%	↑



ACTIVITY

Cumulative percentage of contracted UDA delivered 2016 & 2017



Adjusted Scheduled Activity (UDA)

Month	2016	2017
April	72	197
May	960	998
June	1,396	1,474
July	3,096	2,847
August	3,947	3,712
September	4,833	4,642
October	6,097	4,762
November	7,158	6,726
December	7,586	7,633
January	8,505	8,385
February	10,173	9,596
March	11,200	10,963
April	11,560	
May	11,564	
June	11,564	

QUALITY

	Quantity	Base Number	Contract	AT	Region	England
% of FP17s for the same patient ID Re-attending within 3 months - Children	113	1,529	7.4%	11.2%	12.0%	12.3%
% of FP17s for the same patient ID Re-attending within 3 months - Adults	541	5,270	10.3%	14.9%	16.0%	16.7%
% of FP17s for the same patient ID Re-attending between 3 & 9 months - Children	953	1,529	62.3%	56.1%	58.8%	57.6%
% of FP17s for the same patient ID Re-attending between 3 & 9 months - Adults	3,428	5,270	65.0%	47.9%	51.2%	50.1%
% of FP17s for Band 1 Urgent Courses	240	5,828	4.1%	8.5%	8.0%	9.1%
% of FP17s Relating to Free Repair or Replacements	36	5,828	0.6%	0.7%	0.8%	0.8%
% of FP17s Relating to Continuations	28	5,828	0.5%	1.0%	1.2%	1.2%
% of Patients satisfied with the dentistry they have received	3	3	N/A	92.7%	92.7%	92.8%
% of Patients satisfied with the time they had to wait for an appointment	3	3	N/A	87.3%	89.1%	88.7%

* This is based on patients treated on this contract for their most recent course of treatment. Figures in italics indicate the base number of FP17s or Patient Questionnaire responses are less than 100. N/A is shown where the base number of responses is less than 10 during the period. % is calculated as Quantity/Base number*100

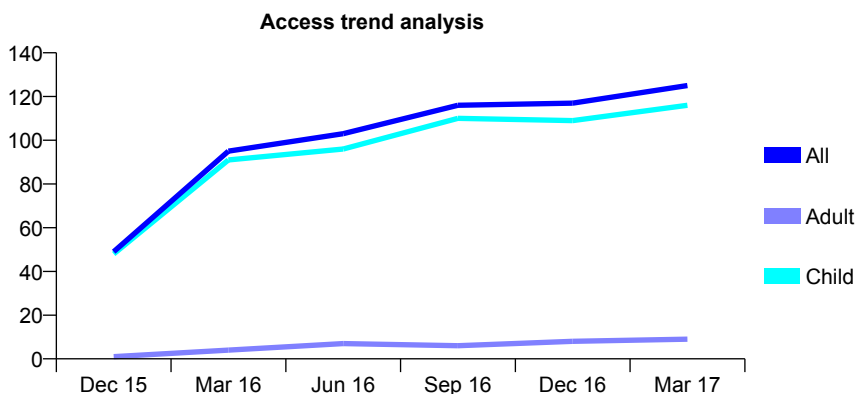
Q58 - Vital Signs At a Glance Contract Report for 274658/0001 - March 2017

Name or company name	MS D FERATI
Contract type name	GDS Contract
Purpose of contract	General
Contract start date	08/10/2015
Contract end date	

16/17 Contracted general activity (UDA)	238
Carry forward general activity (UDA)	-4
16/17 Contracted orthodontic activity (UOA)	0
Carry forward orthodontic activity (UOA)	0
Baseline contract value	£6,076.21

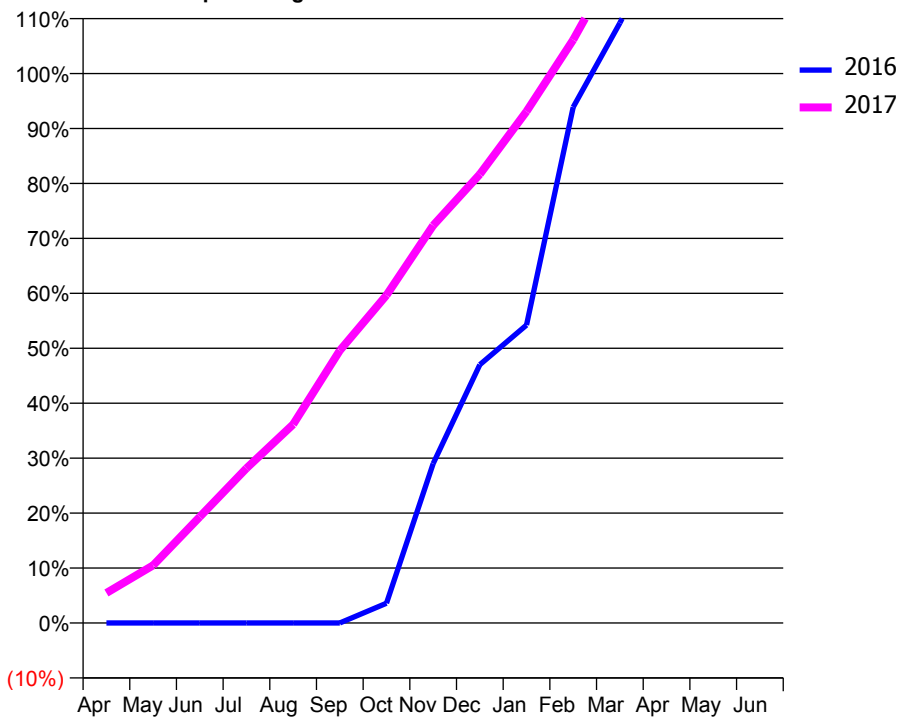
ACCESS*

Patients seen in 24 months	Total	Change since previous quarter
Quarter ending March 2016	95	
Quarter ending June 2016	103	↑
Quarter ending September 2016	116	↑
Quarter ending December 2016	117	→
Quarter ending March 2017	125	↑
Variance since March 2016	31.6%	↑



ACTIVITY

Cumulative percentage of contracted UDA delivered 2016 & 2017



Adjusted Scheduled Activity (UDA)

Month	2016	2017
April	0	13
May	0	25
June	0	46
July	0	67
August	0	86
September	0	118
October	4	142
November	32	172
December	52	194
January	60	222
February	104	253
March	121	289
April	139	
May	139	
June	139	

QUALITY

	Quantity	Base Number	Contract	AT	Region	England
% of FP17s for the same patient ID Re-attending within 3 months - Children	10	225	4.4%	11.2%	12.0%	12.3%
% of FP17s for the same patient ID Re-attending within 3 months - Adults	0	0	N/A	14.9%	16.0%	16.7%
% of FP17s for the same patient ID Re-attending between 3 & 9 months - Children	154	225	68.4%	56.1%	58.8%	57.6%
% of FP17s for the same patient ID Re-attending between 3 & 9 months - Adults	0	0	N/A	47.9%	51.2%	50.1%
% of FP17s for Band 1 Urgent Courses	4	207	1.9%	8.5%	8.0%	9.1%
% of FP17s Relating to Free Repair or Replacements	0	207	0.0%	0.7%	0.8%	0.8%
% of FP17s Relating to Continuations	0	207	0.0%	1.0%	1.2%	1.2%
% of Patients satisfied with the dentistry they have received	0	0	N/A	92.7%	92.7%	92.8%
% of Patients satisfied with the time they had to wait for an appointment	0	0	N/A	87.3%	89.1%	88.7%

* This is based on patients treated on this contract for their most recent course of treatment. Figures in italics indicate the base number of FP17s or Patient Questionnaire responses are less than 100. N/A is shown where the base number of responses is less than 10 during the period. % is calculated as Quantity/Base number*100

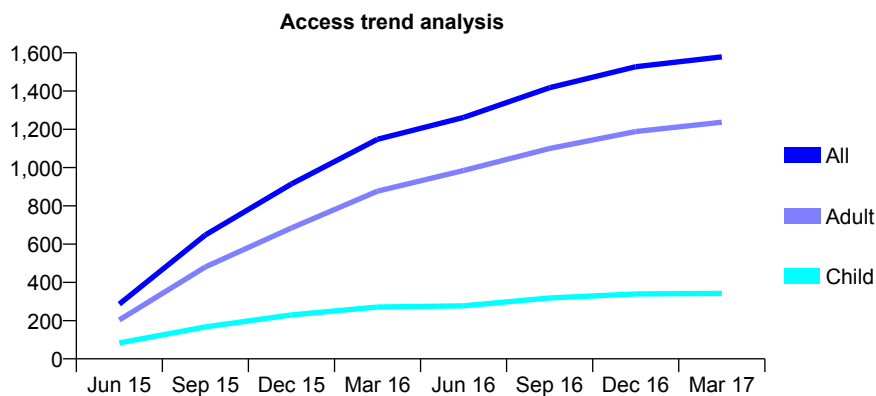
Q58 - Vital Signs At a Glance Contract Report for 278610/0001 - March 2017

Name or company name	MR SK SHAH
Contract type name	GDS Contract
Purpose of contract	General
Contract start date	01/04/2015
Contract end date	

16/17 Contracted general activity (UDA)	3,739
Carry forward general activity (UDA)	8
16/17 Contracted orthodontic activity (UOA)	0
Carry forward orthodontic activity (UOA)	0
Baseline contract value	£92,090.12

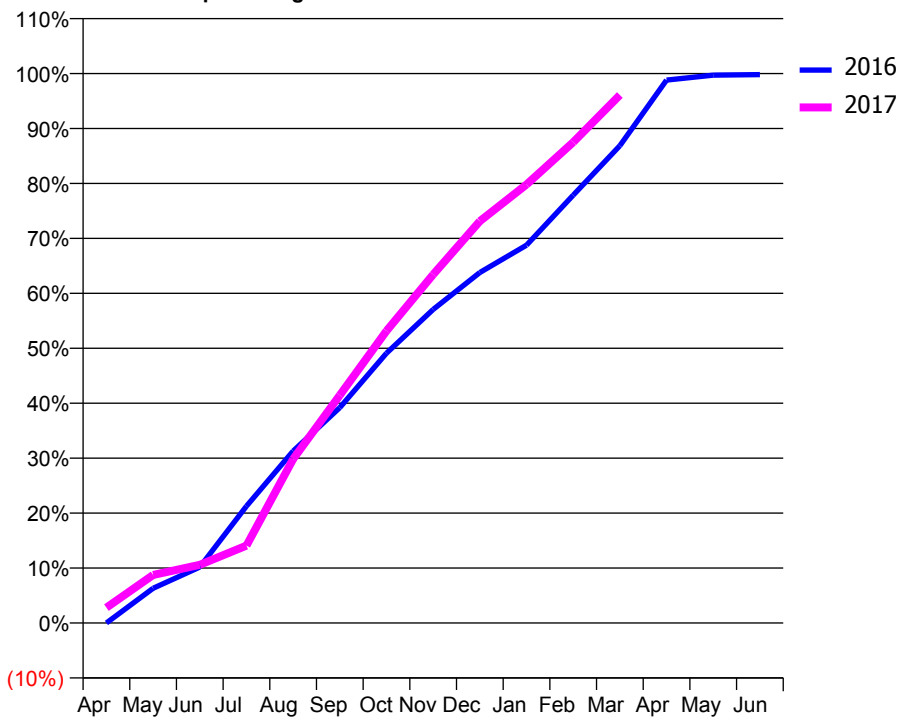
ACCESS*

Patients seen in 24 months	Total	Change since previous quarter
Quarter ending March 2016	1,148	
Quarter ending June 2016	1,262	↑
Quarter ending September 2016	1,418	↑
Quarter ending December 2016	1,527	↑
Quarter ending March 2017	1,579	↑
Variance since March 2016	37.5%	↑



ACTIVITY

Cumulative percentage of contracted UDA delivered 2016 & 2017



Adjusted Scheduled Activity (UDA)

Month	2016	2017
April	0	105
May	236	327
June	380	396
July	794	527
August	1,169	1,116
September	1,464	1,550
October	1,834	1,988
November	2,131	2,371
December	2,382	2,734
January	2,568	2,984
February	2,908	3,272
March	3,244	3,592
April	3,690	
May	3,724	
June	3,727	

QUALITY

	Quantity	Base Number	Contract	AT	Region	England
% of FP17s for the same patient ID Re-attending within 3 months - Children	34	501	6.8%	11.2%	12.0%	12.3%
% of FP17s for the same patient ID Re-attending within 3 months - Adults	207	1,504	13.8%	14.9%	16.0%	16.7%
% of FP17s for the same patient ID Re-attending between 3 & 9 months - Children	255	501	50.9%	56.1%	58.8%	57.6%
% of FP17s for the same patient ID Re-attending between 3 & 9 months - Adults	436	1,504	29.0%	47.9%	51.2%	50.1%
% of FP17s for Band 1 Urgent Courses	132	1,842	7.2%	8.5%	8.0%	9.1%
% of FP17s Relating to Free Repair or Replacements	13	1,842	0.7%	0.7%	0.8%	0.8%
% of FP17s Relating to Continuations	30	1,842	1.6%	1.0%	1.2%	1.2%
% of Patients satisfied with the dentistry they have received	2	2	N/A	92.7%	92.7%	92.8%
% of Patients satisfied with the time they had to wait for an appointment	2	2	N/A	87.3%	89.1%	88.7%

* This is based on patients treated on this contract for their most recent course of treatment. Figures in italics indicate the base number of FP17s or Patient Questionnaire responses are less than 100. N/A is shown where the base number of responses is less than 10 during the period. % is calculated as Quantity/Base number*100

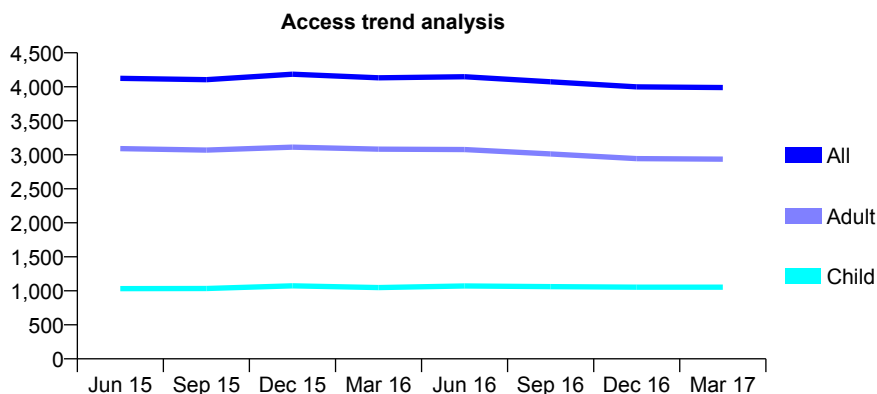
Q58 - Vital Signs At a Glance Contract Report for 278629/0001 - March 2017

Name or company name	MR A PATEL
Contract type name	GDS Contract
Purpose of contract	General
Contract start date	01/02/2010
Contract end date	

16/17 Contracted general activity (UDA)	11,165
Carry forward general activity (UDA)	0
16/17 Contracted orthodontic activity (UOA)	0
Carry forward orthodontic activity (UOA)	0
Baseline contract value	£277,673.92

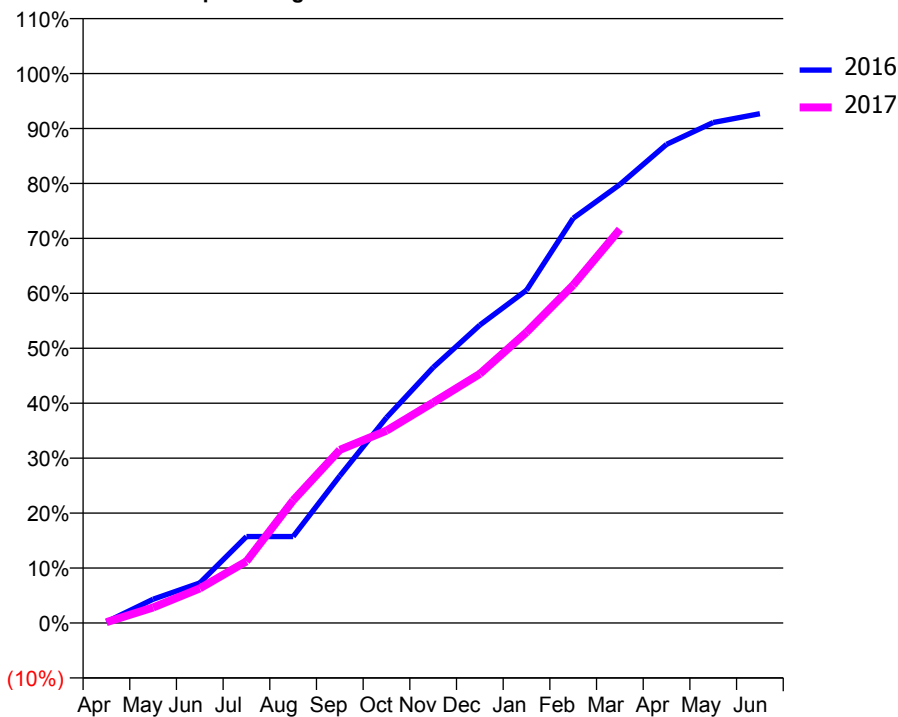
ACCESS*

Patients seen in 24 months	Total	Change since previous quarter
Quarter ending March 2016	4,132	
Quarter ending June 2016	4,148	→
Quarter ending September 2016	4,073	↓
Quarter ending December 2016	3,999	↓
Quarter ending March 2017	3,990	→
Variance since March 2016	(3.4%)	↓



ACTIVITY

Cumulative percentage of contracted UDA delivered 2016 & 2017



Month	Adjusted Scheduled Activity (UDA)	
	2016	2017
April	23	17
May	484	316
June	813	703
July	1,758	1,252
August	1,758	2,492
September	2,990	3,517
October	4,175	3,910
November	5,193	4,481
December	6,053	5,064
January	6,761	5,907
February	8,223	6,867
March	8,910	8,000
April	9,725	
May	10,170	
June	10,349	

QUALITY

	Quantity	Base Number	Contract	AT	Region	England
% of FP17s for the same patient ID Re-attending within 3 months - Children	88	1,188	7.4%	11.2%	12.0%	12.3%
% of FP17s for the same patient ID Re-attending within 3 months - Adults	503	3,721	13.5%	14.9%	16.0%	16.7%
% of FP17s for the same patient ID Re-attending between 3 & 9 months - Children	410	1,188	34.5%	56.1%	58.8%	57.6%
% of FP17s for the same patient ID Re-attending between 3 & 9 months - Adults	1,452	3,721	39.0%	47.9%	51.2%	50.1%
% of FP17s for Band 1 Urgent Courses	225	3,459	6.5%	8.5%	8.0%	9.1%
% of FP17s Relating to Free Repair or Replacements	65	3,459	1.9%	0.7%	0.8%	0.8%
% of FP17s Relating to Continuations	36	3,459	1.0%	1.0%	1.2%	1.2%
% of Patients satisfied with the dentistry they have received	3	3	N/A	92.7%	92.7%	92.8%
% of Patients satisfied with the time they had to wait for an appointment	2	3	N/A	87.3%	89.1%	88.7%

* This is based on patients treated on this contract for their most recent course of treatment. Figures in italics indicate the base number of FP17s or Patient Questionnaire responses are less than 100. N/A is shown where the base number of responses is less than 10 during the period. % is calculated as Quantity/Base number*100

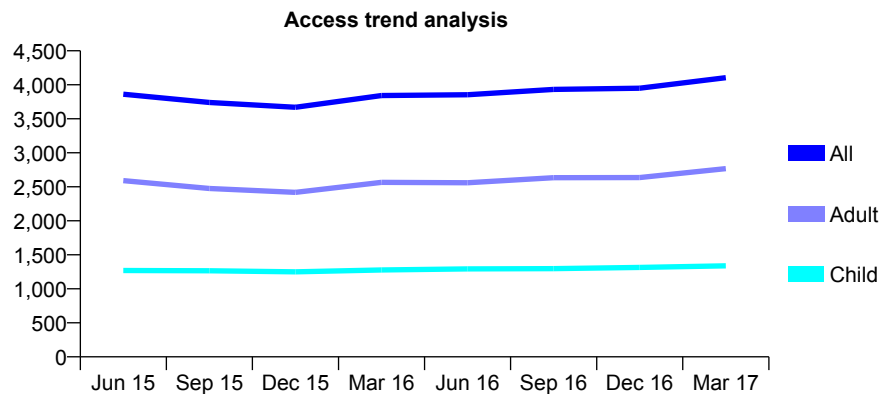
Q58 - Vital Signs At a Glance Contract Report for 279625/0001 - March 2017

Name or company name	MR BS SIDHU
Contract type name	GDS Contract
Purpose of contract	General
Contract start date	10/01/2008
Contract end date	

16/17 Contracted general activity (UDA)	12,384
Carry forward general activity (UDA)	339
16/17 Contracted orthodontic activity (UOA)	0
Carry forward orthodontic activity (UOA)	0
Baseline contract value	£297,737.35

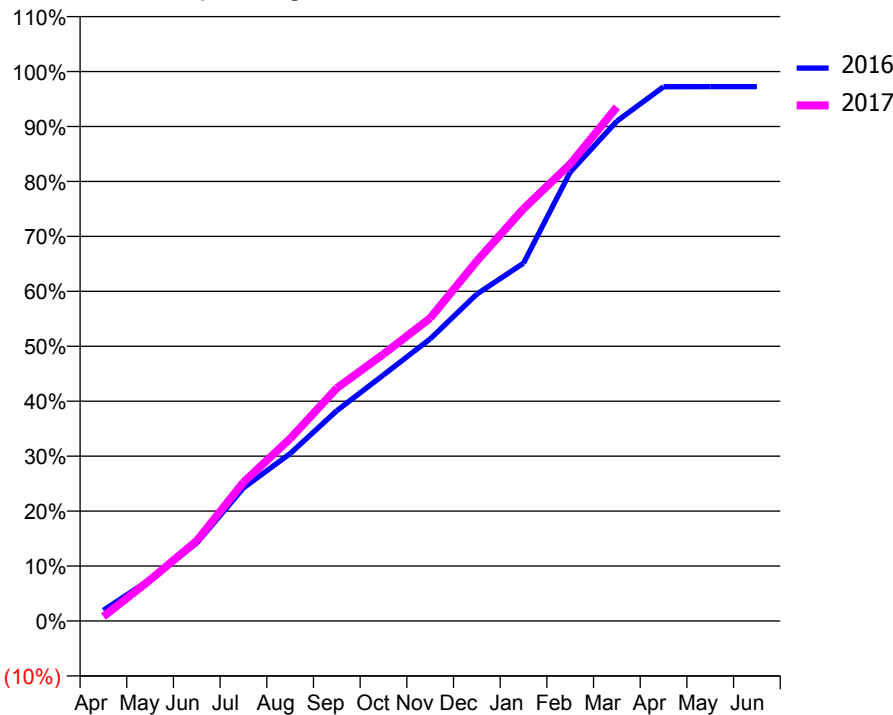
ACCESS*

Patients seen in 24 months	Total	Change since previous quarter
Quarter ending March 2016	3,843	
Quarter ending June 2016	3,853	→
Quarter ending September 2016	3,933	↑
Quarter ending December 2016	3,950	→
Quarter ending March 2017	4,105	↑
Variance since March 2016	6.8%	↑



ACTIVITY

Cumulative percentage of contracted UDA delivered 2016 & 2017



Month	Adjusted Scheduled Activity (UDA)	
	2016	2017
April	243	100
May	935	926
June	1,758	1,808
July	3,001	3,126
August	3,773	4,109
September	4,741	5,249
October	5,547	6,014
November	6,359	6,827
December	7,369	8,113
January	8,065	9,290
February	10,118	10,298
March	11,265	11,584
April	12,041	
May	12,043	
June	12,044	

QUALITY

	Quantity	Base Number	Contract	AT	Region	England
% of FP17s for the same patient ID Re-attending within 3 months - Children	204	2,107	9.7%	11.2%	12.0%	12.3%
% of FP17s for the same patient ID Re-attending within 3 months - Adults	956	4,192	22.8%	14.9%	16.0%	16.7%
% of FP17s for the same patient ID Re-attending between 3 & 9 months - Children	1,281	2,107	60.8%	56.1%	58.8%	57.6%
% of FP17s for the same patient ID Re-attending between 3 & 9 months - Adults	1,945	4,192	46.4%	47.9%	51.2%	50.1%
% of FP17s for Band 1 Urgent Courses	950	5,984	15.9%	8.5%	8.0%	9.1%
% of FP17s Relating to Free Repair or Replacements	95	5,984	1.6%	0.7%	0.8%	0.8%
% of FP17s Relating to Continuations	42	5,984	0.7%	1.0%	1.2%	1.2%
% of Patients satisfied with the dentistry they have received	6	6	N/A	92.7%	92.7%	92.8%
% of Patients satisfied with the time they had to wait for an appointment	6	6	N/A	87.3%	89.1%	88.7%

* This is based on patients treated on this contract for their most recent course of treatment. Figures in italics indicate the base number of FP17s or Patient Questionnaire responses are less than 100. N/A is shown where the base number of responses is less than 10 during the period. % is calculated as Quantity/Base number*100

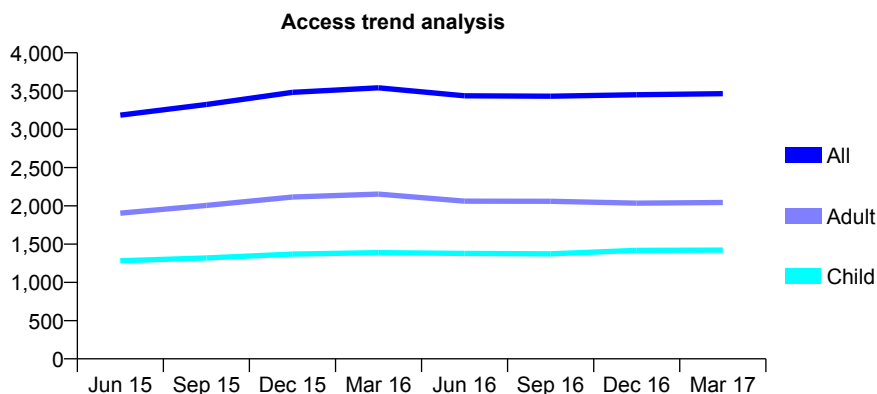
Q58 - Vital Signs At a Glance Contract Report for 288470/0001 - March 2017

Name or company name	MR VB PATEL
Contract type name	GDS Contract
Purpose of contract	General
Contract start date	17/01/2014
Contract end date	

16/17 Contracted general activity (UDA)	9,850
Carry forward general activity (UDA)	-40
16/17 Contracted orthodontic activity (UOA)	0
Carry forward orthodontic activity (UOA)	0
Baseline contract value	£254,069.16

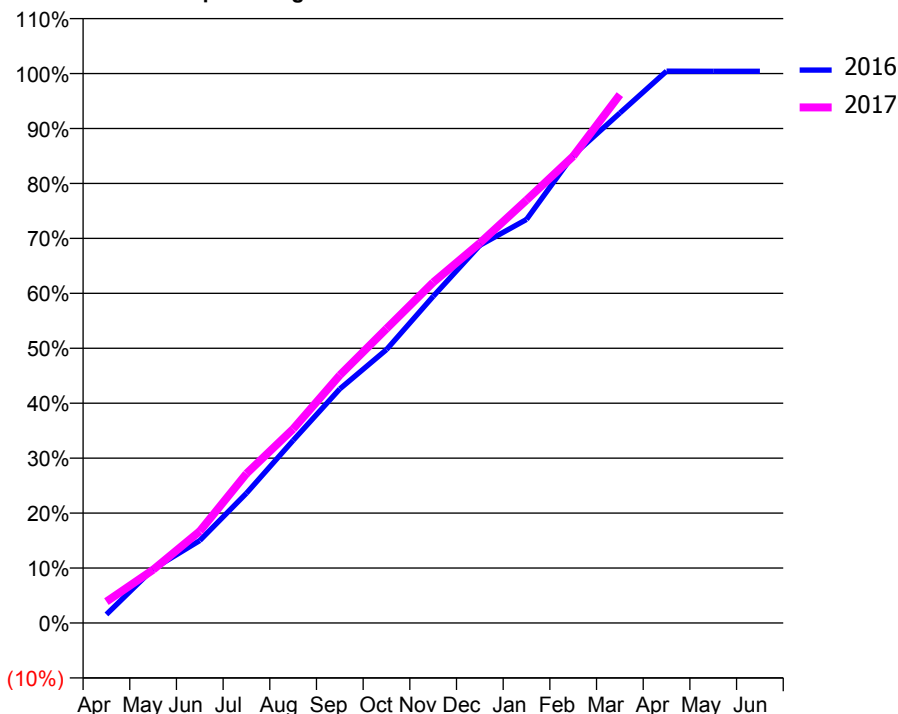
ACCESS*

Patients seen in 24 months	Total	Change since previous quarter
Quarter ending March 2016	3,542	
Quarter ending June 2016	3,438	↓
Quarter ending September 2016	3,432	→
Quarter ending December 2016	3,452	→
Quarter ending March 2017	3,465	→
Variance since March 2016	(2.2%)	↓



ACTIVITY

Cumulative percentage of contracted UDA delivered 2016 & 2017



Month	Adjusted Scheduled Activity (UDA)	
	2016	2017
April	154	385
May	969	955
June	1,479	1,645
July	2,328	2,677
August	3,273	3,480
September	4,196	4,443
October	4,901	5,276
November	5,855	6,106
December	6,770	6,811
January	7,235	7,580
February	8,387	8,368
March	9,142	9,472
April	9,891	
May	9,889	
June	9,890	

QUALITY

	Quantity	Base Number	Contract	AT	Region	England
% of FP17s for the same patient ID Re-attending within 3 months - Children	210	2,417	8.7%	11.2%	12.0%	12.3%
% of FP17s for the same patient ID Re-attending within 3 months - Adults	337	2,896	11.6%	14.9%	16.0%	16.7%
% of FP17s for the same patient ID Re-attending between 3 & 9 months - Children	1,607	2,417	66.5%	56.1%	58.8%	57.6%
% of FP17s for the same patient ID Re-attending between 3 & 9 months - Adults	1,817	2,896	62.7%	47.9%	51.2%	50.1%
% of FP17s for Band 1 Urgent Courses	305	5,002	6.1%	8.5%	8.0%	9.1%
% of FP17s Relating to Free Repair or Replacements	38	5,002	0.8%	0.7%	0.8%	0.8%
% of FP17s Relating to Continuations	27	5,002	0.5%	1.0%	1.2%	1.2%
% of Patients satisfied with the dentistry they have received	6	6	N/A	92.7%	92.7%	92.8%
% of Patients satisfied with the time they had to wait for an appointment	6	6	N/A	87.3%	89.1%	88.7%

* This is based on patients treated on this contract for their most recent course of treatment. Figures in italics indicate the base number of FP17s or Patient Questionnaire responses are less than 100. N/A is shown where the base number of responses is less than 10 during the period. % is calculated as Quantity/Base number*100

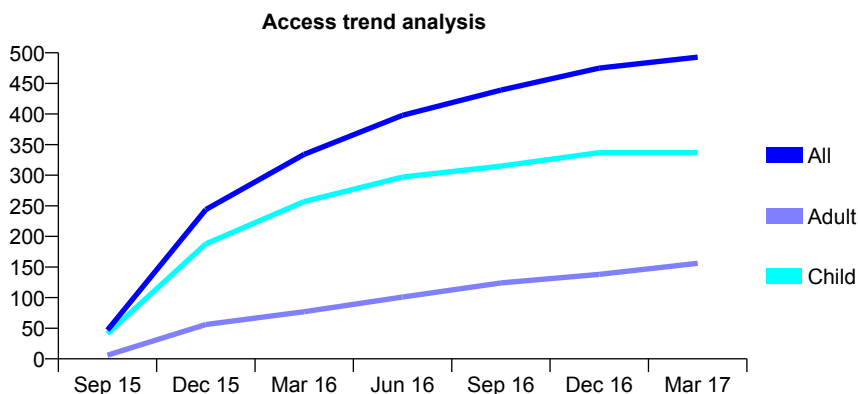
Q58 - Vital Signs At a Glance Contract Report for 295698/0001 - March 2017

Name or company name	MISS A PETKEVICA
Contract type name	GDS Contract
Purpose of contract	General
Contract start date	20/06/2015
Contract end date	

16/17 Contracted general activity (UDA)	1,370
Carry forward general activity (UDA)	-27
16/17 Contracted orthodontic activity (UOA)	0
Carry forward orthodontic activity (UOA)	0
Baseline contract value	£37,863.63

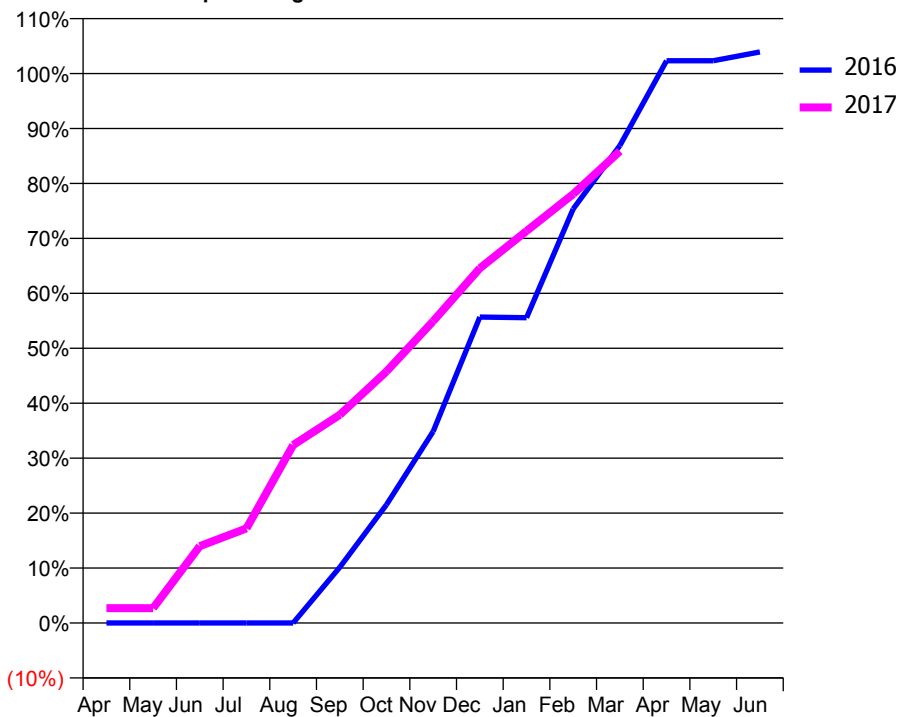
ACCESS*

Patients seen in 24 months	Total	Change since previous quarter
Quarter ending March 2016	334	
Quarter ending June 2016	398	↑
Quarter ending September 2016	439	↑
Quarter ending December 2016	475	↑
Quarter ending March 2017	493	↑
Variance since March 2016	47.6%	↑



ACTIVITY

Cumulative percentage of contracted UDA delivered 2016 & 2017



Adjusted Scheduled Activity (UDA)

Month	2016	2017
April	0	37
May	0	37
June	0	192
July	0	236
August	0	444
September	109	519
October	232	627
November	375	752
December	599	884
January	598	977
February	811	1,069
March	935	1,176
April	1,101	
May	1,101	
June	1,118	

QUALITY

	Quantity	Base Number	Contract	AT	Region	England
% of FP17s for the same patient ID Re-attending within 3 months - Children	12	382	3.1%	11.2%	12.0%	12.3%
% of FP17s for the same patient ID Re-attending within 3 months - Adults	16	129	12.4%	14.9%	16.0%	16.7%
% of FP17s for the same patient ID Re-attending between 3 & 9 months - Children	195	382	51.0%	56.1%	58.8%	57.6%
% of FP17s for the same patient ID Re-attending between 3 & 9 months - Adults	47	129	36.4%	47.9%	51.2%	50.1%
% of FP17s for Band 1 Urgent Courses	22	443	5.0%	8.5%	8.0%	9.1%
% of FP17s Relating to Free Repair or Replacements	0	443	0.0%	0.7%	0.8%	0.8%
% of FP17s Relating to Continuations	0	443	0.0%	1.0%	1.2%	1.2%
% of Patients satisfied with the dentistry they have received	2	2	N/A	92.7%	92.7%	92.8%
% of Patients satisfied with the time they had to wait for an appointment	2	2	N/A	87.3%	89.1%	88.7%

* This is based on patients treated on this contract for their most recent course of treatment. Figures in italics indicate the base number of FP17s or Patient Questionnaire responses are less than 100. N/A is shown where the base number of responses is less than 10 during the period. % is calculated as Quantity/Base number*100

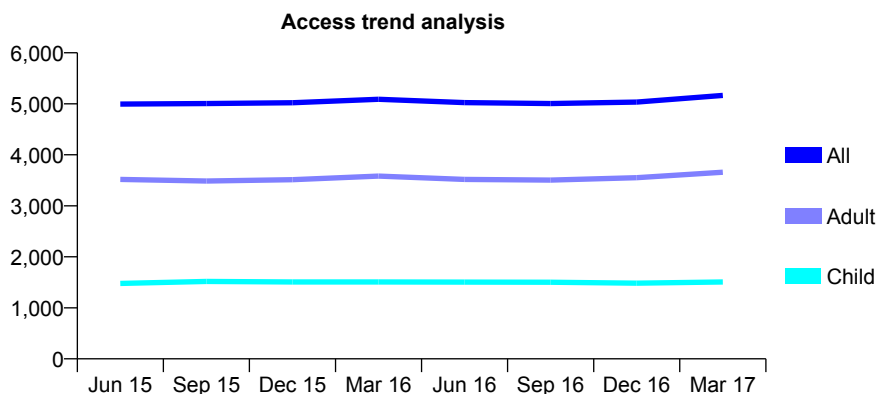
Q58 - Vital Signs At a Glance Contract Report for 306509/0001 - March 2017

Name or company name	MR A LIGHTSTONE
Contract type name	GDS Contract
Purpose of contract	General
Contract start date	01/04/2006
Contract end date	

16/17 Contracted general activity (UDA)	12,942
Carry forward general activity (UDA)	161
16/17 Contracted orthodontic activity (UOA)	0
Carry forward orthodontic activity (UOA)	0
Baseline contract value	£367,141.67

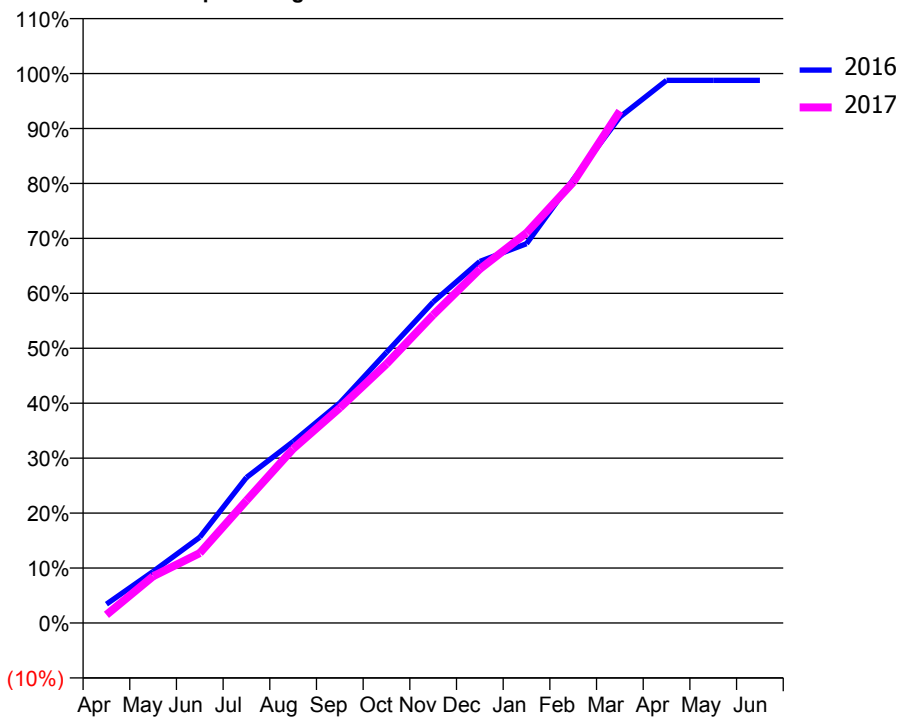
ACCESS*

Patients seen in 24 months	Total	Change since previous quarter
Quarter ending March 2016	5,090	
Quarter ending June 2016	5,023	↓
Quarter ending September 2016	5,006	→
Quarter ending December 2016	5,035	→
Quarter ending March 2017	5,166	↑
Variance since March 2016	1.5%	→



ACTIVITY

Cumulative percentage of contracted UDA delivered 2016 & 2017



Month	Adjusted Scheduled Activity (UDA)	
	2016	2017
April	443	192
May	1,215	1,102
June	2,020	1,649
July	3,428	2,883
August	4,272	4,103
September	5,183	5,066
October	6,374	6,100
November	7,560	7,256
December	8,516	8,336
January	8,932	9,187
February	10,445	10,382
March	11,917	12,059
April	12,781	
May	12,781	
June	12,781	

QUALITY

	Quantity	Base Number	Contract	AT	Region	England
% of FP17s for the same patient ID Re-attending within 3 months - Children	168	1,515	11.1%	11.2%	12.0%	12.3%
% of FP17s for the same patient ID Re-attending within 3 months - Adults	668	3,704	18.0%	14.9%	16.0%	16.7%
% of FP17s for the same patient ID Re-attending between 3 & 9 months - Children	378	1,515	25.0%	56.1%	58.8%	57.6%
% of FP17s for the same patient ID Re-attending between 3 & 9 months - Adults	1,002	3,704	27.1%	47.9%	51.2%	50.1%
% of FP17s for Band 1 Urgent Courses	1,010	4,896	20.6%	8.5%	8.0%	9.1%
% of FP17s Relating to Free Repair or Replacements	86	4,896	1.8%	0.7%	0.8%	0.8%
% of FP17s Relating to Continuations	36	4,896	0.7%	1.0%	1.2%	1.2%
% of Patients satisfied with the dentistry they have received	4	4	N/A	92.7%	92.7%	92.8%
% of Patients satisfied with the time they had to wait for an appointment	4	4	N/A	87.3%	89.1%	88.7%

* This is based on patients treated on this contract for their most recent course of treatment. Figures in italics indicate the base number of FP17s or Patient Questionnaire responses are less than 100. N/A is shown where the base number of responses is less than 10 during the period. % is calculated as Quantity/Base number*100

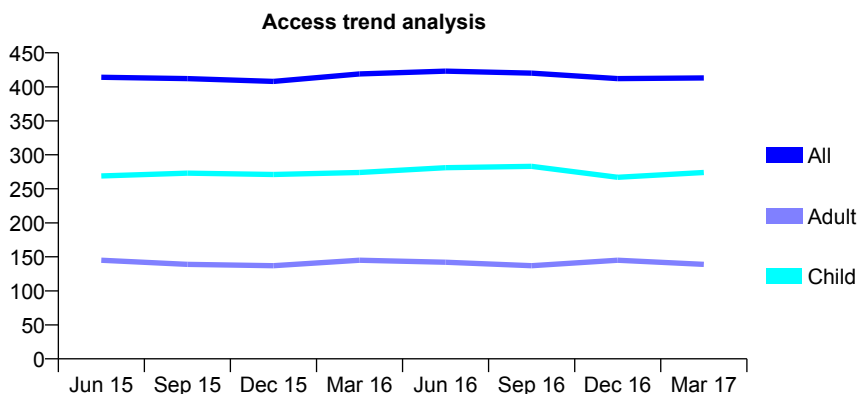
Q58 - Vital Signs At a Glance Contract Report for 309508/0001 - March 2017

Name or company name	MR AR MULLISH
Contract type name	GDS Contract
Purpose of contract	General
Contract start date	01/04/2006
Contract end date	

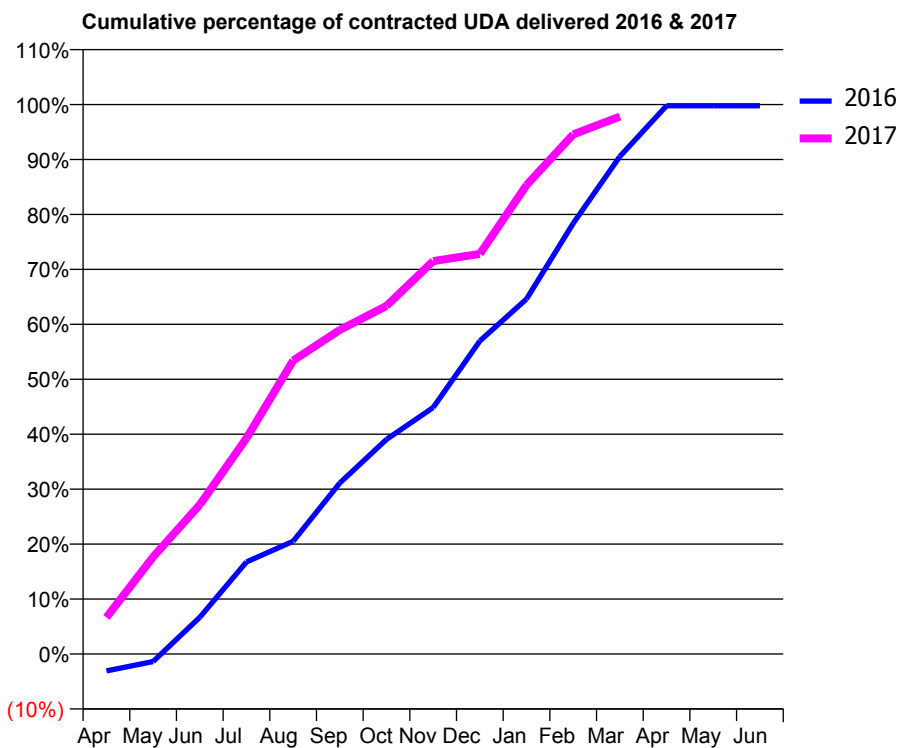
16/17 Contracted general activity (UDA)	773
Carry forward general activity (UDA)	1
16/17 Contracted orthodontic activity (UOA)	0
Carry forward orthodontic activity (UOA)	0
Baseline contract value	£21,276.39

ACCESS*

Patients seen in 24 months	Total	Change since previous quarter
Quarter ending March 2016	419	
Quarter ending June 2016	423	→
Quarter ending September 2016	420	→
Quarter ending December 2016	412	↓
Quarter ending March 2017	413	→
Variance since March 2016	(1.4%)	↓



ACTIVITY



Month	Adjusted Scheduled Activity (UDA)	
	2016	2017
April	-24	51
May	-11	137
June	52	210
July	130	304
August	159	413
September	241	456
October	302	490
November	347	553
December	440	563
January	499	660
February	606	731
March	700	756
April	771	
May	771	
June	771	

QUALITY

	Quantity	Base Number	Contract	AT	Region	England
% of FP17s for the same patient ID Re-attending within 3 months - Children	17	380	4.5%	11.2%	12.0%	12.3%
% of FP17s for the same patient ID Re-attending within 3 months - Adults	22	134	16.4%	14.9%	16.0%	16.7%
% of FP17s for the same patient ID Re-attending between 3 & 9 months - Children	208	380	54.7%	56.1%	58.8%	57.6%
% of FP17s for the same patient ID Re-attending between 3 & 9 months - Adults	44	134	32.8%	47.9%	51.2%	50.1%
% of FP17s for Band 1 Urgent Courses	20	488	4.1%	8.5%	8.0%	9.1%
% of FP17s Relating to Free Repair or Replacements	0	488	0.0%	0.7%	0.8%	0.8%
% of FP17s Relating to Continuations	0	488	0.0%	1.0%	1.2%	1.2%
% of Patients satisfied with the dentistry they have received	0	0	N/A	92.7%	92.7%	92.8%
% of Patients satisfied with the time they had to wait for an appointment	0	0	N/A	87.3%	89.1%	88.7%

* This is based on patients treated on this contract for their most recent course of treatment. Figures in italics indicate the base number of FP17s or Patient Questionnaire responses are less than 100. N/A is shown where the base number of responses is less than 10 during the period. % is calculated as Quantity/Base number*100

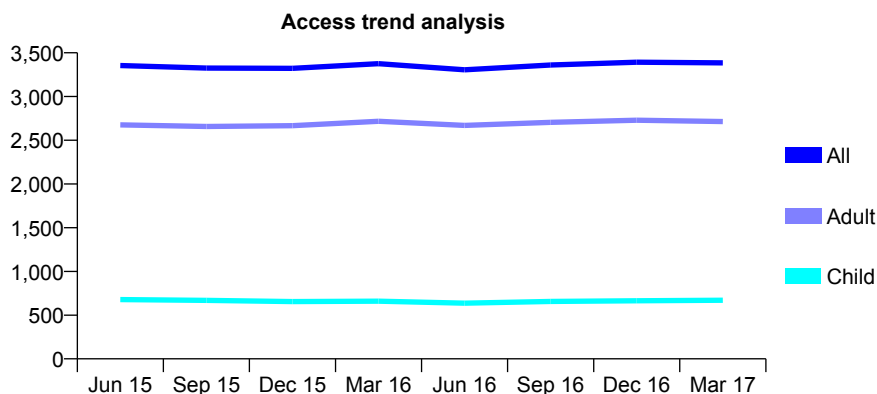
Q58 - Vital Signs At a Glance Contract Report for 310026/0001 - March 2017

Name or company name	MR HK CHAN
Contract type name	GDS Contract
Purpose of contract	General
Contract start date	01/04/2006
Contract end date	

16/17 Contracted general activity (UDA)	8,414
Carry forward general activity (UDA)	0
16/17 Contracted orthodontic activity (UOA)	0
Carry forward orthodontic activity (UOA)	0
Baseline contract value	£243,686.15

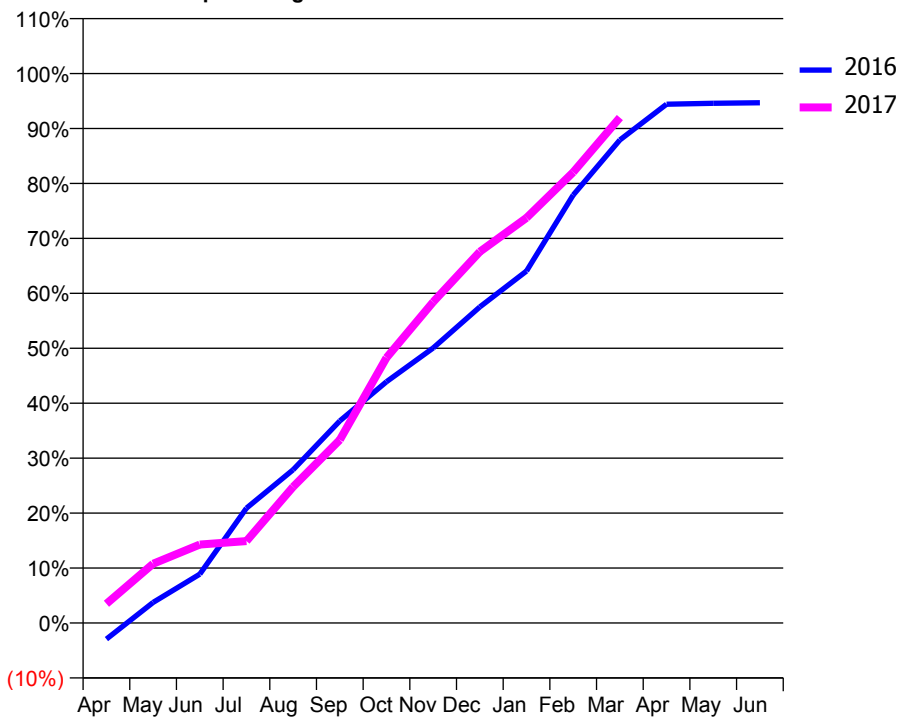
ACCESS*

Patients seen in 24 months	Total	Change since previous quarter
Quarter ending March 2016	3,376	
Quarter ending June 2016	3,305	↓
Quarter ending September 2016	3,361	→
Quarter ending December 2016	3,393	→
Quarter ending March 2017	3,385	→
Variance since March 2016	0.3%	→



ACTIVITY

Cumulative percentage of contracted UDA delivered 2016 & 2017



Month	Adjusted Scheduled Activity (UDA)	
	2016	2017
April	-249	295
May	316	908
June	748	1,202
July	1,760	1,255
August	2,347	2,086
September	3,095	2,805
October	3,695	4,062
November	4,212	4,916
December	4,840	5,686
January	5,390	6,203
February	6,552	6,902
March	7,397	7,739
April	7,944	
May	7,958	
June	7,965	

QUALITY

	Quantity	Base Number	Contract	AT	Region	England
% of FP17s for the same patient ID Re-attending within 3 months - Children	30	792	3.8%	11.2%	12.0%	12.3%
% of FP17s for the same patient ID Re-attending within 3 months - Adults	376	3,320	11.3%	14.9%	16.0%	16.7%
% of FP17s for the same patient ID Re-attending between 3 & 9 months - Children	385	792	48.6%	56.1%	58.8%	57.6%
% of FP17s for the same patient ID Re-attending between 3 & 9 months - Adults	1,391	3,320	41.9%	47.9%	51.2%	50.1%
% of FP17s for Band 1 Urgent Courses	92	3,848	2.4%	8.5%	8.0%	9.1%
% of FP17s Relating to Free Repair or Replacements	40	3,848	1.0%	0.7%	0.8%	0.8%
% of FP17s Relating to Continuations	53	3,848	1.4%	1.0%	1.2%	1.2%
% of Patients satisfied with the dentistry they have received	5	5	N/A	92.7%	92.7%	92.8%
% of Patients satisfied with the time they had to wait for an appointment	5	5	N/A	87.3%	89.1%	88.7%

* This is based on patients treated on this contract for their most recent course of treatment. Figures in italics indicate the base number of FP17s or Patient Questionnaire responses are less than 100. N/A is shown where the base number of responses is less than 10 during the period. % is calculated as Quantity/Base number*100

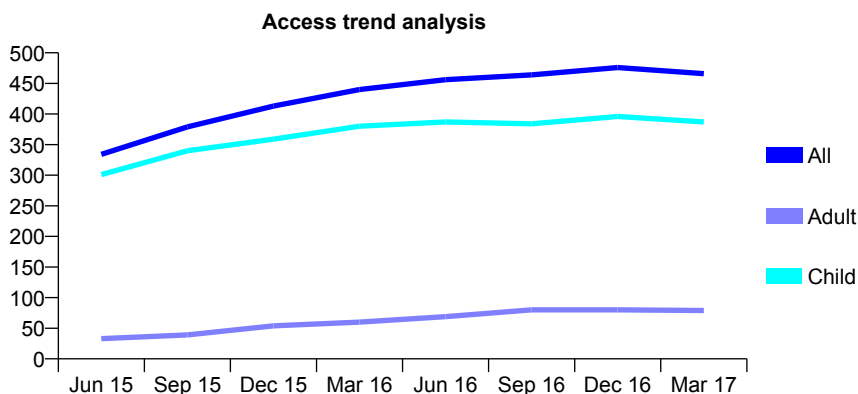
Q58 - Vital Signs At a Glance Contract Report for 318981/0001 - March 2017

Name or company name	MR A CHARLES-KARIEL
Contract type name	GDS Contract
Purpose of contract	General
Contract start date	01/04/2006
Contract end date	

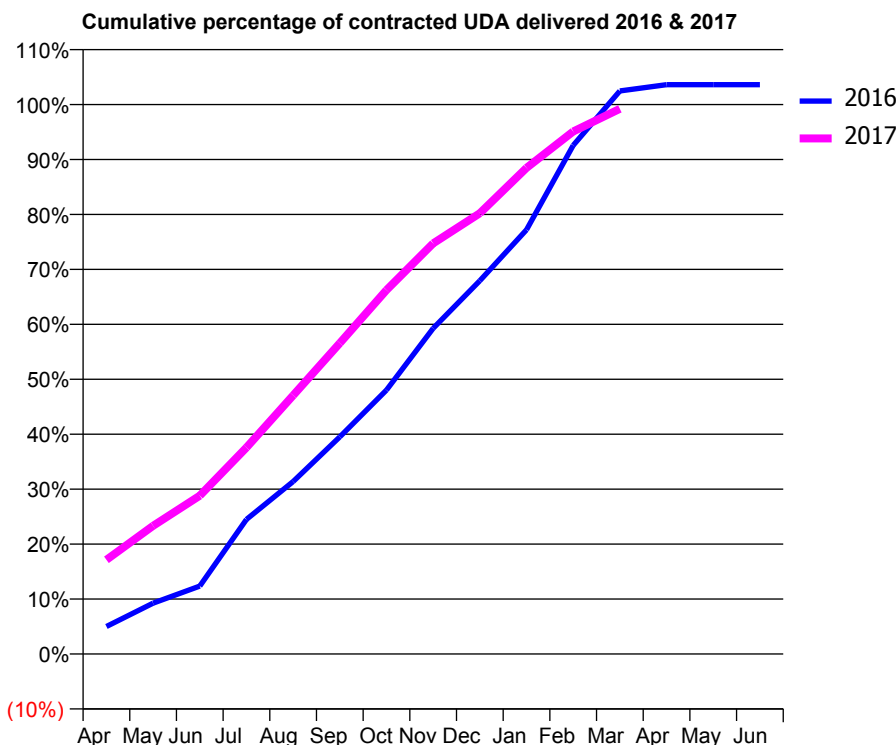
16/17 Contracted general activity (UDA)	800
Carry forward general activity (UDA)	-16
16/17 Contracted orthodontic activity (UOA)	0
Carry forward orthodontic activity (UOA)	0
Baseline contract value	£27,416.50

ACCESS*

Patients seen in 24 months	Total	Change since previous quarter
Quarter ending March 2016	440	
Quarter ending June 2016	456	↑
Quarter ending September 2016	464	→
Quarter ending December 2016	476	↑
Quarter ending March 2017	466	↓
Variance since March 2016	5.9%	↑



ACTIVITY



Month	Adjusted Scheduled Activity (UDA)	
	2016	2017
April	40	137
May	74	187
June	99	231
July	196	301
August	251	377
September	316	453
October	384	530
November	474	598
December	543	642
January	618	708
February	741	761
March	820	794
April	829	
May	829	
June	829	

QUALITY

	Quantity	Base Number	Contract	AT	Region	England
% of FP17s for the same patient ID Re-attending within 3 months - Children	45	494	9.1%	11.2%	12.0%	12.3%
% of FP17s for the same patient ID Re-attending within 3 months - Adults	0	34	0.0%	14.9%	16.0%	16.7%
% of FP17s for the same patient ID Re-attending between 3 & 9 months - Children	225	494	45.5%	56.1%	58.8%	57.6%
% of FP17s for the same patient ID Re-attending between 3 & 9 months - Adults	21	34	61.8%	47.9%	51.2%	50.1%
% of FP17s for Band 1 Urgent Courses	4	519	0.8%	8.5%	8.0%	9.1%
% of FP17s Relating to Free Repair or Replacements	0	519	0.0%	0.7%	0.8%	0.8%
% of FP17s Relating to Continuations	0	519	0.0%	1.0%	1.2%	1.2%
% of Patients satisfied with the dentistry they have received	0	0	N/A	92.7%	92.7%	92.8%
% of Patients satisfied with the time they had to wait for an appointment	0	0	N/A	87.3%	89.1%	88.7%

* This is based on patients treated on this contract for their most recent course of treatment. Figures in italics indicate the base number of FP17s or Patient Questionnaire responses are less than 100. N/A is shown where the base number of responses is less than 10 during the period. % is calculated as Quantity/Base number*100

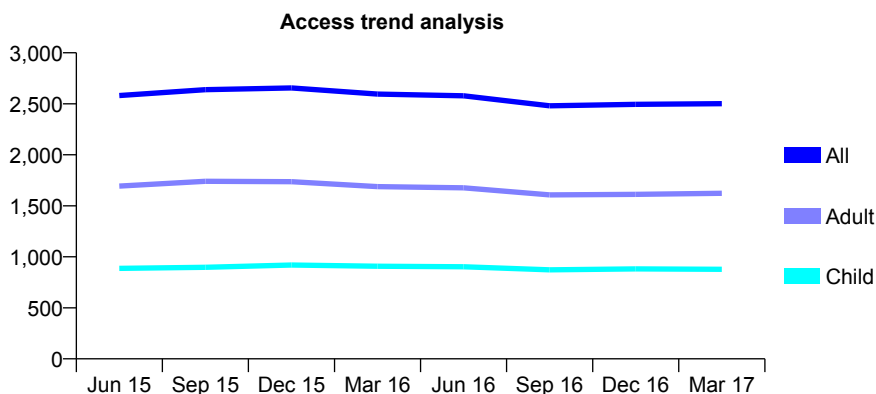
Q58 - Vital Signs At a Glance Contract Report for 327034/0001 - March 2017

Name or company name	MRS Y RATANSHI
Contract type name	GDS Contract
Purpose of contract	General
Contract start date	01/04/2006
Contract end date	

16/17 Contracted general activity (UDA)	6,500
Carry forward general activity (UDA)	23
16/17 Contracted orthodontic activity (UOA)	0
Carry forward orthodontic activity (UOA)	0
Baseline contract value	£164,470.07

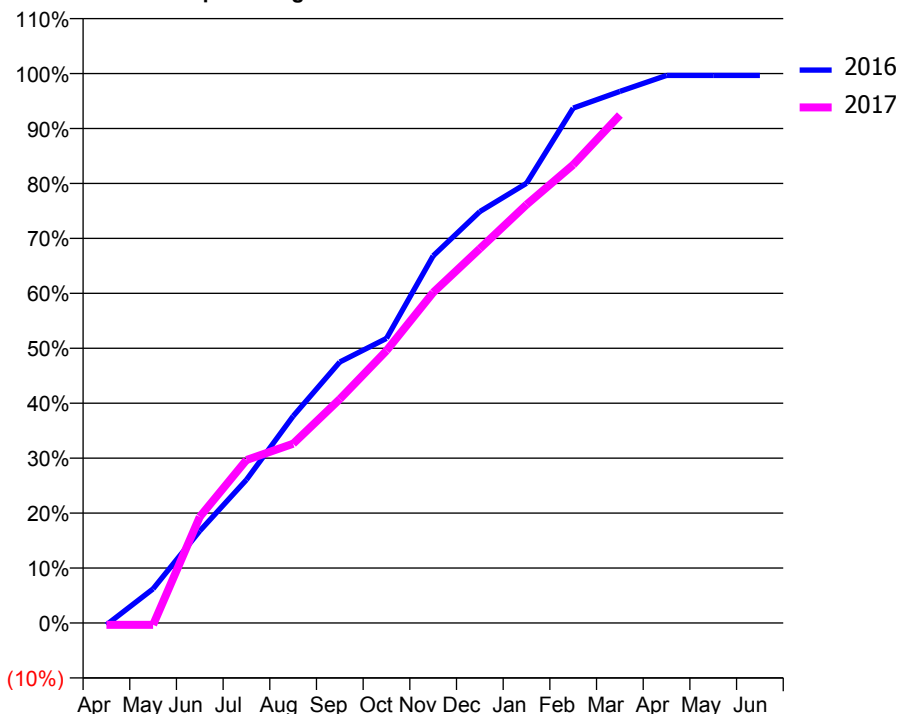
ACCESS*

Patients seen in 24 months	Total	Change since previous quarter
Quarter ending March 2016	2,596	
Quarter ending June 2016	2,579	→
Quarter ending September 2016	2,480	↓
Quarter ending December 2016	2,495	→
Quarter ending March 2017	2,501	→
Variance since March 2016	(3.7%)	↓



ACTIVITY

Cumulative percentage of contracted UDA delivered 2016 & 2017



Month	Adjusted Scheduled Activity (UDA)	
	2016	2017
April	-23	-23
May	405	-23
June	1,089	1,256
July	1,695	1,928
August	2,447	2,120
September	3,088	2,649
October	3,366	3,221
November	4,343	3,909
December	4,866	4,429
January	5,202	4,949
February	6,091	5,421
March	6,287	6,009
April	6,477	
May	6,477	
June	6,477	

QUALITY

	Quantity	Base Number	Contract	AT	Region	England
% of FP17s for the same patient ID Re-attending within 3 months - Children	62	1,414	4.4%	11.2%	12.0%	12.3%
% of FP17s for the same patient ID Re-attending within 3 months - Adults	190	2,024	9.4%	14.9%	16.0%	16.7%
% of FP17s for the same patient ID Re-attending between 3 & 9 months - Children	1,056	1,414	74.7%	56.1%	58.8%	57.6%
% of FP17s for the same patient ID Re-attending between 3 & 9 months - Adults	898	2,024	44.4%	47.9%	51.2%	50.1%
% of FP17s for Band 1 Urgent Courses	194	3,380	5.7%	8.5%	8.0%	9.1%
% of FP17s Relating to Free Repair or Replacements	21	3,380	0.6%	0.7%	0.8%	0.8%
% of FP17s Relating to Continuations	25	3,380	0.7%	1.0%	1.2%	1.2%
% of Patients satisfied with the dentistry they have received	2	2	N/A	92.7%	92.7%	92.8%
% of Patients satisfied with the time they had to wait for an appointment	2	2	N/A	87.3%	89.1%	88.7%

* This is based on patients treated on this contract for their most recent course of treatment. Figures in italics indicate the base number of FP17s or Patient Questionnaire responses are less than 100. N/A is shown where the base number of responses is less than 10 during the period. % is calculated as Quantity/Base number*100

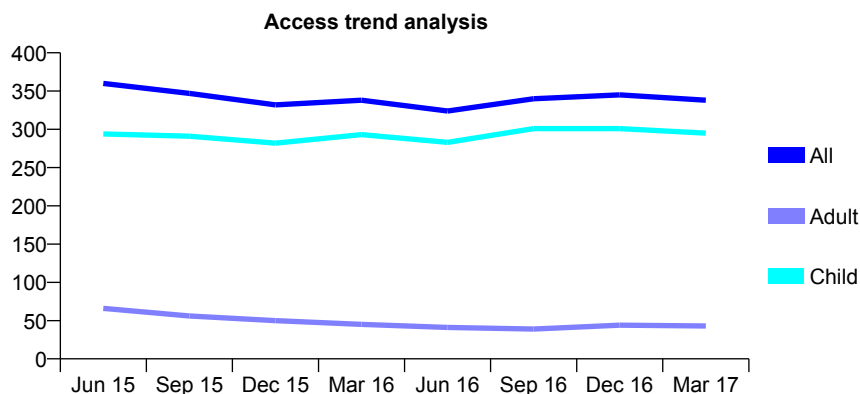
Q58 - Vital Signs At a Glance Contract Report for 328103/0001 - March 2017

Name or company name	MR MD ELVINS
Contract type name	GDS Contract
Purpose of contract	General
Contract start date	01/04/2006
Contract end date	

16/17 Contracted general activity (UDA)	550
Carry forward general activity (UDA)	-10
16/17 Contracted orthodontic activity (UOA)	0
Carry forward orthodontic activity (UOA)	0
Baseline contract value	£13,177.00

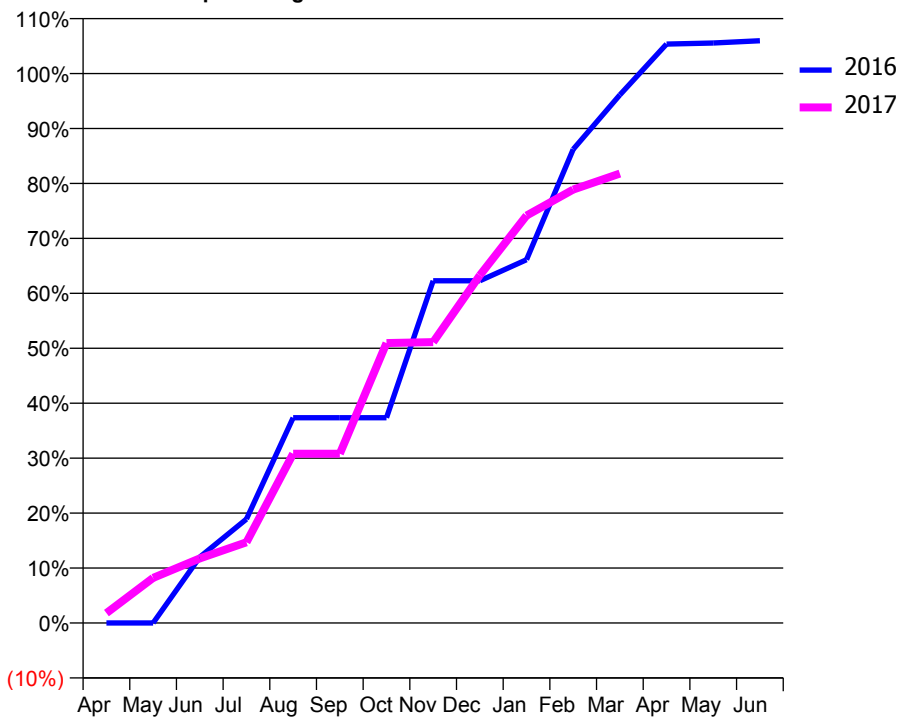
ACCESS*

Patients seen in 24 months	Total	Change since previous quarter
Quarter ending March 2016	338	
Quarter ending June 2016	324	↓
Quarter ending September 2016	340	↑
Quarter ending December 2016	345	→
Quarter ending March 2017	338	↓
Variance since March 2016	0.0%	→



ACTIVITY

Cumulative percentage of contracted UDA delivered 2016 & 2017



Month	Adjusted Scheduled Activity (UDA)	
	2016	2017
April	0	10
May	0	45
June	60	65
July	95	81
August	187	169
September	187	169
October	187	280
November	311	281
December	311	348
January	331	408
February	431	434
March	481	450
April	527	
May	528	
June	530	

QUALITY

	Quantity	Base Number	Contract	AT	Region	England
% of FP17s for the same patient ID Re-attending within 3 months - Children	17	342	5.0%	11.2%	12.0%	12.3%
% of FP17s for the same patient ID Re-attending within 3 months - Adults	0	17	0.0%	14.9%	16.0%	16.7%
% of FP17s for the same patient ID Re-attending between 3 & 9 months - Children	155	342	45.3%	56.1%	58.8%	57.6%
% of FP17s for the same patient ID Re-attending between 3 & 9 months - Adults	10	17	58.8%	47.9%	51.2%	50.1%
% of FP17s for Band 1 Urgent Courses	19	323	5.9%	8.5%	8.0%	9.1%
% of FP17s Relating to Free Repair or Replacements	0	323	0.0%	0.7%	0.8%	0.8%
% of FP17s Relating to Continuations	0	323	0.0%	1.0%	1.2%	1.2%
% of Patients satisfied with the dentistry they have received	0	0	N/A	92.7%	92.7%	92.8%
% of Patients satisfied with the time they had to wait for an appointment	0	0	N/A	87.3%	89.1%	88.7%

* This is based on patients treated on this contract for their most recent course of treatment. Figures in italics indicate the base number of FP17s or Patient Questionnaire responses are less than 100. N/A is shown where the base number of responses is less than 10 during the period. % is calculated as Quantity/Base number*100

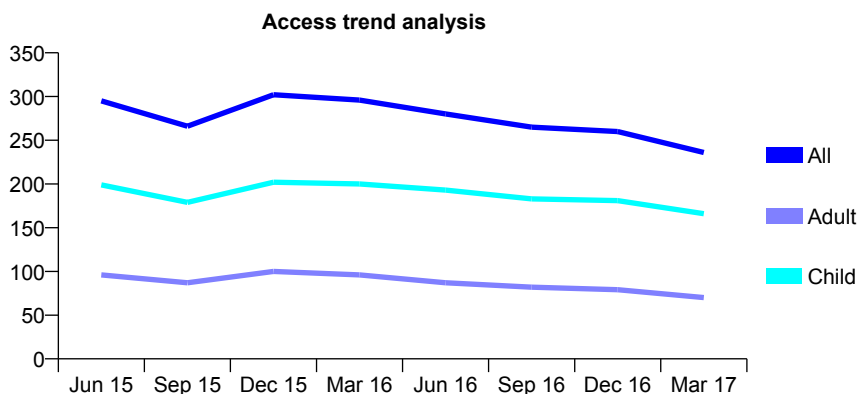
Q58 - Vital Signs At a Glance Contract Report for 328111/0003 - March 2017

Name or company name	MR NA GHULAM
Contract type name	GDS Contract
Purpose of contract	General
Contract start date	04/05/2012
Contract end date	

16/17 Contracted general activity (UDA)	650
Carry forward general activity (UDA)	0
16/17 Contracted orthodontic activity (UOA)	0
Carry forward orthodontic activity (UOA)	0
Baseline contract value	£14,951.13

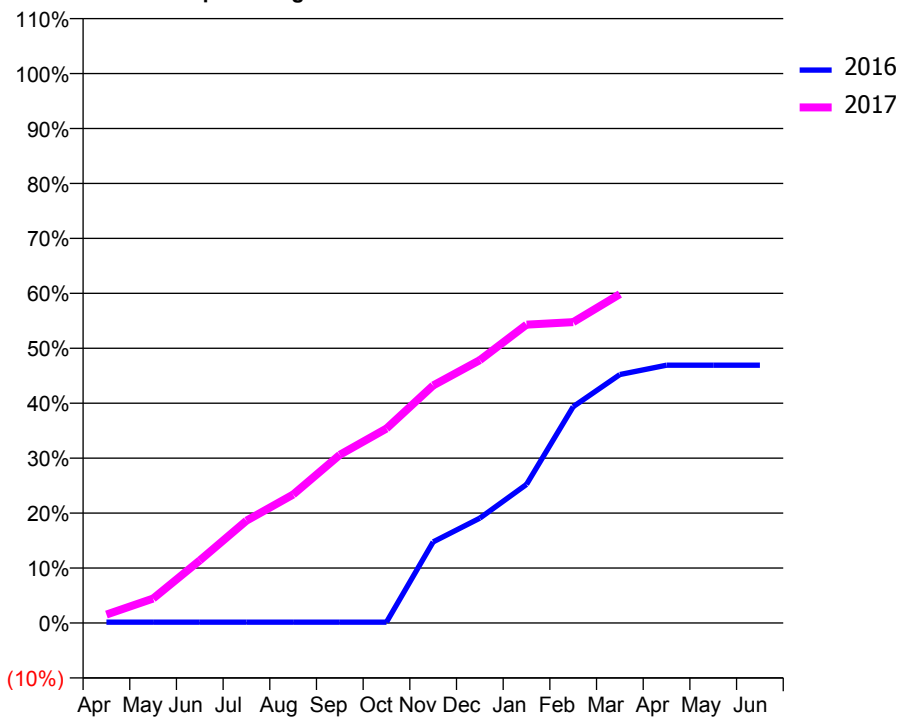
ACCESS*

Patients seen in 24 months	Total	Change since previous quarter
Quarter ending March 2016	296	
Quarter ending June 2016	280	↓
Quarter ending September 2016	265	↓
Quarter ending December 2016	260	↓
Quarter ending March 2017	236	↓
Variance since March 2016	(20.3%)	↓



ACTIVITY

Cumulative percentage of contracted UDA delivered 2016 & 2017



Month	Adjusted Scheduled Activity (UDA)	
	2016	2017
April	1	10
May	1	29
June	1	74
July	1	121
August	1	152
September	1	199
October	1	230
November	96	281
December	124	311
January	164	353
February	256	356
March	294	389
April	305	
May	305	
June	305	

QUALITY

	Quantity	Base Number	Contract	AT	Region	England
% of FP17s for the same patient ID Re-attending within 3 months - Children	11	209	5.3%	11.2%	12.0%	12.3%
% of FP17s for the same patient ID Re-attending within 3 months - Adults	10	62	16.1%	14.9%	16.0%	16.7%
% of FP17s for the same patient ID Re-attending between 3 & 9 months - Children	108	209	51.7%	56.1%	58.8%	57.6%
% of FP17s for the same patient ID Re-attending between 3 & 9 months - Adults	28	62	45.2%	47.9%	51.2%	50.1%
% of FP17s for Band 1 Urgent Courses	0	262	0.0%	8.5%	8.0%	9.1%
% of FP17s Relating to Free Repair or Replacements	0	262	0.0%	0.7%	0.8%	0.8%
% of FP17s Relating to Continuations	2	262	0.8%	1.0%	1.2%	1.2%
% of Patients satisfied with the dentistry they have received	1	1	N/A	92.7%	92.7%	92.8%
% of Patients satisfied with the time they had to wait for an appointment	1	1	N/A	87.3%	89.1%	88.7%

* This is based on patients treated on this contract for their most recent course of treatment. Figures in italics indicate the base number of FP17s or Patient Questionnaire responses are less than 100. N/A is shown where the base number of responses is less than 10 during the period. % is calculated as Quantity/Base number*100

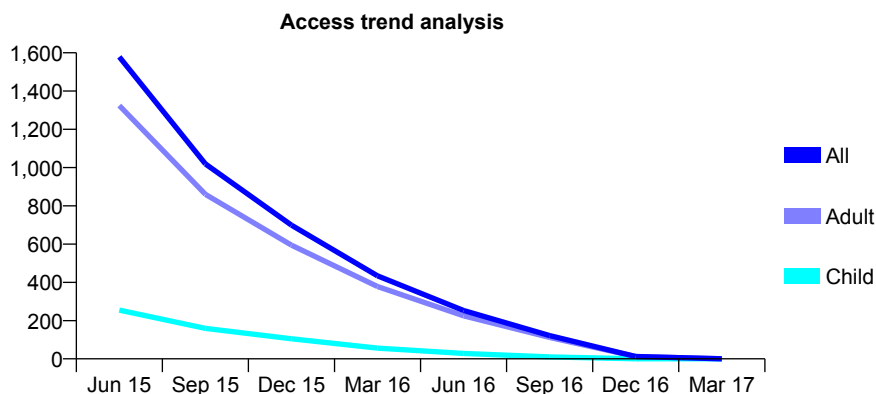
Q58 - Vital Signs At a Glance Contract Report for 330930/0003 - March 2017

Name or company name	MRS P HADJ-BAGHERI
Contract type name	GDS Contract
Purpose of contract	General
Contract start date	01/10/2010
Contract end date	

16/17 Contracted general activity (UDA)	9,743
Carry forward general activity (UDA)	0
16/17 Contracted orthodontic activity (UOA)	0
Carry forward orthodontic activity (UOA)	0
Baseline contract value	£0.00

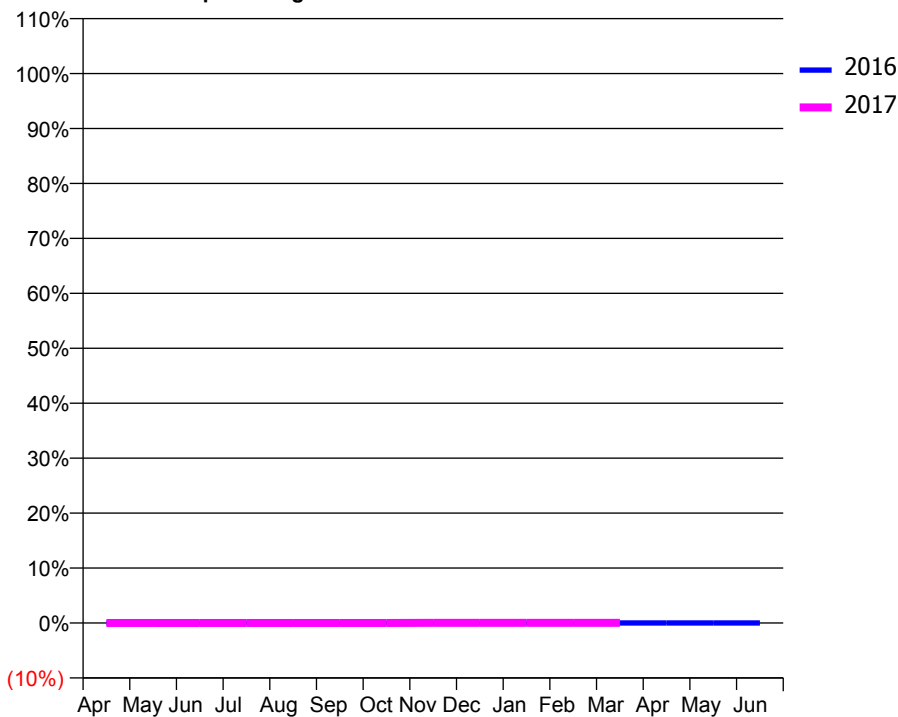
ACCESS*

Patients seen in 24 months	Total	Change since previous quarter
Quarter ending March 2016	434	
Quarter ending June 2016	253	↓
Quarter ending September 2016	122	↓
Quarter ending December 2016	12	↓
Quarter ending March 2017	0	↓
Variance since March 2016	N/A	



ACTIVITY

Cumulative percentage of contracted UDA delivered 2016 & 2017



Month	Adjusted Scheduled Activity (UDA)	
	2016	2017
April	0	0
May	0	0
June	0	0
July	0	0
August	0	0
September	0	0
October	0	0
November	0	3
December	0	3
January	1	3
February	1	3
March	1	3
April	1	
May	1	
June	1	

QUALITY

	Quantity	Base Number	Contract	AT	Region	England
% of FP17s for the same patient ID Re-attending within 3 months - Children	0	0	N/A	11.2%	12.0%	12.3%
% of FP17s for the same patient ID Re-attending within 3 months - Adults	0	0	N/A	14.9%	16.0%	16.7%
% of FP17s for the same patient ID Re-attending between 3 & 9 months - Children	0	0	N/A	56.1%	58.8%	57.6%
% of FP17s for the same patient ID Re-attending between 3 & 9 months - Adults	0	0	N/A	47.9%	51.2%	50.1%
% of FP17s for Band 1 Urgent Courses	0	1	0.0%	8.5%	8.0%	9.1%
% of FP17s Relating to Free Repair or Replacements	0	1	0.0%	0.7%	0.8%	0.8%
% of FP17s Relating to Continuations	0	1	0.0%	1.0%	1.2%	1.2%
% of Patients satisfied with the dentistry they have received	0	0	N/A	92.7%	92.7%	92.8%
% of Patients satisfied with the time they had to wait for an appointment	0	0	N/A	87.3%	89.1%	88.7%

* This is based on patients treated on this contract for their most recent course of treatment. Figures in italics indicate the base number of FP17s or Patient Questionnaire responses are less than 100. N/A is shown where the base number of responses is less than 10 during the period. % is calculated as Quantity/Base number*100

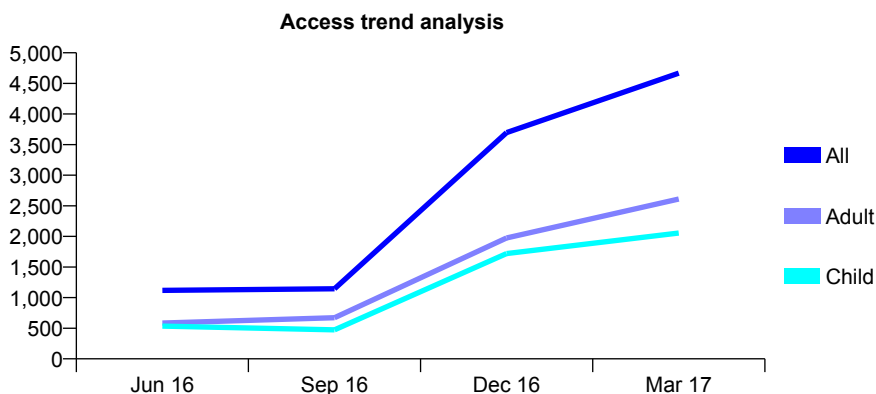
Q58 - Vital Signs At a Glance Contract Report for 333107/0006 - March 2017

Name or company name	MR SS BHANDAL
Contract type name	GDS Contract
Purpose of contract	General
Contract start date	01/01/2015
Contract end date	

16/17 Contracted general activity (UDA)	11,341
Carry forward general activity (UDA)	0
16/17 Contracted orthodontic activity (UOA)	0
Carry forward orthodontic activity (UOA)	0
Baseline contract value	£314,781.25

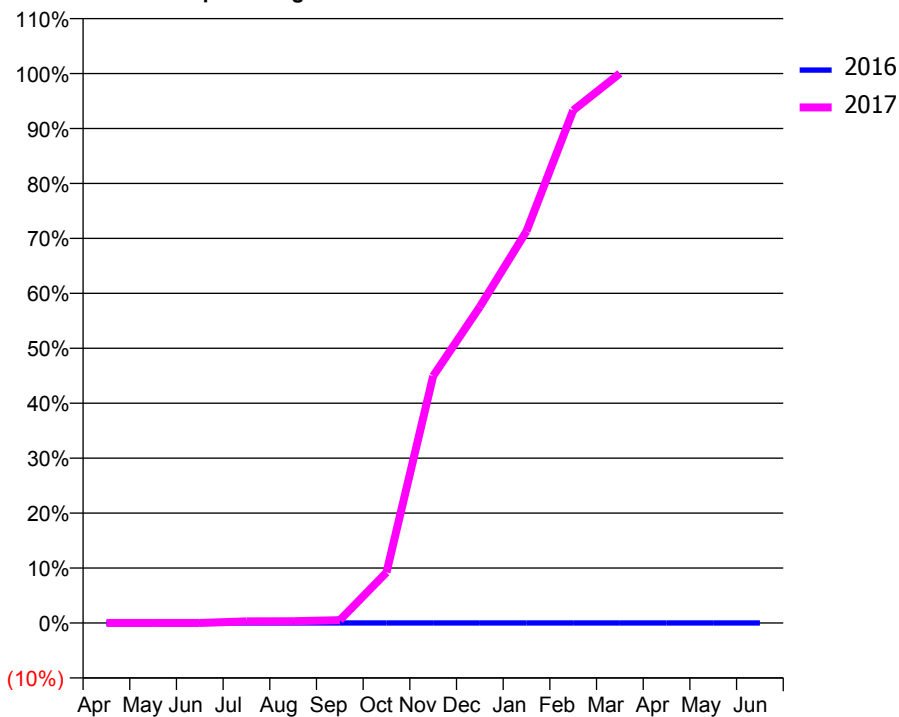
ACCESS*

Patients seen in 24 months	Total	Change since previous quarter
Quarter ending March 2016	0	
Quarter ending June 2016	1,119	↑
Quarter ending September 2016	1,145	↑
Quarter ending December 2016	3,696	↑
Quarter ending March 2017	4,667	↑
Variance since March 2016	N/A	



ACTIVITY

Cumulative percentage of contracted UDA delivered 2016 & 2017



Month	Adjusted Scheduled Activity (UDA)	
	2016	2017
April	0	0
May	0	0
June	0	0
July	0	34
August	0	38
September	0	60
October	0	1,045
November	0	5,098
December	0	6,527
January	0	8,087
February	0	10,579
March	0	11,342
April	0	
May	0	
June	0	

QUALITY

	Quantity	Base Number	Contract	AT	Region	England
% of FP17s for the same patient ID Re-attending within 3 months - Children	43	3,442	1.2%	11.2%	12.0%	12.3%
% of FP17s for the same patient ID Re-attending within 3 months - Adults	125	3,853	3.2%	14.9%	16.0%	16.7%
% of FP17s for the same patient ID Re-attending between 3 & 9 months - Children	295	3,442	8.6%	56.1%	58.8%	57.6%
% of FP17s for the same patient ID Re-attending between 3 & 9 months - Adults	167	3,853	4.3%	47.9%	51.2%	50.1%
% of FP17s for Band 1 Urgent Courses	248	5,487	4.5%	8.5%	8.0%	9.1%
% of FP17s Relating to Free Repair or Replacements	8	5,487	0.1%	0.7%	0.8%	0.8%
% of FP17s Relating to Continuations	29	5,487	0.5%	1.0%	1.2%	1.2%
% of Patients satisfied with the dentistry they have received	4	4	N/A	92.7%	92.7%	92.8%
% of Patients satisfied with the time they had to wait for an appointment	3	4	N/A	87.3%	89.1%	88.7%

* This is based on patients treated on this contract for their most recent course of treatment. Figures in italics indicate the base number of FP17s or Patient Questionnaire responses are less than 100. N/A is shown where the base number of responses is less than 10 during the period. % is calculated as Quantity/Base number*100

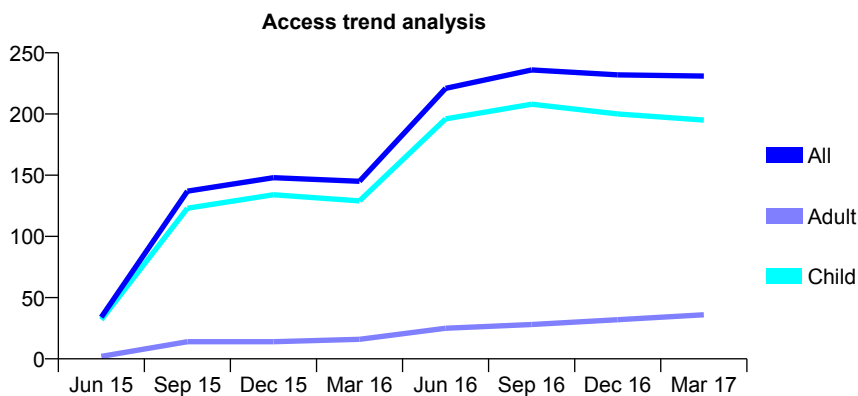
Q58 - Vital Signs At a Glance Contract Report for 333107/0007 - March 2017

Name or company name	MR SS BHANDAL
Contract type name	GDS Contract
Purpose of contract	General
Contract start date	01/04/2015
Contract end date	

16/17 Contracted general activity (UDA)	510
Carry forward general activity (UDA)	0
16/17 Contracted orthodontic activity (UOA)	0
Carry forward orthodontic activity (UOA)	0
Baseline contract value	£10,619.56

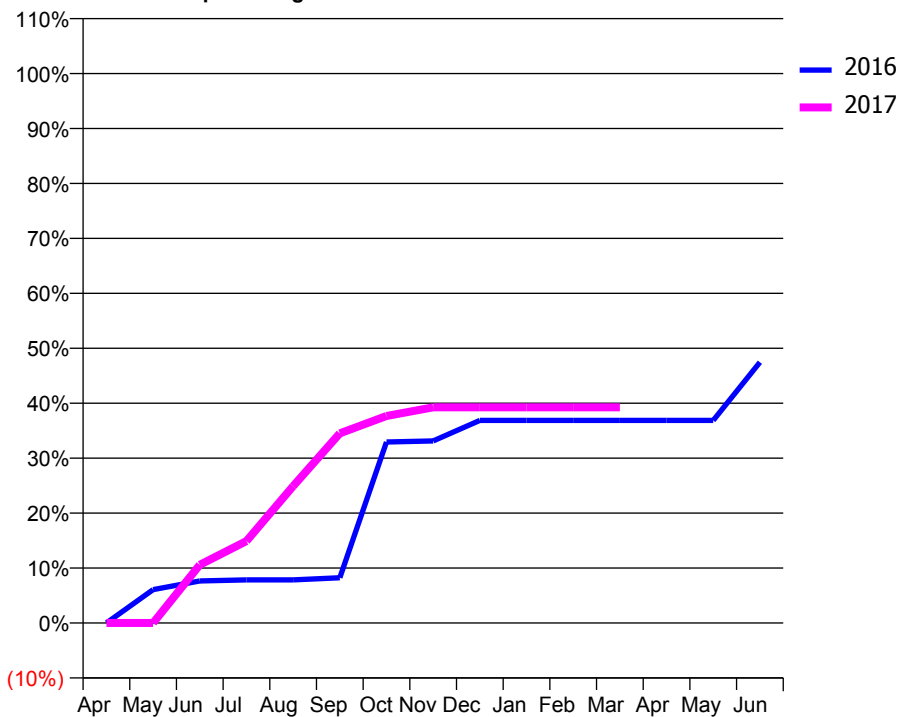
ACCESS*

Patients seen in 24 months	Total	Change since previous quarter
Quarter ending March 2016	145	
Quarter ending June 2016	221	↑
Quarter ending September 2016	236	↑
Quarter ending December 2016	232	↓
Quarter ending March 2017	231	→
Variance since March 2016	59.3%	↑



ACTIVITY

Cumulative percentage of contracted UDA delivered 2016 & 2017



Month	Adjusted Scheduled Activity (UDA)	
	2016	2017
April	0	0
May	31	0
June	39	54
July	40	76
August	40	127
September	42	176
October	168	192
November	169	200
December	188	200
January	188	200
February	188	200
March	188	200
April	188	
May	188	
June	242	

QUALITY

	Quantity	Base Number	Contract	AT	Region	England
% of FP17s for the same patient ID Re-attending within 3 months - Children	22	261	8.4%	11.2%	12.0%	12.3%
% of FP17s for the same patient ID Re-attending within 3 months - Adults	0	13	0.0%	14.9%	16.0%	16.7%
% of FP17s for the same patient ID Re-attending between 3 & 9 months - Children	122	261	46.7%	56.1%	58.8%	57.6%
% of FP17s for the same patient ID Re-attending between 3 & 9 months - Adults	7	13	53.8%	47.9%	51.2%	50.1%
% of FP17s for Band 1 Urgent Courses	1	144	0.7%	8.5%	8.0%	9.1%
% of FP17s Relating to Free Repair or Replacements	0	144	0.0%	0.7%	0.8%	0.8%
% of FP17s Relating to Continuations	0	144	0.0%	1.0%	1.2%	1.2%
% of Patients satisfied with the dentistry they have received	0	0	N/A	92.7%	92.7%	92.8%
% of Patients satisfied with the time they had to wait for an appointment	0	0	N/A	87.3%	89.1%	88.7%

* This is based on patients treated on this contract for their most recent course of treatment. Figures in italics indicate the base number of FP17s or Patient Questionnaire responses are less than 100. N/A is shown where the base number of responses is less than 10 during the period. % is calculated as Quantity/Base number*100

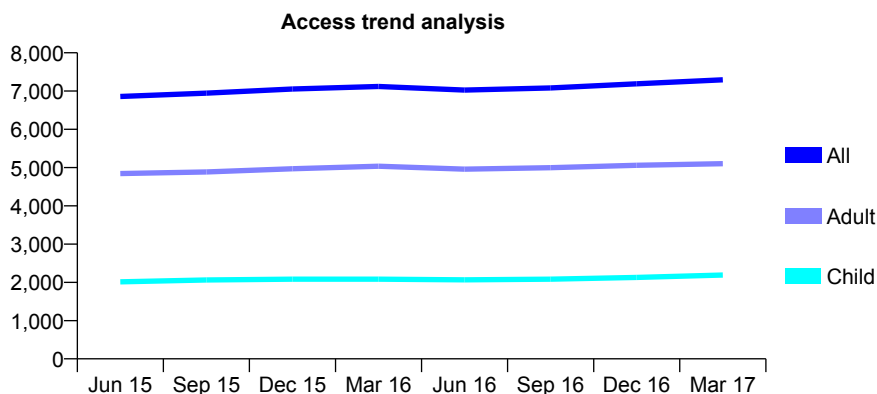
Q58 - Vital Signs At a Glance Contract Report for 333875/0001 - March 2017

Name or company name	MR A SHAH
Contract type name	GDS Contract
Purpose of contract	General
Contract start date	01/04/2006
Contract end date	

16/17 Contracted general activity (UDA)	19,211
Carry forward general activity (UDA)	5
16/17 Contracted orthodontic activity (UOA)	0
Carry forward orthodontic activity (UOA)	0
Baseline contract value	£591,574.66

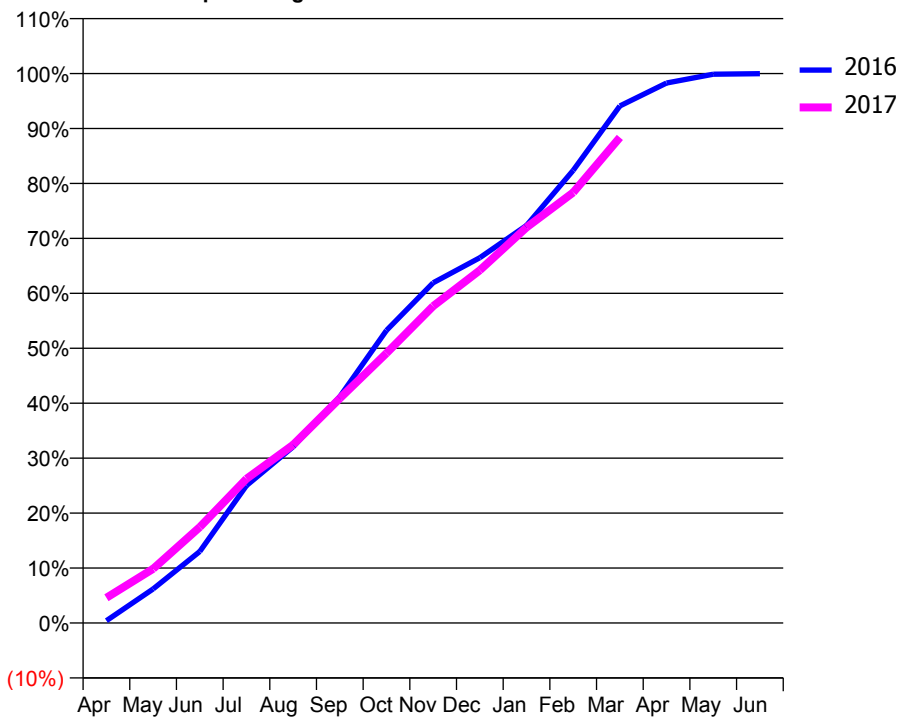
ACCESS*

Patients seen in 24 months	Total	Change since previous quarter
Quarter ending March 2016	7,119	
Quarter ending June 2016	7,024	↓
Quarter ending September 2016	7,082	→
Quarter ending December 2016	7,188	→
Quarter ending March 2017	7,295	→
Variance since March 2016	2.5%	↑



ACTIVITY

Cumulative percentage of contracted UDA delivered 2016 & 2017



Month	Adjusted Scheduled Activity (UDA)	
	2016	2017
April	81	882
May	1,190	1,895
June	2,499	3,355
July	4,803	5,043
August	6,163	6,231
September	7,915	7,852
October	10,228	9,434
November	11,896	11,077
December	12,770	12,331
January	13,901	13,831
February	15,827	15,050
March	18,076	16,978
April	18,878	
May	19,184	
June	19,205	

QUALITY

	Quantity	Base Number	Contract	AT	Region	England
% of FP17s for the same patient ID Re-attending within 3 months - Children	213	2,823	7.5%	11.2%	12.0%	12.3%
% of FP17s for the same patient ID Re-attending within 3 months - Adults	1,005	6,010	16.7%	14.9%	16.0%	16.7%
% of FP17s for the same patient ID Re-attending between 3 & 9 months - Children	1,373	2,823	48.6%	56.1%	58.8%	57.6%
% of FP17s for the same patient ID Re-attending between 3 & 9 months - Adults	2,310	6,010	38.4%	47.9%	51.2%	50.1%
% of FP17s for Band 1 Urgent Courses	478	7,910	6.0%	8.5%	8.0%	9.1%
% of FP17s Relating to Free Repair or Replacements	80	7,910	1.0%	0.7%	0.8%	0.8%
% of FP17s Relating to Continuations	276	7,910	3.5%	1.0%	1.2%	1.2%
% of Patients satisfied with the dentistry they have received	7	8	N/A	92.7%	92.7%	92.8%
% of Patients satisfied with the time they had to wait for an appointment	4	8	N/A	87.3%	89.1%	88.7%

* This is based on patients treated on this contract for their most recent course of treatment. Figures in italics indicate the base number of FP17s or Patient Questionnaire responses are less than 100. N/A is shown where the base number of responses is less than 10 during the period. % is calculated as Quantity/Base number*100

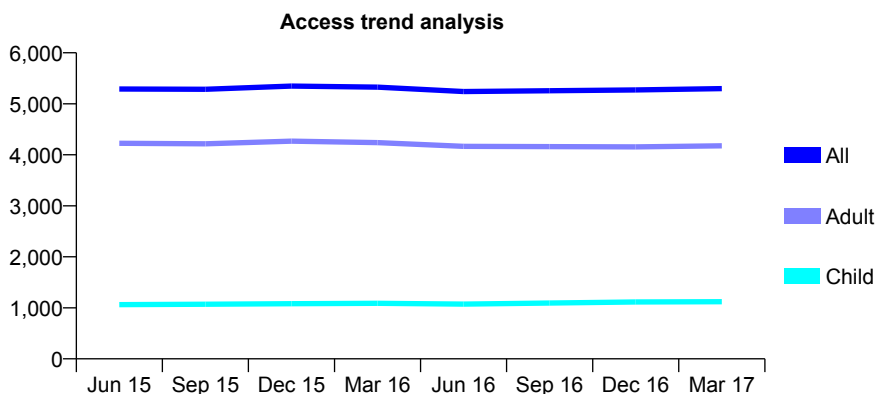
Q58 - Vital Signs At a Glance Contract Report for 335088/0001 - March 2017

Name or company name	MR N DADHANIA
Contract type name	GDS Contract
Purpose of contract	General
Contract start date	01/04/2006
Contract end date	

16/17 Contracted general activity (UDA)	16,668
Carry forward general activity (UDA)	-77
16/17 Contracted orthodontic activity (UOA)	0
Carry forward orthodontic activity (UOA)	0
Baseline contract value	£452,632.92

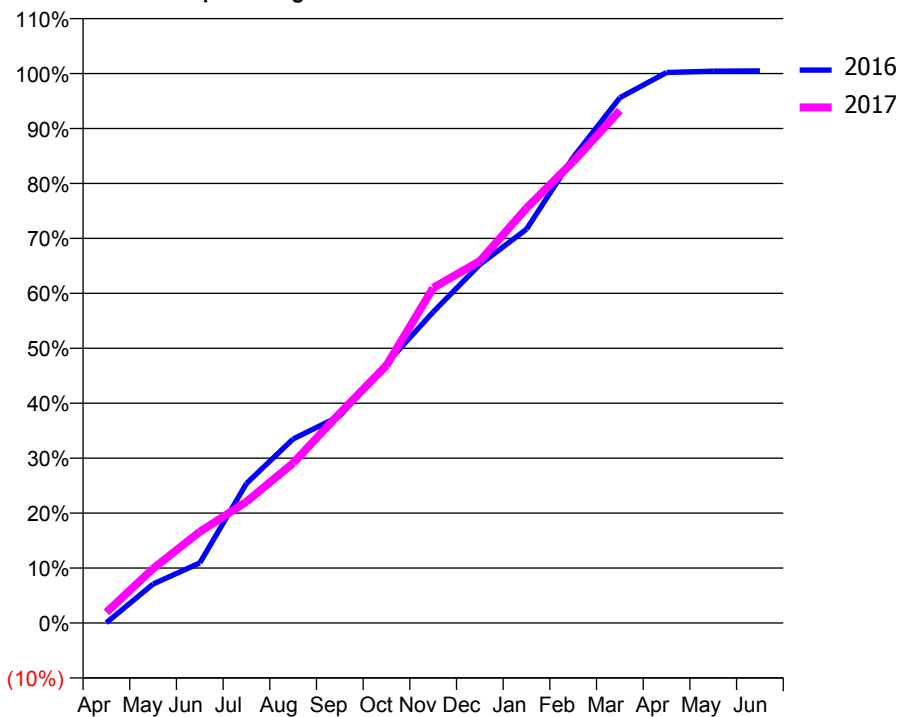
ACCESS*

Patients seen in 24 months	Total	Change since previous quarter
Quarter ending March 2016	5,327	
Quarter ending June 2016	5,240	↓
Quarter ending September 2016	5,256	→
Quarter ending December 2016	5,271	→
Quarter ending March 2017	5,298	→
Variance since March 2016	(0.5%)	→



ACTIVITY

Cumulative percentage of contracted UDA delivered 2016 & 2017



Month	Adjusted Scheduled Activity (UDA)	
	2016	2017
April	11	328
May	1,184	1,652
June	1,821	2,770
July	4,232	3,678
August	5,584	4,853
September	6,281	6,366
October	7,875	7,812
November	9,434	10,165
December	10,876	10,981
January	11,946	12,584
February	14,127	13,998
March	15,935	15,548
April	16,701	
May	16,741	
June	16,746	

QUALITY

	Quantity	Base Number	Contract	AT	Region	England
% of FP17s for the same patient ID Re-attending within 3 months - Children	96	1,459	6.6%	11.2%	12.0%	12.3%
% of FP17s for the same patient ID Re-attending within 3 months - Adults	782	6,149	12.7%	14.9%	16.0%	16.7%
% of FP17s for the same patient ID Re-attending between 3 & 9 months - Children	783	1,459	53.7%	56.1%	58.8%	57.6%
% of FP17s for the same patient ID Re-attending between 3 & 9 months - Adults	3,910	6,149	63.6%	47.9%	51.2%	50.1%
% of FP17s for Band 1 Urgent Courses	400	7,254	5.5%	8.5%	8.0%	9.1%
% of FP17s Relating to Free Repair or Replacements	55	7,254	0.8%	0.7%	0.8%	0.8%
% of FP17s Relating to Continuations	71	7,254	1.0%	1.0%	1.2%	1.2%
% of Patients satisfied with the dentistry they have received	7	7	N/A	92.7%	92.7%	92.8%
% of Patients satisfied with the time they had to wait for an appointment	7	7	N/A	87.3%	89.1%	88.7%

* This is based on patients treated on this contract for their most recent course of treatment. Figures in italics indicate the base number of FP17s or Patient Questionnaire responses are less than 100. N/A is shown where the base number of responses is less than 10 during the period. % is calculated as Quantity/Base number*100

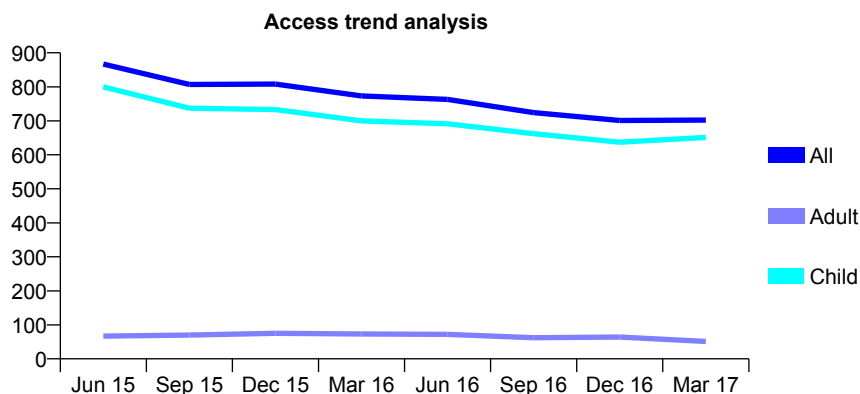
Q58 - Vital Signs At a Glance Contract Report for 335290/0001 - March 2017

Name or company name	MR VA PATEL
Contract type name	GDS Contract
Purpose of contract	General
Contract start date	01/04/2006
Contract end date	

16/17 Contracted general activity (UDA)	1,293
Carry forward general activity (UDA)	0
16/17 Contracted orthodontic activity (UOA)	0
Carry forward orthodontic activity (UOA)	0
Baseline contract value	£35,491.70

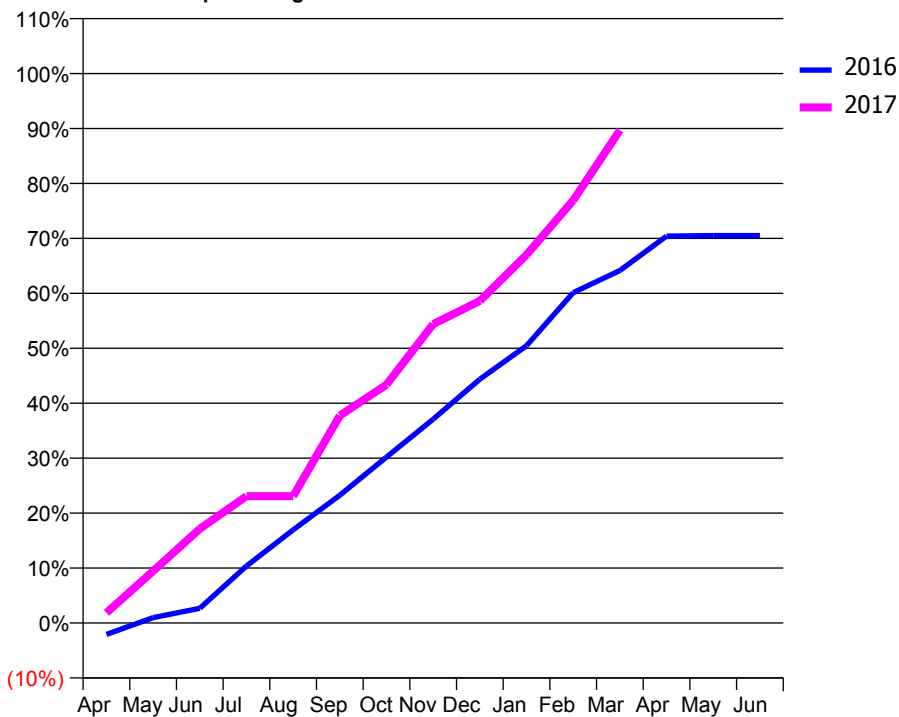
ACCESS*

Patients seen in 24 months	Total	Change since previous quarter
Quarter ending March 2016	773	
Quarter ending June 2016	763	↓
Quarter ending September 2016	724	↓
Quarter ending December 2016	701	↓
Quarter ending March 2017	702	→
Variance since March 2016	(9.2%)	↓



ACTIVITY

Cumulative percentage of contracted UDA delivered 2016 & 2017



Adjusted Scheduled Activity (UDA)

Month	2016	2017
April	-27	24
May	13	122
June	35	222
July	134	298
August	219	298
September	301	488
October	391	561
November	480	703
December	574	758
January	653	867
February	777	995
March	830	1,159
April	910	
May	912	
June	912	

QUALITY

	Quantity	Base Number	Contract	AT	Region	England
% of FP17s for the same patient ID Re-attending within 3 months - Children	61	917	6.7%	11.2%	12.0%	12.3%
% of FP17s for the same patient ID Re-attending within 3 months - Adults	0	0	N/A	14.9%	16.0%	16.7%
% of FP17s for the same patient ID Re-attending between 3 & 9 months - Children	466	917	50.8%	56.1%	58.8%	57.6%
% of FP17s for the same patient ID Re-attending between 3 & 9 months - Adults	0	0	N/A	47.9%	51.2%	50.1%
% of FP17s for Band 1 Urgent Courses	42	855	4.9%	8.5%	8.0%	9.1%
% of FP17s Relating to Free Repair or Replacements	0	855	0.0%	0.7%	0.8%	0.8%
% of FP17s Relating to Continuations	0	855	0.0%	1.0%	1.2%	1.2%
% of Patients satisfied with the dentistry they have received	0	0	N/A	92.7%	92.7%	92.8%
% of Patients satisfied with the time they had to wait for an appointment	0	0	N/A	87.3%	89.1%	88.7%

* This is based on patients treated on this contract for their most recent course of treatment. Figures in italics indicate the base number of FP17s or Patient Questionnaire responses are less than 100. N/A is shown where the base number of responses is less than 10 during the period. % is calculated as Quantity/Base number*100

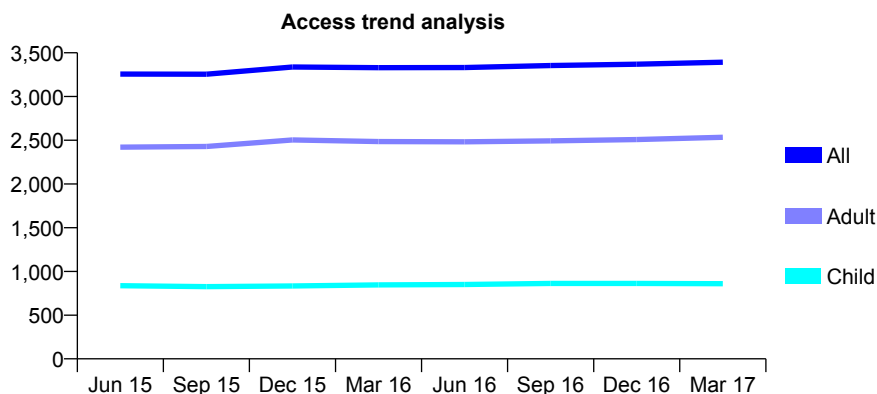
Q58 - Vital Signs At a Glance Contract Report for 339113/0001 - March 2017

Name or company name	MR A BALKHI
Contract type name	GDS Contract
Purpose of contract	General
Contract start date	01/04/2006
Contract end date	

16/17 Contracted general activity (UDA)	7,361
Carry forward general activity (UDA)	2
16/17 Contracted orthodontic activity (UOA)	0
Carry forward orthodontic activity (UOA)	0
Baseline contract value	£213,489.32

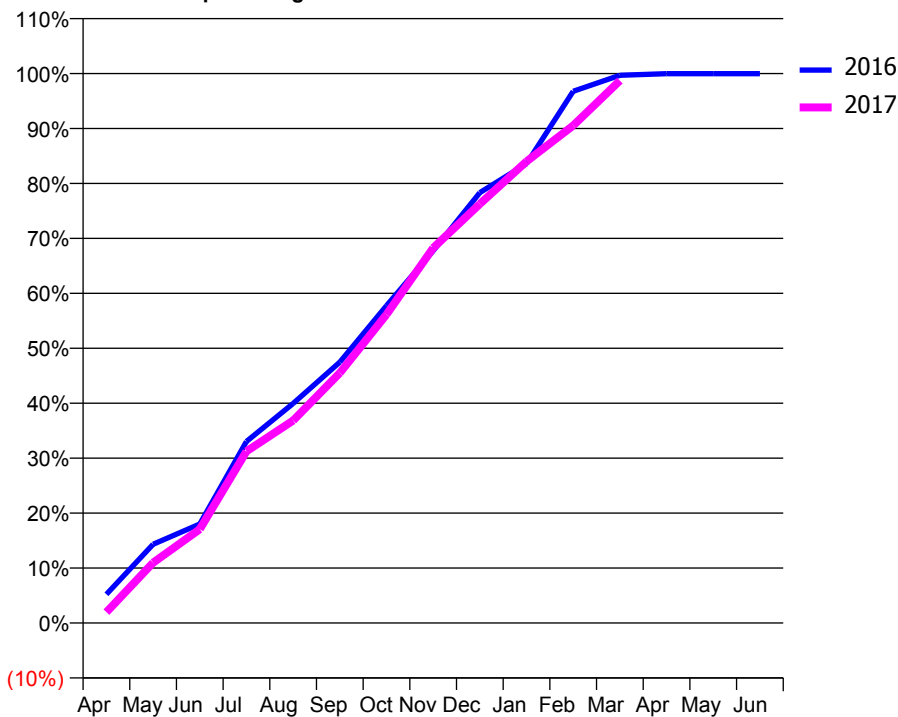
ACCESS*

Patients seen in 24 months	Total	Change since previous quarter
Quarter ending March 2016	3,330	
Quarter ending June 2016	3,332	→
Quarter ending September 2016	3,354	→
Quarter ending December 2016	3,370	→
Quarter ending March 2017	3,393	→
Variance since March 2016	1.9%	→



ACTIVITY

Cumulative percentage of contracted UDA delivered 2016 & 2017



Month	Adjusted Scheduled Activity (UDA)	
	2016	2017
April	385	145
May	1,056	808
June	1,327	1,256
July	2,432	2,299
August	2,941	2,712
September	3,496	3,350
October	4,251	4,133
November	4,987	5,023
December	5,765	5,614
January	6,154	6,184
February	7,124	6,663
March	7,337	7,266
April	7,359	
May	7,359	
June	7,359	

QUALITY

	Quantity	Base Number	Contract	AT	Region	England
% of FP17s for the same patient ID Re-attending within 3 months - Children	25	1,278	2.0%	11.2%	12.0%	12.3%
% of FP17s for the same patient ID Re-attending within 3 months - Adults	43	2,164	2.0%	14.9%	16.0%	16.7%
% of FP17s for the same patient ID Re-attending between 3 & 9 months - Children	826	1,278	64.6%	56.1%	58.8%	57.6%
% of FP17s for the same patient ID Re-attending between 3 & 9 months - Adults	679	2,164	31.4%	47.9%	51.2%	50.1%
% of FP17s for Band 1 Urgent Courses	38	3,433	1.1%	8.5%	8.0%	9.1%
% of FP17s Relating to Free Repair or Replacements	0	3,433	0.0%	0.7%	0.8%	0.8%
% of FP17s Relating to Continuations	8	3,433	0.2%	1.0%	1.2%	1.2%
% of Patients satisfied with the dentistry they have received	3	3	N/A	92.7%	92.7%	92.8%
% of Patients satisfied with the time they had to wait for an appointment	3	3	N/A	87.3%	89.1%	88.7%

* This is based on patients treated on this contract for their most recent course of treatment. Figures in italics indicate the base number of FP17s or Patient Questionnaire responses are less than 100. N/A is shown where the base number of responses is less than 10 during the period. % is calculated as Quantity/Base number*100

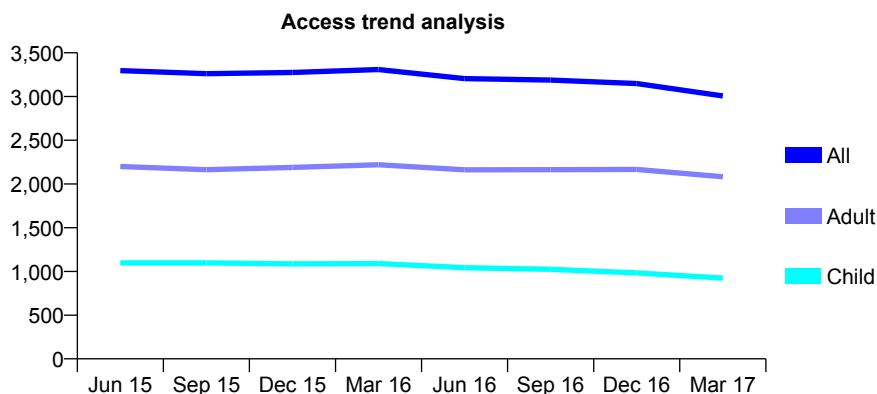
Q58 - Vital Signs At a Glance Contract Report for 341088/0001 - March 2017

Name or company name	MR A ZAKHARIA
Contract type name	GDS Contract
Purpose of contract	General
Contract start date	01/04/2012
Contract end date	

16/17 Contracted general activity (UDA)	8,322
Carry forward general activity (UDA)	103
16/17 Contracted orthodontic activity (UOA)	0
Carry forward orthodontic activity (UOA)	0
Baseline contract value	£218,779.01

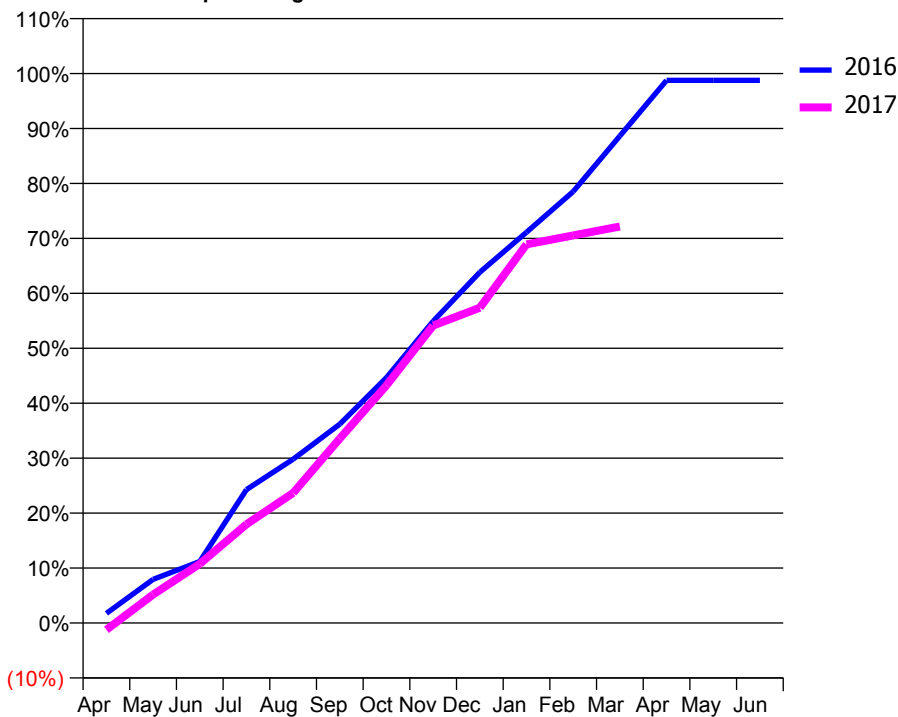
ACCESS*

Patients seen in 24 months	Total	Change since previous quarter
Quarter ending March 2016	3,308	
Quarter ending June 2016	3,205	↓
Quarter ending September 2016	3,188	→
Quarter ending December 2016	3,149	↓
Quarter ending March 2017	3,007	↓
Variance since March 2016	(9.1%)	↓



ACTIVITY

Cumulative percentage of contracted UDA delivered 2016 & 2017



Adjusted Scheduled Activity (UDA)

Month	2016	2017
April	146	-103
May	662	432
June	932	896
July	2,020	1,495
August	2,482	1,969
September	3,013	2,794
October	3,716	3,600
November	4,572	4,504
December	5,312	4,776
January	5,917	5,734
February	6,535	5,869
March	7,376	6,005
April	8,219	
May	8,219	
June	8,219	

QUALITY

	Quantity	Base Number	Contract	AT	Region	England
% of FP17s for the same patient ID Re-attending within 3 months - Children	49	1,317	3.7%	11.2%	12.0%	12.3%
% of FP17s for the same patient ID Re-attending within 3 months - Adults	215	2,680	8.0%	14.9%	16.0%	16.7%
% of FP17s for the same patient ID Re-attending between 3 & 9 months - Children	904	1,317	68.6%	56.1%	58.8%	57.6%
% of FP17s for the same patient ID Re-attending between 3 & 9 months - Adults	1,919	2,680	71.6%	47.9%	51.2%	50.1%
% of FP17s for Band 1 Urgent Courses	36	3,579	1.0%	8.5%	8.0%	9.1%
% of FP17s Relating to Free Repair or Replacements	19	3,579	0.5%	0.7%	0.8%	0.8%
% of FP17s Relating to Continuations	0	3,579	0.0%	1.0%	1.2%	1.2%
% of Patients satisfied with the dentistry they have received	4	4	N/A	92.7%	92.7%	92.8%
% of Patients satisfied with the time they had to wait for an appointment	3	4	N/A	87.3%	89.1%	88.7%

* This is based on patients treated on this contract for their most recent course of treatment. Figures in italics indicate the base number of FP17s or Patient Questionnaire responses are less than 100. N/A is shown where the base number of responses is less than 10 during the period. % is calculated as Quantity/Base number*100

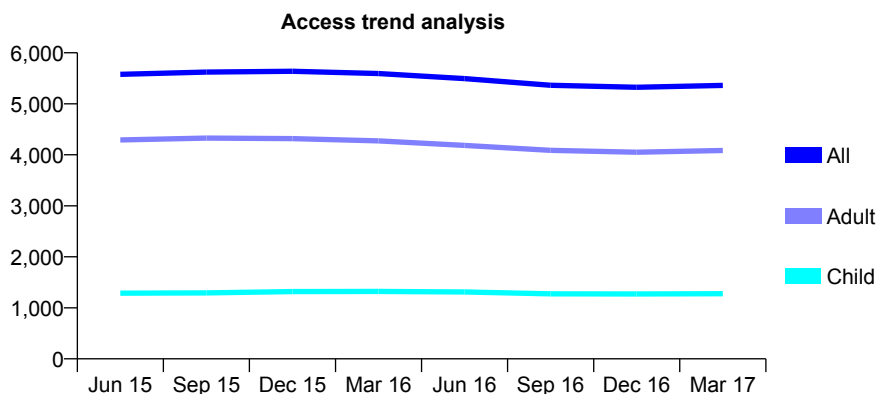
Q58 - Vital Signs At a Glance Contract Report for 341576/0002 - March 2017

Name or company name	MR J NASSERI TAHERI
Contract type name	GDS Contract
Purpose of contract	General
Contract start date	01/04/2008
Contract end date	

16/17 Contracted general activity (UDA)	18,364
Carry forward general activity (UDA)	264
16/17 Contracted orthodontic activity (UOA)	0
Carry forward orthodontic activity (UOA)	0
Baseline contract value	£428,603.34

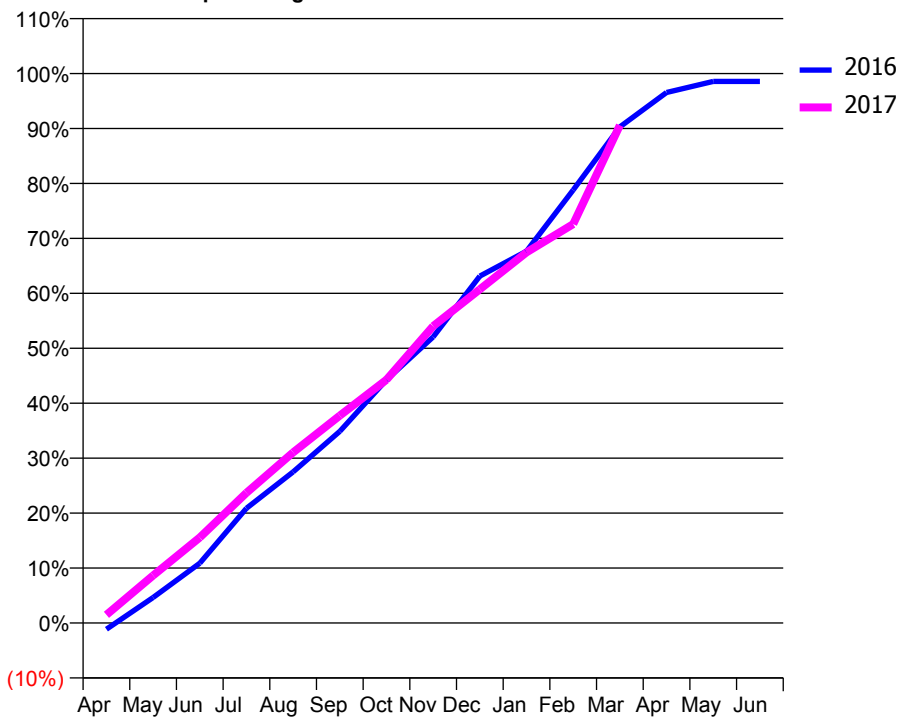
ACCESS*

Patients seen in 24 months	Total	Change since previous quarter
Quarter ending March 2016	5,593	
Quarter ending June 2016	5,494	↓
Quarter ending September 2016	5,363	↓
Quarter ending December 2016	5,323	→
Quarter ending March 2017	5,361	→
Variance since March 2016	(4.1%)	↓



ACTIVITY

Cumulative percentage of contracted UDA delivered 2016 & 2017



Month	Adjusted Scheduled Activity (UDA)	
	2016	2017
April	-211	274
May	851	1,588
June	1,998	2,860
July	3,837	4,352
August	5,052	5,702
September	6,405	6,930
October	8,127	8,132
November	9,559	9,922
December	11,592	11,153
January	12,427	12,387
February	14,473	13,332
March	16,579	16,632
April	17,728	
May	18,100	
June	18,100	

QUALITY

	Quantity	Base Number	Contract	AT	Region	England
% of FP17s for the same patient ID Re-attending within 3 months - Children	151	1,818	8.3%	11.2%	12.0%	12.3%
% of FP17s for the same patient ID Re-attending within 3 months - Adults	663	5,258	12.6%	14.9%	16.0%	16.7%
% of FP17s for the same patient ID Re-attending between 3 & 9 months - Children	995	1,818	54.7%	56.1%	58.8%	57.6%
% of FP17s for the same patient ID Re-attending between 3 & 9 months - Adults	2,771	5,258	52.7%	47.9%	51.2%	50.1%
% of FP17s for Band 1 Urgent Courses	606	6,670	9.1%	8.5%	8.0%	9.1%
% of FP17s Relating to Free Repair or Replacements	70	6,670	1.0%	0.7%	0.8%	0.8%
% of FP17s Relating to Continuations	95	6,670	1.4%	1.0%	1.2%	1.2%
% of Patients satisfied with the dentistry they have received	7	10	70.0%	92.7%	92.7%	92.8%
% of Patients satisfied with the time they had to wait for an appointment	8	10	80.0%	87.3%	89.1%	88.7%

* This is based on patients treated on this contract for their most recent course of treatment. Figures in italics indicate the base number of FP17s or Patient Questionnaire responses are less than 100. N/A is shown where the base number of responses is less than 10 during the period. % is calculated as Quantity/Base number*100

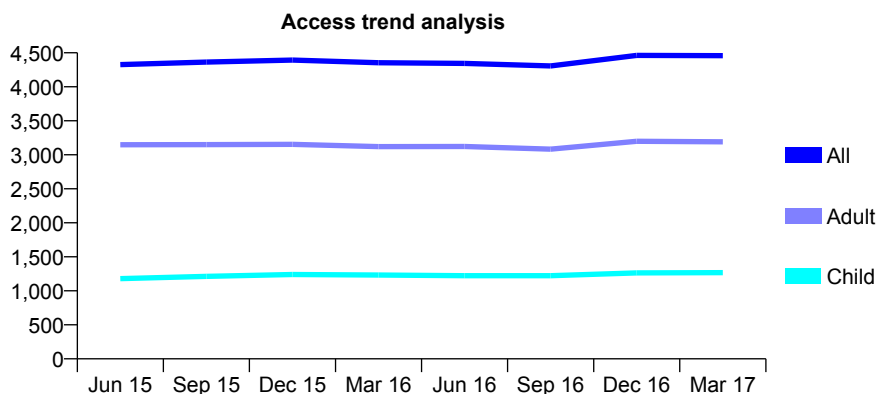
Q58 - Vital Signs At a Glance Contract Report for 341975/0001 - March 2017

Name or company name	MRS R ARUN
Contract type name	GDS Contract
Purpose of contract	General
Contract start date	01/04/2006
Contract end date	

16/17 Contracted general activity (UDA)	9,748
Carry forward general activity (UDA)	371
16/17 Contracted orthodontic activity (UOA)	0
Carry forward orthodontic activity (UOA)	0
Baseline contract value	£207,023.94

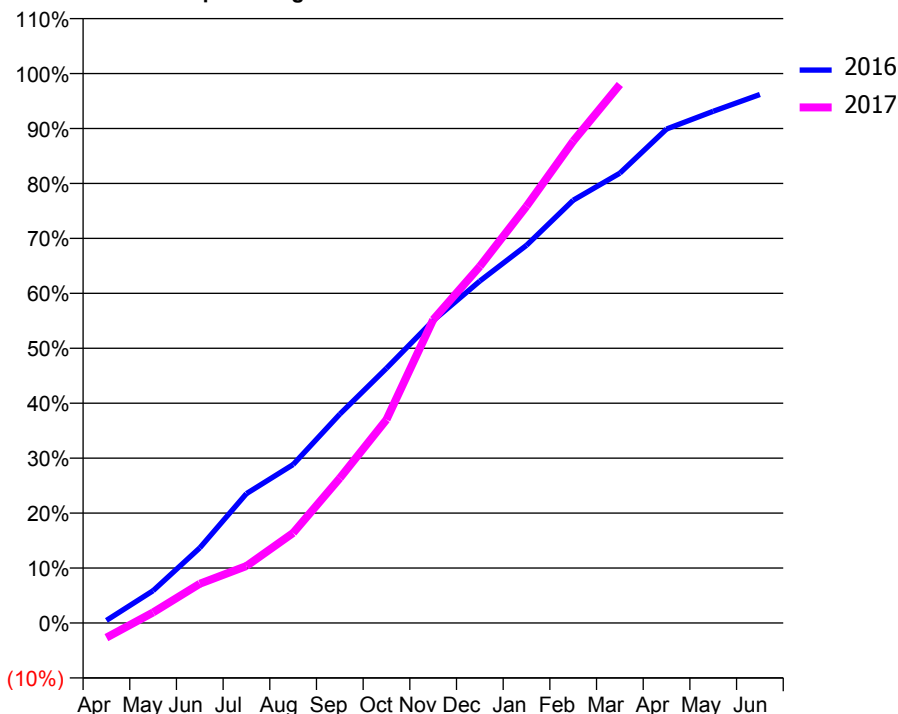
ACCESS*

Patients seen in 24 months	Total	Change since previous quarter
Quarter ending March 2016	4,354	
Quarter ending June 2016	4,344	→
Quarter ending September 2016	4,306	→
Quarter ending December 2016	4,462	↑
Quarter ending March 2017	4,458	→
Variance since March 2016	2.4%	↑



ACTIVITY

Cumulative percentage of contracted UDA delivered 2016 & 2017



Month	Adjusted Scheduled Activity (UDA)	
	2016	2017
April	46	-262
May	573	189
June	1,332	697
July	2,295	1,012
August	2,810	1,598
September	3,706	2,570
October	4,520	3,609
November	5,365	5,380
December	6,067	6,326
January	6,701	7,394
February	7,499	8,548
March	7,981	9,552
April	8,762	
May	9,079	
June	9,377	

QUALITY

	Quantity	Base Number	Contract	AT	Region	England
% of FP17s for the same patient ID Re-attending within 3 months - Children	42	1,384	3.0%	11.2%	12.0%	12.3%
% of FP17s for the same patient ID Re-attending within 3 months - Adults	282	3,494	8.1%	14.9%	16.0%	16.7%
% of FP17s for the same patient ID Re-attending between 3 & 9 months - Children	478	1,384	34.5%	56.1%	58.8%	57.6%
% of FP17s for the same patient ID Re-attending between 3 & 9 months - Adults	901	3,494	25.8%	47.9%	51.2%	50.1%
% of FP17s for Band 1 Urgent Courses	252	4,253	5.9%	8.5%	8.0%	9.1%
% of FP17s Relating to Free Repair or Replacements	21	4,253	0.5%	0.7%	0.8%	0.8%
% of FP17s Relating to Continuations	25	4,253	0.6%	1.0%	1.2%	1.2%
% of Patients satisfied with the dentistry they have received	2	3	N/A	92.7%	92.7%	92.8%
% of Patients satisfied with the time they had to wait for an appointment	3	3	N/A	87.3%	89.1%	88.7%

* This is based on patients treated on this contract for their most recent course of treatment. Figures in italics indicate the base number of FP17s or Patient Questionnaire responses are less than 100. N/A is shown where the base number of responses is less than 10 during the period. % is calculated as Quantity/Base number*100

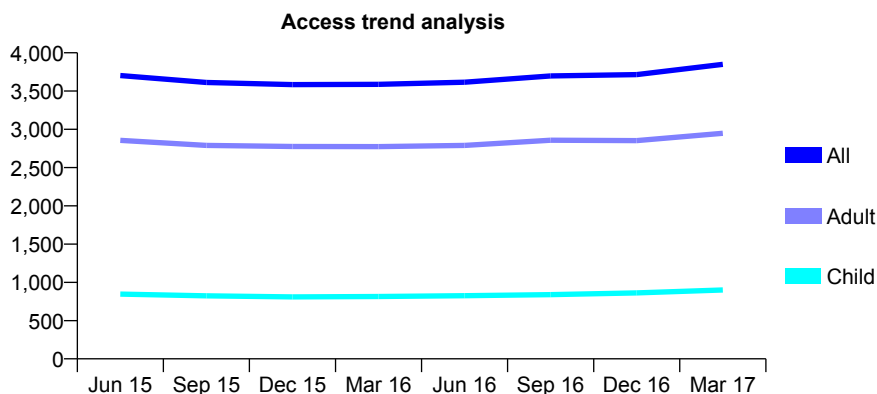
Q58 - Vital Signs At a Glance Contract Report for 342432/0001 - March 2017

Name or company name	MS RK GILL
Contract type name	GDS Contract
Purpose of contract	General
Contract start date	01/04/2006
Contract end date	

16/17 Contracted general activity (UDA)	9,141
Carry forward general activity (UDA)	-18
16/17 Contracted orthodontic activity (UOA)	0
Carry forward orthodontic activity (UOA)	0
Baseline contract value	£179,239.97

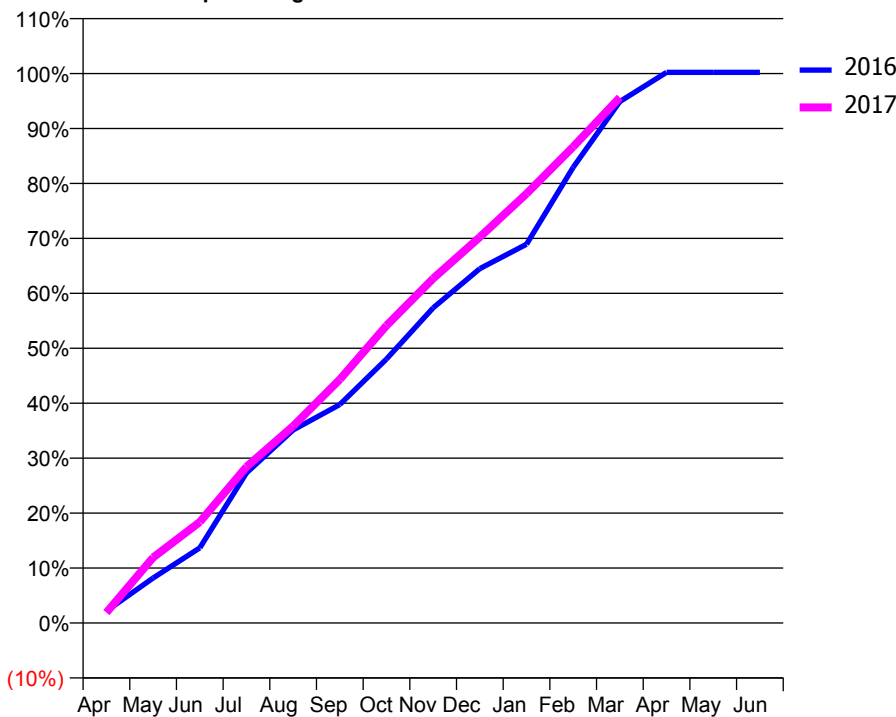
ACCESS*

Patients seen in 24 months	Total	Change since previous quarter
Quarter ending March 2016	3,588	
Quarter ending June 2016	3,615	→
Quarter ending September 2016	3,697	↑
Quarter ending December 2016	3,715	→
Quarter ending March 2017	3,849	↑
Variance since March 2016	7.3%	↑



ACTIVITY

Cumulative percentage of contracted UDA delivered 2016 & 2017



Month	Adjusted Scheduled Activity (UDA)	
	2016	2017
April	185	174
May	688	1,091
June	1,147	1,680
July	2,291	2,598
August	2,948	3,274
September	3,337	4,051
October	4,030	4,947
November	4,812	5,732
December	5,412	6,421
January	5,783	7,142
February	6,960	7,923
March	7,962	8,744
April	8,410	
May	8,410	
June	8,410	

QUALITY

	Quantity	Base Number	Contract	AT	Region	England
% of FP17s for the same patient ID Re-attending within 3 months - Children	32	1,170	2.7%	11.2%	12.0%	12.3%
% of FP17s for the same patient ID Re-attending within 3 months - Adults	281	3,442	8.2%	14.9%	16.0%	16.7%
% of FP17s for the same patient ID Re-attending between 3 & 9 months - Children	533	1,170	45.6%	56.1%	58.8%	57.6%
% of FP17s for the same patient ID Re-attending between 3 & 9 months - Adults	1,450	3,442	42.1%	47.9%	51.2%	50.1%
% of FP17s for Band 1 Urgent Courses	216	4,418	4.9%	8.5%	8.0%	9.1%
% of FP17s Relating to Free Repair or Replacements	33	4,418	0.7%	0.7%	0.8%	0.8%
% of FP17s Relating to Continuations	29	4,418	0.7%	1.0%	1.2%	1.2%
% of Patients satisfied with the dentistry they have received	5	5	N/A	92.7%	92.7%	92.8%
% of Patients satisfied with the time they had to wait for an appointment	5	5	N/A	87.3%	89.1%	88.7%

* This is based on patients treated on this contract for their most recent course of treatment. Figures in italics indicate the base number of FP17s or Patient Questionnaire responses are less than 100. N/A is shown where the base number of responses is less than 10 during the period. % is calculated as Quantity/Base number*100

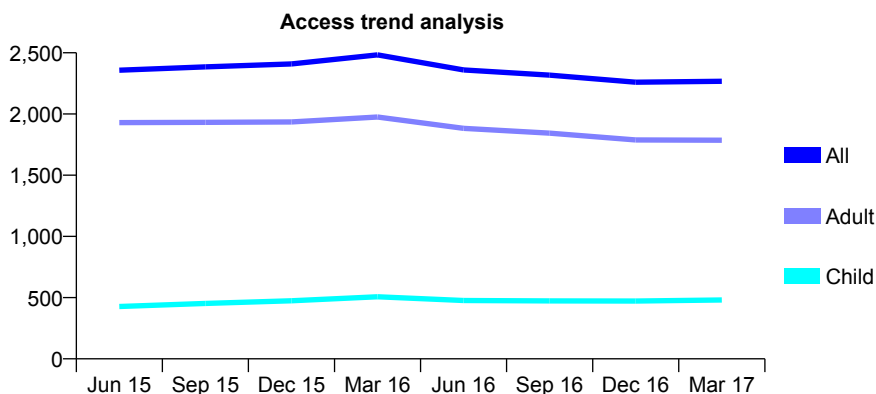
Q58 - Vital Signs At a Glance Contract Report for 343633/0001 - March 2017

Name or company name	MISS S AMPAH
Contract type name	GDS Contract
Purpose of contract	General
Contract start date	01/04/2006
Contract end date	

16/17 Contracted general activity (UDA)	6,500
Carry forward general activity (UDA)	192
16/17 Contracted orthodontic activity (UOA)	0
Carry forward orthodontic activity (UOA)	0
Baseline contract value	£179,748.52

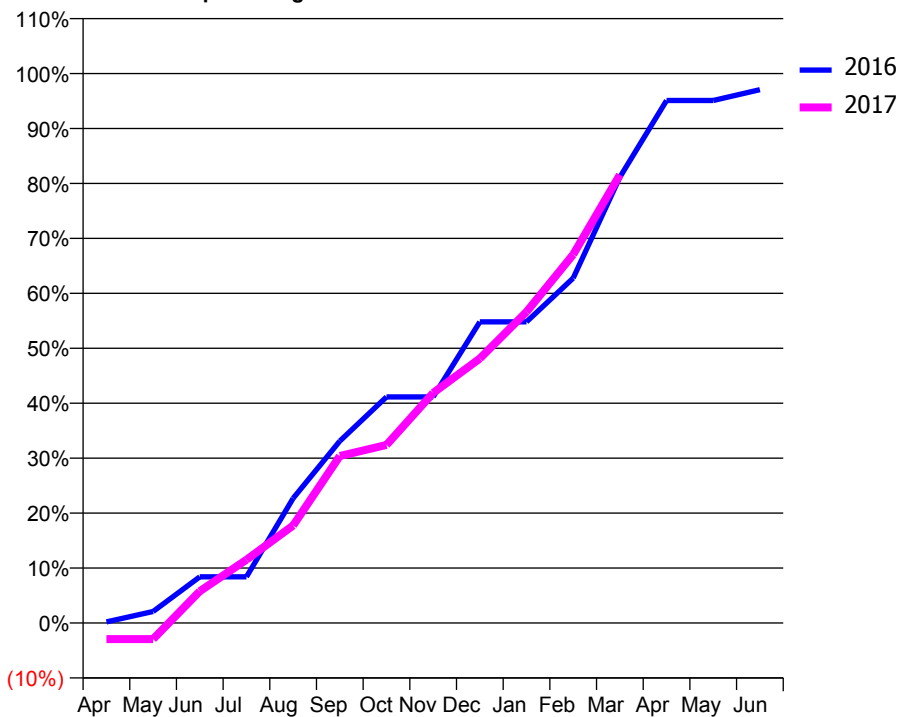
ACCESS*

Patients seen in 24 months	Total	Change since previous quarter
Quarter ending March 2016	2,483	
Quarter ending June 2016	2,360	↓
Quarter ending September 2016	2,317	↓
Quarter ending December 2016	2,260	↓
Quarter ending March 2017	2,267	→
Variance since March 2016	(8.7%)	↓



ACTIVITY

Cumulative percentage of contracted UDA delivered 2016 & 2017



Month	Adjusted Scheduled Activity (UDA)	
	2016	2017
April	13	-192
May	136	-192
June	547	376
July	547	748
August	1,476	1,155
September	2,153	1,976
October	2,675	2,107
November	2,675	2,721
December	3,563	3,129
January	3,563	3,681
February	4,080	4,359
March	5,275	5,302
April	6,181	
May	6,181	
June	6,308	

QUALITY

	Quantity	Base Number	Contract	AT	Region	England
% of FP17s for the same patient ID Re-attending within 3 months - Children	30	491	6.1%	11.2%	12.0%	12.3%
% of FP17s for the same patient ID Re-attending within 3 months - Adults	198	2,107	9.4%	14.9%	16.0%	16.7%
% of FP17s for the same patient ID Re-attending between 3 & 9 months - Children	133	491	27.1%	56.1%	58.8%	57.6%
% of FP17s for the same patient ID Re-attending between 3 & 9 months - Adults	985	2,107	46.7%	47.9%	51.2%	50.1%
% of FP17s for Band 1 Urgent Courses	79	2,288	3.5%	8.5%	8.0%	9.1%
% of FP17s Relating to Free Repair or Replacements	0	2,288	0.0%	0.7%	0.8%	0.8%
% of FP17s Relating to Continuations	42	2,288	1.8%	1.0%	1.2%	1.2%
% of Patients satisfied with the dentistry they have received	3	3	N/A	92.7%	92.7%	92.8%
% of Patients satisfied with the time they had to wait for an appointment	2	3	N/A	87.3%	89.1%	88.7%

* This is based on patients treated on this contract for their most recent course of treatment. Figures in italics indicate the base number of FP17s or Patient Questionnaire responses are less than 100. N/A is shown where the base number of responses is less than 10 during the period. % is calculated as Quantity/Base number*100

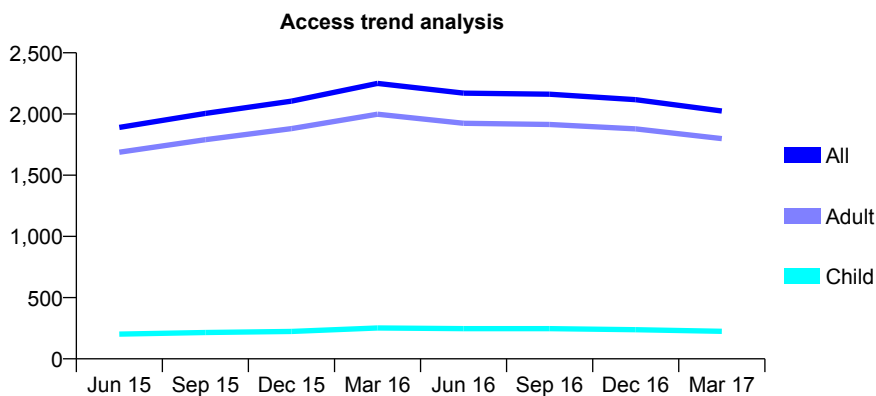
Q58 - Vital Signs At a Glance Contract Report for 343633/0003 - March 2017

Name or company name	MISS S AMPAH
Contract type name	GDS Contract
Purpose of contract	General
Contract start date	21/02/2014
Contract end date	

16/17 Contracted general activity (UDA)	6,505
Carry forward general activity (UDA)	131
16/17 Contracted orthodontic activity (UOA)	0
Carry forward orthodontic activity (UOA)	0
Baseline contract value	£156,841.88

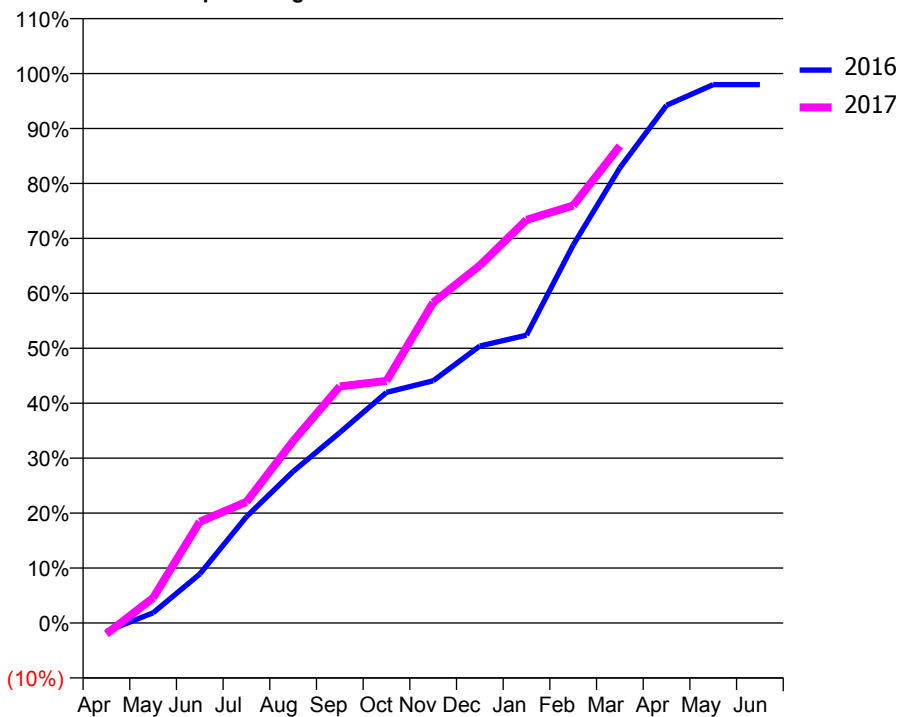
ACCESS*

Patients seen in 24 months	Total	Change since previous quarter
Quarter ending March 2016	2,250	
Quarter ending June 2016	2,171	↓
Quarter ending September 2016	2,162	→
Quarter ending December 2016	2,117	↓
Quarter ending March 2017	2,024	↓
Variance since March 2016	(10.0%)	↓



ACTIVITY

Cumulative percentage of contracted UDA delivered 2016 & 2017



Month	Adjusted Scheduled Activity (UDA)	
	2016	2017
April	-100	-131
May	120	298
June	580	1,198
July	1,260	1,433
August	1,794	2,155
September	2,254	2,802
October	2,730	2,866
November	2,868	3,794
December	3,279	4,232
January	3,407	4,773
February	4,474	4,941
March	5,388	5,648
April	6,128	
May	6,374	
June	6,374	

QUALITY

	Quantity	Base Number	Contract	AT	Region	England
% of FP17s for the same patient ID Re-attending within 3 months - Children	14	228	6.1%	11.2%	12.0%	12.3%
% of FP17s for the same patient ID Re-attending within 3 months - Adults	447	2,397	18.6%	14.9%	16.0%	16.7%
% of FP17s for the same patient ID Re-attending between 3 & 9 months - Children	43	228	18.9%	56.1%	58.8%	57.6%
% of FP17s for the same patient ID Re-attending between 3 & 9 months - Adults	1,040	2,397	43.4%	47.9%	51.2%	50.1%
% of FP17s for Band 1 Urgent Courses	157	2,315	6.8%	8.5%	8.0%	9.1%
% of FP17s Relating to Free Repair or Replacements	3	2,315	0.1%	0.7%	0.8%	0.8%
% of FP17s Relating to Continuations	81	2,315	3.5%	1.0%	1.2%	1.2%
% of Patients satisfied with the dentistry they have received	4	4	N/A	92.7%	92.7%	92.8%
% of Patients satisfied with the time they had to wait for an appointment	4	4	N/A	87.3%	89.1%	88.7%

* This is based on patients treated on this contract for their most recent course of treatment. Figures in italics indicate the base number of FP17s or Patient Questionnaire responses are less than 100. N/A is shown where the base number of responses is less than 10 during the period. % is calculated as Quantity/Base number*100

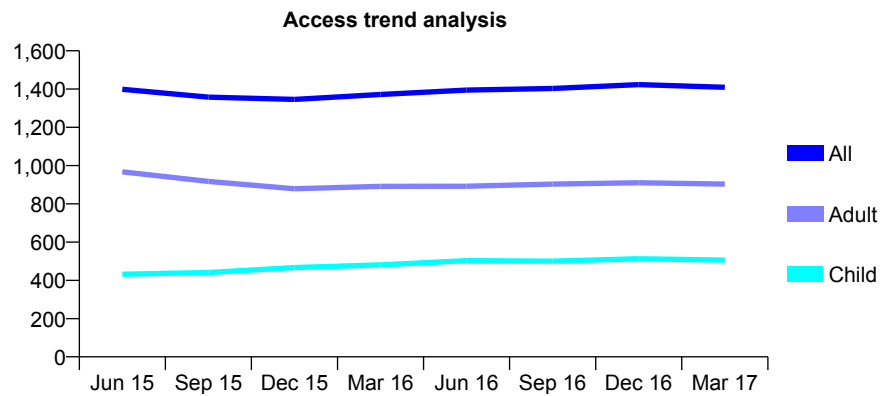
Q58 - Vital Signs At a Glance Contract Report for 344508/0001 - March 2017

Name or company name	MR SM AARON
Contract type name	GDS Contract
Purpose of contract	General
Contract start date	31/07/2006
Contract end date	

16/17 Contracted general activity (UDA)	3,901
Carry forward general activity (UDA)	-52
16/17 Contracted orthodontic activity (UOA)	0
Carry forward orthodontic activity (UOA)	0
Baseline contract value	£101,819.36

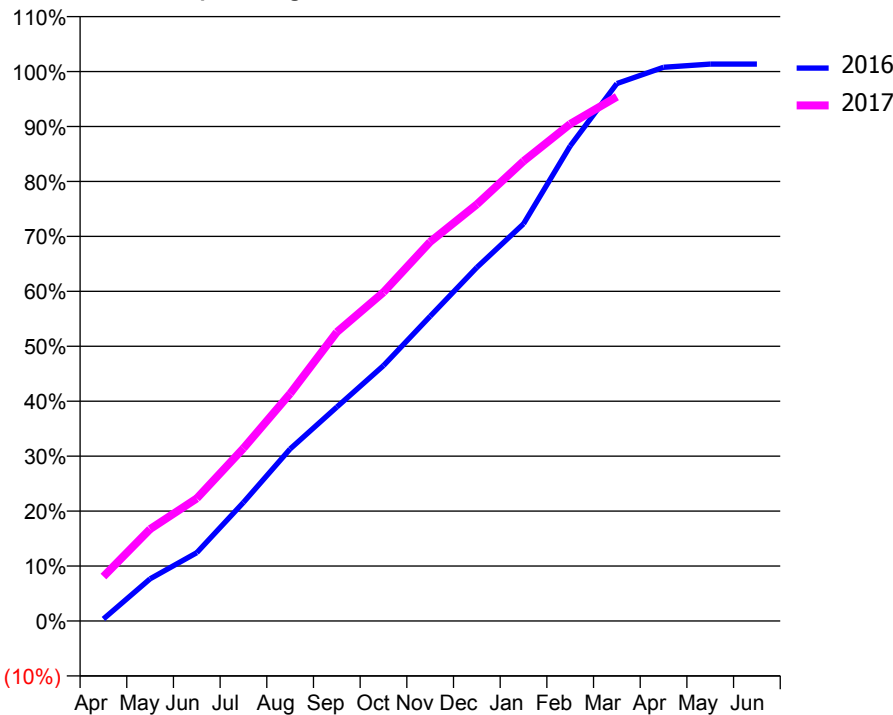
ACCESS*

Patients seen in 24 months	Total	Change since previous quarter
Quarter ending March 2016	1,372	
Quarter ending June 2016	1,395	→
Quarter ending September 2016	1,403	→
Quarter ending December 2016	1,423	→
Quarter ending March 2017	1,409	→
Variance since March 2016	2.7%	↑



ACTIVITY

Cumulative percentage of contracted UDA delivered 2016 & 2017



Month	Adjusted Scheduled Activity (UDA)	
	2016	2017
April	15	315
May	300	653
June	485	870
July	842	1,226
August	1,222	1,614
September	1,519	2,051
October	1,813	2,334
November	2,163	2,692
December	2,510	2,957
January	2,819	3,265
February	3,373	3,529
March	3,815	3,722
April	3,931	
May	3,953	
June	3,953	

QUALITY

	Quantity	Base Number	Contract	AT	Region	England
% of FP17s for the same patient ID Re-attending within 3 months - Children	55	795	6.9%	11.2%	12.0%	12.3%
% of FP17s for the same patient ID Re-attending within 3 months - Adults	147	1,116	13.2%	14.9%	16.0%	16.7%
% of FP17s for the same patient ID Re-attending between 3 & 9 months - Children	528	795	66.4%	56.1%	58.8%	57.6%
% of FP17s for the same patient ID Re-attending between 3 & 9 months - Adults	614	1,116	55.0%	47.9%	51.2%	50.1%
% of FP17s for Band 1 Urgent Courses	148	1,839	8.0%	8.5%	8.0%	9.1%
% of FP17s Relating to Free Repair or Replacements	6	1,839	0.3%	0.7%	0.8%	0.8%
% of FP17s Relating to Continuations	4	1,839	0.2%	1.0%	1.2%	1.2%
% of Patients satisfied with the dentistry they have received	4	5	N/A	92.7%	92.7%	92.8%
% of Patients satisfied with the time they had to wait for an appointment	4	5	N/A	87.3%	89.1%	88.7%

* This is based on patients treated on this contract for their most recent course of treatment. Figures in italics indicate the base number of FP17s or Patient Questionnaire responses are less than 100. N/A is shown where the base number of responses is less than 10 during the period. % is calculated as Quantity/Base number*100

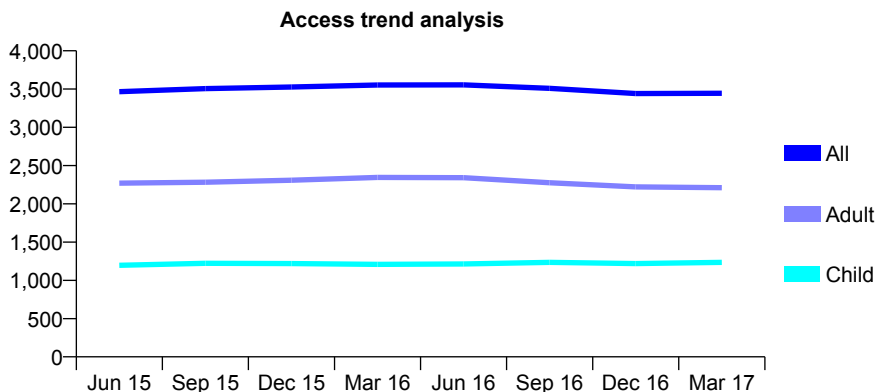
Q58 - Vital Signs At a Glance Contract Report for 345253/0001 - March 2017

Name or company name	MR O OLUSANYA
Contract type name	GDS Contract
Purpose of contract	General
Contract start date	01/04/2006
Contract end date	

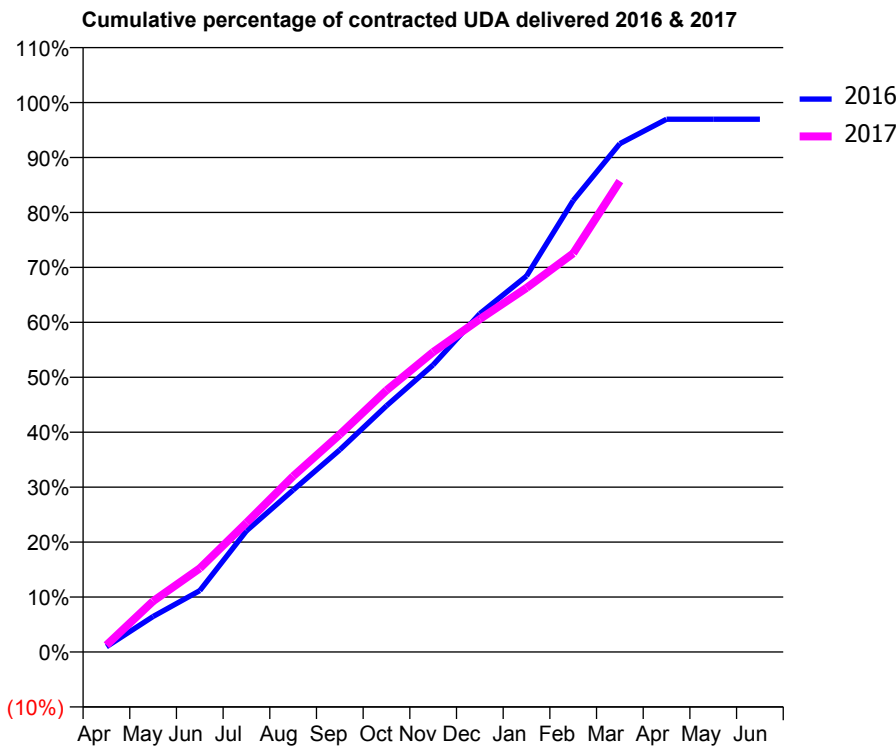
16/17 Contracted general activity (UDA)	9,083
Carry forward general activity (UDA)	276
16/17 Contracted orthodontic activity (UOA)	0
Carry forward orthodontic activity (UOA)	0
Baseline contract value	£266,668.70

ACCESS*

Patients seen in 24 months	Total	Change since previous quarter
Quarter ending March 2016	3,553	
Quarter ending June 2016	3,555	→
Quarter ending September 2016	3,509	↓
Quarter ending December 2016	3,441	↓
Quarter ending March 2017	3,445	→
Variance since March 2016	(3.0%)	↓



ACTIVITY



Month	Adjusted Scheduled Activity (UDA)	
	2016	2017
April	87	114
May	587	842
June	1,015	1,383
July	2,003	2,137
August	2,677	2,906
September	3,344	3,596
October	4,070	4,325
November	4,747	4,959
December	5,594	5,502
January	6,214	6,017
February	7,462	6,590
March	8,404	7,784
April	8,806	
May	8,806	
June	8,806	

QUALITY

	Quantity	Base Number	Contract	AT	Region	England
% of FP17s for the same patient ID Re-attending within 3 months - Children	86	1,498	5.7%	11.2%	12.0%	12.3%
% of FP17s for the same patient ID Re-attending within 3 months - Adults	318	2,183	14.6%	14.9%	16.0%	16.7%
% of FP17s for the same patient ID Re-attending between 3 & 9 months - Children	740	1,498	49.4%	56.1%	58.8%	57.6%
% of FP17s for the same patient ID Re-attending between 3 & 9 months - Adults	675	2,183	30.9%	47.9%	51.2%	50.1%
% of FP17s for Band 1 Urgent Courses	344	3,513	9.8%	8.5%	8.0%	9.1%
% of FP17s Relating to Free Repair or Replacements	43	3,513	1.2%	0.7%	0.8%	0.8%
% of FP17s Relating to Continuations	64	3,513	1.8%	1.0%	1.2%	1.2%
% of Patients satisfied with the dentistry they have received	1	1	N/A	92.7%	92.7%	92.8%
% of Patients satisfied with the time they had to wait for an appointment	1	1	N/A	87.3%	89.1%	88.7%

* This is based on patients treated on this contract for their most recent course of treatment. Figures in italics indicate the base number of FP17s or Patient Questionnaire responses are less than 100. N/A is shown where the base number of responses is less than 10 during the period. % is calculated as Quantity/Base number*100

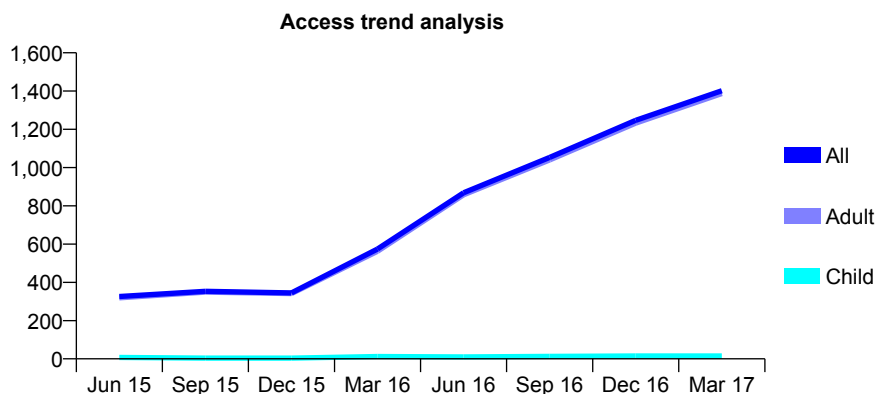
Q58 - Vital Signs At a Glance Contract Report for 345253/0002 - March 2017

Name or company name	MR O OLUSANYA
Contract type name	PDS Contract
Purpose of contract	General
Contract start date	01/04/2010
Contract end date	31/03/2020

16/17 Contracted general activity (UDA)	3,629
Carry forward general activity (UDA)	0
16/17 Contracted orthodontic activity (UOA)	0
Carry forward orthodontic activity (UOA)	0
Baseline contract value	£299,000.77

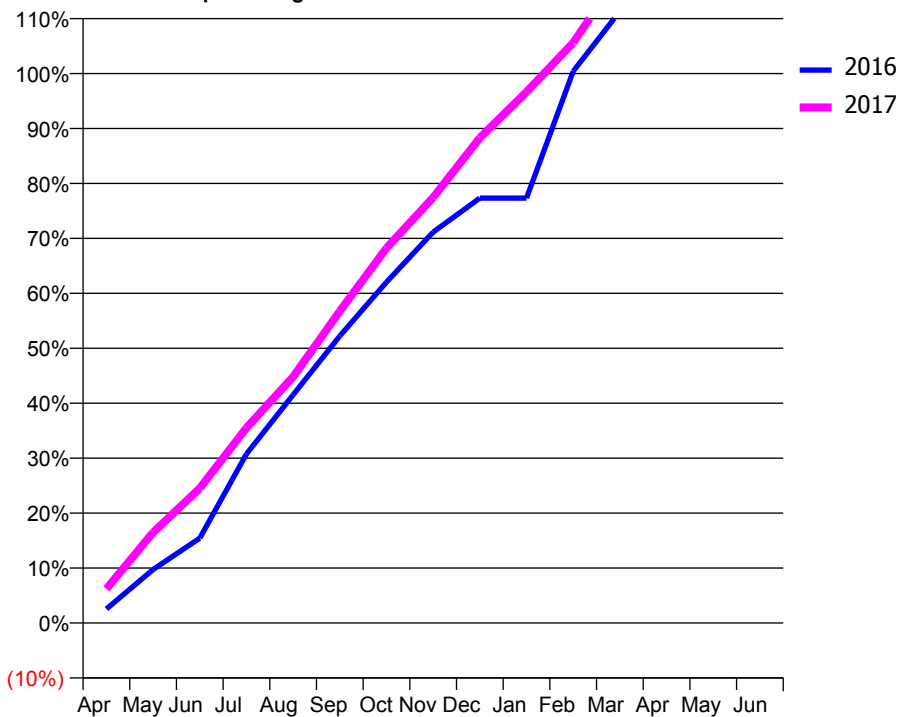
ACCESS*

Patients seen in 24 months	Total	Change since previous quarter
Quarter ending March 2016	574	
Quarter ending June 2016	868	↑
Quarter ending September 2016	1,053	↑
Quarter ending December 2016	1,247	↑
Quarter ending March 2017	1,402	↑
Variance since March 2016	144.3%	↑



ACTIVITY

Cumulative percentage of contracted UDA delivered 2016 & 2017



Month	Adjusted Scheduled Activity (UDA)	
	2016	2017
April	94	226
May	359	598
June	569	890
July	1,133	1,289
August	1,530	1,626
September	1,924	2,059
October	2,285	2,476
November	2,620	2,811
December	2,848	3,204
January	2,848	3,507
February	3,698	3,832
March	4,100	4,282
April	4,265	
May	4,265	
June	4,265	

QUALITY

	Quantity	Base Number	Contract	AT	Region	England
% of FP17s for the same patient ID Re-attending within 3 months - Children	0	15	0.0%	11.2%	12.0%	12.3%
% of FP17s for the same patient ID Re-attending within 3 months - Adults	3	1,521	0.2%	14.9%	16.0%	16.7%
% of FP17s for the same patient ID Re-attending between 3 & 9 months - Children	0	15	0.0%	56.1%	58.8%	57.6%
% of FP17s for the same patient ID Re-attending between 3 & 9 months - Adults	6	1,521	0.4%	47.9%	51.2%	50.1%
% of FP17s for Band 1 Urgent Courses	0	1,479	0.0%	8.5%	8.0%	9.1%
% of FP17s Relating to Free Repair or Replacements	0	1,479	0.0%	0.7%	0.8%	0.8%
% of FP17s Relating to Continuations	0	1,479	0.0%	1.0%	1.2%	1.2%
% of Patients satisfied with the dentistry they have received	0	0	N/A	92.7%	92.7%	92.8%
% of Patients satisfied with the time they had to wait for an appointment	0	0	N/A	87.3%	89.1%	88.7%

* This is based on patients treated on this contract for their most recent course of treatment. Figures in italics indicate the base number of FP17s or Patient Questionnaire responses are less than 100. N/A is shown where the base number of responses is less than 10 during the period. % is calculated as Quantity/Base number*100

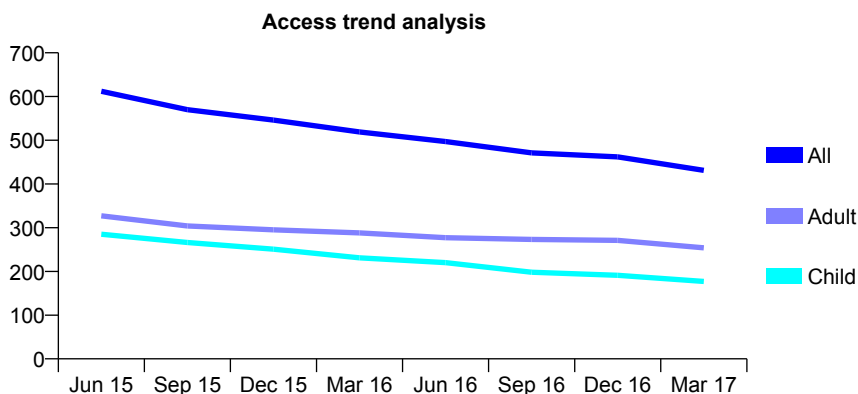
Q58 - Vital Signs At a Glance Contract Report for 352675/0001 - March 2017

Name or company name	MR AJ AMERY
Contract type name	GDS Contract
Purpose of contract	General
Contract start date	01/04/2006
Contract end date	

16/17 Contracted general activity (UDA)	1,000
Carry forward general activity (UDA)	52
16/17 Contracted orthodontic activity (UOA)	0
Carry forward orthodontic activity (UOA)	0
Baseline contract value	£24,251.58

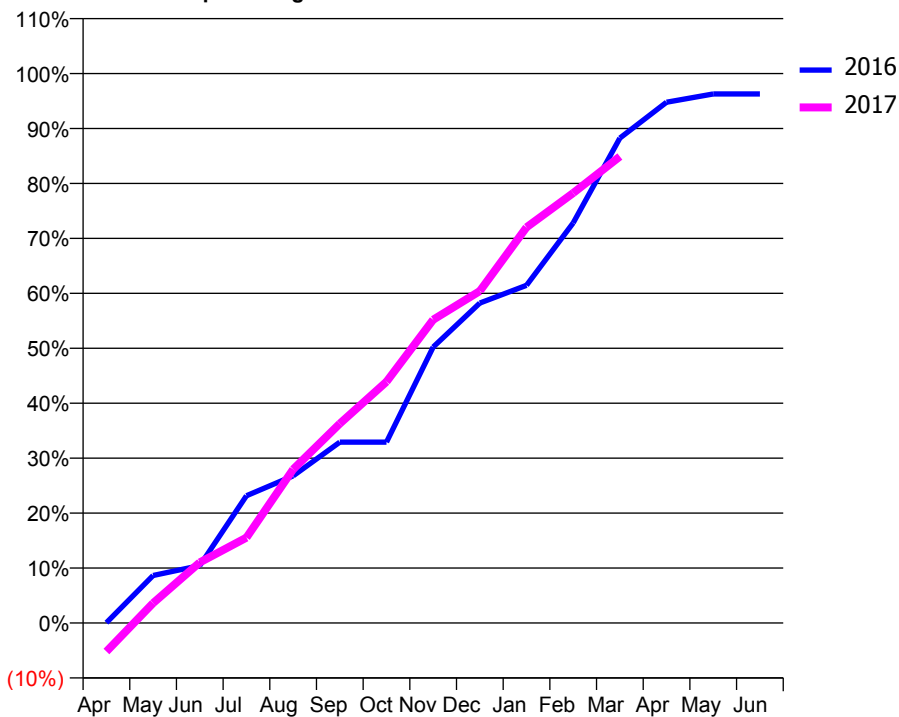
ACCESS*

Patients seen in 24 months	Total	Change since previous quarter
Quarter ending March 2016	519	
Quarter ending June 2016	497	↓
Quarter ending September 2016	471	↓
Quarter ending December 2016	462	↓
Quarter ending March 2017	431	↓
Variance since March 2016	(17.0%)	↓



ACTIVITY

Cumulative percentage of contracted UDA delivered 2016 & 2017



Month	Adjusted Scheduled Activity (UDA)	
	2016	2017
April	1	-52
May	121	36
June	146	110
July	324	155
August	375	280
September	461	363
October	461	439
November	703	552
December	815	604
January	860	720
February	1,019	782
March	1,236	849
April	1,327	
May	1,348	
June	1,348	

QUALITY

	Quantity	Base Number	Contract	AT	Region	England
% of FP17s for the same patient ID Re-attending within 3 months - Children	10	173	5.8%	11.2%	12.0%	12.3%
% of FP17s for the same patient ID Re-attending within 3 months - Adults	44	244	18.0%	14.9%	16.0%	16.7%
% of FP17s for the same patient ID Re-attending between 3 & 9 months - Children	50	173	28.9%	56.1%	58.8%	57.6%
% of FP17s for the same patient ID Re-attending between 3 & 9 months - Adults	41	244	16.8%	47.9%	51.2%	50.1%
% of FP17s for Band 1 Urgent Courses	30	391	7.7%	8.5%	8.0%	9.1%
% of FP17s Relating to Free Repair or Replacements	0	391	0.0%	0.7%	0.8%	0.8%
% of FP17s Relating to Continuations	0	391	0.0%	1.0%	1.2%	1.2%
% of Patients satisfied with the dentistry they have received	0	0	N/A	92.7%	92.7%	92.8%
% of Patients satisfied with the time they had to wait for an appointment	0	0	N/A	87.3%	89.1%	88.7%

* This is based on patients treated on this contract for their most recent course of treatment. Figures in italics indicate the base number of FP17s or Patient Questionnaire responses are less than 100. N/A is shown where the base number of responses is less than 10 during the period. % is calculated as Quantity/Base number*100

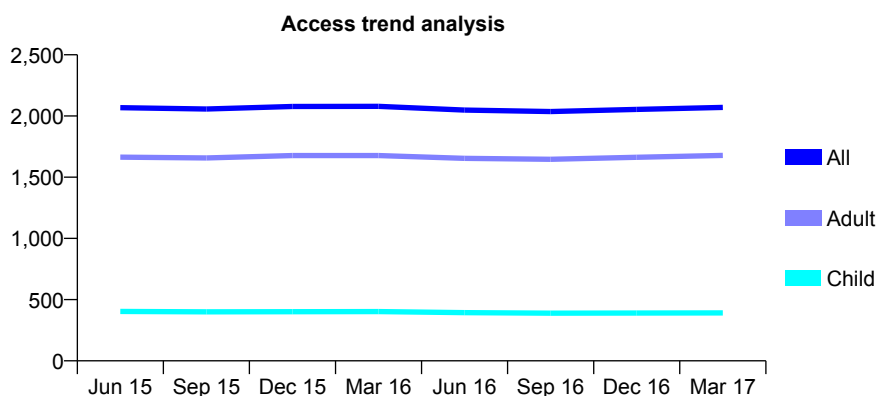
Q58 - Vital Signs At a Glance Contract Report for 357758/0001 - March 2017

Name or company name	MR OO OSISANYA
Contract type name	GDS Contract
Purpose of contract	General
Contract start date	08/01/2012
Contract end date	

16/17 Contracted general activity (UDA)	5,317
Carry forward general activity (UDA)	95
16/17 Contracted orthodontic activity (UOA)	0
Carry forward orthodontic activity (UOA)	0
Baseline contract value	£164,023.49

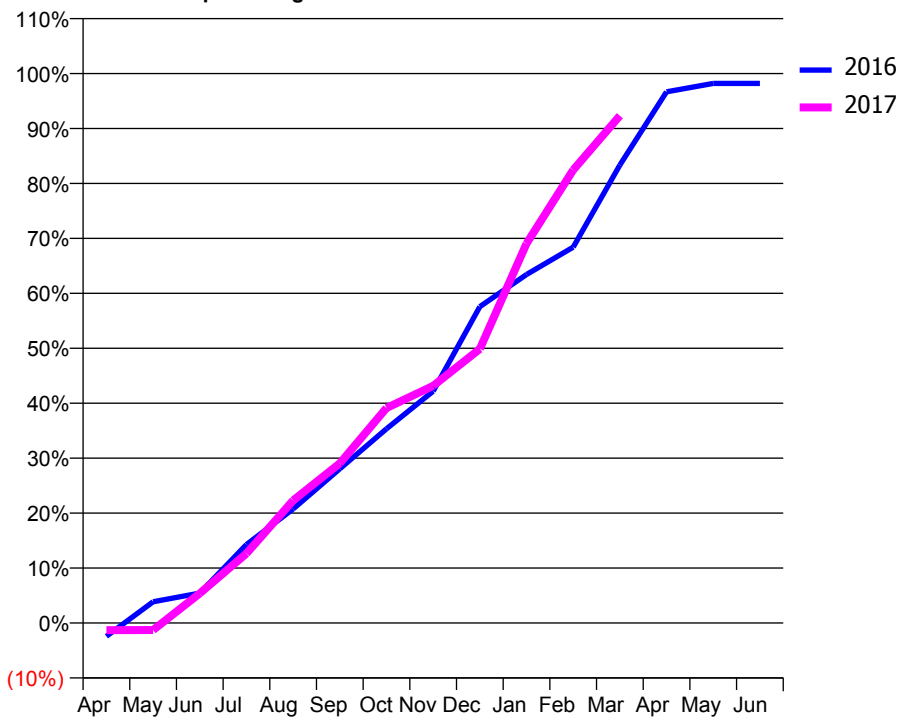
ACCESS*

Patients seen in 24 months	Total	Change since previous quarter
Quarter ending March 2016	2,079	
Quarter ending June 2016	2,048	↓
Quarter ending September 2016	2,036	→
Quarter ending December 2016	2,054	→
Quarter ending March 2017	2,070	→
Variance since March 2016	(0.4%)	→



ACTIVITY

Cumulative percentage of contracted UDA delivered 2016 & 2017



Month	Adjusted Scheduled Activity (UDA)	
	2016	2017
April	-129	-70
May	205	-69
June	290	288
July	759	673
August	1,104	1,187
September	1,493	1,546
October	1,880	2,081
November	2,243	2,295
December	3,061	2,652
January	3,373	3,671
February	3,636	4,384
March	4,431	4,909
April	5,140	
May	5,221	
June	5,221	

QUALITY

	Quantity	Base Number	Contract	AT	Region	England
% of FP17s for the same patient ID Re-attending within 3 months - Children	59	556	10.6%	11.2%	12.0%	12.3%
% of FP17s for the same patient ID Re-attending within 3 months - Adults	298	2,245	13.3%	14.9%	16.0%	16.7%
% of FP17s for the same patient ID Re-attending between 3 & 9 months - Children	173	556	31.1%	56.1%	58.8%	57.6%
% of FP17s for the same patient ID Re-attending between 3 & 9 months - Adults	827	2,245	36.8%	47.9%	51.2%	50.1%
% of FP17s for Band 1 Urgent Courses	255	2,518	10.1%	8.5%	8.0%	9.1%
% of FP17s Relating to Free Repair or Replacements	22	2,518	0.9%	0.7%	0.8%	0.8%
% of FP17s Relating to Continuations	23	2,518	0.9%	1.0%	1.2%	1.2%
% of Patients satisfied with the dentistry they have received	3	3	N/A	92.7%	92.7%	92.8%
% of Patients satisfied with the time they had to wait for an appointment	1	3	N/A	87.3%	89.1%	88.7%

* This is based on patients treated on this contract for their most recent course of treatment. Figures in italics indicate the base number of FP17s or Patient Questionnaire responses are less than 100. N/A is shown where the base number of responses is less than 10 during the period. % is calculated as Quantity/Base number*100

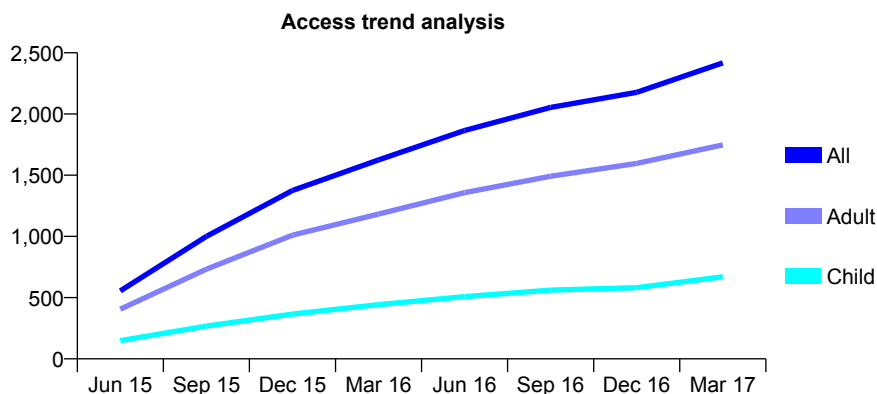
Q58 - Vital Signs At a Glance Contract Report for 357820/0001 - March 2017

Name or company name	133 Dental
Contract type name	GDS Contract
Purpose of contract	General
Contract start date	01/03/2015
Contract end date	

16/17 Contracted general activity (UDA)	7,000
Carry forward general activity (UDA)	0
16/17 Contracted orthodontic activity (UOA)	0
Carry forward orthodontic activity (UOA)	0
Baseline contract value	£195,048.77

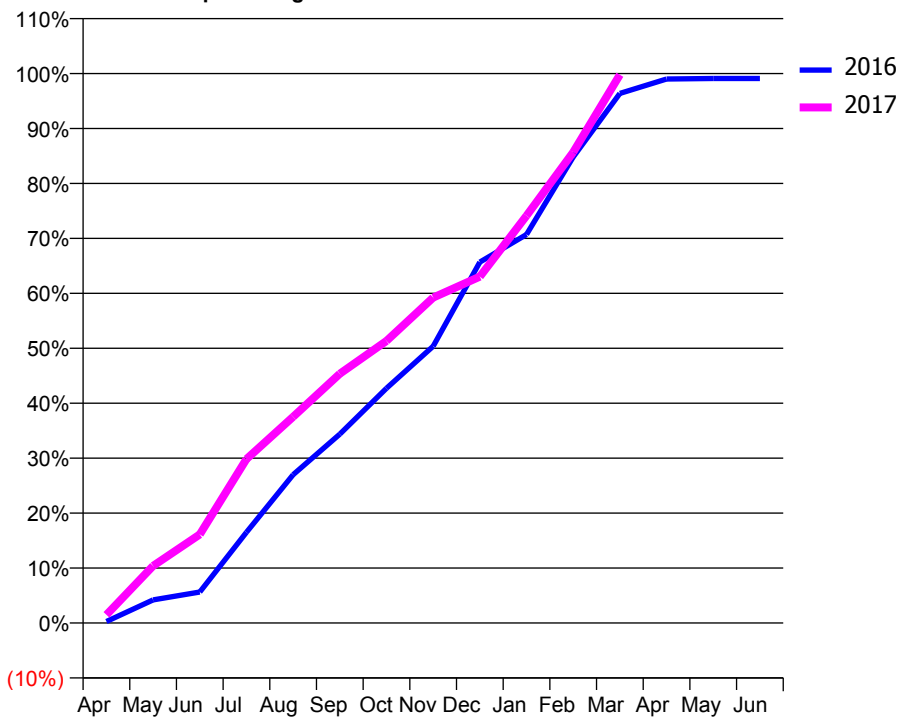
ACCESS*

Patients seen in 24 months	Total	Change since previous quarter
Quarter ending March 2016	1,625	
Quarter ending June 2016	1,866	↑
Quarter ending September 2016	2,054	↑
Quarter ending December 2016	2,177	↑
Quarter ending March 2017	2,418	↑
Variance since March 2016	48.8%	↑



ACTIVITY

Cumulative percentage of contracted UDA delivered 2016 & 2017



Month	Adjusted Scheduled Activity (UDA)	
	2016	2017
April	18	105
May	280	727
June	376	1,130
July	1,098	2,088
August	1,795	2,627
September	2,286	3,176
October	2,841	3,593
November	3,350	4,146
December	4,368	4,412
January	4,702	5,188
February	5,639	5,998
March	6,409	6,984
April	6,583	
May	6,589	
June	6,589	

QUALITY

	Quantity	Base Number	Contract	AT	Region	England
% of FP17s for the same patient ID Re-attending within 3 months - Children	100	849	11.8%	11.2%	12.0%	12.3%
% of FP17s for the same patient ID Re-attending within 3 months - Adults	434	2,152	20.2%	14.9%	16.0%	16.7%
% of FP17s for the same patient ID Re-attending between 3 & 9 months - Children	281	849	33.1%	56.1%	58.8%	57.6%
% of FP17s for the same patient ID Re-attending between 3 & 9 months - Adults	757	2,152	35.2%	47.9%	51.2%	50.1%
% of FP17s for Band 1 Urgent Courses	423	2,907	14.6%	8.5%	8.0%	9.1%
% of FP17s Relating to Free Repair or Replacements	4	2,907	0.1%	0.7%	0.8%	0.8%
% of FP17s Relating to Continuations	57	2,907	2.0%	1.0%	1.2%	1.2%
% of Patients satisfied with the dentistry they have received	2	3	N/A	92.7%	92.7%	92.8%
% of Patients satisfied with the time they had to wait for an appointment	2	3	N/A	87.3%	89.1%	88.7%

* This is based on patients treated on this contract for their most recent course of treatment. Figures in italics indicate the base number of FP17s or Patient Questionnaire responses are less than 100. N/A is shown where the base number of responses is less than 10 during the period. % is calculated as Quantity/Base number*100

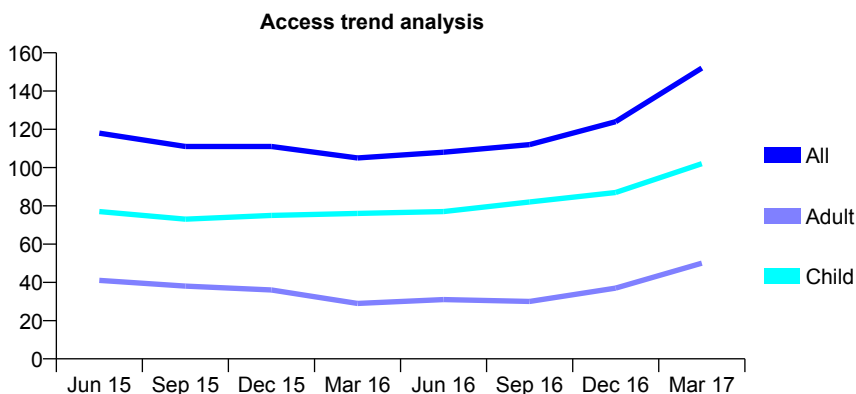
Q58 - Vital Signs At a Glance Contract Report for 360597/0001 - March 2017

Name or company name	MRS N VASFI
Contract type name	GDS Contract
Purpose of contract	General
Contract start date	01/03/2009
Contract end date	

16/17 Contracted general activity (UDA)	250
Carry forward general activity (UDA)	0
16/17 Contracted orthodontic activity (UOA)	0
Carry forward orthodontic activity (UOA)	0
Baseline contract value	£5,800.00

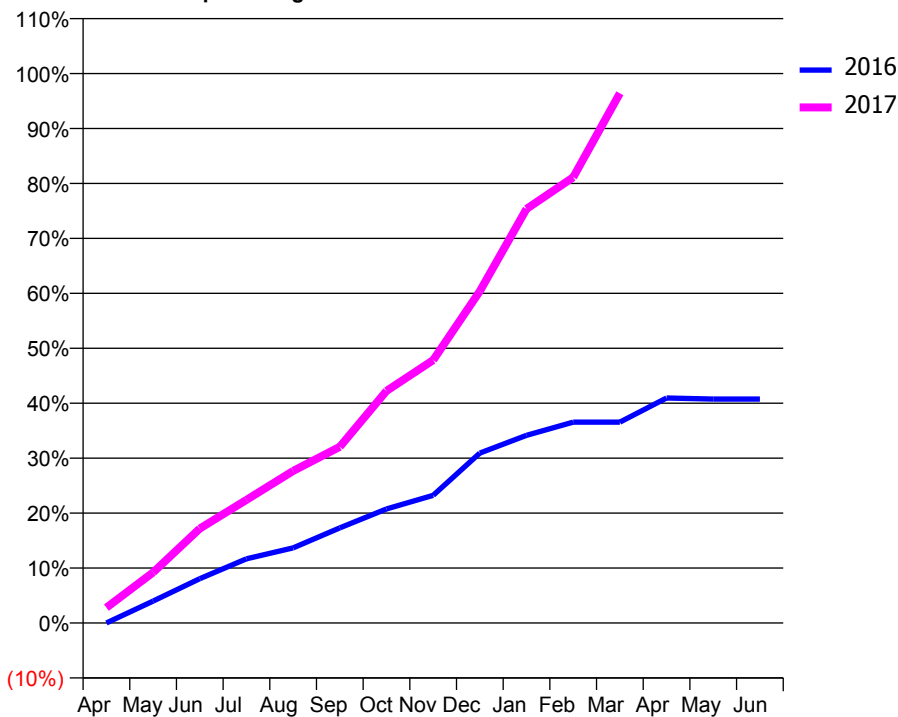
ACCESS*

Patients seen in 24 months	Total	Change since previous quarter
Quarter ending March 2016	105	
Quarter ending June 2016	108	↑
Quarter ending September 2016	112	↑
Quarter ending December 2016	124	↑
Quarter ending March 2017	152	↑
Variance since March 2016	44.8%	↑



ACTIVITY

Cumulative percentage of contracted UDA delivered 2016 & 2017



Adjusted Scheduled Activity (UDA)

Month	2016	2017
April	0	7
May	20	23
June	40	43
July	58	56
August	68	69
September	87	80
October	104	106
November	116	120
December	155	151
January	171	188
February	183	203
March	183	241
April	205	
May	204	
June	204	

QUALITY

	Quantity	Base Number	Contract	AT	Region	England
% of FP17s for the same patient ID Re-attending within 3 months - Children	3	126	2.4%	11.2%	12.0%	12.3%
% of FP17s for the same patient ID Re-attending within 3 months - Adults	5	44	11.4%	14.9%	16.0%	16.7%
% of FP17s for the same patient ID Re-attending between 3 & 9 months - Children	47	126	37.3%	56.1%	58.8%	57.6%
% of FP17s for the same patient ID Re-attending between 3 & 9 months - Adults	9	44	20.5%	47.9%	51.2%	50.1%
% of FP17s for Band 1 Urgent Courses	10	154	6.5%	8.5%	8.0%	9.1%
% of FP17s Relating to Free Repair or Replacements	0	154	0.0%	0.7%	0.8%	0.8%
% of FP17s Relating to Continuations	0	154	0.0%	1.0%	1.2%	1.2%
% of Patients satisfied with the dentistry they have received	0	0	N/A	92.7%	92.7%	92.8%
% of Patients satisfied with the time they had to wait for an appointment	0	0	N/A	87.3%	89.1%	88.7%

* This is based on patients treated on this contract for their most recent course of treatment. Figures in italics indicate the base number of FP17s or Patient Questionnaire responses are less than 100. N/A is shown where the base number of responses is less than 10 during the period. % is calculated as Quantity/Base number*100

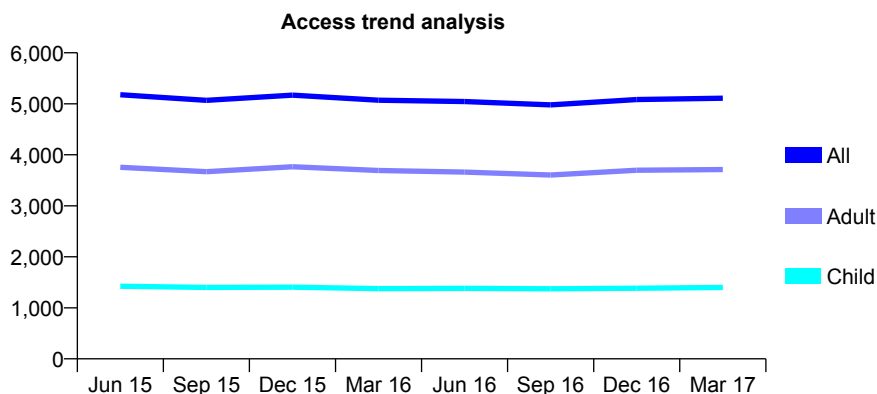
Q58 - Vital Signs At a Glance Contract Report for 360961/0001 - March 2017

Name or company name	MR V SHAH
Contract type name	GDS Contract
Purpose of contract	General
Contract start date	01/01/2010
Contract end date	

16/17 Contracted general activity (UDA)	12,725
Carry forward general activity (UDA)	166
16/17 Contracted orthodontic activity (UOA)	0
Carry forward orthodontic activity (UOA)	0
Baseline contract value	£457,505.50

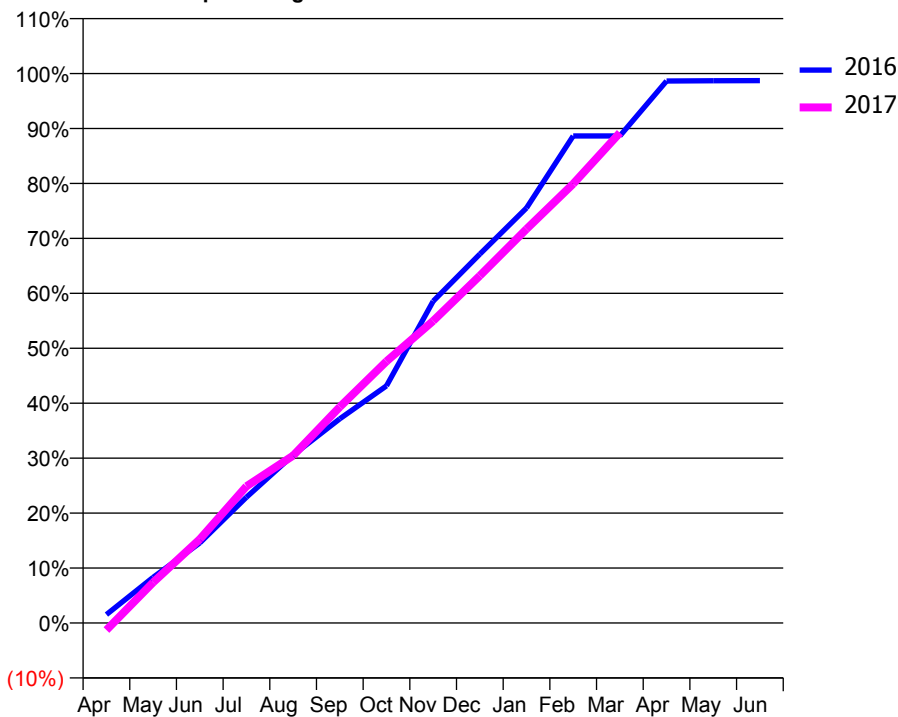
ACCESS*

Patients seen in 24 months	Total	Change since previous quarter
Quarter ending March 2016	5,070	
Quarter ending June 2016	5,045	→
Quarter ending September 2016	4,979	↓
Quarter ending December 2016	5,084	↑
Quarter ending March 2017	5,110	→
Variance since March 2016	0.8%	→



ACTIVITY

Cumulative percentage of contracted UDA delivered 2016 & 2017



Month	Adjusted Scheduled Activity (UDA)	
	2016	2017
April	195	-166
May	1,059	940
June	1,856	1,940
July	2,915	3,168
August	3,889	3,876
September	4,730	5,003
October	5,493	6,060
November	7,452	6,994
December	8,543	8,041
January	9,612	9,125
February	11,278	10,170
March	11,278	11,353
April	12,552	
May	12,558	
June	12,559	

QUALITY

	Quantity	Base Number	Contract	AT	Region	England
% of FP17s for the same patient ID Re-attending within 3 months - Children	120	2,194	5.5%	11.2%	12.0%	12.3%
% of FP17s for the same patient ID Re-attending within 3 months - Adults	567	4,791	11.8%	14.9%	16.0%	16.7%
% of FP17s for the same patient ID Re-attending between 3 & 9 months - Children	1,341	2,194	61.1%	56.1%	58.8%	57.6%
% of FP17s for the same patient ID Re-attending between 3 & 9 months - Adults	2,404	4,791	50.2%	47.9%	51.2%	50.1%
% of FP17s for Band 1 Urgent Courses	374	5,995	6.2%	8.5%	8.0%	9.1%
% of FP17s Relating to Free Repair or Replacements	59	5,995	1.0%	0.7%	0.8%	0.8%
% of FP17s Relating to Continuations	113	5,995	1.9%	1.0%	1.2%	1.2%
% of Patients satisfied with the dentistry they have received	3	3	N/A	92.7%	92.7%	92.8%
% of Patients satisfied with the time they had to wait for an appointment	3	3	N/A	87.3%	89.1%	88.7%

* This is based on patients treated on this contract for their most recent course of treatment. Figures in italics indicate the base number of FP17s or Patient Questionnaire responses are less than 100. N/A is shown where the base number of responses is less than 10 during the period. % is calculated as Quantity/Base number*100

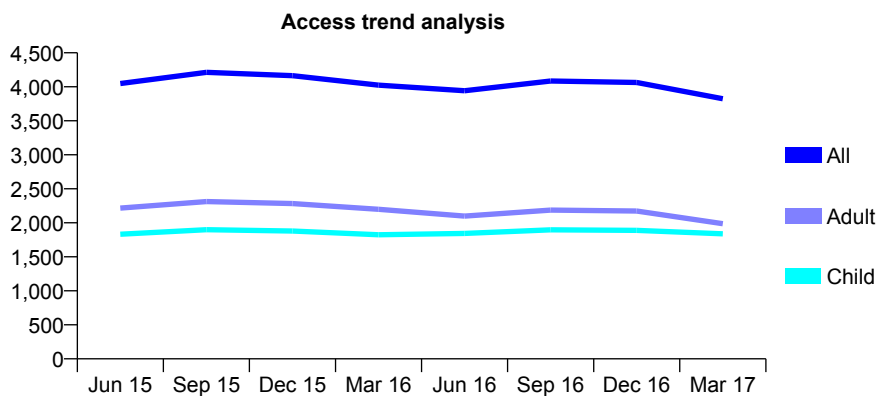
Q58 - Vital Signs At a Glance Contract Report for 363456/0001 - March 2017

Name or company name	MR RS BALLARD
Contract type name	GDS Contract
Purpose of contract	General
Contract start date	01/04/2006
Contract end date	

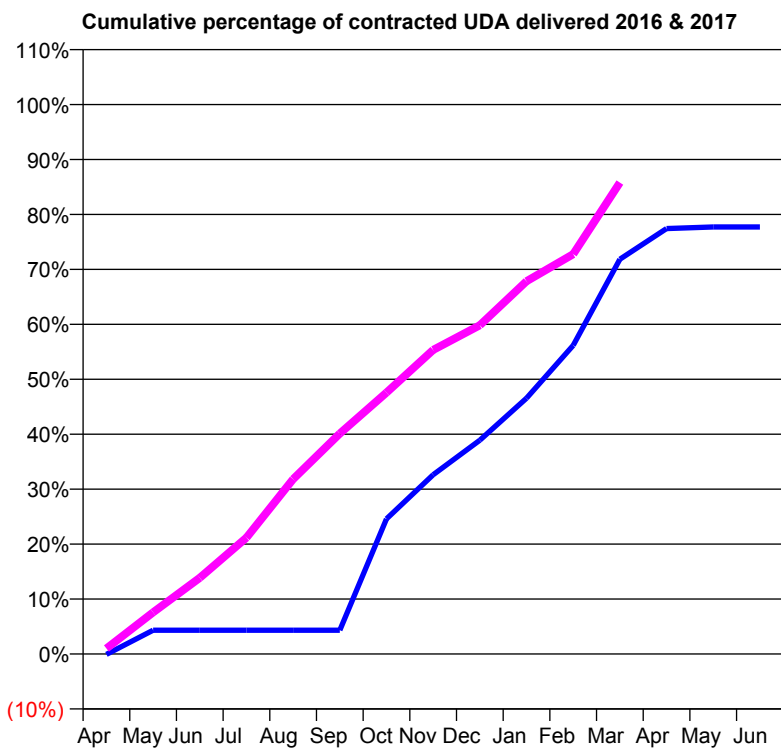
16/17 Contracted general activity (UDA)	8,899
Carry forward general activity (UDA)	339
16/17 Contracted orthodontic activity (UOA)	0
Carry forward orthodontic activity (UOA)	0
Baseline contract value	£201,523.96

ACCESS*

Patients seen in 24 months	Total	Change since previous quarter
Quarter ending March 2016	4,024	
Quarter ending June 2016	3,943	↓
Quarter ending September 2016	4,086	↑
Quarter ending December 2016	4,063	→
Quarter ending March 2017	3,825	↓
Variance since March 2016	(4.9%)	↓



ACTIVITY



Month	Adjusted Scheduled Activity (UDA)	
	2016	2017
April	-9	90
May	385	674
June	385	1,234
July	385	1,884
August	385	2,832
September	385	3,572
October	2,188	4,233
November	2,904	4,925
December	3,463	5,324
January	4,142	6,037
February	4,997	6,476
March	6,393	7,634
April	6,891	
May	6,915	
June	6,916	

QUALITY

	Quantity	Base Number	Contract	AT	Region	England
% of FP17s for the same patient ID Re-attending within 3 months - Children	210	2,924	7.2%	11.2%	12.0%	12.3%
% of FP17s for the same patient ID Re-attending within 3 months - Adults	228	1,861	12.3%	14.9%	16.0%	16.7%
% of FP17s for the same patient ID Re-attending between 3 & 9 months - Children	1,683	2,924	57.6%	56.1%	58.8%	57.6%
% of FP17s for the same patient ID Re-attending between 3 & 9 months - Adults	670	1,861	36.0%	47.9%	51.2%	50.1%
% of FP17s for Band 1 Urgent Courses	300	4,494	6.7%	8.5%	8.0%	9.1%
% of FP17s Relating to Free Repair or Replacements	3	4,494	0.1%	0.7%	0.8%	0.8%
% of FP17s Relating to Continuations	14	4,494	0.3%	1.0%	1.2%	1.2%
% of Patients satisfied with the dentistry they have received	4	4	N/A	92.7%	92.7%	92.8%
% of Patients satisfied with the time they had to wait for an appointment	4	4	N/A	87.3%	89.1%	88.7%

* This is based on patients treated on this contract for their most recent course of treatment. Figures in italics indicate the base number of FP17s or Patient Questionnaire responses are less than 100. N/A is shown where the base number of responses is less than 10 during the period. % is calculated as Quantity/Base number*100

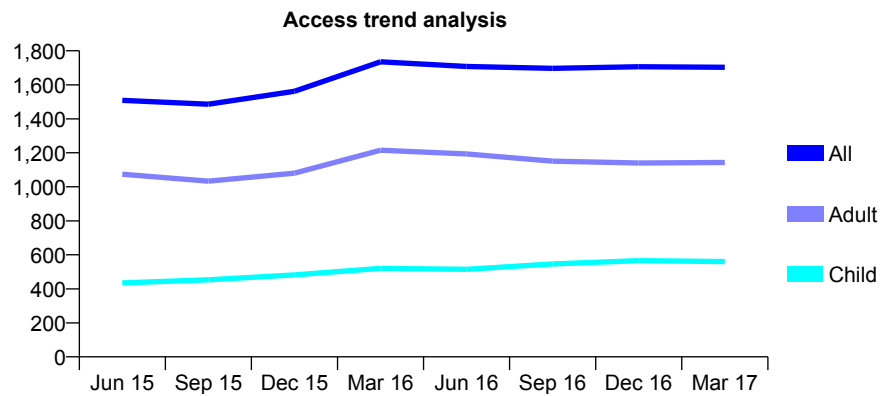
Q58 - Vital Signs At a Glance Contract Report for 366080/0001 - March 2017

Name or company name	MR R KENANI
Contract type name	GDS Contract
Purpose of contract	General
Contract start date	05/12/2009
Contract end date	

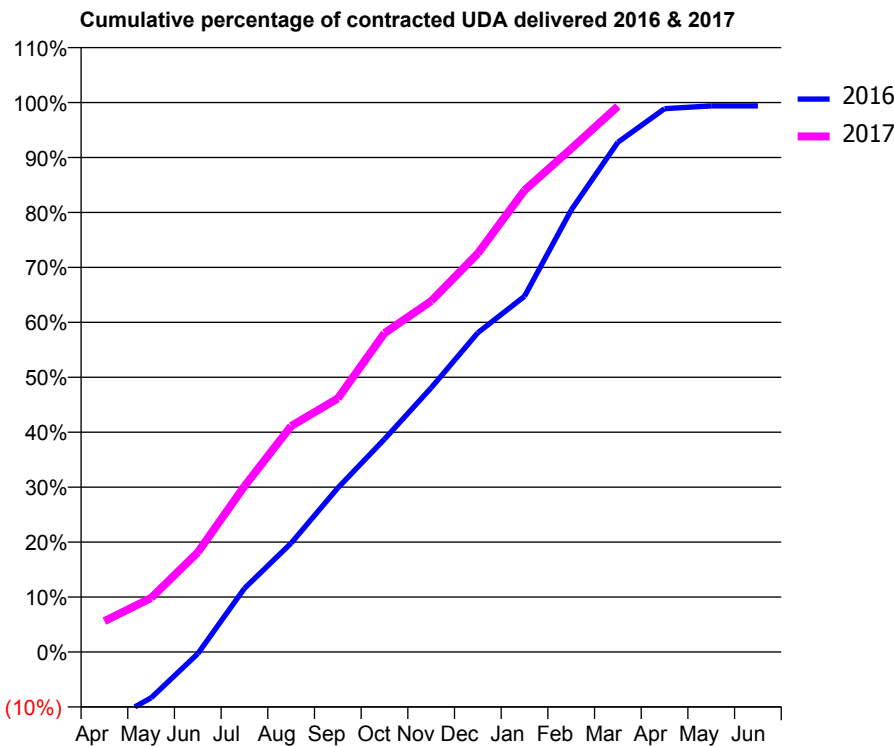
16/17 Contracted general activity (UDA)	5,473
Carry forward general activity (UDA)	33
16/17 Contracted orthodontic activity (UOA)	0
Carry forward orthodontic activity (UOA)	0
Baseline contract value	£180,550.21

ACCESS*

Patients seen in 24 months	Total	Change since previous quarter
Quarter ending March 2016	1,735	
Quarter ending June 2016	1,708	↓
Quarter ending September 2016	1,697	→
Quarter ending December 2016	1,706	→
Quarter ending March 2017	1,703	→
Variance since March 2016	(1.8%)	↓



ACTIVITY



Month	Adjusted Scheduled Activity (UDA)	
	2016	2017
April	-717	307
May	-457	539
June	-18	993
July	634	1,651
August	1,085	2,251
September	1,635	2,526
October	2,121	3,177
November	2,631	3,494
December	3,180	3,970
January	3,543	4,599
February	4,402	5,013
March	5,076	5,436
April	5,411	
May	5,440	
June	5,440	

QUALITY

	Quantity	Base Number	Contract	AT	Region	England
% of FP17s for the same patient ID Re-attending within 3 months - Children	173	940	18.4%	11.2%	12.0%	12.3%
% of FP17s for the same patient ID Re-attending within 3 months - Adults	373	1,552	24.0%	14.9%	16.0%	16.7%
% of FP17s for the same patient ID Re-attending between 3 & 9 months - Children	533	940	56.7%	56.1%	58.8%	57.6%
% of FP17s for the same patient ID Re-attending between 3 & 9 months - Adults	690	1,552	44.5%	47.9%	51.2%	50.1%
% of FP17s for Band 1 Urgent Courses	379	2,363	16.0%	8.5%	8.0%	9.1%
% of FP17s Relating to Free Repair or Replacements	14	2,363	0.6%	0.7%	0.8%	0.8%
% of FP17s Relating to Continuations	11	2,363	0.5%	1.0%	1.2%	1.2%
% of Patients satisfied with the dentistry they have received	4	4	N/A	92.7%	92.7%	92.8%
% of Patients satisfied with the time they had to wait for an appointment	4	4	N/A	87.3%	89.1%	88.7%

* This is based on patients treated on this contract for their most recent course of treatment. Figures in italics indicate the base number of FP17s or Patient Questionnaire responses are less than 100. N/A is shown where the base number of responses is less than 10 during the period. % is calculated as Quantity/Base number*100

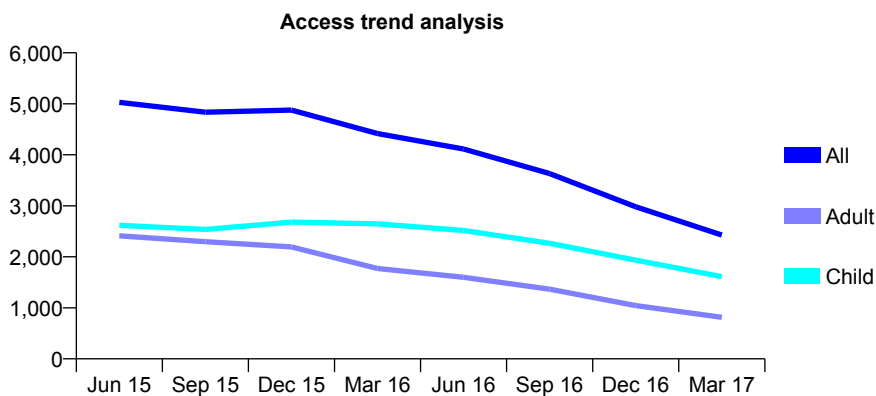
Q58 - Vital Signs At a Glance Contract Report for 389560/0001 - March 2017

Name or company name	MR R BEHARI
Contract type name	GDS Contract
Purpose of contract	General
Contract start date	01/04/2006
Contract end date	

16/17 Contracted general activity (UDA)	10,387
Carry forward general activity (UDA)	0
16/17 Contracted orthodontic activity (UOA)	0
Carry forward orthodontic activity (UOA)	0
Baseline contract value	£264,963.76

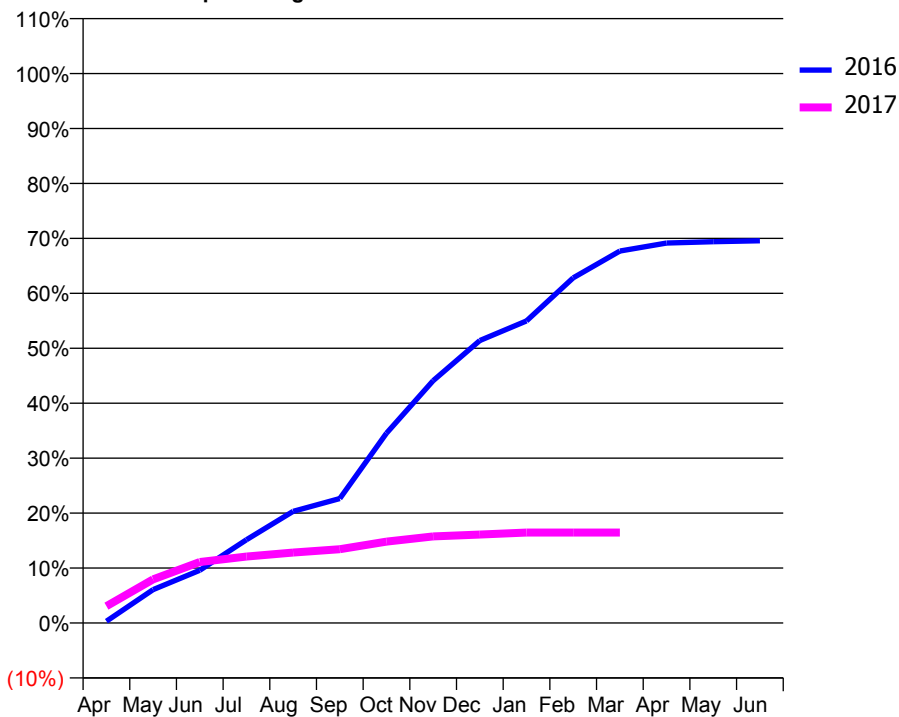
ACCESS*

Patients seen in 24 months	Total	Change since previous quarter
Quarter ending March 2016	4,418	
Quarter ending June 2016	4,115	↓
Quarter ending September 2016	3,632	↓
Quarter ending December 2016	2,981	↓
Quarter ending March 2017	2,427	↓
Variance since March 2016	(45.1%)	↓



ACTIVITY

Cumulative percentage of contracted UDA delivered 2016 & 2017



Month	Adjusted Scheduled Activity (UDA)	
	2016	2017
April	35	319
May	630	826
June	998	1,153
July	1,575	1,256
August	2,111	1,333
September	2,352	1,396
October	3,587	1,539
November	4,580	1,636
December	5,339	1,673
January	5,709	1,709
February	6,524	1,709
March	7,031	1,709
April	7,184	
May	7,208	
June	7,226	

QUALITY

	Quantity	Base Number	Contract	AT	Region	England
% of FP17s for the same patient ID Re-attending within 3 months - Children	54	1,033	5.2%	11.2%	12.0%	12.3%
% of FP17s for the same patient ID Re-attending within 3 months - Adults	13	221	5.9%	14.9%	16.0%	16.7%
% of FP17s for the same patient ID Re-attending between 3 & 9 months - Children	581	1,033	56.2%	56.1%	58.8%	57.6%
% of FP17s for the same patient ID Re-attending between 3 & 9 months - Adults	93	221	42.1%	47.9%	51.2%	50.1%
% of FP17s for Band 1 Urgent Courses	16	1,182	1.4%	8.5%	8.0%	9.1%
% of FP17s Relating to Free Repair or Replacements	0	1,182	0.0%	0.7%	0.8%	0.8%
% of FP17s Relating to Continuations	3	1,182	0.3%	1.0%	1.2%	1.2%
% of Patients satisfied with the dentistry they have received	0	0	N/A	92.7%	92.7%	92.8%
% of Patients satisfied with the time they had to wait for an appointment	0	0	N/A	87.3%	89.1%	88.7%

* This is based on patients treated on this contract for their most recent course of treatment. Figures in italics indicate the base number of FP17s or Patient Questionnaire responses are less than 100. N/A is shown where the base number of responses is less than 10 during the period. % is calculated as Quantity/Base number*100

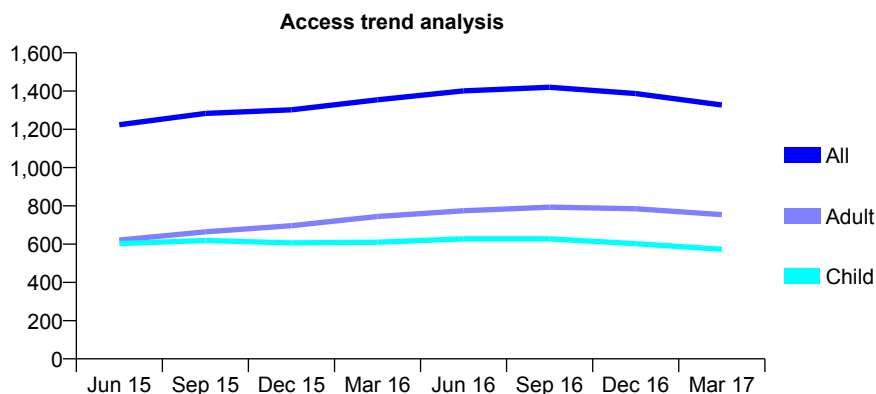
Q58 - Vital Signs At a Glance Contract Report for 395404/0002 - March 2017

Name or company name	MR CE VITIELLO
Contract type name	GDS Contract
Purpose of contract	General
Contract start date	01/04/2006
Contract end date	

16/17 Contracted general activity (UDA)	3,000
Carry forward general activity (UDA)	-32
16/17 Contracted orthodontic activity (UOA)	0
Carry forward orthodontic activity (UOA)	0
Baseline contract value	£65,889.79

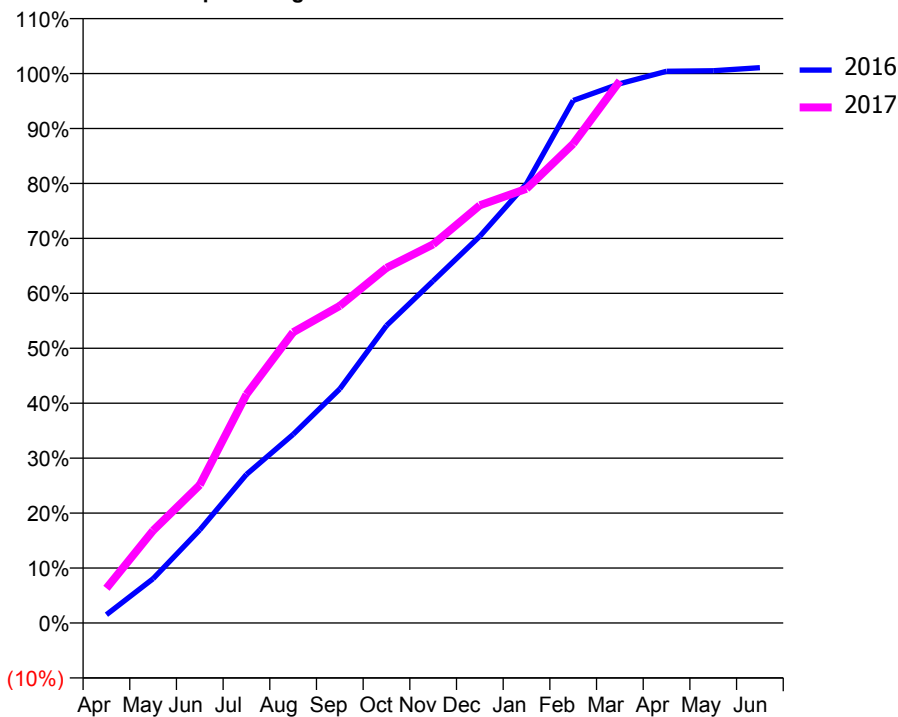
ACCESS*

Patients seen in 24 months	Total	Change since previous quarter
Quarter ending March 2016	1,354	
Quarter ending June 2016	1,401	↑
Quarter ending September 2016	1,420	→
Quarter ending December 2016	1,387	↓
Quarter ending March 2017	1,327	↓
Variance since March 2016	(2.0%)	↓



ACTIVITY

Cumulative percentage of contracted UDA delivered 2016 & 2017



Month	Adjusted Scheduled Activity (UDA)	
	2016	2017
April	46	189
May	242	505
June	508	754
July	811	1,248
August	1,030	1,587
September	1,278	1,732
October	1,624	1,939
November	1,868	2,067
December	2,111	2,281
January	2,398	2,371
February	2,853	2,616
March	2,945	2,960
April	3,012	
May	3,015	
June	3,032	

QUALITY

	Quantity	Base Number	Contract	AT	Region	England
% of FP17s for the same patient ID Re-attending within 3 months - Children	35	636	5.5%	11.2%	12.0%	12.3%
% of FP17s for the same patient ID Re-attending within 3 months - Adults	112	718	15.6%	14.9%	16.0%	16.7%
% of FP17s for the same patient ID Re-attending between 3 & 9 months - Children	257	636	40.4%	56.1%	58.8%	57.6%
% of FP17s for the same patient ID Re-attending between 3 & 9 months - Adults	270	718	37.6%	47.9%	51.2%	50.1%
% of FP17s for Band 1 Urgent Courses	205	1,320	15.5%	8.5%	8.0%	9.1%
% of FP17s Relating to Free Repair or Replacements	0	1,320	0.0%	0.7%	0.8%	0.8%
% of FP17s Relating to Continuations	0	1,320	0.0%	1.0%	1.2%	1.2%
% of Patients satisfied with the dentistry they have received	1	1	N/A	92.7%	92.7%	92.8%
% of Patients satisfied with the time they had to wait for an appointment	1	1	N/A	87.3%	89.1%	88.7%

* This is based on patients treated on this contract for their most recent course of treatment. Figures in italics indicate the base number of FP17s or Patient Questionnaire responses are less than 100. N/A is shown where the base number of responses is less than 10 during the period. % is calculated as Quantity/Base number*100

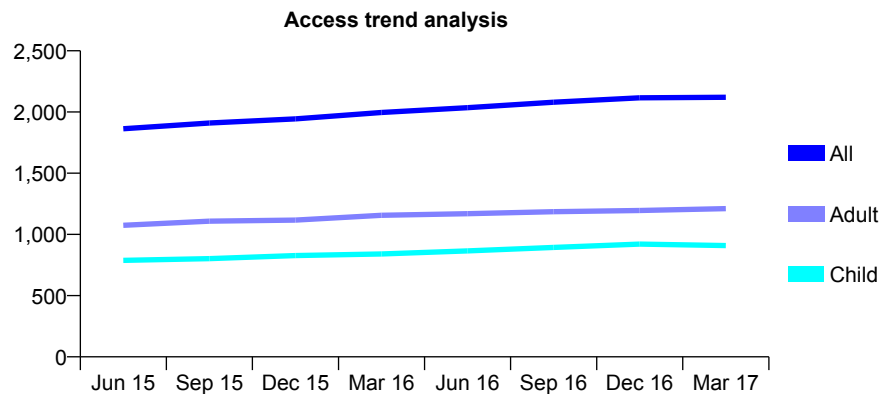
Q58 - Vital Signs At a Glance Contract Report for 558265/0002 - March 2017

Name or company name	Reena Parmar
Contract type name	GDS Contract
Purpose of contract	General
Contract start date	06/01/2007
Contract end date	

16/17 Contracted general activity (UDA)	5,896
Carry forward general activity (UDA)	-113
16/17 Contracted orthodontic activity (UOA)	0
Carry forward orthodontic activity (UOA)	0
Baseline contract value	£162,077.24

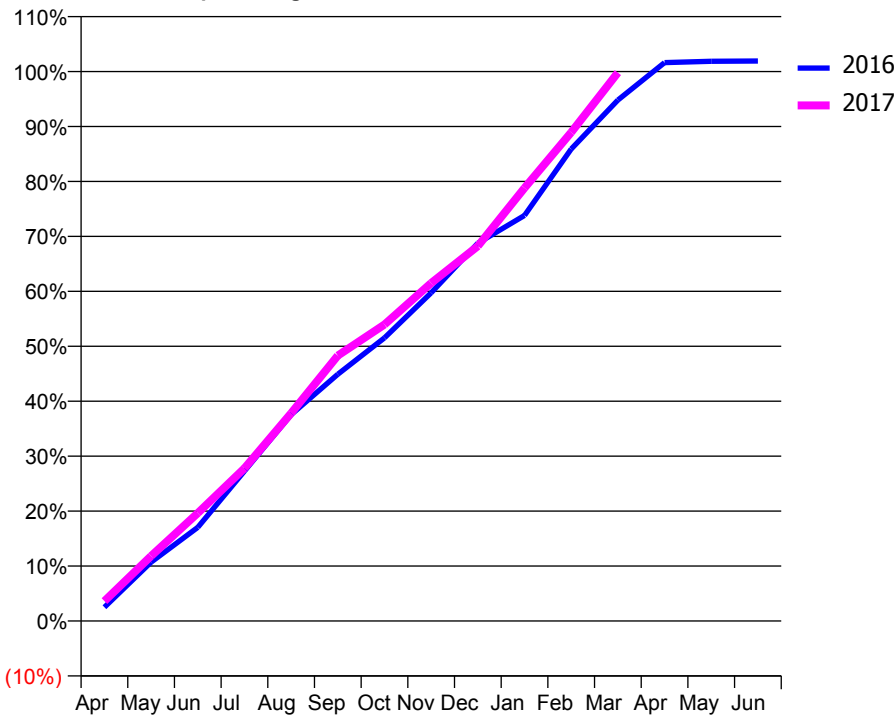
ACCESS*

Patients seen in 24 months	Total	Change since previous quarter
Quarter ending March 2016	1,996	
Quarter ending June 2016	2,035	→
Quarter ending September 2016	2,080	↑
Quarter ending December 2016	2,116	→
Quarter ending March 2017	2,120	→
Variance since March 2016	6.2%	↑



ACTIVITY

Cumulative percentage of contracted UDA delivered 2016 & 2017



Month	Adjusted Scheduled Activity (UDA)	
	2016	2017
April	148	214
May	631	697
June	1,005	1,158
July	1,609	1,640
August	2,214	2,230
September	2,648	2,848
October	3,039	3,182
November	3,521	3,626
December	4,054	4,022
January	4,352	4,647
February	5,064	5,243
March	5,590	5,884
April	5,992	
May	6,006	
June	6,009	

QUALITY

	Quantity	Base Number	Contract	AT	Region	England
% of FP17s for the same patient ID Re-attending within 3 months - Children	51	1,060	4.8%	11.2%	12.0%	12.3%
% of FP17s for the same patient ID Re-attending within 3 months - Adults	169	1,285	13.2%	14.9%	16.0%	16.7%
% of FP17s for the same patient ID Re-attending between 3 & 9 months - Children	406	1,060	38.3%	56.1%	58.8%	57.6%
% of FP17s for the same patient ID Re-attending between 3 & 9 months - Adults	430	1,285	33.5%	47.9%	51.2%	50.1%
% of FP17s for Band 1 Urgent Courses	238	2,210	10.8%	8.5%	8.0%	9.1%
% of FP17s Relating to Free Repair or Replacements	32	2,210	1.4%	0.7%	0.8%	0.8%
% of FP17s Relating to Continuations	6	2,210	0.3%	1.0%	1.2%	1.2%
% of Patients satisfied with the dentistry they have received	3	3	N/A	92.7%	92.7%	92.8%
% of Patients satisfied with the time they had to wait for an appointment	3	3	N/A	87.3%	89.1%	88.7%

* This is based on patients treated on this contract for their most recent course of treatment. Figures in italics indicate the base number of FP17s or Patient Questionnaire responses are less than 100. N/A is shown where the base number of responses is less than 10 during the period. % is calculated as Quantity/Base number*100

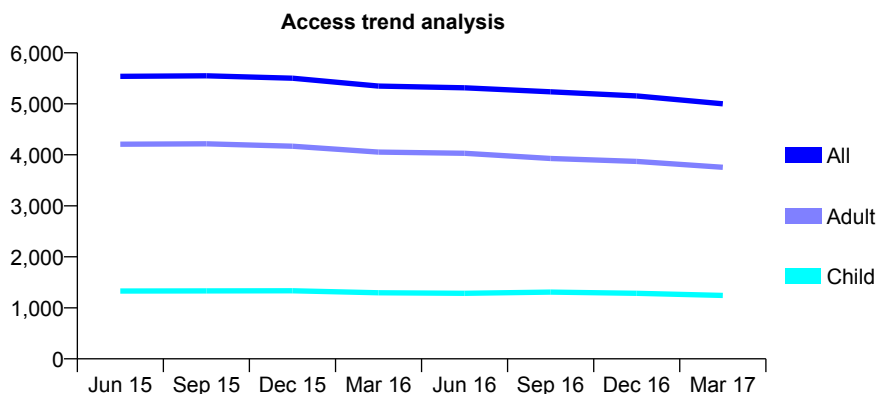
Q58 - Vital Signs At a Glance Contract Report for 558850/0002 - March 2017

Name or company name	MR PG PATEL
Contract type name	GDS Contract
Purpose of contract	General
Contract start date	08/01/2010
Contract end date	

16/17 Contracted general activity (UDA)	12,296
Carry forward general activity (UDA)	-158
16/17 Contracted orthodontic activity (UOA)	0
Carry forward orthodontic activity (UOA)	0
Baseline contract value	£313,173.84

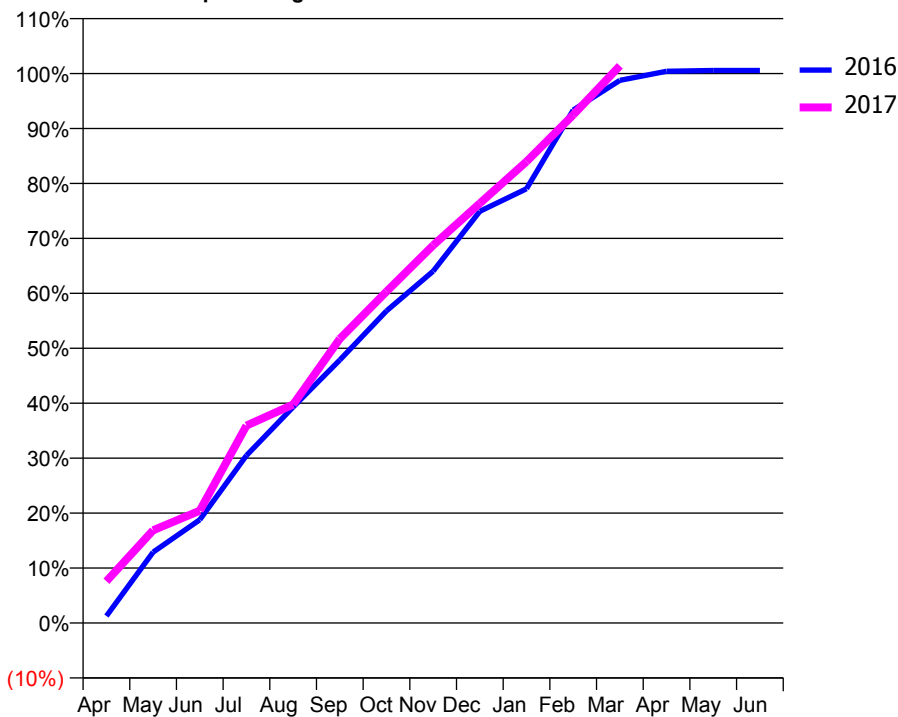
ACCESS*

Patients seen in 24 months	Total	Change since previous quarter
Quarter ending March 2016	5,349	
Quarter ending June 2016	5,314	→
Quarter ending September 2016	5,236	↓
Quarter ending December 2016	5,155	↓
Quarter ending March 2017	4,999	↓
Variance since March 2016	(6.5%)	↓



ACTIVITY

Cumulative percentage of contracted UDA delivered 2016 & 2017



Month	Adjusted Scheduled Activity (UDA)	
	2016	2017
April	158	935
May	1,585	2,074
June	2,312	2,515
July	3,748	4,417
August	4,833	4,888
September	5,886	6,361
October	6,983	7,416
November	7,873	8,453
December	9,212	9,393
January	9,717	10,327
February	11,478	11,371
March	12,144	12,469
April	12,346	
May	12,364	
June	12,364	

QUALITY

	Quantity	Base Number	Contract	AT	Region	England
% of FP17s for the same patient ID Re-attending within 3 months - Children	57	1,499	3.8%	11.2%	12.0%	12.3%
% of FP17s for the same patient ID Re-attending within 3 months - Adults	528	4,472	11.8%	14.9%	16.0%	16.7%
% of FP17s for the same patient ID Re-attending between 3 & 9 months - Children	649	1,499	43.3%	56.1%	58.8%	57.6%
% of FP17s for the same patient ID Re-attending between 3 & 9 months - Adults	1,858	4,472	41.5%	47.9%	51.2%	50.1%
% of FP17s for Band 1 Urgent Courses	361	5,865	6.2%	8.5%	8.0%	9.1%
% of FP17s Relating to Free Repair or Replacements	24	5,865	0.4%	0.7%	0.8%	0.8%
% of FP17s Relating to Continuations	64	5,865	1.1%	1.0%	1.2%	1.2%
% of Patients satisfied with the dentistry they have received	7	7	N/A	92.7%	92.7%	92.8%
% of Patients satisfied with the time they had to wait for an appointment	7	7	N/A	87.3%	89.1%	88.7%

* This is based on patients treated on this contract for their most recent course of treatment. Figures in italics indicate the base number of FP17s or Patient Questionnaire responses are less than 100. N/A is shown where the base number of responses is less than 10 during the period. % is calculated as Quantity/Base number*100

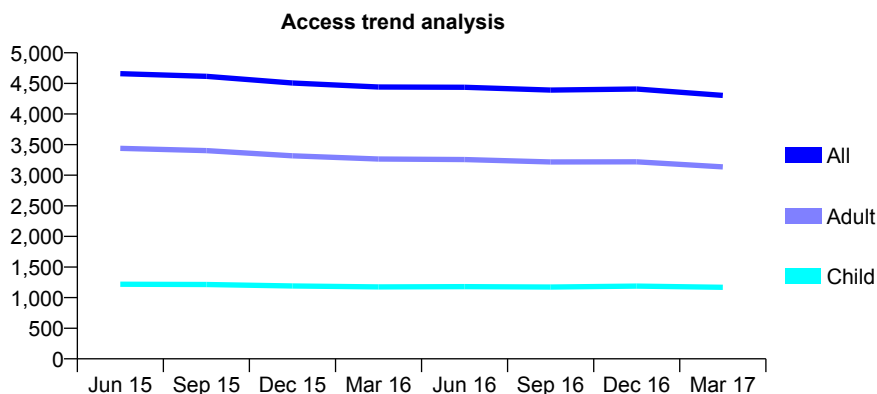
Q58 - Vital Signs At a Glance Contract Report for 570230/0001 - March 2017

Name or company name	MR RM ALLEN
Contract type name	GDS Contract
Purpose of contract	General
Contract start date	01/04/2006
Contract end date	

16/17 Contracted general activity (UDA)	10,000
Carry forward general activity (UDA)	67
16/17 Contracted orthodontic activity (UOA)	0
Carry forward orthodontic activity (UOA)	0
Baseline contract value	£346,587.90

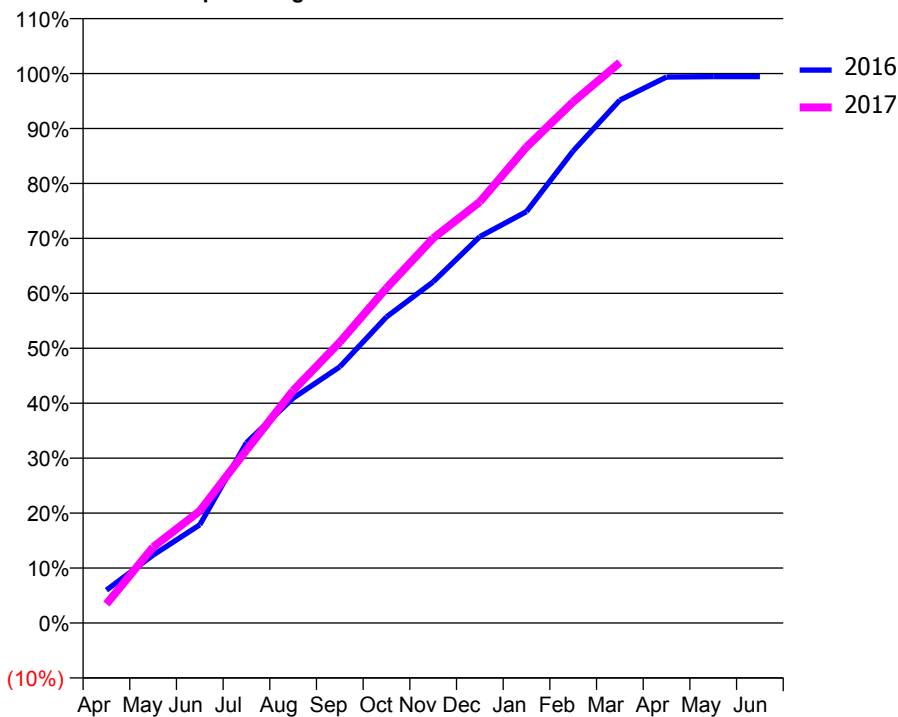
ACCESS*

Patients seen in 24 months	Total	Change since previous quarter
Quarter ending March 2016	4,441	
Quarter ending June 2016	4,436	→
Quarter ending September 2016	4,391	↓
Quarter ending December 2016	4,408	→
Quarter ending March 2017	4,304	↓
Variance since March 2016	(3.1%)	↓



ACTIVITY

Cumulative percentage of contracted UDA delivered 2016 & 2017



Month	Adjusted Scheduled Activity (UDA)	
	2016	2017
April	725	345
May	1,495	1,383
June	2,163	2,039
July	3,972	3,145
August	4,952	4,231
September	5,641	5,111
October	6,741	6,094
November	7,513	7,002
December	8,509	7,665
January	9,059	8,662
February	10,395	9,485
March	11,515	10,200
April	12,023	
May	12,033	
June	12,033	

QUALITY

	Quantity	Base Number	Contract	AT	Region	England
% of FP17s for the same patient ID Re-attending within 3 months - Children	50	1,592	3.1%	11.2%	12.0%	12.3%
% of FP17s for the same patient ID Re-attending within 3 months - Adults	252	3,308	7.6%	14.9%	16.0%	16.7%
% of FP17s for the same patient ID Re-attending between 3 & 9 months - Children	988	1,592	62.1%	56.1%	58.8%	57.6%
% of FP17s for the same patient ID Re-attending between 3 & 9 months - Adults	1,470	3,308	44.4%	47.9%	51.2%	50.1%
% of FP17s for Band 1 Urgent Courses	314	4,694	6.7%	8.5%	8.0%	9.1%
% of FP17s Relating to Free Repair or Replacements	8	4,694	0.2%	0.7%	0.8%	0.8%
% of FP17s Relating to Continuations	2	4,694	0.0%	1.0%	1.2%	1.2%
% of Patients satisfied with the dentistry they have received	4	4	N/A	92.7%	92.7%	92.8%
% of Patients satisfied with the time they had to wait for an appointment	4	4	N/A	87.3%	89.1%	88.7%

* This is based on patients treated on this contract for their most recent course of treatment. Figures in italics indicate the base number of FP17s or Patient Questionnaire responses are less than 100. N/A is shown where the base number of responses is less than 10 during the period. % is calculated as Quantity/Base number*100

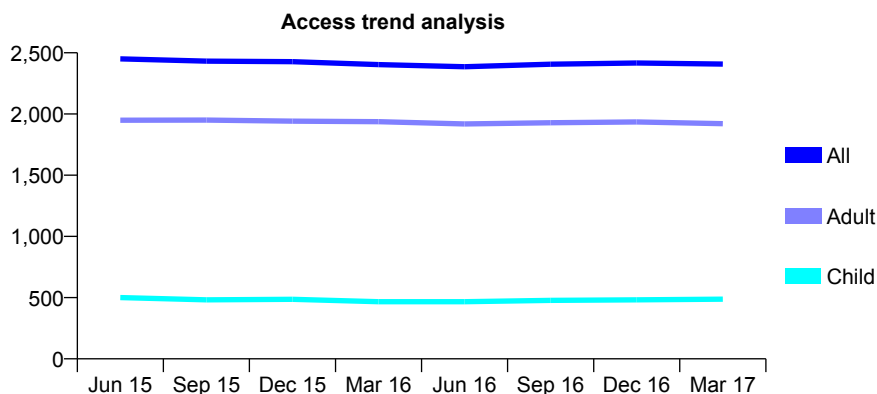
Q58 - Vital Signs At a Glance Contract Report for 570540/0001 - March 2017

Name or company name	Noorali Bhatia and Riyaz Abdur Rasul Pradh...
Contract type name	GDS Contract
Purpose of contract	General
Contract start date	01/04/2006
Contract end date	

16/17 Contracted general activity (UDA)	7,430
Carry forward general activity (UDA)	-104
16/17 Contracted orthodontic activity (UOA)	0
Carry forward orthodontic activity (UOA)	0
Baseline contract value	£204,636.32

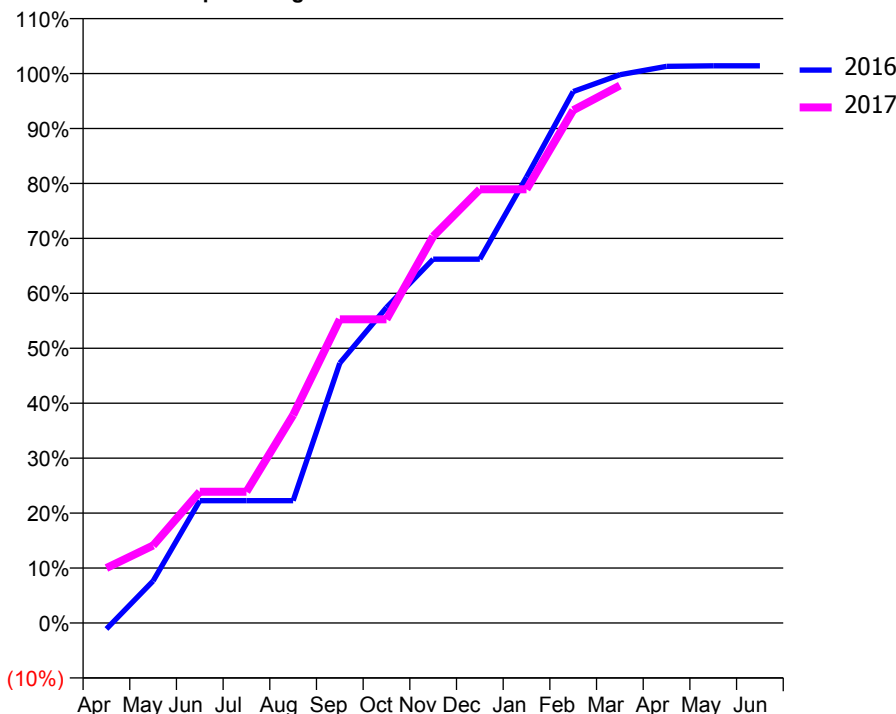
ACCESS*

Patients seen in 24 months	Total	Change since previous quarter
Quarter ending March 2016	2,404	
Quarter ending June 2016	2,386	→
Quarter ending September 2016	2,407	→
Quarter ending December 2016	2,417	→
Quarter ending March 2017	2,408	→
Variance since March 2016	0.2%	→



ACTIVITY

Cumulative percentage of contracted UDA delivered 2016 & 2017



Adjusted Scheduled Activity (UDA)

Month	2016	2017
April	-82	744
May	570	1,049
June	1,655	1,776
July	1,655	1,776
August	1,655	2,812
September	3,515	4,106
October	4,266	4,106
November	4,919	5,228
December	4,919	5,865
January	6,030	5,865
February	7,186	6,934
March	7,413	7,268
April	7,527	
May	7,534	
June	7,534	

QUALITY

	Quantity	Base Number	Contract	AT	Region	England
% of FP17s for the same patient ID Re-attending within 3 months - Children	14	547	2.6%	11.2%	12.0%	12.3%
% of FP17s for the same patient ID Re-attending within 3 months - Adults	213	2,238	9.5%	14.9%	16.0%	16.7%
% of FP17s for the same patient ID Re-attending between 3 & 9 months - Children	245	547	44.8%	56.1%	58.8%	57.6%
% of FP17s for the same patient ID Re-attending between 3 & 9 months - Adults	955	2,238	42.7%	47.9%	51.2%	50.1%
% of FP17s for Band 1 Urgent Courses	139	2,740	5.1%	8.5%	8.0%	9.1%
% of FP17s Relating to Free Repair or Replacements	32	2,740	1.2%	0.7%	0.8%	0.8%
% of FP17s Relating to Continuations	49	2,740	1.8%	1.0%	1.2%	1.2%
% of Patients satisfied with the dentistry they have received	4	4	N/A	92.7%	92.7%	92.8%
% of Patients satisfied with the time they had to wait for an appointment	4	4	N/A	87.3%	89.1%	88.7%

* This is based on patients treated on this contract for their most recent course of treatment. Figures in italics indicate the base number of FP17s or Patient Questionnaire responses are less than 100. N/A is shown where the base number of responses is less than 10 during the period. % is calculated as Quantity/Base number*100

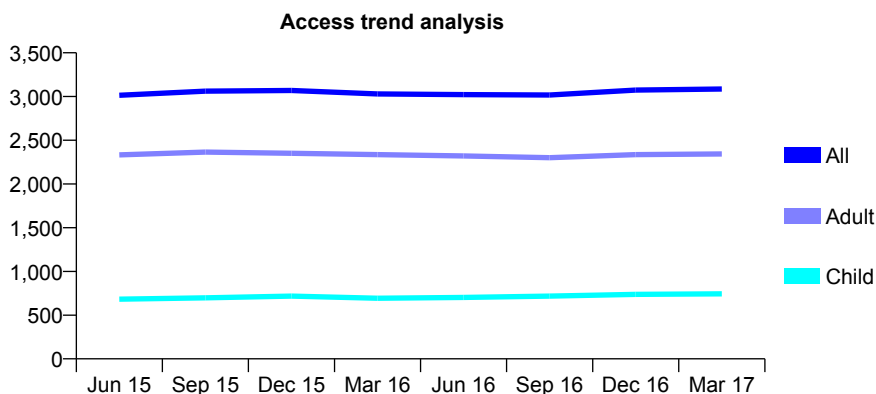
Q58 - Vital Signs At a Glance Contract Report for 572225/0001 - March 2017

Name or company name	MR CK DE BONO
Contract type name	GDS Contract
Purpose of contract	General
Contract start date	01/04/2006
Contract end date	

16/17 Contracted general activity (UDA)	8,383
Carry forward general activity (UDA)	-51
16/17 Contracted orthodontic activity (UOA)	0
Carry forward orthodontic activity (UOA)	0
Baseline contract value	£255,649.51

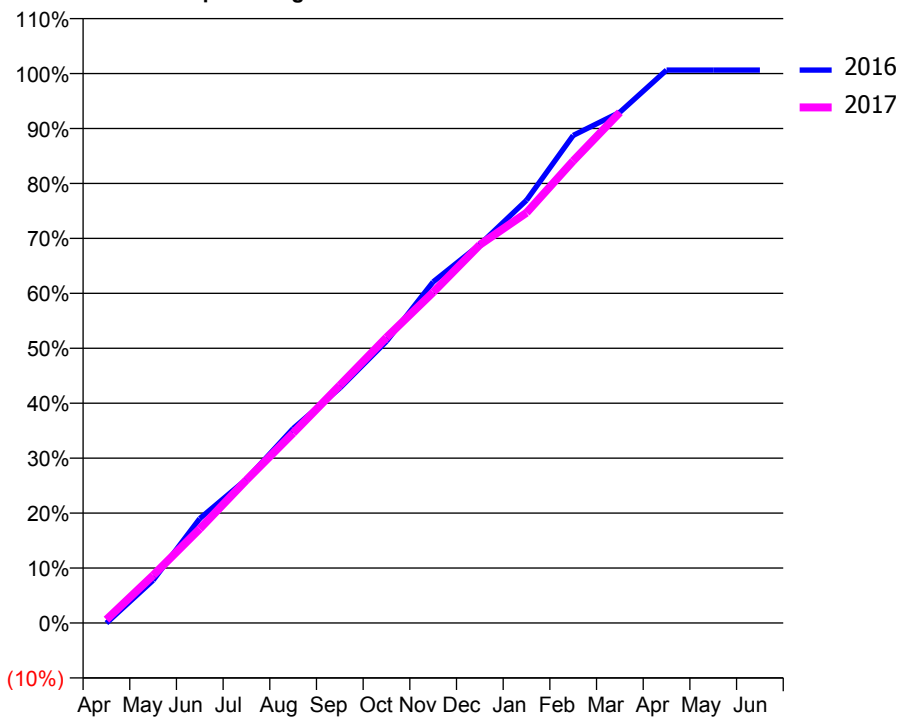
ACCESS*

Patients seen in 24 months	Total	Change since previous quarter
Quarter ending March 2016	3,029	
Quarter ending June 2016	3,022	→
Quarter ending September 2016	3,018	→
Quarter ending December 2016	3,073	→
Quarter ending March 2017	3,086	→
Variance since March 2016	1.9%	→



ACTIVITY

Cumulative percentage of contracted UDA delivered 2016 & 2017



Month	Adjusted Scheduled Activity (UDA)	
	2016	2017
April	-4	51
May	652	728
June	1,594	1,437
July	2,195	2,183
August	2,968	2,898
September	3,583	3,627
October	4,297	4,356
November	5,204	5,045
December	5,774	5,770
January	6,450	6,259
February	7,437	7,050
March	7,792	7,790
April	8,434	
May	8,434	
June	8,434	

QUALITY

	Quantity	Base Number	Contract	AT	Region	England
% of FP17s for the same patient ID Re-attending within 3 months - Children	34	1,085	3.1%	11.2%	12.0%	12.3%
% of FP17s for the same patient ID Re-attending within 3 months - Adults	224	2,941	7.6%	14.9%	16.0%	16.7%
% of FP17s for the same patient ID Re-attending between 3 & 9 months - Children	665	1,085	61.3%	56.1%	58.8%	57.6%
% of FP17s for the same patient ID Re-attending between 3 & 9 months - Adults	1,549	2,941	52.7%	47.9%	51.2%	50.1%
% of FP17s for Band 1 Urgent Courses	17	3,649	0.5%	8.5%	8.0%	9.1%
% of FP17s Relating to Free Repair or Replacements	1	3,649	0.0%	0.7%	0.8%	0.8%
% of FP17s Relating to Continuations	24	3,649	0.7%	1.0%	1.2%	1.2%
% of Patients satisfied with the dentistry they have received	3	3	N/A	92.7%	92.7%	92.8%
% of Patients satisfied with the time they had to wait for an appointment	3	3	N/A	87.3%	89.1%	88.7%

* This is based on patients treated on this contract for their most recent course of treatment. Figures in italics indicate the base number of FP17s or Patient Questionnaire responses are less than 100. N/A is shown where the base number of responses is less than 10 during the period. % is calculated as Quantity/Base number*100

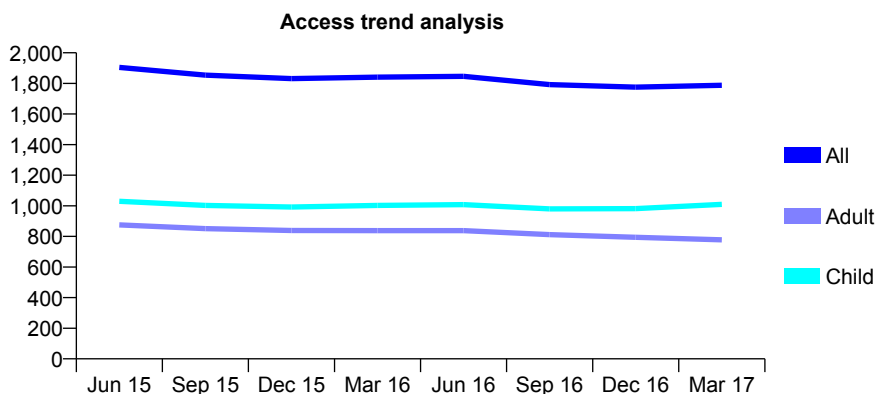
Q58 - Vital Signs At a Glance Contract Report for 573949/0001 - March 2017

Name or company name	MR IJ DIBBLE
Contract type name	GDS Contract
Purpose of contract	General and Orthodontic
Contract start date	01/04/2006
Contract end date	

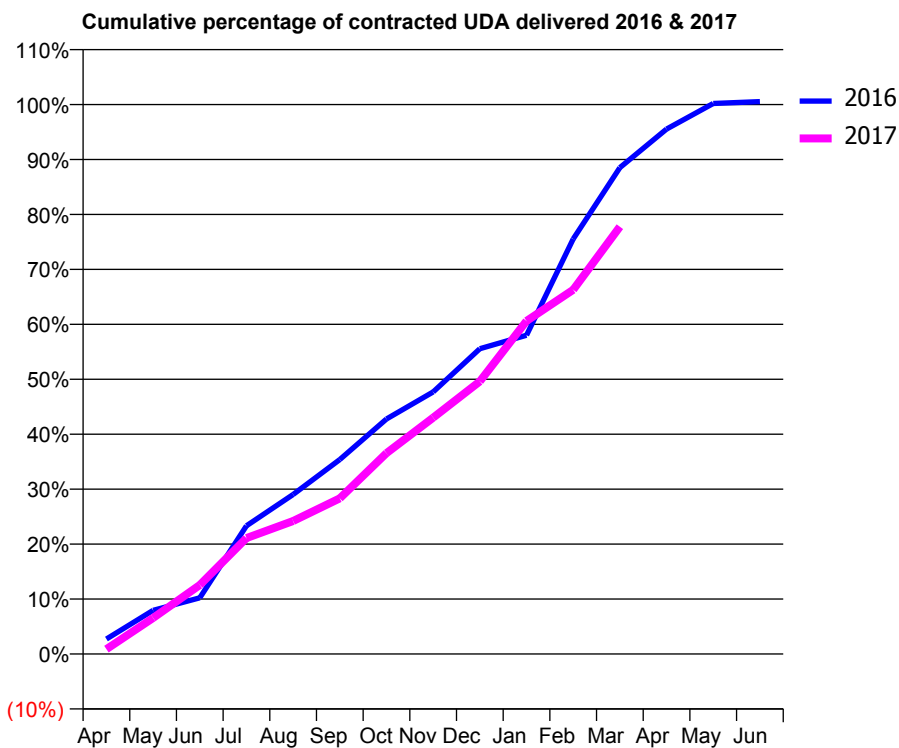
16/17 Contracted general activity (UDA)	4,055
Carry forward general activity (UDA)	-21
16/17 Contracted orthodontic activity (UOA)	1,050
Carry forward orthodontic activity (UOA)	3
Baseline contract value	£213,179.99

ACCESS*

Patients seen in 24 months	Total	Change since previous quarter
Quarter ending March 2016	1,841	
Quarter ending June 2016	1,846	→
Quarter ending September 2016	1,792	↓
Quarter ending December 2016	1,776	→
Quarter ending March 2017	1,788	→
Variance since March 2016	(2.9%)	↓



ACTIVITY



Month	Adjusted Scheduled Activity (UDA)	
	2016	2017
April	110	36
May	322	266
June	414	509
July	946	856
August	1,177	982
September	1,435	1,149
October	1,734	1,482
November	1,934	1,744
December	2,253	2,011
January	2,353	2,458
February	3,062	2,688
March	3,589	3,153
April	3,873	
May	4,063	
June	4,077	

QUALITY

	Quantity	Base Number	Contract	AT	Region	England
% of FP17s for the same patient ID Re-attending within 3 months - Children	84	1,702	4.9%	11.2%	12.0%	12.3%
% of FP17s for the same patient ID Re-attending within 3 months - Adults	46	840	5.5%	14.9%	16.0%	16.7%
% of FP17s for the same patient ID Re-attending between 3 & 9 months - Children	1,205	1,702	70.8%	56.1%	58.8%	57.6%
% of FP17s for the same patient ID Re-attending between 3 & 9 months - Adults	524	840	62.4%	47.9%	51.2%	50.1%
% of FP17s for Band 1 Urgent Courses	15	2,228	0.7%	8.5%	8.0%	9.1%
% of FP17s Relating to Free Repair or Replacements	0	2,228	0.0%	0.7%	0.8%	0.8%
% of FP17s Relating to Continuations	0	2,228	0.0%	1.0%	1.2%	1.2%
% of Patients satisfied with the dentistry they have received	1	1	N/A	92.7%	92.7%	92.8%
% of Patients satisfied with the time they had to wait for an appointment	1	1	N/A	87.3%	89.1%	88.7%

* This is based on patients treated on this contract for their most recent course of treatment. Figures in italics indicate the base number of FP17s or Patient Questionnaire responses are less than 100. N/A is shown where the base number of responses is less than 10 during the period. % is calculated as Quantity/Base number*100

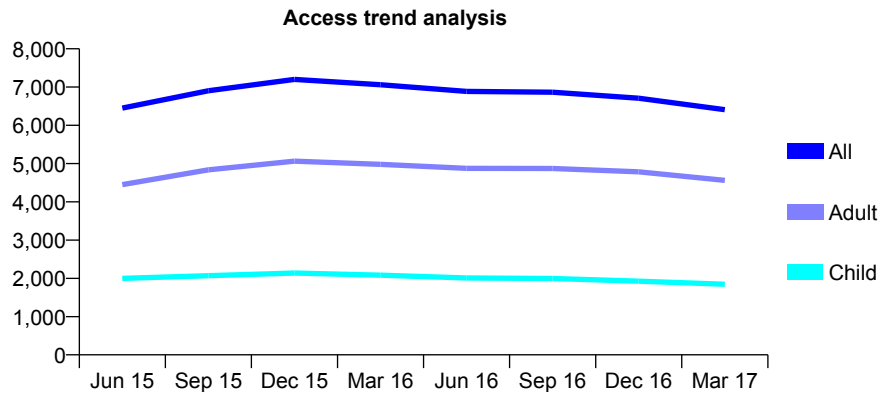
Q58 - Vital Signs At a Glance Contract Report for 575623/0002 - March 2017

Name or company name	MR MK PATEL
Contract type name	GDS Contract
Purpose of contract	General
Contract start date	01/04/2006
Contract end date	

16/17 Contracted general activity (UDA)	14,199
Carry forward general activity (UDA)	0
16/17 Contracted orthodontic activity (UOA)	0
Carry forward orthodontic activity (UOA)	0
Baseline contract value	£335,004.53

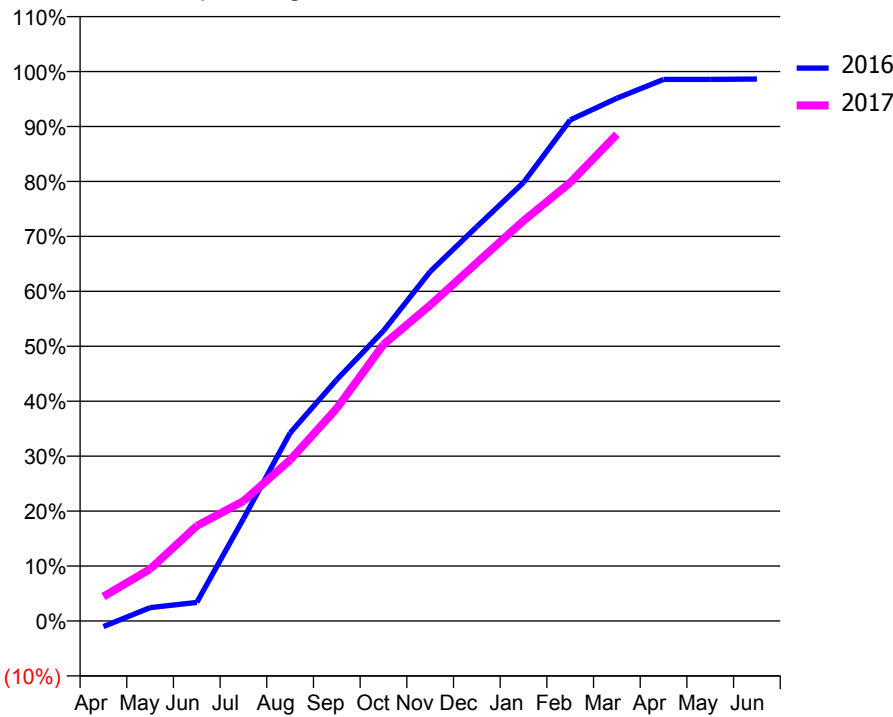
ACCESS*

Patients seen in 24 months	Total	Change since previous quarter
Quarter ending March 2016	7,062	
Quarter ending June 2016	6,886	↓
Quarter ending September 2016	6,866	→
Quarter ending December 2016	6,709	↓
Quarter ending March 2017	6,408	↓
Variance since March 2016	(9.3%)	↓



ACTIVITY

Cumulative percentage of contracted UDA delivered 2016 & 2017



Month	Adjusted Scheduled Activity (UDA)	
	2016	2017
April	-145	631
May	346	1,342
June	480	2,459
July	2,644	3,100
August	4,859	4,161
September	6,239	5,496
October	7,498	7,144
November	9,031	8,162
December	10,191	9,257
January	11,329	10,341
February	12,946	11,328
March	13,509	12,575
April	13,994	
May	13,996	
June	14,004	

QUALITY

	Quantity	Base Number	Contract	AT	Region	England
% of FP17s for the same patient ID Re-attending within 3 months - Children	177	2,357	7.5%	11.2%	12.0%	12.3%
% of FP17s for the same patient ID Re-attending within 3 months - Adults	606	5,028	12.1%	14.9%	16.0%	16.7%
% of FP17s for the same patient ID Re-attending between 3 & 9 months - Children	1,247	2,357	52.9%	56.1%	58.8%	57.6%
% of FP17s for the same patient ID Re-attending between 3 & 9 months - Adults	2,448	5,028	48.7%	47.9%	51.2%	50.1%
% of FP17s for Band 1 Urgent Courses	530	5,849	9.1%	8.5%	8.0%	9.1%
% of FP17s Relating to Free Repair or Replacements	22	5,849	0.4%	0.7%	0.8%	0.8%
% of FP17s Relating to Continuations	10	5,849	0.2%	1.0%	1.2%	1.2%
% of Patients satisfied with the dentistry they have received	7	7	N/A	92.7%	92.7%	92.8%
% of Patients satisfied with the time they had to wait for an appointment	6	7	N/A	87.3%	89.1%	88.7%

* This is based on patients treated on this contract for their most recent course of treatment. Figures in italics indicate the base number of FP17s or Patient Questionnaire responses are less than 100. N/A is shown where the base number of responses is less than 10 during the period. % is calculated as Quantity/Base number*100

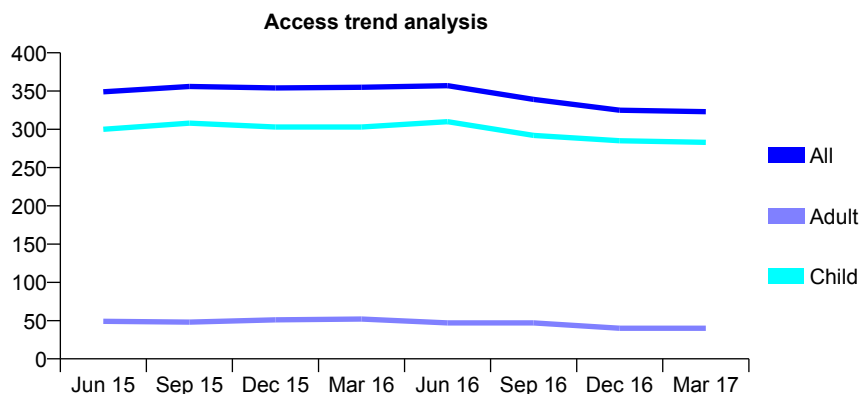
Q58 - Vital Signs At a Glance Contract Report for 575976/0001 - March 2017

Name or company name	MR RJ GOEL
Contract type name	GDS Contract
Purpose of contract	General
Contract start date	01/04/2006
Contract end date	

16/17 Contracted general activity (UDA)	700
Carry forward general activity (UDA)	0
16/17 Contracted orthodontic activity (UOA)	0
Carry forward orthodontic activity (UOA)	0
Baseline contract value	£20,512.00

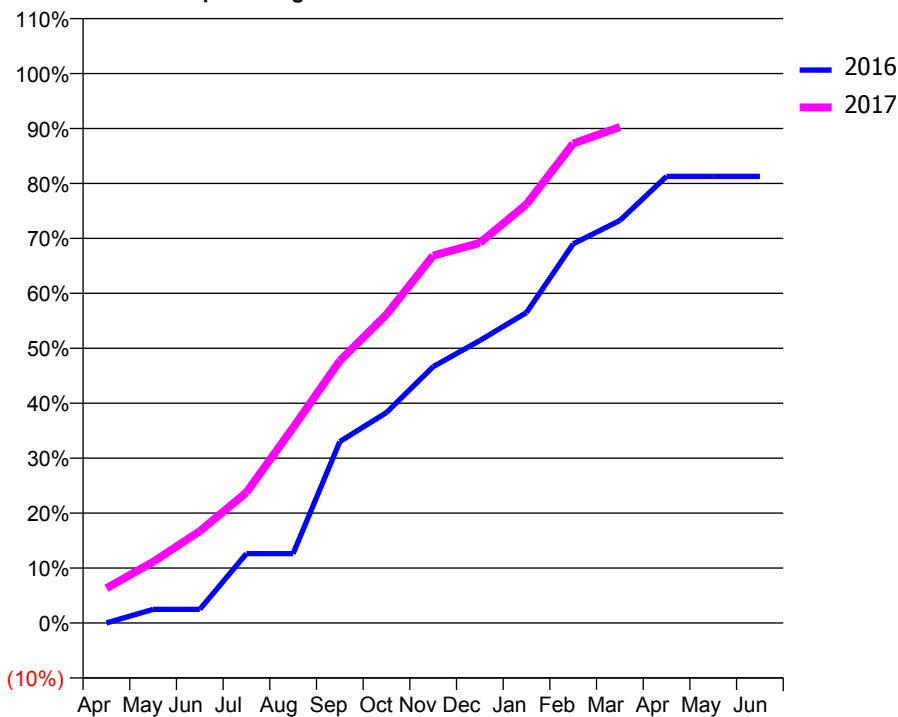
ACCESS*

Patients seen in 24 months	Total	Change since previous quarter
Quarter ending March 2016	355	
Quarter ending June 2016	357	→
Quarter ending September 2016	339	↓
Quarter ending December 2016	325	↓
Quarter ending March 2017	323	→
Variance since March 2016	(9.0%)	↓



ACTIVITY

Cumulative percentage of contracted UDA delivered 2016 & 2017



Month	Adjusted Scheduled Activity (UDA)	
	2016	2017
April	0	44
May	21	78
June	21	117
July	107	166
August	107	249
September	281	334
October	326	393
November	397	468
December	437	484
January	480	533
February	587	611
March	623	632
April	691	
May	691	
June	691	

QUALITY

	Quantity	Base Number	Contract	AT	Region	England
% of FP17s for the same patient ID Re-attending within 3 months - Children	60	540	11.1%	11.2%	12.0%	12.3%
% of FP17s for the same patient ID Re-attending within 3 months - Adults	0	7	0.0%	14.9%	16.0%	16.7%
% of FP17s for the same patient ID Re-attending between 3 & 9 months - Children	368	540	68.1%	56.1%	58.8%	57.6%
% of FP17s for the same patient ID Re-attending between 3 & 9 months - Adults	0	7	0.0%	47.9%	51.2%	50.1%
% of FP17s for Band 1 Urgent Courses	24	483	5.0%	8.5%	8.0%	9.1%
% of FP17s Relating to Free Repair or Replacements	0	483	0.0%	0.7%	0.8%	0.8%
% of FP17s Relating to Continuations	4	483	0.8%	1.0%	1.2%	1.2%
% of Patients satisfied with the dentistry they have received	0	0	N/A	92.7%	92.7%	92.8%
% of Patients satisfied with the time they had to wait for an appointment	0	0	N/A	87.3%	89.1%	88.7%

* This is based on patients treated on this contract for their most recent course of treatment. Figures in italics indicate the base number of FP17s or Patient Questionnaire responses are less than 100. N/A is shown where the base number of responses is less than 10 during the period. % is calculated as Quantity/Base number*100

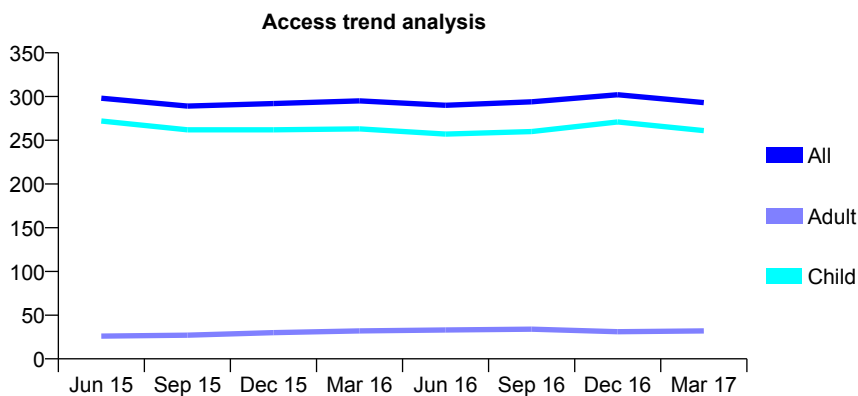
Q58 - Vital Signs At a Glance Contract Report for 576875/0001 - March 2017

Name or company name	MR M GREENSTEIN
Contract type name	GDS Contract
Purpose of contract	General
Contract start date	01/04/2006
Contract end date	

16/17 Contracted general activity (UDA)	548
Carry forward general activity (UDA)	5
16/17 Contracted orthodontic activity (UOA)	0
Carry forward orthodontic activity (UOA)	0
Baseline contract value	£10,861.80

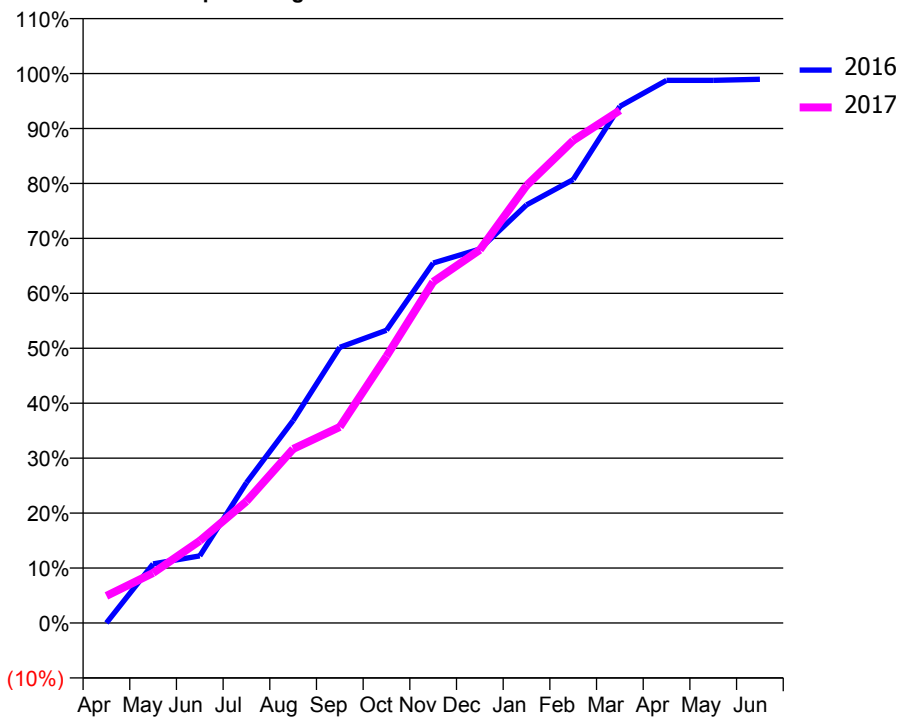
ACCESS*

Patients seen in 24 months	Total	Change since previous quarter
Quarter ending March 2016	295	
Quarter ending June 2016	290	↓
Quarter ending September 2016	294	→
Quarter ending December 2016	302	↑
Quarter ending March 2017	293	↓
Variance since March 2016	(0.7%)	→



ACTIVITY

Cumulative percentage of contracted UDA delivered 2016 & 2017



Month	Adjusted Scheduled Activity (UDA)	
	2016	2017
April	0	27
May	59	50
June	67	82
July	140	121
August	202	174
September	275	196
October	292	266
November	359	340
December	373	372
January	417	436
February	442	481
March	515	511
April	541	
May	541	
June	542	

QUALITY

	Quantity	Base Number	Contract	AT	Region	England
% of FP17s for the same patient ID Re-attending within 3 months - Children	16	431	3.7%	11.2%	12.0%	12.3%
% of FP17s for the same patient ID Re-attending within 3 months - Adults	0	0	N/A	14.9%	16.0%	16.7%
% of FP17s for the same patient ID Re-attending between 3 & 9 months - Children	304	431	70.5%	56.1%	58.8%	57.6%
% of FP17s for the same patient ID Re-attending between 3 & 9 months - Adults	0	0	N/A	47.9%	51.2%	50.1%
% of FP17s for Band 1 Urgent Courses	6	406	1.5%	8.5%	8.0%	9.1%
% of FP17s Relating to Free Repair or Replacements	0	406	0.0%	0.7%	0.8%	0.8%
% of FP17s Relating to Continuations	1	406	0.2%	1.0%	1.2%	1.2%
% of Patients satisfied with the dentistry they have received	1	1	N/A	92.7%	92.7%	92.8%
% of Patients satisfied with the time they had to wait for an appointment	1	1	N/A	87.3%	89.1%	88.7%

* This is based on patients treated on this contract for their most recent course of treatment. Figures in italics indicate the base number of FP17s or Patient Questionnaire responses are less than 100. N/A is shown where the base number of responses is less than 10 during the period. % is calculated as Quantity/Base number*100

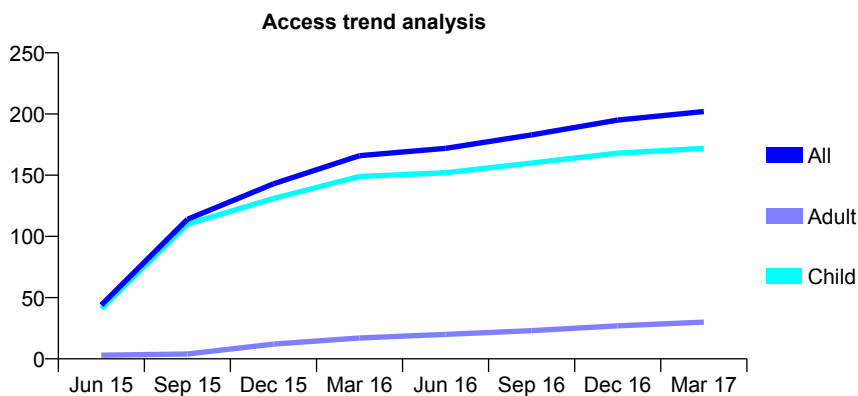
Q58 - Vital Signs At a Glance Contract Report for 624497/0002 - March 2017

Name or company name	Chiltern Avenue Dental Practice
Contract type name	GDS Contract
Purpose of contract	General
Contract start date	01/03/2015
Contract end date	

16/17 Contracted general activity (UDA)	660
Carry forward general activity (UDA)	16
16/17 Contracted orthodontic activity (UOA)	0
Carry forward orthodontic activity (UOA)	0
Baseline contract value	£15,561.33

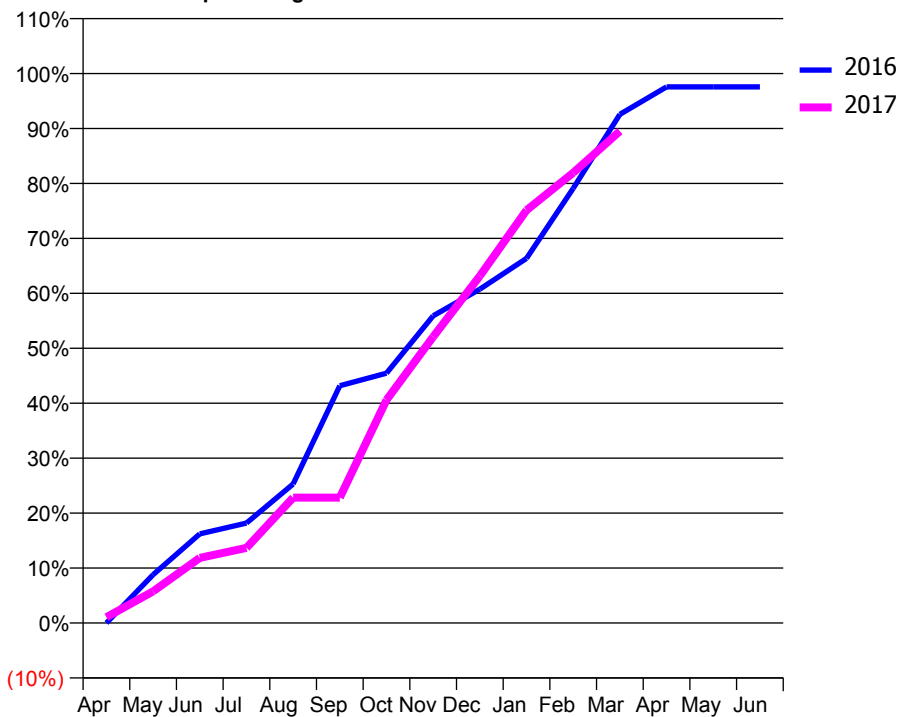
ACCESS*

Patients seen in 24 months	Total	Change since previous quarter
Quarter ending March 2016	166	
Quarter ending June 2016	172	↑
Quarter ending September 2016	183	↑
Quarter ending December 2016	195	↑
Quarter ending March 2017	202	↑
Variance since March 2016	21.7%	↑



ACTIVITY

Cumulative percentage of contracted UDA delivered 2016 & 2017



Month	Adjusted Scheduled Activity (UDA)	
	2016	2017
April	0	7
May	58	38
June	107	78
July	120	90
August	167	151
September	285	151
October	300	268
November	369	344
December	401	417
January	438	496
February	522	541
March	611	591
April	644	
May	644	
June	644	

QUALITY

	Quantity	Base Number	Contract	AT	Region	England
% of FP17s for the same patient ID Re-attending within 3 months - Children	13	244	5.3%	11.2%	12.0%	12.3%
% of FP17s for the same patient ID Re-attending within 3 months - Adults	1	19	5.3%	14.9%	16.0%	16.7%
% of FP17s for the same patient ID Re-attending between 3 & 9 months - Children	145	244	59.4%	56.1%	58.8%	57.6%
% of FP17s for the same patient ID Re-attending between 3 & 9 months - Adults	8	19	42.1%	47.9%	51.2%	50.1%
% of FP17s for Band 1 Urgent Courses	4	251	1.6%	8.5%	8.0%	9.1%
% of FP17s Relating to Free Repair or Replacements	0	251	0.0%	0.7%	0.8%	0.8%
% of FP17s Relating to Continuations	1	251	0.4%	1.0%	1.2%	1.2%
% of Patients satisfied with the dentistry they have received	0	0	N/A	92.7%	92.7%	92.8%
% of Patients satisfied with the time they had to wait for an appointment	0	0	N/A	87.3%	89.1%	88.7%

* This is based on patients treated on this contract for their most recent course of treatment. Figures in italics indicate the base number of FP17s or Patient Questionnaire responses are less than 100. N/A is shown where the base number of responses is less than 10 during the period. % is calculated as Quantity/Base number*100

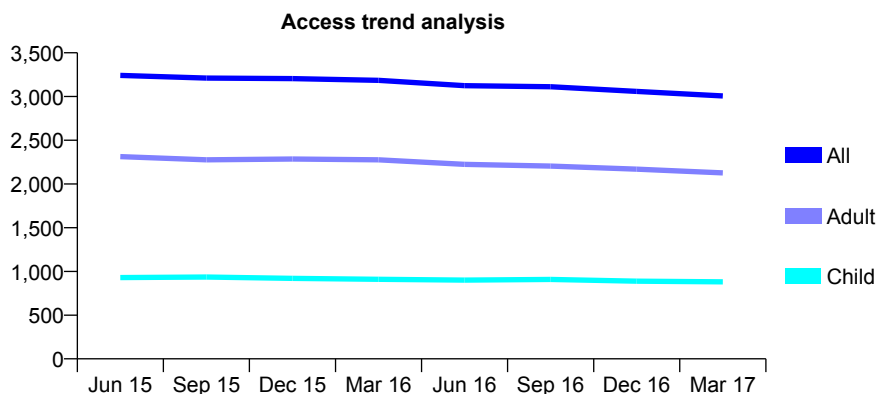
Q58 - Vital Signs At a Glance Contract Report for 624853/0001 - March 2017

Name or company name	MR AV BRAMWELL
Contract type name	GDS Contract
Purpose of contract	General
Contract start date	01/04/2006
Contract end date	

16/17 Contracted general activity (UDA)	7,747
Carry forward general activity (UDA)	271
16/17 Contracted orthodontic activity (UOA)	0
Carry forward orthodontic activity (UOA)	0
Baseline contract value	£174,275.49

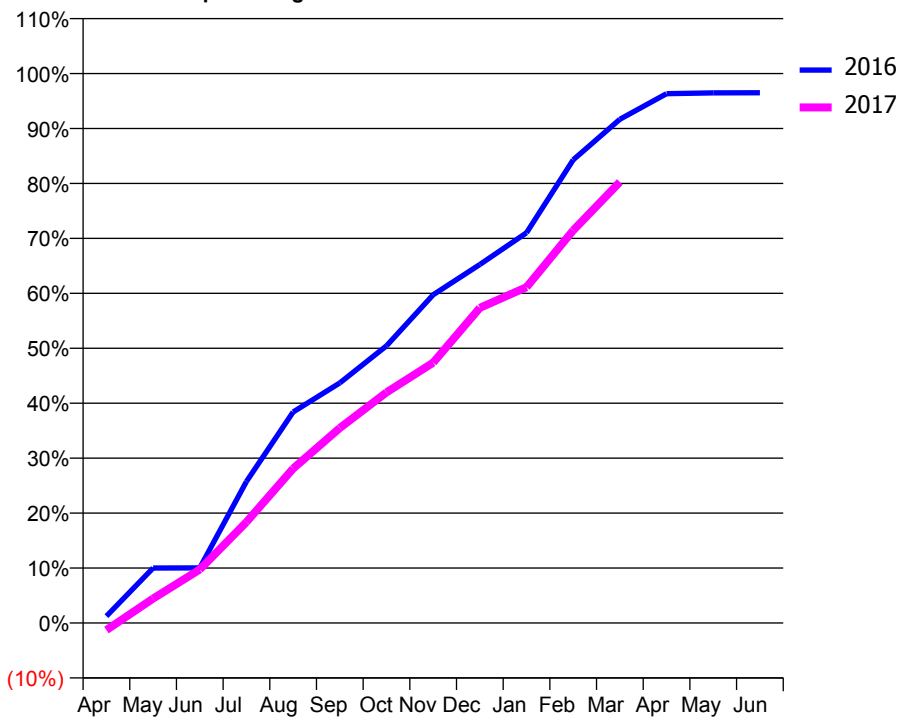
ACCESS*

Patients seen in 24 months	Total	Change since previous quarter
Quarter ending March 2016	3,185	
Quarter ending June 2016	3,124	↓
Quarter ending September 2016	3,112	→
Quarter ending December 2016	3,058	↓
Quarter ending March 2017	3,007	↓
Variance since March 2016	(5.6%)	↓



ACTIVITY

Cumulative percentage of contracted UDA delivered 2016 & 2017



Month	Adjusted Scheduled Activity (UDA)	
	2016	2017
April	97	-100
May	775	344
June	777	755
July	1,996	1,425
August	2,974	2,177
September	3,385	2,749
October	3,907	3,252
November	4,627	3,670
December	5,053	4,443
January	5,503	4,735
February	6,530	5,536
March	7,101	6,219
April	7,463	
May	7,474	
June	7,475	

QUALITY

	Quantity	Base Number	Contract	AT	Region	England
% of FP17s for the same patient ID Re-attending within 3 months - Children	69	1,127	6.1%	11.2%	12.0%	12.3%
% of FP17s for the same patient ID Re-attending within 3 months - Adults	577	2,886	20.0%	14.9%	16.0%	16.7%
% of FP17s for the same patient ID Re-attending between 3 & 9 months - Children	557	1,127	49.4%	56.1%	58.8%	57.6%
% of FP17s for the same patient ID Re-attending between 3 & 9 months - Adults	1,294	2,886	44.8%	47.9%	51.2%	50.1%
% of FP17s for Band 1 Urgent Courses	337	3,784	8.9%	8.5%	8.0%	9.1%
% of FP17s Relating to Free Repair or Replacements	46	3,784	1.2%	0.7%	0.8%	0.8%
% of FP17s Relating to Continuations	152	3,784	4.0%	1.0%	1.2%	1.2%
% of Patients satisfied with the dentistry they have received	6	7	N/A	92.7%	92.7%	92.8%
% of Patients satisfied with the time they had to wait for an appointment	7	7	N/A	87.3%	89.1%	88.7%

* This is based on patients treated on this contract for their most recent course of treatment. Figures in italics indicate the base number of FP17s or Patient Questionnaire responses are less than 100. N/A is shown where the base number of responses is less than 10 during the period. % is calculated as Quantity/Base number*100

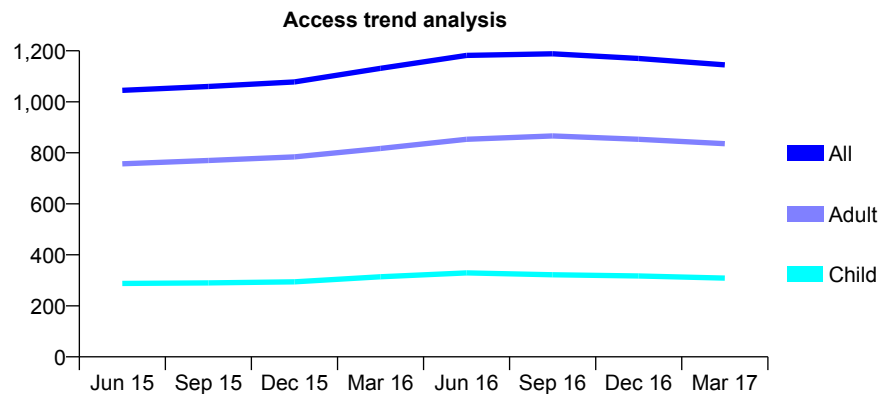
Q58 - Vital Signs At a Glance Contract Report for 625884/0001 - March 2017

Name or company name	MR P JACKSON
Contract type name	GDS Contract
Purpose of contract	General
Contract start date	01/04/2006
Contract end date	

16/17 Contracted general activity (UDA)	2,069
Carry forward general activity (UDA)	-13
16/17 Contracted orthodontic activity (UOA)	0
Carry forward orthodontic activity (UOA)	0
Baseline contract value	£50,851.68

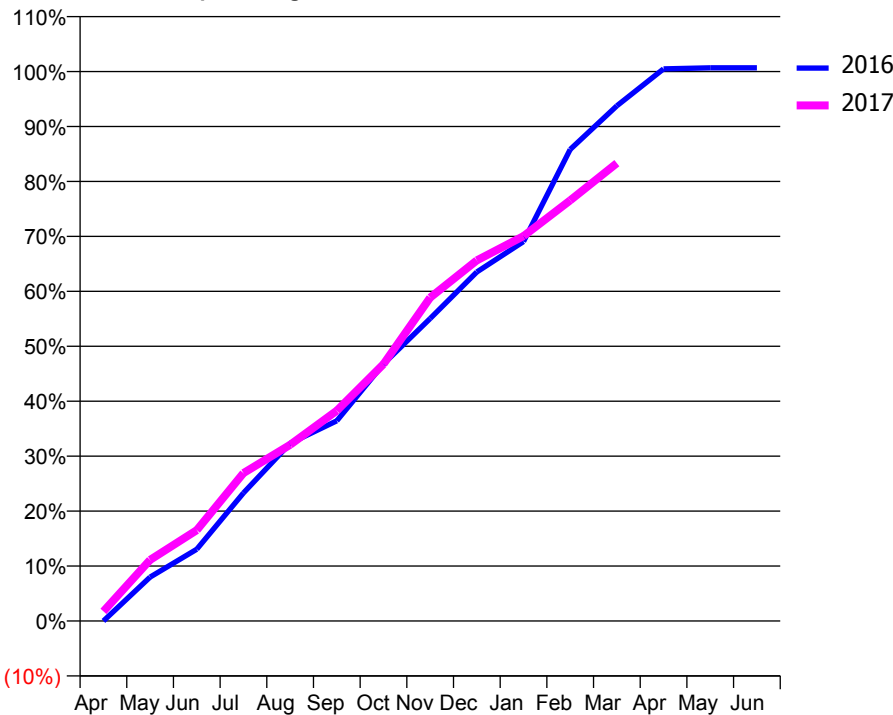
ACCESS*

Patients seen in 24 months	Total	Change since previous quarter
Quarter ending March 2016	1,131	
Quarter ending June 2016	1,182	↑
Quarter ending September 2016	1,188	→
Quarter ending December 2016	1,170	↓
Quarter ending March 2017	1,145	↓
Variance since March 2016	1.2%	→



ACTIVITY

Cumulative percentage of contracted UDA delivered 2016 & 2017



Month	Adjusted Scheduled Activity (UDA)	
	2016	2017
April	0	36
May	165	230
June	270	342
July	482	557
August	669	664
September	754	792
October	968	967
November	1,139	1,218
December	1,314	1,358
January	1,429	1,449
February	1,775	1,584
March	1,940	1,724
April	2,079	
May	2,083	
June	2,083	

QUALITY

	Quantity	Base Number	Contract	AT	Region	England
% of FP17s for the same patient ID Re-attending within 3 months - Children	31	495	6.3%	11.2%	12.0%	12.3%
% of FP17s for the same patient ID Re-attending within 3 months - Adults	274	1,180	23.2%	14.9%	16.0%	16.7%
% of FP17s for the same patient ID Re-attending between 3 & 9 months - Children	320	495	64.6%	56.1%	58.8%	57.6%
% of FP17s for the same patient ID Re-attending between 3 & 9 months - Adults	598	1,180	50.7%	47.9%	51.2%	50.1%
% of FP17s for Band 1 Urgent Courses	155	861	18.0%	8.5%	8.0%	9.1%
% of FP17s Relating to Free Repair or Replacements	2	861	0.2%	0.7%	0.8%	0.8%
% of FP17s Relating to Continuations	2	861	0.2%	1.0%	1.2%	1.2%
% of Patients satisfied with the dentistry they have received	1	1	N/A	92.7%	92.7%	92.8%
% of Patients satisfied with the time they had to wait for an appointment	1	1	N/A	87.3%	89.1%	88.7%

* This is based on patients treated on this contract for their most recent course of treatment. Figures in italics indicate the base number of FP17s or Patient Questionnaire responses are less than 100. N/A is shown where the base number of responses is less than 10 during the period. % is calculated as Quantity/Base number*100

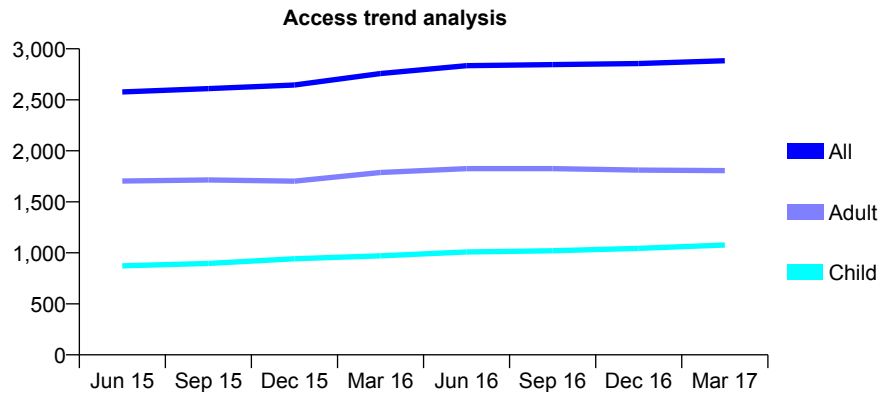
Q58 - Vital Signs At a Glance Contract Report for 631833/0001 - March 2017

Name or company name	MR SM JAGSI
Contract type name	GDS Contract
Purpose of contract	General
Contract start date	01/04/2006
Contract end date	

16/17 Contracted general activity (UDA)	10,312
Carry forward general activity (UDA)	394
16/17 Contracted orthodontic activity (UOA)	0
Carry forward orthodontic activity (UOA)	0
Baseline contract value	£324,610.44

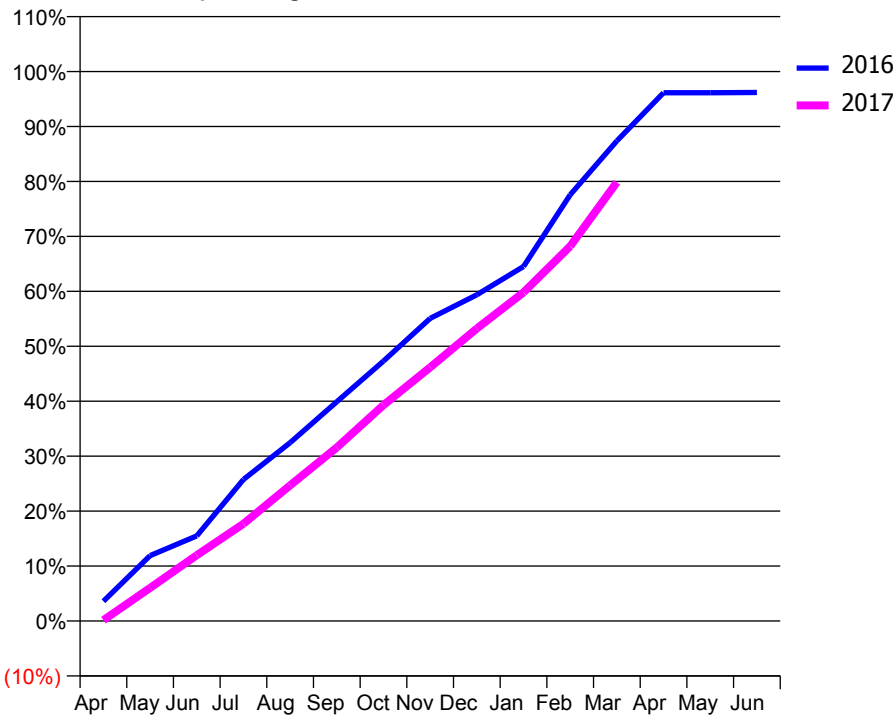
ACCESS*

Patients seen in 24 months	Total	Change since previous quarter
Quarter ending March 2016	2,758	
Quarter ending June 2016	2,834	↑
Quarter ending September 2016	2,845	→
Quarter ending December 2016	2,855	→
Quarter ending March 2017	2,883	→
Variance since March 2016	4.5%	↑



ACTIVITY

Cumulative percentage of contracted UDA delivered 2016 & 2017



Month	Adjusted Scheduled Activity (UDA)	
	2016	2017
April	370	15
May	1,227	622
June	1,597	1,234
July	2,655	1,827
August	3,348	2,547
September	4,115	3,256
October	4,877	4,052
November	5,680	4,762
December	6,123	5,488
January	6,653	6,168
February	7,998	7,033
March	9,009	8,235
April	9,912	
May	9,912	
June	9,917	

QUALITY

	Quantity	Base Number	Contract	AT	Region	England
% of FP17s for the same patient ID Re-attending within 3 months - Children	109	1,359	8.0%	11.2%	12.0%	12.3%
% of FP17s for the same patient ID Re-attending within 3 months - Adults	516	2,090	24.7%	14.9%	16.0%	16.7%
% of FP17s for the same patient ID Re-attending between 3 & 9 months - Children	561	1,359	41.3%	56.1%	58.8%	57.6%
% of FP17s for the same patient ID Re-attending between 3 & 9 months - Adults	610	2,090	29.2%	47.9%	51.2%	50.1%
% of FP17s for Band 1 Urgent Courses	699	3,239	21.6%	8.5%	8.0%	9.1%
% of FP17s Relating to Free Repair or Replacements	21	3,239	0.6%	0.7%	0.8%	0.8%
% of FP17s Relating to Continuations	44	3,239	1.4%	1.0%	1.2%	1.2%
% of Patients satisfied with the dentistry they have received	2	2	N/A	92.7%	92.7%	92.8%
% of Patients satisfied with the time they had to wait for an appointment	2	2	N/A	87.3%	89.1%	88.7%

* This is based on patients treated on this contract for their most recent course of treatment. Figures in italics indicate the base number of FP17s or Patient Questionnaire responses are less than 100. N/A is shown where the base number of responses is less than 10 during the period. % is calculated as Quantity/Base number*100

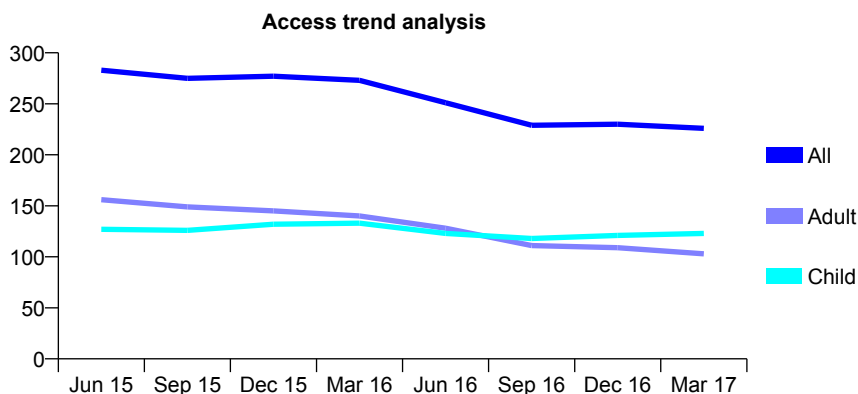
Q58 - Vital Signs At a Glance Contract Report for 636525/0001 - March 2017

Name or company name	MR RH GANATRA
Contract type name	GDS Contract
Purpose of contract	General
Contract start date	01/04/2006
Contract end date	

16/17 Contracted general activity (UDA)	300
Carry forward general activity (UDA)	0
16/17 Contracted orthodontic activity (UOA)	0
Carry forward orthodontic activity (UOA)	0
Baseline contract value	£8,482.24

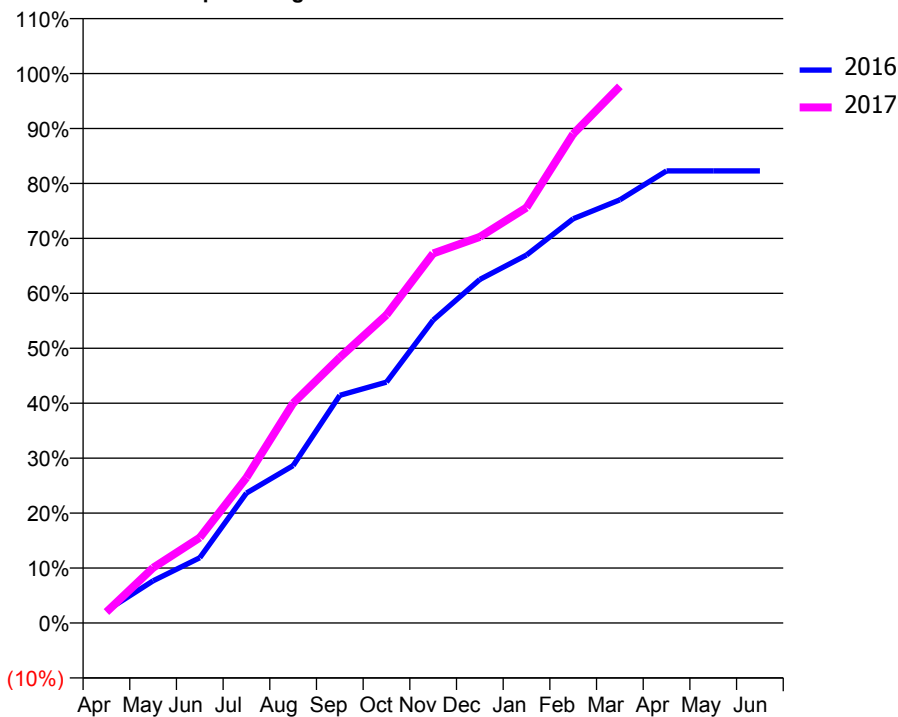
ACCESS*

Patients seen in 24 months	Total	Change since previous quarter
Quarter ending March 2016	273	
Quarter ending June 2016	251	↓
Quarter ending September 2016	229	↓
Quarter ending December 2016	230	→
Quarter ending March 2017	226	↓
Variance since March 2016	(17.2%)	↓



ACTIVITY

Cumulative percentage of contracted UDA delivered 2016 & 2017



Adjusted Scheduled Activity (UDA)

Month	2016	2017
April	11	6
May	38	30
June	59	47
July	118	79
August	143	120
September	207	145
October	219	168
November	276	202
December	313	211
January	335	227
February	368	267
March	385	293
April	411	
May	411	
June	411	

QUALITY

	Quantity	Base Number	Contract	AT	Region	England
% of FP17s for the same patient ID Re-attending within 3 months - Children	1	134	0.7%	11.2%	12.0%	12.3%
% of FP17s for the same patient ID Re-attending within 3 months - Adults	3	106	2.8%	14.9%	16.0%	16.7%
% of FP17s for the same patient ID Re-attending between 3 & 9 months - Children	75	134	56.0%	56.1%	58.8%	57.6%
% of FP17s for the same patient ID Re-attending between 3 & 9 months - Adults	57	106	53.8%	47.9%	51.2%	50.1%
% of FP17s for Band 1 Urgent Courses	15	223	6.7%	8.5%	8.0%	9.1%
% of FP17s Relating to Free Repair or Replacements	0	223	0.0%	0.7%	0.8%	0.8%
% of FP17s Relating to Continuations	0	223	0.0%	1.0%	1.2%	1.2%
% of Patients satisfied with the dentistry they have received	0	0	N/A	92.7%	92.7%	92.8%
% of Patients satisfied with the time they had to wait for an appointment	0	0	N/A	87.3%	89.1%	88.7%

* This is based on patients treated on this contract for their most recent course of treatment. Figures in italics indicate the base number of FP17s or Patient Questionnaire responses are less than 100. N/A is shown where the base number of responses is less than 10 during the period. % is calculated as Quantity/Base number*100

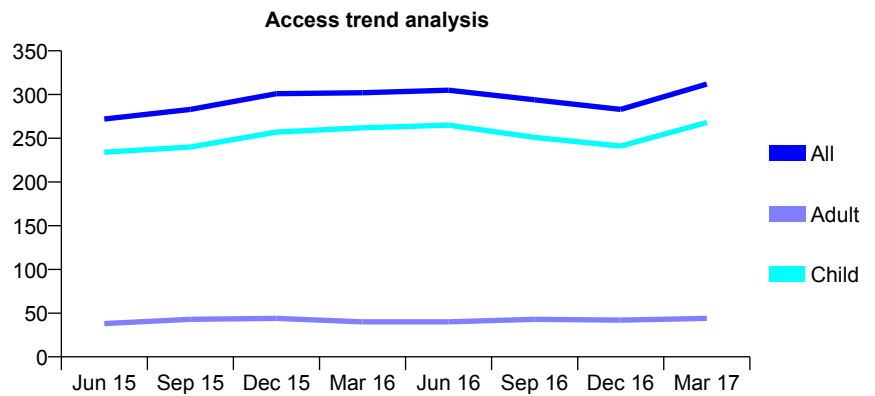
Q58 - Vital Signs At a Glance Contract Report for 638439/0001 - March 2017

Name or company name	MR B MILIJIC
Contract type name	GDS Contract
Purpose of contract	General
Contract start date	01/04/2006
Contract end date	

16/17 Contracted general activity (UDA)	710
Carry forward general activity (UDA)	0
16/17 Contracted orthodontic activity (UOA)	0
Carry forward orthodontic activity (UOA)	0
Baseline contract value	£17,959.64

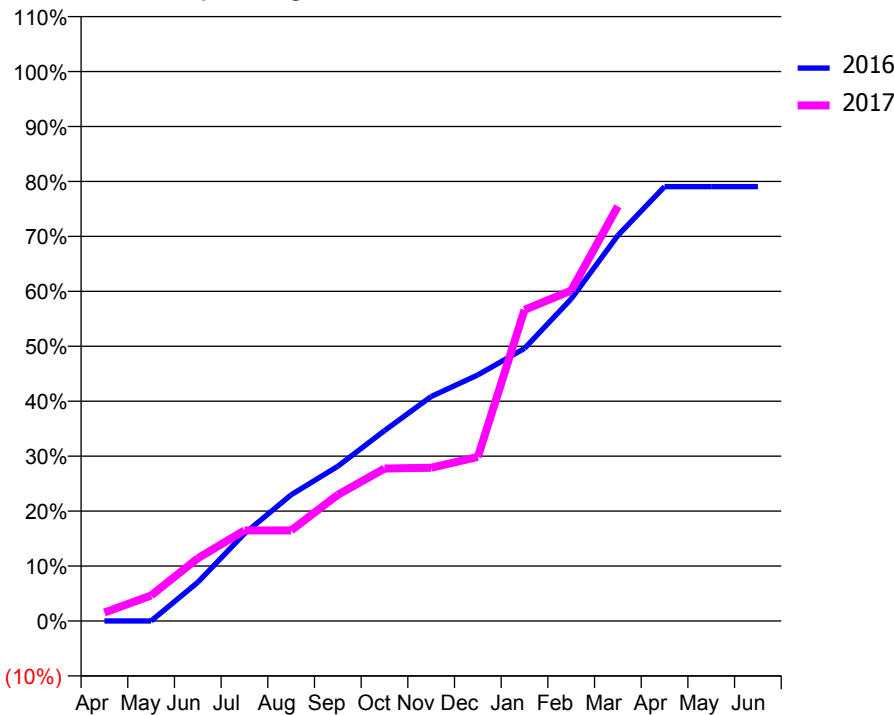
ACCESS*

Patients seen in 24 months	Total	Change since previous quarter
Quarter ending March 2016	302	
Quarter ending June 2016	305	→
Quarter ending September 2016	294	↓
Quarter ending December 2016	283	↓
Quarter ending March 2017	312	↑
Variance since March 2016	3.3%	↑



ACTIVITY

Cumulative percentage of contracted UDA delivered 2016 & 2017



Month	Adjusted Scheduled Activity (UDA)	
	2016	2017
April	0	11
May	0	33
June	50	81
July	113	117
August	163	117
September	200	163
October	246	197
November	290	198
December	318	212
January	352	402
February	416	427
March	498	536
April	561	
May	561	
June	561	

QUALITY

	Quantity	Base Number	Contract	AT	Region	England
% of FP17s for the same patient ID Re-attending within 3 months - Children	39	352	11.1%	11.2%	12.0%	12.3%
% of FP17s for the same patient ID Re-attending within 3 months - Adults	1	26	3.8%	14.9%	16.0%	16.7%
% of FP17s for the same patient ID Re-attending between 3 & 9 months - Children	165	352	46.9%	56.1%	58.8%	57.6%
% of FP17s for the same patient ID Re-attending between 3 & 9 months - Adults	15	26	57.7%	47.9%	51.2%	50.1%
% of FP17s for Band 1 Urgent Courses	0	342	0.0%	8.5%	8.0%	9.1%
% of FP17s Relating to Free Repair or Replacements	0	342	0.0%	0.7%	0.8%	0.8%
% of FP17s Relating to Continuations	0	342	0.0%	1.0%	1.2%	1.2%
% of Patients satisfied with the dentistry they have received	0	0	N/A	92.7%	92.7%	92.8%
% of Patients satisfied with the time they had to wait for an appointment	0	0	N/A	87.3%	89.1%	88.7%

* This is based on patients treated on this contract for their most recent course of treatment. Figures in italics indicate the base number of FP17s or Patient Questionnaire responses are less than 100. N/A is shown where the base number of responses is less than 10 during the period. % is calculated as Quantity/Base number*100

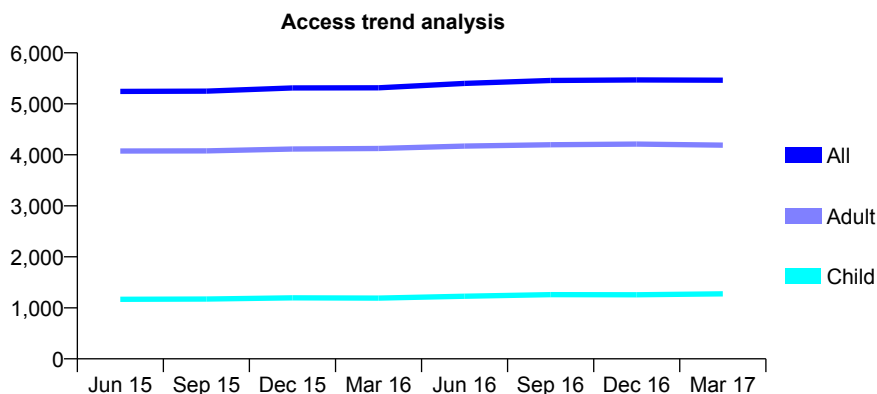
Q58 - Vital Signs At a Glance Contract Report for 643920/0001 - March 2017

Name or company name	MISS TA HAKIMJI
Contract type name	GDS Contract
Purpose of contract	General
Contract start date	01/03/2012
Contract end date	

16/17 Contracted general activity (UDA)	18,255
Carry forward general activity (UDA)	-365
16/17 Contracted orthodontic activity (UOA)	0
Carry forward orthodontic activity (UOA)	0
Baseline contract value	£411,574.27

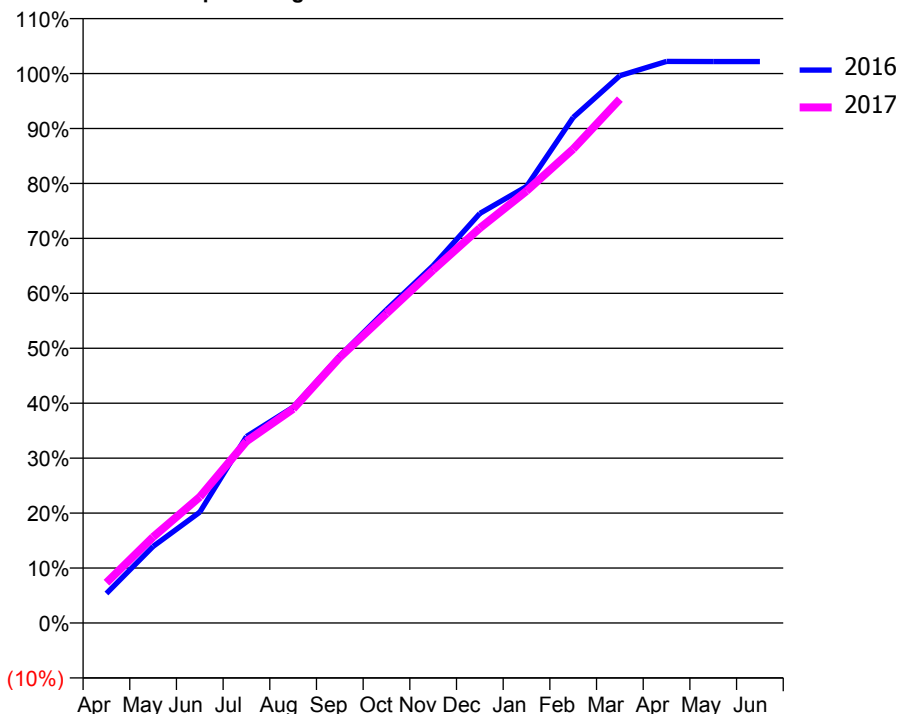
ACCESS*

Patients seen in 24 months	Total	Change since previous quarter
Quarter ending March 2016	5,313	
Quarter ending June 2016	5,399	→
Quarter ending September 2016	5,457	→
Quarter ending December 2016	5,467	→
Quarter ending March 2017	5,464	→
Variance since March 2016	2.8%	↑



ACTIVITY

Cumulative percentage of contracted UDA delivered 2016 & 2017



Month	Adjusted Scheduled Activity (UDA)	
	2016	2017
April	982	1,338
May	2,545	2,860
June	3,682	4,186
July	6,194	6,035
August	7,171	7,113
September	8,873	8,826
October	10,409	10,279
November	11,875	11,727
December	13,608	13,121
January	14,501	14,352
February	16,796	15,745
March	18,183	17,405
April	18,656	
May	18,654	
June	18,654	

QUALITY

	Quantity	Base Number	Contract	AT	Region	England
% of FP17s for the same patient ID Re-attending within 3 months - Children	203	2,371	8.6%	11.2%	12.0%	12.3%
% of FP17s for the same patient ID Re-attending within 3 months - Adults	778	6,675	11.7%	14.9%	16.0%	16.7%
% of FP17s for the same patient ID Re-attending between 3 & 9 months - Children	1,650	2,371	69.6%	56.1%	58.8%	57.6%
% of FP17s for the same patient ID Re-attending between 3 & 9 months - Adults	4,247	6,675	63.6%	47.9%	51.2%	50.1%
% of FP17s for Band 1 Urgent Courses	500	8,791	5.7%	8.5%	8.0%	9.1%
% of FP17s Relating to Free Repair or Replacements	13	8,791	0.1%	0.7%	0.8%	0.8%
% of FP17s Relating to Continuations	128	8,791	1.5%	1.0%	1.2%	1.2%
% of Patients satisfied with the dentistry they have received	9	9	N/A	92.7%	92.7%	92.8%
% of Patients satisfied with the time they had to wait for an appointment	8	9	N/A	87.3%	89.1%	88.7%

* This is based on patients treated on this contract for their most recent course of treatment. Figures in italics indicate the base number of FP17s or Patient Questionnaire responses are less than 100. N/A is shown where the base number of responses is less than 10 during the period. % is calculated as Quantity/Base number*100

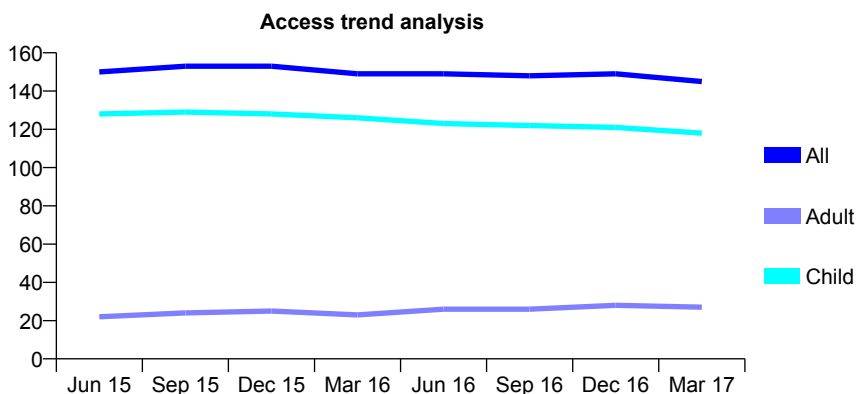
Q58 - Vital Signs At a Glance Contract Report for 649481/0001 - March 2017

Name or company name	MISS M DYTHAM
Contract type name	GDS Contract
Purpose of contract	General
Contract start date	01/04/2006
Contract end date	

16/17 Contracted general activity (UDA)	290
Carry forward general activity (UDA)	4
16/17 Contracted orthodontic activity (UOA)	0
Carry forward orthodontic activity (UOA)	0
Baseline contract value	£6,370.46

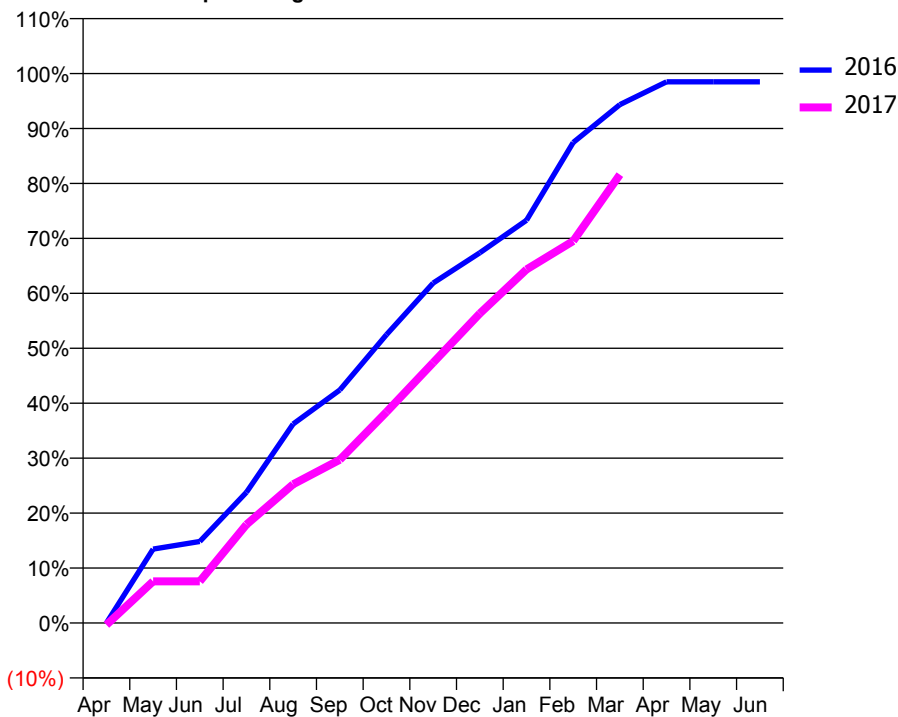
ACCESS*

Patients seen in 24 months	Total	Change since previous quarter
Quarter ending March 2016	149	
Quarter ending June 2016	149	→
Quarter ending September 2016	148	→
Quarter ending December 2016	149	→
Quarter ending March 2017	145	↓
Variance since March 2016	(2.7%)	↓



ACTIVITY

Cumulative percentage of contracted UDA delivered 2016 & 2017



Adjusted Scheduled Activity (UDA)

Month	2016	2017
April	0	-1
May	39	22
June	43	22
July	69	52
August	105	73
September	123	86
October	152	111
November	179	137
December	195	163
January	213	187
February	254	202
March	274	237
April	286	
May	286	
June	286	

QUALITY

	Quantity	Base Number	Contract	AT	Region	England
% of FP17s for the same patient ID Re-attending within 3 months - Children	3	197	1.5%	11.2%	12.0%	12.3%
% of FP17s for the same patient ID Re-attending within 3 months - Adults	1	15	6.7%	14.9%	16.0%	16.7%
% of FP17s for the same patient ID Re-attending between 3 & 9 months - Children	150	197	76.1%	56.1%	58.8%	57.6%
% of FP17s for the same patient ID Re-attending between 3 & 9 months - Adults	10	15	66.7%	47.9%	51.2%	50.1%
% of FP17s for Band 1 Urgent Courses	3	202	1.5%	8.5%	8.0%	9.1%
% of FP17s Relating to Free Repair or Replacements	0	202	0.0%	0.7%	0.8%	0.8%
% of FP17s Relating to Continuations	0	202	0.0%	1.0%	1.2%	1.2%
% of Patients satisfied with the dentistry they have received	0	0	N/A	92.7%	92.7%	92.8%
% of Patients satisfied with the time they had to wait for an appointment	0	0	N/A	87.3%	89.1%	88.7%

* This is based on patients treated on this contract for their most recent course of treatment. Figures in italics indicate the base number of FP17s or Patient Questionnaire responses are less than 100. N/A is shown where the base number of responses is less than 10 during the period. % is calculated as Quantity/Base number*100

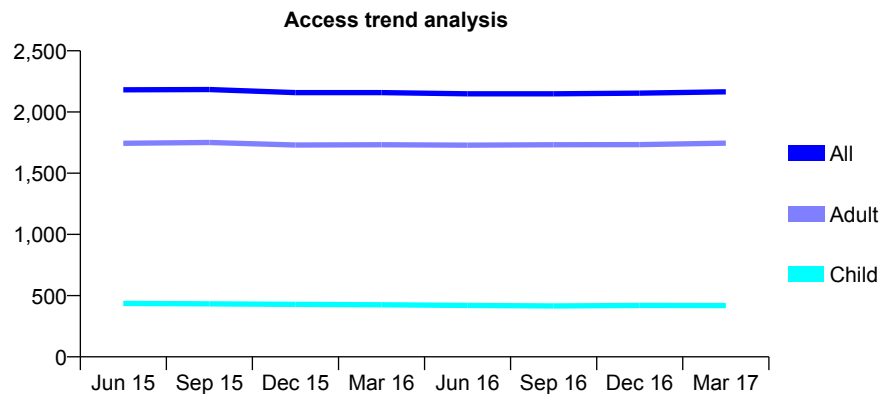
Q58 - Vital Signs At a Glance Contract Report for 650692/0001 - March 2017

Name or company name	MR AE DEITSCH
Contract type name	GDS Contract
Purpose of contract	General
Contract start date	01/04/2006
Contract end date	

16/17 Contracted general activity (UDA)	6,885
Carry forward general activity (UDA)	152
16/17 Contracted orthodontic activity (UOA)	0
Carry forward orthodontic activity (UOA)	0
Baseline contract value	£171,450.96

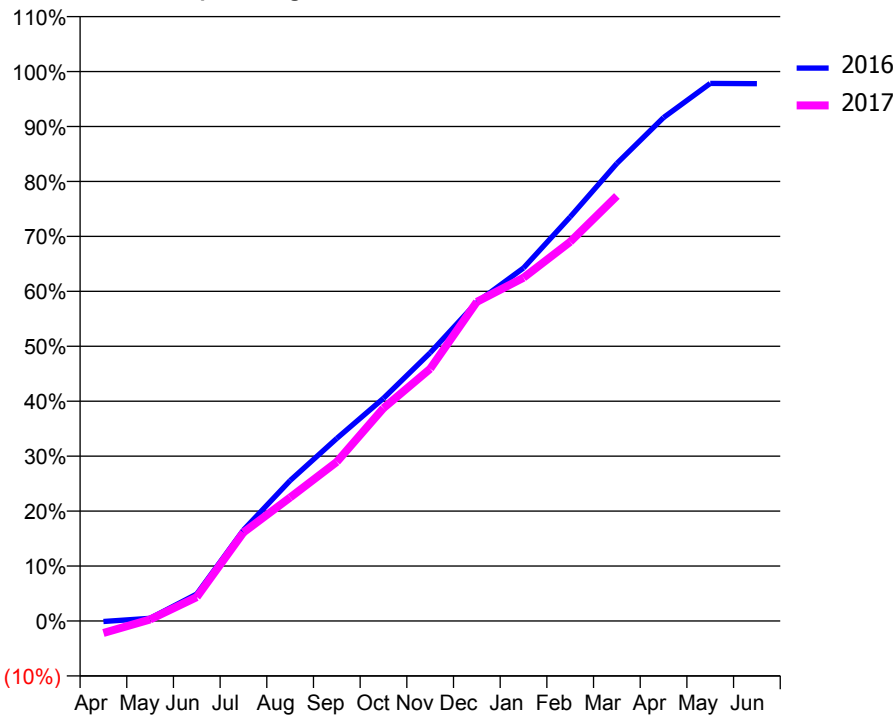
ACCESS*

Patients seen in 24 months	Total	Change since previous quarter
Quarter ending March 2016	2,158	
Quarter ending June 2016	2,149	→
Quarter ending September 2016	2,149	→
Quarter ending December 2016	2,154	→
Quarter ending March 2017	2,165	→
Variance since March 2016	0.3%	→



ACTIVITY

Cumulative percentage of contracted UDA delivered 2016 & 2017



Month	Adjusted Scheduled Activity (UDA)	
	2016	2017
April	-8	-152
May	34	19
June	338	300
July	1,140	1,111
August	1,760	1,549
September	2,289	1,994
October	2,791	2,668
November	3,362	3,161
December	3,994	3,999
January	4,423	4,301
February	5,063	4,751
March	5,733	5,325
April	6,308	
May	6,735	
June	6,733	

QUALITY

	Quantity	Base Number	Contract	AT	Region	England
% of FP17s for the same patient ID Re-attending within 3 months - Children	45	571	7.9%	11.2%	12.0%	12.3%
% of FP17s for the same patient ID Re-attending within 3 months - Adults	559	2,586	21.6%	14.9%	16.0%	16.7%
% of FP17s for the same patient ID Re-attending between 3 & 9 months - Children	250	571	43.8%	56.1%	58.8%	57.6%
% of FP17s for the same patient ID Re-attending between 3 & 9 months - Adults	1,143	2,586	44.2%	47.9%	51.2%	50.1%
% of FP17s for Band 1 Urgent Courses	286	2,655	10.8%	8.5%	8.0%	9.1%
% of FP17s Relating to Free Repair or Replacements	53	2,655	2.0%	0.7%	0.8%	0.8%
% of FP17s Relating to Continuations	62	2,655	2.3%	1.0%	1.2%	1.2%
% of Patients satisfied with the dentistry they have received	7	9	N/A	92.7%	92.7%	92.8%
% of Patients satisfied with the time they had to wait for an appointment	7	9	N/A	87.3%	89.1%	88.7%

* This is based on patients treated on this contract for their most recent course of treatment. Figures in italics indicate the base number of FP17s or Patient Questionnaire responses are less than 100. N/A is shown where the base number of responses is less than 10 during the period. % is calculated as Quantity/Base number*100

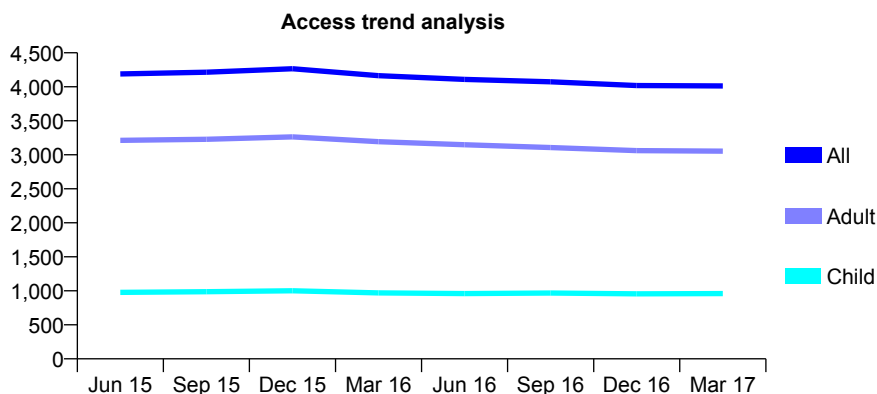
Q58 - Vital Signs At a Glance Contract Report for 657050/0001 - March 2017

Name or company name	MR ME FRIEDMANN
Contract type name	GDS Contract
Purpose of contract	General
Contract start date	01/04/2006
Contract end date	

16/17 Contracted general activity (UDA)	11,624
Carry forward general activity (UDA)	-181
16/17 Contracted orthodontic activity (UOA)	0
Carry forward orthodontic activity (UOA)	0
Baseline contract value	£279,806.01

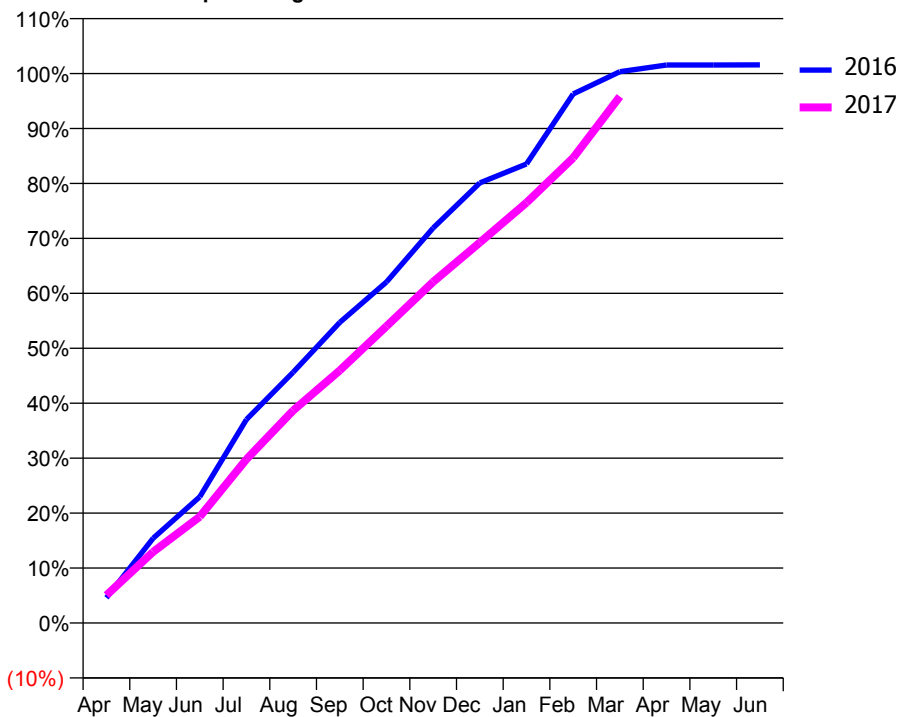
ACCESS*

Patients seen in 24 months	Total	Change since previous quarter
Quarter ending March 2016	4,163	
Quarter ending June 2016	4,108	↓
Quarter ending September 2016	4,074	→
Quarter ending December 2016	4,018	↓
Quarter ending March 2017	4,012	→
Variance since March 2016	(3.6%)	↓



ACTIVITY

Cumulative percentage of contracted UDA delivered 2016 & 2017



Month	Adjusted Scheduled Activity (UDA)	
	2016	2017
April	535	588
May	1,793	1,505
June	2,669	2,250
July	4,306	3,466
August	5,305	4,494
September	6,360	5,345
October	7,214	6,278
November	8,356	7,217
December	9,311	8,050
January	9,710	8,893
February	11,192	9,842
March	11,662	11,138
April	11,805	
May	11,805	
June	11,806	

QUALITY

	Quantity	Base Number	Contract	AT	Region	England
% of FP17s for the same patient ID Re-attending within 3 months - Children	97	1,476	6.6%	11.2%	12.0%	12.3%
% of FP17s for the same patient ID Re-attending within 3 months - Adults	668	4,753	14.1%	14.9%	16.0%	16.7%
% of FP17s for the same patient ID Re-attending between 3 & 9 months - Children	808	1,476	54.7%	56.1%	58.8%	57.6%
% of FP17s for the same patient ID Re-attending between 3 & 9 months - Adults	2,827	4,753	59.5%	47.9%	51.2%	50.1%
% of FP17s for Band 1 Urgent Courses	619	6,180	10.0%	8.5%	8.0%	9.1%
% of FP17s Relating to Free Repair or Replacements	69	6,180	1.1%	0.7%	0.8%	0.8%
% of FP17s Relating to Continuations	43	6,180	0.7%	1.0%	1.2%	1.2%
% of Patients satisfied with the dentistry they have received	13	13	100.0%	92.7%	92.7%	92.8%
% of Patients satisfied with the time they had to wait for an appointment	13	13	100.0%	87.3%	89.1%	88.7%

* This is based on patients treated on this contract for their most recent course of treatment. Figures in italics indicate the base number of FP17s or Patient Questionnaire responses are less than 100. N/A is shown where the base number of responses is less than 10 during the period. % is calculated as Quantity/Base number*100

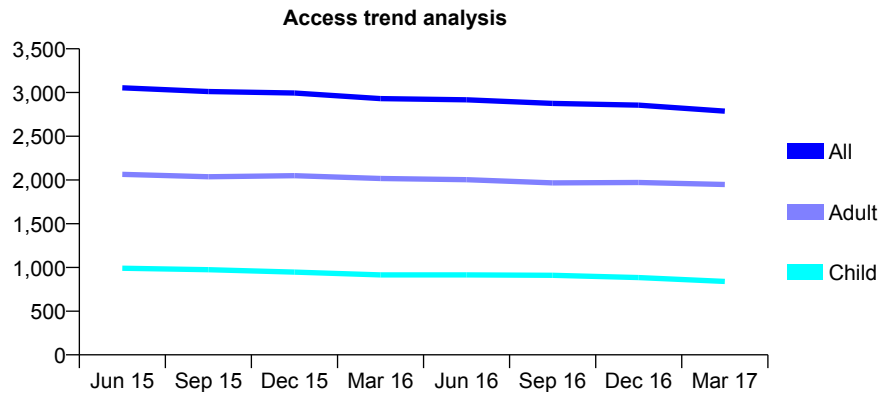
Q58 - Vital Signs At a Glance Contract Report for 658189/0002 - March 2017

Name or company name	MR MP BROOKS
Contract type name	GDS Contract
Purpose of contract	General
Contract start date	01/04/2007
Contract end date	

16/17 Contracted general activity (UDA)	7,883
Carry forward general activity (UDA)	-40
16/17 Contracted orthodontic activity (UOA)	0
Carry forward orthodontic activity (UOA)	0
Baseline contract value	£168,656.09

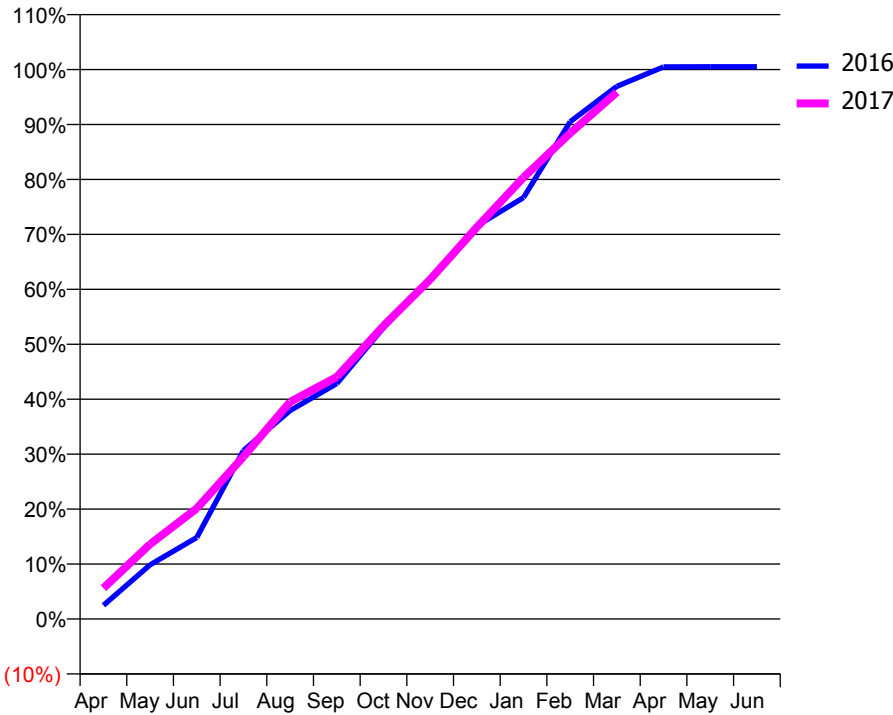
ACCESS*

Patients seen in 24 months	Total	Change since previous quarter
Quarter ending March 2016	2,931	
Quarter ending June 2016	2,917	→
Quarter ending September 2016	2,875	↓
Quarter ending December 2016	2,855	→
Quarter ending March 2017	2,787	↓
Variance since March 2016	(4.9%)	↓



ACTIVITY

Cumulative percentage of contracted UDA delivered 2016 & 2017



Month	2016	2017
April	196	442
May	778	1,075
June	1,170	1,587
July	2,417	2,330
August	2,991	3,115
September	3,378	3,472
October	4,179	4,206
November	4,880	4,872
December	5,641	5,620
January	6,046	6,335
February	7,134	6,971
March	7,641	7,558
April	7,921	
May	7,922	
June	7,923	

QUALITY

	Quantity	Base Number	Contract	AT	Region	England
% of FP17s for the same patient ID Re-attending within 3 months - Children	71	1,388	5.1%	11.2%	12.0%	12.3%
% of FP17s for the same patient ID Re-attending within 3 months - Adults	483	3,049	15.8%	14.9%	16.0%	16.7%
% of FP17s for the same patient ID Re-attending between 3 & 9 months - Children	794	1,388	57.2%	56.1%	58.8%	57.6%
% of FP17s for the same patient ID Re-attending between 3 & 9 months - Adults	1,817	3,049	59.6%	47.9%	51.2%	50.1%
% of FP17s for Band 1 Urgent Courses	199	4,312	4.6%	8.5%	8.0%	9.1%
% of FP17s Relating to Free Repair or Replacements	63	4,312	1.5%	0.7%	0.8%	0.8%
% of FP17s Relating to Continuations	34	4,312	0.8%	1.0%	1.2%	1.2%
% of Patients satisfied with the dentistry they have received	2	3	N/A	92.7%	92.7%	92.8%
% of Patients satisfied with the time they had to wait for an appointment	2	3	N/A	87.3%	89.1%	88.7%

* This is based on patients treated on this contract for their most recent course of treatment. Figures in italics indicate the base number of FP17s or Patient Questionnaire responses are less than 100. N/A is shown where the base number of responses is less than 10 during the period. % is calculated as Quantity/Base number*100

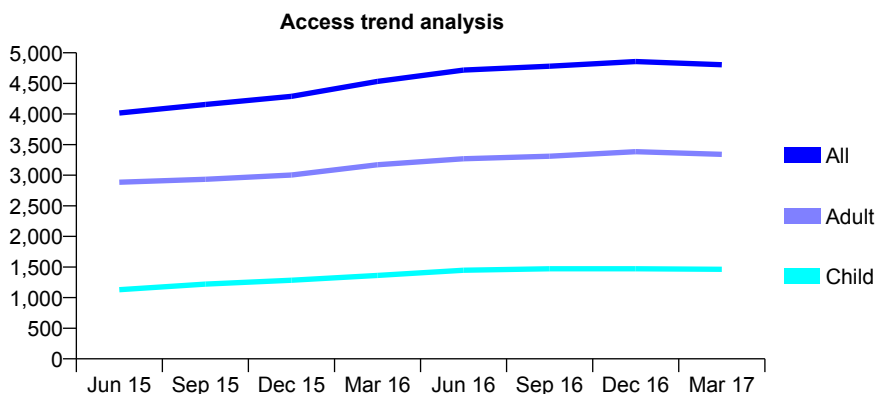
Q58 - Vital Signs At a Glance Contract Report for 658332/0001 - March 2017

Name or company name	MR SN PATEL
Contract type name	GDS Contract
Purpose of contract	General
Contract start date	01/04/2006
Contract end date	

16/17 Contracted general activity (UDA)	13,020
Carry forward general activity (UDA)	3
16/17 Contracted orthodontic activity (UOA)	0
Carry forward orthodontic activity (UOA)	0
Baseline contract value	£384,672.68

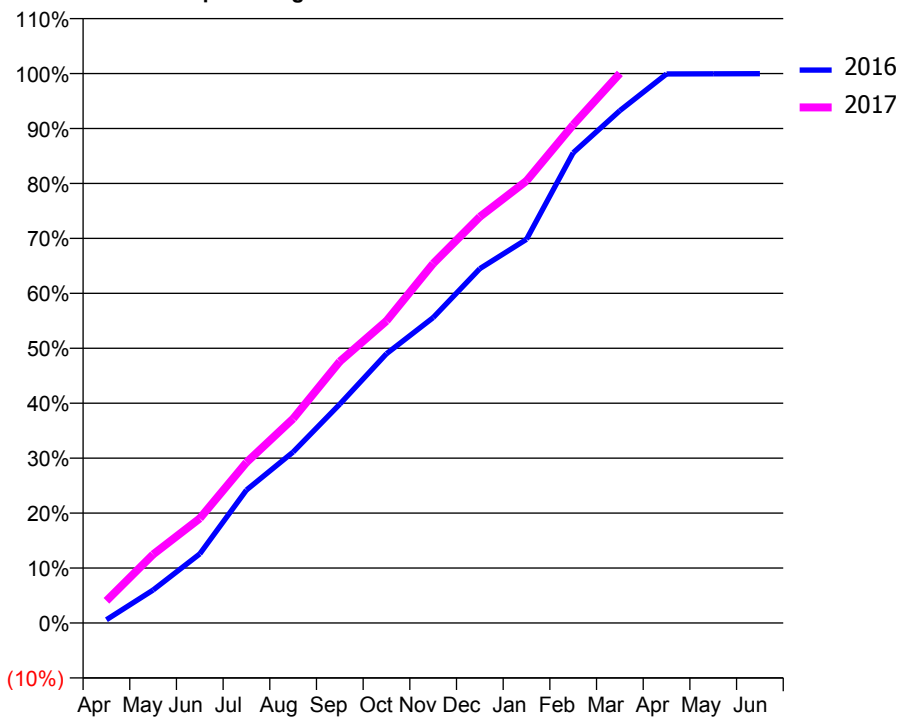
ACCESS*

Patients seen in 24 months	Total	Change since previous quarter
Quarter ending March 2016	4,533	
Quarter ending June 2016	4,718	↑
Quarter ending September 2016	4,782	→
Quarter ending December 2016	4,857	→
Quarter ending March 2017	4,805	↓
Variance since March 2016	6.0%	↑



ACTIVITY

Cumulative percentage of contracted UDA delivered 2016 & 2017



Month	Adjusted Scheduled Activity (UDA)	
	2016	2017
April	75	526
May	754	1,626
June	1,582	2,479
July	3,044	3,807
August	3,913	4,842
September	5,007	6,197
October	6,161	7,157
November	6,989	8,517
December	8,108	9,625
January	8,779	10,475
February	10,760	11,807
March	11,723	13,022
April	12,562	
May	12,566	
June	12,569	

QUALITY

	Quantity	Base Number	Contract	AT	Region	England
% of FP17s for the same patient ID Re-attending within 3 months - Children	126	1,832	6.9%	11.2%	12.0%	12.3%
% of FP17s for the same patient ID Re-attending within 3 months - Adults	680	4,057	16.8%	14.9%	16.0%	16.7%
% of FP17s for the same patient ID Re-attending between 3 & 9 months - Children	705	1,832	38.5%	56.1%	58.8%	57.6%
% of FP17s for the same patient ID Re-attending between 3 & 9 months - Adults	1,520	4,057	37.5%	47.9%	51.2%	50.1%
% of FP17s for Band 1 Urgent Courses	696	5,608	12.4%	8.5%	8.0%	9.1%
% of FP17s Relating to Free Repair or Replacements	9	5,608	0.2%	0.7%	0.8%	0.8%
% of FP17s Relating to Continuations	52	5,608	0.9%	1.0%	1.2%	1.2%
% of Patients satisfied with the dentistry they have received	6	7	N/A	92.7%	92.7%	92.8%
% of Patients satisfied with the time they had to wait for an appointment	6	7	N/A	87.3%	89.1%	88.7%

* This is based on patients treated on this contract for their most recent course of treatment. Figures in italics indicate the base number of FP17s or Patient Questionnaire responses are less than 100. N/A is shown where the base number of responses is less than 10 during the period. % is calculated as Quantity/Base number*100

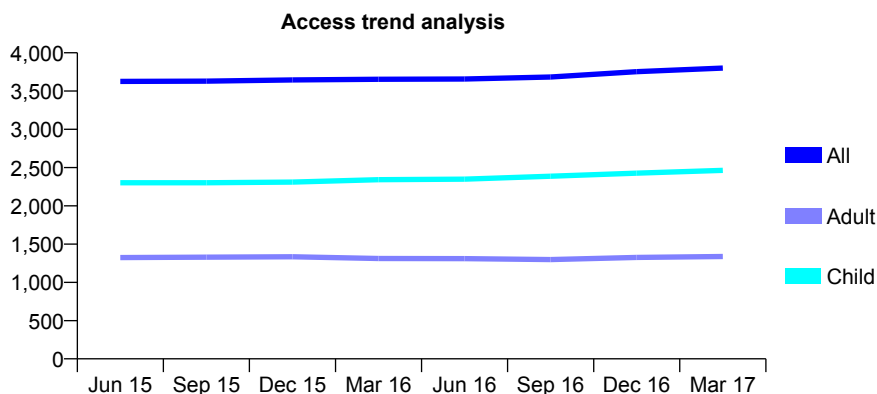
Q58 - Vital Signs At a Glance Contract Report for 660035/0001 - March 2017

Name or company name	MISS PE DESMOND
Contract type name	GDS Contract
Purpose of contract	General
Contract start date	01/04/2006
Contract end date	

16/17 Contracted general activity (UDA)	9,000
Carry forward general activity (UDA)	0
16/17 Contracted orthodontic activity (UOA)	0
Carry forward orthodontic activity (UOA)	0
Baseline contract value	£225,124.16

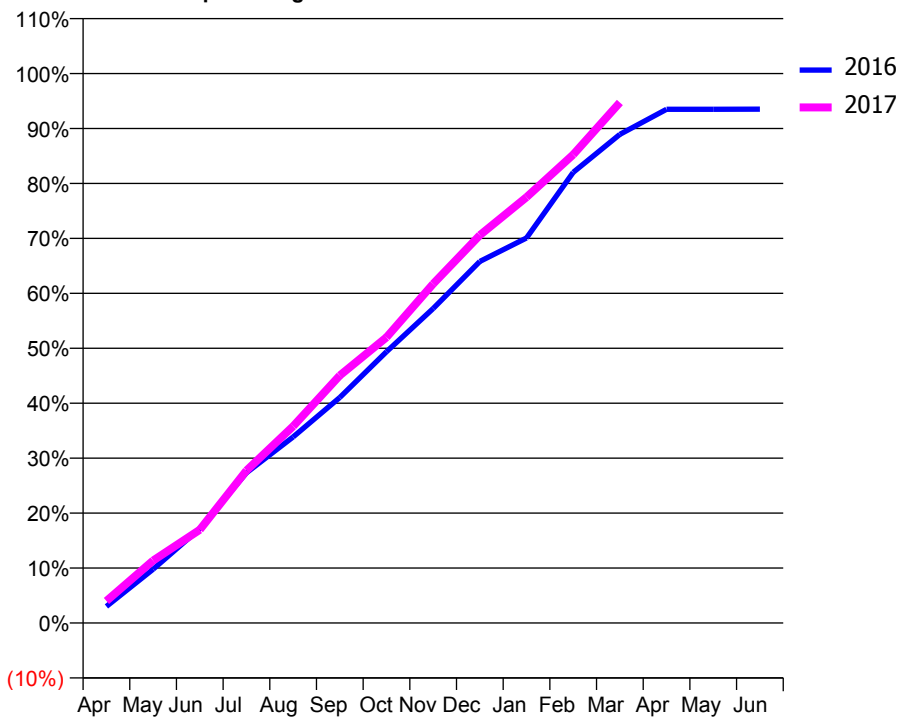
ACCESS*

Patients seen in 24 months	Total	Change since previous quarter
Quarter ending March 2016	3,654	
Quarter ending June 2016	3,658	→
Quarter ending September 2016	3,684	→
Quarter ending December 2016	3,753	→
Quarter ending March 2017	3,800	→
Variance since March 2016	4.0%	↑



ACTIVITY

Cumulative percentage of contracted UDA delivered 2016 & 2017



Adjusted Scheduled Activity (UDA)

Month	2016	2017
April	273	360
May	881	1,023
June	1,545	1,528
July	2,461	2,498
August	3,048	3,222
September	3,695	4,054
October	4,444	4,679
November	5,150	5,555
December	5,923	6,352
January	6,306	6,975
February	7,382	7,672
March	8,002	8,525
April	8,414	
May	8,415	
June	8,416	

QUALITY

	Quantity	Base Number	Contract	AT	Region	England
% of FP17s for the same patient ID Re-attending within 3 months - Children	232	3,458	6.7%	11.2%	12.0%	12.3%
% of FP17s for the same patient ID Re-attending within 3 months - Adults	399	1,683	23.7%	14.9%	16.0%	16.7%
% of FP17s for the same patient ID Re-attending between 3 & 9 months - Children	1,594	3,458	46.1%	56.1%	58.8%	57.6%
% of FP17s for the same patient ID Re-attending between 3 & 9 months - Adults	813	1,683	48.3%	47.9%	51.2%	50.1%
% of FP17s for Band 1 Urgent Courses	268	4,924	5.4%	8.5%	8.0%	9.1%
% of FP17s Relating to Free Repair or Replacements	0	4,924	0.0%	0.7%	0.8%	0.8%
% of FP17s Relating to Continuations	131	4,924	2.7%	1.0%	1.2%	1.2%
% of Patients satisfied with the dentistry they have received	3	3	N/A	92.7%	92.7%	92.8%
% of Patients satisfied with the time they had to wait for an appointment	3	3	N/A	87.3%	89.1%	88.7%

* This is based on patients treated on this contract for their most recent course of treatment. Figures in italics indicate the base number of FP17s or Patient Questionnaire responses are less than 100. N/A is shown where the base number of responses is less than 10 during the period. % is calculated as Quantity/Base number*100

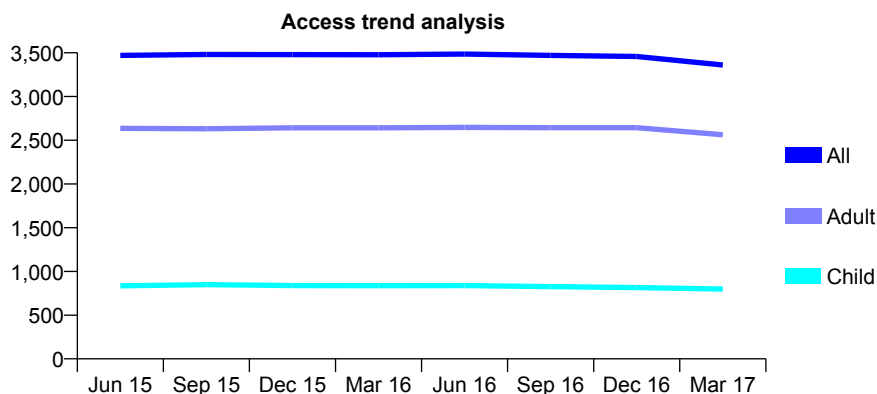
Q58 - Vital Signs At a Glance Contract Report for 660361/0001 - March 2017

Name or company name	MRS SK RAJANI
Contract type name	GDS Contract
Purpose of contract	General
Contract start date	01/04/2006
Contract end date	

16/17 Contracted general activity (UDA)	11,012
Carry forward general activity (UDA)	7
16/17 Contracted orthodontic activity (UOA)	0
Carry forward orthodontic activity (UOA)	0
Baseline contract value	£277,823.81

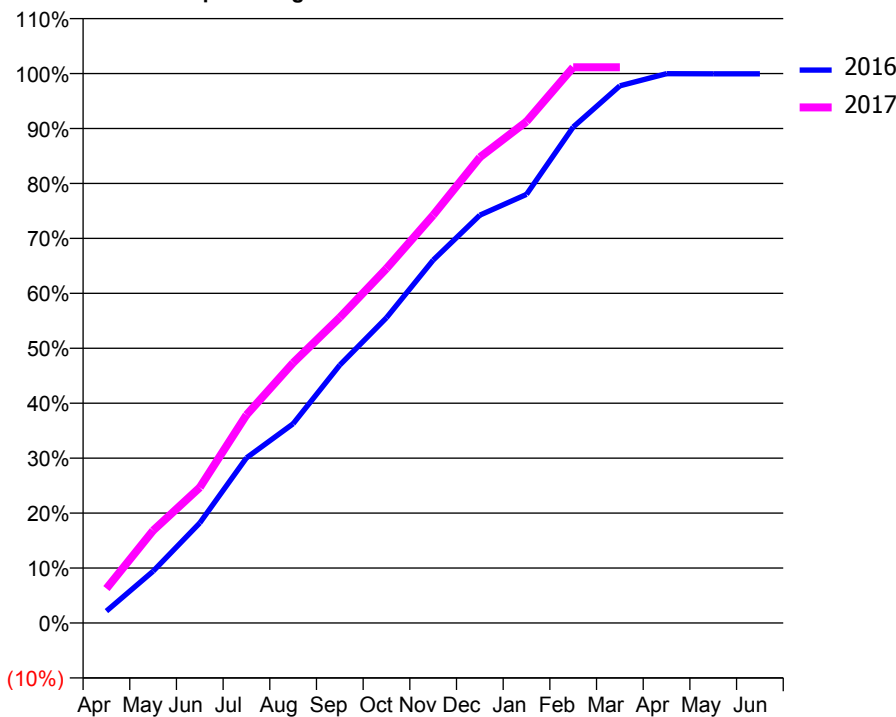
ACCESS*

Patients seen in 24 months	Total	Change since previous quarter
Quarter ending March 2016	3,478	
Quarter ending June 2016	3,485	→
Quarter ending September 2016	3,470	→
Quarter ending December 2016	3,458	→
Quarter ending March 2017	3,361	↓
Variance since March 2016	(3.4%)	↓



ACTIVITY

Cumulative percentage of contracted UDA delivered 2016 & 2017



Month	Adjusted Scheduled Activity (UDA)	
	2016	2017
April	238	690
May	1,038	1,852
June	2,005	2,716
July	3,309	4,169
August	3,995	5,215
September	5,169	6,122
October	6,118	7,104
November	7,271	8,172
December	8,172	9,332
January	8,591	10,050
February	9,938	11,136
March	10,766	11,136
April	11,008	
May	11,005	
June	11,005	

QUALITY

	Quantity	Base Number	Contract	AT	Region	England
% of FP17s for the same patient ID Re-attending within 3 months - Children	132	1,078	12.2%	11.2%	12.0%	12.3%
% of FP17s for the same patient ID Re-attending within 3 months - Adults	661	3,423	19.3%	14.9%	16.0%	16.7%
% of FP17s for the same patient ID Re-attending between 3 & 9 months - Children	561	1,078	52.0%	56.1%	58.8%	57.6%
% of FP17s for the same patient ID Re-attending between 3 & 9 months - Adults	1,646	3,423	48.1%	47.9%	51.2%	50.1%
% of FP17s for Band 1 Urgent Courses	452	4,389	10.3%	8.5%	8.0%	9.1%
% of FP17s Relating to Free Repair or Replacements	0	4,389	0.0%	0.7%	0.8%	0.8%
% of FP17s Relating to Continuations	126	4,389	2.9%	1.0%	1.2%	1.2%
% of Patients satisfied with the dentistry they have received	8	9	N/A	92.7%	92.7%	92.8%
% of Patients satisfied with the time they had to wait for an appointment	9	9	N/A	87.3%	89.1%	88.7%

* This is based on patients treated on this contract for their most recent course of treatment. Figures in italics indicate the base number of FP17s or Patient Questionnaire responses are less than 100. N/A is shown where the base number of responses is less than 10 during the period. % is calculated as Quantity/Base number*100

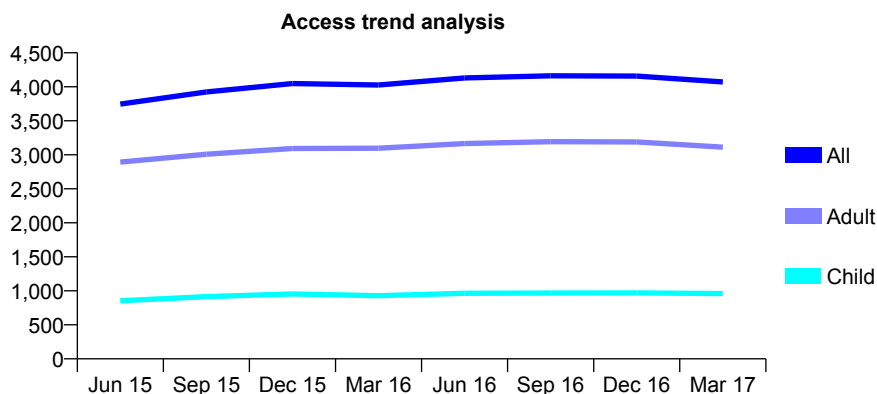
Q58 - Vital Signs At a Glance Contract Report for 673110/0001 - March 2017

Name or company name	MR MH BALKHI
Contract type name	GDS Contract
Purpose of contract	General
Contract start date	01/04/2006
Contract end date	

16/17 Contracted general activity (UDA)	8,940
Carry forward general activity (UDA)	-146
16/17 Contracted orthodontic activity (UOA)	0
Carry forward orthodontic activity (UOA)	0
Baseline contract value	£220,466.43

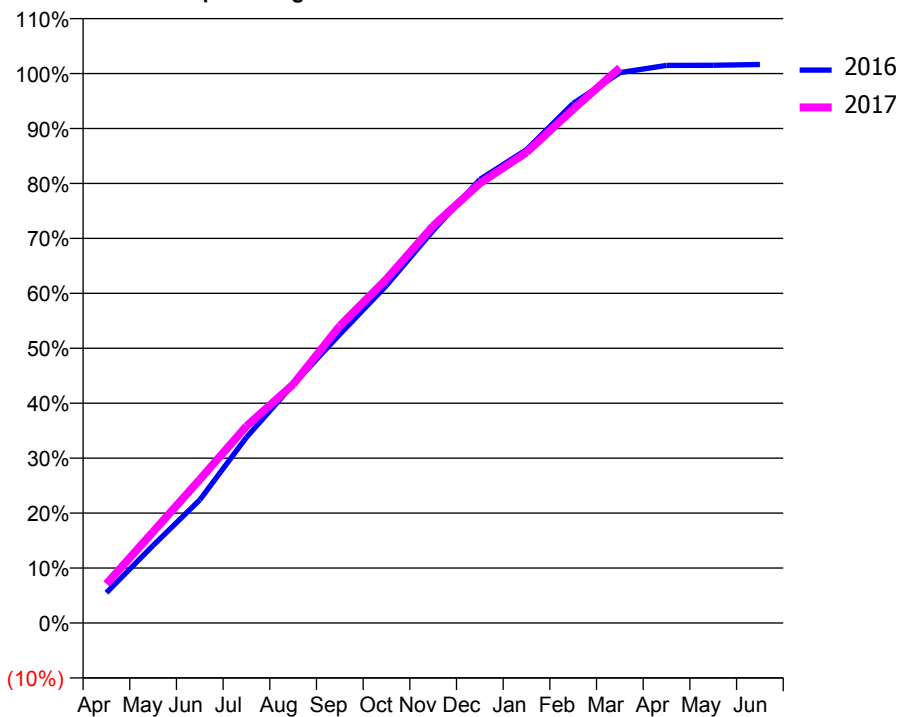
ACCESS*

Patients seen in 24 months	Total	Change since previous quarter
Quarter ending March 2016	4,026	
Quarter ending June 2016	4,130	↑
Quarter ending September 2016	4,162	→
Quarter ending December 2016	4,158	→
Quarter ending March 2017	4,072	↓
Variance since March 2016	1.1%	→



ACTIVITY

Cumulative percentage of contracted UDA delivered 2016 & 2017



Month	Adjusted Scheduled Activity (UDA)	
	2016	2017
April	494	637
May	1,262	1,486
June	2,003	2,335
July	3,021	3,204
August	3,881	3,883
September	4,697	4,836
October	5,492	5,596
November	6,386	6,462
December	7,217	7,155
January	7,701	7,656
February	8,453	8,361
March	8,954	9,032
April	9,071	
May	9,075	
June	9,087	

QUALITY

	Quantity	Base Number	Contract	AT	Region	England
% of FP17s for the same patient ID Re-attending within 3 months - Children	36	1,313	2.7%	11.2%	12.0%	12.3%
% of FP17s for the same patient ID Re-attending within 3 months - Adults	212	3,624	5.8%	14.9%	16.0%	16.7%
% of FP17s for the same patient ID Re-attending between 3 & 9 months - Children	785	1,313	59.8%	56.1%	58.8%	57.6%
% of FP17s for the same patient ID Re-attending between 3 & 9 months - Adults	2,007	3,624	55.4%	47.9%	51.2%	50.1%
% of FP17s for Band 1 Urgent Courses	194	4,839	4.0%	8.5%	8.0%	9.1%
% of FP17s Relating to Free Repair or Replacements	6	4,839	0.1%	0.7%	0.8%	0.8%
% of FP17s Relating to Continuations	4	4,839	0.1%	1.0%	1.2%	1.2%
% of Patients satisfied with the dentistry they have received	1	2	N/A	92.7%	92.7%	92.8%
% of Patients satisfied with the time they had to wait for an appointment	1	2	N/A	87.3%	89.1%	88.7%

* This is based on patients treated on this contract for their most recent course of treatment. Figures in italics indicate the base number of FP17s or Patient Questionnaire responses are less than 100. N/A is shown where the base number of responses is less than 10 during the period. % is calculated as Quantity/Base number*100

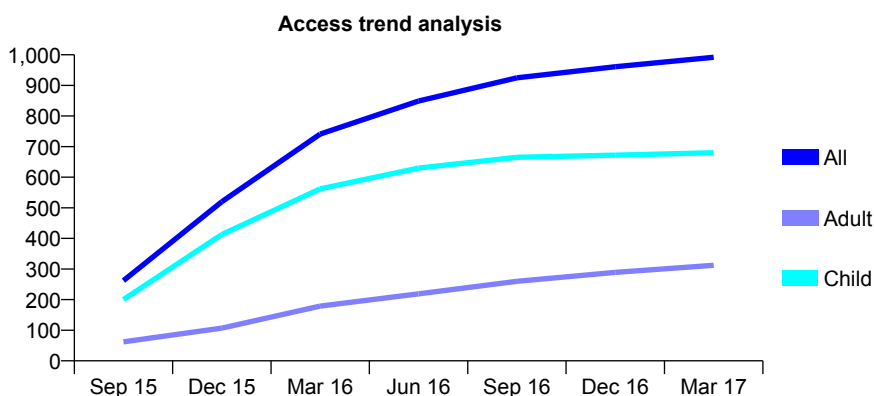
Q58 - Vital Signs At a Glance Contract Report for 674052/0001 - March 2017

Name or company name	MR RL JONES
Contract type name	GDS Contract
Purpose of contract	General
Contract start date	13/07/2015
Contract end date	

16/17 Contracted general activity (UDA)	1,936
Carry forward general activity (UDA)	0
16/17 Contracted orthodontic activity (UOA)	0
Carry forward orthodontic activity (UOA)	0
Baseline contract value	£45,446.18

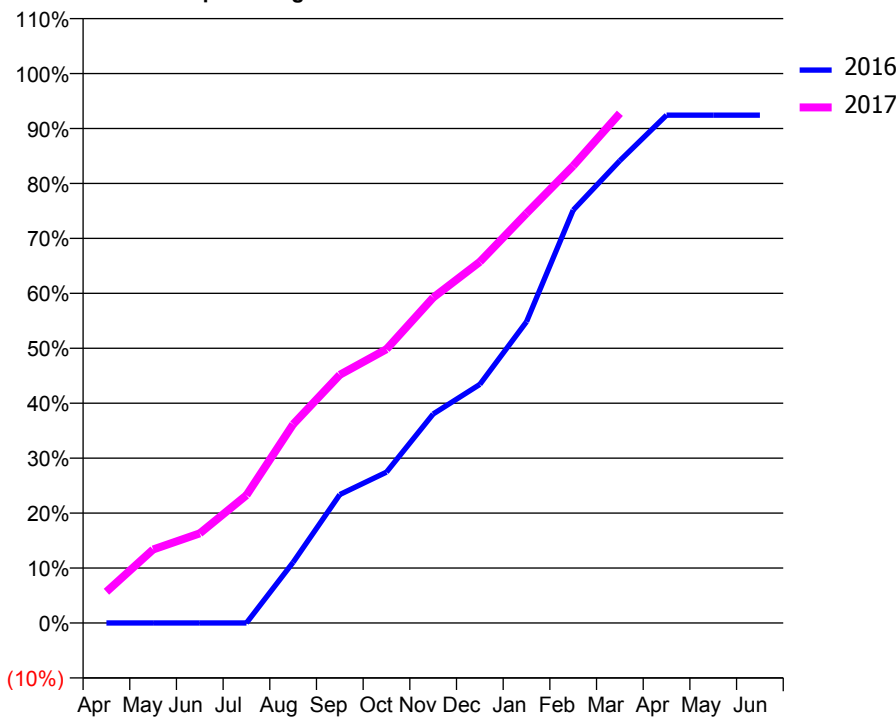
ACCESS*

Patients seen in 24 months	Total	Change since previous quarter
Quarter ending March 2016	741	
Quarter ending June 2016	849	↑
Quarter ending September 2016	925	↑
Quarter ending December 2016	961	↑
Quarter ending March 2017	992	↑
Variance since March 2016	33.9%	↑



ACTIVITY

Cumulative percentage of contracted UDA delivered 2016 & 2017



Adjusted Scheduled Activity (UDA)

Month	2016	2017
April	0	110
May	0	259
June	0	316
July	0	450
August	158	700
September	334	875
October	393	965
November	544	1,147
December	621	1,273
January	784	1,444
February	1,074	1,611
March	1,203	1,796
April	1,322	
May	1,322	
June	1,322	

QUALITY

	Quantity	Base Number	Contract	AT	Region	England
% of FP17s for the same patient ID Re-attending within 3 months - Children	71	1,035	6.9%	11.2%	12.0%	12.3%
% of FP17s for the same patient ID Re-attending within 3 months - Adults	24	273	8.8%	14.9%	16.0%	16.7%
% of FP17s for the same patient ID Re-attending between 3 & 9 months - Children	515	1,035	49.8%	56.1%	58.8%	57.6%
% of FP17s for the same patient ID Re-attending between 3 & 9 months - Adults	108	273	39.6%	47.9%	51.2%	50.1%
% of FP17s for Band 1 Urgent Courses	5	1,248	0.4%	8.5%	8.0%	9.1%
% of FP17s Relating to Free Repair or Replacements	3	1,248	0.2%	0.7%	0.8%	0.8%
% of FP17s Relating to Continuations	2	1,248	0.2%	1.0%	1.2%	1.2%
% of Patients satisfied with the dentistry they have received	0	0	N/A	92.7%	92.7%	92.8%
% of Patients satisfied with the time they had to wait for an appointment	0	0	N/A	87.3%	89.1%	88.7%

* This is based on patients treated on this contract for their most recent course of treatment. Figures in italics indicate the base number of FP17s or Patient Questionnaire responses are less than 100. N/A is shown where the base number of responses is less than 10 during the period. % is calculated as Quantity/Base number*100

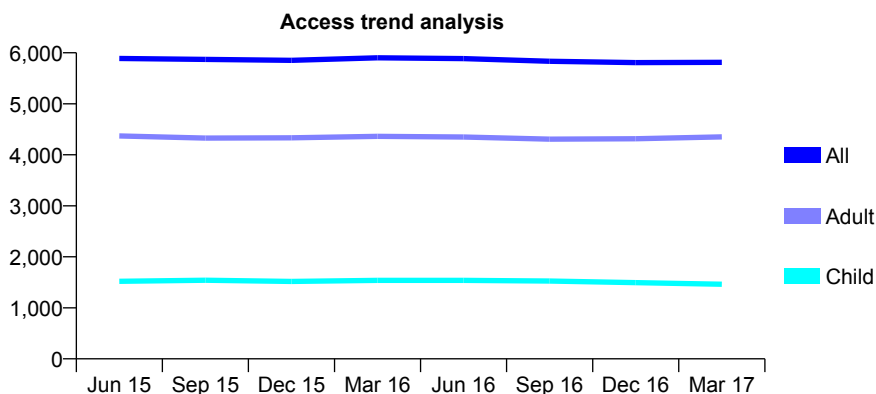
Q58 - Vital Signs At a Glance Contract Report for 674079/0002 - March 2017

Name or company name	MR R KHAN
Contract type name	GDS Contract
Purpose of contract	General
Contract start date	01/06/2009
Contract end date	

16/17 Contracted general activity (UDA)	17,558
Carry forward general activity (UDA)	-249
16/17 Contracted orthodontic activity (UOA)	0
Carry forward orthodontic activity (UOA)	0
Baseline contract value	£460,412.61

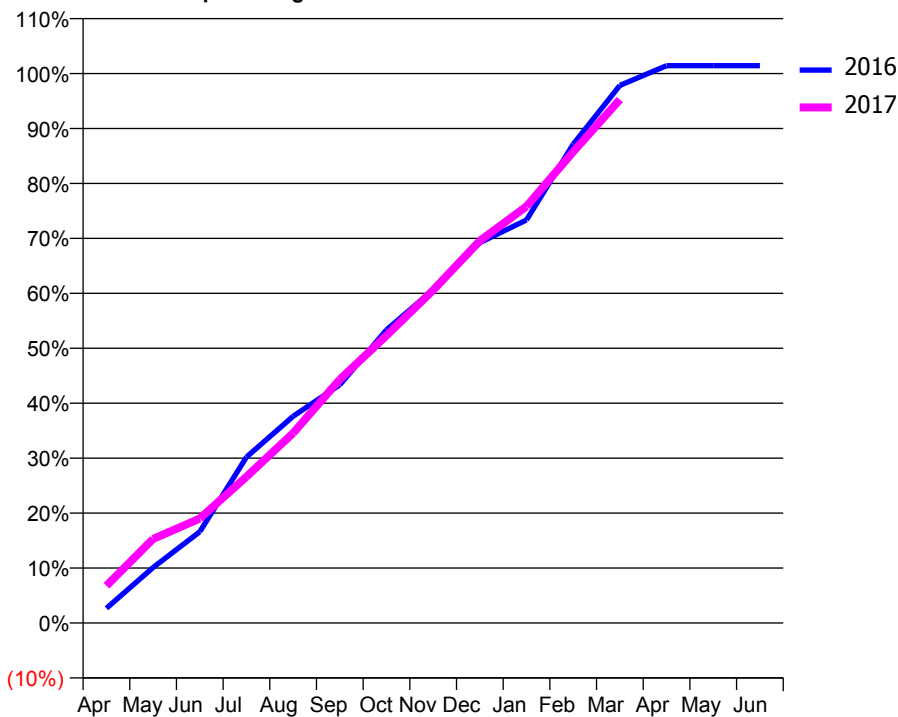
ACCESS*

Patients seen in 24 months	Total	Change since previous quarter
Quarter ending March 2016	5,901	
Quarter ending June 2016	5,887	→
Quarter ending September 2016	5,833	→
Quarter ending December 2016	5,808	→
Quarter ending March 2017	5,814	→
Variance since March 2016	(1.5%)	↓



ACTIVITY

Cumulative percentage of contracted UDA delivered 2016 & 2017



Month	Adjusted Scheduled Activity (UDA)	
	2016	2017
April	471	1,190
May	1,773	2,686
June	2,918	3,338
July	5,304	4,675
August	6,608	6,069
September	7,614	7,783
October	9,368	9,182
November	10,645	10,635
December	12,152	12,216
January	12,877	13,312
February	15,297	15,054
March	17,177	16,727
April	17,807	
May	17,807	
June	17,808	

QUALITY

	Quantity	Base Number	Contract	AT	Region	England
% of FP17s for the same patient ID Re-attending within 3 months - Children	147	1,762	8.3%	11.2%	12.0%	12.3%
% of FP17s for the same patient ID Re-attending within 3 months - Adults	764	5,373	14.2%	14.9%	16.0%	16.7%
% of FP17s for the same patient ID Re-attending between 3 & 9 months - Children	820	1,762	46.5%	56.1%	58.8%	57.6%
% of FP17s for the same patient ID Re-attending between 3 & 9 months - Adults	2,583	5,373	48.1%	47.9%	51.2%	50.1%
% of FP17s for Band 1 Urgent Courses	164	6,903	2.4%	8.5%	8.0%	9.1%
% of FP17s Relating to Free Repair or Replacements	102	6,903	1.5%	0.7%	0.8%	0.8%
% of FP17s Relating to Continuations	34	6,903	0.5%	1.0%	1.2%	1.2%
% of Patients satisfied with the dentistry they have received	9	9	N/A	92.7%	92.7%	92.8%
% of Patients satisfied with the time they had to wait for an appointment	8	9	N/A	87.3%	89.1%	88.7%

* This is based on patients treated on this contract for their most recent course of treatment. Figures in italics indicate the base number of FP17s or Patient Questionnaire responses are less than 100. N/A is shown where the base number of responses is less than 10 during the period. % is calculated as Quantity/Base number*100

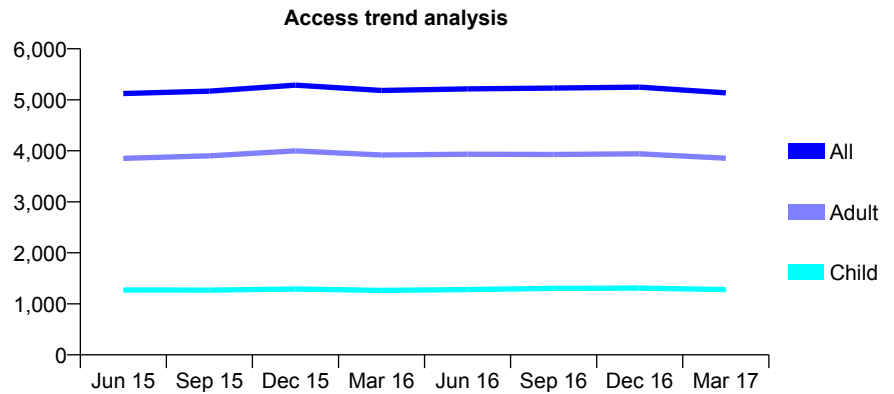
Q58 - Vital Signs At a Glance Contract Report for 676802/0001 - March 2017

Name or company name	MR B MOHAMMAD-AGHAEI
Contract type name	GDS Contract
Purpose of contract	General
Contract start date	01/04/2006
Contract end date	

16/17 Contracted general activity (UDA)	16,076
Carry forward general activity (UDA)	-122
16/17 Contracted orthodontic activity (UOA)	0
Carry forward orthodontic activity (UOA)	0
Baseline contract value	£388,054.02

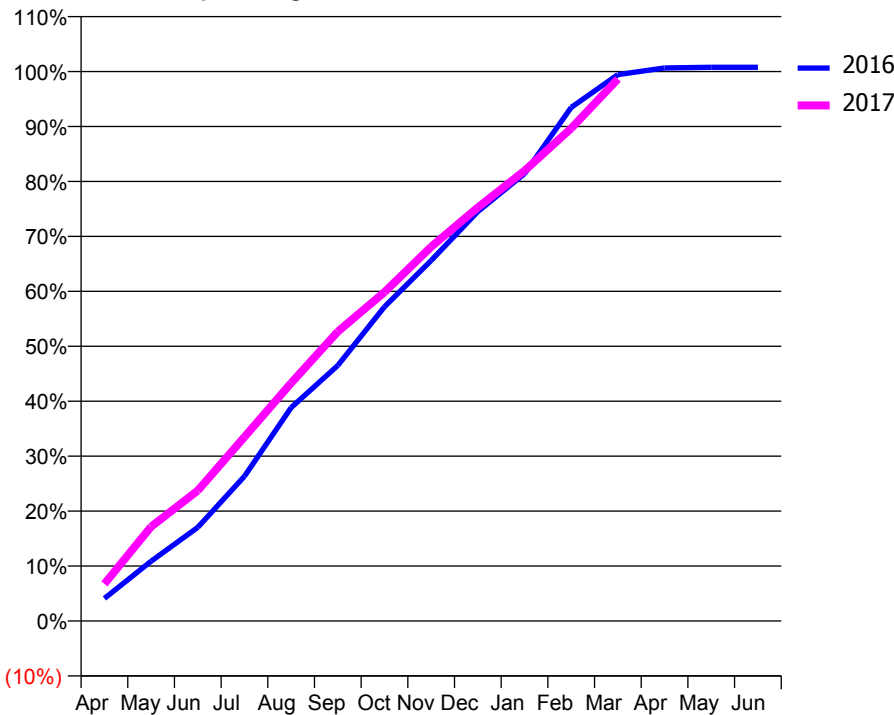
ACCESS*

Patients seen in 24 months	Total	Change since previous quarter
Quarter ending March 2016	5,182	
Quarter ending June 2016	5,214	→
Quarter ending September 2016	5,229	→
Quarter ending December 2016	5,249	→
Quarter ending March 2017	5,135	↓
Variance since March 2016	(0.9%)	→



ACTIVITY

Cumulative percentage of contracted UDA delivered 2016 & 2017



Month	Adjusted Scheduled Activity (UDA)	
	2016	2017
April	661	1,085
May	1,750	2,759
June	2,739	3,816
July	4,233	5,387
August	6,246	6,963
September	7,477	8,468
October	9,194	9,622
November	10,548	10,947
December	11,979	12,101
January	13,088	13,174
February	15,024	14,414
March	15,985	15,857
April	16,181	
May	16,198	
June	16,198	

QUALITY

	Quantity	Base Number	Contract	AT	Region	England
% of FP17s for the same patient ID Re-attending within 3 months - Children	61	1,721	3.5%	11.2%	12.0%	12.3%
% of FP17s for the same patient ID Re-attending within 3 months - Adults	550	4,880	11.3%	14.9%	16.0%	16.7%
% of FP17s for the same patient ID Re-attending between 3 & 9 months - Children	921	1,721	53.5%	56.1%	58.8%	57.6%
% of FP17s for the same patient ID Re-attending between 3 & 9 months - Adults	2,365	4,880	48.5%	47.9%	51.2%	50.1%
% of FP17s for Band 1 Urgent Courses	467	6,488	7.2%	8.5%	8.0%	9.1%
% of FP17s Relating to Free Repair or Replacements	109	6,488	1.7%	0.7%	0.8%	0.8%
% of FP17s Relating to Continuations	33	6,488	0.5%	1.0%	1.2%	1.2%
% of Patients satisfied with the dentistry they have received	5	7	N/A	92.7%	92.7%	92.8%
% of Patients satisfied with the time they had to wait for an appointment	6	7	N/A	87.3%	89.1%	88.7%

* This is based on patients treated on this contract for their most recent course of treatment. Figures in italics indicate the base number of FP17s or Patient Questionnaire responses are less than 100. N/A is shown where the base number of responses is less than 10 during the period. % is calculated as Quantity/Base number*100

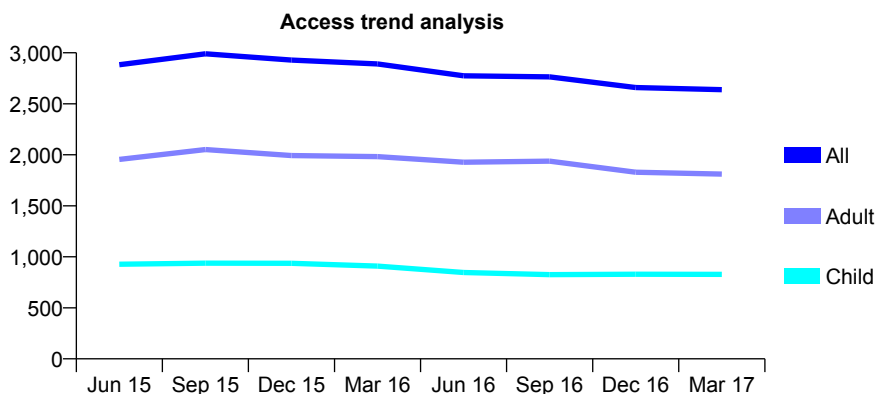
Q58 - Vital Signs At a Glance Contract Report for 688789/0002 - March 2017

Name or company name	MRS N SHAH
Contract type name	GDS Contract
Purpose of contract	General
Contract start date	01/04/2009
Contract end date	

16/17 Contracted general activity (UDA)	4,900
Carry forward general activity (UDA)	-98
16/17 Contracted orthodontic activity (UOA)	0
Carry forward orthodontic activity (UOA)	0
Baseline contract value	£126,124.86

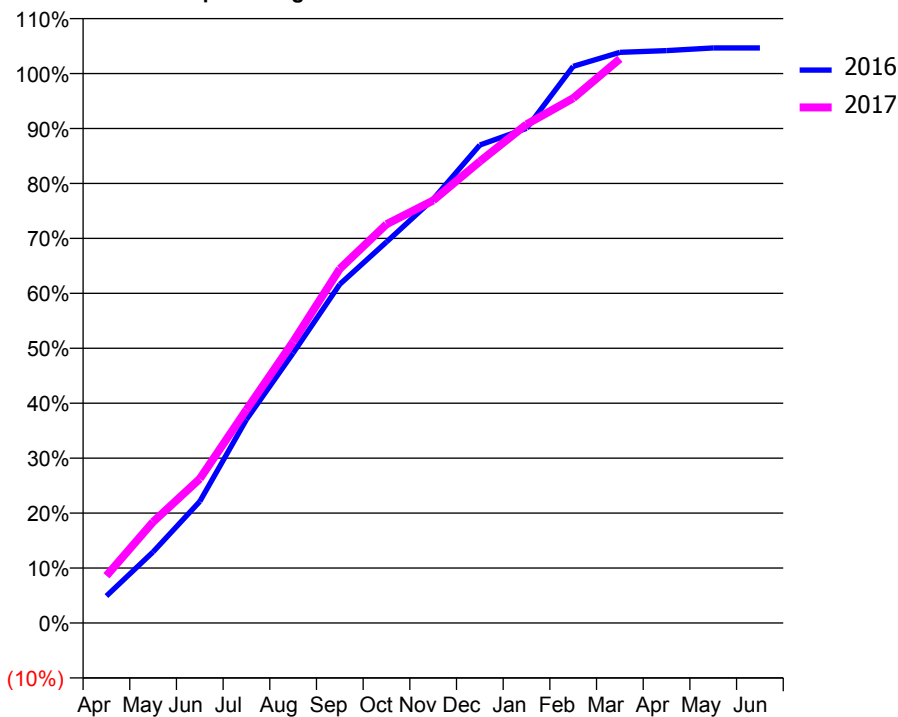
ACCESS*

Patients seen in 24 months	Total	Change since previous quarter
Quarter ending March 2016	2,891	
Quarter ending June 2016	2,774	↓
Quarter ending September 2016	2,764	→
Quarter ending December 2016	2,659	↓
Quarter ending March 2017	2,639	→
Variance since March 2016	(8.7%)	↓



ACTIVITY

Cumulative percentage of contracted UDA delivered 2016 & 2017



Month	Adjusted Scheduled Activity (UDA)	
	2016	2017
April	241	421
May	634	902
June	1,084	1,286
July	1,815	1,902
August	2,407	2,508
September	3,021	3,159
October	3,398	3,556
November	3,780	3,768
December	4,262	4,116
January	4,411	4,447
February	4,964	4,679
March	5,088	5,030
April	5,104	
May	5,128	
June	5,128	

QUALITY

	Quantity	Base Number	Contract	AT	Region	England
% of FP17s for the same patient ID Re-attending within 3 months - Children	72	1,142	6.3%	11.2%	12.0%	12.3%
% of FP17s for the same patient ID Re-attending within 3 months - Adults	165	1,543	10.7%	14.9%	16.0%	16.7%
% of FP17s for the same patient ID Re-attending between 3 & 9 months - Children	632	1,142	55.3%	56.1%	58.8%	57.6%
% of FP17s for the same patient ID Re-attending between 3 & 9 months - Adults	382	1,543	24.8%	47.9%	51.2%	50.1%
% of FP17s for Band 1 Urgent Courses	232	2,652	8.7%	8.5%	8.0%	9.1%
% of FP17s Relating to Free Repair or Replacements	5	2,652	0.2%	0.7%	0.8%	0.8%
% of FP17s Relating to Continuations	11	2,652	0.4%	1.0%	1.2%	1.2%
% of Patients satisfied with the dentistry they have received	3	3	N/A	92.7%	92.7%	92.8%
% of Patients satisfied with the time they had to wait for an appointment	3	3	N/A	87.3%	89.1%	88.7%

* This is based on patients treated on this contract for their most recent course of treatment. Figures in italics indicate the base number of FP17s or Patient Questionnaire responses are less than 100. N/A is shown where the base number of responses is less than 10 during the period. % is calculated as Quantity/Base number*100

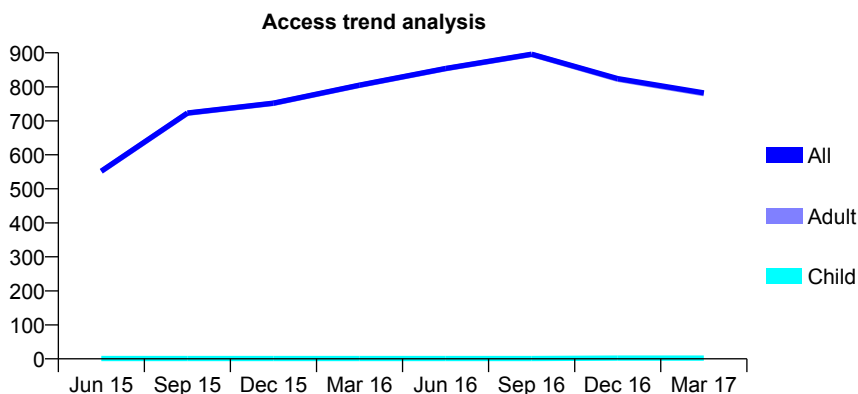
Q58 - Vital Signs At a Glance Contract Report for 688789/0004 - March 2017

Name or company name	MRS N SHAH
Contract type name	PDS Contract
Purpose of contract	General
Contract start date	01/09/2014
Contract end date	31/08/2017

16/17 Contracted general activity (UDA)	1,719
Carry forward general activity (UDA)	0
16/17 Contracted orthodontic activity (UOA)	0
Carry forward orthodontic activity (UOA)	0
Baseline contract value	£85,040.68

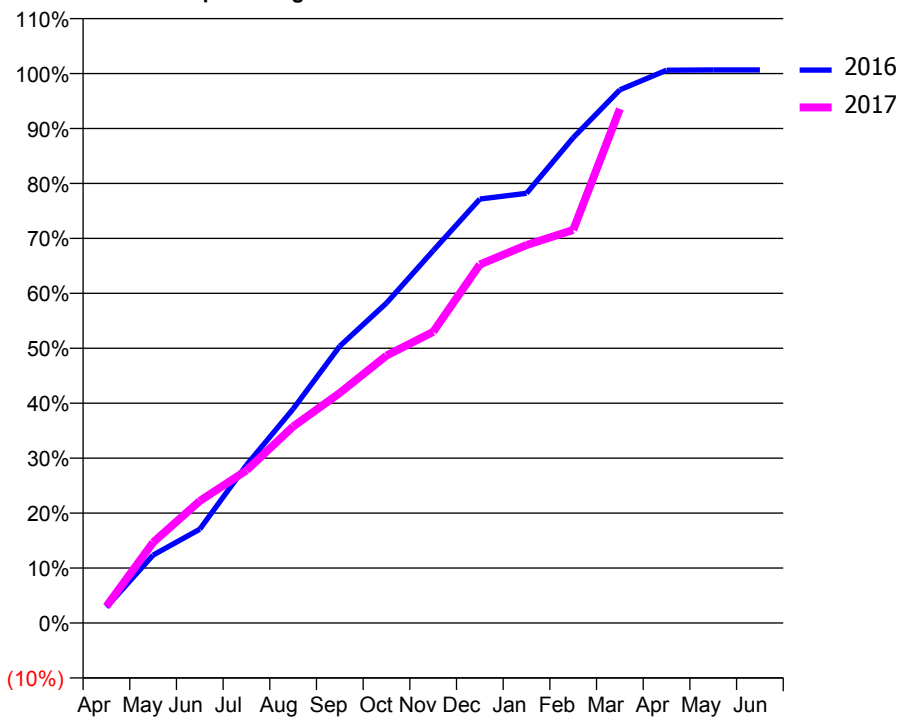
ACCESS*

Patients seen in 24 months	Total	Change since previous quarter
Quarter ending March 2016	805	
Quarter ending June 2016	854	↑
Quarter ending September 2016	896	↑
Quarter ending December 2016	824	↓
Quarter ending March 2017	782	↓
Variance since March 2016	(2.9%)	↓



ACTIVITY

Cumulative percentage of contracted UDA delivered 2016 & 2017



Month	Adjusted Scheduled Activity (UDA)	
	2016	2017
April	45	52
May	191	252
June	264	382
July	445	478
August	603	615
September	780	720
October	901	837
November	1,049	911
December	1,194	1,121
January	1,210	1,182
February	1,367	1,229
March	1,502	1,608
April	1,557	
May	1,558	
June	1,558	

QUALITY

	Quantity	Base Number	Contract	AT	Region	England
% of FP17s for the same patient ID Re-attending within 3 months - Children	0	2	0.0%	11.2%	12.0%	12.3%
% of FP17s for the same patient ID Re-attending within 3 months - Adults	49	738	6.6%	14.9%	16.0%	16.7%
% of FP17s for the same patient ID Re-attending between 3 & 9 months - Children	0	2	0.0%	56.1%	58.8%	57.6%
% of FP17s for the same patient ID Re-attending between 3 & 9 months - Adults	318	738	43.1%	47.9%	51.2%	50.1%
% of FP17s for Band 1 Urgent Courses	22	721	3.1%	8.5%	8.0%	9.1%
% of FP17s Relating to Free Repair or Replacements	0	721	0.0%	0.7%	0.8%	0.8%
% of FP17s Relating to Continuations	1	721	0.1%	1.0%	1.2%	1.2%
% of Patients satisfied with the dentistry they have received	1	1	N/A	92.7%	92.7%	92.8%
% of Patients satisfied with the time they had to wait for an appointment	1	1	N/A	87.3%	89.1%	88.7%

* This is based on patients treated on this contract for their most recent course of treatment. Figures in italics indicate the base number of FP17s or Patient Questionnaire responses are less than 100. N/A is shown where the base number of responses is less than 10 during the period. % is calculated as Quantity/Base number*100

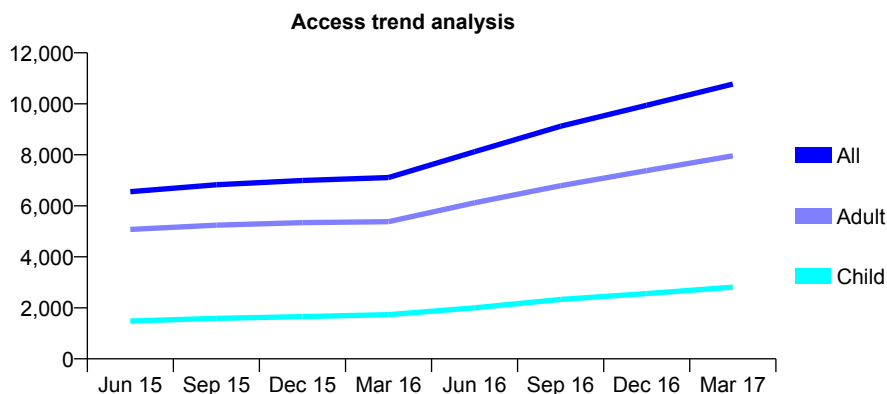
Q58 - Vital Signs At a Glance Contract Report for 689424/0001 - March 2017

Name or company name	MR N SAKERCHAND
Contract type name	GDS Contract
Purpose of contract	General
Contract start date	18/07/2009
Contract end date	

16/17 Contracted general activity (UDA)	23,773
Carry forward general activity (UDA)	0
16/17 Contracted orthodontic activity (UOA)	0
Carry forward orthodontic activity (UOA)	0
Baseline contract value	£541,309.91

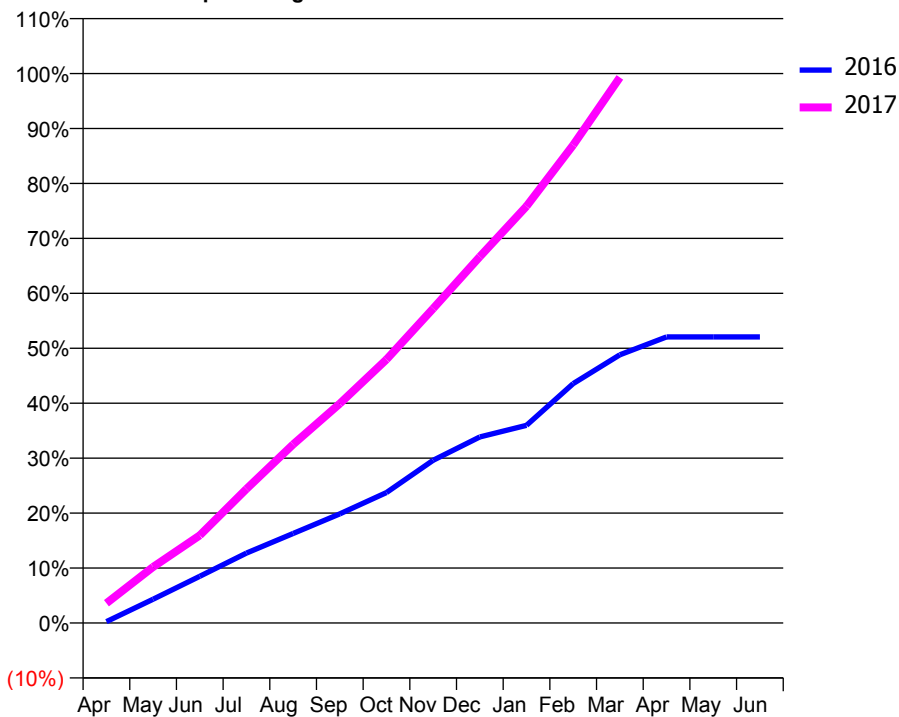
ACCESS*

Patients seen in 24 months	Total	Change since previous quarter
Quarter ending March 2016	7,111	
Quarter ending June 2016	8,123	↑
Quarter ending September 2016	9,120	↑
Quarter ending December 2016	9,941	↑
Quarter ending March 2017	10,774	↑
Variance since March 2016	51.5%	↑



ACTIVITY

Cumulative percentage of contracted UDA delivered 2016 & 2017



Month	Adjusted Scheduled Activity (UDA)	
	2016	2017
April	62	859
May	1,027	2,425
June	2,020	3,796
July	3,024	5,799
August	3,873	7,725
September	4,719	9,492
October	5,644	11,400
November	7,043	13,605
December	8,049	15,848
January	8,555	18,032
February	10,359	20,677
March	11,605	23,602
April	12,377	
May	12,378	
June	12,378	

QUALITY

	Quantity	Base Number	Contract	AT	Region	England
% of FP17s for the same patient ID Re-attending within 3 months - Children	277	3,707	7.5%	11.2%	12.0%	12.3%
% of FP17s for the same patient ID Re-attending within 3 months - Adults	1,471	9,648	15.2%	14.9%	16.0%	16.7%
% of FP17s for the same patient ID Re-attending between 3 & 9 months - Children	1,271	3,707	34.3%	56.1%	58.8%	57.6%
% of FP17s for the same patient ID Re-attending between 3 & 9 months - Adults	2,301	9,648	23.8%	47.9%	51.2%	50.1%
% of FP17s for Band 1 Urgent Courses	1,610	11,662	13.8%	8.5%	8.0%	9.1%
% of FP17s Relating to Free Repair or Replacements	106	11,662	0.9%	0.7%	0.8%	0.8%
% of FP17s Relating to Continuations	78	11,662	0.7%	1.0%	1.2%	1.2%
% of Patients satisfied with the dentistry they have received	12	14	85.7%	92.7%	92.7%	92.8%
% of Patients satisfied with the time they had to wait for an appointment	12	14	85.7%	87.3%	89.1%	88.7%

* This is based on patients treated on this contract for their most recent course of treatment. Figures in italics indicate the base number of FP17s or Patient Questionnaire responses are less than 100. N/A is shown where the base number of responses is less than 10 during the period. % is calculated as Quantity/Base number*100

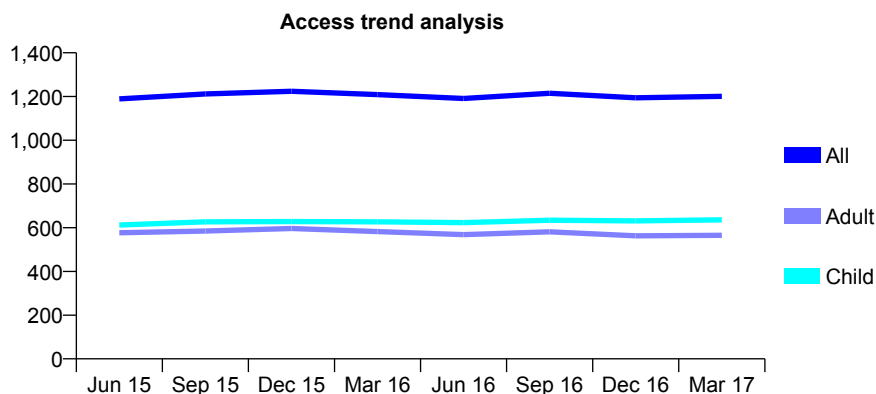
Q58 - Vital Signs At a Glance Contract Report for 723657/0001 - March 2017

Name or company name	MR AG BREE
Contract type name	GDS Contract
Purpose of contract	General
Contract start date	01/04/2006
Contract end date	

16/17 Contracted general activity (UDA)	2,927
Carry forward general activity (UDA)	-55
16/17 Contracted orthodontic activity (UOA)	0
Carry forward orthodontic activity (UOA)	0
Baseline contract value	£65,314.22

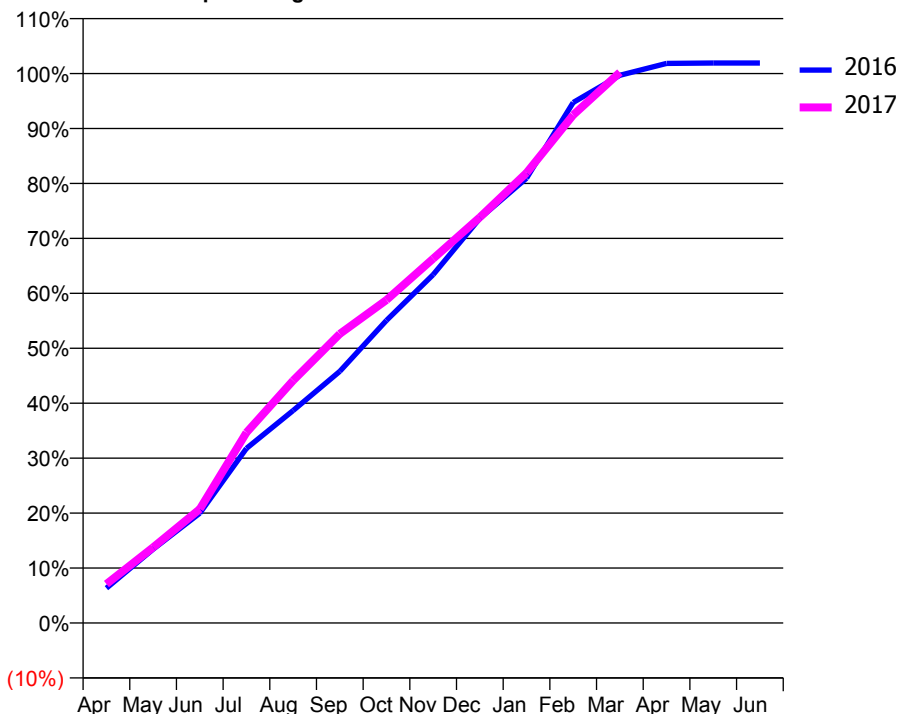
ACCESS*

Patients seen in 24 months	Total	Change since previous quarter
Quarter ending March 2016	1,209	
Quarter ending June 2016	1,191	↓
Quarter ending September 2016	1,215	↑
Quarter ending December 2016	1,194	↓
Quarter ending March 2017	1,201	→
Variance since March 2016	(0.7%)	→



ACTIVITY

Cumulative percentage of contracted UDA delivered 2016 & 2017



Month	Adjusted Scheduled Activity (UDA)	
	2016	2017
April	186	208
May	393	403
June	585	607
July	930	1,015
August	1,132	1,292
September	1,341	1,541
October	1,612	1,720
November	1,856	1,941
December	2,155	2,161
January	2,369	2,397
February	2,773	2,706
March	2,917	2,933
April	2,981	
May	2,983	
June	2,983	

QUALITY

	Quantity	Base Number	Contract	AT	Region	England
% of FP17s for the same patient ID Re-attending within 3 months - Children	40	914	4.4%	11.2%	12.0%	12.3%
% of FP17s for the same patient ID Re-attending within 3 months - Adults	78	629	12.4%	14.9%	16.0%	16.7%
% of FP17s for the same patient ID Re-attending between 3 & 9 months - Children	628	914	68.7%	56.1%	58.8%	57.6%
% of FP17s for the same patient ID Re-attending between 3 & 9 months - Adults	343	629	54.5%	47.9%	51.2%	50.1%
% of FP17s for Band 1 Urgent Courses	52	1,523	3.4%	8.5%	8.0%	9.1%
% of FP17s Relating to Free Repair or Replacements	0	1,523	0.0%	0.7%	0.8%	0.8%
% of FP17s Relating to Continuations	24	1,523	1.6%	1.0%	1.2%	1.2%
% of Patients satisfied with the dentistry they have received	0	0	N/A	92.7%	92.7%	92.8%
% of Patients satisfied with the time they had to wait for an appointment	0	0	N/A	87.3%	89.1%	88.7%

* This is based on patients treated on this contract for their most recent course of treatment. Figures in italics indicate the base number of FP17s or Patient Questionnaire responses are less than 100. N/A is shown where the base number of responses is less than 10 during the period. % is calculated as Quantity/Base number*100

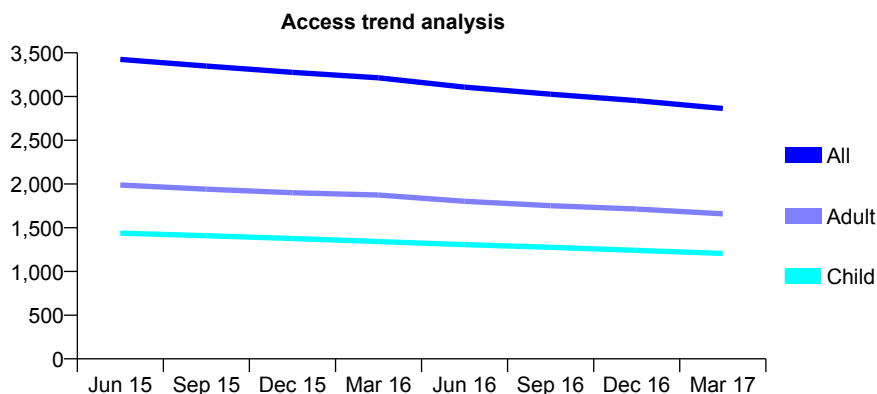
Q58 - Vital Signs At a Glance Contract Report for 731730/0001 - March 2017

Name or company name	MR AS MCKENDRICK
Contract type name	GDS Contract
Purpose of contract	General
Contract start date	01/04/2006
Contract end date	

16/17 Contracted general activity (UDA)	9,412
Carry forward general activity (UDA)	0
16/17 Contracted orthodontic activity (UOA)	0
Carry forward orthodontic activity (UOA)	0
Baseline contract value	£225,895.76

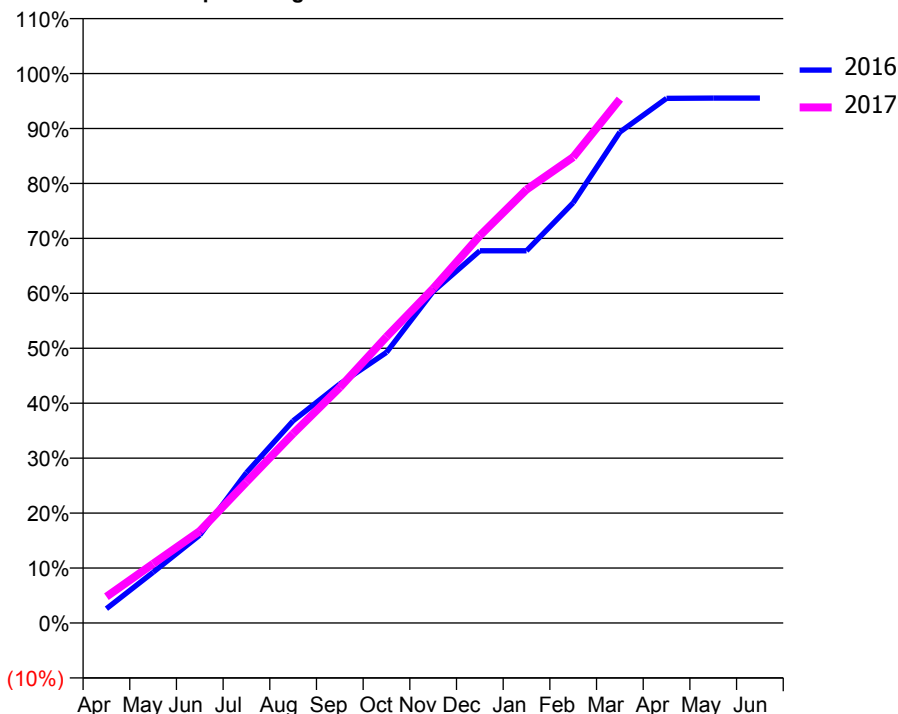
ACCESS*

Patients seen in 24 months	Total	Change since previous quarter
Quarter ending March 2016	3,214	
Quarter ending June 2016	3,108	↓
Quarter ending September 2016	3,027	↓
Quarter ending December 2016	2,953	↓
Quarter ending March 2017	2,864	↓
Variance since March 2016	(10.9%)	↓



ACTIVITY

Cumulative percentage of contracted UDA delivered 2016 & 2017



Adjusted Scheduled Activity (UDA)

Month	2016	2017
April	273	452
May	960	1,015
June	1,667	1,576
July	2,848	2,416
August	3,831	3,245
September	4,530	4,034
October	5,127	4,903
November	6,283	5,729
December	7,053	6,633
January	7,053	7,423
February	7,963	7,979
March	9,302	8,972
April	9,941	
May	9,946	
June	9,947	

QUALITY

	Quantity	Base Number	Contract	AT	Region	England
% of FP17s for the same patient ID Re-attending within 3 months - Children	150	2,099	7.1%	11.2%	12.0%	12.3%
% of FP17s for the same patient ID Re-attending within 3 months - Adults	557	2,789	20.0%	14.9%	16.0%	16.7%
% of FP17s for the same patient ID Re-attending between 3 & 9 months - Children	1,440	2,099	68.6%	56.1%	58.8%	57.6%
% of FP17s for the same patient ID Re-attending between 3 & 9 months - Adults	1,866	2,789	66.9%	47.9%	51.2%	50.1%
% of FP17s for Band 1 Urgent Courses	215	4,531	4.7%	8.5%	8.0%	9.1%
% of FP17s Relating to Free Repair or Replacements	0	4,531	0.0%	0.7%	0.8%	0.8%
% of FP17s Relating to Continuations	195	4,531	4.3%	1.0%	1.2%	1.2%
% of Patients satisfied with the dentistry they have received	10	11	90.9%	92.7%	92.7%	92.8%
% of Patients satisfied with the time they had to wait for an appointment	10	11	90.9%	87.3%	89.1%	88.7%

* This is based on patients treated on this contract for their most recent course of treatment. Figures in italics indicate the base number of FP17s or Patient Questionnaire responses are less than 100. N/A is shown where the base number of responses is less than 10 during the period. % is calculated as Quantity/Base number*100

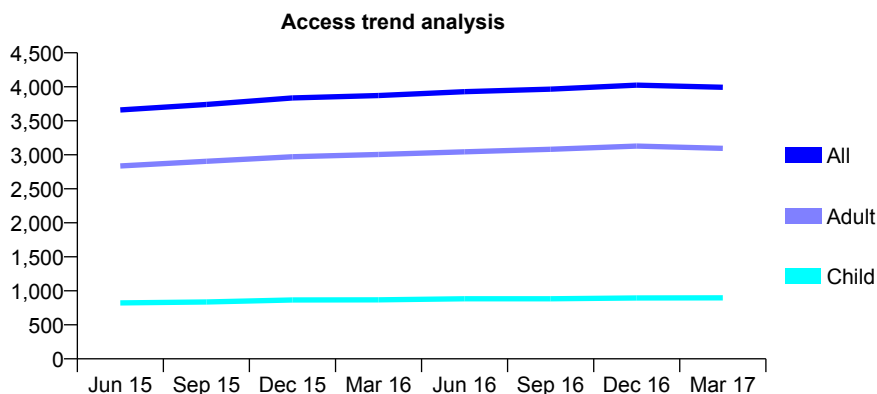
Q58 - Vital Signs At a Glance Contract Report for 732222/0001 - March 2017

Name or company name	MR FP MAGUIRE
Contract type name	GDS Contract
Purpose of contract	General
Contract start date	01/04/2006
Contract end date	

16/17 Contracted general activity (UDA)	12,050
Carry forward general activity (UDA)	0
16/17 Contracted orthodontic activity (UOA)	0
Carry forward orthodontic activity (UOA)	0
Baseline contract value	£293,429.68

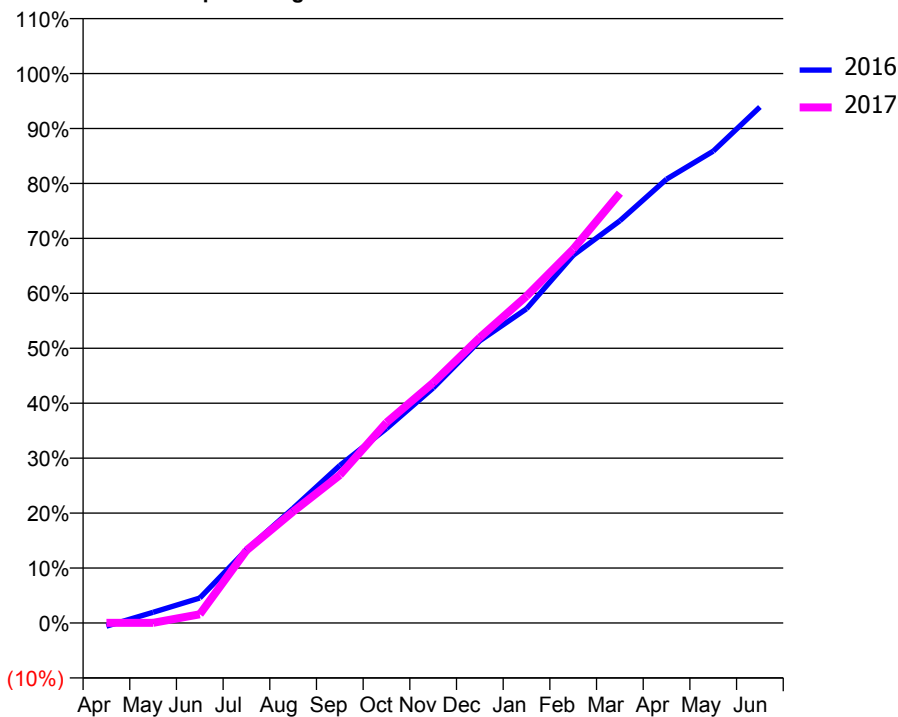
ACCESS*

Patients seen in 24 months	Total	Change since previous quarter
Quarter ending March 2016	3,872	
Quarter ending June 2016	3,929	→
Quarter ending September 2016	3,965	→
Quarter ending December 2016	4,024	→
Quarter ending March 2017	3,993	→
Variance since March 2016	3.1%	↑



ACTIVITY

Cumulative percentage of contracted UDA delivered 2016 & 2017



Month	Adjusted Scheduled Activity (UDA)	
	2016	2017
April	-71	3
May	236	3
June	547	190
July	1,608	1,592
August	2,517	2,443
September	3,456	3,244
October	4,264	4,395
November	5,154	5,268
December	6,190	6,262
January	6,890	7,168
February	8,064	8,199
March	8,820	9,426
April	9,734	
May	10,348	
June	11,315	

QUALITY

	Quantity	Base Number	Contract	AT	Region	England
% of FP17s for the same patient ID Re-attending within 3 months - Children	209	1,510	13.8%	11.2%	12.0%	12.3%
% of FP17s for the same patient ID Re-attending within 3 months - Adults	1,167	5,114	22.8%	14.9%	16.0%	16.7%
% of FP17s for the same patient ID Re-attending between 3 & 9 months - Children	893	1,510	59.1%	56.1%	58.8%	57.6%
% of FP17s for the same patient ID Re-attending between 3 & 9 months - Adults	2,674	5,114	52.3%	47.9%	51.2%	50.1%
% of FP17s for Band 1 Urgent Courses	294	5,454	5.4%	8.5%	8.0%	9.1%
% of FP17s Relating to Free Repair or Replacements	43	5,454	0.8%	0.7%	0.8%	0.8%
% of FP17s Relating to Continuations	147	5,454	2.7%	1.0%	1.2%	1.2%
% of Patients satisfied with the dentistry they have received	5	6	N/A	92.7%	92.7%	92.8%
% of Patients satisfied with the time they had to wait for an appointment	6	6	N/A	87.3%	89.1%	88.7%

* This is based on patients treated on this contract for their most recent course of treatment. Figures in italics indicate the base number of FP17s or Patient Questionnaire responses are less than 100. N/A is shown where the base number of responses is less than 10 during the period. % is calculated as Quantity/Base number*100

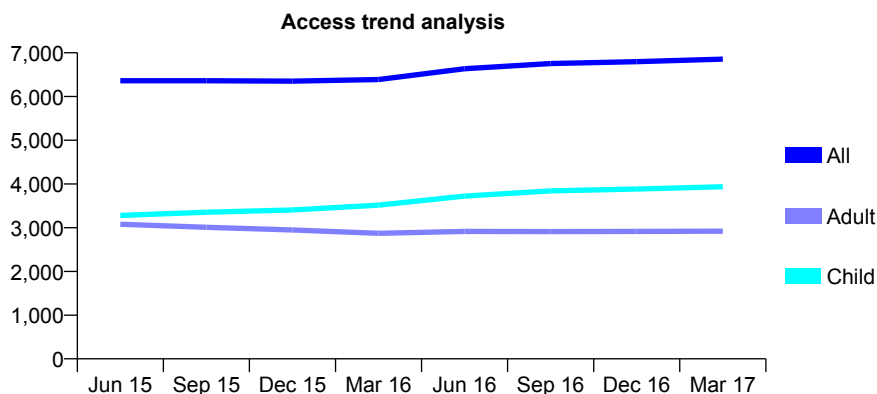
Q58 - Vital Signs At a Glance Contract Report for 736155/0001 - March 2017

Name or company name	MR AW SMITH
Contract type name	GDS Contract
Purpose of contract	General and Orthodontic
Contract start date	01/04/2006
Contract end date	

16/17 Contracted general activity (UDA)	22,556
Carry forward general activity (UDA)	2
16/17 Contracted orthodontic activity (UOA)	6,000
Carry forward orthodontic activity (UOA)	168
Baseline contract value	£1,035,143.54

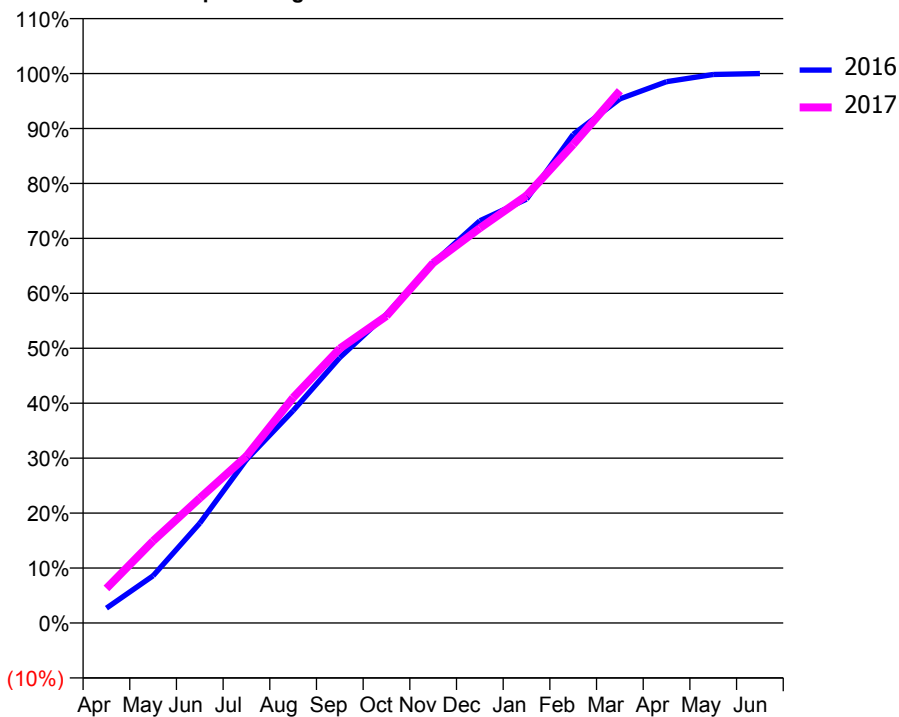
ACCESS*

Patients seen in 24 months	Total	Change since previous quarter
Quarter ending March 2016	6,389	
Quarter ending June 2016	6,637	↑
Quarter ending September 2016	6,754	→
Quarter ending December 2016	6,796	→
Quarter ending March 2017	6,854	→
Variance since March 2016	7.3%	↑



ACTIVITY

Cumulative percentage of contracted UDA delivered 2016 & 2017



Month	Adjusted Scheduled Activity (UDA)	
	2016	2017
April	612	1,419
May	1,943	3,371
June	4,097	5,129
July	6,708	6,848
August	8,716	9,252
September	10,895	11,266
October	12,674	12,601
November	14,784	14,783
December	16,514	16,208
January	17,396	17,544
February	20,056	19,640
March	21,512	21,848
April	22,223	
May	22,516	
June	22,554	

QUALITY

	Quantity	Base Number	Contract	AT	Region	England
% of FP17s for the same patient ID Re-attending within 3 months - Children	548	5,473	10.0%	11.2%	12.0%	12.3%
% of FP17s for the same patient ID Re-attending within 3 months - Adults	271	2,721	10.0%	14.9%	16.0%	16.7%
% of FP17s for the same patient ID Re-attending between 3 & 9 months - Children	2,373	5,473	43.4%	56.1%	58.8%	57.6%
% of FP17s for the same patient ID Re-attending between 3 & 9 months - Adults	1,027	2,721	37.7%	47.9%	51.2%	50.1%
% of FP17s for Band 1 Urgent Courses	414	7,202	5.7%	8.5%	8.0%	9.1%
% of FP17s Relating to Free Repair or Replacements	4	7,202	0.1%	0.7%	0.8%	0.8%
% of FP17s Relating to Continuations	2	7,202	0.0%	1.0%	1.2%	1.2%
% of Patients satisfied with the dentistry they have received	5	6	N/A	92.7%	92.7%	92.8%
% of Patients satisfied with the time they had to wait for an appointment	5	6	N/A	87.3%	89.1%	88.7%

* This is based on patients treated on this contract for their most recent course of treatment. Figures in italics indicate the base number of FP17s or Patient Questionnaire responses are less than 100. N/A is shown where the base number of responses is less than 10 during the period. % is calculated as Quantity/Base number*100

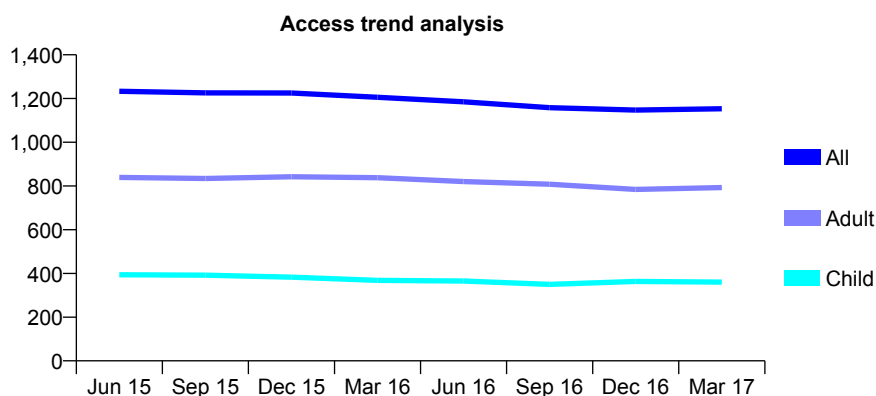
Q58 - Vital Signs At a Glance Contract Report for 736538/0001 - March 2017

Name or company name	MRS G DELLOW
Contract type name	GDS Contract
Purpose of contract	General
Contract start date	01/04/2006
Contract end date	

16/17 Contracted general activity (UDA)	3,393
Carry forward general activity (UDA)	6
16/17 Contracted orthodontic activity (UOA)	0
Carry forward orthodontic activity (UOA)	0
Baseline contract value	£78,813.46

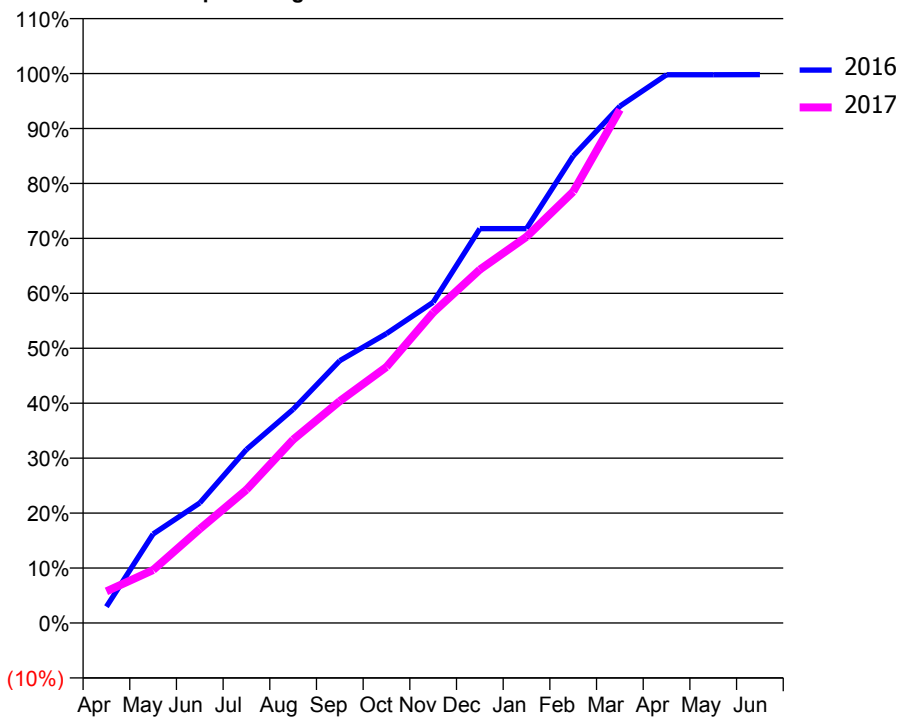
ACCESS*

Patients seen in 24 months	Total	Change since previous quarter
Quarter ending March 2016	1,206	
Quarter ending June 2016	1,185	↓
Quarter ending September 2016	1,158	↓
Quarter ending December 2016	1,147	→
Quarter ending March 2017	1,153	→
Variance since March 2016	(4.4%)	↓



ACTIVITY

Cumulative percentage of contracted UDA delivered 2016 & 2017



Adjusted Scheduled Activity (UDA)

Month	2016	2017
April	101	195
May	550	328
June	741	581
July	1,072	823
August	1,320	1,133
September	1,620	1,370
October	1,787	1,581
November	1,981	1,917
December	2,435	2,183
January	2,435	2,385
February	2,884	2,663
March	3,191	3,169
April	3,385	
May	3,385	
June	3,386	

QUALITY

	Quantity	Base Number	Contract	AT	Region	England
% of FP17s for the same patient ID Re-attending within 3 months - Children	42	573	7.3%	11.2%	12.0%	12.3%
% of FP17s for the same patient ID Re-attending within 3 months - Adults	199	1,078	18.5%	14.9%	16.0%	16.7%
% of FP17s for the same patient ID Re-attending between 3 & 9 months - Children	318	573	55.5%	56.1%	58.8%	57.6%
% of FP17s for the same patient ID Re-attending between 3 & 9 months - Adults	525	1,078	48.7%	47.9%	51.2%	50.1%
% of FP17s for Band 1 Urgent Courses	117	1,570	7.5%	8.5%	8.0%	9.1%
% of FP17s Relating to Free Repair or Replacements	5	1,570	0.3%	0.7%	0.8%	0.8%
% of FP17s Relating to Continuations	88	1,570	5.6%	1.0%	1.2%	1.2%
% of Patients satisfied with the dentistry they have received	4	4	N/A	92.7%	92.7%	92.8%
% of Patients satisfied with the time they had to wait for an appointment	4	4	N/A	87.3%	89.1%	88.7%

* This is based on patients treated on this contract for their most recent course of treatment. Figures in italics indicate the base number of FP17s or Patient Questionnaire responses are less than 100. N/A is shown where the base number of responses is less than 10 during the period. % is calculated as Quantity/Base number*100

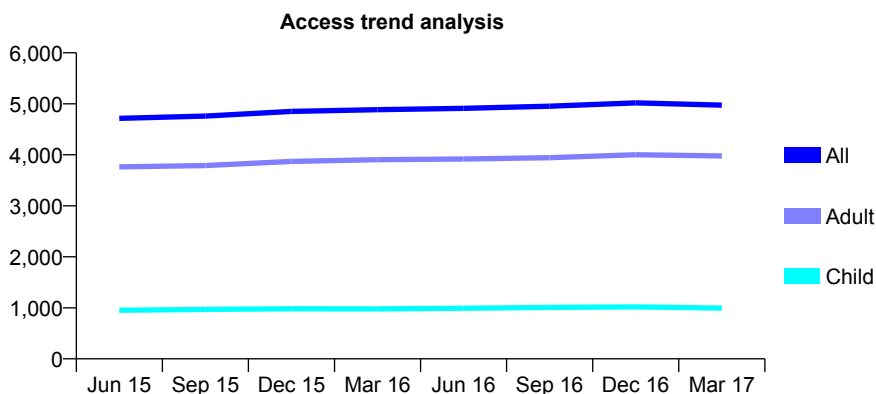
Q58 - Vital Signs At a Glance Contract Report for 738875/0002 - March 2017

Name or company name	MR TM KATCHI
Contract type name	GDS Contract
Purpose of contract	General
Contract start date	01/04/2006
Contract end date	

16/17 Contracted general activity (UDA)	14,540
Carry forward general activity (UDA)	-107
16/17 Contracted orthodontic activity (UOA)	0
Carry forward orthodontic activity (UOA)	0
Baseline contract value	£349,609.58

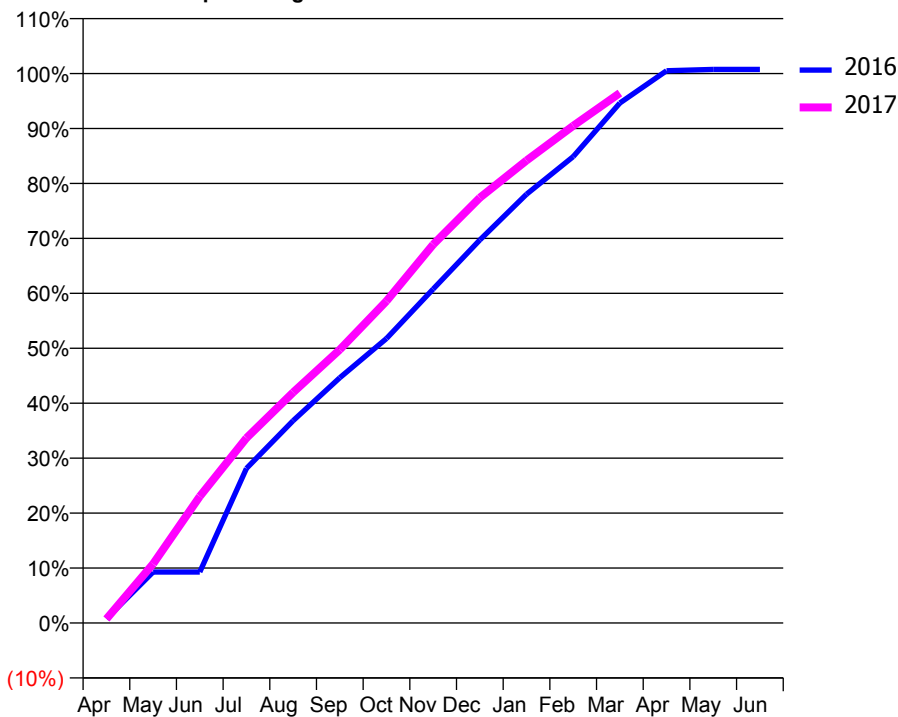
ACCESS*

Patients seen in 24 months	Total	Change since previous quarter
Quarter ending March 2016	4,884	
Quarter ending June 2016	4,911	→
Quarter ending September 2016	4,953	→
Quarter ending December 2016	5,018	→
Quarter ending March 2017	4,975	→
Variance since March 2016	1.9%	→



ACTIVITY

Cumulative percentage of contracted UDA delivered 2016 & 2017



Month	Adjusted Scheduled Activity (UDA)	
	2016	2017
April	113	109
May	1,350	1,565
June	1,350	3,350
July	4,091	4,895
August	5,353	6,103
September	6,491	7,233
October	7,529	8,521
November	8,837	10,014
December	10,134	11,253
January	11,345	12,240
February	12,342	13,157
March	13,757	14,024
April	14,615	
May	14,647	
June	14,647	

QUALITY

	Quantity	Base Number	Contract	AT	Region	England
% of FP17s for the same patient ID Re-attending within 3 months - Children	40	1,379	2.9%	11.2%	12.0%	12.3%
% of FP17s for the same patient ID Re-attending within 3 months - Adults	417	4,942	8.4%	14.9%	16.0%	16.7%
% of FP17s for the same patient ID Re-attending between 3 & 9 months - Children	768	1,379	55.7%	56.1%	58.8%	57.6%
% of FP17s for the same patient ID Re-attending between 3 & 9 months - Adults	2,708	4,942	54.8%	47.9%	51.2%	50.1%
% of FP17s for Band 1 Urgent Courses	263	5,856	4.5%	8.5%	8.0%	9.1%
% of FP17s Relating to Free Repair or Replacements	36	5,856	0.6%	0.7%	0.8%	0.8%
% of FP17s Relating to Continuations	17	5,856	0.3%	1.0%	1.2%	1.2%
% of Patients satisfied with the dentistry they have received	9	9	N/A	92.7%	92.7%	92.8%
% of Patients satisfied with the time they had to wait for an appointment	9	9	N/A	87.3%	89.1%	88.7%

* This is based on patients treated on this contract for their most recent course of treatment. Figures in italics indicate the base number of FP17s or Patient Questionnaire responses are less than 100. N/A is shown where the base number of responses is less than 10 during the period. % is calculated as Quantity/Base number*100

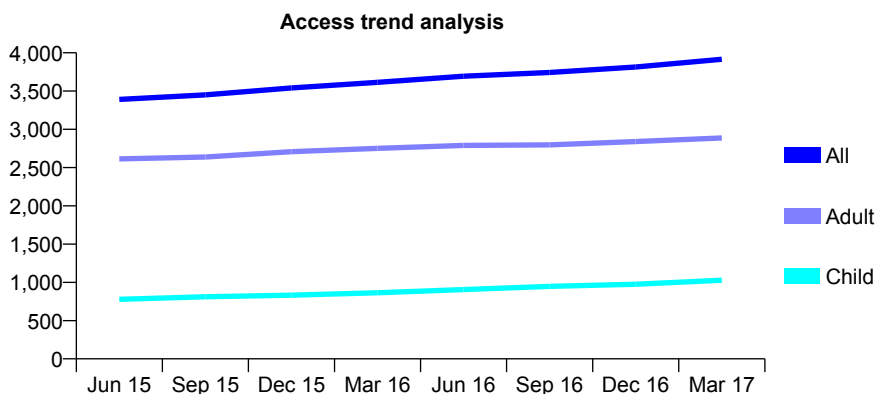
Q58 - Vital Signs At a Glance Contract Report for 741426/0001 - March 2017

Name or company name	MR SD GUNASEELAN
Contract type name	GDS Contract
Purpose of contract	General
Contract start date	01/04/2006
Contract end date	

16/17 Contracted general activity (UDA)	11,151
Carry forward general activity (UDA)	9
16/17 Contracted orthodontic activity (UOA)	0
Carry forward orthodontic activity (UOA)	0
Baseline contract value	£277,370.74

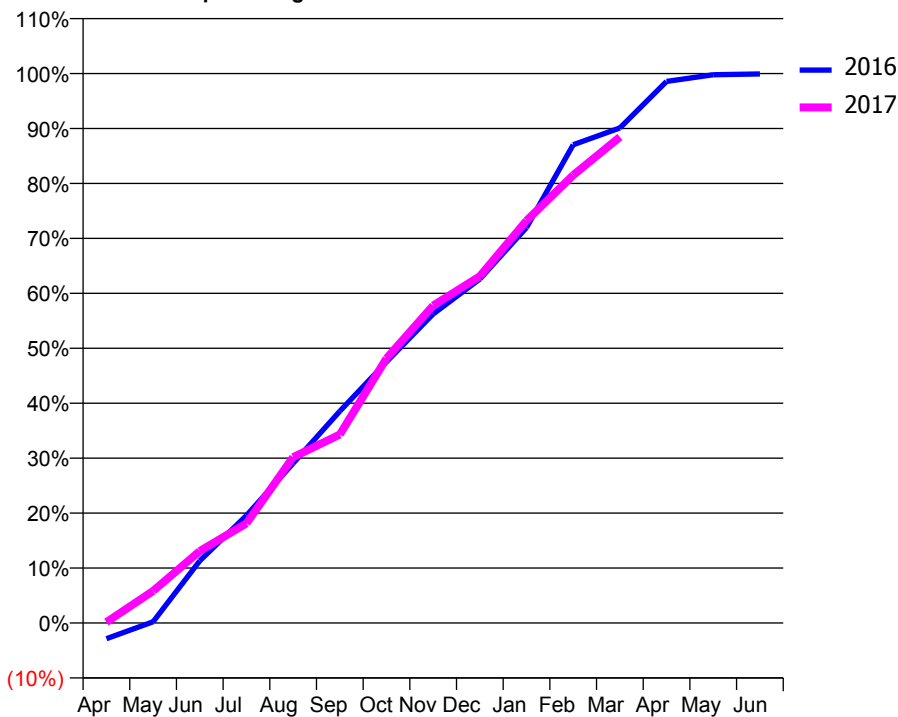
ACCESS*

Patients seen in 24 months	Total	Change since previous quarter
Quarter ending March 2016	3,614	
Quarter ending June 2016	3,694	↑
Quarter ending September 2016	3,743	→
Quarter ending December 2016	3,815	→
Quarter ending March 2017	3,916	↑
Variance since March 2016	8.4%	↑



ACTIVITY

Cumulative percentage of contracted UDA delivered 2016 & 2017



Adjusted Scheduled Activity (UDA)

Month	2016	2017
April	-321	18
May	25	651
June	1,262	1,460
July	2,182	2,022
August	3,241	3,364
September	4,298	3,826
October	5,301	5,371
November	6,270	6,442
December	6,981	7,036
January	8,025	8,167
February	9,705	9,087
March	10,046	9,861
April	10,990	
May	11,125	
June	11,142	

QUALITY

	Quantity	Base Number	Contract	AT	Region	England
% of FP17s for the same patient ID Re-attending within 3 months - Children	47	1,329	3.5%	11.2%	12.0%	12.3%
% of FP17s for the same patient ID Re-attending within 3 months - Adults	284	3,631	7.8%	14.9%	16.0%	16.7%
% of FP17s for the same patient ID Re-attending between 3 & 9 months - Children	690	1,329	51.9%	56.1%	58.8%	57.6%
% of FP17s for the same patient ID Re-attending between 3 & 9 months - Adults	2,157	3,631	59.4%	47.9%	51.2%	50.1%
% of FP17s for Band 1 Urgent Courses	225	4,506	5.0%	8.5%	8.0%	9.1%
% of FP17s Relating to Free Repair or Replacements	34	4,506	0.8%	0.7%	0.8%	0.8%
% of FP17s Relating to Continuations	5	4,506	0.1%	1.0%	1.2%	1.2%
% of Patients satisfied with the dentistry they have received	10	10	100.0%	92.7%	92.7%	92.8%
% of Patients satisfied with the time they had to wait for an appointment	9	10	90.0%	87.3%	89.1%	88.7%

* This is based on patients treated on this contract for their most recent course of treatment. Figures in italics indicate the base number of FP17s or Patient Questionnaire responses are less than 100. N/A is shown where the base number of responses is less than 10 during the period. % is calculated as Quantity/Base number*100

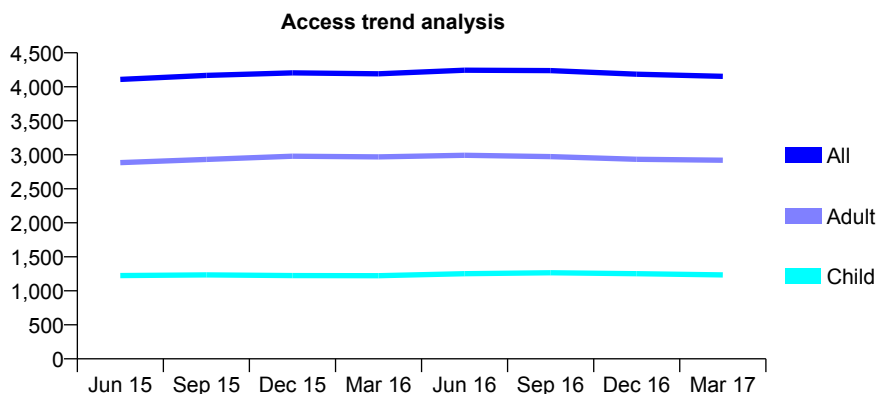
Q58 - Vital Signs At a Glance Contract Report for 741930/0001 - March 2017

Name or company name	MR A PATEL
Contract type name	GDS Contract
Purpose of contract	General
Contract start date	01/04/2006
Contract end date	

16/17 Contracted general activity (UDA)	6,944
Carry forward general activity (UDA)	95
16/17 Contracted orthodontic activity (UOA)	0
Carry forward orthodontic activity (UOA)	0
Baseline contract value	£158,662.97

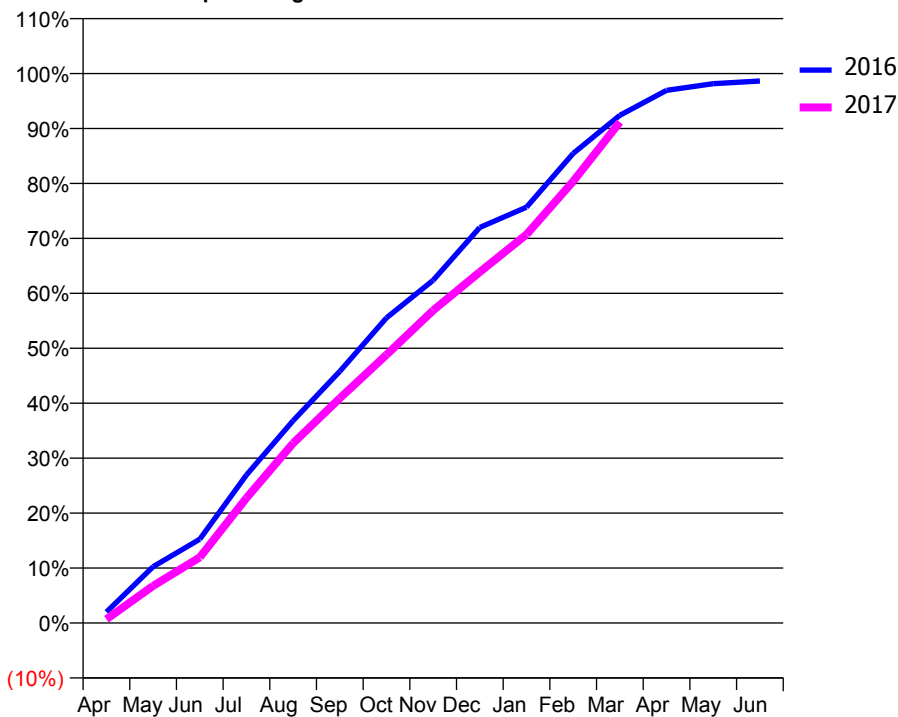
ACCESS*

Patients seen in 24 months	Total	Change since previous quarter
Quarter ending March 2016	4,192	
Quarter ending June 2016	4,245	→
Quarter ending September 2016	4,239	→
Quarter ending December 2016	4,186	↓
Quarter ending March 2017	4,154	→
Variance since March 2016	(0.9%)	→



ACTIVITY

Cumulative percentage of contracted UDA delivered 2016 & 2017



Month	Adjusted Scheduled Activity (UDA)	
	2016	2017
April	139	48
May	712	470
June	1,060	830
July	1,871	1,580
August	2,557	2,272
September	3,180	2,841
October	3,856	3,389
November	4,331	3,951
December	4,998	4,436
January	5,255	4,910
February	5,935	5,582
March	6,416	6,330
April	6,730	
May	6,816	
June	6,849	

QUALITY

	Quantity	Base Number	Contract	AT	Region	England
% of FP17s for the same patient ID Re-attending within 3 months - Children	102	1,657	6.2%	11.2%	12.0%	12.3%
% of FP17s for the same patient ID Re-attending within 3 months - Adults	343	3,246	10.6%	14.9%	16.0%	16.7%
% of FP17s for the same patient ID Re-attending between 3 & 9 months - Children	902	1,657	54.4%	56.1%	58.8%	57.6%
% of FP17s for the same patient ID Re-attending between 3 & 9 months - Adults	1,349	3,246	41.6%	47.9%	51.2%	50.1%
% of FP17s for Band 1 Urgent Courses	299	3,722	8.0%	8.5%	8.0%	9.1%
% of FP17s Relating to Free Repair or Replacements	7	3,722	0.2%	0.7%	0.8%	0.8%
% of FP17s Relating to Continuations	53	3,722	1.4%	1.0%	1.2%	1.2%
% of Patients satisfied with the dentistry they have received	4	5	N/A	92.7%	92.7%	92.8%
% of Patients satisfied with the time they had to wait for an appointment	5	5	N/A	87.3%	89.1%	88.7%

* This is based on patients treated on this contract for their most recent course of treatment. Figures in italics indicate the base number of FP17s or Patient Questionnaire responses are less than 100. N/A is shown where the base number of responses is less than 10 during the period. % is calculated as Quantity/Base number*100

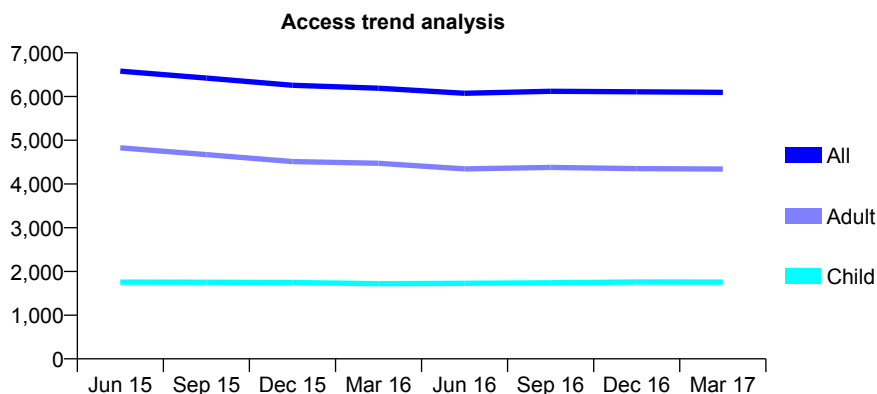
Q58 - Vital Signs At a Glance Contract Report for 741930/0002 - March 2017

Name or company name	MR A PATEL
Contract type name	GDS Contract
Purpose of contract	General
Contract start date	01/04/2006
Contract end date	

16/17 Contracted general activity (UDA)	15,057
Carry forward general activity (UDA)	114
16/17 Contracted orthodontic activity (UOA)	0
Carry forward orthodontic activity (UOA)	0
Baseline contract value	£307,643.81

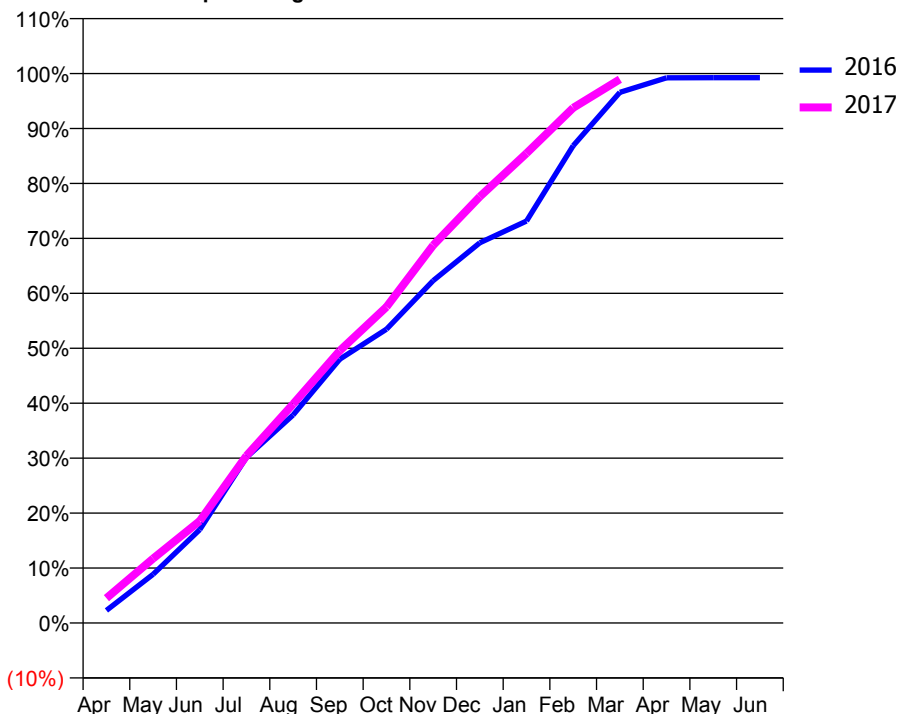
ACCESS*

Patients seen in 24 months	Total	Change since previous quarter
Quarter ending March 2016	6,191	
Quarter ending June 2016	6,075	↓
Quarter ending September 2016	6,119	→
Quarter ending December 2016	6,108	→
Quarter ending March 2017	6,096	→
Variance since March 2016	(1.5%)	↓



ACTIVITY

Cumulative percentage of contracted UDA delivered 2016 & 2017



Adjusted Scheduled Activity (UDA)

Month	2016	2017
April	345	680
May	1,335	1,766
June	2,560	2,797
July	4,539	4,584
August	5,701	6,001
September	7,230	7,463
October	8,051	8,661
November	9,380	10,348
December	10,418	11,684
January	11,014	12,870
February	13,079	14,117
March	14,539	14,898
April	14,937	
May	14,941	
June	14,942	

QUALITY

	Quantity	Base Number	Contract	AT	Region	England
% of FP17s for the same patient ID Re-attending within 3 months - Children	118	2,402	4.9%	11.2%	12.0%	12.3%
% of FP17s for the same patient ID Re-attending within 3 months - Adults	641	5,626	11.4%	14.9%	16.0%	16.7%
% of FP17s for the same patient ID Re-attending between 3 & 9 months - Children	1,429	2,402	59.5%	56.1%	58.8%	57.6%
% of FP17s for the same patient ID Re-attending between 3 & 9 months - Adults	3,098	5,626	55.1%	47.9%	51.2%	50.1%
% of FP17s for Band 1 Urgent Courses	281	7,834	3.6%	8.5%	8.0%	9.1%
% of FP17s Relating to Free Repair or Replacements	69	7,834	0.9%	0.7%	0.8%	0.8%
% of FP17s Relating to Continuations	175	7,834	2.2%	1.0%	1.2%	1.2%
% of Patients satisfied with the dentistry they have received	11	11	100.0%	92.7%	92.7%	92.8%
% of Patients satisfied with the time they had to wait for an appointment	10	11	90.9%	87.3%	89.1%	88.7%

* This is based on patients treated on this contract for their most recent course of treatment. Figures in italics indicate the base number of FP17s or Patient Questionnaire responses are less than 100. N/A is shown where the base number of responses is less than 10 during the period. % is calculated as Quantity/Base number*100

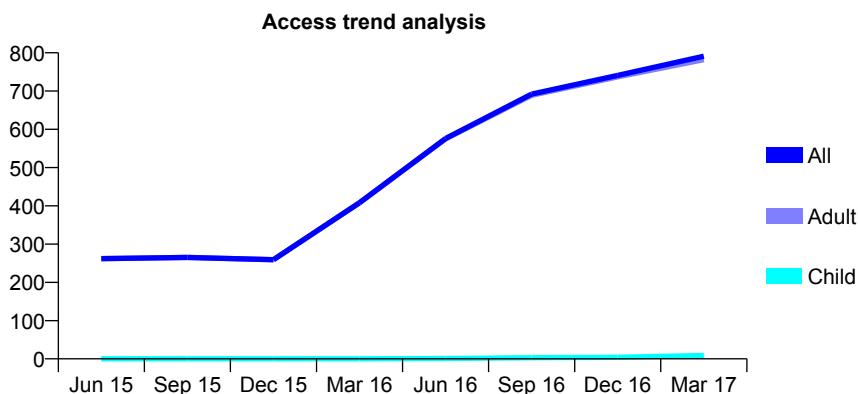
Q58 - Vital Signs At a Glance Contract Report for 741930/0005 - March 2017

Name or company name	MR A PATEL
Contract type name	PDS Contract
Purpose of contract	General
Contract start date	01/01/2013
Contract end date	31/03/2018

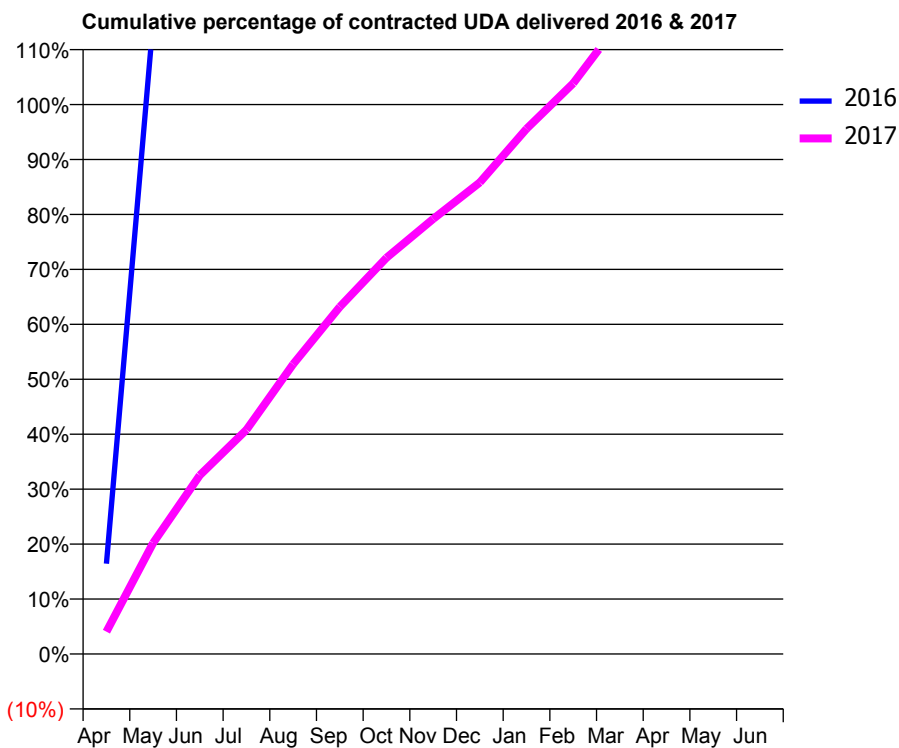
16/17 Contracted general activity (UDA)	2,213
Carry forward general activity (UDA)	0
16/17 Contracted orthodontic activity (UOA)	0
Carry forward orthodontic activity (UOA)	0
Baseline contract value	£177,790.38

ACCESS*

Patients seen in 24 months	Total	Change since previous quarter
Quarter ending March 2016	408	
Quarter ending June 2016	576	↑
Quarter ending September 2016	692	↑
Quarter ending December 2016	741	↑
Quarter ending March 2017	791	↑
Variance since March 2016	93.9%	↑



ACTIVITY



Month	Adjusted Scheduled Activity (UDA)	
	2016	2017
April	24	90
May	168	447
June	333	720
July	585	903
August	774	1,167
September	882	1,398
October	1,035	1,596
November	1,179	1,752
December	1,293	1,899
January	1,293	2,115
February	1,636	2,298
March	1,744	2,547
April	1,801	
May	1,801	
June	1,801	

QUALITY

	Quantity	Base Number	Contract	AT	Region	England
% of FP17s for the same patient ID Re-attending within 3 months - Children	0	8	0.0%	11.2%	12.0%	12.3%
% of FP17s for the same patient ID Re-attending within 3 months - Adults	18	862	2.1%	14.9%	16.0%	16.7%
% of FP17s for the same patient ID Re-attending between 3 & 9 months - Children	0	8	0.0%	56.1%	58.8%	57.6%
% of FP17s for the same patient ID Re-attending between 3 & 9 months - Adults	12	862	1.4%	47.9%	51.2%	50.1%
% of FP17s for Band 1 Urgent Courses	0	849	0.0%	8.5%	8.0%	9.1%
% of FP17s Relating to Free Repair or Replacements	0	849	0.0%	0.7%	0.8%	0.8%
% of FP17s Relating to Continuations	0	849	0.0%	1.0%	1.2%	1.2%
% of Patients satisfied with the dentistry they have received	1	1	N/A	92.7%	92.7%	92.8%
% of Patients satisfied with the time they had to wait for an appointment	0	1	N/A	87.3%	89.1%	88.7%

* This is based on patients treated on this contract for their most recent course of treatment. Figures in italics indicate the base number of FP17s or Patient Questionnaire responses are less than 100. N/A is shown where the base number of responses is less than 10 during the period. % is calculated as Quantity/Base number*100

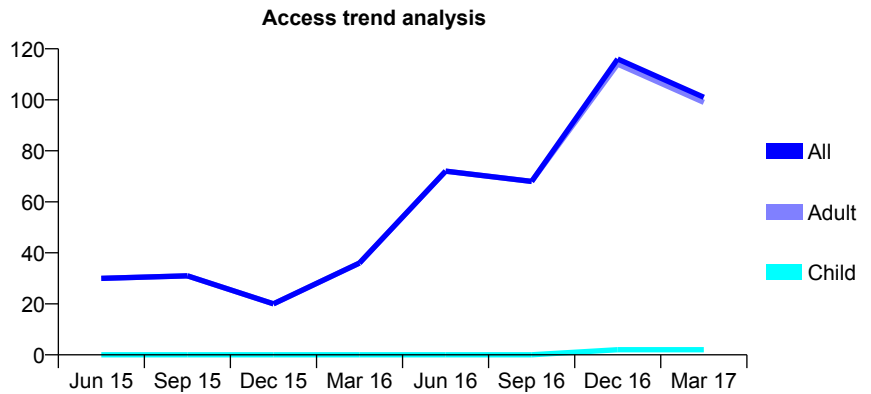
Q58 - Vital Signs At a Glance Contract Report for 741930/0006 - March 2017

Name or company name	MR A PATEL
Contract type name	PDS Contract
Purpose of contract	General
Contract start date	01/01/2013
Contract end date	31/03/2018

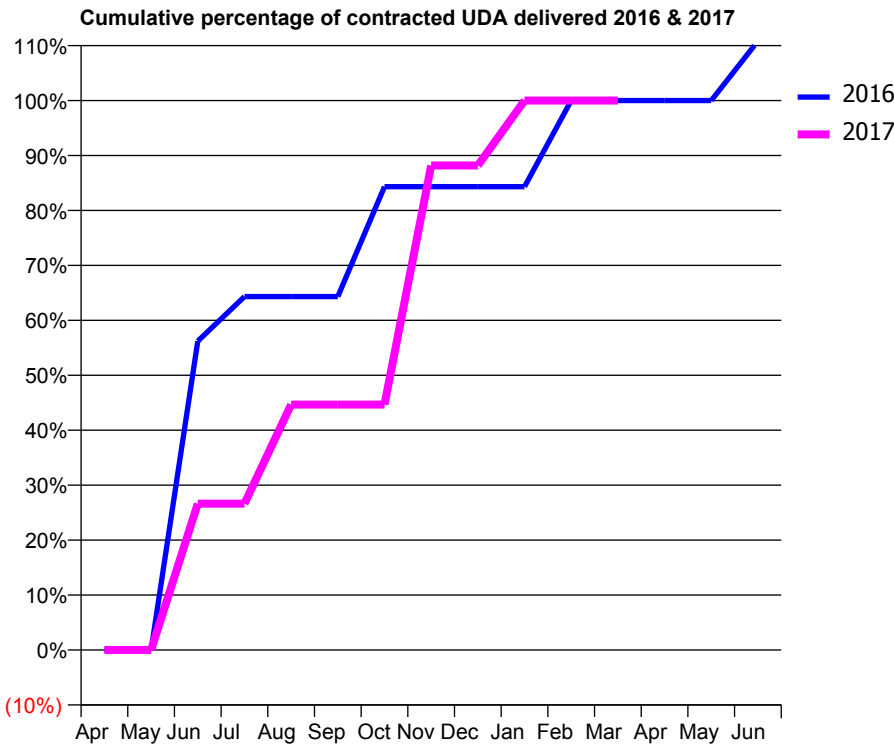
16/17 Contracted general activity (UDA)	338
Carry forward general activity (UDA)	0
16/17 Contracted orthodontic activity (UOA)	0
Carry forward orthodontic activity (UOA)	0
Baseline contract value	£22,534.35

ACCESS*

Patients seen in 24 months	Total	Change since previous quarter
Quarter ending March 2016	36	
Quarter ending June 2016	72	↑
Quarter ending September 2016	68	↓
Quarter ending December 2016	116	↑
Quarter ending March 2017	101	↓
Variance since March 2016	180.6%	↑



ACTIVITY



Month	Adjusted Scheduled Activity (UDA)	
	2016	2017
April	0	0
May	0	0
June	312	90
July	357	90
August	357	151
September	357	151
October	468	151
November	468	298
December	468	298
January	468	338
February	555	338
March	555	338
April	555	
May	555	
June	615	

QUALITY

	Quantity	Base Number	Contract	AT	Region	England
% of FP17s for the same patient ID Re-attending within 3 months - Children	0	1	0.0%	11.2%	12.0%	12.3%
% of FP17s for the same patient ID Re-attending within 3 months - Adults	4	133	3.0%	14.9%	16.0%	16.7%
% of FP17s for the same patient ID Re-attending between 3 & 9 months - Children	0	1	0.0%	56.1%	58.8%	57.6%
% of FP17s for the same patient ID Re-attending between 3 & 9 months - Adults	1	133	0.8%	47.9%	51.2%	50.1%
% of FP17s for Band 1 Urgent Courses	0	114	0.0%	8.5%	8.0%	9.1%
% of FP17s Relating to Free Repair or Replacements	0	114	0.0%	0.7%	0.8%	0.8%
% of FP17s Relating to Continuations	0	114	0.0%	1.0%	1.2%	1.2%
% of Patients satisfied with the dentistry they have received	0	0	N/A	92.7%	92.7%	92.8%
% of Patients satisfied with the time they had to wait for an appointment	0	0	N/A	87.3%	89.1%	88.7%

* This is based on patients treated on this contract for their most recent course of treatment. Figures in italics indicate the base number of FP17s or Patient Questionnaire responses are less than 100. N/A is shown where the base number of responses is less than 10 during the period. % is calculated as Quantity/Base number*100

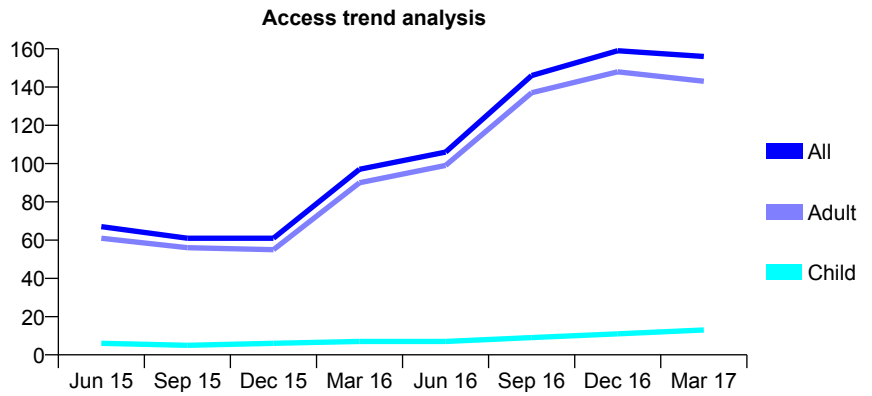
Q58 - Vital Signs At a Glance Contract Report for 741930/0007 - March 2017

Name or company name	MR A PATEL
Contract type name	PDS Contract
Purpose of contract	General
Contract start date	01/01/2013
Contract end date	31/03/2018

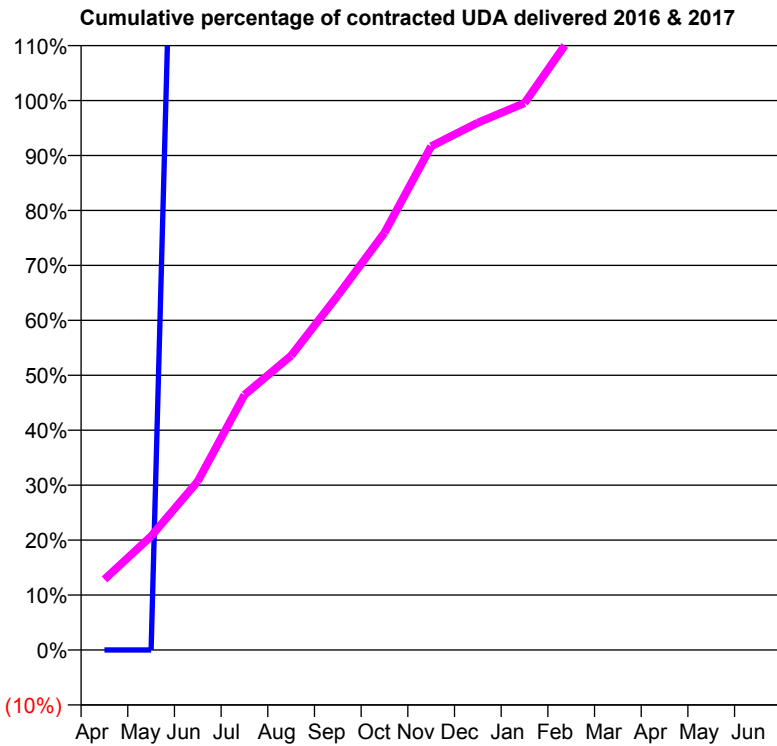
16/17 Contracted general activity (UDA)	420
Carry forward general activity (UDA)	0
16/17 Contracted orthodontic activity (UOA)	0
Carry forward orthodontic activity (UOA)	0
Baseline contract value	£119,200.91

ACCESS*

Patients seen in 24 months	Total	Change since previous quarter
Quarter ending March 2016	97	
Quarter ending June 2016	106	↑
Quarter ending September 2016	146	↑
Quarter ending December 2016	159	↑
Quarter ending March 2017	156	↓
Variance since March 2016	60.8%	↑



ACTIVITY



Month	Adjusted Scheduled Activity (UDA)	
	2016	2017
April	0	54
May	0	87
June	141	129
July	183	195
August	204	225
September	240	271
October	297	319
November	372	385
December	420	403
January	420	418
February	480	469
March	525	505
April	525	
May	525	
June	525	

QUALITY

	Quantity	Base Number	Contract	AT	Region	England
% of FP17s for the same patient ID Re-attending within 3 months - Children	1	17	5.9%	11.2%	12.0%	12.3%
% of FP17s for the same patient ID Re-attending within 3 months - Adults	1	152	0.7%	14.9%	16.0%	16.7%
% of FP17s for the same patient ID Re-attending between 3 & 9 months - Children	0	17	0.0%	56.1%	58.8%	57.6%
% of FP17s for the same patient ID Re-attending between 3 & 9 months - Adults	0	152	0.0%	47.9%	51.2%	50.1%
% of FP17s for Band 1 Urgent Courses	0	169	0.0%	8.5%	8.0%	9.1%
% of FP17s Relating to Free Repair or Replacements	0	169	0.0%	0.7%	0.8%	0.8%
% of FP17s Relating to Continuations	0	169	0.0%	1.0%	1.2%	1.2%
% of Patients satisfied with the dentistry they have received	0	0	N/A	92.7%	92.7%	92.8%
% of Patients satisfied with the time they had to wait for an appointment	0	0	N/A	87.3%	89.1%	88.7%

* This is based on patients treated on this contract for their most recent course of treatment. Figures in italics indicate the base number of FP17s or Patient Questionnaire responses are less than 100. N/A is shown where the base number of responses is less than 10 during the period. % is calculated as Quantity/Base number*100

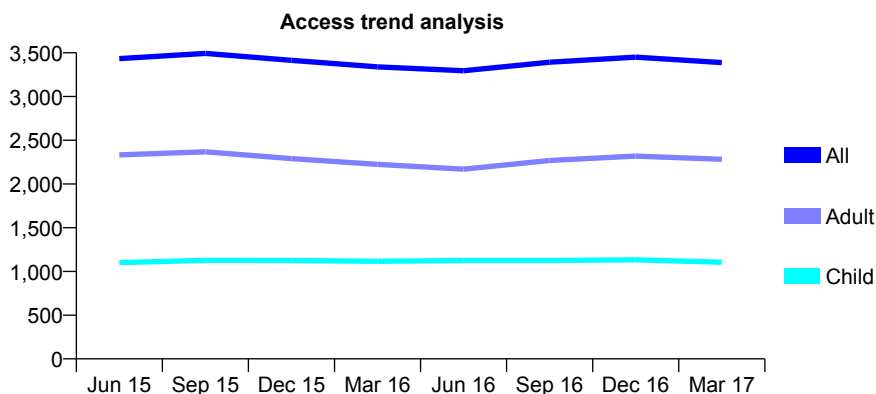
Q58 - Vital Signs At a Glance Contract Report for 742082/0001 - March 2017

Name or company name	MR N BLOOM
Contract type name	GDS Contract
Purpose of contract	General
Contract start date	01/04/2006
Contract end date	

16/17 Contracted general activity (UDA)	8,724
Carry forward general activity (UDA)	-64
16/17 Contracted orthodontic activity (UOA)	0
Carry forward orthodontic activity (UOA)	0
Baseline contract value	£277,735.54

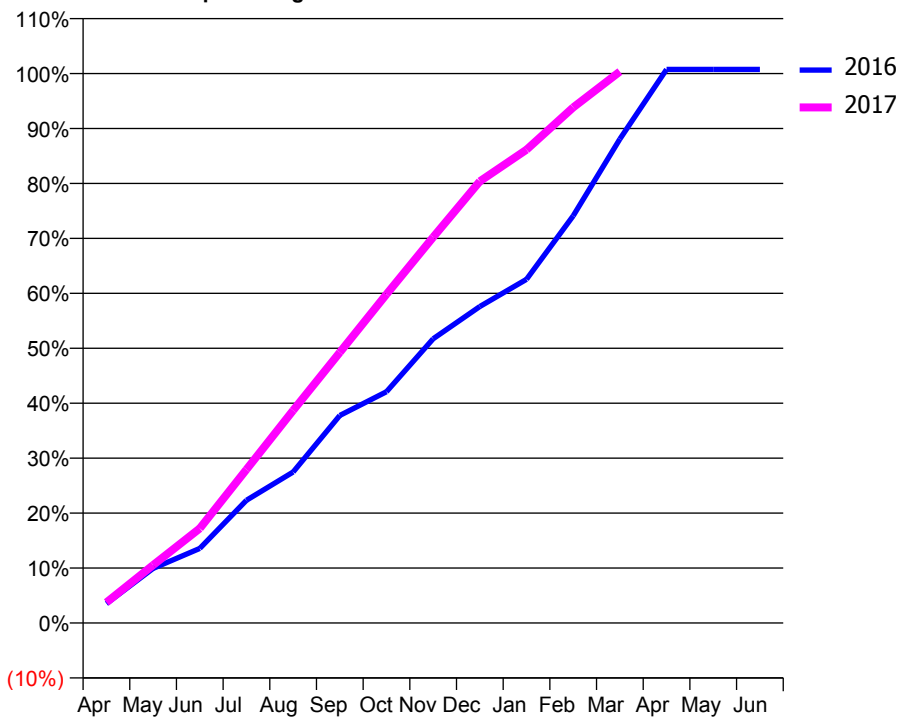
ACCESS*

Patients seen in 24 months	Total	Change since previous quarter
Quarter ending March 2016	3,339	
Quarter ending June 2016	3,295	↓
Quarter ending September 2016	3,392	↑
Quarter ending December 2016	3,451	→
Quarter ending March 2017	3,388	↓
Variance since March 2016	1.5%	→



ACTIVITY

Cumulative percentage of contracted UDA delivered 2016 & 2017



Month	Adjusted Scheduled Activity (UDA)	
	2016	2017
April	309	327
May	866	920
June	1,185	1,501
July	1,949	2,438
August	2,398	3,375
September	3,295	4,296
October	3,671	5,219
November	4,512	6,125
December	5,024	7,012
January	5,456	7,514
February	6,465	8,185
March	7,683	8,755
April	8,788	
May	8,788	
June	8,788	

QUALITY

	Quantity	Base Number	Contract	AT	Region	England
% of FP17s for the same patient ID Re-attending within 3 months - Children	99	1,341	7.4%	11.2%	12.0%	12.3%
% of FP17s for the same patient ID Re-attending within 3 months - Adults	349	2,638	13.2%	14.9%	16.0%	16.7%
% of FP17s for the same patient ID Re-attending between 3 & 9 months - Children	627	1,341	46.8%	56.1%	58.8%	57.6%
% of FP17s for the same patient ID Re-attending between 3 & 9 months - Adults	932	2,638	35.3%	47.9%	51.2%	50.1%
% of FP17s for Band 1 Urgent Courses	415	3,729	11.1%	8.5%	8.0%	9.1%
% of FP17s Relating to Free Repair or Replacements	12	3,729	0.3%	0.7%	0.8%	0.8%
% of FP17s Relating to Continuations	32	3,729	0.9%	1.0%	1.2%	1.2%
% of Patients satisfied with the dentistry they have received	4	6	N/A	92.7%	92.7%	92.8%
% of Patients satisfied with the time they had to wait for an appointment	4	6	N/A	87.3%	89.1%	88.7%

* This is based on patients treated on this contract for their most recent course of treatment. Figures in italics indicate the base number of FP17s or Patient Questionnaire responses are less than 100. N/A is shown where the base number of responses is less than 10 during the period. % is calculated as Quantity/Base number*100

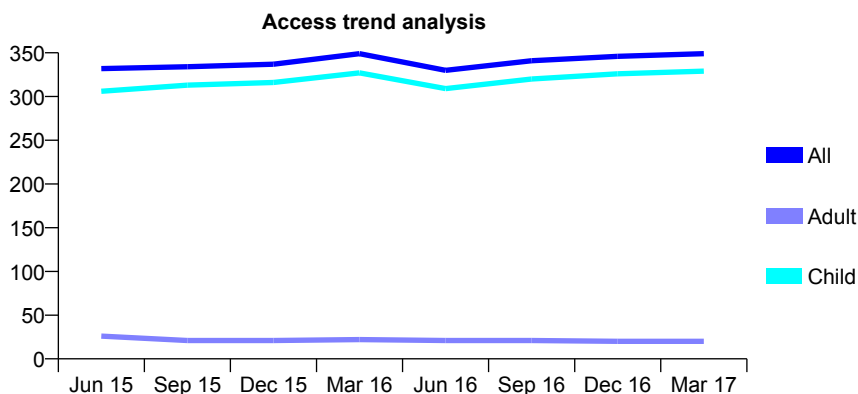
Q58 - Vital Signs At a Glance Contract Report for 746746/0001 - March 2017

Name or company name	MR RJ MILLER-WHITE
Contract type name	GDS Contract
Purpose of contract	General
Contract start date	01/04/2006
Contract end date	

16/17 Contracted general activity (UDA)	800
Carry forward general activity (UDA)	0
16/17 Contracted orthodontic activity (UOA)	0
Carry forward orthodontic activity (UOA)	0
Baseline contract value	£24,464.28

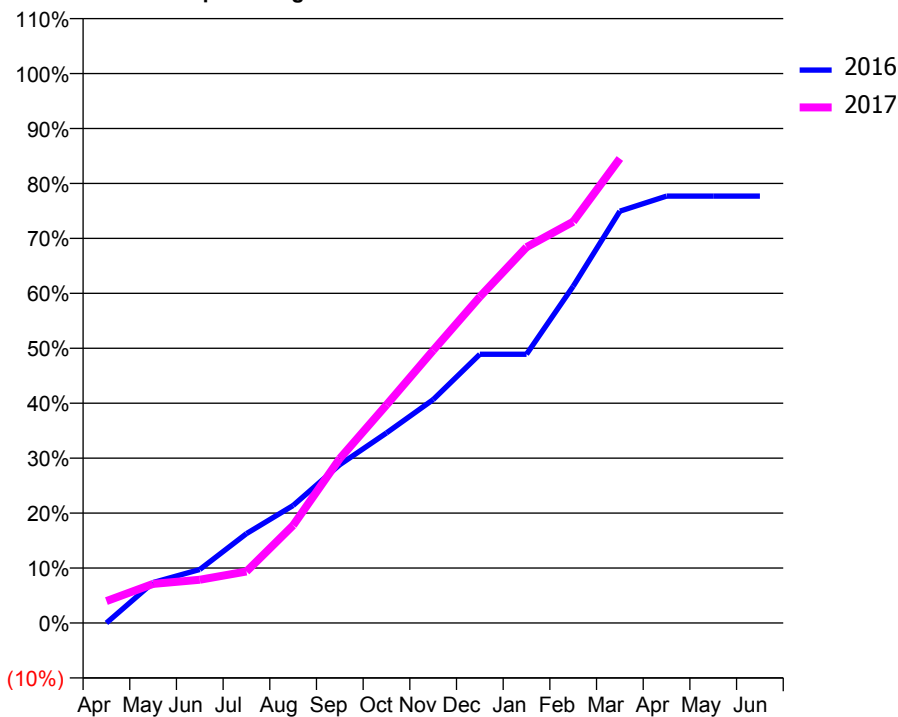
ACCESS*

Patients seen in 24 months	Total	Change since previous quarter
Quarter ending March 2016	349	
Quarter ending June 2016	330	↓
Quarter ending September 2016	341	↑
Quarter ending December 2016	346	→
Quarter ending March 2017	349	→
Variance since March 2016	0.0%	→



ACTIVITY

Cumulative percentage of contracted UDA delivered 2016 & 2017



Adjusted Scheduled Activity (UDA)

Month	2016	2017
April	0	32
May	59	57
June	78	63
July	130	75
August	171	142
September	231	239
October	277	318
November	325	397
December	391	475
January	391	547
February	490	584
March	600	676
April	622	
May	622	
June	622	

QUALITY

	Quantity	Base Number	Contract	AT	Region	England
% of FP17s for the same patient ID Re-attending within 3 months - Children	35	439	8.0%	11.2%	12.0%	12.3%
% of FP17s for the same patient ID Re-attending within 3 months - Adults	0	0	N/A	14.9%	16.0%	16.7%
% of FP17s for the same patient ID Re-attending between 3 & 9 months - Children	214	439	48.7%	56.1%	58.8%	57.6%
% of FP17s for the same patient ID Re-attending between 3 & 9 months - Adults	0	0	N/A	47.9%	51.2%	50.1%
% of FP17s for Band 1 Urgent Courses	6	425	1.4%	8.5%	8.0%	9.1%
% of FP17s Relating to Free Repair or Replacements	1	425	0.2%	0.7%	0.8%	0.8%
% of FP17s Relating to Continuations	0	425	0.0%	1.0%	1.2%	1.2%
% of Patients satisfied with the dentistry they have received	0	0	N/A	92.7%	92.7%	92.8%
% of Patients satisfied with the time they had to wait for an appointment	0	0	N/A	87.3%	89.1%	88.7%

* This is based on patients treated on this contract for their most recent course of treatment. Figures in italics indicate the base number of FP17s or Patient Questionnaire responses are less than 100. N/A is shown where the base number of responses is less than 10 during the period. % is calculated as Quantity/Base number*100

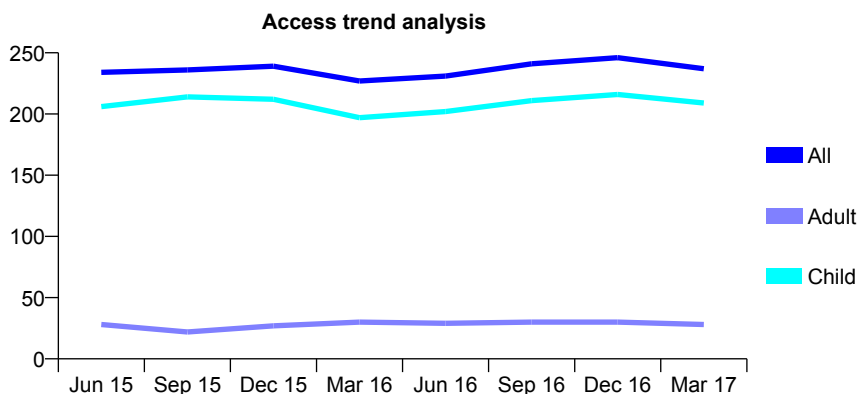
Q58 - Vital Signs At a Glance Contract Report for 751227/0001 - March 2017

Name or company name	MR GK RABIN
Contract type name	GDS Contract
Purpose of contract	General
Contract start date	01/04/2006
Contract end date	

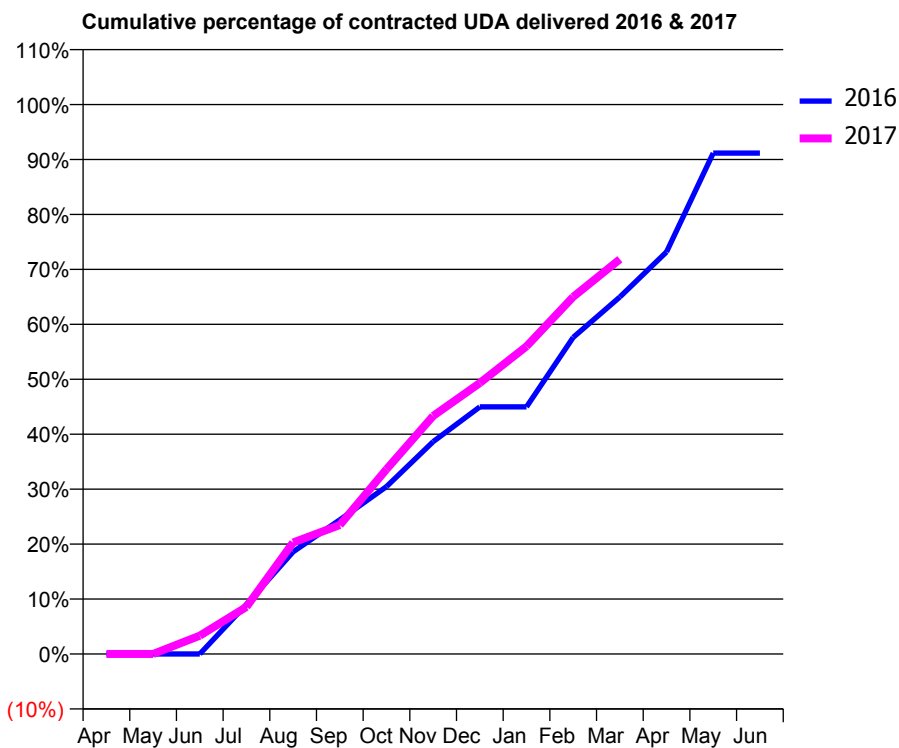
16/17 Contracted general activity (UDA)	600
Carry forward general activity (UDA)	0
16/17 Contracted orthodontic activity (UOA)	0
Carry forward orthodontic activity (UOA)	0
Baseline contract value	£14,308.08

ACCESS*

Patients seen in 24 months	Total	Change since previous quarter
Quarter ending March 2016	227	
Quarter ending June 2016	231	→
Quarter ending September 2016	241	↑
Quarter ending December 2016	246	↑
Quarter ending March 2017	237	↓
Variance since March 2016	4.4%	↑



ACTIVITY



Month	Adjusted Scheduled Activity (UDA)	
	2016	2017
April	0	0
May	0	0
June	0	20
July	54	51
August	112	122
September	147	141
October	183	202
November	232	260
December	270	296
January	270	336
February	346	390
March	390	431
April	439	
May	547	
June	547	

QUALITY

	Quantity	Base Number	Contract	AT	Region	England
% of FP17s for the same patient ID Re-attending within 3 months - Children	23	352	6.5%	11.2%	12.0%	12.3%
% of FP17s for the same patient ID Re-attending within 3 months - Adults	0	10	0.0%	14.9%	16.0%	16.7%
% of FP17s for the same patient ID Re-attending between 3 & 9 months - Children	215	352	61.1%	56.1%	58.8%	57.6%
% of FP17s for the same patient ID Re-attending between 3 & 9 months - Adults	7	10	70.0%	47.9%	51.2%	50.1%
% of FP17s for Band 1 Urgent Courses	5	276	1.8%	8.5%	8.0%	9.1%
% of FP17s Relating to Free Repair or Replacements	0	276	0.0%	0.7%	0.8%	0.8%
% of FP17s Relating to Continuations	0	276	0.0%	1.0%	1.2%	1.2%
% of Patients satisfied with the dentistry they have received	0	0	N/A	92.7%	92.7%	92.8%
% of Patients satisfied with the time they had to wait for an appointment	0	0	N/A	87.3%	89.1%	88.7%

* This is based on patients treated on this contract for their most recent course of treatment. Figures in italics indicate the base number of FP17s or Patient Questionnaire responses are less than 100. N/A is shown where the base number of responses is less than 10 during the period. % is calculated as Quantity/Base number*100

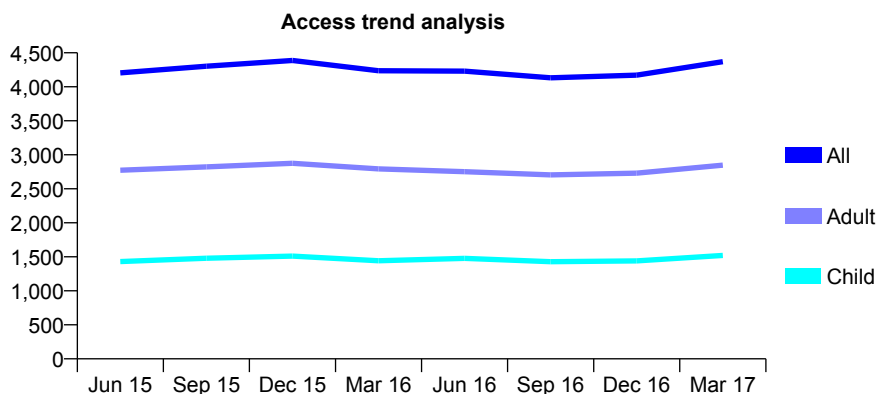
Q58 - Vital Signs At a Glance Contract Report for 753688/0001 - March 2017

Name or company name	MR B KOTECHA
Contract type name	GDS Contract
Purpose of contract	General
Contract start date	01/04/2006
Contract end date	

16/17 Contracted general activity (UDA)	13,220
Carry forward general activity (UDA)	-36
16/17 Contracted orthodontic activity (UOA)	0
Carry forward orthodontic activity (UOA)	0
Baseline contract value	£330,110.16

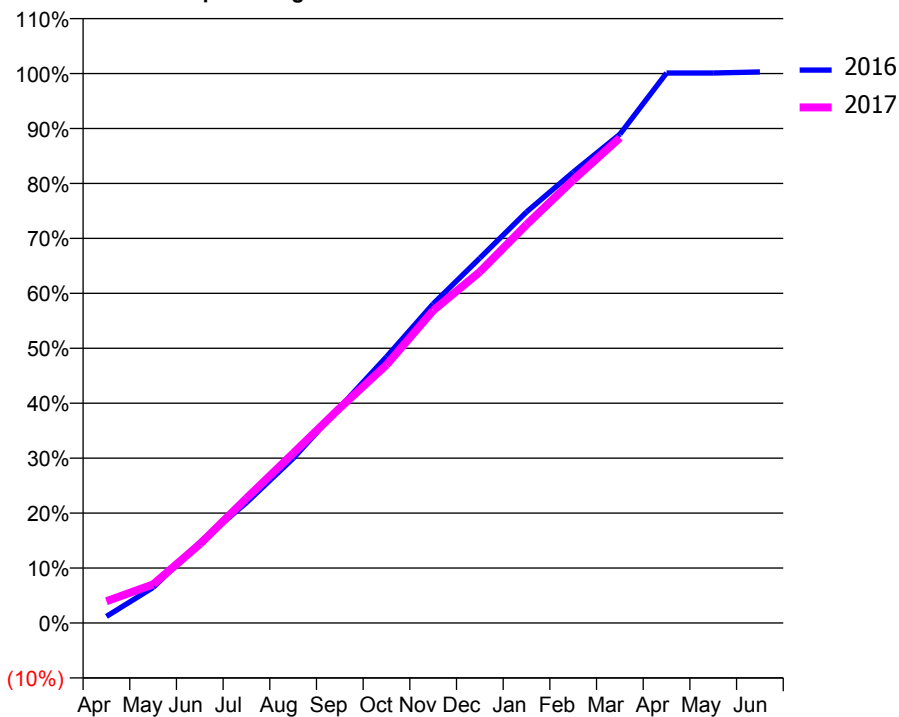
ACCESS*

Patients seen in 24 months	Total	Change since previous quarter
Quarter ending March 2016	4,236	
Quarter ending June 2016	4,230	→
Quarter ending September 2016	4,133	↓
Quarter ending December 2016	4,171	→
Quarter ending March 2017	4,370	↑
Variance since March 2016	3.2%	↑



ACTIVITY

Cumulative percentage of contracted UDA delivered 2016 & 2017



Month	Adjusted Scheduled Activity (UDA)	
	2016	2017
April	159	526
May	856	929
June	1,941	1,897
July	2,896	3,002
August	3,959	4,081
September	5,190	5,174
October	6,404	6,210
November	7,677	7,520
December	8,780	8,447
January	9,889	9,583
February	10,847	10,658
March	11,761	11,673
April	13,230	
May	13,230	
June	13,256	

QUALITY

	Quantity	Base Number	Contract	AT	Region	England
% of FP17s for the same patient ID Re-attending within 3 months - Children	137	2,431	5.6%	11.2%	12.0%	12.3%
% of FP17s for the same patient ID Re-attending within 3 months - Adults	546	4,212	13.0%	14.9%	16.0%	16.7%
% of FP17s for the same patient ID Re-attending between 3 & 9 months - Children	1,666	2,431	68.5%	56.1%	58.8%	57.6%
% of FP17s for the same patient ID Re-attending between 3 & 9 months - Adults	2,713	4,212	64.4%	47.9%	51.2%	50.1%
% of FP17s for Band 1 Urgent Courses	468	6,024	7.8%	8.5%	8.0%	9.1%
% of FP17s Relating to Free Repair or Replacements	51	6,024	0.8%	0.7%	0.8%	0.8%
% of FP17s Relating to Continuations	23	6,024	0.4%	1.0%	1.2%	1.2%
% of Patients satisfied with the dentistry they have received	9	10	90.0%	92.7%	92.7%	92.8%
% of Patients satisfied with the time they had to wait for an appointment	10	10	100.0%	87.3%	89.1%	88.7%

* This is based on patients treated on this contract for their most recent course of treatment. Figures in italics indicate the base number of FP17s or Patient Questionnaire responses are less than 100. N/A is shown where the base number of responses is less than 10 during the period. % is calculated as Quantity/Base number*100

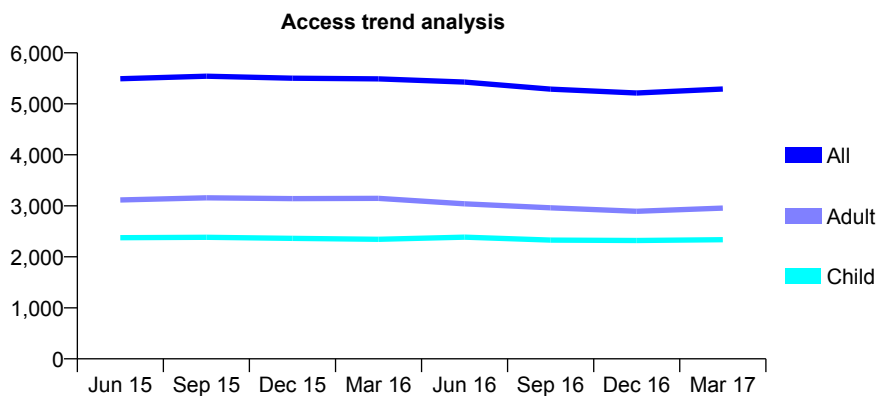
Q58 - Vital Signs At a Glance Contract Report for 755737/0001 - March 2017

Name or company name	MR SK EFSTRATIOU
Contract type name	GDS Contract
Purpose of contract	General
Contract start date	01/04/2006
Contract end date	

16/17 Contracted general activity (UDA)	11,700
Carry forward general activity (UDA)	-4
16/17 Contracted orthodontic activity (UOA)	0
Carry forward orthodontic activity (UOA)	0
Baseline contract value	£320,828.12

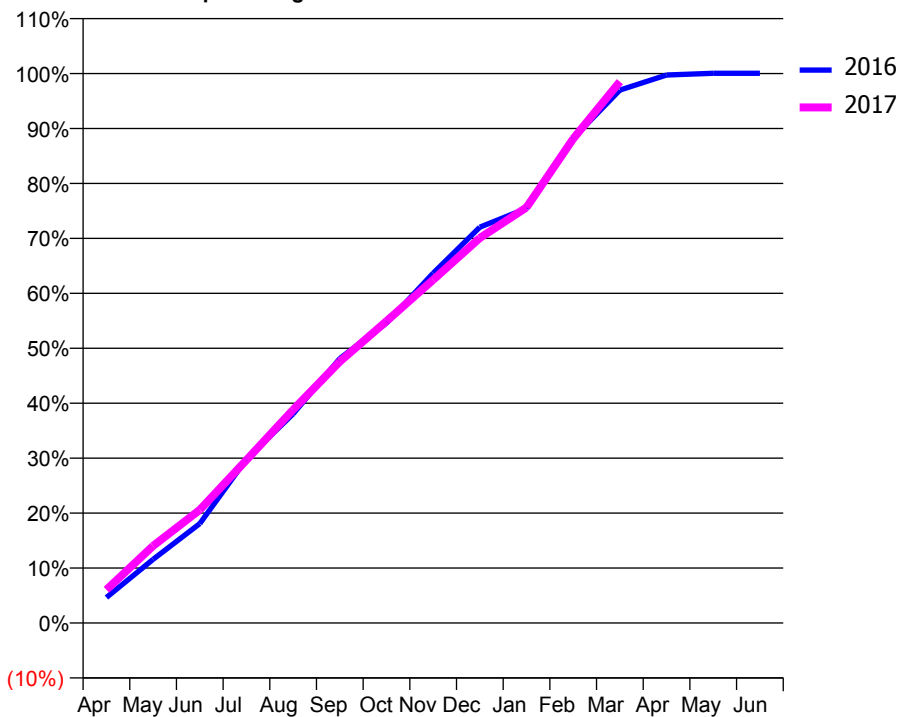
ACCESS*

Patients seen in 24 months	Total	Change since previous quarter
Quarter ending March 2016	5,490	
Quarter ending June 2016	5,425	↓
Quarter ending September 2016	5,287	↓
Quarter ending December 2016	5,211	↓
Quarter ending March 2017	5,291	→
Variance since March 2016	(3.6%)	↓



ACTIVITY

Cumulative percentage of contracted UDA delivered 2016 & 2017



Month	Adjusted Scheduled Activity (UDA)	
	2016	2017
April	544	708
May	1,356	1,642
June	2,115	2,410
July	3,487	3,472
August	4,453	4,542
September	5,631	5,567
October	6,387	6,426
November	7,448	7,306
December	8,428	8,199
January	8,829	8,848
February	10,323	10,311
March	11,347	11,526
April	11,669	
May	11,703	
June	11,705	

QUALITY

	Quantity	Base Number	Contract	AT	Region	England
% of FP17s for the same patient ID Re-attending within 3 months - Children	312	3,608	8.6%	11.2%	12.0%	12.3%
% of FP17s for the same patient ID Re-attending within 3 months - Adults	531	3,432	15.5%	14.9%	16.0%	16.7%
% of FP17s for the same patient ID Re-attending between 3 & 9 months - Children	2,143	3,608	59.4%	56.1%	58.8%	57.6%
% of FP17s for the same patient ID Re-attending between 3 & 9 months - Adults	1,622	3,432	47.3%	47.9%	51.2%	50.1%
% of FP17s for Band 1 Urgent Courses	620	6,256	9.9%	8.5%	8.0%	9.1%
% of FP17s Relating to Free Repair or Replacements	14	6,256	0.2%	0.7%	0.8%	0.8%
% of FP17s Relating to Continuations	26	6,256	0.4%	1.0%	1.2%	1.2%
% of Patients satisfied with the dentistry they have received	8	8	N/A	92.7%	92.7%	92.8%
% of Patients satisfied with the time they had to wait for an appointment	8	8	N/A	87.3%	89.1%	88.7%

* This is based on patients treated on this contract for their most recent course of treatment. Figures in italics indicate the base number of FP17s or Patient Questionnaire responses are less than 100. N/A is shown where the base number of responses is less than 10 during the period. % is calculated as Quantity/Base number*100

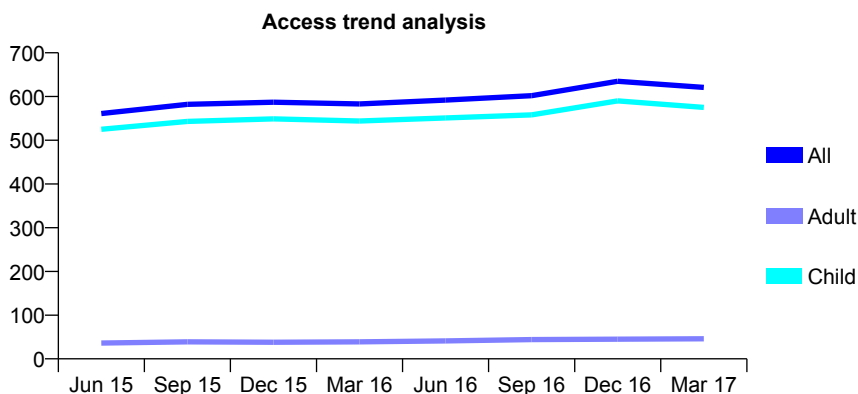
Q58 - Vital Signs At a Glance Contract Report for 762377/0001 - March 2017

Name or company name	MISS AM BROKENSHIRE
Contract type name	GDS Contract
Purpose of contract	General
Contract start date	01/04/2006
Contract end date	

16/17 Contracted general activity (UDA)	990
Carry forward general activity (UDA)	-27
16/17 Contracted orthodontic activity (UOA)	0
Carry forward orthodontic activity (UOA)	0
Baseline contract value	£22,468.44

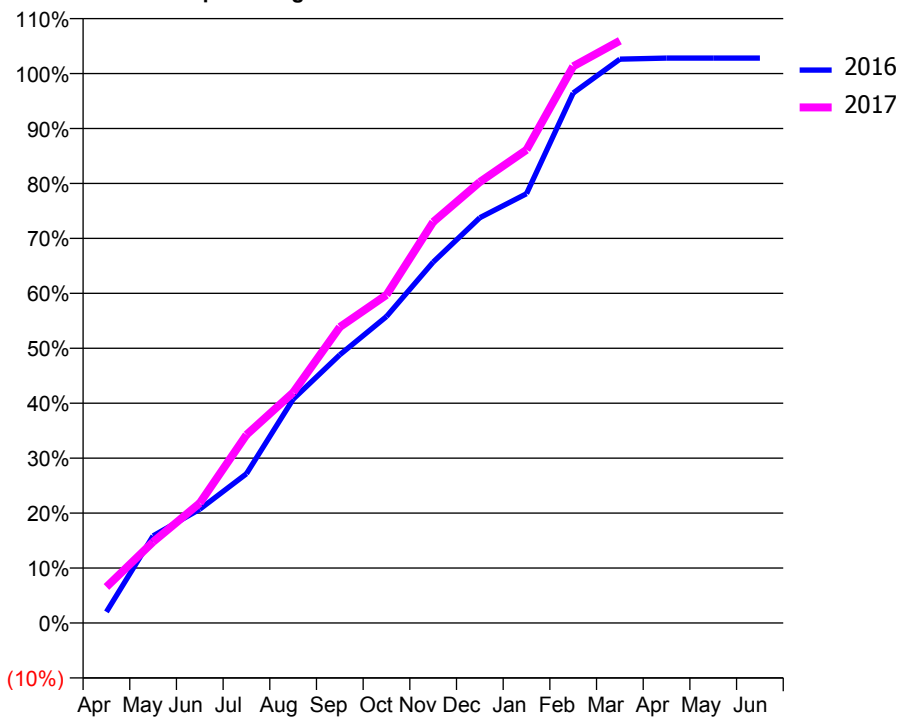
ACCESS*

Patients seen in 24 months	Total	Change since previous quarter
Quarter ending March 2016	583	
Quarter ending June 2016	592	→
Quarter ending September 2016	602	→
Quarter ending December 2016	635	↑
Quarter ending March 2017	621	↓
Variance since March 2016	6.5%	↑



ACTIVITY

Cumulative percentage of contracted UDA delivered 2016 & 2017



Month	Adjusted Scheduled Activity (UDA)	
	2016	2017
April	20	65
May	157	146
June	205	216
July	269	339
August	403	415
September	483	533
October	552	591
November	650	723
December	730	795
January	773	853
February	955	1,003
March	1,016	1,049
April	1,018	
May	1,018	
June	1,018	

QUALITY

	Quantity	Base Number	Contract	AT	Region	England
% of FP17s for the same patient ID Re-attending within 3 months - Children	28	796	3.5%	11.2%	12.0%	12.3%
% of FP17s for the same patient ID Re-attending within 3 months - Adults	0	0	N/A	14.9%	16.0%	16.7%
% of FP17s for the same patient ID Re-attending between 3 & 9 months - Children	417	796	52.4%	56.1%	58.8%	57.6%
% of FP17s for the same patient ID Re-attending between 3 & 9 months - Adults	0	0	N/A	47.9%	51.2%	50.1%
% of FP17s for Band 1 Urgent Courses	5	794	0.6%	8.5%	8.0%	9.1%
% of FP17s Relating to Free Repair or Replacements	0	794	0.0%	0.7%	0.8%	0.8%
% of FP17s Relating to Continuations	11	794	1.4%	1.0%	1.2%	1.2%
% of Patients satisfied with the dentistry they have received	0	0	N/A	92.7%	92.7%	92.8%
% of Patients satisfied with the time they had to wait for an appointment	0	0	N/A	87.3%	89.1%	88.7%

* This is based on patients treated on this contract for their most recent course of treatment. Figures in italics indicate the base number of FP17s or Patient Questionnaire responses are less than 100. N/A is shown where the base number of responses is less than 10 during the period. % is calculated as Quantity/Base number*100

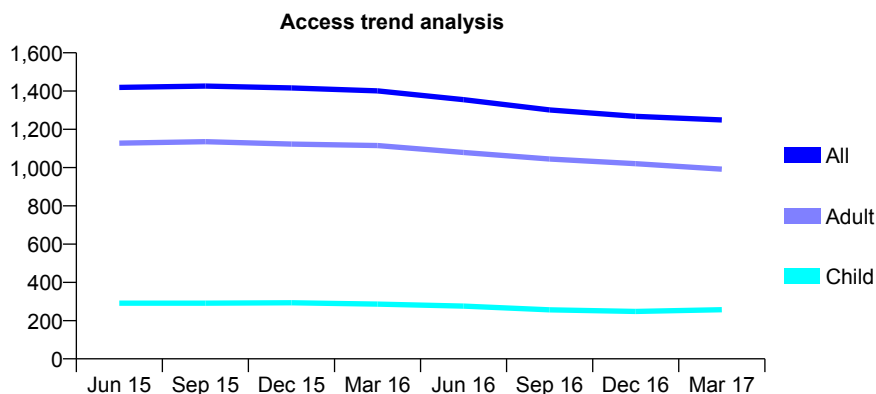
Q58 - Vital Signs At a Glance Contract Report for 763306/0001 - March 2017

Name or company name	MR KR KALHOR SADIGHI
Contract type name	GDS Contract
Purpose of contract	General
Contract start date	01/04/2006
Contract end date	

16/17 Contracted general activity (UDA)	8,850
Carry forward general activity (UDA)	0
16/17 Contracted orthodontic activity (UOA)	0
Carry forward orthodontic activity (UOA)	0
Baseline contract value	£213,779.15

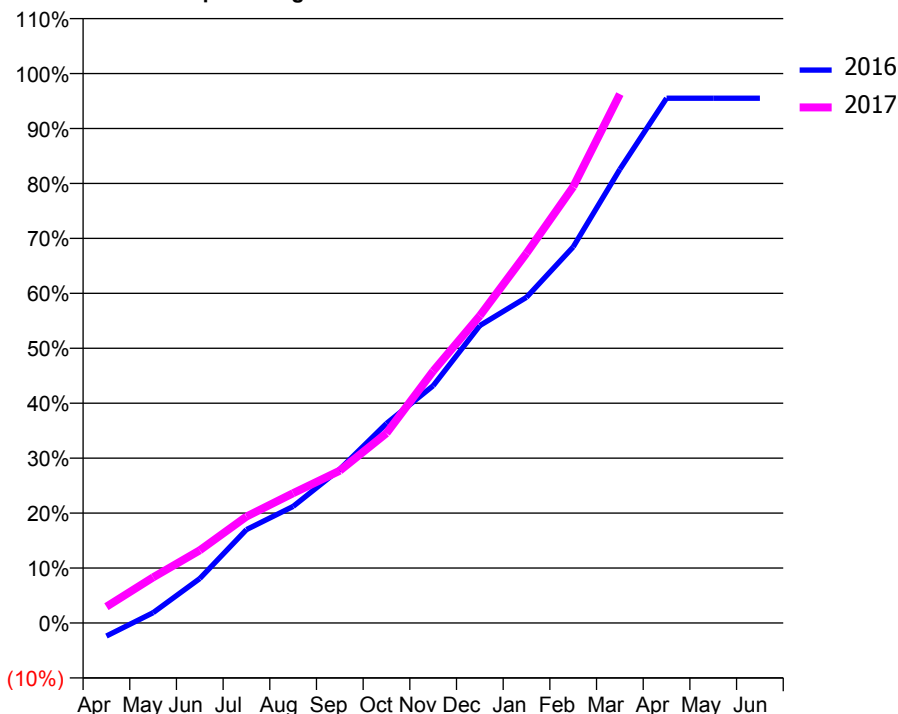
ACCESS*

Patients seen in 24 months	Total	Change since previous quarter
Quarter ending March 2016	1,401	
Quarter ending June 2016	1,355	↓
Quarter ending September 2016	1,301	↓
Quarter ending December 2016	1,268	↓
Quarter ending March 2017	1,249	↓
Variance since March 2016	(10.8%)	↓



ACTIVITY

Cumulative percentage of contracted UDA delivered 2016 & 2017



Month	Adjusted Scheduled Activity (UDA)	
	2016	2017
April	-235	264
May	185	735
June	797	1,172
July	1,675	1,714
August	2,090	2,090
September	2,758	2,453
October	3,578	3,058
November	4,252	4,058
December	5,332	4,950
January	5,838	5,957
February	6,741	7,025
March	8,132	8,518
April	9,407	
May	9,407	
June	9,407	

QUALITY

	Quantity	Base Number	Contract	AT	Region	England
% of FP17s for the same patient ID Re-attending within 3 months - Children	43	376	11.4%	11.2%	12.0%	12.3%
% of FP17s for the same patient ID Re-attending within 3 months - Adults	325	1,504	21.6%	14.9%	16.0%	16.7%
% of FP17s for the same patient ID Re-attending between 3 & 9 months - Children	199	376	52.9%	56.1%	58.8%	57.6%
% of FP17s for the same patient ID Re-attending between 3 & 9 months - Adults	818	1,504	54.4%	47.9%	51.2%	50.1%
% of FP17s for Band 1 Urgent Courses	232	1,713	13.5%	8.5%	8.0%	9.1%
% of FP17s Relating to Free Repair or Replacements	41	1,713	2.4%	0.7%	0.8%	0.8%
% of FP17s Relating to Continuations	44	1,713	2.6%	1.0%	1.2%	1.2%
% of Patients satisfied with the dentistry they have received	6	8	N/A	92.7%	92.7%	92.8%
% of Patients satisfied with the time they had to wait for an appointment	8	8	N/A	87.3%	89.1%	88.7%

* This is based on patients treated on this contract for their most recent course of treatment. Figures in italics indicate the base number of FP17s or Patient Questionnaire responses are less than 100. N/A is shown where the base number of responses is less than 10 during the period. % is calculated as Quantity/Base number*100

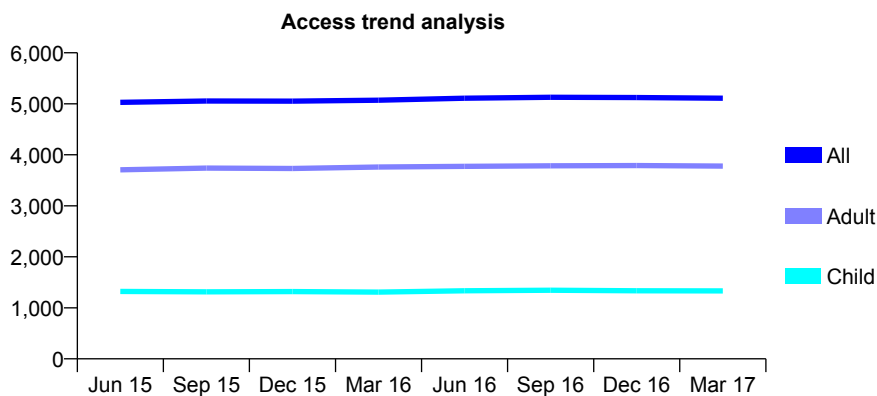
Q58 - Vital Signs At a Glance Contract Report for 764280/0001 - March 2017

Name or company name	MRS AO IYALLA
Contract type name	GDS Contract
Purpose of contract	General
Contract start date	01/04/2006
Contract end date	

16/17 Contracted general activity (UDA)	15,337
Carry forward general activity (UDA)	-43
16/17 Contracted orthodontic activity (UOA)	0
Carry forward orthodontic activity (UOA)	0
Baseline contract value	£387,366.25

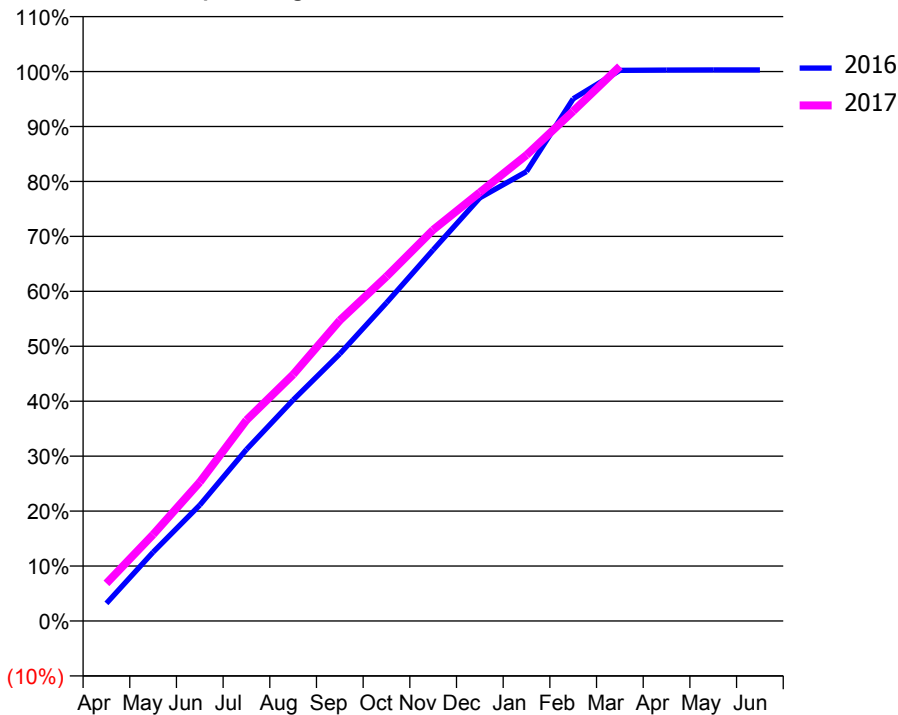
ACCESS*

Patients seen in 24 months	Total	Change since previous quarter
Quarter ending March 2016	5,070	
Quarter ending June 2016	5,109	→
Quarter ending September 2016	5,129	→
Quarter ending December 2016	5,123	→
Quarter ending March 2017	5,110	→
Variance since March 2016	0.8%	→



ACTIVITY

Cumulative percentage of contracted UDA delivered 2016 & 2017



Month	Adjusted Scheduled Activity (UDA)	
	2016	2017
April	493	1,050
May	1,921	2,413
June	3,235	3,876
July	4,787	5,607
August	6,170	6,880
September	7,458	8,390
October	8,883	9,614
November	10,359	10,919
December	11,813	11,965
January	12,543	13,006
February	14,575	14,229
March	15,371	15,481
April	15,377	
May	15,380	
June	15,381	

QUALITY

	Quantity	Base Number	Contract	AT	Region	England
% of FP17s for the same patient ID Re-attending within 3 months - Children	89	1,714	5.2%	11.2%	12.0%	12.3%
% of FP17s for the same patient ID Re-attending within 3 months - Adults	403	4,085	9.9%	14.9%	16.0%	16.7%
% of FP17s for the same patient ID Re-attending between 3 & 9 months - Children	967	1,714	56.4%	56.1%	58.8%	57.6%
% of FP17s for the same patient ID Re-attending between 3 & 9 months - Adults	1,795	4,085	43.9%	47.9%	51.2%	50.1%
% of FP17s for Band 1 Urgent Courses	593	5,792	10.2%	8.5%	8.0%	9.1%
% of FP17s Relating to Free Repair or Replacements	22	5,792	0.4%	0.7%	0.8%	0.8%
% of FP17s Relating to Continuations	0	5,792	0.0%	1.0%	1.2%	1.2%
% of Patients satisfied with the dentistry they have received	4	5	N/A	92.7%	92.7%	92.8%
% of Patients satisfied with the time they had to wait for an appointment	4	5	N/A	87.3%	89.1%	88.7%

* This is based on patients treated on this contract for their most recent course of treatment. Figures in italics indicate the base number of FP17s or Patient Questionnaire responses are less than 100. N/A is shown where the base number of responses is less than 10 during the period. % is calculated as Quantity/Base number*100

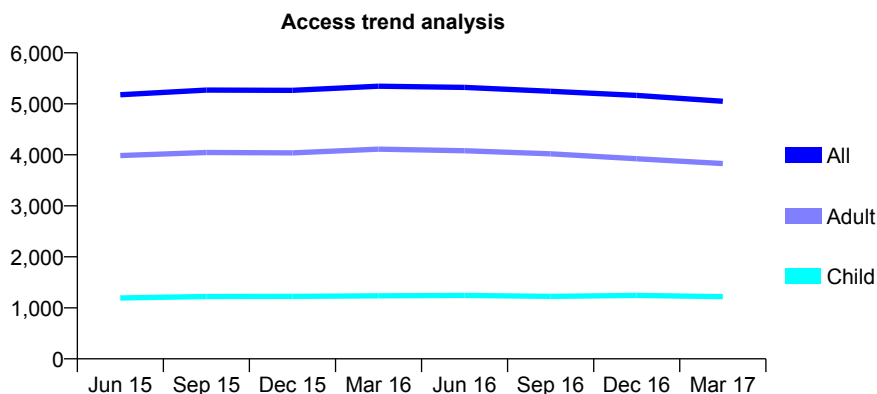
Q58 - Vital Signs At a Glance Contract Report for 764779/0001 - March 2017

Name or company name	MR PD LITCHFIELD
Contract type name	GDS Contract
Purpose of contract	General
Contract start date	01/04/2006
Contract end date	

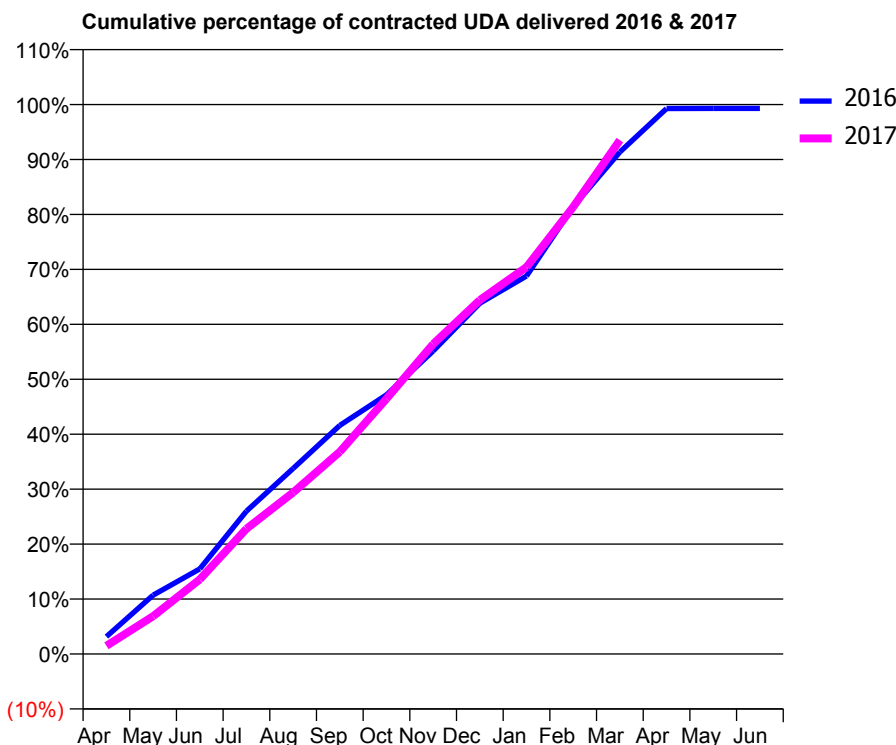
16/17 Contracted general activity (UDA)	13,776
Carry forward general activity (UDA)	97
16/17 Contracted orthodontic activity (UOA)	0
Carry forward orthodontic activity (UOA)	0
Baseline contract value	£353,831.57

ACCESS*

Patients seen in 24 months	Total	Change since previous quarter
Quarter ending March 2016	5,346	
Quarter ending June 2016	5,322	→
Quarter ending September 2016	5,245	↓
Quarter ending December 2016	5,166	↓
Quarter ending March 2017	5,049	↓
Variance since March 2016	(5.6%)	↓



ACTIVITY



Month	Adjusted Scheduled Activity (UDA)	
	2016	2017
April	437	205
May	1,477	946
June	2,133	1,870
July	3,582	3,140
August	4,651	4,049
September	5,730	5,069
October	6,496	6,400
November	7,598	7,769
December	8,795	8,876
January	9,475	9,701
February	11,216	11,209
March	12,585	12,881
April	13,675	
May	13,679	
June	13,679	

QUALITY

	Quantity	Base Number	Contract	AT	Region	England
% of FP17s for the same patient ID Re-attending within 3 months - Children	84	1,125	7.5%	11.2%	12.0%	12.3%
% of FP17s for the same patient ID Re-attending within 3 months - Adults	1,026	4,177	24.6%	14.9%	16.0%	16.7%
% of FP17s for the same patient ID Re-attending between 3 & 9 months - Children	251	1,125	22.3%	56.1%	58.8%	57.6%
% of FP17s for the same patient ID Re-attending between 3 & 9 months - Adults	1,022	4,177	24.5%	47.9%	51.2%	50.1%
% of FP17s for Band 1 Urgent Courses	1,137	4,931	23.1%	8.5%	8.0%	9.1%
% of FP17s Relating to Free Repair or Replacements	81	4,931	1.6%	0.7%	0.8%	0.8%
% of FP17s Relating to Continuations	87	4,931	1.8%	1.0%	1.2%	1.2%
% of Patients satisfied with the dentistry they have received	7	7	N/A	92.7%	92.7%	92.8%
% of Patients satisfied with the time they had to wait for an appointment	7	7	N/A	87.3%	89.1%	88.7%

* This is based on patients treated on this contract for their most recent course of treatment. Figures in italics indicate the base number of FP17s or Patient Questionnaire responses are less than 100. N/A is shown where the base number of responses is less than 10 during the period. % is calculated as Quantity/Base number*100

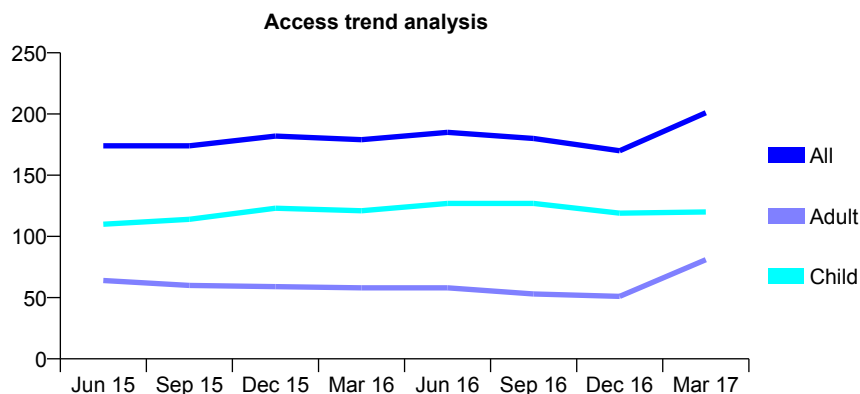
Q58 - Vital Signs At a Glance Contract Report for 765279/0001 - March 2017

Name or company name	Tilehouse Dental Clinic
Contract type name	GDS Contract
Purpose of contract	General
Contract start date	01/04/2007
Contract end date	

16/17 Contracted general activity (UDA)	275
Carry forward general activity (UDA)	0
16/17 Contracted orthodontic activity (UOA)	0
Carry forward orthodontic activity (UOA)	0
Baseline contract value	£6,015.34

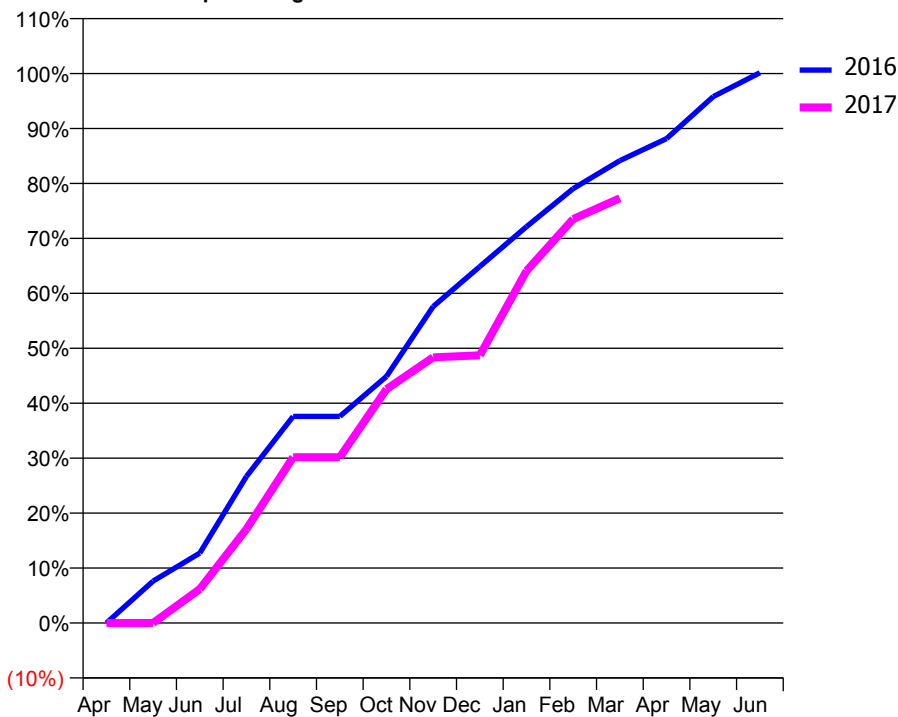
ACCESS*

Patients seen in 24 months	Total	Change since previous quarter
Quarter ending March 2016	179	
Quarter ending June 2016	185	↑
Quarter ending September 2016	180	↓
Quarter ending December 2016	170	↓
Quarter ending March 2017	201	↑
Variance since March 2016	12.3%	↑



ACTIVITY

Cumulative percentage of contracted UDA delivered 2016 & 2017



Month	Adjusted Scheduled Activity (UDA)	
	2016	2017
April	0	0
May	21	0
June	35	17
July	73	47
August	103	83
September	103	83
October	123	117
November	158	133
December	178	134
January	198	176
February	217	202
March	231	213
April	242	
May	263	
June	275	

QUALITY

	Quantity	Base Number	Contract	AT	Region	England
% of FP17s for the same patient ID Re-attending within 3 months - Children	4	174	2.3%	11.2%	12.0%	12.3%
% of FP17s for the same patient ID Re-attending within 3 months - Adults	0	44	0.0%	14.9%	16.0%	16.7%
% of FP17s for the same patient ID Re-attending between 3 & 9 months - Children	113	174	64.9%	56.1%	58.8%	57.6%
% of FP17s for the same patient ID Re-attending between 3 & 9 months - Adults	22	44	50.0%	47.9%	51.2%	50.1%
% of FP17s for Band 1 Urgent Courses	3	176	1.7%	8.5%	8.0%	9.1%
% of FP17s Relating to Free Repair or Replacements	0	176	0.0%	0.7%	0.8%	0.8%
% of FP17s Relating to Continuations	0	176	0.0%	1.0%	1.2%	1.2%
% of Patients satisfied with the dentistry they have received	1	1	N/A	92.7%	92.7%	92.8%
% of Patients satisfied with the time they had to wait for an appointment	1	1	N/A	87.3%	89.1%	88.7%

* This is based on patients treated on this contract for their most recent course of treatment. Figures in italics indicate the base number of FP17s or Patient Questionnaire responses are less than 100. N/A is shown where the base number of responses is less than 10 during the period. % is calculated as Quantity/Base number*100

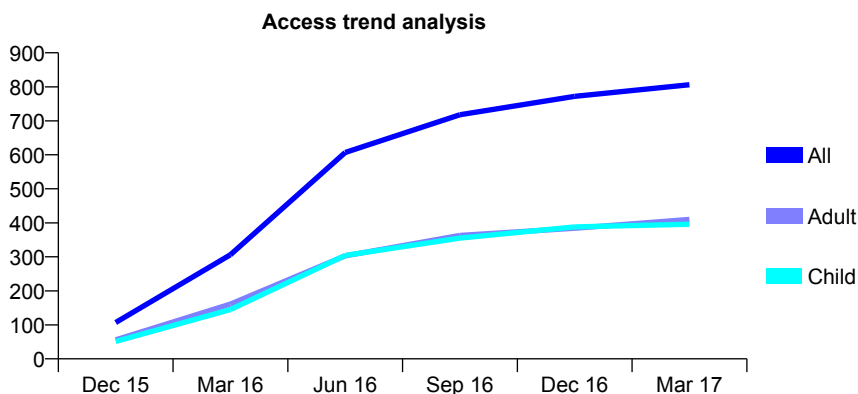
Q58 - Vital Signs At a Glance Contract Report for 765279/0003 - March 2017

Name or company name	MR NS SHAH
Contract type name	GDS Contract
Purpose of contract	General
Contract start date	14/11/2015
Contract end date	

16/17 Contracted general activity (UDA)	2,010
Carry forward general activity (UDA)	-40
16/17 Contracted orthodontic activity (UOA)	0
Carry forward orthodontic activity (UOA)	0
Baseline contract value	£58,039.10

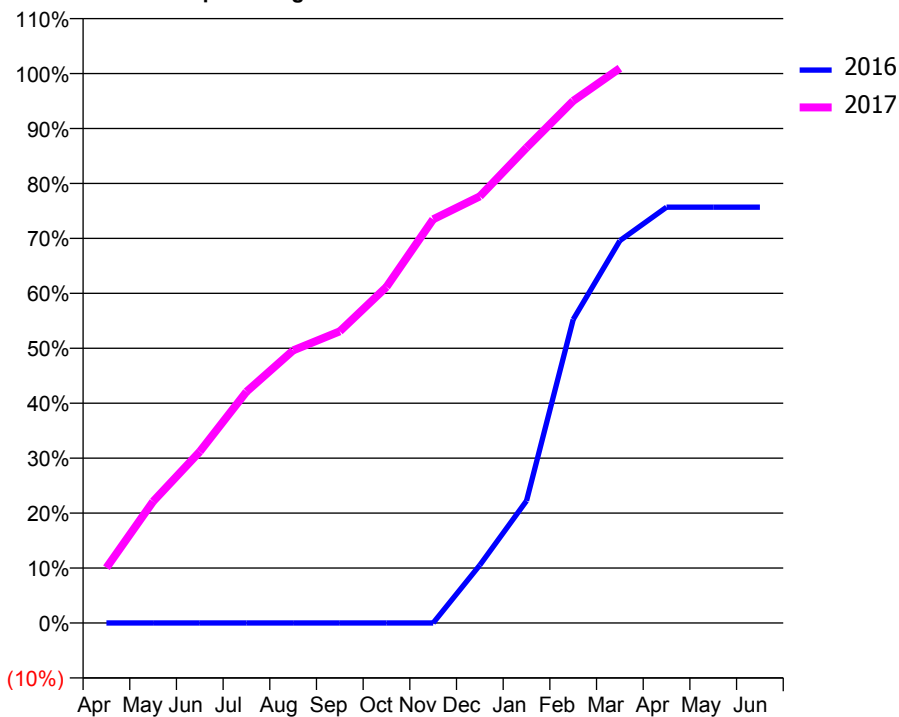
ACCESS*

Patients seen in 24 months	Total	Change since previous quarter
Quarter ending March 2016	306	
Quarter ending June 2016	607	↑
Quarter ending September 2016	718	↑
Quarter ending December 2016	772	↑
Quarter ending March 2017	806	↑
Variance since March 2016	163.4%	↑



ACTIVITY

Cumulative percentage of contracted UDA delivered 2016 & 2017



Month	Adjusted Scheduled Activity (UDA)	
	2016	2017
April	0	202
May	0	444
June	0	627
July	0	846
August	0	997
September	0	1,067
October	0	1,229
November	0	1,477
December	75	1,561
January	157	1,739
February	391	1,910
March	493	2,029
April	536	
May	536	
June	536	

QUALITY

	Quantity	Base Number	Contract	AT	Region	England
% of FP17s for the same patient ID Re-attending within 3 months - Children	42	646	6.5%	11.2%	12.0%	12.3%
% of FP17s for the same patient ID Re-attending within 3 months - Adults	72	607	11.9%	14.9%	16.0%	16.7%
% of FP17s for the same patient ID Re-attending between 3 & 9 months - Children	235	646	36.4%	56.1%	58.8%	57.6%
% of FP17s for the same patient ID Re-attending between 3 & 9 months - Adults	251	607	41.4%	47.9%	51.2%	50.1%
% of FP17s for Band 1 Urgent Courses	62	1,211	5.1%	8.5%	8.0%	9.1%
% of FP17s Relating to Free Repair or Replacements	4	1,211	0.3%	0.7%	0.8%	0.8%
% of FP17s Relating to Continuations	18	1,211	1.5%	1.0%	1.2%	1.2%
% of Patients satisfied with the dentistry they have received	1	1	N/A	92.7%	92.7%	92.8%
% of Patients satisfied with the time they had to wait for an appointment	1	1	N/A	87.3%	89.1%	88.7%

* This is based on patients treated on this contract for their most recent course of treatment. Figures in italics indicate the base number of FP17s or Patient Questionnaire responses are less than 100. N/A is shown where the base number of responses is less than 10 during the period. % is calculated as Quantity/Base number*100

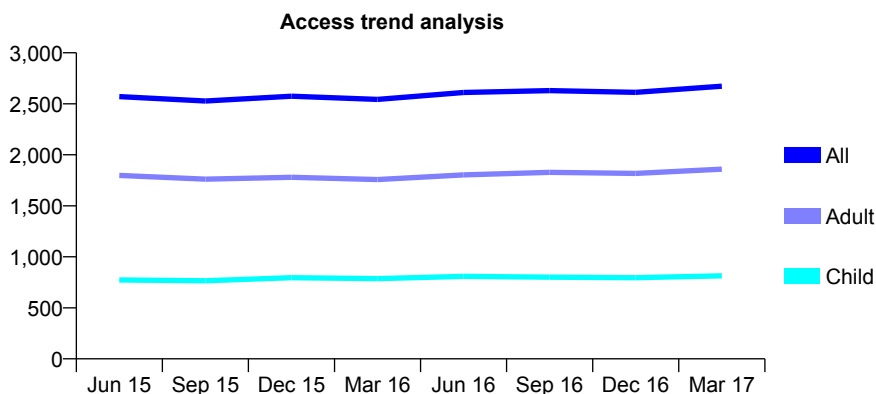
Q58 - Vital Signs At a Glance Contract Report for 767190/0001 - March 2017

Name or company name	MR S BHOGAITA
Contract type name	GDS Contract
Purpose of contract	General
Contract start date	01/04/2006
Contract end date	

16/17 Contracted general activity (UDA)	8,100
Carry forward general activity (UDA)	-162
16/17 Contracted orthodontic activity (UOA)	0
Carry forward orthodontic activity (UOA)	0
Baseline contract value	£212,213.69

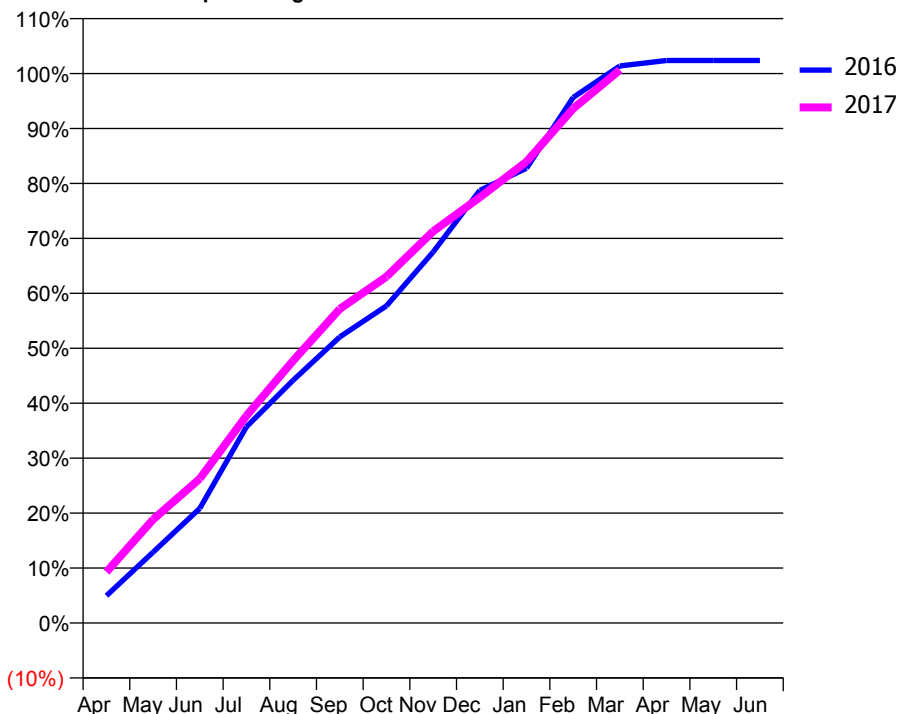
ACCESS*

Patients seen in 24 months	Total	Change since previous quarter
Quarter ending March 2016	2,543	
Quarter ending June 2016	2,611	↑
Quarter ending September 2016	2,629	→
Quarter ending December 2016	2,612	→
Quarter ending March 2017	2,673	↑
Variance since March 2016	5.1%	↑



ACTIVITY

Cumulative percentage of contracted UDA delivered 2016 & 2017



Month	Adjusted Scheduled Activity (UDA)	
	2016	2017
April	403	752
May	1,045	1,525
June	1,689	2,129
July	2,892	3,055
August	3,579	3,868
September	4,218	4,630
October	4,675	5,107
November	5,470	5,773
December	6,377	6,274
January	6,704	6,800
February	7,748	7,582
March	8,211	8,153
April	8,291	
May	8,291	
June	8,292	

QUALITY

	Quantity	Base Number	Contract	AT	Region	England
% of FP17s for the same patient ID Re-attending within 3 months - Children	34	1,332	2.6%	11.2%	12.0%	12.3%
% of FP17s for the same patient ID Re-attending within 3 months - Adults	153	2,439	6.3%	14.9%	16.0%	16.7%
% of FP17s for the same patient ID Re-attending between 3 & 9 months - Children	916	1,332	68.8%	56.1%	58.8%	57.6%
% of FP17s for the same patient ID Re-attending between 3 & 9 months - Adults	1,207	2,439	49.5%	47.9%	51.2%	50.1%
% of FP17s for Band 1 Urgent Courses	89	3,727	2.4%	8.5%	8.0%	9.1%
% of FP17s Relating to Free Repair or Replacements	24	3,727	0.6%	0.7%	0.8%	0.8%
% of FP17s Relating to Continuations	15	3,727	0.4%	1.0%	1.2%	1.2%
% of Patients satisfied with the dentistry they have received	2	2	N/A	92.7%	92.7%	92.8%
% of Patients satisfied with the time they had to wait for an appointment	2	2	N/A	87.3%	89.1%	88.7%

* This is based on patients treated on this contract for their most recent course of treatment. Figures in italics indicate the base number of FP17s or Patient Questionnaire responses are less than 100. N/A is shown where the base number of responses is less than 10 during the period. % is calculated as Quantity/Base number*100

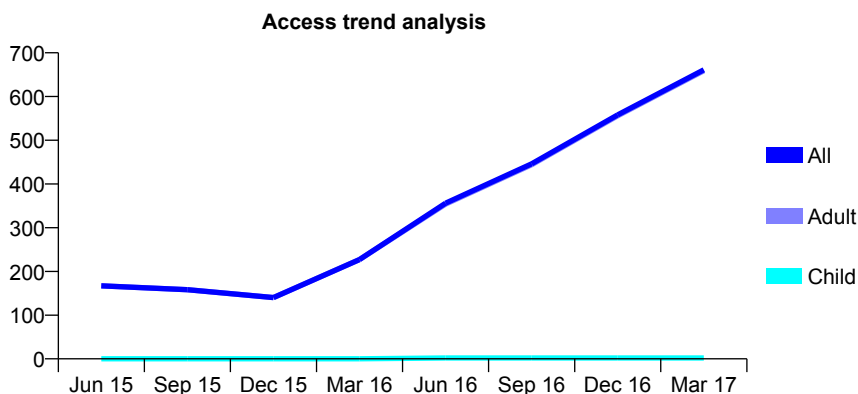
Q58 - Vital Signs At a Glance Contract Report for 767190/0002 - March 2017

Name or company name	MR S BHOGAITA
Contract type name	PDS Contract
Purpose of contract	General
Contract start date	01/11/2006
Contract end date	31/03/2018

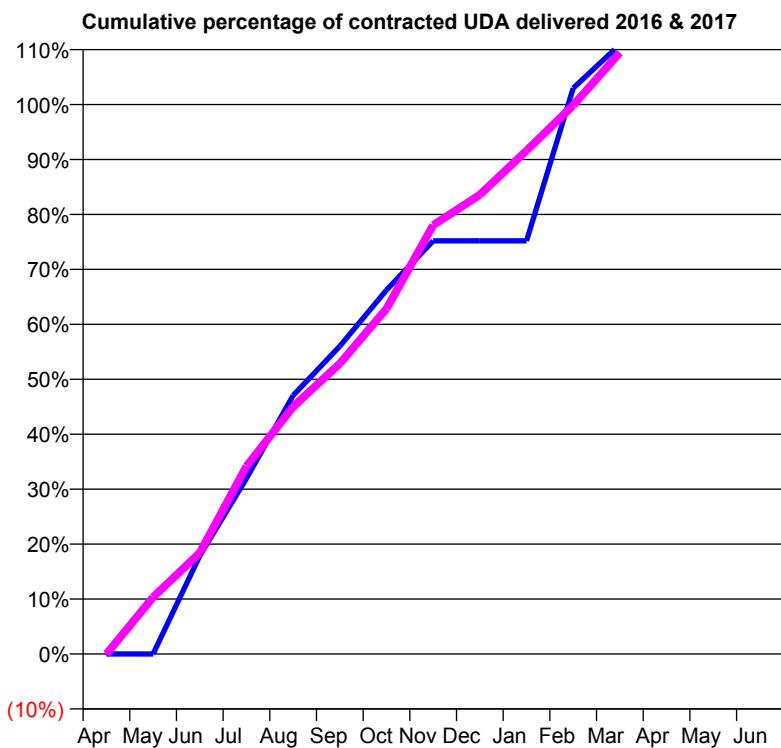
16/17 Contracted general activity (UDA)	1,682
Carry forward general activity (UDA)	0
16/17 Contracted orthodontic activity (UOA)	0
Carry forward orthodontic activity (UOA)	0
Baseline contract value	£120,734.17

ACCESS*

Patients seen in 24 months	Total	Change since previous quarter
Quarter ending March 2016	227	
Quarter ending June 2016	356	↑
Quarter ending September 2016	446	↑
Quarter ending December 2016	558	↑
Quarter ending March 2017	661	↑
Variance since March 2016	191.2%	↑



ACTIVITY



Month	Adjusted Scheduled Activity (UDA)	
	2016	2017
April	0	0
May	0	174
June	210	310
July	375	575
August	552	757
September	657	889
October	777	1,057
November	882	1,313
December	882	1,406
January	882	1,541
February	1,208	1,680
March	1,301	1,841
April	1,326	
May	1,326	
June	1,350	

QUALITY

	Quantity	Base Number	Contract	AT	Region	England
% of FP17s for the same patient ID Re-attending within 3 months - Children	0	3	0.0%	11.2%	12.0%	12.3%
% of FP17s for the same patient ID Re-attending within 3 months - Adults	1	692	0.1%	14.9%	16.0%	16.7%
% of FP17s for the same patient ID Re-attending between 3 & 9 months - Children	0	3	0.0%	56.1%	58.8%	57.6%
% of FP17s for the same patient ID Re-attending between 3 & 9 months - Adults	4	692	0.6%	47.9%	51.2%	50.1%
% of FP17s for Band 1 Urgent Courses	0	671	0.0%	8.5%	8.0%	9.1%
% of FP17s Relating to Free Repair or Replacements	0	671	0.0%	0.7%	0.8%	0.8%
% of FP17s Relating to Continuations	0	671	0.0%	1.0%	1.2%	1.2%
% of Patients satisfied with the dentistry they have received	0	0	N/A	92.7%	92.7%	92.8%
% of Patients satisfied with the time they had to wait for an appointment	0	0	N/A	87.3%	89.1%	88.7%

* This is based on patients treated on this contract for their most recent course of treatment. Figures in italics indicate the base number of FP17s or Patient Questionnaire responses are less than 100. N/A is shown where the base number of responses is less than 10 during the period. % is calculated as Quantity/Base number*100

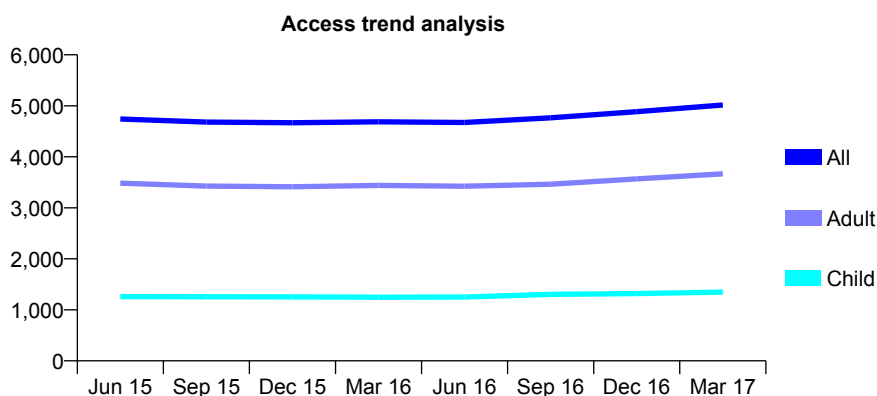
Q58 - Vital Signs At a Glance Contract Report for 767190/0003 - March 2017

Name or company name	MR S BHOGAITA
Contract type name	GDS Contract
Purpose of contract	General
Contract start date	01/10/2009
Contract end date	

16/17 Contracted general activity (UDA)	15,691
Carry forward general activity (UDA)	48
16/17 Contracted orthodontic activity (UOA)	0
Carry forward orthodontic activity (UOA)	0
Baseline contract value	£477,515.56

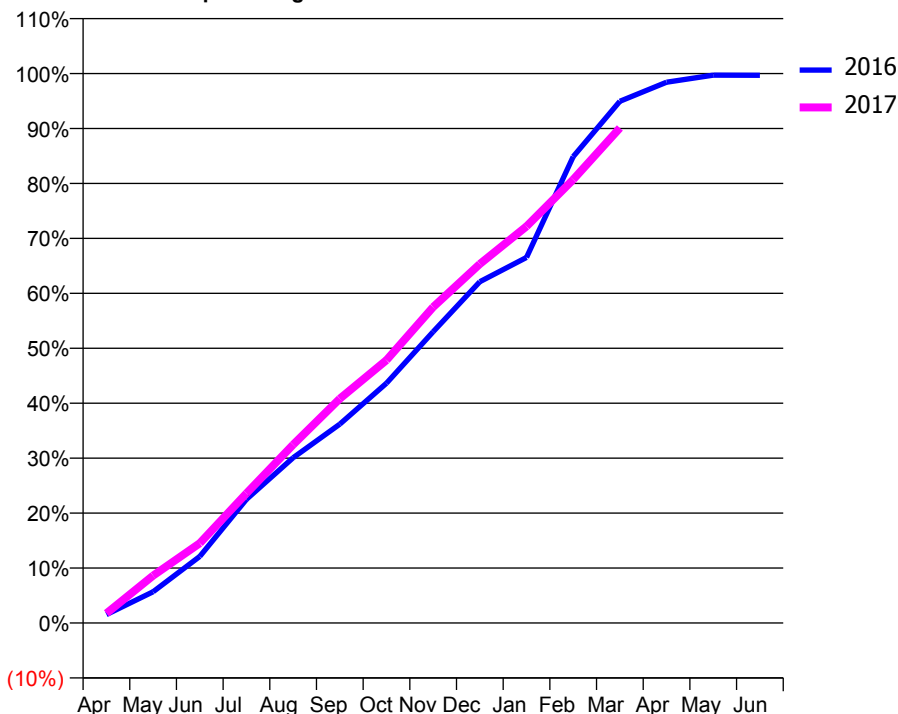
ACCESS*

Patients seen in 24 months	Total	Change since previous quarter
Quarter ending March 2016	4,687	
Quarter ending June 2016	4,673	→
Quarter ending September 2016	4,765	→
Quarter ending December 2016	4,886	↑
Quarter ending March 2017	5,015	↑
Variance since March 2016	7.0%	↑



ACTIVITY

Cumulative percentage of contracted UDA delivered 2016 & 2017



Month	Adjusted Scheduled Activity (UDA)	
	2016	2017
April	234	276
May	864	1,352
June	1,840	2,279
July	3,421	3,702
August	4,568	5,094
September	5,498	6,406
October	6,629	7,508
November	8,053	9,021
December	9,435	10,253
January	10,108	11,325
February	12,894	12,664
March	14,423	14,134
April	14,949	
May	15,145	
June	15,142	

QUALITY

	Quantity	Base Number	Contract	AT	Region	England
% of FP17s for the same patient ID Re-attending within 3 months - Children	132	1,844	7.2%	11.2%	12.0%	12.3%
% of FP17s for the same patient ID Re-attending within 3 months - Adults	485	4,659	10.4%	14.9%	16.0%	16.7%
% of FP17s for the same patient ID Re-attending between 3 & 9 months - Children	830	1,844	45.0%	56.1%	58.8%	57.6%
% of FP17s for the same patient ID Re-attending between 3 & 9 months - Adults	2,233	4,659	47.9%	47.9%	51.2%	50.1%
% of FP17s for Band 1 Urgent Courses	447	6,218	7.2%	8.5%	8.0%	9.1%
% of FP17s Relating to Free Repair or Replacements	38	6,218	0.6%	0.7%	0.8%	0.8%
% of FP17s Relating to Continuations	24	6,218	0.4%	1.0%	1.2%	1.2%
% of Patients satisfied with the dentistry they have received	6	6	N/A	92.7%	92.7%	92.8%
% of Patients satisfied with the time they had to wait for an appointment	5	6	N/A	87.3%	89.1%	88.7%

* This is based on patients treated on this contract for their most recent course of treatment. Figures in italics indicate the base number of FP17s or Patient Questionnaire responses are less than 100. N/A is shown where the base number of responses is less than 10 during the period. % is calculated as Quantity/Base number*100

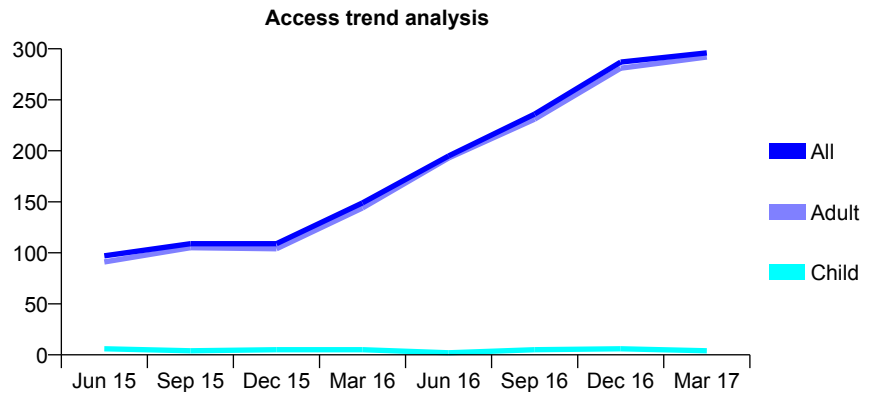
Q58 - Vital Signs At a Glance Contract Report for 767190/0004 - March 2017

Name or company name	MR S BHOGAITA
Contract type name	PDS Contract
Purpose of contract	General
Contract start date	01/11/2006
Contract end date	31/03/2018

16/17 Contracted general activity (UDA)	816
Carry forward general activity (UDA)	0
16/17 Contracted orthodontic activity (UOA)	0
Carry forward orthodontic activity (UOA)	0
Baseline contract value	£116,993.61

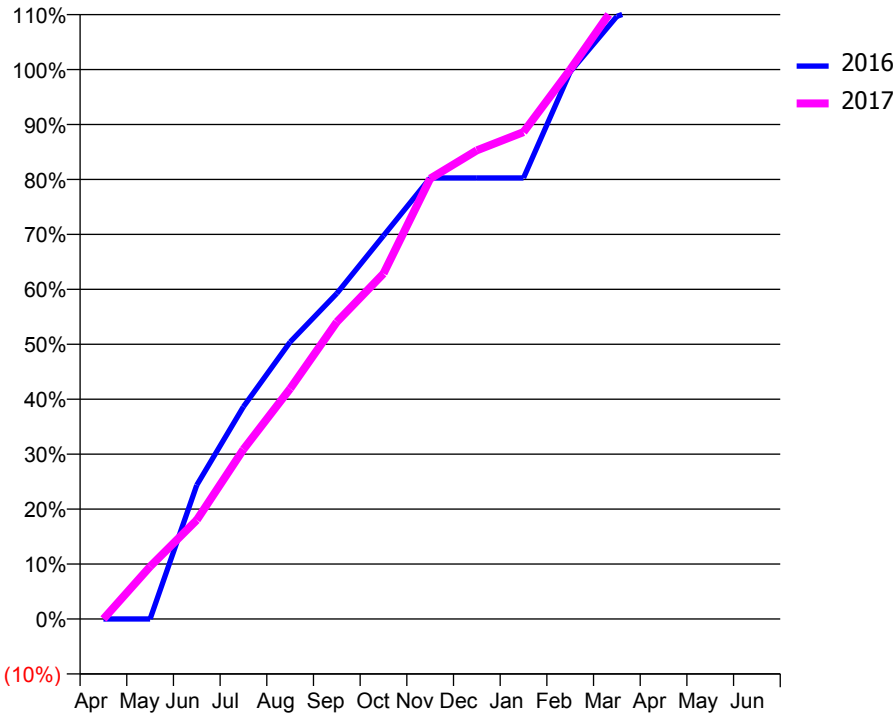
ACCESS*

Patients seen in 24 months	Total	Change since previous quarter
Quarter ending March 2016	149	
Quarter ending June 2016	195	↑
Quarter ending September 2016	236	↑
Quarter ending December 2016	287	↑
Quarter ending March 2017	296	↑
Variance since March 2016	98.7%	↑



ACTIVITY

Cumulative percentage of contracted UDA delivered 2016 & 2017



QUALITY

	Quantity	Base Number	Contract	AT	Region	England
% of FP17s for the same patient ID Re-attending within 3 months - Children	0	5	0.0%	11.2%	12.0%	12.3%
% of FP17s for the same patient ID Re-attending within 3 months - Adults	0	312	0.0%	14.9%	16.0%	16.7%
% of FP17s for the same patient ID Re-attending between 3 & 9 months - Children	0	5	0.0%	56.1%	58.8%	57.6%
% of FP17s for the same patient ID Re-attending between 3 & 9 months - Adults	1	312	0.3%	47.9%	51.2%	50.1%
% of FP17s for Band 1 Urgent Courses	0	305	0.0%	8.5%	8.0%	9.1%
% of FP17s Relating to Free Repair or Replacements	0	305	0.0%	0.7%	0.8%	0.8%
% of FP17s Relating to Continuations	0	305	0.0%	1.0%	1.2%	1.2%
% of Patients satisfied with the dentistry they have received	0	0	N/A	92.7%	92.7%	92.8%
% of Patients satisfied with the time they had to wait for an appointment	0	0	N/A	87.3%	89.1%	88.7%

* This is based on patients treated on this contract for their most recent course of treatment. Figures in italics indicate the base number of FP17s or Patient Questionnaire responses are less than 100. N/A is shown where the base number of responses is less than 10 during the period. % is calculated as Quantity/Base number*100

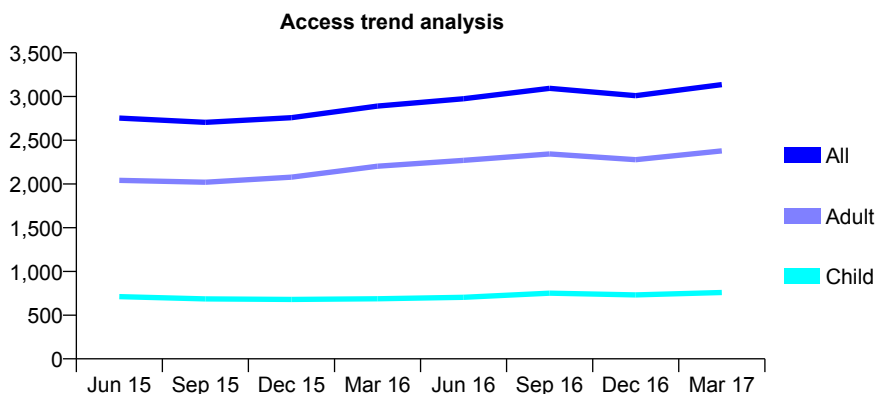
Q58 - Vital Signs At a Glance Contract Report for 768219/0001 - March 2017

Name or company name	MRS N ADL-SOLTANI
Contract type name	GDS Contract
Purpose of contract	General
Contract start date	01/04/2006
Contract end date	

16/17 Contracted general activity (UDA)	8,000
Carry forward general activity (UDA)	235
16/17 Contracted orthodontic activity (UOA)	0
Carry forward orthodontic activity (UOA)	0
Baseline contract value	£237,758.23

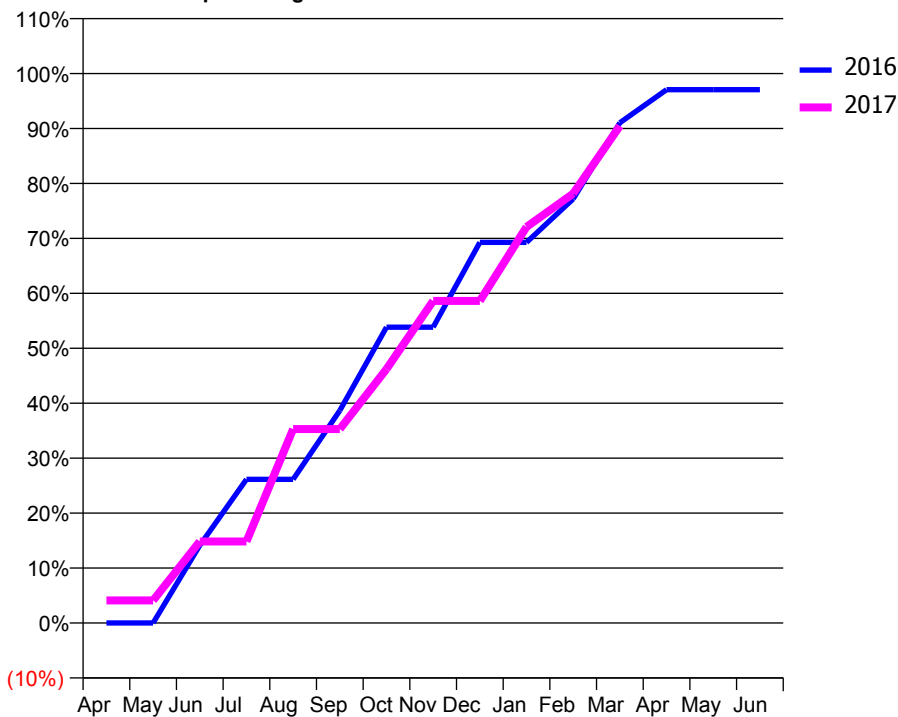
ACCESS*

Patients seen in 24 months	Total	Change since previous quarter
Quarter ending March 2016	2,890	
Quarter ending June 2016	2,974	↑
Quarter ending September 2016	3,094	↑
Quarter ending December 2016	3,009	↓
Quarter ending March 2017	3,137	↑
Variance since March 2016	8.5%	↑



ACTIVITY

Cumulative percentage of contracted UDA delivered 2016 & 2017



Month	Adjusted Scheduled Activity (UDA)	
	2016	2017
April	0	329
May	0	329
June	1,130	1,187
July	2,091	1,187
August	2,091	2,825
September	3,094	2,825
October	4,306	3,697
November	4,306	4,690
December	5,541	4,690
January	5,542	5,767
February	6,174	6,252
March	7,283	7,237
April	7,765	
May	7,765	
June	7,765	

QUALITY

	Quantity	Base Number	Contract	AT	Region	England
% of FP17s for the same patient ID Re-attending within 3 months - Children	28	855	3.3%	11.2%	12.0%	12.3%
% of FP17s for the same patient ID Re-attending within 3 months - Adults	129	2,328	5.5%	14.9%	16.0%	16.7%
% of FP17s for the same patient ID Re-attending between 3 & 9 months - Children	265	855	31.0%	56.1%	58.8%	57.6%
% of FP17s for the same patient ID Re-attending between 3 & 9 months - Adults	728	2,328	31.3%	47.9%	51.2%	50.1%
% of FP17s for Band 1 Urgent Courses	189	2,994	6.3%	8.5%	8.0%	9.1%
% of FP17s Relating to Free Repair or Replacements	0	2,994	0.0%	0.7%	0.8%	0.8%
% of FP17s Relating to Continuations	9	2,994	0.3%	1.0%	1.2%	1.2%
% of Patients satisfied with the dentistry they have received	1	1	N/A	92.7%	92.7%	92.8%
% of Patients satisfied with the time they had to wait for an appointment	1	1	N/A	87.3%	89.1%	88.7%

* This is based on patients treated on this contract for their most recent course of treatment. Figures in italics indicate the base number of FP17s or Patient Questionnaire responses are less than 100. N/A is shown where the base number of responses is less than 10 during the period. % is calculated as Quantity/Base number*100

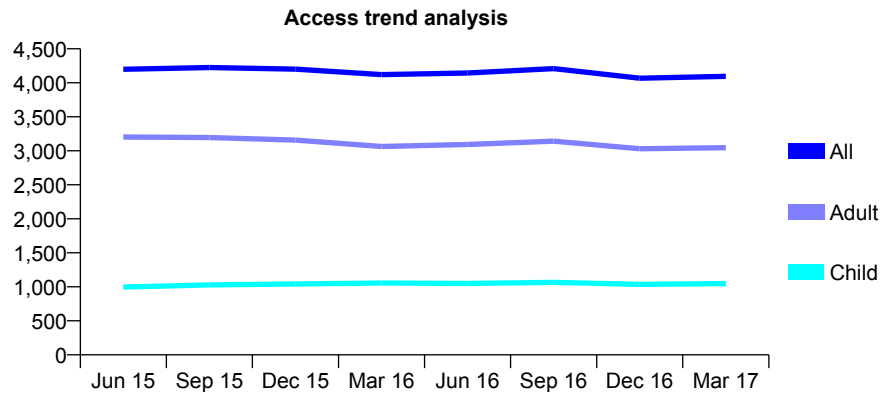
Q58 - Vital Signs At a Glance Contract Report for 768243/0001 - March 2017

Name or company name	MR M VESALI JAFARABADI
Contract type name	GDS Contract
Purpose of contract	General
Contract start date	01/04/2006
Contract end date	

16/17 Contracted general activity (UDA)	8,000
Carry forward general activity (UDA)	-160
16/17 Contracted orthodontic activity (UOA)	0
Carry forward orthodontic activity (UOA)	0
Baseline contract value	£254,369.86

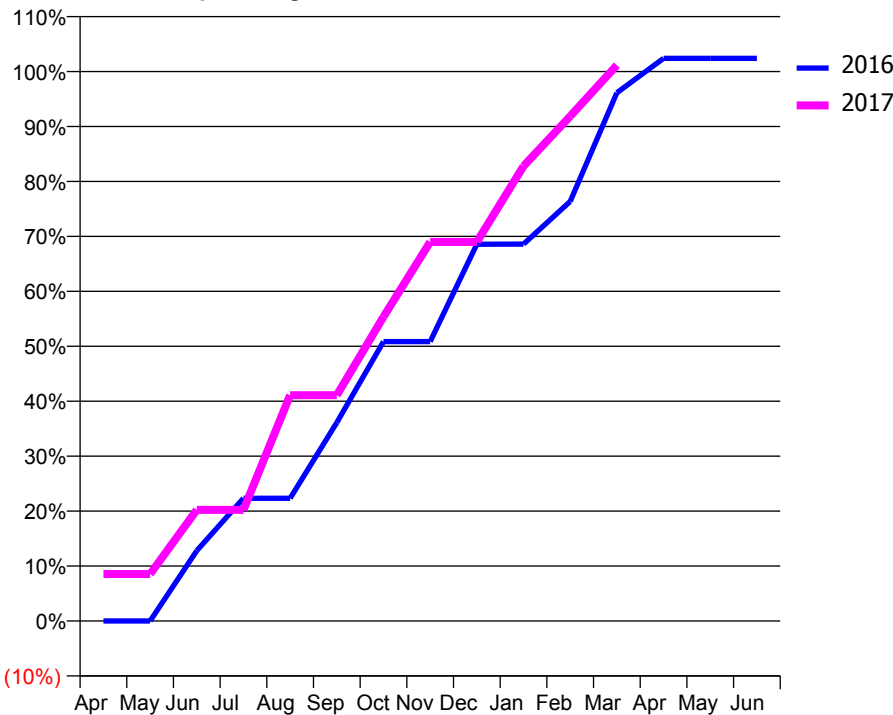
ACCESS*

Patients seen in 24 months	Total	Change since previous quarter
Quarter ending March 2016	4,120	
Quarter ending June 2016	4,144	→
Quarter ending September 2016	4,208	→
Quarter ending December 2016	4,067	↓
Quarter ending March 2017	4,096	→
Variance since March 2016	(0.6%)	→



ACTIVITY

Cumulative percentage of contracted UDA delivered 2016 & 2017



Month	Adjusted Scheduled Activity (UDA)	
	2016	2017
April	0	685
May	0	685
June	1,025	1,619
July	1,787	1,619
August	1,787	3,288
September	2,890	3,288
October	4,068	4,430
November	4,068	5,518
December	5,485	5,518
January	5,488	6,622
February	6,108	7,350
March	7,690	8,093
April	8,191	
May	8,191	
June	8,191	

QUALITY

	Quantity	Base Number	Contract	AT	Region	England
% of FP17s for the same patient ID Re-attending within 3 months - Children	20	1,218	1.6%	11.2%	12.0%	12.3%
% of FP17s for the same patient ID Re-attending within 3 months - Adults	83	3,057	2.7%	14.9%	16.0%	16.7%
% of FP17s for the same patient ID Re-attending between 3 & 9 months - Children	562	1,218	46.1%	56.1%	58.8%	57.6%
% of FP17s for the same patient ID Re-attending between 3 & 9 months - Adults	1,224	3,057	40.0%	47.9%	51.2%	50.1%
% of FP17s for Band 1 Urgent Courses	272	4,011	6.8%	8.5%	8.0%	9.1%
% of FP17s Relating to Free Repair or Replacements	2	4,011	0.0%	0.7%	0.8%	0.8%
% of FP17s Relating to Continuations	4	4,011	0.1%	1.0%	1.2%	1.2%
% of Patients satisfied with the dentistry they have received	4	4	N/A	92.7%	92.7%	92.8%
% of Patients satisfied with the time they had to wait for an appointment	4	4	N/A	87.3%	89.1%	88.7%

* This is based on patients treated on this contract for their most recent course of treatment. Figures in italics indicate the base number of FP17s or Patient Questionnaire responses are less than 100. N/A is shown where the base number of responses is less than 10 during the period. % is calculated as Quantity/Base number*100

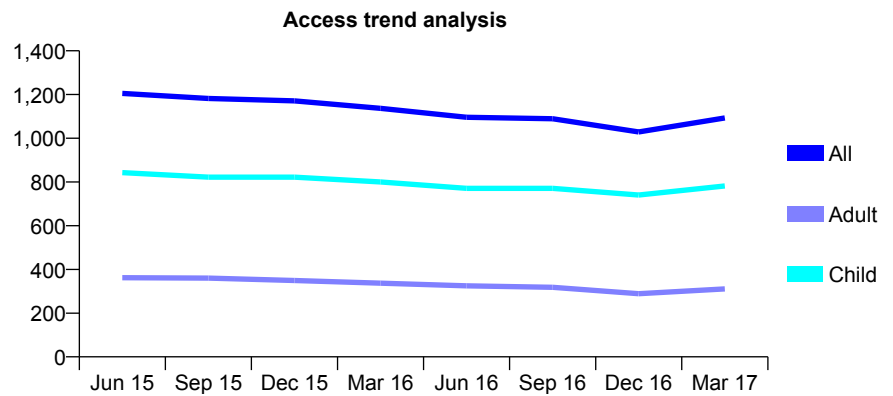
Q58 - Vital Signs At a Glance Contract Report for 770876/0001 - March 2017

Name or company name	MR SP TAILOR
Contract type name	GDS Contract
Purpose of contract	General
Contract start date	04/04/2008
Contract end date	

16/17 Contracted general activity (UDA)	2,200
Carry forward general activity (UDA)	0
16/17 Contracted orthodontic activity (UOA)	0
Carry forward orthodontic activity (UOA)	0
Baseline contract value	£54,802.96

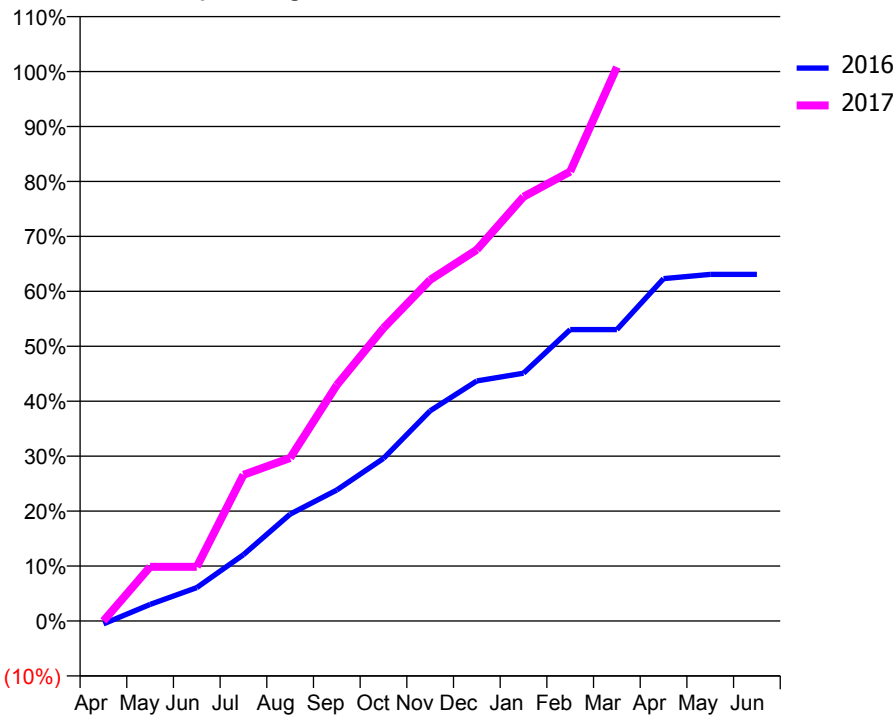
ACCESS*

Patients seen in 24 months	Total	Change since previous quarter
Quarter ending March 2016	1,137	
Quarter ending June 2016	1,096	↓
Quarter ending September 2016	1,089	→
Quarter ending December 2016	1,029	↓
Quarter ending March 2017	1,093	↑
Variance since March 2016	(3.9%)	↓



ACTIVITY

Cumulative percentage of contracted UDA delivered 2016 & 2017



Month	Adjusted Scheduled Activity (UDA)	
	2016	2017
April	-19	0
May	103	217
June	206	217
July	411	585
August	661	653
September	811	945
October	1,006	1,172
November	1,300	1,366
December	1,485	1,486
January	1,533	1,698
February	1,803	1,800
March	1,803	2,218
April	2,118	
May	2,145	
June	2,145	

QUALITY

	Quantity	Base Number	Contract	AT	Region	England
% of FP17s for the same patient ID Re-attending within 3 months - Children	159	1,330	12.0%	11.2%	12.0%	12.3%
% of FP17s for the same patient ID Re-attending within 3 months - Adults	66	383	17.2%	14.9%	16.0%	16.7%
% of FP17s for the same patient ID Re-attending between 3 & 9 months - Children	754	1,330	56.7%	56.1%	58.8%	57.6%
% of FP17s for the same patient ID Re-attending between 3 & 9 months - Adults	189	383	49.3%	47.9%	51.2%	50.1%
% of FP17s for Band 1 Urgent Courses	63	1,447	4.4%	8.5%	8.0%	9.1%
% of FP17s Relating to Free Repair or Replacements	1	1,447	0.1%	0.7%	0.8%	0.8%
% of FP17s Relating to Continuations	0	1,447	0.0%	1.0%	1.2%	1.2%
% of Patients satisfied with the dentistry they have received	0	0	N/A	92.7%	92.7%	92.8%
% of Patients satisfied with the time they had to wait for an appointment	0	0	N/A	87.3%	89.1%	88.7%

* This is based on patients treated on this contract for their most recent course of treatment. Figures in italics indicate the base number of FP17s or Patient Questionnaire responses are less than 100. N/A is shown where the base number of responses is less than 10 during the period. % is calculated as Quantity/Base number*100

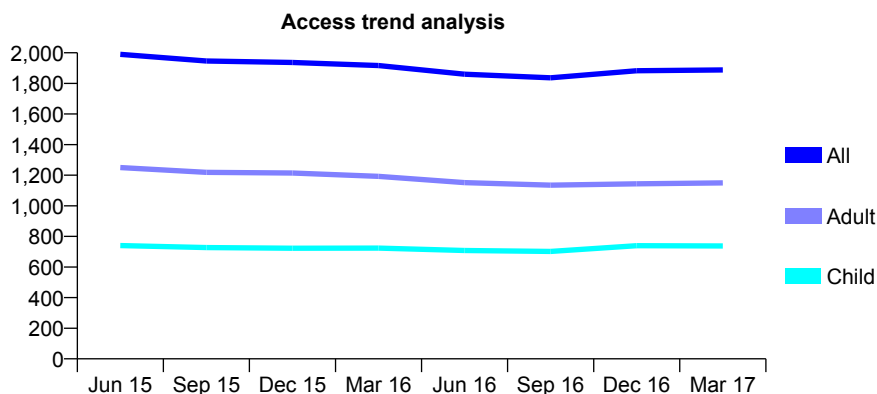
Q58 - Vital Signs At a Glance Contract Report for 771007/0001 - March 2017

Name or company name	MISS SL BENTLEY
Contract type name	GDS Contract
Purpose of contract	General
Contract start date	01/04/2010
Contract end date	

16/17 Contracted general activity (UDA)	4,899
Carry forward general activity (UDA)	0
16/17 Contracted orthodontic activity (UOA)	0
Carry forward orthodontic activity (UOA)	0
Baseline contract value	£127,276.32

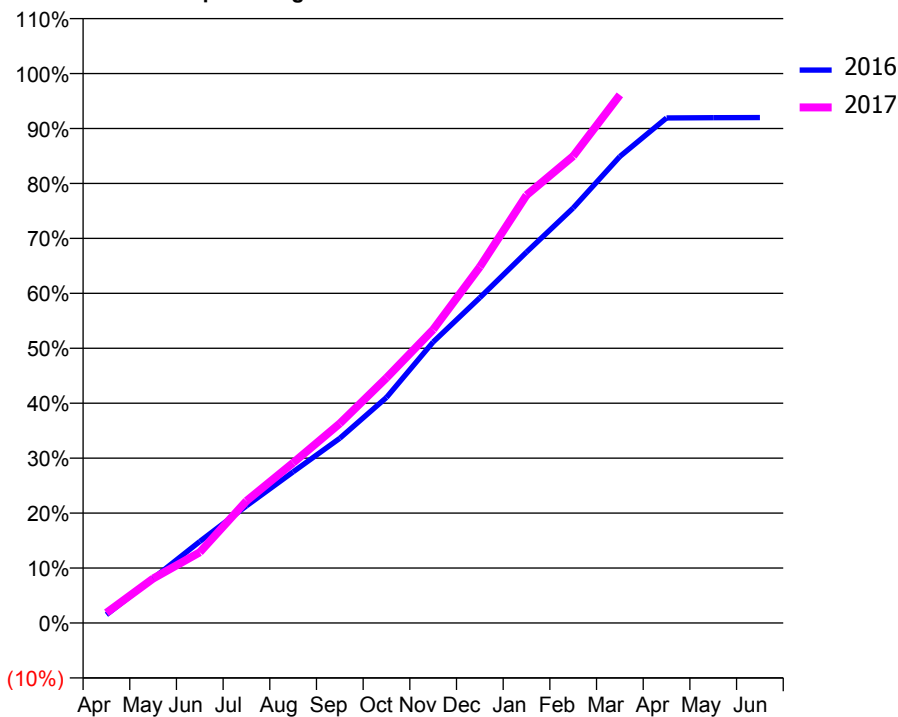
ACCESS*

Patients seen in 24 months	Total	Change since previous quarter
Quarter ending March 2016	1,917	
Quarter ending June 2016	1,860	↓
Quarter ending September 2016	1,837	↓
Quarter ending December 2016	1,883	↑
Quarter ending March 2017	1,888	→
Variance since March 2016	(1.5%)	↓



ACTIVITY

Cumulative percentage of contracted UDA delivered 2016 & 2017



Adjusted Scheduled Activity (UDA)

Month	2016	2017
April	74	91
May	398	396
June	727	631
July	1,044	1,089
August	1,348	1,428
September	1,647	1,779
October	2,011	2,185
November	2,506	2,617
December	2,901	3,174
January	3,306	3,814
February	3,700	4,162
March	4,159	4,708
April	4,503	
May	4,505	
June	4,506	

QUALITY

	Quantity	Base Number	Contract	AT	Region	England
% of FP17s for the same patient ID Re-attending within 3 months - Children	81	1,156	7.0%	11.2%	12.0%	12.3%
% of FP17s for the same patient ID Re-attending within 3 months - Adults	253	1,572	16.1%	14.9%	16.0%	16.7%
% of FP17s for the same patient ID Re-attending between 3 & 9 months - Children	645	1,156	55.8%	56.1%	58.8%	57.6%
% of FP17s for the same patient ID Re-attending between 3 & 9 months - Adults	809	1,572	51.5%	47.9%	51.2%	50.1%
% of FP17s for Band 1 Urgent Courses	71	2,549	2.8%	8.5%	8.0%	9.1%
% of FP17s Relating to Free Repair or Replacements	21	2,549	0.8%	0.7%	0.8%	0.8%
% of FP17s Relating to Continuations	67	2,549	2.6%	1.0%	1.2%	1.2%
% of Patients satisfied with the dentistry they have received	1	1	N/A	92.7%	92.7%	92.8%
% of Patients satisfied with the time they had to wait for an appointment	1	1	N/A	87.3%	89.1%	88.7%

* This is based on patients treated on this contract for their most recent course of treatment. Figures in italics indicate the base number of FP17s or Patient Questionnaire responses are less than 100. N/A is shown where the base number of responses is less than 10 during the period. % is calculated as Quantity/Base number*100

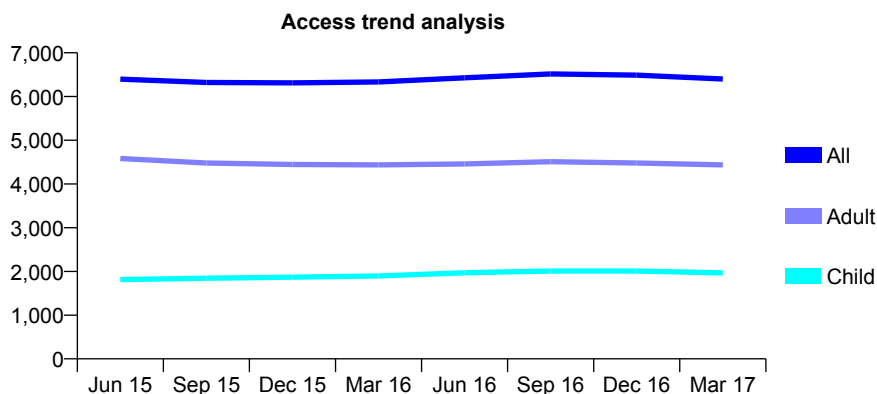
Q58 - Vital Signs At a Glance Contract Report for 772208/0001 - March 2017

Name or company name	MR L GIDARAKOS
Contract type name	GDS Contract
Purpose of contract	General
Contract start date	01/04/2006
Contract end date	

16/17 Contracted general activity (UDA)	14,944
Carry forward general activity (UDA)	166
16/17 Contracted orthodontic activity (UOA)	0
Carry forward orthodontic activity (UOA)	0
Baseline contract value	£412,929.06

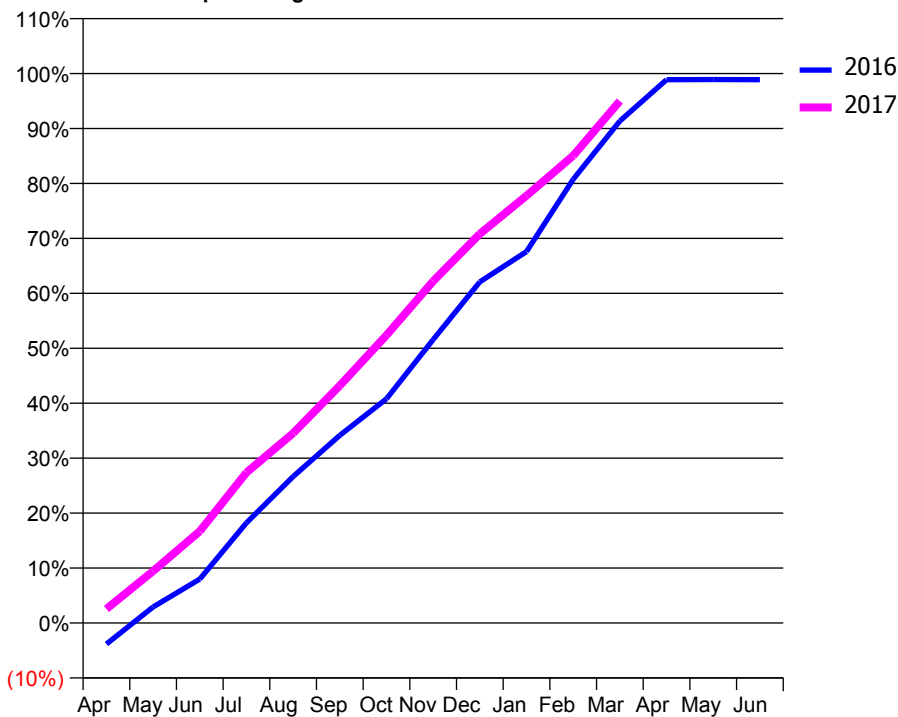
ACCESS*

Patients seen in 24 months	Total	Change since previous quarter
Quarter ending March 2016	6,333	
Quarter ending June 2016	6,427	→
Quarter ending September 2016	6,518	→
Quarter ending December 2016	6,490	→
Quarter ending March 2017	6,401	↓
Variance since March 2016	1.1%	→



ACTIVITY

Cumulative percentage of contracted UDA delivered 2016 & 2017



Adjusted Scheduled Activity (UDA)

Month	2016	2017
April	-577	384
May	436	1,412
June	1,195	2,498
July	2,724	4,094
August	3,984	5,163
September	5,104	6,457
October	6,099	7,827
November	7,710	9,297
December	9,279	10,582
January	10,101	11,620
February	12,066	12,708
March	13,651	14,196
April	14,776	
May	14,779	
June	14,777	

QUALITY

	Quantity	Base Number	Contract	AT	Region	England
% of FP17s for the same patient ID Re-attending within 3 months - Children	150	2,738	5.5%	11.2%	12.0%	12.3%
% of FP17s for the same patient ID Re-attending within 3 months - Adults	538	5,161	10.4%	14.9%	16.0%	16.7%
% of FP17s for the same patient ID Re-attending between 3 & 9 months - Children	1,530	2,738	55.9%	56.1%	58.8%	57.6%
% of FP17s for the same patient ID Re-attending between 3 & 9 months - Adults	2,270	5,161	44.0%	47.9%	51.2%	50.1%
% of FP17s for Band 1 Urgent Courses	645	7,516	8.6%	8.5%	8.0%	9.1%
% of FP17s Relating to Free Repair or Replacements	67	7,516	0.9%	0.7%	0.8%	0.8%
% of FP17s Relating to Continuations	31	7,516	0.4%	1.0%	1.2%	1.2%
% of Patients satisfied with the dentistry they have received	15	15	100.0%	92.7%	92.7%	92.8%
% of Patients satisfied with the time they had to wait for an appointment	10	15	66.7%	87.3%	89.1%	88.7%

* This is based on patients treated on this contract for their most recent course of treatment. Figures in italics indicate the base number of FP17s or Patient Questionnaire responses are less than 100. N/A is shown where the base number of responses is less than 10 during the period. % is calculated as Quantity/Base number*100

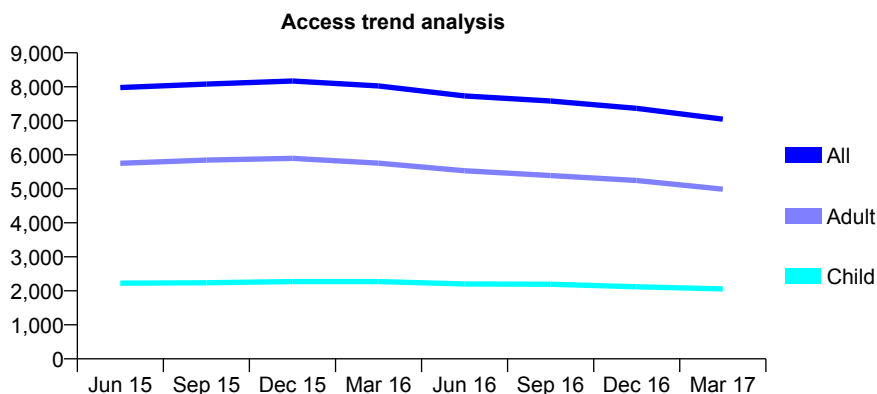
Q58 - Vital Signs At a Glance Contract Report for 780944/0002 - March 2017

Name or company name	MR AA YELLON
Contract type name	GDS Contract
Purpose of contract	General
Contract start date	01/11/2007
Contract end date	

16/17 Contracted general activity (UDA)	28,356
Carry forward general activity (UDA)	-538
16/17 Contracted orthodontic activity (UOA)	0
Carry forward orthodontic activity (UOA)	0
Baseline contract value	£775,253.88

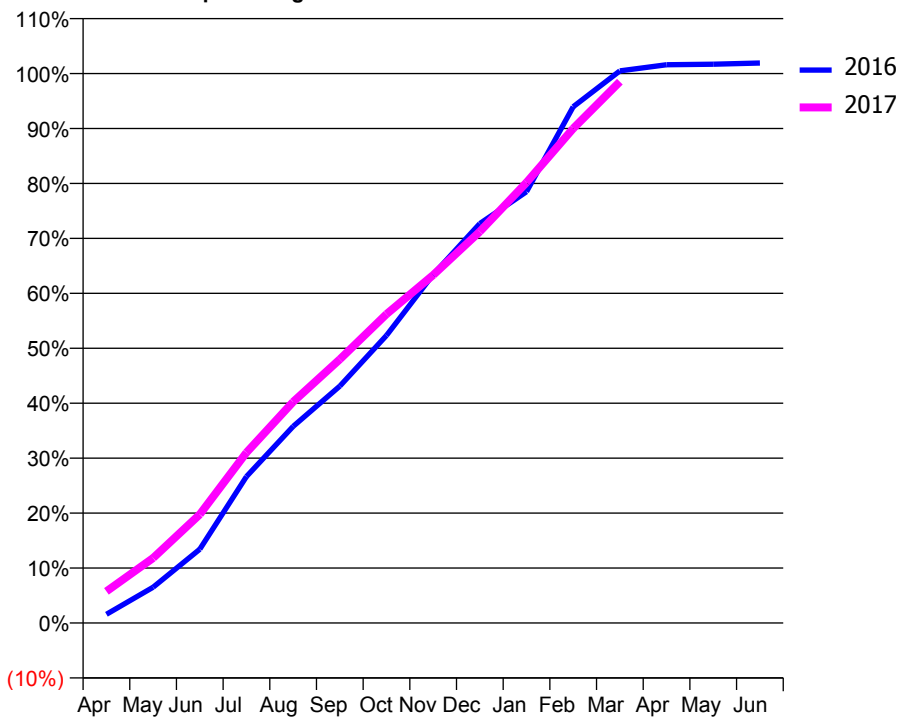
ACCESS*

Patients seen in 24 months	Total	Change since previous quarter
Quarter ending March 2016	8,026	
Quarter ending June 2016	7,733	↓
Quarter ending September 2016	7,584	↓
Quarter ending December 2016	7,366	↓
Quarter ending March 2017	7,048	↓
Variance since March 2016	(12.2%)	↓



ACTIVITY

Cumulative percentage of contracted UDA delivered 2016 & 2017



Month	Adjusted Scheduled Activity (UDA)	
	2016	2017
April	451	1,637
May	1,845	3,357
June	3,811	5,604
July	7,556	8,799
August	10,148	11,414
September	12,224	13,606
October	14,841	15,938
November	17,981	17,959
December	20,612	20,198
January	22,256	22,734
February	26,643	25,520
March	28,492	27,932
April	28,806	
May	28,837	
June	28,895	

QUALITY

	Quantity	Base Number	Contract	AT	Region	England
% of FP17s for the same patient ID Re-attending within 3 months - Children	98	2,611	3.8%	11.2%	12.0%	12.3%
% of FP17s for the same patient ID Re-attending within 3 months - Adults	673	6,324	10.6%	14.9%	16.0%	16.7%
% of FP17s for the same patient ID Re-attending between 3 & 9 months - Children	1,386	2,611	53.1%	56.1%	58.8%	57.6%
% of FP17s for the same patient ID Re-attending between 3 & 9 months - Adults	3,327	6,324	52.6%	47.9%	51.2%	50.1%
% of FP17s for Band 1 Urgent Courses	335	8,779	3.8%	8.5%	8.0%	9.1%
% of FP17s Relating to Free Repair or Replacements	149	8,779	1.7%	0.7%	0.8%	0.8%
% of FP17s Relating to Continuations	87	8,779	1.0%	1.0%	1.2%	1.2%
% of Patients satisfied with the dentistry they have received	17	19	89.5%	92.7%	92.7%	92.8%
% of Patients satisfied with the time they had to wait for an appointment	16	19	84.2%	87.3%	89.1%	88.7%

* This is based on patients treated on this contract for their most recent course of treatment. Figures in italics indicate the base number of FP17s or Patient Questionnaire responses are less than 100. N/A is shown where the base number of responses is less than 10 during the period. % is calculated as Quantity/Base number*100

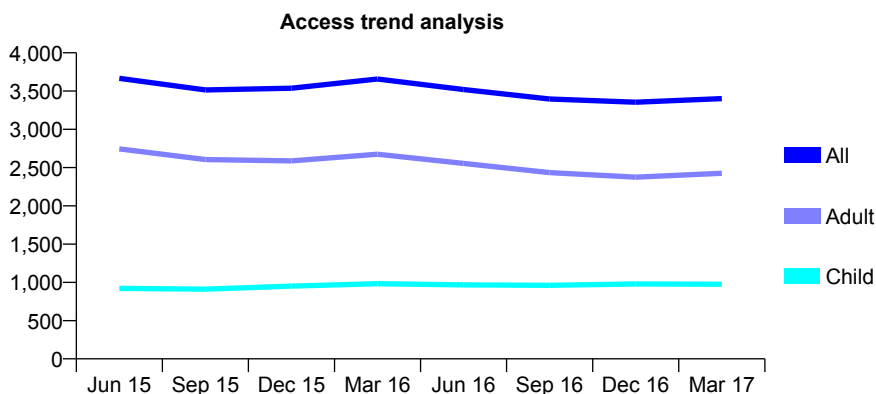
Q58 - Vital Signs At a Glance Contract Report for 781606/0001 - March 2017

Name or company name	MISS PP PATEL
Contract type name	GDS Contract
Purpose of contract	General
Contract start date	01/05/2011
Contract end date	

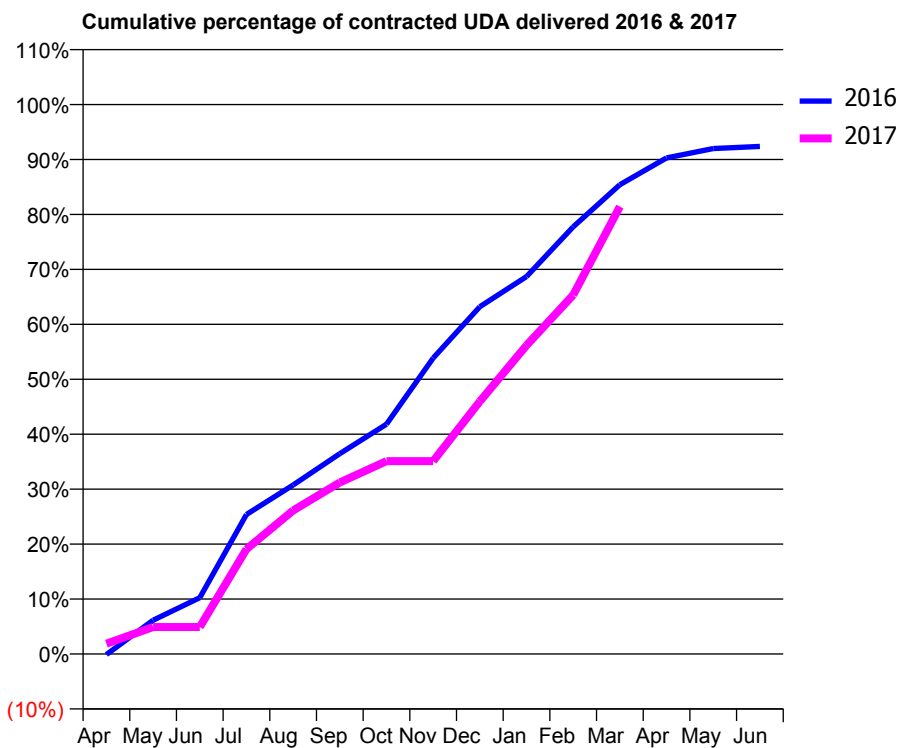
16/17 Contracted general activity (UDA)	11,038
Carry forward general activity (UDA)	0
16/17 Contracted orthodontic activity (UOA)	0
Carry forward orthodontic activity (UOA)	0
Baseline contract value	£262,091.62

ACCESS*

Patients seen in 24 months	Total	Change since previous quarter
Quarter ending March 2016	3,657	
Quarter ending June 2016	3,520	↓
Quarter ending September 2016	3,396	↓
Quarter ending December 2016	3,354	↓
Quarter ending March 2017	3,401	→
Variance since March 2016	(7.0%)	↓



ACTIVITY



Month	Adjusted Scheduled Activity (UDA)	
	2016	2017
April	-11	208
May	680	543
June	1,131	543
July	2,803	2,105
August	3,394	2,884
September	4,024	3,445
October	4,616	3,875
November	5,946	3,874
December	6,976	5,075
January	7,581	6,201
February	8,580	7,213
March	9,428	8,987
April	9,966	
May	10,153	
June	10,197	

QUALITY

	Quantity	Base Number	Contract	AT	Region	England
% of FP17s for the same patient ID Re-attending within 3 months - Children	112	1,349	8.3%	11.2%	12.0%	12.3%
% of FP17s for the same patient ID Re-attending within 3 months - Adults	693	3,469	20.0%	14.9%	16.0%	16.7%
% of FP17s for the same patient ID Re-attending between 3 & 9 months - Children	738	1,349	54.7%	56.1%	58.8%	57.6%
% of FP17s for the same patient ID Re-attending between 3 & 9 months - Adults	1,592	3,469	45.9%	47.9%	51.2%	50.1%
% of FP17s for Band 1 Urgent Courses	510	4,522	11.3%	8.5%	8.0%	9.1%
% of FP17s Relating to Free Repair or Replacements	31	4,522	0.7%	0.7%	0.8%	0.8%
% of FP17s Relating to Continuations	64	4,522	1.4%	1.0%	1.2%	1.2%
% of Patients satisfied with the dentistry they have received	3	3	N/A	92.7%	92.7%	92.8%
% of Patients satisfied with the time they had to wait for an appointment	3	3	N/A	87.3%	89.1%	88.7%

* This is based on patients treated on this contract for their most recent course of treatment. Figures in italics indicate the base number of FP17s or Patient Questionnaire responses are less than 100. N/A is shown where the base number of responses is less than 10 during the period. % is calculated as Quantity/Base number*100

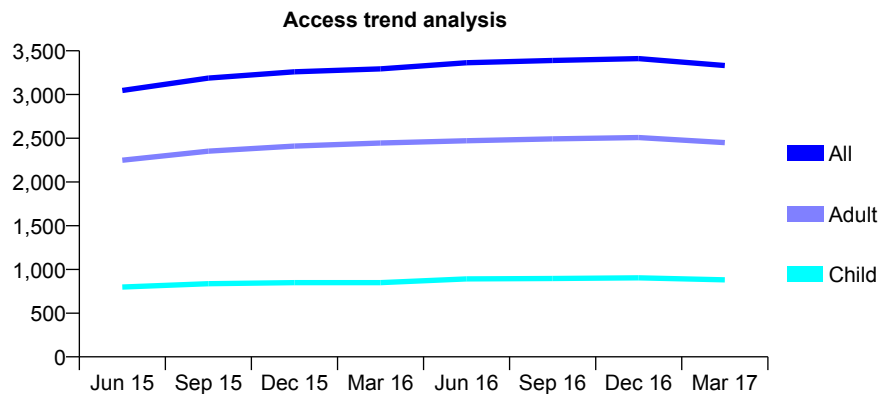
Q58 - Vital Signs At a Glance Contract Report for 785210/0001 - March 2017

Name or company name	MR MP PATEL
Contract type name	GDS Contract
Purpose of contract	General
Contract start date	02/10/2006
Contract end date	

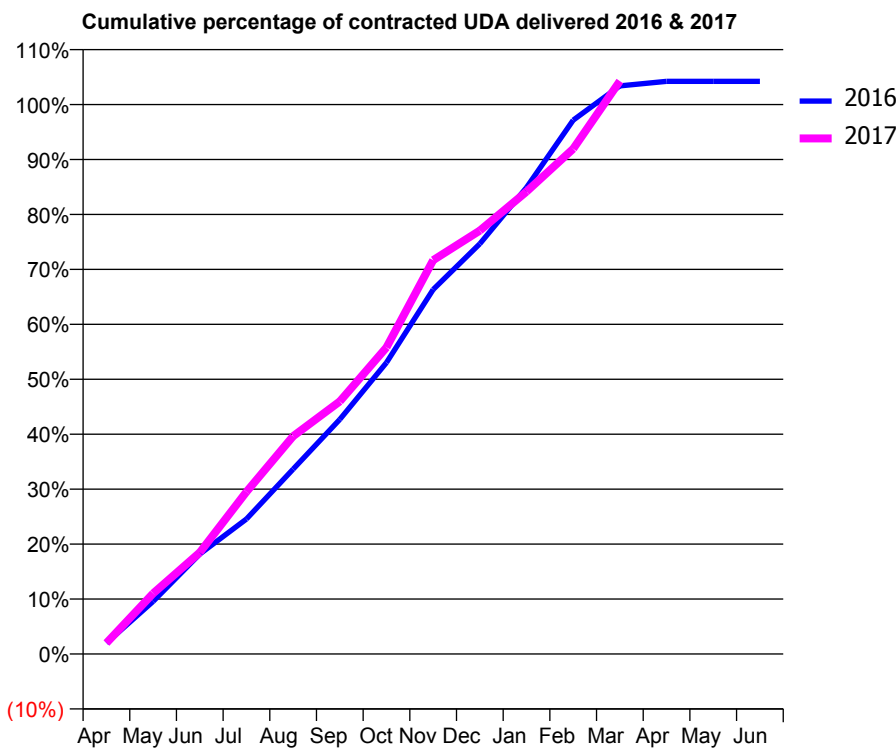
16/17 Contracted general activity (UDA)	7,731
Carry forward general activity (UDA)	-154
16/17 Contracted orthodontic activity (UOA)	0
Carry forward orthodontic activity (UOA)	0
Baseline contract value	£182,740.72

ACCESS*

Patients seen in 24 months	Total	Change since previous quarter
Quarter ending March 2016	3,294	
Quarter ending June 2016	3,363	↑
Quarter ending September 2016	3,389	→
Quarter ending December 2016	3,411	→
Quarter ending March 2017	3,331	↓
Variance since March 2016	1.1%	→



ACTIVITY



Month	Adjusted Scheduled Activity (UDA)	
	2016	2017
April	155	154
May	739	852
June	1,407	1,428
July	1,900	2,282
August	2,601	3,065
September	3,300	3,553
October	4,100	4,314
November	5,128	5,541
December	5,772	5,958
January	6,564	6,506
February	7,510	7,107
March	7,993	8,060
April	8,057	
May	8,057	
June	8,057	

QUALITY

	Quantity	Base Number	Contract	AT	Region	England
% of FP17s for the same patient ID Re-attending within 3 months - Children	59	1,439	4.1%	11.2%	12.0%	12.3%
% of FP17s for the same patient ID Re-attending within 3 months - Adults	180	3,210	5.6%	14.9%	16.0%	16.7%
% of FP17s for the same patient ID Re-attending between 3 & 9 months - Children	964	1,439	67.0%	56.1%	58.8%	57.6%
% of FP17s for the same patient ID Re-attending between 3 & 9 months - Adults	1,924	3,210	59.9%	47.9%	51.2%	50.1%
% of FP17s for Band 1 Urgent Courses	142	4,631	3.1%	8.5%	8.0%	9.1%
% of FP17s Relating to Free Repair or Replacements	5	4,631	0.1%	0.7%	0.8%	0.8%
% of FP17s Relating to Continuations	0	4,631	0.0%	1.0%	1.2%	1.2%
% of Patients satisfied with the dentistry they have received	4	4	N/A	92.7%	92.7%	92.8%
% of Patients satisfied with the time they had to wait for an appointment	4	4	N/A	87.3%	89.1%	88.7%

* This is based on patients treated on this contract for their most recent course of treatment. Figures in italics indicate the base number of FP17s or Patient Questionnaire responses are less than 100. N/A is shown where the base number of responses is less than 10 during the period. % is calculated as Quantity/Base number*100

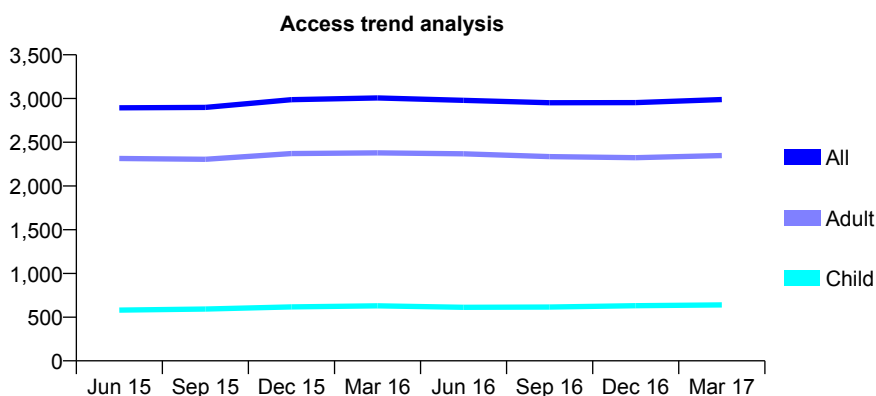
Q58 - Vital Signs At a Glance Contract Report for 786306/0001 - March 2017

Name or company name	MR K OLEJNICZAK
Contract type name	GDS Contract
Purpose of contract	General
Contract start date	01/08/2006
Contract end date	

16/17 Contracted general activity (UDA)	9,500
Carry forward general activity (UDA)	-190
16/17 Contracted orthodontic activity (UOA)	0
Carry forward orthodontic activity (UOA)	0
Baseline contract value	£225,016.34

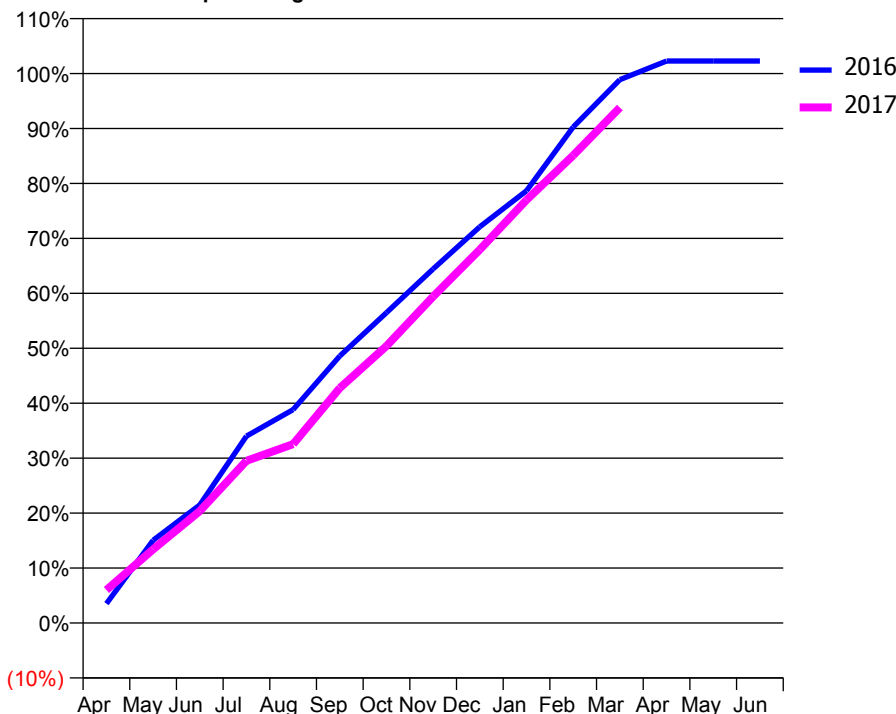
ACCESS*

Patients seen in 24 months	Total	Change since previous quarter
Quarter ending March 2016	3,007	
Quarter ending June 2016	2,979	→
Quarter ending September 2016	2,951	→
Quarter ending December 2016	2,954	→
Quarter ending March 2017	2,988	→
Variance since March 2016	(0.6%)	→



ACTIVITY

Cumulative percentage of contracted UDA delivered 2016 & 2017



Adjusted Scheduled Activity (UDA)

Month	2016	2017
April	335	571
May	1,431	1,273
June	2,042	1,935
July	3,230	2,805
August	3,689	3,093
September	4,617	4,063
October	5,367	4,789
November	6,121	5,645
December	6,851	6,455
January	7,473	7,314
February	8,575	8,083
March	9,393	8,912
April	9,717	
May	9,717	
June	9,717	

QUALITY

	Quantity	Base Number	Contract	AT	Region	England
% of FP17s for the same patient ID Re-attending within 3 months - Children	77	984	7.8%	11.2%	12.0%	12.3%
% of FP17s for the same patient ID Re-attending within 3 months - Adults	465	3,374	13.8%	14.9%	16.0%	16.7%
% of FP17s for the same patient ID Re-attending between 3 & 9 months - Children	603	984	61.3%	56.1%	58.8%	57.6%
% of FP17s for the same patient ID Re-attending between 3 & 9 months - Adults	1,973	3,374	58.5%	47.9%	51.2%	50.1%
% of FP17s for Band 1 Urgent Courses	302	4,200	7.2%	8.5%	8.0%	9.1%
% of FP17s Relating to Free Repair or Replacements	42	4,200	1.0%	0.7%	0.8%	0.8%
% of FP17s Relating to Continuations	77	4,200	1.8%	1.0%	1.2%	1.2%
% of Patients satisfied with the dentistry they have received	2	2	N/A	92.7%	92.7%	92.8%
% of Patients satisfied with the time they had to wait for an appointment	2	2	N/A	87.3%	89.1%	88.7%

* This is based on patients treated on this contract for their most recent course of treatment. Figures in italics indicate the base number of FP17s or Patient Questionnaire responses are less than 100. N/A is shown where the base number of responses is less than 10 during the period. % is calculated as Quantity/Base number*100

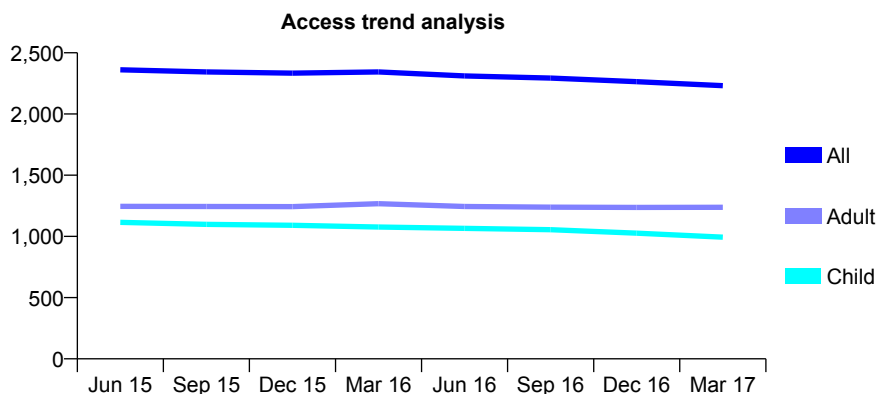
Q58 - Vital Signs At a Glance Contract Report for 788902/0001 - March 2017

Name or company name	MR SS PATEL
Contract type name	GDS Contract
Purpose of contract	General
Contract start date	01/12/2011
Contract end date	

16/17 Contracted general activity (UDA)	9,420
Carry forward general activity (UDA)	0
16/17 Contracted orthodontic activity (UOA)	0
Carry forward orthodontic activity (UOA)	0
Baseline contract value	£248,789.87

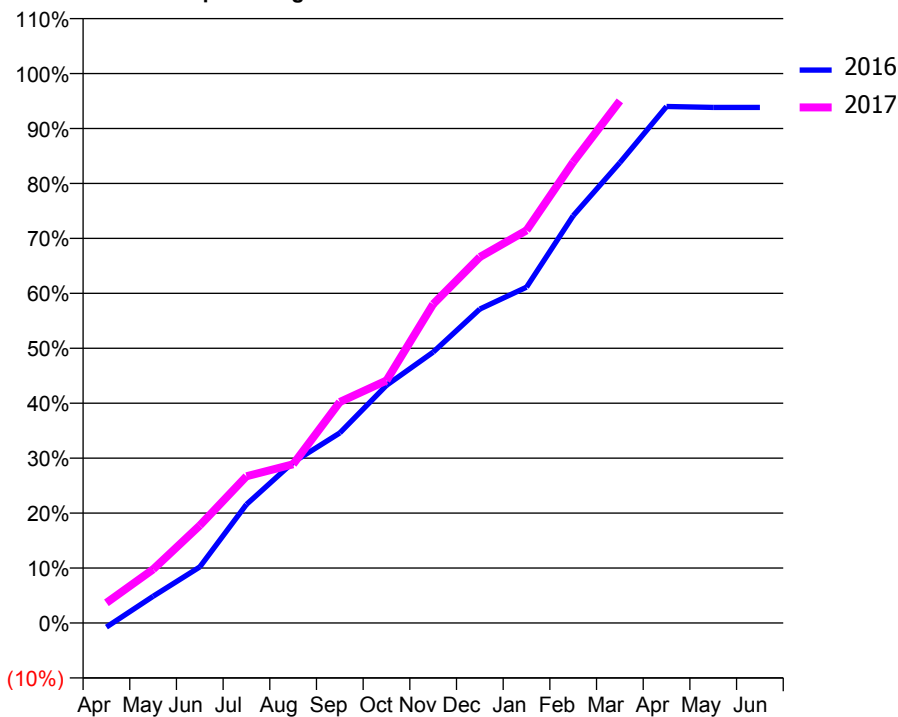
ACCESS*

Patients seen in 24 months	Total	Change since previous quarter
Quarter ending March 2016	2,344	
Quarter ending June 2016	2,311	↓
Quarter ending September 2016	2,294	→
Quarter ending December 2016	2,264	↓
Quarter ending March 2017	2,232	↓
Variance since March 2016	(4.8%)	↓



ACTIVITY

Cumulative percentage of contracted UDA delivered 2016 & 2017



Month	Adjusted Scheduled Activity (UDA)	
	2016	2017
April	-72	347
May	458	919
June	961	1,673
July	2,034	2,515
August	2,755	2,721
September	3,259	3,789
October	4,075	4,156
November	4,644	5,466
December	5,383	6,275
January	5,757	6,731
February	6,982	7,901
March	7,893	8,950
April	8,854	
May	8,839	
June	8,839	

QUALITY

	Quantity	Base Number	Contract	AT	Region	England
% of FP17s for the same patient ID Re-attending within 3 months - Children	202	1,820	11.1%	11.2%	12.0%	12.3%
% of FP17s for the same patient ID Re-attending within 3 months - Adults	339	1,975	17.2%	14.9%	16.0%	16.7%
% of FP17s for the same patient ID Re-attending between 3 & 9 months - Children	1,272	1,820	69.9%	56.1%	58.8%	57.6%
% of FP17s for the same patient ID Re-attending between 3 & 9 months - Adults	1,240	1,975	62.8%	47.9%	51.2%	50.1%
% of FP17s for Band 1 Urgent Courses	149	3,592	4.1%	8.5%	8.0%	9.1%
% of FP17s Relating to Free Repair or Replacements	26	3,592	0.7%	0.7%	0.8%	0.8%
% of FP17s Relating to Continuations	19	3,592	0.5%	1.0%	1.2%	1.2%
% of Patients satisfied with the dentistry they have received	18	19	94.7%	92.7%	92.7%	92.8%
% of Patients satisfied with the time they had to wait for an appointment	17	19	89.5%	87.3%	89.1%	88.7%

* This is based on patients treated on this contract for their most recent course of treatment. Figures in italics indicate the base number of FP17s or Patient Questionnaire responses are less than 100. N/A is shown where the base number of responses is less than 10 during the period. % is calculated as Quantity/Base number*100

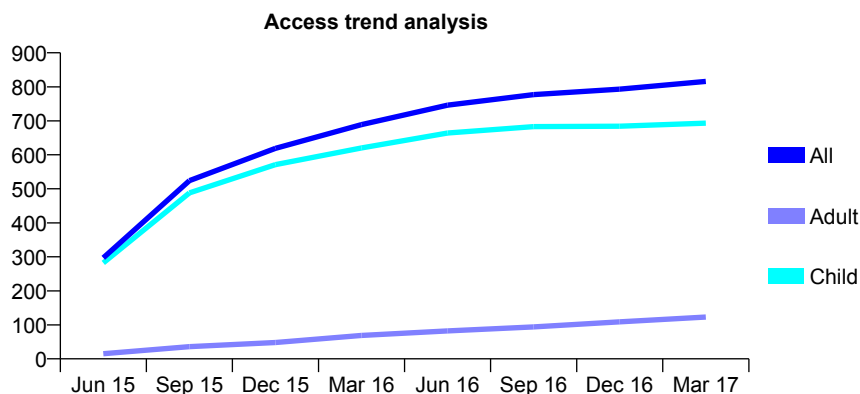
Q58 - Vital Signs At a Glance Contract Report for 788902/0002 - March 2017

Name or company name	MR SS PATEL
Contract type name	GDS Contract
Purpose of contract	General
Contract start date	01/04/2015
Contract end date	

16/17 Contracted general activity (UDA)	2,600
Carry forward general activity (UDA)	-30
16/17 Contracted orthodontic activity (UOA)	0
Carry forward orthodontic activity (UOA)	0
Baseline contract value	£59,302.79

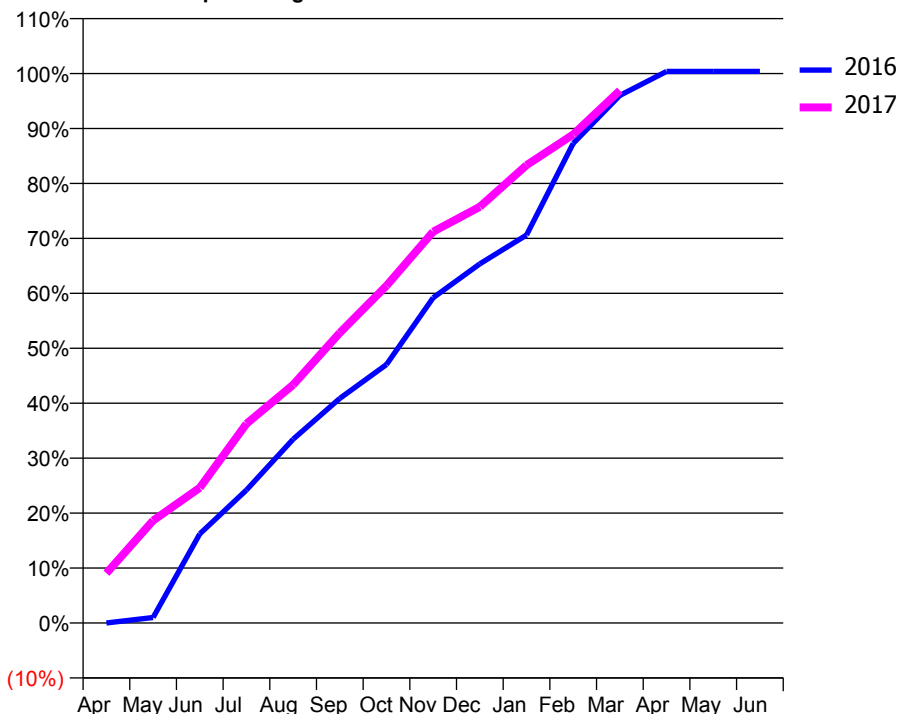
ACCESS*

Patients seen in 24 months	Total	Change since previous quarter
Quarter ending March 2016	689	
Quarter ending June 2016	746	↑
Quarter ending September 2016	777	↑
Quarter ending December 2016	793	↑
Quarter ending March 2017	816	↑
Variance since March 2016	18.4%	↑



ACTIVITY

Cumulative percentage of contracted UDA delivered 2016 & 2017



Month	Adjusted Scheduled Activity (UDA)	
	2016	2017
April	0	235
May	26	485
June	422	640
July	629	943
August	870	1,127
September	1,063	1,373
October	1,223	1,596
November	1,539	1,851
December	1,700	1,970
January	1,836	2,167
February	2,269	2,311
March	2,496	2,520
April	2,610	
May	2,610	
June	2,610	

QUALITY

	Quantity	Base Number	Contract	AT	Region	England
% of FP17s for the same patient ID Re-attending within 3 months - Children	86	1,218	7.1%	11.2%	12.0%	12.3%
% of FP17s for the same patient ID Re-attending within 3 months - Adults	10	79	12.7%	14.9%	16.0%	16.7%
% of FP17s for the same patient ID Re-attending between 3 & 9 months - Children	865	1,218	71.0%	56.1%	58.8%	57.6%
% of FP17s for the same patient ID Re-attending between 3 & 9 months - Adults	54	79	68.4%	47.9%	51.2%	50.1%
% of FP17s for Band 1 Urgent Courses	43	1,239	3.5%	8.5%	8.0%	9.1%
% of FP17s Relating to Free Repair or Replacements	0	1,239	0.0%	0.7%	0.8%	0.8%
% of FP17s Relating to Continuations	2	1,239	0.2%	1.0%	1.2%	1.2%
% of Patients satisfied with the dentistry they have received	2	2	N/A	92.7%	92.7%	92.8%
% of Patients satisfied with the time they had to wait for an appointment	1	2	N/A	87.3%	89.1%	88.7%

* This is based on patients treated on this contract for their most recent course of treatment. Figures in italics indicate the base number of FP17s or Patient Questionnaire responses are less than 100. N/A is shown where the base number of responses is less than 10 during the period. % is calculated as Quantity/Base number*100

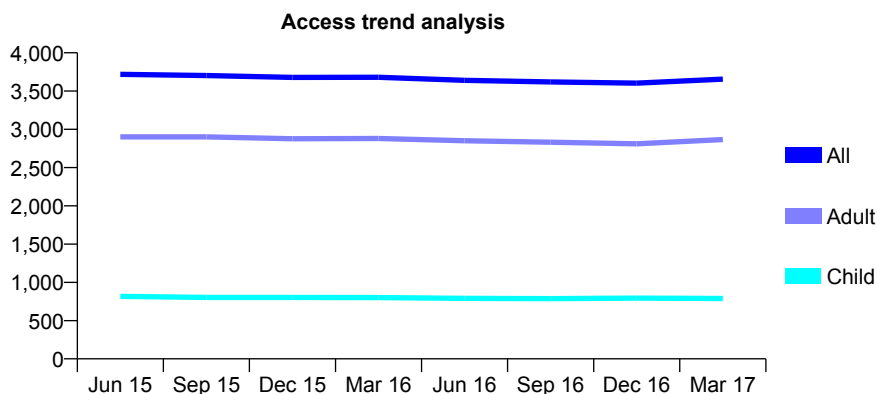
Q58 - Vital Signs At a Glance Contract Report for 795836/0001 - March 2017

Name or company name	Mr Uche Oguike
Contract type name	GDS Contract
Purpose of contract	General
Contract start date	01/04/2006
Contract end date	

16/17 Contracted general activity (UDA)	7,850
Carry forward general activity (UDA)	0
16/17 Contracted orthodontic activity (UOA)	0
Carry forward orthodontic activity (UOA)	0
Baseline contract value	£277,741.74

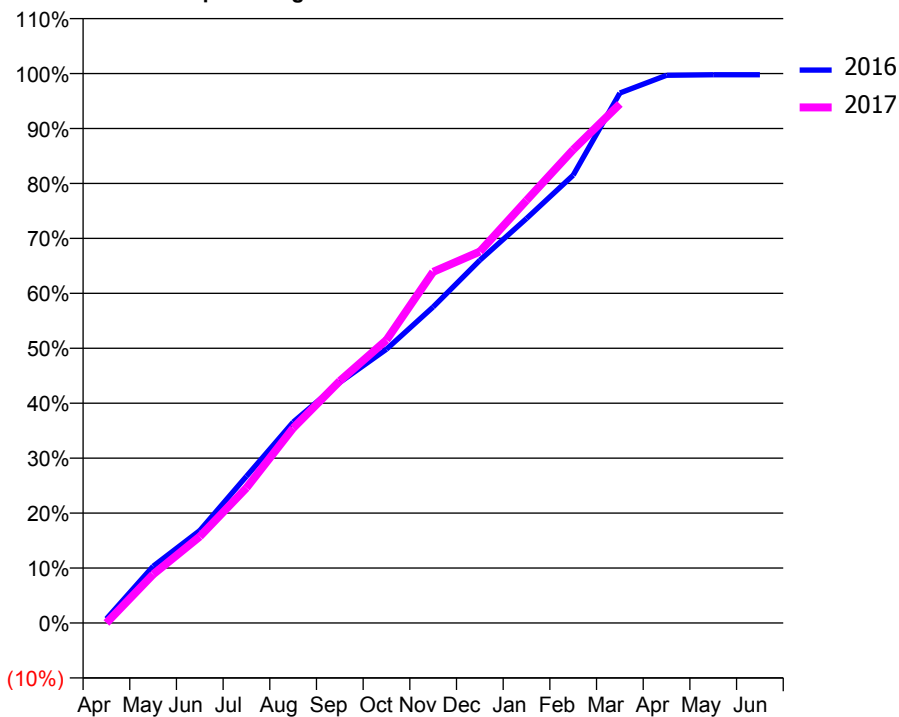
ACCESS*

Patients seen in 24 months	Total	Change since previous quarter
Quarter ending March 2016	3,680	
Quarter ending June 2016	3,640	↓
Quarter ending September 2016	3,619	→
Quarter ending December 2016	3,604	→
Quarter ending March 2017	3,655	→
Variance since March 2016	(0.7%)	→



ACTIVITY

Cumulative percentage of contracted UDA delivered 2016 & 2017



Month	Adjusted Scheduled Activity (UDA)	
	2016	2017
April	67	0
May	915	694
June	1,489	1,235
July	2,363	1,931
August	3,235	2,785
September	3,875	3,458
October	4,409	4,043
November	5,092	5,016
December	5,844	5,307
January	6,515	6,037
February	7,213	6,762
March	8,535	7,416
April	8,822	
May	8,829	
June	8,829	

QUALITY

	Quantity	Base Number	Contract	AT	Region	England
% of FP17s for the same patient ID Re-attending within 3 months - Children	59	958	6.2%	11.2%	12.0%	12.3%
% of FP17s for the same patient ID Re-attending within 3 months - Adults	295	3,158	9.3%	14.9%	16.0%	16.7%
% of FP17s for the same patient ID Re-attending between 3 & 9 months - Children	301	958	31.4%	56.1%	58.8%	57.6%
% of FP17s for the same patient ID Re-attending between 3 & 9 months - Adults	956	3,158	30.3%	47.9%	51.2%	50.1%
% of FP17s for Band 1 Urgent Courses	139	3,979	3.5%	8.5%	8.0%	9.1%
% of FP17s Relating to Free Repair or Replacements	7	3,979	0.2%	0.7%	0.8%	0.8%
% of FP17s Relating to Continuations	70	3,979	1.8%	1.0%	1.2%	1.2%
% of Patients satisfied with the dentistry they have received	3	3	N/A	92.7%	92.7%	92.8%
% of Patients satisfied with the time they had to wait for an appointment	3	3	N/A	87.3%	89.1%	88.7%

* This is based on patients treated on this contract for their most recent course of treatment. Figures in italics indicate the base number of FP17s or Patient Questionnaire responses are less than 100. N/A is shown where the base number of responses is less than 10 during the period. % is calculated as Quantity/Base number*100

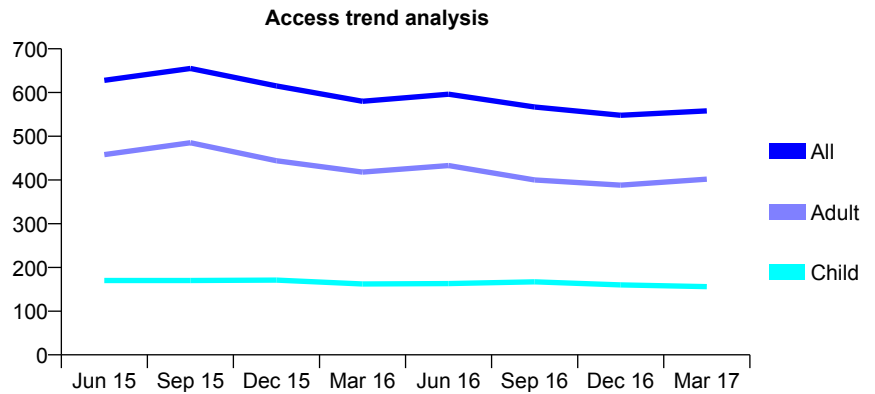
Q58 - Vital Signs At a Glance Contract Report for 807702/0001 - March 2017

Name or company name	MR HK KOCH
Contract type name	GDS Contract
Purpose of contract	General
Contract start date	01/04/2006
Contract end date	

16/17 Contracted general activity (UDA)	1,573
Carry forward general activity (UDA)	-21
16/17 Contracted orthodontic activity (UOA)	0
Carry forward orthodontic activity (UOA)	0
Baseline contract value	£55,049.26

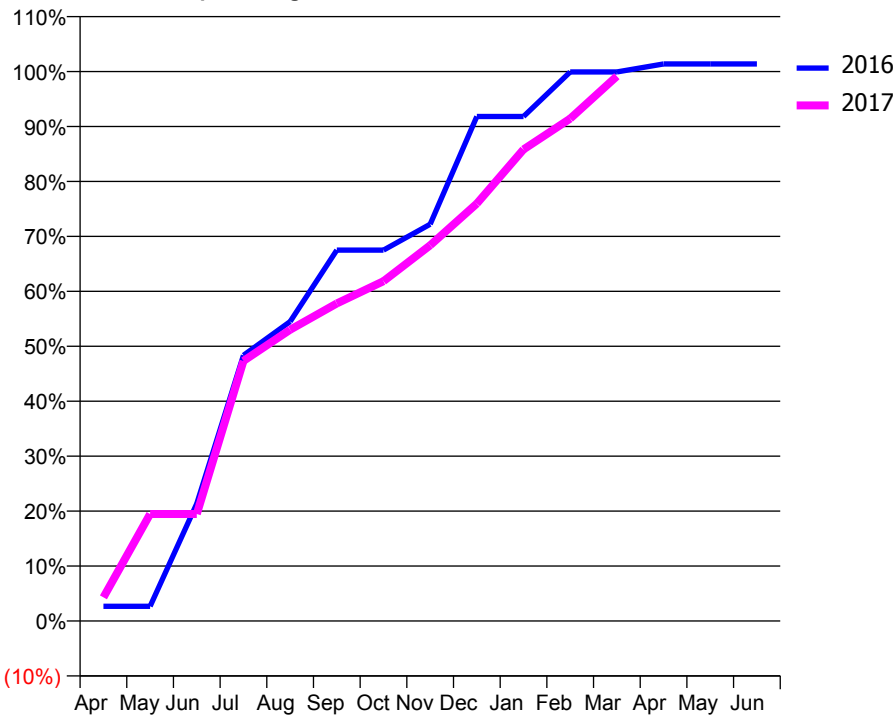
ACCESS*

Patients seen in 24 months	Total	Change since previous quarter
Quarter ending March 2016	580	
Quarter ending June 2016	596	↑
Quarter ending September 2016	567	↓
Quarter ending December 2016	548	↓
Quarter ending March 2017	558	→
Variance since March 2016	(3.8%)	↓



ACTIVITY

Cumulative percentage of contracted UDA delivered 2016 & 2017



Month	Adjusted Scheduled Activity (UDA)	
	2016	2017
April	42	68
May	42	306
June	336	306
July	761	744
August	857	834
September	1,062	909
October	1,062	973
November	1,136	1,075
December	1,444	1,195
January	1,444	1,350
February	1,572	1,438
March	1,572	1,560
April	1,595	
May	1,595	
June	1,595	

QUALITY

	Quantity	Base Number	Contract	AT	Region	England
% of FP17s for the same patient ID Re-attending within 3 months - Children	11	238	4.6%	11.2%	12.0%	12.3%
% of FP17s for the same patient ID Re-attending within 3 months - Adults	77	536	14.4%	14.9%	16.0%	16.7%
% of FP17s for the same patient ID Re-attending between 3 & 9 months - Children	157	238	66.0%	56.1%	58.8%	57.6%
% of FP17s for the same patient ID Re-attending between 3 & 9 months - Adults	281	536	52.4%	47.9%	51.2%	50.1%
% of FP17s for Band 1 Urgent Courses	23	768	3.0%	8.5%	8.0%	9.1%
% of FP17s Relating to Free Repair or Replacements	5	768	0.7%	0.7%	0.8%	0.8%
% of FP17s Relating to Continuations	0	768	0.0%	1.0%	1.2%	1.2%
% of Patients satisfied with the dentistry they have received	2	2	N/A	92.7%	92.7%	92.8%
% of Patients satisfied with the time they had to wait for an appointment	2	2	N/A	87.3%	89.1%	88.7%

* This is based on patients treated on this contract for their most recent course of treatment. Figures in italics indicate the base number of FP17s or Patient Questionnaire responses are less than 100. N/A is shown where the base number of responses is less than 10 during the period. % is calculated as Quantity/Base number*100

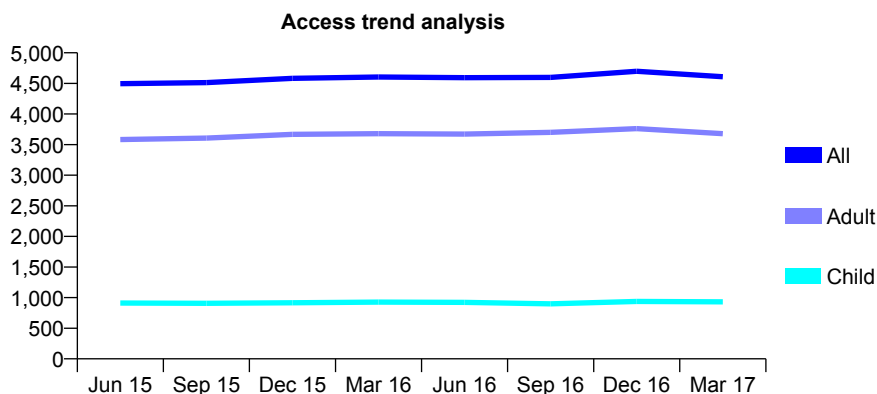
Q58 - Vital Signs At a Glance Contract Report for 810851/0001 - March 2017

Name or company name	Leverstock Green Dental Practice
Contract type name	GDS Contract
Purpose of contract	General
Contract start date	01/04/2006
Contract end date	

16/17 Contracted general activity (UDA)	11,052
Carry forward general activity (UDA)	-221
16/17 Contracted orthodontic activity (UOA)	0
Carry forward orthodontic activity (UOA)	0
Baseline contract value	£299,783.63

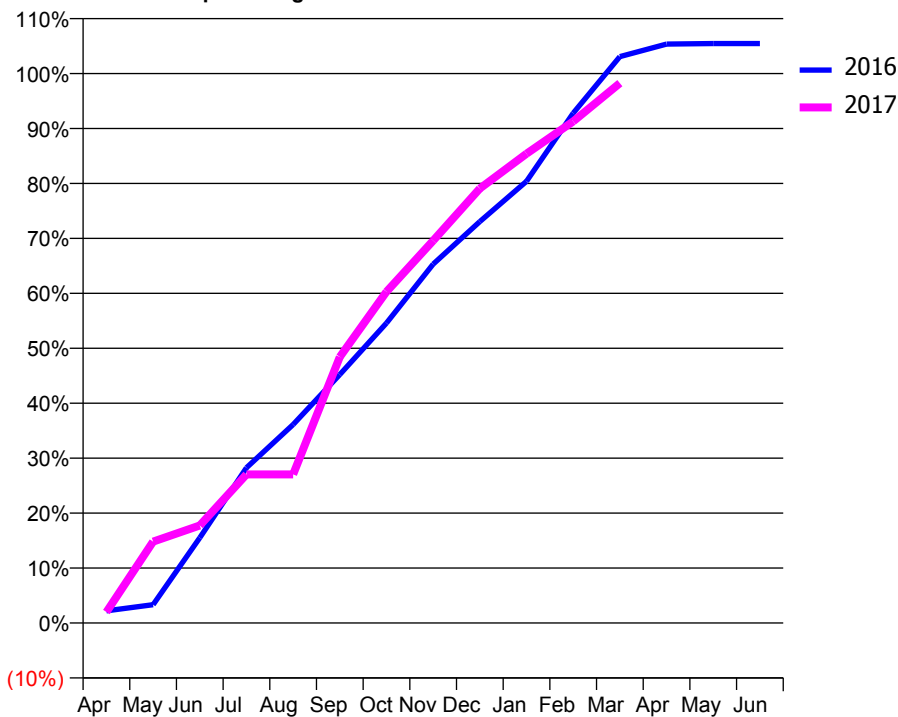
ACCESS*

Patients seen in 24 months	Total	Change since previous quarter
Quarter ending March 2016	4,605	
Quarter ending June 2016	4,594	→
Quarter ending September 2016	4,599	→
Quarter ending December 2016	4,698	↑
Quarter ending March 2017	4,610	↓
Variance since March 2016	0.1%	→



ACTIVITY

Cumulative percentage of contracted UDA delivered 2016 & 2017



Month	Adjusted Scheduled Activity (UDA)	
	2016	2017
April	245	221
May	368	1,638
June	1,716	1,961
July	3,124	2,989
August	3,992	2,989
September	4,997	5,351
October	6,034	6,663
November	7,219	7,691
December	8,073	8,739
January	8,885	9,439
February	10,254	10,087
March	11,390	10,858
April	11,645	
May	11,654	
June	11,654	

QUALITY

	Quantity	Base Number	Contract	AT	Region	England
% of FP17s for the same patient ID Re-attending within 3 months - Children	105	1,486	7.1%	11.2%	12.0%	12.3%
% of FP17s for the same patient ID Re-attending within 3 months - Adults	524	5,247	10.0%	14.9%	16.0%	16.7%
% of FP17s for the same patient ID Re-attending between 3 & 9 months - Children	892	1,486	60.0%	56.1%	58.8%	57.6%
% of FP17s for the same patient ID Re-attending between 3 & 9 months - Adults	3,440	5,247	65.6%	47.9%	51.2%	50.1%
% of FP17s for Band 1 Urgent Courses	477	6,570	7.3%	8.5%	8.0%	9.1%
% of FP17s Relating to Free Repair or Replacements	78	6,570	1.2%	0.7%	0.8%	0.8%
% of FP17s Relating to Continuations	4	6,570	0.1%	1.0%	1.2%	1.2%
% of Patients satisfied with the dentistry they have received	8	8	N/A	92.7%	92.7%	92.8%
% of Patients satisfied with the time they had to wait for an appointment	6	8	N/A	87.3%	89.1%	88.7%

* This is based on patients treated on this contract for their most recent course of treatment. Figures in italics indicate the base number of FP17s or Patient Questionnaire responses are less than 100. N/A is shown where the base number of responses is less than 10 during the period. % is calculated as Quantity/Base number*100

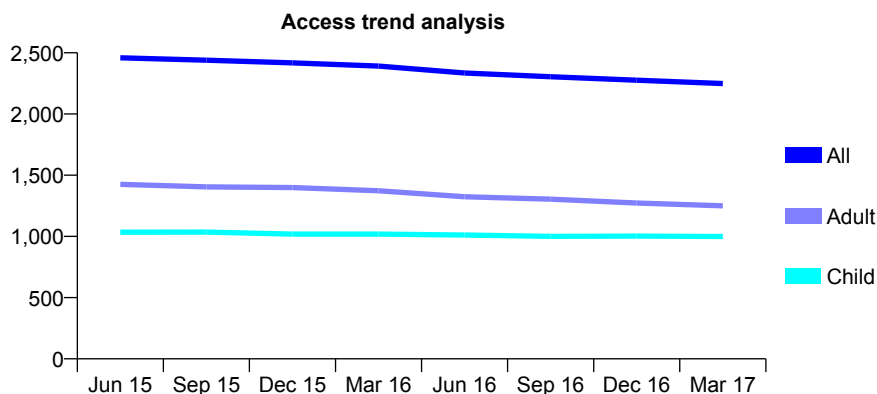
Q58 - Vital Signs At a Glance Contract Report for 811815/0001 - March 2017

Name or company name	MR PS SANSI
Contract type name	GDS Contract
Purpose of contract	General
Contract start date	01/04/2006
Contract end date	

16/17 Contracted general activity (UDA)	4,725
Carry forward general activity (UDA)	-25
16/17 Contracted orthodontic activity (UOA)	0
Carry forward orthodontic activity (UOA)	0
Baseline contract value	£131,589.53

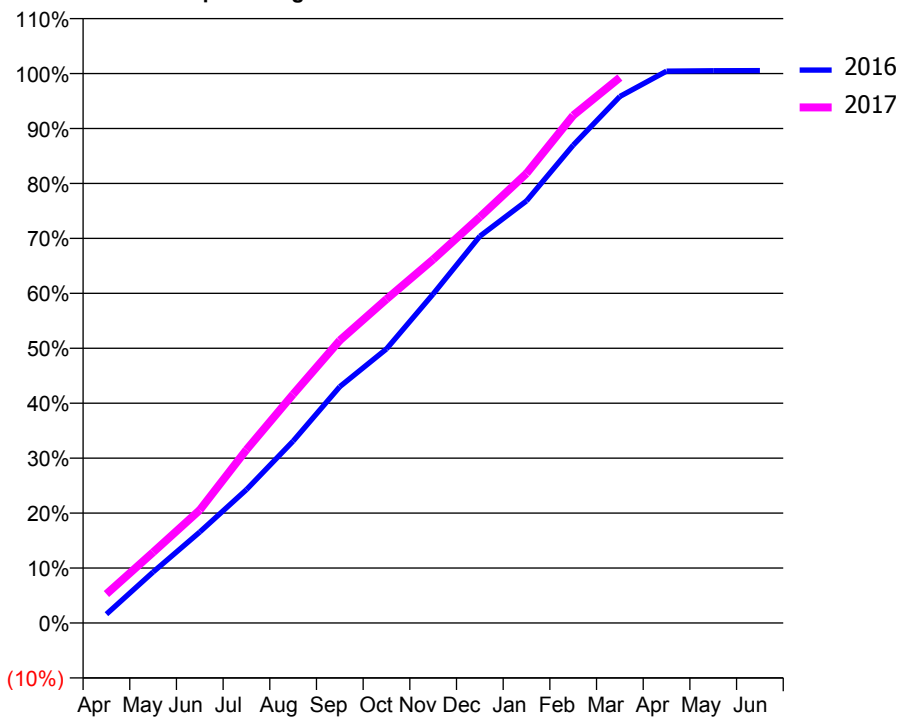
ACCESS*

Patients seen in 24 months	Total	Change since previous quarter
Quarter ending March 2016	2,392	
Quarter ending June 2016	2,335	↓
Quarter ending September 2016	2,305	↓
Quarter ending December 2016	2,276	↓
Quarter ending March 2017	2,249	↓
Variance since March 2016	(6.0%)	↓



ACTIVITY

Cumulative percentage of contracted UDA delivered 2016 & 2017



Month	Adjusted Scheduled Activity (UDA)	
	2016	2017
April	76	249
May	439	608
June	782	971
July	1,147	1,490
August	1,564	1,967
September	2,033	2,430
October	2,357	2,784
November	2,829	3,127
December	3,326	3,491
January	3,630	3,866
February	4,109	4,365
March	4,528	4,691
April	4,745	
May	4,749	
June	4,750	

QUALITY

	Quantity	Base Number	Contract	AT	Region	England
% of FP17s for the same patient ID Re-attending within 3 months - Children	99	1,219	8.1%	11.2%	12.0%	12.3%
% of FP17s for the same patient ID Re-attending within 3 months - Adults	200	1,440	13.9%	14.9%	16.0%	16.7%
% of FP17s for the same patient ID Re-attending between 3 & 9 months - Children	465	1,219	38.1%	56.1%	58.8%	57.6%
% of FP17s for the same patient ID Re-attending between 3 & 9 months - Adults	608	1,440	42.2%	47.9%	51.2%	50.1%
% of FP17s for Band 1 Urgent Courses	302	2,551	11.8%	8.5%	8.0%	9.1%
% of FP17s Relating to Free Repair or Replacements	7	2,551	0.3%	0.7%	0.8%	0.8%
% of FP17s Relating to Continuations	6	2,551	0.2%	1.0%	1.2%	1.2%
% of Patients satisfied with the dentistry they have received	1	1	N/A	92.7%	92.7%	92.8%
% of Patients satisfied with the time they had to wait for an appointment	1	1	N/A	87.3%	89.1%	88.7%

* This is based on patients treated on this contract for their most recent course of treatment. Figures in italics indicate the base number of FP17s or Patient Questionnaire responses are less than 100. N/A is shown where the base number of responses is less than 10 during the period. % is calculated as Quantity/Base number*100

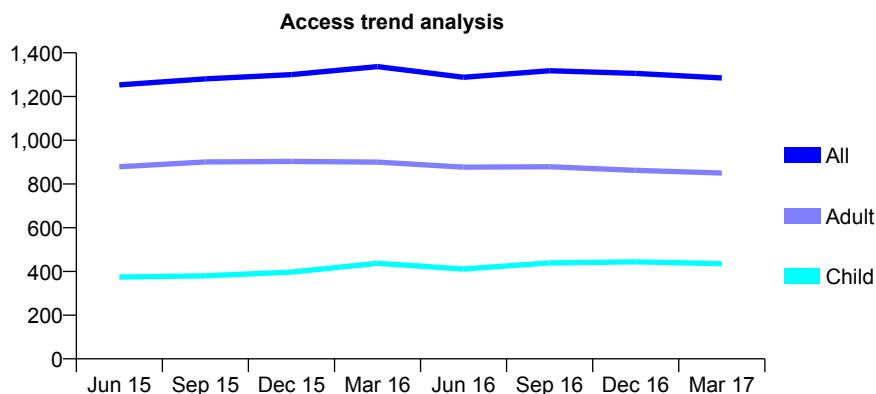
Q58 - Vital Signs At a Glance Contract Report for 813923/0001 - March 2017

Name or company name	MR JS MANDAIR
Contract type name	GDS Contract
Purpose of contract	General
Contract start date	01/04/2006
Contract end date	

16/17 Contracted general activity (UDA)	6,659
Carry forward general activity (UDA)	-133
16/17 Contracted orthodontic activity (UOA)	0
Carry forward orthodontic activity (UOA)	0
Baseline contract value	£230,132.77

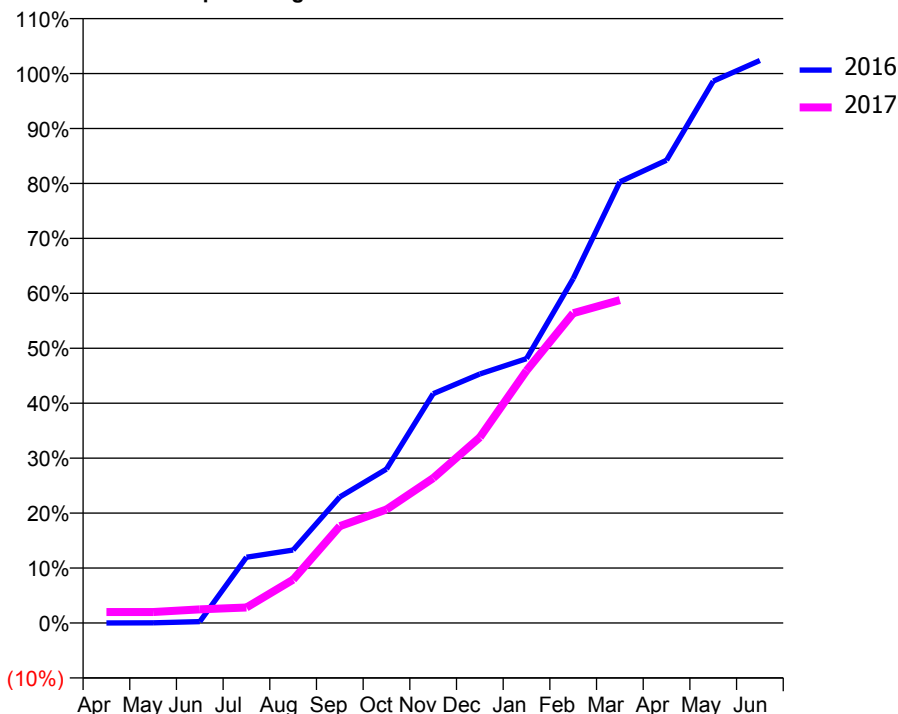
ACCESS*

Patients seen in 24 months	Total	Change since previous quarter
Quarter ending March 2016	1,337	
Quarter ending June 2016	1,288	↓
Quarter ending September 2016	1,318	↑
Quarter ending December 2016	1,306	→
Quarter ending March 2017	1,285	↓
Variance since March 2016	(3.9%)	↓



ACTIVITY

Cumulative percentage of contracted UDA delivered 2016 & 2017



Month	Adjusted Scheduled Activity (UDA)	
	2016	2017
April	0	133
May	3	133
June	17	166
July	797	189
August	885	526
September	1,529	1,173
October	1,866	1,376
November	2,778	1,755
December	3,017	2,251
January	3,204	3,058
February	4,173	3,755
March	5,346	3,913
April	5,609	
May	6,566	
June	6,816	

QUALITY

	Quantity	Base Number	Contract	AT	Region	England
% of FP17s for the same patient ID Re-attending within 3 months - Children	42	373	11.3%	11.2%	12.0%	12.3%
% of FP17s for the same patient ID Re-attending within 3 months - Adults	177	800	22.1%	14.9%	16.0%	16.7%
% of FP17s for the same patient ID Re-attending between 3 & 9 months - Children	61	373	16.4%	56.1%	58.8%	57.6%
% of FP17s for the same patient ID Re-attending between 3 & 9 months - Adults	150	800	18.8%	47.9%	51.2%	50.1%
% of FP17s for Band 1 Urgent Courses	98	934	10.5%	8.5%	8.0%	9.1%
% of FP17s Relating to Free Repair or Replacements	2	934	0.2%	0.7%	0.8%	0.8%
% of FP17s Relating to Continuations	0	934	0.0%	1.0%	1.2%	1.2%
% of Patients satisfied with the dentistry they have received	3	3	N/A	92.7%	92.7%	92.8%
% of Patients satisfied with the time they had to wait for an appointment	2	3	N/A	87.3%	89.1%	88.7%

* This is based on patients treated on this contract for their most recent course of treatment. Figures in italics indicate the base number of FP17s or Patient Questionnaire responses are less than 100. N/A is shown where the base number of responses is less than 10 during the period. % is calculated as Quantity/Base number*100

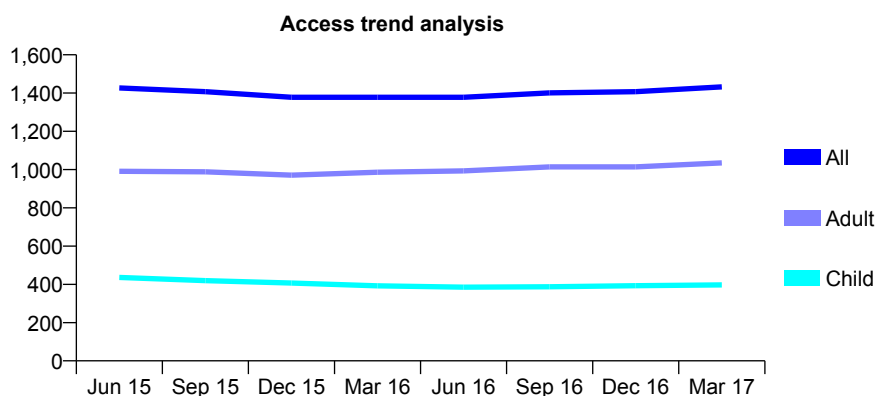
Q58 - Vital Signs At a Glance Contract Report for 815012/0001 - March 2017

Name or company name	MR JP NORRIS
Contract type name	GDS Contract
Purpose of contract	General
Contract start date	01/04/2006
Contract end date	

16/17 Contracted general activity (UDA)	1,399
Carry forward general activity (UDA)	22
16/17 Contracted orthodontic activity (UOA)	0
Carry forward orthodontic activity (UOA)	0
Baseline contract value	£30,174.78

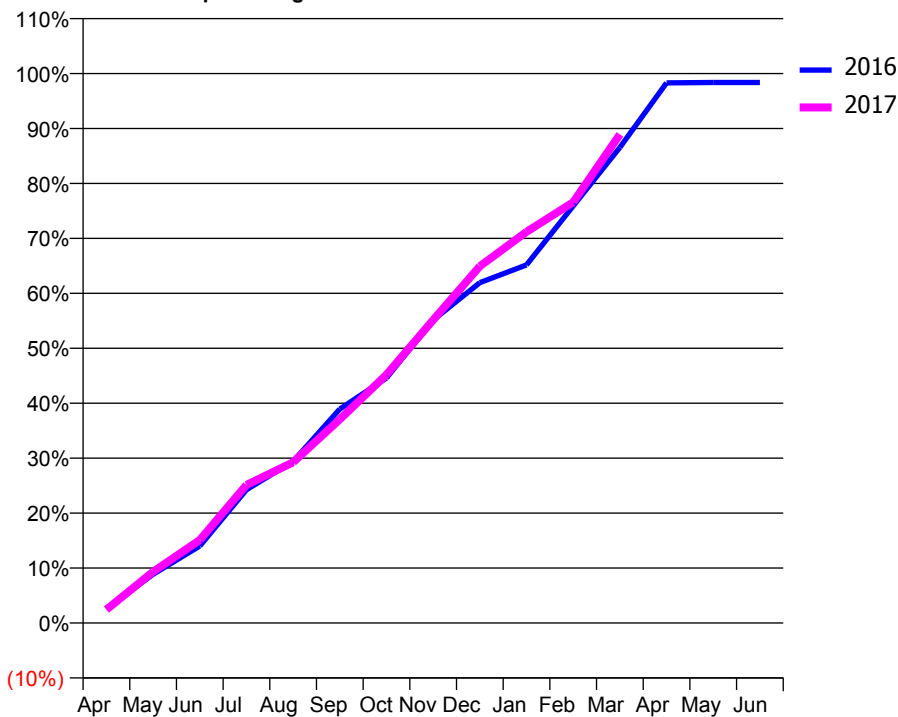
ACCESS*

Patients seen in 24 months	Total	Change since previous quarter
Quarter ending March 2016	1,378	
Quarter ending June 2016	1,378	→
Quarter ending September 2016	1,401	→
Quarter ending December 2016	1,407	→
Quarter ending March 2017	1,432	→
Variance since March 2016	3.9%	↑



ACTIVITY

Cumulative percentage of contracted UDA delivered 2016 & 2017



Month	Adjusted Scheduled Activity (UDA)	
	2016	2017
April	36	34
May	124	130
June	196	211
July	339	352
August	412	409
September	545	519
October	624	632
November	771	772
December	866	908
January	912	996
February	1,062	1,071
March	1,211	1,244
April	1,375	
May	1,376	
June	1,376	

QUALITY

	Quantity	Base Number	Contract	AT	Region	England
% of FP17s for the same patient ID Re-attending within 3 months - Children	58	692	8.4%	11.2%	12.0%	12.3%
% of FP17s for the same patient ID Re-attending within 3 months - Adults	183	1,528	12.0%	14.9%	16.0%	16.7%
% of FP17s for the same patient ID Re-attending between 3 & 9 months - Children	426	692	61.6%	56.1%	58.8%	57.6%
% of FP17s for the same patient ID Re-attending between 3 & 9 months - Adults	964	1,528	63.1%	47.9%	51.2%	50.1%
% of FP17s for Band 1 Urgent Courses	50	744	6.7%	8.5%	8.0%	9.1%
% of FP17s Relating to Free Repair or Replacements	1	744	0.1%	0.7%	0.8%	0.8%
% of FP17s Relating to Continuations	1	744	0.1%	1.0%	1.2%	1.2%
% of Patients satisfied with the dentistry they have received	3	4	N/A	92.7%	92.7%	92.8%
% of Patients satisfied with the time they had to wait for an appointment	4	4	N/A	87.3%	89.1%	88.7%

* This is based on patients treated on this contract for their most recent course of treatment. Figures in italics indicate the base number of FP17s or Patient Questionnaire responses are less than 100. N/A is shown where the base number of responses is less than 10 during the period. % is calculated as Quantity/Base number*100

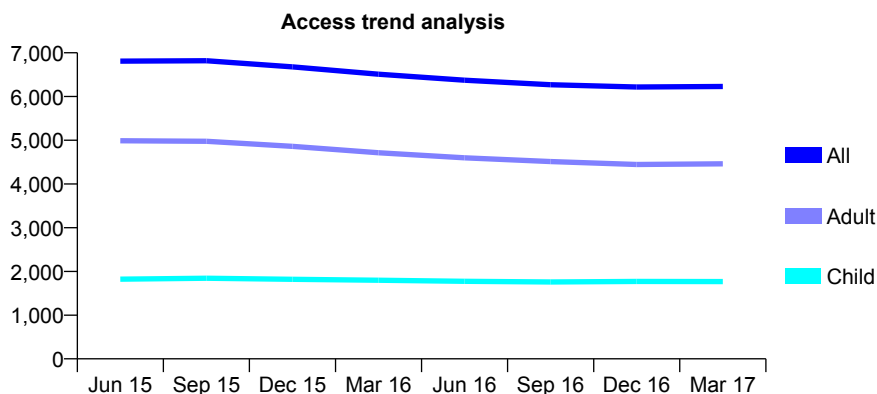
Q58 - Vital Signs At a Glance Contract Report for 819506/0001 - March 2017

Name or company name	Naeha Waterfall
Contract type name	GDS Contract
Purpose of contract	General
Contract start date	01/06/2009
Contract end date	

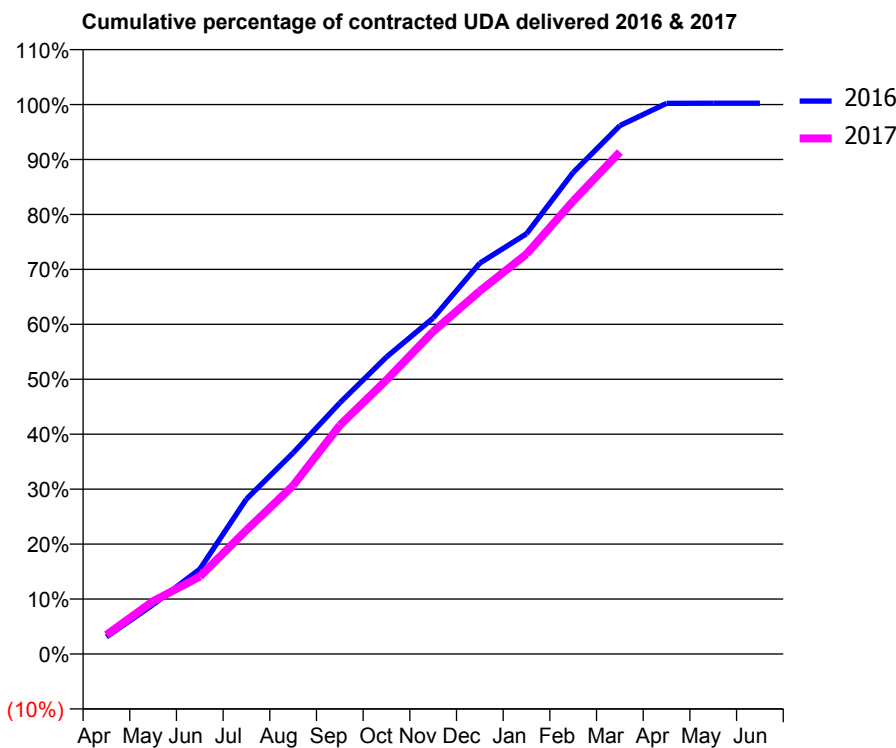
16/17 Contracted general activity (UDA)	15,000
Carry forward general activity (UDA)	-36
16/17 Contracted orthodontic activity (UOA)	0
Carry forward orthodontic activity (UOA)	0
Baseline contract value	£422,293.08

ACCESS*

Patients seen in 24 months	Total	Change since previous quarter
Quarter ending March 2016	6,511	
Quarter ending June 2016	6,372	↓
Quarter ending September 2016	6,271	↓
Quarter ending December 2016	6,218	→
Quarter ending March 2017	6,229	→
Variance since March 2016	(4.3%)	↓



ACTIVITY



Month	Adjusted Scheduled Activity (UDA)	
	2016	2017
April	466	521
May	1,350	1,442
June	2,316	2,113
July	4,232	3,383
August	5,492	4,600
September	6,856	6,245
October	8,107	7,482
November	9,170	8,804
December	10,671	9,910
January	11,472	10,919
February	13,146	12,369
March	14,423	13,702
April	15,030	
May	15,036	
June	15,036	

QUALITY

	Quantity	Base Number	Contract	AT	Region	England
% of FP17s for the same patient ID Re-attending within 3 months - Children	256	2,608	9.8%	11.2%	12.0%	12.3%
% of FP17s for the same patient ID Re-attending within 3 months - Adults	877	5,317	16.5%	14.9%	16.0%	16.7%
% of FP17s for the same patient ID Re-attending between 3 & 9 months - Children	1,444	2,608	55.4%	56.1%	58.8%	57.6%
% of FP17s for the same patient ID Re-attending between 3 & 9 months - Adults	1,887	5,317	35.5%	47.9%	51.2%	50.1%
% of FP17s for Band 1 Urgent Courses	833	7,582	11.0%	8.5%	8.0%	9.1%
% of FP17s Relating to Free Repair or Replacements	56	7,582	0.7%	0.7%	0.8%	0.8%
% of FP17s Relating to Continuations	35	7,582	0.5%	1.0%	1.2%	1.2%
% of Patients satisfied with the dentistry they have received	4	4	N/A	92.7%	92.7%	92.8%
% of Patients satisfied with the time they had to wait for an appointment	3	4	N/A	87.3%	89.1%	88.7%

* This is based on patients treated on this contract for their most recent course of treatment. Figures in italics indicate the base number of FP17s or Patient Questionnaire responses are less than 100. N/A is shown where the base number of responses is less than 10 during the period. % is calculated as Quantity/Base number*100

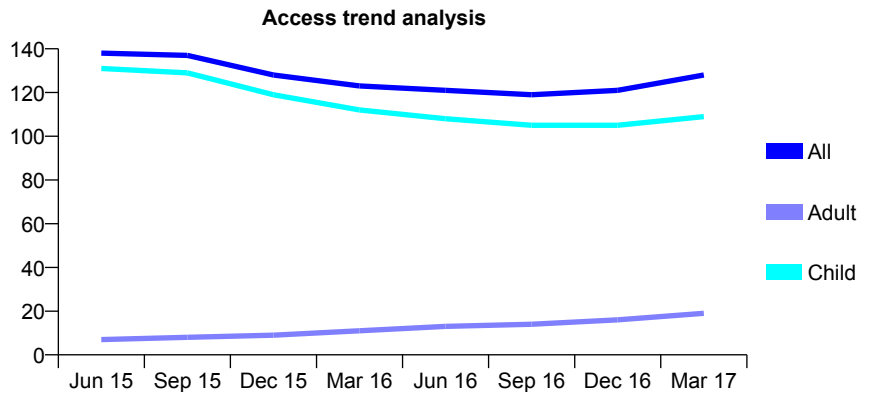
Q58 - Vital Signs At a Glance Contract Report for 824038/0001 - March 2017

Name or company name	MR R BHATIANI
Contract type name	GDS Contract
Purpose of contract	General
Contract start date	01/04/2006
Contract end date	

16/17 Contracted general activity (UDA)	275
Carry forward general activity (UDA)	0
16/17 Contracted orthodontic activity (UOA)	0
Carry forward orthodontic activity (UOA)	0
Baseline contract value	£7,015.31

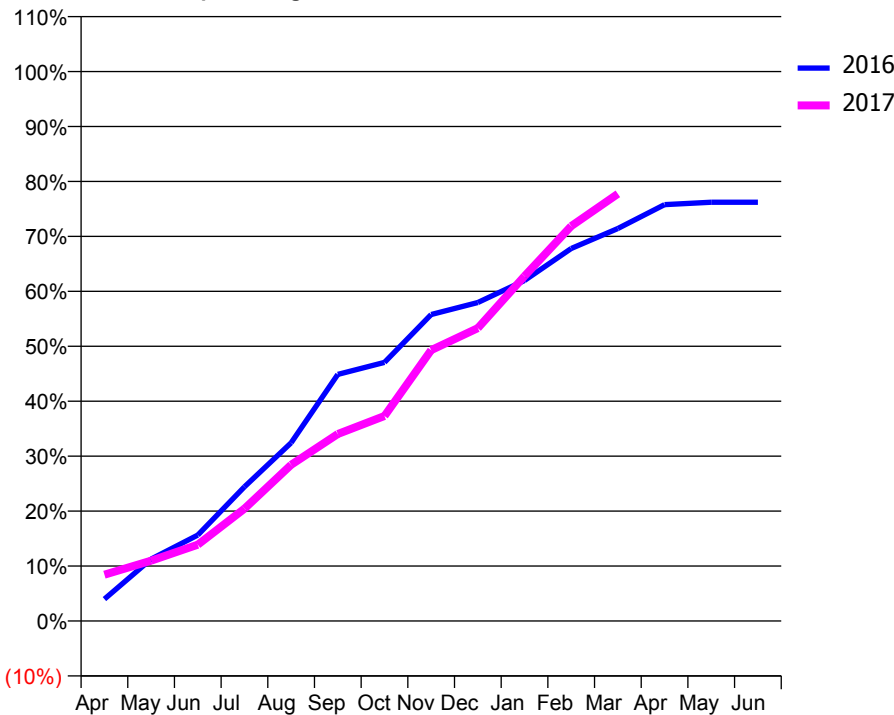
ACCESS*

Patients seen in 24 months	Total	Change since previous quarter
Quarter ending March 2016	123	
Quarter ending June 2016	121	↓
Quarter ending September 2016	119	↓
Quarter ending December 2016	121	→
Quarter ending March 2017	128	↑
Variance since March 2016	4.1%	↑



ACTIVITY

Cumulative percentage of contracted UDA delivered 2016 & 2017



Month	Adjusted Scheduled Activity (UDA)	
	2016	2017
April	11	23
May	31	30
June	43	38
July	67	56
August	89	78
September	123	94
October	129	103
November	153	136
December	159	147
January	170	173
February	186	198
March	196	214
April	208	
May	210	
June	210	

QUALITY

	Quantity	Base Number	Contract	AT	Region	England
% of FP17s for the same patient ID Re-attending within 3 months - Children	8	162	4.9%	11.2%	12.0%	12.3%
% of FP17s for the same patient ID Re-attending within 3 months - Adults	0	8	0.0%	14.9%	16.0%	16.7%
% of FP17s for the same patient ID Re-attending between 3 & 9 months - Children	71	162	43.8%	56.1%	58.8%	57.6%
% of FP17s for the same patient ID Re-attending between 3 & 9 months - Adults	0	8	0.0%	47.9%	51.2%	50.1%
% of FP17s for Band 1 Urgent Courses	4	165	2.4%	8.5%	8.0%	9.1%
% of FP17s Relating to Free Repair or Replacements	0	165	0.0%	0.7%	0.8%	0.8%
% of FP17s Relating to Continuations	0	165	0.0%	1.0%	1.2%	1.2%
% of Patients satisfied with the dentistry they have received	0	0	N/A	92.7%	92.7%	92.8%
% of Patients satisfied with the time they had to wait for an appointment	0	0	N/A	87.3%	89.1%	88.7%

* This is based on patients treated on this contract for their most recent course of treatment. Figures in italics indicate the base number of FP17s or Patient Questionnaire responses are less than 100. N/A is shown where the base number of responses is less than 10 during the period. % is calculated as Quantity/Base number*100

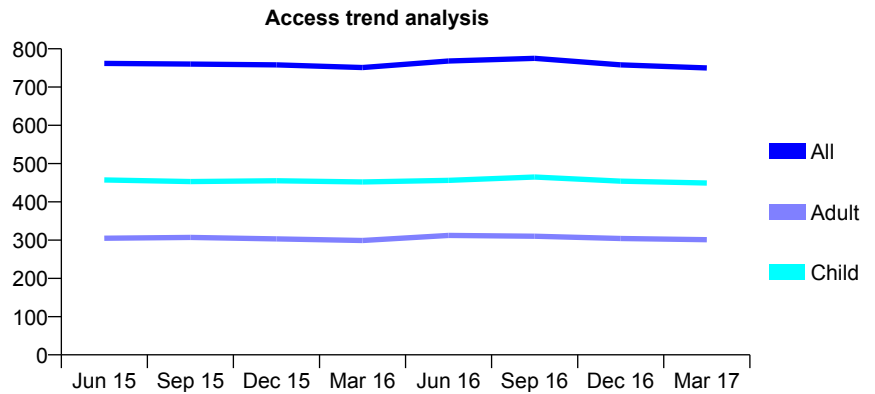
Q58 - Vital Signs At a Glance Contract Report for 825344/0001 - March 2017

Name or company name	MR K PATEL
Contract type name	GDS Contract
Purpose of contract	General
Contract start date	01/04/2006
Contract end date	

16/17 Contracted general activity (UDA)	2,800
Carry forward general activity (UDA)	0
16/17 Contracted orthodontic activity (UOA)	0
Carry forward orthodontic activity (UOA)	0
Baseline contract value	£79,940.20

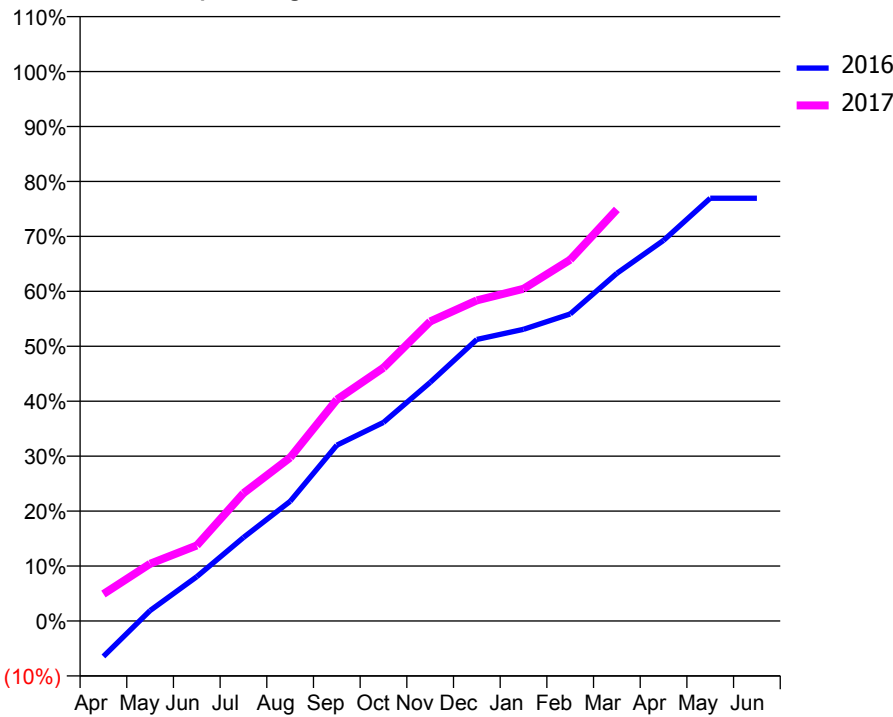
ACCESS*

Patients seen in 24 months	Total	Change since previous quarter
Quarter ending March 2016	751	
Quarter ending June 2016	768	↑
Quarter ending September 2016	775	→
Quarter ending December 2016	758	↓
Quarter ending March 2017	750	↓
Variance since March 2016	(0.1%)	→



ACTIVITY

Cumulative percentage of contracted UDA delivered 2016 & 2017



Month	Adjusted Scheduled Activity (UDA)	
	2016	2017
April	-181	137
May	53	292
June	226	385
July	426	651
August	610	833
September	896	1,128
October	1,012	1,291
November	1,216	1,527
December	1,435	1,634
January	1,486	1,693
February	1,564	1,841
March	1,772	2,097
April	1,940	
May	2,155	
June	2,155	

QUALITY

	Quantity	Base Number	Contract	AT	Region	England
% of FP17s for the same patient ID Re-attending within 3 months - Children	48	743	6.5%	11.2%	12.0%	12.3%
% of FP17s for the same patient ID Re-attending within 3 months - Adults	83	412	20.1%	14.9%	16.0%	16.7%
% of FP17s for the same patient ID Re-attending between 3 & 9 months - Children	425	743	57.2%	56.1%	58.8%	57.6%
% of FP17s for the same patient ID Re-attending between 3 & 9 months - Adults	205	412	49.8%	47.9%	51.2%	50.1%
% of FP17s for Band 1 Urgent Courses	30	984	3.0%	8.5%	8.0%	9.1%
% of FP17s Relating to Free Repair or Replacements	3	984	0.3%	0.7%	0.8%	0.8%
% of FP17s Relating to Continuations	0	984	0.0%	1.0%	1.2%	1.2%
% of Patients satisfied with the dentistry they have received	2	2	N/A	92.7%	92.7%	92.8%
% of Patients satisfied with the time they had to wait for an appointment	2	2	N/A	87.3%	89.1%	88.7%

* This is based on patients treated on this contract for their most recent course of treatment. Figures in italics indicate the base number of FP17s or Patient Questionnaire responses are less than 100. N/A is shown where the base number of responses is less than 10 during the period. % is calculated as Quantity/Base number*100

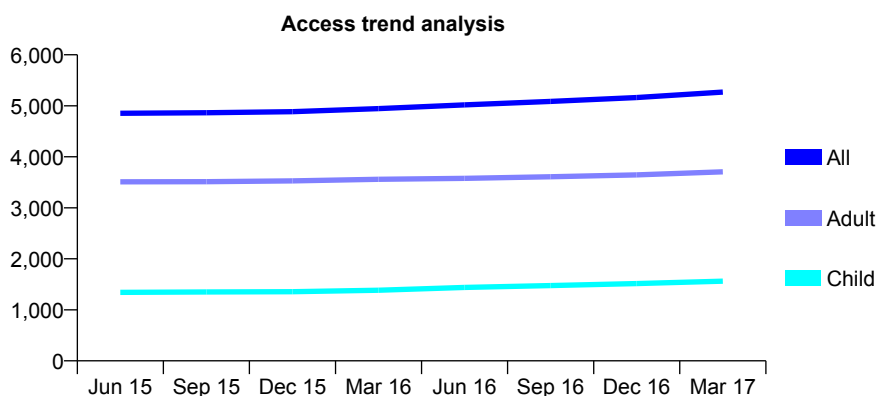
Q58 - Vital Signs At a Glance Contract Report for 825425/0001 - March 2017

Name or company name	MR S SHAH
Contract type name	GDS Contract
Purpose of contract	General
Contract start date	01/04/2006
Contract end date	

16/17 Contracted general activity (UDA)	13,962
Carry forward general activity (UDA)	115
16/17 Contracted orthodontic activity (UOA)	0
Carry forward orthodontic activity (UOA)	0
Baseline contract value	£354,767.94

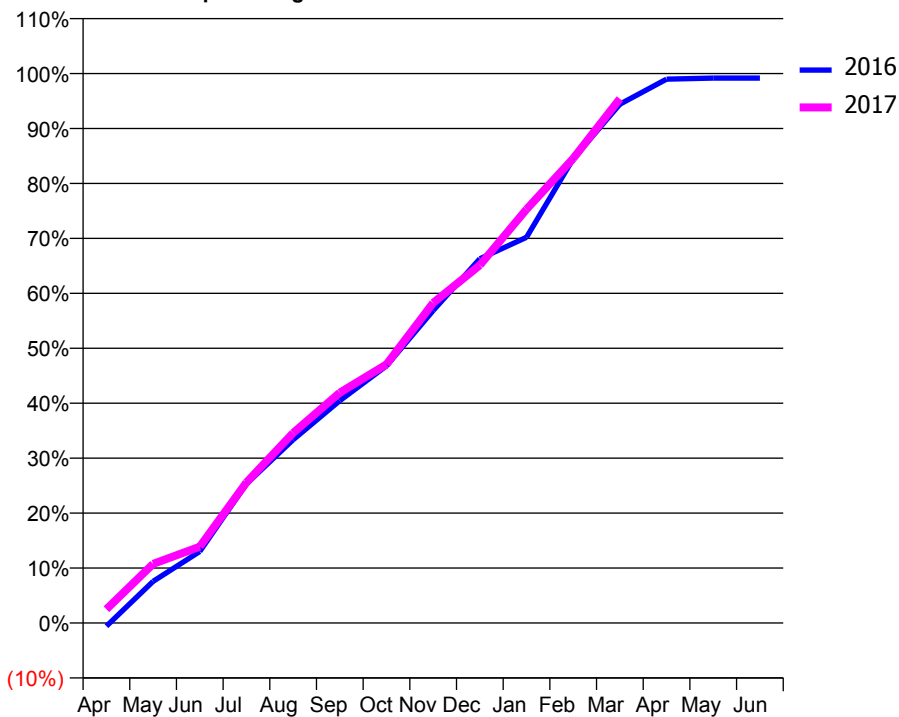
ACCESS*

Patients seen in 24 months	Total	Change since previous quarter
Quarter ending March 2016	4,945	
Quarter ending June 2016	5,017	→
Quarter ending September 2016	5,085	→
Quarter ending December 2016	5,162	→
Quarter ending March 2017	5,269	↑
Variance since March 2016	6.6%	↑



ACTIVITY

Cumulative percentage of contracted UDA delivered 2016 & 2017



Month	Adjusted Scheduled Activity (UDA)	
	2016	2017
April	-83	351
May	1,057	1,503
June	1,818	1,939
July	3,534	3,573
August	4,658	4,829
September	5,651	5,852
October	6,535	6,570
November	7,940	8,132
December	9,255	9,094
January	9,799	10,513
February	11,796	11,801
March	13,183	13,320
April	13,818	
May	13,846	
June	13,847	

QUALITY

	Quantity	Base Number	Contract	AT	Region	England
% of FP17s for the same patient ID Re-attending within 3 months - Children	153	2,100	7.3%	11.2%	12.0%	12.3%
% of FP17s for the same patient ID Re-attending within 3 months - Adults	874	4,605	19.0%	14.9%	16.0%	16.7%
% of FP17s for the same patient ID Re-attending between 3 & 9 months - Children	892	2,100	42.5%	56.1%	58.8%	57.6%
% of FP17s for the same patient ID Re-attending between 3 & 9 months - Adults	1,750	4,605	38.0%	47.9%	51.2%	50.1%
% of FP17s for Band 1 Urgent Courses	666	5,921	11.2%	8.5%	8.0%	9.1%
% of FP17s Relating to Free Repair or Replacements	44	5,921	0.7%	0.7%	0.8%	0.8%
% of FP17s Relating to Continuations	79	5,921	1.3%	1.0%	1.2%	1.2%
% of Patients satisfied with the dentistry they have received	12	15	80.0%	92.7%	92.7%	92.8%
% of Patients satisfied with the time they had to wait for an appointment	11	15	73.3%	87.3%	89.1%	88.7%

* This is based on patients treated on this contract for their most recent course of treatment. Figures in italics indicate the base number of FP17s or Patient Questionnaire responses are less than 100. N/A is shown where the base number of responses is less than 10 during the period. % is calculated as Quantity/Base number*100

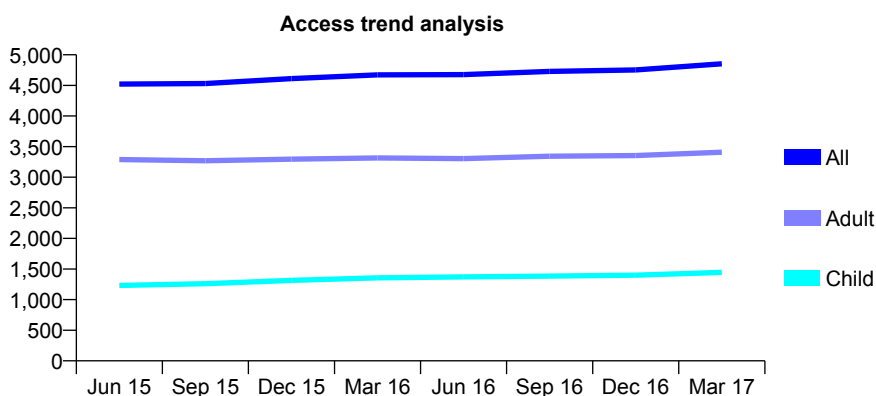
Q58 - Vital Signs At a Glance Contract Report for 825425/0002 - March 2017

Name or company name	MR S SHAH
Contract type name	GDS Contract
Purpose of contract	General
Contract start date	01/04/2006
Contract end date	

16/17 Contracted general activity (UDA)	11,095
Carry forward general activity (UDA)	-125
16/17 Contracted orthodontic activity (UOA)	0
Carry forward orthodontic activity (UOA)	0
Baseline contract value	£269,514.96

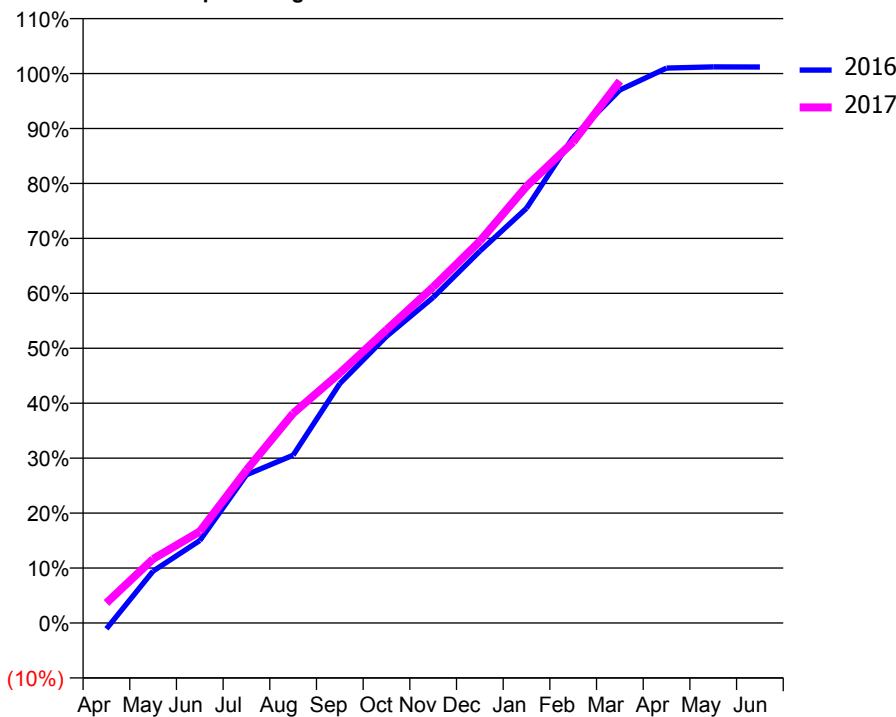
ACCESS*

Patients seen in 24 months	Total	Change since previous quarter
Quarter ending March 2016	4,672	
Quarter ending June 2016	4,676	→
Quarter ending September 2016	4,728	→
Quarter ending December 2016	4,752	→
Quarter ending March 2017	4,853	↑
Variance since March 2016	3.9%	↑



ACTIVITY

Cumulative percentage of contracted UDA delivered 2016 & 2017



Month	Adjusted Scheduled Activity (UDA)	
	2016	2017
April	-115	405
May	997	1,295
June	1,583	1,848
July	2,845	3,086
August	3,220	4,234
September	4,596	5,047
October	5,500	5,919
November	6,248	6,784
December	7,136	7,710
January	7,962	8,815
February	9,326	9,714
March	10,232	10,943
April	10,651	
May	10,674	
June	10,673	

QUALITY

	Quantity	Base Number	Contract	AT	Region	England
% of FP17s for the same patient ID Re-attending within 3 months - Children	147	1,938	7.6%	11.2%	12.0%	12.3%
% of FP17s for the same patient ID Re-attending within 3 months - Adults	565	4,063	13.9%	14.9%	16.0%	16.7%
% of FP17s for the same patient ID Re-attending between 3 & 9 months - Children	999	1,938	51.5%	56.1%	58.8%	57.6%
% of FP17s for the same patient ID Re-attending between 3 & 9 months - Adults	1,742	4,063	42.9%	47.9%	51.2%	50.1%
% of FP17s for Band 1 Urgent Courses	411	5,761	7.1%	8.5%	8.0%	9.1%
% of FP17s Relating to Free Repair or Replacements	53	5,761	0.9%	0.7%	0.8%	0.8%
% of FP17s Relating to Continuations	141	5,761	2.4%	1.0%	1.2%	1.2%
% of Patients satisfied with the dentistry they have received	1	2	N/A	92.7%	92.7%	92.8%
% of Patients satisfied with the time they had to wait for an appointment	2	2	N/A	87.3%	89.1%	88.7%

* This is based on patients treated on this contract for their most recent course of treatment. Figures in italics indicate the base number of FP17s or Patient Questionnaire responses are less than 100. N/A is shown where the base number of responses is less than 10 during the period. % is calculated as Quantity/Base number*100

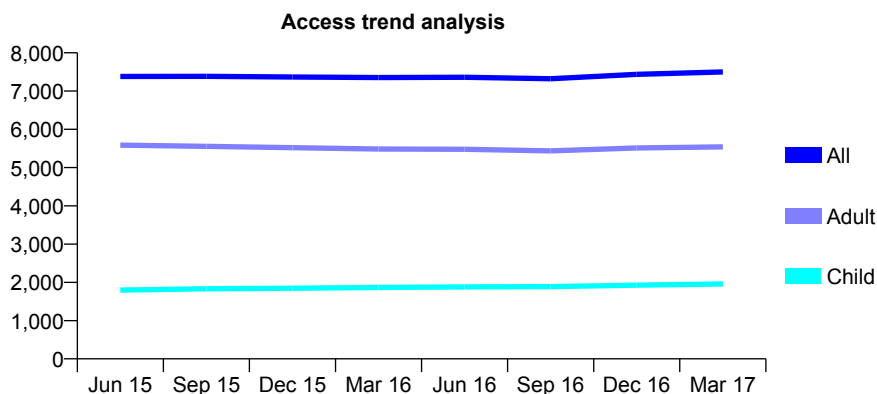
Q58 - Vital Signs At a Glance Contract Report for 825425/0003 - March 2017

Name or company name	MR S SHAH
Contract type name	GDS Contract
Purpose of contract	General
Contract start date	01/03/2013
Contract end date	

16/17 Contracted general activity (UDA)	22,140
Carry forward general activity (UDA)	29
16/17 Contracted orthodontic activity (UOA)	0
Carry forward orthodontic activity (UOA)	0
Baseline contract value	£656,188.29

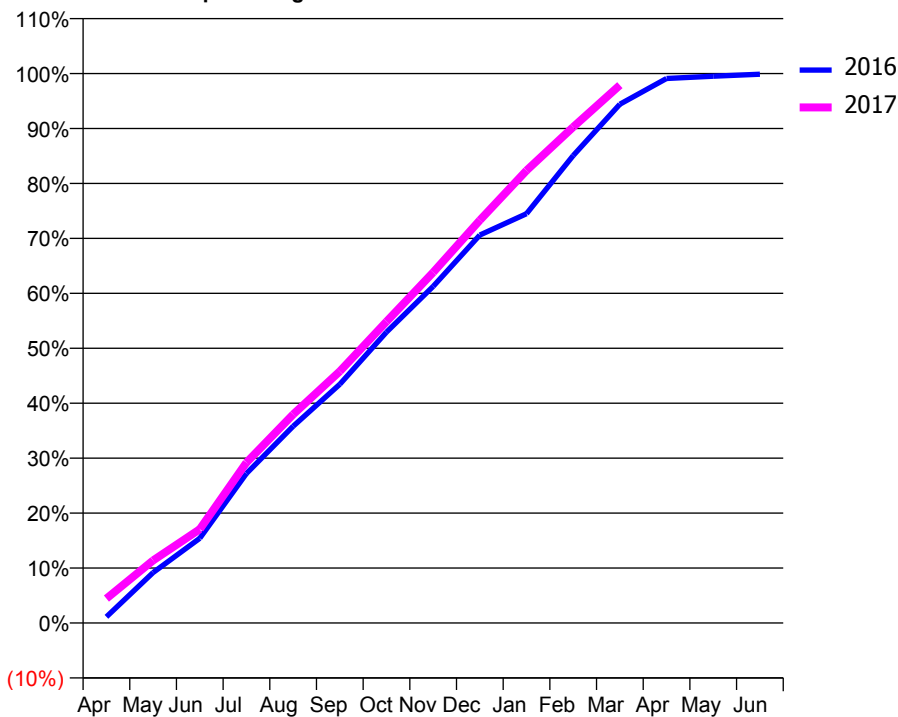
ACCESS*

Patients seen in 24 months	Total	Change since previous quarter
Quarter ending March 2016	7,353	
Quarter ending June 2016	7,361	→
Quarter ending September 2016	7,323	→
Quarter ending December 2016	7,438	→
Quarter ending March 2017	7,499	→
Variance since March 2016	2.0%	→



ACTIVITY

Cumulative percentage of contracted UDA delivered 2016 & 2017



Month	Adjusted Scheduled Activity (UDA)	
	2016	2017
April	247	988
May	2,032	2,520
June	3,413	3,781
July	6,026	6,467
August	7,929	8,404
September	9,621	10,139
October	11,718	12,145
November	13,564	14,126
December	15,633	16,229
January	16,492	18,233
February	18,836	19,985
March	20,902	21,672
April	21,939	
May	22,030	
June	22,111	

QUALITY

	Quantity	Base Number	Contract	AT	Region	England
% of FP17s for the same patient ID Re-attending within 3 months - Children	168	2,531	6.6%	11.2%	12.0%	12.3%
% of FP17s for the same patient ID Re-attending within 3 months - Adults	1,116	6,677	16.7%	14.9%	16.0%	16.7%
% of FP17s for the same patient ID Re-attending between 3 & 9 months - Children	1,213	2,531	47.9%	56.1%	58.8%	57.6%
% of FP17s for the same patient ID Re-attending between 3 & 9 months - Adults	2,524	6,677	37.8%	47.9%	51.2%	50.1%
% of FP17s for Band 1 Urgent Courses	1,066	8,777	12.1%	8.5%	8.0%	9.1%
% of FP17s Relating to Free Repair or Replacements	52	8,777	0.6%	0.7%	0.8%	0.8%
% of FP17s Relating to Continuations	170	8,777	1.9%	1.0%	1.2%	1.2%
% of Patients satisfied with the dentistry they have received	11	12	91.7%	92.7%	92.7%	92.8%
% of Patients satisfied with the time they had to wait for an appointment	11	12	91.7%	87.3%	89.1%	88.7%

* This is based on patients treated on this contract for their most recent course of treatment. Figures in italics indicate the base number of FP17s or Patient Questionnaire responses are less than 100. N/A is shown where the base number of responses is less than 10 during the period. % is calculated as Quantity/Base number*100

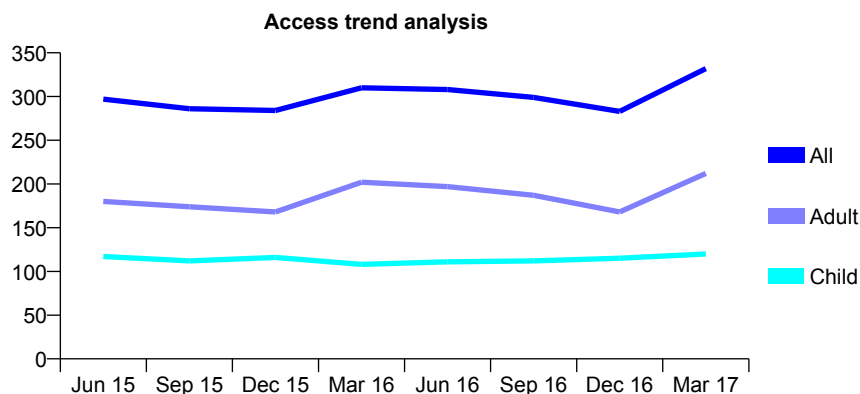
Q58 - Vital Signs At a Glance Contract Report for 825727/0001 - March 2017

Name or company name	MR R CHAUHAN
Contract type name	GDS Contract
Purpose of contract	General
Contract start date	01/04/2006
Contract end date	

16/17 Contracted general activity (UDA)	900
Carry forward general activity (UDA)	4
16/17 Contracted orthodontic activity (UOA)	0
Carry forward orthodontic activity (UOA)	0
Baseline contract value	£29,302.72

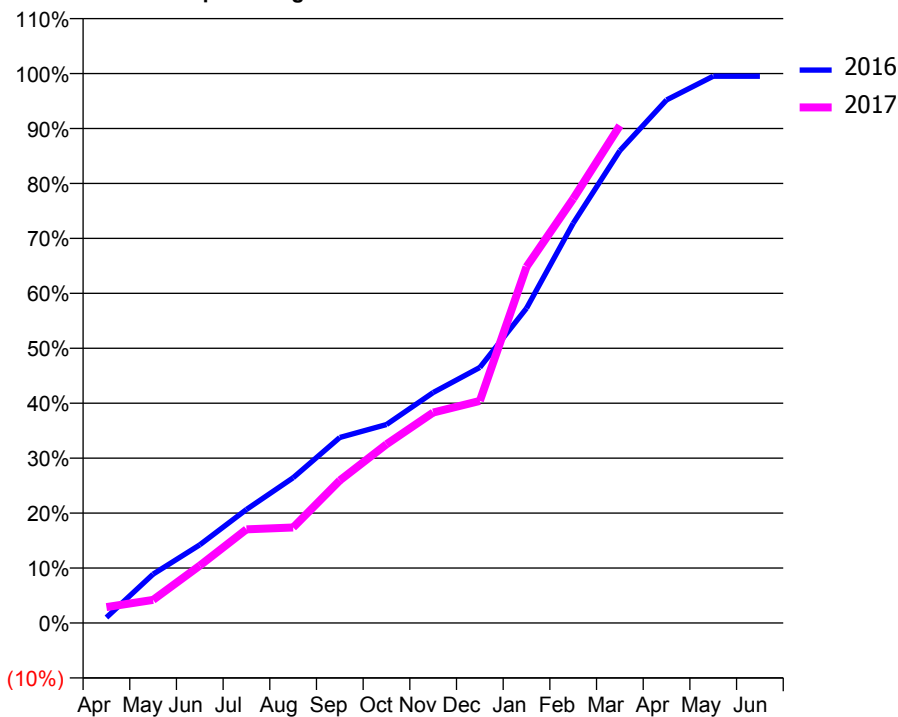
ACCESS*

Patients seen in 24 months	Total	Change since previous quarter
Quarter ending March 2016	310	
Quarter ending June 2016	308	→
Quarter ending September 2016	299	↓
Quarter ending December 2016	283	↓
Quarter ending March 2017	332	↑
Variance since March 2016	7.1%	↑



ACTIVITY

Cumulative percentage of contracted UDA delivered 2016 & 2017



Month	Adjusted Scheduled Activity (UDA)	
	2016	2017
April	9	26
May	80	38
June	128	94
July	186	153
August	238	156
September	304	234
October	325	293
November	378	345
December	419	364
January	516	583
February	655	695
March	774	815
April	857	
May	896	
June	896	

QUALITY

	Quantity	Base Number	Contract	AT	Region	England
% of FP17s for the same patient ID Re-attending within 3 months - Children	10	185	5.4%	11.2%	12.0%	12.3%
% of FP17s for the same patient ID Re-attending within 3 months - Adults	13	233	5.6%	14.9%	16.0%	16.7%
% of FP17s for the same patient ID Re-attending between 3 & 9 months - Children	98	185	53.0%	56.1%	58.8%	57.6%
% of FP17s for the same patient ID Re-attending between 3 & 9 months - Adults	54	233	23.2%	47.9%	51.2%	50.1%
% of FP17s for Band 1 Urgent Courses	5	372	1.3%	8.5%	8.0%	9.1%
% of FP17s Relating to Free Repair or Replacements	0	372	0.0%	0.7%	0.8%	0.8%
% of FP17s Relating to Continuations	8	372	2.2%	1.0%	1.2%	1.2%
% of Patients satisfied with the dentistry they have received	0	0	N/A	92.7%	92.7%	92.8%
% of Patients satisfied with the time they had to wait for an appointment	0	0	N/A	87.3%	89.1%	88.7%

* This is based on patients treated on this contract for their most recent course of treatment. Figures in italics indicate the base number of FP17s or Patient Questionnaire responses are less than 100. N/A is shown where the base number of responses is less than 10 during the period. % is calculated as Quantity/Base number*100

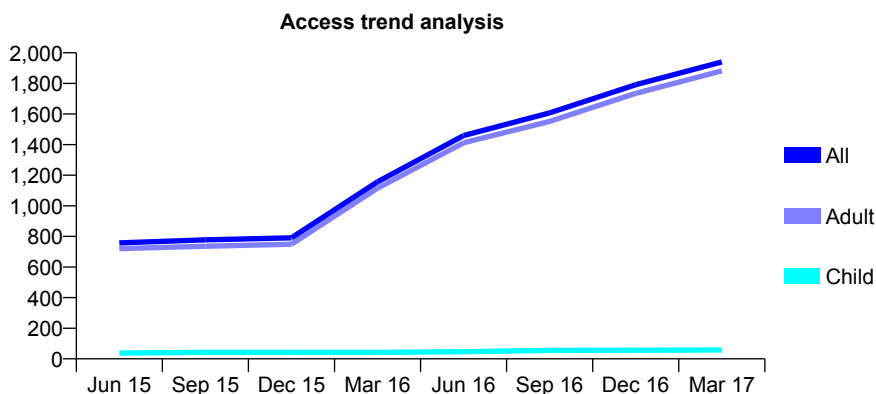
Q58 - Vital Signs At a Glance Contract Report for 825727/0002 - March 2017

Name or company name	MR R CHAUHAN
Contract type name	PDS Contract
Purpose of contract	General
Contract start date	01/11/2006
Contract end date	31/03/2018

16/17 Contracted general activity (UDA)	5,175
Carry forward general activity (UDA)	0
16/17 Contracted orthodontic activity (UOA)	0
Carry forward orthodontic activity (UOA)	0
Baseline contract value	£425,466.82

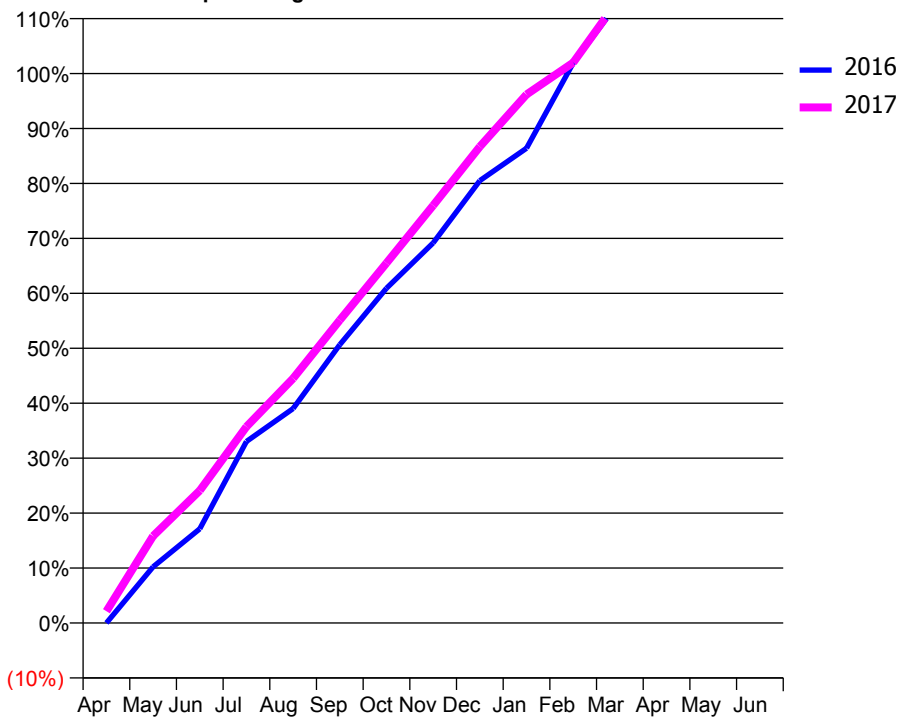
ACCESS*

Patients seen in 24 months	Total	Change since previous quarter
Quarter ending March 2016	1,157	
Quarter ending June 2016	1,459	↑
Quarter ending September 2016	1,607	↑
Quarter ending December 2016	1,791	↑
Quarter ending March 2017	1,940	↑
Variance since March 2016	67.7%	↑



ACTIVITY

Cumulative percentage of contracted UDA delivered 2016 & 2017



Month	Adjusted Scheduled Activity (UDA)	
	2016	2017
April	0	111
May	561	819
June	940	1,248
July	1,811	1,849
August	2,139	2,304
September	2,777	2,853
October	3,339	3,390
November	3,792	3,933
December	4,413	4,486
January	4,736	4,978
February	5,585	5,277
March	6,206	5,887
April	6,393	
May	6,393	
June	6,393	

QUALITY

	Quantity	Base Number	Contract	AT	Region	England
% of FP17s for the same patient ID Re-attending within 3 months - Children	1	80	1.3%	11.2%	12.0%	12.3%
% of FP17s for the same patient ID Re-attending within 3 months - Adults	47	1,982	2.4%	14.9%	16.0%	16.7%
% of FP17s for the same patient ID Re-attending between 3 & 9 months - Children	0	80	0.0%	56.1%	58.8%	57.6%
% of FP17s for the same patient ID Re-attending between 3 & 9 months - Adults	26	1,982	1.3%	47.9%	51.2%	50.1%
% of FP17s for Band 1 Urgent Courses	0	1,999	0.0%	8.5%	8.0%	9.1%
% of FP17s Relating to Free Repair or Replacements	0	1,999	0.0%	0.7%	0.8%	0.8%
% of FP17s Relating to Continuations	2	1,999	0.1%	1.0%	1.2%	1.2%
% of Patients satisfied with the dentistry they have received	1	1	N/A	92.7%	92.7%	92.8%
% of Patients satisfied with the time they had to wait for an appointment	1	1	N/A	87.3%	89.1%	88.7%

* This is based on patients treated on this contract for their most recent course of treatment. Figures in italics indicate the base number of FP17s or Patient Questionnaire responses are less than 100. N/A is shown where the base number of responses is less than 10 during the period. % is calculated as Quantity/Base number*100

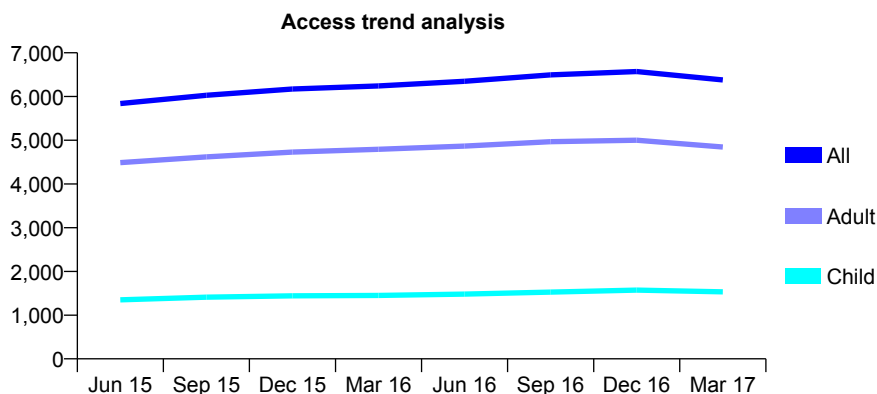
Q58 - Vital Signs At a Glance Contract Report for 826499/0001 - March 2017

Name or company name	Letchworth Dental Surgery
Contract type name	GDS Contract
Purpose of contract	General
Contract start date	01/04/2006
Contract end date	

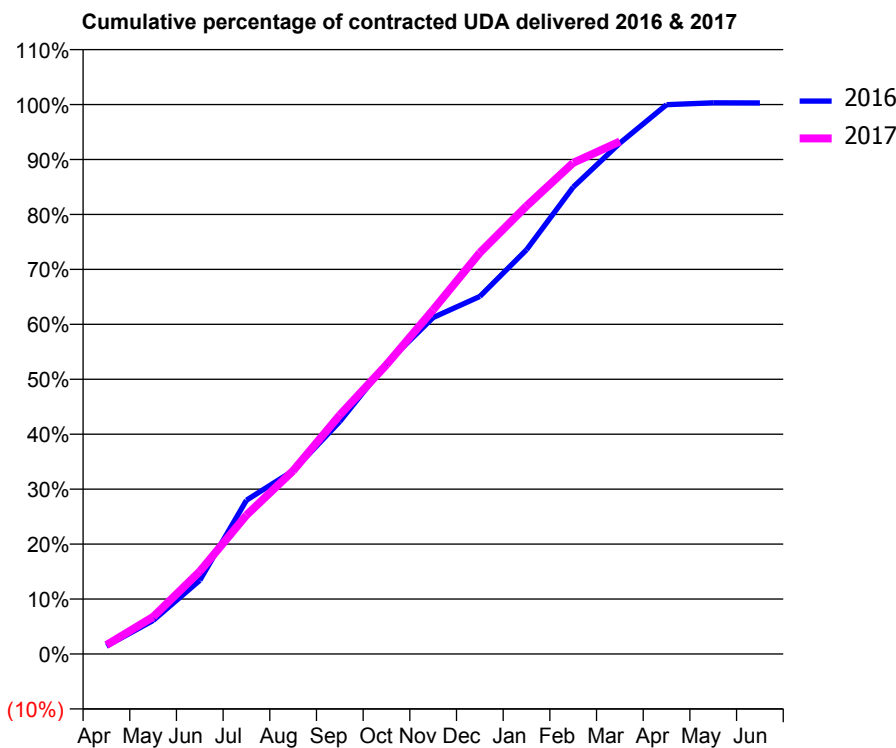
16/17 Contracted general activity (UDA)	18,006
Carry forward general activity (UDA)	-52
16/17 Contracted orthodontic activity (UOA)	0
Carry forward orthodontic activity (UOA)	0
Baseline contract value	£464,341.56

ACCESS*

Patients seen in 24 months	Total	Change since previous quarter
Quarter ending March 2016	6,243	
Quarter ending June 2016	6,349	→
Quarter ending September 2016	6,494	↑
Quarter ending December 2016	6,572	→
Quarter ending March 2017	6,378	↓
Variance since March 2016	2.2%	↑



ACTIVITY



Month	Adjusted Scheduled Activity (UDA)	
	2016	2017
April	258	294
May	1,099	1,215
June	2,412	2,708
July	5,042	4,552
August	6,004	6,004
September	7,617	7,834
October	9,523	9,478
November	11,025	11,278
December	11,715	13,151
January	13,248	14,678
February	15,301	16,095
March	16,742	16,795
April	18,002	
May	18,062	
June	18,059	

QUALITY

	Quantity	Base Number	Contract	AT	Region	England
% of FP17s for the same patient ID Re-attending within 3 months - Children	31	1,668	1.9%	11.2%	12.0%	12.3%
% of FP17s for the same patient ID Re-attending within 3 months - Adults	269	5,027	5.4%	14.9%	16.0%	16.7%
% of FP17s for the same patient ID Re-attending between 3 & 9 months - Children	679	1,668	40.7%	56.1%	58.8%	57.6%
% of FP17s for the same patient ID Re-attending between 3 & 9 months - Adults	2,240	5,027	44.6%	47.9%	51.2%	50.1%
% of FP17s for Band 1 Urgent Courses	158	6,288	2.5%	8.5%	8.0%	9.1%
% of FP17s Relating to Free Repair or Replacements	16	6,288	0.3%	0.7%	0.8%	0.8%
% of FP17s Relating to Continuations	5	6,288	0.1%	1.0%	1.2%	1.2%
% of Patients satisfied with the dentistry they have received	6	7	N/A	92.7%	92.7%	92.8%
% of Patients satisfied with the time they had to wait for an appointment	6	7	N/A	87.3%	89.1%	88.7%

* This is based on patients treated on this contract for their most recent course of treatment. Figures in italics indicate the base number of FP17s or Patient Questionnaire responses are less than 100. N/A is shown where the base number of responses is less than 10 during the period. % is calculated as Quantity/Base number*100

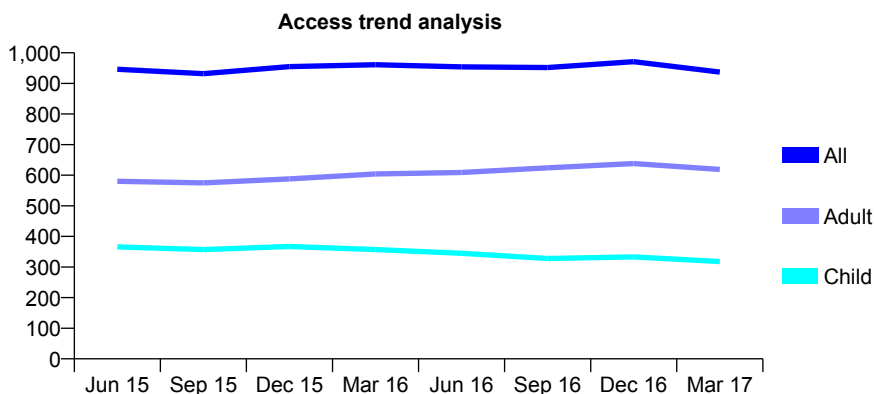
Q58 - Vital Signs At a Glance Contract Report for 829129/0001 - March 2017

Name or company name	MR SC MICHAELS
Contract type name	GDS Contract
Purpose of contract	General
Contract start date	01/04/2006
Contract end date	

16/17 Contracted general activity (UDA)	2,486
Carry forward general activity (UDA)	0
16/17 Contracted orthodontic activity (UOA)	0
Carry forward orthodontic activity (UOA)	0
Baseline contract value	£60,092.82

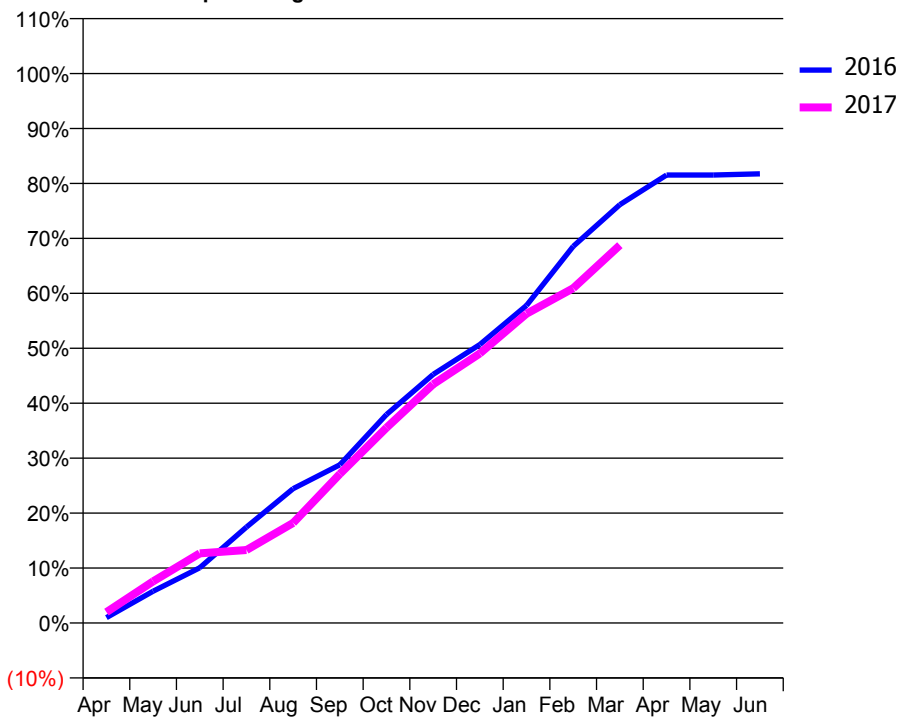
ACCESS*

Patients seen in 24 months	Total	Change since previous quarter
Quarter ending March 2016	961	
Quarter ending June 2016	954	→
Quarter ending September 2016	952	→
Quarter ending December 2016	971	→
Quarter ending March 2017	937	↓
Variance since March 2016	(2.5%)	↓



ACTIVITY

Cumulative percentage of contracted UDA delivered 2016 & 2017



Adjusted Scheduled Activity (UDA)

Month	2016	2017
April	24	49
May	144	188
June	250	315
July	434	330
August	608	453
September	716	674
October	943	884
November	1,125	1,080
December	1,260	1,220
January	1,437	1,399
February	1,704	1,515
March	1,893	1,709
April	2,027	
May	2,027	
June	2,032	

QUALITY

	Quantity	Base Number	Contract	AT	Region	England
% of FP17s for the same patient ID Re-attending within 3 months - Children	15	484	3.1%	11.2%	12.0%	12.3%
% of FP17s for the same patient ID Re-attending within 3 months - Adults	48	823	5.8%	14.9%	16.0%	16.7%
% of FP17s for the same patient ID Re-attending between 3 & 9 months - Children	347	484	71.7%	56.1%	58.8%	57.6%
% of FP17s for the same patient ID Re-attending between 3 & 9 months - Adults	564	823	68.5%	47.9%	51.2%	50.1%
% of FP17s for Band 1 Urgent Courses	62	1,224	5.1%	8.5%	8.0%	9.1%
% of FP17s Relating to Free Repair or Replacements	3	1,224	0.2%	0.7%	0.8%	0.8%
% of FP17s Relating to Continuations	2	1,224	0.2%	1.0%	1.2%	1.2%
% of Patients satisfied with the dentistry they have received	1	1	N/A	92.7%	92.7%	92.8%
% of Patients satisfied with the time they had to wait for an appointment	1	1	N/A	87.3%	89.1%	88.7%

* This is based on patients treated on this contract for their most recent course of treatment. Figures in italics indicate the base number of FP17s or Patient Questionnaire responses are less than 100. N/A is shown where the base number of responses is less than 10 during the period. % is calculated as Quantity/Base number*100

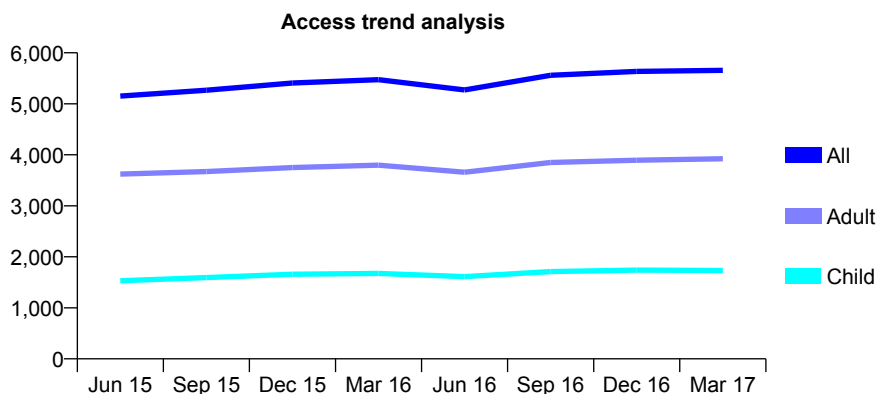
Q58 - Vital Signs At a Glance Contract Report for 835196/0001 - March 2017

Name or company name	MISS SR MUSTAFA
Contract type name	GDS Contract
Purpose of contract	General
Contract start date	01/04/2006
Contract end date	

16/17 Contracted general activity (UDA)	11,319
Carry forward general activity (UDA)	-226
16/17 Contracted orthodontic activity (UOA)	0
Carry forward orthodontic activity (UOA)	0
Baseline contract value	£310,901.83

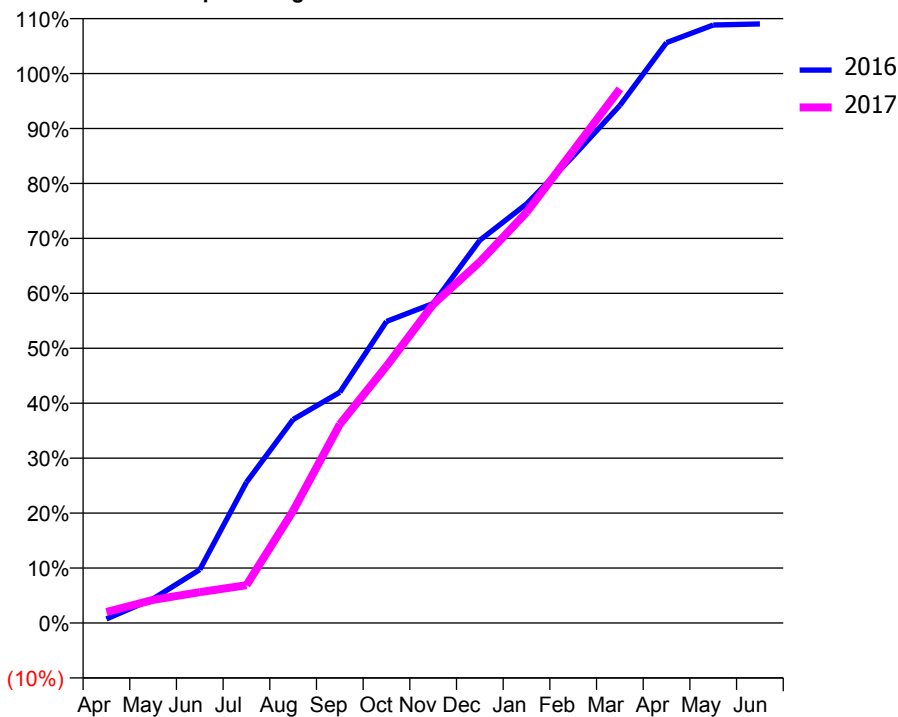
ACCESS*

Patients seen in 24 months	Total	Change since previous quarter
Quarter ending March 2016	5,472	
Quarter ending June 2016	5,271	↓
Quarter ending September 2016	5,560	↑
Quarter ending December 2016	5,634	→
Quarter ending March 2017	5,655	→
Variance since March 2016	3.3%	↑



ACTIVITY

Cumulative percentage of contracted UDA delivered 2016 & 2017



Month	Adjusted Scheduled Activity (UDA)	
	2016	2017
April	83	226
May	499	476
June	1,099	636
July	2,900	779
August	4,192	2,312
September	4,754	4,094
October	6,212	5,291
November	6,582	6,563
December	7,885	7,439
January	8,631	8,460
February	9,614	9,727
March	10,662	11,002
April	11,954	
May	12,318	
June	12,339	

QUALITY

	Quantity	Base Number	Contract	AT	Region	England
% of FP17s for the same patient ID Re-attending within 3 months - Children	80	1,867	4.3%	11.2%	12.0%	12.3%
% of FP17s for the same patient ID Re-attending within 3 months - Adults	556	4,331	12.8%	14.9%	16.0%	16.7%
% of FP17s for the same patient ID Re-attending between 3 & 9 months - Children	698	1,867	37.4%	56.1%	58.8%	57.6%
% of FP17s for the same patient ID Re-attending between 3 & 9 months - Adults	1,583	4,331	36.6%	47.9%	51.2%	50.1%
% of FP17s for Band 1 Urgent Courses	594	5,376	11.0%	8.5%	8.0%	9.1%
% of FP17s Relating to Free Repair or Replacements	19	5,376	0.4%	0.7%	0.8%	0.8%
% of FP17s Relating to Continuations	9	5,376	0.2%	1.0%	1.2%	1.2%
% of Patients satisfied with the dentistry they have received	6	6	N/A	92.7%	92.7%	92.8%
% of Patients satisfied with the time they had to wait for an appointment	5	6	N/A	87.3%	89.1%	88.7%

* This is based on patients treated on this contract for their most recent course of treatment. Figures in italics indicate the base number of FP17s or Patient Questionnaire responses are less than 100. N/A is shown where the base number of responses is less than 10 during the period. % is calculated as Quantity/Base number*100

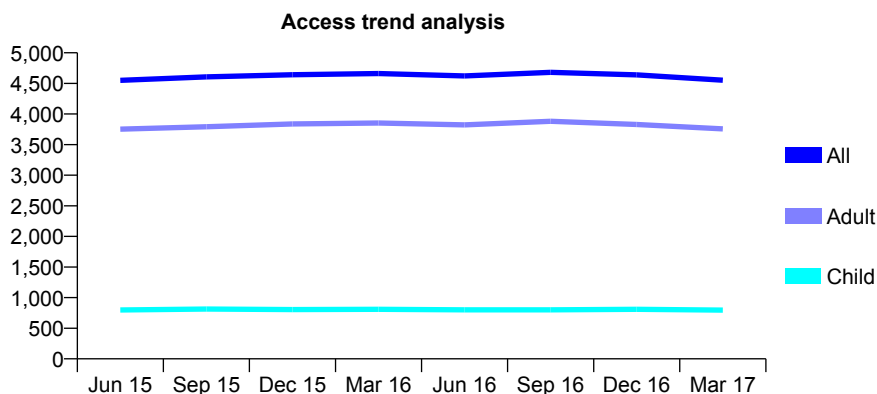
Q58 - Vital Signs At a Glance Contract Report for 836346/0001 - March 2017

Name or company name	MR A BADIANI
Contract type name	GDS Contract
Purpose of contract	General
Contract start date	01/04/2006
Contract end date	

16/17 Contracted general activity (UDA)	10,000
Carry forward general activity (UDA)	72
16/17 Contracted orthodontic activity (UOA)	0
Carry forward orthodontic activity (UOA)	0
Baseline contract value	£227,608.07

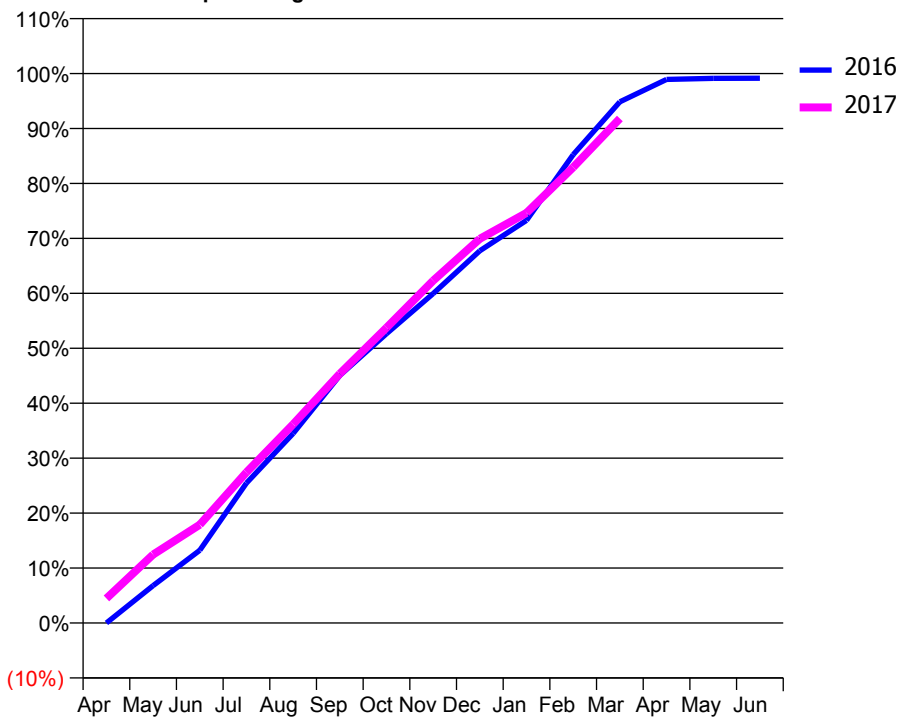
ACCESS*

Patients seen in 24 months	Total	Change since previous quarter
Quarter ending March 2016	4,662	
Quarter ending June 2016	4,623	→
Quarter ending September 2016	4,681	→
Quarter ending December 2016	4,639	→
Quarter ending March 2017	4,553	↓
Variance since March 2016	(2.3%)	↓



ACTIVITY

Cumulative percentage of contracted UDA delivered 2016 & 2017



Month	Adjusted Scheduled Activity (UDA)	
	2016	2017
April	0	447
May	579	1,245
June	1,125	1,790
July	2,166	2,742
August	2,933	3,616
September	3,829	4,537
October	4,476	5,374
November	5,095	6,230
December	5,757	6,992
January	6,229	7,464
February	7,246	8,292
March	8,063	9,181
April	8,409	
May	8,425	
June	8,427	

QUALITY

	Quantity	Base Number	Contract	AT	Region	England
% of FP17s for the same patient ID Re-attending within 3 months - Children	42	1,097	3.8%	11.2%	12.0%	12.3%
% of FP17s for the same patient ID Re-attending within 3 months - Adults	661	4,903	13.5%	14.9%	16.0%	16.7%
% of FP17s for the same patient ID Re-attending between 3 & 9 months - Children	577	1,097	52.6%	56.1%	58.8%	57.6%
% of FP17s for the same patient ID Re-attending between 3 & 9 months - Adults	2,232	4,903	45.5%	47.9%	51.2%	50.1%
% of FP17s for Band 1 Urgent Courses	799	5,798	13.8%	8.5%	8.0%	9.1%
% of FP17s Relating to Free Repair or Replacements	20	5,798	0.3%	0.7%	0.8%	0.8%
% of FP17s Relating to Continuations	7	5,798	0.1%	1.0%	1.2%	1.2%
% of Patients satisfied with the dentistry they have received	5	5	N/A	92.7%	92.7%	92.8%
% of Patients satisfied with the time they had to wait for an appointment	5	5	N/A	87.3%	89.1%	88.7%

* This is based on patients treated on this contract for their most recent course of treatment. Figures in italics indicate the base number of FP17s or Patient Questionnaire responses are less than 100. N/A is shown where the base number of responses is less than 10 during the period. % is calculated as Quantity/Base number*100

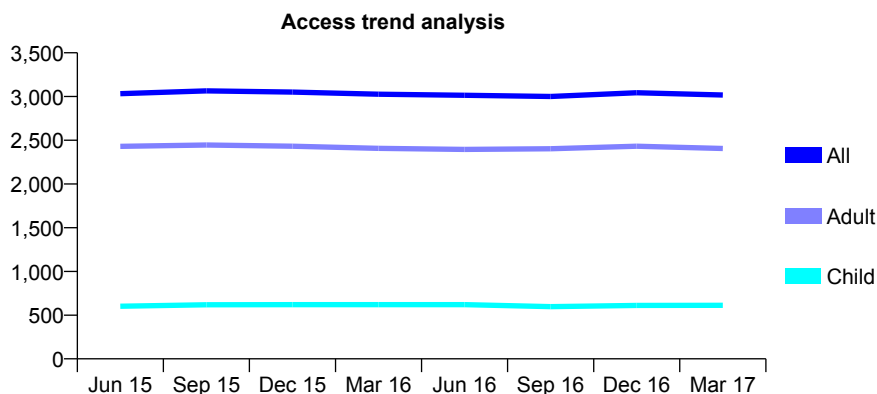
Q58 - Vital Signs At a Glance Contract Report for 846635/0002 - March 2017

Name or company name	MR D GHAMARI SAIR
Contract type name	GDS Contract
Purpose of contract	General
Contract start date	01/08/2011
Contract end date	

16/17 Contracted general activity (UDA)	8,217
Carry forward general activity (UDA)	-156
16/17 Contracted orthodontic activity (UOA)	0
Carry forward orthodontic activity (UOA)	0
Baseline contract value	£262,095.66

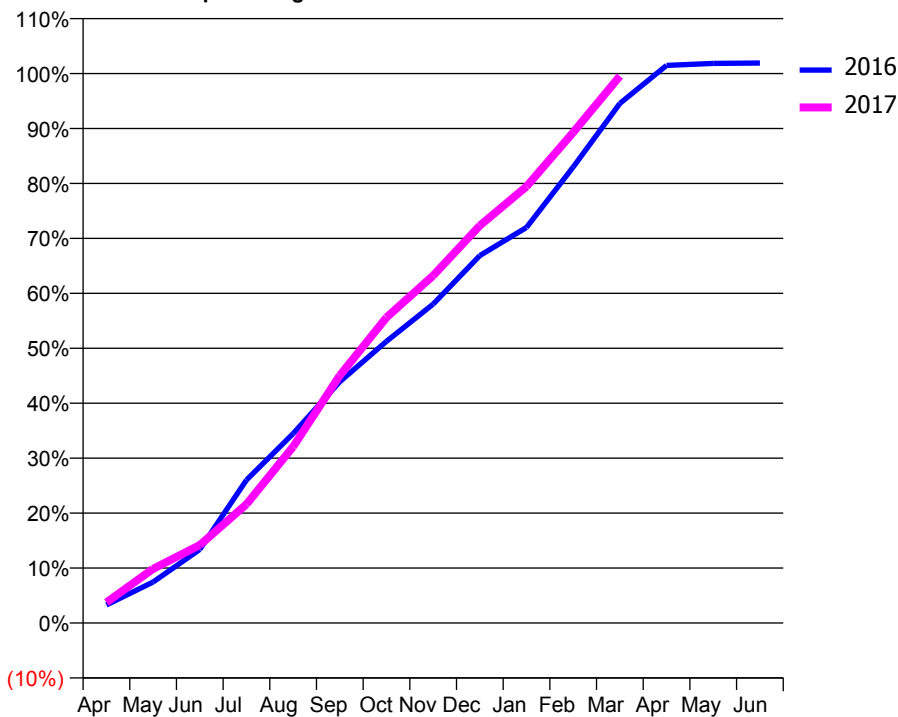
ACCESS*

Patients seen in 24 months	Total	Change since previous quarter
Quarter ending March 2016	3,027	
Quarter ending June 2016	3,015	→
Quarter ending September 2016	3,000	→
Quarter ending December 2016	3,043	→
Quarter ending March 2017	3,018	→
Variance since March 2016	(0.3%)	→



ACTIVITY

Cumulative percentage of contracted UDA delivered 2016 & 2017



Month	Adjusted Scheduled Activity (UDA)	
	2016	2017
April	270	307
May	612	811
June	1,100	1,166
July	2,138	1,776
August	2,833	2,637
September	3,609	3,702
October	4,212	4,569
November	4,768	5,196
December	5,495	5,942
January	5,915	6,527
February	6,819	7,336
March	7,770	8,178
April	8,338	
May	8,367	
June	8,373	

QUALITY

	Quantity	Base Number	Contract	AT	Region	England
% of FP17s for the same patient ID Re-attending within 3 months - Children	91	860	10.6%	11.2%	12.0%	12.3%
% of FP17s for the same patient ID Re-attending within 3 months - Adults	510	3,110	16.4%	14.9%	16.0%	16.7%
% of FP17s for the same patient ID Re-attending between 3 & 9 months - Children	437	860	50.8%	56.1%	58.8%	57.6%
% of FP17s for the same patient ID Re-attending between 3 & 9 months - Adults	1,319	3,110	42.4%	47.9%	51.2%	50.1%
% of FP17s for Band 1 Urgent Courses	510	3,795	13.4%	8.5%	8.0%	9.1%
% of FP17s Relating to Free Repair or Replacements	6	3,795	0.2%	0.7%	0.8%	0.8%
% of FP17s Relating to Continuations	24	3,795	0.6%	1.0%	1.2%	1.2%
% of Patients satisfied with the dentistry they have received	0	0	N/A	92.7%	92.7%	92.8%
% of Patients satisfied with the time they had to wait for an appointment	0	0	N/A	87.3%	89.1%	88.7%

* This is based on patients treated on this contract for their most recent course of treatment. Figures in italics indicate the base number of FP17s or Patient Questionnaire responses are less than 100. N/A is shown where the base number of responses is less than 10 during the period. % is calculated as Quantity/Base number*100

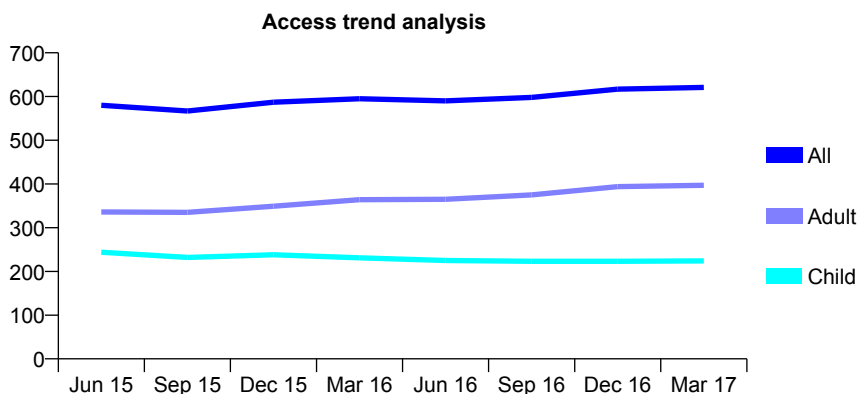
Q58 - Vital Signs At a Glance Contract Report for 852872/0001 - March 2017

Name or company name	MR RK VARMA
Contract type name	GDS Contract
Purpose of contract	General
Contract start date	01/04/2006
Contract end date	

16/17 Contracted general activity (UDA)	1,916
Carry forward general activity (UDA)	0
16/17 Contracted orthodontic activity (UOA)	0
Carry forward orthodontic activity (UOA)	0
Baseline contract value	£44,245.36

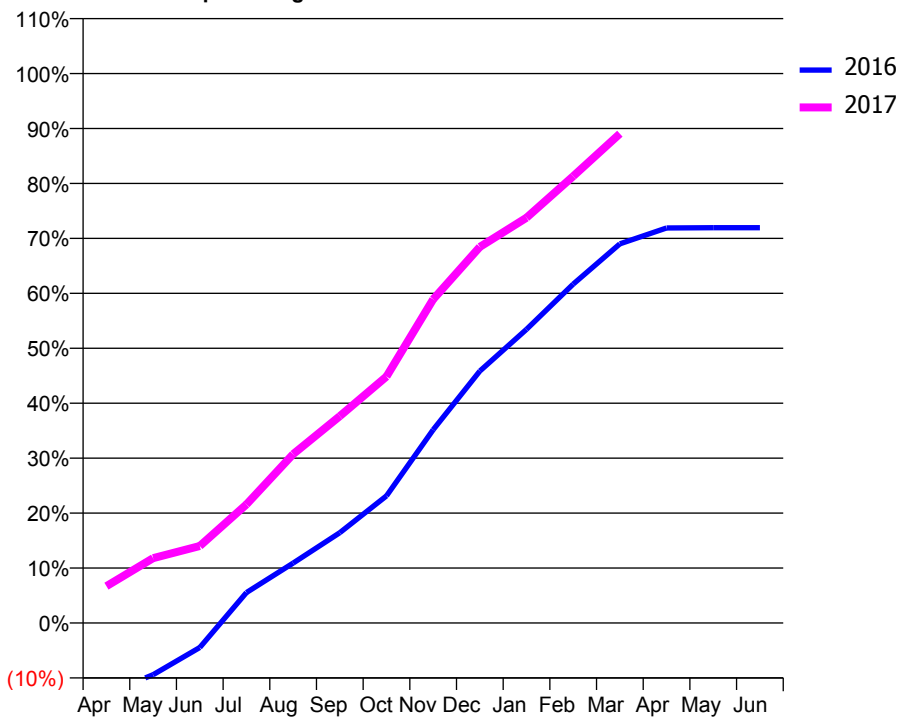
ACCESS*

Patients seen in 24 months	Total	Change since previous quarter
Quarter ending March 2016	595	
Quarter ending June 2016	590	→
Quarter ending September 2016	598	→
Quarter ending December 2016	617	↑
Quarter ending March 2017	621	→
Variance since March 2016	4.4%	↑



ACTIVITY

Cumulative percentage of contracted UDA delivered 2016 & 2017



Adjusted Scheduled Activity (UDA)

Month	2016	2017
April	-247	128
May	-181	226
June	-86	268
July	106	414
August	209	589
September	315	722
October	443	859
November	674	1,129
December	878	1,311
January	1,024	1,413
February	1,182	1,558
March	1,322	1,706
April	1,377	
May	1,378	
June	1,378	

QUALITY

	Quantity	Base Number	Contract	AT	Region	England
% of FP17s for the same patient ID Re-attending within 3 months - Children	30	437	6.9%	11.2%	12.0%	12.3%
% of FP17s for the same patient ID Re-attending within 3 months - Adults	49	575	8.5%	14.9%	16.0%	16.7%
% of FP17s for the same patient ID Re-attending between 3 & 9 months - Children	305	437	69.8%	56.1%	58.8%	57.6%
% of FP17s for the same patient ID Re-attending between 3 & 9 months - Adults	359	575	62.4%	47.9%	51.2%	50.1%
% of FP17s for Band 1 Urgent Courses	30	968	3.1%	8.5%	8.0%	9.1%
% of FP17s Relating to Free Repair or Replacements	3	968	0.3%	0.7%	0.8%	0.8%
% of FP17s Relating to Continuations	3	968	0.3%	1.0%	1.2%	1.2%
% of Patients satisfied with the dentistry they have received	2	2	N/A	92.7%	92.7%	92.8%
% of Patients satisfied with the time they had to wait for an appointment	2	2	N/A	87.3%	89.1%	88.7%

* This is based on patients treated on this contract for their most recent course of treatment. Figures in italics indicate the base number of FP17s or Patient Questionnaire responses are less than 100. N/A is shown where the base number of responses is less than 10 during the period. % is calculated as Quantity/Base number*100

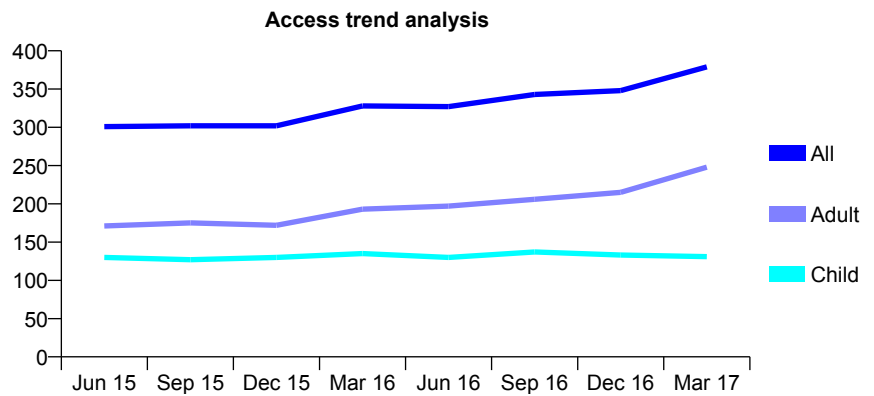
Q58 - Vital Signs At a Glance Contract Report for 854336/0001 - March 2017

Name or company name	MRS N WATERFALL
Contract type name	GDS Contract
Purpose of contract	General
Contract start date	01/06/2012
Contract end date	

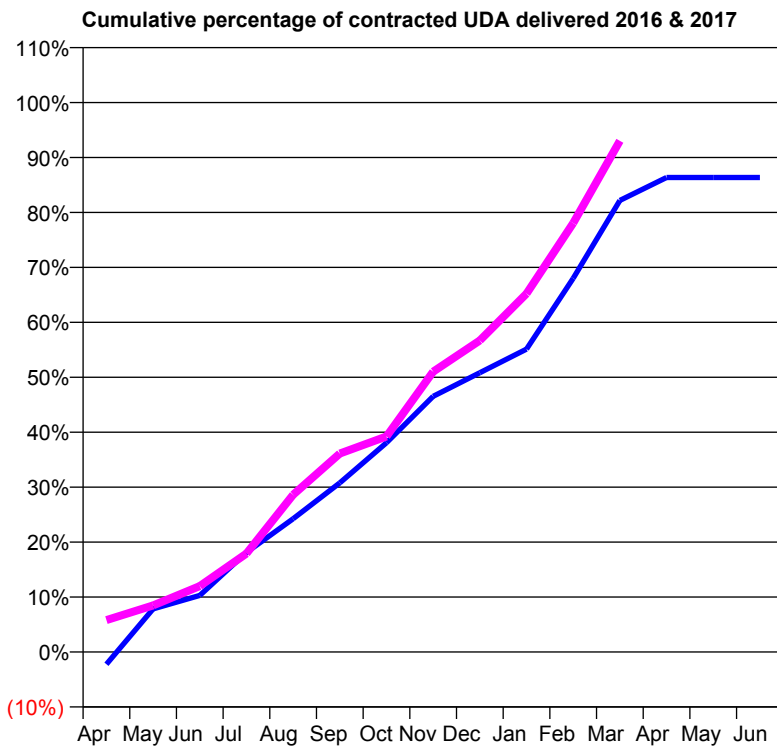
16/17 Contracted general activity (UDA)	936
Carry forward general activity (UDA)	0
16/17 Contracted orthodontic activity (UOA)	0
Carry forward orthodontic activity (UOA)	0
Baseline contract value	£24,915.57

ACCESS*

Patients seen in 24 months	Total	Change since previous quarter
Quarter ending March 2016	328	
Quarter ending June 2016	327	→
Quarter ending September 2016	343	↑
Quarter ending December 2016	348	→
Quarter ending March 2017	379	↑
Variance since March 2016	15.5%	↑



ACTIVITY



Month	Adjusted Scheduled Activity (UDA)	
	2016	2017
April	-21	54
May	73	79
June	96	112
July	170	168
August	227	268
September	288	338
October	356	367
November	436	478
December	476	531
January	516	610
February	637	731
March	769	871
April	808	
May	808	
June	808	

QUALITY

	Quantity	Base Number	Contract	AT	Region	England
% of FP17s for the same patient ID Re-attending within 3 months - Children	7	210	3.3%	11.2%	12.0%	12.3%
% of FP17s for the same patient ID Re-attending within 3 months - Adults	23	291	7.9%	14.9%	16.0%	16.7%
% of FP17s for the same patient ID Re-attending between 3 & 9 months - Children	142	210	67.6%	56.1%	58.8%	57.6%
% of FP17s for the same patient ID Re-attending between 3 & 9 months - Adults	131	291	45.0%	47.9%	51.2%	50.1%
% of FP17s for Band 1 Urgent Courses	14	480	2.9%	8.5%	8.0%	9.1%
% of FP17s Relating to Free Repair or Replacements	4	480	0.8%	0.7%	0.8%	0.8%
% of FP17s Relating to Continuations	1	480	0.2%	1.0%	1.2%	1.2%
% of Patients satisfied with the dentistry they have received	0	0	N/A	92.7%	92.7%	92.8%
% of Patients satisfied with the time they had to wait for an appointment	0	0	N/A	87.3%	89.1%	88.7%

* This is based on patients treated on this contract for their most recent course of treatment. Figures in italics indicate the base number of FP17s or Patient Questionnaire responses are less than 100. N/A is shown where the base number of responses is less than 10 during the period. % is calculated as Quantity/Base number*100

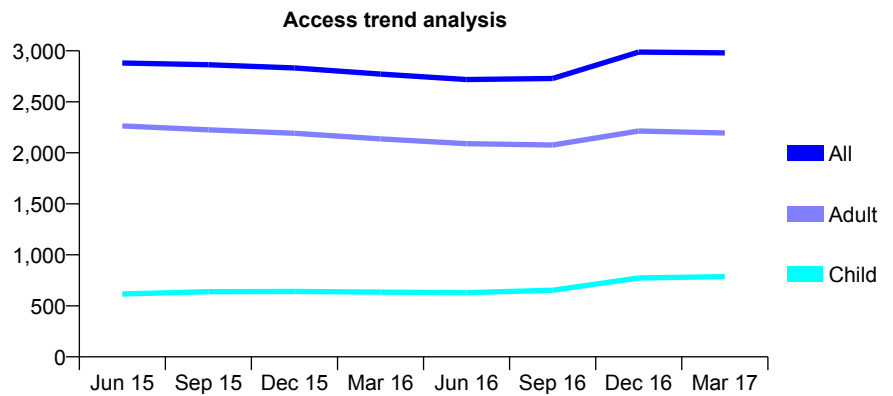
Q58 - Vital Signs At a Glance Contract Report for 856177/0001 - March 2017

Name or company name	MR PK BANERJEE
Contract type name	GDS Contract
Purpose of contract	General
Contract start date	01/06/2012
Contract end date	

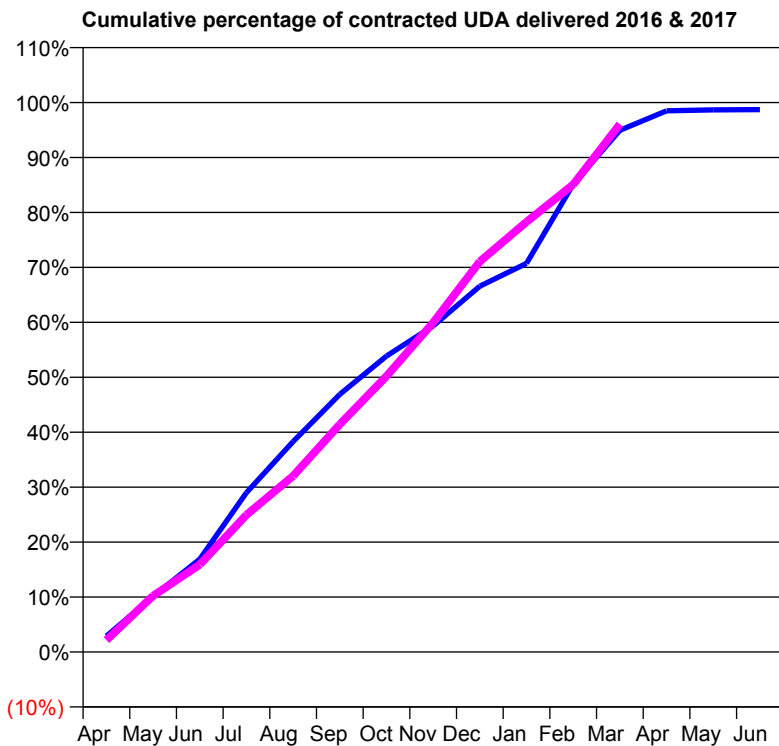
16/17 Contracted general activity (UDA)	8,446
Carry forward general activity (UDA)	108
16/17 Contracted orthodontic activity (UOA)	0
Carry forward orthodontic activity (UOA)	0
Baseline contract value	£177,096.55

ACCESS*

Patients seen in 24 months	Total	Change since previous quarter
Quarter ending March 2016	2,772	
Quarter ending June 2016	2,718	↓
Quarter ending September 2016	2,729	→
Quarter ending December 2016	2,987	↑
Quarter ending March 2017	2,980	→
Variance since March 2016	7.5%	↑



ACTIVITY



Month	Adjusted Scheduled Activity (UDA)	
	2016	2017
April	245	184
May	858	863
June	1,428	1,344
July	2,450	2,108
August	3,235	2,706
September	3,960	3,500
October	4,549	4,240
November	5,013	5,064
December	5,624	6,002
January	5,973	6,610
February	7,189	7,184
March	8,020	8,113
April	8,317	
May	8,332	
June	8,337	

QUALITY

	Quantity	Base Number	Contract	AT	Region	England
% of FP17s for the same patient ID Re-attending within 3 months - Children	57	971	5.9%	11.2%	12.0%	12.3%
% of FP17s for the same patient ID Re-attending within 3 months - Adults	491	2,939	16.7%	14.9%	16.0%	16.7%
% of FP17s for the same patient ID Re-attending between 3 & 9 months - Children	233	971	24.0%	56.1%	58.8%	57.6%
% of FP17s for the same patient ID Re-attending between 3 & 9 months - Adults	739	2,939	25.1%	47.9%	51.2%	50.1%
% of FP17s for Band 1 Urgent Courses	404	3,776	10.7%	8.5%	8.0%	9.1%
% of FP17s Relating to Free Repair or Replacements	76	3,776	2.0%	0.7%	0.8%	0.8%
% of FP17s Relating to Continuations	72	3,776	1.9%	1.0%	1.2%	1.2%
% of Patients satisfied with the dentistry they have received	5	5	N/A	92.7%	92.7%	92.8%
% of Patients satisfied with the time they had to wait for an appointment	5	5	N/A	87.3%	89.1%	88.7%

* This is based on patients treated on this contract for their most recent course of treatment. Figures in italics indicate the base number of FP17s or Patient Questionnaire responses are less than 100. N/A is shown where the base number of responses is less than 10 during the period. % is calculated as Quantity/Base number*100

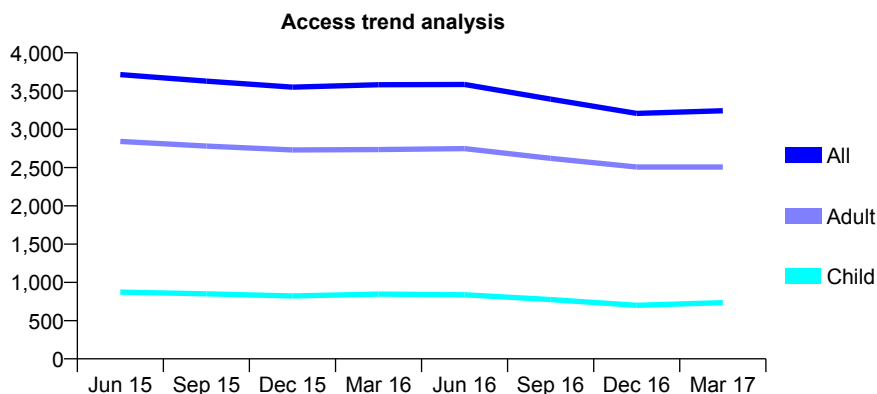
Q58 - Vital Signs At a Glance Contract Report for 856177/0002 - March 2017

Name or company name	MR PK BANERJEE
Contract type name	GDS Contract
Purpose of contract	General
Contract start date	01/06/2012
Contract end date	

16/17 Contracted general activity (UDA)	10,003
Carry forward general activity (UDA)	143
16/17 Contracted orthodontic activity (UOA)	0
Carry forward orthodontic activity (UOA)	0
Baseline contract value	£217,477.81

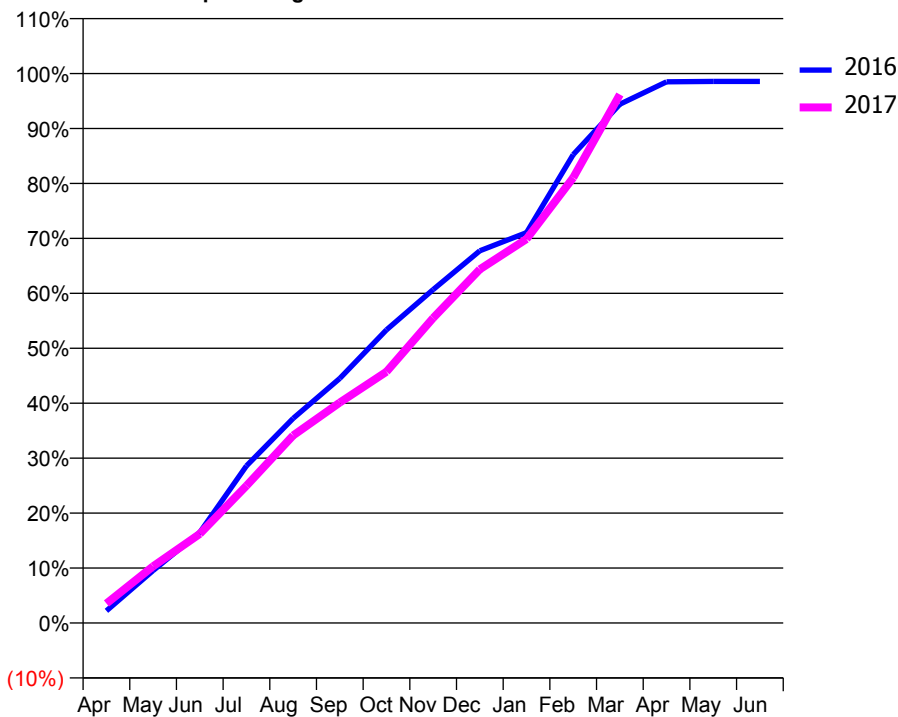
ACCESS*

Patients seen in 24 months	Total	Change since previous quarter
Quarter ending March 2016	3,582	
Quarter ending June 2016	3,586	→
Quarter ending September 2016	3,395	↓
Quarter ending December 2016	3,207	↓
Quarter ending March 2017	3,243	→
Variance since March 2016	(9.5%)	↓



ACTIVITY

Cumulative percentage of contracted UDA delivered 2016 & 2017



Month	Adjusted Scheduled Activity (UDA)	
	2016	2017
April	223	355
May	955	1,033
June	1,650	1,623
July	2,862	2,499
August	3,725	3,415
September	4,454	4,014
October	5,337	4,574
November	6,071	5,554
December	6,776	6,438
January	7,106	6,989
February	8,527	8,106
March	9,444	9,620
April	9,852	
May	9,860	
June	9,860	

QUALITY

	Quantity	Base Number	Contract	AT	Region	England
% of FP17s for the same patient ID Re-attending within 3 months - Children	51	976	5.2%	11.2%	12.0%	12.3%
% of FP17s for the same patient ID Re-attending within 3 months - Adults	612	3,486	17.6%	14.9%	16.0%	16.7%
% of FP17s for the same patient ID Re-attending between 3 & 9 months - Children	360	976	36.9%	56.1%	58.8%	57.6%
% of FP17s for the same patient ID Re-attending between 3 & 9 months - Adults	1,037	3,486	29.7%	47.9%	51.2%	50.1%
% of FP17s for Band 1 Urgent Courses	501	4,257	11.8%	8.5%	8.0%	9.1%
% of FP17s Relating to Free Repair or Replacements	46	4,257	1.1%	0.7%	0.8%	0.8%
% of FP17s Relating to Continuations	107	4,257	2.5%	1.0%	1.2%	1.2%
% of Patients satisfied with the dentistry they have received	4	5	N/A	92.7%	92.7%	92.8%
% of Patients satisfied with the time they had to wait for an appointment	4	5	N/A	87.3%	89.1%	88.7%

* This is based on patients treated on this contract for their most recent course of treatment. Figures in italics indicate the base number of FP17s or Patient Questionnaire responses are less than 100. N/A is shown where the base number of responses is less than 10 during the period. % is calculated as Quantity/Base number*100

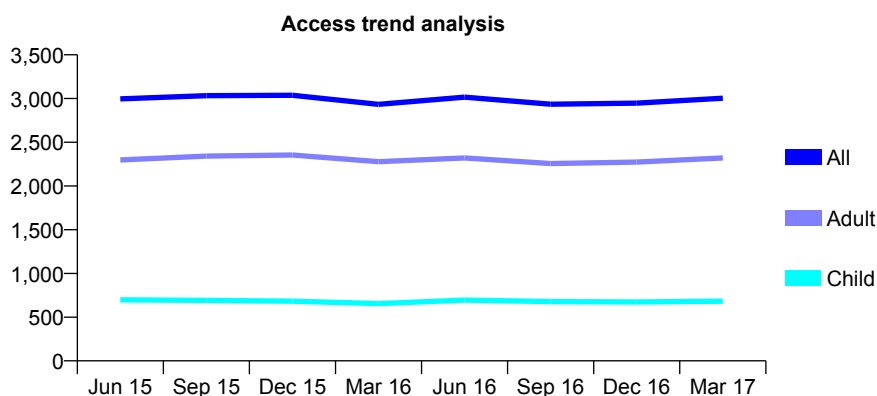
Q58 - Vital Signs At a Glance Contract Report for 857661/0001 - March 2017

Name or company name	MR L GRANHED
Contract type name	GDS Contract
Purpose of contract	General
Contract start date	01/04/2006
Contract end date	

16/17 Contracted general activity (UDA)	6,164
Carry forward general activity (UDA)	25
16/17 Contracted orthodontic activity (UOA)	0
Carry forward orthodontic activity (UOA)	0
Baseline contract value	£154,780.78

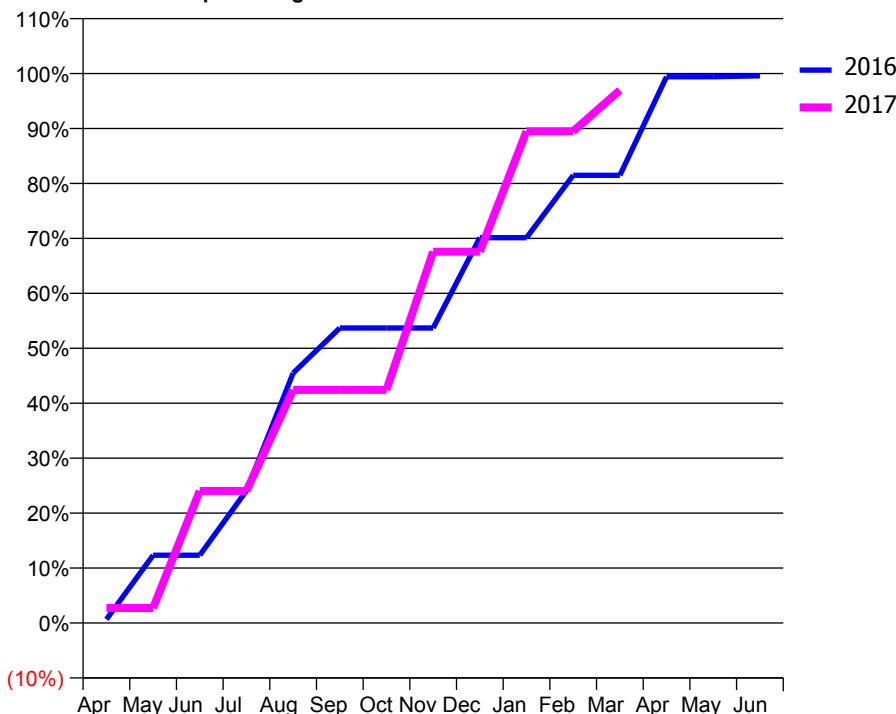
ACCESS*

Patients seen in 24 months	Total	Change since previous quarter
Quarter ending March 2016	2,933	
Quarter ending June 2016	3,016	↑
Quarter ending September 2016	2,935	↓
Quarter ending December 2016	2,947	→
Quarter ending March 2017	3,003	→
Variance since March 2016	2.4%	↑



ACTIVITY

Cumulative percentage of contracted UDA delivered 2016 & 2017



Month	Adjusted Scheduled Activity (UDA)	
	2016	2017
April	41	168
May	760	168
June	760	1,482
July	1,485	1,482
August	2,804	2,615
September	3,310	2,615
October	3,310	2,615
November	3,310	4,164
December	4,323	4,164
January	4,323	5,516
February	5,022	5,516
March	5,022	5,977
April	6,128	
May	6,128	
June	6,138	

QUALITY

	Quantity	Base Number	Contract	AT	Region	England
% of FP17s for the same patient ID Re-attending within 3 months - Children	59	1,109	5.3%	11.2%	12.0%	12.3%
% of FP17s for the same patient ID Re-attending within 3 months - Adults	240	3,097	7.7%	14.9%	16.0%	16.7%
% of FP17s for the same patient ID Re-attending between 3 & 9 months - Children	707	1,109	63.8%	56.1%	58.8%	57.6%
% of FP17s for the same patient ID Re-attending between 3 & 9 months - Adults	1,615	3,097	52.1%	47.9%	51.2%	50.1%
% of FP17s for Band 1 Urgent Courses	180	3,551	5.1%	8.5%	8.0%	9.1%
% of FP17s Relating to Free Repair or Replacements	6	3,551	0.2%	0.7%	0.8%	0.8%
% of FP17s Relating to Continuations	11	3,551	0.3%	1.0%	1.2%	1.2%
% of Patients satisfied with the dentistry they have received	1	1	N/A	92.7%	92.7%	92.8%
% of Patients satisfied with the time they had to wait for an appointment	1	1	N/A	87.3%	89.1%	88.7%

* This is based on patients treated on this contract for their most recent course of treatment. Figures in italics indicate the base number of FP17s or Patient Questionnaire responses are less than 100. N/A is shown where the base number of responses is less than 10 during the period. % is calculated as Quantity/Base number*100

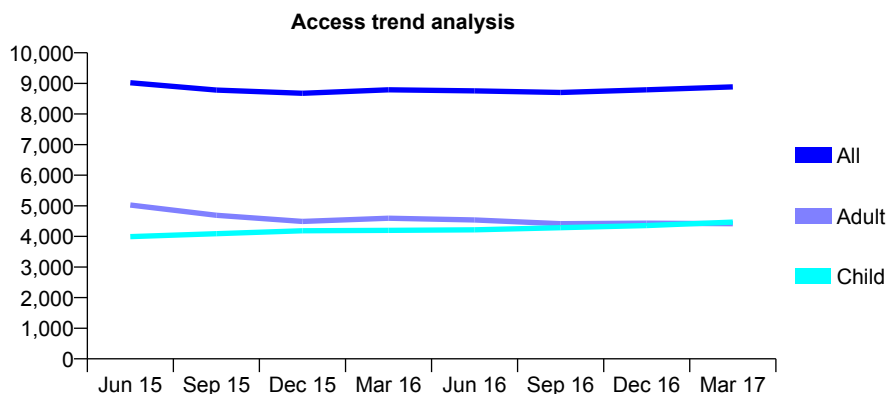
Q58 - Vital Signs At a Glance Contract Report for 859559/0001 - March 2017

Name or company name	MR S NASEEM
Contract type name	GDS Contract
Purpose of contract	General
Contract start date	01/04/2006
Contract end date	

16/17 Contracted general activity (UDA)	18,579
Carry forward general activity (UDA)	-157
16/17 Contracted orthodontic activity (UOA)	0
Carry forward orthodontic activity (UOA)	0
Baseline contract value	£500,952.77

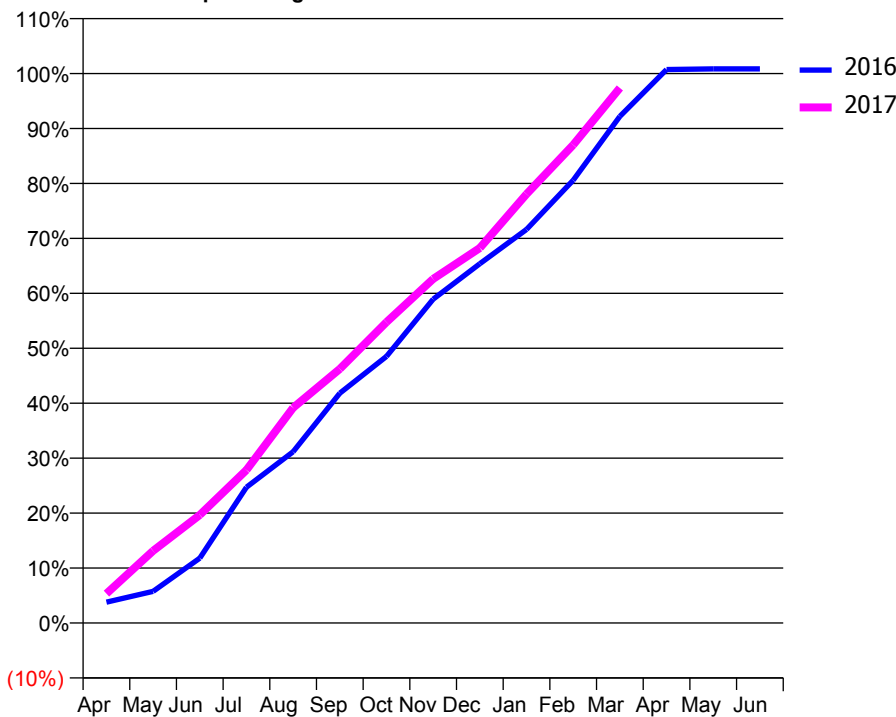
ACCESS*

Patients seen in 24 months	Total	Change since previous quarter
Quarter ending March 2016	8,793	
Quarter ending June 2016	8,755	→
Quarter ending September 2016	8,705	→
Quarter ending December 2016	8,789	→
Quarter ending March 2017	8,886	→
Variance since March 2016	1.1%	→



ACTIVITY

Cumulative percentage of contracted UDA delivered 2016 & 2017



Month	Adjusted Scheduled Activity (UDA)	
	2016	2017
April	707	993
May	1,072	2,443
June	2,192	3,652
July	4,593	5,175
August	5,791	7,279
September	7,770	8,592
October	9,013	10,175
November	10,947	11,636
December	12,147	12,679
January	13,309	14,502
February	14,970	16,165
March	17,132	18,092
April	18,714	
May	18,734	
June	18,736	

QUALITY

	Quantity	Base Number	Contract	AT	Region	England
% of FP17s for the same patient ID Re-attending within 3 months - Children	455	6,867	6.6%	11.2%	12.0%	12.3%
% of FP17s for the same patient ID Re-attending within 3 months - Adults	677	4,287	15.8%	14.9%	16.0%	16.7%
% of FP17s for the same patient ID Re-attending between 3 & 9 months - Children	3,804	6,867	55.4%	56.1%	58.8%	57.6%
% of FP17s for the same patient ID Re-attending between 3 & 9 months - Adults	1,482	4,287	34.6%	47.9%	51.2%	50.1%
% of FP17s for Band 1 Urgent Courses	1,138	10,351	11.0%	8.5%	8.0%	9.1%
% of FP17s Relating to Free Repair or Replacements	7	10,351	0.1%	0.7%	0.8%	0.8%
% of FP17s Relating to Continuations	3	10,351	0.0%	1.0%	1.2%	1.2%
% of Patients satisfied with the dentistry they have received	10	10	100.0%	92.7%	92.7%	92.8%
% of Patients satisfied with the time they had to wait for an appointment	7	10	70.0%	87.3%	89.1%	88.7%

* This is based on patients treated on this contract for their most recent course of treatment. Figures in italics indicate the base number of FP17s or Patient Questionnaire responses are less than 100. N/A is shown where the base number of responses is less than 10 during the period. % is calculated as Quantity/Base number*100

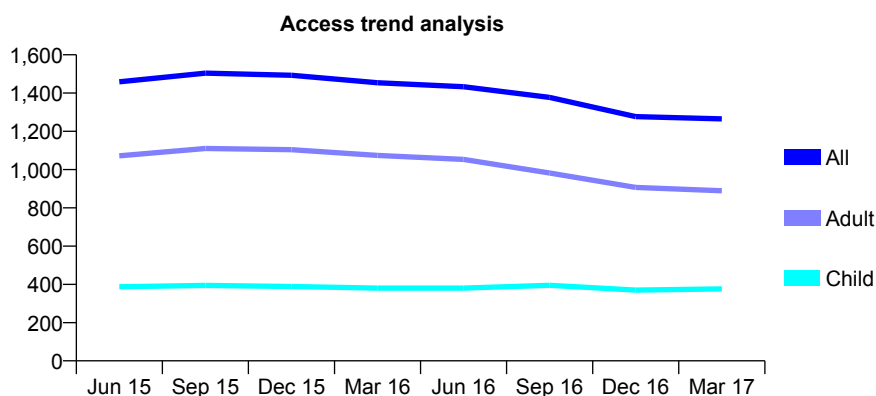
Q58 - Vital Signs At a Glance Contract Report for 860328/0001 - March 2017

Name or company name	MR A VORA
Contract type name	GDS Contract
Purpose of contract	General
Contract start date	08/09/2011
Contract end date	

16/17 Contracted general activity (UDA)	3,330
Carry forward general activity (UDA)	-50
16/17 Contracted orthodontic activity (UOA)	0
Carry forward orthodontic activity (UOA)	0
Baseline contract value	£95,112.23

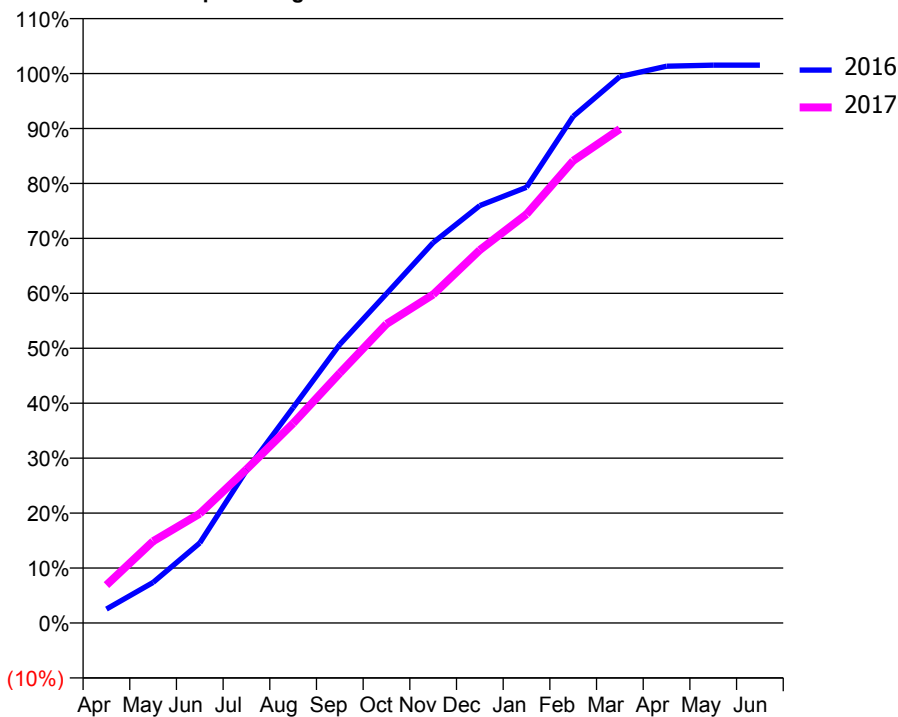
ACCESS*

Patients seen in 24 months	Total	Change since previous quarter
Quarter ending March 2016	1,454	
Quarter ending June 2016	1,433	↓
Quarter ending September 2016	1,377	↓
Quarter ending December 2016	1,277	↓
Quarter ending March 2017	1,265	→
Variance since March 2016	(13.0%)	↓



ACTIVITY

Cumulative percentage of contracted UDA delivered 2016 & 2017



Month	Adjusted Scheduled Activity (UDA)	
	2016	2017
April	84	230
May	246	496
June	485	663
July	925	931
August	1,305	1,210
September	1,689	1,515
October	1,996	1,812
November	2,305	1,990
December	2,530	2,261
January	2,640	2,477
February	3,070	2,801
March	3,311	2,993
April	3,374	
May	3,381	
June	3,381	

QUALITY

	Quantity	Base Number	Contract	AT	Region	England
% of FP17s for the same patient ID Re-attending within 3 months - Children	30	488	6.1%	11.2%	12.0%	12.3%
% of FP17s for the same patient ID Re-attending within 3 months - Adults	106	951	11.1%	14.9%	16.0%	16.7%
% of FP17s for the same patient ID Re-attending between 3 & 9 months - Children	248	488	50.8%	56.1%	58.8%	57.6%
% of FP17s for the same patient ID Re-attending between 3 & 9 months - Adults	307	951	32.3%	47.9%	51.2%	50.1%
% of FP17s for Band 1 Urgent Courses	127	1,402	9.1%	8.5%	8.0%	9.1%
% of FP17s Relating to Free Repair or Replacements	10	1,402	0.7%	0.7%	0.8%	0.8%
% of FP17s Relating to Continuations	14	1,402	1.0%	1.0%	1.2%	1.2%
% of Patients satisfied with the dentistry they have received	2	2	N/A	92.7%	92.7%	92.8%
% of Patients satisfied with the time they had to wait for an appointment	2	2	N/A	87.3%	89.1%	88.7%

* This is based on patients treated on this contract for their most recent course of treatment. Figures in italics indicate the base number of FP17s or Patient Questionnaire responses are less than 100. N/A is shown where the base number of responses is less than 10 during the period. % is calculated as Quantity/Base number*100

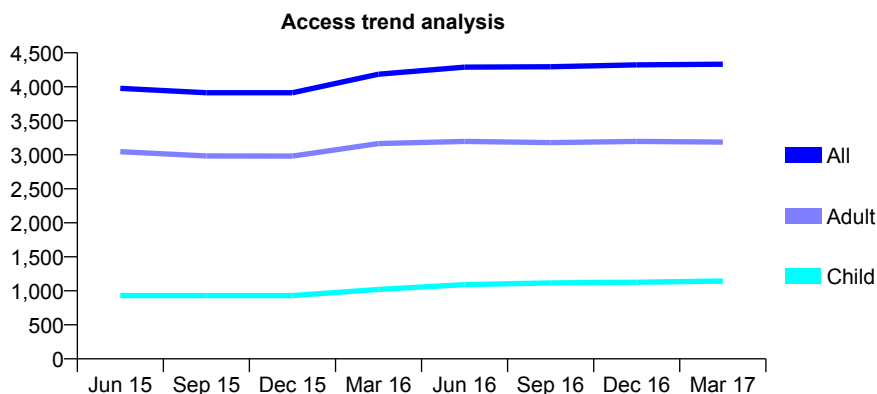
Q58 - Vital Signs At a Glance Contract Report for 897833/0001 - March 2017

Name or company name	MISS MS CHOHAN
Contract type name	GDS Contract
Purpose of contract	General
Contract start date	06/02/2013
Contract end date	

16/17 Contracted general activity (UDA)	9,904
Carry forward general activity (UDA)	-198
16/17 Contracted orthodontic activity (UOA)	0
Carry forward orthodontic activity (UOA)	0
Baseline contract value	£268,849.46

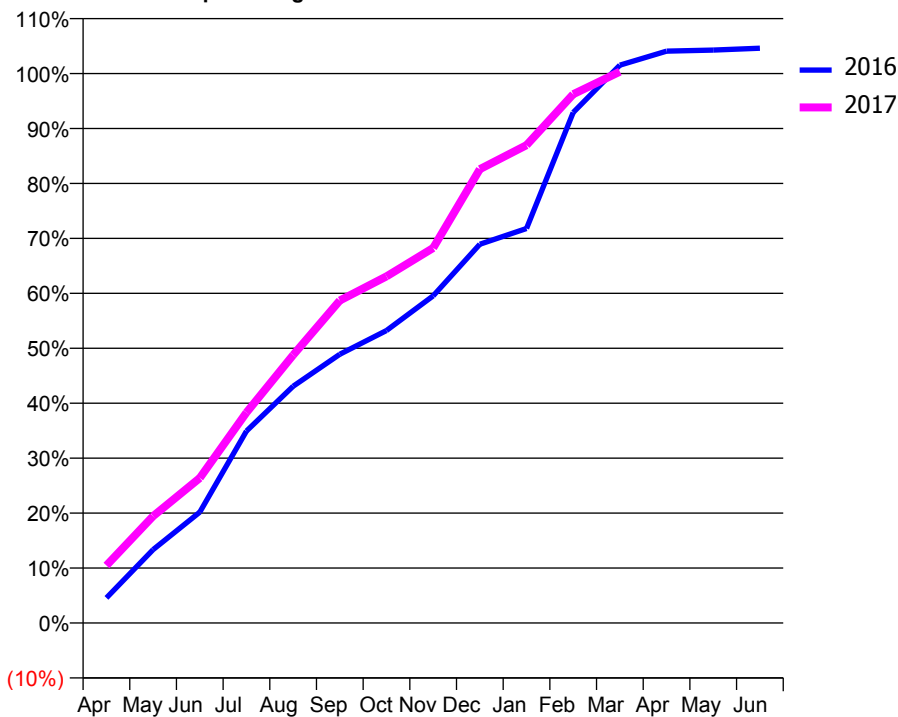
ACCESS*

Patients seen in 24 months	Total	Change since previous quarter
Quarter ending March 2016	4,185	
Quarter ending June 2016	4,290	↑
Quarter ending September 2016	4,296	→
Quarter ending December 2016	4,323	→
Quarter ending March 2017	4,332	→
Variance since March 2016	3.5%	↑



ACTIVITY

Cumulative percentage of contracted UDA delivered 2016 & 2017



Month	Adjusted Scheduled Activity (UDA)	
	2016	2017
April	452	1,037
May	1,324	1,926
June	1,998	2,614
July	3,459	3,794
August	4,268	4,829
September	4,843	5,812
October	5,272	6,247
November	5,898	6,759
December	6,826	8,180
January	7,111	8,612
February	9,200	9,530
March	10,056	9,936
April	10,307	
May	10,325	
June	10,359	

QUALITY

	Quantity	Base Number	Contract	AT	Region	England
% of FP17s for the same patient ID Re-attending within 3 months - Children	102	1,773	5.8%	11.2%	12.0%	12.3%
% of FP17s for the same patient ID Re-attending within 3 months - Adults	379	4,101	9.2%	14.9%	16.0%	16.7%
% of FP17s for the same patient ID Re-attending between 3 & 9 months - Children	1,092	1,773	61.6%	56.1%	58.8%	57.6%
% of FP17s for the same patient ID Re-attending between 3 & 9 months - Adults	2,293	4,101	55.9%	47.9%	51.2%	50.1%
% of FP17s for Band 1 Urgent Courses	362	5,726	6.3%	8.5%	8.0%	9.1%
% of FP17s Relating to Free Repair or Replacements	65	5,726	1.1%	0.7%	0.8%	0.8%
% of FP17s Relating to Continuations	14	5,726	0.2%	1.0%	1.2%	1.2%
% of Patients satisfied with the dentistry they have received	4	4	N/A	92.7%	92.7%	92.8%
% of Patients satisfied with the time they had to wait for an appointment	3	4	N/A	87.3%	89.1%	88.7%

* This is based on patients treated on this contract for their most recent course of treatment. Figures in italics indicate the base number of FP17s or Patient Questionnaire responses are less than 100. N/A is shown where the base number of responses is less than 10 during the period. % is calculated as Quantity/Base number*100

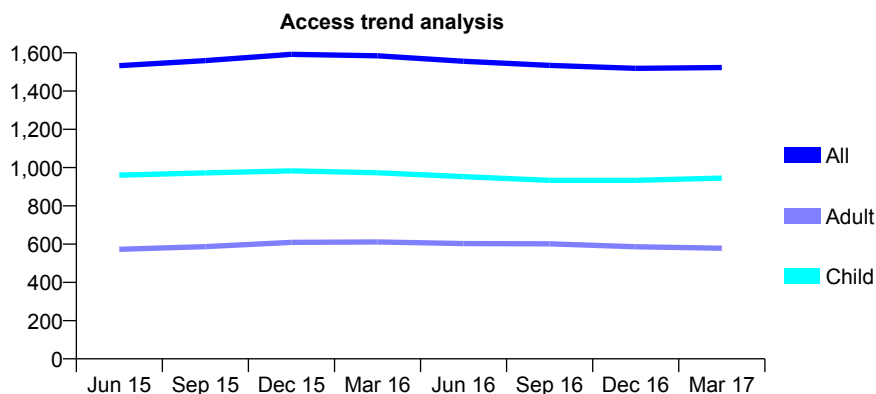
Q58 - Vital Signs At a Glance Contract Report for 901563/0002 - March 2017

Name or company name	MR ES BYRNE
Contract type name	GDS Contract
Purpose of contract	General
Contract start date	10/03/2013
Contract end date	

16/17 Contracted general activity (UDA)	3,327
Carry forward general activity (UDA)	0
16/17 Contracted orthodontic activity (UOA)	0
Carry forward orthodontic activity (UOA)	0
Baseline contract value	£81,346.14

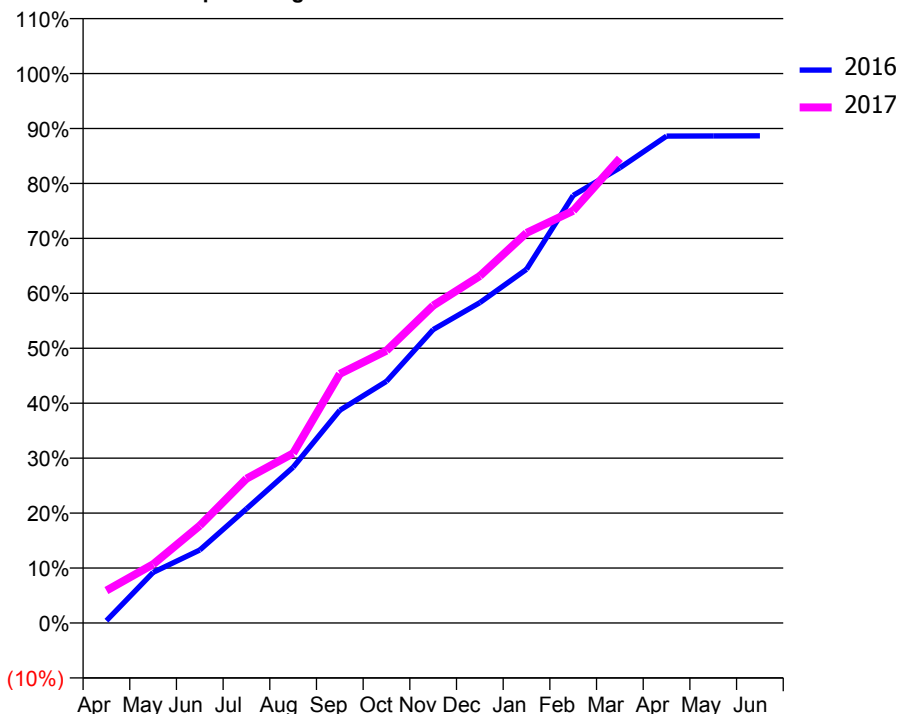
ACCESS*

Patients seen in 24 months	Total	Change since previous quarter
Quarter ending March 2016	1,584	
Quarter ending June 2016	1,556	↓
Quarter ending September 2016	1,534	↓
Quarter ending December 2016	1,519	→
Quarter ending March 2017	1,523	→
Variance since March 2016	(3.9%)	↓



ACTIVITY

Cumulative percentage of contracted UDA delivered 2016 & 2017



Month	Adjusted Scheduled Activity (UDA)	
	2016	2017
April	15	197
May	326	356
June	471	590
July	735	874
August	1,004	1,027
September	1,370	1,509
October	1,556	1,649
November	1,889	1,922
December	2,064	2,101
January	2,278	2,362
February	2,754	2,496
March	2,931	2,813
April	3,136	
May	3,137	
June	3,138	

QUALITY

	Quantity	Base Number	Contract	AT	Region	England
% of FP17s for the same patient ID Re-attending within 3 months - Children	113	1,465	7.7%	11.2%	12.0%	12.3%
% of FP17s for the same patient ID Re-attending within 3 months - Adults	75	546	13.7%	14.9%	16.0%	16.7%
% of FP17s for the same patient ID Re-attending between 3 & 9 months - Children	941	1,465	64.2%	56.1%	58.8%	57.6%
% of FP17s for the same patient ID Re-attending between 3 & 9 months - Adults	261	546	47.8%	47.9%	51.2%	50.1%
% of FP17s for Band 1 Urgent Courses	81	1,904	4.3%	8.5%	8.0%	9.1%
% of FP17s Relating to Free Repair or Replacements	0	1,904	0.0%	0.7%	0.8%	0.8%
% of FP17s Relating to Continuations	22	1,904	1.2%	1.0%	1.2%	1.2%
% of Patients satisfied with the dentistry they have received	0	0	N/A	92.7%	92.7%	92.8%
% of Patients satisfied with the time they had to wait for an appointment	0	0	N/A	87.3%	89.1%	88.7%

* This is based on patients treated on this contract for their most recent course of treatment. Figures in italics indicate the base number of FP17s or Patient Questionnaire responses are less than 100. N/A is shown where the base number of responses is less than 10 during the period. % is calculated as Quantity/Base number*100

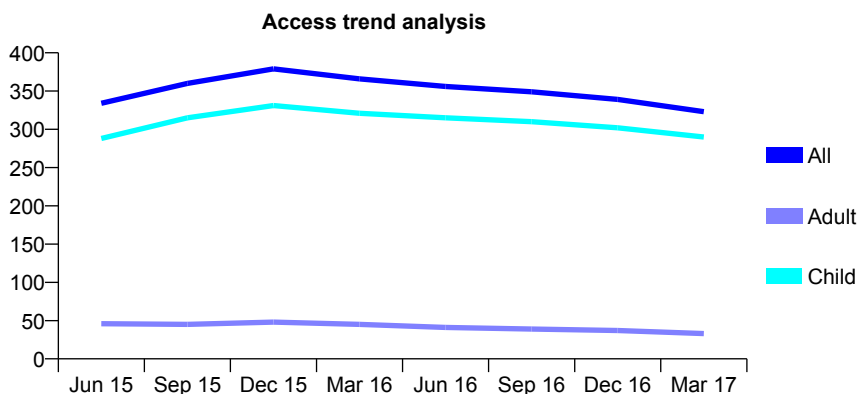
Q58 - Vital Signs At a Glance Contract Report for 908312/0001 - March 2017

Name or company name	MR CW LEWIS
Contract type name	GDS Contract
Purpose of contract	General and Orthodontic
Contract start date	01/04/2006
Contract end date	

16/17 Contracted general activity (UDA)	450
Carry forward general activity (UDA)	-9
16/17 Contracted orthodontic activity (UOA)	871
Carry forward orthodontic activity (UOA)	0
Baseline contract value	£71,902.14

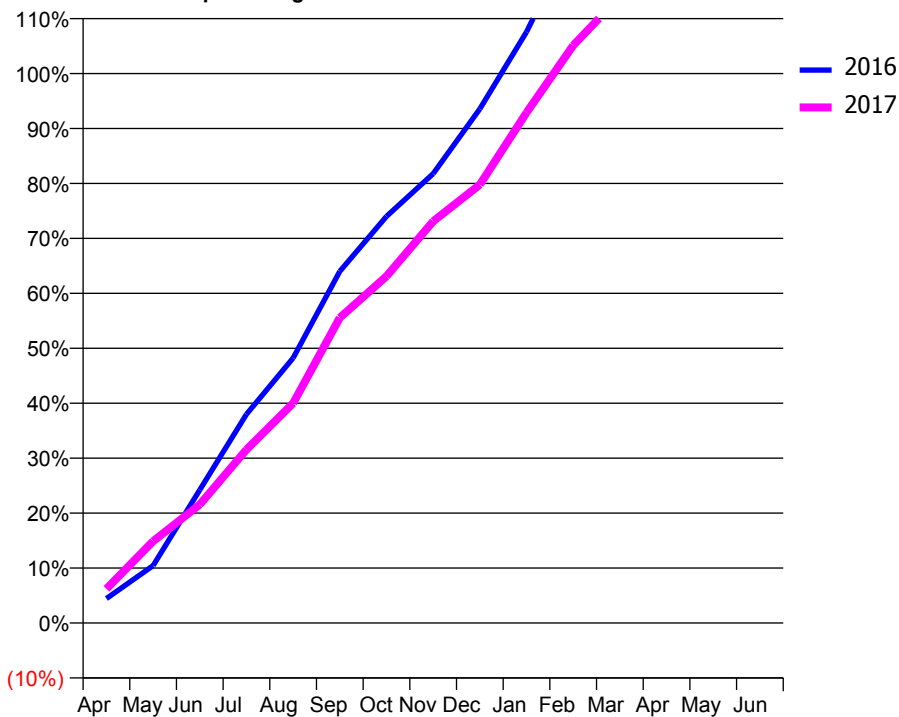
ACCESS*

Patients seen in 24 months	Total	Change since previous quarter
Quarter ending March 2016	366	
Quarter ending June 2016	356	↓
Quarter ending September 2016	349	↓
Quarter ending December 2016	339	↓
Quarter ending March 2017	323	↓
Variance since March 2016	(11.7%)	↓



ACTIVITY

Cumulative percentage of contracted UDA delivered 2016 & 2017



Month	Adjusted Scheduled Activity (UDA)	
	2016	2017
April	20	28
May	47	67
June	109	97
July	171	142
August	217	180
September	288	250
October	333	284
November	368	329
December	421	359
January	484	418
February	560	473
March	627	513
April	634	
May	634	
June	634	

QUALITY

	Quantity	Base Number	Contract	AT	Region	England
% of FP17s for the same patient ID Re-attending within 3 months - Children	17	540	3.1%	11.2%	12.0%	12.3%
% of FP17s for the same patient ID Re-attending within 3 months - Adults	1	12	8.3%	14.9%	16.0%	16.7%
% of FP17s for the same patient ID Re-attending between 3 & 9 months - Children	327	540	60.6%	56.1%	58.8%	57.6%
% of FP17s for the same patient ID Re-attending between 3 & 9 months - Adults	7	12	58.3%	47.9%	51.2%	50.1%
% of FP17s for Band 1 Urgent Courses	0	426	0.0%	8.5%	8.0%	9.1%
% of FP17s Relating to Free Repair or Replacements	0	426	0.0%	0.7%	0.8%	0.8%
% of FP17s Relating to Continuations	5	426	1.2%	1.0%	1.2%	1.2%
% of Patients satisfied with the dentistry they have received	0	0	N/A	92.7%	92.7%	92.8%
% of Patients satisfied with the time they had to wait for an appointment	0	0	N/A	87.3%	89.1%	88.7%

* This is based on patients treated on this contract for their most recent course of treatment. Figures in italics indicate the base number of FP17s or Patient Questionnaire responses are less than 100. N/A is shown where the base number of responses is less than 10 during the period. % is calculated as Quantity/Base number*100

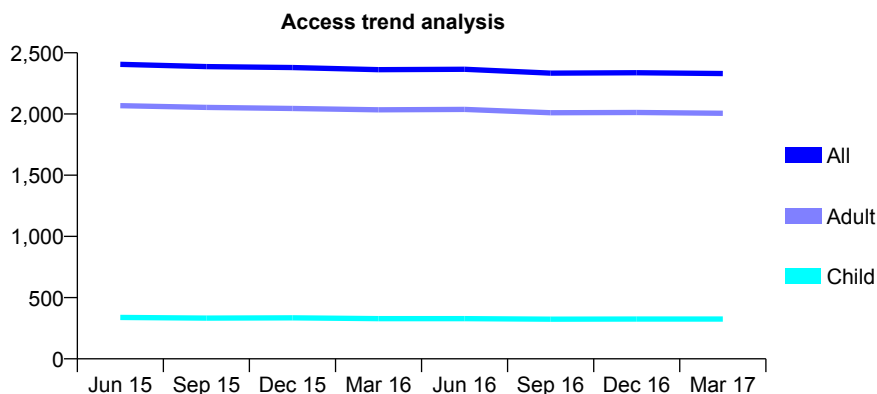
Q58 - Vital Signs At a Glance Contract Report for 908681/0001 - March 2017

Name or company name	MR AM MCGREGOR
Contract type name	GDS Contract
Purpose of contract	General
Contract start date	01/04/2006
Contract end date	

16/17 Contracted general activity (UDA)	6,292
Carry forward general activity (UDA)	71
16/17 Contracted orthodontic activity (UOA)	0
Carry forward orthodontic activity (UOA)	0
Baseline contract value	£144,284.74

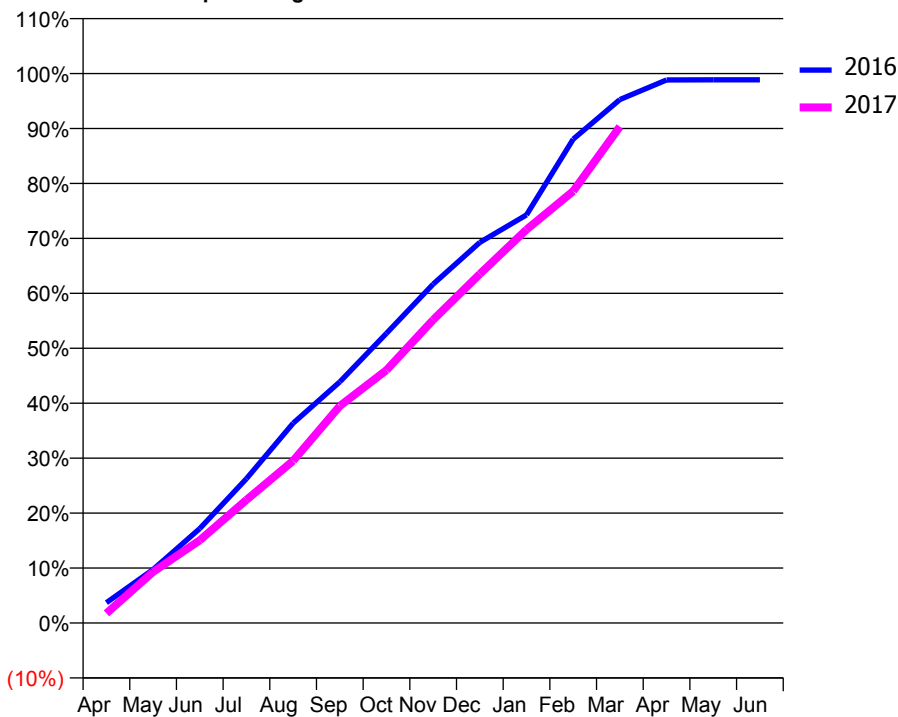
ACCESS*

Patients seen in 24 months	Total	Change since previous quarter
Quarter ending March 2016	2,362	
Quarter ending June 2016	2,366	→
Quarter ending September 2016	2,334	↓
Quarter ending December 2016	2,337	→
Quarter ending March 2017	2,331	→
Variance since March 2016	(1.3%)	↓



ACTIVITY

Cumulative percentage of contracted UDA delivered 2016 & 2017



Month	Adjusted Scheduled Activity (UDA)	
	2016	2017
April	233	110
May	613	586
June	1,082	948
July	1,654	1,411
August	2,288	1,857
September	2,762	2,485
October	3,317	2,896
November	3,881	3,471
December	4,358	3,997
January	4,673	4,505
February	5,541	4,945
March	5,993	5,683
April	6,218	
May	6,220	
June	6,220	

QUALITY

	Quantity	Base Number	Contract	AT	Region	England
% of FP17s for the same patient ID Re-attending within 3 months - Children	52	530	9.8%	11.2%	12.0%	12.3%
% of FP17s for the same patient ID Re-attending within 3 months - Adults	524	3,552	14.8%	14.9%	16.0%	16.7%
% of FP17s for the same patient ID Re-attending between 3 & 9 months - Children	350	530	66.0%	56.1%	58.8%	57.6%
% of FP17s for the same patient ID Re-attending between 3 & 9 months - Adults	2,450	3,552	69.0%	47.9%	51.2%	50.1%
% of FP17s for Band 1 Urgent Courses	267	3,911	6.8%	8.5%	8.0%	9.1%
% of FP17s Relating to Free Repair or Replacements	51	3,911	1.3%	0.7%	0.8%	0.8%
% of FP17s Relating to Continuations	16	3,911	0.4%	1.0%	1.2%	1.2%
% of Patients satisfied with the dentistry they have received	5	5	N/A	92.7%	92.7%	92.8%
% of Patients satisfied with the time they had to wait for an appointment	5	5	N/A	87.3%	89.1%	88.7%

* This is based on patients treated on this contract for their most recent course of treatment. Figures in italics indicate the base number of FP17s or Patient Questionnaire responses are less than 100. N/A is shown where the base number of responses is less than 10 during the period. % is calculated as Quantity/Base number*100

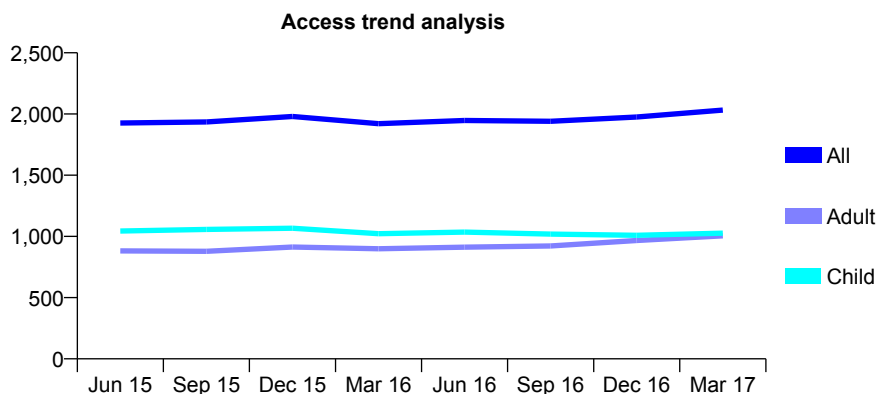
Q58 - Vital Signs At a Glance Contract Report for 908916/0001 - March 2017

Name or company name	Redbourn Dental Practice
Contract type name	GDS Contract
Purpose of contract	General
Contract start date	01/04/2006
Contract end date	

16/17 Contracted general activity (UDA)	4,829
Carry forward general activity (UDA)	0
16/17 Contracted orthodontic activity (UOA)	0
Carry forward orthodontic activity (UOA)	0
Baseline contract value	£118,277.30

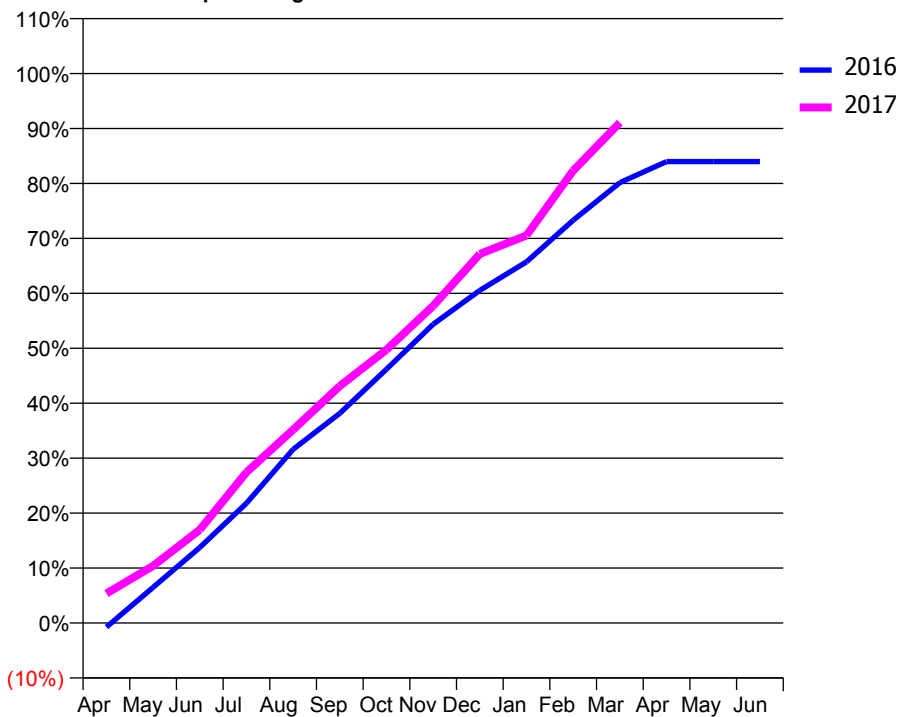
ACCESS*

Patients seen in 24 months	Total	Change since previous quarter
Quarter ending March 2016	1,921	
Quarter ending June 2016	1,947	→
Quarter ending September 2016	1,941	→
Quarter ending December 2016	1,976	→
Quarter ending March 2017	2,032	↑
Variance since March 2016	5.8%	↑



ACTIVITY

Cumulative percentage of contracted UDA delivered 2016 & 2017



Month	Adjusted Scheduled Activity (UDA)	
	2016	2017
April	-36	260
May	314	502
June	663	819
July	1,053	1,325
August	1,527	1,698
September	1,843	2,083
October	2,231	2,402
November	2,625	2,787
December	2,923	3,243
January	3,174	3,406
February	3,539	3,976
March	3,870	4,398
April	4,055	
May	4,055	
June	4,055	

QUALITY

	Quantity	Base Number	Contract	AT	Region	England
% of FP17s for the same patient ID Re-attending within 3 months - Children	95	1,389	6.8%	11.2%	12.0%	12.3%
% of FP17s for the same patient ID Re-attending within 3 months - Adults	112	994	11.3%	14.9%	16.0%	16.7%
% of FP17s for the same patient ID Re-attending between 3 & 9 months - Children	648	1,389	46.7%	56.1%	58.8%	57.6%
% of FP17s for the same patient ID Re-attending between 3 & 9 months - Adults	389	994	39.1%	47.9%	51.2%	50.1%
% of FP17s for Band 1 Urgent Courses	108	2,288	4.7%	8.5%	8.0%	9.1%
% of FP17s Relating to Free Repair or Replacements	6	2,288	0.3%	0.7%	0.8%	0.8%
% of FP17s Relating to Continuations	6	2,288	0.3%	1.0%	1.2%	1.2%
% of Patients satisfied with the dentistry they have received	2	2	N/A	92.7%	92.7%	92.8%
% of Patients satisfied with the time they had to wait for an appointment	2	2	N/A	87.3%	89.1%	88.7%

* This is based on patients treated on this contract for their most recent course of treatment. Figures in italics indicate the base number of FP17s or Patient Questionnaire responses are less than 100. N/A is shown where the base number of responses is less than 10 during the period. % is calculated as Quantity/Base number*100

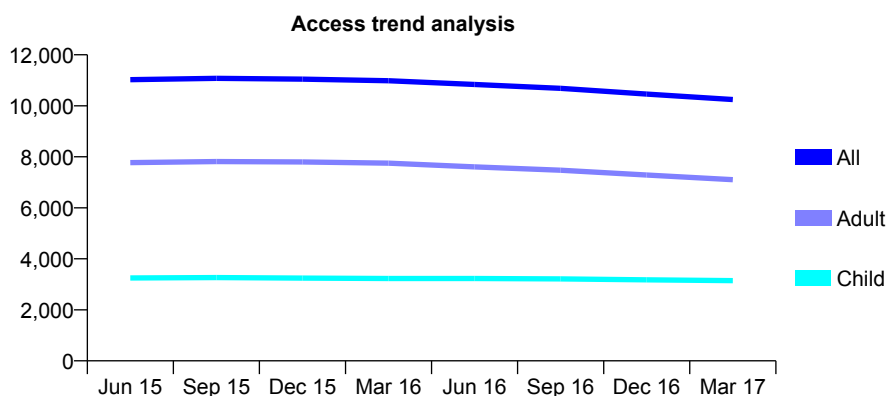
Q58 - Vital Signs At a Glance Contract Report for 910651/0001 - March 2017

Name or company name	MR GR EVANS
Contract type name	GDS Contract
Purpose of contract	General
Contract start date	01/04/2006
Contract end date	

16/17 Contracted general activity (UDA)	22,428
Carry forward general activity (UDA)	0
16/17 Contracted orthodontic activity (UOA)	0
Carry forward orthodontic activity (UOA)	0
Baseline contract value	£538,472.89

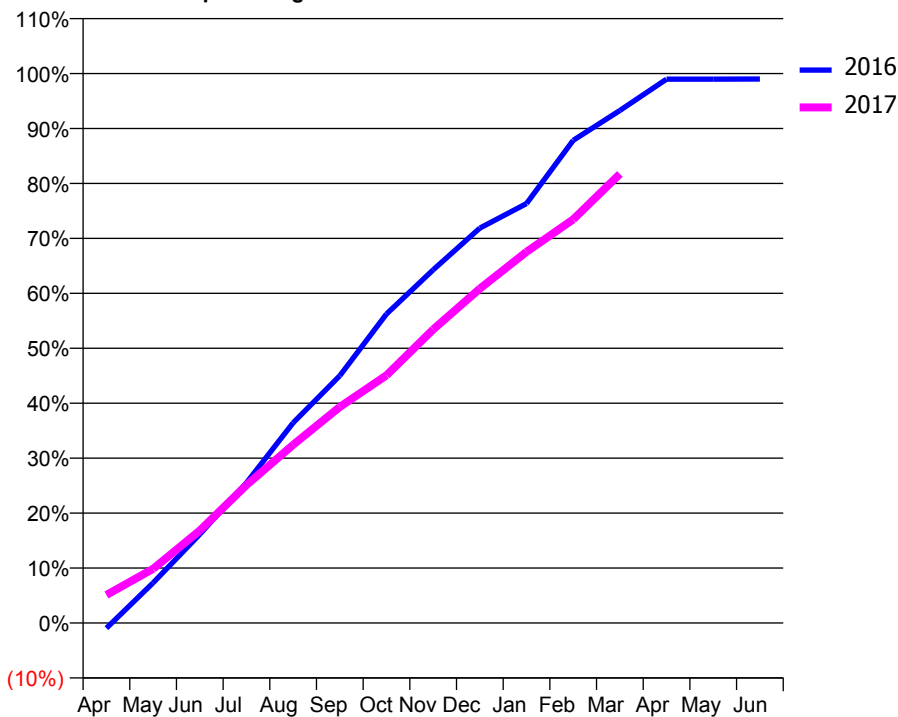
ACCESS*

Patients seen in 24 months	Total	Change since previous quarter
Quarter ending March 2016	10,981	
Quarter ending June 2016	10,838	↓
Quarter ending September 2016	10,684	↓
Quarter ending December 2016	10,460	↓
Quarter ending March 2017	10,248	↓
Variance since March 2016	(6.7%)	↓



ACTIVITY

Cumulative percentage of contracted UDA delivered 2016 & 2017



Adjusted Scheduled Activity (UDA)

Month	2016	2017
April	-215	1,148
May	1,640	2,215
June	3,621	3,773
July	5,725	5,629
August	8,175	7,275
September	10,094	8,820
October	12,613	10,108
November	14,414	11,980
December	16,121	13,648
January	17,120	15,151
February	19,698	16,470
March	20,920	18,327
April	22,196	
May	22,197	
June	22,204	

QUALITY

	Quantity	Base Number	Contract	AT	Region	England
% of FP17s for the same patient ID Re-attending within 3 months - Children	302	4,299	7.0%	11.2%	12.0%	12.3%
% of FP17s for the same patient ID Re-attending within 3 months - Adults	952	7,920	12.0%	14.9%	16.0%	16.7%
% of FP17s for the same patient ID Re-attending between 3 & 9 months - Children	2,372	4,299	55.2%	56.1%	58.8%	57.6%
% of FP17s for the same patient ID Re-attending between 3 & 9 months - Adults	3,631	7,920	45.8%	47.9%	51.2%	50.1%
% of FP17s for Band 1 Urgent Courses	656	10,224	6.4%	8.5%	8.0%	9.1%
% of FP17s Relating to Free Repair or Replacements	38	10,224	0.4%	0.7%	0.8%	0.8%
% of FP17s Relating to Continuations	155	10,224	1.5%	1.0%	1.2%	1.2%
% of Patients satisfied with the dentistry they have received	16	16	100.0%	92.7%	92.7%	92.8%
% of Patients satisfied with the time they had to wait for an appointment	13	16	81.3%	87.3%	89.1%	88.7%

* This is based on patients treated on this contract for their most recent course of treatment. Figures in italics indicate the base number of FP17s or Patient Questionnaire responses are less than 100. N/A is shown where the base number of responses is less than 10 during the period. % is calculated as Quantity/Base number*100

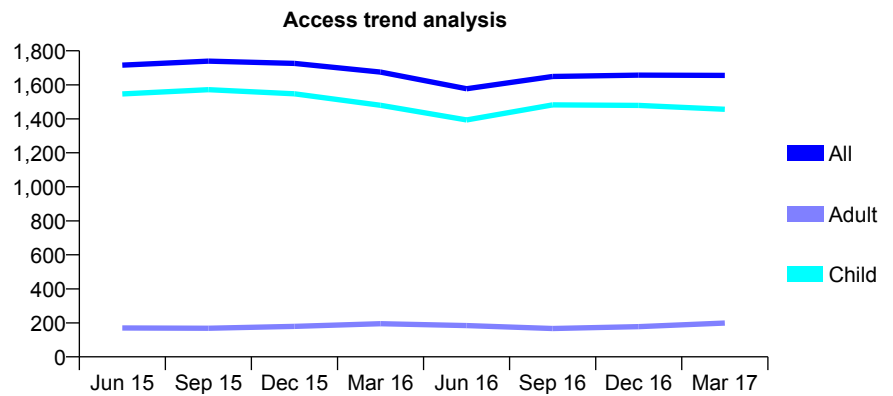
Q58 - Vital Signs At a Glance Contract Report for 911631/0002 - March 2017

Name or company name	MR V RAWAL
Contract type name	GDS Contract
Purpose of contract	General
Contract start date	01/04/2006
Contract end date	

16/17 Contracted general activity (UDA)	2,580
Carry forward general activity (UDA)	25
16/17 Contracted orthodontic activity (UOA)	0
Carry forward orthodontic activity (UOA)	0
Baseline contract value	£49,444.47

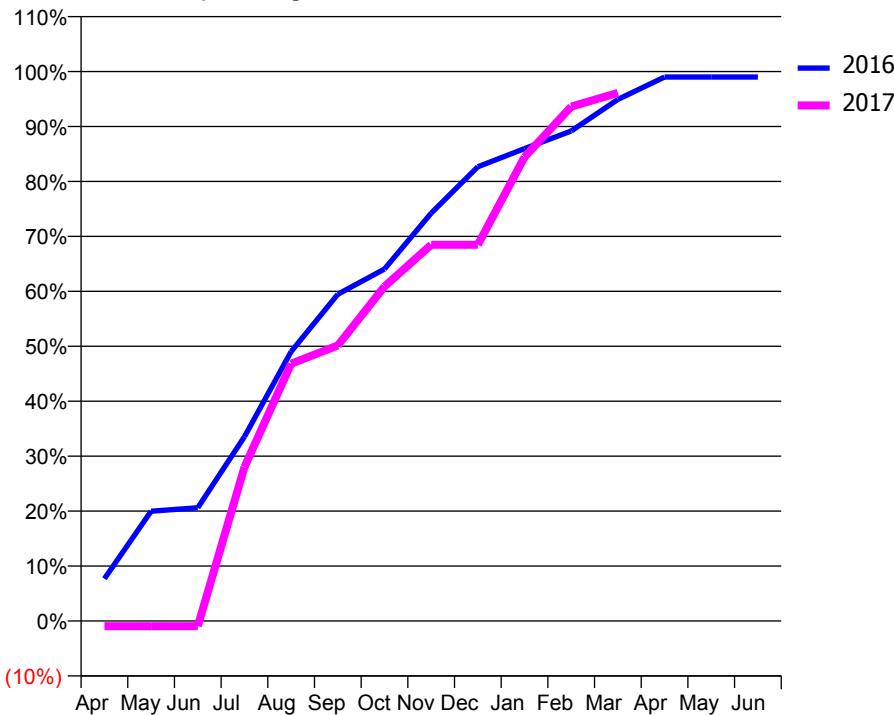
ACCESS*

Patients seen in 24 months	Total	Change since previous quarter
Quarter ending March 2016	1,675	
Quarter ending June 2016	1,577	↓
Quarter ending September 2016	1,649	↑
Quarter ending December 2016	1,657	→
Quarter ending March 2017	1,655	→
Variance since March 2016	(1.2%)	↓



ACTIVITY

Cumulative percentage of contracted UDA delivered 2016 & 2017



Month	Adjusted Scheduled Activity (UDA)	
	2016	2017
April	199	-25
May	516	-25
June	532	-25
July	866	723
August	1,265	1,208
September	1,534	1,294
October	1,652	1,571
November	1,915	1,766
December	2,133	1,766
January	2,218	2,179
February	2,301	2,415
March	2,449	2,480
April	2,554	
May	2,554	
June	2,554	

QUALITY

	Quantity	Base Number	Contract	AT	Region	England
% of FP17s for the same patient ID Re-attending within 3 months - Children	81	1,941	4.2%	11.2%	12.0%	12.3%
% of FP17s for the same patient ID Re-attending within 3 months - Adults	5	74	6.8%	14.9%	16.0%	16.7%
% of FP17s for the same patient ID Re-attending between 3 & 9 months - Children	950	1,941	48.9%	56.1%	58.8%	57.6%
% of FP17s for the same patient ID Re-attending between 3 & 9 months - Adults	34	74	45.9%	47.9%	51.2%	50.1%
% of FP17s for Band 1 Urgent Courses	58	1,946	3.0%	8.5%	8.0%	9.1%
% of FP17s Relating to Free Repair or Replacements	0	1,946	0.0%	0.7%	0.8%	0.8%
% of FP17s Relating to Continuations	21	1,946	1.1%	1.0%	1.2%	1.2%
% of Patients satisfied with the dentistry they have received	2	2	N/A	92.7%	92.7%	92.8%
% of Patients satisfied with the time they had to wait for an appointment	1	2	N/A	87.3%	89.1%	88.7%

* This is based on patients treated on this contract for their most recent course of treatment. Figures in italics indicate the base number of FP17s or Patient Questionnaire responses are less than 100. N/A is shown where the base number of responses is less than 10 during the period. % is calculated as Quantity/Base number*100

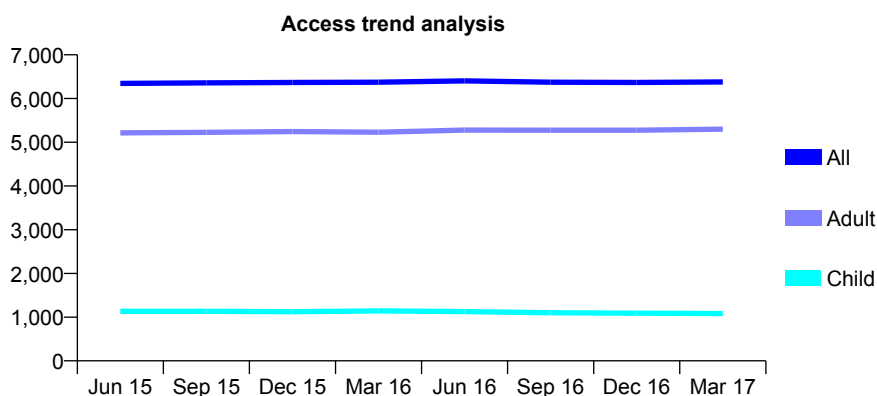
Q58 - Vital Signs At a Glance Contract Report for 917125/0001 - March 2017

Name or company name	Facial Aesthetic (UK) Ltd
Contract type name	GDS Contract
Purpose of contract	General
Contract start date	01/04/2006
Contract end date	

16/17 Contracted general activity (UDA)	25,239
Carry forward general activity (UDA)	0
16/17 Contracted orthodontic activity (UOA)	0
Carry forward orthodontic activity (UOA)	0
Baseline contract value	£613,751.16

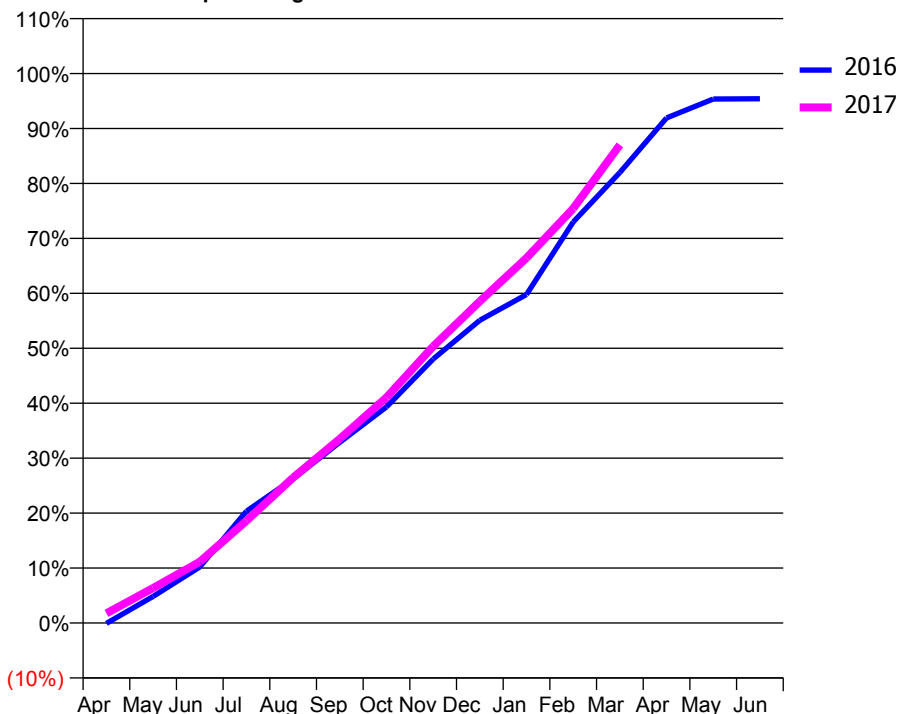
ACCESS*

Patients seen in 24 months	Total	Change since previous quarter
Quarter ending March 2016	6,372	
Quarter ending June 2016	6,404	→
Quarter ending September 2016	6,374	→
Quarter ending December 2016	6,366	→
Quarter ending March 2017	6,380	→
Variance since March 2016	0.1%	→



ACTIVITY

Cumulative percentage of contracted UDA delivered 2016 & 2017



Month	Adjusted Scheduled Activity (UDA)	
	2016	2017
April	-18	441
May	1,225	1,607
June	2,575	2,816
July	5,136	4,692
August	6,626	6,679
September	8,301	8,463
October	9,924	10,361
November	12,123	12,705
December	13,908	14,774
January	15,086	16,764
February	18,422	19,040
March	20,694	21,962
April	23,199	
May	24,068	
June	24,081	

QUALITY

	Quantity	Base Number	Contract	AT	Region	England
% of FP17s for the same patient ID Re-attending within 3 months - Children	120	1,597	7.5%	11.2%	12.0%	12.3%
% of FP17s for the same patient ID Re-attending within 3 months - Adults	991	7,471	13.3%	14.9%	16.0%	16.7%
% of FP17s for the same patient ID Re-attending between 3 & 9 months - Children	893	1,597	55.9%	56.1%	58.8%	57.6%
% of FP17s for the same patient ID Re-attending between 3 & 9 months - Adults	4,308	7,471	57.7%	47.9%	51.2%	50.1%
% of FP17s for Band 1 Urgent Courses	306	8,164	3.7%	8.5%	8.0%	9.1%
% of FP17s Relating to Free Repair or Replacements	133	8,164	1.6%	0.7%	0.8%	0.8%
% of FP17s Relating to Continuations	143	8,164	1.8%	1.0%	1.2%	1.2%
% of Patients satisfied with the dentistry they have received	23	23	100.0%	92.7%	92.7%	92.8%
% of Patients satisfied with the time they had to wait for an appointment	20	23	87.0%	87.3%	89.1%	88.7%

* This is based on patients treated on this contract for their most recent course of treatment. Figures in italics indicate the base number of FP17s or Patient Questionnaire responses are less than 100. N/A is shown where the base number of responses is less than 10 during the period. % is calculated as Quantity/Base number*100

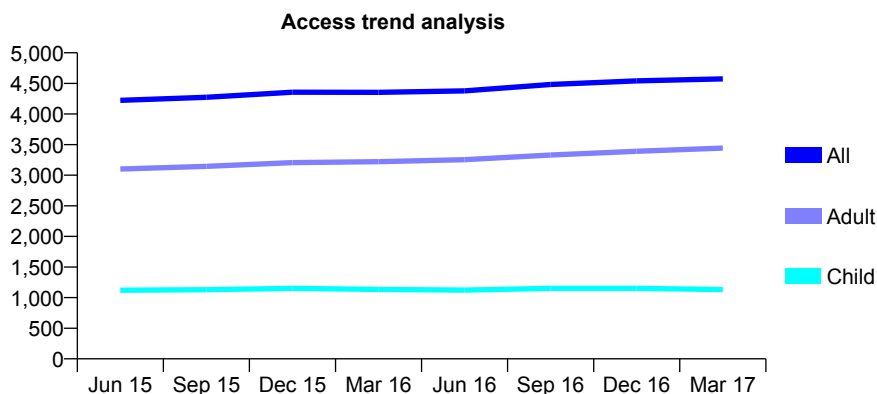
Q58 - Vital Signs At a Glance Contract Report for 917524/0001 - March 2017

Name or company name	MR MA WATTS
Contract type name	GDS Contract
Purpose of contract	General
Contract start date	01/04/2006
Contract end date	

16/17 Contracted general activity (UDA)	15,310
Carry forward general activity (UDA)	335
16/17 Contracted orthodontic activity (UOA)	0
Carry forward orthodontic activity (UOA)	0
Baseline contract value	£423,260.79

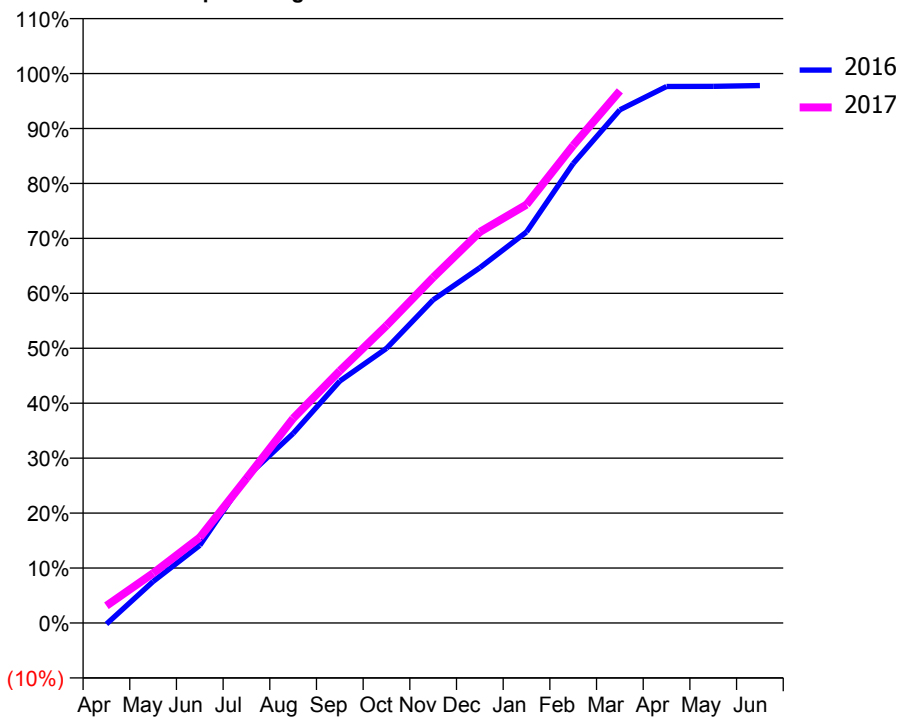
ACCESS*

Patients seen in 24 months	Total	Change since previous quarter
Quarter ending March 2016	4,355	
Quarter ending June 2016	4,378	→
Quarter ending September 2016	4,483	↑
Quarter ending December 2016	4,542	→
Quarter ending March 2017	4,575	→
Variance since March 2016	5.1%	↑



ACTIVITY

Cumulative percentage of contracted UDA delivered 2016 & 2017



Month	Adjusted Scheduled Activity (UDA)	
	2016	2017
April	-31	480
May	1,158	1,388
June	2,165	2,384
July	4,067	4,030
August	5,281	5,702
September	6,742	7,026
October	7,650	8,286
November	9,003	9,628
December	9,898	10,894
January	10,896	11,655
February	12,800	13,305
March	14,298	14,827
April	14,949	
May	14,952	
June	14,975	

QUALITY

	Quantity	Base Number	Contract	AT	Region	England
% of FP17s for the same patient ID Re-attending within 3 months - Children	94	1,525	6.2%	11.2%	12.0%	12.3%
% of FP17s for the same patient ID Re-attending within 3 months - Adults	601	3,977	15.1%	14.9%	16.0%	16.7%
% of FP17s for the same patient ID Re-attending between 3 & 9 months - Children	721	1,525	47.3%	56.1%	58.8%	57.6%
% of FP17s for the same patient ID Re-attending between 3 & 9 months - Adults	1,416	3,977	35.6%	47.9%	51.2%	50.1%
% of FP17s for Band 1 Urgent Courses	550	5,275	10.4%	8.5%	8.0%	9.1%
% of FP17s Relating to Free Repair or Replacements	9	5,275	0.2%	0.7%	0.8%	0.8%
% of FP17s Relating to Continuations	50	5,275	0.9%	1.0%	1.2%	1.2%
% of Patients satisfied with the dentistry they have received	16	16	100.0%	92.7%	92.7%	92.8%
% of Patients satisfied with the time they had to wait for an appointment	15	16	93.8%	87.3%	89.1%	88.7%

* This is based on patients treated on this contract for their most recent course of treatment. Figures in italics indicate the base number of FP17s or Patient Questionnaire responses are less than 100. N/A is shown where the base number of responses is less than 10 during the period. % is calculated as Quantity/Base number*100

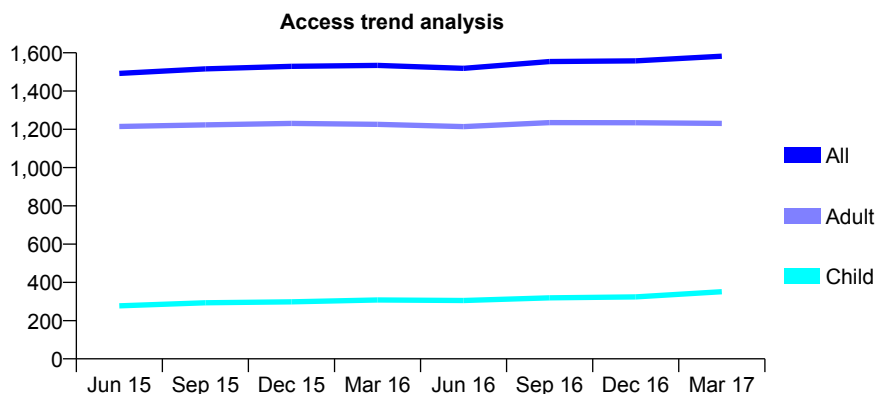
Q58 - Vital Signs At a Glance Contract Report for 927309/0001 - March 2017

Name or company name	MR BM AL-TAHAN
Contract type name	GDS Contract
Purpose of contract	General
Contract start date	01/04/2006
Contract end date	

16/17 Contracted general activity (UDA)	5,500
Carry forward general activity (UDA)	120
16/17 Contracted orthodontic activity (UOA)	0
Carry forward orthodontic activity (UOA)	0
Baseline contract value	£133,407.17

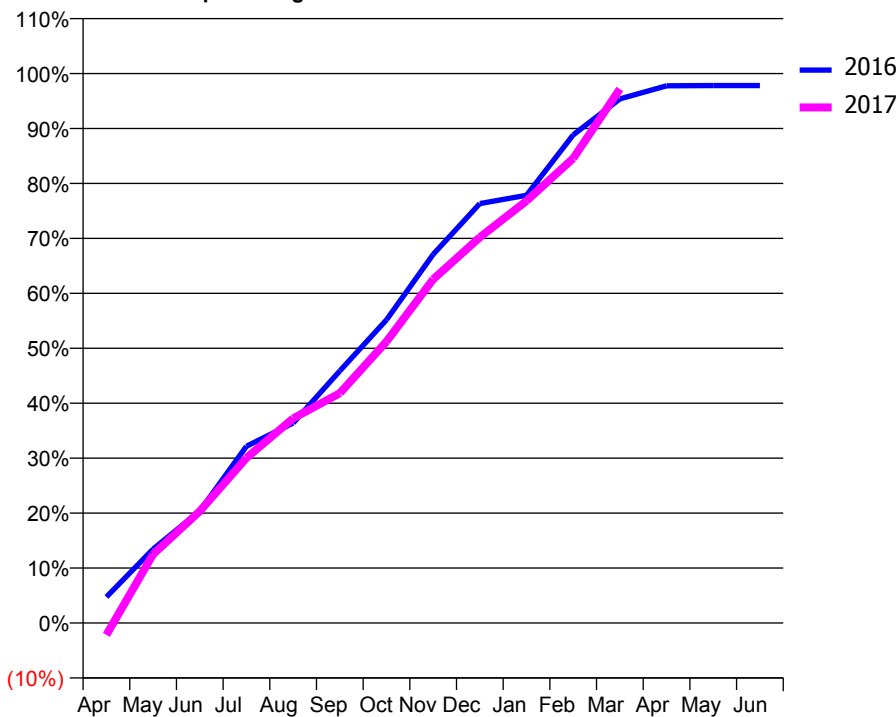
ACCESS*

Patients seen in 24 months	Total	Change since previous quarter
Quarter ending March 2016	1,534	
Quarter ending June 2016	1,519	→
Quarter ending September 2016	1,554	↑
Quarter ending December 2016	1,558	→
Quarter ending March 2017	1,582	→
Variance since March 2016	3.1%	↑



ACTIVITY

Cumulative percentage of contracted UDA delivered 2016 & 2017



Month	Adjusted Scheduled Activity (UDA)	
	2016	2017
April	261	-120
May	740	688
June	1,122	1,119
July	1,769	1,653
August	2,002	2,048
September	2,523	2,300
October	3,034	2,817
November	3,690	3,440
December	4,198	3,861
January	4,281	4,225
February	4,886	4,650
March	5,247	5,345
April	5,377	
May	5,380	
June	5,380	

QUALITY

	Quantity	Base Number	Contract	AT	Region	England
% of FP17s for the same patient ID Re-attending within 3 months - Children	16	467	3.4%	11.2%	12.0%	12.3%
% of FP17s for the same patient ID Re-attending within 3 months - Adults	169	1,726	9.8%	14.9%	16.0%	16.7%
% of FP17s for the same patient ID Re-attending between 3 & 9 months - Children	255	467	54.6%	56.1%	58.8%	57.6%
% of FP17s for the same patient ID Re-attending between 3 & 9 months - Adults	1,059	1,726	61.4%	47.9%	51.2%	50.1%
% of FP17s for Band 1 Urgent Courses	120	2,079	5.8%	8.5%	8.0%	9.1%
% of FP17s Relating to Free Repair or Replacements	8	2,079	0.4%	0.7%	0.8%	0.8%
% of FP17s Relating to Continuations	0	2,079	0.0%	1.0%	1.2%	1.2%
% of Patients satisfied with the dentistry they have received	3	3	N/A	92.7%	92.7%	92.8%
% of Patients satisfied with the time they had to wait for an appointment	3	3	N/A	87.3%	89.1%	88.7%

* This is based on patients treated on this contract for their most recent course of treatment. Figures in italics indicate the base number of FP17s or Patient Questionnaire responses are less than 100. N/A is shown where the base number of responses is less than 10 during the period. % is calculated as Quantity/Base number*100

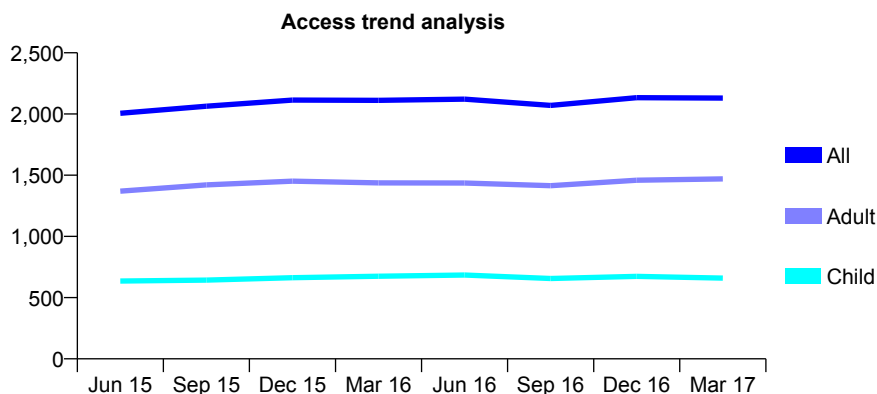
Q58 - Vital Signs At a Glance Contract Report for 927384/0002 - March 2017

Name or company name	MR M SHAH
Contract type name	GDS Contract
Purpose of contract	General
Contract start date	01/04/2006
Contract end date	

16/17 Contracted general activity (UDA)	6,266
Carry forward general activity (UDA)	227
16/17 Contracted orthodontic activity (UOA)	0
Carry forward orthodontic activity (UOA)	0
Baseline contract value	£162,898.91

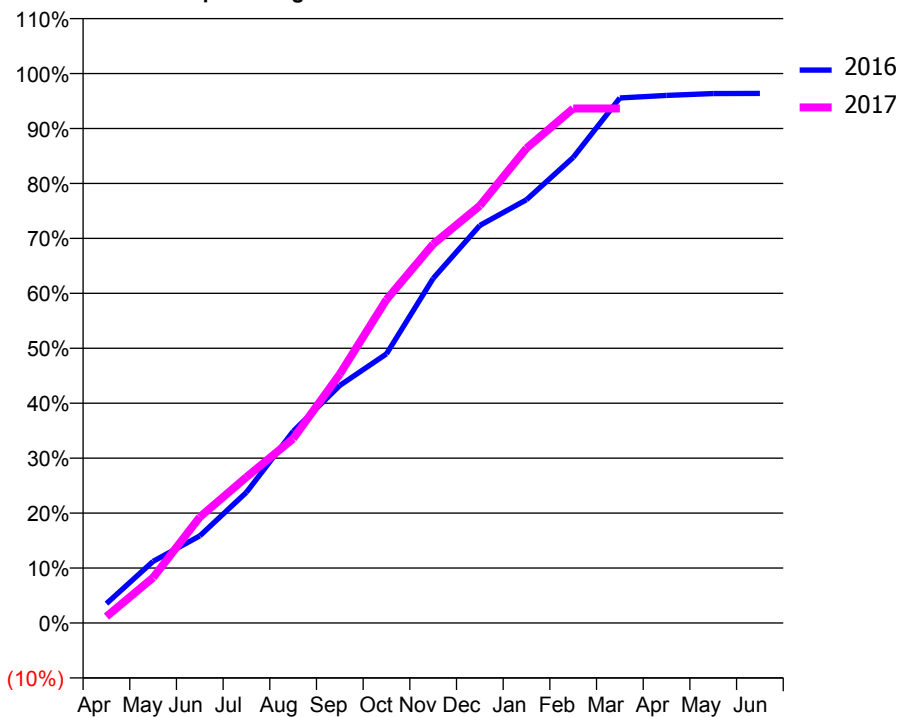
ACCESS*

Patients seen in 24 months	Total	Change since previous quarter
Quarter ending March 2016	2,112	
Quarter ending June 2016	2,121	→
Quarter ending September 2016	2,070	↓
Quarter ending December 2016	2,133	↑
Quarter ending March 2017	2,130	→
Variance since March 2016	0.9%	→



ACTIVITY

Cumulative percentage of contracted UDA delivered 2016 & 2017



Month	Adjusted Scheduled Activity (UDA)	
	2016	2017
April	222	73
May	703	517
June	993	1,208
July	1,491	1,664
August	2,185	2,102
September	2,709	2,838
October	3,069	3,688
November	3,930	4,321
December	4,534	4,759
January	4,828	5,414
February	5,309	5,867
March	5,987	5,867
April	6,016	
May	6,038	
June	6,039	

QUALITY

	Quantity	Base Number	Contract	AT	Region	England
% of FP17s for the same patient ID Re-attending within 3 months - Children	41	884	4.6%	11.2%	12.0%	12.3%
% of FP17s for the same patient ID Re-attending within 3 months - Adults	179	1,590	11.3%	14.9%	16.0%	16.7%
% of FP17s for the same patient ID Re-attending between 3 & 9 months - Children	565	884	63.9%	56.1%	58.8%	57.6%
% of FP17s for the same patient ID Re-attending between 3 & 9 months - Adults	767	1,590	48.2%	47.9%	51.2%	50.1%
% of FP17s for Band 1 Urgent Courses	151	2,426	6.2%	8.5%	8.0%	9.1%
% of FP17s Relating to Free Repair or Replacements	12	2,426	0.5%	0.7%	0.8%	0.8%
% of FP17s Relating to Continuations	28	2,426	1.2%	1.0%	1.2%	1.2%
% of Patients satisfied with the dentistry they have received	0	0	N/A	92.7%	92.7%	92.8%
% of Patients satisfied with the time they had to wait for an appointment	0	0	N/A	87.3%	89.1%	88.7%

* This is based on patients treated on this contract for their most recent course of treatment. Figures in italics indicate the base number of FP17s or Patient Questionnaire responses are less than 100. N/A is shown where the base number of responses is less than 10 during the period. % is calculated as Quantity/Base number*100

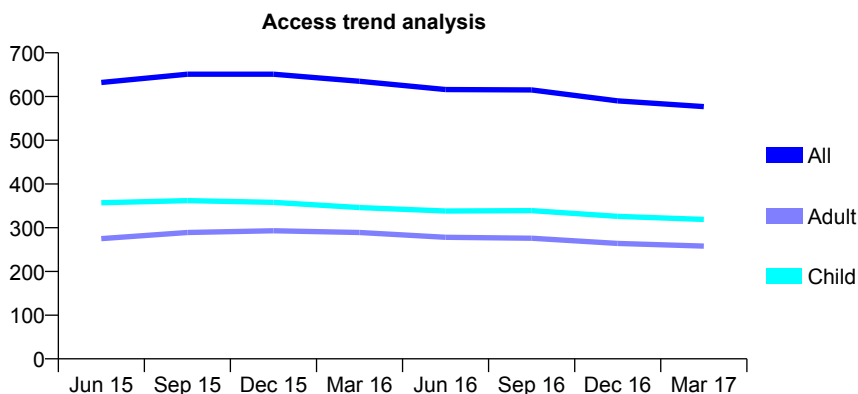
Q58 - Vital Signs At a Glance Contract Report for 927473/0001 - March 2017

Name or company name	MISS PE PRICE
Contract type name	GDS Contract
Purpose of contract	General
Contract start date	02/10/2013
Contract end date	

16/17 Contracted general activity (UDA)	1,500
Carry forward general activity (UDA)	15
16/17 Contracted orthodontic activity (UOA)	0
Carry forward orthodontic activity (UOA)	0
Baseline contract value	£30,549.89

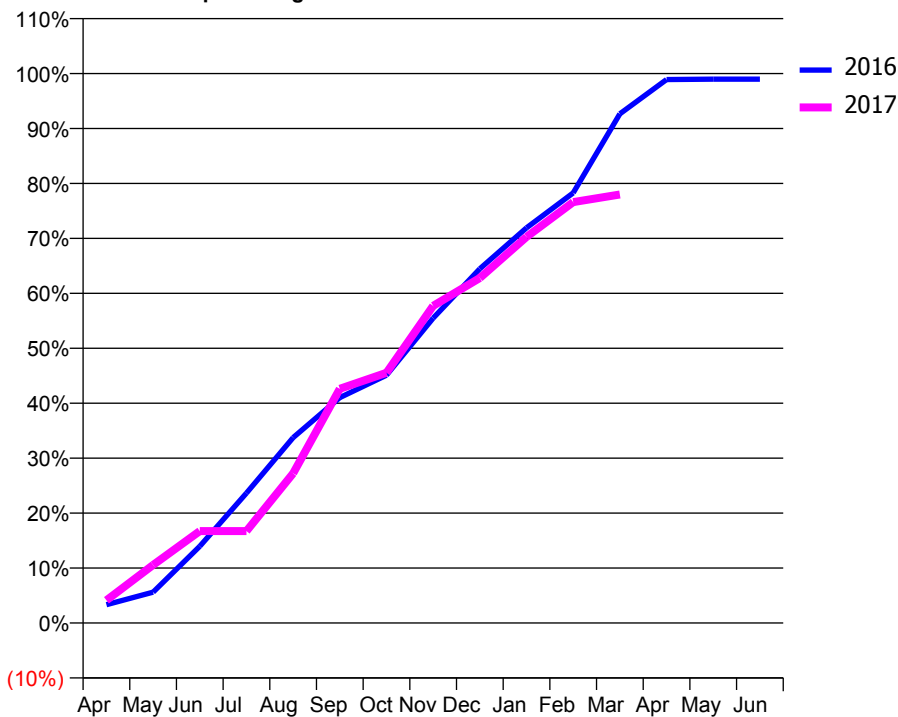
ACCESS*

Patients seen in 24 months	Total	Change since previous quarter
Quarter ending March 2016	635	
Quarter ending June 2016	616	↓
Quarter ending September 2016	615	→
Quarter ending December 2016	590	↓
Quarter ending March 2017	577	↓
Variance since March 2016	(9.1%)	↓



ACTIVITY

Cumulative percentage of contracted UDA delivered 2016 & 2017



Month	Adjusted Scheduled Activity (UDA)	
	2016	2017
April	50	62
May	84	158
June	209	251
July	355	251
August	506	409
September	615	639
October	677	683
November	832	866
December	967	942
January	1,079	1,054
February	1,174	1,149
March	1,390	1,170
April	1,483	
May	1,485	
June	1,485	

QUALITY

	Quantity	Base Number	Contract	AT	Region	England
% of FP17s for the same patient ID Re-attending within 3 months - Children	34	500	6.8%	11.2%	12.0%	12.3%
% of FP17s for the same patient ID Re-attending within 3 months - Adults	51	282	18.1%	14.9%	16.0%	16.7%
% of FP17s for the same patient ID Re-attending between 3 & 9 months - Children	307	500	61.4%	56.1%	58.8%	57.6%
% of FP17s for the same patient ID Re-attending between 3 & 9 months - Adults	150	282	53.2%	47.9%	51.2%	50.1%
% of FP17s for Band 1 Urgent Courses	34	722	4.7%	8.5%	8.0%	9.1%
% of FP17s Relating to Free Repair or Replacements	4	722	0.6%	0.7%	0.8%	0.8%
% of FP17s Relating to Continuations	0	722	0.0%	1.0%	1.2%	1.2%
% of Patients satisfied with the dentistry they have received	0	0	N/A	92.7%	92.7%	92.8%
% of Patients satisfied with the time they had to wait for an appointment	0	0	N/A	87.3%	89.1%	88.7%

* This is based on patients treated on this contract for their most recent course of treatment. Figures in italics indicate the base number of FP17s or Patient Questionnaire responses are less than 100. N/A is shown where the base number of responses is less than 10 during the period. % is calculated as Quantity/Base number*100

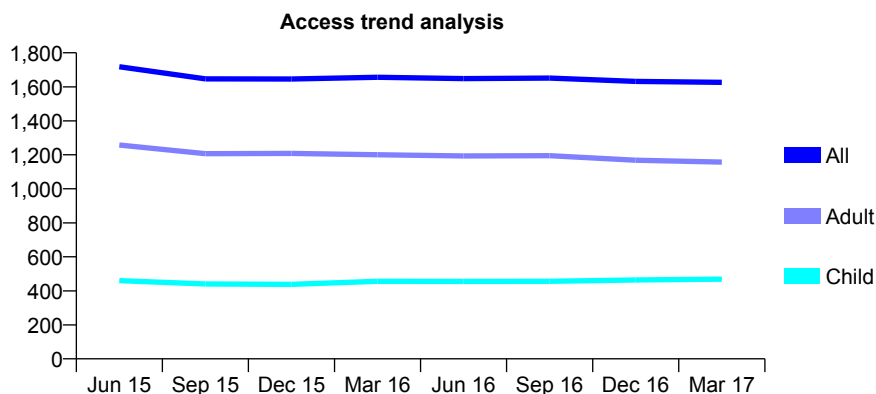
Q58 - Vital Signs At a Glance Contract Report for 935522/0001 - March 2017

Name or company name	MISS P ABDOLLAHI
Contract type name	GDS Contract
Purpose of contract	General
Contract start date	01/04/2006
Contract end date	

16/17 Contracted general activity (UDA)	3,914
Carry forward general activity (UDA)	0
16/17 Contracted orthodontic activity (UOA)	0
Carry forward orthodontic activity (UOA)	0
Baseline contract value	£99,111.57

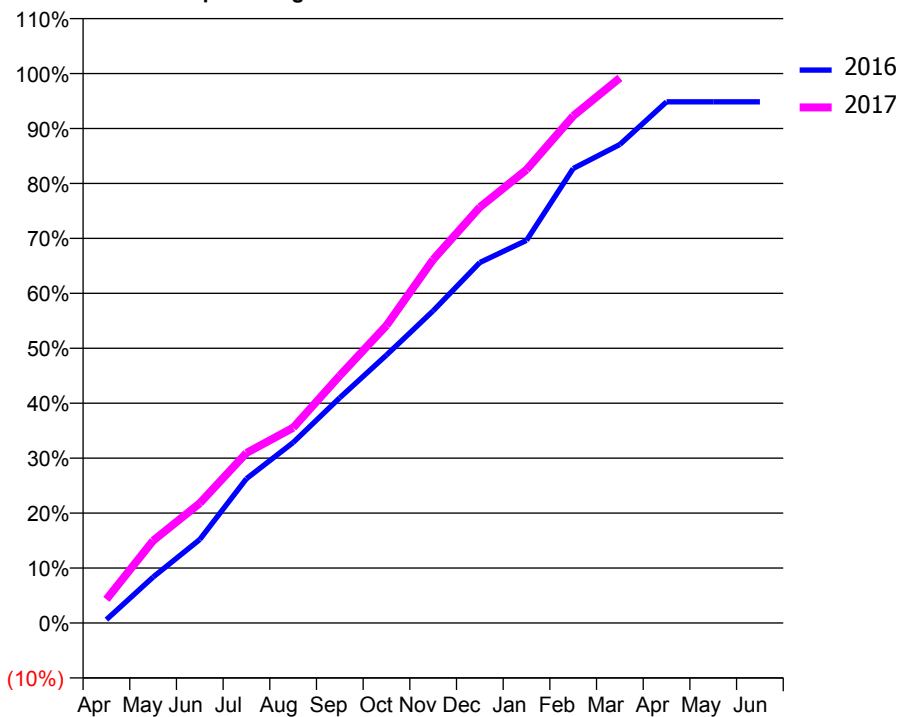
ACCESS*

Patients seen in 24 months	Total	Change since previous quarter
Quarter ending March 2016	1,656	
Quarter ending June 2016	1,648	→
Quarter ending September 2016	1,651	→
Quarter ending December 2016	1,632	↓
Quarter ending March 2017	1,626	→
Variance since March 2016	(1.8%)	↓



ACTIVITY

Cumulative percentage of contracted UDA delivered 2016 & 2017



Month	Adjusted Scheduled Activity (UDA)	
	2016	2017
April	28	168
May	369	587
June	671	854
July	1,159	1,212
August	1,449	1,391
September	1,810	1,762
October	2,153	2,120
November	2,508	2,588
December	2,896	2,962
January	3,074	3,229
February	3,651	3,612
March	3,844	3,882
April	4,187	
May	4,187	
June	4,187	

QUALITY

	Quantity	Base Number	Contract	AT	Region	England
% of FP17s for the same patient ID Re-attending within 3 months - Children	45	617	7.3%	11.2%	12.0%	12.3%
% of FP17s for the same patient ID Re-attending within 3 months - Adults	196	1,417	13.8%	14.9%	16.0%	16.7%
% of FP17s for the same patient ID Re-attending between 3 & 9 months - Children	234	617	37.9%	56.1%	58.8%	57.6%
% of FP17s for the same patient ID Re-attending between 3 & 9 months - Adults	534	1,417	37.7%	47.9%	51.2%	50.1%
% of FP17s for Band 1 Urgent Courses	120	1,883	6.4%	8.5%	8.0%	9.1%
% of FP17s Relating to Free Repair or Replacements	6	1,883	0.3%	0.7%	0.8%	0.8%
% of FP17s Relating to Continuations	23	1,883	1.2%	1.0%	1.2%	1.2%
% of Patients satisfied with the dentistry they have received	2	2	N/A	92.7%	92.7%	92.8%
% of Patients satisfied with the time they had to wait for an appointment	2	2	N/A	87.3%	89.1%	88.7%

* This is based on patients treated on this contract for their most recent course of treatment. Figures in italics indicate the base number of FP17s or Patient Questionnaire responses are less than 100. N/A is shown where the base number of responses is less than 10 during the period. % is calculated as Quantity/Base number*100

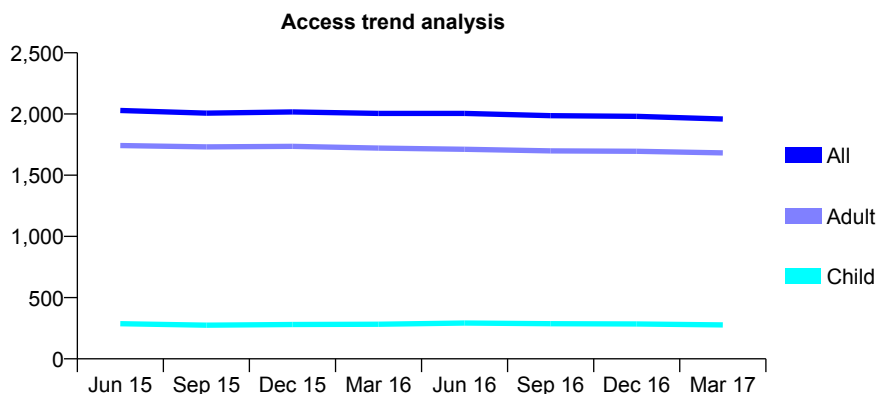
Q58 - Vital Signs At a Glance Contract Report for 935778/0001 - March 2017

Name or company name	MR M MOKHTARI
Contract type name	GDS Contract
Purpose of contract	General
Contract start date	01/04/2006
Contract end date	

16/17 Contracted general activity (UDA)	6,756
Carry forward general activity (UDA)	7
16/17 Contracted orthodontic activity (UOA)	0
Carry forward orthodontic activity (UOA)	0
Baseline contract value	£206,887.69

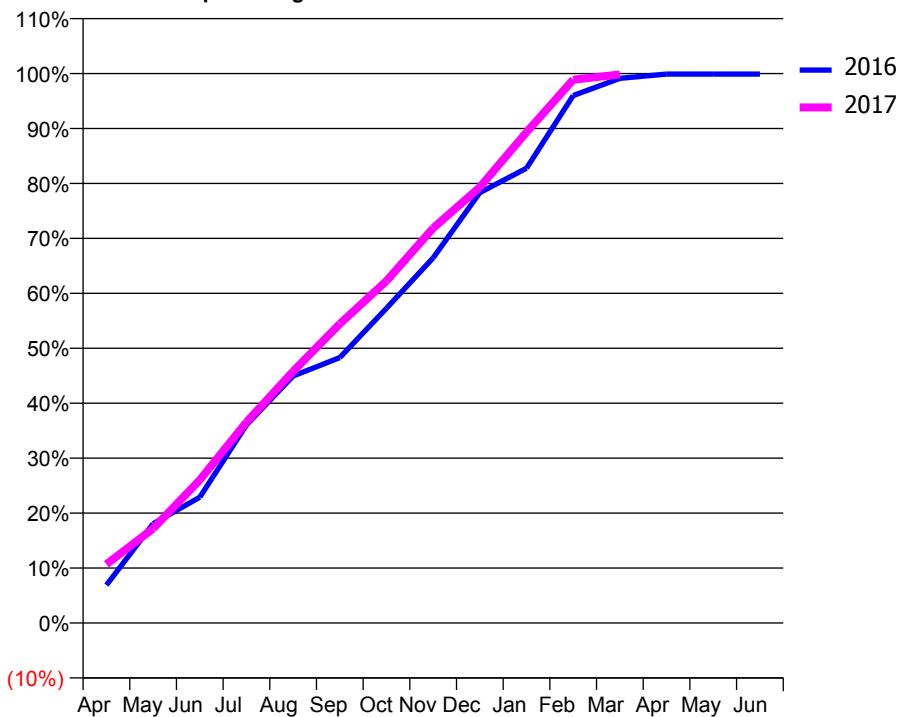
ACCESS*

Patients seen in 24 months	Total	Change since previous quarter
Quarter ending March 2016	2,005	
Quarter ending June 2016	2,005	→
Quarter ending September 2016	1,986	→
Quarter ending December 2016	1,981	→
Quarter ending March 2017	1,959	↓
Variance since March 2016	(2.3%)	↓



ACTIVITY

Cumulative percentage of contracted UDA delivered 2016 & 2017



Month	Adjusted Scheduled Activity (UDA)	
	2016	2017
April	466	722
May	1,221	1,162
June	1,547	1,759
July	2,436	2,470
August	3,036	3,094
September	3,263	3,678
October	3,869	4,207
November	4,490	4,856
December	5,292	5,359
January	5,591	6,034
February	6,485	6,680
March	6,696	6,744
April	6,748	
May	6,748	
June	6,748	

QUALITY

	Quantity	Base Number	Contract	AT	Region	England
% of FP17s for the same patient ID Re-attending within 3 months - Children	12	454	2.6%	11.2%	12.0%	12.3%
% of FP17s for the same patient ID Re-attending within 3 months - Adults	415	2,982	13.9%	14.9%	16.0%	16.7%
% of FP17s for the same patient ID Re-attending between 3 & 9 months - Children	334	454	73.6%	56.1%	58.8%	57.6%
% of FP17s for the same patient ID Re-attending between 3 & 9 months - Adults	2,088	2,982	70.0%	47.9%	51.2%	50.1%
% of FP17s for Band 1 Urgent Courses	12	3,418	0.4%	8.5%	8.0%	9.1%
% of FP17s Relating to Free Repair or Replacements	43	3,418	1.3%	0.7%	0.8%	0.8%
% of FP17s Relating to Continuations	40	3,418	1.2%	1.0%	1.2%	1.2%
% of Patients satisfied with the dentistry they have received	4	4	N/A	92.7%	92.7%	92.8%
% of Patients satisfied with the time they had to wait for an appointment	4	4	N/A	87.3%	89.1%	88.7%

* This is based on patients treated on this contract for their most recent course of treatment. Figures in italics indicate the base number of FP17s or Patient Questionnaire responses are less than 100. N/A is shown where the base number of responses is less than 10 during the period. % is calculated as Quantity/Base number*100

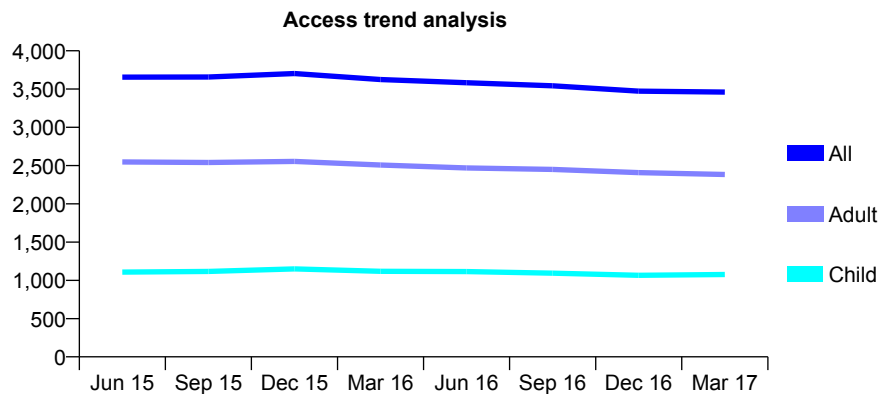
Q58 - Vital Signs At a Glance Contract Report for 939544/0001 - March 2017

Name or company name	MISS SS WADHWANI
Contract type name	GDS Contract
Purpose of contract	General
Contract start date	01/04/2006
Contract end date	

16/17 Contracted general activity (UDA)	7,512
Carry forward general activity (UDA)	-39
16/17 Contracted orthodontic activity (UOA)	0
Carry forward orthodontic activity (UOA)	0
Baseline contract value	£233,926.11

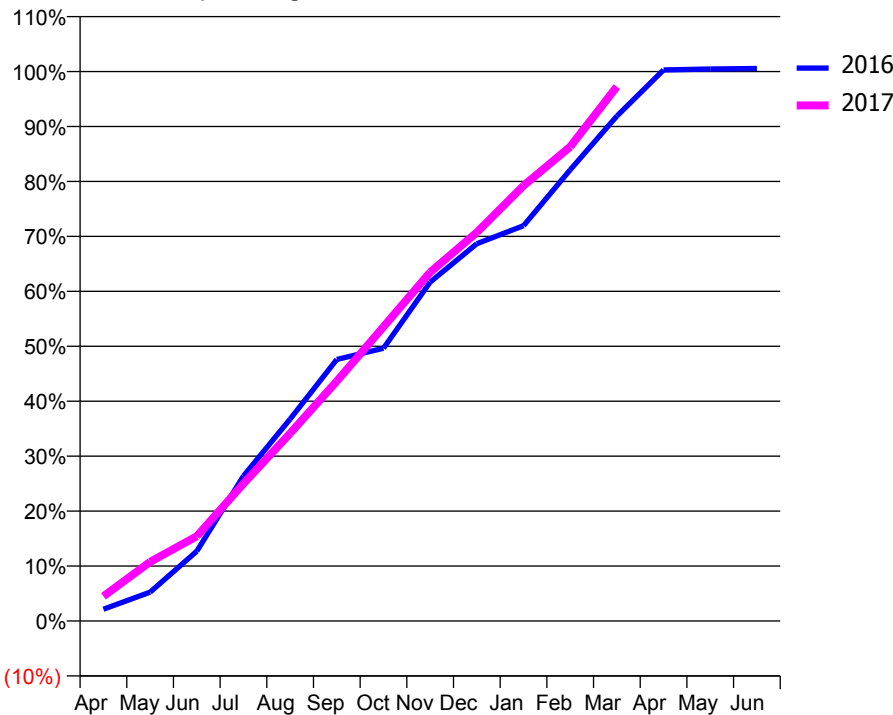
ACCESS*

Patients seen in 24 months	Total	Change since previous quarter
Quarter ending March 2016	3,625	
Quarter ending June 2016	3,583	↓
Quarter ending September 2016	3,542	↓
Quarter ending December 2016	3,473	↓
Quarter ending March 2017	3,460	→
Variance since March 2016	(4.6%)	↓



ACTIVITY

Cumulative percentage of contracted UDA delivered 2016 & 2017



Month	Adjusted Scheduled Activity (UDA)	
	2016	2017
April	150	339
May	369	808
June	892	1,159
July	1,850	1,878
August	2,577	2,566
September	3,338	3,279
October	3,480	4,022
November	4,324	4,768
December	4,815	5,312
January	5,045	5,950
February	5,757	6,483
March	6,444	7,306
April	7,032	
May	7,044	
June	7,051	

QUALITY

	Quantity	Base Number	Contract	AT	Region	England
% of FP17s for the same patient ID Re-attending within 3 months - Children	63	1,365	4.6%	11.2%	12.0%	12.3%
% of FP17s for the same patient ID Re-attending within 3 months - Adults	459	3,037	15.1%	14.9%	16.0%	16.7%
% of FP17s for the same patient ID Re-attending between 3 & 9 months - Children	528	1,365	38.7%	56.1%	58.8%	57.6%
% of FP17s for the same patient ID Re-attending between 3 & 9 months - Adults	1,004	3,037	33.1%	47.9%	51.2%	50.1%
% of FP17s for Band 1 Urgent Courses	361	3,526	10.2%	8.5%	8.0%	9.1%
% of FP17s Relating to Free Repair or Replacements	27	3,526	0.8%	0.7%	0.8%	0.8%
% of FP17s Relating to Continuations	67	3,526	1.9%	1.0%	1.2%	1.2%
% of Patients satisfied with the dentistry they have received	3	3	N/A	92.7%	92.7%	92.8%
% of Patients satisfied with the time they had to wait for an appointment	3	3	N/A	87.3%	89.1%	88.7%

* This is based on patients treated on this contract for their most recent course of treatment. Figures in italics indicate the base number of FP17s or Patient Questionnaire responses are less than 100. N/A is shown where the base number of responses is less than 10 during the period. % is calculated as Quantity/Base number*100

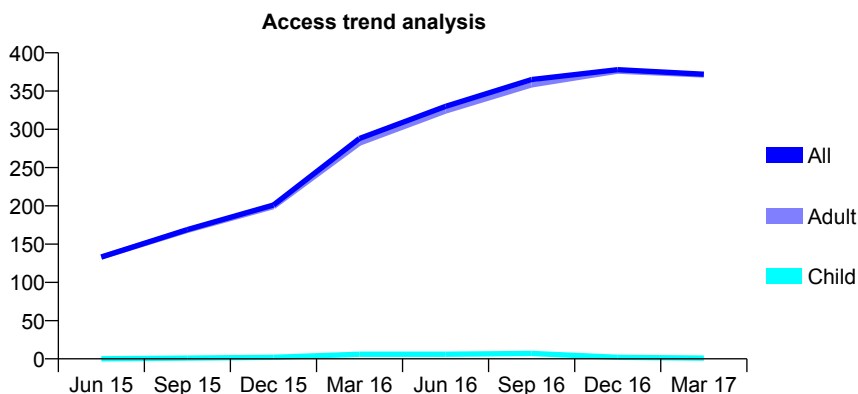
Q58 - Vital Signs At a Glance Contract Report for 939544/0002 - March 2017

Name or company name	MISS SS WADHWANI
Contract type name	PDS Contract
Purpose of contract	General
Contract start date	01/09/2014
Contract end date	31/08/2017

16/17 Contracted general activity (UDA)	856
Carry forward general activity (UDA)	0
16/17 Contracted orthodontic activity (UOA)	0
Carry forward orthodontic activity (UOA)	0
Baseline contract value	£54,241.07

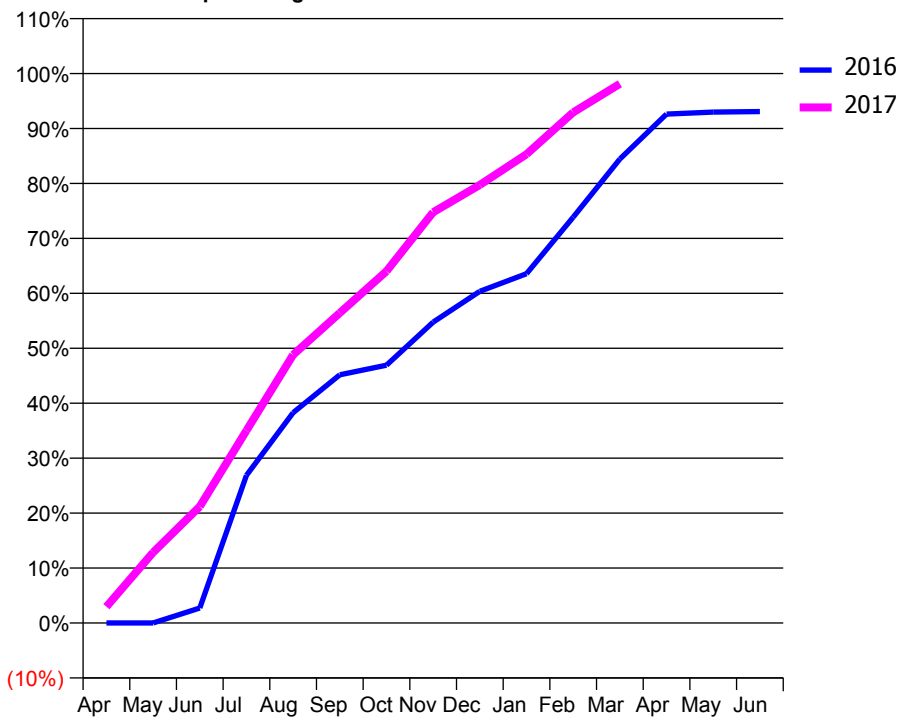
ACCESS*

Patients seen in 24 months	Total	Change since previous quarter
Quarter ending March 2016	288	
Quarter ending June 2016	330	↑
Quarter ending September 2016	365	↑
Quarter ending December 2016	378	↑
Quarter ending March 2017	372	↓
Variance since March 2016	29.2%	↑



ACTIVITY

Cumulative percentage of contracted UDA delivered 2016 & 2017



Month	Adjusted Scheduled Activity (UDA)	
	2016	2017
April	0	25
May	0	110
June	23	181
July	230	300
August	328	418
September	387	483
October	402	548
November	469	640
December	517	682
January	544	730
February	632	795
March	723	840
April	793	
May	796	
June	797	

QUALITY

	Quantity	Base Number	Contract	AT	Region	England
% of FP17s for the same patient ID Re-attending within 3 months - Children	0	5	0.0%	11.2%	12.0%	12.3%
% of FP17s for the same patient ID Re-attending within 3 months - Adults	36	397	9.1%	14.9%	16.0%	16.7%
% of FP17s for the same patient ID Re-attending between 3 & 9 months - Children	0	5	0.0%	56.1%	58.8%	57.6%
% of FP17s for the same patient ID Re-attending between 3 & 9 months - Adults	101	397	25.4%	47.9%	51.2%	50.1%
% of FP17s for Band 1 Urgent Courses	65	366	17.8%	8.5%	8.0%	9.1%
% of FP17s Relating to Free Repair or Replacements	0	366	0.0%	0.7%	0.8%	0.8%
% of FP17s Relating to Continuations	3	366	0.8%	1.0%	1.2%	1.2%
% of Patients satisfied with the dentistry they have received	0	1	N/A	92.7%	92.7%	92.8%
% of Patients satisfied with the time they had to wait for an appointment	0	1	N/A	87.3%	89.1%	88.7%

* This is based on patients treated on this contract for their most recent course of treatment. Figures in italics indicate the base number of FP17s or Patient Questionnaire responses are less than 100. N/A is shown where the base number of responses is less than 10 during the period. % is calculated as Quantity/Base number*100

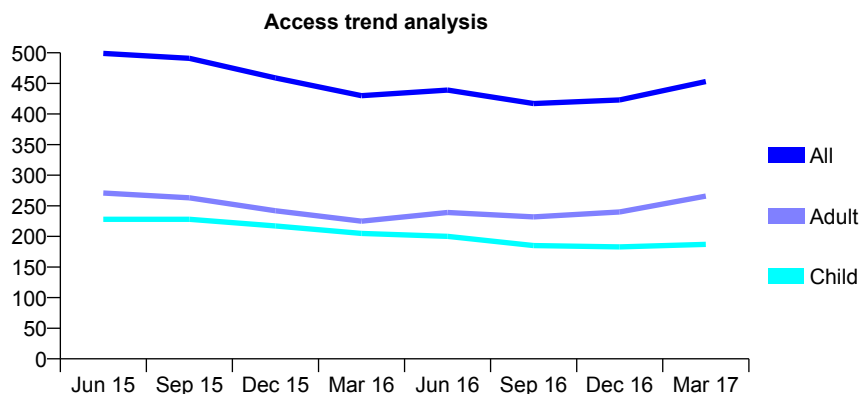
Q58 - Vital Signs At a Glance Contract Report for 940984/0001 - March 2017

Name or company name	MR NL SLACK
Contract type name	GDS Contract
Purpose of contract	General
Contract start date	01/04/2006
Contract end date	

16/17 Contracted general activity (UDA)	1,326
Carry forward general activity (UDA)	21
16/17 Contracted orthodontic activity (UOA)	0
Carry forward orthodontic activity (UOA)	0
Baseline contract value	£37,868.23

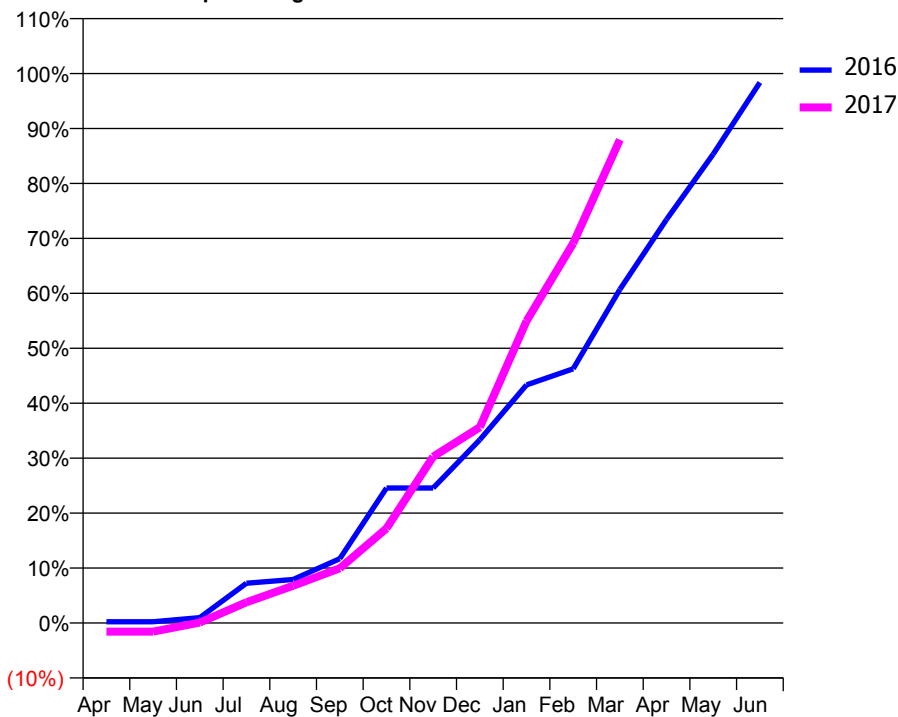
ACCESS*

Patients seen in 24 months	Total	Change since previous quarter
Quarter ending March 2016	430	
Quarter ending June 2016	439	↑
Quarter ending September 2016	417	↓
Quarter ending December 2016	423	→
Quarter ending March 2017	453	↑
Variance since March 2016	5.3%	↑



ACTIVITY

Cumulative percentage of contracted UDA delivered 2016 & 2017



Month	Adjusted Scheduled Activity (UDA)	
	2016	2017
April	3	-21
May	3	-21
June	13	1
July	96	50
August	105	90
September	155	132
October	326	228
November	326	401
December	442	472
January	574	729
February	613	916
March	805	1,166
April	974	
May	1,131	
June	1,304	

QUALITY

	Quantity	Base Number	Contract	AT	Region	England
% of FP17s for the same patient ID Re-attending within 3 months - Children	16	360	4.4%	11.2%	12.0%	12.3%
% of FP17s for the same patient ID Re-attending within 3 months - Adults	20	305	6.6%	14.9%	16.0%	16.7%
% of FP17s for the same patient ID Re-attending between 3 & 9 months - Children	258	360	71.7%	56.1%	58.8%	57.6%
% of FP17s for the same patient ID Re-attending between 3 & 9 months - Adults	122	305	40.0%	47.9%	51.2%	50.1%
% of FP17s for Band 1 Urgent Courses	7	506	1.4%	8.5%	8.0%	9.1%
% of FP17s Relating to Free Repair or Replacements	0	506	0.0%	0.7%	0.8%	0.8%
% of FP17s Relating to Continuations	0	506	0.0%	1.0%	1.2%	1.2%
% of Patients satisfied with the dentistry they have received	0	0	N/A	92.7%	92.7%	92.8%
% of Patients satisfied with the time they had to wait for an appointment	0	0	N/A	87.3%	89.1%	88.7%

* This is based on patients treated on this contract for their most recent course of treatment. Figures in italics indicate the base number of FP17s or Patient Questionnaire responses are less than 100. N/A is shown where the base number of responses is less than 10 during the period. % is calculated as Quantity/Base number*100

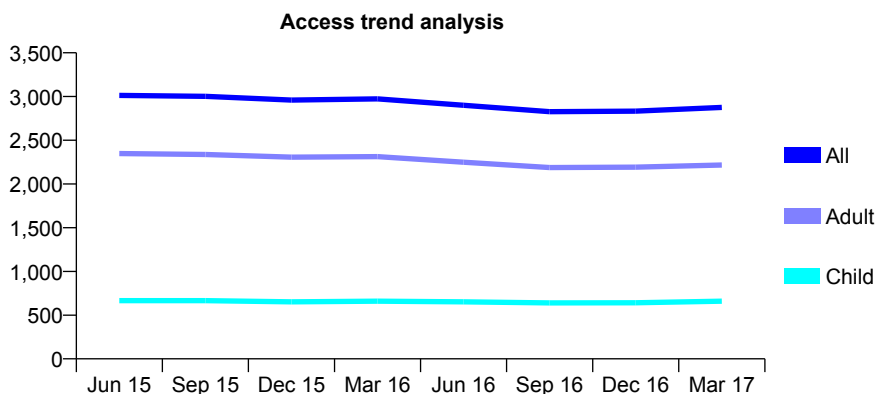
Q58 - Vital Signs At a Glance Contract Report for 941034/0001 - March 2017

Name or company name	MR AM BHIMANI
Contract type name	GDS Contract
Purpose of contract	General
Contract start date	12/08/2013
Contract end date	

16/17 Contracted general activity (UDA)	10,085
Carry forward general activity (UDA)	277
16/17 Contracted orthodontic activity (UOA)	0
Carry forward orthodontic activity (UOA)	0
Baseline contract value	£254,742.26

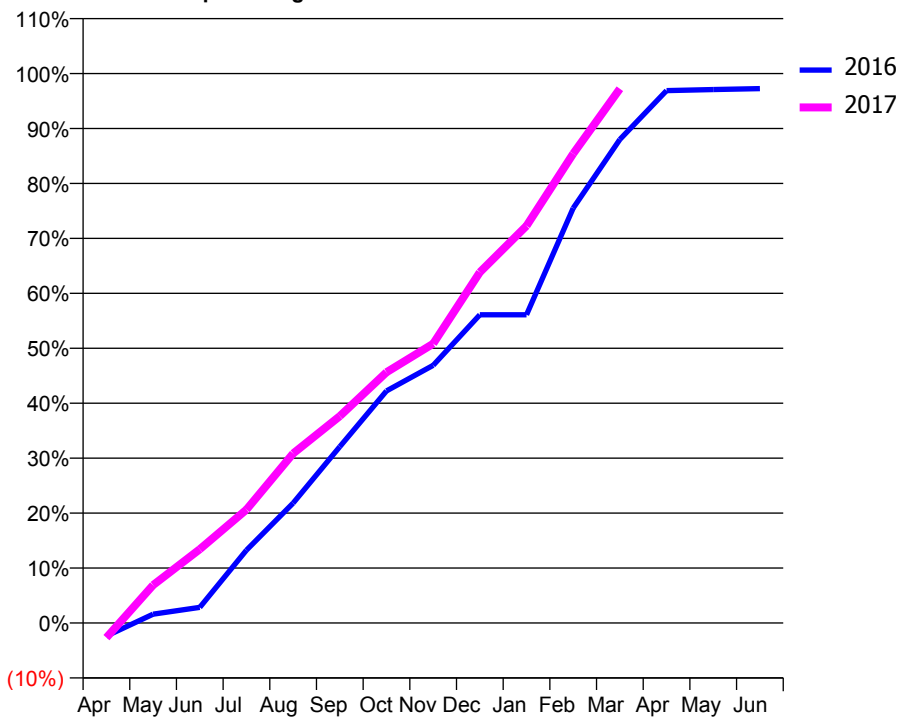
ACCESS*

Patients seen in 24 months	Total	Change since previous quarter
Quarter ending March 2016	2,973	
Quarter ending June 2016	2,900	↓
Quarter ending September 2016	2,827	↓
Quarter ending December 2016	2,833	→
Quarter ending March 2017	2,875	→
Variance since March 2016	(3.3%)	↓



ACTIVITY

Cumulative percentage of contracted UDA delivered 2016 & 2017



Month	Adjusted Scheduled Activity (UDA)	
	2016	2017
April	-240	-271
May	164	696
June	287	1,355
July	1,337	2,082
August	2,202	3,111
September	3,237	3,798
October	4,261	4,603
November	4,730	5,127
December	5,656	6,437
January	5,656	7,289
February	7,615	8,614
March	8,875	9,804
April	9,771	
May	9,791	
June	9,808	

QUALITY

	Quantity	Base Number	Contract	AT	Region	England
% of FP17s for the same patient ID Re-attending within 3 months - Children	75	870	8.6%	11.2%	12.0%	12.3%
% of FP17s for the same patient ID Re-attending within 3 months - Adults	488	2,866	17.0%	14.9%	16.0%	16.7%
% of FP17s for the same patient ID Re-attending between 3 & 9 months - Children	238	870	27.4%	56.1%	58.8%	57.6%
% of FP17s for the same patient ID Re-attending between 3 & 9 months - Adults	951	2,866	33.2%	47.9%	51.2%	50.1%
% of FP17s for Band 1 Urgent Courses	385	3,522	10.9%	8.5%	8.0%	9.1%
% of FP17s Relating to Free Repair or Replacements	61	3,522	1.7%	0.7%	0.8%	0.8%
% of FP17s Relating to Continuations	21	3,522	0.6%	1.0%	1.2%	1.2%
% of Patients satisfied with the dentistry they have received	5	6	N/A	92.7%	92.7%	92.8%
% of Patients satisfied with the time they had to wait for an appointment	6	6	N/A	87.3%	89.1%	88.7%

* This is based on patients treated on this contract for their most recent course of treatment. Figures in italics indicate the base number of FP17s or Patient Questionnaire responses are less than 100. N/A is shown where the base number of responses is less than 10 during the period. % is calculated as Quantity/Base number*100

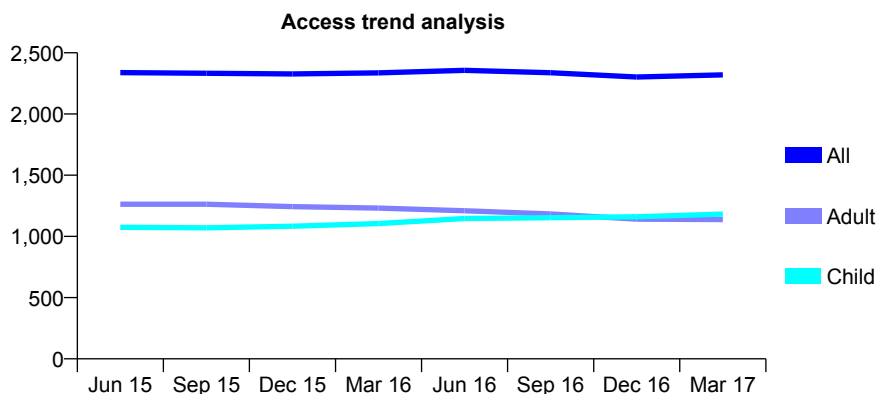
Q58 - Vital Signs At a Glance Contract Report for 943959/0001 - March 2017

Name or company name	MR K THANKI
Contract type name	GDS Contract
Purpose of contract	General
Contract start date	01/04/2006
Contract end date	

16/17 Contracted general activity (UDA)	10,870
Carry forward general activity (UDA)	-13
16/17 Contracted orthodontic activity (UOA)	0
Carry forward orthodontic activity (UOA)	0
Baseline contract value	£353,904.04

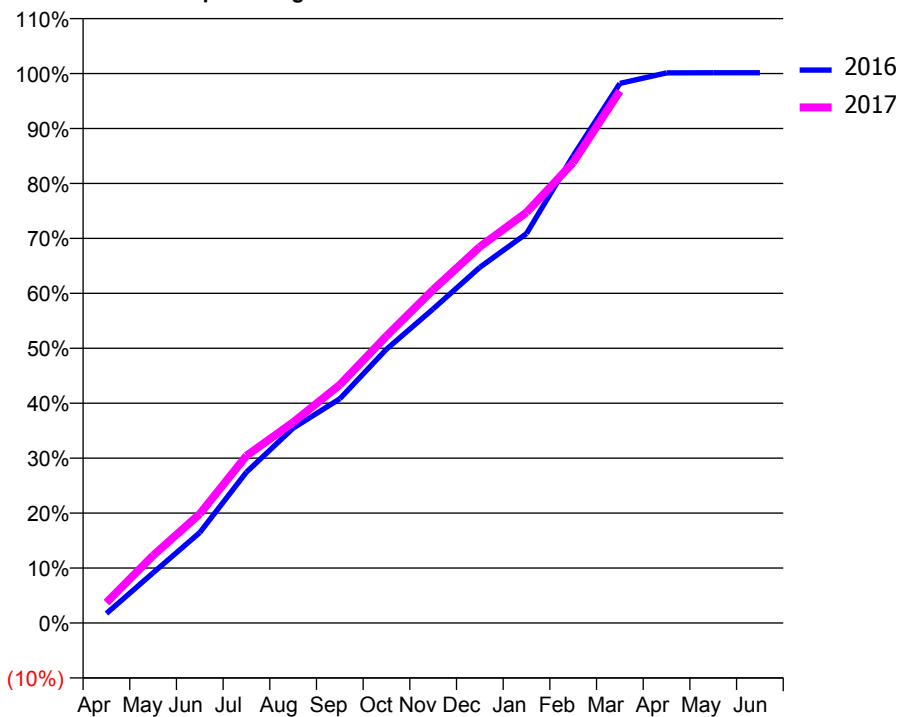
ACCESS*

Patients seen in 24 months	Total	Change since previous quarter
Quarter ending March 2016	2,336	
Quarter ending June 2016	2,357	→
Quarter ending September 2016	2,337	→
Quarter ending December 2016	2,302	↓
Quarter ending March 2017	2,320	→
Variance since March 2016	(0.7%)	→



ACTIVITY

Cumulative percentage of contracted UDA delivered 2016 & 2017



Adjusted Scheduled Activity (UDA)

Month	2016	2017
April	188	404
May	994	1,336
June	1,791	2,159
July	2,985	3,309
August	3,856	3,971
September	4,436	4,713
October	5,418	5,677
November	6,214	6,594
December	7,036	7,443
January	7,703	8,124
February	9,245	9,111
March	10,674	10,524
April	10,883	
May	10,884	
June	10,884	

QUALITY

	Quantity	Base Number	Contract	AT	Region	England
% of FP17s for the same patient ID Re-attending within 3 months - Children	135	1,894	7.1%	11.2%	12.0%	12.3%
% of FP17s for the same patient ID Re-attending within 3 months - Adults	269	1,619	16.6%	14.9%	16.0%	16.7%
% of FP17s for the same patient ID Re-attending between 3 & 9 months - Children	1,169	1,894	61.7%	56.1%	58.8%	57.6%
% of FP17s for the same patient ID Re-attending between 3 & 9 months - Adults	985	1,619	60.8%	47.9%	51.2%	50.1%
% of FP17s for Band 1 Urgent Courses	112	3,482	3.2%	8.5%	8.0%	9.1%
% of FP17s Relating to Free Repair or Replacements	8	3,482	0.2%	0.7%	0.8%	0.8%
% of FP17s Relating to Continuations	6	3,482	0.2%	1.0%	1.2%	1.2%
% of Patients satisfied with the dentistry they have received	1	1	N/A	92.7%	92.7%	92.8%
% of Patients satisfied with the time they had to wait for an appointment	1	1	N/A	87.3%	89.1%	88.7%

* This is based on patients treated on this contract for their most recent course of treatment. Figures in italics indicate the base number of FP17s or Patient Questionnaire responses are less than 100. N/A is shown where the base number of responses is less than 10 during the period. % is calculated as Quantity/Base number*100

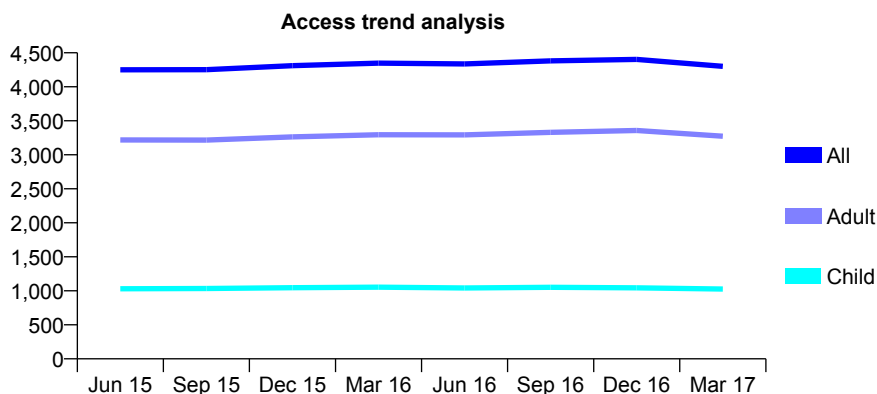
Q58 - Vital Signs At a Glance Contract Report for 946656/0002 - March 2017

Name or company name	MR GS LIDDER
Contract type name	GDS Contract
Purpose of contract	General
Contract start date	22/12/2007
Contract end date	

16/17 Contracted general activity (UDA)	10,493
Carry forward general activity (UDA)	0
16/17 Contracted orthodontic activity (UOA)	0
Carry forward orthodontic activity (UOA)	0
Baseline contract value	£358,969.20

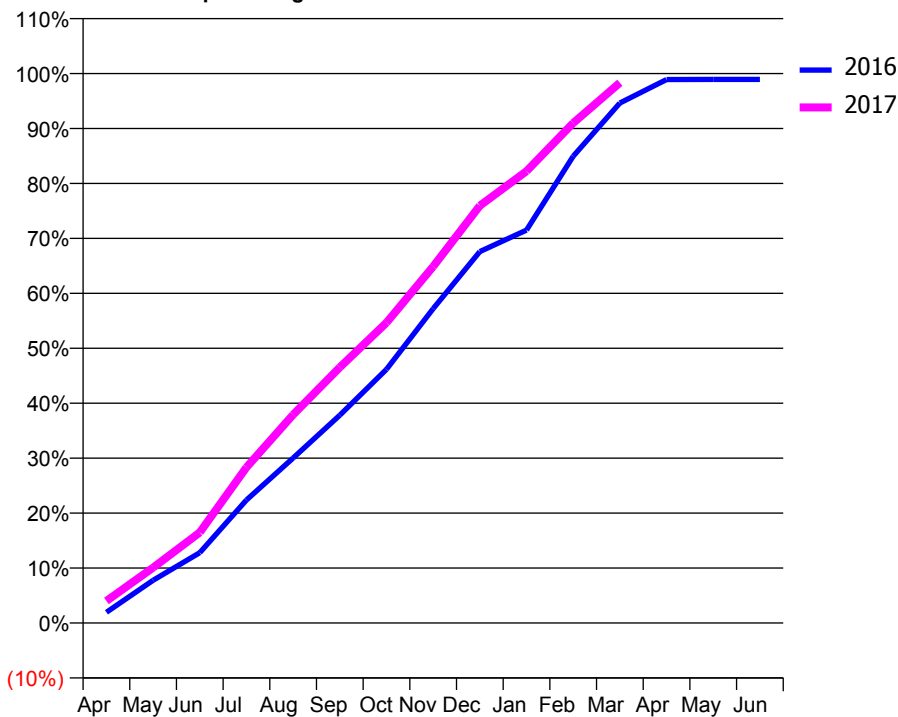
ACCESS*

Patients seen in 24 months	Total	Change since previous quarter
Quarter ending March 2016	4,349	
Quarter ending June 2016	4,336	→
Quarter ending September 2016	4,381	→
Quarter ending December 2016	4,402	→
Quarter ending March 2017	4,300	↓
Variance since March 2016	(1.1%)	↓



ACTIVITY

Cumulative percentage of contracted UDA delivered 2016 & 2017



Month	Adjusted Scheduled Activity (UDA)	
	2016	2017
April	205	422
May	816	1,059
June	1,342	1,731
July	2,349	2,973
August	3,152	3,980
September	3,969	4,882
October	4,845	5,736
November	6,002	6,808
December	7,092	7,970
January	7,502	8,628
February	8,913	9,548
March	9,929	10,316
April	10,376	
May	10,379	
June	10,380	

QUALITY

	Quantity	Base Number	Contract	AT	Region	England
% of FP17s for the same patient ID Re-attending within 3 months - Children	121	1,492	8.1%	11.2%	12.0%	12.3%
% of FP17s for the same patient ID Re-attending within 3 months - Adults	628	4,058	15.5%	14.9%	16.0%	16.7%
% of FP17s for the same patient ID Re-attending between 3 & 9 months - Children	782	1,492	52.4%	56.1%	58.8%	57.6%
% of FP17s for the same patient ID Re-attending between 3 & 9 months - Adults	2,083	4,058	51.3%	47.9%	51.2%	50.1%
% of FP17s for Band 1 Urgent Courses	466	4,936	9.4%	8.5%	8.0%	9.1%
% of FP17s Relating to Free Repair or Replacements	50	4,936	1.0%	0.7%	0.8%	0.8%
% of FP17s Relating to Continuations	48	4,936	1.0%	1.0%	1.2%	1.2%
% of Patients satisfied with the dentistry they have received	5	5	N/A	92.7%	92.7%	92.8%
% of Patients satisfied with the time they had to wait for an appointment	5	5	N/A	87.3%	89.1%	88.7%

* This is based on patients treated on this contract for their most recent course of treatment. Figures in italics indicate the base number of FP17s or Patient Questionnaire responses are less than 100. N/A is shown where the base number of responses is less than 10 during the period. % is calculated as Quantity/Base number*100

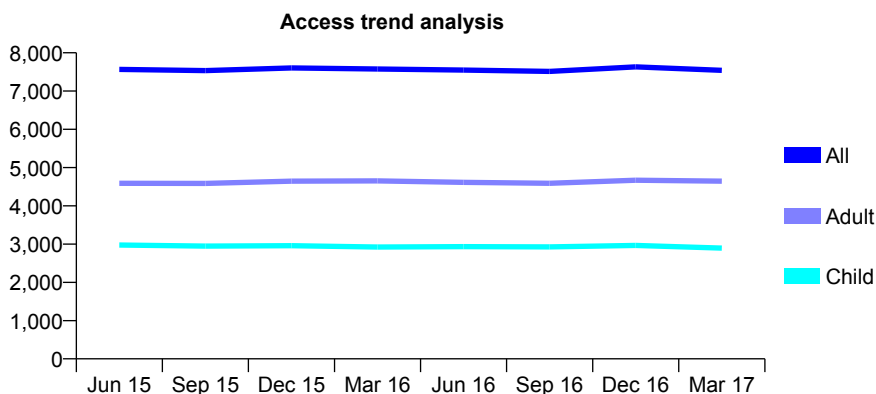
Q58 - Vital Signs At a Glance Contract Report for 946931/0001 - March 2017

Name or company name	All Smiles Dental Care
Contract type name	GDS Contract
Purpose of contract	General
Contract start date	01/04/2006
Contract end date	

16/17 Contracted general activity (UDA)	15,649
Carry forward general activity (UDA)	-312
16/17 Contracted orthodontic activity (UOA)	0
Carry forward orthodontic activity (UOA)	0
Baseline contract value	£416,497.38

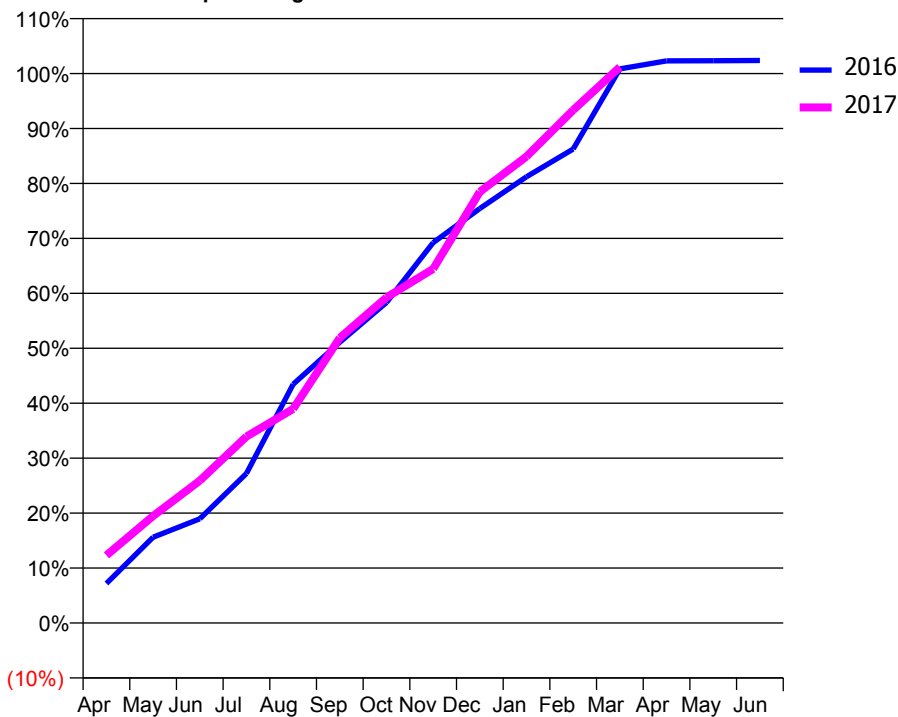
ACCESS*

Patients seen in 24 months	Total	Change since previous quarter
Quarter ending March 2016	7,575	
Quarter ending June 2016	7,548	→
Quarter ending September 2016	7,515	→
Quarter ending December 2016	7,633	→
Quarter ending March 2017	7,542	↓
Variance since March 2016	(0.4%)	→



ACTIVITY

Cumulative percentage of contracted UDA delivered 2016 & 2017



Month	Adjusted Scheduled Activity (UDA)	
	2016	2017
April	1,124	1,928
May	2,443	3,047
June	2,969	4,054
July	4,257	5,312
August	6,798	6,099
September	7,996	8,119
October	9,129	9,273
November	10,831	10,083
December	11,804	12,280
January	12,707	13,284
February	13,500	14,606
March	15,779	15,832
April	16,007	
May	16,013	
June	16,019	

QUALITY

	Quantity	Base Number	Contract	AT	Region	England
% of FP17s for the same patient ID Re-attending within 3 months - Children	225	4,518	5.0%	11.2%	12.0%	12.3%
% of FP17s for the same patient ID Re-attending within 3 months - Adults	648	6,223	10.4%	14.9%	16.0%	16.7%
% of FP17s for the same patient ID Re-attending between 3 & 9 months - Children	2,910	4,518	64.4%	56.1%	58.8%	57.6%
% of FP17s for the same patient ID Re-attending between 3 & 9 months - Adults	3,523	6,223	56.6%	47.9%	51.2%	50.1%
% of FP17s for Band 1 Urgent Courses	661	10,588	6.2%	8.5%	8.0%	9.1%
% of FP17s Relating to Free Repair or Replacements	7	10,588	0.1%	0.7%	0.8%	0.8%
% of FP17s Relating to Continuations	45	10,588	0.4%	1.0%	1.2%	1.2%
% of Patients satisfied with the dentistry they have received	9	9	N/A	92.7%	92.7%	92.8%
% of Patients satisfied with the time they had to wait for an appointment	3	9	N/A	87.3%	89.1%	88.7%

* This is based on patients treated on this contract for their most recent course of treatment. Figures in italics indicate the base number of FP17s or Patient Questionnaire responses are less than 100. N/A is shown where the base number of responses is less than 10 during the period. % is calculated as Quantity/Base number*100

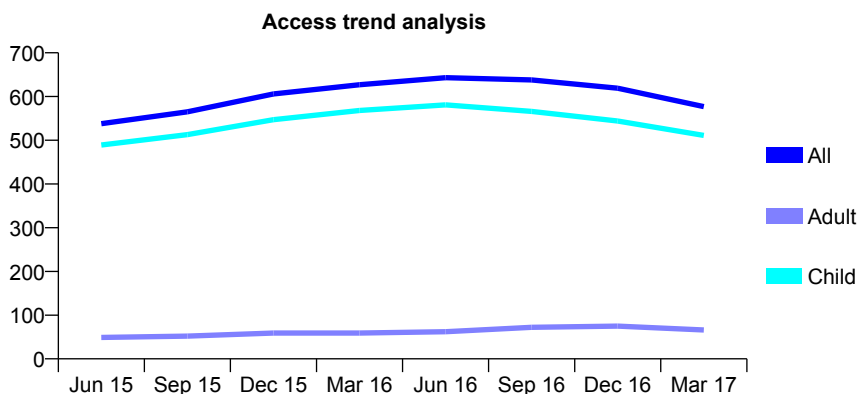
Q58 - Vital Signs At a Glance Contract Report for 951056/0001 - March 2017

Name or company name	MRS AW JESSOP
Contract type name	GDS Contract
Purpose of contract	General
Contract start date	01/04/2006
Contract end date	

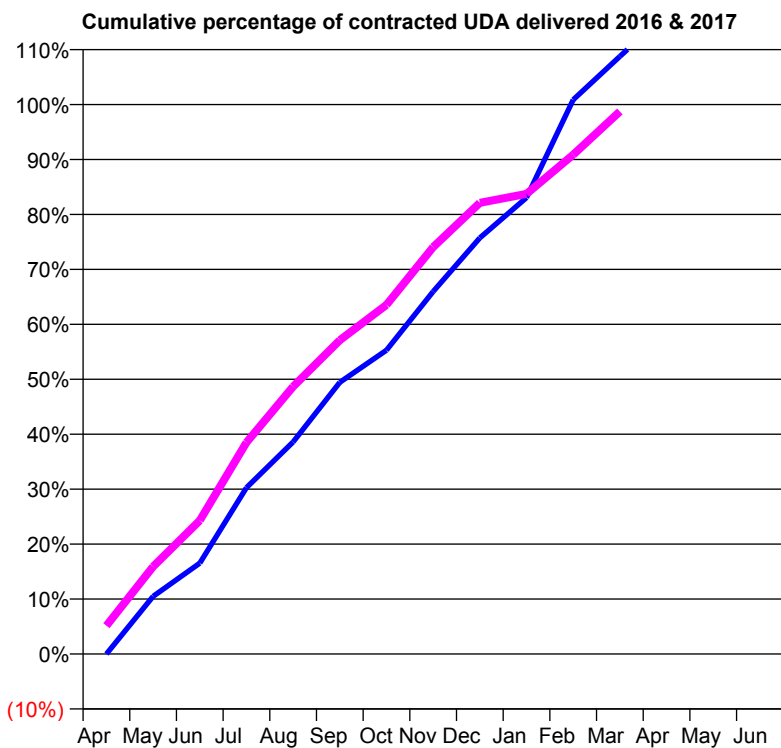
16/17 Contracted general activity (UDA)	980
Carry forward general activity (UDA)	19
16/17 Contracted orthodontic activity (UOA)	0
Carry forward orthodontic activity (UOA)	0
Baseline contract value	£24,964.06

ACCESS*

Patients seen in 24 months	Total	Change since previous quarter
Quarter ending March 2016	627	
Quarter ending June 2016	643	↑
Quarter ending September 2016	638	→
Quarter ending December 2016	619	↓
Quarter ending March 2017	577	↓
Variance since March 2016	(8.0%)	↓



ACTIVITY



Month	Adjusted Scheduled Activity (UDA)	
	2016	2017
April	0	51
May	103	156
June	162	238
July	297	377
August	378	477
September	485	560
October	542	623
November	646	726
December	742	805
January	814	821
February	989	890
March	1,066	968
April	1,141	
May	1,141	
June	1,141	

QUALITY

	Quantity	Base Number	Contract	AT	Region	England
% of FP17s for the same patient ID Re-attending within 3 months - Children	44	783	5.6%	11.2%	12.0%	12.3%
% of FP17s for the same patient ID Re-attending within 3 months - Adults	0	0	N/A	14.9%	16.0%	16.7%
% of FP17s for the same patient ID Re-attending between 3 & 9 months - Children	451	783	57.6%	56.1%	58.8%	57.6%
% of FP17s for the same patient ID Re-attending between 3 & 9 months - Adults	0	0	N/A	47.9%	51.2%	50.1%
% of FP17s for Band 1 Urgent Courses	38	726	5.2%	8.5%	8.0%	9.1%
% of FP17s Relating to Free Repair or Replacements	0	726	0.0%	0.7%	0.8%	0.8%
% of FP17s Relating to Continuations	6	726	0.8%	1.0%	1.2%	1.2%
% of Patients satisfied with the dentistry they have received	0	0	N/A	92.7%	92.7%	92.8%
% of Patients satisfied with the time they had to wait for an appointment	0	0	N/A	87.3%	89.1%	88.7%

* This is based on patients treated on this contract for their most recent course of treatment. Figures in italics indicate the base number of FP17s or Patient Questionnaire responses are less than 100. N/A is shown where the base number of responses is less than 10 during the period. % is calculated as Quantity/Base number*100

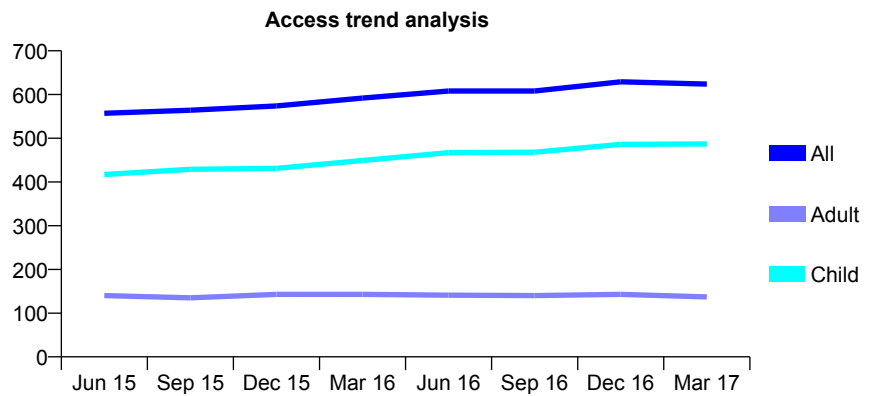
Q58 - Vital Signs At a Glance Contract Report for 952451/0001 - March 2017

Name or company name	MISS D GANGULI
Contract type name	GDS Contract
Purpose of contract	General
Contract start date	01/12/2010
Contract end date	

16/17 Contracted general activity (UDA)	1,146
Carry forward general activity (UDA)	-21
16/17 Contracted orthodontic activity (UOA)	0
Carry forward orthodontic activity (UOA)	0
Baseline contract value	£31,516.56

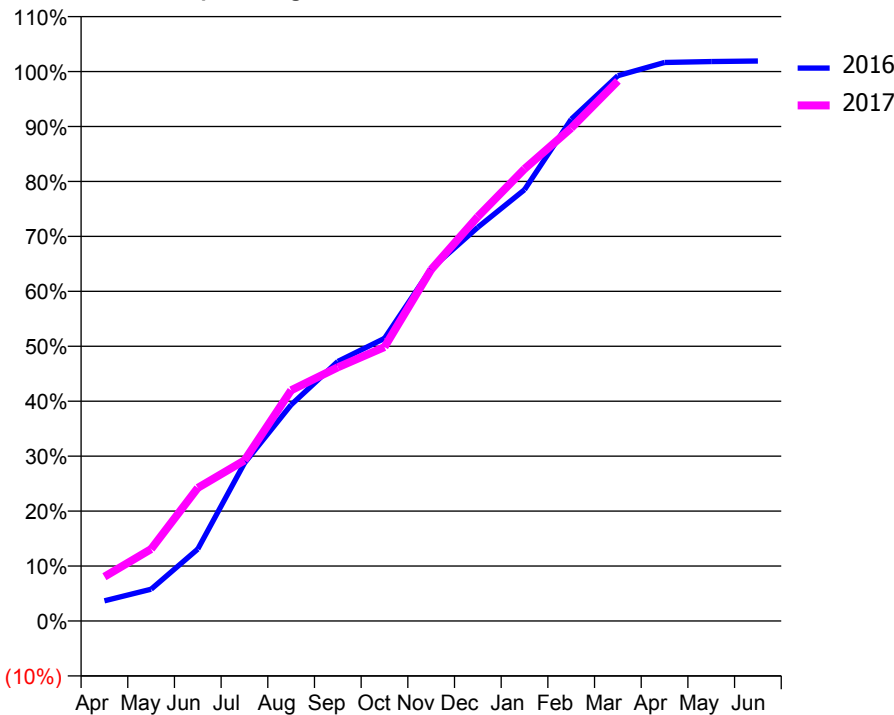
ACCESS*

Patients seen in 24 months	Total	Change since previous quarter
Quarter ending March 2016	592	
Quarter ending June 2016	608	↑
Quarter ending September 2016	608	→
Quarter ending December 2016	629	↑
Quarter ending March 2017	624	→
Variance since March 2016	5.4%	↑



ACTIVITY

Cumulative percentage of contracted UDA delivered 2016 & 2017



Month	Adjusted Scheduled Activity (UDA)	
	2016	2017
April	42	93
May	66	150
June	150	278
July	329	335
August	451	481
September	541	529
October	589	571
November	735	733
December	821	843
January	900	943
February	1,046	1,028
March	1,137	1,126
April	1,165	
May	1,167	
June	1,168	

QUALITY

	Quantity	Base Number	Contract	AT	Region	England
% of FP17s for the same patient ID Re-attending within 3 months - Children	38	641	5.9%	11.2%	12.0%	12.3%
% of FP17s for the same patient ID Re-attending within 3 months - Adults	23	109	21.1%	14.9%	16.0%	16.7%
% of FP17s for the same patient ID Re-attending between 3 & 9 months - Children	334	641	52.1%	56.1%	58.8%	57.6%
% of FP17s for the same patient ID Re-attending between 3 & 9 months - Adults	45	109	41.3%	47.9%	51.2%	50.1%
% of FP17s for Band 1 Urgent Courses	32	708	4.5%	8.5%	8.0%	9.1%
% of FP17s Relating to Free Repair or Replacements	1	708	0.1%	0.7%	0.8%	0.8%
% of FP17s Relating to Continuations	0	708	0.0%	1.0%	1.2%	1.2%
% of Patients satisfied with the dentistry they have received	0	0	N/A	92.7%	92.7%	92.8%
% of Patients satisfied with the time they had to wait for an appointment	0	0	N/A	87.3%	89.1%	88.7%

* This is based on patients treated on this contract for their most recent course of treatment. Figures in italics indicate the base number of FP17s or Patient Questionnaire responses are less than 100. N/A is shown where the base number of responses is less than 10 during the period. % is calculated as Quantity/Base number*100

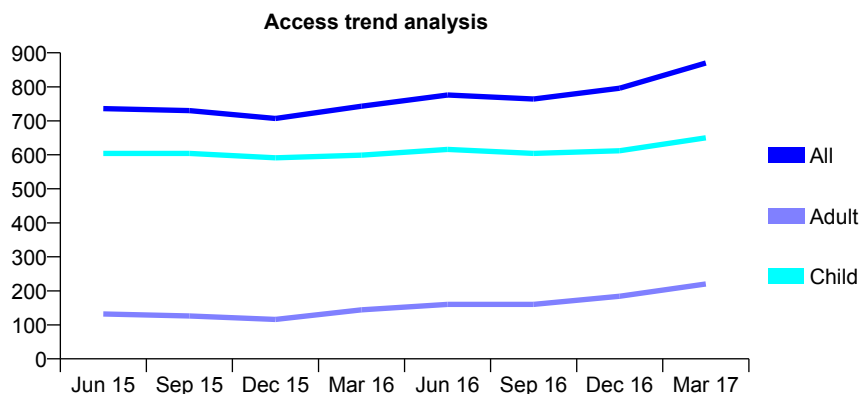
Q58 - Vital Signs At a Glance Contract Report for 960845/0001 - March 2017

Name or company name	MR K SAEED
Contract type name	GDS Contract
Purpose of contract	General
Contract start date	05/02/2008
Contract end date	

16/17 Contracted general activity (UDA)	1,938
Carry forward general activity (UDA)	63
16/17 Contracted orthodontic activity (UOA)	0
Carry forward orthodontic activity (UOA)	0
Baseline contract value	£41,927.52

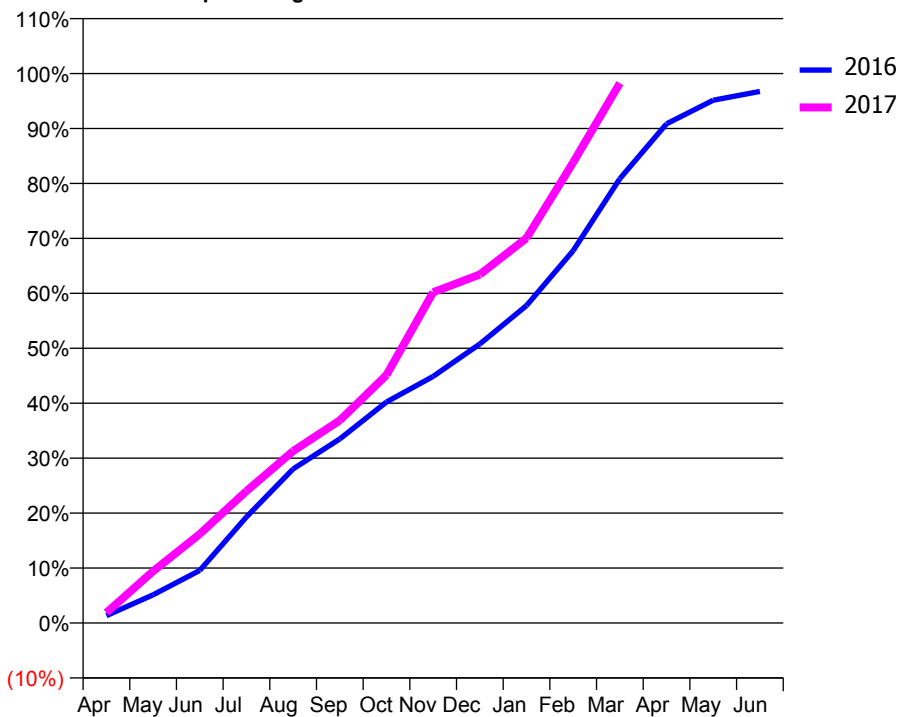
ACCESS*

Patients seen in 24 months	Total	Change since previous quarter
Quarter ending March 2016	743	
Quarter ending June 2016	776	↑
Quarter ending September 2016	764	↓
Quarter ending December 2016	796	↑
Quarter ending March 2017	870	↑
Variance since March 2016	17.1%	↑



ACTIVITY

Cumulative percentage of contracted UDA delivered 2016 & 2017



Month	Adjusted Scheduled Activity (UDA)	
	2016	2017
April	26	37
May	99	183
June	186	314
July	374	465
August	543	607
September	649	715
October	779	875
November	870	1,167
December	984	1,229
January	1,120	1,357
February	1,313	1,624
March	1,567	1,904
April	1,761	
May	1,844	
June	1,875	

QUALITY

	Quantity	Base Number	Contract	AT	Region	England
% of FP17s for the same patient ID Re-attending within 3 months - Children	70	917	7.6%	11.2%	12.0%	12.3%
% of FP17s for the same patient ID Re-attending within 3 months - Adults	20	211	9.5%	14.9%	16.0%	16.7%
% of FP17s for the same patient ID Re-attending between 3 & 9 months - Children	486	917	53.0%	56.1%	58.8%	57.6%
% of FP17s for the same patient ID Re-attending between 3 & 9 months - Adults	77	211	36.5%	47.9%	51.2%	50.1%
% of FP17s for Band 1 Urgent Courses	41	1,016	4.0%	8.5%	8.0%	9.1%
% of FP17s Relating to Free Repair or Replacements	0	1,016	0.0%	0.7%	0.8%	0.8%
% of FP17s Relating to Continuations	0	1,016	0.0%	1.0%	1.2%	1.2%
% of Patients satisfied with the dentistry they have received	1	1	N/A	92.7%	92.7%	92.8%
% of Patients satisfied with the time they had to wait for an appointment	1	1	N/A	87.3%	89.1%	88.7%

* This is based on patients treated on this contract for their most recent course of treatment. Figures in italics indicate the base number of FP17s or Patient Questionnaire responses are less than 100. N/A is shown where the base number of responses is less than 10 during the period. % is calculated as Quantity/Base number*100

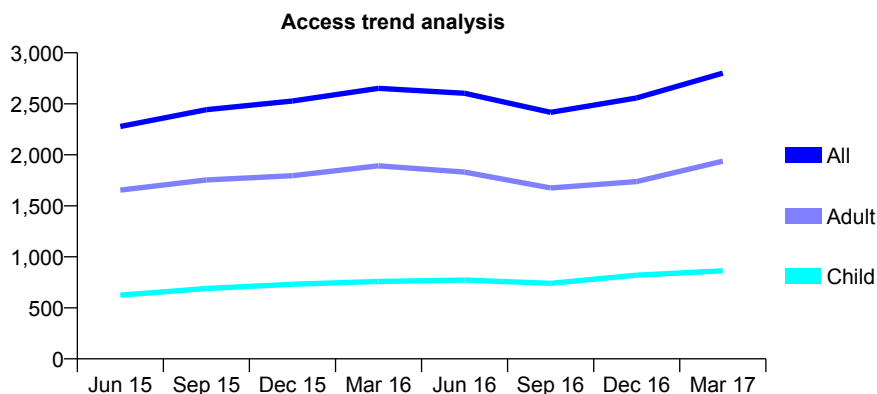
Q58 - Vital Signs At a Glance Contract Report for 963577/0001 - March 2017

Name or company name	MR VB SHAH
Contract type name	GDS Contract
Purpose of contract	General
Contract start date	01/05/2011
Contract end date	

16/17 Contracted general activity (UDA)	8,207
Carry forward general activity (UDA)	-164
16/17 Contracted orthodontic activity (UOA)	0
Carry forward orthodontic activity (UOA)	0
Baseline contract value	£203,171.10

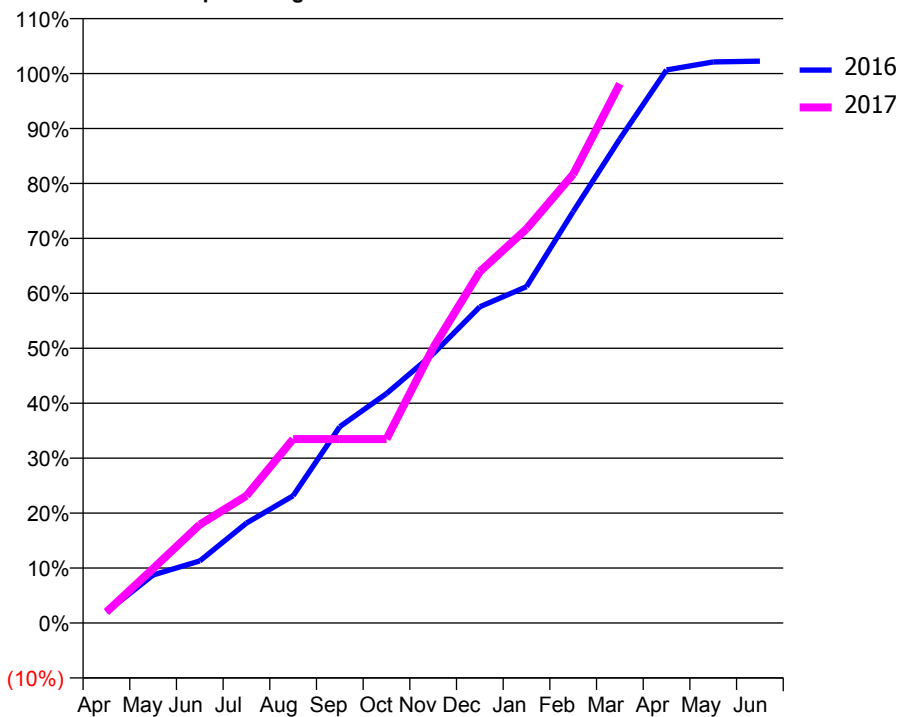
ACCESS*

Patients seen in 24 months	Total	Change since previous quarter
Quarter ending March 2016	2,651	
Quarter ending June 2016	2,603	↓
Quarter ending September 2016	2,416	↓
Quarter ending December 2016	2,558	↑
Quarter ending March 2017	2,801	↑
Variance since March 2016	5.7%	↑



ACTIVITY

Cumulative percentage of contracted UDA delivered 2016 & 2017



Month	Adjusted Scheduled Activity (UDA)	
	2016	2017
April	164	164
May	718	813
June	927	1,471
July	1,492	1,901
August	1,902	2,747
September	2,933	2,747
October	3,426	2,747
November	4,020	4,112
December	4,724	5,250
January	5,023	5,886
February	6,145	6,703
March	7,231	8,053
April	8,260	
May	8,379	
June	8,391	

QUALITY

	Quantity	Base Number	Contract	AT	Region	England
% of FP17s for the same patient ID Re-attending within 3 months - Children	101	1,202	8.4%	11.2%	12.0%	12.3%
% of FP17s for the same patient ID Re-attending within 3 months - Adults	402	2,450	16.4%	14.9%	16.0%	16.7%
% of FP17s for the same patient ID Re-attending between 3 & 9 months - Children	538	1,202	44.8%	56.1%	58.8%	57.6%
% of FP17s for the same patient ID Re-attending between 3 & 9 months - Adults	874	2,450	35.7%	47.9%	51.2%	50.1%
% of FP17s for Band 1 Urgent Courses	387	2,856	13.6%	8.5%	8.0%	9.1%
% of FP17s Relating to Free Repair or Replacements	19	2,856	0.7%	0.7%	0.8%	0.8%
% of FP17s Relating to Continuations	49	2,856	1.7%	1.0%	1.2%	1.2%
% of Patients satisfied with the dentistry they have received	6	7	N/A	92.7%	92.7%	92.8%
% of Patients satisfied with the time they had to wait for an appointment	5	7	N/A	87.3%	89.1%	88.7%

* This is based on patients treated on this contract for their most recent course of treatment. Figures in italics indicate the base number of FP17s or Patient Questionnaire responses are less than 100. N/A is shown where the base number of responses is less than 10 during the period. % is calculated as Quantity/Base number*100

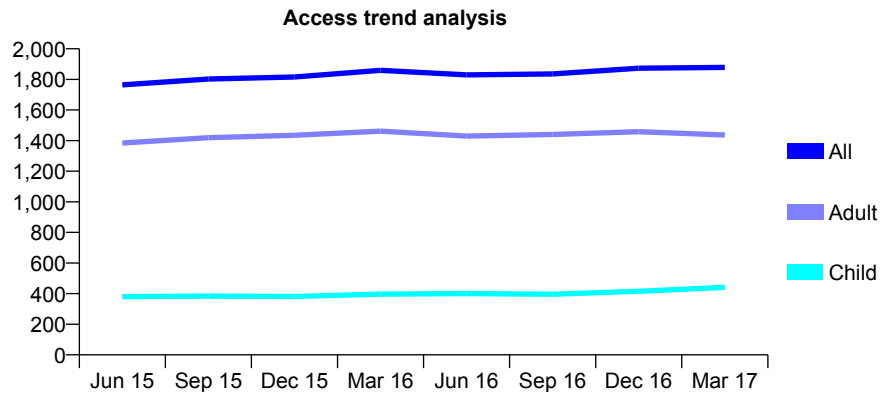
Q58 - Vital Signs At a Glance Contract Report for 963623/0001 - March 2017

Name or company name	MRS FD AIMEY
Contract type name	GDS Contract
Purpose of contract	General
Contract start date	02/10/2006
Contract end date	

16/17 Contracted general activity (UDA)	5,625
Carry forward general activity (UDA)	157
16/17 Contracted orthodontic activity (UOA)	0
Carry forward orthodontic activity (UOA)	0
Baseline contract value	£137,807.12

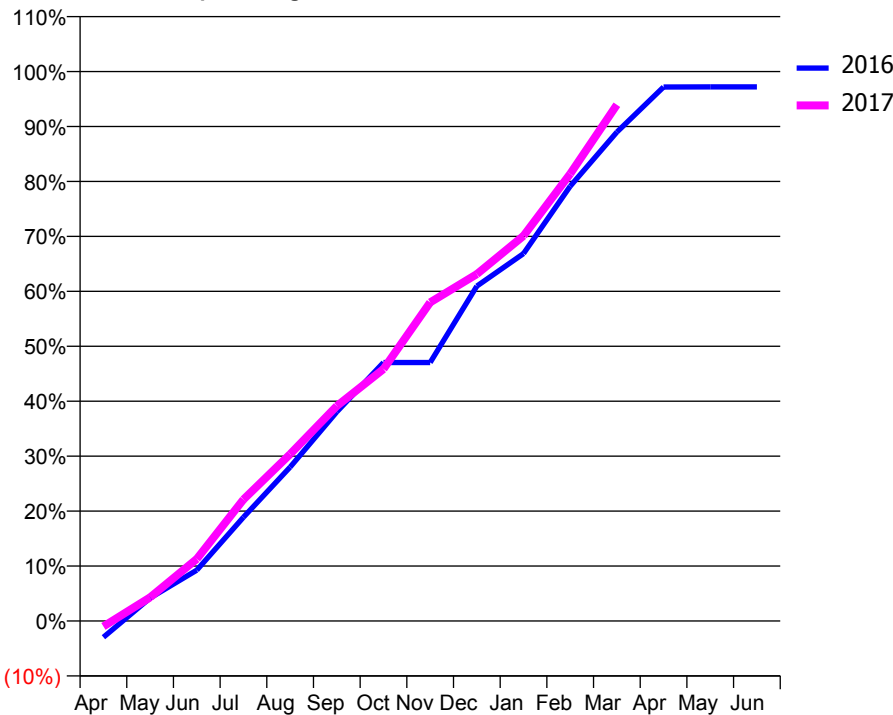
ACCESS*

Patients seen in 24 months	Total	Change since previous quarter
Quarter ending March 2016	1,859	
Quarter ending June 2016	1,830	↓
Quarter ending September 2016	1,836	→
Quarter ending December 2016	1,873	↑
Quarter ending March 2017	1,878	→
Variance since March 2016	1.0%	→



ACTIVITY

Cumulative percentage of contracted UDA delivered 2016 & 2017



Month	Adjusted Scheduled Activity (UDA)	
	2016	2017
April	-167	-57
May	235	242
June	521	635
July	1,062	1,245
August	1,576	1,708
September	2,141	2,201
October	2,646	2,579
November	2,646	3,261
December	3,428	3,551
January	3,762	3,943
February	4,451	4,578
March	5,005	5,285
April	5,466	
May	5,467	
June	5,467	

QUALITY

	Quantity	Base Number	Contract	AT	Region	England
% of FP17s for the same patient ID Re-attending within 3 months - Children	41	548	7.5%	11.2%	12.0%	12.3%
% of FP17s for the same patient ID Re-attending within 3 months - Adults	327	1,682	19.4%	14.9%	16.0%	16.7%
% of FP17s for the same patient ID Re-attending between 3 & 9 months - Children	238	548	43.4%	56.1%	58.8%	57.6%
% of FP17s for the same patient ID Re-attending between 3 & 9 months - Adults	536	1,682	31.9%	47.9%	51.2%	50.1%
% of FP17s for Band 1 Urgent Courses	302	2,088	14.5%	8.5%	8.0%	9.1%
% of FP17s Relating to Free Repair or Replacements	17	2,088	0.8%	0.7%	0.8%	0.8%
% of FP17s Relating to Continuations	20	2,088	1.0%	1.0%	1.2%	1.2%
% of Patients satisfied with the dentistry they have received	2	3	N/A	92.7%	92.7%	92.8%
% of Patients satisfied with the time they had to wait for an appointment	3	3	N/A	87.3%	89.1%	88.7%

* This is based on patients treated on this contract for their most recent course of treatment. Figures in italics indicate the base number of FP17s or Patient Questionnaire responses are less than 100. N/A is shown where the base number of responses is less than 10 during the period. % is calculated as Quantity/Base number*100

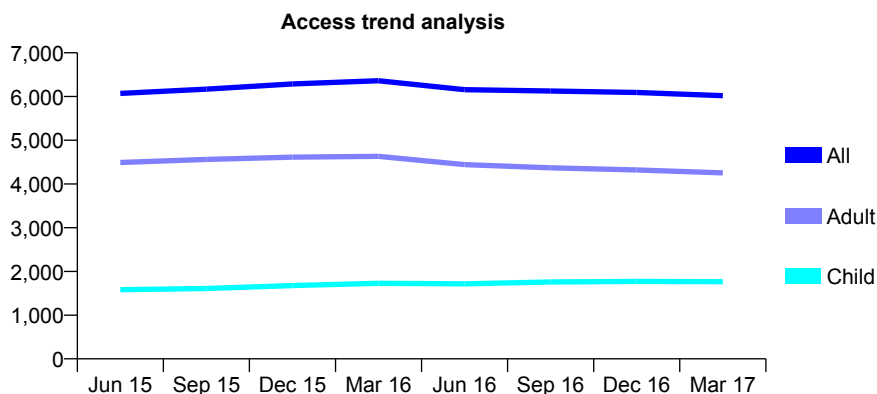
Q58 - Vital Signs At a Glance Contract Report for 967319/0002 - March 2017

Name or company name	MR RK SIVASUBRAMANIAN
Contract type name	GDS Contract
Purpose of contract	General
Contract start date	01/08/2010
Contract end date	

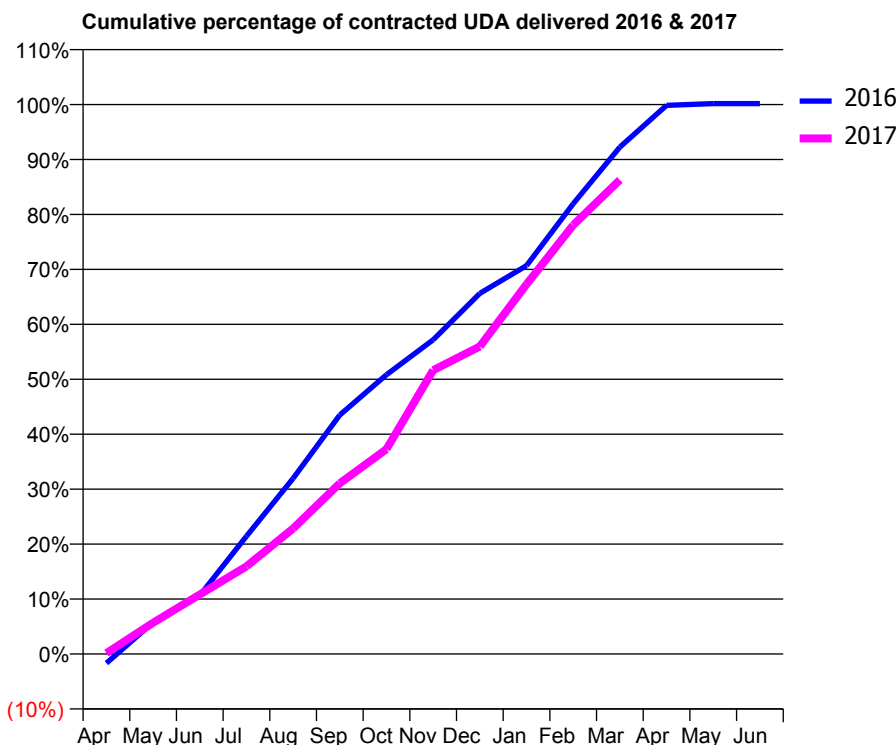
16/17 Contracted general activity (UDA)	19,763
Carry forward general activity (UDA)	-31
16/17 Contracted orthodontic activity (UOA)	0
Carry forward orthodontic activity (UOA)	0
Baseline contract value	£491,343.63

ACCESS*

Patients seen in 24 months	Total	Change since previous quarter
Quarter ending March 2016	6,360	
Quarter ending June 2016	6,156	↓
Quarter ending September 2016	6,126	→
Quarter ending December 2016	6,093	→
Quarter ending March 2017	6,019	↓
Variance since March 2016	(5.4%)	↓



ACTIVITY



Month	Adjusted Scheduled Activity (UDA)	
	2016	2017
April	-333	31
May	1,141	1,125
June	2,109	2,141
July	4,239	3,155
August	6,318	4,515
September	8,598	6,142
October	10,044	7,370
November	11,300	10,208
December	12,972	11,061
January	13,969	13,299
February	16,194	15,427
March	18,232	17,049
April	19,734	
May	19,793	
June	19,794	

QUALITY

	Quantity	Base Number	Contract	AT	Region	England
% of FP17s for the same patient ID Re-attending within 3 months - Children	190	1,780	10.7%	11.2%	12.0%	12.3%
% of FP17s for the same patient ID Re-attending within 3 months - Adults	826	4,081	20.2%	14.9%	16.0%	16.7%
% of FP17s for the same patient ID Re-attending between 3 & 9 months - Children	401	1,780	22.5%	56.1%	58.8%	57.6%
% of FP17s for the same patient ID Re-attending between 3 & 9 months - Adults	875	4,081	21.4%	47.9%	51.2%	50.1%
% of FP17s for Band 1 Urgent Courses	1,002	5,411	18.5%	8.5%	8.0%	9.1%
% of FP17s Relating to Free Repair or Replacements	1	5,411	0.0%	0.7%	0.8%	0.8%
% of FP17s Relating to Continuations	25	5,411	0.5%	1.0%	1.2%	1.2%
% of Patients satisfied with the dentistry they have received	1	1	N/A	92.7%	92.7%	92.8%
% of Patients satisfied with the time they had to wait for an appointment	0	1	N/A	87.3%	89.1%	88.7%

* This is based on patients treated on this contract for their most recent course of treatment. Figures in italics indicate the base number of FP17s or Patient Questionnaire responses are less than 100. N/A is shown where the base number of responses is less than 10 during the period. % is calculated as Quantity/Base number*100

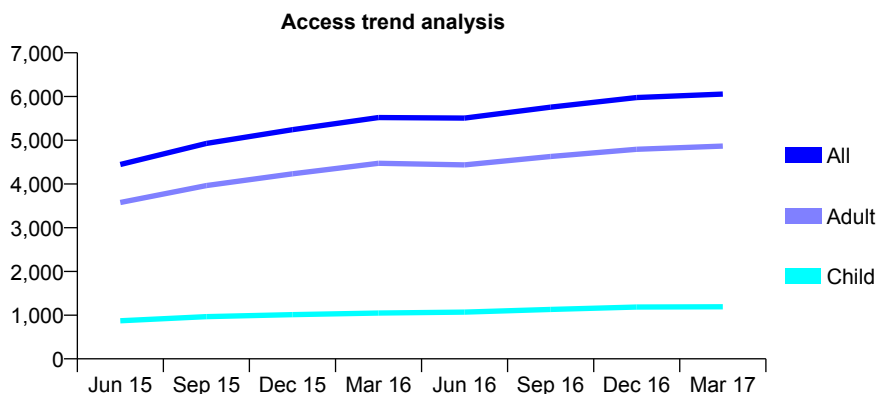
Q58 - Vital Signs At a Glance Contract Report for 967319/0003 - March 2017

Name or company name	MR RK SIVASUBRAMANIAN
Contract type name	GDS Contract
Purpose of contract	General
Contract start date	13/02/2014
Contract end date	

16/17 Contracted general activity (UDA)	14,084
Carry forward general activity (UDA)	210
16/17 Contracted orthodontic activity (UOA)	0
Carry forward orthodontic activity (UOA)	0
Baseline contract value	£312,810.61

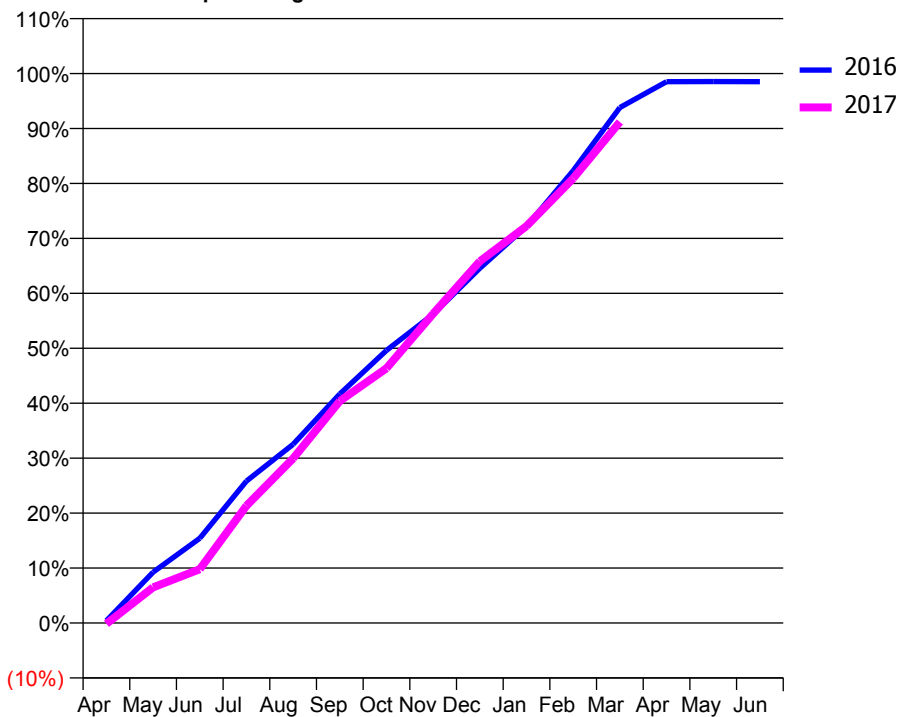
ACCESS*

Patients seen in 24 months	Total	Change since previous quarter
Quarter ending March 2016	5,520	
Quarter ending June 2016	5,506	→
Quarter ending September 2016	5,758	↑
Quarter ending December 2016	5,978	↑
Quarter ending March 2017	6,055	→
Variance since March 2016	9.7%	↑



ACTIVITY

Cumulative percentage of contracted UDA delivered 2016 & 2017



Month	Adjusted Scheduled Activity (UDA)	
	2016	2017
April	59	-22
May	1,302	914
June	2,172	1,377
July	3,638	3,005
August	4,581	4,219
September	5,870	5,688
October	6,988	6,531
November	7,914	7,926
December	9,093	9,269
January	10,165	10,172
February	11,594	11,397
March	13,211	12,841
April	13,876	
May	13,877	
June	13,874	

QUALITY

	Quantity	Base Number	Contract	AT	Region	England
% of FP17s for the same patient ID Re-attending within 3 months - Children	51	1,225	4.2%	11.2%	12.0%	12.3%
% of FP17s for the same patient ID Re-attending within 3 months - Adults	578	4,823	12.0%	14.9%	16.0%	16.7%
% of FP17s for the same patient ID Re-attending between 3 & 9 months - Children	376	1,225	30.7%	56.1%	58.8%	57.6%
% of FP17s for the same patient ID Re-attending between 3 & 9 months - Adults	1,439	4,823	29.8%	47.9%	51.2%	50.1%
% of FP17s for Band 1 Urgent Courses	358	5,736	6.2%	8.5%	8.0%	9.1%
% of FP17s Relating to Free Repair or Replacements	86	5,736	1.5%	0.7%	0.8%	0.8%
% of FP17s Relating to Continuations	69	5,736	1.2%	1.0%	1.2%	1.2%
% of Patients satisfied with the dentistry they have received	3	3	N/A	92.7%	92.7%	92.8%
% of Patients satisfied with the time they had to wait for an appointment	3	3	N/A	87.3%	89.1%	88.7%

* This is based on patients treated on this contract for their most recent course of treatment. Figures in italics indicate the base number of FP17s or Patient Questionnaire responses are less than 100. N/A is shown where the base number of responses is less than 10 during the period. % is calculated as Quantity/Base number*100

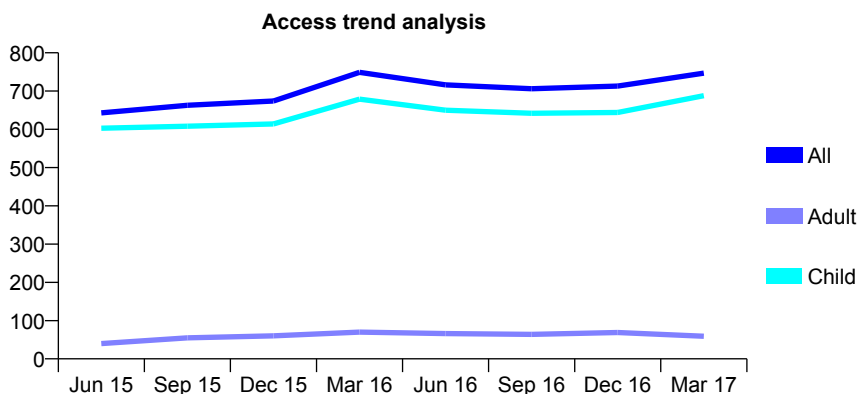
Q58 - Vital Signs At a Glance Contract Report for 976334/0001 - March 2017

Name or company name	MISS U MADHAV
Contract type name	GDS Contract
Purpose of contract	General
Contract start date	01/04/2014
Contract end date	

16/17 Contracted general activity (UDA)	1,500
Carry forward general activity (UDA)	0
16/17 Contracted orthodontic activity (UOA)	0
Carry forward orthodontic activity (UOA)	0
Baseline contract value	£38,062.25

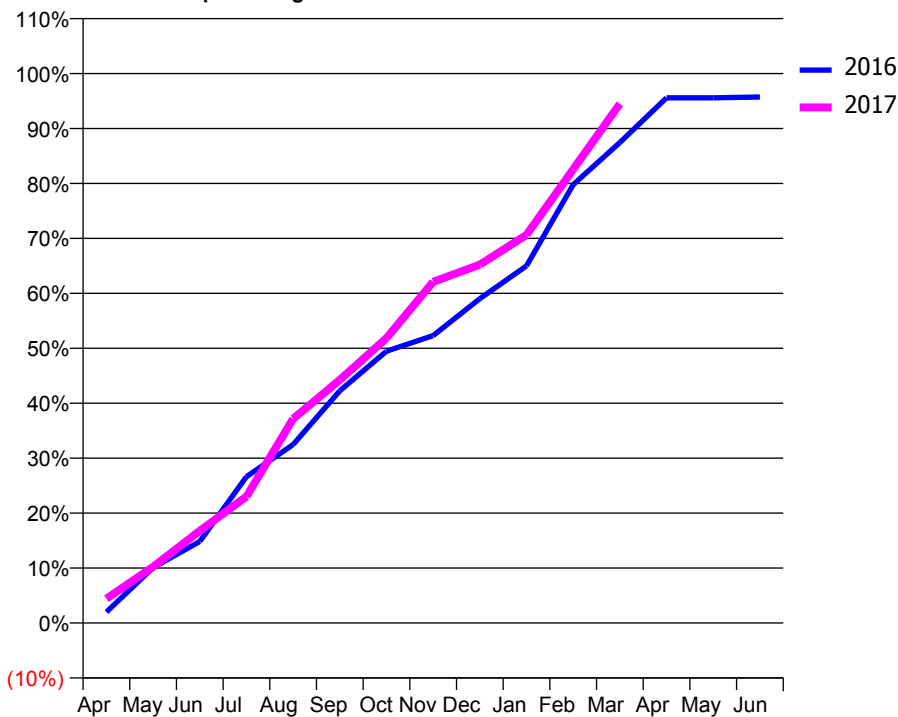
ACCESS*

Patients seen in 24 months	Total	Change since previous quarter
Quarter ending March 2016	749	
Quarter ending June 2016	716	↓
Quarter ending September 2016	706	↓
Quarter ending December 2016	713	→
Quarter ending March 2017	747	↑
Variance since March 2016	(0.3%)	→



ACTIVITY

Cumulative percentage of contracted UDA delivered 2016 & 2017



Month	Adjusted Scheduled Activity (UDA)	
	2016	2017
April	30	66
May	151	153
June	223	252
July	399	345
August	487	557
September	634	664
October	742	778
November	785	931
December	886	978
January	975	1,059
February	1,197	1,239
March	1,312	1,417
April	1,434	
May	1,434	
June	1,436	

QUALITY

	Quantity	Base Number	Contract	AT	Region	England
% of FP17s for the same patient ID Re-attending within 3 months - Children	45	1,030	4.4%	11.2%	12.0%	12.3%
% of FP17s for the same patient ID Re-attending within 3 months - Adults	0	0	N/A	14.9%	16.0%	16.7%
% of FP17s for the same patient ID Re-attending between 3 & 9 months - Children	555	1,030	53.9%	56.1%	58.8%	57.6%
% of FP17s for the same patient ID Re-attending between 3 & 9 months - Adults	0	0	N/A	47.9%	51.2%	50.1%
% of FP17s for Band 1 Urgent Courses	21	938	2.2%	8.5%	8.0%	9.1%
% of FP17s Relating to Free Repair or Replacements	0	938	0.0%	0.7%	0.8%	0.8%
% of FP17s Relating to Continuations	8	938	0.9%	1.0%	1.2%	1.2%
% of Patients satisfied with the dentistry they have received	0	0	N/A	92.7%	92.7%	92.8%
% of Patients satisfied with the time they had to wait for an appointment	0	0	N/A	87.3%	89.1%	88.7%

* This is based on patients treated on this contract for their most recent course of treatment. Figures in italics indicate the base number of FP17s or Patient Questionnaire responses are less than 100. N/A is shown where the base number of responses is less than 10 during the period. % is calculated as Quantity/Base number*100

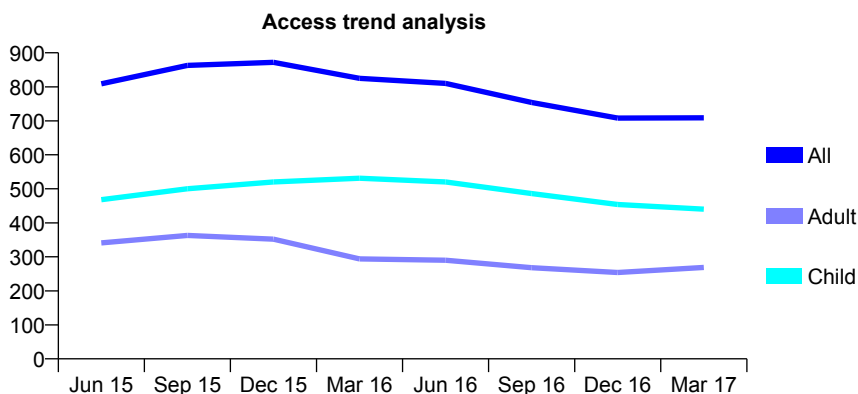
Q58 - Vital Signs At a Glance Contract Report for 987417/0001 - March 2017

Name or company name	MISS S MITTAL
Contract type name	GDS Contract
Purpose of contract	General
Contract start date	01/12/2013
Contract end date	

16/17 Contracted general activity (UDA)	2,246
Carry forward general activity (UDA)	-29
16/17 Contracted orthodontic activity (UOA)	0
Carry forward orthodontic activity (UOA)	0
Baseline contract value	£53,252.67

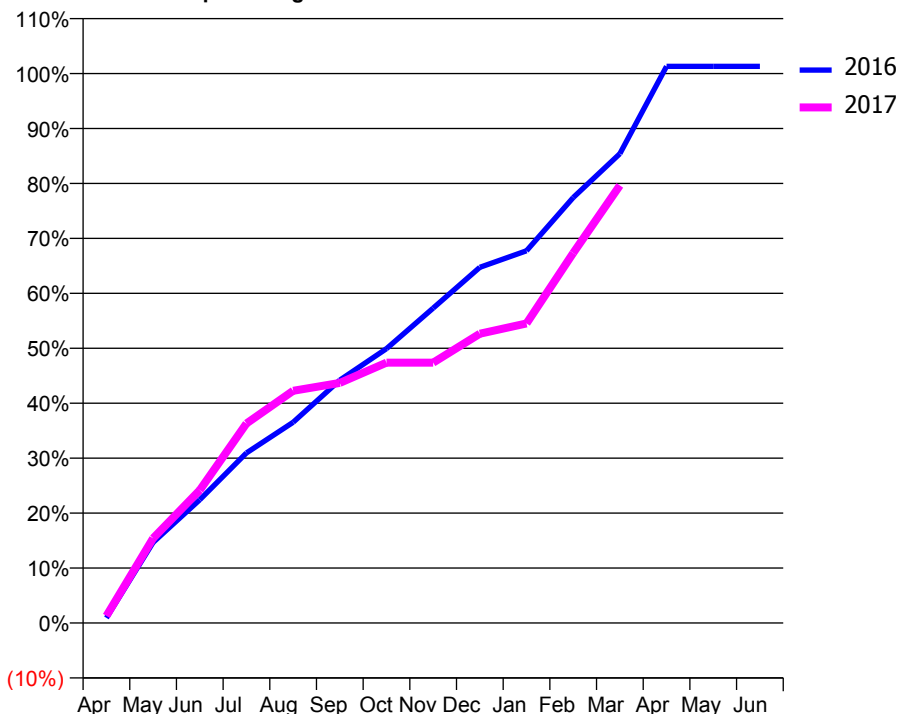
ACCESS*

Patients seen in 24 months	Total	Change since previous quarter
Quarter ending March 2016	825	
Quarter ending June 2016	810	↓
Quarter ending September 2016	754	↓
Quarter ending December 2016	708	↓
Quarter ending March 2017	709	→
Variance since March 2016	(14.1%)	↓



ACTIVITY

Cumulative percentage of contracted UDA delivered 2016 & 2017



Month	Adjusted Scheduled Activity (UDA)	
	2016	2017
April	21	29
May	330	346
June	504	543
July	695	816
August	821	949
September	993	981
October	1,122	1,064
November	1,287	1,064
December	1,454	1,182
January	1,522	1,225
February	1,739	1,512
March	1,918	1,788
April	2,275	
May	2,275	
June	2,275	

QUALITY

	Quantity	Base Number	Contract	AT	Region	England
% of FP17s for the same patient ID Re-attending within 3 months - Children	24	428	5.6%	11.2%	12.0%	12.3%
% of FP17s for the same patient ID Re-attending within 3 months - Adults	31	215	14.4%	14.9%	16.0%	16.7%
% of FP17s for the same patient ID Re-attending between 3 & 9 months - Children	222	428	51.9%	56.1%	58.8%	57.6%
% of FP17s for the same patient ID Re-attending between 3 & 9 months - Adults	59	215	27.4%	47.9%	51.2%	50.1%
% of FP17s for Band 1 Urgent Courses	42	592	7.1%	8.5%	8.0%	9.1%
% of FP17s Relating to Free Repair or Replacements	0	592	0.0%	0.7%	0.8%	0.8%
% of FP17s Relating to Continuations	0	592	0.0%	1.0%	1.2%	1.2%
% of Patients satisfied with the dentistry they have received	0	0	N/A	92.7%	92.7%	92.8%
% of Patients satisfied with the time they had to wait for an appointment	0	0	N/A	87.3%	89.1%	88.7%

* This is based on patients treated on this contract for their most recent course of treatment. Figures in italics indicate the base number of FP17s or Patient Questionnaire responses are less than 100. N/A is shown where the base number of responses is less than 10 during the period. % is calculated as Quantity/Base number*100

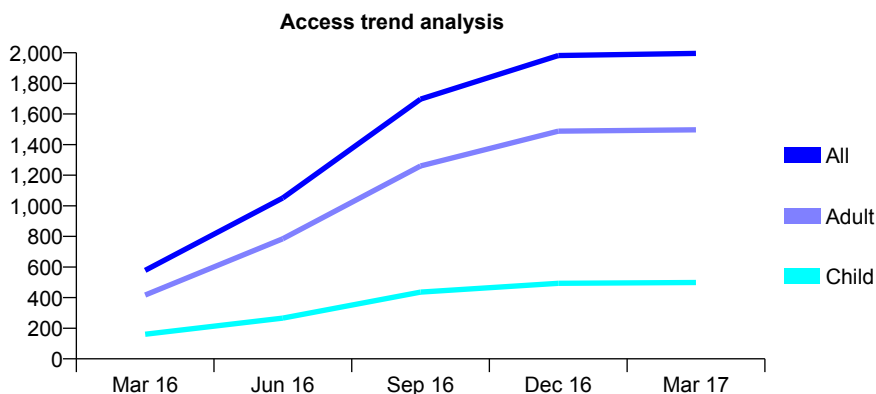
Q58 - Vital Signs At a Glance Contract Report for 991937/0001 - March 2017

Name or company name	MR C HAJISTILLY
Contract type name	GDS Contract
Purpose of contract	General
Contract start date	01/10/2015
Contract end date	

16/17 Contracted general activity (UDA)	5,176
Carry forward general activity (UDA)	10
16/17 Contracted orthodontic activity (UOA)	0
Carry forward orthodontic activity (UOA)	0
Baseline contract value	£141,823.96

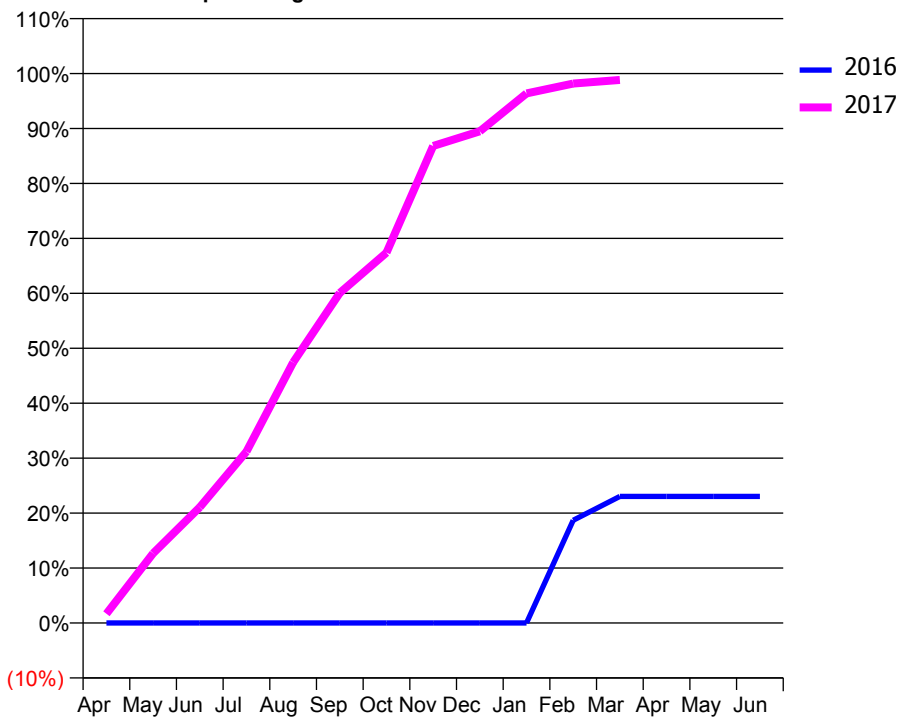
ACCESS*

Patients seen in 24 months	Total	Change since previous quarter
Quarter ending March 2016	578	
Quarter ending June 2016	1,051	↑
Quarter ending September 2016	1,697	↑
Quarter ending December 2016	1,982	↑
Quarter ending March 2017	1,996	→
Variance since March 2016	245.3%	↑



ACTIVITY

Cumulative percentage of contracted UDA delivered 2016 & 2017



Adjusted Scheduled Activity (UDA)

Month	2016	2017
April	0	87
May	0	657
June	0	1,090
July	0	1,614
August	0	2,455
September	0	3,110
October	0	3,488
November	0	4,493
December	0	4,632
January	0	4,988
February	968	5,082
March	1,192	5,116
April	1,193	
May	1,193	
June	1,193	

QUALITY

	Quantity	Base Number	Contract	AT	Region	England
% of FP17s for the same patient ID Re-attending within 3 months - Children	79	807	9.8%	11.2%	12.0%	12.3%
% of FP17s for the same patient ID Re-attending within 3 months - Adults	184	1,889	9.7%	14.9%	16.0%	16.7%
% of FP17s for the same patient ID Re-attending between 3 & 9 months - Children	275	807	34.1%	56.1%	58.8%	57.6%
% of FP17s for the same patient ID Re-attending between 3 & 9 months - Adults	495	1,889	26.2%	47.9%	51.2%	50.1%
% of FP17s for Band 1 Urgent Courses	128	2,695	4.7%	8.5%	8.0%	9.1%
% of FP17s Relating to Free Repair or Replacements	6	2,695	0.2%	0.7%	0.8%	0.8%
% of FP17s Relating to Continuations	9	2,695	0.3%	1.0%	1.2%	1.2%
% of Patients satisfied with the dentistry they have received	7	7	N/A	92.7%	92.7%	92.8%
% of Patients satisfied with the time they had to wait for an appointment	7	7	N/A	87.3%	89.1%	88.7%

* This is based on patients treated on this contract for their most recent course of treatment. Figures in italics indicate the base number of FP17s or Patient Questionnaire responses are less than 100. N/A is shown where the base number of responses is less than 10 during the period. % is calculated as Quantity/Base number*100

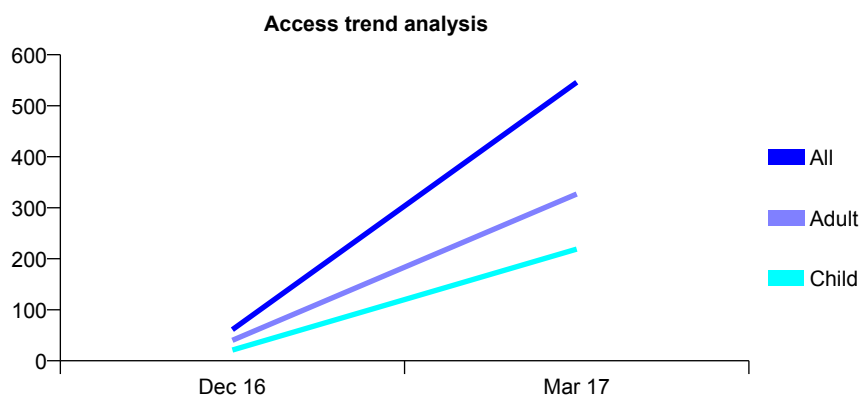
Q59 - Vital Signs At a Glance Contract Report for 100219/0000 - March 2017

Name or company name	Community Dental Services CIC
Contract type name	PDS Contract
Purpose of contract	General
Contract start date	01/12/2016
Contract end date	30/11/2023

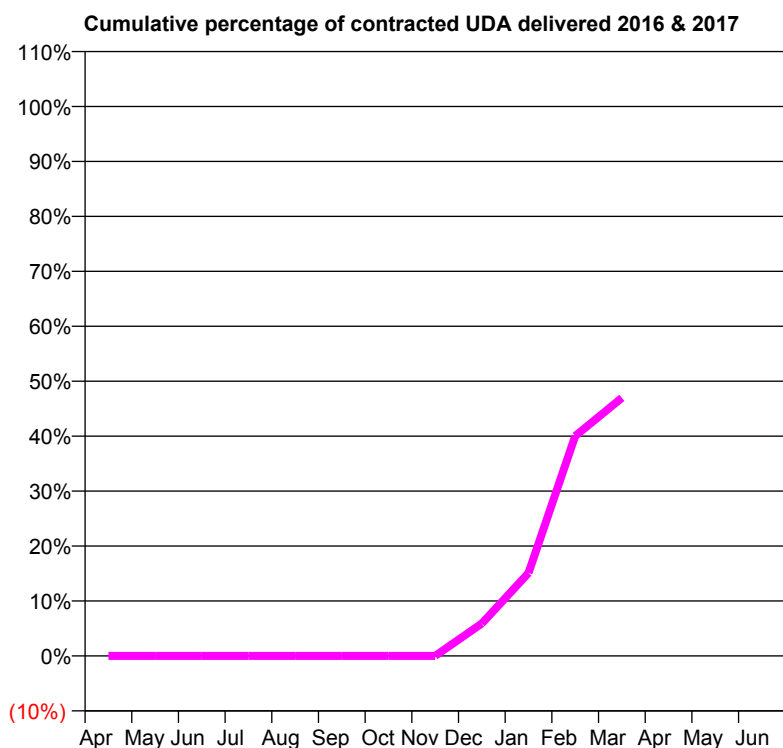
16/17 Contracted general activity (UDA)	1,200
Carry forward general activity (UDA)	0
16/17 Contracted orthodontic activity (UOA)	0
Carry forward orthodontic activity (UOA)	0
Baseline contract value	£588,333.33

ACCESS*

Patients seen in 24 months	Total	Change since previous quarter
Quarter ending March 2016	0	
Quarter ending June 2016	0	
Quarter ending September 2016	0	
Quarter ending December 2016	61	↑
Quarter ending March 2017	546	↑
Variance since March 2016	N/A	



ACTIVITY



Month	Adjusted Scheduled Activity (UDA)	
	2016	2017
April	0	0
May	0	0
June	0	0
July	0	0
August	0	0
September	0	0
October	0	0
November	0	0
December	0	71
January	0	181
February	0	480
March	0	564
April	0	
May	0	
June	0	

QUALITY

	Quantity	Base Number	Contract	AT	Region	England
% of FP17s for the same patient ID Re-attending within 3 months - Children	4	124	3.2%	10.1%	12.0%	12.3%
% of FP17s for the same patient ID Re-attending within 3 months - Adults	6	196	3.1%	14.7%	16.0%	16.7%
% of FP17s for the same patient ID Re-attending between 3 & 9 months - Children	0	124	0.0%	60.6%	58.8%	57.6%
% of FP17s for the same patient ID Re-attending between 3 & 9 months - Adults	0	196	0.0%	52.8%	51.2%	50.1%
% of FP17s for Band 1 Urgent Courses	13	320	4.1%	7.3%	8.0%	9.1%
% of FP17s Relating to Free Repair or Replacements	0	320	0.0%	0.8%	0.8%	0.8%
% of FP17s Relating to Continuations	3	320	0.9%	1.3%	1.2%	1.2%
% of Patients satisfied with the dentistry they have received	0	0	N/A	92.4%	92.7%	92.8%
% of Patients satisfied with the time they had to wait for an appointment	0	0	N/A	88.1%	89.1%	88.7%

* This is based on patients treated on this contract for their most recent course of treatment. Figures in italics indicate the base number of FP17s or Patient Questionnaire responses are less than 100. N/A is shown where the base number of responses is less than 10 during the period. % is calculated as Quantity/Base number*100

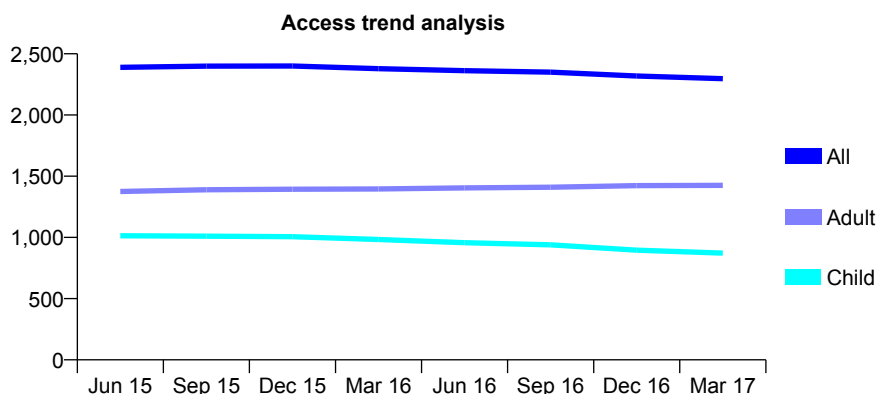
Q59 - Vital Signs At a Glance Contract Report for 101281/0034 - March 2017

Name or company name	OASIS DENTAL CARE LTD
Contract type name	GDS Contract
Purpose of contract	General and Orthodontic
Contract start date	01/04/2006
Contract end date	

16/17 Contracted general activity (UDA)	7,246
Carry forward general activity (UDA)	-143
16/17 Contracted orthodontic activity (UOA)	1,134
Carry forward orthodontic activity (UOA)	0
Baseline contract value	£247,080.38

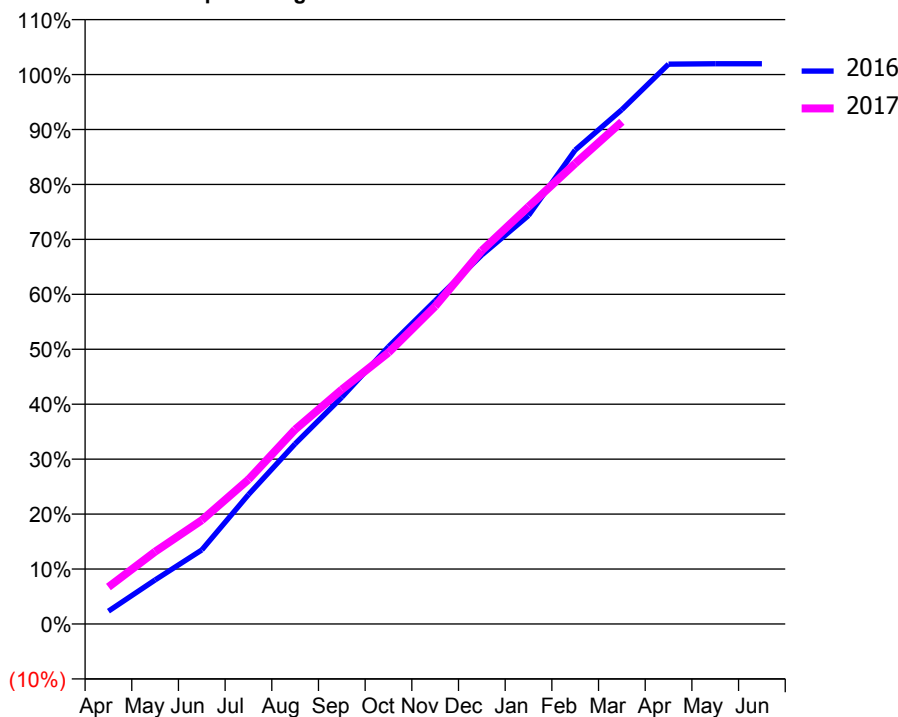
ACCESS*

Patients seen in 24 months	Total	Change since previous quarter
Quarter ending March 2016	2,379	
Quarter ending June 2016	2,362	→
Quarter ending September 2016	2,350	→
Quarter ending December 2016	2,319	↓
Quarter ending March 2017	2,297	→
Variance since March 2016	(3.4%)	↓



ACTIVITY

Cumulative percentage of contracted UDA delivered 2016 & 2017



Adjusted Scheduled Activity (UDA)

Month	2016	2017
April	169	488
May	581	953
June	977	1,369
July	1,707	1,906
August	2,376	2,564
September	2,990	3,092
October	3,657	3,578
November	4,262	4,189
December	4,867	4,924
January	5,386	5,503
February	6,250	6,073
March	6,782	6,622
April	7,382	
May	7,389	
June	7,389	

QUALITY

	Quantity	Base Number	Contract	AT	Region	England
% of FP17s for the same patient ID Re-attending within 3 months - Children	197	1,711	11.5%	10.1%	12.0%	12.3%
% of FP17s for the same patient ID Re-attending within 3 months - Adults	363	2,126	17.1%	14.7%	16.0%	16.7%
% of FP17s for the same patient ID Re-attending between 3 & 9 months - Children	1,181	1,711	69.0%	60.6%	58.8%	57.6%
% of FP17s for the same patient ID Re-attending between 3 & 9 months - Adults	1,264	2,126	59.5%	52.8%	51.2%	50.1%
% of FP17s for Band 1 Urgent Courses	311	3,499	8.9%	7.3%	8.0%	9.1%
% of FP17s Relating to Free Repair or Replacements	20	3,499	0.6%	0.8%	0.8%	0.8%
% of FP17s Relating to Continuations	11	3,499	0.3%	1.3%	1.2%	1.2%
% of Patients satisfied with the dentistry they have received	8	8	N/A	92.4%	92.7%	92.8%
% of Patients satisfied with the time they had to wait for an appointment	8	8	N/A	88.1%	89.1%	88.7%

* This is based on patients treated on this contract for their most recent course of treatment. Figures in italics indicate the base number of FP17s or Patient Questionnaire responses are less than 100. N/A is shown where the base number of responses is less than 10 during the period. % is calculated as Quantity/Base number*100

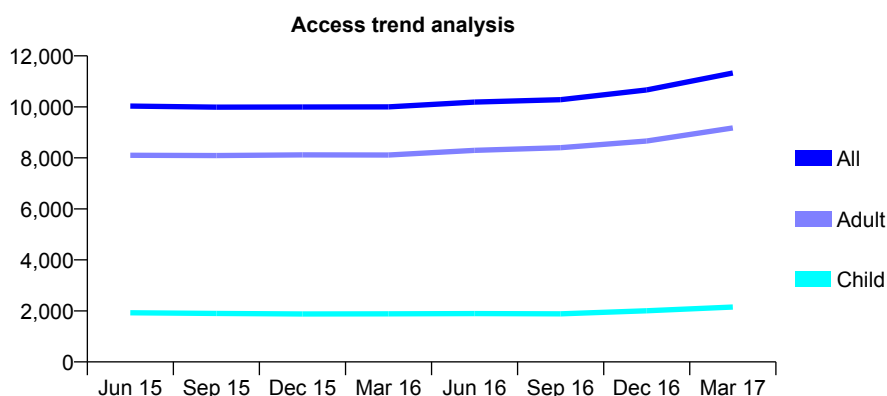
Q59 - Vital Signs At a Glance Contract Report for 101281/0055 - March 2017

Name or company name	OASIS DENTAL CARE LTD
Contract type name	Pilot Contract
Purpose of contract	General
Contract start date	01/04/2006
Contract end date	

16/17 Contracted general activity (UDA)	36,428
Carry forward general activity (UDA)	0
16/17 Contracted orthodontic activity (UOA)	0
Carry forward orthodontic activity (UOA)	0
Baseline contract value	£802,983.52

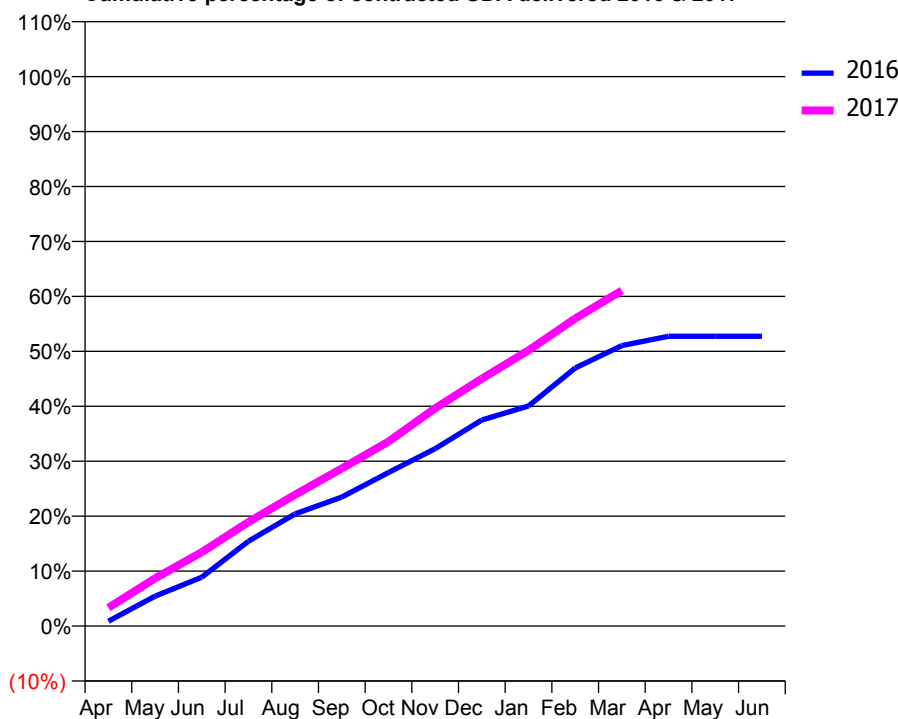
ACCESS*

Patients seen in 24 months	Total	Change since previous quarter
Quarter ending March 2016	9,998	
Quarter ending June 2016	10,188	→
Quarter ending September 2016	10,283	→
Quarter ending December 2016	10,666	↑
Quarter ending March 2017	11,329	↑
Variance since March 2016	13.3%	↑



ACTIVITY

Cumulative percentage of contracted UDA delivered 2016 & 2017



Month	Adjusted Scheduled Activity (UDA)	
	2016	2017
April	322	1,216
May	1,985	3,171
June	3,239	4,899
July	5,625	6,895
August	7,439	8,716
September	8,549	10,452
October	10,179	12,229
November	11,762	14,440
December	13,666	16,402
January	14,587	18,279
February	17,110	20,388
March	18,595	22,245
April	19,215	
May	19,210	
June	19,210	

QUALITY

	Quantity	Base Number	Contract	AT	Region	England
% of FP17s for the same patient ID Re-attending within 3 months - Children	98	2,682	3.7%	10.1%	12.0%	12.3%
% of FP17s for the same patient ID Re-attending within 3 months - Adults	1,038	10,293	10.1%	14.7%	16.0%	16.7%
% of FP17s for the same patient ID Re-attending between 3 & 9 months - Children	1,290	2,682	48.1%	60.6%	58.8%	57.6%
% of FP17s for the same patient ID Re-attending between 3 & 9 months - Adults	3,505	10,293	34.1%	52.8%	51.2%	50.1%
% of FP17s for Band 1 Urgent Courses	535	12,558	4.3%	7.3%	8.0%	9.1%
% of FP17s Relating to Free Repair or Replacements	95	12,558	0.8%	0.8%	0.8%	0.8%
% of FP17s Relating to Continuations	273	12,558	2.2%	1.3%	1.2%	1.2%
% of Patients satisfied with the dentistry they have received	14	15	93.3%	92.4%	92.7%	92.8%
% of Patients satisfied with the time they had to wait for an appointment	12	15	80.0%	88.1%	89.1%	88.7%

* This is based on patients treated on this contract for their most recent course of treatment. Figures in italics indicate the base number of FP17s or Patient Questionnaire responses are less than 100. N/A is shown where the base number of responses is less than 10 during the period. % is calculated as Quantity/Base number*100

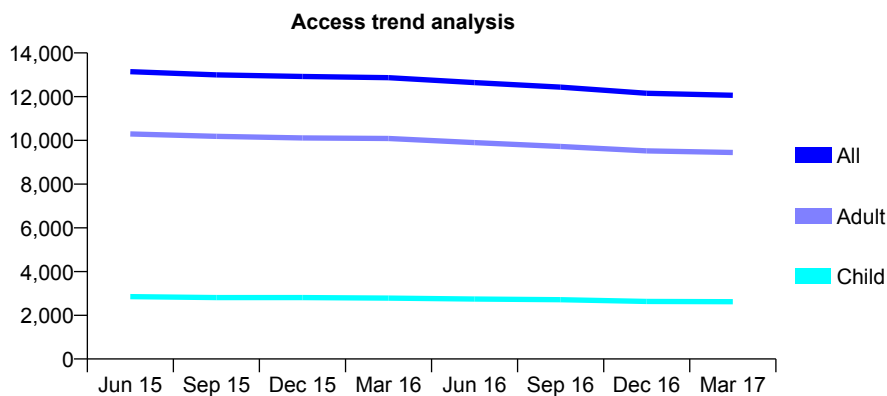
Q59 - Vital Signs At a Glance Contract Report for 101281/0077 - March 2017

Name or company name	OASIS DENTAL CARE LTD
Contract type name	GDS Contract
Purpose of contract	General and Orthodontic
Contract start date	01/04/2006
Contract end date	

16/17 Contracted general activity (UDA)	33,200
Carry forward general activity (UDA)	432
16/17 Contracted orthodontic activity (UOA)	3,163
Carry forward orthodontic activity (UOA)	0
Baseline contract value	£941,742.53

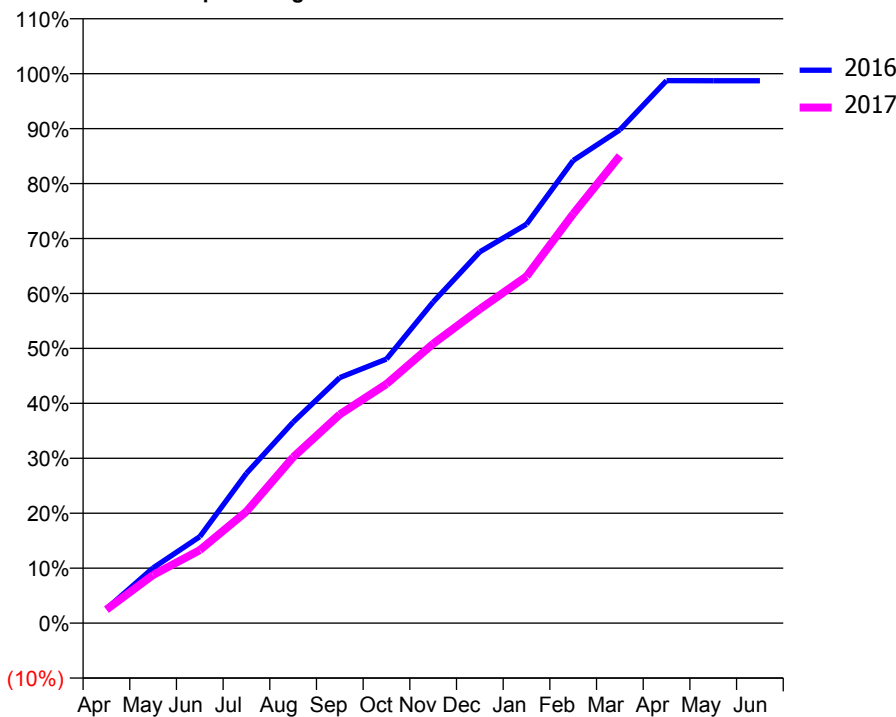
ACCESS*

Patients seen in 24 months	Total	Change since previous quarter
Quarter ending March 2016	12,870	
Quarter ending June 2016	12,640	↓
Quarter ending September 2016	12,433	↓
Quarter ending December 2016	12,153	↓
Quarter ending March 2017	12,061	→
Variance since March 2016	(6.3%)	↓



ACTIVITY

Cumulative percentage of contracted UDA delivered 2016 & 2017



Month	Adjusted Scheduled Activity (UDA)	
	2016	2017
April	870	817
May	3,338	2,912
June	5,224	4,412
July	9,052	6,744
August	12,146	10,025
September	14,835	12,610
October	15,953	14,452
November	19,405	16,882
December	22,431	18,976
January	24,102	20,953
February	27,952	24,728
March	29,805	28,238
April	32,777	
May	32,768	
June	32,768	

QUALITY

	Quantity	Base Number	Contract	AT	Region	England
% of FP17s for the same patient ID Re-attending within 3 months - Children	326	4,386	7.4%	10.1%	12.0%	12.3%
% of FP17s for the same patient ID Re-attending within 3 months - Adults	1,987	13,440	14.8%	14.7%	16.0%	16.7%
% of FP17s for the same patient ID Re-attending between 3 & 9 months - Children	2,422	4,386	55.2%	60.6%	58.8%	57.6%
% of FP17s for the same patient ID Re-attending between 3 & 9 months - Adults	6,301	13,440	46.9%	52.8%	51.2%	50.1%
% of FP17s for Band 1 Urgent Courses	1,655	15,720	10.5%	7.3%	8.0%	9.1%
% of FP17s Relating to Free Repair or Replacements	186	15,720	1.2%	0.8%	0.8%	0.8%
% of FP17s Relating to Continuations	181	15,720	1.2%	1.3%	1.2%	1.2%
% of Patients satisfied with the dentistry they have received	79	89	88.8%	92.4%	92.7%	92.8%
% of Patients satisfied with the time they had to wait for an appointment	68	89	76.4%	88.1%	89.1%	88.7%

* This is based on patients treated on this contract for their most recent course of treatment. Figures in italics indicate the base number of FP17s or Patient Questionnaire responses are less than 100. N/A is shown where the base number of responses is less than 10 during the period. % is calculated as Quantity/Base number*100

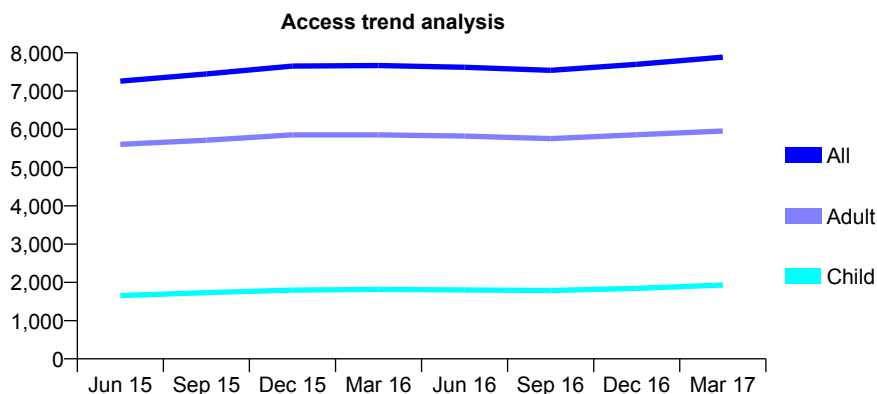
Q59 - Vital Signs At a Glance Contract Report for 101281/0082 - March 2017

Name or company name	OASIS DENTAL CARE LTD
Contract type name	GDS Contract
Purpose of contract	General
Contract start date	01/04/2006
Contract end date	

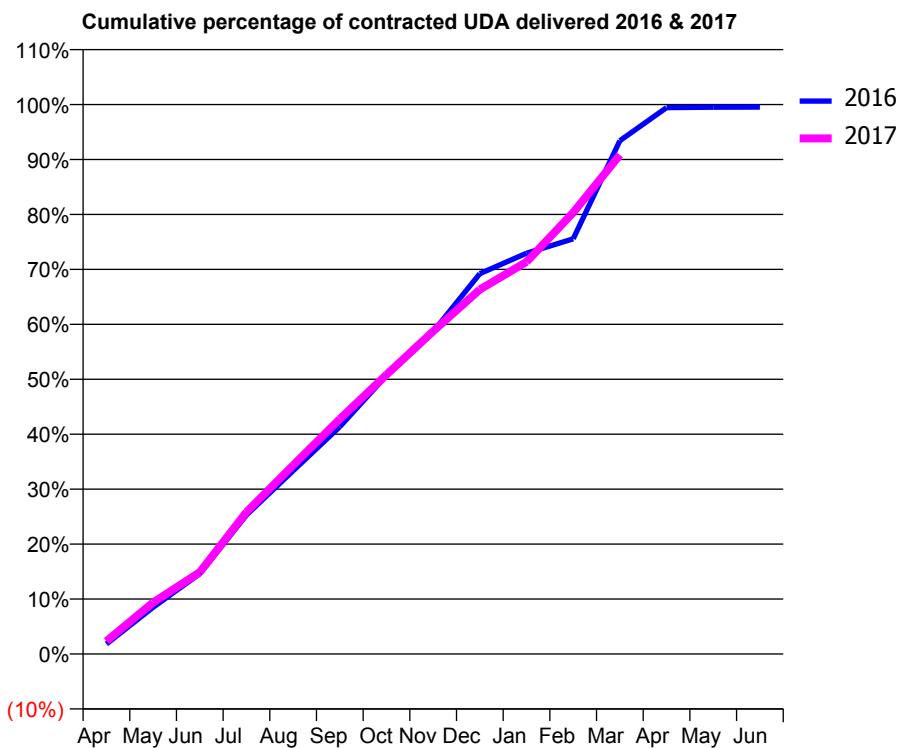
16/17 Contracted general activity (UDA)	21,656
Carry forward general activity (UDA)	104
16/17 Contracted orthodontic activity (UOA)	0
Carry forward orthodontic activity (UOA)	0
Baseline contract value	£477,362.87

ACCESS*

Patients seen in 24 months	Total	Change since previous quarter
Quarter ending March 2016	7,667	
Quarter ending June 2016	7,623	→
Quarter ending September 2016	7,543	↓
Quarter ending December 2016	7,700	↑
Quarter ending March 2017	7,885	↑
Variance since March 2016	2.8%	↑



ACTIVITY



Month	Adjusted Scheduled Activity (UDA)	
	2016	2017
April	397	507
May	1,843	2,031
June	3,165	3,225
July	5,479	5,597
August	7,224	7,441
September	8,959	9,261
October	10,974	11,007
November	12,703	12,718
December	14,992	14,365
January	15,796	15,451
February	16,360	17,395
March	20,229	19,665
April	21,536	
May	21,547	
June	21,552	

QUALITY

	Quantity	Base Number	Contract	AT	Region	England
% of FP17s for the same patient ID Re-attending within 3 months - Children	320	2,994	10.7%	10.1%	12.0%	12.3%
% of FP17s for the same patient ID Re-attending within 3 months - Adults	1,345	8,953	15.0%	14.7%	16.0%	16.7%
% of FP17s for the same patient ID Re-attending between 3 & 9 months - Children	1,784	2,994	59.6%	60.6%	58.8%	57.6%
% of FP17s for the same patient ID Re-attending between 3 & 9 months - Adults	5,282	8,953	59.0%	52.8%	51.2%	50.1%
% of FP17s for Band 1 Urgent Courses	442	11,368	3.9%	7.3%	8.0%	9.1%
% of FP17s Relating to Free Repair or Replacements	122	11,368	1.1%	0.8%	0.8%	0.8%
% of FP17s Relating to Continuations	476	11,368	4.2%	1.3%	1.2%	1.2%
% of Patients satisfied with the dentistry they have received	16	16	100.0%	92.4%	92.7%	92.8%
% of Patients satisfied with the time they had to wait for an appointment	16	16	100.0%	88.1%	89.1%	88.7%

* This is based on patients treated on this contract for their most recent course of treatment. Figures in italics indicate the base number of FP17s or Patient Questionnaire responses are less than 100. N/A is shown where the base number of responses is less than 10 during the period. % is calculated as Quantity/Base number*100

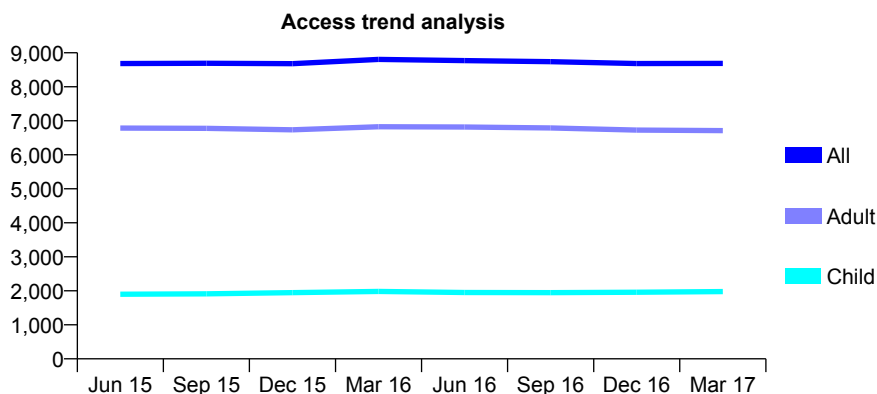
Q59 - Vital Signs At a Glance Contract Report for 101281/0098 - March 2017

Name or company name	OASIS DENTAL CARE LTD
Contract type name	GDS Contract
Purpose of contract	General
Contract start date	01/04/2006
Contract end date	

16/17 Contracted general activity (UDA)	26,129
Carry forward general activity (UDA)	-337
16/17 Contracted orthodontic activity (UOA)	0
Carry forward orthodontic activity (UOA)	0
Baseline contract value	£575,952.62

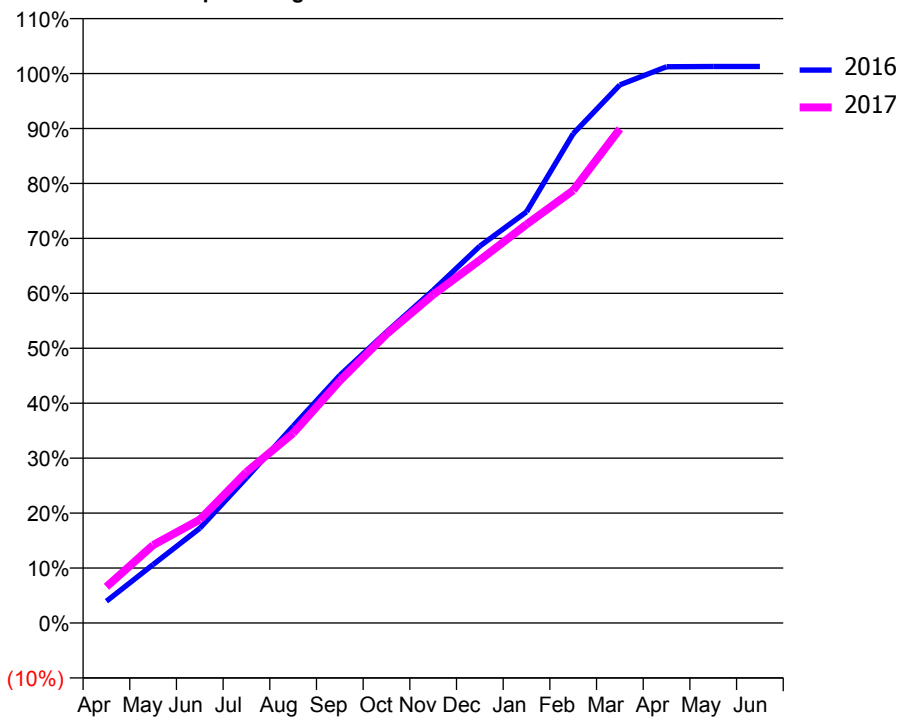
ACCESS*

Patients seen in 24 months	Total	Change since previous quarter
Quarter ending March 2016	8,807	
Quarter ending June 2016	8,770	→
Quarter ending September 2016	8,738	→
Quarter ending December 2016	8,685	→
Quarter ending March 2017	8,689	→
Variance since March 2016	(1.3%)	↓



ACTIVITY

Cumulative percentage of contracted UDA delivered 2016 & 2017



Month	Adjusted Scheduled Activity (UDA)	
	2016	2017
April	1,035	1,723
May	2,778	3,708
June	4,508	4,920
July	6,905	7,178
August	9,359	9,026
September	11,778	11,518
October	13,839	13,739
November	15,820	15,613
December	17,924	17,258
January	19,551	18,957
February	23,267	20,570
March	25,586	23,497
April	26,453	
May	26,463	
June	26,466	

QUALITY

	Quantity	Base Number	Contract	AT	Region	England
% of FP17s for the same patient ID Re-attending within 3 months - Children	175	3,347	5.2%	10.1%	12.0%	12.3%
% of FP17s for the same patient ID Re-attending within 3 months - Adults	1,475	11,208	13.2%	14.7%	16.0%	16.7%
% of FP17s for the same patient ID Re-attending between 3 & 9 months - Children	2,555	3,347	76.3%	60.6%	58.8%	57.6%
% of FP17s for the same patient ID Re-attending between 3 & 9 months - Adults	8,188	11,208	73.1%	52.8%	51.2%	50.1%
% of FP17s for Band 1 Urgent Courses	686	14,049	4.9%	7.3%	8.0%	9.1%
% of FP17s Relating to Free Repair or Replacements	88	14,049	0.6%	0.8%	0.8%	0.8%
% of FP17s Relating to Continuations	44	14,049	0.3%	1.3%	1.2%	1.2%
% of Patients satisfied with the dentistry they have received	35	38	92.1%	92.4%	92.7%	92.8%
% of Patients satisfied with the time they had to wait for an appointment	35	38	92.1%	88.1%	89.1%	88.7%

* This is based on patients treated on this contract for their most recent course of treatment. Figures in italics indicate the base number of FP17s or Patient Questionnaire responses are less than 100. N/A is shown where the base number of responses is less than 10 during the period. % is calculated as Quantity/Base number*100

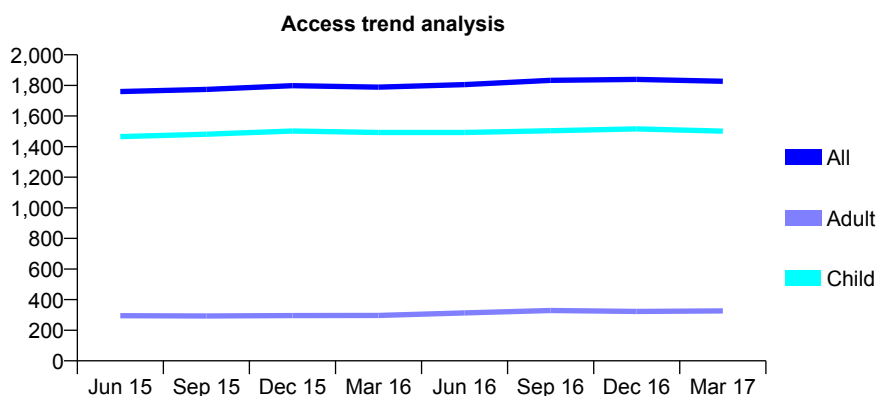
Q59 - Vital Signs At a Glance Contract Report for 101281/0114 - March 2017

Name or company name	OASIS DENTAL CARE LTD
Contract type name	GDS Contract
Purpose of contract	General
Contract start date	01/04/2006
Contract end date	

16/17 Contracted general activity (UDA)	3,552
Carry forward general activity (UDA)	122
16/17 Contracted orthodontic activity (UOA)	0
Carry forward orthodontic activity (UOA)	0
Baseline contract value	£79,455.55

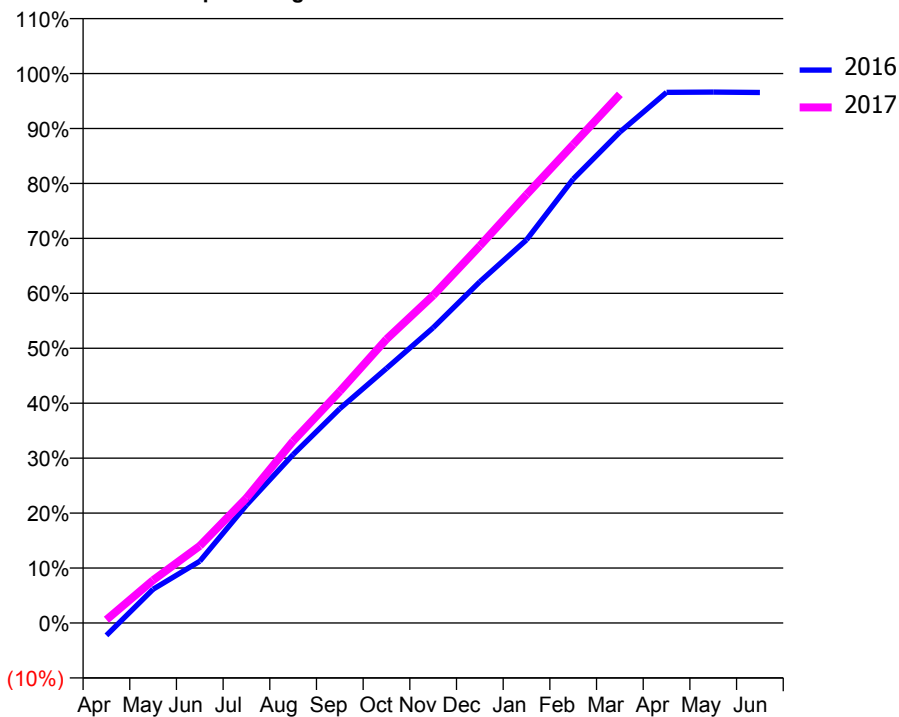
ACCESS*

Patients seen in 24 months	Total	Change since previous quarter
Quarter ending March 2016	1,789	
Quarter ending June 2016	1,805	→
Quarter ending September 2016	1,833	→
Quarter ending December 2016	1,839	→
Quarter ending March 2017	1,827	→
Variance since March 2016	2.1%	↑



ACTIVITY

Cumulative percentage of contracted UDA delivered 2016 & 2017



Month	Adjusted Scheduled Activity (UDA)	
	2016	2017
April	-81	21
May	219	277
June	400	499
July	763	808
August	1,089	1,176
September	1,385	1,497
October	1,646	1,835
November	1,909	2,117
December	2,206	2,438
January	2,477	2,769
February	2,870	3,093
March	3,173	3,417
April	3,431	
May	3,432	
June	3,430	

QUALITY

	Quantity	Base Number	Contract	AT	Region	England
% of FP17s for the same patient ID Re-attending within 3 months - Children	191	2,791	6.8%	10.1%	12.0%	12.3%
% of FP17s for the same patient ID Re-attending within 3 months - Adults	11	323	3.4%	14.7%	16.0%	16.7%
% of FP17s for the same patient ID Re-attending between 3 & 9 months - Children	2,066	2,791	74.0%	60.6%	58.8%	57.6%
% of FP17s for the same patient ID Re-attending between 3 & 9 months - Adults	231	323	71.5%	52.8%	51.2%	50.1%
% of FP17s for Band 1 Urgent Courses	67	2,918	2.3%	7.3%	8.0%	9.1%
% of FP17s Relating to Free Repair or Replacements	0	2,918	0.0%	0.8%	0.8%	0.8%
% of FP17s Relating to Continuations	0	2,918	0.0%	1.3%	1.2%	1.2%
% of Patients satisfied with the dentistry they have received	2	2	N/A	92.4%	92.7%	92.8%
% of Patients satisfied with the time they had to wait for an appointment	1	2	N/A	88.1%	89.1%	88.7%

* This is based on patients treated on this contract for their most recent course of treatment. Figures in italics indicate the base number of FP17s or Patient Questionnaire responses are less than 100. N/A is shown where the base number of responses is less than 10 during the period. % is calculated as Quantity/Base number*100

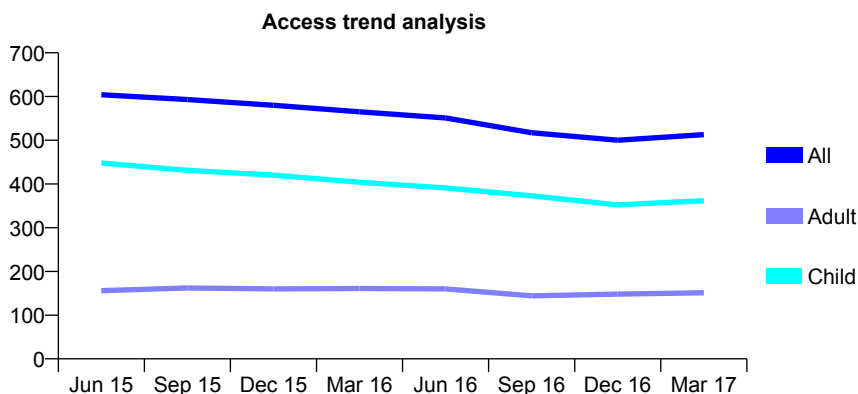
Q59 - Vital Signs At a Glance Contract Report for 101281/0132 - March 2017

Name or company name	OASIS DENTAL CARE LTD
Contract type name	GDS Contract
Purpose of contract	General
Contract start date	01/04/2006
Contract end date	

16/17 Contracted general activity (UDA)	1,021
Carry forward general activity (UDA)	-20
16/17 Contracted orthodontic activity (UOA)	0
Carry forward orthodontic activity (UOA)	0
Baseline contract value	£22,814.15

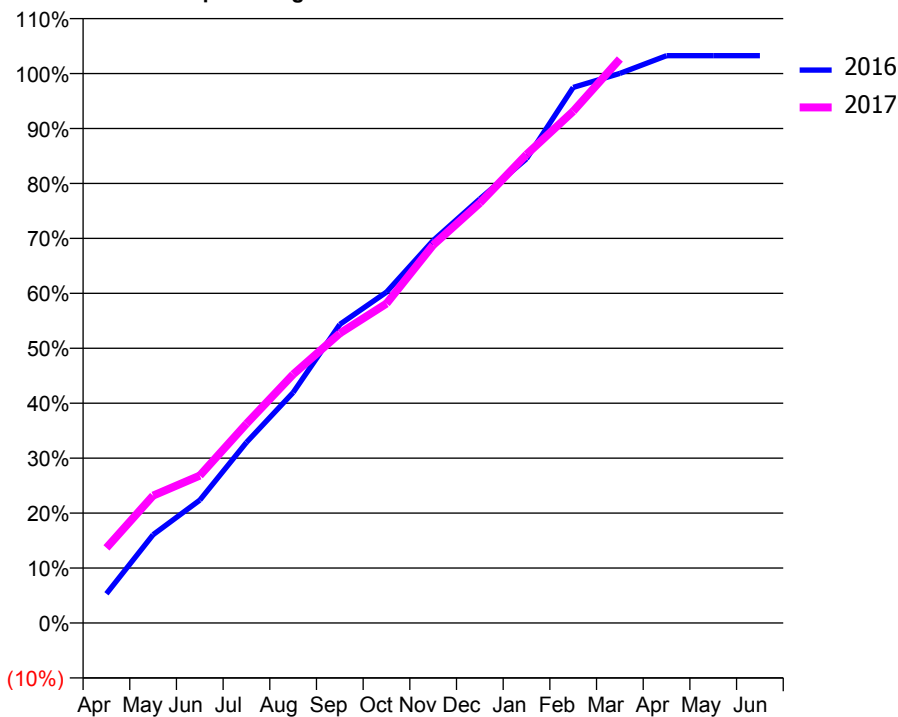
ACCESS*

Patients seen in 24 months	Total	Change since previous quarter
Quarter ending March 2016	565	
Quarter ending June 2016	551	↓
Quarter ending September 2016	517	↓
Quarter ending December 2016	500	↓
Quarter ending March 2017	513	↑
Variance since March 2016	(9.2%)	↓



ACTIVITY

Cumulative percentage of contracted UDA delivered 2016 & 2017



Month	Adjusted Scheduled Activity (UDA)	
	2016	2017
April	54	140
May	164	237
June	228	274
July	336	370
August	428	462
September	555	538
October	615	593
November	711	702
December	788	780
January	863	870
February	995	951
March	1,021	1,048
April	1,054	
May	1,054	
June	1,054	

QUALITY

	Quantity	Base Number	Contract	AT	Region	England
% of FP17s for the same patient ID Re-attending within 3 months - Children	35	633	5.5%	10.1%	12.0%	12.3%
% of FP17s for the same patient ID Re-attending within 3 months - Adults	10	128	7.8%	14.7%	16.0%	16.7%
% of FP17s for the same patient ID Re-attending between 3 & 9 months - Children	442	633	69.8%	60.6%	58.8%	57.6%
% of FP17s for the same patient ID Re-attending between 3 & 9 months - Adults	65	128	50.8%	52.8%	51.2%	50.1%
% of FP17s for Band 1 Urgent Courses	20	738	2.7%	7.3%	8.0%	9.1%
% of FP17s Relating to Free Repair or Replacements	3	738	0.4%	0.8%	0.8%	0.8%
% of FP17s Relating to Continuations	1	738	0.1%	1.3%	1.2%	1.2%
% of Patients satisfied with the dentistry they have received	0	0	N/A	92.4%	92.7%	92.8%
% of Patients satisfied with the time they had to wait for an appointment	0	0	N/A	88.1%	89.1%	88.7%

* This is based on patients treated on this contract for their most recent course of treatment. Figures in italics indicate the base number of FP17s or Patient Questionnaire responses are less than 100. N/A is shown where the base number of responses is less than 10 during the period. % is calculated as Quantity/Base number*100

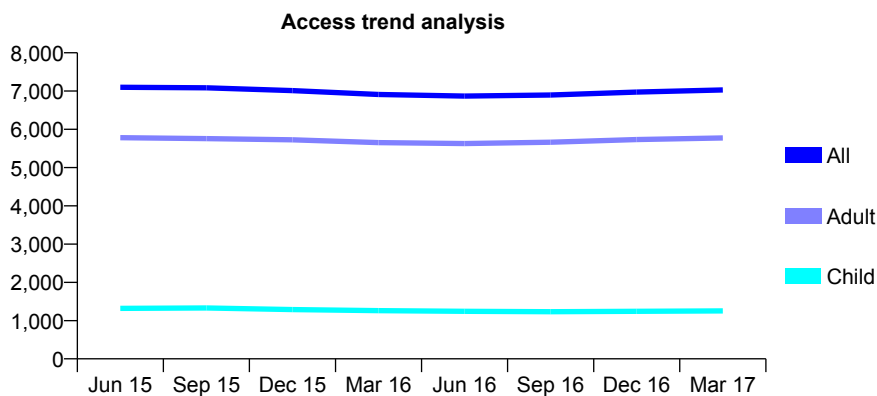
Q59 - Vital Signs At a Glance Contract Report for 101281/0161 - March 2017

Name or company name	OASIS DENTAL CARE LTD
Contract type name	GDS Contract
Purpose of contract	General
Contract start date	09/10/2006
Contract end date	

16/17 Contracted general activity (UDA)	27,589
Carry forward general activity (UDA)	0
16/17 Contracted orthodontic activity (UOA)	0
Carry forward orthodontic activity (UOA)	0
Baseline contract value	£608,139.85

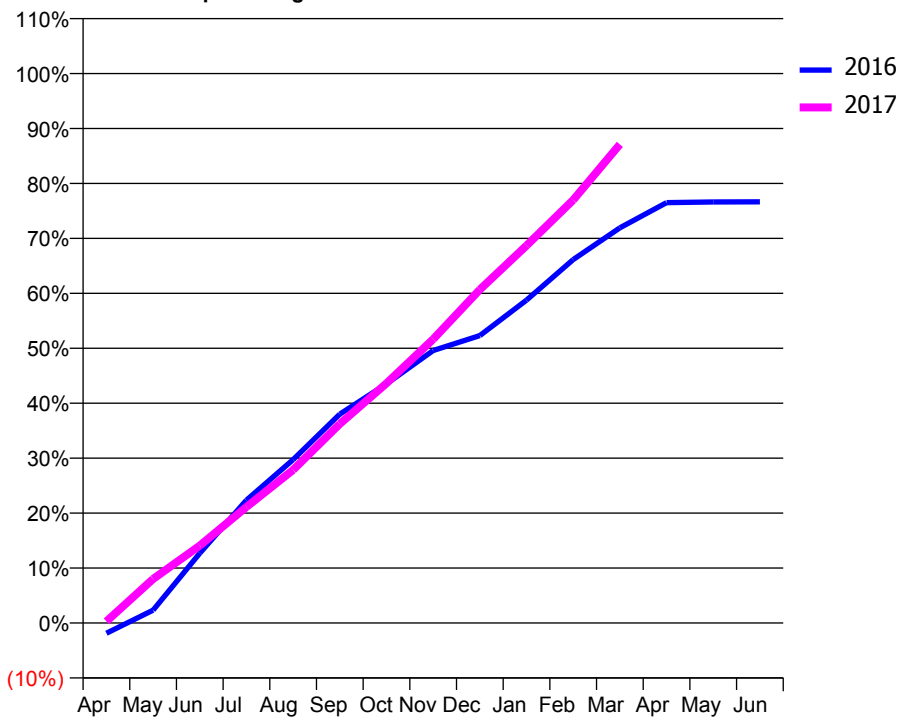
ACCESS*

Patients seen in 24 months	Total	Change since previous quarter
Quarter ending March 2016	6,912	
Quarter ending June 2016	6,870	→
Quarter ending September 2016	6,895	→
Quarter ending December 2016	6,975	→
Quarter ending March 2017	7,028	→
Variance since March 2016	1.7%	→



ACTIVITY

Cumulative percentage of contracted UDA delivered 2016 & 2017



Month	Adjusted Scheduled Activity (UDA)	
	2016	2017
April	-518	85
May	649	2,212
June	3,504	3,886
July	6,170	5,828
August	8,207	7,688
September	10,490	10,001
October	12,007	12,031
November	13,681	14,251
December	14,432	16,740
January	16,211	18,948
February	18,245	21,237
March	19,840	24,030
April	21,106	
May	21,141	
June	21,148	

QUALITY

	Quantity	Base Number	Contract	AT	Region	England
% of FP17s for the same patient ID Re-attending within 3 months - Children	139	1,792	7.8%	10.1%	12.0%	12.3%
% of FP17s for the same patient ID Re-attending within 3 months - Adults	1,626	8,755	18.6%	14.7%	16.0%	16.7%
% of FP17s for the same patient ID Re-attending between 3 & 9 months - Children	1,042	1,792	58.1%	60.6%	58.8%	57.6%
% of FP17s for the same patient ID Re-attending between 3 & 9 months - Adults	4,713	8,755	53.8%	52.8%	51.2%	50.1%
% of FP17s for Band 1 Urgent Courses	738	9,941	7.4%	7.3%	8.0%	9.1%
% of FP17s Relating to Free Repair or Replacements	209	9,941	2.1%	0.8%	0.8%	0.8%
% of FP17s Relating to Continuations	474	9,941	4.8%	1.3%	1.2%	1.2%
% of Patients satisfied with the dentistry they have received	36	39	92.3%	92.4%	92.7%	92.8%
% of Patients satisfied with the time they had to wait for an appointment	35	39	89.7%	88.1%	89.1%	88.7%

* This is based on patients treated on this contract for their most recent course of treatment. Figures in italics indicate the base number of FP17s or Patient Questionnaire responses are less than 100. N/A is shown where the base number of responses is less than 10 during the period. % is calculated as Quantity/Base number*100

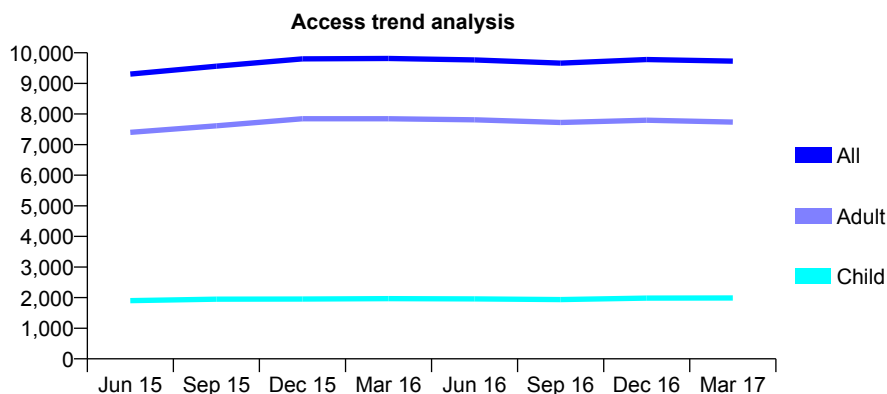
Q59 - Vital Signs At a Glance Contract Report for 101281/0178 - March 2017

Name or company name	OASIS DENTAL CARE LTD
Contract type name	GDS Contract
Purpose of contract	General
Contract start date	31/03/2008
Contract end date	

16/17 Contracted general activity (UDA)	30,000
Carry forward general activity (UDA)	1,128
16/17 Contracted orthodontic activity (UOA)	0
Carry forward orthodontic activity (UOA)	0
Baseline contract value	£661,289.15

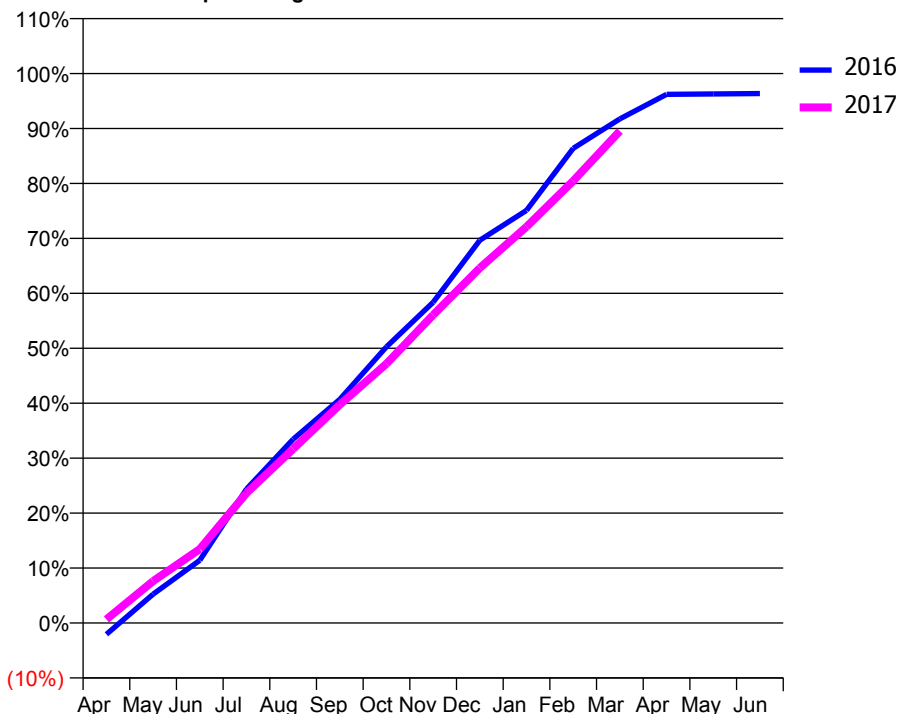
ACCESS*

Patients seen in 24 months	Total	Change since previous quarter
Quarter ending March 2016	9,815	
Quarter ending June 2016	9,768	→
Quarter ending September 2016	9,662	↓
Quarter ending December 2016	9,780	→
Quarter ending March 2017	9,729	→
Variance since March 2016	(0.9%)	→



ACTIVITY

Cumulative percentage of contracted UDA delivered 2016 & 2017



Month	Adjusted Scheduled Activity (UDA)	
	2016	2017
April	-640	204
May	1,632	2,288
June	3,537	4,040
July	7,559	7,092
August	10,374	9,502
September	12,617	11,922
October	15,584	14,157
November	18,099	16,820
December	21,597	19,386
January	23,278	21,635
February	26,776	24,135
March	28,443	26,863
April	29,825	
May	29,850	
June	29,872	

QUALITY

	Quantity	Base Number	Contract	AT	Region	England
% of FP17s for the same patient ID Re-attending within 3 months - Children	226	3,072	7.4%	10.1%	12.0%	12.3%
% of FP17s for the same patient ID Re-attending within 3 months - Adults	1,723	11,576	14.9%	14.7%	16.0%	16.7%
% of FP17s for the same patient ID Re-attending between 3 & 9 months - Children	1,969	3,072	64.1%	60.6%	58.8%	57.6%
% of FP17s for the same patient ID Re-attending between 3 & 9 months - Adults	6,865	11,576	59.3%	52.8%	51.2%	50.1%
% of FP17s for Band 1 Urgent Courses	1,056	13,892	7.6%	7.3%	8.0%	9.1%
% of FP17s Relating to Free Repair or Replacements	99	13,892	0.7%	0.8%	0.8%	0.8%
% of FP17s Relating to Continuations	305	13,892	2.2%	1.3%	1.2%	1.2%
% of Patients satisfied with the dentistry they have received	22	23	95.7%	92.4%	92.7%	92.8%
% of Patients satisfied with the time they had to wait for an appointment	20	23	87.0%	88.1%	89.1%	88.7%

* This is based on patients treated on this contract for their most recent course of treatment. Figures in italics indicate the base number of FP17s or Patient Questionnaire responses are less than 100. N/A is shown where the base number of responses is less than 10 during the period. % is calculated as Quantity/Base number*100

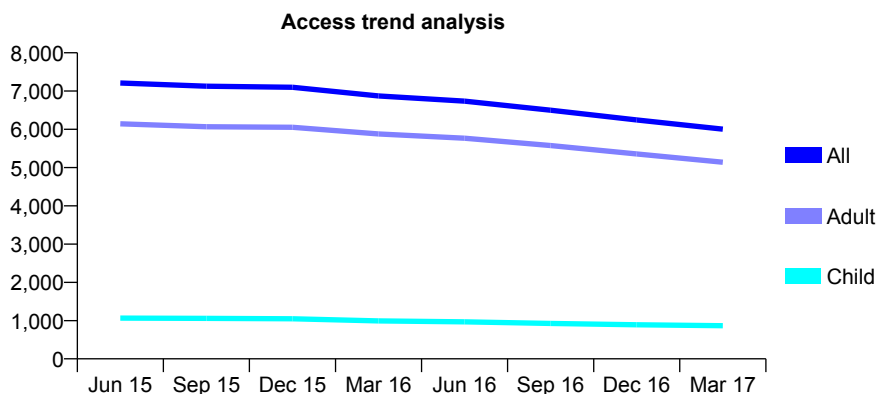
Q59 - Vital Signs At a Glance Contract Report for 101281/0197 - March 2017

Name or company name	OASIS DENTAL CARE LTD
Contract type name	GDS Contract
Purpose of contract	General
Contract start date	01/04/2009
Contract end date	

16/17 Contracted general activity (UDA)	22,500
Carry forward general activity (UDA)	-76
16/17 Contracted orthodontic activity (UOA)	0
Carry forward orthodontic activity (UOA)	0
Baseline contract value	£495,925.49

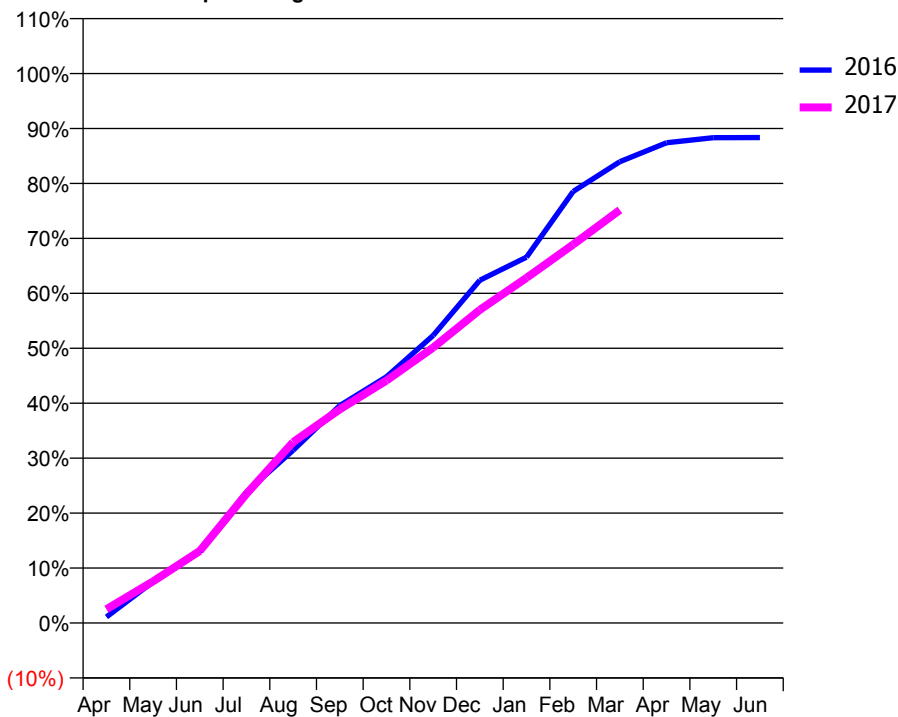
ACCESS*

Patients seen in 24 months	Total	Change since previous quarter
Quarter ending March 2016	6,872	
Quarter ending June 2016	6,736	↓
Quarter ending September 2016	6,501	↓
Quarter ending December 2016	6,245	↓
Quarter ending March 2017	6,006	↓
Variance since March 2016	(12.6%)	↓



ACTIVITY

Cumulative percentage of contracted UDA delivered 2016 & 2017



Month	Adjusted Scheduled Activity (UDA)	
	2016	2017
April	277	568
May	1,876	1,707
June	3,242	2,951
July	5,960	5,286
August	7,859	7,409
September	9,893	8,749
October	11,201	9,928
November	13,084	11,276
December	15,597	12,821
January	16,646	14,134
February	19,632	15,497
March	20,990	16,915
April	21,849	
May	22,082	
June	22,086	

QUALITY

	Quantity	Base Number	Contract	AT	Region	England
% of FP17s for the same patient ID Re-attending within 3 months - Children	109	1,259	8.7%	10.1%	12.0%	12.3%
% of FP17s for the same patient ID Re-attending within 3 months - Adults	1,119	7,818	14.3%	14.7%	16.0%	16.7%
% of FP17s for the same patient ID Re-attending between 3 & 9 months - Children	823	1,259	65.4%	60.6%	58.8%	57.6%
% of FP17s for the same patient ID Re-attending between 3 & 9 months - Adults	5,244	7,818	67.1%	52.8%	51.2%	50.1%
% of FP17s for Band 1 Urgent Courses	453	8,560	5.3%	7.3%	8.0%	9.1%
% of FP17s Relating to Free Repair or Replacements	184	8,560	2.1%	0.8%	0.8%	0.8%
% of FP17s Relating to Continuations	201	8,560	2.3%	1.3%	1.2%	1.2%
% of Patients satisfied with the dentistry they have received	29	34	85.3%	92.4%	92.7%	92.8%
% of Patients satisfied with the time they had to wait for an appointment	28	34	82.4%	88.1%	89.1%	88.7%

* This is based on patients treated on this contract for their most recent course of treatment. Figures in italics indicate the base number of FP17s or Patient Questionnaire responses are less than 100. N/A is shown where the base number of responses is less than 10 during the period. % is calculated as Quantity/Base number*100

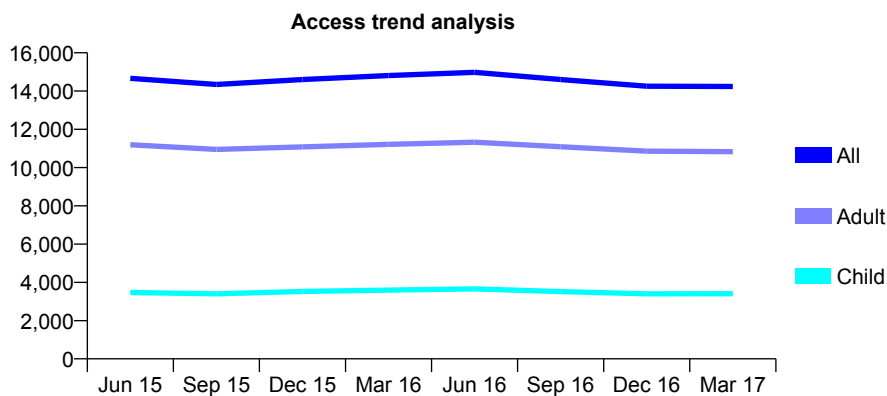
Q59 - Vital Signs At a Glance Contract Report for 101281/0230 - March 2017

Name or company name	OASIS DENTAL CARE LTD
Contract type name	PDS Plus Contract
Purpose of contract	General
Contract start date	01/02/2011
Contract end date	31/03/2017

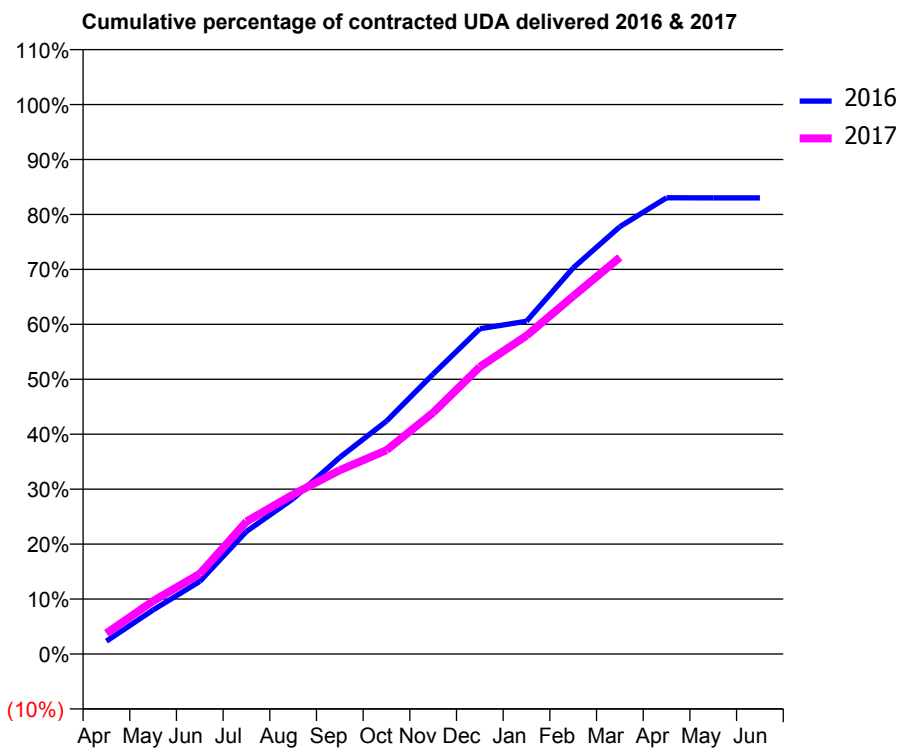
16/17 Contracted general activity (UDA)	49,700
Carry forward general activity (UDA)	0
16/17 Contracted orthodontic activity (UOA)	0
Carry forward orthodontic activity (UOA)	0
Baseline contract value	£646,606.48

ACCESS*

Patients seen in 24 months	Total	Change since previous quarter
Quarter ending March 2016	14,811	
Quarter ending June 2016	14,980	→
Quarter ending September 2016	14,604	↓
Quarter ending December 2016	14,257	↓
Quarter ending March 2017	14,239	→
Variance since March 2016	(3.9%)	↓



ACTIVITY



Month	Adjusted Scheduled Activity (UDA)	
	2016	2017
April	1,167	1,875
May	3,985	4,789
June	6,566	7,256
July	11,086	11,986
August	14,049	14,433
September	17,786	16,630
October	21,069	18,437
November	25,320	21,833
December	29,424	25,969
January	30,098	28,790
February	34,924	32,360
March	38,652	35,870
April	41,270	
May	41,253	
June	41,250	

QUALITY

	Quantity	Base Number	Contract	AT	Region	England
% of FP17s for the same patient ID Re-attending within 3 months - Children	386	5,343	7.2%	10.1%	12.0%	12.3%
% of FP17s for the same patient ID Re-attending within 3 months - Adults	2,681	15,935	16.8%	14.7%	16.0%	16.7%
% of FP17s for the same patient ID Re-attending between 3 & 9 months - Children	3,546	5,343	66.4%	60.6%	58.8%	57.6%
% of FP17s for the same patient ID Re-attending between 3 & 9 months - Adults	8,978	15,935	56.3%	52.8%	51.2%	50.1%
% of FP17s for Band 1 Urgent Courses	1,934	19,423	10.0%	7.3%	8.0%	9.1%
% of FP17s Relating to Free Repair or Replacements	172	19,423	0.9%	0.8%	0.8%	0.8%
% of FP17s Relating to Continuations	640	19,423	3.3%	1.3%	1.2%	1.2%
% of Patients satisfied with the dentistry they have received	28	33	84.8%	92.4%	92.7%	92.8%
% of Patients satisfied with the time they had to wait for an appointment	25	33	75.8%	88.1%	89.1%	88.7%

* This is based on patients treated on this contract for their most recent course of treatment. Figures in italics indicate the base number of FP17s or Patient Questionnaire responses are less than 100. N/A is shown where the base number of responses is less than 10 during the period. % is calculated as Quantity/Base number*100

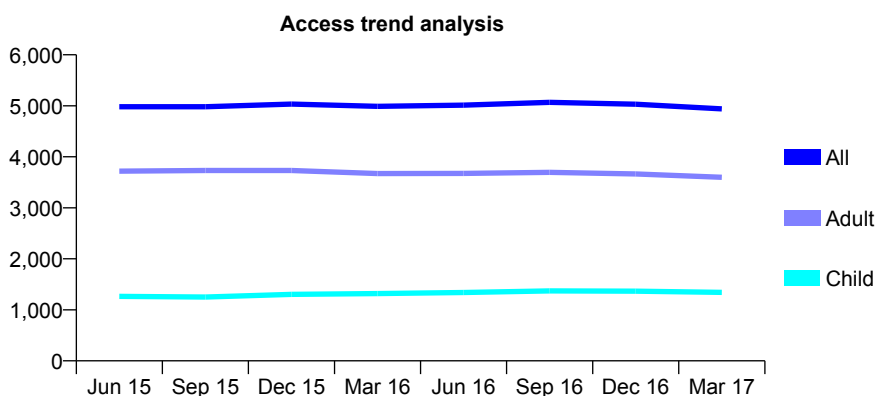
Q59 - Vital Signs At a Glance Contract Report for 101362/0015 - March 2017

Name or company name	Rodericks Dental Limited
Contract type name	GDS Contract
Purpose of contract	General
Contract start date	16/02/2009
Contract end date	

16/17 Contracted general activity (UDA)	12,250
Carry forward general activity (UDA)	-285
16/17 Contracted orthodontic activity (UOA)	0
Carry forward orthodontic activity (UOA)	0
Baseline contract value	£284,376.89

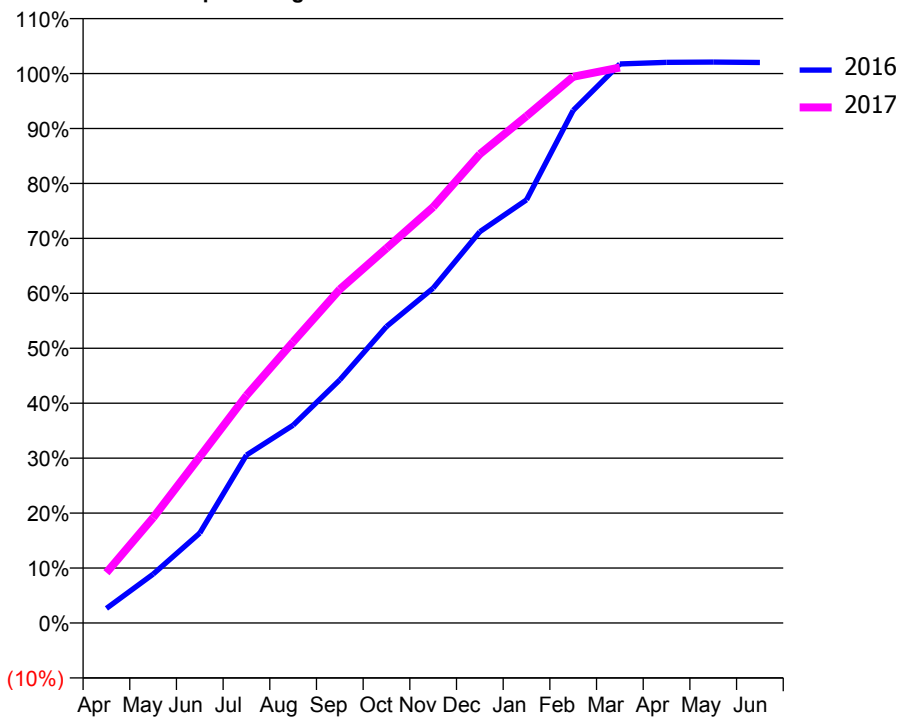
ACCESS*

Patients seen in 24 months	Total	Change since previous quarter
Quarter ending March 2016	4,990	
Quarter ending June 2016	5,014	→
Quarter ending September 2016	5,067	→
Quarter ending December 2016	5,031	→
Quarter ending March 2017	4,941	↓
Variance since March 2016	(1.0%)	→



ACTIVITY

Cumulative percentage of contracted UDA delivered 2016 & 2017



Adjusted Scheduled Activity (UDA)

Month	2016	2017
April	379	1,122
May	1,266	2,348
June	2,332	3,704
July	4,355	5,073
August	5,131	6,267
September	6,307	7,438
October	7,688	8,356
November	8,685	9,273
December	10,147	10,455
January	10,972	11,301
February	13,295	12,177
March	14,498	12,383
April	14,538	
May	14,547	
June	14,535	

QUALITY

	Quantity	Base Number	Contract	AT	Region	England
% of FP17s for the same patient ID Re-attending within 3 months - Children	166	1,900	8.7%	10.1%	12.0%	12.3%
% of FP17s for the same patient ID Re-attending within 3 months - Adults	656	4,145	15.8%	14.7%	16.0%	16.7%
% of FP17s for the same patient ID Re-attending between 3 & 9 months - Children	1,191	1,900	62.7%	60.6%	58.8%	57.6%
% of FP17s for the same patient ID Re-attending between 3 & 9 months - Adults	1,922	4,145	46.4%	52.8%	51.2%	50.1%
% of FP17s for Band 1 Urgent Courses	411	5,811	7.1%	7.3%	8.0%	9.1%
% of FP17s Relating to Free Repair or Replacements	122	5,811	2.1%	0.8%	0.8%	0.8%
% of FP17s Relating to Continuations	74	5,811	1.3%	1.3%	1.2%	1.2%
% of Patients satisfied with the dentistry they have received	11	12	91.7%	92.4%	92.7%	92.8%
% of Patients satisfied with the time they had to wait for an appointment	12	12	100.0%	88.1%	89.1%	88.7%

* This is based on patients treated on this contract for their most recent course of treatment. Figures in italics indicate the base number of FP17s or Patient Questionnaire responses are less than 100. N/A is shown where the base number of responses is less than 10 during the period. % is calculated as Quantity/Base number*100

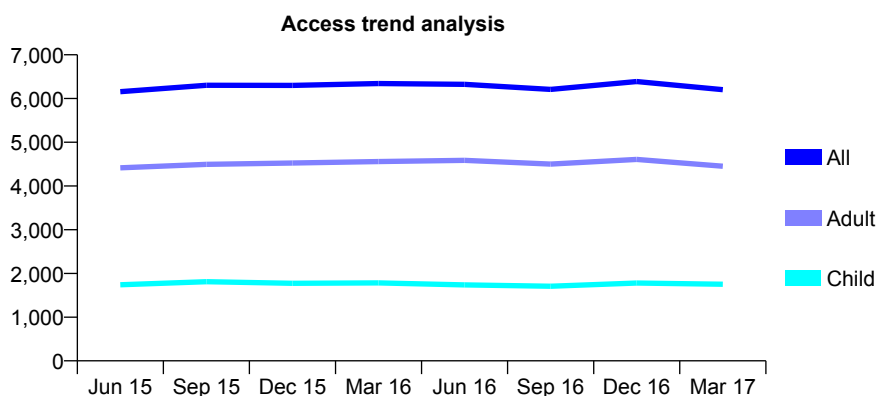
Q59 - Vital Signs At a Glance Contract Report for 101362/0033 - March 2017

Name or company name	Rodericks Dental Limited
Contract type name	PDS Plus Contract
Purpose of contract	General
Contract start date	01/09/2010
Contract end date	30/06/2017

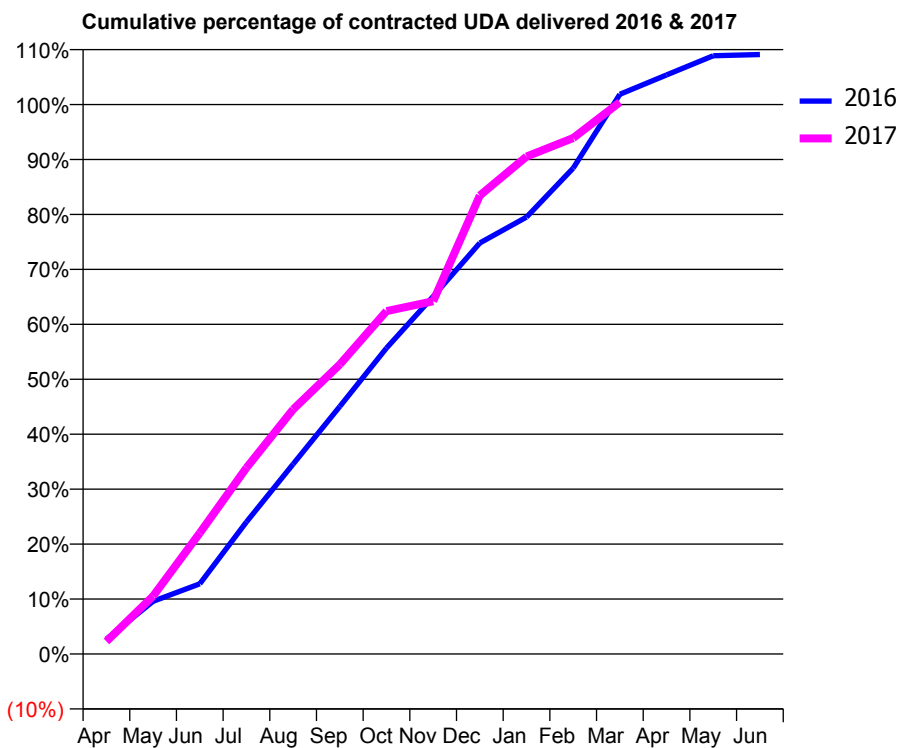
16/17 Contracted general activity (UDA)	12,500
Carry forward general activity (UDA)	-287
16/17 Contracted orthodontic activity (UOA)	0
Carry forward orthodontic activity (UOA)	0
Baseline contract value	£172,792.12

ACCESS*

Patients seen in 24 months	Total	Change since previous quarter
Quarter ending March 2016	6,342	
Quarter ending June 2016	6,323	→
Quarter ending September 2016	6,209	↓
Quarter ending December 2016	6,389	↑
Quarter ending March 2017	6,203	↓
Variance since March 2016	(2.2%)	↓



ACTIVITY



Month	Adjusted Scheduled Activity (UDA)	
	2016	2017
April	362	287
May	1,288	1,319
June	1,716	2,752
July	3,227	4,236
August	4,641	5,565
September	6,049	6,586
October	7,476	7,801
November	8,736	8,026
December	10,042	10,431
January	10,676	11,316
February	11,871	11,737
March	13,676	12,555
April	14,147	
May	14,616	
June	14,647	

QUALITY

	Quantity	Base Number	Contract	AT	Region	England
% of FP17s for the same patient ID Re-attending within 3 months - Children	133	2,236	5.9%	10.1%	12.0%	12.3%
% of FP17s for the same patient ID Re-attending within 3 months - Adults	405	4,726	8.6%	14.7%	16.0%	16.7%
% of FP17s for the same patient ID Re-attending between 3 & 9 months - Children	1,130	2,236	50.5%	60.6%	58.8%	57.6%
% of FP17s for the same patient ID Re-attending between 3 & 9 months - Adults	1,979	4,726	41.9%	52.8%	51.2%	50.1%
% of FP17s for Band 1 Urgent Courses	313	6,484	4.8%	7.3%	8.0%	9.1%
% of FP17s Relating to Free Repair or Replacements	19	6,484	0.3%	0.8%	0.8%	0.8%
% of FP17s Relating to Continuations	34	6,484	0.5%	1.3%	1.2%	1.2%
% of Patients satisfied with the dentistry they have received	4	4	N/A	92.4%	92.7%	92.8%
% of Patients satisfied with the time they had to wait for an appointment	4	4	N/A	88.1%	89.1%	88.7%

* This is based on patients treated on this contract for their most recent course of treatment. Figures in italics indicate the base number of FP17s or Patient Questionnaire responses are less than 100. N/A is shown where the base number of responses is less than 10 during the period. % is calculated as Quantity/Base number*100

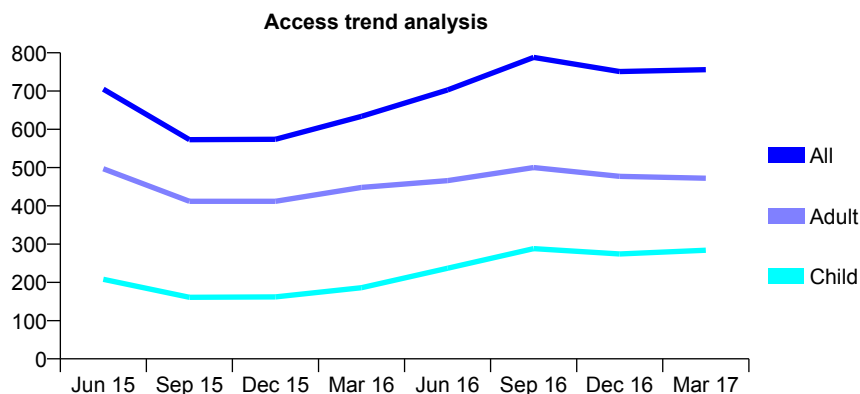
Q59 - Vital Signs At a Glance Contract Report for 101362/0049 - March 2017

Name or company name	Rodericks Dental Limited
Contract type name	GDS Contract
Purpose of contract	General
Contract start date	01/04/2012
Contract end date	

16/17 Contracted general activity (UDA)	1,383
Carry forward general activity (UDA)	-28
16/17 Contracted orthodontic activity (UOA)	0
Carry forward orthodontic activity (UOA)	0
Baseline contract value	£25,256.98

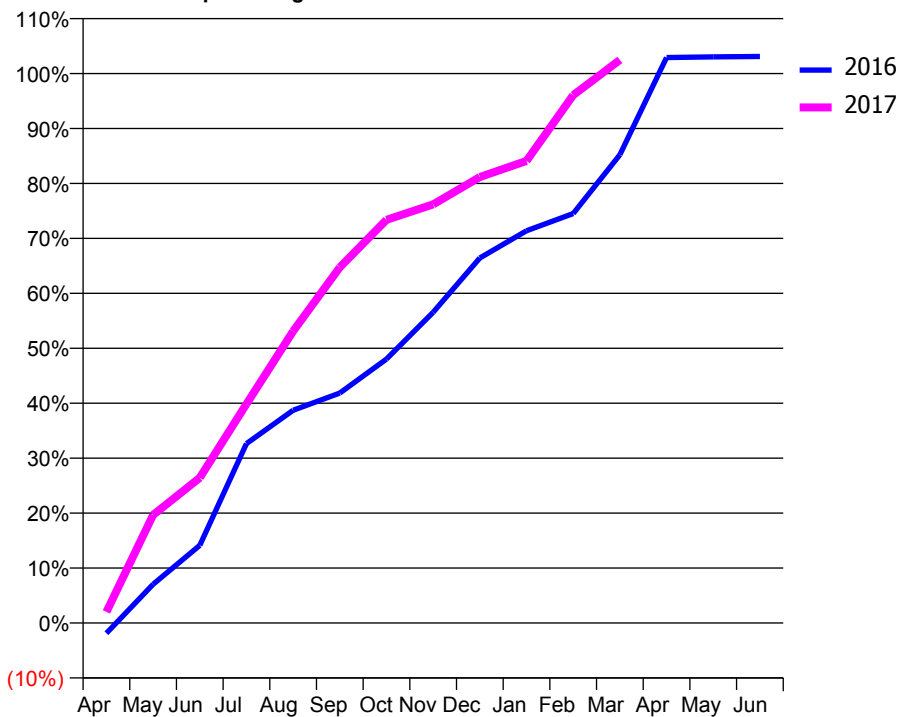
ACCESS*

Patients seen in 24 months	Total	Change since previous quarter
Quarter ending March 2016	634	
Quarter ending June 2016	703	↑
Quarter ending September 2016	788	↑
Quarter ending December 2016	751	↓
Quarter ending March 2017	756	→
Variance since March 2016	19.2%	↑



ACTIVITY

Cumulative percentage of contracted UDA delivered 2016 & 2017



Month	Adjusted Scheduled Activity (UDA)	
	2016	2017
April	-26	28
May	98	272
June	196	366
July	452	551
August	536	734
September	579	895
October	664	1,015
November	782	1,054
December	919	1,122
January	987	1,163
February	1,031	1,328
March	1,178	1,417
April	1,423	
May	1,425	
June	1,426	

QUALITY

	Quantity	Base Number	Contract	AT	Region	England
% of FP17s for the same patient ID Re-attending within 3 months - Children	12	470	2.6%	10.1%	12.0%	12.3%
% of FP17s for the same patient ID Re-attending within 3 months - Adults	23	664	3.5%	14.7%	16.0%	16.7%
% of FP17s for the same patient ID Re-attending between 3 & 9 months - Children	50	470	10.6%	60.6%	58.8%	57.6%
% of FP17s for the same patient ID Re-attending between 3 & 9 months - Adults	25	664	3.8%	52.8%	51.2%	50.1%
% of FP17s for Band 1 Urgent Courses	341	1,026	33.2%	7.3%	8.0%	9.1%
% of FP17s Relating to Free Repair or Replacements	6	1,026	0.6%	0.8%	0.8%	0.8%
% of FP17s Relating to Continuations	1	1,026	0.1%	1.3%	1.2%	1.2%
% of Patients satisfied with the dentistry they have received	0	0	N/A	92.4%	92.7%	92.8%
% of Patients satisfied with the time they had to wait for an appointment	0	0	N/A	88.1%	89.1%	88.7%

* This is based on patients treated on this contract for their most recent course of treatment. Figures in italics indicate the base number of FP17s or Patient Questionnaire responses are less than 100. N/A is shown where the base number of responses is less than 10 during the period. % is calculated as Quantity/Base number*100

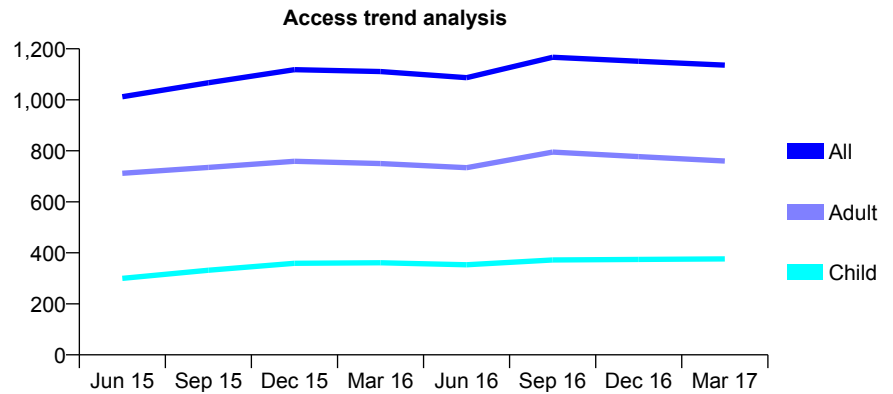
Q59 - Vital Signs At a Glance Contract Report for 101370/0033 - March 2017

Name or company name	Petrie Tucker and Partners Ltd
Contract type name	GDS Contract
Purpose of contract	General and Orthodontic
Contract start date	01/04/2006
Contract end date	

16/17 Contracted general activity (UDA)	2,300
Carry forward general activity (UDA)	0
16/17 Contracted orthodontic activity (UOA)	4,510
Carry forward orthodontic activity (UOA)	0
Baseline contract value	£354,669.02

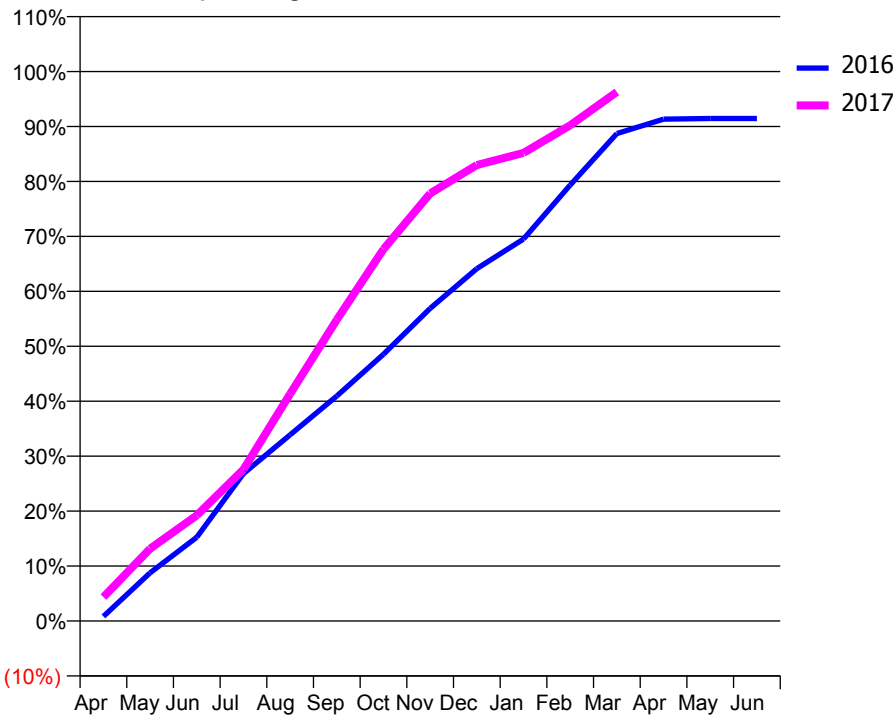
ACCESS*

Patients seen in 24 months	Total	Change since previous quarter
Quarter ending March 2016	1,111	
Quarter ending June 2016	1,087	↓
Quarter ending September 2016	1,167	↑
Quarter ending December 2016	1,151	↓
Quarter ending March 2017	1,136	↓
Variance since March 2016	2.3%	↑



ACTIVITY

Cumulative percentage of contracted UDA delivered 2016 & 2017



Month	Adjusted Scheduled Activity (UDA)	
	2016	2017
April	29	100
May	307	303
June	534	442
July	939	634
August	1,186	951
September	1,433	1,261
October	1,699	1,557
November	1,992	1,790
December	2,244	1,909
January	2,433	1,960
February	2,777	2,075
March	3,104	2,214
April	3,197	
May	3,201	
June	3,201	

QUALITY

	Quantity	Base Number	Contract	AT	Region	England
% of FP17s for the same patient ID Re-attending within 3 months - Children	21	916	2.3%	10.1%	12.0%	12.3%
% of FP17s for the same patient ID Re-attending within 3 months - Adults	74	805	9.2%	14.7%	16.0%	16.7%
% of FP17s for the same patient ID Re-attending between 3 & 9 months - Children	238	916	26.0%	60.6%	58.8%	57.6%
% of FP17s for the same patient ID Re-attending between 3 & 9 months - Adults	393	805	48.8%	52.8%	51.2%	50.1%
% of FP17s for Band 1 Urgent Courses	82	1,131	7.3%	7.3%	8.0%	9.1%
% of FP17s Relating to Free Repair or Replacements	0	1,131	0.0%	0.8%	0.8%	0.8%
% of FP17s Relating to Continuations	8	1,131	0.7%	1.3%	1.2%	1.2%
% of Patients satisfied with the dentistry they have received	4	5	N/A	92.4%	92.7%	92.8%
% of Patients satisfied with the time they had to wait for an appointment	5	5	N/A	88.1%	89.1%	88.7%

* This is based on patients treated on this contract for their most recent course of treatment. Figures in italics indicate the base number of FP17s or Patient Questionnaire responses are less than 100. N/A is shown where the base number of responses is less than 10 during the period. % is calculated as Quantity/Base number*100

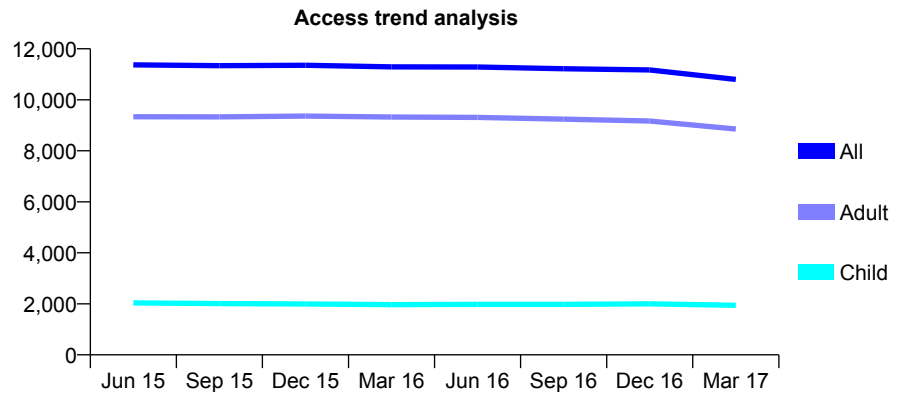
Q59 - Vital Signs At a Glance Contract Report for 101370/0034 - March 2017

Name or company name	Petrie Tucker and Partners Ltd
Contract type name	GDS Contract
Purpose of contract	General
Contract start date	01/04/2006
Contract end date	

16/17 Contracted general activity (UDA)	30,186
Carry forward general activity (UDA)	0
16/17 Contracted orthodontic activity (UOA)	0
Carry forward orthodontic activity (UOA)	0
Baseline contract value	£723,575.00

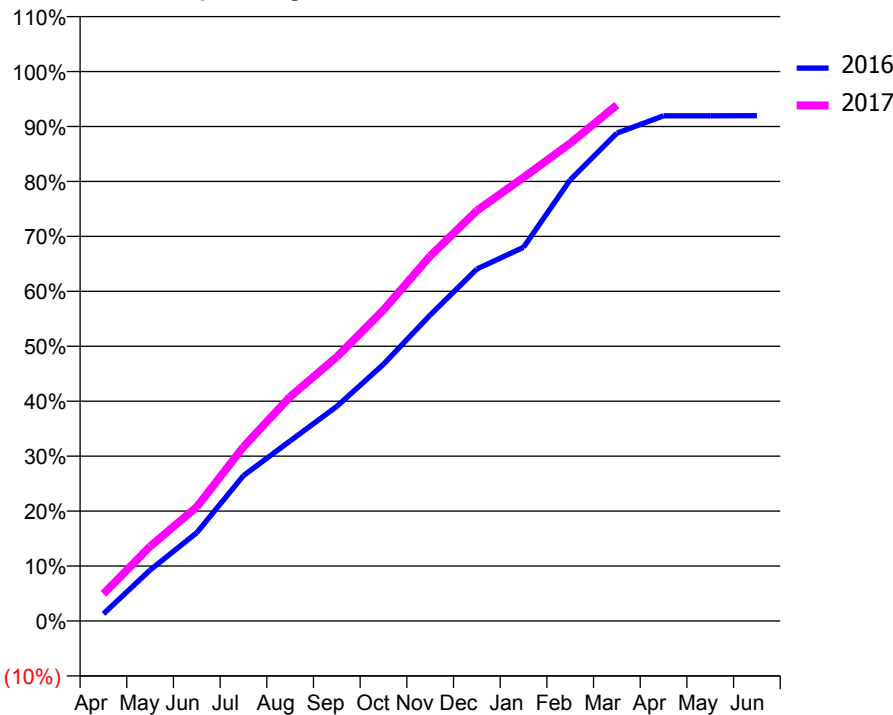
ACCESS*

Patients seen in 24 months	Total	Change since previous quarter
Quarter ending March 2016	11,291	
Quarter ending June 2016	11,287	→
Quarter ending September 2016	11,219	→
Quarter ending December 2016	11,171	→
Quarter ending March 2017	10,801	↓
Variance since March 2016	(4.3%)	↓



ACTIVITY

Cumulative percentage of contracted UDA delivered 2016 & 2017



Month	Adjusted Scheduled Activity (UDA)	
	2016	2017
April	420	1,490
May	2,986	4,096
June	5,173	6,264
July	8,521	9,572
August	10,547	12,328
September	12,570	14,505
October	15,037	17,084
November	17,924	20,053
December	20,615	22,543
January	21,886	24,371
February	25,838	26,243
March	28,579	28,346
April	29,591	
May	29,587	
June	29,597	

QUALITY

	Quantity	Base Number	Contract	AT	Region	England
% of FP17s for the same patient ID Re-attending within 3 months - Children	144	2,665	5.4%	10.1%	12.0%	12.3%
% of FP17s for the same patient ID Re-attending within 3 months - Adults	1,256	10,764	11.7%	14.7%	16.0%	16.7%
% of FP17s for the same patient ID Re-attending between 3 & 9 months - Children	1,388	2,665	52.1%	60.6%	58.8%	57.6%
% of FP17s for the same patient ID Re-attending between 3 & 9 months - Adults	4,049	10,764	37.6%	52.8%	51.2%	50.1%
% of FP17s for Band 1 Urgent Courses	551	12,961	4.3%	7.3%	8.0%	9.1%
% of FP17s Relating to Free Repair or Replacements	162	12,961	1.2%	0.8%	0.8%	0.8%
% of FP17s Relating to Continuations	384	12,961	3.0%	1.3%	1.2%	1.2%
% of Patients satisfied with the dentistry they have received	22	23	95.7%	92.4%	92.7%	92.8%
% of Patients satisfied with the time they had to wait for an appointment	23	23	100.0%	88.1%	89.1%	88.7%

* This is based on patients treated on this contract for their most recent course of treatment. Figures in italics indicate the base number of FP17s or Patient Questionnaire responses are less than 100. N/A is shown where the base number of responses is less than 10 during the period. % is calculated as Quantity/Base number*100

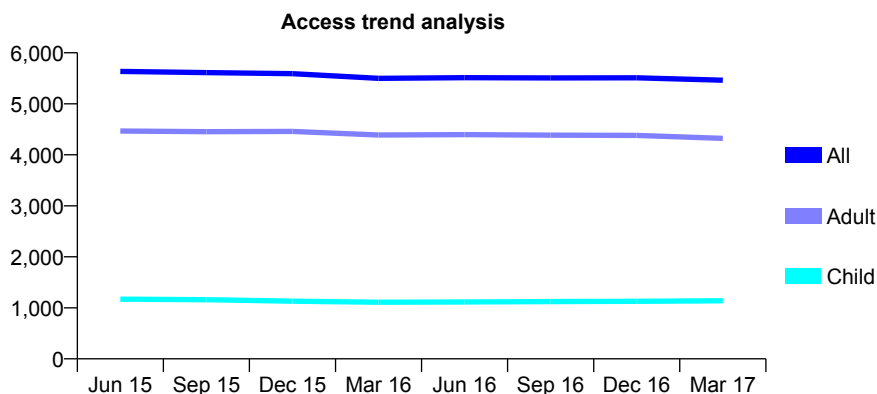
Q59 - Vital Signs At a Glance Contract Report for 101370/0035 - March 2017

Name or company name	Petrie Tucker and Partners Ltd
Contract type name	GDS Contract
Purpose of contract	General
Contract start date	01/04/2006
Contract end date	

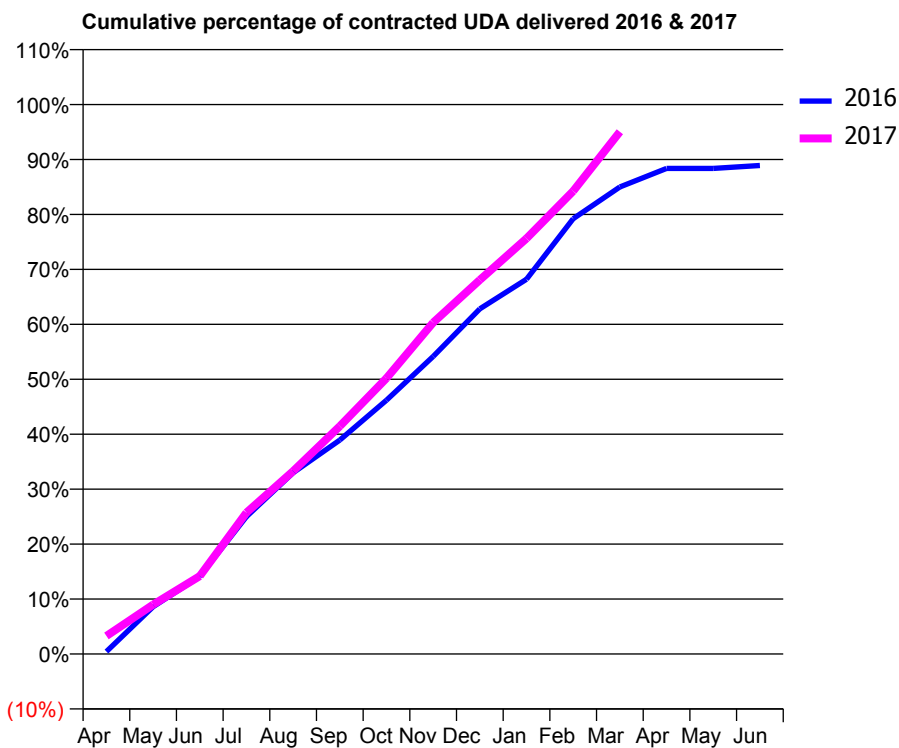
16/17 Contracted general activity (UDA)	19,958
Carry forward general activity (UDA)	0
16/17 Contracted orthodontic activity (UOA)	0
Carry forward orthodontic activity (UOA)	0
Baseline contract value	£526,711.96

ACCESS*

Patients seen in 24 months	Total	Change since previous quarter
Quarter ending March 2016	5,499	
Quarter ending June 2016	5,512	→
Quarter ending September 2016	5,507	→
Quarter ending December 2016	5,509	→
Quarter ending March 2017	5,462	→
Variance since March 2016	(0.7%)	→



ACTIVITY



Month	Adjusted Scheduled Activity (UDA)	
	2016	2017
April	92	654
May	1,715	1,795
June	2,822	2,832
July	4,992	5,138
August	6,583	6,644
September	7,770	8,276
October	9,219	10,020
November	10,808	12,040
December	12,539	13,588
January	13,611	15,094
February	15,811	16,812
March	16,964	18,967
April	17,638	
May	17,639	
June	17,742	

QUALITY

	Quantity	Base Number	Contract	AT	Region	England
% of FP17s for the same patient ID Re-attending within 3 months - Children	150	1,778	8.4%	10.1%	12.0%	12.3%
% of FP17s for the same patient ID Re-attending within 3 months - Adults	958	6,333	15.1%	14.7%	16.0%	16.7%
% of FP17s for the same patient ID Re-attending between 3 & 9 months - Children	1,058	1,778	59.5%	60.6%	58.8%	57.6%
% of FP17s for the same patient ID Re-attending between 3 & 9 months - Adults	3,442	6,333	54.4%	52.8%	51.2%	50.1%
% of FP17s for Band 1 Urgent Courses	289	7,682	3.8%	7.3%	8.0%	9.1%
% of FP17s Relating to Free Repair or Replacements	34	7,682	0.4%	0.8%	0.8%	0.8%
% of FP17s Relating to Continuations	349	7,682	4.5%	1.3%	1.2%	1.2%
% of Patients satisfied with the dentistry they have received	17	17	100.0%	92.4%	92.7%	92.8%
% of Patients satisfied with the time they had to wait for an appointment	16	17	94.1%	88.1%	89.1%	88.7%

* This is based on patients treated on this contract for their most recent course of treatment. Figures in italics indicate the base number of FP17s or Patient Questionnaire responses are less than 100. N/A is shown where the base number of responses is less than 10 during the period. % is calculated as Quantity/Base number*100

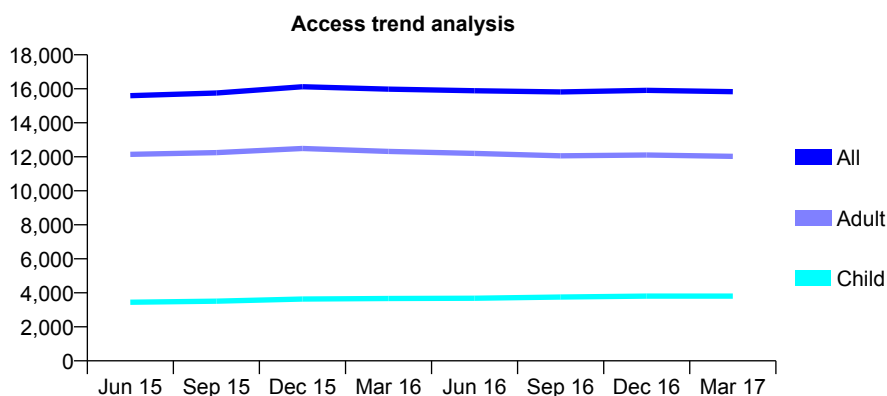
Q59 - Vital Signs At a Glance Contract Report for 101370/0085 - March 2017

Name or company name	Petrie Tucker and Partners Ltd
Contract type name	GDS Contract
Purpose of contract	General
Contract start date	01/04/2007
Contract end date	

16/17 Contracted general activity (UDA)	39,056
Carry forward general activity (UDA)	0
16/17 Contracted orthodontic activity (UOA)	0
Carry forward orthodontic activity (UOA)	0
Baseline contract value	£974,788.99

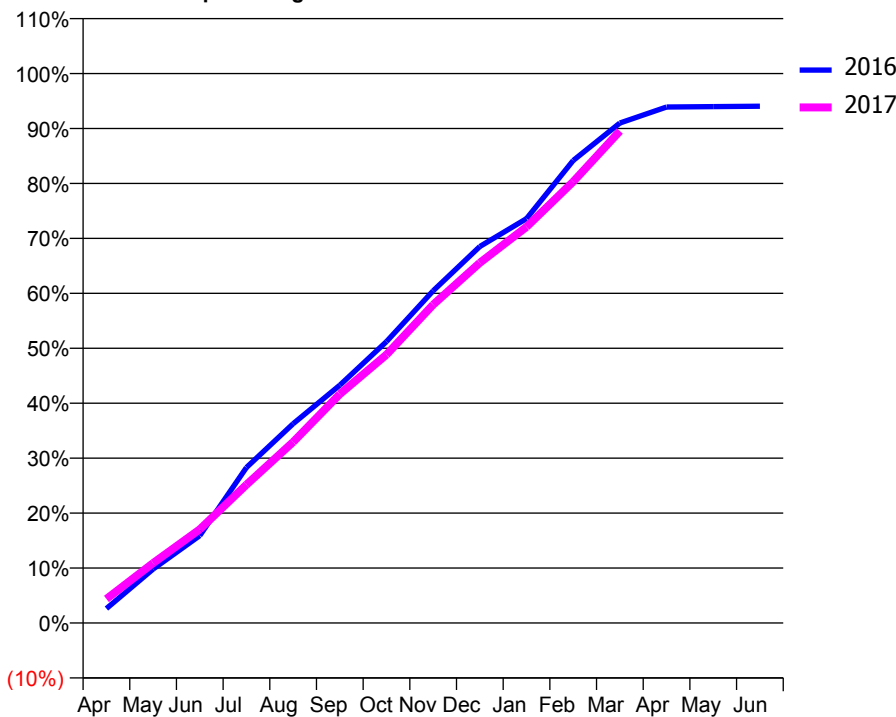
ACCESS*

Patients seen in 24 months	Total	Change since previous quarter
Quarter ending March 2016	15,984	
Quarter ending June 2016	15,884	→
Quarter ending September 2016	15,812	→
Quarter ending December 2016	15,909	→
Quarter ending March 2017	15,835	→
Variance since March 2016	(0.9%)	→



ACTIVITY

Cumulative percentage of contracted UDA delivered 2016 & 2017



Month	Adjusted Scheduled Activity (UDA)	
	2016	2017
April	1,093	1,710
May	4,077	4,257
June	6,606	6,654
July	11,767	9,830
August	15,067	12,866
September	17,988	16,272
October	21,280	19,075
November	25,124	22,633
December	28,473	25,606
January	30,579	28,157
February	34,975	31,363
March	37,815	34,971
April	39,022	
May	39,048	
June	39,083	

QUALITY

	Quantity	Base Number	Contract	AT	Region	England
% of FP17s for the same patient ID Re-attending within 3 months - Children	216	4,645	4.7%	10.1%	12.0%	12.3%
% of FP17s for the same patient ID Re-attending within 3 months - Adults	1,095	11,617	9.4%	14.7%	16.0%	16.7%
% of FP17s for the same patient ID Re-attending between 3 & 9 months - Children	2,284	4,645	49.2%	60.6%	58.8%	57.6%
% of FP17s for the same patient ID Re-attending between 3 & 9 months - Adults	3,732	11,617	32.1%	52.8%	51.2%	50.1%
% of FP17s for Band 1 Urgent Courses	368	15,676	2.3%	7.3%	8.0%	9.1%
% of FP17s Relating to Free Repair or Replacements	87	15,676	0.6%	0.8%	0.8%	0.8%
% of FP17s Relating to Continuations	333	15,676	2.1%	1.3%	1.2%	1.2%
% of Patients satisfied with the dentistry they have received	19	21	90.5%	92.4%	92.7%	92.8%
% of Patients satisfied with the time they had to wait for an appointment	19	21	90.5%	88.1%	89.1%	88.7%

* This is based on patients treated on this contract for their most recent course of treatment. Figures in italics indicate the base number of FP17s or Patient Questionnaire responses are less than 100. N/A is shown where the base number of responses is less than 10 during the period. % is calculated as Quantity/Base number*100

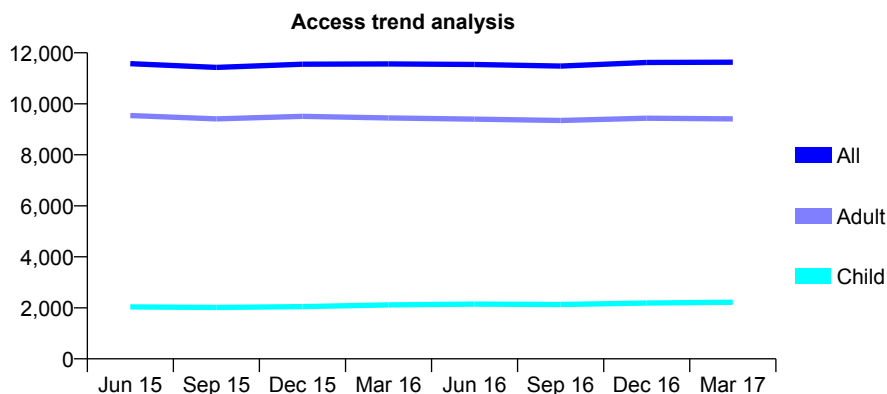
Q59 - Vital Signs At a Glance Contract Report for 101435/0051 - March 2017

Name or company name	IDH Limited
Contract type name	GDS Contract
Purpose of contract	General
Contract start date	01/12/2006
Contract end date	

16/17 Contracted general activity (UDA)	32,000
Carry forward general activity (UDA)	0
16/17 Contracted orthodontic activity (UOA)	0
Carry forward orthodontic activity (UOA)	0
Baseline contract value	£695,998.38

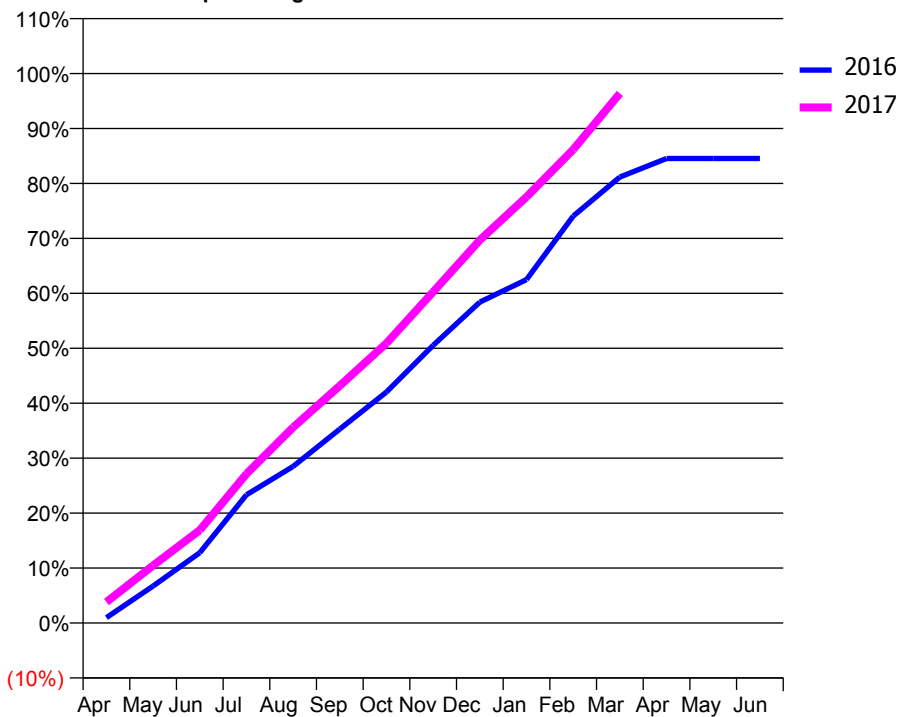
ACCESS*

Patients seen in 24 months	Total	Change since previous quarter
Quarter ending March 2016	11,565	
Quarter ending June 2016	11,544	→
Quarter ending September 2016	11,478	→
Quarter ending December 2016	11,623	→
Quarter ending March 2017	11,630	→
Variance since March 2016	0.6%	→



ACTIVITY

Cumulative percentage of contracted UDA delivered 2016 & 2017



Month	Adjusted Scheduled Activity (UDA)	
	2016	2017
April	351	1,223
May	2,426	3,351
June	4,609	5,408
July	8,398	8,689
August	10,264	11,398
September	12,710	13,822
October	15,139	16,297
November	18,192	19,282
December	21,023	22,295
January	22,497	24,813
February	26,659	27,571
March	29,222	30,837
April	30,433	
May	30,433	
June	30,434	

QUALITY

	Quantity	Base Number	Contract	AT	Region	England
% of FP17s for the same patient ID Re-attending within 3 months - Children	166	3,060	5.4%	10.1%	12.0%	12.3%
% of FP17s for the same patient ID Re-attending within 3 months - Adults	1,239	12,021	10.3%	14.7%	16.0%	16.7%
% of FP17s for the same patient ID Re-attending between 3 & 9 months - Children	1,754	3,060	57.3%	60.6%	58.8%	57.6%
% of FP17s for the same patient ID Re-attending between 3 & 9 months - Adults	5,959	12,021	49.6%	52.8%	51.2%	50.1%
% of FP17s for Band 1 Urgent Courses	757	14,566	5.2%	7.3%	8.0%	9.1%
% of FP17s Relating to Free Repair or Replacements	103	14,566	0.7%	0.8%	0.8%	0.8%
% of FP17s Relating to Continuations	228	14,566	1.6%	1.3%	1.2%	1.2%
% of Patients satisfied with the dentistry they have received	36	36	100.0%	92.4%	92.7%	92.8%
% of Patients satisfied with the time they had to wait for an appointment	30	36	83.3%	88.1%	89.1%	88.7%

* This is based on patients treated on this contract for their most recent course of treatment. Figures in italics indicate the base number of FP17s or Patient Questionnaire responses are less than 100. N/A is shown where the base number of responses is less than 10 during the period. % is calculated as Quantity/Base number*100

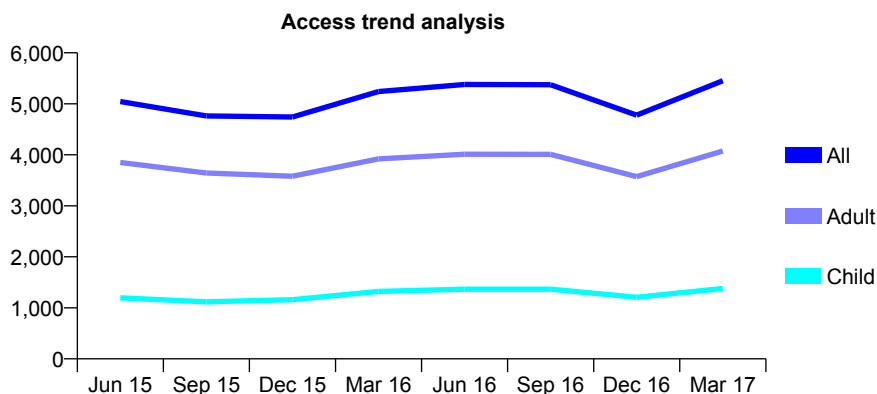
Q59 - Vital Signs At a Glance Contract Report for 101435/0052 - March 2017

Name or company name	IDH Limited
Contract type name	GDS Contract
Purpose of contract	General
Contract start date	05/02/2007
Contract end date	

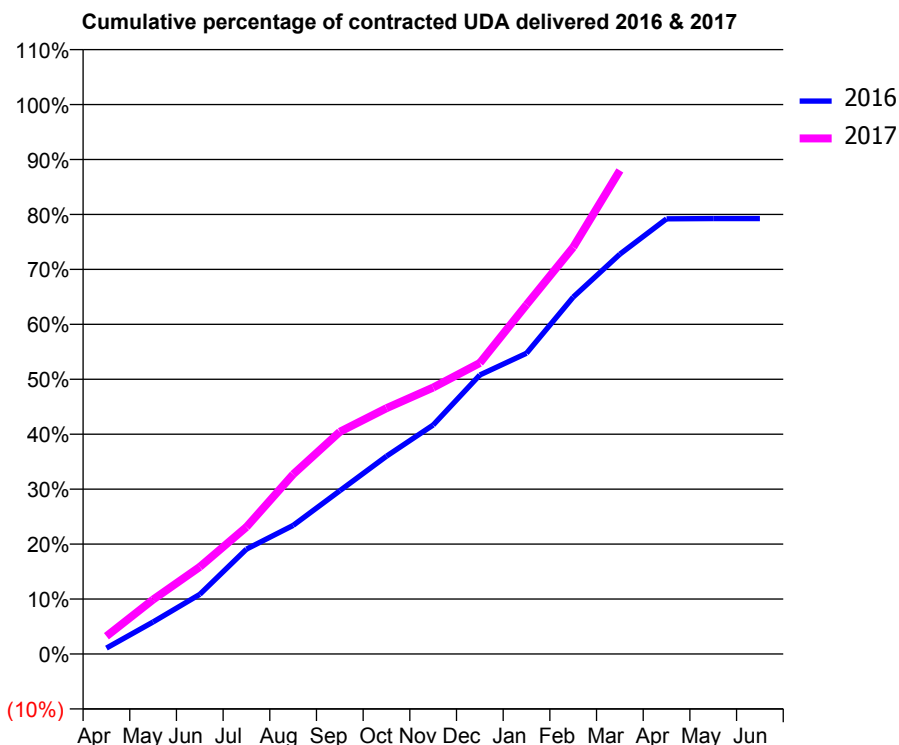
16/17 Contracted general activity (UDA)	15,500
Carry forward general activity (UDA)	0
16/17 Contracted orthodontic activity (UOA)	0
Carry forward orthodontic activity (UOA)	0
Baseline contract value	£346,434.87

ACCESS*

Patients seen in 24 months	Total	Change since previous quarter
Quarter ending March 2016	5,241	
Quarter ending June 2016	5,379	↑
Quarter ending September 2016	5,375	→
Quarter ending December 2016	4,779	↓
Quarter ending March 2017	5,453	↑
Variance since March 2016	4.0%	↑



ACTIVITY



Month	Adjusted Scheduled Activity (UDA)	
	2016	2017
April	183	504
May	990	1,535
June	1,845	2,460
July	3,246	3,583
August	3,977	5,070
September	5,052	6,268
October	6,121	6,935
November	7,085	7,516
December	8,631	8,210
January	9,304	9,852
February	11,040	11,474
March	12,369	13,642
April	13,463	
May	13,472	
June	13,473	

QUALITY

	Quantity	Base Number	Contract	AT	Region	England
% of FP17s for the same patient ID Re-attending within 3 months - Children	52	1,758	3.0%	10.1%	12.0%	12.3%
% of FP17s for the same patient ID Re-attending within 3 months - Adults	559	5,124	10.9%	14.7%	16.0%	16.7%
% of FP17s for the same patient ID Re-attending between 3 & 9 months - Children	692	1,758	39.4%	60.6%	58.8%	57.6%
% of FP17s for the same patient ID Re-attending between 3 & 9 months - Adults	1,722	5,124	33.6%	52.8%	51.2%	50.1%
% of FP17s for Band 1 Urgent Courses	339	6,292	5.4%	7.3%	8.0%	9.1%
% of FP17s Relating to Free Repair or Replacements	28	6,292	0.4%	0.8%	0.8%	0.8%
% of FP17s Relating to Continuations	136	6,292	2.2%	1.3%	1.2%	1.2%
% of Patients satisfied with the dentistry they have received	11	11	100.0%	92.4%	92.7%	92.8%
% of Patients satisfied with the time they had to wait for an appointment	9	11	81.8%	88.1%	89.1%	88.7%

* This is based on patients treated on this contract for their most recent course of treatment. Figures in italics indicate the base number of FP17s or Patient Questionnaire responses are less than 100. N/A is shown where the base number of responses is less than 10 during the period. % is calculated as Quantity/Base number*100

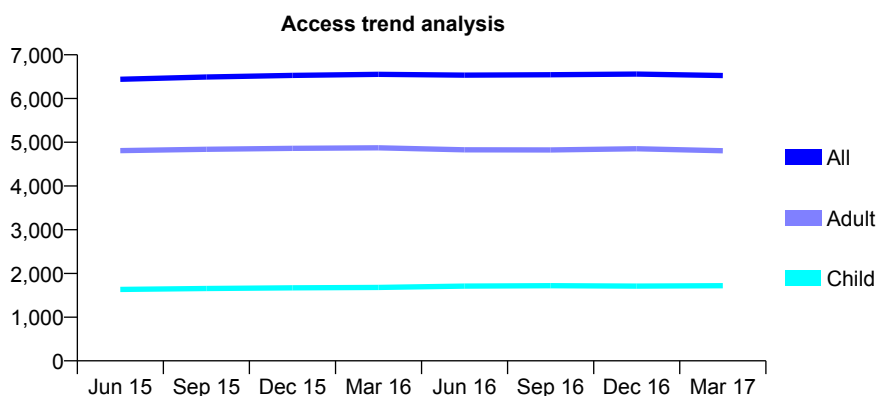
Q59 - Vital Signs At a Glance Contract Report for 101435/0053 - March 2017

Name or company name	IDH Limited
Contract type name	GDS Contract
Purpose of contract	General
Contract start date	01/12/2006
Contract end date	

16/17 Contracted general activity (UDA)	22,000
Carry forward general activity (UDA)	0
16/17 Contracted orthodontic activity (UOA)	0
Carry forward orthodontic activity (UOA)	0
Baseline contract value	£478,508.65

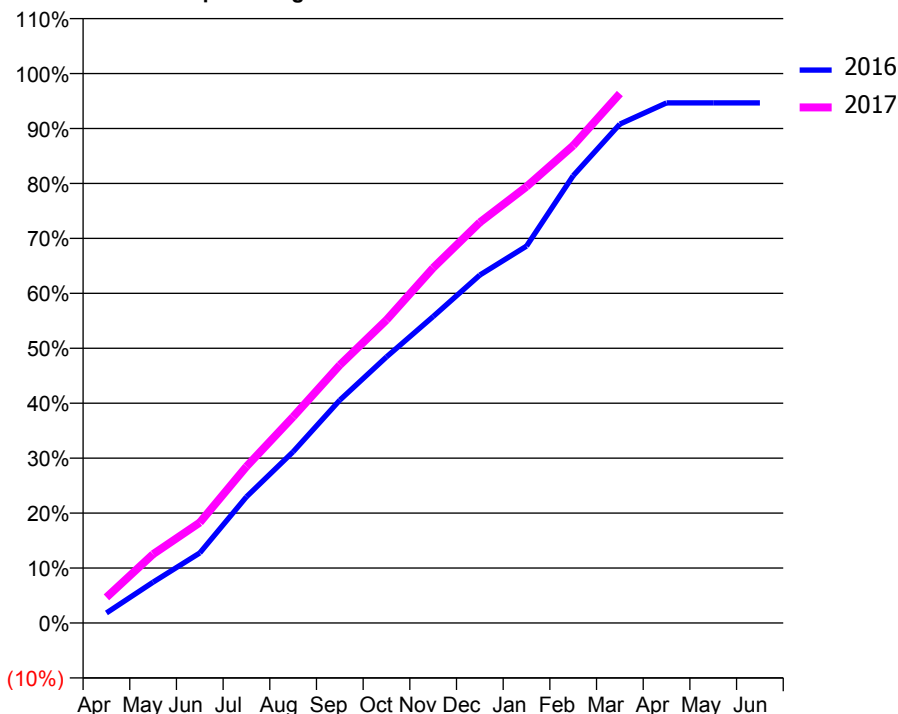
ACCESS*

Patients seen in 24 months	Total	Change since previous quarter
Quarter ending March 2016	6,552	
Quarter ending June 2016	6,536	→
Quarter ending September 2016	6,543	→
Quarter ending December 2016	6,560	→
Quarter ending March 2017	6,525	→
Variance since March 2016	(0.4%)	→



ACTIVITY

Cumulative percentage of contracted UDA delivered 2016 & 2017



Month	Adjusted Scheduled Activity (UDA)	
	2016	2017
April	401	1,026
May	1,638	2,758
June	2,806	4,022
July	5,054	6,264
August	6,856	8,257
September	8,921	10,326
October	10,655	12,132
November	12,270	14,219
December	13,932	16,041
January	15,090	17,473
February	17,909	19,113
March	19,974	21,197
April	20,825	
May	20,825	
June	20,825	

QUALITY

	Quantity	Base Number	Contract	AT	Region	England
% of FP17s for the same patient ID Re-attending within 3 months - Children	130	2,499	5.2%	10.1%	12.0%	12.3%
% of FP17s for the same patient ID Re-attending within 3 months - Adults	613	6,495	9.4%	14.7%	16.0%	16.7%
% of FP17s for the same patient ID Re-attending between 3 & 9 months - Children	1,540	2,499	61.6%	60.6%	58.8%	57.6%
% of FP17s for the same patient ID Re-attending between 3 & 9 months - Adults	3,452	6,495	53.1%	52.8%	51.2%	50.1%
% of FP17s for Band 1 Urgent Courses	218	8,724	2.5%	7.3%	8.0%	9.1%
% of FP17s Relating to Free Repair or Replacements	37	8,724	0.4%	0.8%	0.8%	0.8%
% of FP17s Relating to Continuations	184	8,724	2.1%	1.3%	1.2%	1.2%
% of Patients satisfied with the dentistry they have received	14	15	93.3%	92.4%	92.7%	92.8%
% of Patients satisfied with the time they had to wait for an appointment	12	15	80.0%	88.1%	89.1%	88.7%

* This is based on patients treated on this contract for their most recent course of treatment. Figures in italics indicate the base number of FP17s or Patient Questionnaire responses are less than 100. N/A is shown where the base number of responses is less than 10 during the period. % is calculated as Quantity/Base number*100

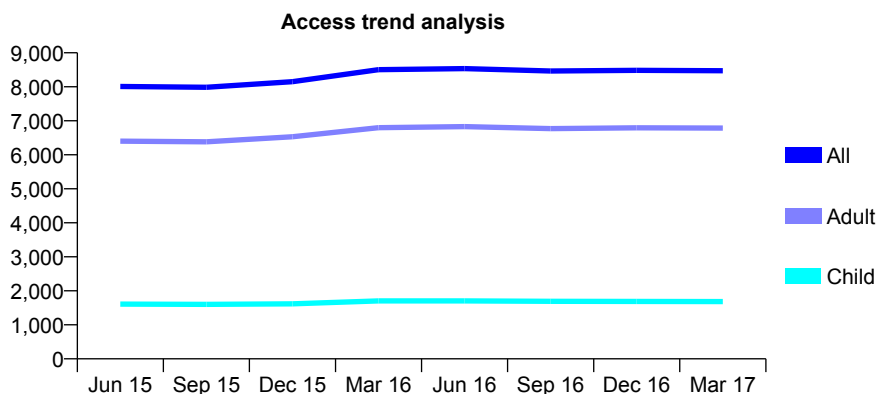
Q59 - Vital Signs At a Glance Contract Report for 103918/0002 - March 2017

Name or company name	Bosworth Dental Limited
Contract type name	GDS Contract
Purpose of contract	General
Contract start date	01/04/2009
Contract end date	

16/17 Contracted general activity (UDA)	20,523
Carry forward general activity (UDA)	395
16/17 Contracted orthodontic activity (UOA)	0
Carry forward orthodontic activity (UOA)	0
Baseline contract value	£567,083.98

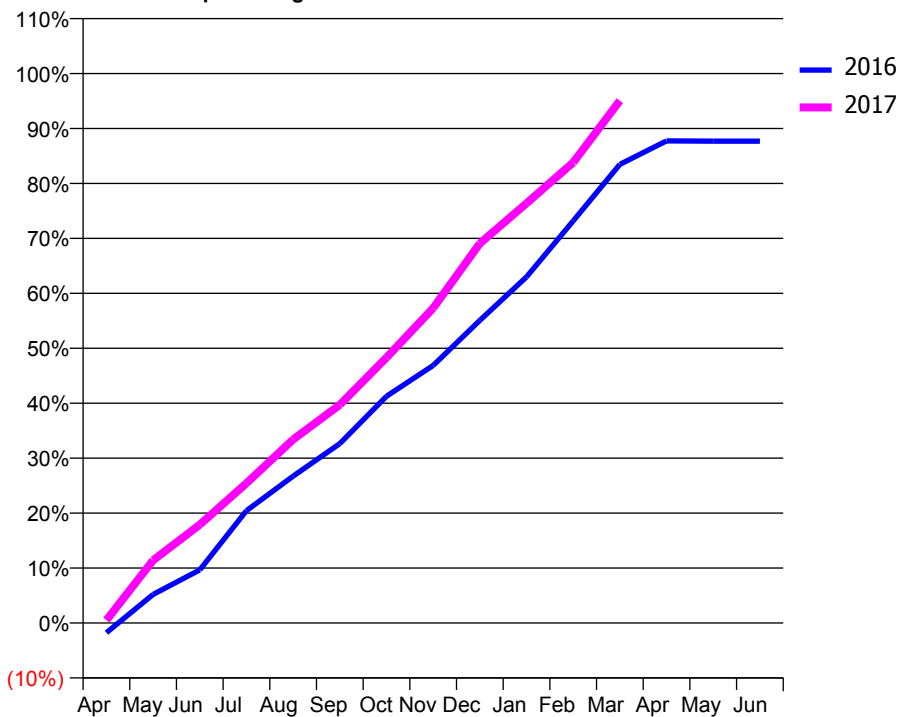
ACCESS*

Patients seen in 24 months	Total	Change since previous quarter
Quarter ending March 2016	8,504	
Quarter ending June 2016	8,534	→
Quarter ending September 2016	8,464	→
Quarter ending December 2016	8,483	→
Quarter ending March 2017	8,473	→
Variance since March 2016	(0.4%)	→



ACTIVITY

Cumulative percentage of contracted UDA delivered 2016 & 2017



Month	Adjusted Scheduled Activity (UDA)	
	2016	2017
April	-417	106
May	1,226	2,344
June	2,276	3,673
July	4,812	5,221
August	6,288	6,856
September	7,681	8,151
October	9,706	9,913
November	11,024	11,763
December	12,955	14,178
January	14,818	15,677
February	17,216	17,198
March	19,632	19,510
April	20,638	
May	20,628	
June	20,628	

QUALITY

	Quantity	Base Number	Contract	AT	Region	England
% of FP17s for the same patient ID Re-attending within 3 months - Children	170	2,909	5.8%	10.1%	12.0%	12.3%
% of FP17s for the same patient ID Re-attending within 3 months - Adults	1,210	9,684	12.5%	14.7%	16.0%	16.7%
% of FP17s for the same patient ID Re-attending between 3 & 9 months - Children	2,158	2,909	74.2%	60.6%	58.8%	57.6%
% of FP17s for the same patient ID Re-attending between 3 & 9 months - Adults	4,871	9,684	50.3%	52.8%	51.2%	50.1%
% of FP17s for Band 1 Urgent Courses	930	11,950	7.8%	7.3%	8.0%	9.1%
% of FP17s Relating to Free Repair or Replacements	165	11,950	1.4%	0.8%	0.8%	0.8%
% of FP17s Relating to Continuations	83	11,950	0.7%	1.3%	1.2%	1.2%
% of Patients satisfied with the dentistry they have received	10	11	90.9%	92.4%	92.7%	92.8%
% of Patients satisfied with the time they had to wait for an appointment	10	11	90.9%	88.1%	89.1%	88.7%

* This is based on patients treated on this contract for their most recent course of treatment. Figures in italics indicate the base number of FP17s or Patient Questionnaire responses are less than 100. N/A is shown where the base number of responses is less than 10 during the period. % is calculated as Quantity/Base number*100

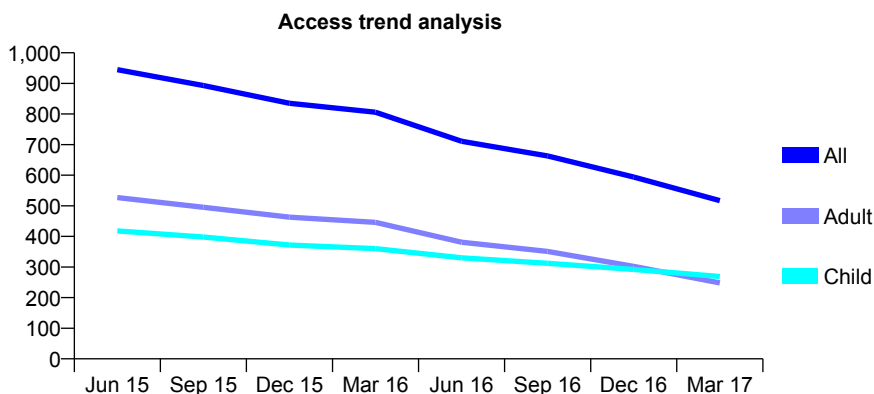
Q59 - Vital Signs At a Glance Contract Report for 105007/0001 - March 2017

Name or company name	Smile and Implants Limited
Contract type name	GDS Contract
Purpose of contract	General
Contract start date	04/09/2006
Contract end date	

16/17 Contracted general activity (UDA)	1,530
Carry forward general activity (UDA)	0
16/17 Contracted orthodontic activity (UOA)	0
Carry forward orthodontic activity (UOA)	0
Baseline contract value	£36,886.04

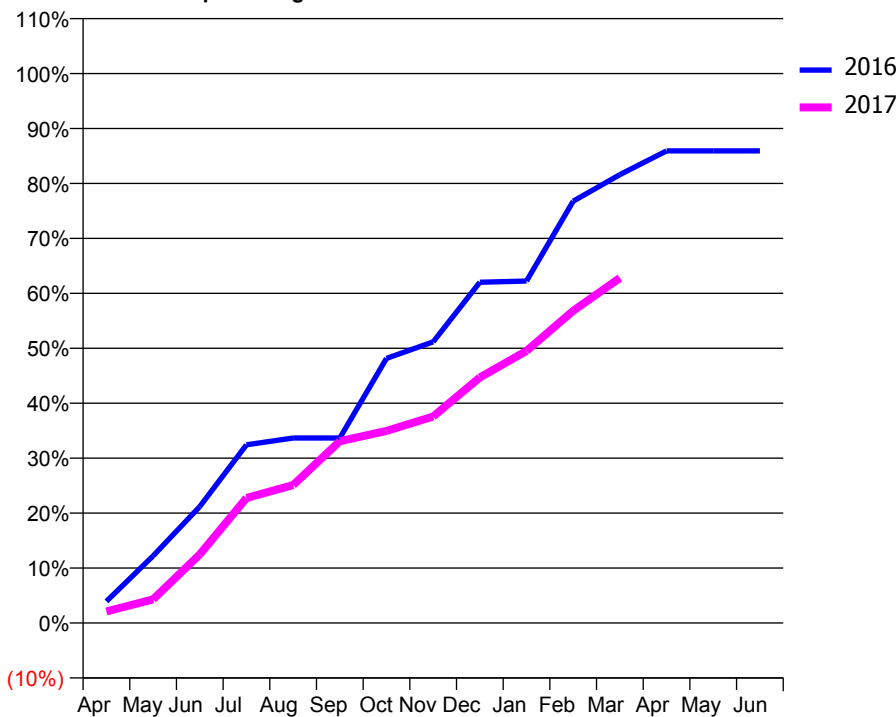
ACCESS*

Patients seen in 24 months	Total	Change since previous quarter
Quarter ending March 2016	806	
Quarter ending June 2016	711	↓
Quarter ending September 2016	663	↓
Quarter ending December 2016	594	↓
Quarter ending March 2017	517	↓
Variance since March 2016	(35.9%)	↓



ACTIVITY

Cumulative percentage of contracted UDA delivered 2016 & 2017



Adjusted Scheduled Activity (UDA)

Month	2016	2017
April	60	32
May	187	66
June	324	191
July	496	348
August	515	384
September	515	506
October	737	535
November	783	575
December	949	684
January	952	758
February	1,175	869
March	1,249	961
April	1,315	
May	1,315	
June	1,315	

QUALITY

	Quantity	Base Number	Contract	AT	Region	England
% of FP17s for the same patient ID Re-attending within 3 months - Children	16	361	4.4%	10.1%	12.0%	12.3%
% of FP17s for the same patient ID Re-attending within 3 months - Adults	22	267	8.2%	14.7%	16.0%	16.7%
% of FP17s for the same patient ID Re-attending between 3 & 9 months - Children	216	361	59.8%	60.6%	58.8%	57.6%
% of FP17s for the same patient ID Re-attending between 3 & 9 months - Adults	124	267	46.4%	52.8%	51.2%	50.1%
% of FP17s for Band 1 Urgent Courses	14	600	2.3%	7.3%	8.0%	9.1%
% of FP17s Relating to Free Repair or Replacements	0	600	0.0%	0.8%	0.8%	0.8%
% of FP17s Relating to Continuations	1	600	0.2%	1.3%	1.2%	1.2%
% of Patients satisfied with the dentistry they have received	1	1	N/A	92.4%	92.7%	92.8%
% of Patients satisfied with the time they had to wait for an appointment	1	1	N/A	88.1%	89.1%	88.7%

* This is based on patients treated on this contract for their most recent course of treatment. Figures in italics indicate the base number of FP17s or Patient Questionnaire responses are less than 100. N/A is shown where the base number of responses is less than 10 during the period. % is calculated as Quantity/Base number*100

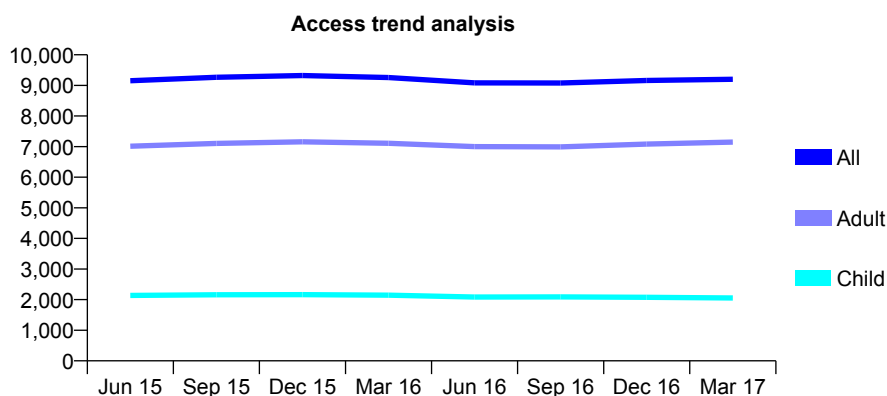
Q59 - Vital Signs At a Glance Contract Report for 105163/0002 - March 2017

Name or company name	J Ahmad, M Hallen, A Persson & A Alfreds
Contract type name	GDS Contract
Purpose of contract	General
Contract start date	01/04/2010
Contract end date	

16/17 Contracted general activity (UDA)	28,503
Carry forward general activity (UDA)	0
16/17 Contracted orthodontic activity (UOA)	0
Carry forward orthodontic activity (UOA)	0
Baseline contract value	£813,415.92

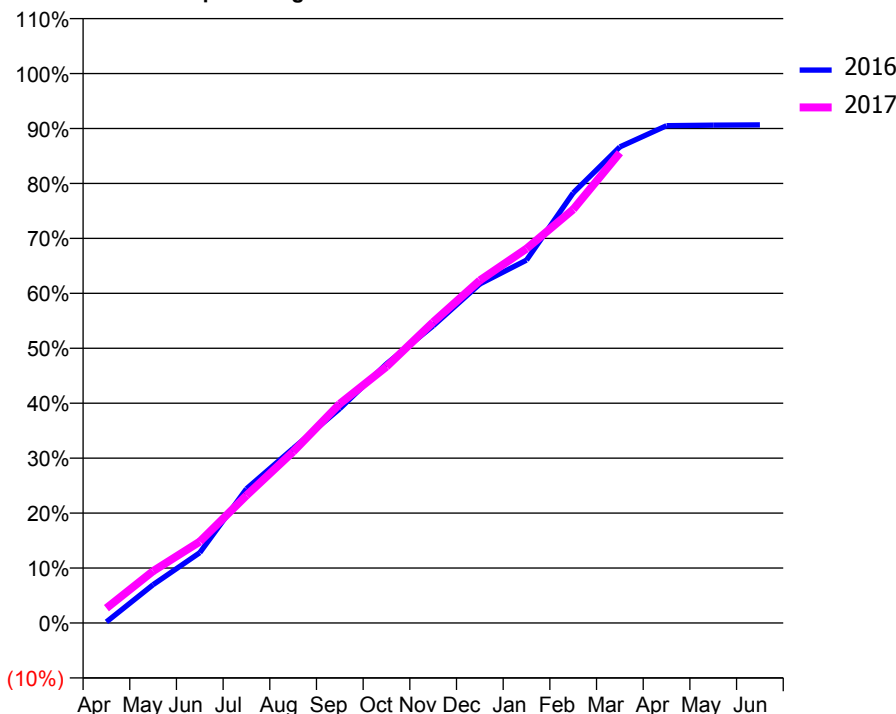
ACCESS*

Patients seen in 24 months	Total	Change since previous quarter
Quarter ending March 2016	9,255	
Quarter ending June 2016	9,084	↓
Quarter ending September 2016	9,080	→
Quarter ending December 2016	9,160	→
Quarter ending March 2017	9,202	→
Variance since March 2016	(0.6%)	→



ACTIVITY

Cumulative percentage of contracted UDA delivered 2016 & 2017



Month	Adjusted Scheduled Activity (UDA)	
	2016	2017
April	57	768
May	1,992	2,693
June	3,648	4,222
July	6,963	6,616
August	9,054	8,888
September	11,119	11,377
October	13,439	13,296
November	15,412	15,610
December	17,588	17,774
January	18,823	19,416
February	22,308	21,451
March	24,699	24,390
April	25,796	
May	25,824	
June	25,840	

QUALITY

	Quantity	Base Number	Contract	AT	Region	England
% of FP17s for the same patient ID Re-attending within 3 months - Children	157	2,770	5.7%	10.1%	12.0%	12.3%
% of FP17s for the same patient ID Re-attending within 3 months - Adults	1,117	8,898	12.6%	14.7%	16.0%	16.7%
% of FP17s for the same patient ID Re-attending between 3 & 9 months - Children	1,633	2,770	59.0%	60.6%	58.8%	57.6%
% of FP17s for the same patient ID Re-attending between 3 & 9 months - Adults	4,628	8,898	52.0%	52.8%	51.2%	50.1%
% of FP17s for Band 1 Urgent Courses	1,021	11,170	9.1%	7.3%	8.0%	9.1%
% of FP17s Relating to Free Repair or Replacements	13	11,170	0.1%	0.8%	0.8%	0.8%
% of FP17s Relating to Continuations	182	11,170	1.6%	1.3%	1.2%	1.2%
% of Patients satisfied with the dentistry they have received	16	16	100.0%	92.4%	92.7%	92.8%
% of Patients satisfied with the time they had to wait for an appointment	14	16	87.5%	88.1%	89.1%	88.7%

* This is based on patients treated on this contract for their most recent course of treatment. Figures in italics indicate the base number of FP17s or Patient Questionnaire responses are less than 100. N/A is shown where the base number of responses is less than 10 during the period. % is calculated as Quantity/Base number*100

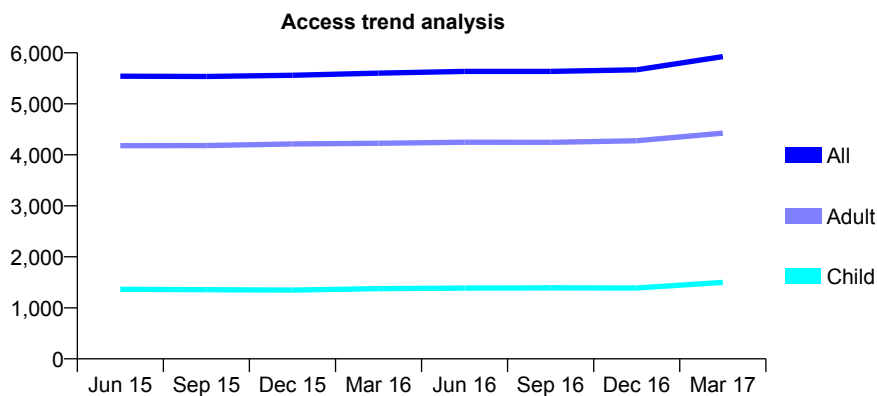
Q59 - Vital Signs At a Glance Contract Report for 105430/0001 - March 2017

Name or company name	Gipsy Lane Dental
Contract type name	GDS Contract
Purpose of contract	General
Contract start date	01/04/2008
Contract end date	

16/17 Contracted general activity (UDA)	15,808
Carry forward general activity (UDA)	36
16/17 Contracted orthodontic activity (UOA)	0
Carry forward orthodontic activity (UOA)	0
Baseline contract value	£387,095.01

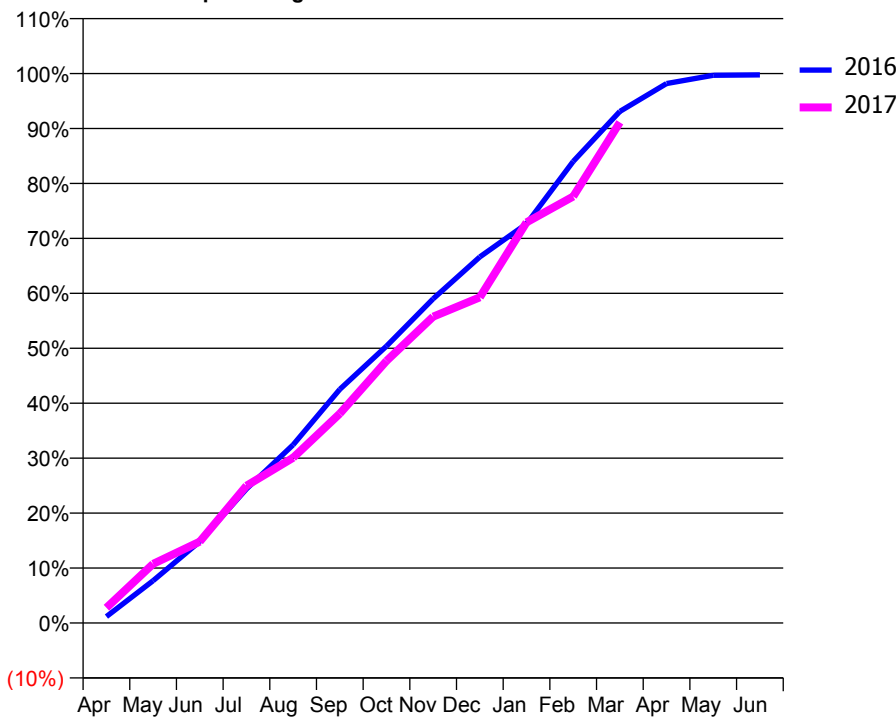
ACCESS*

Patients seen in 24 months	Total	Change since previous quarter
Quarter ending March 2016	5,602	
Quarter ending June 2016	5,634	→
Quarter ending September 2016	5,636	→
Quarter ending December 2016	5,666	→
Quarter ending March 2017	5,926	↑
Variance since March 2016	5.8%	↑



ACTIVITY

Cumulative percentage of contracted UDA delivered 2016 & 2017



Month	Adjusted Scheduled Activity (UDA)	
	2016	2017
April	177	439
May	1,158	1,702
June	2,234	2,340
July	3,673	3,948
August	4,884	4,756
September	6,406	6,025
October	7,586	7,540
November	8,885	8,812
December	10,031	9,370
January	10,937	11,524
February	12,648	12,271
March	14,019	14,403
April	14,782	
May	15,009	
June	15,022	

QUALITY

	Quantity	Base Number	Contract	AT	Region	England
% of FP17s for the same patient ID Re-attending within 3 months - Children	114	2,200	5.2%	10.1%	12.0%	12.3%
% of FP17s for the same patient ID Re-attending within 3 months - Adults	536	5,371	10.0%	14.7%	16.0%	16.7%
% of FP17s for the same patient ID Re-attending between 3 & 9 months - Children	1,338	2,200	60.8%	60.6%	58.8%	57.6%
% of FP17s for the same patient ID Re-attending between 3 & 9 months - Adults	2,007	5,371	37.4%	52.8%	51.2%	50.1%
% of FP17s for Band 1 Urgent Courses	408	6,419	6.4%	7.3%	8.0%	9.1%
% of FP17s Relating to Free Repair or Replacements	67	6,419	1.0%	0.8%	0.8%	0.8%
% of FP17s Relating to Continuations	53	6,419	0.8%	1.3%	1.2%	1.2%
% of Patients satisfied with the dentistry they have received	9	9	N/A	92.4%	92.7%	92.8%
% of Patients satisfied with the time they had to wait for an appointment	9	9	N/A	88.1%	89.1%	88.7%

* This is based on patients treated on this contract for their most recent course of treatment. Figures in italics indicate the base number of FP17s or Patient Questionnaire responses are less than 100. N/A is shown where the base number of responses is less than 10 during the period. % is calculated as Quantity/Base number*100

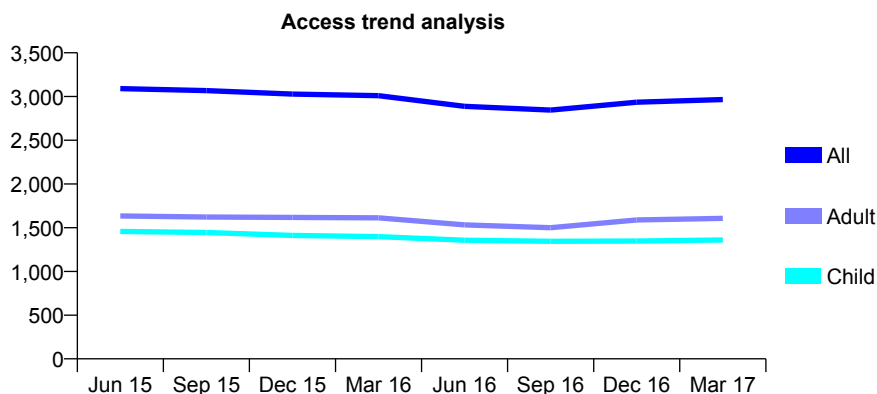
Q59 - Vital Signs At a Glance Contract Report for 106461/0001 - March 2017

Name or company name	Mr P Moulder, Mr A Johnson & Mr R Churc
Contract type name	GDS Contract
Purpose of contract	General
Contract start date	01/09/2006
Contract end date	

16/17 Contracted general activity (UDA)	9,000
Carry forward general activity (UDA)	0
16/17 Contracted orthodontic activity (UOA)	0
Carry forward orthodontic activity (UOA)	0
Baseline contract value	£209,115.01

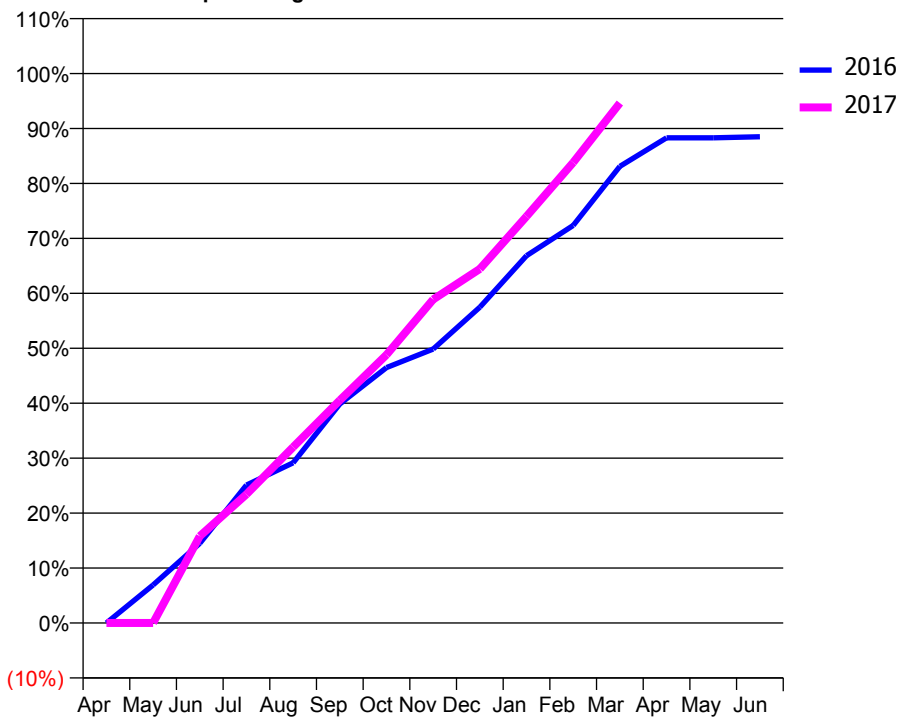
ACCESS*

Patients seen in 24 months	Total	Change since previous quarter
Quarter ending March 2016	3,010	
Quarter ending June 2016	2,888	↓
Quarter ending September 2016	2,845	↓
Quarter ending December 2016	2,935	↑
Quarter ending March 2017	2,966	→
Variance since March 2016	(1.5%)	↓



ACTIVITY

Cumulative percentage of contracted UDA delivered 2016 & 2017



Adjusted Scheduled Activity (UDA)

Month	2016	2017
April	0	0
May	727	0
June	1,521	1,422
July	2,636	2,109
August	3,063	2,883
September	4,186	3,649
October	4,882	4,392
November	5,235	5,301
December	6,034	5,800
January	7,017	6,661
February	7,597	7,543
March	8,725	8,517
April	9,271	
May	9,271	
June	9,291	

QUALITY

	Quantity	Base Number	Contract	AT	Region	England
% of FP17s for the same patient ID Re-attending within 3 months - Children	232	2,338	9.9%	10.1%	12.0%	12.3%
% of FP17s for the same patient ID Re-attending within 3 months - Adults	479	2,173	22.0%	14.7%	16.0%	16.7%
% of FP17s for the same patient ID Re-attending between 3 & 9 months - Children	1,545	2,338	66.1%	60.6%	58.8%	57.6%
% of FP17s for the same patient ID Re-attending between 3 & 9 months - Adults	1,090	2,173	50.2%	52.8%	51.2%	50.1%
% of FP17s for Band 1 Urgent Courses	272	4,242	6.4%	7.3%	8.0%	9.1%
% of FP17s Relating to Free Repair or Replacements	0	4,242	0.0%	0.8%	0.8%	0.8%
% of FP17s Relating to Continuations	102	4,242	2.4%	1.3%	1.2%	1.2%
% of Patients satisfied with the dentistry they have received	6	6	N/A	92.4%	92.7%	92.8%
% of Patients satisfied with the time they had to wait for an appointment	5	6	N/A	88.1%	89.1%	88.7%

* This is based on patients treated on this contract for their most recent course of treatment. Figures in italics indicate the base number of FP17s or Patient Questionnaire responses are less than 100. N/A is shown where the base number of responses is less than 10 during the period. % is calculated as Quantity/Base number*100

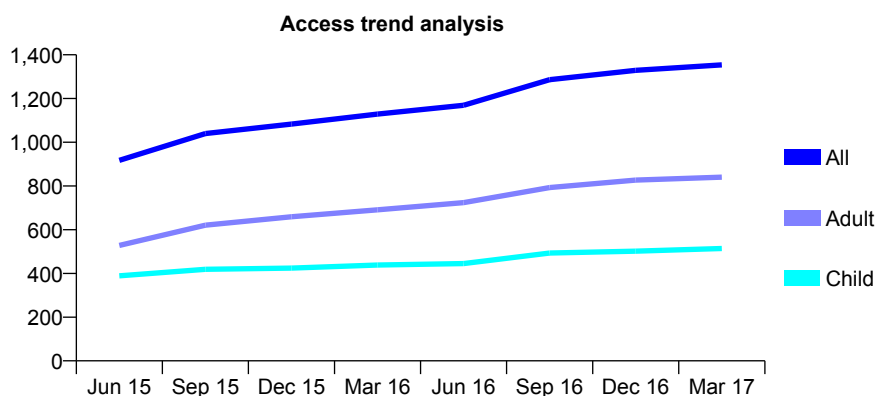
Q59 - Vital Signs At a Glance Contract Report for 108308/0001 - March 2017

Name or company name	Brookview Dental Clinic Limited
Contract type name	GDS Contract
Purpose of contract	General
Contract start date	01/03/2008
Contract end date	

16/17 Contracted general activity (UDA)	2,245
Carry forward general activity (UDA)	76
16/17 Contracted orthodontic activity (UOA)	0
Carry forward orthodontic activity (UOA)	0
Baseline contract value	£52,646.36

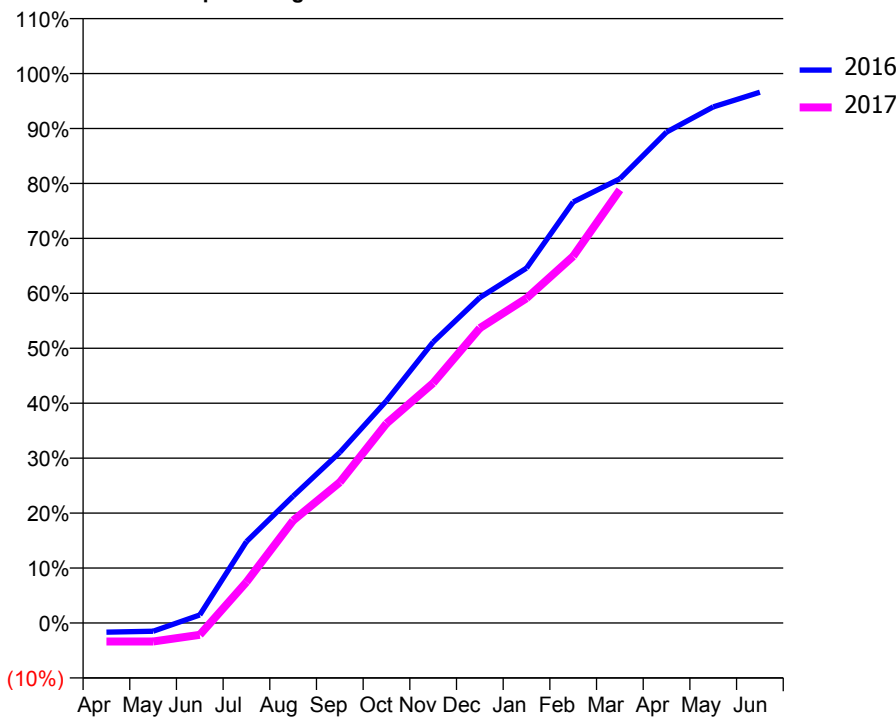
ACCESS*

Patients seen in 24 months	Total	Change since previous quarter
Quarter ending March 2016	1,129	
Quarter ending June 2016	1,169	↑
Quarter ending September 2016	1,286	↑
Quarter ending December 2016	1,329	↑
Quarter ending March 2017	1,354	→
Variance since March 2016	19.9%	↑



ACTIVITY

Cumulative percentage of contracted UDA delivered 2016 & 2017



Month	Adjusted Scheduled Activity (UDA)	
	2016	2017
April	-38	-76
May	-34	-76
June	33	-49
July	332	168
August	518	419
September	697	575
October	908	815
November	1,148	981
December	1,330	1,205
January	1,450	1,327
February	1,720	1,498
March	1,815	1,770
April	2,006	
May	2,109	
June	2,169	

QUALITY

	Quantity	Base Number	Contract	AT	Region	England
% of FP17s for the same patient ID Re-attending within 3 months - Children	67	813	8.2%	10.1%	12.0%	12.3%
% of FP17s for the same patient ID Re-attending within 3 months - Adults	123	1,092	11.3%	14.7%	16.0%	16.7%
% of FP17s for the same patient ID Re-attending between 3 & 9 months - Children	469	813	57.7%	60.6%	58.8%	57.6%
% of FP17s for the same patient ID Re-attending between 3 & 9 months - Adults	530	1,092	48.5%	52.8%	51.2%	50.1%
% of FP17s for Band 1 Urgent Courses	45	1,065	4.2%	7.3%	8.0%	9.1%
% of FP17s Relating to Free Repair or Replacements	3	1,065	0.3%	0.8%	0.8%	0.8%
% of FP17s Relating to Continuations	14	1,065	1.3%	1.3%	1.2%	1.2%
% of Patients satisfied with the dentistry they have received	4	4	N/A	92.4%	92.7%	92.8%
% of Patients satisfied with the time they had to wait for an appointment	4	4	N/A	88.1%	89.1%	88.7%

* This is based on patients treated on this contract for their most recent course of treatment. Figures in italics indicate the base number of FP17s or Patient Questionnaire responses are less than 100. N/A is shown where the base number of responses is less than 10 during the period. % is calculated as Quantity/Base number*100

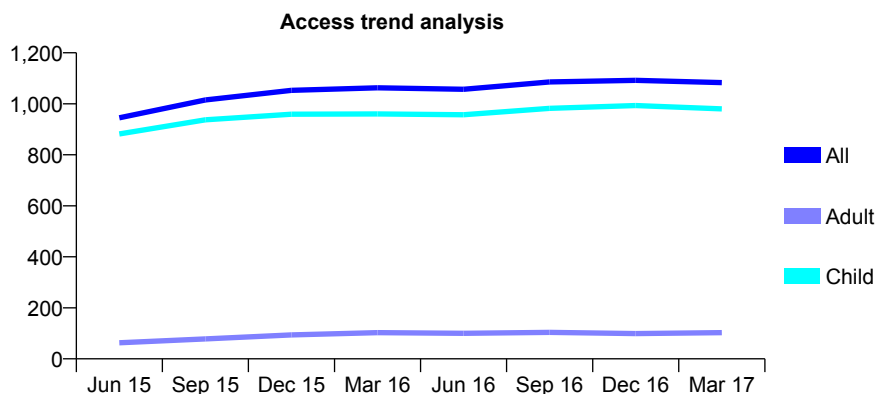
Q59 - Vital Signs At a Glance Contract Report for 109584/0001 - March 2017

Name or company name	Mr M Hamburger & Mrs R P Sadler
Contract type name	GDS Contract
Purpose of contract	General
Contract start date	01/04/2014
Contract end date	

16/17 Contracted general activity (UDA)	2,447
Carry forward general activity (UDA)	25
16/17 Contracted orthodontic activity (UOA)	0
Carry forward orthodontic activity (UOA)	0
Baseline contract value	£73,934.02

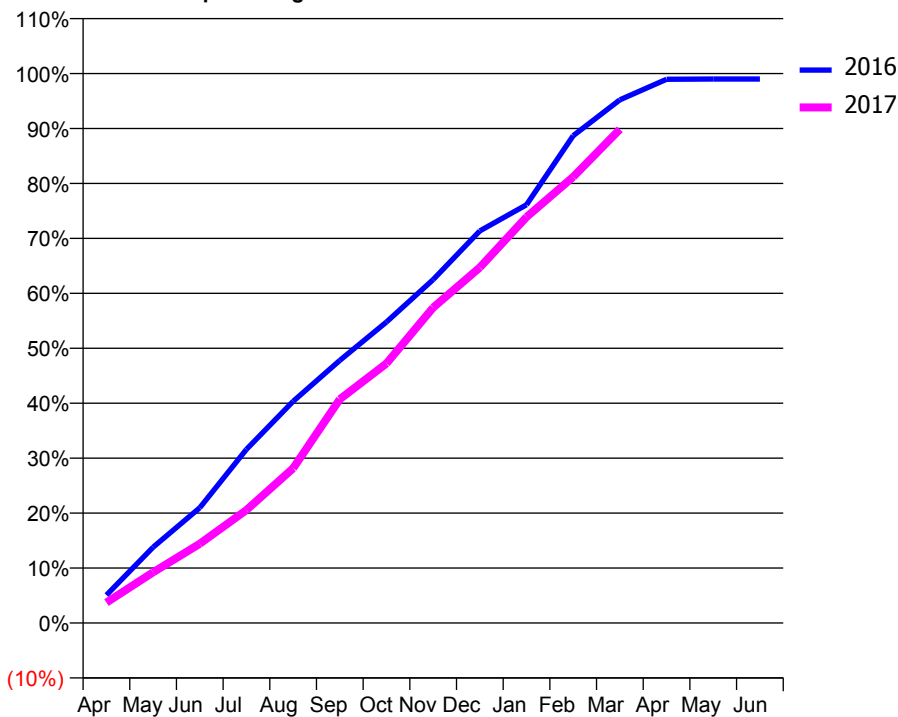
ACCESS*

Patients seen in 24 months	Total	Change since previous quarter
Quarter ending March 2016	1,063	
Quarter ending June 2016	1,057	→
Quarter ending September 2016	1,086	↑
Quarter ending December 2016	1,092	→
Quarter ending March 2017	1,083	→
Variance since March 2016	1.9%	→



ACTIVITY

Cumulative percentage of contracted UDA delivered 2016 & 2017



Month	Adjusted Scheduled Activity (UDA)	
	2016	2017
April	124	91
May	338	226
June	513	353
July	773	503
August	987	689
September	1,170	997
October	1,341	1,156
November	1,529	1,405
December	1,746	1,583
January	1,862	1,808
February	2,170	1,986
March	2,330	2,199
April	2,421	
May	2,422	
June	2,422	

QUALITY

	Quantity	Base Number	Contract	AT	Region	England
% of FP17s for the same patient ID Re-attending within 3 months - Children	104	1,672	6.2%	10.1%	12.0%	12.3%
% of FP17s for the same patient ID Re-attending within 3 months - Adults	1	22	4.5%	14.7%	16.0%	16.7%
% of FP17s for the same patient ID Re-attending between 3 & 9 months - Children	1,187	1,672	71.0%	60.6%	58.8%	57.6%
% of FP17s for the same patient ID Re-attending between 3 & 9 months - Adults	13	22	59.1%	52.8%	51.2%	50.1%
% of FP17s for Band 1 Urgent Courses	74	1,629	4.5%	7.3%	8.0%	9.1%
% of FP17s Relating to Free Repair or Replacements	0	1,629	0.0%	0.8%	0.8%	0.8%
% of FP17s Relating to Continuations	1	1,629	0.1%	1.3%	1.2%	1.2%
% of Patients satisfied with the dentistry they have received	0	0	N/A	92.4%	92.7%	92.8%
% of Patients satisfied with the time they had to wait for an appointment	0	0	N/A	88.1%	89.1%	88.7%

* This is based on patients treated on this contract for their most recent course of treatment. Figures in italics indicate the base number of FP17s or Patient Questionnaire responses are less than 100. N/A is shown where the base number of responses is less than 10 during the period. % is calculated as Quantity/Base number*100

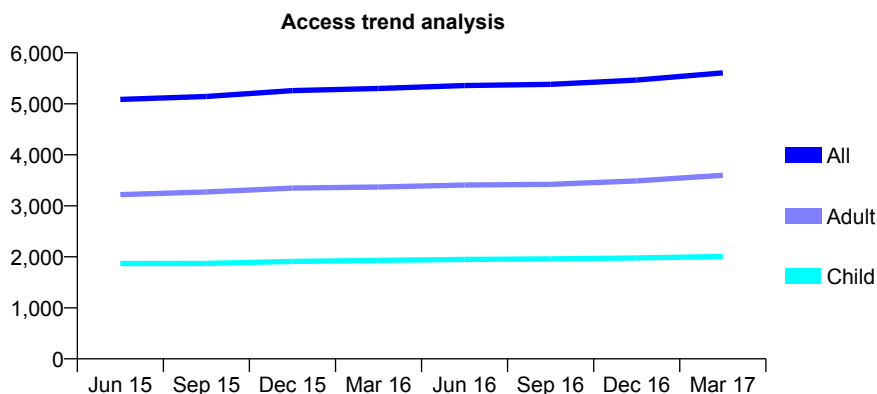
Q59 - Vital Signs At a Glance Contract Report for 109967/0001 - March 2017

Name or company name	Mr F Kadherbhai, Mr N F Kapadia, Mr A Sa
Contract type name	GDS Contract
Purpose of contract	General
Contract start date	01/04/2011
Contract end date	

16/17 Contracted general activity (UDA)	13,767
Carry forward general activity (UDA)	-78
16/17 Contracted orthodontic activity (UOA)	0
Carry forward orthodontic activity (UOA)	0
Baseline contract value	£375,313.16

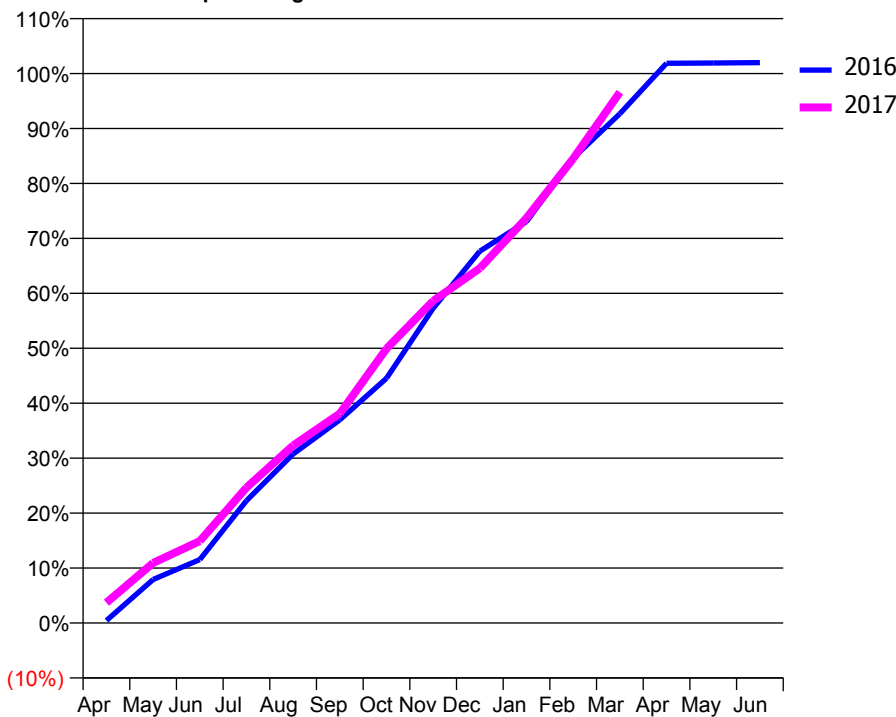
ACCESS*

Patients seen in 24 months	Total	Change since previous quarter
Quarter ending March 2016	5,300	
Quarter ending June 2016	5,357	→
Quarter ending September 2016	5,382	→
Quarter ending December 2016	5,465	→
Quarter ending March 2017	5,606	↑
Variance since March 2016	5.8%	↑



ACTIVITY

Cumulative percentage of contracted UDA delivered 2016 & 2017



Month	Adjusted Scheduled Activity (UDA)	
	2016	2017
April	58	509
May	1,044	1,503
June	1,519	2,052
July	2,932	3,391
August	4,048	4,447
September	4,866	5,246
October	5,865	6,875
November	7,541	8,068
December	8,907	8,888
January	9,619	10,148
February	11,137	11,636
March	12,201	13,298
April	13,409	
May	13,415	
June	13,425	

QUALITY

	Quantity	Base Number	Contract	AT	Region	England
% of FP17s for the same patient ID Re-attending within 3 months - Children	145	3,146	4.6%	10.1%	12.0%	12.3%
% of FP17s for the same patient ID Re-attending within 3 months - Adults	463	4,936	9.4%	14.7%	16.0%	16.7%
% of FP17s for the same patient ID Re-attending between 3 & 9 months - Children	1,756	3,146	55.8%	60.6%	58.8%	57.6%
% of FP17s for the same patient ID Re-attending between 3 & 9 months - Adults	2,607	4,936	52.8%	52.8%	51.2%	50.1%
% of FP17s for Band 1 Urgent Courses	227	6,497	3.5%	7.3%	8.0%	9.1%
% of FP17s Relating to Free Repair or Replacements	13	6,497	0.2%	0.8%	0.8%	0.8%
% of FP17s Relating to Continuations	21	6,497	0.3%	1.3%	1.2%	1.2%
% of Patients satisfied with the dentistry they have received	9	9	N/A	92.4%	92.7%	92.8%
% of Patients satisfied with the time they had to wait for an appointment	7	9	N/A	88.1%	89.1%	88.7%

* This is based on patients treated on this contract for their most recent course of treatment. Figures in italics indicate the base number of FP17s or Patient Questionnaire responses are less than 100. N/A is shown where the base number of responses is less than 10 during the period. % is calculated as Quantity/Base number*100

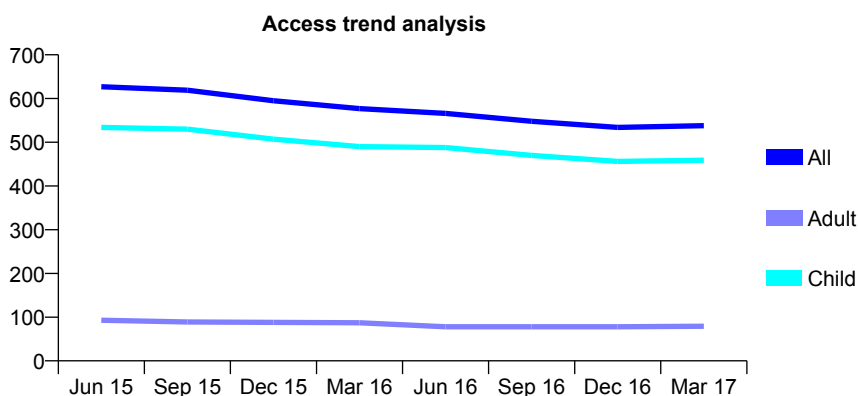
Q59 - Vital Signs At a Glance Contract Report for 111260/0001 - March 2017

Name or company name	Mr N Appleby & Mr S Edmondson
Contract type name	GDS Contract
Purpose of contract	General
Contract start date	01/04/2006
Contract end date	

16/17 Contracted general activity (UDA)	1,000
Carry forward general activity (UDA)	0
16/17 Contracted orthodontic activity (UOA)	0
Carry forward orthodontic activity (UOA)	0
Baseline contract value	£22,045.64

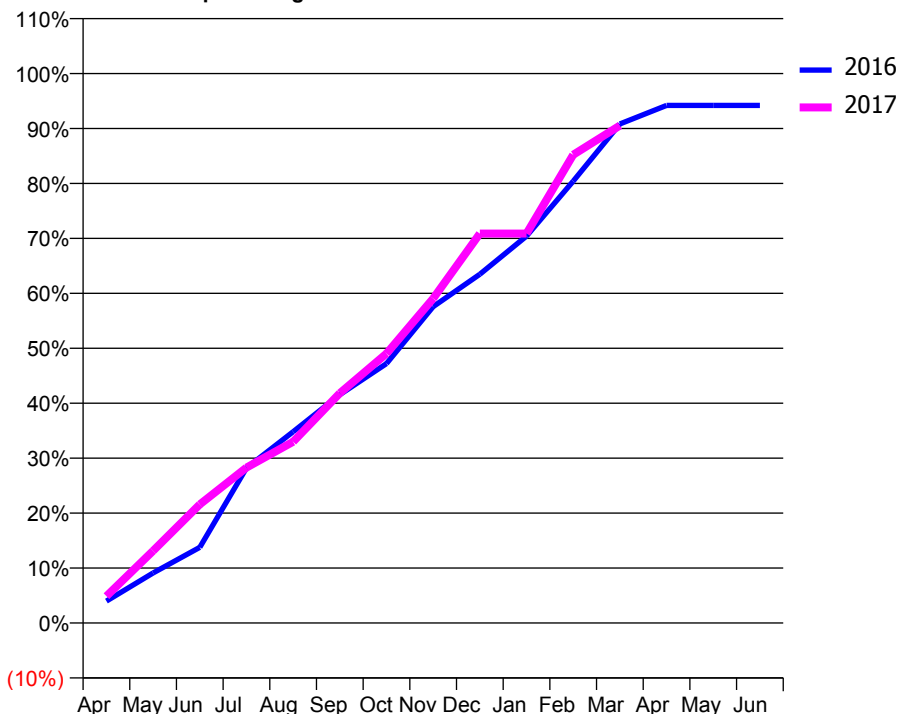
ACCESS*

Patients seen in 24 months	Total	Change since previous quarter
Quarter ending March 2016	577	
Quarter ending June 2016	566	↓
Quarter ending September 2016	548	↓
Quarter ending December 2016	534	↓
Quarter ending March 2017	538	→
Variance since March 2016	(6.8%)	↓



ACTIVITY

Cumulative percentage of contracted UDA delivered 2016 & 2017



Month	Adjusted Scheduled Activity (UDA)	
	2016	2017
April	44	49
May	100	131
June	151	216
July	310	283
August	383	330
September	457	418
October	519	490
November	633	591
December	698	709
January	775	709
February	885	852
March	999	905
April	1,036	
May	1,036	
June	1,036	

QUALITY

	Quantity	Base Number	Contract	AT	Region	England
% of FP17s for the same patient ID Re-attending within 3 months - Children	47	759	6.2%	10.1%	12.0%	12.3%
% of FP17s for the same patient ID Re-attending within 3 months - Adults	0	0	N/A	14.7%	16.0%	16.7%
% of FP17s for the same patient ID Re-attending between 3 & 9 months - Children	535	759	70.5%	60.6%	58.8%	57.6%
% of FP17s for the same patient ID Re-attending between 3 & 9 months - Adults	0	0	N/A	52.8%	51.2%	50.1%
% of FP17s for Band 1 Urgent Courses	11	729	1.5%	7.3%	8.0%	9.1%
% of FP17s Relating to Free Repair or Replacements	0	729	0.0%	0.8%	0.8%	0.8%
% of FP17s Relating to Continuations	0	729	0.0%	1.3%	1.2%	1.2%
% of Patients satisfied with the dentistry they have received	2	2	N/A	92.4%	92.7%	92.8%
% of Patients satisfied with the time they had to wait for an appointment	2	2	N/A	88.1%	89.1%	88.7%

* This is based on patients treated on this contract for their most recent course of treatment. Figures in italics indicate the base number of FP17s or Patient Questionnaire responses are less than 100. N/A is shown where the base number of responses is less than 10 during the period. % is calculated as Quantity/Base number*100

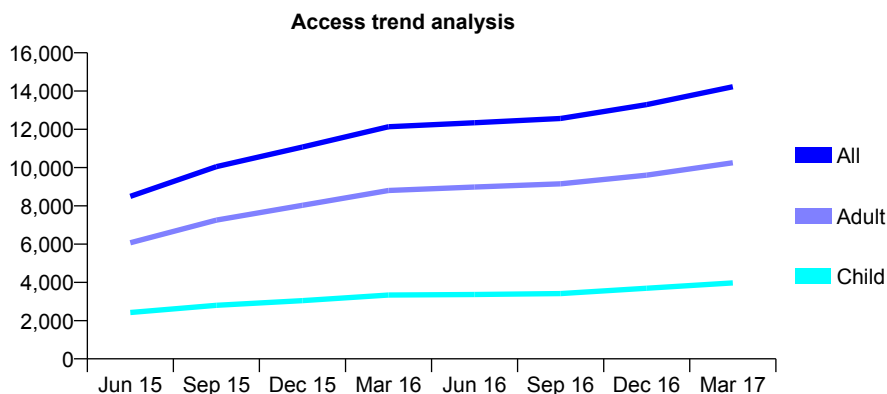
Q59 - Vital Signs At a Glance Contract Report for 112984/0001 - March 2017

Name or company name	East Midlands Community Dental Associati
Contract type name	GDS Contract
Purpose of contract	General
Contract start date	01/12/2014
Contract end date	

16/17 Contracted general activity (UDA)	35,000
Carry forward general activity (UDA)	-399
16/17 Contracted orthodontic activity (UOA)	0
Carry forward orthodontic activity (UOA)	0
Baseline contract value	£771,504.08

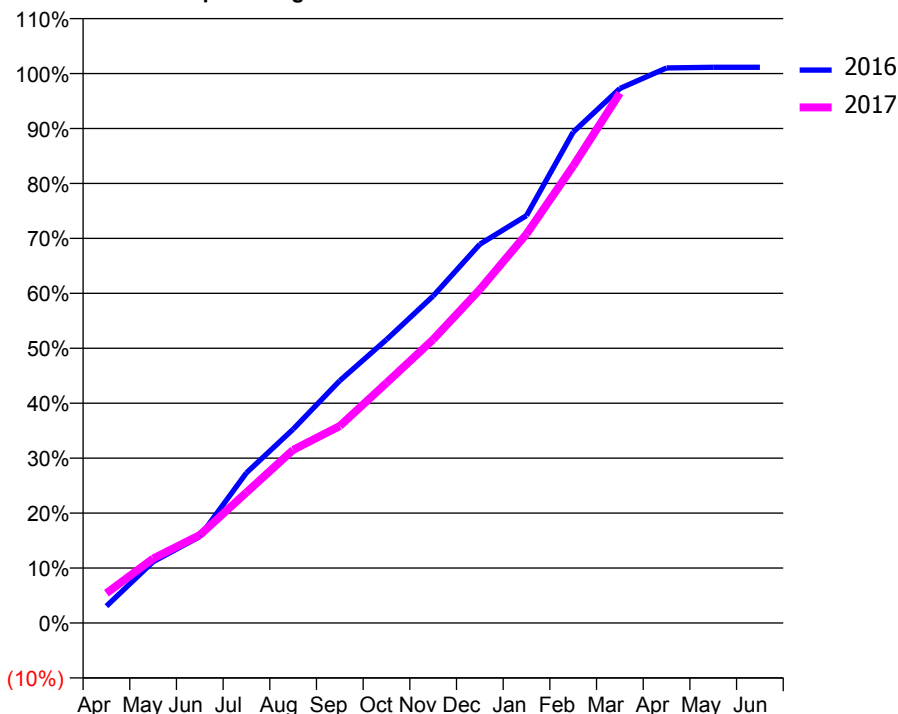
ACCESS*

Patients seen in 24 months	Total	Change since previous quarter
Quarter ending March 2016	12,136	
Quarter ending June 2016	12,346	→
Quarter ending September 2016	12,563	→
Quarter ending December 2016	13,291	↑
Quarter ending March 2017	14,224	↑
Variance since March 2016	17.2%	↑



ACTIVITY

Cumulative percentage of contracted UDA delivered 2016 & 2017



Month	Adjusted Scheduled Activity (UDA)	
	2016	2017
April	1,077	1,899
May	3,901	4,110
June	5,505	5,603
July	9,570	8,323
August	12,344	11,029
September	15,433	12,546
October	18,056	15,292
November	20,832	18,059
December	24,127	21,249
January	25,950	24,781
February	31,272	29,110
March	34,043	33,749
April	35,356	
May	35,396	
June	35,399	

QUALITY

	Quantity	Base Number	Contract	AT	Region	England
% of FP17s for the same patient ID Re-attending within 3 months - Children	242	5,288	4.6%	10.1%	12.0%	12.3%
% of FP17s for the same patient ID Re-attending within 3 months - Adults	1,446	13,310	10.9%	14.7%	16.0%	16.7%
% of FP17s for the same patient ID Re-attending between 3 & 9 months - Children	2,837	5,288	53.6%	60.6%	58.8%	57.6%
% of FP17s for the same patient ID Re-attending between 3 & 9 months - Adults	6,496	13,310	48.8%	52.8%	51.2%	50.1%
% of FP17s for Band 1 Urgent Courses	1,016	17,890	5.7%	7.3%	8.0%	9.1%
% of FP17s Relating to Free Repair or Replacements	110	17,890	0.6%	0.8%	0.8%	0.8%
% of FP17s Relating to Continuations	246	17,890	1.4%	1.3%	1.2%	1.2%
% of Patients satisfied with the dentistry they have received	32	35	91.4%	92.4%	92.7%	92.8%
% of Patients satisfied with the time they had to wait for an appointment	27	35	77.1%	88.1%	89.1%	88.7%

* This is based on patients treated on this contract for their most recent course of treatment. Figures in italics indicate the base number of FP17s or Patient Questionnaire responses are less than 100. N/A is shown where the base number of responses is less than 10 during the period. % is calculated as Quantity/Base number*100

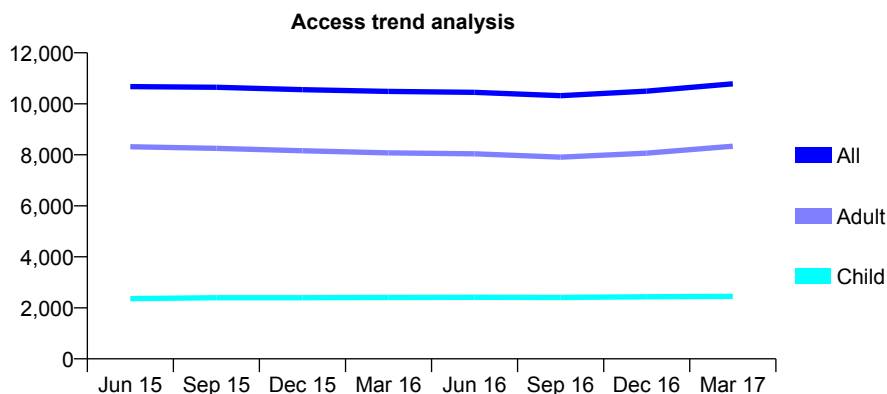
Q59 - Vital Signs At a Glance Contract Report for 115231/0004 - March 2017

Name or company name	Charnwood Dental Limited
Contract type name	GDS Contract
Purpose of contract	General
Contract start date	01/04/2009
Contract end date	

16/17 Contracted general activity (UDA)	27,029
Carry forward general activity (UDA)	21
16/17 Contracted orthodontic activity (UOA)	0
Carry forward orthodontic activity (UOA)	0
Baseline contract value	£696,762.57

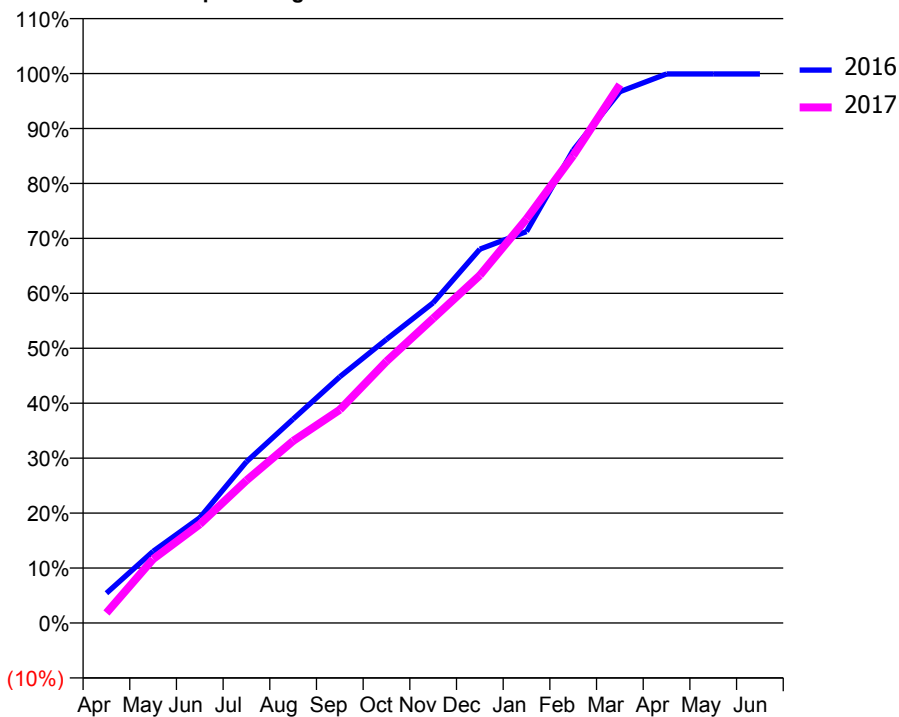
ACCESS*

Patients seen in 24 months	Total	Change since previous quarter
Quarter ending March 2016	10,487	
Quarter ending June 2016	10,450	→
Quarter ending September 2016	10,317	↓
Quarter ending December 2016	10,497	→
Quarter ending March 2017	10,784	↑
Variance since March 2016	2.8%	↑



ACTIVITY

Cumulative percentage of contracted UDA delivered 2016 & 2017



Month	Adjusted Scheduled Activity (UDA)	
	2016	2017
April	1,521	494
May	3,658	3,144
June	5,369	4,859
July	8,229	7,012
August	10,401	8,954
September	12,559	10,493
October	14,469	12,871
November	16,336	14,982
December	19,070	17,103
January	19,964	19,877
February	24,124	22,990
March	27,100	26,479
April	28,003	
May	28,008	
June	28,008	

QUALITY

	Quantity	Base Number	Contract	AT	Region	England
% of FP17s for the same patient ID Re-attending within 3 months - Children	229	3,403	6.7%	10.1%	12.0%	12.3%
% of FP17s for the same patient ID Re-attending within 3 months - Adults	1,075	9,764	11.0%	14.7%	16.0%	16.7%
% of FP17s for the same patient ID Re-attending between 3 & 9 months - Children	1,893	3,403	55.6%	60.6%	58.8%	57.6%
% of FP17s for the same patient ID Re-attending between 3 & 9 months - Adults	4,430	9,764	45.4%	52.8%	51.2%	50.1%
% of FP17s for Band 1 Urgent Courses	590	12,753	4.6%	7.3%	8.0%	9.1%
% of FP17s Relating to Free Repair or Replacements	42	12,753	0.3%	0.8%	0.8%	0.8%
% of FP17s Relating to Continuations	323	12,753	2.5%	1.3%	1.2%	1.2%
% of Patients satisfied with the dentistry they have received	14	15	93.3%	92.4%	92.7%	92.8%
% of Patients satisfied with the time they had to wait for an appointment	13	15	86.7%	88.1%	89.1%	88.7%

* This is based on patients treated on this contract for their most recent course of treatment. Figures in italics indicate the base number of FP17s or Patient Questionnaire responses are less than 100. N/A is shown where the base number of responses is less than 10 during the period. % is calculated as Quantity/Base number*100

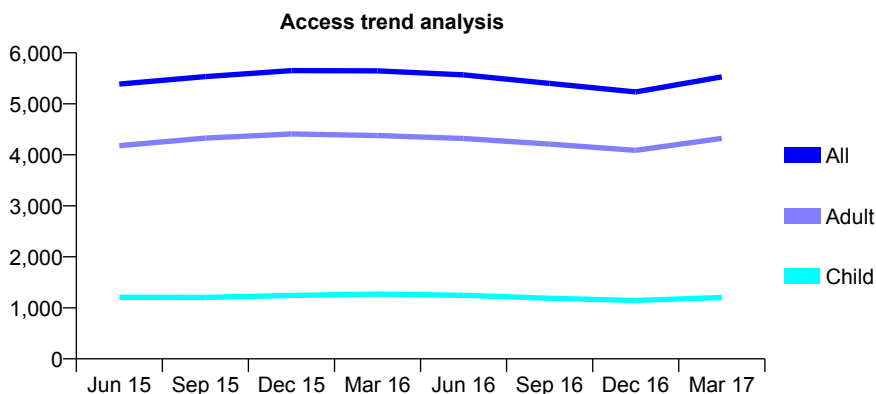
Q59 - Vital Signs At a Glance Contract Report for 116505/0001 - March 2017

Name or company name	Ishak Practices Limited
Contract type name	PDS Plus Contract
Purpose of contract	General
Contract start date	01/06/2010
Contract end date	31/03/2017

16/17 Contracted general activity (UDA)	20,700
Carry forward general activity (UDA)	0
16/17 Contracted orthodontic activity (UOA)	0
Carry forward orthodontic activity (UOA)	0
Baseline contract value	£305,199.73

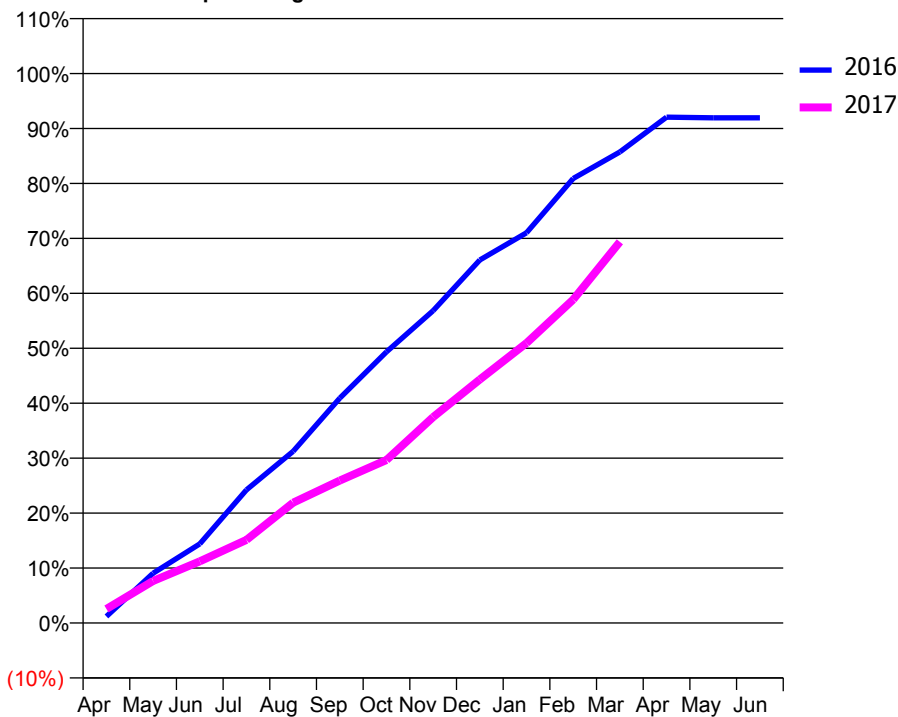
ACCESS*

Patients seen in 24 months	Total	Change since previous quarter
Quarter ending March 2016	5,645	
Quarter ending June 2016	5,567	↓
Quarter ending September 2016	5,399	↓
Quarter ending December 2016	5,232	↓
Quarter ending March 2017	5,529	↑
Variance since March 2016	(2.1%)	↓



ACTIVITY

Cumulative percentage of contracted UDA delivered 2016 & 2017



Month	Adjusted Scheduled Activity (UDA)	
	2016	2017
April	248	532
May	1,877	1,587
June	2,980	2,322
July	5,016	3,130
August	6,466	4,535
September	8,471	5,369
October	10,216	6,142
November	11,765	7,758
December	13,674	9,175
January	14,699	10,546
February	16,744	12,185
March	17,744	14,357
April	19,054	
May	19,030	
June	19,030	

QUALITY

	Quantity	Base Number	Contract	AT	Region	England
% of FP17s for the same patient ID Re-attending within 3 months - Children	397	2,435	16.3%	10.1%	12.0%	12.3%
% of FP17s for the same patient ID Re-attending within 3 months - Adults	639	5,989	10.7%	14.7%	16.0%	16.7%
% of FP17s for the same patient ID Re-attending between 3 & 9 months - Children	1,501	2,435	61.6%	60.6%	58.8%	57.6%
% of FP17s for the same patient ID Re-attending between 3 & 9 months - Adults	3,370	5,989	56.3%	52.8%	51.2%	50.1%
% of FP17s for Band 1 Urgent Courses	688	7,837	8.8%	7.3%	8.0%	9.1%
% of FP17s Relating to Free Repair or Replacements	34	7,837	0.4%	0.8%	0.8%	0.8%
% of FP17s Relating to Continuations	133	7,837	1.7%	1.3%	1.2%	1.2%
% of Patients satisfied with the dentistry they have received	20	23	87.0%	92.4%	92.7%	92.8%
% of Patients satisfied with the time they had to wait for an appointment	22	23	95.7%	88.1%	89.1%	88.7%

* This is based on patients treated on this contract for their most recent course of treatment. Figures in italics indicate the base number of FP17s or Patient Questionnaire responses are less than 100. N/A is shown where the base number of responses is less than 10 during the period. % is calculated as Quantity/Base number*100

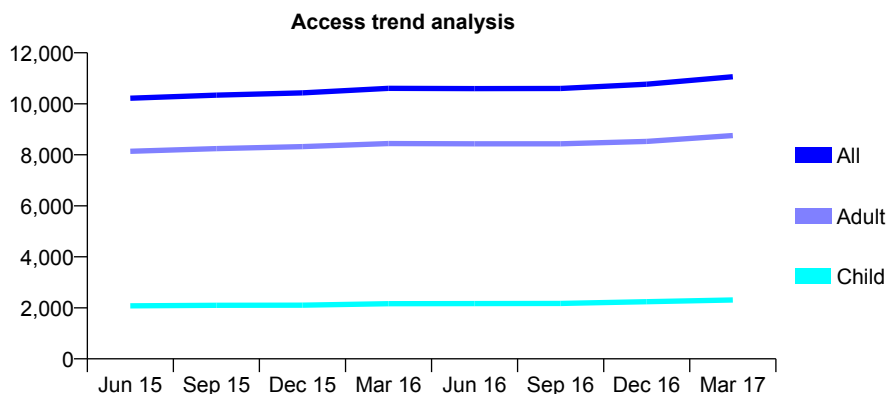
Q59 - Vital Signs At a Glance Contract Report for 117250/0001 - March 2017

Name or company name	Hallcross Dental Practices Limited
Contract type name	GDS Contract
Purpose of contract	General
Contract start date	01/04/2008
Contract end date	

16/17 Contracted general activity (UDA)	32,315
Carry forward general activity (UDA)	-36
16/17 Contracted orthodontic activity (UOA)	0
Carry forward orthodontic activity (UOA)	0
Baseline contract value	£785,527.75

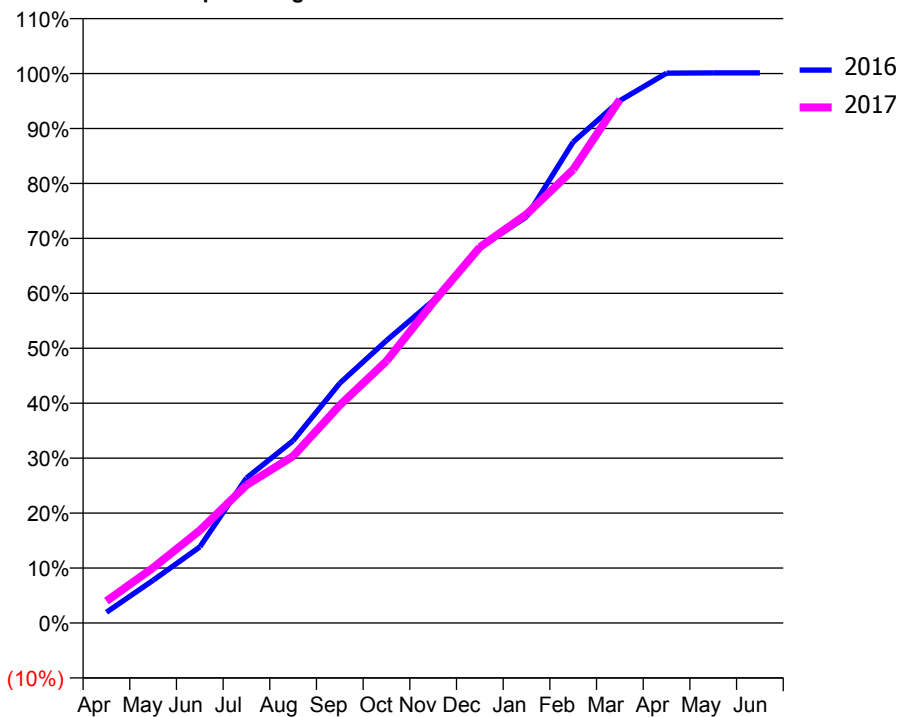
ACCESS*

Patients seen in 24 months	Total	Change since previous quarter
Quarter ending March 2016	10,605	
Quarter ending June 2016	10,598	→
Quarter ending September 2016	10,603	→
Quarter ending December 2016	10,767	→
Quarter ending March 2017	11,061	↑
Variance since March 2016	4.3%	↑



ACTIVITY

Cumulative percentage of contracted UDA delivered 2016 & 2017



Month	Adjusted Scheduled Activity (UDA)	
	2016	2017
April	634	1,294
May	2,511	3,249
June	4,476	5,446
July	8,529	8,109
August	10,726	9,815
September	14,107	12,812
October	16,615	15,403
November	18,960	18,853
December	22,079	22,100
January	23,887	24,036
February	28,289	26,670
March	30,718	30,780
April	32,333	
May	32,350	
June	32,351	

QUALITY

	Quantity	Base Number	Contract	AT	Region	England
% of FP17s for the same patient ID Re-attending within 3 months - Children	241	3,558	6.8%	10.1%	12.0%	12.3%
% of FP17s for the same patient ID Re-attending within 3 months - Adults	1,465	12,863	11.4%	14.7%	16.0%	16.7%
% of FP17s for the same patient ID Re-attending between 3 & 9 months - Children	2,088	3,558	58.7%	60.6%	58.8%	57.6%
% of FP17s for the same patient ID Re-attending between 3 & 9 months - Adults	7,772	12,863	60.4%	52.8%	51.2%	50.1%
% of FP17s for Band 1 Urgent Courses	1,036	15,641	6.6%	7.3%	8.0%	9.1%
% of FP17s Relating to Free Repair or Replacements	81	15,641	0.5%	0.8%	0.8%	0.8%
% of FP17s Relating to Continuations	68	15,641	0.4%	1.3%	1.2%	1.2%
% of Patients satisfied with the dentistry they have received	32	34	94.1%	92.4%	92.7%	92.8%
% of Patients satisfied with the time they had to wait for an appointment	33	34	97.1%	88.1%	89.1%	88.7%

* This is based on patients treated on this contract for their most recent course of treatment. Figures in italics indicate the base number of FP17s or Patient Questionnaire responses are less than 100. N/A is shown where the base number of responses is less than 10 during the period. % is calculated as Quantity/Base number*100

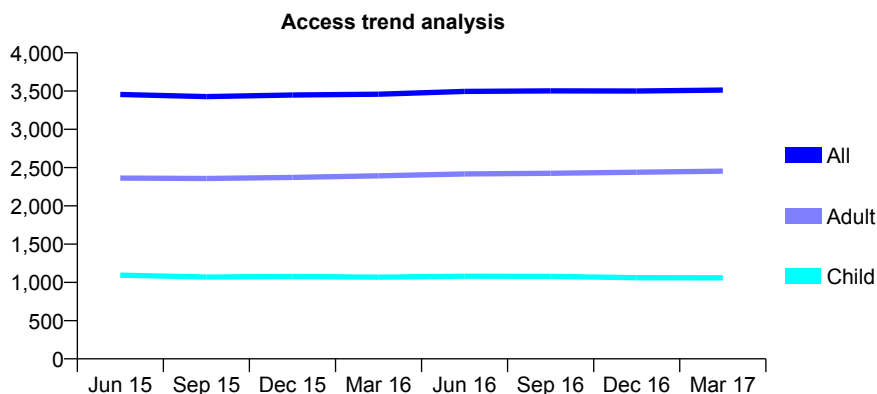
Q59 - Vital Signs At a Glance Contract Report for 117412/0002 - March 2017

Name or company name	HS Virdee Ltd
Contract type name	GDS Contract
Purpose of contract	General and Orthodontic
Contract start date	01/11/2007
Contract end date	

16/17 Contracted general activity (UDA)	10,777
Carry forward general activity (UDA)	-161
16/17 Contracted orthodontic activity (UOA)	293
Carry forward orthodontic activity (UOA)	0
Baseline contract value	£297,803.25

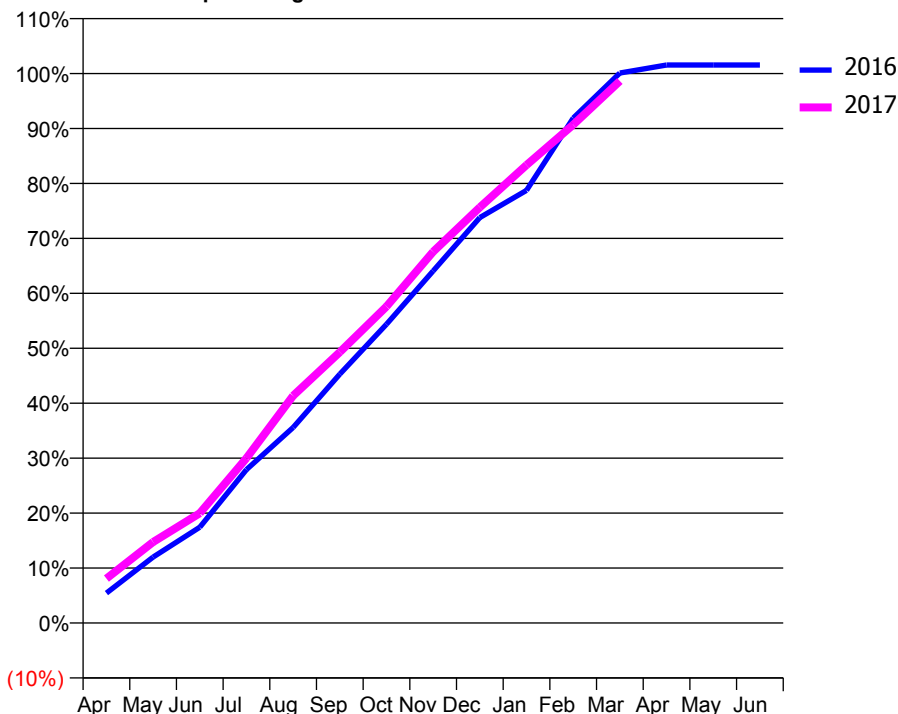
ACCESS*

Patients seen in 24 months	Total	Change since previous quarter
Quarter ending March 2016	3,459	
Quarter ending June 2016	3,496	→
Quarter ending September 2016	3,503	→
Quarter ending December 2016	3,500	→
Quarter ending March 2017	3,512	→
Variance since March 2016	1.5%	→



ACTIVITY

Cumulative percentage of contracted UDA delivered 2016 & 2017



Month	Adjusted Scheduled Activity (UDA)	
	2016	2017
April	566	873
May	1,245	1,588
June	1,810	2,153
July	2,898	3,235
August	3,693	4,457
September	4,701	5,313
October	5,642	6,207
November	6,650	7,282
December	7,656	8,154
January	8,171	8,983
February	9,535	9,772
March	10,386	10,629
April	10,537	
May	10,537	
June	10,538	

QUALITY

	Quantity	Base Number	Contract	AT	Region	England
% of FP17s for the same patient ID Re-attending within 3 months - Children	123	1,604	7.7%	10.1%	12.0%	12.3%
% of FP17s for the same patient ID Re-attending within 3 months - Adults	264	3,036	8.7%	14.7%	16.0%	16.7%
% of FP17s for the same patient ID Re-attending between 3 & 9 months - Children	924	1,604	57.6%	60.6%	58.8%	57.6%
% of FP17s for the same patient ID Re-attending between 3 & 9 months - Adults	1,604	3,036	52.8%	52.8%	51.2%	50.1%
% of FP17s for Band 1 Urgent Courses	128	3,830	3.3%	7.3%	8.0%	9.1%
% of FP17s Relating to Free Repair or Replacements	10	3,830	0.3%	0.8%	0.8%	0.8%
% of FP17s Relating to Continuations	48	3,830	1.3%	1.3%	1.2%	1.2%
% of Patients satisfied with the dentistry they have received	9	9	N/A	92.4%	92.7%	92.8%
% of Patients satisfied with the time they had to wait for an appointment	8	9	N/A	88.1%	89.1%	88.7%

* This is based on patients treated on this contract for their most recent course of treatment. Figures in italics indicate the base number of FP17s or Patient Questionnaire responses are less than 100. N/A is shown where the base number of responses is less than 10 during the period. % is calculated as Quantity/Base number*100

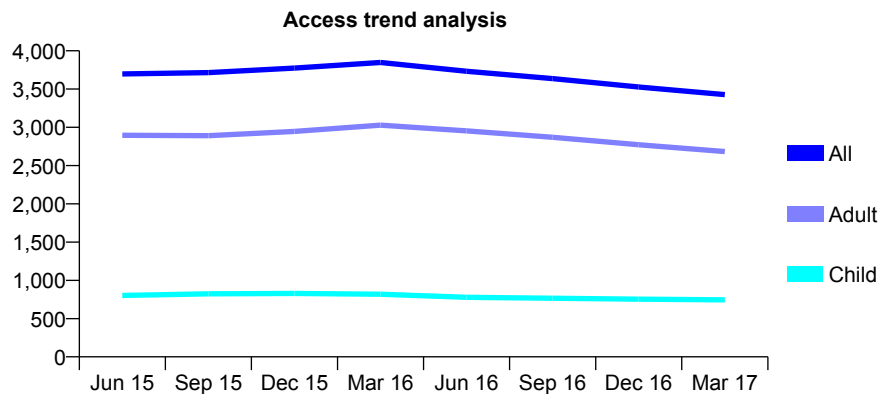
Q59 - Vital Signs At a Glance Contract Report for 117552/0001 - March 2017

Name or company name	Mr Williams & Mr Moroney
Contract type name	GDS Contract
Purpose of contract	General
Contract start date	01/10/2011
Contract end date	

16/17 Contracted general activity (UDA)	12,102
Carry forward general activity (UDA)	0
16/17 Contracted orthodontic activity (UOA)	0
Carry forward orthodontic activity (UOA)	0
Baseline contract value	£339,110.00

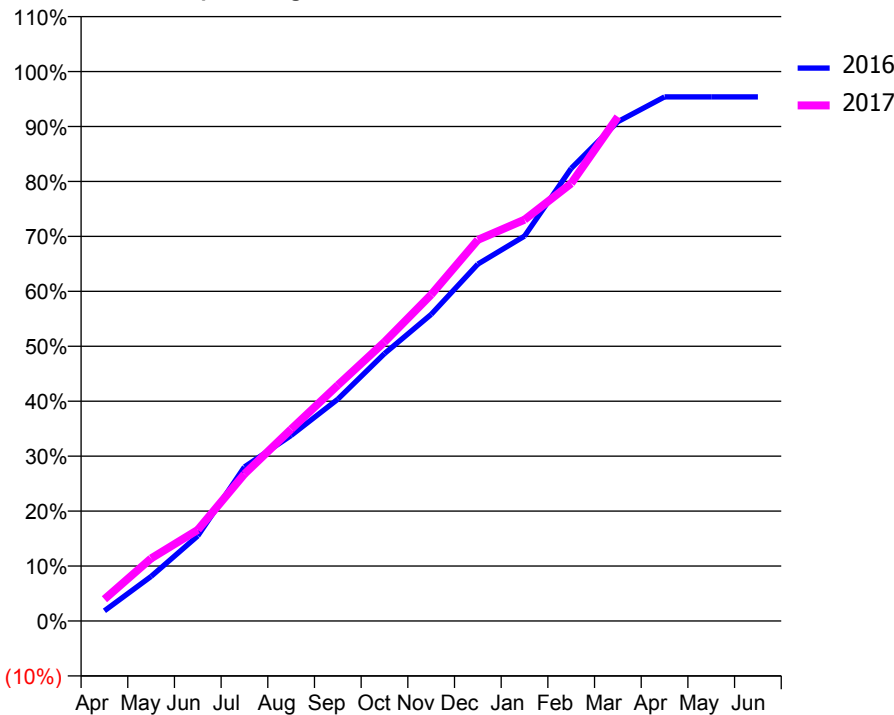
ACCESS*

Patients seen in 24 months	Total	Change since previous quarter
Quarter ending March 2016	3,848	
Quarter ending June 2016	3,732	↓
Quarter ending September 2016	3,636	↓
Quarter ending December 2016	3,526	↓
Quarter ending March 2017	3,428	↓
Variance since March 2016	(10.9%)	↓



ACTIVITY

Cumulative percentage of contracted UDA delivered 2016 & 2017



Month	Adjusted Scheduled Activity (UDA)	
	2016	2017
April	317	479
May	1,379	1,379
June	2,636	2,006
July	4,768	3,236
August	5,742	4,225
September	6,865	5,193
October	8,273	6,144
November	9,487	7,189
December	11,044	8,396
January	11,911	8,838
February	14,006	9,638
March	15,451	11,107
April	16,216	
May	16,216	
June	16,217	

QUALITY

	Quantity	Base Number	Contract	AT	Region	England
% of FP17s for the same patient ID Re-attending within 3 months - Children	99	961	10.3%	10.1%	12.0%	12.3%
% of FP17s for the same patient ID Re-attending within 3 months - Adults	472	3,213	14.7%	14.7%	16.0%	16.7%
% of FP17s for the same patient ID Re-attending between 3 & 9 months - Children	523	961	54.4%	60.6%	58.8%	57.6%
% of FP17s for the same patient ID Re-attending between 3 & 9 months - Adults	1,606	3,213	50.0%	52.8%	51.2%	50.1%
% of FP17s for Band 1 Urgent Courses	154	3,921	3.9%	7.3%	8.0%	9.1%
% of FP17s Relating to Free Repair or Replacements	32	3,921	0.8%	0.8%	0.8%	0.8%
% of FP17s Relating to Continuations	182	3,921	4.6%	1.3%	1.2%	1.2%
% of Patients satisfied with the dentistry they have received	8	9	N/A	92.4%	92.7%	92.8%
% of Patients satisfied with the time they had to wait for an appointment	9	9	N/A	88.1%	89.1%	88.7%

* This is based on patients treated on this contract for their most recent course of treatment. Figures in italics indicate the base number of FP17s or Patient Questionnaire responses are less than 100. N/A is shown where the base number of responses is less than 10 during the period. % is calculated as Quantity/Base number*100

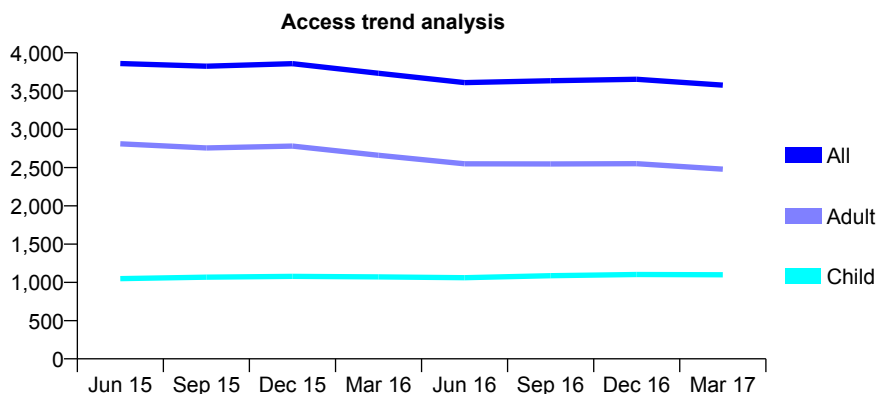
Q59 - Vital Signs At a Glance Contract Report for 118060/0020 - March 2017

Name or company name	Genix Healthcare Ltd
Contract type name	PDS Plus Contract
Purpose of contract	General
Contract start date	01/07/2010
Contract end date	30/06/2017

16/17 Contracted general activity (UDA)	12,500
Carry forward general activity (UDA)	-250
16/17 Contracted orthodontic activity (UOA)	0
Carry forward orthodontic activity (UOA)	0
Baseline contract value	£169,403.52

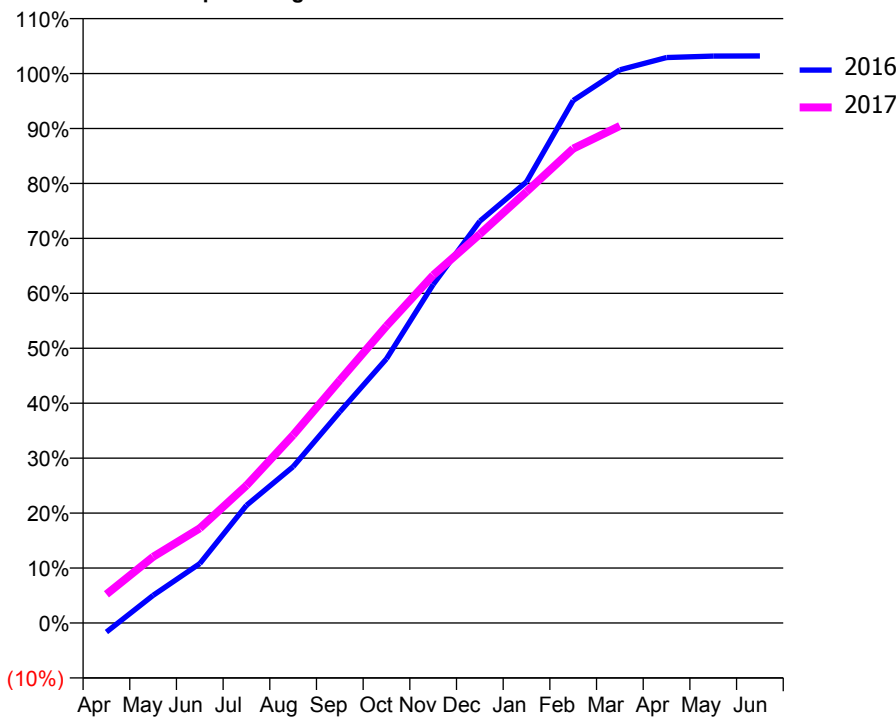
ACCESS*

Patients seen in 24 months	Total	Change since previous quarter
Quarter ending March 2016	3,732	
Quarter ending June 2016	3,610	↓
Quarter ending September 2016	3,634	→
Quarter ending December 2016	3,654	→
Quarter ending March 2017	3,578	↓
Variance since March 2016	(4.1%)	↓



ACTIVITY

Cumulative percentage of contracted UDA delivered 2016 & 2017



Month	Adjusted Scheduled Activity (UDA)	
	2016	2017
April	-209	654
May	630	1,505
June	1,351	2,154
July	2,676	3,128
August	3,557	4,276
September	4,804	5,521
October	6,011	6,756
November	7,701	7,912
December	9,142	8,848
January	10,037	9,811
February	11,887	10,790
March	12,584	11,306
April	12,862	
May	12,898	
June	12,899	

QUALITY

	Quantity	Base Number	Contract	AT	Region	England
% of FP17s for the same patient ID Re-attending within 3 months - Children	125	1,681	7.4%	10.1%	12.0%	12.3%
% of FP17s for the same patient ID Re-attending within 3 months - Adults	492	3,356	14.7%	14.7%	16.0%	16.7%
% of FP17s for the same patient ID Re-attending between 3 & 9 months - Children	1,041	1,681	61.9%	60.6%	58.8%	57.6%
% of FP17s for the same patient ID Re-attending between 3 & 9 months - Adults	1,909	3,356	56.9%	52.8%	51.2%	50.1%
% of FP17s for Band 1 Urgent Courses	308	4,763	6.5%	7.3%	8.0%	9.1%
% of FP17s Relating to Free Repair or Replacements	19	4,763	0.4%	0.8%	0.8%	0.8%
% of FP17s Relating to Continuations	22	4,763	0.5%	1.3%	1.2%	1.2%
% of Patients satisfied with the dentistry they have received	2	4	N/A	92.4%	92.7%	92.8%
% of Patients satisfied with the time they had to wait for an appointment	3	4	N/A	88.1%	89.1%	88.7%

* This is based on patients treated on this contract for their most recent course of treatment. Figures in italics indicate the base number of FP17s or Patient Questionnaire responses are less than 100. N/A is shown where the base number of responses is less than 10 during the period. % is calculated as Quantity/Base number*100

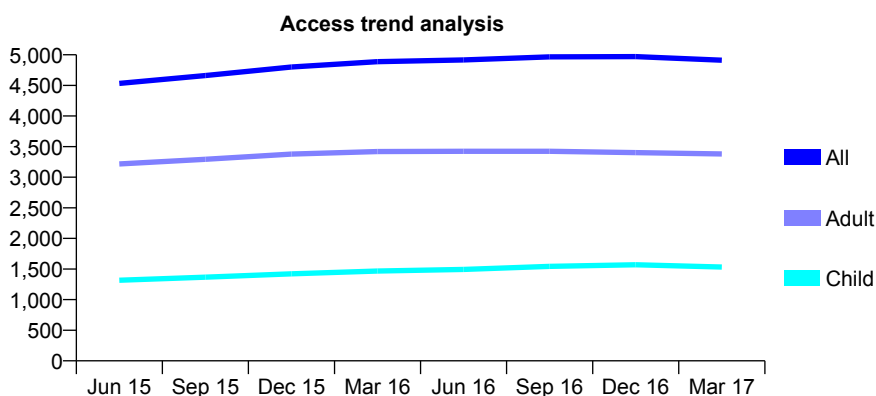
Q59 - Vital Signs At a Glance Contract Report for 118281/0001 - March 2017

Name or company name	Mr PR Bhogaita, Mr Mukundrai Patel and N
Contract type name	GDS Contract
Purpose of contract	General
Contract start date	01/01/2014
Contract end date	

16/17 Contracted general activity (UDA)	16,178
Carry forward general activity (UDA)	-109
16/17 Contracted orthodontic activity (UOA)	0
Carry forward orthodontic activity (UOA)	0
Baseline contract value	£394,712.94

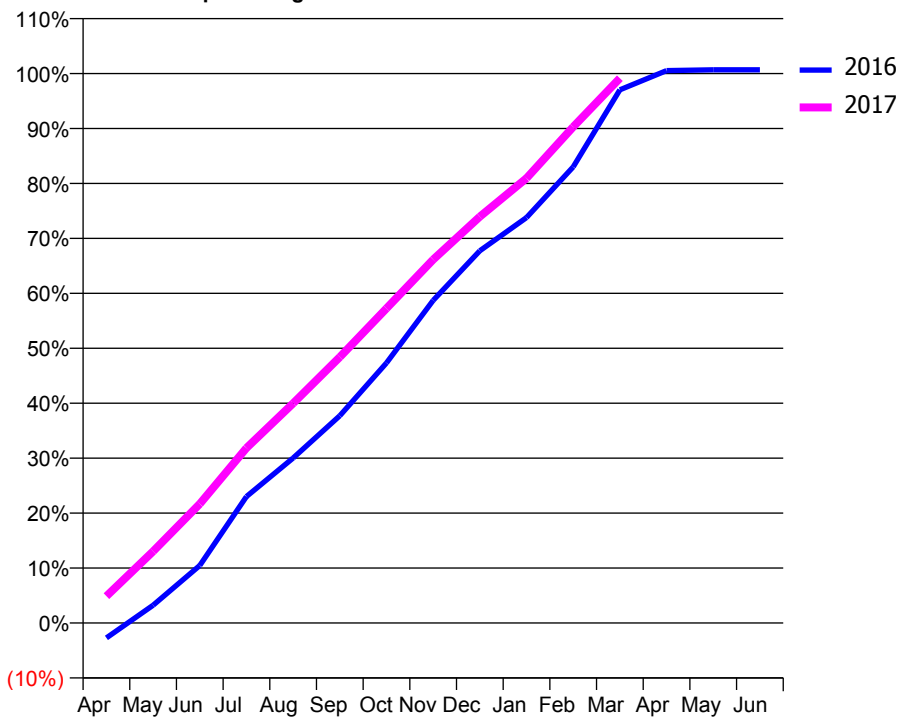
ACCESS*

Patients seen in 24 months	Total	Change since previous quarter
Quarter ending March 2016	4,888	
Quarter ending June 2016	4,916	→
Quarter ending September 2016	4,966	→
Quarter ending December 2016	4,971	→
Quarter ending March 2017	4,912	↓
Variance since March 2016	0.5%	→



ACTIVITY

Cumulative percentage of contracted UDA delivered 2016 & 2017



Month	Adjusted Scheduled Activity (UDA)	
	2016	2017
April	-441	792
May	526	2,110
June	1,695	3,507
July	3,723	5,151
August	4,857	6,468
September	6,101	7,832
October	7,659	9,263
November	9,499	10,699
December	10,960	11,962
January	11,937	13,096
February	13,429	14,605
March	15,697	16,038
April	16,261	
May	16,286	
June	16,287	

QUALITY

	Quantity	Base Number	Contract	AT	Region	England
% of FP17s for the same patient ID Re-attending within 3 months - Children	237	2,729	8.7%	10.1%	12.0%	12.3%
% of FP17s for the same patient ID Re-attending within 3 months - Adults	875	5,831	15.0%	14.7%	16.0%	16.7%
% of FP17s for the same patient ID Re-attending between 3 & 9 months - Children	1,911	2,729	70.0%	60.6%	58.8%	57.6%
% of FP17s for the same patient ID Re-attending between 3 & 9 months - Adults	3,804	5,831	65.2%	52.8%	51.2%	50.1%
% of FP17s for Band 1 Urgent Courses	670	8,245	8.1%	7.3%	8.0%	9.1%
% of FP17s Relating to Free Repair or Replacements	34	8,245	0.4%	0.8%	0.8%	0.8%
% of FP17s Relating to Continuations	17	8,245	0.2%	1.3%	1.2%	1.2%
% of Patients satisfied with the dentistry they have received	11	12	91.7%	92.4%	92.7%	92.8%
% of Patients satisfied with the time they had to wait for an appointment	11	12	91.7%	88.1%	89.1%	88.7%

* This is based on patients treated on this contract for their most recent course of treatment. Figures in italics indicate the base number of FP17s or Patient Questionnaire responses are less than 100. N/A is shown where the base number of responses is less than 10 during the period. % is calculated as Quantity/Base number*100

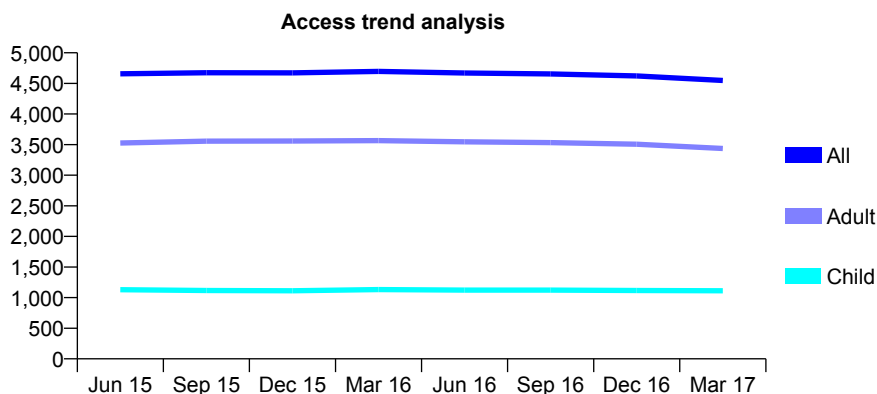
Q59 - Vital Signs At a Glance Contract Report for 118389/0001 - March 2017

Name or company name	Ishak Practices Limited
Contract type name	GDS Contract
Purpose of contract	General
Contract start date	01/10/2007
Contract end date	

16/17 Contracted general activity (UDA)	15,000
Carry forward general activity (UDA)	0
16/17 Contracted orthodontic activity (UOA)	0
Carry forward orthodontic activity (UOA)	0
Baseline contract value	£421,246.58

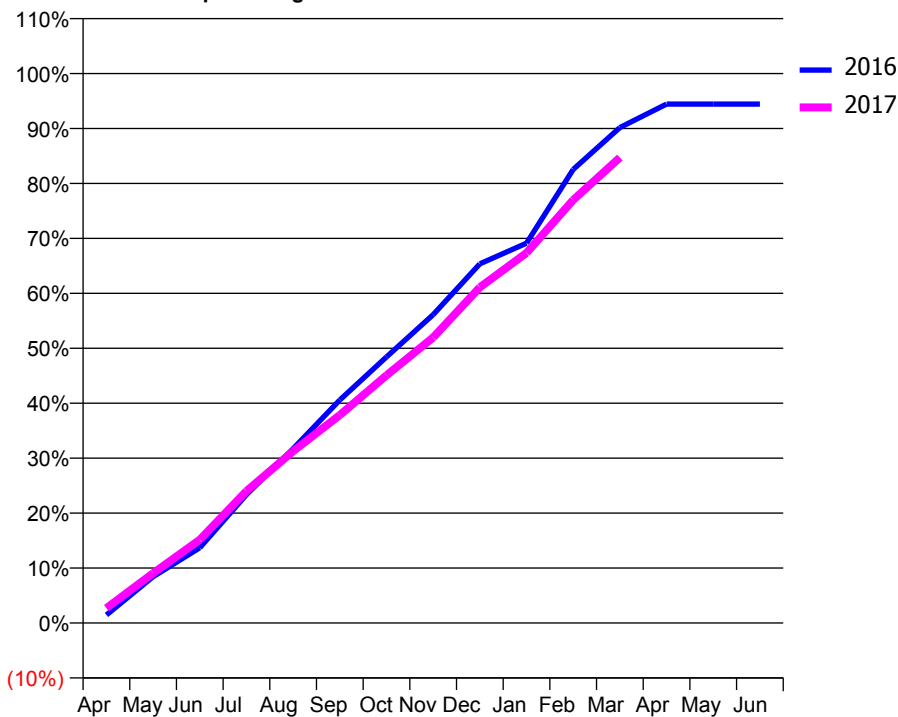
ACCESS*

Patients seen in 24 months	Total	Change since previous quarter
Quarter ending March 2016	4,697	
Quarter ending June 2016	4,669	→
Quarter ending September 2016	4,655	→
Quarter ending December 2016	4,622	→
Quarter ending March 2017	4,548	↓
Variance since March 2016	(3.2%)	↓



ACTIVITY

Cumulative percentage of contracted UDA delivered 2016 & 2017



Month	Adjusted Scheduled Activity (UDA)	
	2016	2017
April	221	405
May	1,265	1,361
June	2,056	2,274
July	3,504	3,601
August	4,759	4,690
September	6,089	5,675
October	7,262	6,760
November	8,419	7,796
December	9,803	9,165
January	10,367	10,103
February	12,382	11,549
March	13,525	12,704
April	14,167	
May	14,167	
June	14,167	

QUALITY

	Quantity	Base Number	Contract	AT	Region	England
% of FP17s for the same patient ID Re-attending within 3 months - Children	94	1,623	5.8%	10.1%	12.0%	12.3%
% of FP17s for the same patient ID Re-attending within 3 months - Adults	646	4,727	13.7%	14.7%	16.0%	16.7%
% of FP17s for the same patient ID Re-attending between 3 & 9 months - Children	1,073	1,623	66.1%	60.6%	58.8%	57.6%
% of FP17s for the same patient ID Re-attending between 3 & 9 months - Adults	2,660	4,727	56.3%	52.8%	51.2%	50.1%
% of FP17s for Band 1 Urgent Courses	416	6,105	6.8%	7.3%	8.0%	9.1%
% of FP17s Relating to Free Repair or Replacements	20	6,105	0.3%	0.8%	0.8%	0.8%
% of FP17s Relating to Continuations	76	6,105	1.2%	1.3%	1.2%	1.2%
% of Patients satisfied with the dentistry they have received	7	7	N/A	92.4%	92.7%	92.8%
% of Patients satisfied with the time they had to wait for an appointment	7	7	N/A	88.1%	89.1%	88.7%

* This is based on patients treated on this contract for their most recent course of treatment. Figures in italics indicate the base number of FP17s or Patient Questionnaire responses are less than 100. N/A is shown where the base number of responses is less than 10 during the period. % is calculated as Quantity/Base number*100

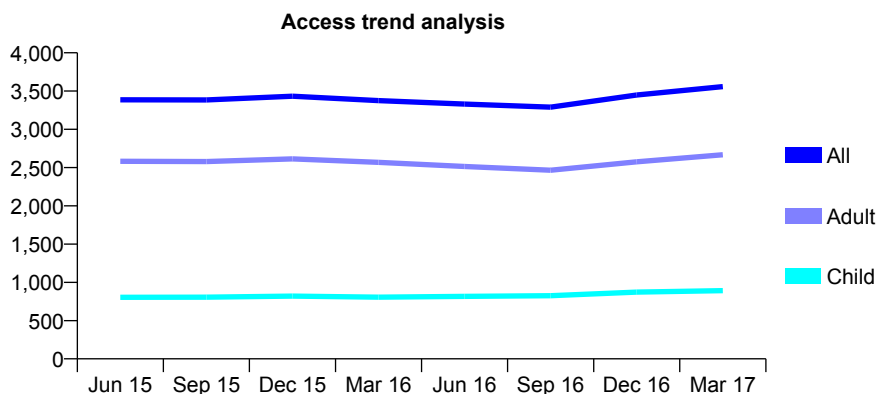
Q59 - Vital Signs At a Glance Contract Report for 118389/0003 - March 2017

Name or company name	Ishak Practices Limited
Contract type name	PDS Plus Contract
Purpose of contract	General
Contract start date	01/04/2010
Contract end date	31/03/2017

16/17 Contracted general activity (UDA)	10,000
Carry forward general activity (UDA)	0
16/17 Contracted orthodontic activity (UOA)	0
Carry forward orthodontic activity (UOA)	0
Baseline contract value	£147,517.64

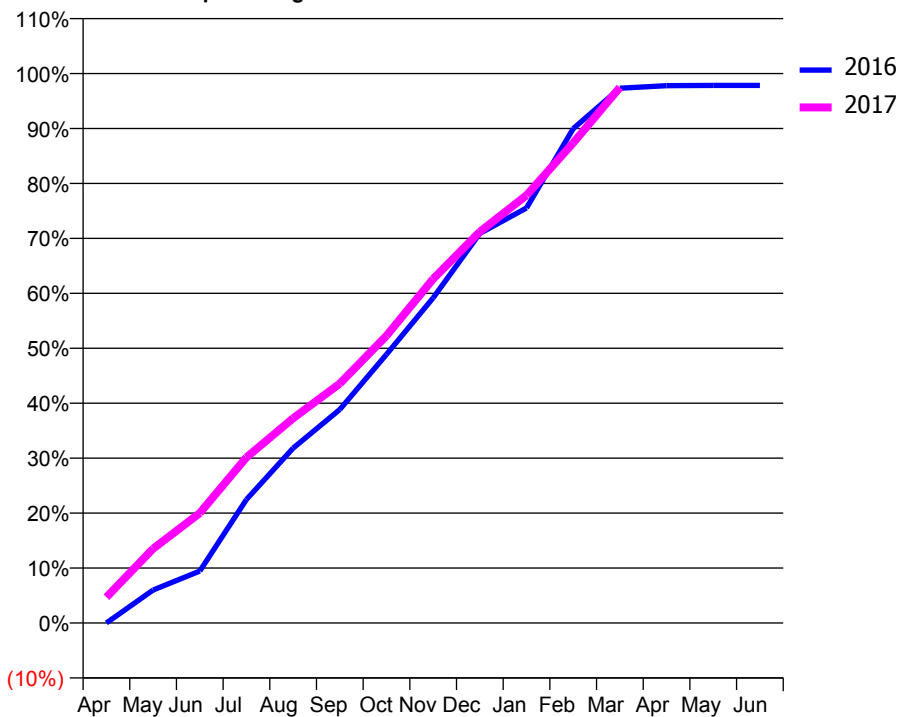
ACCESS*

Patients seen in 24 months	Total	Change since previous quarter
Quarter ending March 2016	3,375	
Quarter ending June 2016	3,330	↓
Quarter ending September 2016	3,290	↓
Quarter ending December 2016	3,449	↑
Quarter ending March 2017	3,559	↑
Variance since March 2016	5.5%	↑



ACTIVITY

Cumulative percentage of contracted UDA delivered 2016 & 2017



Month	Adjusted Scheduled Activity (UDA)	
	2016	2017
April	0	471
May	599	1,354
June	946	2,001
July	2,249	3,015
August	3,182	3,727
September	3,887	4,358
October	4,887	5,229
November	5,917	6,263
December	7,090	7,121
January	7,552	7,783
February	8,996	8,737
March	9,731	9,748
April	9,779	
May	9,783	
June	9,784	

QUALITY

	Quantity	Base Number	Contract	AT	Region	England
% of FP17s for the same patient ID Re-attending within 3 months - Children	80	1,267	6.3%	10.1%	12.0%	12.3%
% of FP17s for the same patient ID Re-attending within 3 months - Adults	486	3,551	13.7%	14.7%	16.0%	16.7%
% of FP17s for the same patient ID Re-attending between 3 & 9 months - Children	812	1,267	64.1%	60.6%	58.8%	57.6%
% of FP17s for the same patient ID Re-attending between 3 & 9 months - Adults	1,741	3,551	49.0%	52.8%	51.2%	50.1%
% of FP17s for Band 1 Urgent Courses	235	4,788	4.9%	7.3%	8.0%	9.1%
% of FP17s Relating to Free Repair or Replacements	76	4,788	1.6%	0.8%	0.8%	0.8%
% of FP17s Relating to Continuations	165	4,788	3.4%	1.3%	1.2%	1.2%
% of Patients satisfied with the dentistry they have received	7	7	N/A	92.4%	92.7%	92.8%
% of Patients satisfied with the time they had to wait for an appointment	7	7	N/A	88.1%	89.1%	88.7%

* This is based on patients treated on this contract for their most recent course of treatment. Figures in italics indicate the base number of FP17s or Patient Questionnaire responses are less than 100. N/A is shown where the base number of responses is less than 10 during the period. % is calculated as Quantity/Base number*100

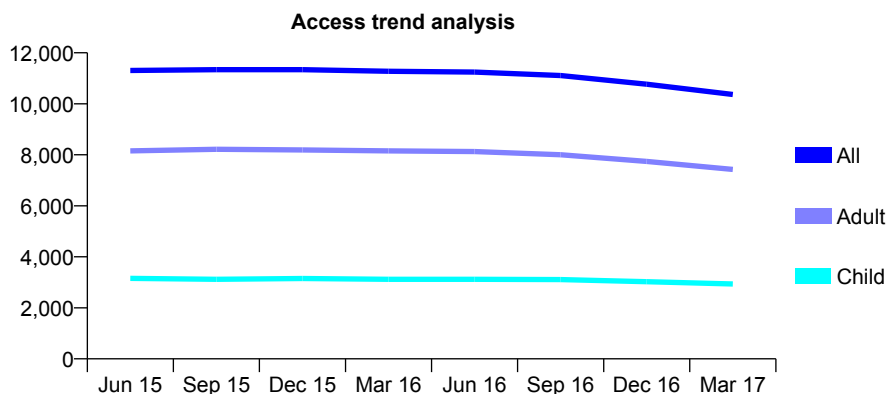
Q59 - Vital Signs At a Glance Contract Report for 118680/0003 - March 2017

Name or company name	Mr P Sitlu & Mr I Bhyat
Contract type name	GDS Contract
Purpose of contract	General and Orthodontic
Contract start date	09/12/2008
Contract end date	

16/17 Contracted general activity (UDA)	23,774
Carry forward general activity (UDA)	0
16/17 Contracted orthodontic activity (UOA)	915
Carry forward orthodontic activity (UOA)	0
Baseline contract value	£537,584.35

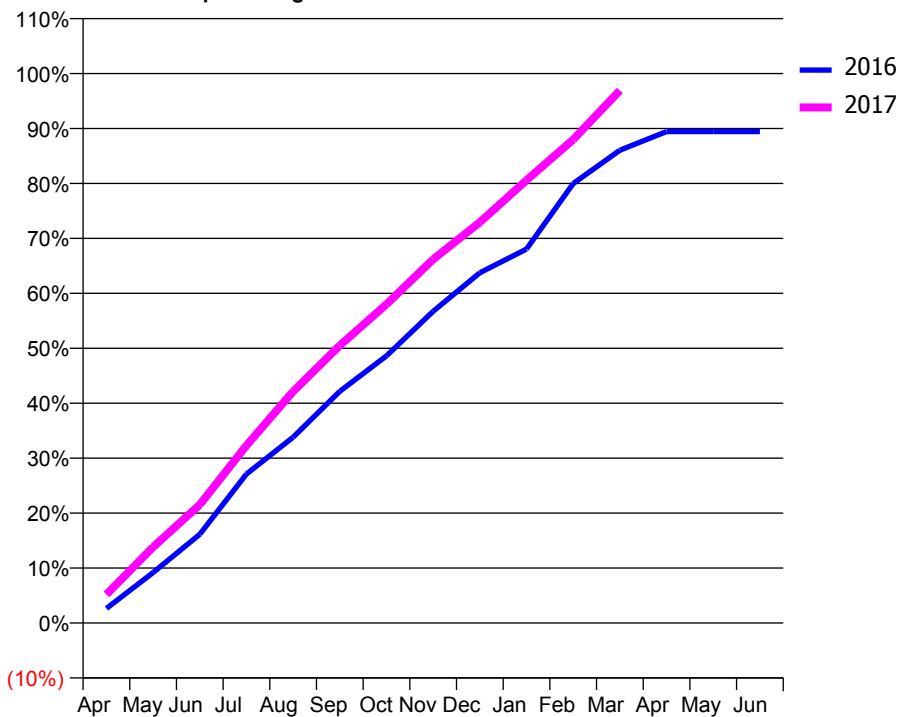
ACCESS*

Patients seen in 24 months	Total	Change since previous quarter
Quarter ending March 2016	11,276	
Quarter ending June 2016	11,247	→
Quarter ending September 2016	11,107	↓
Quarter ending December 2016	10,767	↓
Quarter ending March 2017	10,365	↓
Variance since March 2016	(8.1%)	↓



ACTIVITY

Cumulative percentage of contracted UDA delivered 2016 & 2017



Month	Adjusted Scheduled Activity (UDA)	
	2016	2017
April	821	1,236
May	2,825	3,288
June	4,973	5,121
July	8,344	7,681
August	10,408	10,021
September	12,972	12,009
October	14,965	13,790
November	17,453	15,737
December	19,613	17,337
January	20,947	19,158
February	24,613	20,918
March	26,476	23,040
April	27,521	
May	27,521	
June	27,521	

QUALITY

	Quantity	Base Number	Contract	AT	Region	England
% of FP17s for the same patient ID Re-attending within 3 months - Children	464	4,727	9.8%	10.1%	12.0%	12.3%
% of FP17s for the same patient ID Re-attending within 3 months - Adults	1,301	10,159	12.8%	14.7%	16.0%	16.7%
% of FP17s for the same patient ID Re-attending between 3 & 9 months - Children	2,900	4,727	61.3%	60.6%	58.8%	57.6%
% of FP17s for the same patient ID Re-attending between 3 & 9 months - Adults	5,934	10,159	58.4%	52.8%	51.2%	50.1%
% of FP17s for Band 1 Urgent Courses	977	13,879	7.0%	7.3%	8.0%	9.1%
% of FP17s Relating to Free Repair or Replacements	99	13,879	0.7%	0.8%	0.8%	0.8%
% of FP17s Relating to Continuations	71	13,879	0.5%	1.3%	1.2%	1.2%
% of Patients satisfied with the dentistry they have received	12	13	92.3%	92.4%	92.7%	92.8%
% of Patients satisfied with the time they had to wait for an appointment	12	13	92.3%	88.1%	89.1%	88.7%

* This is based on patients treated on this contract for their most recent course of treatment. Figures in italics indicate the base number of FP17s or Patient Questionnaire responses are less than 100. N/A is shown where the base number of responses is less than 10 during the period. % is calculated as Quantity/Base number*100

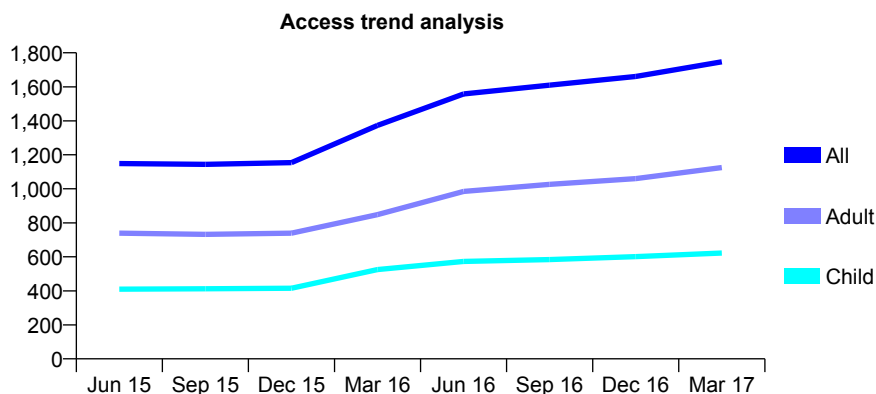
Q59 - Vital Signs At a Glance Contract Report for 121789/0001 - March 2017

Name or company name	Mr C Lucas, Mr M Hamburger, R Ingledeu
Contract type name	GDS Contract
Purpose of contract	General and Orthodontic
Contract start date	01/04/2012
Contract end date	

16/17 Contracted general activity (UDA)	5,145
Carry forward general activity (UDA)	0
16/17 Contracted orthodontic activity (UOA)	1,366
Carry forward orthodontic activity (UOA)	0
Baseline contract value	£226,614.96

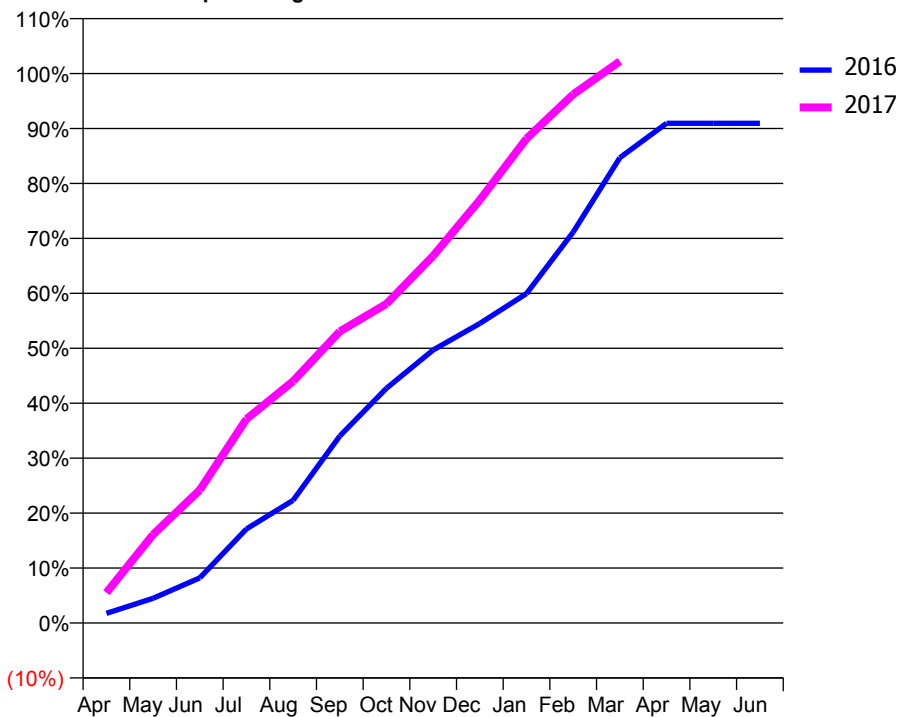
ACCESS*

Patients seen in 24 months	Total	Change since previous quarter
Quarter ending March 2016	1,373	
Quarter ending June 2016	1,558	↑
Quarter ending September 2016	1,610	↑
Quarter ending December 2016	1,661	↑
Quarter ending March 2017	1,747	↑
Variance since March 2016	27.2%	↑



ACTIVITY

Cumulative percentage of contracted UDA delivered 2016 & 2017



Month	Adjusted Scheduled Activity (UDA)	
	2016	2017
April	76	284
May	196	829
June	357	1,245
July	743	1,910
August	970	2,265
September	1,479	2,730
October	1,856	2,988
November	2,159	3,438
December	2,369	3,960
January	2,605	4,535
February	3,091	4,950
March	3,679	5,259
April	3,951	
May	3,951	
June	3,951	

QUALITY

	Quantity	Base Number	Contract	AT	Region	England
% of FP17s for the same patient ID Re-attending within 3 months - Children	103	935	11.0%	10.1%	12.0%	12.3%
% of FP17s for the same patient ID Re-attending within 3 months - Adults	327	1,547	21.1%	14.7%	16.0%	16.7%
% of FP17s for the same patient ID Re-attending between 3 & 9 months - Children	259	935	27.7%	60.6%	58.8%	57.6%
% of FP17s for the same patient ID Re-attending between 3 & 9 months - Adults	541	1,547	35.0%	52.8%	51.2%	50.1%
% of FP17s for Band 1 Urgent Courses	192	2,259	8.5%	7.3%	8.0%	9.1%
% of FP17s Relating to Free Repair or Replacements	29	2,259	1.3%	0.8%	0.8%	0.8%
% of FP17s Relating to Continuations	79	2,259	3.5%	1.3%	1.2%	1.2%
% of Patients satisfied with the dentistry they have received	2	2	N/A	92.4%	92.7%	92.8%
% of Patients satisfied with the time they had to wait for an appointment	2	2	N/A	88.1%	89.1%	88.7%

* This is based on patients treated on this contract for their most recent course of treatment. Figures in italics indicate the base number of FP17s or Patient Questionnaire responses are less than 100. N/A is shown where the base number of responses is less than 10 during the period. % is calculated as Quantity/Base number*100

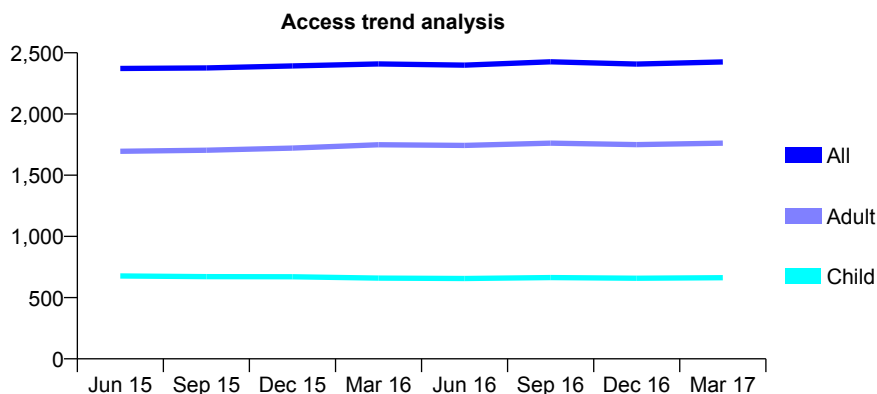
Q59 - Vital Signs At a Glance Contract Report for 123218/0001 - March 2017

Name or company name	Dayadent Limited
Contract type name	GDS Contract
Purpose of contract	General and Orthodontic
Contract start date	01/04/2008
Contract end date	

16/17 Contracted general activity (UDA)	5,452
Carry forward general activity (UDA)	-56
16/17 Contracted orthodontic activity (UOA)	1,657
Carry forward orthodontic activity (UOA)	14
Baseline contract value	£282,351.44

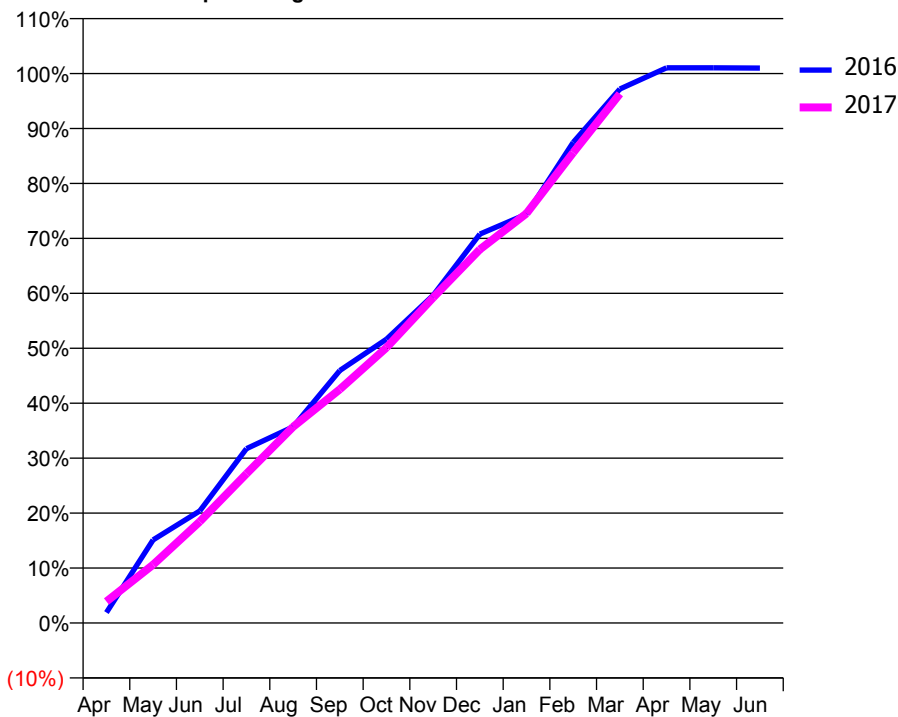
ACCESS*

Patients seen in 24 months	Total	Change since previous quarter
Quarter ending March 2016	2,409	
Quarter ending June 2016	2,399	→
Quarter ending September 2016	2,426	→
Quarter ending December 2016	2,408	→
Quarter ending March 2017	2,425	→
Variance since March 2016	0.7%	→



ACTIVITY

Cumulative percentage of contracted UDA delivered 2016 & 2017



Month	Adjusted Scheduled Activity (UDA)	
	2016	2017
April	109	214
May	862	579
June	1,164	1,007
July	1,810	1,481
August	2,036	1,947
September	2,620	2,318
October	2,945	2,733
November	3,401	3,229
December	4,035	3,707
January	4,244	4,064
February	4,987	4,667
March	5,541	5,251
April	5,761	
May	5,761	
June	5,758	

QUALITY

	Quantity	Base Number	Contract	AT	Region	England
% of FP17s for the same patient ID Re-attending within 3 months - Children	84	1,140	7.4%	10.1%	12.0%	12.3%
% of FP17s for the same patient ID Re-attending within 3 months - Adults	154	2,031	7.6%	14.7%	16.0%	16.7%
% of FP17s for the same patient ID Re-attending between 3 & 9 months - Children	628	1,140	55.1%	60.6%	58.8%	57.6%
% of FP17s for the same patient ID Re-attending between 3 & 9 months - Adults	811	2,031	39.9%	52.8%	51.2%	50.1%
% of FP17s for Band 1 Urgent Courses	88	1,866	4.7%	7.3%	8.0%	9.1%
% of FP17s Relating to Free Repair or Replacements	5	1,866	0.3%	0.8%	0.8%	0.8%
% of FP17s Relating to Continuations	3	1,866	0.2%	1.3%	1.2%	1.2%
% of Patients satisfied with the dentistry they have received	12	12	100.0%	92.4%	92.7%	92.8%
% of Patients satisfied with the time they had to wait for an appointment	11	12	91.7%	88.1%	89.1%	88.7%

* This is based on patients treated on this contract for their most recent course of treatment. Figures in italics indicate the base number of FP17s or Patient Questionnaire responses are less than 100. N/A is shown where the base number of responses is less than 10 during the period. % is calculated as Quantity/Base number*100

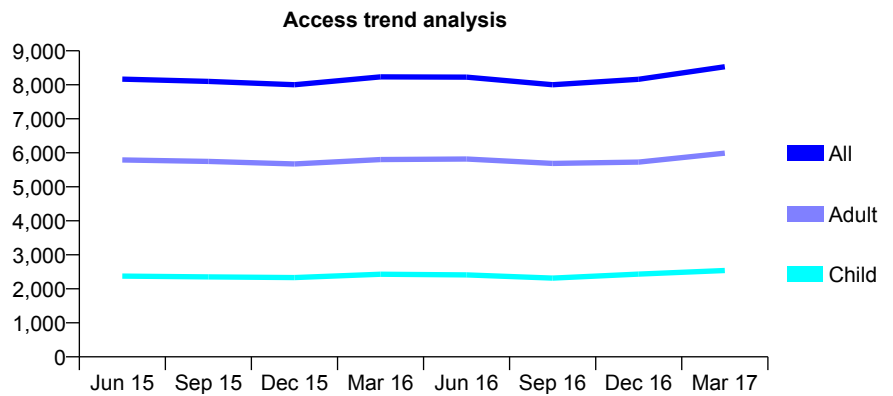
Q59 - Vital Signs At a Glance Contract Report for 124346/0001 - March 2017

Name or company name	Saffron Lane Dental Ltd
Contract type name	GDS Contract
Purpose of contract	General
Contract start date	01/06/2013
Contract end date	

16/17 Contracted general activity (UDA)	26,153
Carry forward general activity (UDA)	0
16/17 Contracted orthodontic activity (UOA)	0
Carry forward orthodontic activity (UOA)	0
Baseline contract value	£558,651.67

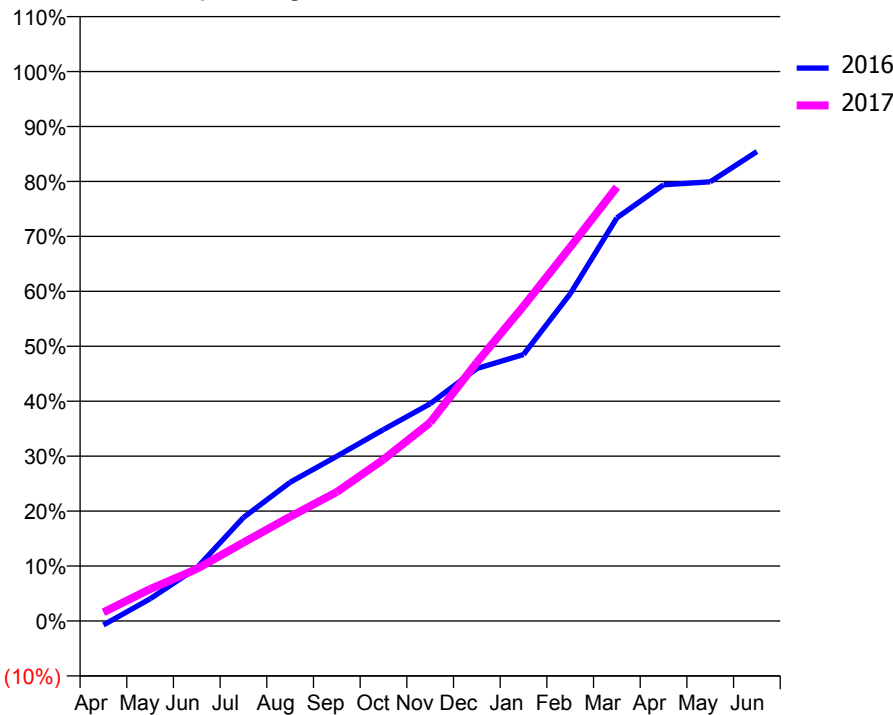
ACCESS*

Patients seen in 24 months	Total	Change since previous quarter
Quarter ending March 2016	8,233	
Quarter ending June 2016	8,225	→
Quarter ending September 2016	8,003	↓
Quarter ending December 2016	8,162	→
Quarter ending March 2017	8,530	↑
Variance since March 2016	3.6%	↑



ACTIVITY

Cumulative percentage of contracted UDA delivered 2016 & 2017



Month	Adjusted Scheduled Activity (UDA)	
	2016	2017
April	-207	416
May	1,135	1,520
June	2,720	2,479
July	5,307	3,733
August	7,110	4,968
September	8,443	6,139
October	9,809	7,686
November	11,129	9,444
December	12,934	12,312
January	13,654	14,986
February	16,760	17,789
March	20,655	20,655
April	22,351	
May	22,499	
June	24,054	

QUALITY

	Quantity	Base Number	Contract	AT	Region	England
% of FP17s for the same patient ID Re-attending within 3 months - Children	235	3,507	6.7%	10.1%	12.0%	12.3%
% of FP17s for the same patient ID Re-attending within 3 months - Adults	1,029	7,599	13.5%	14.7%	16.0%	16.7%
% of FP17s for the same patient ID Re-attending between 3 & 9 months - Children	1,826	3,507	52.1%	60.6%	58.8%	57.6%
% of FP17s for the same patient ID Re-attending between 3 & 9 months - Adults	3,711	7,599	48.8%	52.8%	51.2%	50.1%
% of FP17s for Band 1 Urgent Courses	772	9,140	8.4%	7.3%	8.0%	9.1%
% of FP17s Relating to Free Repair or Replacements	137	9,140	1.5%	0.8%	0.8%	0.8%
% of FP17s Relating to Continuations	90	9,140	1.0%	1.3%	1.2%	1.2%
% of Patients satisfied with the dentistry they have received	13	13	100.0%	92.4%	92.7%	92.8%
% of Patients satisfied with the time they had to wait for an appointment	10	13	76.9%	88.1%	89.1%	88.7%

* This is based on patients treated on this contract for their most recent course of treatment. Figures in italics indicate the base number of FP17s or Patient Questionnaire responses are less than 100. N/A is shown where the base number of responses is less than 10 during the period. % is calculated as Quantity/Base number*100

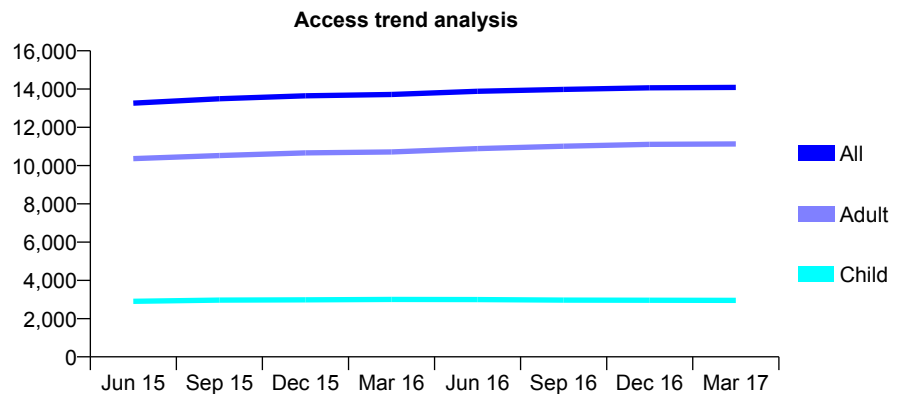
Q59 - Vital Signs At a Glance Contract Report for 126071/0001 - March 2017

Name or company name	Wilson, Edwards & Sanghi
Contract type name	GDS Contract
Purpose of contract	General and Orthodontic
Contract start date	01/04/2006
Contract end date	

16/17 Contracted general activity (UDA)	37,524
Carry forward general activity (UDA)	0
16/17 Contracted orthodontic activity (UOA)	1,338
Carry forward orthodontic activity (UOA)	3
Baseline contract value	£966,405.64

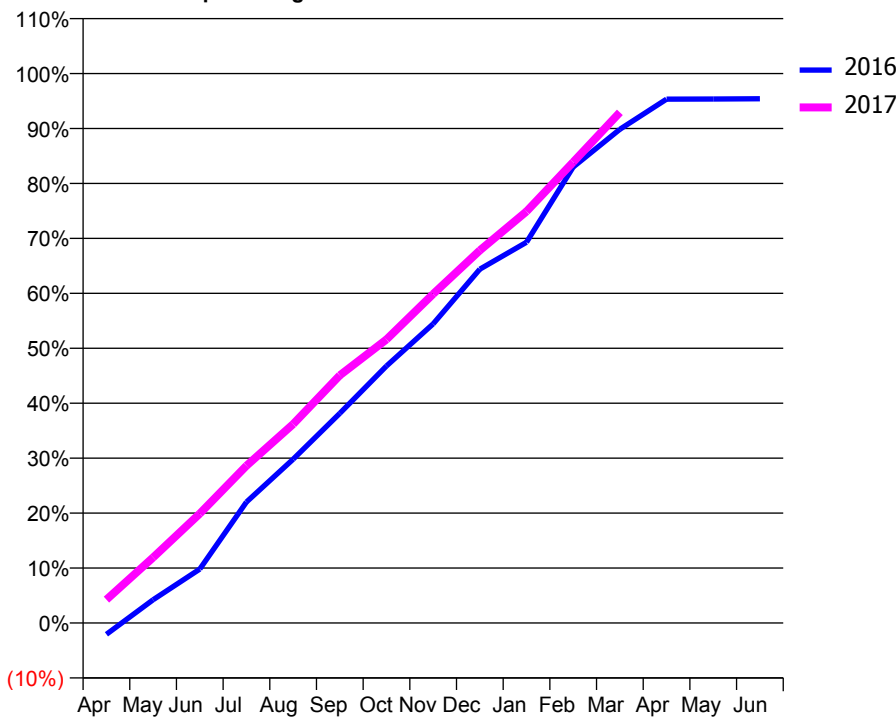
ACCESS*

Patients seen in 24 months	Total	Change since previous quarter
Quarter ending March 2016	13,717	
Quarter ending June 2016	13,881	→
Quarter ending September 2016	13,980	→
Quarter ending December 2016	14,065	→
Quarter ending March 2017	14,083	→
Variance since March 2016	2.7%	↑



ACTIVITY

Cumulative percentage of contracted UDA delivered 2016 & 2017



Month	Adjusted Scheduled Activity (UDA)	
	2016	2017
April	-783	1,601
May	1,588	4,474
June	3,679	7,475
July	8,265	10,743
August	11,187	13,579
September	14,316	16,916
October	17,552	19,367
November	20,425	22,465
December	24,159	25,449
January	25,999	28,104
February	31,136	31,472
March	33,713	34,871
April	35,773	
May	35,786	
June	35,799	

QUALITY

	Quantity	Base Number	Contract	AT	Region	England
% of FP17s for the same patient ID Re-attending within 3 months - Children	438	4,533	9.7%	10.1%	12.0%	12.3%
% of FP17s for the same patient ID Re-attending within 3 months - Adults	1,867	15,375	12.1%	14.7%	16.0%	16.7%
% of FP17s for the same patient ID Re-attending between 3 & 9 months - Children	2,679	4,533	59.1%	60.6%	58.8%	57.6%
% of FP17s for the same patient ID Re-attending between 3 & 9 months - Adults	8,179	15,375	53.2%	52.8%	51.2%	50.1%
% of FP17s for Band 1 Urgent Courses	1,147	18,486	6.2%	7.3%	8.0%	9.1%
% of FP17s Relating to Free Repair or Replacements	156	18,486	0.8%	0.8%	0.8%	0.8%
% of FP17s Relating to Continuations	142	18,486	0.8%	1.3%	1.2%	1.2%
% of Patients satisfied with the dentistry they have received	28	30	93.3%	92.4%	92.7%	92.8%
% of Patients satisfied with the time they had to wait for an appointment	29	30	96.7%	88.1%	89.1%	88.7%

* This is based on patients treated on this contract for their most recent course of treatment. Figures in italics indicate the base number of FP17s or Patient Questionnaire responses are less than 100. N/A is shown where the base number of responses is less than 10 during the period. % is calculated as Quantity/Base number*100

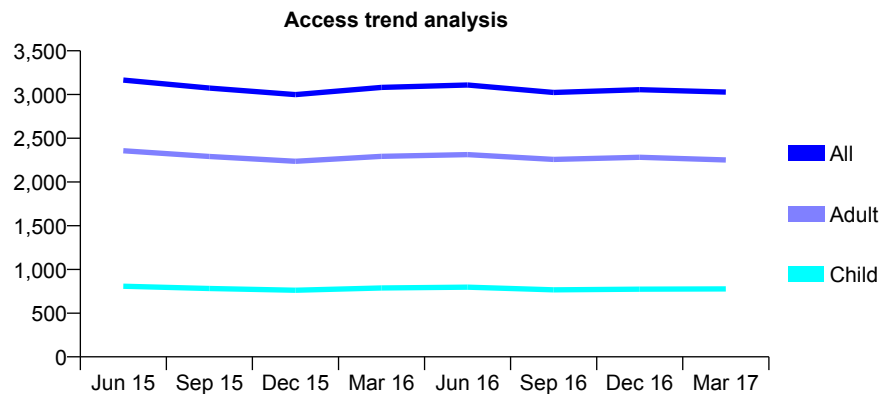
Q59 - Vital Signs At a Glance Contract Report for 126810/0001 - March 2017

Name or company name	Mr B Moroney & Mr S Williams
Contract type name	GDS Contract
Purpose of contract	General
Contract start date	01/07/2010
Contract end date	

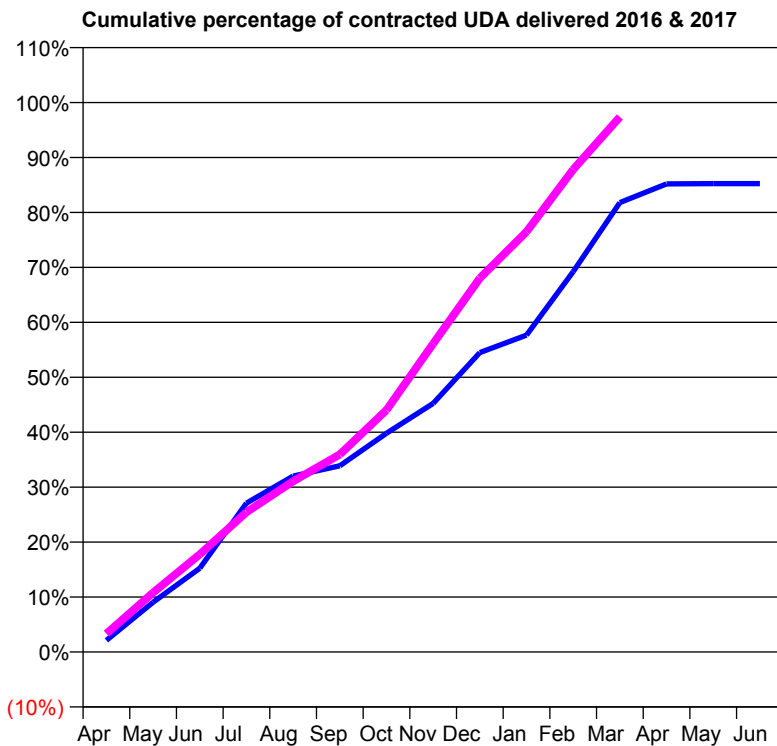
16/17 Contracted general activity (UDA)	8,976
Carry forward general activity (UDA)	0
16/17 Contracted orthodontic activity (UOA)	0
Carry forward orthodontic activity (UOA)	0
Baseline contract value	£279,244.89

ACCESS*

Patients seen in 24 months	Total	Change since previous quarter
Quarter ending March 2016	3,081	
Quarter ending June 2016	3,109	→
Quarter ending September 2016	3,024	↓
Quarter ending December 2016	3,056	→
Quarter ending March 2017	3,028	→
Variance since March 2016	(1.7%)	↓



ACTIVITY



Month	Adjusted Scheduled Activity (UDA)	
	2016	2017
April	192	299
May	814	971
June	1,369	1,597
July	2,432	2,283
August	2,873	2,790
September	3,041	3,227
October	3,573	3,953
November	4,062	5,037
December	4,891	6,106
January	5,176	6,865
February	6,214	7,881
March	7,342	8,739
April	7,647	
May	7,650	
June	7,650	

QUALITY

	Quantity	Base Number	Contract	AT	Region	England
% of FP17s for the same patient ID Re-attending within 3 months - Children	99	1,077	9.2%	10.1%	12.0%	12.3%
% of FP17s for the same patient ID Re-attending within 3 months - Adults	347	2,685	12.9%	14.7%	16.0%	16.7%
% of FP17s for the same patient ID Re-attending between 3 & 9 months - Children	525	1,077	48.7%	60.6%	58.8%	57.6%
% of FP17s for the same patient ID Re-attending between 3 & 9 months - Adults	1,083	2,685	40.3%	52.8%	51.2%	50.1%
% of FP17s for Band 1 Urgent Courses	107	3,607	3.0%	7.3%	8.0%	9.1%
% of FP17s Relating to Free Repair or Replacements	13	3,607	0.4%	0.8%	0.8%	0.8%
% of FP17s Relating to Continuations	82	3,607	2.3%	1.3%	1.2%	1.2%
% of Patients satisfied with the dentistry they have received	7	7	N/A	92.4%	92.7%	92.8%
% of Patients satisfied with the time they had to wait for an appointment	6	7	N/A	88.1%	89.1%	88.7%

* This is based on patients treated on this contract for their most recent course of treatment. Figures in italics indicate the base number of FP17s or Patient Questionnaire responses are less than 100. N/A is shown where the base number of responses is less than 10 during the period. % is calculated as Quantity/Base number*100

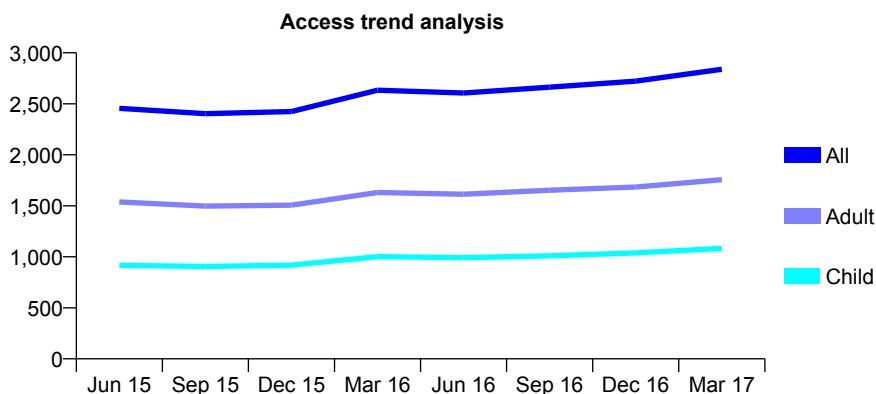
Q59 - Vital Signs At a Glance Contract Report for 127078/0001 - March 2017

Name or company name	The Whitehouse Surgery Ltd
Contract type name	GDS Contract
Purpose of contract	General
Contract start date	02/02/2009
Contract end date	

16/17 Contracted general activity (UDA)	9,084
Carry forward general activity (UDA)	17
16/17 Contracted orthodontic activity (UOA)	0
Carry forward orthodontic activity (UOA)	0
Baseline contract value	£200,061.88

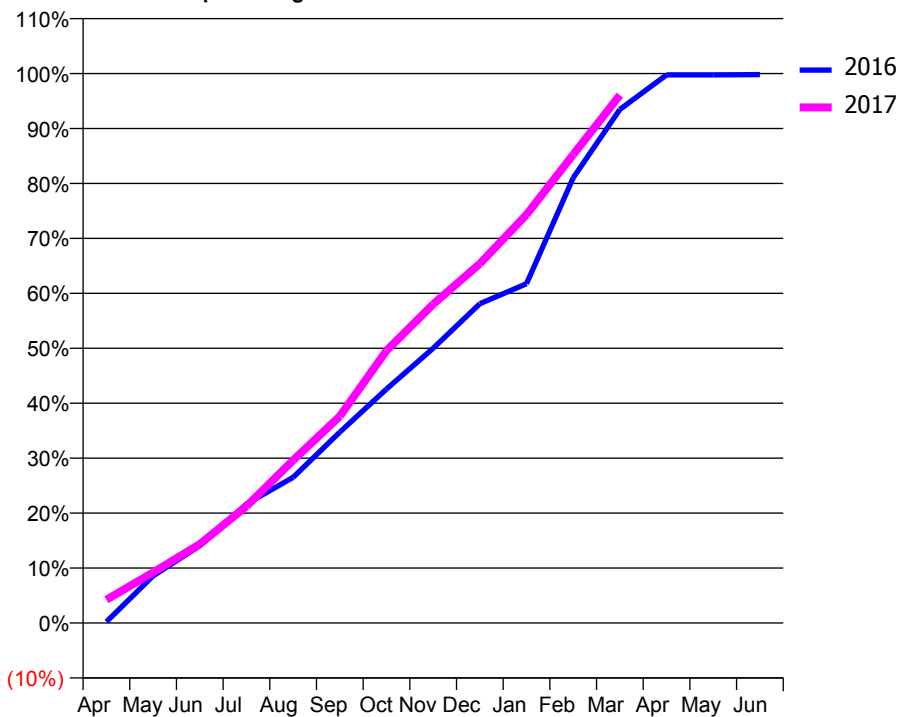
ACCESS*

Patients seen in 24 months	Total	Change since previous quarter
Quarter ending March 2016	2,633	
Quarter ending June 2016	2,606	↓
Quarter ending September 2016	2,663	↑
Quarter ending December 2016	2,722	↑
Quarter ending March 2017	2,839	↑
Variance since March 2016	7.8%	↑



ACTIVITY

Cumulative percentage of contracted UDA delivered 2016 & 2017



Month	Adjusted Scheduled Activity (UDA)	
	2016	2017
April	21	385
May	762	838
June	1,249	1,305
July	1,925	1,930
August	2,354	2,690
September	3,086	3,418
October	3,783	4,503
November	4,443	5,270
December	5,162	5,940
January	5,485	6,751
February	7,197	7,743
March	8,303	8,726
April	8,863	
May	8,863	
June	8,867	

QUALITY

	Quantity	Base Number	Contract	AT	Region	England
% of FP17s for the same patient ID Re-attending within 3 months - Children	94	1,408	6.7%	10.1%	12.0%	12.3%
% of FP17s for the same patient ID Re-attending within 3 months - Adults	279	2,255	12.4%	14.7%	16.0%	16.7%
% of FP17s for the same patient ID Re-attending between 3 & 9 months - Children	709	1,408	50.4%	60.6%	58.8%	57.6%
% of FP17s for the same patient ID Re-attending between 3 & 9 months - Adults	1,108	2,255	49.1%	52.8%	51.2%	50.1%
% of FP17s for Band 1 Urgent Courses	254	3,473	7.3%	7.3%	8.0%	9.1%
% of FP17s Relating to Free Repair or Replacements	13	3,473	0.4%	0.8%	0.8%	0.8%
% of FP17s Relating to Continuations	13	3,473	0.4%	1.3%	1.2%	1.2%
% of Patients satisfied with the dentistry they have received	0	1	N/A	92.4%	92.7%	92.8%
% of Patients satisfied with the time they had to wait for an appointment	1	1	N/A	88.1%	89.1%	88.7%

* This is based on patients treated on this contract for their most recent course of treatment. Figures in italics indicate the base number of FP17s or Patient Questionnaire responses are less than 100. N/A is shown where the base number of responses is less than 10 during the period. % is calculated as Quantity/Base number*100

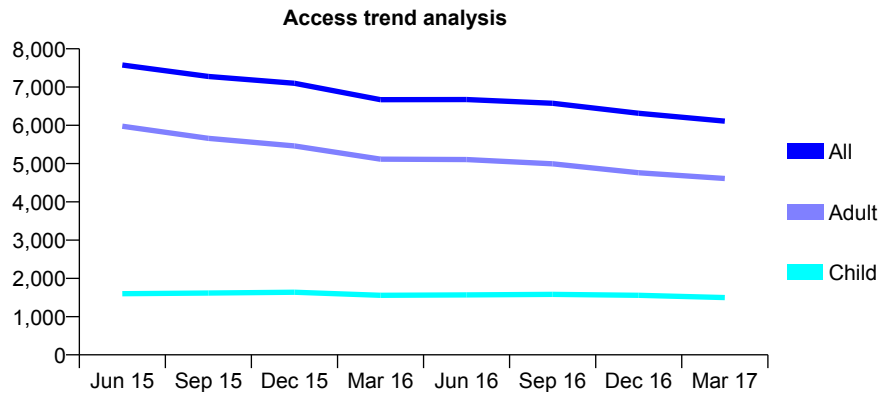
Q59 - Vital Signs At a Glance Contract Report for 127337/0001 - March 2017

Name or company name	1A Dental Practice Ltd
Contract type name	PDS Plus Contract
Purpose of contract	General
Contract start date	13/09/2010
Contract end date	30/06/2017

16/17 Contracted general activity (UDA)	21,000
Carry forward general activity (UDA)	0
16/17 Contracted orthodontic activity (UOA)	0
Carry forward orthodontic activity (UOA)	0
Baseline contract value	£261,026.52

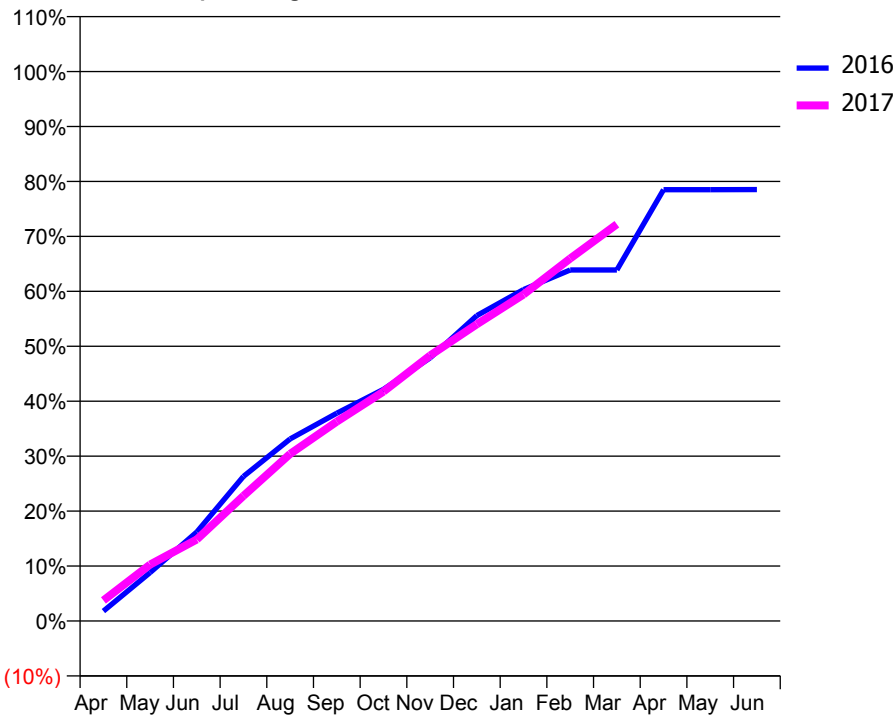
ACCESS*

Patients seen in 24 months	Total	Change since previous quarter
Quarter ending March 2016	6,671	
Quarter ending June 2016	6,672	→
Quarter ending September 2016	6,576	↓
Quarter ending December 2016	6,316	↓
Quarter ending March 2017	6,108	↓
Variance since March 2016	(8.4%)	↓



ACTIVITY

Cumulative percentage of contracted UDA delivered 2016 & 2017



Month	Adjusted Scheduled Activity (UDA)	
	2016	2017
April	378	788
May	1,851	2,159
June	3,404	3,114
July	5,529	4,785
August	6,958	6,387
September	7,940	7,619
October	8,855	8,768
November	10,059	10,147
December	11,674	11,341
January	12,665	12,476
February	13,417	13,855
March	13,417	15,163
April	16,485	
May	16,485	
June	16,489	

QUALITY

	Quantity	Base Number	Contract	AT	Region	England
% of FP17s for the same patient ID Re-attending within 3 months - Children	158	2,031	7.8%	10.1%	12.0%	12.3%
% of FP17s for the same patient ID Re-attending within 3 months - Adults	1,031	5,670	18.2%	14.7%	16.0%	16.7%
% of FP17s for the same patient ID Re-attending between 3 & 9 months - Children	910	2,031	44.8%	60.6%	58.8%	57.6%
% of FP17s for the same patient ID Re-attending between 3 & 9 months - Adults	1,596	5,670	28.1%	52.8%	51.2%	50.1%
% of FP17s for Band 1 Urgent Courses	1,081	6,464	16.7%	7.3%	8.0%	9.1%
% of FP17s Relating to Free Repair or Replacements	85	6,464	1.3%	0.8%	0.8%	0.8%
% of FP17s Relating to Continuations	201	6,464	3.1%	1.3%	1.2%	1.2%
% of Patients satisfied with the dentistry they have received	19	22	86.4%	92.4%	92.7%	92.8%
% of Patients satisfied with the time they had to wait for an appointment	16	22	72.7%	88.1%	89.1%	88.7%

* This is based on patients treated on this contract for their most recent course of treatment. Figures in italics indicate the base number of FP17s or Patient Questionnaire responses are less than 100. N/A is shown where the base number of responses is less than 10 during the period. % is calculated as Quantity/Base number*100

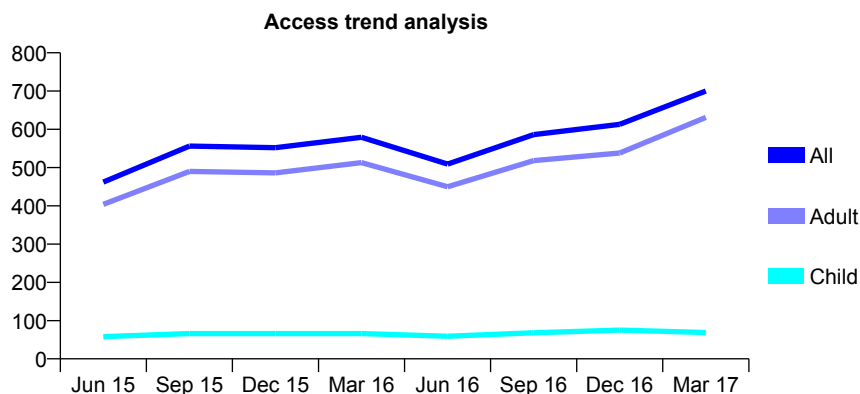
Q59 - Vital Signs At a Glance Contract Report for 127957/0007 - March 2017

Name or company name	Derbyshire Community Health Services
Contract type name	PDS Contract
Purpose of contract	General
Contract start date	01/07/2011
Contract end date	30/11/2017

16/17 Contracted general activity (UDA)	10,127
Carry forward general activity (UDA)	0
16/17 Contracted orthodontic activity (UOA)	0
Carry forward orthodontic activity (UOA)	0
Baseline contract value	£3,426,132.84

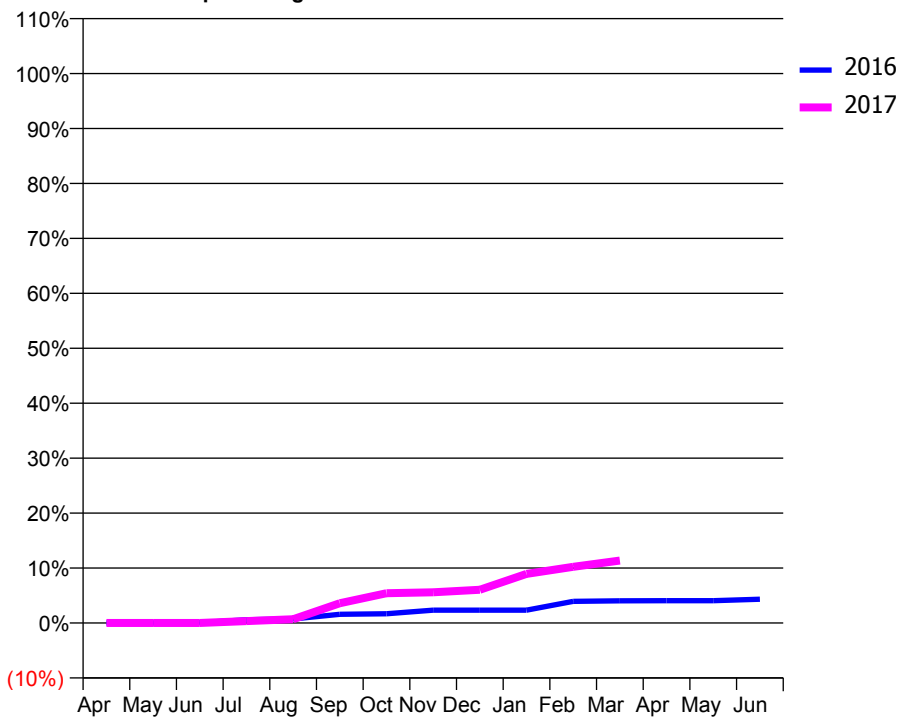
ACCESS*

Patients seen in 24 months	Total	Change since previous quarter
Quarter ending March 2016	579	
Quarter ending June 2016	509	↓
Quarter ending September 2016	586	↑
Quarter ending December 2016	613	↑
Quarter ending March 2017	700	↑
Variance since March 2016	20.9%	↑



ACTIVITY

Cumulative percentage of contracted UDA delivered 2016 & 2017



Month	Adjusted Scheduled Activity (UDA)	
	2016	2017
April	0	0
May	0	0
June	9	0
July	92	36
August	114	70
September	243	366
October	256	550
November	357	568
December	357	613
January	357	905
February	601	1,035
March	613	1,151
April	616	
May	617	
June	659	

QUALITY

	Quantity	Base Number	Contract	AT	Region	England
% of FP17s for the same patient ID Re-attending within 3 months - Children	0	162	0.0%	10.1%	12.0%	12.3%
% of FP17s for the same patient ID Re-attending within 3 months - Adults	11	979	1.1%	14.7%	16.0%	16.7%
% of FP17s for the same patient ID Re-attending between 3 & 9 months - Children	0	162	0.0%	60.6%	58.8%	57.6%
% of FP17s for the same patient ID Re-attending between 3 & 9 months - Adults	2	979	0.2%	52.8%	51.2%	50.1%
% of FP17s for Band 1 Urgent Courses	973	976	99.7%	7.3%	8.0%	9.1%
% of FP17s Relating to Free Repair or Replacements	0	976	0.0%	0.8%	0.8%	0.8%
% of FP17s Relating to Continuations	0	976	0.0%	1.3%	1.2%	1.2%
% of Patients satisfied with the dentistry they have received	0	1	N/A	92.4%	92.7%	92.8%
% of Patients satisfied with the time they had to wait for an appointment	0	1	N/A	88.1%	89.1%	88.7%

* This is based on patients treated on this contract for their most recent course of treatment. Figures in italics indicate the base number of FP17s or Patient Questionnaire responses are less than 100. N/A is shown where the base number of responses is less than 10 during the period. % is calculated as Quantity/Base number*100

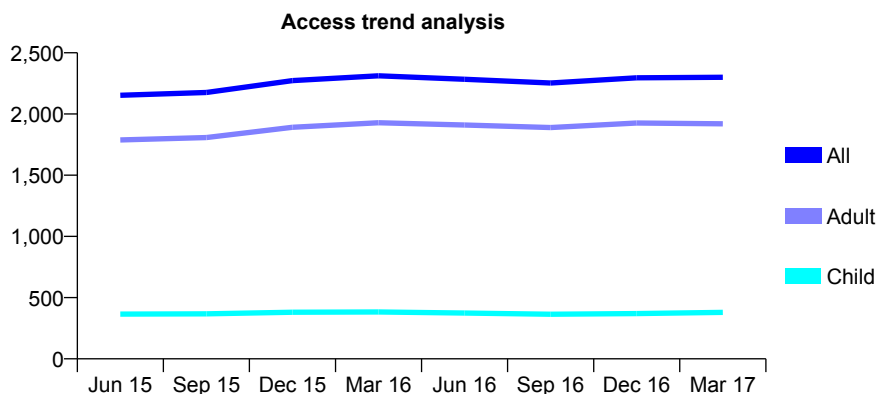
Q59 - Vital Signs At a Glance Contract Report for 129194/0001 - March 2017

Name or company name	Mr N Anand & Mr M Sheikh
Contract type name	GDS Contract
Purpose of contract	General
Contract start date	01/08/2013
Contract end date	

16/17 Contracted general activity (UDA)	4,759
Carry forward general activity (UDA)	-106
16/17 Contracted orthodontic activity (UOA)	0
Carry forward orthodontic activity (UOA)	0
Baseline contract value	£129,957.31

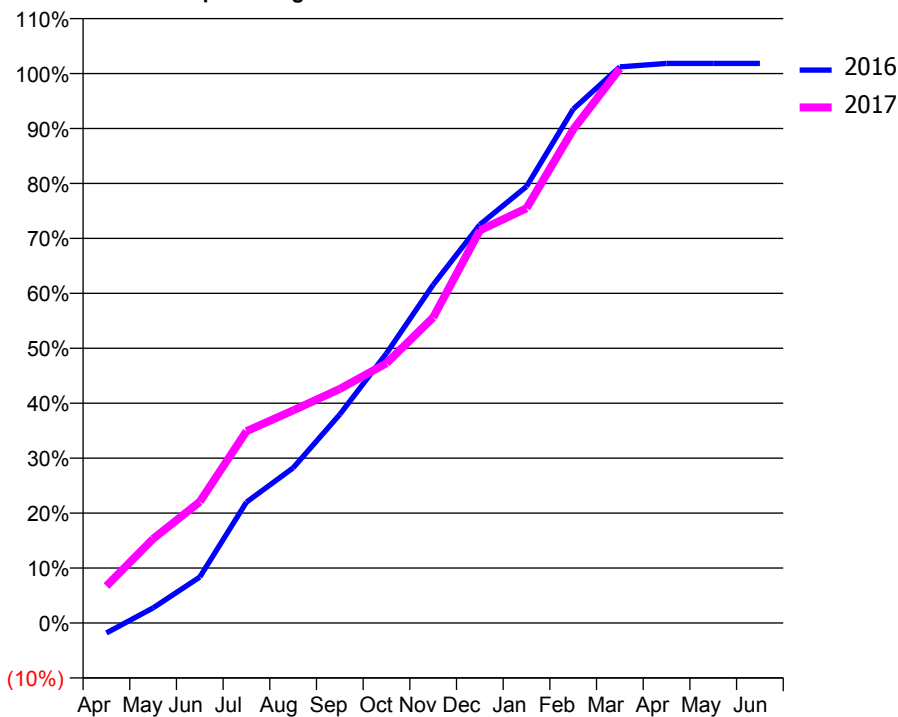
ACCESS*

Patients seen in 24 months	Total	Change since previous quarter
Quarter ending March 2016	2,312	
Quarter ending June 2016	2,284	↓
Quarter ending September 2016	2,253	↓
Quarter ending December 2016	2,296	→
Quarter ending March 2017	2,300	→
Variance since March 2016	(0.5%)	→



ACTIVITY

Cumulative percentage of contracted UDA delivered 2016 & 2017



Month	Adjusted Scheduled Activity (UDA)	
	2016	2017
April	-105	321
May	159	729
June	482	1,050
July	1,267	1,661
August	1,626	1,841
September	2,186	2,028
October	2,826	2,250
November	3,545	2,646
December	4,175	3,400
January	4,575	3,592
February	5,385	4,275
March	5,828	4,802
April	5,865	
May	5,865	
June	5,865	

QUALITY

	Quantity	Base Number	Contract	AT	Region	England
% of FP17s for the same patient ID Re-attending within 3 months - Children	25	378	6.6%	10.1%	12.0%	12.3%
% of FP17s for the same patient ID Re-attending within 3 months - Adults	303	2,144	14.1%	14.7%	16.0%	16.7%
% of FP17s for the same patient ID Re-attending between 3 & 9 months - Children	143	378	37.8%	60.6%	58.8%	57.6%
% of FP17s for the same patient ID Re-attending between 3 & 9 months - Adults	807	2,144	37.6%	52.8%	51.2%	50.1%
% of FP17s for Band 1 Urgent Courses	84	2,497	3.4%	7.3%	8.0%	9.1%
% of FP17s Relating to Free Repair or Replacements	24	2,497	1.0%	0.8%	0.8%	0.8%
% of FP17s Relating to Continuations	109	2,497	4.4%	1.3%	1.2%	1.2%
% of Patients satisfied with the dentistry they have received	1	1	N/A	92.4%	92.7%	92.8%
% of Patients satisfied with the time they had to wait for an appointment	1	1	N/A	88.1%	89.1%	88.7%

* This is based on patients treated on this contract for their most recent course of treatment. Figures in italics indicate the base number of FP17s or Patient Questionnaire responses are less than 100. N/A is shown where the base number of responses is less than 10 during the period. % is calculated as Quantity/Base number*100

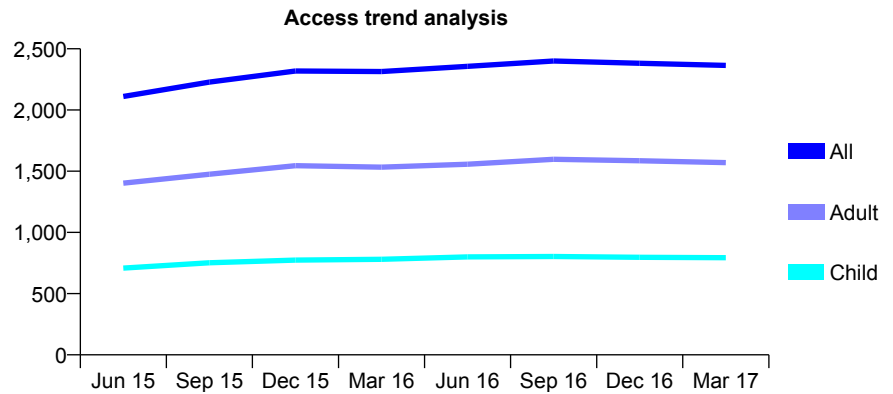
Q59 - Vital Signs At a Glance Contract Report for 129976/0001 - March 2017

Name or company name	Gorse Covert Dental Practice Ltd
Contract type name	GDS Contract
Purpose of contract	General
Contract start date	01/04/2010
Contract end date	

16/17 Contracted general activity (UDA)	3,225
Carry forward general activity (UDA)	-46
16/17 Contracted orthodontic activity (UOA)	0
Carry forward orthodontic activity (UOA)	0
Baseline contract value	£82,790.74

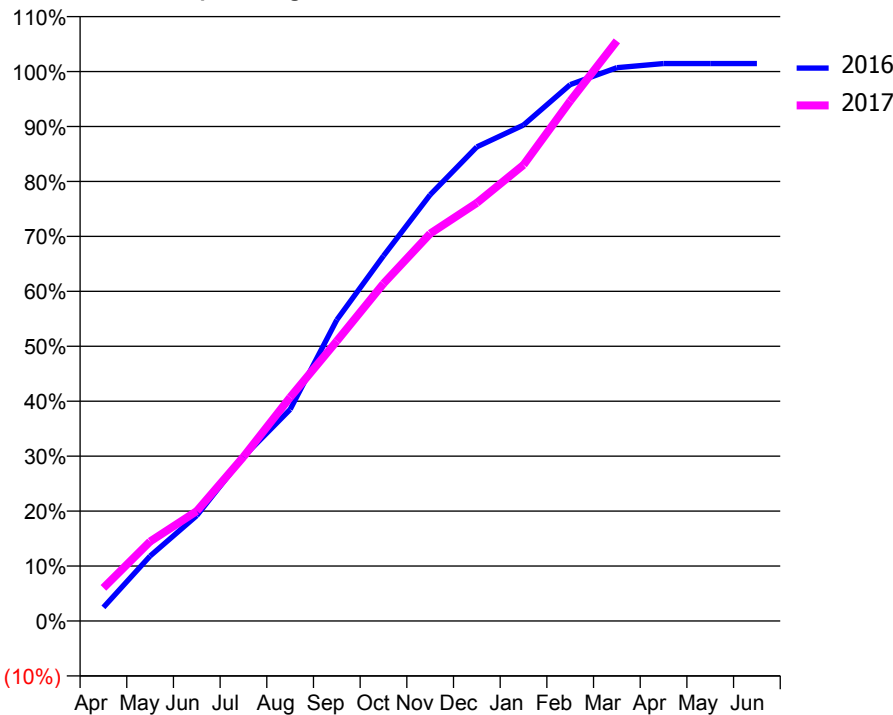
ACCESS*

Patients seen in 24 months	Total	Change since previous quarter
Quarter ending March 2016	2,314	
Quarter ending June 2016	2,357	→
Quarter ending September 2016	2,400	→
Quarter ending December 2016	2,382	→
Quarter ending March 2017	2,364	→
Variance since March 2016	2.2%	↑



ACTIVITY

Cumulative percentage of contracted UDA delivered 2016 & 2017



Month	Adjusted Scheduled Activity (UDA)	
	2016	2017
April	80	194
May	382	467
June	619	645
July	964	964
August	1,242	1,313
September	1,767	1,643
October	2,143	1,980
November	2,502	2,274
December	2,783	2,454
January	2,911	2,677
February	3,148	3,052
March	3,247	3,404
April	3,271	
May	3,271	
June	3,271	

QUALITY

	Quantity	Base Number	Contract	AT	Region	England
% of FP17s for the same patient ID Re-attending within 3 months - Children	88	1,204	7.3%	10.1%	12.0%	12.3%
% of FP17s for the same patient ID Re-attending within 3 months - Adults	261	1,995	13.1%	14.7%	16.0%	16.7%
% of FP17s for the same patient ID Re-attending between 3 & 9 months - Children	783	1,204	65.0%	60.6%	58.8%	57.6%
% of FP17s for the same patient ID Re-attending between 3 & 9 months - Adults	937	1,995	47.0%	52.8%	51.2%	50.1%
% of FP17s for Band 1 Urgent Courses	117	1,992	5.9%	7.3%	8.0%	9.1%
% of FP17s Relating to Free Repair or Replacements	13	1,992	0.7%	0.8%	0.8%	0.8%
% of FP17s Relating to Continuations	3	1,992	0.2%	1.3%	1.2%	1.2%
% of Patients satisfied with the dentistry they have received	2	2	N/A	92.4%	92.7%	92.8%
% of Patients satisfied with the time they had to wait for an appointment	2	2	N/A	88.1%	89.1%	88.7%

* This is based on patients treated on this contract for their most recent course of treatment. Figures in italics indicate the base number of FP17s or Patient Questionnaire responses are less than 100. N/A is shown where the base number of responses is less than 10 during the period. % is calculated as Quantity/Base number*100

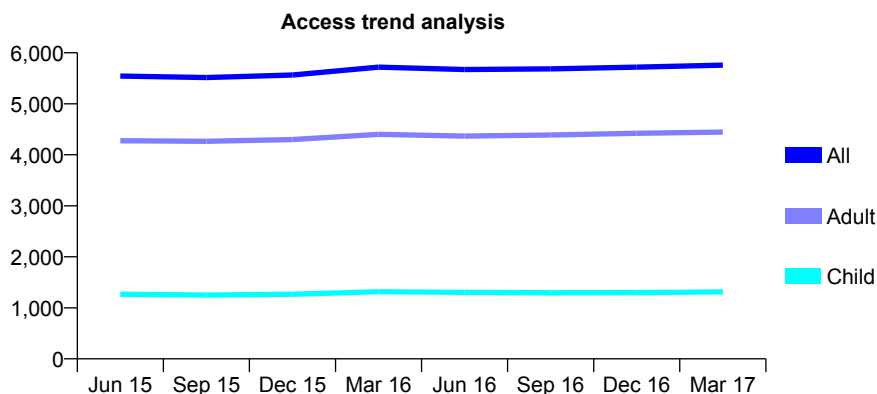
Q59 - Vital Signs At a Glance Contract Report for 130796/0002 - March 2017

Name or company name	JDRM Dental Care Ltd
Contract type name	PDS Plus Contract
Purpose of contract	General
Contract start date	01/04/2010
Contract end date	31/03/2017

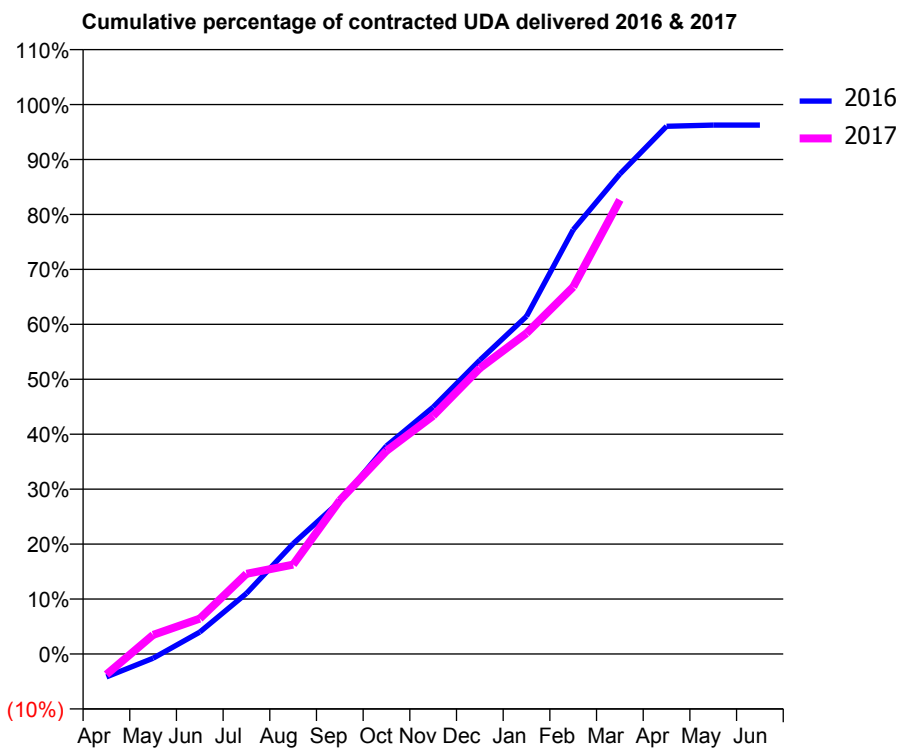
16/17 Contracted general activity (UDA)	15,509
Carry forward general activity (UDA)	581
16/17 Contracted orthodontic activity (UOA)	0
Carry forward orthodontic activity (UOA)	0
Baseline contract value	£195,107.85

ACCESS*

Patients seen in 24 months	Total	Change since previous quarter
Quarter ending March 2016	5,719	
Quarter ending June 2016	5,671	→
Quarter ending September 2016	5,684	→
Quarter ending December 2016	5,718	→
Quarter ending March 2017	5,758	→
Variance since March 2016	0.7%	→



ACTIVITY



Month	Adjusted Scheduled Activity (UDA)	
	2016	2017
April	-648	-581
May	-121	539
June	618	1,000
July	1,711	2,263
August	3,113	2,525
September	4,308	4,338
October	5,872	5,734
November	6,968	6,723
December	8,291	8,067
January	9,532	9,054
February	11,976	10,359
March	13,549	12,817
April	14,894	
May	14,928	
June	14,928	

QUALITY

	Quantity	Base Number	Contract	AT	Region	England
% of FP17s for the same patient ID Re-attending within 3 months - Children	118	2,253	5.2%	10.1%	12.0%	12.3%
% of FP17s for the same patient ID Re-attending within 3 months - Adults	485	5,958	8.1%	14.7%	16.0%	16.7%
% of FP17s for the same patient ID Re-attending between 3 & 9 months - Children	1,544	2,253	68.5%	60.6%	58.8%	57.6%
% of FP17s for the same patient ID Re-attending between 3 & 9 months - Adults	3,209	5,958	53.9%	52.8%	51.2%	50.1%
% of FP17s for Band 1 Urgent Courses	257	6,817	3.8%	7.3%	8.0%	9.1%
% of FP17s Relating to Free Repair or Replacements	69	6,817	1.0%	0.8%	0.8%	0.8%
% of FP17s Relating to Continuations	41	6,817	0.6%	1.3%	1.2%	1.2%
% of Patients satisfied with the dentistry they have received	10	10	100.0%	92.4%	92.7%	92.8%
% of Patients satisfied with the time they had to wait for an appointment	10	10	100.0%	88.1%	89.1%	88.7%

* This is based on patients treated on this contract for their most recent course of treatment. Figures in italics indicate the base number of FP17s or Patient Questionnaire responses are less than 100. N/A is shown where the base number of responses is less than 10 during the period. % is calculated as Quantity/Base number*100

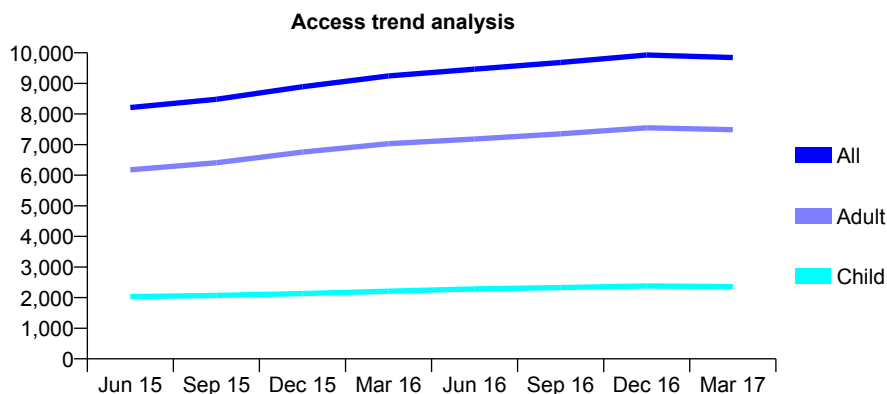
Q59 - Vital Signs At a Glance Contract Report for 131911/0001 - March 2017

Name or company name	Carholme Dental Limited
Contract type name	GDS Contract
Purpose of contract	General
Contract start date	01/02/2014
Contract end date	

16/17 Contracted general activity (UDA)	30,731
Carry forward general activity (UDA)	0
16/17 Contracted orthodontic activity (UOA)	0
Carry forward orthodontic activity (UOA)	0
Baseline contract value	£678,169.57

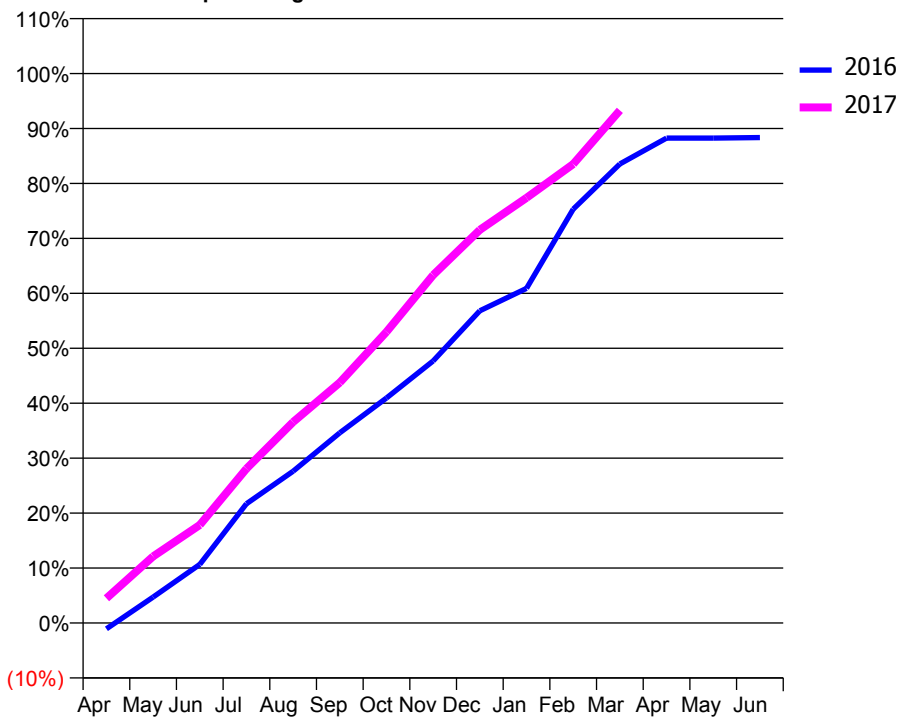
ACCESS*

Patients seen in 24 months	Total	Change since previous quarter
Quarter ending March 2016	9,244	
Quarter ending June 2016	9,467	↑
Quarter ending September 2016	9,682	↑
Quarter ending December 2016	9,928	↑
Quarter ending March 2017	9,846	→
Variance since March 2016	6.5%	↑



ACTIVITY

Cumulative percentage of contracted UDA delivered 2016 & 2017



Month	Adjusted Scheduled Activity (UDA)	
	2016	2017
April	-344	1,382
May	1,495	3,728
June	3,381	5,481
July	6,884	8,631
August	8,770	11,244
September	10,986	13,447
October	12,990	16,284
November	15,131	19,463
December	18,030	21,988
January	19,327	23,775
February	23,900	25,663
March	26,509	28,670
April	28,005	
May	28,002	
June	28,029	

QUALITY

	Quantity	Base Number	Contract	AT	Region	England
% of FP17s for the same patient ID Re-attending within 3 months - Children	770	3,808	20.2%	10.1%	12.0%	12.3%
% of FP17s for the same patient ID Re-attending within 3 months - Adults	1,516	9,955	15.2%	14.7%	16.0%	16.7%
% of FP17s for the same patient ID Re-attending between 3 & 9 months - Children	1,885	3,808	49.5%	60.6%	58.8%	57.6%
% of FP17s for the same patient ID Re-attending between 3 & 9 months - Adults	5,260	9,955	52.8%	52.8%	51.2%	50.1%
% of FP17s for Band 1 Urgent Courses	1,101	13,096	8.4%	7.3%	8.0%	9.1%
% of FP17s Relating to Free Repair or Replacements	122	13,096	0.9%	0.8%	0.8%	0.8%
% of FP17s Relating to Continuations	42	13,096	0.3%	1.3%	1.2%	1.2%
% of Patients satisfied with the dentistry they have received	51	54	94.4%	92.4%	92.7%	92.8%
% of Patients satisfied with the time they had to wait for an appointment	47	54	87.0%	88.1%	89.1%	88.7%

* This is based on patients treated on this contract for their most recent course of treatment. Figures in italics indicate the base number of FP17s or Patient Questionnaire responses are less than 100. N/A is shown where the base number of responses is less than 10 during the period. % is calculated as Quantity/Base number*100

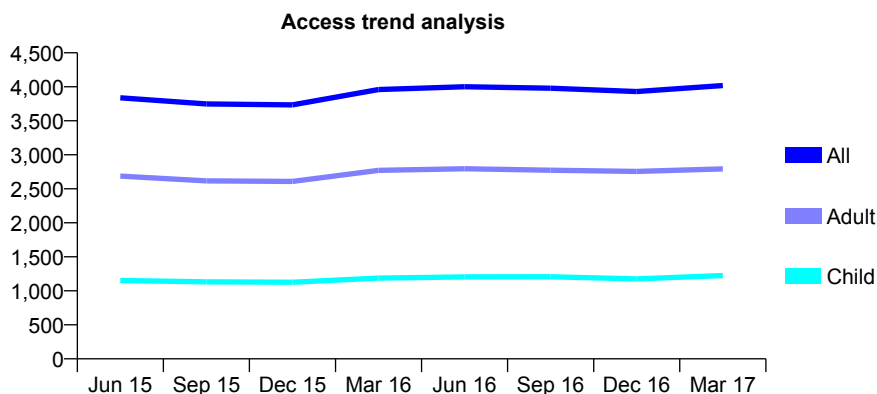
Q59 - Vital Signs At a Glance Contract Report for 134120/0001 - March 2017

Name or company name	Doncaster Road Dental Practice Ltd
Contract type name	GDS Contract
Purpose of contract	General
Contract start date	04/09/2009
Contract end date	

16/17 Contracted general activity (UDA)	14,958
Carry forward general activity (UDA)	103
16/17 Contracted orthodontic activity (UOA)	0
Carry forward orthodontic activity (UOA)	0
Baseline contract value	£336,710.25

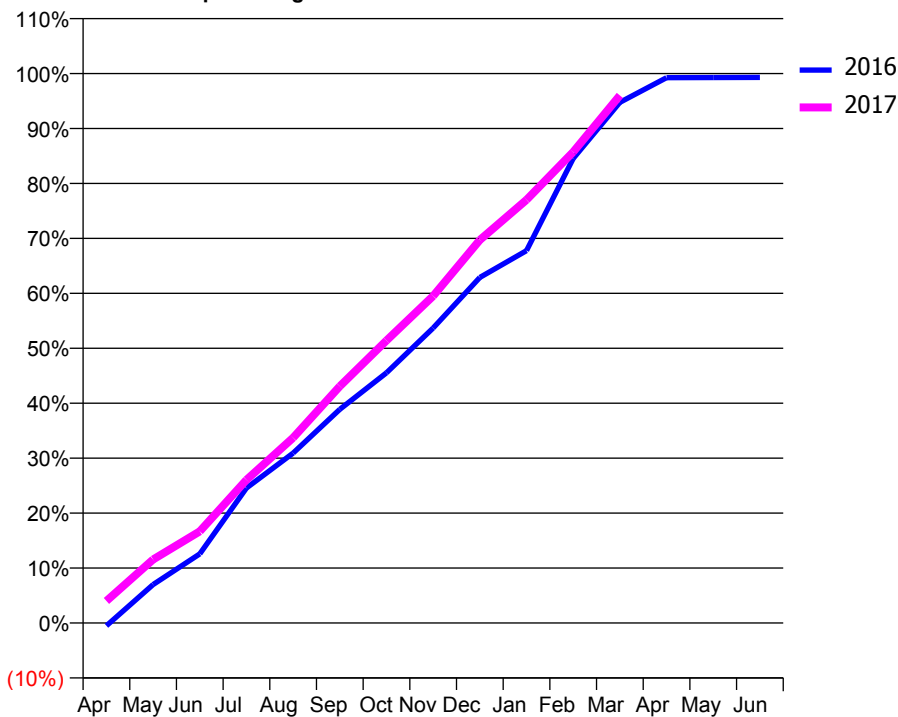
ACCESS*

Patients seen in 24 months	Total	Change since previous quarter
Quarter ending March 2016	3,959	
Quarter ending June 2016	4,000	→
Quarter ending September 2016	3,980	→
Quarter ending December 2016	3,931	↓
Quarter ending March 2017	4,018	↑
Variance since March 2016	1.5%	→



ACTIVITY

Cumulative percentage of contracted UDA delivered 2016 & 2017



Month	Adjusted Scheduled Activity (UDA)	
	2016	2017
April	-75	599
May	1,012	1,730
June	1,819	2,495
July	3,553	3,898
August	4,473	5,042
September	5,624	6,447
October	6,585	7,691
November	7,762	8,901
December	9,093	10,425
January	9,797	11,518
February	12,223	12,823
March	13,698	14,360
April	14,348	
May	14,353	
June	14,355	

QUALITY

	Quantity	Base Number	Contract	AT	Region	England
% of FP17s for the same patient ID Re-attending within 3 months - Children	253	2,059	12.3%	10.1%	12.0%	12.3%
% of FP17s for the same patient ID Re-attending within 3 months - Adults	953	4,339	22.0%	14.7%	16.0%	16.7%
% of FP17s for the same patient ID Re-attending between 3 & 9 months - Children	1,272	2,059	61.8%	60.6%	58.8%	57.6%
% of FP17s for the same patient ID Re-attending between 3 & 9 months - Adults	2,315	4,339	53.4%	52.8%	51.2%	50.1%
% of FP17s for Band 1 Urgent Courses	526	6,133	8.6%	7.3%	8.0%	9.1%
% of FP17s Relating to Free Repair or Replacements	25	6,133	0.4%	0.8%	0.8%	0.8%
% of FP17s Relating to Continuations	15	6,133	0.2%	1.3%	1.2%	1.2%
% of Patients satisfied with the dentistry they have received	9	9	N/A	92.4%	92.7%	92.8%
% of Patients satisfied with the time they had to wait for an appointment	8	9	N/A	88.1%	89.1%	88.7%

* This is based on patients treated on this contract for their most recent course of treatment. Figures in italics indicate the base number of FP17s or Patient Questionnaire responses are less than 100. N/A is shown where the base number of responses is less than 10 during the period. % is calculated as Quantity/Base number*100

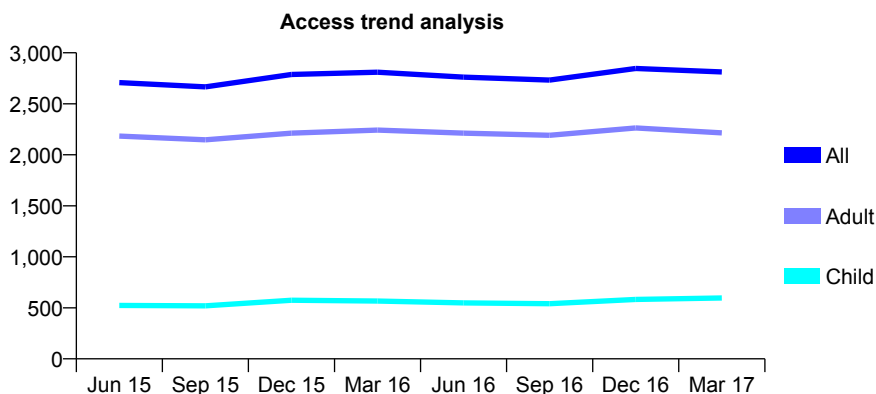
Q59 - Vital Signs At a Glance Contract Report for 136131/0001 - March 2017

Name or company name	Uppingham & Upperton Dental Practice Ltd
Contract type name	GDS Contract
Purpose of contract	General
Contract start date	07/09/2009
Contract end date	

16/17 Contracted general activity (UDA)	8,638
Carry forward general activity (UDA)	-147
16/17 Contracted orthodontic activity (UOA)	0
Carry forward orthodontic activity (UOA)	0
Baseline contract value	£216,289.30

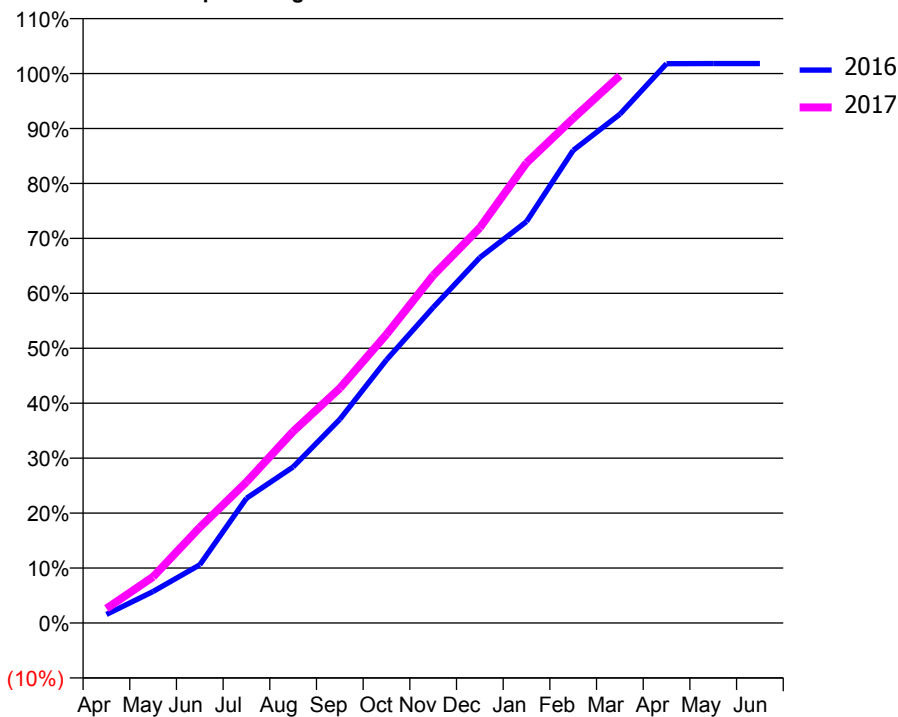
ACCESS*

Patients seen in 24 months	Total	Change since previous quarter
Quarter ending March 2016	2,810	
Quarter ending June 2016	2,762	↓
Quarter ending September 2016	2,733	↓
Quarter ending December 2016	2,846	↑
Quarter ending March 2017	2,812	↓
Variance since March 2016	0.1%	→



ACTIVITY

Cumulative percentage of contracted UDA delivered 2016 & 2017



Month	Adjusted Scheduled Activity (UDA)	
	2016	2017
April	128	227
May	468	725
June	862	1,505
July	1,848	2,216
August	2,312	3,012
September	3,016	3,691
October	3,897	4,537
November	4,674	5,464
December	5,412	6,213
January	5,945	7,233
February	7,001	7,933
March	7,535	8,603
April	8,284	
May	8,285	
June	8,285	

QUALITY

	Quantity	Base Number	Contract	AT	Region	England
% of FP17s for the same patient ID Re-attending within 3 months - Children	109	1,120	9.7%	10.1%	12.0%	12.3%
% of FP17s for the same patient ID Re-attending within 3 months - Adults	819	4,219	19.4%	14.7%	16.0%	16.7%
% of FP17s for the same patient ID Re-attending between 3 & 9 months - Children	764	1,120	68.2%	60.6%	58.8%	57.6%
% of FP17s for the same patient ID Re-attending between 3 & 9 months - Adults	2,714	4,219	64.3%	52.8%	51.2%	50.1%
% of FP17s for Band 1 Urgent Courses	419	4,946	8.5%	7.3%	8.0%	9.1%
% of FP17s Relating to Free Repair or Replacements	66	4,946	1.3%	0.8%	0.8%	0.8%
% of FP17s Relating to Continuations	41	4,946	0.8%	1.3%	1.2%	1.2%
% of Patients satisfied with the dentistry they have received	11	11	100.0%	92.4%	92.7%	92.8%
% of Patients satisfied with the time they had to wait for an appointment	10	11	90.9%	88.1%	89.1%	88.7%

* This is based on patients treated on this contract for their most recent course of treatment. Figures in italics indicate the base number of FP17s or Patient Questionnaire responses are less than 100. N/A is shown where the base number of responses is less than 10 during the period. % is calculated as Quantity/Base number*100

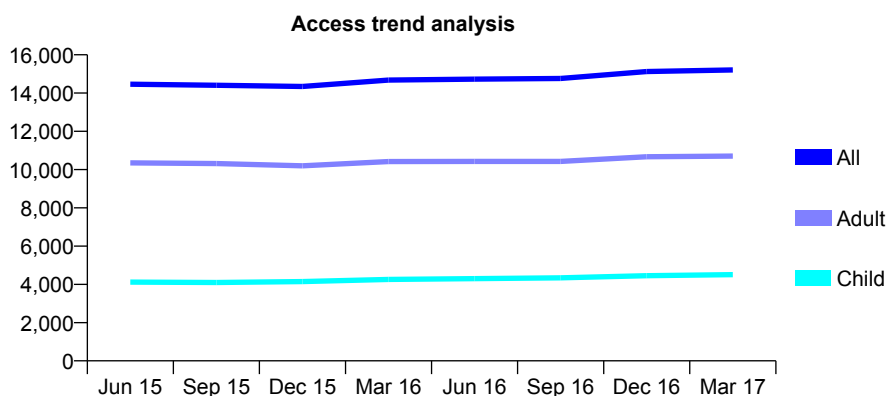
Q59 - Vital Signs At a Glance Contract Report for 137766/0001 - March 2017

Name or company name	Mr B Patel & Mr R Jansari
Contract type name	GDS Contract
Purpose of contract	General and Orthodontic
Contract start date	01/04/2010
Contract end date	

16/17 Contracted general activity (UDA)	41,661
Carry forward general activity (UDA)	1,265
16/17 Contracted orthodontic activity (UOA)	889
Carry forward orthodontic activity (UOA)	23
Baseline contract value	£1,282,968.66

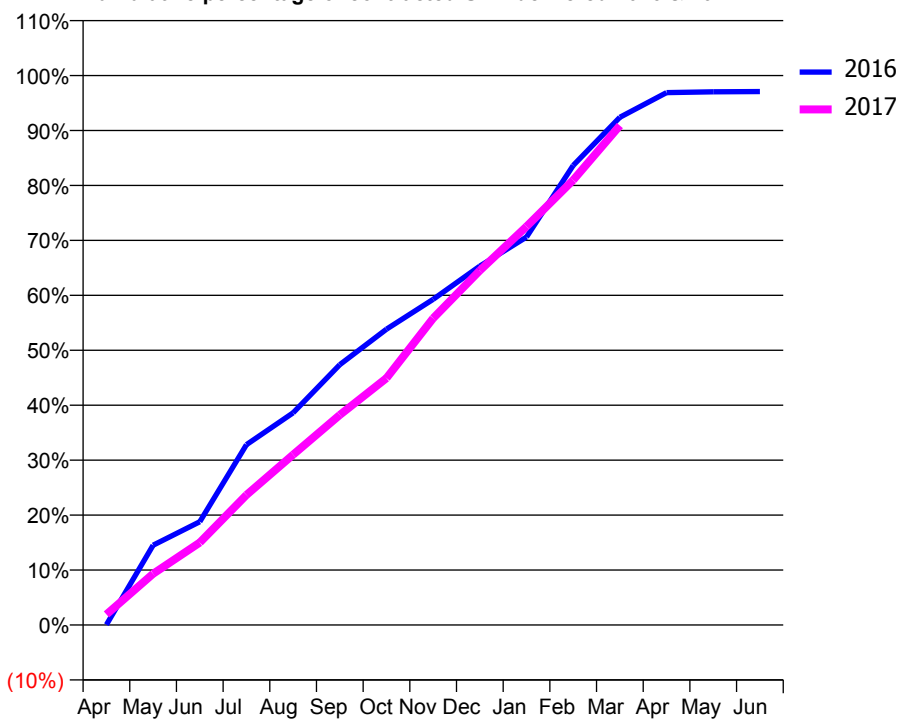
ACCESS*

Patients seen in 24 months	Total	Change since previous quarter
Quarter ending March 2016	14,680	
Quarter ending June 2016	14,725	→
Quarter ending September 2016	14,764	→
Quarter ending December 2016	15,124	↑
Quarter ending March 2017	15,212	→
Variance since March 2016	3.6%	↑



ACTIVITY

Cumulative percentage of contracted UDA delivered 2016 & 2017



Month	Adjusted Scheduled Activity (UDA)	
	2016	2017
April	30	799
May	6,265	3,886
June	8,115	6,251
July	14,162	9,859
August	16,665	12,912
September	20,454	15,930
October	23,233	18,717
November	25,580	23,260
December	28,190	26,874
January	30,472	30,212
February	36,094	33,732
March	39,876	37,865
April	41,820	
May	41,875	
June	41,896	

QUALITY

	Quantity	Base Number	Contract	AT	Region	England
% of FP17s for the same patient ID Re-attending within 3 months - Children	417	5,293	7.9%	10.1%	12.0%	12.3%
% of FP17s for the same patient ID Re-attending within 3 months - Adults	1,779	13,160	13.5%	14.7%	16.0%	16.7%
% of FP17s for the same patient ID Re-attending between 3 & 9 months - Children	2,375	5,293	44.9%	60.6%	58.8%	57.6%
% of FP17s for the same patient ID Re-attending between 3 & 9 months - Adults	5,964	13,160	45.3%	52.8%	51.2%	50.1%
% of FP17s for Band 1 Urgent Courses	1,133	17,475	6.5%	7.3%	8.0%	9.1%
% of FP17s Relating to Free Repair or Replacements	119	17,475	0.7%	0.8%	0.8%	0.8%
% of FP17s Relating to Continuations	252	17,475	1.4%	1.3%	1.2%	1.2%
% of Patients satisfied with the dentistry they have received	14	16	87.5%	92.4%	92.7%	92.8%
% of Patients satisfied with the time they had to wait for an appointment	9	16	56.3%	88.1%	89.1%	88.7%

* This is based on patients treated on this contract for their most recent course of treatment. Figures in italics indicate the base number of FP17s or Patient Questionnaire responses are less than 100. N/A is shown where the base number of responses is less than 10 during the period. % is calculated as Quantity/Base number*100

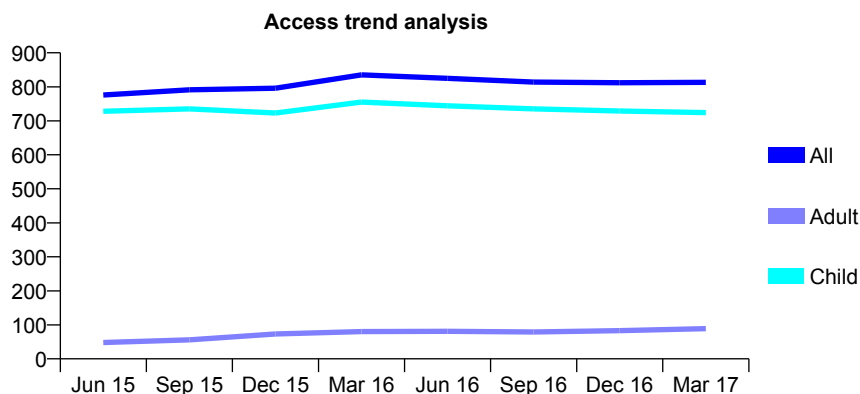
Q59 - Vital Signs At a Glance Contract Report for 137898/0001 - March 2017

Name or company name	Mr Ingram and Mrs Ingram
Contract type name	GDS Contract
Purpose of contract	General
Contract start date	01/04/2014
Contract end date	

16/17 Contracted general activity (UDA)	3,000
Carry forward general activity (UDA)	0
16/17 Contracted orthodontic activity (UOA)	0
Carry forward orthodontic activity (UOA)	0
Baseline contract value	£71,234.81

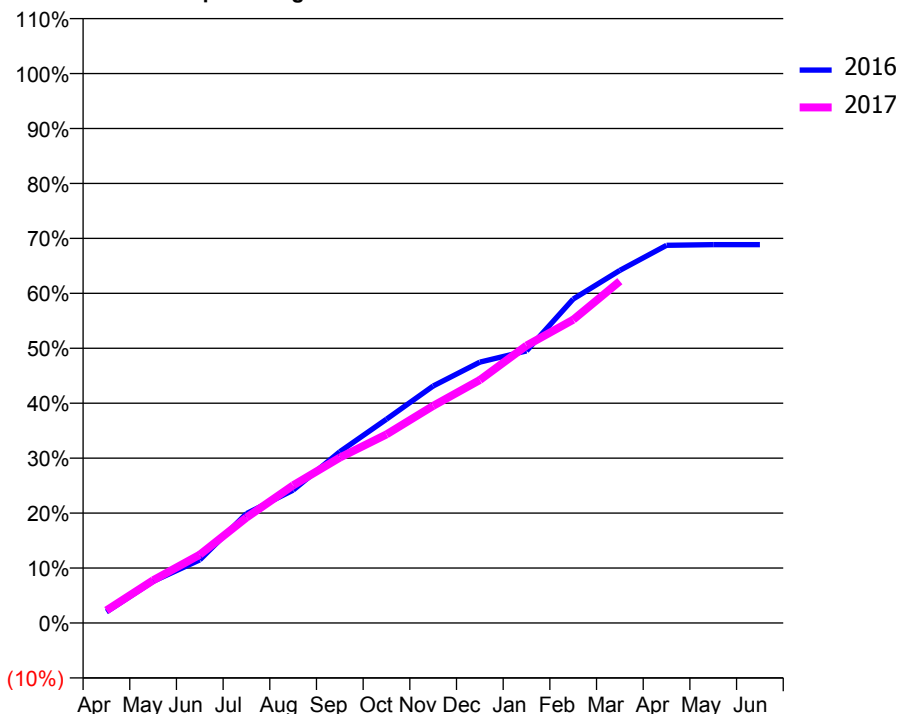
ACCESS*

Patients seen in 24 months	Total	Change since previous quarter
Quarter ending March 2016	835	
Quarter ending June 2016	825	↓
Quarter ending September 2016	814	↓
Quarter ending December 2016	812	→
Quarter ending March 2017	813	→
Variance since March 2016	(2.6%)	↓



ACTIVITY

Cumulative percentage of contracted UDA delivered 2016 & 2017



Month	Adjusted Scheduled Activity (UDA)	
	2016	2017
April	61	69
May	228	234
June	345	373
July	597	576
August	726	752
September	935	903
October	1,113	1,030
November	1,294	1,185
December	1,425	1,327
January	1,486	1,514
February	1,769	1,656
March	1,925	1,866
April	2,062	
May	2,065	
June	2,065	

QUALITY

	Quantity	Base Number	Contract	AT	Region	England
% of FP17s for the same patient ID Re-attending within 3 months - Children	124	1,431	8.7%	10.1%	12.0%	12.3%
% of FP17s for the same patient ID Re-attending within 3 months - Adults	1	39	2.6%	14.7%	16.0%	16.7%
% of FP17s for the same patient ID Re-attending between 3 & 9 months - Children	1,063	1,431	74.3%	60.6%	58.8%	57.6%
% of FP17s for the same patient ID Re-attending between 3 & 9 months - Adults	32	39	82.1%	52.8%	51.2%	50.1%
% of FP17s for Band 1 Urgent Courses	40	1,367	2.9%	7.3%	8.0%	9.1%
% of FP17s Relating to Free Repair or Replacements	0	1,367	0.0%	0.8%	0.8%	0.8%
% of FP17s Relating to Continuations	0	1,367	0.0%	1.3%	1.2%	1.2%
% of Patients satisfied with the dentistry they have received	1	1	N/A	92.4%	92.7%	92.8%
% of Patients satisfied with the time they had to wait for an appointment	1	1	N/A	88.1%	89.1%	88.7%

* This is based on patients treated on this contract for their most recent course of treatment. Figures in italics indicate the base number of FP17s or Patient Questionnaire responses are less than 100. N/A is shown where the base number of responses is less than 10 during the period. % is calculated as Quantity/Base number*100

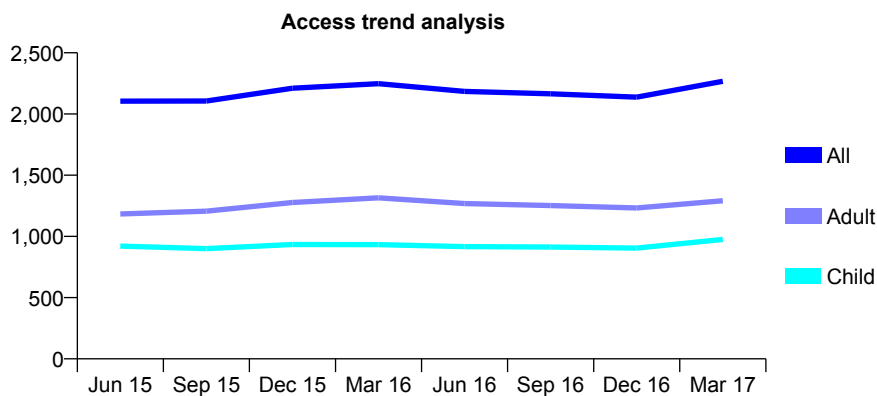
Q59 - Vital Signs At a Glance Contract Report for 139351/0001 - March 2017

Name or company name	SMILEZONE Ltd
Contract type name	GDS Contract
Purpose of contract	General
Contract start date	01/04/2007
Contract end date	

16/17 Contracted general activity (UDA)	6,727
Carry forward general activity (UDA)	-95
16/17 Contracted orthodontic activity (UOA)	0
Carry forward orthodontic activity (UOA)	0
Baseline contract value	£192,898.04

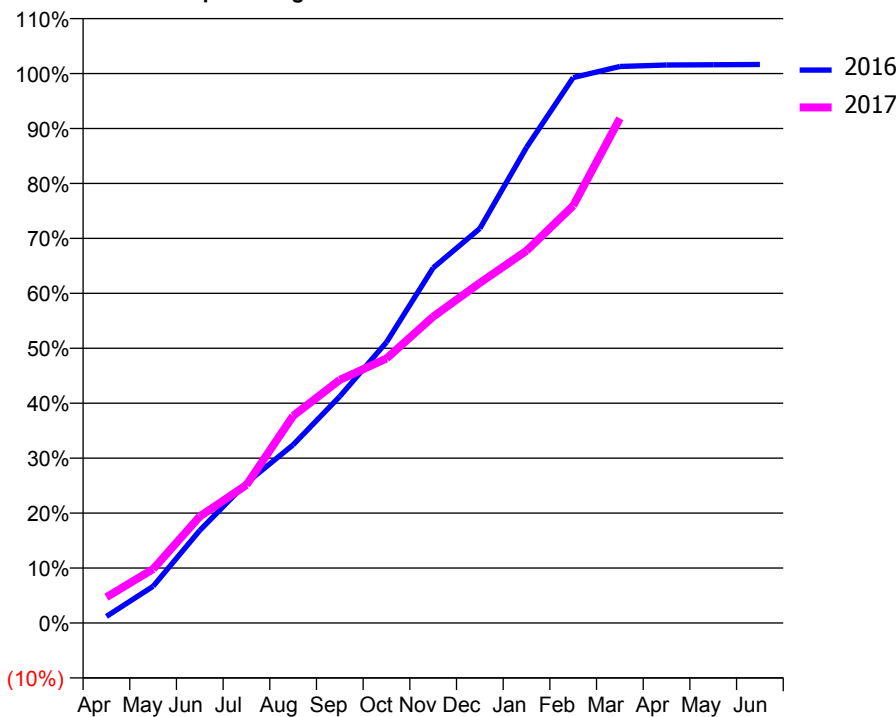
ACCESS*

Patients seen in 24 months	Total	Change since previous quarter
Quarter ending March 2016	2,248	
Quarter ending June 2016	2,185	↓
Quarter ending September 2016	2,165	→
Quarter ending December 2016	2,138	↓
Quarter ending March 2017	2,267	↑
Variance since March 2016	0.8%	→



ACTIVITY

Cumulative percentage of contracted UDA delivered 2016 & 2017



Month	Adjusted Scheduled Activity (UDA)	
	2016	2017
April	68	315
May	383	661
June	966	1,305
July	1,460	1,690
August	1,858	2,536
September	2,362	2,976
October	2,927	3,238
November	3,702	3,751
December	4,111	4,163
January	4,956	4,556
February	5,684	5,108
March	5,801	6,179
April	5,816	
May	5,819	
June	5,822	

QUALITY

	Quantity	Base Number	Contract	AT	Region	England
% of FP17s for the same patient ID Re-attending within 3 months - Children	79	1,208	6.5%	10.1%	12.0%	12.3%
% of FP17s for the same patient ID Re-attending within 3 months - Adults	182	1,409	12.9%	14.7%	16.0%	16.7%
% of FP17s for the same patient ID Re-attending between 3 & 9 months - Children	587	1,208	48.6%	60.6%	58.8%	57.6%
% of FP17s for the same patient ID Re-attending between 3 & 9 months - Adults	645	1,409	45.8%	52.8%	51.2%	50.1%
% of FP17s for Band 1 Urgent Courses	138	2,611	5.3%	7.3%	8.0%	9.1%
% of FP17s Relating to Free Repair or Replacements	4	2,611	0.2%	0.8%	0.8%	0.8%
% of FP17s Relating to Continuations	5	2,611	0.2%	1.3%	1.2%	1.2%
% of Patients satisfied with the dentistry they have received	0	0	N/A	92.4%	92.7%	92.8%
% of Patients satisfied with the time they had to wait for an appointment	0	0	N/A	88.1%	89.1%	88.7%

* This is based on patients treated on this contract for their most recent course of treatment. Figures in italics indicate the base number of FP17s or Patient Questionnaire responses are less than 100. N/A is shown where the base number of responses is less than 10 during the period. % is calculated as Quantity/Base number*100

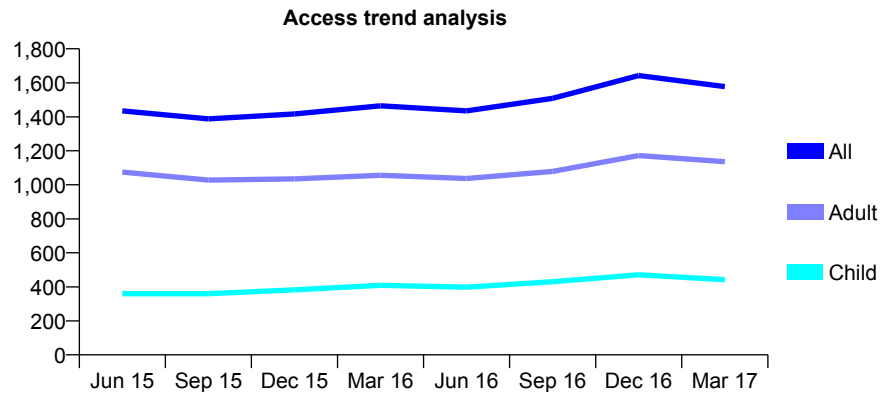
Q59 - Vital Signs At a Glance Contract Report for 139874/0002 - March 2017

Name or company name	C M Desai Limited
Contract type name	GDS Contract
Purpose of contract	General
Contract start date	01/03/2008
Contract end date	

16/17 Contracted general activity (UDA)	5,526
Carry forward general activity (UDA)	-39
16/17 Contracted orthodontic activity (UOA)	0
Carry forward orthodontic activity (UOA)	0
Baseline contract value	£151,488.45

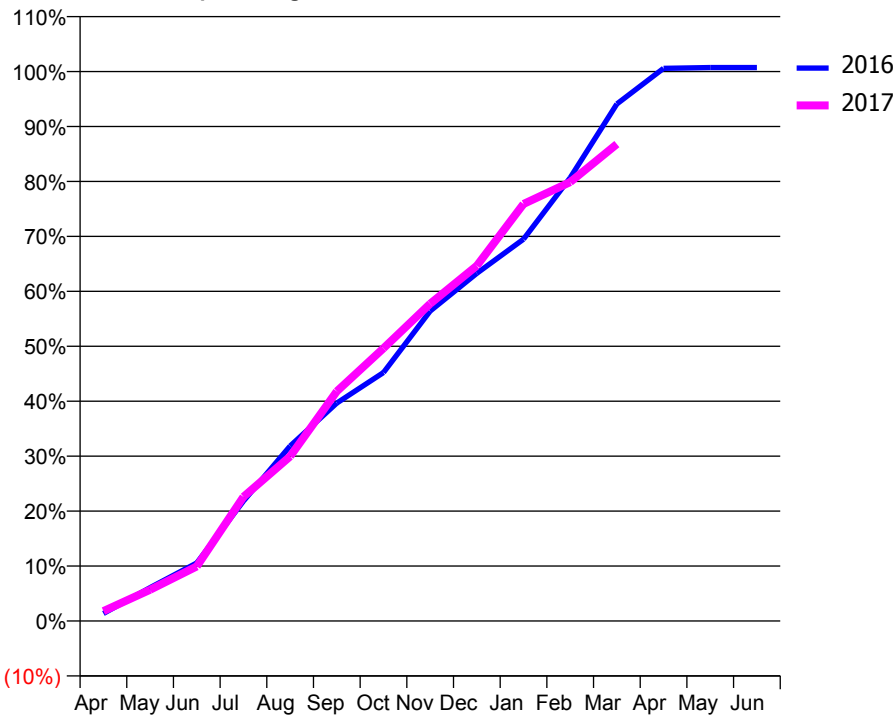
ACCESS*

Patients seen in 24 months	Total	Change since previous quarter
Quarter ending March 2016	1,465	
Quarter ending June 2016	1,435	↓
Quarter ending September 2016	1,509	↑
Quarter ending December 2016	1,643	↑
Quarter ending March 2017	1,578	↓
Variance since March 2016	7.7%	↑



ACTIVITY

Cumulative percentage of contracted UDA delivered 2016 & 2017



Month	Adjusted Scheduled Activity (UDA)	
	2016	2017
April	75	99
May	330	314
June	574	550
July	1,184	1,249
August	1,729	1,655
September	2,153	2,310
October	2,454	2,743
November	3,061	3,191
December	3,434	3,574
January	3,770	4,193
February	4,377	4,414
March	5,106	4,795
April	5,457	
May	5,465	
June	5,465	

QUALITY

	Quantity	Base Number	Contract	AT	Region	England
% of FP17s for the same patient ID Re-attending within 3 months - Children	44	564	7.8%	10.1%	12.0%	12.3%
% of FP17s for the same patient ID Re-attending within 3 months - Adults	227	1,566	14.5%	14.7%	16.0%	16.7%
% of FP17s for the same patient ID Re-attending between 3 & 9 months - Children	215	564	38.1%	60.6%	58.8%	57.6%
% of FP17s for the same patient ID Re-attending between 3 & 9 months - Adults	720	1,566	46.0%	52.8%	51.2%	50.1%
% of FP17s for Band 1 Urgent Courses	112	1,989	5.6%	7.3%	8.0%	9.1%
% of FP17s Relating to Free Repair or Replacements	25	1,989	1.3%	0.8%	0.8%	0.8%
% of FP17s Relating to Continuations	50	1,989	2.5%	1.3%	1.2%	1.2%
% of Patients satisfied with the dentistry they have received	2	3	N/A	92.4%	92.7%	92.8%
% of Patients satisfied with the time they had to wait for an appointment	1	3	N/A	88.1%	89.1%	88.7%

* This is based on patients treated on this contract for their most recent course of treatment. Figures in italics indicate the base number of FP17s or Patient Questionnaire responses are less than 100. N/A is shown where the base number of responses is less than 10 during the period. % is calculated as Quantity/Base number*100

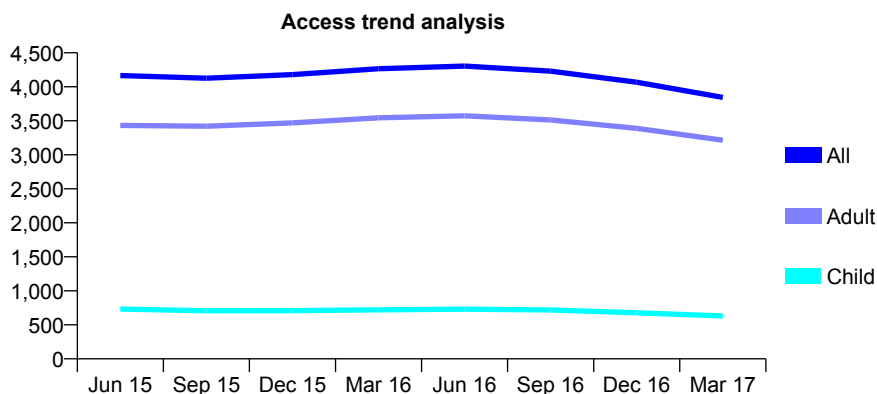
Q59 - Vital Signs At a Glance Contract Report for 142875/0001 - March 2017

Name or company name	Mr B Moroney & Mr S Williams
Contract type name	GDS Contract
Purpose of contract	General
Contract start date	01/01/2012
Contract end date	

16/17 Contracted general activity (UDA)	7,224
Carry forward general activity (UDA)	204
16/17 Contracted orthodontic activity (UOA)	0
Carry forward orthodontic activity (UOA)	0
Baseline contract value	£180,387.00

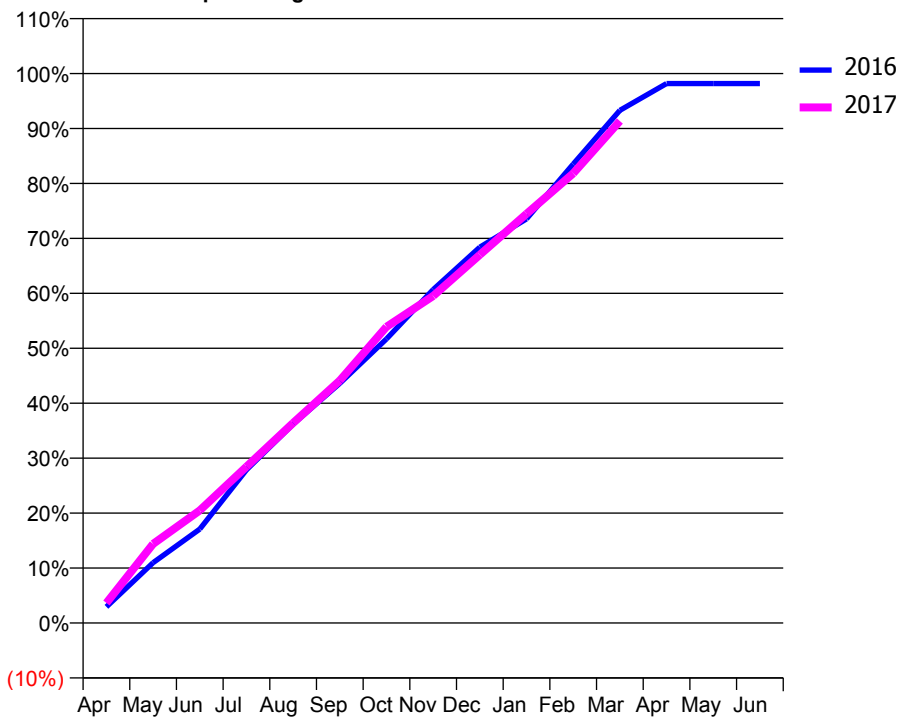
ACCESS*

Patients seen in 24 months	Total	Change since previous quarter
Quarter ending March 2016	4,266	
Quarter ending June 2016	4,304	→
Quarter ending September 2016	4,231	↓
Quarter ending December 2016	4,068	↓
Quarter ending March 2017	3,845	↓
Variance since March 2016	(9.9%)	↓



ACTIVITY

Cumulative percentage of contracted UDA delivered 2016 & 2017



Month	Adjusted Scheduled Activity (UDA)	
	2016	2017
April	332	263
May	1,233	1,040
June	1,920	1,481
July	3,128	2,056
August	4,063	2,630
September	4,896	3,188
October	5,804	3,894
November	6,810	4,300
December	7,677	4,841
January	8,254	5,378
February	9,373	5,910
March	10,472	6,600
April	11,019	
May	11,019	
June	11,020	

QUALITY

	Quantity	Base Number	Contract	AT	Region	England
% of FP17s for the same patient ID Re-attending within 3 months - Children	34	688	4.9%	10.1%	12.0%	12.3%
% of FP17s for the same patient ID Re-attending within 3 months - Adults	381	3,364	11.3%	14.7%	16.0%	16.7%
% of FP17s for the same patient ID Re-attending between 3 & 9 months - Children	375	688	54.5%	60.6%	58.8%	57.6%
% of FP17s for the same patient ID Re-attending between 3 & 9 months - Adults	1,582	3,364	47.0%	52.8%	51.2%	50.1%
% of FP17s for Band 1 Urgent Courses	48	3,779	1.3%	7.3%	8.0%	9.1%
% of FP17s Relating to Free Repair or Replacements	27	3,779	0.7%	0.8%	0.8%	0.8%
% of FP17s Relating to Continuations	106	3,779	2.8%	1.3%	1.2%	1.2%
% of Patients satisfied with the dentistry they have received	4	6	N/A	92.4%	92.7%	92.8%
% of Patients satisfied with the time they had to wait for an appointment	5	6	N/A	88.1%	89.1%	88.7%

* This is based on patients treated on this contract for their most recent course of treatment. Figures in italics indicate the base number of FP17s or Patient Questionnaire responses are less than 100. N/A is shown where the base number of responses is less than 10 during the period. % is calculated as Quantity/Base number*100

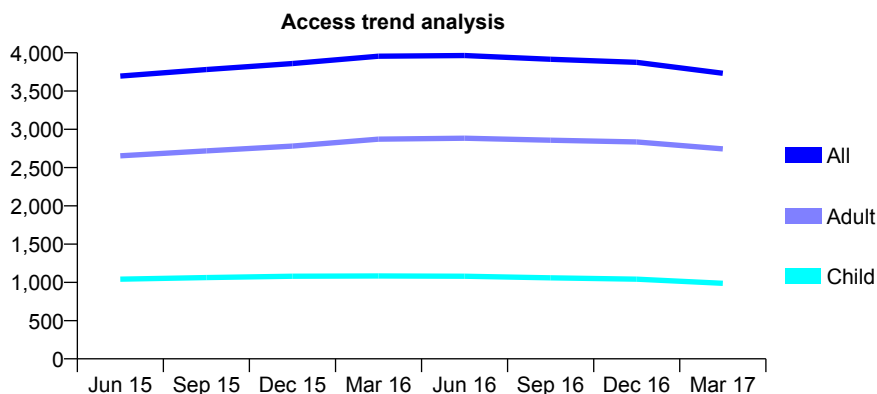
Q59 - Vital Signs At a Glance Contract Report for 143448/0001 - March 2017

Name or company name	Dr D J Duplessis & Ms Lieze Duplessis
Contract type name	GDS Contract
Purpose of contract	General and Orthodontic
Contract start date	01/04/2011
Contract end date	

16/17 Contracted general activity (UDA)	9,098
Carry forward general activity (UDA)	0
16/17 Contracted orthodontic activity (UOA)	289
Carry forward orthodontic activity (UOA)	0
Baseline contract value	£231,664.32

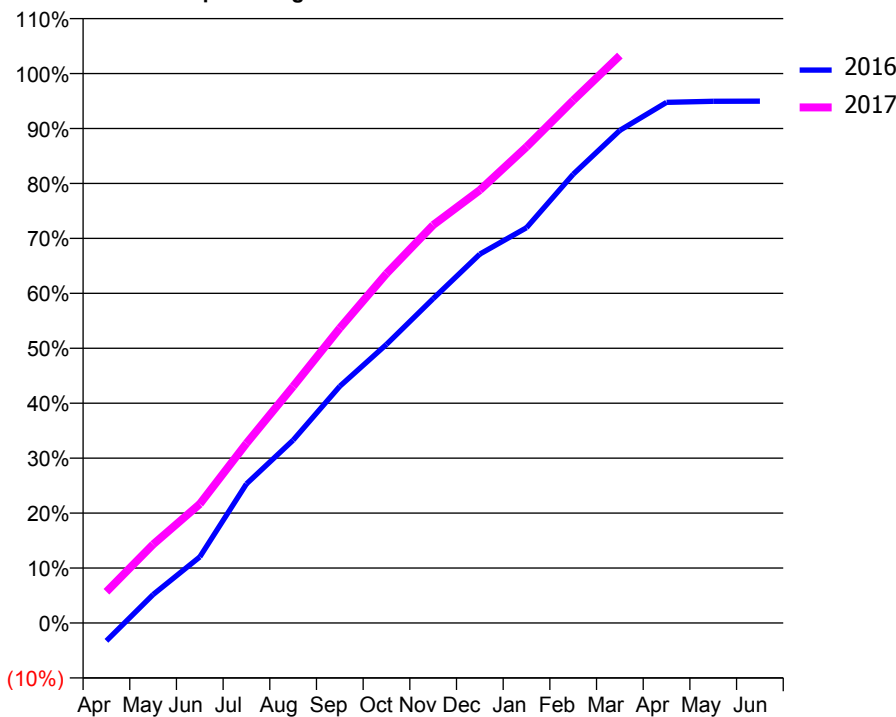
ACCESS*

Patients seen in 24 months	Total	Change since previous quarter
Quarter ending March 2016	3,956	
Quarter ending June 2016	3,964	→
Quarter ending September 2016	3,915	↓
Quarter ending December 2016	3,876	→
Quarter ending March 2017	3,733	↓
Variance since March 2016	(5.6%)	↓



ACTIVITY

Cumulative percentage of contracted UDA delivered 2016 & 2017



Adjusted Scheduled Activity (UDA)

Month	2016	2017
April	-349	519
May	555	1,302
June	1,287	1,970
July	2,710	2,975
August	3,561	3,917
September	4,609	4,882
October	5,425	5,786
November	6,315	6,590
December	7,182	7,167
January	7,697	7,882
February	8,737	8,654
March	9,592	9,396
April	10,137	
May	10,158	
June	10,159	

QUALITY

	Quantity	Base Number	Contract	AT	Region	England
% of FP17s for the same patient ID Re-attending within 3 months - Children	93	1,037	9.0%	10.1%	12.0%	12.3%
% of FP17s for the same patient ID Re-attending within 3 months - Adults	384	2,753	13.9%	14.7%	16.0%	16.7%
% of FP17s for the same patient ID Re-attending between 3 & 9 months - Children	318	1,037	30.7%	60.6%	58.8%	57.6%
% of FP17s for the same patient ID Re-attending between 3 & 9 months - Adults	731	2,753	26.6%	52.8%	51.2%	50.1%
% of FP17s for Band 1 Urgent Courses	235	3,562	6.6%	7.3%	8.0%	9.1%
% of FP17s Relating to Free Repair or Replacements	24	3,562	0.7%	0.8%	0.8%	0.8%
% of FP17s Relating to Continuations	128	3,562	3.6%	1.3%	1.2%	1.2%
% of Patients satisfied with the dentistry they have received	9	9	N/A	92.4%	92.7%	92.8%
% of Patients satisfied with the time they had to wait for an appointment	8	9	N/A	88.1%	89.1%	88.7%

* This is based on patients treated on this contract for their most recent course of treatment. Figures in italics indicate the base number of FP17s or Patient Questionnaire responses are less than 100. N/A is shown where the base number of responses is less than 10 during the period. % is calculated as Quantity/Base number*100

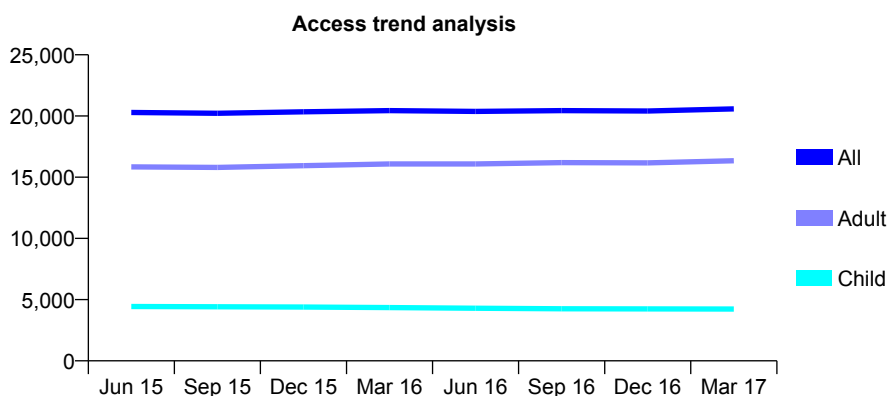
Q59 - Vital Signs At a Glance Contract Report for 144738/0001 - March 2017

Name or company name	D W Barsby, D Wolverson, S J Bates & R S
Contract type name	GDS Contract
Purpose of contract	General
Contract start date	01/08/2010
Contract end date	

16/17 Contracted general activity (UDA)	53,857
Carry forward general activity (UDA)	0
16/17 Contracted orthodontic activity (UOA)	0
Carry forward orthodontic activity (UOA)	0
Baseline contract value	£1,300,509.68

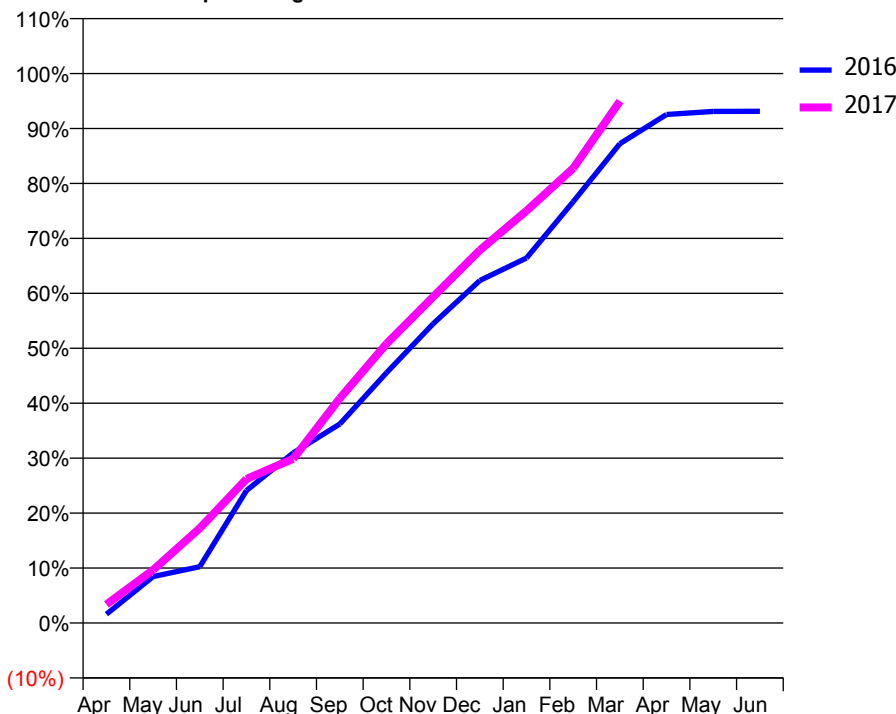
ACCESS*

Patients seen in 24 months	Total	Change since previous quarter
Quarter ending March 2016	20,436	
Quarter ending June 2016	20,379	→
Quarter ending September 2016	20,437	→
Quarter ending December 2016	20,410	→
Quarter ending March 2017	20,579	→
Variance since March 2016	0.7%	→



ACTIVITY

Cumulative percentage of contracted UDA delivered 2016 & 2017



Month	Adjusted Scheduled Activity (UDA)	
	2016	2017
April	923	1,818
May	4,809	5,210
June	5,831	9,298
July	13,714	14,117
August	17,602	16,099
September	20,588	22,035
October	25,895	27,373
November	30,962	31,978
December	35,440	36,544
January	37,765	40,403
February	43,587	44,576
March	49,599	51,148
April	52,612	
May	52,932	
June	52,947	

QUALITY

	Quantity	Base Number	Contract	AT	Region	England
% of FP17s for the same patient ID Re-attending within 3 months - Children	401	6,602	6.1%	10.1%	12.0%	12.3%
% of FP17s for the same patient ID Re-attending within 3 months - Adults	3,336	26,002	12.8%	14.7%	16.0%	16.7%
% of FP17s for the same patient ID Re-attending between 3 & 9 months - Children	4,198	6,602	63.6%	60.6%	58.8%	57.6%
% of FP17s for the same patient ID Re-attending between 3 & 9 months - Adults	16,766	26,002	64.5%	52.8%	51.2%	50.1%
% of FP17s for Band 1 Urgent Courses	2,255	30,966	7.3%	7.3%	8.0%	9.1%
% of FP17s Relating to Free Repair or Replacements	194	30,966	0.6%	0.8%	0.8%	0.8%
% of FP17s Relating to Continuations	475	30,966	1.5%	1.3%	1.2%	1.2%
% of Patients satisfied with the dentistry they have received	43	43	100.0%	92.4%	92.7%	92.8%
% of Patients satisfied with the time they had to wait for an appointment	40	43	93.0%	88.1%	89.1%	88.7%

* This is based on patients treated on this contract for their most recent course of treatment. Figures in italics indicate the base number of FP17s or Patient Questionnaire responses are less than 100. N/A is shown where the base number of responses is less than 10 during the period. % is calculated as Quantity/Base number*100

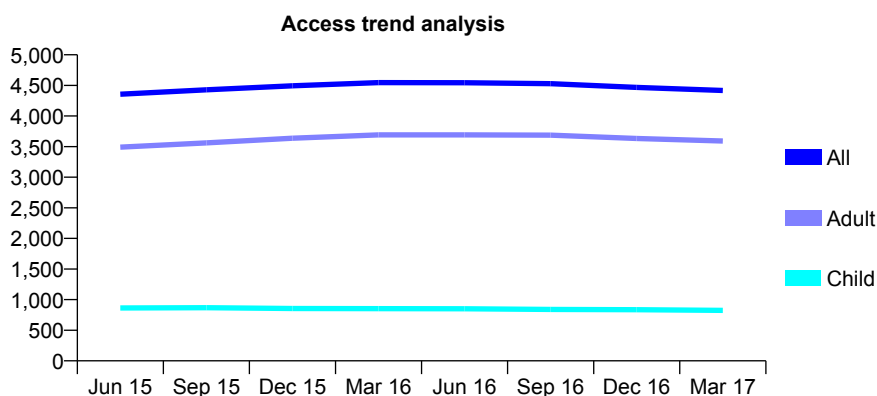
Q59 - Vital Signs At a Glance Contract Report for 144746/0001 - March 2017

Name or company name	Mr D G Norris & Miss R Dodsley
Contract type name	GDS Contract
Purpose of contract	General and Orthodontic
Contract start date	01/04/2014
Contract end date	

16/17 Contracted general activity (UDA)	15,915
Carry forward general activity (UDA)	0
16/17 Contracted orthodontic activity (UOA)	297
Carry forward orthodontic activity (UOA)	0
Baseline contract value	£331,046.88

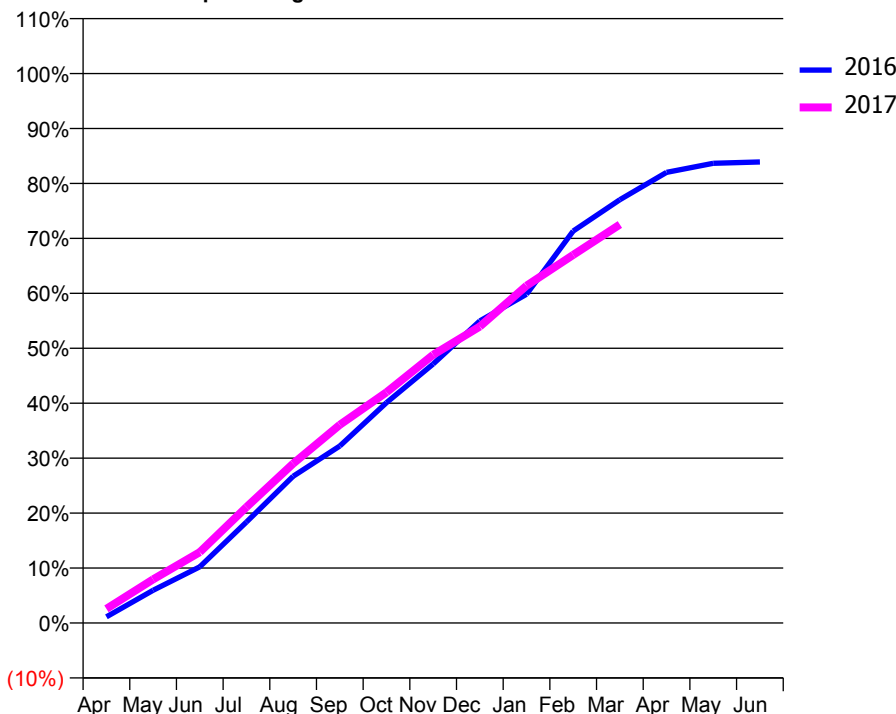
ACCESS*

Patients seen in 24 months	Total	Change since previous quarter
Quarter ending March 2016	4,546	
Quarter ending June 2016	4,543	→
Quarter ending September 2016	4,528	→
Quarter ending December 2016	4,468	↓
Quarter ending March 2017	4,417	↓
Variance since March 2016	(2.8%)	↓



ACTIVITY

Cumulative percentage of contracted UDA delivered 2016 & 2017



Month	Adjusted Scheduled Activity (UDA)	
	2016	2017
April	181	413
May	948	1,267
June	1,628	2,052
July	2,926	3,360
August	4,249	4,618
September	5,128	5,741
October	6,381	6,682
November	7,500	7,767
December	8,751	8,589
January	9,521	9,771
February	11,351	10,660
March	12,259	11,542
April	13,050	
May	13,316	
June	13,352	

QUALITY

	Quantity	Base Number	Contract	AT	Region	England
% of FP17s for the same patient ID Re-attending within 3 months - Children	194	1,644	11.8%	10.1%	12.0%	12.3%
% of FP17s for the same patient ID Re-attending within 3 months - Adults	981	5,782	17.0%	14.7%	16.0%	16.7%
% of FP17s for the same patient ID Re-attending between 3 & 9 months - Children	1,228	1,644	74.7%	60.6%	58.8%	57.6%
% of FP17s for the same patient ID Re-attending between 3 & 9 months - Adults	3,247	5,782	56.2%	52.8%	51.2%	50.1%
% of FP17s for Band 1 Urgent Courses	265	6,931	3.8%	7.3%	8.0%	9.1%
% of FP17s Relating to Free Repair or Replacements	62	6,931	0.9%	0.8%	0.8%	0.8%
% of FP17s Relating to Continuations	363	6,931	5.2%	1.3%	1.2%	1.2%
% of Patients satisfied with the dentistry they have received	7	7	N/A	92.4%	92.7%	92.8%
% of Patients satisfied with the time they had to wait for an appointment	7	7	N/A	88.1%	89.1%	88.7%

* This is based on patients treated on this contract for their most recent course of treatment. Figures in italics indicate the base number of FP17s or Patient Questionnaire responses are less than 100. N/A is shown where the base number of responses is less than 10 during the period. % is calculated as Quantity/Base number*100

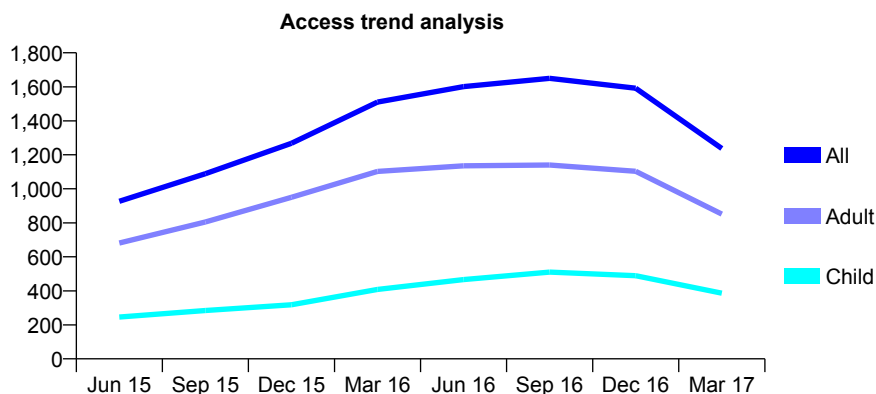
Q59 - Vital Signs At a Glance Contract Report for 146870/0002 - March 2017

Name or company name	Lincolnshire Community Health Services NI
Contract type name	PDS Contract
Purpose of contract	General
Contract start date	01/04/2014
Contract end date	30/11/2016

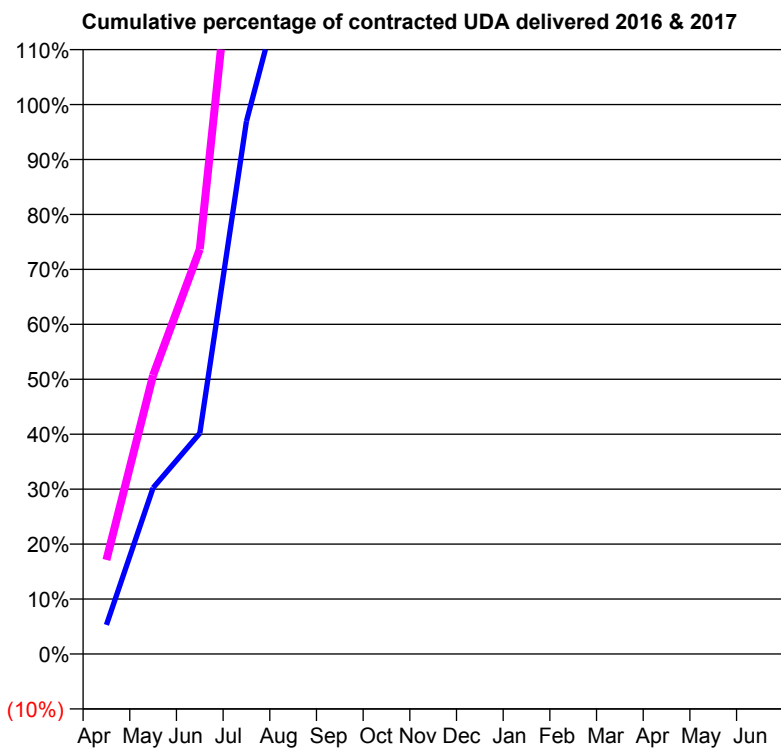
16/17 Contracted general activity (UDA)	667
Carry forward general activity (UDA)	0
16/17 Contracted orthodontic activity (UOA)	0
Carry forward orthodontic activity (UOA)	0
Baseline contract value	£1,188,197.67

ACCESS*

Patients seen in 24 months	Total	Change since previous quarter
Quarter ending March 2016	1,510	
Quarter ending June 2016	1,601	↑
Quarter ending September 2016	1,650	↑
Quarter ending December 2016	1,592	↓
Quarter ending March 2017	1,237	↓
Variance since March 2016	(18.1%)	↓



ACTIVITY



Month	Adjusted Scheduled Activity (UDA)	
	2016	2017
April	53	114
May	303	338
June	402	491
July	970	1,028
August	1,291	1,222
September	1,490	1,433
October	2,019	1,651
November	2,246	1,941
December	2,618	2,318
January	2,857	2,475
February	3,368	2,563
March	3,760	2,569
April	3,890	
May	3,926	
June	3,926	

QUALITY

	Quantity	Base Number	Contract	AT	Region	England
% of FP17s for the same patient ID Re-attending within 3 months - Children	19	546	3.5%	10.1%	12.0%	12.3%
% of FP17s for the same patient ID Re-attending within 3 months - Adults	47	784	6.0%	14.7%	16.0%	16.7%
% of FP17s for the same patient ID Re-attending between 3 & 9 months - Children	78	546	14.3%	60.6%	58.8%	57.6%
% of FP17s for the same patient ID Re-attending between 3 & 9 months - Adults	172	784	21.9%	52.8%	51.2%	50.1%
% of FP17s for Band 1 Urgent Courses	25	1,221	2.0%	7.3%	8.0%	9.1%
% of FP17s Relating to Free Repair or Replacements	0	1,221	0.0%	0.8%	0.8%	0.8%
% of FP17s Relating to Continuations	7	1,221	0.6%	1.3%	1.2%	1.2%
% of Patients satisfied with the dentistry they have received	2	2	N/A	92.4%	92.7%	92.8%
% of Patients satisfied with the time they had to wait for an appointment	1	2	N/A	88.1%	89.1%	88.7%

* This is based on patients treated on this contract for their most recent course of treatment. Figures in italics indicate the base number of FP17s or Patient Questionnaire responses are less than 100. N/A is shown where the base number of responses is less than 10 during the period. % is calculated as Quantity/Base number*100

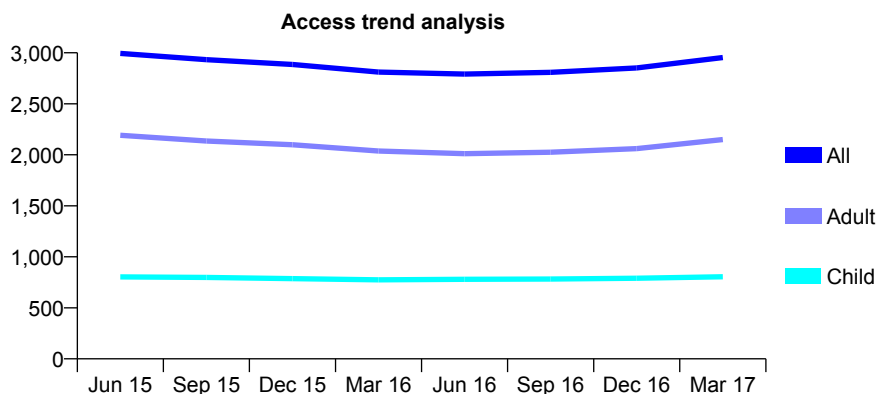
Q59 - Vital Signs At a Glance Contract Report for 147966/0002 - March 2017

Name or company name	Pure Dental Studio Ltd
Contract type name	GDS Contract
Purpose of contract	General
Contract start date	01/04/2010
Contract end date	

16/17 Contracted general activity (UDA)	6,255
Carry forward general activity (UDA)	0
16/17 Contracted orthodontic activity (UOA)	0
Carry forward orthodontic activity (UOA)	0
Baseline contract value	£187,056.10

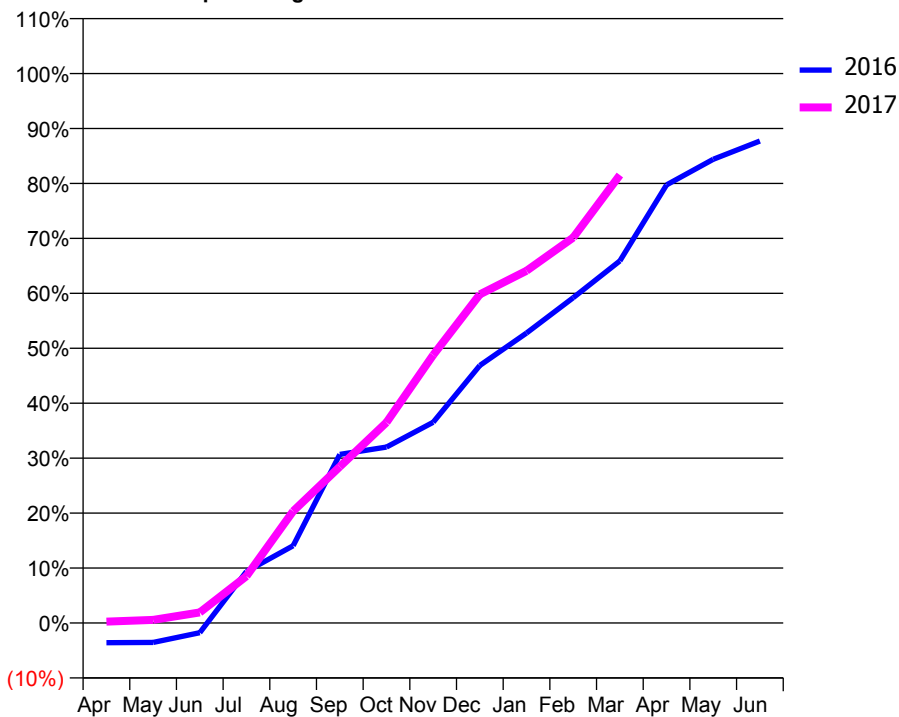
ACCESS*

Patients seen in 24 months	Total	Change since previous quarter
Quarter ending March 2016	2,811	
Quarter ending June 2016	2,791	→
Quarter ending September 2016	2,809	→
Quarter ending December 2016	2,851	→
Quarter ending March 2017	2,954	↑
Variance since March 2016	5.1%	↑



ACTIVITY

Cumulative percentage of contracted UDA delivered 2016 & 2017



Month	Adjusted Scheduled Activity (UDA)	
	2016	2017
April	-225	16
May	-223	35
June	-111	121
July	587	534
August	880	1,272
September	1,919	1,780
October	2,003	2,283
November	2,285	3,051
December	2,932	3,740
January	3,301	4,010
February	3,702	4,387
March	4,122	5,099
April	4,988	
May	5,279	
June	5,486	

QUALITY

	Quantity	Base Number	Contract	AT	Region	England
% of FP17s for the same patient ID Re-attending within 3 months - Children	101	1,337	7.6%	10.1%	12.0%	12.3%
% of FP17s for the same patient ID Re-attending within 3 months - Adults	343	3,114	11.0%	14.7%	16.0%	16.7%
% of FP17s for the same patient ID Re-attending between 3 & 9 months - Children	841	1,337	62.9%	60.6%	58.8%	57.6%
% of FP17s for the same patient ID Re-attending between 3 & 9 months - Adults	1,743	3,114	56.0%	52.8%	51.2%	50.1%
% of FP17s for Band 1 Urgent Courses	143	2,941	4.9%	7.3%	8.0%	9.1%
% of FP17s Relating to Free Repair or Replacements	27	2,941	0.9%	0.8%	0.8%	0.8%
% of FP17s Relating to Continuations	55	2,941	1.9%	1.3%	1.2%	1.2%
% of Patients satisfied with the dentistry they have received	12	14	85.7%	92.4%	92.7%	92.8%
% of Patients satisfied with the time they had to wait for an appointment	13	14	92.9%	88.1%	89.1%	88.7%

* This is based on patients treated on this contract for their most recent course of treatment. Figures in italics indicate the base number of FP17s or Patient Questionnaire responses are less than 100. N/A is shown where the base number of responses is less than 10 during the period. % is calculated as Quantity/Base number*100

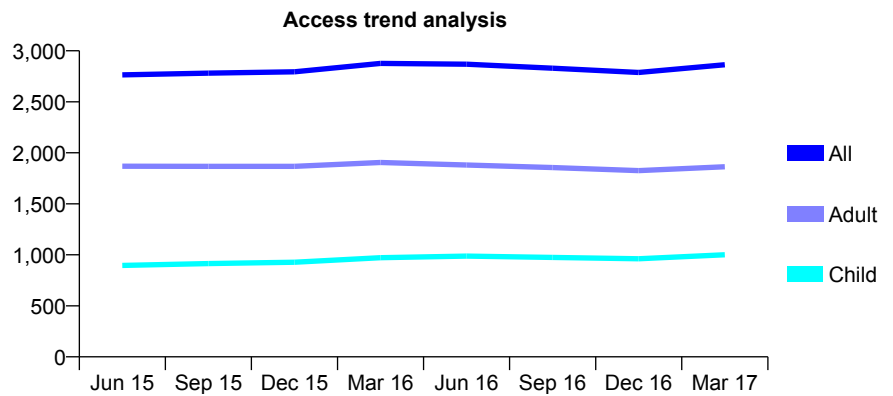
Q59 - Vital Signs At a Glance Contract Report for 149454/0001 - March 2017

Name or company name	Dental Care Clinic Limited
Contract type name	GDS Contract
Purpose of contract	General
Contract start date	01/04/2008
Contract end date	

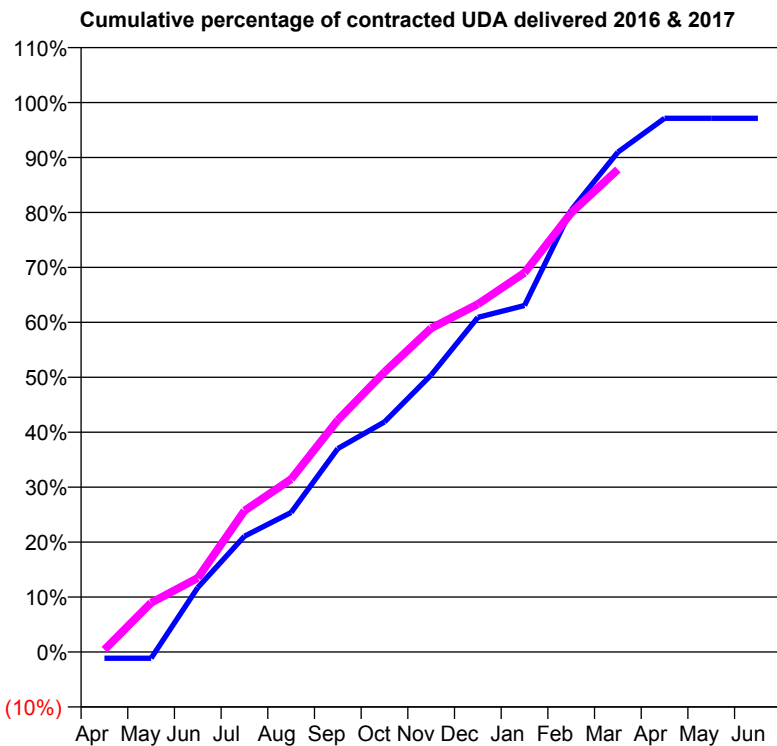
16/17 Contracted general activity (UDA)	14,330
Carry forward general activity (UDA)	395
16/17 Contracted orthodontic activity (UOA)	0
Carry forward orthodontic activity (UOA)	0
Baseline contract value	£386,426.94

ACCESS*

Patients seen in 24 months	Total	Change since previous quarter
Quarter ending March 2016	2,877	
Quarter ending June 2016	2,869	→
Quarter ending September 2016	2,829	↓
Quarter ending December 2016	2,787	↓
Quarter ending March 2017	2,864	↑
Variance since March 2016	(0.5%)	→



ACTIVITY



Month	Adjusted Scheduled Activity (UDA)	
	2016	2017
April	-158	61
May	-158	1,284
June	1,609	1,933
July	2,893	3,685
August	3,486	4,507
September	5,082	6,047
October	5,751	7,300
November	6,923	8,446
December	8,362	9,072
January	8,658	9,890
February	11,044	11,454
March	12,491	12,584
April	13,335	
May	13,335	
June	13,335	

QUALITY

	Quantity	Base Number	Contract	AT	Region	England
% of FP17s for the same patient ID Re-attending within 3 months - Children	288	1,965	14.7%	10.1%	12.0%	12.3%
% of FP17s for the same patient ID Re-attending within 3 months - Adults	922	3,306	27.9%	14.7%	16.0%	16.7%
% of FP17s for the same patient ID Re-attending between 3 & 9 months - Children	1,316	1,965	67.0%	60.6%	58.8%	57.6%
% of FP17s for the same patient ID Re-attending between 3 & 9 months - Adults	1,717	3,306	51.9%	52.8%	51.2%	50.1%
% of FP17s for Band 1 Urgent Courses	411	4,949	8.3%	7.3%	8.0%	9.1%
% of FP17s Relating to Free Repair or Replacements	76	4,949	1.5%	0.8%	0.8%	0.8%
% of FP17s Relating to Continuations	162	4,949	3.3%	1.3%	1.2%	1.2%
% of Patients satisfied with the dentistry they have received	10	10	100.0%	92.4%	92.7%	92.8%
% of Patients satisfied with the time they had to wait for an appointment	8	10	80.0%	88.1%	89.1%	88.7%

* This is based on patients treated on this contract for their most recent course of treatment. Figures in italics indicate the base number of FP17s or Patient Questionnaire responses are less than 100. N/A is shown where the base number of responses is less than 10 during the period. % is calculated as Quantity/Base number*100

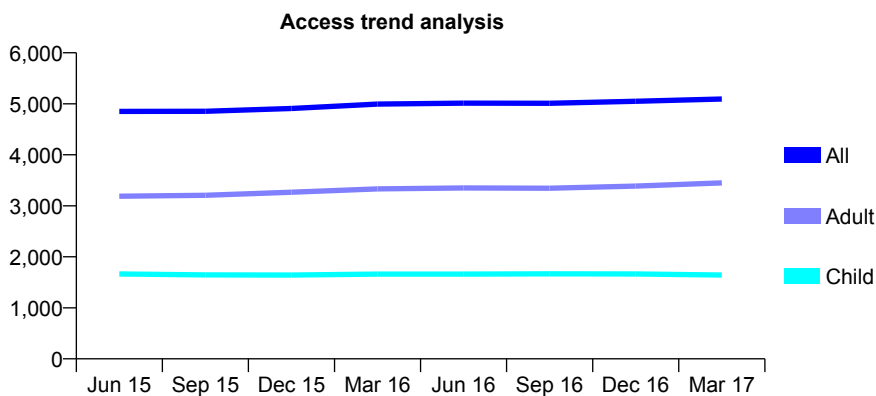
Q59 - Vital Signs At a Glance Contract Report for 151122/0001 - March 2017

Name or company name	Charlwood & Charlwood
Contract type name	GDS Contract
Purpose of contract	General
Contract start date	01/04/2006
Contract end date	

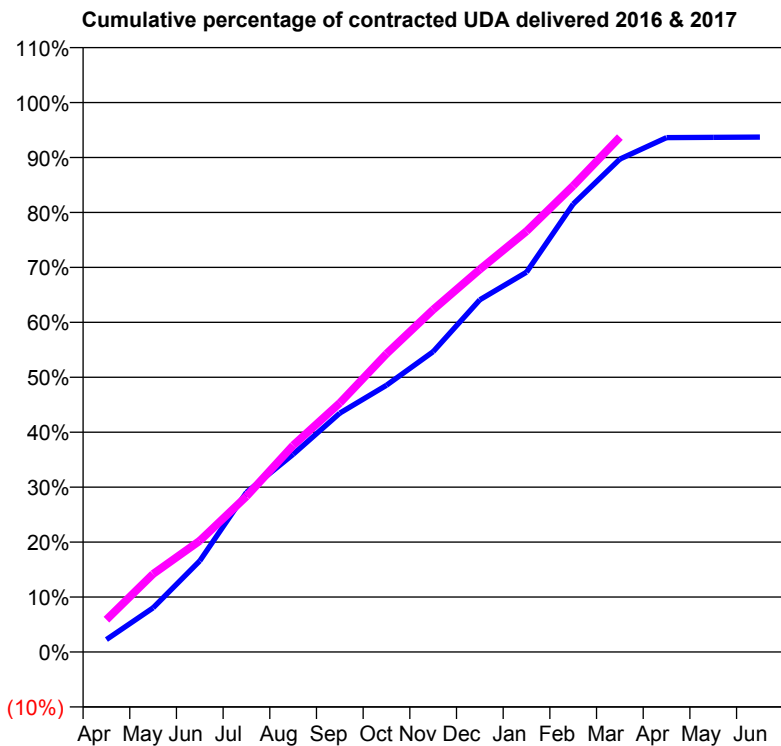
16/17 Contracted general activity (UDA)	13,350
Carry forward general activity (UDA)	-120
16/17 Contracted orthodontic activity (UOA)	0
Carry forward orthodontic activity (UOA)	0
Baseline contract value	£294,265.14

ACCESS*

Patients seen in 24 months	Total	Change since previous quarter
Quarter ending March 2016	4,994	
Quarter ending June 2016	5,012	→
Quarter ending September 2016	5,011	→
Quarter ending December 2016	5,049	→
Quarter ending March 2017	5,093	→
Variance since March 2016	2.0%	→



ACTIVITY



Month	Adjusted Scheduled Activity (UDA)	
	2016	2017
April	319	785
May	1,125	1,898
June	2,321	2,704
July	4,068	3,782
August	5,035	5,019
September	6,086	6,051
October	6,796	7,244
November	7,653	8,317
December	8,973	9,297
January	9,678	10,223
February	11,413	11,328
March	12,560	12,510
April	13,105	
May	13,113	
June	13,120	

QUALITY

	Quantity	Base Number	Contract	AT	Region	England
% of FP17s for the same patient ID Re-attending within 3 months - Children	216	2,626	8.2%	10.1%	12.0%	12.3%
% of FP17s for the same patient ID Re-attending within 3 months - Adults	962	5,234	18.4%	14.7%	16.0%	16.7%
% of FP17s for the same patient ID Re-attending between 3 & 9 months - Children	1,689	2,626	64.3%	60.6%	58.8%	57.6%
% of FP17s for the same patient ID Re-attending between 3 & 9 months - Adults	2,980	5,234	56.9%	52.8%	51.2%	50.1%
% of FP17s for Band 1 Urgent Courses	620	6,699	9.3%	7.3%	8.0%	9.1%
% of FP17s Relating to Free Repair or Replacements	87	6,699	1.3%	0.8%	0.8%	0.8%
% of FP17s Relating to Continuations	27	6,699	0.4%	1.3%	1.2%	1.2%
% of Patients satisfied with the dentistry they have received	9	10	90.0%	92.4%	92.7%	92.8%
% of Patients satisfied with the time they had to wait for an appointment	9	10	90.0%	88.1%	89.1%	88.7%

* This is based on patients treated on this contract for their most recent course of treatment. Figures in italics indicate the base number of FP17s or Patient Questionnaire responses are less than 100. N/A is shown where the base number of responses is less than 10 during the period. % is calculated as Quantity/Base number*100

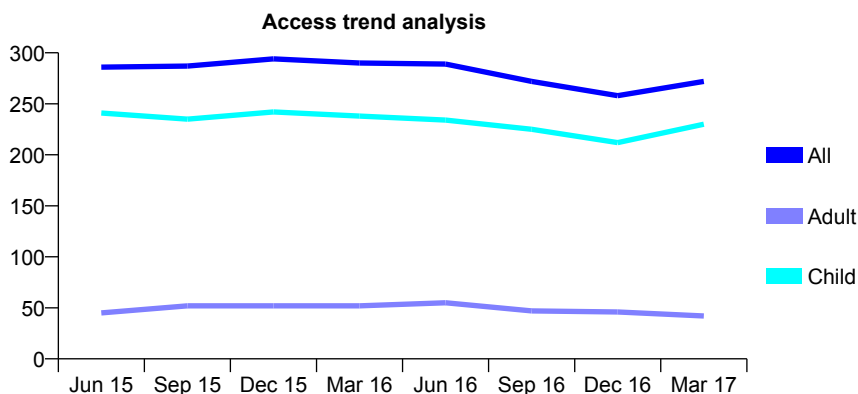
Q59 - Vital Signs At a Glance Contract Report for 151653/0001 - March 2017

Name or company name	The Forum Practice Ltd
Contract type name	GDS Contract
Purpose of contract	General and Orthodontic
Contract start date	01/10/2011
Contract end date	

16/17 Contracted general activity (UDA)	500
Carry forward general activity (UDA)	20
16/17 Contracted orthodontic activity (UOA)	1,206
Carry forward orthodontic activity (UOA)	0
Baseline contract value	£88,477.80

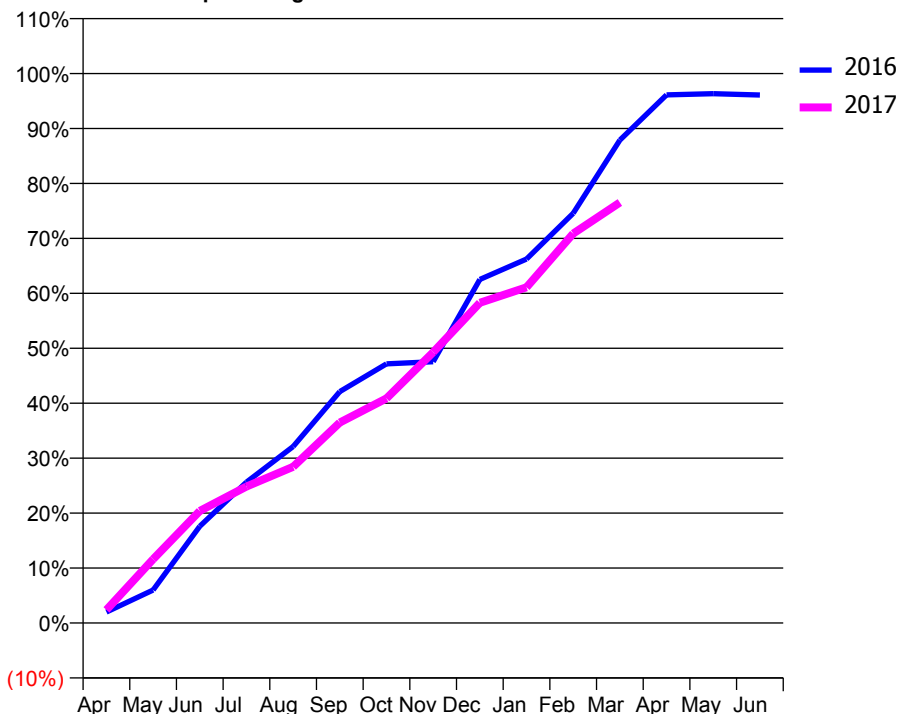
ACCESS*

Patients seen in 24 months	Total	Change since previous quarter
Quarter ending March 2016	290	
Quarter ending June 2016	289	→
Quarter ending September 2016	272	↓
Quarter ending December 2016	258	↓
Quarter ending March 2017	272	↑
Variance since March 2016	(6.2%)	↓



ACTIVITY

Cumulative percentage of contracted UDA delivered 2016 & 2017



Adjusted Scheduled Activity (UDA)

Month	2016	2017
April	10	12
May	30	58
June	88	102
July	128	124
August	161	142
September	211	182
October	236	204
November	238	246
December	313	291
January	331	305
February	373	354
March	439	383
April	481	
May	482	
June	480	

QUALITY

	Quantity	Base Number	Contract	AT	Region	England
% of FP17s for the same patient ID Re-attending within 3 months - Children	40	611	6.5%	10.1%	12.0%	12.3%
% of FP17s for the same patient ID Re-attending within 3 months - Adults	1	18	5.6%	14.7%	16.0%	16.7%
% of FP17s for the same patient ID Re-attending between 3 & 9 months - Children	230	611	37.6%	60.6%	58.8%	57.6%
% of FP17s for the same patient ID Re-attending between 3 & 9 months - Adults	8	18	44.4%	52.8%	51.2%	50.1%
% of FP17s for Band 1 Urgent Courses	3	308	1.0%	7.3%	8.0%	9.1%
% of FP17s Relating to Free Repair or Replacements	0	308	0.0%	0.8%	0.8%	0.8%
% of FP17s Relating to Continuations	7	308	2.3%	1.3%	1.2%	1.2%
% of Patients satisfied with the dentistry they have received	1	1	N/A	92.4%	92.7%	92.8%
% of Patients satisfied with the time they had to wait for an appointment	1	1	N/A	88.1%	89.1%	88.7%

* This is based on patients treated on this contract for their most recent course of treatment. Figures in italics indicate the base number of FP17s or Patient Questionnaire responses are less than 100. N/A is shown where the base number of responses is less than 10 during the period. % is calculated as Quantity/Base number*100

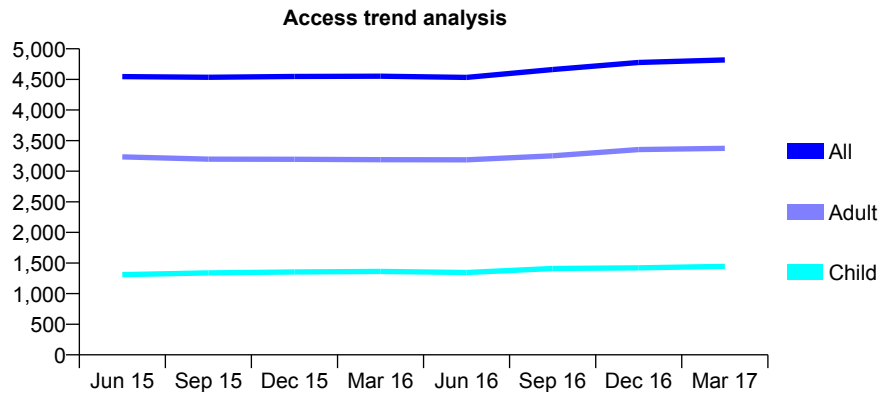
Q59 - Vital Signs At a Glance Contract Report for 153370/0001 - March 2017

Name or company name	Mrs K Attwall and Miss K Sadhra
Contract type name	GDS Contract
Purpose of contract	General and Orthodontic
Contract start date	01/04/2009
Contract end date	

16/17 Contracted general activity (UDA)	14,588
Carry forward general activity (UDA)	337
16/17 Contracted orthodontic activity (UOA)	273
Carry forward orthodontic activity (UOA)	0
Baseline contract value	£371,540.49

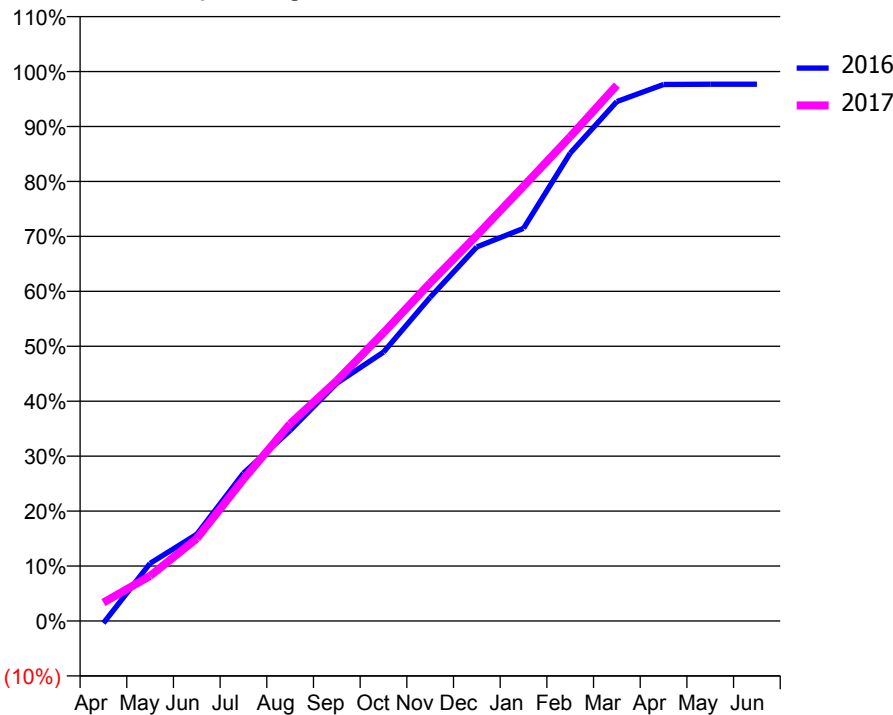
ACCESS*

Patients seen in 24 months	Total	Change since previous quarter
Quarter ending March 2016	4,552	
Quarter ending June 2016	4,533	→
Quarter ending September 2016	4,662	↑
Quarter ending December 2016	4,776	↑
Quarter ending March 2017	4,818	→
Variance since March 2016	5.8%	↑



ACTIVITY

Cumulative percentage of contracted UDA delivered 2016 & 2017



Month	Adjusted Scheduled Activity (UDA)	
	2016	2017
April	-57	491
May	1,531	1,200
June	2,303	2,189
July	3,925	3,766
August	5,061	5,236
September	6,313	6,381
October	7,140	7,653
November	8,594	8,977
December	9,931	10,241
January	10,424	11,542
February	12,419	12,860
March	13,790	14,225
April	14,242	
May	14,251	
June	14,251	

QUALITY

	Quantity	Base Number	Contract	AT	Region	England
% of FP17s for the same patient ID Re-attending within 3 months - Children	255	2,470	10.3%	10.1%	12.0%	12.3%
% of FP17s for the same patient ID Re-attending within 3 months - Adults	838	5,362	15.6%	14.7%	16.0%	16.7%
% of FP17s for the same patient ID Re-attending between 3 & 9 months - Children	1,540	2,470	62.3%	60.6%	58.8%	57.6%
% of FP17s for the same patient ID Re-attending between 3 & 9 months - Adults	3,160	5,362	58.9%	52.8%	51.2%	50.1%
% of FP17s for Band 1 Urgent Courses	467	7,584	6.2%	7.3%	8.0%	9.1%
% of FP17s Relating to Free Repair or Replacements	57	7,584	0.8%	0.8%	0.8%	0.8%
% of FP17s Relating to Continuations	109	7,584	1.4%	1.3%	1.2%	1.2%
% of Patients satisfied with the dentistry they have received	6	6	N/A	92.4%	92.7%	92.8%
% of Patients satisfied with the time they had to wait for an appointment	6	6	N/A	88.1%	89.1%	88.7%

* This is based on patients treated on this contract for their most recent course of treatment. Figures in italics indicate the base number of FP17s or Patient Questionnaire responses are less than 100. N/A is shown where the base number of responses is less than 10 during the period. % is calculated as Quantity/Base number*100

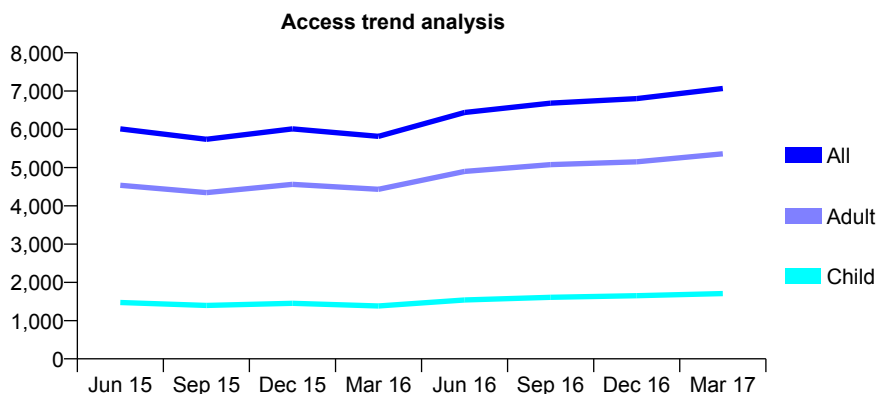
Q59 - Vital Signs At a Glance Contract Report for 153796/0002 - March 2017

Name or company name	Smile Centre (Boston) Ltd
Contract type name	GDS Contract
Purpose of contract	General
Contract start date	01/04/2013
Contract end date	

16/17 Contracted general activity (UDA)	25,200
Carry forward general activity (UDA)	0
16/17 Contracted orthodontic activity (UOA)	0
Carry forward orthodontic activity (UOA)	0
Baseline contract value	£660,516.71

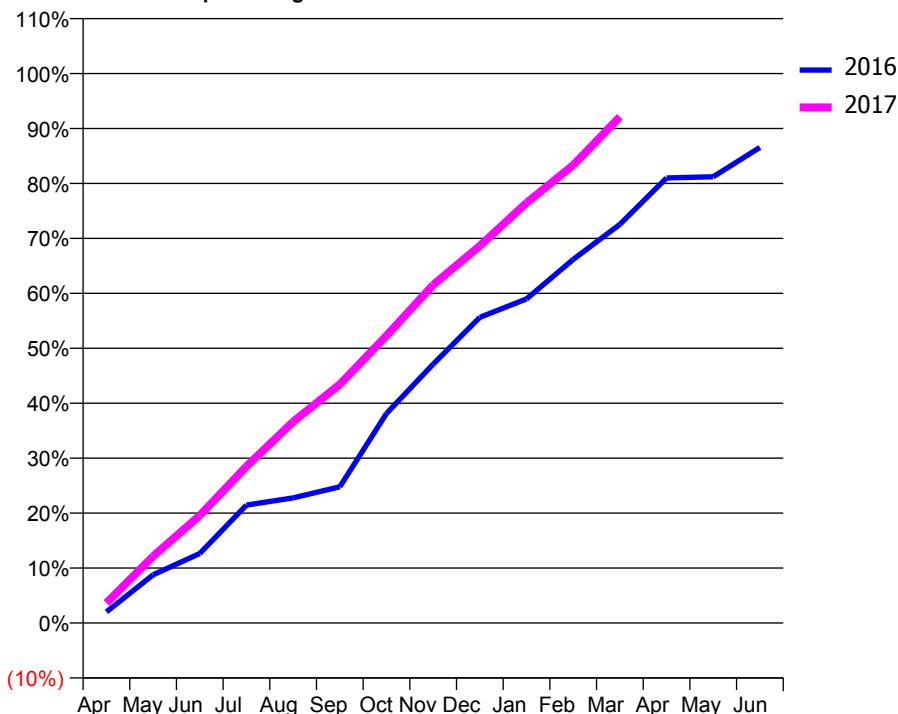
ACCESS*

Patients seen in 24 months	Total	Change since previous quarter
Quarter ending March 2016	5,815	
Quarter ending June 2016	6,439	↑
Quarter ending September 2016	6,684	↑
Quarter ending December 2016	6,801	→
Quarter ending March 2017	7,066	↑
Variance since March 2016	21.5%	↑



ACTIVITY

Cumulative percentage of contracted UDA delivered 2016 & 2017



Month	Adjusted Scheduled Activity (UDA)	
	2016	2017
April	432	923
May	1,862	3,061
June	2,681	4,933
July	4,552	7,183
August	4,826	9,230
September	5,255	10,945
October	8,083	13,177
November	9,986	15,506
December	11,795	17,294
January	12,505	19,264
February	14,028	20,997
March	15,378	23,213
April	17,171	
May	17,215	
June	18,346	

QUALITY

	Quantity	Base Number	Contract	AT	Region	England
% of FP17s for the same patient ID Re-attending within 3 months - Children	316	2,629	12.0%	10.1%	12.0%	12.3%
% of FP17s for the same patient ID Re-attending within 3 months - Adults	1,232	7,051	17.5%	14.7%	16.0%	16.7%
% of FP17s for the same patient ID Re-attending between 3 & 9 months - Children	1,139	2,629	43.3%	60.6%	58.8%	57.6%
% of FP17s for the same patient ID Re-attending between 3 & 9 months - Adults	2,228	7,051	31.6%	52.8%	51.2%	50.1%
% of FP17s for Band 1 Urgent Courses	2,031	8,485	23.9%	7.3%	8.0%	9.1%
% of FP17s Relating to Free Repair or Replacements	54	8,485	0.6%	0.8%	0.8%	0.8%
% of FP17s Relating to Continuations	39	8,485	0.5%	1.3%	1.2%	1.2%
% of Patients satisfied with the dentistry they have received	15	16	93.8%	92.4%	92.7%	92.8%
% of Patients satisfied with the time they had to wait for an appointment	14	16	87.5%	88.1%	89.1%	88.7%

* This is based on patients treated on this contract for their most recent course of treatment. Figures in italics indicate the base number of FP17s or Patient Questionnaire responses are less than 100. N/A is shown where the base number of responses is less than 10 during the period. % is calculated as Quantity/Base number*100

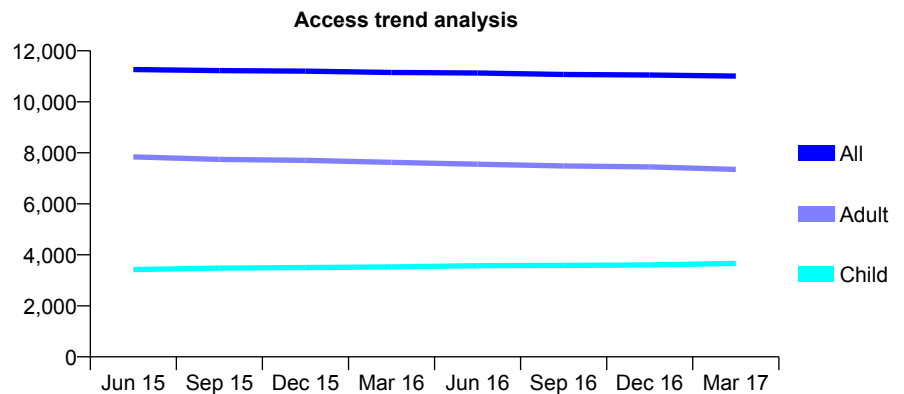
Q59 - Vital Signs At a Glance Contract Report for 153931/0001 - March 2017

Name or company name	Wong, Wallbuton, Eastwood, Ashraf & But
Contract type name	GDS Contract
Purpose of contract	General and Orthodontic
Contract start date	01/04/2006
Contract end date	

16/17 Contracted general activity (UDA)	29,000
Carry forward general activity (UDA)	0
16/17 Contracted orthodontic activity (UOA)	524
Carry forward orthodontic activity (UOA)	0
Baseline contract value	£674,033.24

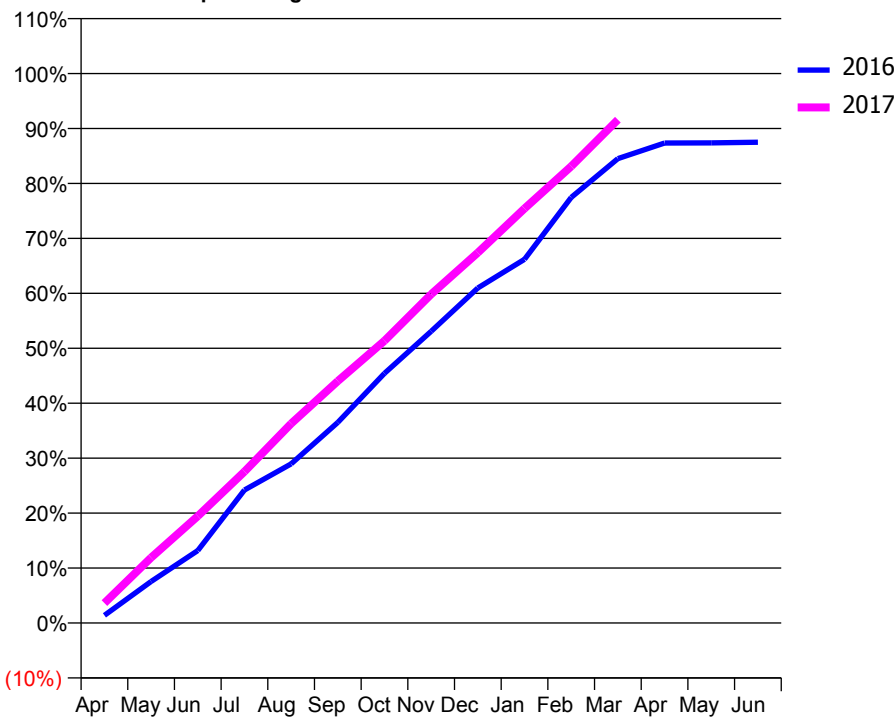
ACCESS*

Patients seen in 24 months	Total	Change since previous quarter
Quarter ending March 2016	11,152	
Quarter ending June 2016	11,131	→
Quarter ending September 2016	11,070	→
Quarter ending December 2016	11,052	→
Quarter ending March 2017	11,011	→
Variance since March 2016	(1.3%)	↓



ACTIVITY

Cumulative percentage of contracted UDA delivered 2016 & 2017



Month	Adjusted Scheduled Activity (UDA)	
	2016	2017
April	452	1,051
May	2,458	3,454
June	4,286	5,641
July	7,864	7,988
August	9,411	10,523
September	11,864	12,770
October	14,767	14,895
November	17,254	17,351
December	19,815	19,550
January	21,510	21,877
February	25,170	24,098
March	27,465	26,563
April	28,387	
May	28,394	
June	28,436	

QUALITY

	Quantity	Base Number	Contract	AT	Region	England
% of FP17s for the same patient ID Re-attending within 3 months - Children	387	5,984	6.5%	10.1%	12.0%	12.3%
% of FP17s for the same patient ID Re-attending within 3 months - Adults	1,183	11,132	10.6%	14.7%	16.0%	16.7%
% of FP17s for the same patient ID Re-attending between 3 & 9 months - Children	4,167	5,984	69.6%	60.6%	58.8%	57.6%
% of FP17s for the same patient ID Re-attending between 3 & 9 months - Adults	6,940	11,132	62.3%	52.8%	51.2%	50.1%
% of FP17s for Band 1 Urgent Courses	725	15,420	4.7%	7.3%	8.0%	9.1%
% of FP17s Relating to Free Repair or Replacements	168	15,420	1.1%	0.8%	0.8%	0.8%
% of FP17s Relating to Continuations	139	15,420	0.9%	1.3%	1.2%	1.2%
% of Patients satisfied with the dentistry they have received	11	14	78.6%	92.4%	92.7%	92.8%
% of Patients satisfied with the time they had to wait for an appointment	12	14	85.7%	88.1%	89.1%	88.7%

* This is based on patients treated on this contract for their most recent course of treatment. Figures in italics indicate the base number of FP17s or Patient Questionnaire responses are less than 100. N/A is shown where the base number of responses is less than 10 during the period. % is calculated as Quantity/Base number*100

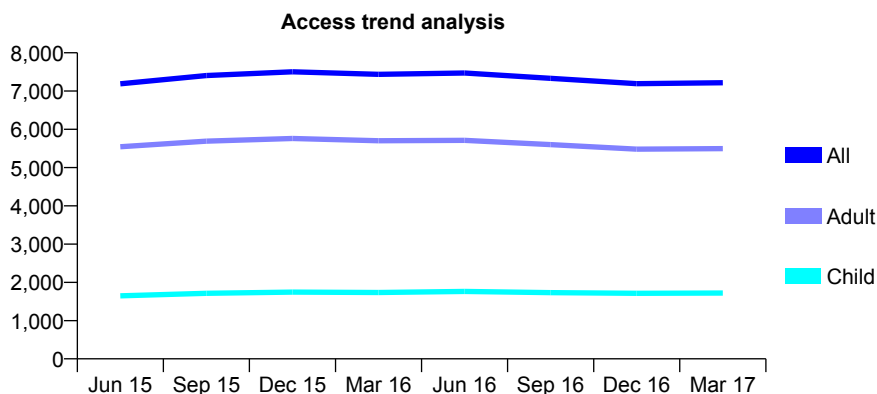
Q59 - Vital Signs At a Glance Contract Report for 156132/0001 - March 2017

Name or company name	S Lidder & S Chahal T/A Lutterworth DP
Contract type name	GDS Contract
Purpose of contract	General
Contract start date	01/08/2013
Contract end date	

16/17 Contracted general activity (UDA)	21,326
Carry forward general activity (UDA)	-367
16/17 Contracted orthodontic activity (UOA)	0
Carry forward orthodontic activity (UOA)	0
Baseline contract value	£479,400.28

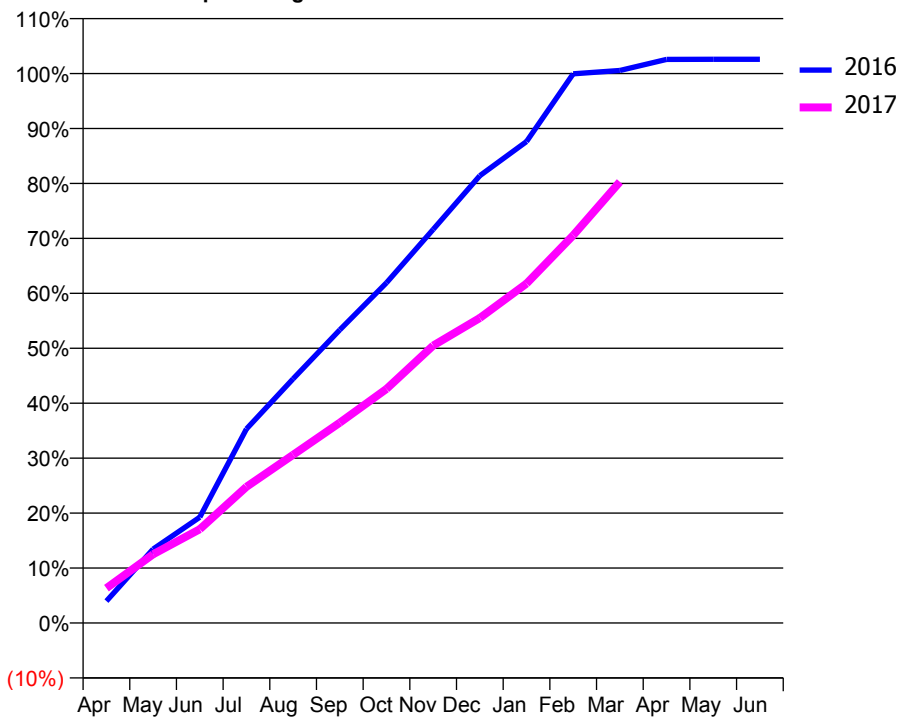
ACCESS*

Patients seen in 24 months	Total	Change since previous quarter
Quarter ending March 2016	7,436	
Quarter ending June 2016	7,473	→
Quarter ending September 2016	7,331	↓
Quarter ending December 2016	7,193	↓
Quarter ending March 2017	7,216	→
Variance since March 2016	(3.0%)	↓



ACTIVITY

Cumulative percentage of contracted UDA delivered 2016 & 2017



Month	Adjusted Scheduled Activity (UDA)	
	2016	2017
April	732	1,355
May	2,465	2,669
June	3,527	3,642
July	6,474	5,285
August	8,144	6,527
September	9,775	7,775
October	11,348	9,087
November	13,127	10,765
December	14,920	11,839
January	16,058	13,173
February	18,313	15,049
March	18,428	17,120
April	18,796	
May	18,800	
June	18,800	

QUALITY

	Quantity	Base Number	Contract	AT	Region	England
% of FP17s for the same patient ID Re-attending within 3 months - Children	163	2,790	5.8%	10.1%	12.0%	12.3%
% of FP17s for the same patient ID Re-attending within 3 months - Adults	1,006	7,173	14.0%	14.7%	16.0%	16.7%
% of FP17s for the same patient ID Re-attending between 3 & 9 months - Children	1,874	2,790	67.2%	60.6%	58.8%	57.6%
% of FP17s for the same patient ID Re-attending between 3 & 9 months - Adults	3,164	7,173	44.1%	52.8%	51.2%	50.1%
% of FP17s for Band 1 Urgent Courses	616	9,505	6.5%	7.3%	8.0%	9.1%
% of FP17s Relating to Free Repair or Replacements	96	9,505	1.0%	0.8%	0.8%	0.8%
% of FP17s Relating to Continuations	28	9,505	0.3%	1.3%	1.2%	1.2%
% of Patients satisfied with the dentistry they have received	10	11	90.9%	92.4%	92.7%	92.8%
% of Patients satisfied with the time they had to wait for an appointment	9	11	81.8%	88.1%	89.1%	88.7%

* This is based on patients treated on this contract for their most recent course of treatment. Figures in italics indicate the base number of FP17s or Patient Questionnaire responses are less than 100. N/A is shown where the base number of responses is less than 10 during the period. % is calculated as Quantity/Base number*100

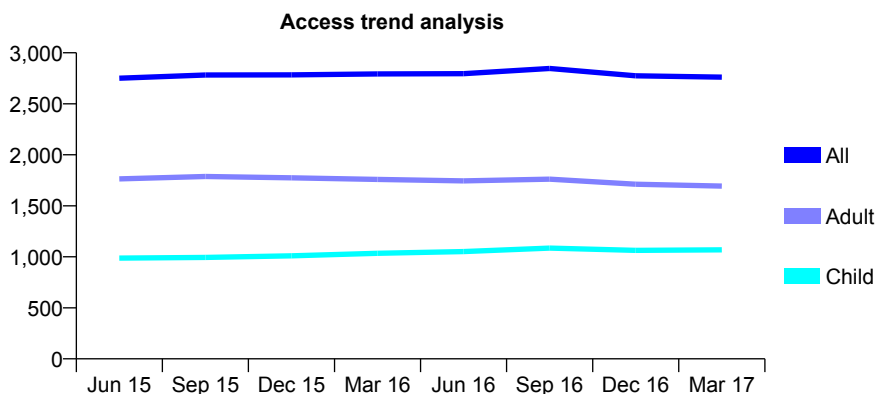
Q59 - Vital Signs At a Glance Contract Report for 157813/0001 - March 2017

Name or company name	H.S. Virdee (Home Farm) Ltd.
Contract type name	GDS Contract
Purpose of contract	General and Orthodontic
Contract start date	01/09/2009
Contract end date	

16/17 Contracted general activity (UDA)	8,401
Carry forward general activity (UDA)	-136
16/17 Contracted orthodontic activity (UOA)	125
Carry forward orthodontic activity (UOA)	0
Baseline contract value	£219,582.92

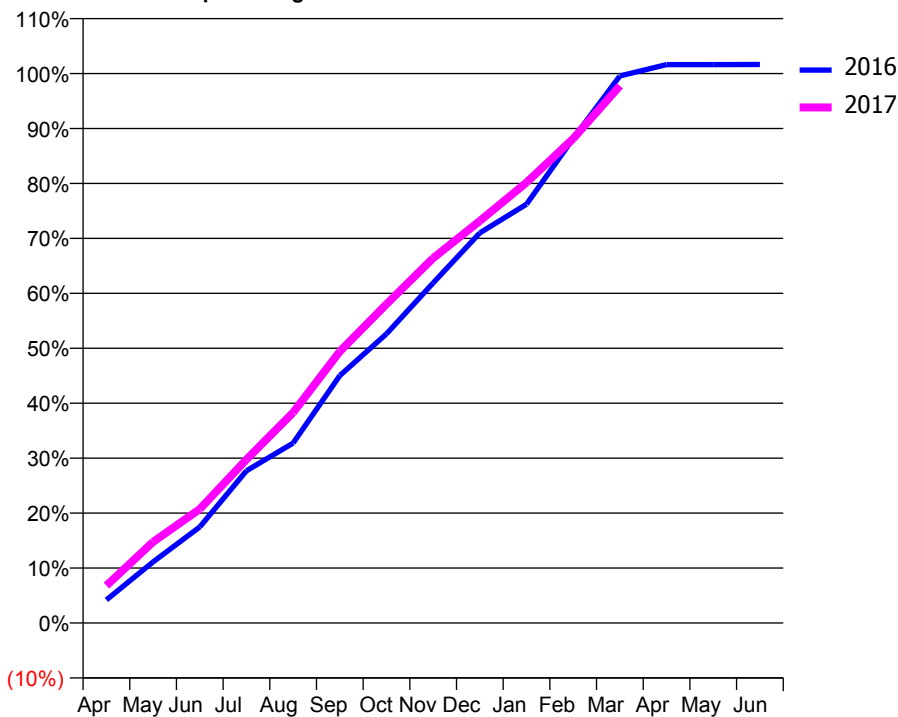
ACCESS*

Patients seen in 24 months	Total	Change since previous quarter
Quarter ending March 2016	2,793	
Quarter ending June 2016	2,796	→
Quarter ending September 2016	2,847	→
Quarter ending December 2016	2,775	↓
Quarter ending March 2017	2,761	→
Variance since March 2016	(1.1%)	↓



ACTIVITY

Cumulative percentage of contracted UDA delivered 2016 & 2017



Month	Adjusted Scheduled Activity (UDA)	
	2016	2017
April	348	572
May	918	1,241
June	1,442	1,742
July	2,285	2,501
August	2,701	3,219
September	3,715	4,152
October	4,342	4,875
November	5,106	5,578
December	5,858	6,147
January	6,288	6,734
February	7,276	7,405
March	8,215	8,212
April	8,384	
May	8,384	
June	8,387	

QUALITY

	Quantity	Base Number	Contract	AT	Region	England
% of FP17s for the same patient ID Re-attending within 3 months - Children	72	1,310	5.5%	10.1%	12.0%	12.3%
% of FP17s for the same patient ID Re-attending within 3 months - Adults	247	1,955	12.6%	14.7%	16.0%	16.7%
% of FP17s for the same patient ID Re-attending between 3 & 9 months - Children	590	1,310	45.0%	60.6%	58.8%	57.6%
% of FP17s for the same patient ID Re-attending between 3 & 9 months - Adults	876	1,955	44.8%	52.8%	51.2%	50.1%
% of FP17s for Band 1 Urgent Courses	104	2,695	3.9%	7.3%	8.0%	9.1%
% of FP17s Relating to Free Repair or Replacements	11	2,695	0.4%	0.8%	0.8%	0.8%
% of FP17s Relating to Continuations	51	2,695	1.9%	1.3%	1.2%	1.2%
% of Patients satisfied with the dentistry they have received	1	2	N/A	92.4%	92.7%	92.8%
% of Patients satisfied with the time they had to wait for an appointment	2	2	N/A	88.1%	89.1%	88.7%

* This is based on patients treated on this contract for their most recent course of treatment. Figures in italics indicate the base number of FP17s or Patient Questionnaire responses are less than 100. N/A is shown where the base number of responses is less than 10 during the period. % is calculated as Quantity/Base number*100

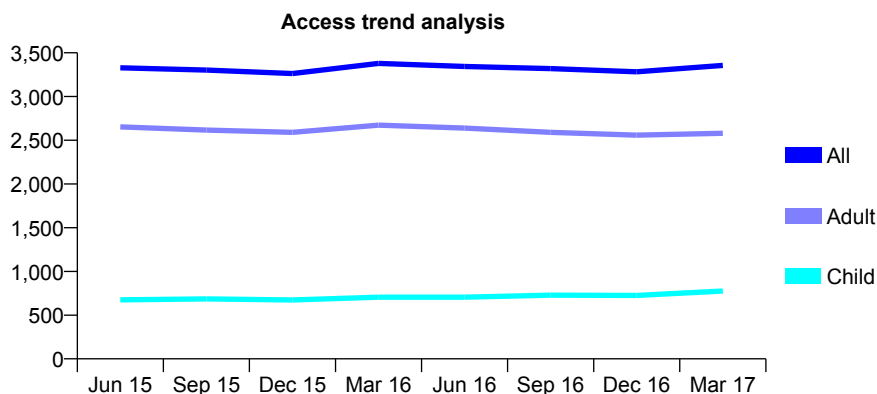
Q59 - Vital Signs At a Glance Contract Report for 159212/0001 - March 2017

Name or company name	J Ahmad, M Hallen, A Persson & A Alfreds
Contract type name	GDS Contract
Purpose of contract	General
Contract start date	05/10/2009
Contract end date	

16/17 Contracted general activity (UDA)	9,188
Carry forward general activity (UDA)	0
16/17 Contracted orthodontic activity (UOA)	0
Carry forward orthodontic activity (UOA)	0
Baseline contract value	£230,196.82

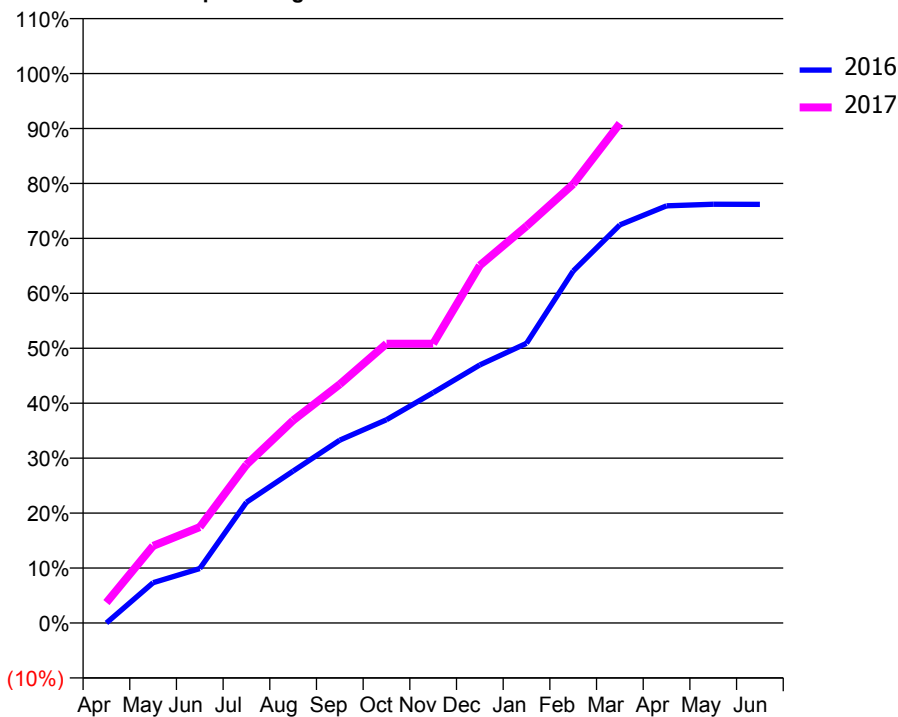
ACCESS*

Patients seen in 24 months	Total	Change since previous quarter
Quarter ending March 2016	3,378	
Quarter ending June 2016	3,344	↓
Quarter ending September 2016	3,319	→
Quarter ending December 2016	3,283	↓
Quarter ending March 2017	3,356	↑
Variance since March 2016	(0.7%)	→



ACTIVITY

Cumulative percentage of contracted UDA delivered 2016 & 2017



Adjusted Scheduled Activity (UDA)

Month	2016	2017
April	0	343
May	857	1,289
June	1,158	1,605
July	2,570	2,649
August	3,233	3,387
September	3,891	3,993
October	4,323	4,669
November	4,899	4,669
December	5,490	5,979
January	5,950	6,636
February	7,486	7,339
March	8,468	8,353
April	8,874	
May	8,906	
June	8,905	

QUALITY

	Quantity	Base Number	Contract	AT	Region	England
% of FP17s for the same patient ID Re-attending within 3 months - Children	68	1,202	5.7%	10.1%	12.0%	12.3%
% of FP17s for the same patient ID Re-attending within 3 months - Adults	423	3,821	11.1%	14.7%	16.0%	16.7%
% of FP17s for the same patient ID Re-attending between 3 & 9 months - Children	753	1,202	62.6%	60.6%	58.8%	57.6%
% of FP17s for the same patient ID Re-attending between 3 & 9 months - Adults	2,388	3,821	62.5%	52.8%	51.2%	50.1%
% of FP17s for Band 1 Urgent Courses	190	4,775	4.0%	7.3%	8.0%	9.1%
% of FP17s Relating to Free Repair or Replacements	35	4,775	0.7%	0.8%	0.8%	0.8%
% of FP17s Relating to Continuations	65	4,775	1.4%	1.3%	1.2%	1.2%
% of Patients satisfied with the dentistry they have received	5	5	N/A	92.4%	92.7%	92.8%
% of Patients satisfied with the time they had to wait for an appointment	5	5	N/A	88.1%	89.1%	88.7%

* This is based on patients treated on this contract for their most recent course of treatment. Figures in italics indicate the base number of FP17s or Patient Questionnaire responses are less than 100. N/A is shown where the base number of responses is less than 10 during the period. % is calculated as Quantity/Base number*100

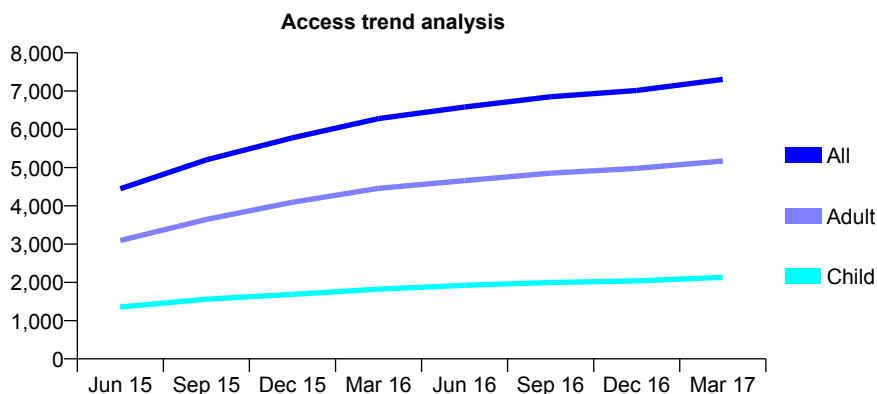
Q59 - Vital Signs At a Glance Contract Report for 160652/0001 - March 2017

Name or company name	Carillon Dental Care Limited
Contract type name	Pilot Contract
Purpose of contract	General
Contract start date	01/05/2014
Contract end date	

16/17 Contracted general activity (UDA)	21,417
Carry forward general activity (UDA)	0
16/17 Contracted orthodontic activity (UOA)	0
Carry forward orthodontic activity (UOA)	0
Baseline contract value	£548,639.43

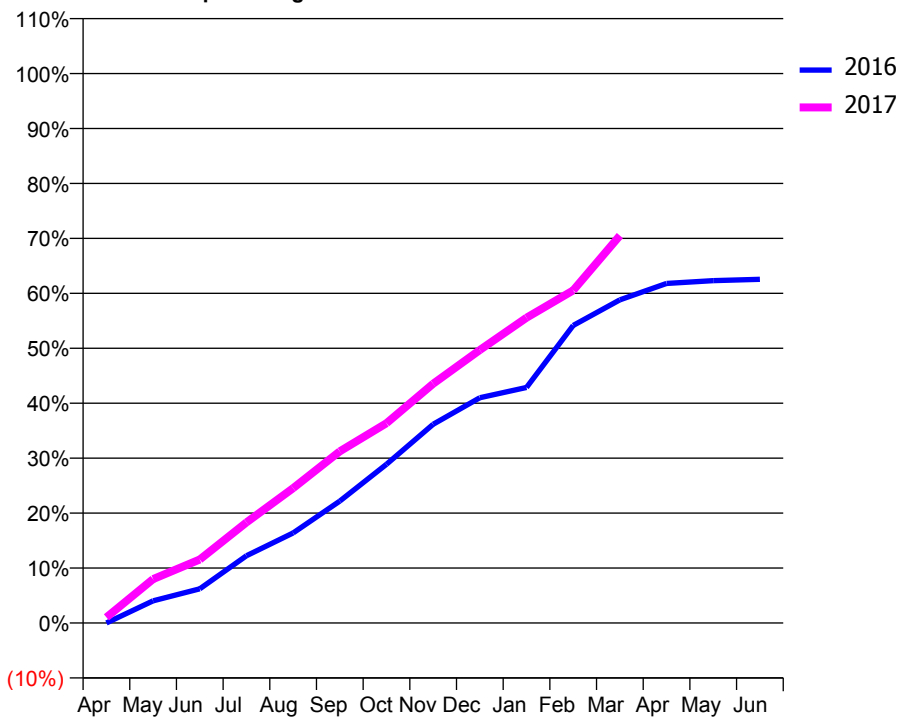
ACCESS*

Patients seen in 24 months	Total	Change since previous quarter
Quarter ending March 2016	6,279	
Quarter ending June 2016	6,582	↑
Quarter ending September 2016	6,851	↑
Quarter ending December 2016	7,016	↑
Quarter ending March 2017	7,303	↑
Variance since March 2016	16.3%	↑



ACTIVITY

Cumulative percentage of contracted UDA delivered 2016 & 2017



Month	Adjusted Scheduled Activity (UDA)	
	2016	2017
April	0	220
May	866	1,714
June	1,335	2,474
July	2,623	3,921
August	3,510	5,257
September	4,754	6,693
October	6,189	7,788
November	7,748	9,326
December	8,781	10,642
January	9,179	11,901
February	11,596	12,965
March	12,594	15,102
April	13,233	
May	13,345	
June	13,396	

QUALITY

	Quantity	Base Number	Contract	AT	Region	England
% of FP17s for the same patient ID Re-attending within 3 months - Children	146	2,667	5.5%	10.1%	12.0%	12.3%
% of FP17s for the same patient ID Re-attending within 3 months - Adults	557	5,071	11.0%	14.7%	16.0%	16.7%
% of FP17s for the same patient ID Re-attending between 3 & 9 months - Children	1,192	2,667	44.7%	60.6%	58.8%	57.6%
% of FP17s for the same patient ID Re-attending between 3 & 9 months - Adults	1,422	5,071	28.0%	52.8%	51.2%	50.1%
% of FP17s for Band 1 Urgent Courses	275	7,201	3.8%	7.3%	8.0%	9.1%
% of FP17s Relating to Free Repair or Replacements	42	7,201	0.6%	0.8%	0.8%	0.8%
% of FP17s Relating to Continuations	44	7,201	0.6%	1.3%	1.2%	1.2%
% of Patients satisfied with the dentistry they have received	3	3	N/A	92.4%	92.7%	92.8%
% of Patients satisfied with the time they had to wait for an appointment	3	3	N/A	88.1%	89.1%	88.7%

* This is based on patients treated on this contract for their most recent course of treatment. Figures in italics indicate the base number of FP17s or Patient Questionnaire responses are less than 100. N/A is shown where the base number of responses is less than 10 during the period. % is calculated as Quantity/Base number*100

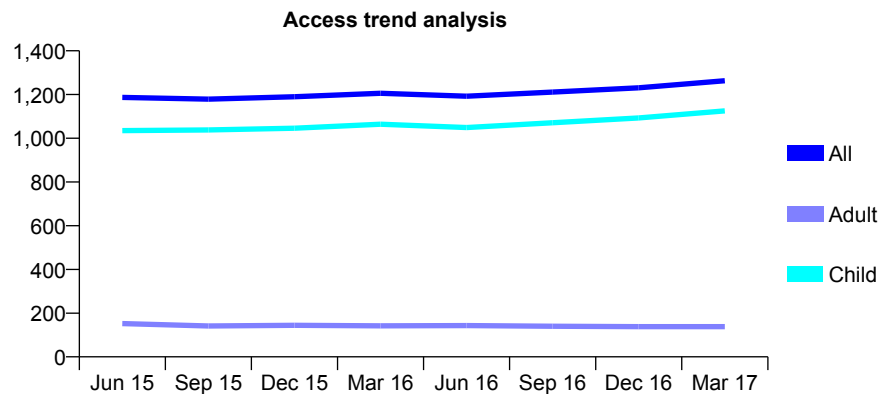
Q59 - Vital Signs At a Glance Contract Report for 161047/0001 - March 2017

Name or company name	Mr M Koria & Mrs S Moncur
Contract type name	GDS Contract
Purpose of contract	General
Contract start date	01/05/2012
Contract end date	

16/17 Contracted general activity (UDA)	2,950
Carry forward general activity (UDA)	69
16/17 Contracted orthodontic activity (UOA)	0
Carry forward orthodontic activity (UOA)	0
Baseline contract value	£67,968.40

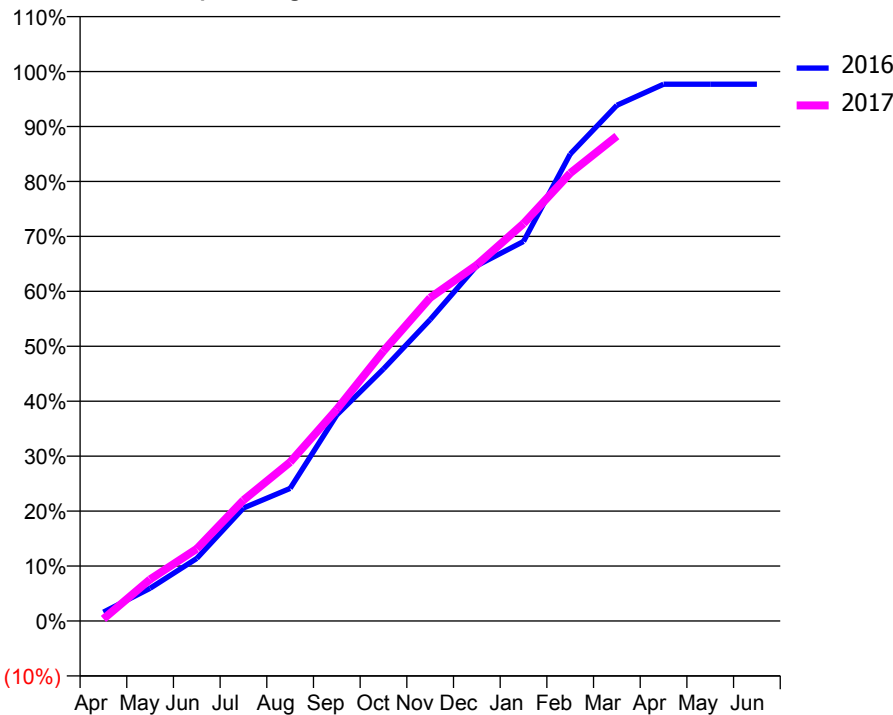
ACCESS*

Patients seen in 24 months	Total	Change since previous quarter
Quarter ending March 2016	1,206	
Quarter ending June 2016	1,192	↓
Quarter ending September 2016	1,211	→
Quarter ending December 2016	1,231	→
Quarter ending March 2017	1,263	↑
Variance since March 2016	4.7%	↑



ACTIVITY

Cumulative percentage of contracted UDA delivered 2016 & 2017



Month	Adjusted Scheduled Activity (UDA)	
	2016	2017
April	47	11
May	175	223
June	336	387
July	607	649
August	712	853
September	1,106	1,136
October	1,353	1,449
November	1,618	1,736
December	1,908	1,912
January	2,037	2,133
February	2,507	2,404
March	2,769	2,603
April	2,881	
May	2,881	
June	2,881	

QUALITY

	Quantity	Base Number	Contract	AT	Region	England
% of FP17s for the same patient ID Re-attending within 3 months - Children	124	1,763	7.0%	10.1%	12.0%	12.3%
% of FP17s for the same patient ID Re-attending within 3 months - Adults	5	67	7.5%	14.7%	16.0%	16.7%
% of FP17s for the same patient ID Re-attending between 3 & 9 months - Children	1,172	1,763	66.5%	60.6%	58.8%	57.6%
% of FP17s for the same patient ID Re-attending between 3 & 9 months - Adults	50	67	74.6%	52.8%	51.2%	50.1%
% of FP17s for Band 1 Urgent Courses	75	1,767	4.2%	7.3%	8.0%	9.1%
% of FP17s Relating to Free Repair or Replacements	0	1,767	0.0%	0.8%	0.8%	0.8%
% of FP17s Relating to Continuations	14	1,767	0.8%	1.3%	1.2%	1.2%
% of Patients satisfied with the dentistry they have received	1	1	N/A	92.4%	92.7%	92.8%
% of Patients satisfied with the time they had to wait for an appointment	1	1	N/A	88.1%	89.1%	88.7%

* This is based on patients treated on this contract for their most recent course of treatment. Figures in italics indicate the base number of FP17s or Patient Questionnaire responses are less than 100. N/A is shown where the base number of responses is less than 10 during the period. % is calculated as Quantity/Base number*100

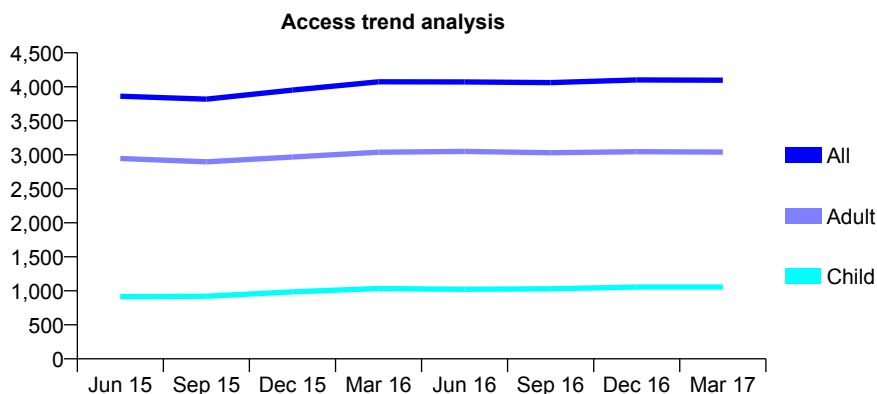
Q59 - Vital Signs At a Glance Contract Report for 161489/0001 - March 2017

Name or company name	Olive Tree Dental Practice Limited
Contract type name	GDS Contract
Purpose of contract	General
Contract start date	14/02/2012
Contract end date	

16/17 Contracted general activity (UDA)	12,260
Carry forward general activity (UDA)	340
16/17 Contracted orthodontic activity (UOA)	0
Carry forward orthodontic activity (UOA)	0
Baseline contract value	£255,827.28

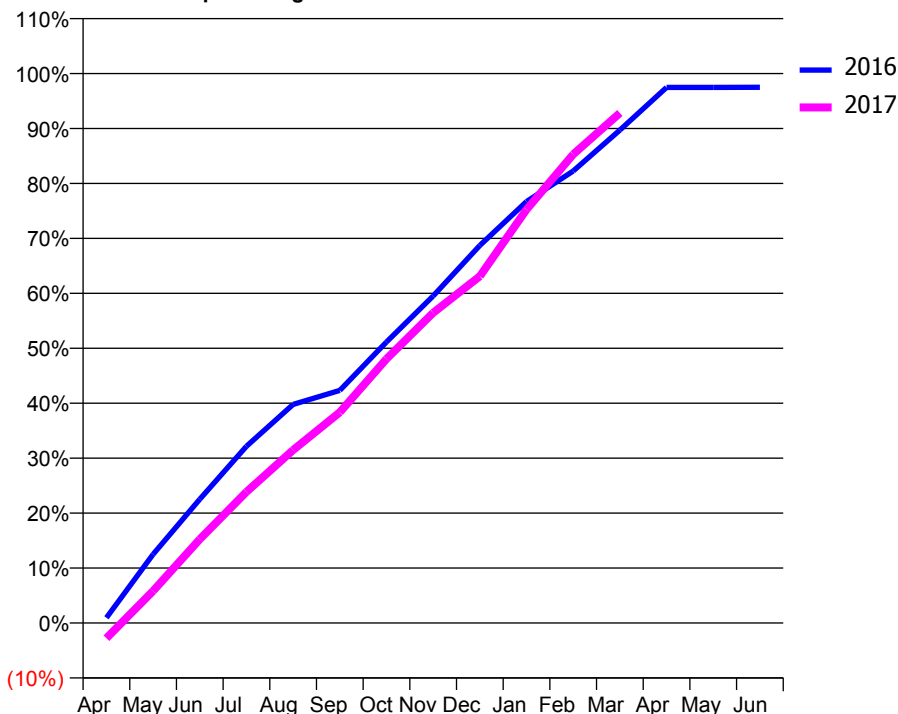
ACCESS*

Patients seen in 24 months	Total	Change since previous quarter
Quarter ending March 2016	4,073	
Quarter ending June 2016	4,072	→
Quarter ending September 2016	4,062	→
Quarter ending December 2016	4,101	→
Quarter ending March 2017	4,097	→
Variance since March 2016	0.6%	→



ACTIVITY

Cumulative percentage of contracted UDA delivered 2016 & 2017



Month	Adjusted Scheduled Activity (UDA)	
	2016	2017
April	131	-340
May	1,689	714
June	3,044	1,871
July	4,345	2,926
August	5,374	3,861
September	5,719	4,701
October	6,911	5,892
November	8,041	6,922
December	9,282	7,736
January	10,361	9,223
February	11,113	10,456
March	12,120	11,377
April	13,169	
May	13,169	
June	13,170	

QUALITY

	Quantity	Base Number	Contract	AT	Region	England
% of FP17s for the same patient ID Re-attending within 3 months - Children	103	1,564	6.6%	10.1%	12.0%	12.3%
% of FP17s for the same patient ID Re-attending within 3 months - Adults	731	4,918	14.9%	14.7%	16.0%	16.7%
% of FP17s for the same patient ID Re-attending between 3 & 9 months - Children	960	1,564	61.4%	60.6%	58.8%	57.6%
% of FP17s for the same patient ID Re-attending between 3 & 9 months - Adults	3,019	4,918	61.4%	52.8%	51.2%	50.1%
% of FP17s for Band 1 Urgent Courses	280	5,959	4.7%	7.3%	8.0%	9.1%
% of FP17s Relating to Free Repair or Replacements	111	5,959	1.9%	0.8%	0.8%	0.8%
% of FP17s Relating to Continuations	98	5,959	1.6%	1.3%	1.2%	1.2%
% of Patients satisfied with the dentistry they have received	5	7	N/A	92.4%	92.7%	92.8%
% of Patients satisfied with the time they had to wait for an appointment	6	7	N/A	88.1%	89.1%	88.7%

* This is based on patients treated on this contract for their most recent course of treatment. Figures in italics indicate the base number of FP17s or Patient Questionnaire responses are less than 100. N/A is shown where the base number of responses is less than 10 during the period. % is calculated as Quantity/Base number*100

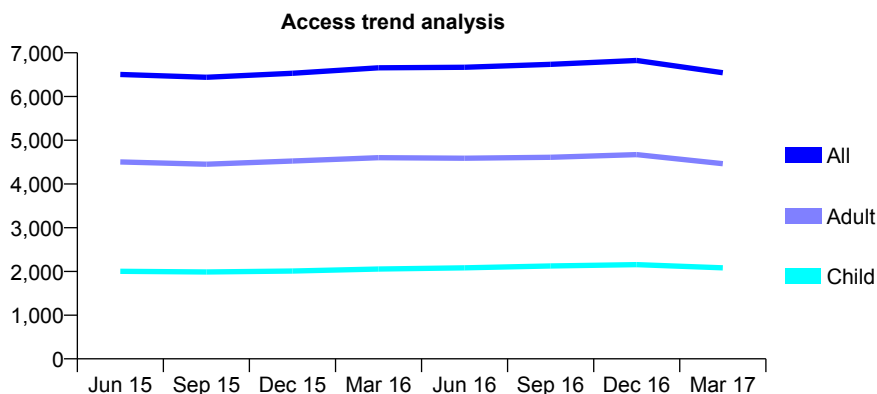
Q59 - Vital Signs At a Glance Contract Report for 162078/0001 - March 2017

Name or company name	Dr Hindocha Ltd.
Contract type name	GDS Contract
Purpose of contract	General
Contract start date	01/05/2007
Contract end date	

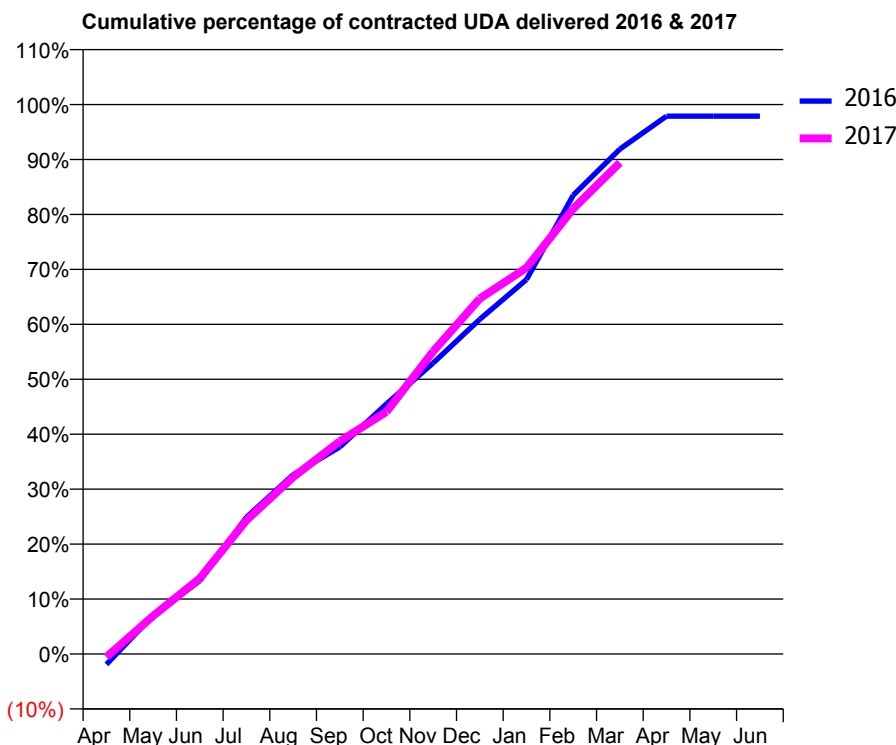
16/17 Contracted general activity (UDA)	15,789
Carry forward general activity (UDA)	367
16/17 Contracted orthodontic activity (UOA)	0
Carry forward orthodontic activity (UOA)	0
Baseline contract value	£406,315.35

ACCESS*

Patients seen in 24 months	Total	Change since previous quarter
Quarter ending March 2016	6,656	
Quarter ending June 2016	6,670	→
Quarter ending September 2016	6,735	→
Quarter ending December 2016	6,826	→
Quarter ending March 2017	6,545	↓
Variance since March 2016	(1.7%)	↓



ACTIVITY



Month	Adjusted Scheduled Activity (UDA)	
	2016	2017
April	-329	-91
May	1,214	1,092
June	2,304	2,175
July	4,301	3,843
August	5,642	5,084
September	6,512	6,112
October	7,869	6,960
November	9,155	8,696
December	10,532	10,213
January	11,782	11,098
February	14,433	12,795
March	15,886	14,117
April	16,922	
May	16,922	
June	16,922	

QUALITY

	Quantity	Base Number	Contract	AT	Region	England
% of FP17s for the same patient ID Re-attending within 3 months - Children	128	1,980	6.5%	10.1%	12.0%	12.3%
% of FP17s for the same patient ID Re-attending within 3 months - Adults	624	4,168	15.0%	14.7%	16.0%	16.7%
% of FP17s for the same patient ID Re-attending between 3 & 9 months - Children	544	1,980	27.5%	60.6%	58.8%	57.6%
% of FP17s for the same patient ID Re-attending between 3 & 9 months - Adults	1,125	4,168	27.0%	52.8%	51.2%	50.1%
% of FP17s for Band 1 Urgent Courses	792	5,771	13.7%	7.3%	8.0%	9.1%
% of FP17s Relating to Free Repair or Replacements	59	5,771	1.0%	0.8%	0.8%	0.8%
% of FP17s Relating to Continuations	76	5,771	1.3%	1.3%	1.2%	1.2%
% of Patients satisfied with the dentistry they have received	4	4	N/A	92.4%	92.7%	92.8%
% of Patients satisfied with the time they had to wait for an appointment	3	4	N/A	88.1%	89.1%	88.7%

* This is based on patients treated on this contract for their most recent course of treatment. Figures in italics indicate the base number of FP17s or Patient Questionnaire responses are less than 100. N/A is shown where the base number of responses is less than 10 during the period. % is calculated as Quantity/Base number*100

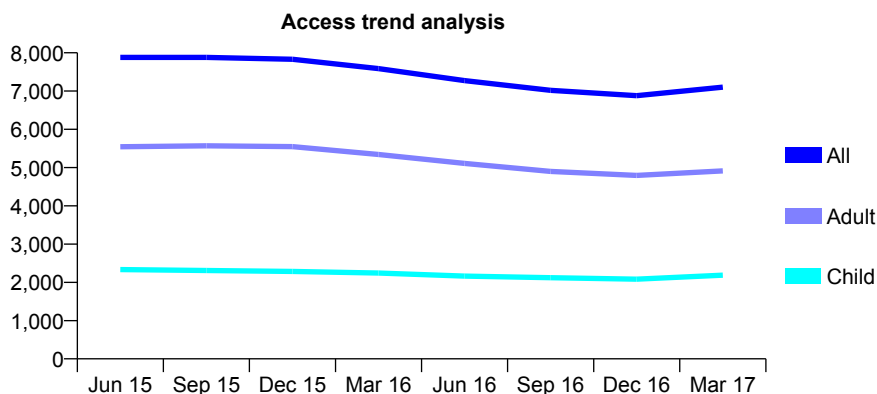
Q59 - Vital Signs At a Glance Contract Report for 162078/0002 - March 2017

Name or company name	Dr Hindocha Ltd.
Contract type name	GDS Contract
Purpose of contract	General
Contract start date	01/05/2007
Contract end date	

16/17 Contracted general activity (UDA)	19,576
Carry forward general activity (UDA)	709
16/17 Contracted orthodontic activity (UOA)	0
Carry forward orthodontic activity (UOA)	0
Baseline contract value	£507,132.41

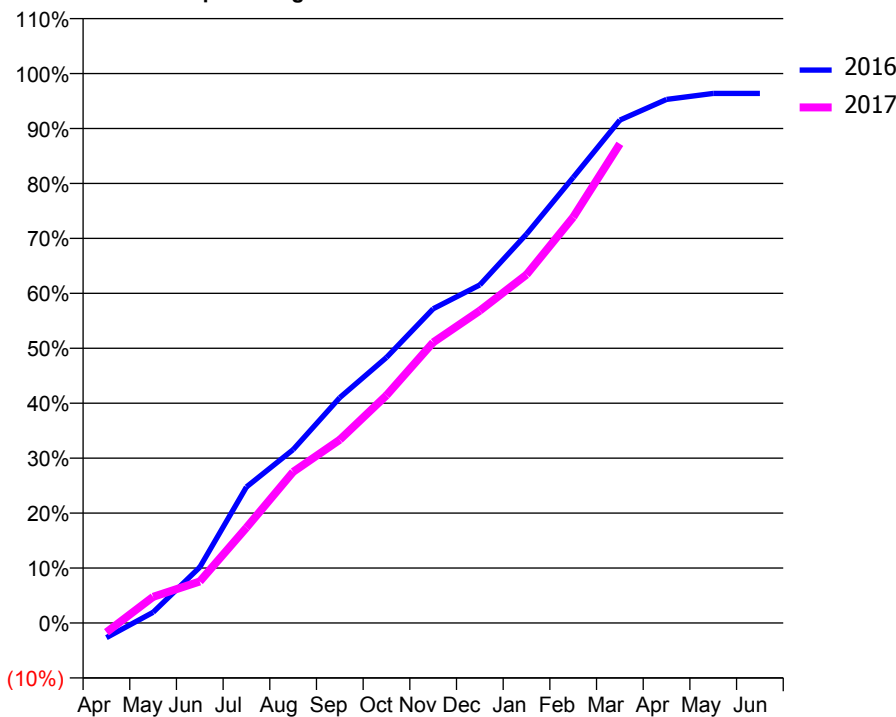
ACCESS*

Patients seen in 24 months	Total	Change since previous quarter
Quarter ending March 2016	7,586	
Quarter ending June 2016	7,274	↓
Quarter ending September 2016	7,020	↓
Quarter ending December 2016	6,879	↓
Quarter ending March 2017	7,101	↑
Variance since March 2016	(6.4%)	↓



ACTIVITY

Cumulative percentage of contracted UDA delivered 2016 & 2017



Month	Adjusted Scheduled Activity (UDA)	
	2016	2017
April	-525	-337
May	385	933
June	1,993	1,481
July	4,861	3,399
August	6,196	5,387
September	8,051	6,529
October	9,485	8,110
November	11,223	9,999
December	12,077	11,130
January	13,890	12,410
February	15,914	14,457
March	17,961	17,069
April	18,703	
May	18,917	
June	18,917	

QUALITY

	Quantity	Base Number	Contract	AT	Region	England
% of FP17s for the same patient ID Re-attending within 3 months - Children	210	2,366	8.9%	10.1%	12.0%	12.3%
% of FP17s for the same patient ID Re-attending within 3 months - Adults	794	5,154	15.4%	14.7%	16.0%	16.7%
% of FP17s for the same patient ID Re-attending between 3 & 9 months - Children	851	2,366	36.0%	60.6%	58.8%	57.6%
% of FP17s for the same patient ID Re-attending between 3 & 9 months - Adults	1,713	5,154	33.2%	52.8%	51.2%	50.1%
% of FP17s for Band 1 Urgent Courses	1,395	7,102	19.6%	7.3%	8.0%	9.1%
% of FP17s Relating to Free Repair or Replacements	42	7,102	0.6%	0.8%	0.8%	0.8%
% of FP17s Relating to Continuations	107	7,102	1.5%	1.3%	1.2%	1.2%
% of Patients satisfied with the dentistry they have received	5	5	N/A	92.4%	92.7%	92.8%
% of Patients satisfied with the time they had to wait for an appointment	3	5	N/A	88.1%	89.1%	88.7%

* This is based on patients treated on this contract for their most recent course of treatment. Figures in italics indicate the base number of FP17s or Patient Questionnaire responses are less than 100. N/A is shown where the base number of responses is less than 10 during the period. % is calculated as Quantity/Base number*100

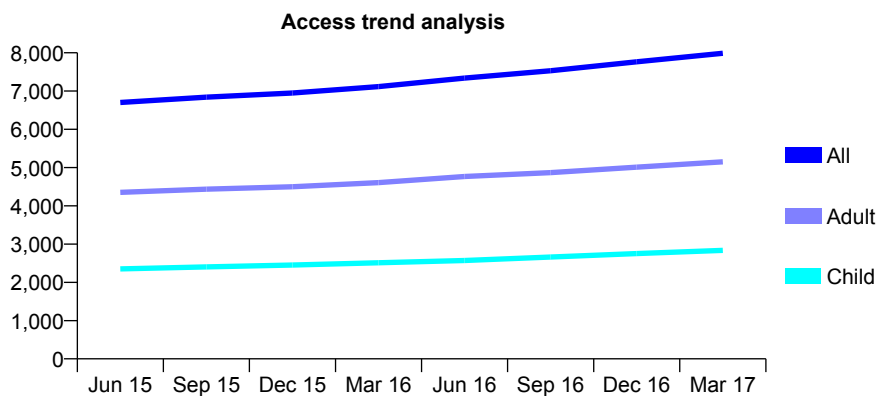
Q59 - Vital Signs At a Glance Contract Report for 162078/0003 - March 2017

Name or company name	Dr Hindocha Ltd.
Contract type name	GDS Contract
Purpose of contract	General
Contract start date	01/05/2007
Contract end date	

16/17 Contracted general activity (UDA)	23,211
Carry forward general activity (UDA)	-367
16/17 Contracted orthodontic activity (UOA)	0
Carry forward orthodontic activity (UOA)	0
Baseline contract value	£583,522.20

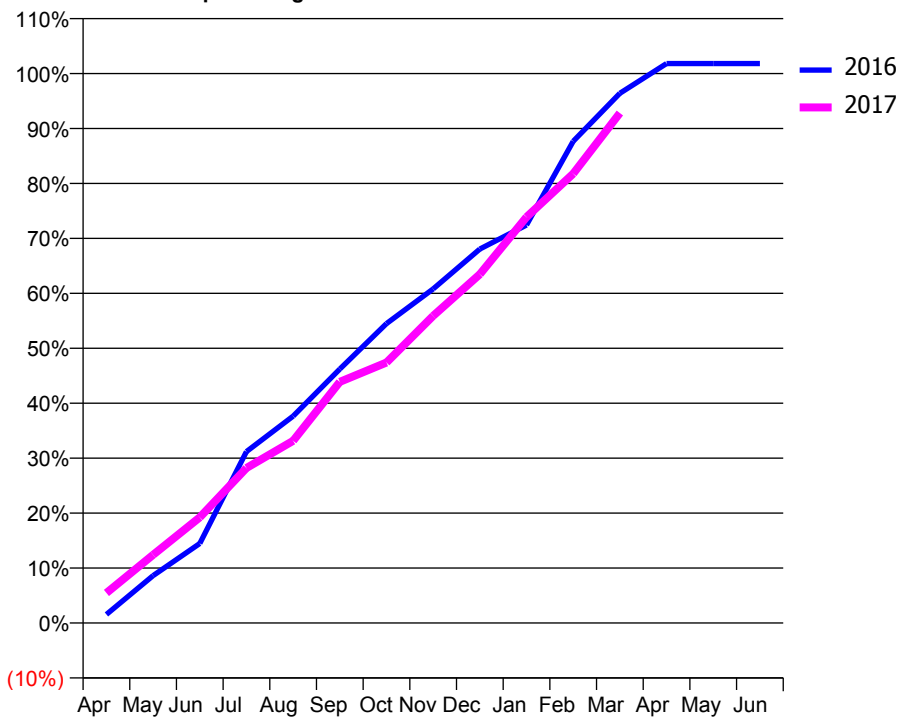
ACCESS*

Patients seen in 24 months	Total	Change since previous quarter
Quarter ending March 2016	7,117	
Quarter ending June 2016	7,339	↑
Quarter ending September 2016	7,530	↑
Quarter ending December 2016	7,763	↑
Quarter ending March 2017	7,987	↑
Variance since March 2016	12.2%	↑



ACTIVITY

Cumulative percentage of contracted UDA delivered 2016 & 2017



Month	Adjusted Scheduled Activity (UDA)	
	2016	2017
April	319	1,272
May	1,750	2,881
June	2,941	4,462
July	6,334	6,546
August	7,645	7,698
September	9,386	10,187
October	11,068	11,001
November	12,351	12,975
December	13,821	14,731
January	14,710	17,147
February	17,804	18,980
March	19,580	21,542
April	20,677	
May	20,678	
June	20,678	

QUALITY

	Quantity	Base Number	Contract	AT	Region	England
% of FP17s for the same patient ID Re-attending within 3 months - Children	267	3,355	8.0%	10.1%	12.0%	12.3%
% of FP17s for the same patient ID Re-attending within 3 months - Adults	1,347	6,207	21.7%	14.7%	16.0%	16.7%
% of FP17s for the same patient ID Re-attending between 3 & 9 months - Children	1,271	3,355	37.9%	60.6%	58.8%	57.6%
% of FP17s for the same patient ID Re-attending between 3 & 9 months - Adults	1,828	6,207	29.5%	52.8%	51.2%	50.1%
% of FP17s for Band 1 Urgent Courses	1,206	9,111	13.2%	7.3%	8.0%	9.1%
% of FP17s Relating to Free Repair or Replacements	211	9,111	2.3%	0.8%	0.8%	0.8%
% of FP17s Relating to Continuations	76	9,111	0.8%	1.3%	1.2%	1.2%
% of Patients satisfied with the dentistry they have received	6	6	N/A	92.4%	92.7%	92.8%
% of Patients satisfied with the time they had to wait for an appointment	5	6	N/A	88.1%	89.1%	88.7%

* This is based on patients treated on this contract for their most recent course of treatment. Figures in italics indicate the base number of FP17s or Patient Questionnaire responses are less than 100. N/A is shown where the base number of responses is less than 10 during the period. % is calculated as Quantity/Base number*100

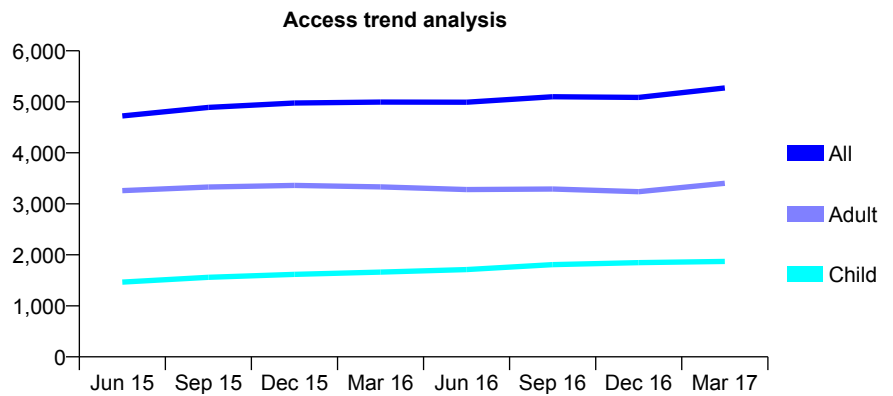
Q59 - Vital Signs At a Glance Contract Report for 162078/0004 - March 2017

Name or company name	Dr Hindocha Ltd.
Contract type name	GDS Contract
Purpose of contract	General
Contract start date	01/05/2007
Contract end date	

16/17 Contracted general activity (UDA)	12,836
Carry forward general activity (UDA)	100
16/17 Contracted orthodontic activity (UOA)	0
Carry forward orthodontic activity (UOA)	0
Baseline contract value	£300,692.72

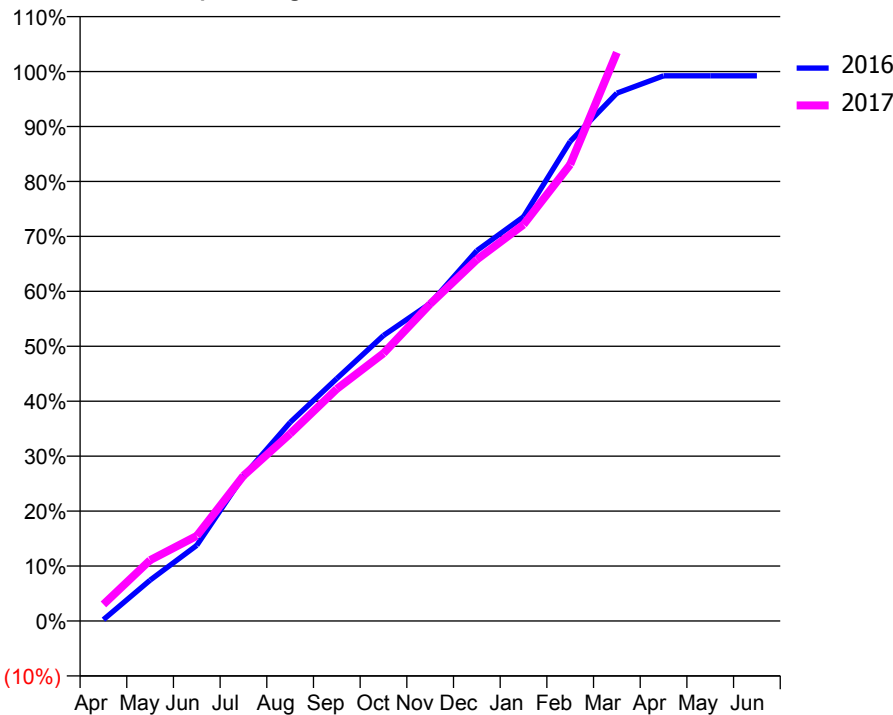
ACCESS*

Patients seen in 24 months	Total	Change since previous quarter
Quarter ending March 2016	4,995	
Quarter ending June 2016	4,992	→
Quarter ending September 2016	5,100	↑
Quarter ending December 2016	5,086	→
Quarter ending March 2017	5,273	↑
Variance since March 2016	5.6%	↑



ACTIVITY

Cumulative percentage of contracted UDA delivered 2016 & 2017



Month	Adjusted Scheduled Activity (UDA)	
	2016	2017
April	31	388
May	934	1,423
June	1,725	1,989
July	3,309	3,393
August	4,531	4,376
September	5,533	5,423
October	6,514	6,253
November	7,244	7,407
December	8,449	8,443
January	9,222	9,261
February	10,940	10,664
March	12,043	13,279
April	12,436	
May	12,436	
June	12,436	

QUALITY

	Quantity	Base Number	Contract	AT	Region	England
% of FP17s for the same patient ID Re-attending within 3 months - Children	184	2,148	8.6%	10.1%	12.0%	12.3%
% of FP17s for the same patient ID Re-attending within 3 months - Adults	553	3,734	14.8%	14.7%	16.0%	16.7%
% of FP17s for the same patient ID Re-attending between 3 & 9 months - Children	741	2,148	34.5%	60.6%	58.8%	57.6%
% of FP17s for the same patient ID Re-attending between 3 & 9 months - Adults	1,145	3,734	30.7%	52.8%	51.2%	50.1%
% of FP17s for Band 1 Urgent Courses	640	5,721	11.2%	7.3%	8.0%	9.1%
% of FP17s Relating to Free Repair or Replacements	125	5,721	2.2%	0.8%	0.8%	0.8%
% of FP17s Relating to Continuations	117	5,721	2.0%	1.3%	1.2%	1.2%
% of Patients satisfied with the dentistry they have received	3	3	N/A	92.4%	92.7%	92.8%
% of Patients satisfied with the time they had to wait for an appointment	3	3	N/A	88.1%	89.1%	88.7%

* This is based on patients treated on this contract for their most recent course of treatment. Figures in italics indicate the base number of FP17s or Patient Questionnaire responses are less than 100. N/A is shown where the base number of responses is less than 10 during the period. % is calculated as Quantity/Base number*100

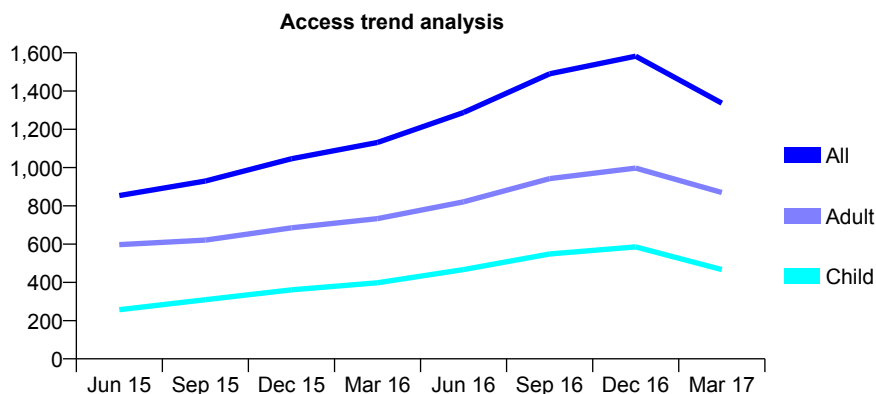
Q59 - Vital Signs At a Glance Contract Report for 162078/0008 - March 2017

Name or company name	Dr Hindocha Ltd.
Contract type name	PDS Plus Contract
Purpose of contract	General
Contract start date	24/01/2011
Contract end date	31/03/2017

16/17 Contracted general activity (UDA)	3,750
Carry forward general activity (UDA)	0
16/17 Contracted orthodontic activity (UOA)	0
Carry forward orthodontic activity (UOA)	0
Baseline contract value	£48,788.22

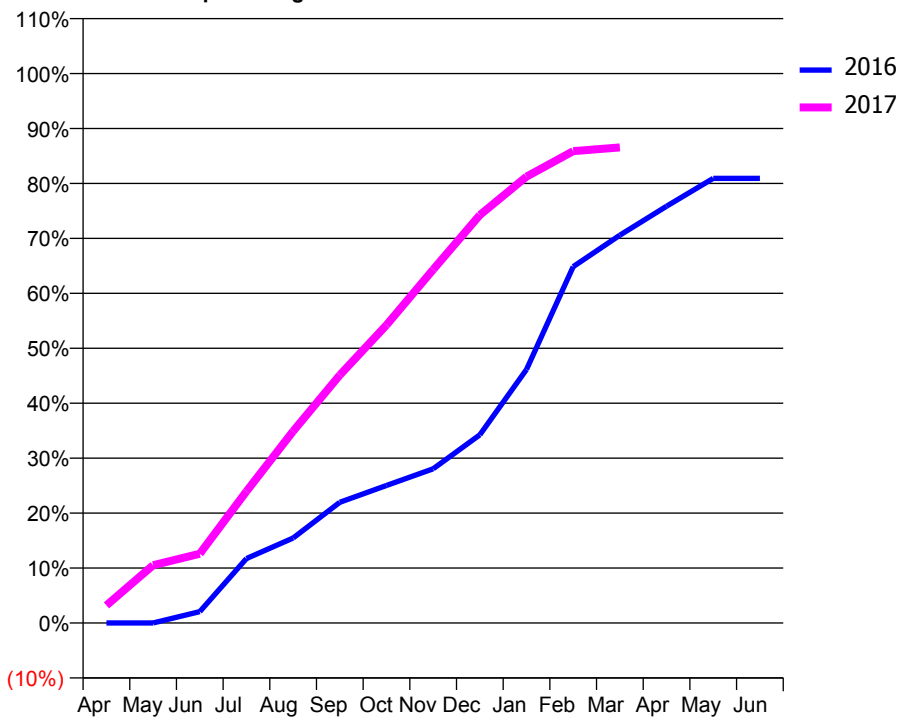
ACCESS*

Patients seen in 24 months	Total	Change since previous quarter
Quarter ending March 2016	1,131	
Quarter ending June 2016	1,288	↑
Quarter ending September 2016	1,490	↑
Quarter ending December 2016	1,582	↑
Quarter ending March 2017	1,337	↓
Variance since March 2016	18.2%	↑



ACTIVITY

Cumulative percentage of contracted UDA delivered 2016 & 2017



Adjusted Scheduled Activity (UDA)

Month	2016	2017
April	0	121
May	0	394
June	78	473
July	440	899
August	580	1,309
September	824	1,692
October	938	2,033
November	1,052	2,412
December	1,285	2,784
January	1,730	3,046
February	2,432	3,220
March	2,647	3,245
April	2,845	
May	3,035	
June	3,035	

QUALITY

	Quantity	Base Number	Contract	AT	Region	England
% of FP17s for the same patient ID Re-attending within 3 months - Children	34	534	6.4%	10.1%	12.0%	12.3%
% of FP17s for the same patient ID Re-attending within 3 months - Adults	99	816	12.1%	14.7%	16.0%	16.7%
% of FP17s for the same patient ID Re-attending between 3 & 9 months - Children	96	534	18.0%	60.6%	58.8%	57.6%
% of FP17s for the same patient ID Re-attending between 3 & 9 months - Adults	88	816	10.8%	52.8%	51.2%	50.1%
% of FP17s for Band 1 Urgent Courses	212	1,215	17.4%	7.3%	8.0%	9.1%
% of FP17s Relating to Free Repair or Replacements	7	1,215	0.6%	0.8%	0.8%	0.8%
% of FP17s Relating to Continuations	23	1,215	1.9%	1.3%	1.2%	1.2%
% of Patients satisfied with the dentistry they have received	5	5	N/A	92.4%	92.7%	92.8%
% of Patients satisfied with the time they had to wait for an appointment	5	5	N/A	88.1%	89.1%	88.7%

* This is based on patients treated on this contract for their most recent course of treatment. Figures in italics indicate the base number of FP17s or Patient Questionnaire responses are less than 100. N/A is shown where the base number of responses is less than 10 during the period. % is calculated as Quantity/Base number*100

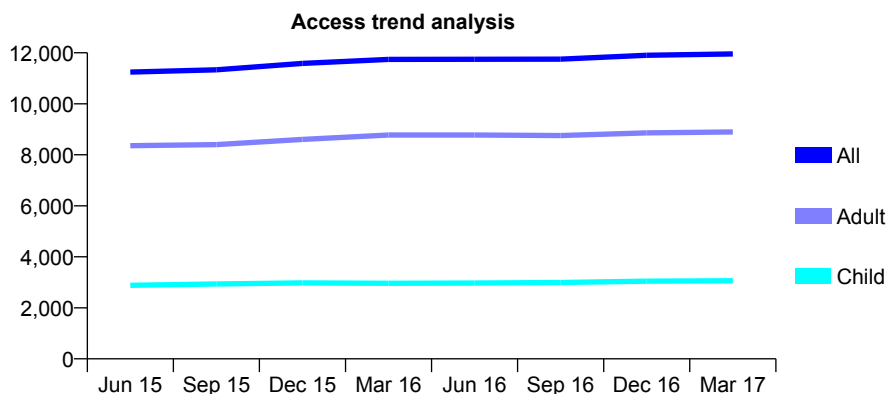
Q59 - Vital Signs At a Glance Contract Report for 164275/0001 - March 2017

Name or company name	Patel and Hanji
Contract type name	GDS Contract
Purpose of contract	General
Contract start date	01/02/2012
Contract end date	

16/17 Contracted general activity (UDA)	39,421
Carry forward general activity (UDA)	116
16/17 Contracted orthodontic activity (UOA)	0
Carry forward orthodontic activity (UOA)	0
Baseline contract value	£860,510.09

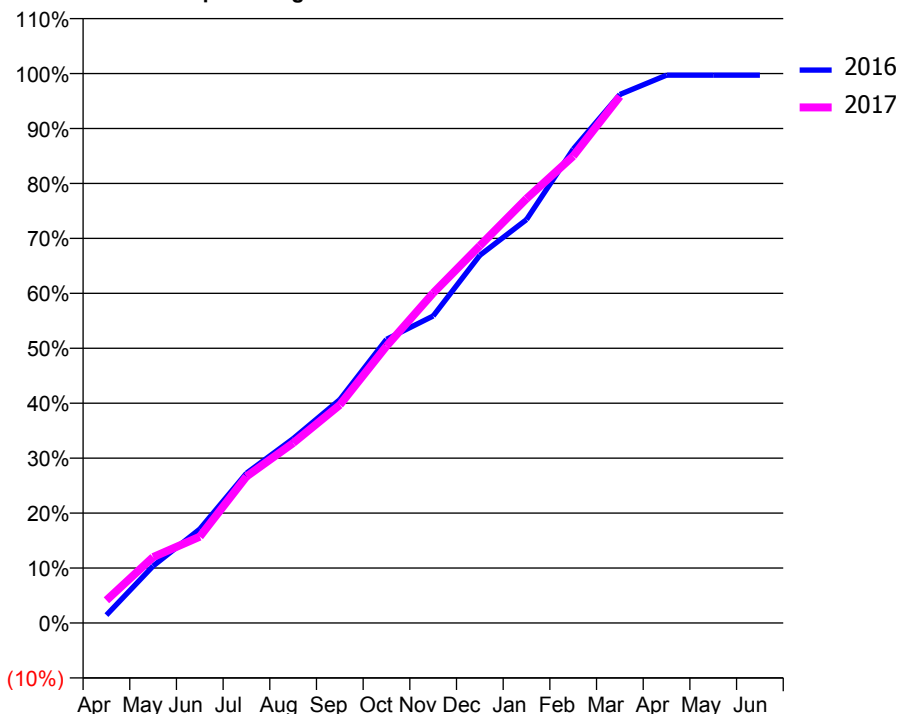
ACCESS*

Patients seen in 24 months	Total	Change since previous quarter
Quarter ending March 2016	11,739	
Quarter ending June 2016	11,745	→
Quarter ending September 2016	11,754	→
Quarter ending December 2016	11,904	→
Quarter ending March 2017	11,954	→
Variance since March 2016	1.8%	→



ACTIVITY

Cumulative percentage of contracted UDA delivered 2016 & 2017



Month	Adjusted Scheduled Activity (UDA)	
	2016	2017
April	567	1,626
May	4,089	4,730
June	6,744	6,193
July	10,751	10,507
August	13,221	12,907
September	16,024	15,643
October	20,354	19,868
November	22,027	23,672
December	26,377	27,069
January	28,946	30,442
February	33,992	33,492
March	37,917	37,785
April	39,307	
May	39,302	
June	39,305	

QUALITY

	Quantity	Base Number	Contract	AT	Region	England
% of FP17s for the same patient ID Re-attending within 3 months - Children	416	4,579	9.1%	10.1%	12.0%	12.3%
% of FP17s for the same patient ID Re-attending within 3 months - Adults	1,963	12,736	15.4%	14.7%	16.0%	16.7%
% of FP17s for the same patient ID Re-attending between 3 & 9 months - Children	2,671	4,579	58.3%	60.6%	58.8%	57.6%
% of FP17s for the same patient ID Re-attending between 3 & 9 months - Adults	7,129	12,736	56.0%	52.8%	51.2%	50.1%
% of FP17s for Band 1 Urgent Courses	1,558	16,698	9.3%	7.3%	8.0%	9.1%
% of FP17s Relating to Free Repair or Replacements	345	16,698	2.1%	0.8%	0.8%	0.8%
% of FP17s Relating to Continuations	198	16,698	1.2%	1.3%	1.2%	1.2%
% of Patients satisfied with the dentistry they have received	30	30	100.0%	92.4%	92.7%	92.8%
% of Patients satisfied with the time they had to wait for an appointment	30	30	100.0%	88.1%	89.1%	88.7%

* This is based on patients treated on this contract for their most recent course of treatment. Figures in italics indicate the base number of FP17s or Patient Questionnaire responses are less than 100. N/A is shown where the base number of responses is less than 10 during the period. % is calculated as Quantity/Base number*100

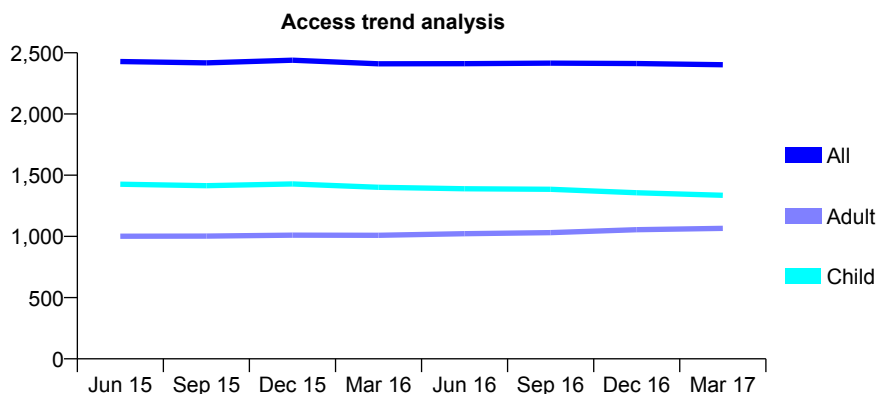
Q59 - Vital Signs At a Glance Contract Report for 166189/0001 - March 2017

Name or company name	Mr R Kidy & Ms P Sarna
Contract type name	GDS Contract
Purpose of contract	General and Orthodontic
Contract start date	01/04/2011
Contract end date	

16/17 Contracted general activity (UDA)	7,050
Carry forward general activity (UDA)	0
16/17 Contracted orthodontic activity (UOA)	4,241
Carry forward orthodontic activity (UOA)	0
Baseline contract value	£434,070.80

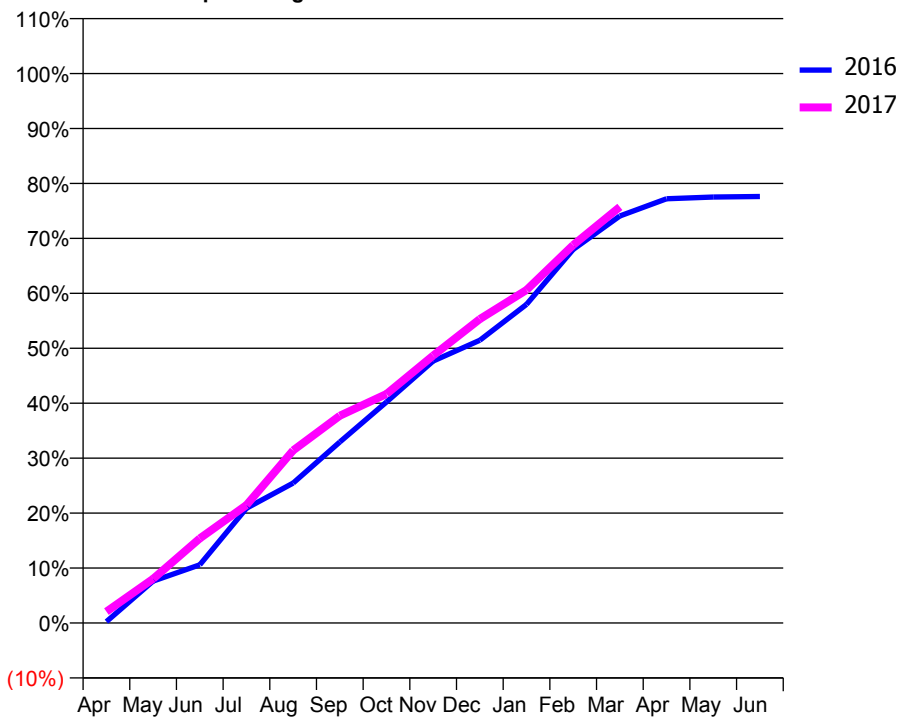
ACCESS*

Patients seen in 24 months	Total	Change since previous quarter
Quarter ending March 2016	2,410	
Quarter ending June 2016	2,411	→
Quarter ending September 2016	2,416	→
Quarter ending December 2016	2,412	→
Quarter ending March 2017	2,402	→
Variance since March 2016	(0.3%)	→



ACTIVITY

Cumulative percentage of contracted UDA delivered 2016 & 2017



Month	Adjusted Scheduled Activity (UDA)	
	2016	2017
April	18	146
May	537	567
June	748	1,085
July	1,473	1,513
August	1,795	2,214
September	2,322	2,659
October	2,835	2,938
November	3,361	3,430
December	3,628	3,900
January	4,088	4,272
February	4,793	4,849
March	5,223	5,338
April	5,443	
May	5,465	
June	5,471	

QUALITY

	Quantity	Base Number	Contract	AT	Region	England
% of FP17s for the same patient ID Re-attending within 3 months - Children	225	2,817	8.0%	10.1%	12.0%	12.3%
% of FP17s for the same patient ID Re-attending within 3 months - Adults	229	1,498	15.3%	14.7%	16.0%	16.7%
% of FP17s for the same patient ID Re-attending between 3 & 9 months - Children	1,607	2,817	57.0%	60.6%	58.8%	57.6%
% of FP17s for the same patient ID Re-attending between 3 & 9 months - Adults	903	1,498	60.3%	52.8%	51.2%	50.1%
% of FP17s for Band 1 Urgent Courses	183	3,454	5.3%	7.3%	8.0%	9.1%
% of FP17s Relating to Free Repair or Replacements	12	3,454	0.3%	0.8%	0.8%	0.8%
% of FP17s Relating to Continuations	9	3,454	0.3%	1.3%	1.2%	1.2%
% of Patients satisfied with the dentistry they have received	2	2	N/A	92.4%	92.7%	92.8%
% of Patients satisfied with the time they had to wait for an appointment	2	2	N/A	88.1%	89.1%	88.7%

* This is based on patients treated on this contract for their most recent course of treatment. Figures in italics indicate the base number of FP17s or Patient Questionnaire responses are less than 100. N/A is shown where the base number of responses is less than 10 during the period. % is calculated as Quantity/Base number*100

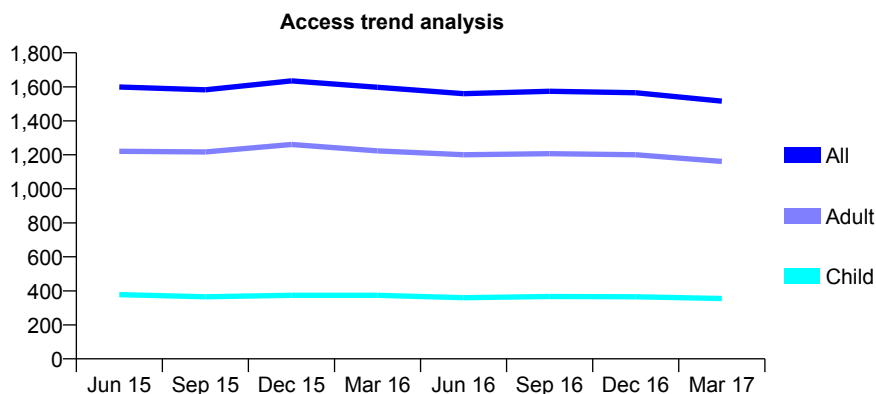
Q59 - Vital Signs At a Glance Contract Report for 166367/0001 - March 2017

Name or company name	Uppingham & Upperton Dental Practice Ltd
Contract type name	GDS Contract
Purpose of contract	General
Contract start date	07/09/2009
Contract end date	

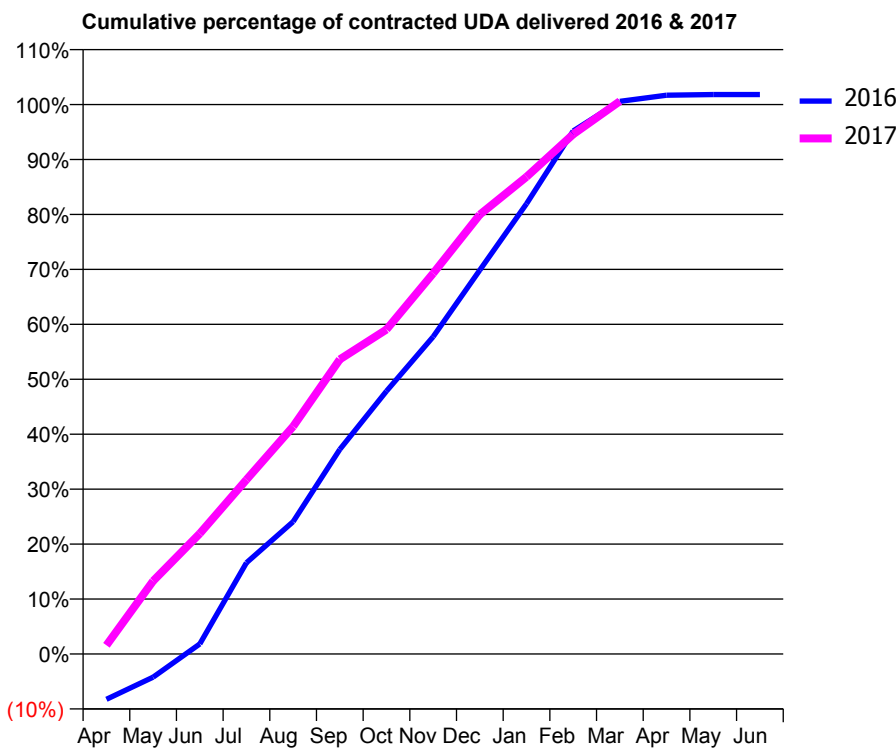
16/17 Contracted general activity (UDA)	4,316
Carry forward general activity (UDA)	-69
16/17 Contracted orthodontic activity (UOA)	0
Carry forward orthodontic activity (UOA)	0
Baseline contract value	£100,673.61

ACCESS*

Patients seen in 24 months	Total	Change since previous quarter
Quarter ending March 2016	1,597	
Quarter ending June 2016	1,560	↓
Quarter ending September 2016	1,574	→
Quarter ending December 2016	1,565	→
Quarter ending March 2017	1,516	↓
Variance since March 2016	(5.1%)	↓



ACTIVITY



Month	Adjusted Scheduled Activity (UDA)	
	2016	2017
April	-315	69
May	-162	573
June	70	947
July	634	1,370
August	919	1,787
September	1,421	2,314
October	1,825	2,549
November	2,204	2,989
December	2,667	3,452
January	3,127	3,748
February	3,632	4,083
March	3,838	4,342
April	3,880	
May	3,885	
June	3,885	

QUALITY

	Quantity	Base Number	Contract	AT	Region	England
% of FP17s for the same patient ID Re-attending within 3 months - Children	24	570	4.2%	10.1%	12.0%	12.3%
% of FP17s for the same patient ID Re-attending within 3 months - Adults	394	1,895	20.8%	14.7%	16.0%	16.7%
% of FP17s for the same patient ID Re-attending between 3 & 9 months - Children	435	570	76.3%	60.6%	58.8%	57.6%
% of FP17s for the same patient ID Re-attending between 3 & 9 months - Adults	1,108	1,895	58.5%	52.8%	51.2%	50.1%
% of FP17s for Band 1 Urgent Courses	284	2,440	11.6%	7.3%	8.0%	9.1%
% of FP17s Relating to Free Repair or Replacements	25	2,440	1.0%	0.8%	0.8%	0.8%
% of FP17s Relating to Continuations	17	2,440	0.7%	1.3%	1.2%	1.2%
% of Patients satisfied with the dentistry they have received	5	5	N/A	92.4%	92.7%	92.8%
% of Patients satisfied with the time they had to wait for an appointment	5	5	N/A	88.1%	89.1%	88.7%

* This is based on patients treated on this contract for their most recent course of treatment. Figures in italics indicate the base number of FP17s or Patient Questionnaire responses are less than 100. N/A is shown where the base number of responses is less than 10 during the period. % is calculated as Quantity/Base number*100

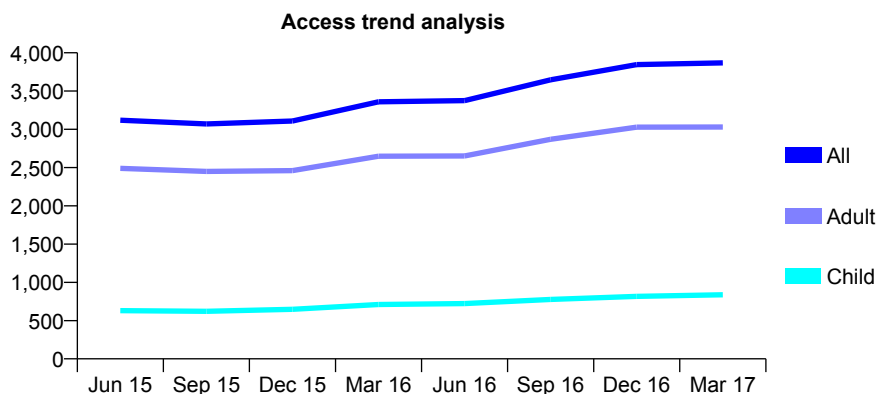
Q59 - Vital Signs At a Glance Contract Report for 168297/0001 - March 2017

Name or company name	Mr Sherer & Mr Levin
Contract type name	GDS Contract
Purpose of contract	General
Contract start date	01/10/2011
Contract end date	

16/17 Contracted general activity (UDA)	9,221
Carry forward general activity (UDA)	2,043
16/17 Contracted orthodontic activity (UOA)	0
Carry forward orthodontic activity (UOA)	0
Baseline contract value	£208,682.91

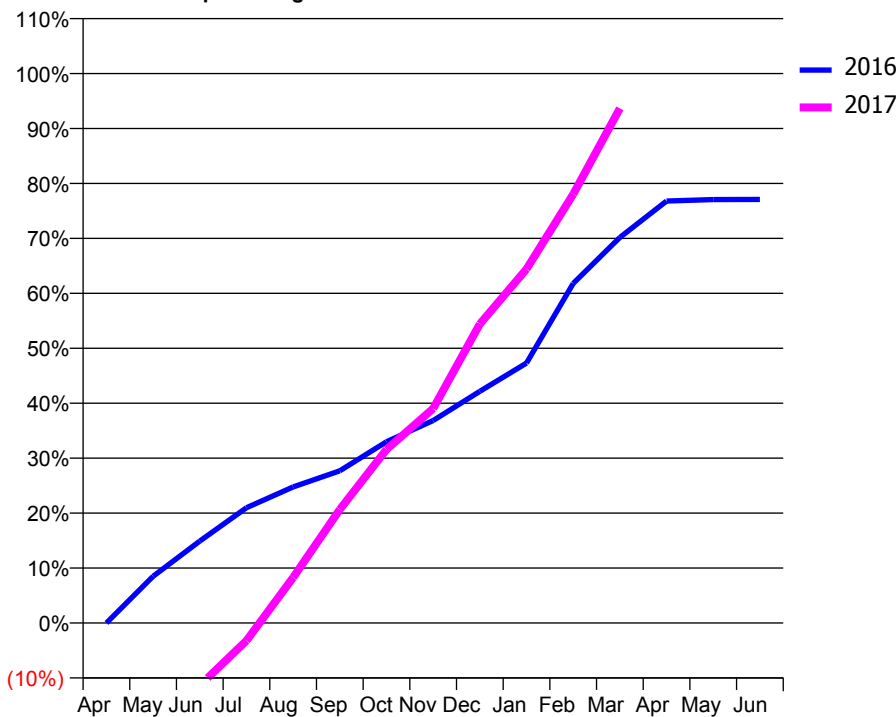
ACCESS*

Patients seen in 24 months	Total	Change since previous quarter
Quarter ending March 2016	3,359	
Quarter ending June 2016	3,375	→
Quarter ending September 2016	3,647	↑
Quarter ending December 2016	3,845	↑
Quarter ending March 2017	3,868	→
Variance since March 2016	15.2%	↑



ACTIVITY

Cumulative percentage of contracted UDA delivered 2016 & 2017



Month	Adjusted Scheduled Activity (UDA)	
	2016	2017
April	0	-1,910
May	760	-1,495
June	1,330	-1,050
July	1,871	-298
August	2,210	764
September	2,471	1,906
October	2,944	2,913
November	3,286	3,599
December	3,762	5,017
January	4,220	5,939
February	5,512	7,194
March	6,259	8,637
April	6,850	
May	6,875	
June	6,878	

QUALITY

	Quantity	Base Number	Contract	AT	Region	England
% of FP17s for the same patient ID Re-attending within 3 months - Children	71	1,097	6.5%	10.1%	12.0%	12.3%
% of FP17s for the same patient ID Re-attending within 3 months - Adults	574	4,017	14.3%	14.7%	16.0%	16.7%
% of FP17s for the same patient ID Re-attending between 3 & 9 months - Children	484	1,097	44.1%	60.6%	58.8%	57.6%
% of FP17s for the same patient ID Re-attending between 3 & 9 months - Adults	1,339	4,017	33.3%	52.8%	51.2%	50.1%
% of FP17s for Band 1 Urgent Courses	305	4,847	6.3%	7.3%	8.0%	9.1%
% of FP17s Relating to Free Repair or Replacements	24	4,847	0.5%	0.8%	0.8%	0.8%
% of FP17s Relating to Continuations	102	4,847	2.1%	1.3%	1.2%	1.2%
% of Patients satisfied with the dentistry they have received	7	7	N/A	92.4%	92.7%	92.8%
% of Patients satisfied with the time they had to wait for an appointment	7	7	N/A	88.1%	89.1%	88.7%

* This is based on patients treated on this contract for their most recent course of treatment. Figures in italics indicate the base number of FP17s or Patient Questionnaire responses are less than 100. N/A is shown where the base number of responses is less than 10 during the period. % is calculated as Quantity/Base number*100

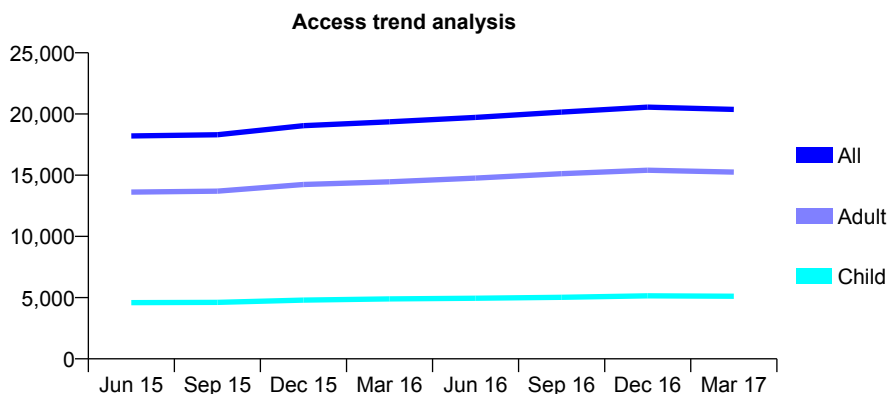
Q59 - Vital Signs At a Glance Contract Report for 169463/0002 - March 2017

Name or company name	A T Dent Ltd
Contract type name	GDS Contract
Purpose of contract	General
Contract start date	26/11/2009
Contract end date	

16/17 Contracted general activity (UDA)	60,000
Carry forward general activity (UDA)	0
16/17 Contracted orthodontic activity (UOA)	0
Carry forward orthodontic activity (UOA)	0
Baseline contract value	£1,322,578.26

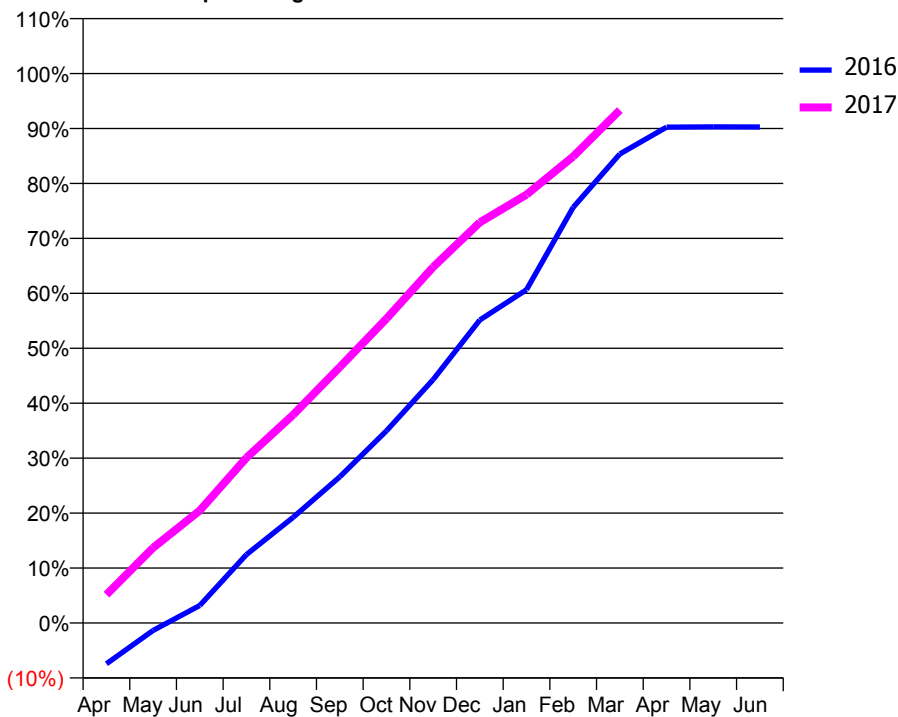
ACCESS*

Patients seen in 24 months	Total	Change since previous quarter
Quarter ending March 2016	19,362	
Quarter ending June 2016	19,717	→
Quarter ending September 2016	20,160	↑
Quarter ending December 2016	20,559	→
Quarter ending March 2017	20,377	→
Variance since March 2016	5.2%	↑



ACTIVITY

Cumulative percentage of contracted UDA delivered 2016 & 2017



Month	Adjusted Scheduled Activity (UDA)	
	2016	2017
April	-4,460	3,089
May	-816	8,225
June	1,916	12,275
July	7,482	18,045
August	11,543	22,732
September	15,961	27,947
October	20,993	33,227
November	26,586	38,862
December	33,082	43,742
January	36,388	46,778
February	45,396	50,945
March	51,222	56,013
April	54,138	
May	54,164	
June	54,161	

QUALITY

	Quantity	Base Number	Contract	AT	Region	England
% of FP17s for the same patient ID Re-attending within 3 months - Children	608	6,729	9.0%	10.1%	12.0%	12.3%
% of FP17s for the same patient ID Re-attending within 3 months - Adults	2,934	20,188	14.5%	14.7%	16.0%	16.7%
% of FP17s for the same patient ID Re-attending between 3 & 9 months - Children	3,856	6,729	57.3%	60.6%	58.8%	57.6%
% of FP17s for the same patient ID Re-attending between 3 & 9 months - Adults	10,878	20,188	53.9%	52.8%	51.2%	50.1%
% of FP17s for Band 1 Urgent Courses	2,513	25,695	9.8%	7.3%	8.0%	9.1%
% of FP17s Relating to Free Repair or Replacements	107	25,695	0.4%	0.8%	0.8%	0.8%
% of FP17s Relating to Continuations	232	25,695	0.9%	1.3%	1.2%	1.2%
% of Patients satisfied with the dentistry they have received	47	52	90.4%	92.4%	92.7%	92.8%
% of Patients satisfied with the time they had to wait for an appointment	50	52	96.2%	88.1%	89.1%	88.7%

* This is based on patients treated on this contract for their most recent course of treatment. Figures in italics indicate the base number of FP17s or Patient Questionnaire responses are less than 100. N/A is shown where the base number of responses is less than 10 during the period. % is calculated as Quantity/Base number*100

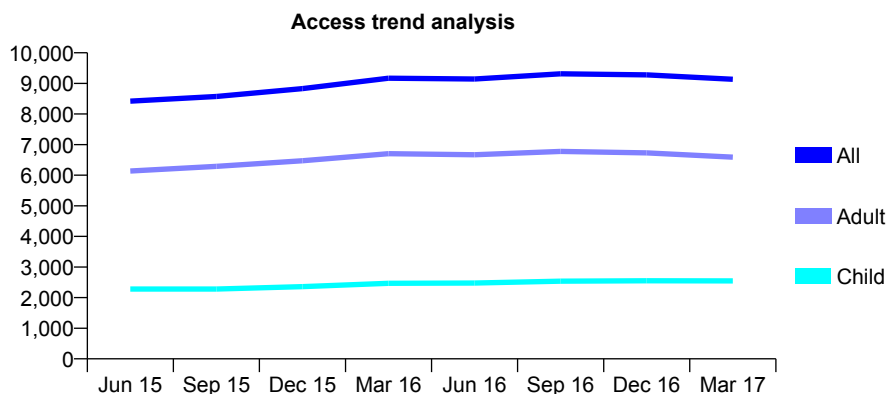
Q59 - Vital Signs At a Glance Contract Report for 169935/0001 - March 2017

Name or company name	Mr R Ghadiali & Mr R Gupta
Contract type name	GDS Contract
Purpose of contract	General
Contract start date	01/04/2014
Contract end date	

16/17 Contracted general activity (UDA)	23,925
Carry forward general activity (UDA)	94
16/17 Contracted orthodontic activity (UOA)	0
Carry forward orthodontic activity (UOA)	0
Baseline contract value	£627,916.75

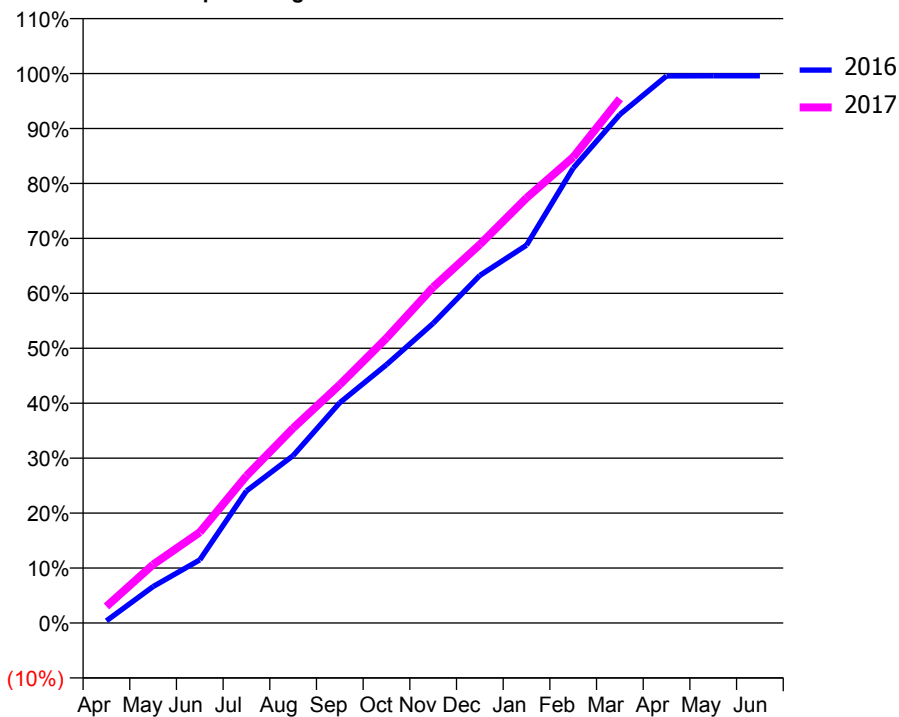
ACCESS*

Patients seen in 24 months	Total	Change since previous quarter
Quarter ending March 2016	9,171	
Quarter ending June 2016	9,144	→
Quarter ending September 2016	9,314	→
Quarter ending December 2016	9,280	→
Quarter ending March 2017	9,136	↓
Variance since March 2016	(0.4%)	→



ACTIVITY

Cumulative percentage of contracted UDA delivered 2016 & 2017



Month	Adjusted Scheduled Activity (UDA)	
	2016	2017
April	87	721
May	1,454	2,544
June	2,520	3,949
July	5,268	6,406
August	6,677	8,488
September	8,795	10,380
October	10,308	12,406
November	11,955	14,625
December	13,866	16,479
January	15,075	18,509
February	18,152	20,283
March	20,289	22,825
April	21,829	
May	21,830	
June	21,831	

QUALITY

	Quantity	Base Number	Contract	AT	Region	England
% of FP17s for the same patient ID Re-attending within 3 months - Children	378	4,253	8.9%	10.1%	12.0%	12.3%
% of FP17s for the same patient ID Re-attending within 3 months - Adults	1,257	9,490	13.2%	14.7%	16.0%	16.7%
% of FP17s for the same patient ID Re-attending between 3 & 9 months - Children	2,758	4,253	64.8%	60.6%	58.8%	57.6%
% of FP17s for the same patient ID Re-attending between 3 & 9 months - Adults	4,774	9,490	50.3%	52.8%	51.2%	50.1%
% of FP17s for Band 1 Urgent Courses	759	12,335	6.2%	7.3%	8.0%	9.1%
% of FP17s Relating to Free Repair or Replacements	213	12,335	1.7%	0.8%	0.8%	0.8%
% of FP17s Relating to Continuations	45	12,335	0.4%	1.3%	1.2%	1.2%
% of Patients satisfied with the dentistry they have received	19	21	90.5%	92.4%	92.7%	92.8%
% of Patients satisfied with the time they had to wait for an appointment	20	21	95.2%	88.1%	89.1%	88.7%

* This is based on patients treated on this contract for their most recent course of treatment. Figures in italics indicate the base number of FP17s or Patient Questionnaire responses are less than 100. N/A is shown where the base number of responses is less than 10 during the period. % is calculated as Quantity/Base number*100

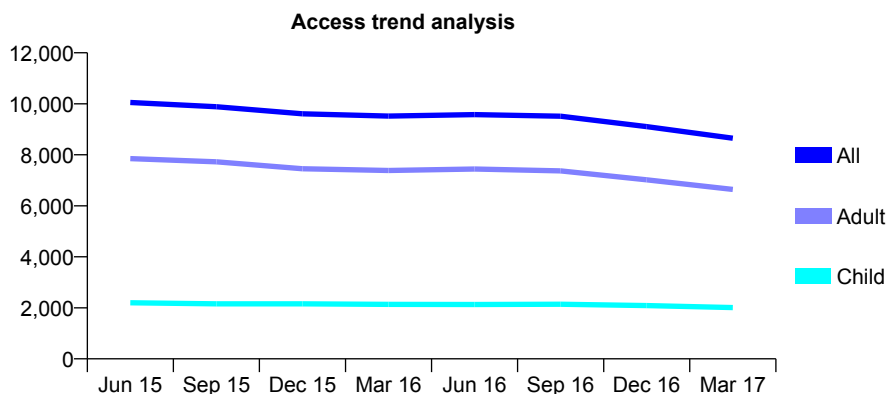
Q59 - Vital Signs At a Glance Contract Report for 170437/0001 - March 2017

Name or company name	Ishak Practices Limited
Contract type name	PDS Plus Contract
Purpose of contract	General
Contract start date	01/06/2010
Contract end date	31/03/2017

16/17 Contracted general activity (UDA)	25,500
Carry forward general activity (UDA)	0
16/17 Contracted orthodontic activity (UOA)	0
Carry forward orthodontic activity (UOA)	0
Baseline contract value	£376,656.10

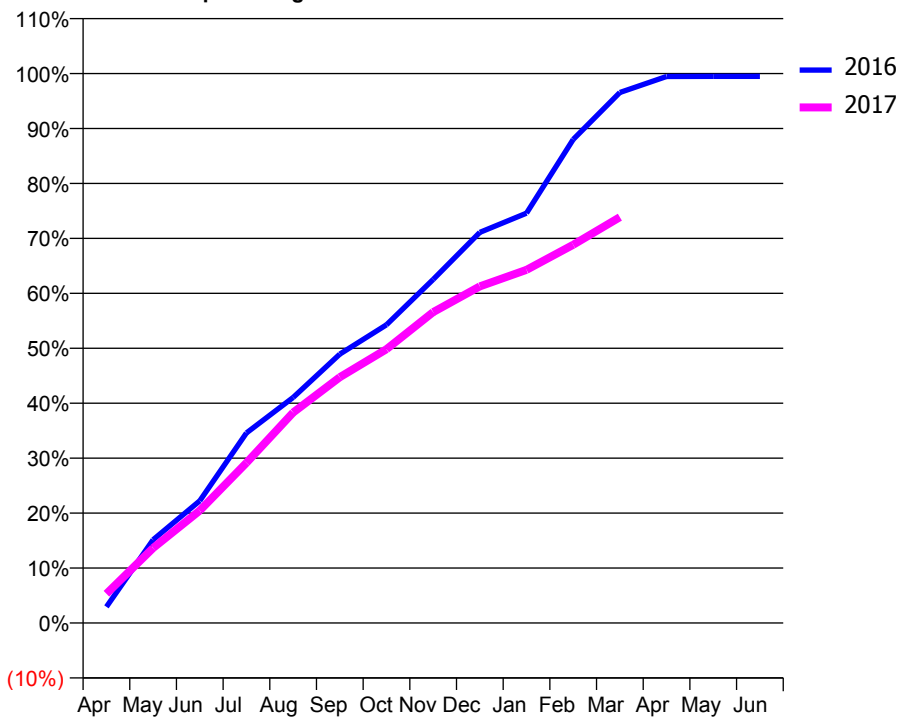
ACCESS*

Patients seen in 24 months	Total	Change since previous quarter
Quarter ending March 2016	9,518	
Quarter ending June 2016	9,574	→
Quarter ending September 2016	9,514	→
Quarter ending December 2016	9,108	↓
Quarter ending March 2017	8,653	↓
Variance since March 2016	(9.1%)	↓



ACTIVITY

Cumulative percentage of contracted UDA delivered 2016 & 2017



Month	Adjusted Scheduled Activity (UDA)	
	2016	2017
April	752	1,359
May	3,865	3,482
June	5,672	5,222
July	8,823	7,434
August	10,469	9,769
September	12,481	11,406
October	13,841	12,709
November	15,942	14,430
December	18,126	15,624
January	19,017	16,387
February	22,439	17,553
March	24,616	18,833
April	25,360	
May	25,367	
June	25,367	

QUALITY

	Quantity	Base Number	Contract	AT	Region	England
% of FP17s for the same patient ID Re-attending within 3 months - Children	152	2,640	5.8%	10.1%	12.0%	12.3%
% of FP17s for the same patient ID Re-attending within 3 months - Adults	691	7,166	9.6%	14.7%	16.0%	16.7%
% of FP17s for the same patient ID Re-attending between 3 & 9 months - Children	1,487	2,640	56.3%	60.6%	58.8%	57.6%
% of FP17s for the same patient ID Re-attending between 3 & 9 months - Adults	3,412	7,166	47.6%	52.8%	51.2%	50.1%
% of FP17s for Band 1 Urgent Courses	1,321	9,475	13.9%	7.3%	8.0%	9.1%
% of FP17s Relating to Free Repair or Replacements	32	9,475	0.3%	0.8%	0.8%	0.8%
% of FP17s Relating to Continuations	148	9,475	1.6%	1.3%	1.2%	1.2%
% of Patients satisfied with the dentistry they have received	17	18	94.4%	92.4%	92.7%	92.8%
% of Patients satisfied with the time they had to wait for an appointment	15	18	83.3%	88.1%	89.1%	88.7%

* This is based on patients treated on this contract for their most recent course of treatment. Figures in italics indicate the base number of FP17s or Patient Questionnaire responses are less than 100. N/A is shown where the base number of responses is less than 10 during the period. % is calculated as Quantity/Base number*100

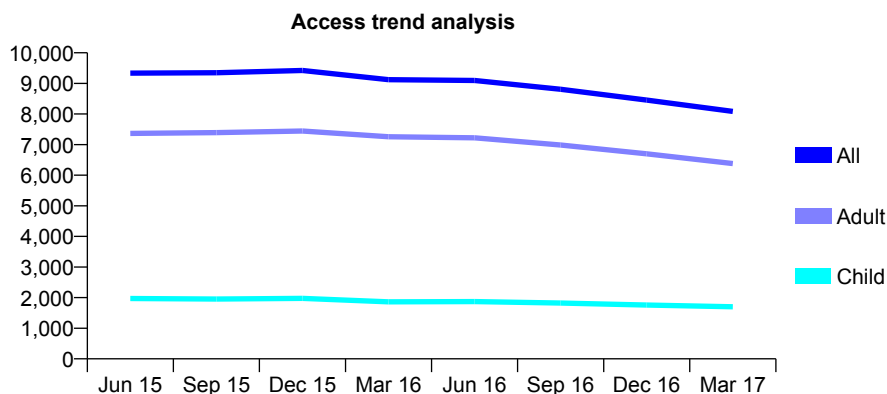
Q59 - Vital Signs At a Glance Contract Report for 170437/0002 - March 2017

Name or company name	Ishak Practices Limited
Contract type name	PDS Plus Contract
Purpose of contract	General
Contract start date	01/11/2011
Contract end date	31/03/2017

16/17 Contracted general activity (UDA)	27,308
Carry forward general activity (UDA)	0
16/17 Contracted orthodontic activity (UOA)	0
Carry forward orthodontic activity (UOA)	0
Baseline contract value	£382,980.09

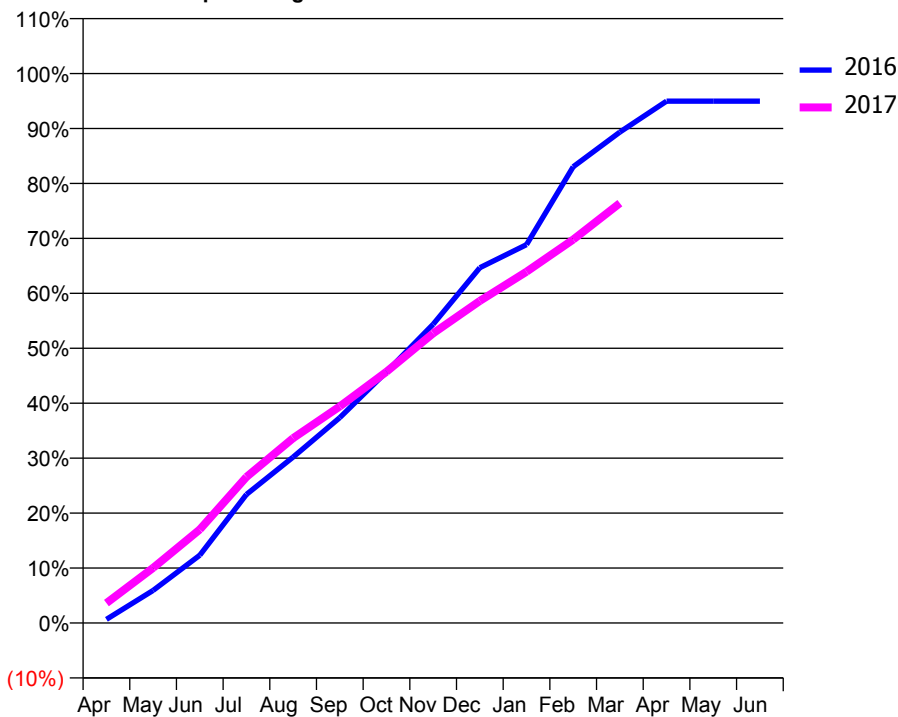
ACCESS*

Patients seen in 24 months	Total	Change since previous quarter
Quarter ending March 2016	9,120	
Quarter ending June 2016	9,095	→
Quarter ending September 2016	8,810	↓
Quarter ending December 2016	8,456	↓
Quarter ending March 2017	8,085	↓
Variance since March 2016	(11.3%)	↓



ACTIVITY

Cumulative percentage of contracted UDA delivered 2016 & 2017



Month	Adjusted Scheduled Activity (UDA)	
	2016	2017
April	180	990
May	1,621	2,738
June	3,369	4,647
July	6,390	7,258
August	8,247	9,190
September	10,206	10,763
October	12,480	12,489
November	14,844	14,399
December	17,656	16,008
January	18,803	17,458
February	22,676	19,056
March	24,399	20,863
April	25,934	
May	25,934	
June	25,933	

QUALITY

	Quantity	Base Number	Contract	AT	Region	England
% of FP17s for the same patient ID Re-attending within 3 months - Children	127	2,195	5.8%	10.1%	12.0%	12.3%
% of FP17s for the same patient ID Re-attending within 3 months - Adults	750	8,226	9.1%	14.7%	16.0%	16.7%
% of FP17s for the same patient ID Re-attending between 3 & 9 months - Children	1,251	2,195	57.0%	60.6%	58.8%	57.6%
% of FP17s for the same patient ID Re-attending between 3 & 9 months - Adults	5,218	8,226	63.4%	52.8%	51.2%	50.1%
% of FP17s for Band 1 Urgent Courses	474	9,843	4.8%	7.3%	8.0%	9.1%
% of FP17s Relating to Free Repair or Replacements	31	9,843	0.3%	0.8%	0.8%	0.8%
% of FP17s Relating to Continuations	143	9,843	1.5%	1.3%	1.2%	1.2%
% of Patients satisfied with the dentistry they have received	25	27	92.6%	92.4%	92.7%	92.8%
% of Patients satisfied with the time they had to wait for an appointment	24	27	88.9%	88.1%	89.1%	88.7%

* This is based on patients treated on this contract for their most recent course of treatment. Figures in italics indicate the base number of FP17s or Patient Questionnaire responses are less than 100. N/A is shown where the base number of responses is less than 10 during the period. % is calculated as Quantity/Base number*100

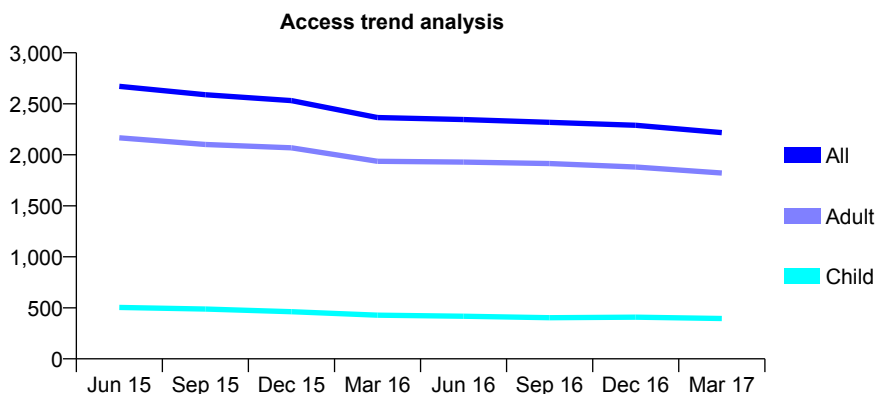
Q59 - Vital Signs At a Glance Contract Report for 171743/0001 - March 2017

Name or company name	RK Pancholi Dental Surgery Ltd
Contract type name	GDS Contract
Purpose of contract	General
Contract start date	20/10/2008
Contract end date	

16/17 Contracted general activity (UDA)	8,203
Carry forward general activity (UDA)	-75
16/17 Contracted orthodontic activity (UOA)	0
Carry forward orthodontic activity (UOA)	0
Baseline contract value	£173,971.18

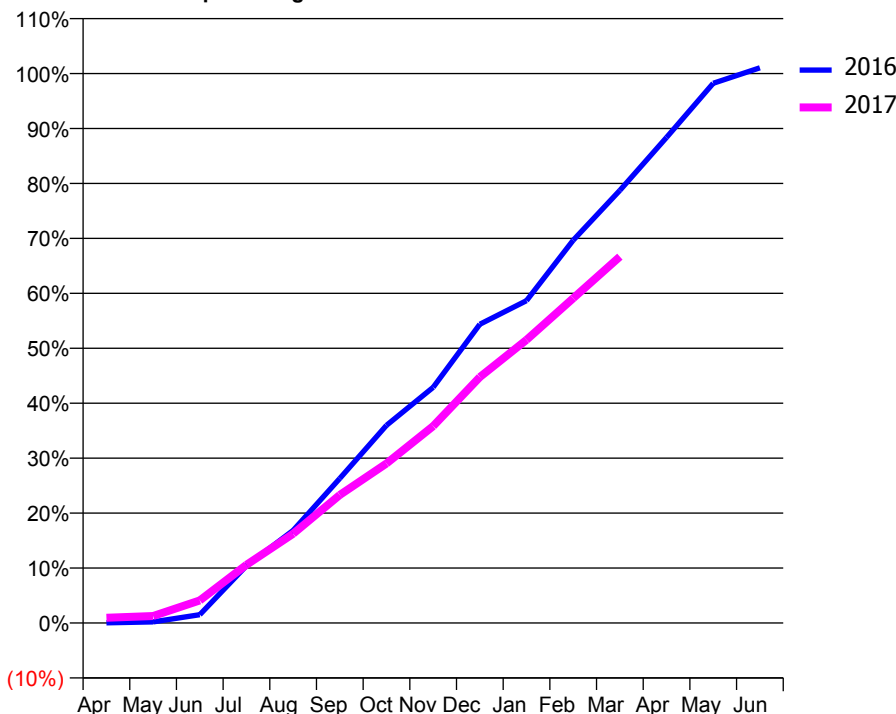
ACCESS*

Patients seen in 24 months	Total	Change since previous quarter
Quarter ending March 2016	2,365	
Quarter ending June 2016	2,346	→
Quarter ending September 2016	2,318	↓
Quarter ending December 2016	2,289	↓
Quarter ending March 2017	2,218	↓
Variance since March 2016	(6.2%)	↓



ACTIVITY

Cumulative percentage of contracted UDA delivered 2016 & 2017



Month	Adjusted Scheduled Activity (UDA)	
	2016	2017
April	3	78
May	14	104
June	110	338
July	752	870
August	1,214	1,332
September	1,896	1,913
October	2,592	2,382
November	3,089	2,940
December	3,916	3,672
January	4,225	4,227
February	5,018	4,849
March	5,672	5,469
April	6,366	
May	7,075	
June	7,278	

QUALITY

	Quantity	Base Number	Contract	AT	Region	England
% of FP17s for the same patient ID Re-attending within 3 months - Children	31	615	5.0%	10.1%	12.0%	12.3%
% of FP17s for the same patient ID Re-attending within 3 months - Adults	354	2,381	14.9%	14.7%	16.0%	16.7%
% of FP17s for the same patient ID Re-attending between 3 & 9 months - Children	397	615	64.6%	60.6%	58.8%	57.6%
% of FP17s for the same patient ID Re-attending between 3 & 9 months - Adults	1,016	2,381	42.7%	52.8%	51.2%	50.1%
% of FP17s for Band 1 Urgent Courses	48	2,425	2.0%	7.3%	8.0%	9.1%
% of FP17s Relating to Free Repair or Replacements	21	2,425	0.9%	0.8%	0.8%	0.8%
% of FP17s Relating to Continuations	161	2,425	6.6%	1.3%	1.2%	1.2%
% of Patients satisfied with the dentistry they have received	5	5	N/A	92.4%	92.7%	92.8%
% of Patients satisfied with the time they had to wait for an appointment	5	5	N/A	88.1%	89.1%	88.7%

* This is based on patients treated on this contract for their most recent course of treatment. Figures in italics indicate the base number of FP17s or Patient Questionnaire responses are less than 100. N/A is shown where the base number of responses is less than 10 during the period. % is calculated as Quantity/Base number*100

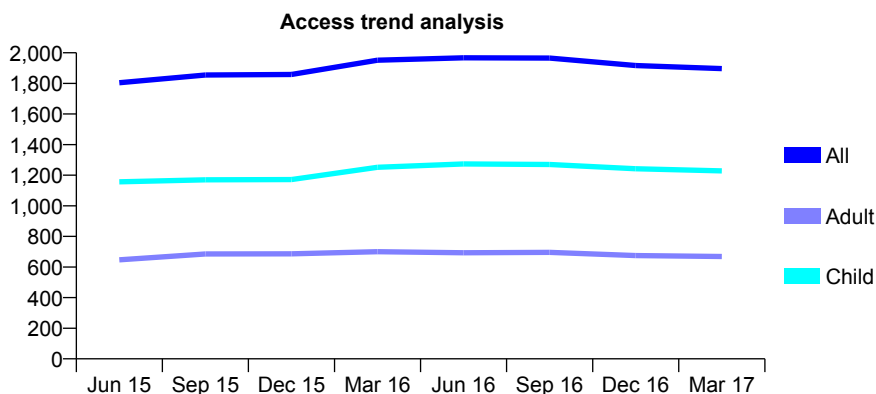
Q59 - Vital Signs At a Glance Contract Report for 171751/0001 - March 2017

Name or company name	E Gayton & K Gayton
Contract type name	GDS Contract
Purpose of contract	General and Orthodontic
Contract start date	01/11/2013
Contract end date	

16/17 Contracted general activity (UDA)	4,850
Carry forward general activity (UDA)	0
16/17 Contracted orthodontic activity (UOA)	259
Carry forward orthodontic activity (UOA)	0
Baseline contract value	£131,748.75

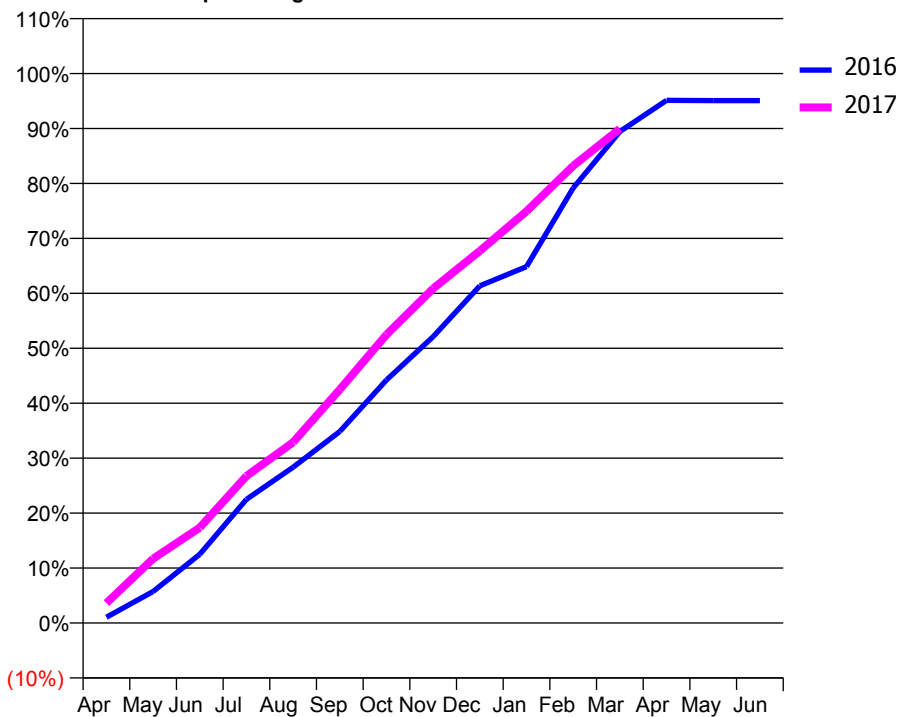
ACCESS*

Patients seen in 24 months	Total	Change since previous quarter
Quarter ending March 2016	1,952	
Quarter ending June 2016	1,967	→
Quarter ending September 2016	1,966	→
Quarter ending December 2016	1,917	↓
Quarter ending March 2017	1,897	↓
Variance since March 2016	(2.8%)	↓



ACTIVITY

Cumulative percentage of contracted UDA delivered 2016 & 2017



Month	Adjusted Scheduled Activity (UDA)	
	2016	2017
April	53	175
May	287	567
June	626	843
July	1,126	1,297
August	1,418	1,595
September	1,743	2,062
October	2,211	2,545
November	2,605	2,952
December	3,068	3,284
January	3,243	3,633
February	3,958	4,035
March	4,472	4,362
April	4,755	
May	4,753	
June	4,753	

QUALITY

	Quantity	Base Number	Contract	AT	Region	England
% of FP17s for the same patient ID Re-attending within 3 months - Children	189	2,196	8.6%	10.1%	12.0%	12.3%
% of FP17s for the same patient ID Re-attending within 3 months - Adults	164	830	19.8%	14.7%	16.0%	16.7%
% of FP17s for the same patient ID Re-attending between 3 & 9 months - Children	1,586	2,196	72.2%	60.6%	58.8%	57.6%
% of FP17s for the same patient ID Re-attending between 3 & 9 months - Adults	515	830	62.0%	52.8%	51.2%	50.1%
% of FP17s for Band 1 Urgent Courses	66	2,815	2.3%	7.3%	8.0%	9.1%
% of FP17s Relating to Free Repair or Replacements	0	2,815	0.0%	0.8%	0.8%	0.8%
% of FP17s Relating to Continuations	0	2,815	0.0%	1.3%	1.2%	1.2%
% of Patients satisfied with the dentistry they have received	3	4	N/A	92.4%	92.7%	92.8%
% of Patients satisfied with the time they had to wait for an appointment	4	4	N/A	88.1%	89.1%	88.7%

* This is based on patients treated on this contract for their most recent course of treatment. Figures in italics indicate the base number of FP17s or Patient Questionnaire responses are less than 100. N/A is shown where the base number of responses is less than 10 during the period. % is calculated as Quantity/Base number*100

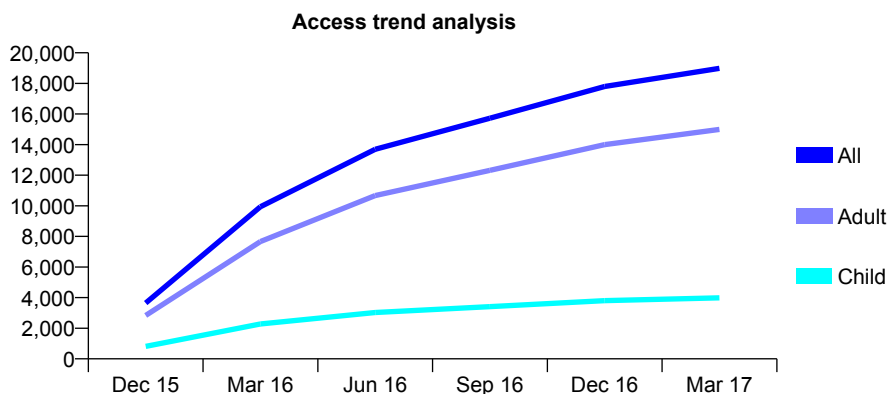
Q59 - Vital Signs At a Glance Contract Report for 175676/0002 - March 2017

Name or company name	Mr S Mehra & Mr A Khetia
Contract type name	GDS Contract
Purpose of contract	General
Contract start date	02/11/2015
Contract end date	

16/17 Contracted general activity (UDA)	58,260
Carry forward general activity (UDA)	0
16/17 Contracted orthodontic activity (UOA)	0
Carry forward orthodontic activity (UOA)	0
Baseline contract value	£1,130,630.78

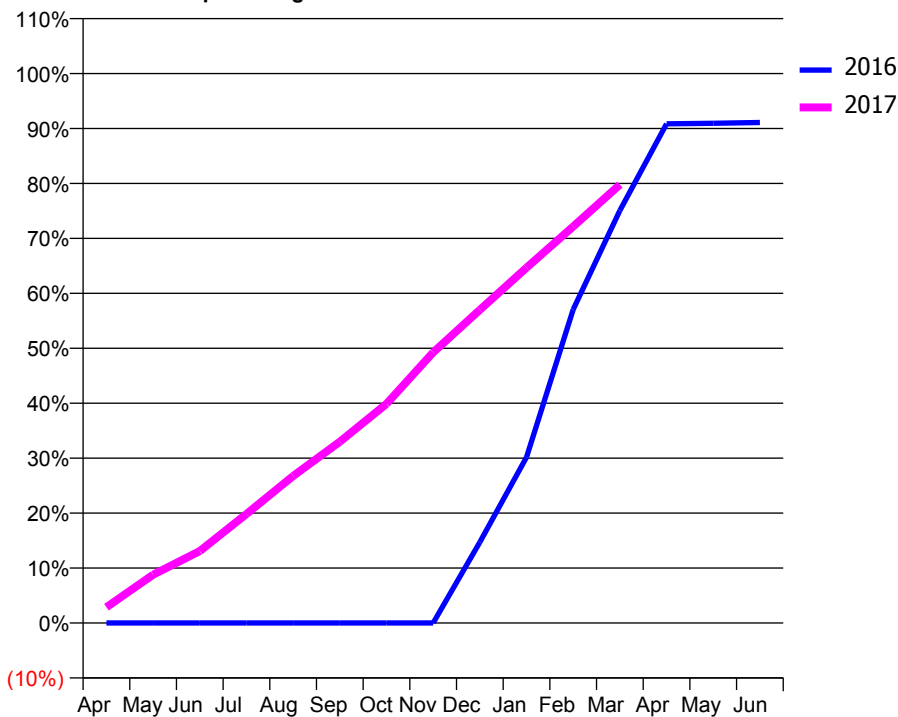
ACCESS*

Patients seen in 24 months	Total	Change since previous quarter
Quarter ending March 2016	9,941	
Quarter ending June 2016	13,699	↑
Quarter ending September 2016	15,727	↑
Quarter ending December 2016	17,800	↑
Quarter ending March 2017	18,981	↑
Variance since March 2016	90.9%	↑



ACTIVITY

Cumulative percentage of contracted UDA delivered 2016 & 2017



Month	Adjusted Scheduled Activity (UDA)	
	2016	2017
April	0	1,672
May	0	5,123
June	0	7,626
July	0	11,555
August	0	15,593
September	0	19,223
October	0	23,232
November	0	28,689
December	3,456	33,201
January	7,081	37,665
February	13,389	42,036
March	17,617	46,483
April	21,320	
May	21,339	
June	21,372	

QUALITY

	Quantity	Base Number	Contract	AT	Region	England
% of FP17s for the same patient ID Re-attending within 3 months - Children	370	6,103	6.1%	10.1%	12.0%	12.3%
% of FP17s for the same patient ID Re-attending within 3 months - Adults	2,712	22,624	12.0%	14.7%	16.0%	16.7%
% of FP17s for the same patient ID Re-attending between 3 & 9 months - Children	2,913	6,103	47.7%	60.6%	58.8%	57.6%
% of FP17s for the same patient ID Re-attending between 3 & 9 months - Adults	9,938	22,624	43.9%	52.8%	51.2%	50.1%
% of FP17s for Band 1 Urgent Courses	2,528	26,052	9.7%	7.3%	8.0%	9.1%
% of FP17s Relating to Free Repair or Replacements	112	26,052	0.4%	0.8%	0.8%	0.8%
% of FP17s Relating to Continuations	72	26,052	0.3%	1.3%	1.2%	1.2%
% of Patients satisfied with the dentistry they have received	40	44	90.9%	92.4%	92.7%	92.8%
% of Patients satisfied with the time they had to wait for an appointment	42	44	95.5%	88.1%	89.1%	88.7%

* This is based on patients treated on this contract for their most recent course of treatment. Figures in italics indicate the base number of FP17s or Patient Questionnaire responses are less than 100. N/A is shown where the base number of responses is less than 10 during the period. % is calculated as Quantity/Base number*100

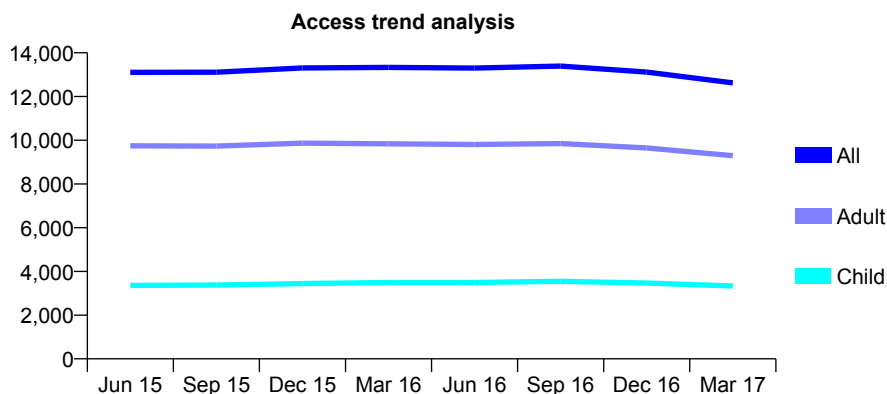
Q59 - Vital Signs At a Glance Contract Report for 176087/0001 - March 2017

Name or company name	Burguet, Ceconi & Calveley (T/As BW Part)
Contract type name	GDS Contract
Purpose of contract	General
Contract start date	29/08/2012
Contract end date	

16/17 Contracted general activity (UDA)	28,400
Carry forward general activity (UDA)	0
16/17 Contracted orthodontic activity (UOA)	0
Carry forward orthodontic activity (UOA)	0
Baseline contract value	£617,111.86

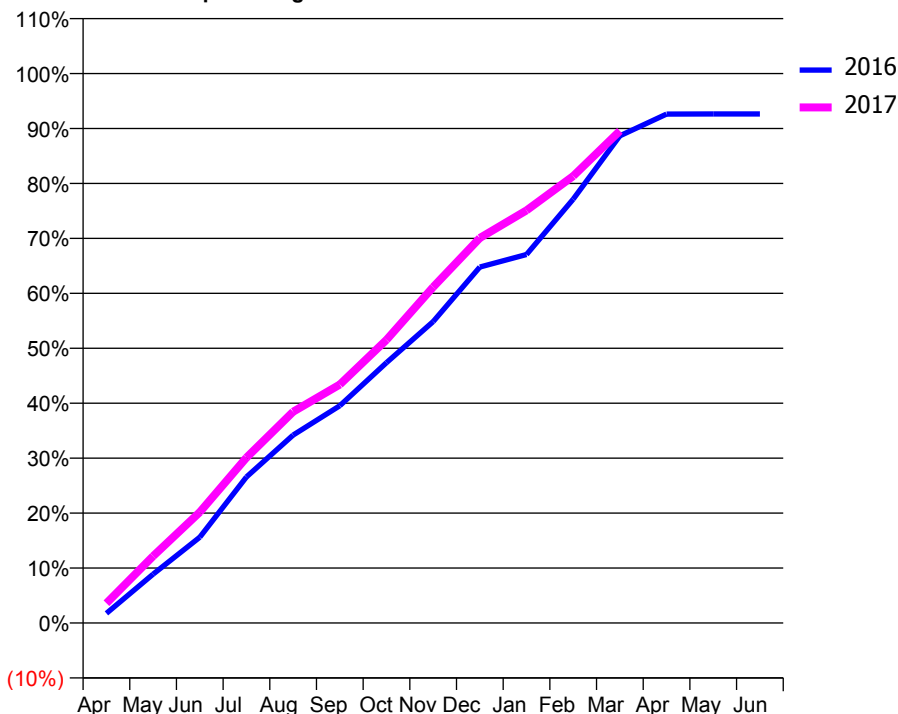
ACCESS*

Patients seen in 24 months	Total	Change since previous quarter
Quarter ending March 2016	13,330	
Quarter ending June 2016	13,301	→
Quarter ending September 2016	13,391	→
Quarter ending December 2016	13,121	↓
Quarter ending March 2017	12,624	↓
Variance since March 2016	(5.3%)	↓



ACTIVITY

Cumulative percentage of contracted UDA delivered 2016 & 2017



Month	Adjusted Scheduled Activity (UDA)	
	2016	2017
April	537	1,025
May	2,712	3,457
June	4,762	5,734
July	8,111	8,550
August	10,433	10,918
September	12,064	12,327
October	14,451	14,636
November	16,729	17,362
December	19,762	19,903
January	20,455	21,325
February	23,526	23,097
March	27,037	25,432
April	28,250	
May	28,252	
June	28,254	

QUALITY

	Quantity	Base Number	Contract	AT	Region	England
% of FP17s for the same patient ID Re-attending within 3 months - Children	190	4,091	4.6%	10.1%	12.0%	12.3%
% of FP17s for the same patient ID Re-attending within 3 months - Adults	1,394	11,691	11.9%	14.7%	16.0%	16.7%
% of FP17s for the same patient ID Re-attending between 3 & 9 months - Children	2,074	4,091	50.7%	60.6%	58.8%	57.6%
% of FP17s for the same patient ID Re-attending between 3 & 9 months - Adults	5,585	11,691	47.8%	52.8%	51.2%	50.1%
% of FP17s for Band 1 Urgent Courses	1,337	15,072	8.9%	7.3%	8.0%	9.1%
% of FP17s Relating to Free Repair or Replacements	236	15,072	1.6%	0.8%	0.8%	0.8%
% of FP17s Relating to Continuations	142	15,072	0.9%	1.3%	1.2%	1.2%
% of Patients satisfied with the dentistry they have received	18	20	90.0%	92.4%	92.7%	92.8%
% of Patients satisfied with the time they had to wait for an appointment	13	20	65.0%	88.1%	89.1%	88.7%

* This is based on patients treated on this contract for their most recent course of treatment. Figures in italics indicate the base number of FP17s or Patient Questionnaire responses are less than 100. N/A is shown where the base number of responses is less than 10 during the period. % is calculated as Quantity/Base number*100

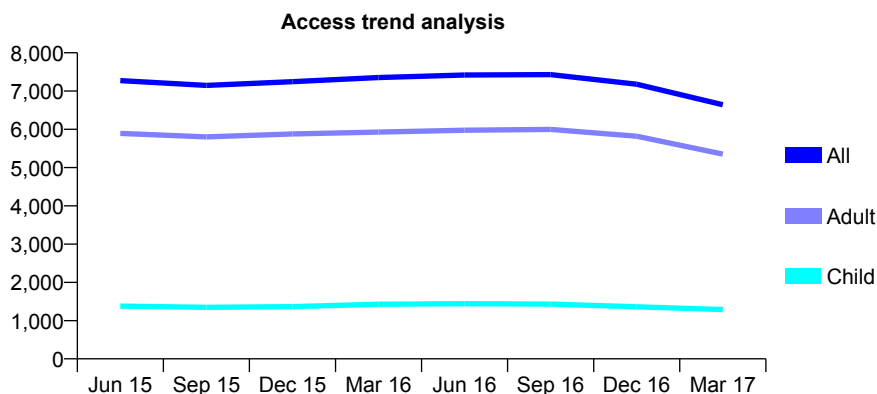
Q59 - Vital Signs At a Glance Contract Report for 176087/0002 - March 2017

Name or company name	Burguet, Ceconi & Calveyley (T/As BW Part
Contract type name	GDS Contract
Purpose of contract	General
Contract start date	29/08/2012
Contract end date	

16/17 Contracted general activity (UDA)	20,000
Carry forward general activity (UDA)	575
16/17 Contracted orthodontic activity (UOA)	0
Carry forward orthodontic activity (UOA)	0
Baseline contract value	£444,645.16

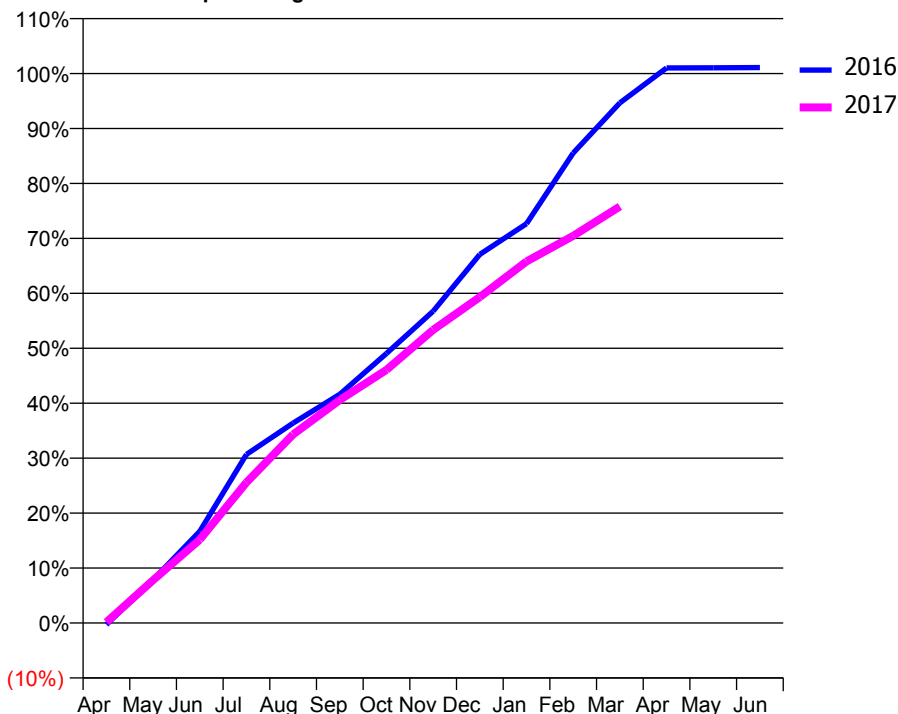
ACCESS*

Patients seen in 24 months	Total	Change since previous quarter
Quarter ending March 2016	7,354	
Quarter ending June 2016	7,420	→
Quarter ending September 2016	7,430	→
Quarter ending December 2016	7,180	↓
Quarter ending March 2017	6,642	↓
Variance since March 2016	(9.7%)	↓



ACTIVITY

Cumulative percentage of contracted UDA delivered 2016 & 2017



Adjusted Scheduled Activity (UDA)

Month	2016	2017
April	-52	33
May	1,379	1,561
June	2,921	3,037
July	5,368	5,117
August	6,369	6,863
September	7,286	8,118
October	8,585	9,214
November	9,931	10,671
December	11,740	11,864
January	12,719	13,162
February	14,967	14,093
March	16,566	15,161
April	17,675	
May	17,682	
June	17,689	

QUALITY

	Quantity	Base Number	Contract	AT	Region	England
% of FP17s for the same patient ID Re-attending within 3 months - Children	104	1,729	6.0%	10.1%	12.0%	12.3%
% of FP17s for the same patient ID Re-attending within 3 months - Adults	1,230	7,383	16.7%	14.7%	16.0%	16.7%
% of FP17s for the same patient ID Re-attending between 3 & 9 months - Children	982	1,729	56.8%	60.6%	58.8%	57.6%
% of FP17s for the same patient ID Re-attending between 3 & 9 months - Adults	3,806	7,383	51.6%	52.8%	51.2%	50.1%
% of FP17s for Band 1 Urgent Courses	867	8,511	10.2%	7.3%	8.0%	9.1%
% of FP17s Relating to Free Repair or Replacements	148	8,511	1.7%	0.8%	0.8%	0.8%
% of FP17s Relating to Continuations	150	8,511	1.8%	1.3%	1.2%	1.2%
% of Patients satisfied with the dentistry they have received	16	18	88.9%	92.4%	92.7%	92.8%
% of Patients satisfied with the time they had to wait for an appointment	13	18	72.2%	88.1%	89.1%	88.7%

* This is based on patients treated on this contract for their most recent course of treatment. Figures in italics indicate the base number of FP17s or Patient Questionnaire responses are less than 100. N/A is shown where the base number of responses is less than 10 during the period. % is calculated as Quantity/Base number*100

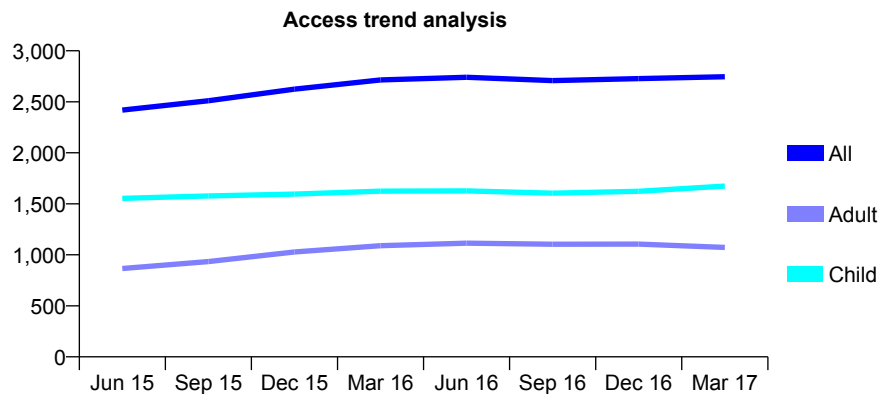
Q59 - Vital Signs At a Glance Contract Report for 176591/0001 - March 2017

Name or company name	James Cooil and Associates Limited
Contract type name	GDS Contract
Purpose of contract	General and Orthodontic
Contract start date	01/05/2010
Contract end date	

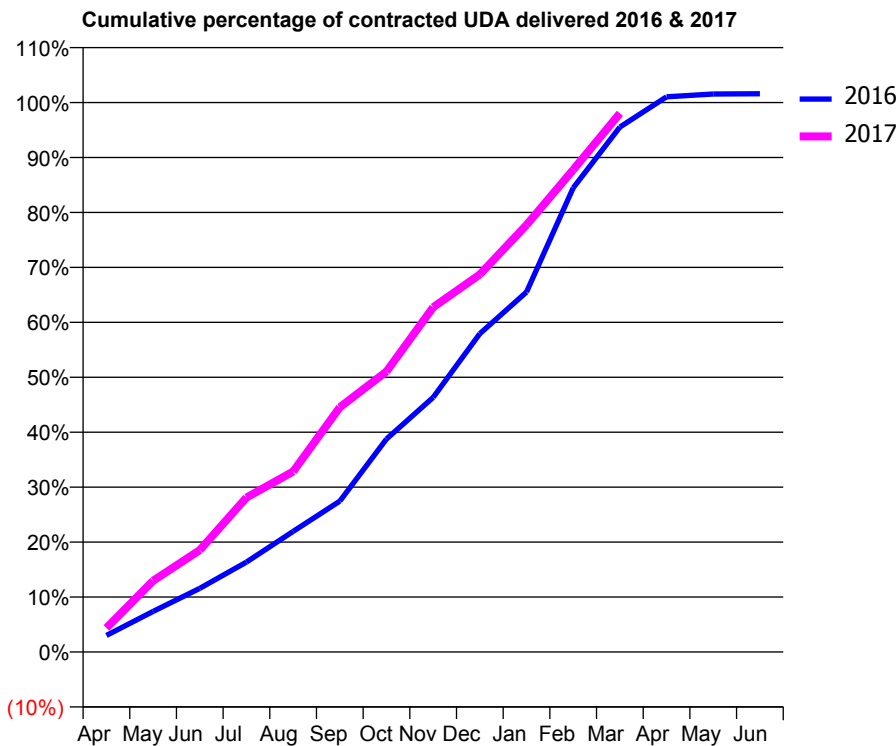
16/17 Contracted general activity (UDA)	7,056
Carry forward general activity (UDA)	-112
16/17 Contracted orthodontic activity (UOA)	609
Carry forward orthodontic activity (UOA)	99
Baseline contract value	£203,160.57

ACCESS*

Patients seen in 24 months	Total	Change since previous quarter
Quarter ending March 2016	2,714	
Quarter ending June 2016	2,741	→
Quarter ending September 2016	2,708	↓
Quarter ending December 2016	2,728	→
Quarter ending March 2017	2,746	→
Variance since March 2016	1.2%	→



ACTIVITY



Month	Adjusted Scheduled Activity (UDA)	
	2016	2017
April	214	309
May	521	916
June	817	1,309
July	1,155	1,983
August	1,549	2,317
September	1,937	3,142
October	2,736	3,602
November	3,269	4,428
December	4,089	4,848
January	4,623	5,484
February	5,960	6,193
March	6,741	6,917
April	7,130	
May	7,166	
June	7,168	

QUALITY

	Quantity	Base Number	Contract	AT	Region	England
% of FP17s for the same patient ID Re-attending within 3 months - Children	326	2,902	11.2%	10.1%	12.0%	12.3%
% of FP17s for the same patient ID Re-attending within 3 months - Adults	194	1,317	14.7%	14.7%	16.0%	16.7%
% of FP17s for the same patient ID Re-attending between 3 & 9 months - Children	1,899	2,902	65.4%	60.6%	58.8%	57.6%
% of FP17s for the same patient ID Re-attending between 3 & 9 months - Adults	757	1,317	57.5%	52.8%	51.2%	50.1%
% of FP17s for Band 1 Urgent Courses	274	3,884	7.1%	7.3%	8.0%	9.1%
% of FP17s Relating to Free Repair or Replacements	7	3,884	0.2%	0.8%	0.8%	0.8%
% of FP17s Relating to Continuations	17	3,884	0.4%	1.3%	1.2%	1.2%
% of Patients satisfied with the dentistry they have received	3	4	N/A	92.4%	92.7%	92.8%
% of Patients satisfied with the time they had to wait for an appointment	2	4	N/A	88.1%	89.1%	88.7%

* This is based on patients treated on this contract for their most recent course of treatment. Figures in italics indicate the base number of FP17s or Patient Questionnaire responses are less than 100. N/A is shown where the base number of responses is less than 10 during the period. % is calculated as Quantity/Base number*100

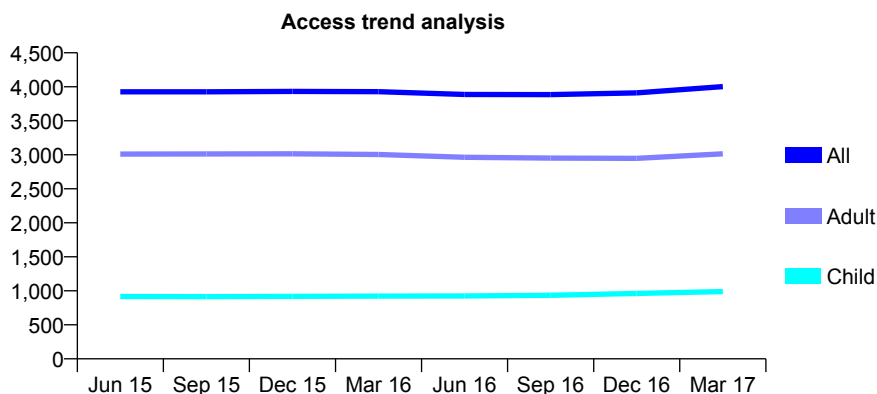
Q59 - Vital Signs At a Glance Contract Report for 178055/0001 - March 2017

Name or company name	Sloss, Sloss & Bentley
Contract type name	GDS Contract
Purpose of contract	General and Orthodontic
Contract start date	01/04/2006
Contract end date	

16/17 Contracted general activity (UDA)	11,800
Carry forward general activity (UDA)	0
16/17 Contracted orthodontic activity (UOA)	430
Carry forward orthodontic activity (UOA)	0
Baseline contract value	£288,638.43

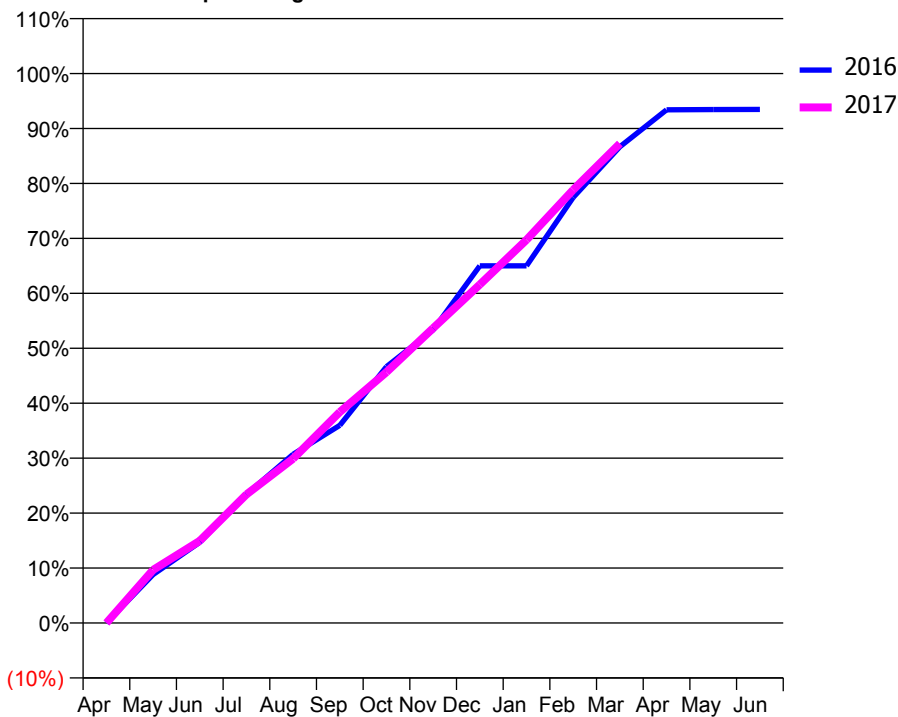
ACCESS*

Patients seen in 24 months	Total	Change since previous quarter
Quarter ending March 2016	3,928	
Quarter ending June 2016	3,888	↓
Quarter ending September 2016	3,886	→
Quarter ending December 2016	3,910	→
Quarter ending March 2017	4,003	↑
Variance since March 2016	1.9%	→



ACTIVITY

Cumulative percentage of contracted UDA delivered 2016 & 2017



Month	Adjusted Scheduled Activity (UDA)	
	2016	2017
April	0	0
May	1,041	1,140
June	1,734	1,765
July	2,767	2,763
August	3,624	3,529
September	4,245	4,532
October	5,505	5,388
November	6,295	6,332
December	7,671	7,268
January	7,671	8,227
February	9,138	9,302
March	10,228	10,297
April	11,019	
May	11,026	
June	11,028	

QUALITY

	Quantity	Base Number	Contract	AT	Region	England
% of FP17s for the same patient ID Re-attending within 3 months - Children	121	1,637	7.4%	10.1%	12.0%	12.3%
% of FP17s for the same patient ID Re-attending within 3 months - Adults	627	4,634	13.5%	14.7%	16.0%	16.7%
% of FP17s for the same patient ID Re-attending between 3 & 9 months - Children	1,056	1,637	64.5%	60.6%	58.8%	57.6%
% of FP17s for the same patient ID Re-attending between 3 & 9 months - Adults	2,451	4,634	52.9%	52.8%	51.2%	50.1%
% of FP17s for Band 1 Urgent Courses	226	5,806	3.9%	7.3%	8.0%	9.1%
% of FP17s Relating to Free Repair or Replacements	36	5,806	0.6%	0.8%	0.8%	0.8%
% of FP17s Relating to Continuations	118	5,806	2.0%	1.3%	1.2%	1.2%
% of Patients satisfied with the dentistry they have received	11	13	84.6%	92.4%	92.7%	92.8%
% of Patients satisfied with the time they had to wait for an appointment	13	13	100.0%	88.1%	89.1%	88.7%

* This is based on patients treated on this contract for their most recent course of treatment. Figures in italics indicate the base number of FP17s or Patient Questionnaire responses are less than 100. N/A is shown where the base number of responses is less than 10 during the period. % is calculated as Quantity/Base number*100

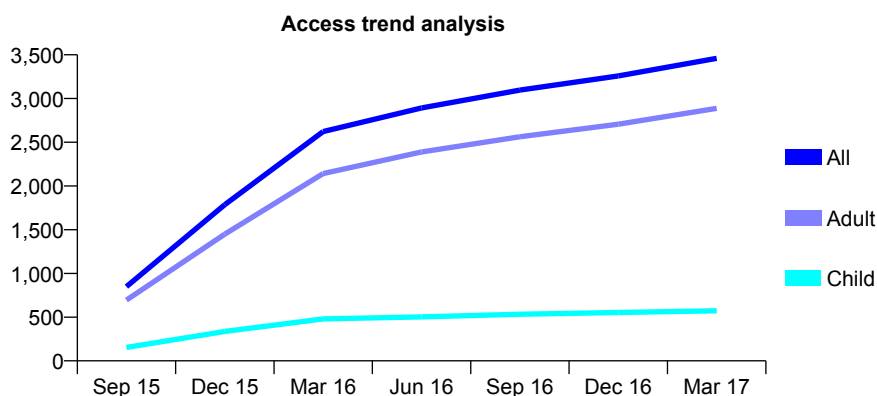
Q59 - Vital Signs At a Glance Contract Report for 181293/0001 - March 2017

Name or company name	JDRM Dental Care Ltd
Contract type name	GDS Contract
Purpose of contract	General
Contract start date	01/07/2015
Contract end date	

16/17 Contracted general activity (UDA)	9,832
Carry forward general activity (UDA)	274
16/17 Contracted orthodontic activity (UOA)	0
Carry forward orthodontic activity (UOA)	0
Baseline contract value	£220,594.94

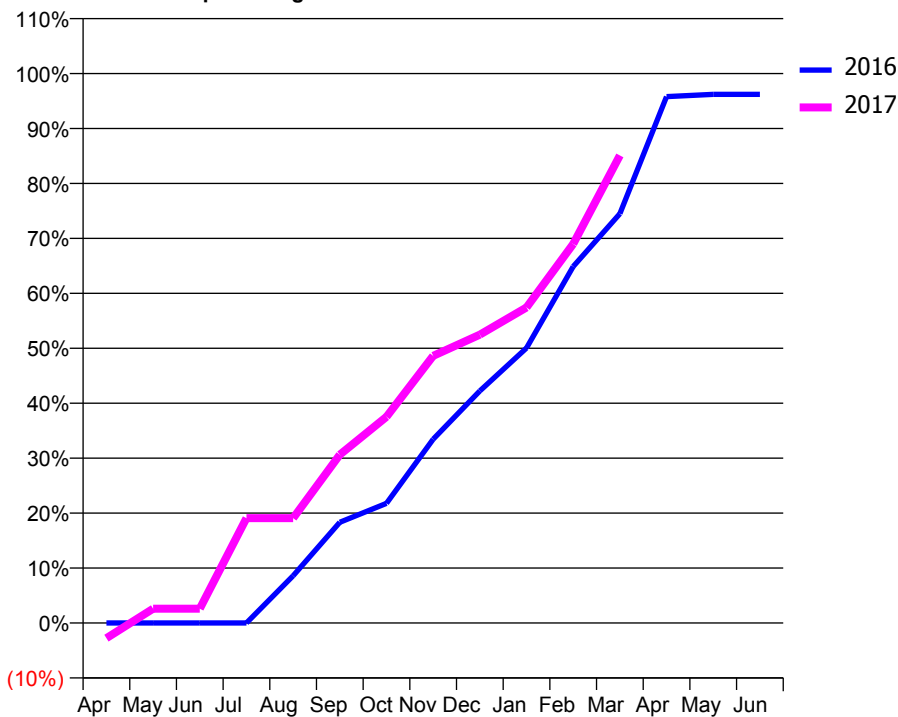
ACCESS*

Patients seen in 24 months	Total	Change since previous quarter
Quarter ending March 2016	2,622	
Quarter ending June 2016	2,892	↑
Quarter ending September 2016	3,096	↑
Quarter ending December 2016	3,259	↑
Quarter ending March 2017	3,460	↑
Variance since March 2016	32.0%	↑



ACTIVITY

Cumulative percentage of contracted UDA delivered 2016 & 2017



Adjusted Scheduled Activity (UDA)

Month	2016	2017
April	0	-273
May	0	257
June	0	257
July	0	1,876
August	635	1,876
September	1,352	3,013
October	1,605	3,690
November	2,467	4,780
December	3,114	5,159
January	3,691	5,647
February	4,785	6,781
March	5,493	8,366
April	7,065	
May	7,095	
June	7,095	

QUALITY

	Quantity	Base Number	Contract	AT	Region	England
% of FP17s for the same patient ID Re-attending within 3 months - Children	106	1,047	10.1%	10.1%	12.0%	12.3%
% of FP17s for the same patient ID Re-attending within 3 months - Adults	482	4,177	11.5%	14.7%	16.0%	16.7%
% of FP17s for the same patient ID Re-attending between 3 & 9 months - Children	609	1,047	58.2%	60.6%	58.8%	57.6%
% of FP17s for the same patient ID Re-attending between 3 & 9 months - Adults	1,945	4,177	46.6%	52.8%	51.2%	50.1%
% of FP17s for Band 1 Urgent Courses	153	4,317	3.5%	7.3%	8.0%	9.1%
% of FP17s Relating to Free Repair or Replacements	97	4,317	2.2%	0.8%	0.8%	0.8%
% of FP17s Relating to Continuations	38	4,317	0.9%	1.3%	1.2%	1.2%
% of Patients satisfied with the dentistry they have received	19	20	95.0%	92.4%	92.7%	92.8%
% of Patients satisfied with the time they had to wait for an appointment	18	20	90.0%	88.1%	89.1%	88.7%

* This is based on patients treated on this contract for their most recent course of treatment. Figures in italics indicate the base number of FP17s or Patient Questionnaire responses are less than 100. N/A is shown where the base number of responses is less than 10 during the period. % is calculated as Quantity/Base number*100

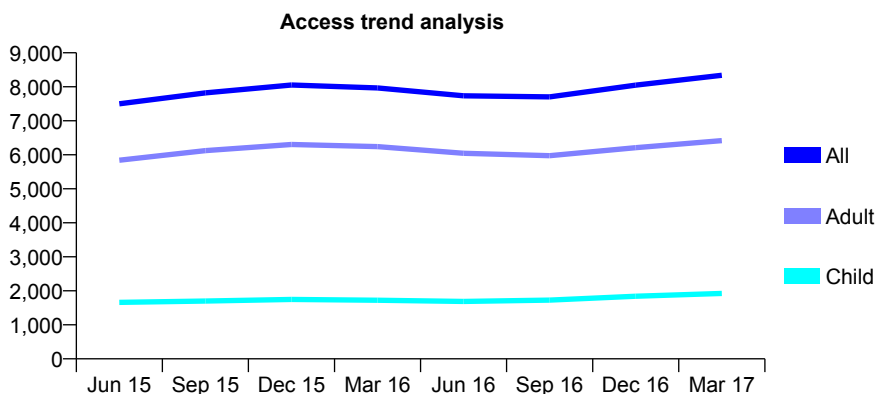
Q59 - Vital Signs At a Glance Contract Report for 183865/0002 - March 2017

Name or company name	H Amin & A Patel
Contract type name	GDS Contract
Purpose of contract	General
Contract start date	01/10/2013
Contract end date	

16/17 Contracted general activity (UDA)	22,643
Carry forward general activity (UDA)	-306
16/17 Contracted orthodontic activity (UOA)	0
Carry forward orthodontic activity (UOA)	0
Baseline contract value	£486,551.32

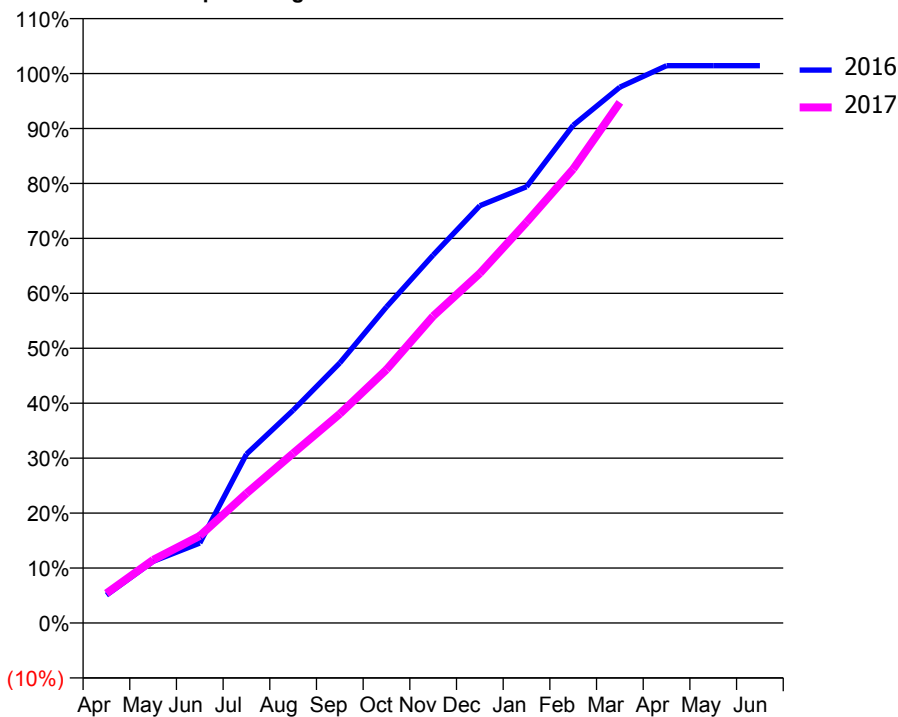
ACCESS*

Patients seen in 24 months	Total	Change since previous quarter
Quarter ending March 2016	7,965	
Quarter ending June 2016	7,737	↓
Quarter ending September 2016	7,703	→
Quarter ending December 2016	8,049	↑
Quarter ending March 2017	8,341	↑
Variance since March 2016	4.7%	↑



ACTIVITY

Cumulative percentage of contracted UDA delivered 2016 & 2017



Month	Adjusted Scheduled Activity (UDA)	
	2016	2017
April	1,099	1,224
May	2,429	2,601
June	3,149	3,592
July	6,651	5,343
August	8,381	6,992
September	10,247	8,620
October	12,449	10,441
November	14,493	12,648
December	16,434	14,410
January	17,184	16,512
February	19,601	18,706
March	21,104	21,452
April	21,951	
May	21,951	
June	21,949	

QUALITY

	Quantity	Base Number	Contract	AT	Region	England
% of FP17s for the same patient ID Re-attending within 3 months - Children	193	3,017	6.4%	10.1%	12.0%	12.3%
% of FP17s for the same patient ID Re-attending within 3 months - Adults	1,008	9,050	11.1%	14.7%	16.0%	16.7%
% of FP17s for the same patient ID Re-attending between 3 & 9 months - Children	1,829	3,017	60.6%	60.6%	58.8%	57.6%
% of FP17s for the same patient ID Re-attending between 3 & 9 months - Adults	5,420	9,050	59.9%	52.8%	51.2%	50.1%
% of FP17s for Band 1 Urgent Courses	501	11,144	4.5%	7.3%	8.0%	9.1%
% of FP17s Relating to Free Repair or Replacements	73	11,144	0.7%	0.8%	0.8%	0.8%
% of FP17s Relating to Continuations	86	11,144	0.8%	1.3%	1.2%	1.2%
% of Patients satisfied with the dentistry they have received	16	16	100.0%	92.4%	92.7%	92.8%
% of Patients satisfied with the time they had to wait for an appointment	15	16	93.8%	88.1%	89.1%	88.7%

* This is based on patients treated on this contract for their most recent course of treatment. Figures in italics indicate the base number of FP17s or Patient Questionnaire responses are less than 100. N/A is shown where the base number of responses is less than 10 during the period. % is calculated as Quantity/Base number*100

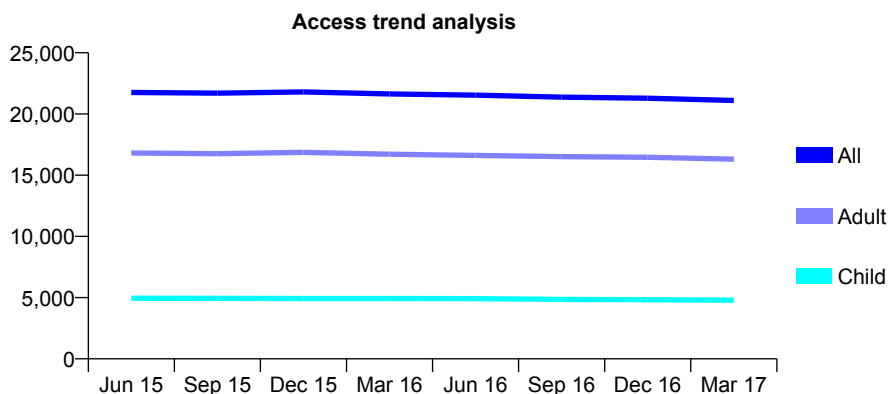
Q59 - Vital Signs At a Glance Contract Report for 187208/0001 - March 2017

Name or company name	Mr N Maxey & Mr W Welch
Contract type name	GDS Contract
Purpose of contract	General and Orthodontic
Contract start date	01/04/2006
Contract end date	

16/17 Contracted general activity (UDA)	63,070
Carry forward general activity (UDA)	0
16/17 Contracted orthodontic activity (UOA)	705
Carry forward orthodontic activity (UOA)	0
Baseline contract value	£1,531,688.03

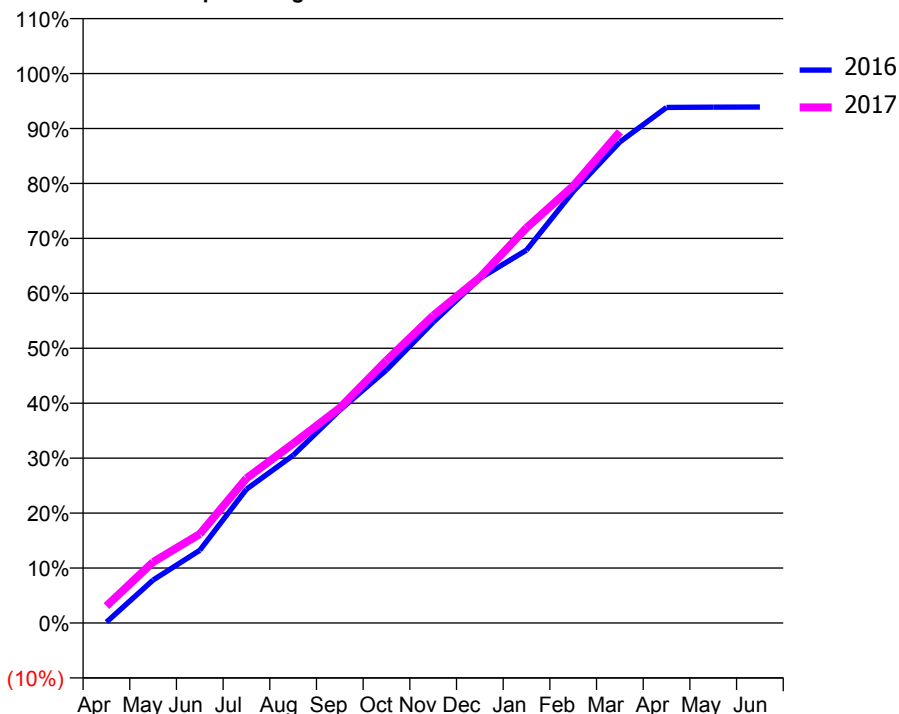
ACCESS*

Patients seen in 24 months	Total	Change since previous quarter
Quarter ending March 2016	21,640	
Quarter ending June 2016	21,537	→
Quarter ending September 2016	21,380	→
Quarter ending December 2016	21,289	→
Quarter ending March 2017	21,106	→
Variance since March 2016	(2.5%)	↓



ACTIVITY

Cumulative percentage of contracted UDA delivered 2016 & 2017



Month	Adjusted Scheduled Activity (UDA)	
	2016	2017
April	105	1,959
May	5,139	7,000
June	8,674	10,211
July	15,961	16,613
August	20,016	20,592
September	25,398	24,689
October	30,185	30,143
November	35,894	35,290
December	41,123	39,664
January	44,497	45,355
February	51,488	50,160
March	57,398	56,382
April	61,531	
May	61,563	
June	61,567	

QUALITY

	Quantity	Base Number	Contract	AT	Region	England
% of FP17s for the same patient ID Re-attending within 3 months - Children	631	7,989	7.9%	10.1%	12.0%	12.3%
% of FP17s for the same patient ID Re-attending within 3 months - Adults	4,075	26,720	15.3%	14.7%	16.0%	16.7%
% of FP17s for the same patient ID Re-attending between 3 & 9 months - Children	5,294	7,989	66.3%	60.6%	58.8%	57.6%
% of FP17s for the same patient ID Re-attending between 3 & 9 months - Adults	15,885	26,720	59.4%	52.8%	51.2%	50.1%
% of FP17s for Band 1 Urgent Courses	2,619	32,567	8.0%	7.3%	8.0%	9.1%
% of FP17s Relating to Free Repair or Replacements	229	32,567	0.7%	0.8%	0.8%	0.8%
% of FP17s Relating to Continuations	243	32,567	0.7%	1.3%	1.2%	1.2%
% of Patients satisfied with the dentistry they have received	44	48	91.7%	92.4%	92.7%	92.8%
% of Patients satisfied with the time they had to wait for an appointment	39	48	81.3%	88.1%	89.1%	88.7%

* This is based on patients treated on this contract for their most recent course of treatment. Figures in italics indicate the base number of FP17s or Patient Questionnaire responses are less than 100. N/A is shown where the base number of responses is less than 10 during the period. % is calculated as Quantity/Base number*100

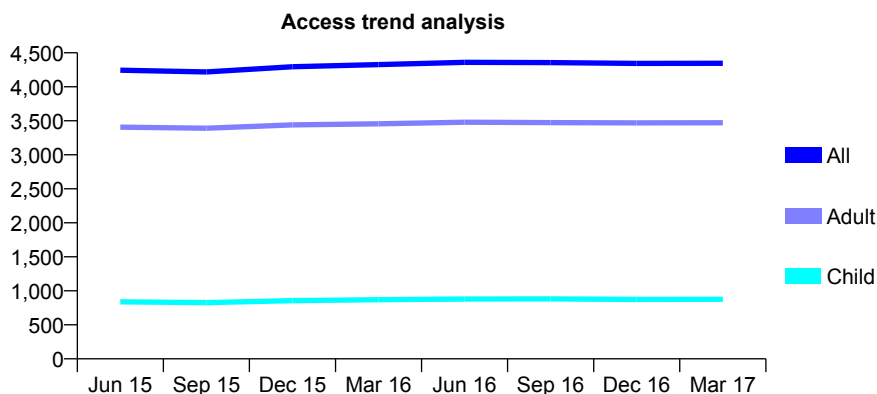
Q59 - Vital Signs At a Glance Contract Report for 187208/0002 - March 2017

Name or company name	Mr N Maxey & Mr W Welch
Contract type name	GDS Contract
Purpose of contract	General
Contract start date	01/04/2006
Contract end date	

16/17 Contracted general activity (UDA)	12,165
Carry forward general activity (UDA)	417
16/17 Contracted orthodontic activity (UOA)	0
Carry forward orthodontic activity (UOA)	0
Baseline contract value	£268,145.18

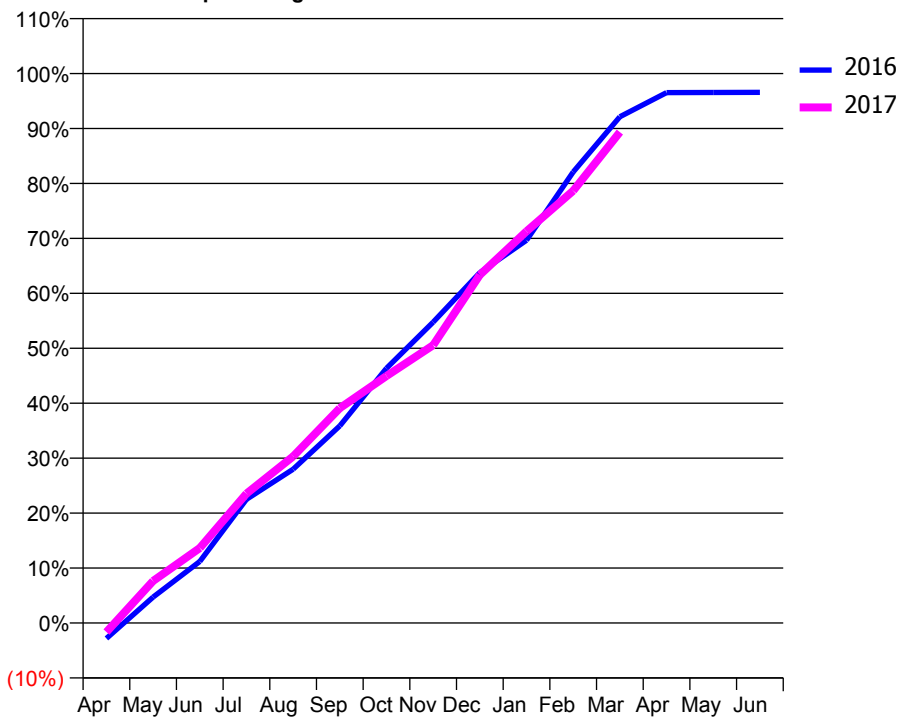
ACCESS*

Patients seen in 24 months	Total	Change since previous quarter
Quarter ending March 2016	4,326	
Quarter ending June 2016	4,359	→
Quarter ending September 2016	4,355	→
Quarter ending December 2016	4,344	→
Quarter ending March 2017	4,347	→
Variance since March 2016	0.5%	→



ACTIVITY

Cumulative percentage of contracted UDA delivered 2016 & 2017



Month	Adjusted Scheduled Activity (UDA)	
	2016	2017
April	-344	-201
May	573	933
June	1,361	1,662
July	2,739	2,865
August	3,406	3,690
September	4,364	4,757
October	5,641	5,468
November	6,661	6,152
December	7,757	7,706
January	8,474	8,671
February	9,985	9,569
March	11,207	10,868
April	11,743	
May	11,744	
June	11,748	

QUALITY

	Quantity	Base Number	Contract	AT	Region	England
% of FP17s for the same patient ID Re-attending within 3 months - Children	71	1,374	5.2%	10.1%	12.0%	12.3%
% of FP17s for the same patient ID Re-attending within 3 months - Adults	722	5,593	12.9%	14.7%	16.0%	16.7%
% of FP17s for the same patient ID Re-attending between 3 & 9 months - Children	1,001	1,374	72.9%	60.6%	58.8%	57.6%
% of FP17s for the same patient ID Re-attending between 3 & 9 months - Adults	3,631	5,593	64.9%	52.8%	51.2%	50.1%
% of FP17s for Band 1 Urgent Courses	547	6,702	8.2%	7.3%	8.0%	9.1%
% of FP17s Relating to Free Repair or Replacements	21	6,702	0.3%	0.8%	0.8%	0.8%
% of FP17s Relating to Continuations	60	6,702	0.9%	1.3%	1.2%	1.2%
% of Patients satisfied with the dentistry they have received	9	10	90.0%	92.4%	92.7%	92.8%
% of Patients satisfied with the time they had to wait for an appointment	10	10	100.0%	88.1%	89.1%	88.7%

* This is based on patients treated on this contract for their most recent course of treatment. Figures in italics indicate the base number of FP17s or Patient Questionnaire responses are less than 100. N/A is shown where the base number of responses is less than 10 during the period. % is calculated as Quantity/Base number*100

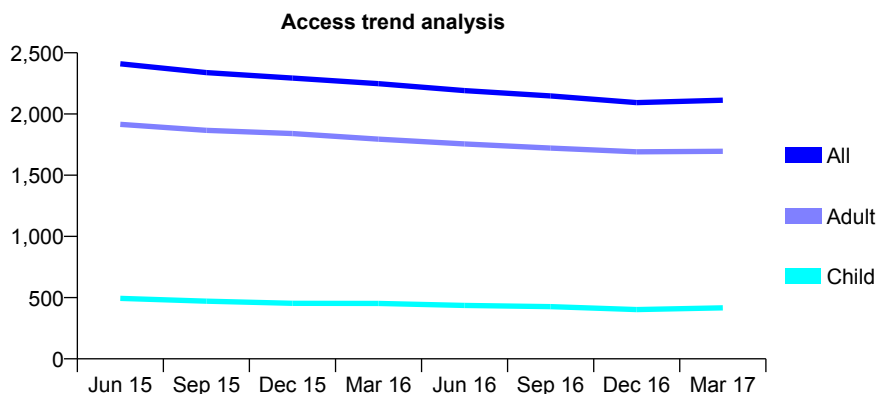
Q59 - Vital Signs At a Glance Contract Report for 187313/0002 - March 2017

Name or company name	J Ahmad, M Hallen, A Persson & A Alfreds
Contract type name	GDS Contract
Purpose of contract	General
Contract start date	01/04/2010
Contract end date	

16/17 Contracted general activity (UDA)	9,152
Carry forward general activity (UDA)	0
16/17 Contracted orthodontic activity (UOA)	0
Carry forward orthodontic activity (UOA)	0
Baseline contract value	£184,211.19

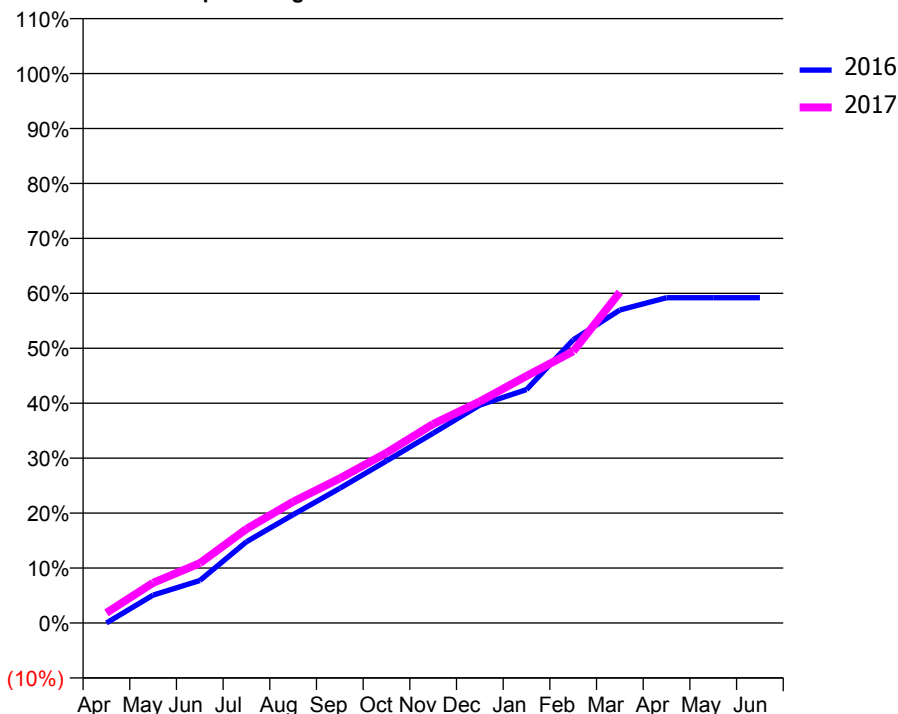
ACCESS*

Patients seen in 24 months	Total	Change since previous quarter
Quarter ending March 2016	2,248	
Quarter ending June 2016	2,191	↓
Quarter ending September 2016	2,148	↓
Quarter ending December 2016	2,093	↓
Quarter ending March 2017	2,113	→
Variance since March 2016	(6.0%)	↓



ACTIVITY

Cumulative percentage of contracted UDA delivered 2016 & 2017



Month	Adjusted Scheduled Activity (UDA)	
	2016	2017
April	0	169
May	466	670
June	706	996
July	1,354	1,567
August	1,803	2,020
September	2,244	2,408
October	2,699	2,835
November	3,160	3,315
December	3,631	3,690
January	3,888	4,114
February	4,717	4,524
March	5,213	5,510
April	5,419	
May	5,419	
June	5,419	

QUALITY

	Quantity	Base Number	Contract	AT	Region	England
% of FP17s for the same patient ID Re-attending within 3 months - Children	31	598	5.2%	10.1%	12.0%	12.3%
% of FP17s for the same patient ID Re-attending within 3 months - Adults	343	2,615	13.1%	14.7%	16.0%	16.7%
% of FP17s for the same patient ID Re-attending between 3 & 9 months - Children	346	598	57.9%	60.6%	58.8%	57.6%
% of FP17s for the same patient ID Re-attending between 3 & 9 months - Adults	1,616	2,615	61.8%	52.8%	51.2%	50.1%
% of FP17s for Band 1 Urgent Courses	284	3,088	9.2%	7.3%	8.0%	9.1%
% of FP17s Relating to Free Repair or Replacements	0	3,088	0.0%	0.8%	0.8%	0.8%
% of FP17s Relating to Continuations	9	3,088	0.3%	1.3%	1.2%	1.2%
% of Patients satisfied with the dentistry they have received	3	4	N/A	92.4%	92.7%	92.8%
% of Patients satisfied with the time they had to wait for an appointment	2	4	N/A	88.1%	89.1%	88.7%

* This is based on patients treated on this contract for their most recent course of treatment. Figures in italics indicate the base number of FP17s or Patient Questionnaire responses are less than 100. N/A is shown where the base number of responses is less than 10 during the period. % is calculated as Quantity/Base number*100

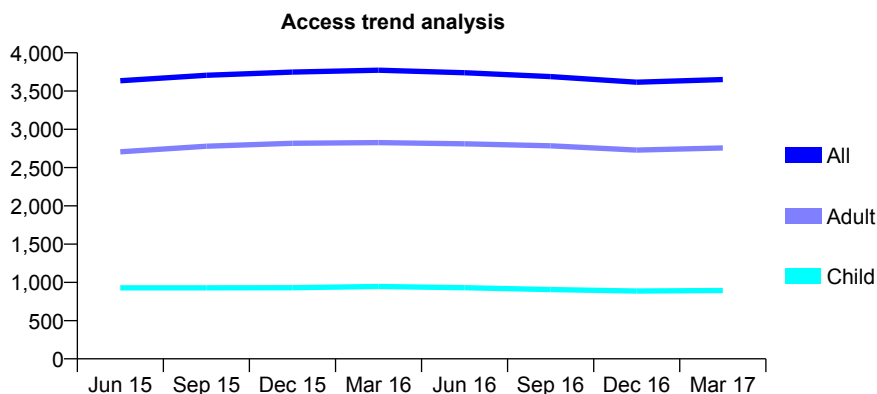
Q59 - Vital Signs At a Glance Contract Report for 188107/0001 - March 2017

Name or company name	Mr J Ratynski & Mrs M Ratynski
Contract type name	GDS Contract
Purpose of contract	General
Contract start date	15/08/2006
Contract end date	

16/17 Contracted general activity (UDA)	11,800
Carry forward general activity (UDA)	83
16/17 Contracted orthodontic activity (UOA)	0
Carry forward orthodontic activity (UOA)	0
Baseline contract value	£260,107.05

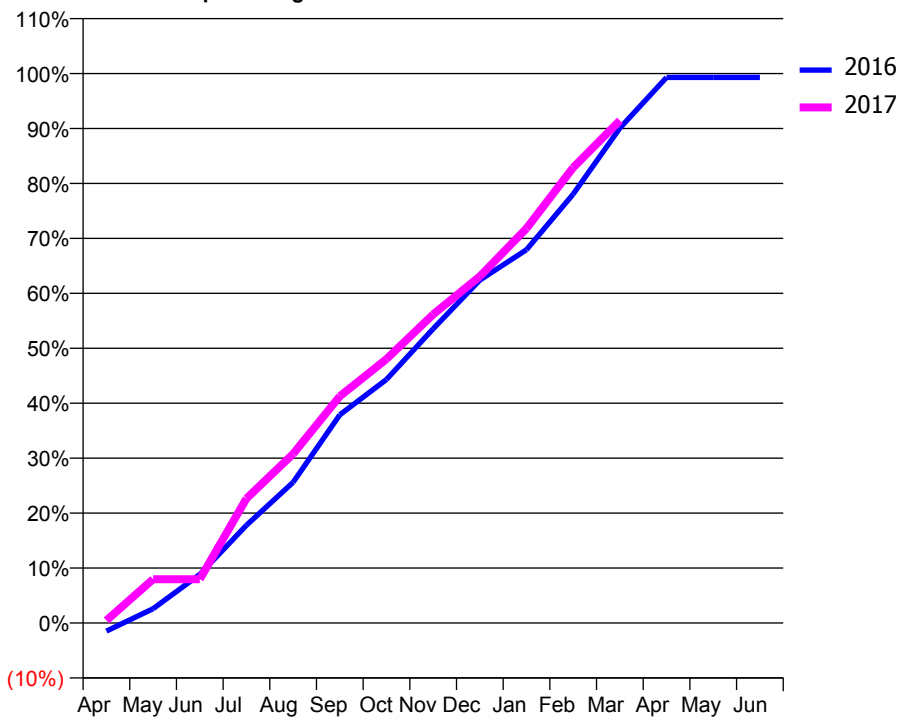
ACCESS*

Patients seen in 24 months	Total	Change since previous quarter
Quarter ending March 2016	3,772	
Quarter ending June 2016	3,740	→
Quarter ending September 2016	3,689	↓
Quarter ending December 2016	3,615	↓
Quarter ending March 2017	3,651	→
Variance since March 2016	(3.2%)	↓



ACTIVITY

Cumulative percentage of contracted UDA delivered 2016 & 2017



Month	Adjusted Scheduled Activity (UDA)	
	2016	2017
April	-176	55
May	309	940
June	1,043	940
July	2,101	2,672
August	3,023	3,633
September	4,470	4,868
October	5,230	5,669
November	6,317	6,628
December	7,364	7,445
January	8,016	8,474
February	9,210	9,781
March	10,629	10,790
April	11,717	
May	11,717	
June	11,717	

QUALITY

	Quantity	Base Number	Contract	AT	Region	England
% of FP17s for the same patient ID Re-attending within 3 months - Children	120	1,597	7.5%	10.1%	12.0%	12.3%
% of FP17s for the same patient ID Re-attending within 3 months - Adults	631	4,873	12.9%	14.7%	16.0%	16.7%
% of FP17s for the same patient ID Re-attending between 3 & 9 months - Children	1,164	1,597	72.9%	60.6%	58.8%	57.6%
% of FP17s for the same patient ID Re-attending between 3 & 9 months - Adults	3,346	4,873	68.7%	52.8%	51.2%	50.1%
% of FP17s for Band 1 Urgent Courses	127	5,970	2.1%	7.3%	8.0%	9.1%
% of FP17s Relating to Free Repair or Replacements	11	5,970	0.2%	0.8%	0.8%	0.8%
% of FP17s Relating to Continuations	148	5,970	2.5%	1.3%	1.2%	1.2%
% of Patients satisfied with the dentistry they have received	8	9	N/A	92.4%	92.7%	92.8%
% of Patients satisfied with the time they had to wait for an appointment	8	9	N/A	88.1%	89.1%	88.7%

* This is based on patients treated on this contract for their most recent course of treatment. Figures in italics indicate the base number of FP17s or Patient Questionnaire responses are less than 100. N/A is shown where the base number of responses is less than 10 during the period. % is calculated as Quantity/Base number*100

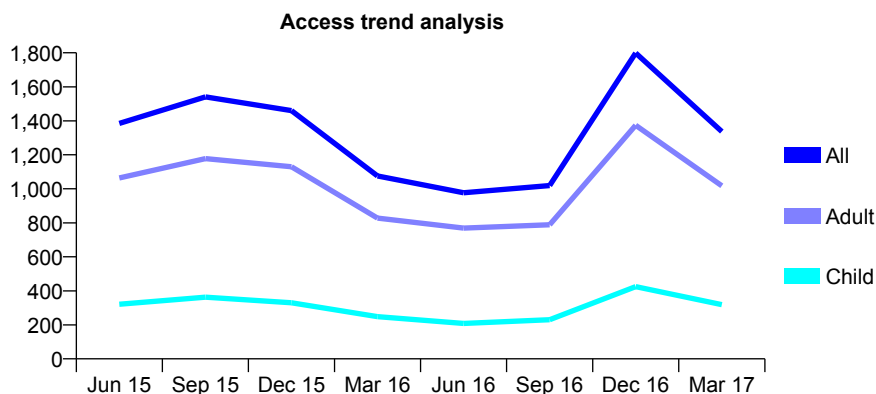
Q59 - Vital Signs At a Glance Contract Report for 188867/0001 - March 2017

Name or company name	Mr Williams and Mr Moroney
Contract type name	GDS Contract
Purpose of contract	General
Contract start date	01/10/2013
Contract end date	

16/17 Contracted general activity (UDA)	3,578
Carry forward general activity (UDA)	73
16/17 Contracted orthodontic activity (UOA)	0
Carry forward orthodontic activity (UOA)	0
Baseline contract value	£81,692.82

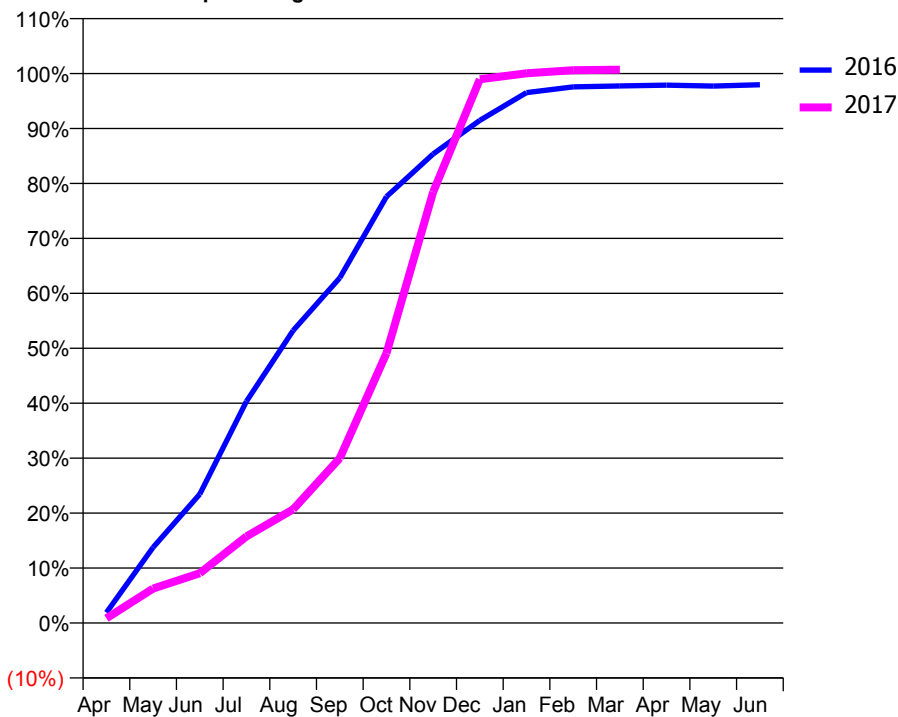
ACCESS*

Patients seen in 24 months	Total	Change since previous quarter
Quarter ending March 2016	1,076	
Quarter ending June 2016	977	↓
Quarter ending September 2016	1,019	↑
Quarter ending December 2016	1,799	↑
Quarter ending March 2017	1,337	↓
Variance since March 2016	24.3%	↑



ACTIVITY

Cumulative percentage of contracted UDA delivered 2016 & 2017



Month	Adjusted Scheduled Activity (UDA)	
	2016	2017
April	68	31
May	493	224
June	839	324
July	1,443	564
August	1,905	740
September	2,247	1,073
October	2,777	1,757
November	3,054	2,807
December	3,273	3,541
January	3,454	3,580
February	3,491	3,600
March	3,497	3,603
April	3,502	
May	3,496	
June	3,505	

QUALITY

	Quantity	Base Number	Contract	AT	Region	England
% of FP17s for the same patient ID Re-attending within 3 months - Children	11	417	2.6%	10.1%	12.0%	12.3%
% of FP17s for the same patient ID Re-attending within 3 months - Adults	82	1,332	6.2%	14.7%	16.0%	16.7%
% of FP17s for the same patient ID Re-attending between 3 & 9 months - Children	44	417	10.6%	60.6%	58.8%	57.6%
% of FP17s for the same patient ID Re-attending between 3 & 9 months - Adults	148	1,332	11.1%	52.8%	51.2%	50.1%
% of FP17s for Band 1 Urgent Courses	139	1,742	8.0%	7.3%	8.0%	9.1%
% of FP17s Relating to Free Repair or Replacements	3	1,742	0.2%	0.8%	0.8%	0.8%
% of FP17s Relating to Continuations	25	1,742	1.4%	1.3%	1.2%	1.2%
% of Patients satisfied with the dentistry they have received	4	4	N/A	92.4%	92.7%	92.8%
% of Patients satisfied with the time they had to wait for an appointment	4	4	N/A	88.1%	89.1%	88.7%

* This is based on patients treated on this contract for their most recent course of treatment. Figures in italics indicate the base number of FP17s or Patient Questionnaire responses are less than 100. N/A is shown where the base number of responses is less than 10 during the period. % is calculated as Quantity/Base number*100

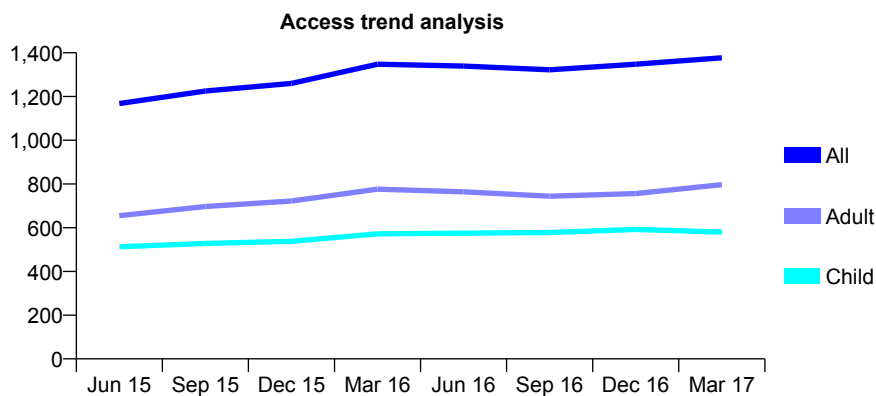
Q59 - Vital Signs At a Glance Contract Report for 189820/0001 - March 2017

Name or company name	J & P Pallipatt T/A Aesthetic Smiles
Contract type name	GDS Contract
Purpose of contract	General
Contract start date	01/12/2010
Contract end date	

16/17 Contracted general activity (UDA)	3,000
Carry forward general activity (UDA)	9
16/17 Contracted orthodontic activity (UOA)	0
Carry forward orthodontic activity (UOA)	0
Baseline contract value	£143,016.51

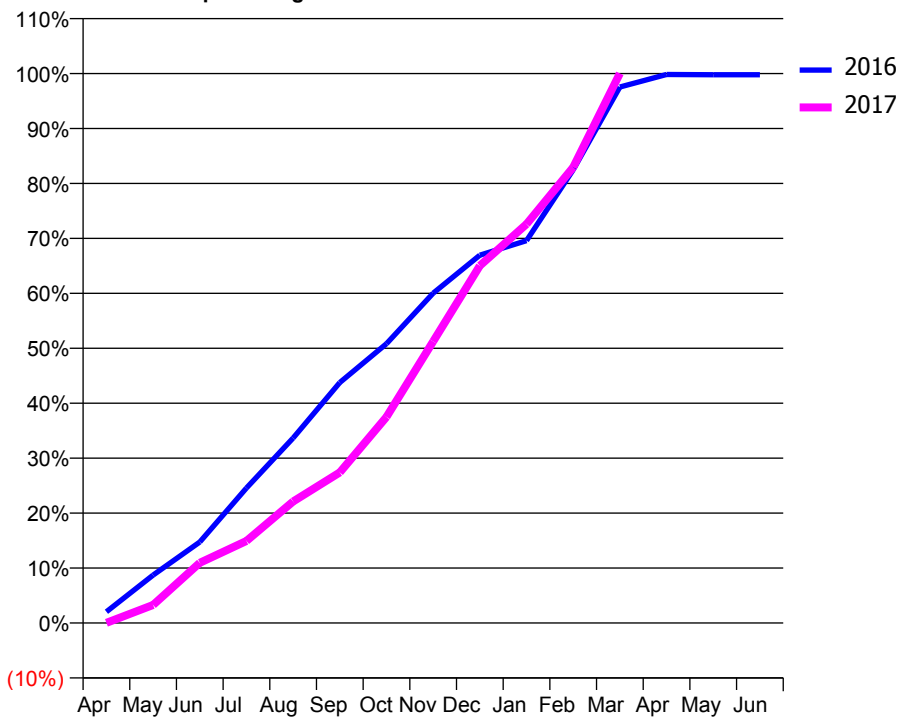
ACCESS*

Patients seen in 24 months	Total	Change since previous quarter
Quarter ending March 2016	1,348	
Quarter ending June 2016	1,339	→
Quarter ending September 2016	1,322	↓
Quarter ending December 2016	1,348	→
Quarter ending March 2017	1,377	↑
Variance since March 2016	2.2%	↑



ACTIVITY

Cumulative percentage of contracted UDA delivered 2016 & 2017



Month	Adjusted Scheduled Activity (UDA)	
	2016	2017
April	82	1
May	349	99
June	590	328
July	983	448
August	1,347	664
September	1,750	822
October	2,033	1,125
November	2,401	1,537
December	2,678	1,950
January	2,784	2,178
February	3,299	2,488
March	3,902	3,000
April	3,992	
May	3,991	
June	3,991	

QUALITY

	Quantity	Base Number	Contract	AT	Region	England
% of FP17s for the same patient ID Re-attending within 3 months - Children	52	661	7.9%	10.1%	12.0%	12.3%
% of FP17s for the same patient ID Re-attending within 3 months - Adults	136	838	16.2%	14.7%	16.0%	16.7%
% of FP17s for the same patient ID Re-attending between 3 & 9 months - Children	287	661	43.4%	60.6%	58.8%	57.6%
% of FP17s for the same patient ID Re-attending between 3 & 9 months - Adults	319	838	38.1%	52.8%	51.2%	50.1%
% of FP17s for Band 1 Urgent Courses	191	1,465	13.0%	7.3%	8.0%	9.1%
% of FP17s Relating to Free Repair or Replacements	3	1,465	0.2%	0.8%	0.8%	0.8%
% of FP17s Relating to Continuations	0	1,465	0.0%	1.3%	1.2%	1.2%
% of Patients satisfied with the dentistry they have received	10	10	100.0%	92.4%	92.7%	92.8%
% of Patients satisfied with the time they had to wait for an appointment	9	10	90.0%	88.1%	89.1%	88.7%

* This is based on patients treated on this contract for their most recent course of treatment. Figures in italics indicate the base number of FP17s or Patient Questionnaire responses are less than 100. N/A is shown where the base number of responses is less than 10 during the period. % is calculated as Quantity/Base number*100

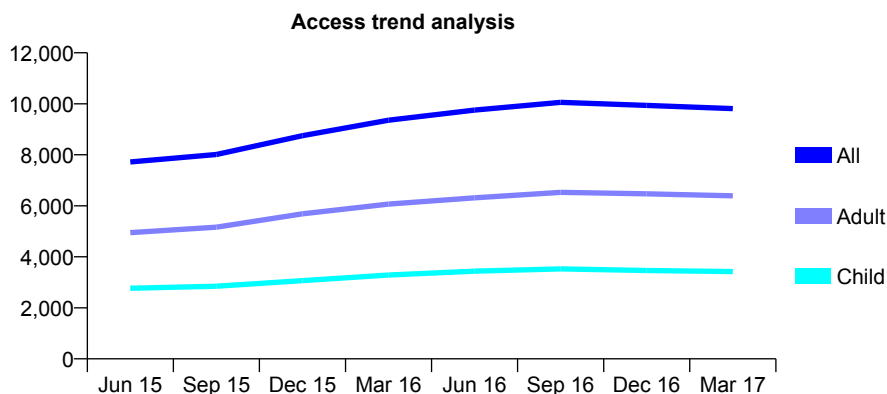
Q59 - Vital Signs At a Glance Contract Report for 189960/0001 - March 2017

Name or company name	Mr Z Kapadia & Mr N F Kapadia
Contract type name	GDS Contract
Purpose of contract	General
Contract start date	01/04/2014
Contract end date	

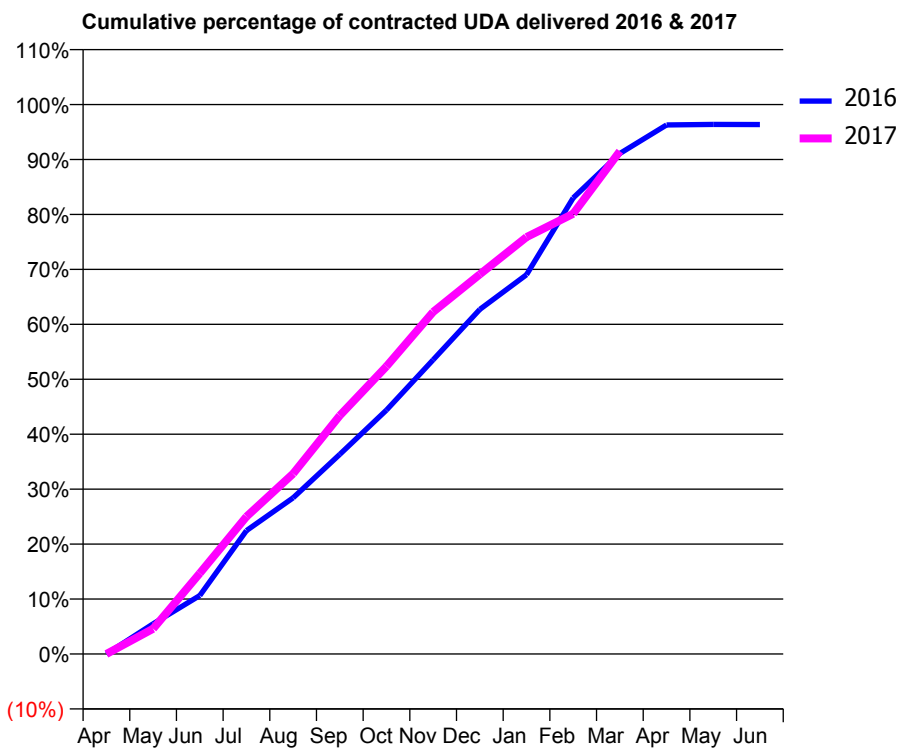
16/17 Contracted general activity (UDA)	25,121
Carry forward general activity (UDA)	895
16/17 Contracted orthodontic activity (UOA)	0
Carry forward orthodontic activity (UOA)	0
Baseline contract value	£615,236.63

ACCESS*

Patients seen in 24 months	Total	Change since previous quarter
Quarter ending March 2016	9,357	
Quarter ending June 2016	9,754	↑
Quarter ending September 2016	10,058	↑
Quarter ending December 2016	9,936	↓
Quarter ending March 2017	9,810	↓
Variance since March 2016	4.8%	↑



ACTIVITY



Month	Adjusted Scheduled Activity (UDA)	
	2016	2017
April	-1	-5
May	1,350	1,157
June	2,617	3,688
July	5,518	6,285
August	6,987	8,247
September	8,929	10,903
October	10,906	13,150
November	13,157	15,639
December	15,409	17,361
January	16,960	19,058
February	20,397	20,124
March	22,382	22,984
April	23,658	
May	23,679	
June	23,676	

QUALITY

	Quantity	Base Number	Contract	AT	Region	England
% of FP17s for the same patient ID Re-attending within 3 months - Children	340	6,131	5.5%	10.1%	12.0%	12.3%
% of FP17s for the same patient ID Re-attending within 3 months - Adults	1,058	9,929	10.7%	14.7%	16.0%	16.7%
% of FP17s for the same patient ID Re-attending between 3 & 9 months - Children	4,456	6,131	72.7%	60.6%	58.8%	57.6%
% of FP17s for the same patient ID Re-attending between 3 & 9 months - Adults	6,376	9,929	64.2%	52.8%	51.2%	50.1%
% of FP17s for Band 1 Urgent Courses	621	14,636	4.2%	7.3%	8.0%	9.1%
% of FP17s Relating to Free Repair or Replacements	56	14,636	0.4%	0.8%	0.8%	0.8%
% of FP17s Relating to Continuations	28	14,636	0.2%	1.3%	1.2%	1.2%
% of Patients satisfied with the dentistry they have received	15	17	88.2%	92.4%	92.7%	92.8%
% of Patients satisfied with the time they had to wait for an appointment	13	17	76.5%	88.1%	89.1%	88.7%

* This is based on patients treated on this contract for their most recent course of treatment. Figures in italics indicate the base number of FP17s or Patient Questionnaire responses are less than 100. N/A is shown where the base number of responses is less than 10 during the period. % is calculated as Quantity/Base number*100

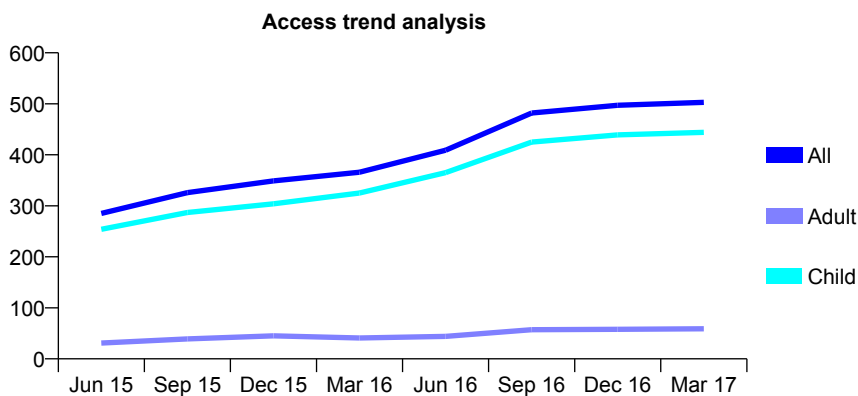
Q59 - Vital Signs At a Glance Contract Report for 191248/0001 - March 2017

Name or company name	Mr K Makwana & Mr P Patel
Contract type name	GDS Contract
Purpose of contract	General
Contract start date	01/02/2012
Contract end date	

16/17 Contracted general activity (UDA)	2,000
Carry forward general activity (UDA)	0
16/17 Contracted orthodontic activity (UOA)	0
Carry forward orthodontic activity (UOA)	0
Baseline contract value	£45,680.43

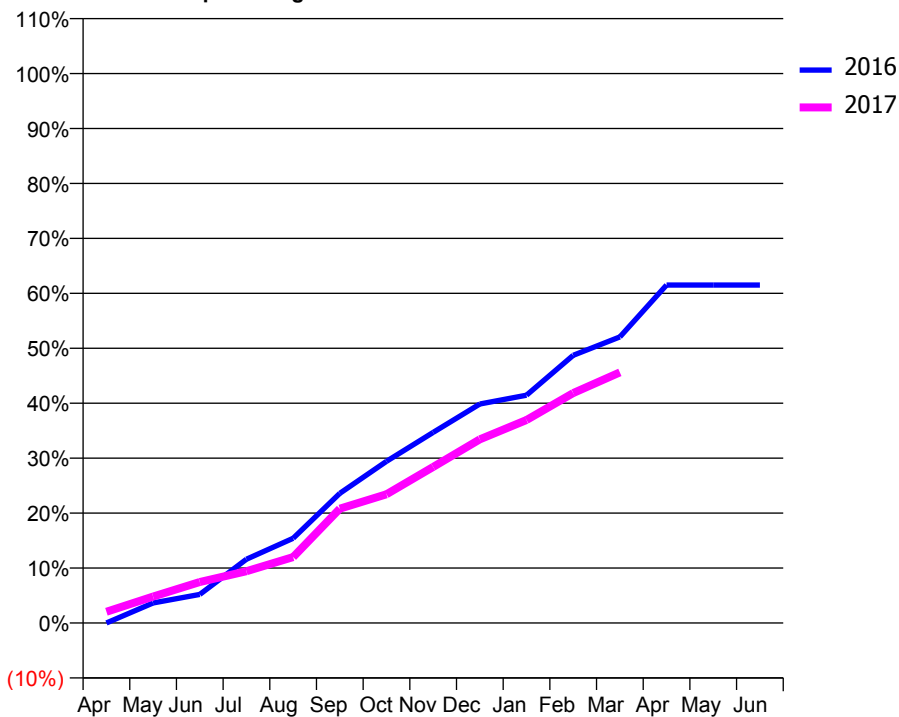
ACCESS*

Patients seen in 24 months	Total	Change since previous quarter
Quarter ending March 2016	366	
Quarter ending June 2016	409	↑
Quarter ending September 2016	482	↑
Quarter ending December 2016	497	↑
Quarter ending March 2017	503	→
Variance since March 2016	37.4%	↑



ACTIVITY

Cumulative percentage of contracted UDA delivered 2016 & 2017



Month	Adjusted Scheduled Activity (UDA)	
	2016	2017
April	0	41
May	38	96
June	55	149
July	122	189
August	162	240
September	248	416
October	309	469
November	364	568
December	418	668
January	435	739
February	512	837
March	547	912
April	646	
May	646	
June	646	

QUALITY

	Quantity	Base Number	Contract	AT	Region	England
% of FP17s for the same patient ID Re-attending within 3 months - Children	45	779	5.8%	10.1%	12.0%	12.3%
% of FP17s for the same patient ID Re-attending within 3 months - Adults	0	1	0.0%	14.7%	16.0%	16.7%
% of FP17s for the same patient ID Re-attending between 3 & 9 months - Children	402	779	51.6%	60.6%	58.8%	57.6%
% of FP17s for the same patient ID Re-attending between 3 & 9 months - Adults	1	1	100.0%	52.8%	51.2%	50.1%
% of FP17s for Band 1 Urgent Courses	26	704	3.7%	7.3%	8.0%	9.1%
% of FP17s Relating to Free Repair or Replacements	0	704	0.0%	0.8%	0.8%	0.8%
% of FP17s Relating to Continuations	0	704	0.0%	1.3%	1.2%	1.2%
% of Patients satisfied with the dentistry they have received	2	2	N/A	92.4%	92.7%	92.8%
% of Patients satisfied with the time they had to wait for an appointment	1	2	N/A	88.1%	89.1%	88.7%

* This is based on patients treated on this contract for their most recent course of treatment. Figures in italics indicate the base number of FP17s or Patient Questionnaire responses are less than 100. N/A is shown where the base number of responses is less than 10 during the period. % is calculated as Quantity/Base number*100

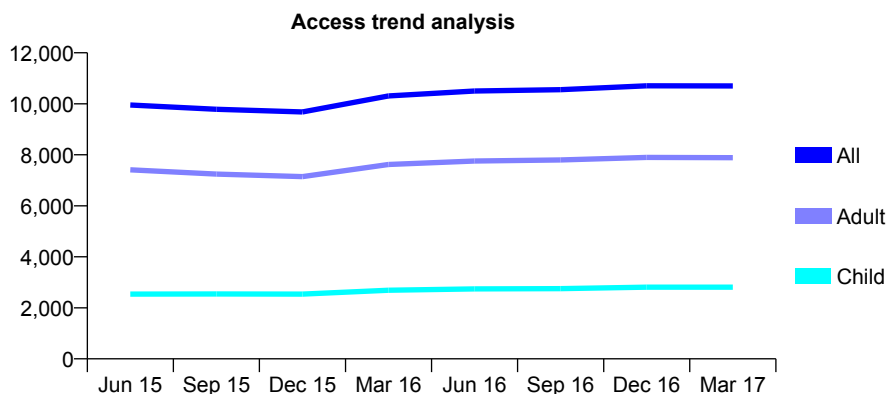
Q59 - Vital Signs At a Glance Contract Report for 191310/0001 - March 2017

Name or company name	East Midlands Community Dental Ass. Ltd.
Contract type name	GDS Contract
Purpose of contract	General
Contract start date	15/11/2006
Contract end date	

16/17 Contracted general activity (UDA)	28,504
Carry forward general activity (UDA)	710
16/17 Contracted orthodontic activity (UOA)	0
Carry forward orthodontic activity (UOA)	0
Baseline contract value	£628,307.05

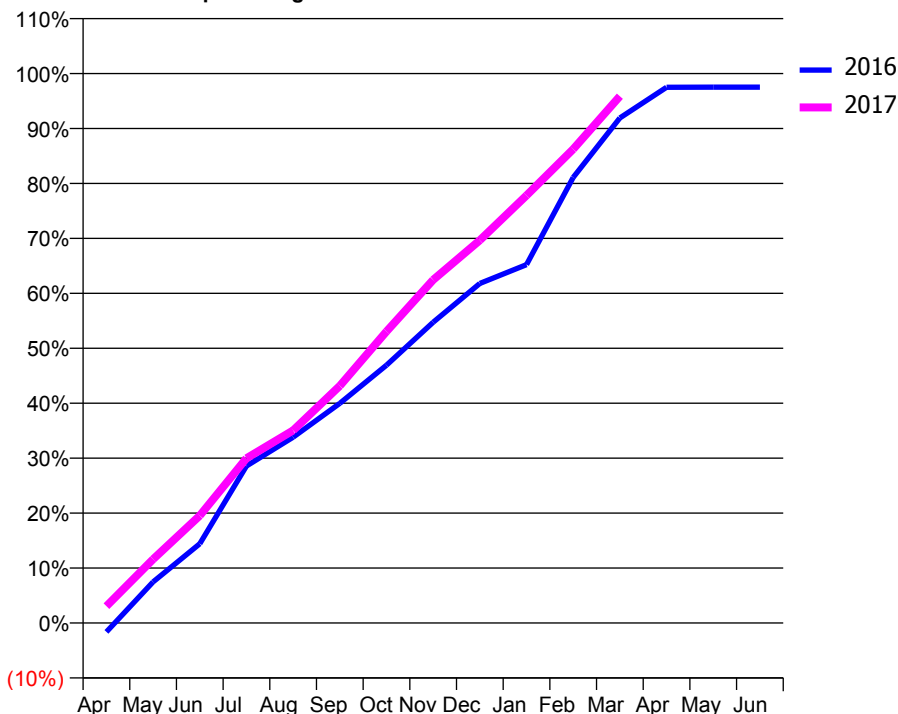
ACCESS*

Patients seen in 24 months	Total	Change since previous quarter
Quarter ending March 2016	10,311	
Quarter ending June 2016	10,502	→
Quarter ending September 2016	10,553	→
Quarter ending December 2016	10,707	→
Quarter ending March 2017	10,699	→
Variance since March 2016	3.8%	↑



ACTIVITY

Cumulative percentage of contracted UDA delivered 2016 & 2017



Month	Adjusted Scheduled Activity (UDA)	
	2016	2017
April	-469	875
May	2,131	3,308
June	4,114	5,570
July	8,146	8,547
August	9,639	9,994
September	11,399	12,300
October	13,374	15,125
November	15,598	17,799
December	17,615	19,855
January	18,591	22,176
February	23,115	24,582
March	26,197	27,327
April	27,787	
May	27,793	
June	27,794	

QUALITY

	Quantity	Base Number	Contract	AT	Region	England
% of FP17s for the same patient ID Re-attending within 3 months - Children	220	4,096	5.4%	10.1%	12.0%	12.3%
% of FP17s for the same patient ID Re-attending within 3 months - Adults	1,361	11,273	12.1%	14.7%	16.0%	16.7%
% of FP17s for the same patient ID Re-attending between 3 & 9 months - Children	2,620	4,096	64.0%	60.6%	58.8%	57.6%
% of FP17s for the same patient ID Re-attending between 3 & 9 months - Adults	6,219	11,273	55.2%	52.8%	51.2%	50.1%
% of FP17s for Band 1 Urgent Courses	1,127	14,601	7.7%	7.3%	8.0%	9.1%
% of FP17s Relating to Free Repair or Replacements	48	14,601	0.3%	0.8%	0.8%	0.8%
% of FP17s Relating to Continuations	156	14,601	1.1%	1.3%	1.2%	1.2%
% of Patients satisfied with the dentistry they have received	28	31	90.3%	92.4%	92.7%	92.8%
% of Patients satisfied with the time they had to wait for an appointment	28	31	90.3%	88.1%	89.1%	88.7%

* This is based on patients treated on this contract for their most recent course of treatment. Figures in italics indicate the base number of FP17s or Patient Questionnaire responses are less than 100. N/A is shown where the base number of responses is less than 10 during the period. % is calculated as Quantity/Base number*100

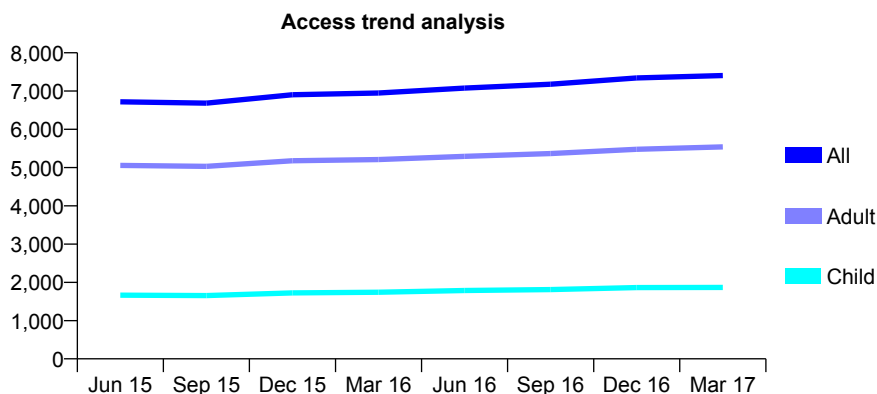
Q59 - Vital Signs At a Glance Contract Report for 191310/0004 - March 2017

Name or company name	Apex Dental Ltd
Contract type name	GDS Contract
Purpose of contract	General
Contract start date	04/04/2008
Contract end date	

16/17 Contracted general activity (UDA)	21,000
Carry forward general activity (UDA)	-223
16/17 Contracted orthodontic activity (UOA)	0
Carry forward orthodontic activity (UOA)	0
Baseline contract value	£462,902.39

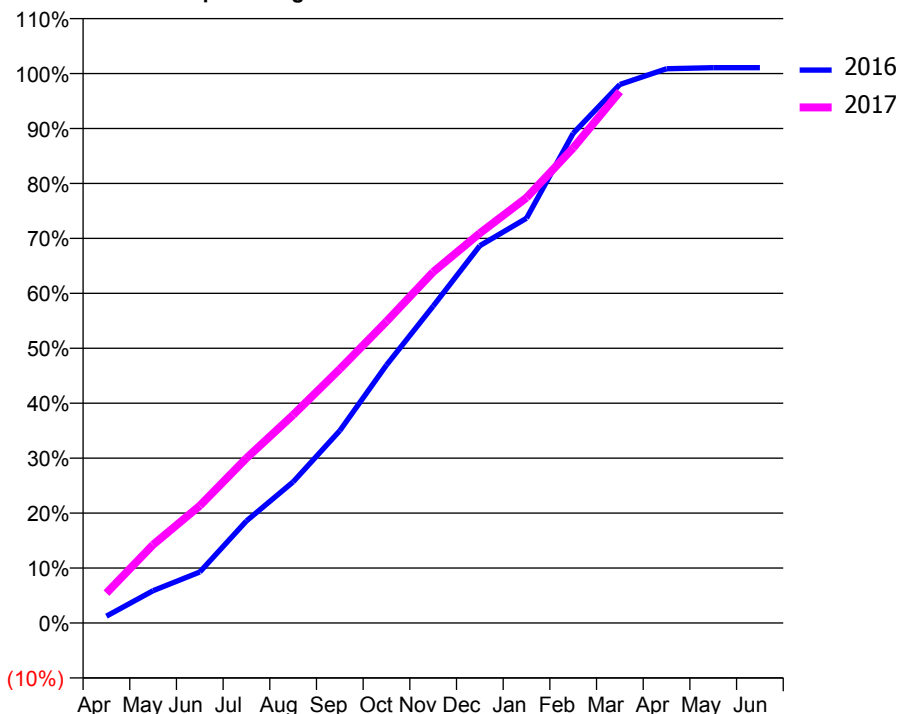
ACCESS*

Patients seen in 24 months	Total	Change since previous quarter
Quarter ending March 2016	6,950	
Quarter ending June 2016	7,079	→
Quarter ending September 2016	7,178	→
Quarter ending December 2016	7,342	↑
Quarter ending March 2017	7,406	→
Variance since March 2016	6.6%	↑



ACTIVITY

Cumulative percentage of contracted UDA delivered 2016 & 2017



Month	Adjusted Scheduled Activity (UDA)	
	2016	2017
April	263	1,145
May	1,238	2,992
June	1,949	4,482
July	3,903	6,304
August	5,396	7,952
September	7,349	9,707
October	9,859	11,524
November	12,112	13,416
December	14,420	14,900
January	15,469	16,252
February	18,713	18,154
March	20,581	20,309
April	21,181	
May	21,223	
June	21,223	

QUALITY

	Quantity	Base Number	Contract	AT	Region	England
% of FP17s for the same patient ID Re-attending within 3 months - Children	123	2,360	5.2%	10.1%	12.0%	12.3%
% of FP17s for the same patient ID Re-attending within 3 months - Adults	827	6,307	13.1%	14.7%	16.0%	16.7%
% of FP17s for the same patient ID Re-attending between 3 & 9 months - Children	1,224	2,360	51.9%	60.6%	58.8%	57.6%
% of FP17s for the same patient ID Re-attending between 3 & 9 months - Adults	2,672	6,307	42.4%	52.8%	51.2%	50.1%
% of FP17s for Band 1 Urgent Courses	819	8,392	9.8%	7.3%	8.0%	9.1%
% of FP17s Relating to Free Repair or Replacements	38	8,392	0.5%	0.8%	0.8%	0.8%
% of FP17s Relating to Continuations	93	8,392	1.1%	1.3%	1.2%	1.2%
% of Patients satisfied with the dentistry they have received	16	17	94.1%	92.4%	92.7%	92.8%
% of Patients satisfied with the time they had to wait for an appointment	16	17	94.1%	88.1%	89.1%	88.7%

* This is based on patients treated on this contract for their most recent course of treatment. Figures in italics indicate the base number of FP17s or Patient Questionnaire responses are less than 100. N/A is shown where the base number of responses is less than 10 during the period. % is calculated as Quantity/Base number*100

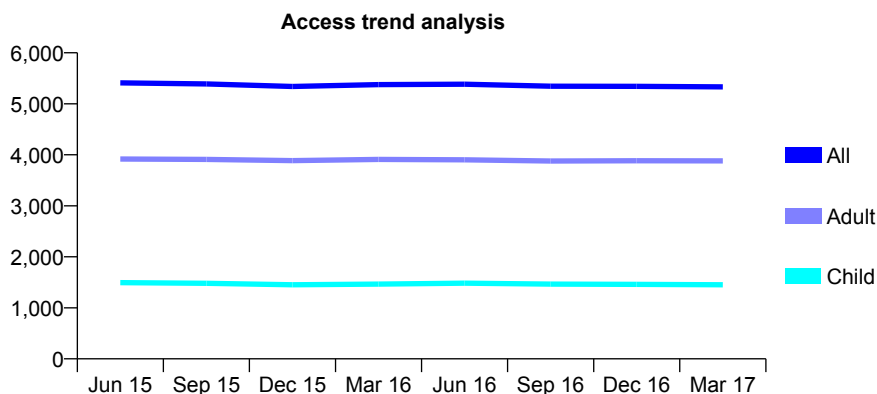
Q59 - Vital Signs At a Glance Contract Report for 191779/0001 - March 2017

Name or company name	Dr H Moti & Dr J Shah
Contract type name	GDS Contract
Purpose of contract	General
Contract start date	01/05/2008
Contract end date	

16/17 Contracted general activity (UDA)	11,711
Carry forward general activity (UDA)	443
16/17 Contracted orthodontic activity (UOA)	0
Carry forward orthodontic activity (UOA)	0
Baseline contract value	£318,941.59

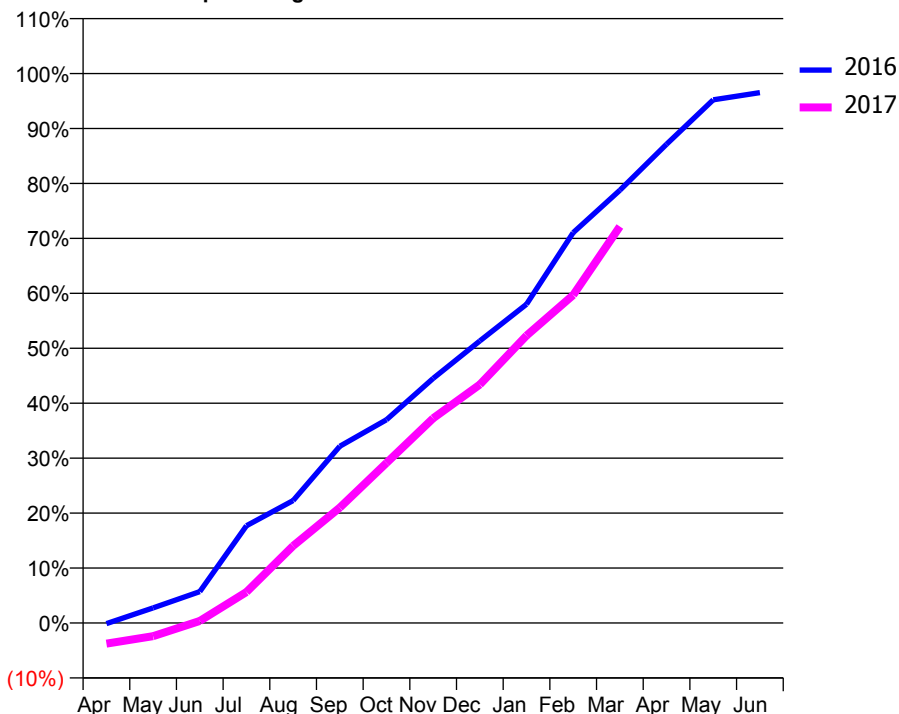
ACCESS*

Patients seen in 24 months	Total	Change since previous quarter
Quarter ending March 2016	5,376	
Quarter ending June 2016	5,385	→
Quarter ending September 2016	5,345	→
Quarter ending December 2016	5,343	→
Quarter ending March 2017	5,332	→
Variance since March 2016	(0.8%)	→



ACTIVITY

Cumulative percentage of contracted UDA delivered 2016 & 2017



Month	Adjusted Scheduled Activity (UDA)	
	2016	2017
April	-18	-443
May	350	-283
June	727	43
July	2,249	660
August	2,834	1,645
September	4,089	2,460
October	4,703	3,412
November	5,657	4,363
December	6,526	5,084
January	7,374	6,125
February	9,029	6,988
March	10,012	8,449
April	11,076	
May	12,102	
June	12,268	

QUALITY

	Quantity	Base Number	Contract	AT	Region	England
% of FP17s for the same patient ID Re-attending within 3 months - Children	162	2,303	7.0%	10.1%	12.0%	12.3%
% of FP17s for the same patient ID Re-attending within 3 months - Adults	571	5,086	11.2%	14.7%	16.0%	16.7%
% of FP17s for the same patient ID Re-attending between 3 & 9 months - Children	1,515	2,303	65.8%	60.6%	58.8%	57.6%
% of FP17s for the same patient ID Re-attending between 3 & 9 months - Adults	2,741	5,086	53.9%	52.8%	51.2%	50.1%
% of FP17s for Band 1 Urgent Courses	400	5,011	8.0%	7.3%	8.0%	9.1%
% of FP17s Relating to Free Repair or Replacements	40	5,011	0.8%	0.8%	0.8%	0.8%
% of FP17s Relating to Continuations	46	5,011	0.9%	1.3%	1.2%	1.2%
% of Patients satisfied with the dentistry they have received	3	3	N/A	92.4%	92.7%	92.8%
% of Patients satisfied with the time they had to wait for an appointment	3	3	N/A	88.1%	89.1%	88.7%

* This is based on patients treated on this contract for their most recent course of treatment. Figures in italics indicate the base number of FP17s or Patient Questionnaire responses are less than 100. N/A is shown where the base number of responses is less than 10 during the period. % is calculated as Quantity/Base number*100

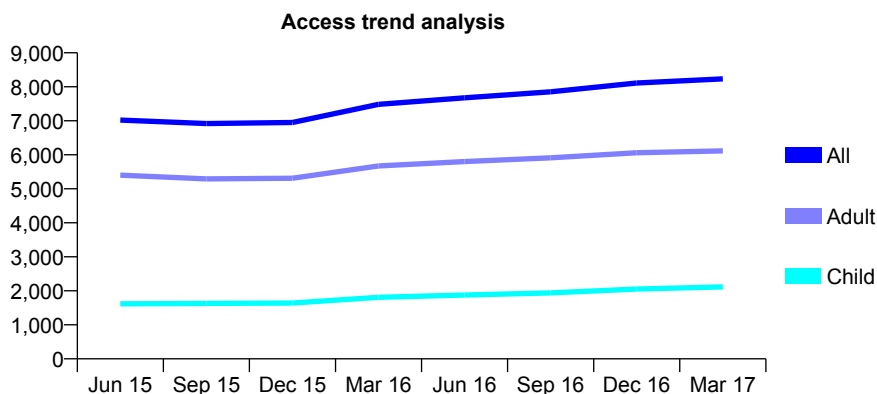
Q59 - Vital Signs At a Glance Contract Report for 193461/0001 - March 2017

Name or company name	Forest House Dental Surgery Limited
Contract type name	GDS Contract
Purpose of contract	General
Contract start date	01/10/2007
Contract end date	

16/17 Contracted general activity (UDA)	23,341
Carry forward general activity (UDA)	695
16/17 Contracted orthodontic activity (UOA)	0
Carry forward orthodontic activity (UOA)	0
Baseline contract value	£535,824.40

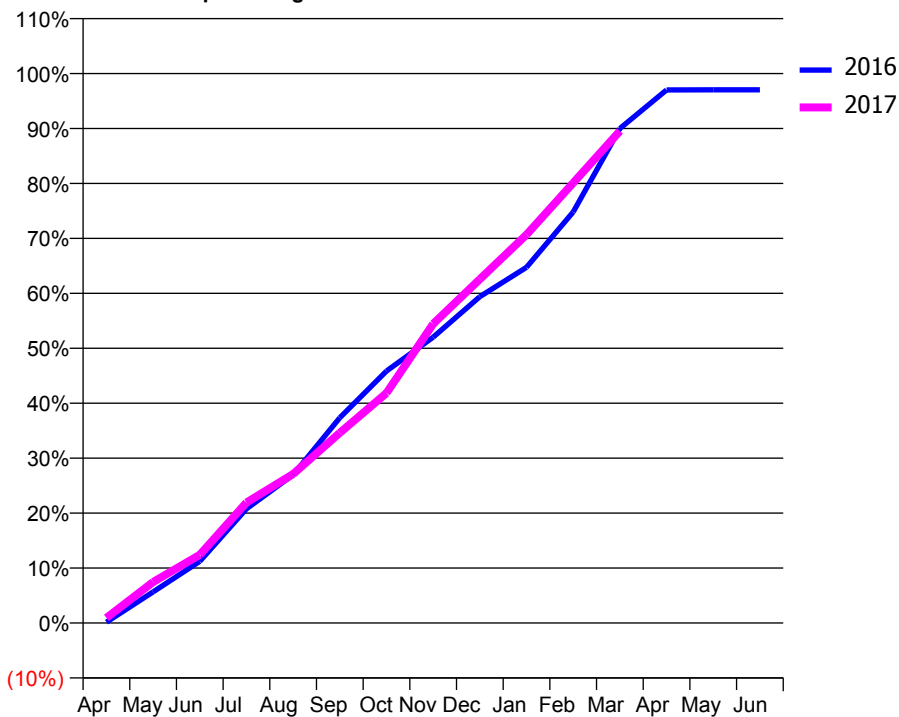
ACCESS*

Patients seen in 24 months	Total	Change since previous quarter
Quarter ending March 2016	7,483	
Quarter ending June 2016	7,676	↑
Quarter ending September 2016	7,851	↑
Quarter ending December 2016	8,113	↑
Quarter ending March 2017	8,234	→
Variance since March 2016	10.0%	↑



ACTIVITY

Cumulative percentage of contracted UDA delivered 2016 & 2017



Month	Adjusted Scheduled Activity (UDA)	
	2016	2017
April	38	215
May	1,321	1,744
June	2,620	2,898
July	4,850	5,120
August	6,296	6,330
September	8,718	8,078
October	10,701	9,768
November	12,142	12,705
December	13,863	14,603
January	15,108	16,499
February	17,458	18,692
March	21,003	20,898
April	22,645	
May	22,649	
June	22,646	

QUALITY

	Quantity	Base Number	Contract	AT	Region	England
% of FP17s for the same patient ID Re-attending within 3 months - Children	267	3,118	8.6%	10.1%	12.0%	12.3%
% of FP17s for the same patient ID Re-attending within 3 months - Adults	1,432	9,216	15.5%	14.7%	16.0%	16.7%
% of FP17s for the same patient ID Re-attending between 3 & 9 months - Children	1,741	3,118	55.8%	60.6%	58.8%	57.6%
% of FP17s for the same patient ID Re-attending between 3 & 9 months - Adults	4,896	9,216	53.1%	52.8%	51.2%	50.1%
% of FP17s for Band 1 Urgent Courses	877	11,654	7.5%	7.3%	8.0%	9.1%
% of FP17s Relating to Free Repair or Replacements	102	11,654	0.9%	0.8%	0.8%	0.8%
% of FP17s Relating to Continuations	113	11,654	1.0%	1.3%	1.2%	1.2%
% of Patients satisfied with the dentistry they have received	18	20	90.0%	92.4%	92.7%	92.8%
% of Patients satisfied with the time they had to wait for an appointment	19	20	95.0%	88.1%	89.1%	88.7%

* This is based on patients treated on this contract for their most recent course of treatment. Figures in italics indicate the base number of FP17s or Patient Questionnaire responses are less than 100. N/A is shown where the base number of responses is less than 10 during the period. % is calculated as Quantity/Base number*100

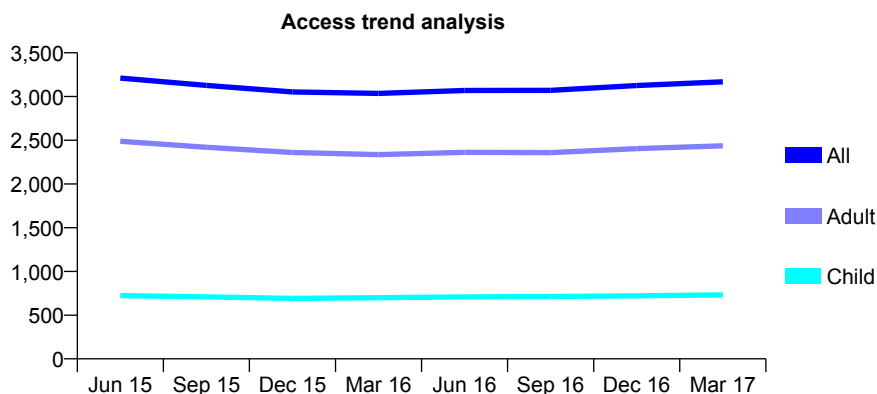
Q59 - Vital Signs At a Glance Contract Report for 193887/0001 - March 2017

Name or company name	Whetstone Dental Surgery Limited
Contract type name	GDS Contract
Purpose of contract	General
Contract start date	01/11/2007
Contract end date	

16/17 Contracted general activity (UDA)	11,270
Carry forward general activity (UDA)	-168
16/17 Contracted orthodontic activity (UOA)	0
Carry forward orthodontic activity (UOA)	0
Baseline contract value	£318,122.91

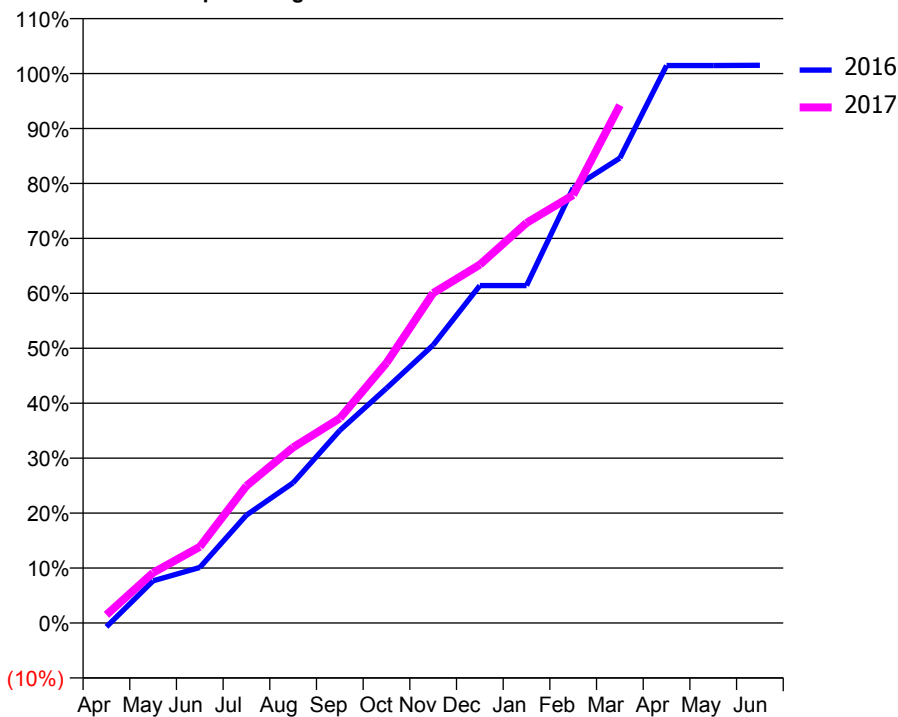
ACCESS*

Patients seen in 24 months	Total	Change since previous quarter
Quarter ending March 2016	3,035	
Quarter ending June 2016	3,069	→
Quarter ending September 2016	3,071	→
Quarter ending December 2016	3,125	→
Quarter ending March 2017	3,168	→
Variance since March 2016	4.4%	↑



ACTIVITY

Cumulative percentage of contracted UDA delivered 2016 & 2017



Month	Adjusted Scheduled Activity (UDA)	
	2016	2017
April	-80	168
May	865	1,032
June	1,140	1,562
July	2,215	2,813
August	2,876	3,603
September	3,950	4,200
October	4,814	5,333
November	5,701	6,768
December	6,919	7,351
January	6,919	8,206
February	8,927	8,777
March	9,536	10,622
April	11,433	
May	11,433	
June	11,438	

QUALITY

	Quantity	Base Number	Contract	AT	Region	England
% of FP17s for the same patient ID Re-attending within 3 months - Children	62	1,371	4.5%	10.1%	12.0%	12.3%
% of FP17s for the same patient ID Re-attending within 3 months - Adults	190	3,770	5.0%	14.7%	16.0%	16.7%
% of FP17s for the same patient ID Re-attending between 3 & 9 months - Children	950	1,371	69.3%	60.6%	58.8%	57.6%
% of FP17s for the same patient ID Re-attending between 3 & 9 months - Adults	2,533	3,770	67.2%	52.8%	51.2%	50.1%
% of FP17s for Band 1 Urgent Courses	110	4,473	2.5%	7.3%	8.0%	9.1%
% of FP17s Relating to Free Repair or Replacements	2	4,473	0.0%	0.8%	0.8%	0.8%
% of FP17s Relating to Continuations	6	4,473	0.1%	1.3%	1.2%	1.2%
% of Patients satisfied with the dentistry they have received	11	11	100.0%	92.4%	92.7%	92.8%
% of Patients satisfied with the time they had to wait for an appointment	11	11	100.0%	88.1%	89.1%	88.7%

* This is based on patients treated on this contract for their most recent course of treatment. Figures in italics indicate the base number of FP17s or Patient Questionnaire responses are less than 100. N/A is shown where the base number of responses is less than 10 during the period. % is calculated as Quantity/Base number*100

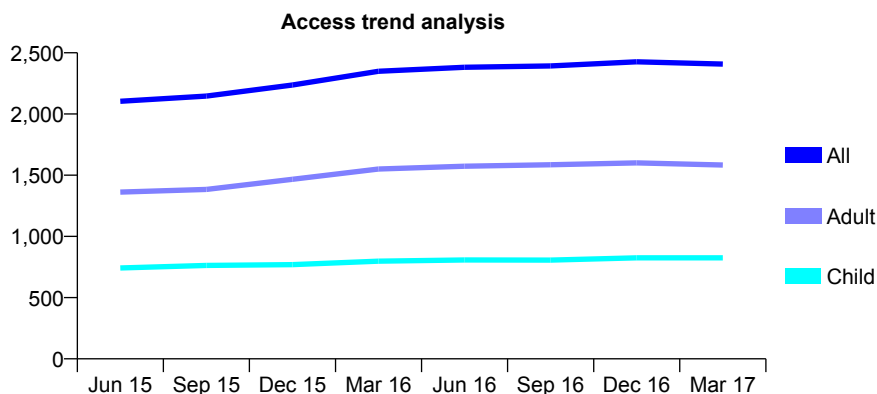
Q59 - Vital Signs At a Glance Contract Report for 194247/0001 - March 2017

Name or company name	V & Y (UK) Limited
Contract type name	GDS Contract
Purpose of contract	General
Contract start date	01/02/2012
Contract end date	

16/17 Contracted general activity (UDA)	7,655
Carry forward general activity (UDA)	254
16/17 Contracted orthodontic activity (UOA)	0
Carry forward orthodontic activity (UOA)	0
Baseline contract value	£170,505.23

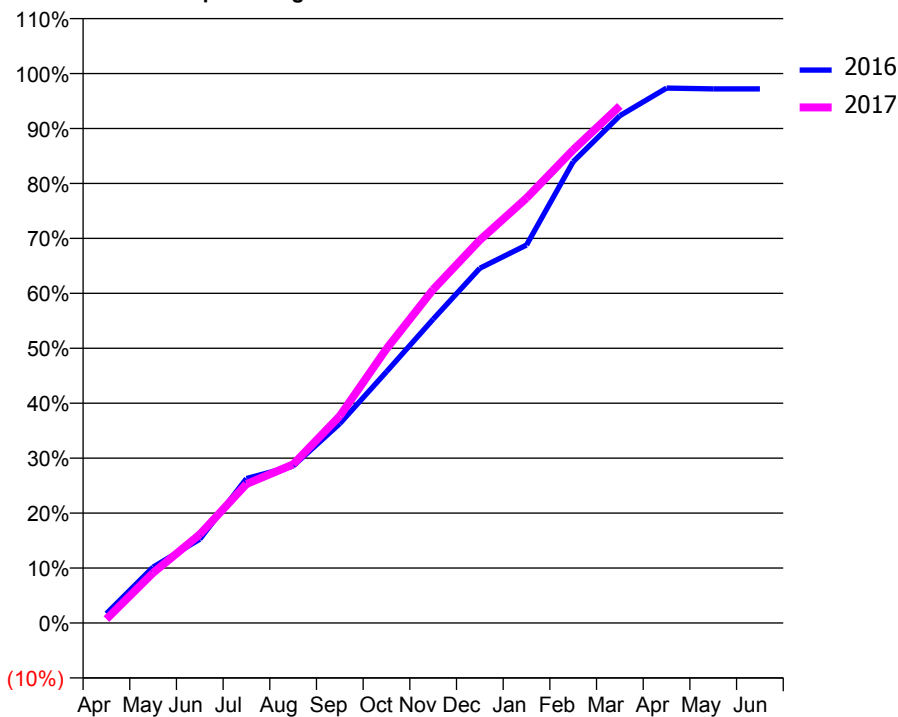
ACCESS*

Patients seen in 24 months	Total	Change since previous quarter
Quarter ending March 2016	2,349	
Quarter ending June 2016	2,382	→
Quarter ending September 2016	2,393	→
Quarter ending December 2016	2,426	→
Quarter ending March 2017	2,408	→
Variance since March 2016	2.5%	↑



ACTIVITY

Cumulative percentage of contracted UDA delivered 2016 & 2017



Month	Adjusted Scheduled Activity (UDA)	
	2016	2017
April	155	54
May	927	699
June	1,388	1,235
July	2,393	1,936
August	2,602	2,210
September	3,305	2,884
October	4,163	3,820
November	5,034	4,647
December	5,879	5,335
January	6,263	5,920
February	7,644	6,591
March	8,405	7,203
April	8,864	
May	8,851	
June	8,851	

QUALITY

	Quantity	Base Number	Contract	AT	Region	England
% of FP17s for the same patient ID Re-attending within 3 months - Children	29	1,013	2.9%	10.1%	12.0%	12.3%
% of FP17s for the same patient ID Re-attending within 3 months - Adults	109	1,638	6.7%	14.7%	16.0%	16.7%
% of FP17s for the same patient ID Re-attending between 3 & 9 months - Children	537	1,013	53.0%	60.6%	58.8%	57.6%
% of FP17s for the same patient ID Re-attending between 3 & 9 months - Adults	781	1,638	47.7%	52.8%	51.2%	50.1%
% of FP17s for Band 1 Urgent Courses	10	2,507	0.4%	7.3%	8.0%	9.1%
% of FP17s Relating to Free Repair or Replacements	9	2,507	0.4%	0.8%	0.8%	0.8%
% of FP17s Relating to Continuations	18	2,507	0.7%	1.3%	1.2%	1.2%
% of Patients satisfied with the dentistry they have received	2	2	N/A	92.4%	92.7%	92.8%
% of Patients satisfied with the time they had to wait for an appointment	2	2	N/A	88.1%	89.1%	88.7%

* This is based on patients treated on this contract for their most recent course of treatment. Figures in italics indicate the base number of FP17s or Patient Questionnaire responses are less than 100. N/A is shown where the base number of responses is less than 10 during the period. % is calculated as Quantity/Base number*100

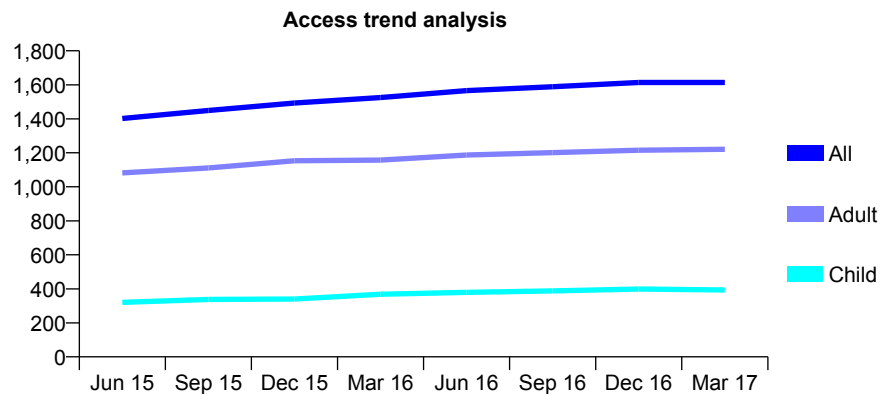
Q59 - Vital Signs At a Glance Contract Report for 194247/0002 - March 2017

Name or company name	V & Y (UK) Limited
Contract type name	GDS Contract
Purpose of contract	General
Contract start date	01/02/2012
Contract end date	

16/17 Contracted general activity (UDA)	5,843
Carry forward general activity (UDA)	25
16/17 Contracted orthodontic activity (UOA)	0
Carry forward orthodontic activity (UOA)	0
Baseline contract value	£201,920.11

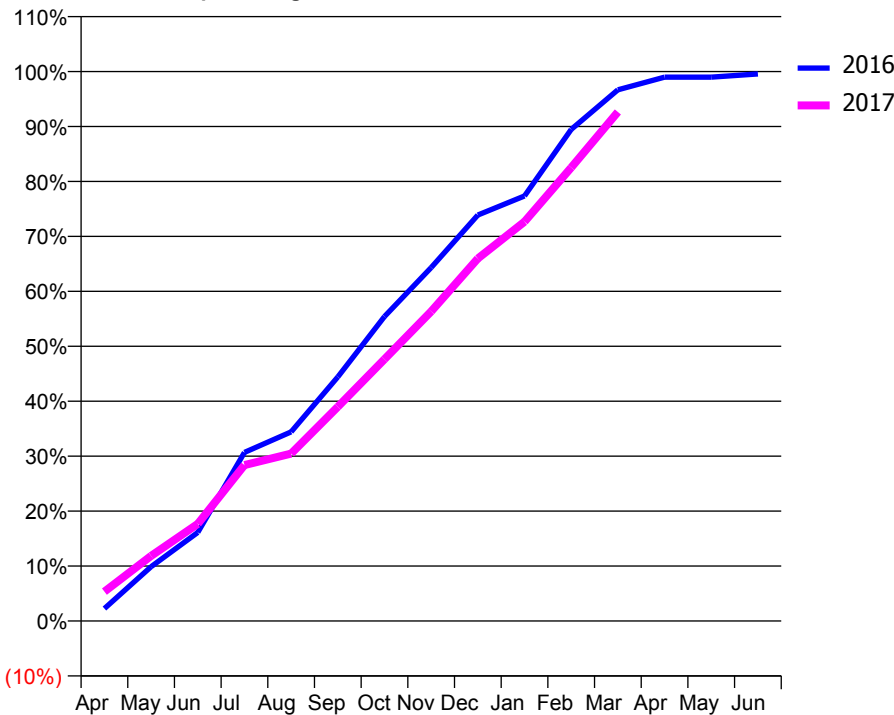
ACCESS*

Patients seen in 24 months	Total	Change since previous quarter
Quarter ending March 2016	1,525	
Quarter ending June 2016	1,566	↑
Quarter ending September 2016	1,589	→
Quarter ending December 2016	1,614	→
Quarter ending March 2017	1,614	→
Variance since March 2016	5.8%	↑



ACTIVITY

Cumulative percentage of contracted UDA delivered 2016 & 2017



Month	Adjusted Scheduled Activity (UDA)	
	2016	2017
April	126	313
May	549	693
June	894	1,033
July	1,701	1,658
August	1,908	1,780
September	2,462	2,277
October	3,072	2,784
November	3,565	3,292
December	4,096	3,854
January	4,288	4,245
February	4,959	4,821
March	5,358	5,412
April	5,486	
May	5,486	
June	5,518	

QUALITY

	Quantity	Base Number	Contract	AT	Region	England
% of FP17s for the same patient ID Re-attending within 3 months - Children	13	470	2.8%	10.1%	12.0%	12.3%
% of FP17s for the same patient ID Re-attending within 3 months - Adults	97	1,504	6.4%	14.7%	16.0%	16.7%
% of FP17s for the same patient ID Re-attending between 3 & 9 months - Children	264	470	56.2%	60.6%	58.8%	57.6%
% of FP17s for the same patient ID Re-attending between 3 & 9 months - Adults	832	1,504	55.3%	52.8%	51.2%	50.1%
% of FP17s for Band 1 Urgent Courses	2	1,886	0.1%	7.3%	8.0%	9.1%
% of FP17s Relating to Free Repair or Replacements	19	1,886	1.0%	0.8%	0.8%	0.8%
% of FP17s Relating to Continuations	8	1,886	0.4%	1.3%	1.2%	1.2%
% of Patients satisfied with the dentistry they have received	1	2	N/A	92.4%	92.7%	92.8%
% of Patients satisfied with the time they had to wait for an appointment	2	2	N/A	88.1%	89.1%	88.7%

* This is based on patients treated on this contract for their most recent course of treatment. Figures in italics indicate the base number of FP17s or Patient Questionnaire responses are less than 100. N/A is shown where the base number of responses is less than 10 during the period. % is calculated as Quantity/Base number*100

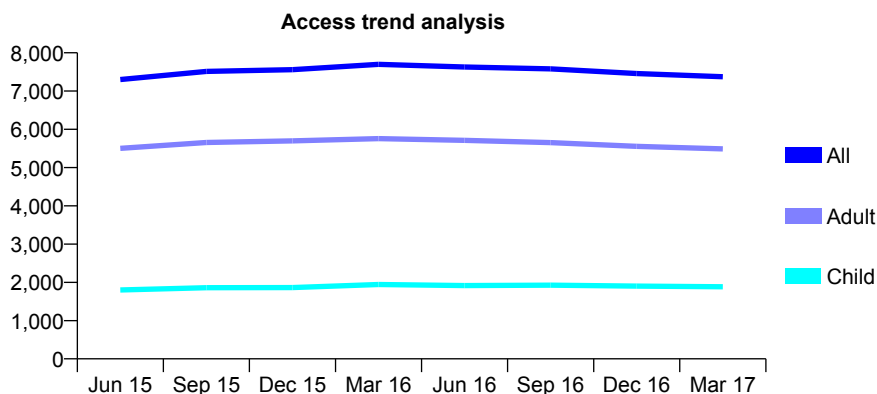
Q59 - Vital Signs At a Glance Contract Report for 194646/0001 - March 2017

Name or company name	Thurmaston Dental Practice Ltd
Contract type name	GDS Contract
Purpose of contract	General
Contract start date	01/11/2013
Contract end date	

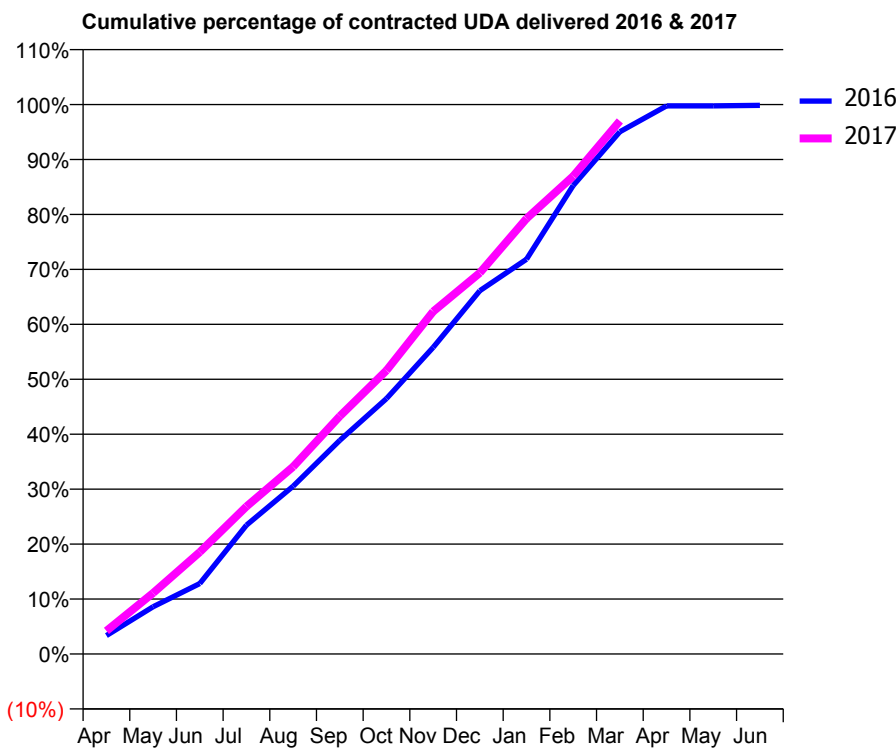
16/17 Contracted general activity (UDA)	21,203
Carry forward general activity (UDA)	32
16/17 Contracted orthodontic activity (UOA)	0
Carry forward orthodontic activity (UOA)	0
Baseline contract value	£513,344.87

ACCESS*

Patients seen in 24 months	Total	Change since previous quarter
Quarter ending March 2016	7,699	
Quarter ending June 2016	7,628	→
Quarter ending September 2016	7,581	→
Quarter ending December 2016	7,457	↓
Quarter ending March 2017	7,375	↓
Variance since March 2016	(4.2%)	↓



ACTIVITY



Month	Adjusted Scheduled Activity (UDA)	
	2016	2017
April	713	892
May	1,824	2,356
June	2,721	3,933
July	4,972	5,693
August	6,474	7,225
September	8,243	9,176
October	9,857	10,941
November	11,834	13,216
December	14,020	14,707
January	15,234	16,803
February	18,081	18,441
March	20,152	20,568
April	21,149	
May	21,149	
June	21,171	

QUALITY

	Quantity	Base Number	Contract	AT	Region	England
% of FP17s for the same patient ID Re-attending within 3 months - Children	253	3,180	8.0%	10.1%	12.0%	12.3%
% of FP17s for the same patient ID Re-attending within 3 months - Adults	1,043	8,147	12.8%	14.7%	16.0%	16.7%
% of FP17s for the same patient ID Re-attending between 3 & 9 months - Children	2,071	3,180	65.1%	60.6%	58.8%	57.6%
% of FP17s for the same patient ID Re-attending between 3 & 9 months - Adults	4,831	8,147	59.3%	52.8%	51.2%	50.1%
% of FP17s for Band 1 Urgent Courses	374	10,799	3.5%	7.3%	8.0%	9.1%
% of FP17s Relating to Free Repair or Replacements	64	10,799	0.6%	0.8%	0.8%	0.8%
% of FP17s Relating to Continuations	129	10,799	1.2%	1.3%	1.2%	1.2%
% of Patients satisfied with the dentistry they have received	7	8	N/A	92.4%	92.7%	92.8%
% of Patients satisfied with the time they had to wait for an appointment	5	8	N/A	88.1%	89.1%	88.7%

* This is based on patients treated on this contract for their most recent course of treatment. Figures in italics indicate the base number of FP17s or Patient Questionnaire responses are less than 100. N/A is shown where the base number of responses is less than 10 during the period. % is calculated as Quantity/Base number*100

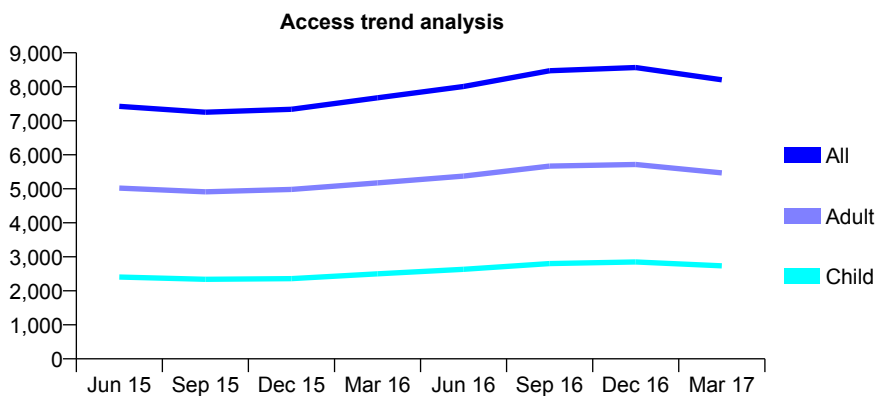
Q59 - Vital Signs At a Glance Contract Report for 195405/0001 - March 2017

Name or company name	Sigma Dental Limited
Contract type name	GDS Contract
Purpose of contract	General
Contract start date	01/11/2006
Contract end date	

16/17 Contracted general activity (UDA)	19,345
Carry forward general activity (UDA)	500
16/17 Contracted orthodontic activity (UOA)	0
Carry forward orthodontic activity (UOA)	0
Baseline contract value	£478,405.63

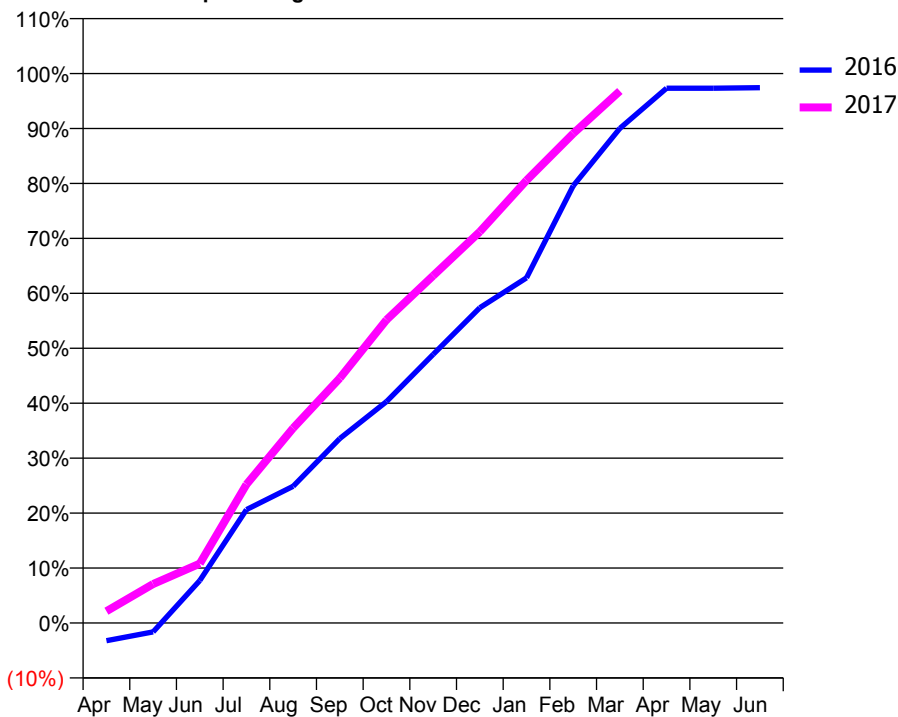
ACCESS*

Patients seen in 24 months	Total	Change since previous quarter
Quarter ending March 2016	7,677	
Quarter ending June 2016	8,009	↑
Quarter ending September 2016	8,473	↑
Quarter ending December 2016	8,566	→
Quarter ending March 2017	8,205	↓
Variance since March 2016	6.9%	↑



ACTIVITY

Cumulative percentage of contracted UDA delivered 2016 & 2017



Month	Adjusted Scheduled Activity (UDA)	
	2016	2017
April	-626	417
May	-315	1,371
June	1,497	2,094
July	3,994	4,881
August	4,812	6,859
September	6,495	8,623
October	7,797	10,671
November	9,456	12,226
December	11,101	13,776
January	12,150	15,584
February	15,391	17,230
March	17,415	18,730
April	18,827	
May	18,827	
June	18,845	

QUALITY

	Quantity	Base Number	Contract	AT	Region	England
% of FP17s for the same patient ID Re-attending within 3 months - Children	229	3,687	6.2%	10.1%	12.0%	12.3%
% of FP17s for the same patient ID Re-attending within 3 months - Adults	632	6,198	10.2%	14.7%	16.0%	16.7%
% of FP17s for the same patient ID Re-attending between 3 & 9 months - Children	1,710	3,687	46.4%	60.6%	58.8%	57.6%
% of FP17s for the same patient ID Re-attending between 3 & 9 months - Adults	2,545	6,198	41.1%	52.8%	51.2%	50.1%
% of FP17s for Band 1 Urgent Courses	335	9,199	3.6%	7.3%	8.0%	9.1%
% of FP17s Relating to Free Repair or Replacements	21	9,199	0.2%	0.8%	0.8%	0.8%
% of FP17s Relating to Continuations	107	9,199	1.2%	1.3%	1.2%	1.2%
% of Patients satisfied with the dentistry they have received	10	14	71.4%	92.4%	92.7%	92.8%
% of Patients satisfied with the time they had to wait for an appointment	9	14	64.3%	88.1%	89.1%	88.7%

* This is based on patients treated on this contract for their most recent course of treatment. Figures in italics indicate the base number of FP17s or Patient Questionnaire responses are less than 100. N/A is shown where the base number of responses is less than 10 during the period. % is calculated as Quantity/Base number*100

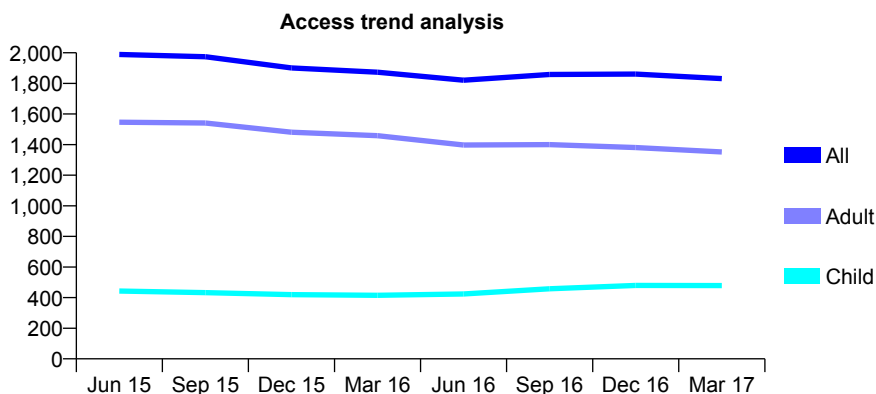
Q59 - Vital Signs At a Glance Contract Report for 198978/0001 - March 2017

Name or company name	Mr H Singh Thiara & Mrs S Kaur
Contract type name	GDS Contract
Purpose of contract	General
Contract start date	01/09/2013
Contract end date	

16/17 Contracted general activity (UDA)	7,170
Carry forward general activity (UDA)	0
16/17 Contracted orthodontic activity (UOA)	0
Carry forward orthodontic activity (UOA)	0
Baseline contract value	£157,903.29

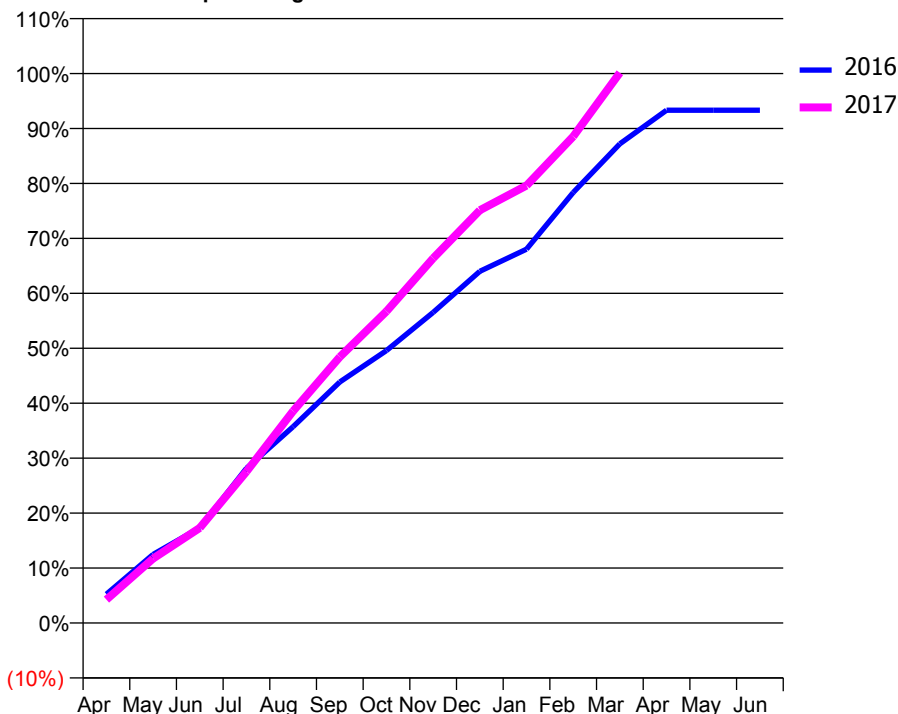
ACCESS*

Patients seen in 24 months	Total	Change since previous quarter
Quarter ending March 2016	1,873	
Quarter ending June 2016	1,821	↓
Quarter ending September 2016	1,858	↑
Quarter ending December 2016	1,861	→
Quarter ending March 2017	1,831	↓
Variance since March 2016	(2.2%)	↓



ACTIVITY

Cumulative percentage of contracted UDA delivered 2016 & 2017



Month	Adjusted Scheduled Activity (UDA)	
	2016	2017
April	414	306
May	982	842
June	1,365	1,242
July	2,216	1,976
August	2,812	2,766
September	3,452	3,472
October	3,903	4,068
November	4,450	4,759
December	5,037	5,386
January	5,353	5,707
February	6,165	6,349
March	6,862	7,180
April	7,345	
May	7,345	
June	7,345	

QUALITY

	Quantity	Base Number	Contract	AT	Region	England
% of FP17s for the same patient ID Re-attending within 3 months - Children	45	689	6.5%	10.1%	12.0%	12.3%
% of FP17s for the same patient ID Re-attending within 3 months - Adults	387	2,085	18.6%	14.7%	16.0%	16.7%
% of FP17s for the same patient ID Re-attending between 3 & 9 months - Children	339	689	49.2%	60.6%	58.8%	57.6%
% of FP17s for the same patient ID Re-attending between 3 & 9 months - Adults	1,063	2,085	51.0%	52.8%	51.2%	50.1%
% of FP17s for Band 1 Urgent Courses	231	2,647	8.7%	7.3%	8.0%	9.1%
% of FP17s Relating to Free Repair or Replacements	28	2,647	1.1%	0.8%	0.8%	0.8%
% of FP17s Relating to Continuations	94	2,647	3.6%	1.3%	1.2%	1.2%
% of Patients satisfied with the dentistry they have received	4	5	N/A	92.4%	92.7%	92.8%
% of Patients satisfied with the time they had to wait for an appointment	4	5	N/A	88.1%	89.1%	88.7%

* This is based on patients treated on this contract for their most recent course of treatment. Figures in italics indicate the base number of FP17s or Patient Questionnaire responses are less than 100. N/A is shown where the base number of responses is less than 10 during the period. % is calculated as Quantity/Base number*100

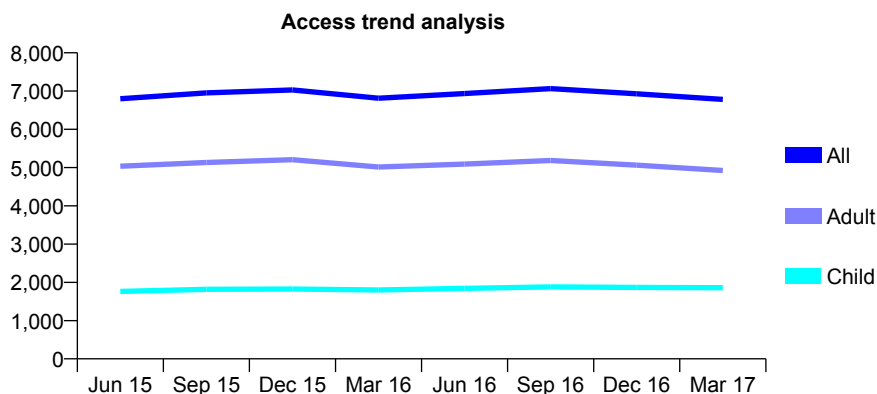
Q59 - Vital Signs At a Glance Contract Report for 199745/0001 - March 2017

Name or company name	Smile Design Centre Limited
Contract type name	GDS Contract
Purpose of contract	General
Contract start date	01/10/2009
Contract end date	

16/17 Contracted general activity (UDA)	17,842
Carry forward general activity (UDA)	236
16/17 Contracted orthodontic activity (UOA)	0
Carry forward orthodontic activity (UOA)	0
Baseline contract value	£490,398.72

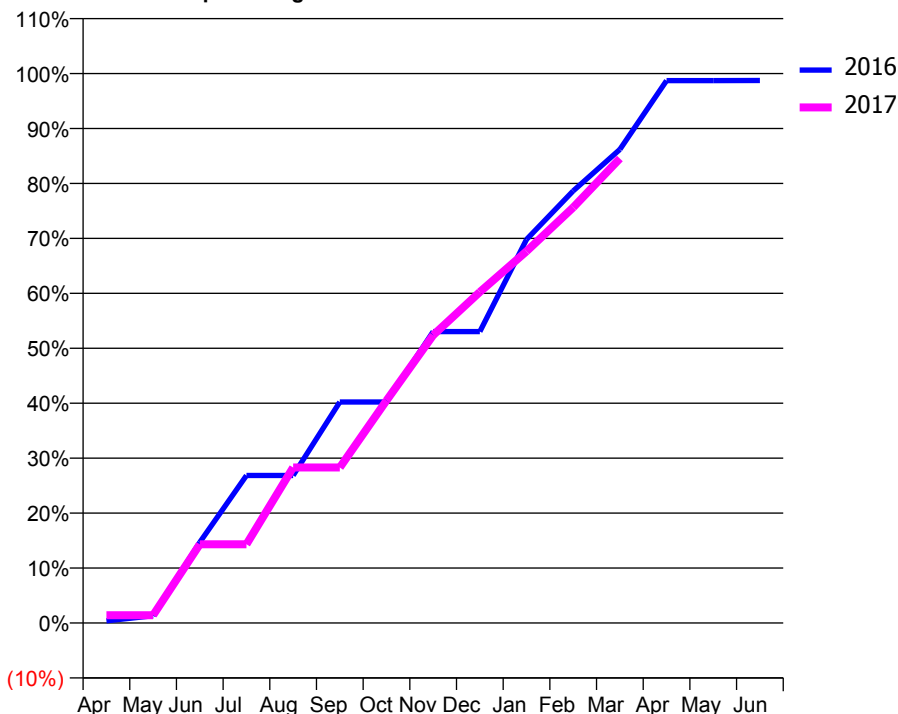
ACCESS*

Patients seen in 24 months	Total	Change since previous quarter
Quarter ending March 2016	6,813	
Quarter ending June 2016	6,934	→
Quarter ending September 2016	7,064	→
Quarter ending December 2016	6,927	↓
Quarter ending March 2017	6,782	↓
Variance since March 2016	(0.5%)	→



ACTIVITY

Cumulative percentage of contracted UDA delivered 2016 & 2017



Month	Adjusted Scheduled Activity (UDA)	
	2016	2017
April	72	255
May	248	255
June	2,732	2,558
July	4,993	2,558
August	4,993	5,053
September	7,477	5,053
October	7,477	7,224
November	9,859	9,345
December	9,859	10,748
January	12,978	12,067
February	14,620	13,494
March	16,022	15,081
April	18,353	
May	18,353	
June	18,356	

QUALITY

	Quantity	Base Number	Contract	AT	Region	England
% of FP17s for the same patient ID Re-attending within 3 months - Children	251	2,741	9.2%	10.1%	12.0%	12.3%
% of FP17s for the same patient ID Re-attending within 3 months - Adults	1,000	5,850	17.1%	14.7%	16.0%	16.7%
% of FP17s for the same patient ID Re-attending between 3 & 9 months - Children	1,613	2,741	58.8%	60.6%	58.8%	57.6%
% of FP17s for the same patient ID Re-attending between 3 & 9 months - Adults	1,949	5,850	33.3%	52.8%	51.2%	50.1%
% of FP17s for Band 1 Urgent Courses	1,041	6,716	15.5%	7.3%	8.0%	9.1%
% of FP17s Relating to Free Repair or Replacements	60	6,716	0.9%	0.8%	0.8%	0.8%
% of FP17s Relating to Continuations	78	6,716	1.2%	1.3%	1.2%	1.2%
% of Patients satisfied with the dentistry they have received	4	6	N/A	92.4%	92.7%	92.8%
% of Patients satisfied with the time they had to wait for an appointment	5	6	N/A	88.1%	89.1%	88.7%

* This is based on patients treated on this contract for their most recent course of treatment. Figures in italics indicate the base number of FP17s or Patient Questionnaire responses are less than 100. N/A is shown where the base number of responses is less than 10 during the period. % is calculated as Quantity/Base number*100

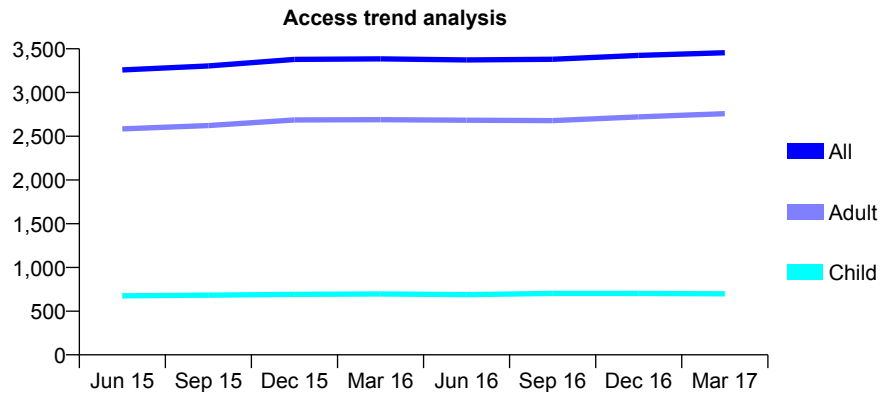
Q59 - Vital Signs At a Glance Contract Report for 199966/0001 - March 2017

Name or company name	Ditchfield Dental Ltd
Contract type name	GDS Contract
Purpose of contract	General
Contract start date	01/12/2007
Contract end date	

16/17 Contracted general activity (UDA)	11,264
Carry forward general activity (UDA)	51
16/17 Contracted orthodontic activity (UOA)	0
Carry forward orthodontic activity (UOA)	0
Baseline contract value	£382,585.15

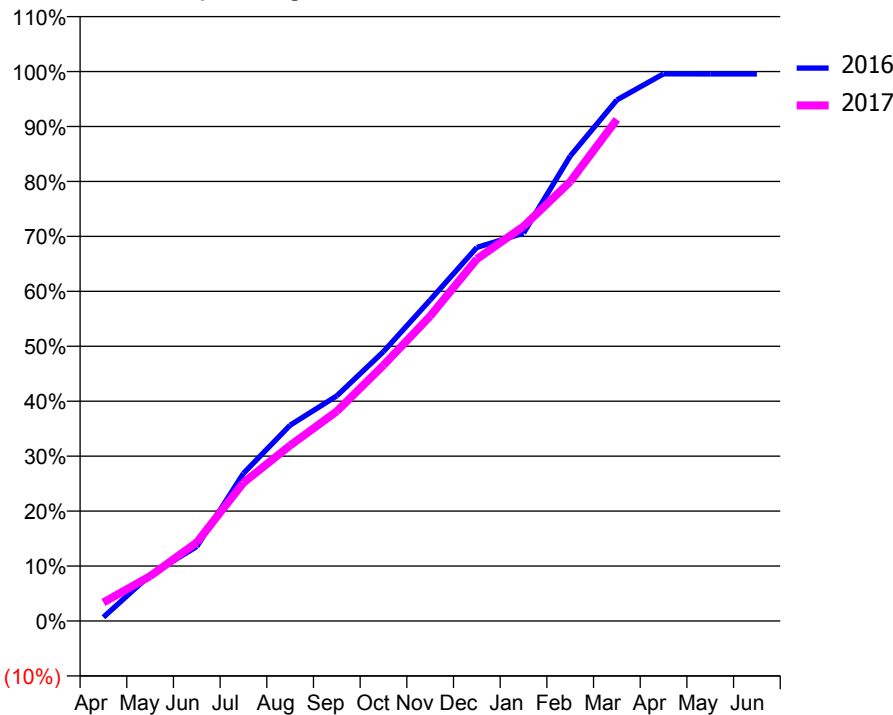
ACCESS*

Patients seen in 24 months	Total	Change since previous quarter
Quarter ending March 2016	3,385	
Quarter ending June 2016	3,373	→
Quarter ending September 2016	3,381	→
Quarter ending December 2016	3,424	→
Quarter ending March 2017	3,455	→
Variance since March 2016	2.1%	↑



ACTIVITY

Cumulative percentage of contracted UDA delivered 2016 & 2017



Month	Adjusted Scheduled Activity (UDA)	
	2016	2017
April	78	380
May	945	920
June	1,525	1,610
July	3,027	2,835
August	4,014	3,598
September	4,616	4,297
October	5,522	5,243
November	6,579	6,250
December	7,657	7,419
January	7,950	8,089
February	9,530	9,005
March	10,681	10,283
April	11,216	
May	11,213	
June	11,213	

QUALITY

	Quantity	Base Number	Contract	AT	Region	England
% of FP17s for the same patient ID Re-attending within 3 months - Children	56	1,077	5.2%	10.1%	12.0%	12.3%
% of FP17s for the same patient ID Re-attending within 3 months - Adults	452	3,633	12.4%	14.7%	16.0%	16.7%
% of FP17s for the same patient ID Re-attending between 3 & 9 months - Children	724	1,077	67.2%	60.6%	58.8%	57.6%
% of FP17s for the same patient ID Re-attending between 3 & 9 months - Adults	1,633	3,633	44.9%	52.8%	51.2%	50.1%
% of FP17s for Band 1 Urgent Courses	509	4,442	11.5%	7.3%	8.0%	9.1%
% of FP17s Relating to Free Repair or Replacements	34	4,442	0.8%	0.8%	0.8%	0.8%
% of FP17s Relating to Continuations	25	4,442	0.6%	1.3%	1.2%	1.2%
% of Patients satisfied with the dentistry they have received	10	10	100.0%	92.4%	92.7%	92.8%
% of Patients satisfied with the time they had to wait for an appointment	7	10	70.0%	88.1%	89.1%	88.7%

* This is based on patients treated on this contract for their most recent course of treatment. Figures in italics indicate the base number of FP17s or Patient Questionnaire responses are less than 100. N/A is shown where the base number of responses is less than 10 during the period. % is calculated as Quantity/Base number*100

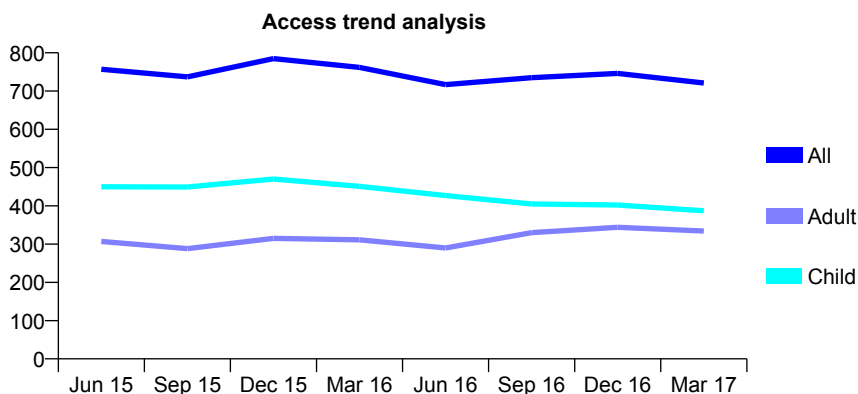
Q59 - Vital Signs At a Glance Contract Report for 208175/0002 - March 2017

Name or company name	Mr N Kilpatrick, Mr M Hamburger & R P Sa
Contract type name	GDS Contract
Purpose of contract	General
Contract start date	27/04/2011
Contract end date	

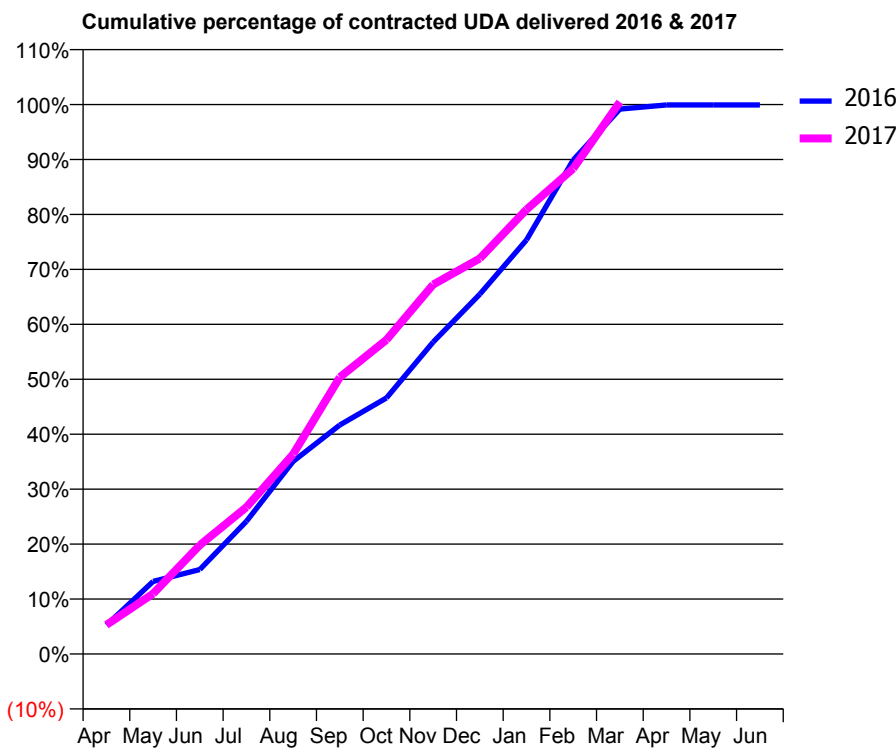
16/17 Contracted general activity (UDA)	1,325
Carry forward general activity (UDA)	1
16/17 Contracted orthodontic activity (UOA)	0
Carry forward orthodontic activity (UOA)	0
Baseline contract value	£30,484.51

ACCESS*

Patients seen in 24 months	Total	Change since previous quarter
Quarter ending March 2016	762	
Quarter ending June 2016	717	↓
Quarter ending September 2016	735	↑
Quarter ending December 2016	746	→
Quarter ending March 2017	721	↓
Variance since March 2016	(5.4%)	↓



ACTIVITY



Month	Adjusted Scheduled Activity (UDA)	
	2016	2017
April	70	70
May	175	146
June	204	263
July	320	354
August	465	482
September	552	667
October	617	758
November	752	891
December	868	954
January	998	1,072
February	1,191	1,171
March	1,314	1,331
April	1,324	
May	1,324	
June	1,324	

QUALITY

	Quantity	Base Number	Contract	AT	Region	England
% of FP17s for the same patient ID Re-attending within 3 months - Children	16	487	3.3%	10.1%	12.0%	12.3%
% of FP17s for the same patient ID Re-attending within 3 months - Adults	17	428	4.0%	14.7%	16.0%	16.7%
% of FP17s for the same patient ID Re-attending between 3 & 9 months - Children	110	487	22.6%	60.6%	58.8%	57.6%
% of FP17s for the same patient ID Re-attending between 3 & 9 months - Adults	99	428	23.1%	52.8%	51.2%	50.1%
% of FP17s for Band 1 Urgent Courses	65	906	7.2%	7.3%	8.0%	9.1%
% of FP17s Relating to Free Repair or Replacements	1	906	0.1%	0.8%	0.8%	0.8%
% of FP17s Relating to Continuations	4	906	0.4%	1.3%	1.2%	1.2%
% of Patients satisfied with the dentistry they have received	0	0	N/A	92.4%	92.7%	92.8%
% of Patients satisfied with the time they had to wait for an appointment	0	0	N/A	88.1%	89.1%	88.7%

* This is based on patients treated on this contract for their most recent course of treatment. Figures in italics indicate the base number of FP17s or Patient Questionnaire responses are less than 100. N/A is shown where the base number of responses is less than 10 during the period. % is calculated as Quantity/Base number*100

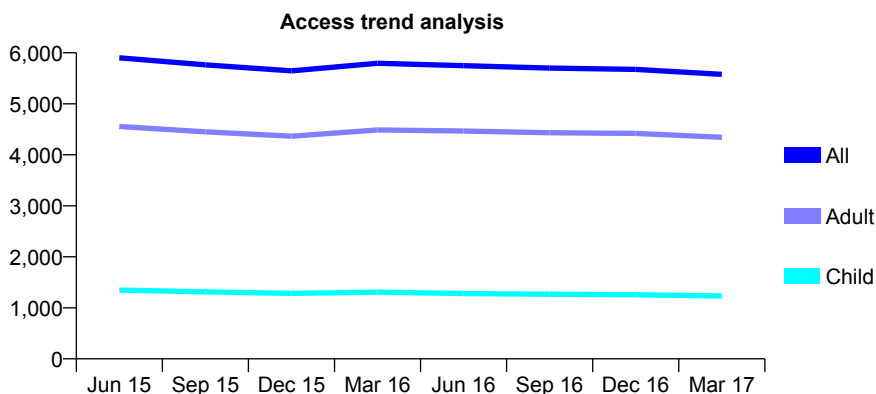
Q59 - Vital Signs At a Glance Contract Report for 220116/0001 - March 2017

Name or company name	MR GK LOO YONG KEE
Contract type name	GDS Contract
Purpose of contract	General
Contract start date	01/04/2006
Contract end date	

16/17 Contracted general activity (UDA)	16,776
Carry forward general activity (UDA)	651
16/17 Contracted orthodontic activity (UOA)	0
Carry forward orthodontic activity (UOA)	0
Baseline contract value	£458,506.05

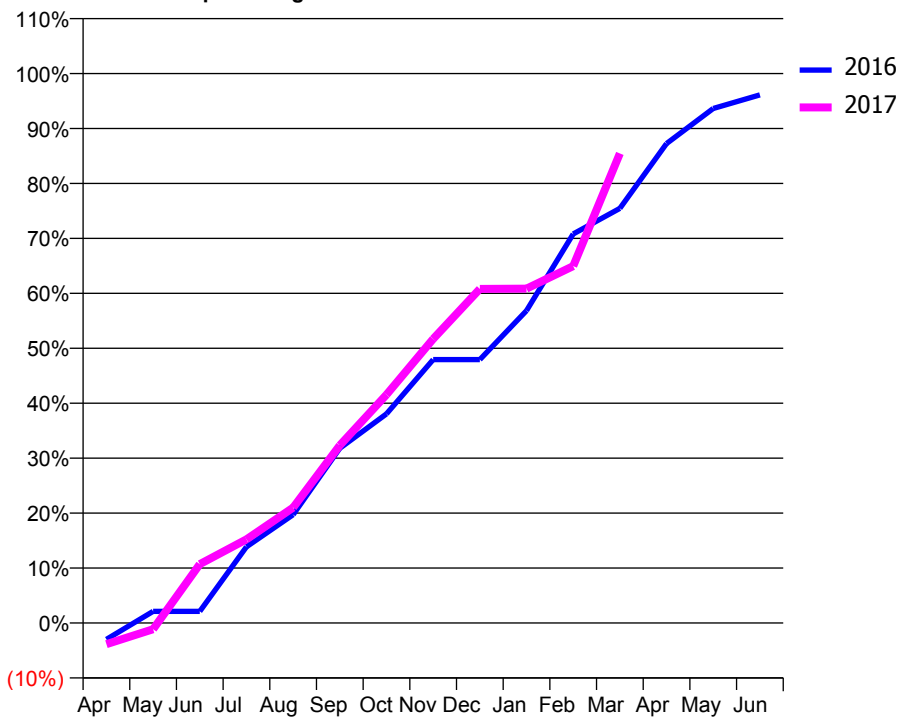
ACCESS*

Patients seen in 24 months	Total	Change since previous quarter
Quarter ending March 2016	5,796	
Quarter ending June 2016	5,747	→
Quarter ending September 2016	5,700	→
Quarter ending December 2016	5,675	→
Quarter ending March 2017	5,578	↓
Variance since March 2016	(3.8%)	↓



ACTIVITY

Cumulative percentage of contracted UDA delivered 2016 & 2017



Month	Adjusted Scheduled Activity (UDA)	
	2016	2017
April	-505	-651
May	357	-192
June	357	1,798
July	2,326	2,554
August	3,308	3,522
September	5,333	5,424
October	6,387	6,972
November	8,043	8,675
December	8,043	10,201
January	9,537	10,207
February	11,875	10,895
March	12,660	14,335
April	14,639	
May	15,706	
June	16,125	

QUALITY

	Quantity	Base Number	Contract	AT	Region	England
% of FP17s for the same patient ID Re-attending within 3 months - Children	149	2,119	7.0%	10.1%	12.0%	12.3%
% of FP17s for the same patient ID Re-attending within 3 months - Adults	947	7,739	12.2%	14.7%	16.0%	16.7%
% of FP17s for the same patient ID Re-attending between 3 & 9 months - Children	1,307	2,119	61.7%	60.6%	58.8%	57.6%
% of FP17s for the same patient ID Re-attending between 3 & 9 months - Adults	5,237	7,739	67.7%	52.8%	51.2%	50.1%
% of FP17s for Band 1 Urgent Courses	542	8,234	6.6%	7.3%	8.0%	9.1%
% of FP17s Relating to Free Repair or Replacements	26	8,234	0.3%	0.8%	0.8%	0.8%
% of FP17s Relating to Continuations	48	8,234	0.6%	1.3%	1.2%	1.2%
% of Patients satisfied with the dentistry they have received	38	40	95.0%	92.4%	92.7%	92.8%
% of Patients satisfied with the time they had to wait for an appointment	34	40	85.0%	88.1%	89.1%	88.7%

* This is based on patients treated on this contract for their most recent course of treatment. Figures in italics indicate the base number of FP17s or Patient Questionnaire responses are less than 100. N/A is shown where the base number of responses is less than 10 during the period. % is calculated as Quantity/Base number*100

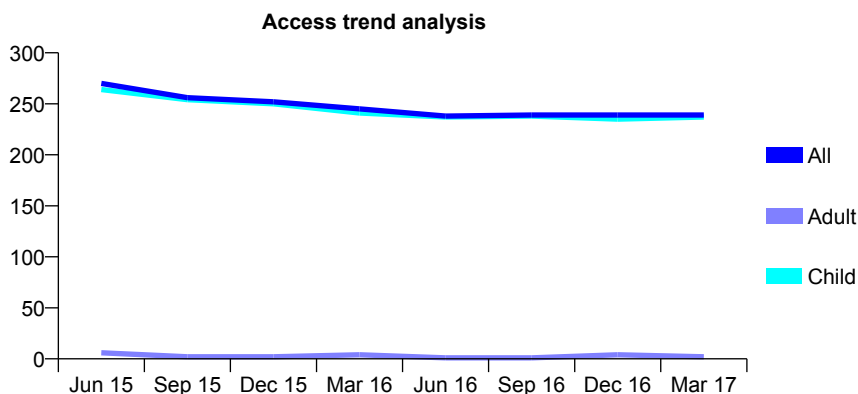
Q59 - Vital Signs At a Glance Contract Report for 220450/0001 - March 2017

Name or company name	MR JD WINSTON
Contract type name	GDS Contract
Purpose of contract	General
Contract start date	01/04/2006
Contract end date	

16/17 Contracted general activity (UDA)	508
Carry forward general activity (UDA)	0
16/17 Contracted orthodontic activity (UOA)	0
Carry forward orthodontic activity (UOA)	0
Baseline contract value	£12,177.47

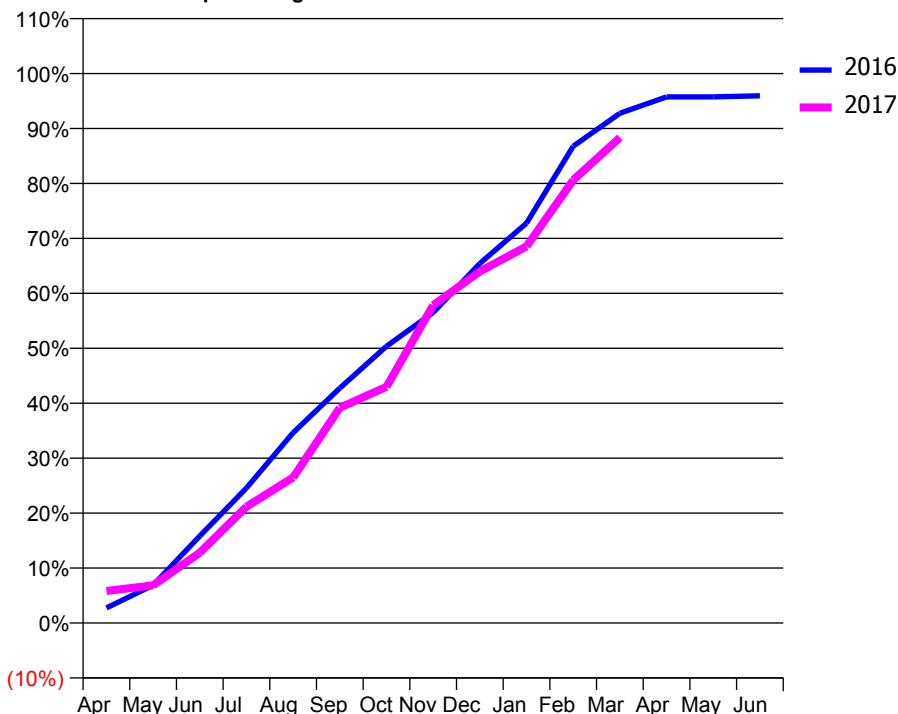
ACCESS*

Patients seen in 24 months	Total	Change since previous quarter
Quarter ending March 2016	245	
Quarter ending June 2016	238	↓
Quarter ending September 2016	239	→
Quarter ending December 2016	239	→
Quarter ending March 2017	239	→
Variance since March 2016	(2.4%)	↓



ACTIVITY

Cumulative percentage of contracted UDA delivered 2016 & 2017



Month	Adjusted Scheduled Activity (UDA)	
	2016	2017
April	14	30
May	35	35
June	80	65
July	125	108
August	176	135
September	217	199
October	256	218
November	287	294
December	332	325
January	370	348
February	441	409
March	471	449
April	486	
May	486	
June	487	

QUALITY

	Quantity	Base Number	Contract	AT	Region	England
% of FP17s for the same patient ID Re-attending within 3 months - Children	23	404	5.7%	10.1%	12.0%	12.3%
% of FP17s for the same patient ID Re-attending within 3 months - Adults	0	0	N/A	14.7%	16.0%	16.7%
% of FP17s for the same patient ID Re-attending between 3 & 9 months - Children	327	404	80.9%	60.6%	58.8%	57.6%
% of FP17s for the same patient ID Re-attending between 3 & 9 months - Adults	0	0	N/A	52.8%	51.2%	50.1%
% of FP17s for Band 1 Urgent Courses	19	388	4.9%	7.3%	8.0%	9.1%
% of FP17s Relating to Free Repair or Replacements	0	388	0.0%	0.8%	0.8%	0.8%
% of FP17s Relating to Continuations	3	388	0.8%	1.3%	1.2%	1.2%
% of Patients satisfied with the dentistry they have received	3	3	N/A	92.4%	92.7%	92.8%
% of Patients satisfied with the time they had to wait for an appointment	3	3	N/A	88.1%	89.1%	88.7%

* This is based on patients treated on this contract for their most recent course of treatment. Figures in italics indicate the base number of FP17s or Patient Questionnaire responses are less than 100. N/A is shown where the base number of responses is less than 10 during the period. % is calculated as Quantity/Base number*100

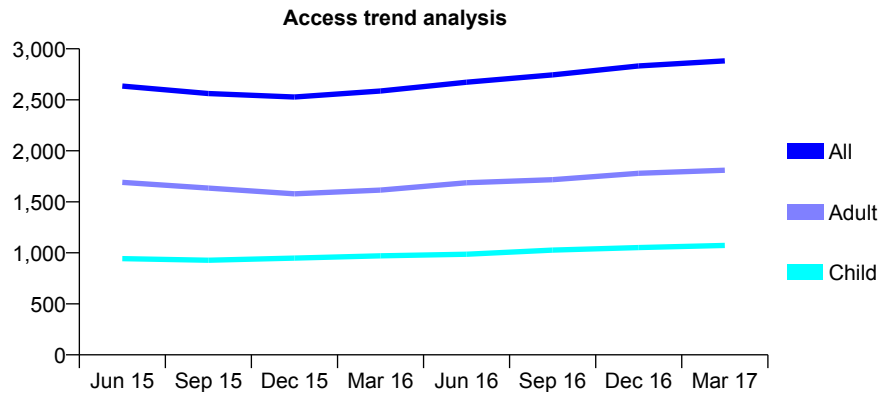
Q59 - Vital Signs At a Glance Contract Report for 229792/0001 - March 2017

Name or company name	MR JJ CLIFFE
Contract type name	GDS Contract
Purpose of contract	General and Orthodontic
Contract start date	01/04/2006
Contract end date	

16/17 Contracted general activity (UDA)	8,300
Carry forward general activity (UDA)	0
16/17 Contracted orthodontic activity (UOA)	308
Carry forward orthodontic activity (UOA)	0
Baseline contract value	£203,363.36

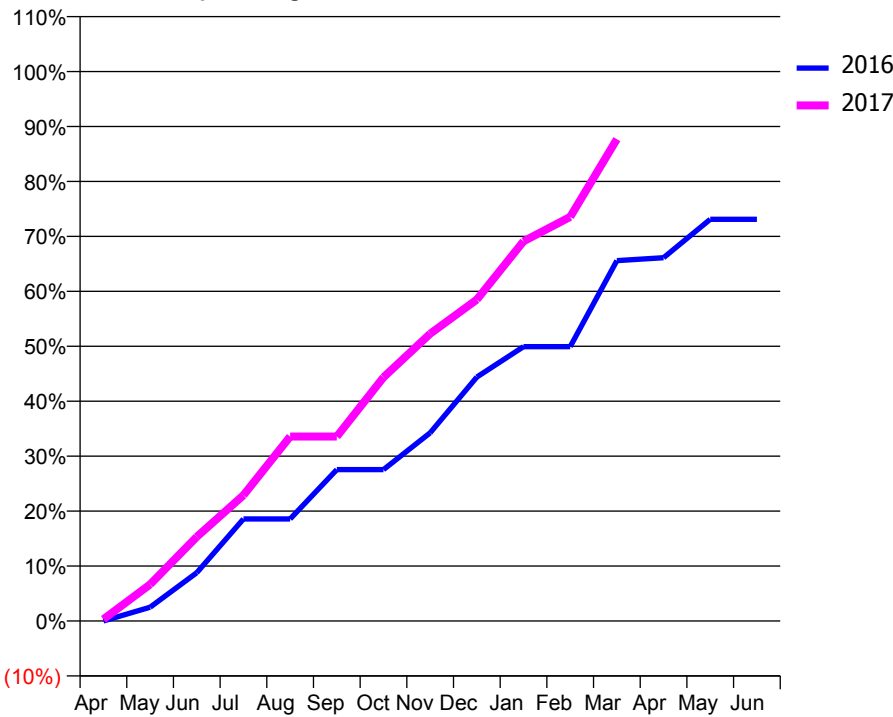
ACCESS*

Patients seen in 24 months	Total	Change since previous quarter
Quarter ending March 2016	2,586	
Quarter ending June 2016	2,673	↑
Quarter ending September 2016	2,744	↑
Quarter ending December 2016	2,832	↑
Quarter ending March 2017	2,882	→
Variance since March 2016	11.4%	↑



ACTIVITY

Cumulative percentage of contracted UDA delivered 2016 & 2017



Month	Adjusted Scheduled Activity (UDA)	
	2016	2017
April	0	27
May	208	553
June	730	1,272
July	1,543	1,901
August	1,543	2,787
September	2,287	2,787
October	2,287	3,681
November	2,842	4,340
December	3,686	4,854
January	4,145	5,735
February	4,145	6,103
March	5,443	7,277
April	5,488	
May	6,069	
June	6,069	

QUALITY

	Quantity	Base Number	Contract	AT	Region	England
% of FP17s for the same patient ID Re-attending within 3 months - Children	136	1,682	8.1%	10.1%	12.0%	12.3%
% of FP17s for the same patient ID Re-attending within 3 months - Adults	255	2,513	10.1%	14.7%	16.0%	16.7%
% of FP17s for the same patient ID Re-attending between 3 & 9 months - Children	1,056	1,682	62.8%	60.6%	58.8%	57.6%
% of FP17s for the same patient ID Re-attending between 3 & 9 months - Adults	1,257	2,513	50.0%	52.8%	51.2%	50.1%
% of FP17s for Band 1 Urgent Courses	237	3,875	6.1%	7.3%	8.0%	9.1%
% of FP17s Relating to Free Repair or Replacements	22	3,875	0.6%	0.8%	0.8%	0.8%
% of FP17s Relating to Continuations	37	3,875	1.0%	1.3%	1.2%	1.2%
% of Patients satisfied with the dentistry they have received	8	9	N/A	92.4%	92.7%	92.8%
% of Patients satisfied with the time they had to wait for an appointment	9	9	N/A	88.1%	89.1%	88.7%

* This is based on patients treated on this contract for their most recent course of treatment. Figures in italics indicate the base number of FP17s or Patient Questionnaire responses are less than 100. N/A is shown where the base number of responses is less than 10 during the period. % is calculated as Quantity/Base number*100

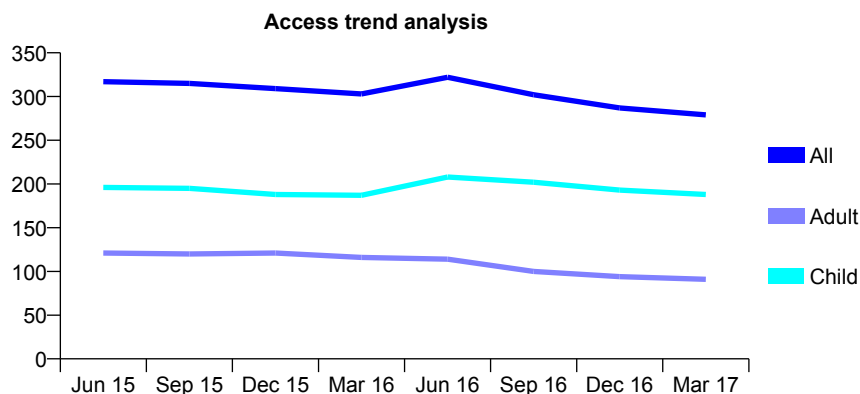
Q59 - Vital Signs At a Glance Contract Report for 232858/0001 - March 2017

Name or company name	Mr R Richardson & Ms S Rennie
Contract type name	GDS Contract
Purpose of contract	General
Contract start date	01/04/2006
Contract end date	

16/17 Contracted general activity (UDA)	450
Carry forward general activity (UDA)	-9
16/17 Contracted orthodontic activity (UOA)	0
Carry forward orthodontic activity (UOA)	0
Baseline contract value	£10,295.76

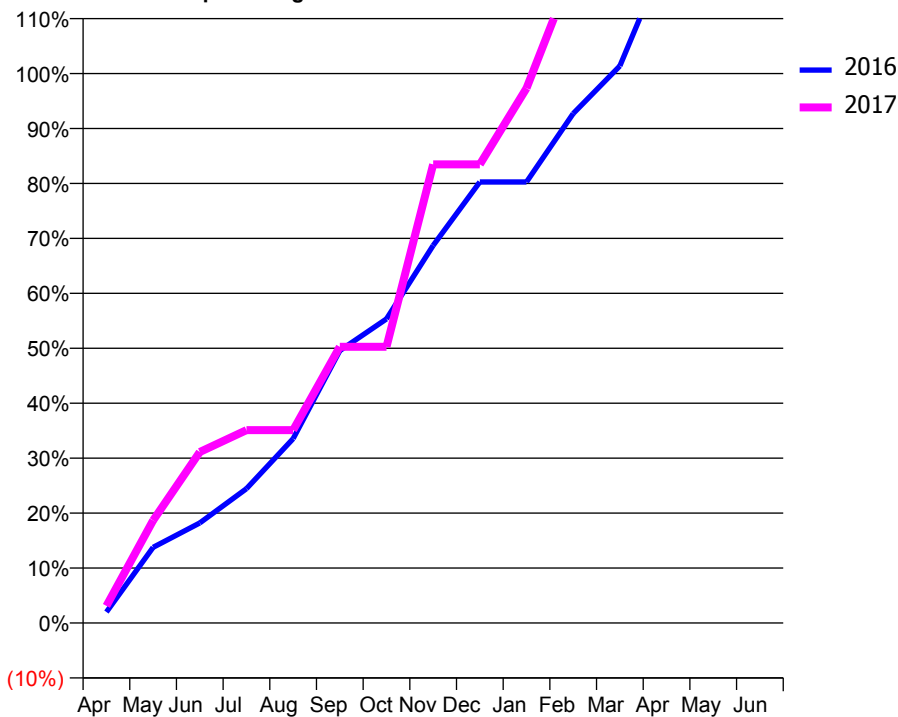
ACCESS*

Patients seen in 24 months	Total	Change since previous quarter
Quarter ending March 2016	303	
Quarter ending June 2016	322	↑
Quarter ending September 2016	302	↓
Quarter ending December 2016	287	↓
Quarter ending March 2017	279	↓
Variance since March 2016	(7.9%)	↓



ACTIVITY

Cumulative percentage of contracted UDA delivered 2016 & 2017



Month	Adjusted Scheduled Activity (UDA)	
	2016	2017
April	9	14
May	62	84
June	82	140
July	110	158
August	151	158
September	223	226
October	249	226
November	309	376
December	361	376
January	361	438
February	417	535
March	456	535
April	547	
May	551	
June	551	

QUALITY

	Quantity	Base Number	Contract	AT	Region	England
% of FP17s for the same patient ID Re-attending within 3 months - Children	12	296	4.1%	10.1%	12.0%	12.3%
% of FP17s for the same patient ID Re-attending within 3 months - Adults	14	100	14.0%	14.7%	16.0%	16.7%
% of FP17s for the same patient ID Re-attending between 3 & 9 months - Children	180	296	60.8%	60.6%	58.8%	57.6%
% of FP17s for the same patient ID Re-attending between 3 & 9 months - Adults	60	100	60.0%	52.8%	51.2%	50.1%
% of FP17s for Band 1 Urgent Courses	5	331	1.5%	7.3%	8.0%	9.1%
% of FP17s Relating to Free Repair or Replacements	1	331	0.3%	0.8%	0.8%	0.8%
% of FP17s Relating to Continuations	7	331	2.1%	1.3%	1.2%	1.2%
% of Patients satisfied with the dentistry they have received	0	0	N/A	92.4%	92.7%	92.8%
% of Patients satisfied with the time they had to wait for an appointment	0	0	N/A	88.1%	89.1%	88.7%

* This is based on patients treated on this contract for their most recent course of treatment. Figures in italics indicate the base number of FP17s or Patient Questionnaire responses are less than 100. N/A is shown where the base number of responses is less than 10 during the period. % is calculated as Quantity/Base number*100

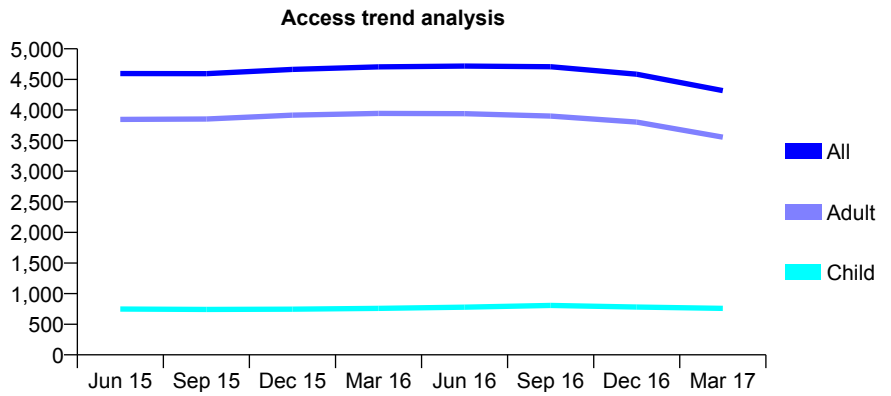
Q59 - Vital Signs At a Glance Contract Report for 237833/0004 - March 2017

Name or company name	MR MP GOKANI
Contract type name	GDS Contract
Purpose of contract	General
Contract start date	01/04/2009
Contract end date	

16/17 Contracted general activity (UDA)	10,479
Carry forward general activity (UDA)	-171
16/17 Contracted orthodontic activity (UOA)	0
Carry forward orthodontic activity (UOA)	0
Baseline contract value	£291,691.69

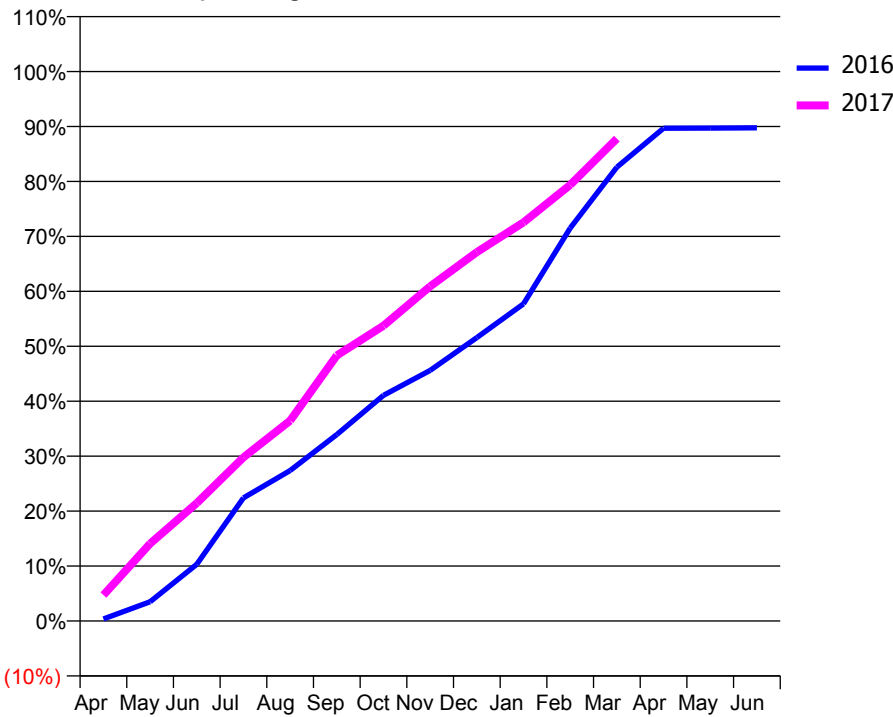
ACCESS*

Patients seen in 24 months	Total	Change since previous quarter
Quarter ending March 2016	4,705	
Quarter ending June 2016	4,718	→
Quarter ending September 2016	4,708	→
Quarter ending December 2016	4,585	↓
Quarter ending March 2017	4,317	↓
Variance since March 2016	(8.2%)	↓



ACTIVITY

Cumulative percentage of contracted UDA delivered 2016 & 2017



Month	Adjusted Scheduled Activity (UDA)	
	2016	2017
April	50	494
May	456	1,476
June	1,341	2,249
July	2,910	3,122
August	3,555	3,820
September	4,404	5,064
October	5,330	5,631
November	5,921	6,381
December	6,695	7,035
January	7,491	7,603
February	9,280	8,317
March	10,718	9,198
April	11,640	
May	11,641	
June	11,650	

QUALITY

	Quantity	Base Number	Contract	AT	Region	England
% of FP17s for the same patient ID Re-attending within 3 months - Children	74	893	8.3%	10.1%	12.0%	12.3%
% of FP17s for the same patient ID Re-attending within 3 months - Adults	532	3,631	14.7%	14.7%	16.0%	16.7%
% of FP17s for the same patient ID Re-attending between 3 & 9 months - Children	376	893	42.1%	60.6%	58.8%	57.6%
% of FP17s for the same patient ID Re-attending between 3 & 9 months - Adults	1,121	3,631	30.9%	52.8%	51.2%	50.1%
% of FP17s for Band 1 Urgent Courses	631	4,132	15.3%	7.3%	8.0%	9.1%
% of FP17s Relating to Free Repair or Replacements	39	4,132	0.9%	0.8%	0.8%	0.8%
% of FP17s Relating to Continuations	10	4,132	0.2%	1.3%	1.2%	1.2%
% of Patients satisfied with the dentistry they have received	9	10	90.0%	92.4%	92.7%	92.8%
% of Patients satisfied with the time they had to wait for an appointment	8	10	80.0%	88.1%	89.1%	88.7%

* This is based on patients treated on this contract for their most recent course of treatment. Figures in italics indicate the base number of FP17s or Patient Questionnaire responses are less than 100. N/A is shown where the base number of responses is less than 10 during the period. % is calculated as Quantity/Base number*100

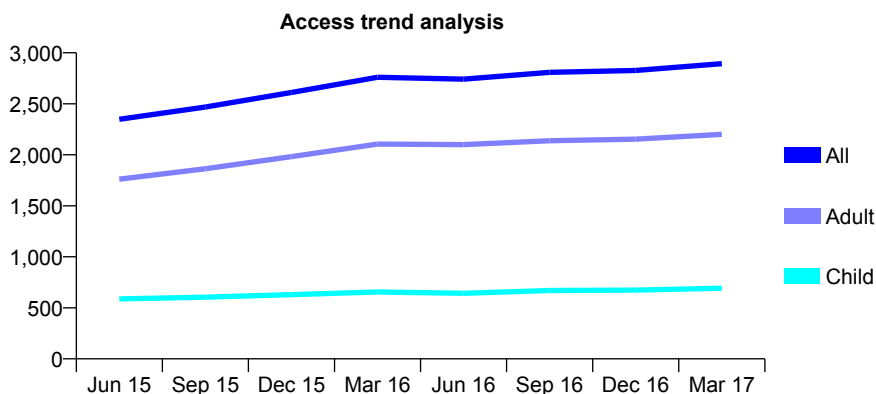
Q59 - Vital Signs At a Glance Contract Report for 244171/0005 - March 2017

Name or company name	MRS GK PALAHEY
Contract type name	GDS Contract
Purpose of contract	General
Contract start date	01/05/2014
Contract end date	

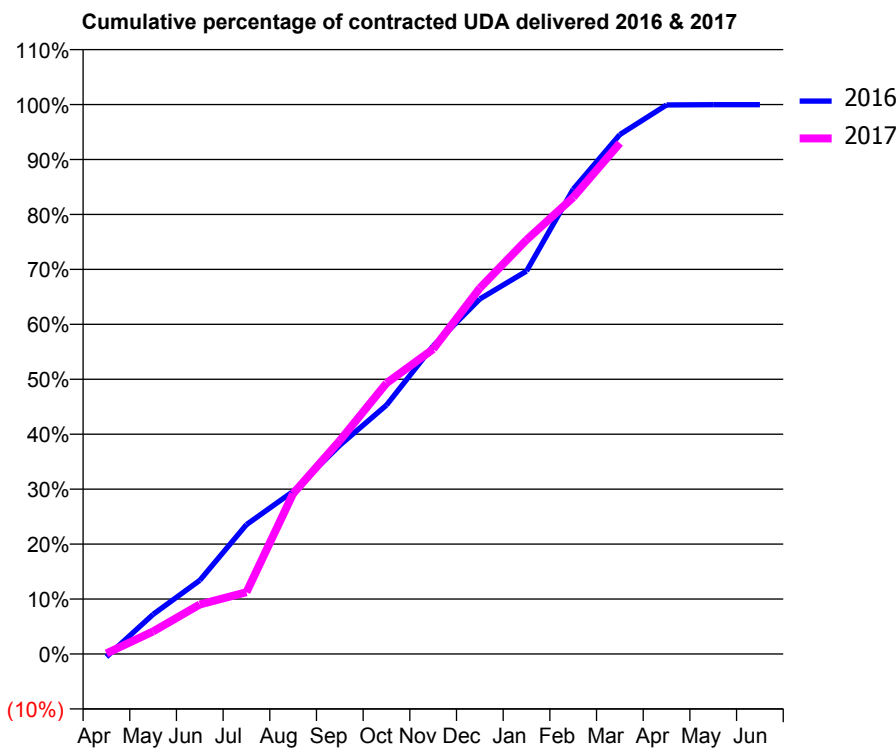
16/17 Contracted general activity (UDA)	7,187
Carry forward general activity (UDA)	1
16/17 Contracted orthodontic activity (UOA)	0
Carry forward orthodontic activity (UOA)	0
Baseline contract value	£163,474.16

ACCESS*

Patients seen in 24 months	Total	Change since previous quarter
Quarter ending March 2016	2,760	
Quarter ending June 2016	2,742	→
Quarter ending September 2016	2,808	↑
Quarter ending December 2016	2,827	→
Quarter ending March 2017	2,893	↑
Variance since March 2016	4.8%	↑



ACTIVITY



Month	Adjusted Scheduled Activity (UDA)	
	2016	2017
April	-37	8
May	498	295
June	923	648
July	1,622	808
August	2,038	2,099
September	2,616	2,792
October	3,120	3,542
November	3,862	3,988
December	4,449	4,786
January	4,798	5,417
February	5,825	5,973
March	6,510	6,683
April	6,881	
May	6,886	
June	6,886	

QUALITY

	Quantity	Base Number	Contract	AT	Region	England
% of FP17s for the same patient ID Re-attending within 3 months - Children	39	1,015	3.8%	10.1%	12.0%	12.3%
% of FP17s for the same patient ID Re-attending within 3 months - Adults	352	3,074	11.5%	14.7%	16.0%	16.7%
% of FP17s for the same patient ID Re-attending between 3 & 9 months - Children	641	1,015	63.2%	60.6%	58.8%	57.6%
% of FP17s for the same patient ID Re-attending between 3 & 9 months - Adults	1,947	3,074	63.3%	52.8%	51.2%	50.1%
% of FP17s for Band 1 Urgent Courses	190	3,879	4.9%	7.3%	8.0%	9.1%
% of FP17s Relating to Free Repair or Replacements	23	3,879	0.6%	0.8%	0.8%	0.8%
% of FP17s Relating to Continuations	6	3,879	0.2%	1.3%	1.2%	1.2%
% of Patients satisfied with the dentistry they have received	7	7	N/A	92.4%	92.7%	92.8%
% of Patients satisfied with the time they had to wait for an appointment	7	7	N/A	88.1%	89.1%	88.7%

* This is based on patients treated on this contract for their most recent course of treatment. Figures in italics indicate the base number of FP17s or Patient Questionnaire responses are less than 100. N/A is shown where the base number of responses is less than 10 during the period. % is calculated as Quantity/Base number*100

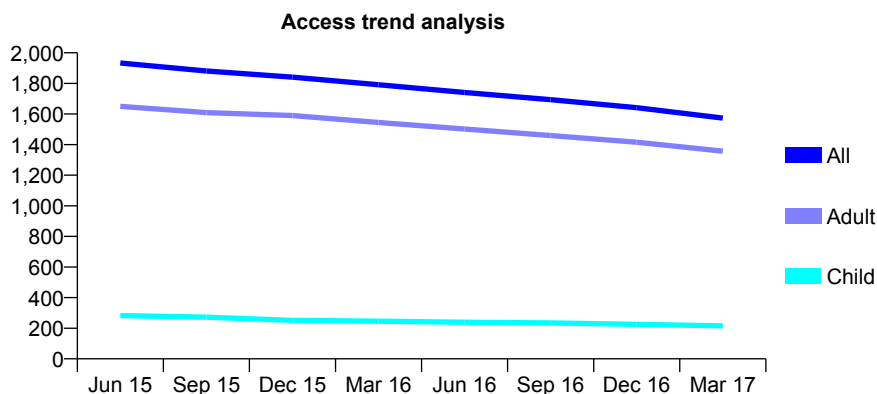
Q59 - Vital Signs At a Glance Contract Report for 245763/0001 - March 2017

Name or company name	MR JR HILL
Contract type name	GDS Contract
Purpose of contract	General
Contract start date	01/04/2006
Contract end date	

16/17 Contracted general activity (UDA)	4,417
Carry forward general activity (UDA)	0
16/17 Contracted orthodontic activity (UOA)	0
Carry forward orthodontic activity (UOA)	0
Baseline contract value	£97,363.81

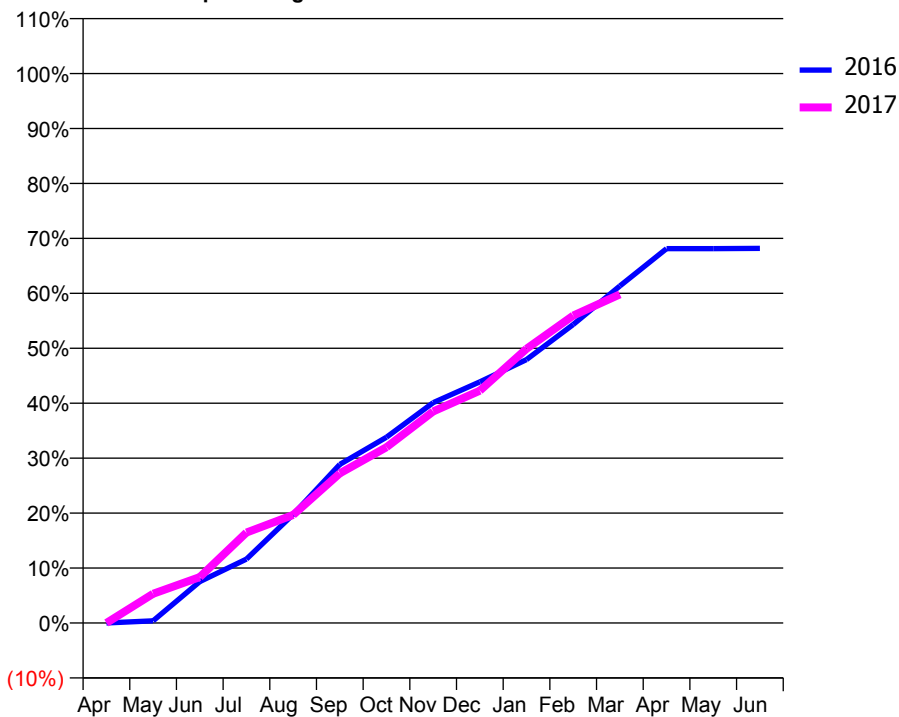
ACCESS*

Patients seen in 24 months	Total	Change since previous quarter
Quarter ending March 2016	1,791	
Quarter ending June 2016	1,741	↓
Quarter ending September 2016	1,694	↓
Quarter ending December 2016	1,641	↓
Quarter ending March 2017	1,573	↓
Variance since March 2016	(12.2%)	↓



ACTIVITY

Cumulative percentage of contracted UDA delivered 2016 & 2017



Month	Adjusted Scheduled Activity (UDA)	
	2016	2017
April	0	0
May	18	235
June	333	369
July	514	727
August	873	868
September	1,275	1,203
October	1,493	1,414
November	1,772	1,701
December	1,939	1,868
January	2,118	2,204
February	2,400	2,472
March	2,709	2,642
April	3,009	
May	3,010	
June	3,012	

QUALITY

	Quantity	Base Number	Contract	AT	Region	England
% of FP17s for the same patient ID Re-attending within 3 months - Children	13	200	6.5%	10.1%	12.0%	12.3%
% of FP17s for the same patient ID Re-attending within 3 months - Adults	207	1,427	14.5%	14.7%	16.0%	16.7%
% of FP17s for the same patient ID Re-attending between 3 & 9 months - Children	23	200	11.5%	60.6%	58.8%	57.6%
% of FP17s for the same patient ID Re-attending between 3 & 9 months - Adults	280	1,427	19.6%	52.8%	51.2%	50.1%
% of FP17s for Band 1 Urgent Courses	165	1,463	11.3%	7.3%	8.0%	9.1%
% of FP17s Relating to Free Repair or Replacements	76	1,463	5.2%	0.8%	0.8%	0.8%
% of FP17s Relating to Continuations	33	1,463	2.3%	1.3%	1.2%	1.2%
% of Patients satisfied with the dentistry they have received	3	3	N/A	92.4%	92.7%	92.8%
% of Patients satisfied with the time they had to wait for an appointment	3	3	N/A	88.1%	89.1%	88.7%

* This is based on patients treated on this contract for their most recent course of treatment. Figures in italics indicate the base number of FP17s or Patient Questionnaire responses are less than 100. N/A is shown where the base number of responses is less than 10 during the period. % is calculated as Quantity/Base number*100

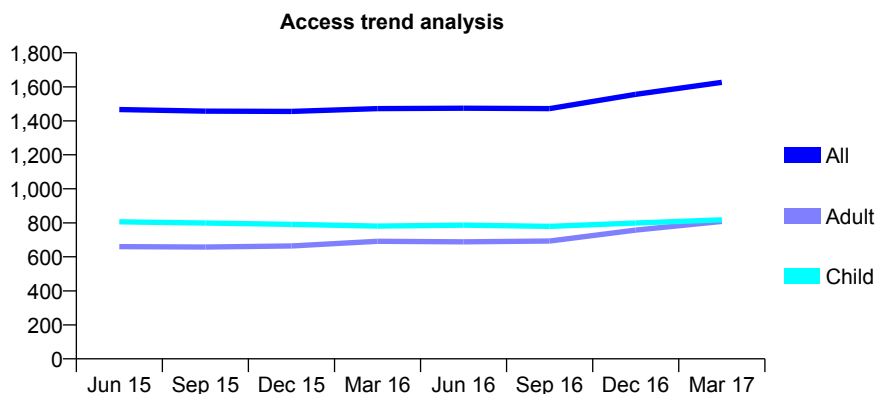
Q59 - Vital Signs At a Glance Contract Report for 257117/0001 - March 2017

Name or company name	MR NG PATEL
Contract type name	GDS Contract
Purpose of contract	General
Contract start date	01/12/2012
Contract end date	

16/17 Contracted general activity (UDA)	6,256
Carry forward general activity (UDA)	0
16/17 Contracted orthodontic activity (UOA)	0
Carry forward orthodontic activity (UOA)	0
Baseline contract value	£160,247.67

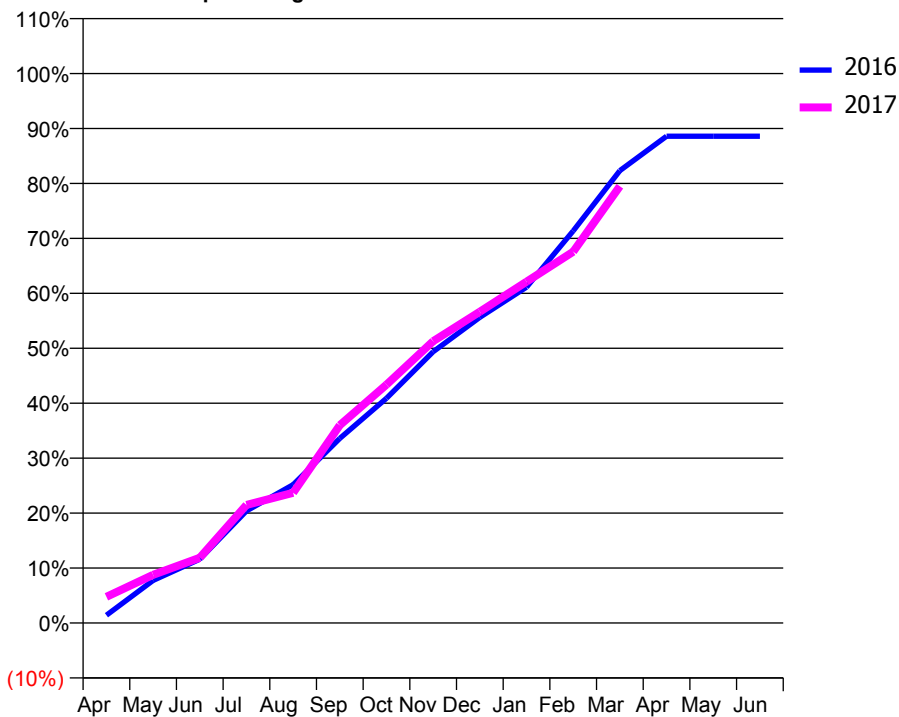
ACCESS*

Patients seen in 24 months	Total	Change since previous quarter
Quarter ending March 2016	1,472	
Quarter ending June 2016	1,474	→
Quarter ending September 2016	1,472	→
Quarter ending December 2016	1,556	↑
Quarter ending March 2017	1,626	↑
Variance since March 2016	10.5%	↑



ACTIVITY

Cumulative percentage of contracted UDA delivered 2016 & 2017



Adjusted Scheduled Activity (UDA)

Month	2016	2017
April	89	299
May	486	549
June	727	743
July	1,276	1,344
August	1,575	1,483
September	2,102	2,252
October	2,558	2,713
November	3,088	3,209
December	3,480	3,544
January	3,823	3,886
February	4,465	4,227
March	5,151	4,973
April	5,542	
May	5,542	
June	5,542	

QUALITY

	Quantity	Base Number	Contract	AT	Region	England
% of FP17s for the same patient ID Re-attending within 3 months - Children	87	1,423	6.1%	10.1%	12.0%	12.3%
% of FP17s for the same patient ID Re-attending within 3 months - Adults	220	1,214	18.1%	14.7%	16.0%	16.7%
% of FP17s for the same patient ID Re-attending between 3 & 9 months - Children	1,044	1,423	73.4%	60.6%	58.8%	57.6%
% of FP17s for the same patient ID Re-attending between 3 & 9 months - Adults	695	1,214	57.2%	52.8%	51.2%	50.1%
% of FP17s for Band 1 Urgent Courses	158	2,424	6.5%	7.3%	8.0%	9.1%
% of FP17s Relating to Free Repair or Replacements	9	2,424	0.4%	0.8%	0.8%	0.8%
% of FP17s Relating to Continuations	4	2,424	0.2%	1.3%	1.2%	1.2%
% of Patients satisfied with the dentistry they have received	2	2	N/A	92.4%	92.7%	92.8%
% of Patients satisfied with the time they had to wait for an appointment	2	2	N/A	88.1%	89.1%	88.7%

* This is based on patients treated on this contract for their most recent course of treatment. Figures in italics indicate the base number of FP17s or Patient Questionnaire responses are less than 100. N/A is shown where the base number of responses is less than 10 during the period. % is calculated as Quantity/Base number*100

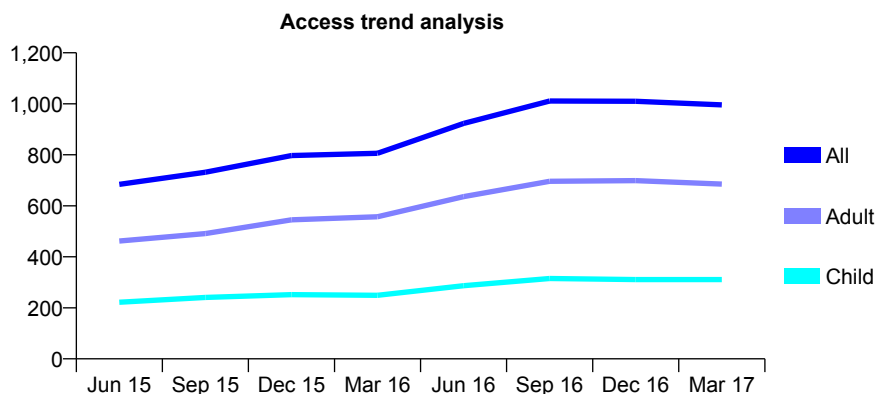
Q59 - Vital Signs At a Glance Contract Report for 264245/0003 - March 2017

Name or company name	MR P PATEL
Contract type name	GDS Contract
Purpose of contract	General
Contract start date	27/08/2014
Contract end date	

16/17 Contracted general activity (UDA)	3,030
Carry forward general activity (UDA)	0
16/17 Contracted orthodontic activity (UOA)	0
Carry forward orthodontic activity (UOA)	0
Baseline contract value	£64,775.31

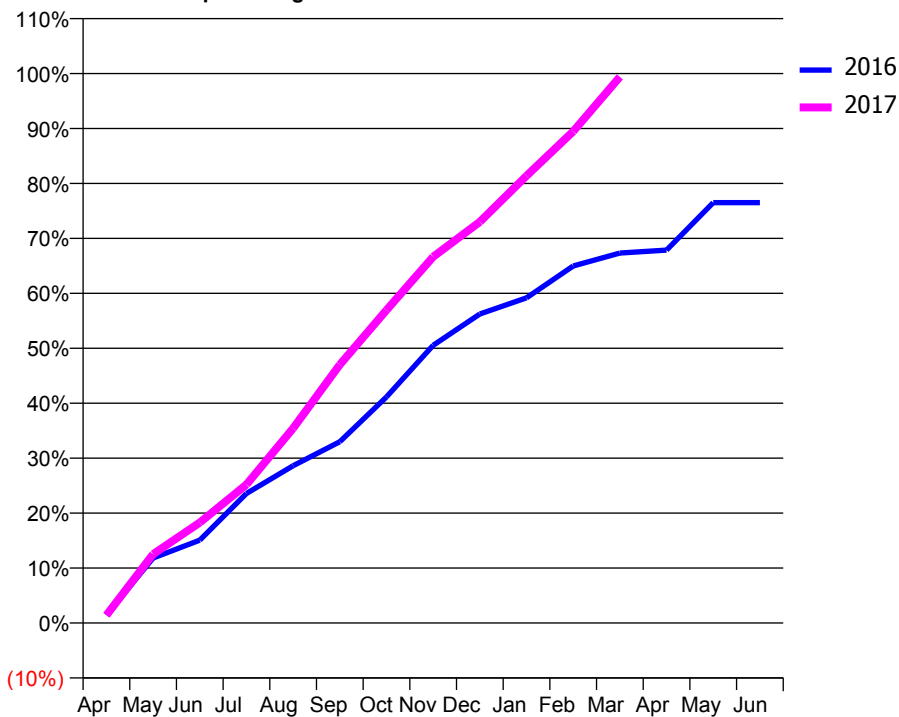
ACCESS*

Patients seen in 24 months	Total	Change since previous quarter
Quarter ending March 2016	806	
Quarter ending June 2016	923	↑
Quarter ending September 2016	1,011	↑
Quarter ending December 2016	1,010	→
Quarter ending March 2017	996	↓
Variance since March 2016	23.6%	↑



ACTIVITY

Cumulative percentage of contracted UDA delivered 2016 & 2017



Month	Adjusted Scheduled Activity (UDA)	
	2016	2017
April	50	43
May	412	380
June	525	554
July	821	764
August	996	1,074
September	1,148	1,425
October	1,432	1,725
November	1,758	2,020
December	1,957	2,212
January	2,059	2,466
February	2,261	2,710
March	2,343	3,011
April	2,362	
May	2,662	
June	2,662	

QUALITY

	Quantity	Base Number	Contract	AT	Region	England
% of FP17s for the same patient ID Re-attending within 3 months - Children	59	604	9.8%	10.1%	12.0%	12.3%
% of FP17s for the same patient ID Re-attending within 3 months - Adults	217	1,191	18.2%	14.7%	16.0%	16.7%
% of FP17s for the same patient ID Re-attending between 3 & 9 months - Children	354	604	58.6%	60.6%	58.8%	57.6%
% of FP17s for the same patient ID Re-attending between 3 & 9 months - Adults	611	1,191	51.3%	52.8%	51.2%	50.1%
% of FP17s for Band 1 Urgent Courses	91	1,546	5.9%	7.3%	8.0%	9.1%
% of FP17s Relating to Free Repair or Replacements	36	1,546	2.3%	0.8%	0.8%	0.8%
% of FP17s Relating to Continuations	30	1,546	1.9%	1.3%	1.2%	1.2%
% of Patients satisfied with the dentistry they have received	0	0	N/A	92.4%	92.7%	92.8%
% of Patients satisfied with the time they had to wait for an appointment	0	0	N/A	88.1%	89.1%	88.7%

* This is based on patients treated on this contract for their most recent course of treatment. Figures in italics indicate the base number of FP17s or Patient Questionnaire responses are less than 100. N/A is shown where the base number of responses is less than 10 during the period. % is calculated as Quantity/Base number*100

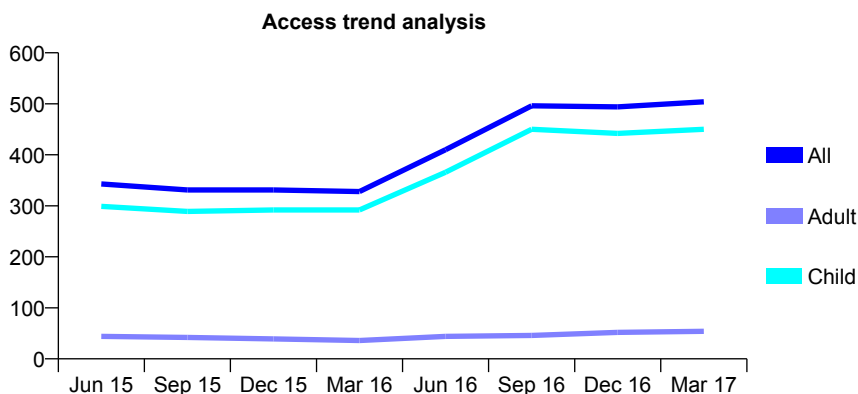
Q59 - Vital Signs At a Glance Contract Report for 299154/0001 - March 2017

Name or company name	MR C KHELA
Contract type name	GDS Contract
Purpose of contract	General
Contract start date	01/05/2011
Contract end date	

16/17 Contracted general activity (UDA)	1,430
Carry forward general activity (UDA)	0
16/17 Contracted orthodontic activity (UOA)	0
Carry forward orthodontic activity (UOA)	0
Baseline contract value	£33,422.62

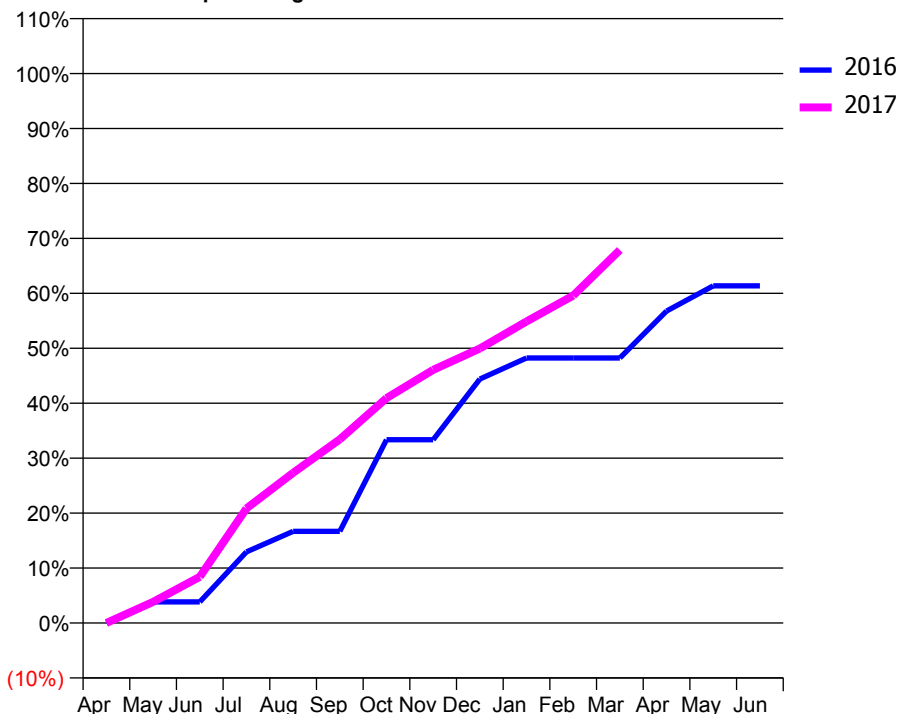
ACCESS*

Patients seen in 24 months	Total	Change since previous quarter
Quarter ending March 2016	328	
Quarter ending June 2016	410	↑
Quarter ending September 2016	496	↑
Quarter ending December 2016	494	→
Quarter ending March 2017	504	↑
Variance since March 2016	53.7%	↑



ACTIVITY

Cumulative percentage of contracted UDA delivered 2016 & 2017



Month	Adjusted Scheduled Activity (UDA)	
	2016	2017
April	0	0
May	32	55
June	32	120
July	107	298
August	138	391
September	138	478
October	277	585
November	277	659
December	368	714
January	400	785
February	400	852
March	400	971
April	471	
May	509	
June	509	

QUALITY

	Quantity	Base Number	Contract	AT	Region	England
% of FP17s for the same patient ID Re-attending within 3 months - Children	26	781	3.3%	10.1%	12.0%	12.3%
% of FP17s for the same patient ID Re-attending within 3 months - Adults	0	0	N/A	14.7%	16.0%	16.7%
% of FP17s for the same patient ID Re-attending between 3 & 9 months - Children	389	781	49.8%	60.6%	58.8%	57.6%
% of FP17s for the same patient ID Re-attending between 3 & 9 months - Adults	0	0	N/A	52.8%	51.2%	50.1%
% of FP17s for Band 1 Urgent Courses	25	683	3.7%	7.3%	8.0%	9.1%
% of FP17s Relating to Free Repair or Replacements	0	683	0.0%	0.8%	0.8%	0.8%
% of FP17s Relating to Continuations	4	683	0.6%	1.3%	1.2%	1.2%
% of Patients satisfied with the dentistry they have received	0	0	N/A	92.4%	92.7%	92.8%
% of Patients satisfied with the time they had to wait for an appointment	0	0	N/A	88.1%	89.1%	88.7%

* This is based on patients treated on this contract for their most recent course of treatment. Figures in italics indicate the base number of FP17s or Patient Questionnaire responses are less than 100. N/A is shown where the base number of responses is less than 10 during the period. % is calculated as Quantity/Base number*100

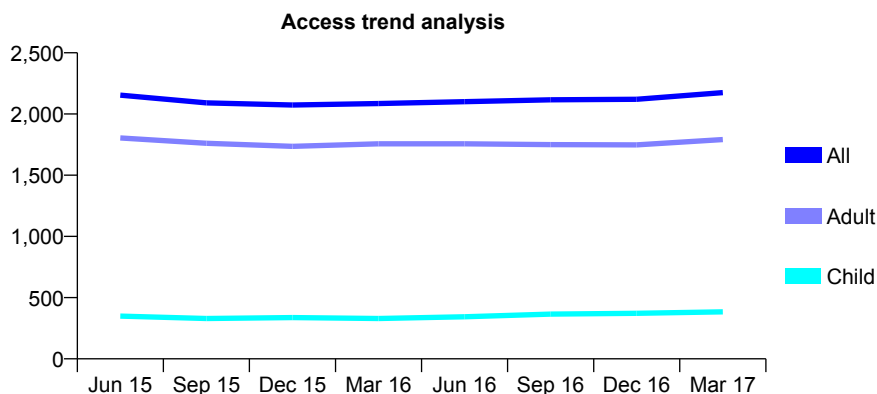
Q59 - Vital Signs At a Glance Contract Report for 306975/0001 - March 2017

Name or company name	MR NA TAYLOR
Contract type name	GDS Contract
Purpose of contract	General
Contract start date	01/04/2006
Contract end date	

16/17 Contracted general activity (UDA)	6,493
Carry forward general activity (UDA)	125
16/17 Contracted orthodontic activity (UOA)	0
Carry forward orthodontic activity (UOA)	0
Baseline contract value	£175,306.44

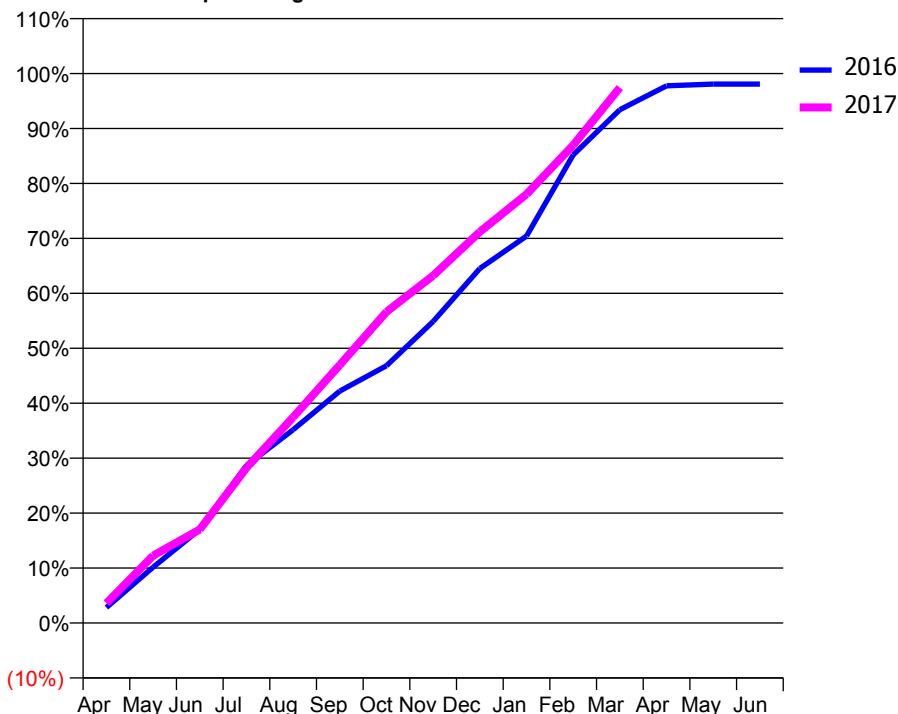
ACCESS*

Patients seen in 24 months	Total	Change since previous quarter
Quarter ending March 2016	2,086	
Quarter ending June 2016	2,101	→
Quarter ending September 2016	2,116	→
Quarter ending December 2016	2,120	→
Quarter ending March 2017	2,175	↑
Variance since March 2016	4.3%	↑



ACTIVITY

Cumulative percentage of contracted UDA delivered 2016 & 2017



Month	Adjusted Scheduled Activity (UDA)	
	2016	2017
April	183	233
May	659	797
June	1,107	1,105
July	1,862	1,833
August	2,283	2,431
September	2,741	3,049
October	3,041	3,676
November	3,563	4,106
December	4,190	4,622
January	4,571	5,066
February	5,531	5,646
March	6,066	6,327
April	6,347	
May	6,368	
June	6,368	

QUALITY

	Quantity	Base Number	Contract	AT	Region	England
% of FP17s for the same patient ID Re-attending within 3 months - Children	58	598	9.7%	10.1%	12.0%	12.3%
% of FP17s for the same patient ID Re-attending within 3 months - Adults	524	2,794	18.8%	14.7%	16.0%	16.7%
% of FP17s for the same patient ID Re-attending between 3 & 9 months - Children	349	598	58.4%	60.6%	58.8%	57.6%
% of FP17s for the same patient ID Re-attending between 3 & 9 months - Adults	1,500	2,794	53.7%	52.8%	51.2%	50.1%
% of FP17s for Band 1 Urgent Courses	385	3,268	11.8%	7.3%	8.0%	9.1%
% of FP17s Relating to Free Repair or Replacements	29	3,268	0.9%	0.8%	0.8%	0.8%
% of FP17s Relating to Continuations	137	3,268	4.2%	1.3%	1.2%	1.2%
% of Patients satisfied with the dentistry they have received	3	3	N/A	92.4%	92.7%	92.8%
% of Patients satisfied with the time they had to wait for an appointment	3	3	N/A	88.1%	89.1%	88.7%

* This is based on patients treated on this contract for their most recent course of treatment. Figures in italics indicate the base number of FP17s or Patient Questionnaire responses are less than 100. N/A is shown where the base number of responses is less than 10 during the period. % is calculated as Quantity/Base number*100

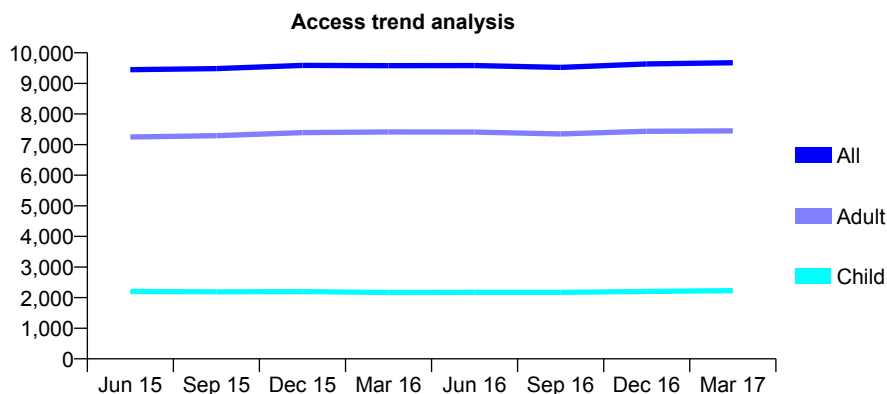
Q59 - Vital Signs At a Glance Contract Report for 320102/0001 - March 2017

Name or company name	MR MK SHAH
Contract type name	GDS Contract
Purpose of contract	General
Contract start date	01/04/2006
Contract end date	

16/17 Contracted general activity (UDA)	22,632
Carry forward general activity (UDA)	487
16/17 Contracted orthodontic activity (UOA)	0
Carry forward orthodontic activity (UOA)	0
Baseline contract value	£533,072.58

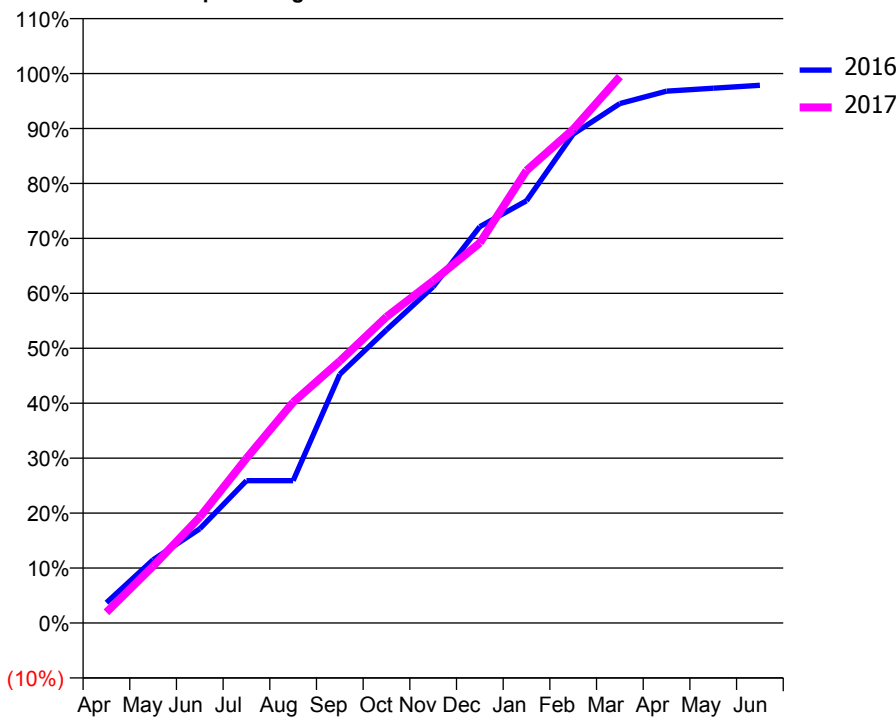
ACCESS*

Patients seen in 24 months	Total	Change since previous quarter
Quarter ending March 2016	9,580	
Quarter ending June 2016	9,584	→
Quarter ending September 2016	9,522	→
Quarter ending December 2016	9,638	→
Quarter ending March 2017	9,675	→
Variance since March 2016	1.0%	→



ACTIVITY

Cumulative percentage of contracted UDA delivered 2016 & 2017



Month	Adjusted Scheduled Activity (UDA)	
	2016	2017
April	837	444
May	2,604	2,344
June	3,883	4,366
July	5,865	6,788
August	5,865	9,091
September	10,247	10,788
October	12,073	12,611
November	13,847	14,090
December	16,327	15,656
January	17,389	18,640
February	20,138	20,336
March	21,393	22,502
April	21,904	
May	22,028	
June	22,145	

QUALITY

	Quantity	Base Number	Contract	AT	Region	England
% of FP17s for the same patient ID Re-attending within 3 months - Children	207	3,448	6.0%	10.1%	12.0%	12.3%
% of FP17s for the same patient ID Re-attending within 3 months - Adults	1,372	10,622	12.9%	14.7%	16.0%	16.7%
% of FP17s for the same patient ID Re-attending between 3 & 9 months - Children	2,137	3,448	62.0%	60.6%	58.8%	57.6%
% of FP17s for the same patient ID Re-attending between 3 & 9 months - Adults	5,922	10,622	55.8%	52.8%	51.2%	50.1%
% of FP17s for Band 1 Urgent Courses	682	13,620	5.0%	7.3%	8.0%	9.1%
% of FP17s Relating to Free Repair or Replacements	115	13,620	0.8%	0.8%	0.8%	0.8%
% of FP17s Relating to Continuations	127	13,620	0.9%	1.3%	1.2%	1.2%
% of Patients satisfied with the dentistry they have received	18	18	100.0%	92.4%	92.7%	92.8%
% of Patients satisfied with the time they had to wait for an appointment	16	18	88.9%	88.1%	89.1%	88.7%

* This is based on patients treated on this contract for their most recent course of treatment. Figures in italics indicate the base number of FP17s or Patient Questionnaire responses are less than 100. N/A is shown where the base number of responses is less than 10 during the period. % is calculated as Quantity/Base number*100

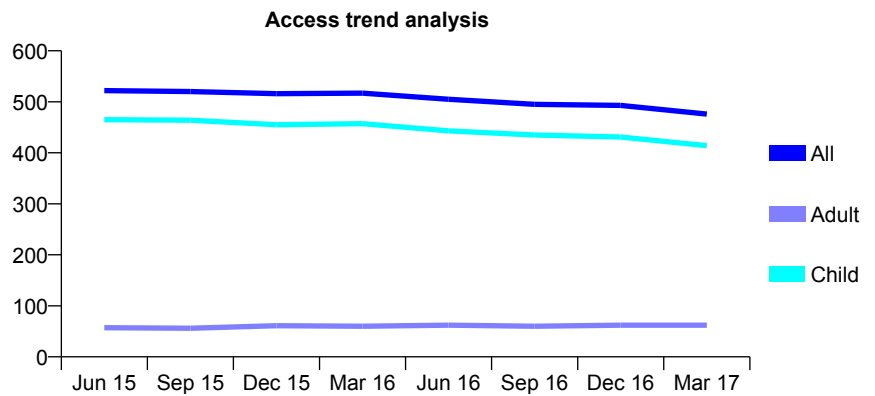
Q59 - Vital Signs At a Glance Contract Report for 324647/0001 - March 2017

Name or company name	Mr R D Inkley, Ms Y Sehmi & Mr H Sehmi
Contract type name	GDS Contract
Purpose of contract	General
Contract start date	01/04/2006
Contract end date	

16/17 Contracted general activity (UDA)	1,329
Carry forward general activity (UDA)	-27
16/17 Contracted orthodontic activity (UOA)	0
Carry forward orthodontic activity (UOA)	0
Baseline contract value	£28,700.41

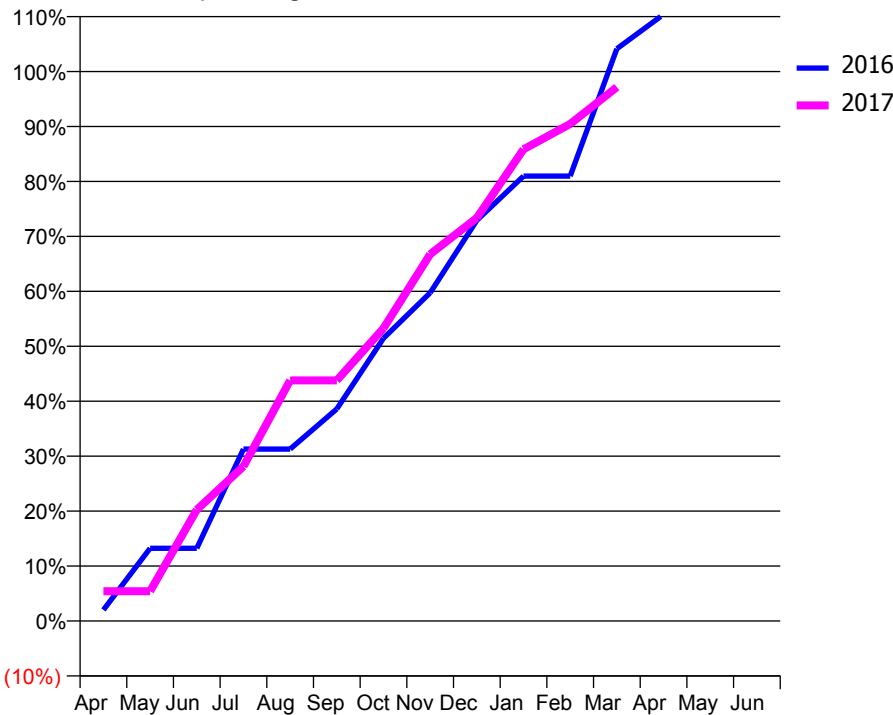
ACCESS*

Patients seen in 24 months	Total	Change since previous quarter
Quarter ending March 2016	517	
Quarter ending June 2016	505	↓
Quarter ending September 2016	495	↓
Quarter ending December 2016	493	→
Quarter ending March 2017	476	↓
Variance since March 2016	(7.9%)	↓



ACTIVITY

Cumulative percentage of contracted UDA delivered 2016 & 2017



Month	Adjusted Scheduled Activity (UDA)	
	2016	2017
April	27	72
May	176	72
June	176	269
July	416	374
August	416	582
September	513	582
October	684	708
November	794	887
December	969	975
January	1,076	1,141
February	1,076	1,202
March	1,384	1,291
April	1,467	
May	1,467	
June	1,467	

QUALITY

	Quantity	Base Number	Contract	AT	Region	England
% of FP17s for the same patient ID Re-attending within 3 months - Children	501	1,227	40.8%	10.1%	12.0%	12.3%
% of FP17s for the same patient ID Re-attending within 3 months - Adults	0	0	N/A	14.7%	16.0%	16.7%
% of FP17s for the same patient ID Re-attending between 3 & 9 months - Children	647	1,227	52.7%	60.6%	58.8%	57.6%
% of FP17s for the same patient ID Re-attending between 3 & 9 months - Adults	0	0	N/A	52.8%	51.2%	50.1%
% of FP17s for Band 1 Urgent Courses	0	1,148	0.0%	7.3%	8.0%	9.1%
% of FP17s Relating to Free Repair or Replacements	0	1,148	0.0%	0.8%	0.8%	0.8%
% of FP17s Relating to Continuations	145	1,148	12.6%	1.3%	1.2%	1.2%
% of Patients satisfied with the dentistry they have received	0	0	N/A	92.4%	92.7%	92.8%
% of Patients satisfied with the time they had to wait for an appointment	0	0	N/A	88.1%	89.1%	88.7%

* This is based on patients treated on this contract for their most recent course of treatment. Figures in italics indicate the base number of FP17s or Patient Questionnaire responses are less than 100. N/A is shown where the base number of responses is less than 10 during the period. % is calculated as Quantity/Base number*100

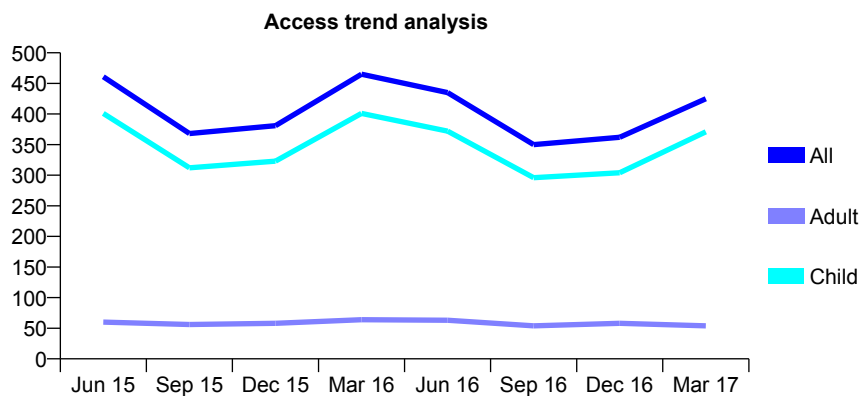
Q59 - Vital Signs At a Glance Contract Report for 326046/0001 - March 2017

Name or company name	MISS PJ HAMPTON
Contract type name	GDS Contract
Purpose of contract	General
Contract start date	01/04/2006
Contract end date	

16/17 Contracted general activity (UDA)	750
Carry forward general activity (UDA)	4
16/17 Contracted orthodontic activity (UOA)	0
Carry forward orthodontic activity (UOA)	0
Baseline contract value	£17,684.46

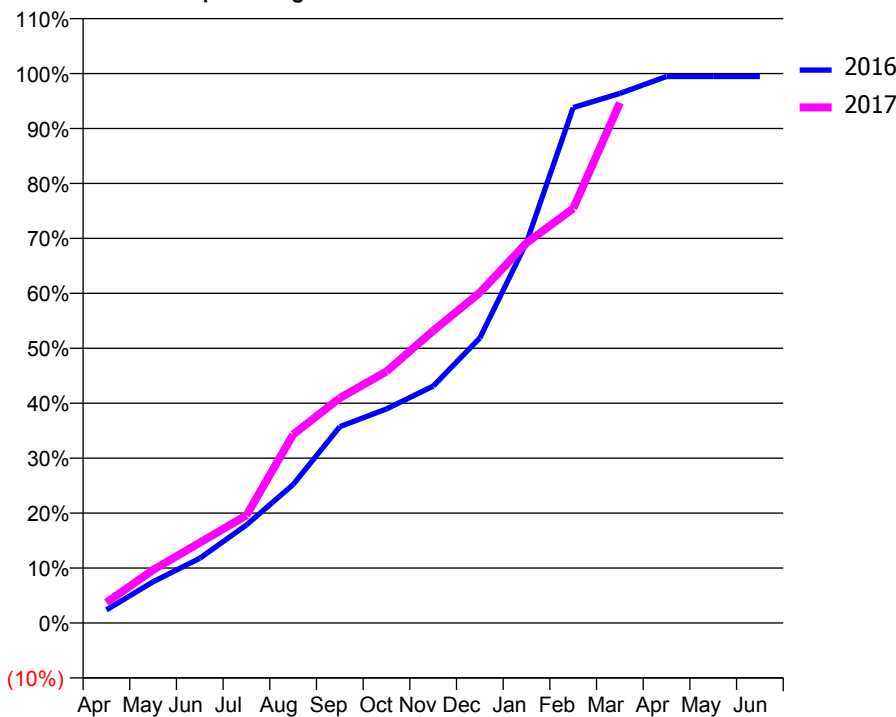
ACCESS*

Patients seen in 24 months	Total	Change since previous quarter
Quarter ending March 2016	465	
Quarter ending June 2016	435	↓
Quarter ending September 2016	350	↓
Quarter ending December 2016	362	↑
Quarter ending March 2017	425	↑
Variance since March 2016	(8.6%)	↓



ACTIVITY

Cumulative percentage of contracted UDA delivered 2016 & 2017



Month	Adjusted Scheduled Activity (UDA)	
	2016	2017
April	18	28
May	56	73
June	88	110
July	134	147
August	189	257
September	268	307
October	292	343
November	323	399
December	389	451
January	519	519
February	704	566
March	723	710
April	746	
May	746	
June	746	

QUALITY

	Quantity	Base Number	Contract	AT	Region	England
% of FP17s for the same patient ID Re-attending within 3 months - Children	26	535	4.9%	10.1%	12.0%	12.3%
% of FP17s for the same patient ID Re-attending within 3 months - Adults	0	15	0.0%	14.7%	16.0%	16.7%
% of FP17s for the same patient ID Re-attending between 3 & 9 months - Children	285	535	53.3%	60.6%	58.8%	57.6%
% of FP17s for the same patient ID Re-attending between 3 & 9 months - Adults	11	15	73.3%	52.8%	51.2%	50.1%
% of FP17s for Band 1 Urgent Courses	25	533	4.7%	7.3%	8.0%	9.1%
% of FP17s Relating to Free Repair or Replacements	0	533	0.0%	0.8%	0.8%	0.8%
% of FP17s Relating to Continuations	0	533	0.0%	1.3%	1.2%	1.2%
% of Patients satisfied with the dentistry they have received	2	2	N/A	92.4%	92.7%	92.8%
% of Patients satisfied with the time they had to wait for an appointment	2	2	N/A	88.1%	89.1%	88.7%

* This is based on patients treated on this contract for their most recent course of treatment. Figures in italics indicate the base number of FP17s or Patient Questionnaire responses are less than 100. N/A is shown where the base number of responses is less than 10 during the period. % is calculated as Quantity/Base number*100

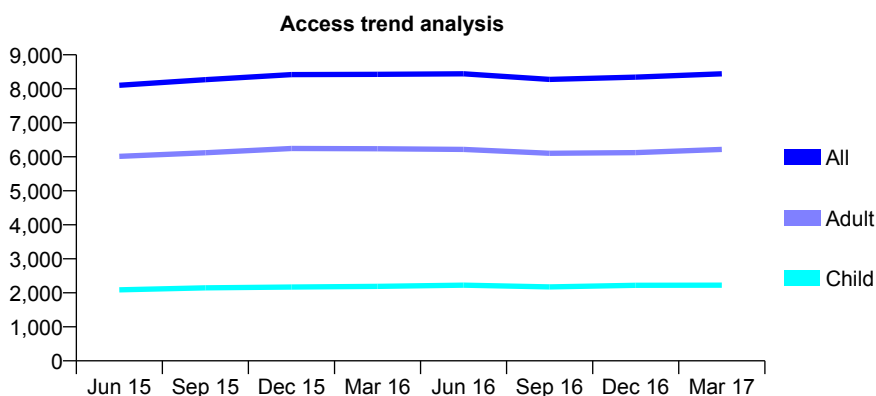
Q59 - Vital Signs At a Glance Contract Report for 332070/0001 - March 2017

Name or company name	MR S VYAS
Contract type name	GDS Contract
Purpose of contract	General
Contract start date	01/04/2006
Contract end date	

16/17 Contracted general activity (UDA)	20,509
Carry forward general activity (UDA)	-420
16/17 Contracted orthodontic activity (UOA)	0
Carry forward orthodontic activity (UOA)	0
Baseline contract value	£551,674.81

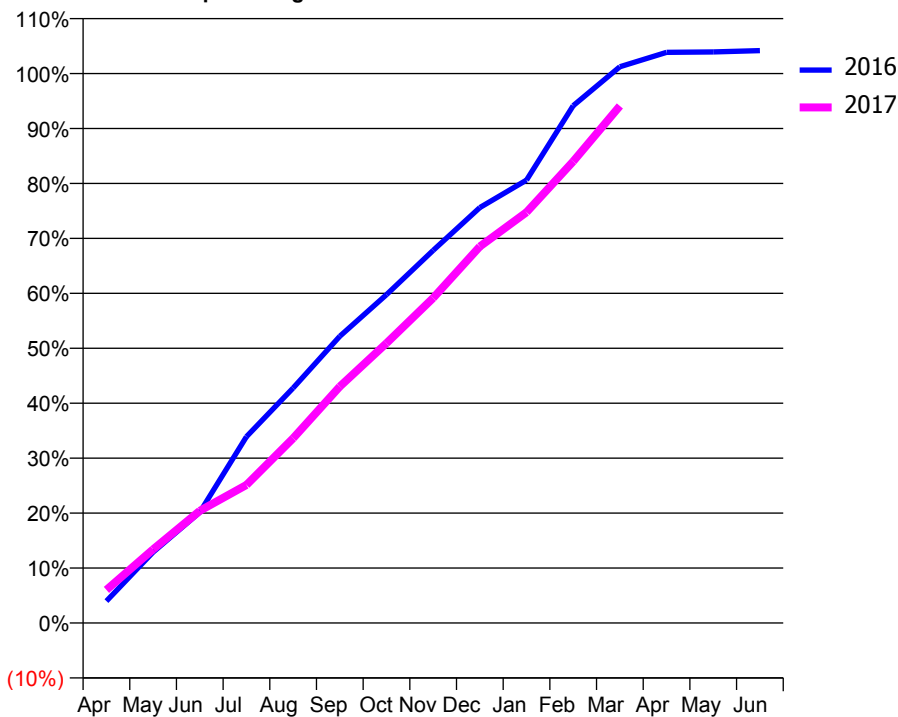
ACCESS*

Patients seen in 24 months	Total	Change since previous quarter
Quarter ending March 2016	8,425	
Quarter ending June 2016	8,442	→
Quarter ending September 2016	8,278	↓
Quarter ending December 2016	8,344	→
Quarter ending March 2017	8,442	→
Variance since March 2016	0.2%	→



ACTIVITY

Cumulative percentage of contracted UDA delivered 2016 & 2017



Month	Adjusted Scheduled Activity (UDA)	
	2016	2017
April	826	1,235
May	2,675	2,751
June	4,186	4,188
July	7,043	5,156
August	8,878	6,895
September	10,836	8,826
October	12,407	10,442
November	14,079	12,131
December	15,698	14,052
January	16,734	15,333
February	19,548	17,229
March	21,015	19,299
April	21,564	
May	21,578	
June	21,629	

QUALITY

	Quantity	Base Number	Contract	AT	Region	England
% of FP17s for the same patient ID Re-attending within 3 months - Children	107	3,223	3.3%	10.1%	12.0%	12.3%
% of FP17s for the same patient ID Re-attending within 3 months - Adults	377	6,631	5.7%	14.7%	16.0%	16.7%
% of FP17s for the same patient ID Re-attending between 3 & 9 months - Children	1,981	3,223	61.5%	60.6%	58.8%	57.6%
% of FP17s for the same patient ID Re-attending between 3 & 9 months - Adults	2,244	6,631	33.8%	52.8%	51.2%	50.1%
% of FP17s for Band 1 Urgent Courses	246	9,558	2.6%	7.3%	8.0%	9.1%
% of FP17s Relating to Free Repair or Replacements	49	9,558	0.5%	0.8%	0.8%	0.8%
% of FP17s Relating to Continuations	42	9,558	0.4%	1.3%	1.2%	1.2%
% of Patients satisfied with the dentistry they have received	6	7	N/A	92.4%	92.7%	92.8%
% of Patients satisfied with the time they had to wait for an appointment	6	7	N/A	88.1%	89.1%	88.7%

* This is based on patients treated on this contract for their most recent course of treatment. Figures in italics indicate the base number of FP17s or Patient Questionnaire responses are less than 100. N/A is shown where the base number of responses is less than 10 during the period. % is calculated as Quantity/Base number*100

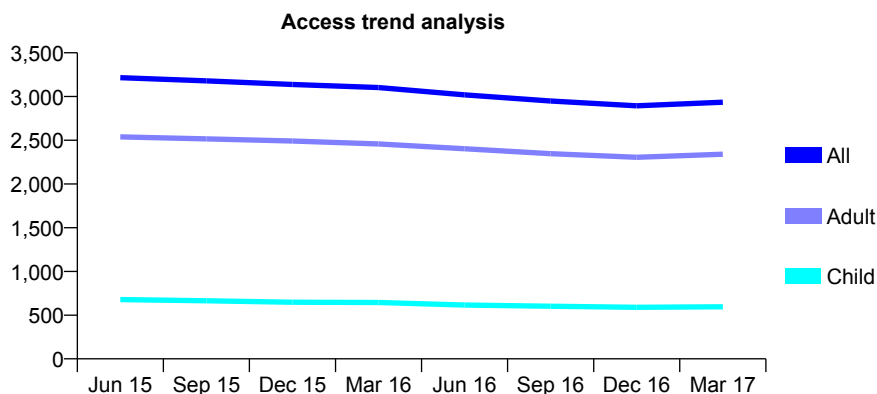
Q59 - Vital Signs At a Glance Contract Report for 335134/0001 - March 2017

Name or company name	MR PJ PATEL
Contract type name	GDS Contract
Purpose of contract	General
Contract start date	01/04/2006
Contract end date	

16/17 Contracted general activity (UDA)	11,623
Carry forward general activity (UDA)	0
16/17 Contracted orthodontic activity (UOA)	0
Carry forward orthodontic activity (UOA)	0
Baseline contract value	£329,893.69

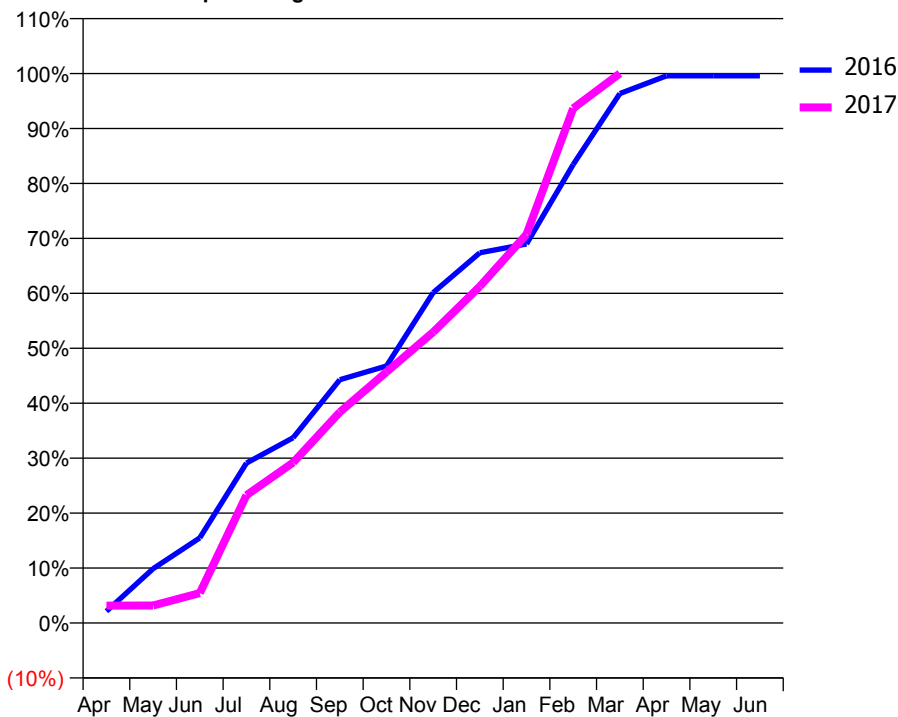
ACCESS*

Patients seen in 24 months	Total	Change since previous quarter
Quarter ending March 2016	3,103	
Quarter ending June 2016	3,019	↓
Quarter ending September 2016	2,948	↓
Quarter ending December 2016	2,894	↓
Quarter ending March 2017	2,935	→
Variance since March 2016	(5.4%)	↓



ACTIVITY

Cumulative percentage of contracted UDA delivered 2016 & 2017



Adjusted Scheduled Activity (UDA)

Month	2016	2017
April	250	369
May	1,149	372
June	1,802	634
July	3,382	2,703
August	3,920	3,394
September	5,146	4,459
October	5,436	5,309
November	6,989	6,153
December	7,833	7,121
January	8,019	8,220
February	9,698	10,887
March	11,198	11,626
April	11,573	
May	11,573	
June	11,573	

QUALITY

	Quantity	Base Number	Contract	AT	Region	England
% of FP17s for the same patient ID Re-attending within 3 months - Children	95	1,089	8.7%	10.1%	12.0%	12.3%
% of FP17s for the same patient ID Re-attending within 3 months - Adults	834	4,714	17.7%	14.7%	16.0%	16.7%
% of FP17s for the same patient ID Re-attending between 3 & 9 months - Children	815	1,089	74.8%	60.6%	58.8%	57.6%
% of FP17s for the same patient ID Re-attending between 3 & 9 months - Adults	3,314	4,714	70.3%	52.8%	51.2%	50.1%
% of FP17s for Band 1 Urgent Courses	406	5,628	7.2%	7.3%	8.0%	9.1%
% of FP17s Relating to Free Repair or Replacements	53	5,628	0.9%	0.8%	0.8%	0.8%
% of FP17s Relating to Continuations	123	5,628	2.2%	1.3%	1.2%	1.2%
% of Patients satisfied with the dentistry they have received	11	14	78.6%	92.4%	92.7%	92.8%
% of Patients satisfied with the time they had to wait for an appointment	11	14	78.6%	88.1%	89.1%	88.7%

* This is based on patients treated on this contract for their most recent course of treatment. Figures in italics indicate the base number of FP17s or Patient Questionnaire responses are less than 100. N/A is shown where the base number of responses is less than 10 during the period. % is calculated as Quantity/Base number*100

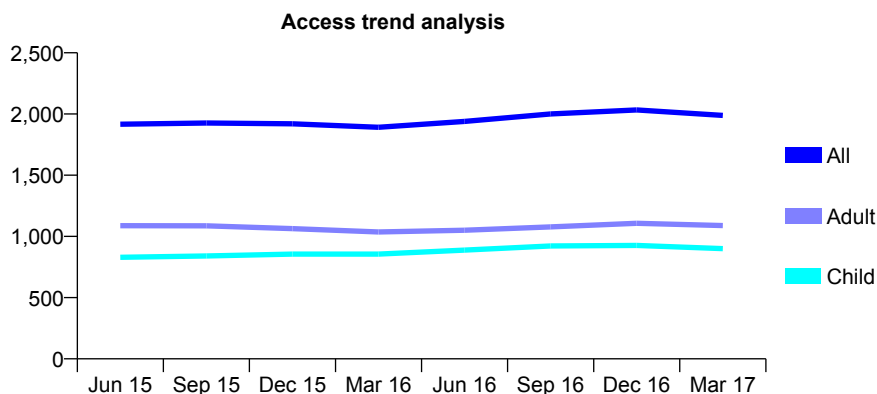
Q59 - Vital Signs At a Glance Contract Report for 342645/0001 - March 2017

Name or company name	MR AM HATHIARI
Contract type name	GDS Contract
Purpose of contract	General
Contract start date	04/02/2011
Contract end date	

16/17 Contracted general activity (UDA)	4,311
Carry forward general activity (UDA)	0
16/17 Contracted orthodontic activity (UOA)	0
Carry forward orthodontic activity (UOA)	0
Baseline contract value	£95,355.19

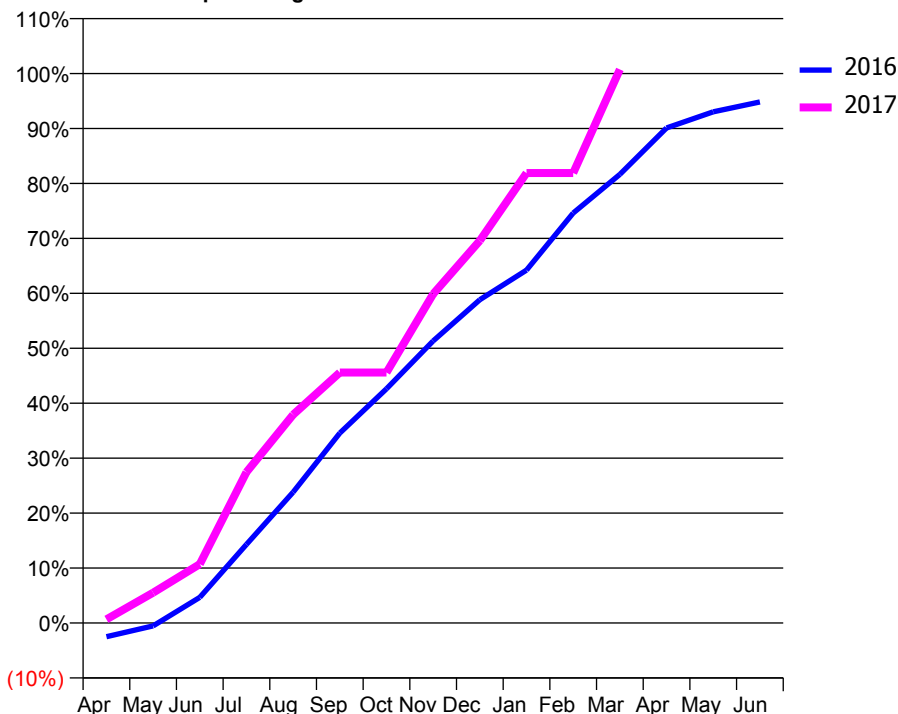
ACCESS*

Patients seen in 24 months	Total	Change since previous quarter
Quarter ending March 2016	1,892	
Quarter ending June 2016	1,939	↑
Quarter ending September 2016	2,000	↑
Quarter ending December 2016	2,033	→
Quarter ending March 2017	1,989	↓
Variance since March 2016	5.1%	↑



ACTIVITY

Cumulative percentage of contracted UDA delivered 2016 & 2017



Adjusted Scheduled Activity (UDA)

Month	2016	2017
April	-118	29
May	-26	238
June	220	462
July	674	1,184
August	1,122	1,635
September	1,629	1,965
October	2,008	1,965
November	2,418	2,581
December	2,772	3,000
January	3,025	3,530
February	3,514	3,530
March	3,847	4,343
April	4,244	
May	4,383	
June	4,468	

QUALITY

	Quantity	Base Number	Contract	AT	Region	England
% of FP17s for the same patient ID Re-attending within 3 months - Children	36	1,140	3.2%	10.1%	12.0%	12.3%
% of FP17s for the same patient ID Re-attending within 3 months - Adults	138	1,173	11.8%	14.7%	16.0%	16.7%
% of FP17s for the same patient ID Re-attending between 3 & 9 months - Children	533	1,140	46.8%	60.6%	58.8%	57.6%
% of FP17s for the same patient ID Re-attending between 3 & 9 months - Adults	456	1,173	38.9%	52.8%	51.2%	50.1%
% of FP17s for Band 1 Urgent Courses	33	2,070	1.6%	7.3%	8.0%	9.1%
% of FP17s Relating to Free Repair or Replacements	2	2,070	0.1%	0.8%	0.8%	0.8%
% of FP17s Relating to Continuations	6	2,070	0.3%	1.3%	1.2%	1.2%
% of Patients satisfied with the dentistry they have received	2	2	N/A	92.4%	92.7%	92.8%
% of Patients satisfied with the time they had to wait for an appointment	2	2	N/A	88.1%	89.1%	88.7%

* This is based on patients treated on this contract for their most recent course of treatment. Figures in italics indicate the base number of FP17s or Patient Questionnaire responses are less than 100. N/A is shown where the base number of responses is less than 10 during the period. % is calculated as Quantity/Base number*100

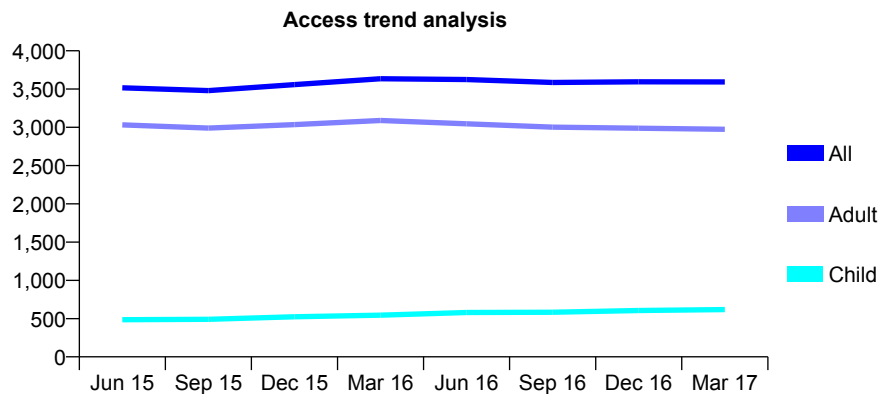
Q59 - Vital Signs At a Glance Contract Report for 363669/0003 - March 2017

Name or company name	MR TG OYEDELE
Contract type name	GDS Contract
Purpose of contract	General
Contract start date	01/02/2012
Contract end date	

16/17 Contracted general activity (UDA)	11,888
Carry forward general activity (UDA)	0
16/17 Contracted orthodontic activity (UOA)	0
Carry forward orthodontic activity (UOA)	0
Baseline contract value	£263,195.93

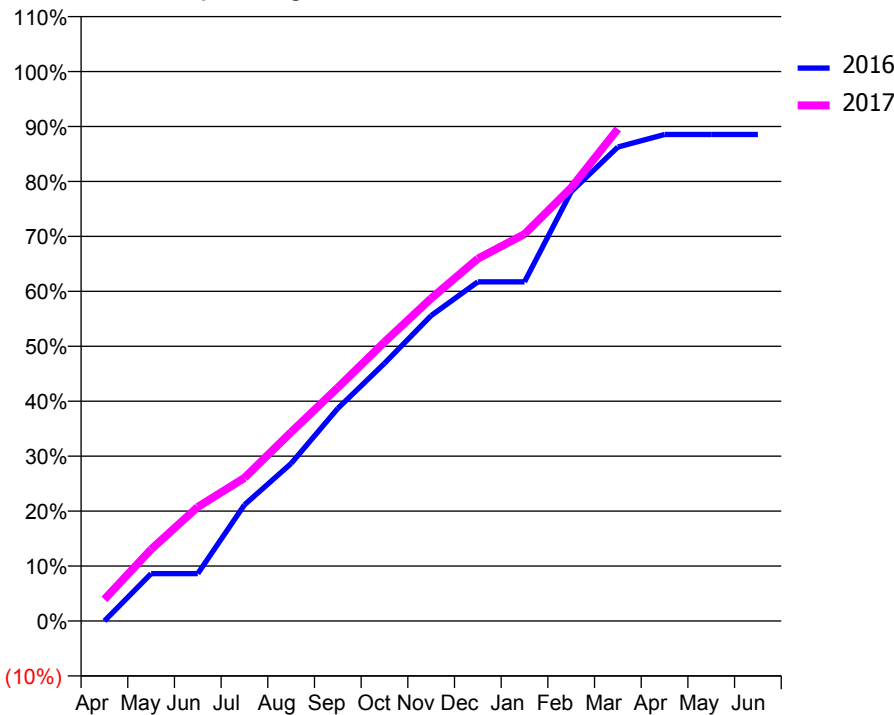
ACCESS*

Patients seen in 24 months	Total	Change since previous quarter
Quarter ending March 2016	3,635	
Quarter ending June 2016	3,624	→
Quarter ending September 2016	3,586	↓
Quarter ending December 2016	3,595	→
Quarter ending March 2017	3,593	→
Variance since March 2016	(1.2%)	↓



ACTIVITY

Cumulative percentage of contracted UDA delivered 2016 & 2017



Month	Adjusted Scheduled Activity (UDA)	
	2016	2017
April	0	470
May	1,153	1,551
June	1,153	2,467
July	2,830	3,097
August	3,838	4,087
September	5,179	5,051
October	6,279	6,037
November	7,442	6,979
December	8,265	7,839
January	8,265	8,369
February	10,459	9,374
March	11,548	10,647
April	11,854	
May	11,854	
June	11,854	

QUALITY

	Quantity	Base Number	Contract	AT	Region	England
% of FP17s for the same patient ID Re-attending within 3 months - Children	25	787	3.2%	10.1%	12.0%	12.3%
% of FP17s for the same patient ID Re-attending within 3 months - Adults	280	4,020	7.0%	14.7%	16.0%	16.7%
% of FP17s for the same patient ID Re-attending between 3 & 9 months - Children	420	787	53.4%	60.6%	58.8%	57.6%
% of FP17s for the same patient ID Re-attending between 3 & 9 months - Adults	2,728	4,020	67.9%	52.8%	51.2%	50.1%
% of FP17s for Band 1 Urgent Courses	122	4,652	2.6%	7.3%	8.0%	9.1%
% of FP17s Relating to Free Repair or Replacements	27	4,652	0.6%	0.8%	0.8%	0.8%
% of FP17s Relating to Continuations	39	4,652	0.8%	1.3%	1.2%	1.2%
% of Patients satisfied with the dentistry they have received	10	11	90.9%	92.4%	92.7%	92.8%
% of Patients satisfied with the time they had to wait for an appointment	10	11	90.9%	88.1%	89.1%	88.7%

* This is based on patients treated on this contract for their most recent course of treatment. Figures in italics indicate the base number of FP17s or Patient Questionnaire responses are less than 100. N/A is shown where the base number of responses is less than 10 during the period. % is calculated as Quantity/Base number*100

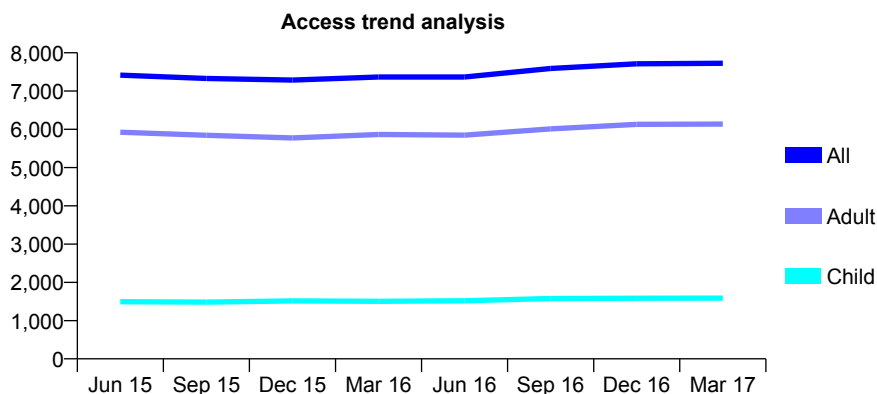
Q59 - Vital Signs At a Glance Contract Report for 363669/0004 - March 2017

Name or company name	Mr T G Oyedele and Mr R A Khan
Contract type name	GDS Contract
Purpose of contract	General
Contract start date	01/04/2013
Contract end date	

16/17 Contracted general activity (UDA)	22,500
Carry forward general activity (UDA)	837
16/17 Contracted orthodontic activity (UOA)	0
Carry forward orthodontic activity (UOA)	0
Baseline contract value	£603,525.15

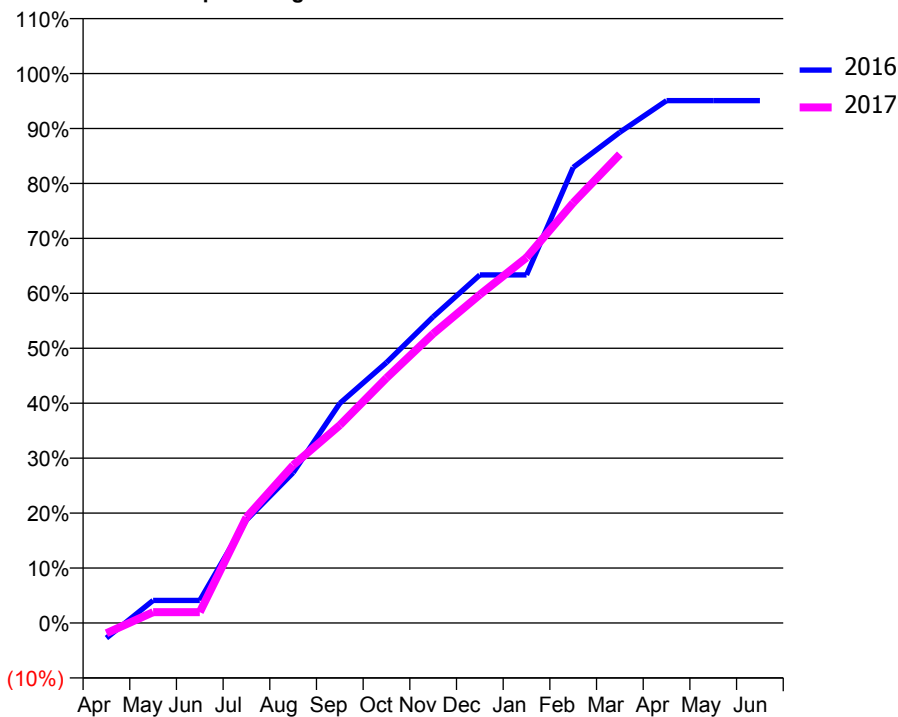
ACCESS*

Patients seen in 24 months	Total	Change since previous quarter
Quarter ending March 2016	7,368	
Quarter ending June 2016	7,366	→
Quarter ending September 2016	7,590	↑
Quarter ending December 2016	7,713	→
Quarter ending March 2017	7,725	→
Variance since March 2016	4.8%	↑



ACTIVITY

Cumulative percentage of contracted UDA delivered 2016 & 2017



Adjusted Scheduled Activity (UDA)

Month	2016	2017
April	-663	-424
May	990	444
June	990	444
July	4,499	4,330
August	6,568	6,462
September	9,594	8,102
October	11,377	10,033
November	13,372	11,844
December	15,201	13,448
January	15,201	14,963
February	19,899	17,210
March	21,435	19,194
April	22,817	
May	22,817	
June	22,817	

QUALITY

	Quantity	Base Number	Contract	AT	Region	England
% of FP17s for the same patient ID Re-attending within 3 months - Children	90	1,811	5.0%	10.1%	12.0%	12.3%
% of FP17s for the same patient ID Re-attending within 3 months - Adults	696	6,993	10.0%	14.7%	16.0%	16.7%
% of FP17s for the same patient ID Re-attending between 3 & 9 months - Children	779	1,811	43.0%	60.6%	58.8%	57.6%
% of FP17s for the same patient ID Re-attending between 3 & 9 months - Adults	2,681	6,993	38.3%	52.8%	51.2%	50.1%
% of FP17s for Band 1 Urgent Courses	1,756	8,137	21.6%	7.3%	8.0%	9.1%
% of FP17s Relating to Free Repair or Replacements	23	8,137	0.3%	0.8%	0.8%	0.8%
% of FP17s Relating to Continuations	65	8,137	0.8%	1.3%	1.2%	1.2%
% of Patients satisfied with the dentistry they have received	26	28	92.9%	92.4%	92.7%	92.8%
% of Patients satisfied with the time they had to wait for an appointment	26	28	92.9%	88.1%	89.1%	88.7%

* This is based on patients treated on this contract for their most recent course of treatment. Figures in italics indicate the base number of FP17s or Patient Questionnaire responses are less than 100. N/A is shown where the base number of responses is less than 10 during the period. % is calculated as Quantity/Base number*100

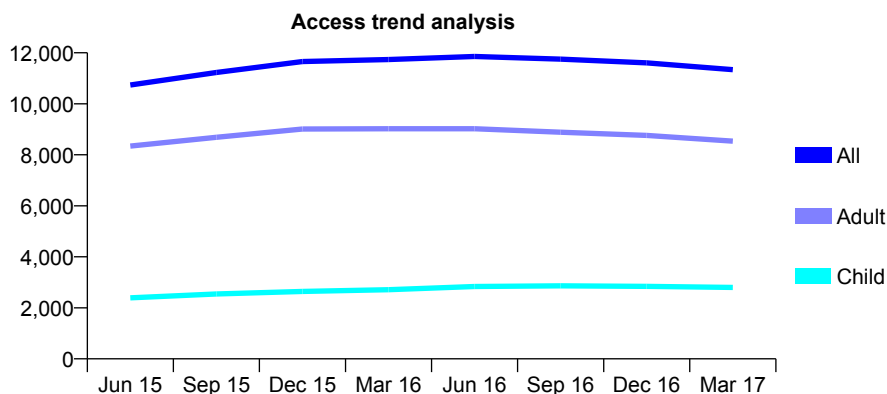
Q59 - Vital Signs At a Glance Contract Report for 366358/0001 - March 2017

Name or company name	MR A BHATT
Contract type name	GDS Contract
Purpose of contract	General
Contract start date	01/10/2010
Contract end date	

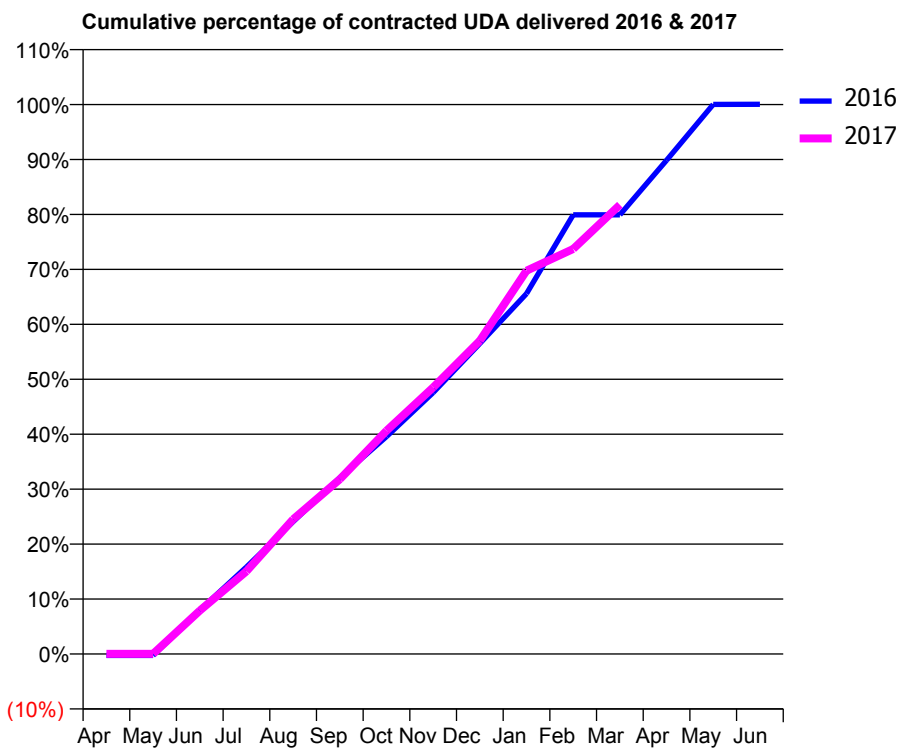
16/17 Contracted general activity (UDA)	26,400
Carry forward general activity (UDA)	-11
16/17 Contracted orthodontic activity (UOA)	0
Carry forward orthodontic activity (UOA)	0
Baseline contract value	£564,621.93

ACCESS*

Patients seen in 24 months	Total	Change since previous quarter
Quarter ending March 2016	11,735	
Quarter ending June 2016	11,855	→
Quarter ending September 2016	11,750	→
Quarter ending December 2016	11,603	↓
Quarter ending March 2017	11,340	↓
Variance since March 2016	(3.4%)	↓



ACTIVITY



Month	Adjusted Scheduled Activity (UDA)	
	2016	2017
April	-74	11
May	-74	11
June	2,189	2,086
July	4,339	3,975
August	6,599	6,475
September	8,795	8,394
October	10,845	10,729
November	13,033	12,808
December	15,481	15,053
January	17,970	18,413
February	21,897	19,460
March	21,897	21,583
April	24,619	
May	27,401	
June	27,411	

QUALITY

	Quantity	Base Number	Contract	AT	Region	England
% of FP17s for the same patient ID Re-attending within 3 months - Children	302	4,305	7.0%	10.1%	12.0%	12.3%
% of FP17s for the same patient ID Re-attending within 3 months - Adults	1,526	12,369	12.3%	14.7%	16.0%	16.7%
% of FP17s for the same patient ID Re-attending between 3 & 9 months - Children	2,643	4,305	61.4%	60.6%	58.8%	57.6%
% of FP17s for the same patient ID Re-attending between 3 & 9 months - Adults	7,509	12,369	60.7%	52.8%	51.2%	50.1%
% of FP17s for Band 1 Urgent Courses	685	12,605	5.4%	7.3%	8.0%	9.1%
% of FP17s Relating to Free Repair or Replacements	175	12,605	1.4%	0.8%	0.8%	0.8%
% of FP17s Relating to Continuations	133	12,605	1.1%	1.3%	1.2%	1.2%
% of Patients satisfied with the dentistry they have received	26	27	96.3%	92.4%	92.7%	92.8%
% of Patients satisfied with the time they had to wait for an appointment	20	27	74.1%	88.1%	89.1%	88.7%

* This is based on patients treated on this contract for their most recent course of treatment. Figures in italics indicate the base number of FP17s or Patient Questionnaire responses are less than 100. N/A is shown where the base number of responses is less than 10 during the period. % is calculated as Quantity/Base number*100

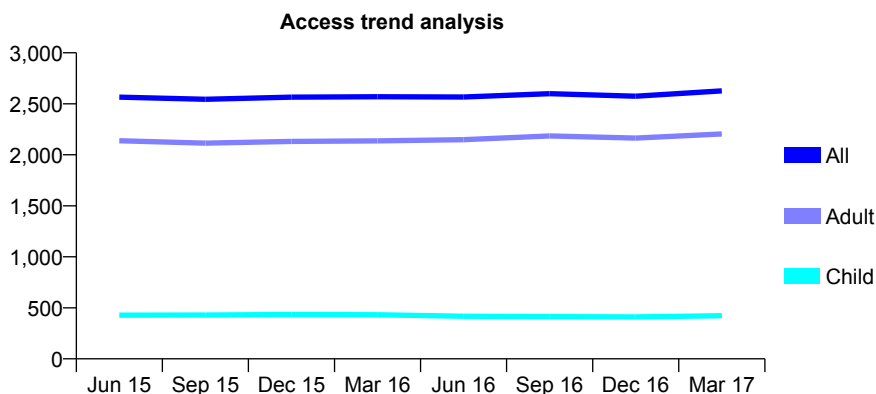
Q59 - Vital Signs At a Glance Contract Report for 367109/0004 - March 2017

Name or company name	MR R CARLISLE-GOTT
Contract type name	GDS Contract
Purpose of contract	General
Contract start date	05/06/2013
Contract end date	

16/17 Contracted general activity (UDA)	8,828
Carry forward general activity (UDA)	0
16/17 Contracted orthodontic activity (UOA)	0
Carry forward orthodontic activity (UOA)	0
Baseline contract value	£194,600.39

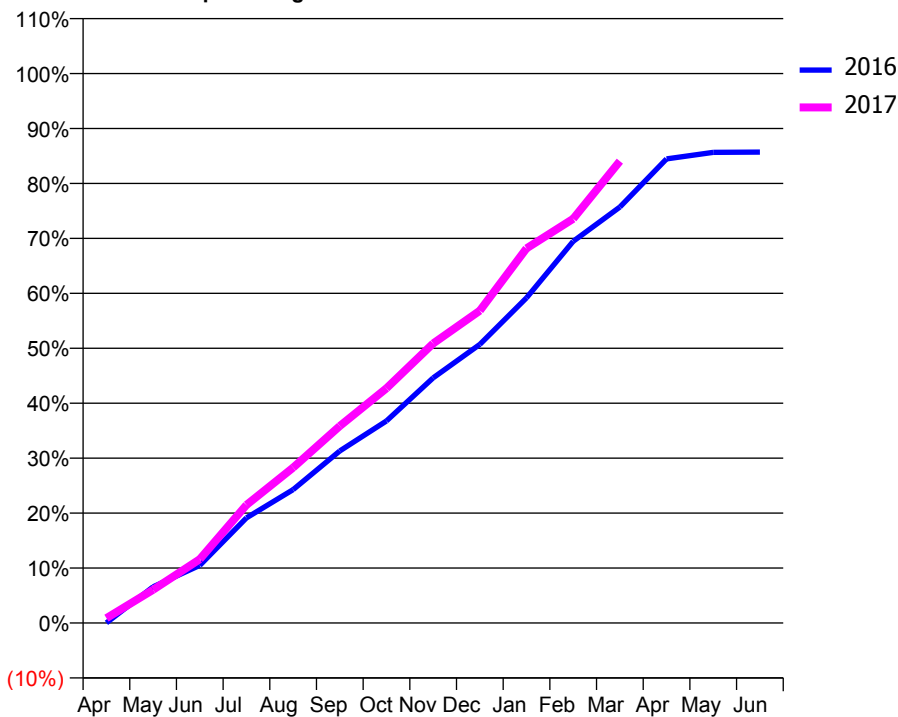
ACCESS*

Patients seen in 24 months	Total	Change since previous quarter
Quarter ending March 2016	2,569	
Quarter ending June 2016	2,567	→
Quarter ending September 2016	2,599	→
Quarter ending December 2016	2,575	→
Quarter ending March 2017	2,627	↑
Variance since March 2016	2.3%	↑



ACTIVITY

Cumulative percentage of contracted UDA delivered 2016 & 2017



Month	Adjusted Scheduled Activity (UDA)	
	2016	2017
April	3	78
May	582	534
June	926	1,025
July	1,690	1,898
August	2,144	2,497
September	2,764	3,164
October	3,247	3,772
November	3,938	4,492
December	4,477	5,019
January	5,223	6,018
February	6,131	6,495
March	6,682	7,419
April	7,456	
May	7,560	
June	7,566	

QUALITY

	Quantity	Base Number	Contract	AT	Region	England
% of FP17s for the same patient ID Re-attending within 3 months - Children	23	547	4.2%	10.1%	12.0%	12.3%
% of FP17s for the same patient ID Re-attending within 3 months - Adults	484	2,979	16.2%	14.7%	16.0%	16.7%
% of FP17s for the same patient ID Re-attending between 3 & 9 months - Children	301	547	55.0%	60.6%	58.8%	57.6%
% of FP17s for the same patient ID Re-attending between 3 & 9 months - Adults	1,407	2,979	47.2%	52.8%	51.2%	50.1%
% of FP17s for Band 1 Urgent Courses	182	3,187	5.7%	7.3%	8.0%	9.1%
% of FP17s Relating to Free Repair or Replacements	64	3,187	2.0%	0.8%	0.8%	0.8%
% of FP17s Relating to Continuations	68	3,187	2.1%	1.3%	1.2%	1.2%
% of Patients satisfied with the dentistry they have received	12	13	92.3%	92.4%	92.7%	92.8%
% of Patients satisfied with the time they had to wait for an appointment	13	13	100.0%	88.1%	89.1%	88.7%

* This is based on patients treated on this contract for their most recent course of treatment. Figures in italics indicate the base number of FP17s or Patient Questionnaire responses are less than 100. N/A is shown where the base number of responses is less than 10 during the period. % is calculated as Quantity/Base number*100

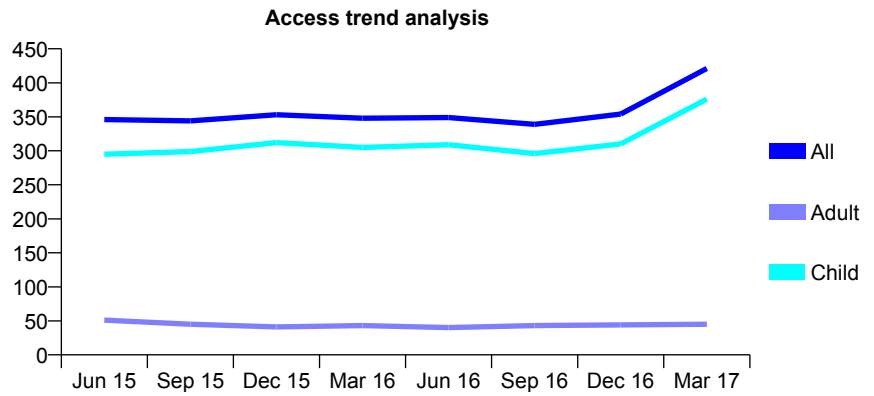
Q59 - Vital Signs At a Glance Contract Report for 563838/0002 - March 2017

Name or company name	Mr P R Mapanda & Ms T J Ramsavas
Contract type name	GDS Contract
Purpose of contract	General
Contract start date	06/02/2012
Contract end date	

16/17 Contracted general activity (UDA)	950
Carry forward general activity (UDA)	-19
16/17 Contracted orthodontic activity (UOA)	0
Carry forward orthodontic activity (UOA)	0
Baseline contract value	£21,620.48

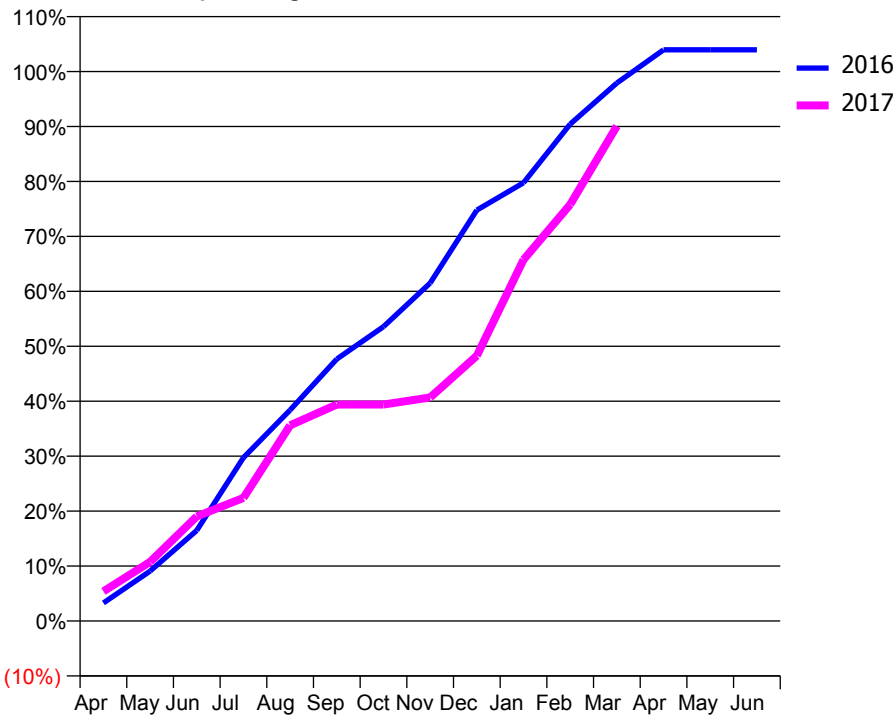
ACCESS*

Patients seen in 24 months	Total	Change since previous quarter
Quarter ending March 2016	348	
Quarter ending June 2016	349	→
Quarter ending September 2016	339	↓
Quarter ending December 2016	354	↑
Quarter ending March 2017	421	↑
Variance since March 2016	21.0%	↑



ACTIVITY

Cumulative percentage of contracted UDA delivered 2016 & 2017



Month	Adjusted Scheduled Activity (UDA)	
	2016	2017
April	31	51
May	86	102
June	157	181
July	283	213
August	365	338
September	453	374
October	509	374
November	584	387
December	710	459
January	758	625
February	859	720
March	930	856
April	987	
May	987	
June	987	

QUALITY

	Quantity	Base Number	Contract	AT	Region	England
% of FP17s for the same patient ID Re-attending within 3 months - Children	88	541	16.3%	10.1%	12.0%	12.3%
% of FP17s for the same patient ID Re-attending within 3 months - Adults	2	12	16.7%	14.7%	16.0%	16.7%
% of FP17s for the same patient ID Re-attending between 3 & 9 months - Children	191	541	35.3%	60.6%	58.8%	57.6%
% of FP17s for the same patient ID Re-attending between 3 & 9 months - Adults	5	12	41.7%	52.8%	51.2%	50.1%
% of FP17s for Band 1 Urgent Courses	13	519	2.5%	7.3%	8.0%	9.1%
% of FP17s Relating to Free Repair or Replacements	0	519	0.0%	0.8%	0.8%	0.8%
% of FP17s Relating to Continuations	27	519	5.2%	1.3%	1.2%	1.2%
% of Patients satisfied with the dentistry they have received	0	0	N/A	92.4%	92.7%	92.8%
% of Patients satisfied with the time they had to wait for an appointment	0	0	N/A	88.1%	89.1%	88.7%

* This is based on patients treated on this contract for their most recent course of treatment. Figures in italics indicate the base number of FP17s or Patient Questionnaire responses are less than 100. N/A is shown where the base number of responses is less than 10 during the period. % is calculated as Quantity/Base number*100

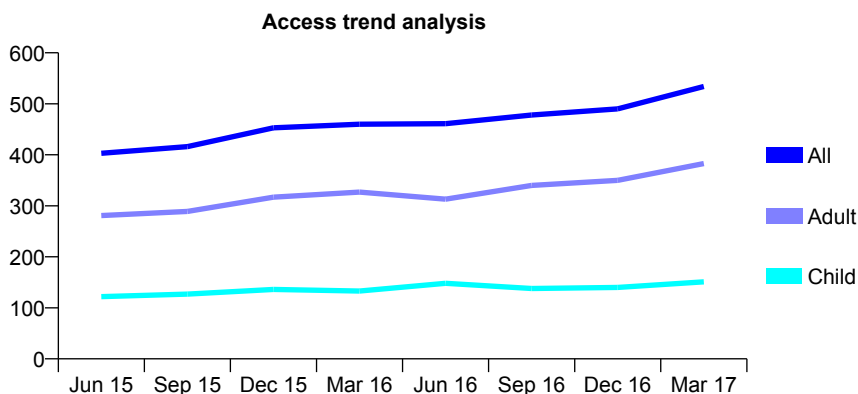
Q59 - Vital Signs At a Glance Contract Report for 566039/0004 - March 2017

Name or company name	MS AR LOCKYER
Contract type name	GDS Contract
Purpose of contract	General
Contract start date	01/04/2006
Contract end date	

16/17 Contracted general activity (UDA)	1,726
Carry forward general activity (UDA)	-30
16/17 Contracted orthodontic activity (UOA)	0
Carry forward orthodontic activity (UOA)	0
Baseline contract value	£40,860.24

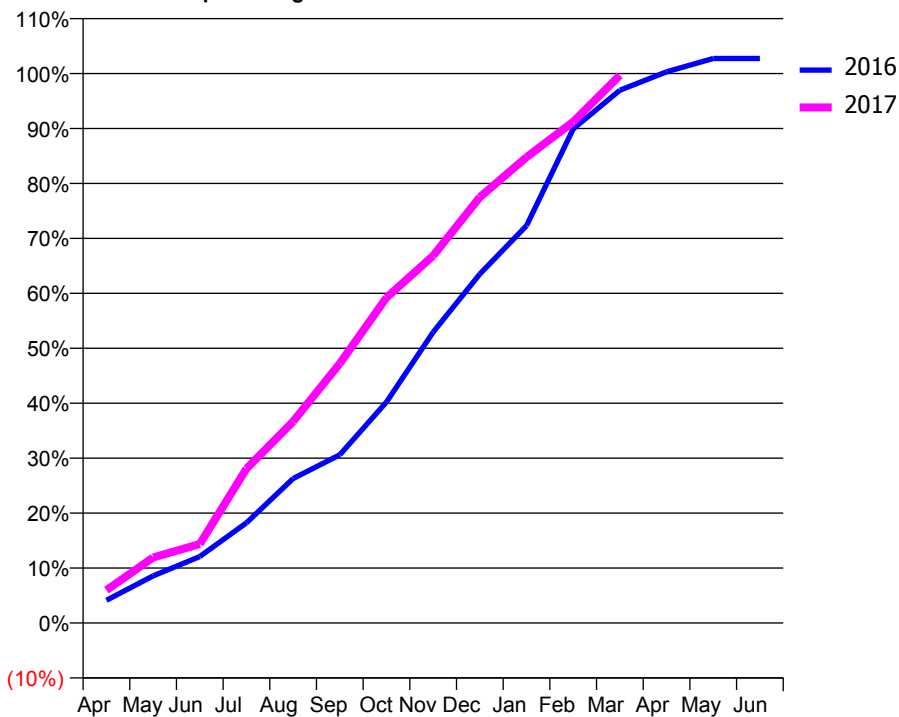
ACCESS*

Patients seen in 24 months	Total	Change since previous quarter
Quarter ending March 2016	460	
Quarter ending June 2016	461	→
Quarter ending September 2016	478	↑
Quarter ending December 2016	490	↑
Quarter ending March 2017	534	↑
Variance since March 2016	16.1%	↑



ACTIVITY

Cumulative percentage of contracted UDA delivered 2016 & 2017



Month	Adjusted Scheduled Activity (UDA)	
	2016	2017
April	61	103
May	127	206
June	178	248
July	269	485
August	388	633
September	452	815
October	594	1,022
November	781	1,154
December	938	1,337
January	1,067	1,463
February	1,327	1,574
March	1,431	1,720
April	1,480	
May	1,516	
June	1,516	

QUALITY

	Quantity	Base Number	Contract	AT	Region	England
% of FP17s for the same patient ID Re-attending within 3 months - Children	15	204	7.4%	10.1%	12.0%	12.3%
% of FP17s for the same patient ID Re-attending within 3 months - Adults	122	473	25.8%	14.7%	16.0%	16.7%
% of FP17s for the same patient ID Re-attending between 3 & 9 months - Children	86	204	42.2%	60.6%	58.8%	57.6%
% of FP17s for the same patient ID Re-attending between 3 & 9 months - Adults	100	473	21.1%	52.8%	51.2%	50.1%
% of FP17s for Band 1 Urgent Courses	47	650	7.2%	7.3%	8.0%	9.1%
% of FP17s Relating to Free Repair or Replacements	9	650	1.4%	0.8%	0.8%	0.8%
% of FP17s Relating to Continuations	23	650	3.5%	1.3%	1.2%	1.2%
% of Patients satisfied with the dentistry they have received	2	2	N/A	92.4%	92.7%	92.8%
% of Patients satisfied with the time they had to wait for an appointment	2	2	N/A	88.1%	89.1%	88.7%

* This is based on patients treated on this contract for their most recent course of treatment. Figures in italics indicate the base number of FP17s or Patient Questionnaire responses are less than 100. N/A is shown where the base number of responses is less than 10 during the period. % is calculated as Quantity/Base number*100

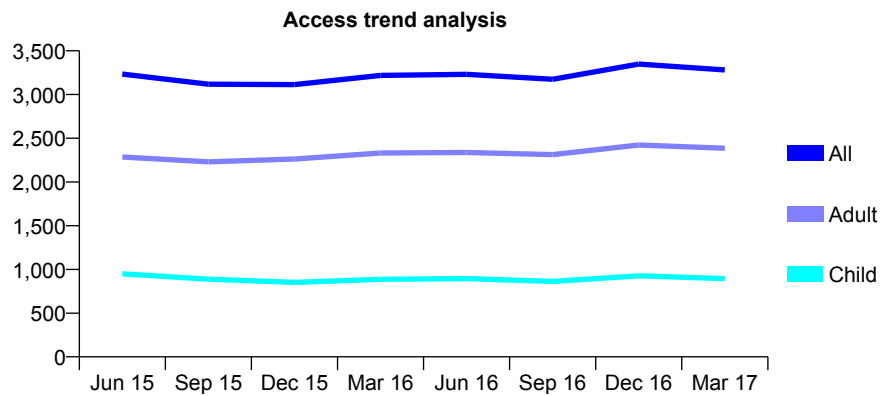
Q59 - Vital Signs At a Glance Contract Report for 570230/0002 - March 2017

Name or company name	MR RM ALLEN
Contract type name	GDS Contract
Purpose of contract	General and Orthodontic
Contract start date	01/04/2006
Contract end date	

16/17 Contracted general activity (UDA)	8,765
Carry forward general activity (UDA)	50
16/17 Contracted orthodontic activity (UOA)	380
Carry forward orthodontic activity (UOA)	2
Baseline contract value	£253,246.66

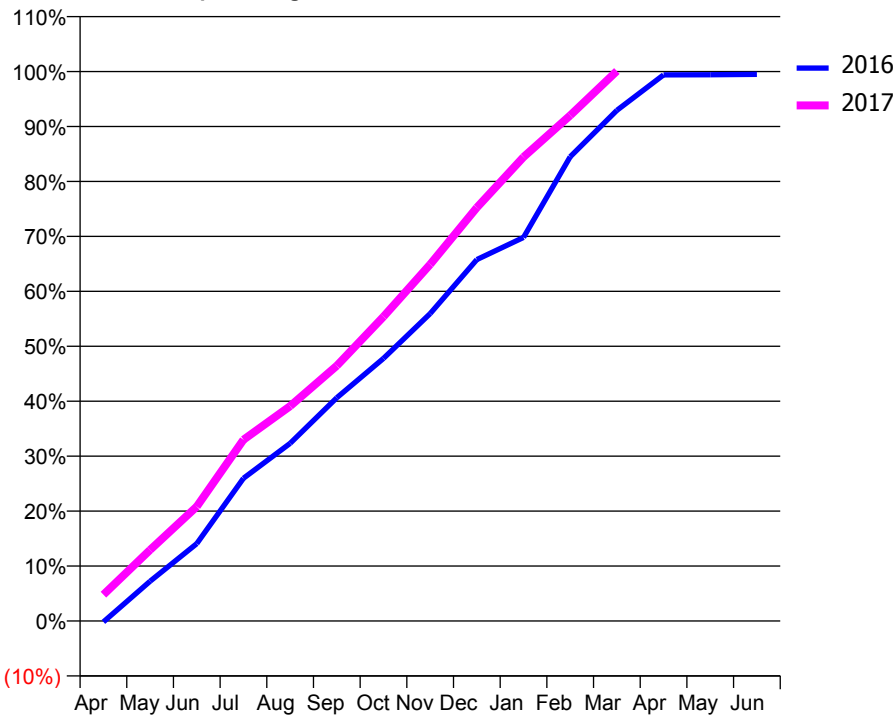
ACCESS*

Patients seen in 24 months	Total	Change since previous quarter
Quarter ending March 2016	3,218	
Quarter ending June 2016	3,231	→
Quarter ending September 2016	3,174	↓
Quarter ending December 2016	3,349	↑
Quarter ending March 2017	3,281	↓
Variance since March 2016	2.0%	→



ACTIVITY

Cumulative percentage of contracted UDA delivered 2016 & 2017



Month	Adjusted Scheduled Activity (UDA)	
	2016	2017
April	-16	420
May	686	1,135
June	1,334	1,827
July	2,460	2,891
August	3,061	3,428
September	3,845	4,071
October	4,523	4,855
November	5,295	5,688
December	6,225	6,595
January	6,606	7,401
February	7,996	8,064
March	8,796	8,773
April	9,407	
May	9,410	
June	9,415	

QUALITY

	Quantity	Base Number	Contract	AT	Region	England
% of FP17s for the same patient ID Re-attending within 3 months - Children	206	1,530	13.5%	10.1%	12.0%	12.3%
% of FP17s for the same patient ID Re-attending within 3 months - Adults	593	3,244	18.3%	14.7%	16.0%	16.7%
% of FP17s for the same patient ID Re-attending between 3 & 9 months - Children	752	1,530	49.2%	60.6%	58.8%	57.6%
% of FP17s for the same patient ID Re-attending between 3 & 9 months - Adults	1,310	3,244	40.4%	52.8%	51.2%	50.1%
% of FP17s for Band 1 Urgent Courses	606	4,470	13.6%	7.3%	8.0%	9.1%
% of FP17s Relating to Free Repair or Replacements	127	4,470	2.8%	0.8%	0.8%	0.8%
% of FP17s Relating to Continuations	2	4,470	0.0%	1.3%	1.2%	1.2%
% of Patients satisfied with the dentistry they have received	6	7	N/A	92.4%	92.7%	92.8%
% of Patients satisfied with the time they had to wait for an appointment	6	7	N/A	88.1%	89.1%	88.7%

* This is based on patients treated on this contract for their most recent course of treatment. Figures in italics indicate the base number of FP17s or Patient Questionnaire responses are less than 100. N/A is shown where the base number of responses is less than 10 during the period. % is calculated as Quantity/Base number*100

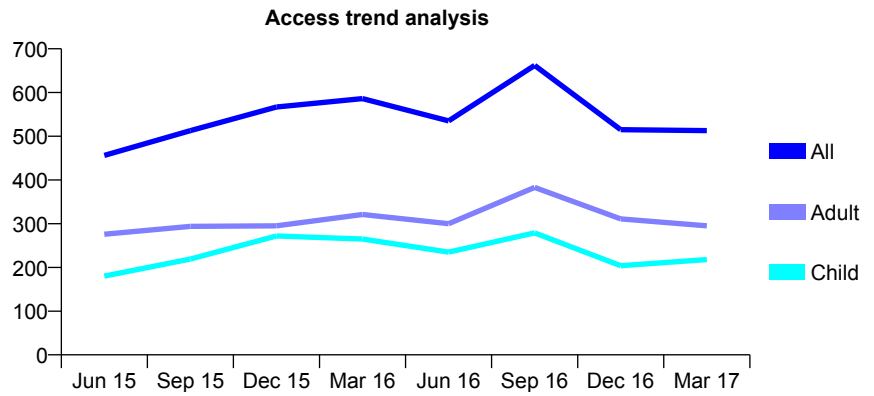
Q59 - Vital Signs At a Glance Contract Report for 570230/0007 - March 2017

Name or company name	MR RM ALLEN
Contract type name	PDS Plus Contract
Purpose of contract	General
Contract start date	01/04/2010
Contract end date	31/03/2017

16/17 Contracted general activity (UDA)	1,000
Carry forward general activity (UDA)	14
16/17 Contracted orthodontic activity (UOA)	0
Carry forward orthodontic activity (UOA)	0
Baseline contract value	£13,592.40

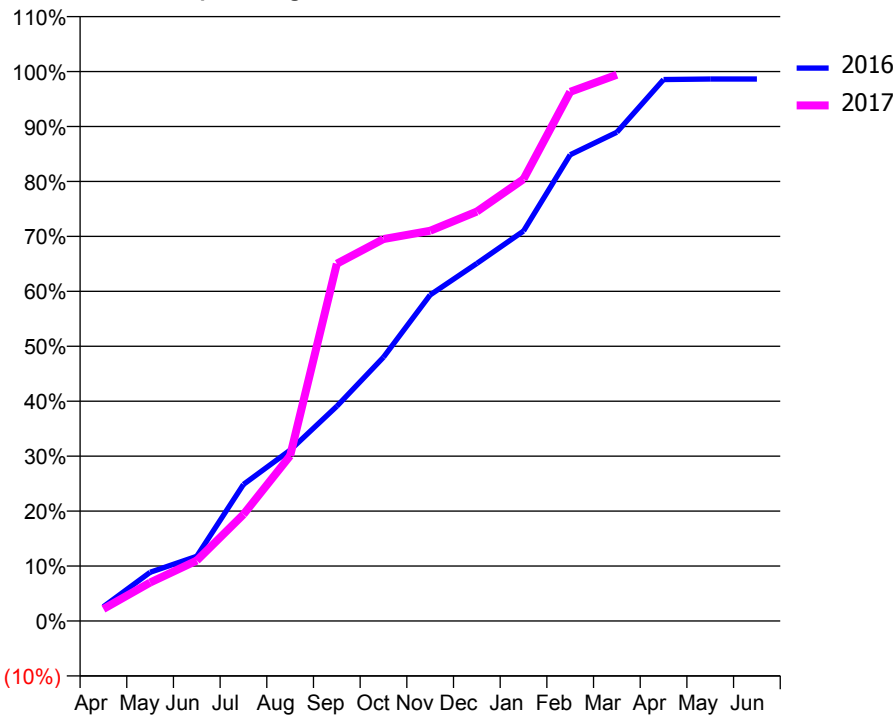
ACCESS*

Patients seen in 24 months	Total	Change since previous quarter
Quarter ending March 2016	586	
Quarter ending June 2016	535	↓
Quarter ending September 2016	662	↑
Quarter ending December 2016	515	↓
Quarter ending March 2017	513	→
Variance since March 2016	(12.5%)	↓



ACTIVITY

Cumulative percentage of contracted UDA delivered 2016 & 2017



Month	Adjusted Scheduled Activity (UDA)	
	2016	2017
April	26	22
May	89	70
June	118	110
July	249	194
August	311	301
September	391	650
October	480	695
November	593	710
December	651	745
January	710	804
February	848	963
March	889	994
April	985	
May	986	
June	986	

QUALITY

	Quantity	Base Number	Contract	AT	Region	England
% of FP17s for the same patient ID Re-attending within 3 months - Children	4	354	1.1%	10.1%	12.0%	12.3%
% of FP17s for the same patient ID Re-attending within 3 months - Adults	1	375	0.3%	14.7%	16.0%	16.7%
% of FP17s for the same patient ID Re-attending between 3 & 9 months - Children	59	354	16.7%	60.6%	58.8%	57.6%
% of FP17s for the same patient ID Re-attending between 3 & 9 months - Adults	18	375	4.8%	52.8%	51.2%	50.1%
% of FP17s for Band 1 Urgent Courses	26	659	3.9%	7.3%	8.0%	9.1%
% of FP17s Relating to Free Repair or Replacements	4	659	0.6%	0.8%	0.8%	0.8%
% of FP17s Relating to Continuations	0	659	0.0%	1.3%	1.2%	1.2%
% of Patients satisfied with the dentistry they have received	2	2	N/A	92.4%	92.7%	92.8%
% of Patients satisfied with the time they had to wait for an appointment	2	2	N/A	88.1%	89.1%	88.7%

* This is based on patients treated on this contract for their most recent course of treatment. Figures in italics indicate the base number of FP17s or Patient Questionnaire responses are less than 100. N/A is shown where the base number of responses is less than 10 during the period. % is calculated as Quantity/Base number*100

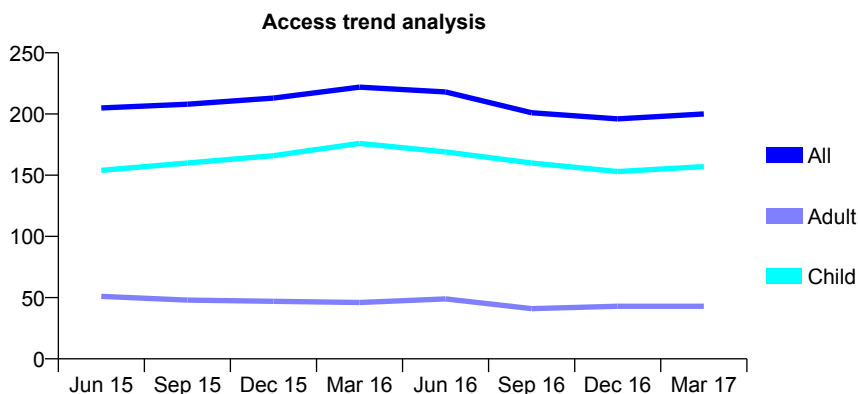
Q59 - Vital Signs At a Glance Contract Report for 572845/0001 - March 2017

Name or company name	MR PH WILLIAMS
Contract type name	GDS Contract
Purpose of contract	General
Contract start date	01/04/2006
Contract end date	

16/17 Contracted general activity (UDA)	386
Carry forward general activity (UDA)	0
16/17 Contracted orthodontic activity (UOA)	0
Carry forward orthodontic activity (UOA)	0
Baseline contract value	£10,340.15

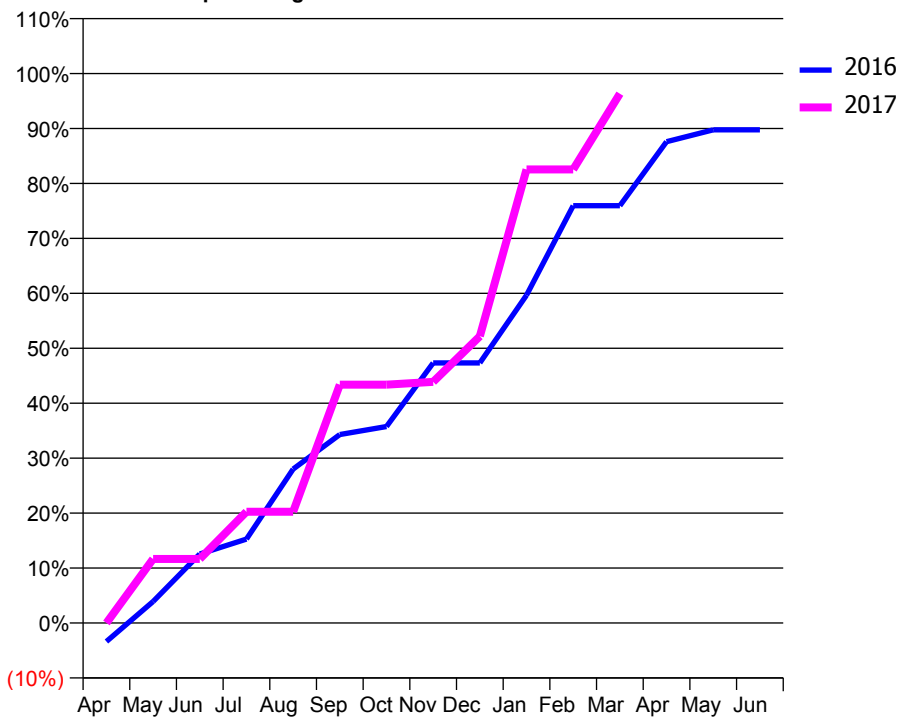
ACCESS*

Patients seen in 24 months	Total	Change since previous quarter
Quarter ending March 2016	222	
Quarter ending June 2016	218	↓
Quarter ending September 2016	201	↓
Quarter ending December 2016	196	↓
Quarter ending March 2017	200	↑
Variance since March 2016	(9.9%)	↓



ACTIVITY

Cumulative percentage of contracted UDA delivered 2016 & 2017



Month	Adjusted Scheduled Activity (UDA)	
	2016	2017
April	-14	0
May	16	45
June	52	45
July	63	78
August	116	78
September	142	167
October	148	167
November	196	169
December	196	201
January	247	319
February	314	319
March	314	372
April	363	
May	372	
June	372	

QUALITY

	Quantity	Base Number	Contract	AT	Region	England
% of FP17s for the same patient ID Re-attending within 3 months - Children	10	233	4.3%	10.1%	12.0%	12.3%
% of FP17s for the same patient ID Re-attending within 3 months - Adults	11	56	19.6%	14.7%	16.0%	16.7%
% of FP17s for the same patient ID Re-attending between 3 & 9 months - Children	152	233	65.2%	60.6%	58.8%	57.6%
% of FP17s for the same patient ID Re-attending between 3 & 9 months - Adults	31	56	55.4%	52.8%	51.2%	50.1%
% of FP17s for Band 1 Urgent Courses	4	244	1.6%	7.3%	8.0%	9.1%
% of FP17s Relating to Free Repair or Replacements	0	244	0.0%	0.8%	0.8%	0.8%
% of FP17s Relating to Continuations	5	244	2.0%	1.3%	1.2%	1.2%
% of Patients satisfied with the dentistry they have received	0	0	N/A	92.4%	92.7%	92.8%
% of Patients satisfied with the time they had to wait for an appointment	0	0	N/A	88.1%	89.1%	88.7%

* This is based on patients treated on this contract for their most recent course of treatment. Figures in italics indicate the base number of FP17s or Patient Questionnaire responses are less than 100. N/A is shown where the base number of responses is less than 10 during the period. % is calculated as Quantity/Base number*100

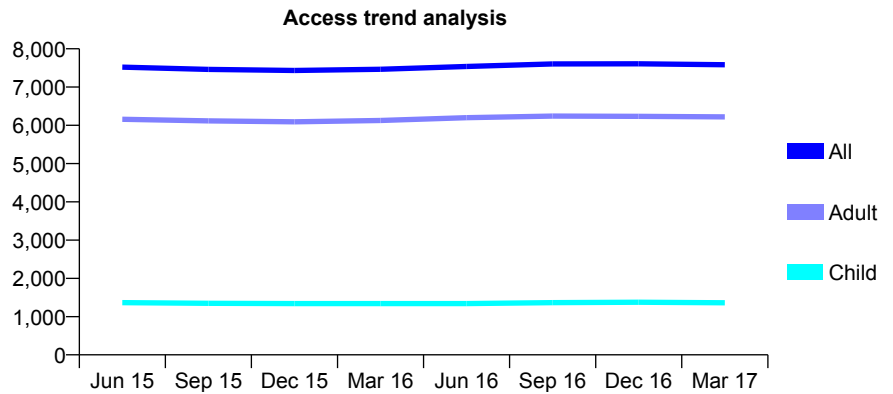
Q59 - Vital Signs At a Glance Contract Report for 573477/0001 - March 2017

Name or company name	MR TW POWELL
Contract type name	GDS Contract
Purpose of contract	General and Orthodontic
Contract start date	01/04/2006
Contract end date	

16/17 Contracted general activity (UDA)	24,487
Carry forward general activity (UDA)	0
16/17 Contracted orthodontic activity (UOA)	210
Carry forward orthodontic activity (UOA)	0
Baseline contract value	£594,621.34

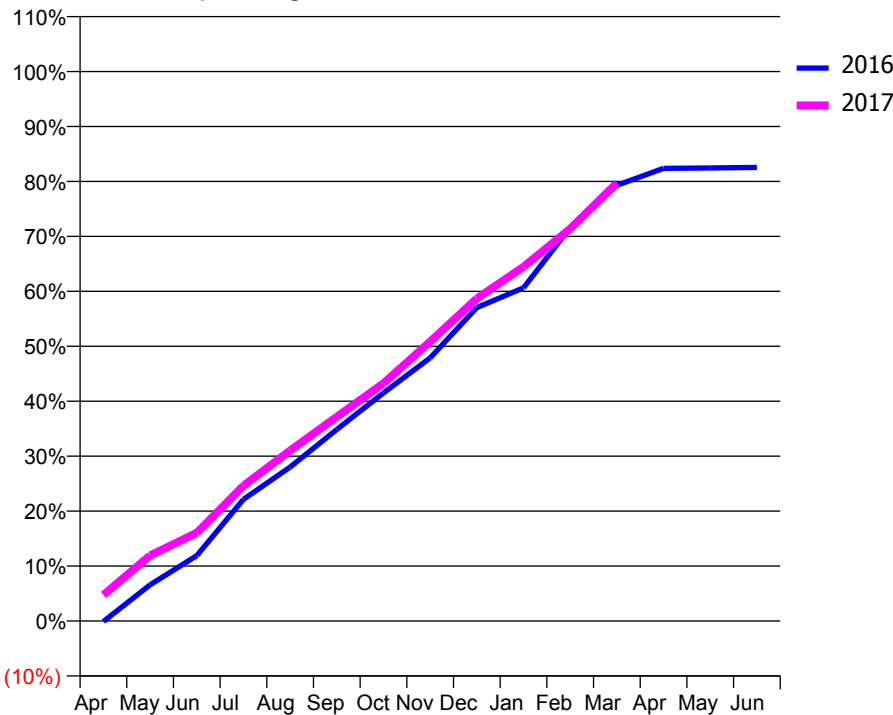
ACCESS*

Patients seen in 24 months	Total	Change since previous quarter
Quarter ending March 2016	7,466	
Quarter ending June 2016	7,539	→
Quarter ending September 2016	7,606	→
Quarter ending December 2016	7,609	→
Quarter ending March 2017	7,582	→
Variance since March 2016	1.6%	→



ACTIVITY

Cumulative percentage of contracted UDA delivered 2016 & 2017



Month	Adjusted Scheduled Activity (UDA)	
	2016	2017
April	-26	1,160
May	1,573	2,921
June	2,850	3,933
July	5,295	6,026
August	6,703	7,594
September	8,337	9,099
October	9,930	10,593
November	11,457	12,449
December	13,647	14,368
January	14,503	15,785
February	17,135	17,479
March	18,969	19,514
April	19,703	
May	19,721	
June	19,749	

QUALITY

	Quantity	Base Number	Contract	AT	Region	England
% of FP17s for the same patient ID Re-attending within 3 months - Children	102	1,818	5.6%	10.1%	12.0%	12.3%
% of FP17s for the same patient ID Re-attending within 3 months - Adults	2,088	8,769	23.8%	14.7%	16.0%	16.7%
% of FP17s for the same patient ID Re-attending between 3 & 9 months - Children	910	1,818	50.1%	60.6%	58.8%	57.6%
% of FP17s for the same patient ID Re-attending between 3 & 9 months - Adults	2,794	8,769	31.9%	52.8%	51.2%	50.1%
% of FP17s for Band 1 Urgent Courses	972	10,157	9.6%	7.3%	8.0%	9.1%
% of FP17s Relating to Free Repair or Replacements	397	10,157	3.9%	0.8%	0.8%	0.8%
% of FP17s Relating to Continuations	337	10,157	3.3%	1.3%	1.2%	1.2%
% of Patients satisfied with the dentistry they have received	20	20	100.0%	92.4%	92.7%	92.8%
% of Patients satisfied with the time they had to wait for an appointment	18	20	90.0%	88.1%	89.1%	88.7%

* This is based on patients treated on this contract for their most recent course of treatment. Figures in italics indicate the base number of FP17s or Patient Questionnaire responses are less than 100. N/A is shown where the base number of responses is less than 10 during the period. % is calculated as Quantity/Base number*100

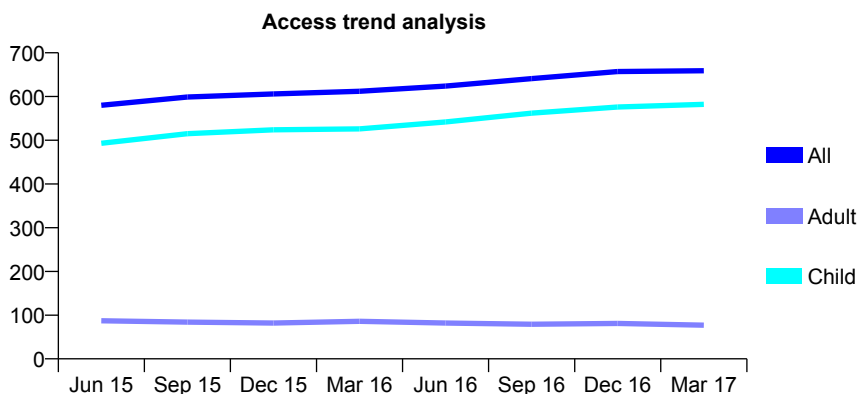
Q59 - Vital Signs At a Glance Contract Report for 575763/0001 - March 2017

Name or company name	MR GF CLARK
Contract type name	GDS Contract
Purpose of contract	General
Contract start date	01/04/2006
Contract end date	

16/17 Contracted general activity (UDA)	1,300
Carry forward general activity (UDA)	0
16/17 Contracted orthodontic activity (UOA)	0
Carry forward orthodontic activity (UOA)	0
Baseline contract value	£29,548.82

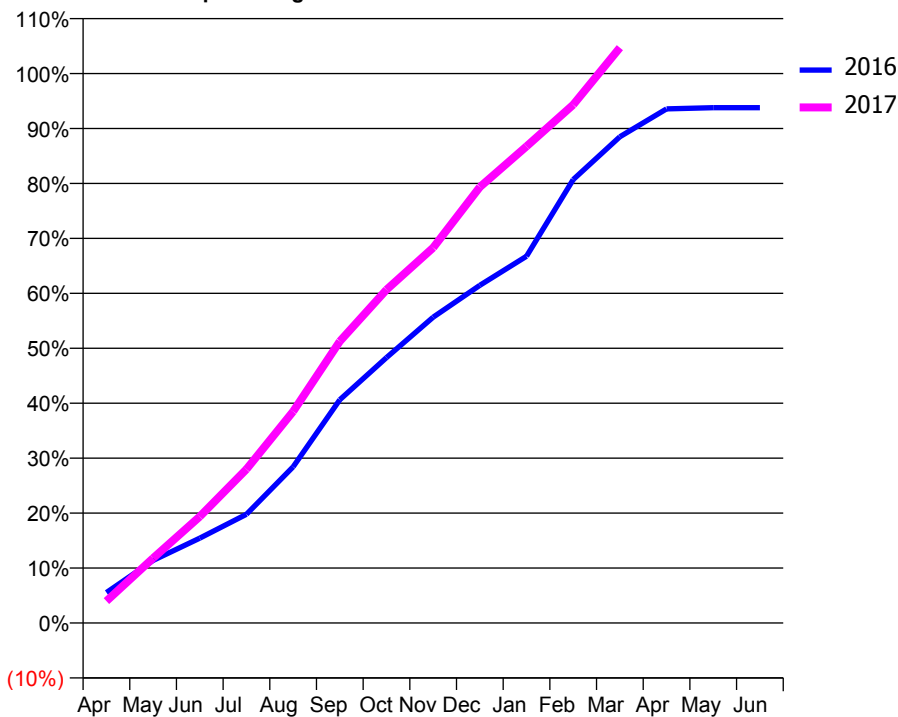
ACCESS*

Patients seen in 24 months	Total	Change since previous quarter
Quarter ending March 2016	612	
Quarter ending June 2016	624	→
Quarter ending September 2016	641	↑
Quarter ending December 2016	657	↑
Quarter ending March 2017	659	→
Variance since March 2016	7.7%	↑



ACTIVITY

Cumulative percentage of contracted UDA delivered 2016 & 2017



Adjusted Scheduled Activity (UDA)

Month	2016	2017
April	72	52
May	148	153
June	201	252
July	257	364
August	370	501
September	528	666
October	628	789
November	723	888
December	799	1,031
January	868	1,128
February	1,049	1,226
March	1,150	1,361
April	1,216	
May	1,219	
June	1,219	

QUALITY

	Quantity	Base Number	Contract	AT	Region	England
% of FP17s for the same patient ID Re-attending within 3 months - Children	61	888	6.9%	10.1%	12.0%	12.3%
% of FP17s for the same patient ID Re-attending within 3 months - Adults	3	51	5.9%	14.7%	16.0%	16.7%
% of FP17s for the same patient ID Re-attending between 3 & 9 months - Children	570	888	64.2%	60.6%	58.8%	57.6%
% of FP17s for the same patient ID Re-attending between 3 & 9 months - Adults	41	51	80.4%	52.8%	51.2%	50.1%
% of FP17s for Band 1 Urgent Courses	36	883	4.1%	7.3%	8.0%	9.1%
% of FP17s Relating to Free Repair or Replacements	0	883	0.0%	0.8%	0.8%	0.8%
% of FP17s Relating to Continuations	1	883	0.1%	1.3%	1.2%	1.2%
% of Patients satisfied with the dentistry they have received	0	0	N/A	92.4%	92.7%	92.8%
% of Patients satisfied with the time they had to wait for an appointment	0	0	N/A	88.1%	89.1%	88.7%

* This is based on patients treated on this contract for their most recent course of treatment. Figures in italics indicate the base number of FP17s or Patient Questionnaire responses are less than 100. N/A is shown where the base number of responses is less than 10 during the period. % is calculated as Quantity/Base number*100

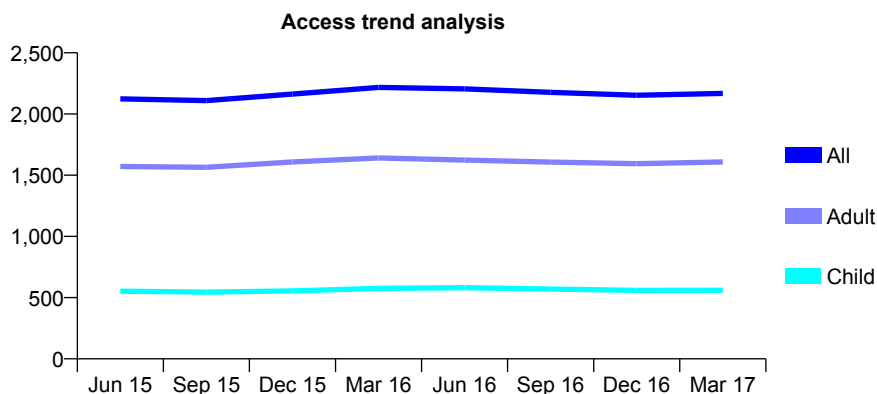
Q59 - Vital Signs At a Glance Contract Report for 620521/0001 - March 2017

Name or company name	MR RJ LAMBERT
Contract type name	GDS Contract
Purpose of contract	General
Contract start date	01/04/2006
Contract end date	

16/17 Contracted general activity (UDA)	5,900
Carry forward general activity (UDA)	-67
16/17 Contracted orthodontic activity (UOA)	0
Carry forward orthodontic activity (UOA)	0
Baseline contract value	£126,587.08

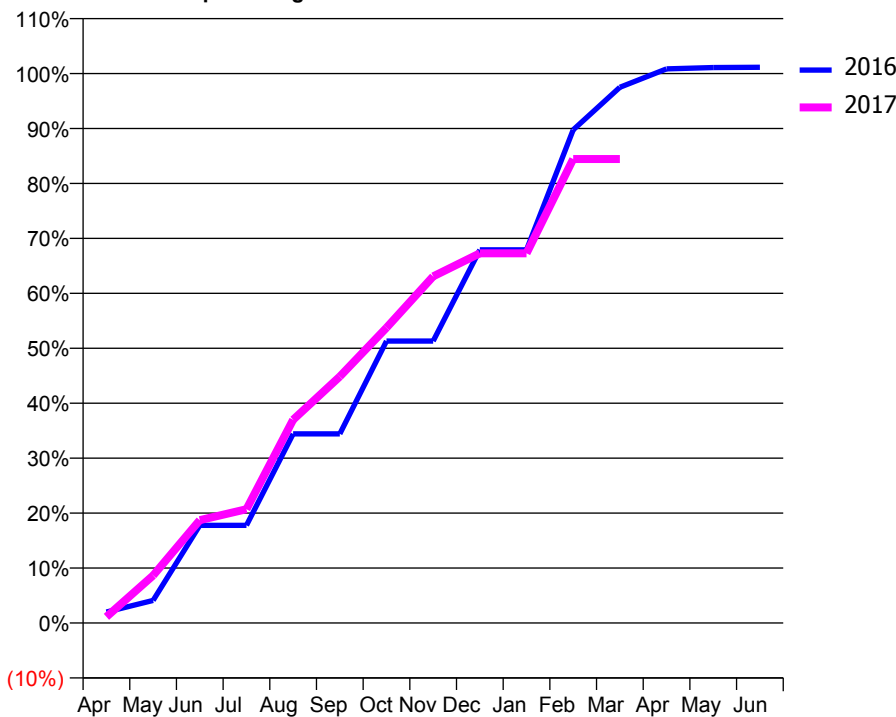
ACCESS*

Patients seen in 24 months	Total	Change since previous quarter
Quarter ending March 2016	2,217	
Quarter ending June 2016	2,205	→
Quarter ending September 2016	2,177	↓
Quarter ending December 2016	2,153	↓
Quarter ending March 2017	2,168	→
Variance since March 2016	(2.2%)	↓



ACTIVITY

Cumulative percentage of contracted UDA delivered 2016 & 2017



Month	Adjusted Scheduled Activity (UDA)	
	2016	2017
April	118	67
May	243	511
June	1,049	1,105
July	1,049	1,221
August	2,031	2,183
September	2,031	2,647
October	3,028	3,170
November	3,028	3,721
December	4,006	3,970
January	4,006	3,970
February	5,295	4,982
March	5,752	4,982
April	5,949	
May	5,964	
June	5,967	

QUALITY

	Quantity	Base Number	Contract	AT	Region	England
% of FP17s for the same patient ID Re-attending within 3 months - Children	47	892	5.3%	10.1%	12.0%	12.3%
% of FP17s for the same patient ID Re-attending within 3 months - Adults	258	2,177	11.9%	14.7%	16.0%	16.7%
% of FP17s for the same patient ID Re-attending between 3 & 9 months - Children	680	892	76.2%	60.6%	58.8%	57.6%
% of FP17s for the same patient ID Re-attending between 3 & 9 months - Adults	1,365	2,177	62.7%	52.8%	51.2%	50.1%
% of FP17s for Band 1 Urgent Courses	102	2,938	3.5%	7.3%	8.0%	9.1%
% of FP17s Relating to Free Repair or Replacements	10	2,938	0.3%	0.8%	0.8%	0.8%
% of FP17s Relating to Continuations	7	2,938	0.2%	1.3%	1.2%	1.2%
% of Patients satisfied with the dentistry they have received	7	7	N/A	92.4%	92.7%	92.8%
% of Patients satisfied with the time they had to wait for an appointment	7	7	N/A	88.1%	89.1%	88.7%

* This is based on patients treated on this contract for their most recent course of treatment. Figures in italics indicate the base number of FP17s or Patient Questionnaire responses are less than 100. N/A is shown where the base number of responses is less than 10 during the period. % is calculated as Quantity/Base number*100

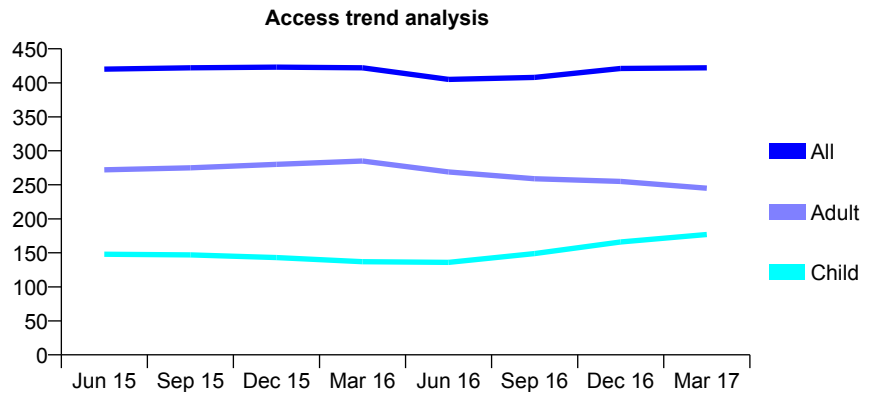
Q59 - Vital Signs At a Glance Contract Report for 628360/0002 - March 2017

Name or company name	Mr R Jethwa & Mr I Lusia
Contract type name	GDS Contract
Purpose of contract	General
Contract start date	03/03/2009
Contract end date	

16/17 Contracted general activity (UDA)	1,072
Carry forward general activity (UDA)	-6
16/17 Contracted orthodontic activity (UOA)	0
Carry forward orthodontic activity (UOA)	0
Baseline contract value	£21,823.81

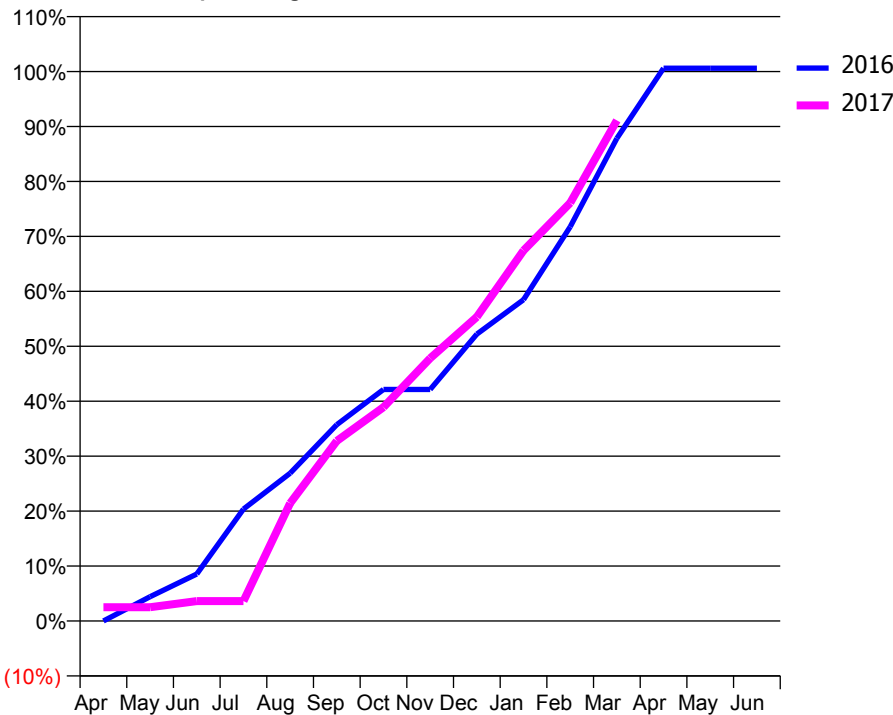
ACCESS*

Patients seen in 24 months	Total	Change since previous quarter
Quarter ending March 2016	422	
Quarter ending June 2016	405	↓
Quarter ending September 2016	408	→
Quarter ending December 2016	421	↑
Quarter ending March 2017	422	→
Variance since March 2016	0.0%	→



ACTIVITY

Cumulative percentage of contracted UDA delivered 2016 & 2017



Month	Adjusted Scheduled Activity (UDA)	
	2016	2017
April	0	27
May	47	27
June	92	39
July	218	39
August	288	230
September	383	351
October	452	417
November	452	513
December	560	593
January	627	723
February	769	816
March	942	977
April	1,078	
May	1,078	
June	1,078	

QUALITY

	Quantity	Base Number	Contract	AT	Region	England
% of FP17s for the same patient ID Re-attending within 3 months - Children	11	250	4.4%	10.1%	12.0%	12.3%
% of FP17s for the same patient ID Re-attending within 3 months - Adults	46	311	14.8%	14.7%	16.0%	16.7%
% of FP17s for the same patient ID Re-attending between 3 & 9 months - Children	140	250	56.0%	60.6%	58.8%	57.6%
% of FP17s for the same patient ID Re-attending between 3 & 9 months - Adults	180	311	57.9%	52.8%	51.2%	50.1%
% of FP17s for Band 1 Urgent Courses	18	502	3.6%	7.3%	8.0%	9.1%
% of FP17s Relating to Free Repair or Replacements	3	502	0.6%	0.8%	0.8%	0.8%
% of FP17s Relating to Continuations	4	502	0.8%	1.3%	1.2%	1.2%
% of Patients satisfied with the dentistry they have received	0	0	N/A	92.4%	92.7%	92.8%
% of Patients satisfied with the time they had to wait for an appointment	0	0	N/A	88.1%	89.1%	88.7%

* This is based on patients treated on this contract for their most recent course of treatment. Figures in italics indicate the base number of FP17s or Patient Questionnaire responses are less than 100. N/A is shown where the base number of responses is less than 10 during the period. % is calculated as Quantity/Base number*100

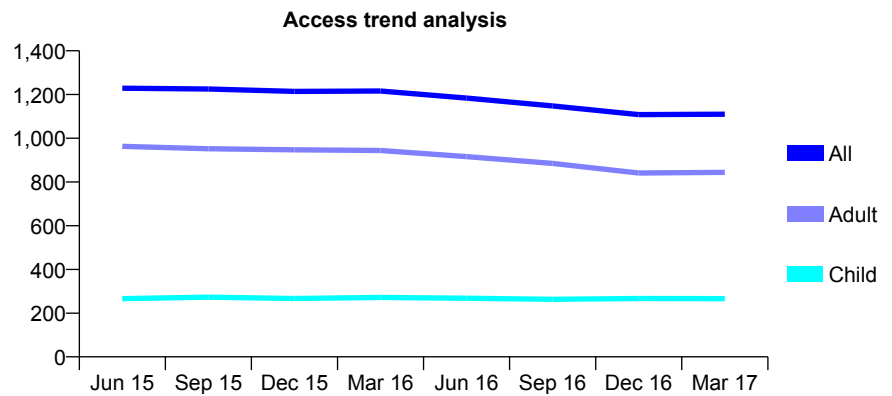
Q59 - Vital Signs At a Glance Contract Report for 628751/0002 - March 2017

Name or company name	MR JS SIAN
Contract type name	GDS Contract
Purpose of contract	General
Contract start date	02/06/2009
Contract end date	

16/17 Contracted general activity (UDA)	2,609
Carry forward general activity (UDA)	-46
16/17 Contracted orthodontic activity (UOA)	0
Carry forward orthodontic activity (UOA)	0
Baseline contract value	£64,760.53

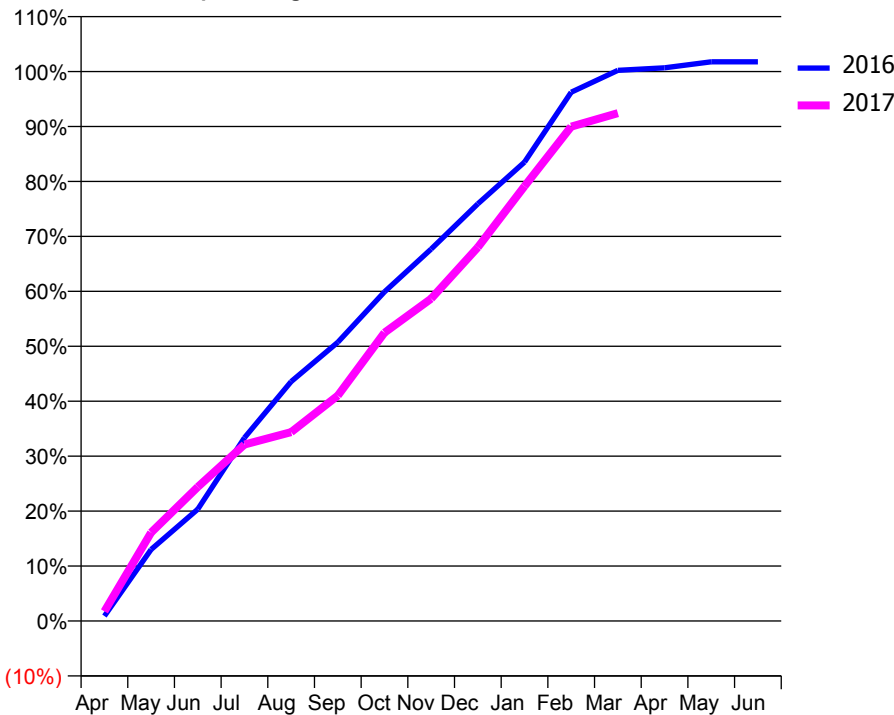
ACCESS*

Patients seen in 24 months	Total	Change since previous quarter
Quarter ending March 2016	1,216	
Quarter ending June 2016	1,184	↓
Quarter ending September 2016	1,148	↓
Quarter ending December 2016	1,108	↓
Quarter ending March 2017	1,110	→
Variance since March 2016	(8.7%)	↓



ACTIVITY

Cumulative percentage of contracted UDA delivered 2016 & 2017



Month	Adjusted Scheduled Activity (UDA)	
	2016	2017
April	24	46
May	339	420
June	531	637
July	870	838
August	1,137	897
September	1,323	1,070
October	1,563	1,369
November	1,766	1,531
December	1,981	1,774
January	2,179	2,064
February	2,511	2,347
March	2,615	2,411
April	2,626	
May	2,655	
June	2,655	

QUALITY

	Quantity	Base Number	Contract	AT	Region	England
% of FP17s for the same patient ID Re-attending within 3 months - Children	6	295	2.0%	10.1%	12.0%	12.3%
% of FP17s for the same patient ID Re-attending within 3 months - Adults	49	789	6.2%	14.7%	16.0%	16.7%
% of FP17s for the same patient ID Re-attending between 3 & 9 months - Children	117	295	39.7%	60.6%	58.8%	57.6%
% of FP17s for the same patient ID Re-attending between 3 & 9 months - Adults	304	789	38.5%	52.8%	51.2%	50.1%
% of FP17s for Band 1 Urgent Courses	37	1,051	3.5%	7.3%	8.0%	9.1%
% of FP17s Relating to Free Repair or Replacements	1	1,051	0.1%	0.8%	0.8%	0.8%
% of FP17s Relating to Continuations	6	1,051	0.6%	1.3%	1.2%	1.2%
% of Patients satisfied with the dentistry they have received	2	2	N/A	92.4%	92.7%	92.8%
% of Patients satisfied with the time they had to wait for an appointment	2	2	N/A	88.1%	89.1%	88.7%

* This is based on patients treated on this contract for their most recent course of treatment. Figures in italics indicate the base number of FP17s or Patient Questionnaire responses are less than 100. N/A is shown where the base number of responses is less than 10 during the period. % is calculated as Quantity/Base number*100

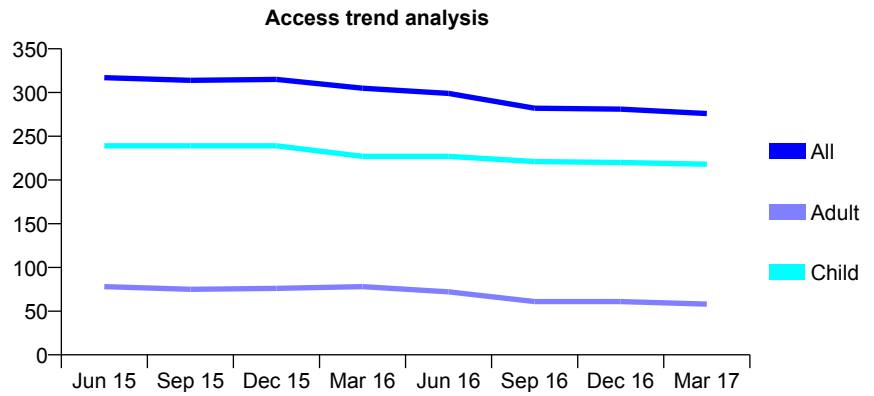
Q59 - Vital Signs At a Glance Contract Report for 630772/0001 - March 2017

Name or company name	MR CJ STORRY
Contract type name	GDS Contract
Purpose of contract	General
Contract start date	01/04/2006
Contract end date	

16/17 Contracted general activity (UDA)	550
Carry forward general activity (UDA)	0
16/17 Contracted orthodontic activity (UOA)	0
Carry forward orthodontic activity (UOA)	0
Baseline contract value	£12,131.24

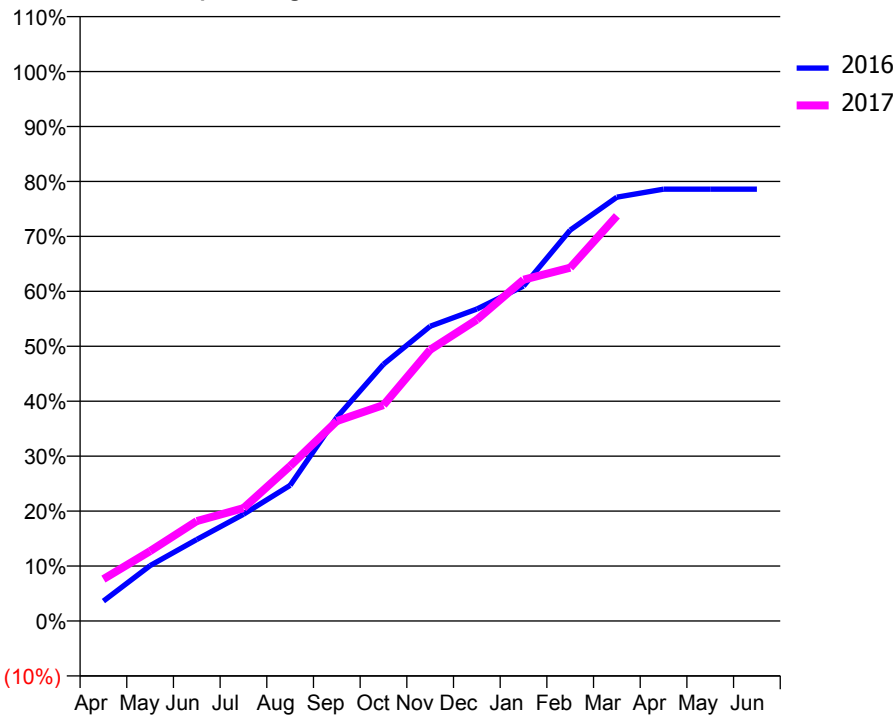
ACCESS*

Patients seen in 24 months	Total	Change since previous quarter
Quarter ending March 2016	305	
Quarter ending June 2016	299	↓
Quarter ending September 2016	282	↓
Quarter ending December 2016	281	→
Quarter ending March 2017	276	↓
Variance since March 2016	(9.5%)	↓



ACTIVITY

Cumulative percentage of contracted UDA delivered 2016 & 2017



Month	Adjusted Scheduled Activity (UDA)	
	2016	2017
April	20	42
May	55	70
June	82	100
July	107	113
August	136	155
September	204	200
October	257	216
November	295	272
December	312	302
January	335	342
February	391	354
March	424	406
April	432	
May	432	
June	432	

QUALITY

	Quantity	Base Number	Contract	AT	Region	England
% of FP17s for the same patient ID Re-attending within 3 months - Children	3	270	1.1%	10.1%	12.0%	12.3%
% of FP17s for the same patient ID Re-attending within 3 months - Adults	0	44	0.0%	14.7%	16.0%	16.7%
% of FP17s for the same patient ID Re-attending between 3 & 9 months - Children	139	270	51.5%	60.6%	58.8%	57.6%
% of FP17s for the same patient ID Re-attending between 3 & 9 months - Adults	26	44	59.1%	52.8%	51.2%	50.1%
% of FP17s for Band 1 Urgent Courses	3	308	1.0%	7.3%	8.0%	9.1%
% of FP17s Relating to Free Repair or Replacements	0	308	0.0%	0.8%	0.8%	0.8%
% of FP17s Relating to Continuations	0	308	0.0%	1.3%	1.2%	1.2%
% of Patients satisfied with the dentistry they have received	0	0	N/A	92.4%	92.7%	92.8%
% of Patients satisfied with the time they had to wait for an appointment	0	0	N/A	88.1%	89.1%	88.7%

* This is based on patients treated on this contract for their most recent course of treatment. Figures in italics indicate the base number of FP17s or Patient Questionnaire responses are less than 100. N/A is shown where the base number of responses is less than 10 during the period. % is calculated as Quantity/Base number*100

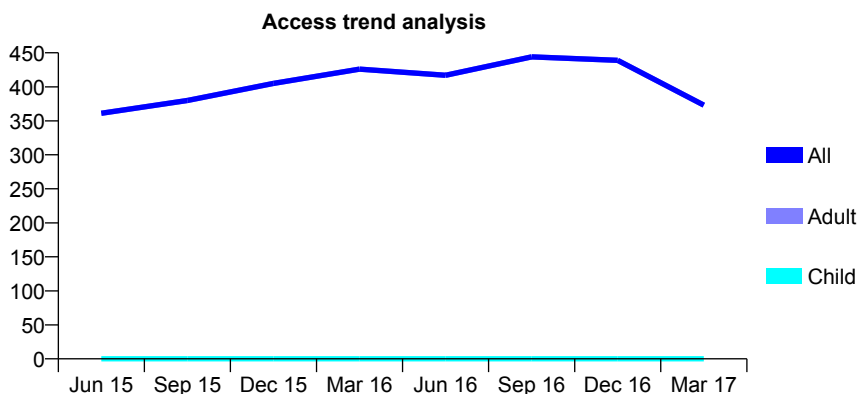
Q59 - Vital Signs At a Glance Contract Report for 647438/0001 - March 2017

Name or company name	MR KG PADMORE
Contract type name	PDS Contract
Purpose of contract	General
Contract start date	01/04/2006
Contract end date	30/11/2016

16/17 Contracted general activity (UDA)	1,271
Carry forward general activity (UDA)	40
16/17 Contracted orthodontic activity (UOA)	0
Carry forward orthodontic activity (UOA)	0
Baseline contract value	£64,453.54

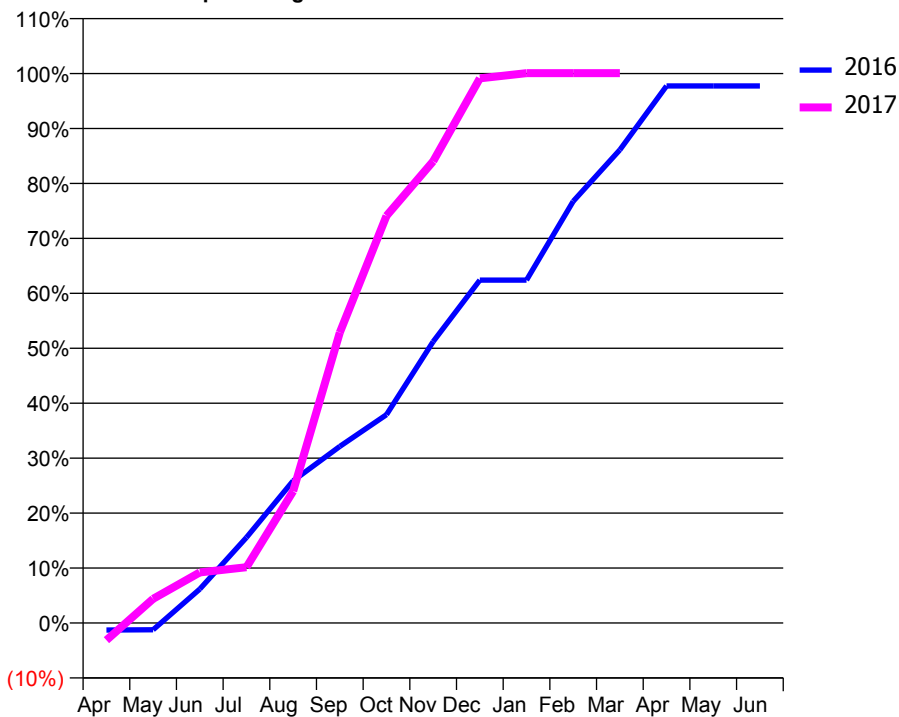
ACCESS*

Patients seen in 24 months	Total	Change since previous quarter
Quarter ending March 2016	426	
Quarter ending June 2016	417	↓
Quarter ending September 2016	444	↑
Quarter ending December 2016	439	↓
Quarter ending March 2017	373	↓
Variance since March 2016	(12.4%)	↓



ACTIVITY

Cumulative percentage of contracted UDA delivered 2016 & 2017



QUALITY

	Quantity	Base Number	Contract	AT	Region	England
% of FP17s for the same patient ID Re-attending within 3 months - Children	0	0	N/A	10.1%	12.0%	12.3%
% of FP17s for the same patient ID Re-attending within 3 months - Adults	3	189	1.6%	14.7%	16.0%	16.7%
% of FP17s for the same patient ID Re-attending between 3 & 9 months - Children	0	0	N/A	60.6%	58.8%	57.6%
% of FP17s for the same patient ID Re-attending between 3 & 9 months - Adults	14	189	7.4%	52.8%	51.2%	50.1%
% of FP17s for Band 1 Urgent Courses	4	161	2.5%	7.3%	8.0%	9.1%
% of FP17s Relating to Free Repair or Replacements	0	161	0.0%	0.8%	0.8%	0.8%
% of FP17s Relating to Continuations	0	161	0.0%	1.3%	1.2%	1.2%
% of Patients satisfied with the dentistry they have received	3	4	N/A	92.4%	92.7%	92.8%
% of Patients satisfied with the time they had to wait for an appointment	3	4	N/A	88.1%	89.1%	88.7%

* This is based on patients treated on this contract for their most recent course of treatment. Figures in italics indicate the base number of FP17s or Patient Questionnaire responses are less than 100. N/A is shown where the base number of responses is less than 10 during the period. % is calculated as Quantity/Base number*100

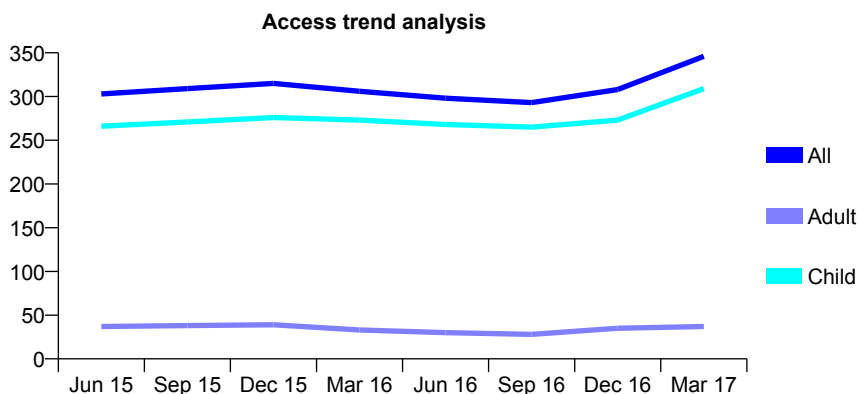
Q59 - Vital Signs At a Glance Contract Report for 651761/0001 - March 2017

Name or company name	Mrs J Sejpal, Mr S Kotecha and Mrs L Kote
Contract type name	GDS Contract
Purpose of contract	General
Contract start date	01/04/2006
Contract end date	

16/17 Contracted general activity (UDA)	796
Carry forward general activity (UDA)	-16
16/17 Contracted orthodontic activity (UOA)	0
Carry forward orthodontic activity (UOA)	0
Baseline contract value	£19,716.09

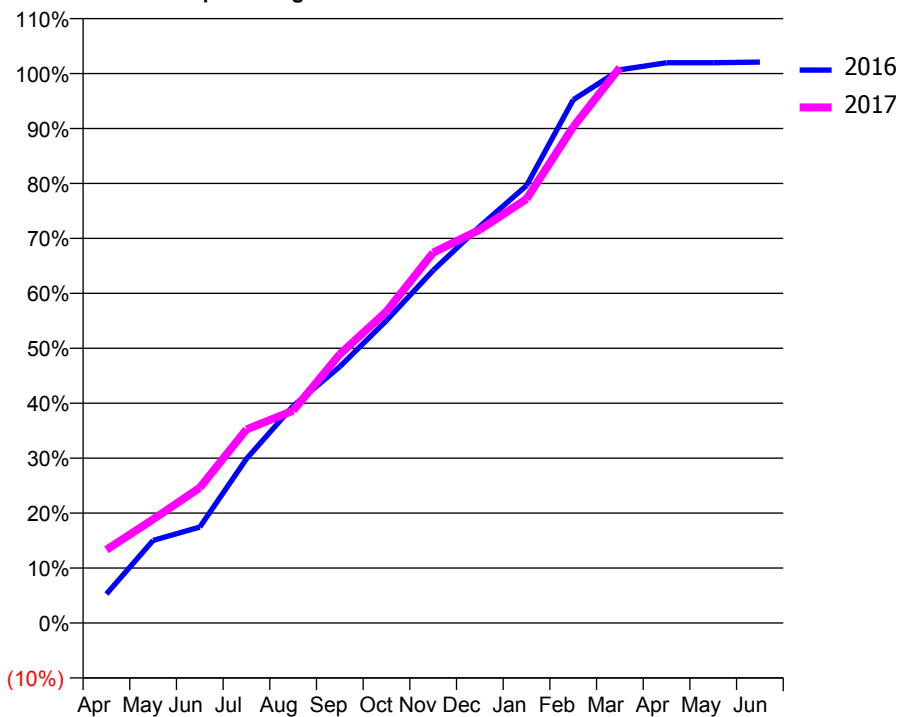
ACCESS*

Patients seen in 24 months	Total	Change since previous quarter
Quarter ending March 2016	306	
Quarter ending June 2016	298	↓
Quarter ending September 2016	293	↓
Quarter ending December 2016	308	↑
Quarter ending March 2017	346	↑
Variance since March 2016	13.1%	↑



ACTIVITY

Cumulative percentage of contracted UDA delivered 2016 & 2017



Month	Adjusted Scheduled Activity (UDA)	
	2016	2017
April	42	106
May	120	150
June	139	196
July	238	280
August	314	308
September	371	389
October	438	451
November	511	537
December	575	570
January	634	614
February	758	719
March	801	805
April	812	
May	812	
June	813	

QUALITY

	Quantity	Base Number	Contract	AT	Region	England
% of FP17s for the same patient ID Re-attending within 3 months - Children	41	478	8.6%	10.1%	12.0%	12.3%
% of FP17s for the same patient ID Re-attending within 3 months - Adults	1	23	4.3%	14.7%	16.0%	16.7%
% of FP17s for the same patient ID Re-attending between 3 & 9 months - Children	283	478	59.2%	60.6%	58.8%	57.6%
% of FP17s for the same patient ID Re-attending between 3 & 9 months - Adults	16	23	69.6%	52.8%	51.2%	50.1%
% of FP17s for Band 1 Urgent Courses	18	490	3.7%	7.3%	8.0%	9.1%
% of FP17s Relating to Free Repair or Replacements	0	490	0.0%	0.8%	0.8%	0.8%
% of FP17s Relating to Continuations	0	490	0.0%	1.3%	1.2%	1.2%
% of Patients satisfied with the dentistry they have received	1	1	N/A	92.4%	92.7%	92.8%
% of Patients satisfied with the time they had to wait for an appointment	1	1	N/A	88.1%	89.1%	88.7%

* This is based on patients treated on this contract for their most recent course of treatment. Figures in italics indicate the base number of FP17s or Patient Questionnaire responses are less than 100. N/A is shown where the base number of responses is less than 10 during the period. % is calculated as Quantity/Base number*100

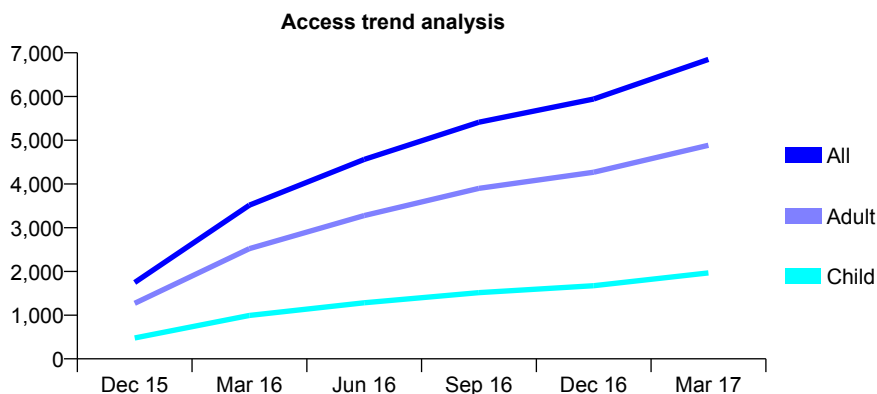
Q59 - Vital Signs At a Glance Contract Report for 654353/0002 - March 2017

Name or company name	MR S CHANDARANA
Contract type name	GDS Contract
Purpose of contract	General
Contract start date	01/10/2015
Contract end date	

16/17 Contracted general activity (UDA)	24,983
Carry forward general activity (UDA)	0
16/17 Contracted orthodontic activity (UOA)	0
Carry forward orthodontic activity (UOA)	0
Baseline contract value	£590,613.17

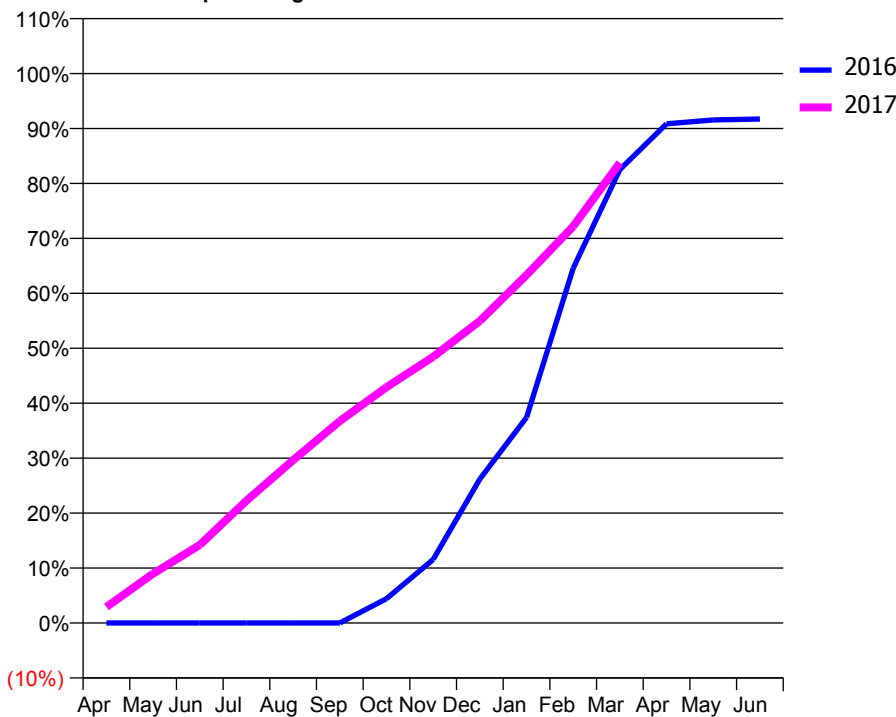
ACCESS*

Patients seen in 24 months	Total	Change since previous quarter
Quarter ending March 2016	3,515	
Quarter ending June 2016	4,560	↑
Quarter ending September 2016	5,412	↑
Quarter ending December 2016	5,944	↑
Quarter ending March 2017	6,849	↑
Variance since March 2016	94.9%	↑



ACTIVITY

Cumulative percentage of contracted UDA delivered 2016 & 2017



Month	Adjusted Scheduled Activity (UDA)	
	2016	2017
April	0	729
May	0	2,248
June	0	3,550
July	0	5,561
August	0	7,406
September	0	9,183
October	553	10,719
November	1,446	12,103
December	3,271	13,732
January	4,673	15,819
February	8,067	18,032
March	10,307	20,925
April	11,348	
May	11,436	
June	11,457	

QUALITY

	Quantity	Base Number	Contract	AT	Region	England
% of FP17s for the same patient ID Re-attending within 3 months - Children	233	2,702	8.6%	10.1%	12.0%	12.3%
% of FP17s for the same patient ID Re-attending within 3 months - Adults	1,025	6,745	15.2%	14.7%	16.0%	16.7%
% of FP17s for the same patient ID Re-attending between 3 & 9 months - Children	1,025	2,702	37.9%	60.6%	58.8%	57.6%
% of FP17s for the same patient ID Re-attending between 3 & 9 months - Adults	2,531	6,745	37.5%	52.8%	51.2%	50.1%
% of FP17s for Band 1 Urgent Courses	712	9,043	7.9%	7.3%	8.0%	9.1%
% of FP17s Relating to Free Repair or Replacements	39	9,043	0.4%	0.8%	0.8%	0.8%
% of FP17s Relating to Continuations	136	9,043	1.5%	1.3%	1.2%	1.2%
% of Patients satisfied with the dentistry they have received	10	12	83.3%	92.4%	92.7%	92.8%
% of Patients satisfied with the time they had to wait for an appointment	10	12	83.3%	88.1%	89.1%	88.7%

* This is based on patients treated on this contract for their most recent course of treatment. Figures in italics indicate the base number of FP17s or Patient Questionnaire responses are less than 100. N/A is shown where the base number of responses is less than 10 during the period. % is calculated as Quantity/Base number*100

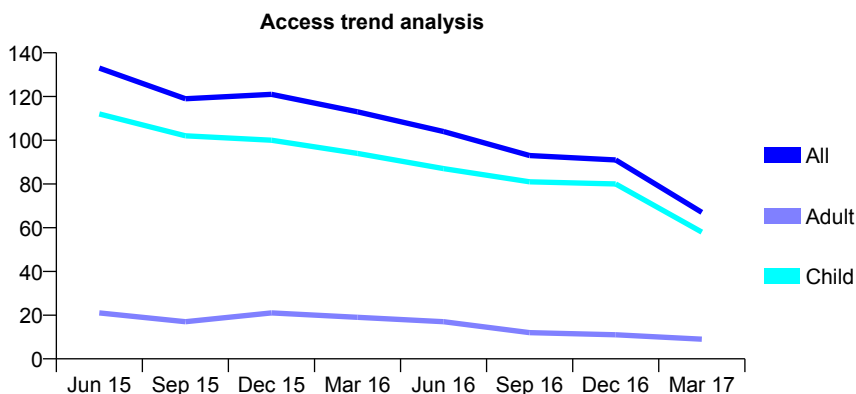
Q59 - Vital Signs At a Glance Contract Report for 657603/0001 - March 2017

Name or company name	MR R SINGH
Contract type name	GDS Contract
Purpose of contract	General
Contract start date	01/04/2010
Contract end date	30/11/2016

16/17 Contracted general activity (UDA)	233
Carry forward general activity (UDA)	0
16/17 Contracted orthodontic activity (UOA)	0
Carry forward orthodontic activity (UOA)	0
Baseline contract value	£5,779.39

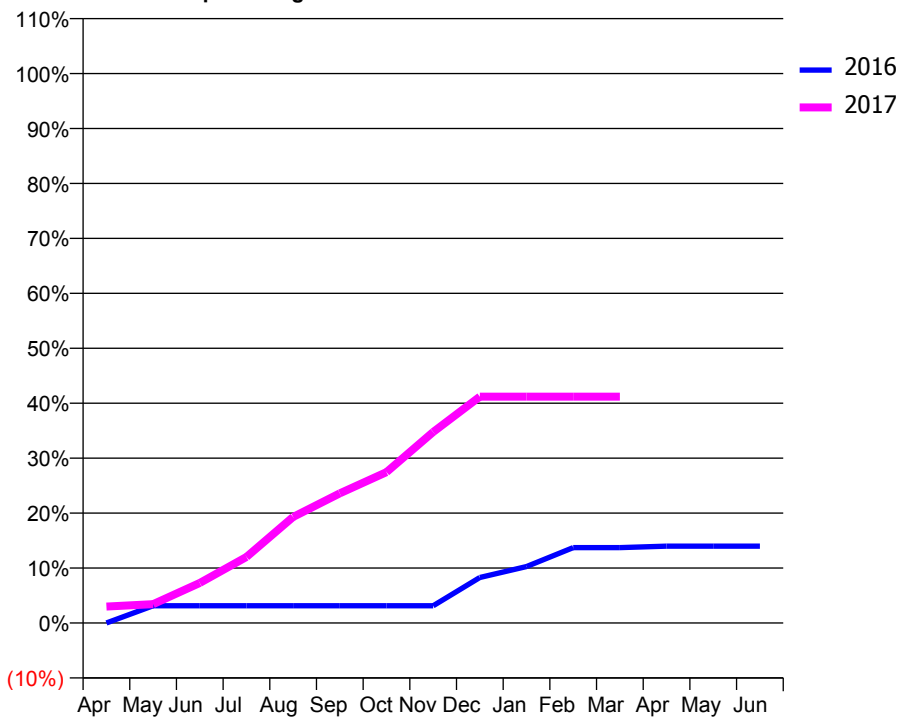
ACCESS*

Patients seen in 24 months	Total	Change since previous quarter
Quarter ending March 2016	113	
Quarter ending June 2016	104	↓
Quarter ending September 2016	93	↓
Quarter ending December 2016	91	↓
Quarter ending March 2017	67	↓
Variance since March 2016	(40.7%)	↓



ACTIVITY

Cumulative percentage of contracted UDA delivered 2016 & 2017



Adjusted Scheduled Activity (UDA)

Month	2016	2017
April	0	7
May	11	8
June	11	17
July	11	28
August	11	45
September	11	55
October	11	64
November	11	81
December	29	96
January	36	96
February	48	96
March	48	96
April	49	
May	49	
June	49	

QUALITY

	Quantity	Base Number	Contract	AT	Region	England
% of FP17s for the same patient ID Re-attending within 3 months - Children	1	56	1.8%	10.1%	12.0%	12.3%
% of FP17s for the same patient ID Re-attending within 3 months - Adults	0	0	N/A	14.7%	16.0%	16.7%
% of FP17s for the same patient ID Re-attending between 3 & 9 months - Children	22	56	39.3%	60.6%	58.8%	57.6%
% of FP17s for the same patient ID Re-attending between 3 & 9 months - Adults	0	0	N/A	52.8%	51.2%	50.1%
% of FP17s for Band 1 Urgent Courses	0	55	0.0%	7.3%	8.0%	9.1%
% of FP17s Relating to Free Repair or Replacements	0	55	0.0%	0.8%	0.8%	0.8%
% of FP17s Relating to Continuations	0	55	0.0%	1.3%	1.2%	1.2%
% of Patients satisfied with the dentistry they have received	0	1	N/A	92.4%	92.7%	92.8%
% of Patients satisfied with the time they had to wait for an appointment	1	1	N/A	88.1%	89.1%	88.7%

* This is based on patients treated on this contract for their most recent course of treatment. Figures in italics indicate the base number of FP17s or Patient Questionnaire responses are less than 100. N/A is shown where the base number of responses is less than 10 during the period. % is calculated as Quantity/Base number*100

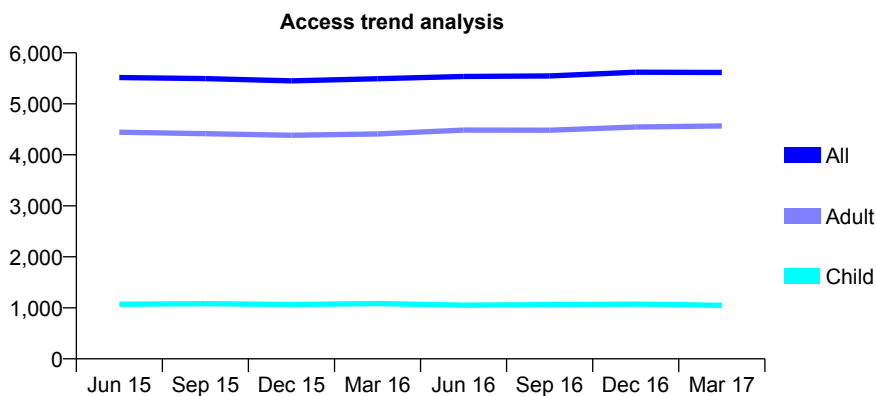
Q59 - Vital Signs At a Glance Contract Report for 678414/0001 - March 2017

Name or company name	MR RN HARTZENBERG
Contract type name	GDS Contract
Purpose of contract	General
Contract start date	01/04/2006
Contract end date	

16/17 Contracted general activity (UDA)	20,000
Carry forward general activity (UDA)	0
16/17 Contracted orthodontic activity (UOA)	0
Carry forward orthodontic activity (UOA)	0
Baseline contract value	£535,864.80

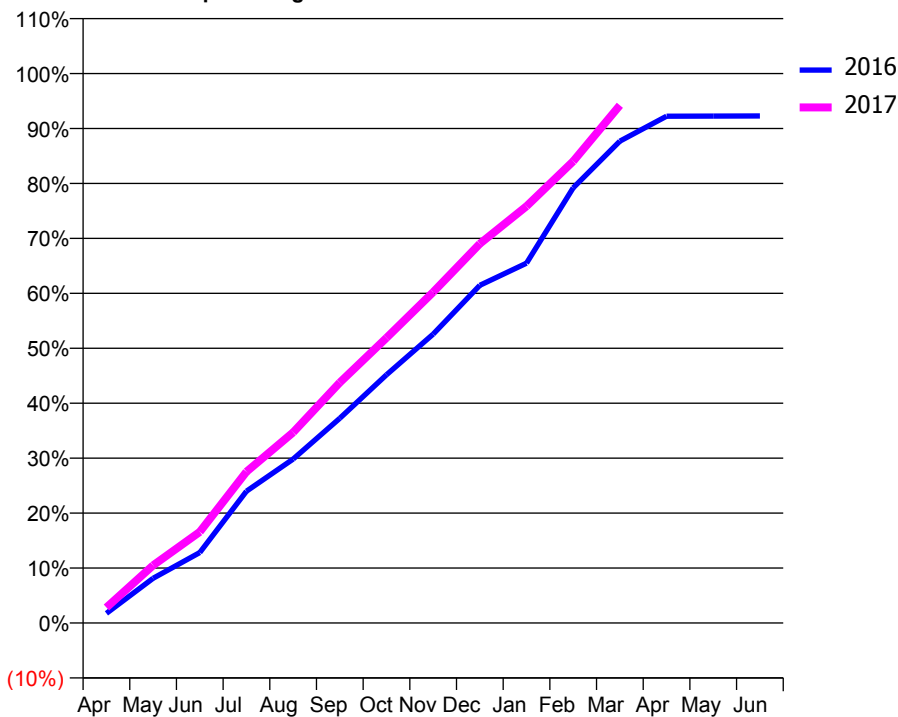
ACCESS*

Patients seen in 24 months	Total	Change since previous quarter
Quarter ending March 2016	5,491	
Quarter ending June 2016	5,536	→
Quarter ending September 2016	5,546	→
Quarter ending December 2016	5,620	→
Quarter ending March 2017	5,614	→
Variance since March 2016	2.2%	↑



ACTIVITY

Cumulative percentage of contracted UDA delivered 2016 & 2017



Month	Adjusted Scheduled Activity (UDA)	
	2016	2017
April	371	568
May	1,712	2,099
June	2,695	3,315
July	5,037	5,508
August	6,265	6,938
September	7,824	8,755
October	9,484	10,381
November	11,041	12,046
December	12,905	13,804
January	13,753	15,170
February	16,632	16,803
March	18,414	18,843
April	19,365	
May	19,374	
June	19,377	

QUALITY

	Quantity	Base Number	Contract	AT	Region	England
% of FP17s for the same patient ID Re-attending within 3 months - Children	165	1,686	9.8%	10.1%	12.0%	12.3%
% of FP17s for the same patient ID Re-attending within 3 months - Adults	1,494	7,645	19.5%	14.7%	16.0%	16.7%
% of FP17s for the same patient ID Re-attending between 3 & 9 months - Children	1,071	1,686	63.5%	60.6%	58.8%	57.6%
% of FP17s for the same patient ID Re-attending between 3 & 9 months - Adults	4,499	7,645	58.8%	52.8%	51.2%	50.1%
% of FP17s for Band 1 Urgent Courses	837	8,960	9.3%	7.3%	8.0%	9.1%
% of FP17s Relating to Free Repair or Replacements	100	8,960	1.1%	0.8%	0.8%	0.8%
% of FP17s Relating to Continuations	369	8,960	4.1%	1.3%	1.2%	1.2%
% of Patients satisfied with the dentistry they have received	20	21	95.2%	92.4%	92.7%	92.8%
% of Patients satisfied with the time they had to wait for an appointment	21	21	100.0%	88.1%	89.1%	88.7%

* This is based on patients treated on this contract for their most recent course of treatment. Figures in italics indicate the base number of FP17s or Patient Questionnaire responses are less than 100. N/A is shown where the base number of responses is less than 10 during the period. % is calculated as Quantity/Base number*100

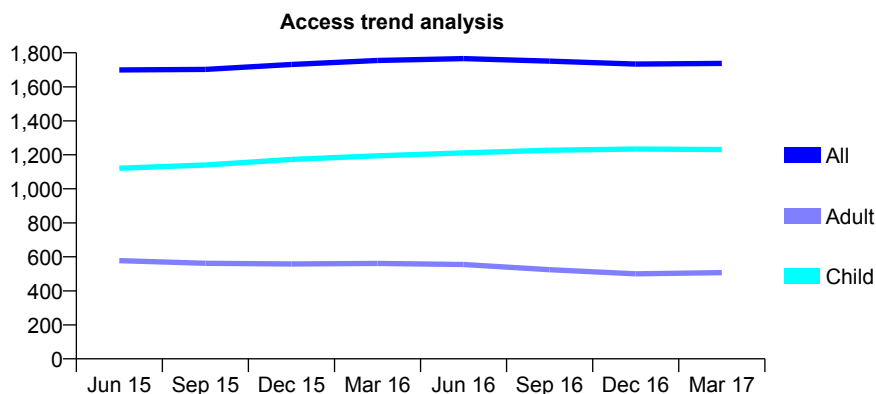
Q59 - Vital Signs At a Glance Contract Report for 684619/0003 - March 2017

Name or company name	MR A CHAMPANERI
Contract type name	GDS Contract
Purpose of contract	General
Contract start date	01/04/2009
Contract end date	

16/17 Contracted general activity (UDA)	3,000
Carry forward general activity (UDA)	-60
16/17 Contracted orthodontic activity (UOA)	0
Carry forward orthodontic activity (UOA)	0
Baseline contract value	£67,998.97

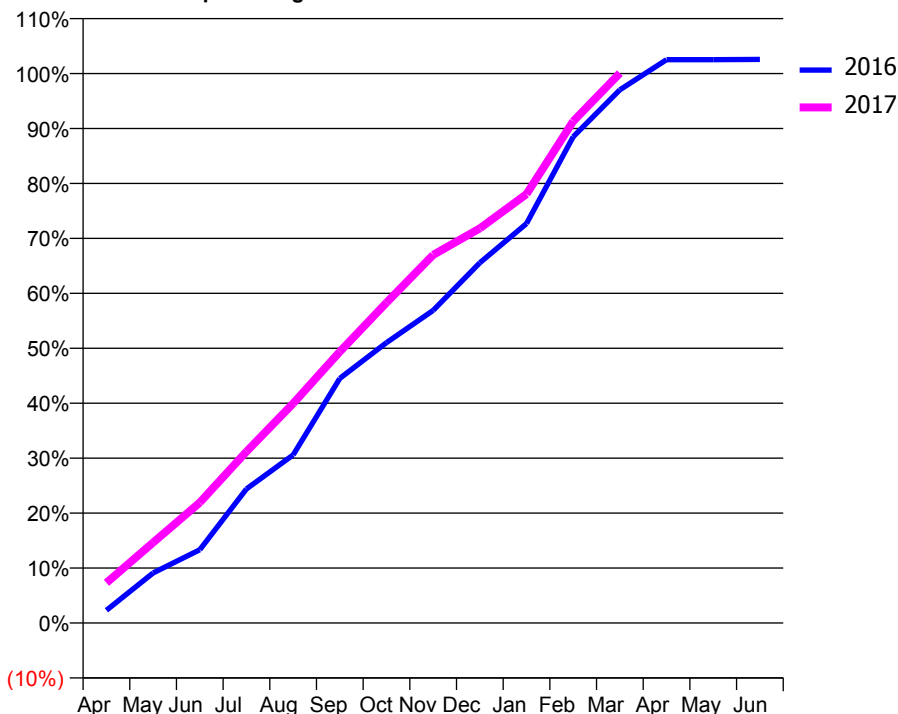
ACCESS*

Patients seen in 24 months	Total	Change since previous quarter
Quarter ending March 2016	1,755	
Quarter ending June 2016	1,766	→
Quarter ending September 2016	1,751	→
Quarter ending December 2016	1,734	→
Quarter ending March 2017	1,738	→
Variance since March 2016	(1.0%)	→



ACTIVITY

Cumulative percentage of contracted UDA delivered 2016 & 2017



Month	Adjusted Scheduled Activity (UDA)	
	2016	2017
April	69	220
May	273	440
June	400	658
July	732	936
August	918	1,199
September	1,335	1,481
October	1,530	1,749
November	1,707	2,010
December	1,967	2,155
January	2,181	2,342
February	2,654	2,739
March	2,911	3,002
April	3,076	
May	3,076	
June	3,077	

QUALITY

	Quantity	Base Number	Contract	AT	Region	England
% of FP17s for the same patient ID Re-attending within 3 months - Children	159	1,961	8.1%	10.1%	12.0%	12.3%
% of FP17s for the same patient ID Re-attending within 3 months - Adults	125	566	22.1%	14.7%	16.0%	16.7%
% of FP17s for the same patient ID Re-attending between 3 & 9 months - Children	1,366	1,961	69.7%	60.6%	58.8%	57.6%
% of FP17s for the same patient ID Re-attending between 3 & 9 months - Adults	273	566	48.2%	52.8%	51.2%	50.1%
% of FP17s for Band 1 Urgent Courses	88	1,729	5.1%	7.3%	8.0%	9.1%
% of FP17s Relating to Free Repair or Replacements	0	1,729	0.0%	0.8%	0.8%	0.8%
% of FP17s Relating to Continuations	1	1,729	0.1%	1.3%	1.2%	1.2%
% of Patients satisfied with the dentistry they have received	3	3	N/A	92.4%	92.7%	92.8%
% of Patients satisfied with the time they had to wait for an appointment	3	3	N/A	88.1%	89.1%	88.7%

* This is based on patients treated on this contract for their most recent course of treatment. Figures in italics indicate the base number of FP17s or Patient Questionnaire responses are less than 100. N/A is shown where the base number of responses is less than 10 during the period. % is calculated as Quantity/Base number*100

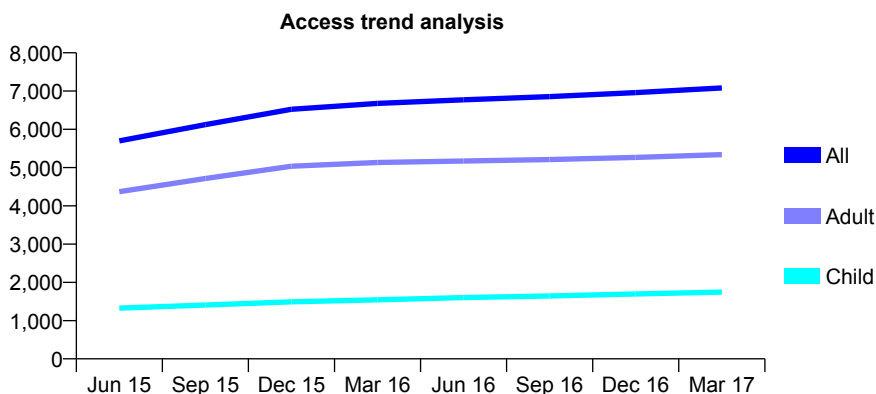
Q59 - Vital Signs At a Glance Contract Report for 690732/0001 - March 2017

Name or company name	MR B PARMAR
Contract type name	GDS Contract
Purpose of contract	General
Contract start date	01/02/2014
Contract end date	

16/17 Contracted general activity (UDA)	18,170
Carry forward general activity (UDA)	602
16/17 Contracted orthodontic activity (UOA)	0
Carry forward orthodontic activity (UOA)	0
Baseline contract value	£395,024.75

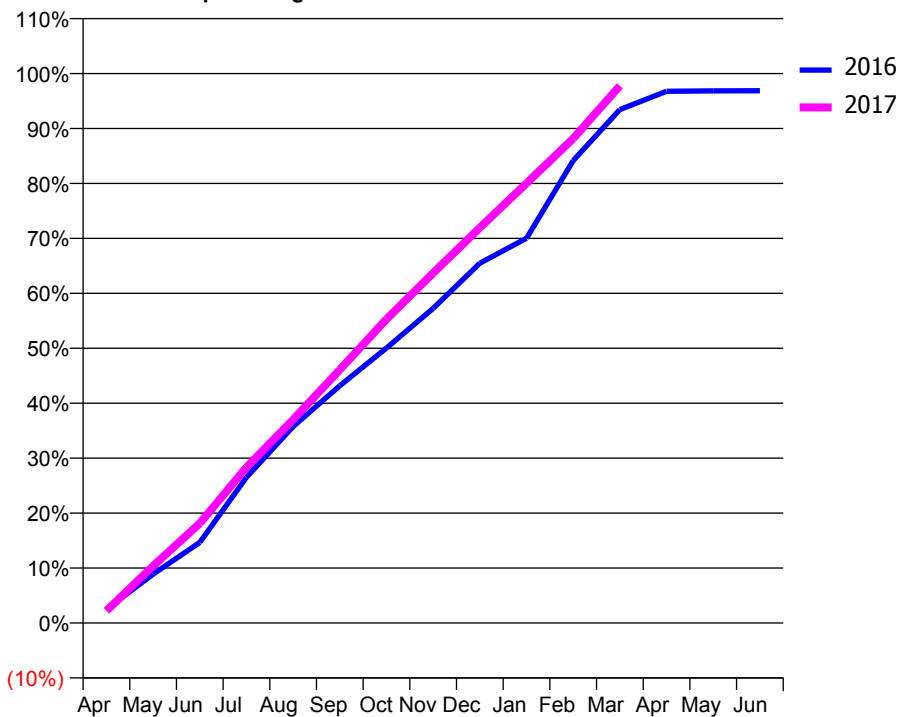
ACCESS*

Patients seen in 24 months	Total	Change since previous quarter
Quarter ending March 2016	6,677	
Quarter ending June 2016	6,772	→
Quarter ending September 2016	6,856	→
Quarter ending December 2016	6,961	→
Quarter ending March 2017	7,082	→
Variance since March 2016	6.1%	↑



ACTIVITY

Cumulative percentage of contracted UDA delivered 2016 & 2017



Month	Adjusted Scheduled Activity (UDA)	
	2016	2017
April	482	404
May	1,703	1,886
June	2,811	3,297
July	5,084	5,149
August	6,856	6,728
September	8,279	8,377
October	9,596	10,048
November	10,976	11,570
December	12,554	13,072
January	13,423	14,540
February	16,130	16,021
March	17,913	17,765
April	18,549	
May	18,562	
June	18,568	

QUALITY

	Quantity	Base Number	Contract	AT	Region	England
% of FP17s for the same patient ID Re-attending within 3 months - Children	85	2,063	4.1%	10.1%	12.0%	12.3%
% of FP17s for the same patient ID Re-attending within 3 months - Adults	514	5,851	8.8%	14.7%	16.0%	16.7%
% of FP17s for the same patient ID Re-attending between 3 & 9 months - Children	956	2,063	46.3%	60.6%	58.8%	57.6%
% of FP17s for the same patient ID Re-attending between 3 & 9 months - Adults	2,267	5,851	38.7%	52.8%	51.2%	50.1%
% of FP17s for Band 1 Urgent Courses	348	7,597	4.6%	7.3%	8.0%	9.1%
% of FP17s Relating to Free Repair or Replacements	107	7,597	1.4%	0.8%	0.8%	0.8%
% of FP17s Relating to Continuations	86	7,597	1.1%	1.3%	1.2%	1.2%
% of Patients satisfied with the dentistry they have received	16	17	94.1%	92.4%	92.7%	92.8%
% of Patients satisfied with the time they had to wait for an appointment	17	17	100.0%	88.1%	89.1%	88.7%

* This is based on patients treated on this contract for their most recent course of treatment. Figures in italics indicate the base number of FP17s or Patient Questionnaire responses are less than 100. N/A is shown where the base number of responses is less than 10 during the period. % is calculated as Quantity/Base number*100

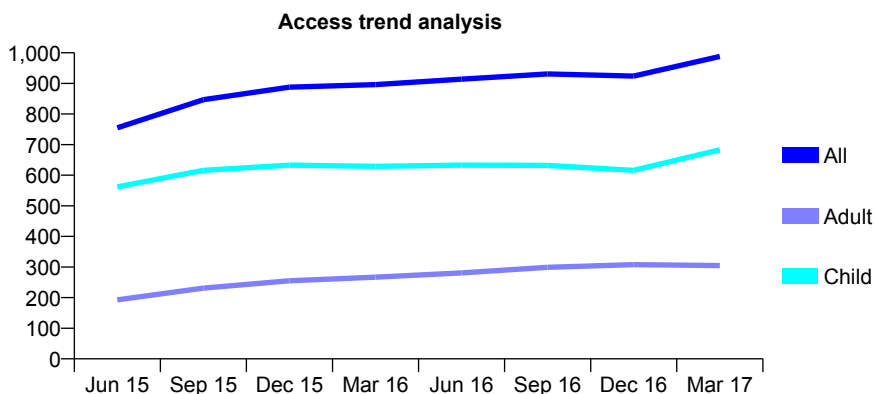
Q59 - Vital Signs At a Glance Contract Report for 690899/0001 - March 2017

Name or company name	MR A MOOSAJEE
Contract type name	GDS Contract
Purpose of contract	General
Contract start date	03/09/2014
Contract end date	

16/17 Contracted general activity (UDA)	2,819
Carry forward general activity (UDA)	-16
16/17 Contracted orthodontic activity (UOA)	0
Carry forward orthodontic activity (UOA)	0
Baseline contract value	£60,684.89

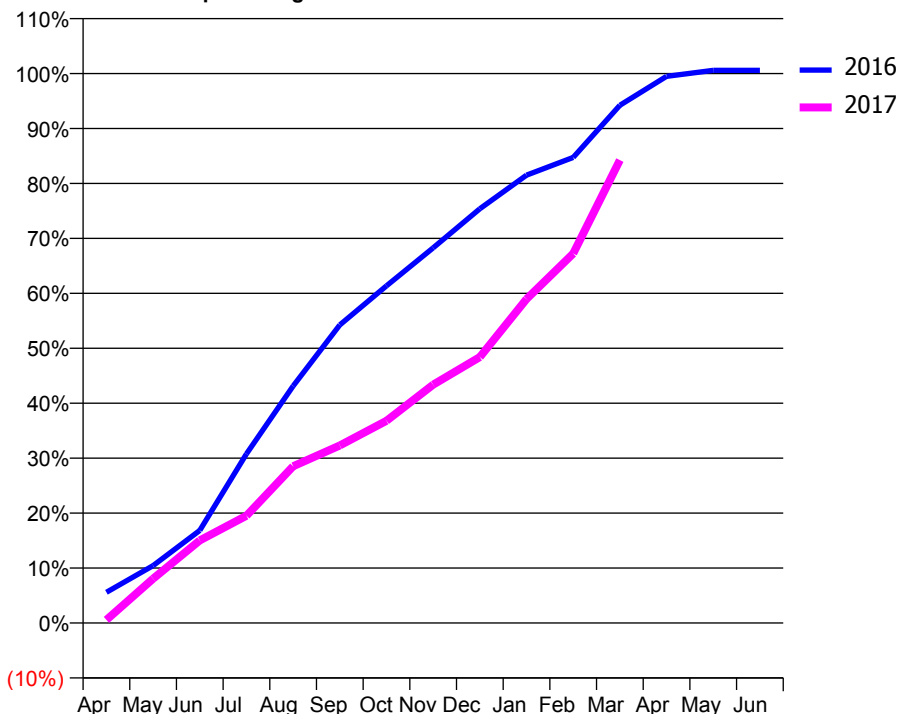
ACCESS*

Patients seen in 24 months	Total	Change since previous quarter
Quarter ending March 2016	896	
Quarter ending June 2016	914	↑
Quarter ending September 2016	931	→
Quarter ending December 2016	924	→
Quarter ending March 2017	988	↑
Variance since March 2016	10.3%	↑



ACTIVITY

Cumulative percentage of contracted UDA delivered 2016 & 2017



Month	Adjusted Scheduled Activity (UDA)	
	2016	2017
April	158	16
May	294	228
June	475	424
July	868	550
August	1,216	804
September	1,529	911
October	1,730	1,037
November	1,925	1,223
December	2,125	1,365
January	2,297	1,662
February	2,389	1,895
March	2,656	2,375
April	2,805	
May	2,835	
June	2,835	

QUALITY

	Quantity	Base Number	Contract	AT	Region	England
% of FP17s for the same patient ID Re-attending within 3 months - Children	68	975	7.0%	10.1%	12.0%	12.3%
% of FP17s for the same patient ID Re-attending within 3 months - Adults	79	363	21.8%	14.7%	16.0%	16.7%
% of FP17s for the same patient ID Re-attending between 3 & 9 months - Children	598	975	61.3%	60.6%	58.8%	57.6%
% of FP17s for the same patient ID Re-attending between 3 & 9 months - Adults	175	363	48.2%	52.8%	51.2%	50.1%
% of FP17s for Band 1 Urgent Courses	35	1,233	2.8%	7.3%	8.0%	9.1%
% of FP17s Relating to Free Repair or Replacements	0	1,233	0.0%	0.8%	0.8%	0.8%
% of FP17s Relating to Continuations	1	1,233	0.1%	1.3%	1.2%	1.2%
% of Patients satisfied with the dentistry they have received	0	0	N/A	92.4%	92.7%	92.8%
% of Patients satisfied with the time they had to wait for an appointment	0	0	N/A	88.1%	89.1%	88.7%

* This is based on patients treated on this contract for their most recent course of treatment. Figures in italics indicate the base number of FP17s or Patient Questionnaire responses are less than 100. N/A is shown where the base number of responses is less than 10 during the period. % is calculated as Quantity/Base number*100

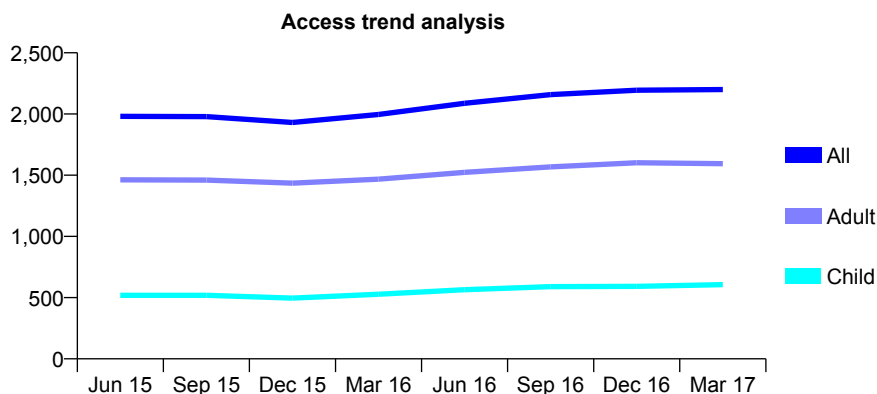
Q59 - Vital Signs At a Glance Contract Report for 704997/0001 - March 2017

Name or company name	Mr M Hamburger and Mrs R P Sadler
Contract type name	GDS Contract
Purpose of contract	General and Orthodontic
Contract start date	29/08/2011
Contract end date	

16/17 Contracted general activity (UDA)	5,896
Carry forward general activity (UDA)	34
16/17 Contracted orthodontic activity (UOA)	0
Carry forward orthodontic activity (UOA)	0
Baseline contract value	£114,888.99

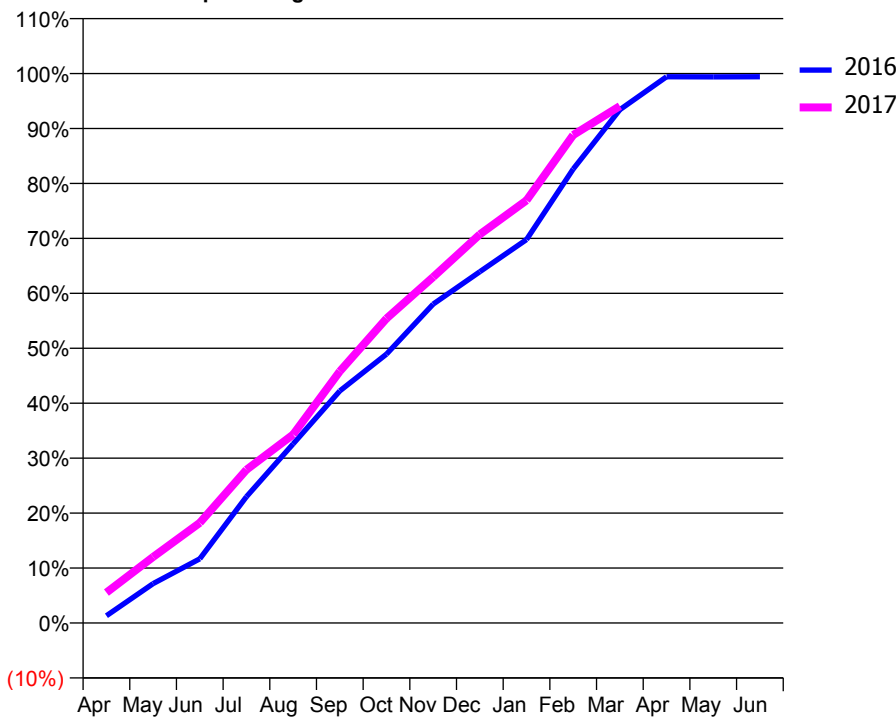
ACCESS*

Patients seen in 24 months	Total	Change since previous quarter
Quarter ending March 2016	1,996	
Quarter ending June 2016	2,088	↑
Quarter ending September 2016	2,158	↑
Quarter ending December 2016	2,194	→
Quarter ending March 2017	2,200	→
Variance since March 2016	10.2%	↑



ACTIVITY

Cumulative percentage of contracted UDA delivered 2016 & 2017



Month	Adjusted Scheduled Activity (UDA)	
	2016	2017
April	76	326
May	415	708
June	676	1,075
July	1,330	1,644
August	1,885	2,022
September	2,443	2,700
October	2,831	3,267
November	3,358	3,712
December	3,698	4,169
January	4,037	4,534
February	4,779	5,236
March	5,404	5,546
April	5,751	
May	5,750	
June	5,751	

QUALITY

	Quantity	Base Number	Contract	AT	Region	England
% of FP17s for the same patient ID Re-attending within 3 months - Children	77	943	8.2%	10.1%	12.0%	12.3%
% of FP17s for the same patient ID Re-attending within 3 months - Adults	309	2,297	13.5%	14.7%	16.0%	16.7%
% of FP17s for the same patient ID Re-attending between 3 & 9 months - Children	458	943	48.6%	60.6%	58.8%	57.6%
% of FP17s for the same patient ID Re-attending between 3 & 9 months - Adults	1,127	2,297	49.1%	52.8%	51.2%	50.1%
% of FP17s for Band 1 Urgent Courses	217	3,067	7.1%	7.3%	8.0%	9.1%
% of FP17s Relating to Free Repair or Replacements	37	3,067	1.2%	0.8%	0.8%	0.8%
% of FP17s Relating to Continuations	16	3,067	0.5%	1.3%	1.2%	1.2%
% of Patients satisfied with the dentistry they have received	8	9	N/A	92.4%	92.7%	92.8%
% of Patients satisfied with the time they had to wait for an appointment	9	9	N/A	88.1%	89.1%	88.7%

* This is based on patients treated on this contract for their most recent course of treatment. Figures in italics indicate the base number of FP17s or Patient Questionnaire responses are less than 100. N/A is shown where the base number of responses is less than 10 during the period. % is calculated as Quantity/Base number*100

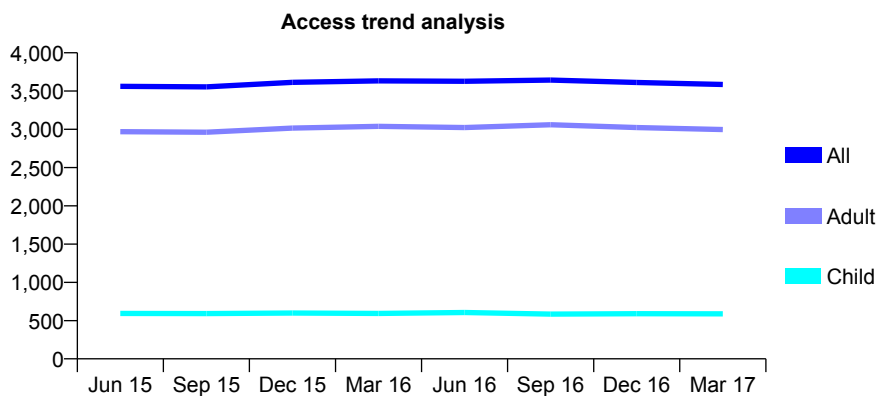
Q59 - Vital Signs At a Glance Contract Report for 724521/0001 - March 2017

Name or company name	MR PM BALDOCK
Contract type name	GDS Contract
Purpose of contract	General
Contract start date	01/04/2006
Contract end date	

16/17 Contracted general activity (UDA)	9,620
Carry forward general activity (UDA)	0
16/17 Contracted orthodontic activity (UOA)	0
Carry forward orthodontic activity (UOA)	0
Baseline contract value	£212,053.38

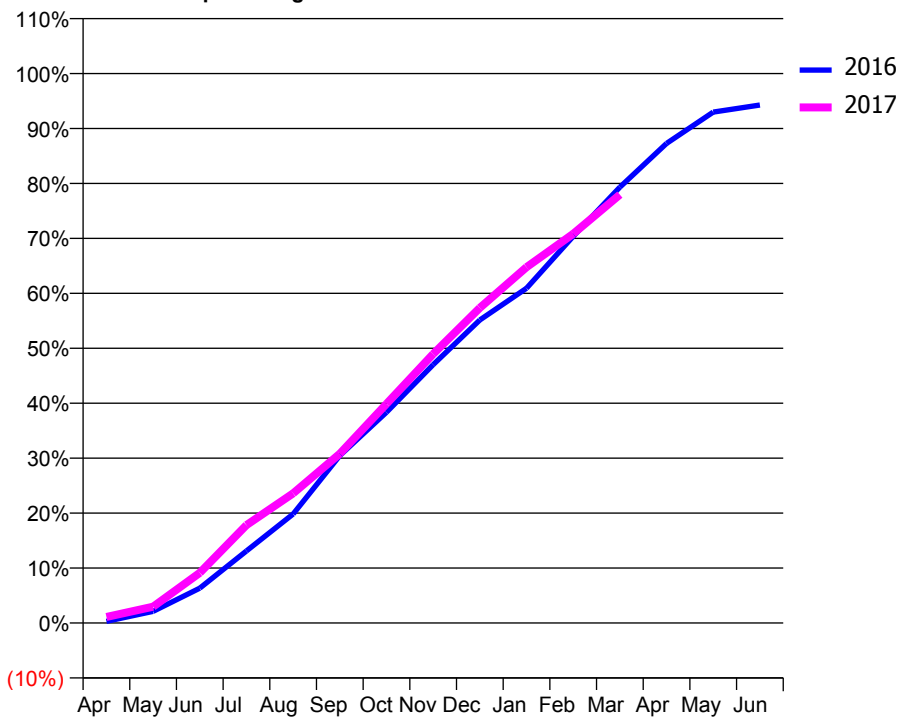
ACCESS*

Patients seen in 24 months	Total	Change since previous quarter
Quarter ending March 2016	3,633	
Quarter ending June 2016	3,628	→
Quarter ending September 2016	3,644	→
Quarter ending December 2016	3,613	→
Quarter ending March 2017	3,586	→
Variance since March 2016	(1.3%)	↓



ACTIVITY

Cumulative percentage of contracted UDA delivered 2016 & 2017



Month	Adjusted Scheduled Activity (UDA)	
	2016	2017
April	29	107
May	205	286
June	611	880
July	1,261	1,714
August	1,909	2,269
September	2,930	2,963
October	3,690	3,838
November	4,523	4,710
December	5,306	5,519
January	5,861	6,230
February	6,770	6,814
March	7,631	7,499
April	8,396	
May	8,945	
June	9,068	

QUALITY

	Quantity	Base Number	Contract	AT	Region	England
% of FP17s for the same patient ID Re-attending within 3 months - Children	36	920	3.9%	10.1%	12.0%	12.3%
% of FP17s for the same patient ID Re-attending within 3 months - Adults	639	4,937	12.9%	14.7%	16.0%	16.7%
% of FP17s for the same patient ID Re-attending between 3 & 9 months - Children	656	920	71.3%	60.6%	58.8%	57.6%
% of FP17s for the same patient ID Re-attending between 3 & 9 months - Adults	3,236	4,937	65.5%	52.8%	51.2%	50.1%
% of FP17s for Band 1 Urgent Courses	333	4,962	6.7%	7.3%	8.0%	9.1%
% of FP17s Relating to Free Repair or Replacements	33	4,962	0.7%	0.8%	0.8%	0.8%
% of FP17s Relating to Continuations	126	4,962	2.5%	1.3%	1.2%	1.2%
% of Patients satisfied with the dentistry they have received	23	23	100.0%	92.4%	92.7%	92.8%
% of Patients satisfied with the time they had to wait for an appointment	23	23	100.0%	88.1%	89.1%	88.7%

* This is based on patients treated on this contract for their most recent course of treatment. Figures in italics indicate the base number of FP17s or Patient Questionnaire responses are less than 100. N/A is shown where the base number of responses is less than 10 during the period. % is calculated as Quantity/Base number*100

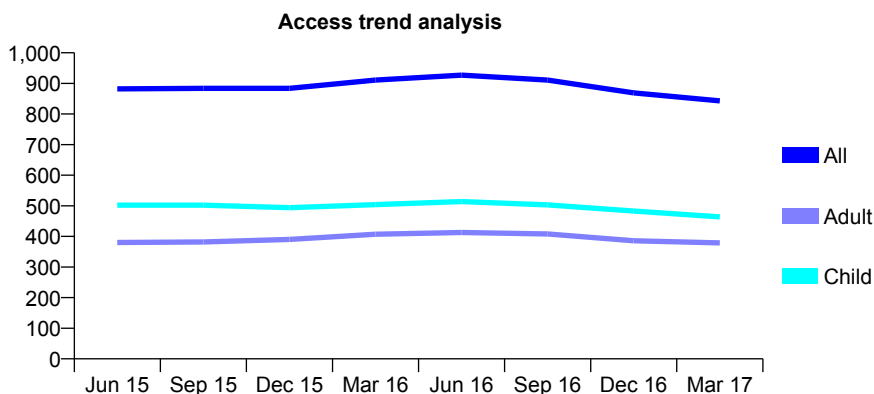
Q59 - Vital Signs At a Glance Contract Report for 736414/0001 - March 2017

Name or company name	MR G FOLDYS
Contract type name	GDS Contract
Purpose of contract	General
Contract start date	01/04/2006
Contract end date	

16/17 Contracted general activity (UDA)	1,900
Carry forward general activity (UDA)	-38
16/17 Contracted orthodontic activity (UOA)	0
Carry forward orthodontic activity (UOA)	0
Baseline contract value	£43,143.04

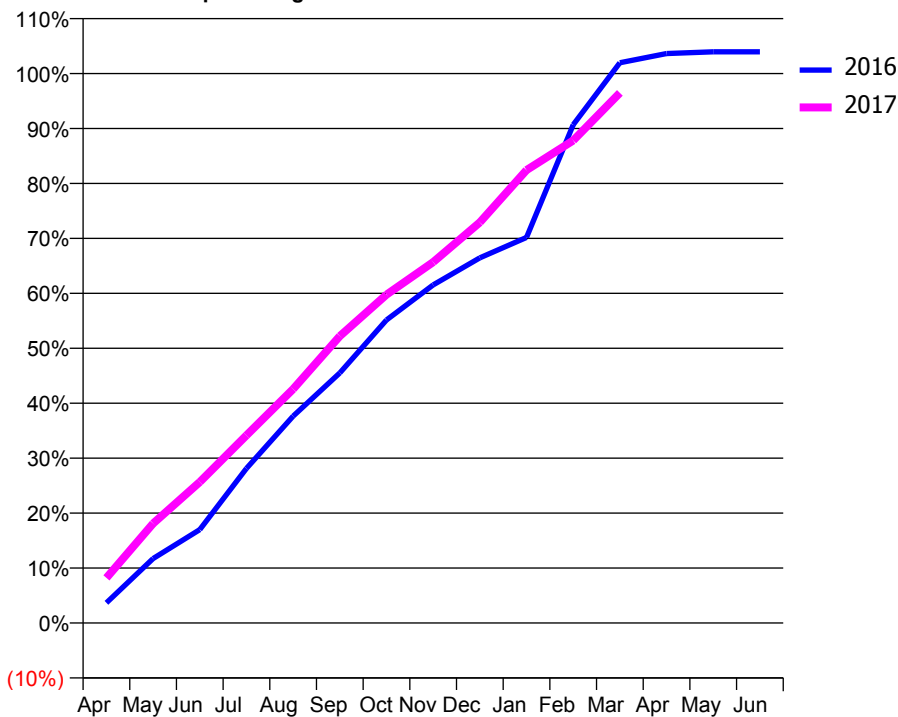
ACCESS*

Patients seen in 24 months	Total	Change since previous quarter
Quarter ending March 2016	911	
Quarter ending June 2016	927	→
Quarter ending September 2016	911	↓
Quarter ending December 2016	869	↓
Quarter ending March 2017	843	↓
Variance since March 2016	(7.5%)	↓



ACTIVITY

Cumulative percentage of contracted UDA delivered 2016 & 2017



Adjusted Scheduled Activity (UDA)

Month	2016	2017
April	70	156
May	223	344
June	323	488
July	535	649
August	715	809
September	865	992
October	1,048	1,135
November	1,169	1,248
December	1,263	1,385
January	1,333	1,566
February	1,723	1,668
March	1,937	1,833
April	1,969	
May	1,975	
June	1,975	

QUALITY

	Quantity	Base Number	Contract	AT	Region	England
% of FP17s for the same patient ID Re-attending within 3 months - Children	59	667	8.8%	10.1%	12.0%	12.3%
% of FP17s for the same patient ID Re-attending within 3 months - Adults	67	415	16.1%	14.7%	16.0%	16.7%
% of FP17s for the same patient ID Re-attending between 3 & 9 months - Children	375	667	56.2%	60.6%	58.8%	57.6%
% of FP17s for the same patient ID Re-attending between 3 & 9 months - Adults	201	415	48.4%	52.8%	51.2%	50.1%
% of FP17s for Band 1 Urgent Courses	79	1,055	7.5%	7.3%	8.0%	9.1%
% of FP17s Relating to Free Repair or Replacements	0	1,055	0.0%	0.8%	0.8%	0.8%
% of FP17s Relating to Continuations	2	1,055	0.2%	1.3%	1.2%	1.2%
% of Patients satisfied with the dentistry they have received	1	1	N/A	92.4%	92.7%	92.8%
% of Patients satisfied with the time they had to wait for an appointment	1	1	N/A	88.1%	89.1%	88.7%

* This is based on patients treated on this contract for their most recent course of treatment. Figures in italics indicate the base number of FP17s or Patient Questionnaire responses are less than 100. N/A is shown where the base number of responses is less than 10 during the period. % is calculated as Quantity/Base number*100

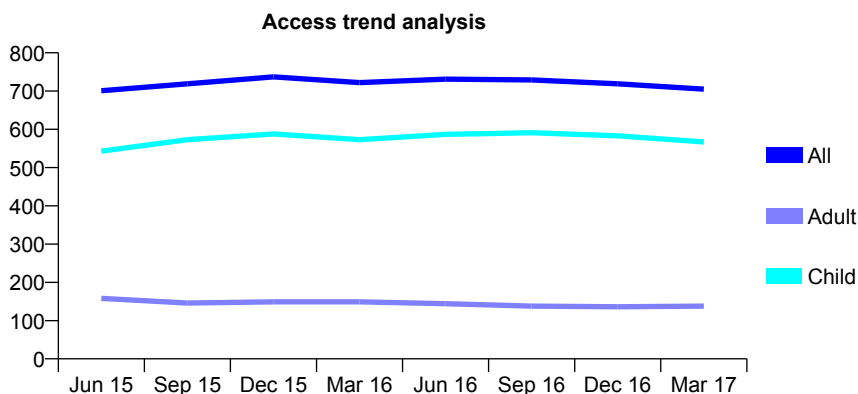
Q59 - Vital Signs At a Glance Contract Report for 746444/0001 - March 2017

Name or company name	MISS ES BUTTERS
Contract type name	GDS Contract
Purpose of contract	General
Contract start date	01/04/2006
Contract end date	

16/17 Contracted general activity (UDA)	1,500
Carry forward general activity (UDA)	-8
16/17 Contracted orthodontic activity (UOA)	0
Carry forward orthodontic activity (UOA)	0
Baseline contract value	£30,374.84

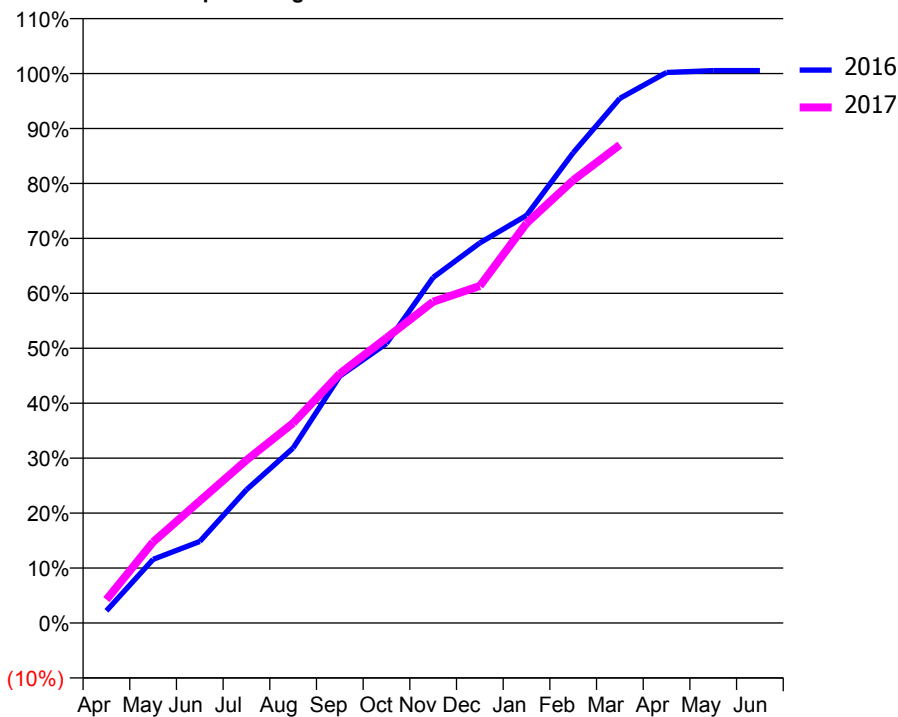
ACCESS*

Patients seen in 24 months	Total	Change since previous quarter
Quarter ending March 2016	722	
Quarter ending June 2016	731	→
Quarter ending September 2016	729	→
Quarter ending December 2016	719	↓
Quarter ending March 2017	705	↓
Variance since March 2016	(2.4%)	↓



ACTIVITY

Cumulative percentage of contracted UDA delivered 2016 & 2017



Month	Adjusted Scheduled Activity (UDA)	
	2016	2017
April	33	64
May	174	221
June	223	333
July	364	445
August	478	546
September	674	681
October	763	779
November	943	877
December	1,038	920
January	1,112	1,091
February	1,284	1,209
March	1,432	1,305
April	1,503	
May	1,508	
June	1,508	

QUALITY

	Quantity	Base Number	Contract	AT	Region	England
% of FP17s for the same patient ID Re-attending within 3 months - Children	46	954	4.8%	10.1%	12.0%	12.3%
% of FP17s for the same patient ID Re-attending within 3 months - Adults	20	134	14.9%	14.7%	16.0%	16.7%
% of FP17s for the same patient ID Re-attending between 3 & 9 months - Children	703	954	73.7%	60.6%	58.8%	57.6%
% of FP17s for the same patient ID Re-attending between 3 & 9 months - Adults	92	134	68.7%	52.8%	51.2%	50.1%
% of FP17s for Band 1 Urgent Courses	35	1,027	3.4%	7.3%	8.0%	9.1%
% of FP17s Relating to Free Repair or Replacements	0	1,027	0.0%	0.8%	0.8%	0.8%
% of FP17s Relating to Continuations	1	1,027	0.1%	1.3%	1.2%	1.2%
% of Patients satisfied with the dentistry they have received	0	0	N/A	92.4%	92.7%	92.8%
% of Patients satisfied with the time they had to wait for an appointment	0	0	N/A	88.1%	89.1%	88.7%

* This is based on patients treated on this contract for their most recent course of treatment. Figures in italics indicate the base number of FP17s or Patient Questionnaire responses are less than 100. N/A is shown where the base number of responses is less than 10 during the period. % is calculated as Quantity/Base number*100

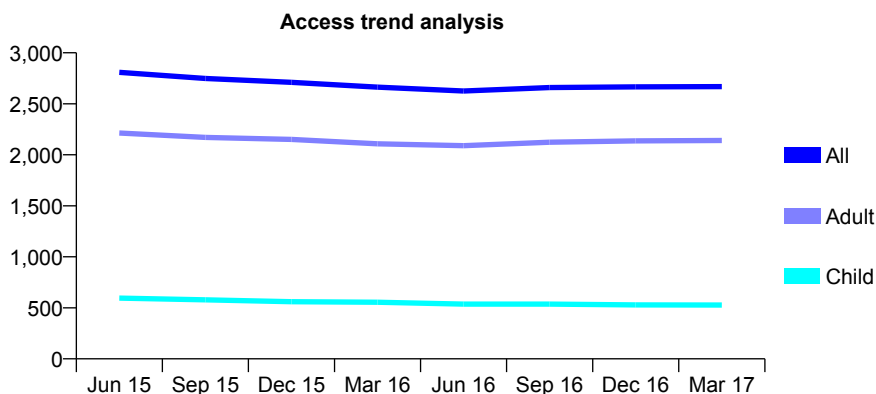
Q59 - Vital Signs At a Glance Contract Report for 749567/0001 - March 2017

Name or company name	MR M PATEL
Contract type name	GDS Contract
Purpose of contract	General
Contract start date	01/04/2006
Contract end date	

16/17 Contracted general activity (UDA)	8,017
Carry forward general activity (UDA)	-150
16/17 Contracted orthodontic activity (UOA)	0
Carry forward orthodontic activity (UOA)	0
Baseline contract value	£200,665.16

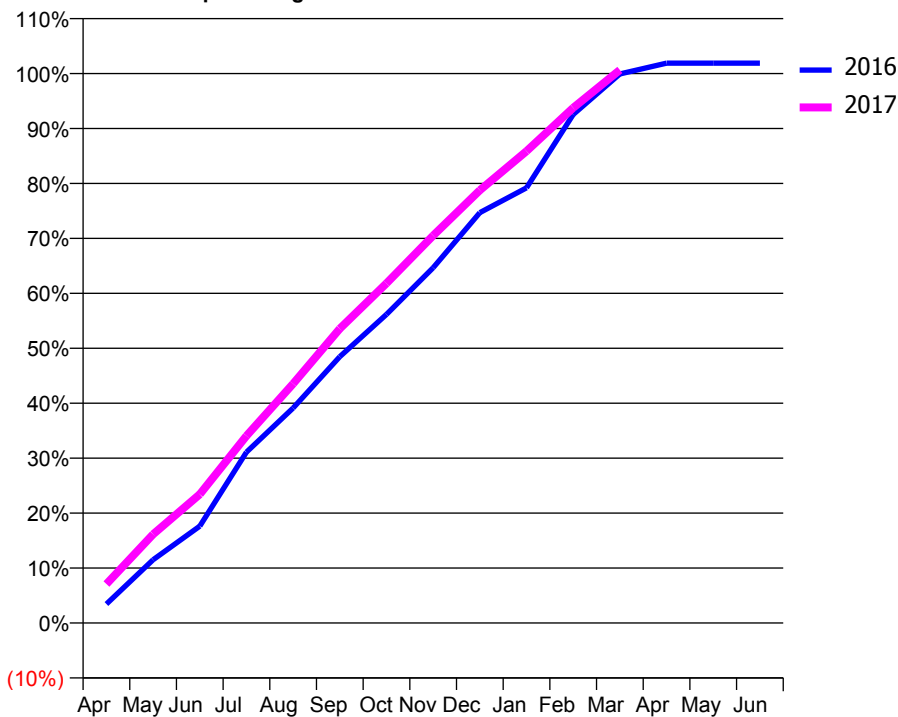
ACCESS*

Patients seen in 24 months	Total	Change since previous quarter
Quarter ending March 2016	2,663	
Quarter ending June 2016	2,626	↓
Quarter ending September 2016	2,659	→
Quarter ending December 2016	2,666	→
Quarter ending March 2017	2,668	→
Variance since March 2016	0.2%	→



ACTIVITY

Cumulative percentage of contracted UDA delivered 2016 & 2017



Month	Adjusted Scheduled Activity (UDA)	
	2016	2017
April	278	568
May	924	1,294
June	1,414	1,878
July	2,492	2,731
August	3,138	3,491
September	3,886	4,295
October	4,503	4,957
November	5,184	5,653
December	5,986	6,314
January	6,348	6,883
February	7,419	7,516
March	8,011	8,068
April	8,167	
May	8,167	
June	8,167	

QUALITY

	Quantity	Base Number	Contract	AT	Region	England
% of FP17s for the same patient ID Re-attending within 3 months - Children	273	1,271	21.5%	10.1%	12.0%	12.3%
% of FP17s for the same patient ID Re-attending within 3 months - Adults	800	4,233	18.9%	14.7%	16.0%	16.7%
% of FP17s for the same patient ID Re-attending between 3 & 9 months - Children	798	1,271	62.8%	60.6%	58.8%	57.6%
% of FP17s for the same patient ID Re-attending between 3 & 9 months - Adults	2,865	4,233	67.7%	52.8%	51.2%	50.1%
% of FP17s for Band 1 Urgent Courses	60	5,428	1.1%	7.3%	8.0%	9.1%
% of FP17s Relating to Free Repair or Replacements	6	5,428	0.1%	0.8%	0.8%	0.8%
% of FP17s Relating to Continuations	23	5,428	0.4%	1.3%	1.2%	1.2%
% of Patients satisfied with the dentistry they have received	3	3	N/A	92.4%	92.7%	92.8%
% of Patients satisfied with the time they had to wait for an appointment	3	3	N/A	88.1%	89.1%	88.7%

* This is based on patients treated on this contract for their most recent course of treatment. Figures in italics indicate the base number of FP17s or Patient Questionnaire responses are less than 100. N/A is shown where the base number of responses is less than 10 during the period. % is calculated as Quantity/Base number*100

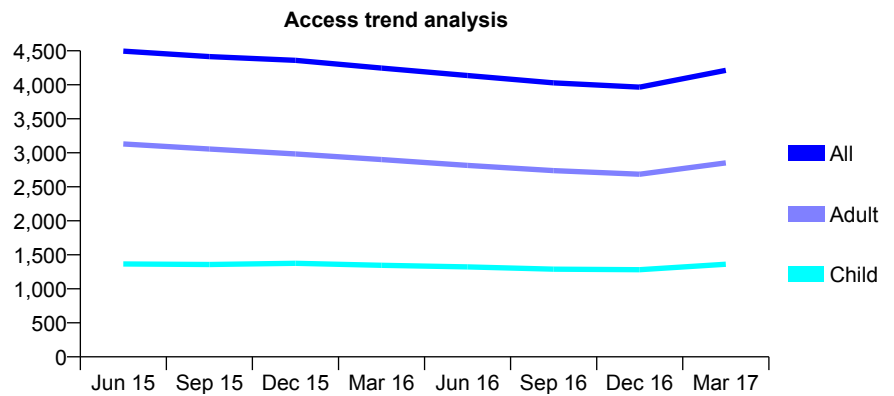
Q59 - Vital Signs At a Glance Contract Report for 750115/0001 - March 2017

Name or company name	MR H CHOTAI
Contract type name	GDS Contract
Purpose of contract	General
Contract start date	01/04/2006
Contract end date	

16/17 Contracted general activity (UDA)	9,039
Carry forward general activity (UDA)	0
16/17 Contracted orthodontic activity (UOA)	0
Carry forward orthodontic activity (UOA)	0
Baseline contract value	£205,993.00

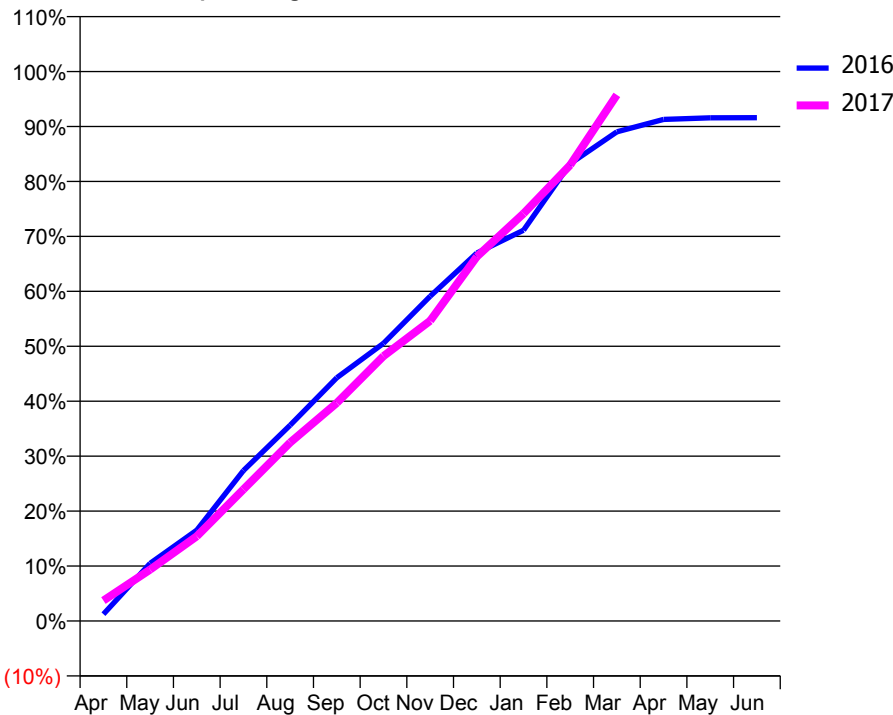
ACCESS*

Patients seen in 24 months	Total	Change since previous quarter
Quarter ending March 2016	4,247	
Quarter ending June 2016	4,136	↓
Quarter ending September 2016	4,028	↓
Quarter ending December 2016	3,966	↓
Quarter ending March 2017	4,212	↑
Variance since March 2016	(0.8%)	→



ACTIVITY

Cumulative percentage of contracted UDA delivered 2016 & 2017



Month	Adjusted Scheduled Activity (UDA)	
	2016	2017
April	112	336
May	949	845
June	1,494	1,393
July	2,476	2,167
August	3,222	2,936
September	4,002	3,587
October	4,568	4,357
November	5,343	4,938
December	6,052	5,993
January	6,429	6,701
February	7,522	7,500
March	8,046	8,654
April	8,251	
May	8,277	
June	8,278	

QUALITY

	Quantity	Base Number	Contract	AT	Region	England
% of FP17s for the same patient ID Re-attending within 3 months - Children	216	2,179	9.9%	10.1%	12.0%	12.3%
% of FP17s for the same patient ID Re-attending within 3 months - Adults	512	3,969	12.9%	14.7%	16.0%	16.7%
% of FP17s for the same patient ID Re-attending between 3 & 9 months - Children	1,311	2,179	60.2%	60.6%	58.8%	57.6%
% of FP17s for the same patient ID Re-attending between 3 & 9 months - Adults	2,269	3,969	57.2%	52.8%	51.2%	50.1%
% of FP17s for Band 1 Urgent Courses	340	5,053	6.7%	7.3%	8.0%	9.1%
% of FP17s Relating to Free Repair or Replacements	15	5,053	0.3%	0.8%	0.8%	0.8%
% of FP17s Relating to Continuations	54	5,053	1.1%	1.3%	1.2%	1.2%
% of Patients satisfied with the dentistry they have received	9	9	N/A	92.4%	92.7%	92.8%
% of Patients satisfied with the time they had to wait for an appointment	9	9	N/A	88.1%	89.1%	88.7%

* This is based on patients treated on this contract for their most recent course of treatment. Figures in italics indicate the base number of FP17s or Patient Questionnaire responses are less than 100. N/A is shown where the base number of responses is less than 10 during the period. % is calculated as Quantity/Base number*100

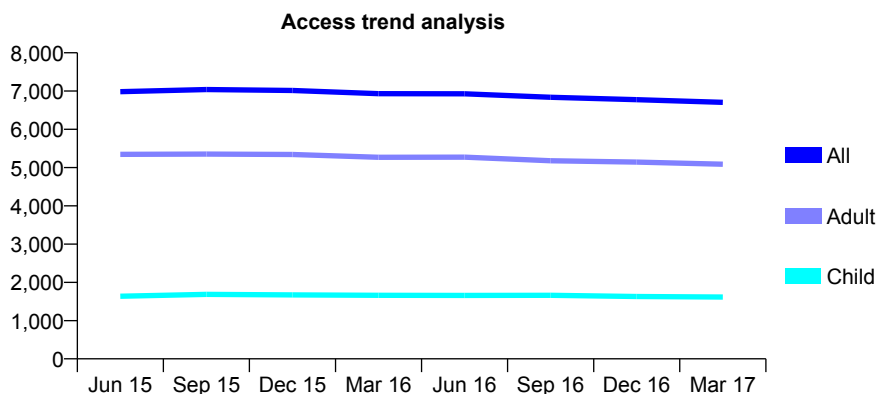
Q59 - Vital Signs At a Glance Contract Report for 751146/0001 - March 2017

Name or company name	MR MB VADHER
Contract type name	GDS Contract
Purpose of contract	General
Contract start date	01/04/2006
Contract end date	

16/17 Contracted general activity (UDA)	18,249
Carry forward general activity (UDA)	24
16/17 Contracted orthodontic activity (UOA)	0
Carry forward orthodontic activity (UOA)	0
Baseline contract value	£457,765.71

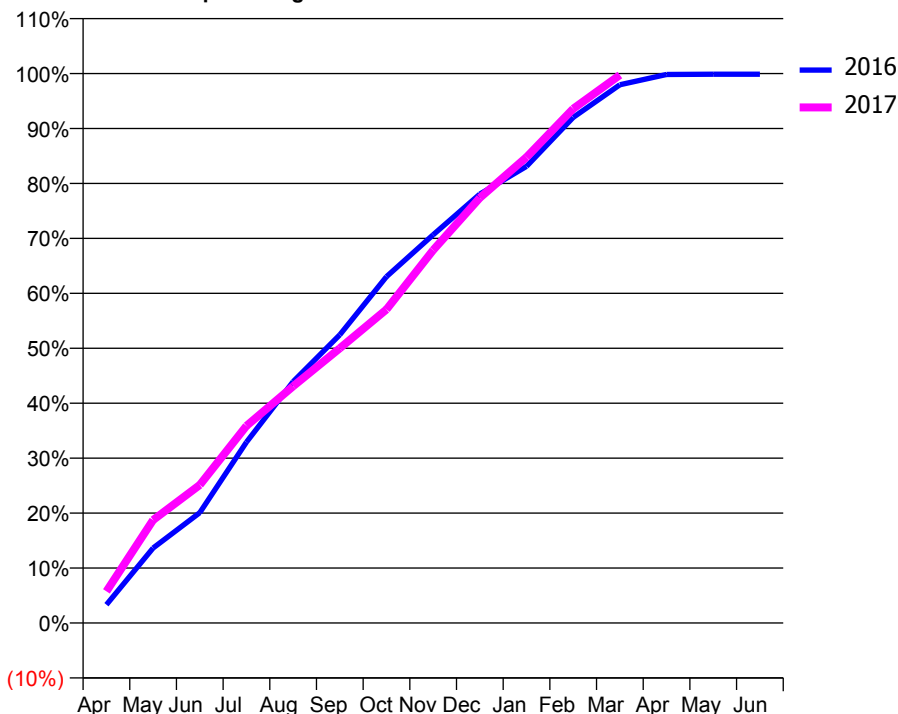
ACCESS*

Patients seen in 24 months	Total	Change since previous quarter
Quarter ending March 2016	6,931	
Quarter ending June 2016	6,929	→
Quarter ending September 2016	6,839	↓
Quarter ending December 2016	6,774	→
Quarter ending March 2017	6,706	↓
Variance since March 2016	(3.2%)	↓



ACTIVITY

Cumulative percentage of contracted UDA delivered 2016 & 2017



Month	Adjusted Scheduled Activity (UDA)	
	2016	2017
April	607	1,050
May	2,493	3,421
June	3,664	4,584
July	6,007	6,549
August	8,016	7,862
September	9,572	9,124
October	11,501	10,415
November	12,892	12,384
December	14,246	14,119
January	15,165	15,470
February	16,793	17,079
March	17,874	18,201
April	18,215	
May	18,225	
June	18,225	

QUALITY

	Quantity	Base Number	Contract	AT	Region	England
% of FP17s for the same patient ID Re-attending within 3 months - Children	61	2,102	2.9%	10.1%	12.0%	12.3%
% of FP17s for the same patient ID Re-attending within 3 months - Adults	430	5,673	7.6%	14.7%	16.0%	16.7%
% of FP17s for the same patient ID Re-attending between 3 & 9 months - Children	1,195	2,102	56.9%	60.6%	58.8%	57.6%
% of FP17s for the same patient ID Re-attending between 3 & 9 months - Adults	1,760	5,673	31.0%	52.8%	51.2%	50.1%
% of FP17s for Band 1 Urgent Courses	83	7,601	1.1%	7.3%	8.0%	9.1%
% of FP17s Relating to Free Repair or Replacements	31	7,601	0.4%	0.8%	0.8%	0.8%
% of FP17s Relating to Continuations	64	7,601	0.8%	1.3%	1.2%	1.2%
% of Patients satisfied with the dentistry they have received	13	13	100.0%	92.4%	92.7%	92.8%
% of Patients satisfied with the time they had to wait for an appointment	13	13	100.0%	88.1%	89.1%	88.7%

* This is based on patients treated on this contract for their most recent course of treatment. Figures in italics indicate the base number of FP17s or Patient Questionnaire responses are less than 100. N/A is shown where the base number of responses is less than 10 during the period. % is calculated as Quantity/Base number*100

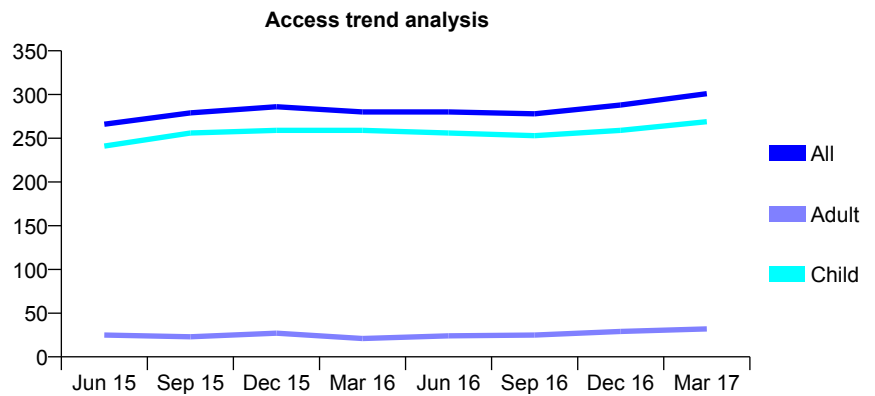
Q59 - Vital Signs At a Glance Contract Report for 752231/0001 - March 2017

Name or company name	MR AN SLEVIN
Contract type name	GDS Contract
Purpose of contract	General
Contract start date	01/04/2006
Contract end date	

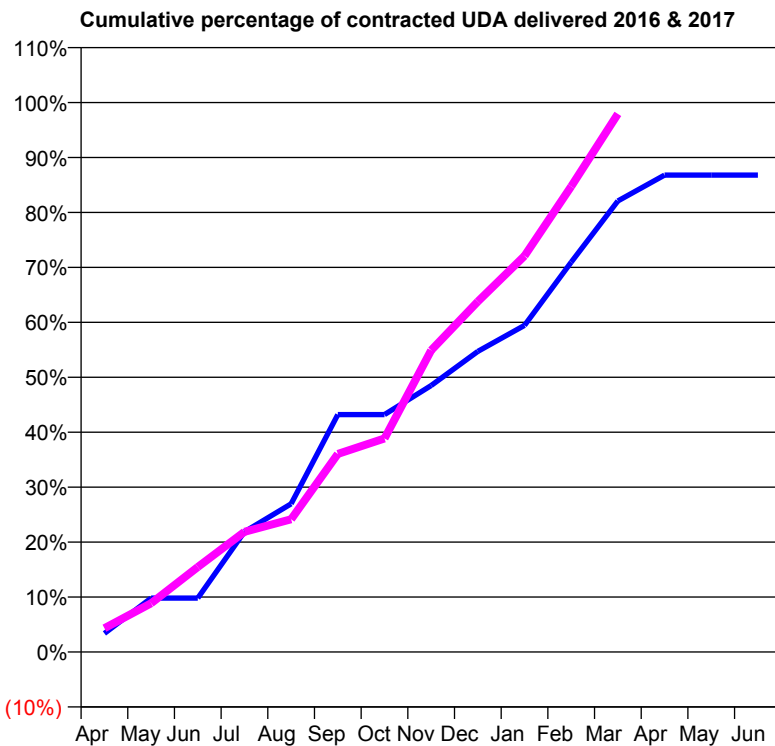
16/17 Contracted general activity (UDA)	530
Carry forward general activity (UDA)	0
16/17 Contracted orthodontic activity (UOA)	0
Carry forward orthodontic activity (UOA)	0
Baseline contract value	£11,300.06

ACCESS*

Patients seen in 24 months	Total	Change since previous quarter
Quarter ending March 2016	280	
Quarter ending June 2016	280	→
Quarter ending September 2016	278	→
Quarter ending December 2016	288	↑
Quarter ending March 2017	301	↑
Variance since March 2016	7.5%	↑



ACTIVITY



Month	Adjusted Scheduled Activity (UDA)	
	2016	2017
April	18	23
May	52	47
June	52	82
July	116	116
August	143	128
September	229	191
October	229	206
November	257	291
December	290	338
January	315	382
February	376	449
March	435	519
April	460	
May	460	
June	460	

QUALITY

	Quantity	Base Number	Contract	AT	Region	England
% of FP17s for the same patient ID Re-attending within 3 months - Children	23	413	5.6%	10.1%	12.0%	12.3%
% of FP17s for the same patient ID Re-attending within 3 months - Adults	0	0	N/A	14.7%	16.0%	16.7%
% of FP17s for the same patient ID Re-attending between 3 & 9 months - Children	203	413	49.2%	60.6%	58.8%	57.6%
% of FP17s for the same patient ID Re-attending between 3 & 9 months - Adults	0	0	N/A	52.8%	51.2%	50.1%
% of FP17s for Band 1 Urgent Courses	0	389	0.0%	7.3%	8.0%	9.1%
% of FP17s Relating to Free Repair or Replacements	0	389	0.0%	0.8%	0.8%	0.8%
% of FP17s Relating to Continuations	0	389	0.0%	1.3%	1.2%	1.2%
% of Patients satisfied with the dentistry they have received	0	0	N/A	92.4%	92.7%	92.8%
% of Patients satisfied with the time they had to wait for an appointment	0	0	N/A	88.1%	89.1%	88.7%

* This is based on patients treated on this contract for their most recent course of treatment. Figures in italics indicate the base number of FP17s or Patient Questionnaire responses are less than 100. N/A is shown where the base number of responses is less than 10 during the period. % is calculated as Quantity/Base number*100

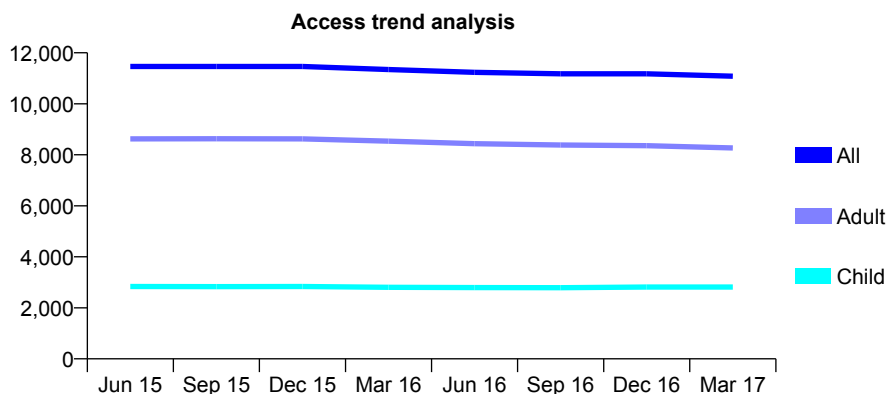
Q59 - Vital Signs At a Glance Contract Report for 763438/0001 - March 2017

Name or company name	MR M SALEEM
Contract type name	GDS Contract
Purpose of contract	General
Contract start date	01/04/2006
Contract end date	

16/17 Contracted general activity (UDA)	34,153
Carry forward general activity (UDA)	0
16/17 Contracted orthodontic activity (UOA)	0
Carry forward orthodontic activity (UOA)	0
Baseline contract value	£752,824.48

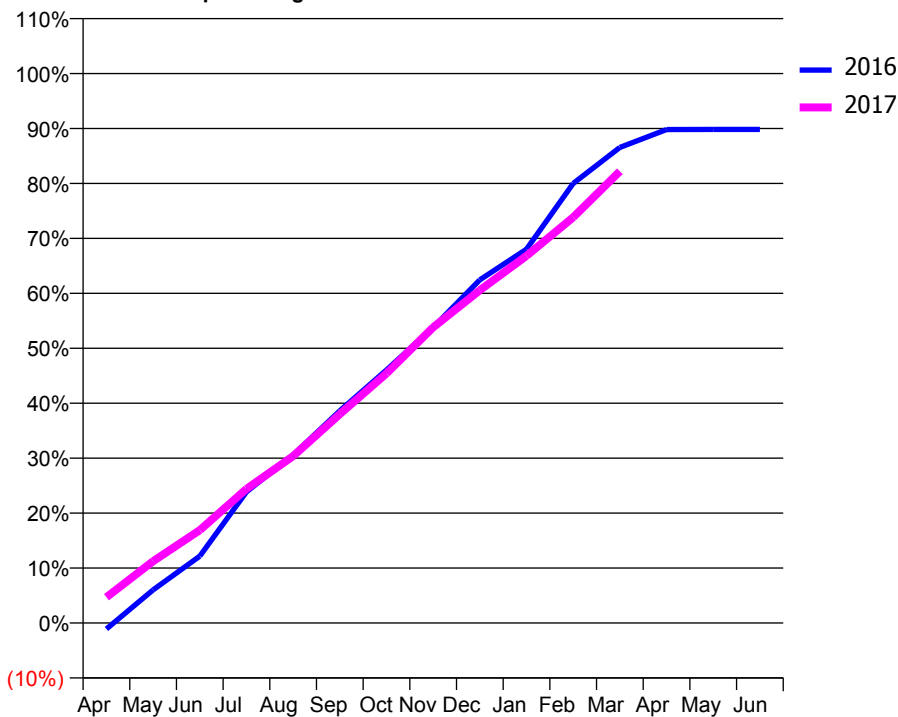
ACCESS*

Patients seen in 24 months	Total	Change since previous quarter
Quarter ending March 2016	11,344	
Quarter ending June 2016	11,235	→
Quarter ending September 2016	11,175	→
Quarter ending December 2016	11,174	→
Quarter ending March 2017	11,084	→
Variance since March 2016	(2.3%)	↓



ACTIVITY

Cumulative percentage of contracted UDA delivered 2016 & 2017



QUALITY

	Quantity	Base Number	Contract	AT	Region	England
% of FP17s for the same patient ID Re-attending within 3 months - Children	196	4,048	4.8%	10.1%	12.0%	12.3%
% of FP17s for the same patient ID Re-attending within 3 months - Adults	1,764	13,204	13.4%	14.7%	16.0%	16.7%
% of FP17s for the same patient ID Re-attending between 3 & 9 months - Children	2,497	4,048	61.7%	60.6%	58.8%	57.6%
% of FP17s for the same patient ID Re-attending between 3 & 9 months - Adults	8,474	13,204	64.2%	52.8%	51.2%	50.1%
% of FP17s for Band 1 Urgent Courses	1,238	16,610	7.5%	7.3%	8.0%	9.1%
% of FP17s Relating to Free Repair or Replacements	198	16,610	1.2%	0.8%	0.8%	0.8%
% of FP17s Relating to Continuations	65	16,610	0.4%	1.3%	1.2%	1.2%
% of Patients satisfied with the dentistry they have received	21	24	87.5%	92.4%	92.7%	92.8%
% of Patients satisfied with the time they had to wait for an appointment	23	24	95.8%	88.1%	89.1%	88.7%

* This is based on patients treated on this contract for their most recent course of treatment. Figures in italics indicate the base number of FP17s or Patient Questionnaire responses are less than 100. N/A is shown where the base number of responses is less than 10 during the period. % is calculated as Quantity/Base number*100

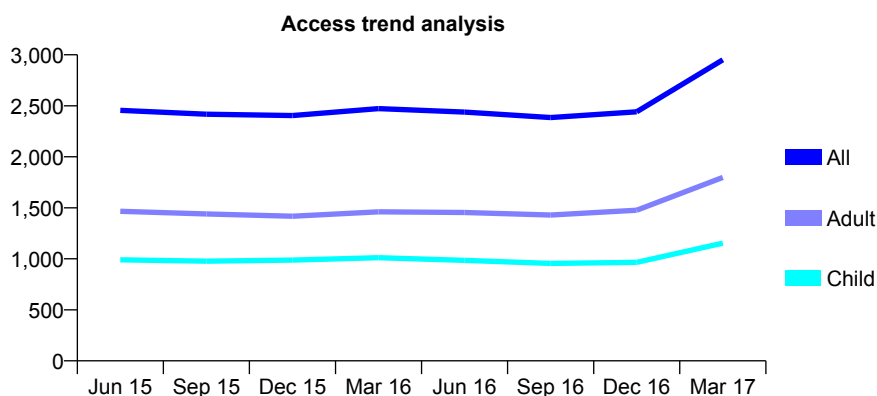
Q59 - Vital Signs At a Glance Contract Report for 764817/0001 - March 2017

Name or company name	MISS A GOHIL
Contract type name	GDS Contract
Purpose of contract	General
Contract start date	01/09/2008
Contract end date	

16/17 Contracted general activity (UDA)	10,985
Carry forward general activity (UDA)	272
16/17 Contracted orthodontic activity (UOA)	0
Carry forward orthodontic activity (UOA)	0
Baseline contract value	£234,674.30

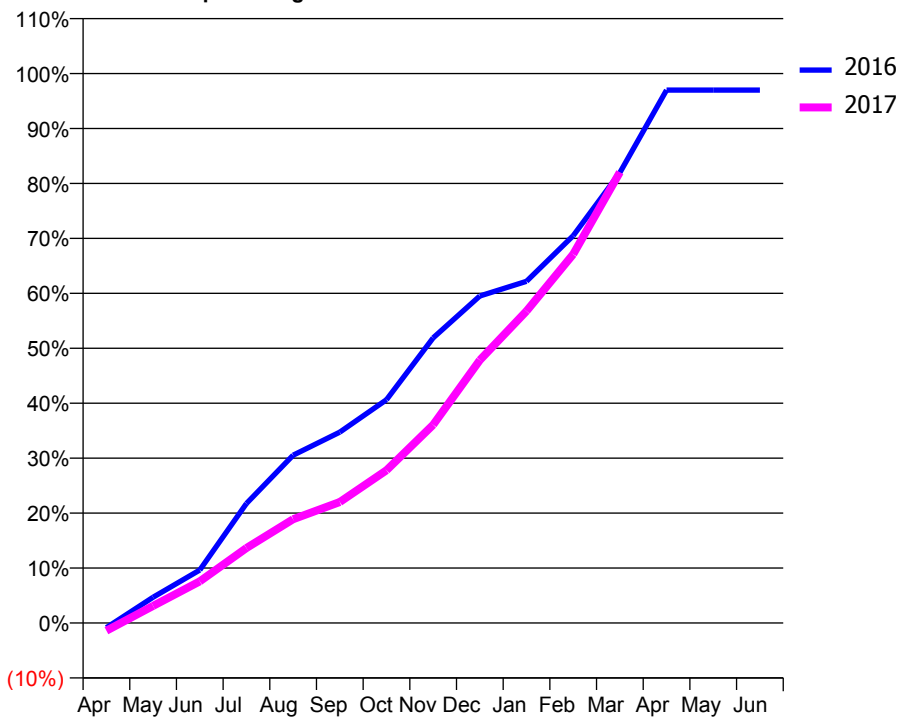
ACCESS*

Patients seen in 24 months	Total	Change since previous quarter
Quarter ending March 2016	2,472	
Quarter ending June 2016	2,439	↓
Quarter ending September 2016	2,385	↓
Quarter ending December 2016	2,441	↑
Quarter ending March 2017	2,951	↑
Variance since March 2016	19.4%	↑



ACTIVITY

Cumulative percentage of contracted UDA delivered 2016 & 2017



Month	Adjusted Scheduled Activity (UDA)	
	2016	2017
April	-78	-156
May	422	342
June	866	832
July	1,955	1,500
August	2,744	2,074
September	3,121	2,420
October	3,650	3,054
November	4,662	3,963
December	5,348	5,255
January	5,586	6,237
February	6,333	7,372
March	7,364	9,010
April	8,713	
May	8,713	
June	8,713	

QUALITY

	Quantity	Base Number	Contract	AT	Region	England
% of FP17s for the same patient ID Re-attending within 3 months - Children	141	1,607	8.8%	10.1%	12.0%	12.3%
% of FP17s for the same patient ID Re-attending within 3 months - Adults	474	2,410	19.7%	14.7%	16.0%	16.7%
% of FP17s for the same patient ID Re-attending between 3 & 9 months - Children	792	1,607	49.3%	60.6%	58.8%	57.6%
% of FP17s for the same patient ID Re-attending between 3 & 9 months - Adults	972	2,410	40.3%	52.8%	51.2%	50.1%
% of FP17s for Band 1 Urgent Courses	281	3,648	7.7%	7.3%	8.0%	9.1%
% of FP17s Relating to Free Repair or Replacements	18	3,648	0.5%	0.8%	0.8%	0.8%
% of FP17s Relating to Continuations	21	3,648	0.6%	1.3%	1.2%	1.2%
% of Patients satisfied with the dentistry they have received	9	11	81.8%	92.4%	92.7%	92.8%
% of Patients satisfied with the time they had to wait for an appointment	9	11	81.8%	88.1%	89.1%	88.7%

* This is based on patients treated on this contract for their most recent course of treatment. Figures in italics indicate the base number of FP17s or Patient Questionnaire responses are less than 100. N/A is shown where the base number of responses is less than 10 during the period. % is calculated as Quantity/Base number*100

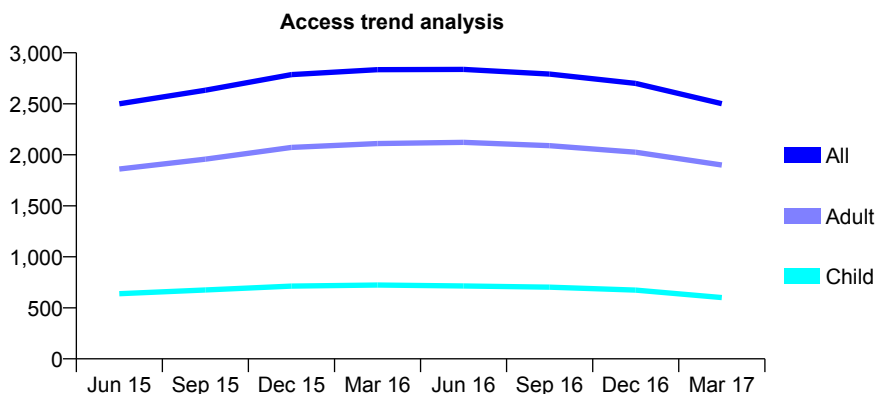
Q59 - Vital Signs At a Glance Contract Report for 766275/0001 - March 2017

Name or company name	MR CV MARU
Contract type name	GDS Contract
Purpose of contract	General
Contract start date	01/04/2006
Contract end date	

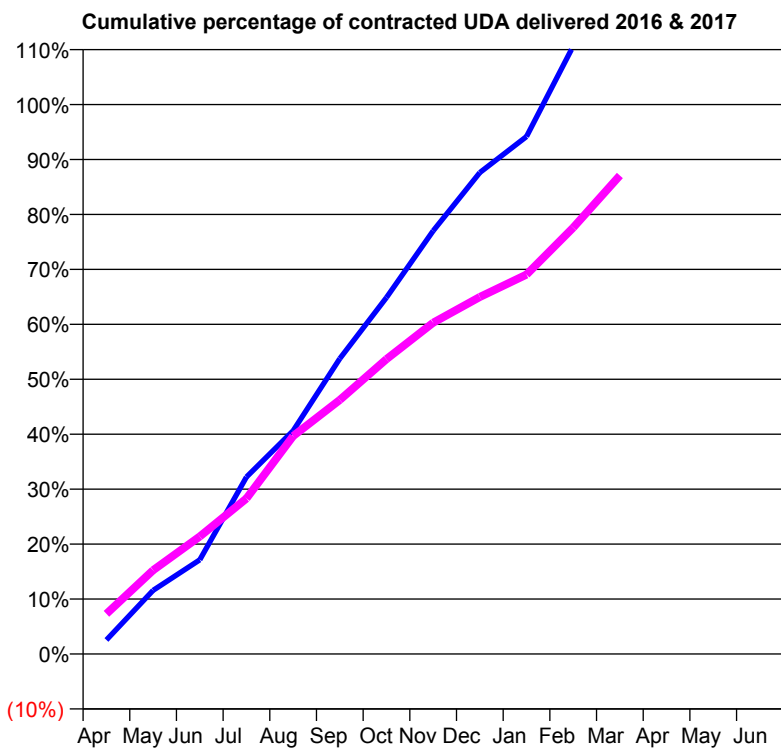
16/17 Contracted general activity (UDA)	5,414
Carry forward general activity (UDA)	-108
16/17 Contracted orthodontic activity (UOA)	0
Carry forward orthodontic activity (UOA)	0
Baseline contract value	£149,556.78

ACCESS*

Patients seen in 24 months	Total	Change since previous quarter
Quarter ending March 2016	2,835	
Quarter ending June 2016	2,837	→
Quarter ending September 2016	2,791	↓
Quarter ending December 2016	2,700	↓
Quarter ending March 2017	2,501	↓
Variance since March 2016	(11.8%)	↓



ACTIVITY



Month	Adjusted Scheduled Activity (UDA)	
	2016	2017
April	138	396
May	628	826
June	929	1,158
July	1,744	1,533
August	2,200	2,148
September	2,911	2,503
October	3,513	2,905
November	4,169	3,264
December	4,743	3,518
January	5,098	3,738
February	5,988	4,201
March	6,559	4,714
April	6,784	
May	6,777	
June	6,777	

QUALITY

	Quantity	Base Number	Contract	AT	Region	England
% of FP17s for the same patient ID Re-attending within 3 months - Children	39	775	5.0%	10.1%	12.0%	12.3%
% of FP17s for the same patient ID Re-attending within 3 months - Adults	276	2,422	11.4%	14.7%	16.0%	16.7%
% of FP17s for the same patient ID Re-attending between 3 & 9 months - Children	509	775	65.7%	60.6%	58.8%	57.6%
% of FP17s for the same patient ID Re-attending between 3 & 9 months - Adults	1,626	2,422	67.1%	52.8%	51.2%	50.1%
% of FP17s for Band 1 Urgent Courses	215	2,455	8.8%	7.3%	8.0%	9.1%
% of FP17s Relating to Free Repair or Replacements	5	2,455	0.2%	0.8%	0.8%	0.8%
% of FP17s Relating to Continuations	2	2,455	0.1%	1.3%	1.2%	1.2%
% of Patients satisfied with the dentistry they have received	4	4	N/A	92.4%	92.7%	92.8%
% of Patients satisfied with the time they had to wait for an appointment	4	4	N/A	88.1%	89.1%	88.7%

* This is based on patients treated on this contract for their most recent course of treatment. Figures in italics indicate the base number of FP17s or Patient Questionnaire responses are less than 100. N/A is shown where the base number of responses is less than 10 during the period. % is calculated as Quantity/Base number*100

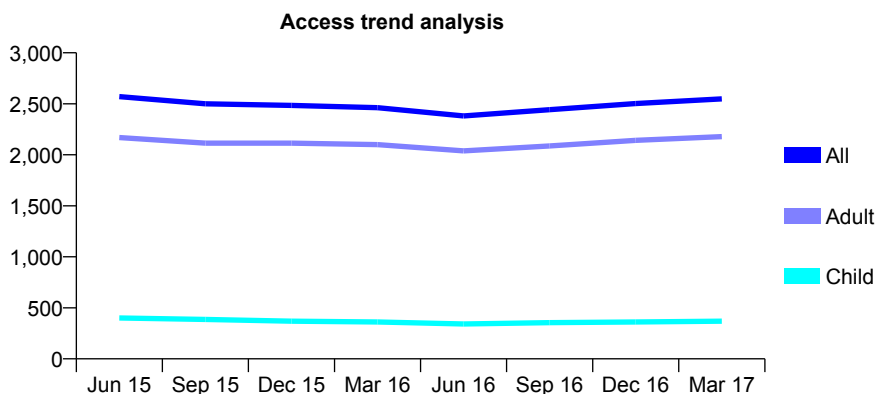
Q59 - Vital Signs At a Glance Contract Report for 774677/0001 - March 2017

Name or company name	Mrs C Patel
Contract type name	GDS Contract
Purpose of contract	General
Contract start date	01/04/2006
Contract end date	

16/17 Contracted general activity (UDA)	7,072
Carry forward general activity (UDA)	164
16/17 Contracted orthodontic activity (UOA)	0
Carry forward orthodontic activity (UOA)	0
Baseline contract value	£125,597.48

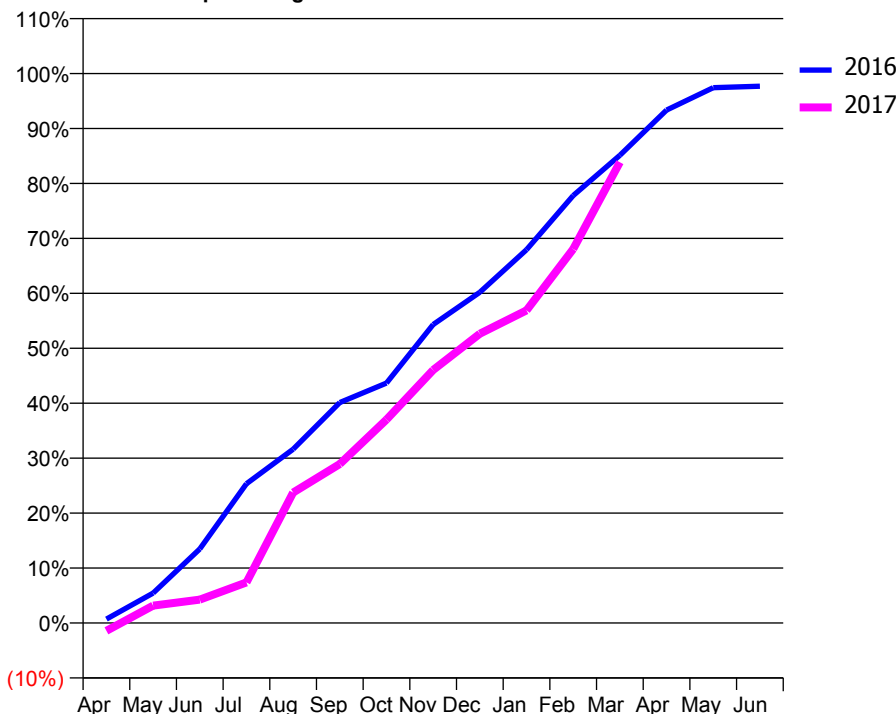
ACCESS*

Patients seen in 24 months	Total	Change since previous quarter
Quarter ending March 2016	2,462	
Quarter ending June 2016	2,381	↓
Quarter ending September 2016	2,442	↑
Quarter ending December 2016	2,503	↑
Quarter ending March 2017	2,548	→
Variance since March 2016	3.5%	↑



ACTIVITY

Cumulative percentage of contracted UDA delivered 2016 & 2017



Adjusted Scheduled Activity (UDA)

Month	2016	2017
April	51	-102
May	385	225
June	954	301
July	1,793	523
August	2,237	1,680
September	2,838	2,047
October	3,088	2,618
November	3,841	3,256
December	4,257	3,723
January	4,804	4,024
February	5,502	4,814
March	6,019	5,930
April	6,601	
May	6,890	
June	6,908	

QUALITY

	Quantity	Base Number	Contract	AT	Region	England
% of FP17s for the same patient ID Re-attending within 3 months - Children	37	432	8.6%	10.1%	12.0%	12.3%
% of FP17s for the same patient ID Re-attending within 3 months - Adults	284	2,415	11.8%	14.7%	16.0%	16.7%
% of FP17s for the same patient ID Re-attending between 3 & 9 months - Children	138	432	31.9%	60.6%	58.8%	57.6%
% of FP17s for the same patient ID Re-attending between 3 & 9 months - Adults	934	2,415	38.7%	52.8%	51.2%	50.1%
% of FP17s for Band 1 Urgent Courses	337	2,592	13.0%	7.3%	8.0%	9.1%
% of FP17s Relating to Free Repair or Replacements	30	2,592	1.2%	0.8%	0.8%	0.8%
% of FP17s Relating to Continuations	20	2,592	0.8%	1.3%	1.2%	1.2%
% of Patients satisfied with the dentistry they have received	5	5	N/A	92.4%	92.7%	92.8%
% of Patients satisfied with the time they had to wait for an appointment	4	5	N/A	88.1%	89.1%	88.7%

* This is based on patients treated on this contract for their most recent course of treatment. Figures in italics indicate the base number of FP17s or Patient Questionnaire responses are less than 100. N/A is shown where the base number of responses is less than 10 during the period. % is calculated as Quantity/Base number*100

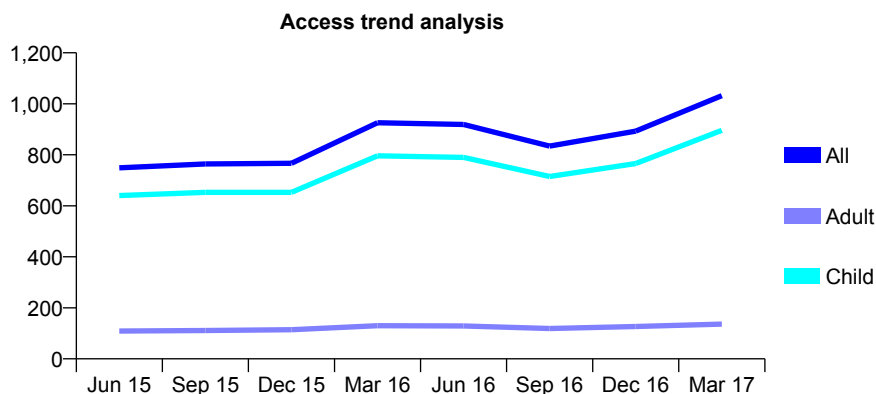
Q59 - Vital Signs At a Glance Contract Report for 787930/0001 - March 2017

Name or company name	MISS G DENTITH
Contract type name	GDS Contract
Purpose of contract	General
Contract start date	02/08/2013
Contract end date	

16/17 Contracted general activity (UDA)	2,400
Carry forward general activity (UDA)	55
16/17 Contracted orthodontic activity (UOA)	0
Carry forward orthodontic activity (UOA)	0
Baseline contract value	£86,843.75

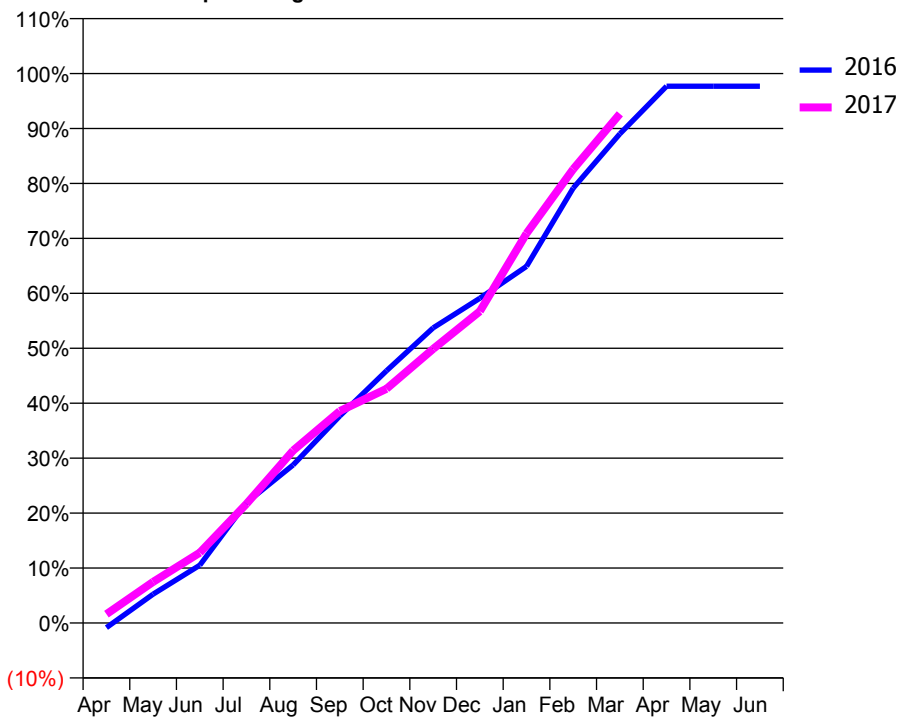
ACCESS*

Patients seen in 24 months	Total	Change since previous quarter
Quarter ending March 2016	926	
Quarter ending June 2016	919	→
Quarter ending September 2016	834	↓
Quarter ending December 2016	893	↑
Quarter ending March 2017	1,032	↑
Variance since March 2016	11.4%	↑



ACTIVITY

Cumulative percentage of contracted UDA delivered 2016 & 2017



Month	Adjusted Scheduled Activity (UDA)	
	2016	2017
April	-21	39
May	126	180
June	253	307
July	526	521
August	690	753
September	904	926
October	1,101	1,023
November	1,289	1,197
December	1,418	1,361
January	1,557	1,701
February	1,900	1,982
March	2,136	2,224
April	2,345	
May	2,345	
June	2,345	

QUALITY

	Quantity	Base Number	Contract	AT	Region	England
% of FP17s for the same patient ID Re-attending within 3 months - Children	65	1,389	4.7%	10.1%	12.0%	12.3%
% of FP17s for the same patient ID Re-attending within 3 months - Adults	4	93	4.3%	14.7%	16.0%	16.7%
% of FP17s for the same patient ID Re-attending between 3 & 9 months - Children	744	1,389	53.6%	60.6%	58.8%	57.6%
% of FP17s for the same patient ID Re-attending between 3 & 9 months - Adults	51	93	54.8%	52.8%	51.2%	50.1%
% of FP17s for Band 1 Urgent Courses	71	1,365	5.2%	7.3%	8.0%	9.1%
% of FP17s Relating to Free Repair or Replacements	0	1,365	0.0%	0.8%	0.8%	0.8%
% of FP17s Relating to Continuations	0	1,365	0.0%	1.3%	1.2%	1.2%
% of Patients satisfied with the dentistry they have received	0	0	N/A	92.4%	92.7%	92.8%
% of Patients satisfied with the time they had to wait for an appointment	0	0	N/A	88.1%	89.1%	88.7%

* This is based on patients treated on this contract for their most recent course of treatment. Figures in italics indicate the base number of FP17s or Patient Questionnaire responses are less than 100. N/A is shown where the base number of responses is less than 10 during the period. % is calculated as Quantity/Base number*100

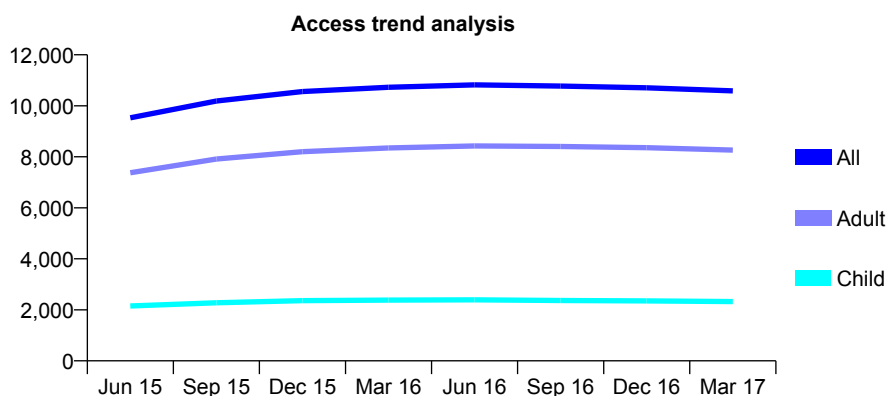
Q59 - Vital Signs At a Glance Contract Report for 796964/0002 - March 2017

Name or company name	MR A SMITH
Contract type name	GDS Contract
Purpose of contract	General and Orthodontic
Contract start date	01/08/2014
Contract end date	

16/17 Contracted general activity (UDA)	33,500
Carry forward general activity (UDA)	-481
16/17 Contracted orthodontic activity (UOA)	707
Carry forward orthodontic activity (UOA)	0
Baseline contract value	£934,794.16

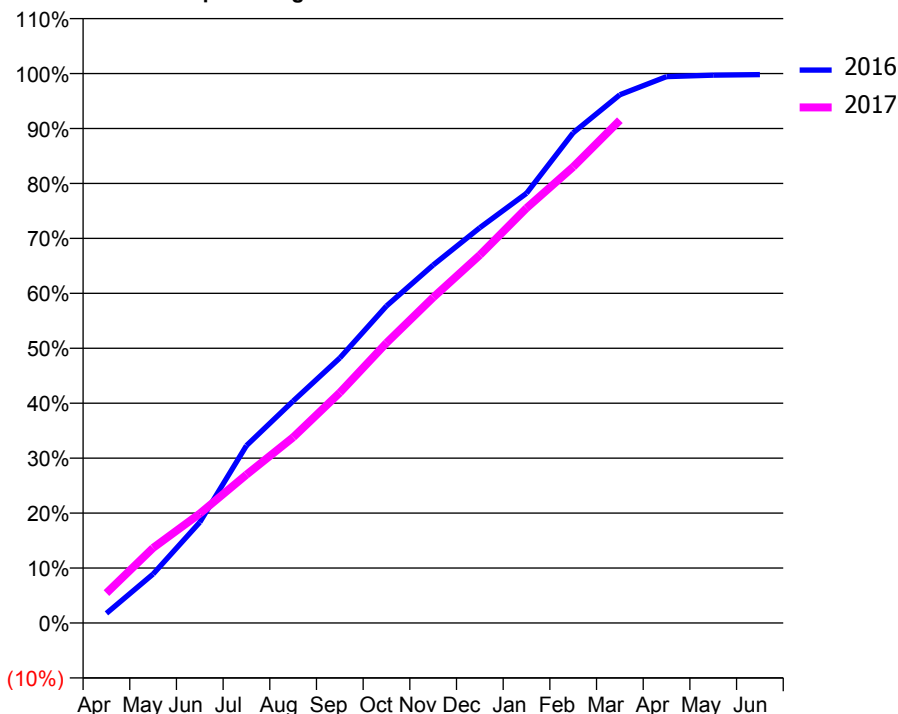
ACCESS*

Patients seen in 24 months	Total	Change since previous quarter
Quarter ending March 2016	10,729	
Quarter ending June 2016	10,820	→
Quarter ending September 2016	10,773	→
Quarter ending December 2016	10,706	→
Quarter ending March 2017	10,587	↓
Variance since March 2016	(1.3%)	↓



ACTIVITY

Cumulative percentage of contracted UDA delivered 2016 & 2017



Month	Adjusted Scheduled Activity (UDA)	
	2016	2017
April	588	1,821
May	2,987	4,582
June	6,141	6,668
July	10,820	9,043
August	13,530	11,317
September	16,155	14,042
October	19,327	17,075
November	21,823	19,850
December	24,098	22,436
January	26,195	25,298
February	29,887	27,805
March	32,206	30,650
April	33,314	
May	33,403	
June	33,432	

QUALITY

	Quantity	Base Number	Contract	AT	Region	England
% of FP17s for the same patient ID Re-attending within 3 months - Children	289	3,878	7.5%	10.1%	12.0%	12.3%
% of FP17s for the same patient ID Re-attending within 3 months - Adults	2,186	13,484	16.2%	14.7%	16.0%	16.7%
% of FP17s for the same patient ID Re-attending between 3 & 9 months - Children	2,525	3,878	65.1%	60.6%	58.8%	57.6%
% of FP17s for the same patient ID Re-attending between 3 & 9 months - Adults	8,536	13,484	63.3%	52.8%	51.2%	50.1%
% of FP17s for Band 1 Urgent Courses	1,026	16,663	6.2%	7.3%	8.0%	9.1%
% of FP17s Relating to Free Repair or Replacements	486	16,663	2.9%	0.8%	0.8%	0.8%
% of FP17s Relating to Continuations	319	16,663	1.9%	1.3%	1.2%	1.2%
% of Patients satisfied with the dentistry they have received	21	22	95.5%	92.4%	92.7%	92.8%
% of Patients satisfied with the time they had to wait for an appointment	19	22	86.4%	88.1%	89.1%	88.7%

* This is based on patients treated on this contract for their most recent course of treatment. Figures in italics indicate the base number of FP17s or Patient Questionnaire responses are less than 100. N/A is shown where the base number of responses is less than 10 during the period. % is calculated as Quantity/Base number*100

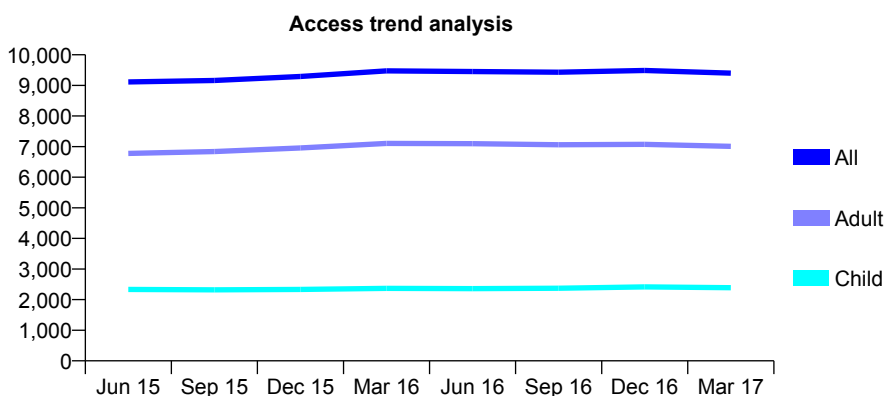
Q59 - Vital Signs At a Glance Contract Report for 810886/0001 - March 2017

Name or company name	MR JF WANSTALL
Contract type name	GDS Contract
Purpose of contract	General
Contract start date	01/04/2006
Contract end date	

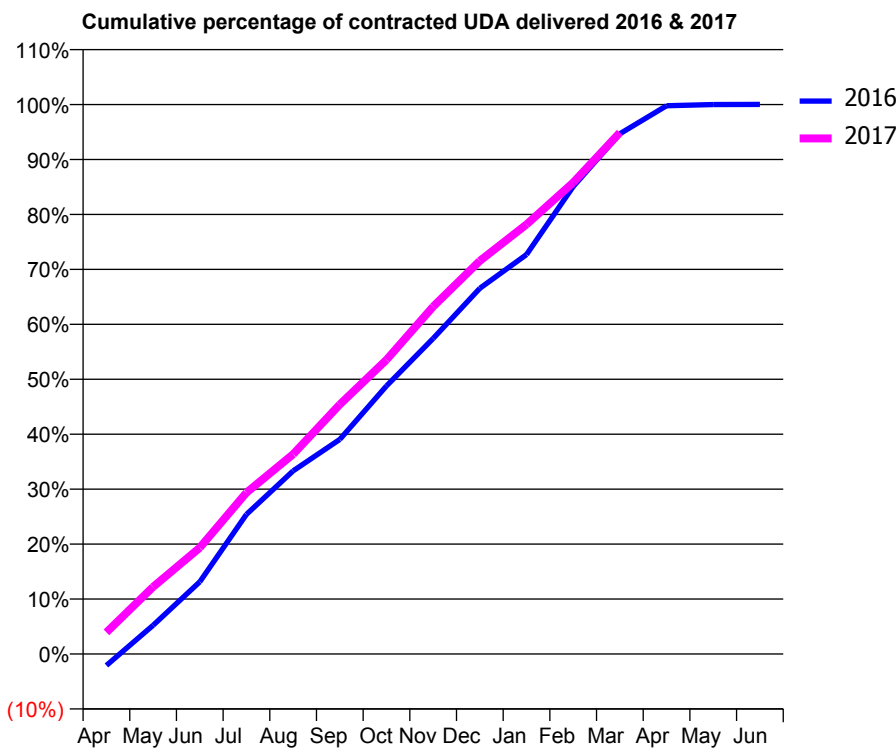
16/17 Contracted general activity (UDA)	25,717
Carry forward general activity (UDA)	-3
16/17 Contracted orthodontic activity (UOA)	0
Carry forward orthodontic activity (UOA)	0
Baseline contract value	£556,865.83

ACCESS*

Patients seen in 24 months	Total	Change since previous quarter
Quarter ending March 2016	9,475	
Quarter ending June 2016	9,454	→
Quarter ending September 2016	9,432	→
Quarter ending December 2016	9,489	→
Quarter ending March 2017	9,400	→
Variance since March 2016	(0.8%)	→



ACTIVITY



Month	Adjusted Scheduled Activity (UDA)	
	2016	2017
April	-539	1,013
May	1,344	3,142
June	3,377	4,976
July	6,539	7,554
August	8,571	9,354
September	10,044	11,680
October	12,549	13,770
November	14,771	16,261
December	17,116	18,400
January	18,693	20,101
February	21,877	22,063
March	24,346	24,402
April	25,657	
May	25,715	
June	25,720	

QUALITY

	Quantity	Base Number	Contract	AT	Region	England
% of FP17s for the same patient ID Re-attending within 3 months - Children	249	3,812	6.5%	10.1%	12.0%	12.3%
% of FP17s for the same patient ID Re-attending within 3 months - Adults	1,458	10,609	13.7%	14.7%	16.0%	16.7%
% of FP17s for the same patient ID Re-attending between 3 & 9 months - Children	2,523	3,812	66.2%	60.6%	58.8%	57.6%
% of FP17s for the same patient ID Re-attending between 3 & 9 months - Adults	6,631	10,609	62.5%	52.8%	51.2%	50.1%
% of FP17s for Band 1 Urgent Courses	862	13,091	6.6%	7.3%	8.0%	9.1%
% of FP17s Relating to Free Repair or Replacements	104	13,091	0.8%	0.8%	0.8%	0.8%
% of FP17s Relating to Continuations	160	13,091	1.2%	1.3%	1.2%	1.2%
% of Patients satisfied with the dentistry they have received	24	26	92.3%	92.4%	92.7%	92.8%
% of Patients satisfied with the time they had to wait for an appointment	24	26	92.3%	88.1%	89.1%	88.7%

* This is based on patients treated on this contract for their most recent course of treatment. Figures in italics indicate the base number of FP17s or Patient Questionnaire responses are less than 100. N/A is shown where the base number of responses is less than 10 during the period. % is calculated as Quantity/Base number*100

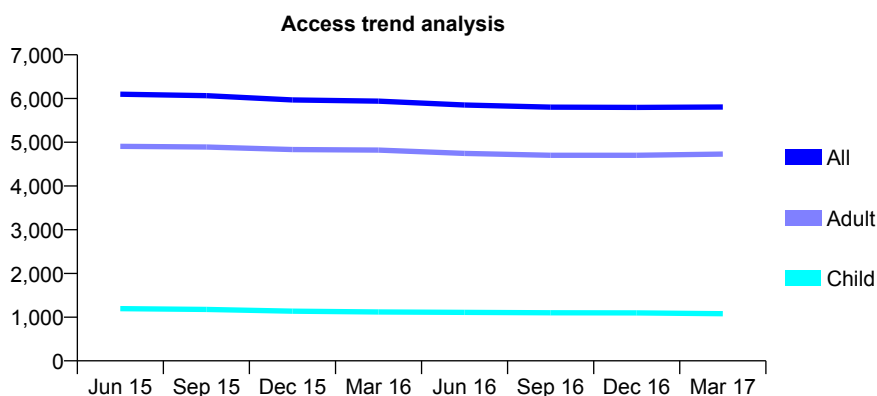
Q59 - Vital Signs At a Glance Contract Report for 812692/0001 - March 2017

Name or company name	MR RD KIDY
Contract type name	GDS Contract
Purpose of contract	General and Orthodontic
Contract start date	01/04/2006
Contract end date	

16/17 Contracted general activity (UDA)	18,737
Carry forward general activity (UDA)	0
16/17 Contracted orthodontic activity (UOA)	467
Carry forward orthodontic activity (UOA)	12
Baseline contract value	£409,736.77

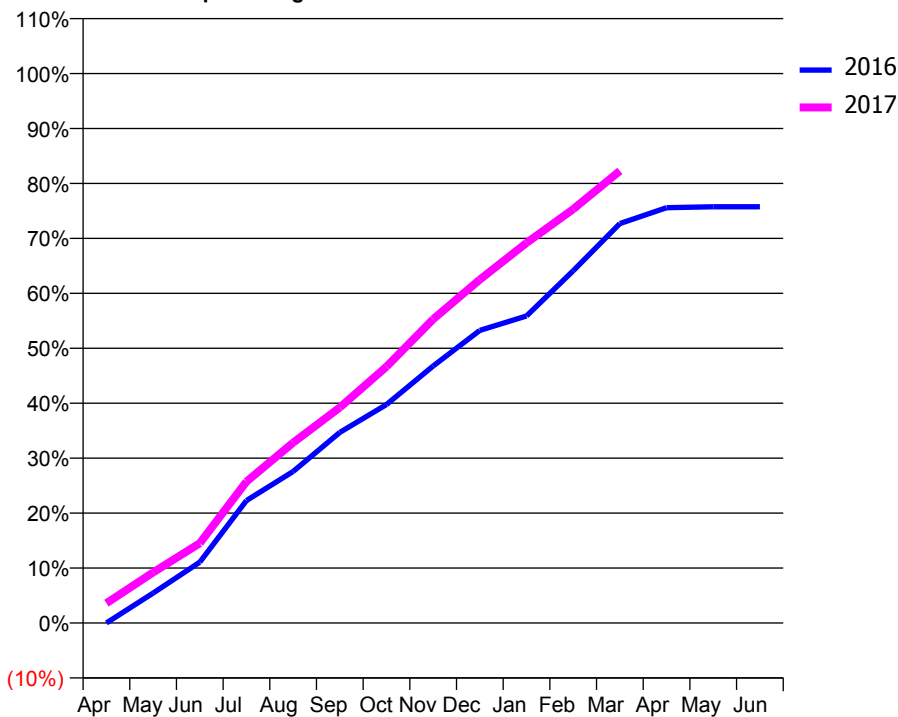
ACCESS*

Patients seen in 24 months	Total	Change since previous quarter
Quarter ending March 2016	5,939	
Quarter ending June 2016	5,852	↓
Quarter ending September 2016	5,803	→
Quarter ending December 2016	5,798	→
Quarter ending March 2017	5,806	→
Variance since March 2016	(2.2%)	↓



ACTIVITY

Cumulative percentage of contracted UDA delivered 2016 & 2017



Month	Adjusted Scheduled Activity (UDA)	
	2016	2017
April	0	676
May	1,020	1,726
June	2,077	2,723
July	4,178	4,824
August	5,168	6,148
September	6,501	7,352
October	7,451	8,742
November	8,766	10,360
December	9,979	11,712
January	10,469	12,959
February	12,009	14,112
March	13,619	15,416
April	14,163	
May	14,191	
June	14,193	

QUALITY

	Quantity	Base Number	Contract	AT	Region	England
% of FP17s for the same patient ID Re-attending within 3 months - Children	139	1,780	7.8%	10.1%	12.0%	12.3%
% of FP17s for the same patient ID Re-attending within 3 months - Adults	892	7,250	12.3%	14.7%	16.0%	16.7%
% of FP17s for the same patient ID Re-attending between 3 & 9 months - Children	988	1,780	55.5%	60.6%	58.8%	57.6%
% of FP17s for the same patient ID Re-attending between 3 & 9 months - Adults	3,895	7,250	53.7%	52.8%	51.2%	50.1%
% of FP17s for Band 1 Urgent Courses	518	8,662	6.0%	7.3%	8.0%	9.1%
% of FP17s Relating to Free Repair or Replacements	92	8,662	1.1%	0.8%	0.8%	0.8%
% of FP17s Relating to Continuations	42	8,662	0.5%	1.3%	1.2%	1.2%
% of Patients satisfied with the dentistry they have received	10	11	90.9%	92.4%	92.7%	92.8%
% of Patients satisfied with the time they had to wait for an appointment	9	11	81.8%	88.1%	89.1%	88.7%

* This is based on patients treated on this contract for their most recent course of treatment. Figures in italics indicate the base number of FP17s or Patient Questionnaire responses are less than 100. N/A is shown where the base number of responses is less than 10 during the period. % is calculated as Quantity/Base number*100

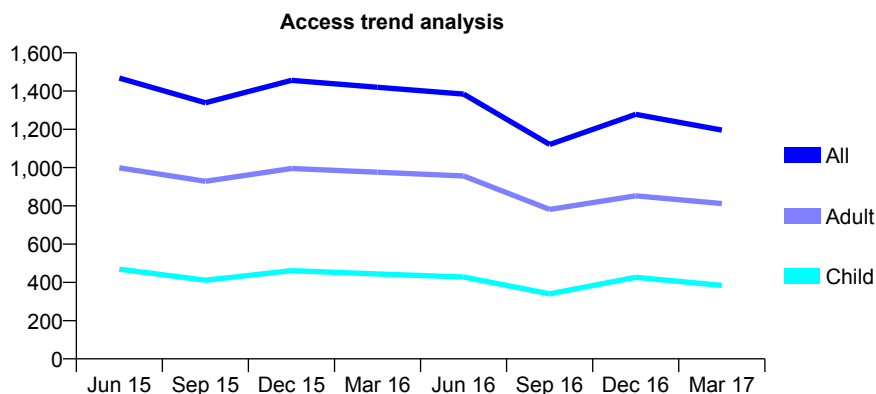
Q59 - Vital Signs At a Glance Contract Report for 812811/0001 - March 2017

Name or company name	MRS S KAUR
Contract type name	GDS Contract
Purpose of contract	General
Contract start date	01/04/2006
Contract end date	

16/17 Contracted general activity (UDA)	3,788
Carry forward general activity (UDA)	10
16/17 Contracted orthodontic activity (UOA)	0
Carry forward orthodontic activity (UOA)	0
Baseline contract value	£91,519.86

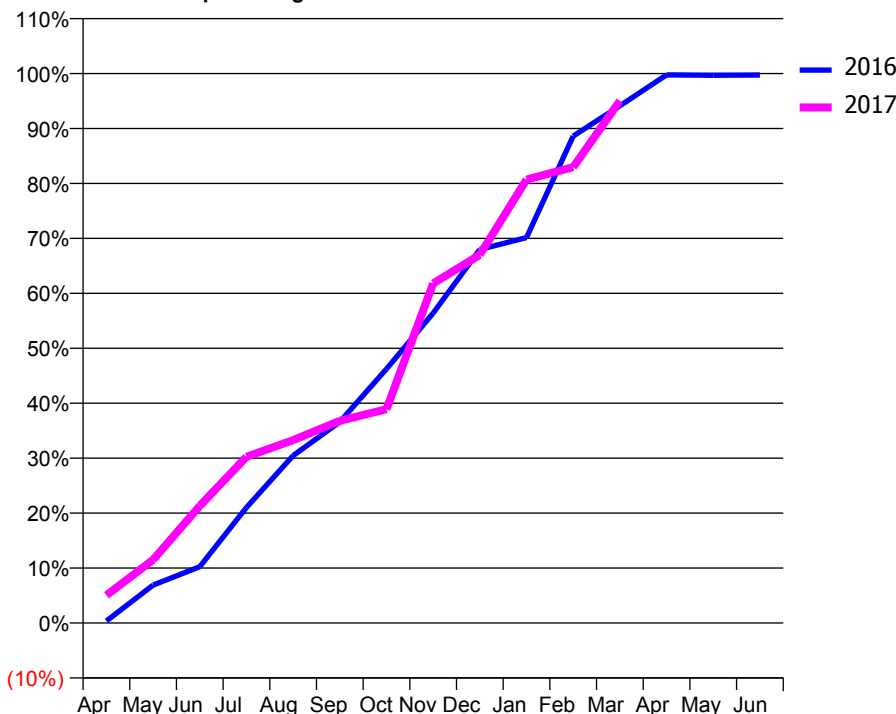
ACCESS*

Patients seen in 24 months	Total	Change since previous quarter
Quarter ending March 2016	1,420	
Quarter ending June 2016	1,384	↓
Quarter ending September 2016	1,121	↓
Quarter ending December 2016	1,278	↑
Quarter ending March 2017	1,196	↓
Variance since March 2016	(15.8%)	↓



ACTIVITY

Cumulative percentage of contracted UDA delivered 2016 & 2017



Month	Adjusted Scheduled Activity (UDA)	
	2016	2017
April	15	192
May	261	436
June	388	808
July	797	1,146
August	1,154	1,260
September	1,387	1,394
October	1,751	1,474
November	2,137	2,340
December	2,575	2,539
January	2,657	3,057
February	3,357	3,142
March	3,566	3,599
April	3,779	
May	3,776	
June	3,778	

QUALITY

	Quantity	Base Number	Contract	AT	Region	England
% of FP17s for the same patient ID Re-attending within 3 months - Children	25	586	4.3%	10.1%	12.0%	12.3%
% of FP17s for the same patient ID Re-attending within 3 months - Adults	73	927	7.9%	14.7%	16.0%	16.7%
% of FP17s for the same patient ID Re-attending between 3 & 9 months - Children	208	586	35.5%	60.6%	58.8%	57.6%
% of FP17s for the same patient ID Re-attending between 3 & 9 months - Adults	212	927	22.9%	52.8%	51.2%	50.1%
% of FP17s for Band 1 Urgent Courses	120	1,424	8.4%	7.3%	8.0%	9.1%
% of FP17s Relating to Free Repair or Replacements	7	1,424	0.5%	0.8%	0.8%	0.8%
% of FP17s Relating to Continuations	10	1,424	0.7%	1.3%	1.2%	1.2%
% of Patients satisfied with the dentistry they have received	1	1	N/A	92.4%	92.7%	92.8%
% of Patients satisfied with the time they had to wait for an appointment	1	1	N/A	88.1%	89.1%	88.7%

* This is based on patients treated on this contract for their most recent course of treatment. Figures in italics indicate the base number of FP17s or Patient Questionnaire responses are less than 100. N/A is shown where the base number of responses is less than 10 during the period. % is calculated as Quantity/Base number*100

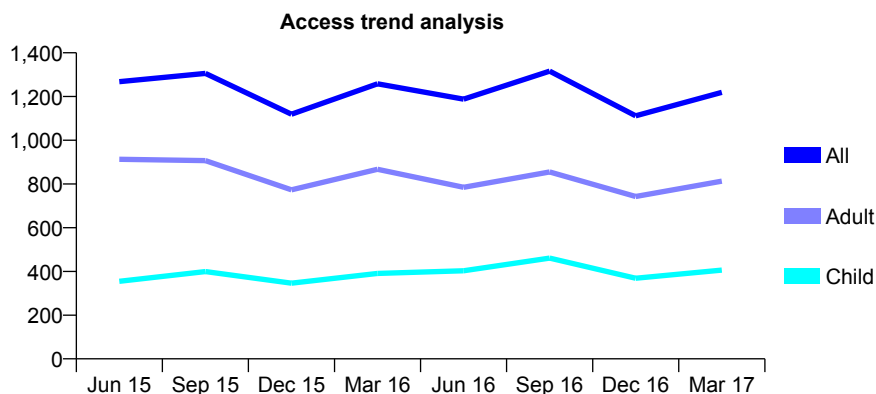
Q59 - Vital Signs At a Glance Contract Report for 812811/0004 - March 2017

Name or company name	MRS S KAUR
Contract type name	PDS Plus Contract
Purpose of contract	General
Contract start date	16/06/2010
Contract end date	31/03/2017

16/17 Contracted general activity (UDA)	3,750
Carry forward general activity (UDA)	-1
16/17 Contracted orthodontic activity (UOA)	0
Carry forward orthodontic activity (UOA)	0
Baseline contract value	£48,788.22

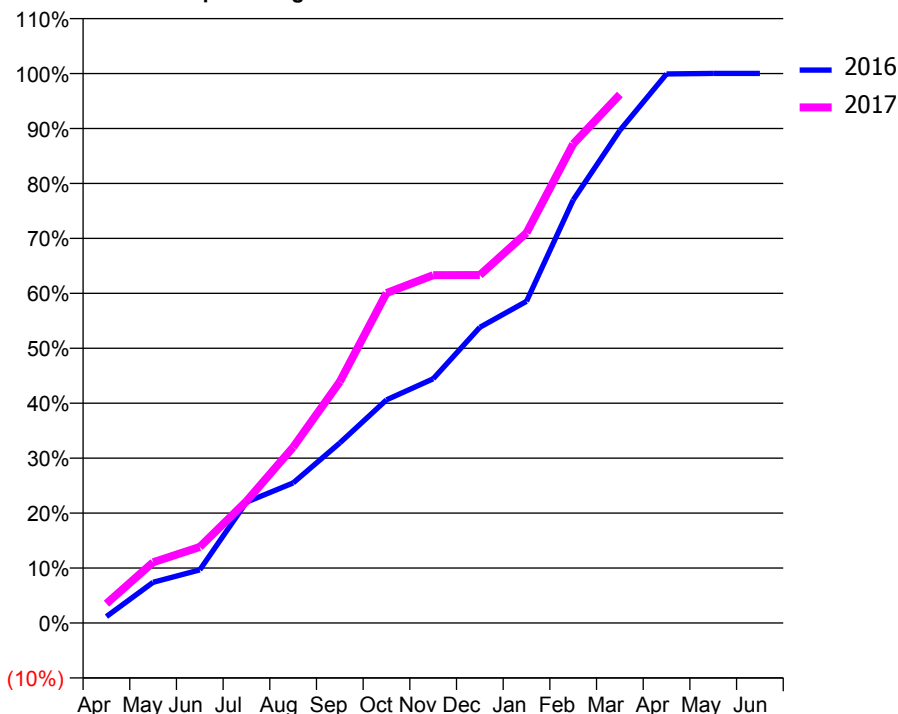
ACCESS*

Patients seen in 24 months	Total	Change since previous quarter
Quarter ending March 2016	1,258	
Quarter ending June 2016	1,188	↓
Quarter ending September 2016	1,316	↑
Quarter ending December 2016	1,112	↓
Quarter ending March 2017	1,219	↑
Variance since March 2016	(3.1%)	↓



ACTIVITY

Cumulative percentage of contracted UDA delivered 2016 & 2017



Month	Adjusted Scheduled Activity (UDA)	
	2016	2017
April	44	133
May	278	415
June	362	519
July	825	831
August	956	1,200
September	1,229	1,647
October	1,523	2,252
November	1,667	2,373
December	2,018	2,374
January	2,196	2,663
February	2,887	3,269
March	3,362	3,607
April	3,747	
May	3,751	
June	3,751	

QUALITY

	Quantity	Base Number	Contract	AT	Region	England
% of FP17s for the same patient ID Re-attending within 3 months - Children	23	631	3.6%	10.1%	12.0%	12.3%
% of FP17s for the same patient ID Re-attending within 3 months - Adults	114	1,006	11.3%	14.7%	16.0%	16.7%
% of FP17s for the same patient ID Re-attending between 3 & 9 months - Children	234	631	37.1%	60.6%	58.8%	57.6%
% of FP17s for the same patient ID Re-attending between 3 & 9 months - Adults	205	1,006	20.4%	52.8%	51.2%	50.1%
% of FP17s for Band 1 Urgent Courses	169	1,501	11.3%	7.3%	8.0%	9.1%
% of FP17s Relating to Free Repair or Replacements	6	1,501	0.4%	0.8%	0.8%	0.8%
% of FP17s Relating to Continuations	8	1,501	0.5%	1.3%	1.2%	1.2%
% of Patients satisfied with the dentistry they have received	1	2	N/A	92.4%	92.7%	92.8%
% of Patients satisfied with the time they had to wait for an appointment	1	2	N/A	88.1%	89.1%	88.7%

* This is based on patients treated on this contract for their most recent course of treatment. Figures in italics indicate the base number of FP17s or Patient Questionnaire responses are less than 100. N/A is shown where the base number of responses is less than 10 during the period. % is calculated as Quantity/Base number*100

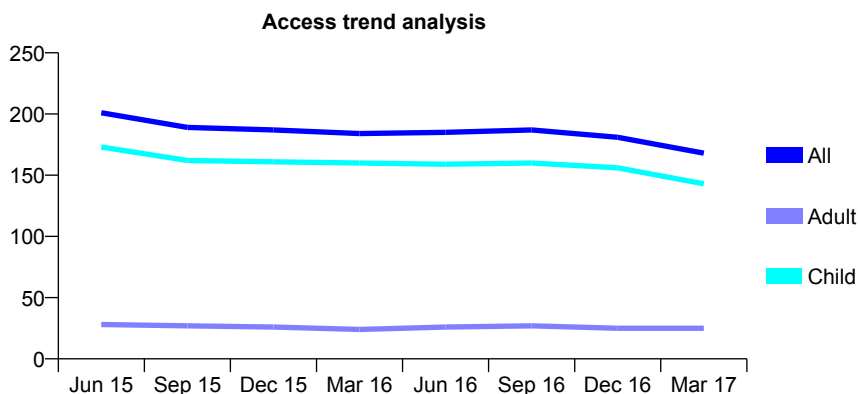
Q59 - Vital Signs At a Glance Contract Report for 813907/0001 - March 2017

Name or company name	MR PJ BOTTOM
Contract type name	GDS Contract
Purpose of contract	General
Contract start date	01/04/2006
Contract end date	

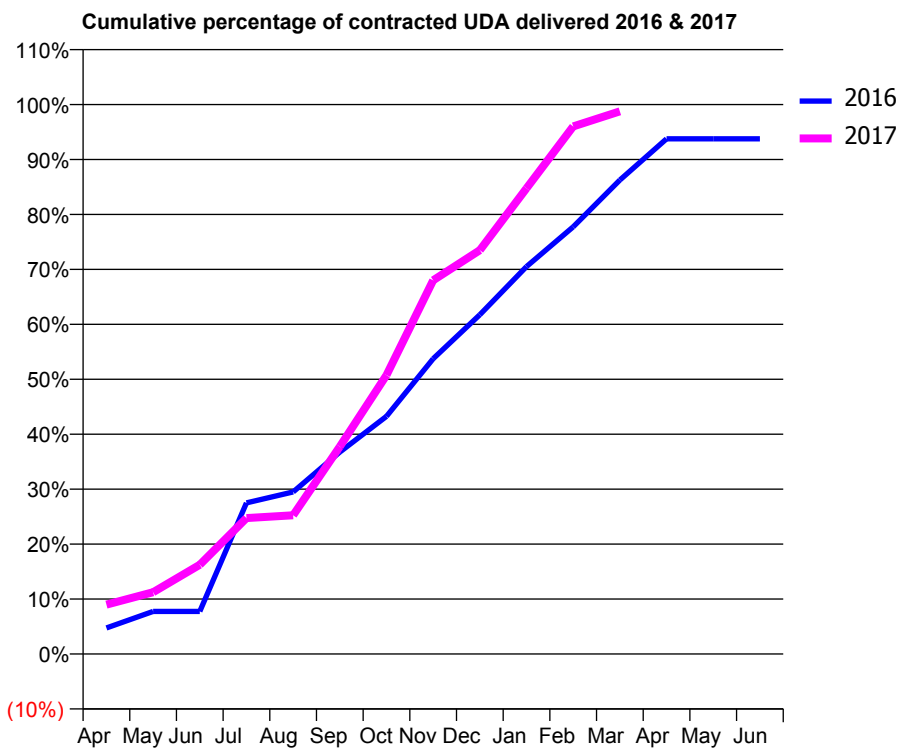
16/17 Contracted general activity (UDA)	400
Carry forward general activity (UDA)	0
16/17 Contracted orthodontic activity (UOA)	0
Carry forward orthodontic activity (UOA)	0
Baseline contract value	£9,043.92

ACCESS*

Patients seen in 24 months	Total	Change since previous quarter
Quarter ending March 2016	184	
Quarter ending June 2016	185	→
Quarter ending September 2016	187	→
Quarter ending December 2016	181	↓
Quarter ending March 2017	168	↓
Variance since March 2016	(8.7%)	↓



ACTIVITY



Month	Adjusted Scheduled Activity (UDA)	
	2016	2017
April	19	36
May	31	45
June	31	65
July	110	99
August	118	101
September	147	151
October	173	203
November	215	272
December	247	294
January	282	339
February	311	384
March	345	395
April	375	
May	375	
June	375	

QUALITY

	Quantity	Base Number	Contract	AT	Region	England
% of FP17s for the same patient ID Re-attending within 3 months - Children	9	269	3.3%	10.1%	12.0%	12.3%
% of FP17s for the same patient ID Re-attending within 3 months - Adults	0	0	N/A	14.7%	16.0%	16.7%
% of FP17s for the same patient ID Re-attending between 3 & 9 months - Children	189	269	70.3%	60.6%	58.8%	57.6%
% of FP17s for the same patient ID Re-attending between 3 & 9 months - Adults	0	0	N/A	52.8%	51.2%	50.1%
% of FP17s for Band 1 Urgent Courses	0	247	0.0%	7.3%	8.0%	9.1%
% of FP17s Relating to Free Repair or Replacements	0	247	0.0%	0.8%	0.8%	0.8%
% of FP17s Relating to Continuations	0	247	0.0%	1.3%	1.2%	1.2%
% of Patients satisfied with the dentistry they have received	0	0	N/A	92.4%	92.7%	92.8%
% of Patients satisfied with the time they had to wait for an appointment	0	0	N/A	88.1%	89.1%	88.7%

* This is based on patients treated on this contract for their most recent course of treatment. Figures in italics indicate the base number of FP17s or Patient Questionnaire responses are less than 100. N/A is shown where the base number of responses is less than 10 during the period. % is calculated as Quantity/Base number*100

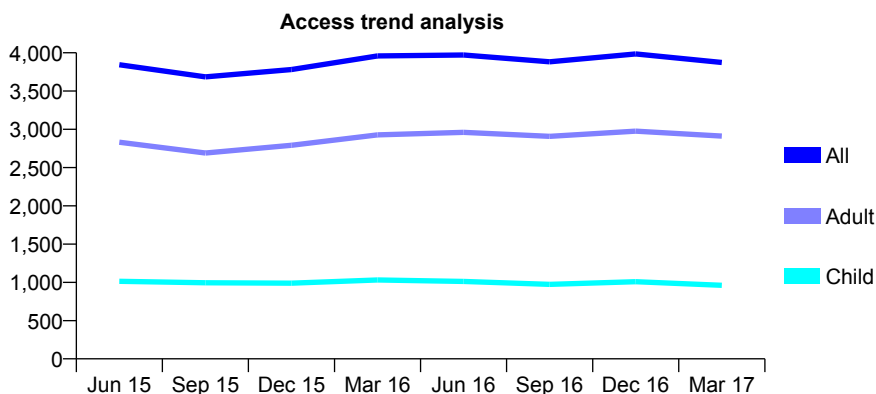
Q59 - Vital Signs At a Glance Contract Report for 818909/0004 - March 2017

Name or company name	MR P PATEL
Contract type name	GDS Contract
Purpose of contract	General
Contract start date	01/06/2009
Contract end date	

16/17 Contracted general activity (UDA)	13,397
Carry forward general activity (UDA)	-278
16/17 Contracted orthodontic activity (UOA)	0
Carry forward orthodontic activity (UOA)	0
Baseline contract value	£384,871.39

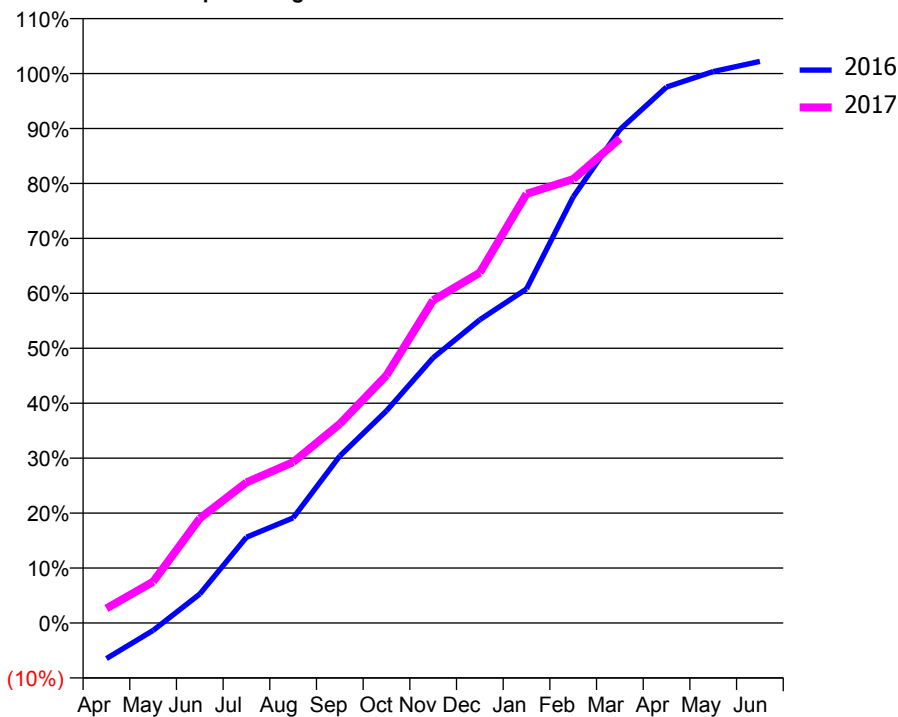
ACCESS*

Patients seen in 24 months	Total	Change since previous quarter
Quarter ending March 2016	3,959	
Quarter ending June 2016	3,971	→
Quarter ending September 2016	3,882	↓
Quarter ending December 2016	3,985	↑
Quarter ending March 2017	3,873	↓
Variance since March 2016	(2.2%)	↓



ACTIVITY

Cumulative percentage of contracted UDA delivered 2016 & 2017



Month	Adjusted Scheduled Activity (UDA)	
	2016	2017
April	-901	357
May	-192	1,005
June	734	2,549
July	2,169	3,428
August	2,660	3,923
September	4,225	4,856
October	5,367	6,039
November	6,708	7,870
December	7,671	8,542
January	8,448	10,463
February	10,775	10,820
March	12,479	11,808
April	13,554	
May	13,945	
June	14,203	

QUALITY

	Quantity	Base Number	Contract	AT	Region	England
% of FP17s for the same patient ID Re-attending within 3 months - Children	58	1,106	5.2%	10.1%	12.0%	12.3%
% of FP17s for the same patient ID Re-attending within 3 months - Adults	495	3,256	15.2%	14.7%	16.0%	16.7%
% of FP17s for the same patient ID Re-attending between 3 & 9 months - Children	529	1,106	47.8%	60.6%	58.8%	57.6%
% of FP17s for the same patient ID Re-attending between 3 & 9 months - Adults	1,349	3,256	41.4%	52.8%	51.2%	50.1%
% of FP17s for Band 1 Urgent Courses	545	3,939	13.8%	7.3%	8.0%	9.1%
% of FP17s Relating to Free Repair or Replacements	1	3,939	0.0%	0.8%	0.8%	0.8%
% of FP17s Relating to Continuations	1	3,939	0.0%	1.3%	1.2%	1.2%
% of Patients satisfied with the dentistry they have received	2	3	N/A	92.4%	92.7%	92.8%
% of Patients satisfied with the time they had to wait for an appointment	2	3	N/A	88.1%	89.1%	88.7%

* This is based on patients treated on this contract for their most recent course of treatment. Figures in italics indicate the base number of FP17s or Patient Questionnaire responses are less than 100. N/A is shown where the base number of responses is less than 10 during the period. % is calculated as Quantity/Base number*100

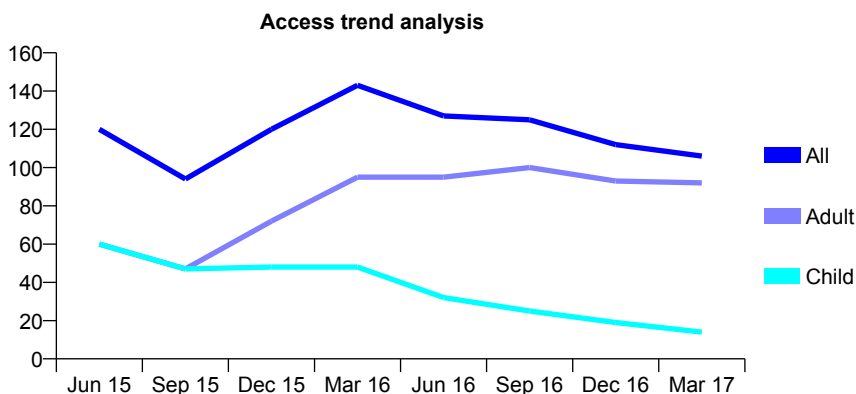
Q59 - Vital Signs At a Glance Contract Report for 818909/0006 - March 2017

Name or company name	MR P PATEL
Contract type name	GDS Contract
Purpose of contract	General
Contract start date	02/06/2009
Contract end date	

16/17 Contracted general activity (UDA)	302
Carry forward general activity (UDA)	0
16/17 Contracted orthodontic activity (UOA)	0
Carry forward orthodontic activity (UOA)	0
Baseline contract value	£8,800.14

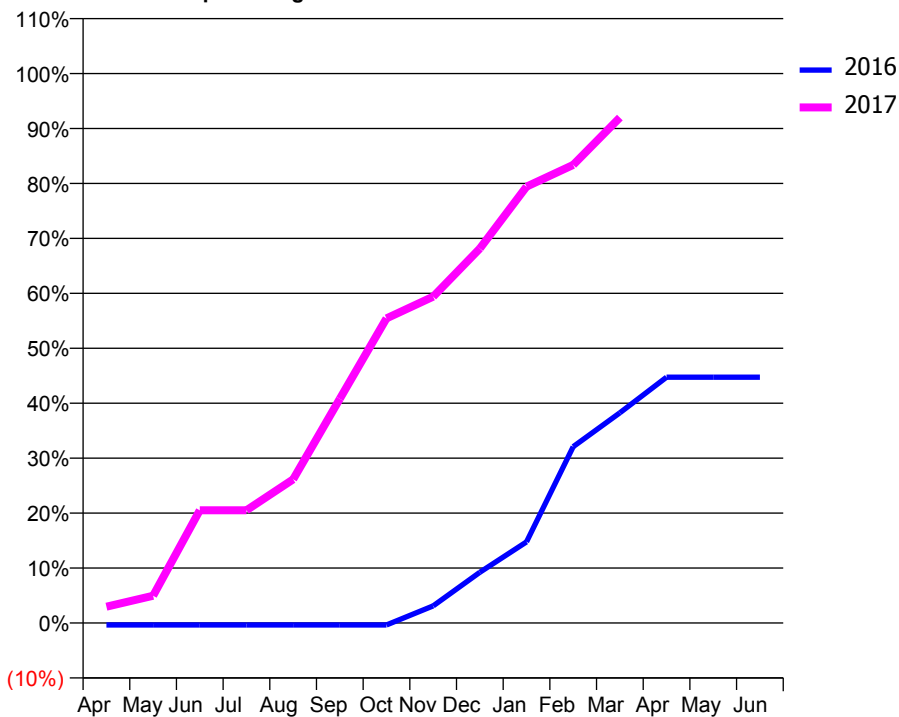
ACCESS*

Patients seen in 24 months	Total	Change since previous quarter
Quarter ending March 2016	143	
Quarter ending June 2016	127	↓
Quarter ending September 2016	125	↓
Quarter ending December 2016	112	↓
Quarter ending March 2017	106	↓
Variance since March 2016	(25.9%)	↓



ACTIVITY

Cumulative percentage of contracted UDA delivered 2016 & 2017



Month	Adjusted Scheduled Activity (UDA)	
	2016	2017
April	-3	9
May	-3	15
June	-3	62
July	-3	62
August	-3	79
September	-3	123
October	-3	167
November	25	179
December	74	206
January	118	240
February	257	252
March	307	278
April	359	
May	359	
June	359	

QUALITY

	Quantity	Base Number	Contract	AT	Region	England
% of FP17s for the same patient ID Re-attending within 3 months - Children	0	8	0.0%	10.1%	12.0%	12.3%
% of FP17s for the same patient ID Re-attending within 3 months - Adults	9	88	10.2%	14.7%	16.0%	16.7%
% of FP17s for the same patient ID Re-attending between 3 & 9 months - Children	4	8	50.0%	60.6%	58.8%	57.6%
% of FP17s for the same patient ID Re-attending between 3 & 9 months - Adults	25	88	28.4%	52.8%	51.2%	50.1%
% of FP17s for Band 1 Urgent Courses	4	87	4.6%	7.3%	8.0%	9.1%
% of FP17s Relating to Free Repair or Replacements	0	87	0.0%	0.8%	0.8%	0.8%
% of FP17s Relating to Continuations	0	87	0.0%	1.3%	1.2%	1.2%
% of Patients satisfied with the dentistry they have received	0	0	N/A	92.4%	92.7%	92.8%
% of Patients satisfied with the time they had to wait for an appointment	0	0	N/A	88.1%	89.1%	88.7%

* This is based on patients treated on this contract for their most recent course of treatment. Figures in italics indicate the base number of FP17s or Patient Questionnaire responses are less than 100. N/A is shown where the base number of responses is less than 10 during the period. % is calculated as Quantity/Base number*100

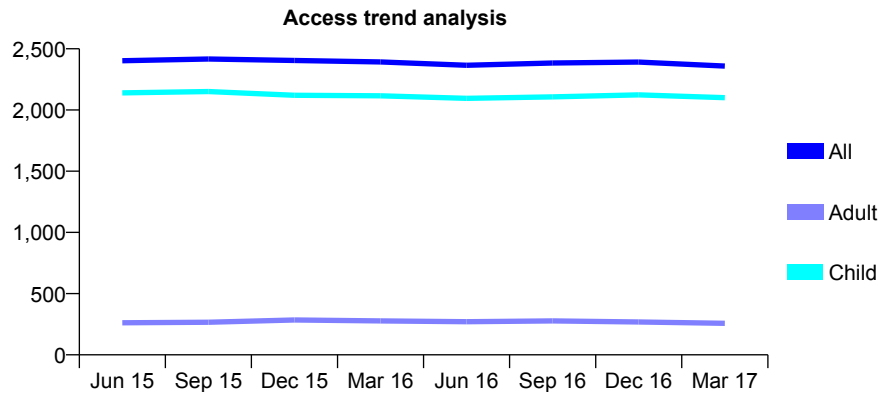
Q59 - Vital Signs At a Glance Contract Report for 820873/0001 - March 2017

Name or company name	MR ST KACZMARCZYK
Contract type name	GDS Contract
Purpose of contract	General
Contract start date	01/04/2006
Contract end date	

16/17 Contracted general activity (UDA)	5,000
Carry forward general activity (UDA)	0
16/17 Contracted orthodontic activity (UOA)	0
Carry forward orthodontic activity (UOA)	0
Baseline contract value	£103,091.23

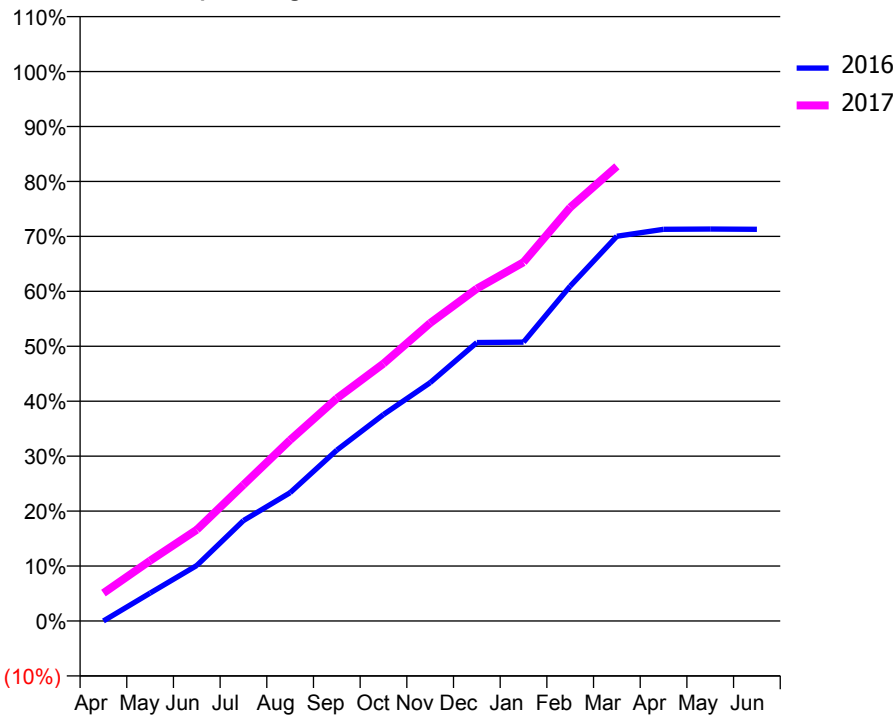
ACCESS*

Patients seen in 24 months	Total	Change since previous quarter
Quarter ending March 2016	2,393	
Quarter ending June 2016	2,366	↓
Quarter ending September 2016	2,384	→
Quarter ending December 2016	2,392	→
Quarter ending March 2017	2,359	↓
Variance since March 2016	(1.4%)	↓



ACTIVITY

Cumulative percentage of contracted UDA delivered 2016 & 2017



Month	Adjusted Scheduled Activity (UDA)	
	2016	2017
April	0	254
May	305	549
June	606	831
July	1,097	1,239
August	1,402	1,647
September	1,865	2,026
October	2,255	2,343
November	2,602	2,712
December	3,042	3,024
January	3,046	3,264
February	3,657	3,763
March	4,201	4,137
April	4,278	
May	4,280	
June	4,278	

QUALITY

	Quantity	Base Number	Contract	AT	Region	England
% of FP17s for the same patient ID Re-attending within 3 months - Children	166	3,453	4.8%	10.1%	12.0%	12.3%
% of FP17s for the same patient ID Re-attending within 3 months - Adults	0	0	N/A	14.7%	16.0%	16.7%
% of FP17s for the same patient ID Re-attending between 3 & 9 months - Children	2,408	3,453	69.7%	60.6%	58.8%	57.6%
% of FP17s for the same patient ID Re-attending between 3 & 9 months - Adults	0	0	N/A	52.8%	51.2%	50.1%
% of FP17s for Band 1 Urgent Courses	103	3,390	3.0%	7.3%	8.0%	9.1%
% of FP17s Relating to Free Repair or Replacements	0	3,390	0.0%	0.8%	0.8%	0.8%
% of FP17s Relating to Continuations	0	3,390	0.0%	1.3%	1.2%	1.2%
% of Patients satisfied with the dentistry they have received	3	3	N/A	92.4%	92.7%	92.8%
% of Patients satisfied with the time they had to wait for an appointment	3	3	N/A	88.1%	89.1%	88.7%

* This is based on patients treated on this contract for their most recent course of treatment. Figures in italics indicate the base number of FP17s or Patient Questionnaire responses are less than 100. N/A is shown where the base number of responses is less than 10 during the period. % is calculated as Quantity/Base number*100

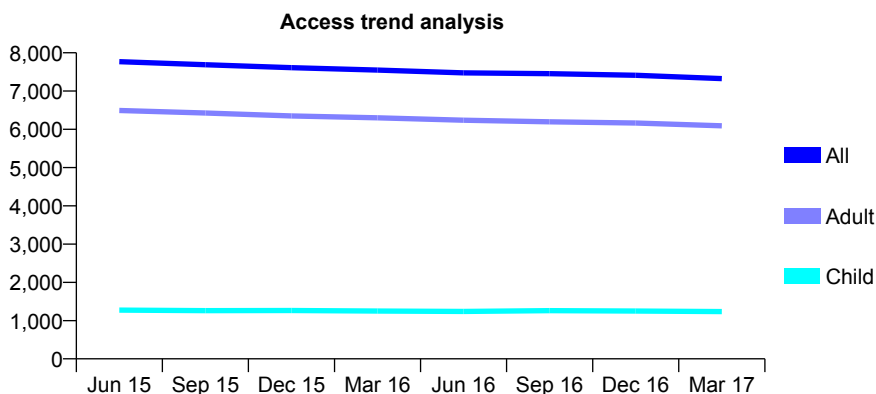
Q59 - Vital Signs At a Glance Contract Report for 840386/0002 - March 2017

Name or company name	MR AW GEMMELL
Contract type name	GDS Contract
Purpose of contract	General and Orthodontic
Contract start date	01/08/2009
Contract end date	

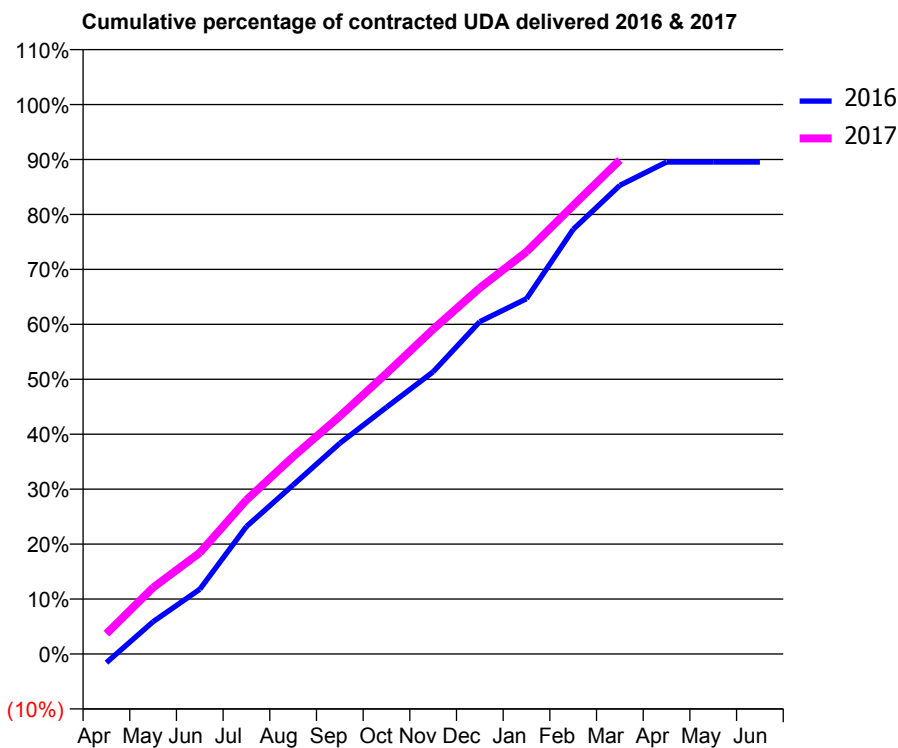
16/17 Contracted general activity (UDA)	20,500
Carry forward general activity (UDA)	0
16/17 Contracted orthodontic activity (UOA)	660
Carry forward orthodontic activity (UOA)	62
Baseline contract value	£495,635.86

ACCESS*

Patients seen in 24 months	Total	Change since previous quarter
Quarter ending March 2016	7,548	
Quarter ending June 2016	7,477	→
Quarter ending September 2016	7,454	→
Quarter ending December 2016	7,413	→
Quarter ending March 2017	7,327	↓
Variance since March 2016	(2.9%)	↓



ACTIVITY



Month	Adjusted Scheduled Activity (UDA)	
	2016	2017
April	-343	756
May	1,267	2,479
June	2,534	3,777
July	4,992	5,748
August	6,611	7,358
September	8,244	8,871
October	9,653	10,470
November	11,040	12,115
December	13,005	13,657
January	13,900	15,007
February	16,615	16,732
March	18,335	18,429
April	19,249	
May	19,249	
June	19,250	

QUALITY

	Quantity	Base Number	Contract	AT	Region	England
% of FP17s for the same patient ID Re-attending within 3 months - Children	125	2,186	5.7%	10.1%	12.0%	12.3%
% of FP17s for the same patient ID Re-attending within 3 months - Adults	1,132	9,664	11.7%	14.7%	16.0%	16.7%
% of FP17s for the same patient ID Re-attending between 3 & 9 months - Children	1,673	2,186	76.5%	60.6%	58.8%	57.6%
% of FP17s for the same patient ID Re-attending between 3 & 9 months - Adults	6,474	9,664	67.0%	52.8%	51.2%	50.1%
% of FP17s for Band 1 Urgent Courses	299	10,510	2.8%	7.3%	8.0%	9.1%
% of FP17s Relating to Free Repair or Replacements	127	10,510	1.2%	0.8%	0.8%	0.8%
% of FP17s Relating to Continuations	210	10,510	2.0%	1.3%	1.2%	1.2%
% of Patients satisfied with the dentistry they have received	30	31	96.8%	92.4%	92.7%	92.8%
% of Patients satisfied with the time they had to wait for an appointment	28	31	90.3%	88.1%	89.1%	88.7%

* This is based on patients treated on this contract for their most recent course of treatment. Figures in italics indicate the base number of FP17s or Patient Questionnaire responses are less than 100. N/A is shown where the base number of responses is less than 10 during the period. % is calculated as Quantity/Base number*100

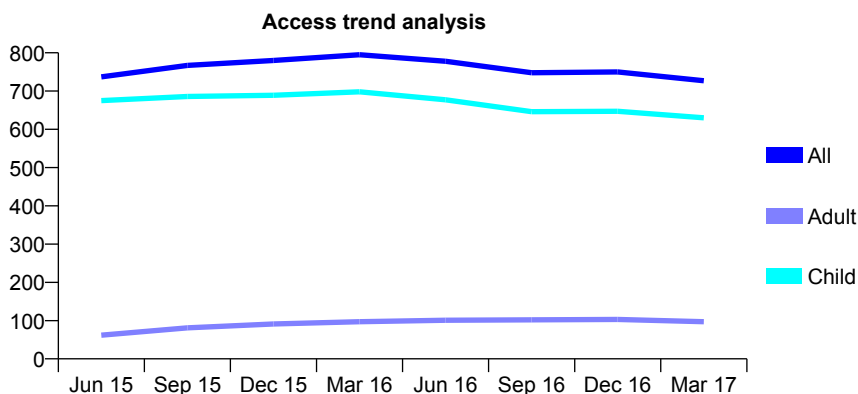
Q59 - Vital Signs At a Glance Contract Report for 867861/0001 - March 2017

Name or company name	MR DM AUNIANU
Contract type name	GDS Contract
Purpose of contract	General
Contract start date	01/05/2014
Contract end date	

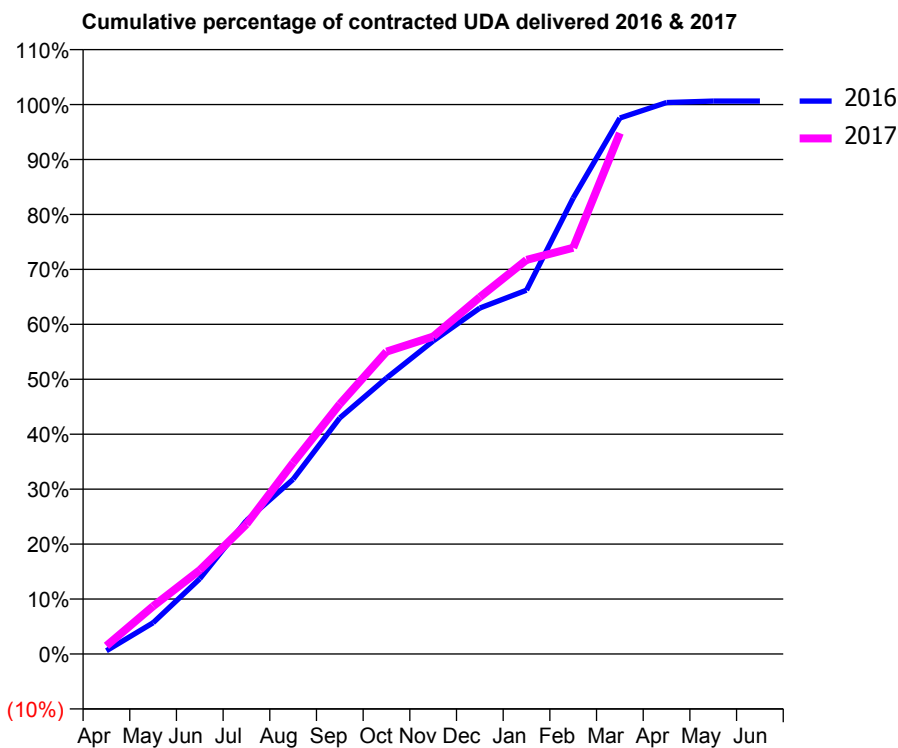
16/17 Contracted general activity (UDA)	2,219
Carry forward general activity (UDA)	-14
16/17 Contracted orthodontic activity (UOA)	0
Carry forward orthodontic activity (UOA)	0
Baseline contract value	£59,225.17

ACCESS*

Patients seen in 24 months	Total	Change since previous quarter
Quarter ending March 2016	795	
Quarter ending June 2016	778	↓
Quarter ending September 2016	748	↓
Quarter ending December 2016	750	→
Quarter ending March 2017	727	↓
Variance since March 2016	(8.6%)	↓



ACTIVITY



Month	Adjusted Scheduled Activity (UDA)	
	2016	2017
April	13	33
May	126	193
June	304	339
July	539	524
August	706	773
September	953	1,010
October	1,115	1,221
November	1,264	1,282
December	1,397	1,441
January	1,469	1,592
February	1,842	1,641
March	2,165	2,104
April	2,227	
May	2,233	
June	2,233	

QUALITY

	Quantity	Base Number	Contract	AT	Region	England
% of FP17s for the same patient ID Re-attending within 3 months - Children	83	1,060	7.8%	10.1%	12.0%	12.3%
% of FP17s for the same patient ID Re-attending within 3 months - Adults	1	45	2.2%	14.7%	16.0%	16.7%
% of FP17s for the same patient ID Re-attending between 3 & 9 months - Children	727	1,060	68.6%	60.6%	58.8%	57.6%
% of FP17s for the same patient ID Re-attending between 3 & 9 months - Adults	39	45	86.7%	52.8%	51.2%	50.1%
% of FP17s for Band 1 Urgent Courses	13	1,053	1.2%	7.3%	8.0%	9.1%
% of FP17s Relating to Free Repair or Replacements	0	1,053	0.0%	0.8%	0.8%	0.8%
% of FP17s Relating to Continuations	25	1,053	2.4%	1.3%	1.2%	1.2%
% of Patients satisfied with the dentistry they have received	2	2	N/A	92.4%	92.7%	92.8%
% of Patients satisfied with the time they had to wait for an appointment	2	2	N/A	88.1%	89.1%	88.7%

* This is based on patients treated on this contract for their most recent course of treatment. Figures in italics indicate the base number of FP17s or Patient Questionnaire responses are less than 100. N/A is shown where the base number of responses is less than 10 during the period. % is calculated as Quantity/Base number*100

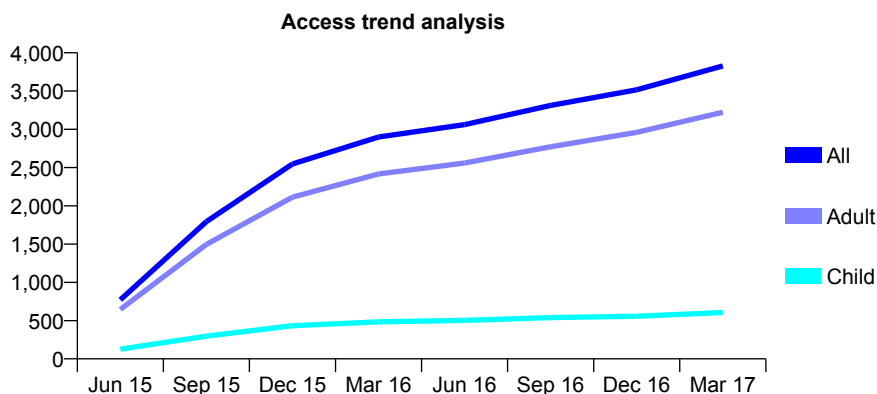
Q59 - Vital Signs At a Glance Contract Report for 877530/0001 - March 2017

Name or company name	MR S RAO PORUMAMILLA
Contract type name	GDS Contract
Purpose of contract	General
Contract start date	01/05/2015
Contract end date	

16/17 Contracted general activity (UDA)	10,054
Carry forward general activity (UDA)	0
16/17 Contracted orthodontic activity (UOA)	0
Carry forward orthodontic activity (UOA)	0
Baseline contract value	£198,159.23

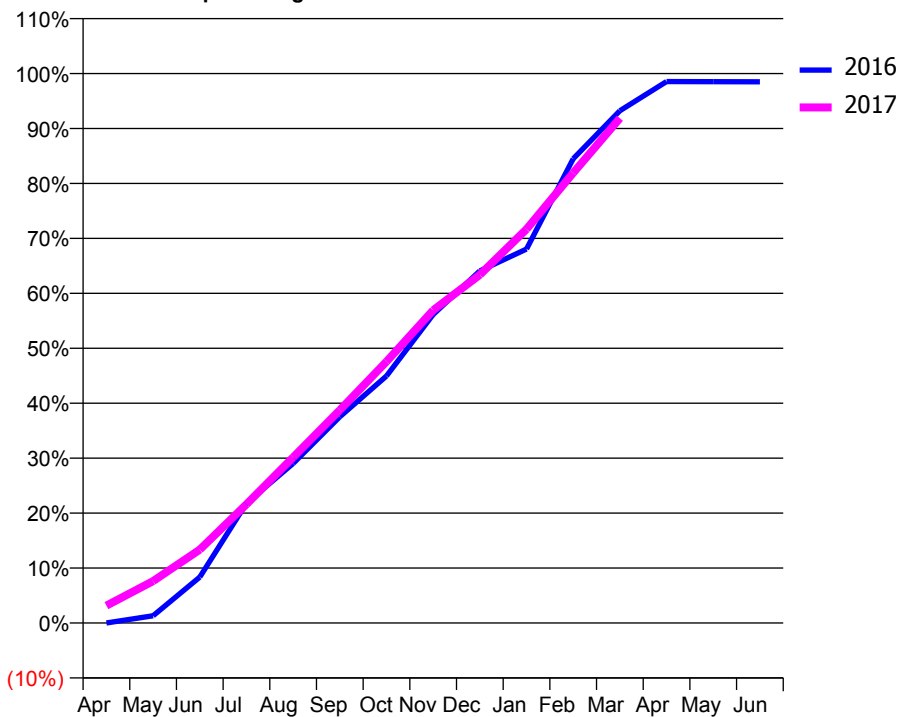
ACCESS*

Patients seen in 24 months	Total	Change since previous quarter
Quarter ending March 2016	2,899	
Quarter ending June 2016	3,062	↑
Quarter ending September 2016	3,312	↑
Quarter ending December 2016	3,517	↑
Quarter ending March 2017	3,828	↑
Variance since March 2016	32.0%	↑



ACTIVITY

Cumulative percentage of contracted UDA delivered 2016 & 2017



Adjusted Scheduled Activity (UDA)

Month	2016	2017
April	0	319
May	122	768
June	771	1,344
July	2,010	2,172
August	2,676	3,032
September	3,460	3,895
October	4,143	4,784
November	5,174	5,723
December	5,906	6,371
January	6,271	7,206
February	7,787	8,235
March	8,591	9,237
April	9,080	
May	9,079	
June	9,076	

QUALITY

	Quantity	Base Number	Contract	AT	Region	England
% of FP17s for the same patient ID Re-attending within 3 months - Children	56	864	6.5%	10.1%	12.0%	12.3%
% of FP17s for the same patient ID Re-attending within 3 months - Adults	481	4,620	10.4%	14.7%	16.0%	16.7%
% of FP17s for the same patient ID Re-attending between 3 & 9 months - Children	534	864	61.8%	60.6%	58.8%	57.6%
% of FP17s for the same patient ID Re-attending between 3 & 9 months - Adults	2,744	4,620	59.4%	52.8%	51.2%	50.1%
% of FP17s for Band 1 Urgent Courses	335	5,233	6.4%	7.3%	8.0%	9.1%
% of FP17s Relating to Free Repair or Replacements	20	5,233	0.4%	0.8%	0.8%	0.8%
% of FP17s Relating to Continuations	18	5,233	0.3%	1.3%	1.2%	1.2%
% of Patients satisfied with the dentistry they have received	14	15	93.3%	92.4%	92.7%	92.8%
% of Patients satisfied with the time they had to wait for an appointment	15	15	100.0%	88.1%	89.1%	88.7%

* This is based on patients treated on this contract for their most recent course of treatment. Figures in italics indicate the base number of FP17s or Patient Questionnaire responses are less than 100. N/A is shown where the base number of responses is less than 10 during the period. % is calculated as Quantity/Base number*100

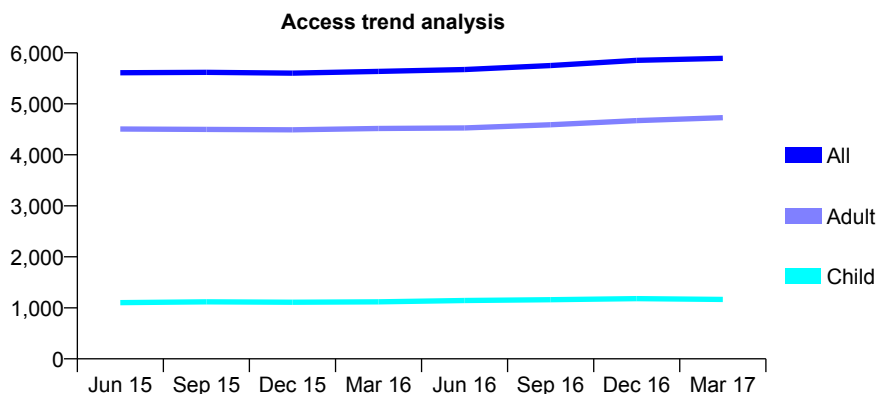
Q59 - Vital Signs At a Glance Contract Report for 884286/0001 - March 2017

Name or company name	MISS R MANDALIA
Contract type name	GDS Contract
Purpose of contract	General
Contract start date	01/04/2008
Contract end date	

16/17 Contracted general activity (UDA)	17,732
Carry forward general activity (UDA)	0
16/17 Contracted orthodontic activity (UOA)	0
Carry forward orthodontic activity (UOA)	0
Baseline contract value	£423,741.70

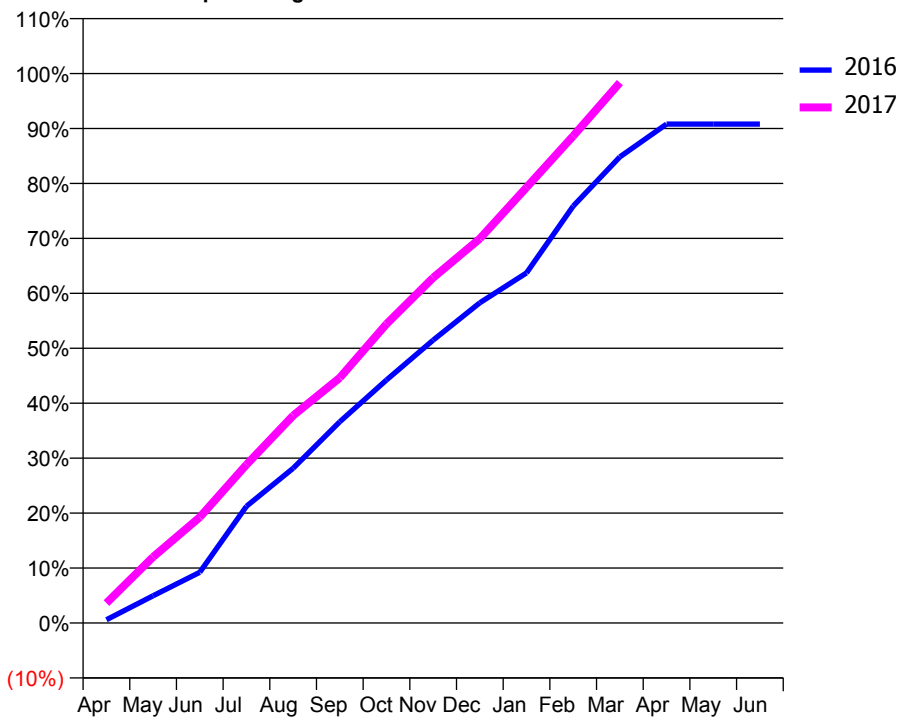
ACCESS*

Patients seen in 24 months	Total	Change since previous quarter
Quarter ending March 2016	5,634	
Quarter ending June 2016	5,673	→
Quarter ending September 2016	5,750	→
Quarter ending December 2016	5,851	→
Quarter ending March 2017	5,892	→
Variance since March 2016	4.6%	↑



ACTIVITY

Cumulative percentage of contracted UDA delivered 2016 & 2017



Month	Adjusted Scheduled Activity (UDA)	
	2016	2017
April	108	645
May	922	2,132
June	1,709	3,416
July	3,937	5,109
August	5,219	6,693
September	6,787	7,913
October	8,194	9,650
November	9,540	11,144
December	10,802	12,405
January	11,808	14,058
February	14,061	15,717
March	15,720	17,440
April	16,826	
May	16,825	
June	16,825	

QUALITY

	Quantity	Base Number	Contract	AT	Region	England
% of FP17s for the same patient ID Re-attending within 3 months - Children	140	2,033	6.9%	10.1%	12.0%	12.3%
% of FP17s for the same patient ID Re-attending within 3 months - Adults	1,199	8,275	14.5%	14.7%	16.0%	16.7%
% of FP17s for the same patient ID Re-attending between 3 & 9 months - Children	1,297	2,033	63.8%	60.6%	58.8%	57.6%
% of FP17s for the same patient ID Re-attending between 3 & 9 months - Adults	4,892	8,275	59.1%	52.8%	51.2%	50.1%
% of FP17s for Band 1 Urgent Courses	723	9,791	7.4%	7.3%	8.0%	9.1%
% of FP17s Relating to Free Repair or Replacements	84	9,791	0.9%	0.8%	0.8%	0.8%
% of FP17s Relating to Continuations	167	9,791	1.7%	1.3%	1.2%	1.2%
% of Patients satisfied with the dentistry they have received	14	14	100.0%	92.4%	92.7%	92.8%
% of Patients satisfied with the time they had to wait for an appointment	13	14	92.9%	88.1%	89.1%	88.7%

* This is based on patients treated on this contract for their most recent course of treatment. Figures in italics indicate the base number of FP17s or Patient Questionnaire responses are less than 100. N/A is shown where the base number of responses is less than 10 during the period. % is calculated as Quantity/Base number*100

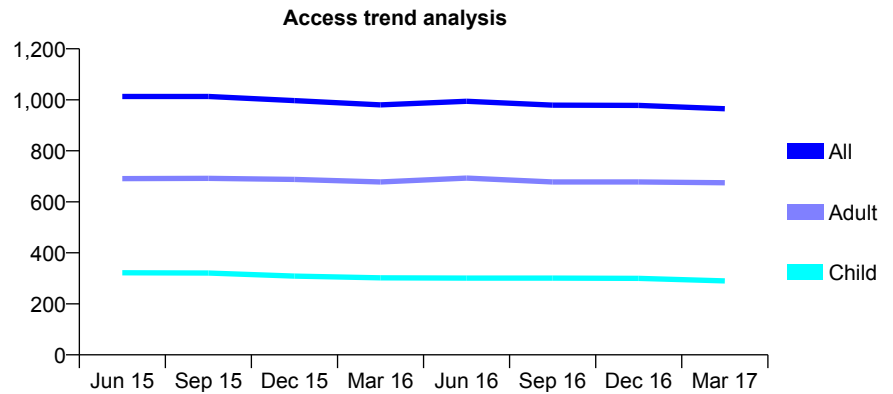
Q59 - Vital Signs At a Glance Contract Report for 888761/0001 - March 2017

Name or company name	MR JF HAWKINS
Contract type name	GDS Contract
Purpose of contract	General and Orthodontic
Contract start date	01/04/2006
Contract end date	

16/17 Contracted general activity (UDA)	2,400
Carry forward general activity (UDA)	0
16/17 Contracted orthodontic activity (UOA)	197
Carry forward orthodontic activity (UOA)	4
Baseline contract value	£65,954.88

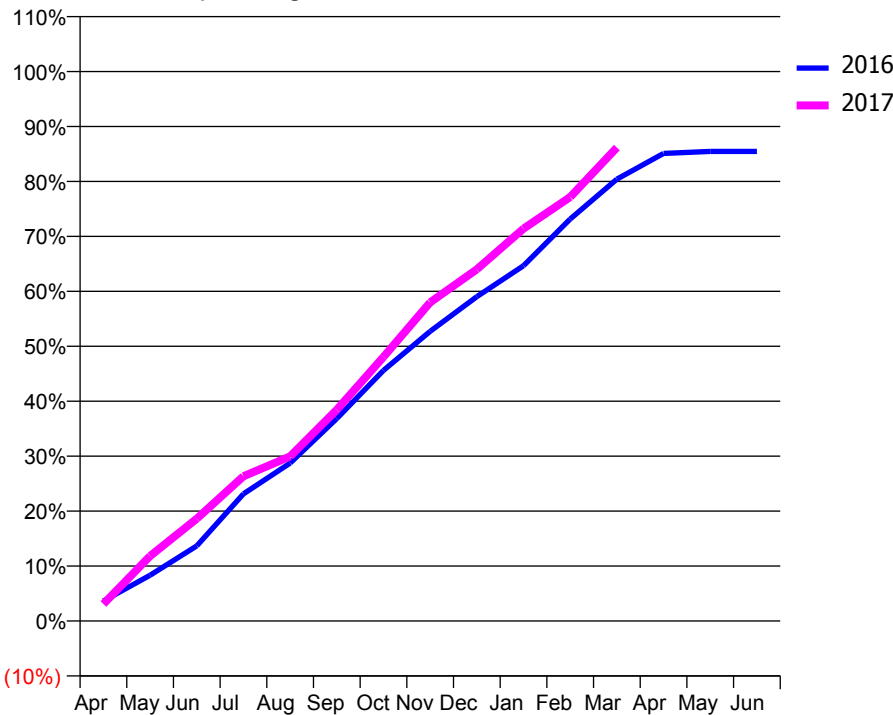
ACCESS*

Patients seen in 24 months	Total	Change since previous quarter
Quarter ending March 2016	980	
Quarter ending June 2016	994	→
Quarter ending September 2016	979	↓
Quarter ending December 2016	978	→
Quarter ending March 2017	965	↓
Variance since March 2016	(1.5%)	↓



ACTIVITY

Cumulative percentage of contracted UDA delivered 2016 & 2017



Month	Adjusted Scheduled Activity (UDA)	
	2016	2017
April	87	74
May	200	284
June	328	447
July	556	632
August	690	719
September	884	923
October	1,095	1,153
November	1,265	1,392
December	1,417	1,536
January	1,552	1,714
February	1,756	1,852
March	1,930	2,068
April	2,042	
May	2,051	
June	2,051	

QUALITY

	Quantity	Base Number	Contract	AT	Region	England
% of FP17s for the same patient ID Re-attending within 3 months - Children	22	428	5.1%	10.1%	12.0%	12.3%
% of FP17s for the same patient ID Re-attending within 3 months - Adults	100	1,008	9.9%	14.7%	16.0%	16.7%
% of FP17s for the same patient ID Re-attending between 3 & 9 months - Children	243	428	56.8%	60.6%	58.8%	57.6%
% of FP17s for the same patient ID Re-attending between 3 & 9 months - Adults	672	1,008	66.7%	52.8%	51.2%	50.1%
% of FP17s for Band 1 Urgent Courses	28	1,325	2.1%	7.3%	8.0%	9.1%
% of FP17s Relating to Free Repair or Replacements	1	1,325	0.1%	0.8%	0.8%	0.8%
% of FP17s Relating to Continuations	28	1,325	2.1%	1.3%	1.2%	1.2%
% of Patients satisfied with the dentistry they have received	6	7	N/A	92.4%	92.7%	92.8%
% of Patients satisfied with the time they had to wait for an appointment	7	7	N/A	88.1%	89.1%	88.7%

* This is based on patients treated on this contract for their most recent course of treatment. Figures in italics indicate the base number of FP17s or Patient Questionnaire responses are less than 100. N/A is shown where the base number of responses is less than 10 during the period. % is calculated as Quantity/Base number*100

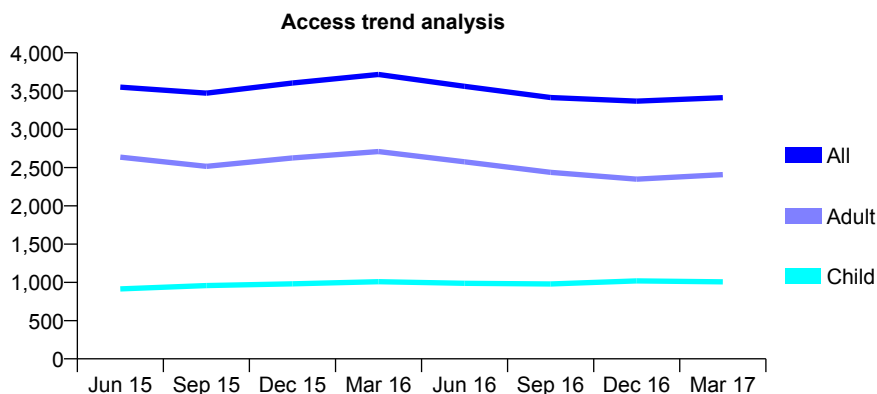
Q59 - Vital Signs At a Glance Contract Report for 906018/0001 - March 2017

Name or company name	MR P MARTIN
Contract type name	GDS Contract
Purpose of contract	General
Contract start date	01/04/2006
Contract end date	

16/17 Contracted general activity (UDA)	11,050
Carry forward general activity (UDA)	208
16/17 Contracted orthodontic activity (UOA)	0
Carry forward orthodontic activity (UOA)	0
Baseline contract value	£211,164.66

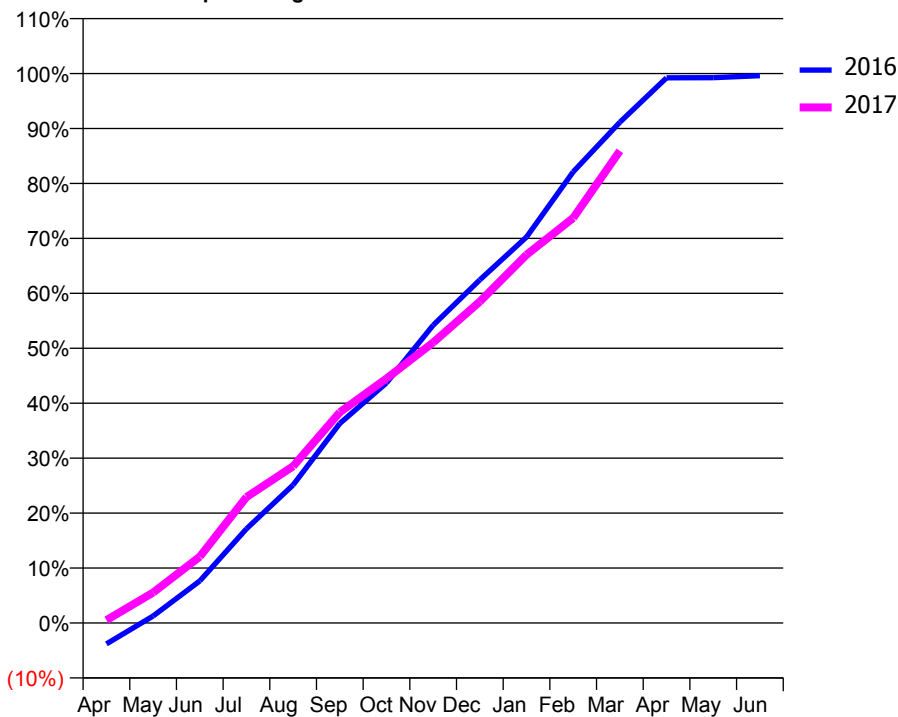
ACCESS*

Patients seen in 24 months	Total	Change since previous quarter
Quarter ending March 2016	3,717	
Quarter ending June 2016	3,562	↓
Quarter ending September 2016	3,416	↓
Quarter ending December 2016	3,368	↓
Quarter ending March 2017	3,414	→
Variance since March 2016	(8.2%)	↓



ACTIVITY

Cumulative percentage of contracted UDA delivered 2016 & 2017



Adjusted Scheduled Activity (UDA)

Month	2016	2017
April	-406	57
May	135	614
June	811	1,334
July	1,817	2,533
August	2,663	3,152
September	3,850	4,239
October	4,633	4,916
November	5,746	5,640
December	6,620	6,465
January	7,444	7,404
February	8,705	8,145
March	9,660	9,495
April	10,518	
May	10,520	
June	10,559	

QUALITY

	Quantity	Base Number	Contract	AT	Region	England
% of FP17s for the same patient ID Re-attending within 3 months - Children	97	1,315	7.4%	10.1%	12.0%	12.3%
% of FP17s for the same patient ID Re-attending within 3 months - Adults	303	2,723	11.1%	14.7%	16.0%	16.7%
% of FP17s for the same patient ID Re-attending between 3 & 9 months - Children	723	1,315	55.0%	60.6%	58.8%	57.6%
% of FP17s for the same patient ID Re-attending between 3 & 9 months - Adults	844	2,723	31.0%	52.8%	51.2%	50.1%
% of FP17s for Band 1 Urgent Courses	293	3,711	7.9%	7.3%	8.0%	9.1%
% of FP17s Relating to Free Repair or Replacements	44	3,711	1.2%	0.8%	0.8%	0.8%
% of FP17s Relating to Continuations	39	3,711	1.1%	1.3%	1.2%	1.2%
% of Patients satisfied with the dentistry they have received	42	46	91.3%	92.4%	92.7%	92.8%
% of Patients satisfied with the time they had to wait for an appointment	42	46	91.3%	88.1%	89.1%	88.7%

* This is based on patients treated on this contract for their most recent course of treatment. Figures in italics indicate the base number of FP17s or Patient Questionnaire responses are less than 100. N/A is shown where the base number of responses is less than 10 during the period. % is calculated as Quantity/Base number*100

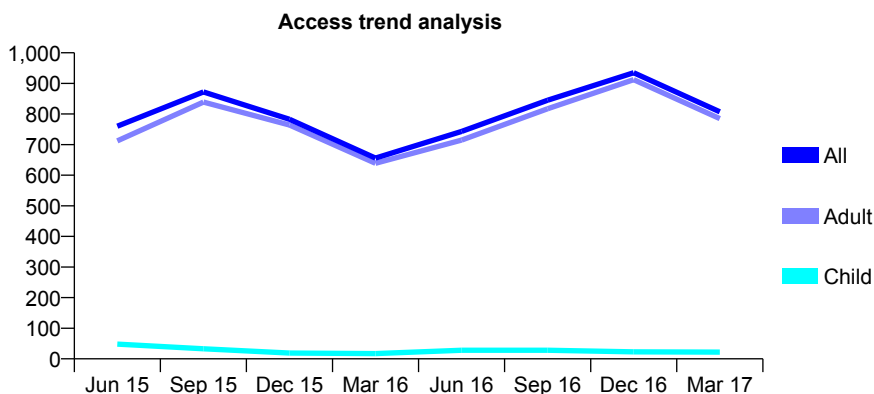
Q59 - Vital Signs At a Glance Contract Report for 906018/0004 - March 2017

Name or company name	MR P MARTIN
Contract type name	PDS Plus Contract
Purpose of contract	General
Contract start date	22/06/2010
Contract end date	31/03/2017

16/17 Contracted general activity (UDA)	2,500
Carry forward general activity (UDA)	84
16/17 Contracted orthodontic activity (UOA)	0
Carry forward orthodontic activity (UOA)	0
Baseline contract value	£31,170.25

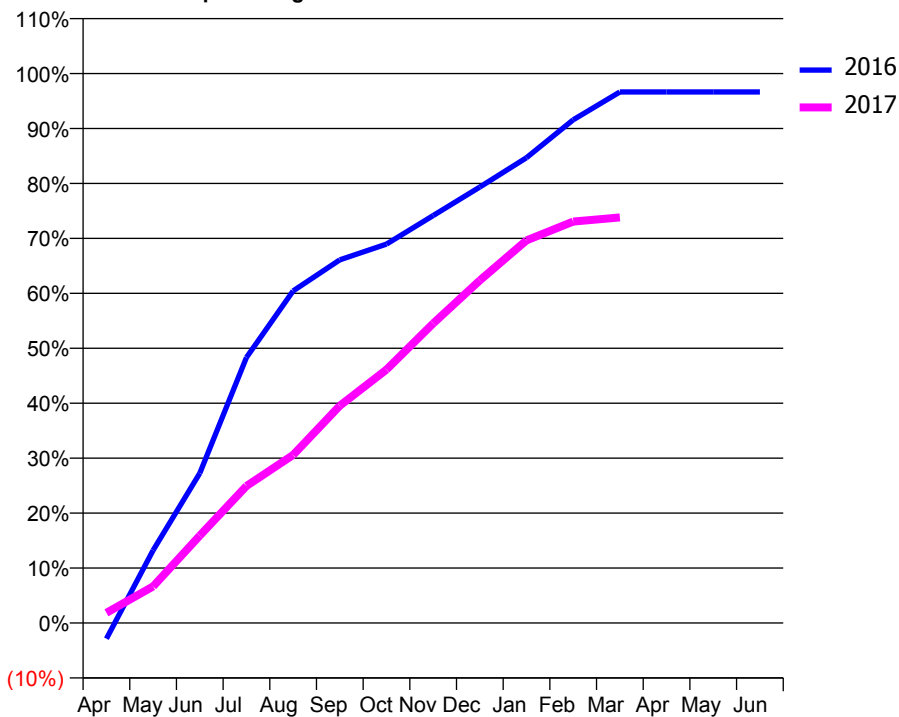
ACCESS*

Patients seen in 24 months	Total	Change since previous quarter
Quarter ending March 2016	656	
Quarter ending June 2016	743	↑
Quarter ending September 2016	845	↑
Quarter ending December 2016	935	↑
Quarter ending March 2017	807	↓
Variance since March 2016	23.0%	↑



ACTIVITY

Cumulative percentage of contracted UDA delivered 2016 & 2017



Month	Adjusted Scheduled Activity (UDA)	
	2016	2017
April	-72	46
May	331	166
June	682	398
July	1,208	623
August	1,511	765
September	1,652	989
October	1,724	1,153
November	1,854	1,363
December	1,984	1,559
January	2,117	1,741
February	2,289	1,826
March	2,416	1,845
April	2,416	
May	2,416	
June	2,416	

QUALITY

	Quantity	Base Number	Contract	AT	Region	England
% of FP17s for the same patient ID Re-attending within 3 months - Children	0	31	0.0%	10.1%	12.0%	12.3%
% of FP17s for the same patient ID Re-attending within 3 months - Adults	16	1,012	1.6%	14.7%	16.0%	16.7%
% of FP17s for the same patient ID Re-attending between 3 & 9 months - Children	0	31	0.0%	60.6%	58.8%	57.6%
% of FP17s for the same patient ID Re-attending between 3 & 9 months - Adults	149	1,012	14.7%	52.8%	51.2%	50.1%
% of FP17s for Band 1 Urgent Courses	16	1,043	1.5%	7.3%	8.0%	9.1%
% of FP17s Relating to Free Repair or Replacements	5	1,043	0.5%	0.8%	0.8%	0.8%
% of FP17s Relating to Continuations	4	1,043	0.4%	1.3%	1.2%	1.2%
% of Patients satisfied with the dentistry they have received	12	15	80.0%	92.4%	92.7%	92.8%
% of Patients satisfied with the time they had to wait for an appointment	13	15	86.7%	88.1%	89.1%	88.7%

* This is based on patients treated on this contract for their most recent course of treatment. Figures in italics indicate the base number of FP17s or Patient Questionnaire responses are less than 100. N/A is shown where the base number of responses is less than 10 during the period. % is calculated as Quantity/Base number*100

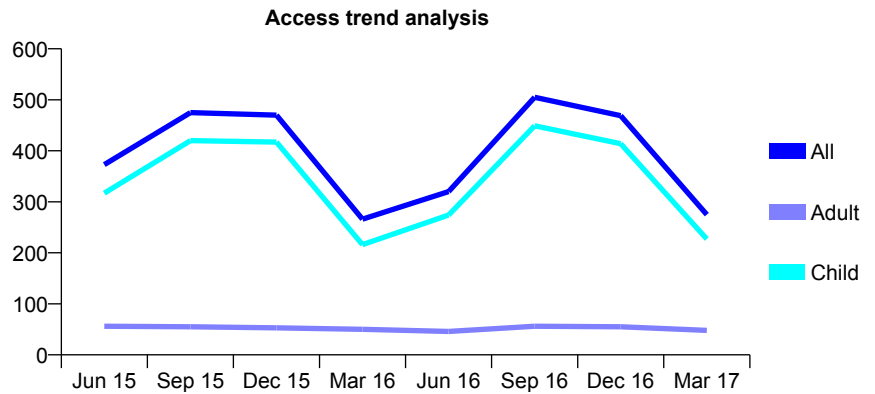
Q59 - Vital Signs At a Glance Contract Report for 906794/0001 - March 2017

Name or company name	MR RW BOWS
Contract type name	GDS Contract
Purpose of contract	General
Contract start date	01/04/2006
Contract end date	

16/17 Contracted general activity (UDA)	750
Carry forward general activity (UDA)	-9
16/17 Contracted orthodontic activity (UOA)	0
Carry forward orthodontic activity (UOA)	0
Baseline contract value	£18,797.43

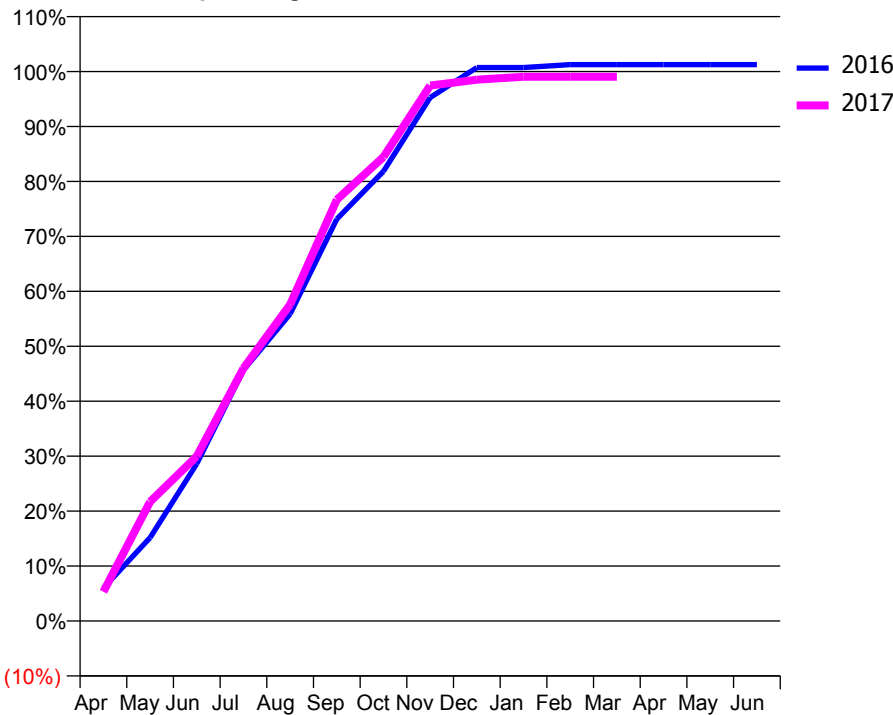
ACCESS*

Patients seen in 24 months	Total	Change since previous quarter
Quarter ending March 2016	266	
Quarter ending June 2016	320	↑
Quarter ending September 2016	505	↑
Quarter ending December 2016	469	↓
Quarter ending March 2017	275	↓
Variance since March 2016	3.4%	↑



ACTIVITY

Cumulative percentage of contracted UDA delivered 2016 & 2017



Month	Adjusted Scheduled Activity (UDA)	
	2016	2017
April	45	40
May	114	163
June	215	225
July	342	345
August	419	432
September	549	575
October	614	633
November	714	731
December	755	739
January	755	743
February	759	743
March	759	743
April	759	
May	759	
June	759	

QUALITY

	Quantity	Base Number	Contract	AT	Region	England
% of FP17s for the same patient ID Re-attending within 3 months - Children	22	568	3.9%	10.1%	12.0%	12.3%
% of FP17s for the same patient ID Re-attending within 3 months - Adults	1	33	3.0%	14.7%	16.0%	16.7%
% of FP17s for the same patient ID Re-attending between 3 & 9 months - Children	165	568	29.0%	60.6%	58.8%	57.6%
% of FP17s for the same patient ID Re-attending between 3 & 9 months - Adults	8	33	24.2%	52.8%	51.2%	50.1%
% of FP17s for Band 1 Urgent Courses	34	601	5.7%	7.3%	8.0%	9.1%
% of FP17s Relating to Free Repair or Replacements	0	601	0.0%	0.8%	0.8%	0.8%
% of FP17s Relating to Continuations	0	601	0.0%	1.3%	1.2%	1.2%
% of Patients satisfied with the dentistry they have received	0	0	N/A	92.4%	92.7%	92.8%
% of Patients satisfied with the time they had to wait for an appointment	0	0	N/A	88.1%	89.1%	88.7%

* This is based on patients treated on this contract for their most recent course of treatment. Figures in italics indicate the base number of FP17s or Patient Questionnaire responses are less than 100. N/A is shown where the base number of responses is less than 10 during the period. % is calculated as Quantity/Base number*100

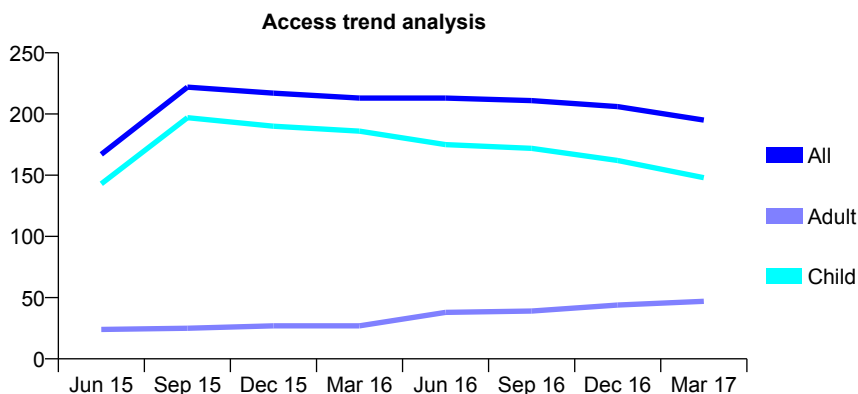
Q59 - Vital Signs At a Glance Contract Report for 911666/0001 - March 2017

Name or company name	MR LT FITZPATRICK
Contract type name	GDS Contract
Purpose of contract	General
Contract start date	01/04/2006
Contract end date	

16/17 Contracted general activity (UDA)	260
Carry forward general activity (UDA)	0
16/17 Contracted orthodontic activity (UOA)	0
Carry forward orthodontic activity (UOA)	0
Baseline contract value	£5,855.80

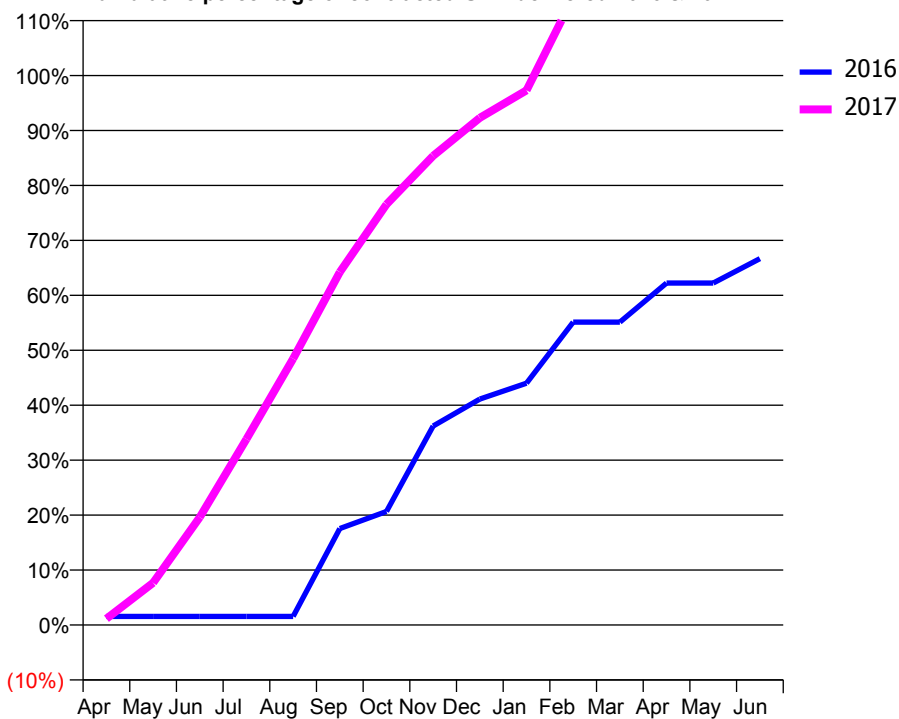
ACCESS*

Patients seen in 24 months	Total	Change since previous quarter
Quarter ending March 2016	213	
Quarter ending June 2016	213	→
Quarter ending September 2016	211	→
Quarter ending December 2016	206	↓
Quarter ending March 2017	195	↓
Variance since March 2016	(8.5%)	↓



ACTIVITY

Cumulative percentage of contracted UDA delivered 2016 & 2017



Month	Adjusted Scheduled Activity (UDA)	
	2016	2017
April	7	3
May	7	20
June	7	51
July	7	88
August	7	126
September	79	167
October	93	199
November	163	222
December	185	240
January	198	253
February	248	297
March	248	313
April	280	
May	280	
June	300	

QUALITY

	Quantity	Base Number	Contract	AT	Region	England
% of FP17s for the same patient ID Re-attending within 3 months - Children	11	264	4.2%	10.1%	12.0%	12.3%
% of FP17s for the same patient ID Re-attending within 3 months - Adults	0	1	0.0%	14.7%	16.0%	16.7%
% of FP17s for the same patient ID Re-attending between 3 & 9 months - Children	189	264	71.6%	60.6%	58.8%	57.6%
% of FP17s for the same patient ID Re-attending between 3 & 9 months - Adults	1	1	100.0%	52.8%	51.2%	50.1%
% of FP17s for Band 1 Urgent Courses	0	223	0.0%	7.3%	8.0%	9.1%
% of FP17s Relating to Free Repair or Replacements	0	223	0.0%	0.8%	0.8%	0.8%
% of FP17s Relating to Continuations	3	223	1.3%	1.3%	1.2%	1.2%
% of Patients satisfied with the dentistry they have received	0	0	N/A	92.4%	92.7%	92.8%
% of Patients satisfied with the time they had to wait for an appointment	0	0	N/A	88.1%	89.1%	88.7%

* This is based on patients treated on this contract for their most recent course of treatment. Figures in italics indicate the base number of FP17s or Patient Questionnaire responses are less than 100. N/A is shown where the base number of responses is less than 10 during the period. % is calculated as Quantity/Base number*100

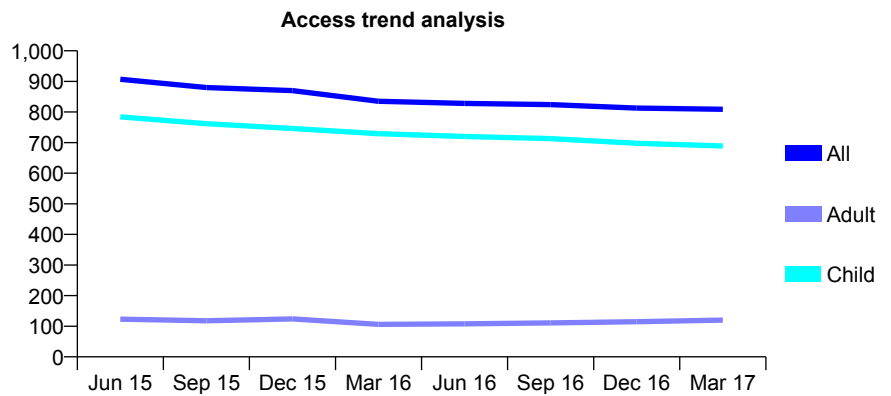
Q59 - Vital Signs At a Glance Contract Report for 914975/0001 - March 2017

Name or company name	MR CR SUTTON
Contract type name	GDS Contract
Purpose of contract	General and Orthodontic
Contract start date	01/04/2006
Contract end date	

16/17 Contracted general activity (UDA)	1,800
Carry forward general activity (UDA)	0
16/17 Contracted orthodontic activity (UOA)	1,346
Carry forward orthodontic activity (UOA)	0
Baseline contract value	£135,855.69

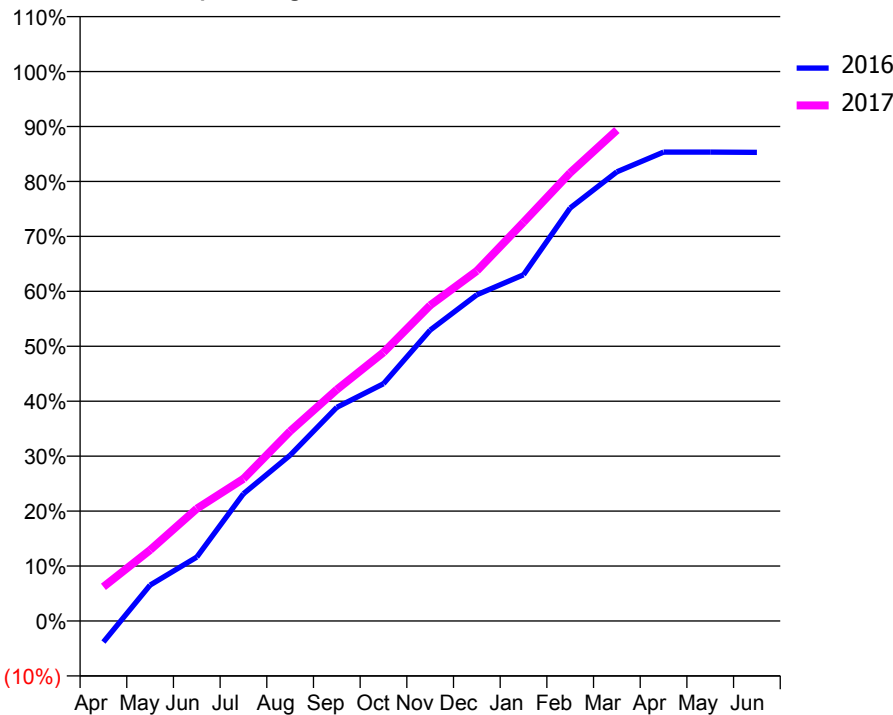
ACCESS*

Patients seen in 24 months	Total	Change since previous quarter
Quarter ending March 2016	835	
Quarter ending June 2016	828	→
Quarter ending September 2016	824	→
Quarter ending December 2016	813	↓
Quarter ending March 2017	809	→
Variance since March 2016	(3.1%)	↓



ACTIVITY

Cumulative percentage of contracted UDA delivered 2016 & 2017



Month	Adjusted Scheduled Activity (UDA)	
	2016	2017
April	-79	112
May	134	233
June	239	368
July	475	466
August	618	622
September	797	758
October	885	880
November	1,085	1,034
December	1,217	1,147
January	1,292	1,306
February	1,541	1,468
March	1,676	1,608
April	1,750	
May	1,750	
June	1,749	

QUALITY

	Quantity	Base Number	Contract	AT	Region	England
% of FP17s for the same patient ID Re-attending within 3 months - Children	141	1,484	9.5%	10.1%	12.0%	12.3%
% of FP17s for the same patient ID Re-attending within 3 months - Adults	1	7	14.3%	14.7%	16.0%	16.7%
% of FP17s for the same patient ID Re-attending between 3 & 9 months - Children	948	1,484	63.9%	60.6%	58.8%	57.6%
% of FP17s for the same patient ID Re-attending between 3 & 9 months - Adults	3	7	42.9%	52.8%	51.2%	50.1%
% of FP17s for Band 1 Urgent Courses	31	1,169	2.7%	7.3%	8.0%	9.1%
% of FP17s Relating to Free Repair or Replacements	0	1,169	0.0%	0.8%	0.8%	0.8%
% of FP17s Relating to Continuations	0	1,169	0.0%	1.3%	1.2%	1.2%
% of Patients satisfied with the dentistry they have received	1	1	N/A	92.4%	92.7%	92.8%
% of Patients satisfied with the time they had to wait for an appointment	1	1	N/A	88.1%	89.1%	88.7%

* This is based on patients treated on this contract for their most recent course of treatment. Figures in italics indicate the base number of FP17s or Patient Questionnaire responses are less than 100. N/A is shown where the base number of responses is less than 10 during the period. % is calculated as Quantity/Base number*100

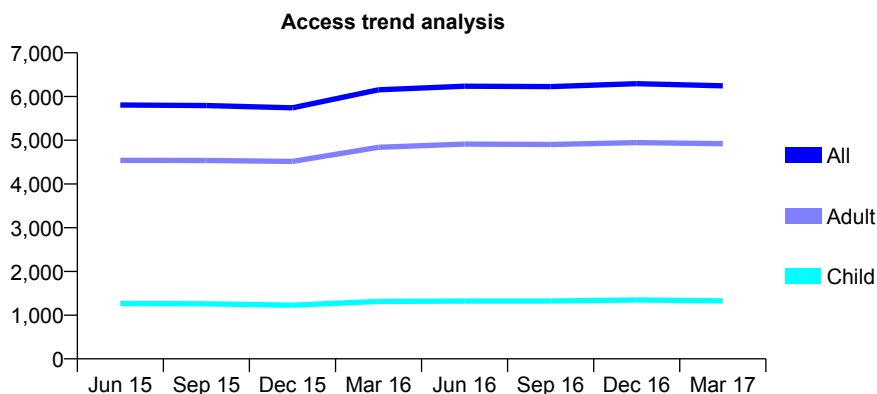
Q59 - Vital Signs At a Glance Contract Report for 917753/0001 - March 2017

Name or company name	MISS LM JAMIESON
Contract type name	GDS Contract
Purpose of contract	General
Contract start date	01/04/2006
Contract end date	

16/17 Contracted general activity (UDA)	19,000
Carry forward general activity (UDA)	0
16/17 Contracted orthodontic activity (UOA)	0
Carry forward orthodontic activity (UOA)	0
Baseline contract value	£456,738.13

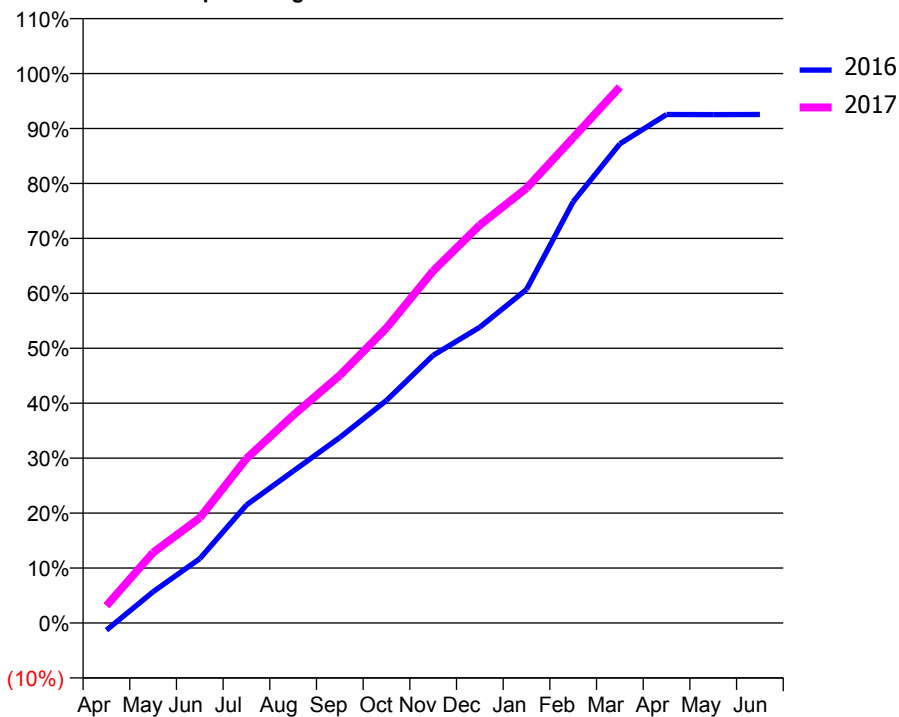
ACCESS*

Patients seen in 24 months	Total	Change since previous quarter
Quarter ending March 2016	6,154	
Quarter ending June 2016	6,235	→
Quarter ending September 2016	6,226	→
Quarter ending December 2016	6,295	→
Quarter ending March 2017	6,245	→
Variance since March 2016	1.5%	→



ACTIVITY

Cumulative percentage of contracted UDA delivered 2016 & 2017



Month	Adjusted Scheduled Activity (UDA)	
	2016	2017
April	-245	598
May	1,055	2,439
June	2,166	3,637
July	3,975	5,688
August	5,112	7,181
September	6,249	8,564
October	7,497	10,200
November	9,011	12,176
December	9,960	13,763
January	11,228	15,034
February	14,186	16,780
March	16,134	18,533
April	17,120	
May	17,117	
June	17,122	

QUALITY

	Quantity	Base Number	Contract	AT	Region	England
% of FP17s for the same patient ID Re-attending within 3 months - Children	126	2,050	6.1%	10.1%	12.0%	12.3%
% of FP17s for the same patient ID Re-attending within 3 months - Adults	852	7,304	11.7%	14.7%	16.0%	16.7%
% of FP17s for the same patient ID Re-attending between 3 & 9 months - Children	1,297	2,050	63.3%	60.6%	58.8%	57.6%
% of FP17s for the same patient ID Re-attending between 3 & 9 months - Adults	4,874	7,304	66.7%	52.8%	51.2%	50.1%
% of FP17s for Band 1 Urgent Courses	502	8,890	5.6%	7.3%	8.0%	9.1%
% of FP17s Relating to Free Repair or Replacements	43	8,890	0.5%	0.8%	0.8%	0.8%
% of FP17s Relating to Continuations	42	8,890	0.5%	1.3%	1.2%	1.2%
% of Patients satisfied with the dentistry they have received	17	18	94.4%	92.4%	92.7%	92.8%
% of Patients satisfied with the time they had to wait for an appointment	16	18	88.9%	88.1%	89.1%	88.7%

* This is based on patients treated on this contract for their most recent course of treatment. Figures in italics indicate the base number of FP17s or Patient Questionnaire responses are less than 100. N/A is shown where the base number of responses is less than 10 during the period. % is calculated as Quantity/Base number*100

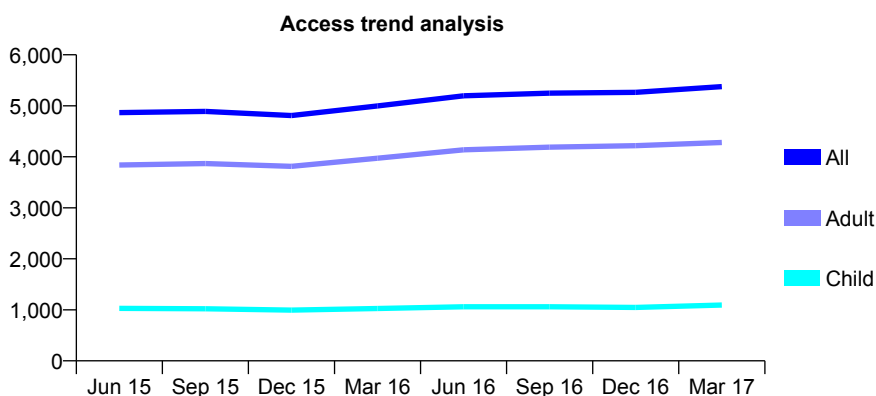
Q59 - Vital Signs At a Glance Contract Report for 917753/0002 - March 2017

Name or company name	MISS LM JAMIESON
Contract type name	GDS Contract
Purpose of contract	General
Contract start date	29/08/2006
Contract end date	

16/17 Contracted general activity (UDA)	18,000
Carry forward general activity (UDA)	0
16/17 Contracted orthodontic activity (UOA)	0
Carry forward orthodontic activity (UOA)	0
Baseline contract value	£433,928.13

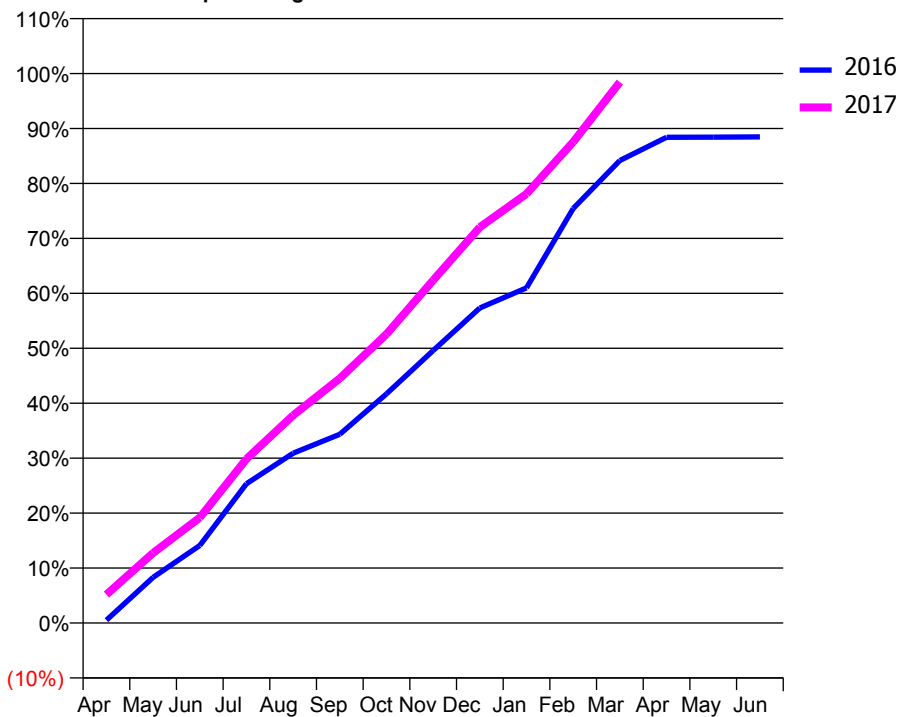
ACCESS*

Patients seen in 24 months	Total	Change since previous quarter
Quarter ending March 2016	4,998	
Quarter ending June 2016	5,196	↑
Quarter ending September 2016	5,248	→
Quarter ending December 2016	5,265	→
Quarter ending March 2017	5,376	↑
Variance since March 2016	7.6%	↑



ACTIVITY

Cumulative percentage of contracted UDA delivered 2016 & 2017



Month	Adjusted Scheduled Activity (UDA)	
	2016	2017
April	96	933
May	1,539	2,297
June	2,610	3,451
July	4,689	5,376
August	5,719	6,803
September	6,357	8,012
October	7,713	9,461
November	9,175	11,227
December	10,608	12,967
January	11,283	14,060
February	13,955	15,756
March	15,571	17,719
April	16,353	
May	16,358	
June	16,367	

QUALITY

	Quantity	Base Number	Contract	AT	Region	England
% of FP17s for the same patient ID Re-attending within 3 months - Children	104	1,765	5.9%	10.1%	12.0%	12.3%
% of FP17s for the same patient ID Re-attending within 3 months - Adults	568	6,377	8.9%	14.7%	16.0%	16.7%
% of FP17s for the same patient ID Re-attending between 3 & 9 months - Children	1,121	1,765	63.5%	60.6%	58.8%	57.6%
% of FP17s for the same patient ID Re-attending between 3 & 9 months - Adults	4,215	6,377	66.1%	52.8%	51.2%	50.1%
% of FP17s for Band 1 Urgent Courses	336	7,855	4.3%	7.3%	8.0%	9.1%
% of FP17s Relating to Free Repair or Replacements	28	7,855	0.4%	0.8%	0.8%	0.8%
% of FP17s Relating to Continuations	33	7,855	0.4%	1.3%	1.2%	1.2%
% of Patients satisfied with the dentistry they have received	19	20	95.0%	92.4%	92.7%	92.8%
% of Patients satisfied with the time they had to wait for an appointment	17	20	85.0%	88.1%	89.1%	88.7%

* This is based on patients treated on this contract for their most recent course of treatment. Figures in italics indicate the base number of FP17s or Patient Questionnaire responses are less than 100. N/A is shown where the base number of responses is less than 10 during the period. % is calculated as Quantity/Base number*100

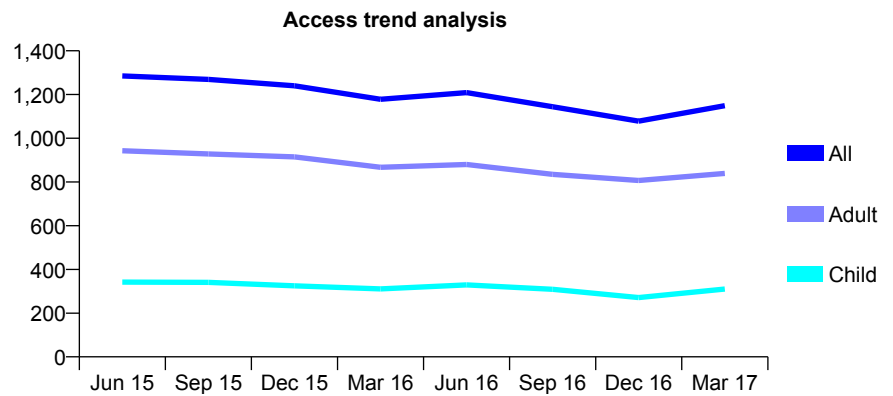
Q59 - Vital Signs At a Glance Contract Report for 919632/0001 - March 2017

Name or company name	MRS D SOLANKI
Contract type name	GDS Contract
Purpose of contract	General
Contract start date	01/04/2006
Contract end date	

16/17 Contracted general activity (UDA)	3,046
Carry forward general activity (UDA)	-55
16/17 Contracted orthodontic activity (UOA)	0
Carry forward orthodontic activity (UOA)	0
Baseline contract value	£53,419.29

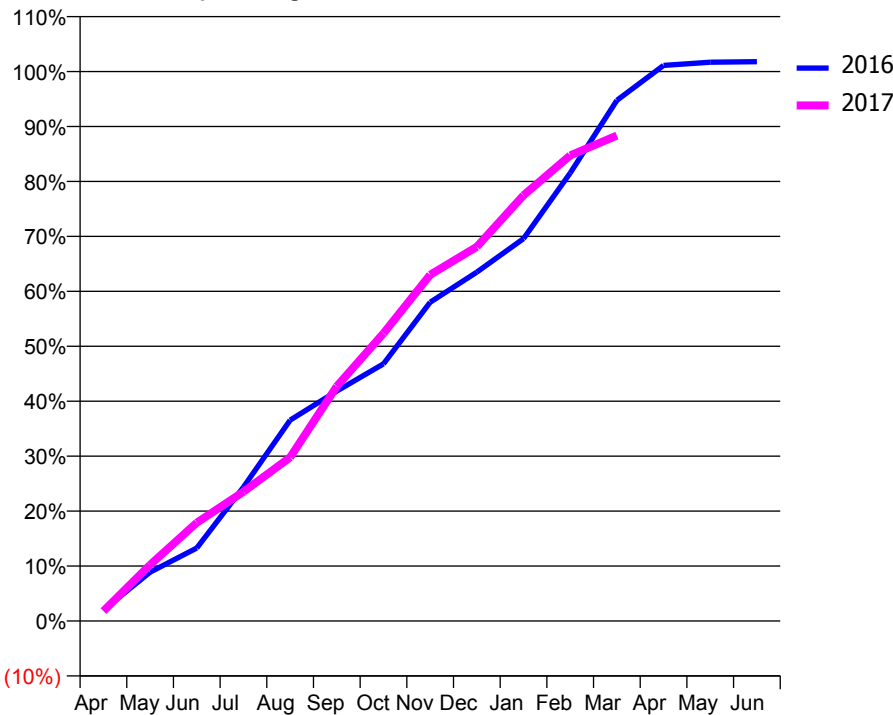
ACCESS*

Patients seen in 24 months	Total	Change since previous quarter
Quarter ending March 2016	1,178	
Quarter ending June 2016	1,209	↑
Quarter ending September 2016	1,144	↓
Quarter ending December 2016	1,078	↓
Quarter ending March 2017	1,149	↑
Variance since March 2016	(2.5%)	↓



ACTIVITY

Cumulative percentage of contracted UDA delivered 2016 & 2017



Month	Adjusted Scheduled Activity (UDA)	
	2016	2017
April	61	55
May	271	311
June	405	545
July	743	717
August	1,114	907
September	1,274	1,301
October	1,425	1,595
November	1,767	1,919
December	1,934	2,074
January	2,120	2,360
February	2,483	2,581
March	2,886	2,691
April	3,080	
May	3,098	
June	3,101	

QUALITY

	Quantity	Base Number	Contract	AT	Region	England
% of FP17s for the same patient ID Re-attending within 3 months - Children	41	446	9.2%	10.1%	12.0%	12.3%
% of FP17s for the same patient ID Re-attending within 3 months - Adults	130	1,165	11.2%	14.7%	16.0%	16.7%
% of FP17s for the same patient ID Re-attending between 3 & 9 months - Children	150	446	33.6%	60.6%	58.8%	57.6%
% of FP17s for the same patient ID Re-attending between 3 & 9 months - Adults	523	1,165	44.9%	52.8%	51.2%	50.1%
% of FP17s for Band 1 Urgent Courses	139	1,472	9.4%	7.3%	8.0%	9.1%
% of FP17s Relating to Free Repair or Replacements	9	1,472	0.6%	0.8%	0.8%	0.8%
% of FP17s Relating to Continuations	5	1,472	0.3%	1.3%	1.2%	1.2%
% of Patients satisfied with the dentistry they have received	2	2	N/A	92.4%	92.7%	92.8%
% of Patients satisfied with the time they had to wait for an appointment	2	2	N/A	88.1%	89.1%	88.7%

* This is based on patients treated on this contract for their most recent course of treatment. Figures in italics indicate the base number of FP17s or Patient Questionnaire responses are less than 100. N/A is shown where the base number of responses is less than 10 during the period. % is calculated as Quantity/Base number*100

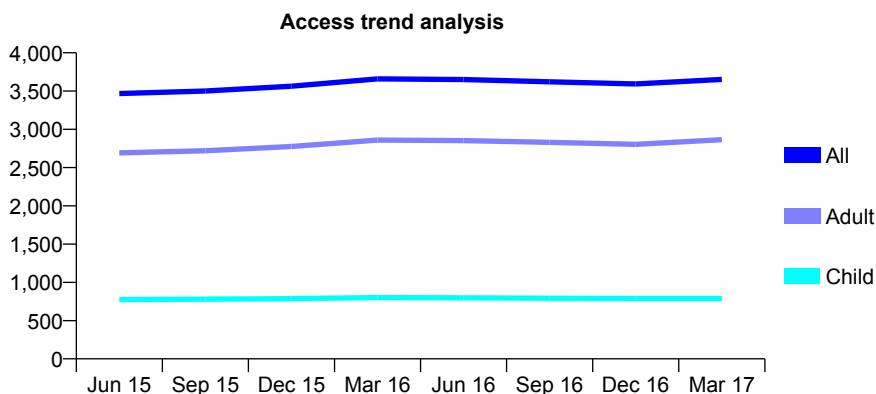
Q59 - Vital Signs At a Glance Contract Report for 919845/0001 - March 2017

Name or company name	MISS H BURNIKELL
Contract type name	GDS Contract
Purpose of contract	General
Contract start date	01/04/2006
Contract end date	

16/17 Contracted general activity (UDA)	8,630
Carry forward general activity (UDA)	70
16/17 Contracted orthodontic activity (UOA)	0
Carry forward orthodontic activity (UOA)	0
Baseline contract value	£225,524.20

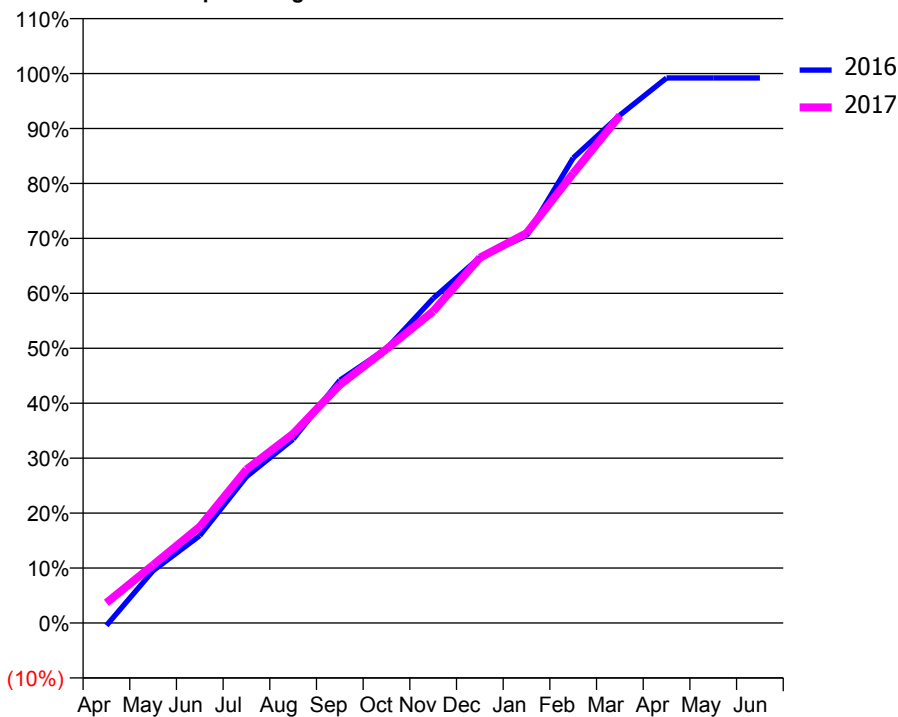
ACCESS*

Patients seen in 24 months	Total	Change since previous quarter
Quarter ending March 2016	3,660	
Quarter ending June 2016	3,650	→
Quarter ending September 2016	3,621	→
Quarter ending December 2016	3,593	→
Quarter ending March 2017	3,653	→
Variance since March 2016	(0.2%)	→



ACTIVITY

Cumulative percentage of contracted UDA delivered 2016 & 2017



Month	Adjusted Scheduled Activity (UDA)	
	2016	2017
April	-40	317
May	822	912
June	1,374	1,513
July	2,299	2,411
August	2,888	2,972
September	3,812	3,742
October	4,309	4,302
November	5,097	4,895
December	5,743	5,737
January	6,083	6,122
February	7,304	7,064
March	7,976	7,970
April	8,561	
May	8,560	
June	8,560	

QUALITY

	Quantity	Base Number	Contract	AT	Region	England
% of FP17s for the same patient ID Re-attending within 3 months - Children	224	1,194	18.8%	10.1%	12.0%	12.3%
% of FP17s for the same patient ID Re-attending within 3 months - Adults	974	4,441	21.9%	14.7%	16.0%	16.7%
% of FP17s for the same patient ID Re-attending between 3 & 9 months - Children	577	1,194	48.3%	60.6%	58.8%	57.6%
% of FP17s for the same patient ID Re-attending between 3 & 9 months - Adults	2,352	4,441	53.0%	52.8%	51.2%	50.1%
% of FP17s for Band 1 Urgent Courses	361	5,315	6.8%	7.3%	8.0%	9.1%
% of FP17s Relating to Free Repair or Replacements	46	5,315	0.9%	0.8%	0.8%	0.8%
% of FP17s Relating to Continuations	37	5,315	0.7%	1.3%	1.2%	1.2%
% of Patients satisfied with the dentistry they have received	6	6	N/A	92.4%	92.7%	92.8%
% of Patients satisfied with the time they had to wait for an appointment	5	6	N/A	88.1%	89.1%	88.7%

* This is based on patients treated on this contract for their most recent course of treatment. Figures in italics indicate the base number of FP17s or Patient Questionnaire responses are less than 100. N/A is shown where the base number of responses is less than 10 during the period. % is calculated as Quantity/Base number*100

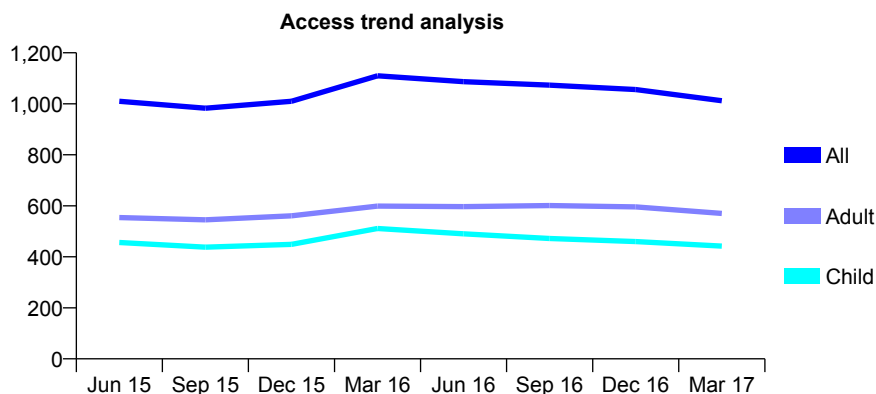
Q59 - Vital Signs At a Glance Contract Report for 925322/0001 - March 2017

Name or company name	MRS F OSMAN
Contract type name	GDS Contract
Purpose of contract	General
Contract start date	01/04/2006
Contract end date	

16/17 Contracted general activity (UDA)	2,723
Carry forward general activity (UDA)	46
16/17 Contracted orthodontic activity (UOA)	0
Carry forward orthodontic activity (UOA)	0
Baseline contract value	£69,481.86

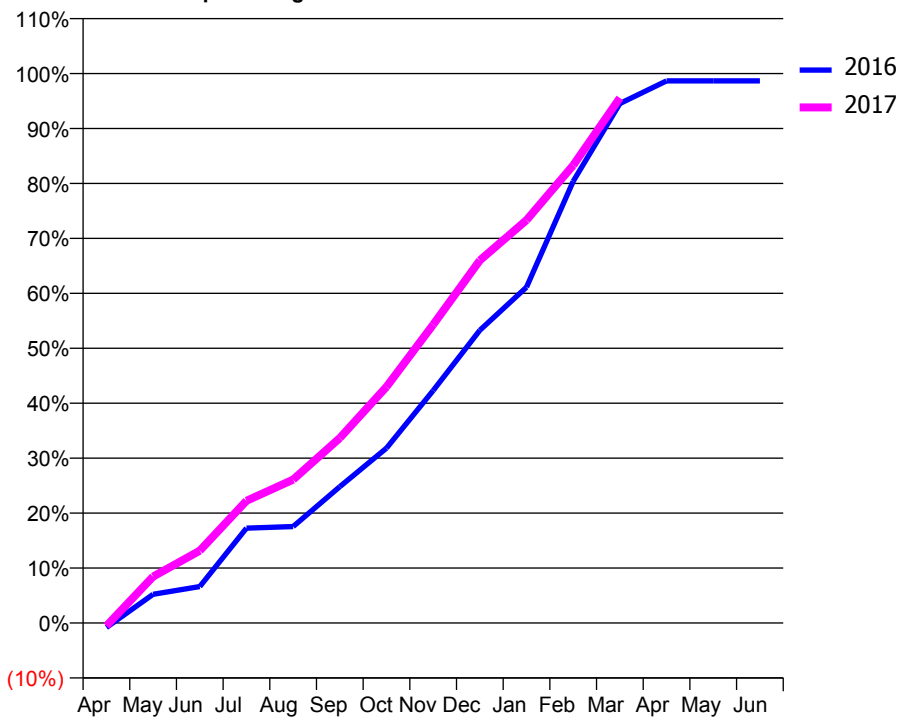
ACCESS*

Patients seen in 24 months	Total	Change since previous quarter
Quarter ending March 2016	1,110	
Quarter ending June 2016	1,087	↓
Quarter ending September 2016	1,073	↓
Quarter ending December 2016	1,056	↓
Quarter ending March 2017	1,012	↓
Variance since March 2016	(8.8%)	↓



ACTIVITY

Cumulative percentage of contracted UDA delivered 2016 & 2017



Adjusted Scheduled Activity (UDA)

Month	2016	2017
April	-29	-15
May	179	230
June	227	359
July	591	606
August	601	711
September	850	917
October	1,089	1,171
November	1,449	1,478
December	1,824	1,797
January	2,092	1,997
February	2,751	2,268
March	3,236	2,602
April	3,377	
May	3,377	
June	3,377	

QUALITY

	Quantity	Base Number	Contract	AT	Region	England
% of FP17s for the same patient ID Re-attending within 3 months - Children	35	639	5.5%	10.1%	12.0%	12.3%
% of FP17s for the same patient ID Re-attending within 3 months - Adults	79	745	10.6%	14.7%	16.0%	16.7%
% of FP17s for the same patient ID Re-attending between 3 & 9 months - Children	397	639	62.1%	60.6%	58.8%	57.6%
% of FP17s for the same patient ID Re-attending between 3 & 9 months - Adults	495	745	66.4%	52.8%	51.2%	50.1%
% of FP17s for Band 1 Urgent Courses	43	1,332	3.2%	7.3%	8.0%	9.1%
% of FP17s Relating to Free Repair or Replacements	5	1,332	0.4%	0.8%	0.8%	0.8%
% of FP17s Relating to Continuations	2	1,332	0.2%	1.3%	1.2%	1.2%
% of Patients satisfied with the dentistry they have received	2	2	N/A	92.4%	92.7%	92.8%
% of Patients satisfied with the time they had to wait for an appointment	0	2	N/A	88.1%	89.1%	88.7%

* This is based on patients treated on this contract for their most recent course of treatment. Figures in italics indicate the base number of FP17s or Patient Questionnaire responses are less than 100. N/A is shown where the base number of responses is less than 10 during the period. % is calculated as Quantity/Base number*100

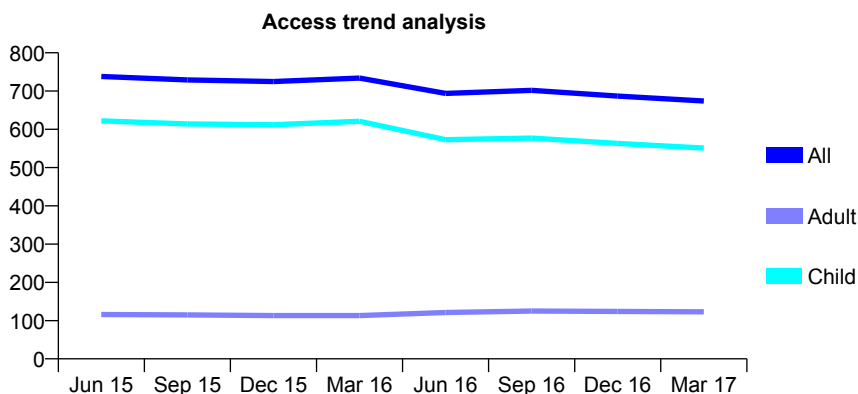
Q59 - Vital Signs At a Glance Contract Report for 927244/0001 - March 2017

Name or company name	MR TE VISSER
Contract type name	GDS Contract
Purpose of contract	General
Contract start date	01/04/2006
Contract end date	

16/17 Contracted general activity (UDA)	1,300
Carry forward general activity (UDA)	0
16/17 Contracted orthodontic activity (UOA)	0
Carry forward orthodontic activity (UOA)	0
Baseline contract value	£28,656.20

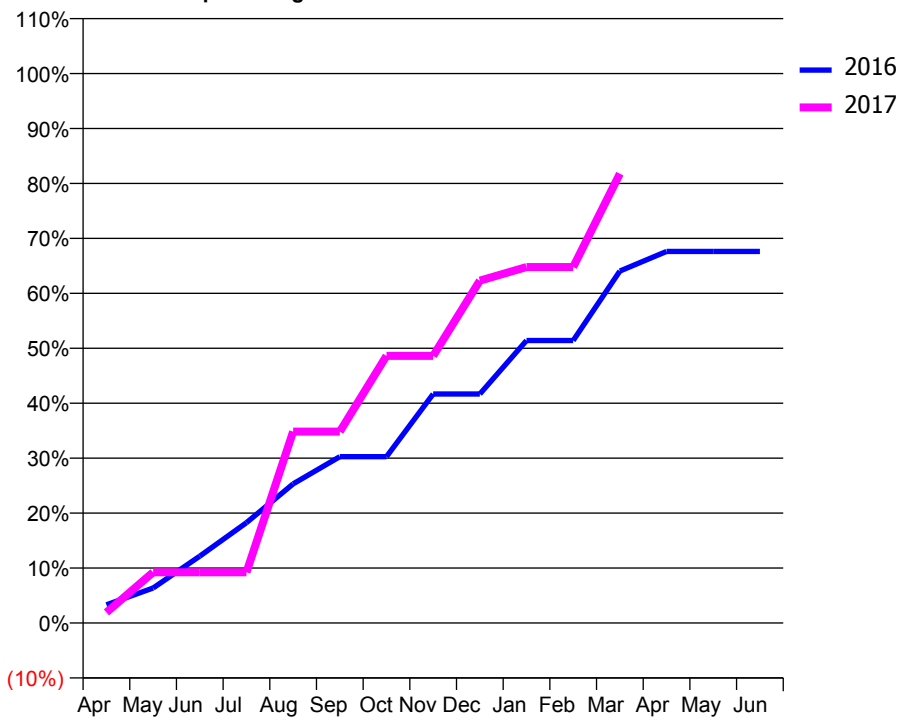
ACCESS*

Patients seen in 24 months	Total	Change since previous quarter
Quarter ending March 2016	734	
Quarter ending June 2016	694	↓
Quarter ending September 2016	702	→
Quarter ending December 2016	687	↓
Quarter ending March 2017	674	↓
Variance since March 2016	(8.2%)	↓



ACTIVITY

Cumulative percentage of contracted UDA delivered 2016 & 2017



Month	Adjusted Scheduled Activity (UDA)	
	2016	2017
April	63	25
May	121	120
June	231	120
July	347	120
August	481	453
September	575	453
October	575	632
November	792	632
December	792	810
January	977	842
February	977	842
March	1,217	1,063
April	1,285	
May	1,285	
June	1,285	

QUALITY

	Quantity	Base Number	Contract	AT	Region	England
% of FP17s for the same patient ID Re-attending within 3 months - Children	47	895	5.3%	10.1%	12.0%	12.3%
% of FP17s for the same patient ID Re-attending within 3 months - Adults	1	48	2.1%	14.7%	16.0%	16.7%
% of FP17s for the same patient ID Re-attending between 3 & 9 months - Children	695	895	77.7%	60.6%	58.8%	57.6%
% of FP17s for the same patient ID Re-attending between 3 & 9 months - Adults	39	48	81.3%	52.8%	51.2%	50.1%
% of FP17s for Band 1 Urgent Courses	0	891	0.0%	7.3%	8.0%	9.1%
% of FP17s Relating to Free Repair or Replacements	0	891	0.0%	0.8%	0.8%	0.8%
% of FP17s Relating to Continuations	16	891	1.8%	1.3%	1.2%	1.2%
% of Patients satisfied with the dentistry they have received	0	0	N/A	92.4%	92.7%	92.8%
% of Patients satisfied with the time they had to wait for an appointment	0	0	N/A	88.1%	89.1%	88.7%

* This is based on patients treated on this contract for their most recent course of treatment. Figures in italics indicate the base number of FP17s or Patient Questionnaire responses are less than 100. N/A is shown where the base number of responses is less than 10 during the period. % is calculated as Quantity/Base number*100

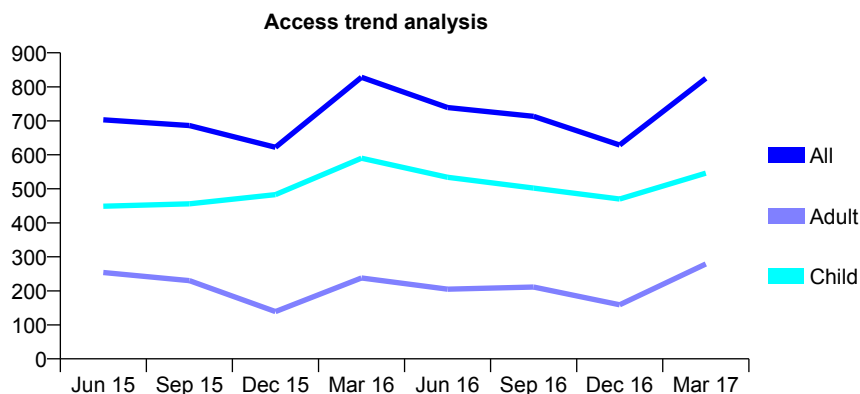
Q59 - Vital Signs At a Glance Contract Report for 929328/0001 - March 2017

Name or company name	MR VH PEART
Contract type name	GDS Contract
Purpose of contract	General and Orthodontic
Contract start date	01/04/2006
Contract end date	

16/17 Contracted general activity (UDA)	1,775
Carry forward general activity (UDA)	22
16/17 Contracted orthodontic activity (UOA)	31
Carry forward orthodontic activity (UOA)	0
Baseline contract value	£50,896.62

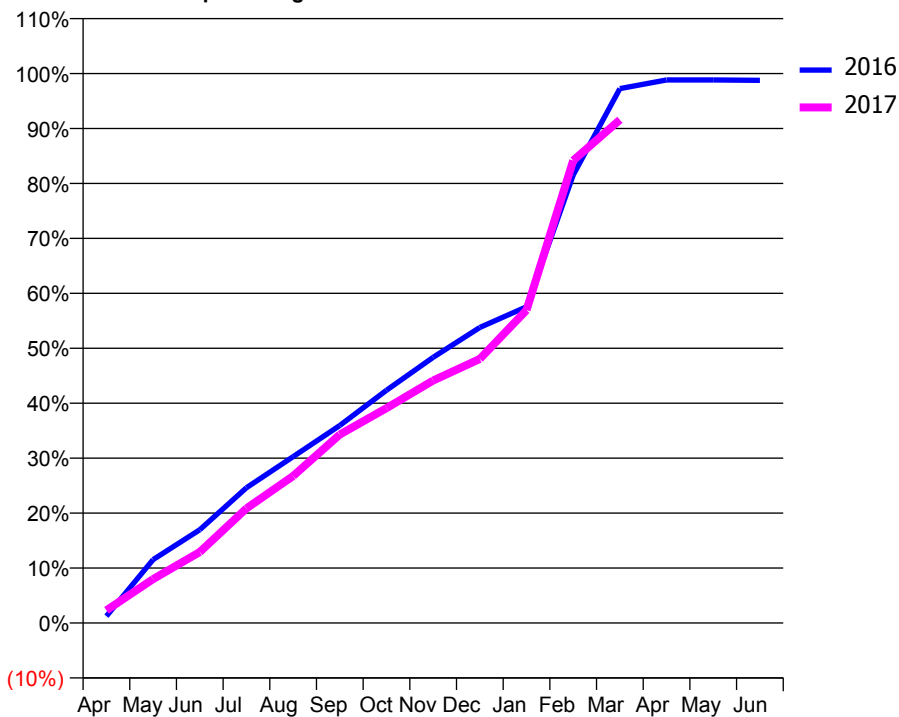
ACCESS*

Patients seen in 24 months	Total	Change since previous quarter
Quarter ending March 2016	828	
Quarter ending June 2016	739	↓
Quarter ending September 2016	713	↓
Quarter ending December 2016	629	↓
Quarter ending March 2017	825	↑
Variance since March 2016	(0.4%)	→



ACTIVITY

Cumulative percentage of contracted UDA delivered 2016 & 2017



Month	Adjusted Scheduled Activity (UDA)	
	2016	2017
April	22	41
May	205	142
June	301	229
July	437	370
August	537	475
September	638	609
October	752	694
November	858	783
December	955	853
January	1,022	1,011
February	1,447	1,494
March	1,726	1,625
April	1,754	
May	1,754	
June	1,753	

QUALITY

	Quantity	Base Number	Contract	AT	Region	England
% of FP17s for the same patient ID Re-attending within 3 months - Children	65	916	7.1%	10.1%	12.0%	12.3%
% of FP17s for the same patient ID Re-attending within 3 months - Adults	6	241	2.5%	14.7%	16.0%	16.7%
% of FP17s for the same patient ID Re-attending between 3 & 9 months - Children	529	916	57.8%	60.6%	58.8%	57.6%
% of FP17s for the same patient ID Re-attending between 3 & 9 months - Adults	34	241	14.1%	52.8%	51.2%	50.1%
% of FP17s for Band 1 Urgent Courses	31	1,129	2.7%	7.3%	8.0%	9.1%
% of FP17s Relating to Free Repair or Replacements	2	1,129	0.2%	0.8%	0.8%	0.8%
% of FP17s Relating to Continuations	0	1,129	0.0%	1.3%	1.2%	1.2%
% of Patients satisfied with the dentistry they have received	2	2	N/A	92.4%	92.7%	92.8%
% of Patients satisfied with the time they had to wait for an appointment	2	2	N/A	88.1%	89.1%	88.7%

* This is based on patients treated on this contract for their most recent course of treatment. Figures in italics indicate the base number of FP17s or Patient Questionnaire responses are less than 100. N/A is shown where the base number of responses is less than 10 during the period. % is calculated as Quantity/Base number*100

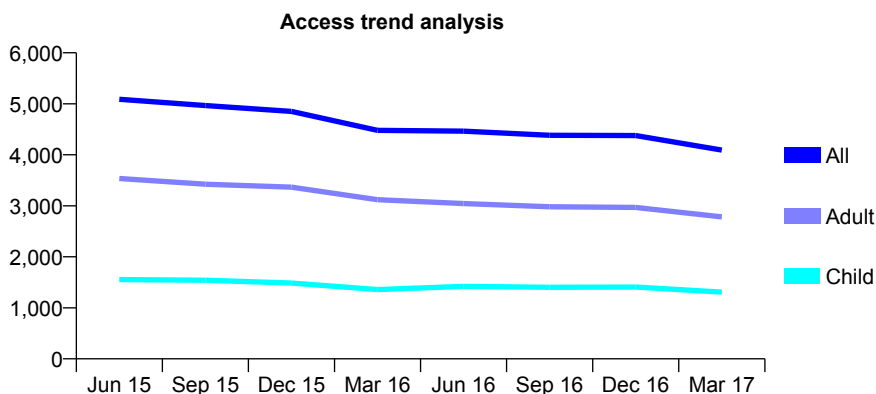
Q59 - Vital Signs At a Glance Contract Report for 929328/0004 - March 2017

Name or company name	MR VH PEART
Contract type name	PDS Plus Contract
Purpose of contract	General
Contract start date	01/04/2010
Contract end date	31/03/2017

16/17 Contracted general activity (UDA)	15,000
Carry forward general activity (UDA)	0
16/17 Contracted orthodontic activity (UOA)	0
Carry forward orthodontic activity (UOA)	0
Baseline contract value	£205,113.77

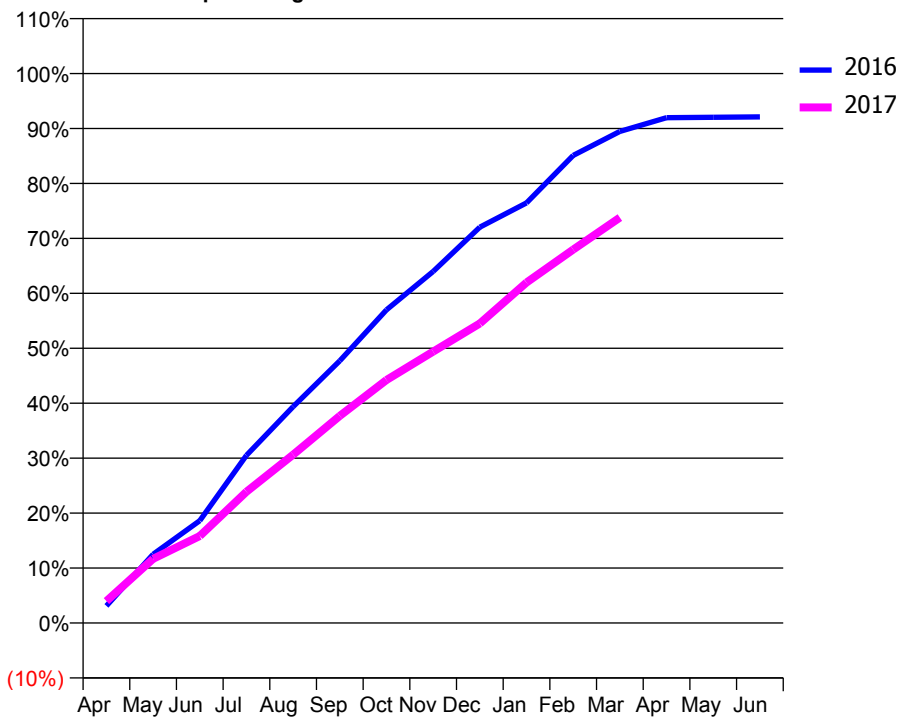
ACCESS*

Patients seen in 24 months	Total	Change since previous quarter
Quarter ending March 2016	4,479	
Quarter ending June 2016	4,464	→
Quarter ending September 2016	4,384	↓
Quarter ending December 2016	4,377	→
Quarter ending March 2017	4,093	↓
Variance since March 2016	(8.6%)	↓



ACTIVITY

Cumulative percentage of contracted UDA delivered 2016 & 2017



Month	Adjusted Scheduled Activity (UDA)	
	2016	2017
April	468	599
May	1,876	1,753
June	2,794	2,375
July	4,577	3,583
August	5,906	4,597
September	7,160	5,655
October	8,547	6,632
November	9,596	7,409
December	10,805	8,177
January	11,468	9,296
February	12,764	10,192
March	13,419	11,068
April	13,793	
May	13,806	
June	13,814	

QUALITY

	Quantity	Base Number	Contract	AT	Region	England
% of FP17s for the same patient ID Re-attending within 3 months - Children	377	2,855	13.2%	10.1%	12.0%	12.3%
% of FP17s for the same patient ID Re-attending within 3 months - Adults	540	3,976	13.6%	14.7%	16.0%	16.7%
% of FP17s for the same patient ID Re-attending between 3 & 9 months - Children	1,842	2,855	64.5%	60.6%	58.8%	57.6%
% of FP17s for the same patient ID Re-attending between 3 & 9 months - Adults	1,273	3,976	32.0%	52.8%	51.2%	50.1%
% of FP17s for Band 1 Urgent Courses	387	6,585	5.9%	7.3%	8.0%	9.1%
% of FP17s Relating to Free Repair or Replacements	49	6,585	0.7%	0.8%	0.8%	0.8%
% of FP17s Relating to Continuations	29	6,585	0.4%	1.3%	1.2%	1.2%
% of Patients satisfied with the dentistry they have received	10	10	100.0%	92.4%	92.7%	92.8%
% of Patients satisfied with the time they had to wait for an appointment	7	10	70.0%	88.1%	89.1%	88.7%

* This is based on patients treated on this contract for their most recent course of treatment. Figures in italics indicate the base number of FP17s or Patient Questionnaire responses are less than 100. N/A is shown where the base number of responses is less than 10 during the period. % is calculated as Quantity/Base number*100

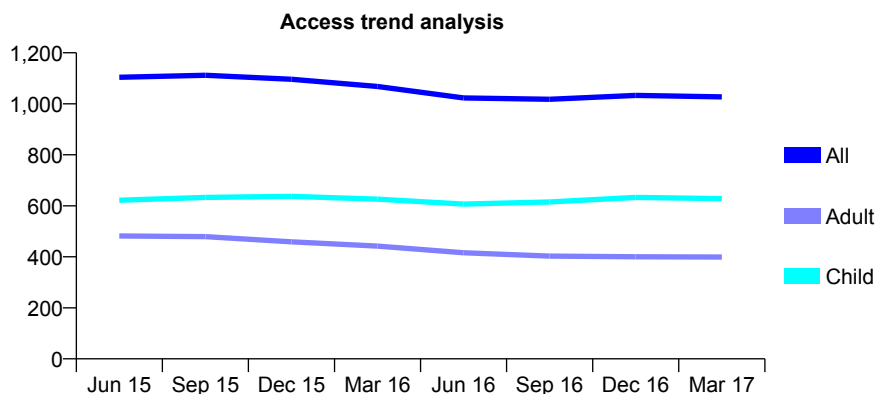
Q59 - Vital Signs At a Glance Contract Report for 931756/0001 - March 2017

Name or company name	MR RD CASEY
Contract type name	GDS Contract
Purpose of contract	General
Contract start date	01/04/2006
Contract end date	

16/17 Contracted general activity (UDA)	3,968
Carry forward general activity (UDA)	107
16/17 Contracted orthodontic activity (UOA)	0
Carry forward orthodontic activity (UOA)	0
Baseline contract value	£106,409.31

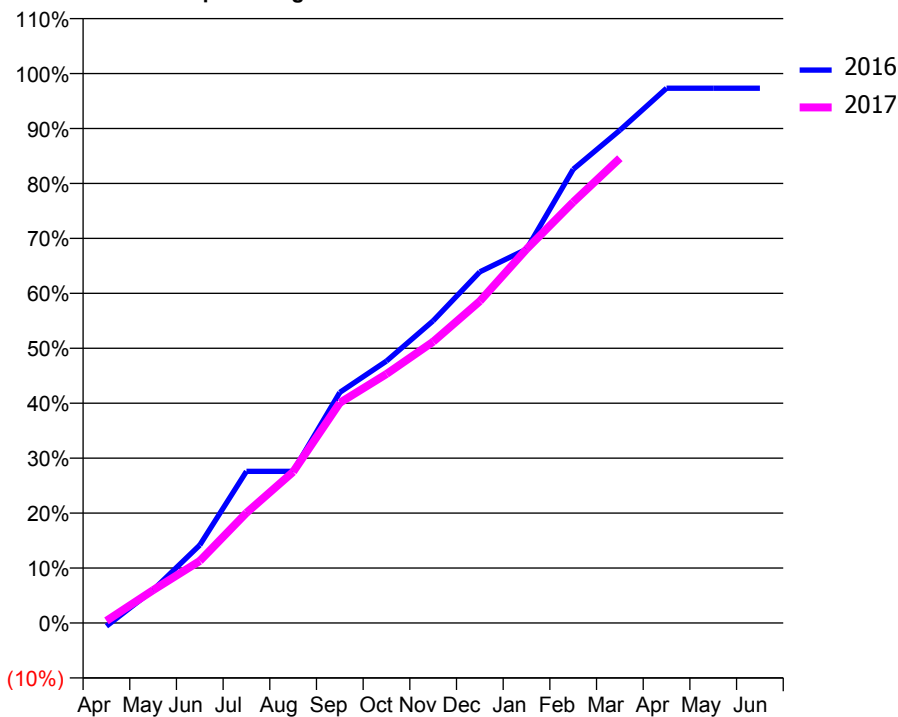
ACCESS*

Patients seen in 24 months	Total	Change since previous quarter
Quarter ending March 2016	1,068	
Quarter ending June 2016	1,023	↓
Quarter ending September 2016	1,018	→
Quarter ending December 2016	1,033	→
Quarter ending March 2017	1,027	→
Variance since March 2016	(3.8%)	↓



ACTIVITY

Cumulative percentage of contracted UDA delivered 2016 & 2017



Month	Adjusted Scheduled Activity (UDA)	
	2016	2017
April	-24	16
May	238	238
June	563	448
July	1,095	796
August	1,095	1,091
September	1,665	1,591
October	1,891	1,798
November	2,183	2,032
December	2,536	2,324
January	2,700	2,700
February	3,276	3,039
March	3,558	3,356
April	3,861	
May	3,861	
June	3,861	

QUALITY

	Quantity	Base Number	Contract	AT	Region	England
% of FP17s for the same patient ID Re-attending within 3 months - Children	68	947	7.2%	10.1%	12.0%	12.3%
% of FP17s for the same patient ID Re-attending within 3 months - Adults	129	547	23.6%	14.7%	16.0%	16.7%
% of FP17s for the same patient ID Re-attending between 3 & 9 months - Children	581	947	61.4%	60.6%	58.8%	57.6%
% of FP17s for the same patient ID Re-attending between 3 & 9 months - Adults	296	547	54.1%	52.8%	51.2%	50.1%
% of FP17s for Band 1 Urgent Courses	32	1,415	2.3%	7.3%	8.0%	9.1%
% of FP17s Relating to Free Repair or Replacements	0	1,415	0.0%	0.8%	0.8%	0.8%
% of FP17s Relating to Continuations	0	1,415	0.0%	1.3%	1.2%	1.2%
% of Patients satisfied with the dentistry they have received	3	3	N/A	92.4%	92.7%	92.8%
% of Patients satisfied with the time they had to wait for an appointment	3	3	N/A	88.1%	89.1%	88.7%

* This is based on patients treated on this contract for their most recent course of treatment. Figures in italics indicate the base number of FP17s or Patient Questionnaire responses are less than 100. N/A is shown where the base number of responses is less than 10 during the period. % is calculated as Quantity/Base number*100

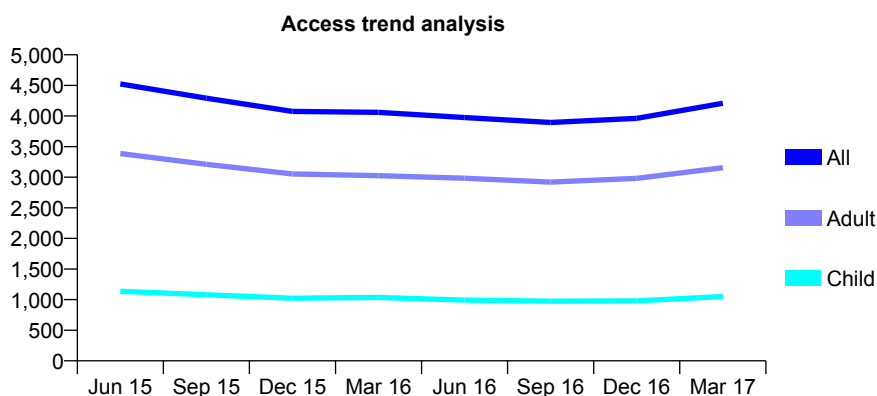
Q59 - Vital Signs At a Glance Contract Report for 939838/0003 - March 2017

Name or company name	MISS Z ISHAK
Contract type name	GDS Contract
Purpose of contract	General
Contract start date	01/04/2008
Contract end date	

16/17 Contracted general activity (UDA)	15,328
Carry forward general activity (UDA)	547
16/17 Contracted orthodontic activity (UOA)	0
Carry forward orthodontic activity (UOA)	0
Baseline contract value	£332,257.24

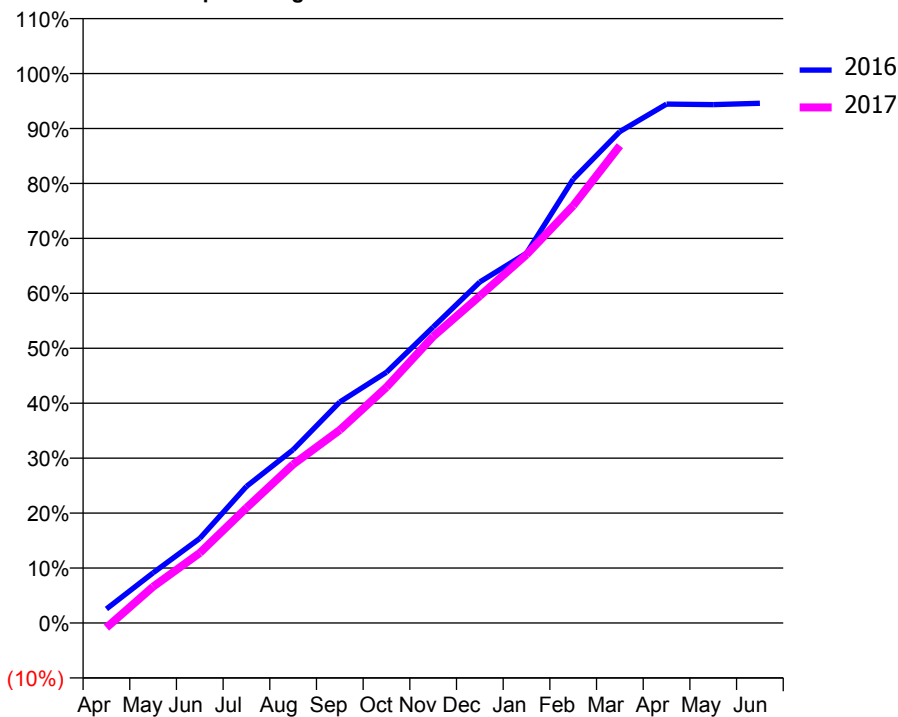
ACCESS*

Patients seen in 24 months	Total	Change since previous quarter
Quarter ending March 2016	4,060	
Quarter ending June 2016	3,975	↓
Quarter ending September 2016	3,895	↓
Quarter ending December 2016	3,961	→
Quarter ending March 2017	4,207	↑
Variance since March 2016	3.6%	↑



ACTIVITY

Cumulative percentage of contracted UDA delivered 2016 & 2017



Month	Adjusted Scheduled Activity (UDA)	
	2016	2017
April	392	-132
May	1,399	1,014
June	2,361	1,956
July	3,810	3,213
August	4,832	4,423
September	6,165	5,383
October	6,996	6,577
November	8,255	7,992
December	9,514	9,124
January	10,318	10,274
February	12,381	11,641
March	13,709	13,314
April	14,475	
May	14,460	
June	14,498	

QUALITY

	Quantity	Base Number	Contract	AT	Region	England
% of FP17s for the same patient ID Re-attending within 3 months - Children	194	1,918	10.1%	10.1%	12.0%	12.3%
% of FP17s for the same patient ID Re-attending within 3 months - Adults	891	4,977	17.9%	14.7%	16.0%	16.7%
% of FP17s for the same patient ID Re-attending between 3 & 9 months - Children	1,349	1,918	70.3%	60.6%	58.8%	57.6%
% of FP17s for the same patient ID Re-attending between 3 & 9 months - Adults	2,585	4,977	51.9%	52.8%	51.2%	50.1%
% of FP17s for Band 1 Urgent Courses	404	6,547	6.2%	7.3%	8.0%	9.1%
% of FP17s Relating to Free Repair or Replacements	21	6,547	0.3%	0.8%	0.8%	0.8%
% of FP17s Relating to Continuations	160	6,547	2.4%	1.3%	1.2%	1.2%
% of Patients satisfied with the dentistry they have received	5	6	N/A	92.4%	92.7%	92.8%
% of Patients satisfied with the time they had to wait for an appointment	3	6	N/A	88.1%	89.1%	88.7%

* This is based on patients treated on this contract for their most recent course of treatment. Figures in italics indicate the base number of FP17s or Patient Questionnaire responses are less than 100. N/A is shown where the base number of responses is less than 10 during the period. % is calculated as Quantity/Base number*100

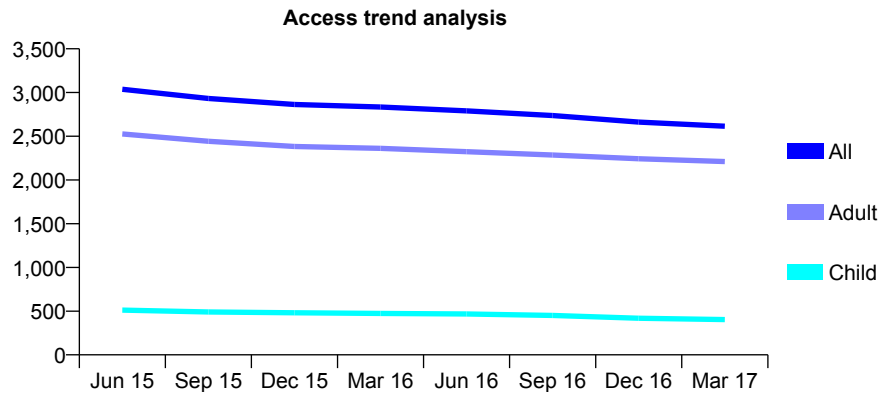
Q59 - Vital Signs At a Glance Contract Report for 939838/0008 - March 2017

Name or company name	MISS Z ISHAK
Contract type name	GDS Contract
Purpose of contract	General
Contract start date	01/02/2013
Contract end date	

16/17 Contracted general activity (UDA)	10,144
Carry forward general activity (UDA)	196
16/17 Contracted orthodontic activity (UOA)	0
Carry forward orthodontic activity (UOA)	0
Baseline contract value	£268,755.28

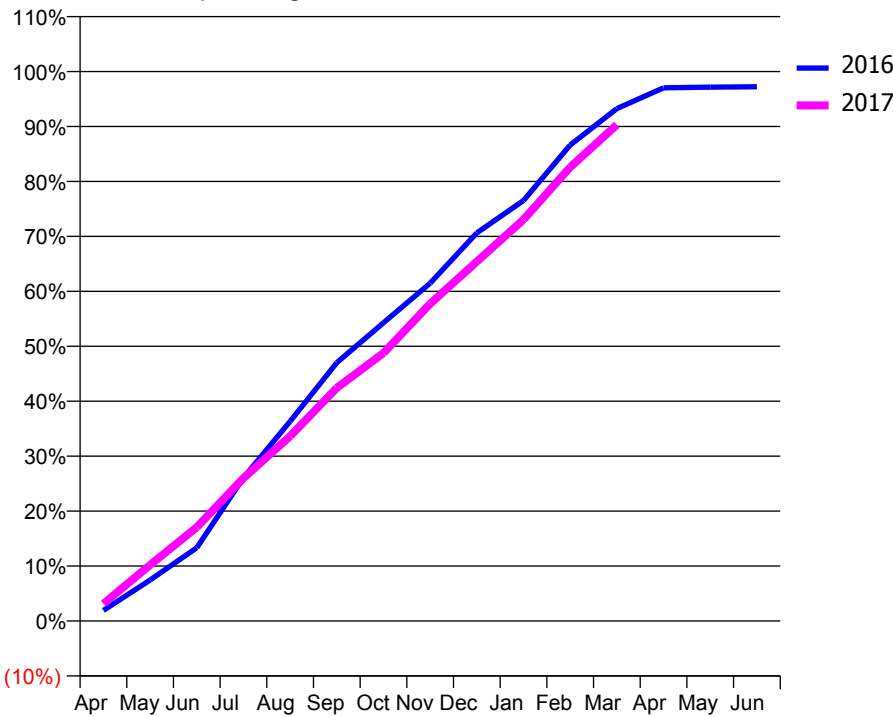
ACCESS*

Patients seen in 24 months	Total	Change since previous quarter
Quarter ending March 2016	2,835	
Quarter ending June 2016	2,790	↓
Quarter ending September 2016	2,736	↓
Quarter ending December 2016	2,662	↓
Quarter ending March 2017	2,614	↓
Variance since March 2016	(7.8%)	↓



ACTIVITY

Cumulative percentage of contracted UDA delivered 2016 & 2017



Month	Adjusted Scheduled Activity (UDA)	
	2016	2017
April	195	320
May	756	1,035
June	1,352	1,731
July	2,646	2,637
August	3,686	3,414
September	4,768	4,304
October	5,505	4,946
November	6,236	5,857
December	7,163	6,635
January	7,762	7,410
February	8,787	8,379
March	9,459	9,161
April	9,843	
May	9,856	
June	9,863	

QUALITY

	Quantity	Base Number	Contract	AT	Region	England
% of FP17s for the same patient ID Re-attending within 3 months - Children	54	1,022	5.3%	10.1%	12.0%	12.3%
% of FP17s for the same patient ID Re-attending within 3 months - Adults	362	3,887	9.3%	14.7%	16.0%	16.7%
% of FP17s for the same patient ID Re-attending between 3 & 9 months - Children	866	1,022	84.7%	60.6%	58.8%	57.6%
% of FP17s for the same patient ID Re-attending between 3 & 9 months - Adults	2,941	3,887	75.7%	52.8%	51.2%	50.1%
% of FP17s for Band 1 Urgent Courses	56	4,564	1.2%	7.3%	8.0%	9.1%
% of FP17s Relating to Free Repair or Replacements	49	4,564	1.1%	0.8%	0.8%	0.8%
% of FP17s Relating to Continuations	114	4,564	2.5%	1.3%	1.2%	1.2%
% of Patients satisfied with the dentistry they have received	6	7	N/A	92.4%	92.7%	92.8%
% of Patients satisfied with the time they had to wait for an appointment	6	7	N/A	88.1%	89.1%	88.7%

* This is based on patients treated on this contract for their most recent course of treatment. Figures in italics indicate the base number of FP17s or Patient Questionnaire responses are less than 100. N/A is shown where the base number of responses is less than 10 during the period. % is calculated as Quantity/Base number*100

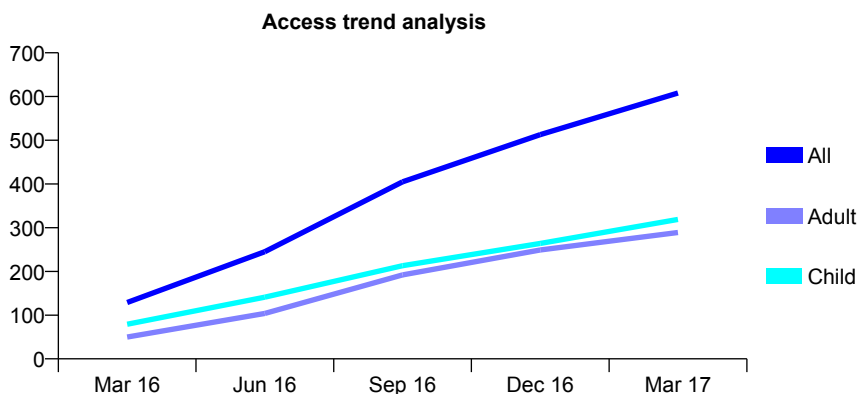
Q59 - Vital Signs At a Glance Contract Report for 962198/0001 - March 2017

Name or company name	MRS S HINDOCHA
Contract type name	GDS Contract
Purpose of contract	General
Contract start date	06/02/2016
Contract end date	

16/17 Contracted general activity (UDA)	2,502
Carry forward general activity (UDA)	0
16/17 Contracted orthodontic activity (UOA)	0
Carry forward orthodontic activity (UOA)	0
Baseline contract value	£54,704.58

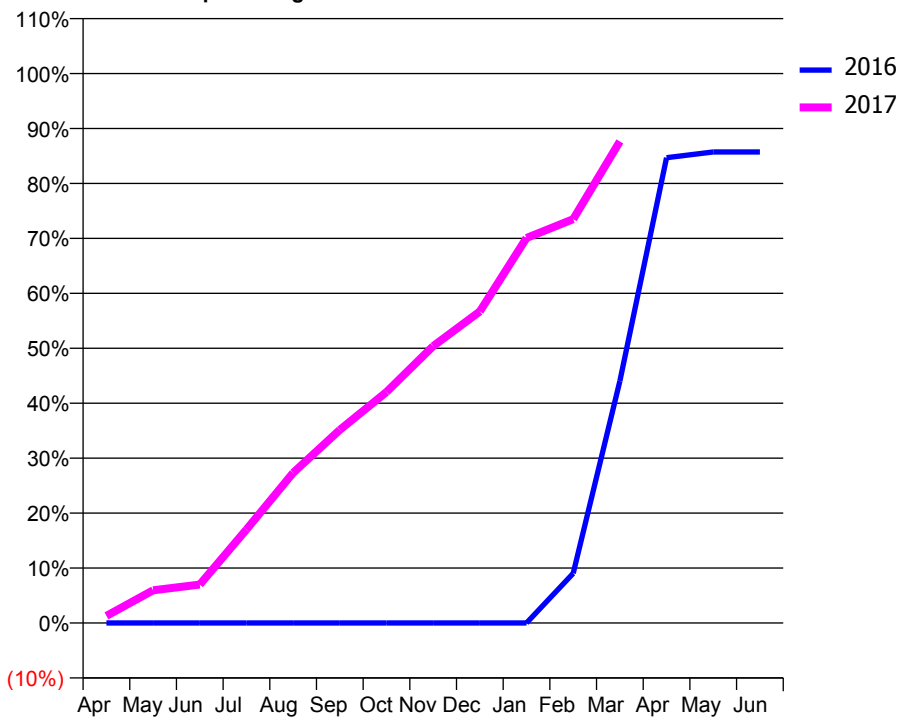
ACCESS*

Patients seen in 24 months	Total	Change since previous quarter
Quarter ending March 2016	129	
Quarter ending June 2016	245	↑
Quarter ending September 2016	405	↑
Quarter ending December 2016	513	↑
Quarter ending March 2017	608	↑
Variance since March 2016	371.3%	↑



ACTIVITY

Cumulative percentage of contracted UDA delivered 2016 & 2017



Month	Adjusted Scheduled Activity (UDA)	
	2016	2017
April	0	32
May	0	149
June	0	175
July	0	426
August	0	684
September	0	879
October	0	1,052
November	0	1,261
December	0	1,418
January	0	1,753
February	34	1,839
March	168	2,193
April	323	
May	327	
June	327	

QUALITY

	Quantity	Base Number	Contract	AT	Region	England
% of FP17s for the same patient ID Re-attending within 3 months - Children	31	456	6.8%	10.1%	12.0%	12.3%
% of FP17s for the same patient ID Re-attending within 3 months - Adults	88	450	19.6%	14.7%	16.0%	16.7%
% of FP17s for the same patient ID Re-attending between 3 & 9 months - Children	134	456	29.4%	60.6%	58.8%	57.6%
% of FP17s for the same patient ID Re-attending between 3 & 9 months - Adults	88	450	19.6%	52.8%	51.2%	50.1%
% of FP17s for Band 1 Urgent Courses	65	842	7.7%	7.3%	8.0%	9.1%
% of FP17s Relating to Free Repair or Replacements	1	842	0.1%	0.8%	0.8%	0.8%
% of FP17s Relating to Continuations	0	842	0.0%	1.3%	1.2%	1.2%
% of Patients satisfied with the dentistry they have received	0	1	N/A	92.4%	92.7%	92.8%
% of Patients satisfied with the time they had to wait for an appointment	1	1	N/A	88.1%	89.1%	88.7%

* This is based on patients treated on this contract for their most recent course of treatment. Figures in italics indicate the base number of FP17s or Patient Questionnaire responses are less than 100. N/A is shown where the base number of responses is less than 10 during the period. % is calculated as Quantity/Base number*100

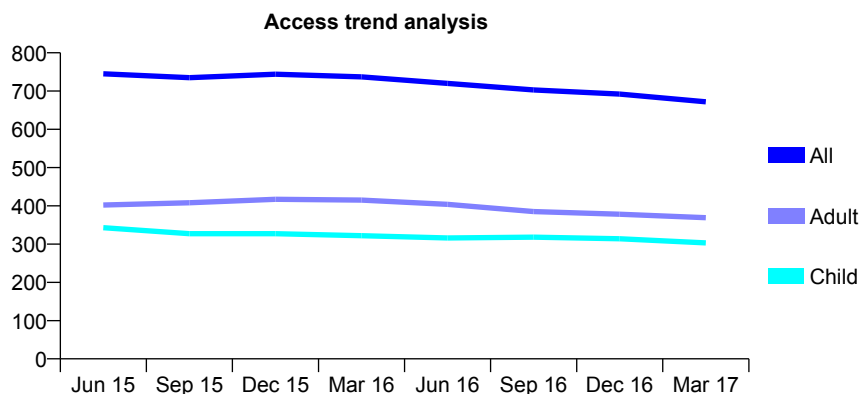
Q59 - Vital Signs At a Glance Contract Report for 967432/0001 - March 2017

Name or company name	MS AD PATEL
Contract type name	GDS Contract
Purpose of contract	General
Contract start date	01/12/2007
Contract end date	

16/17 Contracted general activity (UDA)	3,344
Carry forward general activity (UDA)	0
16/17 Contracted orthodontic activity (UOA)	0
Carry forward orthodontic activity (UOA)	0
Baseline contract value	£61,978.06

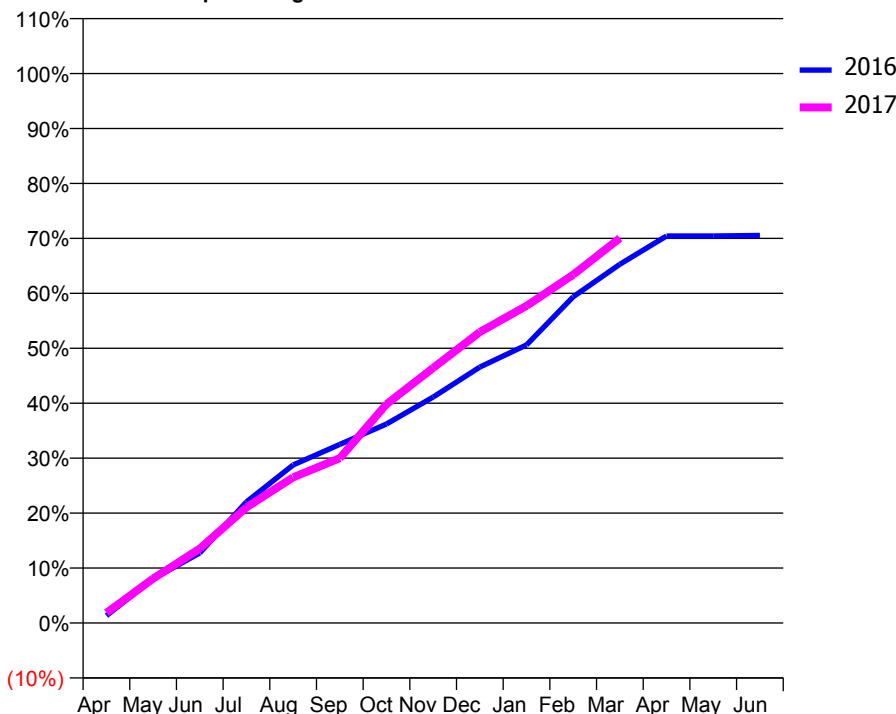
ACCESS*

Patients seen in 24 months	Total	Change since previous quarter
Quarter ending March 2016	737	
Quarter ending June 2016	720	↓
Quarter ending September 2016	703	↓
Quarter ending December 2016	692	↓
Quarter ending March 2017	672	↓
Variance since March 2016	(8.8%)	↓



ACTIVITY

Cumulative percentage of contracted UDA delivered 2016 & 2017



Month	Adjusted Scheduled Activity (UDA)	
	2016	2017
April	45	62
May	268	271
June	426	453
July	737	704
August	962	886
September	1,087	1,004
October	1,211	1,332
November	1,375	1,552
December	1,558	1,771
January	1,693	1,930
February	1,985	2,120
March	2,183	2,342
April	2,355	
May	2,355	
June	2,358	

QUALITY

	Quantity	Base Number	Contract	AT	Region	England
% of FP17s for the same patient ID Re-attending within 3 months - Children	57	534	10.7%	10.1%	12.0%	12.3%
% of FP17s for the same patient ID Re-attending within 3 months - Adults	82	511	16.0%	14.7%	16.0%	16.7%
% of FP17s for the same patient ID Re-attending between 3 & 9 months - Children	347	534	65.0%	60.6%	58.8%	57.6%
% of FP17s for the same patient ID Re-attending between 3 & 9 months - Adults	329	511	64.4%	52.8%	51.2%	50.1%
% of FP17s for Band 1 Urgent Courses	35	984	3.6%	7.3%	8.0%	9.1%
% of FP17s Relating to Free Repair or Replacements	3	984	0.3%	0.8%	0.8%	0.8%
% of FP17s Relating to Continuations	37	984	3.8%	1.3%	1.2%	1.2%
% of Patients satisfied with the dentistry they have received	2	2	N/A	92.4%	92.7%	92.8%
% of Patients satisfied with the time they had to wait for an appointment	2	2	N/A	88.1%	89.1%	88.7%

* This is based on patients treated on this contract for their most recent course of treatment. Figures in italics indicate the base number of FP17s or Patient Questionnaire responses are less than 100. N/A is shown where the base number of responses is less than 10 during the period. % is calculated as Quantity/Base number*100

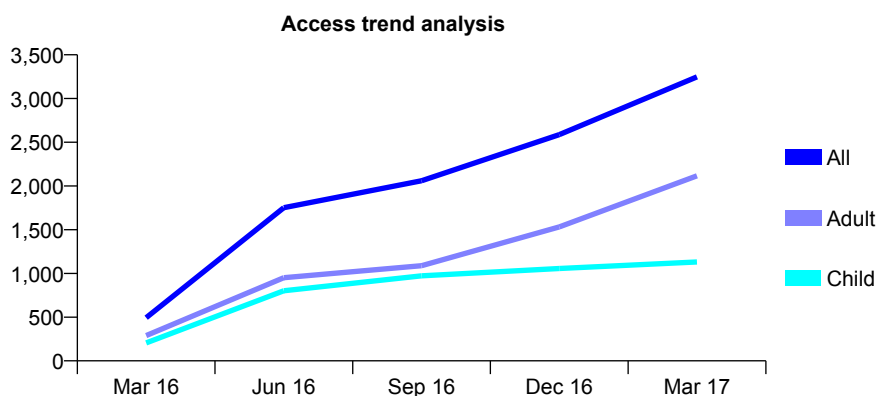
Q59 - Vital Signs At a Glance Contract Report for 995584/0001 - March 2017

Name or company name	Mr B Khaseria & Mrs M K Dhariwal
Contract type name	GDS Contract
Purpose of contract	General
Contract start date	01/01/2016
Contract end date	

16/17 Contracted general activity (UDA)	13,032
Carry forward general activity (UDA)	22
16/17 Contracted orthodontic activity (UOA)	0
Carry forward orthodontic activity (UOA)	0
Baseline contract value	£307,722.13

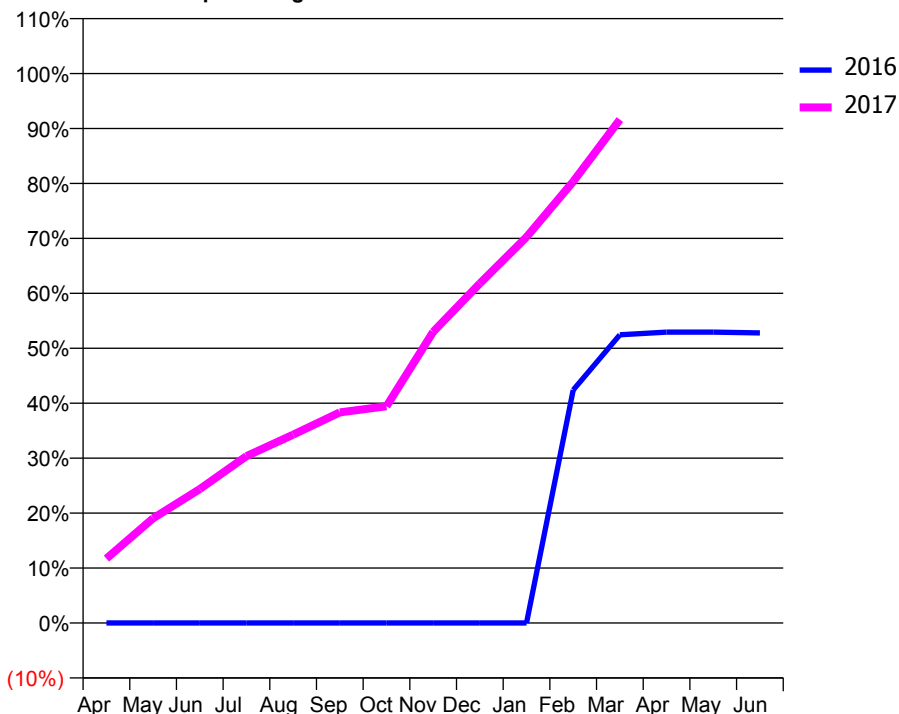
ACCESS*

Patients seen in 24 months	Total	Change since previous quarter
Quarter ending March 2016	494	
Quarter ending June 2016	1,752	↑
Quarter ending September 2016	2,060	↑
Quarter ending December 2016	2,588	↑
Quarter ending March 2017	3,247	↑
Variance since March 2016	557.3%	↑



ACTIVITY

Cumulative percentage of contracted UDA delivered 2016 & 2017



Month	Adjusted Scheduled Activity (UDA)	
	2016	2017
April	0	1,530
May	0	2,483
June	0	3,177
July	0	3,959
August	0	4,466
September	0	4,995
October	0	5,139
November	0	6,904
December	0	8,054
January	0	9,154
February	927	10,469
March	1,147	11,940
April	1,157	
May	1,157	
June	1,154	

QUALITY

	Quantity	Base Number	Contract	AT	Region	England
% of FP17s for the same patient ID Re-attending within 3 months - Children	103	2,010	5.1%	10.1%	12.0%	12.3%
% of FP17s for the same patient ID Re-attending within 3 months - Adults	183	2,759	6.6%	14.7%	16.0%	16.7%
% of FP17s for the same patient ID Re-attending between 3 & 9 months - Children	796	2,010	39.6%	60.6%	58.8%	57.6%
% of FP17s for the same patient ID Re-attending between 3 & 9 months - Adults	699	2,759	25.3%	52.8%	51.2%	50.1%
% of FP17s for Band 1 Urgent Courses	161	4,762	3.4%	7.3%	8.0%	9.1%
% of FP17s Relating to Free Repair or Replacements	5	4,762	0.1%	0.8%	0.8%	0.8%
% of FP17s Relating to Continuations	5	4,762	0.1%	1.3%	1.2%	1.2%
% of Patients satisfied with the dentistry they have received	4	6	N/A	92.4%	92.7%	92.8%
% of Patients satisfied with the time they had to wait for an appointment	5	6	N/A	88.1%	89.1%	88.7%

* This is based on patients treated on this contract for their most recent course of treatment. Figures in italics indicate the base number of FP17s or Patient Questionnaire responses are less than 100. N/A is shown where the base number of responses is less than 10 during the period. % is calculated as Quantity/Base number*100

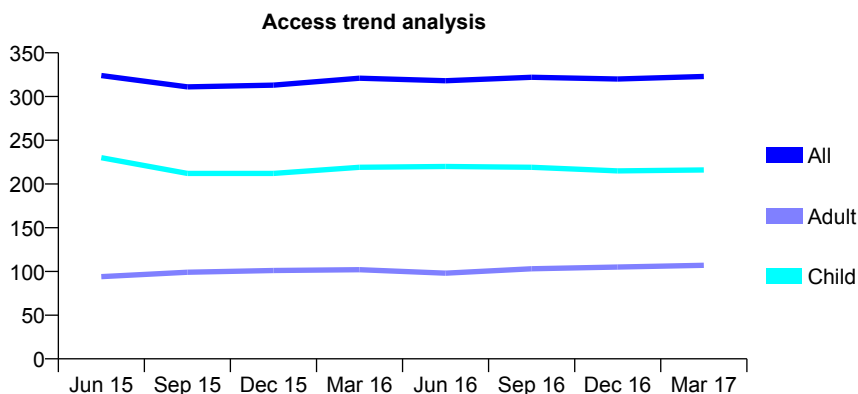
Q59 - Vital Signs At a Glance Contract Report for 998133/0001 - March 2017

Name or company name	MR MR LECHKI
Contract type name	GDS Contract
Purpose of contract	General
Contract start date	01/04/2006
Contract end date	

16/17 Contracted general activity (UDA)	800
Carry forward general activity (UDA)	0
16/17 Contracted orthodontic activity (UOA)	0
Carry forward orthodontic activity (UOA)	0
Baseline contract value	£17,135.70

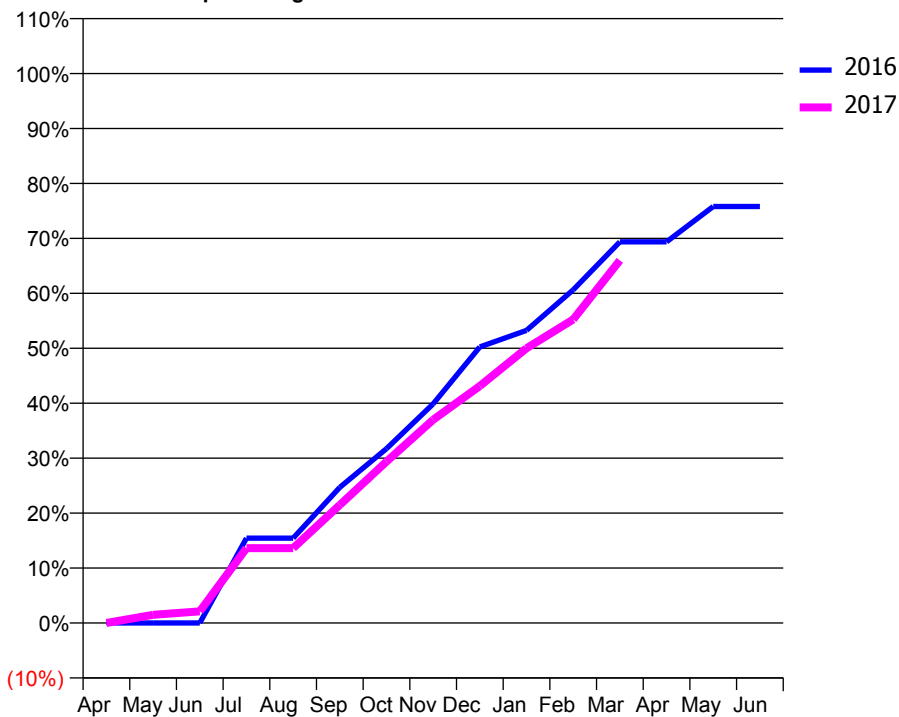
ACCESS*

Patients seen in 24 months	Total	Change since previous quarter
Quarter ending March 2016	321	
Quarter ending June 2016	318	→
Quarter ending September 2016	322	→
Quarter ending December 2016	320	→
Quarter ending March 2017	323	→
Variance since March 2016	0.6%	→



ACTIVITY

Cumulative percentage of contracted UDA delivered 2016 & 2017



Adjusted Scheduled Activity (UDA)

Month	2016	2017
April	0	0
May	0	12
June	0	17
July	124	109
August	124	109
September	198	172
October	254	235
November	319	296
December	402	345
January	426	400
February	485	442
March	555	528
April	555	
May	606	
June	606	

QUALITY

	Quantity	Base Number	Contract	AT	Region	England
% of FP17s for the same patient ID Re-attending within 3 months - Children	4	258	1.6%	10.1%	12.0%	12.3%
% of FP17s for the same patient ID Re-attending within 3 months - Adults	9	83	10.8%	14.7%	16.0%	16.7%
% of FP17s for the same patient ID Re-attending between 3 & 9 months - Children	120	258	46.5%	60.6%	58.8%	57.6%
% of FP17s for the same patient ID Re-attending between 3 & 9 months - Adults	36	83	43.4%	52.8%	51.2%	50.1%
% of FP17s for Band 1 Urgent Courses	0	307	0.0%	7.3%	8.0%	9.1%
% of FP17s Relating to Free Repair or Replacements	0	307	0.0%	0.8%	0.8%	0.8%
% of FP17s Relating to Continuations	0	307	0.0%	1.3%	1.2%	1.2%
% of Patients satisfied with the dentistry they have received	0	0	N/A	92.4%	92.7%	92.8%
% of Patients satisfied with the time they had to wait for an appointment	0	0	N/A	88.1%	89.1%	88.7%

* This is based on patients treated on this contract for their most recent course of treatment. Figures in italics indicate the base number of FP17s or Patient Questionnaire responses are less than 100. N/A is shown where the base number of responses is less than 10 during the period. % is calculated as Quantity/Base number*100

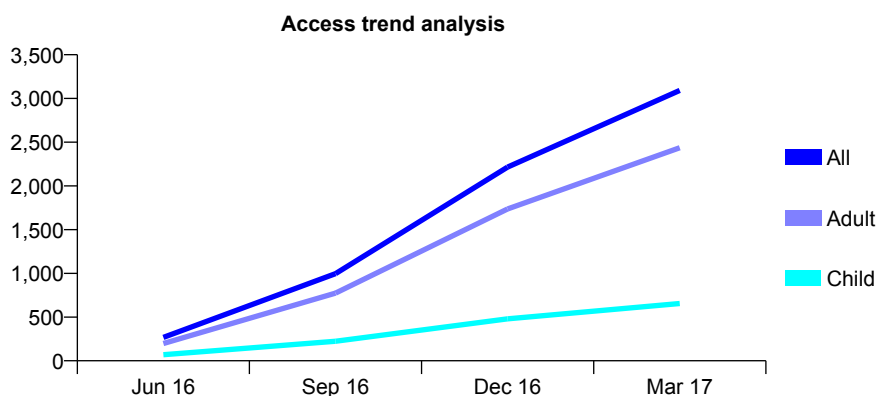
Q60 - Vital Signs At a Glance Contract Report for 100034/0000 - March 2017

Name or company name	Whitecross Dental Care Limited
Contract type name	GDS Contract
Purpose of contract	General
Contract start date	01/04/2016
Contract end date	

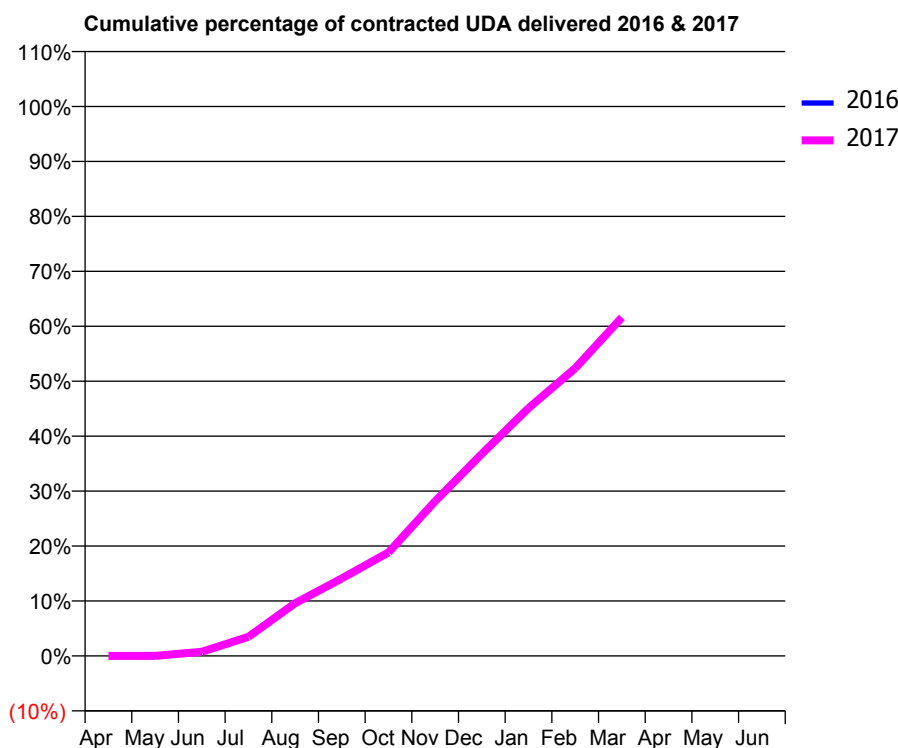
16/17 Contracted general activity (UDA)	16,000
Carry forward general activity (UDA)	0
16/17 Contracted orthodontic activity (UOA)	0
Carry forward orthodontic activity (UOA)	0
Baseline contract value	£392,971.68

ACCESS*

Patients seen in 24 months	Total	Change since previous quarter
Quarter ending March 2016	0	
Quarter ending June 2016	267	↑
Quarter ending September 2016	997	↑
Quarter ending December 2016	2,215	↑
Quarter ending March 2017	3,092	↑
Variance since March 2016	N/A	



ACTIVITY



Month	Adjusted Scheduled Activity (UDA)	
	2016	2017
April	0	0
May	0	0
June	0	121
July	0	557
August	0	1,534
September	0	2,257
October	0	3,014
November	0	4,508
December	0	5,884
January	0	7,216
February	0	8,379
March	0	9,855
April	0	
May	0	
June	0	

QUALITY

	Quantity	Base Number	Contract	AT	Region	England
% of FP17s for the same patient ID Re-attending within 3 months - Children	35	819	4.3%	10.3%	12.0%	12.3%
% of FP17s for the same patient ID Re-attending within 3 months - Adults	517	3,421	15.1%	14.3%	16.0%	16.7%
% of FP17s for the same patient ID Re-attending between 3 & 9 months - Children	108	819	13.2%	59.6%	58.8%	57.6%
% of FP17s for the same patient ID Re-attending between 3 & 9 months - Adults	419	3,421	12.2%	53.9%	51.2%	50.1%
% of FP17s for Band 1 Urgent Courses	511	4,240	12.1%	7.1%	8.0%	9.1%
% of FP17s Relating to Free Repair or Replacements	21	4,240	0.5%	0.9%	0.8%	0.8%
% of FP17s Relating to Continuations	116	4,240	2.7%	1.4%	1.2%	1.2%
% of Patients satisfied with the dentistry they have received	8	8	N/A	93.5%	92.7%	92.8%
% of Patients satisfied with the time they had to wait for an appointment	7	8	N/A	90.3%	89.1%	88.7%

* This is based on patients treated on this contract for their most recent course of treatment. Figures in italics indicate the base number of FP17s or Patient Questionnaire responses are less than 100. N/A is shown where the base number of responses is less than 10 during the period. % is calculated as Quantity/Base number*100


Q60 - Vital Signs At a Glance Contract Report for 100233/0000 - March 2017

Name or company name	Willow Street Dental Practice
Contract type name	GDS Contract
Purpose of contract	General
Contract start date	01/12/2016
Contract end date	

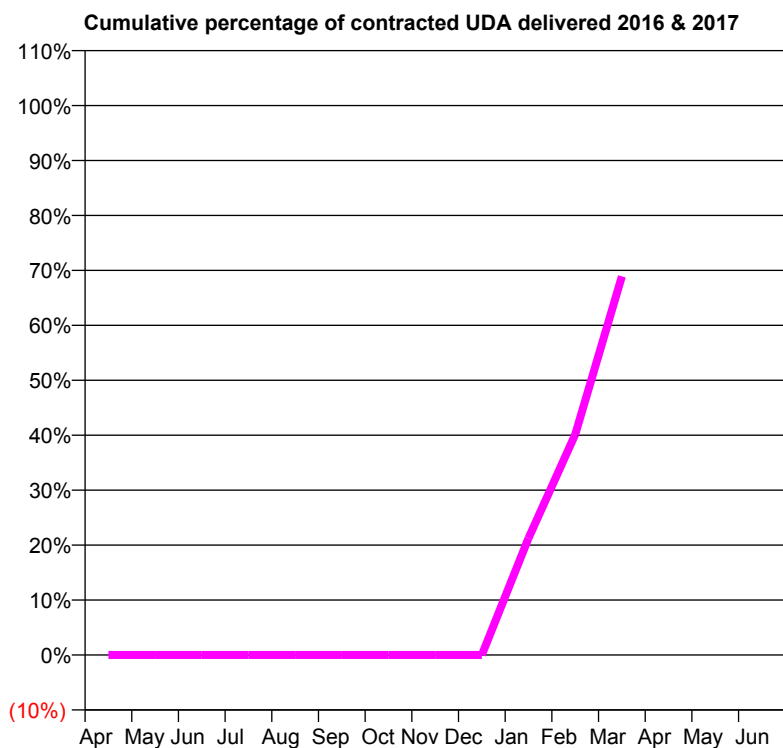
16/17 Contracted general activity (UDA)	703
Carry forward general activity (UDA)	0
16/17 Contracted orthodontic activity (UOA)	0
Carry forward orthodontic activity (UOA)	0
Baseline contract value	£18,040.89

ACCESS*

Patients seen in 24 months	Total	Change since previous quarter
Quarter ending March 2016	0	
Quarter ending June 2016	0	
Quarter ending September 2016	0	
Quarter ending December 2016	0	
Quarter ending March 2017	381	
Variance since March 2016	N/A	



ACTIVITY



Month	Adjusted Scheduled Activity (UDA)	
	2016	2017
April	0	0
May	0	0
June	0	0
July	0	0
August	0	0
September	0	0
October	0	0
November	0	0
December	0	0
January	0	150
February	0	282
March	0	484
April	0	
May	0	
June	0	

QUALITY

	Quantity	Base Number	Contract	AT	Region	England
% of FP17s for the same patient ID Re-attending within 3 months - Children	11	266	4.1%	10.3%	12.0%	12.3%
% of FP17s for the same patient ID Re-attending within 3 months - Adults	4	128	3.1%	14.3%	16.0%	16.7%
% of FP17s for the same patient ID Re-attending between 3 & 9 months - Children	0	266	0.0%	59.6%	58.8%	57.6%
% of FP17s for the same patient ID Re-attending between 3 & 9 months - Adults	0	128	0.0%	53.9%	51.2%	50.1%
% of FP17s for Band 1 Urgent Courses	27	394	6.9%	7.1%	8.0%	9.1%
% of FP17s Relating to Free Repair or Replacements	0	394	0.0%	0.9%	0.8%	0.8%
% of FP17s Relating to Continuations	0	394	0.0%	1.4%	1.2%	1.2%
% of Patients satisfied with the dentistry they have received	0	0	N/A	93.5%	92.7%	92.8%
% of Patients satisfied with the time they had to wait for an appointment	0	0	N/A	90.3%	89.1%	88.7%

* This is based on patients treated on this contract for their most recent course of treatment. Figures in italics indicate the base number of FP17s or Patient Questionnaire responses are less than 100. N/A is shown where the base number of responses is less than 10 during the period. % is calculated as Quantity/Base number*100

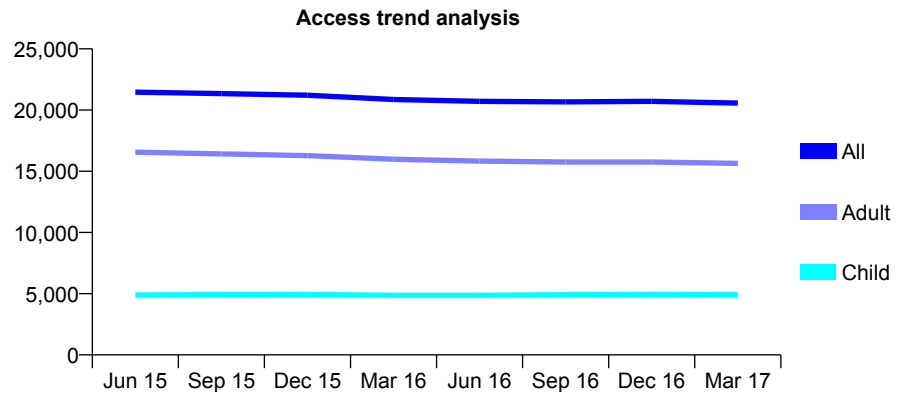
Q60 - Vital Signs At a Glance Contract Report for 101281/0063 - March 2017

Name or company name	OASIS DENTAL CARE LTD
Contract type name	GDS Contract
Purpose of contract	General and Orthodontic
Contract start date	01/04/2006
Contract end date	

16/17 Contracted general activity (UDA)	67,013
Carry forward general activity (UDA)	950
16/17 Contracted orthodontic activity (UOA)	648
Carry forward orthodontic activity (UOA)	-10
Baseline contract value	£1,692,324.57

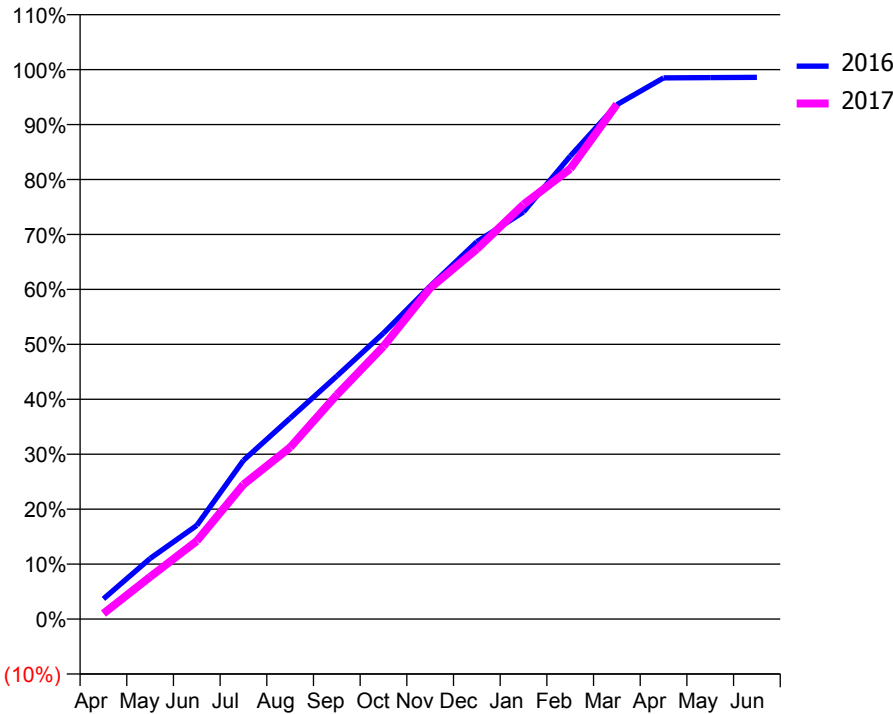
ACCESS*

Patients seen in 24 months	Total	Change since previous quarter
Quarter ending March 2016	20,861	
Quarter ending June 2016	20,716	→
Quarter ending September 2016	20,674	→
Quarter ending December 2016	20,714	→
Quarter ending March 2017	20,570	→
Variance since March 2016	(1.4%)	↓



ACTIVITY

Cumulative percentage of contracted UDA delivered 2016 & 2017



Month	Adjusted Scheduled Activity (UDA)	
	2016	2017
April	2,467	669
May	7,384	5,140
June	11,431	9,525
July	19,352	16,421
August	24,504	20,942
September	29,642	27,339
October	34,869	33,256
November	40,604	40,370
December	46,012	45,119
January	49,660	50,564
February	56,455	54,906
March	62,728	62,775
April	66,007	
May	66,033	
June	66,063	

QUALITY

	Quantity	Base Number	Contract	AT	Region	England
% of FP17s for the same patient ID Re-attending within 3 months - Children	473	7,580	6.2%	10.3%	12.0%	12.3%
% of FP17s for the same patient ID Re-attending within 3 months - Adults	3,749	24,360	15.4%	14.3%	16.0%	16.7%
% of FP17s for the same patient ID Re-attending between 3 & 9 months - Children	4,692	7,580	61.9%	59.6%	58.8%	57.6%
% of FP17s for the same patient ID Re-attending between 3 & 9 months - Adults	14,977	24,360	61.5%	53.9%	51.2%	50.1%
% of FP17s for Band 1 Urgent Courses	2,211	30,478	7.3%	7.1%	8.0%	9.1%
% of FP17s Relating to Free Repair or Replacements	501	30,478	1.6%	0.9%	0.8%	0.8%
% of FP17s Relating to Continuations	201	30,478	0.7%	1.4%	1.2%	1.2%
% of Patients satisfied with the dentistry they have received	35	38	92.1%	93.5%	92.7%	92.8%
% of Patients satisfied with the time they had to wait for an appointment	28	38	73.7%	90.3%	89.1%	88.7%

* This is based on patients treated on this contract for their most recent course of treatment. Figures in italics indicate the base number of FP17s or Patient Questionnaire responses are less than 100. N/A is shown where the base number of responses is less than 10 during the period. % is calculated as Quantity/Base number*100

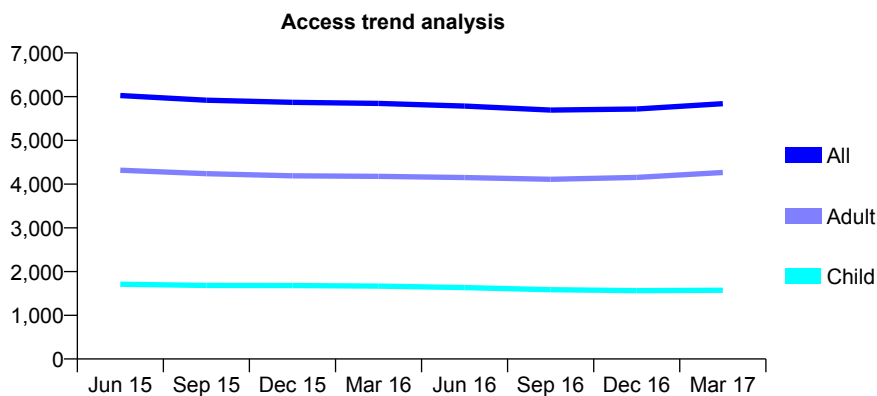
Q60 - Vital Signs At a Glance Contract Report for 101281/0071 - March 2017

Name or company name	OASIS DENTAL CARE LTD
Contract type name	GDS Contract
Purpose of contract	General
Contract start date	01/04/2006
Contract end date	

16/17 Contracted general activity (UDA)	19,322
Carry forward general activity (UDA)	0
16/17 Contracted orthodontic activity (UOA)	0
Carry forward orthodontic activity (UOA)	0
Baseline contract value	£400,129.84

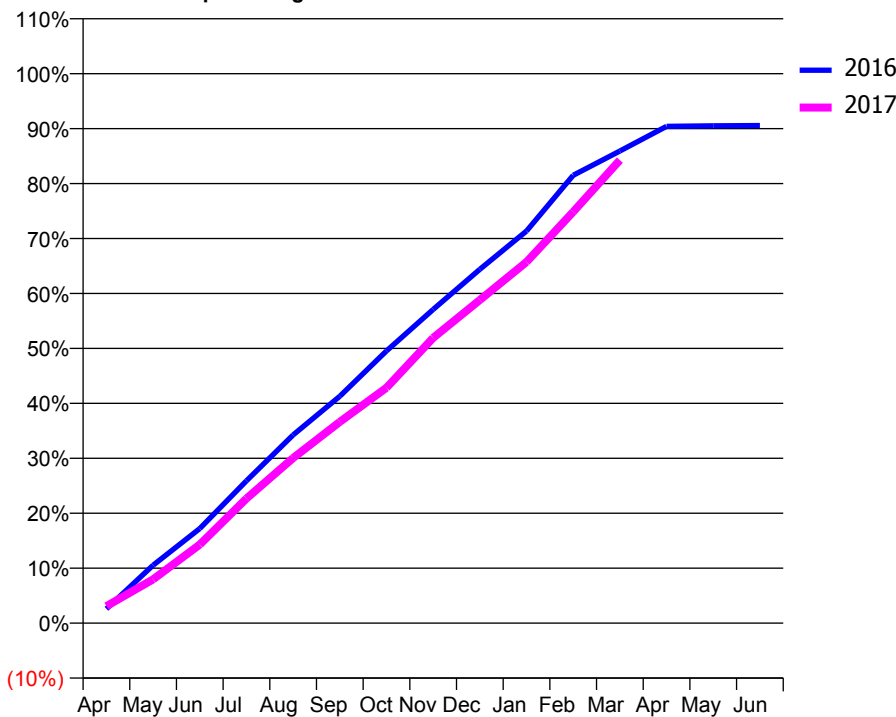
ACCESS*

Patients seen in 24 months	Total	Change since previous quarter
Quarter ending March 2016	5,845	
Quarter ending June 2016	5,785	↓
Quarter ending September 2016	5,694	↓
Quarter ending December 2016	5,716	→
Quarter ending March 2017	5,839	↑
Variance since March 2016	(0.1%)	→



ACTIVITY

Cumulative percentage of contracted UDA delivered 2016 & 2017



Month	Adjusted Scheduled Activity (UDA)	
	2016	2017
April	502	596
May	2,035	1,543
June	3,325	2,764
July	5,005	4,380
August	6,618	5,806
September	7,980	7,077
October	9,574	8,278
November	11,029	10,030
December	12,443	11,364
January	13,789	12,699
February	15,749	14,465
March	16,602	16,284
April	17,468	
May	17,487	
June	17,499	

QUALITY

	Quantity	Base Number	Contract	AT	Region	England
% of FP17s for the same patient ID Re-attending within 3 months - Children	159	2,082	7.6%	10.3%	12.0%	12.3%
% of FP17s for the same patient ID Re-attending within 3 months - Adults	1,134	5,888	19.3%	14.3%	16.0%	16.7%
% of FP17s for the same patient ID Re-attending between 3 & 9 months - Children	976	2,082	46.9%	59.6%	58.8%	57.6%
% of FP17s for the same patient ID Re-attending between 3 & 9 months - Adults	2,570	5,888	43.6%	53.9%	51.2%	50.1%
% of FP17s for Band 1 Urgent Courses	466	7,548	6.2%	7.1%	8.0%	9.1%
% of FP17s Relating to Free Repair or Replacements	147	7,548	1.9%	0.9%	0.8%	0.8%
% of FP17s Relating to Continuations	337	7,548	4.5%	1.4%	1.2%	1.2%
% of Patients satisfied with the dentistry they have received	18	18	100.0%	93.5%	92.7%	92.8%
% of Patients satisfied with the time they had to wait for an appointment	15	18	83.3%	90.3%	89.1%	88.7%

* This is based on patients treated on this contract for their most recent course of treatment. Figures in italics indicate the base number of FP17s or Patient Questionnaire responses are less than 100. N/A is shown where the base number of responses is less than 10 during the period. % is calculated as Quantity/Base number*100

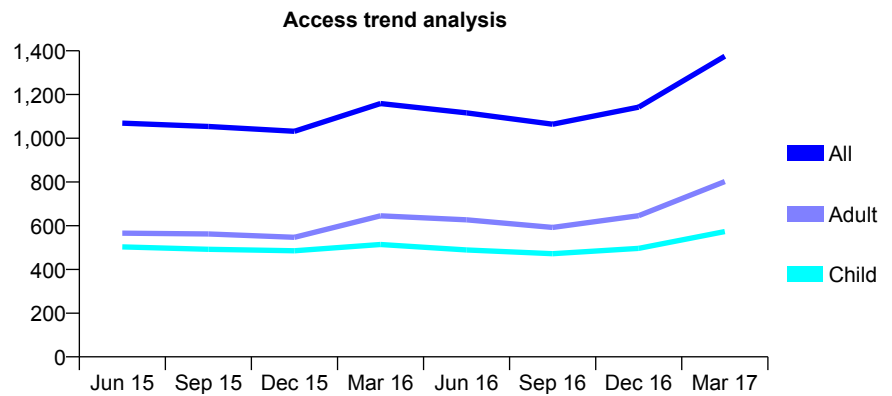
Q60 - Vital Signs At a Glance Contract Report for 101281/0097 - March 2017

Name or company name	OASIS DENTAL CARE LTD
Contract type name	GDS Contract
Purpose of contract	General
Contract start date	01/04/2006
Contract end date	

16/17 Contracted general activity (UDA)	4,002
Carry forward general activity (UDA)	-3
16/17 Contracted orthodontic activity (UOA)	0
Carry forward orthodontic activity (UOA)	0
Baseline contract value	£92,552.02

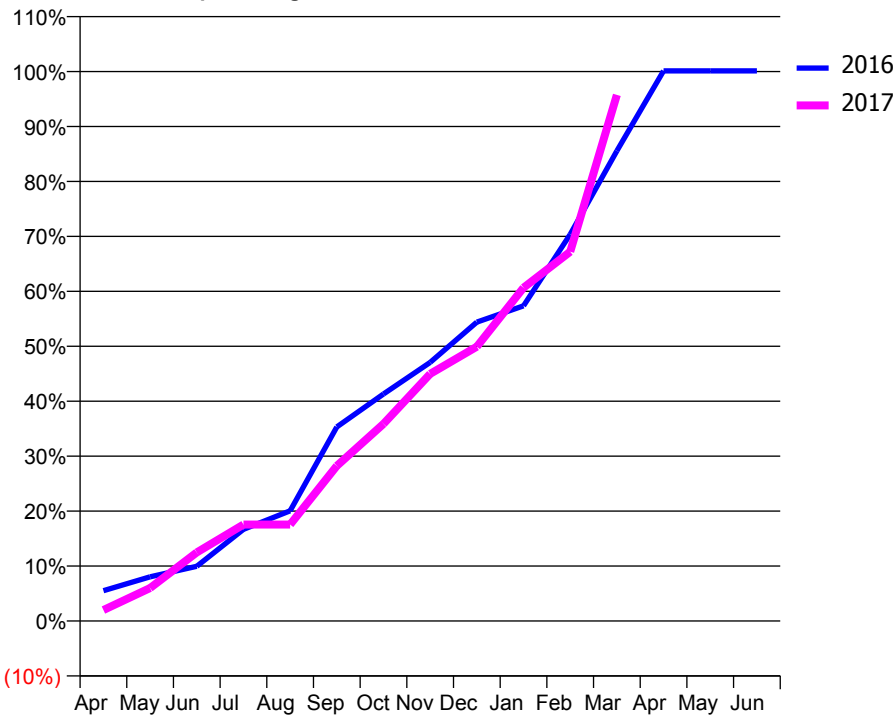
ACCESS*

Patients seen in 24 months	Total	Change since previous quarter
Quarter ending March 2016	1,159	
Quarter ending June 2016	1,116	↓
Quarter ending September 2016	1,064	↓
Quarter ending December 2016	1,142	↑
Quarter ending March 2017	1,375	↑
Variance since March 2016	18.6%	↑



ACTIVITY

Cumulative percentage of contracted UDA delivered 2016 & 2017



Month	Adjusted Scheduled Activity (UDA)	
	2016	2017
April	184	81
May	267	240
June	331	499
July	554	703
August	666	703
September	1,173	1,130
October	1,371	1,436
November	1,563	1,800
December	1,806	1,998
January	1,904	2,427
February	2,336	2,690
March	2,841	3,831
April	3,323	
May	3,323	
June	3,323	

QUALITY

	Quantity	Base Number	Contract	AT	Region	England
% of FP17s for the same patient ID Re-attending within 3 months - Children	47	873	5.4%	10.3%	12.0%	12.3%
% of FP17s for the same patient ID Re-attending within 3 months - Adults	91	1,032	8.8%	14.3%	16.0%	16.7%
% of FP17s for the same patient ID Re-attending between 3 & 9 months - Children	509	873	58.3%	59.6%	58.8%	57.6%
% of FP17s for the same patient ID Re-attending between 3 & 9 months - Adults	502	1,032	48.6%	53.9%	51.2%	50.1%
% of FP17s for Band 1 Urgent Courses	62	1,731	3.6%	7.1%	8.0%	9.1%
% of FP17s Relating to Free Repair or Replacements	15	1,731	0.9%	0.9%	0.8%	0.8%
% of FP17s Relating to Continuations	4	1,731	0.2%	1.4%	1.2%	1.2%
% of Patients satisfied with the dentistry they have received	2	2	N/A	93.5%	92.7%	92.8%
% of Patients satisfied with the time they had to wait for an appointment	2	2	N/A	90.3%	89.1%	88.7%

* This is based on patients treated on this contract for their most recent course of treatment. Figures in italics indicate the base number of FP17s or Patient Questionnaire responses are less than 100. N/A is shown where the base number of responses is less than 10 during the period. % is calculated as Quantity/Base number*100

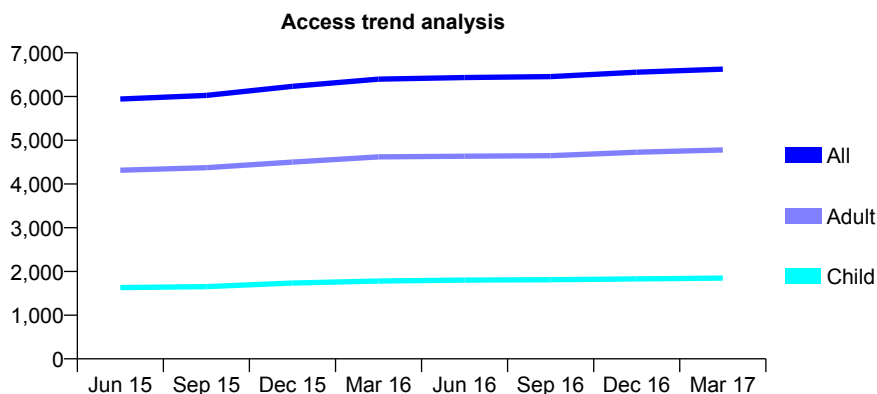
Q60 - Vital Signs At a Glance Contract Report for 101281/0127 - March 2017

Name or company name	OASIS DENTAL CARE LTD
Contract type name	GDS Contract
Purpose of contract	General and Orthodontic
Contract start date	01/04/2006
Contract end date	

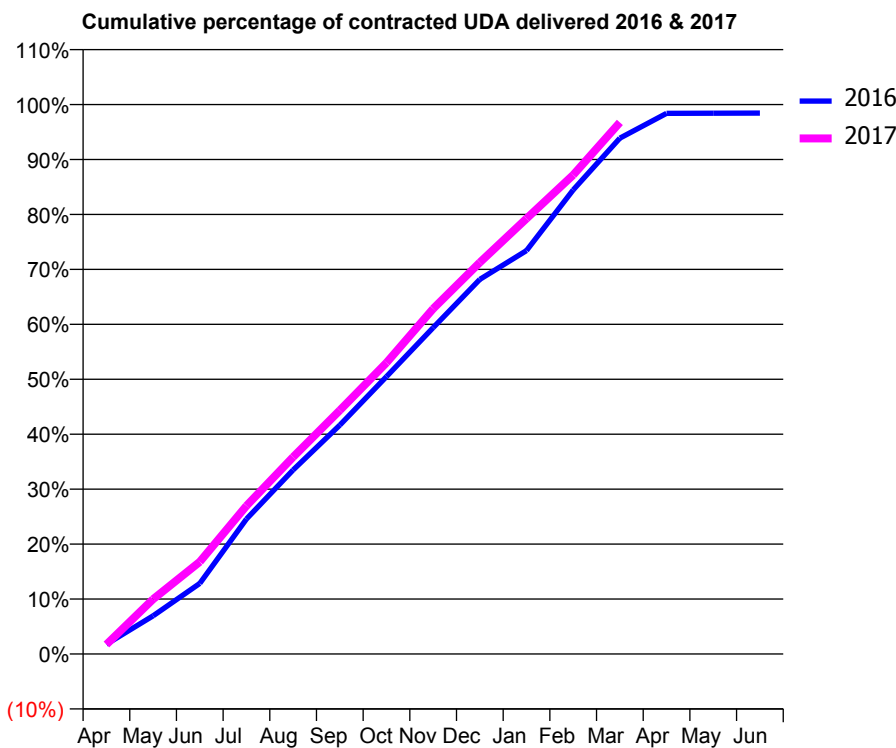
16/17 Contracted general activity (UDA)	19,147
Carry forward general activity (UDA)	300
16/17 Contracted orthodontic activity (UOA)	272
Carry forward orthodontic activity (UOA)	0
Baseline contract value	£437,638.68

ACCESS*

Patients seen in 24 months	Total	Change since previous quarter
Quarter ending March 2016	6,397	
Quarter ending June 2016	6,435	→
Quarter ending September 2016	6,456	→
Quarter ending December 2016	6,555	→
Quarter ending March 2017	6,625	→
Variance since March 2016	3.6%	↑



ACTIVITY



Month	Adjusted Scheduled Activity (UDA)	
	2016	2017
April	341	334
May	1,333	1,910
June	2,459	3,214
July	4,704	5,162
August	6,414	6,866
September	7,975	8,493
October	9,668	10,148
November	11,373	12,033
December	13,054	13,646
January	14,056	15,174
February	16,173	16,691
March	17,977	18,523
April	18,839	
May	18,844	
June	18,847	

QUALITY

	Quantity	Base Number	Contract	AT	Region	England
% of FP17s for the same patient ID Re-attending within 3 months - Children	253	2,624	9.6%	10.3%	12.0%	12.3%
% of FP17s for the same patient ID Re-attending within 3 months - Adults	1,242	6,371	19.5%	14.3%	16.0%	16.7%
% of FP17s for the same patient ID Re-attending between 3 & 9 months - Children	1,324	2,624	50.5%	59.6%	58.8%	57.6%
% of FP17s for the same patient ID Re-attending between 3 & 9 months - Adults	2,780	6,371	43.6%	53.9%	51.2%	50.1%
% of FP17s for Band 1 Urgent Courses	619	8,573	7.2%	7.1%	8.0%	9.1%
% of FP17s Relating to Free Repair or Replacements	183	8,573	2.1%	0.9%	0.8%	0.8%
% of FP17s Relating to Continuations	342	8,573	4.0%	1.4%	1.2%	1.2%
% of Patients satisfied with the dentistry they have received	13	13	100.0%	93.5%	92.7%	92.8%
% of Patients satisfied with the time they had to wait for an appointment	11	13	84.6%	90.3%	89.1%	88.7%

* This is based on patients treated on this contract for their most recent course of treatment. Figures in italics indicate the base number of FP17s or Patient Questionnaire responses are less than 100. N/A is shown where the base number of responses is less than 10 during the period. % is calculated as Quantity/Base number*100

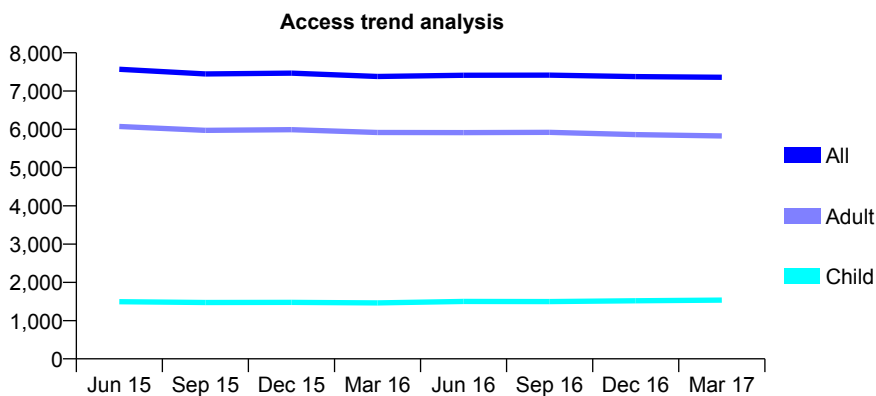
Q60 - Vital Signs At a Glance Contract Report for 101338/0007 - March 2017

Name or company name	Whitecross Dental Care Limited
Contract type name	GDS Contract
Purpose of contract	General
Contract start date	01/04/2006
Contract end date	

16/17 Contracted general activity (UDA)	24,220
Carry forward general activity (UDA)	-88
16/17 Contracted orthodontic activity (UOA)	0
Carry forward orthodontic activity (UOA)	0
Baseline contract value	£587,538.81

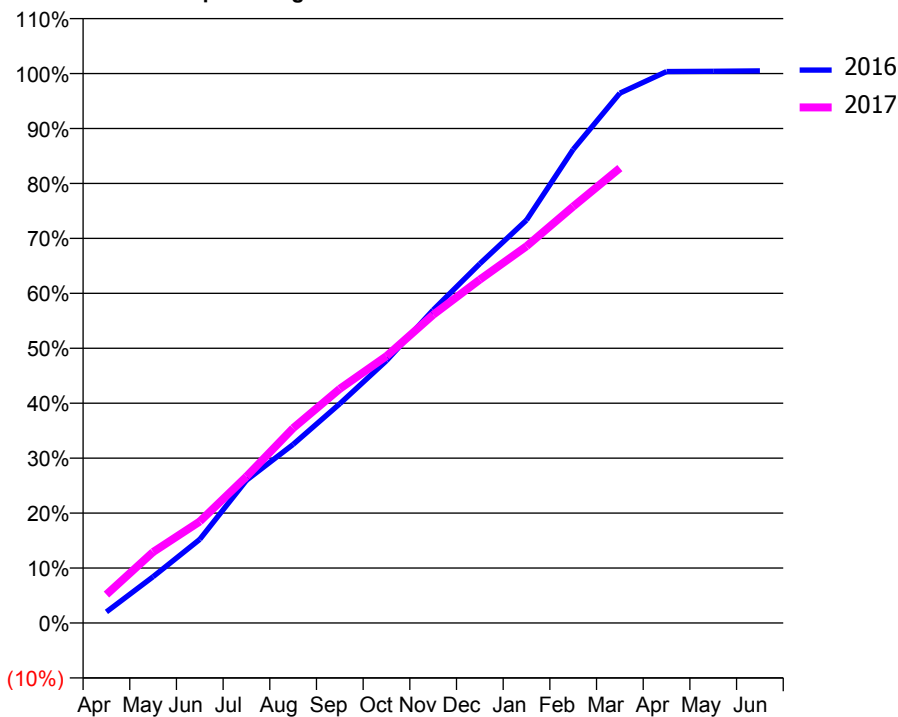
ACCESS*

Patients seen in 24 months	Total	Change since previous quarter
Quarter ending March 2016	7,380	
Quarter ending June 2016	7,412	→
Quarter ending September 2016	7,415	→
Quarter ending December 2016	7,377	→
Quarter ending March 2017	7,362	→
Variance since March 2016	(0.2%)	→



ACTIVITY

Cumulative percentage of contracted UDA delivered 2016 & 2017



Month	Adjusted Scheduled Activity (UDA)	
	2016	2017
April	369	1,255
May	1,536	3,129
June	2,774	4,477
July	4,735	6,454
August	5,925	8,592
September	7,273	10,325
October	8,701	11,766
November	10,379	13,584
December	11,915	15,138
January	13,357	16,608
February	15,703	18,359
March	17,566	20,048
April	18,286	
May	18,293	
June	18,308	

QUALITY

	Quantity	Base Number	Contract	AT	Region	England
% of FP17s for the same patient ID Re-attending within 3 months - Children	82	1,825	4.5%	10.3%	12.0%	12.3%
% of FP17s for the same patient ID Re-attending within 3 months - Adults	856	7,097	12.1%	14.3%	16.0%	16.7%
% of FP17s for the same patient ID Re-attending between 3 & 9 months - Children	853	1,825	46.7%	59.6%	58.8%	57.6%
% of FP17s for the same patient ID Re-attending between 3 & 9 months - Adults	3,406	7,097	48.0%	53.9%	51.2%	50.1%
% of FP17s for Band 1 Urgent Courses	150	8,576	1.7%	7.1%	8.0%	9.1%
% of FP17s Relating to Free Repair or Replacements	68	8,576	0.8%	0.9%	0.8%	0.8%
% of FP17s Relating to Continuations	238	8,576	2.8%	1.4%	1.2%	1.2%
% of Patients satisfied with the dentistry they have received	17	19	89.5%	93.5%	92.7%	92.8%
% of Patients satisfied with the time they had to wait for an appointment	14	19	73.7%	90.3%	89.1%	88.7%

* This is based on patients treated on this contract for their most recent course of treatment. Figures in italics indicate the base number of FP17s or Patient Questionnaire responses are less than 100. N/A is shown where the base number of responses is less than 10 during the period. % is calculated as Quantity/Base number*100

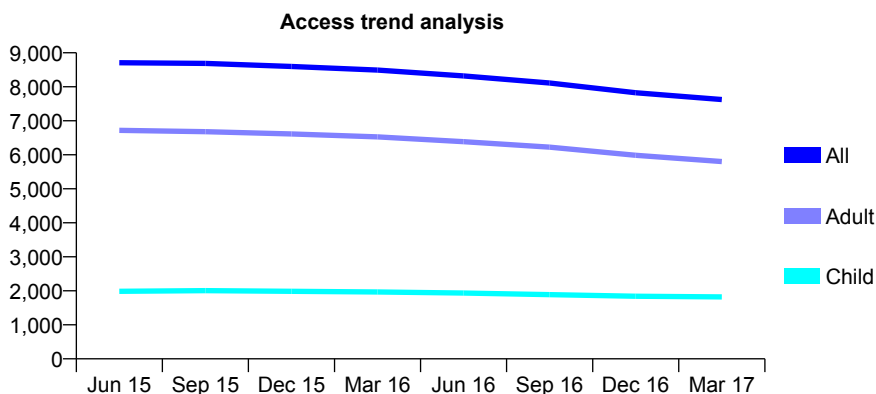
Q60 - Vital Signs At a Glance Contract Report for 101338/0010 - March 2017

Name or company name	Whitecross Dental Care Limited
Contract type name	GDS Contract
Purpose of contract	General
Contract start date	01/04/2006
Contract end date	

16/17 Contracted general activity (UDA)	25,000
Carry forward general activity (UDA)	0
16/17 Contracted orthodontic activity (UOA)	0
Carry forward orthodontic activity (UOA)	0
Baseline contract value	£682,667.82

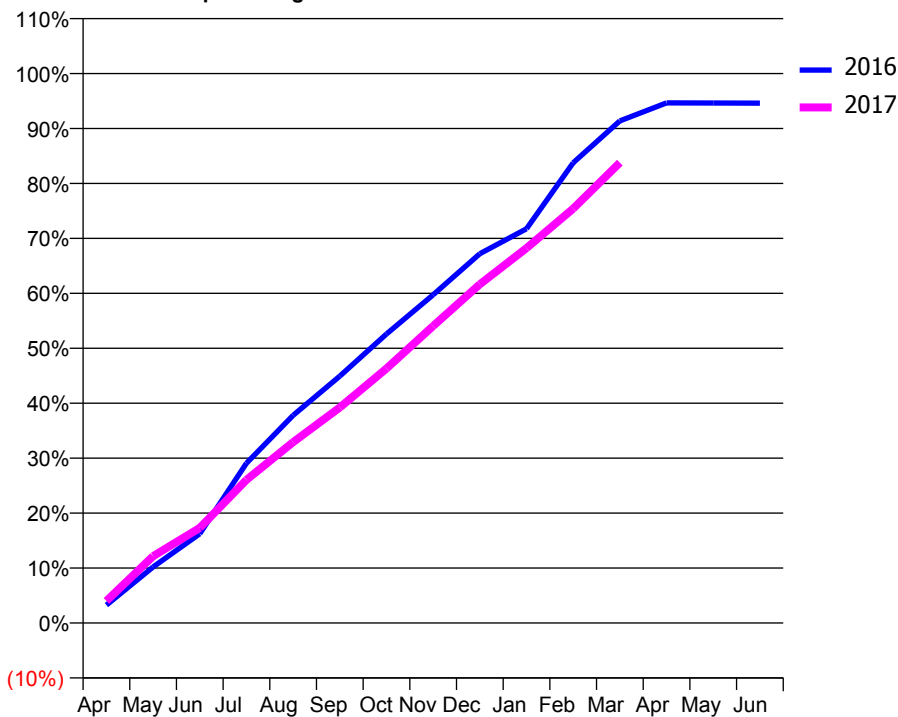
ACCESS*

Patients seen in 24 months	Total	Change since previous quarter
Quarter ending March 2016	8,492	
Quarter ending June 2016	8,321	↓
Quarter ending September 2016	8,113	↓
Quarter ending December 2016	7,827	↓
Quarter ending March 2017	7,624	↓
Variance since March 2016	(10.2%)	↓



ACTIVITY

Cumulative percentage of contracted UDA delivered 2016 & 2017



Month	Adjusted Scheduled Activity (UDA)	
	2016	2017
April	785	1,004
May	2,449	3,045
June	3,898	4,327
July	6,982	6,515
August	9,070	8,229
September	10,783	9,809
October	12,622	11,577
November	14,336	13,513
December	16,129	15,412
January	17,221	17,058
February	20,102	18,855
March	21,929	20,945
April	22,718	
May	22,710	
June	22,703	

QUALITY

	Quantity	Base Number	Contract	AT	Region	England
% of FP17s for the same patient ID Re-attending within 3 months - Children	164	2,465	6.7%	10.3%	12.0%	12.3%
% of FP17s for the same patient ID Re-attending within 3 months - Adults	1,068	8,076	13.2%	14.3%	16.0%	16.7%
% of FP17s for the same patient ID Re-attending between 3 & 9 months - Children	1,250	2,465	50.7%	59.6%	58.8%	57.6%
% of FP17s for the same patient ID Re-attending between 3 & 9 months - Adults	4,318	8,076	53.5%	53.9%	51.2%	50.1%
% of FP17s for Band 1 Urgent Courses	687	10,222	6.7%	7.1%	8.0%	9.1%
% of FP17s Relating to Free Repair or Replacements	79	10,222	0.8%	0.9%	0.8%	0.8%
% of FP17s Relating to Continuations	164	10,222	1.6%	1.4%	1.2%	1.2%
% of Patients satisfied with the dentistry they have received	16	18	88.9%	93.5%	92.7%	92.8%
% of Patients satisfied with the time they had to wait for an appointment	14	18	77.8%	90.3%	89.1%	88.7%

* This is based on patients treated on this contract for their most recent course of treatment. Figures in italics indicate the base number of FP17s or Patient Questionnaire responses are less than 100. N/A is shown where the base number of responses is less than 10 during the period. % is calculated as Quantity/Base number*100

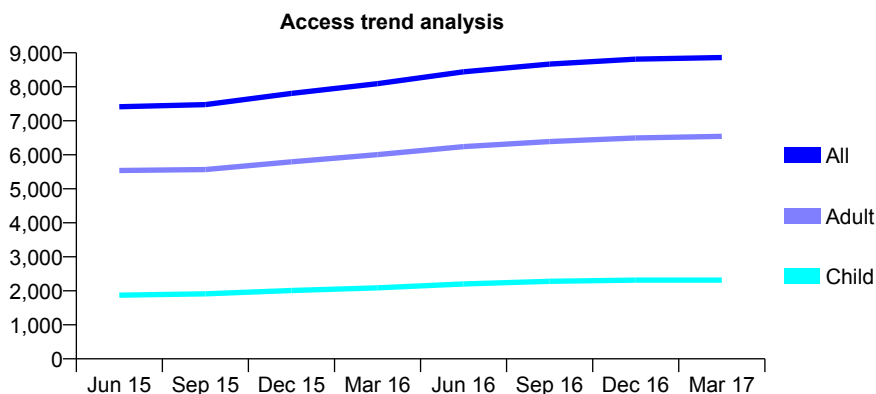
Q60 - Vital Signs At a Glance Contract Report for 101338/0011 - March 2017

Name or company name	Whitecross Dental Care Limited
Contract type name	Pilot Contract
Purpose of contract	General
Contract start date	01/04/2006
Contract end date	

16/17 Contracted general activity (UDA)	27,000
Carry forward general activity (UDA)	0
16/17 Contracted orthodontic activity (UOA)	0
Carry forward orthodontic activity (UOA)	0
Baseline contract value	£735,994.00

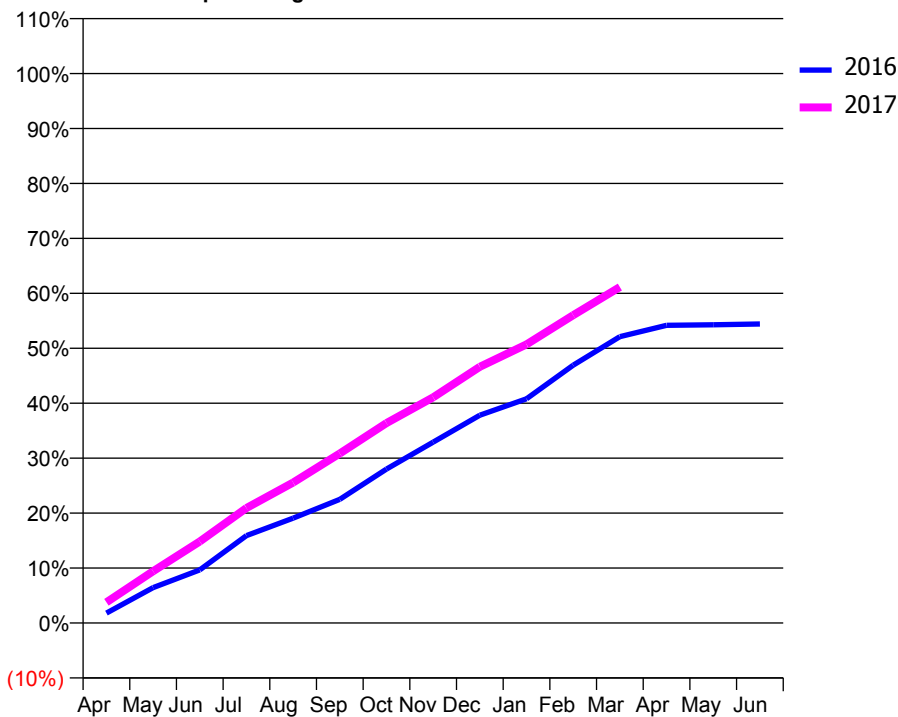
ACCESS*

Patients seen in 24 months	Total	Change since previous quarter
Quarter ending March 2016	8,092	
Quarter ending June 2016	8,442	↑
Quarter ending September 2016	8,668	↑
Quarter ending December 2016	8,812	→
Quarter ending March 2017	8,860	→
Variance since March 2016	9.5%	↑



ACTIVITY

Cumulative percentage of contracted UDA delivered 2016 & 2017



Month	Adjusted Scheduled Activity (UDA)	
	2016	2017
April	487	1,021
May	1,738	2,549
June	2,612	4,005
July	4,292	5,649
August	5,155	6,902
September	6,077	8,329
October	7,562	9,825
November	8,885	11,089
December	10,209	12,587
January	11,018	13,689
February	12,667	15,122
March	14,073	16,508
April	14,630	
May	14,655	
June	14,692	

QUALITY

	Quantity	Base Number	Contract	AT	Region	England
% of FP17s for the same patient ID Re-attending within 3 months - Children	85	2,182	3.9%	10.3%	12.0%	12.3%
% of FP17s for the same patient ID Re-attending within 3 months - Adults	537	5,698	9.4%	14.3%	16.0%	16.7%
% of FP17s for the same patient ID Re-attending between 3 & 9 months - Children	348	2,182	15.9%	59.6%	58.8%	57.6%
% of FP17s for the same patient ID Re-attending between 3 & 9 months - Adults	876	5,698	15.4%	53.9%	51.2%	50.1%
% of FP17s for Band 1 Urgent Courses	842	7,511	11.2%	7.1%	8.0%	9.1%
% of FP17s Relating to Free Repair or Replacements	5	7,511	0.1%	0.9%	0.8%	0.8%
% of FP17s Relating to Continuations	33	7,511	0.4%	1.4%	1.2%	1.2%
% of Patients satisfied with the dentistry they have received	12	12	100.0%	93.5%	92.7%	92.8%
% of Patients satisfied with the time they had to wait for an appointment	9	12	75.0%	90.3%	89.1%	88.7%

* This is based on patients treated on this contract for their most recent course of treatment. Figures in italics indicate the base number of FP17s or Patient Questionnaire responses are less than 100. N/A is shown where the base number of responses is less than 10 during the period. % is calculated as Quantity/Base number*100

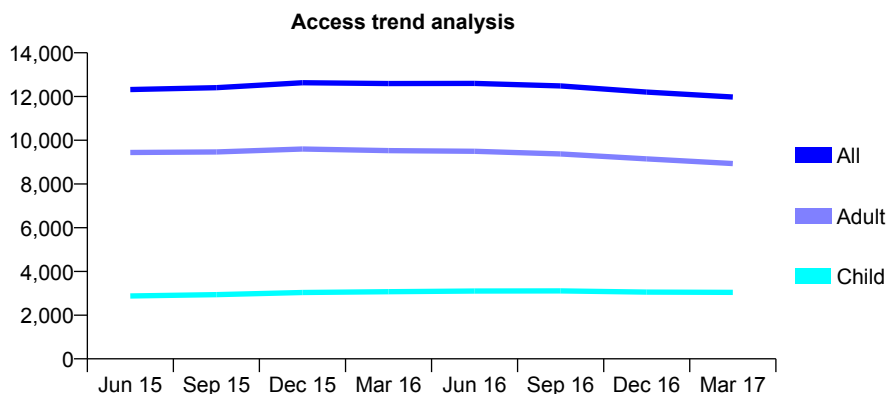
Q60 - Vital Signs At a Glance Contract Report for 101338/0014 - March 2017

Name or company name	Whitecross Dental Care Limited
Contract type name	GDS Contract
Purpose of contract	General
Contract start date	01/04/2006
Contract end date	

16/17 Contracted general activity (UDA)	30,302
Carry forward general activity (UDA)	668
16/17 Contracted orthodontic activity (UOA)	0
Carry forward orthodontic activity (UOA)	0
Baseline contract value	£813,547.39

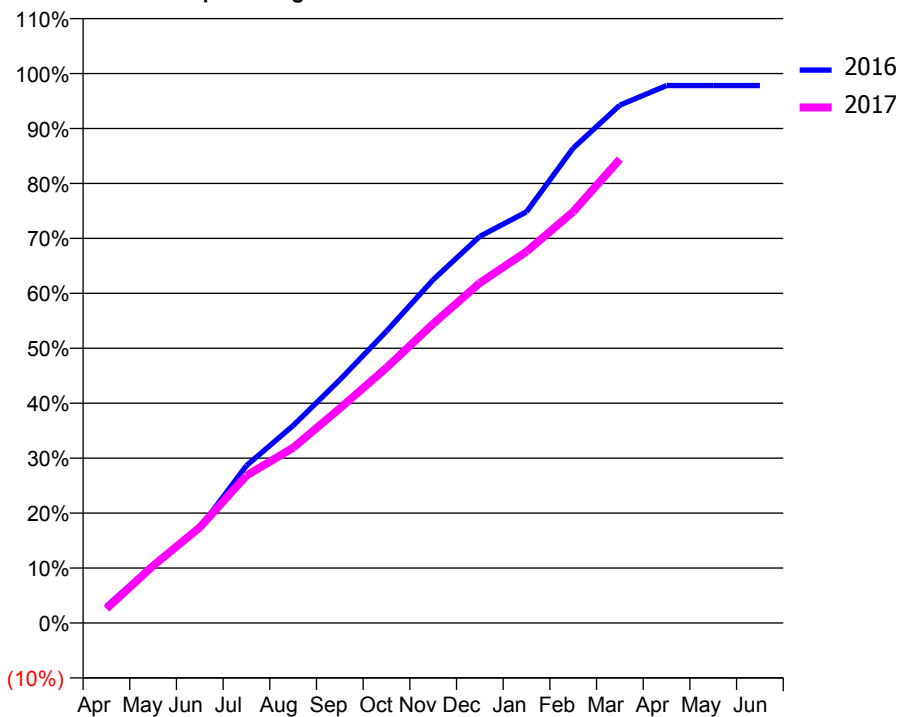
ACCESS*

Patients seen in 24 months	Total	Change since previous quarter
Quarter ending March 2016	12,594	
Quarter ending June 2016	12,597	→
Quarter ending September 2016	12,482	→
Quarter ending December 2016	12,203	↓
Quarter ending March 2017	11,976	↓
Variance since March 2016	(4.9%)	↓



ACTIVITY

Cumulative percentage of contracted UDA delivered 2016 & 2017



Month	Adjusted Scheduled Activity (UDA)	
	2016	2017
April	920	792
May	3,216	3,156
June	5,242	5,278
July	8,679	8,130
August	10,890	9,664
September	13,405	11,832
October	16,094	14,076
November	18,935	16,506
December	21,319	18,757
January	22,674	20,486
February	26,190	22,684
March	28,557	25,578
April	29,634	
May	29,634	
June	29,634	

QUALITY

	Quantity	Base Number	Contract	AT	Region	England
% of FP17s for the same patient ID Re-attending within 3 months - Children	300	3,823	7.8%	10.3%	12.0%	12.3%
% of FP17s for the same patient ID Re-attending within 3 months - Adults	1,488	9,943	15.0%	14.3%	16.0%	16.7%
% of FP17s for the same patient ID Re-attending between 3 & 9 months - Children	1,766	3,823	46.2%	59.6%	58.8%	57.6%
% of FP17s for the same patient ID Re-attending between 3 & 9 months - Adults	3,884	9,943	39.1%	53.9%	51.2%	50.1%
% of FP17s for Band 1 Urgent Courses	1,120	13,266	8.4%	7.1%	8.0%	9.1%
% of FP17s Relating to Free Repair or Replacements	97	13,266	0.7%	0.9%	0.8%	0.8%
% of FP17s Relating to Continuations	250	13,266	1.9%	1.4%	1.2%	1.2%
% of Patients satisfied with the dentistry they have received	25	26	96.2%	93.5%	92.7%	92.8%
% of Patients satisfied with the time they had to wait for an appointment	23	26	88.5%	90.3%	89.1%	88.7%

* This is based on patients treated on this contract for their most recent course of treatment. Figures in italics indicate the base number of FP17s or Patient Questionnaire responses are less than 100. N/A is shown where the base number of responses is less than 10 during the period. % is calculated as Quantity/Base number*100

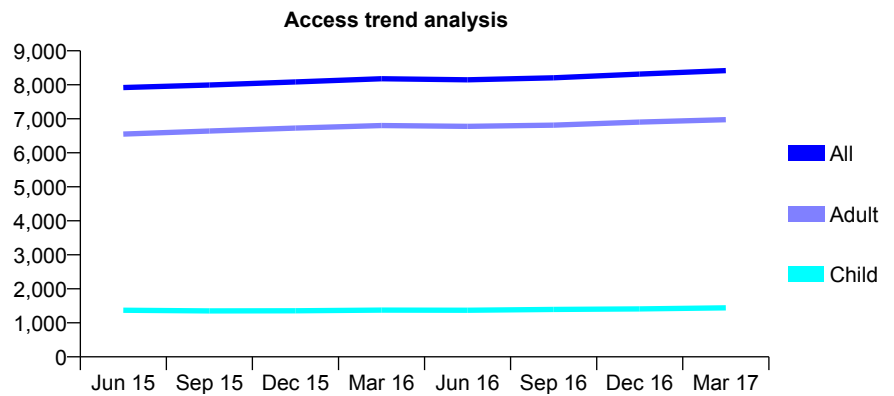
Q60 - Vital Signs At a Glance Contract Report for 101338/0016 - March 2017

Name or company name	Whitecross Dental Care Limited
Contract type name	GDS Contract
Purpose of contract	General
Contract start date	01/04/2006
Contract end date	

16/17 Contracted general activity (UDA)	26,093
Carry forward general activity (UDA)	0
16/17 Contracted orthodontic activity (UOA)	0
Carry forward orthodontic activity (UOA)	0
Baseline contract value	£721,578.38

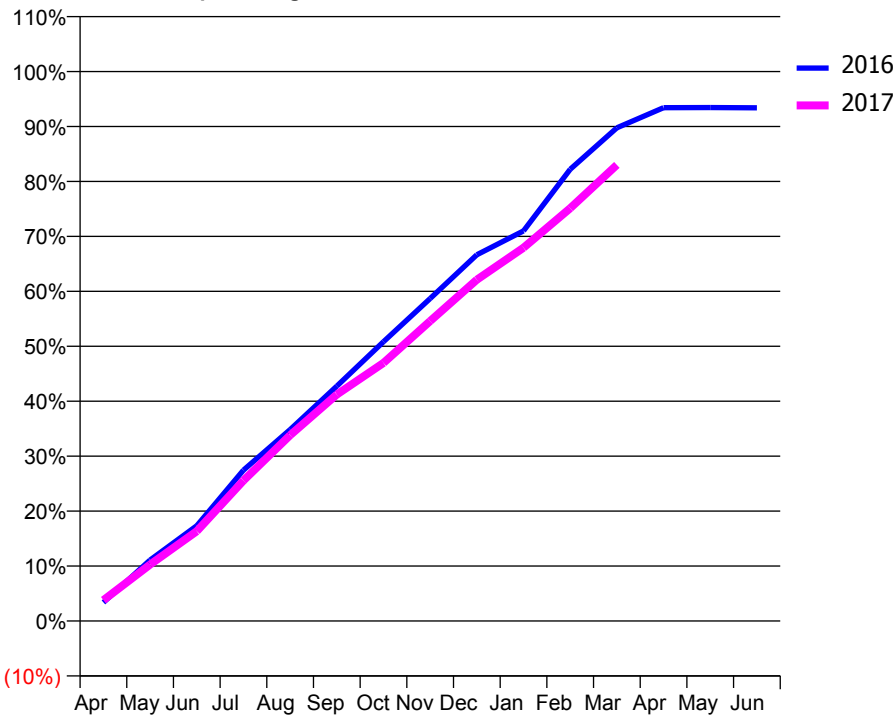
ACCESS*

Patients seen in 24 months	Total	Change since previous quarter
Quarter ending March 2016	8,177	
Quarter ending June 2016	8,149	→
Quarter ending September 2016	8,206	→
Quarter ending December 2016	8,314	→
Quarter ending March 2017	8,417	→
Variance since March 2016	2.9%	↑



ACTIVITY

Cumulative percentage of contracted UDA delivered 2016 & 2017



Month	Adjusted Scheduled Activity (UDA)	
	2016	2017
April	885	992
May	2,899	2,682
June	4,522	4,265
July	7,162	6,669
August	9,088	8,824
September	11,154	10,757
October	13,265	12,255
November	15,312	14,242
December	17,393	16,207
January	18,527	17,726
February	21,452	19,598
March	23,416	21,656
April	24,376	
May	24,379	
June	24,370	

QUALITY

	Quantity	Base Number	Contract	AT	Region	England
% of FP17s for the same patient ID Re-attending within 3 months - Children	143	2,071	6.9%	10.3%	12.0%	12.3%
% of FP17s for the same patient ID Re-attending within 3 months - Adults	1,099	9,075	12.1%	14.3%	16.0%	16.7%
% of FP17s for the same patient ID Re-attending between 3 & 9 months - Children	1,043	2,071	50.4%	59.6%	58.8%	57.6%
% of FP17s for the same patient ID Re-attending between 3 & 9 months - Adults	4,427	9,075	48.8%	53.9%	51.2%	50.1%
% of FP17s for Band 1 Urgent Courses	474	10,675	4.4%	7.1%	8.0%	9.1%
% of FP17s Relating to Free Repair or Replacements	74	10,675	0.7%	0.9%	0.8%	0.8%
% of FP17s Relating to Continuations	253	10,675	2.4%	1.4%	1.2%	1.2%
% of Patients satisfied with the dentistry they have received	27	28	96.4%	93.5%	92.7%	92.8%
% of Patients satisfied with the time they had to wait for an appointment	25	28	89.3%	90.3%	89.1%	88.7%

* This is based on patients treated on this contract for their most recent course of treatment. Figures in italics indicate the base number of FP17s or Patient Questionnaire responses are less than 100. N/A is shown where the base number of responses is less than 10 during the period. % is calculated as Quantity/Base number*100

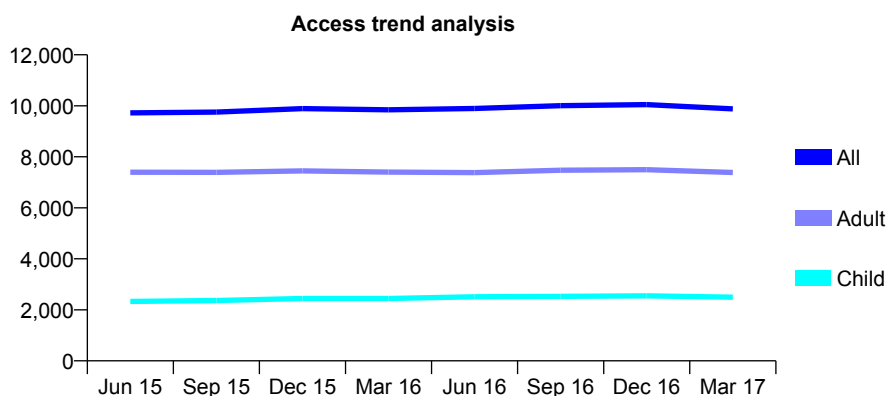
Q60 - Vital Signs At a Glance Contract Report for 101338/0020 - March 2017

Name or company name	Whitecross Dental Care Limited
Contract type name	GDS Contract
Purpose of contract	General
Contract start date	01/04/2006
Contract end date	

16/17 Contracted general activity (UDA)	31,250
Carry forward general activity (UDA)	0
16/17 Contracted orthodontic activity (UOA)	0
Carry forward orthodontic activity (UOA)	0
Baseline contract value	£853,334.76

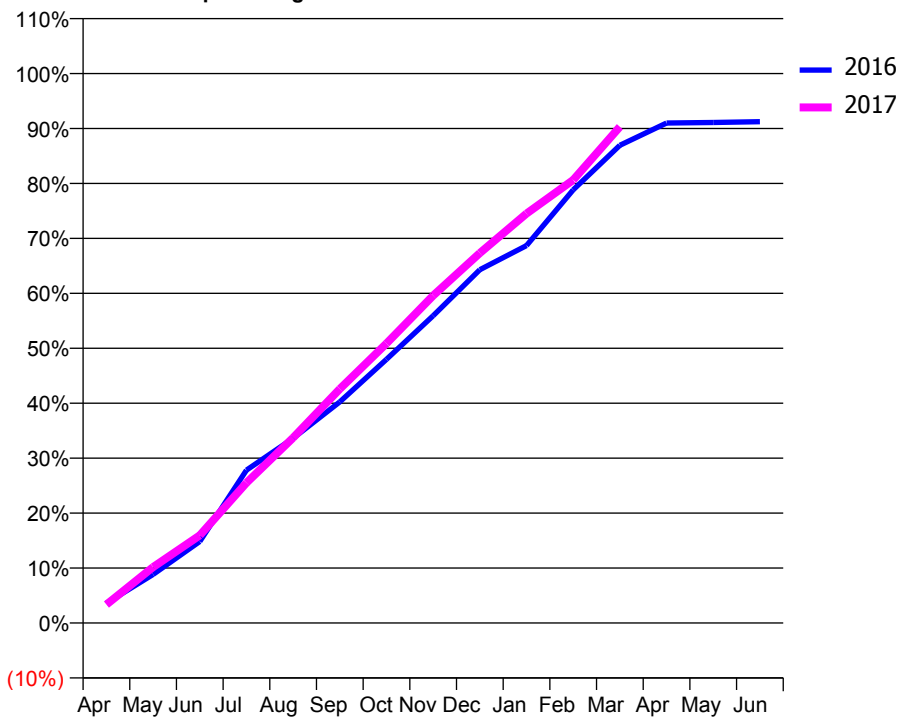
ACCESS*

Patients seen in 24 months	Total	Change since previous quarter
Quarter ending March 2016	9,841	
Quarter ending June 2016	9,894	→
Quarter ending September 2016	10,003	→
Quarter ending December 2016	10,048	→
Quarter ending March 2017	9,881	↓
Variance since March 2016	0.4%	→



ACTIVITY

Cumulative percentage of contracted UDA delivered 2016 & 2017



Month	Adjusted Scheduled Activity (UDA)	
	2016	2017
April	1,124	1,052
May	2,762	3,179
June	4,641	4,984
July	8,692	7,976
August	10,507	10,540
September	12,575	13,315
October	14,999	15,899
November	17,478	18,623
December	20,091	21,038
January	21,464	23,284
February	24,633	25,200
March	27,170	28,225
April	28,433	
May	28,465	
June	28,511	

QUALITY

	Quantity	Base Number	Contract	AT	Region	England
% of FP17s for the same patient ID Re-attending within 3 months - Children	224	3,270	6.9%	10.3%	12.0%	12.3%
% of FP17s for the same patient ID Re-attending within 3 months - Adults	1,326	9,354	14.2%	14.3%	16.0%	16.7%
% of FP17s for the same patient ID Re-attending between 3 & 9 months - Children	1,747	3,270	53.4%	59.6%	58.8%	57.6%
% of FP17s for the same patient ID Re-attending between 3 & 9 months - Adults	4,416	9,354	47.2%	53.9%	51.2%	50.1%
% of FP17s for Band 1 Urgent Courses	1,146	12,190	9.4%	7.1%	8.0%	9.1%
% of FP17s Relating to Free Repair or Replacements	81	12,190	0.7%	0.9%	0.8%	0.8%
% of FP17s Relating to Continuations	192	12,190	1.6%	1.4%	1.2%	1.2%
% of Patients satisfied with the dentistry they have received	16	16	100.0%	93.5%	92.7%	92.8%
% of Patients satisfied with the time they had to wait for an appointment	15	16	93.8%	90.3%	89.1%	88.7%

* This is based on patients treated on this contract for their most recent course of treatment. Figures in italics indicate the base number of FP17s or Patient Questionnaire responses are less than 100. N/A is shown where the base number of responses is less than 10 during the period. % is calculated as Quantity/Base number*100

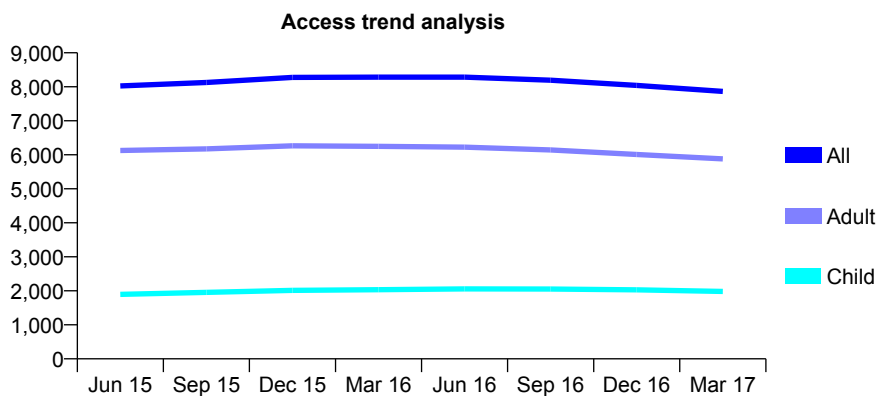
Q60 - Vital Signs At a Glance Contract Report for 101338/0021 - March 2017

Name or company name	Whitecross Dental Care Limited
Contract type name	GDS Contract
Purpose of contract	General
Contract start date	01/04/2006
Contract end date	

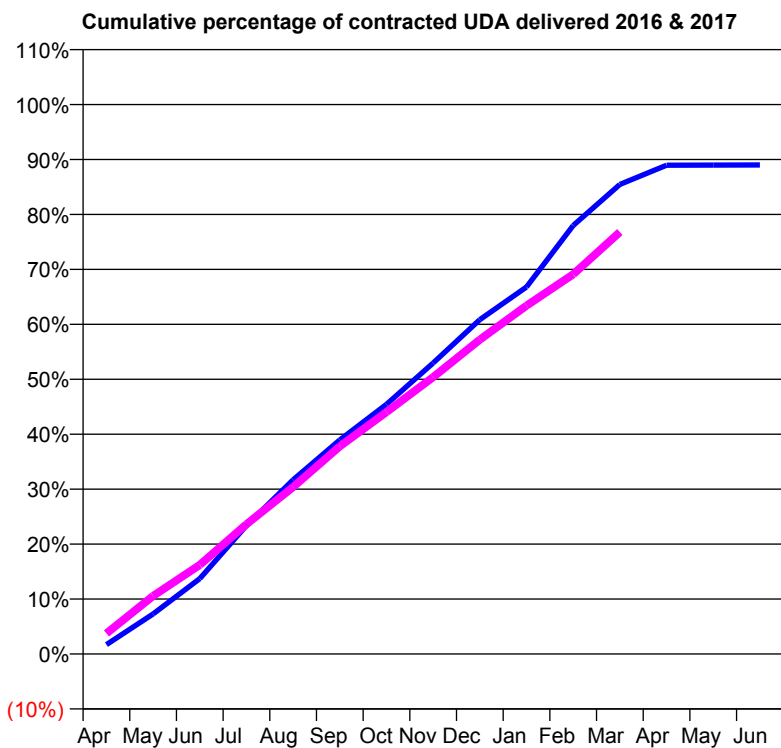
16/17 Contracted general activity (UDA)	25,000
Carry forward general activity (UDA)	0
16/17 Contracted orthodontic activity (UOA)	0
Carry forward orthodontic activity (UOA)	0
Baseline contract value	£682,667.82

ACCESS*

Patients seen in 24 months	Total	Change since previous quarter
Quarter ending March 2016	8,284	
Quarter ending June 2016	8,283	→
Quarter ending September 2016	8,194	↓
Quarter ending December 2016	8,040	↓
Quarter ending March 2017	7,866	↓
Variance since March 2016	(5.0%)	↓



ACTIVITY



Month	Adjusted Scheduled Activity (UDA)	
	2016	2017
April	425	940
May	1,825	2,643
June	3,432	4,054
July	5,846	5,908
August	7,927	7,597
September	9,742	9,447
October	11,361	11,007
November	13,242	12,598
December	15,211	14,304
January	16,701	15,848
February	19,494	17,275
March	21,366	19,198
April	22,241	
May	22,244	
June	22,252	

QUALITY

	Quantity	Base Number	Contract	AT	Region	England
% of FP17s for the same patient ID Re-attending within 3 months - Children	142	2,626	5.4%	10.3%	12.0%	12.3%
% of FP17s for the same patient ID Re-attending within 3 months - Adults	890	7,410	12.0%	14.3%	16.0%	16.7%
% of FP17s for the same patient ID Re-attending between 3 & 9 months - Children	1,500	2,626	57.1%	59.6%	58.8%	57.6%
% of FP17s for the same patient ID Re-attending between 3 & 9 months - Adults	3,485	7,410	47.0%	53.9%	51.2%	50.1%
% of FP17s for Band 1 Urgent Courses	796	9,643	8.3%	7.1%	8.0%	9.1%
% of FP17s Relating to Free Repair or Replacements	34	9,643	0.4%	0.9%	0.8%	0.8%
% of FP17s Relating to Continuations	151	9,643	1.6%	1.4%	1.2%	1.2%
% of Patients satisfied with the dentistry they have received	18	19	94.7%	93.5%	92.7%	92.8%
% of Patients satisfied with the time they had to wait for an appointment	18	19	94.7%	90.3%	89.1%	88.7%

* This is based on patients treated on this contract for their most recent course of treatment. Figures in italics indicate the base number of FP17s or Patient Questionnaire responses are less than 100. N/A is shown where the base number of responses is less than 10 during the period. % is calculated as Quantity/Base number*100

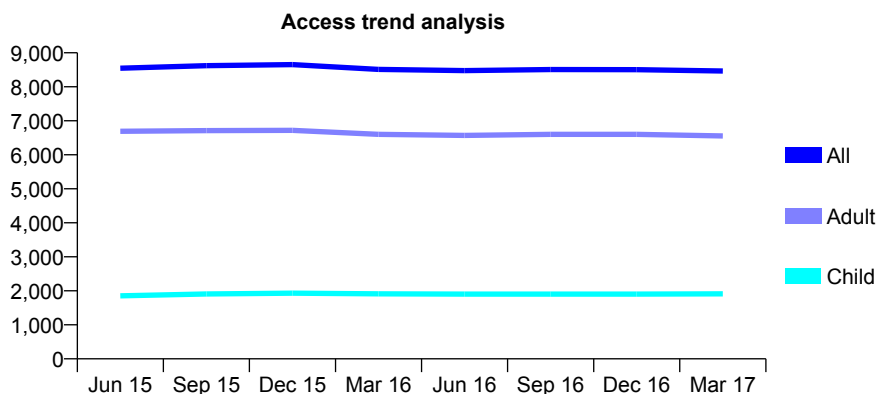
Q60 - Vital Signs At a Glance Contract Report for 101338/0033 - March 2017

Name or company name	Whitecross Dental Care Limited
Contract type name	GDS Contract
Purpose of contract	General
Contract start date	01/04/2006
Contract end date	

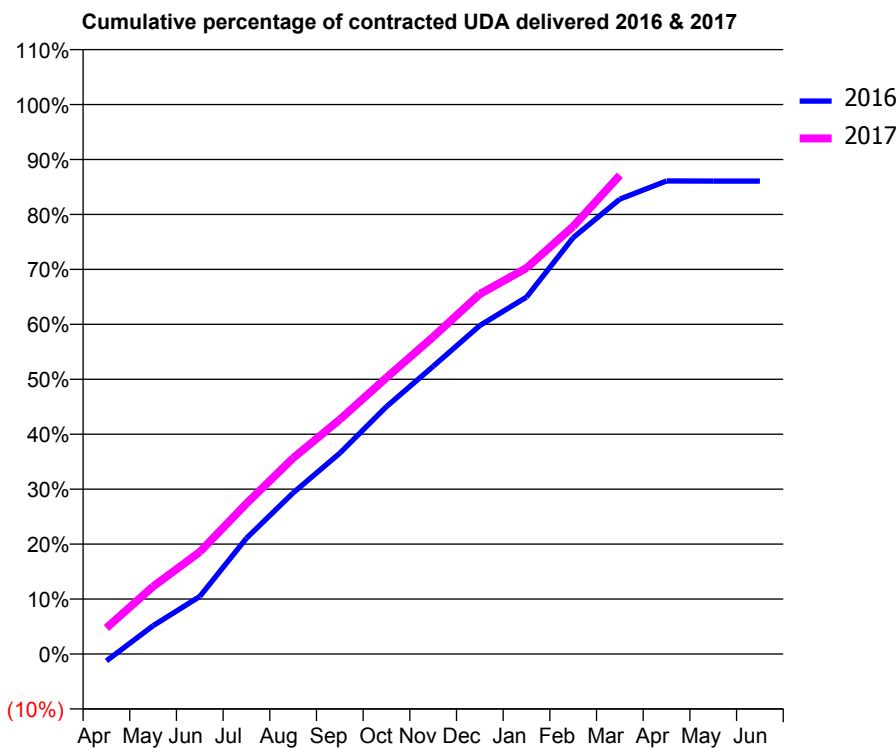
16/17 Contracted general activity (UDA)	23,788
Carry forward general activity (UDA)	0
16/17 Contracted orthodontic activity (UOA)	0
Carry forward orthodontic activity (UOA)	0
Baseline contract value	£652,822.55

ACCESS*

Patients seen in 24 months	Total	Change since previous quarter
Quarter ending March 2016	8,513	
Quarter ending June 2016	8,477	→
Quarter ending September 2016	8,508	→
Quarter ending December 2016	8,505	→
Quarter ending March 2017	8,466	→
Variance since March 2016	(0.6%)	→



ACTIVITY



Month	Adjusted Scheduled Activity (UDA)	
	2016	2017
April	-304	1,131
May	1,225	2,922
June	2,488	4,419
July	5,014	6,514
August	6,976	8,481
September	8,694	10,149
October	10,709	11,964
November	12,456	13,729
December	14,221	15,582
January	15,449	16,706
February	18,026	18,508
March	19,693	20,725
April	20,476	
May	20,475	
June	20,473	

QUALITY

	Quantity	Base Number	Contract	AT	Region	England
% of FP17s for the same patient ID Re-attending within 3 months - Children	151	2,737	5.5%	10.3%	12.0%	12.3%
% of FP17s for the same patient ID Re-attending within 3 months - Adults	1,009	8,106	12.4%	14.3%	16.0%	16.7%
% of FP17s for the same patient ID Re-attending between 3 & 9 months - Children	1,568	2,737	57.3%	59.6%	58.8%	57.6%
% of FP17s for the same patient ID Re-attending between 3 & 9 months - Adults	3,588	8,106	44.3%	53.9%	51.2%	50.1%
% of FP17s for Band 1 Urgent Courses	670	10,430	6.4%	7.1%	8.0%	9.1%
% of FP17s Relating to Free Repair or Replacements	52	10,430	0.5%	0.9%	0.8%	0.8%
% of FP17s Relating to Continuations	182	10,430	1.7%	1.4%	1.2%	1.2%
% of Patients satisfied with the dentistry they have received	17	19	89.5%	93.5%	92.7%	92.8%
% of Patients satisfied with the time they had to wait for an appointment	17	19	89.5%	90.3%	89.1%	88.7%

* This is based on patients treated on this contract for their most recent course of treatment. Figures in italics indicate the base number of FP17s or Patient Questionnaire responses are less than 100. N/A is shown where the base number of responses is less than 10 during the period. % is calculated as Quantity/Base number*100

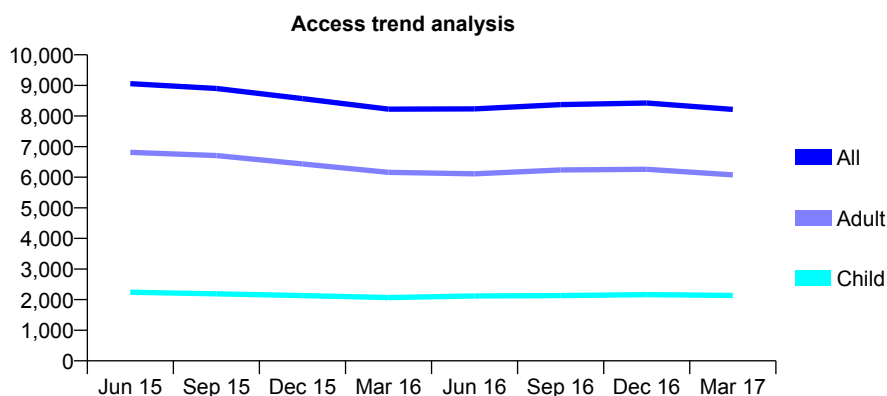
Q60 - Vital Signs At a Glance Contract Report for 101362/0010 - March 2017

Name or company name	Rodericks Dental Limited
Contract type name	GDS Contract
Purpose of contract	General
Contract start date	01/09/2008
Contract end date	

16/17 Contracted general activity (UDA)	23,762
Carry forward general activity (UDA)	0
16/17 Contracted orthodontic activity (UOA)	0
Carry forward orthodontic activity (UOA)	0
Baseline contract value	£548,096.70

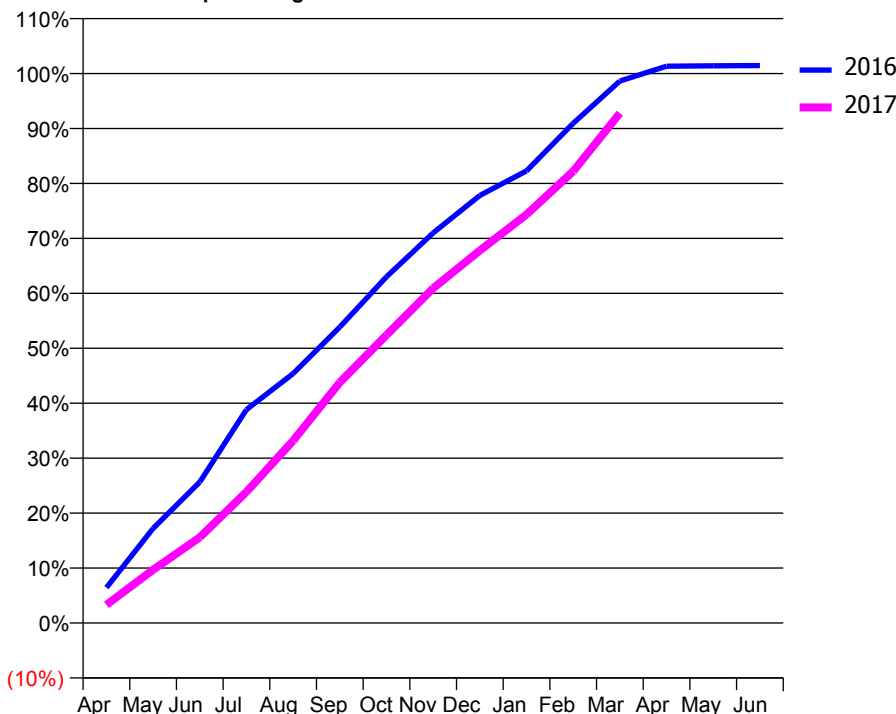
ACCESS*

Patients seen in 24 months	Total	Change since previous quarter
Quarter ending March 2016	8,225	
Quarter ending June 2016	8,233	→
Quarter ending September 2016	8,372	→
Quarter ending December 2016	8,424	→
Quarter ending March 2017	8,214	↓
Variance since March 2016	(0.1%)	→



ACTIVITY

Cumulative percentage of contracted UDA delivered 2016 & 2017



Month	Adjusted Scheduled Activity (UDA)	
	2016	2017
April	1,343	790
May	3,584	2,306
June	5,339	3,704
July	8,083	5,673
August	9,444	7,887
September	11,210	10,408
October	13,110	12,451
November	14,771	14,478
December	16,194	16,109
January	17,123	17,664
February	18,924	19,534
March	20,524	22,047
April	21,084	
May	21,103	
June	21,111	

QUALITY

	Quantity	Base Number	Contract	AT	Region	England
% of FP17s for the same patient ID Re-attending within 3 months - Children	247	3,216	7.7%	10.3%	12.0%	12.3%
% of FP17s for the same patient ID Re-attending within 3 months - Adults	1,450	8,861	16.4%	14.3%	16.0%	16.7%
% of FP17s for the same patient ID Re-attending between 3 & 9 months - Children	1,816	3,216	56.5%	59.6%	58.8%	57.6%
% of FP17s for the same patient ID Re-attending between 3 & 9 months - Adults	4,607	8,861	52.0%	53.9%	51.2%	50.1%
% of FP17s for Band 1 Urgent Courses	1,101	11,021	10.0%	7.1%	8.0%	9.1%
% of FP17s Relating to Free Repair or Replacements	150	11,021	1.4%	0.9%	0.8%	0.8%
% of FP17s Relating to Continuations	37	11,021	0.3%	1.4%	1.2%	1.2%
% of Patients satisfied with the dentistry they have received	14	16	87.5%	93.5%	92.7%	92.8%
% of Patients satisfied with the time they had to wait for an appointment	15	16	93.8%	90.3%	89.1%	88.7%

* This is based on patients treated on this contract for their most recent course of treatment. Figures in italics indicate the base number of FP17s or Patient Questionnaire responses are less than 100. N/A is shown where the base number of responses is less than 10 during the period. % is calculated as Quantity/Base number*100

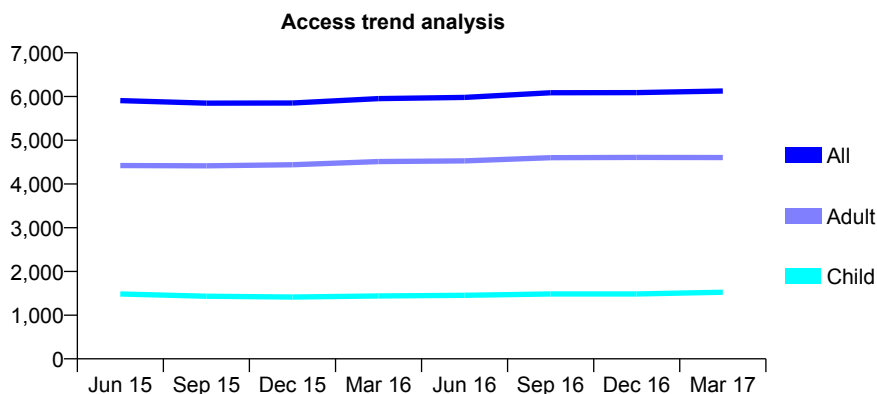
Q60 - Vital Signs At a Glance Contract Report for 101362/0012 - March 2017

Name or company name	Rodericks Dental Limited
Contract type name	GDS Contract
Purpose of contract	General
Contract start date	01/11/2008
Contract end date	

16/17 Contracted general activity (UDA)	16,586
Carry forward general activity (UDA)	262
16/17 Contracted orthodontic activity (UOA)	0
Carry forward orthodontic activity (UOA)	0
Baseline contract value	£377,836.51

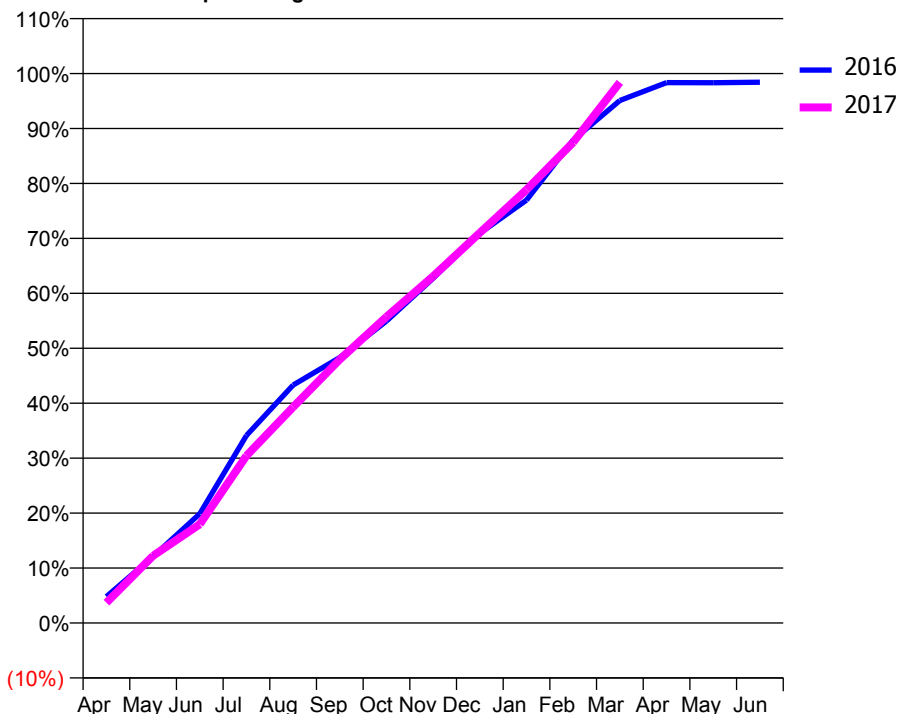
ACCESS*

Patients seen in 24 months	Total	Change since previous quarter
Quarter ending March 2016	5,952	
Quarter ending June 2016	5,979	→
Quarter ending September 2016	6,086	→
Quarter ending December 2016	6,091	→
Quarter ending March 2017	6,127	→
Variance since March 2016	2.9%	↑



ACTIVITY

Cumulative percentage of contracted UDA delivered 2016 & 2017



Month	Adjusted Scheduled Activity (UDA)	
	2016	2017
April	797	614
May	2,012	2,029
June	3,300	2,982
July	5,661	5,049
August	7,184	6,519
September	8,017	7,955
October	9,116	9,242
November	10,405	10,465
December	11,761	11,777
January	12,765	13,080
February	14,579	14,507
March	15,771	16,320
April	16,312	
May	16,306	
June	16,324	

QUALITY

	Quantity	Base Number	Contract	AT	Region	England
% of FP17s for the same patient ID Re-attending within 3 months - Children	109	1,992	5.5%	10.3%	12.0%	12.3%
% of FP17s for the same patient ID Re-attending within 3 months - Adults	896	6,314	14.2%	14.3%	16.0%	16.7%
% of FP17s for the same patient ID Re-attending between 3 & 9 months - Children	1,082	1,992	54.3%	59.6%	58.8%	57.6%
% of FP17s for the same patient ID Re-attending between 3 & 9 months - Adults	3,390	6,314	53.7%	53.9%	51.2%	50.1%
% of FP17s for Band 1 Urgent Courses	610	8,067	7.6%	7.1%	8.0%	9.1%
% of FP17s Relating to Free Repair or Replacements	123	8,067	1.5%	0.9%	0.8%	0.8%
% of FP17s Relating to Continuations	45	8,067	0.6%	1.4%	1.2%	1.2%
% of Patients satisfied with the dentistry they have received	9	9	N/A	93.5%	92.7%	92.8%
% of Patients satisfied with the time they had to wait for an appointment	7	9	N/A	90.3%	89.1%	88.7%

* This is based on patients treated on this contract for their most recent course of treatment. Figures in italics indicate the base number of FP17s or Patient Questionnaire responses are less than 100. N/A is shown where the base number of responses is less than 10 during the period. % is calculated as Quantity/Base number*100

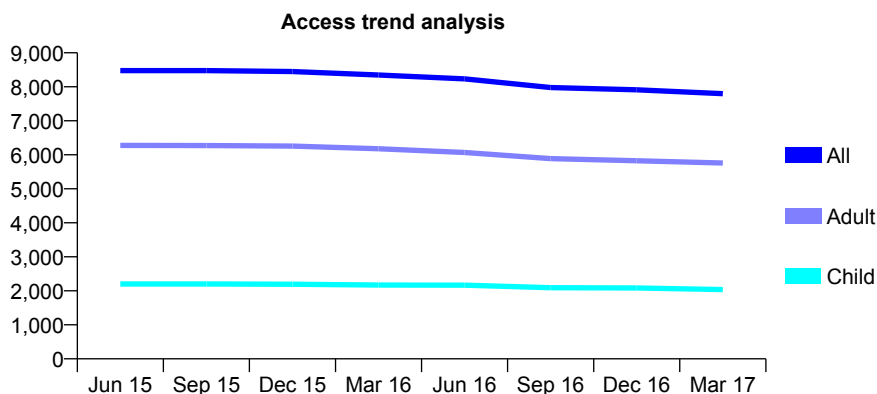
Q60 - Vital Signs At a Glance Contract Report for 101370/0016 - March 2017

Name or company name	Petrie Tucker and Partners Ltd
Contract type name	GDS Contract
Purpose of contract	General
Contract start date	01/04/2006
Contract end date	

16/17 Contracted general activity (UDA)	22,134
Carry forward general activity (UDA)	63
16/17 Contracted orthodontic activity (UOA)	0
Carry forward orthodontic activity (UOA)	0
Baseline contract value	£470,519.48

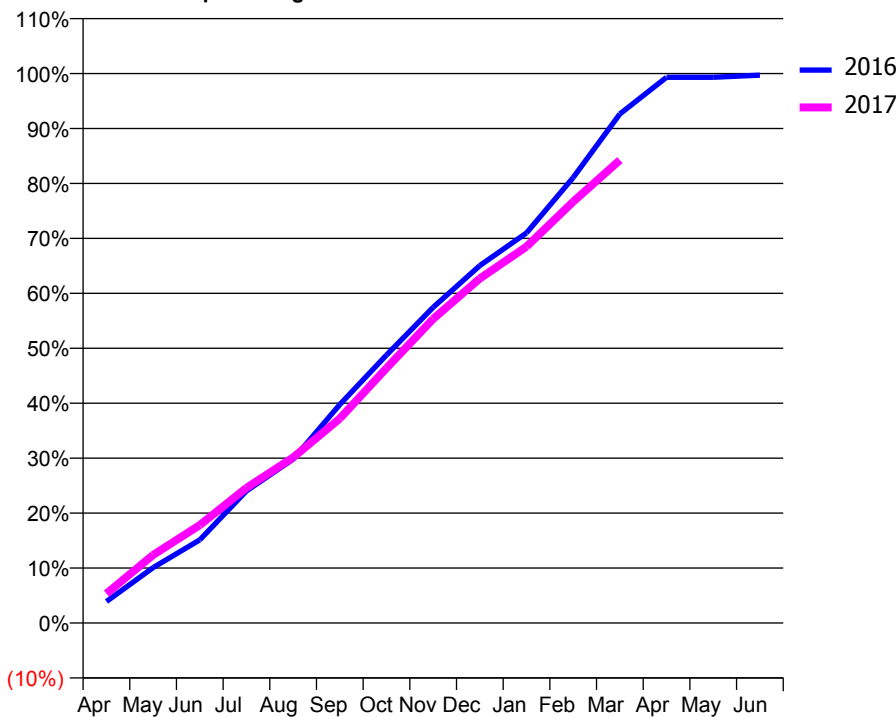
ACCESS*

Patients seen in 24 months	Total	Change since previous quarter
Quarter ending March 2016	8,348	
Quarter ending June 2016	8,233	↓
Quarter ending September 2016	7,979	↓
Quarter ending December 2016	7,911	→
Quarter ending March 2017	7,798	↓
Variance since March 2016	(6.6%)	↓



ACTIVITY

Cumulative percentage of contracted UDA delivered 2016 & 2017



Month	Adjusted Scheduled Activity (UDA)	
	2016	2017
April	805	1,184
May	2,069	2,743
June	3,102	3,943
July	4,929	5,442
August	6,116	6,667
September	8,157	8,238
October	10,003	10,266
November	11,787	12,247
December	13,346	13,875
January	14,563	15,158
February	16,630	16,972
March	19,004	18,645
April	20,371	
May	20,371	
June	20,451	

QUALITY

	Quantity	Base Number	Contract	AT	Region	England
% of FP17s for the same patient ID Re-attending within 3 months - Children	105	2,415	4.3%	10.3%	12.0%	12.3%
% of FP17s for the same patient ID Re-attending within 3 months - Adults	550	6,183	8.9%	14.3%	16.0%	16.7%
% of FP17s for the same patient ID Re-attending between 3 & 9 months - Children	915	2,415	37.9%	59.6%	58.8%	57.6%
% of FP17s for the same patient ID Re-attending between 3 & 9 months - Adults	2,299	6,183	37.2%	53.9%	51.2%	50.1%
% of FP17s for Band 1 Urgent Courses	234	8,049	2.9%	7.1%	8.0%	9.1%
% of FP17s Relating to Free Repair or Replacements	26	8,049	0.3%	0.9%	0.8%	0.8%
% of FP17s Relating to Continuations	89	8,049	1.1%	1.4%	1.2%	1.2%
% of Patients satisfied with the dentistry they have received	2	2	N/A	93.5%	92.7%	92.8%
% of Patients satisfied with the time they had to wait for an appointment	2	2	N/A	90.3%	89.1%	88.7%

* This is based on patients treated on this contract for their most recent course of treatment. Figures in italics indicate the base number of FP17s or Patient Questionnaire responses are less than 100. N/A is shown where the base number of responses is less than 10 during the period. % is calculated as Quantity/Base number*100

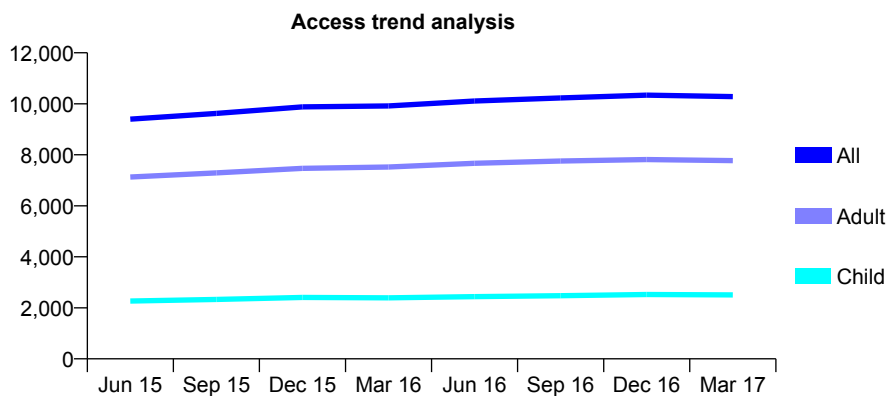
Q60 - Vital Signs At a Glance Contract Report for 101370/0017 - March 2017

Name or company name	Petrie Tucker and Partners Ltd
Contract type name	GDS Contract
Purpose of contract	General
Contract start date	01/04/2006
Contract end date	

16/17 Contracted general activity (UDA)	25,778
Carry forward general activity (UDA)	-163
16/17 Contracted orthodontic activity (UOA)	0
Carry forward orthodontic activity (UOA)	0
Baseline contract value	£573,439.08

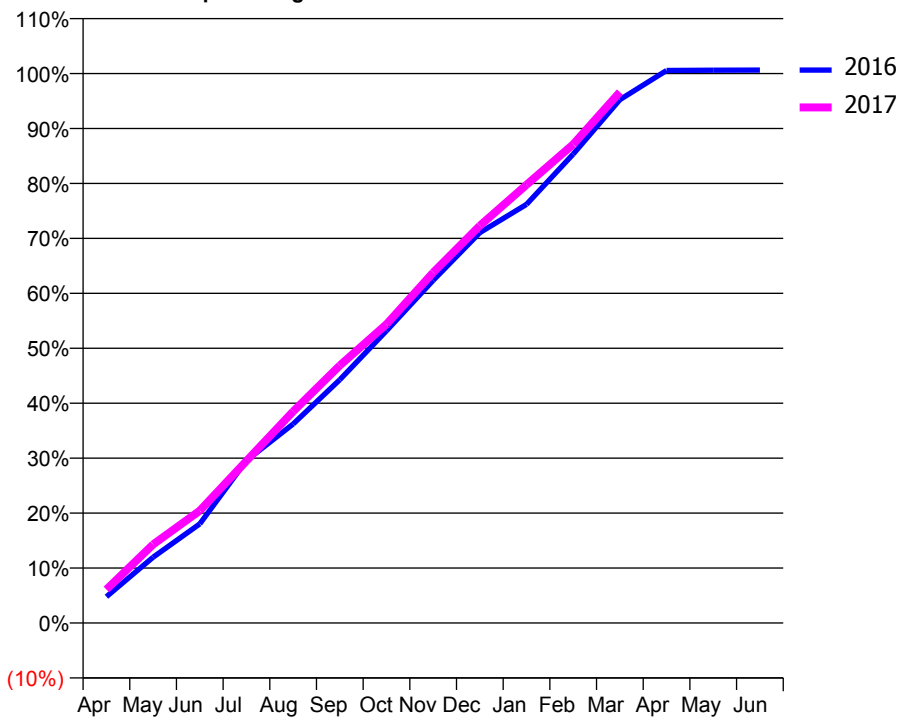
ACCESS*

Patients seen in 24 months	Total	Change since previous quarter
Quarter ending March 2016	9,917	
Quarter ending June 2016	10,108	→
Quarter ending September 2016	10,230	→
Quarter ending December 2016	10,340	→
Quarter ending March 2017	10,280	→
Variance since March 2016	3.7%	↑



ACTIVITY

Cumulative percentage of contracted UDA delivered 2016 & 2017



Month	Adjusted Scheduled Activity (UDA)	
	2016	2017
April	1,234	1,571
May	3,086	3,689
June	4,652	5,273
July	7,621	7,605
August	9,338	9,922
September	11,414	12,083
October	13,710	14,017
November	16,074	16,442
December	18,312	18,639
January	19,642	20,558
February	21,997	22,456
March	24,551	24,907
April	25,923	
May	25,934	
June	25,941	

QUALITY

	Quantity	Base Number	Contract	AT	Region	England
% of FP17s for the same patient ID Re-attending within 3 months - Children	167	3,377	4.9%	10.3%	12.0%	12.3%
% of FP17s for the same patient ID Re-attending within 3 months - Adults	809	10,183	7.9%	14.3%	16.0%	16.7%
% of FP17s for the same patient ID Re-attending between 3 & 9 months - Children	1,642	3,377	48.6%	59.6%	58.8%	57.6%
% of FP17s for the same patient ID Re-attending between 3 & 9 months - Adults	5,592	10,183	54.9%	53.9%	51.2%	50.1%
% of FP17s for Band 1 Urgent Courses	524	12,828	4.1%	7.1%	8.0%	9.1%
% of FP17s Relating to Free Repair or Replacements	66	12,828	0.5%	0.9%	0.8%	0.8%
% of FP17s Relating to Continuations	132	12,828	1.0%	1.4%	1.2%	1.2%
% of Patients satisfied with the dentistry they have received	16	16	100.0%	93.5%	92.7%	92.8%
% of Patients satisfied with the time they had to wait for an appointment	14	16	87.5%	90.3%	89.1%	88.7%

* This is based on patients treated on this contract for their most recent course of treatment. Figures in italics indicate the base number of FP17s or Patient Questionnaire responses are less than 100. N/A is shown where the base number of responses is less than 10 during the period. % is calculated as Quantity/Base number*100

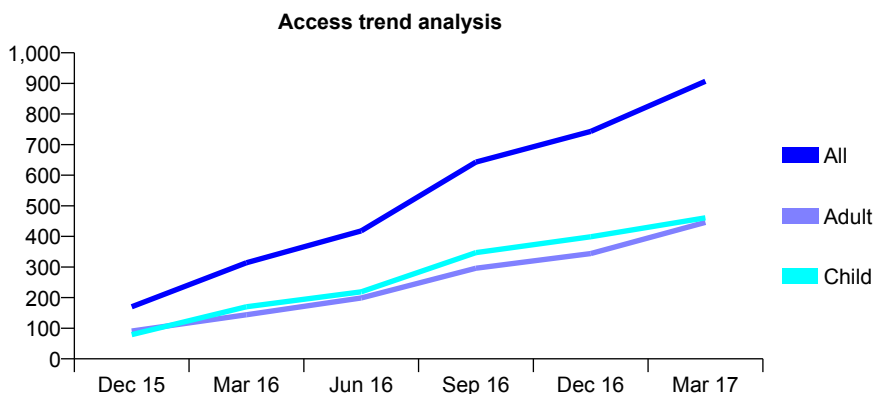
Q60 - Vital Signs At a Glance Contract Report for 101605/0001 - March 2017

Name or company name	Thomas Dental Practice
Contract type name	GDS Contract
Purpose of contract	General
Contract start date	01/10/2015
Contract end date	

16/17 Contracted general activity (UDA)	2,620
Carry forward general activity (UDA)	0
16/17 Contracted orthodontic activity (UOA)	0
Carry forward orthodontic activity (UOA)	0
Baseline contract value	£56,338.00

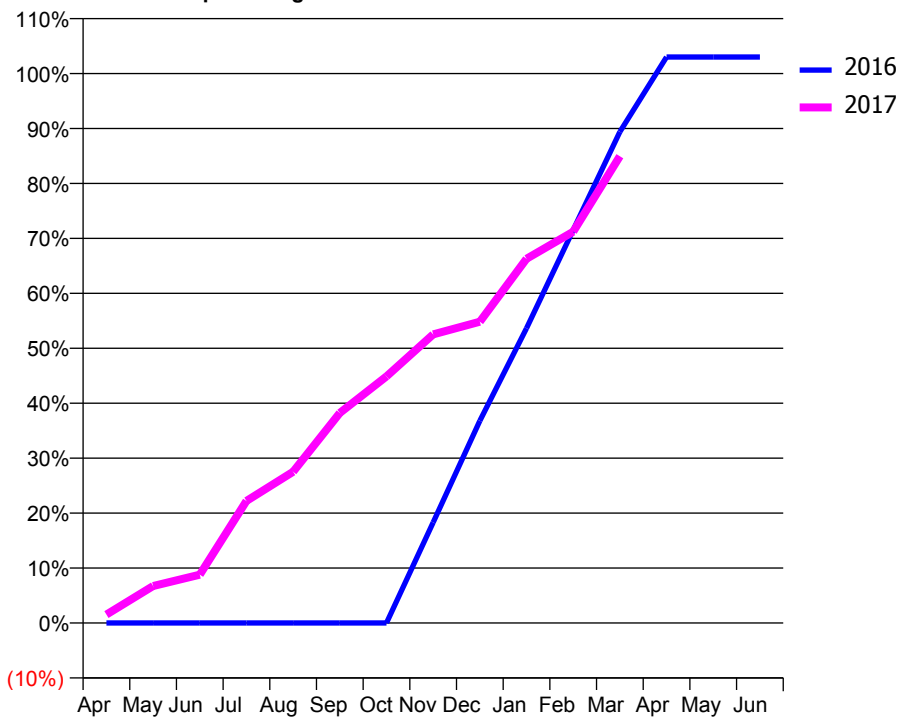
ACCESS*

Patients seen in 24 months	Total	Change since previous quarter
Quarter ending March 2016	314	
Quarter ending June 2016	418	↑
Quarter ending September 2016	643	↑
Quarter ending December 2016	743	↑
Quarter ending March 2017	907	↑
Variance since March 2016	188.9%	↑



ACTIVITY

Cumulative percentage of contracted UDA delivered 2016 & 2017



Month	Adjusted Scheduled Activity (UDA)	
	2016	2017
April	0	40
May	0	176
June	0	230
July	0	582
August	0	722
September	0	1,002
October	0	1,176
November	143	1,376
December	287	1,436
January	418	1,736
February	558	1,866
March	697	2,226
April	803	
May	803	
June	803	

QUALITY

	Quantity	Base Number	Contract	AT	Region	England
% of FP17s for the same patient ID Re-attending within 3 months - Children	41	721	5.7%	10.3%	12.0%	12.3%
% of FP17s for the same patient ID Re-attending within 3 months - Adults	116	632	18.4%	14.3%	16.0%	16.7%
% of FP17s for the same patient ID Re-attending between 3 & 9 months - Children	315	721	43.7%	59.6%	58.8%	57.6%
% of FP17s for the same patient ID Re-attending between 3 & 9 months - Adults	223	632	35.3%	53.9%	51.2%	50.1%
% of FP17s for Band 1 Urgent Courses	33	1,299	2.5%	7.1%	8.0%	9.1%
% of FP17s Relating to Free Repair or Replacements	14	1,299	1.1%	0.9%	0.8%	0.8%
% of FP17s Relating to Continuations	12	1,299	0.9%	1.4%	1.2%	1.2%
% of Patients satisfied with the dentistry they have received	1	1	N/A	93.5%	92.7%	92.8%
% of Patients satisfied with the time they had to wait for an appointment	1	1	N/A	90.3%	89.1%	88.7%

* This is based on patients treated on this contract for their most recent course of treatment. Figures in italics indicate the base number of FP17s or Patient Questionnaire responses are less than 100. N/A is shown where the base number of responses is less than 10 during the period. % is calculated as Quantity/Base number*100

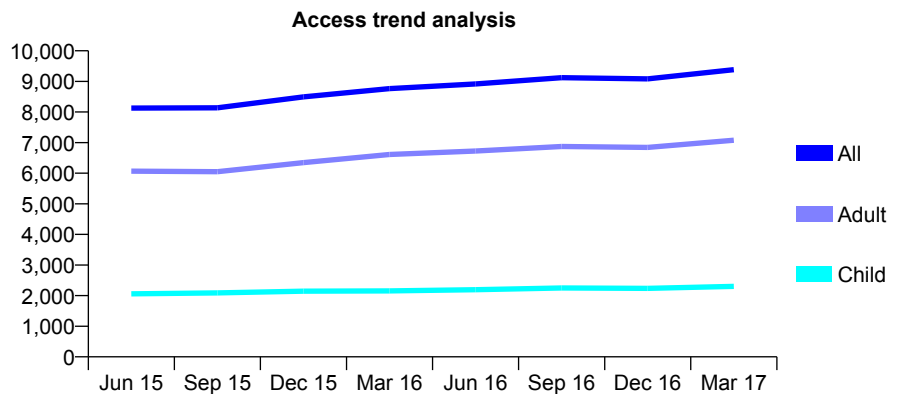
Q60 - Vital Signs At a Glance Contract Report for 103713/0001 - March 2017

Name or company name	Rodericks Ltd
Contract type name	GDS Contract
Purpose of contract	General
Contract start date	09/11/2009
Contract end date	

16/17 Contracted general activity (UDA)	26,418
Carry forward general activity (UDA)	669
16/17 Contracted orthodontic activity (UOA)	0
Carry forward orthodontic activity (UOA)	0
Baseline contract value	£634,766.82

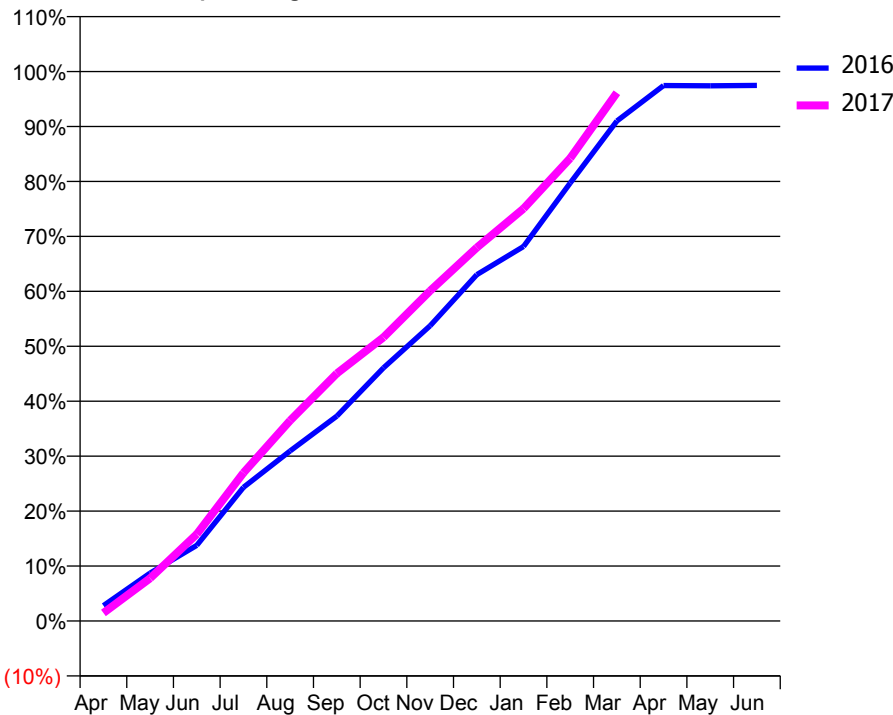
ACCESS*

Patients seen in 24 months	Total	Change since previous quarter
Quarter ending March 2016	8,766	
Quarter ending June 2016	8,917	→
Quarter ending September 2016	9,122	↑
Quarter ending December 2016	9,081	→
Quarter ending March 2017	9,383	↑
Variance since March 2016	7.0%	↑



ACTIVITY

Cumulative percentage of contracted UDA delivered 2016 & 2017



Month	Adjusted Scheduled Activity (UDA)	
	2016	2017
April	742	387
May	2,306	2,053
June	3,638	4,179
July	6,428	7,125
August	8,179	9,640
September	9,852	11,904
October	12,169	13,636
November	14,196	15,877
December	16,655	17,950
January	18,004	19,826
February	21,056	22,248
March	24,040	25,398
April	25,743	
May	25,732	
June	25,749	

QUALITY

	Quantity	Base Number	Contract	AT	Region	England
% of FP17s for the same patient ID Re-attending within 3 months - Children	309	3,349	9.2%	10.3%	12.0%	12.3%
% of FP17s for the same patient ID Re-attending within 3 months - Adults	1,516	9,724	15.6%	14.3%	16.0%	16.7%
% of FP17s for the same patient ID Re-attending between 3 & 9 months - Children	1,899	3,349	56.7%	59.6%	58.8%	57.6%
% of FP17s for the same patient ID Re-attending between 3 & 9 months - Adults	5,445	9,724	56.0%	53.9%	51.2%	50.1%
% of FP17s for Band 1 Urgent Courses	1,234	11,715	10.5%	7.1%	8.0%	9.1%
% of FP17s Relating to Free Repair or Replacements	111	11,715	0.9%	0.9%	0.8%	0.8%
% of FP17s Relating to Continuations	64	11,715	0.5%	1.4%	1.2%	1.2%
% of Patients satisfied with the dentistry they have received	20	21	95.2%	93.5%	92.7%	92.8%
% of Patients satisfied with the time they had to wait for an appointment	15	21	71.4%	90.3%	89.1%	88.7%

* This is based on patients treated on this contract for their most recent course of treatment. Figures in italics indicate the base number of FP17s or Patient Questionnaire responses are less than 100. N/A is shown where the base number of responses is less than 10 during the period. % is calculated as Quantity/Base number*100

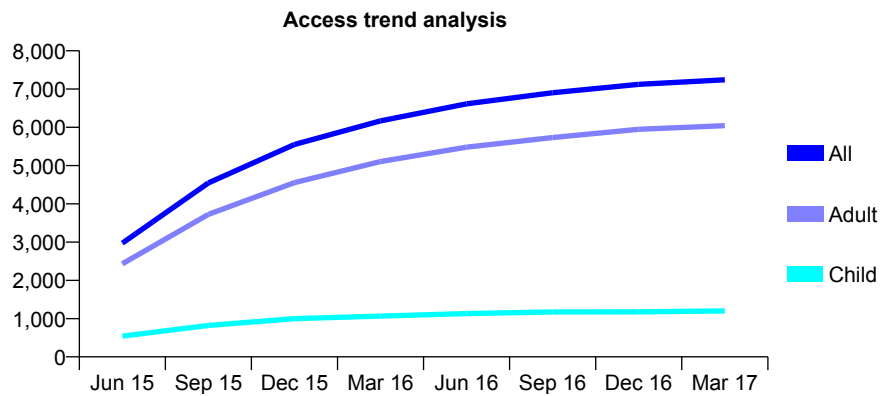
Q60 - Vital Signs At a Glance Contract Report for 105481/0001 - March 2017

Name or company name	Simpson, Goodwin and Hanji
Contract type name	GDS Contract
Purpose of contract	General
Contract start date	16/02/2015
Contract end date	

16/17 Contracted general activity (UDA)	19,930
Carry forward general activity (UDA)	-399
16/17 Contracted orthodontic activity (UOA)	0
Carry forward orthodontic activity (UOA)	0
Baseline contract value	£573,161.92

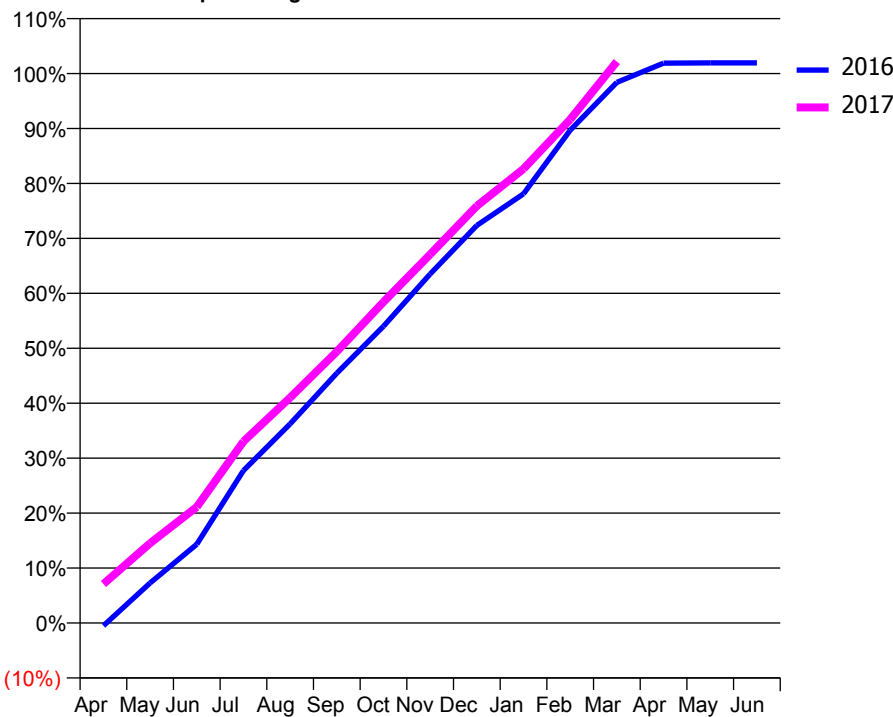
ACCESS*

Patients seen in 24 months	Total	Change since previous quarter
Quarter ending March 2016	6,169	
Quarter ending June 2016	6,613	↑
Quarter ending September 2016	6,903	↑
Quarter ending December 2016	7,122	↑
Quarter ending March 2017	7,243	→
Variance since March 2016	17.4%	↑



ACTIVITY

Cumulative percentage of contracted UDA delivered 2016 & 2017



Month	Adjusted Scheduled Activity (UDA)	
	2016	2017
April	-104	1,415
May	1,452	2,895
June	2,855	4,209
July	5,530	6,585
August	7,224	8,174
September	9,059	9,844
October	10,766	11,644
November	12,660	13,372
December	14,420	15,125
January	15,566	16,469
February	17,872	18,265
March	19,609	20,364
April	20,305	
May	20,314	
June	20,314	

QUALITY

	Quantity	Base Number	Contract	AT	Region	England
% of FP17s for the same patient ID Re-attending within 3 months - Children	142	1,677	8.5%	10.3%	12.0%	12.3%
% of FP17s for the same patient ID Re-attending within 3 months - Adults	1,916	9,114	21.0%	14.3%	16.0%	16.7%
% of FP17s for the same patient ID Re-attending between 3 & 9 months - Children	759	1,677	45.3%	59.6%	58.8%	57.6%
% of FP17s for the same patient ID Re-attending between 3 & 9 months - Adults	4,195	9,114	46.0%	53.9%	51.2%	50.1%
% of FP17s for Band 1 Urgent Courses	998	10,416	9.6%	7.1%	8.0%	9.1%
% of FP17s Relating to Free Repair or Replacements	254	10,416	2.4%	0.9%	0.8%	0.8%
% of FP17s Relating to Continuations	355	10,416	3.4%	1.4%	1.2%	1.2%
% of Patients satisfied with the dentistry they have received	30	31	96.8%	93.5%	92.7%	92.8%
% of Patients satisfied with the time they had to wait for an appointment	27	31	87.1%	90.3%	89.1%	88.7%

* This is based on patients treated on this contract for their most recent course of treatment. Figures in italics indicate the base number of FP17s or Patient Questionnaire responses are less than 100. N/A is shown where the base number of responses is less than 10 during the period. % is calculated as Quantity/Base number*100

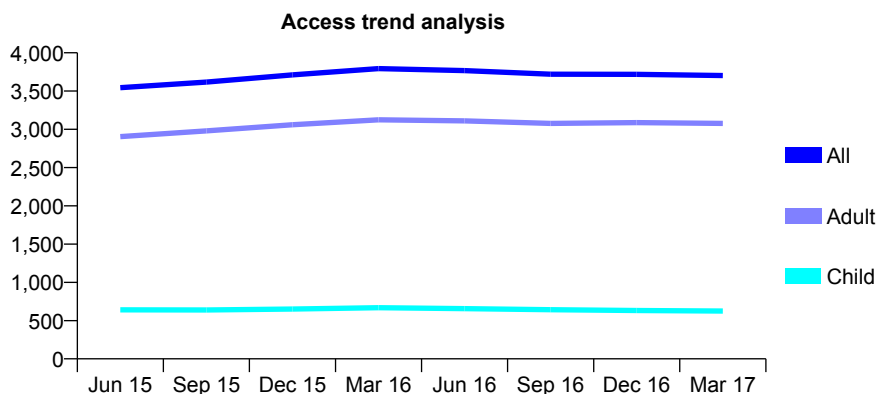
Q60 - Vital Signs At a Glance Contract Report for 106313/0001 - March 2017

Name or company name	Butler and Finnigan Dental Practice (BC) Lt
Contract type name	GDS Contract
Purpose of contract	General and Orthodontic
Contract start date	01/04/2014
Contract end date	

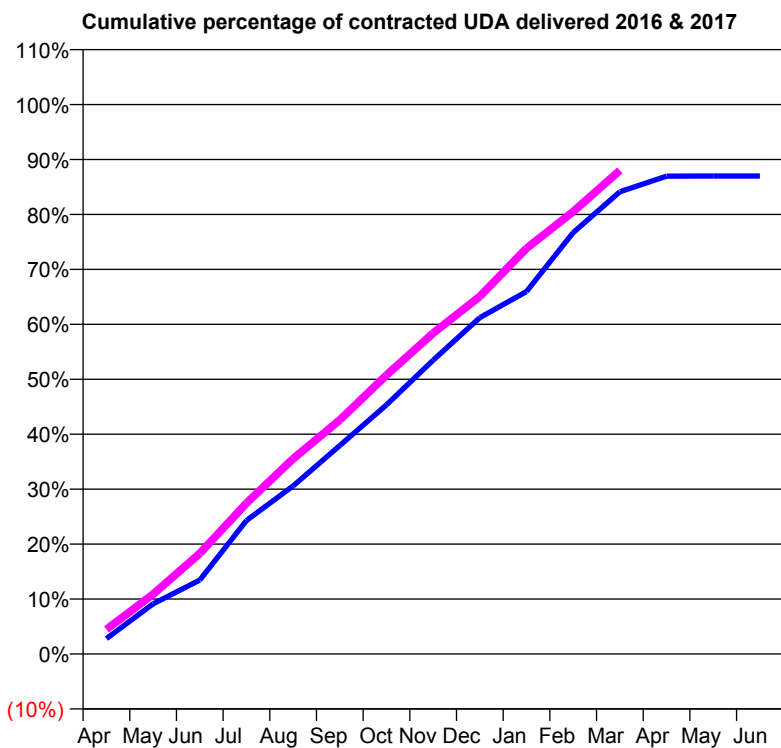
16/17 Contracted general activity (UDA)	12,509
Carry forward general activity (UDA)	0
16/17 Contracted orthodontic activity (UOA)	249
Carry forward orthodontic activity (UOA)	0
Baseline contract value	£309,353.90

ACCESS*

Patients seen in 24 months	Total	Change since previous quarter
Quarter ending March 2016	3,793	
Quarter ending June 2016	3,767	→
Quarter ending September 2016	3,720	↓
Quarter ending December 2016	3,719	→
Quarter ending March 2017	3,702	→
Variance since March 2016	(2.4%)	↓



ACTIVITY



Month	Adjusted Scheduled Activity (UDA)	
	2016	2017
April	352	561
May	1,141	1,362
June	1,682	2,291
July	3,041	3,435
August	3,826	4,446
September	4,745	5,327
October	5,671	6,347
November	6,688	7,304
December	7,658	8,140
January	8,253	9,235
February	9,593	10,070
March	10,523	11,007
April	10,877	
May	10,881	
June	10,881	

QUALITY

	Quantity	Base Number	Contract	AT	Region	England
% of FP17s for the same patient ID Re-attending within 3 months - Children	149	1,123	13.3%	10.3%	12.0%	12.3%
% of FP17s for the same patient ID Re-attending within 3 months - Adults	993	5,101	19.5%	14.3%	16.0%	16.7%
% of FP17s for the same patient ID Re-attending between 3 & 9 months - Children	703	1,123	62.6%	59.6%	58.8%	57.6%
% of FP17s for the same patient ID Re-attending between 3 & 9 months - Adults	2,675	5,101	52.4%	53.9%	51.2%	50.1%
% of FP17s for Band 1 Urgent Courses	827	6,000	13.8%	7.1%	8.0%	9.1%
% of FP17s Relating to Free Repair or Replacements	17	6,000	0.3%	0.9%	0.8%	0.8%
% of FP17s Relating to Continuations	75	6,000	1.3%	1.4%	1.2%	1.2%
% of Patients satisfied with the dentistry they have received	16	18	88.9%	93.5%	92.7%	92.8%
% of Patients satisfied with the time they had to wait for an appointment	17	18	94.4%	90.3%	89.1%	88.7%

* This is based on patients treated on this contract for their most recent course of treatment. Figures in italics indicate the base number of FP17s or Patient Questionnaire responses are less than 100. N/A is shown where the base number of responses is less than 10 during the period. % is calculated as Quantity/Base number*100

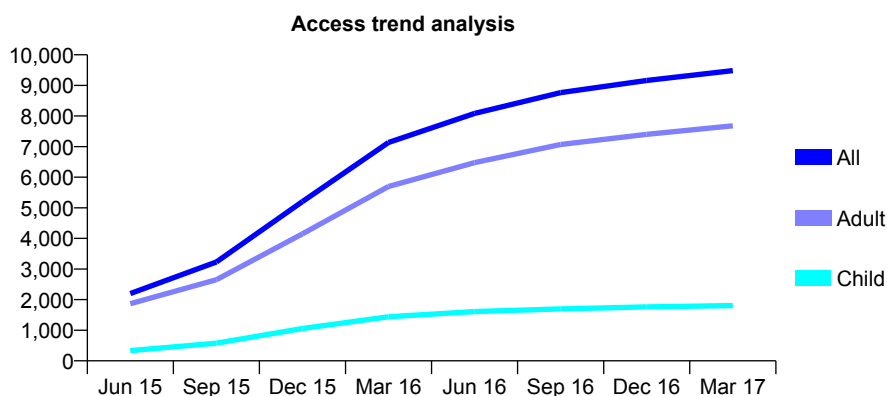
Q60 - Vital Signs At a Glance Contract Report for 107182/0001 - March 2017

Name or company name	Mr Holgate - Green End Dental Practice
Contract type name	GDS Contract
Purpose of contract	General and Orthodontic
Contract start date	01/04/2013
Contract end date	

16/17 Contracted general activity (UDA)	28,717
Carry forward general activity (UDA)	0
16/17 Contracted orthodontic activity (UOA)	160
Carry forward orthodontic activity (UOA)	0
Baseline contract value	£790,478.78

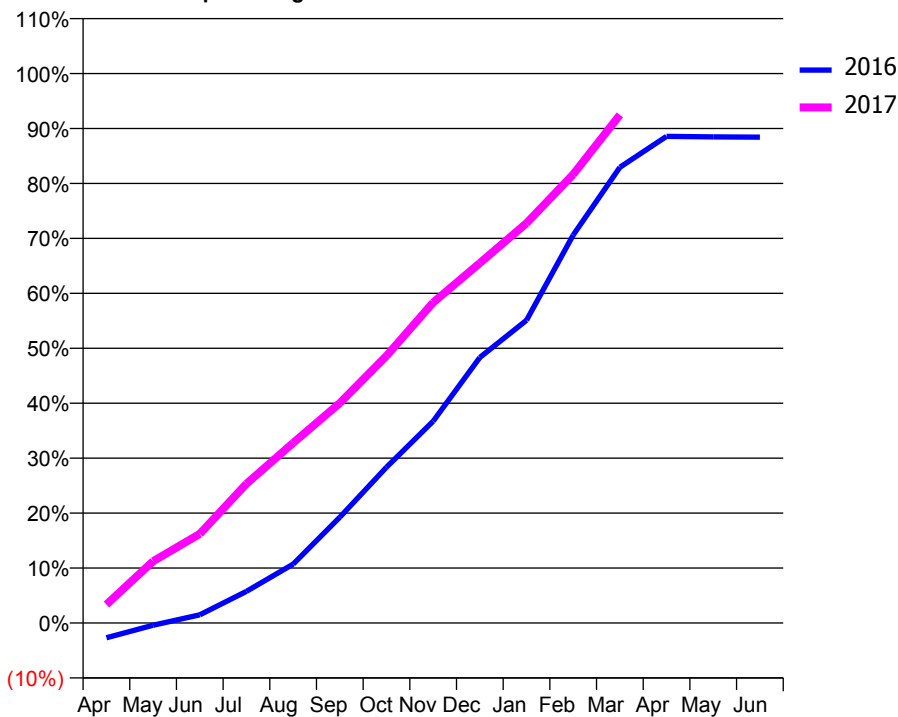
ACCESS*

Patients seen in 24 months	Total	Change since previous quarter
Quarter ending March 2016	7,135	
Quarter ending June 2016	8,084	↑
Quarter ending September 2016	8,765	↑
Quarter ending December 2016	9,162	↑
Quarter ending March 2017	9,484	↑
Variance since March 2016	32.9%	↑



ACTIVITY

Cumulative percentage of contracted UDA delivered 2016 & 2017



Month	Adjusted Scheduled Activity (UDA)	
	2016	2017
April	-591	966
May	-92	3,228
June	326	4,660
July	1,253	7,278
August	2,333	9,410
September	4,194	11,496
October	6,175	13,965
November	8,000	16,751
December	10,527	18,810
January	12,001	20,893
February	15,377	23,449
March	18,063	26,556
April	19,288	
May	19,266	
June	19,256	

QUALITY

	Quantity	Base Number	Contract	AT	Region	England
% of FP17s for the same patient ID Re-attending within 3 months - Children	131	2,773	4.7%	10.3%	12.0%	12.3%
% of FP17s for the same patient ID Re-attending within 3 months - Adults	1,132	10,711	10.6%	14.3%	16.0%	16.7%
% of FP17s for the same patient ID Re-attending between 3 & 9 months - Children	1,586	2,773	57.2%	59.6%	58.8%	57.6%
% of FP17s for the same patient ID Re-attending between 3 & 9 months - Adults	5,287	10,711	49.4%	53.9%	51.2%	50.1%
% of FP17s for Band 1 Urgent Courses	1,102	12,994	8.5%	7.1%	8.0%	9.1%
% of FP17s Relating to Free Repair or Replacements	137	12,994	1.1%	0.9%	0.8%	0.8%
% of FP17s Relating to Continuations	102	12,994	0.8%	1.4%	1.2%	1.2%
% of Patients satisfied with the dentistry they have received	21	21	100.0%	93.5%	92.7%	92.8%
% of Patients satisfied with the time they had to wait for an appointment	18	21	85.7%	90.3%	89.1%	88.7%

* This is based on patients treated on this contract for their most recent course of treatment. Figures in italics indicate the base number of FP17s or Patient Questionnaire responses are less than 100. N/A is shown where the base number of responses is less than 10 during the period. % is calculated as Quantity/Base number*100

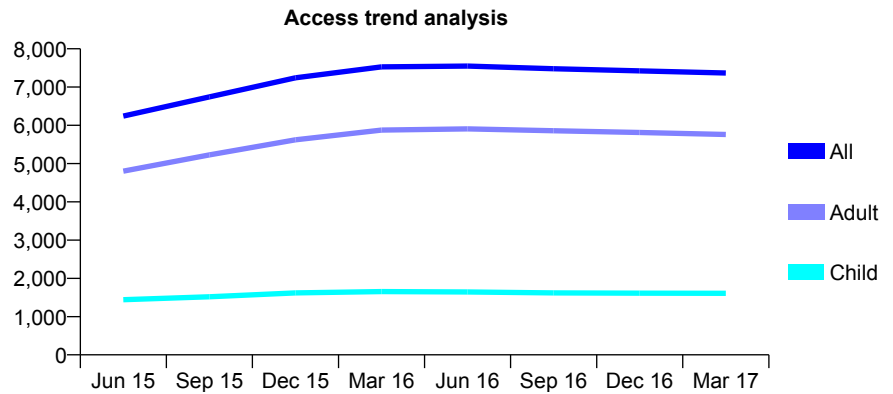
Q60 - Vital Signs At a Glance Contract Report for 107220/0001 - March 2017

Name or company name	Castle View House Dental Practice
Contract type name	GDS Contract
Purpose of contract	General and Orthodontic
Contract start date	01/04/2014
Contract end date	

16/17 Contracted general activity (UDA)	22,776
Carry forward general activity (UDA)	-456
16/17 Contracted orthodontic activity (UOA)	630
Carry forward orthodontic activity (UOA)	0
Baseline contract value	£737,338.86

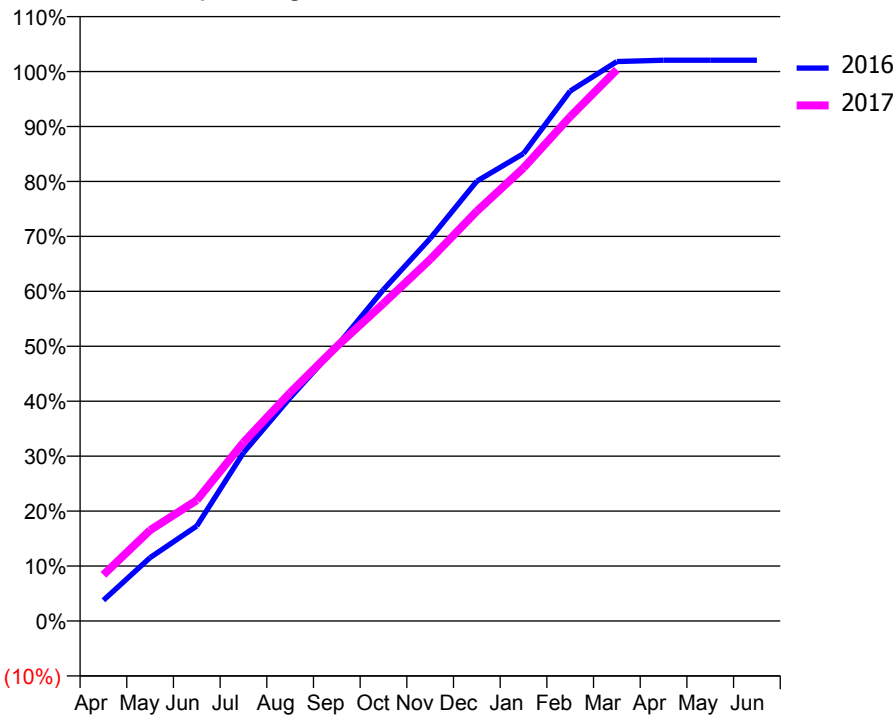
ACCESS*

Patients seen in 24 months	Total	Change since previous quarter
Quarter ending March 2016	7,528	
Quarter ending June 2016	7,550	→
Quarter ending September 2016	7,478	→
Quarter ending December 2016	7,422	→
Quarter ending March 2017	7,368	→
Variance since March 2016	(2.1%)	↓



ACTIVITY

Cumulative percentage of contracted UDA delivered 2016 & 2017



Month	Adjusted Scheduled Activity (UDA)	
	2016	2017
April	862	1,917
May	2,629	3,768
June	3,939	5,002
July	6,980	7,406
August	9,256	9,464
September	11,394	11,384
October	13,738	13,164
November	15,855	14,987
December	18,231	16,986
January	19,373	18,776
February	21,968	20,905
March	23,190	22,853
April	23,245	
May	23,245	
June	23,245	

QUALITY

	Quantity	Base Number	Contract	AT	Region	England
% of FP17s for the same patient ID Re-attending within 3 months - Children	212	2,363	9.0%	10.3%	12.0%	12.3%
% of FP17s for the same patient ID Re-attending within 3 months - Adults	814	7,281	11.2%	14.3%	16.0%	16.7%
% of FP17s for the same patient ID Re-attending between 3 & 9 months - Children	1,308	2,363	55.4%	59.6%	58.8%	57.6%
% of FP17s for the same patient ID Re-attending between 3 & 9 months - Adults	3,713	7,281	51.0%	53.9%	51.2%	50.1%
% of FP17s for Band 1 Urgent Courses	570	9,579	6.0%	7.1%	8.0%	9.1%
% of FP17s Relating to Free Repair or Replacements	38	9,579	0.4%	0.9%	0.8%	0.8%
% of FP17s Relating to Continuations	135	9,579	1.4%	1.4%	1.2%	1.2%
% of Patients satisfied with the dentistry they have received	19	19	100.0%	93.5%	92.7%	92.8%
% of Patients satisfied with the time they had to wait for an appointment	18	19	94.7%	90.3%	89.1%	88.7%

* This is based on patients treated on this contract for their most recent course of treatment. Figures in italics indicate the base number of FP17s or Patient Questionnaire responses are less than 100. N/A is shown where the base number of responses is less than 10 during the period. % is calculated as Quantity/Base number*100

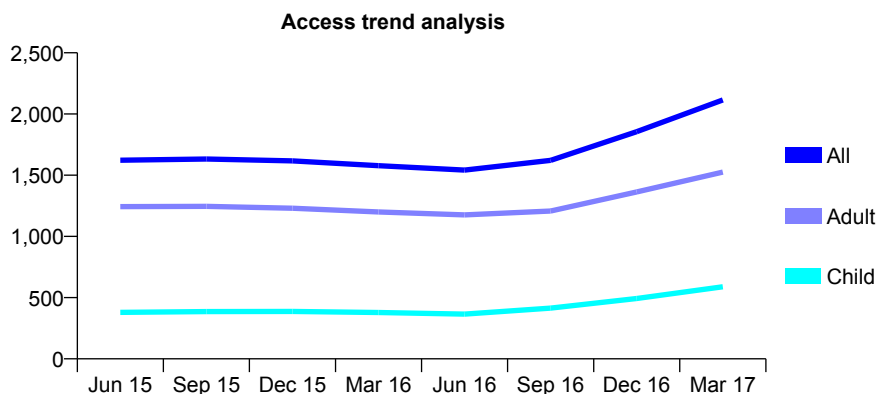
Q60 - Vital Signs At a Glance Contract Report for 108383/0001 - March 2017

Name or company name	Hadley Dental Practice
Contract type name	GDS Contract
Purpose of contract	General
Contract start date	13/06/2011
Contract end date	

16/17 Contracted general activity (UDA)	10,550
Carry forward general activity (UDA)	-68
16/17 Contracted orthodontic activity (UOA)	0
Carry forward orthodontic activity (UOA)	0
Baseline contract value	£256,047.36

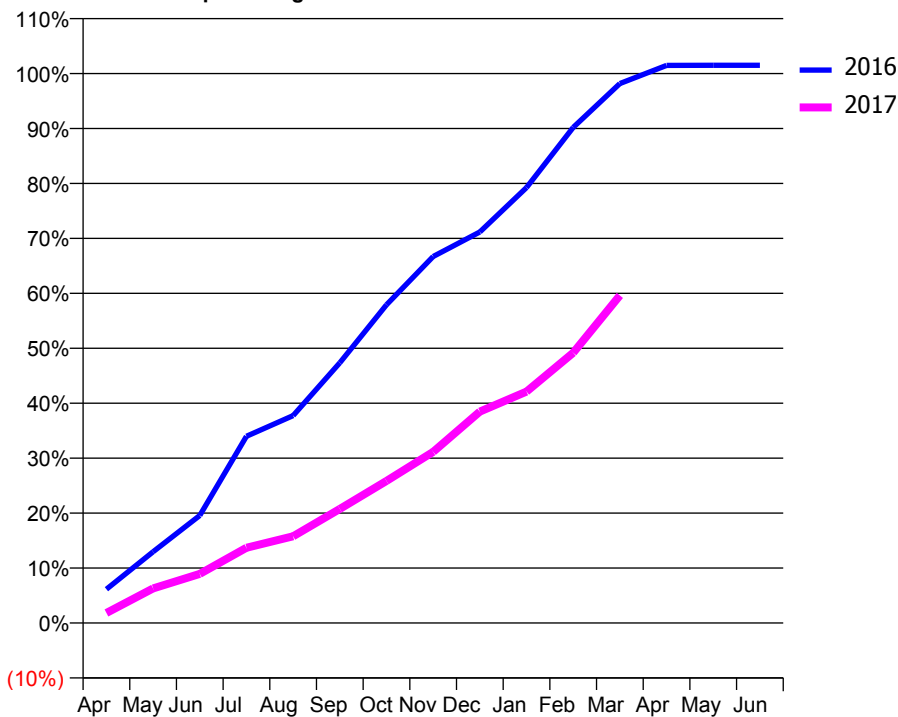
ACCESS*

Patients seen in 24 months	Total	Change since previous quarter
Quarter ending March 2016	1,578	
Quarter ending June 2016	1,542	↓
Quarter ending September 2016	1,622	↑
Quarter ending December 2016	1,856	↑
Quarter ending March 2017	2,115	↑
Variance since March 2016	34.0%	↑



ACTIVITY

Cumulative percentage of contracted UDA delivered 2016 & 2017



Month	Adjusted Scheduled Activity (UDA)	
	2016	2017
April	280	193
May	590	665
June	890	944
July	1,546	1,445
August	1,718	1,666
September	2,154	2,189
October	2,635	2,729
November	3,034	3,286
December	3,237	4,059
January	3,606	4,443
February	4,104	5,188
March	4,466	6,289
April	4,617	
May	4,619	
June	4,619	

QUALITY

	Quantity	Base Number	Contract	AT	Region	England
% of FP17s for the same patient ID Re-attending within 3 months - Children	53	807	6.6%	10.3%	12.0%	12.3%
% of FP17s for the same patient ID Re-attending within 3 months - Adults	332	2,138	15.5%	14.3%	16.0%	16.7%
% of FP17s for the same patient ID Re-attending between 3 & 9 months - Children	327	807	40.5%	59.6%	58.8%	57.6%
% of FP17s for the same patient ID Re-attending between 3 & 9 months - Adults	917	2,138	42.9%	53.9%	51.2%	50.1%
% of FP17s for Band 1 Urgent Courses	259	2,884	9.0%	7.1%	8.0%	9.1%
% of FP17s Relating to Free Repair or Replacements	17	2,884	0.6%	0.9%	0.8%	0.8%
% of FP17s Relating to Continuations	45	2,884	1.6%	1.4%	1.2%	1.2%
% of Patients satisfied with the dentistry they have received	1	1	N/A	93.5%	92.7%	92.8%
% of Patients satisfied with the time they had to wait for an appointment	1	1	N/A	90.3%	89.1%	88.7%

* This is based on patients treated on this contract for their most recent course of treatment. Figures in italics indicate the base number of FP17s or Patient Questionnaire responses are less than 100. N/A is shown where the base number of responses is less than 10 during the period. % is calculated as Quantity/Base number*100

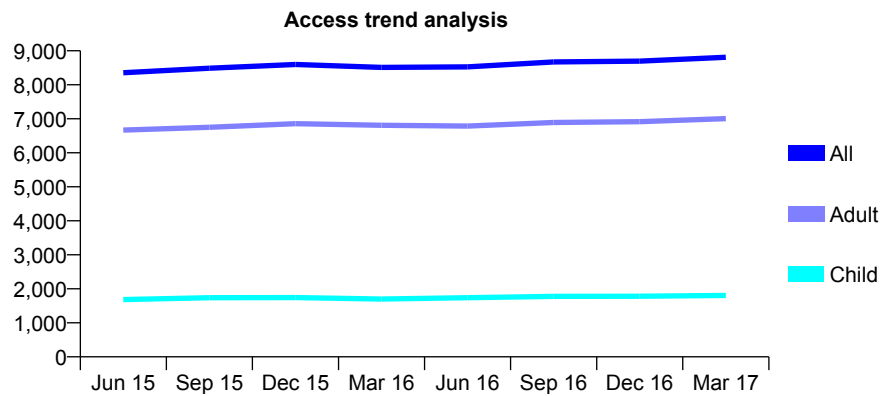
Q60 - Vital Signs At a Glance Contract Report for 110000/0001 - March 2017

Name or company name	Cannock Dental Care
Contract type name	GDS Contract
Purpose of contract	General
Contract start date	01/02/2012
Contract end date	

16/17 Contracted general activity (UDA)	25,702
Carry forward general activity (UDA)	-514
16/17 Contracted orthodontic activity (UOA)	0
Carry forward orthodontic activity (UOA)	0
Baseline contract value	£696,961.60

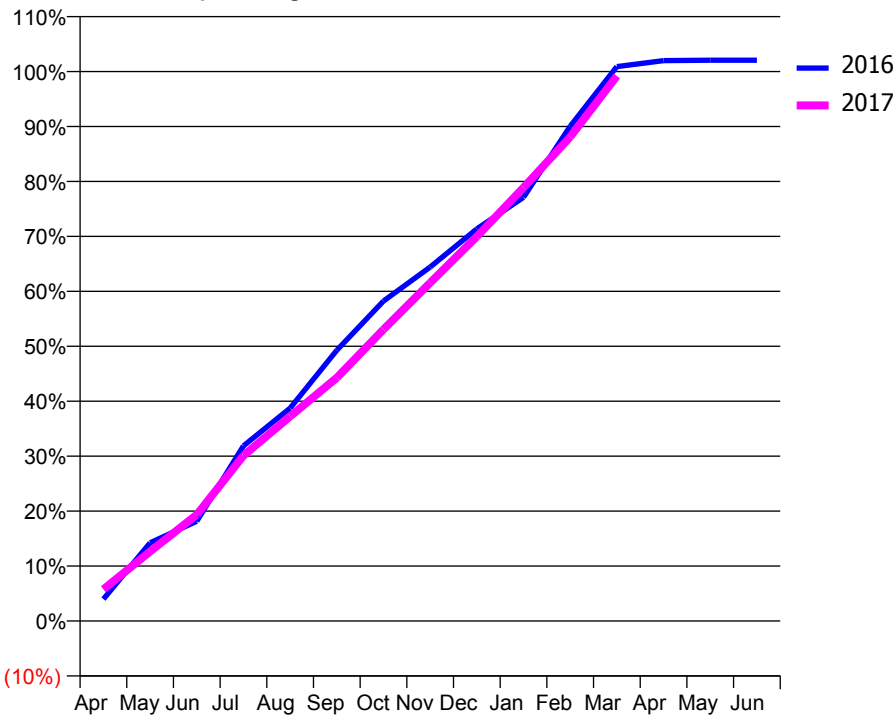
ACCESS*

Patients seen in 24 months	Total	Change since previous quarter
Quarter ending March 2016	8,511	
Quarter ending June 2016	8,528	→
Quarter ending September 2016	8,672	→
Quarter ending December 2016	8,697	→
Quarter ending March 2017	8,811	→
Variance since March 2016	3.5%	↑



ACTIVITY

Cumulative percentage of contracted UDA delivered 2016 & 2017



Month	Adjusted Scheduled Activity (UDA)	
	2016	2017
April	1,025	1,482
May	3,657	3,250
June	4,667	4,976
July	8,193	7,737
August	9,956	9,572
September	12,666	11,380
October	14,964	13,638
November	16,557	15,819
December	18,342	17,986
January	19,818	20,273
February	23,141	22,643
March	25,929	25,496
April	26,212	
May	26,230	
June	26,230	

QUALITY

	Quantity	Base Number	Contract	AT	Region	England
% of FP17s for the same patient ID Re-attending within 3 months - Children	101	2,210	4.6%	10.3%	12.0%	12.3%
% of FP17s for the same patient ID Re-attending within 3 months - Adults	1,212	8,412	14.4%	14.3%	16.0%	16.7%
% of FP17s for the same patient ID Re-attending between 3 & 9 months - Children	1,047	2,210	47.4%	59.6%	58.8%	57.6%
% of FP17s for the same patient ID Re-attending between 3 & 9 months - Adults	3,181	8,412	37.8%	53.9%	51.2%	50.1%
% of FP17s for Band 1 Urgent Courses	1,113	10,456	10.6%	7.1%	8.0%	9.1%
% of FP17s Relating to Free Repair or Replacements	161	10,456	1.5%	0.9%	0.8%	0.8%
% of FP17s Relating to Continuations	77	10,456	0.7%	1.4%	1.2%	1.2%
% of Patients satisfied with the dentistry they have received	19	19	100.0%	93.5%	92.7%	92.8%
% of Patients satisfied with the time they had to wait for an appointment	18	19	94.7%	90.3%	89.1%	88.7%

* This is based on patients treated on this contract for their most recent course of treatment. Figures in italics indicate the base number of FP17s or Patient Questionnaire responses are less than 100. N/A is shown where the base number of responses is less than 10 during the period. % is calculated as Quantity/Base number*100

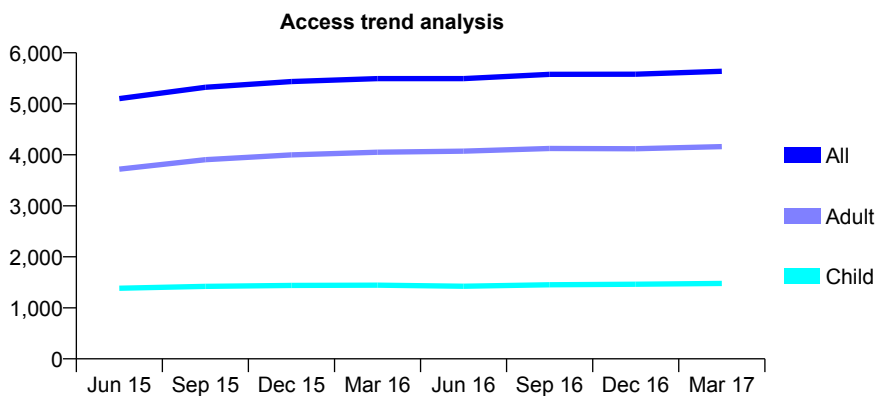
Q60 - Vital Signs At a Glance Contract Report for 116459/0001 - March 2017

Name or company name	High Street Dental Practice
Contract type name	GDS Contract
Purpose of contract	General
Contract start date	15/02/2010
Contract end date	

16/17 Contracted general activity (UDA)	15,250
Carry forward general activity (UDA)	-226
16/17 Contracted orthodontic activity (UOA)	0
Carry forward orthodontic activity (UOA)	0
Baseline contract value	£367,871.84

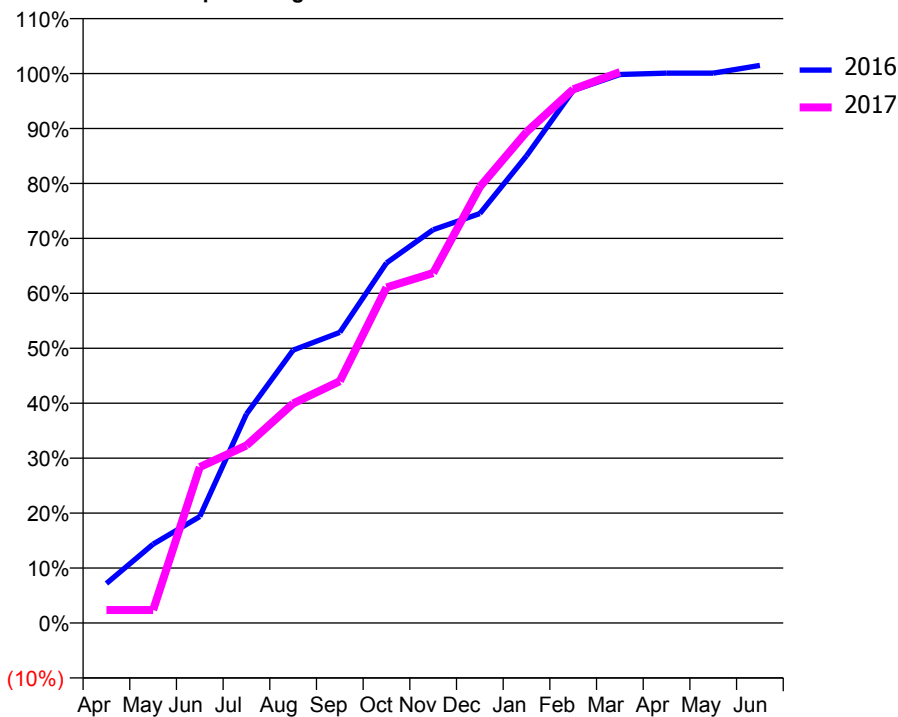
ACCESS*

Patients seen in 24 months	Total	Change since previous quarter
Quarter ending March 2016	5,495	
Quarter ending June 2016	5,494	→
Quarter ending September 2016	5,577	→
Quarter ending December 2016	5,581	→
Quarter ending March 2017	5,638	→
Variance since March 2016	2.6%	↑



ACTIVITY

Cumulative percentage of contracted UDA delivered 2016 & 2017



Month	Adjusted Scheduled Activity (UDA)	
	2016	2017
April	1,096	359
May	2,191	359
June	2,954	4,330
July	5,801	4,928
August	7,573	6,092
September	8,065	6,712
October	9,995	9,314
November	10,913	9,712
December	11,363	12,104
January	12,966	13,627
February	14,779	14,812
March	15,223	15,291
April	15,262	
May	15,262	
June	15,476	

QUALITY

	Quantity	Base Number	Contract	AT	Region	England
% of FP17s for the same patient ID Re-attending within 3 months - Children	71	2,079	3.4%	10.3%	12.0%	12.3%
% of FP17s for the same patient ID Re-attending within 3 months - Adults	447	5,144	8.7%	14.3%	16.0%	16.7%
% of FP17s for the same patient ID Re-attending between 3 & 9 months - Children	1,346	2,079	64.7%	59.6%	58.8%	57.6%
% of FP17s for the same patient ID Re-attending between 3 & 9 months - Adults	2,365	5,144	46.0%	53.9%	51.2%	50.1%
% of FP17s for Band 1 Urgent Courses	281	7,001	4.0%	7.1%	8.0%	9.1%
% of FP17s Relating to Free Repair or Replacements	42	7,001	0.6%	0.9%	0.8%	0.8%
% of FP17s Relating to Continuations	25	7,001	0.4%	1.4%	1.2%	1.2%
% of Patients satisfied with the dentistry they have received	10	10	100.0%	93.5%	92.7%	92.8%
% of Patients satisfied with the time they had to wait for an appointment	10	10	100.0%	90.3%	89.1%	88.7%

* This is based on patients treated on this contract for their most recent course of treatment. Figures in italics indicate the base number of FP17s or Patient Questionnaire responses are less than 100. N/A is shown where the base number of responses is less than 10 during the period. % is calculated as Quantity/Base number*100

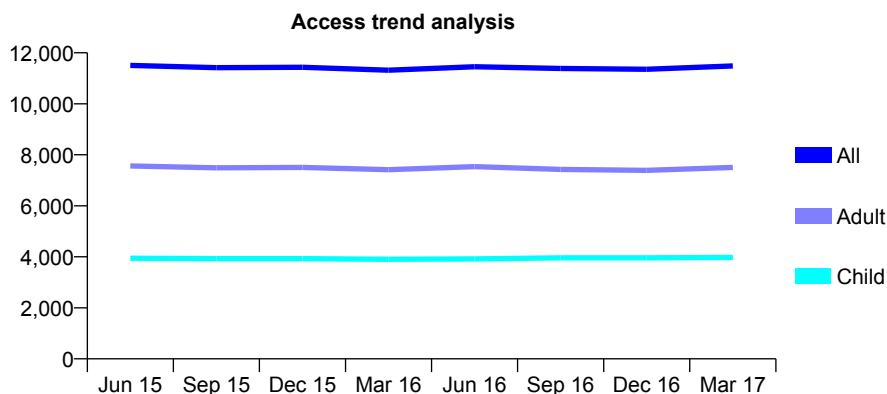
Q60 - Vital Signs At a Glance Contract Report for 116777/0002 - March 2017

Name or company name	Alchemy Dental Practice
Contract type name	GDS Contract
Purpose of contract	General
Contract start date	10/11/2008
Contract end date	

16/17 Contracted general activity (UDA)	30,952
Carry forward general activity (UDA)	321
16/17 Contracted orthodontic activity (UOA)	0
Carry forward orthodontic activity (UOA)	0
Baseline contract value	£722,325.90

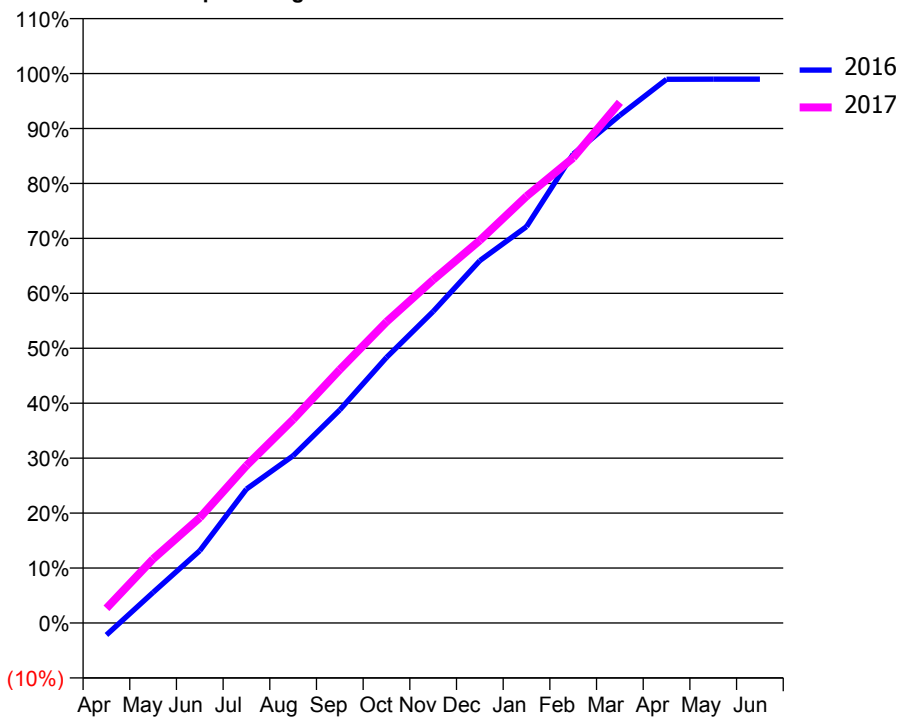
ACCESS*

Patients seen in 24 months	Total	Change since previous quarter
Quarter ending March 2016	11,318	
Quarter ending June 2016	11,455	→
Quarter ending September 2016	11,388	→
Quarter ending December 2016	11,355	→
Quarter ending March 2017	11,485	→
Variance since March 2016	1.5%	→



ACTIVITY

Cumulative percentage of contracted UDA delivered 2016 & 2017



Month	Adjusted Scheduled Activity (UDA)	
	2016	2017
April	-681	833
May	1,725	3,606
June	4,078	5,927
July	7,542	8,867
August	9,420	11,462
September	12,005	14,273
October	14,957	16,961
November	17,551	19,329
December	20,410	21,551
January	22,329	24,037
February	26,414	26,200
March	28,597	29,324
April	30,628	
May	30,631	
June	30,631	

QUALITY

	Quantity	Base Number	Contract	AT	Region	England
% of FP17s for the same patient ID Re-attending within 3 months - Children	497	5,900	8.4%	10.3%	12.0%	12.3%
% of FP17s for the same patient ID Re-attending within 3 months - Adults	1,287	9,027	14.3%	14.3%	16.0%	16.7%
% of FP17s for the same patient ID Re-attending between 3 & 9 months - Children	3,262	5,900	55.3%	59.6%	58.8%	57.6%
% of FP17s for the same patient ID Re-attending between 3 & 9 months - Adults	4,001	9,027	44.3%	53.9%	51.2%	50.1%
% of FP17s for Band 1 Urgent Courses	1,307	13,695	9.5%	7.1%	8.0%	9.1%
% of FP17s Relating to Free Repair or Replacements	157	13,695	1.1%	0.9%	0.8%	0.8%
% of FP17s Relating to Continuations	130	13,695	0.9%	1.4%	1.2%	1.2%
% of Patients satisfied with the dentistry they have received	34	40	85.0%	93.5%	92.7%	92.8%
% of Patients satisfied with the time they had to wait for an appointment	33	40	82.5%	90.3%	89.1%	88.7%

* This is based on patients treated on this contract for their most recent course of treatment. Figures in italics indicate the base number of FP17s or Patient Questionnaire responses are less than 100. N/A is shown where the base number of responses is less than 10 during the period. % is calculated as Quantity/Base number*100

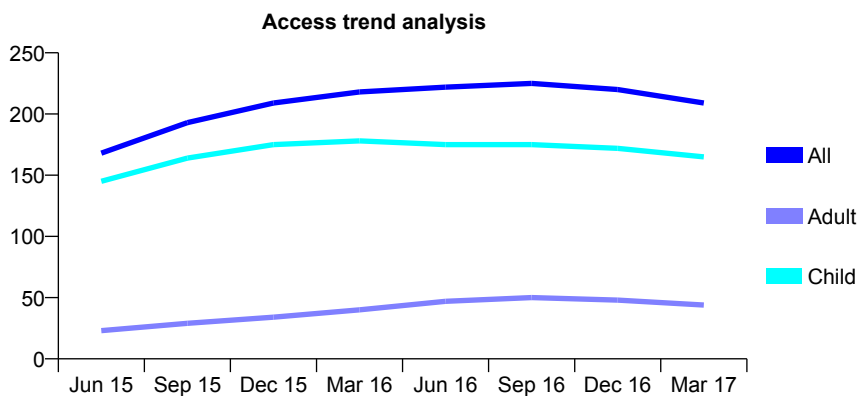
Q60 - Vital Signs At a Glance Contract Report for 117943/0001 - March 2017

Name or company name	The Staffordshire Clinic NHS Contract Part
Contract type name	GDS Contract
Purpose of contract	General
Contract start date	04/09/2014
Contract end date	

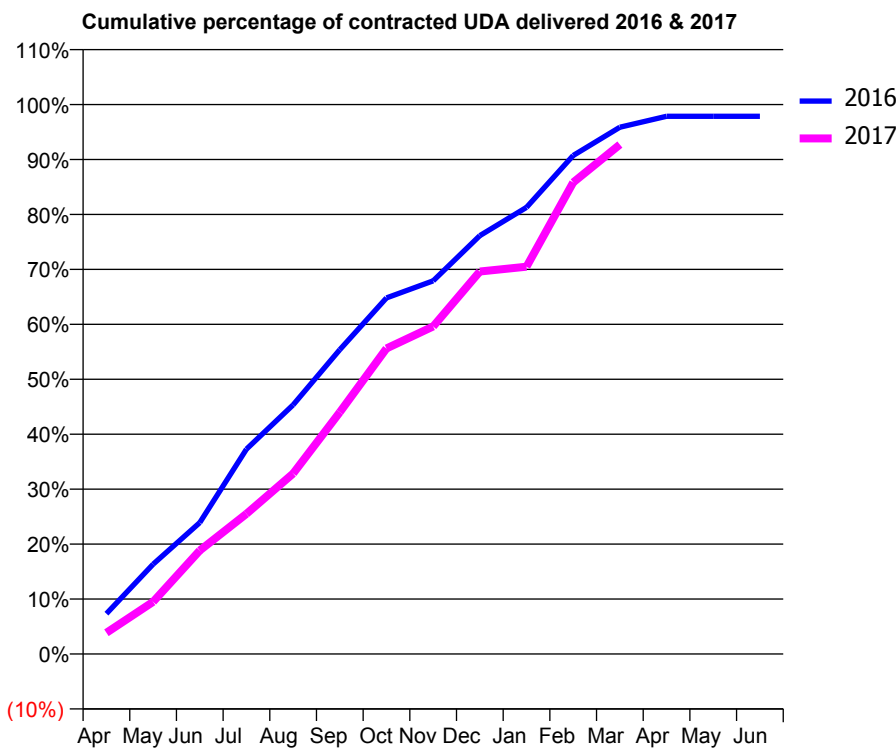
16/17 Contracted general activity (UDA)	450
Carry forward general activity (UDA)	10
16/17 Contracted orthodontic activity (UOA)	0
Carry forward orthodontic activity (UOA)	0
Baseline contract value	£11,341.60

ACCESS*

Patients seen in 24 months	Total	Change since previous quarter
Quarter ending March 2016	218	
Quarter ending June 2016	222	→
Quarter ending September 2016	225	→
Quarter ending December 2016	220	↓
Quarter ending March 2017	209	↓
Variance since March 2016	(4.1%)	↓



ACTIVITY



Month	Adjusted Scheduled Activity (UDA)	
	2016	2017
April	33	17
May	74	43
June	108	85
July	168	115
August	204	148
September	249	198
October	292	250
November	306	268
December	343	313
January	366	317
February	408	386
March	431	417
April	440	
May	440	
June	440	

QUALITY

	Quantity	Base Number	Contract	AT	Region	England
% of FP17s for the same patient ID Re-attending within 3 months - Children	12	249	4.8%	10.3%	12.0%	12.3%
% of FP17s for the same patient ID Re-attending within 3 months - Adults	0	35	0.0%	14.3%	16.0%	16.7%
% of FP17s for the same patient ID Re-attending between 3 & 9 months - Children	162	249	65.1%	59.6%	58.8%	57.6%
% of FP17s for the same patient ID Re-attending between 3 & 9 months - Adults	20	35	57.1%	53.9%	51.2%	50.1%
% of FP17s for Band 1 Urgent Courses	6	272	2.2%	7.1%	8.0%	9.1%
% of FP17s Relating to Free Repair or Replacements	0	272	0.0%	0.9%	0.8%	0.8%
% of FP17s Relating to Continuations	0	272	0.0%	1.4%	1.2%	1.2%
% of Patients satisfied with the dentistry they have received	1	1	N/A	93.5%	92.7%	92.8%
% of Patients satisfied with the time they had to wait for an appointment	1	1	N/A	90.3%	89.1%	88.7%

* This is based on patients treated on this contract for their most recent course of treatment. Figures in italics indicate the base number of FP17s or Patient Questionnaire responses are less than 100. N/A is shown where the base number of responses is less than 10 during the period. % is calculated as Quantity/Base number*100

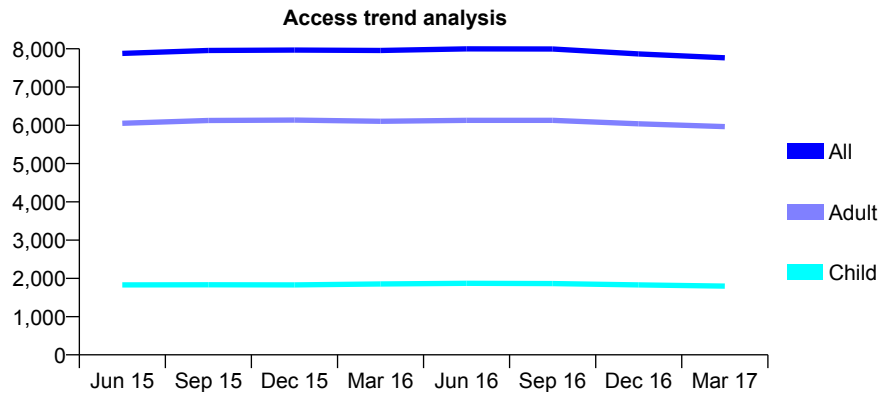
Q60 - Vital Signs At a Glance Contract Report for 119091/0001 - March 2017

Name or company name	TLC 4 Smiles Ltd.
Contract type name	GDS Contract
Purpose of contract	General
Contract start date	01/05/2007
Contract end date	

16/17 Contracted general activity (UDA)	22,000
Carry forward general activity (UDA)	0
16/17 Contracted orthodontic activity (UOA)	0
Carry forward orthodontic activity (UOA)	0
Baseline contract value	£609,721.90

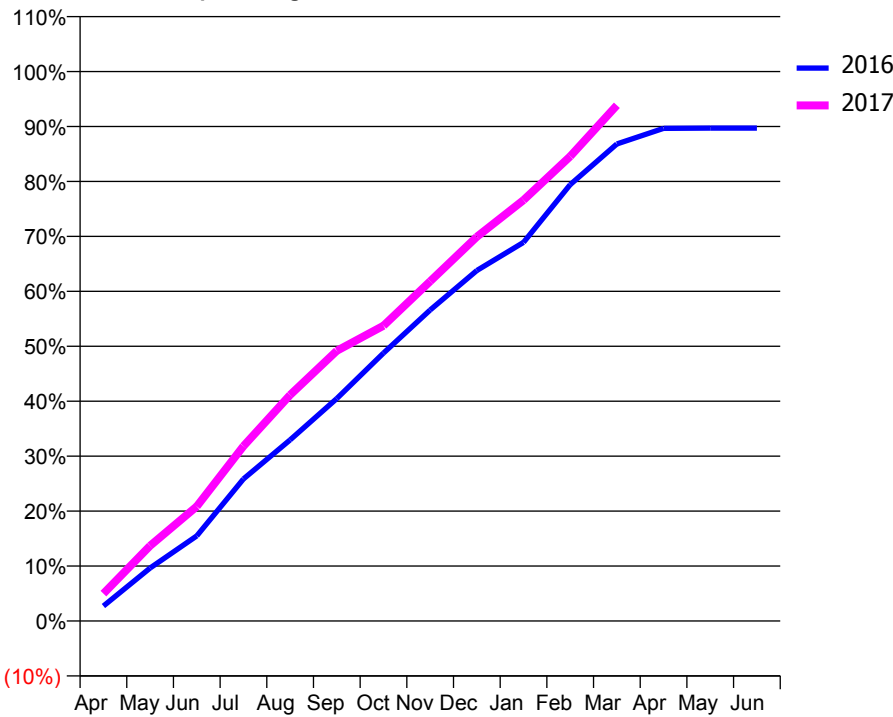
ACCESS*

Patients seen in 24 months	Total	Change since previous quarter
Quarter ending March 2016	7,956	
Quarter ending June 2016	7,999	→
Quarter ending September 2016	7,995	→
Quarter ending December 2016	7,867	↓
Quarter ending March 2017	7,764	↓
Variance since March 2016	(2.4%)	↓



ACTIVITY

Cumulative percentage of contracted UDA delivered 2016 & 2017



Month	Adjusted Scheduled Activity (UDA)	
	2016	2017
April	721	1,097
May	2,551	3,012
June	4,094	4,589
July	6,828	7,000
August	8,710	9,051
September	10,698	10,818
October	12,880	11,824
November	14,954	13,603
December	16,846	15,381
January	18,198	16,853
February	20,975	18,601
March	22,929	20,648
April	23,680	
May	23,693	
June	23,695	

QUALITY

	Quantity	Base Number	Contract	AT	Region	England
% of FP17s for the same patient ID Re-attending within 3 months - Children	109	2,826	3.9%	10.3%	12.0%	12.3%
% of FP17s for the same patient ID Re-attending within 3 months - Adults	554	8,059	6.9%	14.3%	16.0%	16.7%
% of FP17s for the same patient ID Re-attending between 3 & 9 months - Children	1,970	2,826	69.7%	59.6%	58.8%	57.6%
% of FP17s for the same patient ID Re-attending between 3 & 9 months - Adults	5,471	8,059	67.9%	53.9%	51.2%	50.1%
% of FP17s for Band 1 Urgent Courses	262	10,467	2.5%	7.1%	8.0%	9.1%
% of FP17s Relating to Free Repair or Replacements	48	10,467	0.5%	0.9%	0.8%	0.8%
% of FP17s Relating to Continuations	126	10,467	1.2%	1.4%	1.2%	1.2%
% of Patients satisfied with the dentistry they have received	11	12	91.7%	93.5%	92.7%	92.8%
% of Patients satisfied with the time they had to wait for an appointment	11	12	91.7%	90.3%	89.1%	88.7%

* This is based on patients treated on this contract for their most recent course of treatment. Figures in italics indicate the base number of FP17s or Patient Questionnaire responses are less than 100. N/A is shown where the base number of responses is less than 10 during the period. % is calculated as Quantity/Base number*100

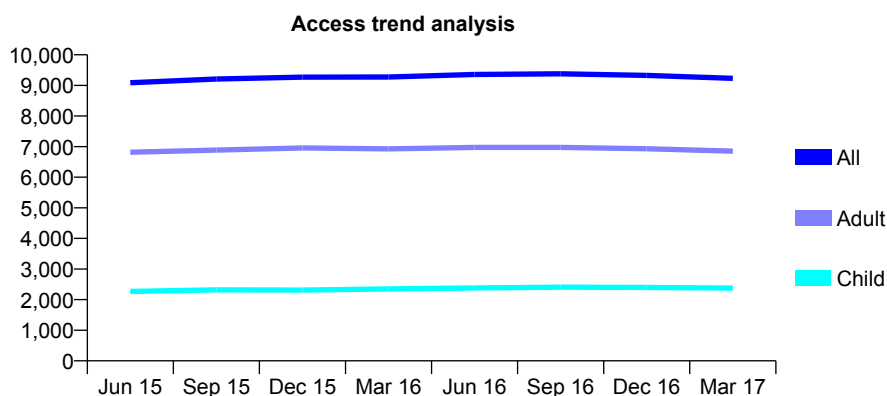
Q60 - Vital Signs At a Glance Contract Report for 120049/0001 - March 2017

Name or company name	Sneyd Green Dental Practice
Contract type name	GDS Contract
Purpose of contract	General
Contract start date	01/06/2010
Contract end date	

16/17 Contracted general activity (UDA)	26,893
Carry forward general activity (UDA)	0
16/17 Contracted orthodontic activity (UOA)	0
Carry forward orthodontic activity (UOA)	0
Baseline contract value	£754,441.49

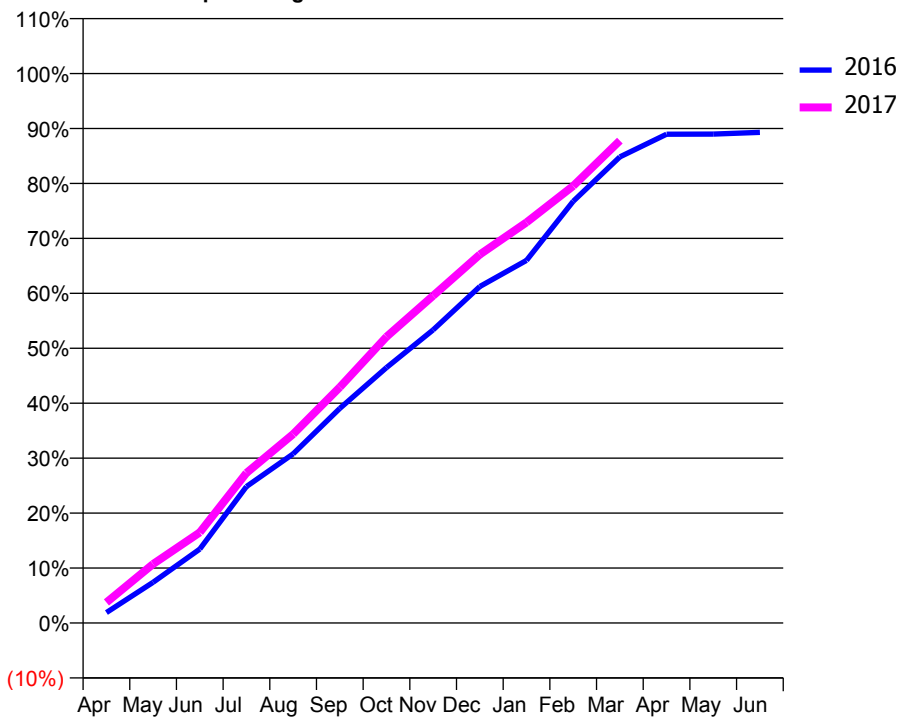
ACCESS*

Patients seen in 24 months	Total	Change since previous quarter
Quarter ending March 2016	9,276	
Quarter ending June 2016	9,357	→
Quarter ending September 2016	9,380	→
Quarter ending December 2016	9,326	→
Quarter ending March 2017	9,231	↓
Variance since March 2016	(0.5%)	→



ACTIVITY

Cumulative percentage of contracted UDA delivered 2016 & 2017



Month	Adjusted Scheduled Activity (UDA)	
	2016	2017
April	510	1,011
May	1,991	2,886
June	3,618	4,436
July	6,678	7,348
August	8,279	9,243
September	10,504	11,538
October	12,503	14,005
November	14,348	16,017
December	16,470	18,034
January	17,745	19,605
February	20,636	21,390
March	22,810	23,608
April	23,923	
May	23,931	
June	24,013	

QUALITY

	Quantity	Base Number	Contract	AT	Region	England
% of FP17s for the same patient ID Re-attending within 3 months - Children	211	3,442	6.1%	10.3%	12.0%	12.3%
% of FP17s for the same patient ID Re-attending within 3 months - Adults	959	8,980	10.7%	14.3%	16.0%	16.7%
% of FP17s for the same patient ID Re-attending between 3 & 9 months - Children	1,911	3,442	55.5%	59.6%	58.8%	57.6%
% of FP17s for the same patient ID Re-attending between 3 & 9 months - Adults	4,897	8,980	54.5%	53.9%	51.2%	50.1%
% of FP17s for Band 1 Urgent Courses	537	11,886	4.5%	7.1%	8.0%	9.1%
% of FP17s Relating to Free Repair or Replacements	132	11,886	1.1%	0.9%	0.8%	0.8%
% of FP17s Relating to Continuations	211	11,886	1.8%	1.4%	1.2%	1.2%
% of Patients satisfied with the dentistry they have received	18	19	94.7%	93.5%	92.7%	92.8%
% of Patients satisfied with the time they had to wait for an appointment	15	19	78.9%	90.3%	89.1%	88.7%

* This is based on patients treated on this contract for their most recent course of treatment. Figures in italics indicate the base number of FP17s or Patient Questionnaire responses are less than 100. N/A is shown where the base number of responses is less than 10 during the period. % is calculated as Quantity/Base number*100

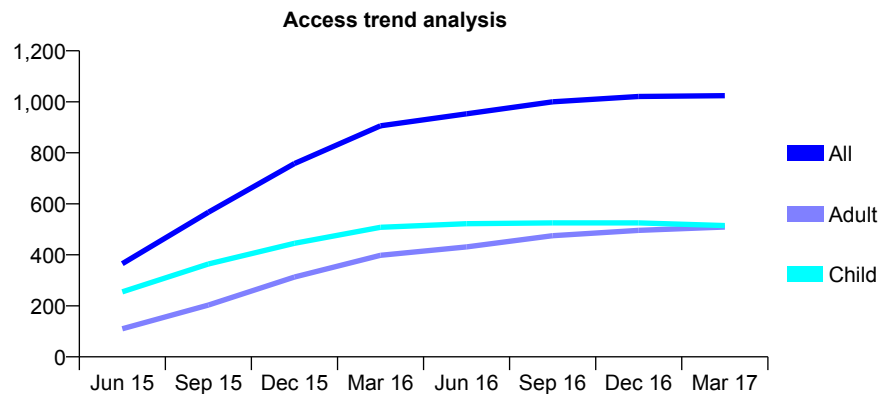
Q60 - Vital Signs At a Glance Contract Report for 120227/0001 - March 2017

Name or company name	SpaDental Wem LLP
Contract type name	GDS Contract
Purpose of contract	General
Contract start date	01/04/2015
Contract end date	

16/17 Contracted general activity (UDA)	2,870
Carry forward general activity (UDA)	0
16/17 Contracted orthodontic activity (UOA)	0
Carry forward orthodontic activity (UOA)	0
Baseline contract value	£72,505.17

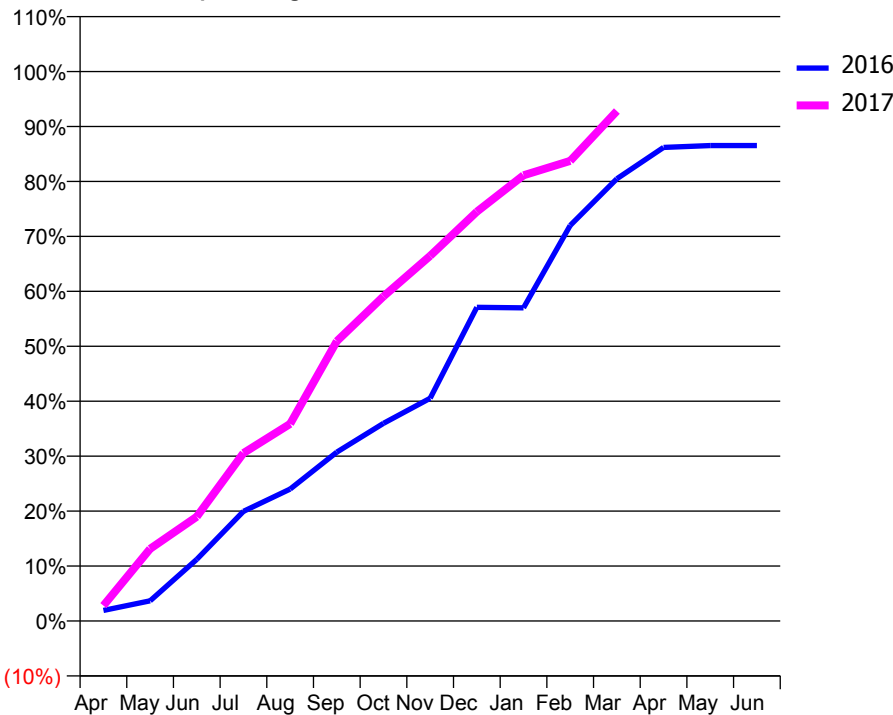
ACCESS*

Patients seen in 24 months	Total	Change since previous quarter
Quarter ending March 2016	906	
Quarter ending June 2016	953	↑
Quarter ending September 2016	1,000	↑
Quarter ending December 2016	1,021	↑
Quarter ending March 2017	1,024	→
Variance since March 2016	13.0%	↑



ACTIVITY

Cumulative percentage of contracted UDA delivered 2016 & 2017



Month	Adjusted Scheduled Activity (UDA)	
	2016	2017
April	63	80
May	120	377
June	367	545
July	653	877
August	785	1,030
September	1,005	1,462
October	1,177	1,696
November	1,325	1,908
December	1,866	2,138
January	1,863	2,328
February	2,354	2,403
March	2,631	2,663
April	2,818	
May	2,830	
June	2,830	

QUALITY

	Quantity	Base Number	Contract	AT	Region	England
% of FP17s for the same patient ID Re-attending within 3 months - Children	137	1,163	11.8%	10.3%	12.0%	12.3%
% of FP17s for the same patient ID Re-attending within 3 months - Adults	140	782	17.9%	14.3%	16.0%	16.7%
% of FP17s for the same patient ID Re-attending between 3 & 9 months - Children	856	1,163	73.6%	59.6%	58.8%	57.6%
% of FP17s for the same patient ID Re-attending between 3 & 9 months - Adults	470	782	60.1%	53.9%	51.2%	50.1%
% of FP17s for Band 1 Urgent Courses	92	1,803	5.1%	7.1%	8.0%	9.1%
% of FP17s Relating to Free Repair or Replacements	0	1,803	0.0%	0.9%	0.8%	0.8%
% of FP17s Relating to Continuations	19	1,803	1.1%	1.4%	1.2%	1.2%
% of Patients satisfied with the dentistry they have received	1	1	N/A	93.5%	92.7%	92.8%
% of Patients satisfied with the time they had to wait for an appointment	1	1	N/A	90.3%	89.1%	88.7%

* This is based on patients treated on this contract for their most recent course of treatment. Figures in italics indicate the base number of FP17s or Patient Questionnaire responses are less than 100. N/A is shown where the base number of responses is less than 10 during the period. % is calculated as Quantity/Base number*100

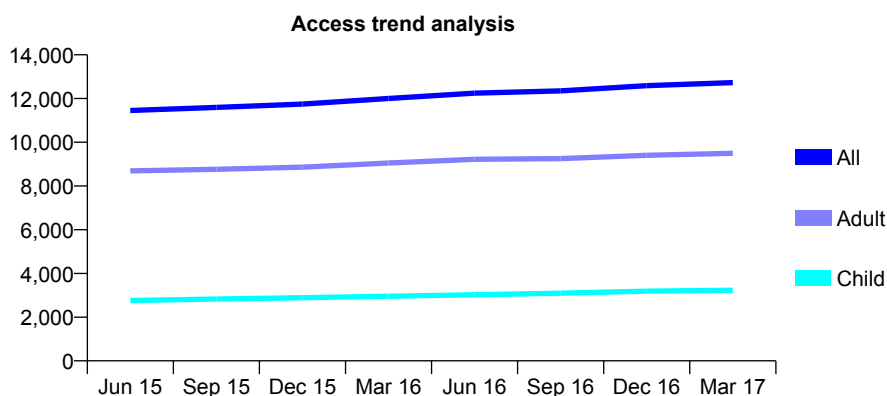
Q60 - Vital Signs At a Glance Contract Report for 121363/0001 - March 2017

Name or company name	Boulevard Dental Practice
Contract type name	GDS Contract
Purpose of contract	General
Contract start date	01/12/2010
Contract end date	

16/17 Contracted general activity (UDA)	30,024
Carry forward general activity (UDA)	767
16/17 Contracted orthodontic activity (UOA)	0
Carry forward orthodontic activity (UOA)	0
Baseline contract value	£823,973.83

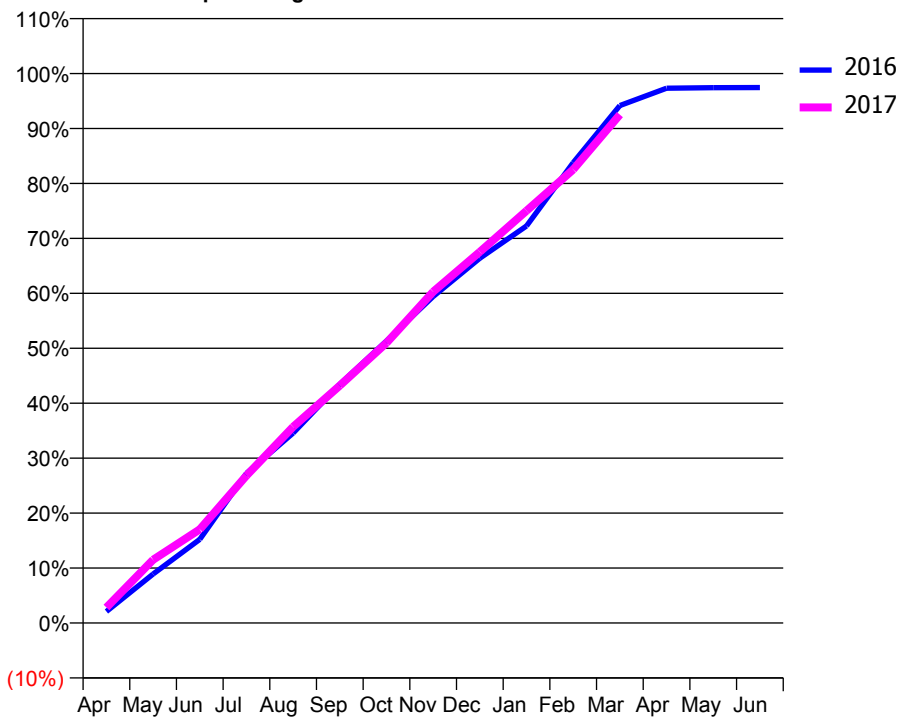
ACCESS*

Patients seen in 24 months	Total	Change since previous quarter
Quarter ending March 2016	12,005	
Quarter ending June 2016	12,247	↑
Quarter ending September 2016	12,348	→
Quarter ending December 2016	12,590	→
Quarter ending March 2017	12,726	→
Variance since March 2016	6.0%	↑



ACTIVITY

Cumulative percentage of contracted UDA delivered 2016 & 2017



Month	Adjusted Scheduled Activity (UDA)	
	2016	2017
April	629	848
May	2,677	3,456
June	4,570	5,117
July	8,182	8,058
August	10,381	10,725
September	13,045	12,971
October	15,412	15,307
November	17,838	18,103
December	19,934	20,280
January	21,693	22,527
February	25,157	24,776
March	28,273	27,775
April	29,219	
May	29,250	
June	29,257	

QUALITY

	Quantity	Base Number	Contract	AT	Region	England
% of FP17s for the same patient ID Re-attending within 3 months - Children	179	4,430	4.0%	10.3%	12.0%	12.3%
% of FP17s for the same patient ID Re-attending within 3 months - Adults	893	10,533	8.5%	14.3%	16.0%	16.7%
% of FP17s for the same patient ID Re-attending between 3 & 9 months - Children	2,675	4,430	60.4%	59.6%	58.8%	57.6%
% of FP17s for the same patient ID Re-attending between 3 & 9 months - Adults	3,620	10,533	34.4%	53.9%	51.2%	50.1%
% of FP17s for Band 1 Urgent Courses	542	14,420	3.8%	7.1%	8.0%	9.1%
% of FP17s Relating to Free Repair or Replacements	18	14,420	0.1%	0.9%	0.8%	0.8%
% of FP17s Relating to Continuations	184	14,420	1.3%	1.4%	1.2%	1.2%
% of Patients satisfied with the dentistry they have received	20	21	95.2%	93.5%	92.7%	92.8%
% of Patients satisfied with the time they had to wait for an appointment	19	21	90.5%	90.3%	89.1%	88.7%

* This is based on patients treated on this contract for their most recent course of treatment. Figures in italics indicate the base number of FP17s or Patient Questionnaire responses are less than 100. N/A is shown where the base number of responses is less than 10 during the period. % is calculated as Quantity/Base number*100

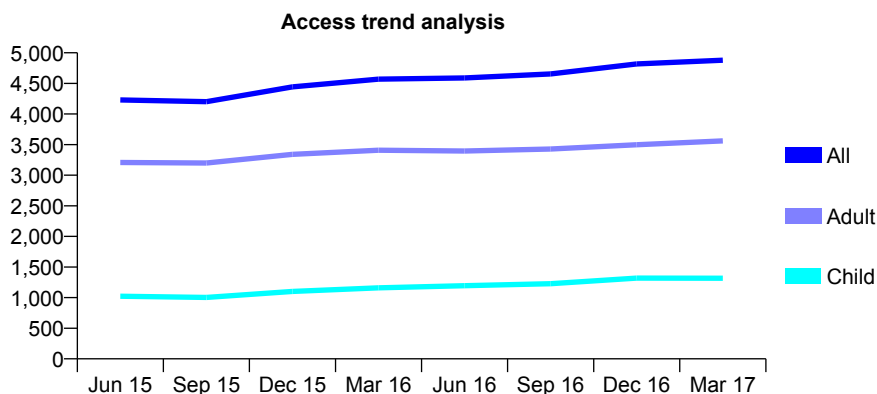
Q60 - Vital Signs At a Glance Contract Report for 121495/0001 - March 2017

Name or company name	The Smileworks Ltd
Contract type name	GDS Contract
Purpose of contract	General
Contract start date	01/12/2009
Contract end date	

16/17 Contracted general activity (UDA)	18,313
Carry forward general activity (UDA)	0
16/17 Contracted orthodontic activity (UOA)	0
Carry forward orthodontic activity (UOA)	0
Baseline contract value	£510,509.38

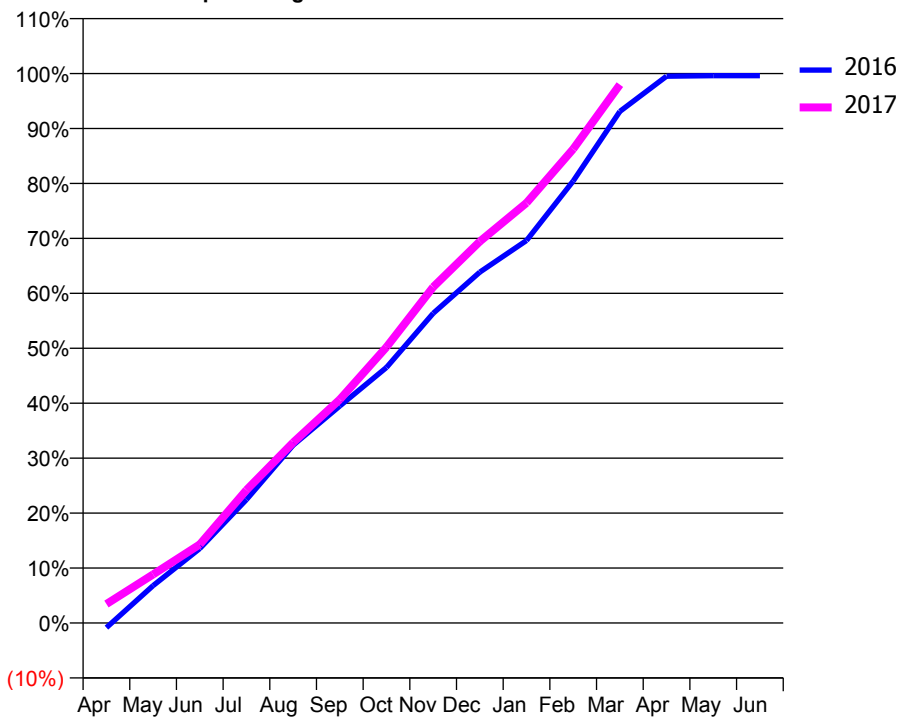
ACCESS*

Patients seen in 24 months	Total	Change since previous quarter
Quarter ending March 2016	4,569	
Quarter ending June 2016	4,590	→
Quarter ending September 2016	4,655	→
Quarter ending December 2016	4,817	↑
Quarter ending March 2017	4,879	→
Variance since March 2016	6.8%	↑



ACTIVITY

Cumulative percentage of contracted UDA delivered 2016 & 2017



Month	Adjusted Scheduled Activity (UDA)	
	2016	2017
April	-156	633
May	1,247	1,620
June	2,480	2,619
July	4,113	4,434
August	5,925	6,015
September	7,231	7,449
October	8,518	9,196
November	10,321	11,198
December	11,694	12,715
January	12,749	14,000
February	14,731	15,798
March	17,049	17,942
April	18,221	
May	18,240	
June	18,240	

QUALITY

	Quantity	Base Number	Contract	AT	Region	England
% of FP17s for the same patient ID Re-attending within 3 months - Children	156	2,050	7.6%	10.3%	12.0%	12.3%
% of FP17s for the same patient ID Re-attending within 3 months - Adults	813	5,416	15.0%	14.3%	16.0%	16.7%
% of FP17s for the same patient ID Re-attending between 3 & 9 months - Children	1,164	2,050	56.8%	59.6%	58.8%	57.6%
% of FP17s for the same patient ID Re-attending between 3 & 9 months - Adults	2,750	5,416	50.8%	53.9%	51.2%	50.1%
% of FP17s for Band 1 Urgent Courses	653	7,077	9.2%	7.1%	8.0%	9.1%
% of FP17s Relating to Free Repair or Replacements	33	7,077	0.5%	0.9%	0.8%	0.8%
% of FP17s Relating to Continuations	179	7,077	2.5%	1.4%	1.2%	1.2%
% of Patients satisfied with the dentistry they have received	11	13	84.6%	93.5%	92.7%	92.8%
% of Patients satisfied with the time they had to wait for an appointment	13	13	100.0%	90.3%	89.1%	88.7%

* This is based on patients treated on this contract for their most recent course of treatment. Figures in italics indicate the base number of FP17s or Patient Questionnaire responses are less than 100. N/A is shown where the base number of responses is less than 10 during the period. % is calculated as Quantity/Base number*100

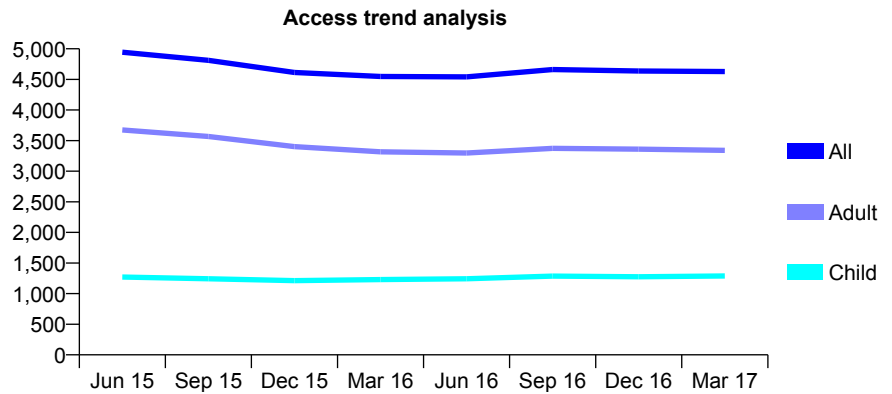
Q60 - Vital Signs At a Glance Contract Report for 121495/0002 - March 2017

Name or company name	The Smileworks Ltd
Contract type name	GDS Contract
Purpose of contract	General and Orthodontic
Contract start date	01/12/2009
Contract end date	

16/17 Contracted general activity (UDA)	10,000
Carry forward general activity (UDA)	0
16/17 Contracted orthodontic activity (UOA)	932
Carry forward orthodontic activity (UOA)	0
Baseline contract value	£313,299.24

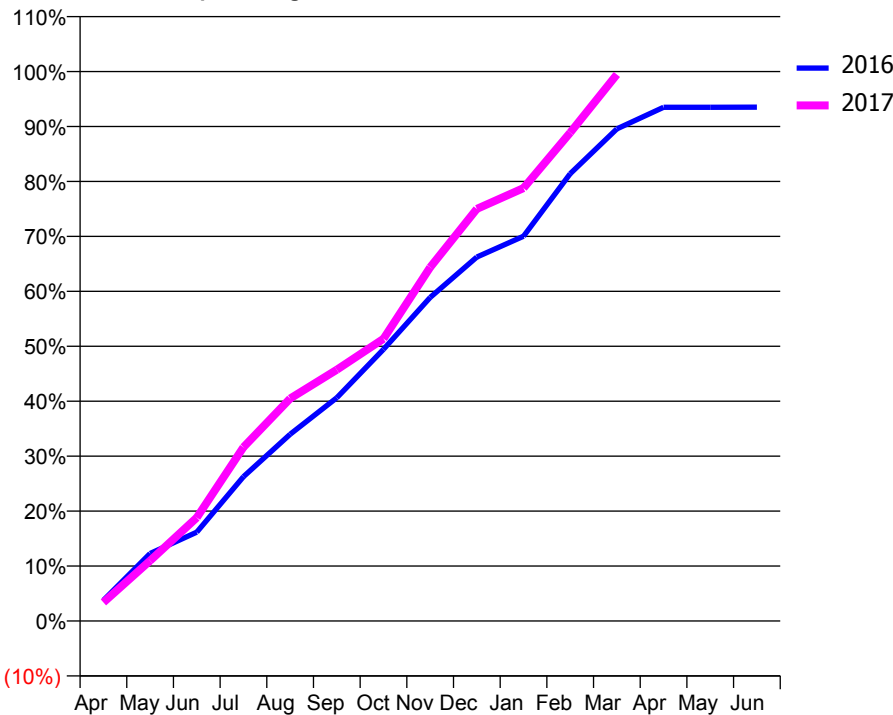
ACCESS*

Patients seen in 24 months	Total	Change since previous quarter
Quarter ending March 2016	4,548	
Quarter ending June 2016	4,542	→
Quarter ending September 2016	4,661	↑
Quarter ending December 2016	4,637	→
Quarter ending March 2017	4,629	→
Variance since March 2016	1.8%	→



ACTIVITY

Cumulative percentage of contracted UDA delivered 2016 & 2017



Month	Adjusted Scheduled Activity (UDA)	
	2016	2017
April	377	339
May	1,229	1,098
June	1,617	1,881
July	2,626	3,163
August	3,398	4,049
September	4,063	4,573
October	4,945	5,135
November	5,887	6,437
December	6,624	7,501
January	7,002	7,879
February	8,141	8,887
March	8,956	9,946
April	9,349	
May	9,349	
June	9,351	

QUALITY

	Quantity	Base Number	Contract	AT	Region	England
% of FP17s for the same patient ID Re-attending within 3 months - Children	160	2,126	7.5%	10.3%	12.0%	12.3%
% of FP17s for the same patient ID Re-attending within 3 months - Adults	633	5,140	12.3%	14.3%	16.0%	16.7%
% of FP17s for the same patient ID Re-attending between 3 & 9 months - Children	1,012	2,126	47.6%	59.6%	58.8%	57.6%
% of FP17s for the same patient ID Re-attending between 3 & 9 months - Adults	2,195	5,140	42.7%	53.9%	51.2%	50.1%
% of FP17s for Band 1 Urgent Courses	656	5,798	11.3%	7.1%	8.0%	9.1%
% of FP17s Relating to Free Repair or Replacements	12	5,798	0.2%	0.9%	0.8%	0.8%
% of FP17s Relating to Continuations	44	5,798	0.8%	1.4%	1.2%	1.2%
% of Patients satisfied with the dentistry they have received	6	7	N/A	93.5%	92.7%	92.8%
% of Patients satisfied with the time they had to wait for an appointment	6	7	N/A	90.3%	89.1%	88.7%

* This is based on patients treated on this contract for their most recent course of treatment. Figures in italics indicate the base number of FP17s or Patient Questionnaire responses are less than 100. N/A is shown where the base number of responses is less than 10 during the period. % is calculated as Quantity/Base number*100

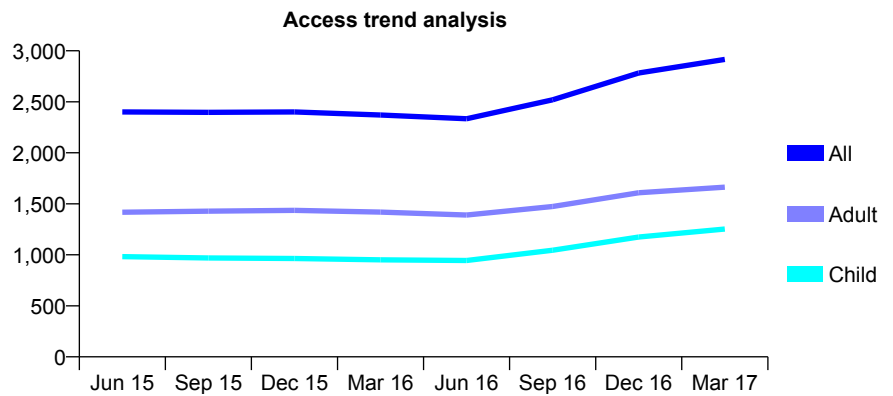
Q60 - Vital Signs At a Glance Contract Report for 123153/0001 - March 2017

Name or company name	MAF Dentistry Ltd
Contract type name	GDS Contract
Purpose of contract	General
Contract start date	01/04/2010
Contract end date	

16/17 Contracted general activity (UDA)	8,297
Carry forward general activity (UDA)	0
16/17 Contracted orthodontic activity (UOA)	0
Carry forward orthodontic activity (UOA)	0
Baseline contract value	£189,130.84

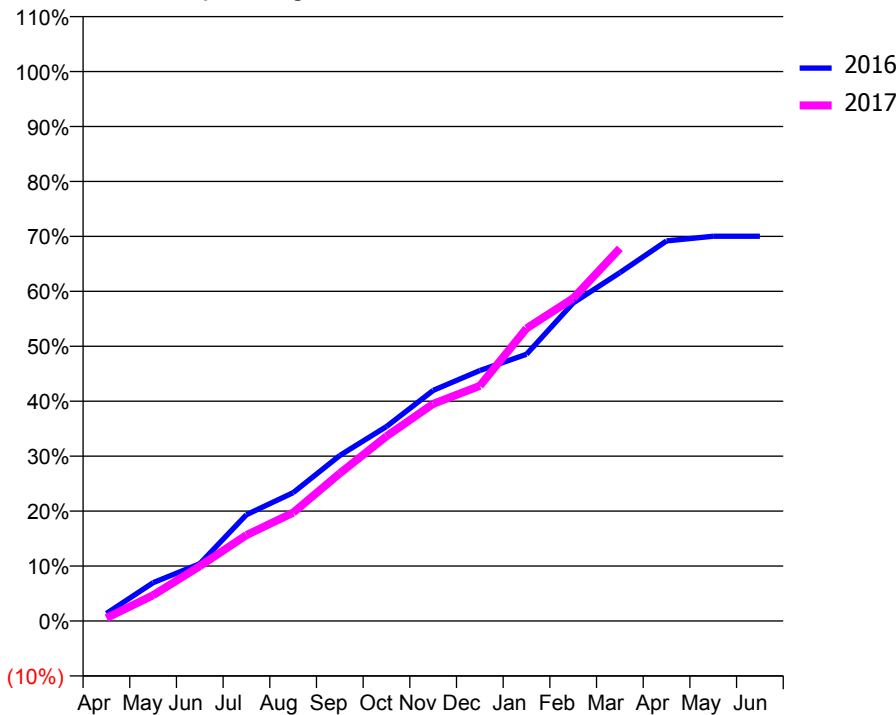
ACCESS*

Patients seen in 24 months	Total	Change since previous quarter
Quarter ending March 2016	2,370	
Quarter ending June 2016	2,334	↓
Quarter ending September 2016	2,519	↑
Quarter ending December 2016	2,782	↑
Quarter ending March 2017	2,916	↑
Variance since March 2016	23.0%	↑



ACTIVITY

Cumulative percentage of contracted UDA delivered 2016 & 2017



Month	Adjusted Scheduled Activity (UDA)	
	2016	2017
April	109	46
May	559	390
June	833	829
July	1,547	1,297
August	1,867	1,637
September	2,410	2,231
October	2,831	2,789
November	3,356	3,280
December	3,645	3,551
January	3,883	4,419
February	4,629	4,874
March	5,071	5,627
April	5,531	
May	5,601	
June	5,601	

QUALITY

	Quantity	Base Number	Contract	AT	Region	England
% of FP17s for the same patient ID Re-attending within 3 months - Children	68	1,790	3.8%	10.3%	12.0%	12.3%
% of FP17s for the same patient ID Re-attending within 3 months - Adults	258	2,271	11.4%	14.3%	16.0%	16.7%
% of FP17s for the same patient ID Re-attending between 3 & 9 months - Children	957	1,790	53.5%	59.6%	58.8%	57.6%
% of FP17s for the same patient ID Re-attending between 3 & 9 months - Adults	1,233	2,271	54.3%	53.9%	51.2%	50.1%
% of FP17s for Band 1 Urgent Courses	119	3,791	3.1%	7.1%	8.0%	9.1%
% of FP17s Relating to Free Repair or Replacements	13	3,791	0.3%	0.9%	0.8%	0.8%
% of FP17s Relating to Continuations	10	3,791	0.3%	1.4%	1.2%	1.2%
% of Patients satisfied with the dentistry they have received	2	2	N/A	93.5%	92.7%	92.8%
% of Patients satisfied with the time they had to wait for an appointment	2	2	N/A	90.3%	89.1%	88.7%

* This is based on patients treated on this contract for their most recent course of treatment. Figures in italics indicate the base number of FP17s or Patient Questionnaire responses are less than 100. N/A is shown where the base number of responses is less than 10 during the period. % is calculated as Quantity/Base number*100

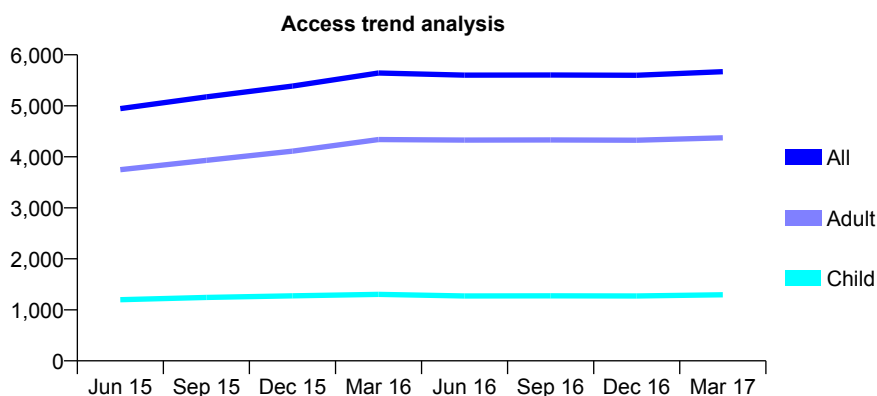
Q60 - Vital Signs At a Glance Contract Report for 124540/0001 - March 2017

Name or company name	Campbell Dental Practice Limited
Contract type name	GDS Contract
Purpose of contract	General
Contract start date	01/04/2014
Contract end date	

16/17 Contracted general activity (UDA)	23,388
Carry forward general activity (UDA)	230
16/17 Contracted orthodontic activity (UOA)	0
Carry forward orthodontic activity (UOA)	0
Baseline contract value	£530,877.34

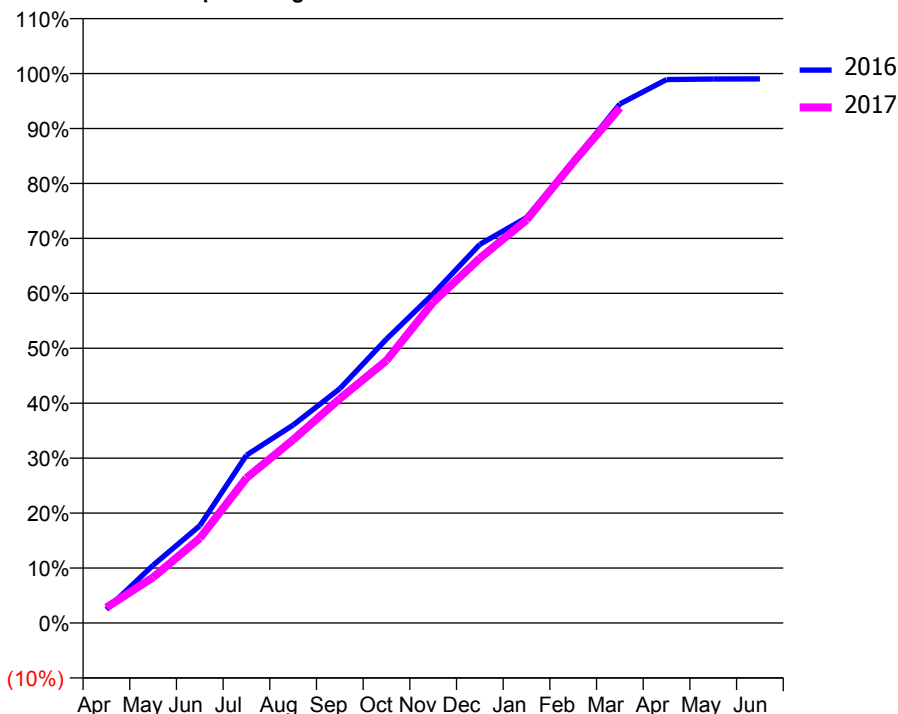
ACCESS*

Patients seen in 24 months	Total	Change since previous quarter
Quarter ending March 2016	5,642	
Quarter ending June 2016	5,602	→
Quarter ending September 2016	5,605	→
Quarter ending December 2016	5,598	→
Quarter ending March 2017	5,669	→
Variance since March 2016	0.5%	→



ACTIVITY

Cumulative percentage of contracted UDA delivered 2016 & 2017



Month	Adjusted Scheduled Activity (UDA)	
	2016	2017
April	579	661
May	2,460	1,945
June	4,138	3,608
July	7,143	6,172
August	8,426	7,801
September	9,977	9,550
October	12,086	11,175
November	14,013	13,656
December	16,118	15,524
January	17,254	17,154
February	19,628	19,607
March	22,090	21,925
April	23,132	
May	23,154	
June	23,158	

QUALITY

	Quantity	Base Number	Contract	AT	Region	England
% of FP17s for the same patient ID Re-attending within 3 months - Children	219	2,202	9.9%	10.3%	12.0%	12.3%
% of FP17s for the same patient ID Re-attending within 3 months - Adults	1,152	7,056	16.3%	14.3%	16.0%	16.7%
% of FP17s for the same patient ID Re-attending between 3 & 9 months - Children	1,413	2,202	64.2%	59.6%	58.8%	57.6%
% of FP17s for the same patient ID Re-attending between 3 & 9 months - Adults	4,389	7,056	62.2%	53.9%	51.2%	50.1%
% of FP17s for Band 1 Urgent Courses	576	8,875	6.5%	7.1%	8.0%	9.1%
% of FP17s Relating to Free Repair or Replacements	162	8,875	1.8%	0.9%	0.8%	0.8%
% of FP17s Relating to Continuations	82	8,875	0.9%	1.4%	1.2%	1.2%
% of Patients satisfied with the dentistry they have received	16	16	100.0%	93.5%	92.7%	92.8%
% of Patients satisfied with the time they had to wait for an appointment	16	16	100.0%	90.3%	89.1%	88.7%

* This is based on patients treated on this contract for their most recent course of treatment. Figures in italics indicate the base number of FP17s or Patient Questionnaire responses are less than 100. N/A is shown where the base number of responses is less than 10 during the period. % is calculated as Quantity/Base number*100

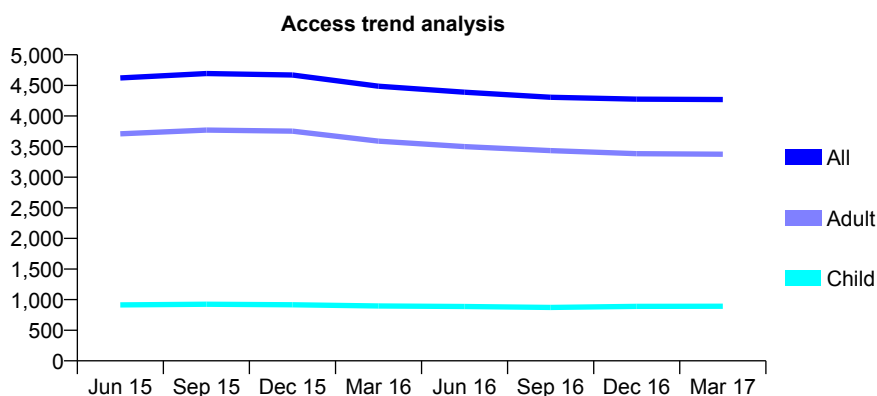
Q60 - Vital Signs At a Glance Contract Report for 126950/0001 - March 2017

Name or company name	Monkmoor Dental Practice
Contract type name	GDS Contract
Purpose of contract	General
Contract start date	01/12/2013
Contract end date	

16/17 Contracted general activity (UDA)	14,051
Carry forward general activity (UDA)	-164
16/17 Contracted orthodontic activity (UOA)	0
Carry forward orthodontic activity (UOA)	0
Baseline contract value	£331,240.69

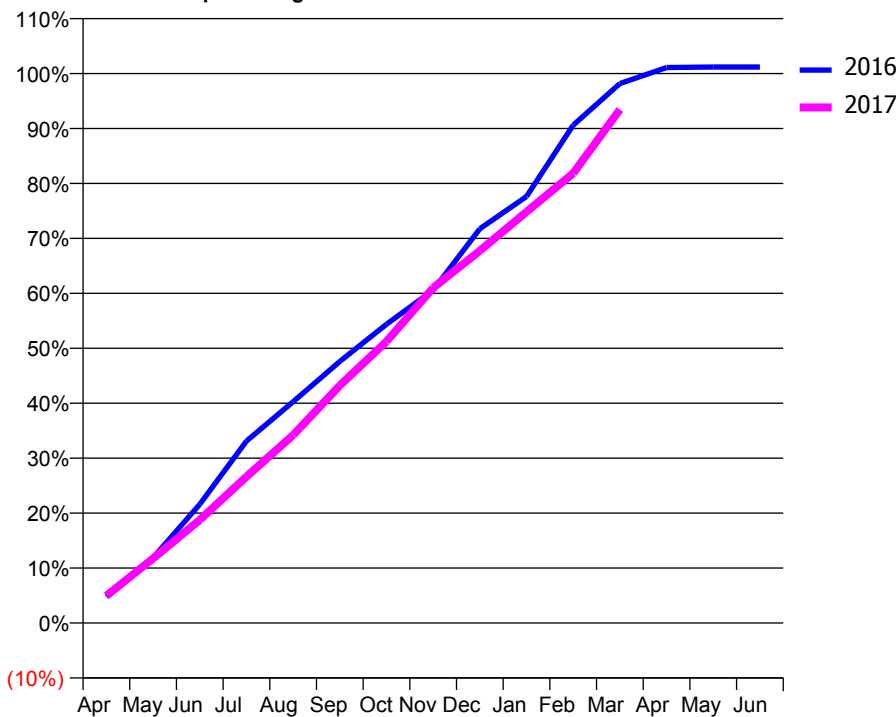
ACCESS*

Patients seen in 24 months	Total	Change since previous quarter
Quarter ending March 2016	4,486	
Quarter ending June 2016	4,388	↓
Quarter ending September 2016	4,307	↓
Quarter ending December 2016	4,275	→
Quarter ending March 2017	4,268	→
Variance since March 2016	(4.9%)	↓



ACTIVITY

Cumulative percentage of contracted UDA delivered 2016 & 2017



Month	Adjusted Scheduled Activity (UDA)	
	2016	2017
April	669	698
May	1,667	1,652
June	3,036	2,637
July	4,652	3,741
August	5,660	4,804
September	6,687	6,073
October	7,639	7,198
November	8,514	8,570
December	10,080	9,519
January	10,905	10,516
February	12,732	11,500
March	13,795	13,130
April	14,203	
May	14,217	
June	14,216	

QUALITY

	Quantity	Base Number	Contract	AT	Region	England
% of FP17s for the same patient ID Re-attending within 3 months - Children	123	1,474	8.3%	10.3%	12.0%	12.3%
% of FP17s for the same patient ID Re-attending within 3 months - Adults	734	5,364	13.7%	14.3%	16.0%	16.7%
% of FP17s for the same patient ID Re-attending between 3 & 9 months - Children	942	1,474	63.9%	59.6%	58.8%	57.6%
% of FP17s for the same patient ID Re-attending between 3 & 9 months - Adults	3,291	5,364	61.4%	53.9%	51.2%	50.1%
% of FP17s for Band 1 Urgent Courses	677	6,625	10.2%	7.1%	8.0%	9.1%
% of FP17s Relating to Free Repair or Replacements	53	6,625	0.8%	0.9%	0.8%	0.8%
% of FP17s Relating to Continuations	5	6,625	0.1%	1.4%	1.2%	1.2%
% of Patients satisfied with the dentistry they have received	11	12	91.7%	93.5%	92.7%	92.8%
% of Patients satisfied with the time they had to wait for an appointment	12	12	100.0%	90.3%	89.1%	88.7%

* This is based on patients treated on this contract for their most recent course of treatment. Figures in italics indicate the base number of FP17s or Patient Questionnaire responses are less than 100. N/A is shown where the base number of responses is less than 10 during the period. % is calculated as Quantity/Base number*100

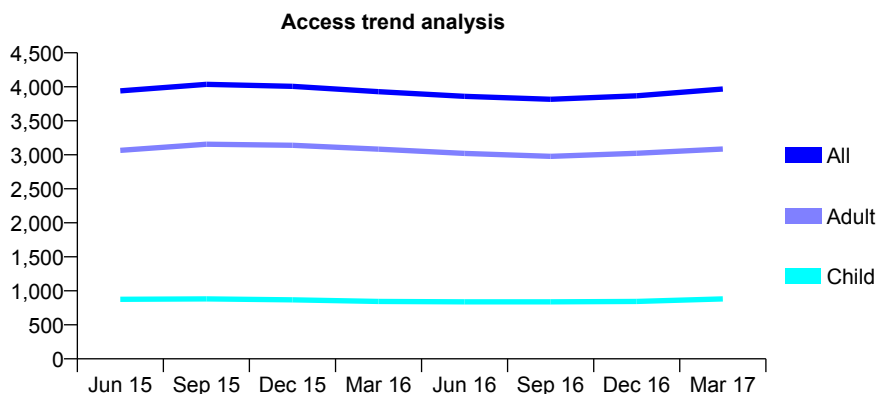
Q60 - Vital Signs At a Glance Contract Report for 127779/0001 - March 2017

Name or company name	Brookhouse Dental Practice
Contract type name	GDS Contract
Purpose of contract	General
Contract start date	29/01/2010
Contract end date	

16/17 Contracted general activity (UDA)	13,000
Carry forward general activity (UDA)	0
16/17 Contracted orthodontic activity (UOA)	0
Carry forward orthodontic activity (UOA)	0
Baseline contract value	£313,292.71

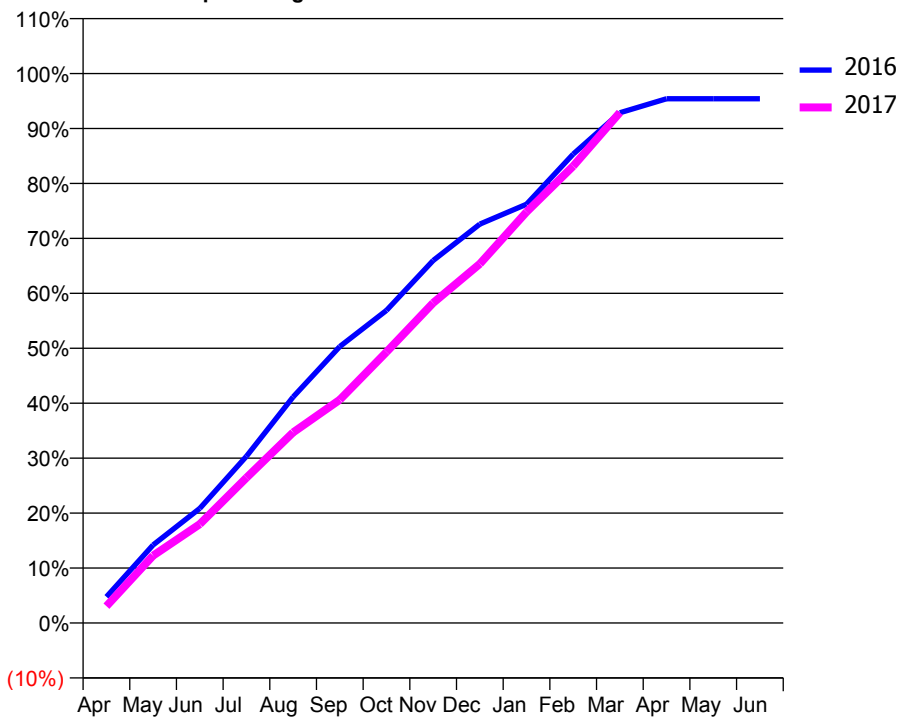
ACCESS*

Patients seen in 24 months	Total	Change since previous quarter
Quarter ending March 2016	3,928	
Quarter ending June 2016	3,860	↓
Quarter ending September 2016	3,817	↓
Quarter ending December 2016	3,867	→
Quarter ending March 2017	3,967	↑
Variance since March 2016	1.0%	→



ACTIVITY

Cumulative percentage of contracted UDA delivered 2016 & 2017



Month	Adjusted Scheduled Activity (UDA)	
	2016	2017
April	620	400
May	1,846	1,594
June	2,712	2,338
July	3,945	3,438
August	5,349	4,510
September	6,542	5,283
October	7,396	6,413
November	8,575	7,574
December	9,438	8,498
January	9,908	9,725
February	11,092	10,811
March	12,070	12,078
April	12,404	
May	12,404	
June	12,404	

QUALITY

	Quantity	Base Number	Contract	AT	Region	England
% of FP17s for the same patient ID Re-attending within 3 months - Children	83	1,280	6.5%	10.3%	12.0%	12.3%
% of FP17s for the same patient ID Re-attending within 3 months - Adults	466	4,178	11.2%	14.3%	16.0%	16.7%
% of FP17s for the same patient ID Re-attending between 3 & 9 months - Children	689	1,280	53.8%	59.6%	58.8%	57.6%
% of FP17s for the same patient ID Re-attending between 3 & 9 months - Adults	2,421	4,178	57.9%	53.9%	51.2%	50.1%
% of FP17s for Band 1 Urgent Courses	392	5,320	7.4%	7.1%	8.0%	9.1%
% of FP17s Relating to Free Repair or Replacements	45	5,320	0.8%	0.9%	0.8%	0.8%
% of FP17s Relating to Continuations	46	5,320	0.9%	1.4%	1.2%	1.2%
% of Patients satisfied with the dentistry they have received	7	9	N/A	93.5%	92.7%	92.8%
% of Patients satisfied with the time they had to wait for an appointment	8	9	N/A	90.3%	89.1%	88.7%

* This is based on patients treated on this contract for their most recent course of treatment. Figures in italics indicate the base number of FP17s or Patient Questionnaire responses are less than 100. N/A is shown where the base number of responses is less than 10 during the period. % is calculated as Quantity/Base number*100

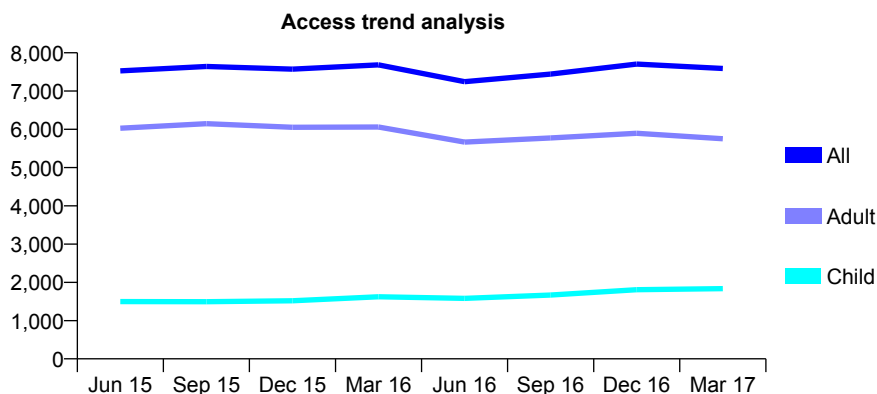
Q60 - Vital Signs At a Glance Contract Report for 130354/0001 - March 2017

Name or company name	NHS Trust
Contract type name	PDS Contract
Purpose of contract	General
Contract start date	01/09/2011
Contract end date	31/08/2021

16/17 Contracted general activity (UDA)	17,358
Carry forward general activity (UDA)	0
16/17 Contracted orthodontic activity (UOA)	0
Carry forward orthodontic activity (UOA)	0
Baseline contract value	£0.00

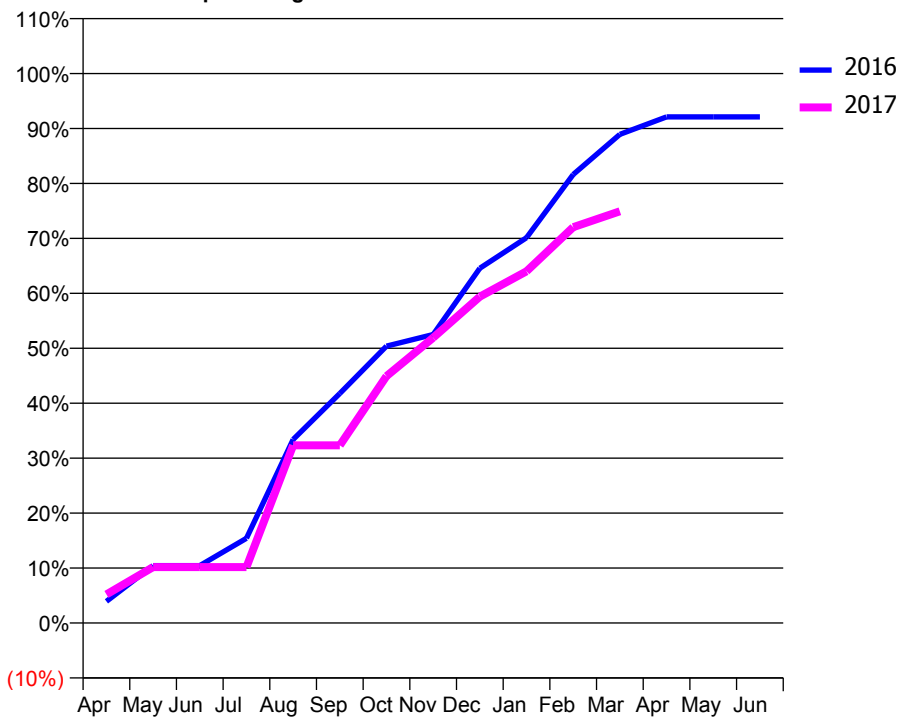
ACCESS*

Patients seen in 24 months	Total	Change since previous quarter
Quarter ending March 2016	7,684	
Quarter ending June 2016	7,245	↓
Quarter ending September 2016	7,443	↑
Quarter ending December 2016	7,704	↑
Quarter ending March 2017	7,590	↓
Variance since March 2016	(1.2%)	↓



ACTIVITY

Cumulative percentage of contracted UDA delivered 2016 & 2017



Month	Adjusted Scheduled Activity (UDA)	
	2016	2017
April	683	905
May	1,813	1,766
June	1,813	1,766
July	2,678	1,766
August	5,799	5,612
September	7,252	5,612
October	8,746	7,799
November	9,112	9,014
December	11,207	10,310
January	12,173	11,112
February	14,170	12,502
March	15,434	13,006
April	15,986	
May	15,989	
June	15,989	

QUALITY

	Quantity	Base Number	Contract	AT	Region	England
% of FP17s for the same patient ID Re-attending within 3 months - Children	333	2,662	12.5%	10.3%	12.0%	12.3%
% of FP17s for the same patient ID Re-attending within 3 months - Adults	579	5,408	10.7%	14.3%	16.0%	16.7%
% of FP17s for the same patient ID Re-attending between 3 & 9 months - Children	850	2,662	31.9%	59.6%	58.8%	57.6%
% of FP17s for the same patient ID Re-attending between 3 & 9 months - Adults	1,036	5,408	19.2%	53.9%	51.2%	50.1%
% of FP17s for Band 1 Urgent Courses	3,606	7,683	46.9%	7.1%	8.0%	9.1%
% of FP17s Relating to Free Repair or Replacements	3	7,683	0.0%	0.9%	0.8%	0.8%
% of FP17s Relating to Continuations	79	7,683	1.0%	1.4%	1.2%	1.2%
% of Patients satisfied with the dentistry they have received	9	10	90.0%	93.5%	92.7%	92.8%
% of Patients satisfied with the time they had to wait for an appointment	8	10	80.0%	90.3%	89.1%	88.7%

* This is based on patients treated on this contract for their most recent course of treatment. Figures in italics indicate the base number of FP17s or Patient Questionnaire responses are less than 100. N/A is shown where the base number of responses is less than 10 during the period. % is calculated as Quantity/Base number*100

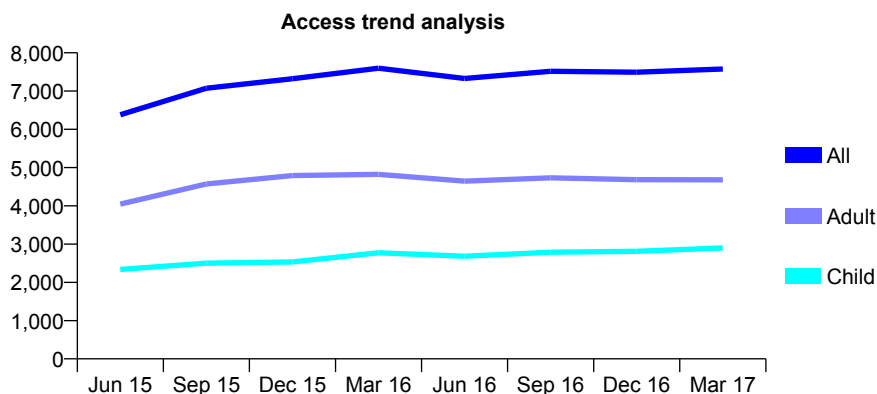
Q60 - Vital Signs At a Glance Contract Report for 130354/0004 - March 2017

Name or company name	NHS Trust
Contract type name	Pilot Contract
Purpose of contract	General
Contract start date	01/11/2013
Contract end date	31/03/2017

16/17 Contracted general activity (UDA)	18,386
Carry forward general activity (UDA)	0
16/17 Contracted orthodontic activity (UOA)	0
Carry forward orthodontic activity (UOA)	0
Baseline contract value	£0.00

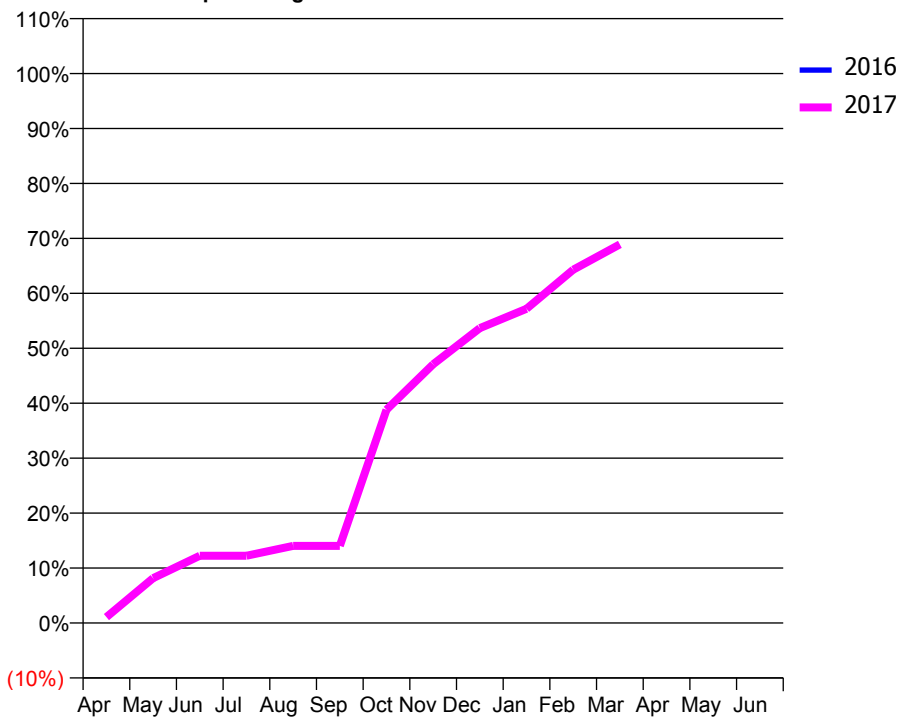
ACCESS*

Patients seen in 24 months	Total	Change since previous quarter
Quarter ending March 2016	7,596	
Quarter ending June 2016	7,330	↓
Quarter ending September 2016	7,518	↑
Quarter ending December 2016	7,493	→
Quarter ending March 2017	7,578	→
Variance since March 2016	(0.2%)	→



ACTIVITY

Cumulative percentage of contracted UDA delivered 2016 & 2017



Adjusted Scheduled Activity (UDA)

Month	2016	2017
April	349	196
May	1,657	1,502
June	2,444	2,251
July	4,323	2,251
August	5,507	2,579
September	6,677	2,579
October	8,188	7,135
November	9,427	8,659
December	10,553	9,865
January	11,674	10,513
February	13,329	11,823
March	14,599	12,667
April	15,431	
May	15,436	
June	15,436	

QUALITY

	Quantity	Base Number	Contract	AT	Region	England
% of FP17s for the same patient ID Re-attending within 3 months - Children	438	3,791	11.6%	10.3%	12.0%	12.3%
% of FP17s for the same patient ID Re-attending within 3 months - Adults	399	4,632	8.6%	14.3%	16.0%	16.7%
% of FP17s for the same patient ID Re-attending between 3 & 9 months - Children	1,282	3,791	33.8%	59.6%	58.8%	57.6%
% of FP17s for the same patient ID Re-attending between 3 & 9 months - Adults	694	4,632	15.0%	53.9%	51.2%	50.1%
% of FP17s for Band 1 Urgent Courses	3,247	7,887	41.2%	7.1%	8.0%	9.1%
% of FP17s Relating to Free Repair or Replacements	0	7,887	0.0%	0.9%	0.8%	0.8%
% of FP17s Relating to Continuations	85	7,887	1.1%	1.4%	1.2%	1.2%
% of Patients satisfied with the dentistry they have received	3	3	N/A	93.5%	92.7%	92.8%
% of Patients satisfied with the time they had to wait for an appointment	2	3	N/A	90.3%	89.1%	88.7%

* This is based on patients treated on this contract for their most recent course of treatment. Figures in italics indicate the base number of FP17s or Patient Questionnaire responses are less than 100. N/A is shown where the base number of responses is less than 10 during the period. % is calculated as Quantity/Base number*100

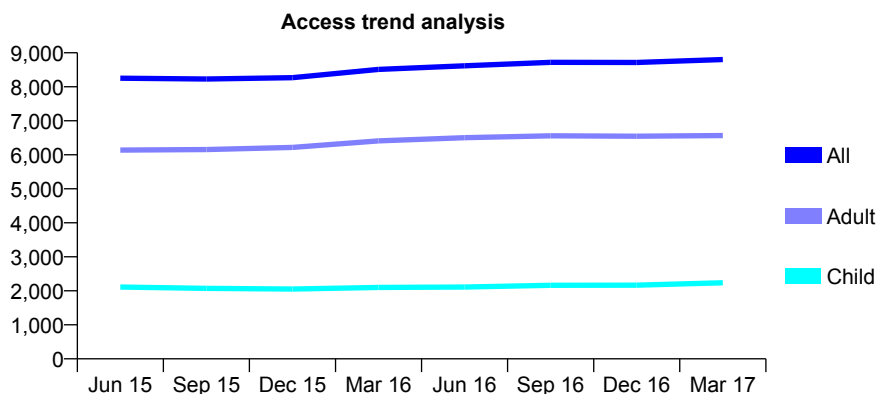
Q60 - Vital Signs At a Glance Contract Report for 131407/0001 - March 2017

Name or company name	Tamworth House Dental Practice
Contract type name	GDS Contract
Purpose of contract	General
Contract start date	14/01/2010
Contract end date	

16/17 Contracted general activity (UDA)	20,000
Carry forward general activity (UDA)	-171
16/17 Contracted orthodontic activity (UOA)	0
Carry forward orthodontic activity (UOA)	0
Baseline contract value	£492,647.77

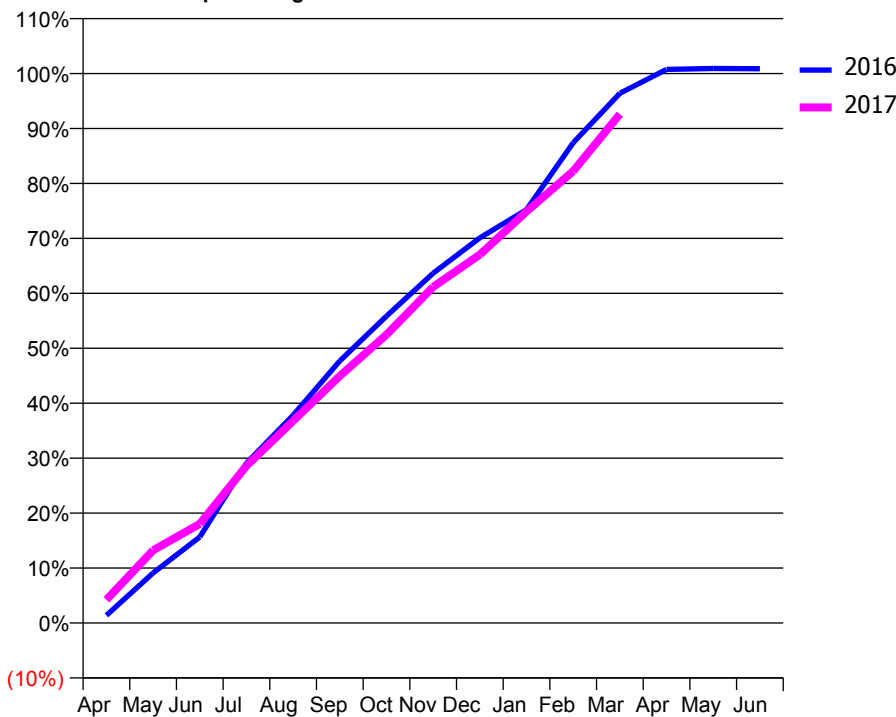
ACCESS*

Patients seen in 24 months	Total	Change since previous quarter
Quarter ending March 2016	8,511	
Quarter ending June 2016	8,616	→
Quarter ending September 2016	8,721	→
Quarter ending December 2016	8,716	→
Quarter ending March 2017	8,801	→
Variance since March 2016	3.4%	↑



ACTIVITY

Cumulative percentage of contracted UDA delivered 2016 & 2017



Month	Adjusted Scheduled Activity (UDA)	
	2016	2017
April	279	847
May	1,822	2,646
June	3,134	3,609
July	5,821	5,721
August	7,565	7,357
September	9,541	8,992
October	11,171	10,496
November	12,735	12,232
December	14,019	13,410
January	15,044	14,973
February	17,479	16,446
March	19,278	18,525
April	20,148	
May	20,183	
June	20,171	

QUALITY

	Quantity	Base Number	Contract	AT	Region	England
% of FP17s for the same patient ID Re-attending within 3 months - Children	231	2,918	7.9%	10.3%	12.0%	12.3%
% of FP17s for the same patient ID Re-attending within 3 months - Adults	1,235	8,172	15.1%	14.3%	16.0%	16.7%
% of FP17s for the same patient ID Re-attending between 3 & 9 months - Children	1,636	2,918	56.1%	59.6%	58.8%	57.6%
% of FP17s for the same patient ID Re-attending between 3 & 9 months - Adults	4,055	8,172	49.6%	53.9%	51.2%	50.1%
% of FP17s for Band 1 Urgent Courses	750	9,527	7.9%	7.1%	8.0%	9.1%
% of FP17s Relating to Free Repair or Replacements	55	9,527	0.6%	0.9%	0.8%	0.8%
% of FP17s Relating to Continuations	44	9,527	0.5%	1.4%	1.2%	1.2%
% of Patients satisfied with the dentistry they have received	10	11	90.9%	93.5%	92.7%	92.8%
% of Patients satisfied with the time they had to wait for an appointment	8	11	72.7%	90.3%	89.1%	88.7%

* This is based on patients treated on this contract for their most recent course of treatment. Figures in italics indicate the base number of FP17s or Patient Questionnaire responses are less than 100. N/A is shown where the base number of responses is less than 10 during the period. % is calculated as Quantity/Base number*100

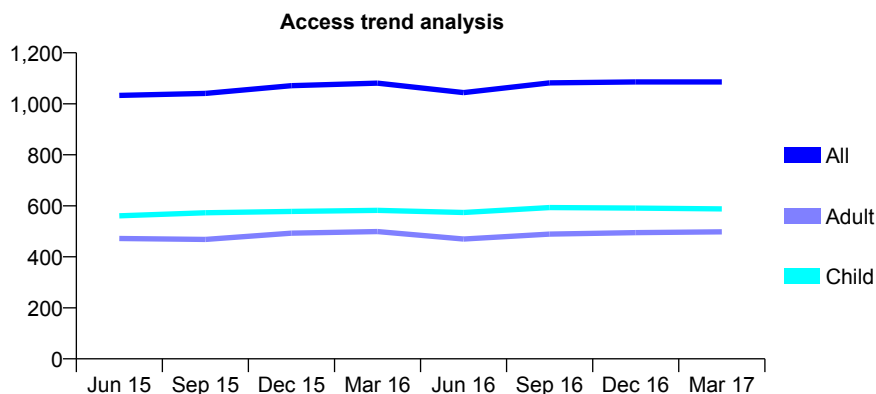
Q60 - Vital Signs At a Glance Contract Report for 131512/0001 - March 2017

Name or company name	Bridge Dental Practice Ltd
Contract type name	GDS Contract
Purpose of contract	General
Contract start date	01/08/2009
Contract end date	

16/17 Contracted general activity (UDA)	2,882
Carry forward general activity (UDA)	0
16/17 Contracted orthodontic activity (UOA)	0
Carry forward orthodontic activity (UOA)	0
Baseline contract value	£64,940.38

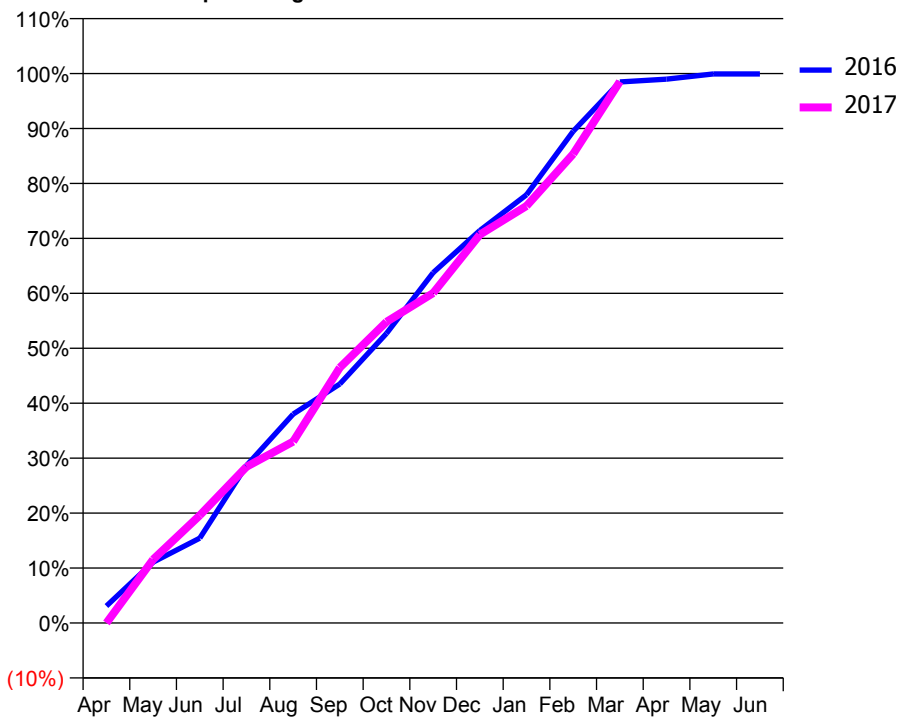
ACCESS*

Patients seen in 24 months	Total	Change since previous quarter
Quarter ending March 2016	1,081	
Quarter ending June 2016	1,044	↓
Quarter ending September 2016	1,082	↑
Quarter ending December 2016	1,086	→
Quarter ending March 2017	1,086	→
Variance since March 2016	0.5%	→



ACTIVITY

Cumulative percentage of contracted UDA delivered 2016 & 2017



Month	Adjusted Scheduled Activity (UDA)	
	2016	2017
April	89	0
May	319	333
June	445	565
July	825	819
August	1,096	951
September	1,254	1,340
October	1,518	1,579
November	1,837	1,730
December	2,059	2,037
January	2,246	2,187
February	2,579	2,460
March	2,838	2,840
April	2,853	
May	2,880	
June	2,880	

QUALITY

	Quantity	Base Number	Contract	AT	Region	England
% of FP17s for the same patient ID Re-attending within 3 months - Children	98	1,020	9.6%	10.3%	12.0%	12.3%
% of FP17s for the same patient ID Re-attending within 3 months - Adults	131	712	18.4%	14.3%	16.0%	16.7%
% of FP17s for the same patient ID Re-attending between 3 & 9 months - Children	616	1,020	60.4%	59.6%	58.8%	57.6%
% of FP17s for the same patient ID Re-attending between 3 & 9 months - Adults	425	712	59.7%	53.9%	51.2%	50.1%
% of FP17s for Band 1 Urgent Courses	104	1,712	6.1%	7.1%	8.0%	9.1%
% of FP17s Relating to Free Repair or Replacements	0	1,712	0.0%	0.9%	0.8%	0.8%
% of FP17s Relating to Continuations	0	1,712	0.0%	1.4%	1.2%	1.2%
% of Patients satisfied with the dentistry they have received	0	0	N/A	93.5%	92.7%	92.8%
% of Patients satisfied with the time they had to wait for an appointment	0	0	N/A	90.3%	89.1%	88.7%

* This is based on patients treated on this contract for their most recent course of treatment. Figures in italics indicate the base number of FP17s or Patient Questionnaire responses are less than 100. N/A is shown where the base number of responses is less than 10 during the period. % is calculated as Quantity/Base number*100

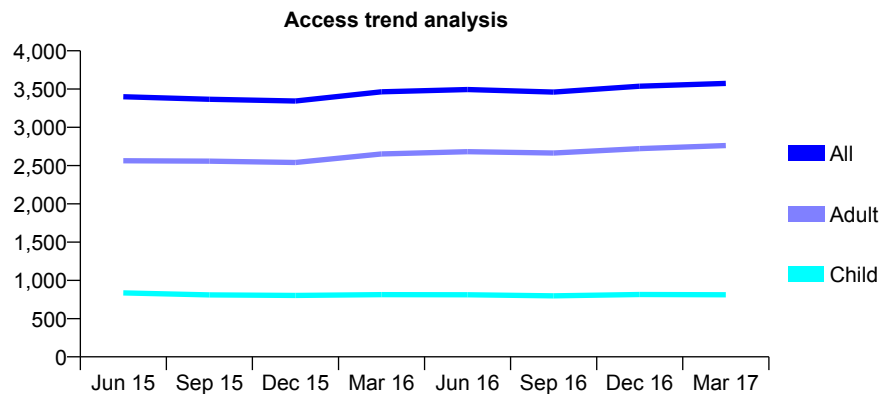
Q60 - Vital Signs At a Glance Contract Report for 133272/0001 - March 2017

Name or company name	Pall Mall Dental Limited
Contract type name	GDS Contract
Purpose of contract	General
Contract start date	01/07/2008
Contract end date	

16/17 Contracted general activity (UDA)	12,793
Carry forward general activity (UDA)	-31
16/17 Contracted orthodontic activity (UOA)	0
Carry forward orthodontic activity (UOA)	0
Baseline contract value	£346,615.65

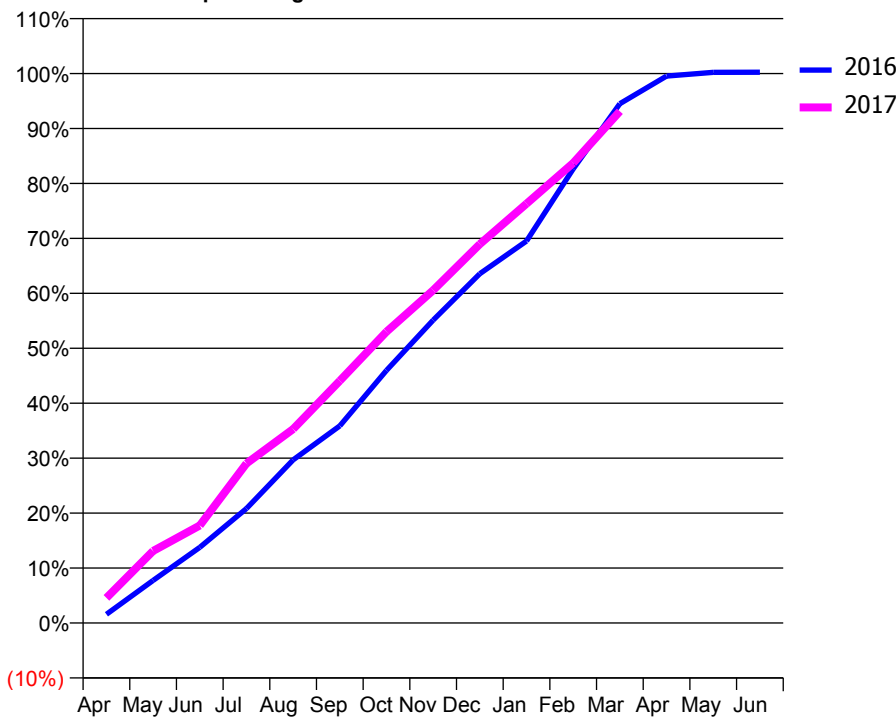
ACCESS*

Patients seen in 24 months	Total	Change since previous quarter
Quarter ending March 2016	3,464	
Quarter ending June 2016	3,494	→
Quarter ending September 2016	3,461	→
Quarter ending December 2016	3,537	↑
Quarter ending March 2017	3,574	→
Variance since March 2016	3.2%	↑



ACTIVITY

Cumulative percentage of contracted UDA delivered 2016 & 2017



Month	Adjusted Scheduled Activity (UDA)	
	2016	2017
April	204	585
May	992	1,679
June	1,763	2,272
July	2,666	3,715
August	3,798	4,514
September	4,591	5,638
October	5,882	6,782
November	7,051	7,748
December	8,132	8,820
January	8,893	9,763
February	10,572	10,710
March	12,090	11,915
April	12,732	
May	12,821	
June	12,824	

QUALITY

	Quantity	Base Number	Contract	AT	Region	England
% of FP17s for the same patient ID Re-attending within 3 months - Children	113	1,376	8.2%	10.3%	12.0%	12.3%
% of FP17s for the same patient ID Re-attending within 3 months - Adults	708	4,144	17.1%	14.3%	16.0%	16.7%
% of FP17s for the same patient ID Re-attending between 3 & 9 months - Children	888	1,376	64.5%	59.6%	58.8%	57.6%
% of FP17s for the same patient ID Re-attending between 3 & 9 months - Adults	2,272	4,144	54.8%	53.9%	51.2%	50.1%
% of FP17s for Band 1 Urgent Courses	699	5,239	13.3%	7.1%	8.0%	9.1%
% of FP17s Relating to Free Repair or Replacements	34	5,239	0.6%	0.9%	0.8%	0.8%
% of FP17s Relating to Continuations	72	5,239	1.4%	1.4%	1.2%	1.2%
% of Patients satisfied with the dentistry they have received	6	6	N/A	93.5%	92.7%	92.8%
% of Patients satisfied with the time they had to wait for an appointment	6	6	N/A	90.3%	89.1%	88.7%

* This is based on patients treated on this contract for their most recent course of treatment. Figures in italics indicate the base number of FP17s or Patient Questionnaire responses are less than 100. N/A is shown where the base number of responses is less than 10 during the period. % is calculated as Quantity/Base number*100

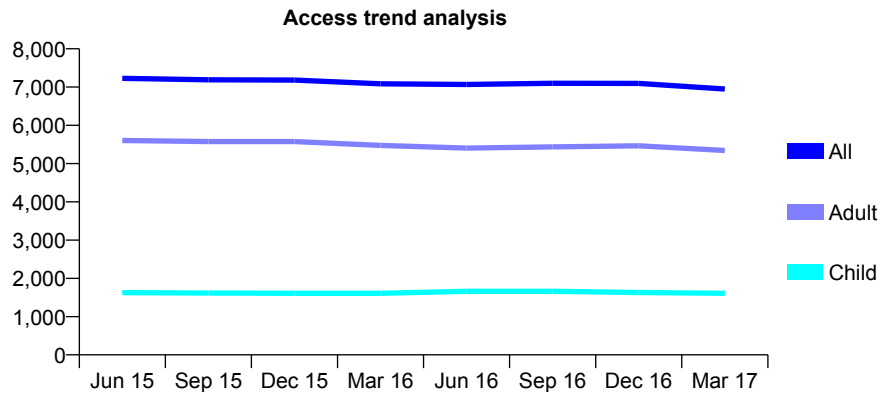
Q60 - Vital Signs At a Glance Contract Report for 133574/0001 - March 2017

Name or company name	The Dividy Road Dental Practice Partnersh
Contract type name	GDS Contract
Purpose of contract	General
Contract start date	22/12/2011
Contract end date	

16/17 Contracted general activity (UDA)	20,205
Carry forward general activity (UDA)	35
16/17 Contracted orthodontic activity (UOA)	0
Carry forward orthodontic activity (UOA)	0
Baseline contract value	£495,434.44

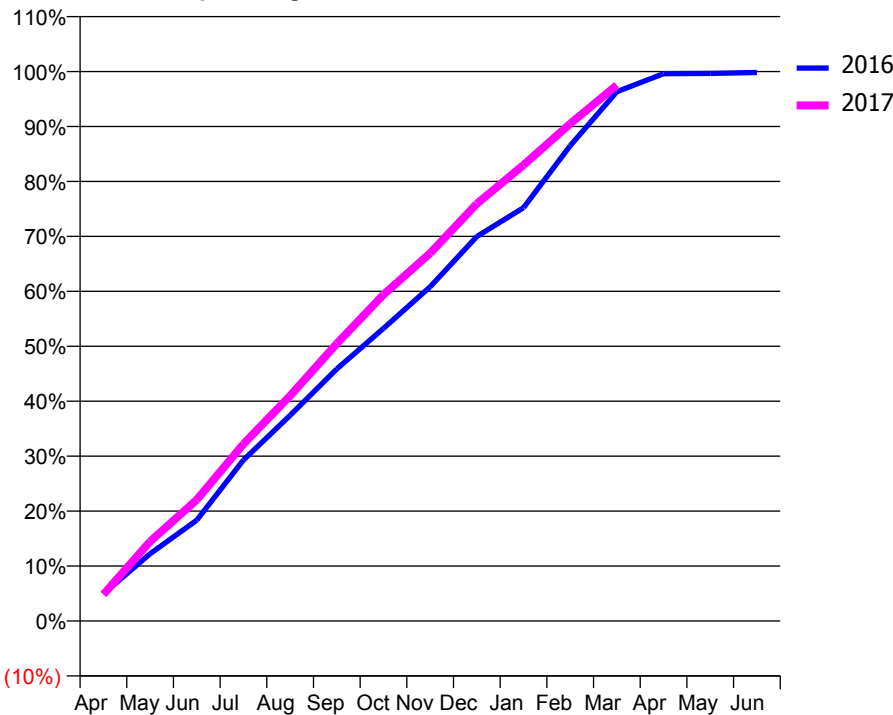
ACCESS*

Patients seen in 24 months	Total	Change since previous quarter
Quarter ending March 2016	7,086	
Quarter ending June 2016	7,066	→
Quarter ending September 2016	7,099	→
Quarter ending December 2016	7,096	→
Quarter ending March 2017	6,950	↓
Variance since March 2016	(1.9%)	↓



ACTIVITY

Cumulative percentage of contracted UDA delivered 2016 & 2017



Month	Adjusted Scheduled Activity (UDA)	
	2016	2017
April	1,005	977
May	2,475	2,926
June	3,709	4,460
July	5,919	6,511
August	7,564	8,283
September	9,269	10,199
October	10,758	12,000
November	12,291	13,527
December	14,137	15,345
January	15,198	16,766
February	17,477	18,284
March	19,462	19,702
April	20,124	
May	20,135	
June	20,170	

QUALITY

	Quantity	Base Number	Contract	AT	Region	England
% of FP17s for the same patient ID Re-attending within 3 months - Children	187	2,388	7.8%	10.3%	12.0%	12.3%
% of FP17s for the same patient ID Re-attending within 3 months - Adults	1,076	7,224	14.9%	14.3%	16.0%	16.7%
% of FP17s for the same patient ID Re-attending between 3 & 9 months - Children	1,372	2,388	57.5%	59.6%	58.8%	57.6%
% of FP17s for the same patient ID Re-attending between 3 & 9 months - Adults	3,597	7,224	49.8%	53.9%	51.2%	50.1%
% of FP17s for Band 1 Urgent Courses	766	9,307	8.2%	7.1%	8.0%	9.1%
% of FP17s Relating to Free Repair or Replacements	75	9,307	0.8%	0.9%	0.8%	0.8%
% of FP17s Relating to Continuations	176	9,307	1.9%	1.4%	1.2%	1.2%
% of Patients satisfied with the dentistry they have received	25	28	89.3%	93.5%	92.7%	92.8%
% of Patients satisfied with the time they had to wait for an appointment	24	28	85.7%	90.3%	89.1%	88.7%

* This is based on patients treated on this contract for their most recent course of treatment. Figures in italics indicate the base number of FP17s or Patient Questionnaire responses are less than 100. N/A is shown where the base number of responses is less than 10 during the period. % is calculated as Quantity/Base number*100

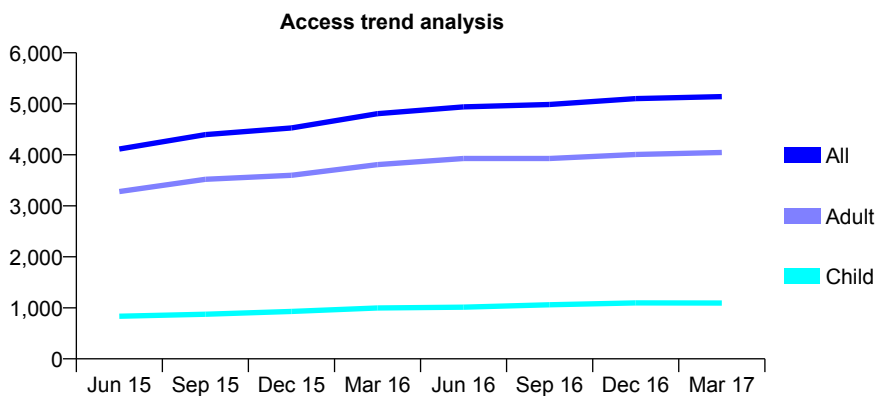
Q60 - Vital Signs At a Glance Contract Report for 136220/0001 - March 2017

Name or company name	Abbey House Dental Practice Limited
Contract type name	GDS Contract
Purpose of contract	General
Contract start date	01/06/2009
Contract end date	

16/17 Contracted general activity (UDA)	12,854
Carry forward general activity (UDA)	20
16/17 Contracted orthodontic activity (UOA)	0
Carry forward orthodontic activity (UOA)	0
Baseline contract value	£300,922.98

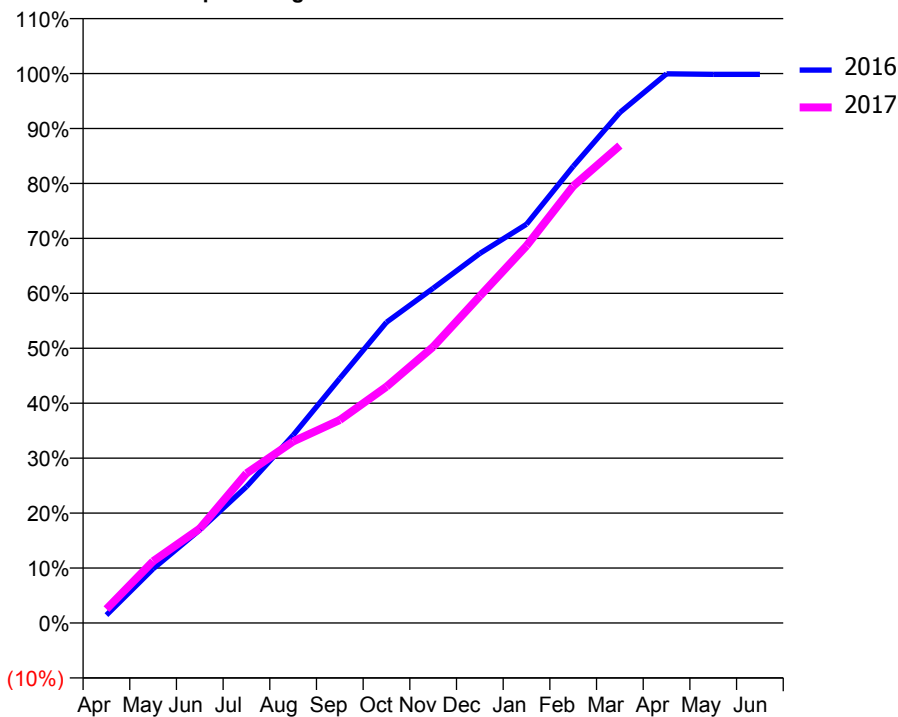
ACCESS*

Patients seen in 24 months	Total	Change since previous quarter
Quarter ending March 2016	4,806	
Quarter ending June 2016	4,941	↑
Quarter ending September 2016	4,986	→
Quarter ending December 2016	5,102	↑
Quarter ending March 2017	5,141	→
Variance since March 2016	7.0%	↑



ACTIVITY

Cumulative percentage of contracted UDA delivered 2016 & 2017



Month	Adjusted Scheduled Activity (UDA)	
	2016	2017
April	185	325
May	1,267	1,447
June	2,180	2,211
July	3,190	3,502
August	4,394	4,247
September	5,723	4,750
October	7,036	5,529
November	7,832	6,462
December	8,646	7,648
January	9,327	8,824
February	10,683	10,220
March	11,943	11,167
April	12,847	
May	12,836	
June	12,834	

QUALITY

	Quantity	Base Number	Contract	AT	Region	England
% of FP17s for the same patient ID Re-attending within 3 months - Children	78	1,443	5.4%	10.3%	12.0%	12.3%
% of FP17s for the same patient ID Re-attending within 3 months - Adults	466	4,269	10.9%	14.3%	16.0%	16.7%
% of FP17s for the same patient ID Re-attending between 3 & 9 months - Children	803	1,443	55.6%	59.6%	58.8%	57.6%
% of FP17s for the same patient ID Re-attending between 3 & 9 months - Adults	1,751	4,269	41.0%	53.9%	51.2%	50.1%
% of FP17s for Band 1 Urgent Courses	350	5,356	6.5%	7.1%	8.0%	9.1%
% of FP17s Relating to Free Repair or Replacements	46	5,356	0.9%	0.9%	0.8%	0.8%
% of FP17s Relating to Continuations	36	5,356	0.7%	1.4%	1.2%	1.2%
% of Patients satisfied with the dentistry they have received	9	9	N/A	93.5%	92.7%	92.8%
% of Patients satisfied with the time they had to wait for an appointment	7	9	N/A	90.3%	89.1%	88.7%

* This is based on patients treated on this contract for their most recent course of treatment. Figures in italics indicate the base number of FP17s or Patient Questionnaire responses are less than 100. N/A is shown where the base number of responses is less than 10 during the period. % is calculated as Quantity/Base number*100

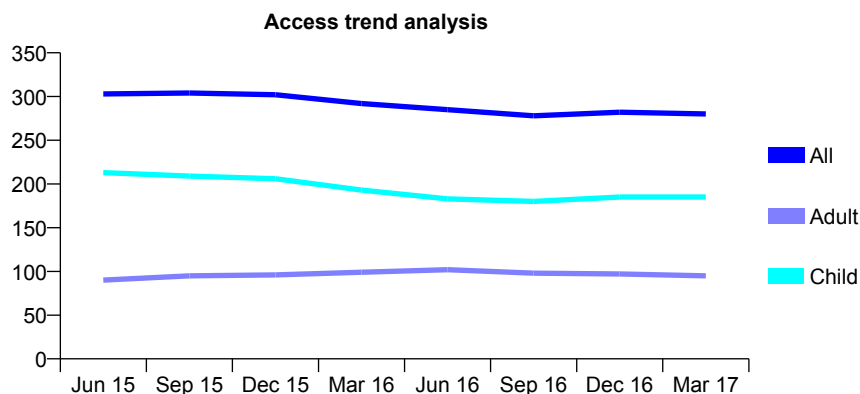
Q60 - Vital Signs At a Glance Contract Report for 136298/0001 - March 2017

Name or company name	MTM Dentistry Ltd
Contract type name	GDS Contract
Purpose of contract	General
Contract start date	01/04/2010
Contract end date	

16/17 Contracted general activity (UDA)	800
Carry forward general activity (UDA)	0
16/17 Contracted orthodontic activity (UOA)	0
Carry forward orthodontic activity (UOA)	0
Baseline contract value	£20,897.79

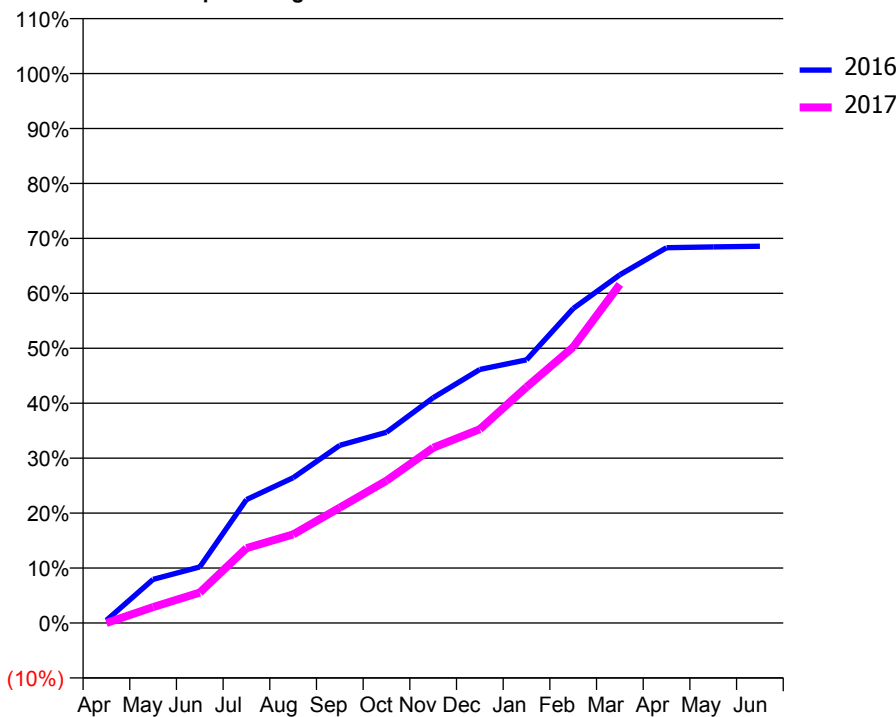
ACCESS*

Patients seen in 24 months	Total	Change since previous quarter
Quarter ending March 2016	292	
Quarter ending June 2016	285	↓
Quarter ending September 2016	278	↓
Quarter ending December 2016	282	→
Quarter ending March 2017	280	→
Variance since March 2016	(4.1%)	↓



ACTIVITY

Cumulative percentage of contracted UDA delivered 2016 & 2017



Month	Adjusted Scheduled Activity (UDA)	
	2016	2017
April	4	0
May	64	23
June	82	44
July	180	109
August	212	129
September	259	168
October	278	207
November	328	255
December	369	282
January	383	344
February	458	402
March	507	493
April	546	
May	548	
June	549	

QUALITY

	Quantity	Base Number	Contract	AT	Region	England
% of FP17s for the same patient ID Re-attending within 3 months - Children	10	290	3.4%	10.3%	12.0%	12.3%
% of FP17s for the same patient ID Re-attending within 3 months - Adults	8	112	7.1%	14.3%	16.0%	16.7%
% of FP17s for the same patient ID Re-attending between 3 & 9 months - Children	207	290	71.4%	59.6%	58.8%	57.6%
% of FP17s for the same patient ID Re-attending between 3 & 9 months - Adults	68	112	60.7%	53.9%	51.2%	50.1%
% of FP17s for Band 1 Urgent Courses	10	369	2.7%	7.1%	8.0%	9.1%
% of FP17s Relating to Free Repair or Replacements	1	369	0.3%	0.9%	0.8%	0.8%
% of FP17s Relating to Continuations	1	369	0.3%	1.4%	1.2%	1.2%
% of Patients satisfied with the dentistry they have received	0	0	N/A	93.5%	92.7%	92.8%
% of Patients satisfied with the time they had to wait for an appointment	0	0	N/A	90.3%	89.1%	88.7%

* This is based on patients treated on this contract for their most recent course of treatment. Figures in italics indicate the base number of FP17s or Patient Questionnaire responses are less than 100. N/A is shown where the base number of responses is less than 10 during the period. % is calculated as Quantity/Base number*100

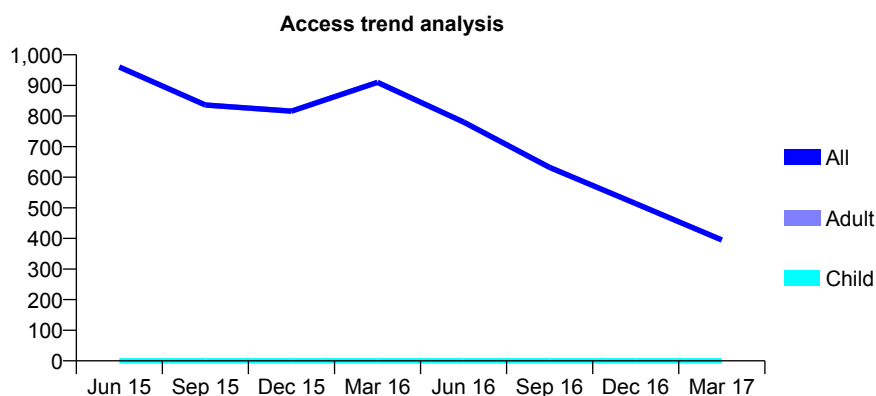
Q60 - Vital Signs At a Glance Contract Report for 137464/0001 - March 2017

Name or company name	Worcestershire Health & Care Trust
Contract type name	PDS Contract
Purpose of contract	General
Contract start date	09/05/2012
Contract end date	

16/17 Contracted general activity (UDA)	4,946
Carry forward general activity (UDA)	0
16/17 Contracted orthodontic activity (UOA)	0
Carry forward orthodontic activity (UOA)	0
Baseline contract value	£0.00

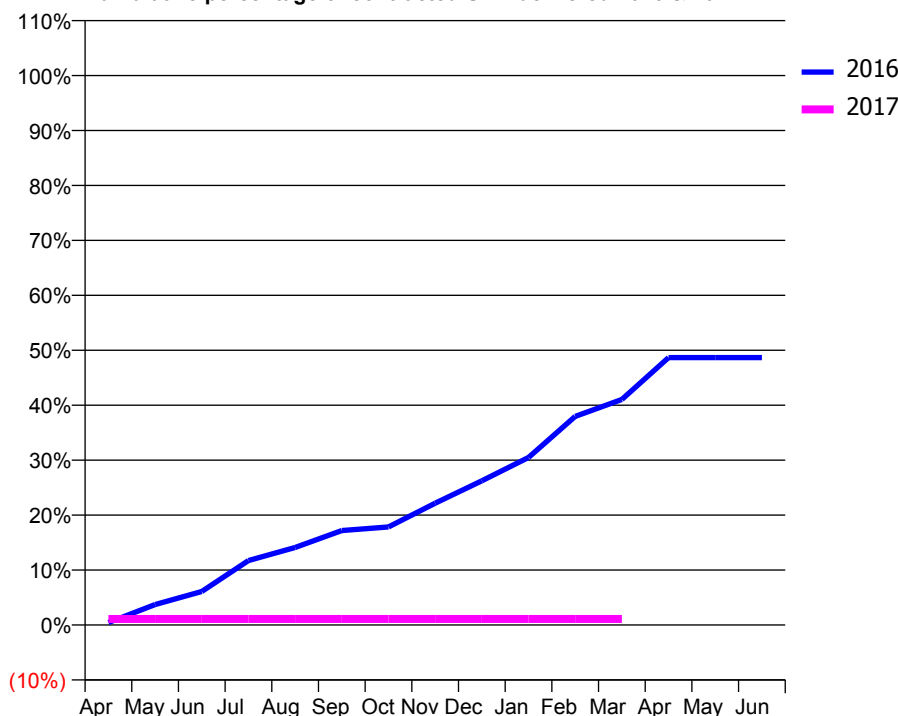
ACCESS*

Patients seen in 24 months	Total	Change since previous quarter
Quarter ending March 2016	910	
Quarter ending June 2016	780	↓
Quarter ending September 2016	632	↓
Quarter ending December 2016	514	↓
Quarter ending March 2017	395	↓
Variance since March 2016	(56.6%)	↓



ACTIVITY

Cumulative percentage of contracted UDA delivered 2016 & 2017



Month	Adjusted Scheduled Activity (UDA)	
	2016	2017
April	22	55
May	185	55
June	302	55
July	581	55
August	698	55
September	850	55
October	882	55
November	1,097	55
December	1,298	55
January	1,508	55
February	1,878	55
March	2,030	55
April	2,407	
May	2,407	
June	2,407	

QUALITY

	Quantity	Base Number	Contract	AT	Region	England
% of FP17s for the same patient ID Re-attending within 3 months - Children	0	0	N/A	10.3%	12.0%	12.3%
% of FP17s for the same patient ID Re-attending within 3 months - Adults	3	100	3.0%	14.3%	16.0%	16.7%
% of FP17s for the same patient ID Re-attending between 3 & 9 months - Children	0	0	N/A	59.6%	58.8%	57.6%
% of FP17s for the same patient ID Re-attending between 3 & 9 months - Adults	3	100	3.0%	53.9%	51.2%	50.1%
% of FP17s for Band 1 Urgent Courses	0	7	0.0%	7.1%	8.0%	9.1%
% of FP17s Relating to Free Repair or Replacements	0	7	0.0%	0.9%	0.8%	0.8%
% of FP17s Relating to Continuations	0	7	0.0%	1.4%	1.2%	1.2%
% of Patients satisfied with the dentistry they have received	0	0	N/A	93.5%	92.7%	92.8%
% of Patients satisfied with the time they had to wait for an appointment	0	0	N/A	90.3%	89.1%	88.7%

* This is based on patients treated on this contract for their most recent course of treatment. Figures in italics indicate the base number of FP17s or Patient Questionnaire responses are less than 100. N/A is shown where the base number of responses is less than 10 during the period. % is calculated as Quantity/Base number*100

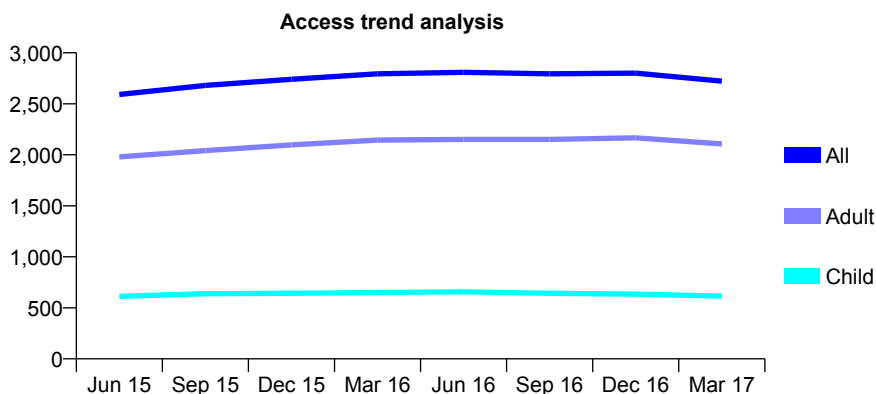
Q60 - Vital Signs At a Glance Contract Report for 138584/0001 - March 2017

Name or company name	SM Dental Care
Contract type name	GDS Contract
Purpose of contract	General
Contract start date	01/04/2014
Contract end date	

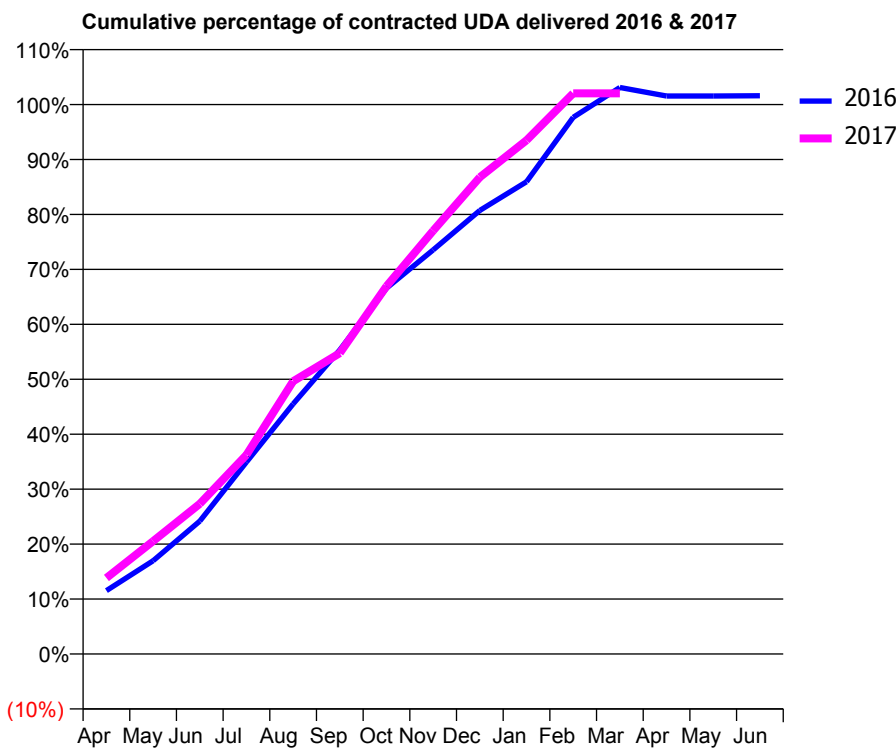
16/17 Contracted general activity (UDA)	6,567
Carry forward general activity (UDA)	-105
16/17 Contracted orthodontic activity (UOA)	0
Carry forward orthodontic activity (UOA)	0
Baseline contract value	£135,977.21

ACCESS*

Patients seen in 24 months	Total	Change since previous quarter
Quarter ending March 2016	2,794	
Quarter ending June 2016	2,808	→
Quarter ending September 2016	2,794	→
Quarter ending December 2016	2,801	→
Quarter ending March 2017	2,722	↓
Variance since March 2016	(2.6%)	↓



ACTIVITY



Month	Adjusted Scheduled Activity (UDA)	
	2016	2017
April	757	909
May	1,115	1,350
June	1,587	1,795
July	2,294	2,381
August	2,989	3,259
September	3,634	3,596
October	4,371	4,396
November	4,829	5,059
December	5,300	5,698
January	5,644	6,139
February	6,413	6,701
March	6,770	6,701
April	6,668	
May	6,668	
June	6,672	

QUALITY

	Quantity	Base Number	Contract	AT	Region	England
% of FP17s for the same patient ID Re-attending within 3 months - Children	59	924	6.4%	10.3%	12.0%	12.3%
% of FP17s for the same patient ID Re-attending within 3 months - Adults	378	3,003	12.6%	14.3%	16.0%	16.7%
% of FP17s for the same patient ID Re-attending between 3 & 9 months - Children	610	924	66.0%	59.6%	58.8%	57.6%
% of FP17s for the same patient ID Re-attending between 3 & 9 months - Adults	1,870	3,003	62.3%	53.9%	51.2%	50.1%
% of FP17s for Band 1 Urgent Courses	131	3,284	4.0%	7.1%	8.0%	9.1%
% of FP17s Relating to Free Repair or Replacements	8	3,284	0.2%	0.9%	0.8%	0.8%
% of FP17s Relating to Continuations	115	3,284	3.5%	1.4%	1.2%	1.2%
% of Patients satisfied with the dentistry they have received	9	10	90.0%	93.5%	92.7%	92.8%
% of Patients satisfied with the time they had to wait for an appointment	10	10	100.0%	90.3%	89.1%	88.7%

* This is based on patients treated on this contract for their most recent course of treatment. Figures in italics indicate the base number of FP17s or Patient Questionnaire responses are less than 100. N/A is shown where the base number of responses is less than 10 during the period. % is calculated as Quantity/Base number*100

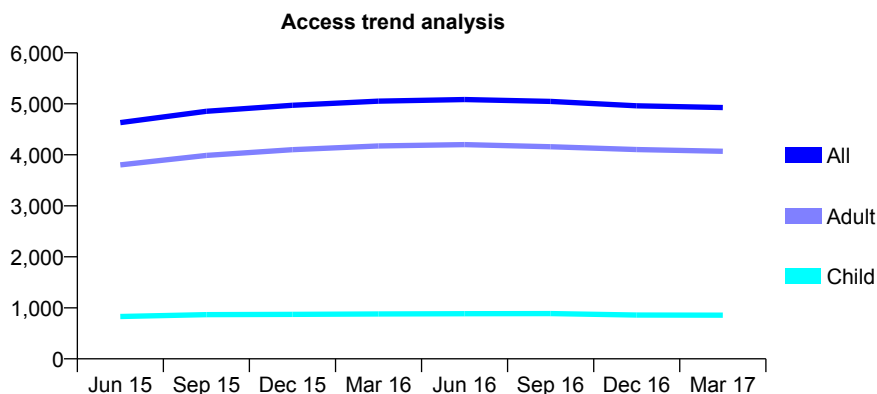
Q60 - Vital Signs At a Glance Contract Report for 138584/0002 - March 2017

Name or company name	SM Dental Care
Contract type name	GDS Contract
Purpose of contract	General
Contract start date	01/04/2014
Contract end date	

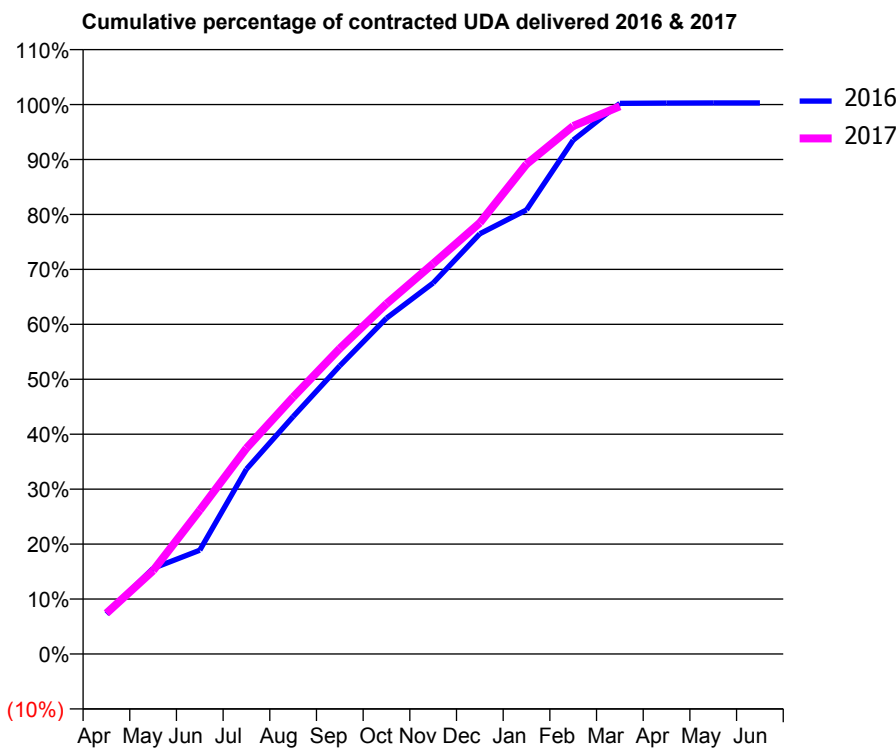
16/17 Contracted general activity (UDA)	16,106
Carry forward general activity (UDA)	-44
16/17 Contracted orthodontic activity (UOA)	0
Carry forward orthodontic activity (UOA)	0
Baseline contract value	£301,559.16

ACCESS*

Patients seen in 24 months	Total	Change since previous quarter
Quarter ending March 2016	5,052	
Quarter ending June 2016	5,083	→
Quarter ending September 2016	5,046	→
Quarter ending December 2016	4,962	↓
Quarter ending March 2017	4,926	→
Variance since March 2016	(2.5%)	↓



ACTIVITY



Month	Adjusted Scheduled Activity (UDA)	
	2016	2017
April	1,172	1,195
May	2,505	2,446
June	3,034	4,216
July	5,405	6,032
August	6,942	7,528
September	8,429	8,957
October	9,820	10,265
November	10,851	11,442
December	12,292	12,640
January	12,989	14,358
February	15,026	15,474
March	16,103	16,053
April	16,112	
May	16,114	
June	16,114	

QUALITY

	Quantity	Base Number	Contract	AT	Region	England
% of FP17s for the same patient ID Re-attending within 3 months - Children	98	1,435	6.8%	10.3%	12.0%	12.3%
% of FP17s for the same patient ID Re-attending within 3 months - Adults	880	6,347	13.9%	14.3%	16.0%	16.7%
% of FP17s for the same patient ID Re-attending between 3 & 9 months - Children	1,024	1,435	71.4%	59.6%	58.8%	57.6%
% of FP17s for the same patient ID Re-attending between 3 & 9 months - Adults	4,142	6,347	65.3%	53.9%	51.2%	50.1%
% of FP17s for Band 1 Urgent Courses	261	7,777	3.4%	7.1%	8.0%	9.1%
% of FP17s Relating to Free Repair or Replacements	57	7,777	0.7%	0.9%	0.8%	0.8%
% of FP17s Relating to Continuations	315	7,777	4.1%	1.4%	1.2%	1.2%
% of Patients satisfied with the dentistry they have received	7	8	N/A	93.5%	92.7%	92.8%
% of Patients satisfied with the time they had to wait for an appointment	8	8	N/A	90.3%	89.1%	88.7%

* This is based on patients treated on this contract for their most recent course of treatment. Figures in italics indicate the base number of FP17s or Patient Questionnaire responses are less than 100. N/A is shown where the base number of responses is less than 10 during the period. % is calculated as Quantity/Base number*100

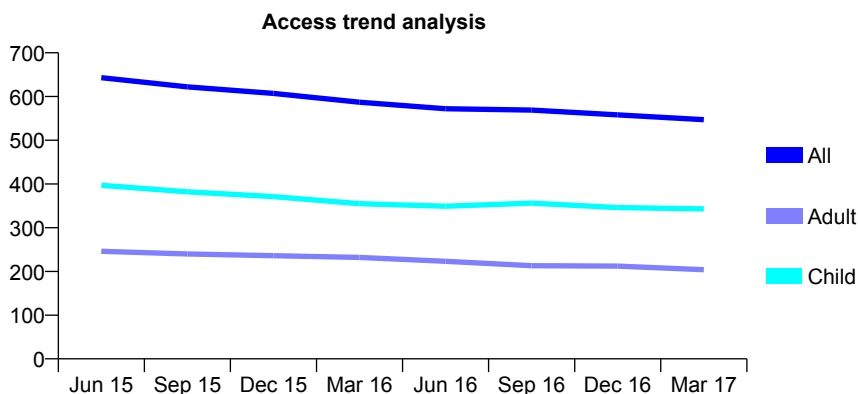
Q60 - Vital Signs At a Glance Contract Report for 139769/0001 - March 2017

Name or company name	Winchester House Dental Practice
Contract type name	GDS Contract
Purpose of contract	General
Contract start date	01/01/2009
Contract end date	

16/17 Contracted general activity (UDA)	1,800
Carry forward general activity (UDA)	0
16/17 Contracted orthodontic activity (UOA)	0
Carry forward orthodontic activity (UOA)	0
Baseline contract value	£41,672.97

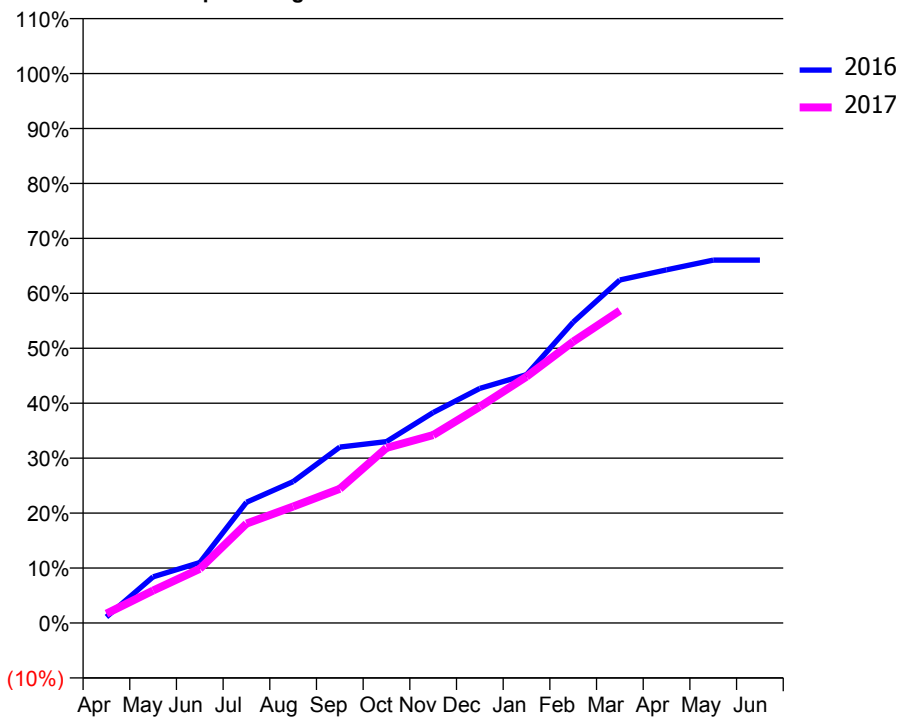
ACCESS*

Patients seen in 24 months	Total	Change since previous quarter
Quarter ending March 2016	587	
Quarter ending June 2016	572	↓
Quarter ending September 2016	569	→
Quarter ending December 2016	558	↓
Quarter ending March 2017	547	↓
Variance since March 2016	(6.8%)	↓



ACTIVITY

Cumulative percentage of contracted UDA delivered 2016 & 2017



Adjusted Scheduled Activity (UDA)

Month	2016	2017
April	20	31
May	151	106
June	198	177
July	396	326
August	463	382
September	576	440
October	594	574
November	689	616
December	769	709
January	814	807
February	986	922
March	1,124	1,023
April	1,157	
May	1,189	
June	1,189	

QUALITY

	Quantity	Base Number	Contract	AT	Region	England
% of FP17s for the same patient ID Re-attending within 3 months - Children	56	584	9.6%	10.3%	12.0%	12.3%
% of FP17s for the same patient ID Re-attending within 3 months - Adults	32	215	14.9%	14.3%	16.0%	16.7%
% of FP17s for the same patient ID Re-attending between 3 & 9 months - Children	364	584	62.3%	59.6%	58.8%	57.6%
% of FP17s for the same patient ID Re-attending between 3 & 9 months - Adults	98	215	45.6%	53.9%	51.2%	50.1%
% of FP17s for Band 1 Urgent Courses	5	746	0.7%	7.1%	8.0%	9.1%
% of FP17s Relating to Free Repair or Replacements	0	746	0.0%	0.9%	0.8%	0.8%
% of FP17s Relating to Continuations	18	746	2.4%	1.4%	1.2%	1.2%
% of Patients satisfied with the dentistry they have received	8	9	N/A	93.5%	92.7%	92.8%
% of Patients satisfied with the time they had to wait for an appointment	8	9	N/A	90.3%	89.1%	88.7%

* This is based on patients treated on this contract for their most recent course of treatment. Figures in italics indicate the base number of FP17s or Patient Questionnaire responses are less than 100. N/A is shown where the base number of responses is less than 10 during the period. % is calculated as Quantity/Base number*100

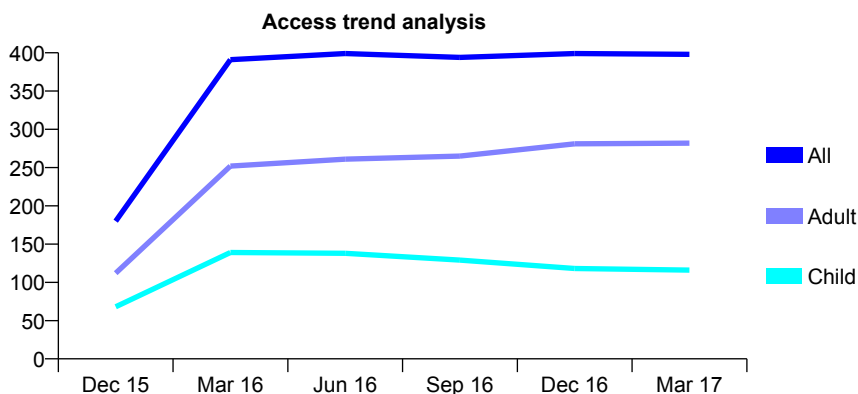
Q60 - Vital Signs At a Glance Contract Report for 139858/0001 - March 2017

Name or company name	SpaDental Whitchurch LLP
Contract type name	GDS Contract
Purpose of contract	General
Contract start date	01/10/2015
Contract end date	

16/17 Contracted general activity (UDA)	2,300
Carry forward general activity (UDA)	-11
16/17 Contracted orthodontic activity (UOA)	0
Carry forward orthodontic activity (UOA)	0
Baseline contract value	£48,312.40

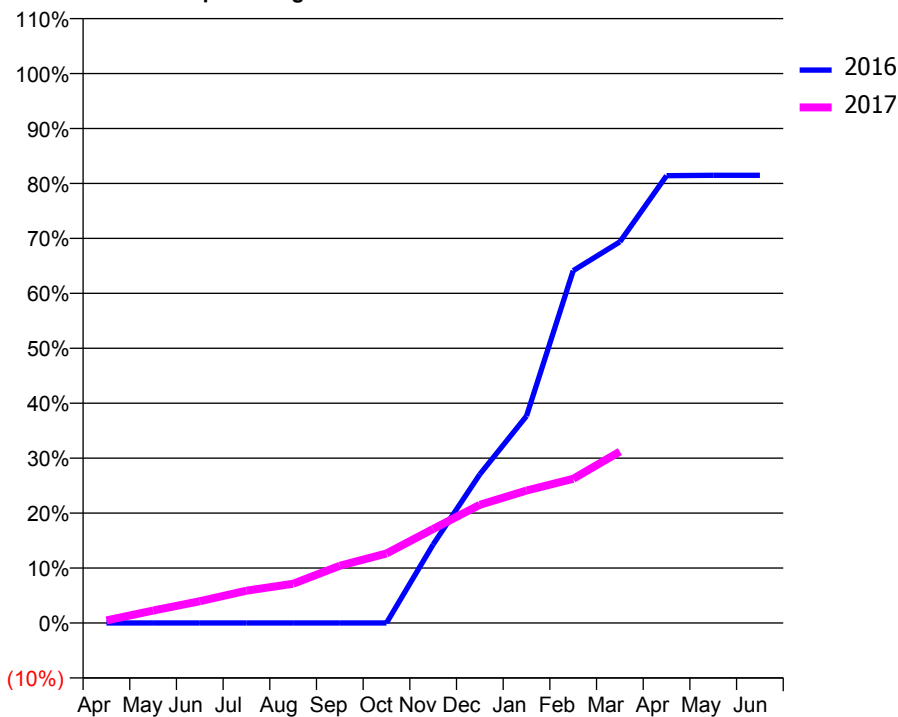
ACCESS*

Patients seen in 24 months	Total	Change since previous quarter
Quarter ending March 2016	391	
Quarter ending June 2016	399	↑
Quarter ending September 2016	394	↓
Quarter ending December 2016	399	→
Quarter ending March 2017	398	→
Variance since March 2016	1.8%	→



ACTIVITY

Cumulative percentage of contracted UDA delivered 2016 & 2017



Month	Adjusted Scheduled Activity (UDA)	
	2016	2017
April	0	11
May	0	52
June	0	91
July	0	135
August	0	164
September	0	240
October	0	291
November	162	394
December	306	495
January	426	554
February	725	604
March	784	718
April	920	
May	921	
June	921	

QUALITY

	Quantity	Base Number	Contract	AT	Region	England
% of FP17s for the same patient ID Re-attending within 3 months - Children	10	107	9.3%	10.3%	12.0%	12.3%
% of FP17s for the same patient ID Re-attending within 3 months - Adults	56	298	18.8%	14.3%	16.0%	16.7%
% of FP17s for the same patient ID Re-attending between 3 & 9 months - Children	46	107	43.0%	59.6%	58.8%	57.6%
% of FP17s for the same patient ID Re-attending between 3 & 9 months - Adults	104	298	34.9%	53.9%	51.2%	50.1%
% of FP17s for Band 1 Urgent Courses	63	318	19.8%	7.1%	8.0%	9.1%
% of FP17s Relating to Free Repair or Replacements	0	318	0.0%	0.9%	0.8%	0.8%
% of FP17s Relating to Continuations	3	318	0.9%	1.4%	1.2%	1.2%
% of Patients satisfied with the dentistry they have received	0	0	N/A	93.5%	92.7%	92.8%
% of Patients satisfied with the time they had to wait for an appointment	0	0	N/A	90.3%	89.1%	88.7%

* This is based on patients treated on this contract for their most recent course of treatment. Figures in italics indicate the base number of FP17s or Patient Questionnaire responses are less than 100. N/A is shown where the base number of responses is less than 10 during the period. % is calculated as Quantity/Base number*100

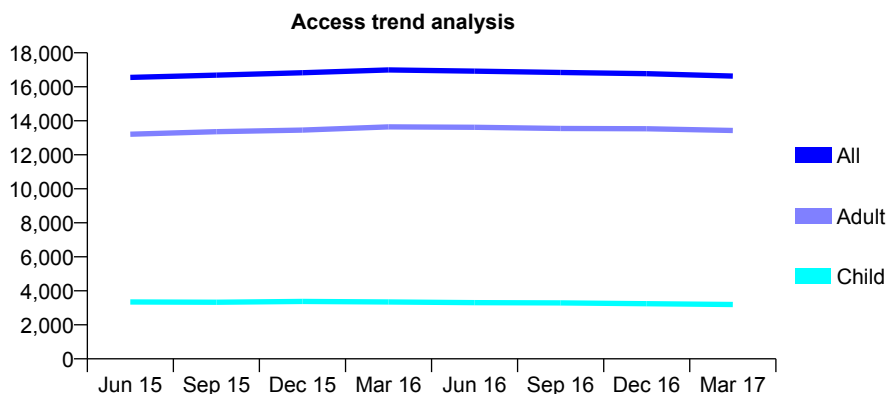
Q60 - Vital Signs At a Glance Contract Report for 139920/0001 - March 2017

Name or company name	Shelton Dental Centre
Contract type name	GDS Contract
Purpose of contract	General and Orthodontic
Contract start date	01/04/2012
Contract end date	

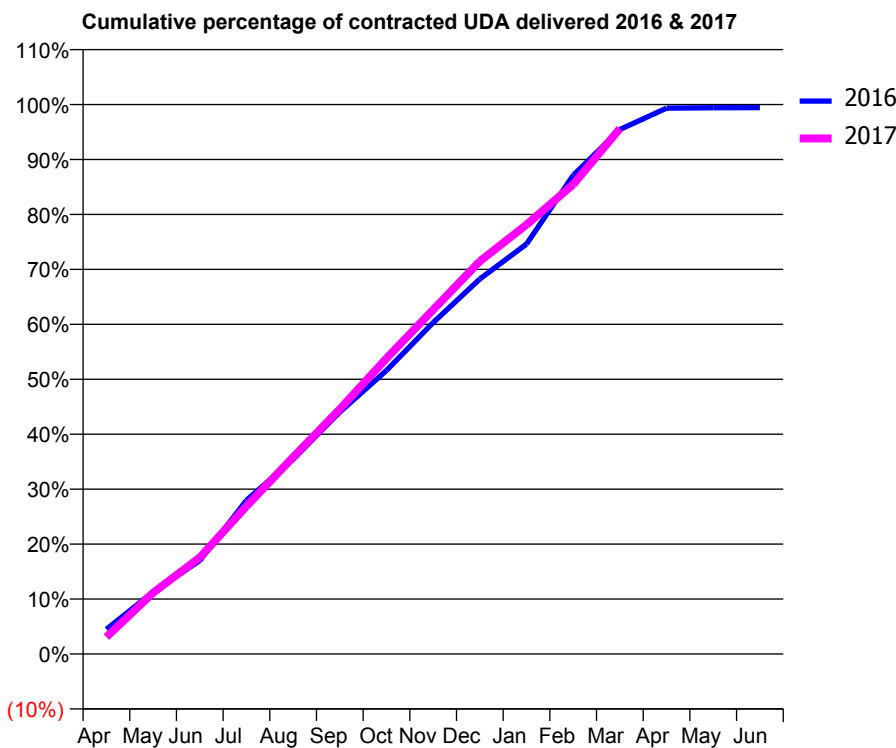
16/17 Contracted general activity (UDA)	47,905
Carry forward general activity (UDA)	274
16/17 Contracted orthodontic activity (UOA)	937
Carry forward orthodontic activity (UOA)	33
Baseline contract value	£1,139,216.87

ACCESS*

Patients seen in 24 months	Total	Change since previous quarter
Quarter ending March 2016	16,989	
Quarter ending June 2016	16,924	→
Quarter ending September 2016	16,840	→
Quarter ending December 2016	16,776	→
Quarter ending March 2017	16,631	→
Variance since March 2016	(2.1%)	↓



ACTIVITY



Month	Adjusted Scheduled Activity (UDA)	
	2016	2017
April	2,160	1,479
May	5,407	5,341
June	8,149	8,412
July	13,392	12,888
August	16,979	17,164
September	21,088	21,346
October	24,718	25,782
November	28,896	30,010
December	32,701	34,239
January	35,744	37,431
February	41,734	40,933
March	45,724	45,806
April	47,588	
May	47,625	
June	47,631	

QUALITY

	Quantity	Base Number	Contract	AT	Region	England
% of FP17s for the same patient ID Re-attending within 3 months - Children	496	5,518	9.0%	10.3%	12.0%	12.3%
% of FP17s for the same patient ID Re-attending within 3 months - Adults	2,650	21,841	12.1%	14.3%	16.0%	16.7%
% of FP17s for the same patient ID Re-attending between 3 & 9 months - Children	3,603	5,518	65.3%	59.6%	58.8%	57.6%
% of FP17s for the same patient ID Re-attending between 3 & 9 months - Adults	14,784	21,841	67.7%	53.9%	51.2%	50.1%
% of FP17s for Band 1 Urgent Courses	1,442	26,156	5.5%	7.1%	8.0%	9.1%
% of FP17s Relating to Free Repair or Replacements	203	26,156	0.8%	0.9%	0.8%	0.8%
% of FP17s Relating to Continuations	579	26,156	2.2%	1.4%	1.2%	1.2%
% of Patients satisfied with the dentistry they have received	34	38	89.5%	93.5%	92.7%	92.8%
% of Patients satisfied with the time they had to wait for an appointment	35	38	92.1%	90.3%	89.1%	88.7%

* This is based on patients treated on this contract for their most recent course of treatment. Figures in italics indicate the base number of FP17s or Patient Questionnaire responses are less than 100. N/A is shown where the base number of responses is less than 10 during the period. % is calculated as Quantity/Base number*100

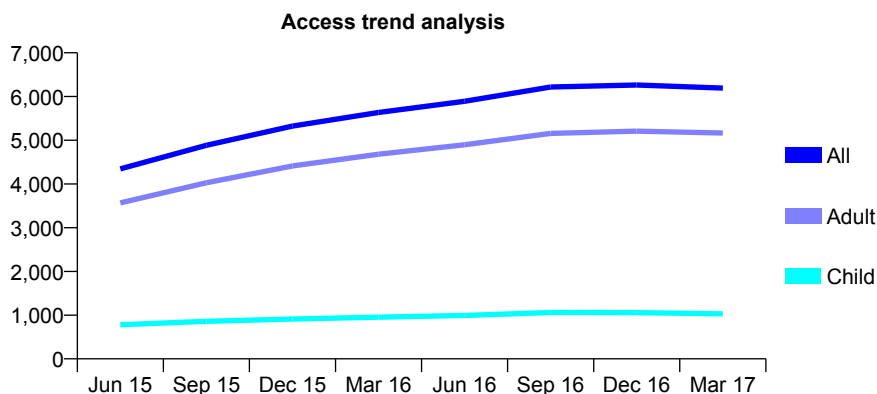
Q60 - Vital Signs At a Glance Contract Report for 140015/0001 - March 2017

Name or company name	Shropshire Dental Limited
Contract type name	GDS Contract
Purpose of contract	General and Orthodontic
Contract start date	01/10/2014
Contract end date	

16/17 Contracted general activity (UDA)	15,278
Carry forward general activity (UDA)	-306
16/17 Contracted orthodontic activity (UOA)	981
Carry forward orthodontic activity (UOA)	-20
Baseline contract value	£435,219.80

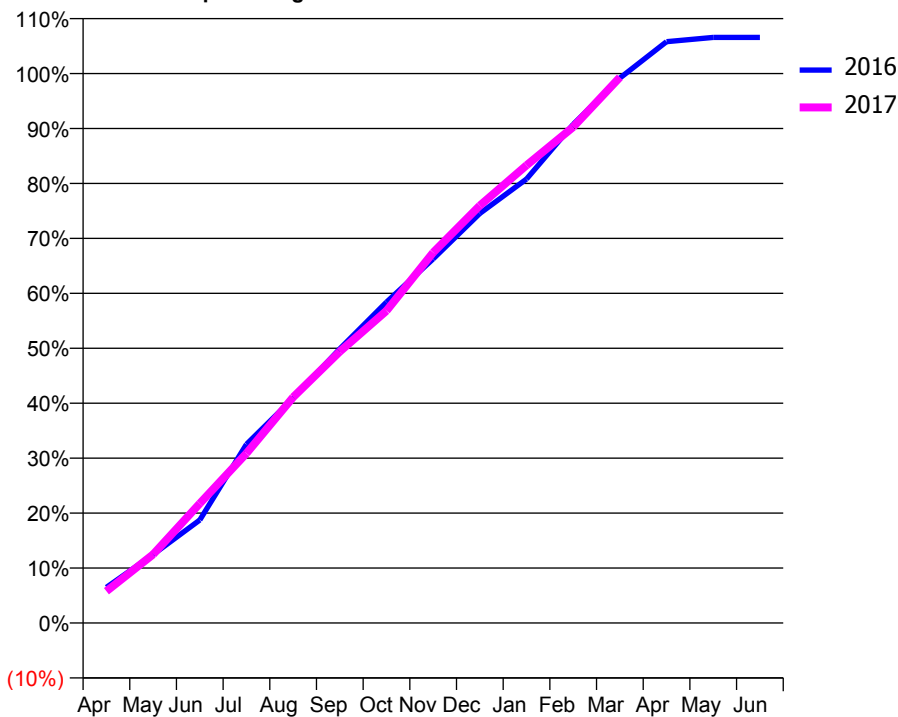
ACCESS*

Patients seen in 24 months	Total	Change since previous quarter
Quarter ending March 2016	5,634	
Quarter ending June 2016	5,890	↑
Quarter ending September 2016	6,217	↑
Quarter ending December 2016	6,264	→
Quarter ending March 2017	6,193	↓
Variance since March 2016	9.9%	↑



ACTIVITY

Cumulative percentage of contracted UDA delivered 2016 & 2017



Adjusted Scheduled Activity (UDA)

Month	2016	2017
April	990	884
May	1,905	1,908
June	2,864	3,326
July	4,971	4,719
August	6,250	6,278
September	7,626	7,547
October	8,921	8,680
November	10,124	10,303
December	11,387	11,607
January	12,346	12,725
February	13,863	13,791
March	15,151	15,174
April	16,163	
May	16,283	
June	16,283	

QUALITY

	Quantity	Base Number	Contract	AT	Region	England
% of FP17s for the same patient ID Re-attending within 3 months - Children	98	1,664	5.9%	10.3%	12.0%	12.3%
% of FP17s for the same patient ID Re-attending within 3 months - Adults	317	7,108	4.5%	14.3%	16.0%	16.7%
% of FP17s for the same patient ID Re-attending between 3 & 9 months - Children	1,021	1,664	61.4%	59.6%	58.8%	57.6%
% of FP17s for the same patient ID Re-attending between 3 & 9 months - Adults	4,426	7,108	62.3%	53.9%	51.2%	50.1%
% of FP17s for Band 1 Urgent Courses	175	8,114	2.2%	7.1%	8.0%	9.1%
% of FP17s Relating to Free Repair or Replacements	10	8,114	0.1%	0.9%	0.8%	0.8%
% of FP17s Relating to Continuations	1	8,114	0.0%	1.4%	1.2%	1.2%
% of Patients satisfied with the dentistry they have received	130	135	96.3%	93.5%	92.7%	92.8%
% of Patients satisfied with the time they had to wait for an appointment	128	135	94.8%	90.3%	89.1%	88.7%

* This is based on patients treated on this contract for their most recent course of treatment. Figures in italics indicate the base number of FP17s or Patient Questionnaire responses are less than 100. N/A is shown where the base number of responses is less than 10 during the period. % is calculated as Quantity/Base number*100

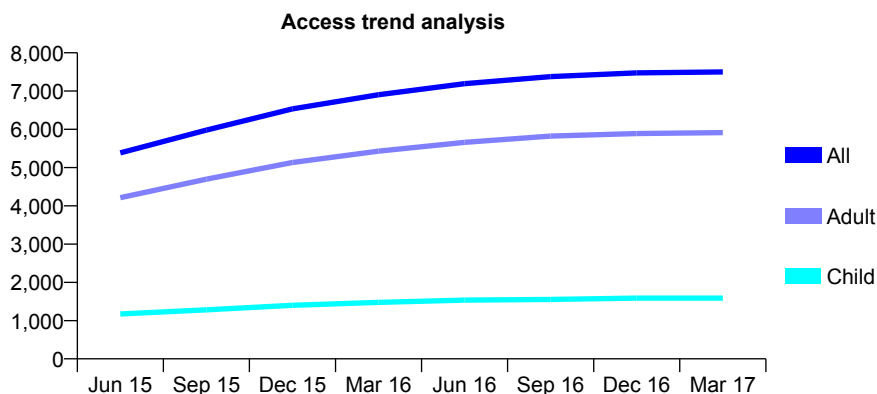
Q60 - Vital Signs At a Glance Contract Report for 140015/0002 - March 2017

Name or company name	Shropshire Dental Limited
Contract type name	GDS Contract
Purpose of contract	General
Contract start date	01/10/2014
Contract end date	

16/17 Contracted general activity (UDA)	18,421
Carry forward general activity (UDA)	-348
16/17 Contracted orthodontic activity (UOA)	0
Carry forward orthodontic activity (UOA)	0
Baseline contract value	£560,257.36

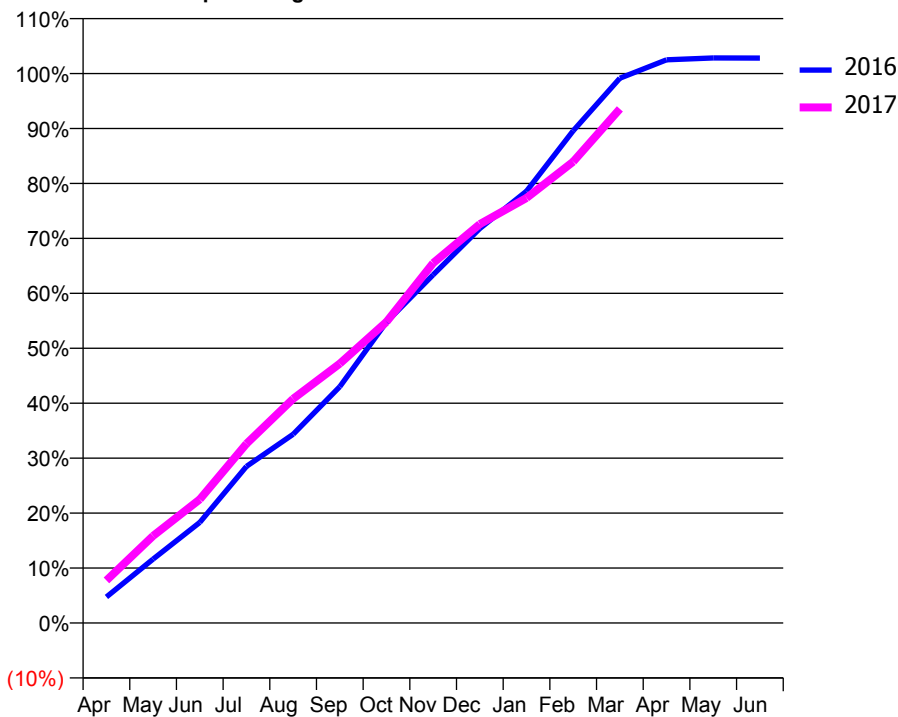
ACCESS*

Patients seen in 24 months	Total	Change since previous quarter
Quarter ending March 2016	6,904	
Quarter ending June 2016	7,193	↑
Quarter ending September 2016	7,377	↑
Quarter ending December 2016	7,475	→
Quarter ending March 2017	7,501	→
Variance since March 2016	8.6%	↑



ACTIVITY

Cumulative percentage of contracted UDA delivered 2016 & 2017



Month	Adjusted Scheduled Activity (UDA)	
	2016	2017
April	826	1,430
May	2,028	2,923
June	3,191	4,145
July	4,965	6,011
August	5,986	7,518
September	7,493	8,696
October	9,541	10,094
November	11,042	12,067
December	12,505	13,373
January	13,689	14,251
February	15,605	15,463
March	17,272	17,233
April	17,855	
May	17,913	
June	17,911	

QUALITY

	Quantity	Base Number	Contract	AT	Region	England
% of FP17s for the same patient ID Re-attending within 3 months - Children	42	2,265	1.9%	10.3%	12.0%	12.3%
% of FP17s for the same patient ID Re-attending within 3 months - Adults	326	8,098	4.0%	14.3%	16.0%	16.7%
% of FP17s for the same patient ID Re-attending between 3 & 9 months - Children	1,415	2,265	62.5%	59.6%	58.8%	57.6%
% of FP17s for the same patient ID Re-attending between 3 & 9 months - Adults	5,530	8,098	68.3%	53.9%	51.2%	50.1%
% of FP17s for Band 1 Urgent Courses	186	9,880	1.9%	7.1%	8.0%	9.1%
% of FP17s Relating to Free Repair or Replacements	12	9,880	0.1%	0.9%	0.8%	0.8%
% of FP17s Relating to Continuations	9	9,880	0.1%	1.4%	1.2%	1.2%
% of Patients satisfied with the dentistry they have received	18	19	94.7%	93.5%	92.7%	92.8%
% of Patients satisfied with the time they had to wait for an appointment	16	19	84.2%	90.3%	89.1%	88.7%

* This is based on patients treated on this contract for their most recent course of treatment. Figures in italics indicate the base number of FP17s or Patient Questionnaire responses are less than 100. N/A is shown where the base number of responses is less than 10 during the period. % is calculated as Quantity/Base number*100

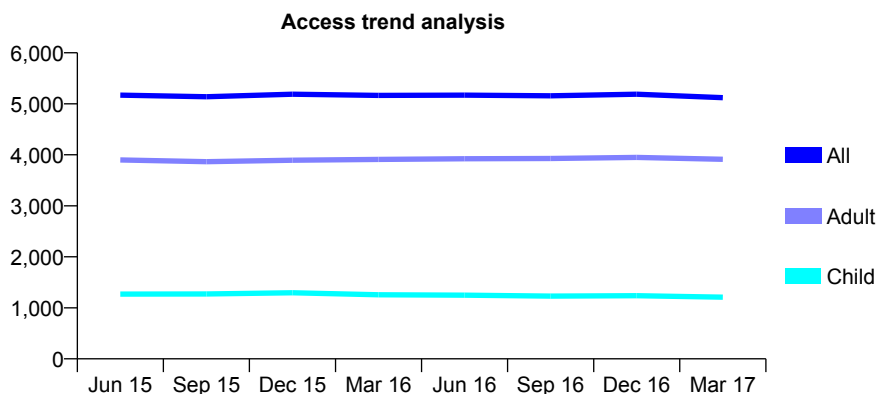
Q60 - Vital Signs At a Glance Contract Report for 140392/0001 - March 2017

Name or company name	Regency House Dental Practice Ltd
Contract type name	GDS Contract
Purpose of contract	General and Orthodontic
Contract start date	01/04/2008
Contract end date	

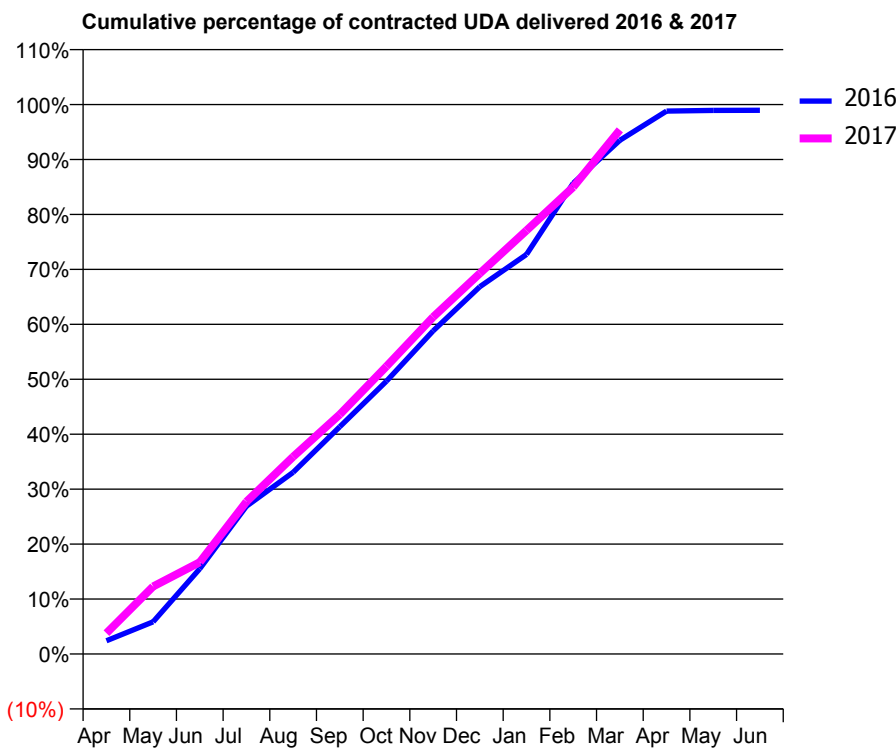
16/17 Contracted general activity (UDA)	14,694
Carry forward general activity (UDA)	155
16/17 Contracted orthodontic activity (UOA)	1,442
Carry forward orthodontic activity (UOA)	-20
Baseline contract value	£471,062.61

ACCESS*

Patients seen in 24 months	Total	Change since previous quarter
Quarter ending March 2016	5,166	
Quarter ending June 2016	5,170	→
Quarter ending September 2016	5,158	→
Quarter ending December 2016	5,187	→
Quarter ending March 2017	5,121	↓
Variance since March 2016	(0.9%)	→



ACTIVITY



Month	Adjusted Scheduled Activity (UDA)	
	2016	2017
April	354	559
May	862	1,807
June	2,282	2,456
July	3,952	4,075
August	4,860	5,276
September	6,077	6,404
October	7,298	7,693
November	8,641	9,012
December	9,823	10,178
January	10,685	11,328
February	12,590	12,486
March	13,739	14,014
April	14,520	
May	14,536	
June	14,539	

QUALITY

	Quantity	Base Number	Contract	AT	Region	England
% of FP17s for the same patient ID Re-attending within 3 months - Children	327	2,481	13.2%	10.3%	12.0%	12.3%
% of FP17s for the same patient ID Re-attending within 3 months - Adults	1,061	5,897	18.0%	14.3%	16.0%	16.7%
% of FP17s for the same patient ID Re-attending between 3 & 9 months - Children	1,477	2,481	59.5%	59.6%	58.8%	57.6%
% of FP17s for the same patient ID Re-attending between 3 & 9 months - Adults	2,828	5,897	48.0%	53.9%	51.2%	50.1%
% of FP17s for Band 1 Urgent Courses	737	7,824	9.4%	7.1%	8.0%	9.1%
% of FP17s Relating to Free Repair or Replacements	130	7,824	1.7%	0.9%	0.8%	0.8%
% of FP17s Relating to Continuations	108	7,824	1.4%	1.4%	1.2%	1.2%
% of Patients satisfied with the dentistry they have received	11	11	100.0%	93.5%	92.7%	92.8%
% of Patients satisfied with the time they had to wait for an appointment	10	11	90.9%	90.3%	89.1%	88.7%

* This is based on patients treated on this contract for their most recent course of treatment. Figures in italics indicate the base number of FP17s or Patient Questionnaire responses are less than 100. N/A is shown where the base number of responses is less than 10 during the period. % is calculated as Quantity/Base number*100

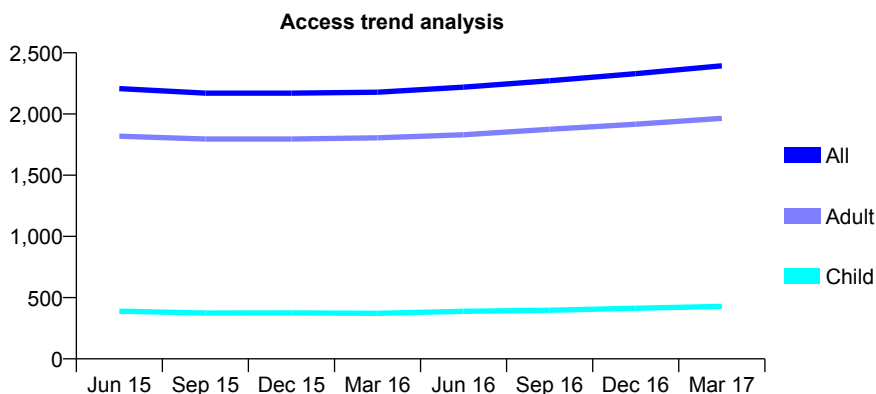
Q60 - Vital Signs At a Glance Contract Report for 140953/0001 - March 2017

Name or company name	Bayston Hill Dental Practice
Contract type name	GDS Contract
Purpose of contract	General
Contract start date	01/07/2013
Contract end date	

16/17 Contracted general activity (UDA)	6,550
Carry forward general activity (UDA)	146
16/17 Contracted orthodontic activity (UOA)	0
Carry forward orthodontic activity (UOA)	0
Baseline contract value	£213,924.14

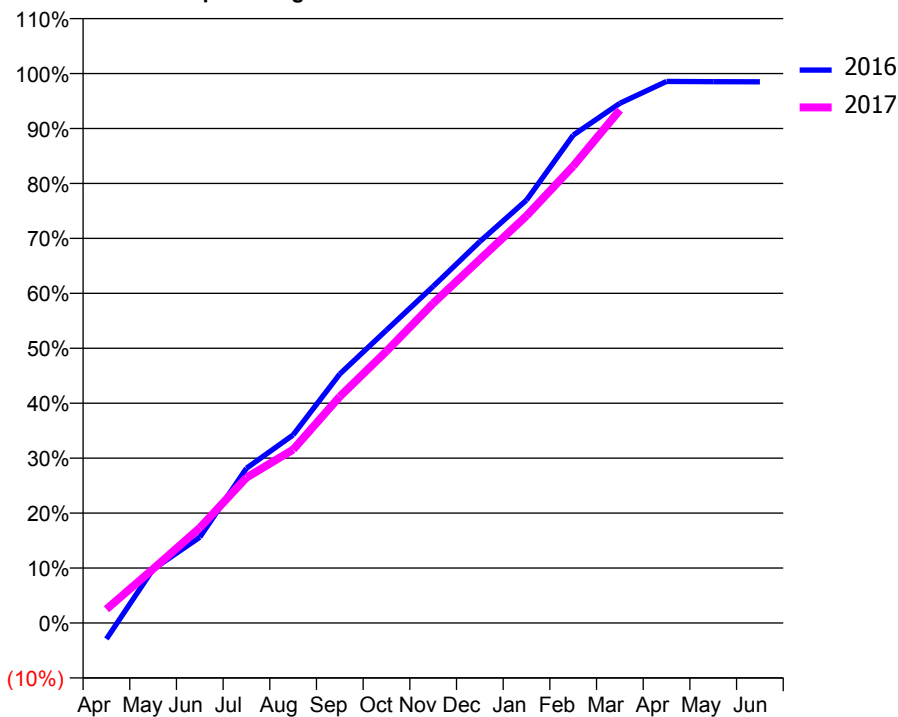
ACCESS*

Patients seen in 24 months	Total	Change since previous quarter
Quarter ending March 2016	2,178	
Quarter ending June 2016	2,219	→
Quarter ending September 2016	2,272	↑
Quarter ending December 2016	2,330	↑
Quarter ending March 2017	2,394	↑
Variance since March 2016	9.9%	↑



ACTIVITY

Cumulative percentage of contracted UDA delivered 2016 & 2017



Month	Adjusted Scheduled Activity (UDA)	
	2016	2017
April	-175	165
May	586	644
June	934	1,135
July	1,684	1,734
August	2,047	2,067
September	2,709	2,699
October	3,187	3,240
November	3,663	3,810
December	4,150	4,333
January	4,602	4,853
February	5,308	5,446
March	5,655	6,116
April	5,892	
May	5,890	
June	5,888	

QUALITY

	Quantity	Base Number	Contract	AT	Region	England
% of FP17s for the same patient ID Re-attending within 3 months - Children	44	761	5.8%	10.3%	12.0%	12.3%
% of FP17s for the same patient ID Re-attending within 3 months - Adults	257	3,069	8.4%	14.3%	16.0%	16.7%
% of FP17s for the same patient ID Re-attending between 3 & 9 months - Children	535	761	70.3%	59.6%	58.8%	57.6%
% of FP17s for the same patient ID Re-attending between 3 & 9 months - Adults	1,936	3,069	63.1%	53.9%	51.2%	50.1%
% of FP17s for Band 1 Urgent Courses	70	3,702	1.9%	7.1%	8.0%	9.1%
% of FP17s Relating to Free Repair or Replacements	26	3,702	0.7%	0.9%	0.8%	0.8%
% of FP17s Relating to Continuations	25	3,702	0.7%	1.4%	1.2%	1.2%
% of Patients satisfied with the dentistry they have received	11	11	100.0%	93.5%	92.7%	92.8%
% of Patients satisfied with the time they had to wait for an appointment	10	11	90.9%	90.3%	89.1%	88.7%

* This is based on patients treated on this contract for their most recent course of treatment. Figures in italics indicate the base number of FP17s or Patient Questionnaire responses are less than 100. N/A is shown where the base number of responses is less than 10 during the period. % is calculated as Quantity/Base number*100

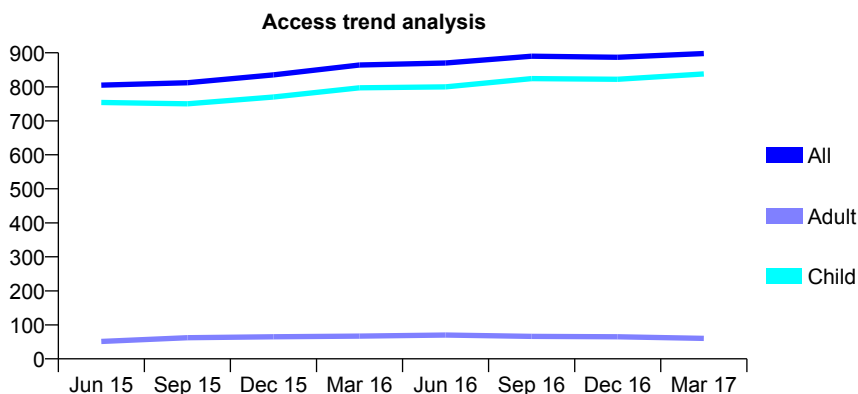
Q60 - Vital Signs At a Glance Contract Report for 141585/0001 - March 2017

Name or company name	Shifnal Dental Practice
Contract type name	GDS Contract
Purpose of contract	General
Contract start date	01/06/2008
Contract end date	

16/17 Contracted general activity (UDA)	2,010
Carry forward general activity (UDA)	0
16/17 Contracted orthodontic activity (UOA)	0
Carry forward orthodontic activity (UOA)	0
Baseline contract value	£41,734.64

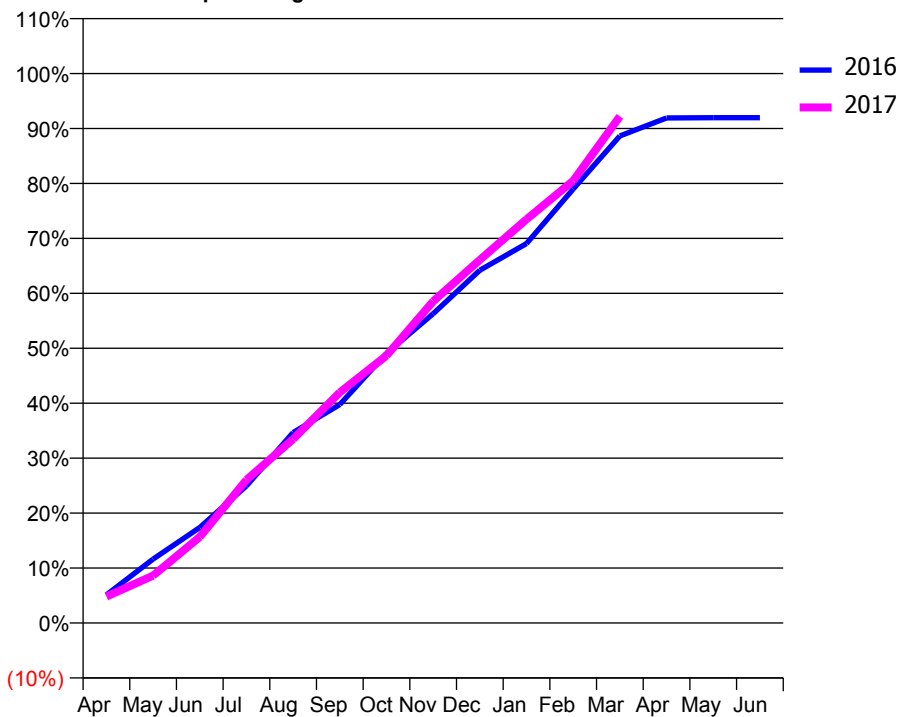
ACCESS*

Patients seen in 24 months	Total	Change since previous quarter
Quarter ending March 2016	864	
Quarter ending June 2016	870	→
Quarter ending September 2016	890	↑
Quarter ending December 2016	887	→
Quarter ending March 2017	898	→
Variance since March 2016	3.9%	↑



ACTIVITY

Cumulative percentage of contracted UDA delivered 2016 & 2017



Month	Adjusted Scheduled Activity (UDA)	
	2016	2017
April	103	97
May	234	173
June	349	315
July	502	524
August	697	673
September	799	844
October	986	978
November	1,131	1,177
December	1,291	1,329
January	1,388	1,477
February	1,587	1,618
March	1,782	1,853
April	1,847	
May	1,848	
June	1,848	

QUALITY

	Quantity	Base Number	Contract	AT	Region	England
% of FP17s for the same patient ID Re-attending within 3 months - Children	169	1,431	11.8%	10.3%	12.0%	12.3%
% of FP17s for the same patient ID Re-attending within 3 months - Adults	0	0	N/A	14.3%	16.0%	16.7%
% of FP17s for the same patient ID Re-attending between 3 & 9 months - Children	872	1,431	60.9%	59.6%	58.8%	57.6%
% of FP17s for the same patient ID Re-attending between 3 & 9 months - Adults	0	0	N/A	53.9%	51.2%	50.1%
% of FP17s for Band 1 Urgent Courses	61	1,378	4.4%	7.1%	8.0%	9.1%
% of FP17s Relating to Free Repair or Replacements	3	1,378	0.2%	0.9%	0.8%	0.8%
% of FP17s Relating to Continuations	0	1,378	0.0%	1.4%	1.2%	1.2%
% of Patients satisfied with the dentistry they have received	2	2	N/A	93.5%	92.7%	92.8%
% of Patients satisfied with the time they had to wait for an appointment	2	2	N/A	90.3%	89.1%	88.7%

* This is based on patients treated on this contract for their most recent course of treatment. Figures in italics indicate the base number of FP17s or Patient Questionnaire responses are less than 100. N/A is shown where the base number of responses is less than 10 during the period. % is calculated as Quantity/Base number*100

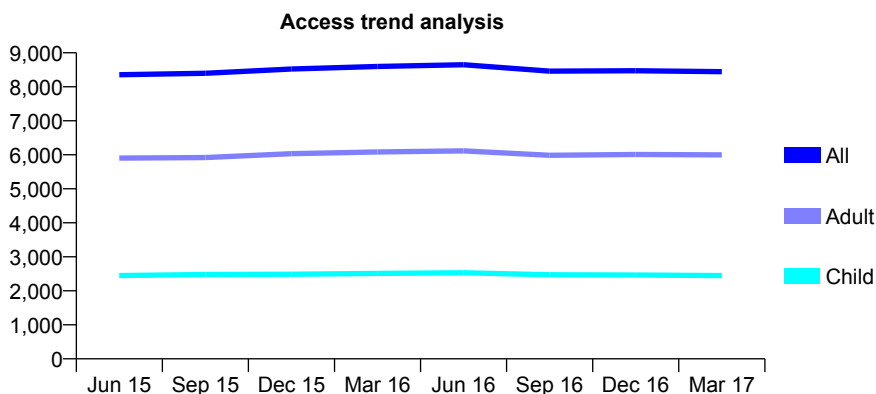
Q60 - Vital Signs At a Glance Contract Report for 142425/0001 - March 2017

Name or company name	Waterloo Dental Practice
Contract type name	GDS Contract
Purpose of contract	General
Contract start date	01/04/2013
Contract end date	

16/17 Contracted general activity (UDA)	25,316
Carry forward general activity (UDA)	209
16/17 Contracted orthodontic activity (UOA)	0
Carry forward orthodontic activity (UOA)	0
Baseline contract value	£694,953.62

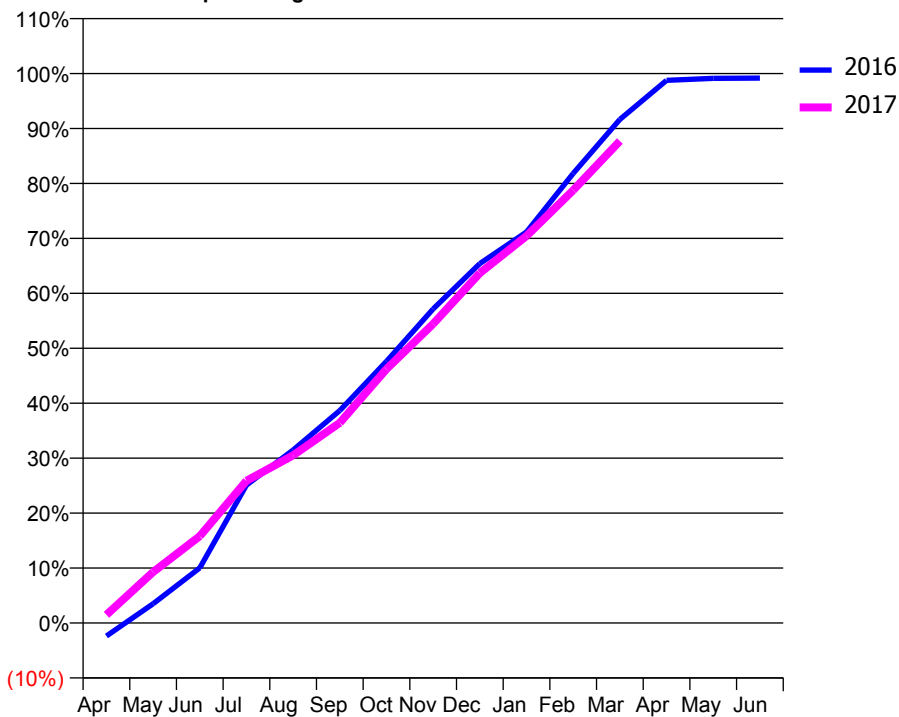
ACCESS*

Patients seen in 24 months	Total	Change since previous quarter
Quarter ending March 2016	8,598	
Quarter ending June 2016	8,648	→
Quarter ending September 2016	8,460	↓
Quarter ending December 2016	8,474	→
Quarter ending March 2017	8,447	→
Variance since March 2016	(1.8%)	↓



ACTIVITY

Cumulative percentage of contracted UDA delivered 2016 & 2017



Month	Adjusted Scheduled Activity (UDA)	
	2016	2017
April	-602	379
May	888	2,348
June	2,543	4,004
July	6,353	6,549
August	7,971	7,726
September	9,788	9,224
October	12,054	11,698
November	14,472	13,781
December	16,557	16,122
January	18,015	17,829
February	20,713	19,938
March	23,200	22,204
April	25,003	
May	25,092	
June	25,107	

QUALITY

	Quantity	Base Number	Contract	AT	Region	England
% of FP17s for the same patient ID Re-attending within 3 months - Children	215	3,289	6.5%	10.3%	12.0%	12.3%
% of FP17s for the same patient ID Re-attending within 3 months - Adults	1,166	8,274	14.1%	14.3%	16.0%	16.7%
% of FP17s for the same patient ID Re-attending between 3 & 9 months - Children	1,887	3,289	57.4%	59.6%	58.8%	57.6%
% of FP17s for the same patient ID Re-attending between 3 & 9 months - Adults	5,047	8,274	61.0%	53.9%	51.2%	50.1%
% of FP17s for Band 1 Urgent Courses	344	10,812	3.2%	7.1%	8.0%	9.1%
% of FP17s Relating to Free Repair or Replacements	110	10,812	1.0%	0.9%	0.8%	0.8%
% of FP17s Relating to Continuations	239	10,812	2.2%	1.4%	1.2%	1.2%
% of Patients satisfied with the dentistry they have received	16	16	100.0%	93.5%	92.7%	92.8%
% of Patients satisfied with the time they had to wait for an appointment	15	16	93.8%	90.3%	89.1%	88.7%

* This is based on patients treated on this contract for their most recent course of treatment. Figures in italics indicate the base number of FP17s or Patient Questionnaire responses are less than 100. N/A is shown where the base number of responses is less than 10 during the period. % is calculated as Quantity/Base number*100

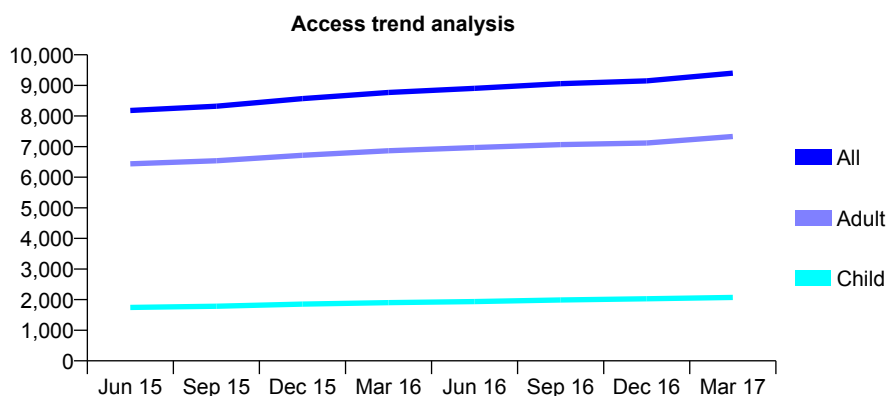
Q60 - Vital Signs At a Glance Contract Report for 143049/0001 - March 2017

Name or company name	Stirchley Dental Practice
Contract type name	GDS Contract
Purpose of contract	General
Contract start date	01/04/2008
Contract end date	

16/17 Contracted general activity (UDA)	41,071
Carry forward general activity (UDA)	0
16/17 Contracted orthodontic activity (UOA)	0
Carry forward orthodontic activity (UOA)	0
Baseline contract value	£1,152,315.40

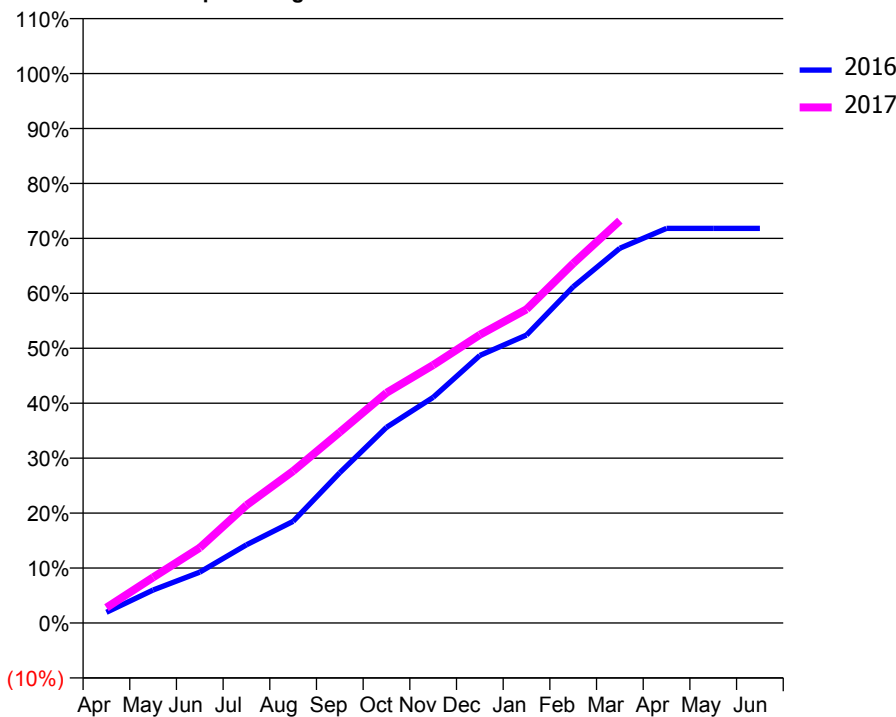
ACCESS*

Patients seen in 24 months	Total	Change since previous quarter
Quarter ending March 2016	8,769	
Quarter ending June 2016	8,904	→
Quarter ending September 2016	9,056	→
Quarter ending December 2016	9,146	→
Quarter ending March 2017	9,402	↑
Variance since March 2016	7.2%	↑



ACTIVITY

Cumulative percentage of contracted UDA delivered 2016 & 2017



Month	Adjusted Scheduled Activity (UDA)	
	2016	2017
April	804	1,149
May	2,463	3,412
June	3,804	5,622
July	5,843	8,805
August	7,598	11,361
September	11,240	14,265
October	14,631	17,203
November	16,864	19,278
December	19,995	21,544
January	21,523	23,447
February	25,134	26,877
March	28,012	30,072
April	29,498	
May	29,492	
June	29,492	

QUALITY

	Quantity	Base Number	Contract	AT	Region	England
% of FP17s for the same patient ID Re-attending within 3 months - Children	236	3,387	7.0%	10.3%	12.0%	12.3%
% of FP17s for the same patient ID Re-attending within 3 months - Adults	2,066	11,951	17.3%	14.3%	16.0%	16.7%
% of FP17s for the same patient ID Re-attending between 3 & 9 months - Children	1,973	3,387	58.3%	59.6%	58.8%	57.6%
% of FP17s for the same patient ID Re-attending between 3 & 9 months - Adults	6,821	11,951	57.1%	53.9%	51.2%	50.1%
% of FP17s for Band 1 Urgent Courses	1,095	14,697	7.5%	7.1%	8.0%	9.1%
% of FP17s Relating to Free Repair or Replacements	358	14,697	2.4%	0.9%	0.8%	0.8%
% of FP17s Relating to Continuations	308	14,697	2.1%	1.4%	1.2%	1.2%
% of Patients satisfied with the dentistry they have received	26	27	96.3%	93.5%	92.7%	92.8%
% of Patients satisfied with the time they had to wait for an appointment	24	27	88.9%	90.3%	89.1%	88.7%

* This is based on patients treated on this contract for their most recent course of treatment. Figures in italics indicate the base number of FP17s or Patient Questionnaire responses are less than 100. N/A is shown where the base number of responses is less than 10 during the period. % is calculated as Quantity/Base number*100

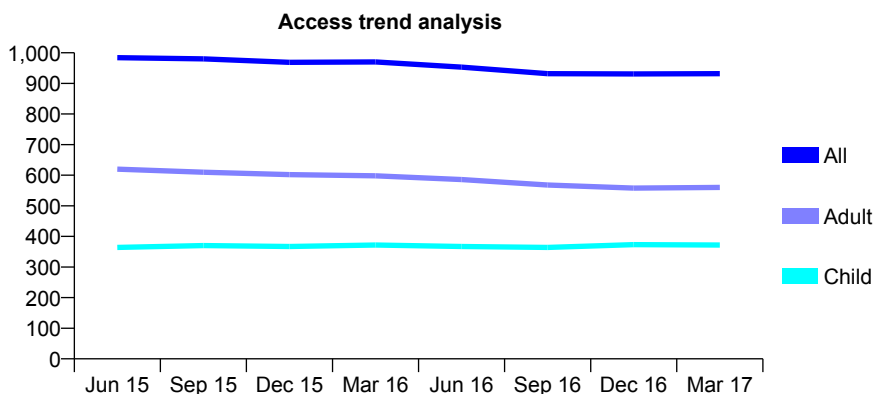
Q60 - Vital Signs At a Glance Contract Report for 144991/0001 - March 2017

Name or company name	Sue Meredith / Aquil Rajabali
Contract type name	GDS Contract
Purpose of contract	General
Contract start date	01/04/2013
Contract end date	

16/17 Contracted general activity (UDA)	2,731
Carry forward general activity (UDA)	74
16/17 Contracted orthodontic activity (UOA)	0
Carry forward orthodontic activity (UOA)	0
Baseline contract value	£62,352.38

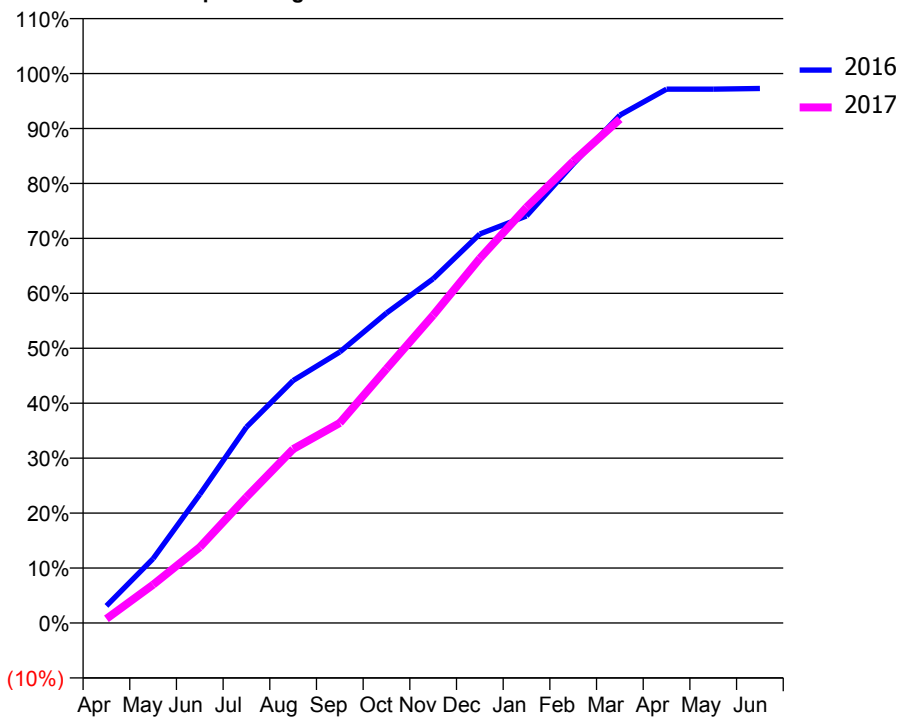
ACCESS*

Patients seen in 24 months	Total	Change since previous quarter
Quarter ending March 2016	970	
Quarter ending June 2016	953	↓
Quarter ending September 2016	932	↓
Quarter ending December 2016	931	→
Quarter ending March 2017	932	→
Variance since March 2016	(3.9%)	↓



ACTIVITY

Cumulative percentage of contracted UDA delivered 2016 & 2017



Adjusted Scheduled Activity (UDA)

Month	2016	2017
April	85	21
May	320	190
June	639	377
July	974	626
August	1,205	864
September	1,347	995
October	1,540	1,263
November	1,711	1,530
December	1,934	1,812
January	2,023	2,066
February	2,281	2,295
March	2,524	2,504
April	2,653	
May	2,653	
June	2,656	

QUALITY

	Quantity	Base Number	Contract	AT	Region	England
% of FP17s for the same patient ID Re-attending within 3 months - Children	25	538	4.6%	10.3%	12.0%	12.3%
% of FP17s for the same patient ID Re-attending within 3 months - Adults	62	646	9.6%	14.3%	16.0%	16.7%
% of FP17s for the same patient ID Re-attending between 3 & 9 months - Children	295	538	54.8%	59.6%	58.8%	57.6%
% of FP17s for the same patient ID Re-attending between 3 & 9 months - Adults	344	646	53.3%	53.9%	51.2%	50.1%
% of FP17s for Band 1 Urgent Courses	34	1,116	3.0%	7.1%	8.0%	9.1%
% of FP17s Relating to Free Repair or Replacements	3	1,116	0.3%	0.9%	0.8%	0.8%
% of FP17s Relating to Continuations	3	1,116	0.3%	1.4%	1.2%	1.2%
% of Patients satisfied with the dentistry they have received	0	0	N/A	93.5%	92.7%	92.8%
% of Patients satisfied with the time they had to wait for an appointment	0	0	N/A	90.3%	89.1%	88.7%

* This is based on patients treated on this contract for their most recent course of treatment. Figures in italics indicate the base number of FP17s or Patient Questionnaire responses are less than 100. N/A is shown where the base number of responses is less than 10 during the period. % is calculated as Quantity/Base number*100

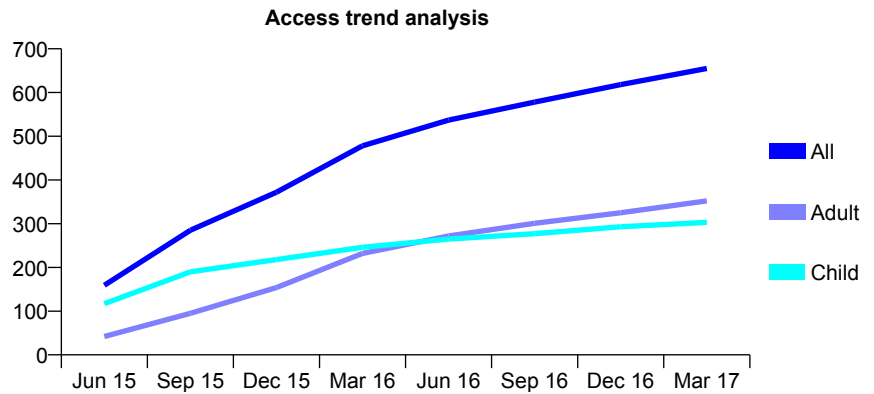
Q60 - Vital Signs At a Glance Contract Report for 145947/0001 - March 2017

Name or company name	Eccleshall Dental Clinic
Contract type name	GDS Contract
Purpose of contract	General
Contract start date	08/01/2015
Contract end date	

16/17 Contracted general activity (UDA)	2,058
Carry forward general activity (UDA)	0
16/17 Contracted orthodontic activity (UOA)	0
Carry forward orthodontic activity (UOA)	0
Baseline contract value	£45,774.49

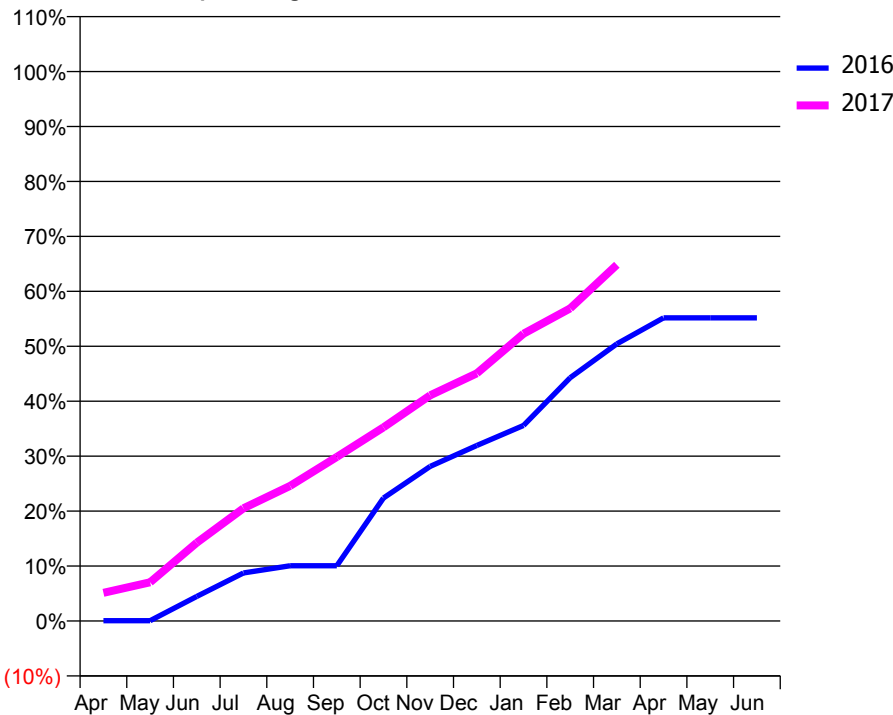
ACCESS*

Patients seen in 24 months	Total	Change since previous quarter
Quarter ending March 2016	478	
Quarter ending June 2016	537	↑
Quarter ending September 2016	578	↑
Quarter ending December 2016	618	↑
Quarter ending March 2017	655	↑
Variance since March 2016	37.0%	↑



ACTIVITY

Cumulative percentage of contracted UDA delivered 2016 & 2017



Month	Adjusted Scheduled Activity (UDA)	
	2016	2017
April	1	106
May	1	145
June	92	293
July	180	422
August	207	506
September	207	614
October	461	725
November	579	845
December	658	928
January	732	1,076
February	911	1,171
March	1,038	1,334
April	1,135	
May	1,135	
June	1,135	

QUALITY

	Quantity	Base Number	Contract	AT	Region	England
% of FP17s for the same patient ID Re-attending within 3 months - Children	45	435	10.3%	10.3%	12.0%	12.3%
% of FP17s for the same patient ID Re-attending within 3 months - Adults	64	410	15.6%	14.3%	16.0%	16.7%
% of FP17s for the same patient ID Re-attending between 3 & 9 months - Children	214	435	49.2%	59.6%	58.8%	57.6%
% of FP17s for the same patient ID Re-attending between 3 & 9 months - Adults	169	410	41.2%	53.9%	51.2%	50.1%
% of FP17s for Band 1 Urgent Courses	66	786	8.4%	7.1%	8.0%	9.1%
% of FP17s Relating to Free Repair or Replacements	5	786	0.6%	0.9%	0.8%	0.8%
% of FP17s Relating to Continuations	0	786	0.0%	1.4%	1.2%	1.2%
% of Patients satisfied with the dentistry they have received	1	1	N/A	93.5%	92.7%	92.8%
% of Patients satisfied with the time they had to wait for an appointment	1	1	N/A	90.3%	89.1%	88.7%

* This is based on patients treated on this contract for their most recent course of treatment. Figures in italics indicate the base number of FP17s or Patient Questionnaire responses are less than 100. N/A is shown where the base number of responses is less than 10 during the period. % is calculated as Quantity/Base number*100

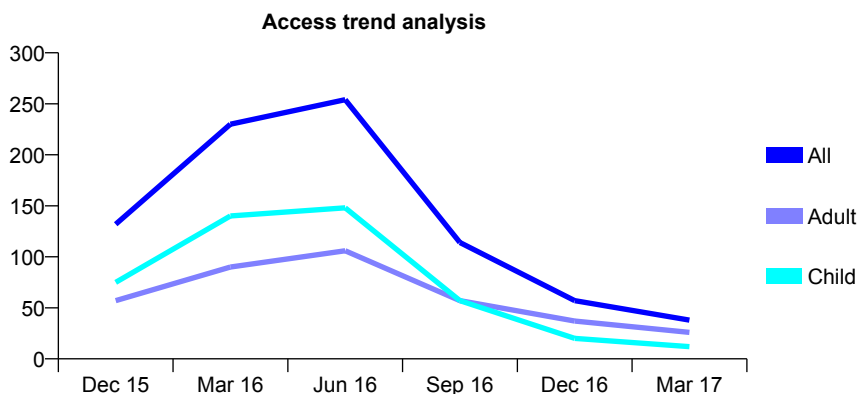
Q60 - Vital Signs At a Glance Contract Report for 146242/0001 - March 2017

Name or company name	Thomas Dental Practice
Contract type name	GDS Contract
Purpose of contract	General
Contract start date	01/10/2015
Contract end date	31/05/2016

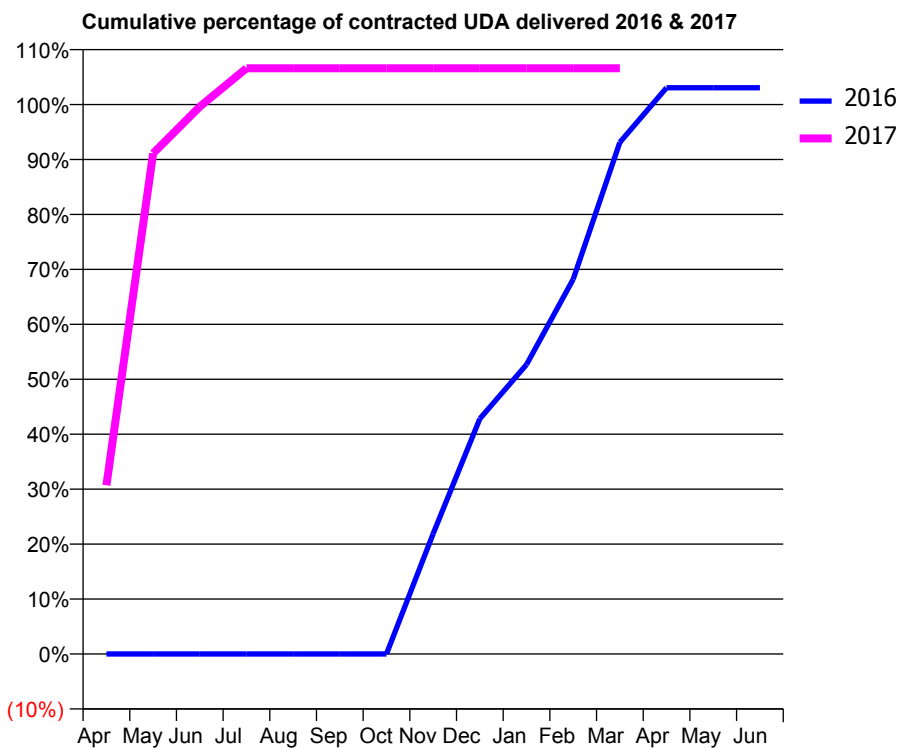
16/17 Contracted general activity (UDA)	200
Carry forward general activity (UDA)	0
16/17 Contracted orthodontic activity (UOA)	0
Carry forward orthodontic activity (UOA)	0
Baseline contract value	£4,597.19

ACCESS*

Patients seen in 24 months	Total	Change since previous quarter
Quarter ending March 2016	230	
Quarter ending June 2016	254	↑
Quarter ending September 2016	114	↓
Quarter ending December 2016	57	↓
Quarter ending March 2017	38	↓
Variance since March 2016	(83.5%)	↓



ACTIVITY



Month	Adjusted Scheduled Activity (UDA)	
	2016	2017
April	0	61
May	0	182
June	0	199
July	0	213
August	0	213
September	0	213
October	0	213
November	126	213
December	247	213
January	303	213
February	393	213
March	536	213
April	594	
May	594	
June	594	

QUALITY

	Quantity	Base Number	Contract	AT	Region	England
% of FP17s for the same patient ID Re-attending within 3 months - Children	11	58	19.0%	10.3%	12.0%	12.3%
% of FP17s for the same patient ID Re-attending within 3 months - Adults	13	49	26.5%	14.3%	16.0%	16.7%
% of FP17s for the same patient ID Re-attending between 3 & 9 months - Children	21	58	36.2%	59.6%	58.8%	57.6%
% of FP17s for the same patient ID Re-attending between 3 & 9 months - Adults	16	49	32.7%	53.9%	51.2%	50.1%
% of FP17s for Band 1 Urgent Courses	6	85	7.1%	7.1%	8.0%	9.1%
% of FP17s Relating to Free Repair or Replacements	2	85	2.4%	0.9%	0.8%	0.8%
% of FP17s Relating to Continuations	0	85	0.0%	1.4%	1.2%	1.2%
% of Patients satisfied with the dentistry they have received	0	0	N/A	93.5%	92.7%	92.8%
% of Patients satisfied with the time they had to wait for an appointment	0	0	N/A	90.3%	89.1%	88.7%

* This is based on patients treated on this contract for their most recent course of treatment. Figures in italics indicate the base number of FP17s or Patient Questionnaire responses are less than 100. N/A is shown where the base number of responses is less than 10 during the period. % is calculated as Quantity/Base number*100

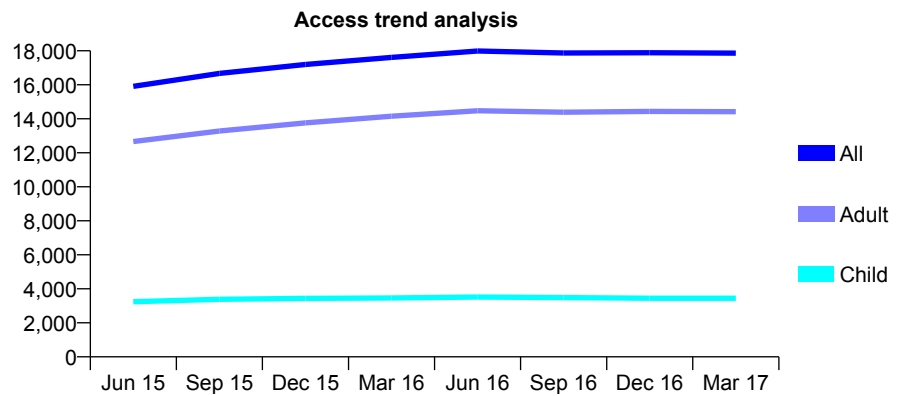
Q60 - Vital Signs At a Glance Contract Report for 148326/0001 - March 2017

Name or company name	Bore Street Dental Practice Limited
Contract type name	GDS Contract
Purpose of contract	General
Contract start date	01/07/2014
Contract end date	

16/17 Contracted general activity (UDA)	49,250
Carry forward general activity (UDA)	352
16/17 Contracted orthodontic activity (UOA)	0
Carry forward orthodontic activity (UOA)	0
Baseline contract value	£1,115,497.80

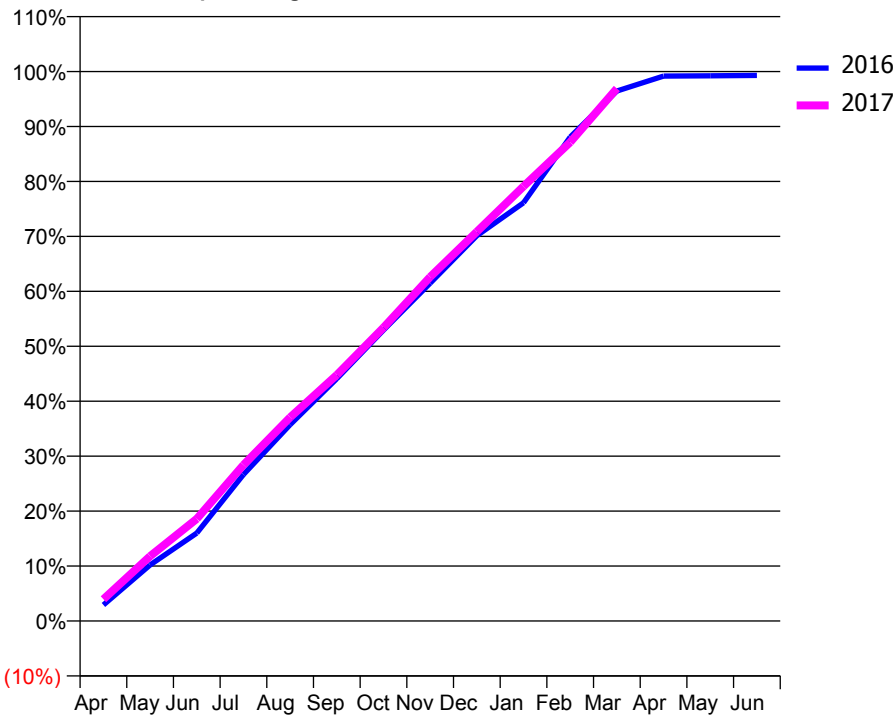
ACCESS*

Patients seen in 24 months	Total	Change since previous quarter
Quarter ending March 2016	17,613	
Quarter ending June 2016	17,986	↑
Quarter ending September 2016	17,872	→
Quarter ending December 2016	17,886	→
Quarter ending March 2017	17,865	→
Variance since March 2016	1.4%	→



ACTIVITY

Cumulative percentage of contracted UDA delivered 2016 & 2017



Month	Adjusted Scheduled Activity (UDA)	
	2016	2017
April	1,440	1,954
May	5,030	5,816
June	7,880	9,159
July	13,128	13,987
August	17,603	18,253
September	21,718	22,053
October	26,076	26,303
November	30,283	30,837
December	34,539	34,889
January	37,482	38,957
February	43,378	42,910
March	47,505	47,726
April	48,841	
May	48,867	
June	48,898	

QUALITY

	Quantity	Base Number	Contract	AT	Region	England
% of FP17s for the same patient ID Re-attending within 3 months - Children	282	5,600	5.0%	10.3%	12.0%	12.3%
% of FP17s for the same patient ID Re-attending within 3 months - Adults	2,963	22,169	13.4%	14.3%	16.0%	16.7%
% of FP17s for the same patient ID Re-attending between 3 & 9 months - Children	3,820	5,600	68.2%	59.6%	58.8%	57.6%
% of FP17s for the same patient ID Re-attending between 3 & 9 months - Adults	13,238	22,169	59.7%	53.9%	51.2%	50.1%
% of FP17s for Band 1 Urgent Courses	849	26,986	3.1%	7.1%	8.0%	9.1%
% of FP17s Relating to Free Repair or Replacements	234	26,986	0.9%	0.9%	0.8%	0.8%
% of FP17s Relating to Continuations	702	26,986	2.6%	1.4%	1.2%	1.2%
% of Patients satisfied with the dentistry they have received	44	45	97.8%	93.5%	92.7%	92.8%
% of Patients satisfied with the time they had to wait for an appointment	38	45	84.4%	90.3%	89.1%	88.7%

* This is based on patients treated on this contract for their most recent course of treatment. Figures in italics indicate the base number of FP17s or Patient Questionnaire responses are less than 100. N/A is shown where the base number of responses is less than 10 during the period. % is calculated as Quantity/Base number*100

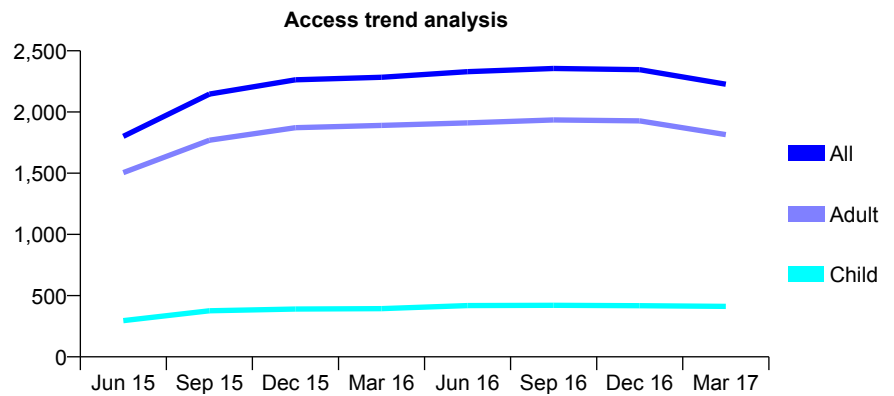
Q60 - Vital Signs At a Glance Contract Report for 148423/0001 - March 2017

Name or company name	Kinver Dental and Implant Surgery
Contract type name	GDS Contract
Purpose of contract	General and Orthodontic
Contract start date	05/01/2015
Contract end date	

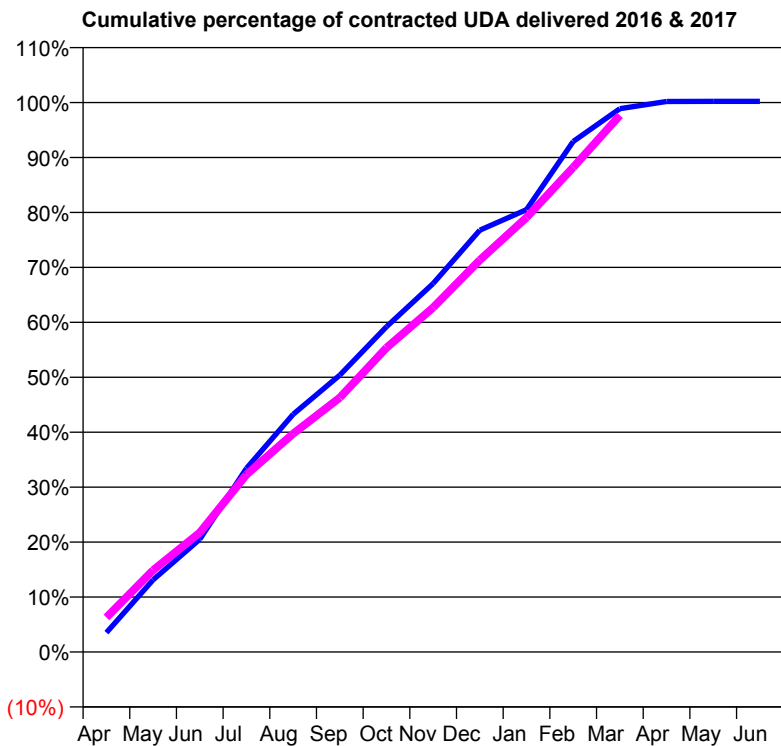
16/17 Contracted general activity (UDA)	7,076
Carry forward general activity (UDA)	-15
16/17 Contracted orthodontic activity (UOA)	884
Carry forward orthodontic activity (UOA)	7
Baseline contract value	£204,000.87

ACCESS*

Patients seen in 24 months	Total	Change since previous quarter
Quarter ending March 2016	2,284	
Quarter ending June 2016	2,330	↑
Quarter ending September 2016	2,356	→
Quarter ending December 2016	2,346	→
Quarter ending March 2017	2,227	↓
Variance since March 2016	(2.5%)	↓



ACTIVITY



Month	Adjusted Scheduled Activity (UDA)	
	2016	2017
April	250	445
May	929	1,053
June	1,452	1,537
July	2,365	2,284
August	3,061	2,813
September	3,565	3,276
October	4,189	3,917
November	4,746	4,437
December	5,432	5,048
January	5,697	5,596
February	6,574	6,241
March	6,996	6,911
April	7,090	
May	7,091	
June	7,091	

QUALITY

	Quantity	Base Number	Contract	AT	Region	England
% of FP17s for the same patient ID Re-attending within 3 months - Children	61	713	8.6%	10.3%	12.0%	12.3%
% of FP17s for the same patient ID Re-attending within 3 months - Adults	450	2,990	15.1%	14.3%	16.0%	16.7%
% of FP17s for the same patient ID Re-attending between 3 & 9 months - Children	472	713	66.2%	59.6%	58.8%	57.6%
% of FP17s for the same patient ID Re-attending between 3 & 9 months - Adults	2,077	2,990	69.5%	53.9%	51.2%	50.1%
% of FP17s for Band 1 Urgent Courses	187	3,577	5.2%	7.1%	8.0%	9.1%
% of FP17s Relating to Free Repair or Replacements	23	3,577	0.6%	0.9%	0.8%	0.8%
% of FP17s Relating to Continuations	46	3,577	1.3%	1.4%	1.2%	1.2%
% of Patients satisfied with the dentistry they have received	2	2	N/A	93.5%	92.7%	92.8%
% of Patients satisfied with the time they had to wait for an appointment	2	2	N/A	90.3%	89.1%	88.7%

* This is based on patients treated on this contract for their most recent course of treatment. Figures in italics indicate the base number of FP17s or Patient Questionnaire responses are less than 100. N/A is shown where the base number of responses is less than 10 during the period. % is calculated as Quantity/Base number*100

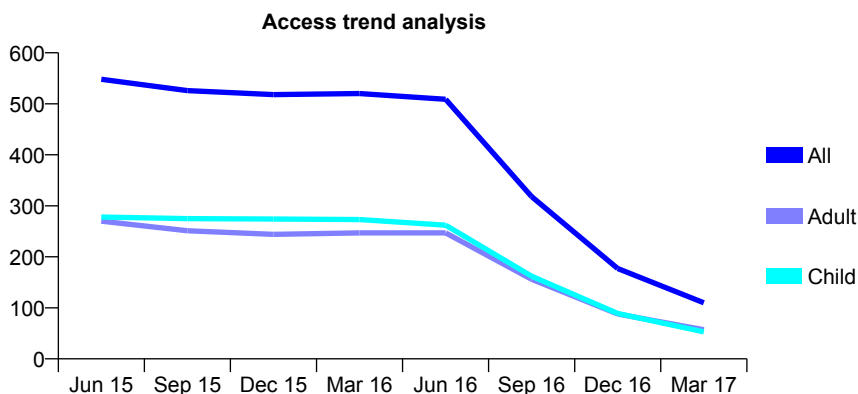
Q60 - Vital Signs At a Glance Contract Report for 148563/0001 - March 2017

Name or company name	A D Deane Dentistry Ltd
Contract type name	GDS Contract
Purpose of contract	General
Contract start date	01/04/2010
Contract end date	30/04/2016

16/17 Contracted general activity (UDA)	112
Carry forward general activity (UDA)	0
16/17 Contracted orthodontic activity (UOA)	0
Carry forward orthodontic activity (UOA)	0
Baseline contract value	£2,569.00

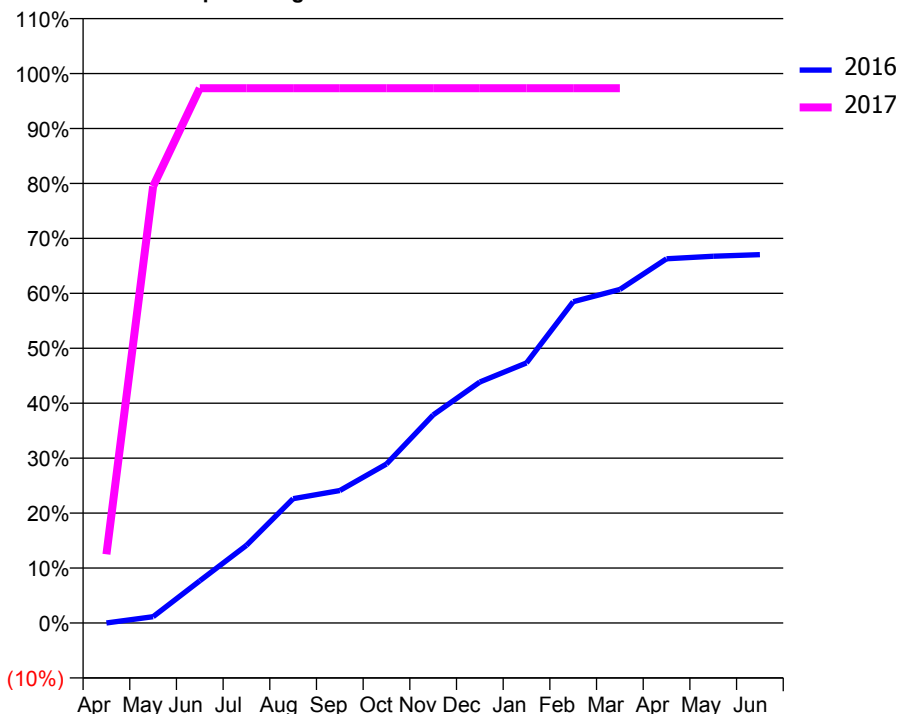
ACCESS*

Patients seen in 24 months	Total	Change since previous quarter
Quarter ending March 2016	520	
Quarter ending June 2016	509	↓
Quarter ending September 2016	318	↓
Quarter ending December 2016	177	↓
Quarter ending March 2017	110	↓
Variance since March 2016	(78.8%)	↓



ACTIVITY

Cumulative percentage of contracted UDA delivered 2016 & 2017



Adjusted Scheduled Activity (UDA)

Month	2016	2017
April	0	14
May	15	89
June	103	109
July	191	109
August	305	109
September	325	109
October	390	109
November	510	109
December	591	109
January	638	109
February	788	109
March	818	109
April	894	
May	900	
June	904	

QUALITY

	Quantity	Base Number	Contract	AT	Region	England
% of FP17s for the same patient ID Re-attending within 3 months - Children	4	79	5.1%	10.3%	12.0%	12.3%
% of FP17s for the same patient ID Re-attending within 3 months - Adults	5	53	9.4%	14.3%	16.0%	16.7%
% of FP17s for the same patient ID Re-attending between 3 & 9 months - Children	48	79	60.8%	59.6%	58.8%	57.6%
% of FP17s for the same patient ID Re-attending between 3 & 9 months - Adults	25	53	47.2%	53.9%	51.2%	50.1%
% of FP17s for Band 1 Urgent Courses	0	77	0.0%	7.1%	8.0%	9.1%
% of FP17s Relating to Free Repair or Replacements	1	77	1.3%	0.9%	0.8%	0.8%
% of FP17s Relating to Continuations	1	77	1.3%	1.4%	1.2%	1.2%
% of Patients satisfied with the dentistry they have received	0	0	N/A	93.5%	92.7%	92.8%
% of Patients satisfied with the time they had to wait for an appointment	0	0	N/A	90.3%	89.1%	88.7%

* This is based on patients treated on this contract for their most recent course of treatment. Figures in italics indicate the base number of FP17s or Patient Questionnaire responses are less than 100. N/A is shown where the base number of responses is less than 10 during the period. % is calculated as Quantity/Base number*100

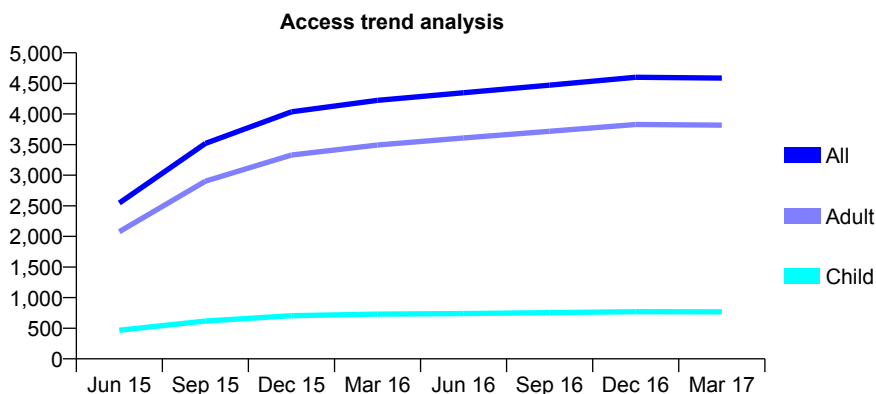
Q60 - Vital Signs At a Glance Contract Report for 148911/0001 - March 2017

Name or company name	Bowdlers House Dental Practice
Contract type name	GDS Contract
Purpose of contract	General
Contract start date	16/01/2015
Contract end date	

16/17 Contracted general activity (UDA)	13,360
Carry forward general activity (UDA)	118
16/17 Contracted orthodontic activity (UOA)	0
Carry forward orthodontic activity (UOA)	0
Baseline contract value	£306,760.44

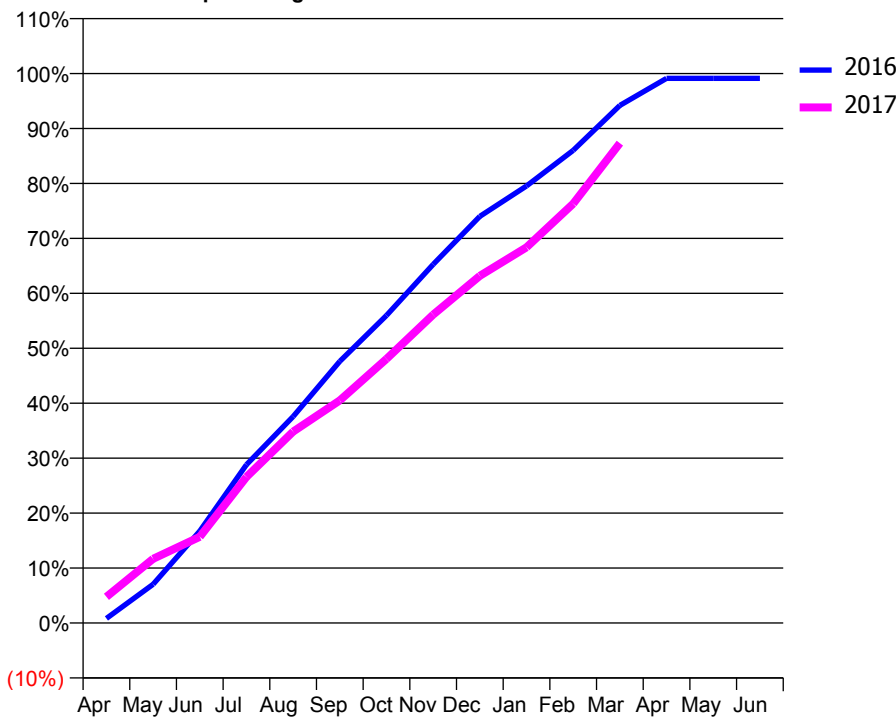
ACCESS*

Patients seen in 24 months	Total	Change since previous quarter
Quarter ending March 2016	4,224	
Quarter ending June 2016	4,347	↑
Quarter ending September 2016	4,471	↑
Quarter ending December 2016	4,601	↑
Quarter ending March 2017	4,588	→
Variance since March 2016	8.6%	↑



ACTIVITY

Cumulative percentage of contracted UDA delivered 2016 & 2017



Month	Adjusted Scheduled Activity (UDA)	
	2016	2017
April	113	636
May	941	1,561
June	2,237	2,096
July	3,849	3,550
August	5,021	4,654
September	6,362	5,414
October	7,477	6,422
November	8,718	7,498
December	9,887	8,441
January	10,627	9,134
February	11,491	10,195
March	12,583	11,668
April	13,241	
May	13,241	
June	13,241	

QUALITY

	Quantity	Base Number	Contract	AT	Region	England
% of FP17s for the same patient ID Re-attending within 3 months - Children	51	1,138	4.5%	10.3%	12.0%	12.3%
% of FP17s for the same patient ID Re-attending within 3 months - Adults	571	5,514	10.4%	14.3%	16.0%	16.7%
% of FP17s for the same patient ID Re-attending between 3 & 9 months - Children	723	1,138	63.5%	59.6%	58.8%	57.6%
% of FP17s for the same patient ID Re-attending between 3 & 9 months - Adults	3,349	5,514	60.7%	53.9%	51.2%	50.1%
% of FP17s for Band 1 Urgent Courses	318	6,349	5.0%	7.1%	8.0%	9.1%
% of FP17s Relating to Free Repair or Replacements	69	6,349	1.1%	0.9%	0.8%	0.8%
% of FP17s Relating to Continuations	28	6,349	0.4%	1.4%	1.2%	1.2%
% of Patients satisfied with the dentistry they have received	17	17	100.0%	93.5%	92.7%	92.8%
% of Patients satisfied with the time they had to wait for an appointment	17	17	100.0%	90.3%	89.1%	88.7%

* This is based on patients treated on this contract for their most recent course of treatment. Figures in italics indicate the base number of FP17s or Patient Questionnaire responses are less than 100. N/A is shown where the base number of responses is less than 10 during the period. % is calculated as Quantity/Base number*100

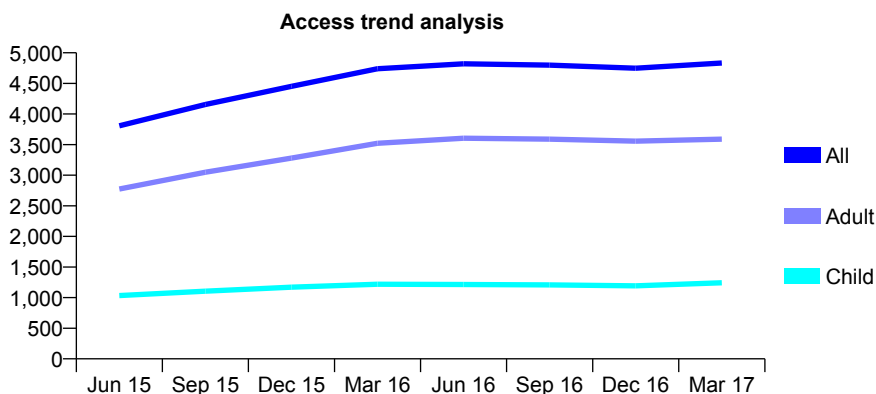
Q60 - Vital Signs At a Glance Contract Report for 149683/0001 - March 2017

Name or company name	Avenue Road Partnership
Contract type name	GDS Contract
Purpose of contract	General
Contract start date	01/09/2014
Contract end date	

16/17 Contracted general activity (UDA)	13,790
Carry forward general activity (UDA)	0
16/17 Contracted orthodontic activity (UOA)	0
Carry forward orthodontic activity (UOA)	0
Baseline contract value	£392,261.21

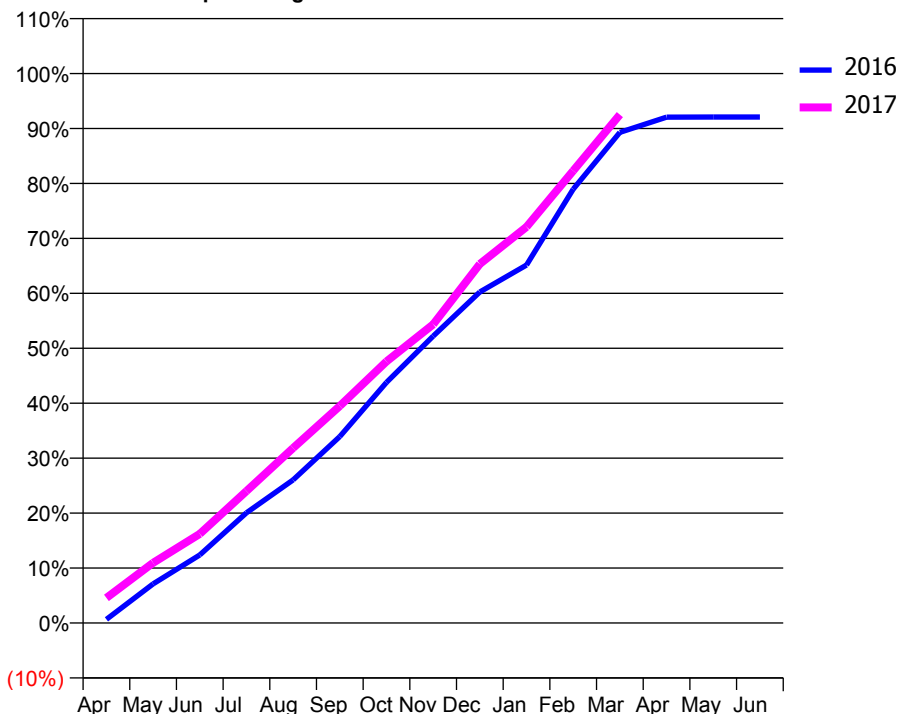
ACCESS*

Patients seen in 24 months	Total	Change since previous quarter
Quarter ending March 2016	4,740	
Quarter ending June 2016	4,820	→
Quarter ending September 2016	4,799	→
Quarter ending December 2016	4,749	↓
Quarter ending March 2017	4,833	→
Variance since March 2016	2.0%	→



ACTIVITY

Cumulative percentage of contracted UDA delivered 2016 & 2017



Month	Adjusted Scheduled Activity (UDA)	
	2016	2017
April	94	631
May	982	1,512
June	1,708	2,237
July	2,766	3,312
August	3,594	4,392
September	4,678	5,445
October	6,040	6,565
November	7,201	7,494
December	8,306	9,009
January	8,985	9,941
February	10,888	11,348
March	12,312	12,758
April	12,695	
May	12,698	
June	12,698	

QUALITY

	Quantity	Base Number	Contract	AT	Region	England
% of FP17s for the same patient ID Re-attending within 3 months - Children	133	1,968	6.8%	10.3%	12.0%	12.3%
% of FP17s for the same patient ID Re-attending within 3 months - Adults	557	4,995	11.2%	14.3%	16.0%	16.7%
% of FP17s for the same patient ID Re-attending between 3 & 9 months - Children	1,225	1,968	62.2%	59.6%	58.8%	57.6%
% of FP17s for the same patient ID Re-attending between 3 & 9 months - Adults	3,087	4,995	61.8%	53.9%	51.2%	50.1%
% of FP17s for Band 1 Urgent Courses	458	6,807	6.7%	7.1%	8.0%	9.1%
% of FP17s Relating to Free Repair or Replacements	72	6,807	1.1%	0.9%	0.8%	0.8%
% of FP17s Relating to Continuations	14	6,807	0.2%	1.4%	1.2%	1.2%
% of Patients satisfied with the dentistry they have received	17	21	81.0%	93.5%	92.7%	92.8%
% of Patients satisfied with the time they had to wait for an appointment	19	21	90.5%	90.3%	89.1%	88.7%

* This is based on patients treated on this contract for their most recent course of treatment. Figures in italics indicate the base number of FP17s or Patient Questionnaire responses are less than 100. N/A is shown where the base number of responses is less than 10 during the period. % is calculated as Quantity/Base number*100

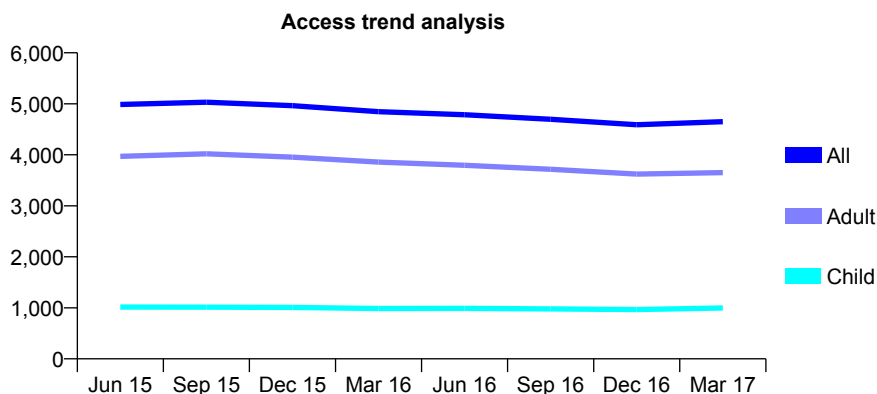
Q60 - Vital Signs At a Glance Contract Report for 152773/0001 - March 2017

Name or company name	Pontesbury Dental Practice
Contract type name	GDS Contract
Purpose of contract	General
Contract start date	08/03/2012
Contract end date	

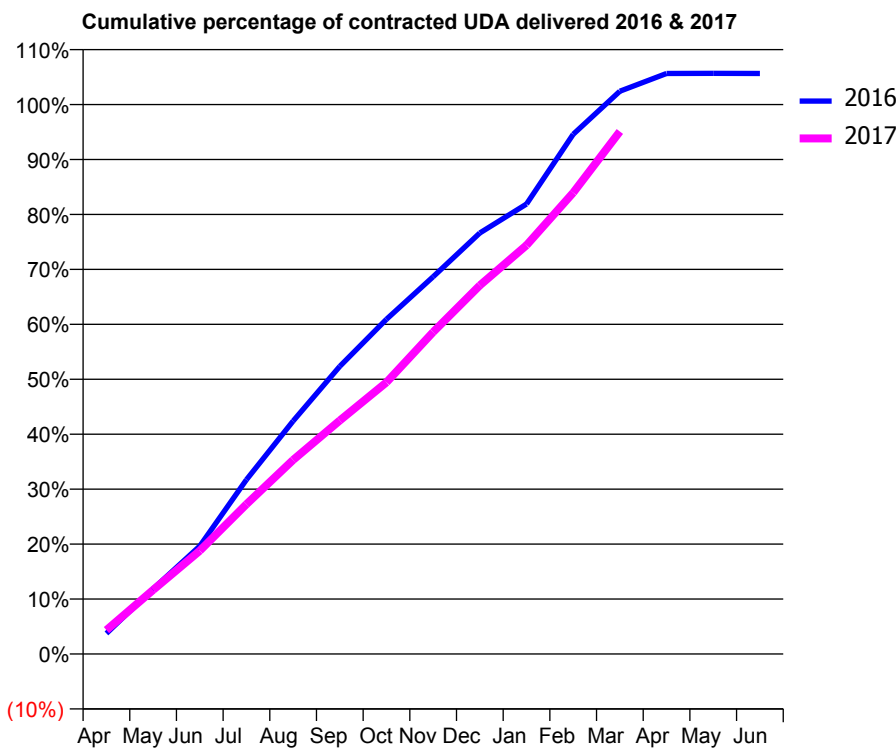
16/17 Contracted general activity (UDA)	13,142
Carry forward general activity (UDA)	0
16/17 Contracted orthodontic activity (UOA)	0
Carry forward orthodontic activity (UOA)	0
Baseline contract value	£354,558.50

ACCESS*

Patients seen in 24 months	Total	Change since previous quarter
Quarter ending March 2016	4,845	
Quarter ending June 2016	4,786	↓
Quarter ending September 2016	4,696	↓
Quarter ending December 2016	4,589	↓
Quarter ending March 2017	4,649	→
Variance since March 2016	(4.0%)	↓



ACTIVITY



Month	Adjusted Scheduled Activity (UDA)	
	2016	2017
April	494	572
May	1,557	1,532
June	2,581	2,470
July	4,170	3,583
August	5,572	4,640
September	6,880	5,586
October	8,005	6,499
November	9,025	7,701
December	10,070	8,817
January	10,762	9,776
February	12,429	11,032
March	13,459	12,496
April	13,884	
May	13,886	
June	13,885	

QUALITY

	Quantity	Base Number	Contract	AT	Region	England
% of FP17s for the same patient ID Re-attending within 3 months - Children	83	1,587	5.2%	10.3%	12.0%	12.3%
% of FP17s for the same patient ID Re-attending within 3 months - Adults	568	5,314	10.7%	14.3%	16.0%	16.7%
% of FP17s for the same patient ID Re-attending between 3 & 9 months - Children	992	1,587	62.5%	59.6%	58.8%	57.6%
% of FP17s for the same patient ID Re-attending between 3 & 9 months - Adults	3,044	5,314	57.3%	53.9%	51.2%	50.1%
% of FP17s for Band 1 Urgent Courses	407	6,671	6.1%	7.1%	8.0%	9.1%
% of FP17s Relating to Free Repair or Replacements	22	6,671	0.3%	0.9%	0.8%	0.8%
% of FP17s Relating to Continuations	58	6,671	0.9%	1.4%	1.2%	1.2%
% of Patients satisfied with the dentistry they have received	9	10	90.0%	93.5%	92.7%	92.8%
% of Patients satisfied with the time they had to wait for an appointment	10	10	100.0%	90.3%	89.1%	88.7%

* This is based on patients treated on this contract for their most recent course of treatment. Figures in italics indicate the base number of FP17s or Patient Questionnaire responses are less than 100. N/A is shown where the base number of responses is less than 10 during the period. % is calculated as Quantity/Base number*100

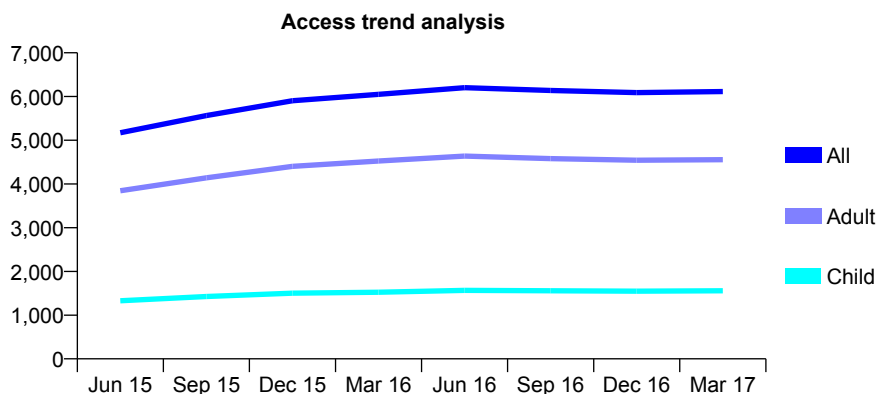
Q60 - Vital Signs At a Glance Contract Report for 153842/0001 - March 2017

Name or company name	P Najran Limited
Contract type name	GDS Contract
Purpose of contract	General
Contract start date	01/07/2014
Contract end date	

16/17 Contracted general activity (UDA)	19,157
Carry forward general activity (UDA)	-186
16/17 Contracted orthodontic activity (UOA)	0
Carry forward orthodontic activity (UOA)	0
Baseline contract value	£453,584.36

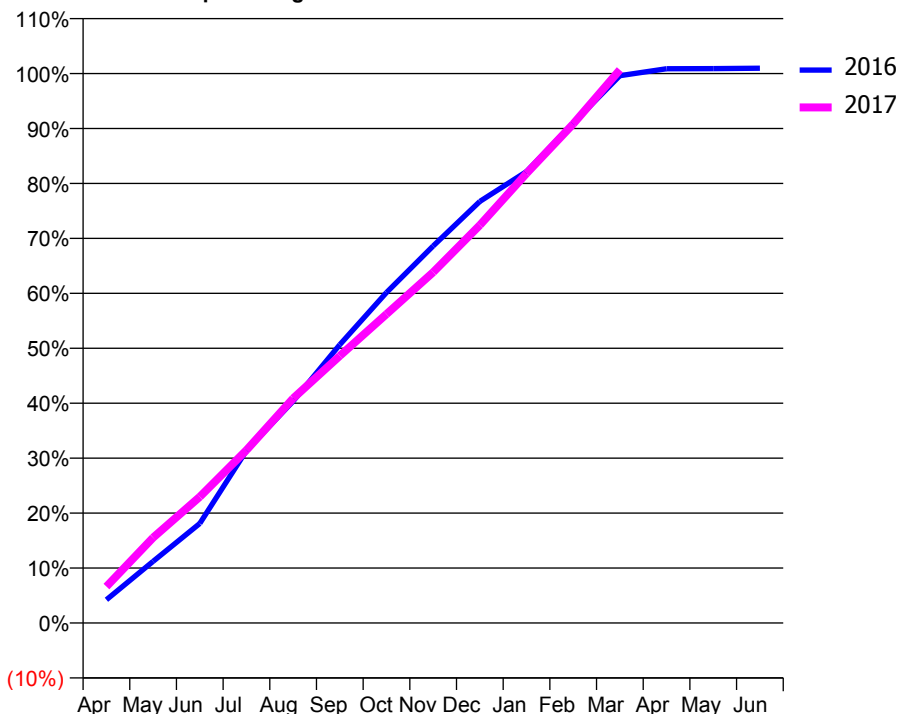
ACCESS*

Patients seen in 24 months	Total	Change since previous quarter
Quarter ending March 2016	6,049	
Quarter ending June 2016	6,203	↑
Quarter ending September 2016	6,139	↓
Quarter ending December 2016	6,089	→
Quarter ending March 2017	6,113	→
Variance since March 2016	1.1%	→



ACTIVITY

Cumulative percentage of contracted UDA delivered 2016 & 2017



Month	Adjusted Scheduled Activity (UDA)	
	2016	2017
April	813	1,271
May	2,152	2,976
June	3,471	4,399
July	6,012	6,028
August	7,733	7,833
September	9,706	9,316
October	11,521	10,770
November	13,145	12,229
December	14,699	13,871
January	15,740	15,674
February	17,425	17,400
March	19,083	19,283
April	19,322	
May	19,328	
June	19,343	

QUALITY

	Quantity	Base Number	Contract	AT	Region	England
% of FP17s for the same patient ID Re-attending within 3 months - Children	215	2,589	8.3%	10.3%	12.0%	12.3%
% of FP17s for the same patient ID Re-attending within 3 months - Adults	724	6,502	11.1%	14.3%	16.0%	16.7%
% of FP17s for the same patient ID Re-attending between 3 & 9 months - Children	1,583	2,589	61.1%	59.6%	58.8%	57.6%
% of FP17s for the same patient ID Re-attending between 3 & 9 months - Adults	3,861	6,502	59.4%	53.9%	51.2%	50.1%
% of FP17s for Band 1 Urgent Courses	572	8,890	6.4%	7.1%	8.0%	9.1%
% of FP17s Relating to Free Repair or Replacements	115	8,890	1.3%	0.9%	0.8%	0.8%
% of FP17s Relating to Continuations	105	8,890	1.2%	1.4%	1.2%	1.2%
% of Patients satisfied with the dentistry they have received	12	12	100.0%	93.5%	92.7%	92.8%
% of Patients satisfied with the time they had to wait for an appointment	10	12	83.3%	90.3%	89.1%	88.7%

* This is based on patients treated on this contract for their most recent course of treatment. Figures in italics indicate the base number of FP17s or Patient Questionnaire responses are less than 100. N/A is shown where the base number of responses is less than 10 during the period. % is calculated as Quantity/Base number*100

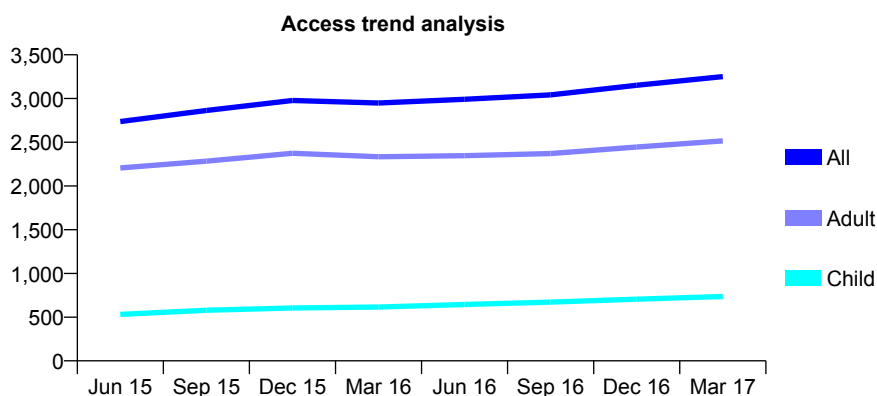
Q60 - Vital Signs At a Glance Contract Report for 154490/0001 - March 2017

Name or company name	Drs Handa and Handa
Contract type name	GDS Contract
Purpose of contract	General
Contract start date	01/08/2013
Contract end date	

16/17 Contracted general activity (UDA)	7,006
Carry forward general activity (UDA)	-17
16/17 Contracted orthodontic activity (UOA)	0
Carry forward orthodontic activity (UOA)	0
Baseline contract value	£133,571.22

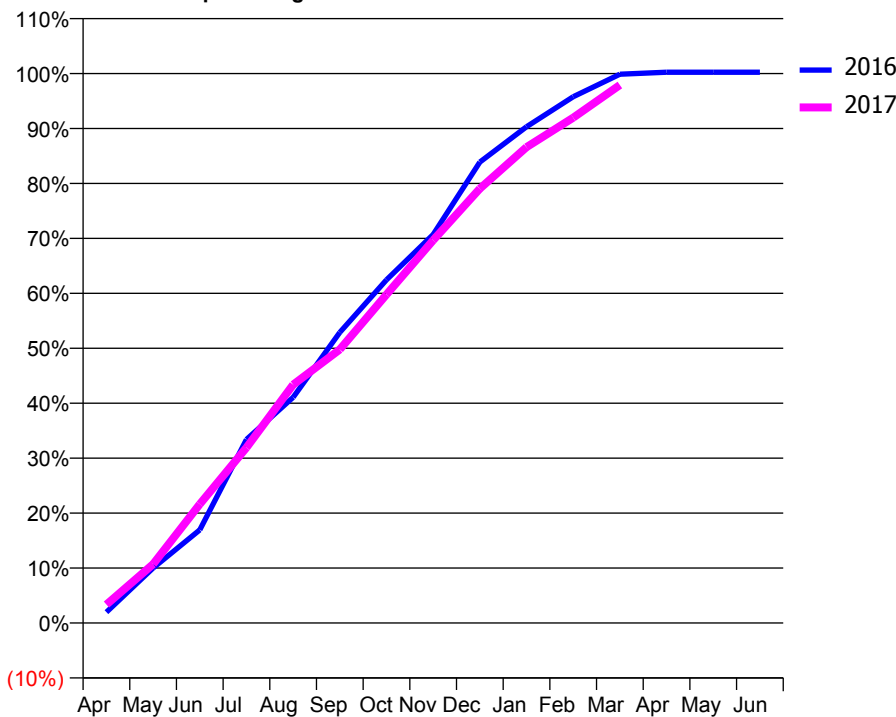
ACCESS*

Patients seen in 24 months	Total	Change since previous quarter
Quarter ending March 2016	2,949	
Quarter ending June 2016	2,991	→
Quarter ending September 2016	3,042	→
Quarter ending December 2016	3,152	↑
Quarter ending March 2017	3,251	↑
Variance since March 2016	10.2%	↑



ACTIVITY

Cumulative percentage of contracted UDA delivered 2016 & 2017



Month	Adjusted Scheduled Activity (UDA)	
	2016	2017
April	138	235
May	701	751
June	1,188	1,516
July	2,341	2,237
August	2,878	3,040
September	3,705	3,488
October	4,375	4,188
November	4,953	4,881
December	5,876	5,539
January	6,327	6,068
February	6,710	6,443
March	6,997	6,859
April	7,023	
May	7,023	
June	7,023	

QUALITY

	Quantity	Base Number	Contract	AT	Region	England
% of FP17s for the same patient ID Re-attending within 3 months - Children	70	1,100	6.4%	10.3%	12.0%	12.3%
% of FP17s for the same patient ID Re-attending within 3 months - Adults	451	3,284	13.7%	14.3%	16.0%	16.7%
% of FP17s for the same patient ID Re-attending between 3 & 9 months - Children	627	1,100	57.0%	59.6%	58.8%	57.6%
% of FP17s for the same patient ID Re-attending between 3 & 9 months - Adults	1,576	3,284	48.0%	53.9%	51.2%	50.1%
% of FP17s for Band 1 Urgent Courses	278	3,977	7.0%	7.1%	8.0%	9.1%
% of FP17s Relating to Free Repair or Replacements	57	3,977	1.4%	0.9%	0.8%	0.8%
% of FP17s Relating to Continuations	82	3,977	2.1%	1.4%	1.2%	1.2%
% of Patients satisfied with the dentistry they have received	9	9	N/A	93.5%	92.7%	92.8%
% of Patients satisfied with the time they had to wait for an appointment	9	9	N/A	90.3%	89.1%	88.7%

* This is based on patients treated on this contract for their most recent course of treatment. Figures in italics indicate the base number of FP17s or Patient Questionnaire responses are less than 100. N/A is shown where the base number of responses is less than 10 during the period. % is calculated as Quantity/Base number*100

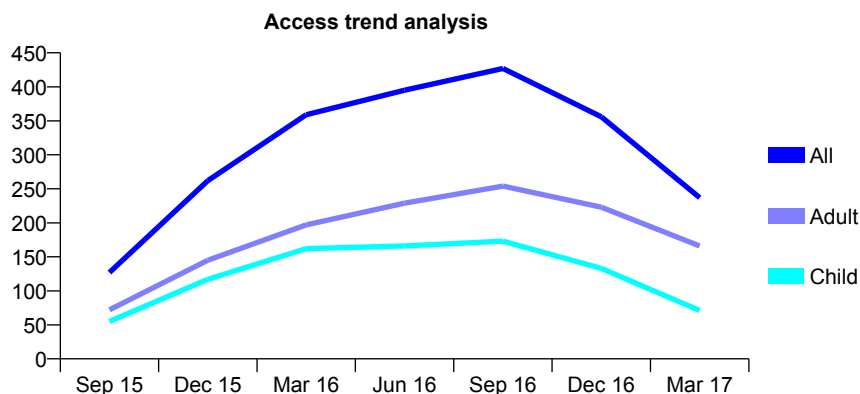
Q60 - Vital Signs At a Glance Contract Report for 155330/0001 - March 2017

Name or company name	NTW-Oasis
Contract type name	GDS Contract
Purpose of contract	General
Contract start date	01/08/2015
Contract end date	31/10/2016

16/17 Contracted general activity (UDA)	954
Carry forward general activity (UDA)	-9
16/17 Contracted orthodontic activity (UOA)	0
Carry forward orthodontic activity (UOA)	0
Baseline contract value	£23,057.82

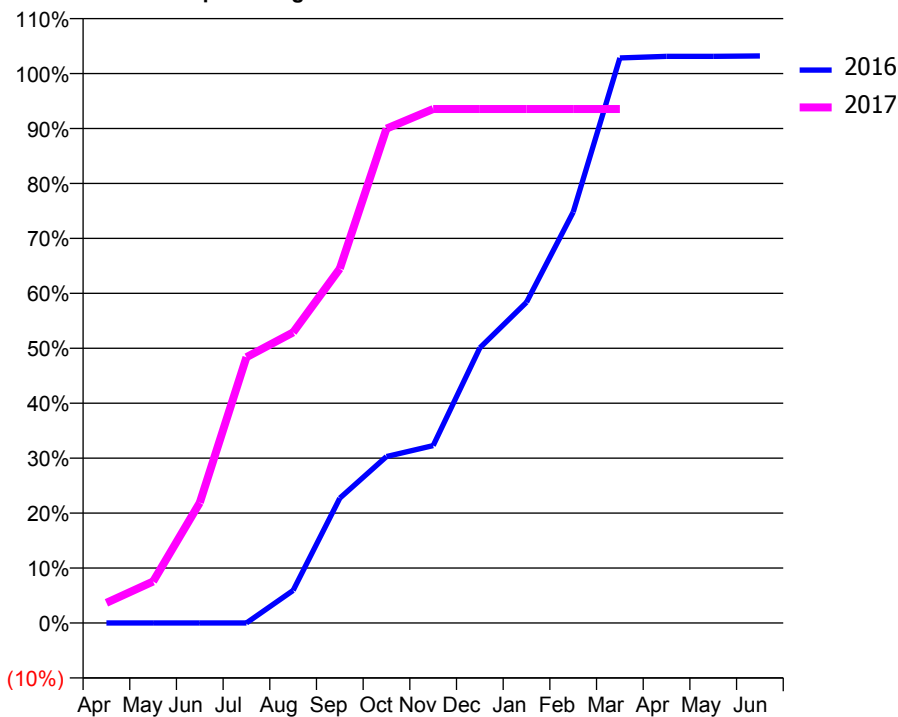
ACCESS*

Patients seen in 24 months	Total	Change since previous quarter
Quarter ending March 2016	359	
Quarter ending June 2016	395	↑
Quarter ending September 2016	427	↑
Quarter ending December 2016	356	↓
Quarter ending March 2017	237	↓
Variance since March 2016	(34.0%)	↓



ACTIVITY

Cumulative percentage of contracted UDA delivered 2016 & 2017



Month	Adjusted Scheduled Activity (UDA)	
	2016	2017
April	0	35
May	0	72
June	0	209
July	0	462
August	63	505
September	242	615
October	323	858
November	344	892
December	534	892
January	623	892
February	798	892
March	1,097	892
April	1,100	
May	1,100	
June	1,101	

QUALITY

	Quantity	Base Number	Contract	AT	Region	England
% of FP17s for the same patient ID Re-attending within 3 months - Children	7	160	4.4%	10.3%	12.0%	12.3%
% of FP17s for the same patient ID Re-attending within 3 months - Adults	20	224	8.9%	14.3%	16.0%	16.7%
% of FP17s for the same patient ID Re-attending between 3 & 9 months - Children	112	160	70.0%	59.6%	58.8%	57.6%
% of FP17s for the same patient ID Re-attending between 3 & 9 months - Adults	114	224	50.9%	53.9%	51.2%	50.1%
% of FP17s for Band 1 Urgent Courses	7	382	1.8%	7.1%	8.0%	9.1%
% of FP17s Relating to Free Repair or Replacements	0	382	0.0%	0.9%	0.8%	0.8%
% of FP17s Relating to Continuations	4	382	1.0%	1.4%	1.2%	1.2%
% of Patients satisfied with the dentistry they have received	2	2	N/A	93.5%	92.7%	92.8%
% of Patients satisfied with the time they had to wait for an appointment	2	2	N/A	90.3%	89.1%	88.7%

* This is based on patients treated on this contract for their most recent course of treatment. Figures in italics indicate the base number of FP17s or Patient Questionnaire responses are less than 100. N/A is shown where the base number of responses is less than 10 during the period. % is calculated as Quantity/Base number*100

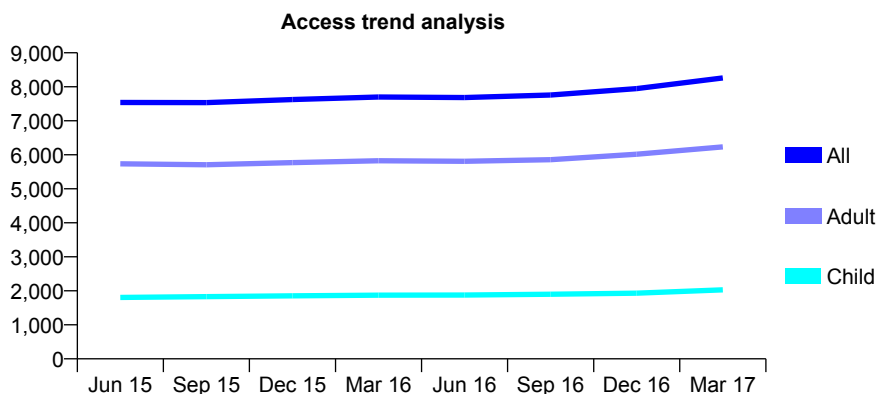
Q60 - Vital Signs At a Glance Contract Report for 157147/0001 - March 2017

Name or company name	Stop the Clock Dental Care Ltd
Contract type name	GDS Contract
Purpose of contract	General
Contract start date	01/02/2010
Contract end date	

16/17 Contracted general activity (UDA)	26,070
Carry forward general activity (UDA)	-78
16/17 Contracted orthodontic activity (UOA)	0
Carry forward orthodontic activity (UOA)	0
Baseline contract value	£633,401.44

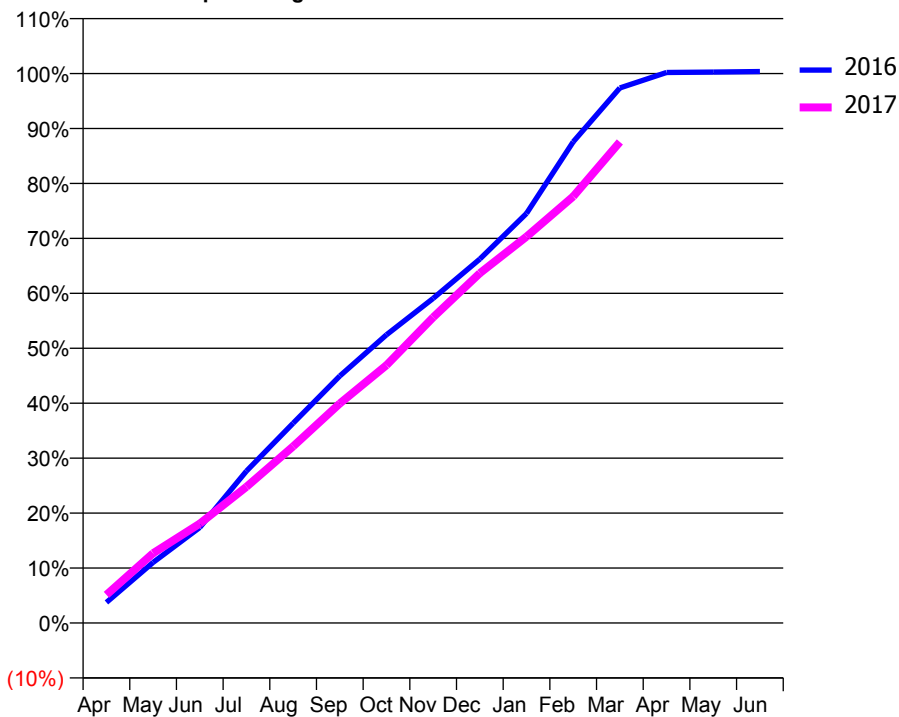
ACCESS*

Patients seen in 24 months	Total	Change since previous quarter
Quarter ending March 2016	7,699	
Quarter ending June 2016	7,686	→
Quarter ending September 2016	7,757	→
Quarter ending December 2016	7,948	↑
Quarter ending March 2017	8,260	↑
Variance since March 2016	7.3%	↑



ACTIVITY

Cumulative percentage of contracted UDA delivered 2016 & 2017



Month	Adjusted Scheduled Activity (UDA)	
	2016	2017
April	844	1,340
May	2,491	3,314
June	3,926	4,718
July	6,242	6,462
August	8,207	8,382
September	10,149	10,417
October	11,837	12,234
November	13,336	14,506
December	14,947	16,596
January	16,823	18,329
February	19,762	20,234
March	21,975	22,823
April	22,614	
May	22,628	
June	22,648	

QUALITY

	Quantity	Base Number	Contract	AT	Region	England
% of FP17s for the same patient ID Re-attending within 3 months - Children	261	3,474	7.5%	10.3%	12.0%	12.3%
% of FP17s for the same patient ID Re-attending within 3 months - Adults	1,640	10,415	15.7%	14.3%	16.0%	16.7%
% of FP17s for the same patient ID Re-attending between 3 & 9 months - Children	2,361	3,474	68.0%	59.6%	58.8%	57.6%
% of FP17s for the same patient ID Re-attending between 3 & 9 months - Adults	6,558	10,415	63.0%	53.9%	51.2%	50.1%
% of FP17s for Band 1 Urgent Courses	863	13,471	6.4%	7.1%	8.0%	9.1%
% of FP17s Relating to Free Repair or Replacements	254	13,471	1.9%	0.9%	0.8%	0.8%
% of FP17s Relating to Continuations	193	13,471	1.4%	1.4%	1.2%	1.2%
% of Patients satisfied with the dentistry they have received	22	23	95.7%	93.5%	92.7%	92.8%
% of Patients satisfied with the time they had to wait for an appointment	20	23	87.0%	90.3%	89.1%	88.7%

* This is based on patients treated on this contract for their most recent course of treatment. Figures in italics indicate the base number of FP17s or Patient Questionnaire responses are less than 100. N/A is shown where the base number of responses is less than 10 during the period. % is calculated as Quantity/Base number*100

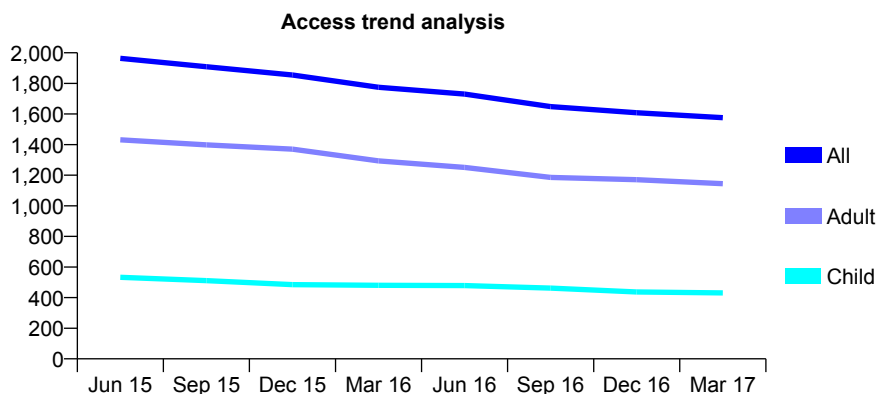
Q60 - Vital Signs At a Glance Contract Report for 159263/0002 - March 2017

Name or company name	Broseley Dental Practice Ltd
Contract type name	GDS Contract
Purpose of contract	General
Contract start date	01/07/2009
Contract end date	

16/17 Contracted general activity (UDA)	5,619
Carry forward general activity (UDA)	0
16/17 Contracted orthodontic activity (UOA)	0
Carry forward orthodontic activity (UOA)	0
Baseline contract value	£147,509.54

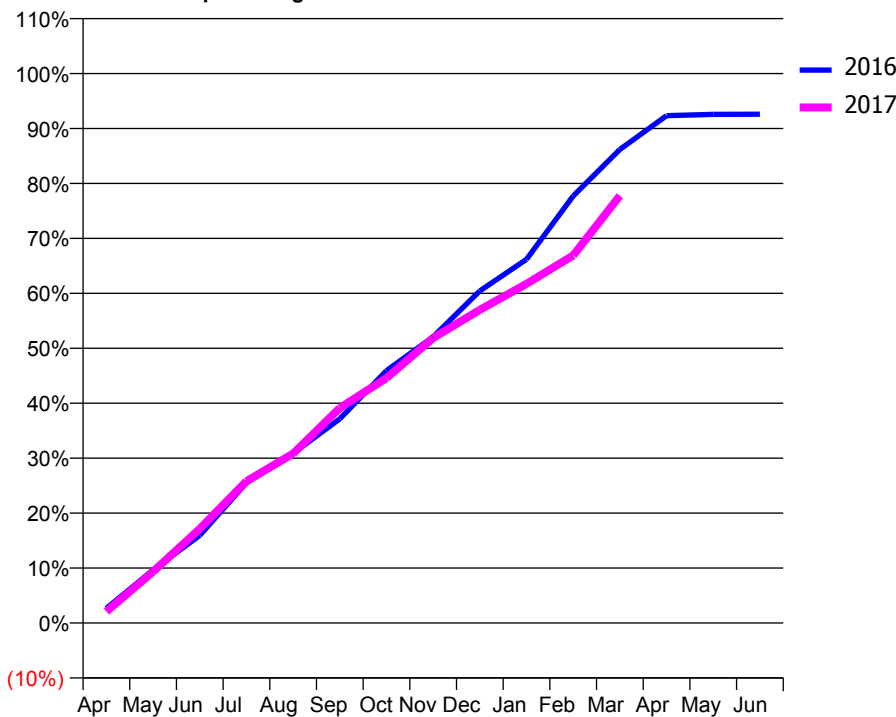
ACCESS*

Patients seen in 24 months	Total	Change since previous quarter
Quarter ending March 2016	1,775	
Quarter ending June 2016	1,730	↓
Quarter ending September 2016	1,648	↓
Quarter ending December 2016	1,608	↓
Quarter ending March 2017	1,576	↓
Variance since March 2016	(11.2%)	↓



ACTIVITY

Cumulative percentage of contracted UDA delivered 2016 & 2017



Month	Adjusted Scheduled Activity (UDA)	
	2016	2017
April	150	118
May	544	526
June	896	963
July	1,433	1,450
August	1,735	1,732
September	2,088	2,199
October	2,580	2,505
November	2,926	2,915
December	3,396	3,202
January	3,720	3,468
February	4,367	3,759
March	4,843	4,369
April	5,188	
May	5,202	
June	5,203	

QUALITY

	Quantity	Base Number	Contract	AT	Region	England
% of FP17s for the same patient ID Re-attending within 3 months - Children	70	725	9.7%	10.3%	12.0%	12.3%
% of FP17s for the same patient ID Re-attending within 3 months - Adults	189	1,588	11.9%	14.3%	16.0%	16.7%
% of FP17s for the same patient ID Re-attending between 3 & 9 months - Children	489	725	67.4%	59.6%	58.8%	57.6%
% of FP17s for the same patient ID Re-attending between 3 & 9 months - Adults	1,050	1,588	66.1%	53.9%	51.2%	50.1%
% of FP17s for Band 1 Urgent Courses	190	2,175	8.7%	7.1%	8.0%	9.1%
% of FP17s Relating to Free Repair or Replacements	8	2,175	0.4%	0.9%	0.8%	0.8%
% of FP17s Relating to Continuations	10	2,175	0.5%	1.4%	1.2%	1.2%
% of Patients satisfied with the dentistry they have received	3	3	N/A	93.5%	92.7%	92.8%
% of Patients satisfied with the time they had to wait for an appointment	3	3	N/A	90.3%	89.1%	88.7%

* This is based on patients treated on this contract for their most recent course of treatment. Figures in italics indicate the base number of FP17s or Patient Questionnaire responses are less than 100. N/A is shown where the base number of responses is less than 10 during the period. % is calculated as Quantity/Base number*100

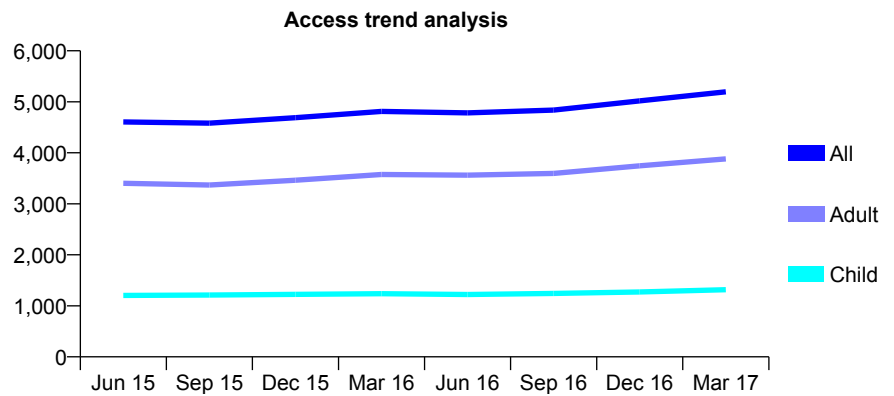
Q60 - Vital Signs At a Glance Contract Report for 159441/0001 - March 2017

Name or company name	DentalPerfection@Branston
Contract type name	GDS Contract
Purpose of contract	General
Contract start date	28/01/2011
Contract end date	

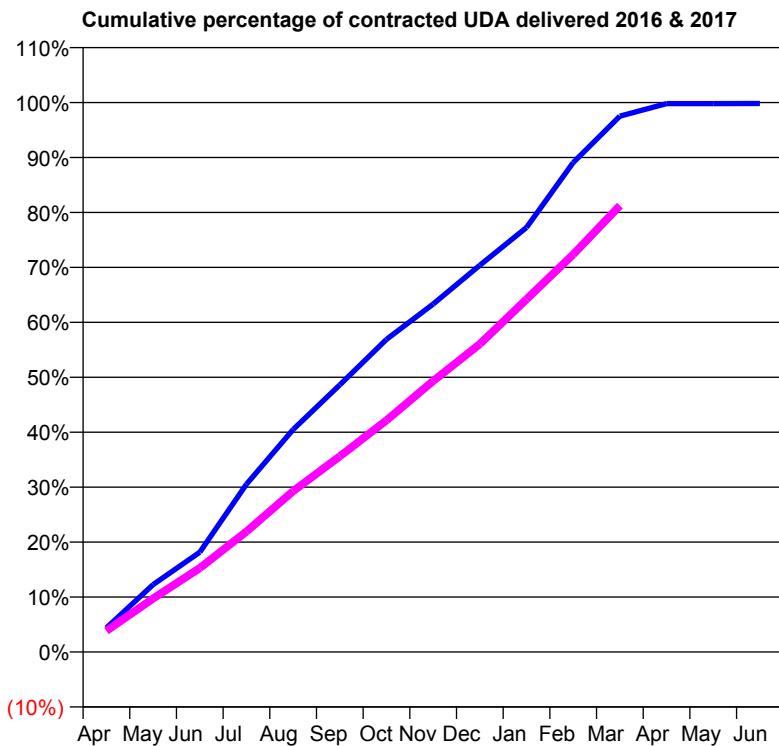
16/17 Contracted general activity (UDA)	15,786
Carry forward general activity (UDA)	24
16/17 Contracted orthodontic activity (UOA)	0
Carry forward orthodontic activity (UOA)	0
Baseline contract value	£365,370.21

ACCESS*

Patients seen in 24 months	Total	Change since previous quarter
Quarter ending March 2016	4,813	
Quarter ending June 2016	4,784	→
Quarter ending September 2016	4,839	→
Quarter ending December 2016	5,018	↑
Quarter ending March 2017	5,196	↑
Variance since March 2016	8.0%	↑



ACTIVITY



Month	Adjusted Scheduled Activity (UDA)	
	2016	2017
April	557	606
May	1,555	1,538
June	2,303	2,410
July	3,871	3,462
August	5,131	4,624
September	6,162	5,621
October	7,212	6,657
November	8,028	7,788
December	8,923	8,847
January	9,792	10,133
February	11,292	11,421
March	12,360	12,823
April	12,649	
May	12,649	
June	12,652	

QUALITY

	Quantity	Base Number	Contract	AT	Region	England
% of FP17s for the same patient ID Re-attending within 3 months - Children	81	1,718	4.7%	10.3%	12.0%	12.3%
% of FP17s for the same patient ID Re-attending within 3 months - Adults	571	4,719	12.1%	14.3%	16.0%	16.7%
% of FP17s for the same patient ID Re-attending between 3 & 9 months - Children	874	1,718	50.9%	59.6%	58.8%	57.6%
% of FP17s for the same patient ID Re-attending between 3 & 9 months - Adults	2,051	4,719	43.5%	53.9%	51.2%	50.1%
% of FP17s for Band 1 Urgent Courses	250	6,296	4.0%	7.1%	8.0%	9.1%
% of FP17s Relating to Free Repair or Replacements	7	6,296	0.1%	0.9%	0.8%	0.8%
% of FP17s Relating to Continuations	158	6,296	2.5%	1.4%	1.2%	1.2%
% of Patients satisfied with the dentistry they have received	5	5	N/A	93.5%	92.7%	92.8%
% of Patients satisfied with the time they had to wait for an appointment	5	5	N/A	90.3%	89.1%	88.7%

* This is based on patients treated on this contract for their most recent course of treatment. Figures in italics indicate the base number of FP17s or Patient Questionnaire responses are less than 100. N/A is shown where the base number of responses is less than 10 during the period. % is calculated as Quantity/Base number*100

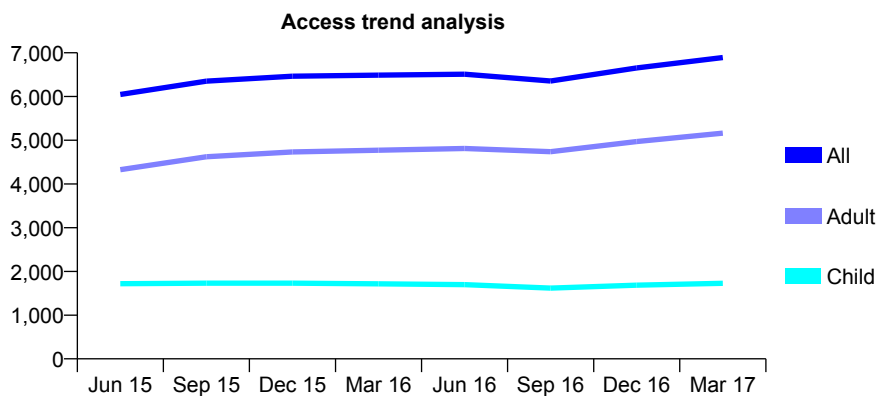
Q60 - Vital Signs At a Glance Contract Report for 161799/0001 - March 2017

Name or company name	Lyme Dental Practice
Contract type name	GDS Contract
Purpose of contract	General
Contract start date	21/10/2013
Contract end date	

16/17 Contracted general activity (UDA)	19,000
Carry forward general activity (UDA)	0
16/17 Contracted orthodontic activity (UOA)	0
Carry forward orthodontic activity (UOA)	0
Baseline contract value	£430,085.13

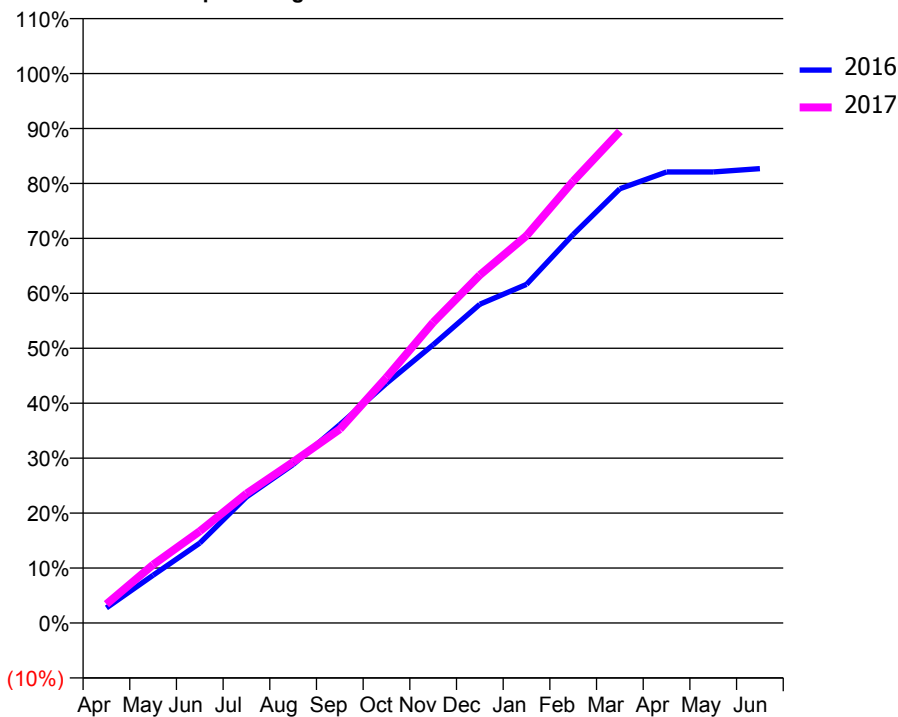
ACCESS*

Patients seen in 24 months	Total	Change since previous quarter
Quarter ending March 2016	6,488	
Quarter ending June 2016	6,511	→
Quarter ending September 2016	6,356	↓
Quarter ending December 2016	6,654	↑
Quarter ending March 2017	6,892	↑
Variance since March 2016	6.2%	↑



ACTIVITY

Cumulative percentage of contracted UDA delivered 2016 & 2017



Month	Adjusted Scheduled Activity (UDA)	
	2016	2017
April	525	655
May	1,652	2,018
June	2,765	3,176
July	4,360	4,475
August	5,482	5,569
September	6,856	6,704
October	8,288	8,489
November	9,618	10,396
December	11,024	12,032
January	11,711	13,390
February	13,435	15,278
March	15,014	16,995
April	15,594	
May	15,595	
June	15,712	

QUALITY

	Quantity	Base Number	Contract	AT	Region	England
% of FP17s for the same patient ID Re-attending within 3 months - Children	156	2,530	6.2%	10.3%	12.0%	12.3%
% of FP17s for the same patient ID Re-attending within 3 months - Adults	904	7,351	12.3%	14.3%	16.0%	16.7%
% of FP17s for the same patient ID Re-attending between 3 & 9 months - Children	1,467	2,530	58.0%	59.6%	58.8%	57.6%
% of FP17s for the same patient ID Re-attending between 3 & 9 months - Adults	4,073	7,351	55.4%	53.9%	51.2%	50.1%
% of FP17s for Band 1 Urgent Courses	347	9,477	3.7%	7.1%	8.0%	9.1%
% of FP17s Relating to Free Repair or Replacements	30	9,477	0.3%	0.9%	0.8%	0.8%
% of FP17s Relating to Continuations	213	9,477	2.2%	1.4%	1.2%	1.2%
% of Patients satisfied with the dentistry they have received	20	20	100.0%	93.5%	92.7%	92.8%
% of Patients satisfied with the time they had to wait for an appointment	18	20	90.0%	90.3%	89.1%	88.7%

* This is based on patients treated on this contract for their most recent course of treatment. Figures in italics indicate the base number of FP17s or Patient Questionnaire responses are less than 100. N/A is shown where the base number of responses is less than 10 during the period. % is calculated as Quantity/Base number*100

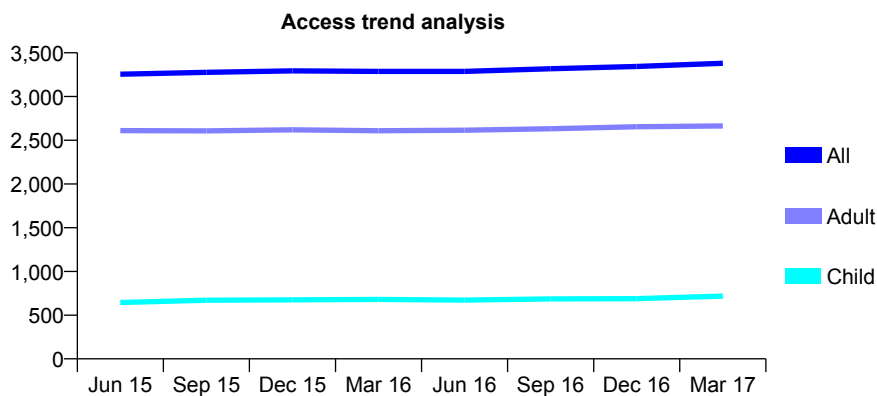
Q60 - Vital Signs At a Glance Contract Report for 162094/0001 - March 2017

Name or company name	The Dental Surgery
Contract type name	GDS Contract
Purpose of contract	General
Contract start date	01/10/2009
Contract end date	

16/17 Contracted general activity (UDA)	10,964
Carry forward general activity (UDA)	-54
16/17 Contracted orthodontic activity (UOA)	0
Carry forward orthodontic activity (UOA)	0
Baseline contract value	£184,364.72

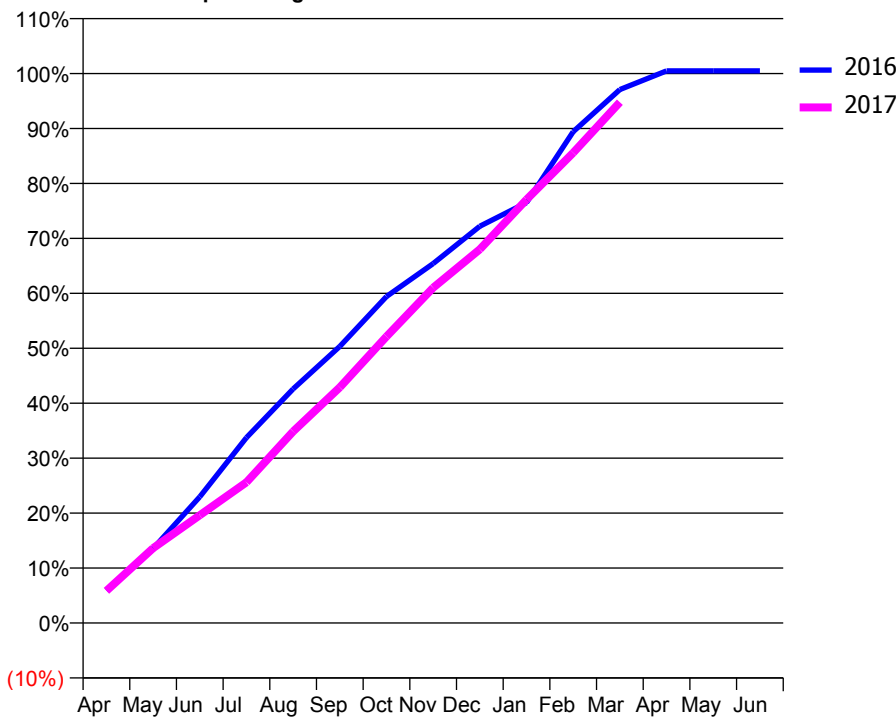
ACCESS*

Patients seen in 24 months	Total	Change since previous quarter
Quarter ending March 2016	3,288	
Quarter ending June 2016	3,287	→
Quarter ending September 2016	3,317	→
Quarter ending December 2016	3,343	→
Quarter ending March 2017	3,380	→
Variance since March 2016	2.8%	↑



ACTIVITY

Cumulative percentage of contracted UDA delivered 2016 & 2017



Month	Adjusted Scheduled Activity (UDA)	
	2016	2017
April	649	642
May	1,485	1,494
June	2,517	2,150
July	3,700	2,807
August	4,671	3,823
September	5,521	4,702
October	6,514	5,715
November	7,171	6,691
December	7,918	7,455
January	8,388	8,449
February	9,802	9,383
March	10,645	10,391
April	11,018	
May	11,018	
June	11,018	

QUALITY

	Quantity	Base Number	Contract	AT	Region	England
% of FP17s for the same patient ID Re-attending within 3 months - Children	18	810	2.2%	10.3%	12.0%	12.3%
% of FP17s for the same patient ID Re-attending within 3 months - Adults	239	3,108	7.7%	14.3%	16.0%	16.7%
% of FP17s for the same patient ID Re-attending between 3 & 9 months - Children	297	810	36.7%	59.6%	58.8%	57.6%
% of FP17s for the same patient ID Re-attending between 3 & 9 months - Adults	1,455	3,108	46.8%	53.9%	51.2%	50.1%
% of FP17s for Band 1 Urgent Courses	169	3,773	4.5%	7.1%	8.0%	9.1%
% of FP17s Relating to Free Repair or Replacements	70	3,773	1.9%	0.9%	0.8%	0.8%
% of FP17s Relating to Continuations	14	3,773	0.4%	1.4%	1.2%	1.2%
% of Patients satisfied with the dentistry they have received	22	22	100.0%	93.5%	92.7%	92.8%
% of Patients satisfied with the time they had to wait for an appointment	20	22	90.9%	90.3%	89.1%	88.7%

* This is based on patients treated on this contract for their most recent course of treatment. Figures in italics indicate the base number of FP17s or Patient Questionnaire responses are less than 100. N/A is shown where the base number of responses is less than 10 during the period. % is calculated as Quantity/Base number*100

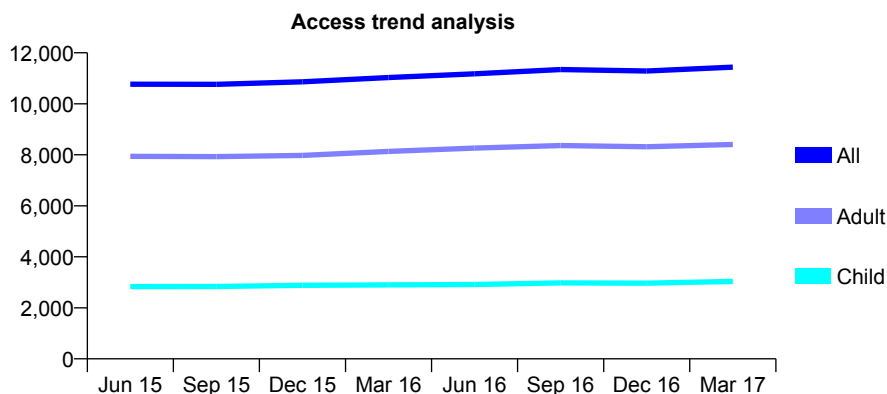
Q60 - Vital Signs At a Glance Contract Report for 162671/0001 - March 2017

Name or company name	Smallthorne Family Dental Centre
Contract type name	GDS Contract
Purpose of contract	General
Contract start date	01/04/2012
Contract end date	

16/17 Contracted general activity (UDA)	31,552
Carry forward general activity (UDA)	906
16/17 Contracted orthodontic activity (UOA)	0
Carry forward orthodontic activity (UOA)	0
Baseline contract value	£907,601.28

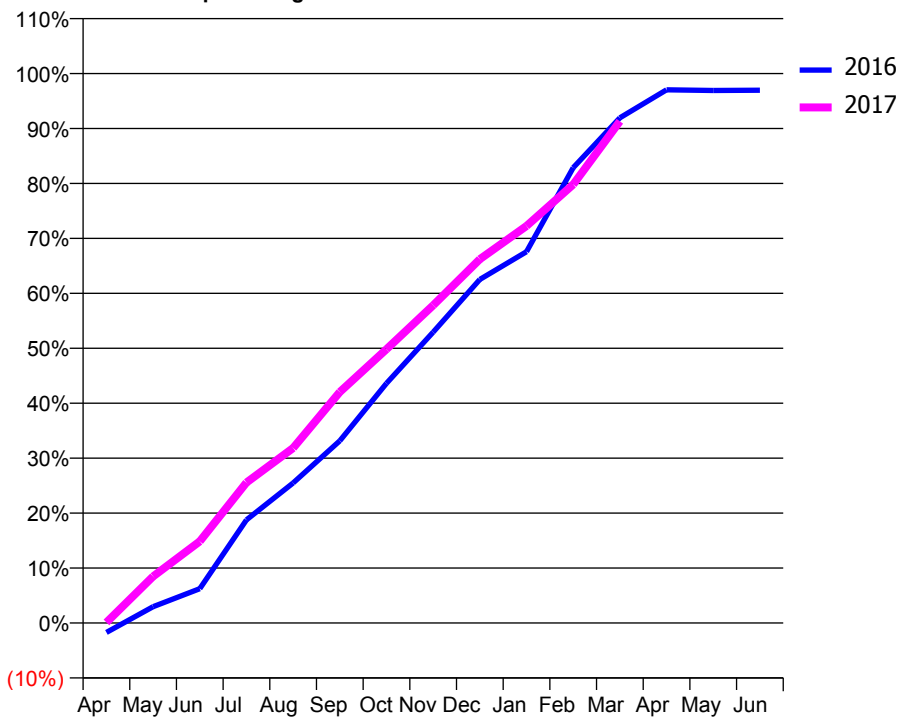
ACCESS*

Patients seen in 24 months	Total	Change since previous quarter
Quarter ending March 2016	11,032	
Quarter ending June 2016	11,177	→
Quarter ending September 2016	11,343	→
Quarter ending December 2016	11,285	→
Quarter ending March 2017	11,439	→
Variance since March 2016	3.7%	↑



ACTIVITY

Cumulative percentage of contracted UDA delivered 2016 & 2017



Month	Adjusted Scheduled Activity (UDA)	
	2016	2017
April	-516	35
May	883	2,679
June	1,860	4,690
July	5,583	8,065
August	7,582	10,052
September	9,865	13,266
October	12,978	15,726
November	15,751	18,242
December	18,600	20,892
January	20,103	22,800
February	24,649	25,182
March	27,349	28,810
April	28,866	
May	28,832	
June	28,846	

QUALITY

	Quantity	Base Number	Contract	AT	Region	England
% of FP17s for the same patient ID Re-attending within 3 months - Children	323	4,087	7.9%	10.3%	12.0%	12.3%
% of FP17s for the same patient ID Re-attending within 3 months - Adults	1,467	10,617	13.8%	14.3%	16.0%	16.7%
% of FP17s for the same patient ID Re-attending between 3 & 9 months - Children	2,088	4,087	51.1%	59.6%	58.8%	57.6%
% of FP17s for the same patient ID Re-attending between 3 & 9 months - Adults	5,002	10,617	47.1%	53.9%	51.2%	50.1%
% of FP17s for Band 1 Urgent Courses	634	14,029	4.5%	7.1%	8.0%	9.1%
% of FP17s Relating to Free Repair or Replacements	228	14,029	1.6%	0.9%	0.8%	0.8%
% of FP17s Relating to Continuations	103	14,029	0.7%	1.4%	1.2%	1.2%
% of Patients satisfied with the dentistry they have received	21	23	91.3%	93.5%	92.7%	92.8%
% of Patients satisfied with the time they had to wait for an appointment	21	23	91.3%	90.3%	89.1%	88.7%

* This is based on patients treated on this contract for their most recent course of treatment. Figures in italics indicate the base number of FP17s or Patient Questionnaire responses are less than 100. N/A is shown where the base number of responses is less than 10 during the period. % is calculated as Quantity/Base number*100

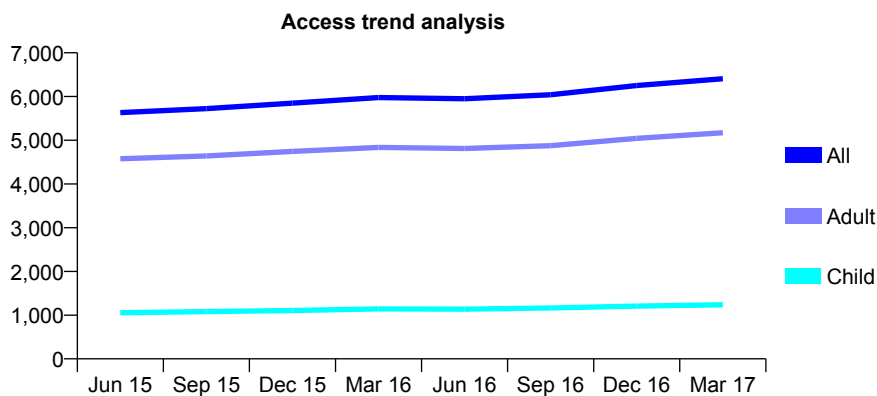
Q60 - Vital Signs At a Glance Contract Report for 165581/0001 - March 2017

Name or company name	Meir Health Dental Surgery
Contract type name	GDS Contract
Purpose of contract	General
Contract start date	01/04/2010
Contract end date	

16/17 Contracted general activity (UDA)	17,250
Carry forward general activity (UDA)	361
16/17 Contracted orthodontic activity (UOA)	0
Carry forward orthodontic activity (UOA)	0
Baseline contract value	£452,088.05

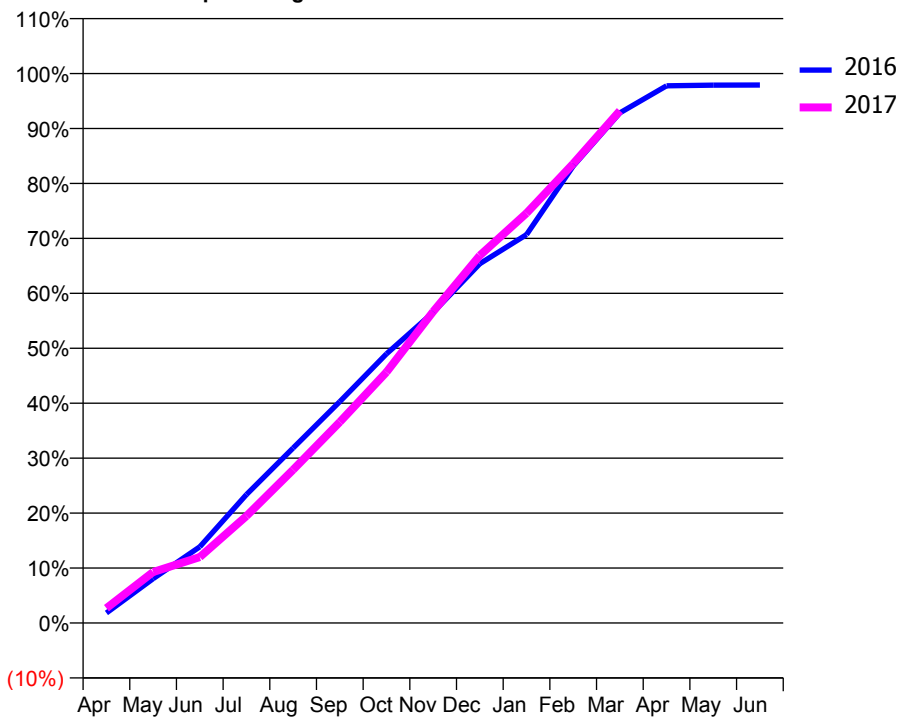
ACCESS*

Patients seen in 24 months	Total	Change since previous quarter
Quarter ending March 2016	5,978	
Quarter ending June 2016	5,948	→
Quarter ending September 2016	6,040	→
Quarter ending December 2016	6,250	↑
Quarter ending March 2017	6,407	↑
Variance since March 2016	7.2%	↑



ACTIVITY

Cumulative percentage of contracted UDA delivered 2016 & 2017



Month	Adjusted Scheduled Activity (UDA)	
	2016	2017
April	317	465
May	1,391	1,601
June	2,391	2,072
July	4,034	3,358
August	5,496	4,812
September	6,952	6,309
October	8,448	7,878
November	9,753	9,775
December	11,281	11,539
January	12,190	12,866
February	14,342	14,420
March	16,013	16,079
April	16,863	
May	16,885	
June	16,889	

QUALITY

	Quantity	Base Number	Contract	AT	Region	England
% of FP17s for the same patient ID Re-attending within 3 months - Children	100	1,843	5.4%	10.3%	12.0%	12.3%
% of FP17s for the same patient ID Re-attending within 3 months - Adults	865	7,568	11.4%	14.3%	16.0%	16.7%
% of FP17s for the same patient ID Re-attending between 3 & 9 months - Children	1,049	1,843	56.9%	59.6%	58.8%	57.6%
% of FP17s for the same patient ID Re-attending between 3 & 9 months - Adults	4,615	7,568	61.0%	53.9%	51.2%	50.1%
% of FP17s for Band 1 Urgent Courses	585	8,990	6.5%	7.1%	8.0%	9.1%
% of FP17s Relating to Free Repair or Replacements	50	8,990	0.6%	0.9%	0.8%	0.8%
% of FP17s Relating to Continuations	54	8,990	0.6%	1.4%	1.2%	1.2%
% of Patients satisfied with the dentistry they have received	8	10	80.0%	93.5%	92.7%	92.8%
% of Patients satisfied with the time they had to wait for an appointment	9	10	90.0%	90.3%	89.1%	88.7%

* This is based on patients treated on this contract for their most recent course of treatment. Figures in italics indicate the base number of FP17s or Patient Questionnaire responses are less than 100. N/A is shown where the base number of responses is less than 10 during the period. % is calculated as Quantity/Base number*100

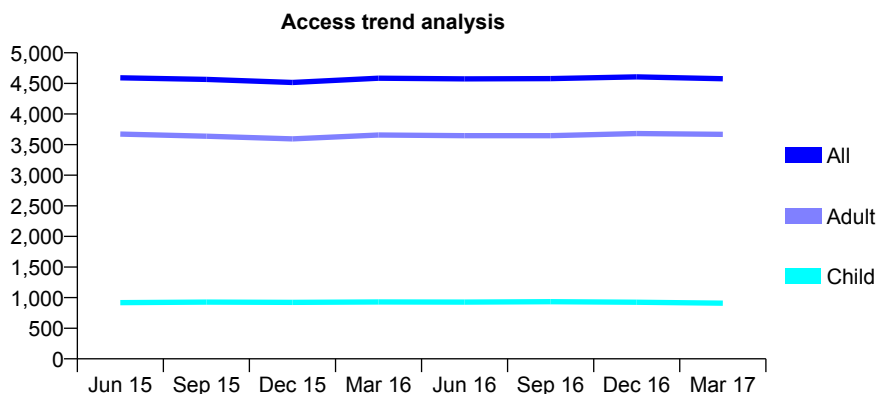
Q60 - Vital Signs At a Glance Contract Report for 165832/0001 - March 2017

Name or company name	Dam Street Dental Practice
Contract type name	GDS Contract
Purpose of contract	General
Contract start date	16/05/2012
Contract end date	

16/17 Contracted general activity (UDA)	12,210
Carry forward general activity (UDA)	0
16/17 Contracted orthodontic activity (UOA)	0
Carry forward orthodontic activity (UOA)	0
Baseline contract value	£311,248.78

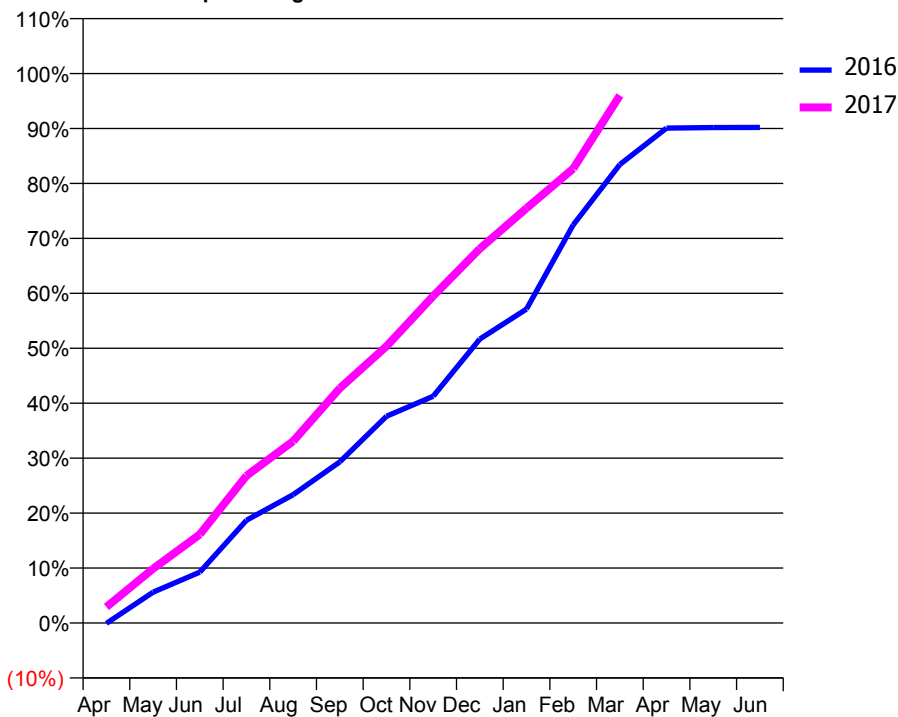
ACCESS*

Patients seen in 24 months	Total	Change since previous quarter
Quarter ending March 2016	4,585	
Quarter ending June 2016	4,574	→
Quarter ending September 2016	4,579	→
Quarter ending December 2016	4,606	→
Quarter ending March 2017	4,577	→
Variance since March 2016	(0.2%)	→



ACTIVITY

Cumulative percentage of contracted UDA delivered 2016 & 2017



Month	Adjusted Scheduled Activity (UDA)	
	2016	2017
April	-10	358
May	685	1,206
June	1,132	1,969
July	2,282	3,273
August	2,853	4,040
September	3,582	5,216
October	4,593	6,150
November	5,039	7,264
December	6,311	8,320
January	6,978	9,216
February	8,847	10,097
March	10,188	11,724
April	10,998	
May	11,009	
June	11,011	

QUALITY

	Quantity	Base Number	Contract	AT	Region	England
% of FP17s for the same patient ID Re-attending within 3 months - Children	121	1,178	10.3%	10.3%	12.0%	12.3%
% of FP17s for the same patient ID Re-attending within 3 months - Adults	1,081	4,990	21.7%	14.3%	16.0%	16.7%
% of FP17s for the same patient ID Re-attending between 3 & 9 months - Children	471	1,178	40.0%	59.6%	58.8%	57.6%
% of FP17s for the same patient ID Re-attending between 3 & 9 months - Adults	2,054	4,990	41.2%	53.9%	51.2%	50.1%
% of FP17s for Band 1 Urgent Courses	468	5,340	8.8%	7.1%	8.0%	9.1%
% of FP17s Relating to Free Repair or Replacements	91	5,340	1.7%	0.9%	0.8%	0.8%
% of FP17s Relating to Continuations	119	5,340	2.2%	1.4%	1.2%	1.2%
% of Patients satisfied with the dentistry they have received	15	17	88.2%	93.5%	92.7%	92.8%
% of Patients satisfied with the time they had to wait for an appointment	16	17	94.1%	90.3%	89.1%	88.7%

* This is based on patients treated on this contract for their most recent course of treatment. Figures in italics indicate the base number of FP17s or Patient Questionnaire responses are less than 100. N/A is shown where the base number of responses is less than 10 during the period. % is calculated as Quantity/Base number*100

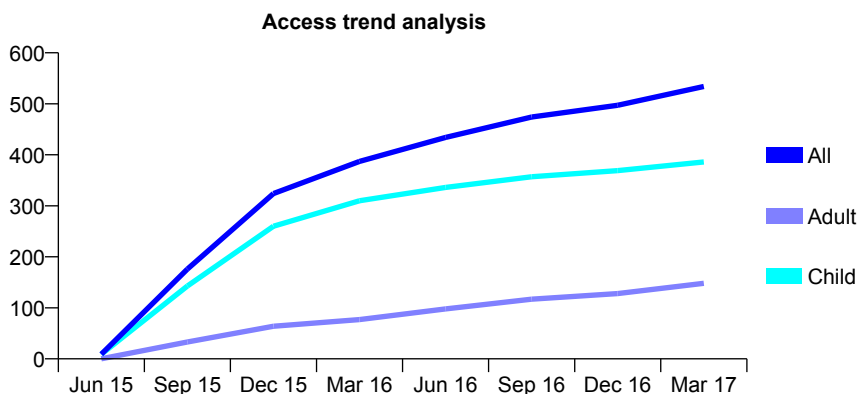
Q60 - Vital Signs At a Glance Contract Report for 166219/0001 - March 2017

Name or company name	Grocott and Vlok
Contract type name	GDS Contract
Purpose of contract	General
Contract start date	18/05/2015
Contract end date	

16/17 Contracted general activity (UDA)	1,471
Carry forward general activity (UDA)	0
16/17 Contracted orthodontic activity (UOA)	0
Carry forward orthodontic activity (UOA)	0
Baseline contract value	£39,350.50

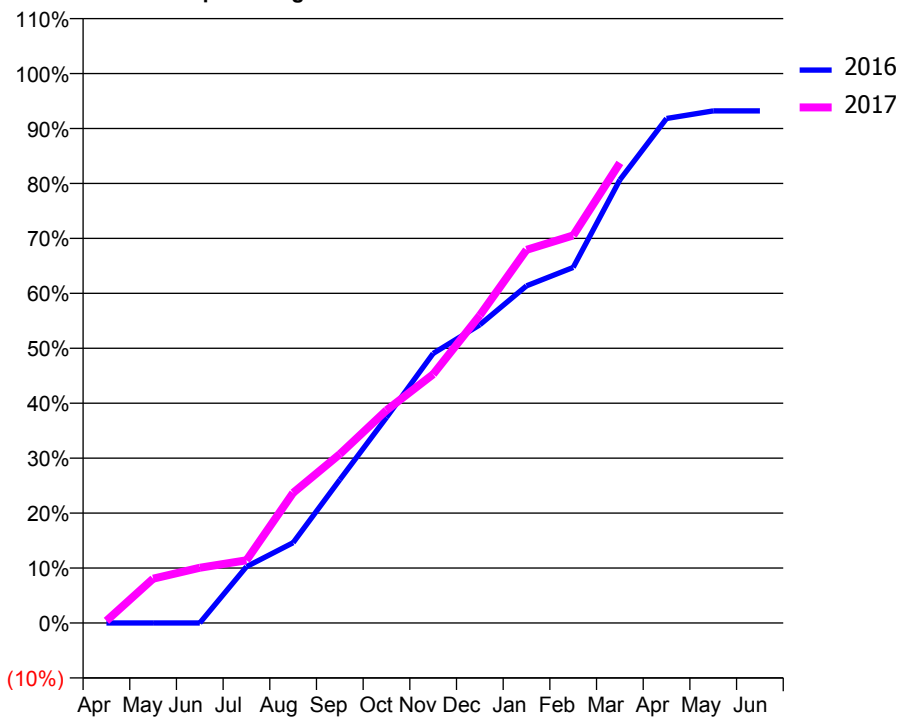
ACCESS*

Patients seen in 24 months	Total	Change since previous quarter
Quarter ending March 2016	387	
Quarter ending June 2016	434	↑
Quarter ending September 2016	474	↑
Quarter ending December 2016	497	↑
Quarter ending March 2017	534	↑
Variance since March 2016	38.0%	↑



ACTIVITY

Cumulative percentage of contracted UDA delivered 2016 & 2017



Month	Adjusted Scheduled Activity (UDA)	
	2016	2017
April	0	6
May	0	119
June	0	148
July	134	168
August	191	349
September	340	452
October	489	570
November	641	666
December	709	824
January	801	999
February	845	1,038
March	1,053	1,232
April	1,199	
May	1,217	
June	1,217	

QUALITY

	Quantity	Base Number	Contract	AT	Region	England
% of FP17s for the same patient ID Re-attending within 3 months - Children	38	563	6.7%	10.3%	12.0%	12.3%
% of FP17s for the same patient ID Re-attending within 3 months - Adults	30	144	20.8%	14.3%	16.0%	16.7%
% of FP17s for the same patient ID Re-attending between 3 & 9 months - Children	295	563	52.4%	59.6%	58.8%	57.6%
% of FP17s for the same patient ID Re-attending between 3 & 9 months - Adults	64	144	44.4%	53.9%	51.2%	50.1%
% of FP17s for Band 1 Urgent Courses	29	638	4.5%	7.1%	8.0%	9.1%
% of FP17s Relating to Free Repair or Replacements	0	638	0.0%	0.9%	0.8%	0.8%
% of FP17s Relating to Continuations	0	638	0.0%	1.4%	1.2%	1.2%
% of Patients satisfied with the dentistry they have received	0	0	N/A	93.5%	92.7%	92.8%
% of Patients satisfied with the time they had to wait for an appointment	0	0	N/A	90.3%	89.1%	88.7%

* This is based on patients treated on this contract for their most recent course of treatment. Figures in italics indicate the base number of FP17s or Patient Questionnaire responses are less than 100. N/A is shown where the base number of responses is less than 10 during the period. % is calculated as Quantity/Base number*100

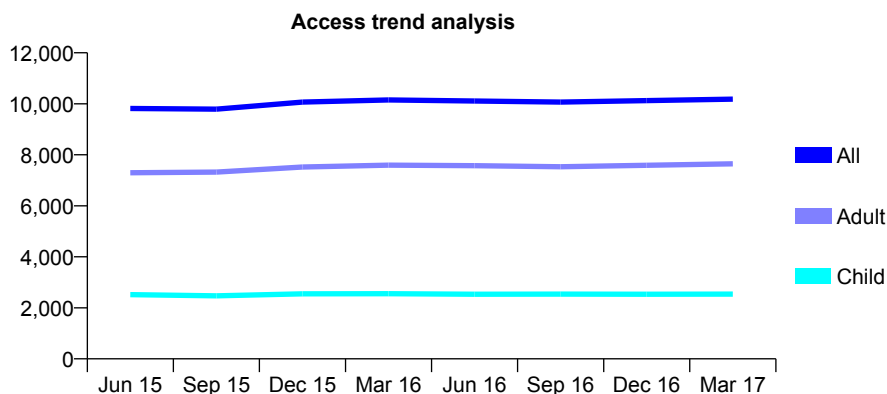
Q60 - Vital Signs At a Glance Contract Report for 168971/0001 - March 2017

Name or company name	Blurton Dental Centre
Contract type name	GDS Contract
Purpose of contract	General
Contract start date	01/04/2012
Contract end date	

16/17 Contracted general activity (UDA)	28,918
Carry forward general activity (UDA)	-25
16/17 Contracted orthodontic activity (UOA)	0
Carry forward orthodontic activity (UOA)	0
Baseline contract value	£739,738.29

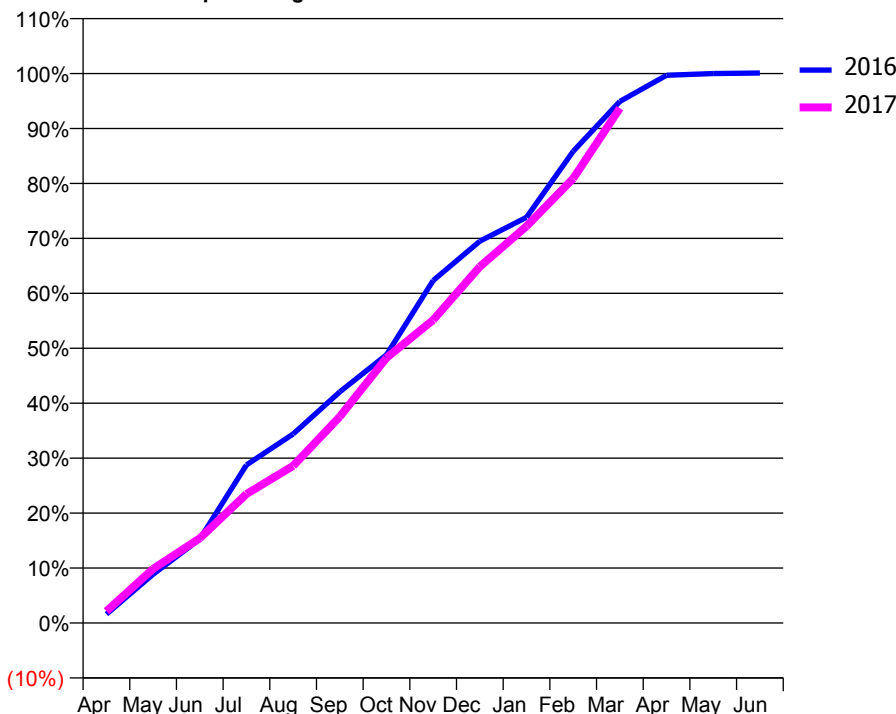
ACCESS*

Patients seen in 24 months	Total	Change since previous quarter
Quarter ending March 2016	10,150	
Quarter ending June 2016	10,111	→
Quarter ending September 2016	10,066	→
Quarter ending December 2016	10,123	→
Quarter ending March 2017	10,184	→
Variance since March 2016	0.3%	→



ACTIVITY

Cumulative percentage of contracted UDA delivered 2016 & 2017



Month	Adjusted Scheduled Activity (UDA)	
	2016	2017
April	466	619
May	2,563	2,852
June	4,416	4,457
July	8,319	6,789
August	9,947	8,270
September	12,165	10,862
October	14,114	13,952
November	18,022	15,947
December	20,092	18,754
January	21,352	20,879
February	24,828	23,395
March	27,450	27,089
April	28,821	
May	28,915	
June	28,943	

QUALITY

	Quantity	Base Number	Contract	AT	Region	England
% of FP17s for the same patient ID Re-attending within 3 months - Children	217	3,253	6.7%	10.3%	12.0%	12.3%
% of FP17s for the same patient ID Re-attending within 3 months - Adults	1,167	9,999	11.7%	14.3%	16.0%	16.7%
% of FP17s for the same patient ID Re-attending between 3 & 9 months - Children	1,776	3,253	54.6%	59.6%	58.8%	57.6%
% of FP17s for the same patient ID Re-attending between 3 & 9 months - Adults	5,663	9,999	56.6%	53.9%	51.2%	50.1%
% of FP17s for Band 1 Urgent Courses	549	12,490	4.4%	7.1%	8.0%	9.1%
% of FP17s Relating to Free Repair or Replacements	119	12,490	1.0%	0.9%	0.8%	0.8%
% of FP17s Relating to Continuations	76	12,490	0.6%	1.4%	1.2%	1.2%
% of Patients satisfied with the dentistry they have received	21	21	100.0%	93.5%	92.7%	92.8%
% of Patients satisfied with the time they had to wait for an appointment	18	21	85.7%	90.3%	89.1%	88.7%

* This is based on patients treated on this contract for their most recent course of treatment. Figures in italics indicate the base number of FP17s or Patient Questionnaire responses are less than 100. N/A is shown where the base number of responses is less than 10 during the period. % is calculated as Quantity/Base number*100

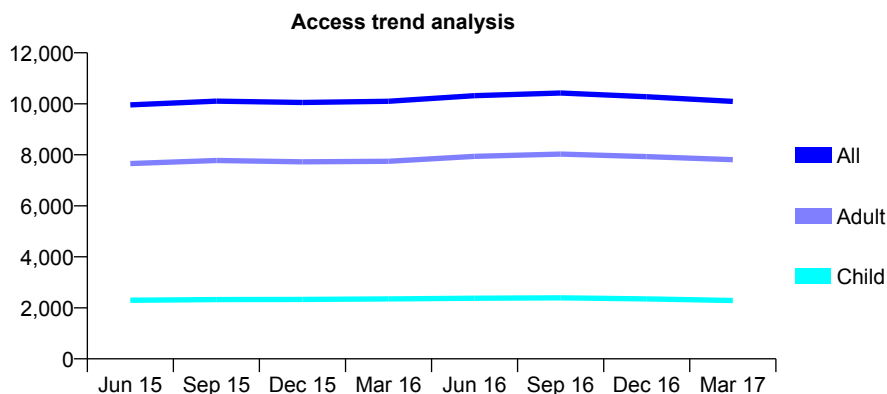
Q60 - Vital Signs At a Glance Contract Report for 171077/0001 - March 2017

Name or company name	Avondale House Surgery Ltd
Contract type name	GDS Contract
Purpose of contract	General
Contract start date	04/09/2009
Contract end date	

16/17 Contracted general activity (UDA)	30,210
Carry forward general activity (UDA)	-574
16/17 Contracted orthodontic activity (UOA)	0
Carry forward orthodontic activity (UOA)	0
Baseline contract value	£795,256.57

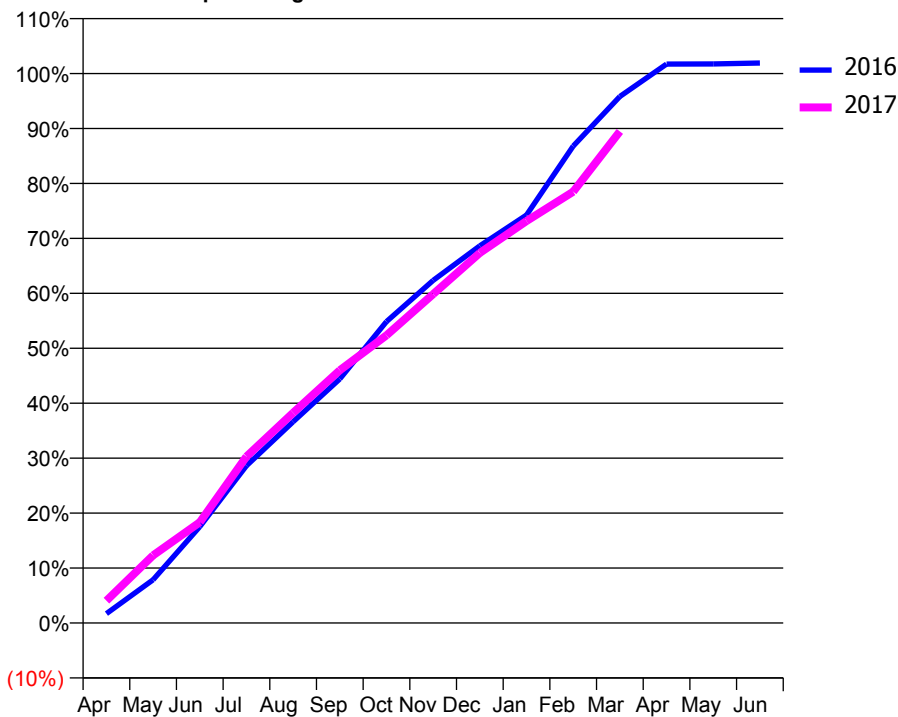
ACCESS*

Patients seen in 24 months	Total	Change since previous quarter
Quarter ending March 2016	10,097	
Quarter ending June 2016	10,317	↑
Quarter ending September 2016	10,421	→
Quarter ending December 2016	10,279	↓
Quarter ending March 2017	10,094	↓
Variance since March 2016	(0.0%)	→



ACTIVITY

Cumulative percentage of contracted UDA delivered 2016 & 2017



Month	Adjusted Scheduled Activity (UDA)	
	2016	2017
April	518	1,230
May	2,380	3,720
June	5,297	5,540
July	8,647	9,155
August	11,063	11,561
September	13,420	13,893
October	16,570	15,819
November	18,837	18,084
December	20,735	20,345
January	22,431	22,100
February	26,216	23,710
March	28,946	27,025
April	30,727	
May	30,736	
June	30,784	

QUALITY

	Quantity	Base Number	Contract	AT	Region	England
% of FP17s for the same patient ID Re-attending within 3 months - Children	174	2,635	6.6%	10.3%	12.0%	12.3%
% of FP17s for the same patient ID Re-attending within 3 months - Adults	1,523	9,144	16.7%	14.3%	16.0%	16.7%
% of FP17s for the same patient ID Re-attending between 3 & 9 months - Children	1,071	2,635	40.6%	59.6%	58.8%	57.6%
% of FP17s for the same patient ID Re-attending between 3 & 9 months - Adults	3,652	9,144	39.9%	53.9%	51.2%	50.1%
% of FP17s for Band 1 Urgent Courses	1,416	11,026	12.8%	7.1%	8.0%	9.1%
% of FP17s Relating to Free Repair or Replacements	91	11,026	0.8%	0.9%	0.8%	0.8%
% of FP17s Relating to Continuations	94	11,026	0.9%	1.4%	1.2%	1.2%
% of Patients satisfied with the dentistry they have received	20	21	95.2%	93.5%	92.7%	92.8%
% of Patients satisfied with the time they had to wait for an appointment	21	21	100.0%	90.3%	89.1%	88.7%

* This is based on patients treated on this contract for their most recent course of treatment. Figures in italics indicate the base number of FP17s or Patient Questionnaire responses are less than 100. N/A is shown where the base number of responses is less than 10 during the period. % is calculated as Quantity/Base number*100

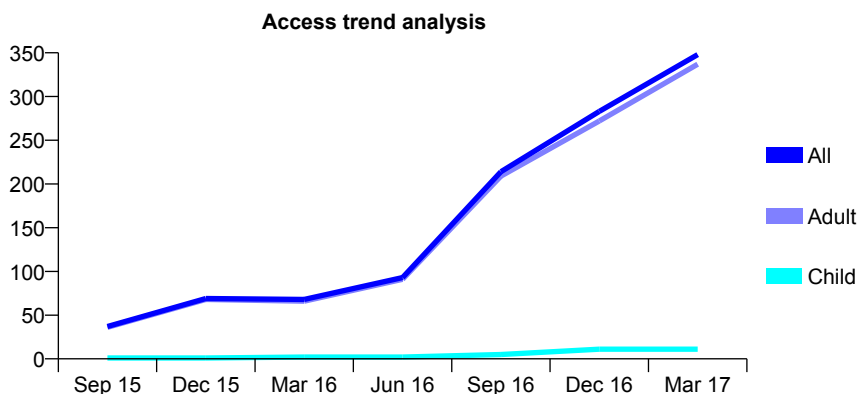
Q60 - Vital Signs At a Glance Contract Report for 175293/0001 - March 2017

Name or company name	Stirchley Dental Practice
Contract type name	PDS Contract
Purpose of contract	General
Contract start date	01/07/2015
Contract end date	31/03/2020

16/17 Contracted general activity (UDA)	1,800
Carry forward general activity (UDA)	0
16/17 Contracted orthodontic activity (UOA)	0
Carry forward orthodontic activity (UOA)	0
Baseline contract value	£72,557.11

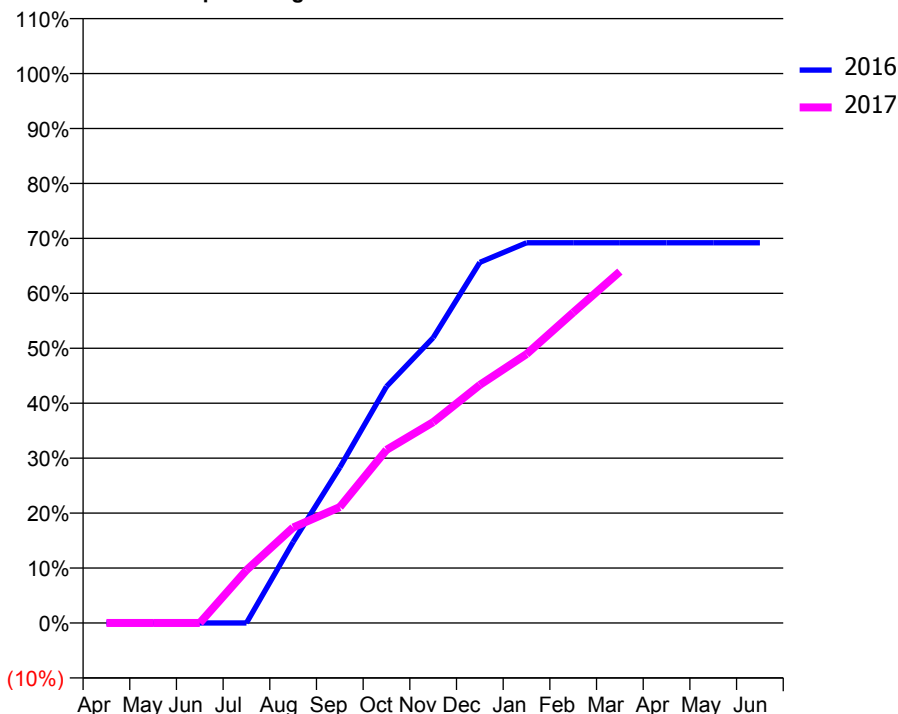
ACCESS*

Patients seen in 24 months	Total	Change since previous quarter
Quarter ending March 2016	68	
Quarter ending June 2016	93	↑
Quarter ending September 2016	214	↑
Quarter ending December 2016	283	↑
Quarter ending March 2017	348	↑
Variance since March 2016	411.8%	↑



ACTIVITY

Cumulative percentage of contracted UDA delivered 2016 & 2017



Month	Adjusted Scheduled Activity (UDA)	
	2016	2017
April	0	0
May	0	0
June	0	0
July	0	173
August	199	313
September	382	380
October	581	567
November	701	658
December	886	780
January	934	881
February	934	1,017
March	934	1,151
April	934	
May	934	
June	934	

QUALITY

	Quantity	Base Number	Contract	AT	Region	England
% of FP17s for the same patient ID Re-attending within 3 months - Children	0	14	0.0%	10.3%	12.0%	12.3%
% of FP17s for the same patient ID Re-attending within 3 months - Adults	2	401	0.5%	14.3%	16.0%	16.7%
% of FP17s for the same patient ID Re-attending between 3 & 9 months - Children	0	14	0.0%	59.6%	58.8%	57.6%
% of FP17s for the same patient ID Re-attending between 3 & 9 months - Adults	0	401	0.0%	53.9%	51.2%	50.1%
% of FP17s for Band 1 Urgent Courses	0	415	0.0%	7.1%	8.0%	9.1%
% of FP17s Relating to Free Repair or Replacements	0	415	0.0%	0.9%	0.8%	0.8%
% of FP17s Relating to Continuations	0	415	0.0%	1.4%	1.2%	1.2%
% of Patients satisfied with the dentistry they have received	0	0	N/A	93.5%	92.7%	92.8%
% of Patients satisfied with the time they had to wait for an appointment	0	0	N/A	90.3%	89.1%	88.7%

* This is based on patients treated on this contract for their most recent course of treatment. Figures in italics indicate the base number of FP17s or Patient Questionnaire responses are less than 100. N/A is shown where the base number of responses is less than 10 during the period. % is calculated as Quantity/Base number*100

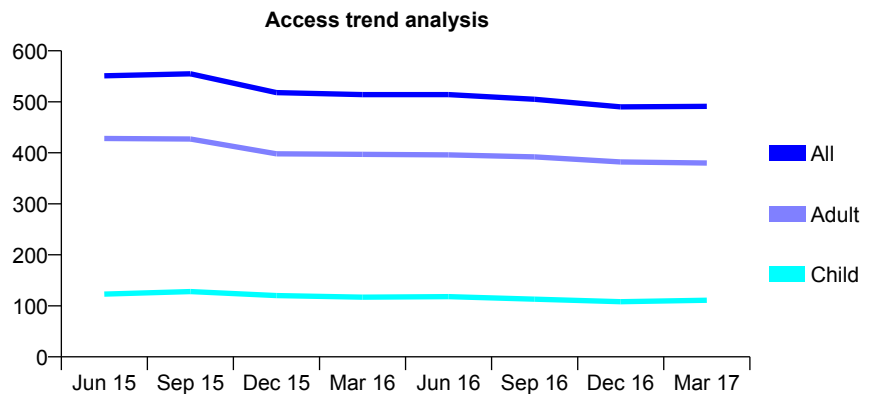
Q60 - Vital Signs At a Glance Contract Report for 17552/0001 - March 2017

Name or company name	Britannia House Dental Practice
Contract type name	GDS Contract
Purpose of contract	General
Contract start date	01/12/2009
Contract end date	

16/17 Contracted general activity (UDA)	1,438
Carry forward general activity (UDA)	57
16/17 Contracted orthodontic activity (UOA)	0
Carry forward orthodontic activity (UOA)	0
Baseline contract value	£36,683.63

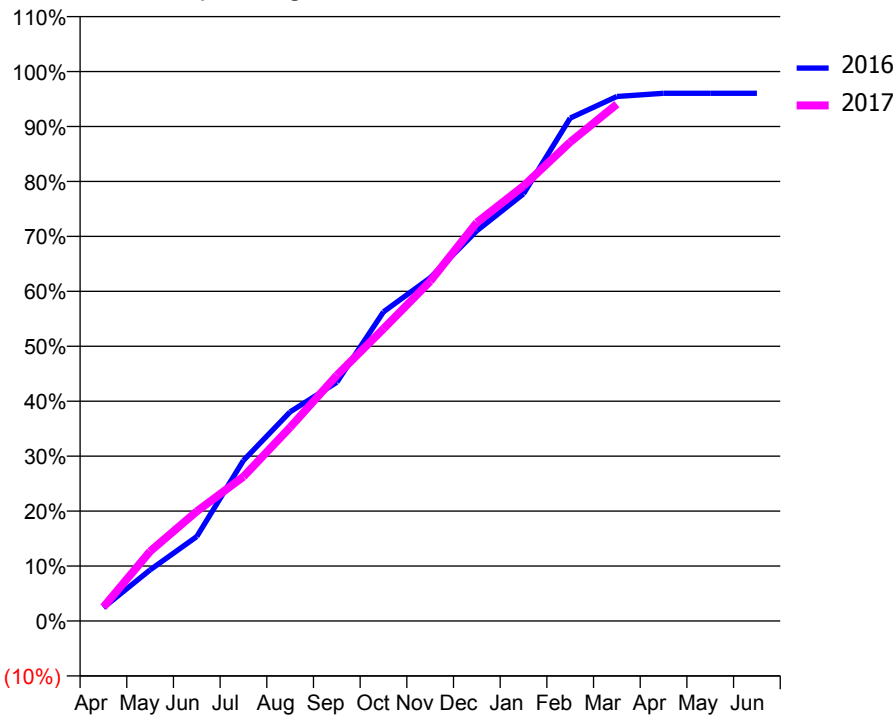
ACCESS*

Patients seen in 24 months	Total	Change since previous quarter
Quarter ending March 2016	514	
Quarter ending June 2016	514	→
Quarter ending September 2016	505	↓
Quarter ending December 2016	490	↓
Quarter ending March 2017	491	→
Variance since March 2016	(4.5%)	↓



ACTIVITY

Cumulative percentage of contracted UDA delivered 2016 & 2017



Month	Adjusted Scheduled Activity (UDA)	
	2016	2017
April	35	36
May	134	182
June	221	287
July	420	378
August	547	507
September	625	643
October	809	765
November	898	889
December	1,021	1,043
January	1,118	1,138
February	1,316	1,253
March	1,373	1,352
April	1,381	
May	1,381	
June	1,381	

QUALITY

	Quantity	Base Number	Contract	AT	Region	England
% of FP17s for the same patient ID Re-attending within 3 months - Children	3	169	1.8%	10.3%	12.0%	12.3%
% of FP17s for the same patient ID Re-attending within 3 months - Adults	71	630	11.3%	14.3%	16.0%	16.7%
% of FP17s for the same patient ID Re-attending between 3 & 9 months - Children	125	169	74.0%	59.6%	58.8%	57.6%
% of FP17s for the same patient ID Re-attending between 3 & 9 months - Adults	462	630	73.3%	53.9%	51.2%	50.1%
% of FP17s for Band 1 Urgent Courses	62	793	7.8%	7.1%	8.0%	9.1%
% of FP17s Relating to Free Repair or Replacements	0	793	0.0%	0.9%	0.8%	0.8%
% of FP17s Relating to Continuations	3	793	0.4%	1.4%	1.2%	1.2%
% of Patients satisfied with the dentistry they have received	0	1	N/A	93.5%	92.7%	92.8%
% of Patients satisfied with the time they had to wait for an appointment	0	1	N/A	90.3%	89.1%	88.7%

* This is based on patients treated on this contract for their most recent course of treatment. Figures in italics indicate the base number of FP17s or Patient Questionnaire responses are less than 100. N/A is shown where the base number of responses is less than 10 during the period. % is calculated as Quantity/Base number*100

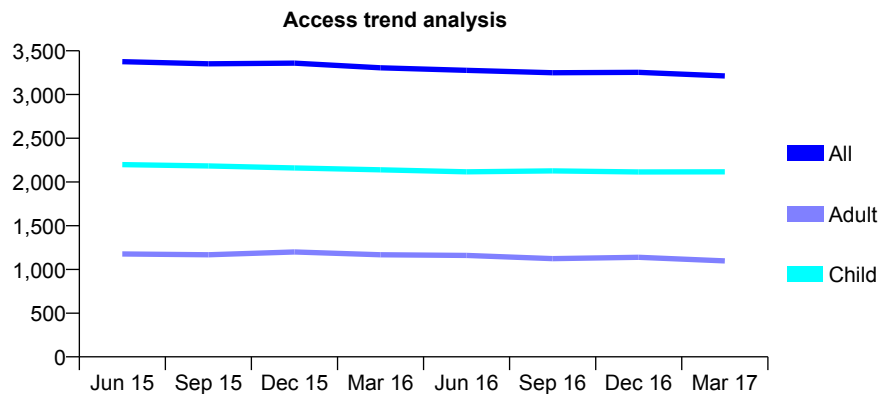
Q60 - Vital Signs At a Glance Contract Report for 176907/0001 - March 2017

Name or company name	The Tutbury Dental Practice Ltd
Contract type name	GDS Contract
Purpose of contract	General
Contract start date	01/09/2009
Contract end date	

16/17 Contracted general activity (UDA)	9,200
Carry forward general activity (UDA)	0
16/17 Contracted orthodontic activity (UOA)	0
Carry forward orthodontic activity (UOA)	0
Baseline contract value	£203,694.52

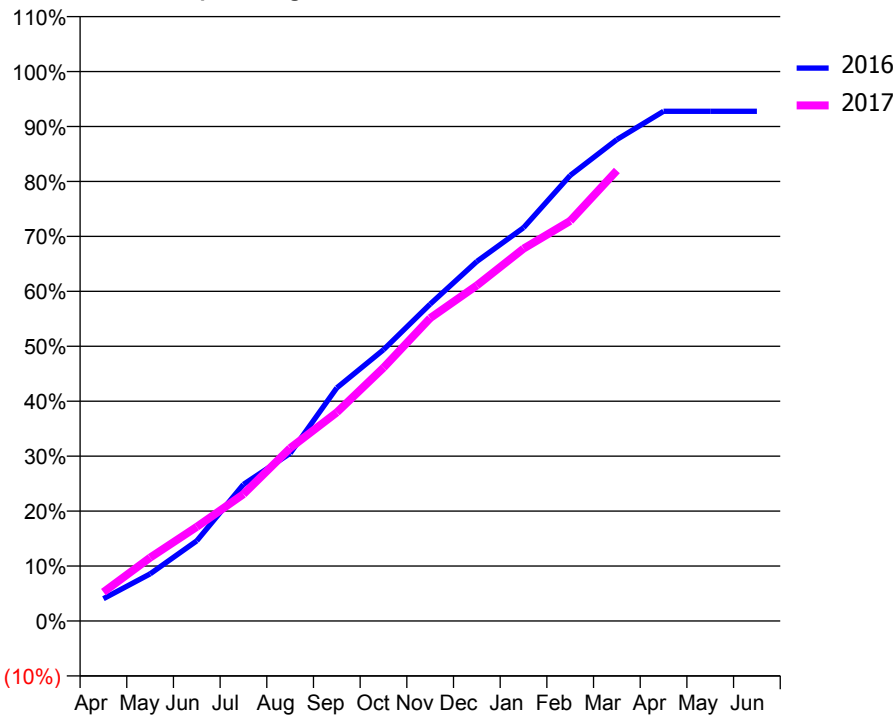
ACCESS*

Patients seen in 24 months	Total	Change since previous quarter
Quarter ending March 2016	3,306	
Quarter ending June 2016	3,276	→
Quarter ending September 2016	3,249	→
Quarter ending December 2016	3,254	→
Quarter ending March 2017	3,213	↓
Variance since March 2016	(2.8%)	↓



ACTIVITY

Cumulative percentage of contracted UDA delivered 2016 & 2017



Month	Adjusted Scheduled Activity (UDA)	
	2016	2017
April	374	483
May	789	1,062
June	1,343	1,577
July	2,287	2,123
August	2,808	2,895
September	3,904	3,494
October	4,543	4,240
November	5,306	5,072
December	6,020	5,618
January	6,585	6,235
February	7,461	6,699
March	8,060	7,542
April	8,533	
May	8,533	
June	8,533	

QUALITY

	Quantity	Base Number	Contract	AT	Region	England
% of FP17s for the same patient ID Re-attending within 3 months - Children	249	3,764	6.6%	10.3%	12.0%	12.3%
% of FP17s for the same patient ID Re-attending within 3 months - Adults	217	1,249	17.4%	14.3%	16.0%	16.7%
% of FP17s for the same patient ID Re-attending between 3 & 9 months - Children	2,795	3,764	74.3%	59.6%	58.8%	57.6%
% of FP17s for the same patient ID Re-attending between 3 & 9 months - Adults	730	1,249	58.4%	53.9%	51.2%	50.1%
% of FP17s for Band 1 Urgent Courses	202	4,726	4.3%	7.1%	8.0%	9.1%
% of FP17s Relating to Free Repair or Replacements	2	4,726	0.0%	0.9%	0.8%	0.8%
% of FP17s Relating to Continuations	6	4,726	0.1%	1.4%	1.2%	1.2%
% of Patients satisfied with the dentistry they have received	4	4	N/A	93.5%	92.7%	92.8%
% of Patients satisfied with the time they had to wait for an appointment	4	4	N/A	90.3%	89.1%	88.7%

* This is based on patients treated on this contract for their most recent course of treatment. Figures in italics indicate the base number of FP17s or Patient Questionnaire responses are less than 100. N/A is shown where the base number of responses is less than 10 during the period. % is calculated as Quantity/Base number*100

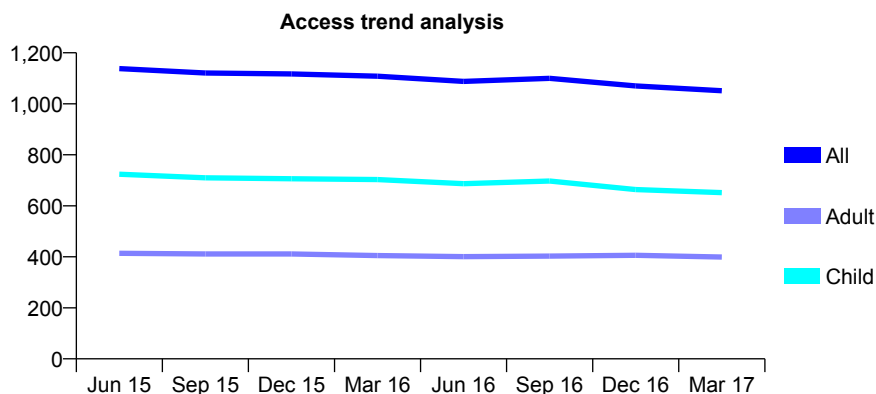
Q60 - Vital Signs At a Glance Contract Report for 178160/0001 - March 2017

Name or company name	Diana Dental
Contract type name	GDS Contract
Purpose of contract	General
Contract start date	01/04/2013
Contract end date	

16/17 Contracted general activity (UDA)	3,000
Carry forward general activity (UDA)	0
16/17 Contracted orthodontic activity (UOA)	0
Carry forward orthodontic activity (UOA)	0
Baseline contract value	£72,510.23

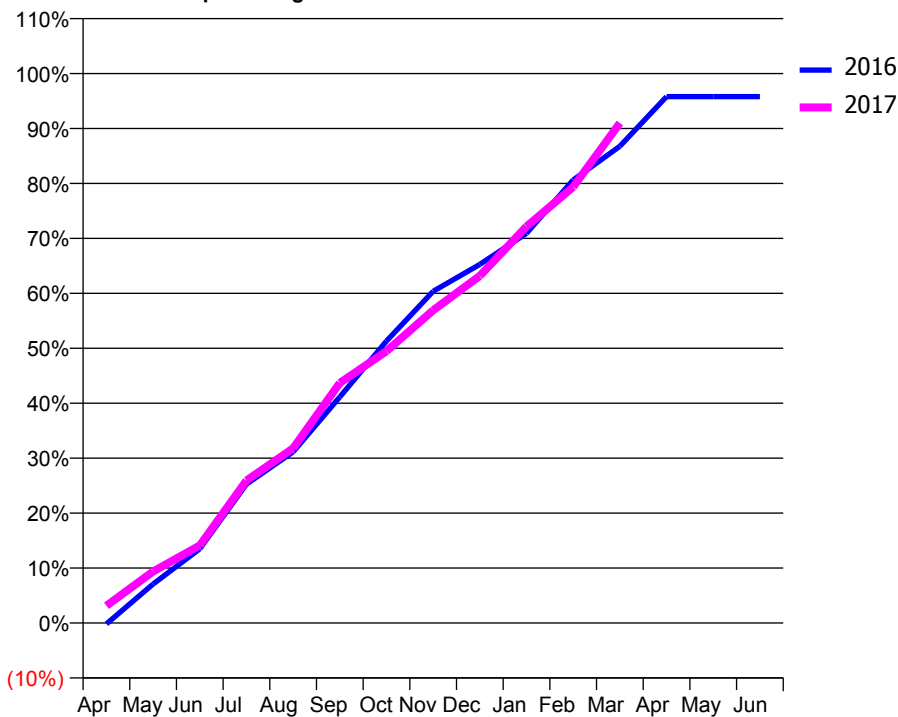
ACCESS*

Patients seen in 24 months	Total	Change since previous quarter
Quarter ending March 2016	1,108	
Quarter ending June 2016	1,088	↓
Quarter ending September 2016	1,100	→
Quarter ending December 2016	1,070	↓
Quarter ending March 2017	1,051	↓
Variance since March 2016	(5.1%)	↓



ACTIVITY

Cumulative percentage of contracted UDA delivered 2016 & 2017



Month	Adjusted Scheduled Activity (UDA)	
	2016	2017
April	-6	94
May	213	281
June	405	423
July	758	778
August	934	954
September	1,235	1,311
October	1,540	1,484
November	1,811	1,708
December	1,958	1,896
January	2,128	2,165
February	2,419	2,381
March	2,603	2,730
April	2,874	
May	2,874	
June	2,874	

QUALITY

	Quantity	Base Number	Contract	AT	Region	England
% of FP17s for the same patient ID Re-attending within 3 months - Children	100	1,279	7.8%	10.3%	12.0%	12.3%
% of FP17s for the same patient ID Re-attending within 3 months - Adults	72	567	12.7%	14.3%	16.0%	16.7%
% of FP17s for the same patient ID Re-attending between 3 & 9 months - Children	860	1,279	67.2%	59.6%	58.8%	57.6%
% of FP17s for the same patient ID Re-attending between 3 & 9 months - Adults	360	567	63.5%	53.9%	51.2%	50.1%
% of FP17s for Band 1 Urgent Courses	20	1,712	1.2%	7.1%	8.0%	9.1%
% of FP17s Relating to Free Repair or Replacements	1	1,712	0.1%	0.9%	0.8%	0.8%
% of FP17s Relating to Continuations	39	1,712	2.3%	1.4%	1.2%	1.2%
% of Patients satisfied with the dentistry they have received	0	0	N/A	93.5%	92.7%	92.8%
% of Patients satisfied with the time they had to wait for an appointment	0	0	N/A	90.3%	89.1%	88.7%

* This is based on patients treated on this contract for their most recent course of treatment. Figures in italics indicate the base number of FP17s or Patient Questionnaire responses are less than 100. N/A is shown where the base number of responses is less than 10 during the period. % is calculated as Quantity/Base number*100

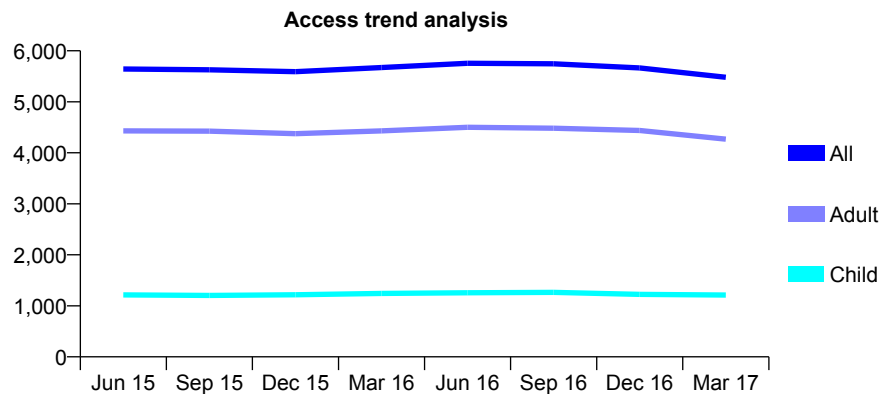
Q60 - Vital Signs At a Glance Contract Report for 181110/0003 - March 2017

Name or company name	IDH Limited
Contract type name	GDS Contract
Purpose of contract	General
Contract start date	01/06/2008
Contract end date	

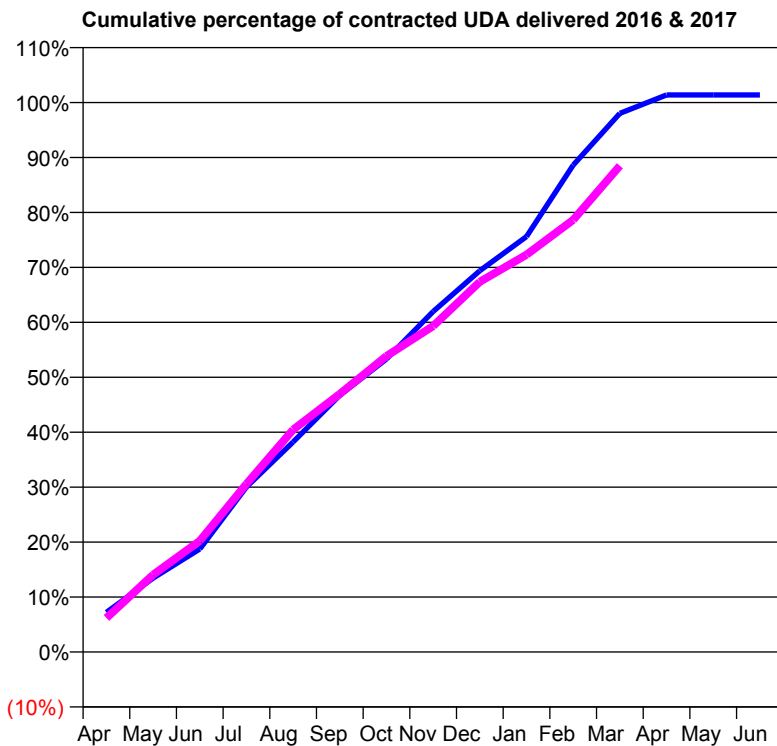
16/17 Contracted general activity (UDA)	18,451
Carry forward general activity (UDA)	-255
16/17 Contracted orthodontic activity (UOA)	0
Carry forward orthodontic activity (UOA)	0
Baseline contract value	£421,358.24

ACCESS*

Patients seen in 24 months	Total	Change since previous quarter
Quarter ending March 2016	5,672	
Quarter ending June 2016	5,756	→
Quarter ending September 2016	5,745	→
Quarter ending December 2016	5,664	↓
Quarter ending March 2017	5,480	↓
Variance since March 2016	(3.4%)	↓



ACTIVITY



Month	Adjusted Scheduled Activity (UDA)	
	2016	2017
April	1,334	1,145
May	2,482	2,594
June	3,457	3,734
July	5,542	5,646
August	7,053	7,466
September	8,623	8,667
October	9,838	9,936
November	11,435	10,946
December	12,806	12,431
January	13,948	13,339
February	16,350	14,508
March	18,087	16,326
April	18,704	
May	18,706	
June	18,706	

QUALITY

	Quantity	Base Number	Contract	AT	Region	England
% of FP17s for the same patient ID Re-attending within 3 months - Children	86	1,568	5.5%	10.3%	12.0%	12.3%
% of FP17s for the same patient ID Re-attending within 3 months - Adults	644	5,024	12.8%	14.3%	16.0%	16.7%
% of FP17s for the same patient ID Re-attending between 3 & 9 months - Children	857	1,568	54.7%	59.6%	58.8%	57.6%
% of FP17s for the same patient ID Re-attending between 3 & 9 months - Adults	2,462	5,024	49.0%	53.9%	51.2%	50.1%
% of FP17s for Band 1 Urgent Courses	415	6,356	6.5%	7.1%	8.0%	9.1%
% of FP17s Relating to Free Repair or Replacements	35	6,356	0.6%	0.9%	0.8%	0.8%
% of FP17s Relating to Continuations	139	6,356	2.2%	1.4%	1.2%	1.2%
% of Patients satisfied with the dentistry they have received	16	18	88.9%	93.5%	92.7%	92.8%
% of Patients satisfied with the time they had to wait for an appointment	16	18	88.9%	90.3%	89.1%	88.7%

* This is based on patients treated on this contract for their most recent course of treatment. Figures in italics indicate the base number of FP17s or Patient Questionnaire responses are less than 100. N/A is shown where the base number of responses is less than 10 during the period. % is calculated as Quantity/Base number*100

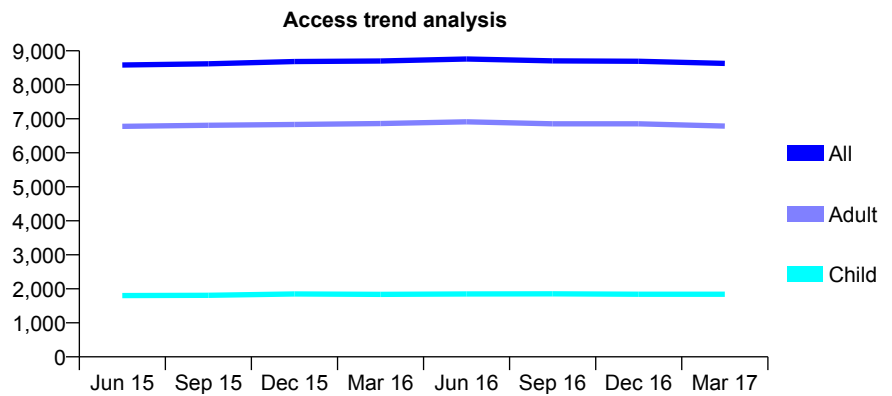
Q60 - Vital Signs At a Glance Contract Report for 181110/0004 - March 2017

Name or company name	IDH Limited
Contract type name	GDS Contract
Purpose of contract	General and Orthodontic
Contract start date	01/08/2008
Contract end date	

16/17 Contracted general activity (UDA)	25,040
Carry forward general activity (UDA)	-351
16/17 Contracted orthodontic activity (UOA)	2,792
Carry forward orthodontic activity (UOA)	-7
Baseline contract value	£778,754.61

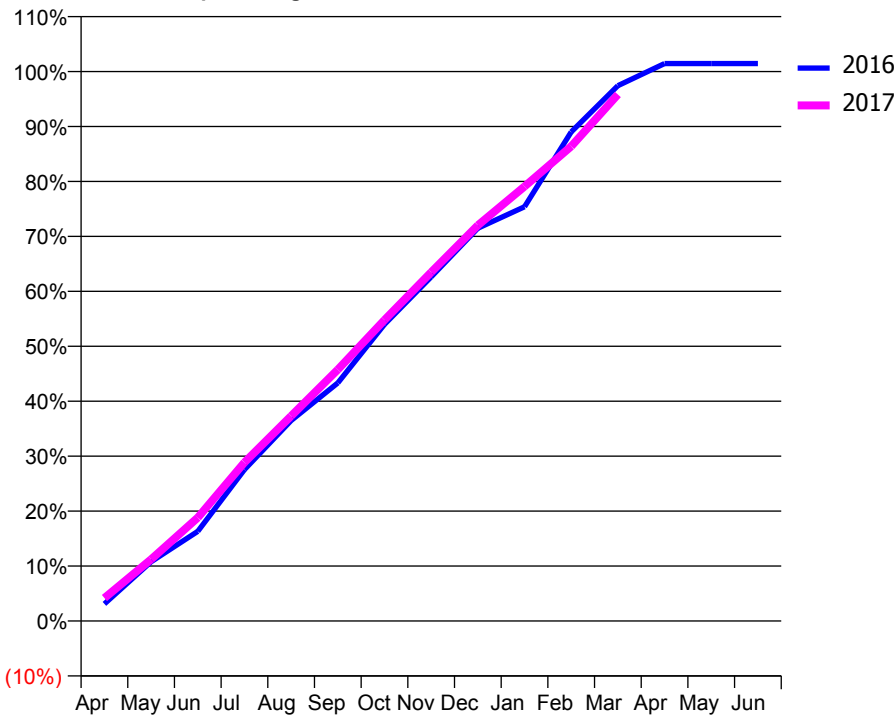
ACCESS*

Patients seen in 24 months	Total	Change since previous quarter
Quarter ending March 2016	8,701	
Quarter ending June 2016	8,758	→
Quarter ending September 2016	8,703	→
Quarter ending December 2016	8,693	→
Quarter ending March 2017	8,631	→
Variance since March 2016	(0.8%)	→



ACTIVITY

Cumulative percentage of contracted UDA delivered 2016 & 2017



Month	Adjusted Scheduled Activity (UDA)	
	2016	2017
April	757	1,050
May	2,623	2,811
June	3,964	4,714
July	6,698	7,228
August	8,868	9,345
September	10,530	11,456
October	13,119	13,715
November	15,218	15,894
December	17,368	18,030
January	18,321	19,802
February	21,629	21,629
March	23,671	23,993
April	24,650	
May	24,650	
June	24,651	

QUALITY

	Quantity	Base Number	Contract	AT	Region	England
% of FP17s for the same patient ID Re-attending within 3 months - Children	215	3,016	7.1%	10.3%	12.0%	12.3%
% of FP17s for the same patient ID Re-attending within 3 months - Adults	1,322	9,372	14.1%	14.3%	16.0%	16.7%
% of FP17s for the same patient ID Re-attending between 3 & 9 months - Children	1,663	3,016	55.1%	59.6%	58.8%	57.6%
% of FP17s for the same patient ID Re-attending between 3 & 9 months - Adults	5,213	9,372	55.6%	53.9%	51.2%	50.1%
% of FP17s for Band 1 Urgent Courses	576	11,467	5.0%	7.1%	8.0%	9.1%
% of FP17s Relating to Free Repair or Replacements	91	11,467	0.8%	0.9%	0.8%	0.8%
% of FP17s Relating to Continuations	392	11,467	3.4%	1.4%	1.2%	1.2%
% of Patients satisfied with the dentistry they have received	13	14	92.9%	93.5%	92.7%	92.8%
% of Patients satisfied with the time they had to wait for an appointment	14	14	100.0%	90.3%	89.1%	88.7%

* This is based on patients treated on this contract for their most recent course of treatment. Figures in italics indicate the base number of FP17s or Patient Questionnaire responses are less than 100. N/A is shown where the base number of responses is less than 10 during the period. % is calculated as Quantity/Base number*100

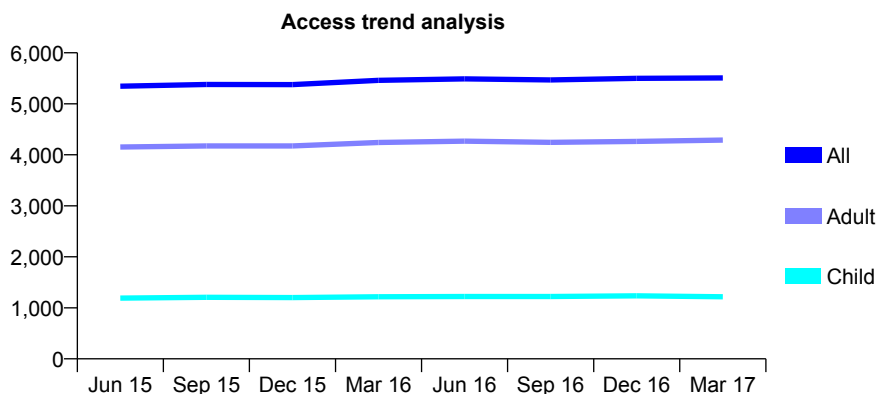
Q60 - Vital Signs At a Glance Contract Report for 182141/0001 - March 2017

Name or company name	Audley Dental Practice Partnership
Contract type name	GDS Contract
Purpose of contract	General
Contract start date	01/04/2012
Contract end date	

16/17 Contracted general activity (UDA)	16,106
Carry forward general activity (UDA)	310
16/17 Contracted orthodontic activity (UOA)	0
Carry forward orthodontic activity (UOA)	0
Baseline contract value	£394,305.03

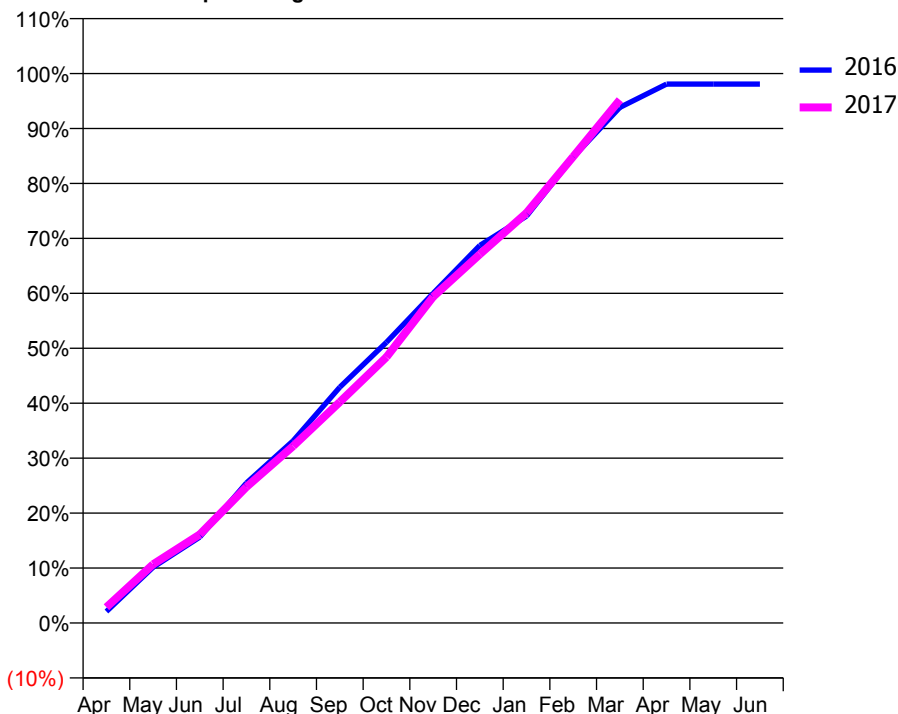
ACCESS*

Patients seen in 24 months	Total	Change since previous quarter
Quarter ending March 2016	5,461	
Quarter ending June 2016	5,490	→
Quarter ending September 2016	5,467	→
Quarter ending December 2016	5,500	→
Quarter ending March 2017	5,506	→
Variance since March 2016	0.8%	→



ACTIVITY

Cumulative percentage of contracted UDA delivered 2016 & 2017



Month	Adjusted Scheduled Activity (UDA)	
	2016	2017
April	340	464
May	1,634	1,724
June	2,520	2,597
July	4,104	3,990
August	5,341	5,185
September	6,911	6,478
October	8,229	7,796
November	9,664	9,561
December	11,068	10,808
January	11,927	12,022
February	13,655	13,670
March	15,112	15,336
April	15,795	
May	15,796	
June	15,796	

QUALITY

	Quantity	Base Number	Contract	AT	Region	England
% of FP17s for the same patient ID Re-attending within 3 months - Children	120	2,234	5.4%	10.3%	12.0%	12.3%
% of FP17s for the same patient ID Re-attending within 3 months - Adults	651	6,642	9.8%	14.3%	16.0%	16.7%
% of FP17s for the same patient ID Re-attending between 3 & 9 months - Children	1,700	2,234	76.1%	59.6%	58.8%	57.6%
% of FP17s for the same patient ID Re-attending between 3 & 9 months - Adults	4,266	6,642	64.2%	53.9%	51.2%	50.1%
% of FP17s for Band 1 Urgent Courses	278	8,562	3.2%	7.1%	8.0%	9.1%
% of FP17s Relating to Free Repair or Replacements	24	8,562	0.3%	0.9%	0.8%	0.8%
% of FP17s Relating to Continuations	135	8,562	1.6%	1.4%	1.2%	1.2%
% of Patients satisfied with the dentistry they have received	26	27	96.3%	93.5%	92.7%	92.8%
% of Patients satisfied with the time they had to wait for an appointment	26	27	96.3%	90.3%	89.1%	88.7%

* This is based on patients treated on this contract for their most recent course of treatment. Figures in italics indicate the base number of FP17s or Patient Questionnaire responses are less than 100. N/A is shown where the base number of responses is less than 10 during the period. % is calculated as Quantity/Base number*100

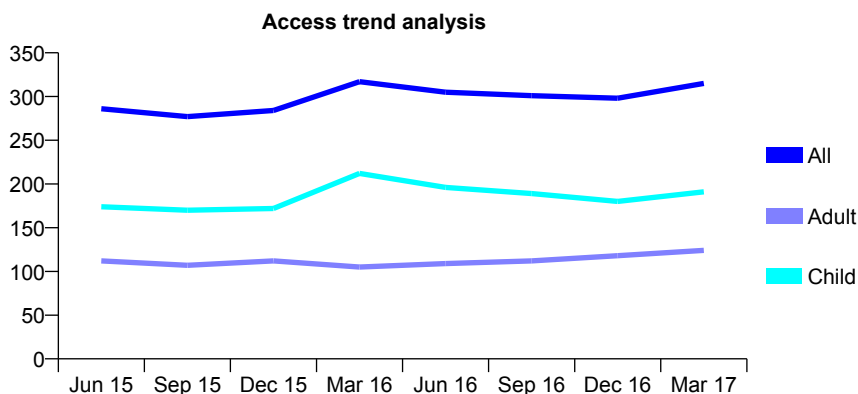
Q60 - Vital Signs At a Glance Contract Report for 182389/0001 - March 2017

Name or company name	Mr W Herath
Contract type name	GDS Contract
Purpose of contract	General
Contract start date	04/01/2013
Contract end date	

16/17 Contracted general activity (UDA)	1,050
Carry forward general activity (UDA)	-21
16/17 Contracted orthodontic activity (UOA)	0
Carry forward orthodontic activity (UOA)	0
Baseline contract value	£23,545.68

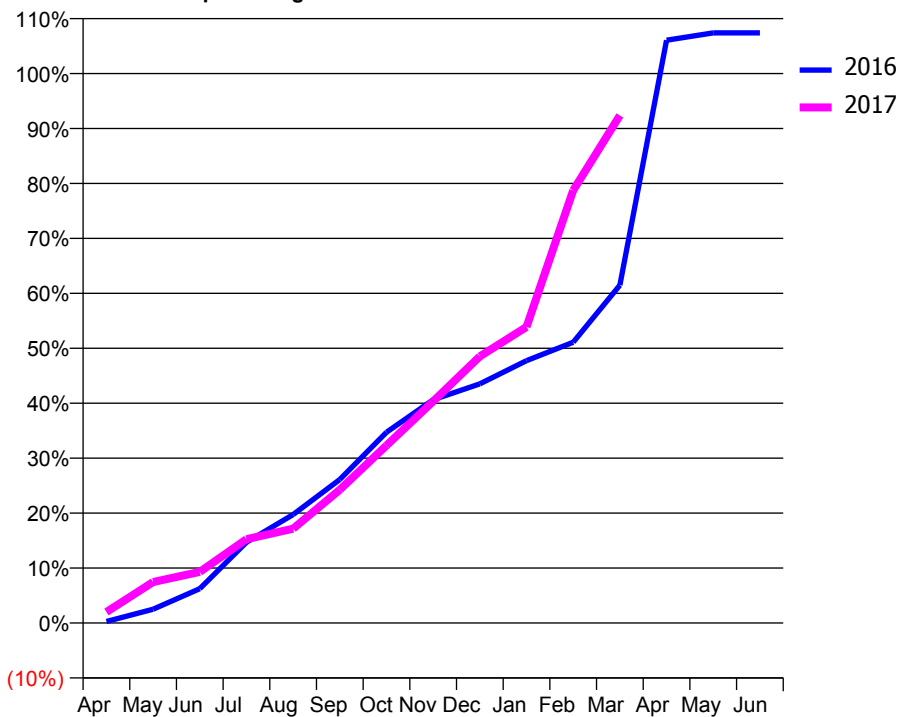
ACCESS*

Patients seen in 24 months	Total	Change since previous quarter
Quarter ending March 2016	317	
Quarter ending June 2016	305	↓
Quarter ending September 2016	301	↓
Quarter ending December 2016	298	→
Quarter ending March 2017	315	↑
Variance since March 2016	(0.6%)	→



ACTIVITY

Cumulative percentage of contracted UDA delivered 2016 & 2017



Month	Adjusted Scheduled Activity (UDA)	
	2016	2017
April	3	21
May	26	78
June	66	98
July	154	160
August	207	180
September	274	255
October	365	339
November	427	424
December	457	510
January	501	566
February	536	827
March	646	970
April	1,114	
May	1,128	
June	1,128	

QUALITY

	Quantity	Base Number	Contract	AT	Region	England
% of FP17s for the same patient ID Re-attending within 3 months - Children	15	308	4.9%	10.3%	12.0%	12.3%
% of FP17s for the same patient ID Re-attending within 3 months - Adults	31	122	25.4%	14.3%	16.0%	16.7%
% of FP17s for the same patient ID Re-attending between 3 & 9 months - Children	152	308	49.4%	59.6%	58.8%	57.6%
% of FP17s for the same patient ID Re-attending between 3 & 9 months - Adults	43	122	35.2%	53.9%	51.2%	50.1%
% of FP17s for Band 1 Urgent Courses	14	371	3.8%	7.1%	8.0%	9.1%
% of FP17s Relating to Free Repair or Replacements	0	371	0.0%	0.9%	0.8%	0.8%
% of FP17s Relating to Continuations	11	371	3.0%	1.4%	1.2%	1.2%
% of Patients satisfied with the dentistry they have received	0	0	N/A	93.5%	92.7%	92.8%
% of Patients satisfied with the time they had to wait for an appointment	0	0	N/A	90.3%	89.1%	88.7%

* This is based on patients treated on this contract for their most recent course of treatment. Figures in italics indicate the base number of FP17s or Patient Questionnaire responses are less than 100. N/A is shown where the base number of responses is less than 10 during the period. % is calculated as Quantity/Base number*100

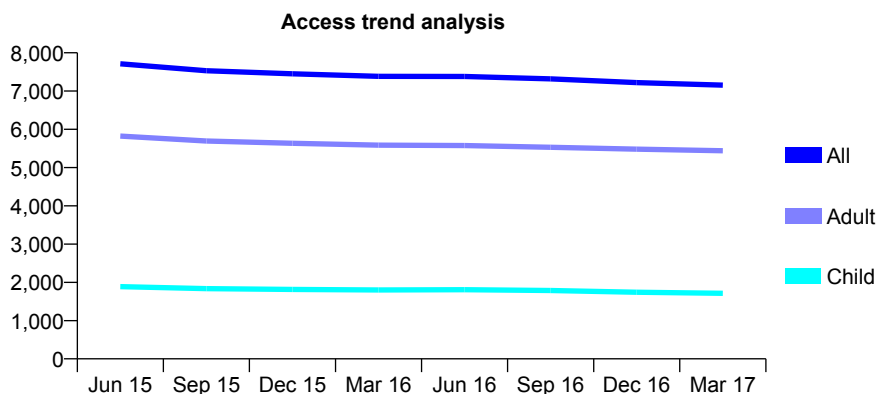
Q60 - Vital Signs At a Glance Contract Report for 184411/0001 - March 2017

Name or company name	Mroke Limited
Contract type name	GDS Contract
Purpose of contract	General
Contract start date	01/04/2009
Contract end date	

16/17 Contracted general activity (UDA)	21,512
Carry forward general activity (UDA)	749
16/17 Contracted orthodontic activity (UOA)	0
Carry forward orthodontic activity (UOA)	0
Baseline contract value	£548,659.12

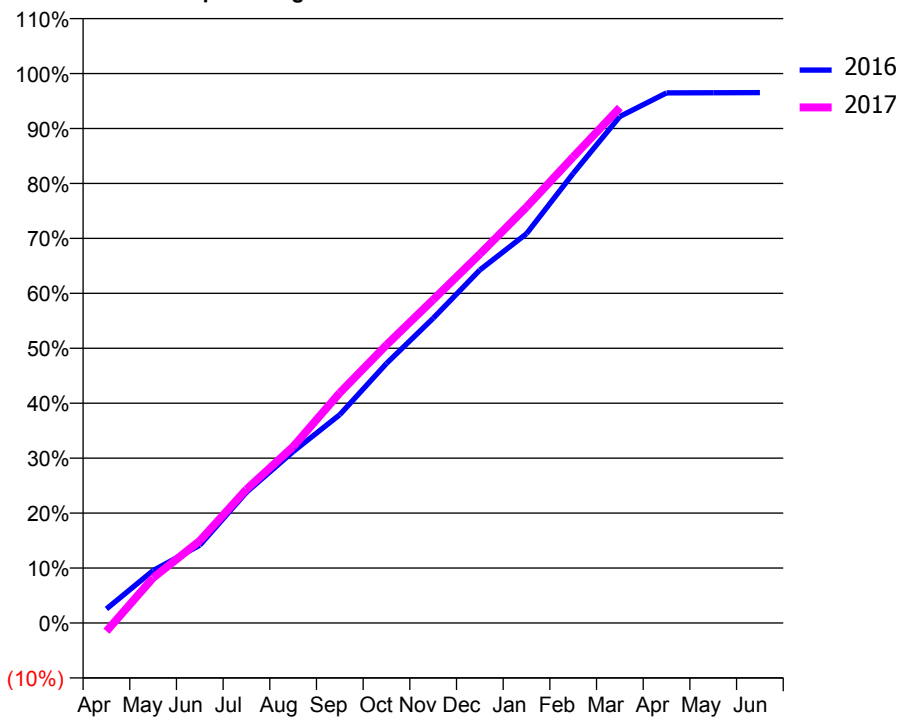
ACCESS*

Patients seen in 24 months	Total	Change since previous quarter
Quarter ending March 2016	7,385	
Quarter ending June 2016	7,383	→
Quarter ending September 2016	7,318	→
Quarter ending December 2016	7,221	↓
Quarter ending March 2017	7,153	→
Variance since March 2016	(3.1%)	↓



ACTIVITY

Cumulative percentage of contracted UDA delivered 2016 & 2017



Month	Adjusted Scheduled Activity (UDA)	
	2016	2017
April	553	-327
May	2,054	1,768
June	3,047	3,221
July	5,117	5,233
August	6,713	6,905
September	8,156	9,011
October	10,160	10,886
November	11,934	12,659
December	13,820	14,440
January	15,239	16,285
February	17,600	18,250
March	19,830	20,179
April	20,754	
May	20,760	
June	20,763	

QUALITY

	Quantity	Base Number	Contract	AT	Region	England
% of FP17s for the same patient ID Re-attending within 3 months - Children	235	2,803	8.4%	10.3%	12.0%	12.3%
% of FP17s for the same patient ID Re-attending within 3 months - Adults	857	7,713	11.1%	14.3%	16.0%	16.7%
% of FP17s for the same patient ID Re-attending between 3 & 9 months - Children	1,756	2,803	62.6%	59.6%	58.8%	57.6%
% of FP17s for the same patient ID Re-attending between 3 & 9 months - Adults	4,359	7,713	56.5%	53.9%	51.2%	50.1%
% of FP17s for Band 1 Urgent Courses	666	10,042	6.6%	7.1%	8.0%	9.1%
% of FP17s Relating to Free Repair or Replacements	66	10,042	0.7%	0.9%	0.8%	0.8%
% of FP17s Relating to Continuations	96	10,042	1.0%	1.4%	1.2%	1.2%
% of Patients satisfied with the dentistry they have received	18	20	90.0%	93.5%	92.7%	92.8%
% of Patients satisfied with the time they had to wait for an appointment	18	20	90.0%	90.3%	89.1%	88.7%

* This is based on patients treated on this contract for their most recent course of treatment. Figures in italics indicate the base number of FP17s or Patient Questionnaire responses are less than 100. N/A is shown where the base number of responses is less than 10 during the period. % is calculated as Quantity/Base number*100

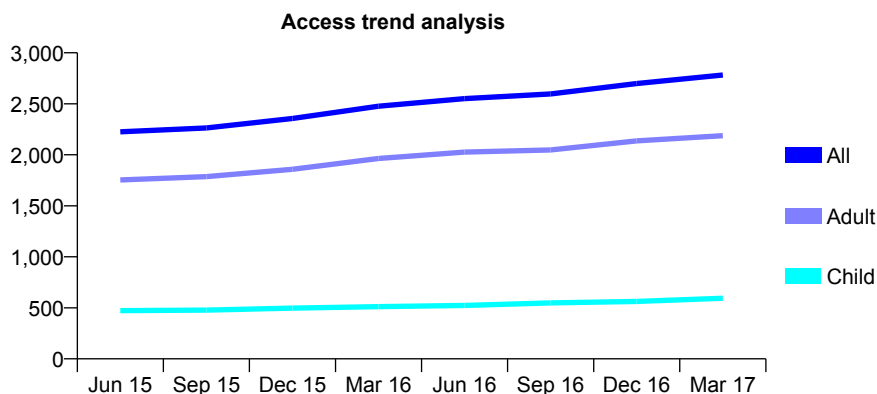
Q60 - Vital Signs At a Glance Contract Report for 184411/0002 - March 2017

Name or company name	Mroke Limited
Contract type name	GDS Contract
Purpose of contract	General
Contract start date	01/04/2009
Contract end date	

16/17 Contracted general activity (UDA)	7,698
Carry forward general activity (UDA)	266
16/17 Contracted orthodontic activity (UOA)	0
Carry forward orthodontic activity (UOA)	0
Baseline contract value	£194,882.36

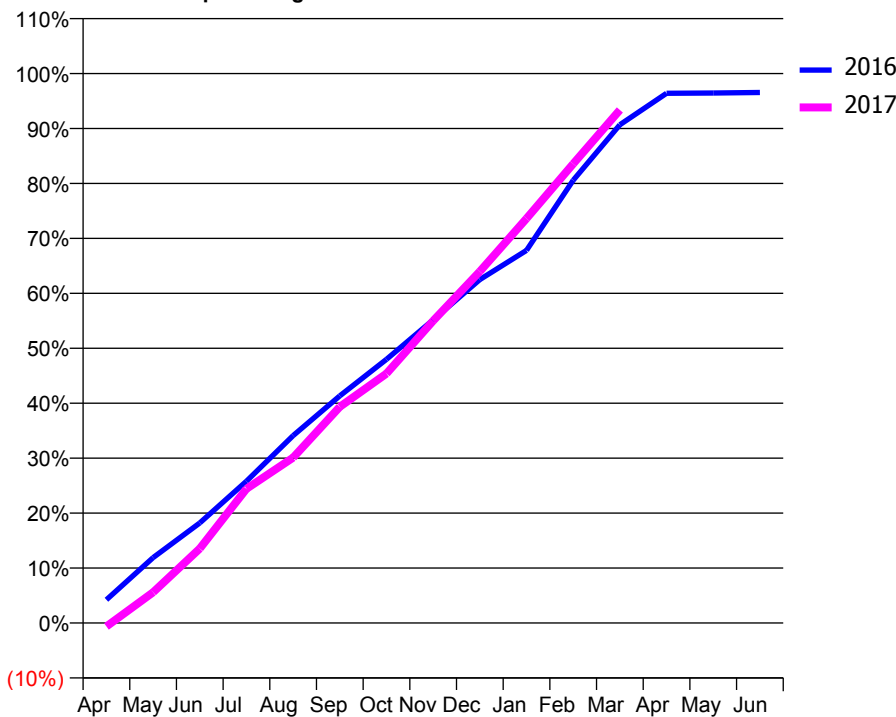
ACCESS*

Patients seen in 24 months	Total	Change since previous quarter
Quarter ending March 2016	2,476	
Quarter ending June 2016	2,551	↑
Quarter ending September 2016	2,597	→
Quarter ending December 2016	2,699	↑
Quarter ending March 2017	2,782	↑
Variance since March 2016	12.4%	↑



ACTIVITY

Cumulative percentage of contracted UDA delivered 2016 & 2017



Month	Adjusted Scheduled Activity (UDA)	
	2016	2017
April	325	-49
May	917	431
June	1,401	1,043
July	1,987	1,880
August	2,626	2,318
September	3,183	3,029
October	3,693	3,495
November	4,247	4,235
December	4,812	4,925
January	5,220	5,668
February	6,203	6,433
March	6,980	7,187
April	7,421	
May	7,424	
June	7,432	

QUALITY

	Quantity	Base Number	Contract	AT	Region	England
% of FP17s for the same patient ID Re-attending within 3 months - Children	99	906	10.9%	10.3%	12.0%	12.3%
% of FP17s for the same patient ID Re-attending within 3 months - Adults	444	3,148	14.1%	14.3%	16.0%	16.7%
% of FP17s for the same patient ID Re-attending between 3 & 9 months - Children	506	906	55.8%	59.6%	58.8%	57.6%
% of FP17s for the same patient ID Re-attending between 3 & 9 months - Adults	1,693	3,148	53.8%	53.9%	51.2%	50.1%
% of FP17s for Band 1 Urgent Courses	252	3,873	6.5%	7.1%	8.0%	9.1%
% of FP17s Relating to Free Repair or Replacements	69	3,873	1.8%	0.9%	0.8%	0.8%
% of FP17s Relating to Continuations	48	3,873	1.2%	1.4%	1.2%	1.2%
% of Patients satisfied with the dentistry they have received	6	6	N/A	93.5%	92.7%	92.8%
% of Patients satisfied with the time they had to wait for an appointment	6	6	N/A	90.3%	89.1%	88.7%

* This is based on patients treated on this contract for their most recent course of treatment. Figures in italics indicate the base number of FP17s or Patient Questionnaire responses are less than 100. N/A is shown where the base number of responses is less than 10 during the period. % is calculated as Quantity/Base number*100

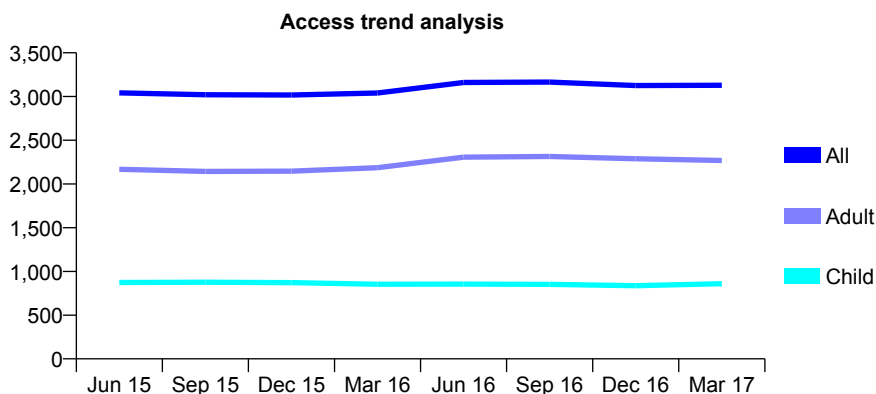
Q60 - Vital Signs At a Glance Contract Report for 186058/0001 - March 2017

Name or company name	J. F. Scannell & Associates
Contract type name	GDS Contract
Purpose of contract	General
Contract start date	01/07/2013
Contract end date	

16/17 Contracted general activity (UDA)	9,504
Carry forward general activity (UDA)	-66
16/17 Contracted orthodontic activity (UOA)	0
Carry forward orthodontic activity (UOA)	0
Baseline contract value	£264,024.49

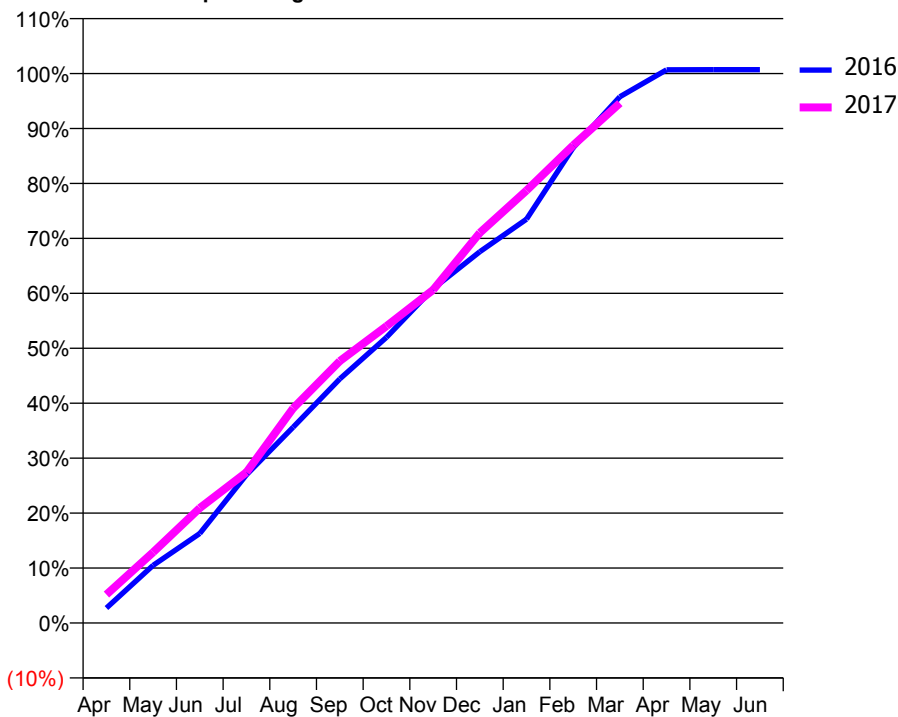
ACCESS*

Patients seen in 24 months	Total	Change since previous quarter
Quarter ending March 2016	3,040	
Quarter ending June 2016	3,161	↑
Quarter ending September 2016	3,166	→
Quarter ending December 2016	3,125	↓
Quarter ending March 2017	3,128	→
Variance since March 2016	2.9%	↑



ACTIVITY

Cumulative percentage of contracted UDA delivered 2016 & 2017



Month	Adjusted Scheduled Activity (UDA)	
	2016	2017
April	260	491
May	998	1,223
June	1,549	1,989
July	2,563	2,608
August	3,387	3,714
September	4,221	4,530
October	4,942	5,136
November	5,783	5,763
December	6,422	6,751
January	6,985	7,480
February	8,220	8,262
March	9,101	8,991
April	9,569	
May	9,570	
June	9,570	

QUALITY

	Quantity	Base Number	Contract	AT	Region	England
% of FP17s for the same patient ID Re-attending within 3 months - Children	92	1,377	6.7%	10.3%	12.0%	12.3%
% of FP17s for the same patient ID Re-attending within 3 months - Adults	583	3,374	17.3%	14.3%	16.0%	16.7%
% of FP17s for the same patient ID Re-attending between 3 & 9 months - Children	867	1,377	63.0%	59.6%	58.8%	57.6%
% of FP17s for the same patient ID Re-attending between 3 & 9 months - Adults	1,345	3,374	39.9%	53.9%	51.2%	50.1%
% of FP17s for Band 1 Urgent Courses	237	4,528	5.2%	7.1%	8.0%	9.1%
% of FP17s Relating to Free Repair or Replacements	146	4,528	3.2%	0.9%	0.8%	0.8%
% of FP17s Relating to Continuations	73	4,528	1.6%	1.4%	1.2%	1.2%
% of Patients satisfied with the dentistry they have received	3	4	N/A	93.5%	92.7%	92.8%
% of Patients satisfied with the time they had to wait for an appointment	4	4	N/A	90.3%	89.1%	88.7%

* This is based on patients treated on this contract for their most recent course of treatment. Figures in italics indicate the base number of FP17s or Patient Questionnaire responses are less than 100. N/A is shown where the base number of responses is less than 10 during the period. % is calculated as Quantity/Base number*100

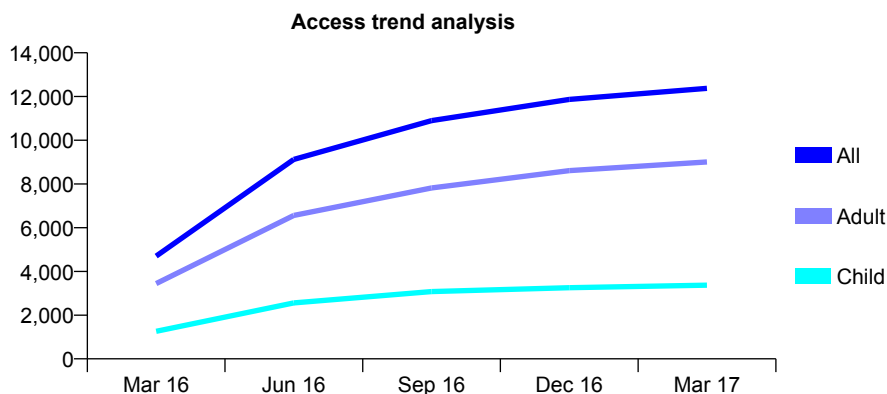
Q60 - Vital Signs At a Glance Contract Report for 186597/0001 - March 2017

Name or company name	Dosthill Valley Dental Practice
Contract type name	GDS Contract
Purpose of contract	General
Contract start date	01/01/2016
Contract end date	

16/17 Contracted general activity (UDA)	39,000
Carry forward general activity (UDA)	-45
16/17 Contracted orthodontic activity (UOA)	0
Carry forward orthodontic activity (UOA)	0
Baseline contract value	£989,145.42

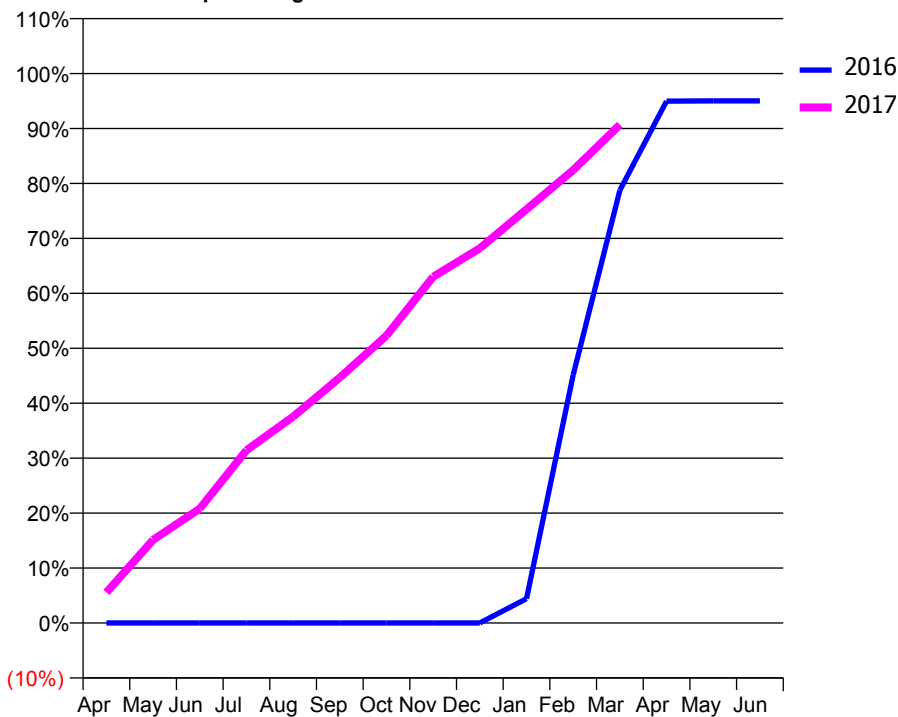
ACCESS*

Patients seen in 24 months	Total	Change since previous quarter
Quarter ending March 2016	4,700	
Quarter ending June 2016	9,120	↑
Quarter ending September 2016	10,896	↑
Quarter ending December 2016	11,865	↑
Quarter ending March 2017	12,376	↑
Variance since March 2016	163.3%	↑



ACTIVITY

Cumulative percentage of contracted UDA delivered 2016 & 2017



Month	Adjusted Scheduled Activity (UDA)	
	2016	2017
April	0	2,168
May	0	5,905
June	0	8,114
July	0	12,264
August	0	14,645
September	0	17,420
October	0	20,395
November	0	24,578
December	0	26,596
January	433	29,362
February	4,401	32,148
March	7,680	35,367
April	9,259	
May	9,265	
June	9,265	

QUALITY

	Quantity	Base Number	Contract	AT	Region	England
% of FP17s for the same patient ID Re-attending within 3 months - Children	215	5,339	4.0%	10.3%	12.0%	12.3%
% of FP17s for the same patient ID Re-attending within 3 months - Adults	1,431	14,244	10.0%	14.3%	16.0%	16.7%
% of FP17s for the same patient ID Re-attending between 3 & 9 months - Children	2,233	5,339	41.8%	59.6%	58.8%	57.6%
% of FP17s for the same patient ID Re-attending between 3 & 9 months - Adults	6,050	14,244	42.5%	53.9%	51.2%	50.1%
% of FP17s for Band 1 Urgent Courses	443	18,824	2.4%	7.1%	8.0%	9.1%
% of FP17s Relating to Free Repair or Replacements	172	18,824	0.9%	0.9%	0.8%	0.8%
% of FP17s Relating to Continuations	162	18,824	0.9%	1.4%	1.2%	1.2%
% of Patients satisfied with the dentistry they have received	21	22	95.5%	93.5%	92.7%	92.8%
% of Patients satisfied with the time they had to wait for an appointment	19	22	86.4%	90.3%	89.1%	88.7%

* This is based on patients treated on this contract for their most recent course of treatment. Figures in italics indicate the base number of FP17s or Patient Questionnaire responses are less than 100. N/A is shown where the base number of responses is less than 10 during the period. % is calculated as Quantity/Base number*100

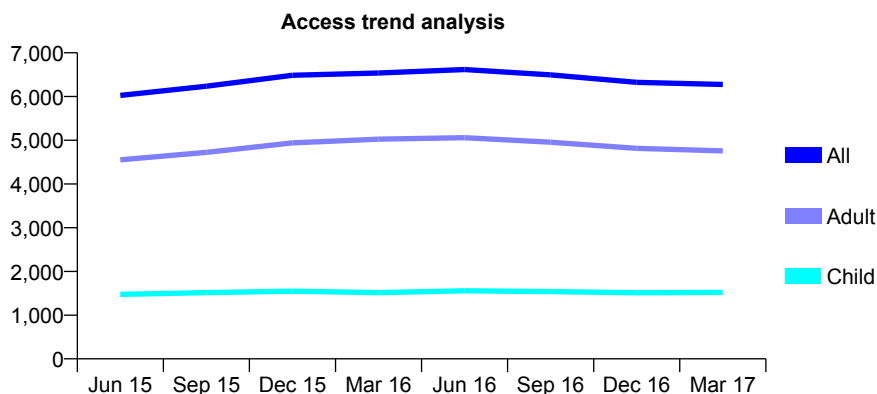
Q60 - Vital Signs At a Glance Contract Report for 186988/0001 - March 2017

Name or company name	The Westbury Park Dental Practice Partner
Contract type name	GDS Contract
Purpose of contract	General
Contract start date	05/12/2013
Contract end date	

16/17 Contracted general activity (UDA)	18,842
Carry forward general activity (UDA)	0
16/17 Contracted orthodontic activity (UOA)	0
Carry forward orthodontic activity (UOA)	0
Baseline contract value	£512,655.70

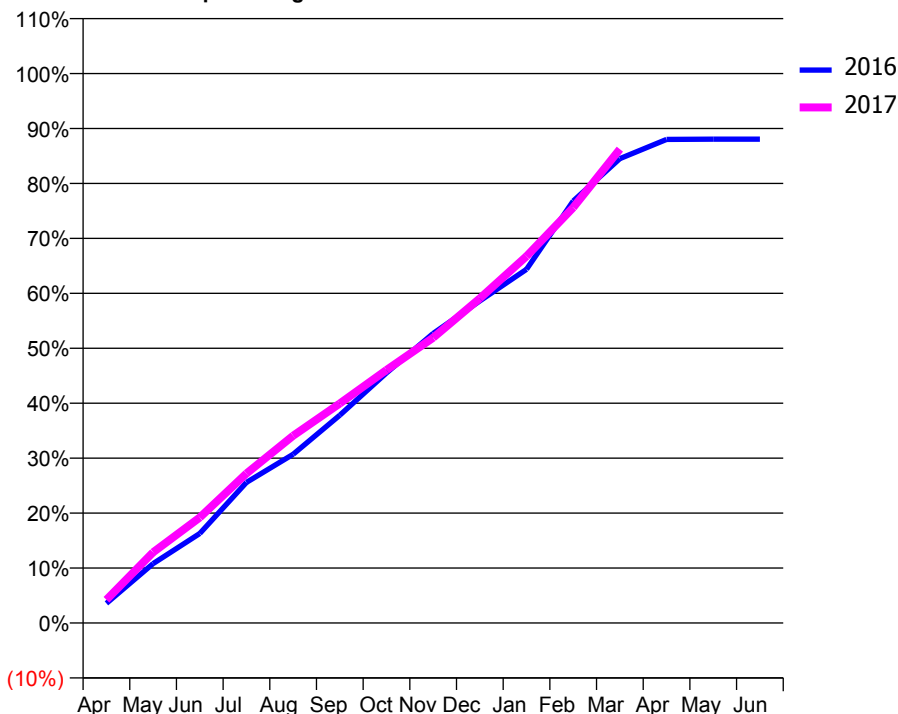
ACCESS*

Patients seen in 24 months	Total	Change since previous quarter
Quarter ending March 2016	6,538	
Quarter ending June 2016	6,616	→
Quarter ending September 2016	6,494	↓
Quarter ending December 2016	6,324	↓
Quarter ending March 2017	6,277	→
Variance since March 2016	(4.0%)	↓



ACTIVITY

Cumulative percentage of contracted UDA delivered 2016 & 2017



Month	Adjusted Scheduled Activity (UDA)	
	2016	2017
April	675	796
May	2,035	2,426
June	3,069	3,618
July	4,820	5,126
August	5,786	6,420
September	7,127	7,527
October	8,574	8,676
November	9,931	9,782
December	11,043	11,131
January	12,129	12,577
February	14,467	14,247
March	15,924	16,246
April	16,583	
May	16,589	
June	16,591	

QUALITY

	Quantity	Base Number	Contract	AT	Region	England
% of FP17s for the same patient ID Re-attending within 3 months - Children	97	2,170	4.5%	10.3%	12.0%	12.3%
% of FP17s for the same patient ID Re-attending within 3 months - Adults	466	5,735	8.1%	14.3%	16.0%	16.7%
% of FP17s for the same patient ID Re-attending between 3 & 9 months - Children	1,236	2,170	57.0%	59.6%	58.8%	57.6%
% of FP17s for the same patient ID Re-attending between 3 & 9 months - Adults	3,057	5,735	53.3%	53.9%	51.2%	50.1%
% of FP17s for Band 1 Urgent Courses	332	7,619	4.4%	7.1%	8.0%	9.1%
% of FP17s Relating to Free Repair or Replacements	43	7,619	0.6%	0.9%	0.8%	0.8%
% of FP17s Relating to Continuations	125	7,619	1.6%	1.4%	1.2%	1.2%
% of Patients satisfied with the dentistry they have received	13	14	92.9%	93.5%	92.7%	92.8%
% of Patients satisfied with the time they had to wait for an appointment	13	14	92.9%	90.3%	89.1%	88.7%

* This is based on patients treated on this contract for their most recent course of treatment. Figures in italics indicate the base number of FP17s or Patient Questionnaire responses are less than 100. N/A is shown where the base number of responses is less than 10 during the period. % is calculated as Quantity/Base number*100

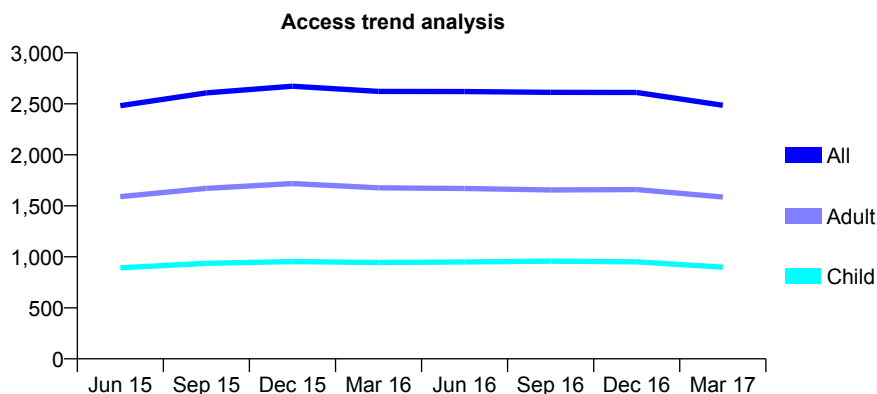
Q60 - Vital Signs At a Glance Contract Report for 188239/0001 - March 2017

Name or company name	Dr J S Jandu and Ms K K Bhambra
Contract type name	GDS Contract
Purpose of contract	General and Orthodontic
Contract start date	01/12/2009
Contract end date	

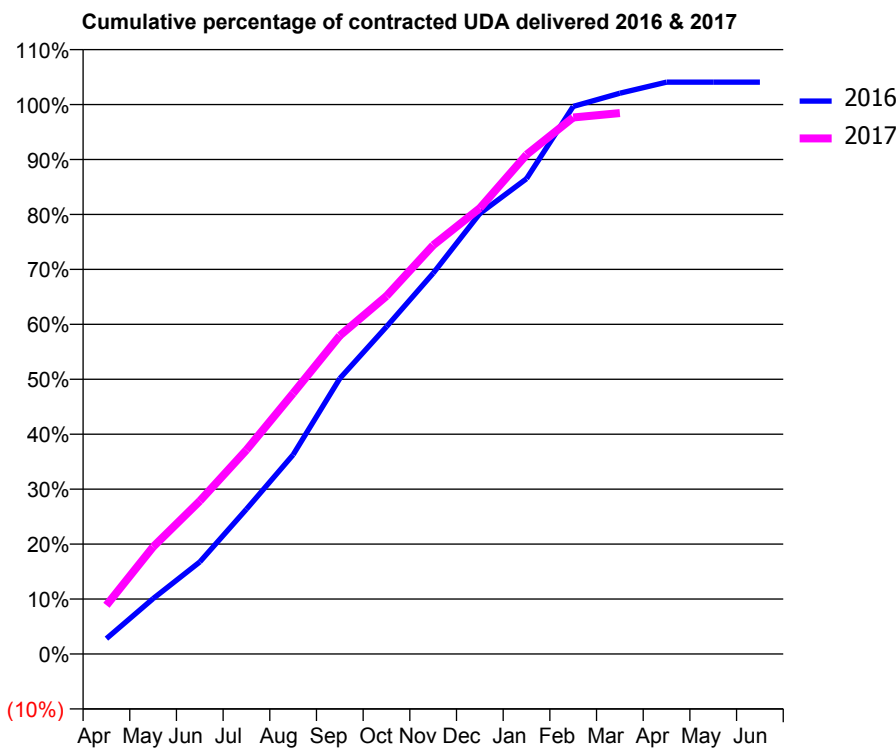
16/17 Contracted general activity (UDA)	6,309
Carry forward general activity (UDA)	-126
16/17 Contracted orthodontic activity (UOA)	274
Carry forward orthodontic activity (UOA)	-3
Baseline contract value	£170,767.20

ACCESS*

Patients seen in 24 months	Total	Change since previous quarter
Quarter ending March 2016	2,622	
Quarter ending June 2016	2,620	→
Quarter ending September 2016	2,612	→
Quarter ending December 2016	2,611	→
Quarter ending March 2017	2,485	↓
Variance since March 2016	(5.2%)	↓



ACTIVITY



Month	Adjusted Scheduled Activity (UDA)	
	2016	2017
April	177	560
May	635	1,230
June	1,057	1,757
July	1,664	2,343
August	2,289	2,995
September	3,164	3,655
October	3,758	4,110
November	4,372	4,693
December	5,058	5,119
January	5,457	5,733
February	6,287	6,161
March	6,439	6,211
April	6,565	
May	6,566	
June	6,566	

QUALITY

	Quantity	Base Number	Contract	AT	Region	England
% of FP17s for the same patient ID Re-attending within 3 months - Children	136	1,361	10.0%	10.3%	12.0%	12.3%
% of FP17s for the same patient ID Re-attending within 3 months - Adults	225	1,934	11.6%	14.3%	16.0%	16.7%
% of FP17s for the same patient ID Re-attending between 3 & 9 months - Children	871	1,361	64.0%	59.6%	58.8%	57.6%
% of FP17s for the same patient ID Re-attending between 3 & 9 months - Adults	1,176	1,934	60.8%	53.9%	51.2%	50.1%
% of FP17s for Band 1 Urgent Courses	237	3,177	7.5%	7.1%	8.0%	9.1%
% of FP17s Relating to Free Repair or Replacements	10	3,177	0.3%	0.9%	0.8%	0.8%
% of FP17s Relating to Continuations	38	3,177	1.2%	1.4%	1.2%	1.2%
% of Patients satisfied with the dentistry they have received	4	4	N/A	93.5%	92.7%	92.8%
% of Patients satisfied with the time they had to wait for an appointment	4	4	N/A	90.3%	89.1%	88.7%

* This is based on patients treated on this contract for their most recent course of treatment. Figures in italics indicate the base number of FP17s or Patient Questionnaire responses are less than 100. N/A is shown where the base number of responses is less than 10 during the period. % is calculated as Quantity/Base number*100

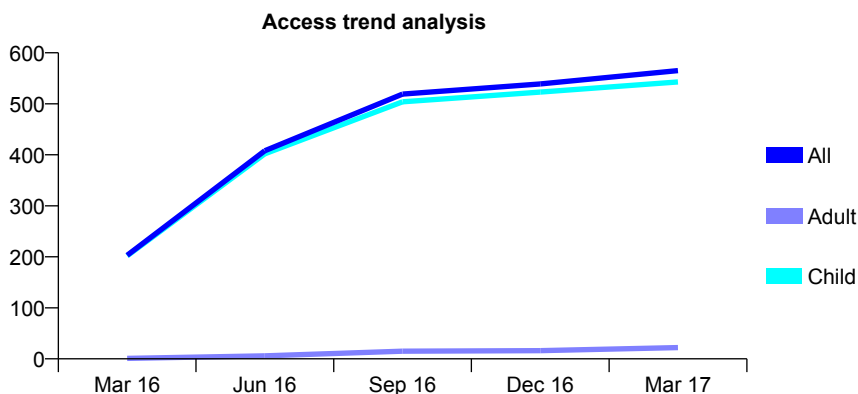
Q60 - Vital Signs At a Glance Contract Report for 188646/0001 - March 2017

Name or company name	Grosvenor Dental Practice
Contract type name	GDS Contract
Purpose of contract	General
Contract start date	01/02/2016
Contract end date	

16/17 Contracted general activity (UDA)	2,455
Carry forward general activity (UDA)	0
16/17 Contracted orthodontic activity (UOA)	0
Carry forward orthodontic activity (UOA)	0
Baseline contract value	£61,779.64

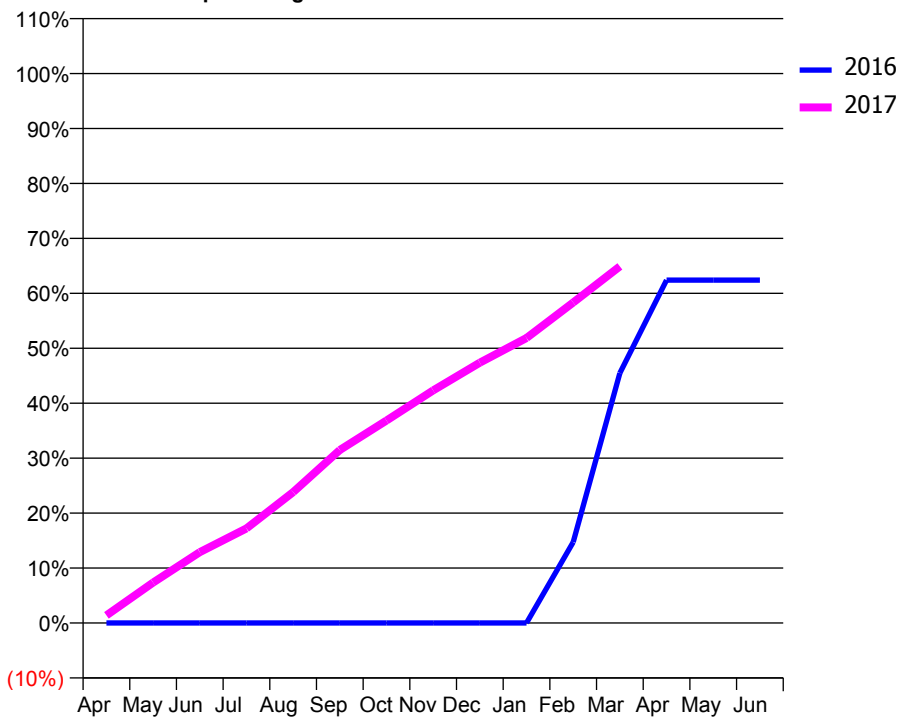
ACCESS*

Patients seen in 24 months	Total	Change since previous quarter
Quarter ending March 2016	203	
Quarter ending June 2016	408	↑
Quarter ending September 2016	519	↑
Quarter ending December 2016	539	↑
Quarter ending March 2017	565	↑
Variance since March 2016	178.3%	↑



ACTIVITY

Cumulative percentage of contracted UDA delivered 2016 & 2017



Month	Adjusted Scheduled Activity (UDA)	
	2016	2017
April	0	34
May	0	181
June	0	317
July	0	422
August	0	585
September	0	773
October	0	905
November	0	1,039
December	0	1,163
January	0	1,274
February	60	1,432
March	186	1,593
April	255	
May	255	
June	255	

QUALITY

	Quantity	Base Number	Contract	AT	Region	England
% of FP17s for the same patient ID Re-attending within 3 months - Children	175	1,268	13.8%	10.3%	12.0%	12.3%
% of FP17s for the same patient ID Re-attending within 3 months - Adults	0	0	N/A	14.3%	16.0%	16.7%
% of FP17s for the same patient ID Re-attending between 3 & 9 months - Children	610	1,268	48.1%	59.6%	58.8%	57.6%
% of FP17s for the same patient ID Re-attending between 3 & 9 months - Adults	0	0	N/A	53.9%	51.2%	50.1%
% of FP17s for Band 1 Urgent Courses	26	1,214	2.1%	7.1%	8.0%	9.1%
% of FP17s Relating to Free Repair or Replacements	0	1,214	0.0%	0.9%	0.8%	0.8%
% of FP17s Relating to Continuations	0	1,214	0.0%	1.4%	1.2%	1.2%
% of Patients satisfied with the dentistry they have received	0	0	N/A	93.5%	92.7%	92.8%
% of Patients satisfied with the time they had to wait for an appointment	0	0	N/A	90.3%	89.1%	88.7%

* This is based on patients treated on this contract for their most recent course of treatment. Figures in italics indicate the base number of FP17s or Patient Questionnaire responses are less than 100. N/A is shown where the base number of responses is less than 10 during the period. % is calculated as Quantity/Base number*100

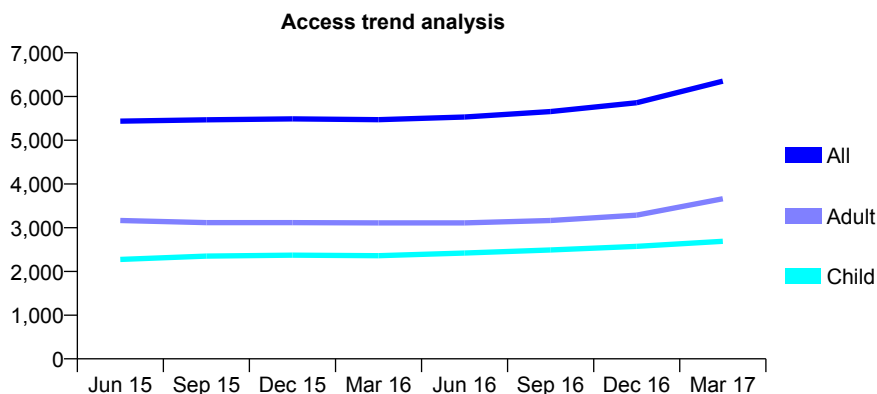
Q60 - Vital Signs At a Glance Contract Report for 190608/0001 - March 2017

Name or company name	Dawley Dental Practice
Contract type name	GDS Contract
Purpose of contract	General
Contract start date	23/09/2009
Contract end date	

16/17 Contracted general activity (UDA)	17,919
Carry forward general activity (UDA)	335
16/17 Contracted orthodontic activity (UOA)	0
Carry forward orthodontic activity (UOA)	0
Baseline contract value	£445,879.43

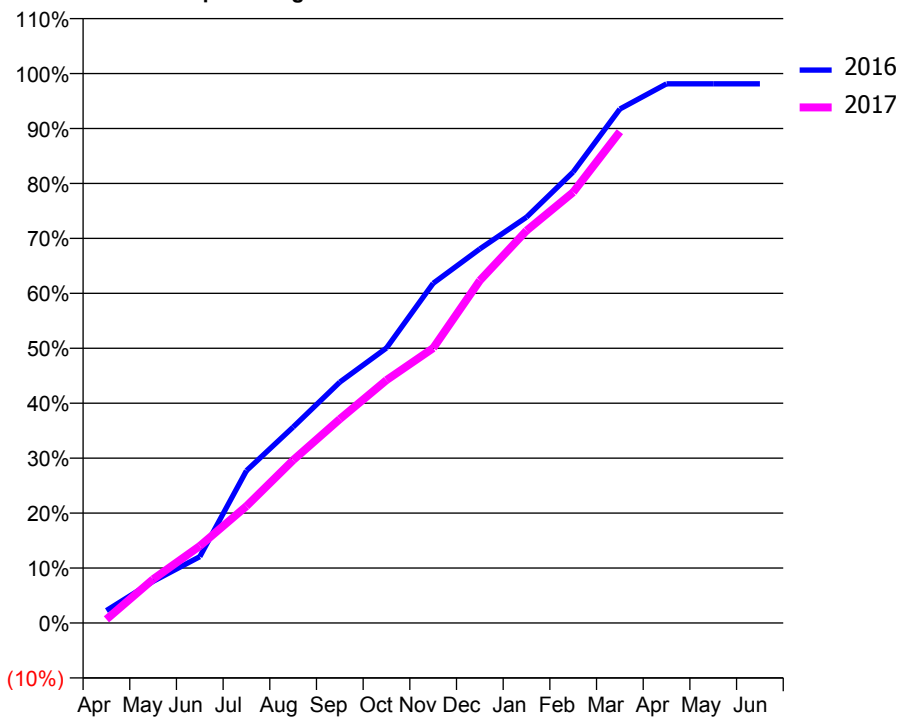
ACCESS*

Patients seen in 24 months	Total	Change since previous quarter
Quarter ending March 2016	5,470	
Quarter ending June 2016	5,532	→
Quarter ending September 2016	5,656	↑
Quarter ending December 2016	5,859	↑
Quarter ending March 2017	6,351	↑
Variance since March 2016	16.1%	↑



ACTIVITY

Cumulative percentage of contracted UDA delivered 2016 & 2017



Adjusted Scheduled Activity (UDA)

Month	2016	2017
April	407	119
May	1,361	1,428
June	2,165	2,513
July	4,969	3,810
August	6,388	5,309
September	7,855	6,650
October	8,970	7,921
November	11,077	8,963
December	12,197	11,168
January	13,235	12,793
February	14,709	14,047
March	16,761	16,023
April	17,585	
May	17,583	
June	17,583	

QUALITY

	Quantity	Base Number	Contract	AT	Region	England
% of FP17s for the same patient ID Re-attending within 3 months - Children	518	4,518	11.5%	10.3%	12.0%	12.3%
% of FP17s for the same patient ID Re-attending within 3 months - Adults	846	5,020	16.9%	14.3%	16.0%	16.7%
% of FP17s for the same patient ID Re-attending between 3 & 9 months - Children	2,603	4,518	57.6%	59.6%	58.8%	57.6%
% of FP17s for the same patient ID Re-attending between 3 & 9 months - Adults	2,525	5,020	50.3%	53.9%	51.2%	50.1%
% of FP17s for Band 1 Urgent Courses	531	8,512	6.2%	7.1%	8.0%	9.1%
% of FP17s Relating to Free Repair or Replacements	25	8,512	0.3%	0.9%	0.8%	0.8%
% of FP17s Relating to Continuations	39	8,512	0.5%	1.4%	1.2%	1.2%
% of Patients satisfied with the dentistry they have received	7	7	N/A	93.5%	92.7%	92.8%
% of Patients satisfied with the time they had to wait for an appointment	7	7	N/A	90.3%	89.1%	88.7%

* This is based on patients treated on this contract for their most recent course of treatment. Figures in italics indicate the base number of FP17s or Patient Questionnaire responses are less than 100. N/A is shown where the base number of responses is less than 10 during the period. % is calculated as Quantity/Base number*100

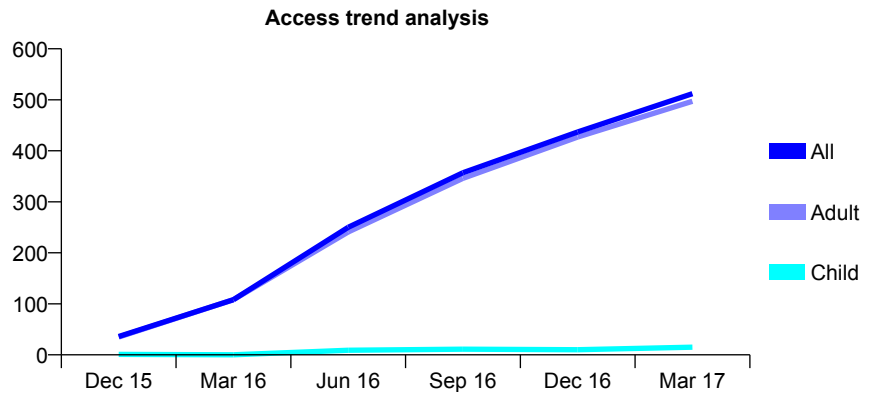
Q60 - Vital Signs At a Glance Contract Report for 192538/0001 - March 2017

Name or company name	The Smile Works Ltd
Contract type name	PDS Contract
Purpose of contract	General
Contract start date	01/07/2015
Contract end date	31/03/2020

16/17 Contracted general activity (UDA)	1,800
Carry forward general activity (UDA)	0
16/17 Contracted orthodontic activity (UOA)	0
Carry forward orthodontic activity (UOA)	0
Baseline contract value	£72,557.11

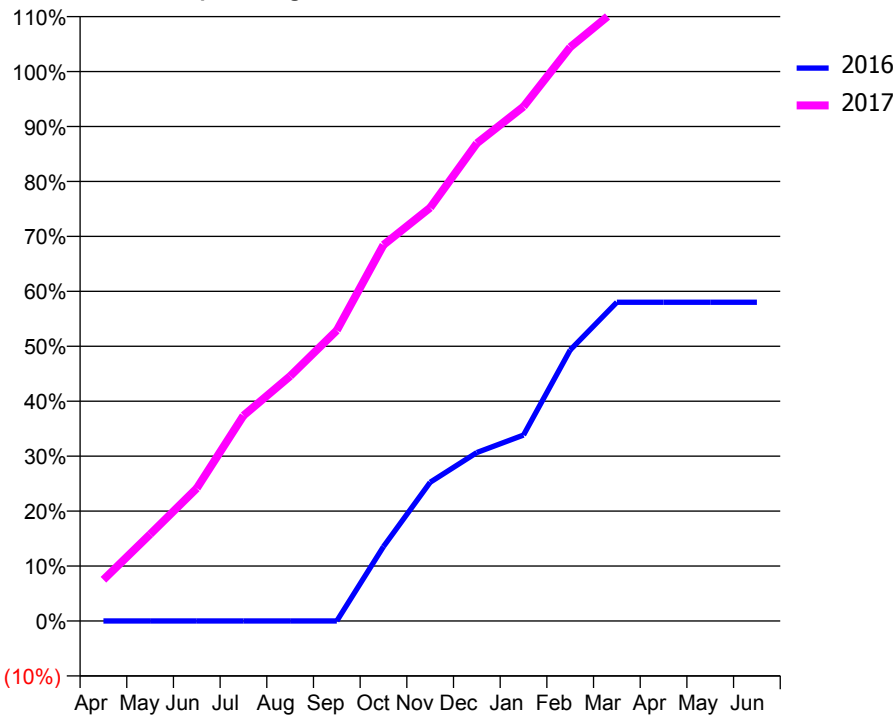
ACCESS*

Patients seen in 24 months	Total	Change since previous quarter
Quarter ending March 2016	108	
Quarter ending June 2016	250	↑
Quarter ending September 2016	357	↑
Quarter ending December 2016	437	↑
Quarter ending March 2017	512	↑
Variance since March 2016	374.1%	↑



ACTIVITY

Cumulative percentage of contracted UDA delivered 2016 & 2017



Month	Adjusted Scheduled Activity (UDA)	
	2016	2017
April	0	135
May	0	284
June	0	435
July	0	673
August	0	802
September	0	952
October	183	1,232
November	341	1,354
December	414	1,565
January	457	1,685
February	666	1,880
March	783	2,005
April	783	
May	783	
June	783	

QUALITY

	Quantity	Base Number	Contract	AT	Region	England
% of FP17s for the same patient ID Re-attending within 3 months - Children	0	24	0.0%	10.3%	12.0%	12.3%
% of FP17s for the same patient ID Re-attending within 3 months - Adults	2	711	0.3%	14.3%	16.0%	16.7%
% of FP17s for the same patient ID Re-attending between 3 & 9 months - Children	0	24	0.0%	59.6%	58.8%	57.6%
% of FP17s for the same patient ID Re-attending between 3 & 9 months - Adults	0	711	0.0%	53.9%	51.2%	50.1%
% of FP17s for Band 1 Urgent Courses	0	735	0.0%	7.1%	8.0%	9.1%
% of FP17s Relating to Free Repair or Replacements	0	735	0.0%	0.9%	0.8%	0.8%
% of FP17s Relating to Continuations	0	735	0.0%	1.4%	1.2%	1.2%
% of Patients satisfied with the dentistry they have received	1	1	N/A	93.5%	92.7%	92.8%
% of Patients satisfied with the time they had to wait for an appointment	0	1	N/A	90.3%	89.1%	88.7%

* This is based on patients treated on this contract for their most recent course of treatment. Figures in italics indicate the base number of FP17s or Patient Questionnaire responses are less than 100. N/A is shown where the base number of responses is less than 10 during the period. % is calculated as Quantity/Base number*100

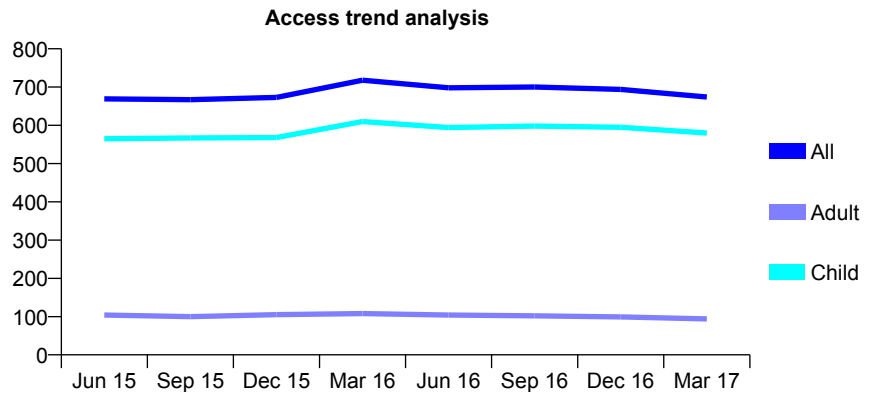
Q60 - Vital Signs At a Glance Contract Report for 193623/0001 - March 2017

Name or company name	Beaufort Dental Health Centre Ltd
Contract type name	GDS Contract
Purpose of contract	General
Contract start date	01/07/2009
Contract end date	

16/17 Contracted general activity (UDA)	1,380
Carry forward general activity (UDA)	5
16/17 Contracted orthodontic activity (UOA)	0
Carry forward orthodontic activity (UOA)	0
Baseline contract value	£30,186.20

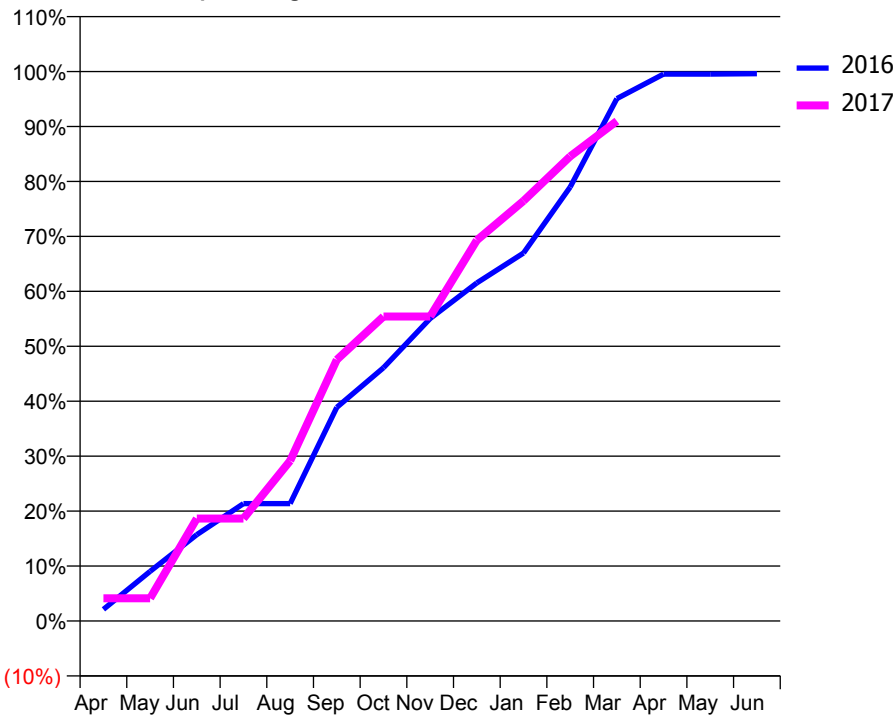
ACCESS*

Patients seen in 24 months	Total	Change since previous quarter
Quarter ending March 2016	718	
Quarter ending June 2016	698	↓
Quarter ending September 2016	700	→
Quarter ending December 2016	694	→
Quarter ending March 2017	674	↓
Variance since March 2016	(6.1%)	↓



ACTIVITY

Cumulative percentage of contracted UDA delivered 2016 & 2017



Month	Adjusted Scheduled Activity (UDA)	
	2016	2017
April	29	57
May	125	57
June	217	257
July	295	257
August	295	402
September	537	656
October	636	765
November	760	765
December	849	956
January	924	1,055
February	1,090	1,167
March	1,312	1,256
April	1,374	
May	1,374	
June	1,375	

QUALITY

	Quantity	Base Number	Contract	AT	Region	England
% of FP17s for the same patient ID Re-attending within 3 months - Children	78	952	8.2%	10.3%	12.0%	12.3%
% of FP17s for the same patient ID Re-attending within 3 months - Adults	6	47	12.8%	14.3%	16.0%	16.7%
% of FP17s for the same patient ID Re-attending between 3 & 9 months - Children	683	952	71.7%	59.6%	58.8%	57.6%
% of FP17s for the same patient ID Re-attending between 3 & 9 months - Adults	39	47	83.0%	53.9%	51.2%	50.1%
% of FP17s for Band 1 Urgent Courses	34	950	3.6%	7.1%	8.0%	9.1%
% of FP17s Relating to Free Repair or Replacements	0	950	0.0%	0.9%	0.8%	0.8%
% of FP17s Relating to Continuations	0	950	0.0%	1.4%	1.2%	1.2%
% of Patients satisfied with the dentistry they have received	0	0	N/A	93.5%	92.7%	92.8%
% of Patients satisfied with the time they had to wait for an appointment	0	0	N/A	90.3%	89.1%	88.7%

* This is based on patients treated on this contract for their most recent course of treatment. Figures in italics indicate the base number of FP17s or Patient Questionnaire responses are less than 100. N/A is shown where the base number of responses is less than 10 during the period. % is calculated as Quantity/Base number*100

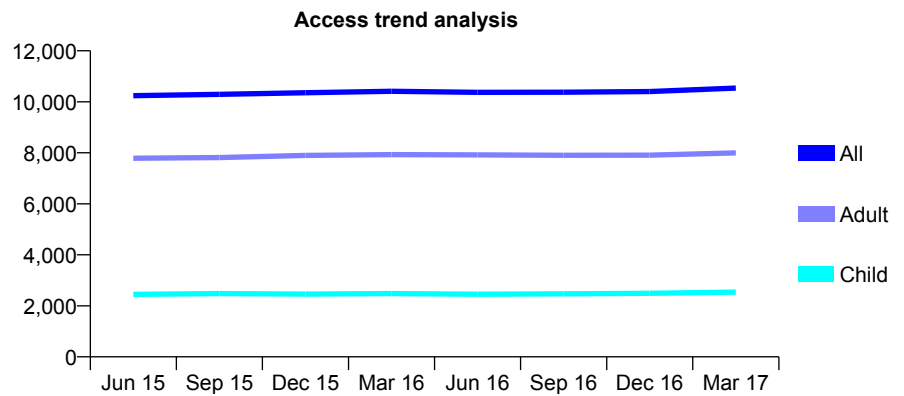
Q60 - Vital Signs At a Glance Contract Report for 195170/0001 - March 2017

Name or company name	Station House Dental Practice (Telford) Ltd
Contract type name	Pilot Contract
Purpose of contract	General and Orthodontic
Contract start date	01/12/2009
Contract end date	

16/17 Contracted general activity (UDA)	39,000
Carry forward general activity (UDA)	0
16/17 Contracted orthodontic activity (UOA)	995
Carry forward orthodontic activity (UOA)	0
Baseline contract value	£1,117,539.57

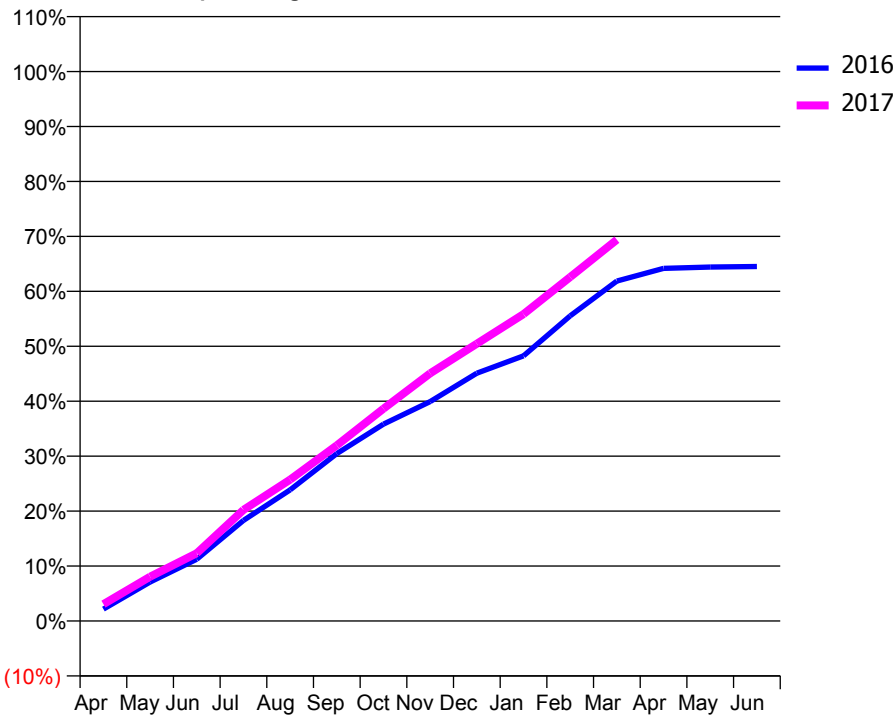
ACCESS*

Patients seen in 24 months	Total	Change since previous quarter
Quarter ending March 2016	10,411	
Quarter ending June 2016	10,371	→
Quarter ending September 2016	10,374	→
Quarter ending December 2016	10,401	→
Quarter ending March 2017	10,540	→
Variance since March 2016	1.2%	→



ACTIVITY

Cumulative percentage of contracted UDA delivered 2016 & 2017



Month	Adjusted Scheduled Activity (UDA)	
	2016	2017
April	828	1,198
May	2,710	3,149
June	4,301	4,817
July	6,991	7,884
August	9,116	10,040
September	11,641	12,473
October	13,687	15,068
November	15,256	17,577
December	17,229	19,679
January	18,436	21,786
February	21,218	24,415
March	23,638	27,065
April	24,518	
May	24,613	
June	24,651	

QUALITY

	Quantity	Base Number	Contract	AT	Region	England
% of FP17s for the same patient ID Re-attending within 3 months - Children	222	3,668	6.1%	10.3%	12.0%	12.3%
% of FP17s for the same patient ID Re-attending within 3 months - Adults	1,053	10,529	10.0%	14.3%	16.0%	16.7%
% of FP17s for the same patient ID Re-attending between 3 & 9 months - Children	2,313	3,668	63.1%	59.6%	58.8%	57.6%
% of FP17s for the same patient ID Re-attending between 3 & 9 months - Adults	6,005	10,529	57.0%	53.9%	51.2%	50.1%
% of FP17s for Band 1 Urgent Courses	637	12,940	4.9%	7.1%	8.0%	9.1%
% of FP17s Relating to Free Repair or Replacements	75	12,940	0.6%	0.9%	0.8%	0.8%
% of FP17s Relating to Continuations	197	12,940	1.5%	1.4%	1.2%	1.2%
% of Patients satisfied with the dentistry they have received	21	26	80.8%	93.5%	92.7%	92.8%
% of Patients satisfied with the time they had to wait for an appointment	23	26	88.5%	90.3%	89.1%	88.7%

* This is based on patients treated on this contract for their most recent course of treatment. Figures in italics indicate the base number of FP17s or Patient Questionnaire responses are less than 100. N/A is shown where the base number of responses is less than 10 during the period. % is calculated as Quantity/Base number*100

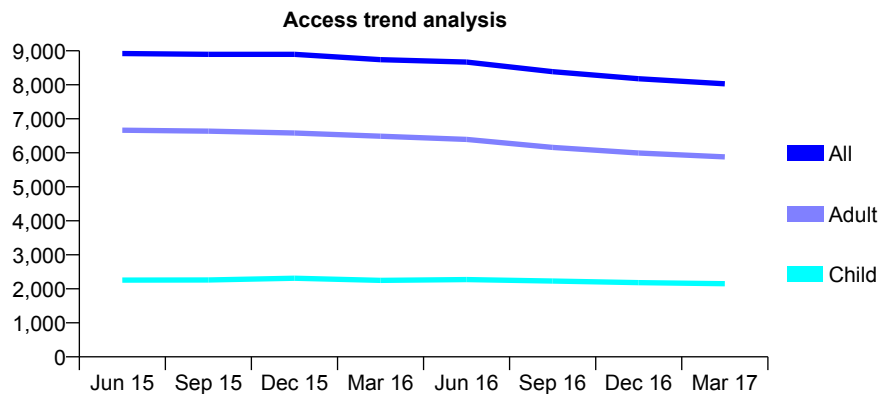
Q60 - Vital Signs At a Glance Contract Report for 195464/0001 - March 2017

Name or company name	Keen Dental Care
Contract type name	GDS Contract
Purpose of contract	General
Contract start date	01/04/2012
Contract end date	

16/17 Contracted general activity (UDA)	23,030
Carry forward general activity (UDA)	-420
16/17 Contracted orthodontic activity (UOA)	0
Carry forward orthodontic activity (UOA)	0
Baseline contract value	£569,241.97

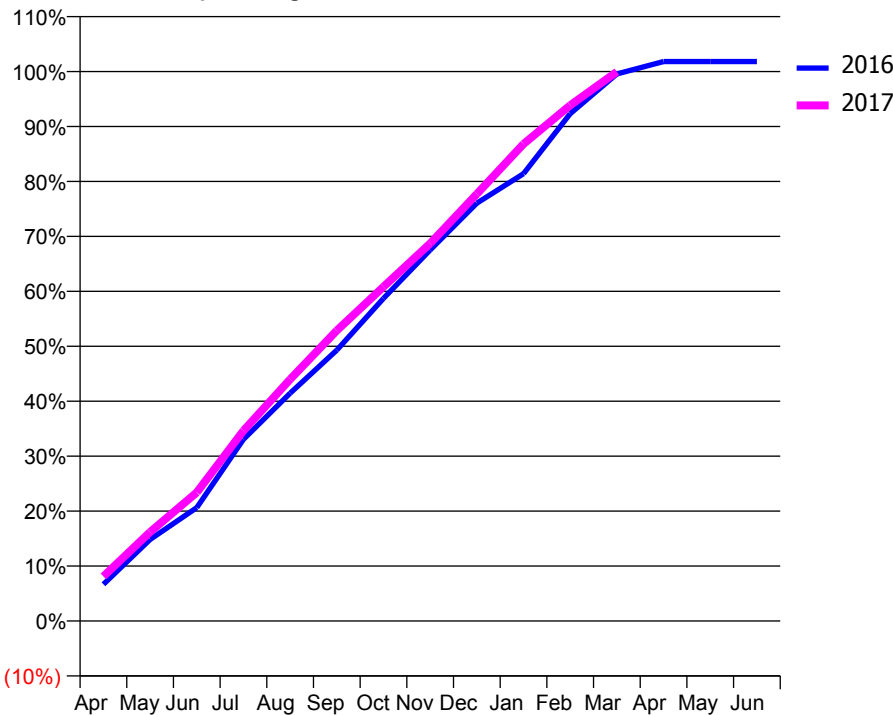
ACCESS*

Patients seen in 24 months	Total	Change since previous quarter
Quarter ending March 2016	8,740	
Quarter ending June 2016	8,669	→
Quarter ending September 2016	8,387	↓
Quarter ending December 2016	8,179	↓
Quarter ending March 2017	8,031	↓
Variance since March 2016	(8.1%)	↓



ACTIVITY

Cumulative percentage of contracted UDA delivered 2016 & 2017



Month	Adjusted Scheduled Activity (UDA)	
	2016	2017
April	1,542	1,869
May	3,419	3,729
June	4,755	5,388
July	7,615	7,979
August	9,551	10,132
September	11,356	12,176
October	13,524	14,010
November	15,549	15,823
December	17,509	17,896
January	18,746	19,991
February	21,263	21,613
March	22,927	23,014
April	23,449	
May	23,450	
June	23,450	

QUALITY

	Quantity	Base Number	Contract	AT	Region	England
% of FP17s for the same patient ID Re-attending within 3 months - Children	262	3,323	7.9%	10.3%	12.0%	12.3%
% of FP17s for the same patient ID Re-attending within 3 months - Adults	1,319	9,181	14.4%	14.3%	16.0%	16.7%
% of FP17s for the same patient ID Re-attending between 3 & 9 months - Children	2,107	3,323	63.4%	59.6%	58.8%	57.6%
% of FP17s for the same patient ID Re-attending between 3 & 9 months - Adults	5,750	9,181	62.6%	53.9%	51.2%	50.1%
% of FP17s for Band 1 Urgent Courses	622	12,196	5.1%	7.1%	8.0%	9.1%
% of FP17s Relating to Free Repair or Replacements	100	12,196	0.8%	0.9%	0.8%	0.8%
% of FP17s Relating to Continuations	384	12,196	3.1%	1.4%	1.2%	1.2%
% of Patients satisfied with the dentistry they have received	20	21	95.2%	93.5%	92.7%	92.8%
% of Patients satisfied with the time they had to wait for an appointment	19	21	90.5%	90.3%	89.1%	88.7%

* This is based on patients treated on this contract for their most recent course of treatment. Figures in italics indicate the base number of FP17s or Patient Questionnaire responses are less than 100. N/A is shown where the base number of responses is less than 10 during the period. % is calculated as Quantity/Base number*100

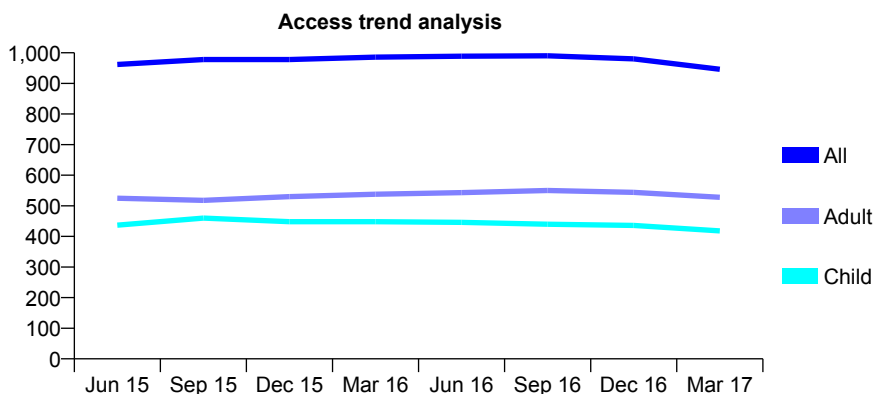
Q60 - Vital Signs At a Glance Contract Report for 198048/0001 - March 2017

Name or company name	The Cherry Orchard Dental Practice Partne
Contract type name	GDS Contract
Purpose of contract	General
Contract start date	05/03/2013
Contract end date	

16/17 Contracted general activity (UDA)	2,200
Carry forward general activity (UDA)	-39
16/17 Contracted orthodontic activity (UOA)	0
Carry forward orthodontic activity (UOA)	0
Baseline contract value	£47,826.65

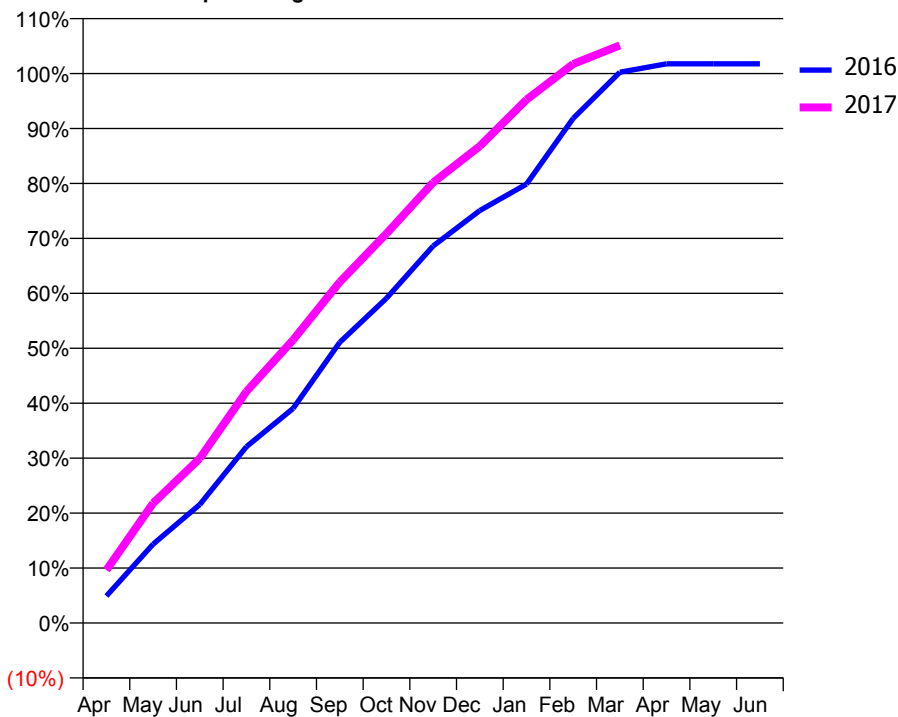
ACCESS*

Patients seen in 24 months	Total	Change since previous quarter
Quarter ending March 2016	986	
Quarter ending June 2016	989	→
Quarter ending September 2016	990	→
Quarter ending December 2016	980	↓
Quarter ending March 2017	946	↓
Variance since March 2016	(4.1%)	↓



ACTIVITY

Cumulative percentage of contracted UDA delivered 2016 & 2017



Month	Adjusted Scheduled Activity (UDA)	
	2016	2017
April	108	212
May	316	480
June	474	659
July	706	927
August	859	1,134
September	1,124	1,366
October	1,300	1,559
November	1,510	1,764
December	1,651	1,909
January	1,757	2,095
February	2,021	2,238
March	2,205	2,313
April	2,239	
May	2,239	
June	2,239	

QUALITY

	Quantity	Base Number	Contract	AT	Region	England
% of FP17s for the same patient ID Re-attending within 3 months - Children	50	756	6.6%	10.3%	12.0%	12.3%
% of FP17s for the same patient ID Re-attending within 3 months - Adults	109	799	13.6%	14.3%	16.0%	16.7%
% of FP17s for the same patient ID Re-attending between 3 & 9 months - Children	586	756	77.5%	59.6%	58.8%	57.6%
% of FP17s for the same patient ID Re-attending between 3 & 9 months - Adults	565	799	70.7%	53.9%	51.2%	50.1%
% of FP17s for Band 1 Urgent Courses	58	1,523	3.8%	7.1%	8.0%	9.1%
% of FP17s Relating to Free Repair or Replacements	0	1,523	0.0%	0.9%	0.8%	0.8%
% of FP17s Relating to Continuations	34	1,523	2.2%	1.4%	1.2%	1.2%
% of Patients satisfied with the dentistry they have received	2	2	N/A	93.5%	92.7%	92.8%
% of Patients satisfied with the time they had to wait for an appointment	2	2	N/A	90.3%	89.1%	88.7%

* This is based on patients treated on this contract for their most recent course of treatment. Figures in italics indicate the base number of FP17s or Patient Questionnaire responses are less than 100. N/A is shown where the base number of responses is less than 10 during the period. % is calculated as Quantity/Base number*100

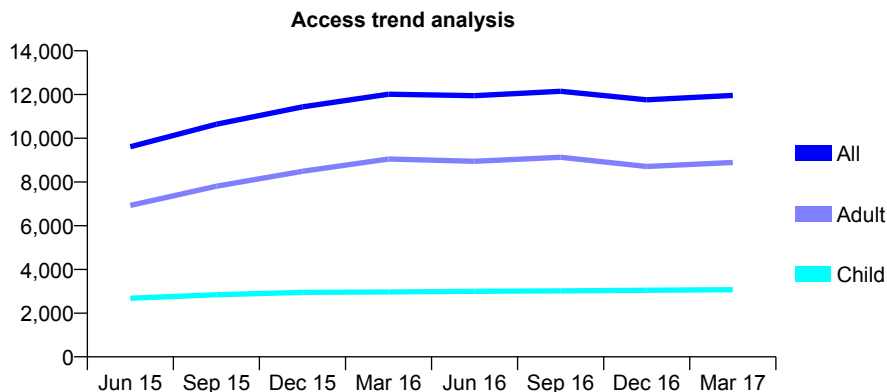
Q60 - Vital Signs At a Glance Contract Report for 198404/0001 - March 2017

Name or company name	Tamworth Dental Practice Partnership
Contract type name	GDS Contract
Purpose of contract	General
Contract start date	01/04/2014
Contract end date	

16/17 Contracted general activity (UDA)	30,297
Carry forward general activity (UDA)	-32
16/17 Contracted orthodontic activity (UOA)	0
Carry forward orthodontic activity (UOA)	0
Baseline contract value	£767,654.23

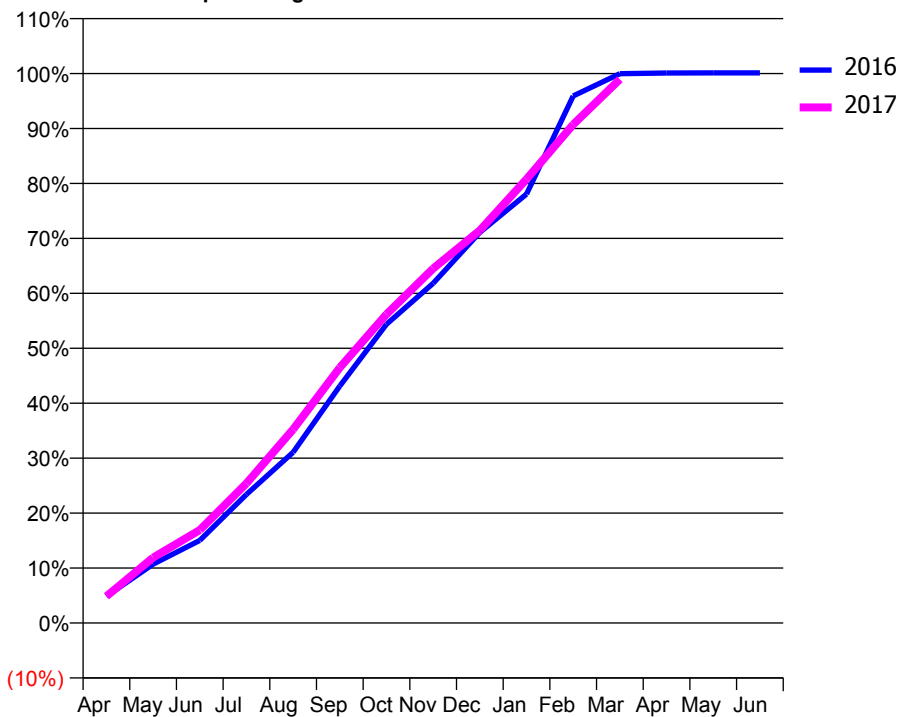
ACCESS*

Patients seen in 24 months	Total	Change since previous quarter
Quarter ending March 2016	12,015	
Quarter ending June 2016	11,945	→
Quarter ending September 2016	12,146	→
Quarter ending December 2016	11,759	↓
Quarter ending March 2017	11,959	→
Variance since March 2016	(0.5%)	→



ACTIVITY

Cumulative percentage of contracted UDA delivered 2016 & 2017



Month	Adjusted Scheduled Activity (UDA)	
	2016	2017
April	1,478	1,473
May	3,245	3,609
June	4,552	5,131
July	7,091	7,702
August	9,416	10,678
September	13,069	14,082
October	16,475	17,022
November	18,730	19,549
December	21,541	21,650
January	23,649	24,474
February	29,058	27,483
March	30,285	29,975
April	30,323	
May	30,328	
June	30,329	

QUALITY

	Quantity	Base Number	Contract	AT	Region	England
% of FP17s for the same patient ID Re-attending within 3 months - Children	196	4,483	4.4%	10.3%	12.0%	12.3%
% of FP17s for the same patient ID Re-attending within 3 months - Adults	966	9,058	10.7%	14.3%	16.0%	16.7%
% of FP17s for the same patient ID Re-attending between 3 & 9 months - Children	2,915	4,483	65.0%	59.6%	58.8%	57.6%
% of FP17s for the same patient ID Re-attending between 3 & 9 months - Adults	3,598	9,058	39.7%	53.9%	51.2%	50.1%
% of FP17s for Band 1 Urgent Courses	1,307	13,505	9.7%	7.1%	8.0%	9.1%
% of FP17s Relating to Free Repair or Replacements	42	13,505	0.3%	0.9%	0.8%	0.8%
% of FP17s Relating to Continuations	80	13,505	0.6%	1.4%	1.2%	1.2%
% of Patients satisfied with the dentistry they have received	28	29	96.6%	93.5%	92.7%	92.8%
% of Patients satisfied with the time they had to wait for an appointment	27	29	93.1%	90.3%	89.1%	88.7%

* This is based on patients treated on this contract for their most recent course of treatment. Figures in italics indicate the base number of FP17s or Patient Questionnaire responses are less than 100. N/A is shown where the base number of responses is less than 10 during the period. % is calculated as Quantity/Base number*100

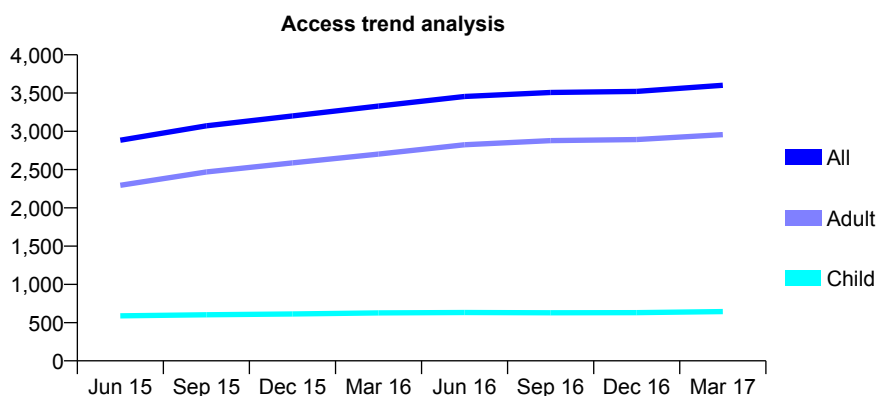
Q60 - Vital Signs At a Glance Contract Report for 198595/0001 - March 2017

Name or company name	Khanna Dental Limited
Contract type name	GDS Contract
Purpose of contract	General and Orthodontic
Contract start date	01/07/2014
Contract end date	

16/17 Contracted general activity (UDA)	12,412
Carry forward general activity (UDA)	0
16/17 Contracted orthodontic activity (UOA)	280
Carry forward orthodontic activity (UOA)	0
Baseline contract value	£359,226.03

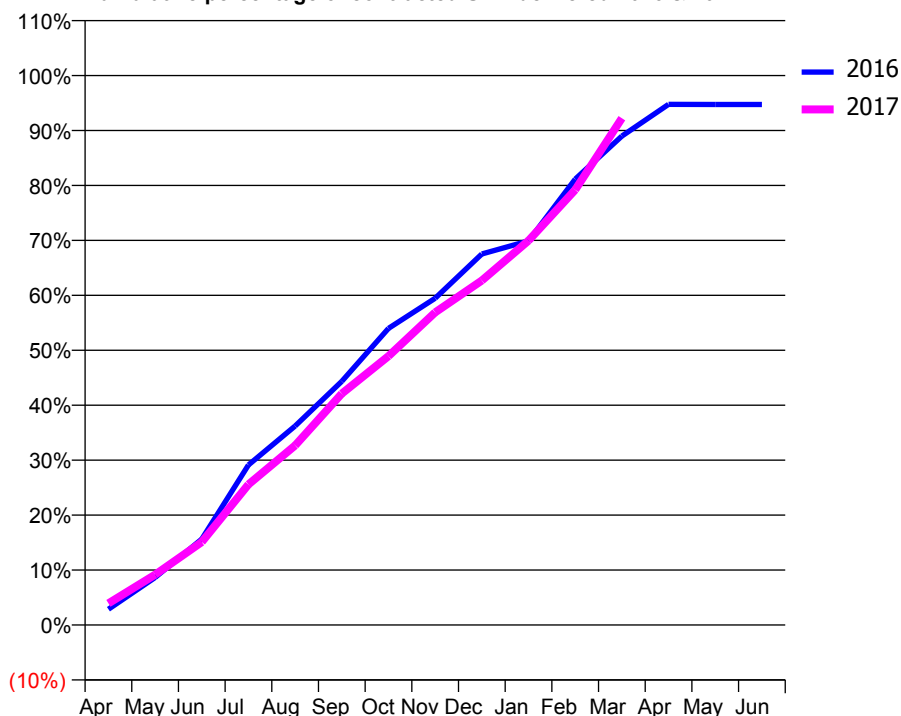
ACCESS*

Patients seen in 24 months	Total	Change since previous quarter
Quarter ending March 2016	3,329	
Quarter ending June 2016	3,456	↑
Quarter ending September 2016	3,508	→
Quarter ending December 2016	3,522	→
Quarter ending March 2017	3,601	↑
Variance since March 2016	8.2%	↑



ACTIVITY

Cumulative percentage of contracted UDA delivered 2016 & 2017



Month	Adjusted Scheduled Activity (UDA)	
	2016	2017
April	358	490
May	1,075	1,136
June	1,941	1,876
July	3,616	3,177
August	4,495	4,055
September	5,505	5,228
October	6,699	6,072
November	7,382	7,061
December	8,381	7,780
January	8,676	8,682
February	10,069	9,829
March	11,044	11,447
April	11,761	
May	11,758	
June	11,759	

QUALITY

	Quantity	Base Number	Contract	AT	Region	England
% of FP17s for the same patient ID Re-attending within 3 months - Children	60	872	6.9%	10.3%	12.0%	12.3%
% of FP17s for the same patient ID Re-attending within 3 months - Adults	749	4,434	16.9%	14.3%	16.0%	16.7%
% of FP17s for the same patient ID Re-attending between 3 & 9 months - Children	528	872	60.6%	59.6%	58.8%	57.6%
% of FP17s for the same patient ID Re-attending between 3 & 9 months - Adults	2,381	4,434	53.7%	53.9%	51.2%	50.1%
% of FP17s for Band 1 Urgent Courses	558	5,005	11.1%	7.1%	8.0%	9.1%
% of FP17s Relating to Free Repair or Replacements	13	5,005	0.3%	0.9%	0.8%	0.8%
% of FP17s Relating to Continuations	20	5,005	0.4%	1.4%	1.2%	1.2%
% of Patients satisfied with the dentistry they have received	25	27	92.6%	93.5%	92.7%	92.8%
% of Patients satisfied with the time they had to wait for an appointment	27	27	100.0%	90.3%	89.1%	88.7%

* This is based on patients treated on this contract for their most recent course of treatment. Figures in italics indicate the base number of FP17s or Patient Questionnaire responses are less than 100. N/A is shown where the base number of responses is less than 10 during the period. % is calculated as Quantity/Base number*100

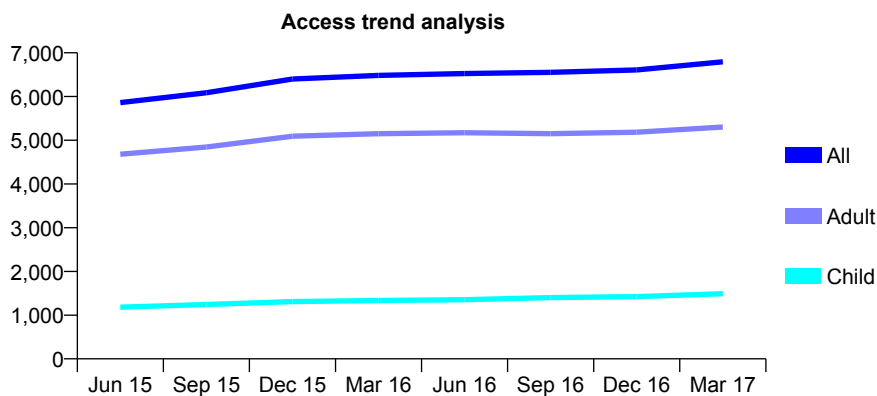
Q60 - Vital Signs At a Glance Contract Report for 199591/0001 - March 2017

Name or company name	Primecare Oral
Contract type name	PDS Plus Contract
Purpose of contract	General
Contract start date	01/04/2011
Contract end date	31/03/2021

16/17 Contracted general activity (UDA)	26,000
Carry forward general activity (UDA)	0
16/17 Contracted orthodontic activity (UOA)	0
Carry forward orthodontic activity (UOA)	0
Baseline contract value	£495,357.39

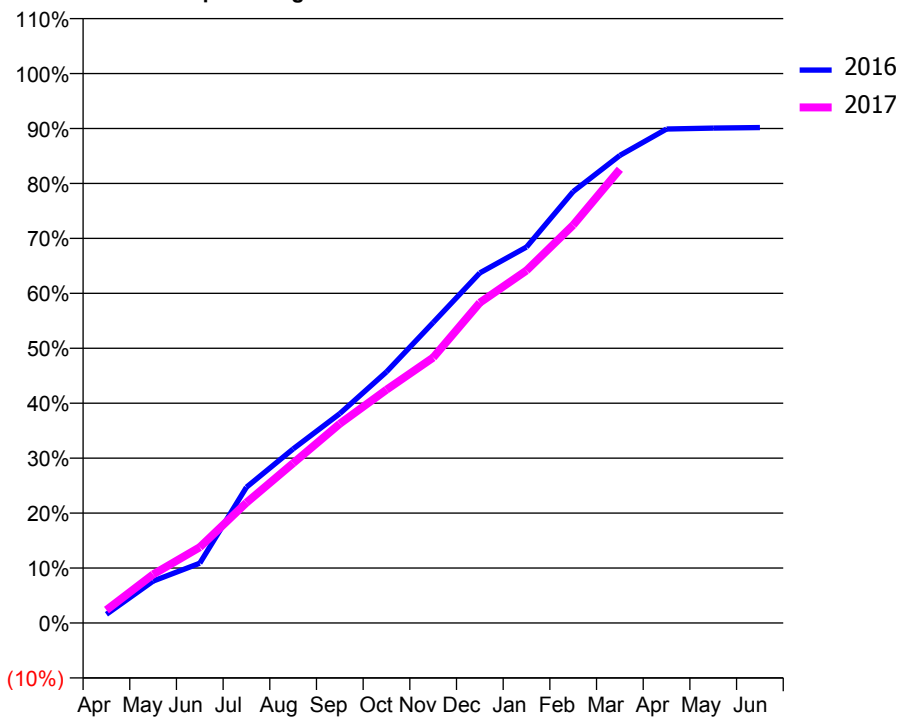
ACCESS*

Patients seen in 24 months	Total	Change since previous quarter
Quarter ending March 2016	6,483	
Quarter ending June 2016	6,525	→
Quarter ending September 2016	6,552	→
Quarter ending December 2016	6,607	→
Quarter ending March 2017	6,795	↑
Variance since March 2016	4.8%	↑



ACTIVITY

Cumulative percentage of contracted UDA delivered 2016 & 2017



Month	Adjusted Scheduled Activity (UDA)	
	2016	2017
April	396	613
May	1,910	2,300
June	2,723	3,589
July	6,176	5,696
August	7,921	7,562
September	9,525	9,432
October	11,426	11,041
November	13,671	12,559
December	15,927	15,158
January	17,104	16,681
February	19,630	18,828
March	21,271	21,465
April	22,472	
May	22,518	
June	22,543	

QUALITY

	Quantity	Base Number	Contract	AT	Region	England
% of FP17s for the same patient ID Re-attending within 3 months - Children	132	1,806	7.3%	10.3%	12.0%	12.3%
% of FP17s for the same patient ID Re-attending within 3 months - Adults	901	6,319	14.3%	14.3%	16.0%	16.7%
% of FP17s for the same patient ID Re-attending between 3 & 9 months - Children	640	1,806	35.4%	59.6%	58.8%	57.6%
% of FP17s for the same patient ID Re-attending between 3 & 9 months - Adults	2,725	6,319	43.1%	53.9%	51.2%	50.1%
% of FP17s for Band 1 Urgent Courses	440	7,823	5.6%	7.1%	8.0%	9.1%
% of FP17s Relating to Free Repair or Replacements	63	7,823	0.8%	0.9%	0.8%	0.8%
% of FP17s Relating to Continuations	204	7,823	2.6%	1.4%	1.2%	1.2%
% of Patients satisfied with the dentistry they have received	13	15	86.7%	93.5%	92.7%	92.8%
% of Patients satisfied with the time they had to wait for an appointment	10	15	66.7%	90.3%	89.1%	88.7%

* This is based on patients treated on this contract for their most recent course of treatment. Figures in italics indicate the base number of FP17s or Patient Questionnaire responses are less than 100. N/A is shown where the base number of responses is less than 10 during the period. % is calculated as Quantity/Base number*100

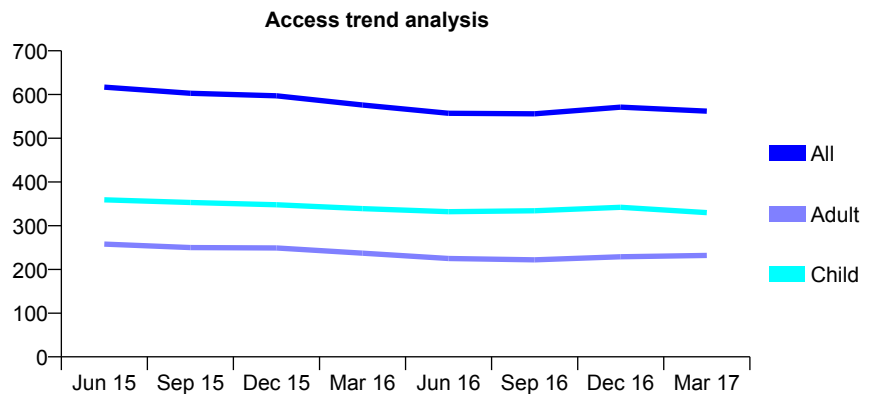
Q60 - Vital Signs At a Glance Contract Report for 208698/0001 - March 2017

Name or company name	MR C BIRD
Contract type name	GDS Contract
Purpose of contract	General
Contract start date	01/04/2006
Contract end date	

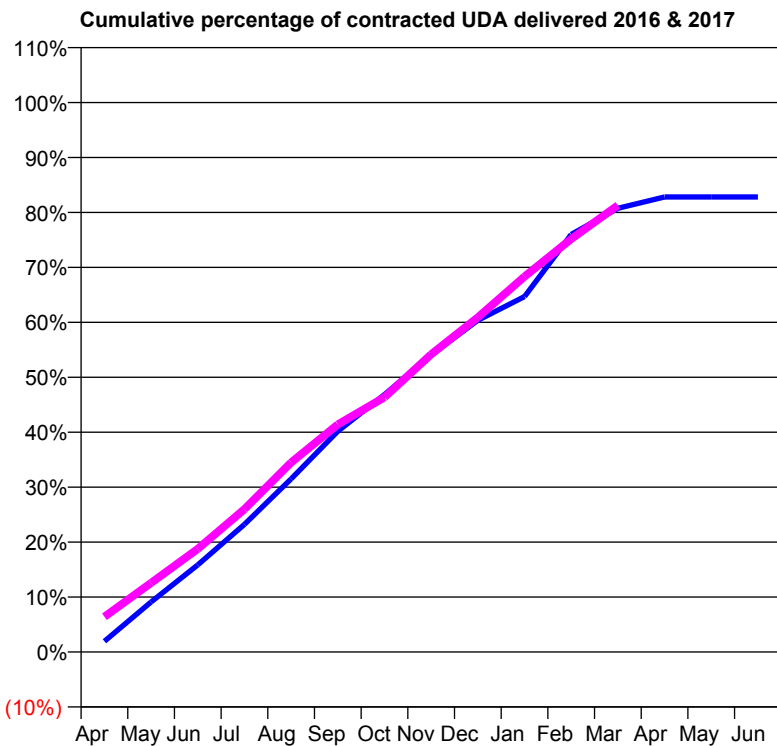
16/17 Contracted general activity (UDA)	2,000
Carry forward general activity (UDA)	-6
16/17 Contracted orthodontic activity (UOA)	0
Carry forward orthodontic activity (UOA)	0
Baseline contract value	£44,685.45

ACCESS*

Patients seen in 24 months	Total	Change since previous quarter
Quarter ending March 2016	576	
Quarter ending June 2016	557	↓
Quarter ending September 2016	556	→
Quarter ending December 2016	571	↑
Quarter ending March 2017	562	↓
Variance since March 2016	(2.4%)	↓



ACTIVITY



Month	Adjusted Scheduled Activity (UDA)	
	2016	2017
April	39	129
May	182	252
June	317	375
July	465	520
August	630	690
September	804	828
October	937	927
November	1,081	1,084
December	1,207	1,218
January	1,294	1,367
February	1,520	1,503
March	1,615	1,625
April	1,656	
May	1,656	
June	1,656	

QUALITY

	Quantity	Base Number	Contract	AT	Region	England
% of FP17s for the same patient ID Re-attending within 3 months - Children	20	568	3.5%	10.3%	12.0%	12.3%
% of FP17s for the same patient ID Re-attending within 3 months - Adults	58	320	18.1%	14.3%	16.0%	16.7%
% of FP17s for the same patient ID Re-attending between 3 & 9 months - Children	412	568	72.5%	59.6%	58.8%	57.6%
% of FP17s for the same patient ID Re-attending between 3 & 9 months - Adults	203	320	63.4%	53.9%	51.2%	50.1%
% of FP17s for Band 1 Urgent Courses	42	871	4.8%	7.1%	8.0%	9.1%
% of FP17s Relating to Free Repair or Replacements	0	871	0.0%	0.9%	0.8%	0.8%
% of FP17s Relating to Continuations	0	871	0.0%	1.4%	1.2%	1.2%
% of Patients satisfied with the dentistry they have received	1	1	N/A	93.5%	92.7%	92.8%
% of Patients satisfied with the time they had to wait for an appointment	1	1	N/A	90.3%	89.1%	88.7%

* This is based on patients treated on this contract for their most recent course of treatment. Figures in italics indicate the base number of FP17s or Patient Questionnaire responses are less than 100. N/A is shown where the base number of responses is less than 10 during the period. % is calculated as Quantity/Base number*100

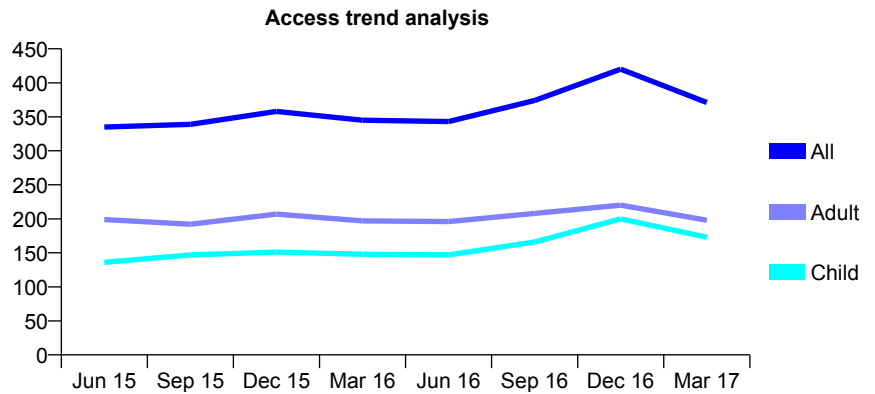
Q60 - Vital Signs At a Glance Contract Report for 209554/0001 - March 2017

Name or company name	Rajdeep Koner
Contract type name	GDS Contract
Purpose of contract	General
Contract start date	01/04/2006
Contract end date	

16/17 Contracted general activity (UDA)	1,136
Carry forward general activity (UDA)	-23
16/17 Contracted orthodontic activity (UOA)	0
Carry forward orthodontic activity (UOA)	0
Baseline contract value	£24,014.26

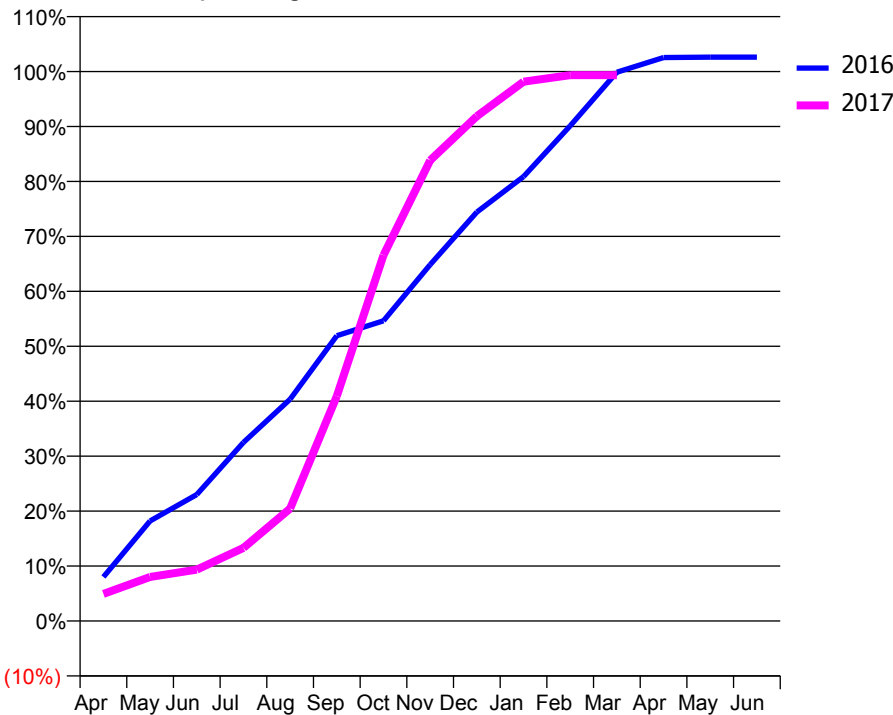
ACCESS*

Patients seen in 24 months	Total	Change since previous quarter
Quarter ending March 2016	345	
Quarter ending June 2016	343	→
Quarter ending September 2016	374	↑
Quarter ending December 2016	420	↑
Quarter ending March 2017	371	↓
Variance since March 2016	7.5%	↑



ACTIVITY

Cumulative percentage of contracted UDA delivered 2016 & 2017



Month	Adjusted Scheduled Activity (UDA)	
	2016	2017
April	91	56
May	207	91
June	261	106
July	369	151
August	459	232
September	590	465
October	621	756
November	737	952
December	845	1,044
January	919	1,115
February	1,024	1,128
March	1,135	1,128
April	1,165	
May	1,166	
June	1,166	

QUALITY

	Quantity	Base Number	Contract	AT	Region	England
% of FP17s for the same patient ID Re-attending within 3 months - Children	18	206	8.7%	10.3%	12.0%	12.3%
% of FP17s for the same patient ID Re-attending within 3 months - Adults	19	210	9.0%	14.3%	16.0%	16.7%
% of FP17s for the same patient ID Re-attending between 3 & 9 months - Children	62	206	30.1%	59.6%	58.8%	57.6%
% of FP17s for the same patient ID Re-attending between 3 & 9 months - Adults	77	210	36.7%	53.9%	51.2%	50.1%
% of FP17s for Band 1 Urgent Courses	12	402	3.0%	7.1%	8.0%	9.1%
% of FP17s Relating to Free Repair or Replacements	0	402	0.0%	0.9%	0.8%	0.8%
% of FP17s Relating to Continuations	0	402	0.0%	1.4%	1.2%	1.2%
% of Patients satisfied with the dentistry they have received	2	2	N/A	93.5%	92.7%	92.8%
% of Patients satisfied with the time they had to wait for an appointment	2	2	N/A	90.3%	89.1%	88.7%

* This is based on patients treated on this contract for their most recent course of treatment. Figures in italics indicate the base number of FP17s or Patient Questionnaire responses are less than 100. N/A is shown where the base number of responses is less than 10 during the period. % is calculated as Quantity/Base number*100

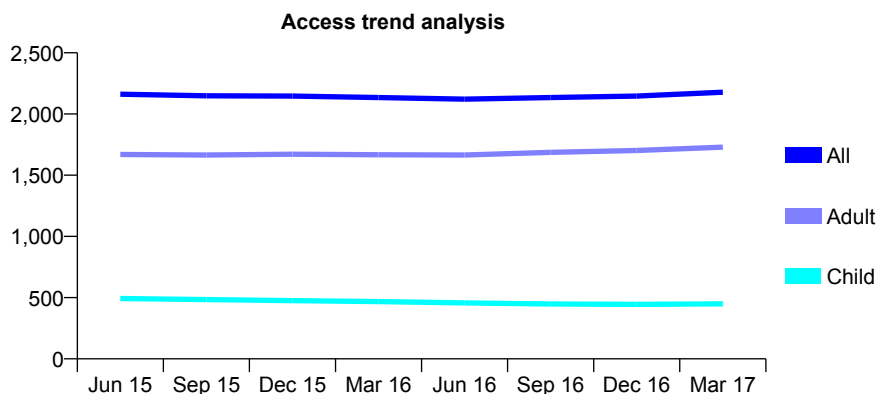
Q60 - Vital Signs At a Glance Contract Report for 215708/0001 - March 2017

Name or company name	Asquith House Dental Practice Partnership
Contract type name	GDS Contract
Purpose of contract	General and Orthodontic
Contract start date	01/04/2006
Contract end date	

16/17 Contracted general activity (UDA)	8,628
Carry forward general activity (UDA)	-128
16/17 Contracted orthodontic activity (UOA)	575
Carry forward orthodontic activity (UOA)	0
Baseline contract value	£278,953.69

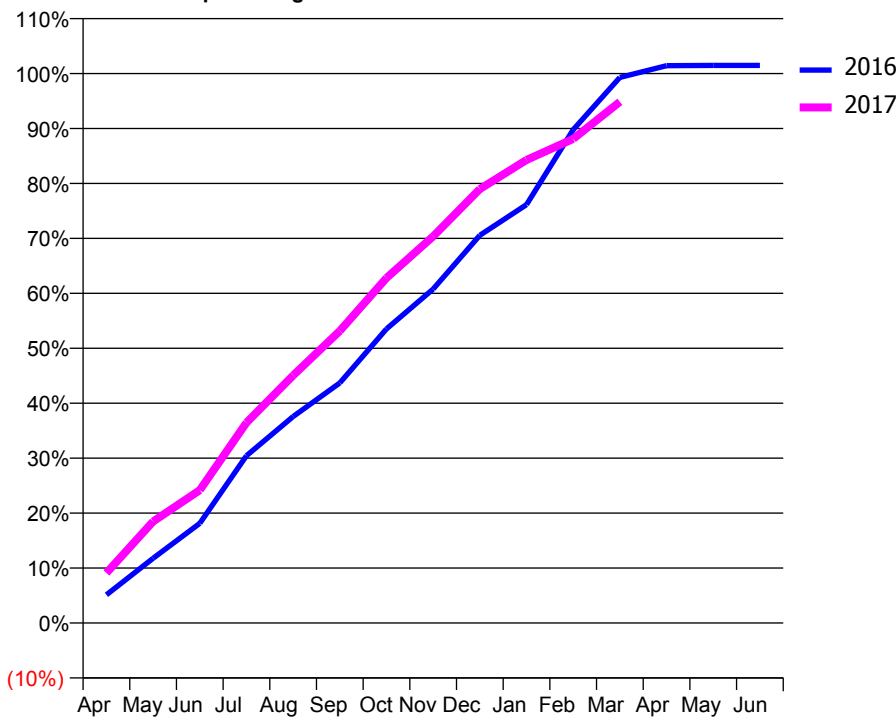
ACCESS*

Patients seen in 24 months	Total	Change since previous quarter
Quarter ending March 2016	2,135	
Quarter ending June 2016	2,122	→
Quarter ending September 2016	2,135	→
Quarter ending December 2016	2,147	→
Quarter ending March 2017	2,178	→
Variance since March 2016	2.0%	↑



ACTIVITY

Cumulative percentage of contracted UDA delivered 2016 & 2017



Month	Adjusted Scheduled Activity (UDA)	
	2016	2017
April	444	787
May	1,016	1,595
June	1,565	2,087
July	2,627	3,145
August	3,242	3,887
September	3,770	4,586
October	4,617	5,417
November	5,244	6,071
December	6,087	6,815
January	6,570	7,271
February	7,746	7,602
March	8,566	8,182
April	8,751	
May	8,756	
June	8,756	

QUALITY

	Quantity	Base Number	Contract	AT	Region	England
% of FP17s for the same patient ID Re-attending within 3 months - Children	357	1,149	31.1%	10.3%	12.0%	12.3%
% of FP17s for the same patient ID Re-attending within 3 months - Adults	480	3,167	15.2%	14.3%	16.0%	16.7%
% of FP17s for the same patient ID Re-attending between 3 & 9 months - Children	615	1,149	53.5%	59.6%	58.8%	57.6%
% of FP17s for the same patient ID Re-attending between 3 & 9 months - Adults	2,084	3,167	65.8%	53.9%	51.2%	50.1%
% of FP17s for Band 1 Urgent Courses	217	4,032	5.4%	7.1%	8.0%	9.1%
% of FP17s Relating to Free Repair or Replacements	29	4,032	0.7%	0.9%	0.8%	0.8%
% of FP17s Relating to Continuations	81	4,032	2.0%	1.4%	1.2%	1.2%
% of Patients satisfied with the dentistry they have received	8	8	N/A	93.5%	92.7%	92.8%
% of Patients satisfied with the time they had to wait for an appointment	8	8	N/A	90.3%	89.1%	88.7%

* This is based on patients treated on this contract for their most recent course of treatment. Figures in italics indicate the base number of FP17s or Patient Questionnaire responses are less than 100. N/A is shown where the base number of responses is less than 10 during the period. % is calculated as Quantity/Base number*100

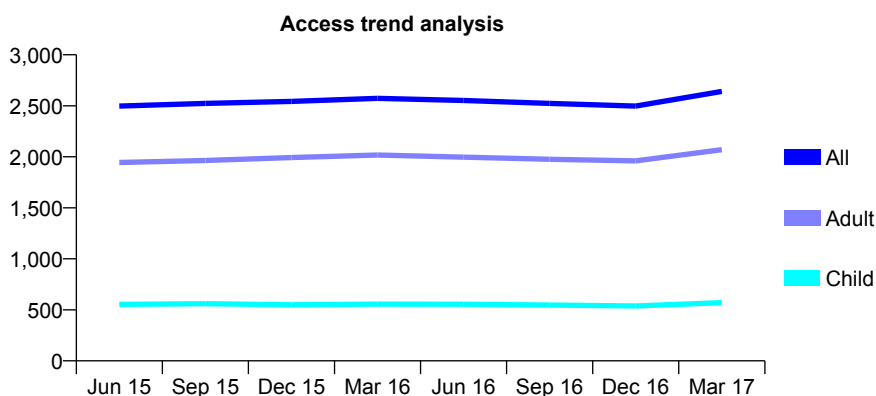
Q60 - Vital Signs At a Glance Contract Report for 216070/0001 - March 2017

Name or company name	MR B PATEL
Contract type name	GDS Contract
Purpose of contract	General
Contract start date	21/12/2011
Contract end date	

16/17 Contracted general activity (UDA)	6,487
Carry forward general activity (UDA)	-130
16/17 Contracted orthodontic activity (UOA)	0
Carry forward orthodontic activity (UOA)	0
Baseline contract value	£145,994.74

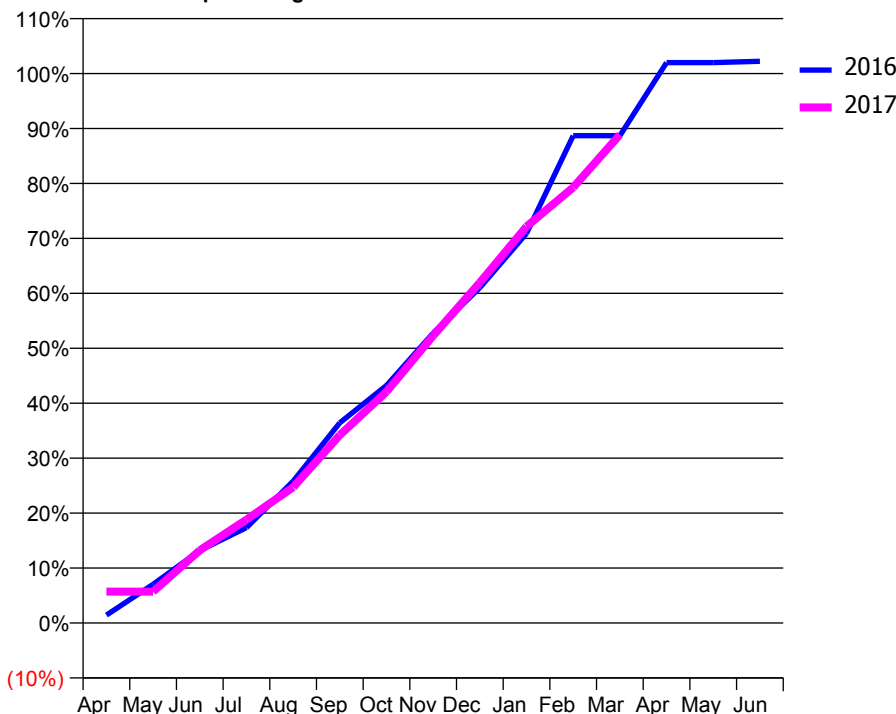
ACCESS*

Patients seen in 24 months	Total	Change since previous quarter
Quarter ending March 2016	2,573	
Quarter ending June 2016	2,552	→
Quarter ending September 2016	2,523	↓
Quarter ending December 2016	2,498	→
Quarter ending March 2017	2,641	↑
Variance since March 2016	2.6%	↑



ACTIVITY

Cumulative percentage of contracted UDA delivered 2016 & 2017



Month	Adjusted Scheduled Activity (UDA)	
	2016	2017
April	94	371
May	457	371
June	855	858
July	1,126	1,220
August	1,674	1,603
September	2,364	2,219
October	2,804	2,730
November	3,423	3,391
December	3,958	4,019
January	4,600	4,680
February	5,752	5,142
March	5,752	5,765
April	6,615	
May	6,615	
June	6,631	

QUALITY

	Quantity	Base Number	Contract	AT	Region	England
% of FP17s for the same patient ID Re-attending within 3 months - Children	32	865	3.7%	10.3%	12.0%	12.3%
% of FP17s for the same patient ID Re-attending within 3 months - Adults	266	3,052	8.7%	14.3%	16.0%	16.7%
% of FP17s for the same patient ID Re-attending between 3 & 9 months - Children	568	865	65.7%	59.6%	58.8%	57.6%
% of FP17s for the same patient ID Re-attending between 3 & 9 months - Adults	2,076	3,052	68.0%	53.9%	51.2%	50.1%
% of FP17s for Band 1 Urgent Courses	159	3,164	5.0%	7.1%	8.0%	9.1%
% of FP17s Relating to Free Repair or Replacements	10	3,164	0.3%	0.9%	0.8%	0.8%
% of FP17s Relating to Continuations	10	3,164	0.3%	1.4%	1.2%	1.2%
% of Patients satisfied with the dentistry they have received	3	3	N/A	93.5%	92.7%	92.8%
% of Patients satisfied with the time they had to wait for an appointment	3	3	N/A	90.3%	89.1%	88.7%

* This is based on patients treated on this contract for their most recent course of treatment. Figures in italics indicate the base number of FP17s or Patient Questionnaire responses are less than 100. N/A is shown where the base number of responses is less than 10 during the period. % is calculated as Quantity/Base number*100

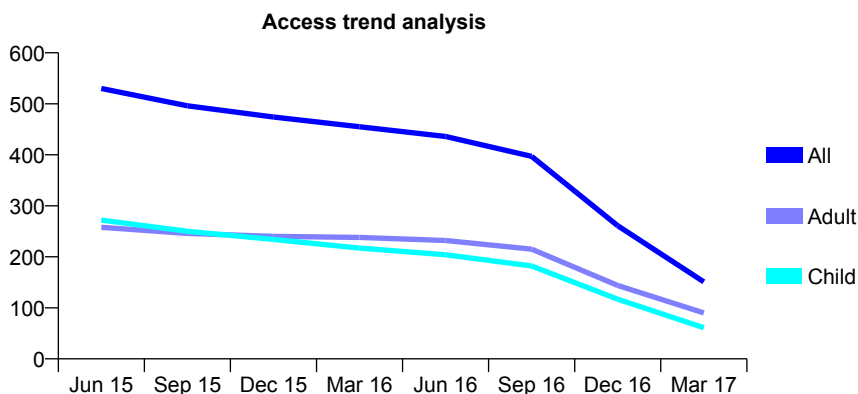
Q60 - Vital Signs At a Glance Contract Report for 222682/0001 - March 2017

Name or company name	MISS CL VINEY
Contract type name	GDS Contract
Purpose of contract	General
Contract start date	01/04/2006
Contract end date	31/07/2016

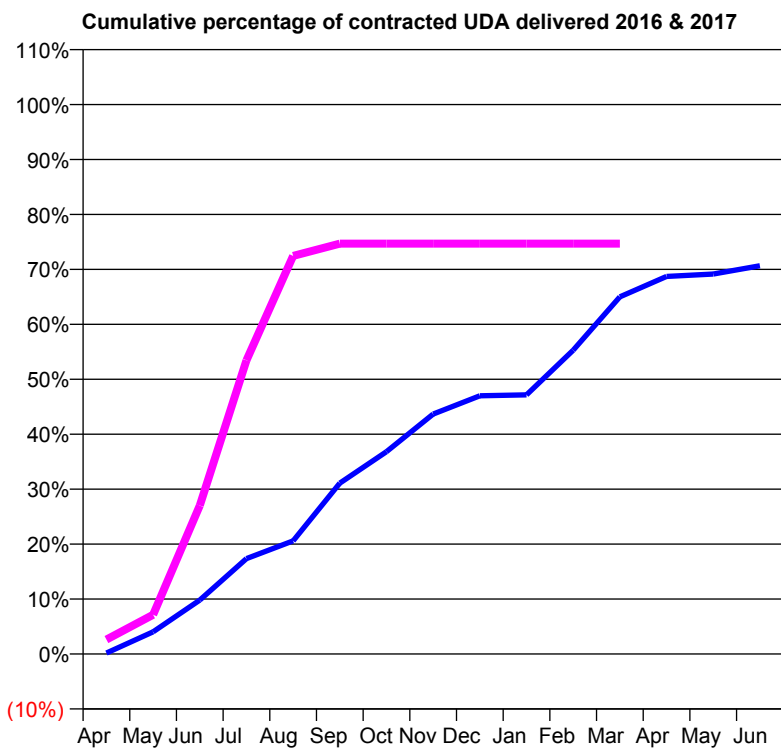
16/17 Contracted general activity (UDA)	538
Carry forward general activity (UDA)	0
16/17 Contracted orthodontic activity (UOA)	0
Carry forward orthodontic activity (UOA)	0
Baseline contract value	£11,523.21

ACCESS*

Patients seen in 24 months	Total	Change since previous quarter
Quarter ending March 2016	455	
Quarter ending June 2016	436	↓
Quarter ending September 2016	397	↓
Quarter ending December 2016	261	↓
Quarter ending March 2017	151	↓
Variance since March 2016	(66.8%)	↓



ACTIVITY



Month	Adjusted Scheduled Activity (UDA)	
	2016	2017
April	3	14
May	65	38
June	159	145
July	280	288
August	332	390
September	502	402
October	594	402
November	705	402
December	758	402
January	761	402
February	892	402
March	1,049	402
April	1,109	
May	1,116	
June	1,140	

QUALITY

	Quantity	Base Number	Contract	AT	Region	England
% of FP17s for the same patient ID Re-attending within 3 months - Children	5	120	4.2%	10.3%	12.0%	12.3%
% of FP17s for the same patient ID Re-attending within 3 months - Adults	21	131	16.0%	14.3%	16.0%	16.7%
% of FP17s for the same patient ID Re-attending between 3 & 9 months - Children	64	120	53.3%	59.6%	58.8%	57.6%
% of FP17s for the same patient ID Re-attending between 3 & 9 months - Adults	62	131	47.3%	53.9%	51.2%	50.1%
% of FP17s for Band 1 Urgent Courses	4	205	2.0%	7.1%	8.0%	9.1%
% of FP17s Relating to Free Repair or Replacements	1	205	0.5%	0.9%	0.8%	0.8%
% of FP17s Relating to Continuations	2	205	1.0%	1.4%	1.2%	1.2%
% of Patients satisfied with the dentistry they have received	1	1	N/A	93.5%	92.7%	92.8%
% of Patients satisfied with the time they had to wait for an appointment	0	1	N/A	90.3%	89.1%	88.7%

* This is based on patients treated on this contract for their most recent course of treatment. Figures in italics indicate the base number of FP17s or Patient Questionnaire responses are less than 100. N/A is shown where the base number of responses is less than 10 during the period. % is calculated as Quantity/Base number*100

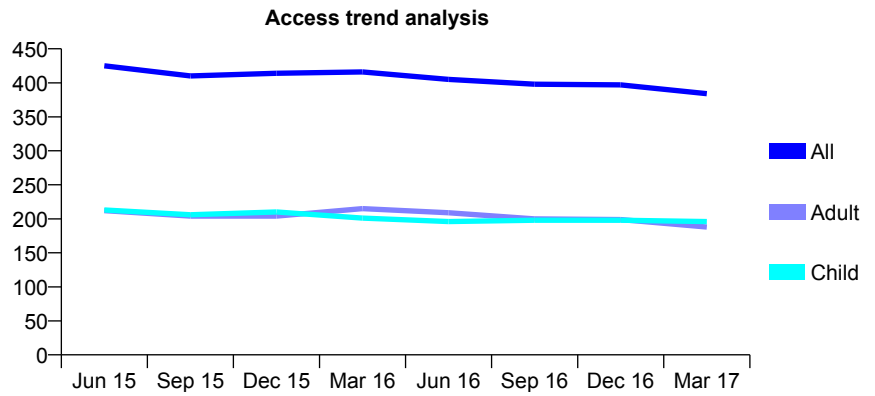
Q60 - Vital Signs At a Glance Contract Report for 224081/0001 - March 2017

Name or company name	MR GA EVANS
Contract type name	GDS Contract
Purpose of contract	General
Contract start date	01/04/2006
Contract end date	

16/17 Contracted general activity (UDA)	1,300
Carry forward general activity (UDA)	0
16/17 Contracted orthodontic activity (UOA)	0
Carry forward orthodontic activity (UOA)	0
Baseline contract value	£29,022.75

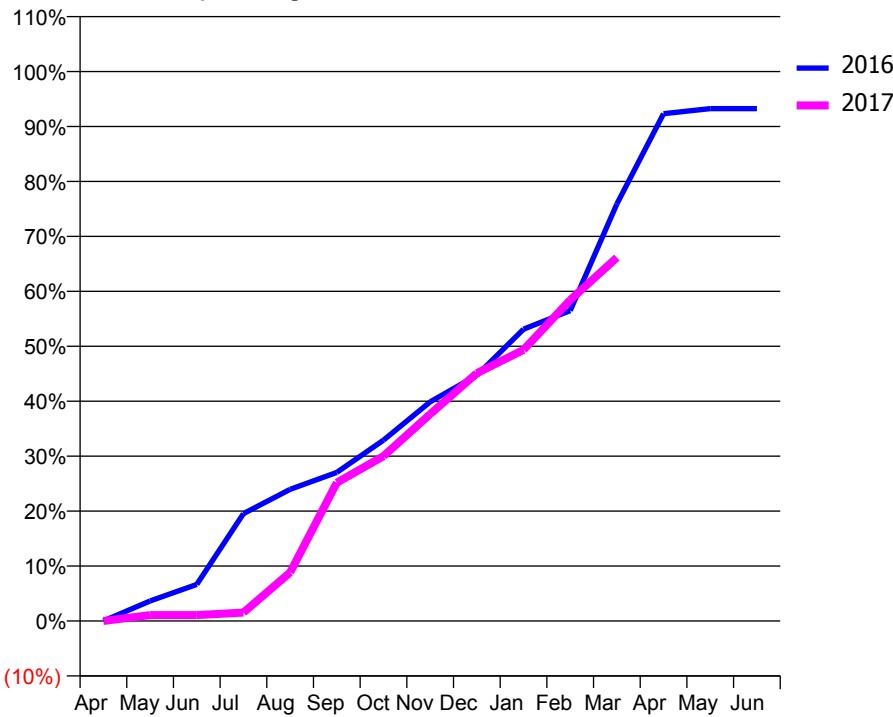
ACCESS*

Patients seen in 24 months	Total	Change since previous quarter
Quarter ending March 2016	416	
Quarter ending June 2016	405	↓
Quarter ending September 2016	398	↓
Quarter ending December 2016	397	→
Quarter ending March 2017	384	↓
Variance since March 2016	(7.7%)	↓



ACTIVITY

Cumulative percentage of contracted UDA delivered 2016 & 2017



Month	Adjusted Scheduled Activity (UDA)	
	2016	2017
April	0	0
May	48	14
June	87	14
July	254	20
August	312	115
September	352	327
October	428	390
November	518	489
December	581	586
January	690	641
February	734	760
March	987	860
April	1,200	
May	1,212	
June	1,212	

QUALITY

	Quantity	Base Number	Contract	AT	Region	England
% of FP17s for the same patient ID Re-attending within 3 months - Children	21	323	6.5%	10.3%	12.0%	12.3%
% of FP17s for the same patient ID Re-attending within 3 months - Adults	26	217	12.0%	14.3%	16.0%	16.7%
% of FP17s for the same patient ID Re-attending between 3 & 9 months - Children	223	323	69.0%	59.6%	58.8%	57.6%
% of FP17s for the same patient ID Re-attending between 3 & 9 months - Adults	125	217	57.6%	53.9%	51.2%	50.1%
% of FP17s for Band 1 Urgent Courses	9	463	1.9%	7.1%	8.0%	9.1%
% of FP17s Relating to Free Repair or Replacements	2	463	0.4%	0.9%	0.8%	0.8%
% of FP17s Relating to Continuations	0	463	0.0%	1.4%	1.2%	1.2%
% of Patients satisfied with the dentistry they have received	0	0	N/A	93.5%	92.7%	92.8%
% of Patients satisfied with the time they had to wait for an appointment	0	0	N/A	90.3%	89.1%	88.7%

* This is based on patients treated on this contract for their most recent course of treatment. Figures in italics indicate the base number of FP17s or Patient Questionnaire responses are less than 100. N/A is shown where the base number of responses is less than 10 during the period. % is calculated as Quantity/Base number*100

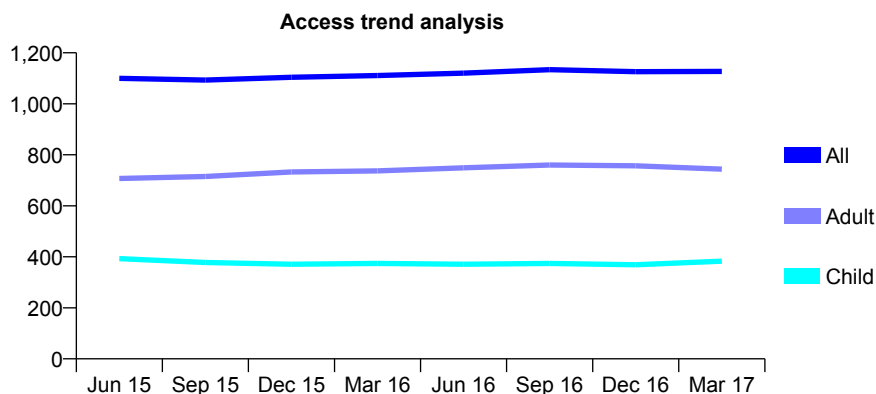
Q60 - Vital Signs At a Glance Contract Report for 230081/0001 - March 2017

Name or company name	MR P CASWELL
Contract type name	GDS Contract
Purpose of contract	General and Orthodontic
Contract start date	01/04/2006
Contract end date	

16/17 Contracted general activity (UDA)	2,900
Carry forward general activity (UDA)	0
16/17 Contracted orthodontic activity (UOA)	0
Carry forward orthodontic activity (UOA)	0
Baseline contract value	£140,885.49

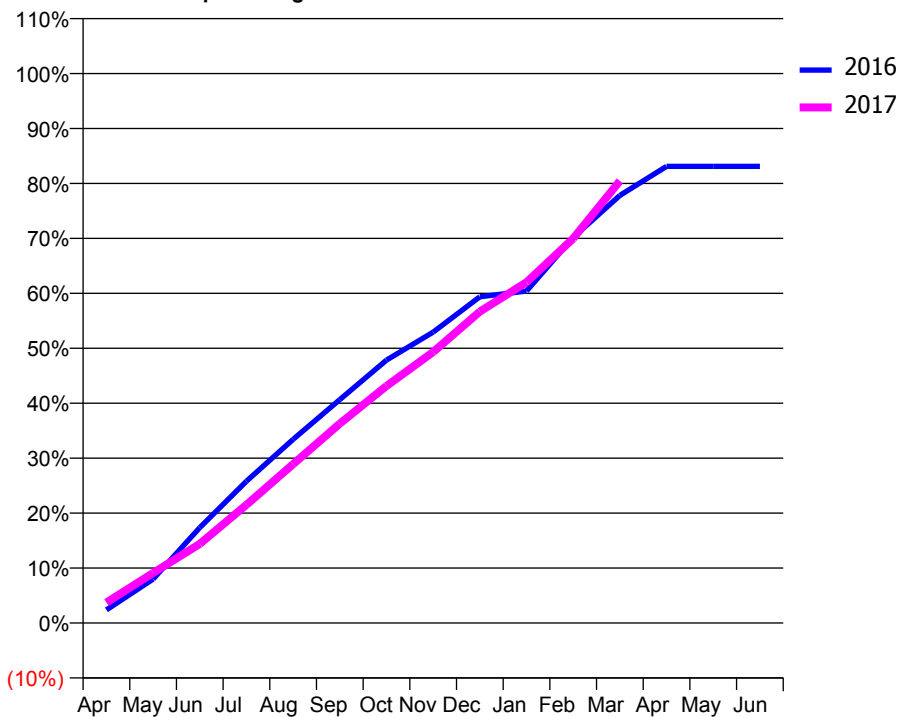
ACCESS*

Patients seen in 24 months	Total	Change since previous quarter
Quarter ending March 2016	1,111	
Quarter ending June 2016	1,120	→
Quarter ending September 2016	1,134	→
Quarter ending December 2016	1,126	→
Quarter ending March 2017	1,127	→
Variance since March 2016	1.4%	→



ACTIVITY

Cumulative percentage of contracted UDA delivered 2016 & 2017



Month	Adjusted Scheduled Activity (UDA)	
	2016	2017
April	69	108
May	232	264
June	503	418
July	749	624
August	970	838
September	1,179	1,053
October	1,387	1,251
November	1,535	1,431
December	1,722	1,644
January	1,752	1,798
February	2,035	2,029
March	2,256	2,333
April	2,410	
May	2,410	
June	2,410	

QUALITY

	Quantity	Base Number	Contract	AT	Region	England
% of FP17s for the same patient ID Re-attending within 3 months - Children	16	583	2.7%	10.3%	12.0%	12.3%
% of FP17s for the same patient ID Re-attending within 3 months - Adults	56	881	6.4%	14.3%	16.0%	16.7%
% of FP17s for the same patient ID Re-attending between 3 & 9 months - Children	222	583	38.1%	59.6%	58.8%	57.6%
% of FP17s for the same patient ID Re-attending between 3 & 9 months - Adults	391	881	44.4%	53.9%	51.2%	50.1%
% of FP17s for Band 1 Urgent Courses	11	1,317	0.8%	7.1%	8.0%	9.1%
% of FP17s Relating to Free Repair or Replacements	0	1,317	0.0%	0.9%	0.8%	0.8%
% of FP17s Relating to Continuations	11	1,317	0.8%	1.4%	1.2%	1.2%
% of Patients satisfied with the dentistry they have received	0	0	N/A	93.5%	92.7%	92.8%
% of Patients satisfied with the time they had to wait for an appointment	0	0	N/A	90.3%	89.1%	88.7%

* This is based on patients treated on this contract for their most recent course of treatment. Figures in italics indicate the base number of FP17s or Patient Questionnaire responses are less than 100. N/A is shown where the base number of responses is less than 10 during the period. % is calculated as Quantity/Base number*100

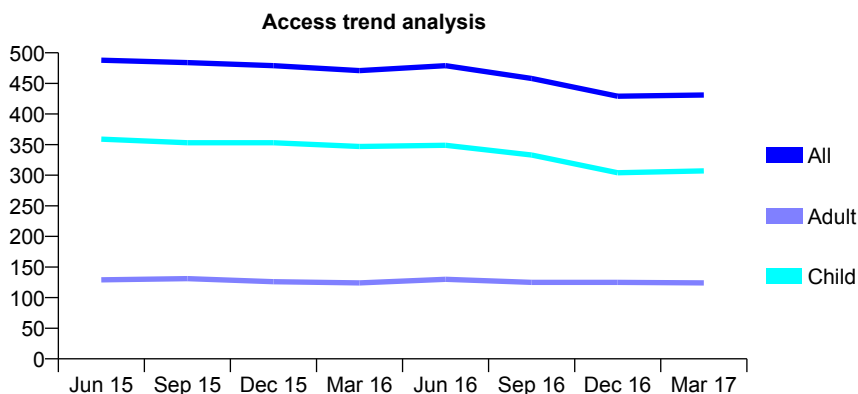
Q60 - Vital Signs At a Glance Contract Report for 232513/0001 - March 2017

Name or company name	MR AF SINGLETON
Contract type name	GDS Contract
Purpose of contract	General
Contract start date	01/04/2006
Contract end date	

16/17 Contracted general activity (UDA)	860
Carry forward general activity (UDA)	0
16/17 Contracted orthodontic activity (UOA)	0
Carry forward orthodontic activity (UOA)	0
Baseline contract value	£20,125.76

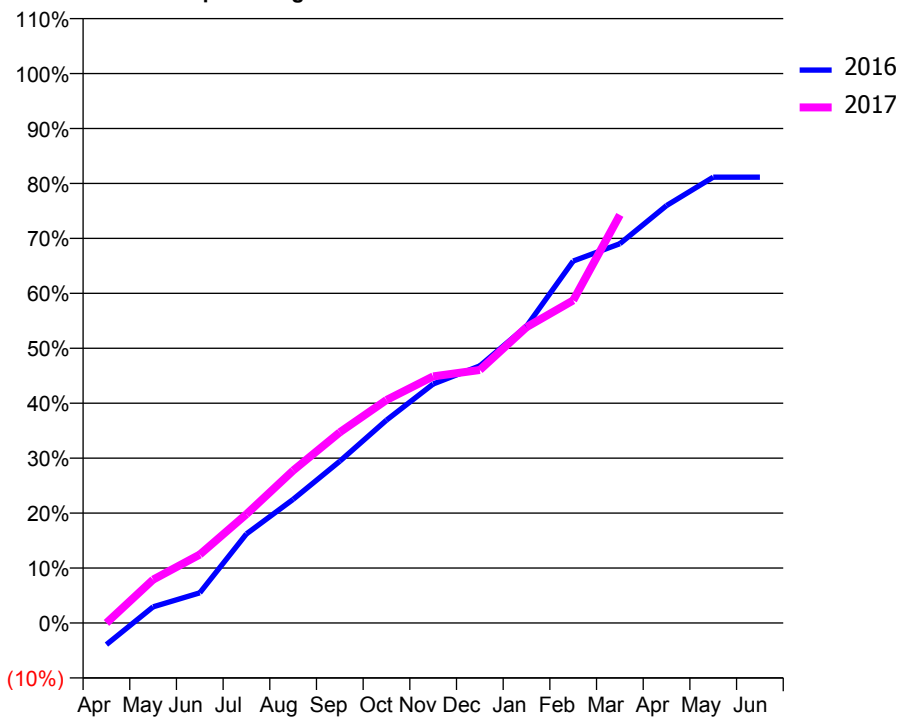
ACCESS*

Patients seen in 24 months	Total	Change since previous quarter
Quarter ending March 2016	471	
Quarter ending June 2016	479	→
Quarter ending September 2016	458	↓
Quarter ending December 2016	429	↓
Quarter ending March 2017	431	→
Variance since March 2016	(8.5%)	↓



ACTIVITY

Cumulative percentage of contracted UDA delivered 2016 & 2017



Adjusted Scheduled Activity (UDA)

Month	2016	2017
April	-34	0
May	25	68
June	47	107
July	140	170
August	194	239
September	253	299
October	318	349
November	374	386
December	402	396
January	464	463
February	567	505
March	594	639
April	653	
May	698	
June	698	

QUALITY

	Quantity	Base Number	Contract	AT	Region	England
% of FP17s for the same patient ID Re-attending within 3 months - Children	19	385	4.9%	10.3%	12.0%	12.3%
% of FP17s for the same patient ID Re-attending within 3 months - Adults	0	79	0.0%	14.3%	16.0%	16.7%
% of FP17s for the same patient ID Re-attending between 3 & 9 months - Children	171	385	44.4%	59.6%	58.8%	57.6%
% of FP17s for the same patient ID Re-attending between 3 & 9 months - Adults	21	79	26.6%	53.9%	51.2%	50.1%
% of FP17s for Band 1 Urgent Courses	19	403	4.7%	7.1%	8.0%	9.1%
% of FP17s Relating to Free Repair or Replacements	0	403	0.0%	0.9%	0.8%	0.8%
% of FP17s Relating to Continuations	2	403	0.5%	1.4%	1.2%	1.2%
% of Patients satisfied with the dentistry they have received	1	1	N/A	93.5%	92.7%	92.8%
% of Patients satisfied with the time they had to wait for an appointment	1	1	N/A	90.3%	89.1%	88.7%

* This is based on patients treated on this contract for their most recent course of treatment. Figures in italics indicate the base number of FP17s or Patient Questionnaire responses are less than 100. N/A is shown where the base number of responses is less than 10 during the period. % is calculated as Quantity/Base number*100

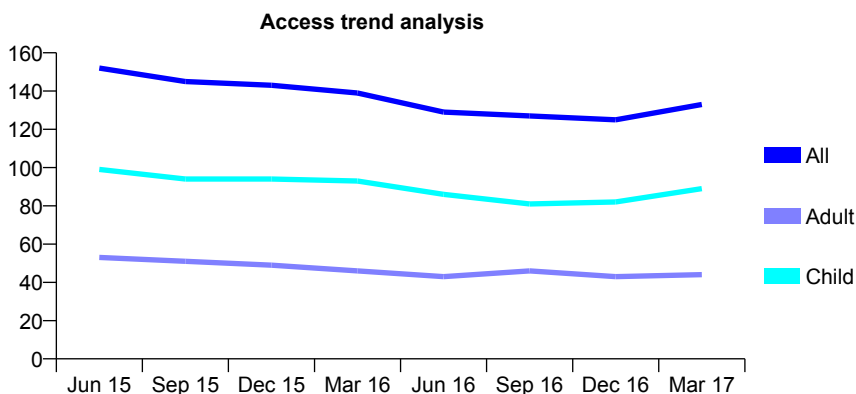
Q60 - Vital Signs At a Glance Contract Report for 237841/0001 - March 2017

Name or company name	MR NJ HAMMOND
Contract type name	GDS Contract
Purpose of contract	General
Contract start date	01/04/2006
Contract end date	

16/17 Contracted general activity (UDA)	350
Carry forward general activity (UDA)	0
16/17 Contracted orthodontic activity (UOA)	0
Carry forward orthodontic activity (UOA)	0
Baseline contract value	£7,714.91

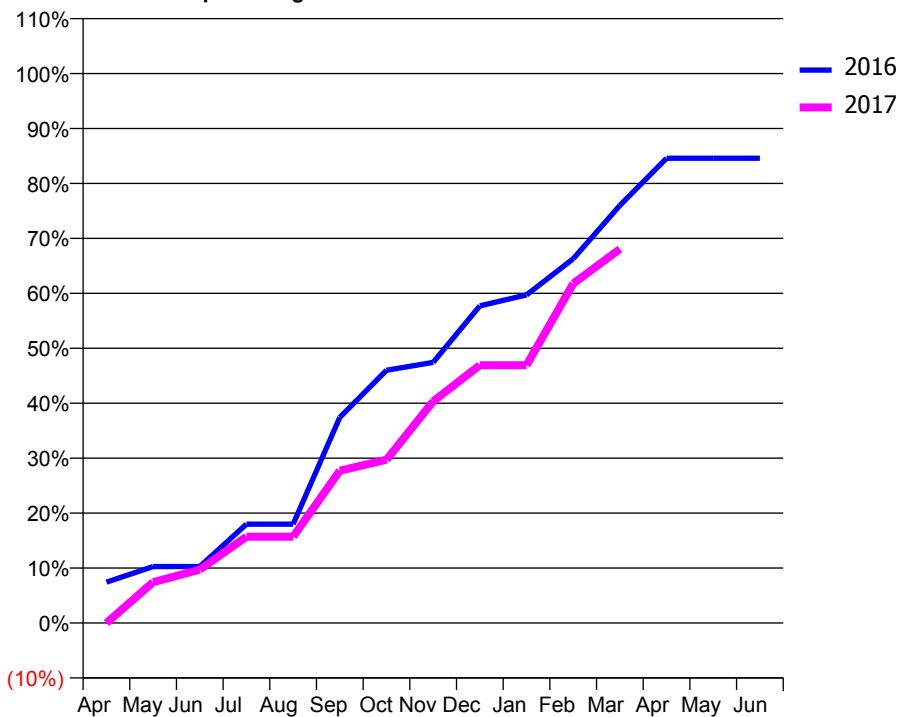
ACCESS*

Patients seen in 24 months	Total	Change since previous quarter
Quarter ending March 2016	139	
Quarter ending June 2016	129	↓
Quarter ending September 2016	127	↓
Quarter ending December 2016	125	↓
Quarter ending March 2017	133	↑
Variance since March 2016	(4.3%)	↓



ACTIVITY

Cumulative percentage of contracted UDA delivered 2016 & 2017



Month	Adjusted Scheduled Activity (UDA)	
	2016	2017
April	26	0
May	36	26
June	36	34
July	63	55
August	63	55
September	131	97
October	161	104
November	166	141
December	202	164
January	209	164
February	232	216
March	266	238
April	296	
May	296	
June	296	

QUALITY

	Quantity	Base Number	Contract	AT	Region	England
% of FP17s for the same patient ID Re-attending within 3 months - Children	7	155	4.5%	10.3%	12.0%	12.3%
% of FP17s for the same patient ID Re-attending within 3 months - Adults	13	46	28.3%	14.3%	16.0%	16.7%
% of FP17s for the same patient ID Re-attending between 3 & 9 months - Children	110	155	71.0%	59.6%	58.8%	57.6%
% of FP17s for the same patient ID Re-attending between 3 & 9 months - Adults	22	46	47.8%	53.9%	51.2%	50.1%
% of FP17s for Band 1 Urgent Courses	1	176	0.6%	7.1%	8.0%	9.1%
% of FP17s Relating to Free Repair or Replacements	0	176	0.0%	0.9%	0.8%	0.8%
% of FP17s Relating to Continuations	0	176	0.0%	1.4%	1.2%	1.2%
% of Patients satisfied with the dentistry they have received	0	0	N/A	93.5%	92.7%	92.8%
% of Patients satisfied with the time they had to wait for an appointment	0	0	N/A	90.3%	89.1%	88.7%

* This is based on patients treated on this contract for their most recent course of treatment. Figures in italics indicate the base number of FP17s or Patient Questionnaire responses are less than 100. N/A is shown where the base number of responses is less than 10 during the period. % is calculated as Quantity/Base number*100

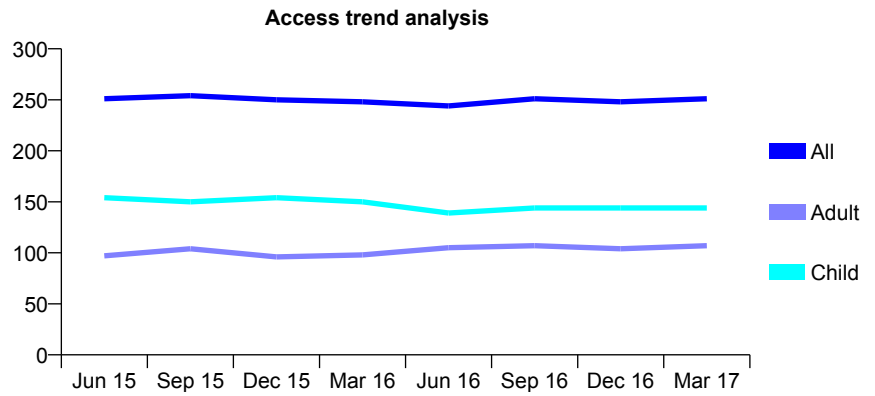
Q60 - Vital Signs At a Glance Contract Report for 238120/0001 - March 2017

Name or company name	DR AS SADHRA
Contract type name	GDS Contract
Purpose of contract	General and Orthodontic
Contract start date	01/04/2006
Contract end date	

16/17 Contracted general activity (UDA)	783
Carry forward general activity (UDA)	0
16/17 Contracted orthodontic activity (UOA)	377
Carry forward orthodontic activity (UOA)	0
Baseline contract value	£36,700.16

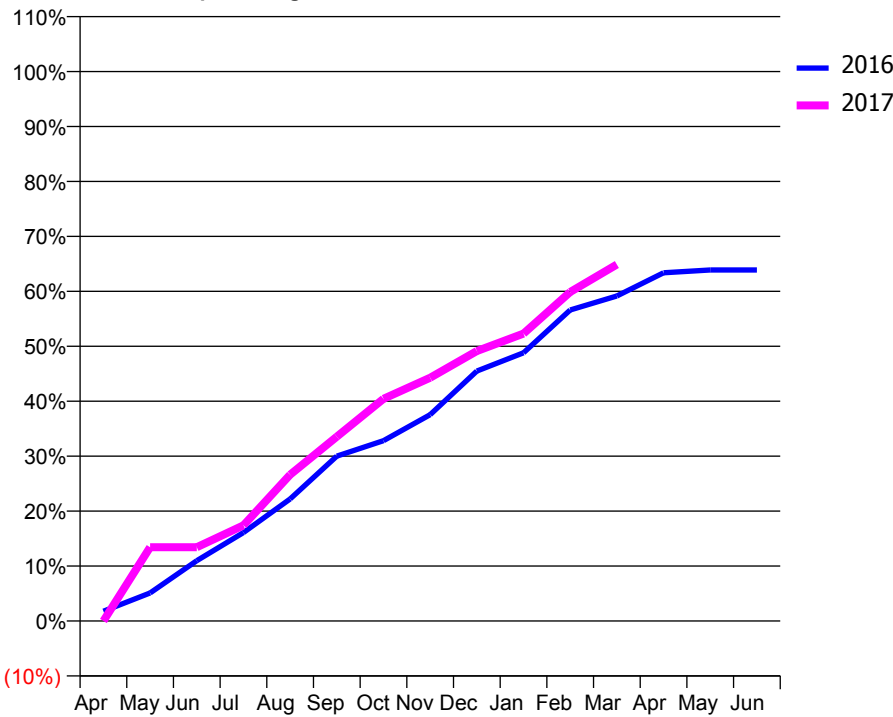
ACCESS*

Patients seen in 24 months	Total	Change since previous quarter
Quarter ending March 2016	248	
Quarter ending June 2016	244	↓
Quarter ending September 2016	251	↑
Quarter ending December 2016	248	↓
Quarter ending March 2017	251	→
Variance since March 2016	1.2%	→



ACTIVITY

Cumulative percentage of contracted UDA delivered 2016 & 2017



Month	Adjusted Scheduled Activity (UDA)	
	2016	2017
April	14	0
May	40	105
June	86	105
July	126	136
August	174	209
September	235	263
October	257	317
November	294	347
December	356	385
January	382	410
February	443	469
March	463	508
April	496	
May	500	
June	500	

QUALITY

	Quantity	Base Number	Contract	AT	Region	England
% of FP17s for the same patient ID Re-attending within 3 months - Children	17	262	6.5%	10.3%	12.0%	12.3%
% of FP17s for the same patient ID Re-attending within 3 months - Adults	20	100	20.0%	14.3%	16.0%	16.7%
% of FP17s for the same patient ID Re-attending between 3 & 9 months - Children	116	262	44.3%	59.6%	58.8%	57.6%
% of FP17s for the same patient ID Re-attending between 3 & 9 months - Adults	40	100	40.0%	53.9%	51.2%	50.1%
% of FP17s for Band 1 Urgent Courses	4	271	1.5%	7.1%	8.0%	9.1%
% of FP17s Relating to Free Repair or Replacements	0	271	0.0%	0.9%	0.8%	0.8%
% of FP17s Relating to Continuations	0	271	0.0%	1.4%	1.2%	1.2%
% of Patients satisfied with the dentistry they have received	0	0	N/A	93.5%	92.7%	92.8%
% of Patients satisfied with the time they had to wait for an appointment	0	0	N/A	90.3%	89.1%	88.7%

* This is based on patients treated on this contract for their most recent course of treatment. Figures in italics indicate the base number of FP17s or Patient Questionnaire responses are less than 100. N/A is shown where the base number of responses is less than 10 during the period. % is calculated as Quantity/Base number*100

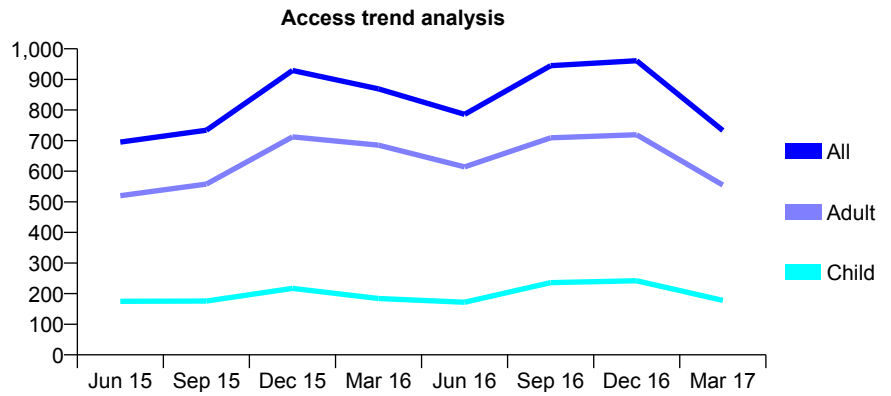
Q60 - Vital Signs At a Glance Contract Report for 245429/0001 - March 2017

Name or company name	MISS SC DUNCAN
Contract type name	GDS Contract
Purpose of contract	General
Contract start date	01/11/2007
Contract end date	

16/17 Contracted general activity (UDA)	1,750
Carry forward general activity (UDA)	-35
16/17 Contracted orthodontic activity (UOA)	0
Carry forward orthodontic activity (UOA)	0
Baseline contract value	£45,233.65

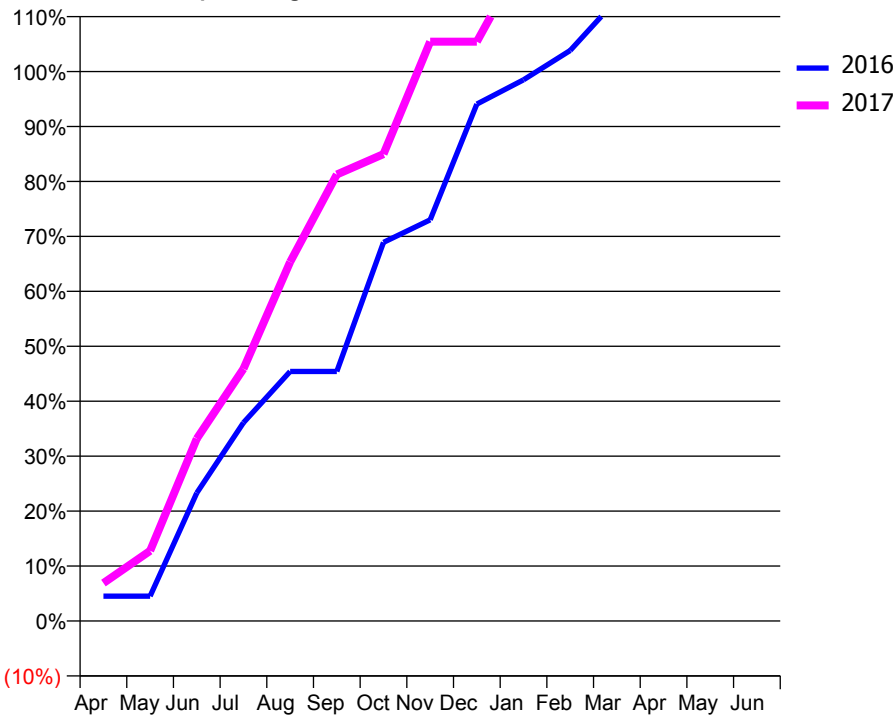
ACCESS*

Patients seen in 24 months	Total	Change since previous quarter
Quarter ending March 2016	869	
Quarter ending June 2016	786	↓
Quarter ending September 2016	945	↑
Quarter ending December 2016	961	→
Quarter ending March 2017	733	↓
Variance since March 2016	(15.7%)	↓



ACTIVITY

Cumulative percentage of contracted UDA delivered 2016 & 2017



Month	Adjusted Scheduled Activity (UDA)	
	2016	2017
April	79	121
May	79	223
June	408	581
July	632	803
August	795	1,144
September	795	1,422
October	1,206	1,487
November	1,278	1,845
December	1,646	1,845
January	1,724	2,113
February	1,817	2,187
March	1,979	2,187
April	1,996	
May	1,998	
June	2,012	

QUALITY

	Quantity	Base Number	Contract	AT	Region	England
% of FP17s for the same patient ID Re-attending within 3 months - Children	12	296	4.1%	10.3%	12.0%	12.3%
% of FP17s for the same patient ID Re-attending within 3 months - Adults	131	986	13.3%	14.3%	16.0%	16.7%
% of FP17s for the same patient ID Re-attending between 3 & 9 months - Children	115	296	38.9%	59.6%	58.8%	57.6%
% of FP17s for the same patient ID Re-attending between 3 & 9 months - Adults	430	986	43.6%	53.9%	51.2%	50.1%
% of FP17s for Band 1 Urgent Courses	109	1,260	8.7%	7.1%	8.0%	9.1%
% of FP17s Relating to Free Repair or Replacements	9	1,260	0.7%	0.9%	0.8%	0.8%
% of FP17s Relating to Continuations	5	1,260	0.4%	1.4%	1.2%	1.2%
% of Patients satisfied with the dentistry they have received	2	2	N/A	93.5%	92.7%	92.8%
% of Patients satisfied with the time they had to wait for an appointment	2	2	N/A	90.3%	89.1%	88.7%

* This is based on patients treated on this contract for their most recent course of treatment. Figures in italics indicate the base number of FP17s or Patient Questionnaire responses are less than 100. N/A is shown where the base number of responses is less than 10 during the period. % is calculated as Quantity/Base number*100

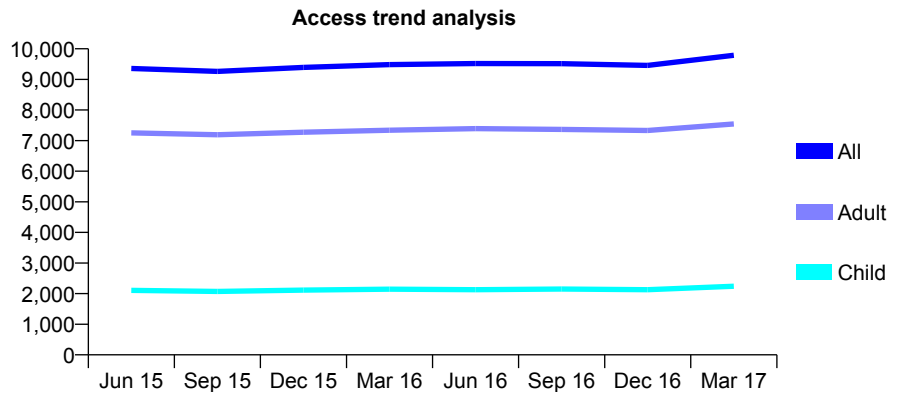
Q60 - Vital Signs At a Glance Contract Report for 249726/0001 - March 2017

Name or company name	MR AA DUGGAL
Contract type name	GDS Contract
Purpose of contract	General
Contract start date	01/04/2006
Contract end date	

16/17 Contracted general activity (UDA)	27,030
Carry forward general activity (UDA)	997
16/17 Contracted orthodontic activity (UOA)	0
Carry forward orthodontic activity (UOA)	0
Baseline contract value	£723,761.15

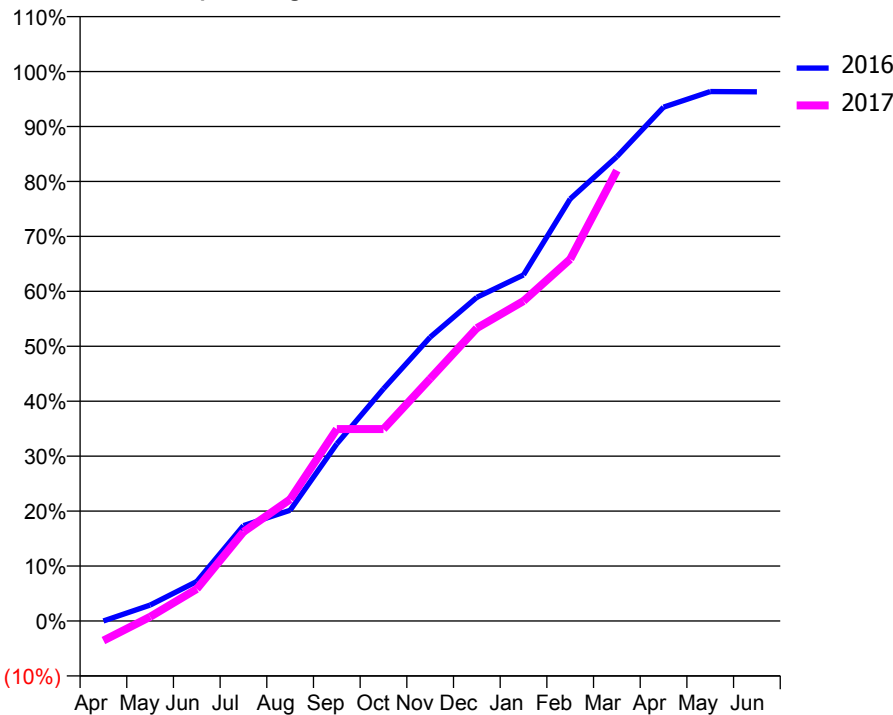
ACCESS*

Patients seen in 24 months	Total	Change since previous quarter
Quarter ending March 2016	9,485	
Quarter ending June 2016	9,520	→
Quarter ending September 2016	9,516	→
Quarter ending December 2016	9,458	→
Quarter ending March 2017	9,788	↑
Variance since March 2016	3.2%	↑



ACTIVITY

Cumulative percentage of contracted UDA delivered 2016 & 2017



Month	Adjusted Scheduled Activity (UDA)	
	2016	2017
April	4	-969
May	781	206
June	1,948	1,578
July	4,696	4,385
August	5,445	5,985
September	8,714	9,442
October	11,424	9,442
November	13,961	11,924
December	15,923	14,406
January	17,028	15,741
February	20,760	17,802
March	22,844	22,163
April	25,278	
May	26,046	
June	26,033	

QUALITY

	Quantity	Base Number	Contract	AT	Region	England
% of FP17s for the same patient ID Re-attending within 3 months - Children	121	3,069	3.9%	10.3%	12.0%	12.3%
% of FP17s for the same patient ID Re-attending within 3 months - Adults	818	9,883	8.3%	14.3%	16.0%	16.7%
% of FP17s for the same patient ID Re-attending between 3 & 9 months - Children	1,894	3,069	61.7%	59.6%	58.8%	57.6%
% of FP17s for the same patient ID Re-attending between 3 & 9 months - Adults	6,231	9,883	63.0%	53.9%	51.2%	50.1%
% of FP17s for Band 1 Urgent Courses	242	11,574	2.1%	7.1%	8.0%	9.1%
% of FP17s Relating to Free Repair or Replacements	168	11,574	1.5%	0.9%	0.8%	0.8%
% of FP17s Relating to Continuations	60	11,574	0.5%	1.4%	1.2%	1.2%
% of Patients satisfied with the dentistry they have received	56	60	93.3%	93.5%	92.7%	92.8%
% of Patients satisfied with the time they had to wait for an appointment	57	60	95.0%	90.3%	89.1%	88.7%

* This is based on patients treated on this contract for their most recent course of treatment. Figures in italics indicate the base number of FP17s or Patient Questionnaire responses are less than 100. N/A is shown where the base number of responses is less than 10 during the period. % is calculated as Quantity/Base number*100

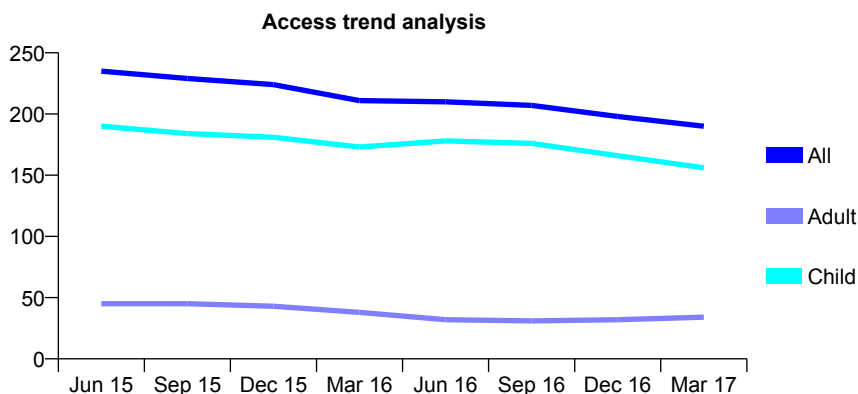
Q60 - Vital Signs At a Glance Contract Report for 251607/0001 - March 2017

Name or company name	MRS JA DAVIES
Contract type name	GDS Contract
Purpose of contract	General
Contract start date	01/04/2006
Contract end date	31/03/2017

16/17 Contracted general activity (UDA)	570
Carry forward general activity (UDA)	0
16/17 Contracted orthodontic activity (UOA)	0
Carry forward orthodontic activity (UOA)	0
Baseline contract value	£10,850.52

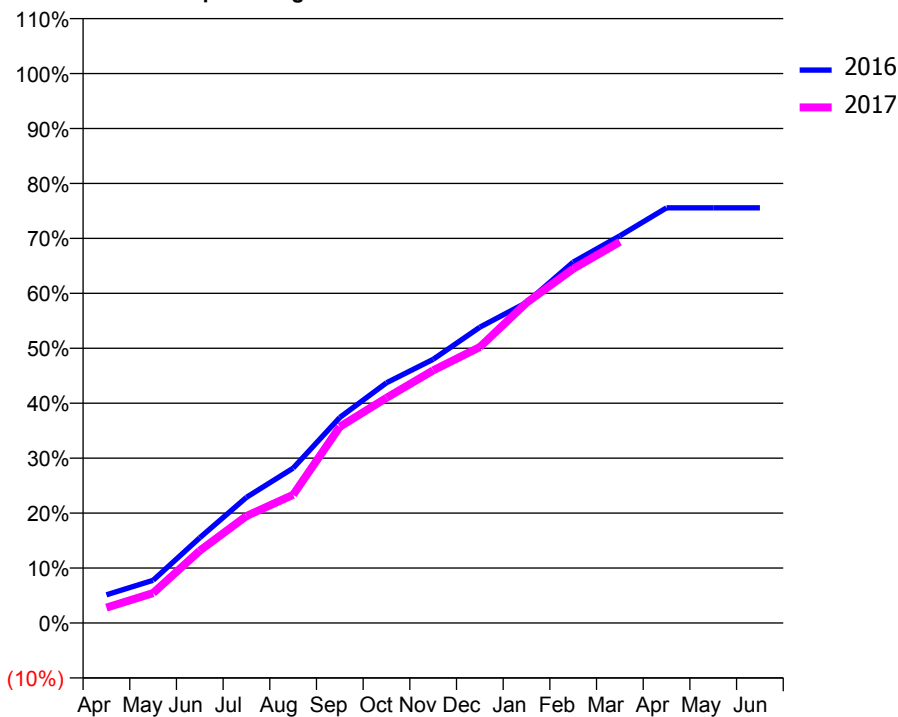
ACCESS*

Patients seen in 24 months	Total	Change since previous quarter
Quarter ending March 2016	211	
Quarter ending June 2016	210	→
Quarter ending September 2016	207	↓
Quarter ending December 2016	198	↓
Quarter ending March 2017	190	↓
Variance since March 2016	(10.0%)	↓



ACTIVITY

Cumulative percentage of contracted UDA delivered 2016 & 2017



Month	Adjusted Scheduled Activity (UDA)	
	2016	2017
April	29	16
May	44	31
June	88	75
July	130	111
August	161	133
September	213	204
October	249	234
November	274	262
December	307	286
January	332	332
February	374	367
March	402	395
April	431	
May	431	
June	431	

QUALITY

	Quantity	Base Number	Contract	AT	Region	England
% of FP17s for the same patient ID Re-attending within 3 months - Children	10	318	3.1%	10.3%	12.0%	12.3%
% of FP17s for the same patient ID Re-attending within 3 months - Adults	0	0	N/A	14.3%	16.0%	16.7%
% of FP17s for the same patient ID Re-attending between 3 & 9 months - Children	233	318	73.3%	59.6%	58.8%	57.6%
% of FP17s for the same patient ID Re-attending between 3 & 9 months - Adults	0	0	N/A	53.9%	51.2%	50.1%
% of FP17s for Band 1 Urgent Courses	7	292	2.4%	7.1%	8.0%	9.1%
% of FP17s Relating to Free Repair or Replacements	0	292	0.0%	0.9%	0.8%	0.8%
% of FP17s Relating to Continuations	0	292	0.0%	1.4%	1.2%	1.2%
% of Patients satisfied with the dentistry they have received	0	0	N/A	93.5%	92.7%	92.8%
% of Patients satisfied with the time they had to wait for an appointment	0	0	N/A	90.3%	89.1%	88.7%

* This is based on patients treated on this contract for their most recent course of treatment. Figures in italics indicate the base number of FP17s or Patient Questionnaire responses are less than 100. N/A is shown where the base number of responses is less than 10 during the period. % is calculated as Quantity/Base number*100

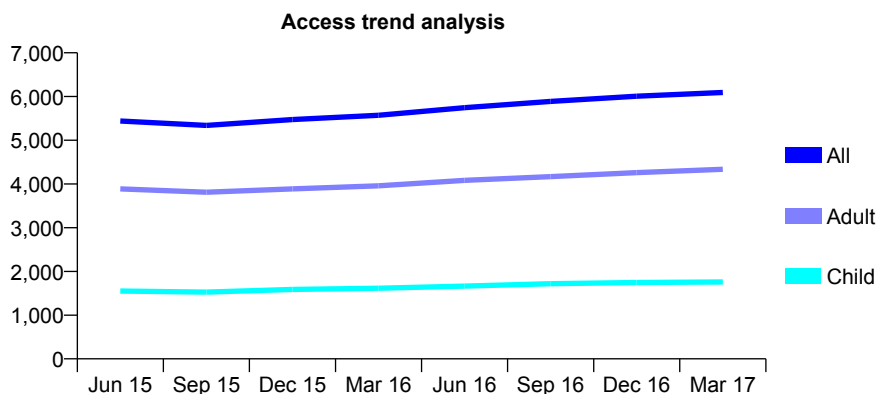
Q60 - Vital Signs At a Glance Contract Report for 257907/0001 - March 2017

Name or company name	MR CC CHUNG
Contract type name	GDS Contract
Purpose of contract	General
Contract start date	01/04/2006
Contract end date	

16/17 Contracted general activity (UDA)	18,443
Carry forward general activity (UDA)	529
16/17 Contracted orthodontic activity (UOA)	0
Carry forward orthodontic activity (UOA)	0
Baseline contract value	£498,570.76

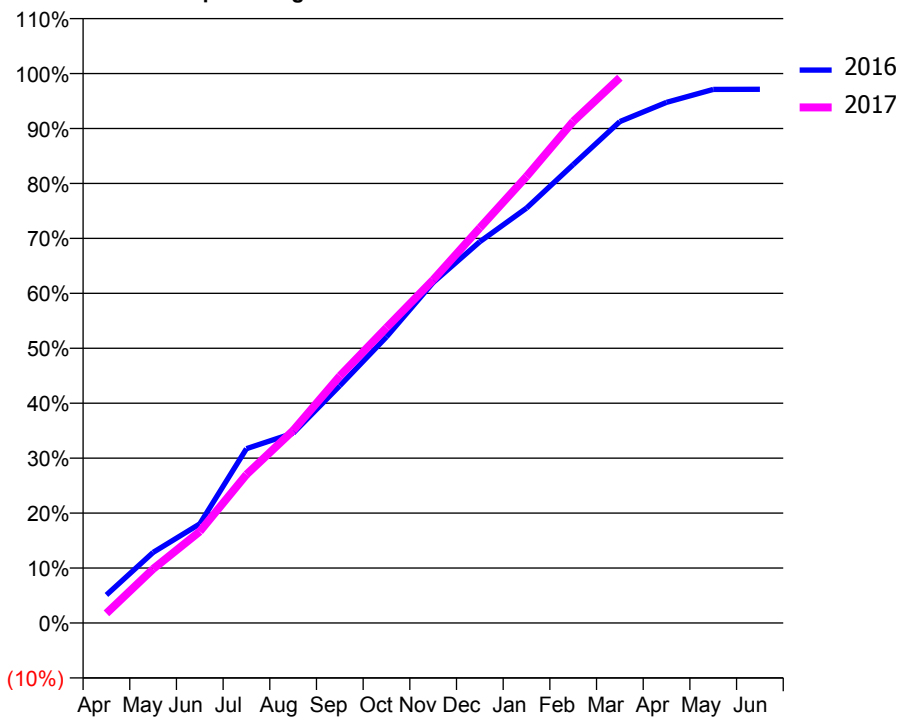
ACCESS*

Patients seen in 24 months	Total	Change since previous quarter
Quarter ending March 2016	5,571	
Quarter ending June 2016	5,745	↑
Quarter ending September 2016	5,887	↑
Quarter ending December 2016	6,007	↑
Quarter ending March 2017	6,092	→
Variance since March 2016	9.4%	↑



ACTIVITY

Cumulative percentage of contracted UDA delivered 2016 & 2017



Month	Adjusted Scheduled Activity (UDA)	
	2016	2017
April	942	323
May	2,371	1,816
June	3,327	3,071
July	5,851	4,984
August	6,371	6,461
September	7,964	8,292
October	9,604	9,912
November	11,429	11,520
December	12,799	13,265
January	13,924	14,985
February	15,385	16,837
March	16,830	18,303
April	17,476	
May	17,908	
June	17,913	

QUALITY

	Quantity	Base Number	Contract	AT	Region	England
% of FP17s for the same patient ID Re-attending within 3 months - Children	174	3,071	5.7%	10.3%	12.0%	12.3%
% of FP17s for the same patient ID Re-attending within 3 months - Adults	893	7,497	11.9%	14.3%	16.0%	16.7%
% of FP17s for the same patient ID Re-attending between 3 & 9 months - Children	2,030	3,071	66.1%	59.6%	58.8%	57.6%
% of FP17s for the same patient ID Re-attending between 3 & 9 months - Adults	4,842	7,497	64.6%	53.9%	51.2%	50.1%
% of FP17s for Band 1 Urgent Courses	424	9,867	4.3%	7.1%	8.0%	9.1%
% of FP17s Relating to Free Repair or Replacements	106	9,867	1.1%	0.9%	0.8%	0.8%
% of FP17s Relating to Continuations	223	9,867	2.3%	1.4%	1.2%	1.2%
% of Patients satisfied with the dentistry they have received	12	12	100.0%	93.5%	92.7%	92.8%
% of Patients satisfied with the time they had to wait for an appointment	12	12	100.0%	90.3%	89.1%	88.7%

* This is based on patients treated on this contract for their most recent course of treatment. Figures in italics indicate the base number of FP17s or Patient Questionnaire responses are less than 100. N/A is shown where the base number of responses is less than 10 during the period. % is calculated as Quantity/Base number*100

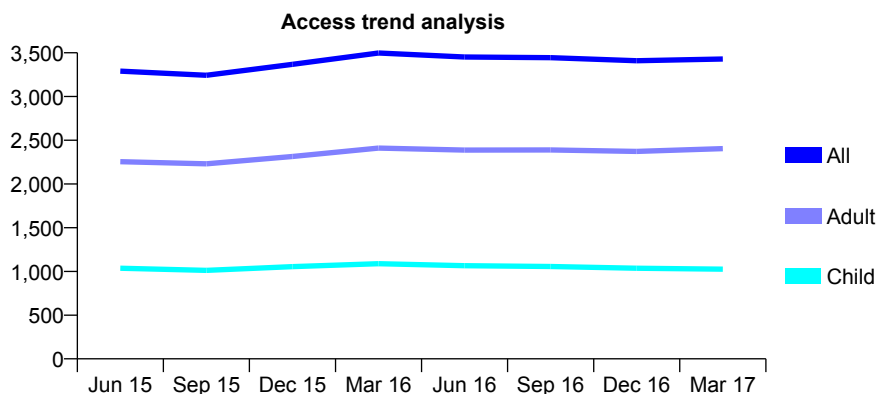
Q60 - Vital Signs At a Glance Contract Report for 270016/0001 - March 2017

Name or company name	MISS S KHAN
Contract type name	GDS Contract
Purpose of contract	General
Contract start date	01/01/2013
Contract end date	

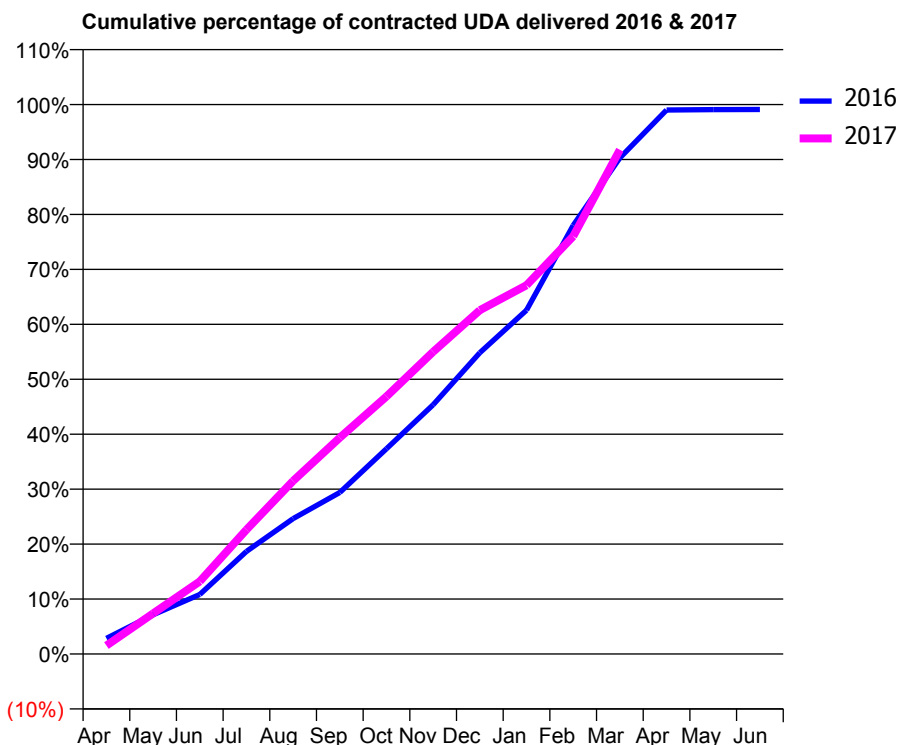
16/17 Contracted general activity (UDA)	11,407
Carry forward general activity (UDA)	105
16/17 Contracted orthodontic activity (UOA)	0
Carry forward orthodontic activity (UOA)	0
Baseline contract value	£305,830.11

ACCESS*

Patients seen in 24 months	Total	Change since previous quarter
Quarter ending March 2016	3,498	
Quarter ending June 2016	3,452	↓
Quarter ending September 2016	3,445	→
Quarter ending December 2016	3,409	↓
Quarter ending March 2017	3,429	→
Variance since March 2016	(2.0%)	↓



ACTIVITY



Month	Adjusted Scheduled Activity (UDA)	
	2016	2017
April	326	175
May	814	844
June	1,235	1,507
July	2,129	2,581
August	2,811	3,596
September	3,354	4,490
October	4,260	5,345
November	5,175	6,274
December	6,254	7,139
January	7,138	7,656
February	8,899	8,671
March	10,299	10,469
April	11,293	
May	11,301	
June	11,302	

QUALITY

	Quantity	Base Number	Contract	AT	Region	England
% of FP17s for the same patient ID Re-attending within 3 months - Children	82	1,323	6.2%	10.3%	12.0%	12.3%
% of FP17s for the same patient ID Re-attending within 3 months - Adults	516	3,256	15.8%	14.3%	16.0%	16.7%
% of FP17s for the same patient ID Re-attending between 3 & 9 months - Children	759	1,323	57.4%	59.6%	58.8%	57.6%
% of FP17s for the same patient ID Re-attending between 3 & 9 months - Adults	1,720	3,256	52.8%	53.9%	51.2%	50.1%
% of FP17s for Band 1 Urgent Courses	344	4,327	8.0%	7.1%	8.0%	9.1%
% of FP17s Relating to Free Repair or Replacements	69	4,327	1.6%	0.9%	0.8%	0.8%
% of FP17s Relating to Continuations	30	4,327	0.7%	1.4%	1.2%	1.2%
% of Patients satisfied with the dentistry they have received	6	6	N/A	93.5%	92.7%	92.8%
% of Patients satisfied with the time they had to wait for an appointment	6	6	N/A	90.3%	89.1%	88.7%

* This is based on patients treated on this contract for their most recent course of treatment. Figures in italics indicate the base number of FP17s or Patient Questionnaire responses are less than 100. N/A is shown where the base number of responses is less than 10 during the period. % is calculated as Quantity/Base number*100

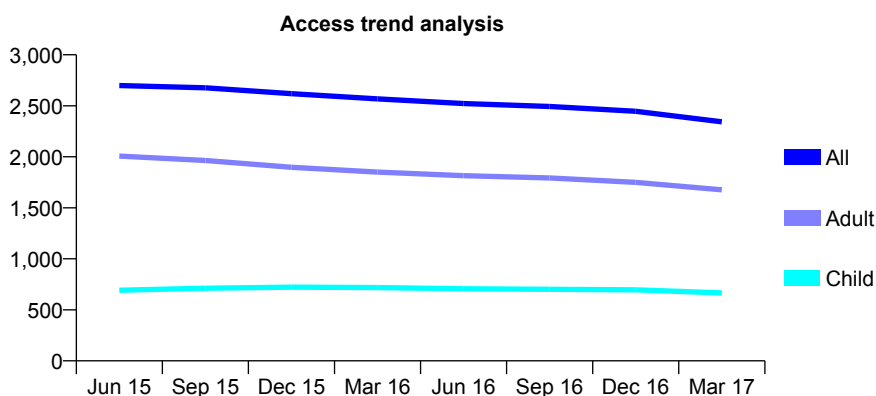
Q60 - Vital Signs At a Glance Contract Report for 274011/0003 - March 2017

Name or company name	MR JW WILLIS
Contract type name	GDS Contract
Purpose of contract	General
Contract start date	01/05/2008
Contract end date	

16/17 Contracted general activity (UDA)	10,500
Carry forward general activity (UDA)	0
16/17 Contracted orthodontic activity (UOA)	0
Carry forward orthodontic activity (UOA)	0
Baseline contract value	£295,833.46

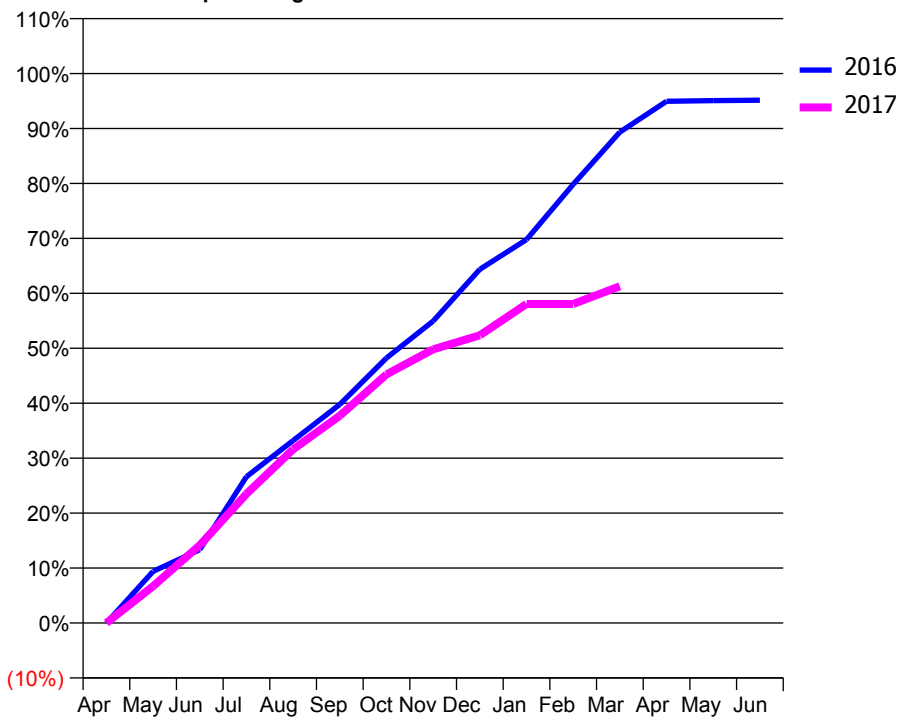
ACCESS*

Patients seen in 24 months	Total	Change since previous quarter
Quarter ending March 2016	2,568	
Quarter ending June 2016	2,522	↓
Quarter ending September 2016	2,494	↓
Quarter ending December 2016	2,446	↓
Quarter ending March 2017	2,343	↓
Variance since March 2016	(8.8%)	↓



ACTIVITY

Cumulative percentage of contracted UDA delivered 2016 & 2017



Month	Adjusted Scheduled Activity (UDA)	
	2016	2017
April	0	0
May	988	705
June	1,403	1,488
July	2,796	2,469
August	3,486	3,320
September	4,177	3,961
October	5,064	4,752
November	5,770	5,229
December	6,760	5,497
January	7,327	6,097
February	8,381	6,097
March	9,381	6,435
April	9,970	
May	9,981	
June	9,989	

QUALITY

	Quantity	Base Number	Contract	AT	Region	England
% of FP17s for the same patient ID Re-attending within 3 months - Children	116	882	13.2%	10.3%	12.0%	12.3%
% of FP17s for the same patient ID Re-attending within 3 months - Adults	350	1,947	18.0%	14.3%	16.0%	16.7%
% of FP17s for the same patient ID Re-attending between 3 & 9 months - Children	503	882	57.0%	59.6%	58.8%	57.6%
% of FP17s for the same patient ID Re-attending between 3 & 9 months - Adults	1,103	1,947	56.7%	53.9%	51.2%	50.1%
% of FP17s for Band 1 Urgent Courses	151	2,605	5.8%	7.1%	8.0%	9.1%
% of FP17s Relating to Free Repair or Replacements	36	2,605	1.4%	0.9%	0.8%	0.8%
% of FP17s Relating to Continuations	24	2,605	0.9%	1.4%	1.2%	1.2%
% of Patients satisfied with the dentistry they have received	6	6	N/A	93.5%	92.7%	92.8%
% of Patients satisfied with the time they had to wait for an appointment	6	6	N/A	90.3%	89.1%	88.7%

* This is based on patients treated on this contract for their most recent course of treatment. Figures in italics indicate the base number of FP17s or Patient Questionnaire responses are less than 100. N/A is shown where the base number of responses is less than 10 during the period. % is calculated as Quantity/Base number*100

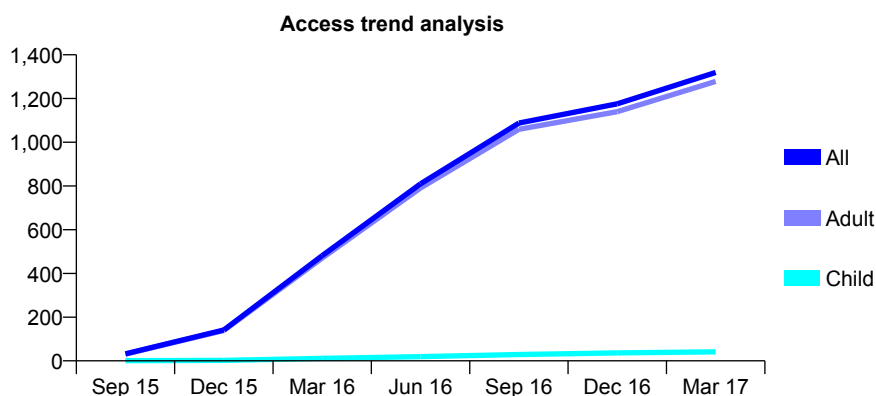
Q60 - Vital Signs At a Glance Contract Report for 274798/0003 - March 2017

Name or company name	MRS R SREENIVASAN
Contract type name	PDS Contract
Purpose of contract	General
Contract start date	01/07/2015
Contract end date	31/03/2020

16/17 Contracted general activity (UDA)	3,600
Carry forward general activity (UDA)	0
16/17 Contracted orthodontic activity (UOA)	0
Carry forward orthodontic activity (UOA)	0
Baseline contract value	£145,114.22

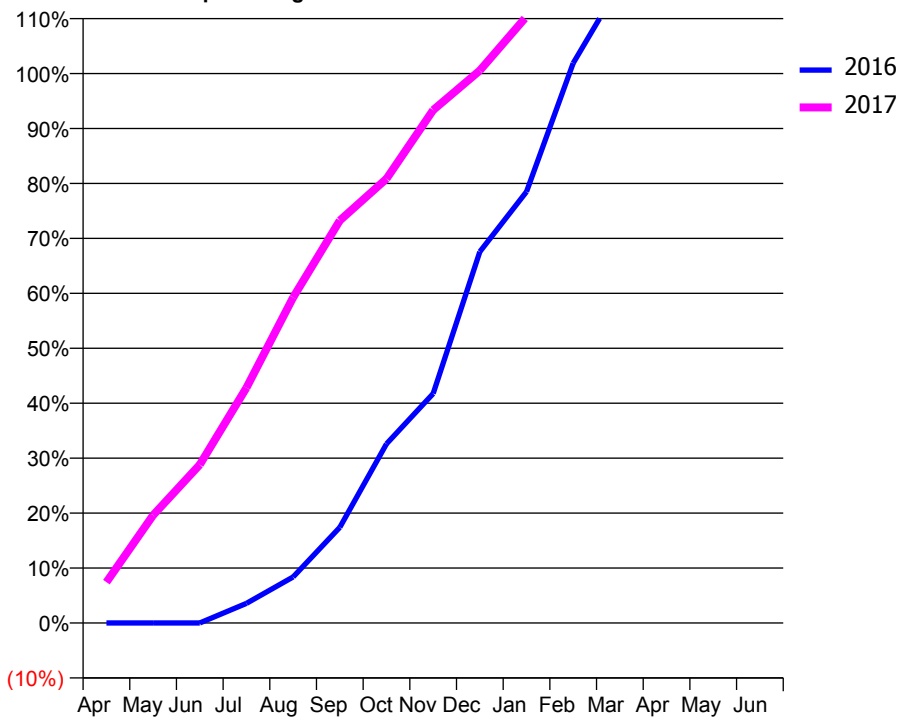
ACCESS*

Patients seen in 24 months	Total	Change since previous quarter
Quarter ending March 2016	481	
Quarter ending June 2016	810	↑
Quarter ending September 2016	1,088	↑
Quarter ending December 2016	1,176	↑
Quarter ending March 2017	1,319	↑
Variance since March 2016	174.2%	↑



ACTIVITY

Cumulative percentage of contracted UDA delivered 2016 & 2017



Month	Adjusted Scheduled Activity (UDA)	
	2016	2017
April	0	268
May	0	706
June	0	1,037
July	87	1,541
August	204	2,133
September	424	2,637
October	794	2,910
November	1,017	3,360
December	1,646	3,619
January	1,912	3,973
February	2,482	4,408
March	2,831	4,847
April	3,097	
May	3,097	
June	3,097	

QUALITY

	Quantity	Base Number	Contract	AT	Region	England
% of FP17s for the same patient ID Re-attending within 3 months - Children	1	72	1.4%	10.3%	12.0%	12.3%
% of FP17s for the same patient ID Re-attending within 3 months - Adults	70	1,747	4.0%	14.3%	16.0%	16.7%
% of FP17s for the same patient ID Re-attending between 3 & 9 months - Children	0	72	0.0%	59.6%	58.8%	57.6%
% of FP17s for the same patient ID Re-attending between 3 & 9 months - Adults	17	1,747	1.0%	53.9%	51.2%	50.1%
% of FP17s for Band 1 Urgent Courses	0	1,723	0.0%	7.1%	8.0%	9.1%
% of FP17s Relating to Free Repair or Replacements	0	1,723	0.0%	0.9%	0.8%	0.8%
% of FP17s Relating to Continuations	0	1,723	0.0%	1.4%	1.2%	1.2%
% of Patients satisfied with the dentistry they have received	2	2	N/A	93.5%	92.7%	92.8%
% of Patients satisfied with the time they had to wait for an appointment	1	2	N/A	90.3%	89.1%	88.7%

* This is based on patients treated on this contract for their most recent course of treatment. Figures in italics indicate the base number of FP17s or Patient Questionnaire responses are less than 100. N/A is shown where the base number of responses is less than 10 during the period. % is calculated as Quantity/Base number*100

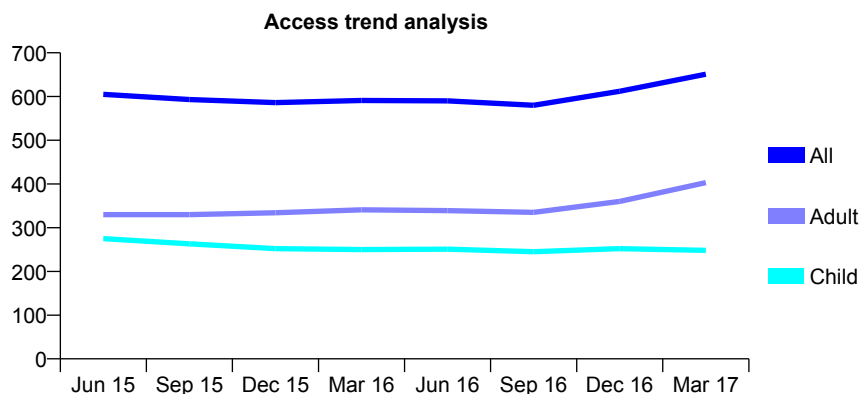
Q60 - Vital Signs At a Glance Contract Report for 287822/0001 - March 2017

Name or company name	MR SA SAMUEL
Contract type name	GDS Contract
Purpose of contract	General
Contract start date	16/08/2013
Contract end date	

16/17 Contracted general activity (UDA)	2,700
Carry forward general activity (UDA)	0
16/17 Contracted orthodontic activity (UOA)	0
Carry forward orthodontic activity (UOA)	0
Baseline contract value	£52,971.22

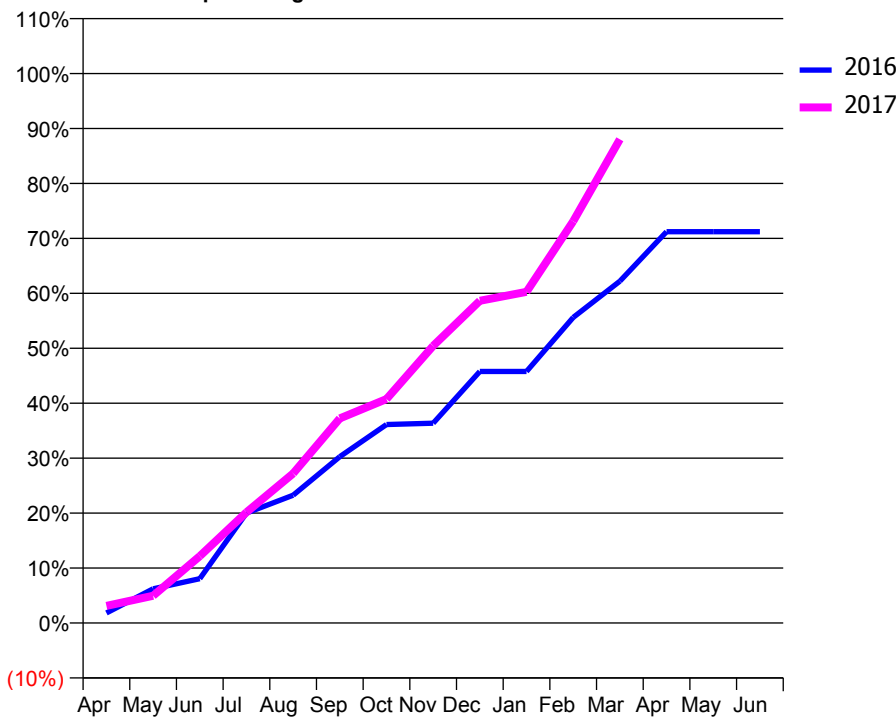
ACCESS*

Patients seen in 24 months	Total	Change since previous quarter
Quarter ending March 2016	591	
Quarter ending June 2016	590	→
Quarter ending September 2016	580	↓
Quarter ending December 2016	612	↑
Quarter ending March 2017	651	↑
Variance since March 2016	10.2%	↑



ACTIVITY

Cumulative percentage of contracted UDA delivered 2016 & 2017



Adjusted Scheduled Activity (UDA)

Month	2016	2017
April	49	84
May	168	134
June	218	328
July	540	544
August	628	735
September	818	1,005
October	975	1,101
November	982	1,362
December	1,236	1,583
January	1,236	1,627
February	1,501	1,974
March	1,679	2,377
April	1,923	
May	1,923	
June	1,923	

QUALITY

	Quantity	Base Number	Contract	AT	Region	England
% of FP17s for the same patient ID Re-attending within 3 months - Children	19	416	4.6%	10.3%	12.0%	12.3%
% of FP17s for the same patient ID Re-attending within 3 months - Adults	55	565	9.7%	14.3%	16.0%	16.7%
% of FP17s for the same patient ID Re-attending between 3 & 9 months - Children	257	416	61.8%	59.6%	58.8%	57.6%
% of FP17s for the same patient ID Re-attending between 3 & 9 months - Adults	276	565	48.8%	53.9%	51.2%	50.1%
% of FP17s for Band 1 Urgent Courses	19	916	2.1%	7.1%	8.0%	9.1%
% of FP17s Relating to Free Repair or Replacements	0	916	0.0%	0.9%	0.8%	0.8%
% of FP17s Relating to Continuations	11	916	1.2%	1.4%	1.2%	1.2%
% of Patients satisfied with the dentistry they have received	4	5	N/A	93.5%	92.7%	92.8%
% of Patients satisfied with the time they had to wait for an appointment	5	5	N/A	90.3%	89.1%	88.7%

* This is based on patients treated on this contract for their most recent course of treatment. Figures in italics indicate the base number of FP17s or Patient Questionnaire responses are less than 100. N/A is shown where the base number of responses is less than 10 during the period. % is calculated as Quantity/Base number*100

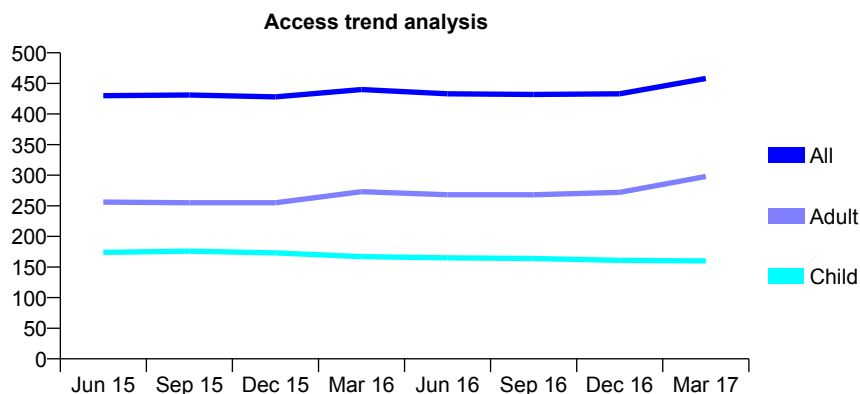
Q60 - Vital Signs At a Glance Contract Report for 303496/0002 - March 2017

Name or company name	MR AR FEE
Contract type name	GDS Contract
Purpose of contract	General and Orthodontic
Contract start date	13/09/2010
Contract end date	

16/17 Contracted general activity (UDA)	1,774
Carry forward general activity (UDA)	0
16/17 Contracted orthodontic activity (UOA)	208
Carry forward orthodontic activity (UOA)	-4
Baseline contract value	£59,977.46

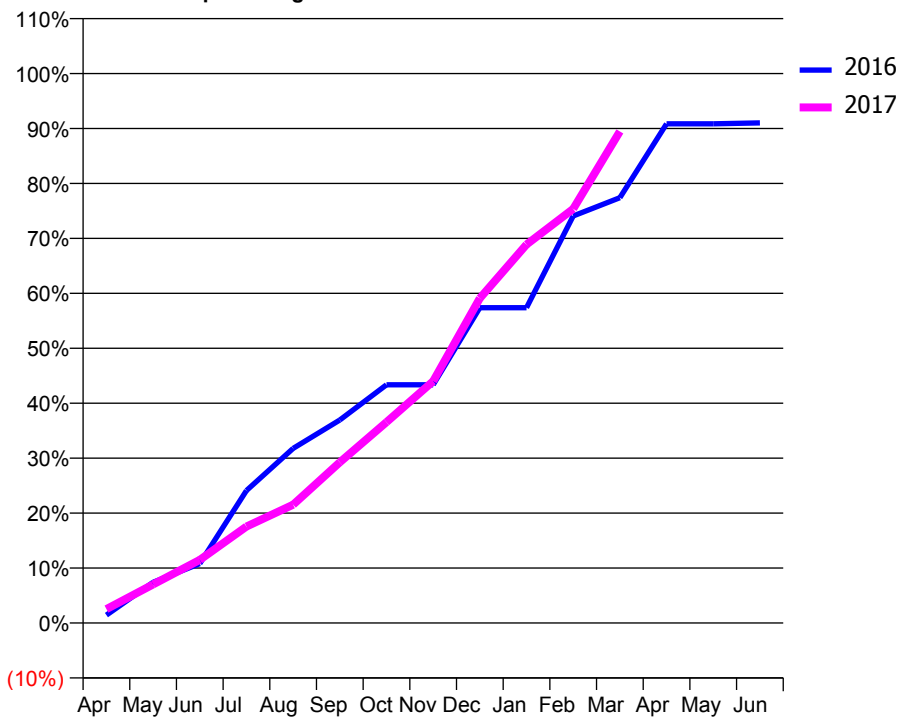
ACCESS*

Patients seen in 24 months	Total	Change since previous quarter
Quarter ending March 2016	440	
Quarter ending June 2016	433	↓
Quarter ending September 2016	432	→
Quarter ending December 2016	433	→
Quarter ending March 2017	458	↑
Variance since March 2016	4.1%	↑



ACTIVITY

Cumulative percentage of contracted UDA delivered 2016 & 2017



Month	Adjusted Scheduled Activity (UDA)	
	2016	2017
April	25	45
May	132	125
June	192	204
July	428	311
August	564	382
September	656	519
October	769	649
November	769	781
December	1,018	1,048
January	1,018	1,222
February	1,314	1,337
March	1,373	1,587
April	1,611	
May	1,611	
June	1,614	

QUALITY

	Quantity	Base Number	Contract	AT	Region	England
% of FP17s for the same patient ID Re-attending within 3 months - Children	42	353	11.9%	10.3%	12.0%	12.3%
% of FP17s for the same patient ID Re-attending within 3 months - Adults	56	431	13.0%	14.3%	16.0%	16.7%
% of FP17s for the same patient ID Re-attending between 3 & 9 months - Children	253	353	71.7%	59.6%	58.8%	57.6%
% of FP17s for the same patient ID Re-attending between 3 & 9 months - Adults	241	431	55.9%	53.9%	51.2%	50.1%
% of FP17s for Band 1 Urgent Courses	51	619	8.2%	7.1%	8.0%	9.1%
% of FP17s Relating to Free Repair or Replacements	0	619	0.0%	0.9%	0.8%	0.8%
% of FP17s Relating to Continuations	7	619	1.1%	1.4%	1.2%	1.2%
% of Patients satisfied with the dentistry they have received	1	1	N/A	93.5%	92.7%	92.8%
% of Patients satisfied with the time they had to wait for an appointment	1	1	N/A	90.3%	89.1%	88.7%

* This is based on patients treated on this contract for their most recent course of treatment. Figures in italics indicate the base number of FP17s or Patient Questionnaire responses are less than 100. N/A is shown where the base number of responses is less than 10 during the period. % is calculated as Quantity/Base number*100

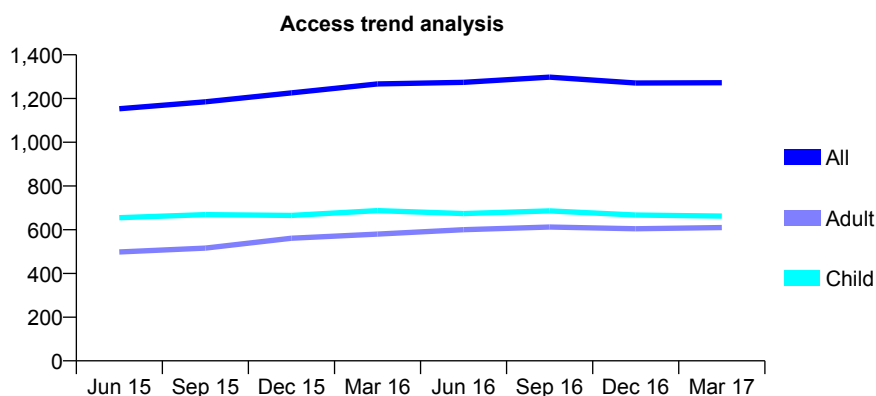
Q60 - Vital Signs At a Glance Contract Report for 305006/0001 - March 2017

Name or company name	MR TM PARSONS
Contract type name	GDS Contract
Purpose of contract	General
Contract start date	01/04/2006
Contract end date	

16/17 Contracted general activity (UDA)	2,977
Carry forward general activity (UDA)	-40
16/17 Contracted orthodontic activity (UOA)	0
Carry forward orthodontic activity (UOA)	0
Baseline contract value	£74,838.34

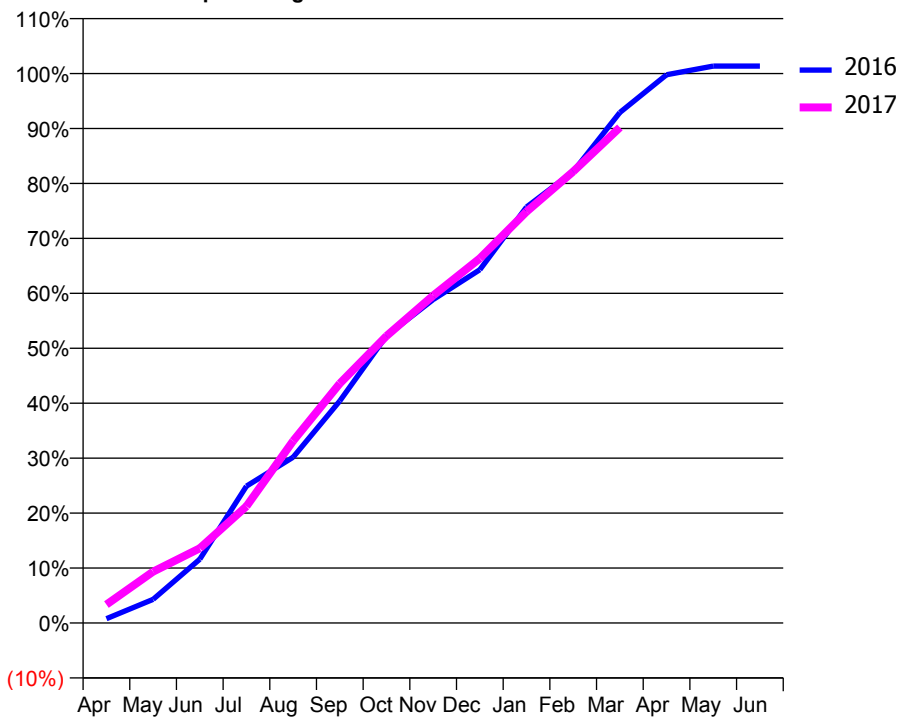
ACCESS*

Patients seen in 24 months	Total	Change since previous quarter
Quarter ending March 2016	1,267	
Quarter ending June 2016	1,274	→
Quarter ending September 2016	1,298	→
Quarter ending December 2016	1,271	↓
Quarter ending March 2017	1,272	→
Variance since March 2016	0.4%	→



ACTIVITY

Cumulative percentage of contracted UDA delivered 2016 & 2017



Adjusted Scheduled Activity (UDA)

Month	2016	2017
April	23	100
May	128	278
June	346	405
July	742	632
August	899	986
September	1,203	1,298
October	1,556	1,555
November	1,753	1,774
December	1,914	1,975
January	2,254	2,228
February	2,446	2,446
March	2,766	2,685
April	2,970	
May	3,017	
June	3,017	

QUALITY

	Quantity	Base Number	Contract	AT	Region	England
% of FP17s for the same patient ID Re-attending within 3 months - Children	61	1,040	5.9%	10.3%	12.0%	12.3%
% of FP17s for the same patient ID Re-attending within 3 months - Adults	73	744	9.8%	14.3%	16.0%	16.7%
% of FP17s for the same patient ID Re-attending between 3 & 9 months - Children	631	1,040	60.7%	59.6%	58.8%	57.6%
% of FP17s for the same patient ID Re-attending between 3 & 9 months - Adults	397	744	53.4%	53.9%	51.2%	50.1%
% of FP17s for Band 1 Urgent Courses	57	1,621	3.5%	7.1%	8.0%	9.1%
% of FP17s Relating to Free Repair or Replacements	4	1,621	0.2%	0.9%	0.8%	0.8%
% of FP17s Relating to Continuations	12	1,621	0.7%	1.4%	1.2%	1.2%
% of Patients satisfied with the dentistry they have received	0	0	N/A	93.5%	92.7%	92.8%
% of Patients satisfied with the time they had to wait for an appointment	0	0	N/A	90.3%	89.1%	88.7%

* This is based on patients treated on this contract for their most recent course of treatment. Figures in italics indicate the base number of FP17s or Patient Questionnaire responses are less than 100. N/A is shown where the base number of responses is less than 10 during the period. % is calculated as Quantity/Base number*100

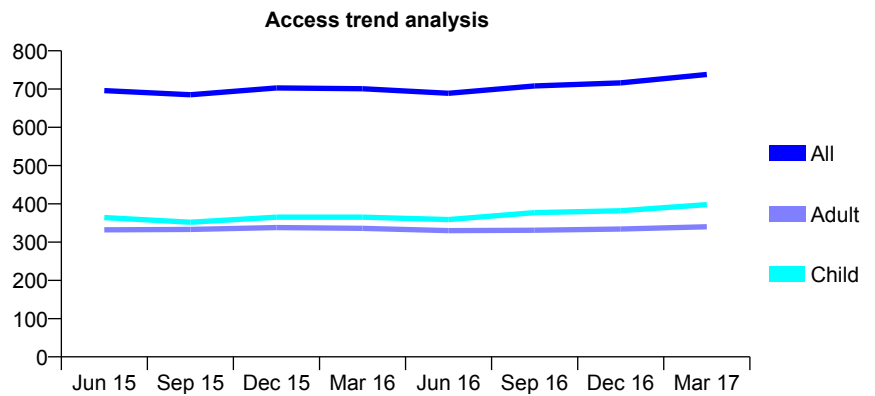
Q60 - Vital Signs At a Glance Contract Report for 319163/0001 - March 2017

Name or company name	MRS UF PENCAVEL
Contract type name	GDS Contract
Purpose of contract	General and Orthodontic
Contract start date	01/04/2006
Contract end date	

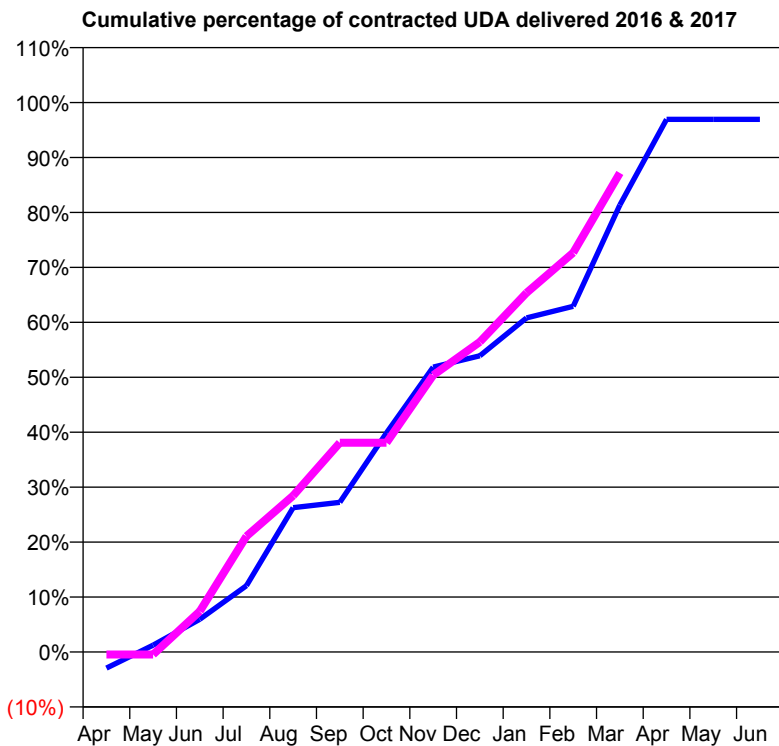
16/17 Contracted general activity (UDA)	2,276
Carry forward general activity (UDA)	69
16/17 Contracted orthodontic activity (UOA)	0
Carry forward orthodontic activity (UOA)	0
Baseline contract value	£61,889.69

ACCESS*

Patients seen in 24 months	Total	Change since previous quarter
Quarter ending March 2016	701	
Quarter ending June 2016	689	↓
Quarter ending September 2016	708	↑
Quarter ending December 2016	716	→
Quarter ending March 2017	738	↑
Variance since March 2016	5.3%	↑



ACTIVITY



Month	Adjusted Scheduled Activity (UDA)	
	2016	2017
April	-67	-11
May	28	-11
June	136	169
July	275	480
August	598	647
September	620	867
October	908	867
November	1,180	1,146
December	1,227	1,284
January	1,384	1,488
February	1,432	1,654
March	1,851	1,984
April	2,206	
May	2,206	
June	2,206	

QUALITY

	Quantity	Base Number	Contract	AT	Region	England
% of FP17s for the same patient ID Re-attending within 3 months - Children	62	749	8.3%	10.3%	12.0%	12.3%
% of FP17s for the same patient ID Re-attending within 3 months - Adults	87	508	17.1%	14.3%	16.0%	16.7%
% of FP17s for the same patient ID Re-attending between 3 & 9 months - Children	525	749	70.1%	59.6%	58.8%	57.6%
% of FP17s for the same patient ID Re-attending between 3 & 9 months - Adults	262	508	51.6%	53.9%	51.2%	50.1%
% of FP17s for Band 1 Urgent Courses	76	1,106	6.9%	7.1%	8.0%	9.1%
% of FP17s Relating to Free Repair or Replacements	0	1,106	0.0%	0.9%	0.8%	0.8%
% of FP17s Relating to Continuations	0	1,106	0.0%	1.4%	1.2%	1.2%
% of Patients satisfied with the dentistry they have received	1	1	N/A	93.5%	92.7%	92.8%
% of Patients satisfied with the time they had to wait for an appointment	1	1	N/A	90.3%	89.1%	88.7%

* This is based on patients treated on this contract for their most recent course of treatment. Figures in italics indicate the base number of FP17s or Patient Questionnaire responses are less than 100. N/A is shown where the base number of responses is less than 10 during the period. % is calculated as Quantity/Base number*100

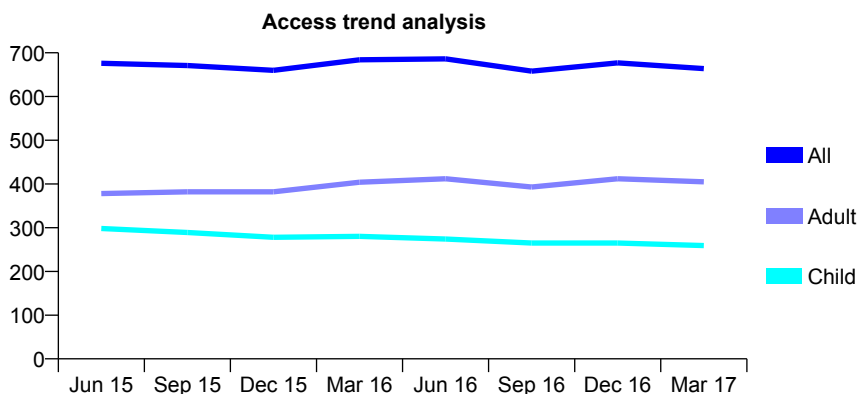
Q60 - Vital Signs At a Glance Contract Report for 320137/0001 - March 2017

Name or company name	MR LS BARNES
Contract type name	GDS Contract
Purpose of contract	General
Contract start date	01/04/2006
Contract end date	

16/17 Contracted general activity (UDA)	2,000
Carry forward general activity (UDA)	64
16/17 Contracted orthodontic activity (UOA)	0
Carry forward orthodontic activity (UOA)	0
Baseline contract value	£37,073.73

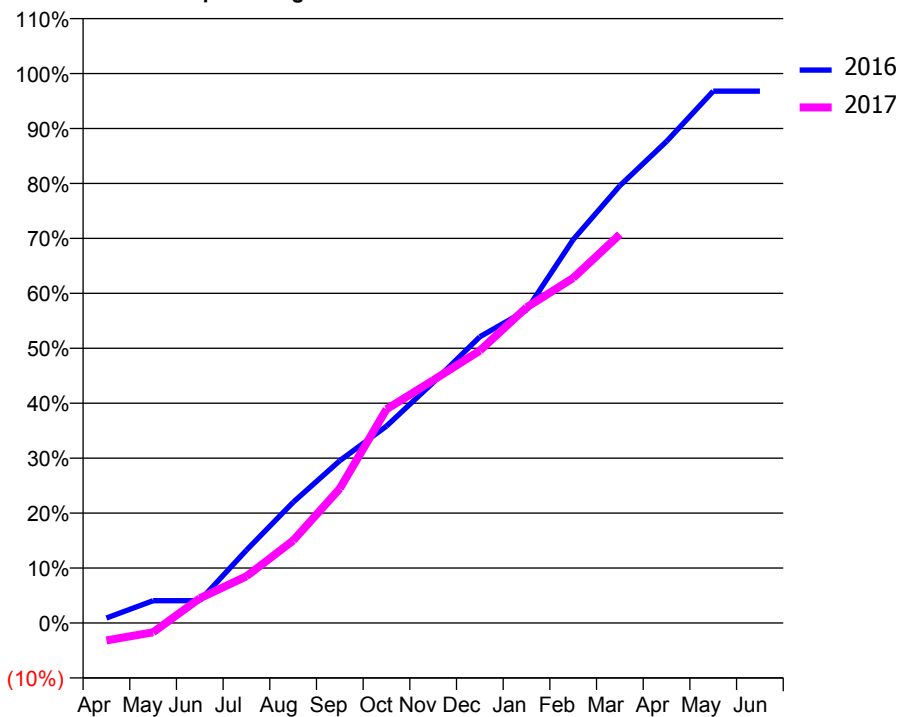
ACCESS*

Patients seen in 24 months	Total	Change since previous quarter
Quarter ending March 2016	684	
Quarter ending June 2016	686	→
Quarter ending September 2016	658	↓
Quarter ending December 2016	677	↑
Quarter ending March 2017	664	↓
Variance since March 2016	(2.9%)	↓



ACTIVITY

Cumulative percentage of contracted UDA delivered 2016 & 2017



Adjusted Scheduled Activity (UDA)

Month	2016	2017
April	18	-64
May	81	-34
June	81	90
July	265	170
August	440	300
September	591	489
October	716	778
November	875	884
December	1,042	991
January	1,139	1,149
February	1,395	1,256
March	1,592	1,414
April	1,753	
May	1,936	
June	1,936	

QUALITY

	Quantity	Base Number	Contract	AT	Region	England
% of FP17s for the same patient ID Re-attending within 3 months - Children	21	351	6.0%	10.3%	12.0%	12.3%
% of FP17s for the same patient ID Re-attending within 3 months - Adults	99	524	18.9%	14.3%	16.0%	16.7%
% of FP17s for the same patient ID Re-attending between 3 & 9 months - Children	214	351	61.0%	59.6%	58.8%	57.6%
% of FP17s for the same patient ID Re-attending between 3 & 9 months - Adults	281	524	53.6%	53.9%	51.2%	50.1%
% of FP17s for Band 1 Urgent Courses	22	721	3.1%	7.1%	8.0%	9.1%
% of FP17s Relating to Free Repair or Replacements	16	721	2.2%	0.9%	0.8%	0.8%
% of FP17s Relating to Continuations	9	721	1.2%	1.4%	1.2%	1.2%
% of Patients satisfied with the dentistry they have received	3	3	N/A	93.5%	92.7%	92.8%
% of Patients satisfied with the time they had to wait for an appointment	3	3	N/A	90.3%	89.1%	88.7%

* This is based on patients treated on this contract for their most recent course of treatment. Figures in italics indicate the base number of FP17s or Patient Questionnaire responses are less than 100. N/A is shown where the base number of responses is less than 10 during the period. % is calculated as Quantity/Base number*100

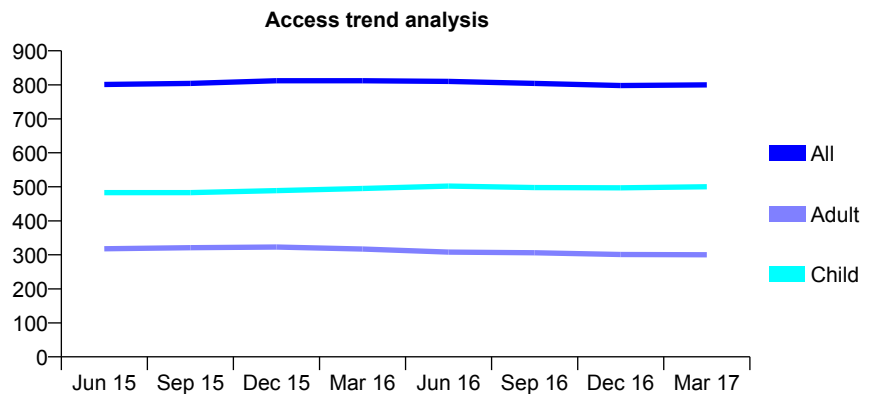
Q60 - Vital Signs At a Glance Contract Report for 323853/0001 - March 2017

Name or company name	MR PB GARBUTT
Contract type name	GDS Contract
Purpose of contract	General
Contract start date	01/04/2006
Contract end date	

16/17 Contracted general activity (UDA)	2,000
Carry forward general activity (UDA)	0
16/17 Contracted orthodontic activity (UOA)	0
Carry forward orthodontic activity (UOA)	0
Baseline contract value	£40,245.77

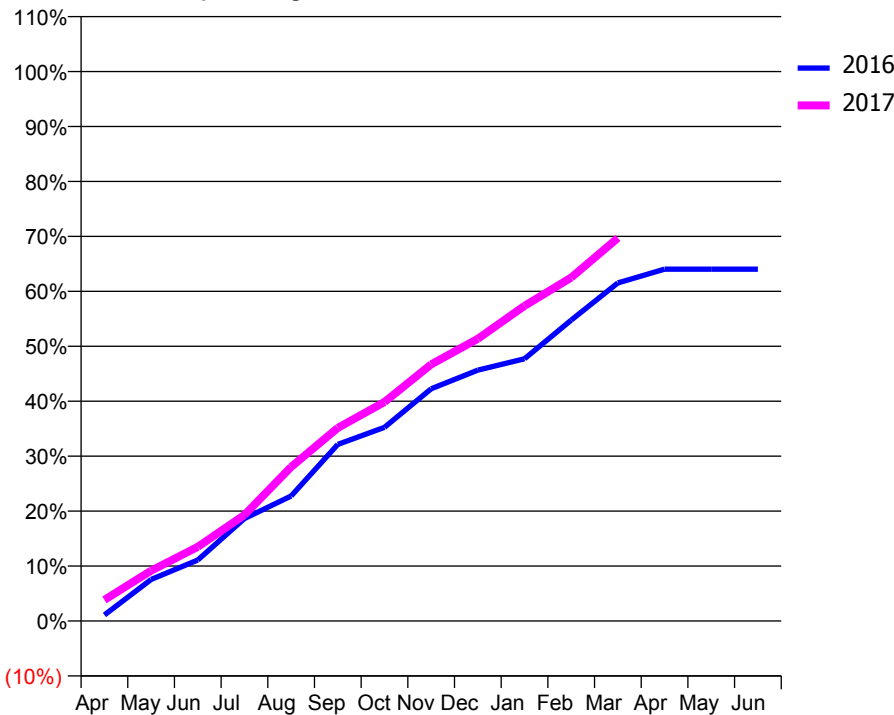
ACCESS*

Patients seen in 24 months	Total	Change since previous quarter
Quarter ending March 2016	812	
Quarter ending June 2016	810	→
Quarter ending September 2016	804	→
Quarter ending December 2016	798	→
Quarter ending March 2017	800	→
Variance since March 2016	(1.5%)	↓



ACTIVITY

Cumulative percentage of contracted UDA delivered 2016 & 2017



Month	Adjusted Scheduled Activity (UDA)	
	2016	2017
April	22	77
May	151	183
June	222	270
July	373	386
August	455	561
September	643	703
October	705	797
November	845	934
December	913	1,027
January	954	1,147
February	1,095	1,250
March	1,230	1,394
April	1,280	
May	1,280	
June	1,280	

QUALITY

	Quantity	Base Number	Contract	AT	Region	England
% of FP17s for the same patient ID Re-attending within 3 months - Children	21	778	2.7%	10.3%	12.0%	12.3%
% of FP17s for the same patient ID Re-attending within 3 months - Adults	32	331	9.7%	14.3%	16.0%	16.7%
% of FP17s for the same patient ID Re-attending between 3 & 9 months - Children	482	778	62.0%	59.6%	58.8%	57.6%
% of FP17s for the same patient ID Re-attending between 3 & 9 months - Adults	173	331	52.3%	53.9%	51.2%	50.1%
% of FP17s for Band 1 Urgent Courses	0	1,063	0.0%	7.1%	8.0%	9.1%
% of FP17s Relating to Free Repair or Replacements	0	1,063	0.0%	0.9%	0.8%	0.8%
% of FP17s Relating to Continuations	0	1,063	0.0%	1.4%	1.2%	1.2%
% of Patients satisfied with the dentistry they have received	0	0	N/A	93.5%	92.7%	92.8%
% of Patients satisfied with the time they had to wait for an appointment	0	0	N/A	90.3%	89.1%	88.7%

* This is based on patients treated on this contract for their most recent course of treatment. Figures in italics indicate the base number of FP17s or Patient Questionnaire responses are less than 100. N/A is shown where the base number of responses is less than 10 during the period. % is calculated as Quantity/Base number*100

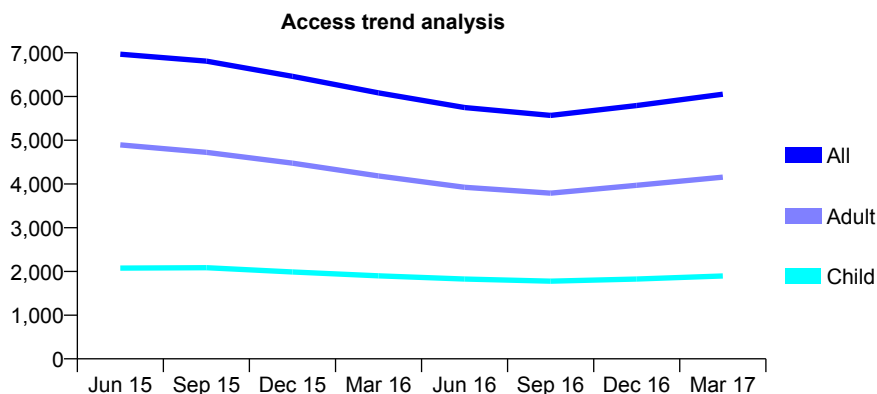
Q60 - Vital Signs At a Glance Contract Report for 326372/0001 - March 2017

Name or company name	MISS RB HOLMES
Contract type name	GDS Contract
Purpose of contract	General
Contract start date	01/04/2006
Contract end date	

16/17 Contracted general activity (UDA)	19,726
Carry forward general activity (UDA)	-69
16/17 Contracted orthodontic activity (UOA)	0
Carry forward orthodontic activity (UOA)	0
Baseline contract value	£558,393.39

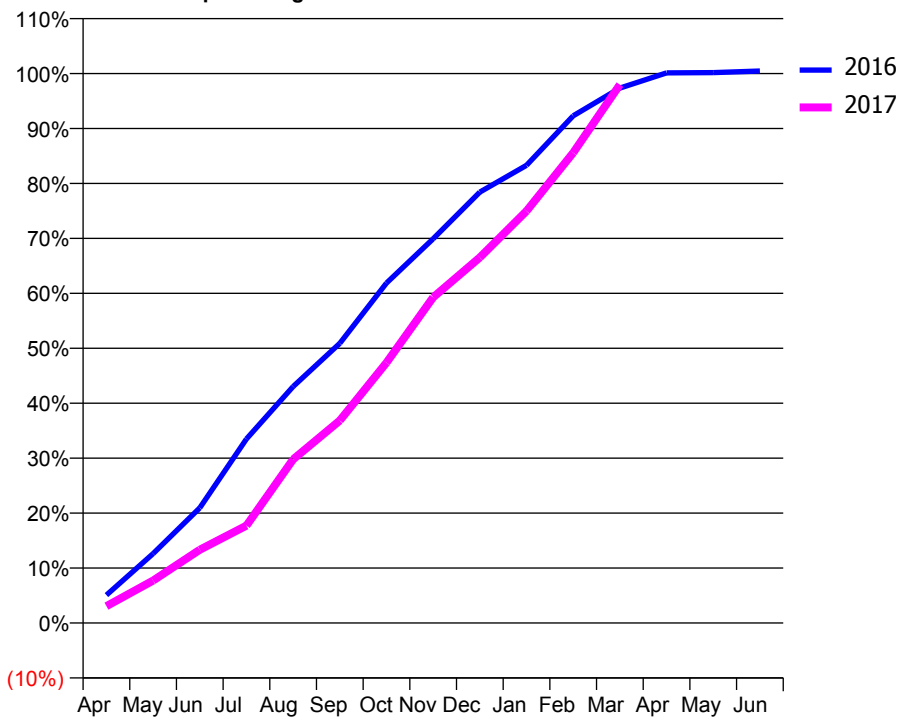
ACCESS*

Patients seen in 24 months	Total	Change since previous quarter
Quarter ending March 2016	6,083	
Quarter ending June 2016	5,748	↓
Quarter ending September 2016	5,568	↓
Quarter ending December 2016	5,794	↑
Quarter ending March 2017	6,054	↑
Variance since March 2016	(0.5%)	→



ACTIVITY

Cumulative percentage of contracted UDA delivered 2016 & 2017



Month	Adjusted Scheduled Activity (UDA)	
	2016	2017
April	775	607
May	1,926	1,526
June	3,198	2,633
July	5,112	3,496
August	6,567	5,876
September	7,769	7,267
October	9,441	9,345
November	10,672	11,693
December	11,969	13,123
January	12,714	14,789
February	14,086	16,881
March	14,856	19,326
April	15,280	
May	15,288	
June	15,331	

QUALITY

	Quantity	Base Number	Contract	AT	Region	England
% of FP17s for the same patient ID Re-attending within 3 months - Children	201	2,823	7.1%	10.3%	12.0%	12.3%
% of FP17s for the same patient ID Re-attending within 3 months - Adults	929	5,699	16.3%	14.3%	16.0%	16.7%
% of FP17s for the same patient ID Re-attending between 3 & 9 months - Children	1,337	2,823	47.4%	59.6%	58.8%	57.6%
% of FP17s for the same patient ID Re-attending between 3 & 9 months - Adults	2,209	5,699	38.8%	53.9%	51.2%	50.1%
% of FP17s for Band 1 Urgent Courses	658	8,293	7.9%	7.1%	8.0%	9.1%
% of FP17s Relating to Free Repair or Replacements	36	8,293	0.4%	0.9%	0.8%	0.8%
% of FP17s Relating to Continuations	221	8,293	2.7%	1.4%	1.2%	1.2%
% of Patients satisfied with the dentistry they have received	10	11	90.9%	93.5%	92.7%	92.8%
% of Patients satisfied with the time they had to wait for an appointment	9	11	81.8%	90.3%	89.1%	88.7%

* This is based on patients treated on this contract for their most recent course of treatment. Figures in italics indicate the base number of FP17s or Patient Questionnaire responses are less than 100. N/A is shown where the base number of responses is less than 10 during the period. % is calculated as Quantity/Base number*100

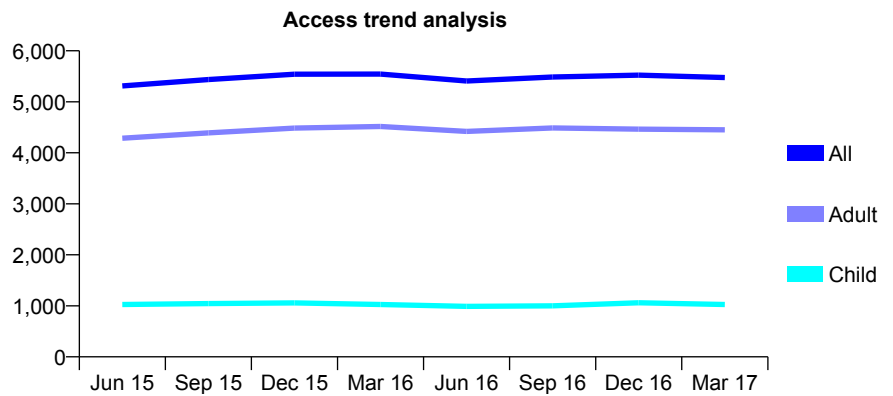
Q60 - Vital Signs At a Glance Contract Report for 335770/0001 - March 2017

Name or company name	MR PJ MCELHONE
Contract type name	GDS Contract
Purpose of contract	General
Contract start date	01/04/2006
Contract end date	

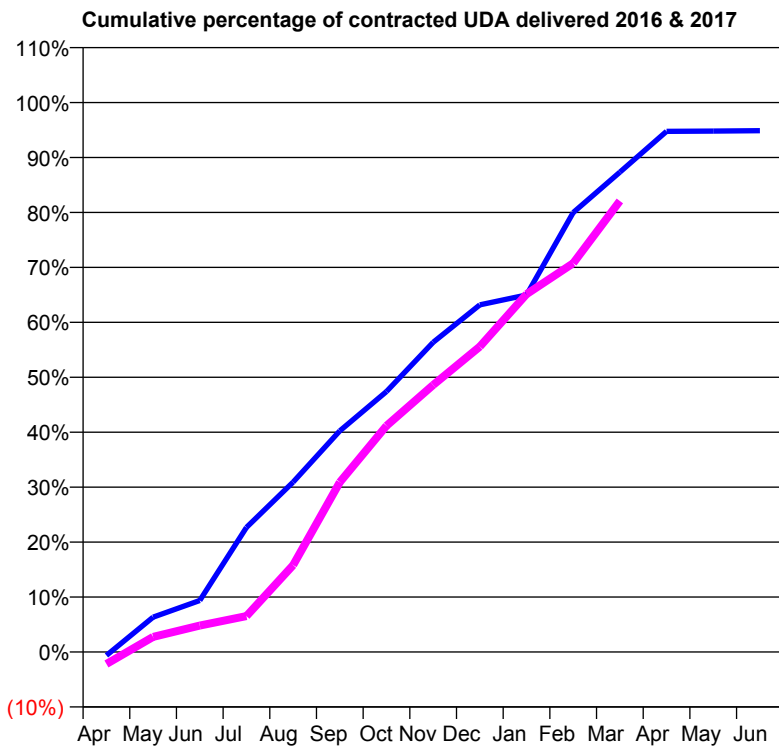
16/17 Contracted general activity (UDA)	13,159
Carry forward general activity (UDA)	498
16/17 Contracted orthodontic activity (UOA)	0
Carry forward orthodontic activity (UOA)	0
Baseline contract value	£362,743.73

ACCESS*

Patients seen in 24 months	Total	Change since previous quarter
Quarter ending March 2016	5,544	
Quarter ending June 2016	5,409	↓
Quarter ending September 2016	5,487	→
Quarter ending December 2016	5,524	→
Quarter ending March 2017	5,477	→
Variance since March 2016	(1.2%)	↓



ACTIVITY



Month	Adjusted Scheduled Activity (UDA)	
	2016	2017
April	-85	-290
May	836	361
June	1,234	634
July	2,984	859
August	4,069	2,080
September	5,295	4,067
October	6,238	5,418
November	7,417	6,395
December	8,314	7,315
January	8,551	8,568
February	10,524	9,311
March	11,492	10,801
April	12,468	
May	12,476	
June	12,483	

QUALITY

	Quantity	Base Number	Contract	AT	Region	England
% of FP17s for the same patient ID Re-attending within 3 months - Children	52	1,097	4.7%	10.3%	12.0%	12.3%
% of FP17s for the same patient ID Re-attending within 3 months - Adults	659	4,562	14.4%	14.3%	16.0%	16.7%
% of FP17s for the same patient ID Re-attending between 3 & 9 months - Children	350	1,097	31.9%	59.6%	58.8%	57.6%
% of FP17s for the same patient ID Re-attending between 3 & 9 months - Adults	1,471	4,562	32.2%	53.9%	51.2%	50.1%
% of FP17s for Band 1 Urgent Courses	364	5,135	7.1%	7.1%	8.0%	9.1%
% of FP17s Relating to Free Repair or Replacements	139	5,135	2.7%	0.9%	0.8%	0.8%
% of FP17s Relating to Continuations	50	5,135	1.0%	1.4%	1.2%	1.2%
% of Patients satisfied with the dentistry they have received	11	11	100.0%	93.5%	92.7%	92.8%
% of Patients satisfied with the time they had to wait for an appointment	11	11	100.0%	90.3%	89.1%	88.7%

* This is based on patients treated on this contract for their most recent course of treatment. Figures in italics indicate the base number of FP17s or Patient Questionnaire responses are less than 100. N/A is shown where the base number of responses is less than 10 during the period. % is calculated as Quantity/Base number*100

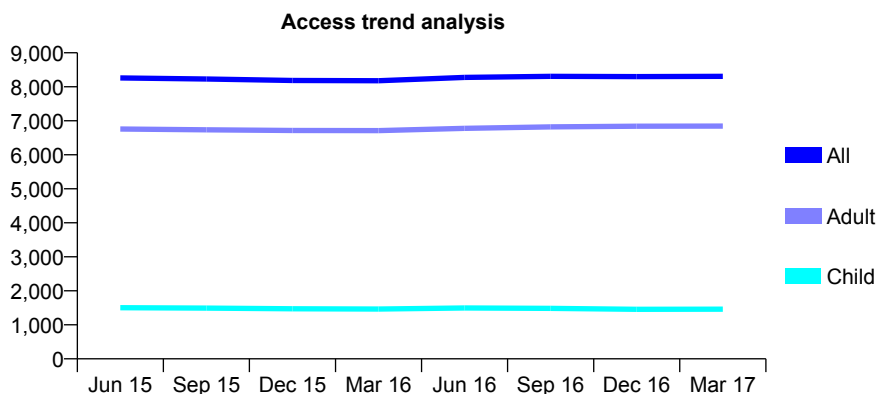
Q60 - Vital Signs At a Glance Contract Report for 336289/0001 - March 2017

Name or company name	MR AJ GRIFFITHS
Contract type name	GDS Contract
Purpose of contract	General
Contract start date	01/04/2006
Contract end date	

16/17 Contracted general activity (UDA)	22,233
Carry forward general activity (UDA)	0
16/17 Contracted orthodontic activity (UOA)	0
Carry forward orthodontic activity (UOA)	0
Baseline contract value	£606,820.97

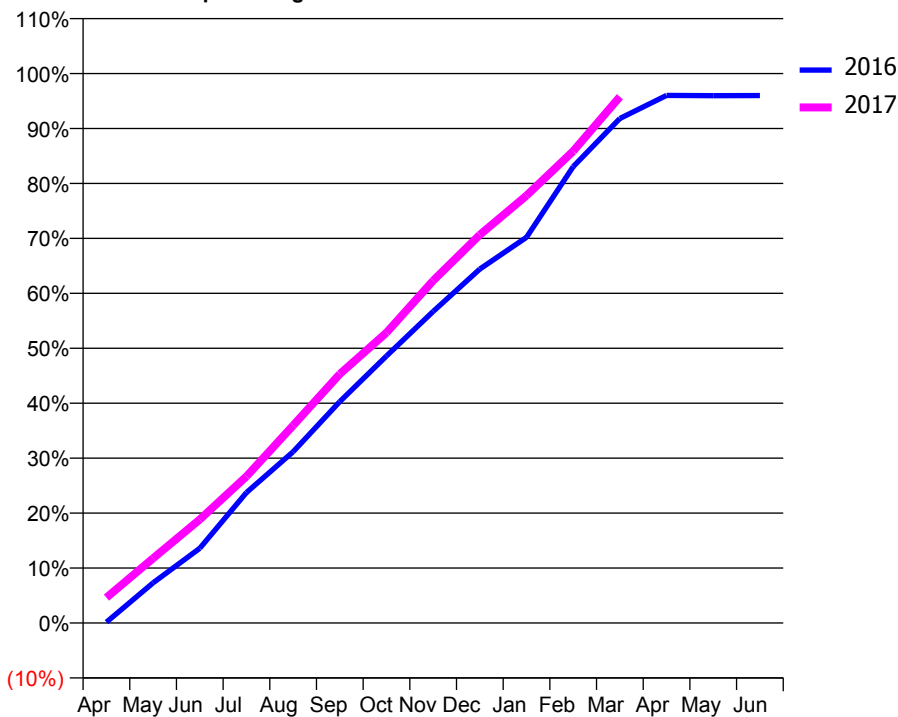
ACCESS*

Patients seen in 24 months	Total	Change since previous quarter
Quarter ending March 2016	8,177	
Quarter ending June 2016	8,275	→
Quarter ending September 2016	8,306	→
Quarter ending December 2016	8,299	→
Quarter ending March 2017	8,307	→
Variance since March 2016	1.6%	→



ACTIVITY

Cumulative percentage of contracted UDA delivered 2016 & 2017



Month	Adjusted Scheduled Activity (UDA)	
	2016	2017
April	34	1,025
May	1,626	2,622
June	3,022	4,192
July	5,281	5,933
August	6,928	7,992
September	8,957	10,076
October	10,805	11,747
November	12,608	13,851
December	14,321	15,710
January	15,608	17,296
February	18,467	19,091
March	20,413	21,295
April	21,344	
May	21,338	
June	21,342	

QUALITY

	Quantity	Base Number	Contract	AT	Region	England
% of FP17s for the same patient ID Re-attending within 3 months - Children	156	2,742	5.7%	10.3%	12.0%	12.3%
% of FP17s for the same patient ID Re-attending within 3 months - Adults	1,447	10,362	14.0%	14.3%	16.0%	16.7%
% of FP17s for the same patient ID Re-attending between 3 & 9 months - Children	1,966	2,742	71.7%	59.6%	58.8%	57.6%
% of FP17s for the same patient ID Re-attending between 3 & 9 months - Adults	4,465	10,362	43.1%	53.9%	51.2%	50.1%
% of FP17s for Band 1 Urgent Courses	753	11,517	6.5%	7.1%	8.0%	9.1%
% of FP17s Relating to Free Repair or Replacements	330	11,517	2.9%	0.9%	0.8%	0.8%
% of FP17s Relating to Continuations	171	11,517	1.5%	1.4%	1.2%	1.2%
% of Patients satisfied with the dentistry they have received	17	18	94.4%	93.5%	92.7%	92.8%
% of Patients satisfied with the time they had to wait for an appointment	16	18	88.9%	90.3%	89.1%	88.7%

* This is based on patients treated on this contract for their most recent course of treatment. Figures in italics indicate the base number of FP17s or Patient Questionnaire responses are less than 100. N/A is shown where the base number of responses is less than 10 during the period. % is calculated as Quantity/Base number*100

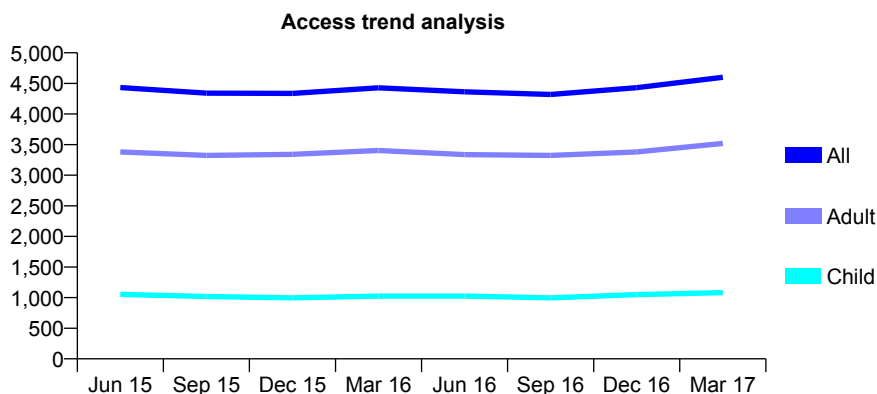
Q60 - Vital Signs At a Glance Contract Report for 338524/0001 - March 2017

Name or company name	MR M SEGAL
Contract type name	GDS Contract
Purpose of contract	General
Contract start date	01/04/2006
Contract end date	

16/17 Contracted general activity (UDA)	15,000
Carry forward general activity (UDA)	151
16/17 Contracted orthodontic activity (UOA)	0
Carry forward orthodontic activity (UOA)	0
Baseline contract value	£371,651.41

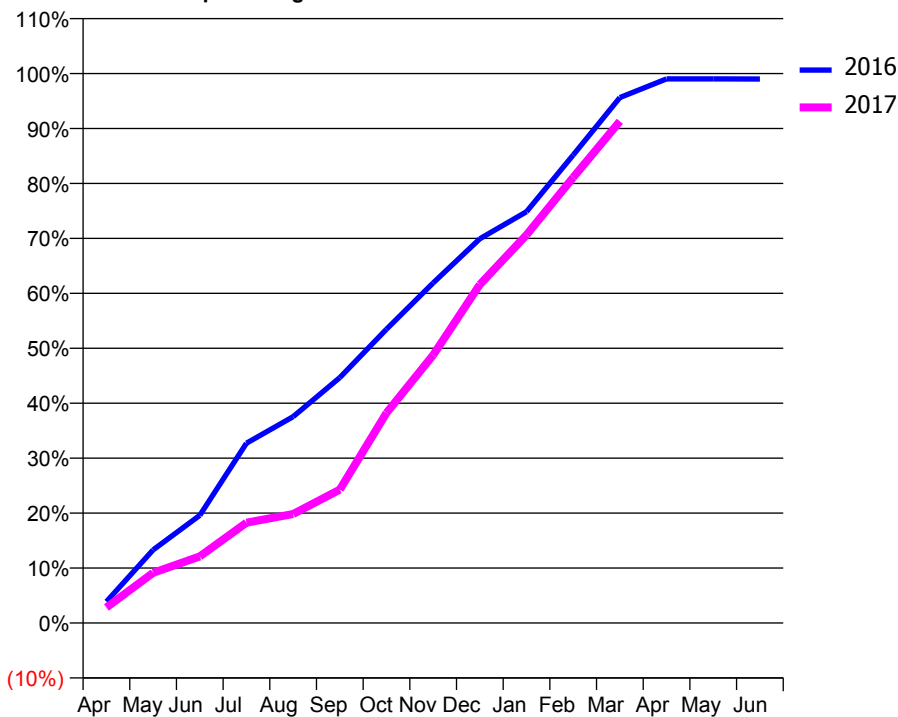
ACCESS*

Patients seen in 24 months	Total	Change since previous quarter
Quarter ending March 2016	4,428	
Quarter ending June 2016	4,363	↓
Quarter ending September 2016	4,320	→
Quarter ending December 2016	4,431	↑
Quarter ending March 2017	4,601	↑
Variance since March 2016	3.9%	↑



ACTIVITY

Cumulative percentage of contracted UDA delivered 2016 & 2017



Adjusted Scheduled Activity (UDA)

Month	2016	2017
April	585	424
May	1,995	1,371
June	2,941	1,816
July	4,909	2,739
August	5,634	2,977
September	6,700	3,641
October	8,020	5,736
November	9,284	7,314
December	10,487	9,241
January	11,228	10,594
February	12,776	12,165
March	14,342	13,697
April	14,854	
May	14,852	
June	14,849	

QUALITY

	Quantity	Base Number	Contract	AT	Region	England
% of FP17s for the same patient ID Re-attending within 3 months - Children	137	1,524	9.0%	10.3%	12.0%	12.3%
% of FP17s for the same patient ID Re-attending within 3 months - Adults	725	4,378	16.6%	14.3%	16.0%	16.7%
% of FP17s for the same patient ID Re-attending between 3 & 9 months - Children	826	1,524	54.2%	59.6%	58.8%	57.6%
% of FP17s for the same patient ID Re-attending between 3 & 9 months - Adults	1,739	4,378	39.7%	53.9%	51.2%	50.1%
% of FP17s for Band 1 Urgent Courses	448	5,674	7.9%	7.1%	8.0%	9.1%
% of FP17s Relating to Free Repair or Replacements	187	5,674	3.3%	0.9%	0.8%	0.8%
% of FP17s Relating to Continuations	98	5,674	1.7%	1.4%	1.2%	1.2%
% of Patients satisfied with the dentistry they have received	9	9	N/A	93.5%	92.7%	92.8%
% of Patients satisfied with the time they had to wait for an appointment	7	9	N/A	90.3%	89.1%	88.7%

* This is based on patients treated on this contract for their most recent course of treatment. Figures in italics indicate the base number of FP17s or Patient Questionnaire responses are less than 100. N/A is shown where the base number of responses is less than 10 during the period. % is calculated as Quantity/Base number*100

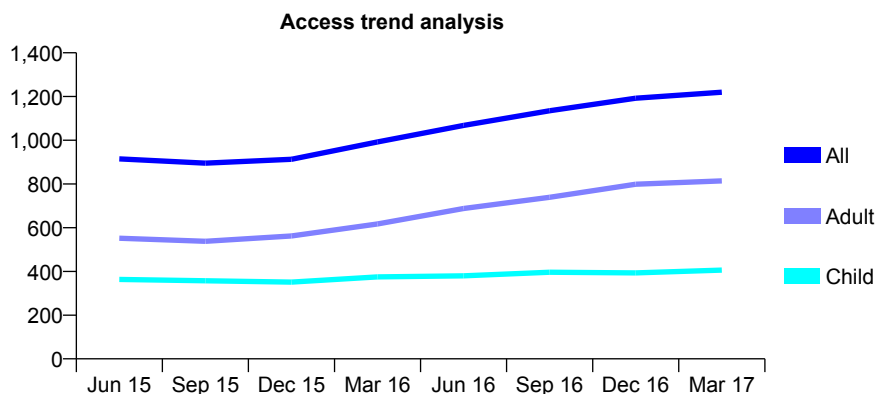
Q60 - Vital Signs At a Glance Contract Report for 353736/0001 - March 2017

Name or company name	MRS S SINGH
Contract type name	GDS Contract
Purpose of contract	General
Contract start date	05/05/2009
Contract end date	

16/17 Contracted general activity (UDA)	3,544
Carry forward general activity (UDA)	0
16/17 Contracted orthodontic activity (UOA)	0
Carry forward orthodontic activity (UOA)	0
Baseline contract value	£80,765.31

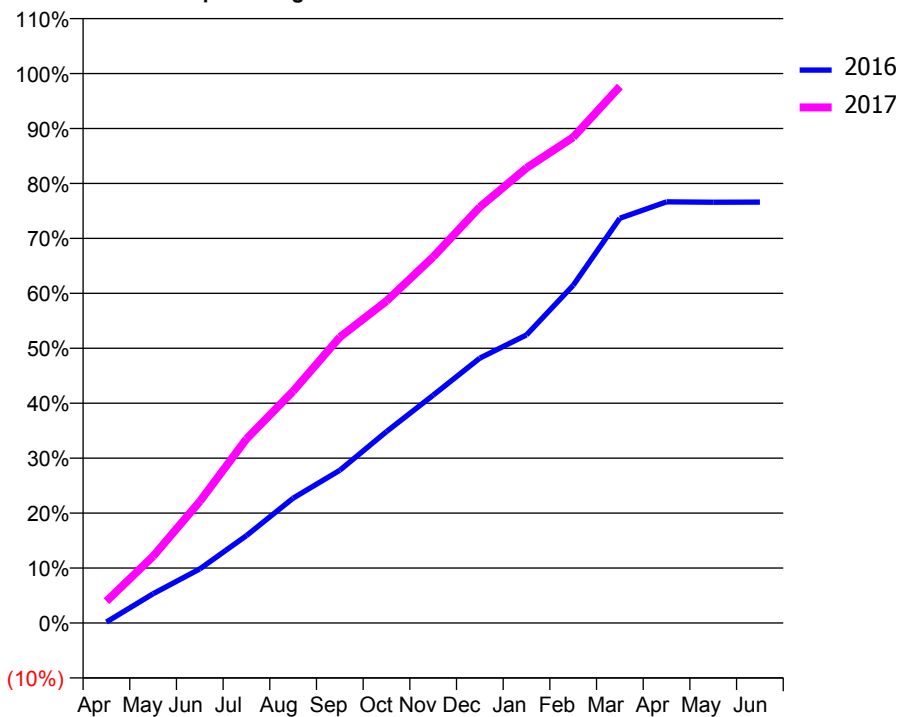
ACCESS*

Patients seen in 24 months	Total	Change since previous quarter
Quarter ending March 2016	992	
Quarter ending June 2016	1,068	↑
Quarter ending September 2016	1,135	↑
Quarter ending December 2016	1,192	↑
Quarter ending March 2017	1,220	↑
Variance since March 2016	23.0%	↑



ACTIVITY

Cumulative percentage of contracted UDA delivered 2016 & 2017



Month	Adjusted Scheduled Activity (UDA)	
	2016	2017
April	6	141
May	189	431
June	349	784
July	564	1,187
August	806	1,495
September	985	1,843
October	1,235	2,076
November	1,469	2,361
December	1,709	2,683
January	1,858	2,935
February	2,178	3,133
March	2,610	3,460
April	2,716	
May	2,714	
June	2,715	

QUALITY

	Quantity	Base Number	Contract	AT	Region	England
% of FP17s for the same patient ID Re-attending within 3 months - Children	85	822	10.3%	10.3%	12.0%	12.3%
% of FP17s for the same patient ID Re-attending within 3 months - Adults	184	1,336	13.8%	14.3%	16.0%	16.7%
% of FP17s for the same patient ID Re-attending between 3 & 9 months - Children	569	822	69.2%	59.6%	58.8%	57.6%
% of FP17s for the same patient ID Re-attending between 3 & 9 months - Adults	734	1,336	54.9%	53.9%	51.2%	50.1%
% of FP17s for Band 1 Urgent Courses	57	2,091	2.7%	7.1%	8.0%	9.1%
% of FP17s Relating to Free Repair or Replacements	27	2,091	1.3%	0.9%	0.8%	0.8%
% of FP17s Relating to Continuations	12	2,091	0.6%	1.4%	1.2%	1.2%
% of Patients satisfied with the dentistry they have received	4	4	N/A	93.5%	92.7%	92.8%
% of Patients satisfied with the time they had to wait for an appointment	3	4	N/A	90.3%	89.1%	88.7%

* This is based on patients treated on this contract for their most recent course of treatment. Figures in italics indicate the base number of FP17s or Patient Questionnaire responses are less than 100. N/A is shown where the base number of responses is less than 10 during the period. % is calculated as Quantity/Base number*100

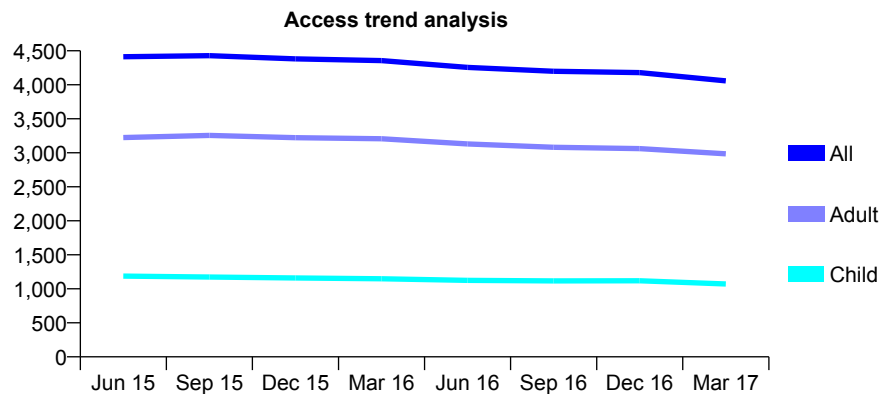
Q60 - Vital Signs At a Glance Contract Report for 359920/0002 - March 2017

Name or company name	MR TJ RATLABYANE
Contract type name	GDS Contract
Purpose of contract	General
Contract start date	01/12/2006
Contract end date	

16/17 Contracted general activity (UDA)	15,516
Carry forward general activity (UDA)	0
16/17 Contracted orthodontic activity (UOA)	0
Carry forward orthodontic activity (UOA)	0
Baseline contract value	£394,195.72

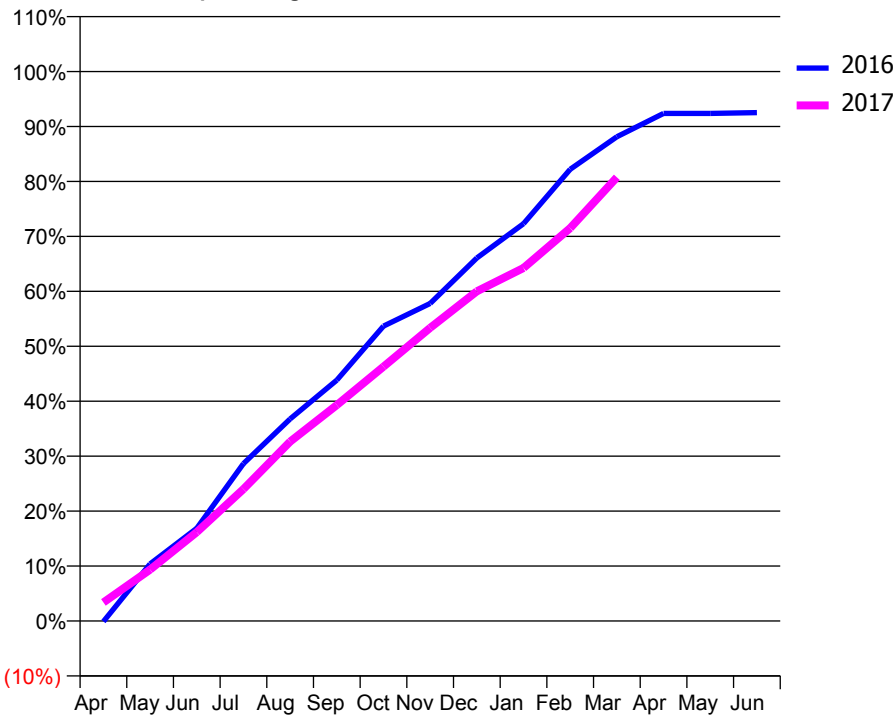
ACCESS*

Patients seen in 24 months	Total	Change since previous quarter
Quarter ending March 2016	4,355	
Quarter ending June 2016	4,255	↓
Quarter ending September 2016	4,199	↓
Quarter ending December 2016	4,179	→
Quarter ending March 2017	4,057	↓
Variance since March 2016	(6.8%)	↓



ACTIVITY

Cumulative percentage of contracted UDA delivered 2016 & 2017



Month	Adjusted Scheduled Activity (UDA)	
	2016	2017
April	-16	524
May	1,613	1,451
June	2,618	2,508
July	4,444	3,725
August	5,706	5,066
September	6,802	6,096
October	8,327	7,181
November	8,966	8,276
December	10,249	9,311
January	11,218	9,970
February	12,754	11,093
March	13,675	12,530
April	14,333	
May	14,333	
June	14,357	

QUALITY

	Quantity	Base Number	Contract	AT	Region	England
% of FP17s for the same patient ID Re-attending within 3 months - Children	108	1,361	7.9%	10.3%	12.0%	12.3%
% of FP17s for the same patient ID Re-attending within 3 months - Adults	615	3,911	15.7%	14.3%	16.0%	16.7%
% of FP17s for the same patient ID Re-attending between 3 & 9 months - Children	739	1,361	54.3%	59.6%	58.8%	57.6%
% of FP17s for the same patient ID Re-attending between 3 & 9 months - Adults	2,122	3,911	54.3%	53.9%	51.2%	50.1%
% of FP17s for Band 1 Urgent Courses	341	4,969	6.9%	7.1%	8.0%	9.1%
% of FP17s Relating to Free Repair or Replacements	74	4,969	1.5%	0.9%	0.8%	0.8%
% of FP17s Relating to Continuations	44	4,969	0.9%	1.4%	1.2%	1.2%
% of Patients satisfied with the dentistry they have received	8	9	N/A	93.5%	92.7%	92.8%
% of Patients satisfied with the time they had to wait for an appointment	6	9	N/A	90.3%	89.1%	88.7%

* This is based on patients treated on this contract for their most recent course of treatment. Figures in italics indicate the base number of FP17s or Patient Questionnaire responses are less than 100. N/A is shown where the base number of responses is less than 10 during the period. % is calculated as Quantity/Base number*100

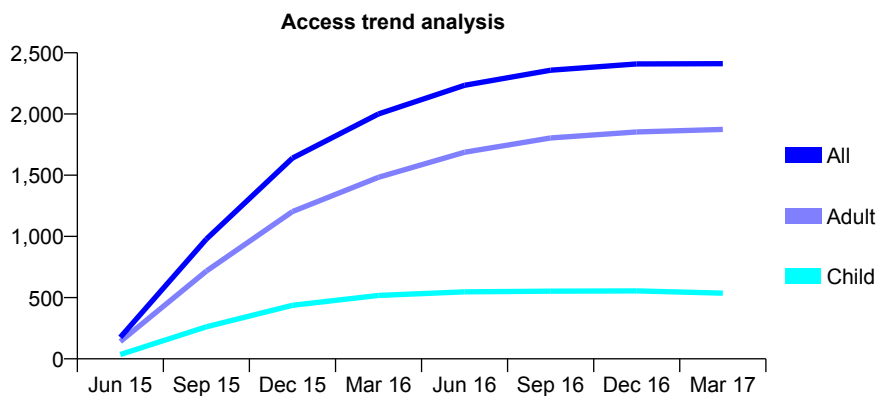
Q60 - Vital Signs At a Glance Contract Report for 361747/0001 - March 2017

Name or company name	MRS NK SUNNER
Contract type name	GDS Contract
Purpose of contract	General and Orthodontic
Contract start date	01/06/2015
Contract end date	

16/17 Contracted general activity (UDA)	6,987
Carry forward general activity (UDA)	84
16/17 Contracted orthodontic activity (UOA)	214
Carry forward orthodontic activity (UOA)	-4
Baseline contract value	£184,397.34

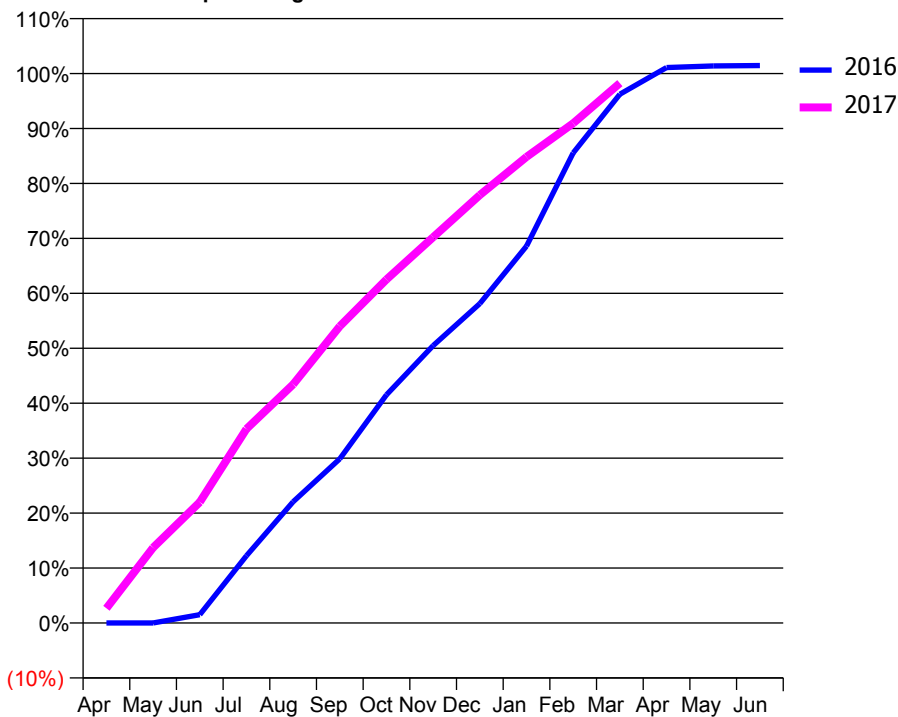
ACCESS*

Patients seen in 24 months	Total	Change since previous quarter
Quarter ending March 2016	2,001	
Quarter ending June 2016	2,235	↑
Quarter ending September 2016	2,358	↑
Quarter ending December 2016	2,409	↑
Quarter ending March 2017	2,411	→
Variance since March 2016	20.5%	↑



ACTIVITY

Cumulative percentage of contracted UDA delivered 2016 & 2017



Month	Adjusted Scheduled Activity (UDA)	
	2016	2017
April	0	187
May	0	959
June	89	1,537
July	712	2,467
August	1,286	3,035
September	1,740	3,774
October	2,418	4,368
November	2,940	4,906
December	3,385	5,441
January	3,994	5,926
February	4,982	6,354
March	5,604	6,864
April	5,886	
May	5,902	
June	5,907	

QUALITY

	Quantity	Base Number	Contract	AT	Region	England
% of FP17s for the same patient ID Re-attending within 3 months - Children	87	934	9.3%	10.3%	12.0%	12.3%
% of FP17s for the same patient ID Re-attending within 3 months - Adults	488	2,911	16.8%	14.3%	16.0%	16.7%
% of FP17s for the same patient ID Re-attending between 3 & 9 months - Children	643	934	68.8%	59.6%	58.8%	57.6%
% of FP17s for the same patient ID Re-attending between 3 & 9 months - Adults	1,661	2,911	57.1%	53.9%	51.2%	50.1%
% of FP17s for Band 1 Urgent Courses	345	3,649	9.5%	7.1%	8.0%	9.1%
% of FP17s Relating to Free Repair or Replacements	44	3,649	1.2%	0.9%	0.8%	0.8%
% of FP17s Relating to Continuations	26	3,649	0.7%	1.4%	1.2%	1.2%
% of Patients satisfied with the dentistry they have received	5	5	N/A	93.5%	92.7%	92.8%
% of Patients satisfied with the time they had to wait for an appointment	5	5	N/A	90.3%	89.1%	88.7%

* This is based on patients treated on this contract for their most recent course of treatment. Figures in italics indicate the base number of FP17s or Patient Questionnaire responses are less than 100. N/A is shown where the base number of responses is less than 10 during the period. % is calculated as Quantity/Base number*100

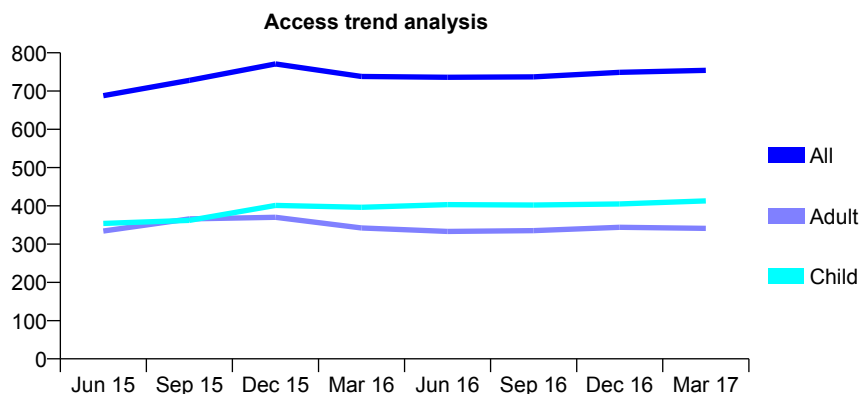
Q60 - Vital Signs At a Glance Contract Report for 532312/0001 - March 2017

Name or company name	MR GG WU
Contract type name	GDS Contract
Purpose of contract	General
Contract start date	01/08/2013
Contract end date	

16/17 Contracted general activity (UDA)	2,326
Carry forward general activity (UDA)	0
16/17 Contracted orthodontic activity (UOA)	0
Carry forward orthodontic activity (UOA)	0
Baseline contract value	£52,096.90

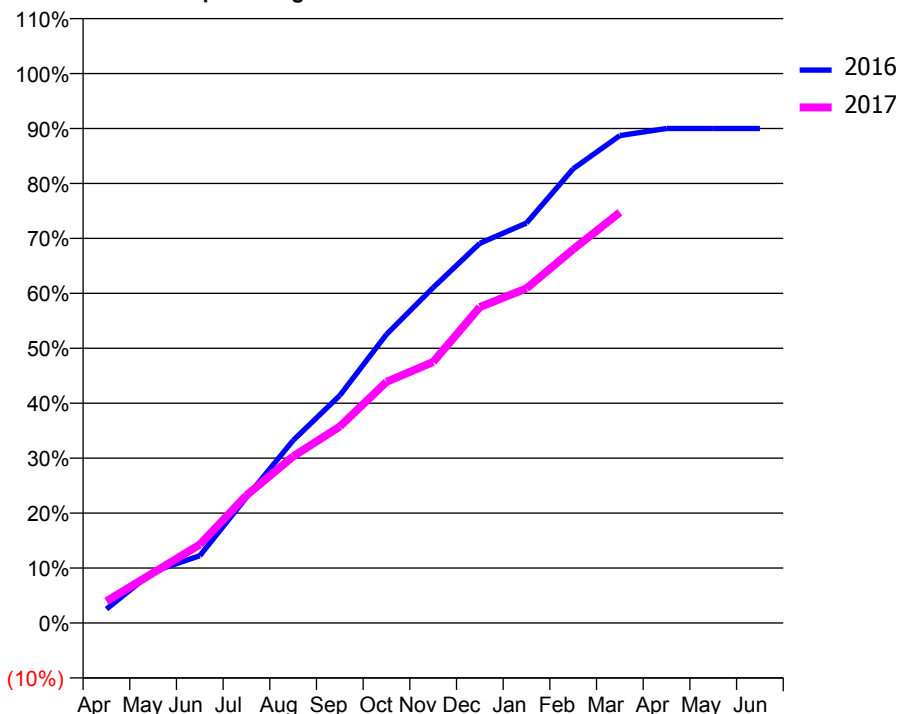
ACCESS*

Patients seen in 24 months	Total	Change since previous quarter
Quarter ending March 2016	738	
Quarter ending June 2016	736	→
Quarter ending September 2016	737	→
Quarter ending December 2016	749	→
Quarter ending March 2017	754	→
Variance since March 2016	2.2%	↑



ACTIVITY

Cumulative percentage of contracted UDA delivered 2016 & 2017



Adjusted Scheduled Activity (UDA)

Month	2016	2017
April	59	92
May	218	212
June	285	332
July	532	540
August	773	705
September	963	832
October	1,222	1,021
November	1,420	1,105
December	1,607	1,337
January	1,693	1,417
February	1,923	1,582
March	2,063	1,738
April	2,093	
May	2,093	
June	2,093	

QUALITY

	Quantity	Base Number	Contract	AT	Region	England
% of FP17s for the same patient ID Re-attending within 3 months - Children	25	588	4.3%	10.3%	12.0%	12.3%
% of FP17s for the same patient ID Re-attending within 3 months - Adults	42	486	8.6%	14.3%	16.0%	16.7%
% of FP17s for the same patient ID Re-attending between 3 & 9 months - Children	413	588	70.2%	59.6%	58.8%	57.6%
% of FP17s for the same patient ID Re-attending between 3 & 9 months - Adults	347	486	71.4%	53.9%	51.2%	50.1%
% of FP17s for Band 1 Urgent Courses	36	1,058	3.4%	7.1%	8.0%	9.1%
% of FP17s Relating to Free Repair or Replacements	1	1,058	0.1%	0.9%	0.8%	0.8%
% of FP17s Relating to Continuations	3	1,058	0.3%	1.4%	1.2%	1.2%
% of Patients satisfied with the dentistry they have received	1	1	N/A	93.5%	92.7%	92.8%
% of Patients satisfied with the time they had to wait for an appointment	1	1	N/A	90.3%	89.1%	88.7%

* This is based on patients treated on this contract for their most recent course of treatment. Figures in italics indicate the base number of FP17s or Patient Questionnaire responses are less than 100. N/A is shown where the base number of responses is less than 10 during the period. % is calculated as Quantity/Base number*100

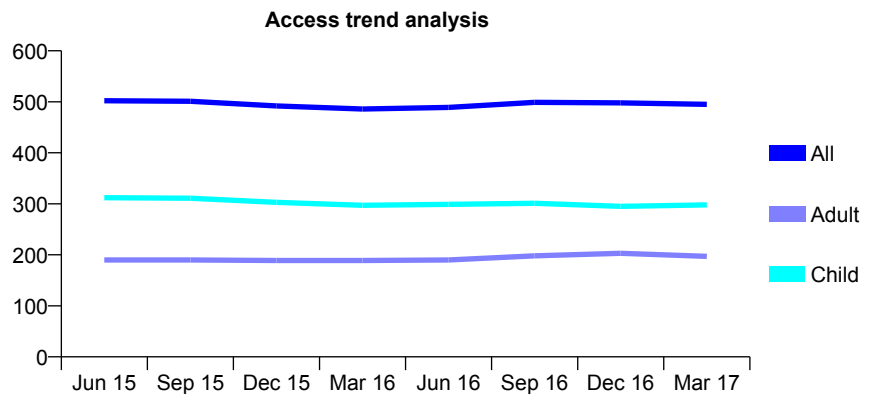
Q60 - Vital Signs At a Glance Contract Report for 566888/0003 - March 2017

Name or company name	MR RE LIVER
Contract type name	GDS Contract
Purpose of contract	General and Orthodontic
Contract start date	21/09/2009
Contract end date	

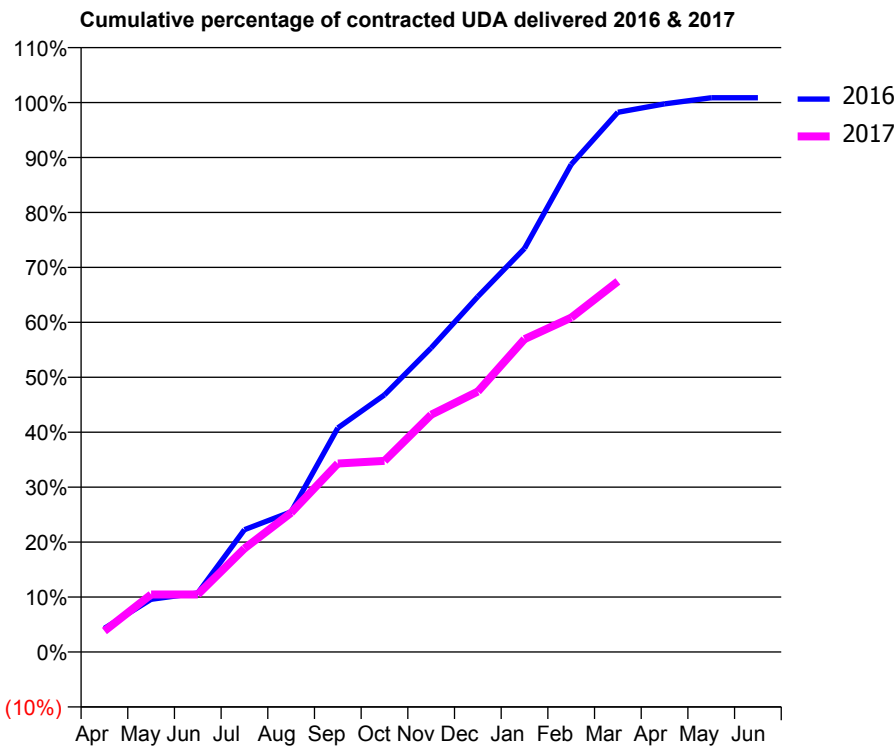
16/17 Contracted general activity (UDA)	1,233
Carry forward general activity (UDA)	-7
16/17 Contracted orthodontic activity (UOA)	233
Carry forward orthodontic activity (UOA)	0
Baseline contract value	£47,862.56

ACCESS*

Patients seen in 24 months	Total	Change since previous quarter
Quarter ending March 2016	486	
Quarter ending June 2016	489	→
Quarter ending September 2016	499	↑
Quarter ending December 2016	498	→
Quarter ending March 2017	495	→
Variance since March 2016	1.9%	→



ACTIVITY



Month	Adjusted Scheduled Activity (UDA)	
	2016	2017
April	34	47
May	77	129
June	86	129
July	178	232
August	204	313
September	326	423
October	374	429
November	443	532
December	517	584
January	588	702
February	710	750
March	786	832
April	798	
May	807	
June	807	

QUALITY

	Quantity	Base Number	Contract	AT	Region	England
% of FP17s for the same patient ID Re-attending within 3 months - Children	20	456	4.4%	10.3%	12.0%	12.3%
% of FP17s for the same patient ID Re-attending within 3 months - Adults	7	149	4.7%	14.3%	16.0%	16.7%
% of FP17s for the same patient ID Re-attending between 3 & 9 months - Children	236	456	51.8%	59.6%	58.8%	57.6%
% of FP17s for the same patient ID Re-attending between 3 & 9 months - Adults	30	149	20.1%	53.9%	51.2%	50.1%
% of FP17s for Band 1 Urgent Courses	14	561	2.5%	7.1%	8.0%	9.1%
% of FP17s Relating to Free Repair or Replacements	0	561	0.0%	0.9%	0.8%	0.8%
% of FP17s Relating to Continuations	0	561	0.0%	1.4%	1.2%	1.2%
% of Patients satisfied with the dentistry they have received	1	2	N/A	93.5%	92.7%	92.8%
% of Patients satisfied with the time they had to wait for an appointment	1	2	N/A	90.3%	89.1%	88.7%

* This is based on patients treated on this contract for their most recent course of treatment. Figures in italics indicate the base number of FP17s or Patient Questionnaire responses are less than 100. N/A is shown where the base number of responses is less than 10 during the period. % is calculated as Quantity/Base number*100

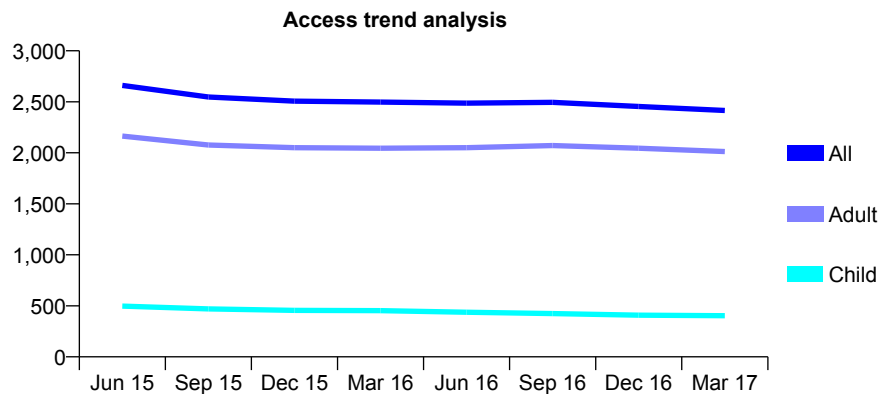
Q60 - Vital Signs At a Glance Contract Report for 567477/0001 - March 2017

Name or company name	Z Raza Dental Surgeon
Contract type name	GDS Contract
Purpose of contract	General
Contract start date	01/04/2006
Contract end date	

16/17 Contracted general activity (UDA)	8,500
Carry forward general activity (UDA)	0
16/17 Contracted orthodontic activity (UOA)	0
Carry forward orthodontic activity (UOA)	0
Baseline contract value	£185,418.51

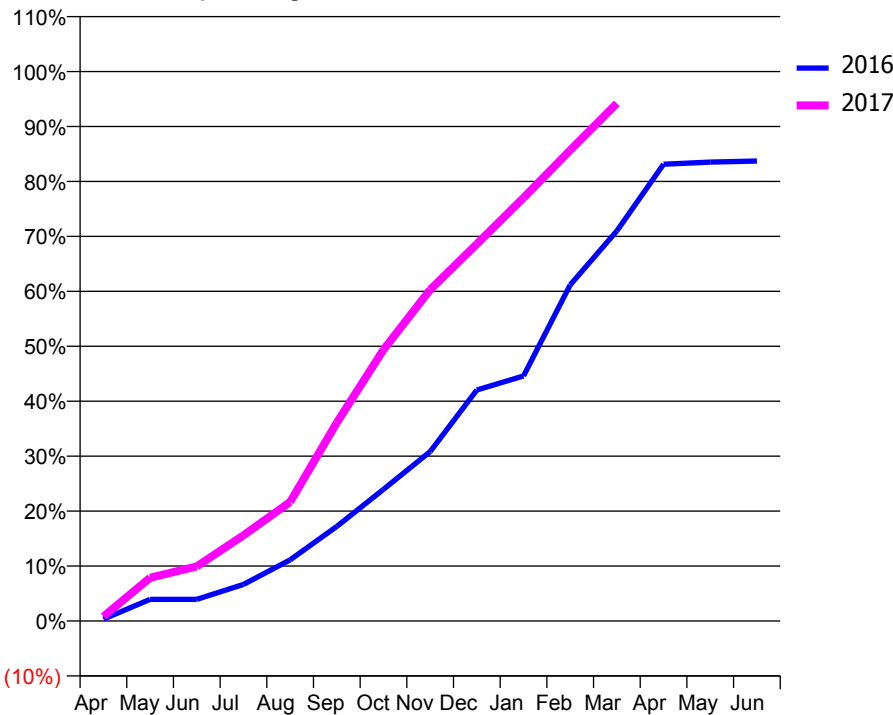
ACCESS*

Patients seen in 24 months	Total	Change since previous quarter
Quarter ending March 2016	2,498	
Quarter ending June 2016	2,487	→
Quarter ending September 2016	2,495	→
Quarter ending December 2016	2,454	↓
Quarter ending March 2017	2,415	↓
Variance since March 2016	(3.3%)	↓



ACTIVITY

Cumulative percentage of contracted UDA delivered 2016 & 2017



Month	Adjusted Scheduled Activity (UDA)	
	2016	2017
April	25	68
May	275	669
June	276	845
July	466	1,325
August	780	1,840
September	1,206	3,068
October	1,678	4,197
November	2,159	5,125
December	2,943	5,832
January	3,122	6,547
February	4,282	7,282
March	4,969	8,007
April	5,819	
May	5,846	
June	5,860	

QUALITY

	Quantity	Base Number	Contract	AT	Region	England
% of FP17s for the same patient ID Re-attending within 3 months - Children	24	435	5.5%	10.3%	12.0%	12.3%
% of FP17s for the same patient ID Re-attending within 3 months - Adults	495	2,443	20.3%	14.3%	16.0%	16.7%
% of FP17s for the same patient ID Re-attending between 3 & 9 months - Children	153	435	35.2%	59.6%	58.8%	57.6%
% of FP17s for the same patient ID Re-attending between 3 & 9 months - Adults	872	2,443	35.7%	53.9%	51.2%	50.1%
% of FP17s for Band 1 Urgent Courses	221	2,527	8.7%	7.1%	8.0%	9.1%
% of FP17s Relating to Free Repair or Replacements	47	2,527	1.9%	0.9%	0.8%	0.8%
% of FP17s Relating to Continuations	30	2,527	1.2%	1.4%	1.2%	1.2%
% of Patients satisfied with the dentistry they have received	8	9	N/A	93.5%	92.7%	92.8%
% of Patients satisfied with the time they had to wait for an appointment	8	9	N/A	90.3%	89.1%	88.7%

* This is based on patients treated on this contract for their most recent course of treatment. Figures in italics indicate the base number of FP17s or Patient Questionnaire responses are less than 100. N/A is shown where the base number of responses is less than 10 during the period. % is calculated as Quantity/Base number*100

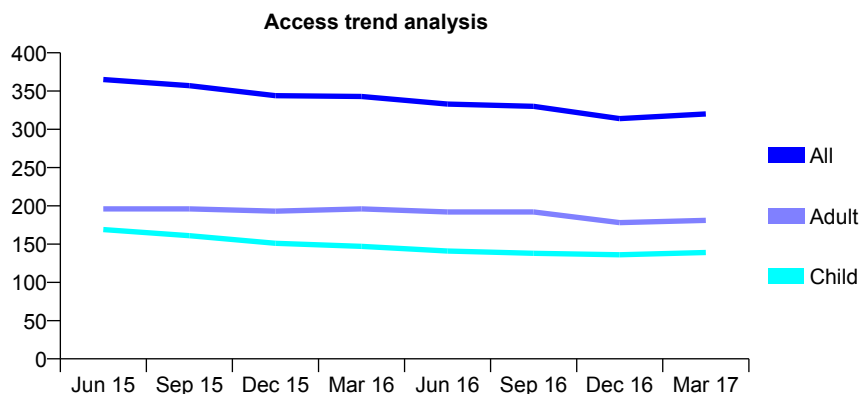
Q60 - Vital Signs At a Glance Contract Report for 571504/0001 - March 2017

Name or company name	MR IG HUTCHINGS
Contract type name	GDS Contract
Purpose of contract	General
Contract start date	01/04/2006
Contract end date	

16/17 Contracted general activity (UDA)	600
Carry forward general activity (UDA)	0
16/17 Contracted orthodontic activity (UOA)	0
Carry forward orthodontic activity (UOA)	0
Baseline contract value	£12,561.02

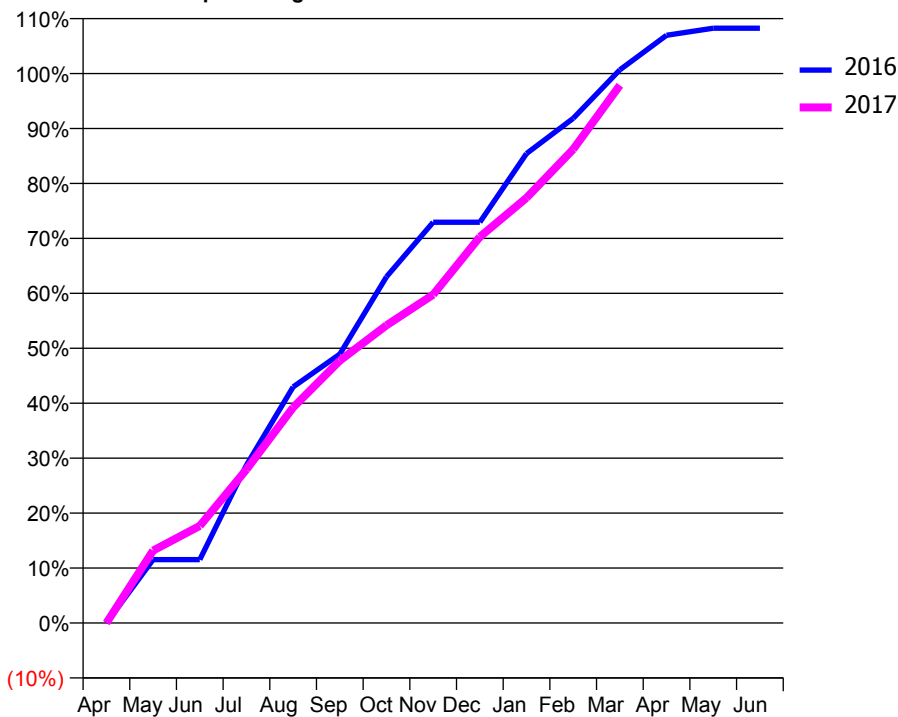
ACCESS*

Patients seen in 24 months	Total	Change since previous quarter
Quarter ending March 2016	343	
Quarter ending June 2016	333	↓
Quarter ending September 2016	330	→
Quarter ending December 2016	314	↓
Quarter ending March 2017	320	→
Variance since March 2016	(6.7%)	↓



ACTIVITY

Cumulative percentage of contracted UDA delivered 2016 & 2017



Adjusted Scheduled Activity (UDA)

Month	2016	2017
April	0	0
May	69	79
June	69	106
July	172	168
August	258	235
September	294	286
October	378	325
November	438	359
December	438	422
January	513	464
February	551	517
March	604	587
April	642	
May	649	
June	649	

QUALITY

	Quantity	Base Number	Contract	AT	Region	England
% of FP17s for the same patient ID Re-attending within 3 months - Children	9	183	4.9%	10.3%	12.0%	12.3%
% of FP17s for the same patient ID Re-attending within 3 months - Adults	31	206	15.0%	14.3%	16.0%	16.7%
% of FP17s for the same patient ID Re-attending between 3 & 9 months - Children	107	183	58.5%	59.6%	58.8%	57.6%
% of FP17s for the same patient ID Re-attending between 3 & 9 months - Adults	105	206	51.0%	53.9%	51.2%	50.1%
% of FP17s for Band 1 Urgent Courses	56	361	15.5%	7.1%	8.0%	9.1%
% of FP17s Relating to Free Repair or Replacements	0	361	0.0%	0.9%	0.8%	0.8%
% of FP17s Relating to Continuations	0	361	0.0%	1.4%	1.2%	1.2%
% of Patients satisfied with the dentistry they have received	2	2	N/A	93.5%	92.7%	92.8%
% of Patients satisfied with the time they had to wait for an appointment	2	2	N/A	90.3%	89.1%	88.7%

* This is based on patients treated on this contract for their most recent course of treatment. Figures in italics indicate the base number of FP17s or Patient Questionnaire responses are less than 100. N/A is shown where the base number of responses is less than 10 during the period. % is calculated as Quantity/Base number*100

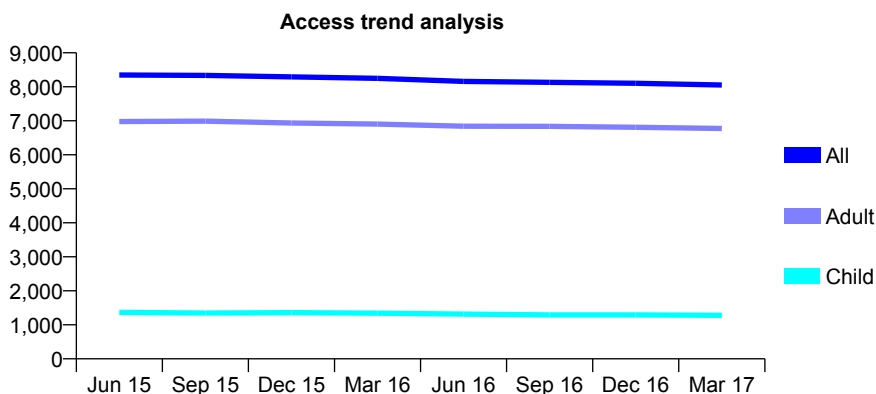
Q60 - Vital Signs At a Glance Contract Report for 572187/0002 - March 2017

Name or company name	MR PJ PHILLIPS
Contract type name	GDS Contract
Purpose of contract	General
Contract start date	01/05/2013
Contract end date	

16/17 Contracted general activity (UDA)	25,619
Carry forward general activity (UDA)	650
16/17 Contracted orthodontic activity (UOA)	0
Carry forward orthodontic activity (UOA)	0
Baseline contract value	£613,443.80

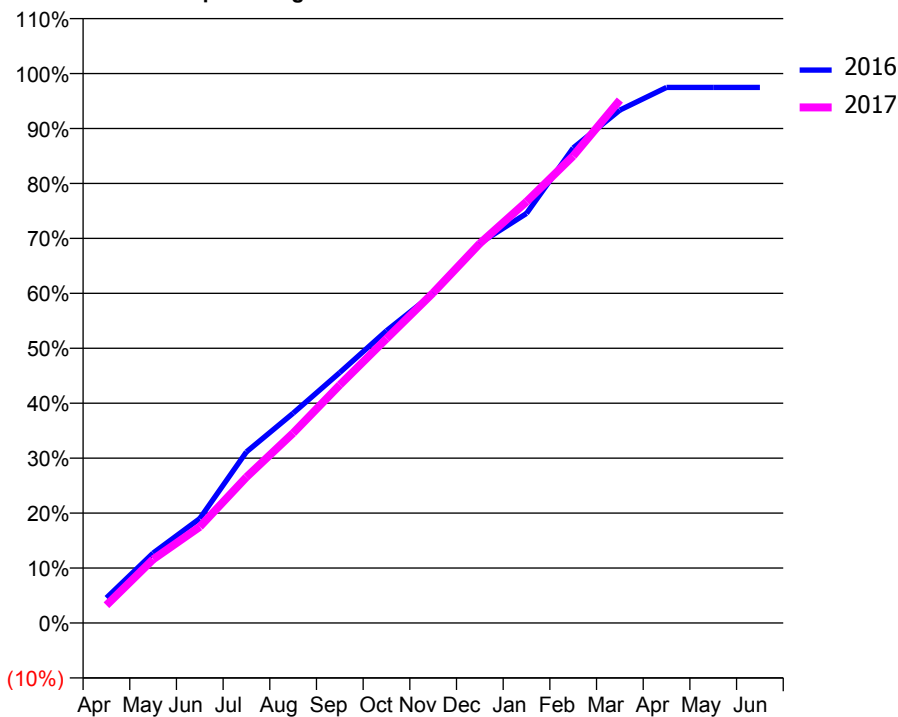
ACCESS*

Patients seen in 24 months	Total	Change since previous quarter
Quarter ending March 2016	8,248	
Quarter ending June 2016	8,157	↓
Quarter ending September 2016	8,132	→
Quarter ending December 2016	8,103	→
Quarter ending March 2017	8,052	→
Variance since March 2016	(2.4%)	↓



ACTIVITY

Cumulative percentage of contracted UDA delivered 2016 & 2017



Month	Adjusted Scheduled Activity (UDA)	
	2016	2017
April	1,174	832
May	3,263	2,970
June	4,868	4,483
July	7,980	6,807
August	9,783	8,857
September	11,677	11,100
October	13,626	13,257
November	15,356	15,396
December	17,712	17,697
January	19,094	19,645
February	22,150	21,777
March	23,916	24,381
April	24,972	
May	24,972	
June	24,969	

QUALITY

	Quantity	Base Number	Contract	AT	Region	England
% of FP17s for the same patient ID Re-attending within 3 months - Children	443	3,460	12.8%	10.3%	12.0%	12.3%
% of FP17s for the same patient ID Re-attending within 3 months - Adults	1,968	12,839	15.3%	14.3%	16.0%	16.7%
% of FP17s for the same patient ID Re-attending between 3 & 9 months - Children	2,692	3,460	77.8%	59.6%	58.8%	57.6%
% of FP17s for the same patient ID Re-attending between 3 & 9 months - Adults	8,862	12,839	69.0%	53.9%	51.2%	50.1%
% of FP17s for Band 1 Urgent Courses	1,009	15,662	6.4%	7.1%	8.0%	9.1%
% of FP17s Relating to Free Repair or Replacements	172	15,662	1.1%	0.9%	0.8%	0.8%
% of FP17s Relating to Continuations	290	15,662	1.9%	1.4%	1.2%	1.2%
% of Patients satisfied with the dentistry they have received	27	29	93.1%	93.5%	92.7%	92.8%
% of Patients satisfied with the time they had to wait for an appointment	26	29	89.7%	90.3%	89.1%	88.7%

* This is based on patients treated on this contract for their most recent course of treatment. Figures in italics indicate the base number of FP17s or Patient Questionnaire responses are less than 100. N/A is shown where the base number of responses is less than 10 during the period. % is calculated as Quantity/Base number*100

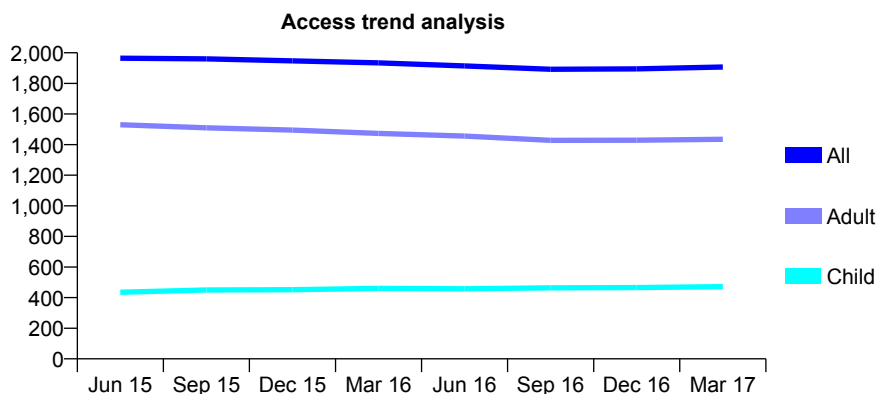
Q60 - Vital Signs At a Glance Contract Report for 574880/0001 - March 2017

Name or company name	MR MB WARAICH
Contract type name	GDS Contract
Purpose of contract	General and Orthodontic
Contract start date	01/04/2006
Contract end date	

16/17 Contracted general activity (UDA)	6,462
Carry forward general activity (UDA)	0
16/17 Contracted orthodontic activity (UOA)	1,987
Carry forward orthodontic activity (UOA)	-29
Baseline contract value	£234,191.02

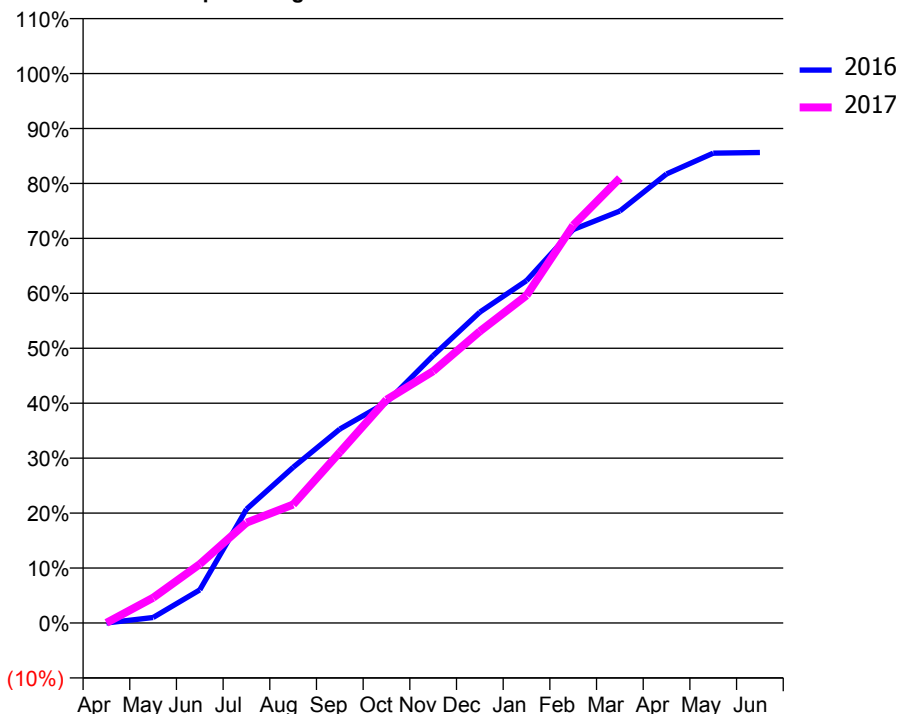
ACCESS*

Patients seen in 24 months	Total	Change since previous quarter
Quarter ending March 2016	1,934	
Quarter ending June 2016	1,914	↓
Quarter ending September 2016	1,892	↓
Quarter ending December 2016	1,895	→
Quarter ending March 2017	1,907	→
Variance since March 2016	(1.4%)	↓



ACTIVITY

Cumulative percentage of contracted UDA delivered 2016 & 2017



Month	Adjusted Scheduled Activity (UDA)	
	2016	2017
April	0	3
May	66	298
June	390	692
July	1,338	1,180
August	1,831	1,394
September	2,281	2,008
October	2,595	2,626
November	3,145	2,961
December	3,657	3,430
January	4,026	3,853
February	4,626	4,677
March	4,845	5,232
April	5,280	
May	5,525	
June	5,533	

QUALITY

	Quantity	Base Number	Contract	AT	Region	England
% of FP17s for the same patient ID Re-attending within 3 months - Children	32	832	3.8%	10.3%	12.0%	12.3%
% of FP17s for the same patient ID Re-attending within 3 months - Adults	338	2,259	15.0%	14.3%	16.0%	16.7%
% of FP17s for the same patient ID Re-attending between 3 & 9 months - Children	399	832	48.0%	59.6%	58.8%	57.6%
% of FP17s for the same patient ID Re-attending between 3 & 9 months - Adults	1,397	2,259	61.8%	53.9%	51.2%	50.1%
% of FP17s for Band 1 Urgent Courses	119	2,535	4.7%	7.1%	8.0%	9.1%
% of FP17s Relating to Free Repair or Replacements	4	2,535	0.2%	0.9%	0.8%	0.8%
% of FP17s Relating to Continuations	11	2,535	0.4%	1.4%	1.2%	1.2%
% of Patients satisfied with the dentistry they have received	16	16	100.0%	93.5%	92.7%	92.8%
% of Patients satisfied with the time they had to wait for an appointment	16	16	100.0%	90.3%	89.1%	88.7%

* This is based on patients treated on this contract for their most recent course of treatment. Figures in italics indicate the base number of FP17s or Patient Questionnaire responses are less than 100. N/A is shown where the base number of responses is less than 10 during the period. % is calculated as Quantity/Base number*100

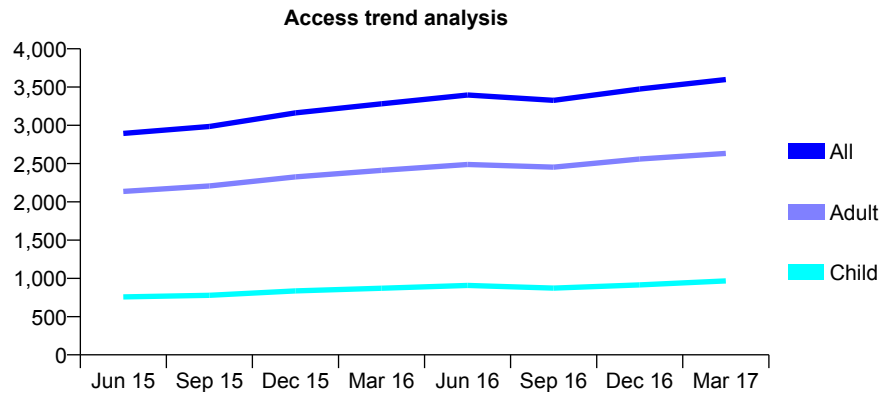
Q60 - Vital Signs At a Glance Contract Report for 575917/0001 - March 2017

Name or company name	Ambleside Dental Practice
Contract type name	GDS Contract
Purpose of contract	General
Contract start date	01/04/2006
Contract end date	

16/17 Contracted general activity (UDA)	11,628
Carry forward general activity (UDA)	0
16/17 Contracted orthodontic activity (UOA)	0
Carry forward orthodontic activity (UOA)	0
Baseline contract value	£427,539.81

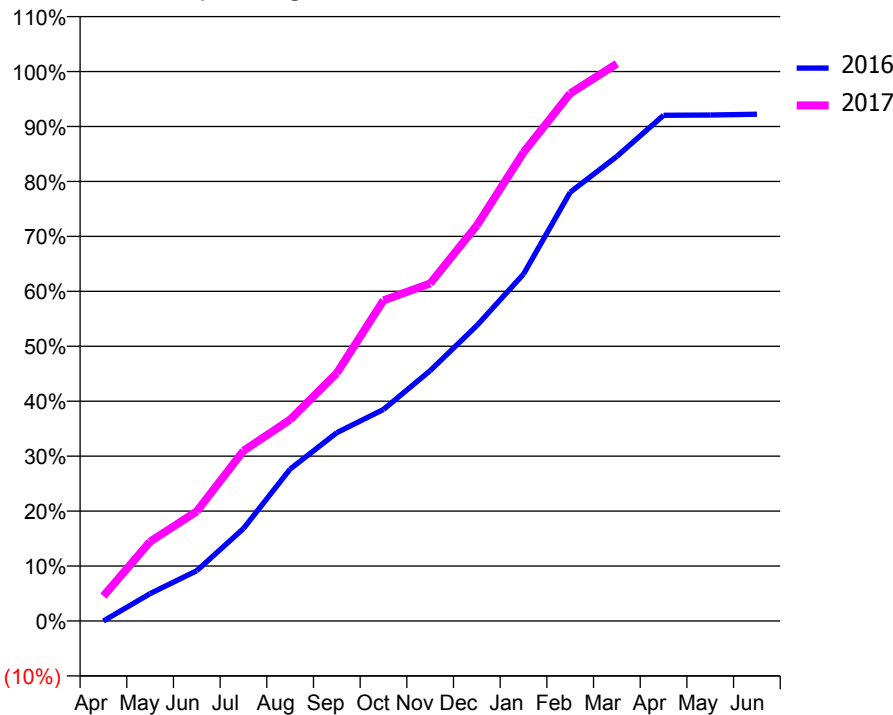
ACCESS*

Patients seen in 24 months	Total	Change since previous quarter
Quarter ending March 2016	3,281	
Quarter ending June 2016	3,396	↑
Quarter ending September 2016	3,327	↓
Quarter ending December 2016	3,475	↑
Quarter ending March 2017	3,598	↑
Variance since March 2016	9.7%	↑



ACTIVITY

Cumulative percentage of contracted UDA delivered 2016 & 2017



Month	Adjusted Scheduled Activity (UDA)	
	2016	2017
April	0	528
May	580	1,681
June	1,065	2,321
July	1,957	3,602
August	3,217	4,261
September	3,987	5,246
October	4,477	6,785
November	5,297	7,142
December	6,253	8,370
January	7,340	9,917
February	9,073	11,165
March	9,831	11,795
April	10,703	
May	10,708	
June	10,724	

QUALITY

	Quantity	Base Number	Contract	AT	Region	England
% of FP17s for the same patient ID Re-attending within 3 months - Children	117	1,440	8.1%	10.3%	12.0%	12.3%
% of FP17s for the same patient ID Re-attending within 3 months - Adults	703	4,044	17.4%	14.3%	16.0%	16.7%
% of FP17s for the same patient ID Re-attending between 3 & 9 months - Children	716	1,440	49.7%	59.6%	58.8%	57.6%
% of FP17s for the same patient ID Re-attending between 3 & 9 months - Adults	1,997	4,044	49.4%	53.9%	51.2%	50.1%
% of FP17s for Band 1 Urgent Courses	263	5,067	5.2%	7.1%	8.0%	9.1%
% of FP17s Relating to Free Repair or Replacements	164	5,067	3.2%	0.9%	0.8%	0.8%
% of FP17s Relating to Continuations	38	5,067	0.7%	1.4%	1.2%	1.2%
% of Patients satisfied with the dentistry they have received	9	11	81.8%	93.5%	92.7%	92.8%
% of Patients satisfied with the time they had to wait for an appointment	8	11	72.7%	90.3%	89.1%	88.7%

* This is based on patients treated on this contract for their most recent course of treatment. Figures in italics indicate the base number of FP17s or Patient Questionnaire responses are less than 100. N/A is shown where the base number of responses is less than 10 during the period. % is calculated as Quantity/Base number*100

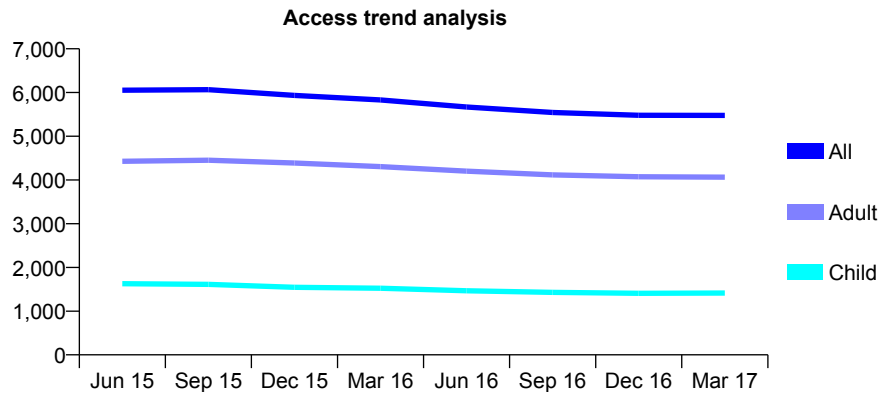
Q60 - Vital Signs At a Glance Contract Report for 577391/0001 - March 2017

Name or company name	MR KW MYERS
Contract type name	GDS Contract
Purpose of contract	General
Contract start date	01/04/2006
Contract end date	

16/17 Contracted general activity (UDA)	14,335
Carry forward general activity (UDA)	-25
16/17 Contracted orthodontic activity (UOA)	0
Carry forward orthodontic activity (UOA)	0
Baseline contract value	£397,663.28

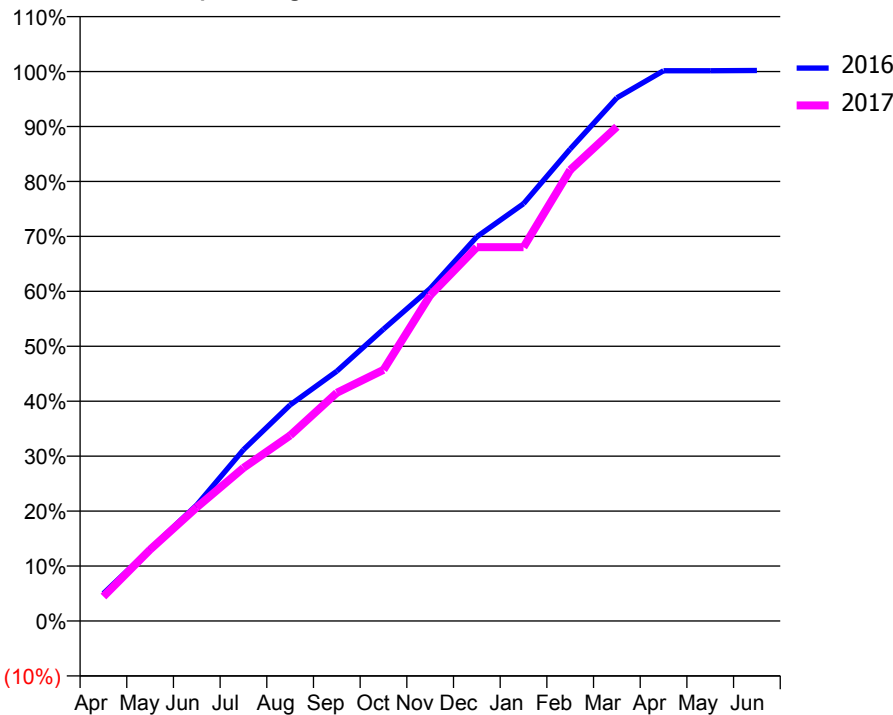
ACCESS*

Patients seen in 24 months	Total	Change since previous quarter
Quarter ending March 2016	5,829	
Quarter ending June 2016	5,668	↓
Quarter ending September 2016	5,545	↓
Quarter ending December 2016	5,481	↓
Quarter ending March 2017	5,476	→
Variance since March 2016	(6.1%)	↓



ACTIVITY

Cumulative percentage of contracted UDA delivered 2016 & 2017



Month	Adjusted Scheduled Activity (UDA)	
	2016	2017
April	718	639
May	1,880	1,862
June	3,027	2,965
July	4,468	3,994
August	5,637	4,842
September	6,516	5,954
October	7,611	6,552
November	8,675	8,496
December	10,025	9,754
January	10,888	9,754
February	12,312	11,768
March	13,648	12,893
April	14,353	
May	14,356	
June	14,360	

QUALITY

	Quantity	Base Number	Contract	AT	Region	England
% of FP17s for the same patient ID Re-attending within 3 months - Children	210	2,631	8.0%	10.3%	12.0%	12.3%
% of FP17s for the same patient ID Re-attending within 3 months - Adults	999	5,594	17.9%	14.3%	16.0%	16.7%
% of FP17s for the same patient ID Re-attending between 3 & 9 months - Children	2,026	2,631	77.0%	59.6%	58.8%	57.6%
% of FP17s for the same patient ID Re-attending between 3 & 9 months - Adults	1,930	5,594	34.5%	53.9%	51.2%	50.1%
% of FP17s for Band 1 Urgent Courses	516	7,826	6.6%	7.1%	8.0%	9.1%
% of FP17s Relating to Free Repair or Replacements	2	7,826	0.0%	0.9%	0.8%	0.8%
% of FP17s Relating to Continuations	250	7,826	3.2%	1.4%	1.2%	1.2%
% of Patients satisfied with the dentistry they have received	19	20	95.0%	93.5%	92.7%	92.8%
% of Patients satisfied with the time they had to wait for an appointment	18	20	90.0%	90.3%	89.1%	88.7%

* This is based on patients treated on this contract for their most recent course of treatment. Figures in italics indicate the base number of FP17s or Patient Questionnaire responses are less than 100. N/A is shown where the base number of responses is less than 10 during the period. % is calculated as Quantity/Base number*100

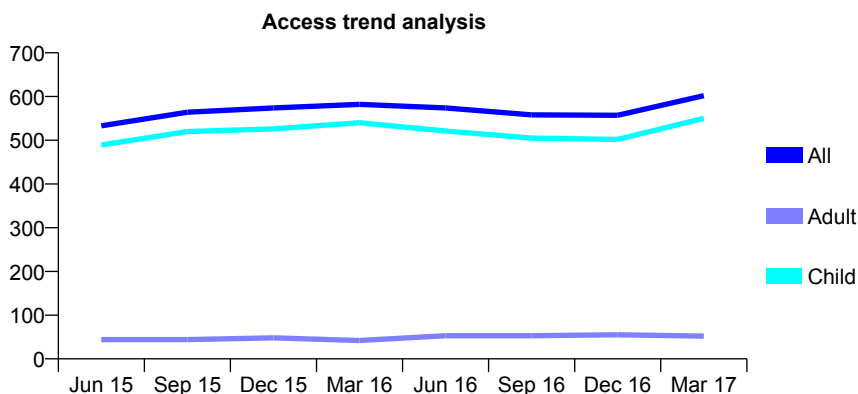
Q60 - Vital Signs At a Glance Contract Report for 577952/0001 - March 2017

Name or company name	MRS CM ARCHER
Contract type name	GDS Contract
Purpose of contract	General
Contract start date	01/04/2006
Contract end date	31/03/2017

16/17 Contracted general activity (UDA)	1,200
Carry forward general activity (UDA)	0
16/17 Contracted orthodontic activity (UOA)	0
Carry forward orthodontic activity (UOA)	0
Baseline contract value	£25,093.66

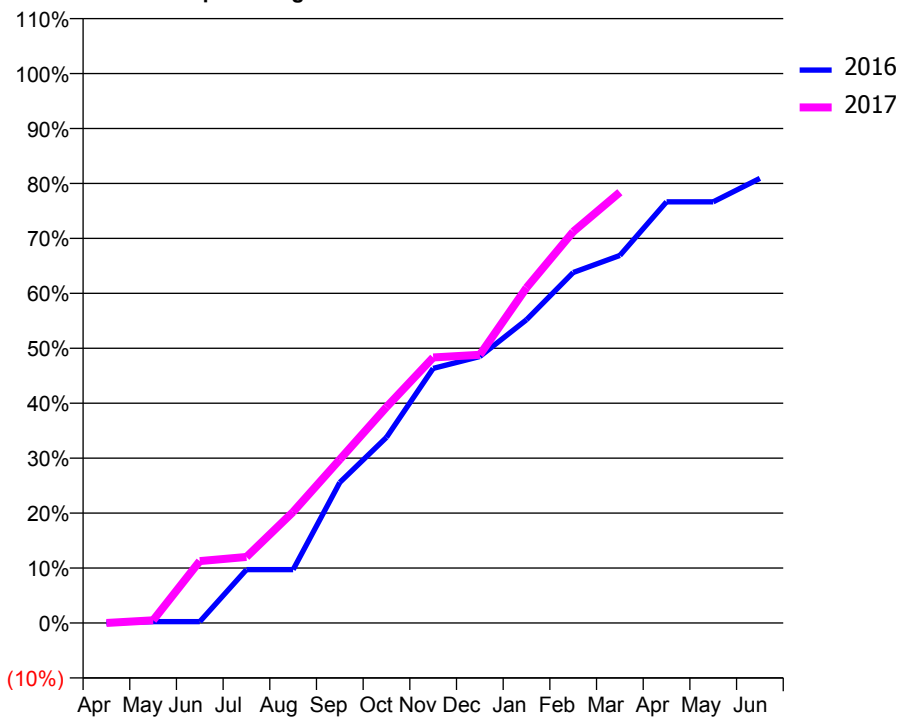
ACCESS*

Patients seen in 24 months	Total	Change since previous quarter
Quarter ending March 2016	582	
Quarter ending June 2016	574	↓
Quarter ending September 2016	558	↓
Quarter ending December 2016	557	→
Quarter ending March 2017	602	↑
Variance since March 2016	3.4%	↑



ACTIVITY

Cumulative percentage of contracted UDA delivered 2016 & 2017



Month	Adjusted Scheduled Activity (UDA)	
	2016	2017
April	0	0
May	3	6
June	3	135
July	117	144
August	117	243
September	307	357
October	405	472
November	556	580
December	582	586
January	662	732
February	765	855
March	803	941
April	920	
May	920	
June	971	

QUALITY

	Quantity	Base Number	Contract	AT	Region	England
% of FP17s for the same patient ID Re-attending within 3 months - Children	43	850	5.1%	10.3%	12.0%	12.3%
% of FP17s for the same patient ID Re-attending within 3 months - Adults	0	0	N/A	14.3%	16.0%	16.7%
% of FP17s for the same patient ID Re-attending between 3 & 9 months - Children	447	850	52.6%	59.6%	58.8%	57.6%
% of FP17s for the same patient ID Re-attending between 3 & 9 months - Adults	0	0	N/A	53.9%	51.2%	50.1%
% of FP17s for Band 1 Urgent Courses	23	728	3.2%	7.1%	8.0%	9.1%
% of FP17s Relating to Free Repair or Replacements	0	728	0.0%	0.9%	0.8%	0.8%
% of FP17s Relating to Continuations	0	728	0.0%	1.4%	1.2%	1.2%
% of Patients satisfied with the dentistry they have received	0	0	N/A	93.5%	92.7%	92.8%
% of Patients satisfied with the time they had to wait for an appointment	0	0	N/A	90.3%	89.1%	88.7%

* This is based on patients treated on this contract for their most recent course of treatment. Figures in italics indicate the base number of FP17s or Patient Questionnaire responses are less than 100. N/A is shown where the base number of responses is less than 10 during the period. % is calculated as Quantity/Base number*100

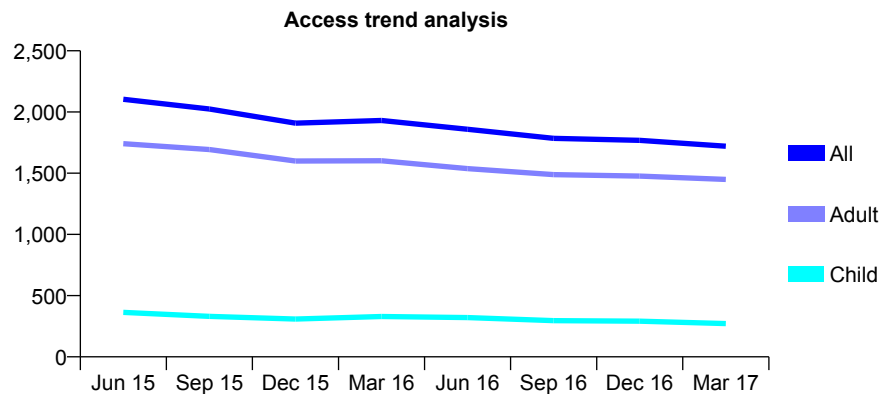
Q60 - Vital Signs At a Glance Contract Report for 604771/0001 - March 2017

Name or company name	MRS AK Chohan
Contract type name	GDS Contract
Purpose of contract	General
Contract start date	09/03/2013
Contract end date	

16/17 Contracted general activity (UDA)	7,664
Carry forward general activity (UDA)	0
16/17 Contracted orthodontic activity (UOA)	0
Carry forward orthodontic activity (UOA)	0
Baseline contract value	£168,377.42

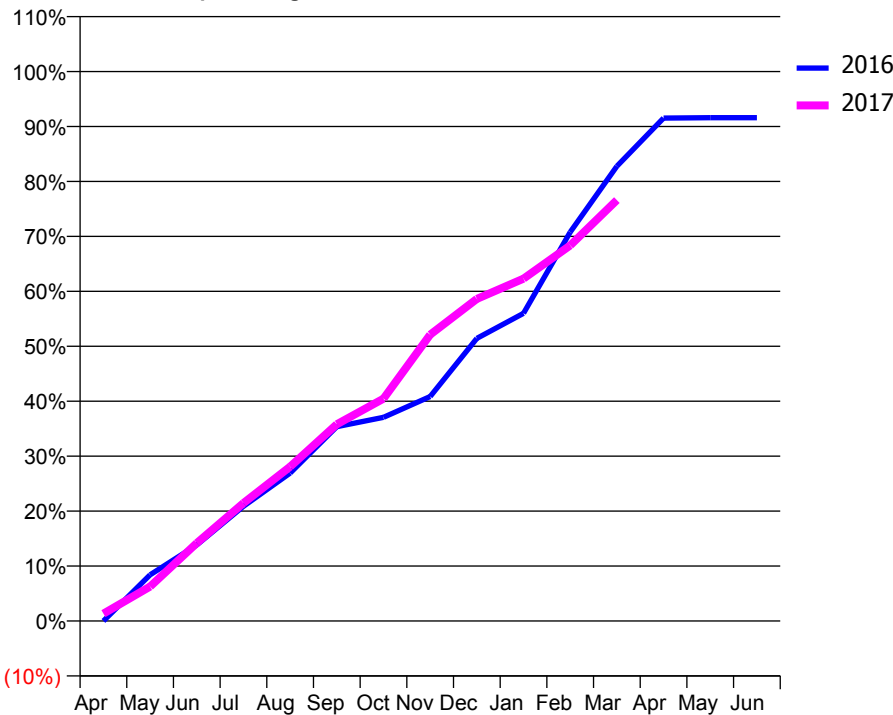
ACCESS*

Patients seen in 24 months	Total	Change since previous quarter
Quarter ending March 2016	1,931	
Quarter ending June 2016	1,859	↓
Quarter ending September 2016	1,785	↓
Quarter ending December 2016	1,768	→
Quarter ending March 2017	1,721	↓
Variance since March 2016	(10.9%)	↓



ACTIVITY

Cumulative percentage of contracted UDA delivered 2016 & 2017



Month	Adjusted Scheduled Activity (UDA)	
	2016	2017
April	0	102
May	644	481
June	1,061	1,086
July	1,600	1,645
August	2,064	2,154
September	2,710	2,744
October	2,841	3,101
November	3,132	3,993
December	3,941	4,492
January	4,291	4,776
February	5,425	5,239
March	6,344	5,871
April	7,014	
May	7,020	
June	7,020	

QUALITY

	Quantity	Base Number	Contract	AT	Region	England
% of FP17s for the same patient ID Re-attending within 3 months - Children	38	379	10.0%	10.3%	12.0%	12.3%
% of FP17s for the same patient ID Re-attending within 3 months - Adults	355	2,100	16.9%	14.3%	16.0%	16.7%
% of FP17s for the same patient ID Re-attending between 3 & 9 months - Children	211	379	55.7%	59.6%	58.8%	57.6%
% of FP17s for the same patient ID Re-attending between 3 & 9 months - Adults	1,176	2,100	56.0%	53.9%	51.2%	50.1%
% of FP17s for Band 1 Urgent Courses	129	2,267	5.7%	7.1%	8.0%	9.1%
% of FP17s Relating to Free Repair or Replacements	30	2,267	1.3%	0.9%	0.8%	0.8%
% of FP17s Relating to Continuations	42	2,267	1.9%	1.4%	1.2%	1.2%
% of Patients satisfied with the dentistry they have received	7	8	N/A	93.5%	92.7%	92.8%
% of Patients satisfied with the time they had to wait for an appointment	7	8	N/A	90.3%	89.1%	88.7%

* This is based on patients treated on this contract for their most recent course of treatment. Figures in italics indicate the base number of FP17s or Patient Questionnaire responses are less than 100. N/A is shown where the base number of responses is less than 10 during the period. % is calculated as Quantity/Base number*100

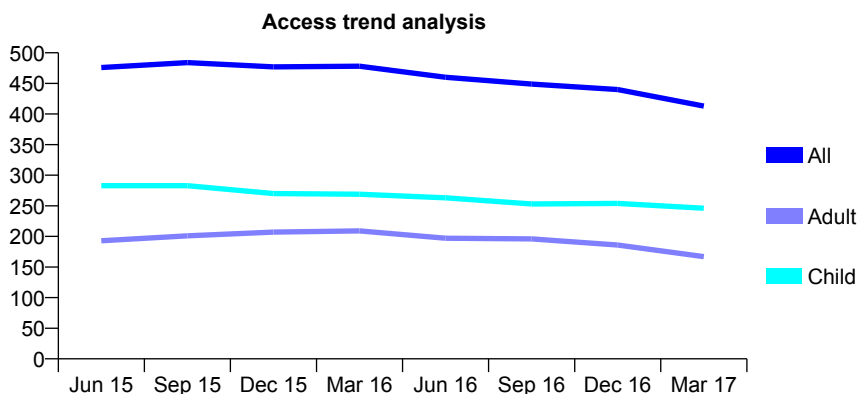
Q60 - Vital Signs At a Glance Contract Report for 623008/0002 - March 2017

Name or company name	MR H RAVAL
Contract type name	GDS Contract
Purpose of contract	General
Contract start date	12/02/2013
Contract end date	

16/17 Contracted general activity (UDA)	1,882
Carry forward general activity (UDA)	0
16/17 Contracted orthodontic activity (UOA)	0
Carry forward orthodontic activity (UOA)	0
Baseline contract value	£48,035.75

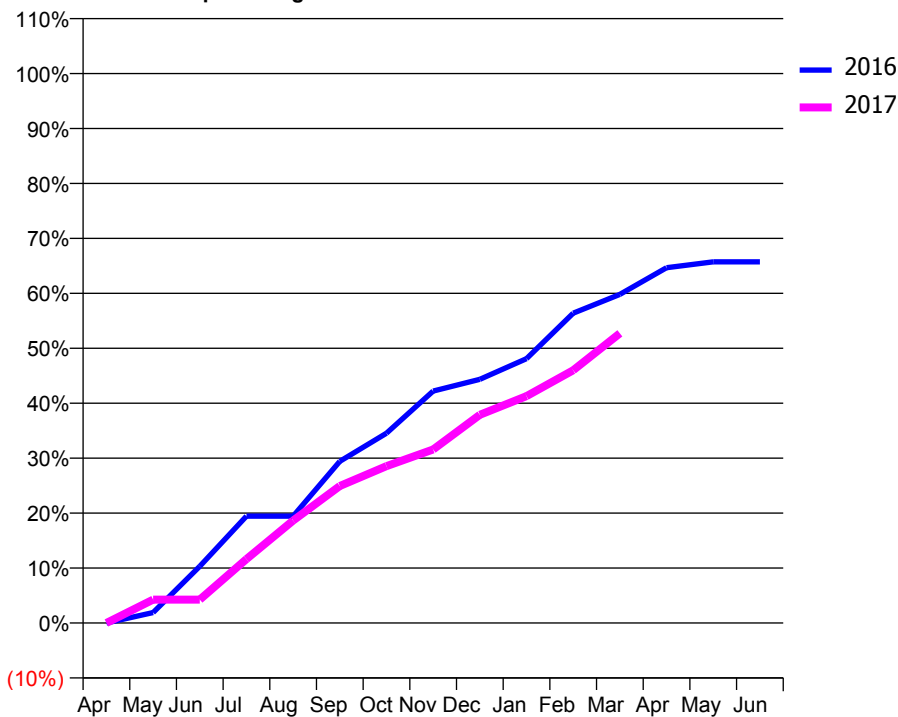
ACCESS*

Patients seen in 24 months	Total	Change since previous quarter
Quarter ending March 2016	478	
Quarter ending June 2016	460	↓
Quarter ending September 2016	449	↓
Quarter ending December 2016	440	↓
Quarter ending March 2017	413	↓
Variance since March 2016	(13.6%)	↓



ACTIVITY

Cumulative percentage of contracted UDA delivered 2016 & 2017



Adjusted Scheduled Activity (UDA)

Month	2016	2017
April	0	0
May	36	80
June	194	80
July	366	219
August	366	351
September	554	469
October	650	537
November	794	595
December	834	713
January	905	777
February	1,061	866
March	1,125	992
April	1,217	
May	1,237	
June	1,237	

QUALITY

	Quantity	Base Number	Contract	AT	Region	England
% of FP17s for the same patient ID Re-attending within 3 months - Children	108	495	21.8%	10.3%	12.0%	12.3%
% of FP17s for the same patient ID Re-attending within 3 months - Adults	69	245	28.2%	14.3%	16.0%	16.7%
% of FP17s for the same patient ID Re-attending between 3 & 9 months - Children	287	495	58.0%	59.6%	58.8%	57.6%
% of FP17s for the same patient ID Re-attending between 3 & 9 months - Adults	114	245	46.5%	53.9%	51.2%	50.1%
% of FP17s for Band 1 Urgent Courses	16	671	2.4%	7.1%	8.0%	9.1%
% of FP17s Relating to Free Repair or Replacements	0	671	0.0%	0.9%	0.8%	0.8%
% of FP17s Relating to Continuations	0	671	0.0%	1.4%	1.2%	1.2%
% of Patients satisfied with the dentistry they have received	3	3	N/A	93.5%	92.7%	92.8%
% of Patients satisfied with the time they had to wait for an appointment	3	3	N/A	90.3%	89.1%	88.7%

* This is based on patients treated on this contract for their most recent course of treatment. Figures in italics indicate the base number of FP17s or Patient Questionnaire responses are less than 100. N/A is shown where the base number of responses is less than 10 during the period. % is calculated as Quantity/Base number*100

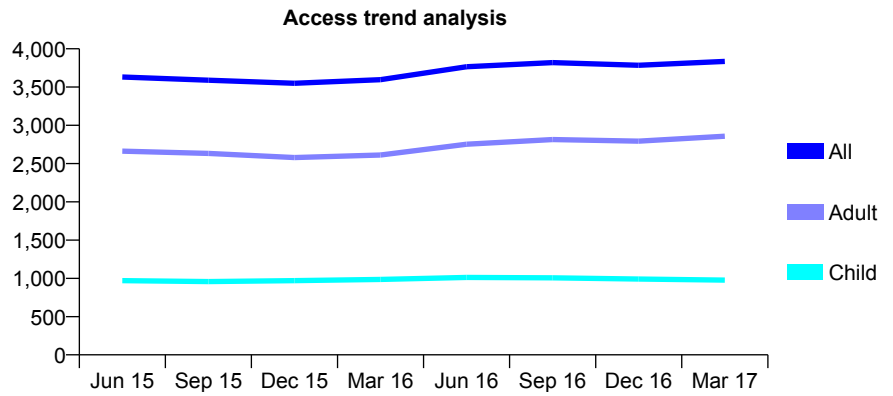
Q60 - Vital Signs At a Glance Contract Report for 623083/0002 - March 2017

Name or company name	Woodhouse Dental Practice
Contract type name	GDS Contract
Purpose of contract	General
Contract start date	05/08/2010
Contract end date	

16/17 Contracted general activity (UDA)	13,902
Carry forward general activity (UDA)	0
16/17 Contracted orthodontic activity (UOA)	0
Carry forward orthodontic activity (UOA)	0
Baseline contract value	£378,342.44

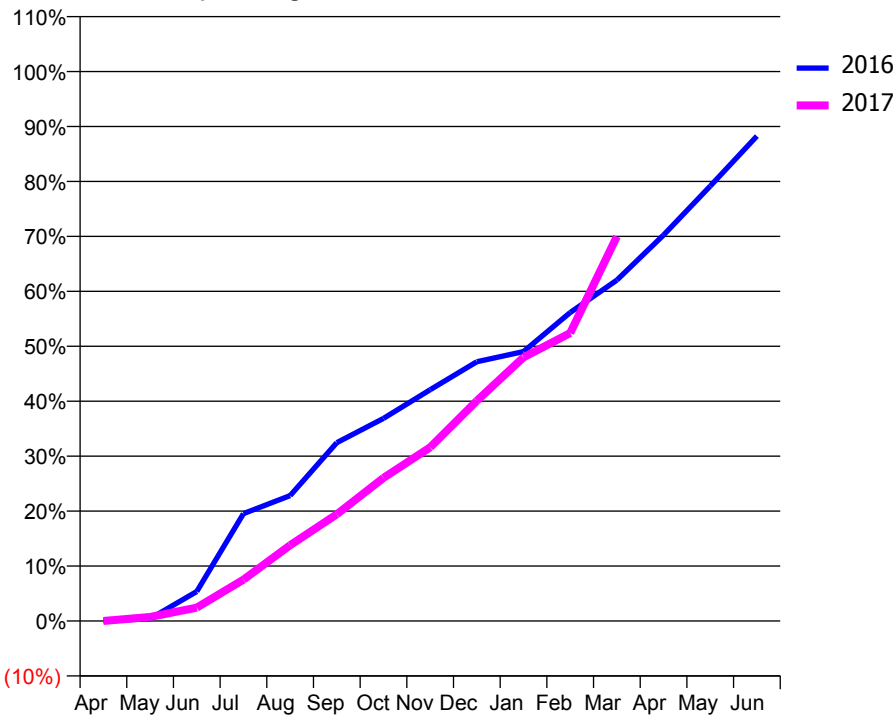
ACCESS*

Patients seen in 24 months	Total	Change since previous quarter
Quarter ending March 2016	3,597	
Quarter ending June 2016	3,765	↑
Quarter ending September 2016	3,820	→
Quarter ending December 2016	3,784	→
Quarter ending March 2017	3,835	→
Variance since March 2016	6.6%	↑



ACTIVITY

Cumulative percentage of contracted UDA delivered 2016 & 2017



Month	Adjusted Scheduled Activity (UDA)	
	2016	2017
April	0	1
May	58	102
June	746	339
July	2,719	1,047
August	3,172	1,917
September	4,512	2,699
October	5,128	3,623
November	5,851	4,393
December	6,561	5,570
January	6,815	6,673
February	7,805	7,285
March	8,624	9,728
April	9,766	
May	11,002	
June	12,268	

QUALITY

	Quantity	Base Number	Contract	AT	Region	England
% of FP17s for the same patient ID Re-attending within 3 months - Children	168	1,723	9.8%	10.3%	12.0%	12.3%
% of FP17s for the same patient ID Re-attending within 3 months - Adults	647	5,064	12.8%	14.3%	16.0%	16.7%
% of FP17s for the same patient ID Re-attending between 3 & 9 months - Children	1,123	1,723	65.2%	59.6%	58.8%	57.6%
% of FP17s for the same patient ID Re-attending between 3 & 9 months - Adults	2,858	5,064	56.4%	53.9%	51.2%	50.1%
% of FP17s for Band 1 Urgent Courses	210	5,066	4.1%	7.1%	8.0%	9.1%
% of FP17s Relating to Free Repair or Replacements	66	5,066	1.3%	0.9%	0.8%	0.8%
% of FP17s Relating to Continuations	33	5,066	0.7%	1.4%	1.2%	1.2%
% of Patients satisfied with the dentistry they have received	14	14	100.0%	93.5%	92.7%	92.8%
% of Patients satisfied with the time they had to wait for an appointment	14	14	100.0%	90.3%	89.1%	88.7%

* This is based on patients treated on this contract for their most recent course of treatment. Figures in italics indicate the base number of FP17s or Patient Questionnaire responses are less than 100. N/A is shown where the base number of responses is less than 10 during the period. % is calculated as Quantity/Base number*100

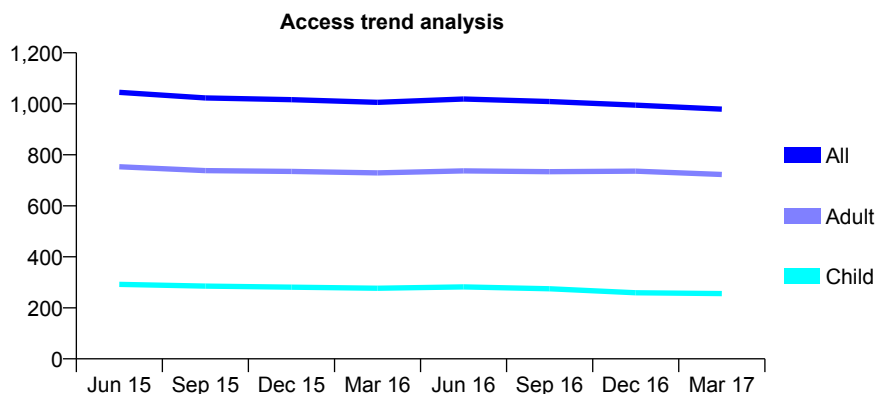
Q60 - Vital Signs At a Glance Contract Report for 634549/0001 - March 2017

Name or company name	MR JP HEALY
Contract type name	GDS Contract
Purpose of contract	General
Contract start date	01/04/2006
Contract end date	

16/17 Contracted general activity (UDA)	3,427
Carry forward general activity (UDA)	-6
16/17 Contracted orthodontic activity (UOA)	0
Carry forward orthodontic activity (UOA)	0
Baseline contract value	£82,578.66

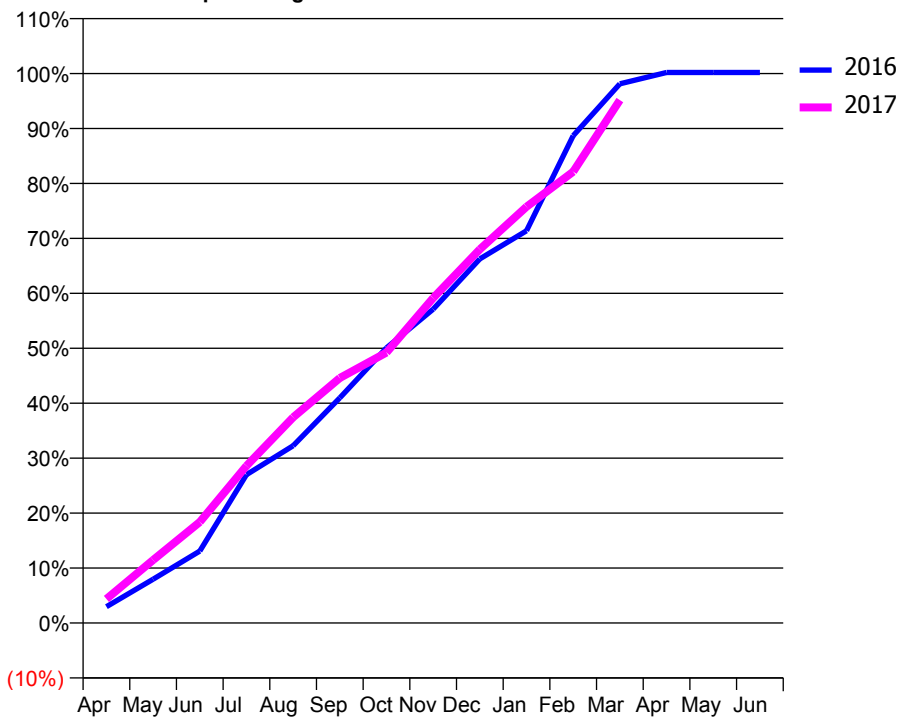
ACCESS*

Patients seen in 24 months	Total	Change since previous quarter
Quarter ending March 2016	1,006	
Quarter ending June 2016	1,019	→
Quarter ending September 2016	1,009	→
Quarter ending December 2016	995	↓
Quarter ending March 2017	979	↓
Variance since March 2016	(2.7%)	↓



ACTIVITY

Cumulative percentage of contracted UDA delivered 2016 & 2017



Month	Adjusted Scheduled Activity (UDA)	
	2016	2017
April	102	150
May	273	393
June	449	630
July	925	980
August	1,106	1,283
September	1,404	1,528
October	1,716	1,687
November	1,957	2,027
December	2,271	2,331
January	2,446	2,596
February	3,039	2,815
March	3,363	3,261
April	3,433	
May	3,433	
June	3,433	

QUALITY

	Quantity	Base Number	Contract	AT	Region	England
% of FP17s for the same patient ID Re-attending within 3 months - Children	29	424	6.8%	10.3%	12.0%	12.3%
% of FP17s for the same patient ID Re-attending within 3 months - Adults	262	1,281	20.5%	14.3%	16.0%	16.7%
% of FP17s for the same patient ID Re-attending between 3 & 9 months - Children	282	424	66.5%	59.6%	58.8%	57.6%
% of FP17s for the same patient ID Re-attending between 3 & 9 months - Adults	782	1,281	61.0%	53.9%	51.2%	50.1%
% of FP17s for Band 1 Urgent Courses	101	1,653	6.1%	7.1%	8.0%	9.1%
% of FP17s Relating to Free Repair or Replacements	15	1,653	0.9%	0.9%	0.8%	0.8%
% of FP17s Relating to Continuations	52	1,653	3.1%	1.4%	1.2%	1.2%
% of Patients satisfied with the dentistry they have received	3	3	N/A	93.5%	92.7%	92.8%
% of Patients satisfied with the time they had to wait for an appointment	3	3	N/A	90.3%	89.1%	88.7%

* This is based on patients treated on this contract for their most recent course of treatment. Figures in italics indicate the base number of FP17s or Patient Questionnaire responses are less than 100. N/A is shown where the base number of responses is less than 10 during the period. % is calculated as Quantity/Base number*100

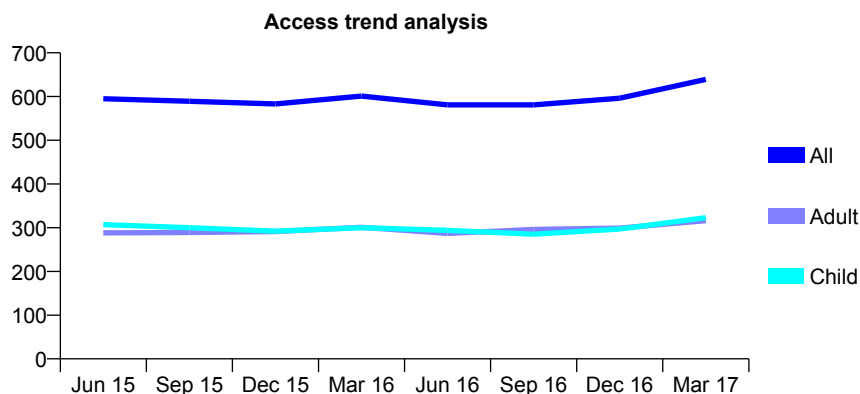
Q60 - Vital Signs At a Glance Contract Report for 643203/0001 - March 2017

Name or company name	MR GP MANZIE
Contract type name	GDS Contract
Purpose of contract	General and Orthodontic
Contract start date	01/04/2006
Contract end date	

16/17 Contracted general activity (UDA)	1,634
Carry forward general activity (UDA)	0
16/17 Contracted orthodontic activity (UOA)	492
Carry forward orthodontic activity (UOA)	0
Baseline contract value	£79,699.21

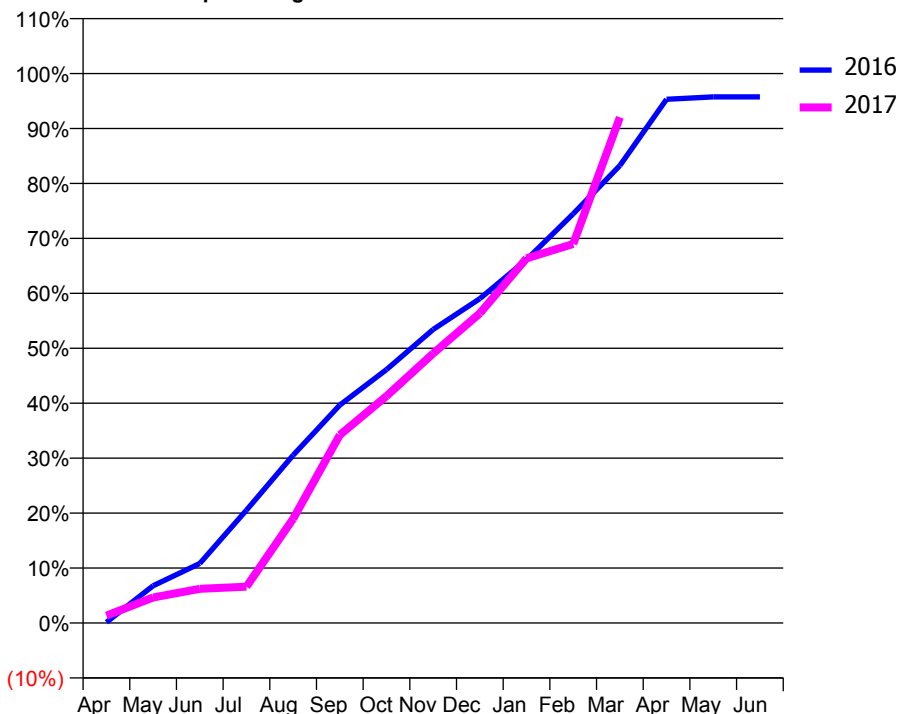
ACCESS*

Patients seen in 24 months	Total	Change since previous quarter
Quarter ending March 2016	601	
Quarter ending June 2016	581	↓
Quarter ending September 2016	581	→
Quarter ending December 2016	596	↑
Quarter ending March 2017	639	↑
Variance since March 2016	6.3%	↑



ACTIVITY

Cumulative percentage of contracted UDA delivered 2016 & 2017



Adjusted Scheduled Activity (UDA)

Month	2016	2017
April	2	22
May	110	76
June	176	102
July	333	108
August	495	310
September	643	559
October	748	675
November	866	801
December	958	921
January	1,072	1,084
February	1,208	1,127
March	1,350	1,504
April	1,546	
May	1,553	
June	1,553	

QUALITY

	Quantity	Base Number	Contract	AT	Region	England
% of FP17s for the same patient ID Re-attending within 3 months - Children	32	480	6.7%	10.3%	12.0%	12.3%
% of FP17s for the same patient ID Re-attending within 3 months - Adults	50	367	13.6%	14.3%	16.0%	16.7%
% of FP17s for the same patient ID Re-attending between 3 & 9 months - Children	214	480	44.6%	59.6%	58.8%	57.6%
% of FP17s for the same patient ID Re-attending between 3 & 9 months - Adults	164	367	44.7%	53.9%	51.2%	50.1%
% of FP17s for Band 1 Urgent Courses	44	699	6.3%	7.1%	8.0%	9.1%
% of FP17s Relating to Free Repair or Replacements	2	699	0.3%	0.9%	0.8%	0.8%
% of FP17s Relating to Continuations	0	699	0.0%	1.4%	1.2%	1.2%
% of Patients satisfied with the dentistry they have received	0	0	N/A	93.5%	92.7%	92.8%
% of Patients satisfied with the time they had to wait for an appointment	0	0	N/A	90.3%	89.1%	88.7%

* This is based on patients treated on this contract for their most recent course of treatment. Figures in italics indicate the base number of FP17s or Patient Questionnaire responses are less than 100. N/A is shown where the base number of responses is less than 10 during the period. % is calculated as Quantity/Base number*100

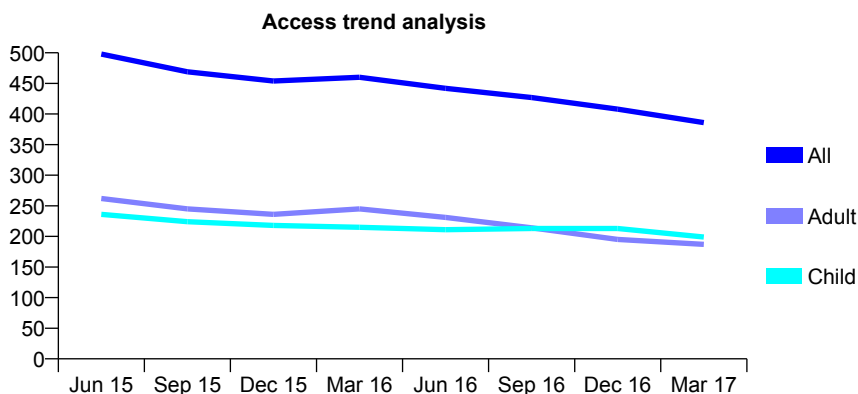
Q60 - Vital Signs At a Glance Contract Report for 652768/0002 - March 2017

Name or company name	MRS NC LAVELLE
Contract type name	GDS Contract
Purpose of contract	General
Contract start date	01/08/2011
Contract end date	

16/17 Contracted general activity (UDA)	1,349
Carry forward general activity (UDA)	0
16/17 Contracted orthodontic activity (UOA)	0
Carry forward orthodontic activity (UOA)	0
Baseline contract value	£28,019.70

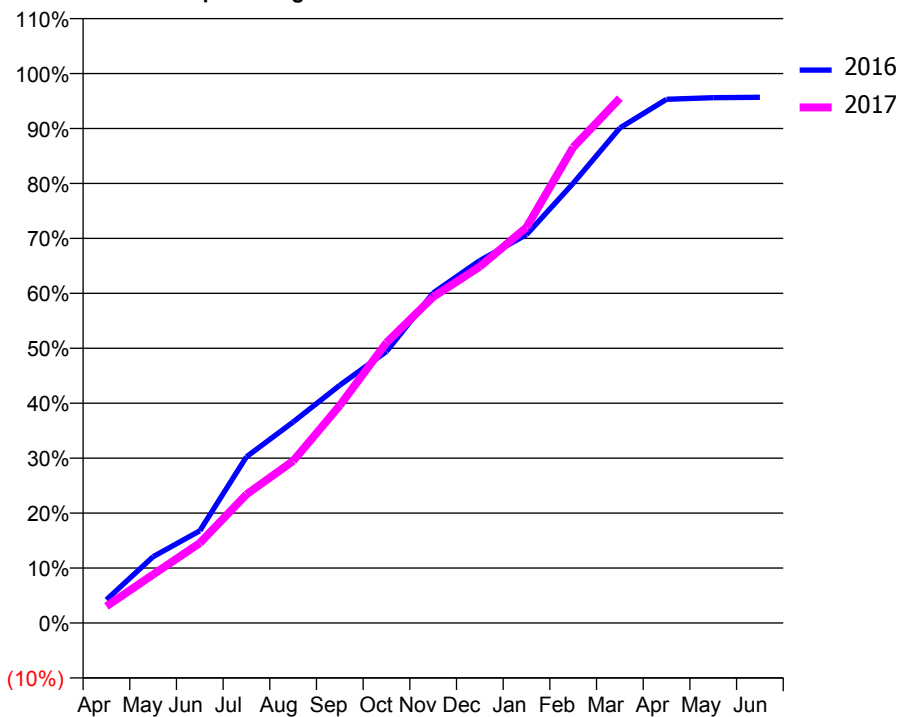
ACCESS*

Patients seen in 24 months	Total	Change since previous quarter
Quarter ending March 2016	460	
Quarter ending June 2016	442	↓
Quarter ending September 2016	427	↓
Quarter ending December 2016	408	↓
Quarter ending March 2017	386	↓
Variance since March 2016	(16.1%)	↓



ACTIVITY

Cumulative percentage of contracted UDA delivered 2016 & 2017



Month	Adjusted Scheduled Activity (UDA)	
	2016	2017
April	57	41
May	163	119
June	226	196
July	408	316
August	493	398
September	584	534
October	667	688
November	810	801
December	890	875
January	953	971
February	1,079	1,168
March	1,215	1,288
April	1,286	
May	1,290	
June	1,291	

QUALITY

	Quantity	Base Number	Contract	AT	Region	England
% of FP17s for the same patient ID Re-attending within 3 months - Children	64	401	16.0%	10.3%	12.0%	12.3%
% of FP17s for the same patient ID Re-attending within 3 months - Adults	45	249	18.1%	14.3%	16.0%	16.7%
% of FP17s for the same patient ID Re-attending between 3 & 9 months - Children	280	401	69.8%	59.6%	58.8%	57.6%
% of FP17s for the same patient ID Re-attending between 3 & 9 months - Adults	154	249	61.8%	53.9%	51.2%	50.1%
% of FP17s for Band 1 Urgent Courses	57	616	9.3%	7.1%	8.0%	9.1%
% of FP17s Relating to Free Repair or Replacements	2	616	0.3%	0.9%	0.8%	0.8%
% of FP17s Relating to Continuations	5	616	0.8%	1.4%	1.2%	1.2%
% of Patients satisfied with the dentistry they have received	1	1	N/A	93.5%	92.7%	92.8%
% of Patients satisfied with the time they had to wait for an appointment	1	1	N/A	90.3%	89.1%	88.7%

* This is based on patients treated on this contract for their most recent course of treatment. Figures in italics indicate the base number of FP17s or Patient Questionnaire responses are less than 100. N/A is shown where the base number of responses is less than 10 during the period. % is calculated as Quantity/Base number*100

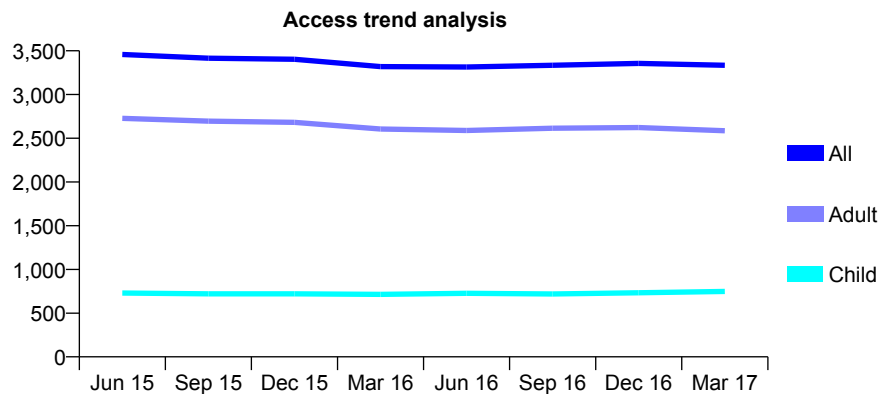
Q60 - Vital Signs At a Glance Contract Report for 653071/0001 - March 2017

Name or company name	MISS SS KHAIRA
Contract type name	GDS Contract
Purpose of contract	General
Contract start date	01/05/2011
Contract end date	

16/17 Contracted general activity (UDA)	9,851
Carry forward general activity (UDA)	-180
16/17 Contracted orthodontic activity (UOA)	0
Carry forward orthodontic activity (UOA)	0
Baseline contract value	£193,125.58

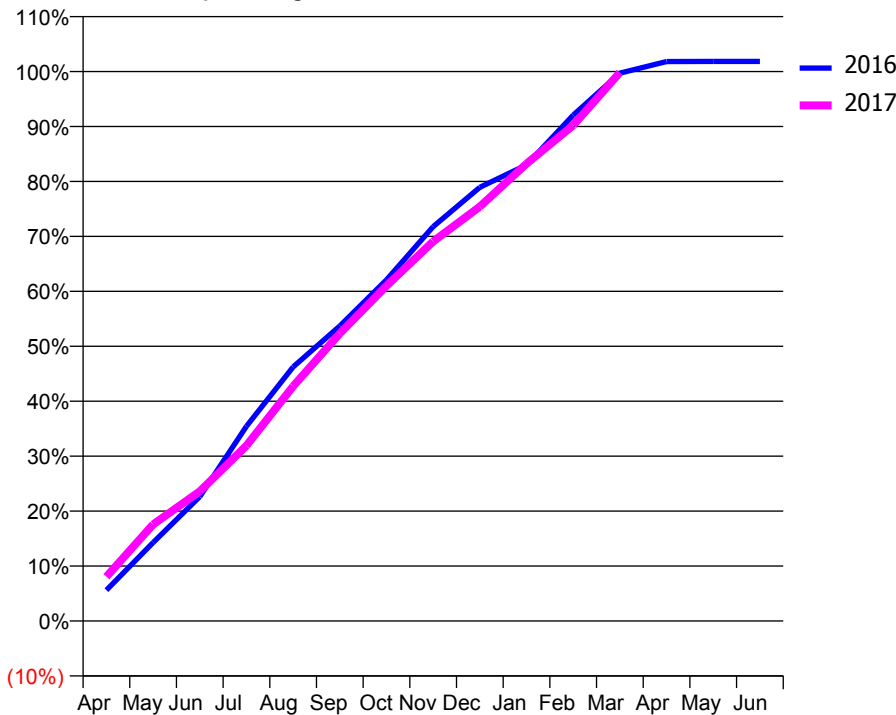
ACCESS*

Patients seen in 24 months	Total	Change since previous quarter
Quarter ending March 2016	3,319	
Quarter ending June 2016	3,315	→
Quarter ending September 2016	3,334	→
Quarter ending December 2016	3,356	→
Quarter ending March 2017	3,334	→
Variance since March 2016	0.5%	→



ACTIVITY

Cumulative percentage of contracted UDA delivered 2016 & 2017



Month	Adjusted Scheduled Activity (UDA)	
	2016	2017
April	553	795
May	1,407	1,731
June	2,230	2,324
July	3,490	3,146
August	4,556	4,208
September	5,289	5,155
October	6,116	6,008
November	7,071	6,805
December	7,775	7,429
January	8,176	8,198
February	9,068	8,888
March	9,821	9,833
April	10,030	
May	10,031	
June	10,031	

QUALITY

	Quantity	Base Number	Contract	AT	Region	England
% of FP17s for the same patient ID Re-attending within 3 months - Children	95	1,151	8.3%	10.3%	12.0%	12.3%
% of FP17s for the same patient ID Re-attending within 3 months - Adults	421	3,500	12.0%	14.3%	16.0%	16.7%
% of FP17s for the same patient ID Re-attending between 3 & 9 months - Children	667	1,151	57.9%	59.6%	58.8%	57.6%
% of FP17s for the same patient ID Re-attending between 3 & 9 months - Adults	2,007	3,500	57.3%	53.9%	51.2%	50.1%
% of FP17s for Band 1 Urgent Courses	135	4,527	3.0%	7.1%	8.0%	9.1%
% of FP17s Relating to Free Repair or Replacements	55	4,527	1.2%	0.9%	0.8%	0.8%
% of FP17s Relating to Continuations	41	4,527	0.9%	1.4%	1.2%	1.2%
% of Patients satisfied with the dentistry they have received	11	12	91.7%	93.5%	92.7%	92.8%
% of Patients satisfied with the time they had to wait for an appointment	12	12	100.0%	90.3%	89.1%	88.7%

* This is based on patients treated on this contract for their most recent course of treatment. Figures in italics indicate the base number of FP17s or Patient Questionnaire responses are less than 100. N/A is shown where the base number of responses is less than 10 during the period. % is calculated as Quantity/Base number*100

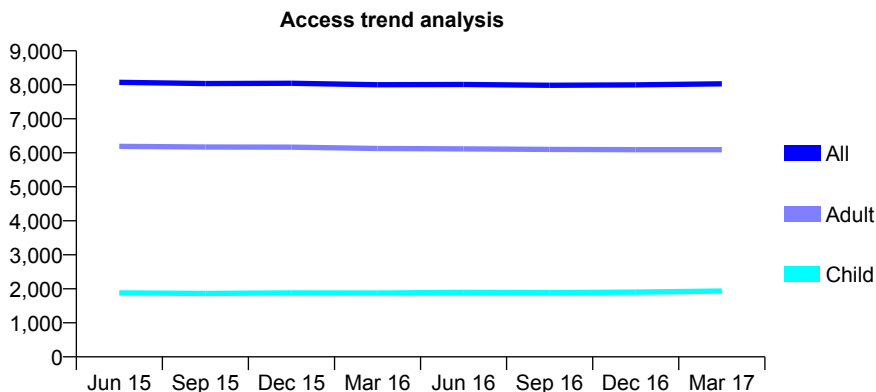
Q60 - Vital Signs At a Glance Contract Report for 655813/0001 - March 2017

Name or company name	MR PR BASON
Contract type name	GDS Contract
Purpose of contract	General and Orthodontic
Contract start date	01/04/2006
Contract end date	

16/17 Contracted general activity (UDA)	23,040
Carry forward general activity (UDA)	-148
16/17 Contracted orthodontic activity (UOA)	0
Carry forward orthodontic activity (UOA)	0
Baseline contract value	£658,451.93

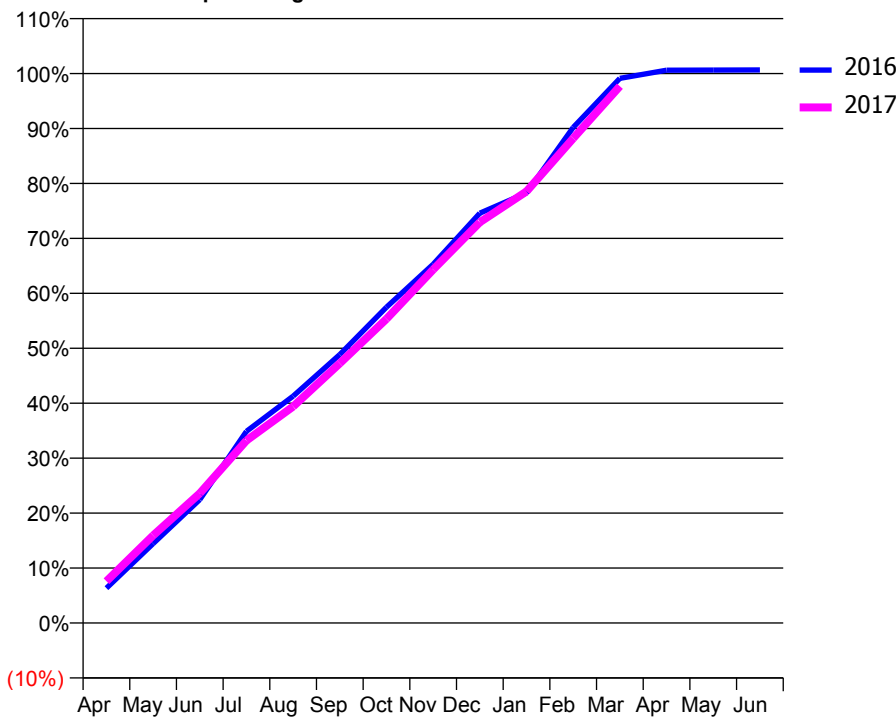
ACCESS*

Patients seen in 24 months	Total	Change since previous quarter
Quarter ending March 2016	8,003	
Quarter ending June 2016	8,010	→
Quarter ending September 2016	7,987	→
Quarter ending December 2016	7,997	→
Quarter ending March 2017	8,029	→
Variance since March 2016	0.3%	→



ACTIVITY

Cumulative percentage of contracted UDA delivered 2016 & 2017



Month	Adjusted Scheduled Activity (UDA)	
	2016	2017
April	1,464	1,751
May	3,331	3,672
June	5,174	5,439
July	8,039	7,651
August	9,516	9,076
September	11,256	10,888
October	13,243	12,753
November	15,043	14,817
December	17,186	16,802
January	18,032	18,096
February	20,778	20,320
March	22,838	22,509
April	23,178	
May	23,185	
June	23,188	

QUALITY

	Quantity	Base Number	Contract	AT	Region	England
% of FP17s for the same patient ID Re-attending within 3 months - Children	133	3,046	4.4%	10.3%	12.0%	12.3%
% of FP17s for the same patient ID Re-attending within 3 months - Adults	1,365	10,775	12.7%	14.3%	16.0%	16.7%
% of FP17s for the same patient ID Re-attending between 3 & 9 months - Children	2,116	3,046	69.5%	59.6%	58.8%	57.6%
% of FP17s for the same patient ID Re-attending between 3 & 9 months - Adults	7,876	10,775	73.1%	53.9%	51.2%	50.1%
% of FP17s for Band 1 Urgent Courses	389	13,653	2.8%	7.1%	8.0%	9.1%
% of FP17s Relating to Free Repair or Replacements	45	13,653	0.3%	0.9%	0.8%	0.8%
% of FP17s Relating to Continuations	405	13,653	3.0%	1.4%	1.2%	1.2%
% of Patients satisfied with the dentistry they have received	19	21	90.5%	93.5%	92.7%	92.8%
% of Patients satisfied with the time they had to wait for an appointment	19	21	90.5%	90.3%	89.1%	88.7%

* This is based on patients treated on this contract for their most recent course of treatment. Figures in italics indicate the base number of FP17s or Patient Questionnaire responses are less than 100. N/A is shown where the base number of responses is less than 10 during the period. % is calculated as Quantity/Base number*100

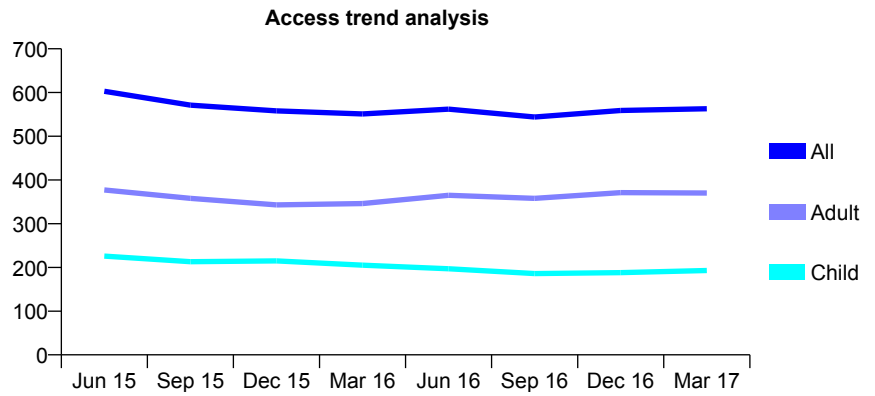
Q60 - Vital Signs At a Glance Contract Report for 659398/0001 - March 2017

Name or company name	MR FD HARRINGTON
Contract type name	GDS Contract
Purpose of contract	General
Contract start date	01/04/2006
Contract end date	

16/17 Contracted general activity (UDA)	1,282
Carry forward general activity (UDA)	0
16/17 Contracted orthodontic activity (UOA)	0
Carry forward orthodontic activity (UOA)	0
Baseline contract value	£35,607.10

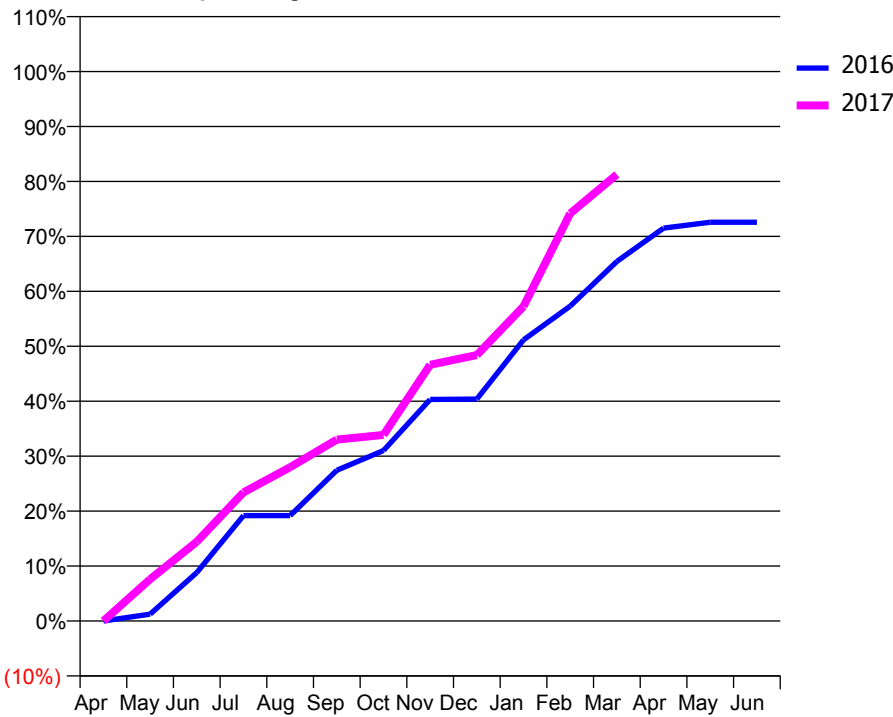
ACCESS*

Patients seen in 24 months	Total	Change since previous quarter
Quarter ending March 2016	551	
Quarter ending June 2016	562	→
Quarter ending September 2016	544	↓
Quarter ending December 2016	559	↑
Quarter ending March 2017	563	→
Variance since March 2016	2.2%	↑



ACTIVITY

Cumulative percentage of contracted UDA delivered 2016 & 2017



Month	Adjusted Scheduled Activity (UDA)	
	2016	2017
April	0	0
May	16	98
June	113	185
July	246	300
August	246	359
September	352	423
October	398	434
November	517	598
December	518	620
January	656	734
February	735	951
March	839	1,042
April	917	
May	930	
June	930	

QUALITY

	Quantity	Base Number	Contract	AT	Region	England
% of FP17s for the same patient ID Re-attending within 3 months - Children	7	213	3.3%	10.3%	12.0%	12.3%
% of FP17s for the same patient ID Re-attending within 3 months - Adults	46	379	12.1%	14.3%	16.0%	16.7%
% of FP17s for the same patient ID Re-attending between 3 & 9 months - Children	102	213	47.9%	59.6%	58.8%	57.6%
% of FP17s for the same patient ID Re-attending between 3 & 9 months - Adults	95	379	25.1%	53.9%	51.2%	50.1%
% of FP17s for Band 1 Urgent Courses	79	544	14.5%	7.1%	8.0%	9.1%
% of FP17s Relating to Free Repair or Replacements	0	544	0.0%	0.9%	0.8%	0.8%
% of FP17s Relating to Continuations	0	544	0.0%	1.4%	1.2%	1.2%
% of Patients satisfied with the dentistry they have received	3	3	N/A	93.5%	92.7%	92.8%
% of Patients satisfied with the time they had to wait for an appointment	3	3	N/A	90.3%	89.1%	88.7%

* This is based on patients treated on this contract for their most recent course of treatment. Figures in italics indicate the base number of FP17s or Patient Questionnaire responses are less than 100. N/A is shown where the base number of responses is less than 10 during the period. % is calculated as Quantity/Base number*100

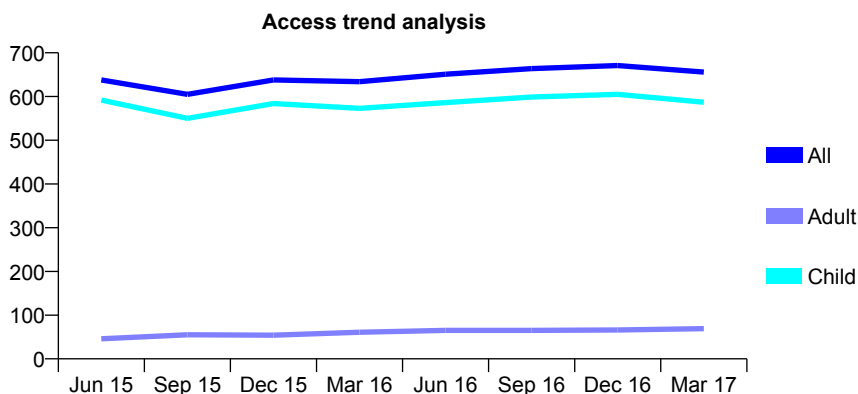
Q60 - Vital Signs At a Glance Contract Report for 659908/0001 - March 2017

Name or company name	MRS JD ROBSON
Contract type name	GDS Contract
Purpose of contract	General
Contract start date	01/04/2006
Contract end date	31/03/2017

16/17 Contracted general activity (UDA)	1,200
Carry forward general activity (UDA)	0
16/17 Contracted orthodontic activity (UOA)	0
Carry forward orthodontic activity (UOA)	0
Baseline contract value	£25,484.67

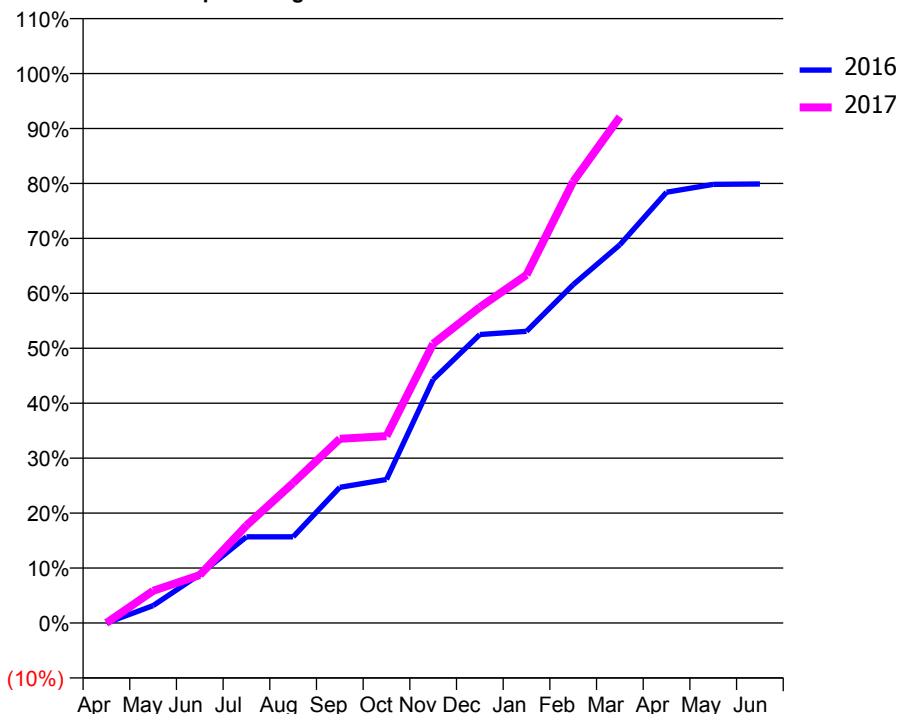
ACCESS*

Patients seen in 24 months	Total	Change since previous quarter
Quarter ending March 2016	634	
Quarter ending June 2016	651	↑
Quarter ending September 2016	664	→
Quarter ending December 2016	671	→
Quarter ending March 2017	656	↓
Variance since March 2016	3.5%	↑



ACTIVITY

Cumulative percentage of contracted UDA delivered 2016 & 2017



Month	Adjusted Scheduled Activity (UDA)	
	2016	2017
April	0	0
May	38	70
June	106	105
July	188	213
August	188	306
September	296	402
October	313	408
November	532	610
December	630	690
January	637	760
February	739	964
March	826	1,105
April	941	
May	958	
June	959	

QUALITY

	Quantity	Base Number	Contract	AT	Region	England
% of FP17s for the same patient ID Re-attending within 3 months - Children	39	988	3.9%	10.3%	12.0%	12.3%
% of FP17s for the same patient ID Re-attending within 3 months - Adults	0	1	0.0%	14.3%	16.0%	16.7%
% of FP17s for the same patient ID Re-attending between 3 & 9 months - Children	518	988	52.4%	59.6%	58.8%	57.6%
% of FP17s for the same patient ID Re-attending between 3 & 9 months - Adults	0	1	0.0%	53.9%	51.2%	50.1%
% of FP17s for Band 1 Urgent Courses	32	878	3.6%	7.1%	8.0%	9.1%
% of FP17s Relating to Free Repair or Replacements	0	878	0.0%	0.9%	0.8%	0.8%
% of FP17s Relating to Continuations	0	878	0.0%	1.4%	1.2%	1.2%
% of Patients satisfied with the dentistry they have received	0	0	N/A	93.5%	92.7%	92.8%
% of Patients satisfied with the time they had to wait for an appointment	0	0	N/A	90.3%	89.1%	88.7%

* This is based on patients treated on this contract for their most recent course of treatment. Figures in italics indicate the base number of FP17s or Patient Questionnaire responses are less than 100. N/A is shown where the base number of responses is less than 10 during the period. % is calculated as Quantity/Base number*100

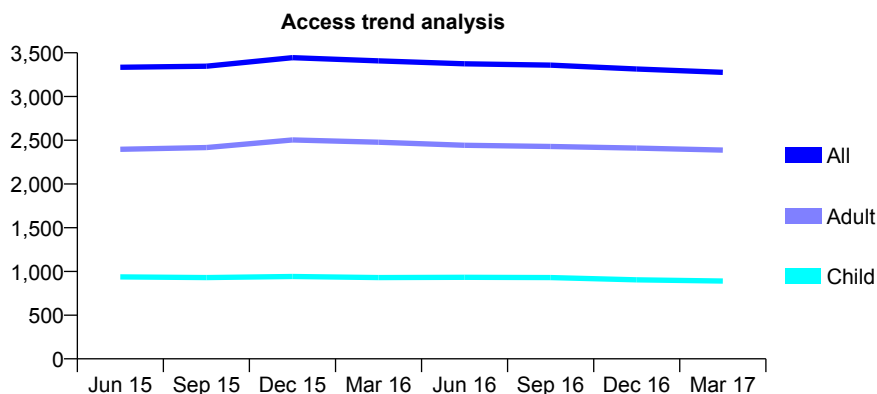
Q60 - Vital Signs At a Glance Contract Report for 661708/0002 - March 2017

Name or company name	MR HS BASRA
Contract type name	GDS Contract
Purpose of contract	General
Contract start date	01/12/2013
Contract end date	

16/17 Contracted general activity (UDA)	9,034
Carry forward general activity (UDA)	-181
16/17 Contracted orthodontic activity (UOA)	0
Carry forward orthodontic activity (UOA)	0
Baseline contract value	£189,395.46

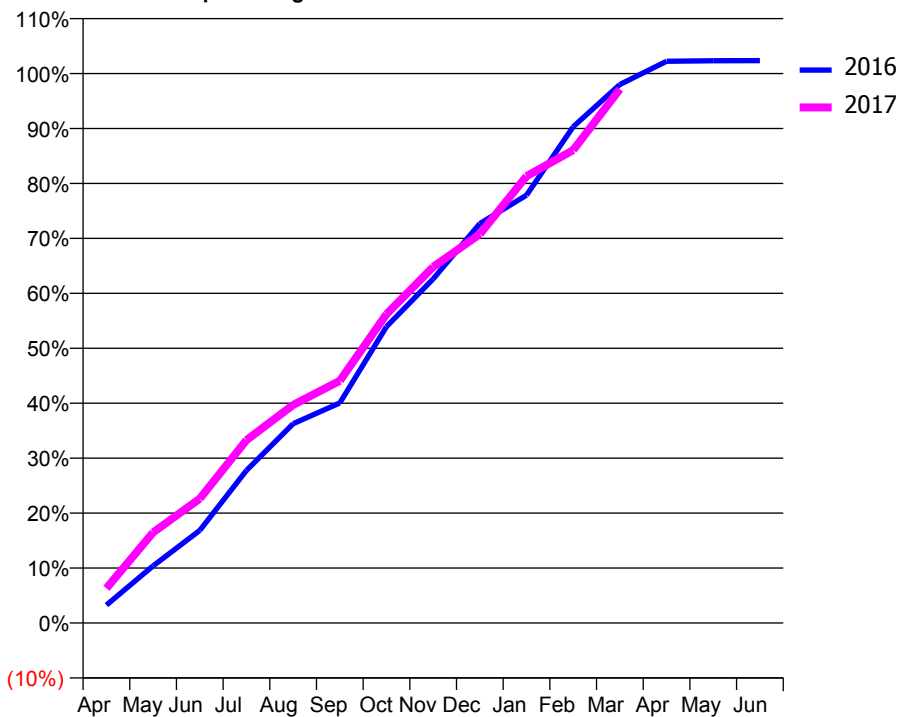
ACCESS*

Patients seen in 24 months	Total	Change since previous quarter
Quarter ending March 2016	3,407	
Quarter ending June 2016	3,374	→
Quarter ending September 2016	3,359	→
Quarter ending December 2016	3,314	↓
Quarter ending March 2017	3,277	↓
Variance since March 2016	(3.8%)	↓



ACTIVITY

Cumulative percentage of contracted UDA delivered 2016 & 2017



Month	Adjusted Scheduled Activity (UDA)	
	2016	2017
April	295	570
May	939	1,490
June	1,524	2,044
July	2,510	3,008
August	3,275	3,586
September	3,619	3,982
October	4,872	5,079
November	5,657	5,854
December	6,568	6,394
January	7,034	7,345
February	8,158	7,776
March	8,854	8,778
April	9,235	
May	9,243	
June	9,246	

QUALITY

	Quantity	Base Number	Contract	AT	Region	England
% of FP17s for the same patient ID Re-attending within 3 months - Children	94	1,589	5.9%	10.3%	12.0%	12.3%
% of FP17s for the same patient ID Re-attending within 3 months - Adults	632	4,171	15.2%	14.3%	16.0%	16.7%
% of FP17s for the same patient ID Re-attending between 3 & 9 months - Children	1,159	1,589	72.9%	59.6%	58.8%	57.6%
% of FP17s for the same patient ID Re-attending between 3 & 9 months - Adults	2,887	4,171	69.2%	53.9%	51.2%	50.1%
% of FP17s for Band 1 Urgent Courses	393	5,489	7.2%	7.1%	8.0%	9.1%
% of FP17s Relating to Free Repair or Replacements	28	5,489	0.5%	0.9%	0.8%	0.8%
% of FP17s Relating to Continuations	111	5,489	2.0%	1.4%	1.2%	1.2%
% of Patients satisfied with the dentistry they have received	13	13	100.0%	93.5%	92.7%	92.8%
% of Patients satisfied with the time they had to wait for an appointment	13	13	100.0%	90.3%	89.1%	88.7%

* This is based on patients treated on this contract for their most recent course of treatment. Figures in italics indicate the base number of FP17s or Patient Questionnaire responses are less than 100. N/A is shown where the base number of responses is less than 10 during the period. % is calculated as Quantity/Base number*100

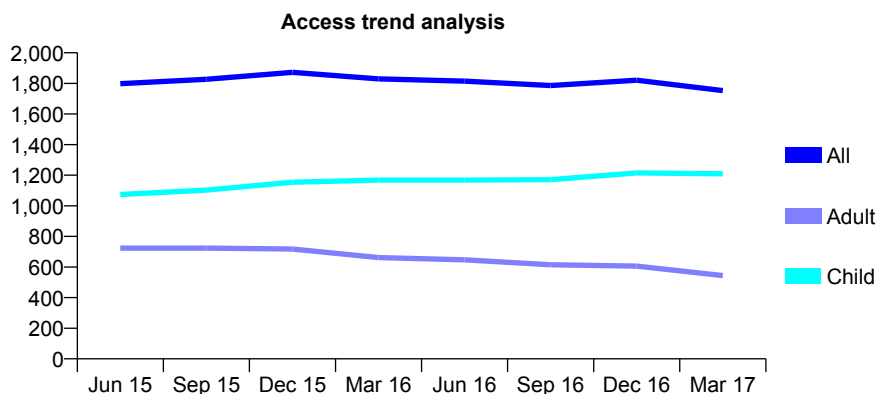
Q60 - Vital Signs At a Glance Contract Report for 670340/0002 - March 2017

Name or company name	MR LR SUMMERFIELD
Contract type name	GDS Contract
Purpose of contract	General
Contract start date	23/03/2009
Contract end date	

16/17 Contracted general activity (UDA)	6,000
Carry forward general activity (UDA)	-100
16/17 Contracted orthodontic activity (UOA)	0
Carry forward orthodontic activity (UOA)	0
Baseline contract value	£160,035.00

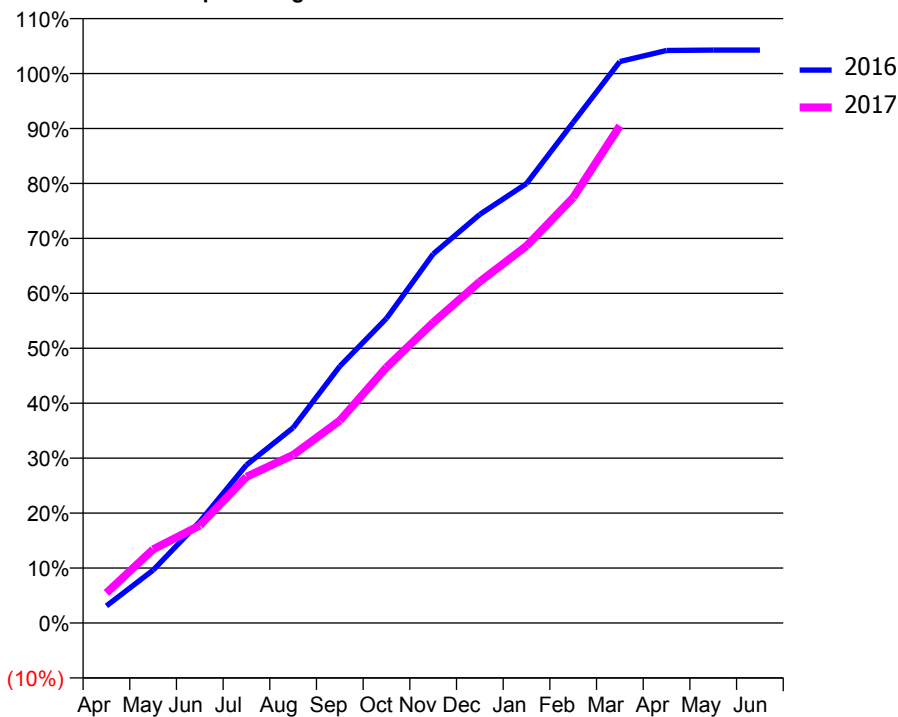
ACCESS*

Patients seen in 24 months	Total	Change since previous quarter
Quarter ending March 2016	1,830	
Quarter ending June 2016	1,815	→
Quarter ending September 2016	1,786	↓
Quarter ending December 2016	1,821	→
Quarter ending March 2017	1,753	↓
Variance since March 2016	(4.2%)	↓



ACTIVITY

Cumulative percentage of contracted UDA delivered 2016 & 2017



Month	Adjusted Scheduled Activity (UDA)	
	2016	2017
April	156	328
May	481	804
June	923	1,065
July	1,438	1,597
August	1,777	1,835
September	2,337	2,211
October	2,772	2,791
November	3,358	3,281
December	3,718	3,728
January	3,998	4,117
February	4,556	4,646
March	5,108	5,428
April	5,209	
May	5,213	
June	5,213	

QUALITY

	Quantity	Base Number	Contract	AT	Region	England
% of FP17s for the same patient ID Re-attending within 3 months - Children	121	1,414	8.6%	10.3%	12.0%	12.3%
% of FP17s for the same patient ID Re-attending within 3 months - Adults	45	486	9.3%	14.3%	16.0%	16.7%
% of FP17s for the same patient ID Re-attending between 3 & 9 months - Children	690	1,414	48.8%	59.6%	58.8%	57.6%
% of FP17s for the same patient ID Re-attending between 3 & 9 months - Adults	261	486	53.7%	53.9%	51.2%	50.1%
% of FP17s for Band 1 Urgent Courses	22	1,831	1.2%	7.1%	8.0%	9.1%
% of FP17s Relating to Free Repair or Replacements	0	1,831	0.0%	0.9%	0.8%	0.8%
% of FP17s Relating to Continuations	0	1,831	0.0%	1.4%	1.2%	1.2%
% of Patients satisfied with the dentistry they have received	5	5	N/A	93.5%	92.7%	92.8%
% of Patients satisfied with the time they had to wait for an appointment	5	5	N/A	90.3%	89.1%	88.7%

* This is based on patients treated on this contract for their most recent course of treatment. Figures in italics indicate the base number of FP17s or Patient Questionnaire responses are less than 100. N/A is shown where the base number of responses is less than 10 during the period. % is calculated as Quantity/Base number*100

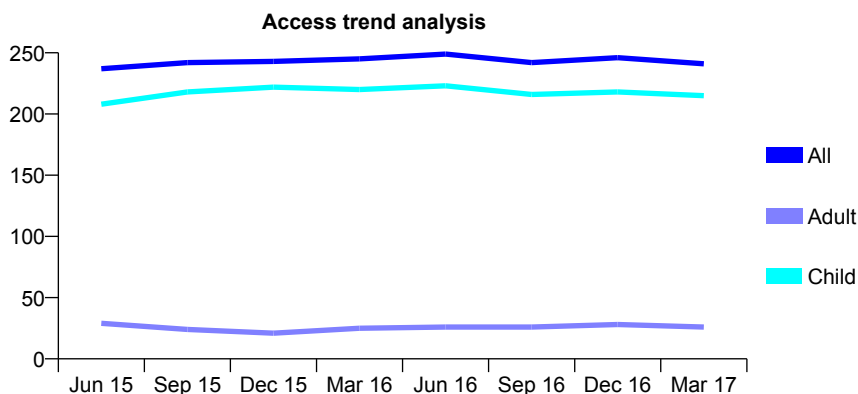
Q60 - Vital Signs At a Glance Contract Report for 676195/0001 - March 2017

Name or company name	MR PN RICHARDS
Contract type name	GDS Contract
Purpose of contract	General
Contract start date	01/04/2013
Contract end date	31/03/2017

16/17 Contracted general activity (UDA)	570
Carry forward general activity (UDA)	0
16/17 Contracted orthodontic activity (UOA)	0
Carry forward orthodontic activity (UOA)	0
Baseline contract value	£12,447.40

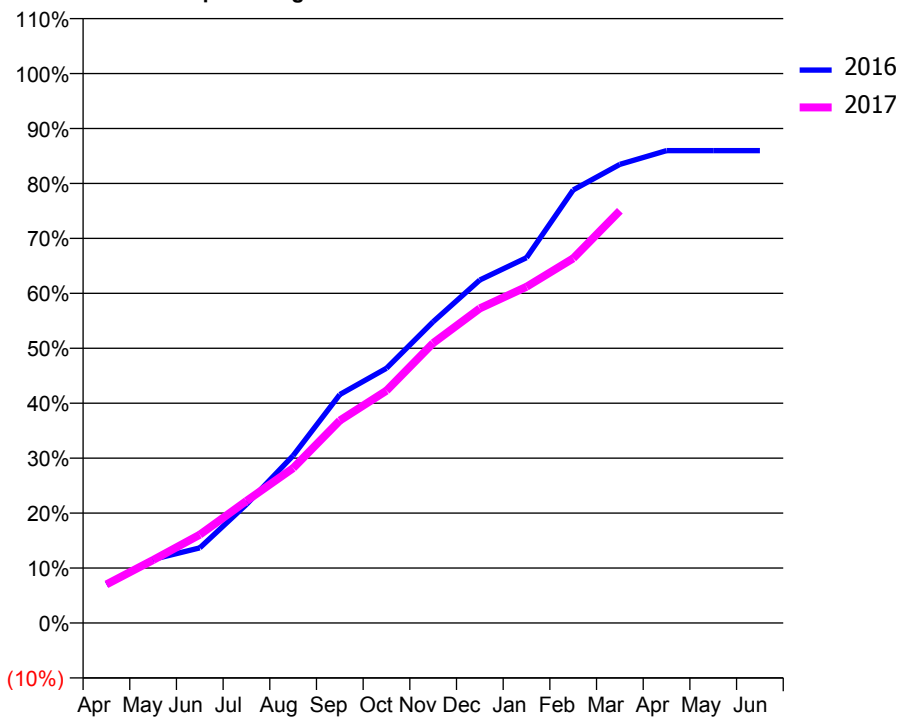
ACCESS*

Patients seen in 24 months	Total	Change since previous quarter
Quarter ending March 2016	245	
Quarter ending June 2016	249	→
Quarter ending September 2016	242	↓
Quarter ending December 2016	246	→
Quarter ending March 2017	241	↓
Variance since March 2016	(1.6%)	↓



ACTIVITY

Cumulative percentage of contracted UDA delivered 2016 & 2017



Month	Adjusted Scheduled Activity (UDA)	
	2016	2017
April	40	40
May	66	65
June	78	92
July	123	127
August	174	161
September	237	210
October	264	241
November	313	290
December	356	326
January	379	349
February	449	378
March	476	428
April	490	
May	490	
June	490	

QUALITY

	Quantity	Base Number	Contract	AT	Region	England
% of FP17s for the same patient ID Re-attending within 3 months - Children	28	395	7.1%	10.3%	12.0%	12.3%
% of FP17s for the same patient ID Re-attending within 3 months - Adults	0	0	N/A	14.3%	16.0%	16.7%
% of FP17s for the same patient ID Re-attending between 3 & 9 months - Children	292	395	73.9%	59.6%	58.8%	57.6%
% of FP17s for the same patient ID Re-attending between 3 & 9 months - Adults	0	0	N/A	53.9%	51.2%	50.1%
% of FP17s for Band 1 Urgent Courses	13	381	3.4%	7.1%	8.0%	9.1%
% of FP17s Relating to Free Repair or Replacements	0	381	0.0%	0.9%	0.8%	0.8%
% of FP17s Relating to Continuations	0	381	0.0%	1.4%	1.2%	1.2%
% of Patients satisfied with the dentistry they have received	0	0	N/A	93.5%	92.7%	92.8%
% of Patients satisfied with the time they had to wait for an appointment	0	0	N/A	90.3%	89.1%	88.7%

* This is based on patients treated on this contract for their most recent course of treatment. Figures in italics indicate the base number of FP17s or Patient Questionnaire responses are less than 100. N/A is shown where the base number of responses is less than 10 during the period. % is calculated as Quantity/Base number*100

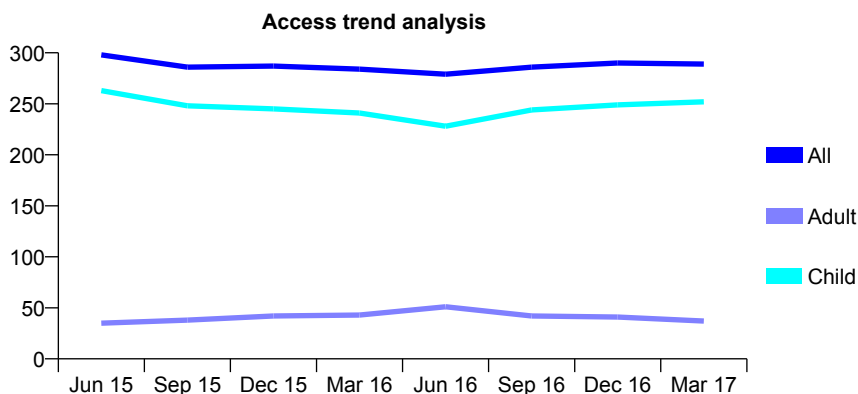
Q60 - Vital Signs At a Glance Contract Report for 676233/0001 - March 2017

Name or company name	MR NT JENKINS
Contract type name	GDS Contract
Purpose of contract	General
Contract start date	15/09/2006
Contract end date	

16/17 Contracted general activity (UDA)	829
Carry forward general activity (UDA)	0
16/17 Contracted orthodontic activity (UOA)	0
Carry forward orthodontic activity (UOA)	0
Baseline contract value	£18,937.83

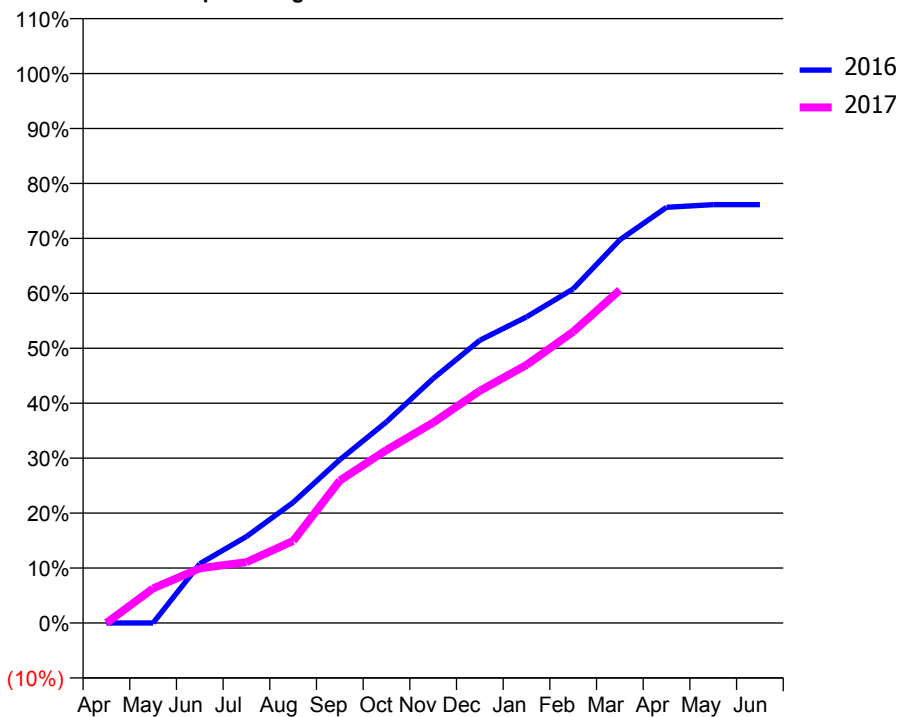
ACCESS*

Patients seen in 24 months	Total	Change since previous quarter
Quarter ending March 2016	284	
Quarter ending June 2016	279	↓
Quarter ending September 2016	286	↑
Quarter ending December 2016	290	→
Quarter ending March 2017	289	→
Variance since March 2016	1.8%	→



ACTIVITY

Cumulative percentage of contracted UDA delivered 2016 & 2017



Month	Adjusted Scheduled Activity (UDA)	
	2016	2017
April	0	0
May	0	52
June	89	83
July	130	92
August	182	124
September	246	215
October	303	261
November	369	302
December	427	350
January	462	389
February	504	439
March	578	502
April	627	
May	631	
June	631	

QUALITY

	Quantity	Base Number	Contract	AT	Region	England
% of FP17s for the same patient ID Re-attending within 3 months - Children	21	439	4.8%	10.3%	12.0%	12.3%
% of FP17s for the same patient ID Re-attending within 3 months - Adults	0	0	N/A	14.3%	16.0%	16.7%
% of FP17s for the same patient ID Re-attending between 3 & 9 months - Children	321	439	73.1%	59.6%	58.8%	57.6%
% of FP17s for the same patient ID Re-attending between 3 & 9 months - Adults	0	0	N/A	53.9%	51.2%	50.1%
% of FP17s for Band 1 Urgent Courses	7	405	1.7%	7.1%	8.0%	9.1%
% of FP17s Relating to Free Repair or Replacements	0	405	0.0%	0.9%	0.8%	0.8%
% of FP17s Relating to Continuations	0	405	0.0%	1.4%	1.2%	1.2%
% of Patients satisfied with the dentistry they have received	0	0	N/A	93.5%	92.7%	92.8%
% of Patients satisfied with the time they had to wait for an appointment	0	0	N/A	90.3%	89.1%	88.7%

* This is based on patients treated on this contract for their most recent course of treatment. Figures in italics indicate the base number of FP17s or Patient Questionnaire responses are less than 100. N/A is shown where the base number of responses is less than 10 during the period. % is calculated as Quantity/Base number*100

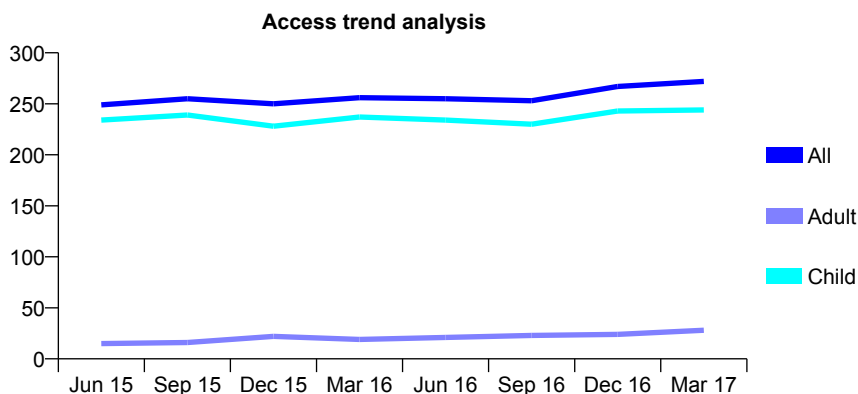
Q60 - Vital Signs At a Glance Contract Report for 679933/0001 - March 2017

Name or company name	MR CE BROOME
Contract type name	GDS Contract
Purpose of contract	General
Contract start date	01/04/2006
Contract end date	

16/17 Contracted general activity (UDA)	315
Carry forward general activity (UDA)	-6
16/17 Contracted orthodontic activity (UOA)	0
Carry forward orthodontic activity (UOA)	0
Baseline contract value	£7,848.38

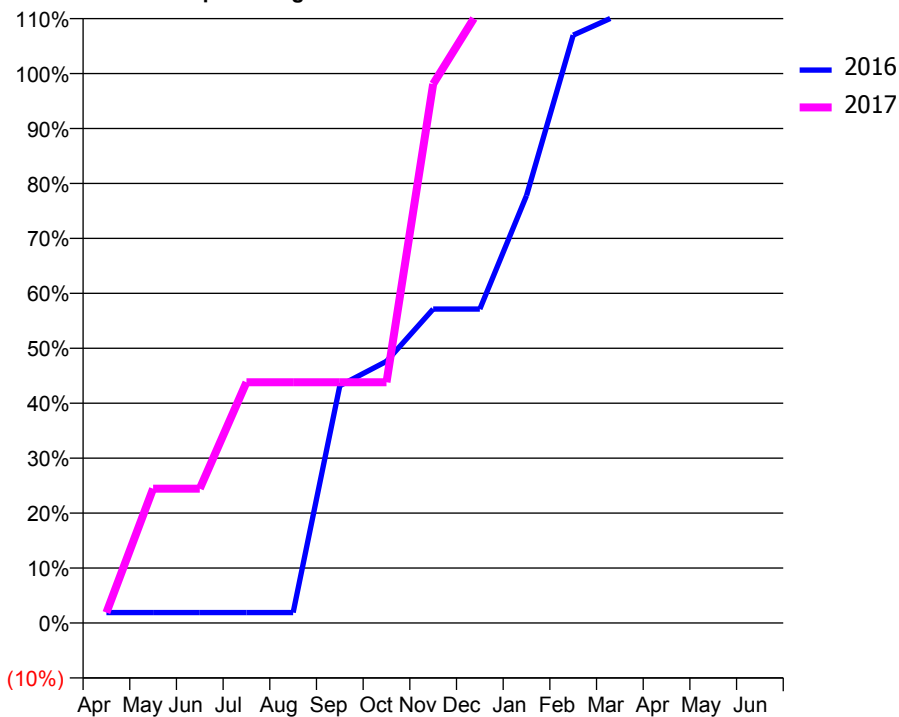
ACCESS*

Patients seen in 24 months	Total	Change since previous quarter
Quarter ending March 2016	256	
Quarter ending June 2016	255	→
Quarter ending September 2016	253	→
Quarter ending December 2016	267	↑
Quarter ending March 2017	272	→
Variance since March 2016	6.3%	↑



ACTIVITY

Cumulative percentage of contracted UDA delivered 2016 & 2017



Month	Adjusted Scheduled Activity (UDA)	
	2016	2017
April	6	6
May	6	77
June	6	77
July	6	138
August	6	138
September	136	138
October	150	138
November	180	309
December	180	352
January	245	408
February	337	408
March	349	408
April	382	
May	393	
June	393	

QUALITY

	Quantity	Base Number	Contract	AT	Region	England
% of FP17s for the same patient ID Re-attending within 3 months - Children	20	360	5.6%	10.3%	12.0%	12.3%
% of FP17s for the same patient ID Re-attending within 3 months - Adults	0	0	N/A	14.3%	16.0%	16.7%
% of FP17s for the same patient ID Re-attending between 3 & 9 months - Children	254	360	70.6%	59.6%	58.8%	57.6%
% of FP17s for the same patient ID Re-attending between 3 & 9 months - Adults	0	0	N/A	53.9%	51.2%	50.1%
% of FP17s for Band 1 Urgent Courses	0	322	0.0%	7.1%	8.0%	9.1%
% of FP17s Relating to Free Repair or Replacements	0	322	0.0%	0.9%	0.8%	0.8%
% of FP17s Relating to Continuations	0	322	0.0%	1.4%	1.2%	1.2%
% of Patients satisfied with the dentistry they have received	0	0	N/A	93.5%	92.7%	92.8%
% of Patients satisfied with the time they had to wait for an appointment	0	0	N/A	90.3%	89.1%	88.7%

* This is based on patients treated on this contract for their most recent course of treatment. Figures in italics indicate the base number of FP17s or Patient Questionnaire responses are less than 100. N/A is shown where the base number of responses is less than 10 during the period. % is calculated as Quantity/Base number*100

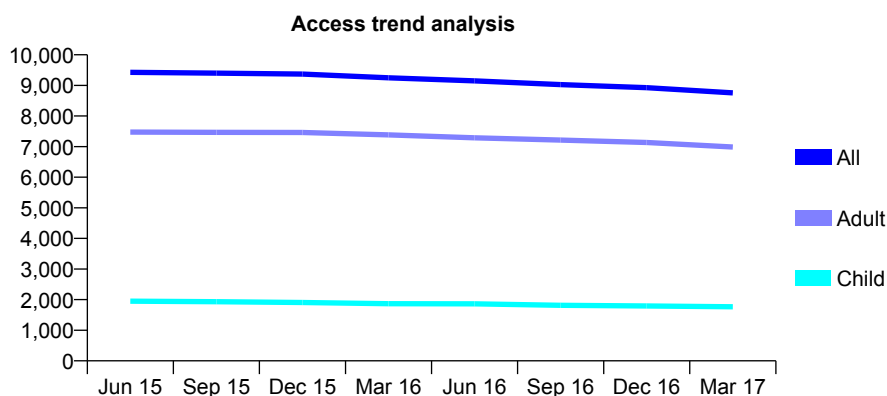
Q60 - Vital Signs At a Glance Contract Report for 680311/0001 - March 2017

Name or company name	MR D SINGH
Contract type name	GDS Contract
Purpose of contract	General
Contract start date	01/04/2006
Contract end date	

16/17 Contracted general activity (UDA)	25,500
Carry forward general activity (UDA)	284
16/17 Contracted orthodontic activity (UOA)	0
Carry forward orthodontic activity (UOA)	0
Baseline contract value	£615,341.36

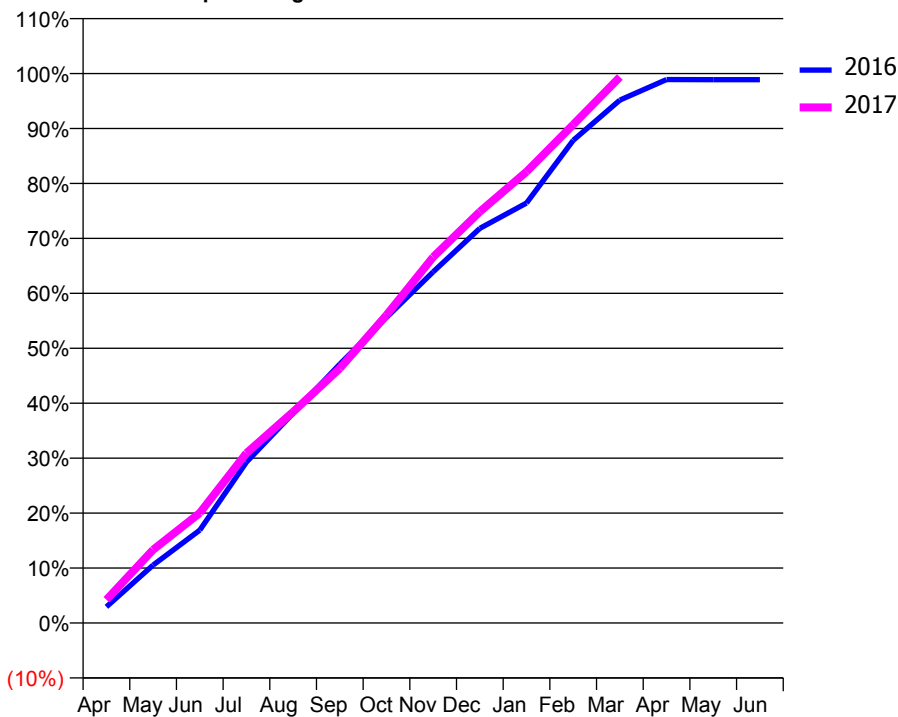
ACCESS*

Patients seen in 24 months	Total	Change since previous quarter
Quarter ending March 2016	9,250	
Quarter ending June 2016	9,150	↓
Quarter ending September 2016	9,028	↓
Quarter ending December 2016	8,928	↓
Quarter ending March 2017	8,754	↓
Variance since March 2016	(5.4%)	↓



ACTIVITY

Cumulative percentage of contracted UDA delivered 2016 & 2017



Month	Adjusted Scheduled Activity (UDA)	
	2016	2017
April	751	1,078
May	2,691	3,401
June	4,311	5,111
July	7,464	7,889
August	9,735	9,801
September	12,017	11,816
October	14,179	14,292
November	16,294	16,980
December	18,311	19,085
January	19,492	20,943
February	22,395	23,126
March	24,269	25,339
April	25,220	
May	25,215	
June	25,216	

QUALITY

	Quantity	Base Number	Contract	AT	Region	England
% of FP17s for the same patient ID Re-attending within 3 months - Children	317	2,902	10.9%	10.3%	12.0%	12.3%
% of FP17s for the same patient ID Re-attending within 3 months - Adults	1,724	10,763	16.0%	14.3%	16.0%	16.7%
% of FP17s for the same patient ID Re-attending between 3 & 9 months - Children	1,864	2,902	64.2%	59.6%	58.8%	57.6%
% of FP17s for the same patient ID Re-attending between 3 & 9 months - Adults	6,571	10,763	61.1%	53.9%	51.2%	50.1%
% of FP17s for Band 1 Urgent Courses	933	12,182	7.7%	7.1%	8.0%	9.1%
% of FP17s Relating to Free Repair or Replacements	206	12,182	1.7%	0.9%	0.8%	0.8%
% of FP17s Relating to Continuations	69	12,182	0.6%	1.4%	1.2%	1.2%
% of Patients satisfied with the dentistry they have received	27	27	100.0%	93.5%	92.7%	92.8%
% of Patients satisfied with the time they had to wait for an appointment	26	27	96.3%	90.3%	89.1%	88.7%

* This is based on patients treated on this contract for their most recent course of treatment. Figures in italics indicate the base number of FP17s or Patient Questionnaire responses are less than 100. N/A is shown where the base number of responses is less than 10 during the period. % is calculated as Quantity/Base number*100

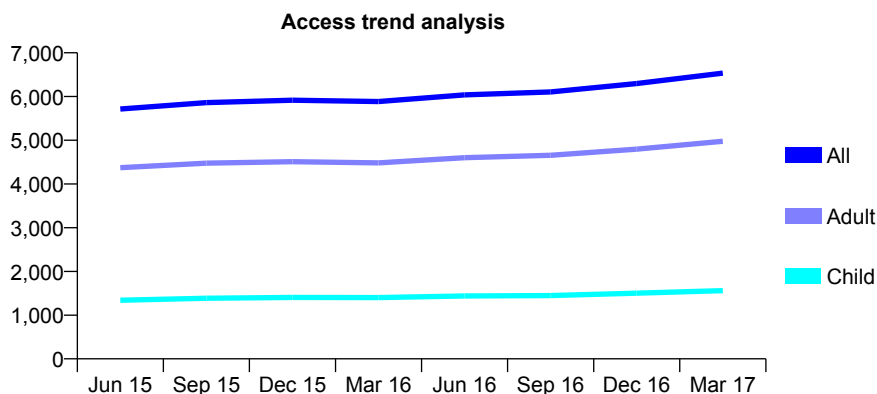
Q60 - Vital Signs At a Glance Contract Report for 680311/0002 - March 2017

Name or company name	MR D SINGH
Contract type name	PDS Plus Contract
Purpose of contract	General
Contract start date	01/10/2010
Contract end date	30/09/2020

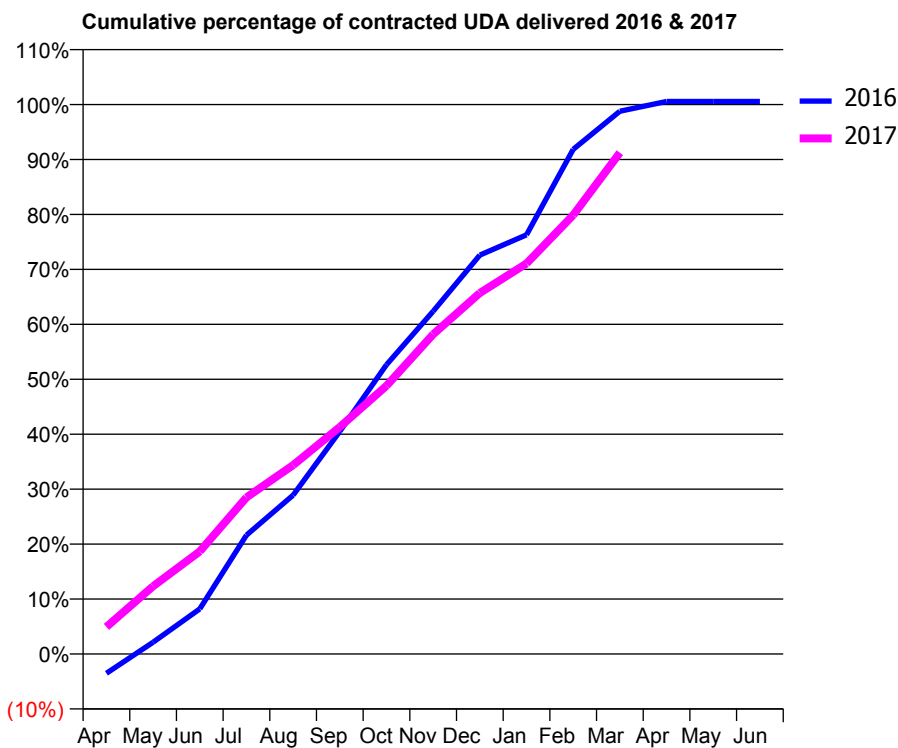
16/17 Contracted general activity (UDA)	23,867
Carry forward general activity (UDA)	0
16/17 Contracted orthodontic activity (UOA)	0
Carry forward orthodontic activity (UOA)	0
Baseline contract value	£591,807.94

ACCESS*

Patients seen in 24 months	Total	Change since previous quarter
Quarter ending March 2016	5,884	
Quarter ending June 2016	6,038	↑
Quarter ending September 2016	6,105	→
Quarter ending December 2016	6,296	↑
Quarter ending March 2017	6,535	↑
Variance since March 2016	11.1%	↑



ACTIVITY



Month	Adjusted Scheduled Activity (UDA)	
	2016	2017
April	-592	1,177
May	358	2,944
June	1,373	4,460
July	3,615	6,801
August	4,835	8,201
September	6,771	9,860
October	8,803	11,650
November	10,426	13,884
December	12,135	15,682
January	12,753	16,964
February	15,354	19,064
March	16,514	21,774
April	16,809	
May	16,807	
June	16,807	

QUALITY

	Quantity	Base Number	Contract	AT	Region	England
% of FP17s for the same patient ID Re-attending within 3 months - Children	362	3,387	10.7%	10.3%	12.0%	12.3%
% of FP17s for the same patient ID Re-attending within 3 months - Adults	741	7,407	10.0%	14.3%	16.0%	16.7%
% of FP17s for the same patient ID Re-attending between 3 & 9 months - Children	2,345	3,387	69.2%	59.6%	58.8%	57.6%
% of FP17s for the same patient ID Re-attending between 3 & 9 months - Adults	4,579	7,407	61.8%	53.9%	51.2%	50.1%
% of FP17s for Band 1 Urgent Courses	180	10,588	1.7%	7.1%	8.0%	9.1%
% of FP17s Relating to Free Repair or Replacements	191	10,588	1.8%	0.9%	0.8%	0.8%
% of FP17s Relating to Continuations	124	10,588	1.2%	1.4%	1.2%	1.2%
% of Patients satisfied with the dentistry they have received	16	19	84.2%	93.5%	92.7%	92.8%
% of Patients satisfied with the time they had to wait for an appointment	19	19	100.0%	90.3%	89.1%	88.7%

* This is based on patients treated on this contract for their most recent course of treatment. Figures in italics indicate the base number of FP17s or Patient Questionnaire responses are less than 100. N/A is shown where the base number of responses is less than 10 during the period. % is calculated as Quantity/Base number*100

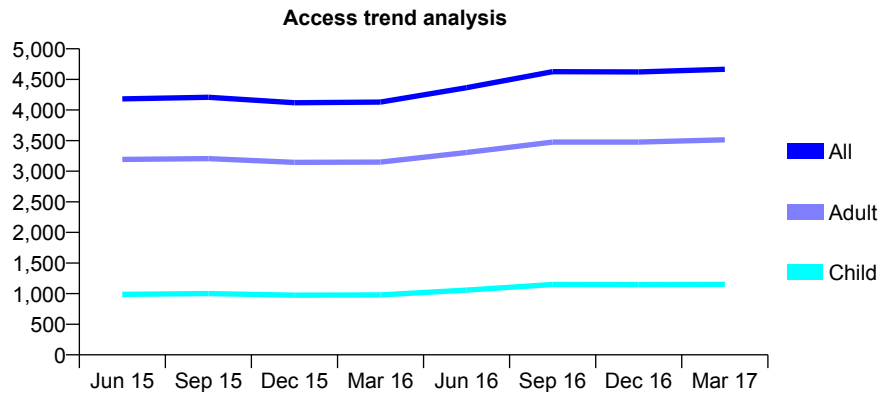
Q60 - Vital Signs At a Glance Contract Report for 682365/0010 - March 2017

Name or company name	MR QM JAFFRI
Contract type name	GDS Contract
Purpose of contract	General
Contract start date	01/03/2011
Contract end date	

16/17 Contracted general activity (UDA)	15,480
Carry forward general activity (UDA)	0
16/17 Contracted orthodontic activity (UOA)	0
Carry forward orthodontic activity (UOA)	0
Baseline contract value	£412,554.46

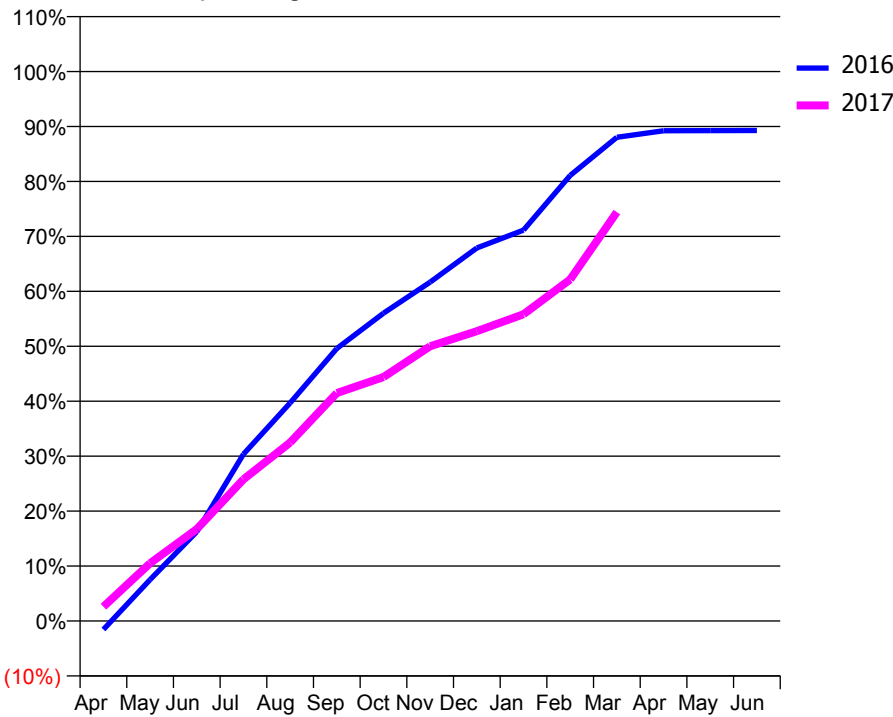
ACCESS*

Patients seen in 24 months	Total	Change since previous quarter
Quarter ending March 2016	4,130	
Quarter ending June 2016	4,364	↑
Quarter ending September 2016	4,626	↑
Quarter ending December 2016	4,623	→
Quarter ending March 2017	4,665	→
Variance since March 2016	13.0%	↑



ACTIVITY

Cumulative percentage of contracted UDA delivered 2016 & 2017



Month	Adjusted Scheduled Activity (UDA)	
	2016	2017
April	-189	404
May	904	1,630
June	1,948	2,590
July	3,646	3,992
August	4,763	5,030
September	5,951	6,422
October	6,723	6,874
November	7,400	7,742
December	8,146	8,167
January	8,537	8,643
February	9,730	9,622
March	10,565	11,521
April	10,706	
May	10,709	
June	10,711	

QUALITY

	Quantity	Base Number	Contract	AT	Region	England
% of FP17s for the same patient ID Re-attending within 3 months - Children	100	1,527	6.5%	10.3%	12.0%	12.3%
% of FP17s for the same patient ID Re-attending within 3 months - Adults	603	4,600	13.1%	14.3%	16.0%	16.7%
% of FP17s for the same patient ID Re-attending between 3 & 9 months - Children	707	1,527	46.3%	59.6%	58.8%	57.6%
% of FP17s for the same patient ID Re-attending between 3 & 9 months - Adults	2,018	4,600	43.9%	53.9%	51.2%	50.1%
% of FP17s for Band 1 Urgent Courses	451	6,053	7.5%	7.1%	8.0%	9.1%
% of FP17s Relating to Free Repair or Replacements	50	6,053	0.8%	0.9%	0.8%	0.8%
% of FP17s Relating to Continuations	75	6,053	1.2%	1.4%	1.2%	1.2%
% of Patients satisfied with the dentistry they have received	7	10	70.0%	93.5%	92.7%	92.8%
% of Patients satisfied with the time they had to wait for an appointment	9	10	90.0%	90.3%	89.1%	88.7%

* This is based on patients treated on this contract for their most recent course of treatment. Figures in italics indicate the base number of FP17s or Patient Questionnaire responses are less than 100. N/A is shown where the base number of responses is less than 10 during the period. % is calculated as Quantity/Base number*100

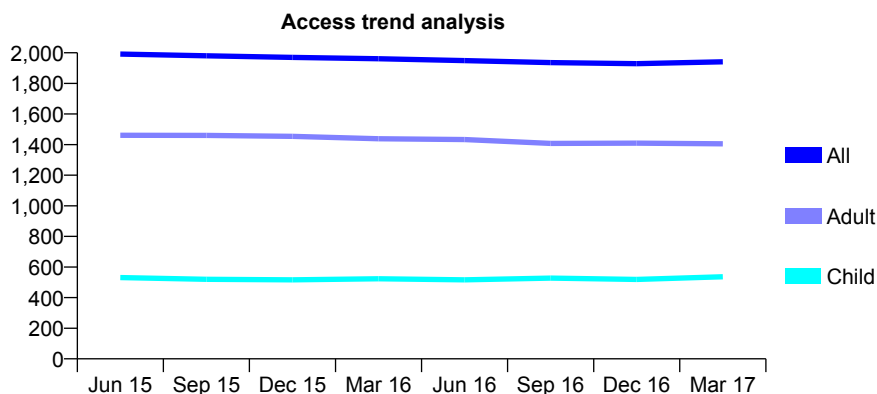
Q60 - Vital Signs At a Glance Contract Report for 690872/0001 - March 2017

Name or company name	MR NS RAI
Contract type name	GDS Contract
Purpose of contract	General
Contract start date	04/09/2006
Contract end date	

16/17 Contracted general activity (UDA)	7,200
Carry forward general activity (UDA)	93
16/17 Contracted orthodontic activity (UOA)	0
Carry forward orthodontic activity (UOA)	0
Baseline contract value	£175,543.16

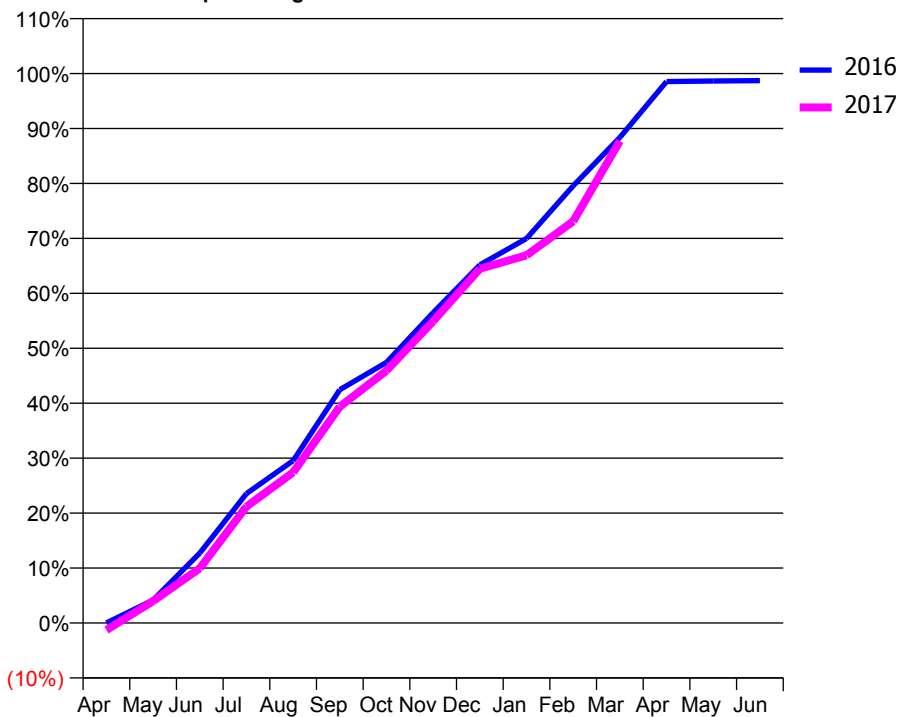
ACCESS*

Patients seen in 24 months	Total	Change since previous quarter
Quarter ending March 2016	1,961	
Quarter ending June 2016	1,949	→
Quarter ending September 2016	1,936	→
Quarter ending December 2016	1,929	→
Quarter ending March 2017	1,941	→
Variance since March 2016	(1.0%)	↓



ACTIVITY

Cumulative percentage of contracted UDA delivered 2016 & 2017



Month	Adjusted Scheduled Activity (UDA)	
	2016	2017
April	-0	-93
May	301	288
June	916	717
July	1,696	1,526
August	2,127	1,974
September	3,057	2,835
October	3,415	3,307
November	4,067	3,954
December	4,691	4,641
January	5,038	4,817
February	5,728	5,264
March	6,363	6,316
April	7,095	
May	7,101	
June	7,107	

QUALITY

	Quantity	Base Number	Contract	AT	Region	England
% of FP17s for the same patient ID Re-attending within 3 months - Children	71	825	8.6%	10.3%	12.0%	12.3%
% of FP17s for the same patient ID Re-attending within 3 months - Adults	266	1,917	13.9%	14.3%	16.0%	16.7%
% of FP17s for the same patient ID Re-attending between 3 & 9 months - Children	483	825	58.5%	59.6%	58.8%	57.6%
% of FP17s for the same patient ID Re-attending between 3 & 9 months - Adults	995	1,917	51.9%	53.9%	51.2%	50.1%
% of FP17s for Band 1 Urgent Courses	188	2,448	7.7%	7.1%	8.0%	9.1%
% of FP17s Relating to Free Repair or Replacements	32	2,448	1.3%	0.9%	0.8%	0.8%
% of FP17s Relating to Continuations	41	2,448	1.7%	1.4%	1.2%	1.2%
% of Patients satisfied with the dentistry they have received	6	7	N/A	93.5%	92.7%	92.8%
% of Patients satisfied with the time they had to wait for an appointment	7	7	N/A	90.3%	89.1%	88.7%

* This is based on patients treated on this contract for their most recent course of treatment. Figures in italics indicate the base number of FP17s or Patient Questionnaire responses are less than 100. N/A is shown where the base number of responses is less than 10 during the period. % is calculated as Quantity/Base number*100

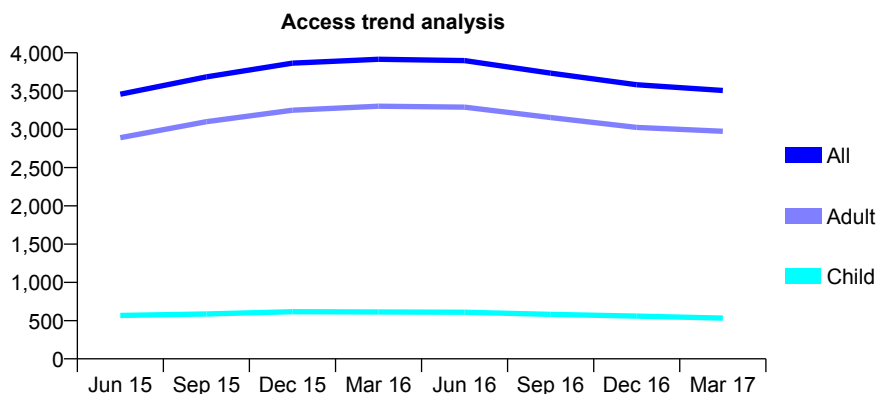
Q60 - Vital Signs At a Glance Contract Report for 713864/0001 - March 2017

Name or company name	MR VK TOORAY
Contract type name	GDS Contract
Purpose of contract	General
Contract start date	01/06/2014
Contract end date	

16/17 Contracted general activity (UDA)	12,058
Carry forward general activity (UDA)	-241
16/17 Contracted orthodontic activity (UOA)	0
Carry forward orthodontic activity (UOA)	0
Baseline contract value	£224,730.70

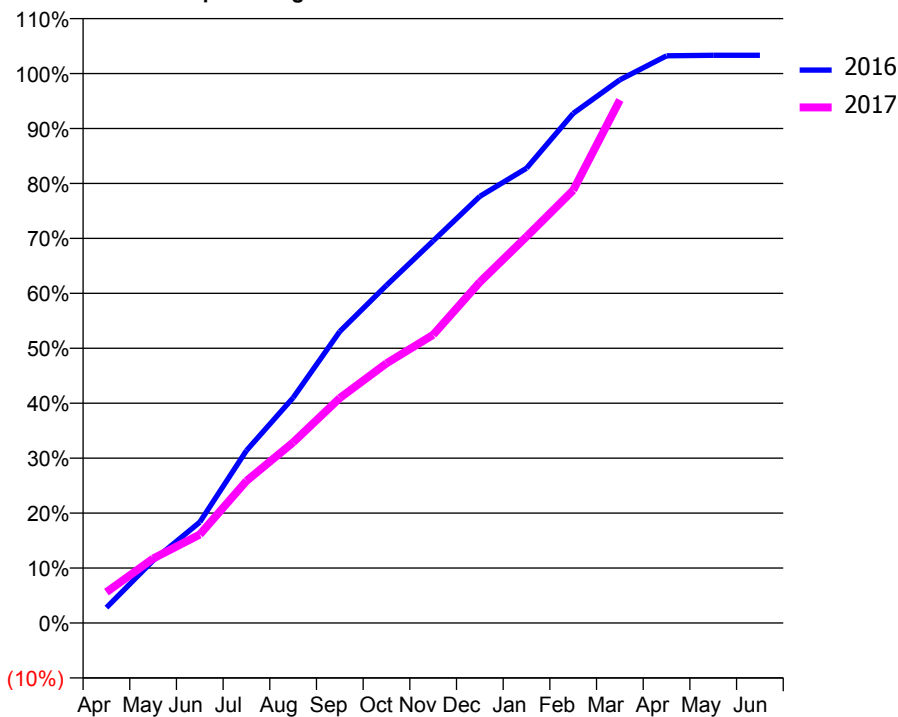
ACCESS*

Patients seen in 24 months	Total	Change since previous quarter
Quarter ending March 2016	3,915	
Quarter ending June 2016	3,898	→
Quarter ending September 2016	3,735	↓
Quarter ending December 2016	3,583	↓
Quarter ending March 2017	3,507	↓
Variance since March 2016	(10.4%)	↓



ACTIVITY

Cumulative percentage of contracted UDA delivered 2016 & 2017



Month	Adjusted Scheduled Activity (UDA)	
	2016	2017
April	338	677
May	1,371	1,415
June	2,213	1,941
July	3,786	3,118
August	4,944	3,962
September	6,397	4,939
October	7,411	5,698
November	8,384	6,326
December	9,362	7,480
January	9,979	8,479
February	11,182	9,498
March	11,918	11,477
April	12,446	
May	12,458	
June	12,458	

QUALITY

	Quantity	Base Number	Contract	AT	Region	England
% of FP17s for the same patient ID Re-attending within 3 months - Children	43	776	5.5%	10.3%	12.0%	12.3%
% of FP17s for the same patient ID Re-attending within 3 months - Adults	495	4,281	11.6%	14.3%	16.0%	16.7%
% of FP17s for the same patient ID Re-attending between 3 & 9 months - Children	489	776	63.0%	59.6%	58.8%	57.6%
% of FP17s for the same patient ID Re-attending between 3 & 9 months - Adults	2,747	4,281	64.2%	53.9%	51.2%	50.1%
% of FP17s for Band 1 Urgent Courses	361	4,777	7.6%	7.1%	8.0%	9.1%
% of FP17s Relating to Free Repair or Replacements	2	4,777	0.0%	0.9%	0.8%	0.8%
% of FP17s Relating to Continuations	50	4,777	1.0%	1.4%	1.2%	1.2%
% of Patients satisfied with the dentistry they have received	10	13	76.9%	93.5%	92.7%	92.8%
% of Patients satisfied with the time they had to wait for an appointment	10	13	76.9%	90.3%	89.1%	88.7%

* This is based on patients treated on this contract for their most recent course of treatment. Figures in italics indicate the base number of FP17s or Patient Questionnaire responses are less than 100. N/A is shown where the base number of responses is less than 10 during the period. % is calculated as Quantity/Base number*100

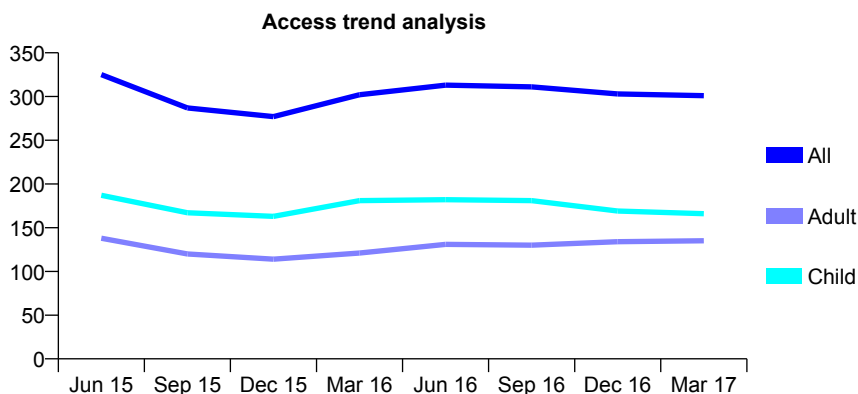
Q60 - Vital Signs At a Glance Contract Report for 724149/0003 - March 2017

Name or company name	MR RJ GATENBY
Contract type name	GDS Contract
Purpose of contract	General and Orthodontic
Contract start date	21/09/2009
Contract end date	

16/17 Contracted general activity (UDA)	1,662
Carry forward general activity (UDA)	0
16/17 Contracted orthodontic activity (UOA)	330
Carry forward orthodontic activity (UOA)	0
Baseline contract value	£69,887.57

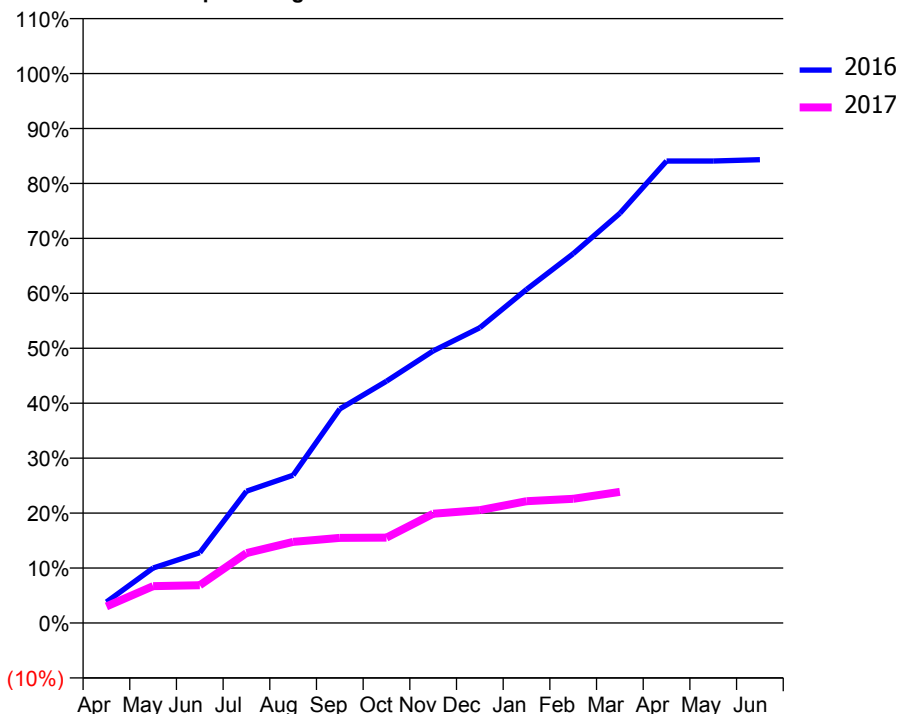
ACCESS*

Patients seen in 24 months	Total	Change since previous quarter
Quarter ending March 2016	302	
Quarter ending June 2016	313	↑
Quarter ending September 2016	311	→
Quarter ending December 2016	303	↓
Quarter ending March 2017	301	→
Variance since March 2016	(0.3%)	→



ACTIVITY

Cumulative percentage of contracted UDA delivered 2016 & 2017



Month	Adjusted Scheduled Activity (UDA)	
	2016	2017
April	33	50
May	86	111
June	110	114
July	207	211
August	232	245
September	336	257
October	379	258
November	427	330
December	463	341
January	523	369
February	579	376
March	643	397
April	725	
May	725	
June	727	

QUALITY

	Quantity	Base Number	Contract	AT	Region	England
% of FP17s for the same patient ID Re-attending within 3 months - Children	42	228	18.4%	10.3%	12.0%	12.3%
% of FP17s for the same patient ID Re-attending within 3 months - Adults	5	94	5.3%	14.3%	16.0%	16.7%
% of FP17s for the same patient ID Re-attending between 3 & 9 months - Children	87	228	38.2%	59.6%	58.8%	57.6%
% of FP17s for the same patient ID Re-attending between 3 & 9 months - Adults	23	94	24.5%	53.9%	51.2%	50.1%
% of FP17s for Band 1 Urgent Courses	4	209	1.9%	7.1%	8.0%	9.1%
% of FP17s Relating to Free Repair or Replacements	0	209	0.0%	0.9%	0.8%	0.8%
% of FP17s Relating to Continuations	1	209	0.5%	1.4%	1.2%	1.2%
% of Patients satisfied with the dentistry they have received	1	1	N/A	93.5%	92.7%	92.8%
% of Patients satisfied with the time they had to wait for an appointment	1	1	N/A	90.3%	89.1%	88.7%

* This is based on patients treated on this contract for their most recent course of treatment. Figures in italics indicate the base number of FP17s or Patient Questionnaire responses are less than 100. N/A is shown where the base number of responses is less than 10 during the period. % is calculated as Quantity/Base number*100

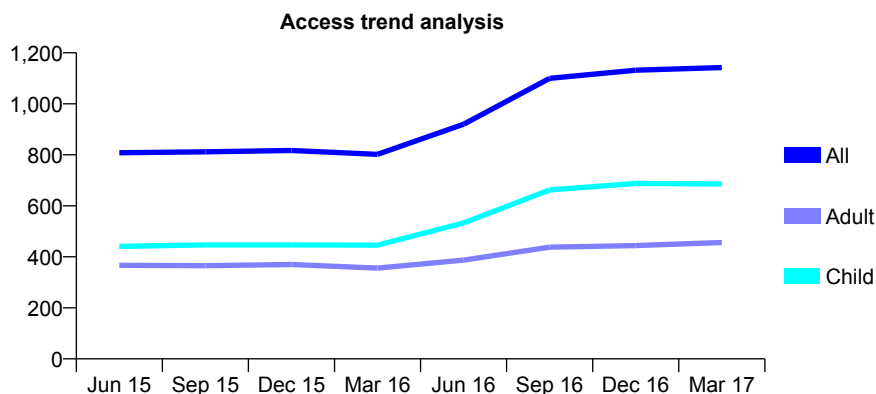
Q60 - Vital Signs At a Glance Contract Report for 725315/0001 - March 2017

Name or company name	MR IK JARRETT
Contract type name	GDS Contract
Purpose of contract	General
Contract start date	01/04/2006
Contract end date	

16/17 Contracted general activity (UDA)	4,451
Carry forward general activity (UDA)	0
16/17 Contracted orthodontic activity (UOA)	0
Carry forward orthodontic activity (UOA)	0
Baseline contract value	£93,818.48

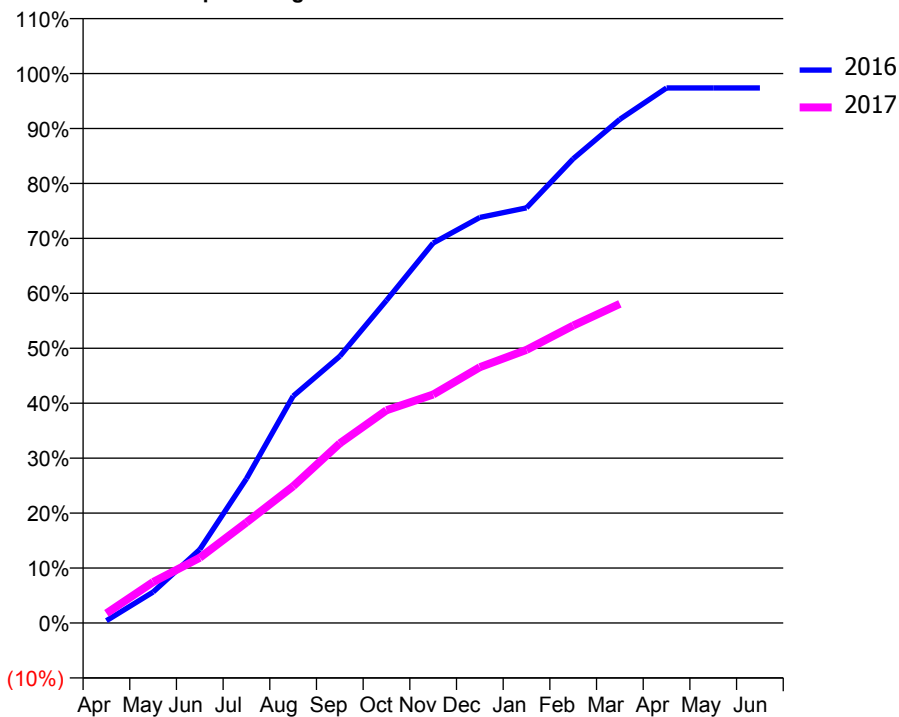
ACCESS*

Patients seen in 24 months	Total	Change since previous quarter
Quarter ending March 2016	802	
Quarter ending June 2016	920	↑
Quarter ending September 2016	1,100	↑
Quarter ending December 2016	1,132	↑
Quarter ending March 2017	1,142	→
Variance since March 2016	42.4%	↑



ACTIVITY

Cumulative percentage of contracted UDA delivered 2016 & 2017



Month	Adjusted Scheduled Activity (UDA)	
	2016	2017
April	10	78
May	130	332
June	309	528
July	605	815
August	952	1,108
September	1,119	1,456
October	1,354	1,723
November	1,594	1,851
December	1,701	2,073
January	1,741	2,213
February	1,948	2,409
March	2,113	2,585
April	2,245	
May	2,245	
June	2,245	

QUALITY

	Quantity	Base Number	Contract	AT	Region	England
% of FP17s for the same patient ID Re-attending within 3 months - Children	50	1,028	4.9%	10.3%	12.0%	12.3%
% of FP17s for the same patient ID Re-attending within 3 months - Adults	78	533	14.6%	14.3%	16.0%	16.7%
% of FP17s for the same patient ID Re-attending between 3 & 9 months - Children	466	1,028	45.3%	59.6%	58.8%	57.6%
% of FP17s for the same patient ID Re-attending between 3 & 9 months - Adults	244	533	45.8%	53.9%	51.2%	50.1%
% of FP17s for Band 1 Urgent Courses	52	1,500	3.5%	7.1%	8.0%	9.1%
% of FP17s Relating to Free Repair or Replacements	0	1,500	0.0%	0.9%	0.8%	0.8%
% of FP17s Relating to Continuations	0	1,500	0.0%	1.4%	1.2%	1.2%
% of Patients satisfied with the dentistry they have received	3	3	N/A	93.5%	92.7%	92.8%
% of Patients satisfied with the time they had to wait for an appointment	3	3	N/A	90.3%	89.1%	88.7%

* This is based on patients treated on this contract for their most recent course of treatment. Figures in italics indicate the base number of FP17s or Patient Questionnaire responses are less than 100. N/A is shown where the base number of responses is less than 10 during the period. % is calculated as Quantity/Base number*100

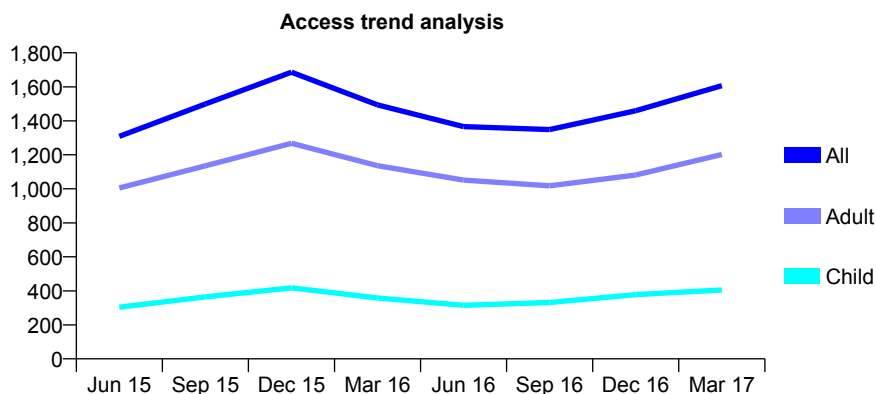
Q60 - Vital Signs At a Glance Contract Report for 725447/0001 - March 2017

Name or company name	MR PJ MIDDLETON
Contract type name	GDS Contract
Purpose of contract	General
Contract start date	01/04/2006
Contract end date	

16/17 Contracted general activity (UDA)	3,956
Carry forward general activity (UDA)	100
16/17 Contracted orthodontic activity (UOA)	0
Carry forward orthodontic activity (UOA)	0
Baseline contract value	£96,138.69

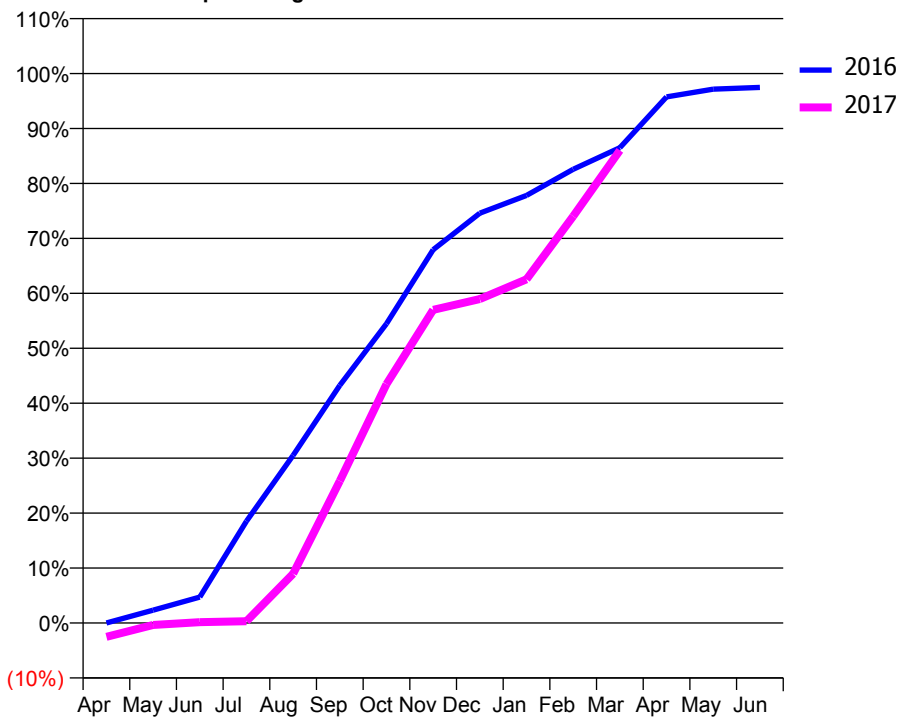
ACCESS*

Patients seen in 24 months	Total	Change since previous quarter
Quarter ending March 2016	1,494	
Quarter ending June 2016	1,366	↓
Quarter ending September 2016	1,349	↓
Quarter ending December 2016	1,459	↑
Quarter ending March 2017	1,607	↑
Variance since March 2016	7.6%	↑



ACTIVITY

Cumulative percentage of contracted UDA delivered 2016 & 2017



Month	Adjusted Scheduled Activity (UDA)	
	2016	2017
April	0	-100
May	93	-15
June	187	6
July	733	13
August	1,207	354
September	1,711	1,023
October	2,155	1,720
November	2,688	2,255
December	2,951	2,332
January	3,078	2,474
February	3,266	2,928
March	3,422	3,402
April	3,788	
May	3,844	
June	3,856	

QUALITY

	Quantity	Base Number	Contract	AT	Region	England
% of FP17s for the same patient ID Re-attending within 3 months - Children	13	469	2.8%	10.3%	12.0%	12.3%
% of FP17s for the same patient ID Re-attending within 3 months - Adults	114	1,411	8.1%	14.3%	16.0%	16.7%
% of FP17s for the same patient ID Re-attending between 3 & 9 months - Children	132	469	28.1%	59.6%	58.8%	57.6%
% of FP17s for the same patient ID Re-attending between 3 & 9 months - Adults	488	1,411	34.6%	53.9%	51.2%	50.1%
% of FP17s for Band 1 Urgent Courses	77	1,689	4.6%	7.1%	8.0%	9.1%
% of FP17s Relating to Free Repair or Replacements	11	1,689	0.7%	0.9%	0.8%	0.8%
% of FP17s Relating to Continuations	11	1,689	0.7%	1.4%	1.2%	1.2%
% of Patients satisfied with the dentistry they have received	0	0	N/A	93.5%	92.7%	92.8%
% of Patients satisfied with the time they had to wait for an appointment	0	0	N/A	90.3%	89.1%	88.7%

* This is based on patients treated on this contract for their most recent course of treatment. Figures in italics indicate the base number of FP17s or Patient Questionnaire responses are less than 100. N/A is shown where the base number of responses is less than 10 during the period. % is calculated as Quantity/Base number*100

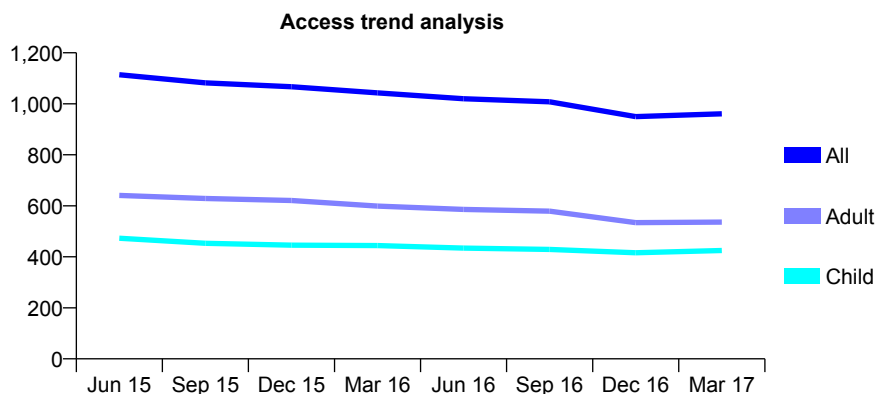
Q60 - Vital Signs At a Glance Contract Report for 732370/0001 - March 2017

Name or company name	MR AE WOODCOCK
Contract type name	GDS Contract
Purpose of contract	General
Contract start date	01/04/2006
Contract end date	

16/17 Contracted general activity (UDA)	2,550
Carry forward general activity (UDA)	0
16/17 Contracted orthodontic activity (UOA)	0
Carry forward orthodontic activity (UOA)	0
Baseline contract value	£68,202.10

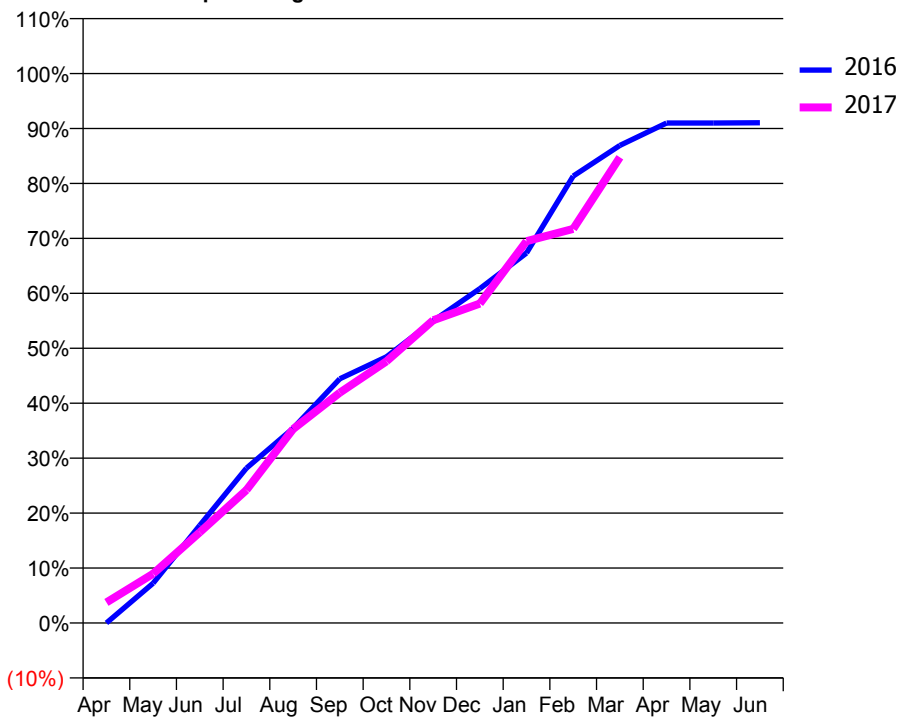
ACCESS*

Patients seen in 24 months	Total	Change since previous quarter
Quarter ending March 2016	1,043	
Quarter ending June 2016	1,020	↓
Quarter ending September 2016	1,008	↓
Quarter ending December 2016	950	↓
Quarter ending March 2017	961	→
Variance since March 2016	(7.9%)	↓



ACTIVITY

Cumulative percentage of contracted UDA delivered 2016 & 2017



Adjusted Scheduled Activity (UDA)

Month	2016	2017
April	0	95
May	185	229
June	453	421
July	719	617
August	904	900
September	1,133	1,069
October	1,236	1,214
November	1,402	1,405
December	1,551	1,482
January	1,717	1,772
February	2,074	1,829
March	2,216	2,161
April	2,320	
May	2,320	
June	2,321	

QUALITY

	Quantity	Base Number	Contract	AT	Region	England
% of FP17s for the same patient ID Re-attending within 3 months - Children	21	529	4.0%	10.3%	12.0%	12.3%
% of FP17s for the same patient ID Re-attending within 3 months - Adults	87	567	15.3%	14.3%	16.0%	16.7%
% of FP17s for the same patient ID Re-attending between 3 & 9 months - Children	93	529	17.6%	59.6%	58.8%	57.6%
% of FP17s for the same patient ID Re-attending between 3 & 9 months - Adults	135	567	23.8%	53.9%	51.2%	50.1%
% of FP17s for Band 1 Urgent Courses	41	1,034	4.0%	7.1%	8.0%	9.1%
% of FP17s Relating to Free Repair or Replacements	0	1,034	0.0%	0.9%	0.8%	0.8%
% of FP17s Relating to Continuations	33	1,034	3.2%	1.4%	1.2%	1.2%
% of Patients satisfied with the dentistry they have received	4	4	N/A	93.5%	92.7%	92.8%
% of Patients satisfied with the time they had to wait for an appointment	4	4	N/A	90.3%	89.1%	88.7%

* This is based on patients treated on this contract for their most recent course of treatment. Figures in italics indicate the base number of FP17s or Patient Questionnaire responses are less than 100. N/A is shown where the base number of responses is less than 10 during the period. % is calculated as Quantity/Base number*100

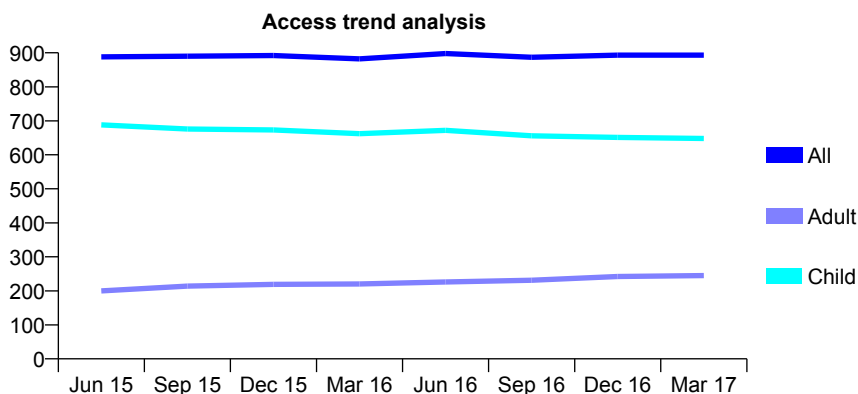
Q60 - Vital Signs At a Glance Contract Report for 739618/0001 - March 2017

Name or company name	MR J LAMPARD
Contract type name	GDS Contract
Purpose of contract	General and Orthodontic
Contract start date	01/04/2006
Contract end date	

16/17 Contracted general activity (UDA)	1,850
Carry forward general activity (UDA)	66
16/17 Contracted orthodontic activity (UOA)	38
Carry forward orthodontic activity (UOA)	0
Baseline contract value	£49,514.20

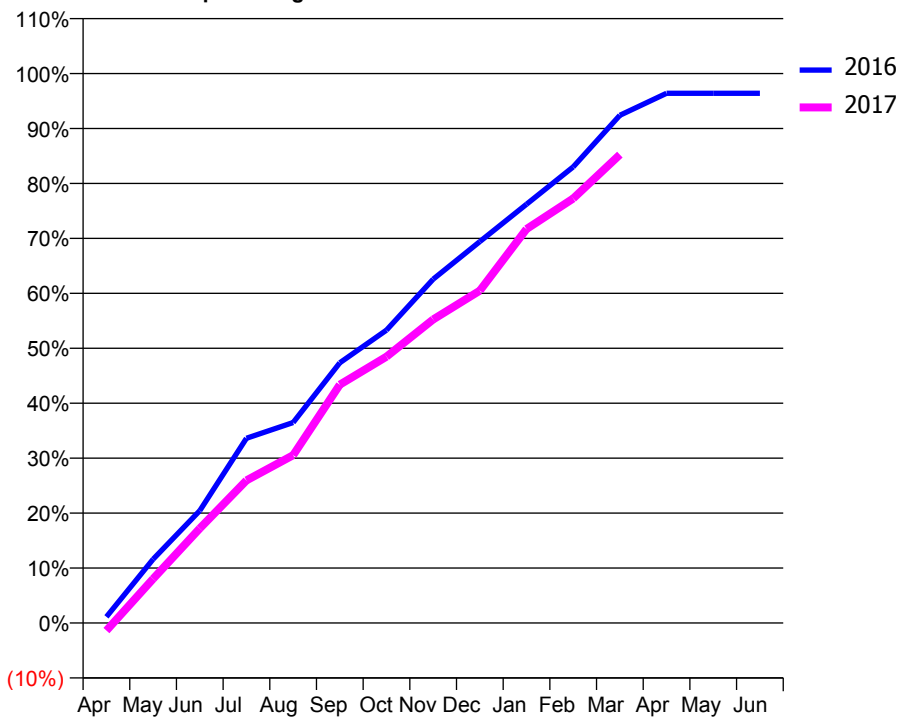
ACCESS*

Patients seen in 24 months	Total	Change since previous quarter
Quarter ending March 2016	882	
Quarter ending June 2016	898	→
Quarter ending September 2016	887	↓
Quarter ending December 2016	893	→
Quarter ending March 2017	893	→
Variance since March 2016	1.2%	→



ACTIVITY

Cumulative percentage of contracted UDA delivered 2016 & 2017



Adjusted Scheduled Activity (UDA)

Month	2016	2017
April	21	-26
May	215	149
June	378	319
July	622	480
August	675	565
September	876	803
October	986	897
November	1,157	1,022
December	1,284	1,119
January	1,410	1,326
February	1,535	1,429
March	1,709	1,577
April	1,784	
May	1,784	
June	1,784	

QUALITY

	Quantity	Base Number	Contract	AT	Region	England
% of FP17s for the same patient ID Re-attending within 3 months - Children	50	1,145	4.4%	10.3%	12.0%	12.3%
% of FP17s for the same patient ID Re-attending within 3 months - Adults	11	216	5.1%	14.3%	16.0%	16.7%
% of FP17s for the same patient ID Re-attending between 3 & 9 months - Children	862	1,145	75.3%	59.6%	58.8%	57.6%
% of FP17s for the same patient ID Re-attending between 3 & 9 months - Adults	122	216	56.5%	53.9%	51.2%	50.1%
% of FP17s for Band 1 Urgent Courses	44	1,290	3.4%	7.1%	8.0%	9.1%
% of FP17s Relating to Free Repair or Replacements	0	1,290	0.0%	0.9%	0.8%	0.8%
% of FP17s Relating to Continuations	0	1,290	0.0%	1.4%	1.2%	1.2%
% of Patients satisfied with the dentistry they have received	1	1	N/A	93.5%	92.7%	92.8%
% of Patients satisfied with the time they had to wait for an appointment	1	1	N/A	90.3%	89.1%	88.7%

* This is based on patients treated on this contract for their most recent course of treatment. Figures in italics indicate the base number of FP17s or Patient Questionnaire responses are less than 100. N/A is shown where the base number of responses is less than 10 during the period. % is calculated as Quantity/Base number*100

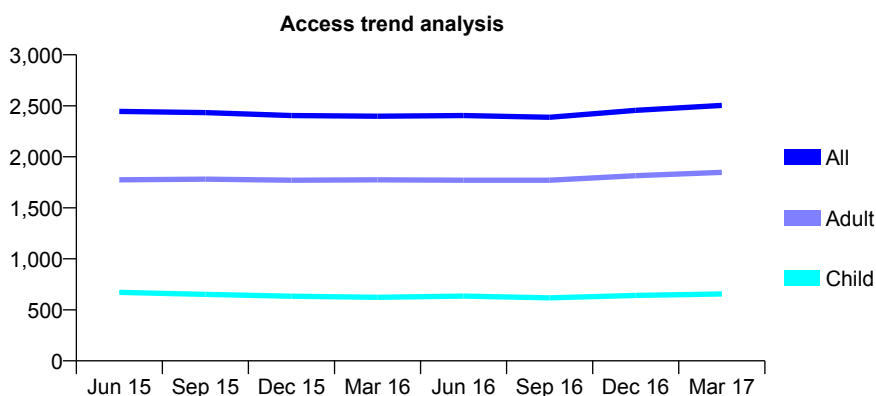
Q60 - Vital Signs At a Glance Contract Report for 740993/0001 - March 2017

Name or company name	MR JC WONG
Contract type name	GDS Contract
Purpose of contract	General
Contract start date	01/04/2006
Contract end date	

16/17 Contracted general activity (UDA)	8,120
Carry forward general activity (UDA)	167
16/17 Contracted orthodontic activity (UOA)	0
Carry forward orthodontic activity (UOA)	0
Baseline contract value	£232,228.98

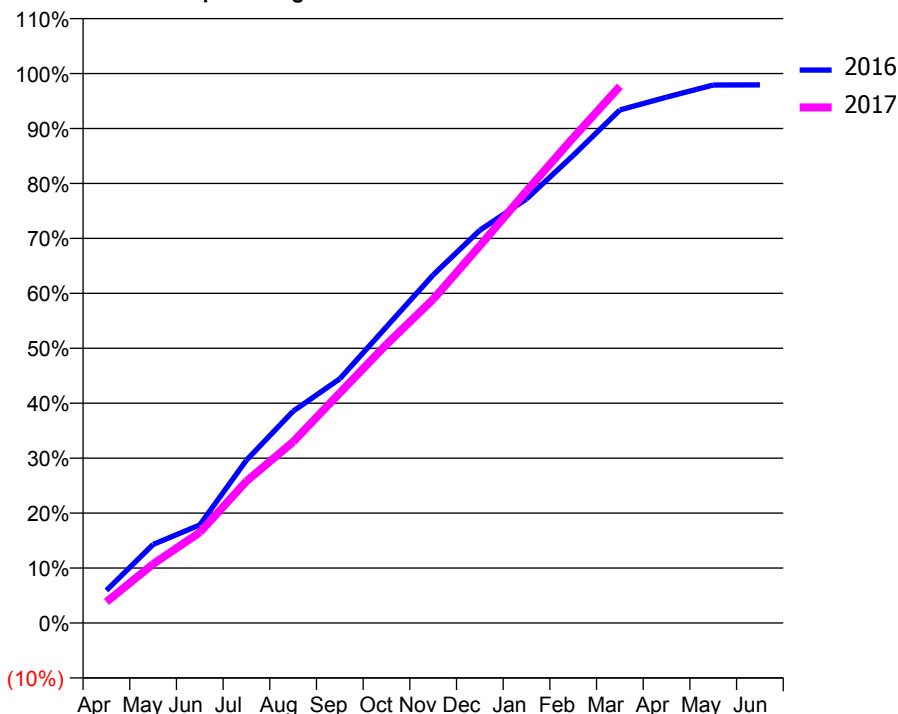
ACCESS*

Patients seen in 24 months	Total	Change since previous quarter
Quarter ending March 2016	2,398	
Quarter ending June 2016	2,405	→
Quarter ending September 2016	2,387	→
Quarter ending December 2016	2,456	↑
Quarter ending March 2017	2,504	→
Variance since March 2016	4.4%	↑



ACTIVITY

Cumulative percentage of contracted UDA delivered 2016 & 2017



Month	Adjusted Scheduled Activity (UDA)	
	2016	2017
April	481	312
May	1,161	873
June	1,449	1,339
July	2,406	2,096
August	3,129	2,676
September	3,609	3,401
October	4,378	4,117
November	5,144	4,784
December	5,805	5,573
January	6,268	6,383
February	6,909	7,171
March	7,582	7,930
April	7,771	
May	7,950	
June	7,953	

QUALITY

	Quantity	Base Number	Contract	AT	Region	England
% of FP17s for the same patient ID Re-attending within 3 months - Children	66	1,128	5.9%	10.3%	12.0%	12.3%
% of FP17s for the same patient ID Re-attending within 3 months - Adults	482	3,180	15.2%	14.3%	16.0%	16.7%
% of FP17s for the same patient ID Re-attending between 3 & 9 months - Children	721	1,128	63.9%	59.6%	58.8%	57.6%
% of FP17s for the same patient ID Re-attending between 3 & 9 months - Adults	1,860	3,180	58.5%	53.9%	51.2%	50.1%
% of FP17s for Band 1 Urgent Courses	329	4,084	8.1%	7.1%	8.0%	9.1%
% of FP17s Relating to Free Repair or Replacements	28	4,084	0.7%	0.9%	0.8%	0.8%
% of FP17s Relating to Continuations	114	4,084	2.8%	1.4%	1.2%	1.2%
% of Patients satisfied with the dentistry they have received	8	8	N/A	93.5%	92.7%	92.8%
% of Patients satisfied with the time they had to wait for an appointment	8	8	N/A	90.3%	89.1%	88.7%

* This is based on patients treated on this contract for their most recent course of treatment. Figures in italics indicate the base number of FP17s or Patient Questionnaire responses are less than 100. N/A is shown where the base number of responses is less than 10 during the period. % is calculated as Quantity/Base number*100

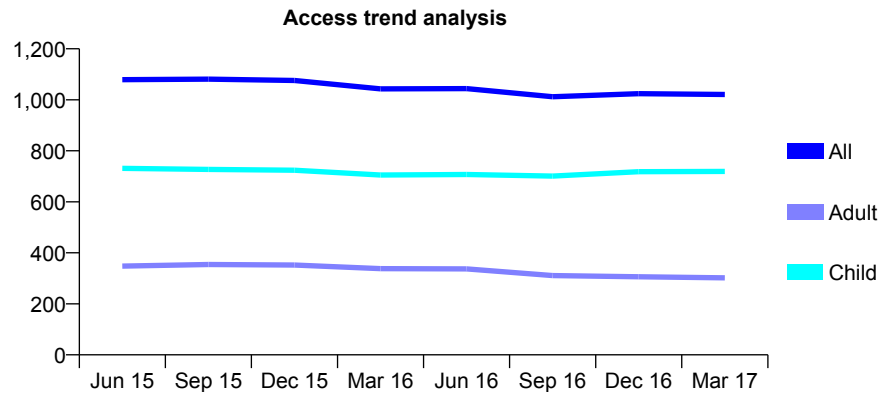
Q60 - Vital Signs At a Glance Contract Report for 741361/0001 - March 2017

Name or company name	MISS SM BATHO
Contract type name	GDS Contract
Purpose of contract	General
Contract start date	01/04/2006
Contract end date	

16/17 Contracted general activity (UDA)	2,500
Carry forward general activity (UDA)	72
16/17 Contracted orthodontic activity (UOA)	0
Carry forward orthodontic activity (UOA)	0
Baseline contract value	£55,564.19

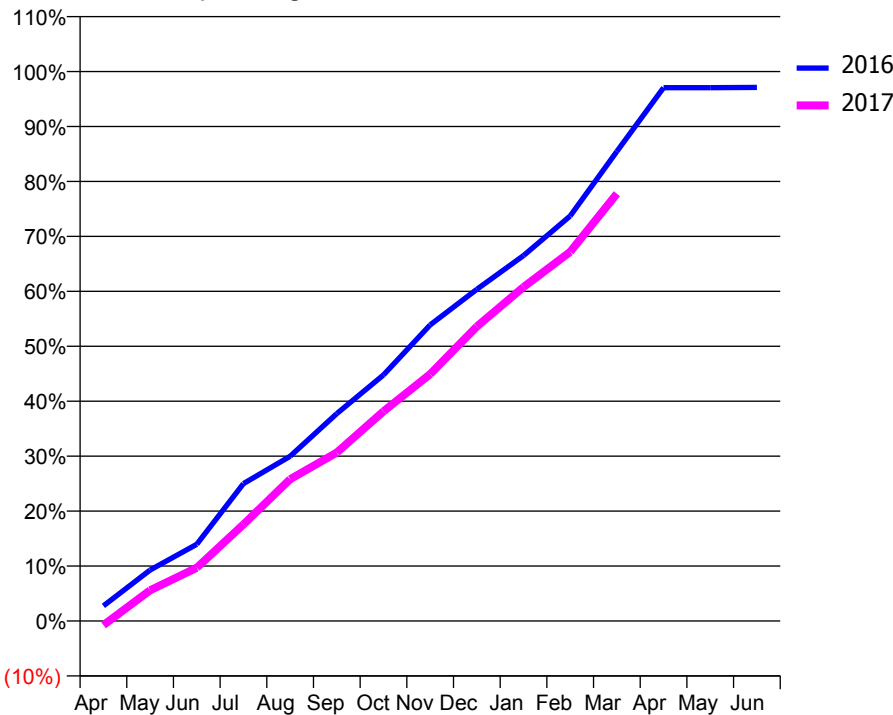
ACCESS*

Patients seen in 24 months	Total	Change since previous quarter
Quarter ending March 2016	1,043	
Quarter ending June 2016	1,044	→
Quarter ending September 2016	1,012	↓
Quarter ending December 2016	1,024	→
Quarter ending March 2017	1,021	→
Variance since March 2016	(2.1%)	↓



ACTIVITY

Cumulative percentage of contracted UDA delivered 2016 & 2017



Month	Adjusted Scheduled Activity (UDA)	
	2016	2017
April	69	-19
May	232	140
June	349	243
July	625	440
August	749	645
September	944	766
October	1,120	954
November	1,347	1,123
December	1,509	1,340
January	1,663	1,519
February	1,843	1,680
March	2,136	1,944
April	2,426	
May	2,426	
June	2,427	

QUALITY

	Quantity	Base Number	Contract	AT	Region	England
% of FP17s for the same patient ID Re-attending within 3 months - Children	102	1,155	8.8%	10.3%	12.0%	12.3%
% of FP17s for the same patient ID Re-attending within 3 months - Adults	64	323	19.8%	14.3%	16.0%	16.7%
% of FP17s for the same patient ID Re-attending between 3 & 9 months - Children	604	1,155	52.3%	59.6%	58.8%	57.6%
% of FP17s for the same patient ID Re-attending between 3 & 9 months - Adults	151	323	46.7%	53.9%	51.2%	50.1%
% of FP17s for Band 1 Urgent Courses	94	1,299	7.2%	7.1%	8.0%	9.1%
% of FP17s Relating to Free Repair or Replacements	0	1,299	0.0%	0.9%	0.8%	0.8%
% of FP17s Relating to Continuations	0	1,299	0.0%	1.4%	1.2%	1.2%
% of Patients satisfied with the dentistry they have received	1	1	N/A	93.5%	92.7%	92.8%
% of Patients satisfied with the time they had to wait for an appointment	1	1	N/A	90.3%	89.1%	88.7%

* This is based on patients treated on this contract for their most recent course of treatment. Figures in italics indicate the base number of FP17s or Patient Questionnaire responses are less than 100. N/A is shown where the base number of responses is less than 10 during the period. % is calculated as Quantity/Base number*100

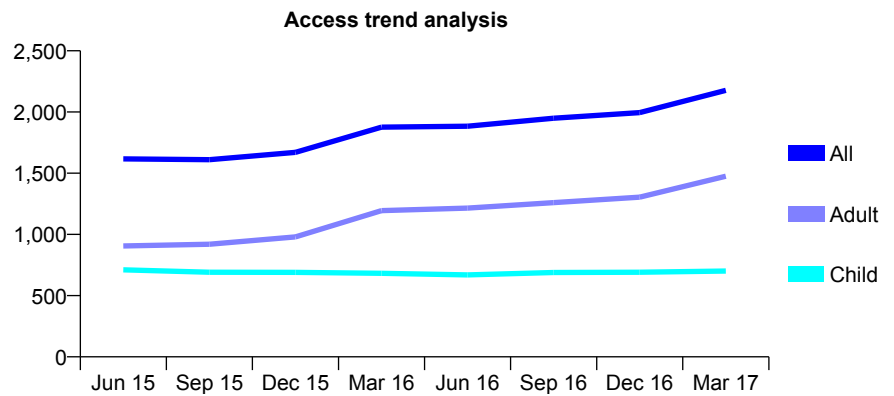
Q60 - Vital Signs At a Glance Contract Report for 741396/0001 - March 2017

Name or company name	MR D CHILCOTT
Contract type name	GDS Contract
Purpose of contract	General
Contract start date	01/04/2006
Contract end date	

16/17 Contracted general activity (UDA)	5,679
Carry forward general activity (UDA)	-38
16/17 Contracted orthodontic activity (UOA)	0
Carry forward orthodontic activity (UOA)	0
Baseline contract value	£147,232.44

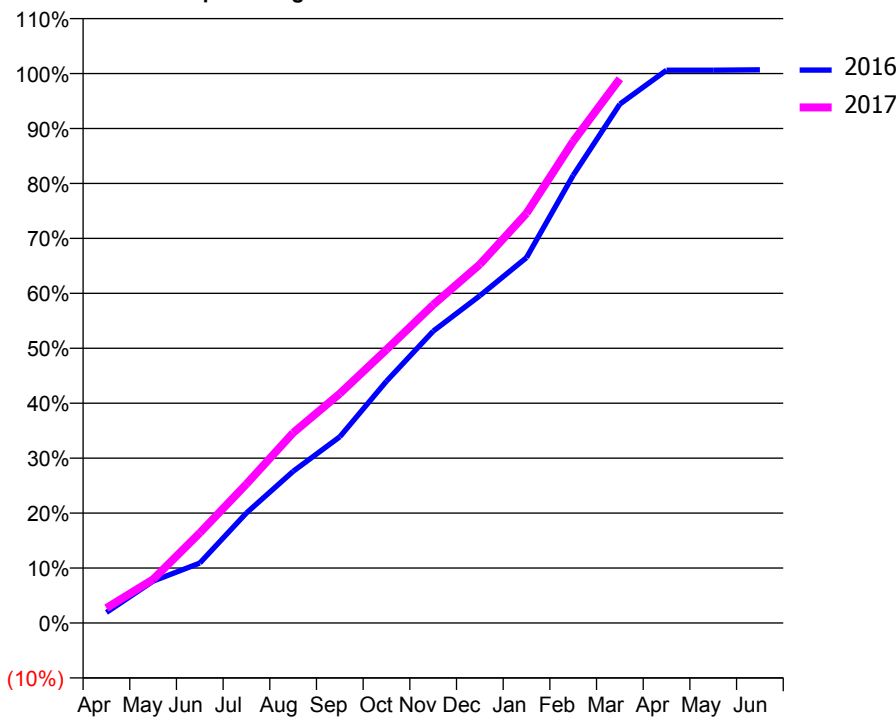
ACCESS*

Patients seen in 24 months	Total	Change since previous quarter
Quarter ending March 2016	1,876	
Quarter ending June 2016	1,884	→
Quarter ending September 2016	1,949	↑
Quarter ending December 2016	1,995	↑
Quarter ending March 2017	2,177	↑
Variance since March 2016	16.0%	↑



ACTIVITY

Cumulative percentage of contracted UDA delivered 2016 & 2017



Month	Adjusted Scheduled Activity (UDA)	
	2016	2017
April	109	155
May	433	451
June	619	931
July	1,138	1,437
August	1,568	1,966
September	1,925	2,371
October	2,499	2,826
November	3,016	3,288
December	3,383	3,707
January	3,776	4,234
February	4,626	4,978
March	5,363	5,624
April	5,713	
May	5,713	
June	5,717	

QUALITY

	Quantity	Base Number	Contract	AT	Region	England
% of FP17s for the same patient ID Re-attending within 3 months - Children	72	1,192	6.0%	10.3%	12.0%	12.3%
% of FP17s for the same patient ID Re-attending within 3 months - Adults	215	1,917	11.2%	14.3%	16.0%	16.7%
% of FP17s for the same patient ID Re-attending between 3 & 9 months - Children	797	1,192	66.9%	59.6%	58.8%	57.6%
% of FP17s for the same patient ID Re-attending between 3 & 9 months - Adults	1,047	1,917	54.6%	53.9%	51.2%	50.1%
% of FP17s for Band 1 Urgent Courses	26	2,966	0.9%	7.1%	8.0%	9.1%
% of FP17s Relating to Free Repair or Replacements	13	2,966	0.4%	0.9%	0.8%	0.8%
% of FP17s Relating to Continuations	32	2,966	1.1%	1.4%	1.2%	1.2%
% of Patients satisfied with the dentistry they have received	5	5	N/A	93.5%	92.7%	92.8%
% of Patients satisfied with the time they had to wait for an appointment	5	5	N/A	90.3%	89.1%	88.7%

* This is based on patients treated on this contract for their most recent course of treatment. Figures in italics indicate the base number of FP17s or Patient Questionnaire responses are less than 100. N/A is shown where the base number of responses is less than 10 during the period. % is calculated as Quantity/Base number*100

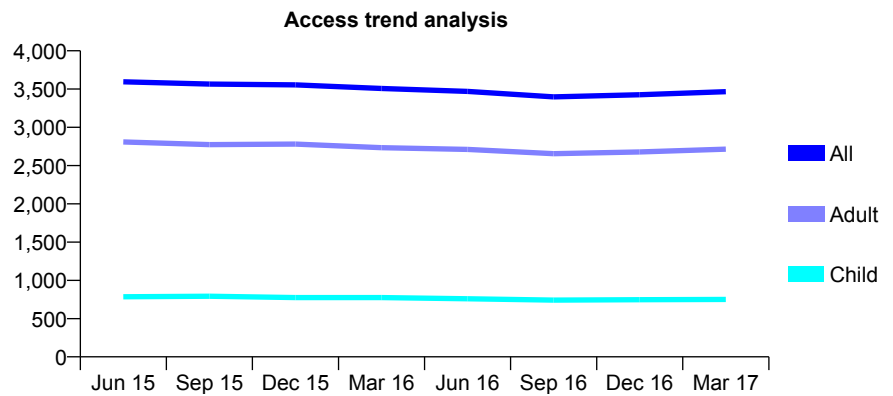
Q60 - Vital Signs At a Glance Contract Report for 745804/0001 - March 2017

Name or company name	MR YM TSO
Contract type name	GDS Contract
Purpose of contract	General
Contract start date	01/04/2006
Contract end date	

16/17 Contracted general activity (UDA)	8,200
Carry forward general activity (UDA)	125
16/17 Contracted orthodontic activity (UOA)	0
Carry forward orthodontic activity (UOA)	0
Baseline contract value	£236,413.29

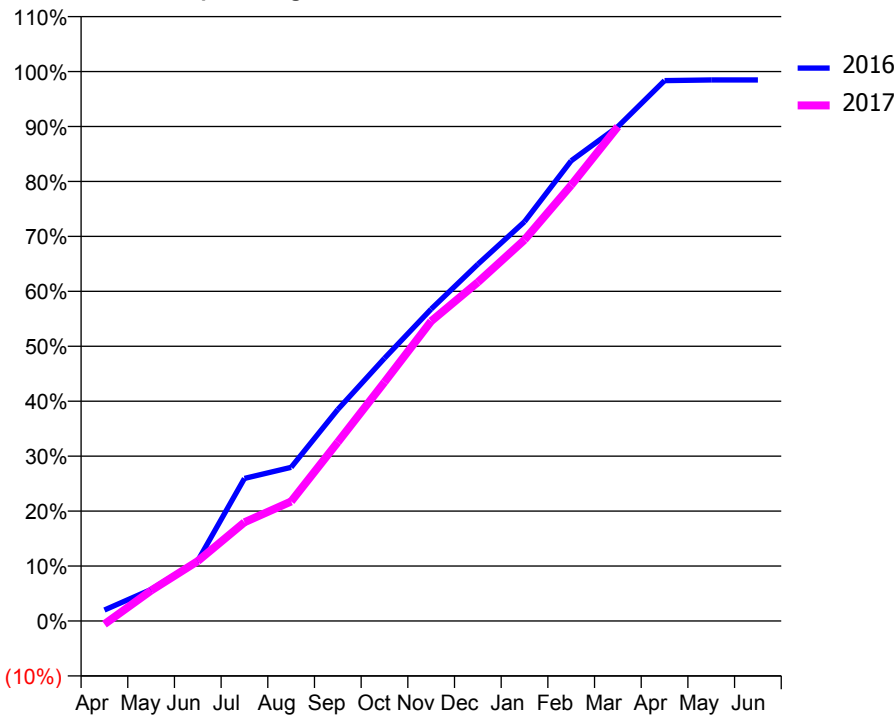
ACCESS*

Patients seen in 24 months	Total	Change since previous quarter
Quarter ending March 2016	3,508	
Quarter ending June 2016	3,470	↓
Quarter ending September 2016	3,398	↓
Quarter ending December 2016	3,425	→
Quarter ending March 2017	3,465	→
Variance since March 2016	(1.2%)	↓



ACTIVITY

Cumulative percentage of contracted UDA delivered 2016 & 2017



Month	Adjusted Scheduled Activity (UDA)	
	2016	2017
April	164	-48
May	470	455
June	901	895
July	2,128	1,474
August	2,293	1,783
September	3,156	2,670
October	3,921	3,565
November	4,656	4,474
December	5,323	5,055
January	5,958	5,689
February	6,868	6,504
March	7,378	7,378
April	8,063	
May	8,075	
June	8,075	

QUALITY

	Quantity	Base Number	Contract	AT	Region	England
% of FP17s for the same patient ID Re-attending within 3 months - Children	40	808	5.0%	10.3%	12.0%	12.3%
% of FP17s for the same patient ID Re-attending within 3 months - Adults	401	2,970	13.5%	14.3%	16.0%	16.7%
% of FP17s for the same patient ID Re-attending between 3 & 9 months - Children	213	808	26.4%	59.6%	58.8%	57.6%
% of FP17s for the same patient ID Re-attending between 3 & 9 months - Adults	625	2,970	21.0%	53.9%	51.2%	50.1%
% of FP17s for Band 1 Urgent Courses	341	3,465	9.8%	7.1%	8.0%	9.1%
% of FP17s Relating to Free Repair or Replacements	92	3,465	2.7%	0.9%	0.8%	0.8%
% of FP17s Relating to Continuations	66	3,465	1.9%	1.4%	1.2%	1.2%
% of Patients satisfied with the dentistry they have received	10	13	76.9%	93.5%	92.7%	92.8%
% of Patients satisfied with the time they had to wait for an appointment	11	13	84.6%	90.3%	89.1%	88.7%

* This is based on patients treated on this contract for their most recent course of treatment. Figures in italics indicate the base number of FP17s or Patient Questionnaire responses are less than 100. N/A is shown where the base number of responses is less than 10 during the period. % is calculated as Quantity/Base number*100

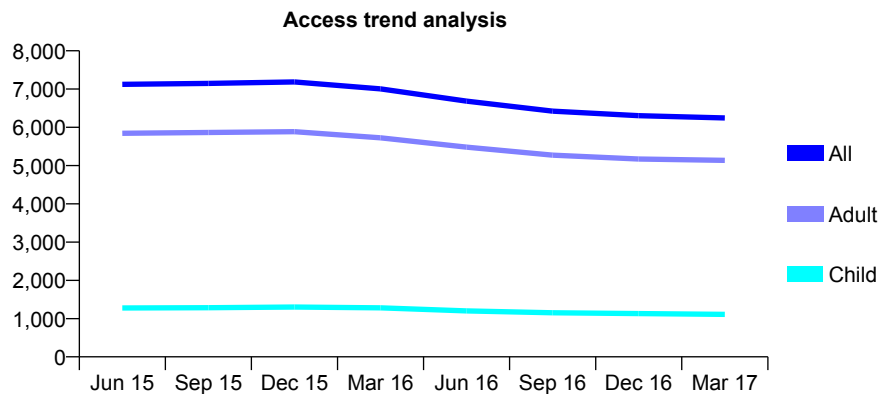
Q60 - Vital Signs At a Glance Contract Report for 749559/0001 - March 2017

Name or company name	MR JC PREECE
Contract type name	GDS Contract
Purpose of contract	General
Contract start date	01/04/2006
Contract end date	

16/17 Contracted general activity (UDA)	19,778
Carry forward general activity (UDA)	-158
16/17 Contracted orthodontic activity (UOA)	0
Carry forward orthodontic activity (UOA)	0
Baseline contract value	£561,052.18

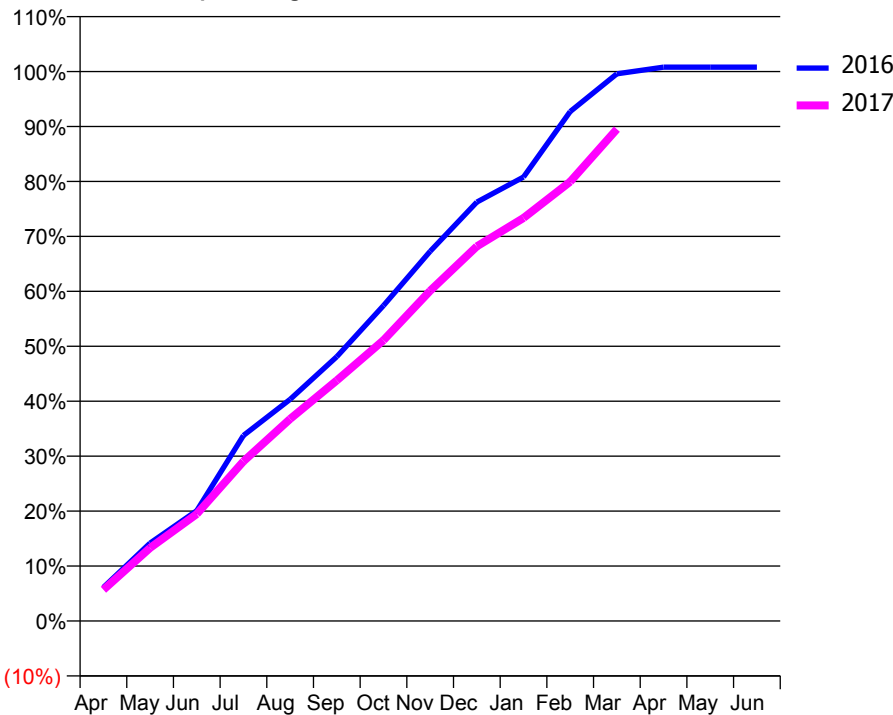
ACCESS*

Patients seen in 24 months	Total	Change since previous quarter
Quarter ending March 2016	7,006	
Quarter ending June 2016	6,684	↓
Quarter ending September 2016	6,424	↓
Quarter ending December 2016	6,304	↓
Quarter ending March 2017	6,245	→
Variance since March 2016	(10.9%)	↓



ACTIVITY

Cumulative percentage of contracted UDA delivered 2016 & 2017



Month	Adjusted Scheduled Activity (UDA)	
	2016	2017
April	1,214	1,126
May	2,805	2,632
June	3,969	3,852
July	6,679	5,746
August	7,980	7,271
September	9,517	8,660
October	11,351	10,105
November	13,305	11,885
December	15,078	13,485
January	15,982	14,507
February	18,336	15,811
March	19,696	17,703
April	19,935	
May	19,933	
June	19,936	

QUALITY

	Quantity	Base Number	Contract	AT	Region	England
% of FP17s for the same patient ID Re-attending within 3 months - Children	95	1,796	5.3%	10.3%	12.0%	12.3%
% of FP17s for the same patient ID Re-attending within 3 months - Adults	1,192	8,581	13.9%	14.3%	16.0%	16.7%
% of FP17s for the same patient ID Re-attending between 3 & 9 months - Children	1,296	1,796	72.2%	59.6%	58.8%	57.6%
% of FP17s for the same patient ID Re-attending between 3 & 9 months - Adults	6,033	8,581	70.3%	53.9%	51.2%	50.1%
% of FP17s for Band 1 Urgent Courses	707	10,276	6.9%	7.1%	8.0%	9.1%
% of FP17s Relating to Free Repair or Replacements	72	10,276	0.7%	0.9%	0.8%	0.8%
% of FP17s Relating to Continuations	108	10,276	1.1%	1.4%	1.2%	1.2%
% of Patients satisfied with the dentistry they have received	21	21	100.0%	93.5%	92.7%	92.8%
% of Patients satisfied with the time they had to wait for an appointment	19	21	90.5%	90.3%	89.1%	88.7%

* This is based on patients treated on this contract for their most recent course of treatment. Figures in italics indicate the base number of FP17s or Patient Questionnaire responses are less than 100. N/A is shown where the base number of responses is less than 10 during the period. % is calculated as Quantity/Base number*100

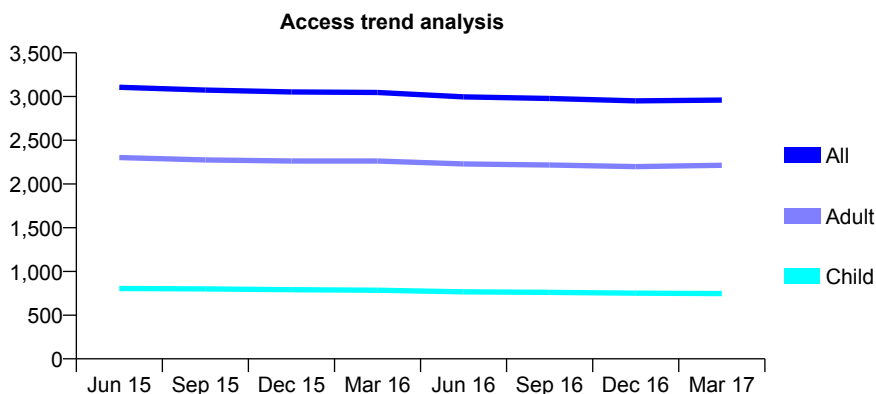
Q60 - Vital Signs At a Glance Contract Report for 755362/0001 - March 2017

Name or company name	MR KS HUGHES
Contract type name	GDS Contract
Purpose of contract	General
Contract start date	01/04/2006
Contract end date	

16/17 Contracted general activity (UDA)	9,315
Carry forward general activity (UDA)	-45
16/17 Contracted orthodontic activity (UOA)	0
Carry forward orthodontic activity (UOA)	0
Baseline contract value	£248,125.83

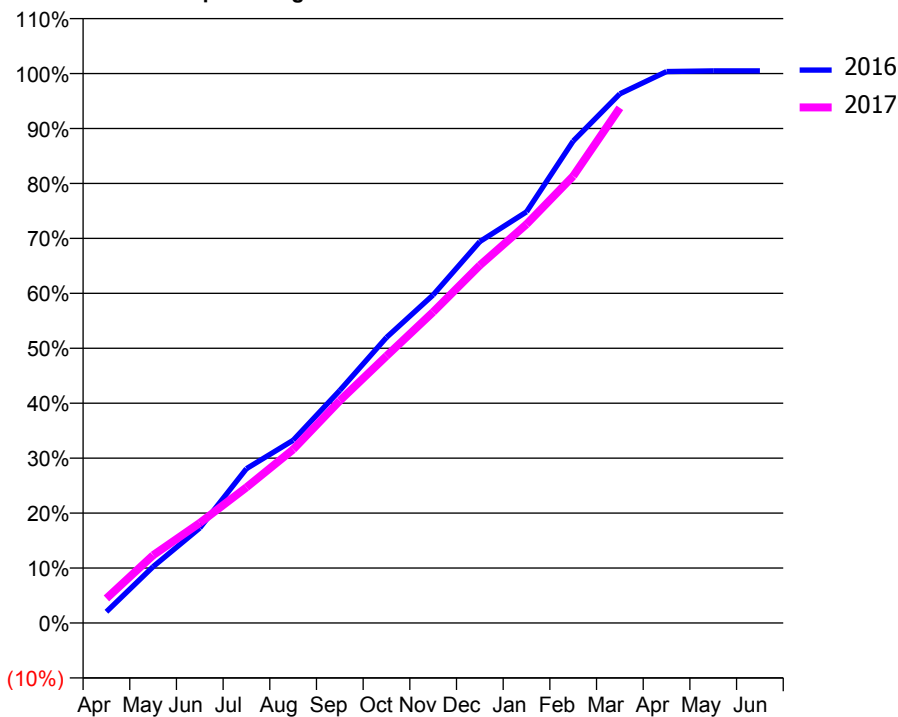
ACCESS*

Patients seen in 24 months	Total	Change since previous quarter
Quarter ending March 2016	3,047	
Quarter ending June 2016	2,996	↓
Quarter ending September 2016	2,978	→
Quarter ending December 2016	2,950	→
Quarter ending March 2017	2,960	→
Variance since March 2016	(2.9%)	↓



ACTIVITY

Cumulative percentage of contracted UDA delivered 2016 & 2017



Month	Adjusted Scheduled Activity (UDA)	
	2016	2017
April	192	416
May	954	1,149
June	1,610	1,698
July	2,615	2,299
August	3,099	2,942
September	3,942	3,769
October	4,841	4,526
November	5,561	5,272
December	6,465	6,064
January	6,969	6,760
February	8,171	7,575
March	8,971	8,734
April	9,349	
May	9,360	
June	9,360	

QUALITY

	Quantity	Base Number	Contract	AT	Region	England
% of FP17s for the same patient ID Re-attending within 3 months - Children	98	1,461	6.7%	10.3%	12.0%	12.3%
% of FP17s for the same patient ID Re-attending within 3 months - Adults	526	3,592	14.6%	14.3%	16.0%	16.7%
% of FP17s for the same patient ID Re-attending between 3 & 9 months - Children	1,115	1,461	76.3%	59.6%	58.8%	57.6%
% of FP17s for the same patient ID Re-attending between 3 & 9 months - Adults	2,151	3,592	59.9%	53.9%	51.2%	50.1%
% of FP17s for Band 1 Urgent Courses	290	4,851	6.0%	7.1%	8.0%	9.1%
% of FP17s Relating to Free Repair or Replacements	61	4,851	1.3%	0.9%	0.8%	0.8%
% of FP17s Relating to Continuations	45	4,851	0.9%	1.4%	1.2%	1.2%
% of Patients satisfied with the dentistry they have received	5	5	N/A	93.5%	92.7%	92.8%
% of Patients satisfied with the time they had to wait for an appointment	5	5	N/A	90.3%	89.1%	88.7%

* This is based on patients treated on this contract for their most recent course of treatment. Figures in italics indicate the base number of FP17s or Patient Questionnaire responses are less than 100. N/A is shown where the base number of responses is less than 10 during the period. % is calculated as Quantity/Base number*100

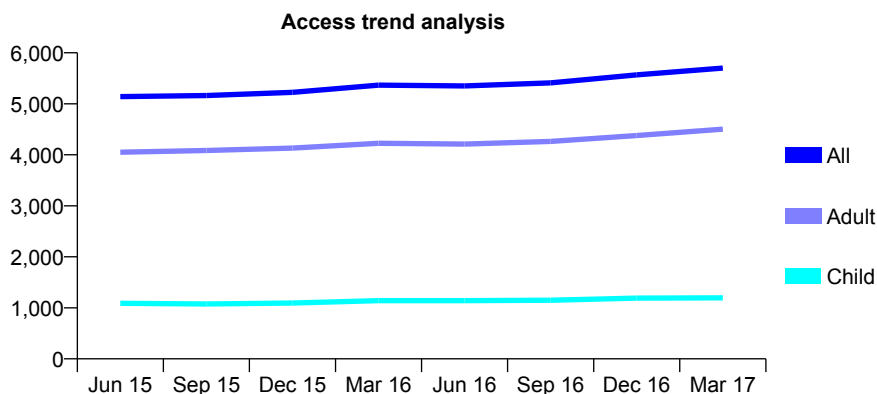
Q60 - Vital Signs At a Glance Contract Report for 762571/0001 - March 2017

Name or company name	Cleobury Dental Practice Partnership
Contract type name	GDS Contract
Purpose of contract	General
Contract start date	01/12/2011
Contract end date	

16/17 Contracted general activity (UDA)	15,000
Carry forward general activity (UDA)	206
16/17 Contracted orthodontic activity (UOA)	0
Carry forward orthodontic activity (UOA)	0
Baseline contract value	£386,906.61

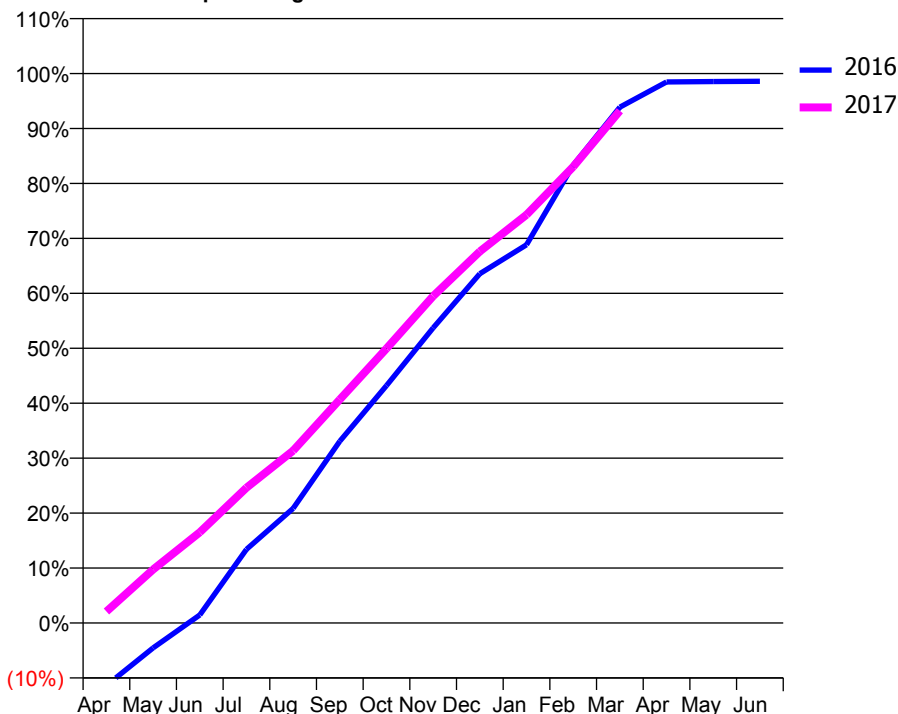
ACCESS*

Patients seen in 24 months	Total	Change since previous quarter
Quarter ending March 2016	5,365	
Quarter ending June 2016	5,350	→
Quarter ending September 2016	5,410	→
Quarter ending December 2016	5,567	↑
Quarter ending March 2017	5,700	↑
Variance since March 2016	6.2%	↑



ACTIVITY

Cumulative percentage of contracted UDA delivered 2016 & 2017



Month	Adjusted Scheduled Activity (UDA)	
	2016	2017
April	-1,652	314
May	-659	1,462
June	212	2,478
July	1,945	3,691
August	3,026	4,705
September	4,799	6,104
October	6,267	7,493
November	7,788	8,922
December	9,218	10,144
January	9,980	11,143
February	12,082	12,453
March	13,612	13,983
April	14,278	
May	14,286	
June	14,293	

QUALITY

	Quantity	Base Number	Contract	AT	Region	England
% of FP17s for the same patient ID Re-attending within 3 months - Children	213	2,211	9.6%	10.3%	12.0%	12.3%
% of FP17s for the same patient ID Re-attending within 3 months - Adults	933	6,744	13.8%	14.3%	16.0%	16.7%
% of FP17s for the same patient ID Re-attending between 3 & 9 months - Children	1,511	2,211	68.3%	59.6%	58.8%	57.6%
% of FP17s for the same patient ID Re-attending between 3 & 9 months - Adults	4,026	6,744	59.7%	53.9%	51.2%	50.1%
% of FP17s for Band 1 Urgent Courses	477	7,799	6.1%	7.1%	8.0%	9.1%
% of FP17s Relating to Free Repair or Replacements	42	7,799	0.5%	0.9%	0.8%	0.8%
% of FP17s Relating to Continuations	53	7,799	0.7%	1.4%	1.2%	1.2%
% of Patients satisfied with the dentistry they have received	18	19	94.7%	93.5%	92.7%	92.8%
% of Patients satisfied with the time they had to wait for an appointment	16	19	84.2%	90.3%	89.1%	88.7%

* This is based on patients treated on this contract for their most recent course of treatment. Figures in italics indicate the base number of FP17s or Patient Questionnaire responses are less than 100. N/A is shown where the base number of responses is less than 10 during the period. % is calculated as Quantity/Base number*100

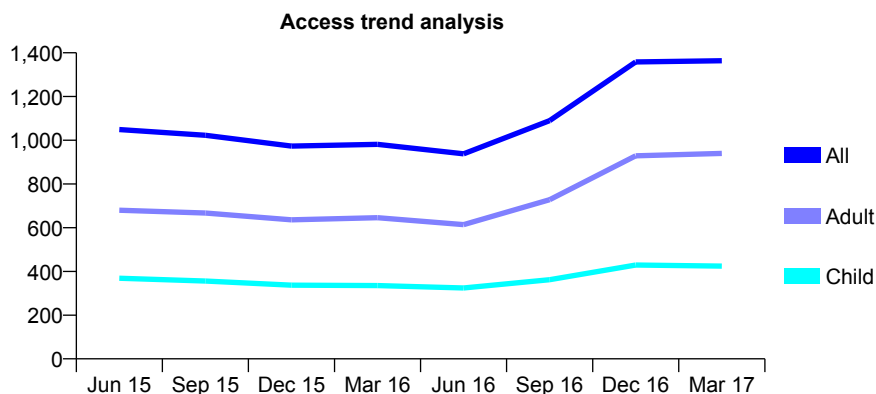
Q60 - Vital Signs At a Glance Contract Report for 762776/0001 - March 2017

Name or company name	MR A SHAMSI
Contract type name	GDS Contract
Purpose of contract	General
Contract start date	01/04/2006
Contract end date	

16/17 Contracted general activity (UDA)	6,178
Carry forward general activity (UDA)	-9
16/17 Contracted orthodontic activity (UOA)	0
Carry forward orthodontic activity (UOA)	0
Baseline contract value	£158,651.32

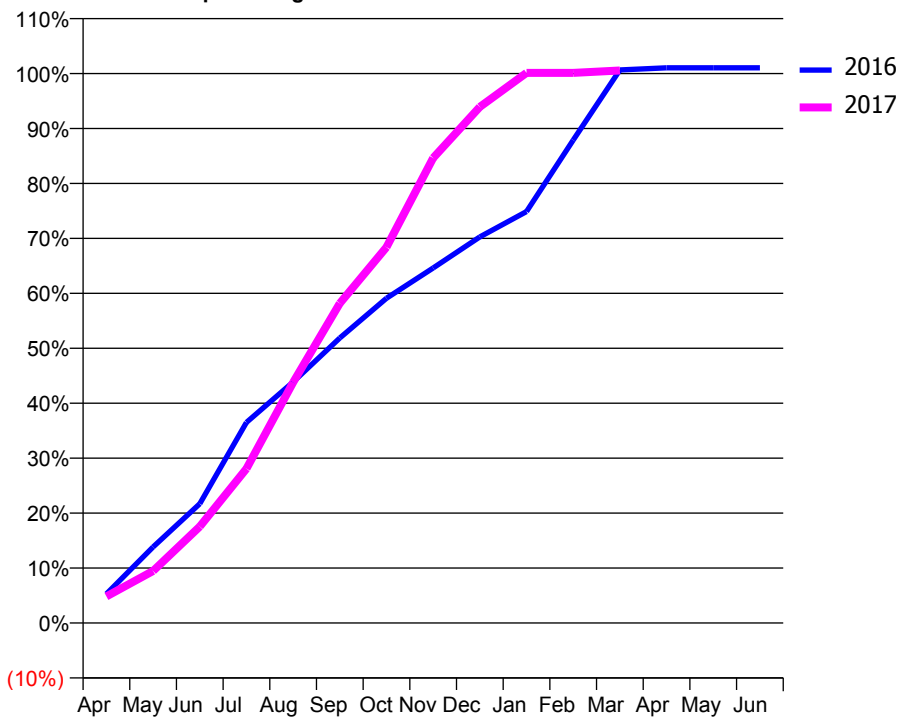
ACCESS*

Patients seen in 24 months	Total	Change since previous quarter
Quarter ending March 2016	981	
Quarter ending June 2016	938	↓
Quarter ending September 2016	1,090	↑
Quarter ending December 2016	1,358	↑
Quarter ending March 2017	1,364	→
Variance since March 2016	39.0%	↑



ACTIVITY

Cumulative percentage of contracted UDA delivered 2016 & 2017



Month	Adjusted Scheduled Activity (UDA)	
	2016	2017
April	248	299
May	648	585
June	1,016	1,085
July	1,708	1,735
August	2,051	2,706
September	2,427	3,595
October	2,765	4,225
November	3,022	5,229
December	3,287	5,803
January	3,503	6,185
February	4,111	6,185
March	4,708	6,212
April	4,727	
May	4,727	
June	4,727	

QUALITY

	Quantity	Base Number	Contract	AT	Region	England
% of FP17s for the same patient ID Re-attending within 3 months - Children	25	504	5.0%	10.3%	12.0%	12.3%
% of FP17s for the same patient ID Re-attending within 3 months - Adults	127	1,081	11.7%	14.3%	16.0%	16.7%
% of FP17s for the same patient ID Re-attending between 3 & 9 months - Children	203	504	40.3%	59.6%	58.8%	57.6%
% of FP17s for the same patient ID Re-attending between 3 & 9 months - Adults	392	1,081	36.3%	53.9%	51.2%	50.1%
% of FP17s for Band 1 Urgent Courses	18	1,580	1.1%	7.1%	8.0%	9.1%
% of FP17s Relating to Free Repair or Replacements	0	1,580	0.0%	0.9%	0.8%	0.8%
% of FP17s Relating to Continuations	13	1,580	0.8%	1.4%	1.2%	1.2%
% of Patients satisfied with the dentistry they have received	1	2	N/A	93.5%	92.7%	92.8%
% of Patients satisfied with the time they had to wait for an appointment	2	2	N/A	90.3%	89.1%	88.7%

* This is based on patients treated on this contract for their most recent course of treatment. Figures in italics indicate the base number of FP17s or Patient Questionnaire responses are less than 100. N/A is shown where the base number of responses is less than 10 during the period. % is calculated as Quantity/Base number*100

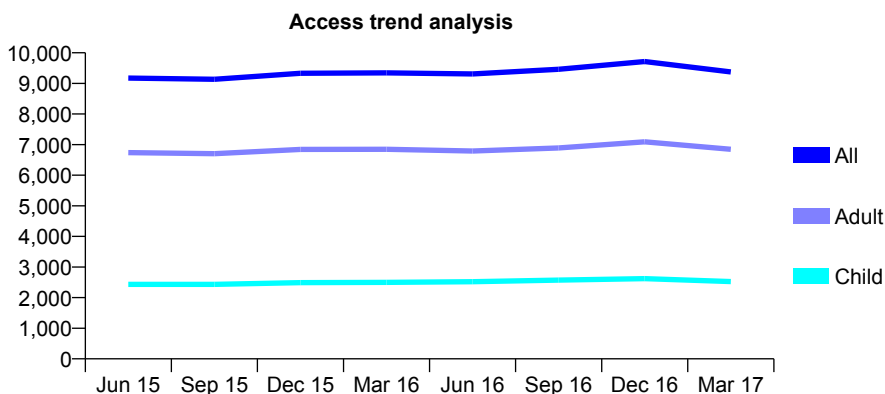
Q60 - Vital Signs At a Glance Contract Report for 762776/0002 - March 2017

Name or company name	MR A SHAMSI
Contract type name	PDS Plus Contract
Purpose of contract	General
Contract start date	01/02/2011
Contract end date	31/03/2021

16/17 Contracted general activity (UDA)	33,500
Carry forward general activity (UDA)	0
16/17 Contracted orthodontic activity (UOA)	0
Carry forward orthodontic activity (UOA)	0
Baseline contract value	£627,688.27

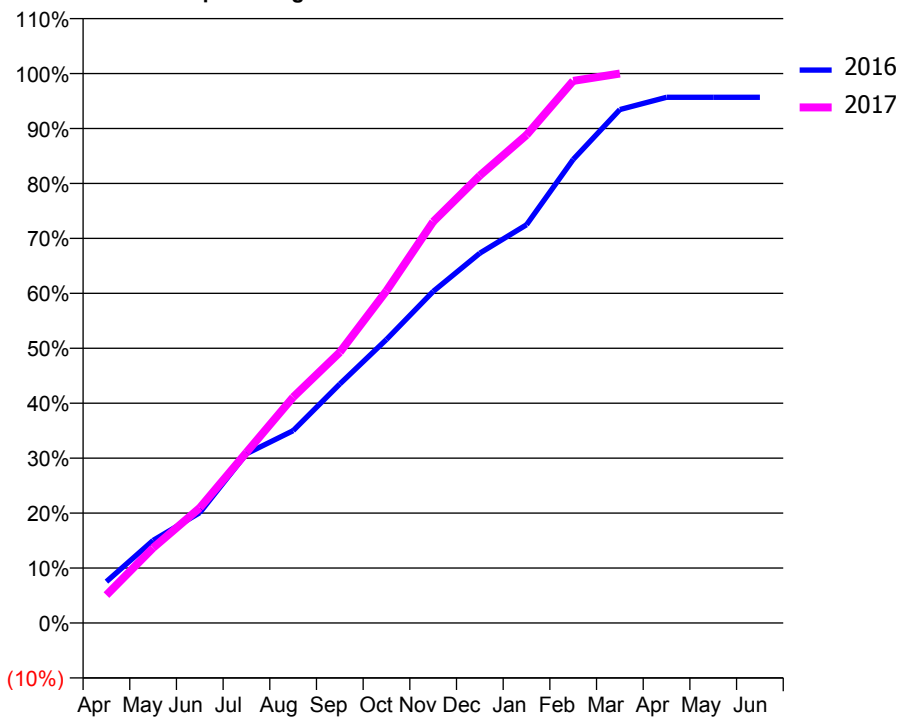
ACCESS*

Patients seen in 24 months	Total	Change since previous quarter
Quarter ending March 2016	9,344	
Quarter ending June 2016	9,311	→
Quarter ending September 2016	9,462	→
Quarter ending December 2016	9,713	↑
Quarter ending March 2017	9,375	↓
Variance since March 2016	0.3%	→



ACTIVITY

Cumulative percentage of contracted UDA delivered 2016 & 2017



Month	Adjusted Scheduled Activity (UDA)	
	2016	2017
April	2,521	1,700
May	5,034	4,584
June	6,726	7,021
July	10,322	10,404
August	11,729	13,764
September	14,571	16,511
October	17,289	20,258
November	20,213	24,462
December	22,544	27,275
January	24,276	29,748
February	28,259	33,053
March	31,306	33,501
April	32,052	
May	32,052	
June	32,052	

QUALITY

	Quantity	Base Number	Contract	AT	Region	England
% of FP17s for the same patient ID Re-attending within 3 months - Children	110	2,753	4.0%	10.3%	12.0%	12.3%
% of FP17s for the same patient ID Re-attending within 3 months - Adults	313	6,281	5.0%	14.3%	16.0%	16.7%
% of FP17s for the same patient ID Re-attending between 3 & 9 months - Children	1,049	2,753	38.1%	59.6%	58.8%	57.6%
% of FP17s for the same patient ID Re-attending between 3 & 9 months - Adults	2,378	6,281	37.9%	53.9%	51.2%	50.1%
% of FP17s for Band 1 Urgent Courses	309	8,855	3.5%	7.1%	8.0%	9.1%
% of FP17s Relating to Free Repair or Replacements	33	8,855	0.4%	0.9%	0.8%	0.8%
% of FP17s Relating to Continuations	31	8,855	0.4%	1.4%	1.2%	1.2%
% of Patients satisfied with the dentistry they have received	26	26	100.0%	93.5%	92.7%	92.8%
% of Patients satisfied with the time they had to wait for an appointment	26	26	100.0%	90.3%	89.1%	88.7%

* This is based on patients treated on this contract for their most recent course of treatment. Figures in italics indicate the base number of FP17s or Patient Questionnaire responses are less than 100. N/A is shown where the base number of responses is less than 10 during the period. % is calculated as Quantity/Base number*100

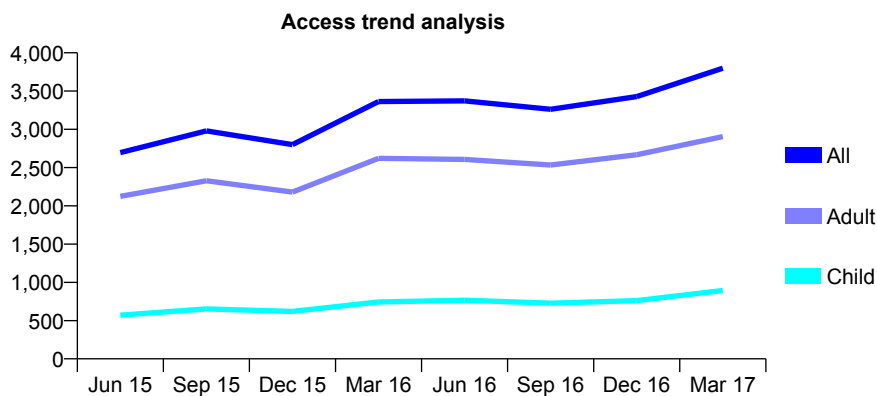
Q60 - Vital Signs At a Glance Contract Report for 764442/0003 - March 2017

Name or company name	MR KS GAKHAL
Contract type name	GDS Contract
Purpose of contract	General
Contract start date	01/01/2012
Contract end date	

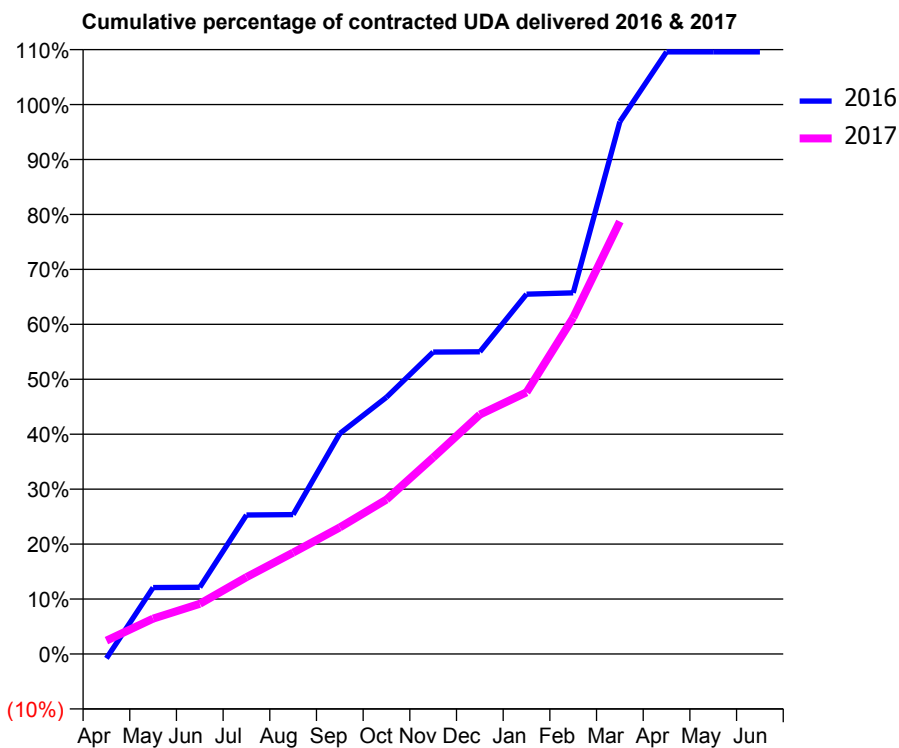
16/17 Contracted general activity (UDA)	9,882
Carry forward general activity (UDA)	0
16/17 Contracted orthodontic activity (UOA)	0
Carry forward orthodontic activity (UOA)	0
Baseline contract value	£263,404.91

ACCESS*

Patients seen in 24 months	Total	Change since previous quarter
Quarter ending March 2016	3,363	
Quarter ending June 2016	3,372	→
Quarter ending September 2016	3,262	↓
Quarter ending December 2016	3,428	↑
Quarter ending March 2017	3,799	↑
Variance since March 2016	13.0%	↑



ACTIVITY



Month	Adjusted Scheduled Activity (UDA)	
	2016	2017
April	-56	242
May	832	636
June	835	903
July	1,742	1,381
August	1,746	1,824
September	2,762	2,277
October	3,216	2,778
November	3,783	3,534
December	3,786	4,306
January	4,507	4,707
February	4,523	6,050
March	6,667	7,778
April	7,541	
May	7,541	
June	7,541	

QUALITY

	Quantity	Base Number	Contract	AT	Region	England
% of FP17s for the same patient ID Re-attending within 3 months - Children	107	1,080	9.9%	10.3%	12.0%	12.3%
% of FP17s for the same patient ID Re-attending within 3 months - Adults	463	3,338	13.9%	14.3%	16.0%	16.7%
% of FP17s for the same patient ID Re-attending between 3 & 9 months - Children	333	1,080	30.8%	59.6%	58.8%	57.6%
% of FP17s for the same patient ID Re-attending between 3 & 9 months - Adults	711	3,338	21.3%	53.9%	51.2%	50.1%
% of FP17s for Band 1 Urgent Courses	1,524	4,065	37.5%	7.1%	8.0%	9.1%
% of FP17s Relating to Free Repair or Replacements	39	4,065	1.0%	0.9%	0.8%	0.8%
% of FP17s Relating to Continuations	34	4,065	0.8%	1.4%	1.2%	1.2%
% of Patients satisfied with the dentistry they have received	2	3	N/A	93.5%	92.7%	92.8%
% of Patients satisfied with the time they had to wait for an appointment	3	3	N/A	90.3%	89.1%	88.7%

* This is based on patients treated on this contract for their most recent course of treatment. Figures in italics indicate the base number of FP17s or Patient Questionnaire responses are less than 100. N/A is shown where the base number of responses is less than 10 during the period. % is calculated as Quantity/Base number*100

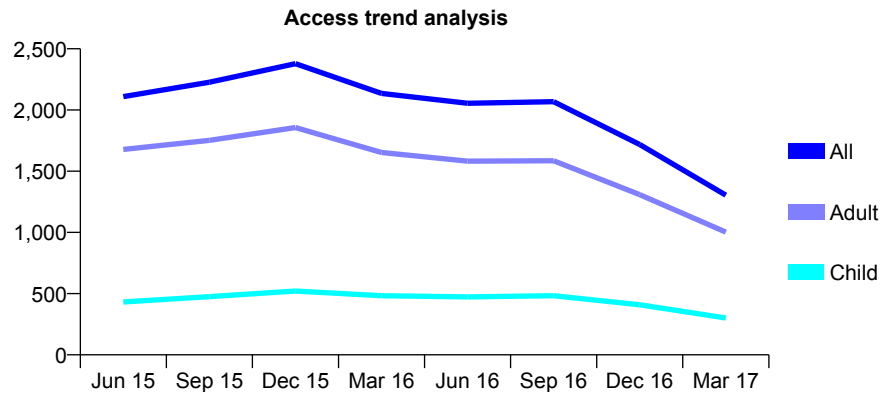
Q60 - Vital Signs At a Glance Contract Report for 764442/0004 - March 2017

Name or company name	MR KS GAKHAL
Contract type name	PDS Contract
Purpose of contract	General
Contract start date	01/01/2012
Contract end date	31/12/2021

16/17 Contracted general activity (UDA)	5,401
Carry forward general activity (UDA)	16
16/17 Contracted orthodontic activity (UOA)	0
Carry forward orthodontic activity (UOA)	0
Baseline contract value	£148,519.58

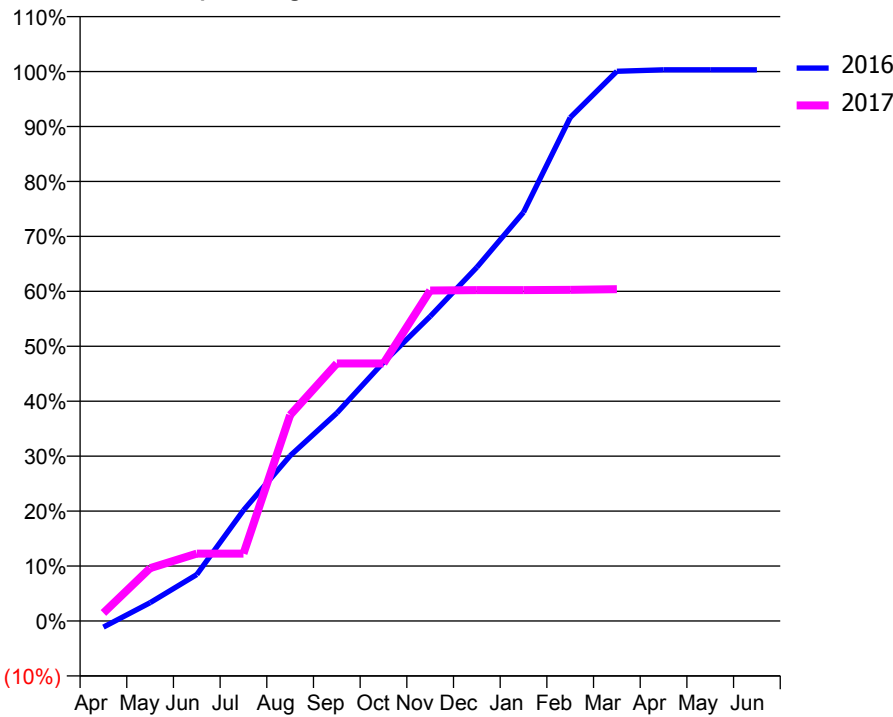
ACCESS*

Patients seen in 24 months	Total	Change since previous quarter
Quarter ending March 2016	2,136	
Quarter ending June 2016	2,055	↓
Quarter ending September 2016	2,068	→
Quarter ending December 2016	1,718	↓
Quarter ending March 2017	1,304	↓
Variance since March 2016	(39.0%)	↓



ACTIVITY

Cumulative percentage of contracted UDA delivered 2016 & 2017



Month	Adjusted Scheduled Activity (UDA)	
	2016	2017
April	-61	79
May	180	520
June	457	662
July	1,088	662
August	1,625	2,024
September	2,044	2,531
October	2,543	2,531
November	2,995	3,249
December	3,477	3,253
January	4,018	3,253
February	4,948	3,256
March	5,403	3,262
April	5,418	
May	5,418	
June	5,418	

QUALITY

	Quantity	Base Number	Contract	AT	Region	England
% of FP17s for the same patient ID Re-attending within 3 months - Children	20	385	5.2%	10.3%	12.0%	12.3%
% of FP17s for the same patient ID Re-attending within 3 months - Adults	117	1,223	9.6%	14.3%	16.0%	16.7%
% of FP17s for the same patient ID Re-attending between 3 & 9 months - Children	147	385	38.2%	59.6%	58.8%	57.6%
% of FP17s for the same patient ID Re-attending between 3 & 9 months - Adults	444	1,223	36.3%	53.9%	51.2%	50.1%
% of FP17s for Band 1 Urgent Courses	403	1,606	25.1%	7.1%	8.0%	9.1%
% of FP17s Relating to Free Repair or Replacements	14	1,606	0.9%	0.9%	0.8%	0.8%
% of FP17s Relating to Continuations	20	1,606	1.2%	1.4%	1.2%	1.2%
% of Patients satisfied with the dentistry they have received	1	2	N/A	93.5%	92.7%	92.8%
% of Patients satisfied with the time they had to wait for an appointment	2	2	N/A	90.3%	89.1%	88.7%

* This is based on patients treated on this contract for their most recent course of treatment. Figures in italics indicate the base number of FP17s or Patient Questionnaire responses are less than 100. N/A is shown where the base number of responses is less than 10 during the period. % is calculated as Quantity/Base number*100

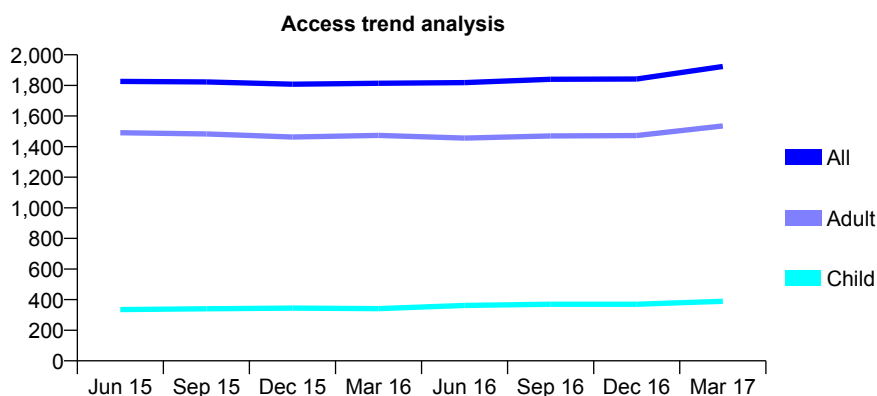
Q60 - Vital Signs At a Glance Contract Report for 764442/0005 - March 2017

Name or company name	Mr BD Coleyshaw
Contract type name	GDS Contract
Purpose of contract	General
Contract start date	01/04/2012
Contract end date	

16/17 Contracted general activity (UDA)	5,918
Carry forward general activity (UDA)	-118
16/17 Contracted orthodontic activity (UOA)	0
Carry forward orthodontic activity (UOA)	0
Baseline contract value	£132,098.09

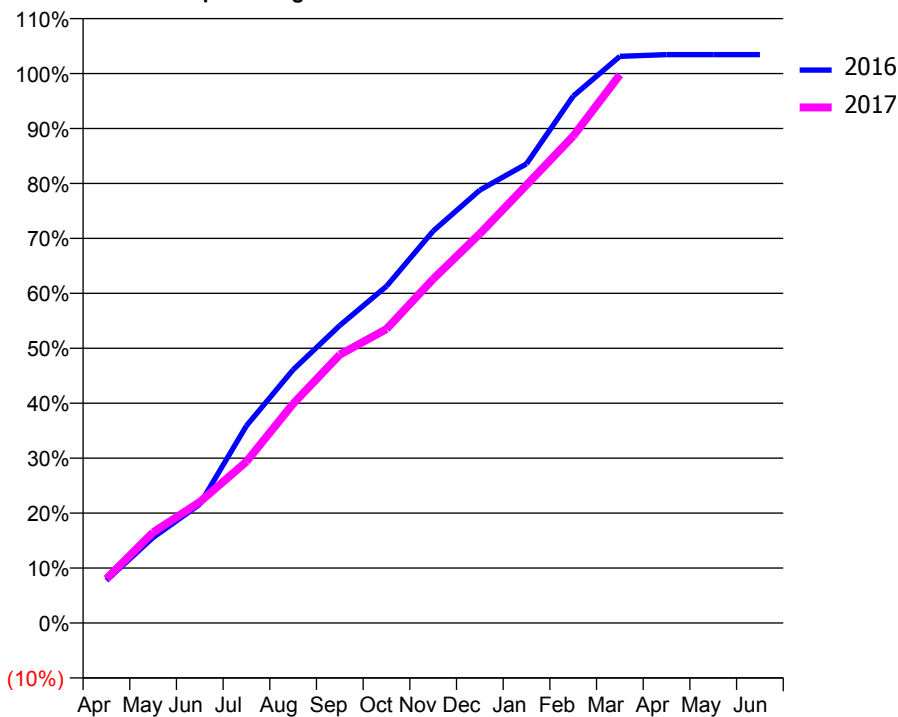
ACCESS*

Patients seen in 24 months	Total	Change since previous quarter
Quarter ending March 2016	1,814	
Quarter ending June 2016	1,818	→
Quarter ending September 2016	1,840	→
Quarter ending December 2016	1,842	→
Quarter ending March 2017	1,924	↑
Variance since March 2016	6.1%	↑



ACTIVITY

Cumulative percentage of contracted UDA delivered 2016 & 2017



Adjusted Scheduled Activity (UDA)

Month	2016	2017
April	458	477
May	921	977
June	1,279	1,303
July	2,124	1,738
August	2,728	2,361
September	3,204	2,890
October	3,627	3,166
November	4,221	3,704
December	4,663	4,193
January	4,945	4,717
February	5,675	5,243
March	6,103	5,904
April	6,122	
May	6,122	
June	6,122	

QUALITY

	Quantity	Base Number	Contract	AT	Region	England
% of FP17s for the same patient ID Re-attending within 3 months - Children	39	634	6.2%	10.3%	12.0%	12.3%
% of FP17s for the same patient ID Re-attending within 3 months - Adults	388	2,585	15.0%	14.3%	16.0%	16.7%
% of FP17s for the same patient ID Re-attending between 3 & 9 months - Children	379	634	59.8%	59.6%	58.8%	57.6%
% of FP17s for the same patient ID Re-attending between 3 & 9 months - Adults	1,600	2,585	61.9%	53.9%	51.2%	50.1%
% of FP17s for Band 1 Urgent Courses	340	3,206	10.6%	7.1%	8.0%	9.1%
% of FP17s Relating to Free Repair or Replacements	12	3,206	0.4%	0.9%	0.8%	0.8%
% of FP17s Relating to Continuations	26	3,206	0.8%	1.4%	1.2%	1.2%
% of Patients satisfied with the dentistry they have received	4	4	N/A	93.5%	92.7%	92.8%
% of Patients satisfied with the time they had to wait for an appointment	4	4	N/A	90.3%	89.1%	88.7%

* This is based on patients treated on this contract for their most recent course of treatment. Figures in italics indicate the base number of FP17s or Patient Questionnaire responses are less than 100. N/A is shown where the base number of responses is less than 10 during the period. % is calculated as Quantity/Base number*100

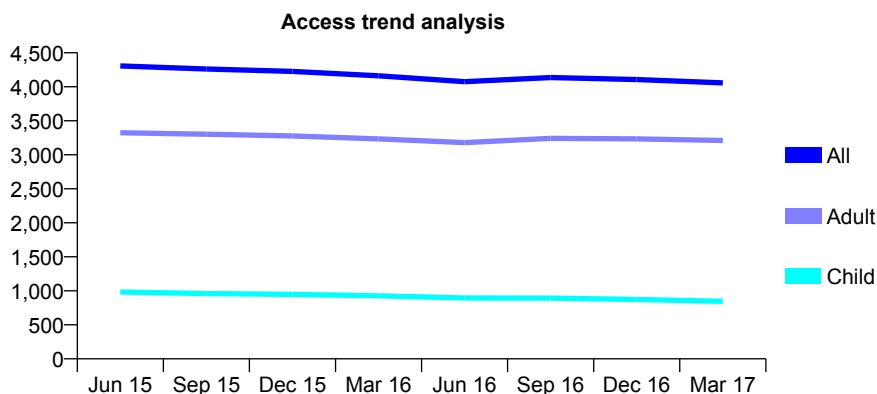
Q60 - Vital Signs At a Glance Contract Report for 765554/0001 - March 2017

Name or company name	MR MA FARAHZAD
Contract type name	GDS Contract
Purpose of contract	General
Contract start date	01/04/2006
Contract end date	

16/17 Contracted general activity (UDA)	11,601
Carry forward general activity (UDA)	182
16/17 Contracted orthodontic activity (UOA)	0
Carry forward orthodontic activity (UOA)	0
Baseline contract value	£295,574.74

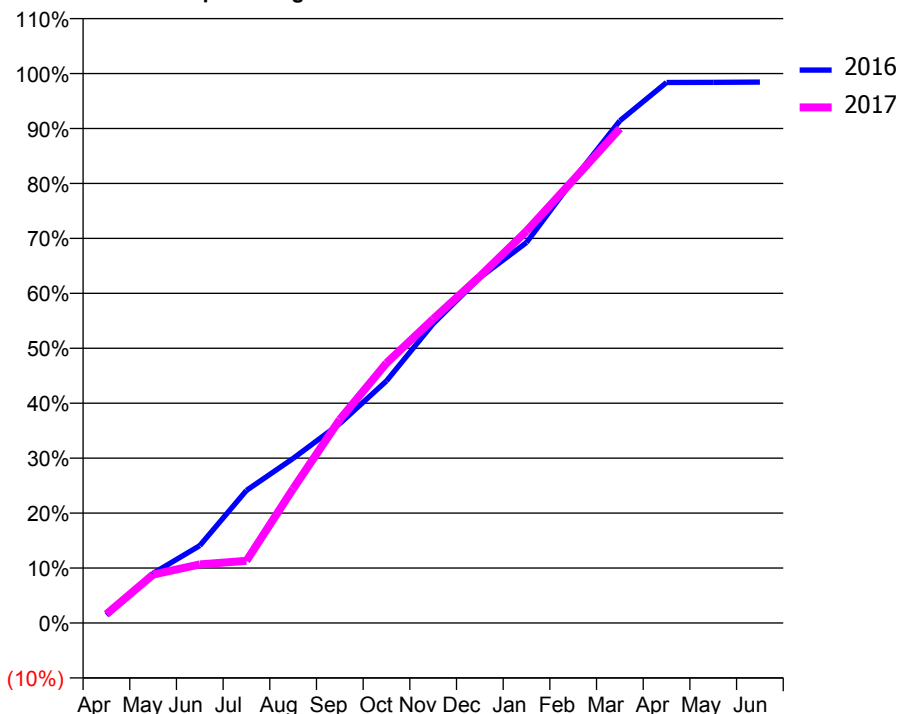
ACCESS*

Patients seen in 24 months	Total	Change since previous quarter
Quarter ending March 2016	4,161	
Quarter ending June 2016	4,075	↓
Quarter ending September 2016	4,136	→
Quarter ending December 2016	4,107	→
Quarter ending March 2017	4,057	↓
Variance since March 2016	(2.5%)	↓



ACTIVITY

Cumulative percentage of contracted UDA delivered 2016 & 2017



Month	Adjusted Scheduled Activity (UDA)	
	2016	2017
April	168	188
May	1,050	1,025
June	1,635	1,236
July	2,798	1,313
August	3,475	2,835
September	4,210	4,298
October	5,111	5,488
November	6,318	6,416
December	7,291	7,318
January	8,035	8,276
February	9,353	9,351
March	10,603	10,439
April	11,412	
May	11,415	
June	11,419	

QUALITY

	Quantity	Base Number	Contract	AT	Region	England
% of FP17s for the same patient ID Re-attending within 3 months - Children	75	979	7.7%	10.3%	12.0%	12.3%
% of FP17s for the same patient ID Re-attending within 3 months - Adults	721	4,299	16.8%	14.3%	16.0%	16.7%
% of FP17s for the same patient ID Re-attending between 3 & 9 months - Children	464	979	47.4%	59.6%	58.8%	57.6%
% of FP17s for the same patient ID Re-attending between 3 & 9 months - Adults	2,111	4,299	49.1%	53.9%	51.2%	50.1%
% of FP17s for Band 1 Urgent Courses	279	4,942	5.6%	7.1%	8.0%	9.1%
% of FP17s Relating to Free Repair or Replacements	44	4,942	0.9%	0.9%	0.8%	0.8%
% of FP17s Relating to Continuations	43	4,942	0.9%	1.4%	1.2%	1.2%
% of Patients satisfied with the dentistry they have received	6	6	N/A	93.5%	92.7%	92.8%
% of Patients satisfied with the time they had to wait for an appointment	6	6	N/A	90.3%	89.1%	88.7%

* This is based on patients treated on this contract for their most recent course of treatment. Figures in italics indicate the base number of FP17s or Patient Questionnaire responses are less than 100. N/A is shown where the base number of responses is less than 10 during the period. % is calculated as Quantity/Base number*100

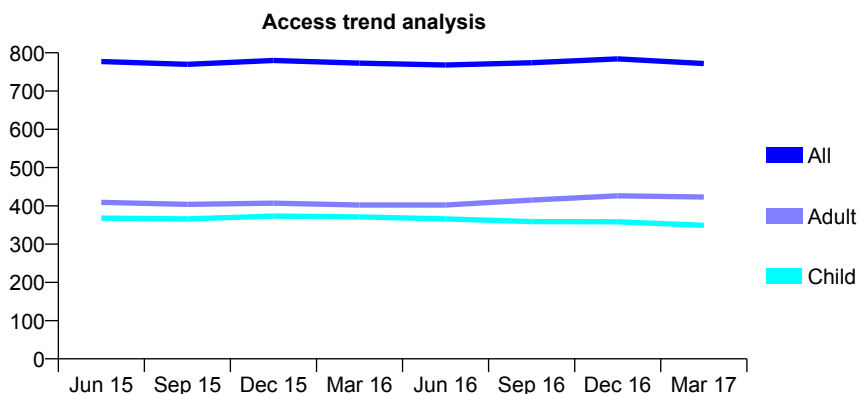
Q60 - Vital Signs At a Glance Contract Report for 766453/0001 - March 2017

Name or company name	MR AL CUFFLIN
Contract type name	GDS Contract
Purpose of contract	General
Contract start date	26/11/2008
Contract end date	31/03/2017

16/17 Contracted general activity (UDA)	1,703
Carry forward general activity (UDA)	-34
16/17 Contracted orthodontic activity (UOA)	0
Carry forward orthodontic activity (UOA)	0
Baseline contract value	£37,557.41

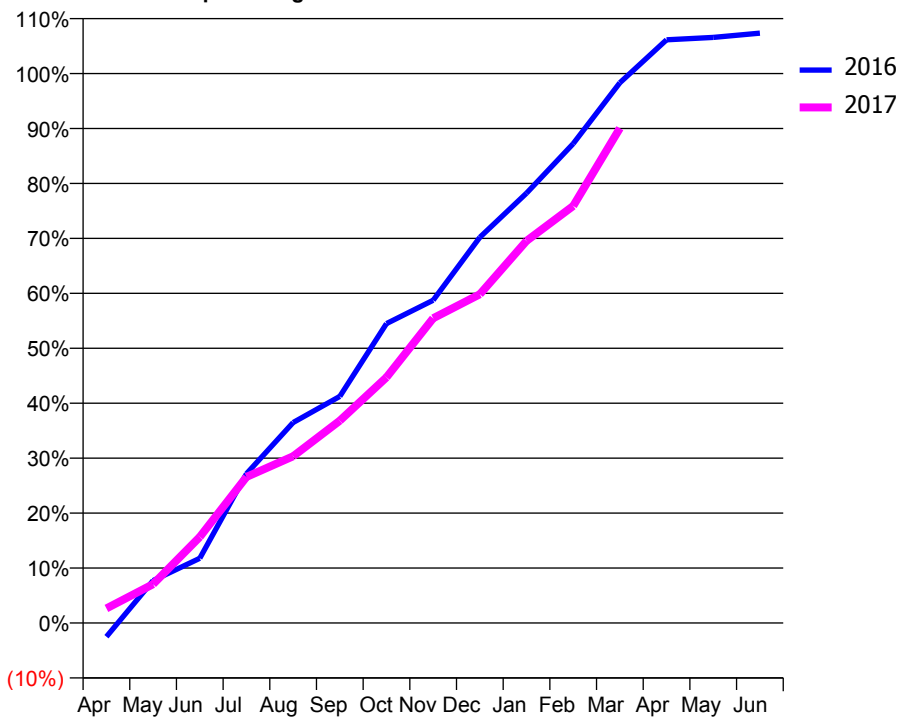
ACCESS*

Patients seen in 24 months	Total	Change since previous quarter
Quarter ending March 2016	773	
Quarter ending June 2016	768	→
Quarter ending September 2016	774	→
Quarter ending December 2016	784	→
Quarter ending March 2017	772	↓
Variance since March 2016	(0.1%)	→



ACTIVITY

Cumulative percentage of contracted UDA delivered 2016 & 2017



Month	Adjusted Scheduled Activity (UDA)	
	2016	2017
April	-43	45
May	132	120
June	201	267
July	463	453
August	621	517
September	702	627
October	928	761
November	1,000	944
December	1,195	1,019
January	1,332	1,184
February	1,486	1,292
March	1,674	1,534
April	1,808	
May	1,815	
June	1,828	

QUALITY

	Quantity	Base Number	Contract	AT	Region	England
% of FP17s for the same patient ID Re-attending within 3 months - Children	30	508	5.9%	10.3%	12.0%	12.3%
% of FP17s for the same patient ID Re-attending within 3 months - Adults	67	548	12.2%	14.3%	16.0%	16.7%
% of FP17s for the same patient ID Re-attending between 3 & 9 months - Children	312	508	61.4%	59.6%	58.8%	57.6%
% of FP17s for the same patient ID Re-attending between 3 & 9 months - Adults	305	548	55.7%	53.9%	51.2%	50.1%
% of FP17s for Band 1 Urgent Courses	47	963	4.9%	7.1%	8.0%	9.1%
% of FP17s Relating to Free Repair or Replacements	4	963	0.4%	0.9%	0.8%	0.8%
% of FP17s Relating to Continuations	3	963	0.3%	1.4%	1.2%	1.2%
% of Patients satisfied with the dentistry they have received	1	1	N/A	93.5%	92.7%	92.8%
% of Patients satisfied with the time they had to wait for an appointment	1	1	N/A	90.3%	89.1%	88.7%

* This is based on patients treated on this contract for their most recent course of treatment. Figures in italics indicate the base number of FP17s or Patient Questionnaire responses are less than 100. N/A is shown where the base number of responses is less than 10 during the period. % is calculated as Quantity/Base number*100

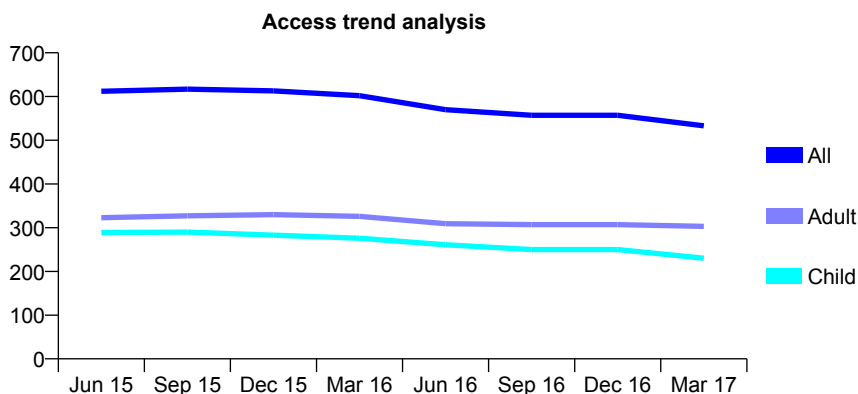
Q60 - Vital Signs At a Glance Contract Report for 768650/0002 - March 2017

Name or company name	MR RB ROUGH
Contract type name	GDS Contract
Purpose of contract	General
Contract start date	18/01/2013
Contract end date	

16/17 Contracted general activity (UDA)	1,646
Carry forward general activity (UDA)	44
16/17 Contracted orthodontic activity (UOA)	0
Carry forward orthodontic activity (UOA)	0
Baseline contract value	£36,289.55

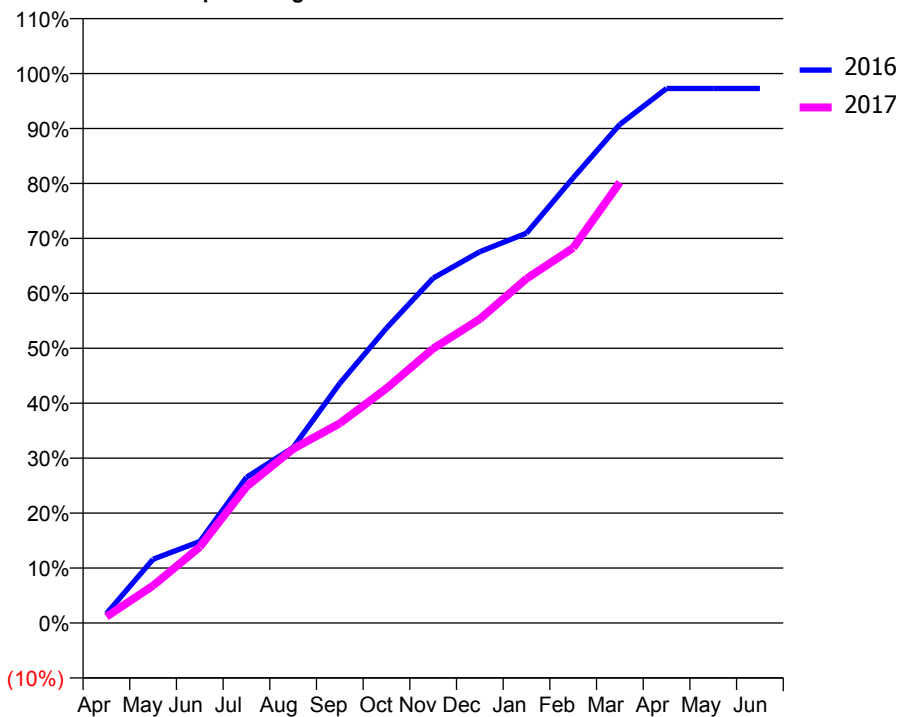
ACCESS*

Patients seen in 24 months	Total	Change since previous quarter
Quarter ending March 2016	602	
Quarter ending June 2016	570	↓
Quarter ending September 2016	557	↓
Quarter ending December 2016	557	→
Quarter ending March 2017	533	↓
Variance since March 2016	(11.5%)	↓



ACTIVITY

Cumulative percentage of contracted UDA delivered 2016 & 2017



Adjusted Scheduled Activity (UDA)

Month	2016	2017
April	28	19
May	191	112
June	244	228
July	436	409
August	526	522
September	718	598
October	883	703
November	1,033	822
December	1,112	911
January	1,168	1,032
February	1,333	1,124
March	1,494	1,320
April	1,601	
May	1,601	
June	1,601	

QUALITY

	Quantity	Base Number	Contract	AT	Region	England
% of FP17s for the same patient ID Re-attending within 3 months - Children	50	430	11.6%	10.3%	12.0%	12.3%
% of FP17s for the same patient ID Re-attending within 3 months - Adults	47	415	11.3%	14.3%	16.0%	16.7%
% of FP17s for the same patient ID Re-attending between 3 & 9 months - Children	281	430	65.3%	59.6%	58.8%	57.6%
% of FP17s for the same patient ID Re-attending between 3 & 9 months - Adults	242	415	58.3%	53.9%	51.2%	50.1%
% of FP17s for Band 1 Urgent Courses	70	798	8.8%	7.1%	8.0%	9.1%
% of FP17s Relating to Free Repair or Replacements	0	798	0.0%	0.9%	0.8%	0.8%
% of FP17s Relating to Continuations	0	798	0.0%	1.4%	1.2%	1.2%
% of Patients satisfied with the dentistry they have received	1	2	N/A	93.5%	92.7%	92.8%
% of Patients satisfied with the time they had to wait for an appointment	2	2	N/A	90.3%	89.1%	88.7%

* This is based on patients treated on this contract for their most recent course of treatment. Figures in italics indicate the base number of FP17s or Patient Questionnaire responses are less than 100. N/A is shown where the base number of responses is less than 10 during the period. % is calculated as Quantity/Base number*100

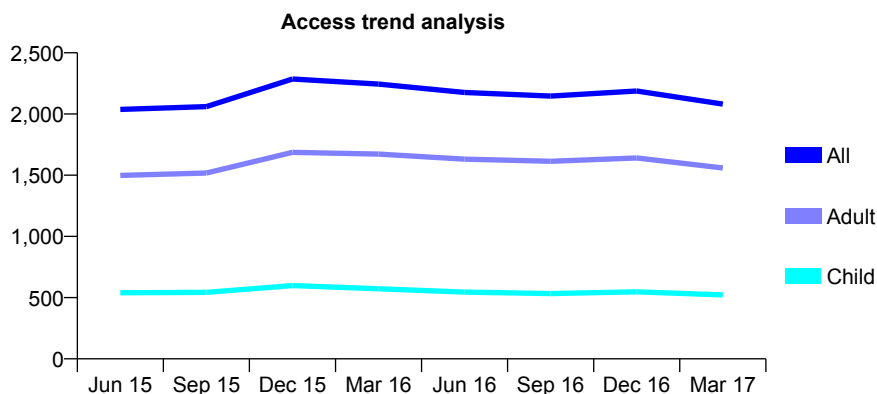
Q60 - Vital Signs At a Glance Contract Report for 771244/0002 - March 2017

Name or company name	MRS H HELLER
Contract type name	GDS Contract
Purpose of contract	General
Contract start date	01/04/2006
Contract end date	

16/17 Contracted general activity (UDA)	5,415
Carry forward general activity (UDA)	-108
16/17 Contracted orthodontic activity (UOA)	0
Carry forward orthodontic activity (UOA)	0
Baseline contract value	£152,613.44

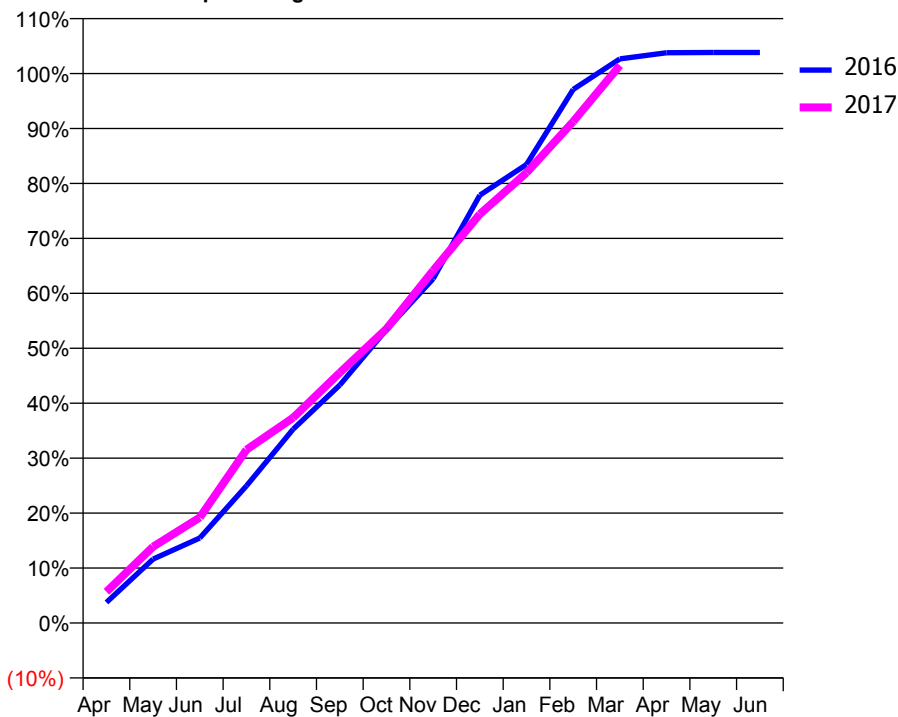
ACCESS*

Patients seen in 24 months	Total	Change since previous quarter
Quarter ending March 2016	2,245	
Quarter ending June 2016	2,176	↓
Quarter ending September 2016	2,147	↓
Quarter ending December 2016	2,188	→
Quarter ending March 2017	2,081	↓
Variance since March 2016	(7.3%)	↓



ACTIVITY

Cumulative percentage of contracted UDA delivered 2016 & 2017



Month	Adjusted Scheduled Activity (UDA)	
	2016	2017
April	203	308
May	630	752
June	837	1,040
July	1,351	1,707
August	1,911	2,023
September	2,345	2,468
October	2,891	2,900
November	3,392	3,474
December	4,217	4,030
January	4,518	4,437
February	5,258	4,942
March	5,560	5,495
April	5,619	
May	5,622	
June	5,622	

QUALITY

	Quantity	Base Number	Contract	AT	Region	England
% of FP17s for the same patient ID Re-attending within 3 months - Children	34	761	4.5%	10.3%	12.0%	12.3%
% of FP17s for the same patient ID Re-attending within 3 months - Adults	207	2,206	9.4%	14.3%	16.0%	16.7%
% of FP17s for the same patient ID Re-attending between 3 & 9 months - Children	369	761	48.5%	59.6%	58.8%	57.6%
% of FP17s for the same patient ID Re-attending between 3 & 9 months - Adults	893	2,206	40.5%	53.9%	51.2%	50.1%
% of FP17s for Band 1 Urgent Courses	248	2,915	8.5%	7.1%	8.0%	9.1%
% of FP17s Relating to Free Repair or Replacements	0	2,915	0.0%	0.9%	0.8%	0.8%
% of FP17s Relating to Continuations	52	2,915	1.8%	1.4%	1.2%	1.2%
% of Patients satisfied with the dentistry they have received	3	3	N/A	93.5%	92.7%	92.8%
% of Patients satisfied with the time they had to wait for an appointment	3	3	N/A	90.3%	89.1%	88.7%

* This is based on patients treated on this contract for their most recent course of treatment. Figures in italics indicate the base number of FP17s or Patient Questionnaire responses are less than 100. N/A is shown where the base number of responses is less than 10 during the period. % is calculated as Quantity/Base number*100

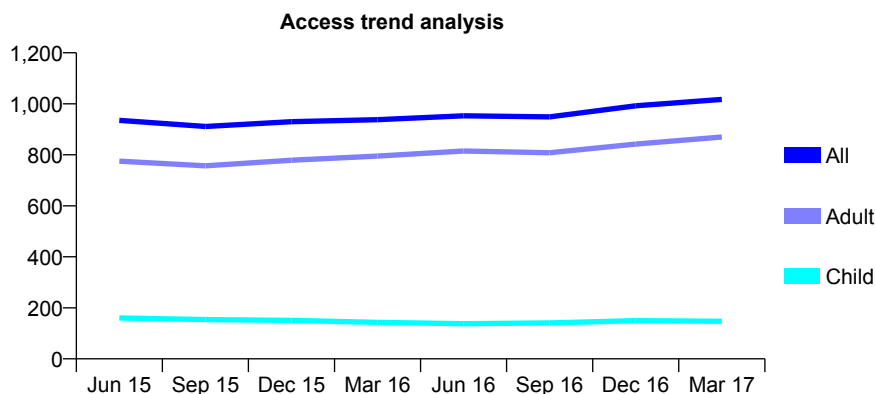
Q60 - Vital Signs At a Glance Contract Report for 773662/0002 - March 2017

Name or company name	MR N O'DONOVAN
Contract type name	GDS Contract
Purpose of contract	General
Contract start date	10/12/2006
Contract end date	

16/17 Contracted general activity (UDA)	4,079
Carry forward general activity (UDA)	0
16/17 Contracted orthodontic activity (UOA)	0
Carry forward orthodontic activity (UOA)	0
Baseline contract value	£141,269.45

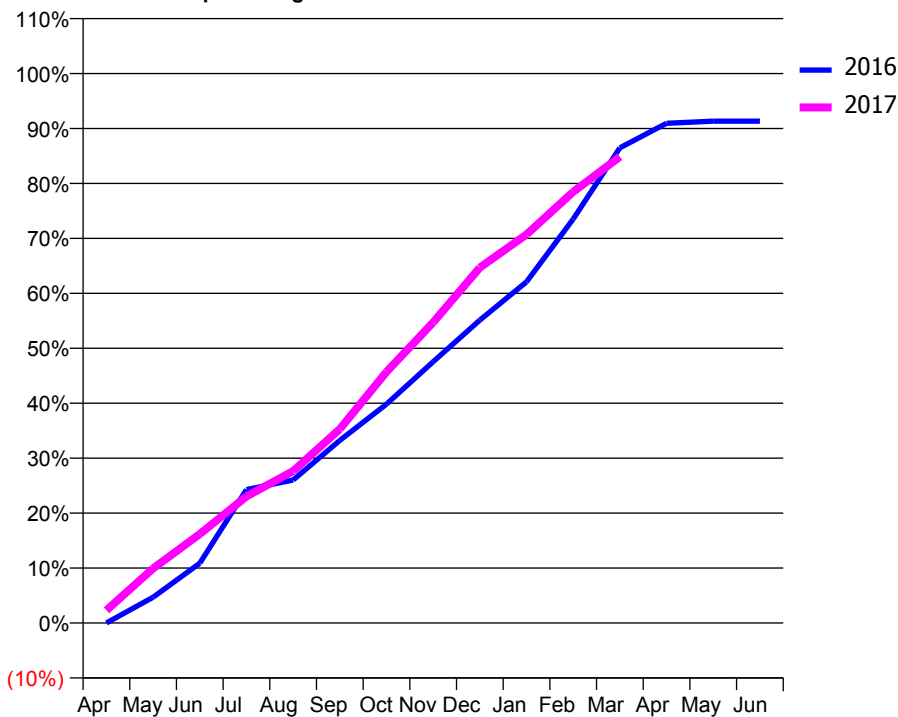
ACCESS*

Patients seen in 24 months	Total	Change since previous quarter
Quarter ending March 2016	938	
Quarter ending June 2016	953	→
Quarter ending September 2016	949	→
Quarter ending December 2016	992	↑
Quarter ending March 2017	1,017	↑
Variance since March 2016	8.4%	↑



ACTIVITY

Cumulative percentage of contracted UDA delivered 2016 & 2017



Month	Adjusted Scheduled Activity (UDA)	
	2016	2017
April	0	95
May	191	405
June	444	661
July	990	940
August	1,062	1,128
September	1,356	1,440
October	1,625	1,864
November	1,940	2,232
December	2,248	2,638
January	2,533	2,884
February	2,998	3,201
March	3,527	3,461
April	3,710	
May	3,726	
June	3,726	

QUALITY

	Quantity	Base Number	Contract	AT	Region	England
% of FP17s for the same patient ID Re-attending within 3 months - Children	9	183	4.9%	10.3%	12.0%	12.3%
% of FP17s for the same patient ID Re-attending within 3 months - Adults	147	1,275	11.5%	14.3%	16.0%	16.7%
% of FP17s for the same patient ID Re-attending between 3 & 9 months - Children	89	183	48.6%	59.6%	58.8%	57.6%
% of FP17s for the same patient ID Re-attending between 3 & 9 months - Adults	747	1,275	58.6%	53.9%	51.2%	50.1%
% of FP17s for Band 1 Urgent Courses	89	1,390	6.4%	7.1%	8.0%	9.1%
% of FP17s Relating to Free Repair or Replacements	18	1,390	1.3%	0.9%	0.8%	0.8%
% of FP17s Relating to Continuations	12	1,390	0.9%	1.4%	1.2%	1.2%
% of Patients satisfied with the dentistry they have received	3	4	N/A	93.5%	92.7%	92.8%
% of Patients satisfied with the time they had to wait for an appointment	3	4	N/A	90.3%	89.1%	88.7%

* This is based on patients treated on this contract for their most recent course of treatment. Figures in italics indicate the base number of FP17s or Patient Questionnaire responses are less than 100. N/A is shown where the base number of responses is less than 10 during the period. % is calculated as Quantity/Base number*100

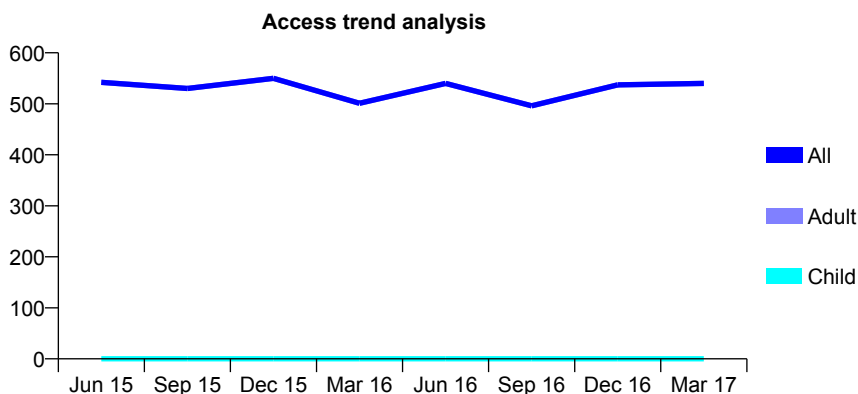
Q60 - Vital Signs At a Glance Contract Report for 775029/0001 - March 2017

Name or company name	MR JS HEAR
Contract type name	GDS Contract
Purpose of contract	General
Contract start date	01/04/2006
Contract end date	

16/17 Contracted general activity (UDA)	1,710
Carry forward general activity (UDA)	-13
16/17 Contracted orthodontic activity (UOA)	0
Carry forward orthodontic activity (UOA)	0
Baseline contract value	£50,509.55

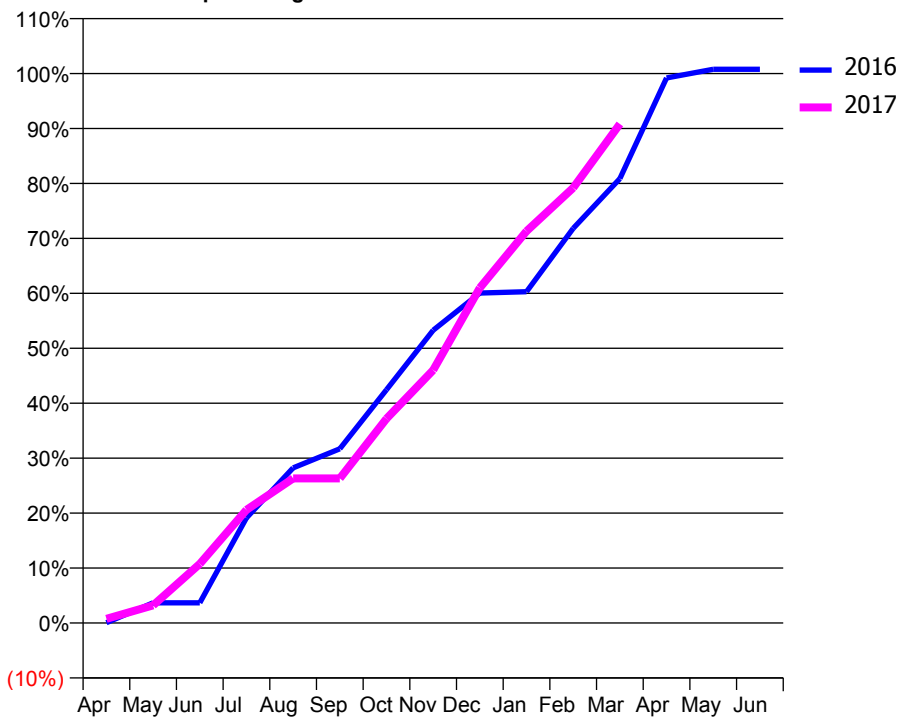
ACCESS*

Patients seen in 24 months	Total	Change since previous quarter
Quarter ending March 2016	501	
Quarter ending June 2016	540	↑
Quarter ending September 2016	496	↓
Quarter ending December 2016	537	↑
Quarter ending March 2017	540	→
Variance since March 2016	7.8%	↑



ACTIVITY

Cumulative percentage of contracted UDA delivered 2016 & 2017



Month	Adjusted Scheduled Activity (UDA)	
	2016	2017
April	1	13
May	63	55
June	63	184
July	327	352
August	483	450
September	542	450
October	726	636
November	911	787
December	1,027	1,043
January	1,031	1,219
February	1,228	1,354
March	1,383	1,553
April	1,696	
May	1,723	
June	1,723	

QUALITY

	Quantity	Base Number	Contract	AT	Region	England
% of FP17s for the same patient ID Re-attending within 3 months - Children	0	0	N/A	10.3%	12.0%	12.3%
% of FP17s for the same patient ID Re-attending within 3 months - Adults	33	423	7.8%	14.3%	16.0%	16.7%
% of FP17s for the same patient ID Re-attending between 3 & 9 months - Children	0	0	N/A	59.6%	58.8%	57.6%
% of FP17s for the same patient ID Re-attending between 3 & 9 months - Adults	41	423	9.7%	53.9%	51.2%	50.1%
% of FP17s for Band 1 Urgent Courses	1	355	0.3%	7.1%	8.0%	9.1%
% of FP17s Relating to Free Repair or Replacements	0	355	0.0%	0.9%	0.8%	0.8%
% of FP17s Relating to Continuations	0	355	0.0%	1.4%	1.2%	1.2%
% of Patients satisfied with the dentistry they have received	2	3	N/A	93.5%	92.7%	92.8%
% of Patients satisfied with the time they had to wait for an appointment	2	3	N/A	90.3%	89.1%	88.7%

* This is based on patients treated on this contract for their most recent course of treatment. Figures in italics indicate the base number of FP17s or Patient Questionnaire responses are less than 100. N/A is shown where the base number of responses is less than 10 during the period. % is calculated as Quantity/Base number*100

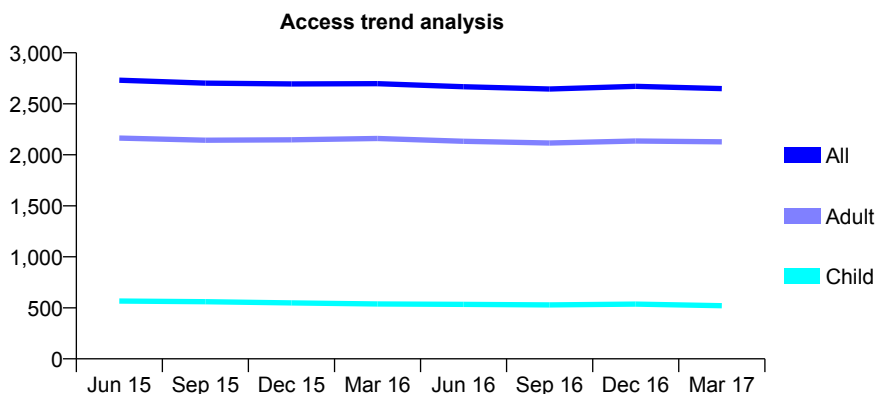
Q60 - Vital Signs At a Glance Contract Report for 775207/0001 - March 2017

Name or company name	MISS AL CHANDLER
Contract type name	GDS Contract
Purpose of contract	General
Contract start date	18/11/2007
Contract end date	

16/17 Contracted general activity (UDA)	8,967
Carry forward general activity (UDA)	-179
16/17 Contracted orthodontic activity (UOA)	0
Carry forward orthodontic activity (UOA)	0
Baseline contract value	£210,393.76

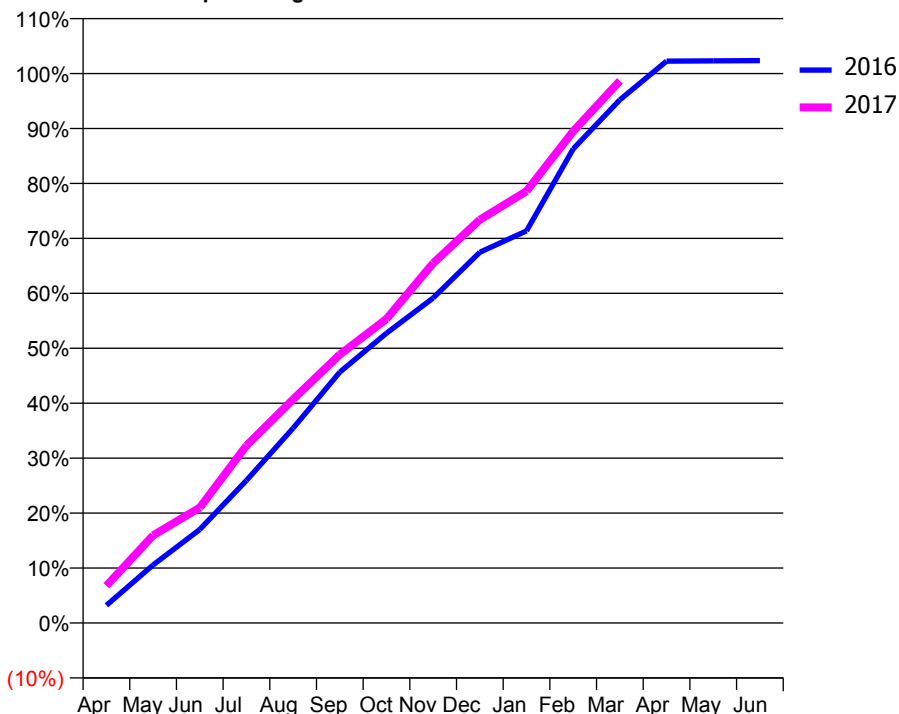
ACCESS*

Patients seen in 24 months	Total	Change since previous quarter
Quarter ending March 2016	2,698	
Quarter ending June 2016	2,667	↓
Quarter ending September 2016	2,645	→
Quarter ending December 2016	2,671	→
Quarter ending March 2017	2,649	→
Variance since March 2016	(1.8%)	↓



ACTIVITY

Cumulative percentage of contracted UDA delivered 2016 & 2017



Month	Adjusted Scheduled Activity (UDA)	
	2016	2017
April	289	607
May	947	1,431
June	1,526	1,883
July	2,326	2,896
August	3,181	3,649
September	4,095	4,382
October	4,731	4,961
November	5,305	5,872
December	6,049	6,581
January	6,398	7,047
February	7,737	8,024
March	8,537	8,847
April	9,168	
May	9,172	
June	9,178	

QUALITY

	Quantity	Base Number	Contract	AT	Region	England
% of FP17s for the same patient ID Re-attending within 3 months - Children	70	861	8.1%	10.3%	12.0%	12.3%
% of FP17s for the same patient ID Re-attending within 3 months - Adults	661	3,535	18.7%	14.3%	16.0%	16.7%
% of FP17s for the same patient ID Re-attending between 3 & 9 months - Children	547	861	63.5%	59.6%	58.8%	57.6%
% of FP17s for the same patient ID Re-attending between 3 & 9 months - Adults	1,981	3,535	56.0%	53.9%	51.2%	50.1%
% of FP17s for Band 1 Urgent Courses	263	4,208	6.3%	7.1%	8.0%	9.1%
% of FP17s Relating to Free Repair or Replacements	109	4,208	2.6%	0.9%	0.8%	0.8%
% of FP17s Relating to Continuations	127	4,208	3.0%	1.4%	1.2%	1.2%
% of Patients satisfied with the dentistry they have received	4	4	N/A	93.5%	92.7%	92.8%
% of Patients satisfied with the time they had to wait for an appointment	4	4	N/A	90.3%	89.1%	88.7%

* This is based on patients treated on this contract for their most recent course of treatment. Figures in italics indicate the base number of FP17s or Patient Questionnaire responses are less than 100. N/A is shown where the base number of responses is less than 10 during the period. % is calculated as Quantity/Base number*100

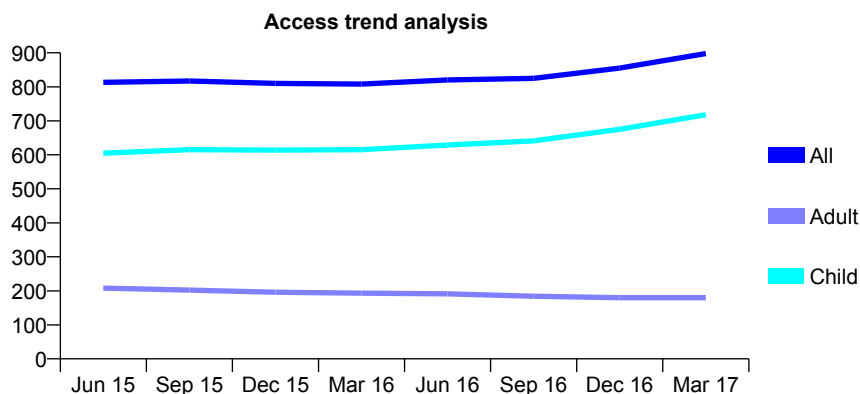
Q60 - Vital Signs At a Glance Contract Report for 807508/0004 - March 2017

Name or company name	MR SG MAIN
Contract type name	GDS Contract
Purpose of contract	General and Orthodontic
Contract start date	21/09/2009
Contract end date	

16/17 Contracted general activity (UDA)	1,633
Carry forward general activity (UDA)	-28
16/17 Contracted orthodontic activity (UOA)	276
Carry forward orthodontic activity (UOA)	0
Baseline contract value	£60,593.88

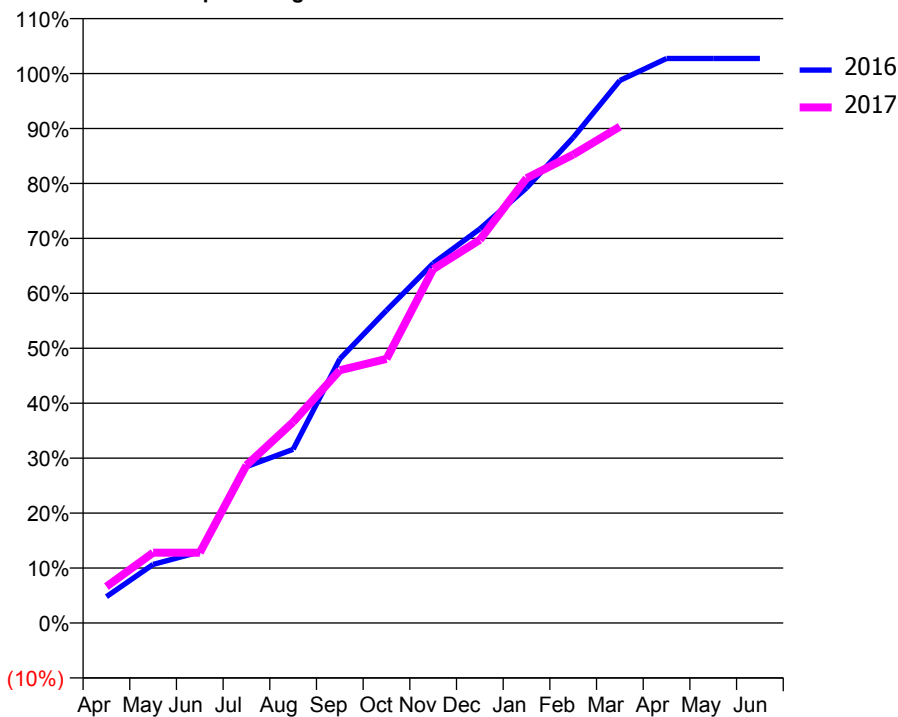
ACCESS*

Patients seen in 24 months	Total	Change since previous quarter
Quarter ending March 2016	808	
Quarter ending June 2016	820	→
Quarter ending September 2016	825	→
Quarter ending December 2016	855	↑
Quarter ending March 2017	898	↑
Variance since March 2016	11.1%	↑



ACTIVITY

Cumulative percentage of contracted UDA delivered 2016 & 2017



Month	Adjusted Scheduled Activity (UDA)	
	2016	2017
April	67	108
May	149	209
June	181	209
July	398	469
August	443	597
September	673	751
October	797	785
November	917	1,051
December	1,004	1,139
January	1,108	1,322
February	1,237	1,392
March	1,382	1,475
April	1,438	
May	1,438	
June	1,438	

QUALITY

	Quantity	Base Number	Contract	AT	Region	England
% of FP17s for the same patient ID Re-attending within 3 months - Children	50	967	5.2%	10.3%	12.0%	12.3%
% of FP17s for the same patient ID Re-attending within 3 months - Adults	6	124	4.8%	14.3%	16.0%	16.7%
% of FP17s for the same patient ID Re-attending between 3 & 9 months - Children	424	967	43.8%	59.6%	58.8%	57.6%
% of FP17s for the same patient ID Re-attending between 3 & 9 months - Adults	22	124	17.7%	53.9%	51.2%	50.1%
% of FP17s for Band 1 Urgent Courses	25	984	2.5%	7.1%	8.0%	9.1%
% of FP17s Relating to Free Repair or Replacements	0	984	0.0%	0.9%	0.8%	0.8%
% of FP17s Relating to Continuations	0	984	0.0%	1.4%	1.2%	1.2%
% of Patients satisfied with the dentistry they have received	0	0	N/A	93.5%	92.7%	92.8%
% of Patients satisfied with the time they had to wait for an appointment	0	0	N/A	90.3%	89.1%	88.7%

* This is based on patients treated on this contract for their most recent course of treatment. Figures in italics indicate the base number of FP17s or Patient Questionnaire responses are less than 100. N/A is shown where the base number of responses is less than 10 during the period. % is calculated as Quantity/Base number*100

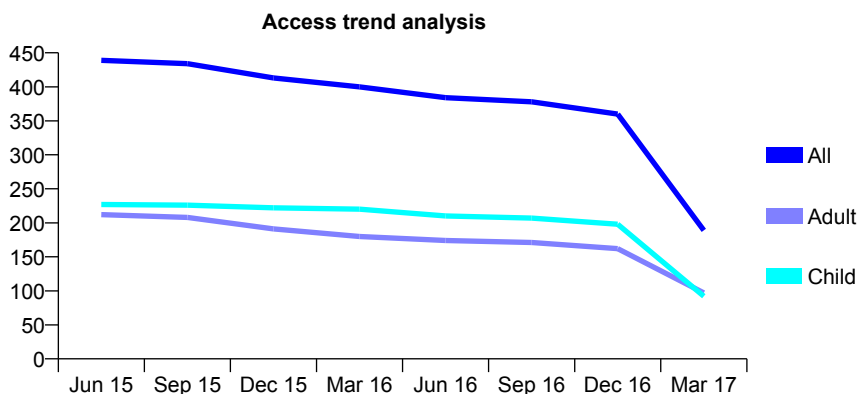
Q60 - Vital Signs At a Glance Contract Report for 808040/0002 - March 2017

Name or company name	MR AH ROBERTS
Contract type name	GDS Contract
Purpose of contract	General
Contract start date	01/04/2006
Contract end date	30/11/2016

16/17 Contracted general activity (UDA)	667
Carry forward general activity (UDA)	0
16/17 Contracted orthodontic activity (UOA)	0
Carry forward orthodontic activity (UOA)	0
Baseline contract value	£17,001.15

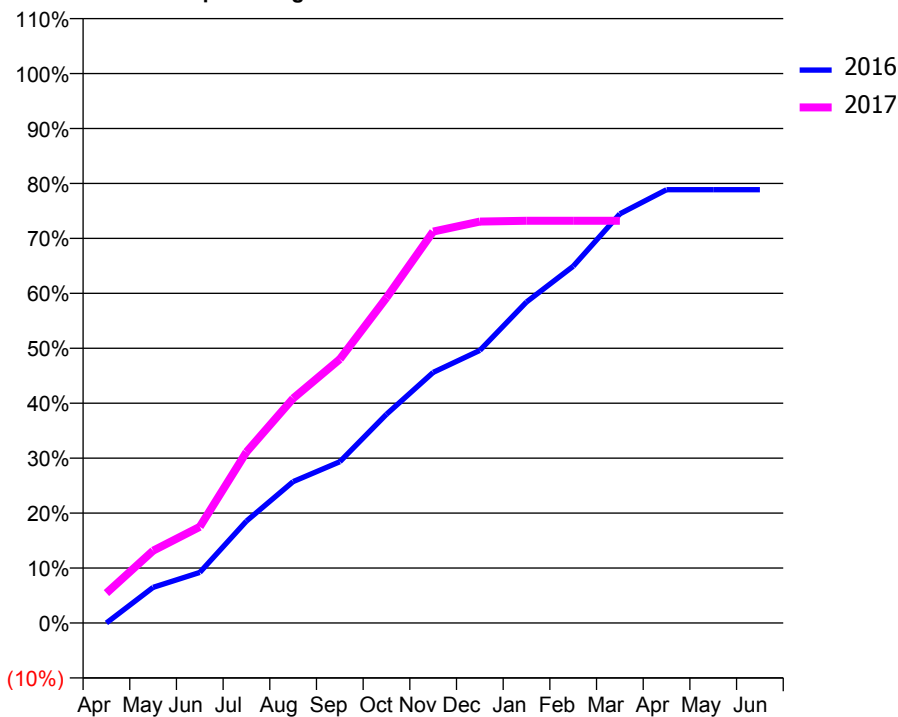
ACCESS*

Patients seen in 24 months	Total	Change since previous quarter
Quarter ending March 2016	400	
Quarter ending June 2016	384	↓
Quarter ending September 2016	378	↓
Quarter ending December 2016	360	↓
Quarter ending March 2017	189	↓
Variance since March 2016	(52.8%)	↓



ACTIVITY

Cumulative percentage of contracted UDA delivered 2016 & 2017



Adjusted Scheduled Activity (UDA)

Month	2016	2017
April	0	36
May	65	88
June	92	117
July	185	208
August	257	273
September	294	320
October	380	395
November	456	475
December	496	487
January	584	488
February	649	488
March	745	488
April	789	
May	789	
June	789	

QUALITY

	Quantity	Base Number	Contract	AT	Region	England
% of FP17s for the same patient ID Re-attending within 3 months - Children	19	264	7.2%	10.3%	12.0%	12.3%
% of FP17s for the same patient ID Re-attending within 3 months - Adults	10	120	8.3%	14.3%	16.0%	16.7%
% of FP17s for the same patient ID Re-attending between 3 & 9 months - Children	171	264	64.8%	59.6%	58.8%	57.6%
% of FP17s for the same patient ID Re-attending between 3 & 9 months - Adults	73	120	60.8%	53.9%	51.2%	50.1%
% of FP17s for Band 1 Urgent Courses	20	357	5.6%	7.1%	8.0%	9.1%
% of FP17s Relating to Free Repair or Replacements	0	357	0.0%	0.9%	0.8%	0.8%
% of FP17s Relating to Continuations	0	357	0.0%	1.4%	1.2%	1.2%
% of Patients satisfied with the dentistry they have received	0	0	N/A	93.5%	92.7%	92.8%
% of Patients satisfied with the time they had to wait for an appointment	0	0	N/A	90.3%	89.1%	88.7%

* This is based on patients treated on this contract for their most recent course of treatment. Figures in italics indicate the base number of FP17s or Patient Questionnaire responses are less than 100. N/A is shown where the base number of responses is less than 10 during the period. % is calculated as Quantity/Base number*100

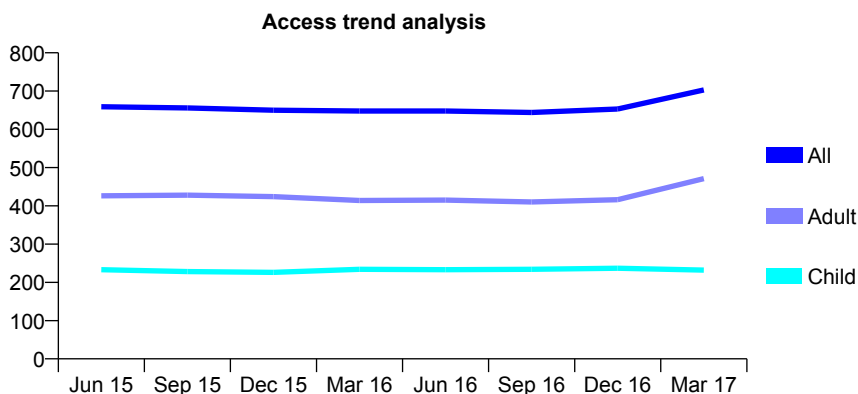
Q60 - Vital Signs At a Glance Contract Report for 809977/0001 - March 2017

Name or company name	MR JM ATKINSON
Contract type name	GDS Contract
Purpose of contract	General
Contract start date	01/04/2006
Contract end date	

16/17 Contracted general activity (UDA)	1,904
Carry forward general activity (UDA)	20
16/17 Contracted orthodontic activity (UOA)	0
Carry forward orthodontic activity (UOA)	0
Baseline contract value	£45,576.15

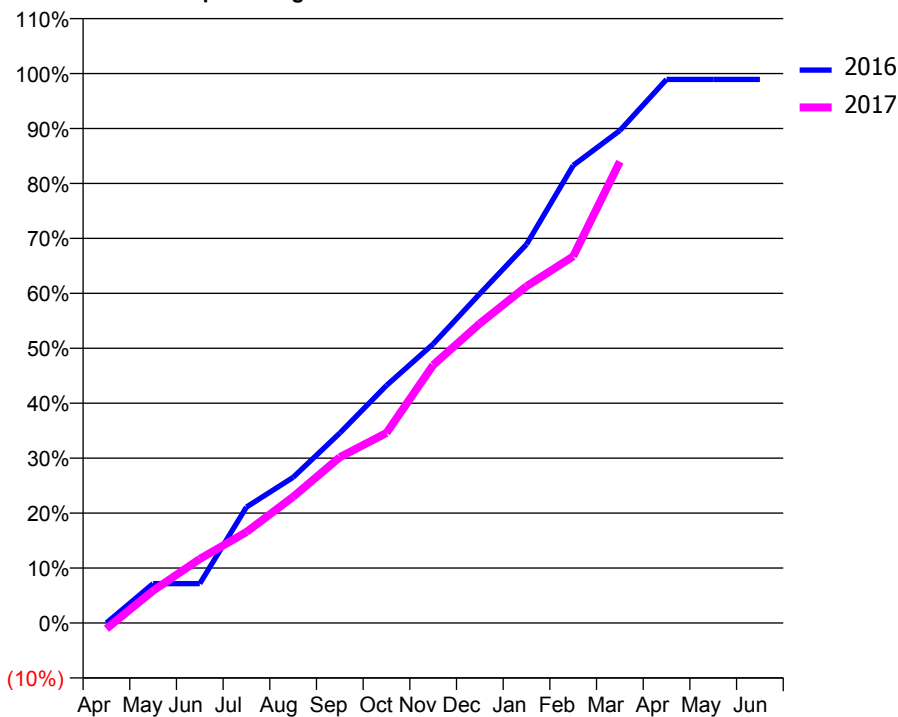
ACCESS*

Patients seen in 24 months	Total	Change since previous quarter
Quarter ending March 2016	648	
Quarter ending June 2016	648	→
Quarter ending September 2016	644	→
Quarter ending December 2016	653	→
Quarter ending March 2017	703	↑
Variance since March 2016	8.5%	↑



ACTIVITY

Cumulative percentage of contracted UDA delivered 2016 & 2017



Month	Adjusted Scheduled Activity (UDA)	
	2016	2017
April	0	-20
May	136	112
June	136	222
July	402	315
August	505	437
September	658	574
October	823	659
November	967	894
December	1,141	1,038
January	1,312	1,167
February	1,585	1,270
March	1,706	1,599
April	1,884	
May	1,884	
June	1,884	

QUALITY

	Quantity	Base Number	Contract	AT	Region	England
% of FP17s for the same patient ID Re-attending within 3 months - Children	18	343	5.2%	10.3%	12.0%	12.3%
% of FP17s for the same patient ID Re-attending within 3 months - Adults	26	513	5.1%	14.3%	16.0%	16.7%
% of FP17s for the same patient ID Re-attending between 3 & 9 months - Children	186	343	54.2%	59.6%	58.8%	57.6%
% of FP17s for the same patient ID Re-attending between 3 & 9 months - Adults	319	513	62.2%	53.9%	51.2%	50.1%
% of FP17s for Band 1 Urgent Courses	8	794	1.0%	7.1%	8.0%	9.1%
% of FP17s Relating to Free Repair or Replacements	0	794	0.0%	0.9%	0.8%	0.8%
% of FP17s Relating to Continuations	0	794	0.0%	1.4%	1.2%	1.2%
% of Patients satisfied with the dentistry they have received	1	1	N/A	93.5%	92.7%	92.8%
% of Patients satisfied with the time they had to wait for an appointment	1	1	N/A	90.3%	89.1%	88.7%

* This is based on patients treated on this contract for their most recent course of treatment. Figures in italics indicate the base number of FP17s or Patient Questionnaire responses are less than 100. N/A is shown where the base number of responses is less than 10 during the period. % is calculated as Quantity/Base number*100

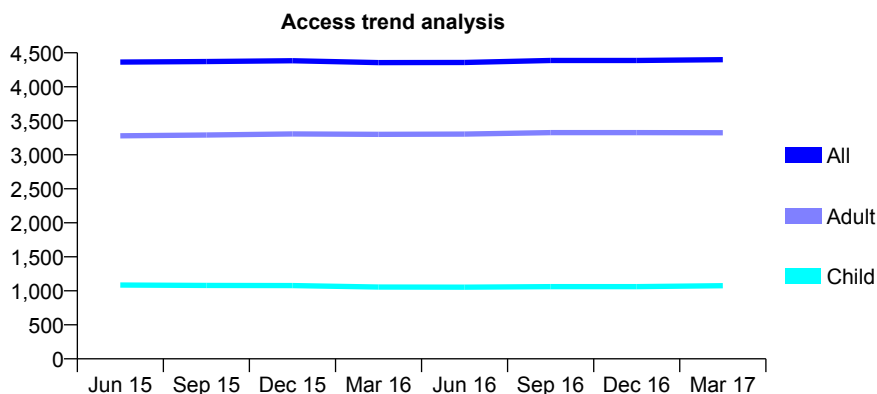
Q60 - Vital Signs At a Glance Contract Report for 812242/0001 - March 2017

Name or company name	MR JA BLAYNEY
Contract type name	GDS Contract
Purpose of contract	General
Contract start date	01/04/2006
Contract end date	

16/17 Contracted general activity (UDA)	12,840
Carry forward general activity (UDA)	-72
16/17 Contracted orthodontic activity (UOA)	0
Carry forward orthodontic activity (UOA)	0
Baseline contract value	£356,357.46

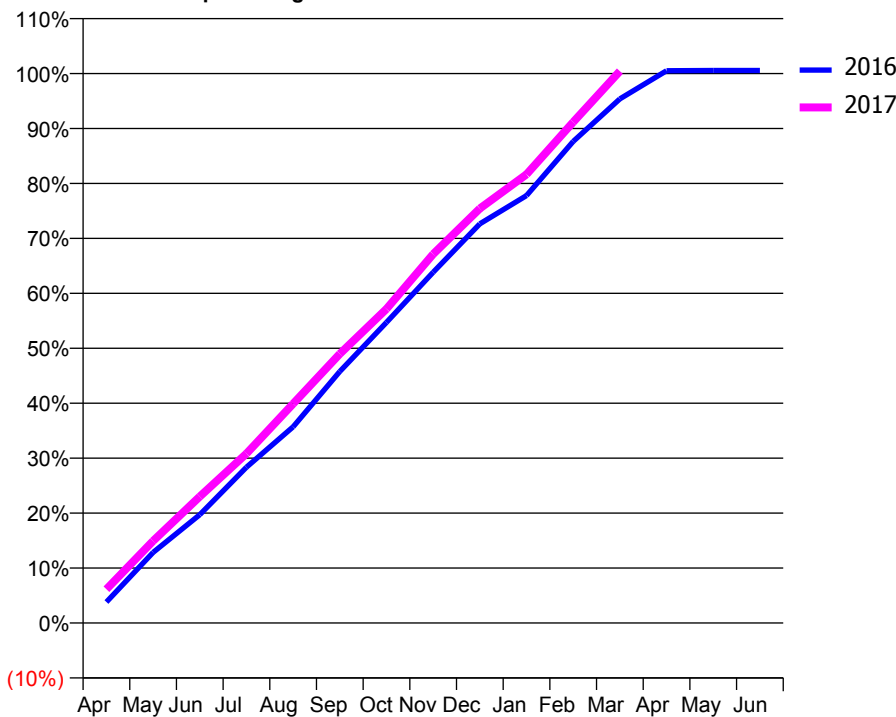
ACCESS*

Patients seen in 24 months	Total	Change since previous quarter
Quarter ending March 2016	4,355	
Quarter ending June 2016	4,357	→
Quarter ending September 2016	4,388	→
Quarter ending December 2016	4,387	→
Quarter ending March 2017	4,399	→
Variance since March 2016	1.0%	→



ACTIVITY

Cumulative percentage of contracted UDA delivered 2016 & 2017



Adjusted Scheduled Activity (UDA)

Month	2016	2017
April	491	791
May	1,651	1,917
June	2,532	2,954
July	3,641	3,958
August	4,585	5,125
September	5,879	6,288
October	7,026	7,339
November	8,197	8,621
December	9,327	9,685
January	9,988	10,483
February	11,253	11,704
March	12,246	12,895
April	12,903	
May	12,910	
June	12,912	

QUALITY

	Quantity	Base Number	Contract	AT	Region	England
% of FP17s for the same patient ID Re-attending within 3 months - Children	102	1,646	6.2%	10.3%	12.0%	12.3%
% of FP17s for the same patient ID Re-attending within 3 months - Adults	566	4,671	12.1%	14.3%	16.0%	16.7%
% of FP17s for the same patient ID Re-attending between 3 & 9 months - Children	901	1,646	54.7%	59.6%	58.8%	57.6%
% of FP17s for the same patient ID Re-attending between 3 & 9 months - Adults	2,447	4,671	52.4%	53.9%	51.2%	50.1%
% of FP17s for Band 1 Urgent Courses	314	6,047	5.2%	7.1%	8.0%	9.1%
% of FP17s Relating to Free Repair or Replacements	33	6,047	0.5%	0.9%	0.8%	0.8%
% of FP17s Relating to Continuations	63	6,047	1.0%	1.4%	1.2%	1.2%
% of Patients satisfied with the dentistry they have received	9	10	90.0%	93.5%	92.7%	92.8%
% of Patients satisfied with the time they had to wait for an appointment	10	10	100.0%	90.3%	89.1%	88.7%

* This is based on patients treated on this contract for their most recent course of treatment. Figures in italics indicate the base number of FP17s or Patient Questionnaire responses are less than 100. N/A is shown where the base number of responses is less than 10 during the period. % is calculated as Quantity/Base number*100

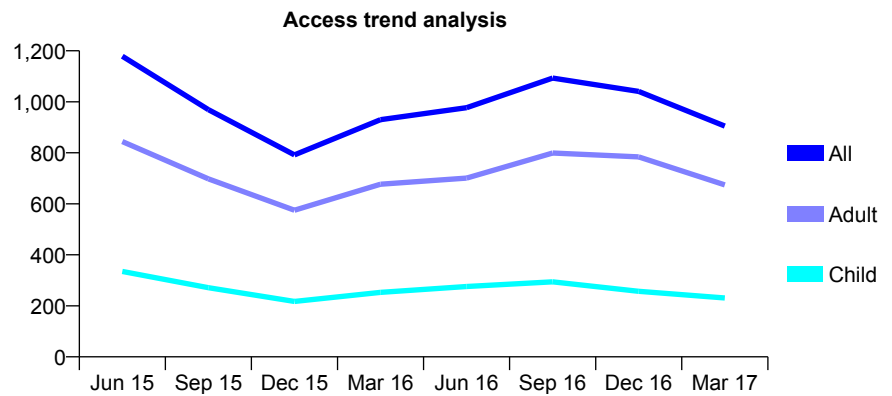
Q60 - Vital Signs At a Glance Contract Report for 824453/0001 - March 2017

Name or company name	MRS EA MIDDLETON
Contract type name	GDS Contract
Purpose of contract	General
Contract start date	01/04/2006
Contract end date	

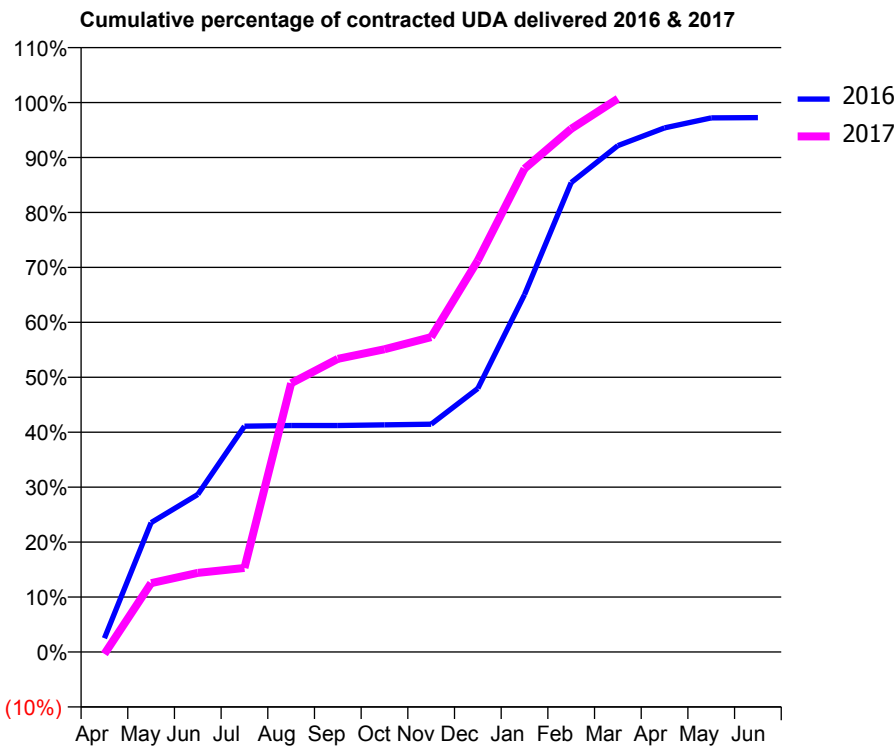
16/17 Contracted general activity (UDA)	2,428
Carry forward general activity (UDA)	67
16/17 Contracted orthodontic activity (UOA)	0
Carry forward orthodontic activity (UOA)	0
Baseline contract value	£50,081.25

ACCESS*

Patients seen in 24 months	Total	Change since previous quarter
Quarter ending March 2016	930	
Quarter ending June 2016	977	↑
Quarter ending September 2016	1,093	↑
Quarter ending December 2016	1,041	↓
Quarter ending March 2017	905	↓
Variance since March 2016	(2.7%)	↓



ACTIVITY



Month	Adjusted Scheduled Activity (UDA)	
	2016	2017
April	61	-9
May	572	305
June	696	350
July	998	372
August	1,001	1,188
September	1,001	1,296
October	1,004	1,338
November	1,007	1,391
December	1,164	1,730
January	1,579	2,135
February	2,074	2,312
March	2,237	2,445
April	2,316	
May	2,360	
June	2,361	

QUALITY

	Quantity	Base Number	Contract	AT	Region	England
% of FP17s for the same patient ID Re-attending within 3 months - Children	11	317	3.5%	10.3%	12.0%	12.3%
% of FP17s for the same patient ID Re-attending within 3 months - Adults	79	907	8.7%	14.3%	16.0%	16.7%
% of FP17s for the same patient ID Re-attending between 3 & 9 months - Children	60	317	18.9%	59.6%	58.8%	57.6%
% of FP17s for the same patient ID Re-attending between 3 & 9 months - Adults	182	907	20.1%	53.9%	51.2%	50.1%
% of FP17s for Band 1 Urgent Courses	65	1,154	5.6%	7.1%	8.0%	9.1%
% of FP17s Relating to Free Repair or Replacements	13	1,154	1.1%	0.9%	0.8%	0.8%
% of FP17s Relating to Continuations	17	1,154	1.5%	1.4%	1.2%	1.2%
% of Patients satisfied with the dentistry they have received	1	1	N/A	93.5%	92.7%	92.8%
% of Patients satisfied with the time they had to wait for an appointment	1	1	N/A	90.3%	89.1%	88.7%

* This is based on patients treated on this contract for their most recent course of treatment. Figures in italics indicate the base number of FP17s or Patient Questionnaire responses are less than 100. N/A is shown where the base number of responses is less than 10 during the period. % is calculated as Quantity/Base number*100

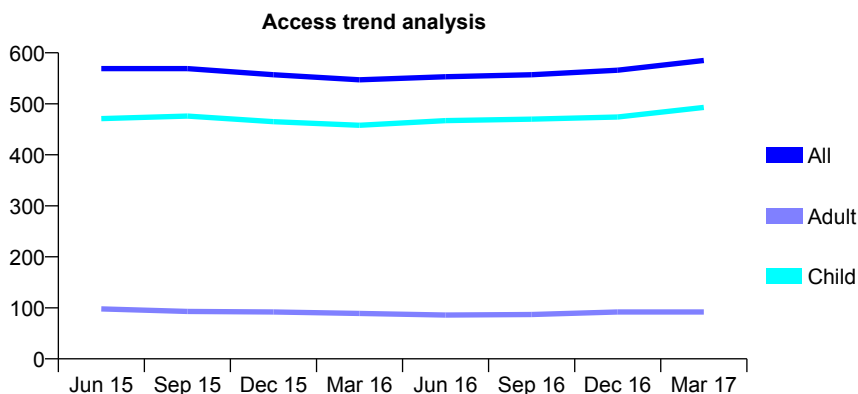
Q60 - Vital Signs At a Glance Contract Report for 825085/0001 - March 2017

Name or company name	MR PB NADIN
Contract type name	GDS Contract
Purpose of contract	General
Contract start date	01/04/2006
Contract end date	

16/17 Contracted general activity (UDA)	1,686
Carry forward general activity (UDA)	0
16/17 Contracted orthodontic activity (UOA)	0
Carry forward orthodontic activity (UOA)	0
Baseline contract value	£43,288.09

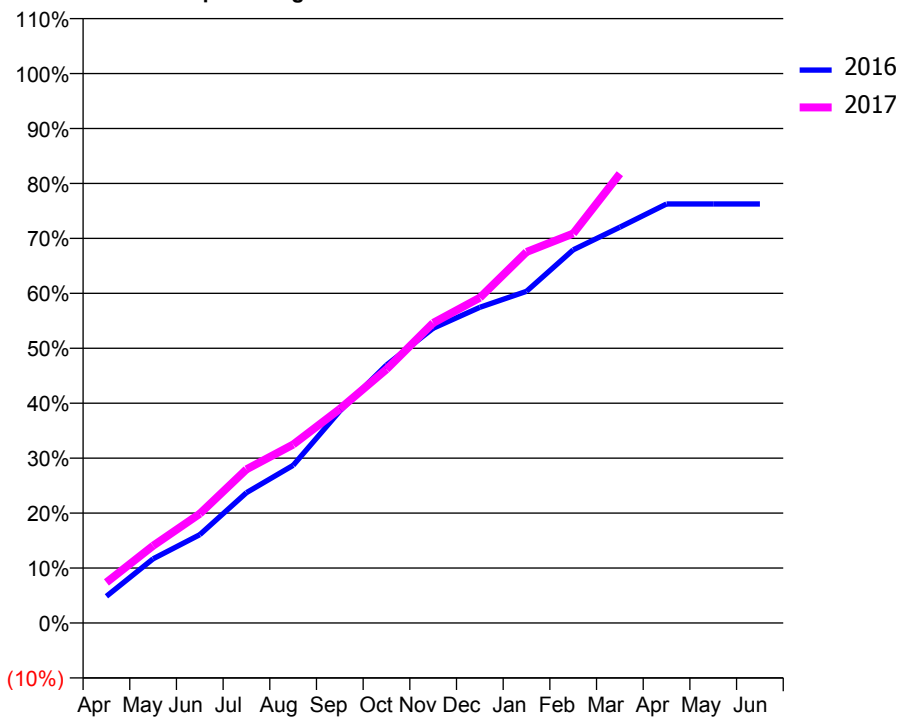
ACCESS*

Patients seen in 24 months	Total	Change since previous quarter
Quarter ending March 2016	547	
Quarter ending June 2016	553	→
Quarter ending September 2016	557	→
Quarter ending December 2016	566	→
Quarter ending March 2017	585	↑
Variance since March 2016	6.9%	↑



ACTIVITY

Cumulative percentage of contracted UDA delivered 2016 & 2017



Month	2016	2017
April	82	124
May	197	237
June	271	335
July	400	471
August	484	548
September	650	657
October	791	778
November	904	921
December	969	998
January	1,018	1,139
February	1,145	1,195
March	1,215	1,378
April	1,286	
May	1,286	
June	1,286	

QUALITY

	Quantity	Base Number	Contract	AT	Region	England
% of FP17s for the same patient ID Re-attending within 3 months - Children	66	928	7.1%	10.3%	12.0%	12.3%
% of FP17s for the same patient ID Re-attending within 3 months - Adults	16	95	16.8%	14.3%	16.0%	16.7%
% of FP17s for the same patient ID Re-attending between 3 & 9 months - Children	683	928	73.6%	59.6%	58.8%	57.6%
% of FP17s for the same patient ID Re-attending between 3 & 9 months - Adults	61	95	64.2%	53.9%	51.2%	50.1%
% of FP17s for Band 1 Urgent Courses	32	960	3.3%	7.1%	8.0%	9.1%
% of FP17s Relating to Free Repair or Replacements	0	960	0.0%	0.9%	0.8%	0.8%
% of FP17s Relating to Continuations	8	960	0.8%	1.4%	1.2%	1.2%
% of Patients satisfied with the dentistry they have received	0	0	N/A	93.5%	92.7%	92.8%
% of Patients satisfied with the time they had to wait for an appointment	0	0	N/A	90.3%	89.1%	88.7%

* This is based on patients treated on this contract for their most recent course of treatment. Figures in italics indicate the base number of FP17s or Patient Questionnaire responses are less than 100. N/A is shown where the base number of responses is less than 10 during the period. % is calculated as Quantity/Base number*100

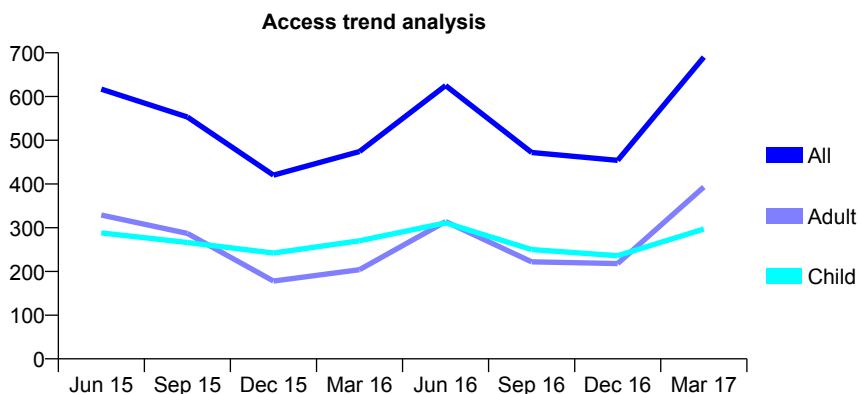
Q60 - Vital Signs At a Glance Contract Report for 833304/0001 - March 2017

Name or company name	MR AP JAMES
Contract type name	GDS Contract
Purpose of contract	General and Orthodontic
Contract start date	01/04/2006
Contract end date	

16/17 Contracted general activity (UDA)	1,526
Carry forward general activity (UDA)	30
16/17 Contracted orthodontic activity (UOA)	80
Carry forward orthodontic activity (UOA)	0
Baseline contract value	£46,775.42

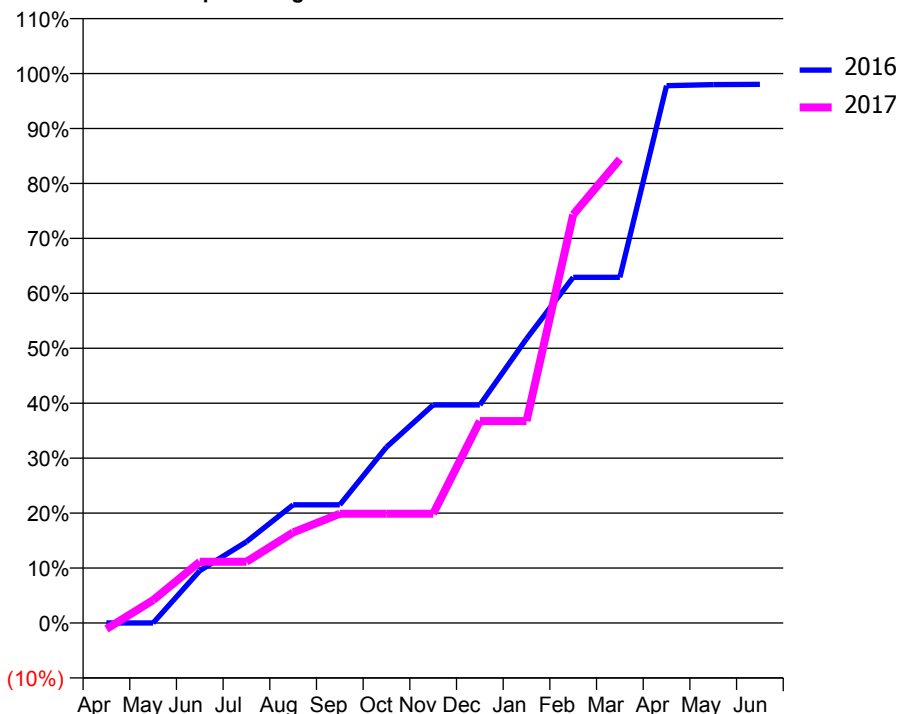
ACCESS*

Patients seen in 24 months	Total	Change since previous quarter
Quarter ending March 2016	474	
Quarter ending June 2016	625	↑
Quarter ending September 2016	472	↓
Quarter ending December 2016	454	↓
Quarter ending March 2017	690	↑
Variance since March 2016	45.6%	↑



ACTIVITY

Cumulative percentage of contracted UDA delivered 2016 & 2017



Month	Adjusted Scheduled Activity (UDA)	
	2016	2017
April	0	-17
May	0	63
June	145	170
July	226	170
August	328	252
September	328	304
October	489	304
November	606	304
December	606	561
January	789	561
February	960	1,134
March	960	1,288
April	1,492	
May	1,495	
June	1,496	

QUALITY

	Quantity	Base Number	Contract	AT	Region	England
% of FP17s for the same patient ID Re-attending within 3 months - Children	36	528	6.8%	10.3%	12.0%	12.3%
% of FP17s for the same patient ID Re-attending within 3 months - Adults	27	572	4.7%	14.3%	16.0%	16.7%
% of FP17s for the same patient ID Re-attending between 3 & 9 months - Children	277	528	52.5%	59.6%	58.8%	57.6%
% of FP17s for the same patient ID Re-attending between 3 & 9 months - Adults	80	572	14.0%	53.9%	51.2%	50.1%
% of FP17s for Band 1 Urgent Courses	50	802	6.2%	7.1%	8.0%	9.1%
% of FP17s Relating to Free Repair or Replacements	0	802	0.0%	0.9%	0.8%	0.8%
% of FP17s Relating to Continuations	1	802	0.1%	1.4%	1.2%	1.2%
% of Patients satisfied with the dentistry they have received	0	0	N/A	93.5%	92.7%	92.8%
% of Patients satisfied with the time they had to wait for an appointment	0	0	N/A	90.3%	89.1%	88.7%

* This is based on patients treated on this contract for their most recent course of treatment. Figures in italics indicate the base number of FP17s or Patient Questionnaire responses are less than 100. N/A is shown where the base number of responses is less than 10 during the period. % is calculated as Quantity/Base number*100

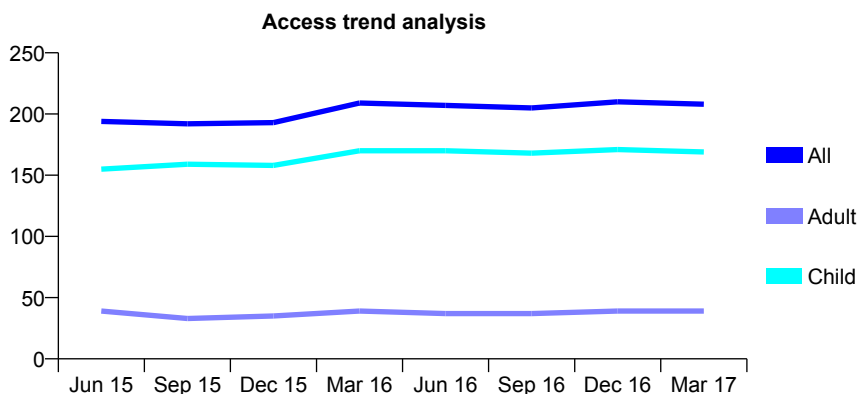
Q60 - Vital Signs At a Glance Contract Report for 840319/0001 - March 2017

Name or company name	MISS SJ WORSKETT
Contract type name	GDS Contract
Purpose of contract	General
Contract start date	01/04/2006
Contract end date	

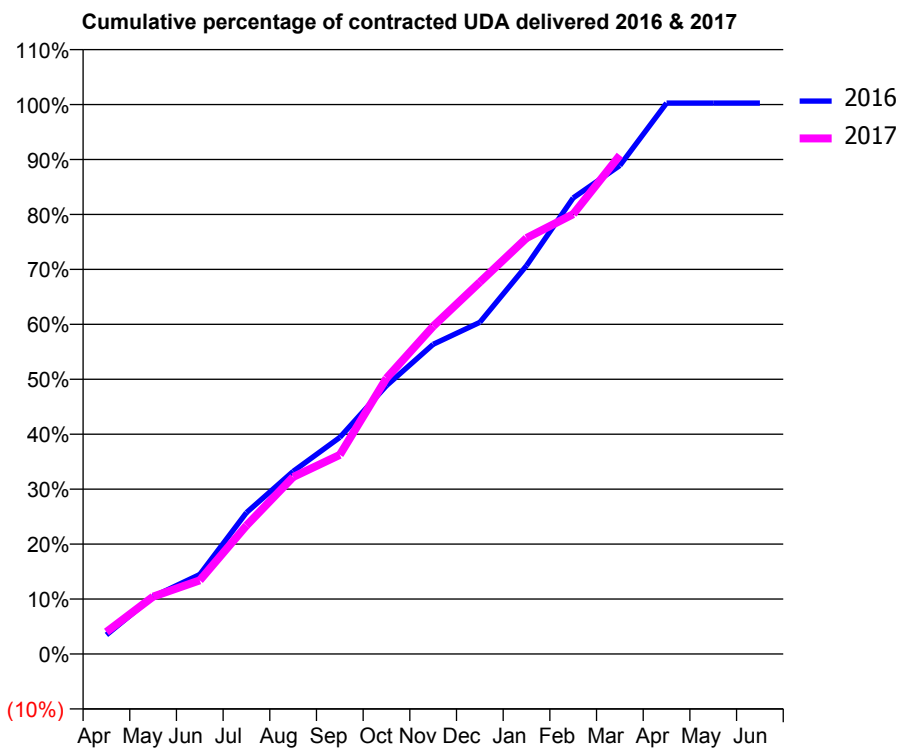
16/17 Contracted general activity (UDA)	373
Carry forward general activity (UDA)	-1
16/17 Contracted orthodontic activity (UOA)	0
Carry forward orthodontic activity (UOA)	0
Baseline contract value	£7,652.66

ACCESS*

Patients seen in 24 months	Total	Change since previous quarter
Quarter ending March 2016	209	
Quarter ending June 2016	207	→
Quarter ending September 2016	205	→
Quarter ending December 2016	210	↑
Quarter ending March 2017	208	→
Variance since March 2016	(0.5%)	→



ACTIVITY



Month	Adjusted Scheduled Activity (UDA)	
	2016	2017
April	13	15
May	39	39
June	54	50
July	96	87
August	124	120
September	147	135
October	182	187
November	210	222
December	225	252
January	264	282
February	310	299
March	332	339
April	374	
May	374	
June	374	

QUALITY

	Quantity	Base Number	Contract	AT	Region	England
% of FP17s for the same patient ID Re-attending within 3 months - Children	10	224	4.5%	10.3%	12.0%	12.3%
% of FP17s for the same patient ID Re-attending within 3 months - Adults	3	30	10.0%	14.3%	16.0%	16.7%
% of FP17s for the same patient ID Re-attending between 3 & 9 months - Children	121	224	54.0%	59.6%	58.8%	57.6%
% of FP17s for the same patient ID Re-attending between 3 & 9 months - Adults	16	30	53.3%	53.9%	51.2%	50.1%
% of FP17s for Band 1 Urgent Courses	3	225	1.3%	7.1%	8.0%	9.1%
% of FP17s Relating to Free Repair or Replacements	0	225	0.0%	0.9%	0.8%	0.8%
% of FP17s Relating to Continuations	0	225	0.0%	1.4%	1.2%	1.2%
% of Patients satisfied with the dentistry they have received	0	0	N/A	93.5%	92.7%	92.8%
% of Patients satisfied with the time they had to wait for an appointment	0	0	N/A	90.3%	89.1%	88.7%

* This is based on patients treated on this contract for their most recent course of treatment. Figures in italics indicate the base number of FP17s or Patient Questionnaire responses are less than 100. N/A is shown where the base number of responses is less than 10 during the period. % is calculated as Quantity/Base number*100

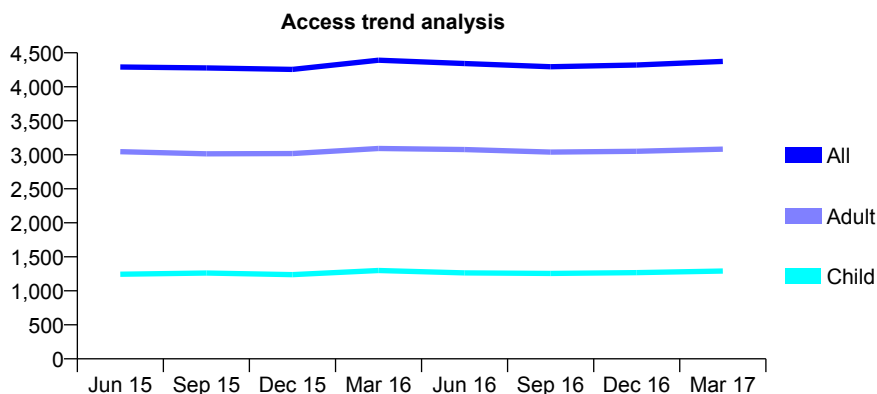
Q60 - Vital Signs At a Glance Contract Report for 840610/0001 - March 2017

Name or company name	MR RK NAHAR
Contract type name	GDS Contract
Purpose of contract	General and Orthodontic
Contract start date	01/04/2006
Contract end date	

16/17 Contracted general activity (UDA)	14,203
Carry forward general activity (UDA)	28
16/17 Contracted orthodontic activity (UOA)	1,601
Carry forward orthodontic activity (UOA)	-4
Baseline contract value	£394,040.31

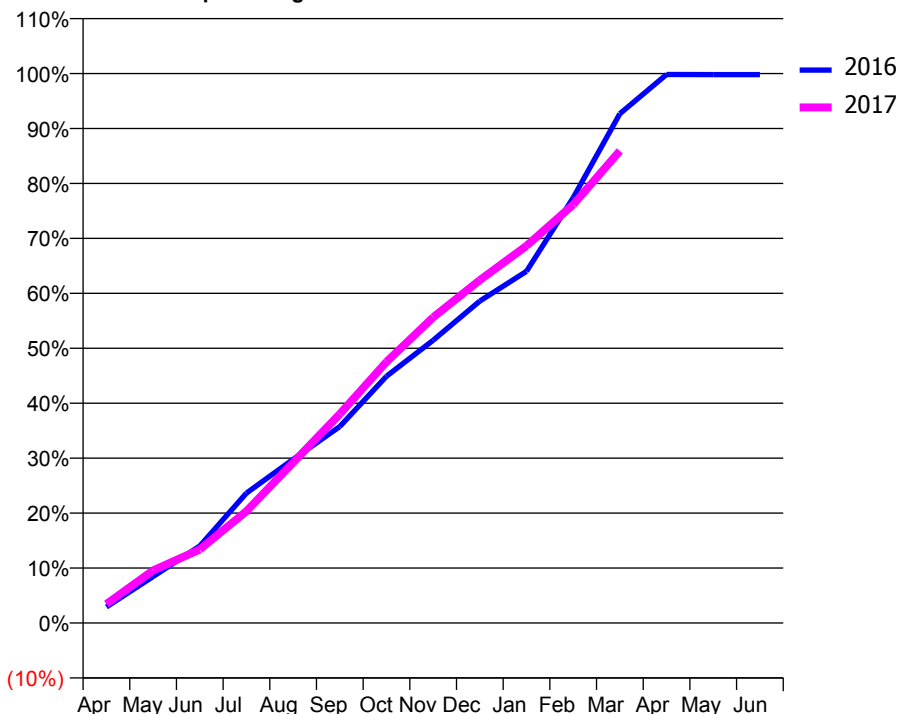
ACCESS*

Patients seen in 24 months	Total	Change since previous quarter
Quarter ending March 2016	4,392	
Quarter ending June 2016	4,342	↓
Quarter ending September 2016	4,296	↓
Quarter ending December 2016	4,320	→
Quarter ending March 2017	4,374	→
Variance since March 2016	(0.4%)	→



ACTIVITY

Cumulative percentage of contracted UDA delivered 2016 & 2017



Month	Adjusted Scheduled Activity (UDA)	
	2016	2017
April	415	490
May	1,201	1,358
June	1,989	1,902
July	3,359	2,890
August	4,231	4,147
September	5,079	5,401
October	6,378	6,751
November	7,308	7,902
December	8,321	8,864
January	9,090	9,750
February	10,994	10,813
March	13,164	12,201
April	14,178	
May	14,175	
June	14,175	

QUALITY

	Quantity	Base Number	Contract	AT	Region	England
% of FP17s for the same patient ID Re-attending within 3 months - Children	190	2,006	9.5%	10.3%	12.0%	12.3%
% of FP17s for the same patient ID Re-attending within 3 months - Adults	477	3,937	12.1%	14.3%	16.0%	16.7%
% of FP17s for the same patient ID Re-attending between 3 & 9 months - Children	1,254	2,006	62.5%	59.6%	58.8%	57.6%
% of FP17s for the same patient ID Re-attending between 3 & 9 months - Adults	2,225	3,937	56.5%	53.9%	51.2%	50.1%
% of FP17s for Band 1 Urgent Courses	106	5,544	1.9%	7.1%	8.0%	9.1%
% of FP17s Relating to Free Repair or Replacements	30	5,544	0.5%	0.9%	0.8%	0.8%
% of FP17s Relating to Continuations	137	5,544	2.5%	1.4%	1.2%	1.2%
% of Patients satisfied with the dentistry they have received	7	7	N/A	93.5%	92.7%	92.8%
% of Patients satisfied with the time they had to wait for an appointment	6	7	N/A	90.3%	89.1%	88.7%

* This is based on patients treated on this contract for their most recent course of treatment. Figures in italics indicate the base number of FP17s or Patient Questionnaire responses are less than 100. N/A is shown where the base number of responses is less than 10 during the period. % is calculated as Quantity/Base number*100

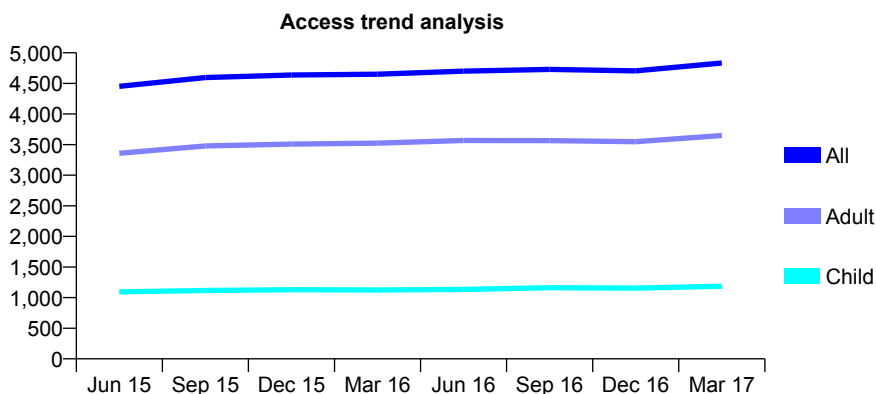
Q60 - Vital Signs At a Glance Contract Report for 844691/0001 - March 2017

Name or company name	MR G SHIRAVI
Contract type name	GDS Contract
Purpose of contract	General
Contract start date	01/04/2006
Contract end date	

16/17 Contracted general activity (UDA)	14,295
Carry forward general activity (UDA)	-220
16/17 Contracted orthodontic activity (UOA)	0
Carry forward orthodontic activity (UOA)	0
Baseline contract value	£397,188.54

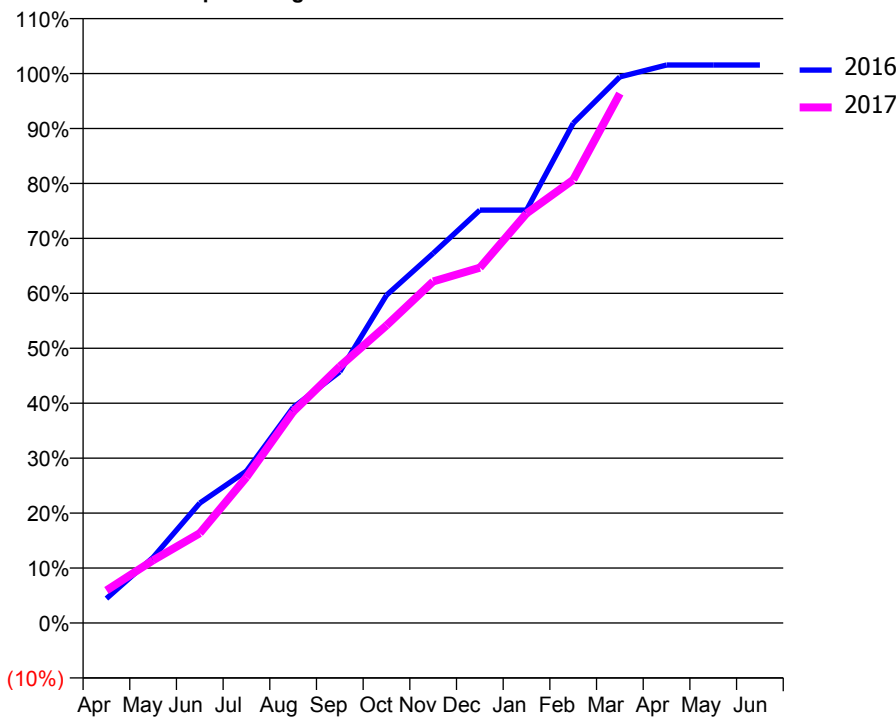
ACCESS*

Patients seen in 24 months	Total	Change since previous quarter
Quarter ending March 2016	4,650	
Quarter ending June 2016	4,701	→
Quarter ending September 2016	4,728	→
Quarter ending December 2016	4,705	→
Quarter ending March 2017	4,834	↑
Variance since March 2016	4.0%	↑



ACTIVITY

Cumulative percentage of contracted UDA delivered 2016 & 2017



Adjusted Scheduled Activity (UDA)

Month	2016	2017
April	638	849
May	1,708	1,633
June	3,119	2,337
July	3,954	3,792
August	5,608	5,497
September	6,537	6,678
October	8,529	7,740
November	9,619	8,885
December	10,741	9,243
January	10,741	10,654
February	12,999	11,530
March	14,209	13,775
April	14,514	
May	14,515	
June	14,515	

QUALITY

	Quantity	Base Number	Contract	AT	Region	England
% of FP17s for the same patient ID Re-attending within 3 months - Children	179	1,825	9.8%	10.3%	12.0%	12.3%
% of FP17s for the same patient ID Re-attending within 3 months - Adults	862	5,365	16.1%	14.3%	16.0%	16.7%
% of FP17s for the same patient ID Re-attending between 3 & 9 months - Children	1,136	1,825	62.2%	59.6%	58.8%	57.6%
% of FP17s for the same patient ID Re-attending between 3 & 9 months - Adults	3,102	5,365	57.8%	53.9%	51.2%	50.1%
% of FP17s for Band 1 Urgent Courses	400	7,006	5.7%	7.1%	8.0%	9.1%
% of FP17s Relating to Free Repair or Replacements	39	7,006	0.6%	0.9%	0.8%	0.8%
% of FP17s Relating to Continuations	74	7,006	1.1%	1.4%	1.2%	1.2%
% of Patients satisfied with the dentistry they have received	10	11	90.9%	93.5%	92.7%	92.8%
% of Patients satisfied with the time they had to wait for an appointment	10	11	90.9%	90.3%	89.1%	88.7%

* This is based on patients treated on this contract for their most recent course of treatment. Figures in italics indicate the base number of FP17s or Patient Questionnaire responses are less than 100. N/A is shown where the base number of responses is less than 10 during the period. % is calculated as Quantity/Base number*100

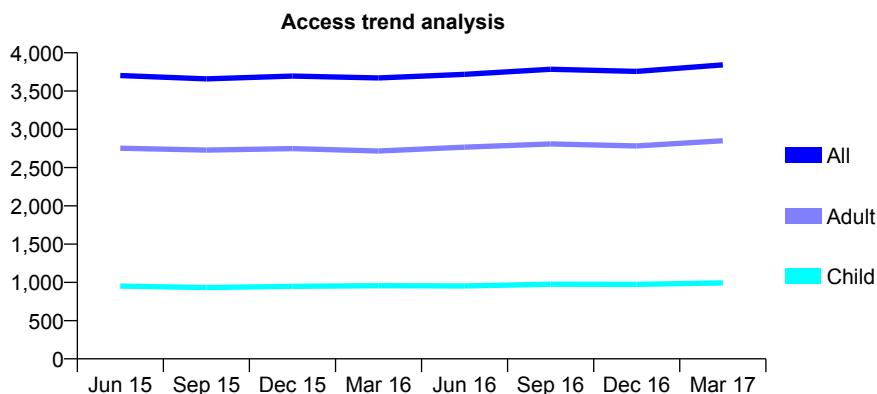
Q60 - Vital Signs At a Glance Contract Report for 847739/0002 - March 2017

Name or company name	MR E MOORE
Contract type name	GDS Contract
Purpose of contract	General
Contract start date	01/04/2006
Contract end date	

16/17 Contracted general activity (UDA)	9,482
Carry forward general activity (UDA)	13
16/17 Contracted orthodontic activity (UOA)	0
Carry forward orthodontic activity (UOA)	0
Baseline contract value	£220,672.82

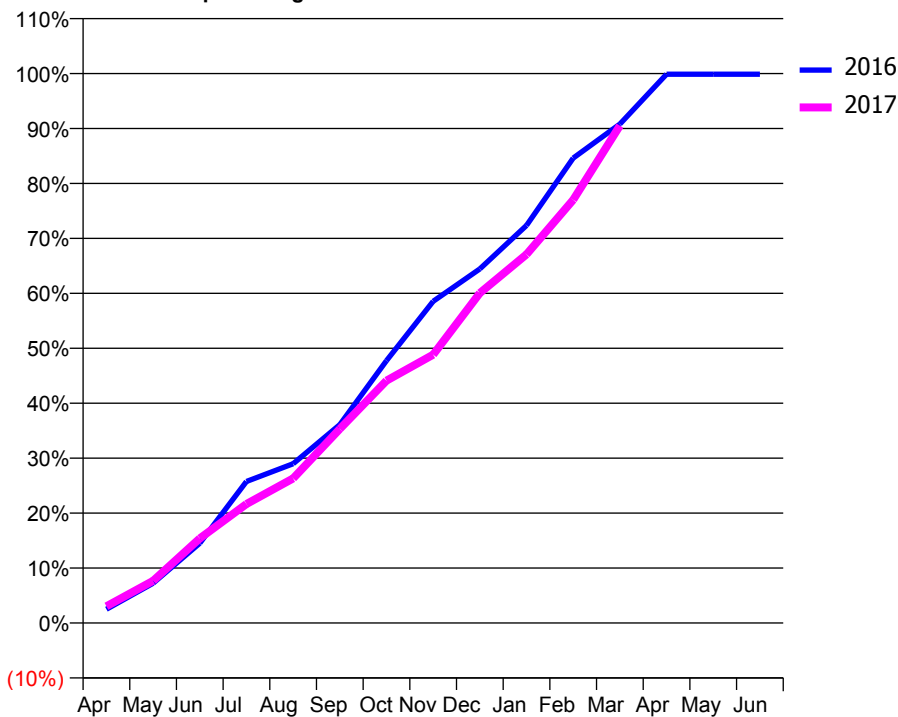
ACCESS*

Patients seen in 24 months	Total	Change since previous quarter
Quarter ending March 2016	3,672	
Quarter ending June 2016	3,719	→
Quarter ending September 2016	3,785	→
Quarter ending December 2016	3,756	→
Quarter ending March 2017	3,843	↑
Variance since March 2016	4.7%	↑



ACTIVITY

Cumulative percentage of contracted UDA delivered 2016 & 2017



Month	Adjusted Scheduled Activity (UDA)	
	2016	2017
April	238	289
May	688	729
June	1,377	1,460
July	2,442	2,054
August	2,748	2,496
September	3,423	3,348
October	4,526	4,181
November	5,550	4,632
December	6,110	5,694
January	6,860	6,362
February	8,021	7,301
March	8,609	8,581
April	9,471	
May	9,470	
June	9,469	

QUALITY

	Quantity	Base Number	Contract	AT	Region	England
% of FP17s for the same patient ID Re-attending within 3 months - Children	67	1,475	4.5%	10.3%	12.0%	12.3%
% of FP17s for the same patient ID Re-attending within 3 months - Adults	398	3,858	10.3%	14.3%	16.0%	16.7%
% of FP17s for the same patient ID Re-attending between 3 & 9 months - Children	886	1,475	60.1%	59.6%	58.8%	57.6%
% of FP17s for the same patient ID Re-attending between 3 & 9 months - Adults	2,029	3,858	52.6%	53.9%	51.2%	50.1%
% of FP17s for Band 1 Urgent Courses	213	4,164	5.1%	7.1%	8.0%	9.1%
% of FP17s Relating to Free Repair or Replacements	5	4,164	0.1%	0.9%	0.8%	0.8%
% of FP17s Relating to Continuations	20	4,164	0.5%	1.4%	1.2%	1.2%
% of Patients satisfied with the dentistry they have received	7	8	N/A	93.5%	92.7%	92.8%
% of Patients satisfied with the time they had to wait for an appointment	8	8	N/A	90.3%	89.1%	88.7%

* This is based on patients treated on this contract for their most recent course of treatment. Figures in italics indicate the base number of FP17s or Patient Questionnaire responses are less than 100. N/A is shown where the base number of responses is less than 10 during the period. % is calculated as Quantity/Base number*100

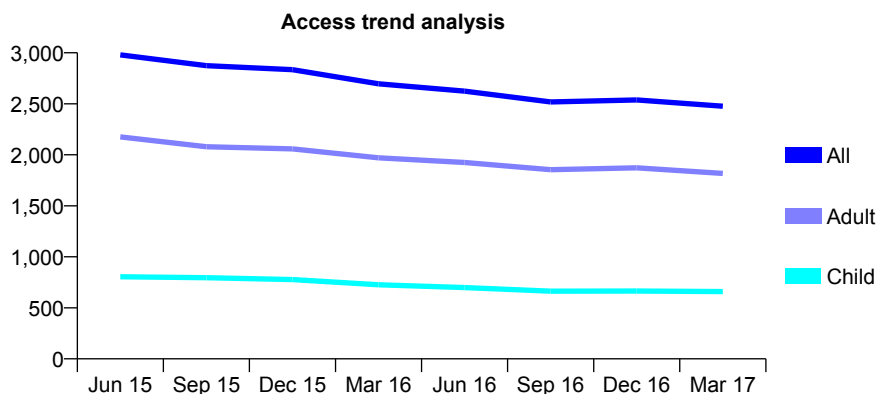
Q60 - Vital Signs At a Glance Contract Report for 849227/0001 - March 2017

Name or company name	MR BS AHITAN
Contract type name	GDS Contract
Purpose of contract	General
Contract start date	01/04/2006
Contract end date	

16/17 Contracted general activity (UDA)	10,030
Carry forward general activity (UDA)	0
16/17 Contracted orthodontic activity (UOA)	0
Carry forward orthodontic activity (UOA)	0
Baseline contract value	£228,925.21

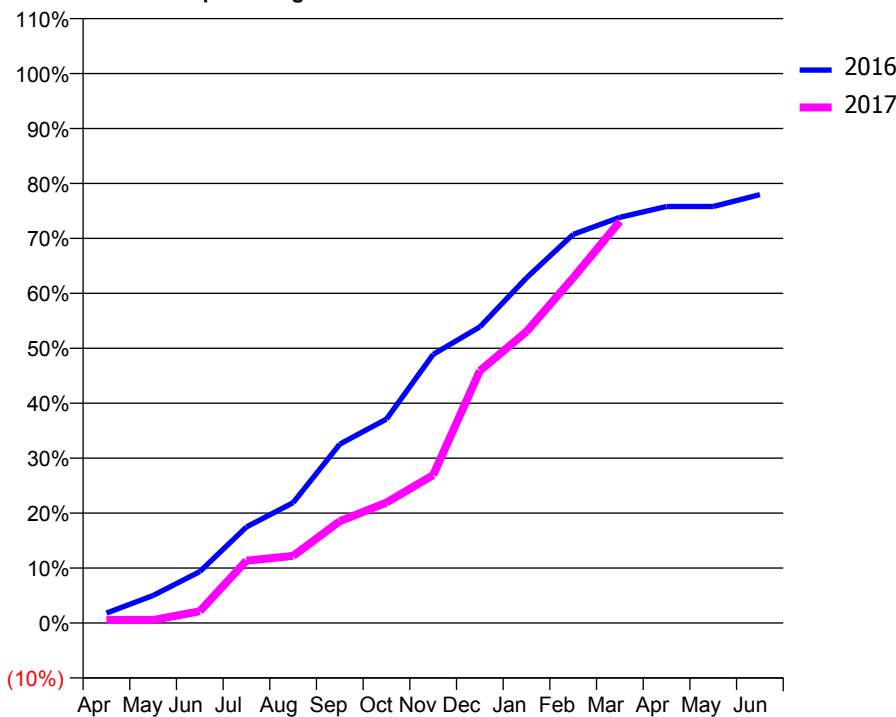
ACCESS*

Patients seen in 24 months	Total	Change since previous quarter
Quarter ending March 2016	2,696	
Quarter ending June 2016	2,624	↓
Quarter ending September 2016	2,518	↓
Quarter ending December 2016	2,538	→
Quarter ending March 2017	2,476	↓
Variance since March 2016	(8.2%)	↓



ACTIVITY

Cumulative percentage of contracted UDA delivered 2016 & 2017



Month	Adjusted Scheduled Activity (UDA)	
	2016	2017
April	181	55
May	502	55
June	937	215
July	1,754	1,137
August	2,196	1,226
September	3,264	1,858
October	3,722	2,198
November	4,903	2,701
December	5,404	4,605
January	6,301	5,319
February	7,093	6,303
March	7,405	7,331
April	7,603	
May	7,603	
June	7,819	

QUALITY

	Quantity	Base Number	Contract	AT	Region	England
% of FP17s for the same patient ID Re-attending within 3 months - Children	51	714	7.1%	10.3%	12.0%	12.3%
% of FP17s for the same patient ID Re-attending within 3 months - Adults	325	2,065	15.7%	14.3%	16.0%	16.7%
% of FP17s for the same patient ID Re-attending between 3 & 9 months - Children	266	714	37.3%	59.6%	58.8%	57.6%
% of FP17s for the same patient ID Re-attending between 3 & 9 months - Adults	651	2,065	31.5%	53.9%	51.2%	50.1%
% of FP17s for Band 1 Urgent Courses	109	2,419	4.5%	7.1%	8.0%	9.1%
% of FP17s Relating to Free Repair or Replacements	61	2,419	2.5%	0.9%	0.8%	0.8%
% of FP17s Relating to Continuations	54	2,419	2.2%	1.4%	1.2%	1.2%
% of Patients satisfied with the dentistry they have received	4	5	N/A	93.5%	92.7%	92.8%
% of Patients satisfied with the time they had to wait for an appointment	4	5	N/A	90.3%	89.1%	88.7%

* This is based on patients treated on this contract for their most recent course of treatment. Figures in italics indicate the base number of FP17s or Patient Questionnaire responses are less than 100. N/A is shown where the base number of responses is less than 10 during the period. % is calculated as Quantity/Base number*100

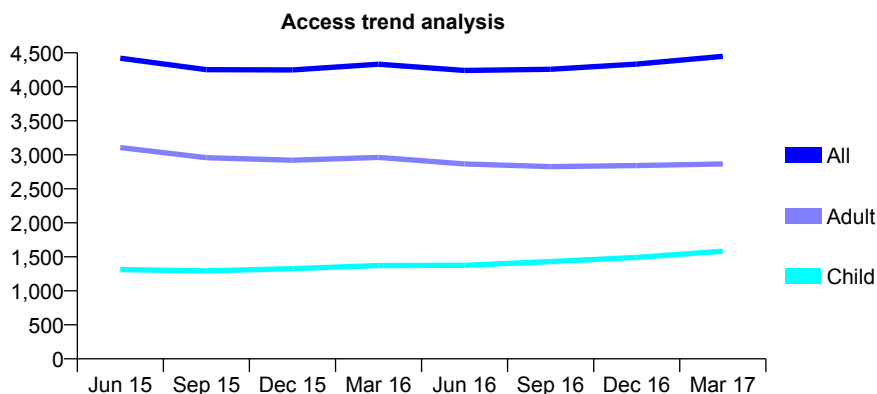
Q60 - Vital Signs At a Glance Contract Report for 856622/0001 - March 2017

Name or company name	MR N BARCHHA
Contract type name	GDS Contract
Purpose of contract	General
Contract start date	01/04/2006
Contract end date	

16/17 Contracted general activity (UDA)	16,093
Carry forward general activity (UDA)	0
16/17 Contracted orthodontic activity (UOA)	0
Carry forward orthodontic activity (UOA)	0
Baseline contract value	£396,083.34

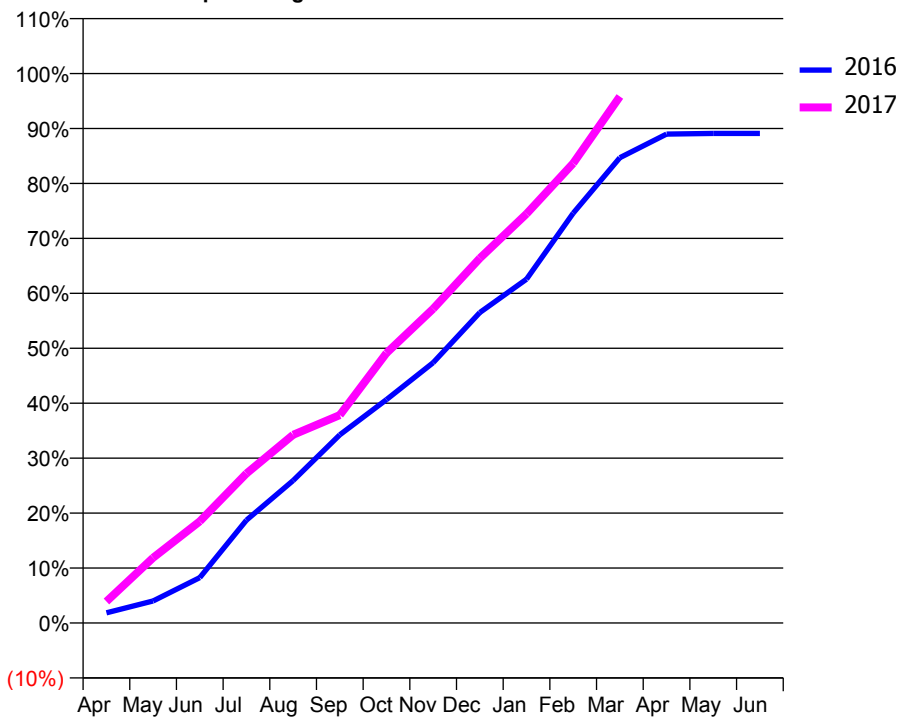
ACCESS*

Patients seen in 24 months	Total	Change since previous quarter
Quarter ending March 2016	4,332	
Quarter ending June 2016	4,240	↓
Quarter ending September 2016	4,258	→
Quarter ending December 2016	4,334	→
Quarter ending March 2017	4,448	↑
Variance since March 2016	2.7%	↑



ACTIVITY

Cumulative percentage of contracted UDA delivered 2016 & 2017



Month	Adjusted Scheduled Activity (UDA)	
	2016	2017
April	297	630
May	645	1,910
June	1,328	2,979
July	3,011	4,380
August	4,173	5,511
September	5,514	6,091
October	6,541	7,907
November	7,624	9,203
December	9,095	10,682
January	10,071	11,984
February	12,005	13,465
March	13,627	15,419
April	14,319	
May	14,338	
June	14,337	

QUALITY

	Quantity	Base Number	Contract	AT	Region	England
% of FP17s for the same patient ID Re-attending within 3 months - Children	158	2,506	6.3%	10.3%	12.0%	12.3%
% of FP17s for the same patient ID Re-attending within 3 months - Adults	925	4,536	20.4%	14.3%	16.0%	16.7%
% of FP17s for the same patient ID Re-attending between 3 & 9 months - Children	1,528	2,506	61.0%	59.6%	58.8%	57.6%
% of FP17s for the same patient ID Re-attending between 3 & 9 months - Adults	2,405	4,536	53.0%	53.9%	51.2%	50.1%
% of FP17s for Band 1 Urgent Courses	506	6,766	7.5%	7.1%	8.0%	9.1%
% of FP17s Relating to Free Repair or Replacements	55	6,766	0.8%	0.9%	0.8%	0.8%
% of FP17s Relating to Continuations	239	6,766	3.5%	1.4%	1.2%	1.2%
% of Patients satisfied with the dentistry they have received	3	3	N/A	93.5%	92.7%	92.8%
% of Patients satisfied with the time they had to wait for an appointment	3	3	N/A	90.3%	89.1%	88.7%

* This is based on patients treated on this contract for their most recent course of treatment. Figures in italics indicate the base number of FP17s or Patient Questionnaire responses are less than 100. N/A is shown where the base number of responses is less than 10 during the period. % is calculated as Quantity/Base number*100

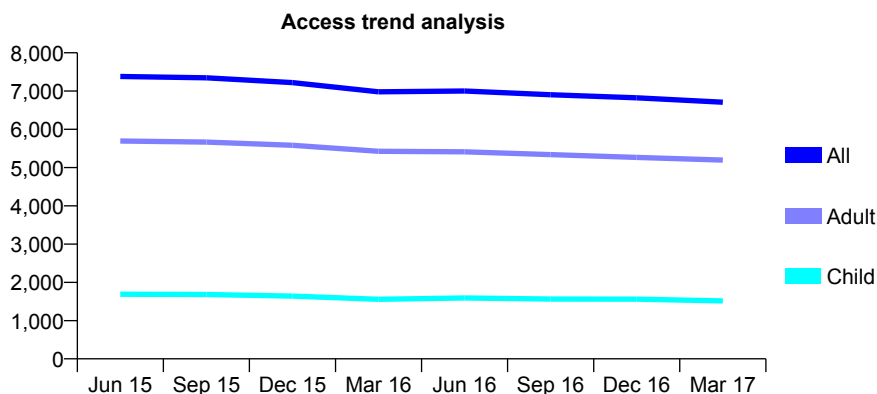
Q60 - Vital Signs At a Glance Contract Report for 857866/0001 - March 2017

Name or company name	MR LG THOTA
Contract type name	GDS Contract
Purpose of contract	General
Contract start date	01/04/2006
Contract end date	

16/17 Contracted general activity (UDA)	26,500
Carry forward general activity (UDA)	0
16/17 Contracted orthodontic activity (UOA)	0
Carry forward orthodontic activity (UOA)	0
Baseline contract value	£556,843.59

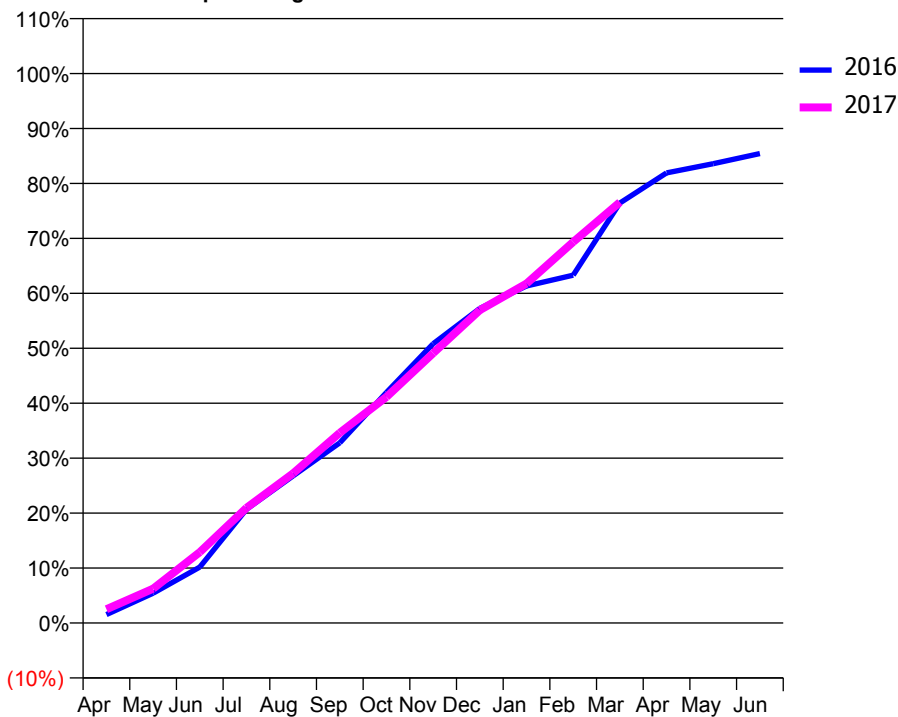
ACCESS*

Patients seen in 24 months	Total	Change since previous quarter
Quarter ending March 2016	6,980	
Quarter ending June 2016	7,003	→
Quarter ending September 2016	6,904	↓
Quarter ending December 2016	6,825	↓
Quarter ending March 2017	6,710	↓
Variance since March 2016	(3.9%)	↓



ACTIVITY

Cumulative percentage of contracted UDA delivered 2016 & 2017



Month	Adjusted Scheduled Activity (UDA)	
	2016	2017
April	406	665
May	1,437	1,655
June	2,697	3,415
July	5,481	5,555
August	7,098	7,220
September	8,694	9,172
October	11,123	10,906
November	13,471	13,016
December	15,176	15,090
January	16,255	16,371
February	16,774	18,377
March	20,254	20,292
April	21,707	
May	22,150	
June	22,640	

QUALITY

	Quantity	Base Number	Contract	AT	Region	England
% of FP17s for the same patient ID Re-attending within 3 months - Children	134	2,290	5.9%	10.3%	12.0%	12.3%
% of FP17s for the same patient ID Re-attending within 3 months - Adults	1,137	7,811	14.6%	14.3%	16.0%	16.7%
% of FP17s for the same patient ID Re-attending between 3 & 9 months - Children	1,314	2,290	57.4%	59.6%	58.8%	57.6%
% of FP17s for the same patient ID Re-attending between 3 & 9 months - Adults	4,746	7,811	60.8%	53.9%	51.2%	50.1%
% of FP17s for Band 1 Urgent Courses	804	9,335	8.6%	7.1%	8.0%	9.1%
% of FP17s Relating to Free Repair or Replacements	38	9,335	0.4%	0.9%	0.8%	0.8%
% of FP17s Relating to Continuations	127	9,335	1.4%	1.4%	1.2%	1.2%
% of Patients satisfied with the dentistry they have received	13	14	92.9%	93.5%	92.7%	92.8%
% of Patients satisfied with the time they had to wait for an appointment	14	14	100.0%	90.3%	89.1%	88.7%

* This is based on patients treated on this contract for their most recent course of treatment. Figures in italics indicate the base number of FP17s or Patient Questionnaire responses are less than 100. N/A is shown where the base number of responses is less than 10 during the period. % is calculated as Quantity/Base number*100

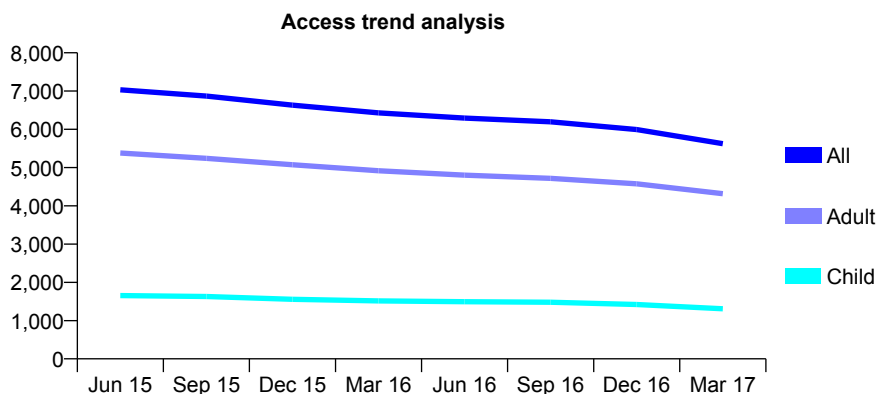
Q60 - Vital Signs At a Glance Contract Report for 906611/0002 - March 2017

Name or company name	MR RJ COOPER
Contract type name	GDS Contract
Purpose of contract	General
Contract start date	01/04/2009
Contract end date	

16/17 Contracted general activity (UDA)	15,000
Carry forward general activity (UDA)	0
16/17 Contracted orthodontic activity (UOA)	0
Carry forward orthodontic activity (UOA)	0
Baseline contract value	£359,250.00

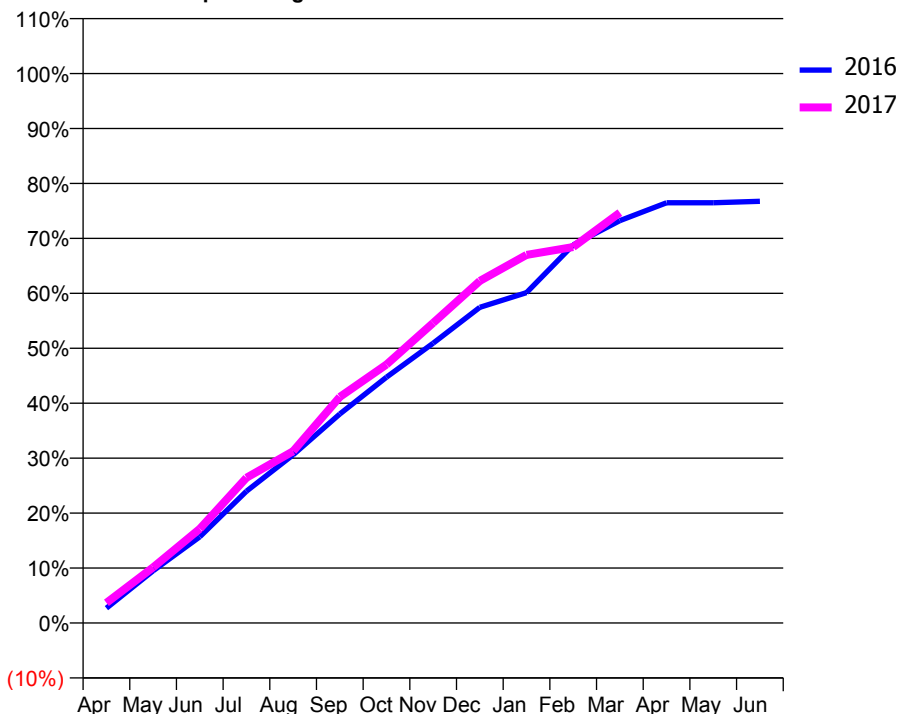
ACCESS*

Patients seen in 24 months	Total	Change since previous quarter
Quarter ending March 2016	6,431	
Quarter ending June 2016	6,293	↓
Quarter ending September 2016	6,197	↓
Quarter ending December 2016	5,993	↓
Quarter ending March 2017	5,626	↓
Variance since March 2016	(12.5%)	↓



ACTIVITY

Cumulative percentage of contracted UDA delivered 2016 & 2017



Month	Adjusted Scheduled Activity (UDA)	
	2016	2017
April	509	550
May	1,791	1,518
June	2,957	2,573
July	4,520	3,966
August	5,766	4,690
September	7,166	6,173
October	8,424	7,057
November	9,593	8,193
December	10,819	9,337
January	11,323	10,049
February	12,960	10,262
March	13,789	11,202
April	14,402	
May	14,403	
June	14,455	

QUALITY

	Quantity	Base Number	Contract	AT	Region	England
% of FP17s for the same patient ID Re-attending within 3 months - Children	85	1,355	6.3%	10.3%	12.0%	12.3%
% of FP17s for the same patient ID Re-attending within 3 months - Adults	416	4,115	10.1%	14.3%	16.0%	16.7%
% of FP17s for the same patient ID Re-attending between 3 & 9 months - Children	507	1,355	37.4%	59.6%	58.8%	57.6%
% of FP17s for the same patient ID Re-attending between 3 & 9 months - Adults	1,645	4,115	40.0%	53.9%	51.2%	50.1%
% of FP17s for Band 1 Urgent Courses	292	5,186	5.6%	7.1%	8.0%	9.1%
% of FP17s Relating to Free Repair or Replacements	18	5,186	0.3%	0.9%	0.8%	0.8%
% of FP17s Relating to Continuations	122	5,186	2.4%	1.4%	1.2%	1.2%
% of Patients satisfied with the dentistry they have received	23	26	88.5%	93.5%	92.7%	92.8%
% of Patients satisfied with the time they had to wait for an appointment	23	26	88.5%	90.3%	89.1%	88.7%

* This is based on patients treated on this contract for their most recent course of treatment. Figures in italics indicate the base number of FP17s or Patient Questionnaire responses are less than 100. N/A is shown where the base number of responses is less than 10 during the period. % is calculated as Quantity/Base number*100

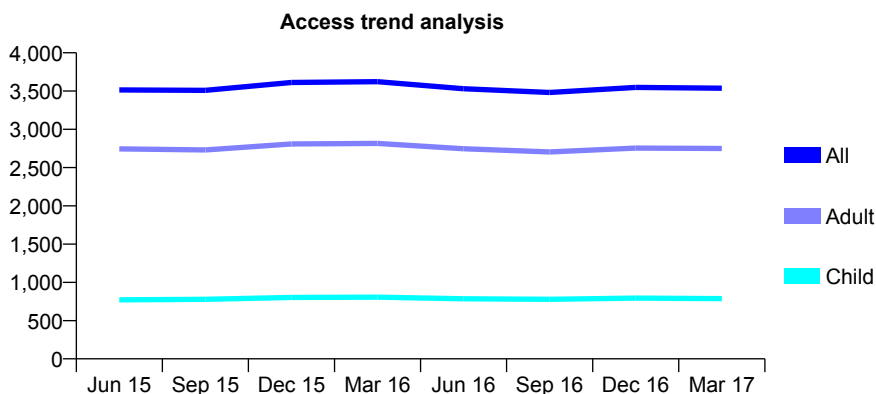
Q60 - Vital Signs At a Glance Contract Report for 909939/0001 - March 2017

Name or company name	MR DP VAN WYK
Contract type name	GDS Contract
Purpose of contract	General
Contract start date	01/04/2006
Contract end date	

16/17 Contracted general activity (UDA)	8,800
Carry forward general activity (UDA)	-33
16/17 Contracted orthodontic activity (UOA)	0
Carry forward orthodontic activity (UOA)	0
Baseline contract value	£244,127.75

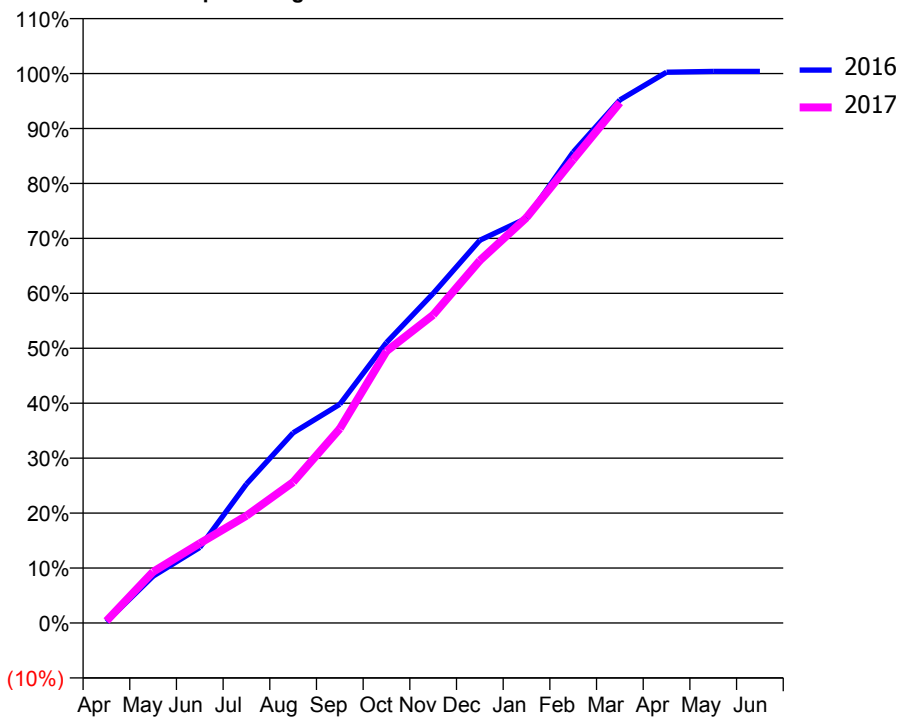
ACCESS*

Patients seen in 24 months	Total	Change since previous quarter
Quarter ending March 2016	3,622	
Quarter ending June 2016	3,531	↓
Quarter ending September 2016	3,482	↓
Quarter ending December 2016	3,548	→
Quarter ending March 2017	3,537	→
Variance since March 2016	(2.3%)	↓



ACTIVITY

Cumulative percentage of contracted UDA delivered 2016 & 2017



Month	Adjusted Scheduled Activity (UDA)	
	2016	2017
April	21	33
May	752	822
June	1,210	1,276
July	2,226	1,717
August	3,046	2,255
September	3,503	3,112
October	4,491	4,353
November	5,277	4,935
December	6,129	5,805
January	6,483	6,493
February	7,541	7,421
March	8,376	8,333
April	8,820	
May	8,833	
June	8,833	

QUALITY

	Quantity	Base Number	Contract	AT	Region	England
% of FP17s for the same patient ID Re-attending within 3 months - Children	24	819	2.9%	10.3%	12.0%	12.3%
% of FP17s for the same patient ID Re-attending within 3 months - Adults	291	2,923	10.0%	14.3%	16.0%	16.7%
% of FP17s for the same patient ID Re-attending between 3 & 9 months - Children	216	819	26.4%	59.6%	58.8%	57.6%
% of FP17s for the same patient ID Re-attending between 3 & 9 months - Adults	654	2,923	22.4%	53.9%	51.2%	50.1%
% of FP17s for Band 1 Urgent Courses	310	3,549	8.7%	7.1%	8.0%	9.1%
% of FP17s Relating to Free Repair or Replacements	59	3,549	1.7%	0.9%	0.8%	0.8%
% of FP17s Relating to Continuations	62	3,549	1.7%	1.4%	1.2%	1.2%
% of Patients satisfied with the dentistry they have received	15	16	93.8%	93.5%	92.7%	92.8%
% of Patients satisfied with the time they had to wait for an appointment	15	16	93.8%	90.3%	89.1%	88.7%

* This is based on patients treated on this contract for their most recent course of treatment. Figures in italics indicate the base number of FP17s or Patient Questionnaire responses are less than 100. N/A is shown where the base number of responses is less than 10 during the period. % is calculated as Quantity/Base number*100

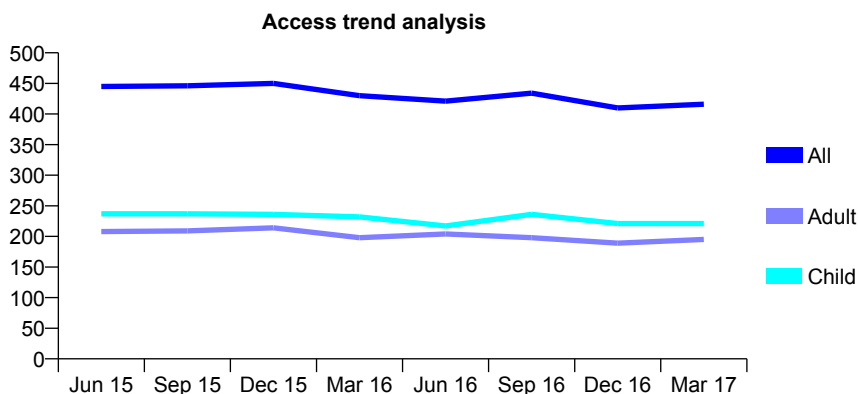
Q60 - Vital Signs At a Glance Contract Report for 910066/0001 - March 2017

Name or company name	DR AJ FAGG
Contract type name	GDS Contract
Purpose of contract	General and Orthodontic
Contract start date	01/04/2006
Contract end date	

16/17 Contracted general activity (UDA)	777
Carry forward general activity (UDA)	4
16/17 Contracted orthodontic activity (UOA)	1,399
Carry forward orthodontic activity (UOA)	-7
Baseline contract value	£89,528.58

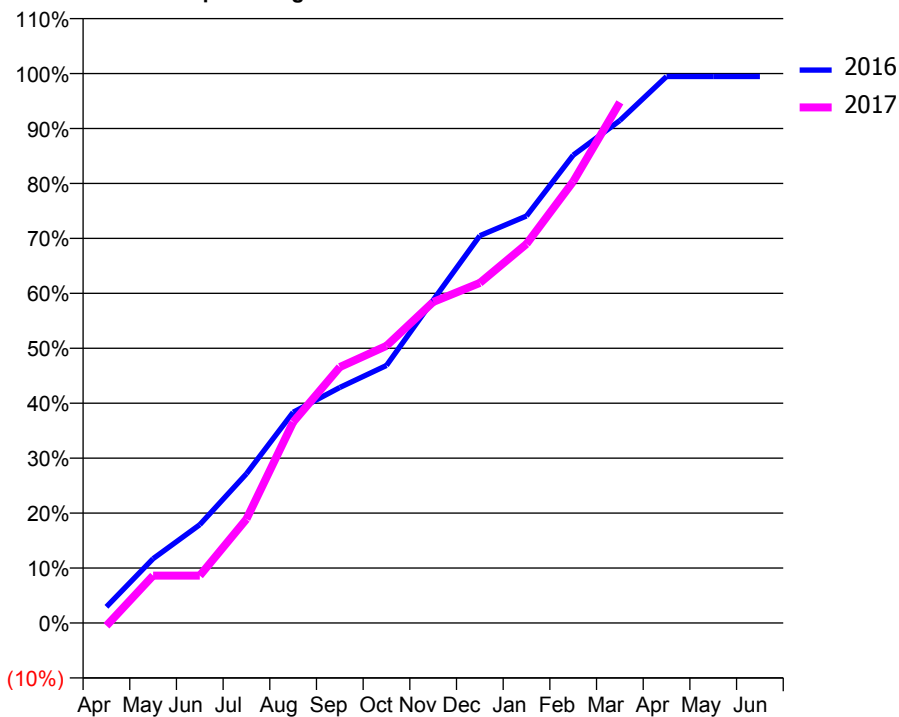
ACCESS*

Patients seen in 24 months	Total	Change since previous quarter
Quarter ending March 2016	430	
Quarter ending June 2016	421	↓
Quarter ending September 2016	434	↑
Quarter ending December 2016	410	↓
Quarter ending March 2017	416	→
Variance since March 2016	(3.3%)	↓



ACTIVITY

Cumulative percentage of contracted UDA delivered 2016 & 2017



Month	Adjusted Scheduled Activity (UDA)	
	2016	2017
April	23	-4
May	91	67
June	139	67
July	211	147
August	298	284
September	333	362
October	364	392
November	457	454
December	548	481
January	576	536
February	662	624
March	711	736
April	773	
May	773	
June	773	

QUALITY

	Quantity	Base Number	Contract	AT	Region	England
% of FP17s for the same patient ID Re-attending within 3 months - Children	16	473	3.4%	10.3%	12.0%	12.3%
% of FP17s for the same patient ID Re-attending within 3 months - Adults	31	243	12.8%	14.3%	16.0%	16.7%
% of FP17s for the same patient ID Re-attending between 3 & 9 months - Children	196	473	41.4%	59.6%	58.8%	57.6%
% of FP17s for the same patient ID Re-attending between 3 & 9 months - Adults	137	243	56.4%	53.9%	51.2%	50.1%
% of FP17s for Band 1 Urgent Courses	1	460	0.2%	7.1%	8.0%	9.1%
% of FP17s Relating to Free Repair or Replacements	0	460	0.0%	0.9%	0.8%	0.8%
% of FP17s Relating to Continuations	2	460	0.4%	1.4%	1.2%	1.2%
% of Patients satisfied with the dentistry they have received	2	2	N/A	93.5%	92.7%	92.8%
% of Patients satisfied with the time they had to wait for an appointment	2	2	N/A	90.3%	89.1%	88.7%

* This is based on patients treated on this contract for their most recent course of treatment. Figures in italics indicate the base number of FP17s or Patient Questionnaire responses are less than 100. N/A is shown where the base number of responses is less than 10 during the period. % is calculated as Quantity/Base number*100

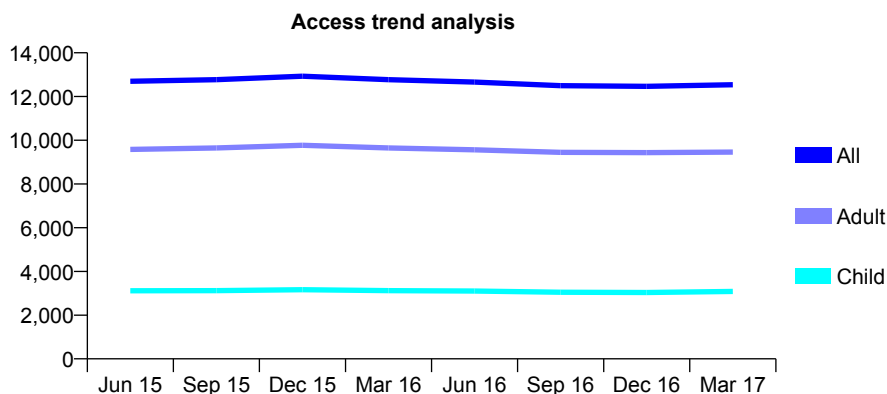
Q60 - Vital Signs At a Glance Contract Report for 912891/0001 - March 2017

Name or company name	MR SR FISHER
Contract type name	GDS Contract
Purpose of contract	General
Contract start date	01/04/2006
Contract end date	

16/17 Contracted general activity (UDA)	32,649
Carry forward general activity (UDA)	0
16/17 Contracted orthodontic activity (UOA)	0
Carry forward orthodontic activity (UOA)	0
Baseline contract value	£694,233.52

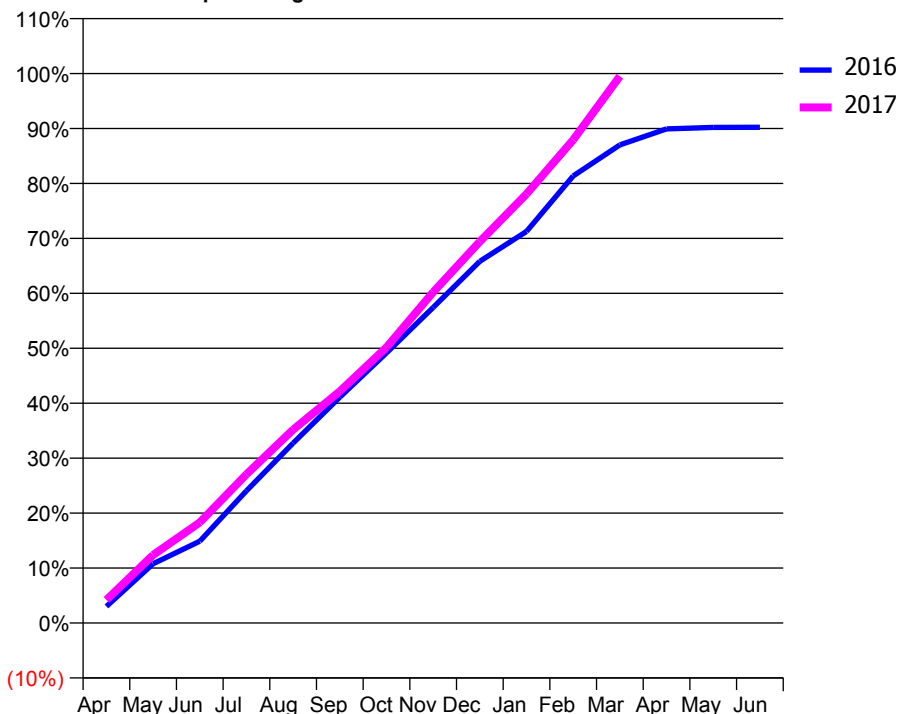
ACCESS*

Patients seen in 24 months	Total	Change since previous quarter
Quarter ending March 2016	12,773	
Quarter ending June 2016	12,661	→
Quarter ending September 2016	12,496	↓
Quarter ending December 2016	12,465	→
Quarter ending March 2017	12,539	→
Variance since March 2016	(1.8%)	↓



ACTIVITY

Cumulative percentage of contracted UDA delivered 2016 & 2017



Month	Adjusted Scheduled Activity (UDA)	
	2016	2017
April	988	1,373
May	3,523	4,044
June	4,859	5,980
July	7,859	8,841
August	10,695	11,492
September	13,415	13,764
October	16,047	16,381
November	18,748	19,664
December	21,493	22,662
January	23,266	25,494
February	26,564	28,711
March	28,410	32,486
April	29,362	
May	29,447	
June	29,452	

QUALITY

	Quantity	Base Number	Contract	AT	Region	England
% of FP17s for the same patient ID Re-attending within 3 months - Children	240	4,749	5.1%	10.3%	12.0%	12.3%
% of FP17s for the same patient ID Re-attending within 3 months - Adults	1,597	14,780	10.8%	14.3%	16.0%	16.7%
% of FP17s for the same patient ID Re-attending between 3 & 9 months - Children	2,833	4,749	59.7%	59.6%	58.8%	57.6%
% of FP17s for the same patient ID Re-attending between 3 & 9 months - Adults	9,208	14,780	62.3%	53.9%	51.2%	50.1%
% of FP17s for Band 1 Urgent Courses	763	18,837	4.1%	7.1%	8.0%	9.1%
% of FP17s Relating to Free Repair or Replacements	80	18,837	0.4%	0.9%	0.8%	0.8%
% of FP17s Relating to Continuations	409	18,837	2.2%	1.4%	1.2%	1.2%
% of Patients satisfied with the dentistry they have received	31	31	100.0%	93.5%	92.7%	92.8%
% of Patients satisfied with the time they had to wait for an appointment	28	31	90.3%	90.3%	89.1%	88.7%

* This is based on patients treated on this contract for their most recent course of treatment. Figures in italics indicate the base number of FP17s or Patient Questionnaire responses are less than 100. N/A is shown where the base number of responses is less than 10 during the period. % is calculated as Quantity/Base number*100

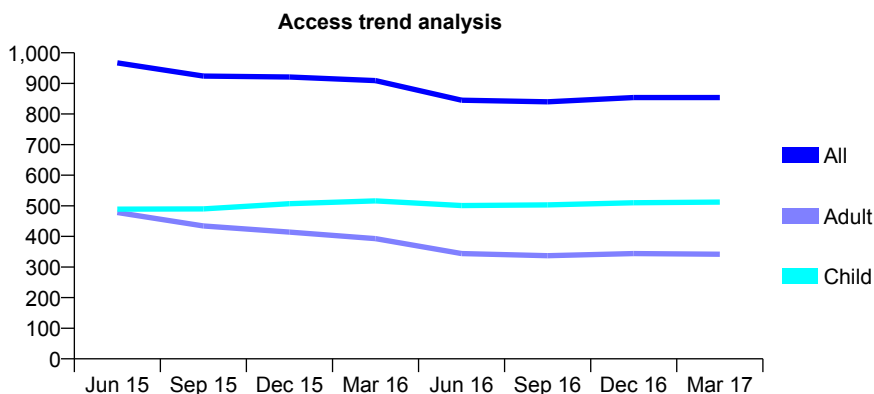
Q60 - Vital Signs At a Glance Contract Report for 913006/0001 - March 2017

Name or company name	MRS AJ MORRIS
Contract type name	GDS Contract
Purpose of contract	General
Contract start date	01/04/2006
Contract end date	

16/17 Contracted general activity (UDA)	2,513
Carry forward general activity (UDA)	0
16/17 Contracted orthodontic activity (UOA)	0
Carry forward orthodontic activity (UOA)	0
Baseline contract value	£61,618.60

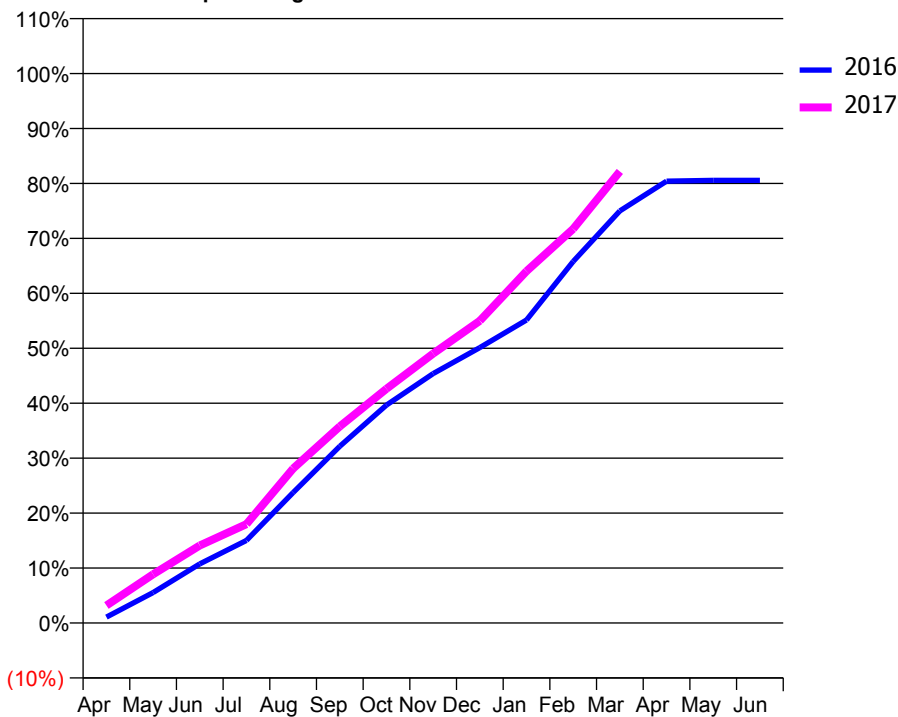
ACCESS*

Patients seen in 24 months	Total	Change since previous quarter
Quarter ending March 2016	909	
Quarter ending June 2016	845	↓
Quarter ending September 2016	840	→
Quarter ending December 2016	854	→
Quarter ending March 2017	854	→
Variance since March 2016	(6.1%)	↓



ACTIVITY

Cumulative percentage of contracted UDA delivered 2016 & 2017



Month	Adjusted Scheduled Activity (UDA)	
	2016	2017
April	27	80
May	139	223
June	270	355
July	378	452
August	597	706
September	808	899
October	997	1,071
November	1,141	1,232
December	1,260	1,382
January	1,386	1,609
February	1,653	1,802
March	1,885	2,065
April	2,020	
May	2,024	
June	2,024	

QUALITY

	Quantity	Base Number	Contract	AT	Region	England
% of FP17s for the same patient ID Re-attending within 3 months - Children	67	934	7.2%	10.3%	12.0%	12.3%
% of FP17s for the same patient ID Re-attending within 3 months - Adults	51	480	10.6%	14.3%	16.0%	16.7%
% of FP17s for the same patient ID Re-attending between 3 & 9 months - Children	656	934	70.2%	59.6%	58.8%	57.6%
% of FP17s for the same patient ID Re-attending between 3 & 9 months - Adults	306	480	63.7%	53.9%	51.2%	50.1%
% of FP17s for Band 1 Urgent Courses	82	1,321	6.2%	7.1%	8.0%	9.1%
% of FP17s Relating to Free Repair or Replacements	3	1,321	0.2%	0.9%	0.8%	0.8%
% of FP17s Relating to Continuations	13	1,321	1.0%	1.4%	1.2%	1.2%
% of Patients satisfied with the dentistry they have received	1	1	N/A	93.5%	92.7%	92.8%
% of Patients satisfied with the time they had to wait for an appointment	1	1	N/A	90.3%	89.1%	88.7%

* This is based on patients treated on this contract for their most recent course of treatment. Figures in italics indicate the base number of FP17s or Patient Questionnaire responses are less than 100. N/A is shown where the base number of responses is less than 10 during the period. % is calculated as Quantity/Base number*100

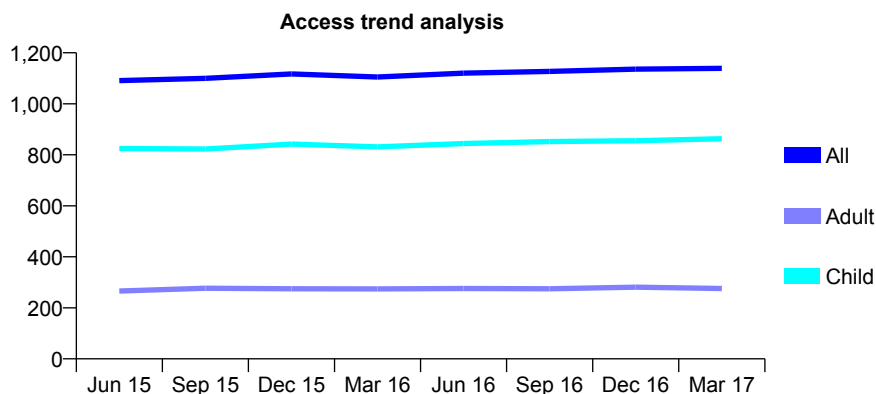
Q60 - Vital Signs At a Glance Contract Report for 916013/0003 - March 2017

Name or company name	MR BJ GRAINGER
Contract type name	GDS Contract
Purpose of contract	General and Orthodontic
Contract start date	14/04/2008
Contract end date	

16/17 Contracted general activity (UDA)	2,000
Carry forward general activity (UDA)	0
16/17 Contracted orthodontic activity (UOA)	210
Carry forward orthodontic activity (UOA)	0
Baseline contract value	£58,903.97

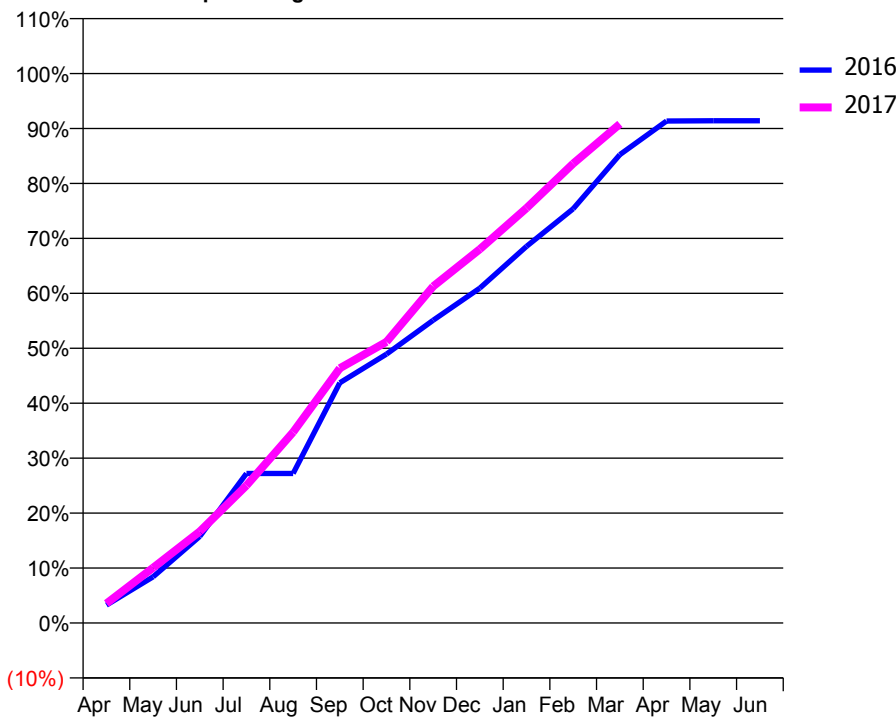
ACCESS*

Patients seen in 24 months	Total	Change since previous quarter
Quarter ending March 2016	1,105	
Quarter ending June 2016	1,120	→
Quarter ending September 2016	1,127	→
Quarter ending December 2016	1,136	→
Quarter ending March 2017	1,139	→
Variance since March 2016	3.1%	↑



ACTIVITY

Cumulative percentage of contracted UDA delivered 2016 & 2017



Month	Adjusted Scheduled Activity (UDA)	
	2016	2017
April	65	71
May	168	201
June	315	333
July	544	500
August	544	695
September	874	927
October	979	1,023
November	1,102	1,225
December	1,219	1,361
January	1,371	1,510
February	1,508	1,672
March	1,705	1,816
April	1,827	
May	1,828	
June	1,828	

QUALITY

	Quantity	Base Number	Contract	AT	Region	England
% of FP17s for the same patient ID Re-attending within 3 months - Children	27	1,122	2.4%	10.3%	12.0%	12.3%
% of FP17s for the same patient ID Re-attending within 3 months - Adults	9	203	4.4%	14.3%	16.0%	16.7%
% of FP17s for the same patient ID Re-attending between 3 & 9 months - Children	547	1,122	48.8%	59.6%	58.8%	57.6%
% of FP17s for the same patient ID Re-attending between 3 & 9 months - Adults	76	203	37.4%	53.9%	51.2%	50.1%
% of FP17s for Band 1 Urgent Courses	11	1,230	0.9%	7.1%	8.0%	9.1%
% of FP17s Relating to Free Repair or Replacements	0	1,230	0.0%	0.9%	0.8%	0.8%
% of FP17s Relating to Continuations	0	1,230	0.0%	1.4%	1.2%	1.2%
% of Patients satisfied with the dentistry they have received	1	1	N/A	93.5%	92.7%	92.8%
% of Patients satisfied with the time they had to wait for an appointment	1	1	N/A	90.3%	89.1%	88.7%

* This is based on patients treated on this contract for their most recent course of treatment. Figures in italics indicate the base number of FP17s or Patient Questionnaire responses are less than 100. N/A is shown where the base number of responses is less than 10 during the period. % is calculated as Quantity/Base number*100

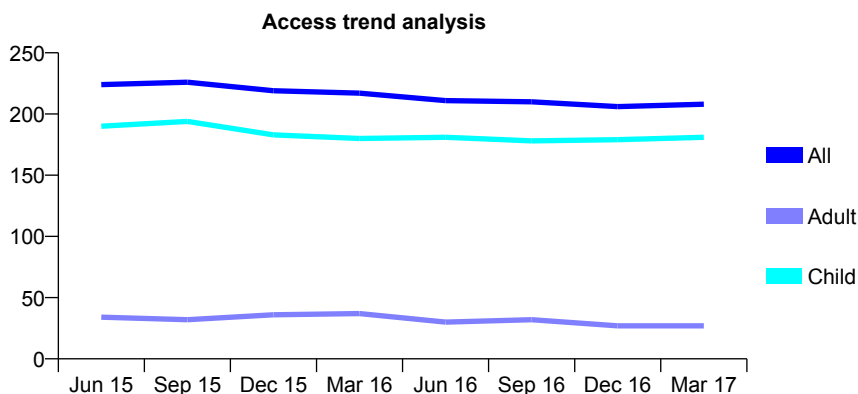
Q60 - Vital Signs At a Glance Contract Report for 916404/0001 - March 2017

Name or company name	MR PG OWEN
Contract type name	GDS Contract
Purpose of contract	General
Contract start date	01/04/2006
Contract end date	31/03/2017

16/17 Contracted general activity (UDA)	560
Carry forward general activity (UDA)	0
16/17 Contracted orthodontic activity (UOA)	0
Carry forward orthodontic activity (UOA)	0
Baseline contract value	£10,747.04

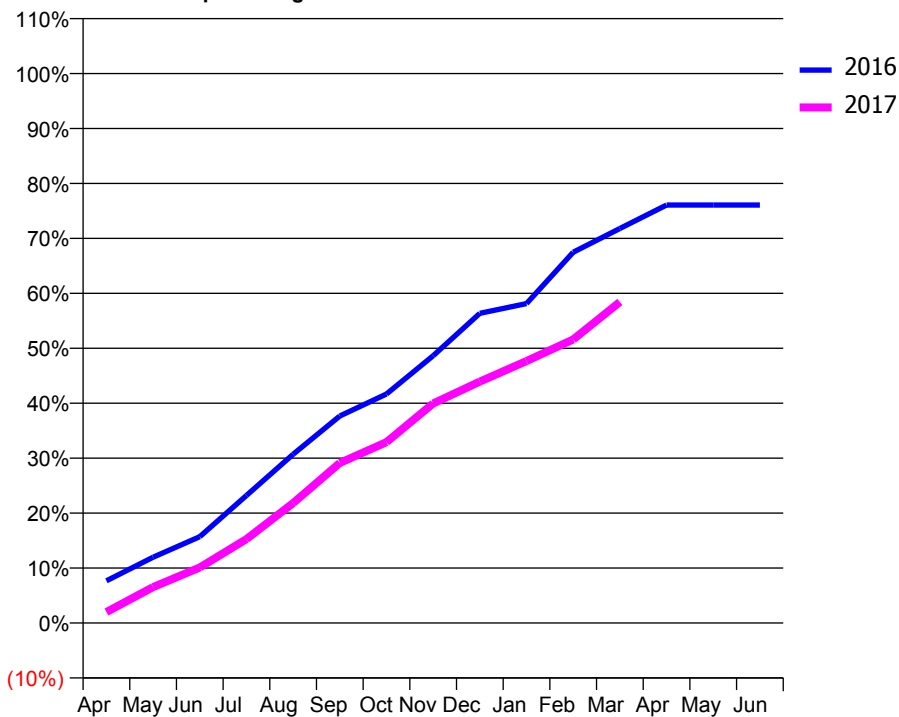
ACCESS*

Patients seen in 24 months	Total	Change since previous quarter
Quarter ending March 2016	217	
Quarter ending June 2016	211	↓
Quarter ending September 2016	210	→
Quarter ending December 2016	206	↓
Quarter ending March 2017	208	→
Variance since March 2016	(4.1%)	↓



ACTIVITY

Cumulative percentage of contracted UDA delivered 2016 & 2017



Month	Adjusted Scheduled Activity (UDA)	
	2016	2017
April	43	11
May	67	37
June	88	57
July	130	86
August	172	122
September	211	163
October	233	184
November	272	224
December	316	246
January	326	267
February	378	289
March	402	327
April	426	
May	426	
June	426	

QUALITY

	Quantity	Base Number	Contract	AT	Region	England
% of FP17s for the same patient ID Re-attending within 3 months - Children	15	318	4.7%	10.3%	12.0%	12.3%
% of FP17s for the same patient ID Re-attending within 3 months - Adults	0	0	N/A	14.3%	16.0%	16.7%
% of FP17s for the same patient ID Re-attending between 3 & 9 months - Children	250	318	78.6%	59.6%	58.8%	57.6%
% of FP17s for the same patient ID Re-attending between 3 & 9 months - Adults	0	0	N/A	53.9%	51.2%	50.1%
% of FP17s for Band 1 Urgent Courses	16	294	5.4%	7.1%	8.0%	9.1%
% of FP17s Relating to Free Repair or Replacements	0	294	0.0%	0.9%	0.8%	0.8%
% of FP17s Relating to Continuations	0	294	0.0%	1.4%	1.2%	1.2%
% of Patients satisfied with the dentistry they have received	0	0	N/A	93.5%	92.7%	92.8%
% of Patients satisfied with the time they had to wait for an appointment	0	0	N/A	90.3%	89.1%	88.7%

* This is based on patients treated on this contract for their most recent course of treatment. Figures in italics indicate the base number of FP17s or Patient Questionnaire responses are less than 100. N/A is shown where the base number of responses is less than 10 during the period. % is calculated as Quantity/Base number*100

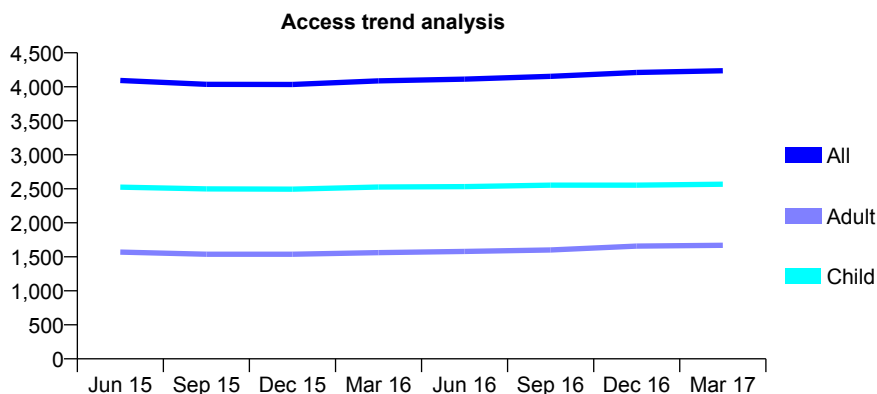
Q60 - Vital Signs At a Glance Contract Report for 920231/0001 - March 2017

Name or company name	MRS HL CHAPMAN
Contract type name	GDS Contract
Purpose of contract	General
Contract start date	01/04/2006
Contract end date	

16/17 Contracted general activity (UDA)	11,917
Carry forward general activity (UDA)	0
16/17 Contracted orthodontic activity (UOA)	0
Carry forward orthodontic activity (UOA)	0
Baseline contract value	£310,971.57

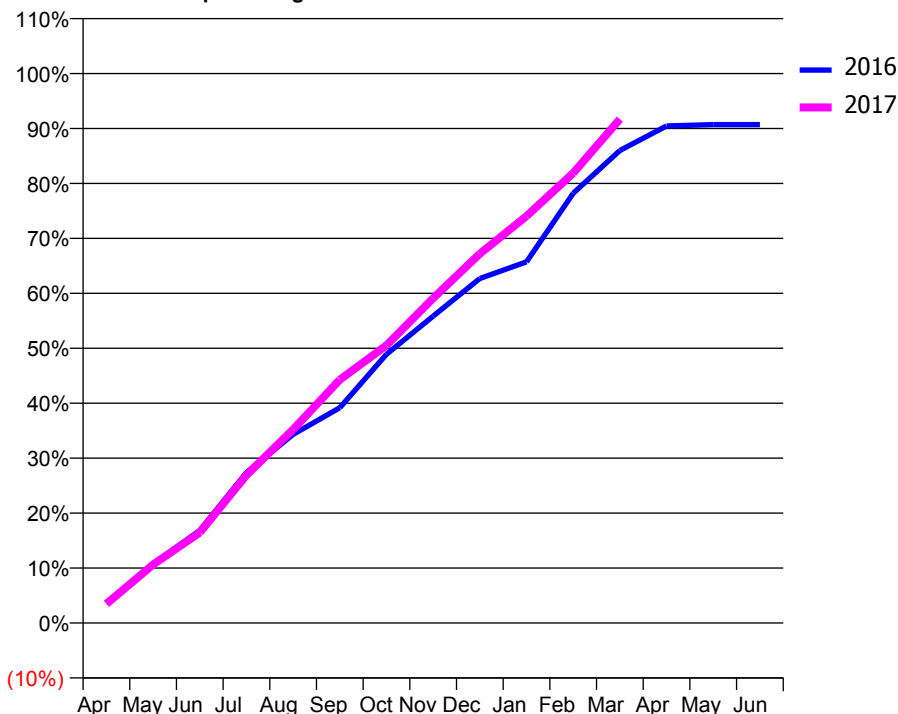
ACCESS*

Patients seen in 24 months	Total	Change since previous quarter
Quarter ending March 2016	4,088	
Quarter ending June 2016	4,112	→
Quarter ending September 2016	4,153	→
Quarter ending December 2016	4,211	→
Quarter ending March 2017	4,237	→
Variance since March 2016	3.6%	↑



ACTIVITY

Cumulative percentage of contracted UDA delivered 2016 & 2017



Month	Adjusted Scheduled Activity (UDA)	
	2016	2017
April	435	414
May	1,282	1,268
June	2,007	1,963
July	3,265	3,209
August	4,092	4,198
September	4,668	5,275
October	5,829	6,023
November	6,655	7,042
December	7,471	8,009
January	7,833	8,825
February	9,319	9,759
March	10,247	10,927
April	10,779	
May	10,807	
June	10,808	

QUALITY

	Quantity	Base Number	Contract	AT	Region	England
% of FP17s for the same patient ID Re-attending within 3 months - Children	477	4,364	10.9%	10.3%	12.0%	12.3%
% of FP17s for the same patient ID Re-attending within 3 months - Adults	430	2,339	18.4%	14.3%	16.0%	16.7%
% of FP17s for the same patient ID Re-attending between 3 & 9 months - Children	2,577	4,364	59.1%	59.6%	58.8%	57.6%
% of FP17s for the same patient ID Re-attending between 3 & 9 months - Adults	1,242	2,339	53.1%	53.9%	51.2%	50.1%
% of FP17s for Band 1 Urgent Courses	484	6,343	7.6%	7.1%	8.0%	9.1%
% of FP17s Relating to Free Repair or Replacements	1	6,343	0.0%	0.9%	0.8%	0.8%
% of FP17s Relating to Continuations	5	6,343	0.1%	1.4%	1.2%	1.2%
% of Patients satisfied with the dentistry they have received	3	4	N/A	93.5%	92.7%	92.8%
% of Patients satisfied with the time they had to wait for an appointment	4	4	N/A	90.3%	89.1%	88.7%

* This is based on patients treated on this contract for their most recent course of treatment. Figures in italics indicate the base number of FP17s or Patient Questionnaire responses are less than 100. N/A is shown where the base number of responses is less than 10 during the period. % is calculated as Quantity/Base number*100

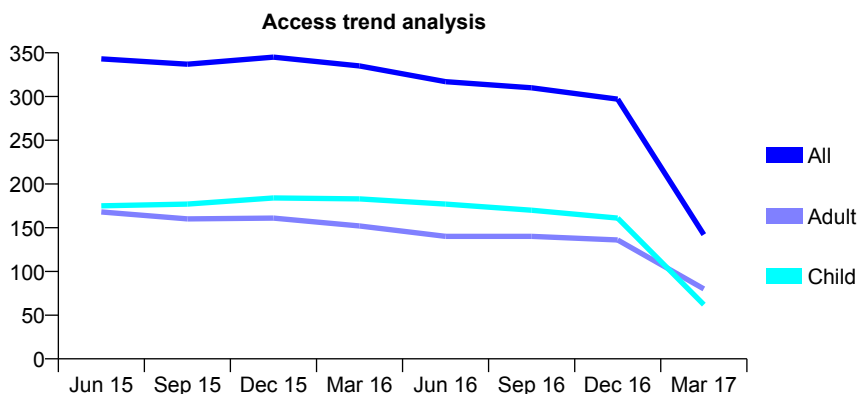
Q60 - Vital Signs At a Glance Contract Report for 921394/0001 - March 2017

Name or company name	MRS A LAVENDER
Contract type name	GDS Contract
Purpose of contract	General
Contract start date	01/04/2006
Contract end date	30/11/2016

16/17 Contracted general activity (UDA)	533
Carry forward general activity (UDA)	0
16/17 Contracted orthodontic activity (UOA)	0
Carry forward orthodontic activity (UOA)	0
Baseline contract value	£13,824.39

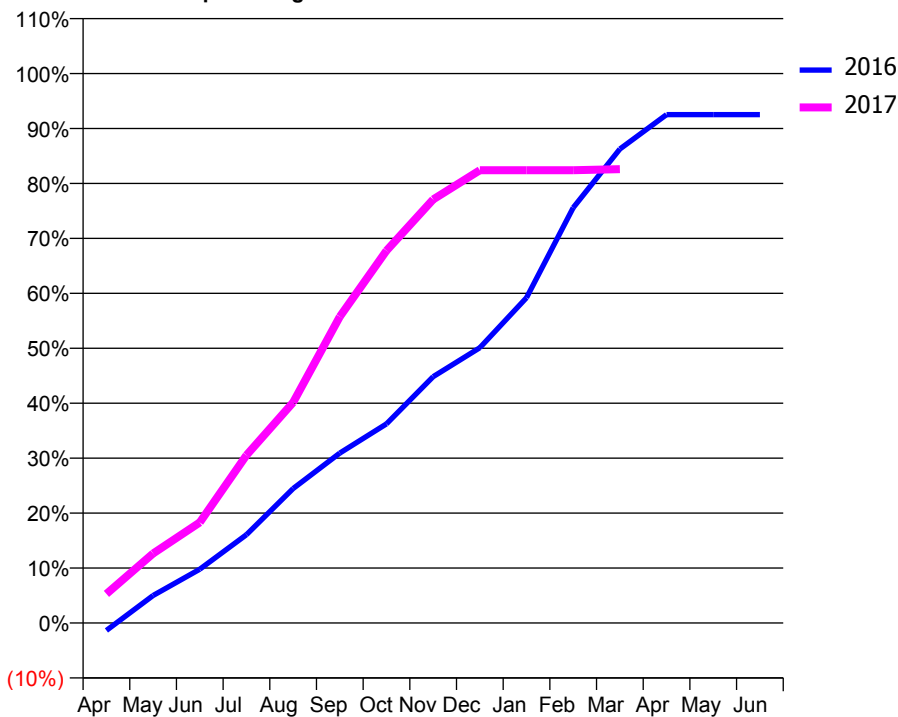
ACCESS*

Patients seen in 24 months	Total	Change since previous quarter
Quarter ending March 2016	335	
Quarter ending June 2016	317	↓
Quarter ending September 2016	310	↓
Quarter ending December 2016	297	↓
Quarter ending March 2017	142	↓
Variance since March 2016	(57.6%)	↓



ACTIVITY

Cumulative percentage of contracted UDA delivered 2016 & 2017



Adjusted Scheduled Activity (UDA)

Month	2016	2017
April	-11	28
May	40	67
June	78	98
July	129	163
August	196	214
September	247	297
October	290	361
November	359	411
December	401	439
January	474	439
February	605	439
March	690	440
April	740	
May	740	
June	740	

QUALITY

	Quantity	Base Number	Contract	AT	Region	England
% of FP17s for the same patient ID Re-attending within 3 months - Children	38	251	15.1%	10.3%	12.0%	12.3%
% of FP17s for the same patient ID Re-attending within 3 months - Adults	16	113	14.2%	14.3%	16.0%	16.7%
% of FP17s for the same patient ID Re-attending between 3 & 9 months - Children	171	251	68.1%	59.6%	58.8%	57.6%
% of FP17s for the same patient ID Re-attending between 3 & 9 months - Adults	64	113	56.6%	53.9%	51.2%	50.1%
% of FP17s for Band 1 Urgent Courses	16	328	4.9%	7.1%	8.0%	9.1%
% of FP17s Relating to Free Repair or Replacements	0	328	0.0%	0.9%	0.8%	0.8%
% of FP17s Relating to Continuations	0	328	0.0%	1.4%	1.2%	1.2%
% of Patients satisfied with the dentistry they have received	0	0	N/A	93.5%	92.7%	92.8%
% of Patients satisfied with the time they had to wait for an appointment	0	0	N/A	90.3%	89.1%	88.7%

* This is based on patients treated on this contract for their most recent course of treatment. Figures in italics indicate the base number of FP17s or Patient Questionnaire responses are less than 100. N/A is shown where the base number of responses is less than 10 during the period. % is calculated as Quantity/Base number*100

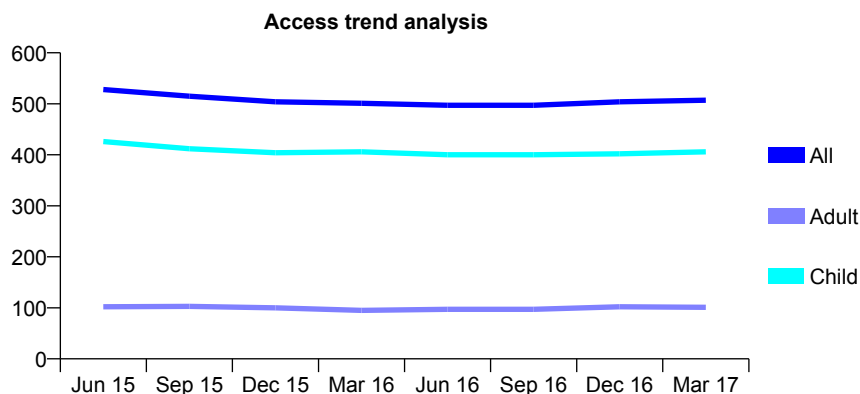
Q60 - Vital Signs At a Glance Contract Report for 925713/0001 - March 2017

Name or company name	MR IH KHAN
Contract type name	GDS Contract
Purpose of contract	General
Contract start date	01/04/2006
Contract end date	

16/17 Contracted general activity (UDA)	1,200
Carry forward general activity (UDA)	0
16/17 Contracted orthodontic activity (UOA)	0
Carry forward orthodontic activity (UOA)	0
Baseline contract value	£27,689.65

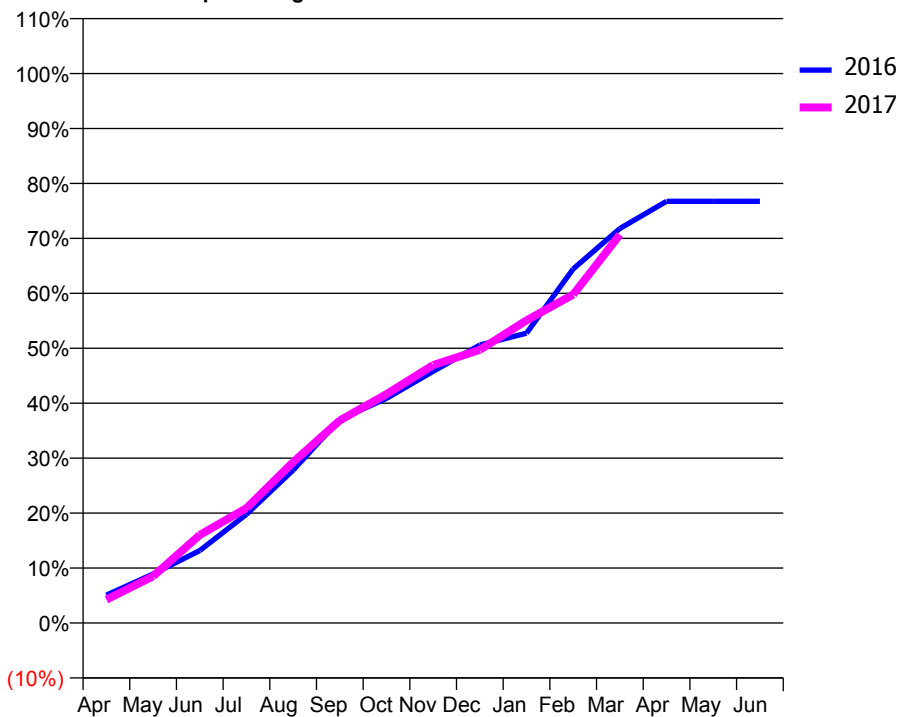
ACCESS*

Patients seen in 24 months	Total	Change since previous quarter
Quarter ending March 2016	501	
Quarter ending June 2016	497	→
Quarter ending September 2016	497	→
Quarter ending December 2016	504	→
Quarter ending March 2017	507	→
Variance since March 2016	1.2%	→



ACTIVITY

Cumulative percentage of contracted UDA delivered 2016 & 2017



Month	Adjusted Scheduled Activity (UDA)	
	2016	2017
April	61	51
May	107	102
June	158	192
July	238	251
August	334	351
September	444	442
October	490	500
November	550	563
December	607	597
January	633	661
February	773	717
March	862	848
April	921	
May	921	
June	921	

QUALITY

	Quantity	Base Number	Contract	AT	Region	England
% of FP17s for the same patient ID Re-attending within 3 months - Children	40	617	6.5%	10.3%	12.0%	12.3%
% of FP17s for the same patient ID Re-attending within 3 months - Adults	4	75	5.3%	14.3%	16.0%	16.7%
% of FP17s for the same patient ID Re-attending between 3 & 9 months - Children	371	617	60.1%	59.6%	58.8%	57.6%
% of FP17s for the same patient ID Re-attending between 3 & 9 months - Adults	43	75	57.3%	53.9%	51.2%	50.1%
% of FP17s for Band 1 Urgent Courses	31	639	4.9%	7.1%	8.0%	9.1%
% of FP17s Relating to Free Repair or Replacements	0	639	0.0%	0.9%	0.8%	0.8%
% of FP17s Relating to Continuations	0	639	0.0%	1.4%	1.2%	1.2%
% of Patients satisfied with the dentistry they have received	0	0	N/A	93.5%	92.7%	92.8%
% of Patients satisfied with the time they had to wait for an appointment	0	0	N/A	90.3%	89.1%	88.7%

* This is based on patients treated on this contract for their most recent course of treatment. Figures in italics indicate the base number of FP17s or Patient Questionnaire responses are less than 100. N/A is shown where the base number of responses is less than 10 during the period. % is calculated as Quantity/Base number*100

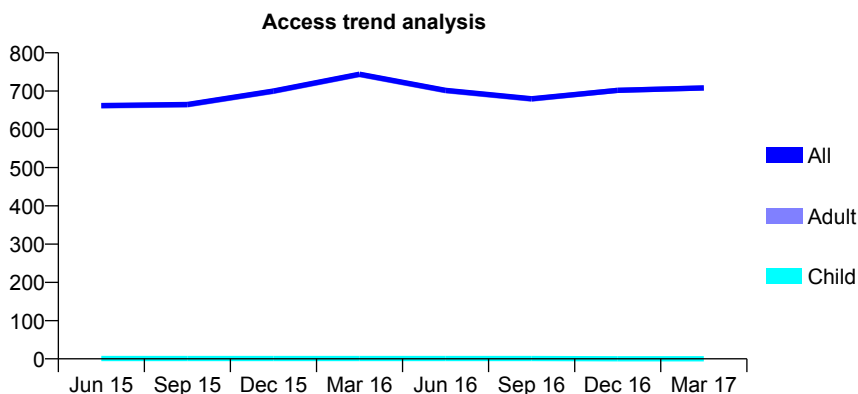
Q60 - Vital Signs At a Glance Contract Report for 925829/0001 - March 2017

Name or company name	MR KS AULAK
Contract type name	GDS Contract
Purpose of contract	General
Contract start date	01/04/2006
Contract end date	

16/17 Contracted general activity (UDA)	2,901
Carry forward general activity (UDA)	-58
16/17 Contracted orthodontic activity (UOA)	0
Carry forward orthodontic activity (UOA)	0
Baseline contract value	£76,826.06

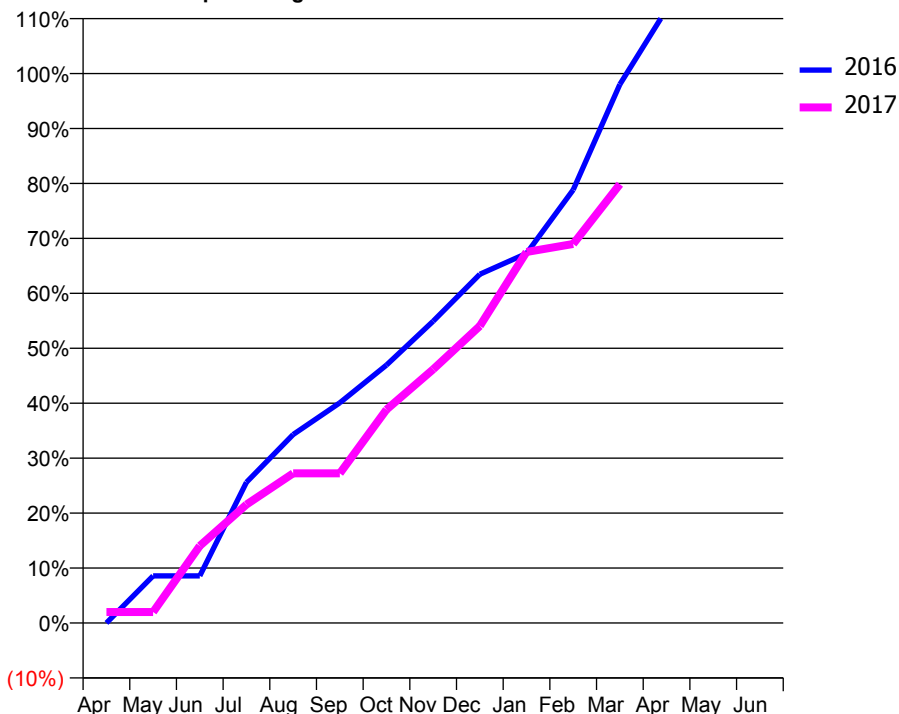
ACCESS*

Patients seen in 24 months	Total	Change since previous quarter
Quarter ending March 2016	744	
Quarter ending June 2016	702	↓
Quarter ending September 2016	680	↓
Quarter ending December 2016	702	↑
Quarter ending March 2017	708	→
Variance since March 2016	(4.8%)	↓



ACTIVITY

Cumulative percentage of contracted UDA delivered 2016 & 2017



Month	Adjusted Scheduled Activity (UDA)	
	2016	2017
April	0	58
May	249	58
June	249	407
July	743	626
August	995	790
September	1,163	790
October	1,362	1,127
November	1,594	1,339
December	1,841	1,568
January	1,951	1,959
February	2,287	2,001
March	2,844	2,317
April	3,240	
May	3,240	
June	3,243	

QUALITY

	Quantity	Base Number	Contract	AT	Region	England
% of FP17s for the same patient ID Re-attending within 3 months - Children	0	0	N/A	10.3%	12.0%	12.3%
% of FP17s for the same patient ID Re-attending within 3 months - Adults	124	610	20.3%	14.3%	16.0%	16.7%
% of FP17s for the same patient ID Re-attending between 3 & 9 months - Children	0	0	N/A	59.6%	58.8%	57.6%
% of FP17s for the same patient ID Re-attending between 3 & 9 months - Adults	91	610	14.9%	53.9%	51.2%	50.1%
% of FP17s for Band 1 Urgent Courses	159	541	29.4%	7.1%	8.0%	9.1%
% of FP17s Relating to Free Repair or Replacements	0	541	0.0%	0.9%	0.8%	0.8%
% of FP17s Relating to Continuations	0	541	0.0%	1.4%	1.2%	1.2%
% of Patients satisfied with the dentistry they have received	0	1	N/A	93.5%	92.7%	92.8%
% of Patients satisfied with the time they had to wait for an appointment	0	1	N/A	90.3%	89.1%	88.7%

* This is based on patients treated on this contract for their most recent course of treatment. Figures in italics indicate the base number of FP17s or Patient Questionnaire responses are less than 100. N/A is shown where the base number of responses is less than 10 during the period. % is calculated as Quantity/Base number*100

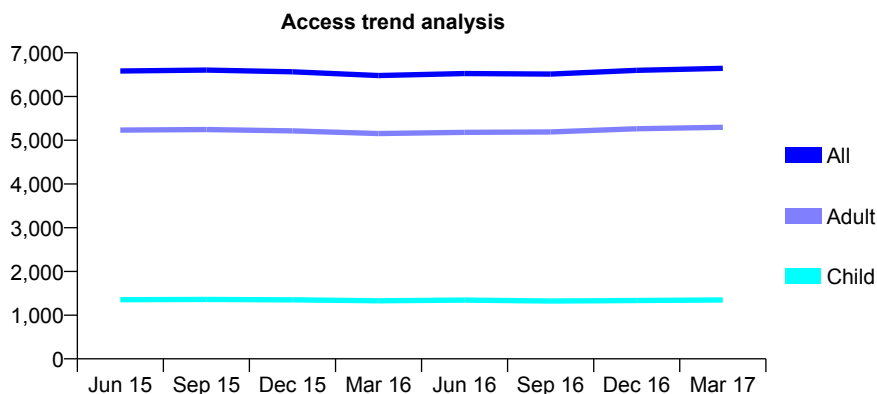
Q60 - Vital Signs At a Glance Contract Report for 927201/0001 - March 2017

Name or company name	MR N AHMED
Contract type name	GDS Contract
Purpose of contract	General and Orthodontic
Contract start date	01/04/2006
Contract end date	

16/17 Contracted general activity (UDA)	17,660
Carry forward general activity (UDA)	0
16/17 Contracted orthodontic activity (UOA)	4,788
Carry forward orthodontic activity (UOA)	0
Baseline contract value	£695,816.52

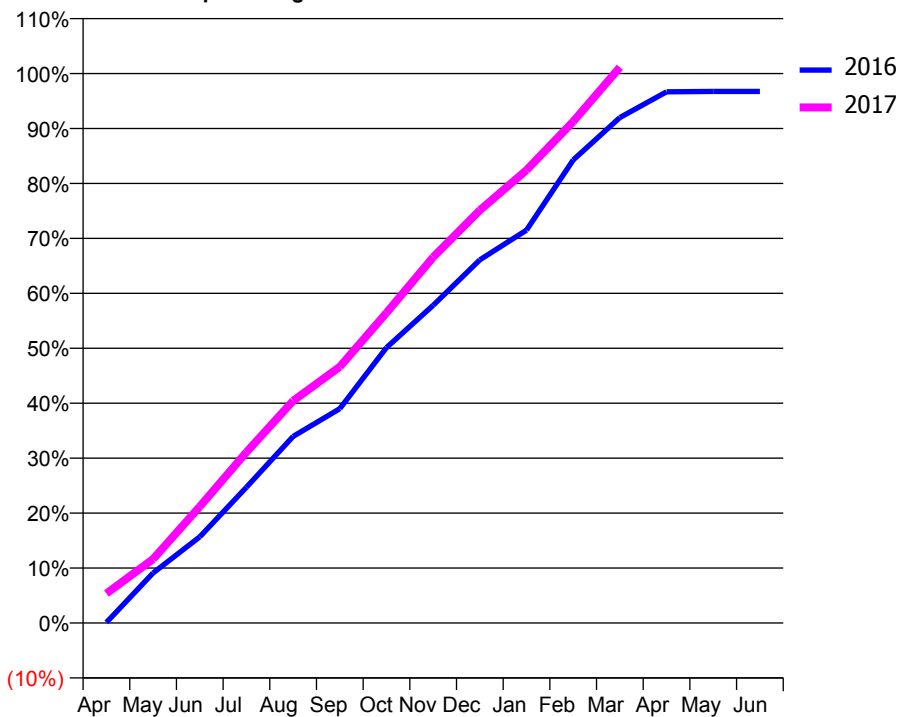
ACCESS*

Patients seen in 24 months	Total	Change since previous quarter
Quarter ending March 2016	6,481	
Quarter ending June 2016	6,525	→
Quarter ending September 2016	6,512	→
Quarter ending December 2016	6,598	→
Quarter ending March 2017	6,644	→
Variance since March 2016	2.5%	↑



ACTIVITY

Cumulative percentage of contracted UDA delivered 2016 & 2017



Month	Adjusted Scheduled Activity (UDA)	
	2016	2017
April	21	948
May	1,613	2,053
June	2,777	3,741
July	4,376	5,492
August	6,015	7,141
September	6,909	8,234
October	8,876	9,970
November	10,236	11,756
December	11,703	13,268
January	12,660	14,554
February	14,922	16,118
March	16,289	17,860
April	17,119	
May	17,129	
June	17,130	

QUALITY

	Quantity	Base Number	Contract	AT	Region	England
% of FP17s for the same patient ID Re-attending within 3 months - Children	80	2,186	3.7%	10.3%	12.0%	12.3%
% of FP17s for the same patient ID Re-attending within 3 months - Adults	485	7,335	6.6%	14.3%	16.0%	16.7%
% of FP17s for the same patient ID Re-attending between 3 & 9 months - Children	957	2,186	43.8%	59.6%	58.8%	57.6%
% of FP17s for the same patient ID Re-attending between 3 & 9 months - Adults	3,749	7,335	51.1%	53.9%	51.2%	50.1%
% of FP17s for Band 1 Urgent Courses	24	8,759	0.3%	7.1%	8.0%	9.1%
% of FP17s Relating to Free Repair or Replacements	51	8,759	0.6%	0.9%	0.8%	0.8%
% of FP17s Relating to Continuations	50	8,759	0.6%	1.4%	1.2%	1.2%
% of Patients satisfied with the dentistry they have received	12	13	92.3%	93.5%	92.7%	92.8%
% of Patients satisfied with the time they had to wait for an appointment	13	13	100.0%	90.3%	89.1%	88.7%

* This is based on patients treated on this contract for their most recent course of treatment. Figures in italics indicate the base number of FP17s or Patient Questionnaire responses are less than 100. N/A is shown where the base number of responses is less than 10 during the period. % is calculated as Quantity/Base number*100

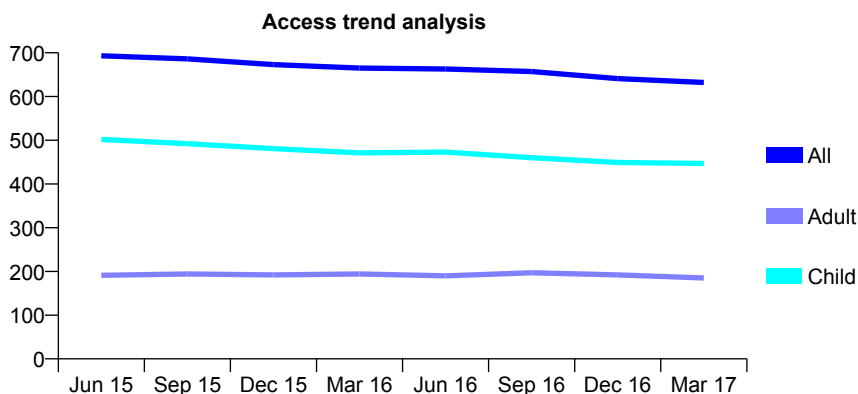
Q60 - Vital Signs At a Glance Contract Report for 927341/0001 - March 2017

Name or company name	MR JG LANGLEY
Contract type name	GDS Contract
Purpose of contract	General
Contract start date	01/04/2006
Contract end date	

16/17 Contracted general activity (UDA)	1,380
Carry forward general activity (UDA)	0
16/17 Contracted orthodontic activity (UOA)	0
Carry forward orthodontic activity (UOA)	0
Baseline contract value	£30,270.99

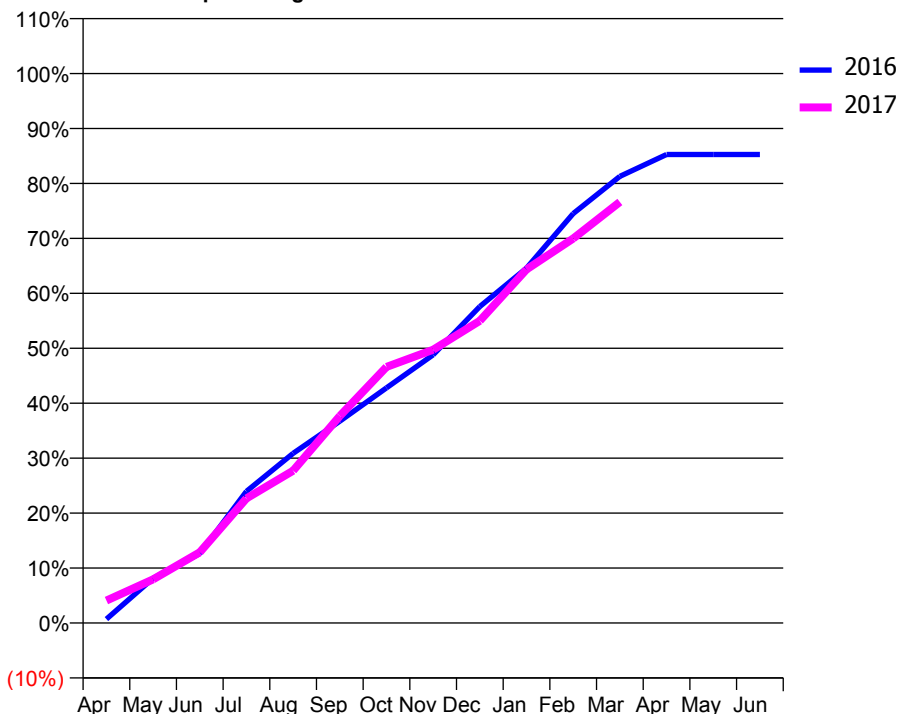
ACCESS*

Patients seen in 24 months	Total	Change since previous quarter
Quarter ending March 2016	665	
Quarter ending June 2016	663	→
Quarter ending September 2016	657	→
Quarter ending December 2016	641	↓
Quarter ending March 2017	632	↓
Variance since March 2016	(5.0%)	↓



ACTIVITY

Cumulative percentage of contracted UDA delivered 2016 & 2017



Adjusted Scheduled Activity (UDA)

Month	2016	2017
April	10	56
May	112	110
June	175	178
July	331	313
August	426	383
September	507	520
October	590	643
November	674	686
December	795	759
January	891	888
February	1,028	966
March	1,122	1,057
April	1,177	
May	1,177	
June	1,177	

QUALITY

	Quantity	Base Number	Contract	AT	Region	England
% of FP17s for the same patient ID Re-attending within 3 months - Children	40	665	6.0%	10.3%	12.0%	12.3%
% of FP17s for the same patient ID Re-attending within 3 months - Adults	9	154	5.8%	14.3%	16.0%	16.7%
% of FP17s for the same patient ID Re-attending between 3 & 9 months - Children	436	665	65.6%	59.6%	58.8%	57.6%
% of FP17s for the same patient ID Re-attending between 3 & 9 months - Adults	79	154	51.3%	53.9%	51.2%	50.1%
% of FP17s for Band 1 Urgent Courses	22	772	2.8%	7.1%	8.0%	9.1%
% of FP17s Relating to Free Repair or Replacements	0	772	0.0%	0.9%	0.8%	0.8%
% of FP17s Relating to Continuations	1	772	0.1%	1.4%	1.2%	1.2%
% of Patients satisfied with the dentistry they have received	0	0	N/A	93.5%	92.7%	92.8%
% of Patients satisfied with the time they had to wait for an appointment	0	0	N/A	90.3%	89.1%	88.7%

* This is based on patients treated on this contract for their most recent course of treatment. Figures in italics indicate the base number of FP17s or Patient Questionnaire responses are less than 100. N/A is shown where the base number of responses is less than 10 during the period. % is calculated as Quantity/Base number*100

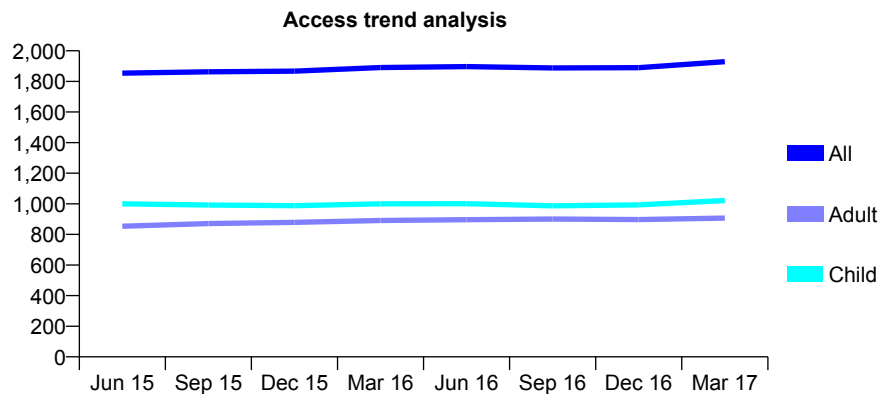
Q60 - Vital Signs At a Glance Contract Report for 927724/0003 - March 2017

Name or company name	MR SS DEHAL
Contract type name	GDS Contract
Purpose of contract	General and Orthodontic
Contract start date	01/06/2008
Contract end date	

16/17 Contracted general activity (UDA)	5,493
Carry forward general activity (UDA)	1
16/17 Contracted orthodontic activity (UOA)	5
Carry forward orthodontic activity (UOA)	0
Baseline contract value	£144,923.81

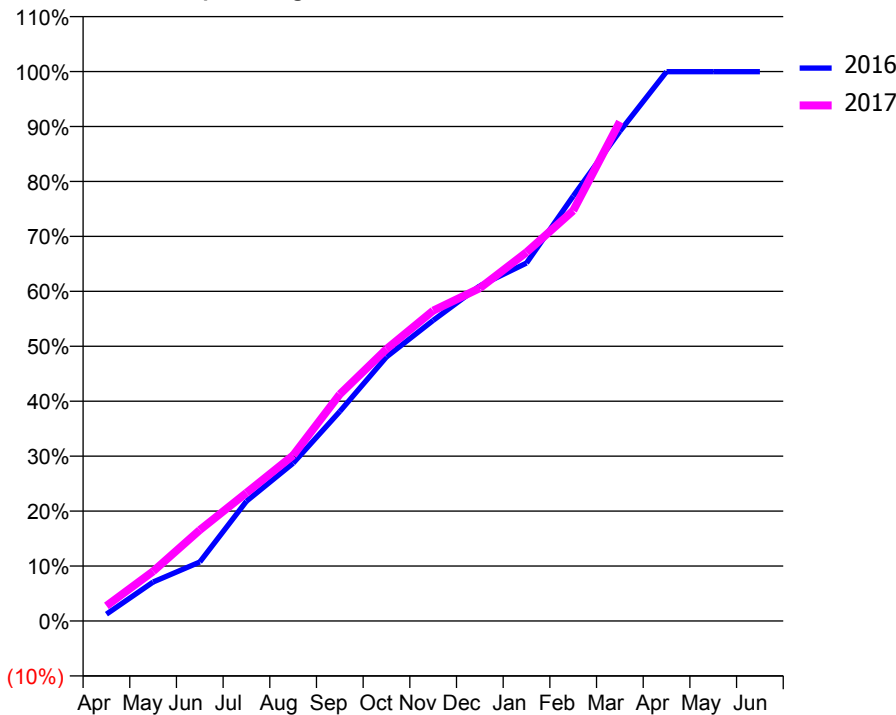
ACCESS*

Patients seen in 24 months	Total	Change since previous quarter
Quarter ending March 2016	1,891	
Quarter ending June 2016	1,897	→
Quarter ending September 2016	1,888	→
Quarter ending December 2016	1,890	→
Quarter ending March 2017	1,929	↑
Variance since March 2016	2.0%	↑



ACTIVITY

Cumulative percentage of contracted UDA delivered 2016 & 2017



Month	Adjusted Scheduled Activity (UDA)	
	2016	2017
April	68	151
May	390	497
June	590	909
July	1,197	1,282
August	1,578	1,656
September	2,094	2,267
October	2,641	2,718
November	3,005	3,102
December	3,350	3,327
January	3,579	3,686
February	4,248	4,102
March	4,895	4,992
April	5,492	
May	5,492	
June	5,492	

QUALITY

	Quantity	Base Number	Contract	AT	Region	England
% of FP17s for the same patient ID Re-attending within 3 months - Children	306	2,183	14.0%	10.3%	12.0%	12.3%
% of FP17s for the same patient ID Re-attending within 3 months - Adults	217	1,451	15.0%	14.3%	16.0%	16.7%
% of FP17s for the same patient ID Re-attending between 3 & 9 months - Children	1,546	2,183	70.8%	59.6%	58.8%	57.6%
% of FP17s for the same patient ID Re-attending between 3 & 9 months - Adults	981	1,451	67.6%	53.9%	51.2%	50.1%
% of FP17s for Band 1 Urgent Courses	110	3,245	3.4%	7.1%	8.0%	9.1%
% of FP17s Relating to Free Repair or Replacements	14	3,245	0.4%	0.9%	0.8%	0.8%
% of FP17s Relating to Continuations	63	3,245	1.9%	1.4%	1.2%	1.2%
% of Patients satisfied with the dentistry they have received	1	1	N/A	93.5%	92.7%	92.8%
% of Patients satisfied with the time they had to wait for an appointment	1	1	N/A	90.3%	89.1%	88.7%

* This is based on patients treated on this contract for their most recent course of treatment. Figures in italics indicate the base number of FP17s or Patient Questionnaire responses are less than 100. N/A is shown where the base number of responses is less than 10 during the period. % is calculated as Quantity/Base number*100

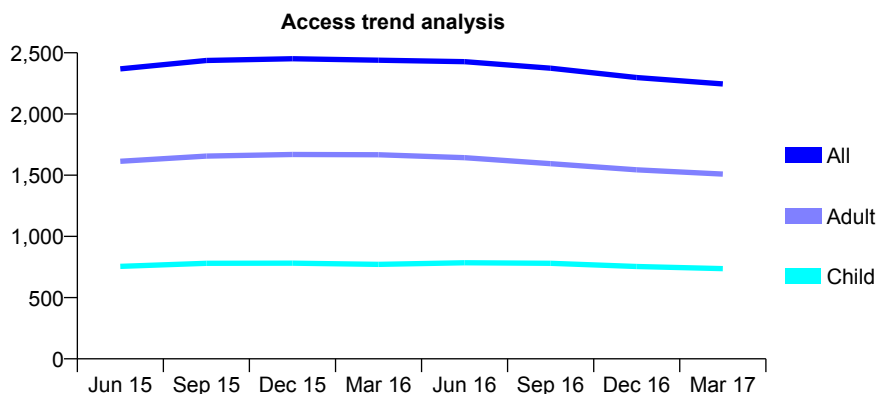
Q60 - Vital Signs At a Glance Contract Report for 932779/0002 - March 2017

Name or company name	MR GC CUMMINGS
Contract type name	GDS Contract
Purpose of contract	General
Contract start date	01/10/2009
Contract end date	

16/17 Contracted general activity (UDA)	6,764
Carry forward general activity (UDA)	0
16/17 Contracted orthodontic activity (UOA)	0
Carry forward orthodontic activity (UOA)	0
Baseline contract value	£182,751.94

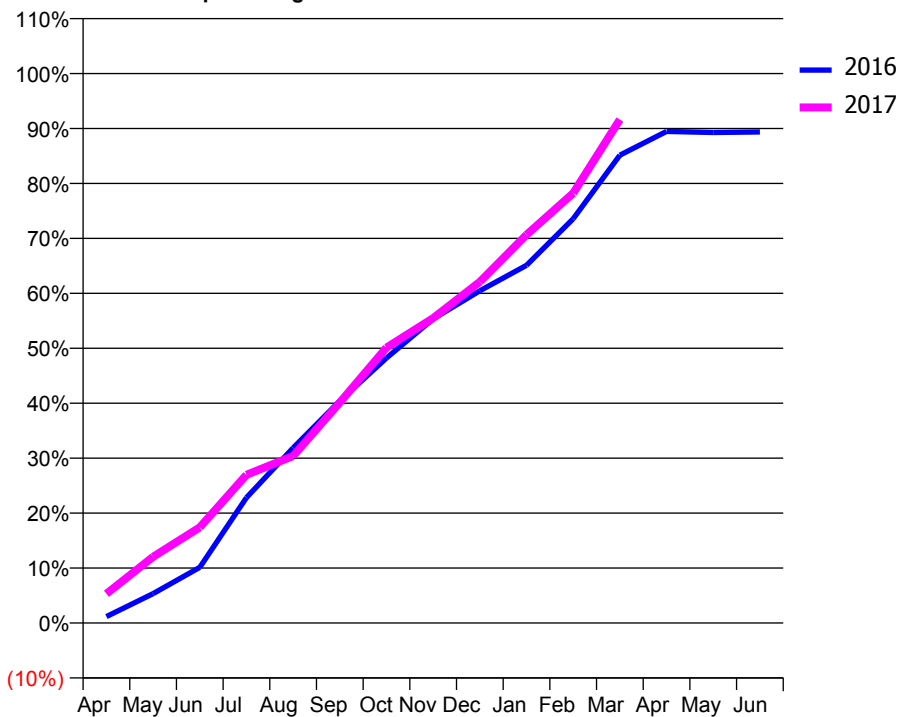
ACCESS*

Patients seen in 24 months	Total	Change since previous quarter
Quarter ending March 2016	2,439	
Quarter ending June 2016	2,428	→
Quarter ending September 2016	2,374	↓
Quarter ending December 2016	2,298	↓
Quarter ending March 2017	2,246	↓
Variance since March 2016	(7.9%)	↓



ACTIVITY

Cumulative percentage of contracted UDA delivered 2016 & 2017



Month	Adjusted Scheduled Activity (UDA)	
	2016	2017
April	79	361
May	362	815
June	685	1,177
July	1,543	1,825
August	2,156	2,056
September	2,734	2,713
October	3,262	3,391
November	3,743	3,753
December	4,089	4,199
January	4,402	4,780
February	4,976	5,291
March	5,759	6,198
April	6,051	
May	6,037	
June	6,044	

QUALITY

	Quantity	Base Number	Contract	AT	Region	England
% of FP17s for the same patient ID Re-attending within 3 months - Children	309	1,690	18.3%	10.3%	12.0%	12.3%
% of FP17s for the same patient ID Re-attending within 3 months - Adults	309	2,214	14.0%	14.3%	16.0%	16.7%
% of FP17s for the same patient ID Re-attending between 3 & 9 months - Children	1,109	1,690	65.6%	59.6%	58.8%	57.6%
% of FP17s for the same patient ID Re-attending between 3 & 9 months - Adults	1,426	2,214	64.4%	53.9%	51.2%	50.1%
% of FP17s for Band 1 Urgent Courses	103	3,447	3.0%	7.1%	8.0%	9.1%
% of FP17s Relating to Free Repair or Replacements	27	3,447	0.8%	0.9%	0.8%	0.8%
% of FP17s Relating to Continuations	24	3,447	0.7%	1.4%	1.2%	1.2%
% of Patients satisfied with the dentistry they have received	7	7	N/A	93.5%	92.7%	92.8%
% of Patients satisfied with the time they had to wait for an appointment	7	7	N/A	90.3%	89.1%	88.7%

* This is based on patients treated on this contract for their most recent course of treatment. Figures in italics indicate the base number of FP17s or Patient Questionnaire responses are less than 100. N/A is shown where the base number of responses is less than 10 during the period. % is calculated as Quantity/Base number*100

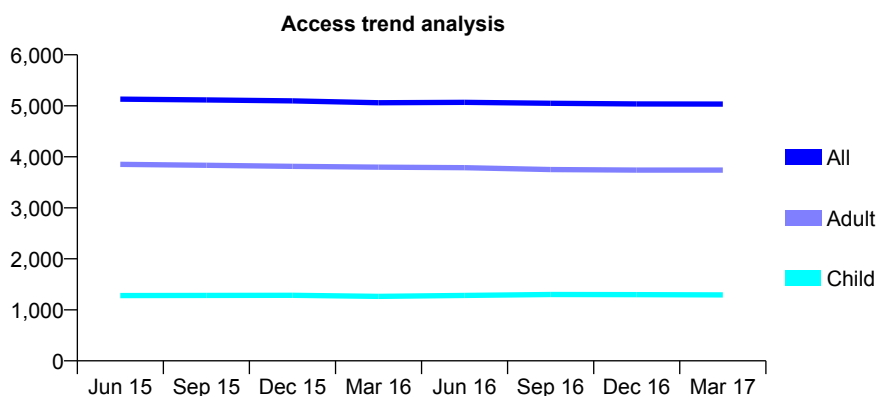
Q60 - Vital Signs At a Glance Contract Report for 934925/0002 - March 2017

Name or company name	MR S SABZEVARI
Contract type name	GDS Contract
Purpose of contract	General
Contract start date	01/04/2006
Contract end date	

16/17 Contracted general activity (UDA)	16,212
Carry forward general activity (UDA)	332
16/17 Contracted orthodontic activity (UOA)	0
Carry forward orthodontic activity (UOA)	0
Baseline contract value	£394,785.42

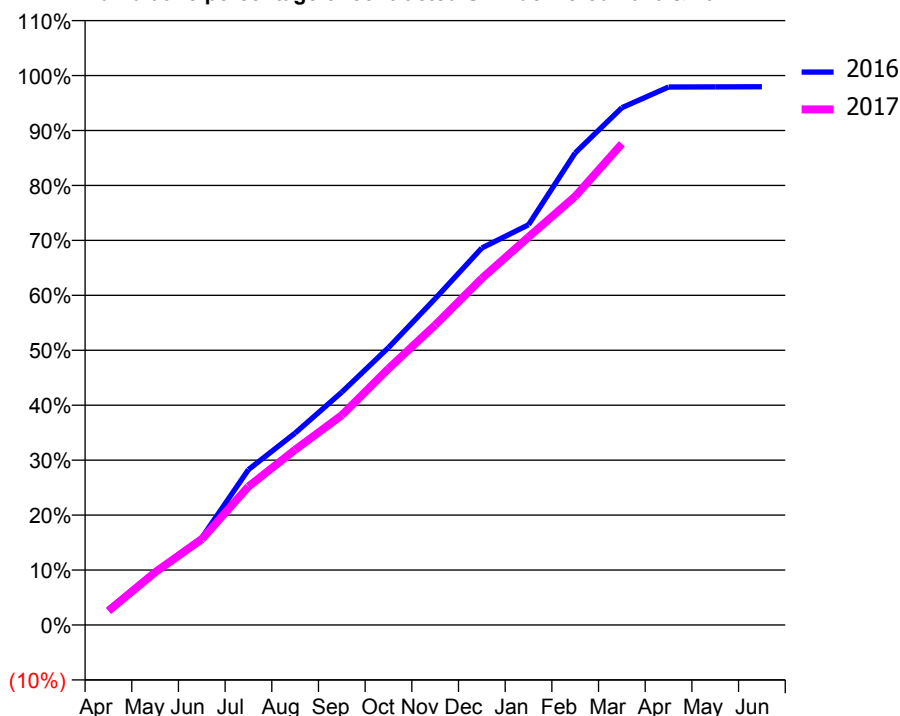
ACCESS*

Patients seen in 24 months	Total	Change since previous quarter
Quarter ending March 2016	5,061	
Quarter ending June 2016	5,069	→
Quarter ending September 2016	5,050	→
Quarter ending December 2016	5,037	→
Quarter ending March 2017	5,034	→
Variance since March 2016	(0.5%)	→



ACTIVITY

Cumulative percentage of contracted UDA delivered 2016 & 2017



Month	Adjusted Scheduled Activity (UDA)	
	2016	2017
April	461	417
May	1,583	1,556
June	2,576	2,530
July	4,585	4,084
August	5,663	5,170
September	6,870	6,191
October	8,187	7,563
November	9,630	8,849
December	11,124	10,225
January	11,808	11,447
February	13,929	12,646
March	15,261	14,198
April	15,874	
May	15,878	
June	15,880	

QUALITY

	Quantity	Base Number	Contract	AT	Region	England
% of FP17s for the same patient ID Re-attending within 3 months - Children	134	1,937	6.9%	10.3%	12.0%	12.3%
% of FP17s for the same patient ID Re-attending within 3 months - Adults	926	5,727	16.2%	14.3%	16.0%	16.7%
% of FP17s for the same patient ID Re-attending between 3 & 9 months - Children	1,172	1,937	60.5%	59.6%	58.8%	57.6%
% of FP17s for the same patient ID Re-attending between 3 & 9 months - Adults	3,489	5,727	60.9%	53.9%	51.2%	50.1%
% of FP17s for Band 1 Urgent Courses	705	7,362	9.6%	7.1%	8.0%	9.1%
% of FP17s Relating to Free Repair or Replacements	112	7,362	1.5%	0.9%	0.8%	0.8%
% of FP17s Relating to Continuations	54	7,362	0.7%	1.4%	1.2%	1.2%
% of Patients satisfied with the dentistry they have received	20	21	95.2%	93.5%	92.7%	92.8%
% of Patients satisfied with the time they had to wait for an appointment	17	21	81.0%	90.3%	89.1%	88.7%

* This is based on patients treated on this contract for their most recent course of treatment. Figures in italics indicate the base number of FP17s or Patient Questionnaire responses are less than 100. N/A is shown where the base number of responses is less than 10 during the period. % is calculated as Quantity/Base number*100

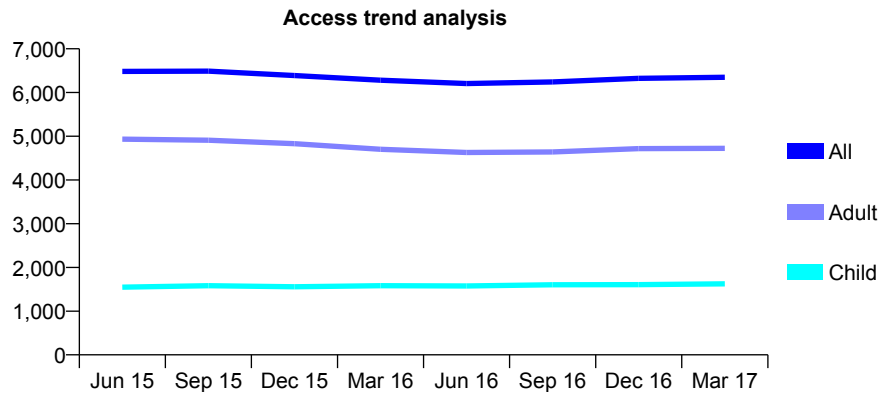
Q60 - Vital Signs At a Glance Contract Report for 934984/0001 - March 2017

Name or company name	MR P SANGHA
Contract type name	GDS Contract
Purpose of contract	General
Contract start date	01/04/2006
Contract end date	

16/17 Contracted general activity (UDA)	18,888
Carry forward general activity (UDA)	115
16/17 Contracted orthodontic activity (UOA)	0
Carry forward orthodontic activity (UOA)	0
Baseline contract value	£445,308.73

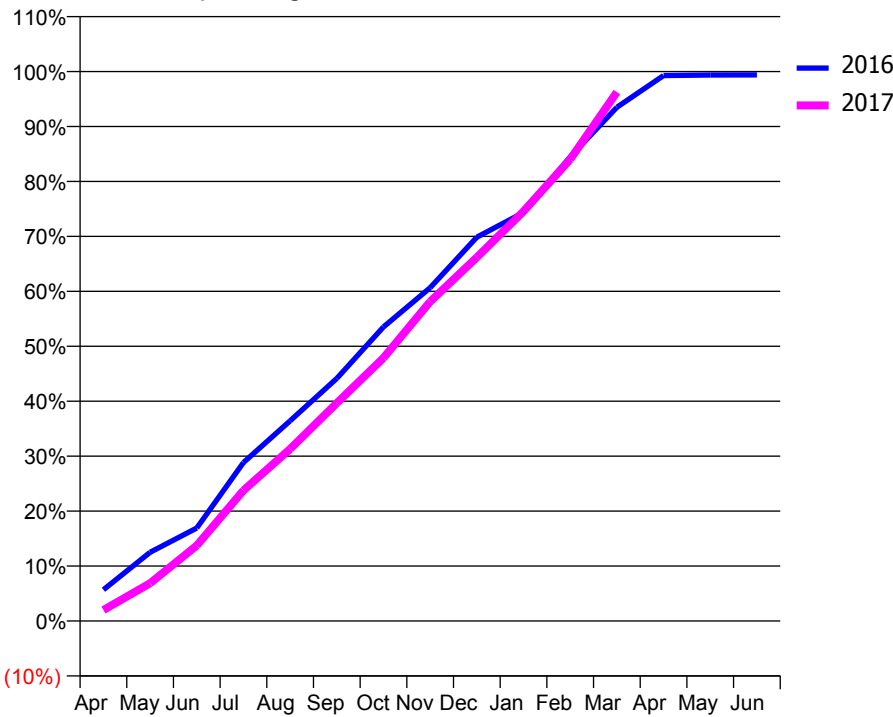
ACCESS*

Patients seen in 24 months	Total	Change since previous quarter
Quarter ending March 2016	6,283	
Quarter ending June 2016	6,206	↓
Quarter ending September 2016	6,243	→
Quarter ending December 2016	6,323	→
Quarter ending March 2017	6,348	→
Variance since March 2016	1.0%	→



ACTIVITY

Cumulative percentage of contracted UDA delivered 2016 & 2017



Month	Adjusted Scheduled Activity (UDA)	
	2016	2017
April	1,075	379
May	2,362	1,298
June	3,197	2,595
July	5,446	4,489
August	6,884	5,916
September	8,341	7,490
October	10,107	9,044
November	11,455	10,980
December	13,192	12,502
January	14,039	14,081
February	15,954	15,871
March	17,659	18,180
April	18,748	
May	18,768	
June	18,773	

QUALITY

	Quantity	Base Number	Contract	AT	Region	England
% of FP17s for the same patient ID Re-attending within 3 months - Children	163	2,748	5.9%	10.3%	12.0%	12.3%
% of FP17s for the same patient ID Re-attending within 3 months - Adults	927	6,493	14.3%	14.3%	16.0%	16.7%
% of FP17s for the same patient ID Re-attending between 3 & 9 months - Children	1,766	2,748	64.3%	59.6%	58.8%	57.6%
% of FP17s for the same patient ID Re-attending between 3 & 9 months - Adults	3,186	6,493	49.1%	53.9%	51.2%	50.1%
% of FP17s for Band 1 Urgent Courses	473	8,819	5.4%	7.1%	8.0%	9.1%
% of FP17s Relating to Free Repair or Replacements	134	8,819	1.5%	0.9%	0.8%	0.8%
% of FP17s Relating to Continuations	60	8,819	0.7%	1.4%	1.2%	1.2%
% of Patients satisfied with the dentistry they have received	7	11	63.6%	93.5%	92.7%	92.8%
% of Patients satisfied with the time they had to wait for an appointment	11	11	100.0%	90.3%	89.1%	88.7%

* This is based on patients treated on this contract for their most recent course of treatment. Figures in italics indicate the base number of FP17s or Patient Questionnaire responses are less than 100. N/A is shown where the base number of responses is less than 10 during the period. % is calculated as Quantity/Base number*100

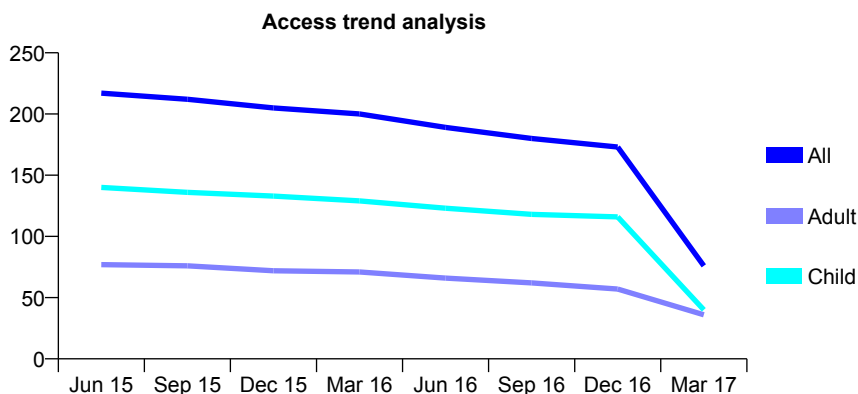
Q60 - Vital Signs At a Glance Contract Report for 983381/0001 - March 2017

Name or company name	MR LM RODDIS
Contract type name	GDS Contract
Purpose of contract	General
Contract start date	01/04/2006
Contract end date	30/11/2016

16/17 Contracted general activity (UDA)	300
Carry forward general activity (UDA)	-1
16/17 Contracted orthodontic activity (UOA)	0
Carry forward orthodontic activity (UOA)	0
Baseline contract value	£7,671.79

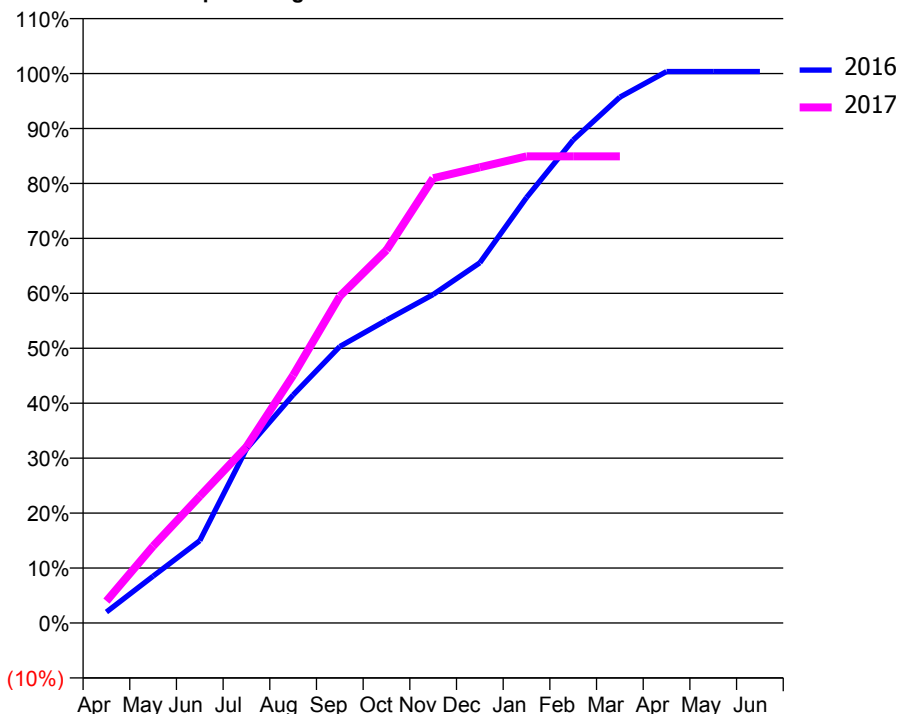
ACCESS*

Patients seen in 24 months	Total	Change since previous quarter
Quarter ending March 2016	200	
Quarter ending June 2016	189	↓
Quarter ending September 2016	180	↓
Quarter ending December 2016	173	↓
Quarter ending March 2017	76	↓
Variance since March 2016	(62.0%)	↓



ACTIVITY

Cumulative percentage of contracted UDA delivered 2016 & 2017



Adjusted Scheduled Activity (UDA)

Month	2016	2017
April	9	12
May	38	42
June	67	69
July	143	96
August	187	135
September	226	178
October	248	204
November	269	243
December	295	249
January	348	255
February	396	255
March	431	255
April	452	
May	452	
June	452	

QUALITY

	Quantity	Base Number	Contract	AT	Region	England
% of FP17s for the same patient ID Re-attending within 3 months - Children	16	186	8.6%	10.3%	12.0%	12.3%
% of FP17s for the same patient ID Re-attending within 3 months - Adults	2	48	4.2%	14.3%	16.0%	16.7%
% of FP17s for the same patient ID Re-attending between 3 & 9 months - Children	136	186	73.1%	59.6%	58.8%	57.6%
% of FP17s for the same patient ID Re-attending between 3 & 9 months - Adults	36	48	75.0%	53.9%	51.2%	50.1%
% of FP17s for Band 1 Urgent Courses	4	217	1.8%	7.1%	8.0%	9.1%
% of FP17s Relating to Free Repair or Replacements	0	217	0.0%	0.9%	0.8%	0.8%
% of FP17s Relating to Continuations	0	217	0.0%	1.4%	1.2%	1.2%
% of Patients satisfied with the dentistry they have received	0	0	N/A	93.5%	92.7%	92.8%
% of Patients satisfied with the time they had to wait for an appointment	0	0	N/A	90.3%	89.1%	88.7%

* This is based on patients treated on this contract for their most recent course of treatment. Figures in italics indicate the base number of FP17s or Patient Questionnaire responses are less than 100. N/A is shown where the base number of responses is less than 10 during the period. % is calculated as Quantity/Base number*100

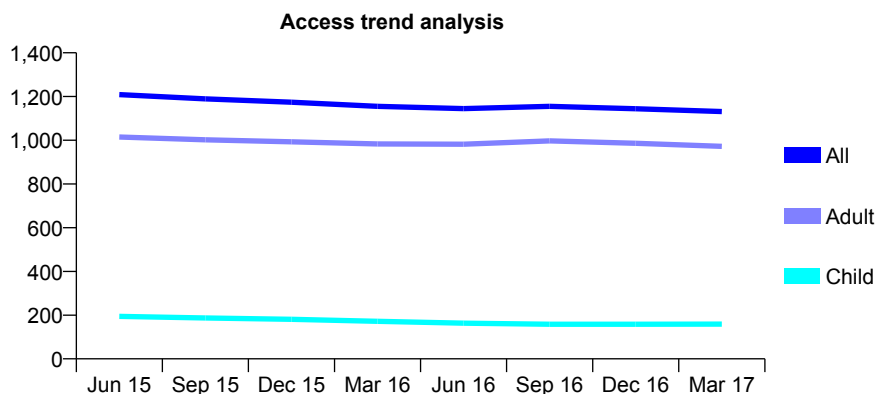
Q60 - Vital Signs At a Glance Contract Report for 986801/0004 - March 2017

Name or company name	MR MN DEVLIN
Contract type name	GDS Contract
Purpose of contract	General
Contract start date	03/10/2007
Contract end date	

16/17 Contracted general activity (UDA)	3,848
Carry forward general activity (UDA)	-20
16/17 Contracted orthodontic activity (UOA)	0
Carry forward orthodontic activity (UOA)	0
Baseline contract value	£87,431.11

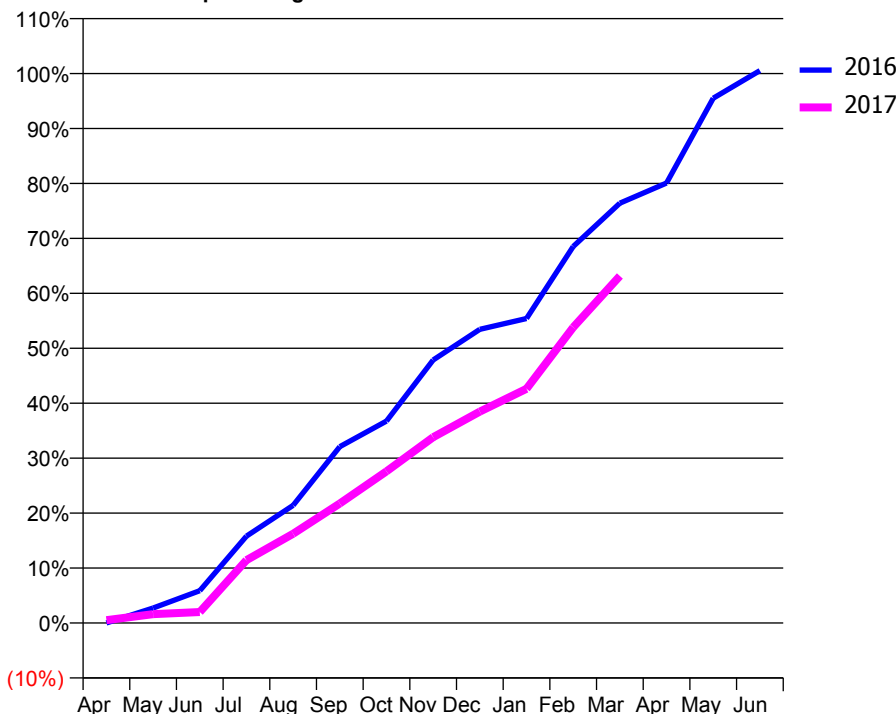
ACCESS*

Patients seen in 24 months	Total	Change since previous quarter
Quarter ending March 2016	1,155	
Quarter ending June 2016	1,145	→
Quarter ending September 2016	1,155	→
Quarter ending December 2016	1,144	→
Quarter ending March 2017	1,131	↓
Variance since March 2016	(2.1%)	↓



ACTIVITY

Cumulative percentage of contracted UDA delivered 2016 & 2017



Month	Adjusted Scheduled Activity (UDA)	
	2016	2017
April	0	20
May	105	62
June	227	77
July	608	441
August	824	626
September	1,235	837
October	1,414	1,062
November	1,842	1,301
December	2,057	1,481
January	2,132	1,640
February	2,636	2,071
March	2,940	2,430
April	3,081	
May	3,675	
June	3,868	

QUALITY

	Quantity	Base Number	Contract	AT	Region	England
% of FP17s for the same patient ID Re-attending within 3 months - Children	36	262	13.7%	10.3%	12.0%	12.3%
% of FP17s for the same patient ID Re-attending within 3 months - Adults	202	1,466	13.8%	14.3%	16.0%	16.7%
% of FP17s for the same patient ID Re-attending between 3 & 9 months - Children	136	262	51.9%	59.6%	58.8%	57.6%
% of FP17s for the same patient ID Re-attending between 3 & 9 months - Adults	909	1,466	62.0%	53.9%	51.2%	50.1%
% of FP17s for Band 1 Urgent Courses	124	1,405	8.8%	7.1%	8.0%	9.1%
% of FP17s Relating to Free Repair or Replacements	14	1,405	1.0%	0.9%	0.8%	0.8%
% of FP17s Relating to Continuations	16	1,405	1.1%	1.4%	1.2%	1.2%
% of Patients satisfied with the dentistry they have received	4	4	N/A	93.5%	92.7%	92.8%
% of Patients satisfied with the time they had to wait for an appointment	4	4	N/A	90.3%	89.1%	88.7%

* This is based on patients treated on this contract for their most recent course of treatment. Figures in italics indicate the base number of FP17s or Patient Questionnaire responses are less than 100. N/A is shown where the base number of responses is less than 10 during the period. % is calculated as Quantity/Base number*100