

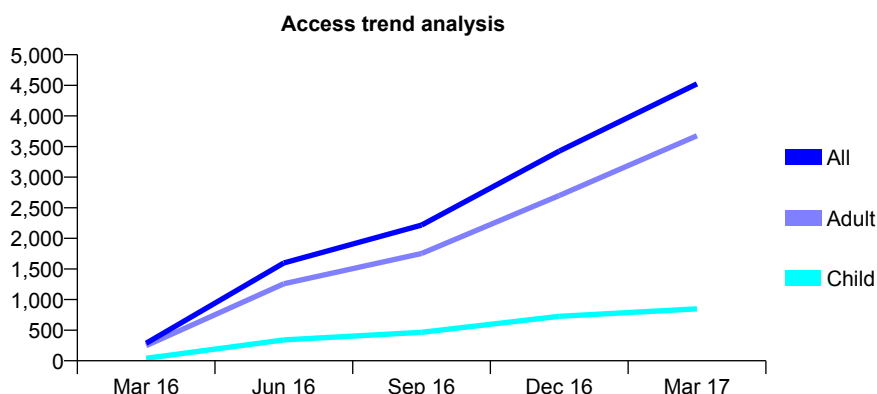
Q56 - Vital Signs At a Glance Contract Report for 100010/0000 - March 2017

Name or company name	M and H Tehrani, Jinesh Vaghela, Jiten Vag
Contract type name	GDS Contract
Purpose of contract	General
Contract start date	01/02/2016
Contract end date	

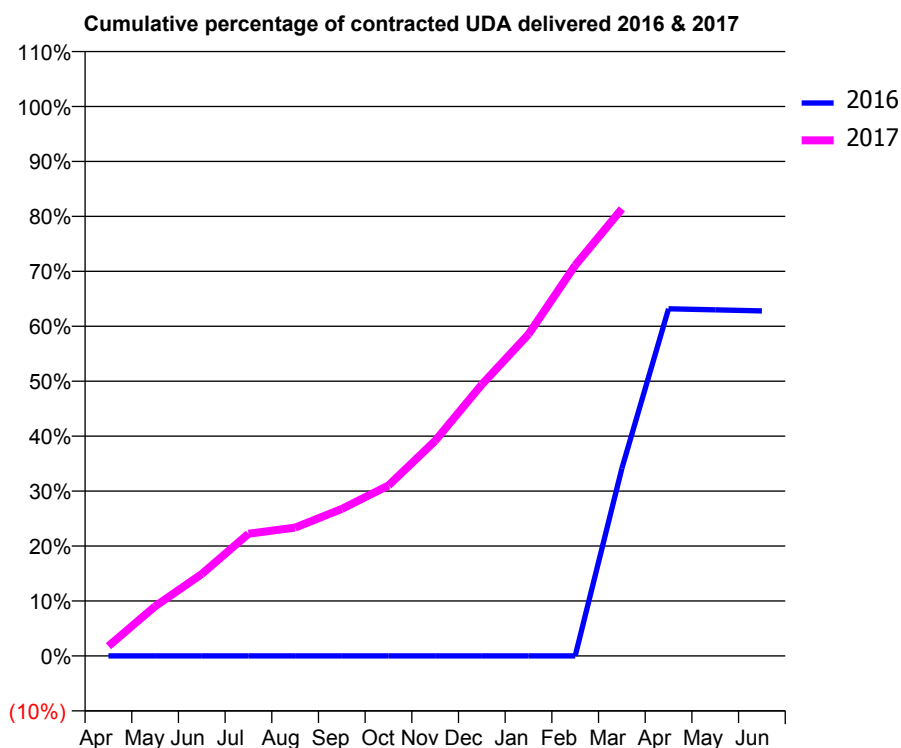
16/17 Contracted general activity (UDA)	11,500
Carry forward general activity (UDA)	24
16/17 Contracted orthodontic activity (UOA)	0
Carry forward orthodontic activity (UOA)	0
Baseline contract value	£276,399.32

ACCESS*

Patients seen in 24 months	Total	Change since previous quarter
Quarter ending March 2016	287	
Quarter ending June 2016	1,598	↑
Quarter ending September 2016	2,217	↑
Quarter ending December 2016	3,427	↑
Quarter ending March 2017	4,525	↑
Variance since March 2016	1476.7%	↑



ACTIVITY



Month	Adjusted Scheduled Activity (UDA)	
	2016	2017
April	0	206
May	0	1,038
June	0	1,716
July	0	2,559
August	0	2,685
September	0	3,078
October	0	3,568
November	0	4,503
December	0	5,682
January	0	6,733
February	0	8,175
March	540	9,355
April	1,000	
May	997	
June	994	

QUALITY

	Quantity	Base Number	Contract	AT	Region	England
% of FP17s for the same patient ID Re-attending within 3 months - Children	60	1,341	4.5%	11.2%	12.0%	12.3%
% of FP17s for the same patient ID Re-attending within 3 months - Adults	438	5,330	8.2%	15.2%	16.0%	16.7%
% of FP17s for the same patient ID Re-attending between 3 & 9 months - Children	262	1,341	19.5%	58.8%	58.8%	57.6%
% of FP17s for the same patient ID Re-attending between 3 & 9 months - Adults	914	5,330	17.1%	49.2%	51.2%	50.1%
% of FP17s for Band 1 Urgent Courses	314	4,859	6.5%	9.5%	8.0%	9.1%
% of FP17s Relating to Free Repair or Replacements	33	4,859	0.7%	0.8%	0.8%	0.8%
% of FP17s Relating to Continuations	26	4,859	0.5%	1.3%	1.2%	1.2%
% of Patients satisfied with the dentistry they have received	11	11	100.0%	91.9%	92.7%	92.8%
% of Patients satisfied with the time they had to wait for an appointment	11	11	100.0%	86.5%	89.1%	88.7%

* This is based on patients treated on this contract for their most recent course of treatment. Figures in italics indicate the base number of FP17s or Patient Questionnaire responses are less than 100. N/A is shown where the base number of responses is less than 10 during the period. % is calculated as Quantity/Base number*100

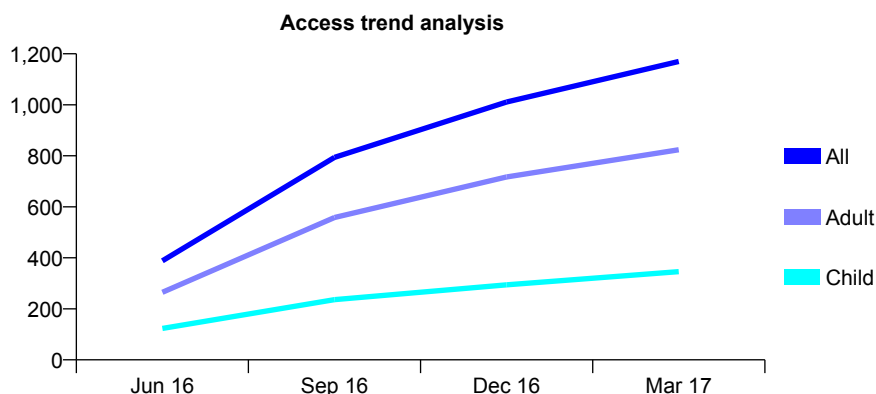
Q56 - Vital Signs At a Glance Contract Report for 100036/0000 - March 2017

Name or company name	Dr Veehar Malde
Contract type name	GDS Contract
Purpose of contract	General
Contract start date	01/03/2016
Contract end date	

16/17 Contracted general activity (UDA)	4,029
Carry forward general activity (UDA)	125
16/17 Contracted orthodontic activity (UOA)	0
Carry forward orthodontic activity (UOA)	0
Baseline contract value	£99,593.18

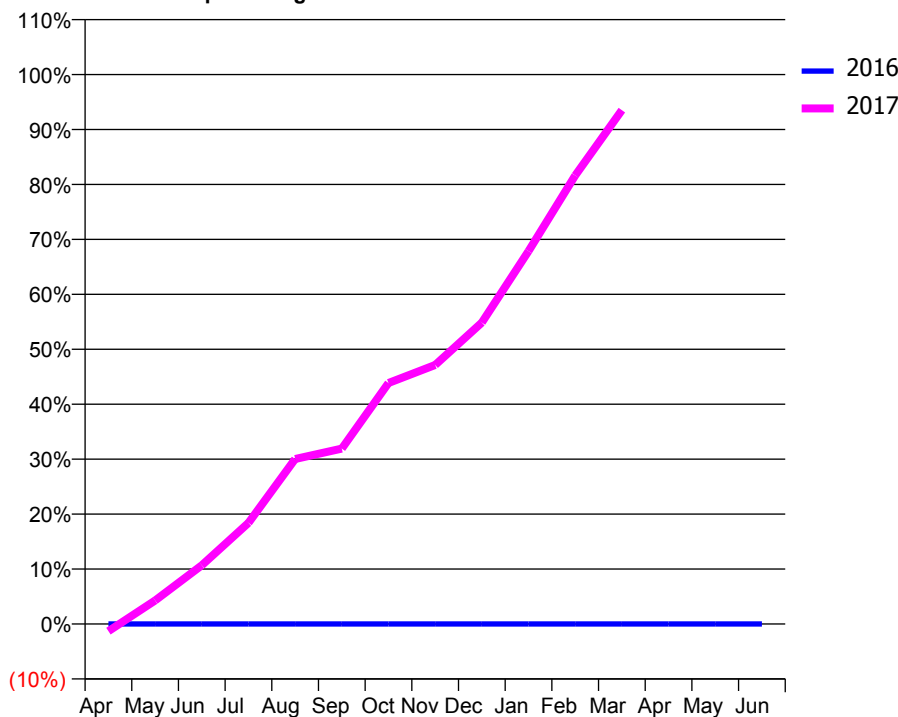
ACCESS*

Patients seen in 24 months	Total	Change since previous quarter
Quarter ending March 2016	0	
Quarter ending June 2016	388	↑
Quarter ending September 2016	794	↑
Quarter ending December 2016	1,011	↑
Quarter ending March 2017	1,170	↑
Variance since March 2016	N/A	



ACTIVITY

Cumulative percentage of contracted UDA delivered 2016 & 2017



Month	Adjusted Scheduled Activity (UDA)	
	2016	2017
April	0	-53
May	0	172
June	0	431
July	0	741
August	0	1,210
September	0	1,286
October	0	1,767
November	0	1,899
December	0	2,210
January	0	2,734
February	0	3,289
March	0	3,768
April	0	
May	0	
June	0	

QUALITY

	Quantity	Base Number	Contract	AT	Region	England
% of FP17s for the same patient ID Re-attending within 3 months - Children	35	667	5.2%	11.2%	12.0%	12.3%
% of FP17s for the same patient ID Re-attending within 3 months - Adults	164	1,496	11.0%	15.2%	16.0%	16.7%
% of FP17s for the same patient ID Re-attending between 3 & 9 months - Children	192	667	28.8%	58.8%	58.8%	57.6%
% of FP17s for the same patient ID Re-attending between 3 & 9 months - Adults	388	1,496	25.9%	49.2%	51.2%	50.1%
% of FP17s for Band 1 Urgent Courses	139	2,031	6.8%	9.5%	8.0%	9.1%
% of FP17s Relating to Free Repair or Replacements	1	2,031	0.0%	0.8%	0.8%	0.8%
% of FP17s Relating to Continuations	39	2,031	1.9%	1.3%	1.2%	1.2%
% of Patients satisfied with the dentistry they have received	1	2	N/A	91.9%	92.7%	92.8%
% of Patients satisfied with the time they had to wait for an appointment	1	2	N/A	86.5%	89.1%	88.7%

* This is based on patients treated on this contract for their most recent course of treatment. Figures in italics indicate the base number of FP17s or Patient Questionnaire responses are less than 100. N/A is shown where the base number of responses is less than 10 during the period. % is calculated as Quantity/Base number*100

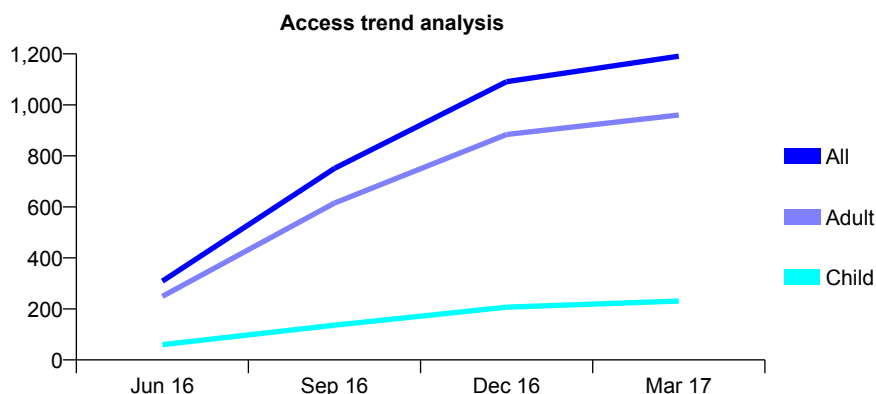
Q56 - Vital Signs At a Glance Contract Report for 100128/0000 - March 2017

Name or company name	Rookwood Dental Practice
Contract type name	GDS Contract
Purpose of contract	General
Contract start date	06/04/2016
Contract end date	

16/17 Contracted general activity (UDA)	3,884
Carry forward general activity (UDA)	0
16/17 Contracted orthodontic activity (UOA)	0
Carry forward orthodontic activity (UOA)	0
Baseline contract value	£98,752.35

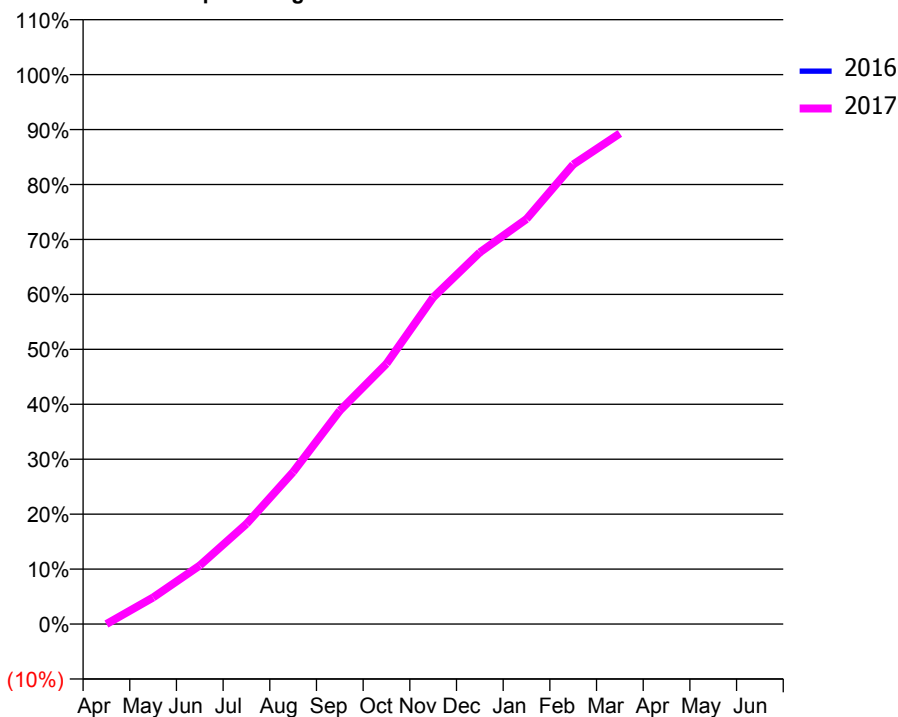
ACCESS*

Patients seen in 24 months	Total	Change since previous quarter
Quarter ending March 2016	0	
Quarter ending June 2016	309	↑
Quarter ending September 2016	751	↑
Quarter ending December 2016	1,091	↑
Quarter ending March 2017	1,191	↑
Variance since March 2016	N/A	



ACTIVITY

Cumulative percentage of contracted UDA delivered 2016 & 2017



Month	Adjusted Scheduled Activity (UDA)	
	2016	2017
April	0	0
May	0	188
June	0	414
July	0	708
August	0	1,075
September	0	1,509
October	0	1,840
November	0	2,309
December	0	2,627
January	0	2,863
February	0	3,248
March	0	3,468
April	0	
May	0	
June	0	

QUALITY

	Quantity	Base Number	Contract	AT	Region	England
% of FP17s for the same patient ID Re-attending within 3 months - Children	26	366	7.1%	11.2%	12.0%	12.3%
% of FP17s for the same patient ID Re-attending within 3 months - Adults	152	1,454	10.5%	15.2%	16.0%	16.7%
% of FP17s for the same patient ID Re-attending between 3 & 9 months - Children	87	366	23.8%	58.8%	58.8%	57.6%
% of FP17s for the same patient ID Re-attending between 3 & 9 months - Adults	301	1,454	20.7%	49.2%	51.2%	50.1%
% of FP17s for Band 1 Urgent Courses	56	1,820	3.1%	9.5%	8.0%	9.1%
% of FP17s Relating to Free Repair or Replacements	18	1,820	1.0%	0.8%	0.8%	0.8%
% of FP17s Relating to Continuations	22	1,820	1.2%	1.3%	1.2%	1.2%
% of Patients satisfied with the dentistry they have received	11	12	91.7%	91.9%	92.7%	92.8%
% of Patients satisfied with the time they had to wait for an appointment	12	12	100.0%	86.5%	89.1%	88.7%

* This is based on patients treated on this contract for their most recent course of treatment. Figures in italics indicate the base number of FP17s or Patient Questionnaire responses are less than 100. N/A is shown where the base number of responses is less than 10 during the period. % is calculated as Quantity/Base number*100

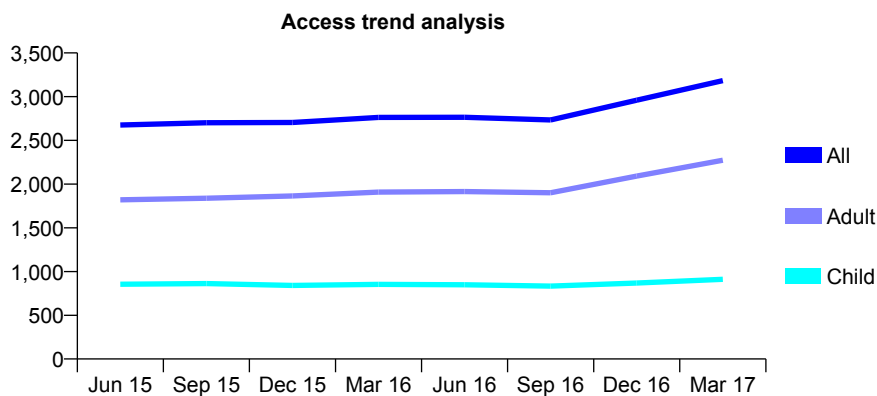
Q56 - Vital Signs At a Glance Contract Report for 101281/0029 - March 2017

Name or company name	OASIS DENTAL CARE LTD
Contract type name	GDS Contract
Purpose of contract	General
Contract start date	01/04/2006
Contract end date	

16/17 Contracted general activity (UDA)	7,953
Carry forward general activity (UDA)	280
16/17 Contracted orthodontic activity (UOA)	0
Carry forward orthodontic activity (UOA)	0
Baseline contract value	£192,907.38

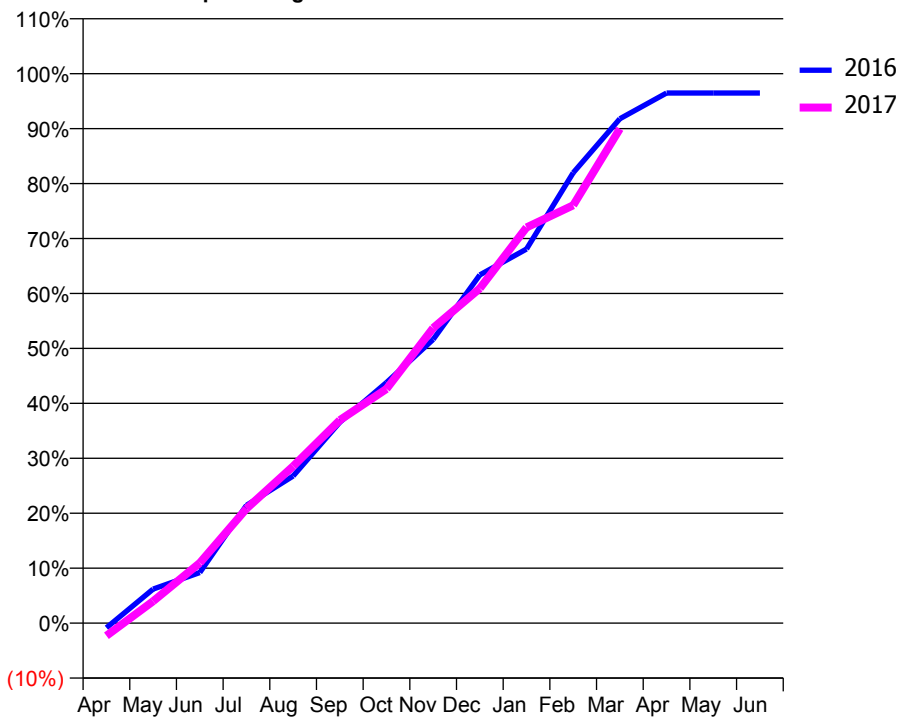
ACCESS*

Patients seen in 24 months	Total	Change since previous quarter
Quarter ending March 2016	2,763	
Quarter ending June 2016	2,764	→
Quarter ending September 2016	2,734	↓
Quarter ending December 2016	2,959	↑
Quarter ending March 2017	3,184	↑
Variance since March 2016	15.2%	↑



ACTIVITY

Cumulative percentage of contracted UDA delivered 2016 & 2017



Month	Adjusted Scheduled Activity (UDA)	
	2016	2017
April	-68	-184
May	493	318
June	732	872
July	1,704	1,658
August	2,129	2,271
September	2,907	2,939
October	3,483	3,391
November	4,107	4,272
December	5,040	4,845
January	5,415	5,726
February	6,518	6,048
March	7,299	7,155
April	7,672	
May	7,673	
June	7,673	

QUALITY

	Quantity	Base Number	Contract	AT	Region	England
% of FP17s for the same patient ID Re-attending within 3 months - Children	84	1,309	6.4%	11.2%	12.0%	12.3%
% of FP17s for the same patient ID Re-attending within 3 months - Adults	450	2,843	15.8%	15.2%	16.0%	16.7%
% of FP17s for the same patient ID Re-attending between 3 & 9 months - Children	789	1,309	60.3%	58.8%	58.8%	57.6%
% of FP17s for the same patient ID Re-attending between 3 & 9 months - Adults	1,247	2,843	43.9%	49.2%	51.2%	50.1%
% of FP17s for Band 1 Urgent Courses	265	3,949	6.7%	9.5%	8.0%	9.1%
% of FP17s Relating to Free Repair or Replacements	28	3,949	0.7%	0.8%	0.8%	0.8%
% of FP17s Relating to Continuations	125	3,949	3.2%	1.3%	1.2%	1.2%
% of Patients satisfied with the dentistry they have received	2	2	N/A	91.9%	92.7%	92.8%
% of Patients satisfied with the time they had to wait for an appointment	2	2	N/A	86.5%	89.1%	88.7%

* This is based on patients treated on this contract for their most recent course of treatment. Figures in italics indicate the base number of FP17s or Patient Questionnaire responses are less than 100. N/A is shown where the base number of responses is less than 10 during the period. % is calculated as Quantity/Base number*100

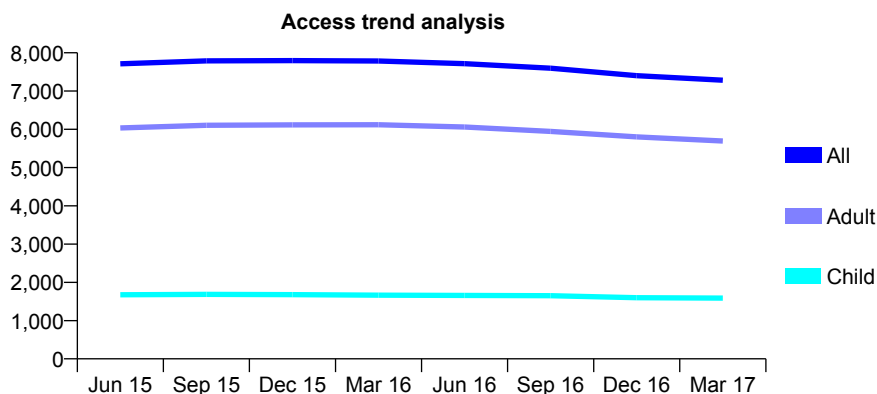
Q56 - Vital Signs At a Glance Contract Report for 101281/0058 - March 2017

Name or company name	OASIS DENTAL CARE LTD
Contract type name	GDS Contract
Purpose of contract	General and Orthodontic
Contract start date	01/04/2006
Contract end date	

16/17 Contracted general activity (UDA)	23,334
Carry forward general activity (UDA)	1,258
16/17 Contracted orthodontic activity (UOA)	446
Carry forward orthodontic activity (UOA)	-8
Baseline contract value	£561,977.12

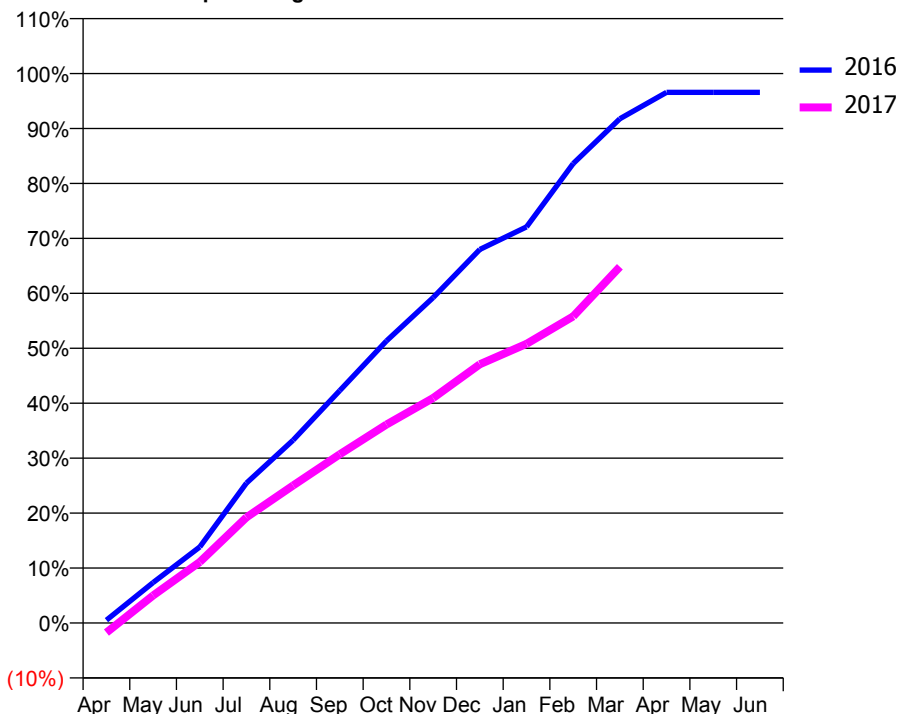
ACCESS*

Patients seen in 24 months	Total	Change since previous quarter
Quarter ending March 2016	7,784	
Quarter ending June 2016	7,717	→
Quarter ending September 2016	7,596	↓
Quarter ending December 2016	7,401	↓
Quarter ending March 2017	7,283	↓
Variance since March 2016	(6.4%)	↓



ACTIVITY

Cumulative percentage of contracted UDA delivered 2016 & 2017



Adjusted Scheduled Activity (UDA)

Month	2016	2017
April	119	-412
May	1,721	1,170
June	3,228	2,593
July	5,942	4,490
August	7,767	5,838
September	9,875	7,165
October	11,981	8,428
November	13,818	9,556
December	15,864	10,988
January	16,821	11,854
February	19,508	13,023
March	21,415	15,128
April	22,536	
May	22,536	
June	22,536	

QUALITY

	Quantity	Base Number	Contract	AT	Region	England
% of FP17s for the same patient ID Re-attending within 3 months - Children	178	2,347	7.6%	11.2%	12.0%	12.3%
% of FP17s for the same patient ID Re-attending within 3 months - Adults	1,375	8,051	17.1%	15.2%	16.0%	16.7%
% of FP17s for the same patient ID Re-attending between 3 & 9 months - Children	1,528	2,347	65.1%	58.8%	58.8%	57.6%
% of FP17s for the same patient ID Re-attending between 3 & 9 months - Adults	4,681	8,051	58.1%	49.2%	51.2%	50.1%
% of FP17s for Band 1 Urgent Courses	861	9,786	8.8%	9.5%	8.0%	9.1%
% of FP17s Relating to Free Repair or Replacements	129	9,786	1.3%	0.8%	0.8%	0.8%
% of FP17s Relating to Continuations	287	9,786	2.9%	1.3%	1.2%	1.2%
% of Patients satisfied with the dentistry they have received	18	21	85.7%	91.9%	92.7%	92.8%
% of Patients satisfied with the time they had to wait for an appointment	19	21	90.5%	86.5%	89.1%	88.7%

* This is based on patients treated on this contract for their most recent course of treatment. Figures in italics indicate the base number of FP17s or Patient Questionnaire responses are less than 100. N/A is shown where the base number of responses is less than 10 during the period. % is calculated as Quantity/Base number*100

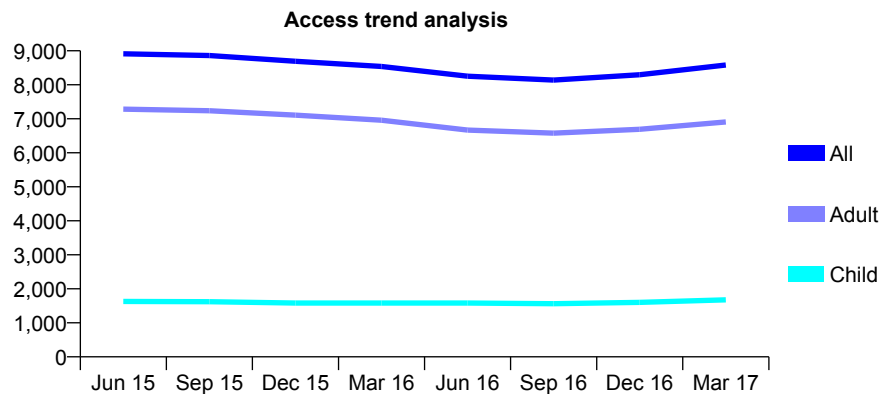
Q56 - Vital Signs At a Glance Contract Report for 101281/0195 - March 2017

Name or company name	OASIS DENTAL CARE LTD
Contract type name	GDS Contract
Purpose of contract	General
Contract start date	13/02/2009
Contract end date	

16/17 Contracted general activity (UDA)	28,270
Carry forward general activity (UDA)	0
16/17 Contracted orthodontic activity (UOA)	0
Carry forward orthodontic activity (UOA)	0
Baseline contract value	£644,845.57

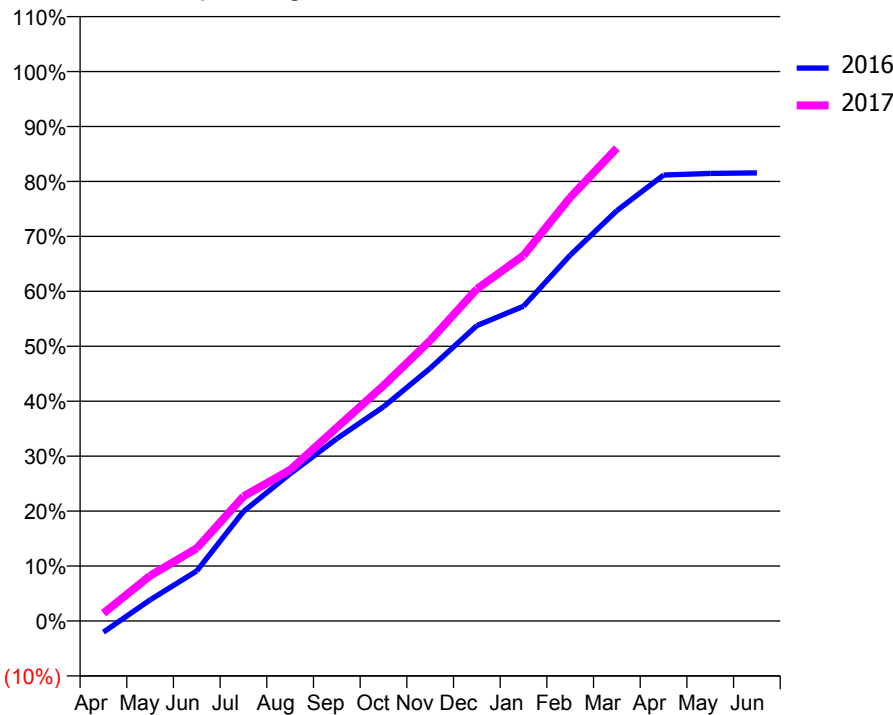
ACCESS*

Patients seen in 24 months	Total	Change since previous quarter
Quarter ending March 2016	8,541	
Quarter ending June 2016	8,253	↓
Quarter ending September 2016	8,138	↓
Quarter ending December 2016	8,296	→
Quarter ending March 2017	8,582	↑
Variance since March 2016	0.5%	→



ACTIVITY

Cumulative percentage of contracted UDA delivered 2016 & 2017



Month	Adjusted Scheduled Activity (UDA)	
	2016	2017
April	-577	400
May	1,084	2,328
June	2,576	3,745
July	5,637	6,410
August	7,575	7,776
September	9,382	9,950
October	11,021	12,109
November	13,006	14,431
December	15,198	17,076
January	16,197	18,805
February	18,819	21,794
March	21,112	24,329
April	22,942	
May	23,024	
June	23,057	

QUALITY

	Quantity	Base Number	Contract	AT	Region	England
% of FP17s for the same patient ID Re-attending within 3 months - Children	149	2,291	6.5%	11.2%	12.0%	12.3%
% of FP17s for the same patient ID Re-attending within 3 months - Adults	1,744	10,354	16.8%	15.2%	16.0%	16.7%
% of FP17s for the same patient ID Re-attending between 3 & 9 months - Children	1,265	2,291	55.2%	58.8%	58.8%	57.6%
% of FP17s for the same patient ID Re-attending between 3 & 9 months - Adults	5,630	10,354	54.4%	49.2%	51.2%	50.1%
% of FP17s for Band 1 Urgent Courses	1,236	11,855	10.4%	9.5%	8.0%	9.1%
% of FP17s Relating to Free Repair or Replacements	225	11,855	1.9%	0.8%	0.8%	0.8%
% of FP17s Relating to Continuations	348	11,855	2.9%	1.3%	1.2%	1.2%
% of Patients satisfied with the dentistry they have received	25	28	89.3%	91.9%	92.7%	92.8%
% of Patients satisfied with the time they had to wait for an appointment	26	28	92.9%	86.5%	89.1%	88.7%

* This is based on patients treated on this contract for their most recent course of treatment. Figures in italics indicate the base number of FP17s or Patient Questionnaire responses are less than 100. N/A is shown where the base number of responses is less than 10 during the period. % is calculated as Quantity/Base number*100

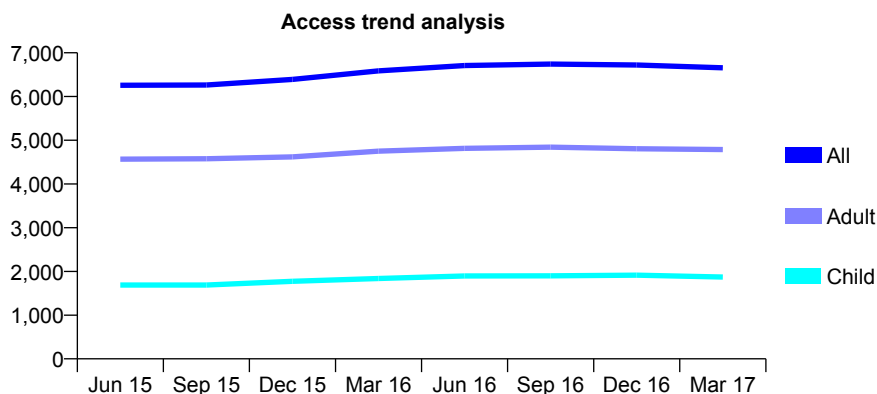
Q56 - Vital Signs At a Glance Contract Report for 101281/0198 - March 2017

Name or company name	OASIS DENTAL CARE LTD
Contract type name	PDS Contract
Purpose of contract	General
Contract start date	27/04/2009
Contract end date	31/03/2020

16/17 Contracted general activity (UDA)	17,904
Carry forward general activity (UDA)	148
16/17 Contracted orthodontic activity (UOA)	0
Carry forward orthodontic activity (UOA)	0
Baseline contract value	£408,402.20

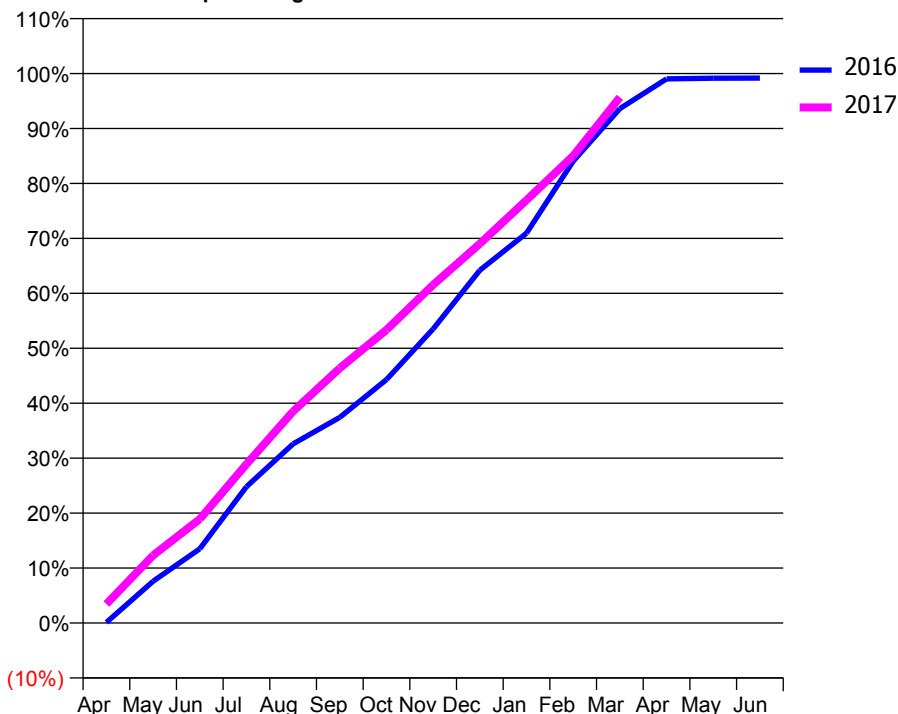
ACCESS*

Patients seen in 24 months	Total	Change since previous quarter
Quarter ending March 2016	6,587	
Quarter ending June 2016	6,709	→
Quarter ending September 2016	6,741	→
Quarter ending December 2016	6,721	→
Quarter ending March 2017	6,658	→
Variance since March 2016	1.1%	→



ACTIVITY

Cumulative percentage of contracted UDA delivered 2016 & 2017



Month	Adjusted Scheduled Activity (UDA)	
	2016	2017
April	19	620
May	1,360	2,205
June	2,417	3,387
July	4,440	5,178
August	5,836	6,897
September	6,700	8,305
October	7,931	9,550
November	9,584	11,018
December	11,495	12,360
January	12,703	13,779
February	15,050	15,221
March	16,762	17,127
April	17,727	
May	17,750	
June	17,756	

QUALITY

	Quantity	Base Number	Contract	AT	Region	England
% of FP17s for the same patient ID Re-attending within 3 months - Children	252	3,050	8.3%	11.2%	12.0%	12.3%
% of FP17s for the same patient ID Re-attending within 3 months - Adults	1,276	7,548	16.9%	15.2%	16.0%	16.7%
% of FP17s for the same patient ID Re-attending between 3 & 9 months - Children	2,015	3,050	66.1%	58.8%	58.8%	57.6%
% of FP17s for the same patient ID Re-attending between 3 & 9 months - Adults	4,149	7,548	55.0%	49.2%	51.2%	50.1%
% of FP17s for Band 1 Urgent Courses	802	10,067	8.0%	9.5%	8.0%	9.1%
% of FP17s Relating to Free Repair or Replacements	252	10,067	2.5%	0.8%	0.8%	0.8%
% of FP17s Relating to Continuations	214	10,067	2.1%	1.3%	1.2%	1.2%
% of Patients satisfied with the dentistry they have received	7	8	N/A	91.9%	92.7%	92.8%
% of Patients satisfied with the time they had to wait for an appointment	7	8	N/A	86.5%	89.1%	88.7%

* This is based on patients treated on this contract for their most recent course of treatment. Figures in italics indicate the base number of FP17s or Patient Questionnaire responses are less than 100. N/A is shown where the base number of responses is less than 10 during the period. % is calculated as Quantity/Base number*100

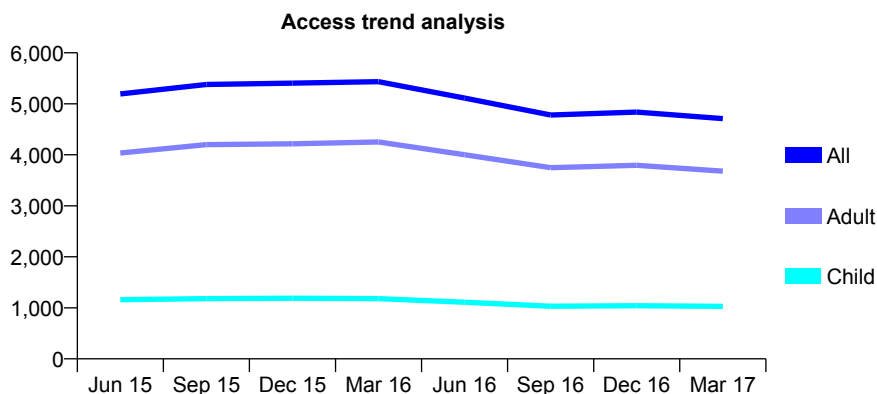
Q56 - Vital Signs At a Glance Contract Report for 101338/0075 - March 2017

Name or company name	Whitecross Dental Care Limited
Contract type name	GDS Contract
Purpose of contract	General and Orthodontic
Contract start date	09/03/2009
Contract end date	

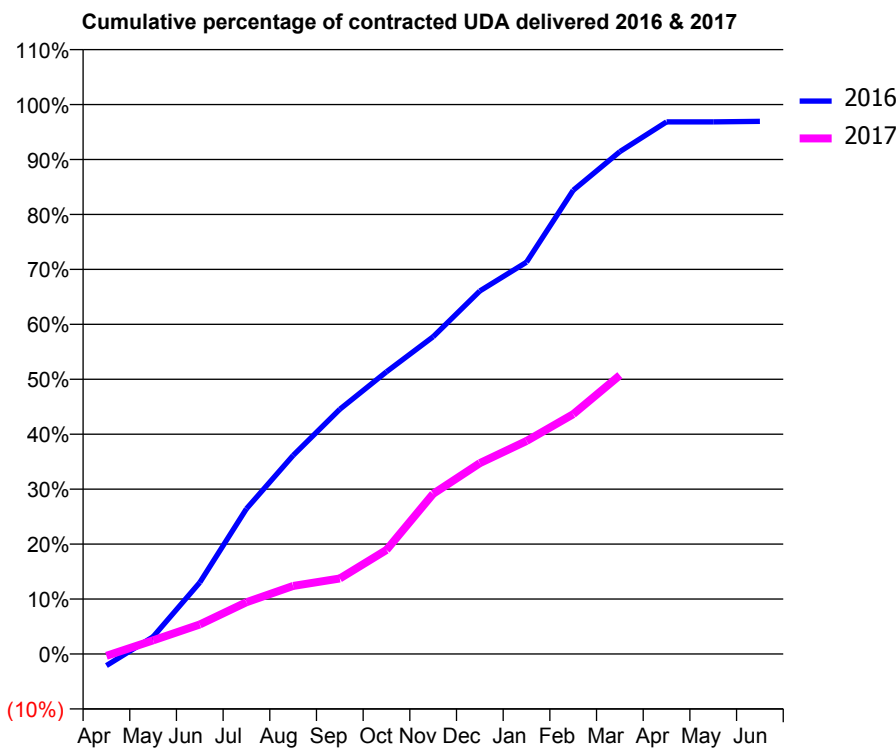
16/17 Contracted general activity (UDA)	13,187
Carry forward general activity (UDA)	405
16/17 Contracted orthodontic activity (UOA)	2,960
Carry forward orthodontic activity (UOA)	-53
Baseline contract value	£508,363.58

ACCESS*

Patients seen in 24 months	Total	Change since previous quarter
Quarter ending March 2016	5,433	
Quarter ending June 2016	5,112	↓
Quarter ending September 2016	4,780	↓
Quarter ending December 2016	4,838	→
Quarter ending March 2017	4,710	↓
Variance since March 2016	(13.3%)	↓



ACTIVITY



Month	Adjusted Scheduled Activity (UDA)	
	2016	2017
April	-279	-47
May	413	329
June	1,717	709
July	3,487	1,242
August	4,767	1,633
September	5,874	1,811
October	6,772	2,498
November	7,616	3,846
December	8,714	4,580
January	9,403	5,111
February	11,127	5,756
March	12,056	6,689
April	12,770	
May	12,770	
June	12,782	

QUALITY

	Quantity	Base Number	Contract	AT	Region	England
% of FP17s for the same patient ID Re-attending within 3 months - Children	69	1,251	5.5%	11.2%	12.0%	12.3%
% of FP17s for the same patient ID Re-attending within 3 months - Adults	319	3,184	10.0%	15.2%	16.0%	16.7%
% of FP17s for the same patient ID Re-attending between 3 & 9 months - Children	399	1,251	31.9%	58.8%	58.8%	57.6%
% of FP17s for the same patient ID Re-attending between 3 & 9 months - Adults	913	3,184	28.7%	49.2%	51.2%	50.1%
% of FP17s for Band 1 Urgent Courses	323	3,848	8.4%	9.5%	8.0%	9.1%
% of FP17s Relating to Free Repair or Replacements	14	3,848	0.4%	0.8%	0.8%	0.8%
% of FP17s Relating to Continuations	54	3,848	1.4%	1.3%	1.2%	1.2%
% of Patients satisfied with the dentistry they have received	2	2	N/A	91.9%	92.7%	92.8%
% of Patients satisfied with the time they had to wait for an appointment	2	2	N/A	86.5%	89.1%	88.7%

* This is based on patients treated on this contract for their most recent course of treatment. Figures in italics indicate the base number of FP17s or Patient Questionnaire responses are less than 100. N/A is shown where the base number of responses is less than 10 during the period. % is calculated as Quantity/Base number*100

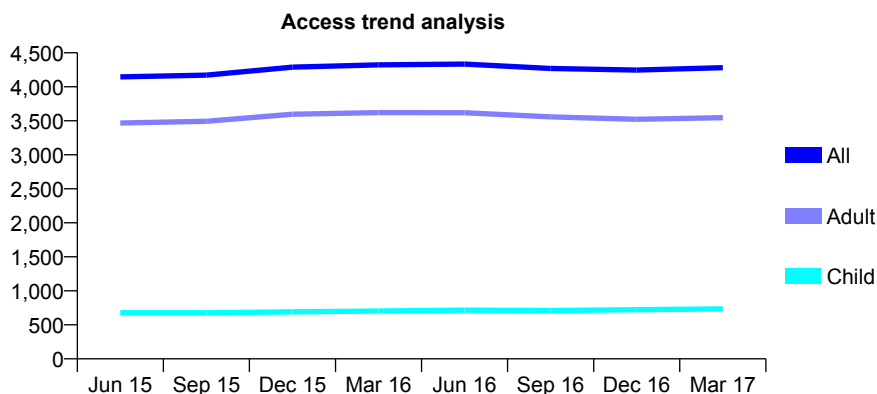
Q56 - Vital Signs At a Glance Contract Report for 101338/0092 - March 2017

Name or company name	Whitecross Dental Care Limited
Contract type name	GDS Contract
Purpose of contract	General
Contract start date	28/07/2009
Contract end date	

16/17 Contracted general activity (UDA)	13,186
Carry forward general activity (UDA)	155
16/17 Contracted orthodontic activity (UOA)	0
Carry forward orthodontic activity (UOA)	0
Baseline contract value	£332,333.67

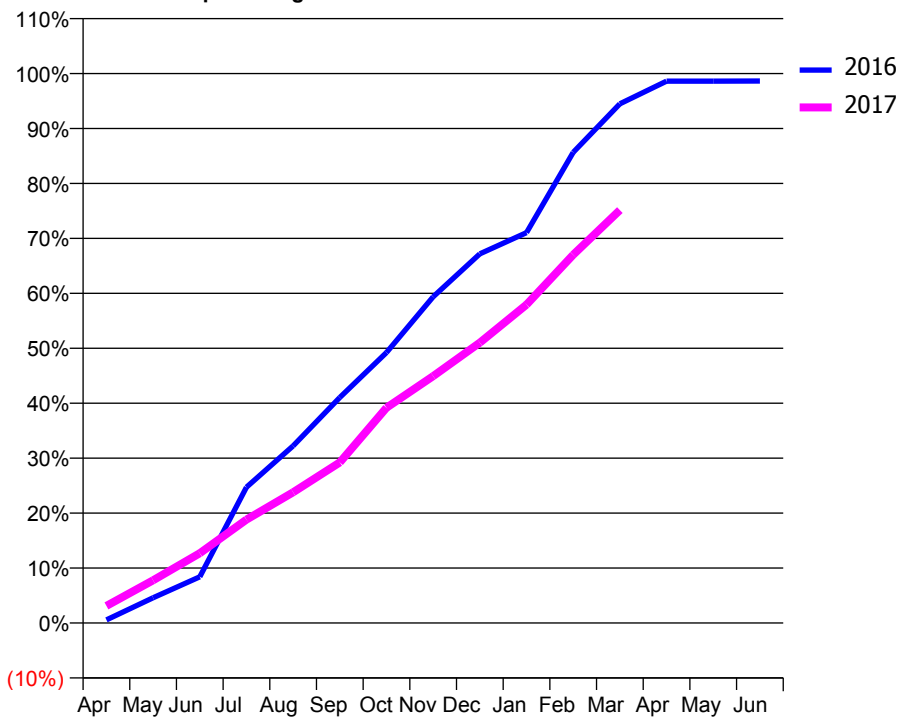
ACCESS*

Patients seen in 24 months	Total	Change since previous quarter
Quarter ending March 2016	4,323	
Quarter ending June 2016	4,335	→
Quarter ending September 2016	4,269	↓
Quarter ending December 2016	4,246	→
Quarter ending March 2017	4,282	→
Variance since March 2016	(0.9%)	→



ACTIVITY

Cumulative percentage of contracted UDA delivered 2016 & 2017



Month	Adjusted Scheduled Activity (UDA)	
	2016	2017
April	64	412
May	524	1,026
June	957	1,675
July	2,814	2,481
August	3,671	3,136
September	4,673	3,854
October	5,605	5,167
November	6,760	5,924
December	7,648	6,729
January	8,088	7,641
February	9,752	8,836
March	10,757	9,908
April	11,228	
May	11,228	
June	11,231	

QUALITY

	Quantity	Base Number	Contract	AT	Region	England
% of FP17s for the same patient ID Re-attending within 3 months - Children	27	681	4.0%	11.2%	12.0%	12.3%
% of FP17s for the same patient ID Re-attending within 3 months - Adults	438	3,527	12.4%	15.2%	16.0%	16.7%
% of FP17s for the same patient ID Re-attending between 3 & 9 months - Children	208	681	30.5%	58.8%	58.8%	57.6%
% of FP17s for the same patient ID Re-attending between 3 & 9 months - Adults	1,189	3,527	33.7%	49.2%	51.2%	50.1%
% of FP17s for Band 1 Urgent Courses	327	4,039	8.1%	9.5%	8.0%	9.1%
% of FP17s Relating to Free Repair or Replacements	3	4,039	0.1%	0.8%	0.8%	0.8%
% of FP17s Relating to Continuations	78	4,039	1.9%	1.3%	1.2%	1.2%
% of Patients satisfied with the dentistry they have received	11	13	84.6%	91.9%	92.7%	92.8%
% of Patients satisfied with the time they had to wait for an appointment	12	13	92.3%	86.5%	89.1%	88.7%

* This is based on patients treated on this contract for their most recent course of treatment. Figures in italics indicate the base number of FP17s or Patient Questionnaire responses are less than 100. N/A is shown where the base number of responses is less than 10 during the period. % is calculated as Quantity/Base number*100

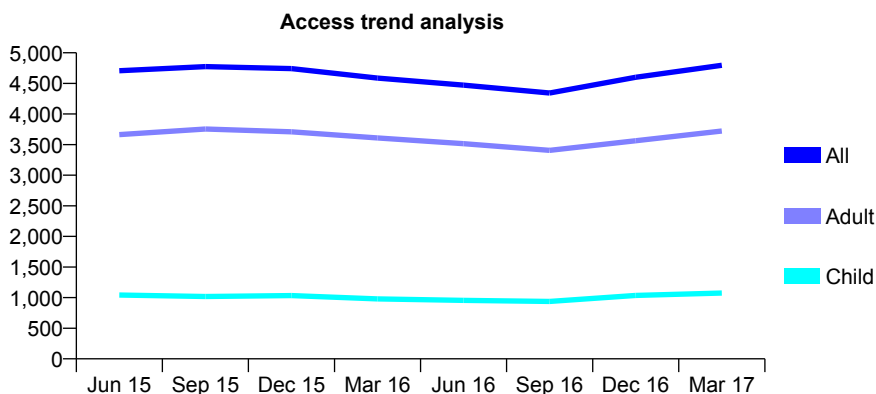
Q56 - Vital Signs At a Glance Contract Report for 101338/0101 - March 2017

Name or company name	Whitecross Dental Care Limited
Contract type name	GDS Contract
Purpose of contract	General
Contract start date	01/10/2009
Contract end date	

16/17 Contracted general activity (UDA)	14,000
Carry forward general activity (UDA)	0
16/17 Contracted orthodontic activity (UOA)	0
Carry forward orthodontic activity (UOA)	0
Baseline contract value	£344,679.30

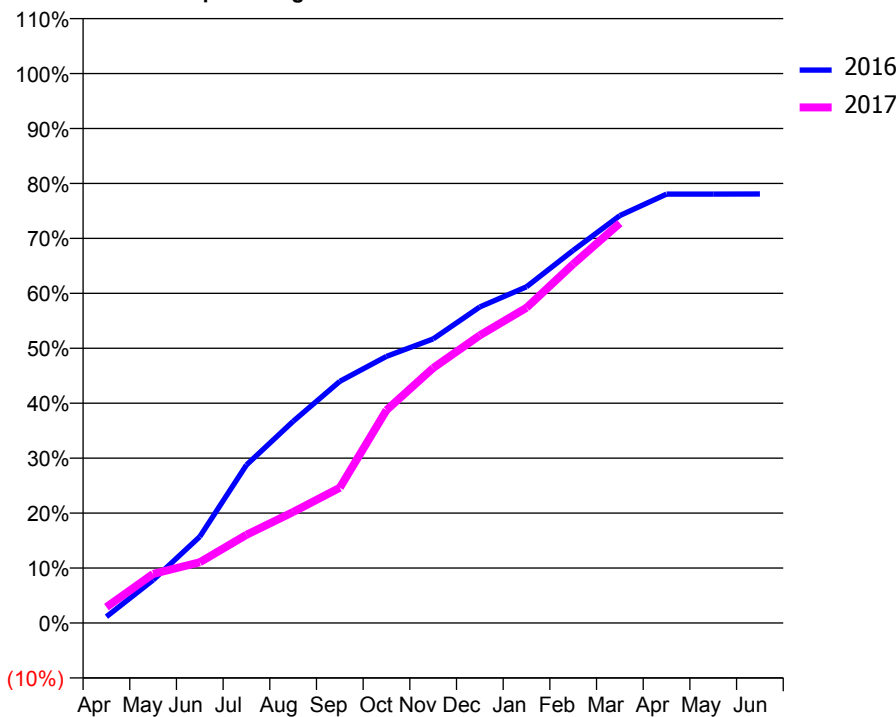
ACCESS*

Patients seen in 24 months	Total	Change since previous quarter
Quarter ending March 2016	4,587	
Quarter ending June 2016	4,471	↓
Quarter ending September 2016	4,344	↓
Quarter ending December 2016	4,601	↑
Quarter ending March 2017	4,797	↑
Variance since March 2016	4.6%	↑



ACTIVITY

Cumulative percentage of contracted UDA delivered 2016 & 2017



Month	Adjusted Scheduled Activity (UDA)	
	2016	2017
April	160	407
May	1,097	1,250
June	2,201	1,546
July	4,027	2,248
August	5,139	2,830
September	6,157	3,447
October	6,793	5,423
November	7,238	6,497
December	8,052	7,331
January	8,568	8,033
February	9,495	9,143
March	10,381	10,187
April	10,926	
May	10,927	
June	10,929	

QUALITY

	Quantity	Base Number	Contract	AT	Region	England
% of FP17s for the same patient ID Re-attending within 3 months - Children	45	1,272	3.5%	11.2%	12.0%	12.3%
% of FP17s for the same patient ID Re-attending within 3 months - Adults	386	4,275	9.0%	15.2%	16.0%	16.7%
% of FP17s for the same patient ID Re-attending between 3 & 9 months - Children	574	1,272	45.1%	58.8%	58.8%	57.6%
% of FP17s for the same patient ID Re-attending between 3 & 9 months - Adults	1,648	4,275	38.5%	49.2%	51.2%	50.1%
% of FP17s for Band 1 Urgent Courses	199	5,272	3.8%	9.5%	8.0%	9.1%
% of FP17s Relating to Free Repair or Replacements	23	5,272	0.4%	0.8%	0.8%	0.8%
% of FP17s Relating to Continuations	99	5,272	1.9%	1.3%	1.2%	1.2%
% of Patients satisfied with the dentistry they have received	6	7	N/A	91.9%	92.7%	92.8%
% of Patients satisfied with the time they had to wait for an appointment	4	7	N/A	86.5%	89.1%	88.7%

* This is based on patients treated on this contract for their most recent course of treatment. Figures in italics indicate the base number of FP17s or Patient Questionnaire responses are less than 100. N/A is shown where the base number of responses is less than 10 during the period. % is calculated as Quantity/Base number*100

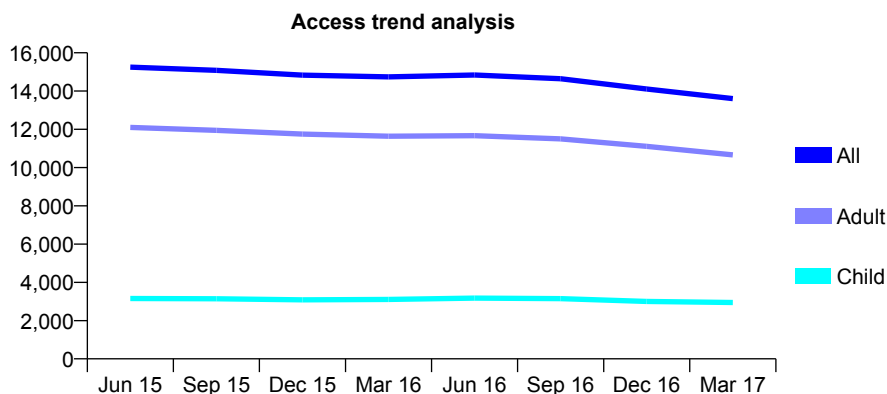
Q56 - Vital Signs At a Glance Contract Report for 101338/0125 - March 2017

Name or company name	Whitecross Dental Care Limited
Contract type name	GDS Contract
Purpose of contract	General
Contract start date	01/10/2010
Contract end date	

16/17 Contracted general activity (UDA)	45,000
Carry forward general activity (UDA)	0
16/17 Contracted orthodontic activity (UOA)	0
Carry forward orthodontic activity (UOA)	0
Baseline contract value	£1,173,627.46

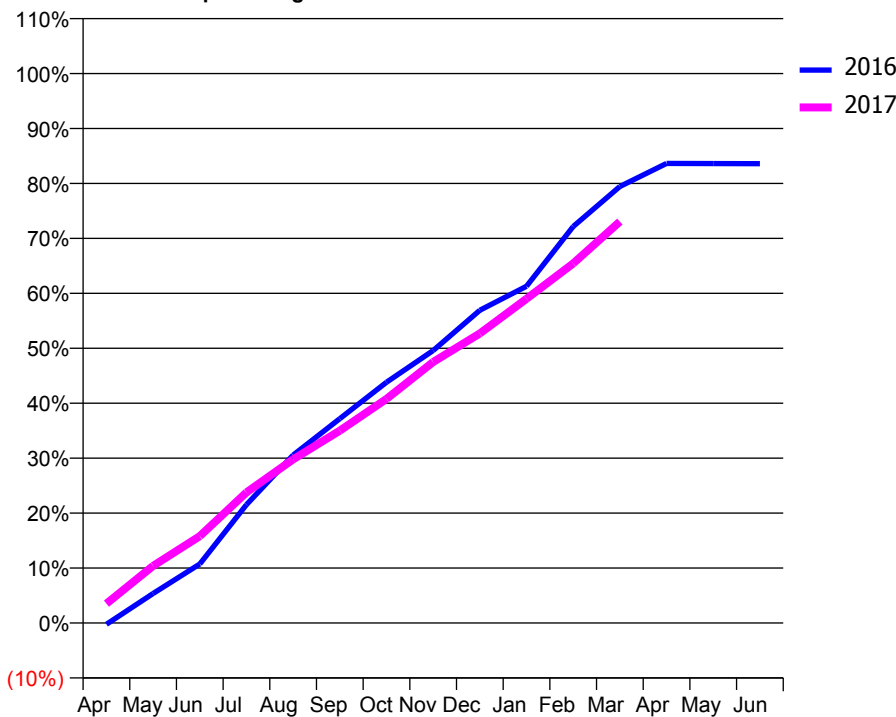
ACCESS*

Patients seen in 24 months	Total	Change since previous quarter
Quarter ending March 2016	14,744	
Quarter ending June 2016	14,839	→
Quarter ending September 2016	14,644	↓
Quarter ending December 2016	14,109	↓
Quarter ending March 2017	13,603	↓
Variance since March 2016	(7.7%)	↓



ACTIVITY

Cumulative percentage of contracted UDA delivered 2016 & 2017



Month	Adjusted Scheduled Activity (UDA)	
	2016	2017
April	-119	1,591
May	2,418	4,680
June	4,835	7,110
July	9,696	10,700
August	13,752	13,405
September	16,735	15,749
October	19,719	18,354
November	22,311	21,378
December	25,613	23,714
January	27,577	26,548
February	32,468	29,445
March	35,751	32,876
April	37,635	
May	37,624	
June	37,617	

QUALITY

	Quantity	Base Number	Contract	AT	Region	England
% of FP17s for the same patient ID Re-attending within 3 months - Children	158	3,348	4.7%	11.2%	12.0%	12.3%
% of FP17s for the same patient ID Re-attending within 3 months - Adults	1,040	10,653	9.8%	15.2%	16.0%	16.7%
% of FP17s for the same patient ID Re-attending between 3 & 9 months - Children	1,475	3,348	44.1%	58.8%	58.8%	57.6%
% of FP17s for the same patient ID Re-attending between 3 & 9 months - Adults	4,144	10,653	38.9%	49.2%	51.2%	50.1%
% of FP17s for Band 1 Urgent Courses	952	13,364	7.1%	9.5%	8.0%	9.1%
% of FP17s Relating to Free Repair or Replacements	61	13,364	0.5%	0.8%	0.8%	0.8%
% of FP17s Relating to Continuations	183	13,364	1.4%	1.3%	1.2%	1.2%
% of Patients satisfied with the dentistry they have received	25	29	86.2%	91.9%	92.7%	92.8%
% of Patients satisfied with the time they had to wait for an appointment	22	29	75.9%	86.5%	89.1%	88.7%

* This is based on patients treated on this contract for their most recent course of treatment. Figures in italics indicate the base number of FP17s or Patient Questionnaire responses are less than 100. N/A is shown where the base number of responses is less than 10 during the period. % is calculated as Quantity/Base number*100

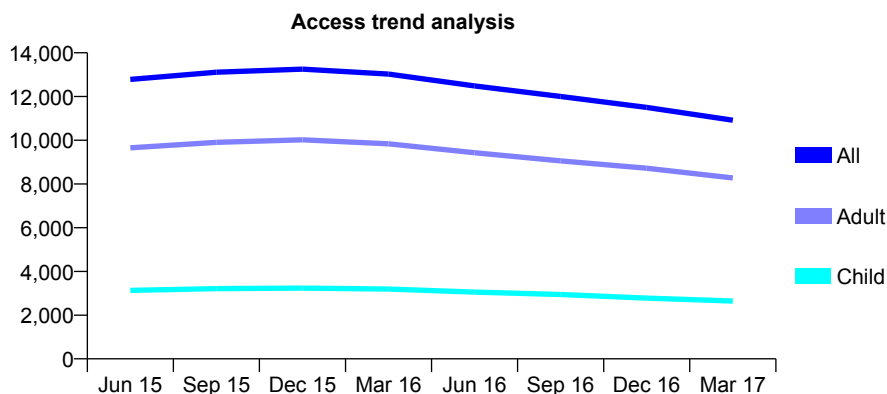
Q56 - Vital Signs At a Glance Contract Report for 101338/0126 - March 2017

Name or company name	Whitecross Dental Care Limited
Contract type name	GDS Contract
Purpose of contract	General
Contract start date	01/10/2010
Contract end date	

16/17 Contracted general activity (UDA)	41,356
Carry forward general activity (UDA)	0
16/17 Contracted orthodontic activity (UOA)	0
Carry forward orthodontic activity (UOA)	0
Baseline contract value	£1,078,386.33

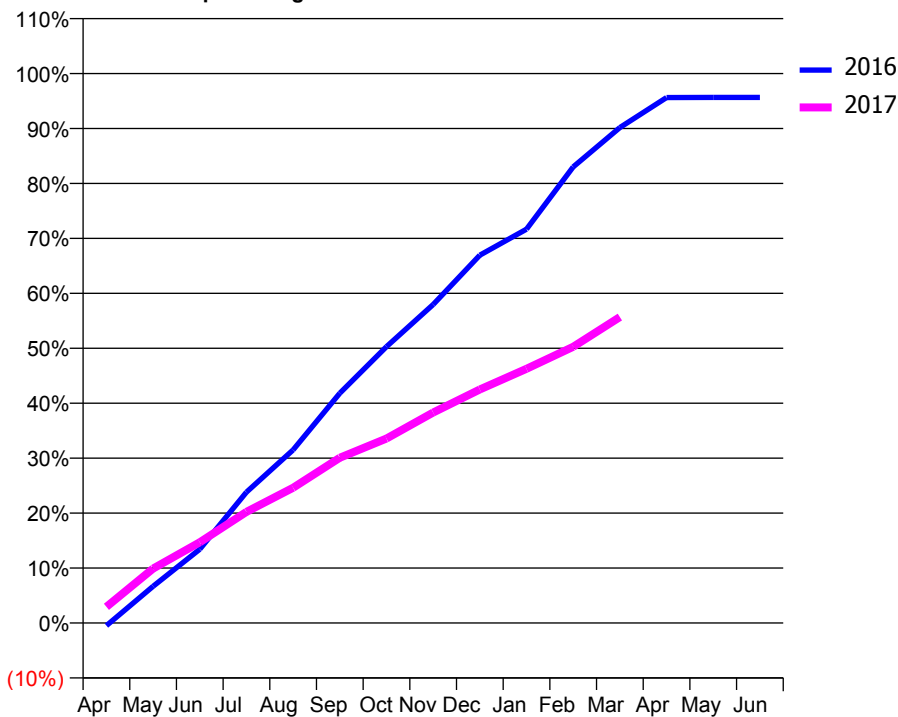
ACCESS*

Patients seen in 24 months	Total	Change since previous quarter
Quarter ending March 2016	13,027	
Quarter ending June 2016	12,483	↓
Quarter ending September 2016	12,002	↓
Quarter ending December 2016	11,500	↓
Quarter ending March 2017	10,918	↓
Variance since March 2016	(16.2%)	↓



ACTIVITY

Cumulative percentage of contracted UDA delivered 2016 & 2017



Month	Adjusted Scheduled Activity (UDA)	
	2016	2017
April	-208	1,224
May	2,764	4,099
June	5,551	6,077
July	9,855	8,365
August	13,027	10,180
September	17,292	12,436
October	20,803	13,881
November	23,967	15,837
December	27,689	17,579
January	29,640	19,136
February	34,326	20,792
March	37,286	23,028
April	39,550	
May	39,551	
June	39,558	

QUALITY

	Quantity	Base Number	Contract	AT	Region	England
% of FP17s for the same patient ID Re-attending within 3 months - Children	176	2,720	6.5%	11.2%	12.0%	12.3%
% of FP17s for the same patient ID Re-attending within 3 months - Adults	1,163	8,420	13.8%	15.2%	16.0%	16.7%
% of FP17s for the same patient ID Re-attending between 3 & 9 months - Children	1,330	2,720	48.9%	58.8%	58.8%	57.6%
% of FP17s for the same patient ID Re-attending between 3 & 9 months - Adults	3,916	8,420	46.5%	49.2%	51.2%	50.1%
% of FP17s for Band 1 Urgent Courses	816	10,429	7.8%	9.5%	8.0%	9.1%
% of FP17s Relating to Free Repair or Replacements	126	10,429	1.2%	0.8%	0.8%	0.8%
% of FP17s Relating to Continuations	203	10,429	1.9%	1.3%	1.2%	1.2%
% of Patients satisfied with the dentistry they have received	8	9	N/A	91.9%	92.7%	92.8%
% of Patients satisfied with the time they had to wait for an appointment	7	9	N/A	86.5%	89.1%	88.7%

* This is based on patients treated on this contract for their most recent course of treatment. Figures in italics indicate the base number of FP17s or Patient Questionnaire responses are less than 100. N/A is shown where the base number of responses is less than 10 during the period. % is calculated as Quantity/Base number*100

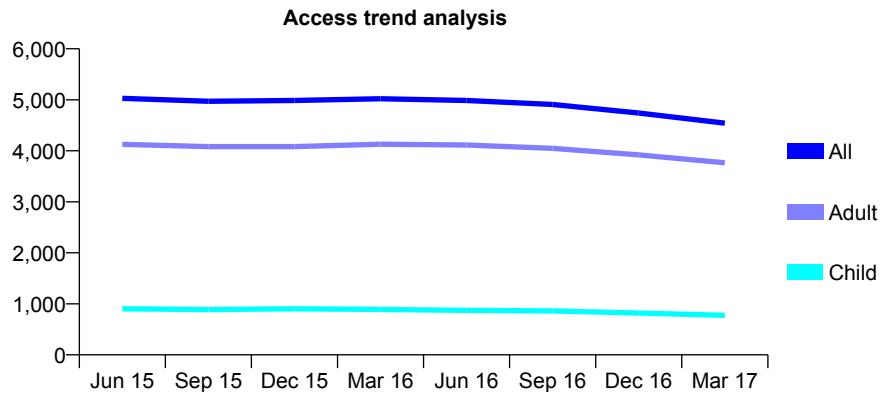
Q56 - Vital Signs At a Glance Contract Report for 101338/0127 - March 2017

Name or company name	Whitecross Dental Care Limited
Contract type name	GDS Contract
Purpose of contract	General
Contract start date	01/10/2010
Contract end date	

16/17 Contracted general activity (UDA)	15,000
Carry forward general activity (UDA)	0
16/17 Contracted orthodontic activity (UOA)	0
Carry forward orthodontic activity (UOA)	0
Baseline contract value	£391,740.66

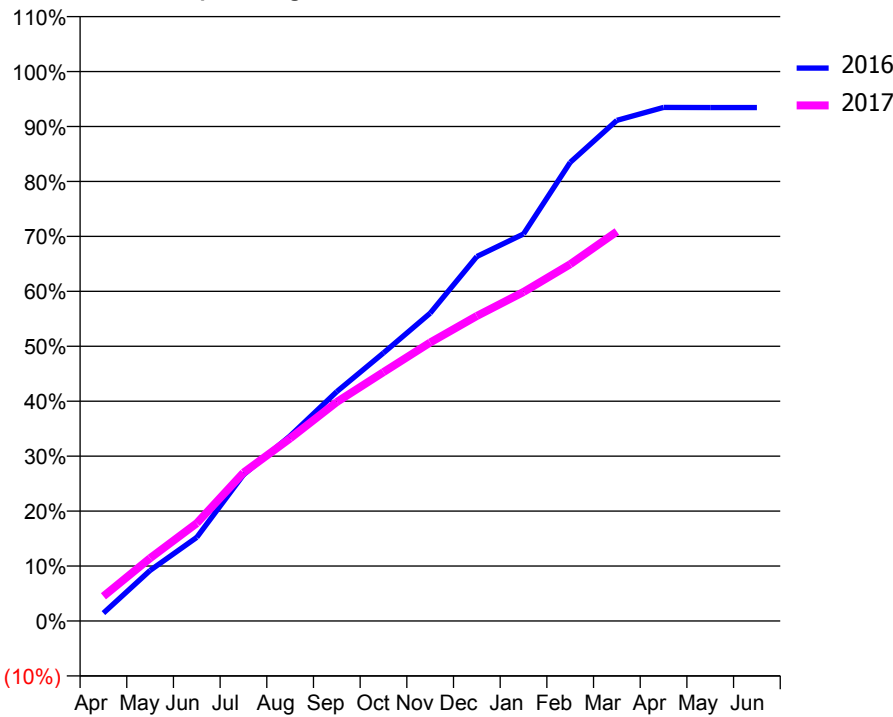
ACCESS*

Patients seen in 24 months	Total	Change since previous quarter
Quarter ending March 2016	5,020	
Quarter ending June 2016	4,986	→
Quarter ending September 2016	4,909	↓
Quarter ending December 2016	4,741	↓
Quarter ending March 2017	4,542	↓
Variance since March 2016	(9.5%)	↓



ACTIVITY

Cumulative percentage of contracted UDA delivered 2016 & 2017



Month	Adjusted Scheduled Activity (UDA)	
	2016	2017
April	217	677
May	1,382	1,718
June	2,286	2,671
July	3,991	4,050
August	5,054	4,987
September	6,262	5,977
October	7,317	6,794
November	8,404	7,603
December	9,948	8,325
January	10,565	8,980
February	12,519	9,738
March	13,666	10,630
April	14,018	
May	14,017	
June	14,017	

QUALITY

	Quantity	Base Number	Contract	AT	Region	England
% of FP17s for the same patient ID Re-attending within 3 months - Children	45	933	4.8%	11.2%	12.0%	12.3%
% of FP17s for the same patient ID Re-attending within 3 months - Adults	632	4,621	13.7%	15.2%	16.0%	16.7%
% of FP17s for the same patient ID Re-attending between 3 & 9 months - Children	589	933	63.1%	58.8%	58.8%	57.6%
% of FP17s for the same patient ID Re-attending between 3 & 9 months - Adults	2,488	4,621	53.8%	49.2%	51.2%	50.1%
% of FP17s for Band 1 Urgent Courses	158	5,373	2.9%	9.5%	8.0%	9.1%
% of FP17s Relating to Free Repair or Replacements	81	5,373	1.5%	0.8%	0.8%	0.8%
% of FP17s Relating to Continuations	150	5,373	2.8%	1.3%	1.2%	1.2%
% of Patients satisfied with the dentistry they have received	7	7	N/A	91.9%	92.7%	92.8%
% of Patients satisfied with the time they had to wait for an appointment	7	7	N/A	86.5%	89.1%	88.7%

* This is based on patients treated on this contract for their most recent course of treatment. Figures in italics indicate the base number of FP17s or Patient Questionnaire responses are less than 100. N/A is shown where the base number of responses is less than 10 during the period. % is calculated as Quantity/Base number*100

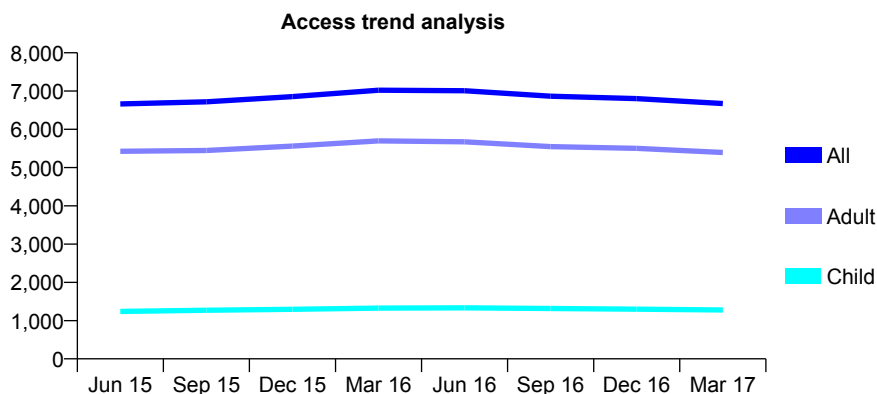
Q56 - Vital Signs At a Glance Contract Report for 101338/0128 - March 2017

Name or company name	Whitecross Dental Care Limited
Contract type name	GDS Contract
Purpose of contract	General
Contract start date	01/10/2010
Contract end date	

16/17 Contracted general activity (UDA)	21,000
Carry forward general activity (UDA)	0
16/17 Contracted orthodontic activity (UOA)	0
Carry forward orthodontic activity (UOA)	0
Baseline contract value	£552,649.92

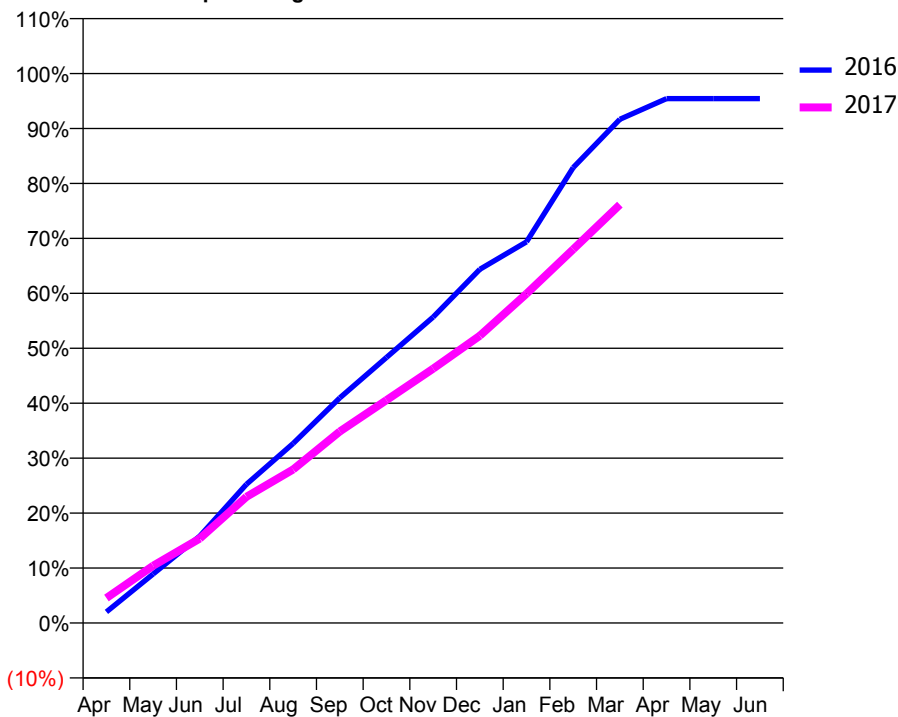
ACCESS*

Patients seen in 24 months	Total	Change since previous quarter
Quarter ending March 2016	7,022	
Quarter ending June 2016	7,007	→
Quarter ending September 2016	6,864	↓
Quarter ending December 2016	6,802	→
Quarter ending March 2017	6,672	↓
Variance since March 2016	(5.0%)	↓



ACTIVITY

Cumulative percentage of contracted UDA delivered 2016 & 2017



Month	Adjusted Scheduled Activity (UDA)	
	2016	2017
April	428	954
May	1,873	2,190
June	3,319	3,227
July	5,304	4,824
August	6,863	5,870
September	8,602	7,320
October	10,147	8,517
November	11,692	9,719
December	13,518	10,979
January	14,567	12,583
February	17,404	14,280
March	19,251	15,991
April	20,040	
May	20,040	
June	20,040	

QUALITY

	Quantity	Base Number	Contract	AT	Region	England
% of FP17s for the same patient ID Re-attending within 3 months - Children	81	1,584	5.1%	11.2%	12.0%	12.3%
% of FP17s for the same patient ID Re-attending within 3 months - Adults	706	6,025	11.7%	15.2%	16.0%	16.7%
% of FP17s for the same patient ID Re-attending between 3 & 9 months - Children	935	1,584	59.0%	58.8%	58.8%	57.6%
% of FP17s for the same patient ID Re-attending between 3 & 9 months - Adults	2,328	6,025	38.6%	49.2%	51.2%	50.1%
% of FP17s for Band 1 Urgent Courses	431	7,321	5.9%	9.5%	8.0%	9.1%
% of FP17s Relating to Free Repair or Replacements	47	7,321	0.6%	0.8%	0.8%	0.8%
% of FP17s Relating to Continuations	170	7,321	2.3%	1.3%	1.2%	1.2%
% of Patients satisfied with the dentistry they have received	16	16	100.0%	91.9%	92.7%	92.8%
% of Patients satisfied with the time they had to wait for an appointment	13	16	81.3%	86.5%	89.1%	88.7%

* This is based on patients treated on this contract for their most recent course of treatment. Figures in italics indicate the base number of FP17s or Patient Questionnaire responses are less than 100. N/A is shown where the base number of responses is less than 10 during the period. % is calculated as Quantity/Base number*100

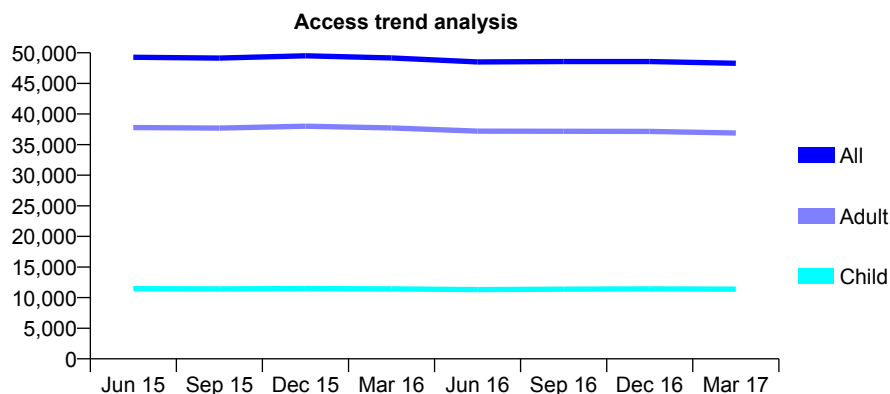
Q56 - Vital Signs At a Glance Contract Report for 101370/0004 - March 2017

Name or company name	Petrie Tucker and Partners Ltd
Contract type name	GDS Contract
Purpose of contract	General
Contract start date	01/04/2006
Contract end date	

16/17 Contracted general activity (UDA)	144,576
Carry forward general activity (UDA)	0
16/17 Contracted orthodontic activity (UOA)	0
Carry forward orthodontic activity (UOA)	0
Baseline contract value	£3,700,323.29

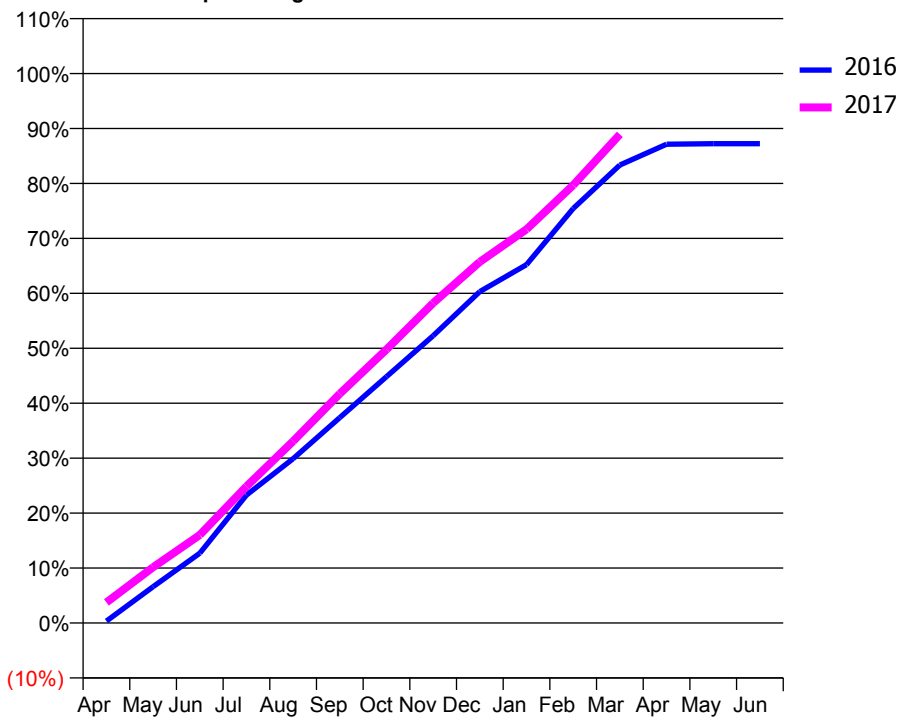
ACCESS*

Patients seen in 24 months	Total	Change since previous quarter
Quarter ending March 2016	49,160	
Quarter ending June 2016	48,518	↓
Quarter ending September 2016	48,565	→
Quarter ending December 2016	48,576	→
Quarter ending March 2017	48,290	→
Variance since March 2016	(1.8%)	↓



ACTIVITY

Cumulative percentage of contracted UDA delivered 2016 & 2017



Month	Adjusted Scheduled Activity (UDA)	
	2016	2017
April	504	5,425
May	9,558	14,666
June	18,375	23,170
July	33,666	35,949
August	43,257	47,852
September	54,031	60,326
October	64,835	71,976
November	75,593	84,197
December	87,188	95,034
January	94,273	103,578
February	109,047	115,201
March	120,485	128,580
April	125,956	
May	126,113	
June	126,110	

QUALITY

	Quantity	Base Number	Contract	AT	Region	England
% of FP17s for the same patient ID Re-attending within 3 months - Children	1,082	16,996	6.4%	11.2%	12.0%	12.3%
% of FP17s for the same patient ID Re-attending within 3 months - Adults	5,569	49,338	11.3%	15.2%	16.0%	16.7%
% of FP17s for the same patient ID Re-attending between 3 & 9 months - Children	10,087	16,996	59.3%	58.8%	58.8%	57.6%
% of FP17s for the same patient ID Re-attending between 3 & 9 months - Adults	26,017	49,338	52.7%	49.2%	51.2%	50.1%
% of FP17s for Band 1 Urgent Courses	2,225	63,878	3.5%	9.5%	8.0%	9.1%
% of FP17s Relating to Free Repair or Replacements	501	63,878	0.8%	0.8%	0.8%	0.8%
% of FP17s Relating to Continuations	1,406	63,878	2.2%	1.3%	1.2%	1.2%
% of Patients satisfied with the dentistry they have received	74	81	91.4%	91.9%	92.7%	92.8%
% of Patients satisfied with the time they had to wait for an appointment	75	81	92.6%	86.5%	89.1%	88.7%

* This is based on patients treated on this contract for their most recent course of treatment. Figures in italics indicate the base number of FP17s or Patient Questionnaire responses are less than 100. N/A is shown where the base number of responses is less than 10 during the period. % is calculated as Quantity/Base number*100

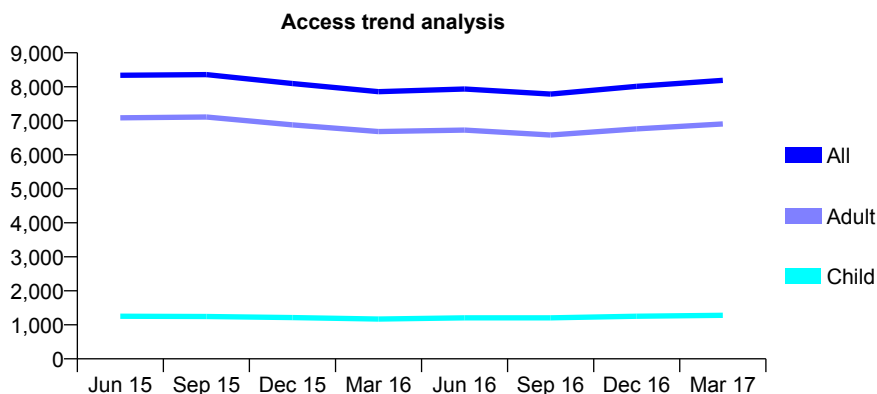
Q56 - Vital Signs At a Glance Contract Report for 101435/0009 - March 2017

Name or company name	IDH Limited
Contract type name	GDS Contract
Purpose of contract	General
Contract start date	01/04/2006
Contract end date	

16/17 Contracted general activity (UDA)	25,917
Carry forward general activity (UDA)	0
16/17 Contracted orthodontic activity (UOA)	0
Carry forward orthodontic activity (UOA)	0
Baseline contract value	£560,936.38

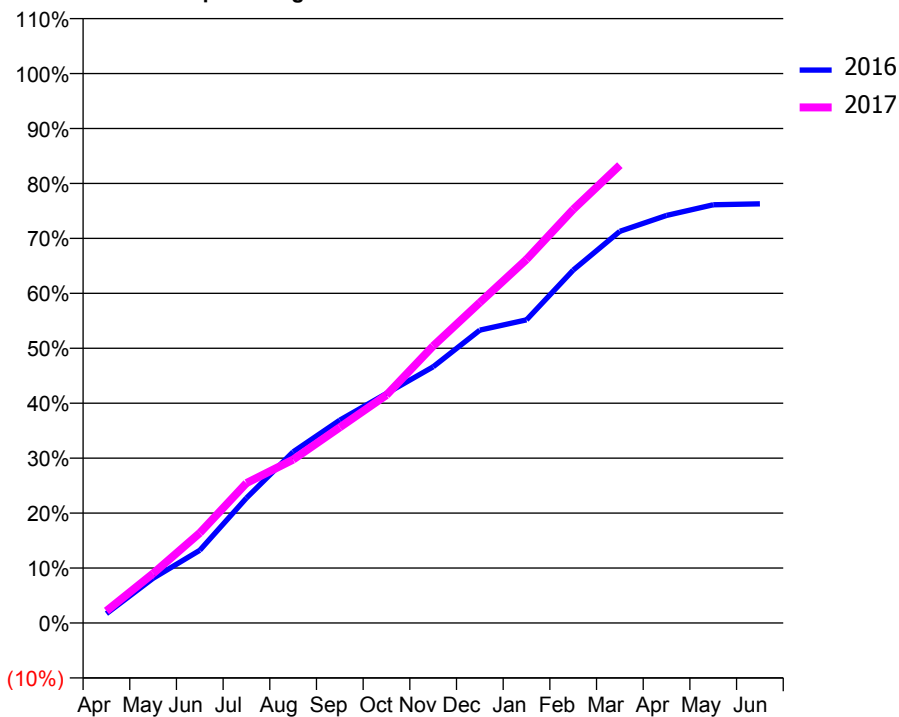
ACCESS*

Patients seen in 24 months	Total	Change since previous quarter
Quarter ending March 2016	7,857	
Quarter ending June 2016	7,935	→
Quarter ending September 2016	7,788	↓
Quarter ending December 2016	8,014	↑
Quarter ending March 2017	8,189	↑
Variance since March 2016	4.2%	↑



ACTIVITY

Cumulative percentage of contracted UDA delivered 2016 & 2017



Month	Adjusted Scheduled Activity (UDA)	
	2016	2017
April	446	571
May	2,111	2,336
June	3,428	4,246
July	5,896	6,598
August	8,069	7,705
September	9,569	9,230
October	10,825	10,750
November	12,083	13,067
December	13,812	15,114
January	14,301	17,148
February	16,644	19,506
March	18,477	21,596
April	19,222	
May	19,728	
June	19,770	

QUALITY

	Quantity	Base Number	Contract	AT	Region	England
% of FP17s for the same patient ID Re-attending within 3 months - Children	110	1,717	6.4%	11.2%	12.0%	12.3%
% of FP17s for the same patient ID Re-attending within 3 months - Adults	1,140	8,480	13.4%	15.2%	16.0%	16.7%
% of FP17s for the same patient ID Re-attending between 3 & 9 months - Children	773	1,717	45.0%	58.8%	58.8%	57.6%
% of FP17s for the same patient ID Re-attending between 3 & 9 months - Adults	3,199	8,480	37.7%	49.2%	51.2%	50.1%
% of FP17s for Band 1 Urgent Courses	520	9,684	5.4%	9.5%	8.0%	9.1%
% of FP17s Relating to Free Repair or Replacements	55	9,684	0.6%	0.8%	0.8%	0.8%
% of FP17s Relating to Continuations	254	9,684	2.6%	1.3%	1.2%	1.2%
% of Patients satisfied with the dentistry they have received	14	16	87.5%	91.9%	92.7%	92.8%
% of Patients satisfied with the time they had to wait for an appointment	13	16	81.3%	86.5%	89.1%	88.7%

* This is based on patients treated on this contract for their most recent course of treatment. Figures in italics indicate the base number of FP17s or Patient Questionnaire responses are less than 100. N/A is shown where the base number of responses is less than 10 during the period. % is calculated as Quantity/Base number*100

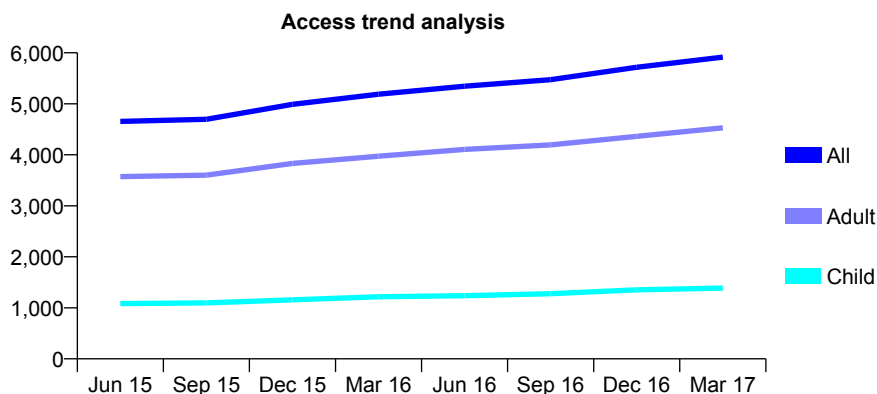
Q56 - Vital Signs At a Glance Contract Report for 101435/0010 - March 2017

Name or company name	IDH Limited
Contract type name	GDS Contract
Purpose of contract	General
Contract start date	01/04/2006
Contract end date	

16/17 Contracted general activity (UDA)	21,213
Carry forward general activity (UDA)	0
16/17 Contracted orthodontic activity (UOA)	0
Carry forward orthodontic activity (UOA)	0
Baseline contract value	£609,069.89

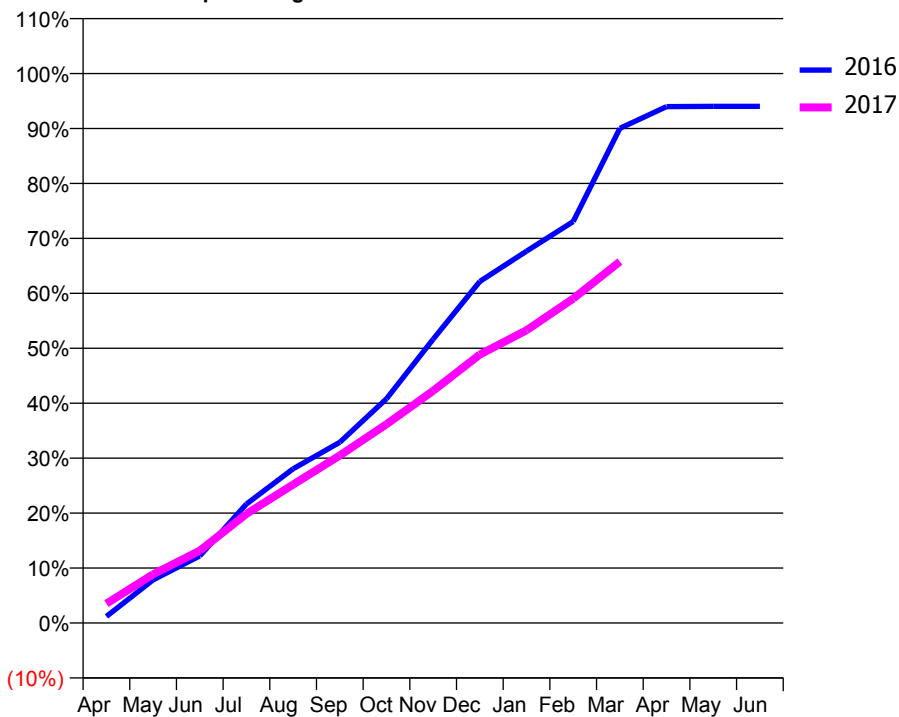
ACCESS*

Patients seen in 24 months	Total	Change since previous quarter
Quarter ending March 2016	5,189	
Quarter ending June 2016	5,344	↑
Quarter ending September 2016	5,472	↑
Quarter ending December 2016	5,717	↑
Quarter ending March 2017	5,916	↑
Variance since March 2016	14.0%	↑



ACTIVITY

Cumulative percentage of contracted UDA delivered 2016 & 2017



Month	Adjusted Scheduled Activity (UDA)	
	2016	2017
April	162	748
May	1,056	1,883
June	1,642	2,794
July	2,912	4,212
August	3,771	5,346
September	4,421	6,470
October	5,483	7,674
November	6,940	8,966
December	8,353	10,364
January	9,094	11,302
February	9,817	12,520
March	12,095	13,954
April	12,628	
May	12,634	
June	12,634	

QUALITY

	Quantity	Base Number	Contract	AT	Region	England
% of FP17s for the same patient ID Re-attending within 3 months - Children	141	1,745	8.1%	11.2%	12.0%	12.3%
% of FP17s for the same patient ID Re-attending within 3 months - Adults	809	5,369	15.1%	15.2%	16.0%	16.7%
% of FP17s for the same patient ID Re-attending between 3 & 9 months - Children	797	1,745	45.7%	58.8%	58.8%	57.6%
% of FP17s for the same patient ID Re-attending between 3 & 9 months - Adults	1,987	5,369	37.0%	49.2%	51.2%	50.1%
% of FP17s for Band 1 Urgent Courses	432	6,818	6.3%	9.5%	8.0%	9.1%
% of FP17s Relating to Free Repair or Replacements	79	6,818	1.2%	0.8%	0.8%	0.8%
% of FP17s Relating to Continuations	196	6,818	2.9%	1.3%	1.2%	1.2%
% of Patients satisfied with the dentistry they have received	2	4	N/A	91.9%	92.7%	92.8%
% of Patients satisfied with the time they had to wait for an appointment	4	4	N/A	86.5%	89.1%	88.7%

* This is based on patients treated on this contract for their most recent course of treatment. Figures in italics indicate the base number of FP17s or Patient Questionnaire responses are less than 100. N/A is shown where the base number of responses is less than 10 during the period. % is calculated as Quantity/Base number*100

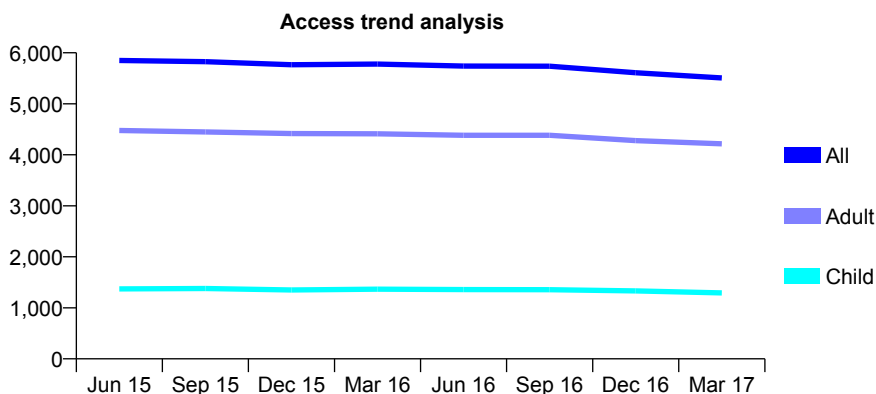
Q56 - Vital Signs At a Glance Contract Report for 101435/0011 - March 2017

Name or company name	IDH Limited
Contract type name	GDS Contract
Purpose of contract	General
Contract start date	01/04/2006
Contract end date	

16/17 Contracted general activity (UDA)	15,130
Carry forward general activity (UDA)	0
16/17 Contracted orthodontic activity (UOA)	0
Carry forward orthodontic activity (UOA)	0
Baseline contract value	£338,962.58

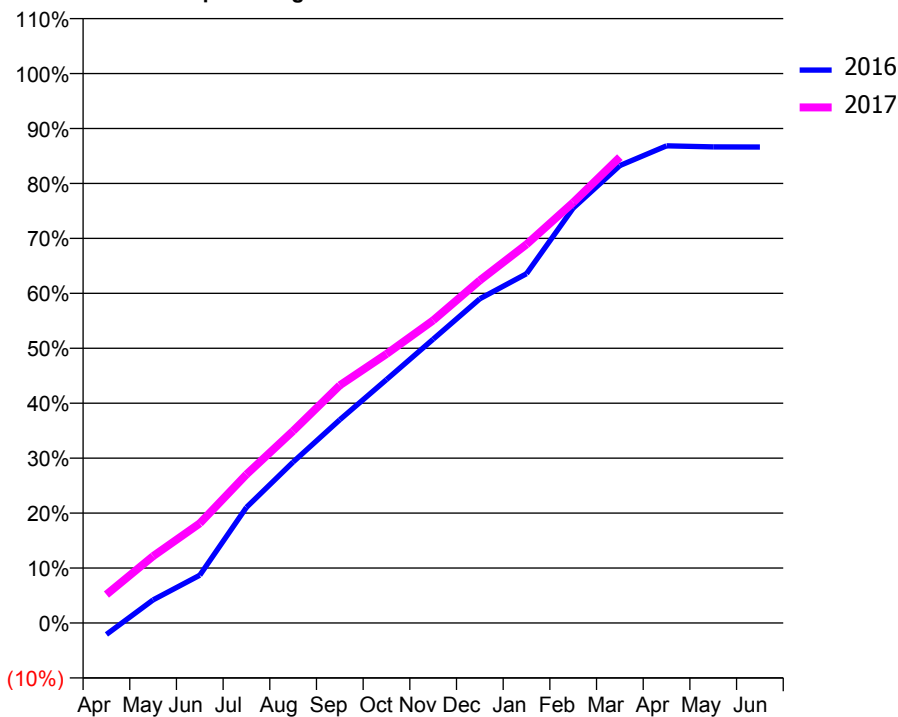
ACCESS*

Patients seen in 24 months	Total	Change since previous quarter
Quarter ending March 2016	5,778	
Quarter ending June 2016	5,739	→
Quarter ending September 2016	5,738	→
Quarter ending December 2016	5,610	↓
Quarter ending March 2017	5,508	↓
Variance since March 2016	(4.7%)	↓



ACTIVITY

Cumulative percentage of contracted UDA delivered 2016 & 2017



Month	Adjusted Scheduled Activity (UDA)	
	2016	2017
April	-319	783
May	637	1,842
June	1,316	2,746
July	3,185	4,092
August	4,433	5,288
September	5,598	6,543
October	6,702	7,408
November	7,816	8,331
December	8,928	9,432
January	9,617	10,425
February	11,425	11,578
March	12,597	12,827
April	13,141	
May	13,110	
June	13,107	

QUALITY

	Quantity	Base Number	Contract	AT	Region	England
% of FP17s for the same patient ID Re-attending within 3 months - Children	59	1,893	3.1%	11.2%	12.0%	12.3%
% of FP17s for the same patient ID Re-attending within 3 months - Adults	334	4,979	6.7%	15.2%	16.0%	16.7%
% of FP17s for the same patient ID Re-attending between 3 & 9 months - Children	1,264	1,893	66.8%	58.8%	58.8%	57.6%
% of FP17s for the same patient ID Re-attending between 3 & 9 months - Adults	1,795	4,979	36.1%	49.2%	51.2%	50.1%
% of FP17s for Band 1 Urgent Courses	279	6,660	4.2%	9.5%	8.0%	9.1%
% of FP17s Relating to Free Repair or Replacements	44	6,660	0.7%	0.8%	0.8%	0.8%
% of FP17s Relating to Continuations	71	6,660	1.1%	1.3%	1.2%	1.2%
% of Patients satisfied with the dentistry they have received	15	16	93.8%	91.9%	92.7%	92.8%
% of Patients satisfied with the time they had to wait for an appointment	15	16	93.8%	86.5%	89.1%	88.7%

* This is based on patients treated on this contract for their most recent course of treatment. Figures in italics indicate the base number of FP17s or Patient Questionnaire responses are less than 100. N/A is shown where the base number of responses is less than 10 during the period. % is calculated as Quantity/Base number*100

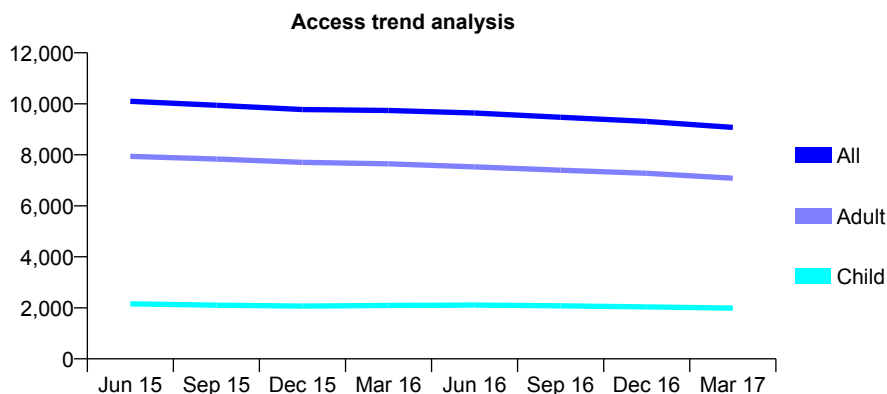
Q56 - Vital Signs At a Glance Contract Report for 101435/0017 - March 2017

Name or company name	IDH Limited
Contract type name	GDS Contract
Purpose of contract	General
Contract start date	01/04/2006
Contract end date	

16/17 Contracted general activity (UDA)	34,178
Carry forward general activity (UDA)	0
16/17 Contracted orthodontic activity (UOA)	0
Carry forward orthodontic activity (UOA)	0
Baseline contract value	£748,643.15

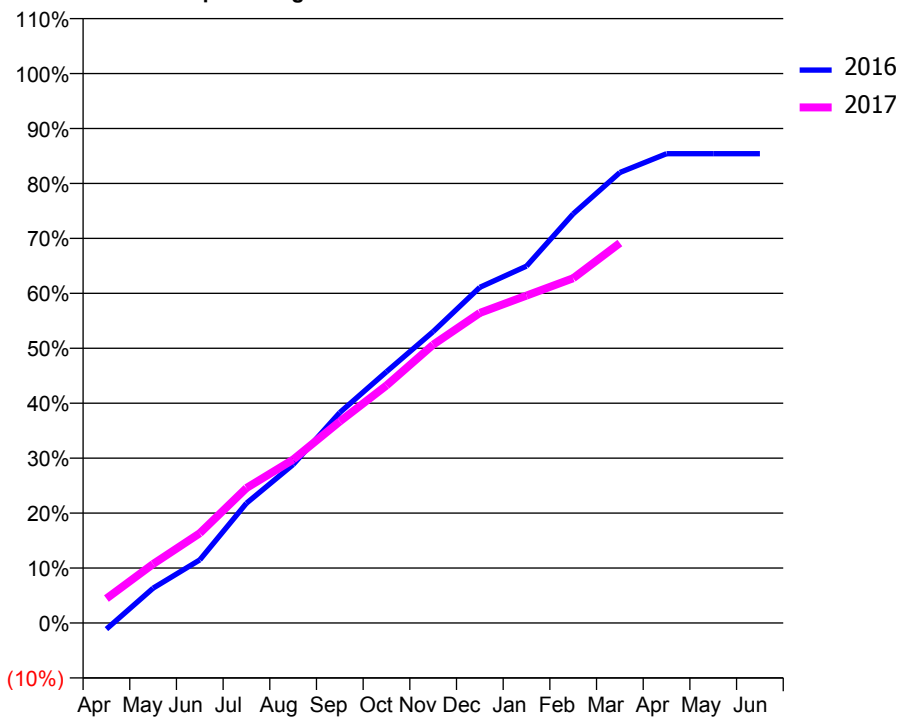
ACCESS*

Patients seen in 24 months	Total	Change since previous quarter
Quarter ending March 2016	9,740	
Quarter ending June 2016	9,637	↓
Quarter ending September 2016	9,473	↓
Quarter ending December 2016	9,311	↓
Quarter ending March 2017	9,072	↓
Variance since March 2016	(6.9%)	↓



ACTIVITY

Cumulative percentage of contracted UDA delivered 2016 & 2017



Month	Adjusted Scheduled Activity (UDA)	
	2016	2017
April	-385	1,520
May	2,172	3,670
June	3,931	5,582
July	7,455	8,398
August	9,860	10,166
September	13,096	12,535
October	15,632	14,773
November	18,126	17,317
December	20,876	19,289
January	22,202	20,366
February	25,452	21,442
March	28,025	23,637
April	29,191	
May	29,188	
June	29,188	

QUALITY

	Quantity	Base Number	Contract	AT	Region	England
% of FP17s for the same patient ID Re-attending within 3 months - Children	120	2,356	5.1%	11.2%	12.0%	12.3%
% of FP17s for the same patient ID Re-attending within 3 months - Adults	908	8,613	10.5%	15.2%	16.0%	16.7%
% of FP17s for the same patient ID Re-attending between 3 & 9 months - Children	1,219	2,356	51.7%	58.8%	58.8%	57.6%
% of FP17s for the same patient ID Re-attending between 3 & 9 months - Adults	4,670	8,613	54.2%	49.2%	51.2%	50.1%
% of FP17s for Band 1 Urgent Courses	538	10,510	5.1%	9.5%	8.0%	9.1%
% of FP17s Relating to Free Repair or Replacements	50	10,510	0.5%	0.8%	0.8%	0.8%
% of FP17s Relating to Continuations	191	10,510	1.8%	1.3%	1.2%	1.2%
% of Patients satisfied with the dentistry they have received	18	20	90.0%	91.9%	92.7%	92.8%
% of Patients satisfied with the time they had to wait for an appointment	16	20	80.0%	86.5%	89.1%	88.7%

* This is based on patients treated on this contract for their most recent course of treatment. Figures in italics indicate the base number of FP17s or Patient Questionnaire responses are less than 100. N/A is shown where the base number of responses is less than 10 during the period. % is calculated as Quantity/Base number*100

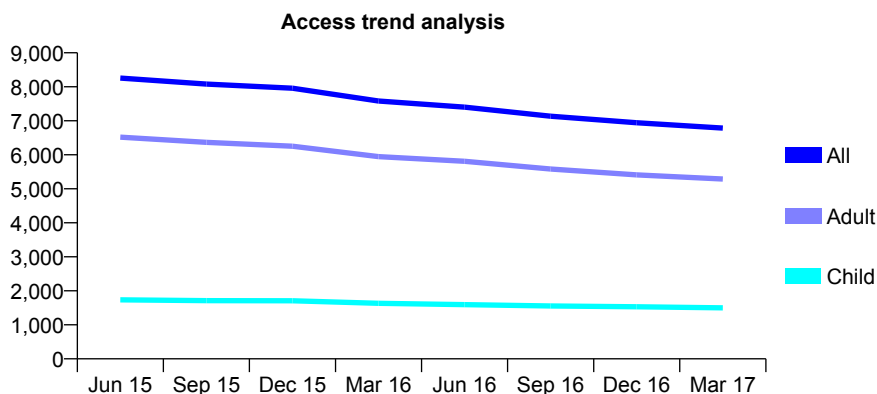
Q56 - Vital Signs At a Glance Contract Report for 101435/0067 - March 2017

Name or company name	IDH Limited
Contract type name	GDS Contract
Purpose of contract	General
Contract start date	19/07/2007
Contract end date	

16/17 Contracted general activity (UDA)	23,462
Carry forward general activity (UDA)	53
16/17 Contracted orthodontic activity (UOA)	0
Carry forward orthodontic activity (UOA)	0
Baseline contract value	£694,174.51

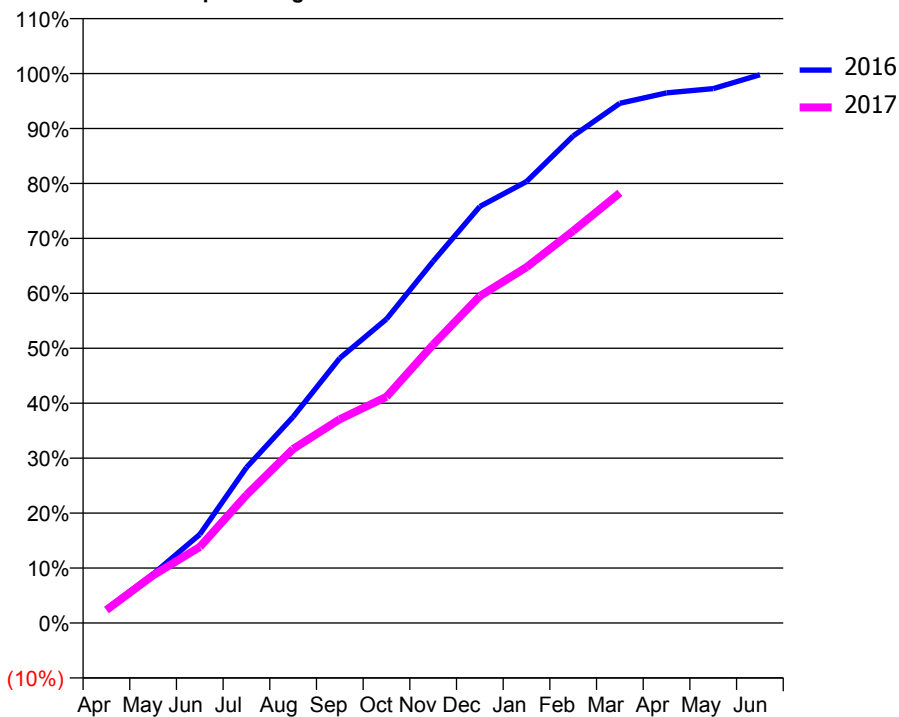
ACCESS*

Patients seen in 24 months	Total	Change since previous quarter
Quarter ending March 2016	7,581	
Quarter ending June 2016	7,402	↓
Quarter ending September 2016	7,136	↓
Quarter ending December 2016	6,942	↓
Quarter ending March 2017	6,788	↓
Variance since March 2016	(10.5%)	↓



ACTIVITY

Cumulative percentage of contracted UDA delivered 2016 & 2017



Month	Adjusted Scheduled Activity (UDA)	
	2016	2017
April	602	556
May	2,095	2,033
June	3,781	3,250
July	6,644	5,467
August	8,807	7,434
September	11,312	8,703
October	12,978	9,660
November	15,446	11,891
December	17,784	13,958
January	18,850	15,192
February	20,795	16,745
March	22,191	18,366
April	22,635	
May	22,818	
June	23,409	

QUALITY

	Quantity	Base Number	Contract	AT	Region	England
% of FP17s for the same patient ID Re-attending within 3 months - Children	114	1,892	6.0%	11.2%	12.0%	12.3%
% of FP17s for the same patient ID Re-attending within 3 months - Adults	973	5,921	16.4%	15.2%	16.0%	16.7%
% of FP17s for the same patient ID Re-attending between 3 & 9 months - Children	994	1,892	52.5%	58.8%	58.8%	57.6%
% of FP17s for the same patient ID Re-attending between 3 & 9 months - Adults	2,231	5,921	37.7%	49.2%	51.2%	50.1%
% of FP17s for Band 1 Urgent Courses	918	7,429	12.4%	9.5%	8.0%	9.1%
% of FP17s Relating to Free Repair or Replacements	50	7,429	0.7%	0.8%	0.8%	0.8%
% of FP17s Relating to Continuations	180	7,429	2.4%	1.3%	1.2%	1.2%
% of Patients satisfied with the dentistry they have received	10	12	83.3%	91.9%	92.7%	92.8%
% of Patients satisfied with the time they had to wait for an appointment	11	12	91.7%	86.5%	89.1%	88.7%

* This is based on patients treated on this contract for their most recent course of treatment. Figures in italics indicate the base number of FP17s or Patient Questionnaire responses are less than 100. N/A is shown where the base number of responses is less than 10 during the period. % is calculated as Quantity/Base number*100

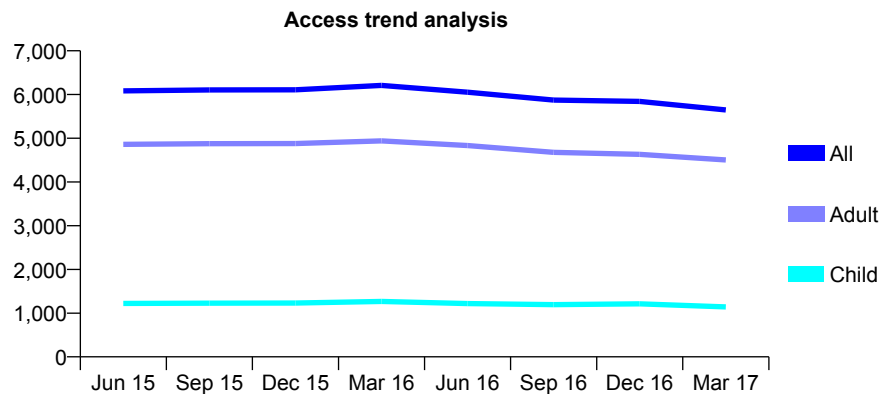
Q56 - Vital Signs At a Glance Contract Report for 101435/0099 - March 2017

Name or company name	IDH Limited
Contract type name	GDS Contract
Purpose of contract	General
Contract start date	01/06/2008
Contract end date	

16/17 Contracted general activity (UDA)	18,600
Carry forward general activity (UDA)	0
16/17 Contracted orthodontic activity (UOA)	0
Carry forward orthodontic activity (UOA)	0
Baseline contract value	£490,734.97

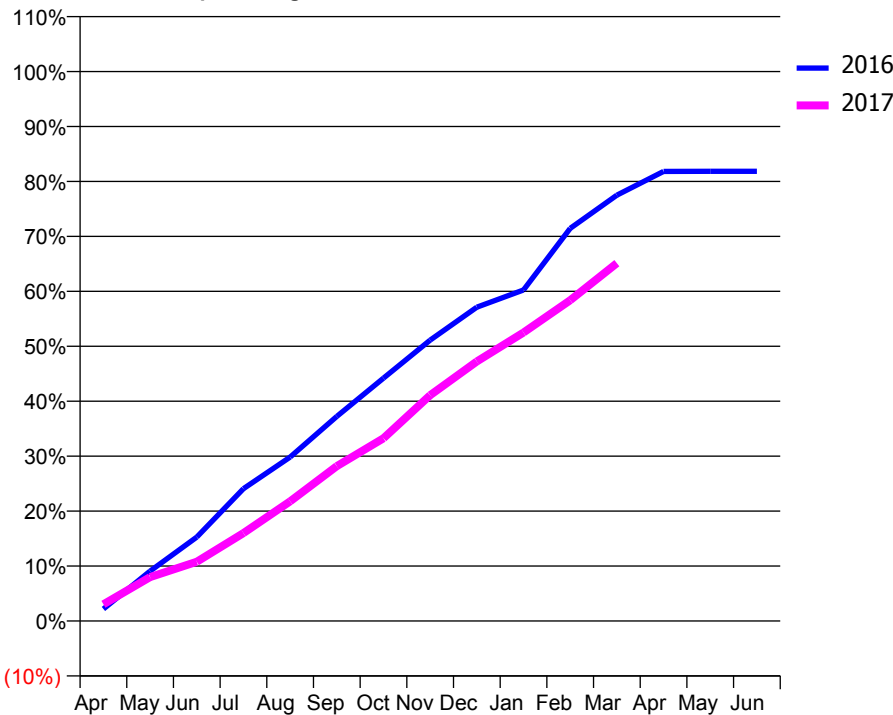
ACCESS*

Patients seen in 24 months	Total	Change since previous quarter
Quarter ending March 2016	6,208	
Quarter ending June 2016	6,053	↓
Quarter ending September 2016	5,872	↓
Quarter ending December 2016	5,843	→
Quarter ending March 2017	5,646	↓
Variance since March 2016	(9.1%)	↓



ACTIVITY

Cumulative percentage of contracted UDA delivered 2016 & 2017



Month	Adjusted Scheduled Activity (UDA)	
	2016	2017
April	408	566
May	1,688	1,488
June	2,843	2,007
July	4,482	2,976
August	5,549	4,051
September	6,926	5,243
October	8,224	6,186
November	9,510	7,642
December	10,622	8,784
January	11,204	9,765
February	13,289	10,858
March	14,414	12,112
April	15,219	
May	15,220	
June	15,220	

QUALITY

	Quantity	Base Number	Contract	AT	Region	England
% of FP17s for the same patient ID Re-attending within 3 months - Children	56	1,368	4.1%	11.2%	12.0%	12.3%
% of FP17s for the same patient ID Re-attending within 3 months - Adults	363	4,633	7.8%	15.2%	16.0%	16.7%
% of FP17s for the same patient ID Re-attending between 3 & 9 months - Children	719	1,368	52.6%	58.8%	58.8%	57.6%
% of FP17s for the same patient ID Re-attending between 3 & 9 months - Adults	2,067	4,633	44.6%	49.2%	51.2%	50.1%
% of FP17s for Band 1 Urgent Courses	229	5,599	4.1%	9.5%	8.0%	9.1%
% of FP17s Relating to Free Repair or Replacements	17	5,599	0.3%	0.8%	0.8%	0.8%
% of FP17s Relating to Continuations	56	5,599	1.0%	1.3%	1.2%	1.2%
% of Patients satisfied with the dentistry they have received	10	10	100.0%	91.9%	92.7%	92.8%
% of Patients satisfied with the time they had to wait for an appointment	9	10	90.0%	86.5%	89.1%	88.7%

* This is based on patients treated on this contract for their most recent course of treatment. Figures in italics indicate the base number of FP17s or Patient Questionnaire responses are less than 100. N/A is shown where the base number of responses is less than 10 during the period. % is calculated as Quantity/Base number*100

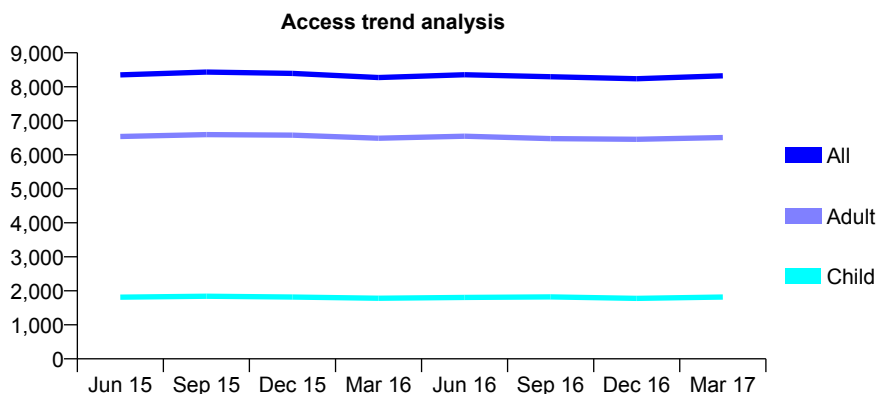
Q56 - Vital Signs At a Glance Contract Report for 101435/0100 - March 2017

Name or company name	IDH Limited
Contract type name	GDS Contract
Purpose of contract	General
Contract start date	01/06/2008
Contract end date	

16/17 Contracted general activity (UDA)	22,891
Carry forward general activity (UDA)	0
16/17 Contracted orthodontic activity (UOA)	0
Carry forward orthodontic activity (UOA)	0
Baseline contract value	£549,980.03

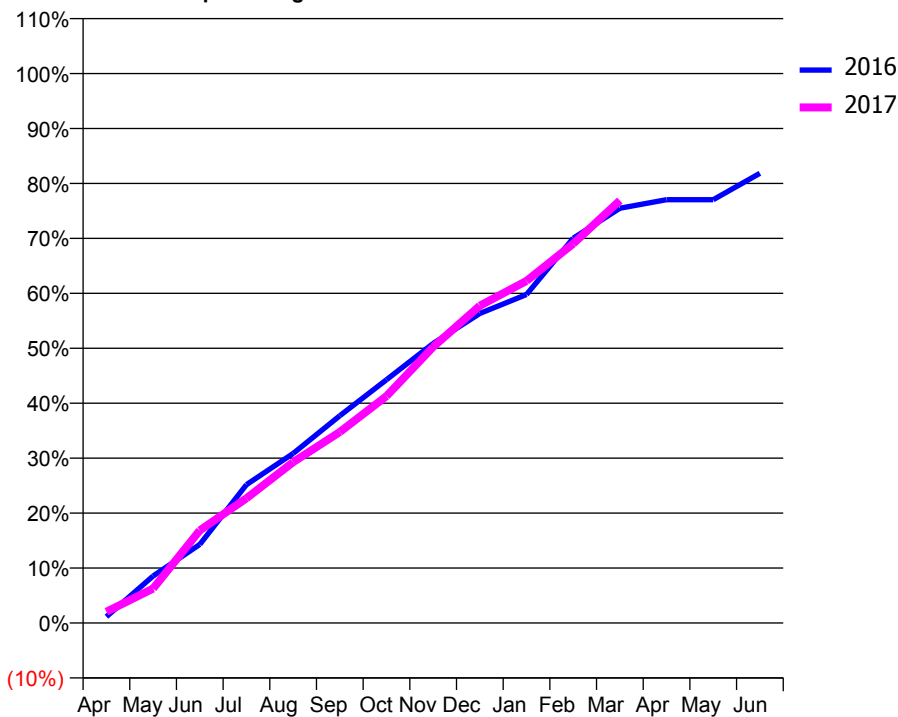
ACCESS*

Patients seen in 24 months	Total	Change since previous quarter
Quarter ending March 2016	8,273	
Quarter ending June 2016	8,355	→
Quarter ending September 2016	8,298	→
Quarter ending December 2016	8,236	→
Quarter ending March 2017	8,324	→
Variance since March 2016	0.6%	→



ACTIVITY

Cumulative percentage of contracted UDA delivered 2016 & 2017



Month	Adjusted Scheduled Activity (UDA)	
	2016	2017
April	262	469
May	1,958	1,434
June	3,272	3,856
July	5,766	5,195
August	7,063	6,704
September	8,633	7,955
October	10,136	9,453
November	11,647	11,504
December	12,895	13,220
January	13,684	14,252
February	16,030	15,802
March	17,279	17,603
April	17,636	
May	17,637	
June	18,733	

QUALITY

	Quantity	Base Number	Contract	AT	Region	England
% of FP17s for the same patient ID Re-attending within 3 months - Children	112	2,501	4.5%	11.2%	12.0%	12.3%
% of FP17s for the same patient ID Re-attending within 3 months - Adults	954	7,694	12.4%	15.2%	16.0%	16.7%
% of FP17s for the same patient ID Re-attending between 3 & 9 months - Children	1,191	2,501	47.6%	58.8%	58.8%	57.6%
% of FP17s for the same patient ID Re-attending between 3 & 9 months - Adults	2,314	7,694	30.1%	49.2%	51.2%	50.1%
% of FP17s for Band 1 Urgent Courses	444	9,419	4.7%	9.5%	8.0%	9.1%
% of FP17s Relating to Free Repair or Replacements	55	9,419	0.6%	0.8%	0.8%	0.8%
% of FP17s Relating to Continuations	243	9,419	2.6%	1.3%	1.2%	1.2%
% of Patients satisfied with the dentistry they have received	10	14	71.4%	91.9%	92.7%	92.8%
% of Patients satisfied with the time they had to wait for an appointment	7	14	50.0%	86.5%	89.1%	88.7%

* This is based on patients treated on this contract for their most recent course of treatment. Figures in italics indicate the base number of FP17s or Patient Questionnaire responses are less than 100. N/A is shown where the base number of responses is less than 10 during the period. % is calculated as Quantity/Base number*100

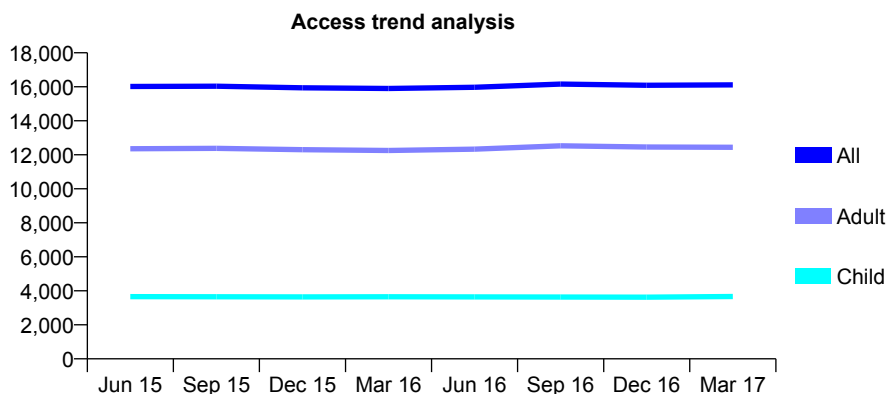
Q56 - Vital Signs At a Glance Contract Report for 101435/0114 - March 2017

Name or company name	IDH Limited
Contract type name	GDS Contract
Purpose of contract	General
Contract start date	01/09/2008
Contract end date	

16/17 Contracted general activity (UDA)	41,000
Carry forward general activity (UDA)	1,426
16/17 Contracted orthodontic activity (UOA)	0
Carry forward orthodontic activity (UOA)	0
Baseline contract value	£1,089,180.40

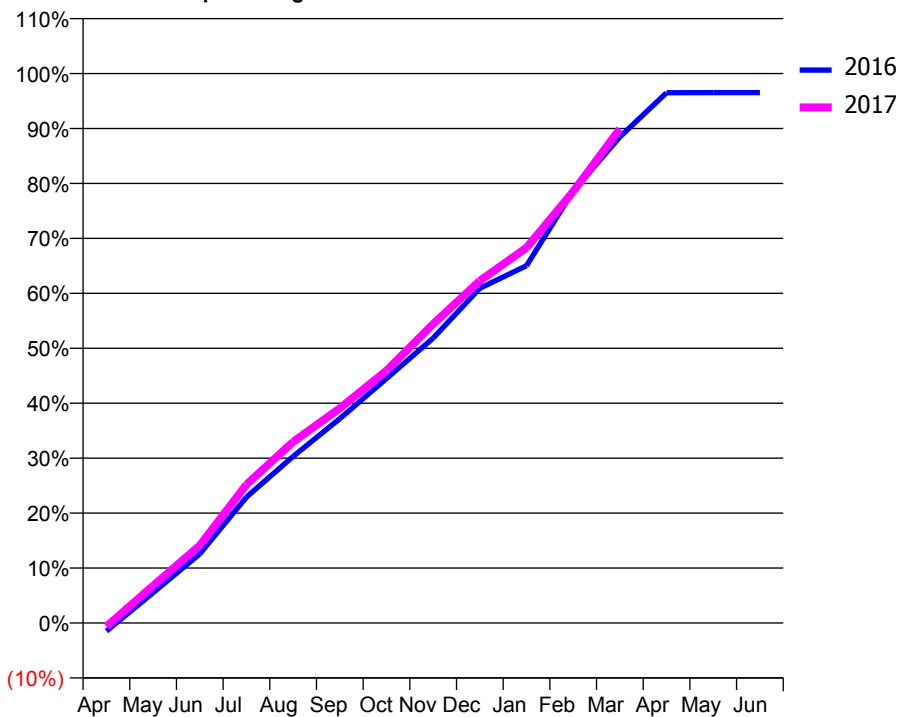
ACCESS*

Patients seen in 24 months	Total	Change since previous quarter
Quarter ending March 2016	15,901	
Quarter ending June 2016	15,974	→
Quarter ending September 2016	16,164	→
Quarter ending December 2016	16,091	→
Quarter ending March 2017	16,115	→
Variance since March 2016	1.3%	→



ACTIVITY

Cumulative percentage of contracted UDA delivered 2016 & 2017



Month	Adjusted Scheduled Activity (UDA)	
	2016	2017
April	-609	-265
May	2,260	2,782
June	5,158	5,782
July	9,394	10,336
August	12,433	13,521
September	15,245	16,022
October	18,242	18,826
November	21,253	22,312
December	24,976	25,536
January	26,657	27,998
February	32,231	32,191
March	36,275	36,868
April	39,565	
May	39,574	
June	39,574	

QUALITY

	Quantity	Base Number	Contract	AT	Region	England
% of FP17s for the same patient ID Re-attending within 3 months - Children	258	5,162	5.0%	11.2%	12.0%	12.3%
% of FP17s for the same patient ID Re-attending within 3 months - Adults	1,998	15,213	13.1%	15.2%	16.0%	16.7%
% of FP17s for the same patient ID Re-attending between 3 & 9 months - Children	2,627	5,162	50.9%	58.8%	58.8%	57.6%
% of FP17s for the same patient ID Re-attending between 3 & 9 months - Adults	5,728	15,213	37.7%	49.2%	51.2%	50.1%
% of FP17s for Band 1 Urgent Courses	1,285	18,865	6.8%	9.5%	8.0%	9.1%
% of FP17s Relating to Free Repair or Replacements	110	18,865	0.6%	0.8%	0.8%	0.8%
% of FP17s Relating to Continuations	405	18,865	2.1%	1.3%	1.2%	1.2%
% of Patients satisfied with the dentistry they have received	36	38	94.7%	91.9%	92.7%	92.8%
% of Patients satisfied with the time they had to wait for an appointment	32	38	84.2%	86.5%	89.1%	88.7%

* This is based on patients treated on this contract for their most recent course of treatment. Figures in italics indicate the base number of FP17s or Patient Questionnaire responses are less than 100. N/A is shown where the base number of responses is less than 10 during the period. % is calculated as Quantity/Base number*100

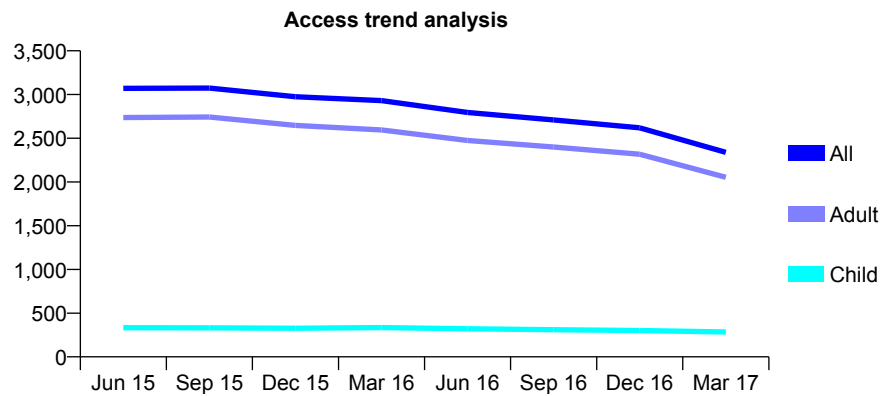
Q56 - Vital Signs At a Glance Contract Report for 101478/0001 - March 2017

Name or company name	CAMBRIDGE UNIVERSITY
Contract type name	PDS Contract
Purpose of contract	General
Contract start date	01/04/2006
Contract end date	31/03/2018

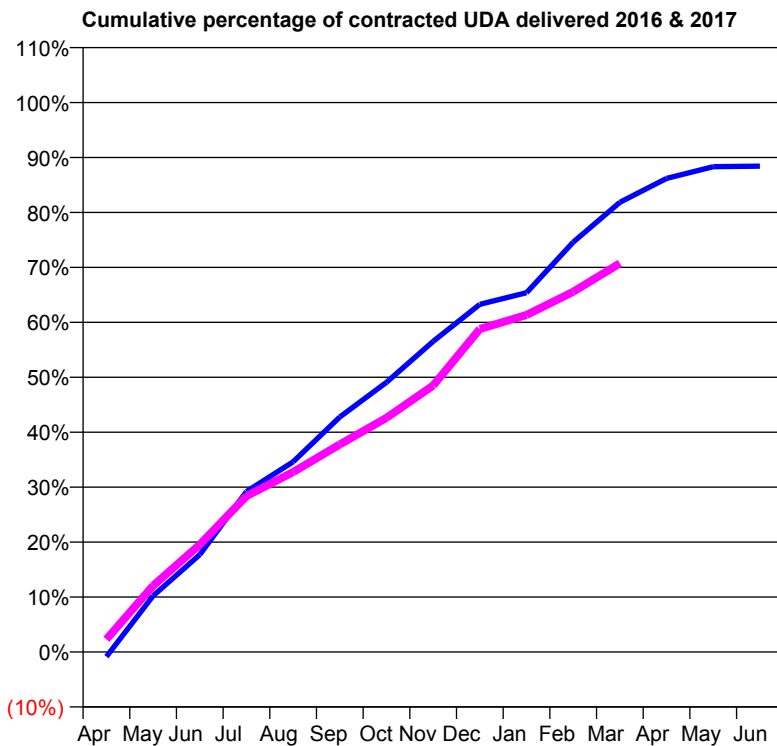
16/17 Contracted general activity (UDA)	3,878
Carry forward general activity (UDA)	0
16/17 Contracted orthodontic activity (UOA)	0
Carry forward orthodontic activity (UOA)	0
Baseline contract value	£107,048.85

ACCESS*

Patients seen in 24 months	Total	Change since previous quarter
Quarter ending March 2016	2,930	
Quarter ending June 2016	2,795	↓
Quarter ending September 2016	2,710	↓
Quarter ending December 2016	2,619	↓
Quarter ending March 2017	2,338	↓
Variance since March 2016	(20.2%)	↓



ACTIVITY



Month	Adjusted Scheduled Activity (UDA)	
	2016	2017
April	-34	90
May	397	469
June	687	758
July	1,133	1,100
August	1,342	1,270
September	1,659	1,465
October	1,903	1,653
November	2,192	1,881
December	2,454	2,280
January	2,536	2,379
February	2,892	2,542
March	3,174	2,742
April	3,342	
May	3,425	
June	3,429	

QUALITY

	Quantity	Base Number	Contract	AT	Region	England
% of FP17s for the same patient ID Re-attending within 3 months - Children	17	313	5.4%	11.2%	12.0%	12.3%
% of FP17s for the same patient ID Re-attending within 3 months - Adults	141	1,493	9.4%	15.2%	16.0%	16.7%
% of FP17s for the same patient ID Re-attending between 3 & 9 months - Children	111	313	35.5%	58.8%	58.8%	57.6%
% of FP17s for the same patient ID Re-attending between 3 & 9 months - Adults	302	1,493	20.2%	49.2%	51.2%	50.1%
% of FP17s for Band 1 Urgent Courses	307	1,657	18.5%	9.5%	8.0%	9.1%
% of FP17s Relating to Free Repair or Replacements	0	1,657	0.0%	0.8%	0.8%	0.8%
% of FP17s Relating to Continuations	5	1,657	0.3%	1.3%	1.2%	1.2%
% of Patients satisfied with the dentistry they have received	1	1	N/A	91.9%	92.7%	92.8%
% of Patients satisfied with the time they had to wait for an appointment	1	1	N/A	86.5%	89.1%	88.7%

* This is based on patients treated on this contract for their most recent course of treatment. Figures in italics indicate the base number of FP17s or Patient Questionnaire responses are less than 100. N/A is shown where the base number of responses is less than 10 during the period. % is calculated as Quantity/Base number*100

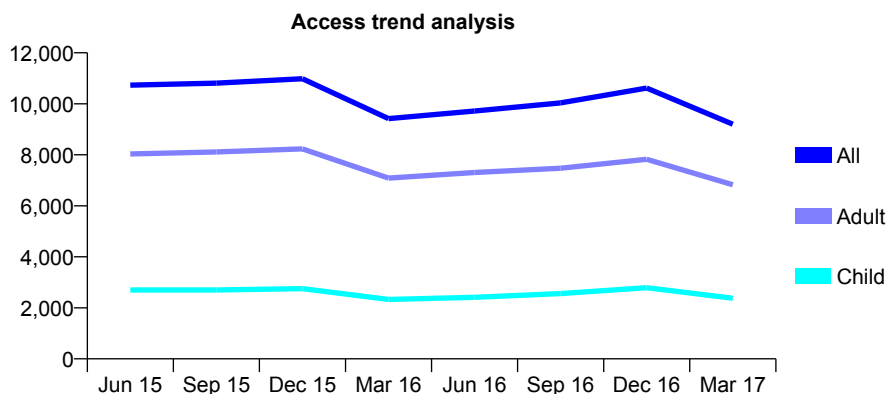
Q56 - Vital Signs At a Glance Contract Report for 101931/0001 - March 2017

Name or company name	Townsend House Dental Surgery
Contract type name	GDS Contract
Purpose of contract	General
Contract start date	01/04/2007
Contract end date	

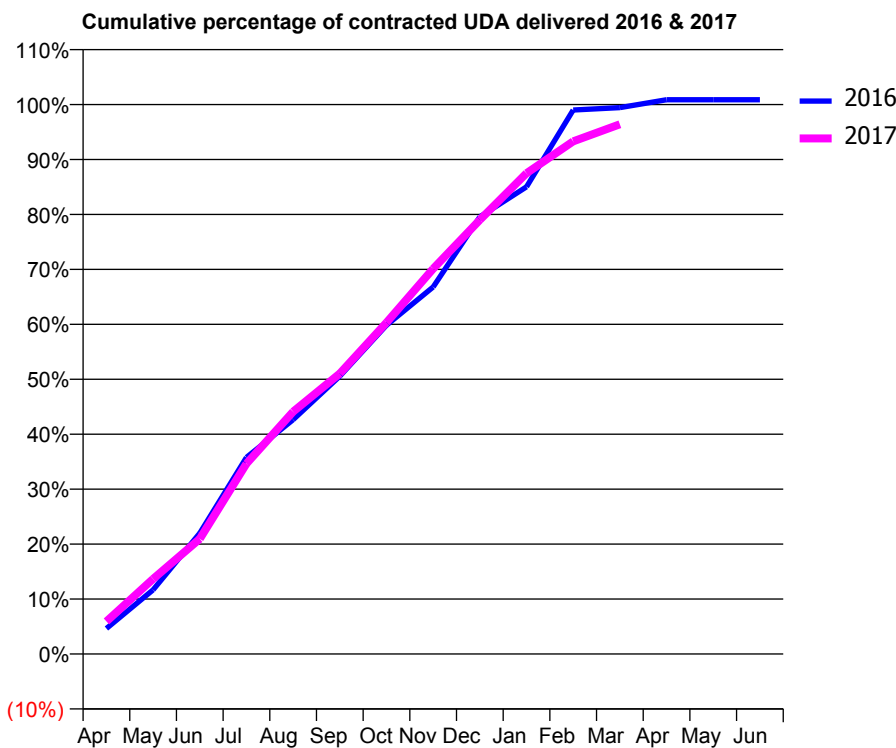
16/17 Contracted general activity (UDA)	22,500
Carry forward general activity (UDA)	-193
16/17 Contracted orthodontic activity (UOA)	0
Carry forward orthodontic activity (UOA)	0
Baseline contract value	£703,127.49

ACCESS*

Patients seen in 24 months	Total	Change since previous quarter
Quarter ending March 2016	9,418	
Quarter ending June 2016	9,719	↑
Quarter ending September 2016	10,035	↑
Quarter ending December 2016	10,618	↑
Quarter ending March 2017	9,201	↓
Variance since March 2016	(2.3%)	↓



ACTIVITY



Month	Adjusted Scheduled Activity (UDA)	
	2016	2017
April	1,043	1,332
May	2,632	3,075
June	4,951	4,716
July	8,052	7,793
August	9,595	9,924
September	11,375	11,484
October	13,461	13,570
November	15,031	15,776
December	17,902	17,775
January	19,128	19,684
February	22,273	20,989
March	22,372	21,691
April	22,694	
May	22,694	
June	22,693	

QUALITY

	Quantity	Base Number	Contract	AT	Region	England
% of FP17s for the same patient ID Re-attending within 3 months - Children	141	3,427	4.1%	11.2%	12.0%	12.3%
% of FP17s for the same patient ID Re-attending within 3 months - Adults	1,160	9,382	12.4%	15.2%	16.0%	16.7%
% of FP17s for the same patient ID Re-attending between 3 & 9 months - Children	1,540	3,427	44.9%	58.8%	58.8%	57.6%
% of FP17s for the same patient ID Re-attending between 3 & 9 months - Adults	4,157	9,382	44.3%	49.2%	51.2%	50.1%
% of FP17s for Band 1 Urgent Courses	1,027	12,612	8.1%	9.5%	8.0%	9.1%
% of FP17s Relating to Free Repair or Replacements	108	12,612	0.9%	0.8%	0.8%	0.8%
% of FP17s Relating to Continuations	198	12,612	1.6%	1.3%	1.2%	1.2%
% of Patients satisfied with the dentistry they have received	12	12	100.0%	91.9%	92.7%	92.8%
% of Patients satisfied with the time they had to wait for an appointment	10	12	83.3%	86.5%	89.1%	88.7%

* This is based on patients treated on this contract for their most recent course of treatment. Figures in italics indicate the base number of FP17s or Patient Questionnaire responses are less than 100. N/A is shown where the base number of responses is less than 10 during the period. % is calculated as Quantity/Base number*100

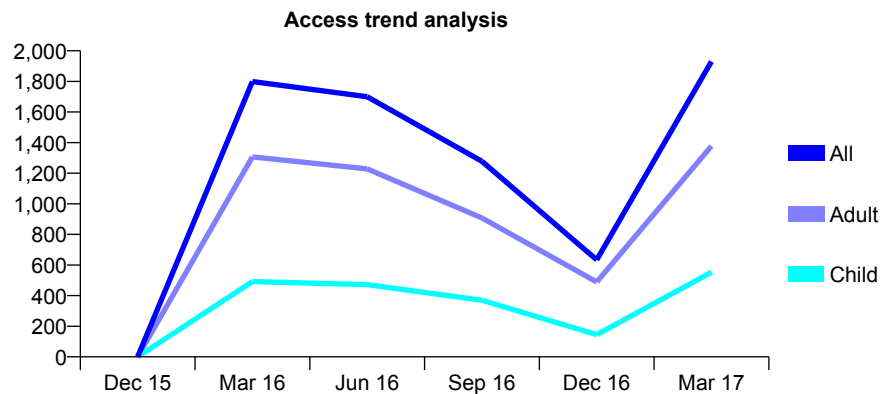
Q56 - Vital Signs At a Glance Contract Report for 101931/0002 - March 2017

Name or company name	Townsend House Dental Surgery
Contract type name	GDS Contract
Purpose of contract	General
Contract start date	01/04/2013
Contract end date	

16/17 Contracted general activity (UDA)	3,625
Carry forward general activity (UDA)	80
16/17 Contracted orthodontic activity (UOA)	0
Carry forward orthodontic activity (UOA)	0
Baseline contract value	£97,774.76

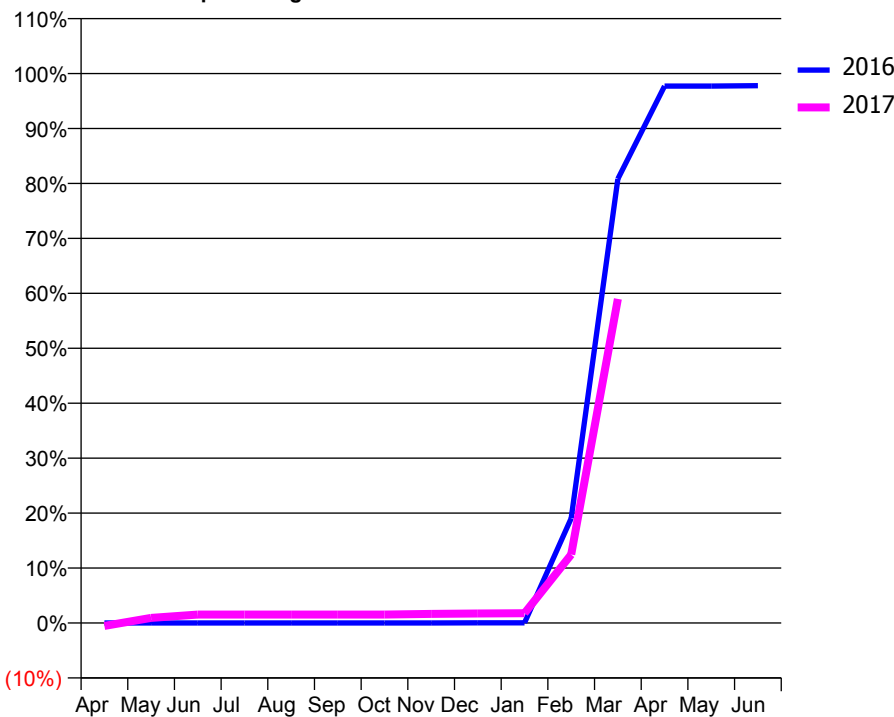
ACCESS*

Patients seen in 24 months	Total	Change since previous quarter
Quarter ending March 2016	1,799	
Quarter ending June 2016	1,700	↓
Quarter ending September 2016	1,278	↓
Quarter ending December 2016	634	↓
Quarter ending March 2017	1,930	↑
Variance since March 2016	7.3%	↑



ACTIVITY

Cumulative percentage of contracted UDA delivered 2016 & 2017



Month	Adjusted Scheduled Activity (UDA)	
	2016	2017
April	0	-20
May	0	34
June	0	56
July	0	56
August	0	56
September	0	56
October	0	56
November	0	60
December	1	63
January	1	64
February	691	452
March	2,930	2,138
April	3,542	
May	3,542	
June	3,545	

QUALITY

	Quantity	Base Number	Contract	AT	Region	England
% of FP17s for the same patient ID Re-attending within 3 months - Children	3	439	0.7%	11.2%	12.0%	12.3%
% of FP17s for the same patient ID Re-attending within 3 months - Adults	42	1,136	3.7%	15.2%	16.0%	16.7%
% of FP17s for the same patient ID Re-attending between 3 & 9 months - Children	0	439	0.0%	58.8%	58.8%	57.6%
% of FP17s for the same patient ID Re-attending between 3 & 9 months - Adults	2	1,136	0.2%	49.2%	51.2%	50.1%
% of FP17s for Band 1 Urgent Courses	89	1,229	7.2%	9.5%	8.0%	9.1%
% of FP17s Relating to Free Repair or Replacements	12	1,229	1.0%	0.8%	0.8%	0.8%
% of FP17s Relating to Continuations	14	1,229	1.1%	1.3%	1.2%	1.2%
% of Patients satisfied with the dentistry they have received	0	0	N/A	91.9%	92.7%	92.8%
% of Patients satisfied with the time they had to wait for an appointment	0	0	N/A	86.5%	89.1%	88.7%

* This is based on patients treated on this contract for their most recent course of treatment. Figures in italics indicate the base number of FP17s or Patient Questionnaire responses are less than 100. N/A is shown where the base number of responses is less than 10 during the period. % is calculated as Quantity/Base number*100

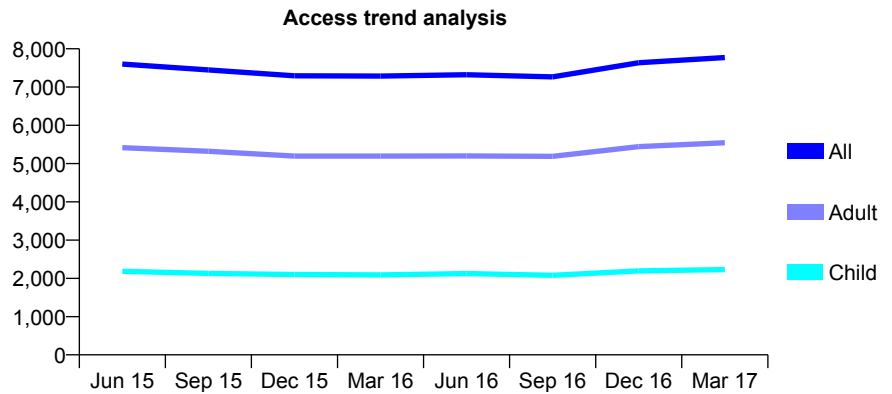
Q56 - Vital Signs At a Glance Contract Report for 102016/0001 - March 2017

Name or company name	The Peterborough Dental Practice Partners
Contract type name	GDS Contract
Purpose of contract	General
Contract start date	01/10/2009
Contract end date	

16/17 Contracted general activity (UDA)	22,500
Carry forward general activity (UDA)	0
16/17 Contracted orthodontic activity (UOA)	0
Carry forward orthodontic activity (UOA)	0
Baseline contract value	£678,218.92

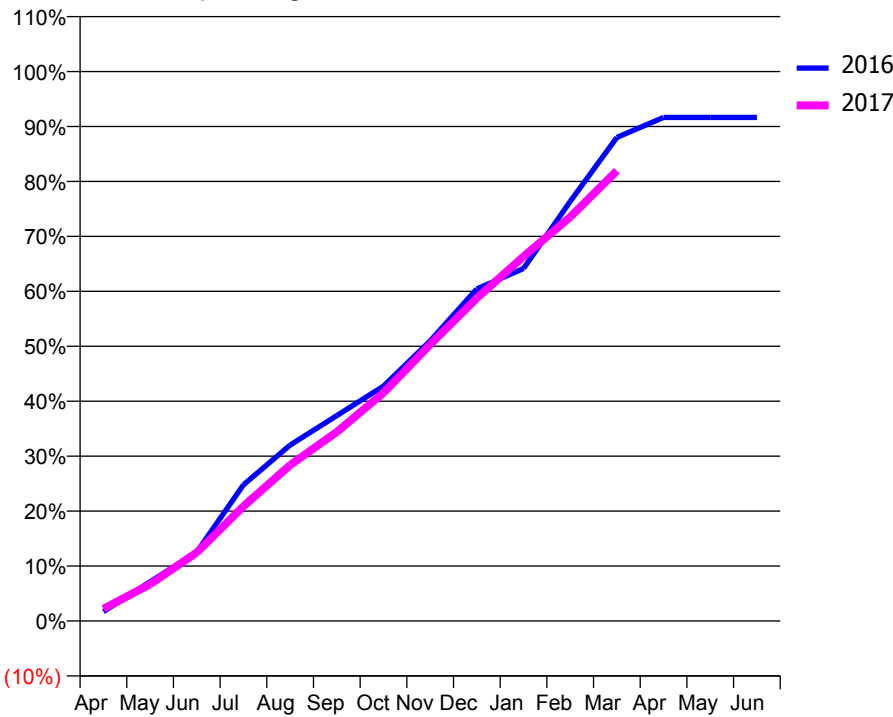
ACCESS*

Patients seen in 24 months	Total	Change since previous quarter
Quarter ending March 2016	7,287	
Quarter ending June 2016	7,323	→
Quarter ending September 2016	7,266	→
Quarter ending December 2016	7,636	↑
Quarter ending March 2017	7,771	→
Variance since March 2016	6.6%	↑



ACTIVITY

Cumulative percentage of contracted UDA delivered 2016 & 2017



Month	Adjusted Scheduled Activity (UDA)	
	2016	2017
April	382	497
May	1,607	1,505
June	2,828	2,803
July	5,577	4,699
August	7,204	6,388
September	8,410	7,738
October	9,617	9,345
November	11,469	11,323
December	13,601	13,219
January	14,436	14,923
February	17,178	16,539
March	19,799	18,438
April	20,622	
May	20,620	
June	20,622	

QUALITY

	Quantity	Base Number	Contract	AT	Region	England
% of FP17s for the same patient ID Re-attending within 3 months - Children	150	2,293	6.5%	11.2%	12.0%	12.3%
% of FP17s for the same patient ID Re-attending within 3 months - Adults	744	5,600	13.3%	15.2%	16.0%	16.7%
% of FP17s for the same patient ID Re-attending between 3 & 9 months - Children	706	2,293	30.8%	58.8%	58.8%	57.6%
% of FP17s for the same patient ID Re-attending between 3 & 9 months - Adults	1,696	5,600	30.3%	49.2%	51.2%	50.1%
% of FP17s for Band 1 Urgent Courses	590	7,589	7.8%	9.5%	8.0%	9.1%
% of FP17s Relating to Free Repair or Replacements	42	7,589	0.6%	0.8%	0.8%	0.8%
% of FP17s Relating to Continuations	169	7,589	2.2%	1.3%	1.2%	1.2%
% of Patients satisfied with the dentistry they have received	3	5	N/A	91.9%	92.7%	92.8%
% of Patients satisfied with the time they had to wait for an appointment	3	5	N/A	86.5%	89.1%	88.7%

* This is based on patients treated on this contract for their most recent course of treatment. Figures in italics indicate the base number of FP17s or Patient Questionnaire responses are less than 100. N/A is shown where the base number of responses is less than 10 during the period. % is calculated as Quantity/Base number*100

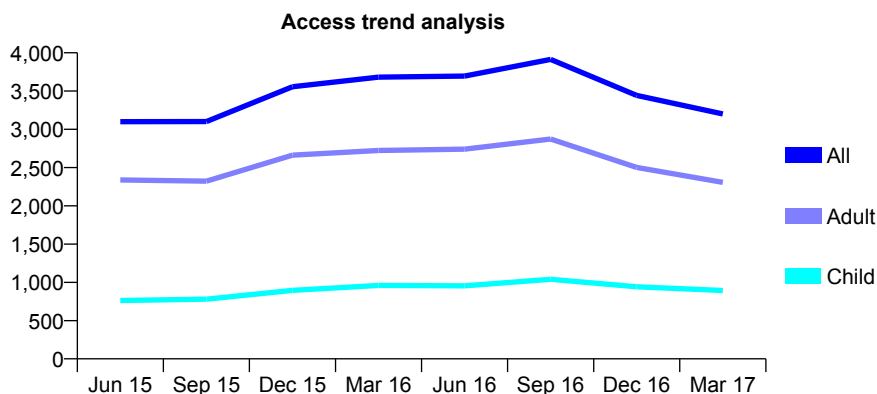
Q56 - Vital Signs At a Glance Contract Report for 102342/0001 - March 2017

Name or company name	Beechcroft Dental Care Ltd
Contract type name	GDS Contract
Purpose of contract	General
Contract start date	01/09/2011
Contract end date	

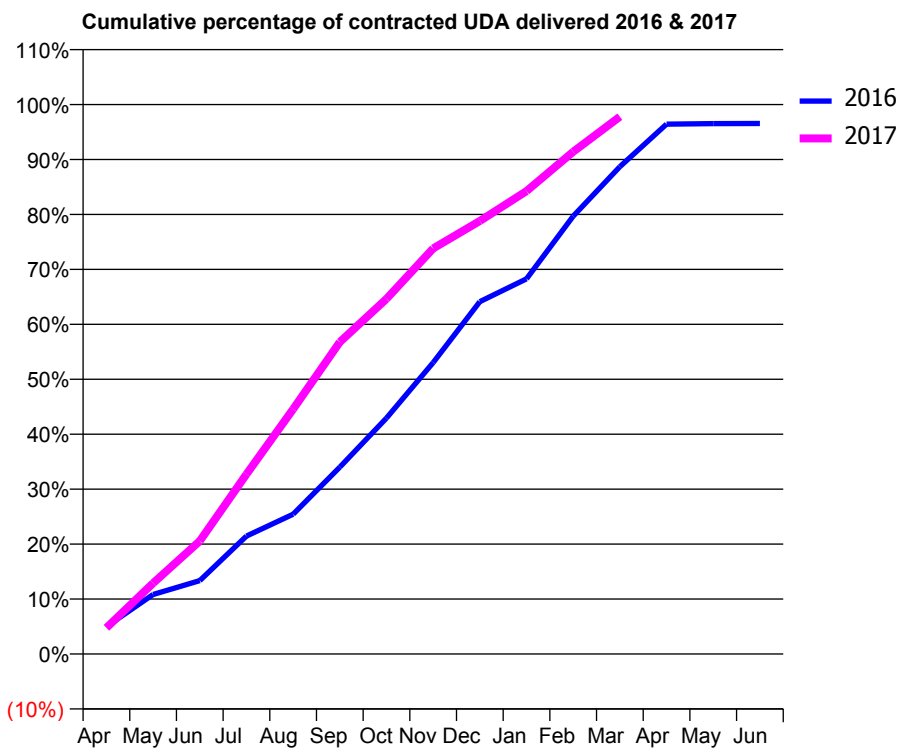
16/17 Contracted general activity (UDA)	11,009
Carry forward general activity (UDA)	379
16/17 Contracted orthodontic activity (UOA)	0
Carry forward orthodontic activity (UOA)	0
Baseline contract value	£243,412.73

ACCESS*

Patients seen in 24 months	Total	Change since previous quarter
Quarter ending March 2016	3,682	
Quarter ending June 2016	3,696	→
Quarter ending September 2016	3,913	↑
Quarter ending December 2016	3,444	↓
Quarter ending March 2017	3,200	↓
Variance since March 2016	(13.1%)	↓



ACTIVITY



Month	Adjusted Scheduled Activity (UDA)	
	2016	2017
April	549	526
May	1,194	1,420
June	1,470	2,265
July	2,363	3,603
August	2,802	4,906
September	3,745	6,251
October	4,728	7,116
November	5,840	8,125
December	7,061	8,676
January	7,517	9,275
February	8,771	10,062
March	9,764	10,764
April	10,616	
May	10,627	
June	10,630	

QUALITY

	Quantity	Base Number	Contract	AT	Region	England
% of FP17s for the same patient ID Re-attending within 3 months - Children	187	1,641	11.4%	11.2%	12.0%	12.3%
% of FP17s for the same patient ID Re-attending within 3 months - Adults	664	3,971	16.7%	15.2%	16.0%	16.7%
% of FP17s for the same patient ID Re-attending between 3 & 9 months - Children	844	1,641	51.4%	58.8%	58.8%	57.6%
% of FP17s for the same patient ID Re-attending between 3 & 9 months - Adults	1,968	3,971	49.6%	49.2%	51.2%	50.1%
% of FP17s for Band 1 Urgent Courses	192	4,850	4.0%	9.5%	8.0%	9.1%
% of FP17s Relating to Free Repair or Replacements	29	4,850	0.6%	0.8%	0.8%	0.8%
% of FP17s Relating to Continuations	187	4,850	3.9%	1.3%	1.2%	1.2%
% of Patients satisfied with the dentistry they have received	6	6	N/A	91.9%	92.7%	92.8%
% of Patients satisfied with the time they had to wait for an appointment	6	6	N/A	86.5%	89.1%	88.7%

* This is based on patients treated on this contract for their most recent course of treatment. Figures in italics indicate the base number of FP17s or Patient Questionnaire responses are less than 100. N/A is shown where the base number of responses is less than 10 during the period. % is calculated as Quantity/Base number*100

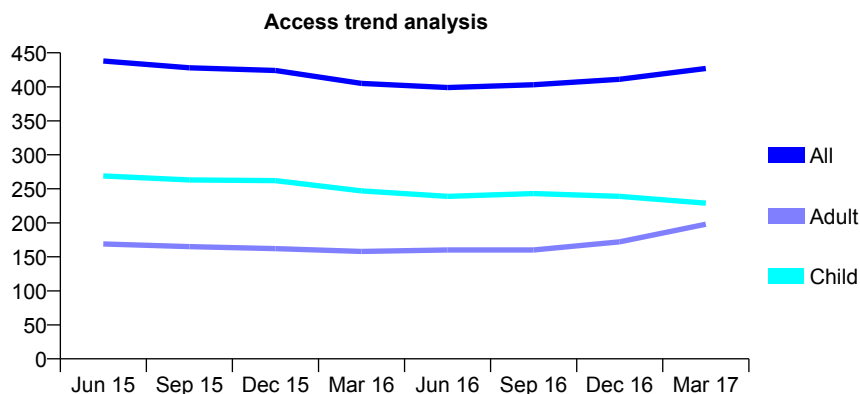
Q56 - Vital Signs At a Glance Contract Report for 102423/0001 - March 2017

Name or company name	Harbour TNGC Ltd
Contract type name	GDS Contract
Purpose of contract	General
Contract start date	01/07/2011
Contract end date	

16/17 Contracted general activity (UDA)	1,450
Carry forward general activity (UDA)	0
16/17 Contracted orthodontic activity (UOA)	0
Carry forward orthodontic activity (UOA)	0
Baseline contract value	£32,307.88

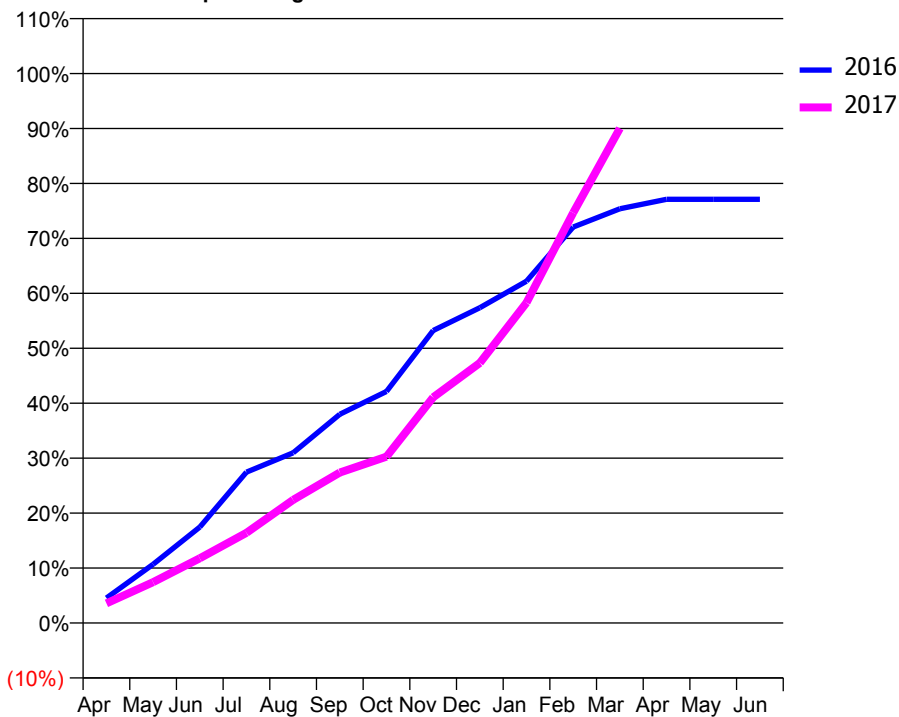
ACCESS*

Patients seen in 24 months	Total	Change since previous quarter
Quarter ending March 2016	405	
Quarter ending June 2016	399	↓
Quarter ending September 2016	403	→
Quarter ending December 2016	411	→
Quarter ending March 2017	427	↑
Variance since March 2016	5.4%	↑



ACTIVITY

Cumulative percentage of contracted UDA delivered 2016 & 2017



Month	Adjusted Scheduled Activity (UDA)	
	2016	2017
April	66	52
May	155	108
June	253	171
July	398	238
August	449	325
September	551	397
October	611	439
November	772	595
December	832	686
January	902	845
February	1,045	1,082
March	1,093	1,305
April	1,118	
May	1,118	
June	1,118	

QUALITY

	Quantity	Base Number	Contract	AT	Region	England
% of FP17s for the same patient ID Re-attending within 3 months - Children	12	360	3.3%	11.2%	12.0%	12.3%
% of FP17s for the same patient ID Re-attending within 3 months - Adults	9	206	4.4%	15.2%	16.0%	16.7%
% of FP17s for the same patient ID Re-attending between 3 & 9 months - Children	241	360	66.9%	58.8%	58.8%	57.6%
% of FP17s for the same patient ID Re-attending between 3 & 9 months - Adults	115	206	55.8%	49.2%	51.2%	50.1%
% of FP17s for Band 1 Urgent Courses	7	548	1.3%	9.5%	8.0%	9.1%
% of FP17s Relating to Free Repair or Replacements	0	548	0.0%	0.8%	0.8%	0.8%
% of FP17s Relating to Continuations	0	548	0.0%	1.3%	1.2%	1.2%
% of Patients satisfied with the dentistry they have received	0	0	N/A	91.9%	92.7%	92.8%
% of Patients satisfied with the time they had to wait for an appointment	0	0	N/A	86.5%	89.1%	88.7%

* This is based on patients treated on this contract for their most recent course of treatment. Figures in italics indicate the base number of FP17s or Patient Questionnaire responses are less than 100. N/A is shown where the base number of responses is less than 10 during the period. % is calculated as Quantity/Base number*100

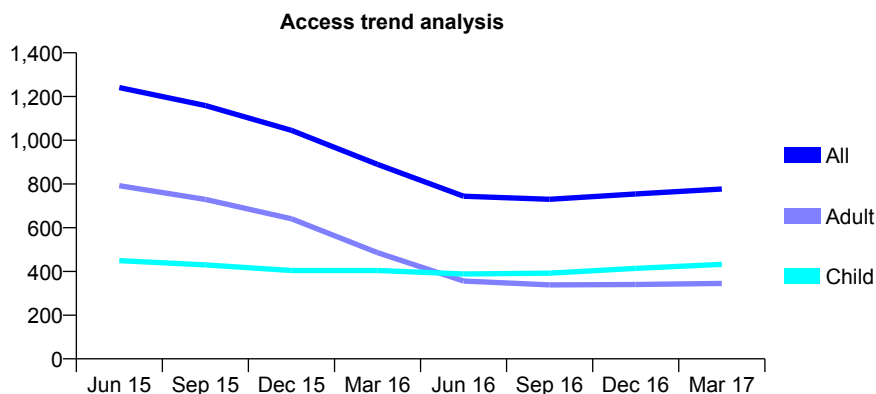
Q56 - Vital Signs At a Glance Contract Report for 102881/0001 - March 2017

Name or company name	Corner House Norwich LLP
Contract type name	GDS Contract
Purpose of contract	General
Contract start date	01/01/2013
Contract end date	

16/17 Contracted general activity (UDA)	1,835
Carry forward general activity (UDA)	-24
16/17 Contracted orthodontic activity (UOA)	0
Carry forward orthodontic activity (UOA)	0
Baseline contract value	£48,350.45

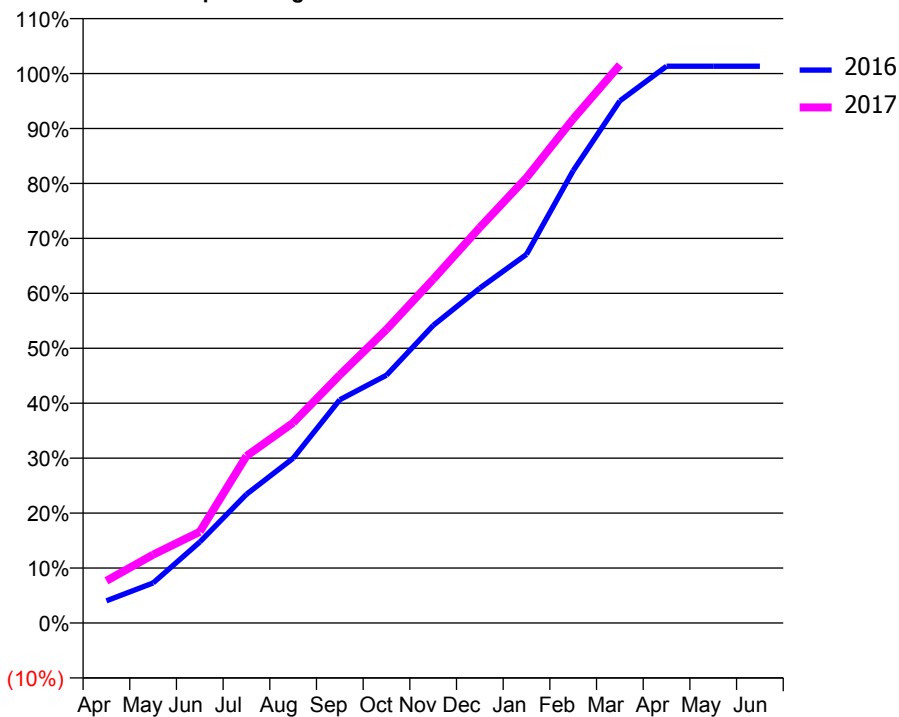
ACCESS*

Patients seen in 24 months	Total	Change since previous quarter
Quarter ending March 2016	890	
Quarter ending June 2016	744	↓
Quarter ending September 2016	730	↓
Quarter ending December 2016	754	↑
Quarter ending March 2017	777	↑
Variance since March 2016	(12.7%)	↓



ACTIVITY

Cumulative percentage of contracted UDA delivered 2016 & 2017



Month	Adjusted Scheduled Activity (UDA)	
	2016	2017
April	74	141
May	134	228
June	271	305
July	430	558
August	550	669
September	746	828
October	828	980
November	994	1,148
December	1,118	1,321
January	1,231	1,487
February	1,511	1,683
March	1,743	1,864
April	1,859	
May	1,859	
June	1,859	

QUALITY

	Quantity	Base Number	Contract	AT	Region	England
% of FP17s for the same patient ID Re-attending within 3 months - Children	32	567	5.6%	11.2%	12.0%	12.3%
% of FP17s for the same patient ID Re-attending within 3 months - Adults	39	344	11.3%	15.2%	16.0%	16.7%
% of FP17s for the same patient ID Re-attending between 3 & 9 months - Children	313	567	55.2%	58.8%	58.8%	57.6%
% of FP17s for the same patient ID Re-attending between 3 & 9 months - Adults	155	344	45.1%	49.2%	51.2%	50.1%
% of FP17s for Band 1 Urgent Courses	58	866	6.7%	9.5%	8.0%	9.1%
% of FP17s Relating to Free Repair or Replacements	3	866	0.3%	0.8%	0.8%	0.8%
% of FP17s Relating to Continuations	1	866	0.1%	1.3%	1.2%	1.2%
% of Patients satisfied with the dentistry they have received	0	0	N/A	91.9%	92.7%	92.8%
% of Patients satisfied with the time they had to wait for an appointment	0	0	N/A	86.5%	89.1%	88.7%

* This is based on patients treated on this contract for their most recent course of treatment. Figures in italics indicate the base number of FP17s or Patient Questionnaire responses are less than 100. N/A is shown where the base number of responses is less than 10 during the period. % is calculated as Quantity/Base number*100

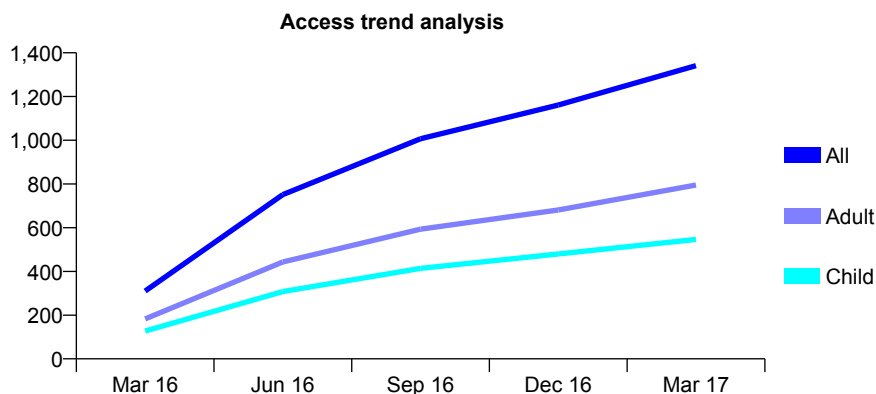
Q56 - Vital Signs At a Glance Contract Report for 103748/0001 - March 2017

Name or company name	Friends Dental Practice
Contract type name	GDS Contract
Purpose of contract	General and Orthodontic
Contract start date	07/12/2015
Contract end date	

16/17 Contracted general activity (UDA)	3,783
Carry forward general activity (UDA)	60
16/17 Contracted orthodontic activity (UOA)	1,800
Carry forward orthodontic activity (UOA)	-24
Baseline contract value	£219,409.38

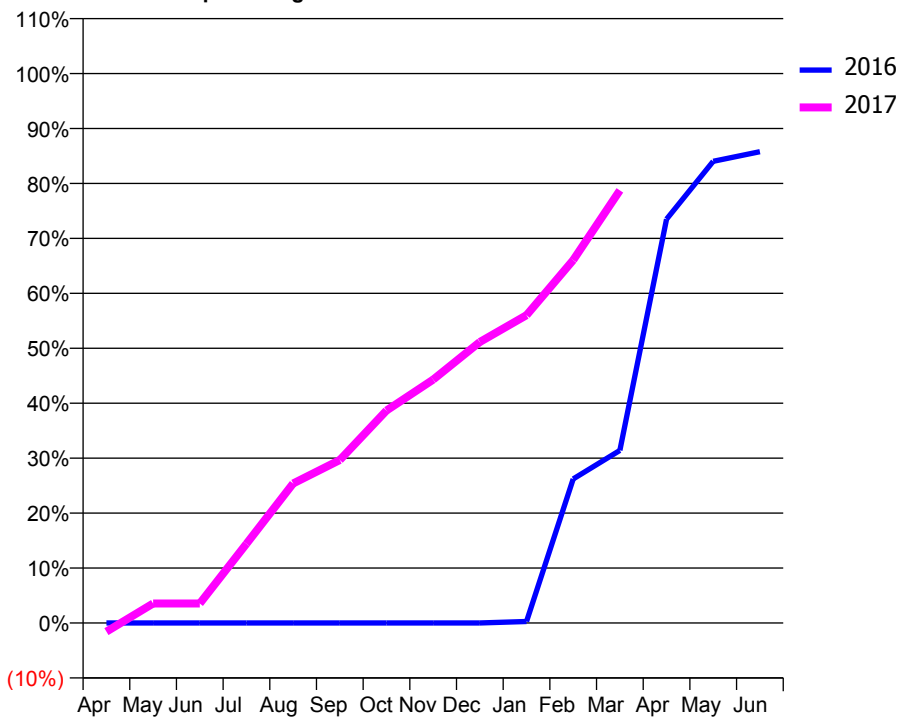
ACCESS*

Patients seen in 24 months	Total	Change since previous quarter
Quarter ending March 2016	310	
Quarter ending June 2016	751	↑
Quarter ending September 2016	1,007	↑
Quarter ending December 2016	1,161	↑
Quarter ending March 2017	1,341	↑
Variance since March 2016	332.6%	↑



ACTIVITY

Cumulative percentage of contracted UDA delivered 2016 & 2017



Month	Adjusted Scheduled Activity (UDA)	
	2016	2017
April	0	-60
May	0	135
June	0	135
July	0	546
August	0	961
September	0	1,122
October	0	1,463
November	0	1,676
December	0	1,935
January	3	2,119
February	277	2,498
March	332	2,979
April	776	
May	887	
June	906	

QUALITY

	Quantity	Base Number	Contract	AT	Region	England
% of FP17s for the same patient ID Re-attending within 3 months - Children	90	1,204	7.5%	11.2%	12.0%	12.3%
% of FP17s for the same patient ID Re-attending within 3 months - Adults	184	1,287	14.3%	15.2%	16.0%	16.7%
% of FP17s for the same patient ID Re-attending between 3 & 9 months - Children	285	1,204	23.7%	58.8%	58.8%	57.6%
% of FP17s for the same patient ID Re-attending between 3 & 9 months - Adults	370	1,287	28.7%	49.2%	51.2%	50.1%
% of FP17s for Band 1 Urgent Courses	119	1,724	6.9%	9.5%	8.0%	9.1%
% of FP17s Relating to Free Repair or Replacements	1	1,724	0.1%	0.8%	0.8%	0.8%
% of FP17s Relating to Continuations	12	1,724	0.7%	1.3%	1.2%	1.2%
% of Patients satisfied with the dentistry they have received	2	2	N/A	91.9%	92.7%	92.8%
% of Patients satisfied with the time they had to wait for an appointment	1	2	N/A	86.5%	89.1%	88.7%

* This is based on patients treated on this contract for their most recent course of treatment. Figures in italics indicate the base number of FP17s or Patient Questionnaire responses are less than 100. N/A is shown where the base number of responses is less than 10 during the period. % is calculated as Quantity/Base number*100

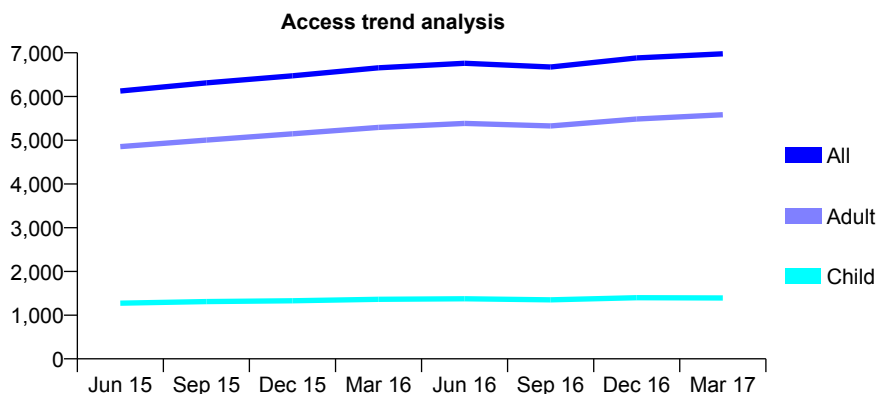
Q56 - Vital Signs At a Glance Contract Report for 104418/0001 - March 2017

Name or company name	Parish Vaid & Snehal Radia
Contract type name	GDS Contract
Purpose of contract	General
Contract start date	08/05/2014
Contract end date	

16/17 Contracted general activity (UDA)	21,611
Carry forward general activity (UDA)	0
16/17 Contracted orthodontic activity (UOA)	0
Carry forward orthodontic activity (UOA)	0
Baseline contract value	£483,767.00

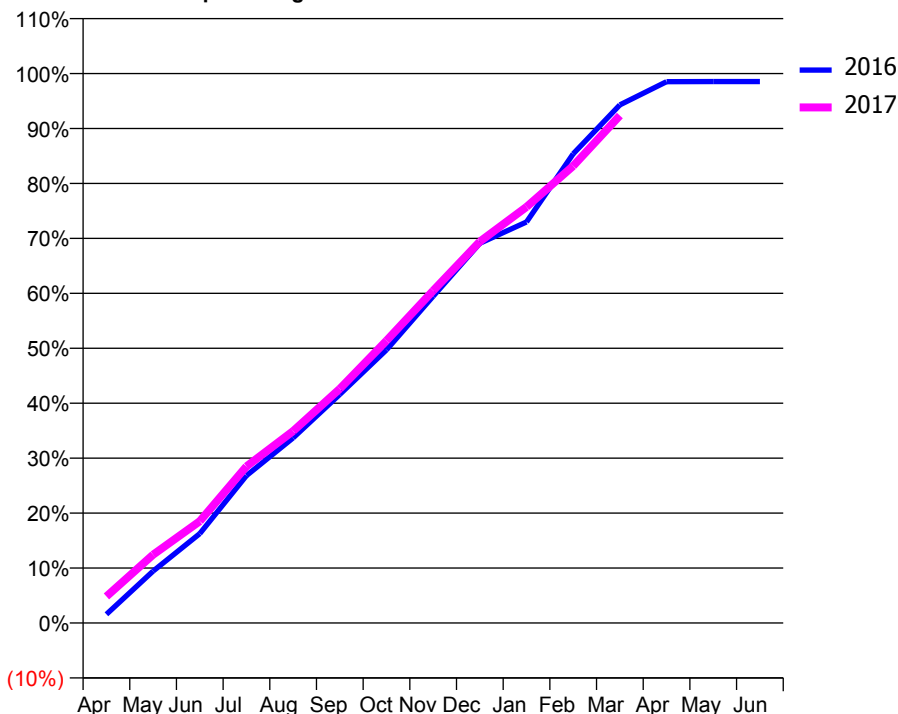
ACCESS*

Patients seen in 24 months	Total	Change since previous quarter
Quarter ending March 2016	6,657	
Quarter ending June 2016	6,760	→
Quarter ending September 2016	6,676	↓
Quarter ending December 2016	6,884	↑
Quarter ending March 2017	6,976	→
Variance since March 2016	4.8%	↑



ACTIVITY

Cumulative percentage of contracted UDA delivered 2016 & 2017



Month	Adjusted Scheduled Activity (UDA)	
	2016	2017
April	320	1,046
May	1,899	2,688
June	3,271	4,005
July	5,393	6,159
August	6,777	7,549
September	8,370	9,212
October	9,998	11,105
November	11,961	13,073
December	13,895	15,004
January	14,678	16,363
February	17,173	17,976
March	18,965	19,959
April	19,813	
May	19,816	
June	19,818	

QUALITY

	Quantity	Base Number	Contract	AT	Region	England
% of FP17s for the same patient ID Re-attending within 3 months - Children	175	2,257	7.8%	11.2%	12.0%	12.3%
% of FP17s for the same patient ID Re-attending within 3 months - Adults	1,308	8,808	14.9%	15.2%	16.0%	16.7%
% of FP17s for the same patient ID Re-attending between 3 & 9 months - Children	1,412	2,257	62.6%	58.8%	58.8%	57.6%
% of FP17s for the same patient ID Re-attending between 3 & 9 months - Adults	5,313	8,808	60.3%	49.2%	51.2%	50.1%
% of FP17s for Band 1 Urgent Courses	697	10,639	6.6%	9.5%	8.0%	9.1%
% of FP17s Relating to Free Repair or Replacements	91	10,639	0.9%	0.8%	0.8%	0.8%
% of FP17s Relating to Continuations	128	10,639	1.2%	1.3%	1.2%	1.2%
% of Patients satisfied with the dentistry they have received	13	13	100.0%	91.9%	92.7%	92.8%
% of Patients satisfied with the time they had to wait for an appointment	11	13	84.6%	86.5%	89.1%	88.7%

* This is based on patients treated on this contract for their most recent course of treatment. Figures in italics indicate the base number of FP17s or Patient Questionnaire responses are less than 100. N/A is shown where the base number of responses is less than 10 during the period. % is calculated as Quantity/Base number*100

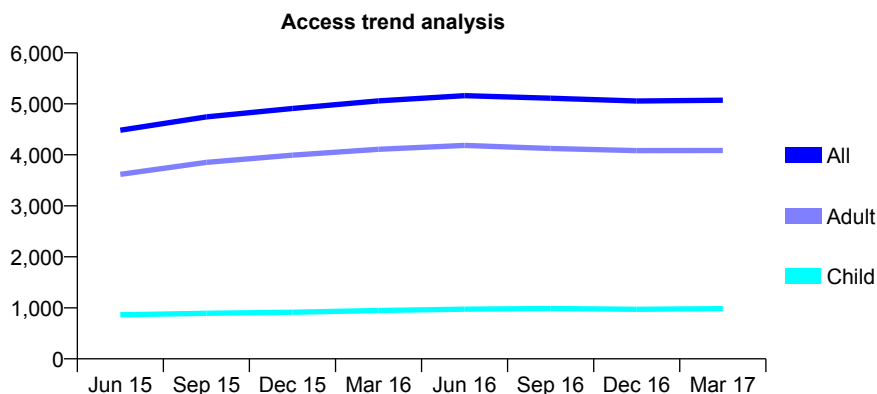
Q56 - Vital Signs At a Glance Contract Report for 104418/0002 - March 2017

Name or company name	Parish Vaid & Snehal Radia
Contract type name	GDS Contract
Purpose of contract	General
Contract start date	13/05/2014
Contract end date	

16/17 Contracted general activity (UDA)	16,174
Carry forward general activity (UDA)	0
16/17 Contracted orthodontic activity (UOA)	0
Carry forward orthodontic activity (UOA)	0
Baseline contract value	£439,753.89

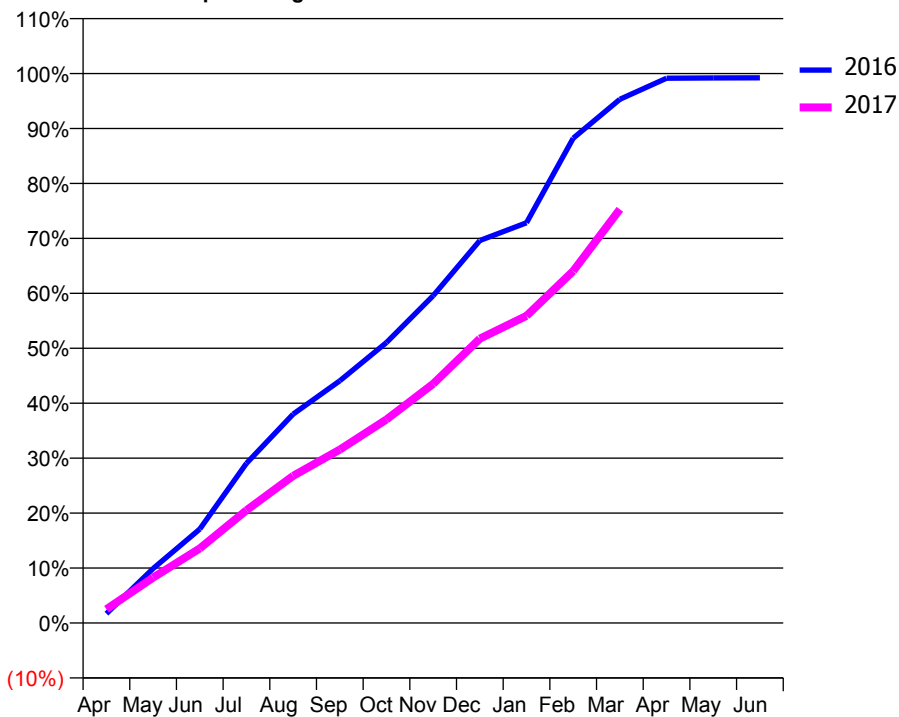
ACCESS*

Patients seen in 24 months	Total	Change since previous quarter
Quarter ending March 2016	5,057	
Quarter ending June 2016	5,160	↑
Quarter ending September 2016	5,109	→
Quarter ending December 2016	5,054	↓
Quarter ending March 2017	5,070	→
Variance since March 2016	0.3%	→



ACTIVITY

Cumulative percentage of contracted UDA delivered 2016 & 2017



Month	Adjusted Scheduled Activity (UDA)	
	2016	2017
April	248	408
May	1,439	1,338
June	2,478	2,195
July	4,213	3,318
August	5,513	4,330
September	6,392	5,104
October	7,403	5,991
November	8,636	7,038
December	10,094	8,369
January	10,561	9,039
February	12,792	10,359
March	13,820	12,179
April	14,374	
May	14,384	
June	14,386	

QUALITY

	Quantity	Base Number	Contract	AT	Region	England
% of FP17s for the same patient ID Re-attending within 3 months - Children	101	1,305	7.7%	11.2%	12.0%	12.3%
% of FP17s for the same patient ID Re-attending within 3 months - Adults	691	5,340	12.9%	15.2%	16.0%	16.7%
% of FP17s for the same patient ID Re-attending between 3 & 9 months - Children	695	1,305	53.3%	58.8%	58.8%	57.6%
% of FP17s for the same patient ID Re-attending between 3 & 9 months - Adults	3,105	5,340	58.1%	49.2%	51.2%	50.1%
% of FP17s for Band 1 Urgent Courses	535	6,368	8.4%	9.5%	8.0%	9.1%
% of FP17s Relating to Free Repair or Replacements	21	6,368	0.3%	0.8%	0.8%	0.8%
% of FP17s Relating to Continuations	15	6,368	0.2%	1.3%	1.2%	1.2%
% of Patients satisfied with the dentistry they have received	8	10	80.0%	91.9%	92.7%	92.8%
% of Patients satisfied with the time they had to wait for an appointment	10	10	100.0%	86.5%	89.1%	88.7%

* This is based on patients treated on this contract for their most recent course of treatment. Figures in italics indicate the base number of FP17s or Patient Questionnaire responses are less than 100. N/A is shown where the base number of responses is less than 10 during the period. % is calculated as Quantity/Base number*100

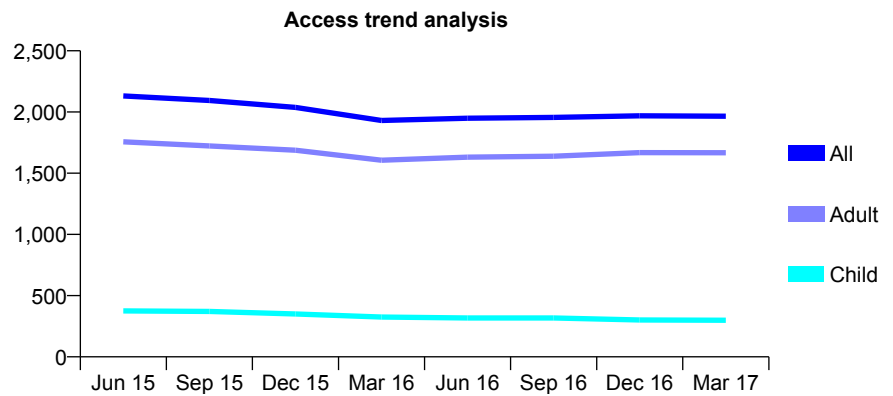
Q56 - Vital Signs At a Glance Contract Report for 105090/0001 - March 2017

Name or company name	Mr Azad Eyrumlu and Mr M Eyrumlu
Contract type name	GDS Contract
Purpose of contract	General
Contract start date	05/02/2013
Contract end date	

16/17 Contracted general activity (UDA)	7,566
Carry forward general activity (UDA)	143
16/17 Contracted orthodontic activity (UOA)	0
Carry forward orthodontic activity (UOA)	0
Baseline contract value	£179,453.76

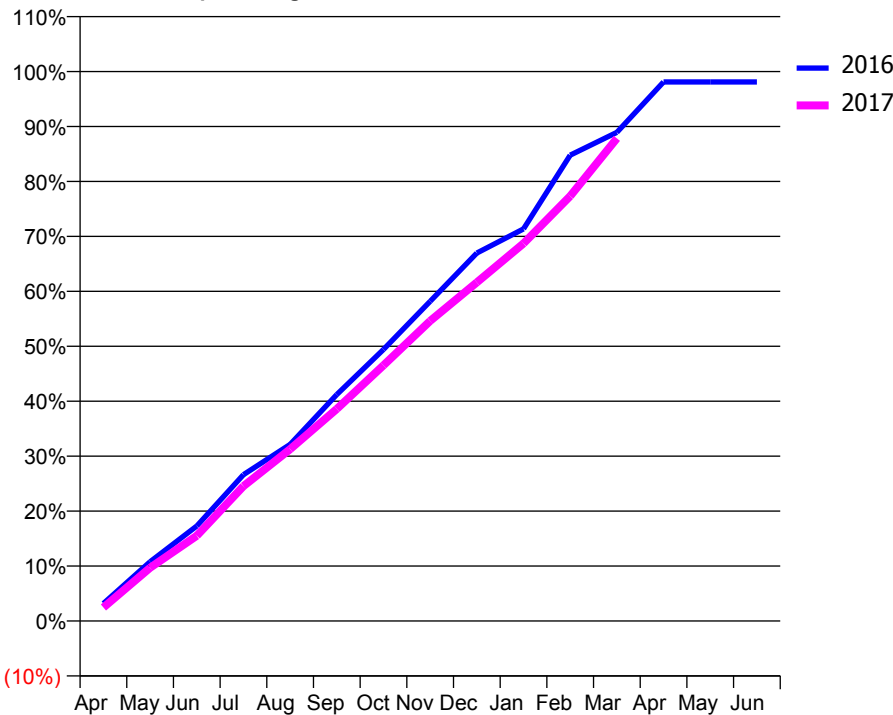
ACCESS*

Patients seen in 24 months	Total	Change since previous quarter
Quarter ending March 2016	1,931	
Quarter ending June 2016	1,949	→
Quarter ending September 2016	1,956	→
Quarter ending December 2016	1,969	→
Quarter ending March 2017	1,966	→
Variance since March 2016	1.8%	→



ACTIVITY

Cumulative percentage of contracted UDA delivered 2016 & 2017



Month	Adjusted Scheduled Activity (UDA)	
	2016	2017
April	241	187
May	816	733
June	1,308	1,173
July	2,014	1,857
August	2,431	2,365
September	3,118	2,921
October	3,739	3,520
November	4,402	4,132
December	5,067	4,662
January	5,398	5,200
February	6,415	5,851
March	6,727	6,645
April	7,423	
May	7,423	
June	7,423	

QUALITY

	Quantity	Base Number	Contract	AT	Region	England
% of FP17s for the same patient ID Re-attending within 3 months - Children	31	486	6.4%	11.2%	12.0%	12.3%
% of FP17s for the same patient ID Re-attending within 3 months - Adults	360	2,349	15.3%	15.2%	16.0%	16.7%
% of FP17s for the same patient ID Re-attending between 3 & 9 months - Children	275	486	56.6%	58.8%	58.8%	57.6%
% of FP17s for the same patient ID Re-attending between 3 & 9 months - Adults	1,003	2,349	42.7%	49.2%	51.2%	50.1%
% of FP17s for Band 1 Urgent Courses	335	2,615	12.8%	9.5%	8.0%	9.1%
% of FP17s Relating to Free Repair or Replacements	44	2,615	1.7%	0.8%	0.8%	0.8%
% of FP17s Relating to Continuations	59	2,615	2.3%	1.3%	1.2%	1.2%
% of Patients satisfied with the dentistry they have received	4	4	N/A	91.9%	92.7%	92.8%
% of Patients satisfied with the time they had to wait for an appointment	4	4	N/A	86.5%	89.1%	88.7%

* This is based on patients treated on this contract for their most recent course of treatment. Figures in italics indicate the base number of FP17s or Patient Questionnaire responses are less than 100. N/A is shown where the base number of responses is less than 10 during the period. % is calculated as Quantity/Base number*100

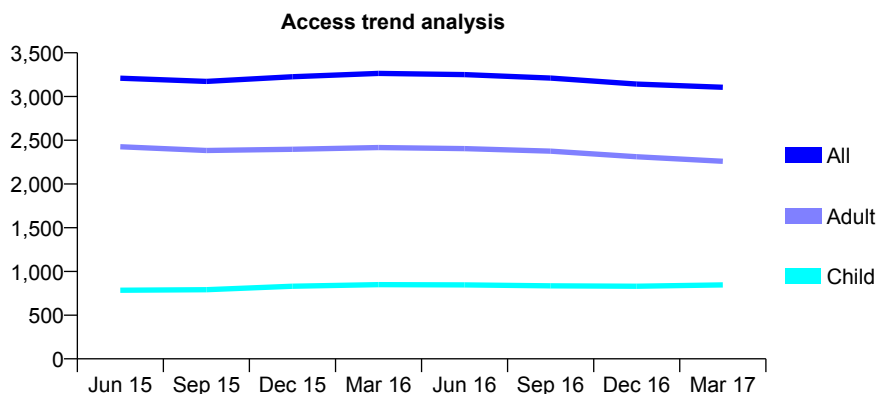
Q56 - Vital Signs At a Glance Contract Report for 105171/0001 - March 2017

Name or company name	Gentle Dental Practices Ltd
Contract type name	GDS Contract
Purpose of contract	General and Orthodontic
Contract start date	01/06/2010
Contract end date	

16/17 Contracted general activity (UDA)	11,416
Carry forward general activity (UDA)	97
16/17 Contracted orthodontic activity (UOA)	1,260
Carry forward orthodontic activity (UOA)	-1
Baseline contract value	£349,807.19

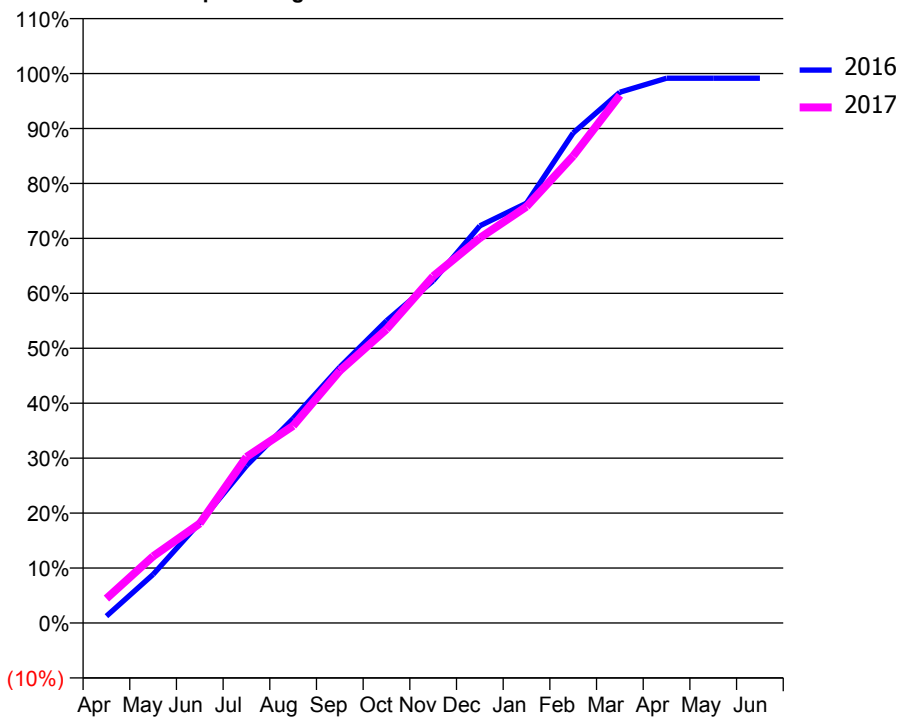
ACCESS*

Patients seen in 24 months	Total	Change since previous quarter
Quarter ending March 2016	3,265	
Quarter ending June 2016	3,250	→
Quarter ending September 2016	3,211	↓
Quarter ending December 2016	3,142	↓
Quarter ending March 2017	3,106	↓
Variance since March 2016	(4.9%)	↓



ACTIVITY

Cumulative percentage of contracted UDA delivered 2016 & 2017



Month	Adjusted Scheduled Activity (UDA)	
	2016	2017
April	142	508
May	1,010	1,387
June	2,088	2,068
July	3,268	3,452
August	4,247	4,095
September	5,318	5,239
October	6,279	6,102
November	7,109	7,205
December	8,252	8,001
January	8,724	8,652
February	10,183	9,703
March	11,028	10,965
April	11,319	
May	11,319	
June	11,319	

QUALITY

	Quantity	Base Number	Contract	AT	Region	England
% of FP17s for the same patient ID Re-attending within 3 months - Children	165	1,505	11.0%	11.2%	12.0%	12.3%
% of FP17s for the same patient ID Re-attending within 3 months - Adults	575	3,525	16.3%	15.2%	16.0%	16.7%
% of FP17s for the same patient ID Re-attending between 3 & 9 months - Children	879	1,505	58.4%	58.8%	58.8%	57.6%
% of FP17s for the same patient ID Re-attending between 3 & 9 months - Adults	1,764	3,525	50.0%	49.2%	51.2%	50.1%
% of FP17s for Band 1 Urgent Courses	294	4,742	6.2%	9.5%	8.0%	9.1%
% of FP17s Relating to Free Repair or Replacements	41	4,742	0.9%	0.8%	0.8%	0.8%
% of FP17s Relating to Continuations	12	4,742	0.3%	1.3%	1.2%	1.2%
% of Patients satisfied with the dentistry they have received	4	6	N/A	91.9%	92.7%	92.8%
% of Patients satisfied with the time they had to wait for an appointment	4	6	N/A	86.5%	89.1%	88.7%

* This is based on patients treated on this contract for their most recent course of treatment. Figures in italics indicate the base number of FP17s or Patient Questionnaire responses are less than 100. N/A is shown where the base number of responses is less than 10 during the period. % is calculated as Quantity/Base number*100

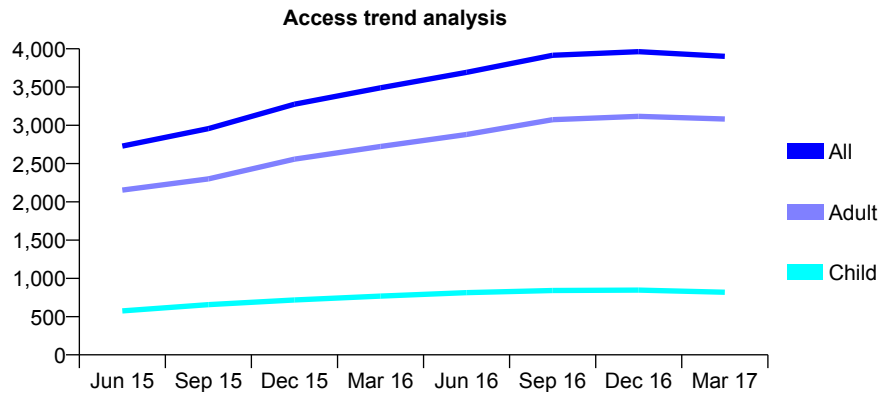
Q56 - Vital Signs At a Glance Contract Report for 105996/0001 - March 2017

Name or company name	Dr A Monzavi Tabrizi Dental Practice Limite
Contract type name	GDS Contract
Purpose of contract	General
Contract start date	01/07/2014
Contract end date	

16/17 Contracted general activity (UDA)	12,090
Carry forward general activity (UDA)	0
16/17 Contracted orthodontic activity (UOA)	0
Carry forward orthodontic activity (UOA)	0
Baseline contract value	£292,643.43

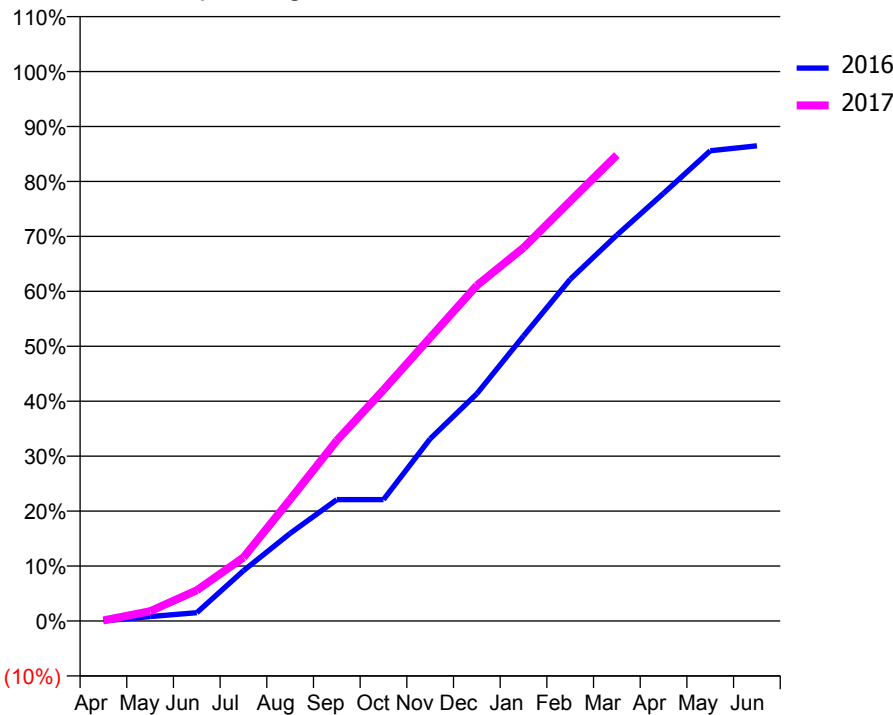
ACCESS*

Patients seen in 24 months	Total	Change since previous quarter
Quarter ending March 2016	3,491	
Quarter ending June 2016	3,693	↑
Quarter ending September 2016	3,915	↑
Quarter ending December 2016	3,963	→
Quarter ending March 2017	3,901	↓
Variance since March 2016	11.7%	↑



ACTIVITY

Cumulative percentage of contracted UDA delivered 2016 & 2017



Month	Adjusted Scheduled Activity (UDA)	
	2016	2017
April	2	13
May	95	217
June	180	676
July	1,082	1,399
August	1,887	2,675
September	2,613	3,971
October	2,613	5,085
November	3,923	6,236
December	4,892	7,384
January	6,135	8,213
February	7,353	9,238
March	8,307	10,252
April	9,204	
May	10,120	
June	10,227	

QUALITY

	Quantity	Base Number	Contract	AT	Region	England
% of FP17s for the same patient ID Re-attending within 3 months - Children	115	1,144	10.1%	11.2%	12.0%	12.3%
% of FP17s for the same patient ID Re-attending within 3 months - Adults	734	4,326	17.0%	15.2%	16.0%	16.7%
% of FP17s for the same patient ID Re-attending between 3 & 9 months - Children	524	1,144	45.8%	58.8%	58.8%	57.6%
% of FP17s for the same patient ID Re-attending between 3 & 9 months - Adults	1,990	4,326	46.0%	49.2%	51.2%	50.1%
% of FP17s for Band 1 Urgent Courses	788	4,654	16.9%	9.5%	8.0%	9.1%
% of FP17s Relating to Free Repair or Replacements	8	4,654	0.2%	0.8%	0.8%	0.8%
% of FP17s Relating to Continuations	13	4,654	0.3%	1.3%	1.2%	1.2%
% of Patients satisfied with the dentistry they have received	0	1	N/A	91.9%	92.7%	92.8%
% of Patients satisfied with the time they had to wait for an appointment	1	1	N/A	86.5%	89.1%	88.7%

* This is based on patients treated on this contract for their most recent course of treatment. Figures in italics indicate the base number of FP17s or Patient Questionnaire responses are less than 100. N/A is shown where the base number of responses is less than 10 during the period. % is calculated as Quantity/Base number*100

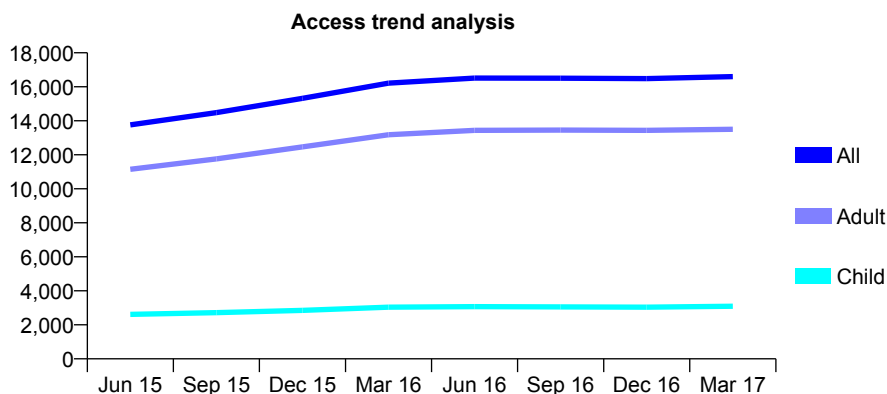
Q56 - Vital Signs At a Glance Contract Report for 106275/0001 - March 2017

Name or company name	Dr P Vaid, S Radia and S Shah
Contract type name	GDS Contract
Purpose of contract	General
Contract start date	01/04/2014
Contract end date	

16/17 Contracted general activity (UDA)	48,426
Carry forward general activity (UDA)	1,533
16/17 Contracted orthodontic activity (UOA)	0
Carry forward orthodontic activity (UOA)	0
Baseline contract value	£1,028,411.23

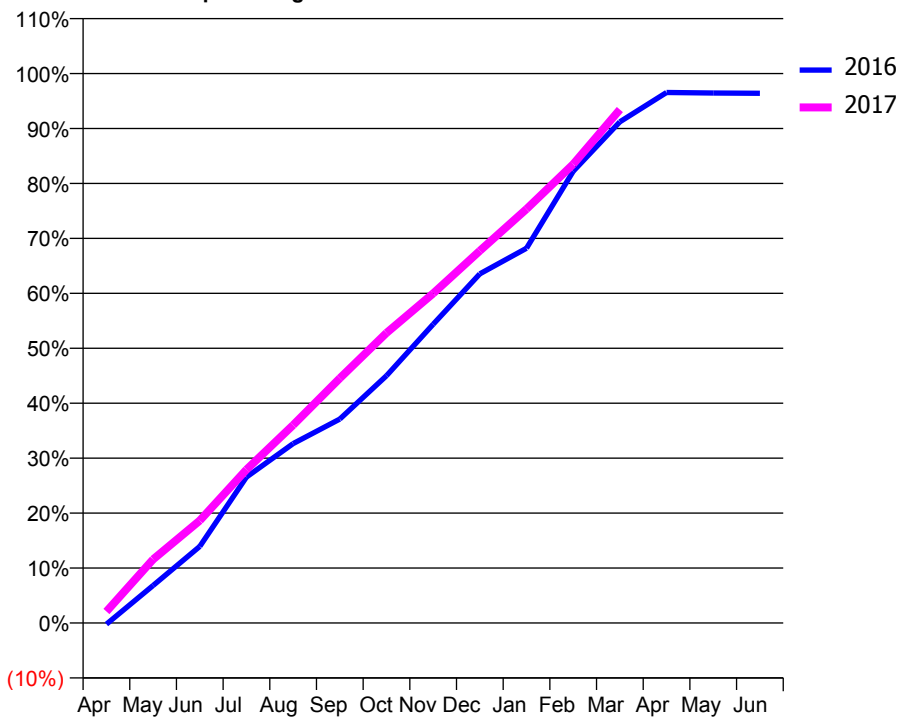
ACCESS*

Patients seen in 24 months	Total	Change since previous quarter
Quarter ending March 2016	16,216	
Quarter ending June 2016	16,510	→
Quarter ending September 2016	16,505	→
Quarter ending December 2016	16,485	→
Quarter ending March 2017	16,602	→
Variance since March 2016	2.4%	↑



ACTIVITY

Cumulative percentage of contracted UDA delivered 2016 & 2017



Month	Adjusted Scheduled Activity (UDA)	
	2016	2017
April	-122	1,017
May	3,727	5,608
June	7,601	9,031
July	14,486	13,524
August	17,814	17,447
September	20,248	21,565
October	24,550	25,561
November	29,665	29,042
December	34,660	32,809
January	37,202	36,487
February	44,846	40,432
March	49,752	45,253
April	52,673	
May	52,616	
June	52,592	

QUALITY

	Quantity	Base Number	Contract	AT	Region	England
% of FP17s for the same patient ID Re-attending within 3 months - Children	585	4,706	12.4%	11.2%	12.0%	12.3%
% of FP17s for the same patient ID Re-attending within 3 months - Adults	3,779	20,389	18.5%	15.2%	16.0%	16.7%
% of FP17s for the same patient ID Re-attending between 3 & 9 months - Children	2,752	4,706	58.5%	58.8%	58.8%	57.6%
% of FP17s for the same patient ID Re-attending between 3 & 9 months - Adults	11,416	20,389	56.0%	49.2%	51.2%	50.1%
% of FP17s for Band 1 Urgent Courses	3,091	23,852	13.0%	9.5%	8.0%	9.1%
% of FP17s Relating to Free Repair or Replacements	598	23,852	2.5%	0.8%	0.8%	0.8%
% of FP17s Relating to Continuations	178	23,852	0.7%	1.3%	1.2%	1.2%
% of Patients satisfied with the dentistry they have received	30	34	88.2%	91.9%	92.7%	92.8%
% of Patients satisfied with the time they had to wait for an appointment	28	34	82.4%	86.5%	89.1%	88.7%

* This is based on patients treated on this contract for their most recent course of treatment. Figures in italics indicate the base number of FP17s or Patient Questionnaire responses are less than 100. N/A is shown where the base number of responses is less than 10 during the period. % is calculated as Quantity/Base number*100

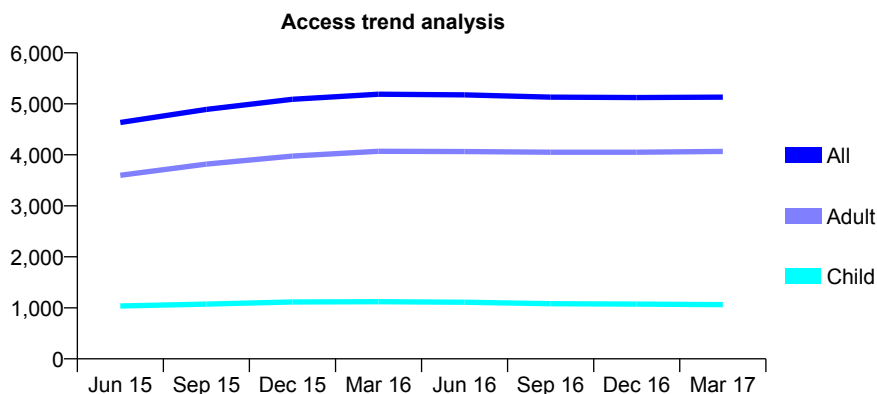
Q56 - Vital Signs At a Glance Contract Report for 106941/0001 - March 2017

Name or company name	Perfect Smile Clinic Limited
Contract type name	GDS Contract
Purpose of contract	General
Contract start date	01/03/2014
Contract end date	

16/17 Contracted general activity (UDA)	17,380
Carry forward general activity (UDA)	-255
16/17 Contracted orthodontic activity (UOA)	0
Carry forward orthodontic activity (UOA)	0
Baseline contract value	£400,698.32

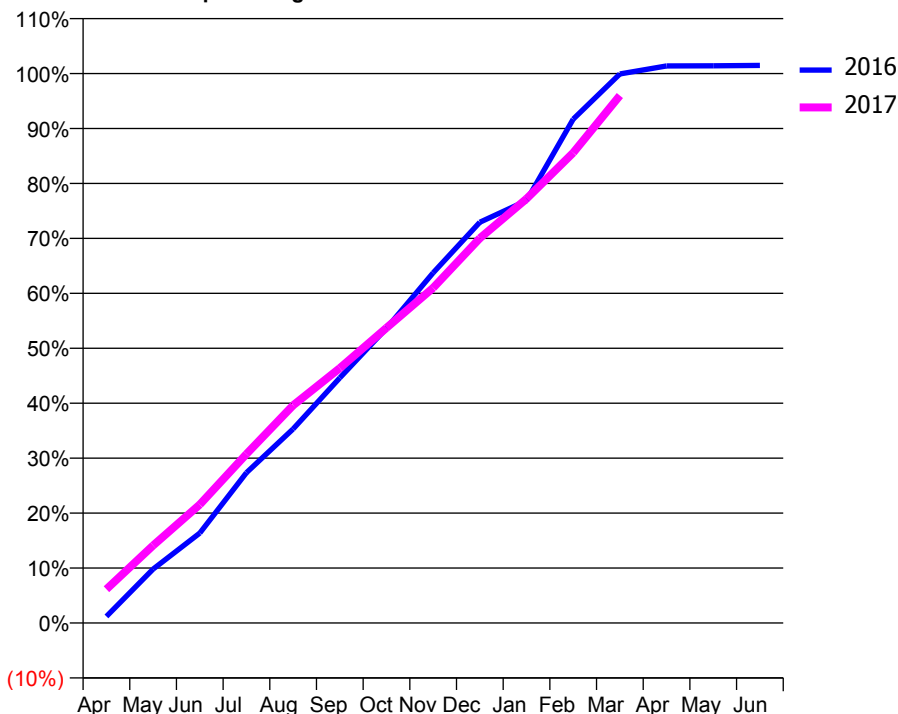
ACCESS*

Patients seen in 24 months	Total	Change since previous quarter
Quarter ending March 2016	5,189	
Quarter ending June 2016	5,174	→
Quarter ending September 2016	5,132	→
Quarter ending December 2016	5,123	→
Quarter ending March 2017	5,130	→
Variance since March 2016	(1.1%)	↓



ACTIVITY

Cumulative percentage of contracted UDA delivered 2016 & 2017



Month	Adjusted Scheduled Activity (UDA)	
	2016	2017
April	208	1,068
May	1,704	2,451
June	2,844	3,749
July	4,754	5,347
August	6,138	6,884
September	7,756	8,063
October	9,324	9,334
November	11,079	10,600
December	12,675	12,170
January	13,360	13,418
February	15,934	14,871
March	17,368	16,681
April	17,620	
May	17,622	
June	17,635	

QUALITY

	Quantity	Base Number	Contract	AT	Region	England
% of FP17s for the same patient ID Re-attending within 3 months - Children	122	1,762	6.9%	11.2%	12.0%	12.3%
% of FP17s for the same patient ID Re-attending within 3 months - Adults	960	6,291	15.3%	15.2%	16.0%	16.7%
% of FP17s for the same patient ID Re-attending between 3 & 9 months - Children	1,137	1,762	64.5%	58.8%	58.8%	57.6%
% of FP17s for the same patient ID Re-attending between 3 & 9 months - Adults	3,813	6,291	60.6%	49.2%	51.2%	50.1%
% of FP17s for Band 1 Urgent Courses	621	7,918	7.8%	9.5%	8.0%	9.1%
% of FP17s Relating to Free Repair or Replacements	69	7,918	0.9%	0.8%	0.8%	0.8%
% of FP17s Relating to Continuations	61	7,918	0.8%	1.3%	1.2%	1.2%
% of Patients satisfied with the dentistry they have received	8	9	N/A	91.9%	92.7%	92.8%
% of Patients satisfied with the time they had to wait for an appointment	9	9	N/A	86.5%	89.1%	88.7%

* This is based on patients treated on this contract for their most recent course of treatment. Figures in italics indicate the base number of FP17s or Patient Questionnaire responses are less than 100. N/A is shown where the base number of responses is less than 10 during the period. % is calculated as Quantity/Base number*100

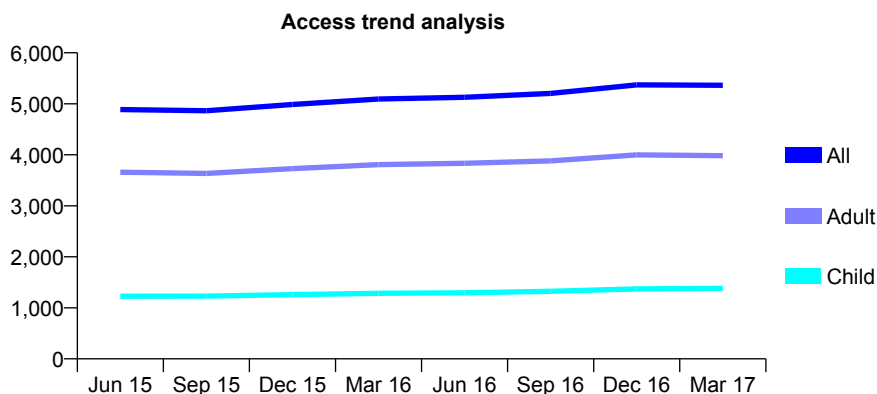
Q56 - Vital Signs At a Glance Contract Report for 109142/0001 - March 2017

Name or company name	Littleport Dental Practice
Contract type name	GDS Contract
Purpose of contract	General
Contract start date	02/07/2012
Contract end date	

16/17 Contracted general activity (UDA)	14,288
Carry forward general activity (UDA)	-28
16/17 Contracted orthodontic activity (UOA)	0
Carry forward orthodontic activity (UOA)	0
Baseline contract value	£357,745.09

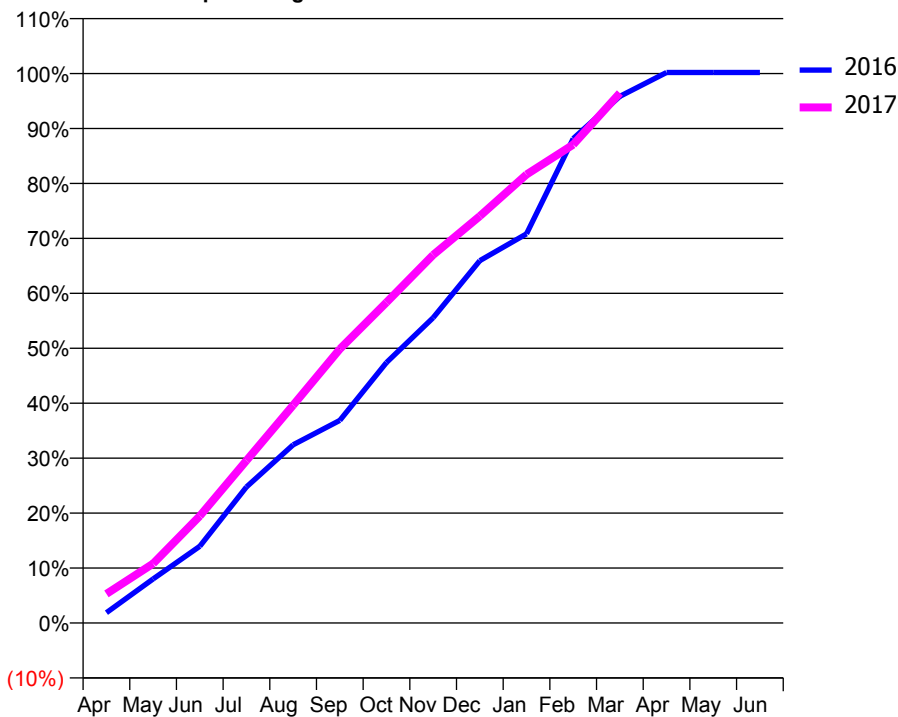
ACCESS*

Patients seen in 24 months	Total	Change since previous quarter
Quarter ending March 2016	5,094	
Quarter ending June 2016	5,128	→
Quarter ending September 2016	5,204	→
Quarter ending December 2016	5,370	↑
Quarter ending March 2017	5,364	→
Variance since March 2016	5.3%	↑



ACTIVITY

Cumulative percentage of contracted UDA delivered 2016 & 2017



Month	Adjusted Scheduled Activity (UDA)	
	2016	2017
April	270	757
May	1,144	1,546
June	1,996	2,782
July	3,540	4,226
August	4,633	5,664
September	5,270	7,124
October	6,773	8,335
November	7,939	9,572
December	9,422	10,582
January	10,118	11,661
February	12,596	12,440
March	13,693	13,781
April	14,316	
May	14,316	
June	14,316	

QUALITY

	Quantity	Base Number	Contract	AT	Region	England
% of FP17s for the same patient ID Re-attending within 3 months - Children	209	2,381	8.8%	11.2%	12.0%	12.3%
% of FP17s for the same patient ID Re-attending within 3 months - Adults	959	6,157	15.6%	15.2%	16.0%	16.7%
% of FP17s for the same patient ID Re-attending between 3 & 9 months - Children	1,586	2,381	66.6%	58.8%	58.8%	57.6%
% of FP17s for the same patient ID Re-attending between 3 & 9 months - Adults	3,370	6,157	54.7%	49.2%	51.2%	50.1%
% of FP17s for Band 1 Urgent Courses	543	7,327	7.4%	9.5%	8.0%	9.1%
% of FP17s Relating to Free Repair or Replacements	40	7,327	0.5%	0.8%	0.8%	0.8%
% of FP17s Relating to Continuations	61	7,327	0.8%	1.3%	1.2%	1.2%
% of Patients satisfied with the dentistry they have received	3	6	N/A	91.9%	92.7%	92.8%
% of Patients satisfied with the time they had to wait for an appointment	6	6	N/A	86.5%	89.1%	88.7%

* This is based on patients treated on this contract for their most recent course of treatment. Figures in italics indicate the base number of FP17s or Patient Questionnaire responses are less than 100. N/A is shown where the base number of responses is less than 10 during the period. % is calculated as Quantity/Base number*100

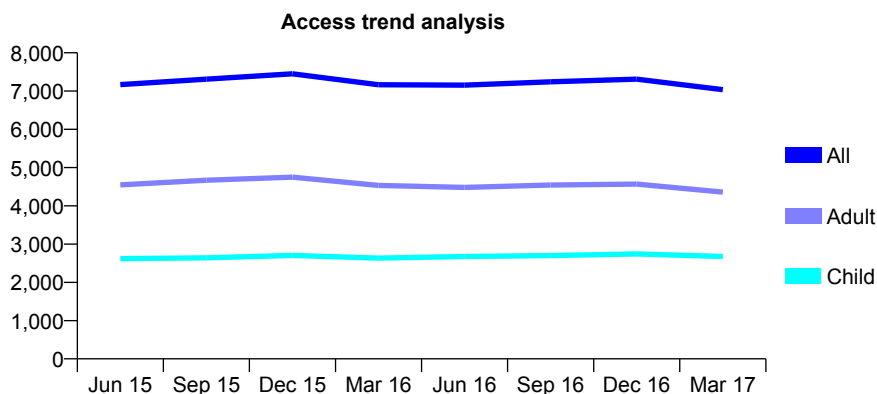
Q56 - Vital Signs At a Glance Contract Report for 109487/0001 - March 2017

Name or company name	Cambourne Dental Practice
Contract type name	GDS Contract
Purpose of contract	General
Contract start date	08/04/2011
Contract end date	

16/17 Contracted general activity (UDA)	17,913
Carry forward general activity (UDA)	165
16/17 Contracted orthodontic activity (UOA)	0
Carry forward orthodontic activity (UOA)	0
Baseline contract value	£524,552.55

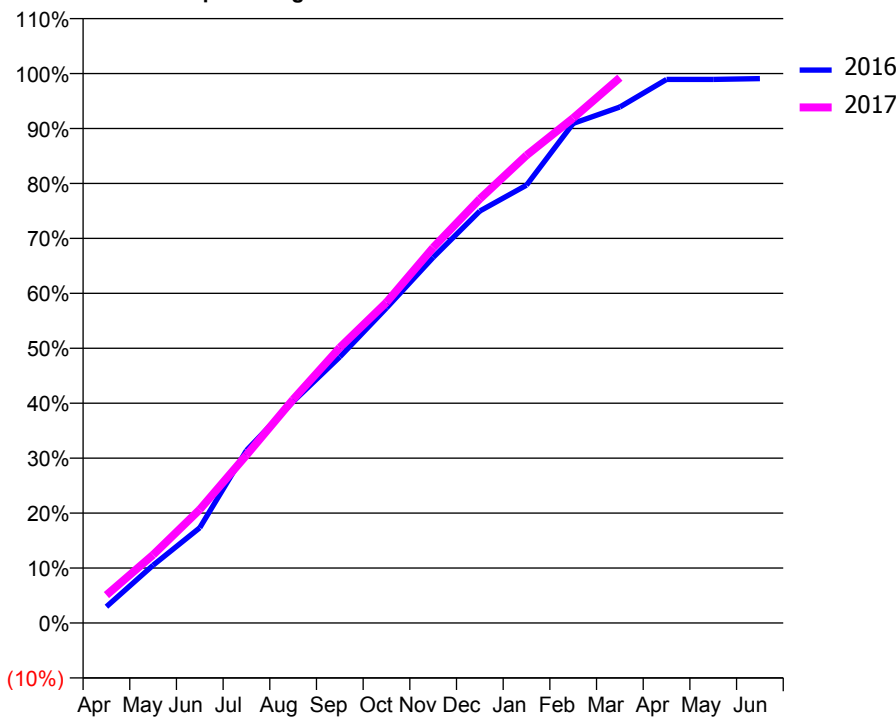
ACCESS*

Patients seen in 24 months	Total	Change since previous quarter
Quarter ending March 2016	7,164	
Quarter ending June 2016	7,154	→
Quarter ending September 2016	7,243	→
Quarter ending December 2016	7,310	→
Quarter ending March 2017	7,035	↓
Variance since March 2016	(1.8%)	↓



ACTIVITY

Cumulative percentage of contracted UDA delivered 2016 & 2017



Month	Adjusted Scheduled Activity (UDA)	
	2016	2017
April	533	911
May	1,886	2,224
June	3,108	3,700
July	5,629	5,476
August	7,220	7,287
September	8,675	8,977
October	10,268	10,452
November	11,915	12,237
December	13,430	13,823
January	14,275	15,247
February	16,285	16,458
March	16,822	17,775
April	17,722	
May	17,719	
June	17,748	

QUALITY

	Quantity	Base Number	Contract	AT	Region	England
% of FP17s for the same patient ID Re-attending within 3 months - Children	232	4,188	5.5%	11.2%	12.0%	12.3%
% of FP17s for the same patient ID Re-attending within 3 months - Adults	712	6,227	11.4%	15.2%	16.0%	16.7%
% of FP17s for the same patient ID Re-attending between 3 & 9 months - Children	2,686	4,188	64.1%	58.8%	58.8%	57.6%
% of FP17s for the same patient ID Re-attending between 3 & 9 months - Adults	3,643	6,227	58.5%	49.2%	51.2%	50.1%
% of FP17s for Band 1 Urgent Courses	606	9,925	6.1%	9.5%	8.0%	9.1%
% of FP17s Relating to Free Repair or Replacements	68	9,925	0.7%	0.8%	0.8%	0.8%
% of FP17s Relating to Continuations	137	9,925	1.4%	1.3%	1.2%	1.2%
% of Patients satisfied with the dentistry they have received	13	14	92.9%	91.9%	92.7%	92.8%
% of Patients satisfied with the time they had to wait for an appointment	9	14	64.3%	86.5%	89.1%	88.7%

* This is based on patients treated on this contract for their most recent course of treatment. Figures in italics indicate the base number of FP17s or Patient Questionnaire responses are less than 100. N/A is shown where the base number of responses is less than 10 during the period. % is calculated as Quantity/Base number*100

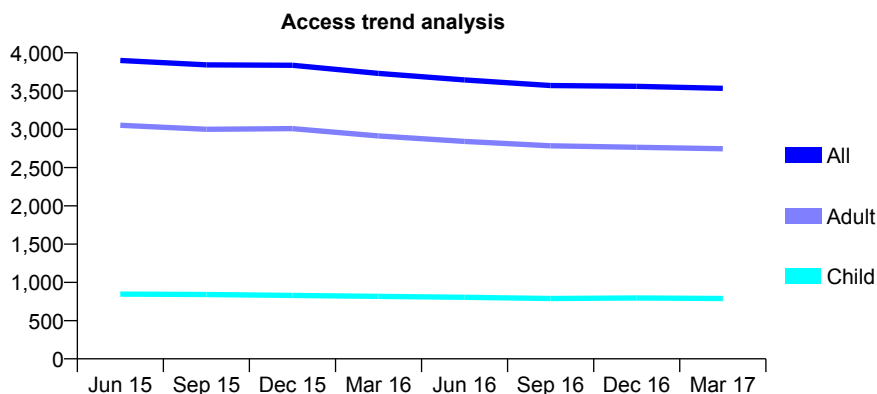
Q56 - Vital Signs At a Glance Contract Report for 110655/0001 - March 2017

Name or company name	The Toothplace Dental Surgery
Contract type name	GDS Contract
Purpose of contract	General
Contract start date	01/09/2010
Contract end date	

16/17 Contracted general activity (UDA)	13,533
Carry forward general activity (UDA)	-179
16/17 Contracted orthodontic activity (UOA)	0
Carry forward orthodontic activity (UOA)	0
Baseline contract value	£338,261.77

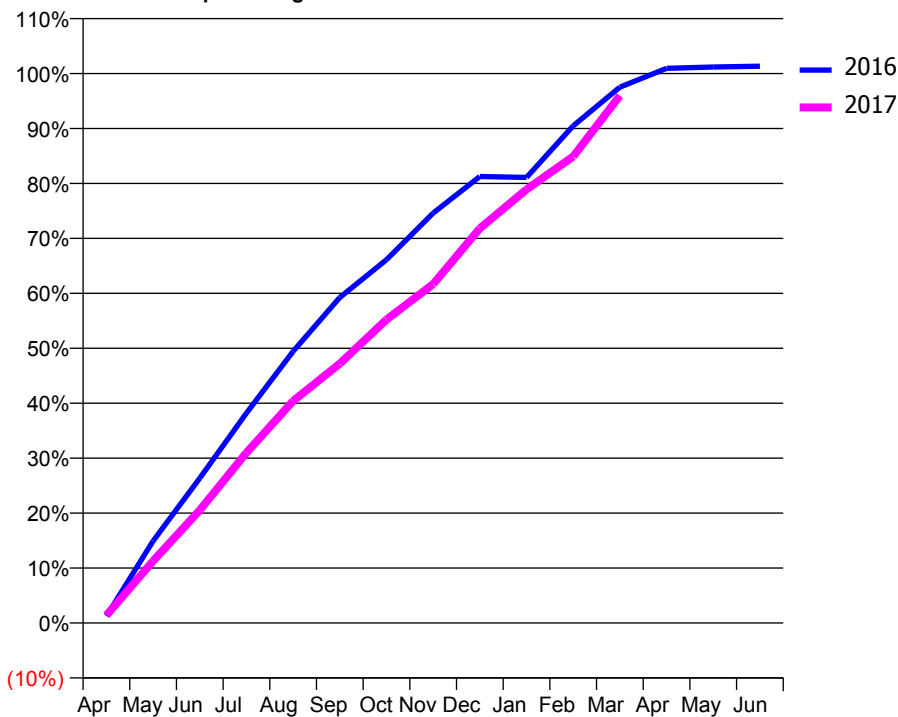
ACCESS*

Patients seen in 24 months	Total	Change since previous quarter
Quarter ending March 2016	3,731	
Quarter ending June 2016	3,645	↓
Quarter ending September 2016	3,572	↓
Quarter ending December 2016	3,561	→
Quarter ending March 2017	3,535	→
Variance since March 2016	(5.3%)	↓



ACTIVITY

Cumulative percentage of contracted UDA delivered 2016 & 2017



Adjusted Scheduled Activity (UDA)

Month	2016	2017
April	171	188
May	2,022	1,528
June	3,569	2,781
July	5,172	4,197
August	6,693	5,470
September	8,018	6,388
October	8,948	7,472
November	10,096	8,346
December	10,997	9,720
January	10,974	10,679
February	12,244	11,490
March	13,197	12,985
April	13,659	
May	13,693	
June	13,712	

QUALITY

	Quantity	Base Number	Contract	AT	Region	England
% of FP17s for the same patient ID Re-attending within 3 months - Children	103	1,249	8.2%	11.2%	12.0%	12.3%
% of FP17s for the same patient ID Re-attending within 3 months - Adults	403	3,909	10.3%	15.2%	16.0%	16.7%
% of FP17s for the same patient ID Re-attending between 3 & 9 months - Children	763	1,249	61.1%	58.8%	58.8%	57.6%
% of FP17s for the same patient ID Re-attending between 3 & 9 months - Adults	2,313	3,909	59.2%	49.2%	51.2%	50.1%
% of FP17s for Band 1 Urgent Courses	146	4,841	3.0%	9.5%	8.0%	9.1%
% of FP17s Relating to Free Repair or Replacements	30	4,841	0.6%	0.8%	0.8%	0.8%
% of FP17s Relating to Continuations	52	4,841	1.1%	1.3%	1.2%	1.2%
% of Patients satisfied with the dentistry they have received	1	1	N/A	91.9%	92.7%	92.8%
% of Patients satisfied with the time they had to wait for an appointment	1	1	N/A	86.5%	89.1%	88.7%

* This is based on patients treated on this contract for their most recent course of treatment. Figures in italics indicate the base number of FP17s or Patient Questionnaire responses are less than 100. N/A is shown where the base number of responses is less than 10 during the period. % is calculated as Quantity/Base number*100

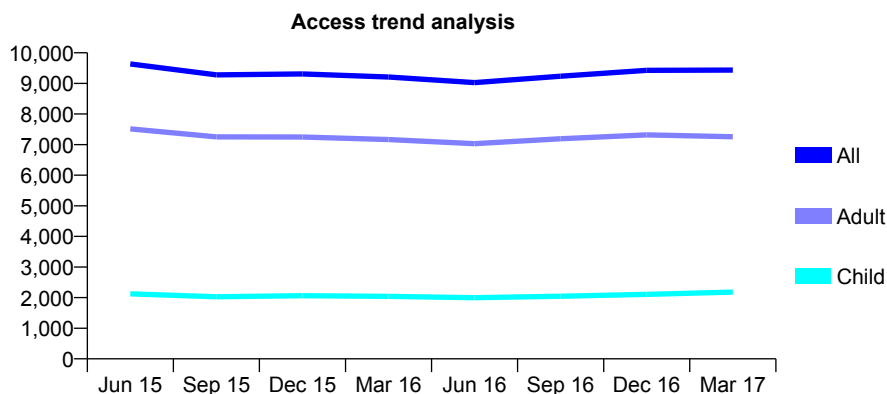
Q56 - Vital Signs At a Glance Contract Report for 110817/0001 - March 2017

Name or company name	1A Group Dental Practice Partnership
Contract type name	GDS Contract
Purpose of contract	General
Contract start date	01/04/2009
Contract end date	

16/17 Contracted general activity (UDA)	26,775
Carry forward general activity (UDA)	0
16/17 Contracted orthodontic activity (UOA)	0
Carry forward orthodontic activity (UOA)	0
Baseline contract value	£613,061.72

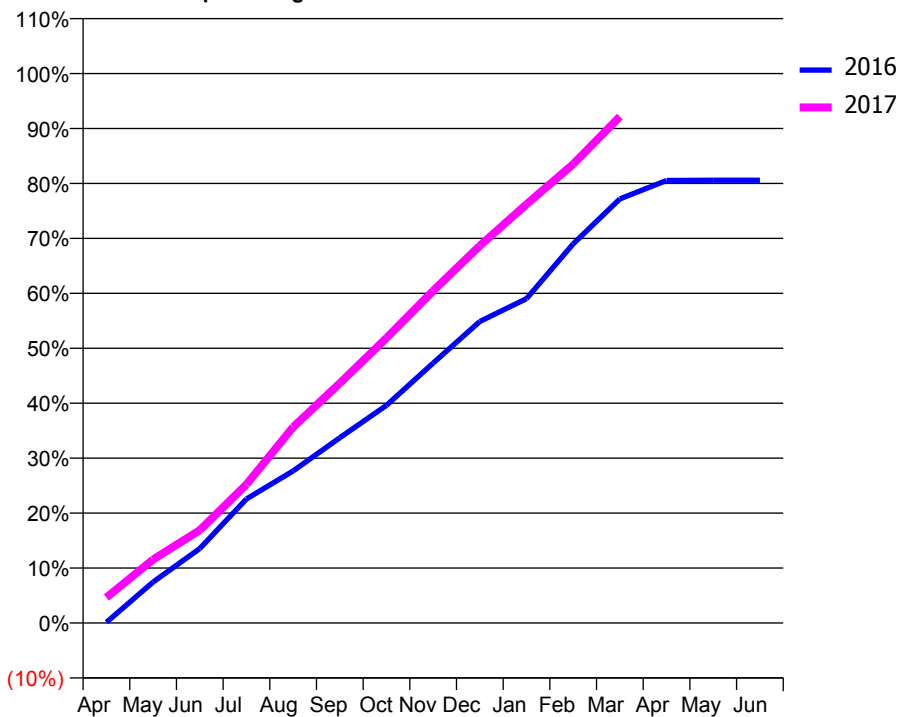
ACCESS*

Patients seen in 24 months	Total	Change since previous quarter
Quarter ending March 2016	9,209	
Quarter ending June 2016	9,028	↓
Quarter ending September 2016	9,235	↑
Quarter ending December 2016	9,427	↑
Quarter ending March 2017	9,437	→
Variance since March 2016	2.5%	↑



ACTIVITY

Cumulative percentage of contracted UDA delivered 2016 & 2017



Adjusted Scheduled Activity (UDA)

Month	2016	2017
April	36	1,244
May	1,999	3,094
June	3,631	4,527
July	6,048	6,755
August	7,411	9,545
September	9,030	11,684
October	10,609	13,886
November	12,667	16,188
December	14,691	18,385
January	15,807	20,408
February	18,474	22,359
March	20,663	24,673
April	21,562	
May	21,576	
June	21,576	

QUALITY

	Quantity	Base Number	Contract	AT	Region	England
% of FP17s for the same patient ID Re-attending within 3 months - Children	162	3,147	5.1%	11.2%	12.0%	12.3%
% of FP17s for the same patient ID Re-attending within 3 months - Adults	1,068	10,420	10.2%	15.2%	16.0%	16.7%
% of FP17s for the same patient ID Re-attending between 3 & 9 months - Children	1,574	3,147	50.0%	58.8%	58.8%	57.6%
% of FP17s for the same patient ID Re-attending between 3 & 9 months - Adults	5,397	10,420	51.8%	49.2%	51.2%	50.1%
% of FP17s for Band 1 Urgent Courses	852	13,136	6.5%	9.5%	8.0%	9.1%
% of FP17s Relating to Free Repair or Replacements	58	13,136	0.4%	0.8%	0.8%	0.8%
% of FP17s Relating to Continuations	131	13,136	1.0%	1.3%	1.2%	1.2%
% of Patients satisfied with the dentistry they have received	15	16	93.8%	91.9%	92.7%	92.8%
% of Patients satisfied with the time they had to wait for an appointment	14	16	87.5%	86.5%	89.1%	88.7%

* This is based on patients treated on this contract for their most recent course of treatment. Figures in italics indicate the base number of FP17s or Patient Questionnaire responses are less than 100. N/A is shown where the base number of responses is less than 10 during the period. % is calculated as Quantity/Base number*100

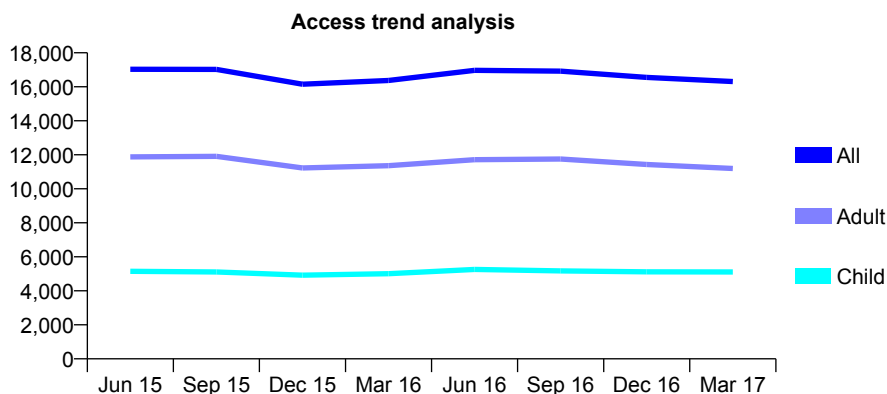
Q56 - Vital Signs At a Glance Contract Report for 110817/0002 - March 2017

Name or company name	1A Group Dental Practice Partnership
Contract type name	GDS Contract
Purpose of contract	General
Contract start date	01/04/2009
Contract end date	

16/17 Contracted general activity (UDA)	49,225
Carry forward general activity (UDA)	0
16/17 Contracted orthodontic activity (UOA)	0
Carry forward orthodontic activity (UOA)	0
Baseline contract value	£1,287,994.46

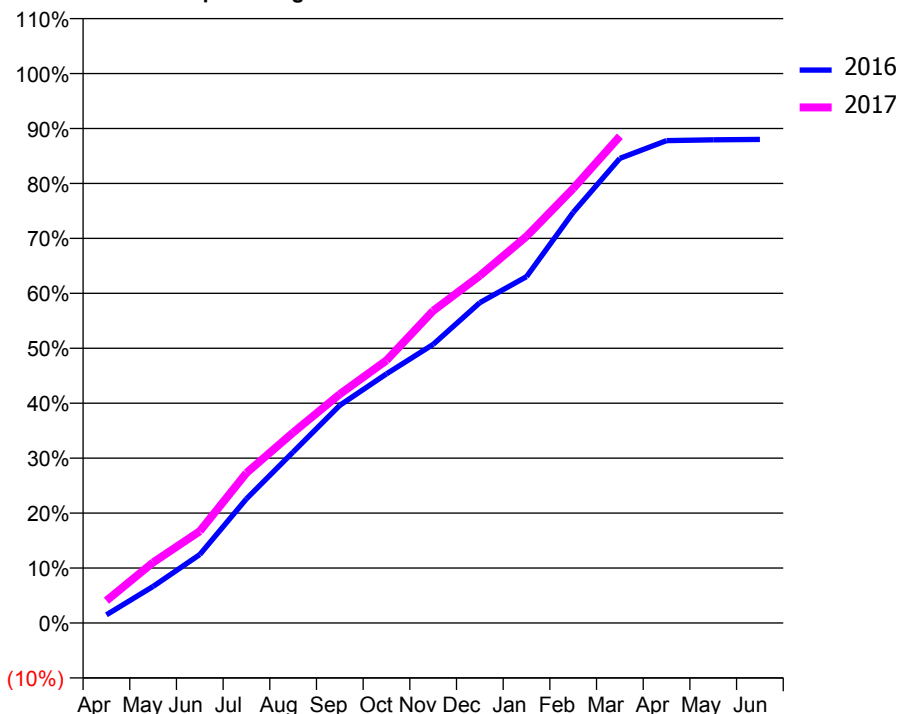
ACCESS*

Patients seen in 24 months	Total	Change since previous quarter
Quarter ending March 2016	16,373	
Quarter ending June 2016	16,966	↑
Quarter ending September 2016	16,925	→
Quarter ending December 2016	16,553	↓
Quarter ending March 2017	16,306	↓
Variance since March 2016	(0.4%)	→



ACTIVITY

Cumulative percentage of contracted UDA delivered 2016 & 2017



Month	Adjusted Scheduled Activity (UDA)	
	2016	2017
April	739	1,998
May	3,279	5,431
June	6,131	8,226
July	11,131	13,441
August	15,325	17,063
September	19,501	20,506
October	22,315	23,532
November	24,964	27,968
December	28,697	31,107
January	31,030	34,630
February	36,789	38,920
March	41,626	43,603
April	43,211	
May	43,278	
June	43,318	

QUALITY

	Quantity	Base Number	Contract	AT	Region	England
% of FP17s for the same patient ID Re-attending within 3 months - Children	444	6,155	7.2%	11.2%	12.0%	12.3%
% of FP17s for the same patient ID Re-attending within 3 months - Adults	1,772	13,270	13.4%	15.2%	16.0%	16.7%
% of FP17s for the same patient ID Re-attending between 3 & 9 months - Children	2,136	6,155	34.7%	58.8%	58.8%	57.6%
% of FP17s for the same patient ID Re-attending between 3 & 9 months - Adults	4,921	13,270	37.1%	49.2%	51.2%	50.1%
% of FP17s for Band 1 Urgent Courses	1,380	18,042	7.6%	9.5%	8.0%	9.1%
% of FP17s Relating to Free Repair or Replacements	95	18,042	0.5%	0.8%	0.8%	0.8%
% of FP17s Relating to Continuations	256	18,042	1.4%	1.3%	1.2%	1.2%
% of Patients satisfied with the dentistry they have received	16	17	94.1%	91.9%	92.7%	92.8%
% of Patients satisfied with the time they had to wait for an appointment	10	17	58.8%	86.5%	89.1%	88.7%

* This is based on patients treated on this contract for their most recent course of treatment. Figures in italics indicate the base number of FP17s or Patient Questionnaire responses are less than 100. N/A is shown where the base number of responses is less than 10 during the period. % is calculated as Quantity/Base number*100

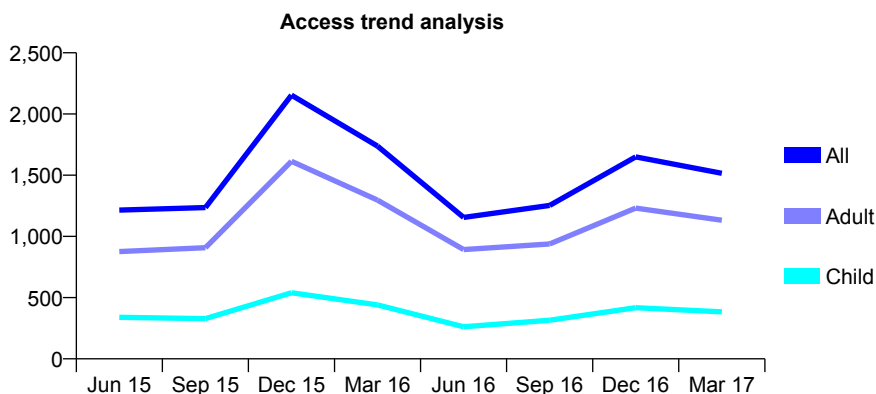
Q56 - Vital Signs At a Glance Contract Report for 110817/0003 - March 2017

Name or company name	1A Group Dental Practice Partnership
Contract type name	GDS Contract
Purpose of contract	General
Contract start date	01/04/2009
Contract end date	

16/17 Contracted general activity (UDA)	3,813
Carry forward general activity (UDA)	-32
16/17 Contracted orthodontic activity (UOA)	0
Carry forward orthodontic activity (UOA)	0
Baseline contract value	£94,950.52

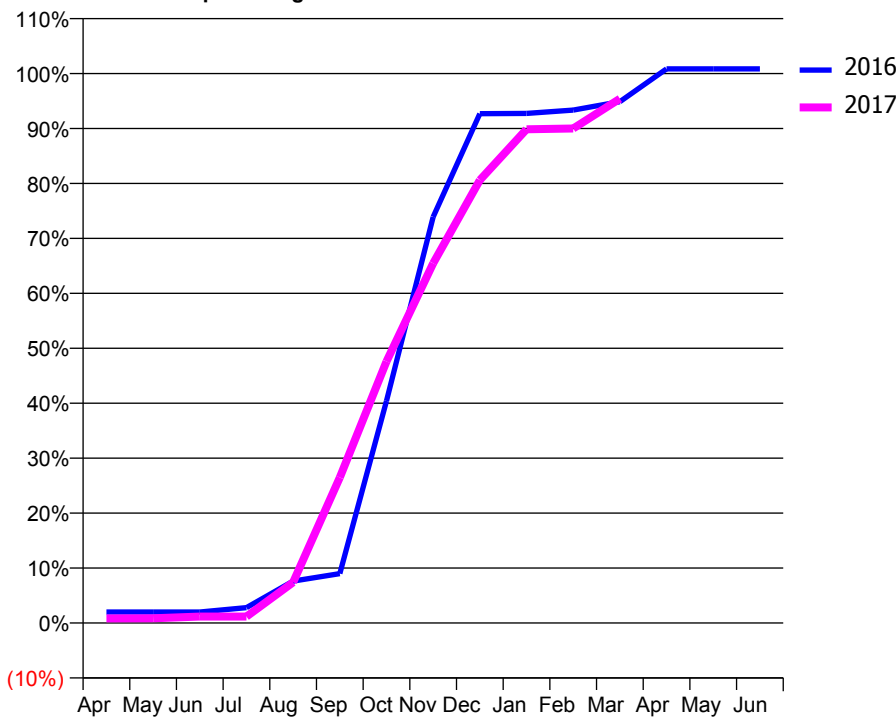
ACCESS*

Patients seen in 24 months	Total	Change since previous quarter
Quarter ending March 2016	1,738	
Quarter ending June 2016	1,155	↓
Quarter ending September 2016	1,253	↑
Quarter ending December 2016	1,650	↑
Quarter ending March 2017	1,516	↓
Variance since March 2016	(12.8%)	↓



ACTIVITY

Cumulative percentage of contracted UDA delivered 2016 & 2017



Month	Adjusted Scheduled Activity (UDA)	
	2016	2017
April	76	32
May	76	33
June	76	45
July	107	45
August	291	283
September	343	1,010
October	1,541	1,815
November	2,818	2,496
December	3,534	3,073
January	3,536	3,426
February	3,560	3,432
March	3,617	3,637
April	3,845	
May	3,845	
June	3,845	

QUALITY

	Quantity	Base Number	Contract	AT	Region	England
% of FP17s for the same patient ID Re-attending within 3 months - Children	7	480	1.5%	11.2%	12.0%	12.3%
% of FP17s for the same patient ID Re-attending within 3 months - Adults	69	1,384	5.0%	15.2%	16.0%	16.7%
% of FP17s for the same patient ID Re-attending between 3 & 9 months - Children	48	480	10.0%	58.8%	58.8%	57.6%
% of FP17s for the same patient ID Re-attending between 3 & 9 months - Adults	143	1,384	10.3%	49.2%	51.2%	50.1%
% of FP17s for Band 1 Urgent Courses	117	1,775	6.6%	9.5%	8.0%	9.1%
% of FP17s Relating to Free Repair or Replacements	8	1,775	0.5%	0.8%	0.8%	0.8%
% of FP17s Relating to Continuations	23	1,775	1.3%	1.3%	1.2%	1.2%
% of Patients satisfied with the dentistry they have received	2	2	N/A	91.9%	92.7%	92.8%
% of Patients satisfied with the time they had to wait for an appointment	2	2	N/A	86.5%	89.1%	88.7%

* This is based on patients treated on this contract for their most recent course of treatment. Figures in italics indicate the base number of FP17s or Patient Questionnaire responses are less than 100. N/A is shown where the base number of responses is less than 10 during the period. % is calculated as Quantity/Base number*100

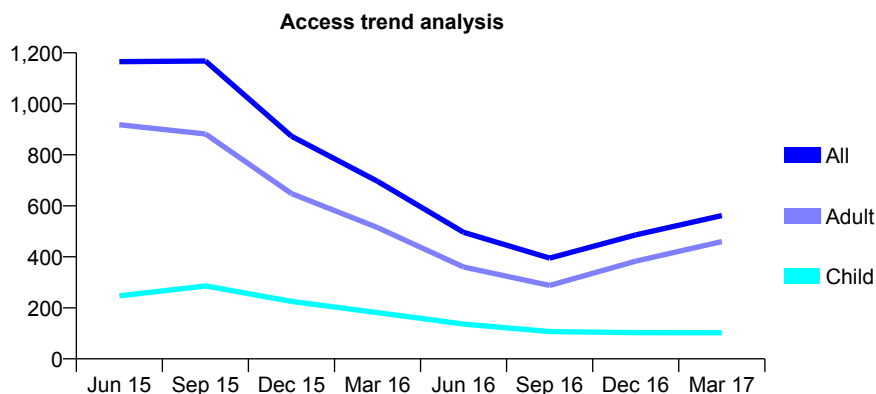
Q56 - Vital Signs At a Glance Contract Report for 110817/0004 - March 2017

Name or company name	1A Group Dental Practice Partnership
Contract type name	GDS Contract
Purpose of contract	General
Contract start date	01/04/2009
Contract end date	

16/17 Contracted general activity (UDA)	3,321
Carry forward general activity (UDA)	0
16/17 Contracted orthodontic activity (UOA)	0
Carry forward orthodontic activity (UOA)	0
Baseline contract value	£82,698.84

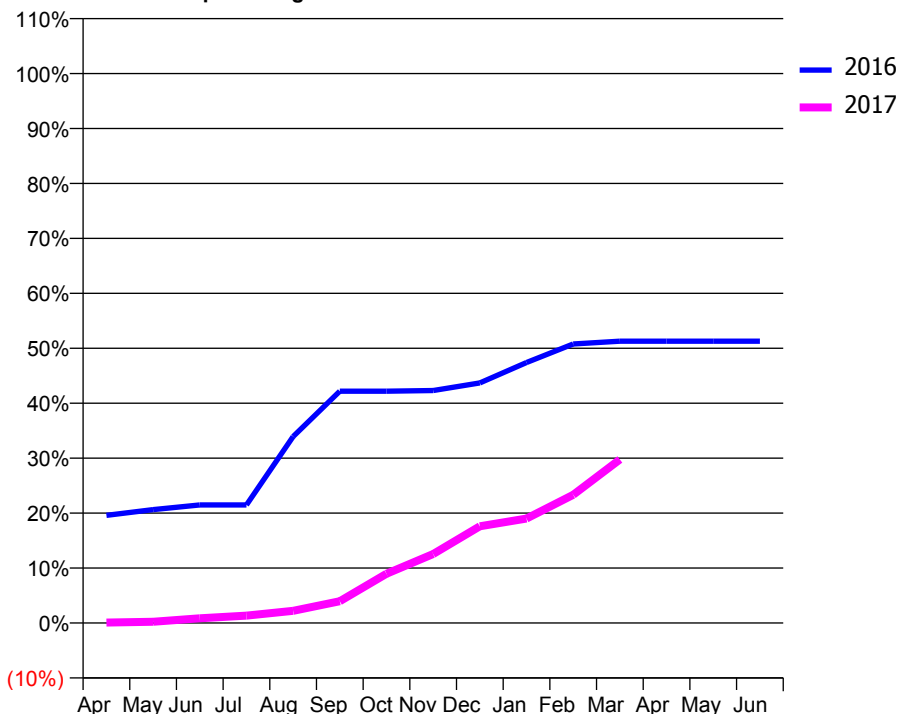
ACCESS*

Patients seen in 24 months	Total	Change since previous quarter
Quarter ending March 2016	696	
Quarter ending June 2016	496	↓
Quarter ending September 2016	395	↓
Quarter ending December 2016	486	↑
Quarter ending March 2017	562	↑
Variance since March 2016	(19.3%)	↓



ACTIVITY

Cumulative percentage of contracted UDA delivered 2016 & 2017



Adjusted Scheduled Activity (UDA)

Month	2016	2017
April	651	3
May	686	8
June	714	29
July	714	45
August	1,127	74
September	1,401	132
October	1,401	298
November	1,405	417
December	1,451	585
January	1,574	631
February	1,687	775
March	1,704	988
April	1,704	
May	1,704	
June	1,704	

QUALITY

	Quantity	Base Number	Contract	AT	Region	England
% of FP17s for the same patient ID Re-attending within 3 months - Children	2	88	2.3%	11.2%	12.0%	12.3%
% of FP17s for the same patient ID Re-attending within 3 months - Adults	5	389	1.3%	15.2%	16.0%	16.7%
% of FP17s for the same patient ID Re-attending between 3 & 9 months - Children	18	88	20.5%	58.8%	58.8%	57.6%
% of FP17s for the same patient ID Re-attending between 3 & 9 months - Adults	14	389	3.6%	49.2%	51.2%	50.1%
% of FP17s for Band 1 Urgent Courses	17	477	3.6%	9.5%	8.0%	9.1%
% of FP17s Relating to Free Repair or Replacements	1	477	0.2%	0.8%	0.8%	0.8%
% of FP17s Relating to Continuations	0	477	0.0%	1.3%	1.2%	1.2%
% of Patients satisfied with the dentistry they have received	0	0	N/A	91.9%	92.7%	92.8%
% of Patients satisfied with the time they had to wait for an appointment	0	0	N/A	86.5%	89.1%	88.7%

* This is based on patients treated on this contract for their most recent course of treatment. Figures in italics indicate the base number of FP17s or Patient Questionnaire responses are less than 100. N/A is shown where the base number of responses is less than 10 during the period. % is calculated as Quantity/Base number*100

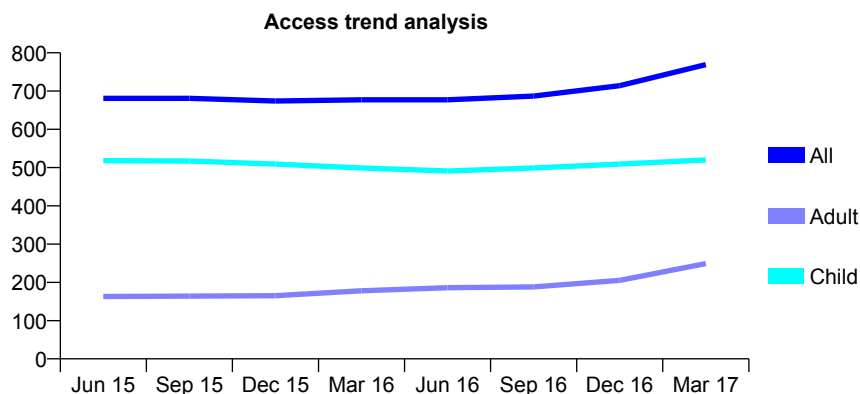
Q56 - Vital Signs At a Glance Contract Report for 112720/0001 - March 2017

Name or company name	Golden Triangle LLP
Contract type name	GDS Contract
Purpose of contract	General
Contract start date	01/04/2008
Contract end date	

16/17 Contracted general activity (UDA)	2,303
Carry forward general activity (UDA)	0
16/17 Contracted orthodontic activity (UOA)	0
Carry forward orthodontic activity (UOA)	0
Baseline contract value	£63,911.31

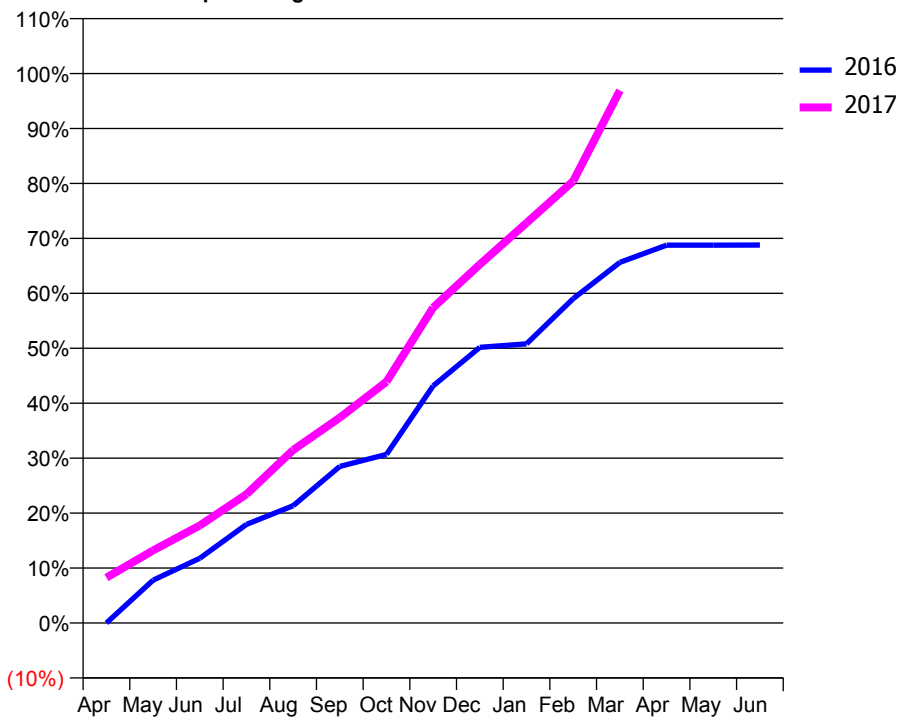
ACCESS*

Patients seen in 24 months	Total	Change since previous quarter
Quarter ending March 2016	677	
Quarter ending June 2016	677	→
Quarter ending September 2016	687	→
Quarter ending December 2016	714	↑
Quarter ending March 2017	769	↑
Variance since March 2016	13.6%	↑



ACTIVITY

Cumulative percentage of contracted UDA delivered 2016 & 2017



Adjusted Scheduled Activity (UDA)

Month	2016	2017
April	0	190
May	225	304
June	339	409
July	516	540
August	614	725
September	821	861
October	883	1,011
November	1,243	1,322
December	1,445	1,503
January	1,463	1,677
February	1,699	1,852
March	1,890	2,232
April	1,979	
May	1,979	
June	1,980	

QUALITY

	Quantity	Base Number	Contract	AT	Region	England
% of FP17s for the same patient ID Re-attending within 3 months - Children	88	887	9.9%	11.2%	12.0%	12.3%
% of FP17s for the same patient ID Re-attending within 3 months - Adults	23	250	9.2%	15.2%	16.0%	16.7%
% of FP17s for the same patient ID Re-attending between 3 & 9 months - Children	563	887	63.5%	58.8%	58.8%	57.6%
% of FP17s for the same patient ID Re-attending between 3 & 9 months - Adults	61	250	24.4%	49.2%	51.2%	50.1%
% of FP17s for Band 1 Urgent Courses	153	1,097	13.9%	9.5%	8.0%	9.1%
% of FP17s Relating to Free Repair or Replacements	0	1,097	0.0%	0.8%	0.8%	0.8%
% of FP17s Relating to Continuations	1	1,097	0.1%	1.3%	1.2%	1.2%
% of Patients satisfied with the dentistry they have received	0	0	N/A	91.9%	92.7%	92.8%
% of Patients satisfied with the time they had to wait for an appointment	0	0	N/A	86.5%	89.1%	88.7%

* This is based on patients treated on this contract for their most recent course of treatment. Figures in italics indicate the base number of FP17s or Patient Questionnaire responses are less than 100. N/A is shown where the base number of responses is less than 10 during the period. % is calculated as Quantity/Base number*100

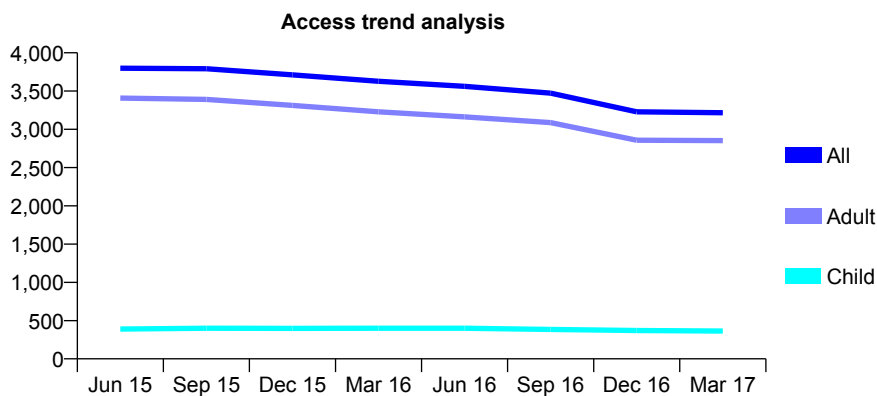
Q56 - Vital Signs At a Glance Contract Report for 117455/0001 - March 2017

Name or company name	UEA Dentists
Contract type name	GDS Contract
Purpose of contract	General
Contract start date	01/03/2012
Contract end date	

16/17 Contracted general activity (UDA)	8,680
Carry forward general activity (UDA)	0
16/17 Contracted orthodontic activity (UOA)	0
Carry forward orthodontic activity (UOA)	0
Baseline contract value	£255,042.39

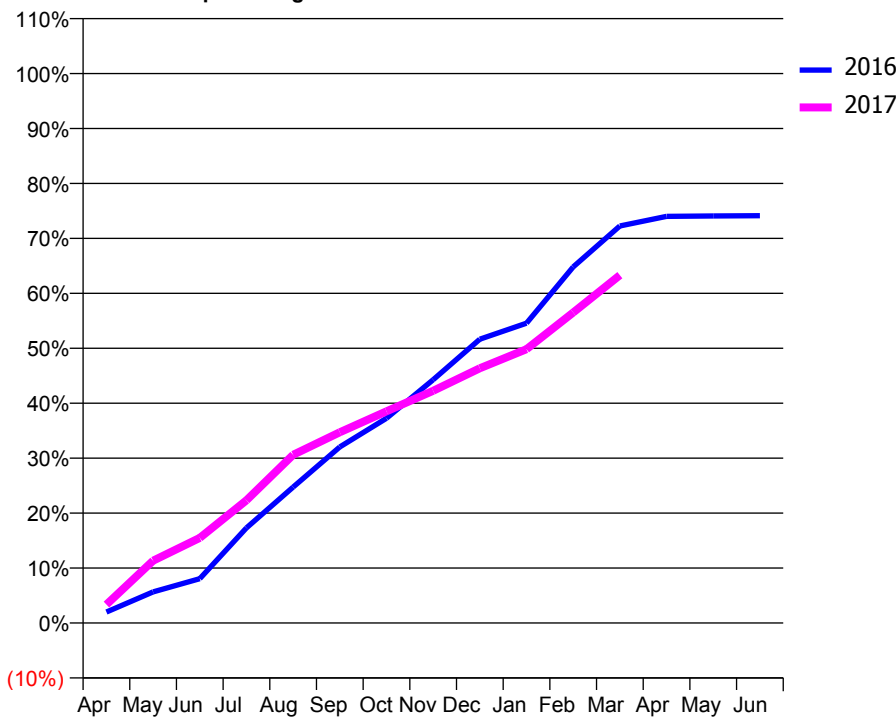
ACCESS*

Patients seen in 24 months	Total	Change since previous quarter
Quarter ending March 2016	3,628	
Quarter ending June 2016	3,562	↓
Quarter ending September 2016	3,472	↓
Quarter ending December 2016	3,228	↓
Quarter ending March 2017	3,216	→
Variance since March 2016	(11.4%)	↓



ACTIVITY

Cumulative percentage of contracted UDA delivered 2016 & 2017



Month	Adjusted Scheduled Activity (UDA)	
	2016	2017
April	174	292
May	492	984
June	701	1,345
July	1,503	1,940
August	2,147	2,658
September	2,782	3,013
October	3,234	3,343
November	3,842	3,668
December	4,482	4,025
January	4,736	4,326
February	5,626	4,904
March	6,272	5,495
April	6,424	
May	6,431	
June	6,434	

QUALITY

	Quantity	Base Number	Contract	AT	Region	England
% of FP17s for the same patient ID Re-attending within 3 months - Children	22	490	4.5%	11.2%	12.0%	12.3%
% of FP17s for the same patient ID Re-attending within 3 months - Adults	343	2,843	12.1%	15.2%	16.0%	16.7%
% of FP17s for the same patient ID Re-attending between 3 & 9 months - Children	267	490	54.5%	58.8%	58.8%	57.6%
% of FP17s for the same patient ID Re-attending between 3 & 9 months - Adults	1,024	2,843	36.0%	49.2%	51.2%	50.1%
% of FP17s for Band 1 Urgent Courses	610	3,240	18.8%	9.5%	8.0%	9.1%
% of FP17s Relating to Free Repair or Replacements	5	3,240	0.2%	0.8%	0.8%	0.8%
% of FP17s Relating to Continuations	17	3,240	0.5%	1.3%	1.2%	1.2%
% of Patients satisfied with the dentistry they have received	3	4	N/A	91.9%	92.7%	92.8%
% of Patients satisfied with the time they had to wait for an appointment	2	4	N/A	86.5%	89.1%	88.7%

* This is based on patients treated on this contract for their most recent course of treatment. Figures in italics indicate the base number of FP17s or Patient Questionnaire responses are less than 100. N/A is shown where the base number of responses is less than 10 during the period. % is calculated as Quantity/Base number*100

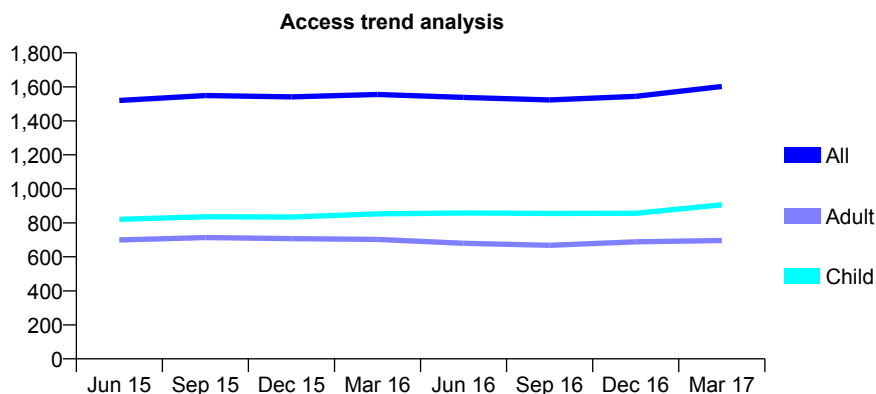
Q56 - Vital Signs At a Glance Contract Report for 117501/0001 - March 2017

Name or company name	The High Street Dental Practice
Contract type name	GDS Contract
Purpose of contract	General
Contract start date	01/10/2010
Contract end date	

16/17 Contracted general activity (UDA)	4,321
Carry forward general activity (UDA)	0
16/17 Contracted orthodontic activity (UOA)	0
Carry forward orthodontic activity (UOA)	0
Baseline contract value	£94,365.31

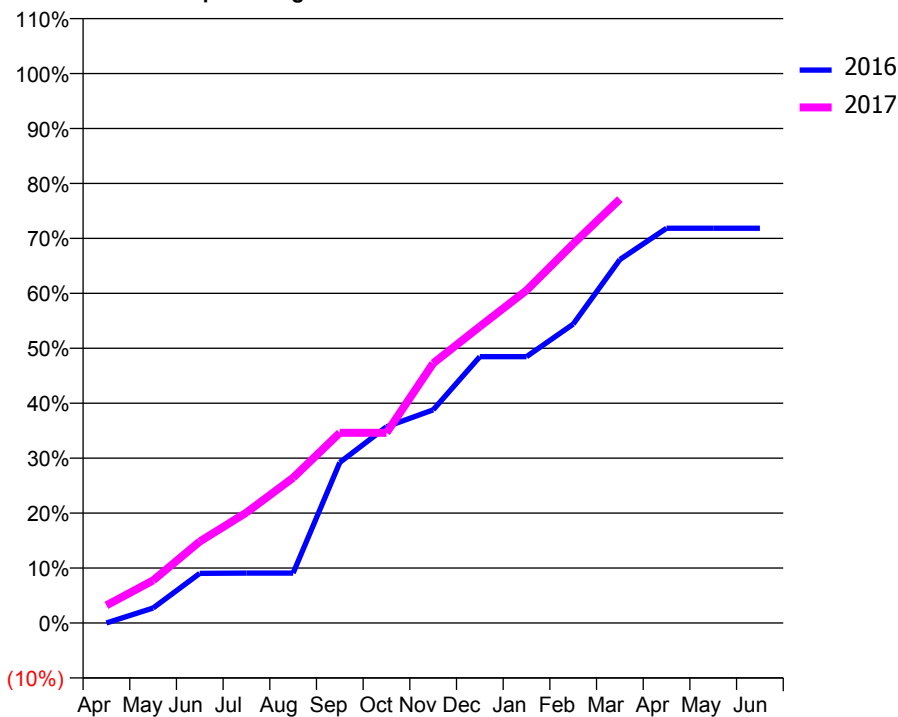
ACCESS*

Patients seen in 24 months	Total	Change since previous quarter
Quarter ending March 2016	1,555	
Quarter ending June 2016	1,538	↓
Quarter ending September 2016	1,523	→
Quarter ending December 2016	1,544	→
Quarter ending March 2017	1,602	↑
Variance since March 2016	3.0%	↑



ACTIVITY

Cumulative percentage of contracted UDA delivered 2016 & 2017



Adjusted Scheduled Activity (UDA)

Month	2016	2017
April	0	139
May	118	335
June	390	641
July	393	869
August	393	1,143
September	1,263	1,496
October	1,543	1,496
November	1,676	2,042
December	2,094	2,332
January	2,094	2,615
February	2,350	2,981
March	2,857	3,333
April	3,104	
May	3,104	
June	3,104	

QUALITY

	Quantity	Base Number	Contract	AT	Region	England
% of FP17s for the same patient ID Re-attending within 3 months - Children	103	1,569	6.6%	11.2%	12.0%	12.3%
% of FP17s for the same patient ID Re-attending within 3 months - Adults	95	761	12.5%	15.2%	16.0%	16.7%
% of FP17s for the same patient ID Re-attending between 3 & 9 months - Children	1,015	1,569	64.7%	58.8%	58.8%	57.6%
% of FP17s for the same patient ID Re-attending between 3 & 9 months - Adults	348	761	45.7%	49.2%	51.2%	50.1%
% of FP17s for Band 1 Urgent Courses	85	2,163	3.9%	9.5%	8.0%	9.1%
% of FP17s Relating to Free Repair or Replacements	0	2,163	0.0%	0.8%	0.8%	0.8%
% of FP17s Relating to Continuations	49	2,163	2.3%	1.3%	1.2%	1.2%
% of Patients satisfied with the dentistry they have received	1	1	N/A	91.9%	92.7%	92.8%
% of Patients satisfied with the time they had to wait for an appointment	1	1	N/A	86.5%	89.1%	88.7%

* This is based on patients treated on this contract for their most recent course of treatment. Figures in italics indicate the base number of FP17s or Patient Questionnaire responses are less than 100. N/A is shown where the base number of responses is less than 10 during the period. % is calculated as Quantity/Base number*100

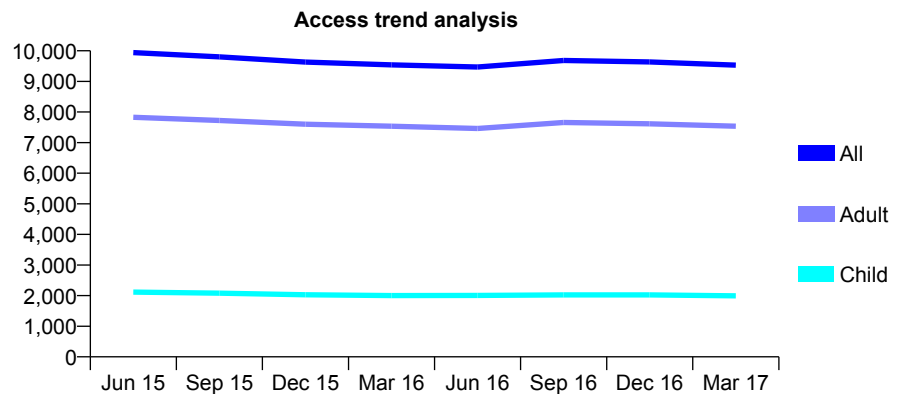
Q56 - Vital Signs At a Glance Contract Report for 117994/0001 - March 2017

Name or company name	Wensleydale Dental Practice
Contract type name	GDS Contract
Purpose of contract	General
Contract start date	01/07/2011
Contract end date	

16/17 Contracted general activity (UDA)	32,267
Carry forward general activity (UDA)	0
16/17 Contracted orthodontic activity (UOA)	0
Carry forward orthodontic activity (UOA)	0
Baseline contract value	£811,449.57

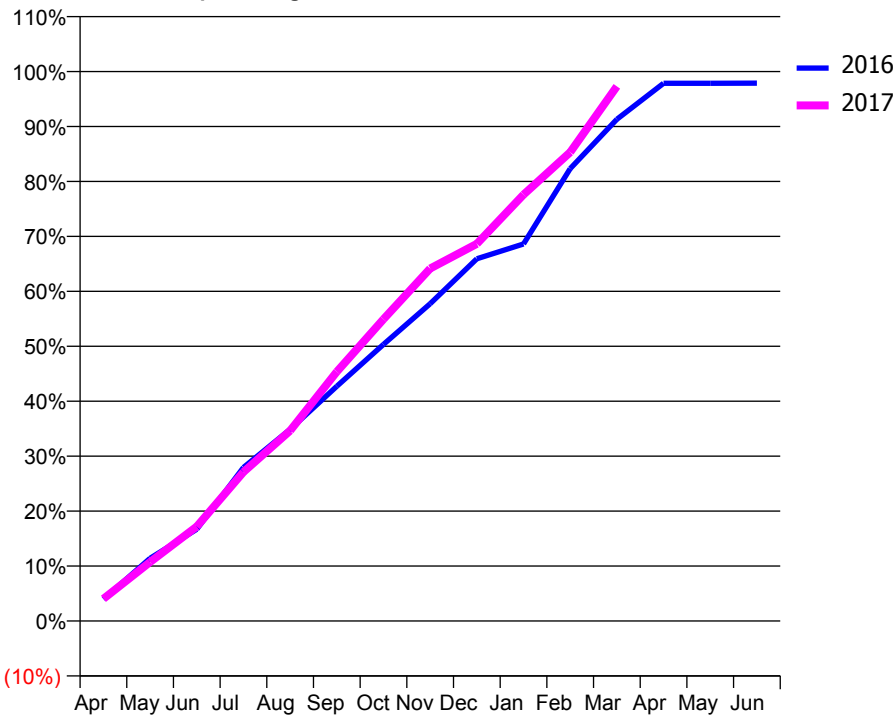
ACCESS*

Patients seen in 24 months	Total	Change since previous quarter
Quarter ending March 2016	9,539	
Quarter ending June 2016	9,472	→
Quarter ending September 2016	9,685	↑
Quarter ending December 2016	9,638	→
Quarter ending March 2017	9,530	↓
Variance since March 2016	(0.1%)	→



ACTIVITY

Cumulative percentage of contracted UDA delivered 2016 & 2017



Month	Adjusted Scheduled Activity (UDA)	
	2016	2017
April	1,428	1,300
May	4,093	3,463
June	5,989	5,550
July	10,014	8,749
August	12,509	11,177
September	15,319	14,639
October	18,052	17,726
November	20,701	20,702
December	23,635	22,148
January	24,597	25,040
February	29,516	27,524
March	32,732	31,396
April	35,084	
May	35,082	
June	35,090	

QUALITY

	Quantity	Base Number	Contract	AT	Region	England
% of FP17s for the same patient ID Re-attending within 3 months - Children	277	3,354	8.3%	11.2%	12.0%	12.3%
% of FP17s for the same patient ID Re-attending within 3 months - Adults	1,847	12,439	14.8%	15.2%	16.0%	16.7%
% of FP17s for the same patient ID Re-attending between 3 & 9 months - Children	2,146	3,354	64.0%	58.8%	58.8%	57.6%
% of FP17s for the same patient ID Re-attending between 3 & 9 months - Adults	7,913	12,439	63.6%	49.2%	51.2%	50.1%
% of FP17s for Band 1 Urgent Courses	847	14,854	5.7%	9.5%	8.0%	9.1%
% of FP17s Relating to Free Repair or Replacements	189	14,854	1.3%	0.8%	0.8%	0.8%
% of FP17s Relating to Continuations	134	14,854	0.9%	1.3%	1.2%	1.2%
% of Patients satisfied with the dentistry they have received	18	18	100.0%	91.9%	92.7%	92.8%
% of Patients satisfied with the time they had to wait for an appointment	16	18	88.9%	86.5%	89.1%	88.7%

* This is based on patients treated on this contract for their most recent course of treatment. Figures in italics indicate the base number of FP17s or Patient Questionnaire responses are less than 100. N/A is shown where the base number of responses is less than 10 during the period. % is calculated as Quantity/Base number*100

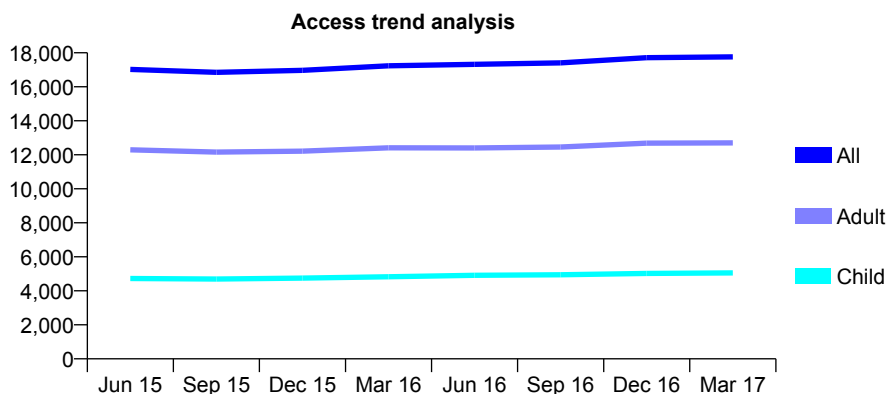
Q56 - Vital Signs At a Glance Contract Report for 118036/0001 - March 2017

Name or company name	DU TOIT & BURGER PARTNERSHIP (IPS)
Contract type name	GDS Contract
Purpose of contract	General and Orthodontic
Contract start date	01/04/2007
Contract end date	

16/17 Contracted general activity (UDA)	42,501
Carry forward general activity (UDA)	1,169
16/17 Contracted orthodontic activity (UOA)	7,184
Carry forward orthodontic activity (UOA)	-120
Baseline contract value	£1,439,198.69

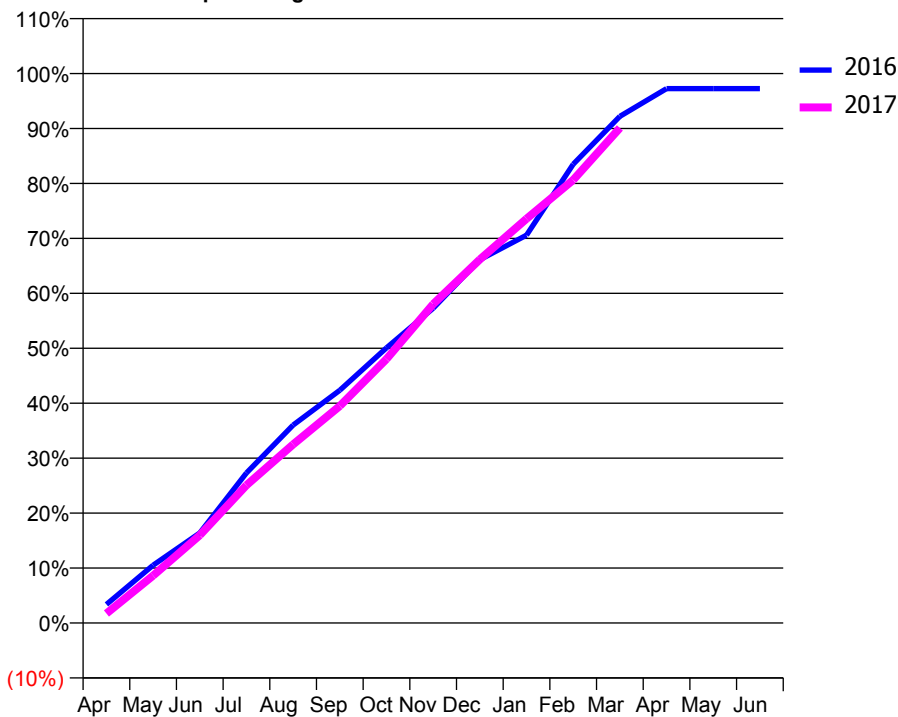
ACCESS*

Patients seen in 24 months	Total	Change since previous quarter
Quarter ending March 2016	17,238	
Quarter ending June 2016	17,323	→
Quarter ending September 2016	17,405	→
Quarter ending December 2016	17,710	→
Quarter ending March 2017	17,762	→
Variance since March 2016	3.0%	↑



ACTIVITY

Cumulative percentage of contracted UDA delivered 2016 & 2017



Month	Adjusted Scheduled Activity (UDA)	
	2016	2017
April	1,439	738
May	4,468	3,665
June	6,970	6,787
July	11,607	10,663
August	15,309	13,812
September	17,998	16,785
October	21,282	20,413
November	24,342	24,668
December	28,105	28,122
January	30,002	31,265
February	35,480	34,265
March	39,187	38,289
April	41,330	
May	41,331	
June	41,332	

QUALITY

	Quantity	Base Number	Contract	AT	Region	England
% of FP17s for the same patient ID Re-attending within 3 months - Children	743	9,110	8.2%	11.2%	12.0%	12.3%
% of FP17s for the same patient ID Re-attending within 3 months - Adults	1,066	14,216	7.5%	15.2%	16.0%	16.7%
% of FP17s for the same patient ID Re-attending between 3 & 9 months - Children	5,619	9,110	61.7%	58.8%	58.8%	57.6%
% of FP17s for the same patient ID Re-attending between 3 & 9 months - Adults	5,268	14,216	37.1%	49.2%	51.2%	50.1%
% of FP17s for Band 1 Urgent Courses	1,184	21,394	5.5%	9.5%	8.0%	9.1%
% of FP17s Relating to Free Repair or Replacements	73	21,394	0.3%	0.8%	0.8%	0.8%
% of FP17s Relating to Continuations	149	21,394	0.7%	1.3%	1.2%	1.2%
% of Patients satisfied with the dentistry they have received	14	17	82.4%	91.9%	92.7%	92.8%
% of Patients satisfied with the time they had to wait for an appointment	10	17	58.8%	86.5%	89.1%	88.7%

* This is based on patients treated on this contract for their most recent course of treatment. Figures in italics indicate the base number of FP17s or Patient Questionnaire responses are less than 100. N/A is shown where the base number of responses is less than 10 during the period. % is calculated as Quantity/Base number*100

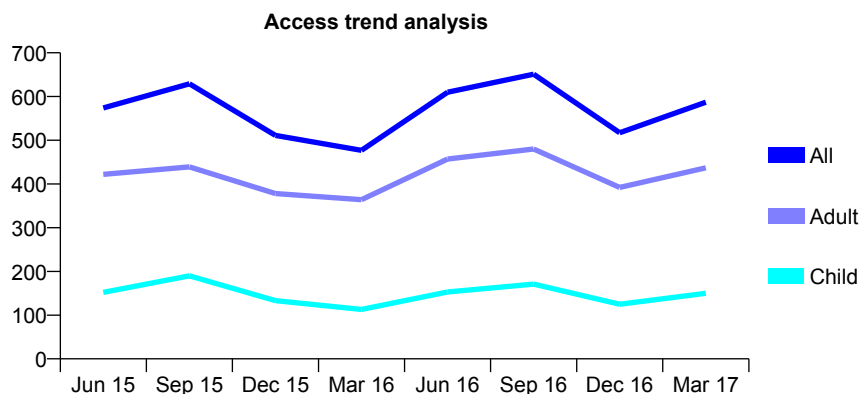
Q56 - Vital Signs At a Glance Contract Report for 119113/0001 - March 2017

Name or company name	Sprinz-Victorova
Contract type name	GDS Contract
Purpose of contract	General
Contract start date	12/10/2009
Contract end date	

16/17 Contracted general activity (UDA)	1,189
Carry forward general activity (UDA)	3
16/17 Contracted orthodontic activity (UOA)	0
Carry forward orthodontic activity (UOA)	0
Baseline contract value	£29,473.73

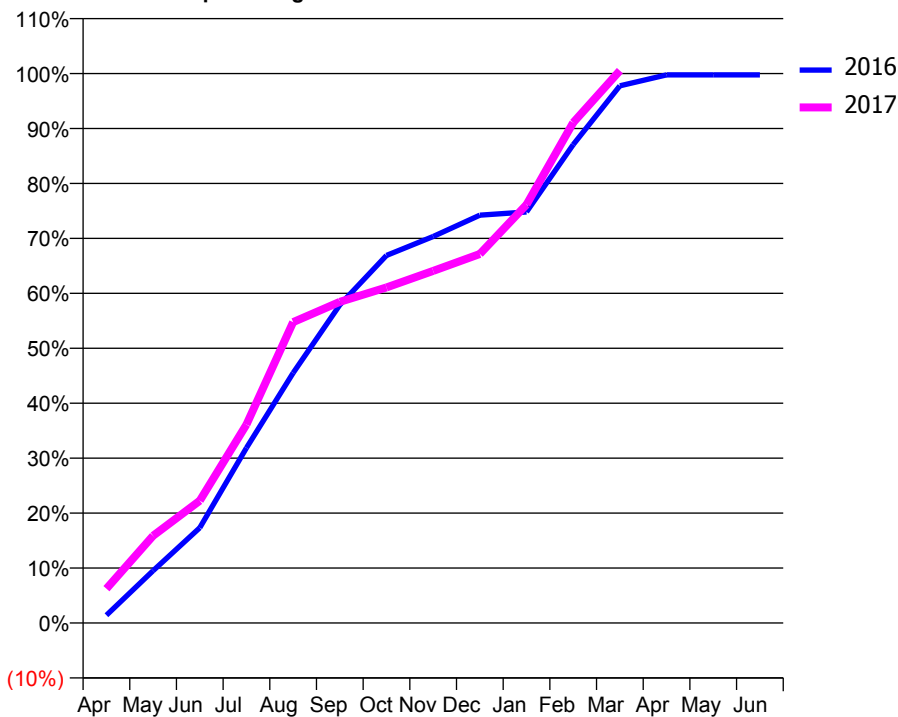
ACCESS*

Patients seen in 24 months	Total	Change since previous quarter
Quarter ending March 2016	477	
Quarter ending June 2016	610	↑
Quarter ending September 2016	651	↑
Quarter ending December 2016	517	↓
Quarter ending March 2017	587	↑
Variance since March 2016	23.1%	↑



ACTIVITY

Cumulative percentage of contracted UDA delivered 2016 & 2017



Adjusted Scheduled Activity (UDA)

Month	2016	2017
April	17	74
May	113	189
June	206	265
July	379	429
August	541	651
September	688	695
October	795	726
November	836	762
December	882	799
January	889	905
February	1,035	1,083
March	1,162	1,195
April	1,186	
May	1,186	
June	1,186	

QUALITY

	Quantity	Base Number	Contract	AT	Region	England
% of FP17s for the same patient ID Re-attending within 3 months - Children	7	262	2.7%	11.2%	12.0%	12.3%
% of FP17s for the same patient ID Re-attending within 3 months - Adults	32	670	4.8%	15.2%	16.0%	16.7%
% of FP17s for the same patient ID Re-attending between 3 & 9 months - Children	90	262	34.4%	58.8%	58.8%	57.6%
% of FP17s for the same patient ID Re-attending between 3 & 9 months - Adults	229	670	34.2%	49.2%	51.2%	50.1%
% of FP17s for Band 1 Urgent Courses	76	913	8.3%	9.5%	8.0%	9.1%
% of FP17s Relating to Free Repair or Replacements	0	913	0.0%	0.8%	0.8%	0.8%
% of FP17s Relating to Continuations	7	913	0.8%	1.3%	1.2%	1.2%
% of Patients satisfied with the dentistry they have received	0	1	N/A	91.9%	92.7%	92.8%
% of Patients satisfied with the time they had to wait for an appointment	0	1	N/A	86.5%	89.1%	88.7%

* This is based on patients treated on this contract for their most recent course of treatment. Figures in italics indicate the base number of FP17s or Patient Questionnaire responses are less than 100. N/A is shown where the base number of responses is less than 10 during the period. % is calculated as Quantity/Base number*100

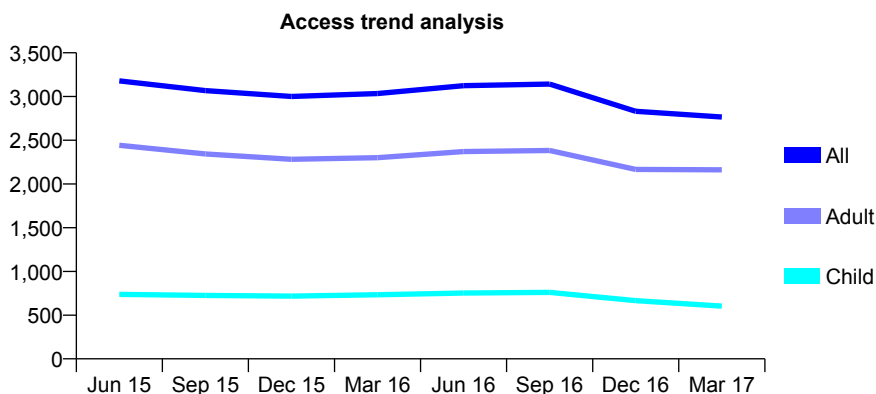
Q56 - Vital Signs At a Glance Contract Report for 119210/0001 - March 2017

Name or company name	Dr K A Fagher & Dr A Surti
Contract type name	GDS Contract
Purpose of contract	General
Contract start date	01/07/2011
Contract end date	

16/17 Contracted general activity (UDA)	8,918
Carry forward general activity (UDA)	0
16/17 Contracted orthodontic activity (UOA)	0
Carry forward orthodontic activity (UOA)	0
Baseline contract value	£206,052.85

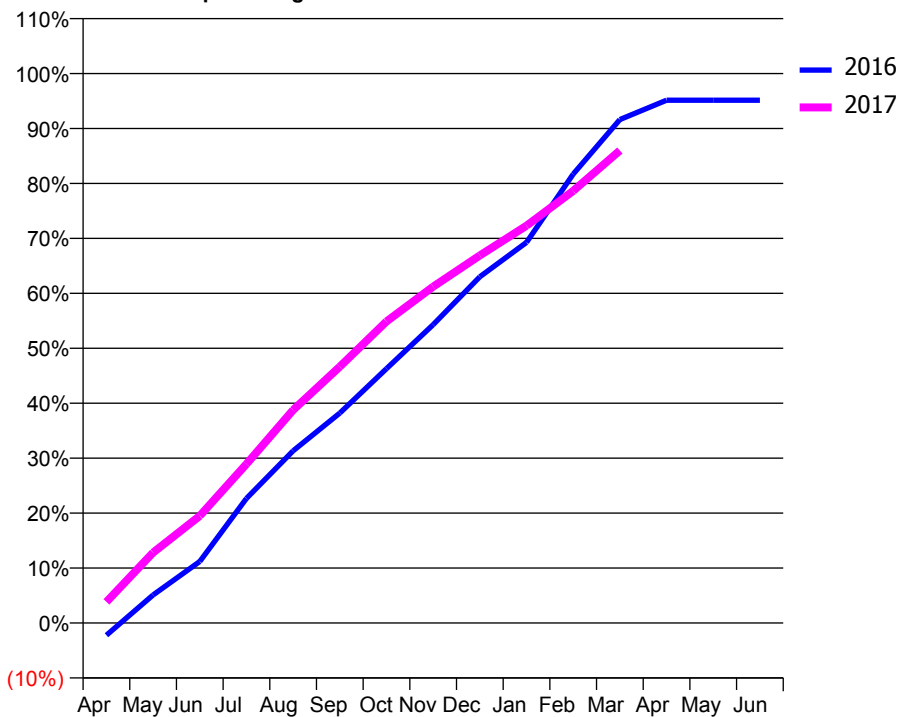
ACCESS*

Patients seen in 24 months	Total	Change since previous quarter
Quarter ending March 2016	3,034	
Quarter ending June 2016	3,124	↑
Quarter ending September 2016	3,143	→
Quarter ending December 2016	2,832	↓
Quarter ending March 2017	2,765	↓
Variance since March 2016	(8.9%)	↓



ACTIVITY

Cumulative percentage of contracted UDA delivered 2016 & 2017



Month	Adjusted Scheduled Activity (UDA)	
	2016	2017
April	-200	343
May	455	1,144
June	999	1,739
July	2,023	2,581
August	2,796	3,457
September	3,407	4,161
October	4,127	4,893
November	4,843	5,459
December	5,618	5,966
January	6,177	6,449
February	7,285	7,012
March	8,172	7,669
April	8,485	
May	8,484	
June	8,485	

QUALITY

	Quantity	Base Number	Contract	AT	Region	England
% of FP17s for the same patient ID Re-attending within 3 months - Children	56	982	5.7%	11.2%	12.0%	12.3%
% of FP17s for the same patient ID Re-attending within 3 months - Adults	616	3,492	17.6%	15.2%	16.0%	16.7%
% of FP17s for the same patient ID Re-attending between 3 & 9 months - Children	642	982	65.4%	58.8%	58.8%	57.6%
% of FP17s for the same patient ID Re-attending between 3 & 9 months - Adults	1,725	3,492	49.4%	49.2%	51.2%	50.1%
% of FP17s for Band 1 Urgent Courses	463	4,307	10.7%	9.5%	8.0%	9.1%
% of FP17s Relating to Free Repair or Replacements	94	4,307	2.2%	0.8%	0.8%	0.8%
% of FP17s Relating to Continuations	36	4,307	0.8%	1.3%	1.2%	1.2%
% of Patients satisfied with the dentistry they have received	6	7	N/A	91.9%	92.7%	92.8%
% of Patients satisfied with the time they had to wait for an appointment	6	7	N/A	86.5%	89.1%	88.7%

* This is based on patients treated on this contract for their most recent course of treatment. Figures in italics indicate the base number of FP17s or Patient Questionnaire responses are less than 100. N/A is shown where the base number of responses is less than 10 during the period. % is calculated as Quantity/Base number*100

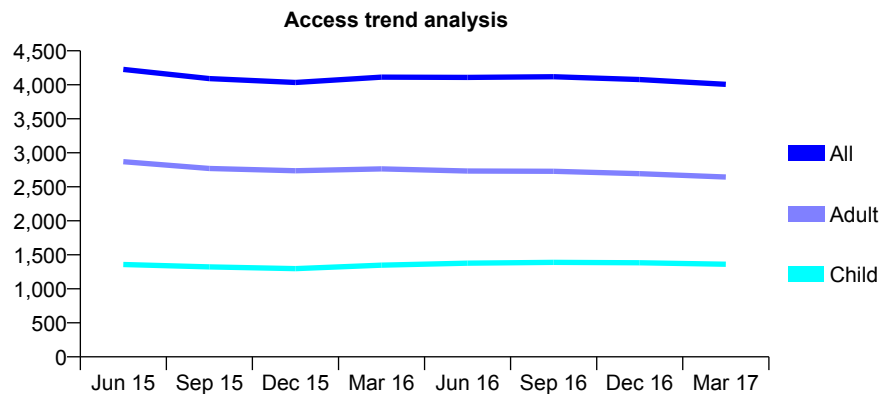
Q56 - Vital Signs At a Glance Contract Report for 119636/0001 - March 2017

Name or company name	Apple Tree Dental Practice
Contract type name	GDS Contract
Purpose of contract	General
Contract start date	25/04/2013
Contract end date	

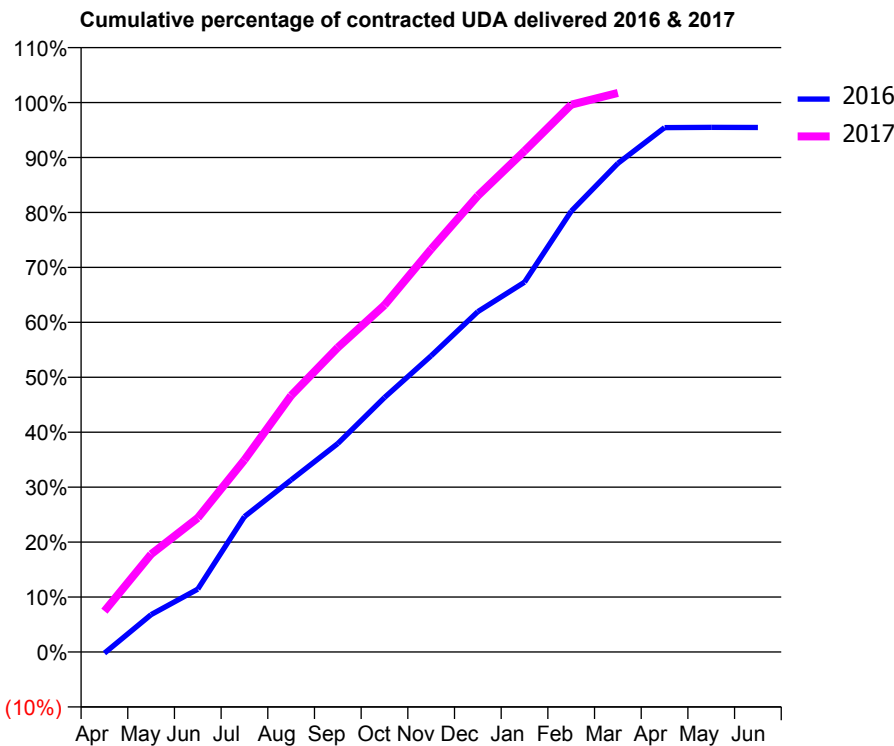
16/17 Contracted general activity (UDA)	9,642
Carry forward general activity (UDA)	0
16/17 Contracted orthodontic activity (UOA)	0
Carry forward orthodontic activity (UOA)	0
Baseline contract value	£322,422.79

ACCESS*

Patients seen in 24 months	Total	Change since previous quarter
Quarter ending March 2016	4,112	
Quarter ending June 2016	4,109	→
Quarter ending September 2016	4,118	→
Quarter ending December 2016	4,077	→
Quarter ending March 2017	4,006	↓
Variance since March 2016	(2.6%)	↓



ACTIVITY



Month	Adjusted Scheduled Activity (UDA)	
	2016	2017
April	-22	718
May	657	1,716
June	1,103	2,352
July	2,377	3,371
August	3,020	4,500
September	3,659	5,342
October	4,466	6,087
November	5,198	7,070
December	5,972	8,006
January	6,489	8,792
February	7,735	9,605
March	8,575	9,809
April	9,202	
May	9,205	
June	9,204	

QUALITY

	Quantity	Base Number	Contract	AT	Region	England
% of FP17s for the same patient ID Re-attending within 3 months - Children	235	2,447	9.6%	11.2%	12.0%	12.3%
% of FP17s for the same patient ID Re-attending within 3 months - Adults	701	4,090	17.1%	15.2%	16.0%	16.7%
% of FP17s for the same patient ID Re-attending between 3 & 9 months - Children	1,577	2,447	64.4%	58.8%	58.8%	57.6%
% of FP17s for the same patient ID Re-attending between 3 & 9 months - Adults	2,425	4,090	59.3%	49.2%	51.2%	50.1%
% of FP17s for Band 1 Urgent Courses	479	6,204	7.7%	9.5%	8.0%	9.1%
% of FP17s Relating to Free Repair or Replacements	36	6,204	0.6%	0.8%	0.8%	0.8%
% of FP17s Relating to Continuations	17	6,204	0.3%	1.3%	1.2%	1.2%
% of Patients satisfied with the dentistry they have received	6	6	N/A	91.9%	92.7%	92.8%
% of Patients satisfied with the time they had to wait for an appointment	5	6	N/A	86.5%	89.1%	88.7%

* This is based on patients treated on this contract for their most recent course of treatment. Figures in italics indicate the base number of FP17s or Patient Questionnaire responses are less than 100. N/A is shown where the base number of responses is less than 10 during the period. % is calculated as Quantity/Base number*100

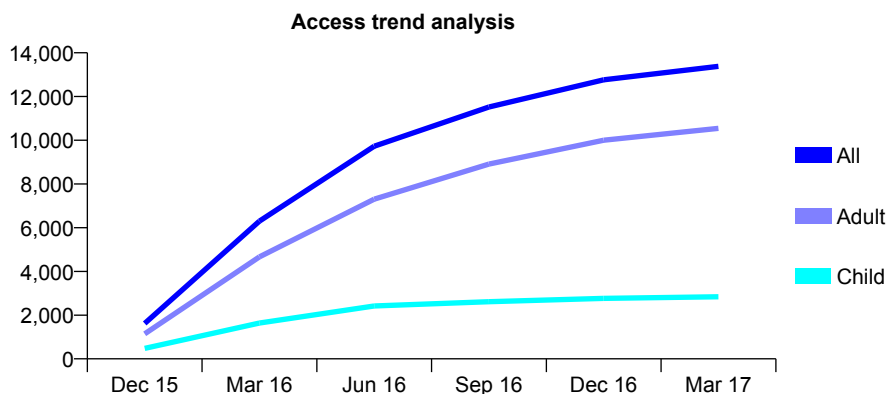
Q56 - Vital Signs At a Glance Contract Report for 120081/0001 - March 2017

Name or company name	Staffa Lodge Dental Group Ltd
Contract type name	GDS Contract
Purpose of contract	General
Contract start date	01/11/2015
Contract end date	

16/17 Contracted general activity (UDA)	40,819
Carry forward general activity (UDA)	0
16/17 Contracted orthodontic activity (UOA)	0
Carry forward orthodontic activity (UOA)	0
Baseline contract value	£867,750.06

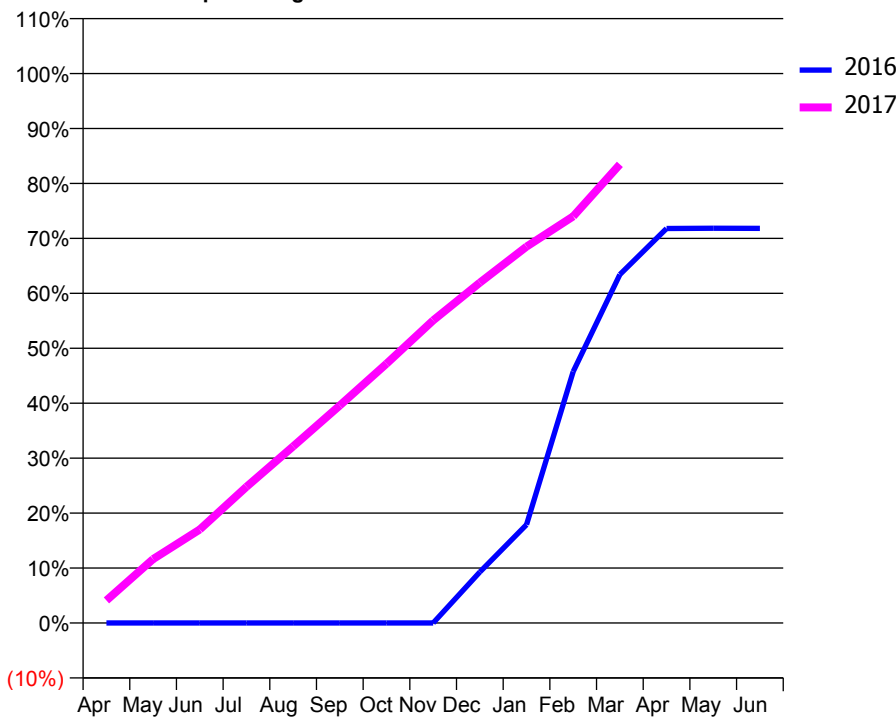
ACCESS*

Patients seen in 24 months	Total	Change since previous quarter
Quarter ending March 2016	6,299	
Quarter ending June 2016	9,726	↑
Quarter ending September 2016	11,522	↑
Quarter ending December 2016	12,767	↑
Quarter ending March 2017	13,380	↑
Variance since March 2016	112.4%	↑



ACTIVITY

Cumulative percentage of contracted UDA delivered 2016 & 2017



Month	Adjusted Scheduled Activity (UDA)	
	2016	2017
April	0	1,674
May	0	4,745
June	0	6,945
July	0	10,121
August	0	13,118
September	0	16,159
October	0	19,259
November	0	22,483
December	1,580	25,279
January	3,044	27,961
February	7,781	30,211
March	10,788	34,069
April	12,209	
May	12,218	
June	12,213	

QUALITY

	Quantity	Base Number	Contract	AT	Region	England
% of FP17s for the same patient ID Re-attending within 3 months - Children	556	5,315	10.5%	11.2%	12.0%	12.3%
% of FP17s for the same patient ID Re-attending within 3 months - Adults	2,433	16,191	15.0%	15.2%	16.0%	16.7%
% of FP17s for the same patient ID Re-attending between 3 & 9 months - Children	2,835	5,315	53.3%	58.8%	58.8%	57.6%
% of FP17s for the same patient ID Re-attending between 3 & 9 months - Adults	5,858	16,191	36.2%	49.2%	51.2%	50.1%
% of FP17s for Band 1 Urgent Courses	1,940	20,626	9.4%	9.5%	8.0%	9.1%
% of FP17s Relating to Free Repair or Replacements	232	20,626	1.1%	0.8%	0.8%	0.8%
% of FP17s Relating to Continuations	305	20,626	1.5%	1.3%	1.2%	1.2%
% of Patients satisfied with the dentistry they have received	62	67	92.5%	91.9%	92.7%	92.8%
% of Patients satisfied with the time they had to wait for an appointment	61	67	91.0%	86.5%	89.1%	88.7%

* This is based on patients treated on this contract for their most recent course of treatment. Figures in italics indicate the base number of FP17s or Patient Questionnaire responses are less than 100. N/A is shown where the base number of responses is less than 10 during the period. % is calculated as Quantity/Base number*100

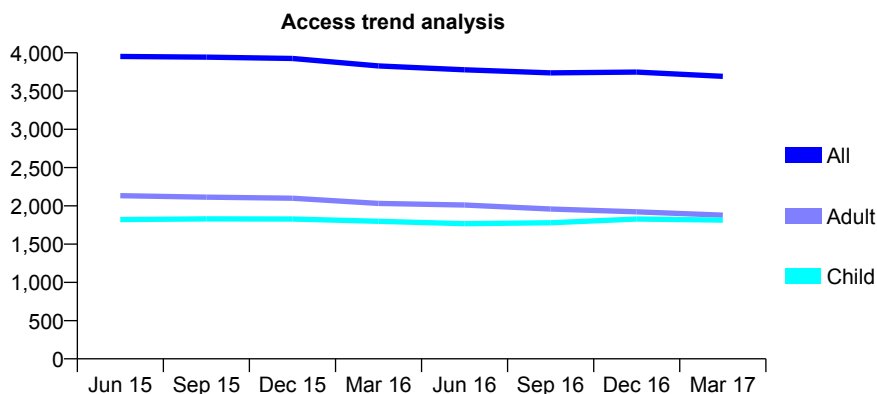
Q56 - Vital Signs At a Glance Contract Report for 120413/0001 - March 2017

Name or company name	Caring Dentistry Ltd
Contract type name	GDS Contract
Purpose of contract	General
Contract start date	01/04/2010
Contract end date	

16/17 Contracted general activity (UDA)	13,335
Carry forward general activity (UDA)	56
16/17 Contracted orthodontic activity (UOA)	0
Carry forward orthodontic activity (UOA)	0
Baseline contract value	£367,660.09

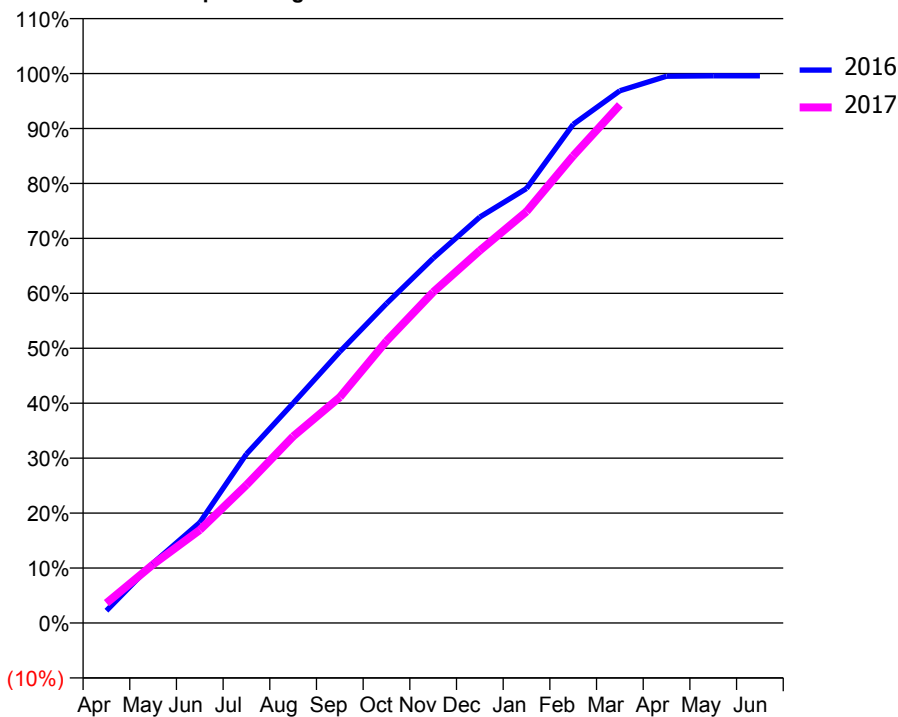
ACCESS*

Patients seen in 24 months	Total	Change since previous quarter
Quarter ending March 2016	3,829	
Quarter ending June 2016	3,777	↓
Quarter ending September 2016	3,738	↓
Quarter ending December 2016	3,748	→
Quarter ending March 2017	3,692	↓
Variance since March 2016	(3.6%)	↓



ACTIVITY

Cumulative percentage of contracted UDA delivered 2016 & 2017



Month	Adjusted Scheduled Activity (UDA)	
	2016	2017
April	298	483
May	1,455	1,423
June	2,438	2,257
July	4,103	3,349
August	5,335	4,529
September	6,585	5,481
October	7,752	6,842
November	8,852	8,029
December	9,853	9,040
January	10,544	9,985
February	12,102	11,336
March	12,918	12,572
April	13,268	
May	13,279	
June	13,279	

QUALITY

	Quantity	Base Number	Contract	AT	Region	England
% of FP17s for the same patient ID Re-attending within 3 months - Children	229	3,223	7.1%	11.2%	12.0%	12.3%
% of FP17s for the same patient ID Re-attending within 3 months - Adults	465	2,697	17.2%	15.2%	16.0%	16.7%
% of FP17s for the same patient ID Re-attending between 3 & 9 months - Children	2,159	3,223	67.0%	58.8%	58.8%	57.6%
% of FP17s for the same patient ID Re-attending between 3 & 9 months - Adults	1,571	2,697	58.2%	49.2%	51.2%	50.1%
% of FP17s for Band 1 Urgent Courses	371	5,724	6.5%	9.5%	8.0%	9.1%
% of FP17s Relating to Free Repair or Replacements	20	5,724	0.3%	0.8%	0.8%	0.8%
% of FP17s Relating to Continuations	20	5,724	0.3%	1.3%	1.2%	1.2%
% of Patients satisfied with the dentistry they have received	4	4	N/A	91.9%	92.7%	92.8%
% of Patients satisfied with the time they had to wait for an appointment	4	4	N/A	86.5%	89.1%	88.7%

* This is based on patients treated on this contract for their most recent course of treatment. Figures in italics indicate the base number of FP17s or Patient Questionnaire responses are less than 100. N/A is shown where the base number of responses is less than 10 during the period. % is calculated as Quantity/Base number*100

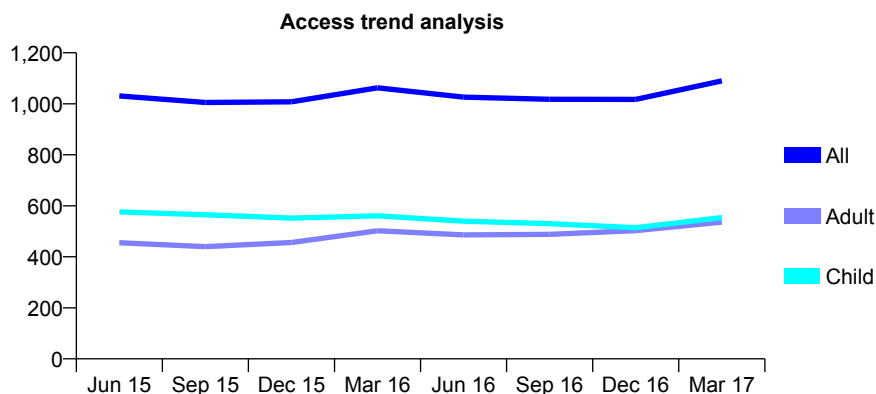
Q56 - Vital Signs At a Glance Contract Report for 120537/0001 - March 2017

Name or company name	Market Square Dental Practice
Contract type name	GDS Contract
Purpose of contract	General
Contract start date	04/08/2011
Contract end date	

16/17 Contracted general activity (UDA)	2,639
Carry forward general activity (UDA)	37
16/17 Contracted orthodontic activity (UOA)	0
Carry forward orthodontic activity (UOA)	0
Baseline contract value	£58,864.32

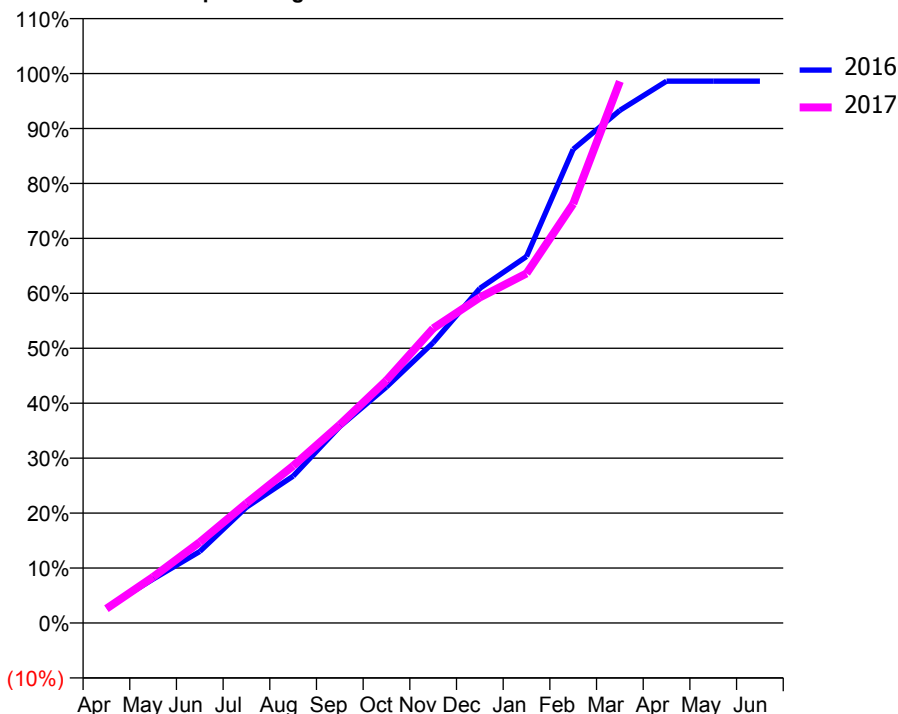
ACCESS*

Patients seen in 24 months	Total	Change since previous quarter
Quarter ending March 2016	1,063	
Quarter ending June 2016	1,026	↓
Quarter ending September 2016	1,018	→
Quarter ending December 2016	1,017	→
Quarter ending March 2017	1,090	↑
Variance since March 2016	2.5%	↑



ACTIVITY

Cumulative percentage of contracted UDA delivered 2016 & 2017



Month	Adjusted Scheduled Activity (UDA)	
	2016	2017
April	74	69
May	211	221
June	343	388
July	556	575
August	706	755
September	943	952
October	1,134	1,165
November	1,346	1,415
December	1,607	1,564
January	1,760	1,679
February	2,275	2,013
March	2,462	2,601
April	2,602	
May	2,602	
June	2,602	

QUALITY

	Quantity	Base Number	Contract	AT	Region	England
% of FP17s for the same patient ID Re-attending within 3 months - Children	58	928	6.3%	11.2%	12.0%	12.3%
% of FP17s for the same patient ID Re-attending within 3 months - Adults	105	740	14.2%	15.2%	16.0%	16.7%
% of FP17s for the same patient ID Re-attending between 3 & 9 months - Children	645	928	69.5%	58.8%	58.8%	57.6%
% of FP17s for the same patient ID Re-attending between 3 & 9 months - Adults	428	740	57.8%	49.2%	51.2%	50.1%
% of FP17s for Band 1 Urgent Courses	90	1,599	5.6%	9.5%	8.0%	9.1%
% of FP17s Relating to Free Repair or Replacements	2	1,599	0.1%	0.8%	0.8%	0.8%
% of FP17s Relating to Continuations	5	1,599	0.3%	1.3%	1.2%	1.2%
% of Patients satisfied with the dentistry they have received	2	2	N/A	91.9%	92.7%	92.8%
% of Patients satisfied with the time they had to wait for an appointment	2	2	N/A	86.5%	89.1%	88.7%

* This is based on patients treated on this contract for their most recent course of treatment. Figures in italics indicate the base number of FP17s or Patient Questionnaire responses are less than 100. N/A is shown where the base number of responses is less than 10 during the period. % is calculated as Quantity/Base number*100

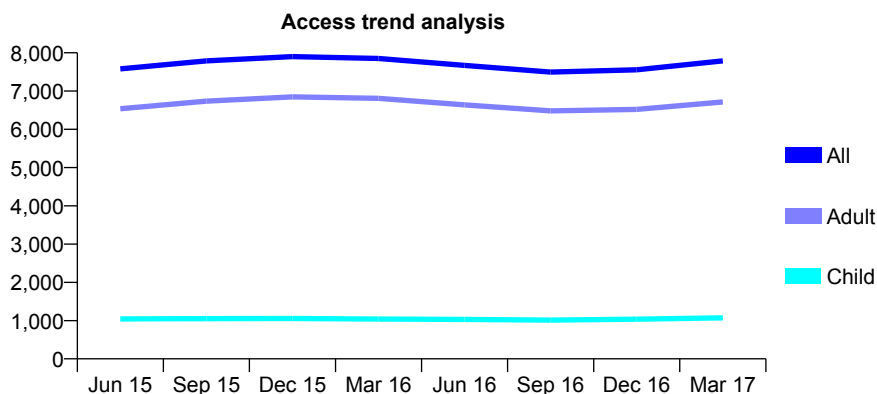
Q56 - Vital Signs At a Glance Contract Report for 120723/0001 - March 2017

Name or company name	Parish Vaid and Snehal Radia
Contract type name	GDS Contract
Purpose of contract	General
Contract start date	15/11/2013
Contract end date	

16/17 Contracted general activity (UDA)	32,567
Carry forward general activity (UDA)	0
16/17 Contracted orthodontic activity (UOA)	0
Carry forward orthodontic activity (UOA)	0
Baseline contract value	£830,800.98

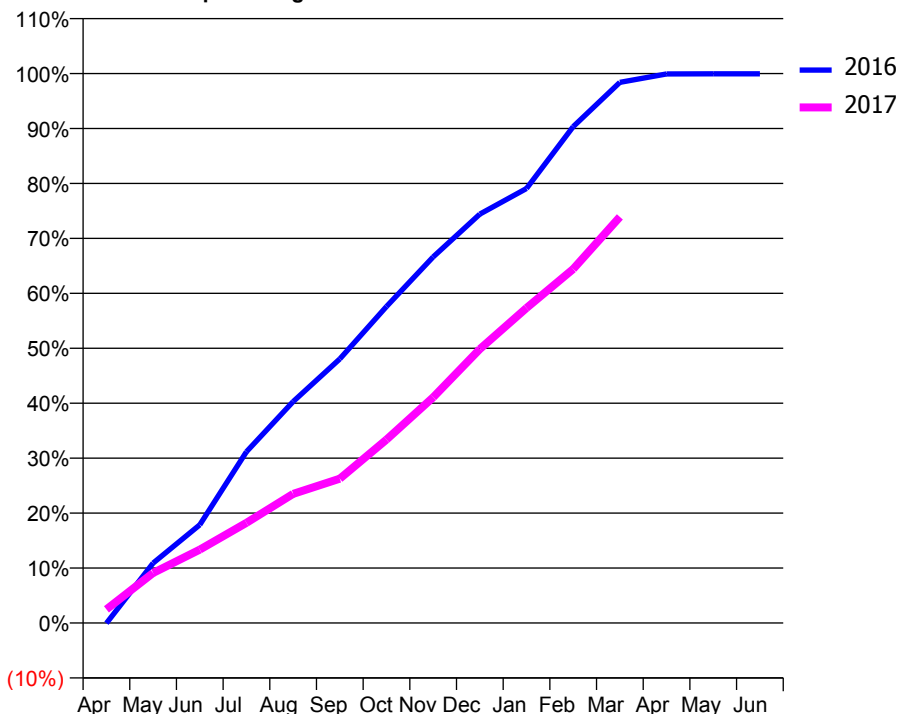
ACCESS*

Patients seen in 24 months	Total	Change since previous quarter
Quarter ending March 2016	7,852	
Quarter ending June 2016	7,670	↓
Quarter ending September 2016	7,495	↓
Quarter ending December 2016	7,556	→
Quarter ending March 2017	7,789	↑
Variance since March 2016	(0.8%)	→



ACTIVITY

Cumulative percentage of contracted UDA delivered 2016 & 2017



Month	Adjusted Scheduled Activity (UDA)	
	2016	2017
April	-18	808
May	3,335	2,968
June	5,464	4,351
July	9,528	5,937
August	12,314	7,655
September	14,690	8,552
October	17,608	10,870
November	20,364	13,375
December	22,746	16,234
January	24,168	18,673
February	27,611	20,979
March	30,073	24,070
April	30,542	
May	30,550	
June	30,550	

QUALITY

	Quantity	Base Number	Contract	AT	Region	England
% of FP17s for the same patient ID Re-attending within 3 months - Children	114	1,575	7.2%	11.2%	12.0%	12.3%
% of FP17s for the same patient ID Re-attending within 3 months - Adults	1,633	10,153	16.1%	15.2%	16.0%	16.7%
% of FP17s for the same patient ID Re-attending between 3 & 9 months - Children	818	1,575	51.9%	58.8%	58.8%	57.6%
% of FP17s for the same patient ID Re-attending between 3 & 9 months - Adults	5,531	10,153	54.5%	49.2%	51.2%	50.1%
% of FP17s for Band 1 Urgent Courses	1,204	11,502	10.5%	9.5%	8.0%	9.1%
% of FP17s Relating to Free Repair or Replacements	102	11,502	0.9%	0.8%	0.8%	0.8%
% of FP17s Relating to Continuations	180	11,502	1.6%	1.3%	1.2%	1.2%
% of Patients satisfied with the dentistry they have received	20	24	83.3%	91.9%	92.7%	92.8%
% of Patients satisfied with the time they had to wait for an appointment	18	24	75.0%	86.5%	89.1%	88.7%

* This is based on patients treated on this contract for their most recent course of treatment. Figures in italics indicate the base number of FP17s or Patient Questionnaire responses are less than 100. N/A is shown where the base number of responses is less than 10 during the period. % is calculated as Quantity/Base number*100

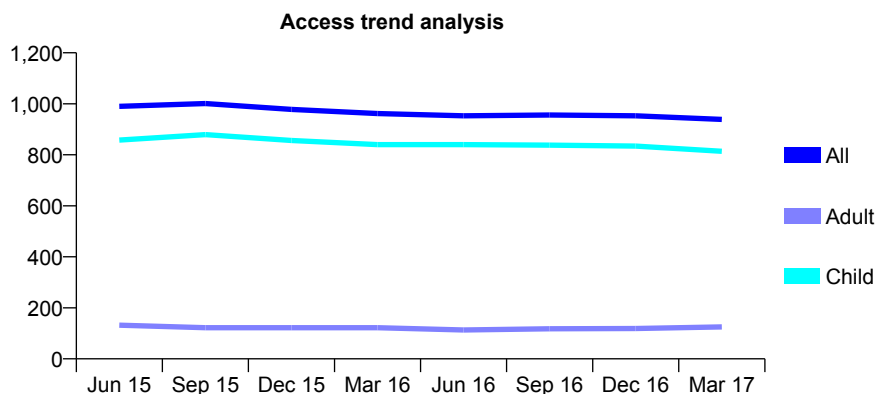
Q56 - Vital Signs At a Glance Contract Report for 121959/0001 - March 2017

Name or company name	Walton House Dental Practice Ltd
Contract type name	GDS Contract
Purpose of contract	General
Contract start date	01/02/2010
Contract end date	

16/17 Contracted general activity (UDA)	1,700
Carry forward general activity (UDA)	0
16/17 Contracted orthodontic activity (UOA)	0
Carry forward orthodontic activity (UOA)	0
Baseline contract value	£34,456.83

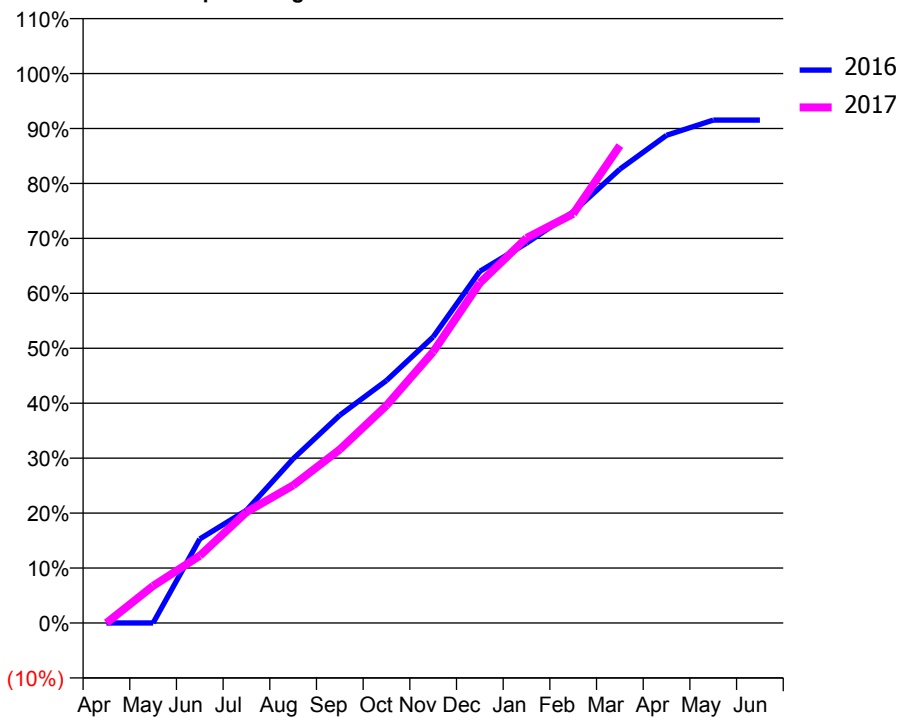
ACCESS*

Patients seen in 24 months	Total	Change since previous quarter
Quarter ending March 2016	962	
Quarter ending June 2016	953	→
Quarter ending September 2016	956	→
Quarter ending December 2016	953	→
Quarter ending March 2017	939	↓
Variance since March 2016	(2.4%)	↓



ACTIVITY

Cumulative percentage of contracted UDA delivered 2016 & 2017



Month	Adjusted Scheduled Activity (UDA)	
	2016	2017
April	0	0
May	0	115
June	260	208
July	349	343
August	508	426
September	643	537
October	750	673
November	885	839
December	1,088	1,052
January	1,175	1,191
February	1,272	1,266
March	1,404	1,477
April	1,509	
May	1,556	
June	1,556	

QUALITY

	Quantity	Base Number	Contract	AT	Region	England
% of FP17s for the same patient ID Re-attending within 3 months - Children	64	1,182	5.4%	11.2%	12.0%	12.3%
% of FP17s for the same patient ID Re-attending within 3 months - Adults	3	40	7.5%	15.2%	16.0%	16.7%
% of FP17s for the same patient ID Re-attending between 3 & 9 months - Children	613	1,182	51.9%	58.8%	58.8%	57.6%
% of FP17s for the same patient ID Re-attending between 3 & 9 months - Adults	16	40	40.0%	49.2%	51.2%	50.1%
% of FP17s for Band 1 Urgent Courses	0	1,115	0.0%	9.5%	8.0%	9.1%
% of FP17s Relating to Free Repair or Replacements	0	1,115	0.0%	0.8%	0.8%	0.8%
% of FP17s Relating to Continuations	11	1,115	1.0%	1.3%	1.2%	1.2%
% of Patients satisfied with the dentistry they have received	3	3	N/A	91.9%	92.7%	92.8%
% of Patients satisfied with the time they had to wait for an appointment	3	3	N/A	86.5%	89.1%	88.7%

* This is based on patients treated on this contract for their most recent course of treatment. Figures in italics indicate the base number of FP17s or Patient Questionnaire responses are less than 100. N/A is shown where the base number of responses is less than 10 during the period. % is calculated as Quantity/Base number*100

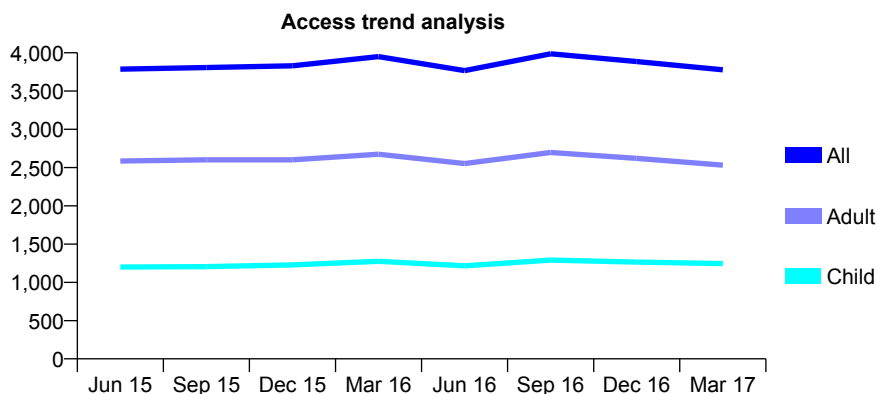
Q56 - Vital Signs At a Glance Contract Report for 124230/0001 - March 2017

Name or company name	Kenneth Ng Surgery Ltd
Contract type name	GDS Contract
Purpose of contract	General and Orthodontic
Contract start date	01/08/2008
Contract end date	

16/17 Contracted general activity (UDA)	9,340
Carry forward general activity (UDA)	-48
16/17 Contracted orthodontic activity (UOA)	0
Carry forward orthodontic activity (UOA)	0
Baseline contract value	£242,434.35

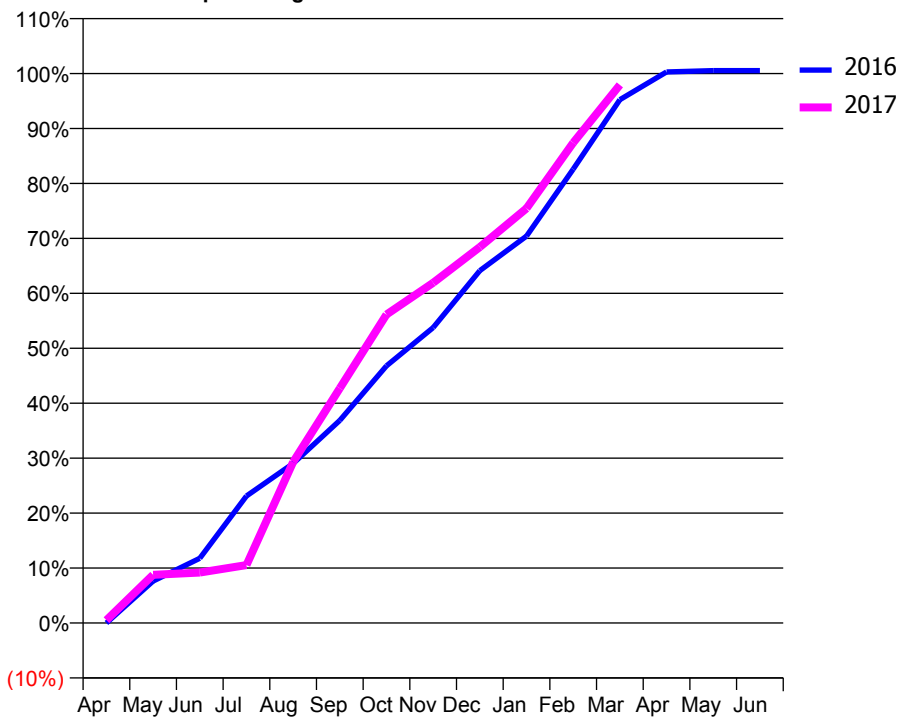
ACCESS*

Patients seen in 24 months	Total	Change since previous quarter
Quarter ending March 2016	3,950	
Quarter ending June 2016	3,767	↓
Quarter ending September 2016	3,987	↑
Quarter ending December 2016	3,886	↓
Quarter ending March 2017	3,777	↓
Variance since March 2016	(4.4%)	↓



ACTIVITY

Cumulative percentage of contracted UDA delivered 2016 & 2017



Month	Adjusted Scheduled Activity (UDA)	
	2016	2017
April	0	48
May	711	820
June	1,097	858
July	2,149	985
August	2,699	2,737
September	3,428	3,990
October	4,353	5,244
November	5,000	5,783
December	5,965	6,389
January	6,547	7,047
February	7,682	8,164
March	8,858	9,148
April	9,326	
May	9,348	
June	9,348	

QUALITY

	Quantity	Base Number	Contract	AT	Region	England
% of FP17s for the same patient ID Re-attending within 3 months - Children	110	1,388	7.9%	11.2%	12.0%	12.3%
% of FP17s for the same patient ID Re-attending within 3 months - Adults	369	2,626	14.1%	15.2%	16.0%	16.7%
% of FP17s for the same patient ID Re-attending between 3 & 9 months - Children	587	1,388	42.3%	58.8%	58.8%	57.6%
% of FP17s for the same patient ID Re-attending between 3 & 9 months - Adults	1,040	2,626	39.6%	49.2%	51.2%	50.1%
% of FP17s for Band 1 Urgent Courses	218	3,791	5.8%	9.5%	8.0%	9.1%
% of FP17s Relating to Free Repair or Replacements	14	3,791	0.4%	0.8%	0.8%	0.8%
% of FP17s Relating to Continuations	41	3,791	1.1%	1.3%	1.2%	1.2%
% of Patients satisfied with the dentistry they have received	5	5	N/A	91.9%	92.7%	92.8%
% of Patients satisfied with the time they had to wait for an appointment	5	5	N/A	86.5%	89.1%	88.7%

* This is based on patients treated on this contract for their most recent course of treatment. Figures in italics indicate the base number of FP17s or Patient Questionnaire responses are less than 100. N/A is shown where the base number of responses is less than 10 during the period. % is calculated as Quantity/Base number*100

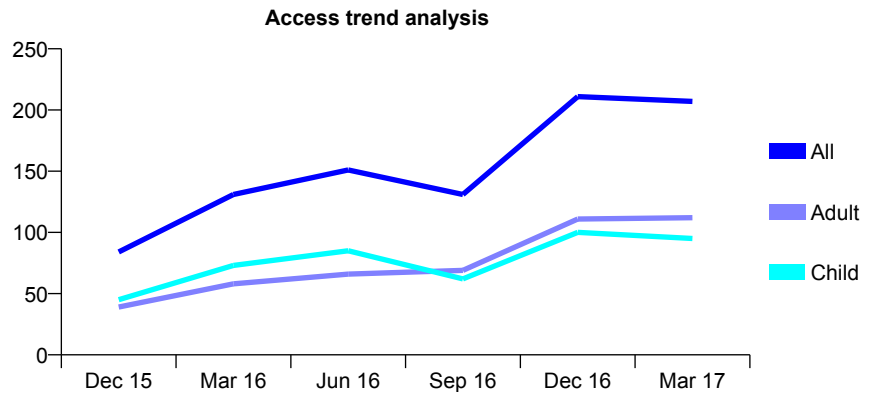
Q56 - Vital Signs At a Glance Contract Report for 124338/0001 - March 2017

Name or company name	Wood, Bryant & Coyle
Contract type name	GDS Contract
Purpose of contract	General
Contract start date	01/09/2015
Contract end date	

16/17 Contracted general activity (UDA)	427
Carry forward general activity (UDA)	0
16/17 Contracted orthodontic activity (UOA)	0
Carry forward orthodontic activity (UOA)	0
Baseline contract value	£10,600.06

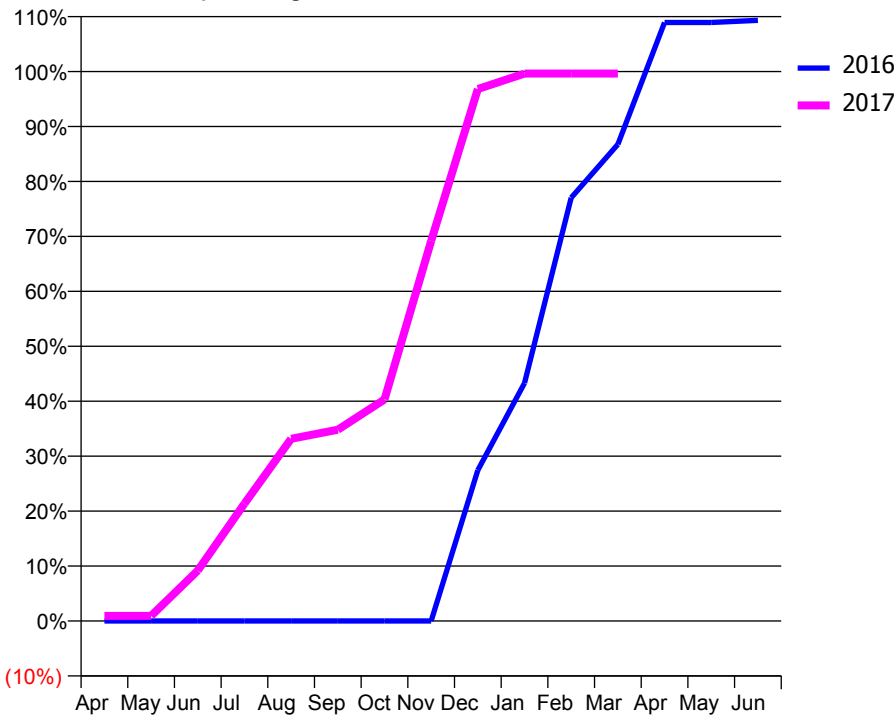
ACCESS*

Patients seen in 24 months	Total	Change since previous quarter
Quarter ending March 2016	131	
Quarter ending June 2016	151	↑
Quarter ending September 2016	131	↓
Quarter ending December 2016	211	↑
Quarter ending March 2017	207	↓
Variance since March 2016	58.0%	↑



ACTIVITY

Cumulative percentage of contracted UDA delivered 2016 & 2017



Month	Adjusted Scheduled Activity (UDA)	
	2016	2017
April	0	4
May	0	4
June	0	39
July	0	91
August	0	142
September	0	149
October	0	172
November	0	295
December	68	413
January	108	425
February	192	425
March	216	425
April	271	
May	271	
June	272	

QUALITY

	Quantity	Base Number	Contract	AT	Region	England
% of FP17s for the same patient ID Re-attending within 3 months - Children	7	141	5.0%	11.2%	12.0%	12.3%
% of FP17s for the same patient ID Re-attending within 3 months - Adults	16	90	17.8%	15.2%	16.0%	16.7%
% of FP17s for the same patient ID Re-attending between 3 & 9 months - Children	54	141	38.3%	58.8%	58.8%	57.6%
% of FP17s for the same patient ID Re-attending between 3 & 9 months - Adults	13	90	14.4%	49.2%	51.2%	50.1%
% of FP17s for Band 1 Urgent Courses	7	208	3.4%	9.5%	8.0%	9.1%
% of FP17s Relating to Free Repair or Replacements	0	208	0.0%	0.8%	0.8%	0.8%
% of FP17s Relating to Continuations	0	208	0.0%	1.3%	1.2%	1.2%
% of Patients satisfied with the dentistry they have received	1	1	N/A	91.9%	92.7%	92.8%
% of Patients satisfied with the time they had to wait for an appointment	1	1	N/A	86.5%	89.1%	88.7%

* This is based on patients treated on this contract for their most recent course of treatment. Figures in italics indicate the base number of FP17s or Patient Questionnaire responses are less than 100. N/A is shown where the base number of responses is less than 10 during the period. % is calculated as Quantity/Base number*100

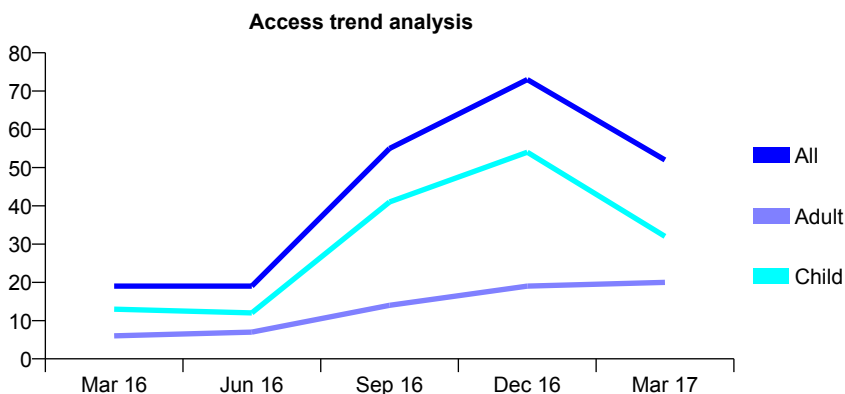
Q56 - Vital Signs At a Glance Contract Report for 124338/0002 - March 2017

Name or company name	Wood, Bryant & Coyle
Contract type name	GDS Contract
Purpose of contract	General
Contract start date	01/01/2016
Contract end date	

16/17 Contracted general activity (UDA)	2,914
Carry forward general activity (UDA)	0
16/17 Contracted orthodontic activity (UOA)	0
Carry forward orthodontic activity (UOA)	0
Baseline contract value	£78,274.86

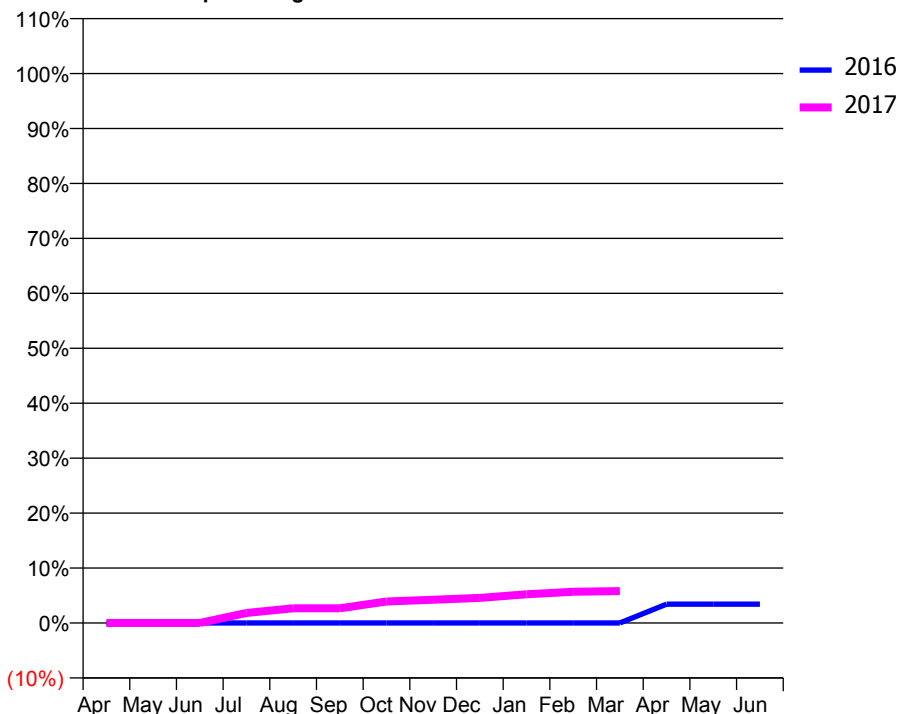
ACCESS*

Patients seen in 24 months	Total	Change since previous quarter
Quarter ending March 2016	19	
Quarter ending June 2016	19	→
Quarter ending September 2016	55	↑
Quarter ending December 2016	73	↑
Quarter ending March 2017	52	↓
Variance since March 2016	173.7%	↑



ACTIVITY

Cumulative percentage of contracted UDA delivered 2016 & 2017



Month	Adjusted Scheduled Activity (UDA)	
	2016	2017
April	0	0
May	0	0
June	0	0
July	0	53
August	0	78
September	0	78
October	0	114
November	0	123
December	0	133
January	0	153
February	0	166
March	0	170
April	25	
May	25	
June	25	

QUALITY

	Quantity	Base Number	Contract	AT	Region	England
% of FP17s for the same patient ID Re-attending within 3 months - Children	1	97	1.0%	11.2%	12.0%	12.3%
% of FP17s for the same patient ID Re-attending within 3 months - Adults	6	37	16.2%	15.2%	16.0%	16.7%
% of FP17s for the same patient ID Re-attending between 3 & 9 months - Children	27	97	27.8%	58.8%	58.8%	57.6%
% of FP17s for the same patient ID Re-attending between 3 & 9 months - Adults	7	37	18.9%	49.2%	51.2%	50.1%
% of FP17s for Band 1 Urgent Courses	3	112	2.7%	9.5%	8.0%	9.1%
% of FP17s Relating to Free Repair or Replacements	0	112	0.0%	0.8%	0.8%	0.8%
% of FP17s Relating to Continuations	3	112	2.7%	1.3%	1.2%	1.2%
% of Patients satisfied with the dentistry they have received	0	0	N/A	91.9%	92.7%	92.8%
% of Patients satisfied with the time they had to wait for an appointment	0	0	N/A	86.5%	89.1%	88.7%

* This is based on patients treated on this contract for their most recent course of treatment. Figures in italics indicate the base number of FP17s or Patient Questionnaire responses are less than 100. N/A is shown where the base number of responses is less than 10 during the period. % is calculated as Quantity/Base number*100

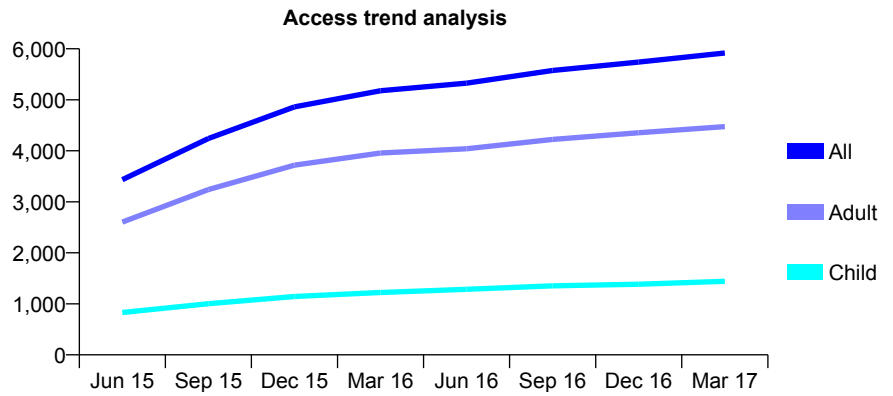
Q56 - Vital Signs At a Glance Contract Report for 124923/0001 - March 2017

Name or company name	Great Shelford Dental Practice Ltd
Contract type name	GDS Contract
Purpose of contract	General
Contract start date	01/11/2014
Contract end date	

16/17 Contracted general activity (UDA)	14,267
Carry forward general activity (UDA)	284
16/17 Contracted orthodontic activity (UOA)	0
Carry forward orthodontic activity (UOA)	0
Baseline contract value	£344,442.66

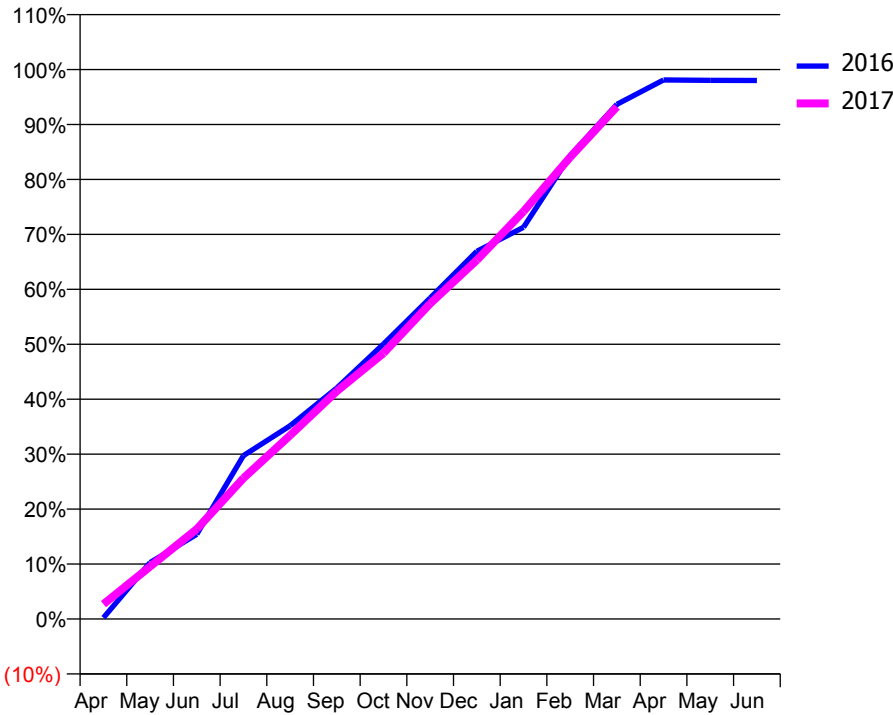
ACCESS*

Patients seen in 24 months	Total	Change since previous quarter
Quarter ending March 2016	5,179	
Quarter ending June 2016	5,327	↑
Quarter ending September 2016	5,576	↑
Quarter ending December 2016	5,740	↑
Quarter ending March 2017	5,917	↑
Variance since March 2016	14.2%	↑



ACTIVITY

Cumulative percentage of contracted UDA delivered 2016 & 2017



Month	Adjusted Scheduled Activity (UDA)	
	2016	2017
April	31	385
May	1,466	1,364
June	2,200	2,336
July	4,244	3,657
August	5,017	4,767
September	5,998	5,914
October	7,141	6,903
November	8,336	8,188
December	9,545	9,319
January	10,171	10,583
February	12,028	11,992
March	13,362	13,300
April	13,997	
May	13,987	
June	13,983	

QUALITY

	Quantity	Base Number	Contract	AT	Region	England
% of FP17s for the same patient ID Re-attending within 3 months - Children	106	1,998	5.3%	11.2%	12.0%	12.3%
% of FP17s for the same patient ID Re-attending within 3 months - Adults	855	5,692	15.0%	15.2%	16.0%	16.7%
% of FP17s for the same patient ID Re-attending between 3 & 9 months - Children	963	1,998	48.2%	58.8%	58.8%	57.6%
% of FP17s for the same patient ID Re-attending between 3 & 9 months - Adults	2,108	5,692	37.0%	49.2%	51.2%	50.1%
% of FP17s for Band 1 Urgent Courses	700	7,346	9.5%	9.5%	8.0%	9.1%
% of FP17s Relating to Free Repair or Replacements	73	7,346	1.0%	0.8%	0.8%	0.8%
% of FP17s Relating to Continuations	60	7,346	0.8%	1.3%	1.2%	1.2%
% of Patients satisfied with the dentistry they have received	12	15	80.0%	91.9%	92.7%	92.8%
% of Patients satisfied with the time they had to wait for an appointment	12	15	80.0%	86.5%	89.1%	88.7%

* This is based on patients treated on this contract for their most recent course of treatment. Figures in italics indicate the base number of FP17s or Patient Questionnaire responses are less than 100. N/A is shown where the base number of responses is less than 10 during the period. % is calculated as Quantity/Base number*100

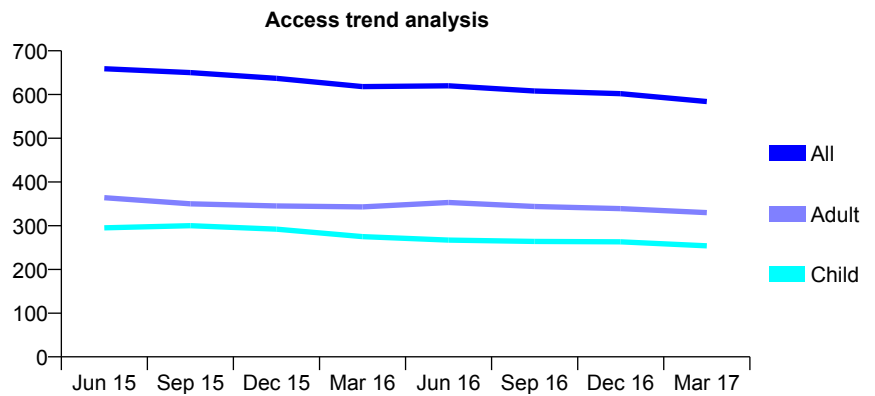
Q56 - Vital Signs At a Glance Contract Report for 125776/0003 - March 2017

Name or company name	Apex Dental Care Ltd
Contract type name	GDS Contract
Purpose of contract	General
Contract start date	01/06/2009
Contract end date	

16/17 Contracted general activity (UDA)	1,202
Carry forward general activity (UDA)	-16
16/17 Contracted orthodontic activity (UOA)	0
Carry forward orthodontic activity (UOA)	0
Baseline contract value	£27,308.87

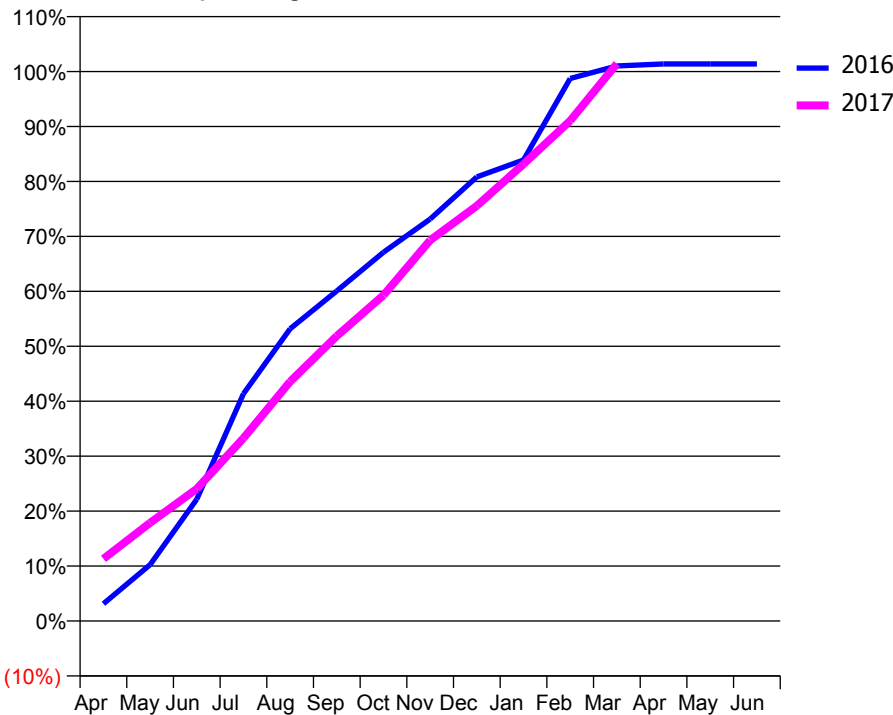
ACCESS*

Patients seen in 24 months	Total	Change since previous quarter
Quarter ending March 2016	618	
Quarter ending June 2016	620	→
Quarter ending September 2016	608	↓
Quarter ending December 2016	602	→
Quarter ending March 2017	584	↓
Variance since March 2016	(5.5%)	↓



ACTIVITY

Cumulative percentage of contracted UDA delivered 2016 & 2017



Month	Adjusted Scheduled Activity (UDA)	
	2016	2017
April	38	136
May	123	215
June	267	289
July	497	400
August	639	524
September	722	623
October	807	713
November	879	833
December	971	908
January	1,009	1,000
February	1,187	1,094
March	1,214	1,219
April	1,218	
May	1,218	
June	1,218	

QUALITY

	Quantity	Base Number	Contract	AT	Region	England
% of FP17s for the same patient ID Re-attending within 3 months - Children	12	375	3.2%	11.2%	12.0%	12.3%
% of FP17s for the same patient ID Re-attending within 3 months - Adults	21	348	6.0%	15.2%	16.0%	16.7%
% of FP17s for the same patient ID Re-attending between 3 & 9 months - Children	264	375	70.4%	58.8%	58.8%	57.6%
% of FP17s for the same patient ID Re-attending between 3 & 9 months - Adults	173	348	49.7%	49.2%	51.2%	50.1%
% of FP17s for Band 1 Urgent Courses	30	720	4.2%	9.5%	8.0%	9.1%
% of FP17s Relating to Free Repair or Replacements	3	720	0.4%	0.8%	0.8%	0.8%
% of FP17s Relating to Continuations	3	720	0.4%	1.3%	1.2%	1.2%
% of Patients satisfied with the dentistry they have received	1	1	N/A	91.9%	92.7%	92.8%
% of Patients satisfied with the time they had to wait for an appointment	1	1	N/A	86.5%	89.1%	88.7%

* This is based on patients treated on this contract for their most recent course of treatment. Figures in italics indicate the base number of FP17s or Patient Questionnaire responses are less than 100. N/A is shown where the base number of responses is less than 10 during the period. % is calculated as Quantity/Base number*100

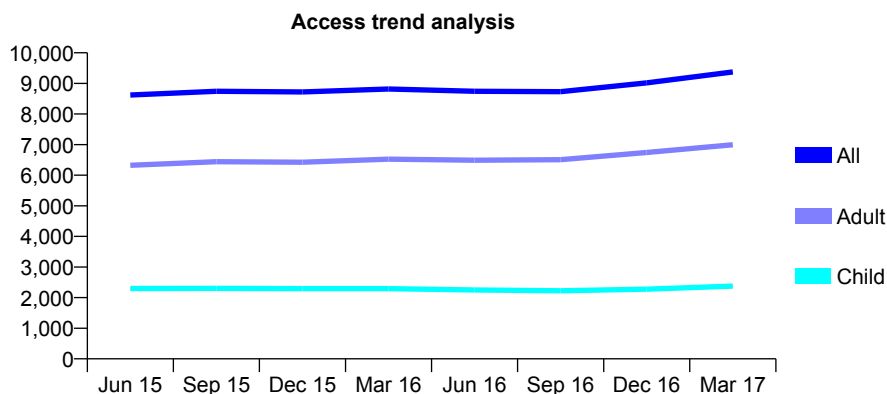
Q56 - Vital Signs At a Glance Contract Report for 125776/0010 - March 2017

Name or company name	Apex Dental Care Ltd
Contract type name	PDS Contract
Purpose of contract	General
Contract start date	01/04/2011
Contract end date	31/03/2018

16/17 Contracted general activity (UDA)	26,362
Carry forward general activity (UDA)	0
16/17 Contracted orthodontic activity (UOA)	0
Carry forward orthodontic activity (UOA)	0
Baseline contract value	£682,056.07

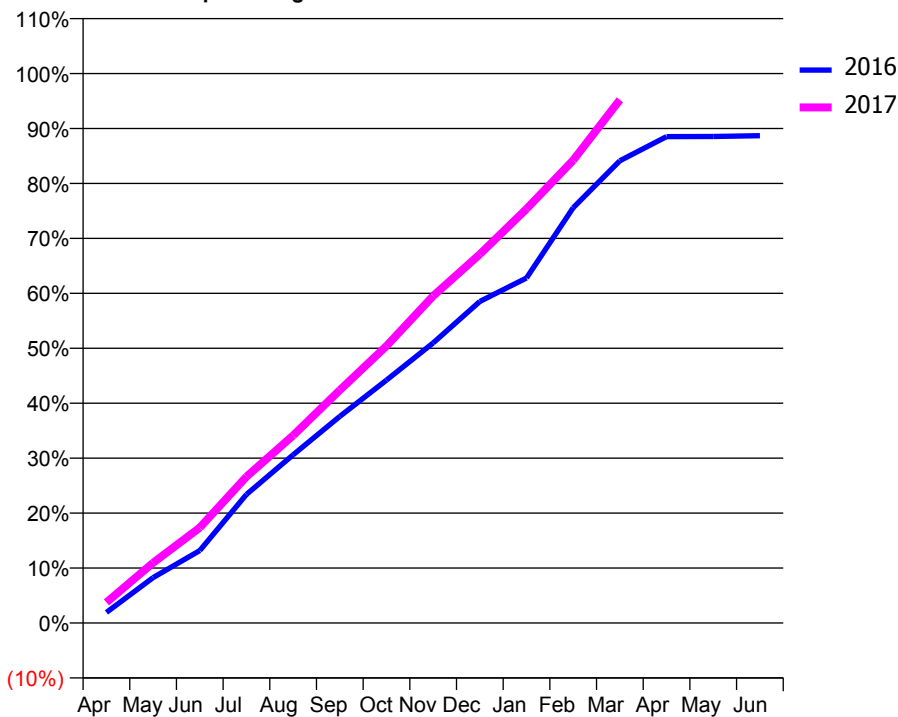
ACCESS*

Patients seen in 24 months	Total	Change since previous quarter
Quarter ending March 2016	8,816	
Quarter ending June 2016	8,741	→
Quarter ending September 2016	8,729	→
Quarter ending December 2016	9,019	↑
Quarter ending March 2017	9,373	↑
Variance since March 2016	6.3%	↑



ACTIVITY

Cumulative percentage of contracted UDA delivered 2016 & 2017



Adjusted Scheduled Activity (UDA)

Month	2016	2017
April	510	989
May	2,178	2,890
June	3,476	4,576
July	6,173	7,022
August	8,069	8,997
September	9,915	11,172
October	11,651	13,290
November	13,438	15,691
December	15,425	17,690
January	16,554	19,868
February	19,923	22,202
March	22,177	25,103
April	23,337	
May	23,338	
June	23,376	

QUALITY

	Quantity	Base Number	Contract	AT	Region	England
% of FP17s for the same patient ID Re-attending within 3 months - Children	392	3,743	10.5%	11.2%	12.0%	12.3%
% of FP17s for the same patient ID Re-attending within 3 months - Adults	1,536	9,782	15.7%	15.2%	16.0%	16.7%
% of FP17s for the same patient ID Re-attending between 3 & 9 months - Children	2,130	3,743	56.9%	58.8%	58.8%	57.6%
% of FP17s for the same patient ID Re-attending between 3 & 9 months - Adults	5,068	9,782	51.8%	49.2%	51.2%	50.1%
% of FP17s for Band 1 Urgent Courses	1,543	12,907	12.0%	9.5%	8.0%	9.1%
% of FP17s Relating to Free Repair or Replacements	101	12,907	0.8%	0.8%	0.8%	0.8%
% of FP17s Relating to Continuations	60	12,907	0.5%	1.3%	1.2%	1.2%
% of Patients satisfied with the dentistry they have received	10	11	90.9%	91.9%	92.7%	92.8%
% of Patients satisfied with the time they had to wait for an appointment	9	11	81.8%	86.5%	89.1%	88.7%

* This is based on patients treated on this contract for their most recent course of treatment. Figures in italics indicate the base number of FP17s or Patient Questionnaire responses are less than 100. N/A is shown where the base number of responses is less than 10 during the period. % is calculated as Quantity/Base number*100

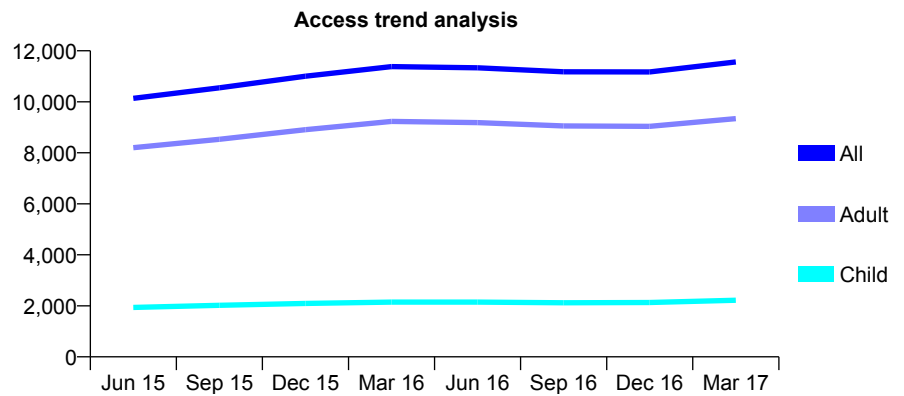
Q56 - Vital Signs At a Glance Contract Report for 126225/0001 - March 2017

Name or company name	Dr P Vaid, Dr S Radia and Dr S Shah
Contract type name	GDS Contract
Purpose of contract	General
Contract start date	01/04/2014
Contract end date	

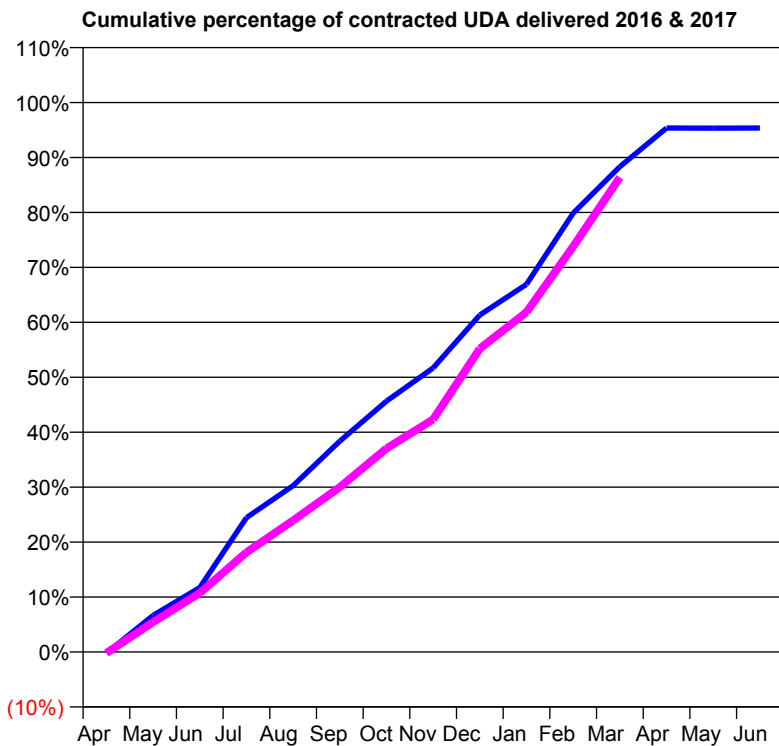
16/17 Contracted general activity (UDA)	37,499
Carry forward general activity (UDA)	1,336
16/17 Contracted orthodontic activity (UOA)	0
Carry forward orthodontic activity (UOA)	0
Baseline contract value	£1,171,414.42

ACCESS*

Patients seen in 24 months	Total	Change since previous quarter
Quarter ending March 2016	11,380	
Quarter ending June 2016	11,332	→
Quarter ending September 2016	11,175	↓
Quarter ending December 2016	11,171	→
Quarter ending March 2017	11,564	↑
Variance since March 2016	1.6%	→



ACTIVITY



Month	Adjusted Scheduled Activity (UDA)	
	2016	2017
April	-67	-78
May	2,224	2,041
June	3,912	4,029
July	8,151	6,806
August	10,091	8,977
September	12,791	11,251
October	15,216	13,891
November	17,234	15,879
December	20,445	20,710
January	22,303	23,190
February	26,628	27,677
March	29,440	32,394
April	31,785	
May	31,775	
June	31,781	

QUALITY

	Quantity	Base Number	Contract	AT	Region	England
% of FP17s for the same patient ID Re-attending within 3 months - Children	247	3,330	7.4%	11.2%	12.0%	12.3%
% of FP17s for the same patient ID Re-attending within 3 months - Adults	1,456	12,028	12.1%	15.2%	16.0%	16.7%
% of FP17s for the same patient ID Re-attending between 3 & 9 months - Children	1,866	3,330	56.0%	58.8%	58.8%	57.6%
% of FP17s for the same patient ID Re-attending between 3 & 9 months - Adults	4,978	12,028	41.4%	49.2%	51.2%	50.1%
% of FP17s for Band 1 Urgent Courses	1,043	14,348	7.3%	9.5%	8.0%	9.1%
% of FP17s Relating to Free Repair or Replacements	181	14,348	1.3%	0.8%	0.8%	0.8%
% of FP17s Relating to Continuations	155	14,348	1.1%	1.3%	1.2%	1.2%
% of Patients satisfied with the dentistry they have received	17	22	77.3%	91.9%	92.7%	92.8%
% of Patients satisfied with the time they had to wait for an appointment	17	22	77.3%	86.5%	89.1%	88.7%

* This is based on patients treated on this contract for their most recent course of treatment. Figures in italics indicate the base number of FP17s or Patient Questionnaire responses are less than 100. N/A is shown where the base number of responses is less than 10 during the period. % is calculated as Quantity/Base number*100

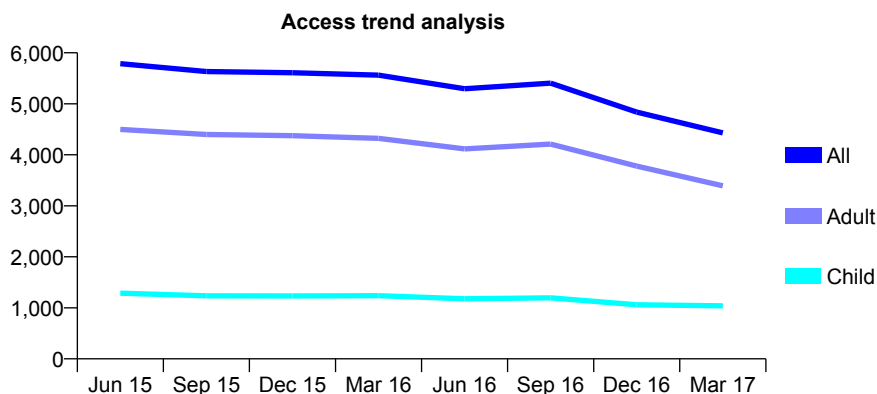
Q56 - Vital Signs At a Glance Contract Report for 127809/0001 - March 2017

Name or company name	S Emami, M Dehghanpour, J Vaghela, J Va
Contract type name	GDS Contract
Purpose of contract	General
Contract start date	01/11/2010
Contract end date	

16/17 Contracted general activity (UDA)	16,500
Carry forward general activity (UDA)	-271
16/17 Contracted orthodontic activity (UOA)	0
Carry forward orthodontic activity (UOA)	0
Baseline contract value	£384,622.87

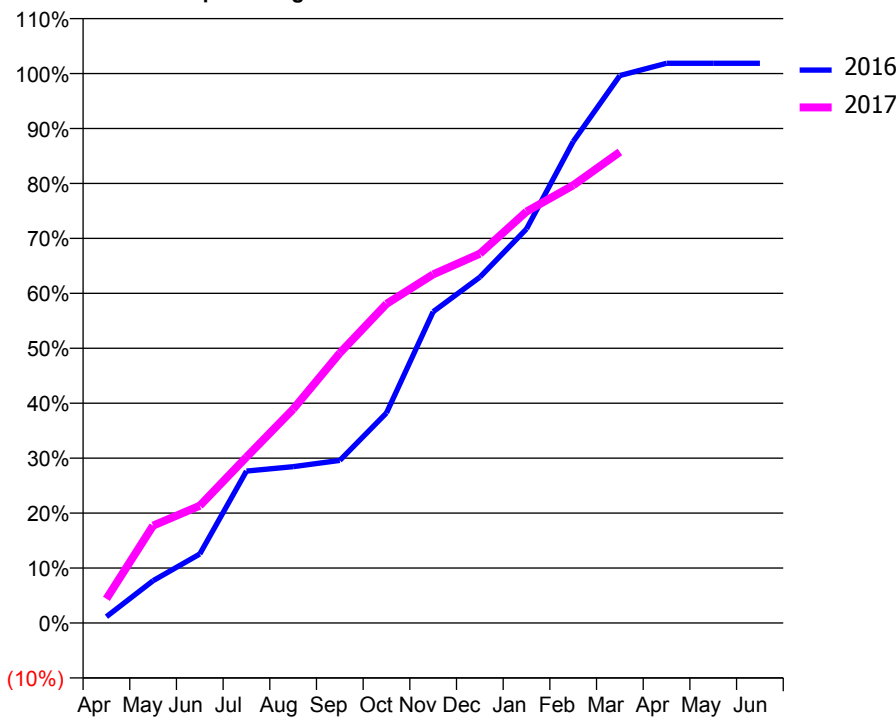
ACCESS*

Patients seen in 24 months	Total	Change since previous quarter
Quarter ending March 2016	5,561	
Quarter ending June 2016	5,295	↓
Quarter ending September 2016	5,406	↑
Quarter ending December 2016	4,839	↓
Quarter ending March 2017	4,429	↓
Variance since March 2016	(20.4%)	↓



ACTIVITY

Cumulative percentage of contracted UDA delivered 2016 & 2017



Adjusted Scheduled Activity (UDA)

Month	2016	2017
April	165	729
May	1,116	2,926
June	1,820	3,523
July	4,011	4,984
August	4,125	6,419
September	4,290	8,107
October	5,544	9,584
November	8,213	10,467
December	9,127	11,089
January	10,400	12,355
February	12,704	13,142
March	14,446	14,143
April	14,770	
May	14,771	
June	14,771	

QUALITY

	Quantity	Base Number	Contract	AT	Region	England
% of FP17s for the same patient ID Re-attending within 3 months - Children	224	1,736	12.9%	11.2%	12.0%	12.3%
% of FP17s for the same patient ID Re-attending within 3 months - Adults	847	5,305	16.0%	15.2%	16.0%	16.7%
% of FP17s for the same patient ID Re-attending between 3 & 9 months - Children	763	1,736	44.0%	58.8%	58.8%	57.6%
% of FP17s for the same patient ID Re-attending between 3 & 9 months - Adults	2,258	5,305	42.6%	49.2%	51.2%	50.1%
% of FP17s for Band 1 Urgent Courses	804	6,346	12.7%	9.5%	8.0%	9.1%
% of FP17s Relating to Free Repair or Replacements	17	6,346	0.3%	0.8%	0.8%	0.8%
% of FP17s Relating to Continuations	41	6,346	0.6%	1.3%	1.2%	1.2%
% of Patients satisfied with the dentistry they have received	6	6	N/A	91.9%	92.7%	92.8%
% of Patients satisfied with the time they had to wait for an appointment	6	6	N/A	86.5%	89.1%	88.7%

* This is based on patients treated on this contract for their most recent course of treatment. Figures in italics indicate the base number of FP17s or Patient Questionnaire responses are less than 100. N/A is shown where the base number of responses is less than 10 during the period. % is calculated as Quantity/Base number*100

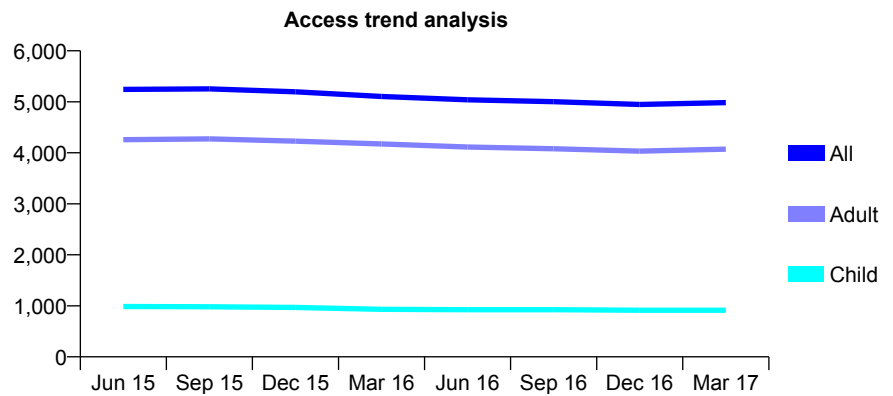
Q56 - Vital Signs At a Glance Contract Report for 128767/0001 - March 2017

Name or company name	Hejazifar, Namazy, and Namazy
Contract type name	GDS Contract
Purpose of contract	General
Contract start date	01/04/2013
Contract end date	

16/17 Contracted general activity (UDA)	14,333
Carry forward general activity (UDA)	-142
16/17 Contracted orthodontic activity (UOA)	0
Carry forward orthodontic activity (UOA)	0
Baseline contract value	£344,475.70

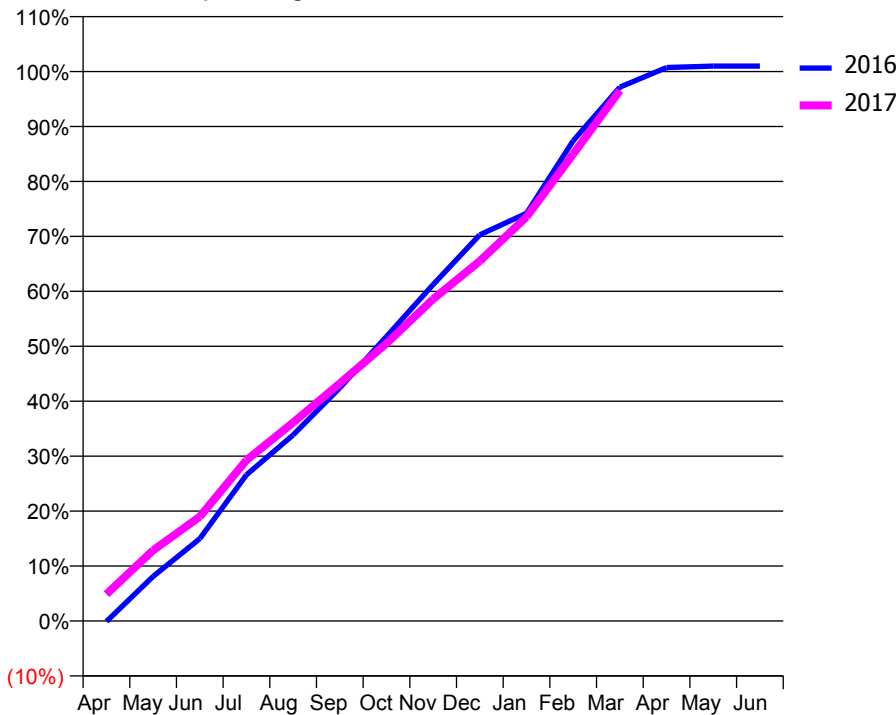
ACCESS*

Patients seen in 24 months	Total	Change since previous quarter
Quarter ending March 2016	5,105	
Quarter ending June 2016	5,039	↓
Quarter ending September 2016	5,003	→
Quarter ending December 2016	4,947	↓
Quarter ending March 2017	4,985	→
Variance since March 2016	(2.4%)	↓



ACTIVITY

Cumulative percentage of contracted UDA delivered 2016 & 2017



Month	Adjusted Scheduled Activity (UDA)	
	2016	2017
April	-16	701
May	1,164	1,844
June	2,146	2,722
July	3,813	4,197
August	4,854	5,179
September	6,080	6,199
October	7,422	7,239
November	8,776	8,397
December	10,076	9,391
January	10,634	10,541
February	12,525	12,177
March	13,923	13,838
April	14,437	
May	14,475	
June	14,475	

QUALITY

	Quantity	Base Number	Contract	AT	Region	England
% of FP17s for the same patient ID Re-attending within 3 months - Children	94	1,481	6.3%	11.2%	12.0%	12.3%
% of FP17s for the same patient ID Re-attending within 3 months - Adults	833	5,825	14.3%	15.2%	16.0%	16.7%
% of FP17s for the same patient ID Re-attending between 3 & 9 months - Children	1,019	1,481	68.8%	58.8%	58.8%	57.6%
% of FP17s for the same patient ID Re-attending between 3 & 9 months - Adults	2,883	5,825	49.5%	49.2%	51.2%	50.1%
% of FP17s for Band 1 Urgent Courses	606	7,042	8.6%	9.5%	8.0%	9.1%
% of FP17s Relating to Free Repair or Replacements	52	7,042	0.7%	0.8%	0.8%	0.8%
% of FP17s Relating to Continuations	59	7,042	0.8%	1.3%	1.2%	1.2%
% of Patients satisfied with the dentistry they have received	8	9	N/A	91.9%	92.7%	92.8%
% of Patients satisfied with the time they had to wait for an appointment	9	9	N/A	86.5%	89.1%	88.7%

* This is based on patients treated on this contract for their most recent course of treatment. Figures in italics indicate the base number of FP17s or Patient Questionnaire responses are less than 100. N/A is shown where the base number of responses is less than 10 during the period. % is calculated as Quantity/Base number*100

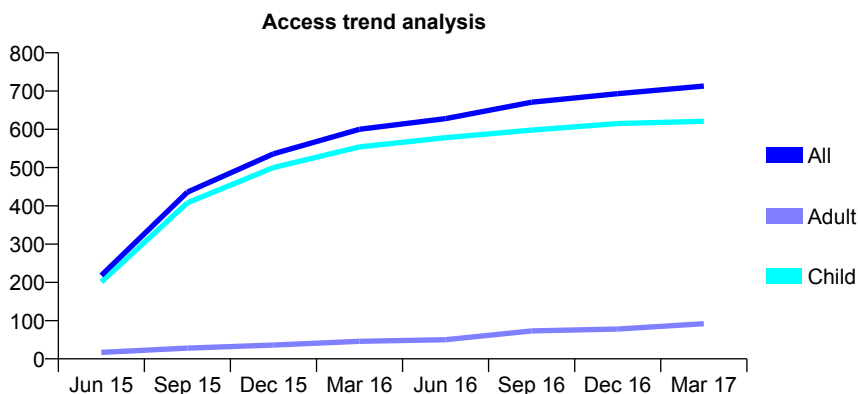
Q56 - Vital Signs At a Glance Contract Report for 128953/0002 - March 2017

Name or company name	Cathedral Dental Practice Ltd
Contract type name	GDS Contract
Purpose of contract	General
Contract start date	01/04/2015
Contract end date	

16/17 Contracted general activity (UDA)	1,610
Carry forward general activity (UDA)	0
16/17 Contracted orthodontic activity (UOA)	0
Carry forward orthodontic activity (UOA)	0
Baseline contract value	£35,882.33

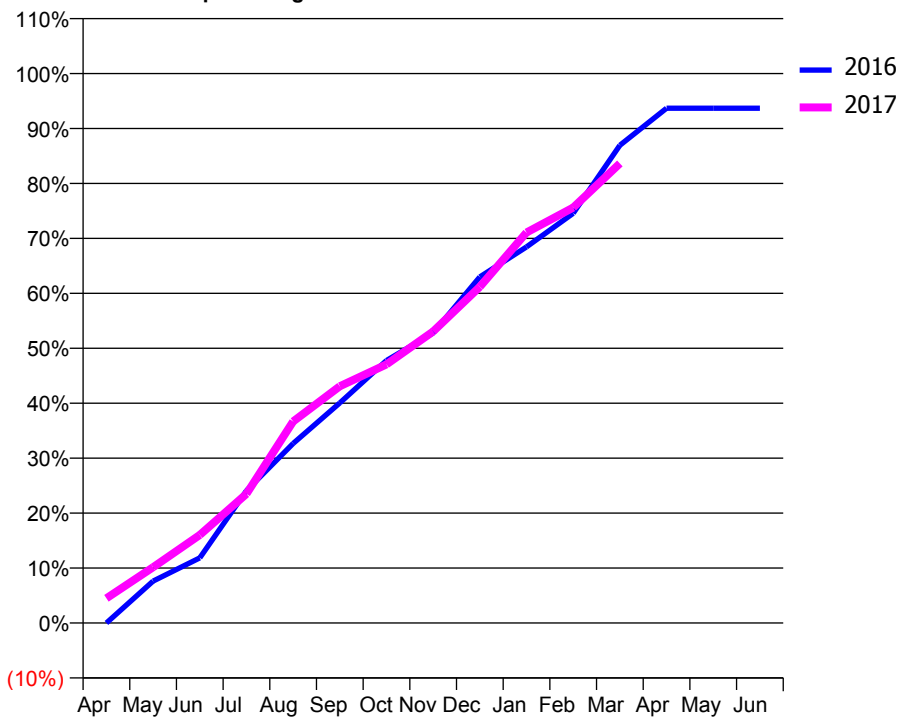
ACCESS*

Patients seen in 24 months	Total	Change since previous quarter
Quarter ending March 2016	600	
Quarter ending June 2016	628	↑
Quarter ending September 2016	671	↑
Quarter ending December 2016	693	↑
Quarter ending March 2017	713	↑
Variance since March 2016	18.8%	↑



ACTIVITY

Cumulative percentage of contracted UDA delivered 2016 & 2017



Month	Adjusted Scheduled Activity (UDA)	
	2016	2017
April	0	72
May	122	164
June	190	258
July	386	378
August	523	590
September	642	694
October	765	758
November	846	854
December	1,009	985
January	1,096	1,144
February	1,194	1,217
March	1,393	1,346
April	1,501	
May	1,501	
June	1,501	

QUALITY

	Quantity	Base Number	Contract	AT	Region	England
% of FP17s for the same patient ID Re-attending within 3 months - Children	49	945	5.2%	11.2%	12.0%	12.3%
% of FP17s for the same patient ID Re-attending within 3 months - Adults	0	40	0.0%	15.2%	16.0%	16.7%
% of FP17s for the same patient ID Re-attending between 3 & 9 months - Children	625	945	66.1%	58.8%	58.8%	57.6%
% of FP17s for the same patient ID Re-attending between 3 & 9 months - Adults	28	40	70.0%	49.2%	51.2%	50.1%
% of FP17s for Band 1 Urgent Courses	17	930	1.8%	9.5%	8.0%	9.1%
% of FP17s Relating to Free Repair or Replacements	0	930	0.0%	0.8%	0.8%	0.8%
% of FP17s Relating to Continuations	17	930	1.8%	1.3%	1.2%	1.2%
% of Patients satisfied with the dentistry they have received	2	2	N/A	91.9%	92.7%	92.8%
% of Patients satisfied with the time they had to wait for an appointment	2	2	N/A	86.5%	89.1%	88.7%

* This is based on patients treated on this contract for their most recent course of treatment. Figures in italics indicate the base number of FP17s or Patient Questionnaire responses are less than 100. N/A is shown where the base number of responses is less than 10 during the period. % is calculated as Quantity/Base number*100

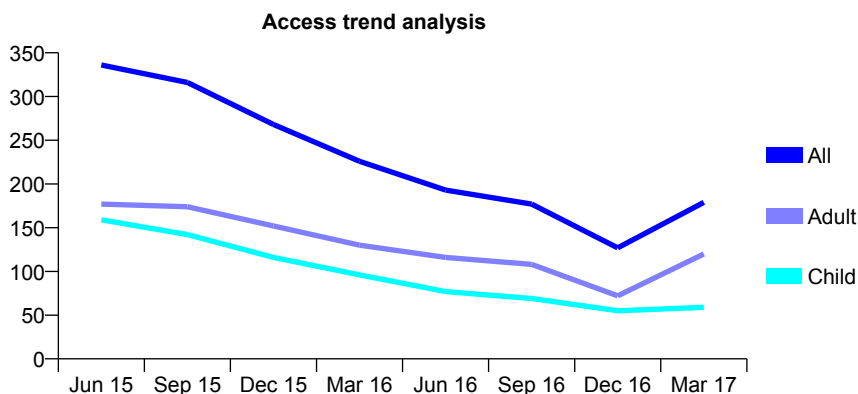
Q56 - Vital Signs At a Glance Contract Report for 131377/0001 - March 2017

Name or company name	Burleigh Street Dental Practice
Contract type name	GDS Contract
Purpose of contract	General
Contract start date	09/12/2013
Contract end date	

16/17 Contracted general activity (UDA)	547
Carry forward general activity (UDA)	0
16/17 Contracted orthodontic activity (UOA)	0
Carry forward orthodontic activity (UOA)	0
Baseline contract value	£12,768.58

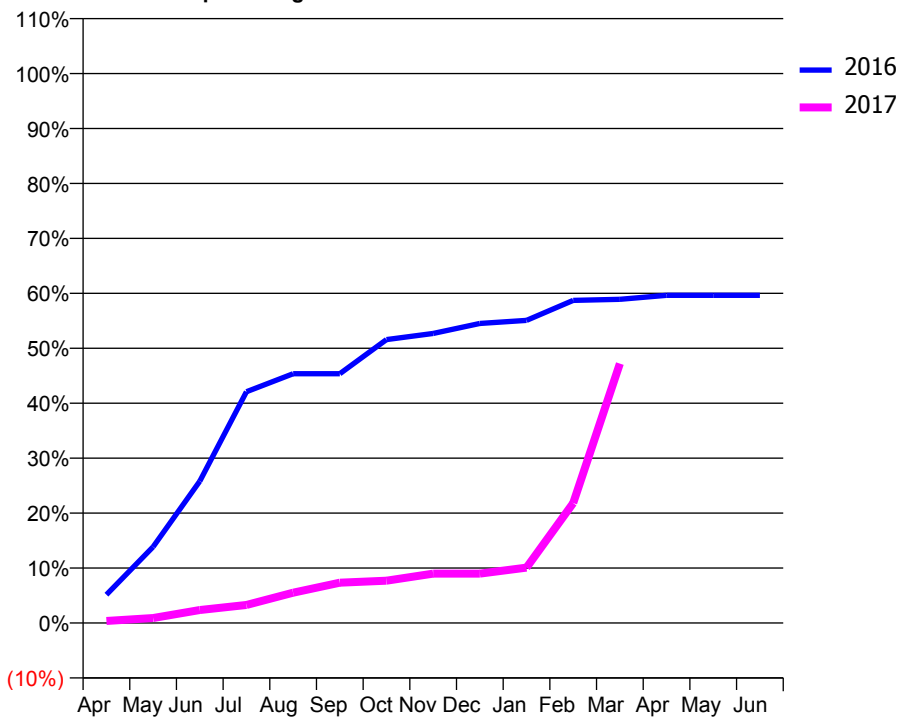
ACCESS*

Patients seen in 24 months	Total	Change since previous quarter
Quarter ending March 2016	226	
Quarter ending June 2016	193	↓
Quarter ending September 2016	177	↓
Quarter ending December 2016	127	↓
Quarter ending March 2017	179	↑
Variance since March 2016	(20.8%)	↓



ACTIVITY

Cumulative percentage of contracted UDA delivered 2016 & 2017



Month	Adjusted Scheduled Activity (UDA)	
	2016	2017
April	28	2
May	76	5
June	141	13
July	230	18
August	248	30
September	248	40
October	282	42
November	288	49
December	298	49
January	301	55
February	321	119
March	322	258
April	326	
May	326	
June	326	

QUALITY

	Quantity	Base Number	Contract	AT	Region	England
% of FP17s for the same patient ID Re-attending within 3 months - Children	1	68	1.5%	11.2%	12.0%	12.3%
% of FP17s for the same patient ID Re-attending within 3 months - Adults	3	107	2.8%	15.2%	16.0%	16.7%
% of FP17s for the same patient ID Re-attending between 3 & 9 months - Children	36	68	52.9%	58.8%	58.8%	57.6%
% of FP17s for the same patient ID Re-attending between 3 & 9 months - Adults	9	107	8.4%	49.2%	51.2%	50.1%
% of FP17s for Band 1 Urgent Courses	6	171	3.5%	9.5%	8.0%	9.1%
% of FP17s Relating to Free Repair or Replacements	0	171	0.0%	0.8%	0.8%	0.8%
% of FP17s Relating to Continuations	1	171	0.6%	1.3%	1.2%	1.2%
% of Patients satisfied with the dentistry they have received	0	0	N/A	91.9%	92.7%	92.8%
% of Patients satisfied with the time they had to wait for an appointment	0	0	N/A	86.5%	89.1%	88.7%

* This is based on patients treated on this contract for their most recent course of treatment. Figures in italics indicate the base number of FP17s or Patient Questionnaire responses are less than 100. N/A is shown where the base number of responses is less than 10 during the period. % is calculated as Quantity/Base number*100

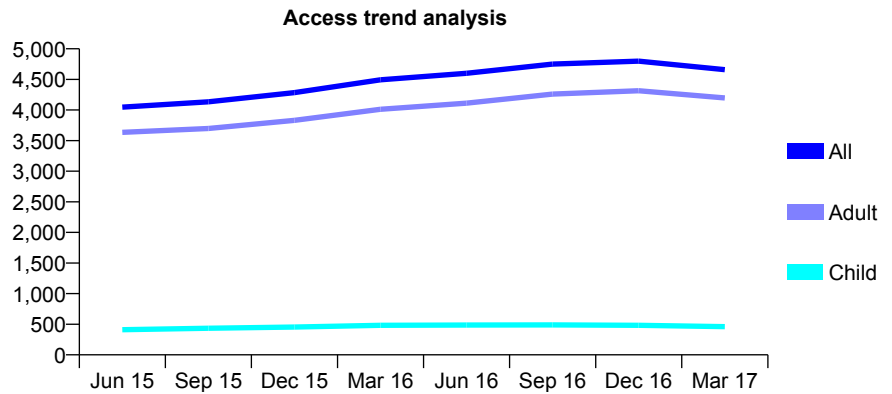
Q56 - Vital Signs At a Glance Contract Report for 132225/0001 - March 2017

Name or company name	Peterborough Dental Access Centre
Contract type name	PDS Contract
Purpose of contract	General
Contract start date	01/04/2006
Contract end date	31/03/2018

16/17 Contracted general activity (UDA)	4,000
Carry forward general activity (UDA)	0
16/17 Contracted orthodontic activity (UOA)	0
Carry forward orthodontic activity (UOA)	0
Baseline contract value	£190,374.45

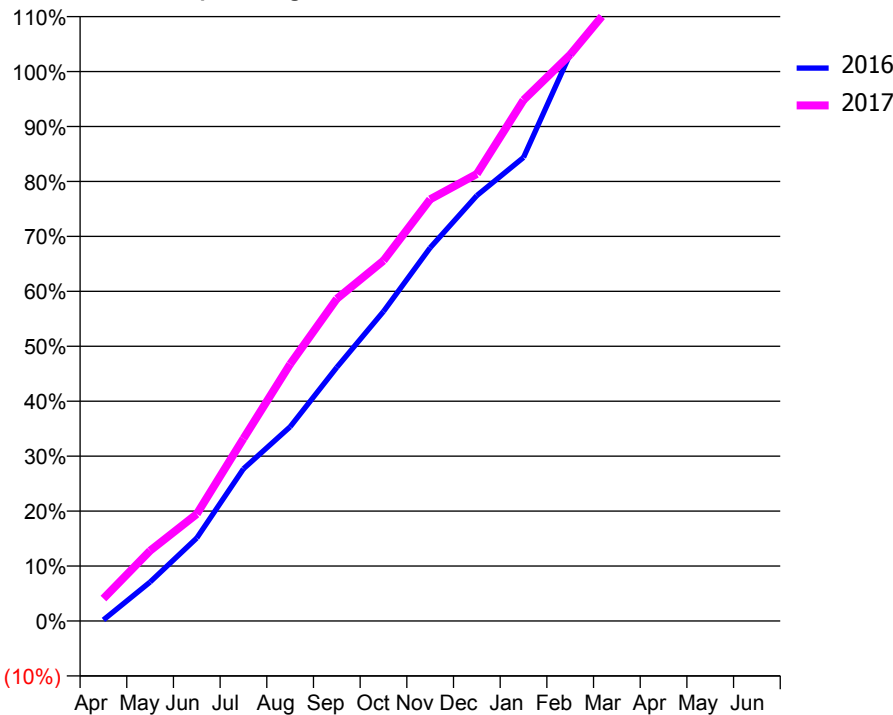
ACCESS*

Patients seen in 24 months	Total	Change since previous quarter
Quarter ending March 2016	4,493	
Quarter ending June 2016	4,600	↑
Quarter ending September 2016	4,750	↑
Quarter ending December 2016	4,798	→
Quarter ending March 2017	4,658	↓
Variance since March 2016	3.7%	↑



ACTIVITY

Cumulative percentage of contracted UDA delivered 2016 & 2017



Month	Adjusted Scheduled Activity (UDA)	
	2016	2017
April	8	164
May	284	512
June	604	779
July	1,108	1,328
August	1,414	1,870
September	1,847	2,345
October	2,253	2,624
November	2,717	3,070
December	3,097	3,254
January	3,375	3,792
February	4,128	4,123
March	4,534	4,532
April	4,668	
May	4,669	
June	4,669	

QUALITY

	Quantity	Base Number	Contract	AT	Region	England
% of FP17s for the same patient ID Re-attending within 3 months - Children	47	590	8.0%	11.2%	12.0%	12.3%
% of FP17s for the same patient ID Re-attending within 3 months - Adults	293	3,847	7.6%	15.2%	16.0%	16.7%
% of FP17s for the same patient ID Re-attending between 3 & 9 months - Children	43	590	7.3%	58.8%	58.8%	57.6%
% of FP17s for the same patient ID Re-attending between 3 & 9 months - Adults	233	3,847	6.1%	49.2%	51.2%	50.1%
% of FP17s for Band 1 Urgent Courses	3,629	3,687	98.4%	9.5%	8.0%	9.1%
% of FP17s Relating to Free Repair or Replacements	0	3,687	0.0%	0.8%	0.8%	0.8%
% of FP17s Relating to Continuations	0	3,687	0.0%	1.3%	1.2%	1.2%
% of Patients satisfied with the dentistry they have received	2	2	N/A	91.9%	92.7%	92.8%
% of Patients satisfied with the time they had to wait for an appointment	2	2	N/A	86.5%	89.1%	88.7%

* This is based on patients treated on this contract for their most recent course of treatment. Figures in italics indicate the base number of FP17s or Patient Questionnaire responses are less than 100. N/A is shown where the base number of responses is less than 10 during the period. % is calculated as Quantity/Base number*100

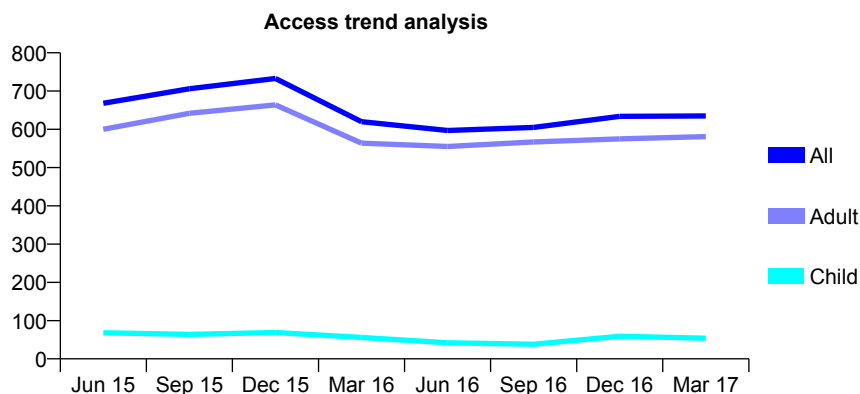
Q56 - Vital Signs At a Glance Contract Report for 132225/0002 - March 2017

Name or company name	Peterborough Dental Access Centre
Contract type name	PDS Contract
Purpose of contract	General
Contract start date	01/04/2011
Contract end date	31/03/2018

16/17 Contracted general activity (UDA)	632
Carry forward general activity (UDA)	0
16/17 Contracted orthodontic activity (UOA)	0
Carry forward orthodontic activity (UOA)	0
Baseline contract value	£36,763.43

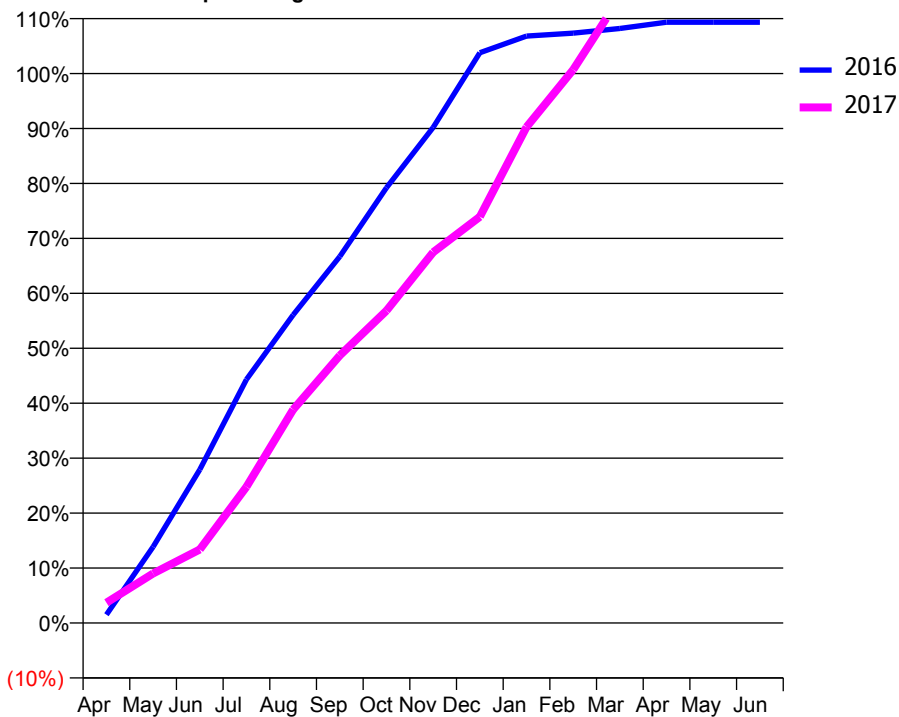
ACCESS*

Patients seen in 24 months	Total	Change since previous quarter
Quarter ending March 2016	620	
Quarter ending June 2016	597	↓
Quarter ending September 2016	605	→
Quarter ending December 2016	634	↑
Quarter ending March 2017	635	→
Variance since March 2016	2.4%	↑



ACTIVITY

Cumulative percentage of contracted UDA delivered 2016 & 2017



Month	Adjusted Scheduled Activity (UDA)	
	2016	2017
April	10	23
May	88	57
June	176	85
July	280	157
August	354	245
September	422	308
October	501	359
November	570	426
December	656	467
January	675	570
February	678	636
March	684	719
April	691	
May	691	
June	691	

QUALITY

	Quantity	Base Number	Contract	AT	Region	England
% of FP17s for the same patient ID Re-attending within 3 months - Children	0	67	0.0%	11.2%	12.0%	12.3%
% of FP17s for the same patient ID Re-attending within 3 months - Adults	5	534	0.9%	15.2%	16.0%	16.7%
% of FP17s for the same patient ID Re-attending between 3 & 9 months - Children	0	67	0.0%	58.8%	58.8%	57.6%
% of FP17s for the same patient ID Re-attending between 3 & 9 months - Adults	2	534	0.4%	49.2%	51.2%	50.1%
% of FP17s for Band 1 Urgent Courses	591	595	99.3%	9.5%	8.0%	9.1%
% of FP17s Relating to Free Repair or Replacements	0	595	0.0%	0.8%	0.8%	0.8%
% of FP17s Relating to Continuations	0	595	0.0%	1.3%	1.2%	1.2%
% of Patients satisfied with the dentistry they have received	0	0	N/A	91.9%	92.7%	92.8%
% of Patients satisfied with the time they had to wait for an appointment	0	0	N/A	86.5%	89.1%	88.7%

* This is based on patients treated on this contract for their most recent course of treatment. Figures in italics indicate the base number of FP17s or Patient Questionnaire responses are less than 100. N/A is shown where the base number of responses is less than 10 during the period. % is calculated as Quantity/Base number*100

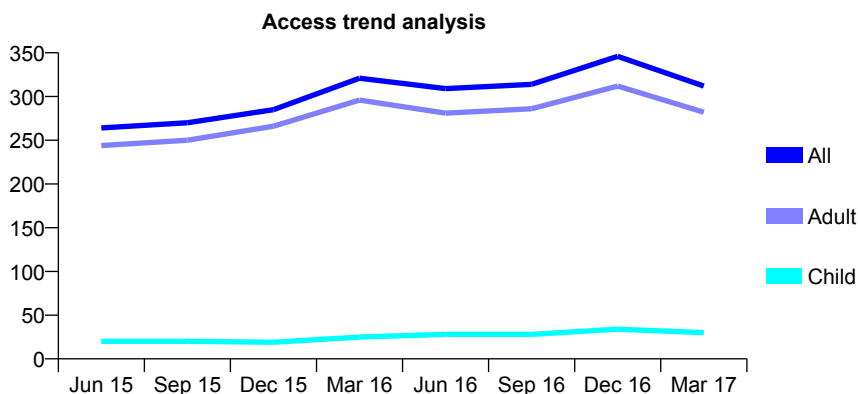
Q56 - Vital Signs At a Glance Contract Report for 132225/0003 - March 2017

Name or company name	Peterborough Dental Access Centre
Contract type name	PDS Contract
Purpose of contract	General
Contract start date	01/04/2011
Contract end date	31/03/2018

16/17 Contracted general activity (UDA)	390
Carry forward general activity (UDA)	0
16/17 Contracted orthodontic activity (UOA)	0
Carry forward orthodontic activity (UOA)	0
Baseline contract value	£34,372.11

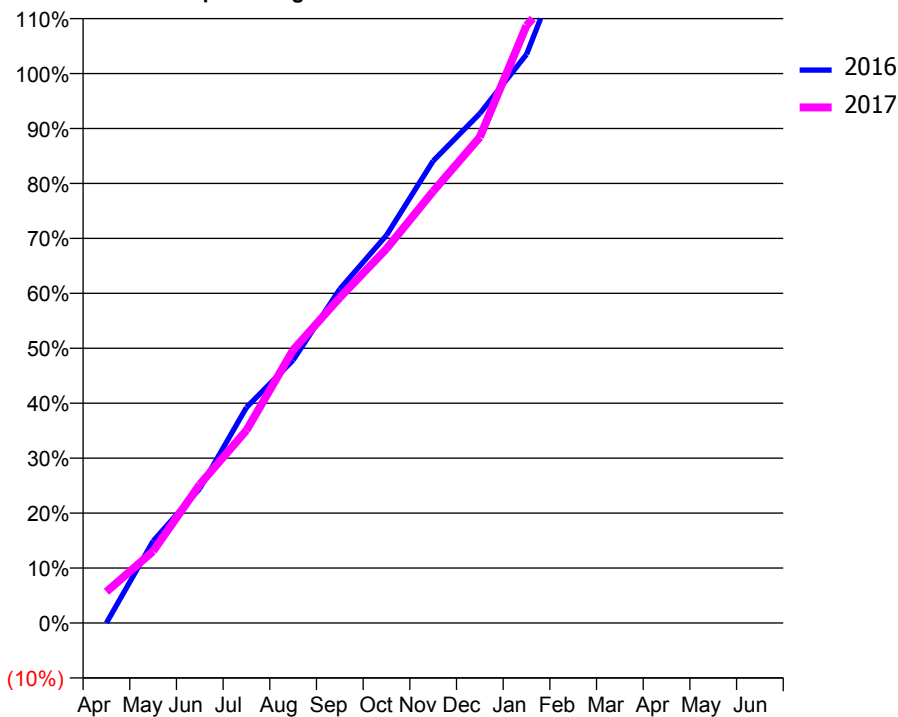
ACCESS*

Patients seen in 24 months	Total	Change since previous quarter
Quarter ending March 2016	321	
Quarter ending June 2016	309	↓
Quarter ending September 2016	314	→
Quarter ending December 2016	346	↑
Quarter ending March 2017	312	↓
Variance since March 2016	(2.8%)	↓



ACTIVITY

Cumulative percentage of contracted UDA delivered 2016 & 2017



Month	Adjusted Scheduled Activity (UDA)	
	2016	2017
April	0	22
May	58	51
June	95	98
July	153	137
August	187	194
September	237	231
October	275	266
November	328	306
December	362	345
January	404	424
February	488	461
March	521	497
April	569	
May	568	
June	568	

QUALITY

	Quantity	Base Number	Contract	AT	Region	England
% of FP17s for the same patient ID Re-attending within 3 months - Children	0	76	0.0%	11.2%	12.0%	12.3%
% of FP17s for the same patient ID Re-attending within 3 months - Adults	2	373	0.5%	15.2%	16.0%	16.7%
% of FP17s for the same patient ID Re-attending between 3 & 9 months - Children	0	76	0.0%	58.8%	58.8%	57.6%
% of FP17s for the same patient ID Re-attending between 3 & 9 months - Adults	1	373	0.3%	49.2%	51.2%	50.1%
% of FP17s for Band 1 Urgent Courses	404	410	98.5%	9.5%	8.0%	9.1%
% of FP17s Relating to Free Repair or Replacements	0	410	0.0%	0.8%	0.8%	0.8%
% of FP17s Relating to Continuations	0	410	0.0%	1.3%	1.2%	1.2%
% of Patients satisfied with the dentistry they have received	0	0	N/A	91.9%	92.7%	92.8%
% of Patients satisfied with the time they had to wait for an appointment	0	0	N/A	86.5%	89.1%	88.7%

* This is based on patients treated on this contract for their most recent course of treatment. Figures in italics indicate the base number of FP17s or Patient Questionnaire responses are less than 100. N/A is shown where the base number of responses is less than 10 during the period. % is calculated as Quantity/Base number*100

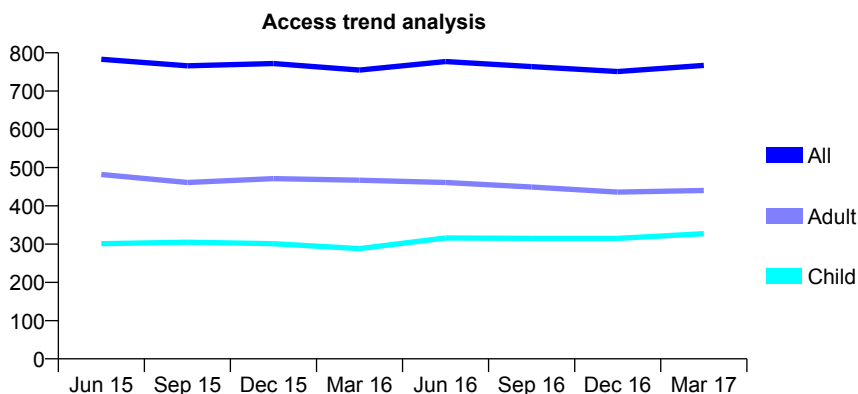
Q56 - Vital Signs At a Glance Contract Report for 132225/0004 - March 2017

Name or company name	Peterborough Dental Access Centre
Contract type name	PDS Contract
Purpose of contract	General
Contract start date	01/04/2011
Contract end date	31/03/2018

16/17 Contracted general activity (UDA)	1,475
Carry forward general activity (UDA)	0
16/17 Contracted orthodontic activity (UOA)	0
Carry forward orthodontic activity (UOA)	0
Baseline contract value	£109,200.90

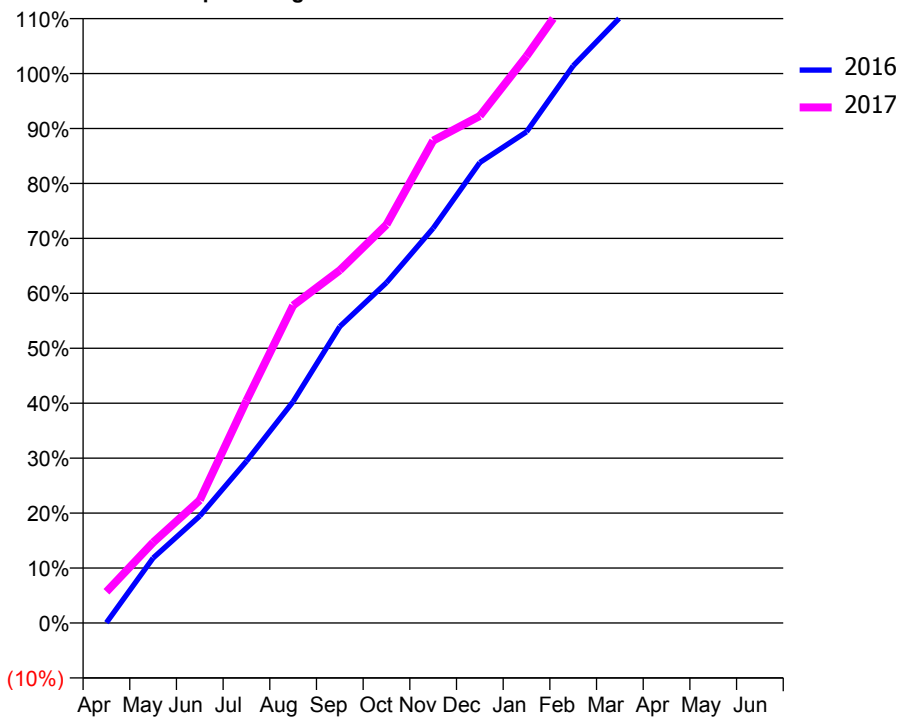
ACCESS*

Patients seen in 24 months	Total	Change since previous quarter
Quarter ending March 2016	755	
Quarter ending June 2016	777	↑
Quarter ending September 2016	764	↓
Quarter ending December 2016	751	↓
Quarter ending March 2017	767	↑
Variance since March 2016	1.6%	→



ACTIVITY

Cumulative percentage of contracted UDA delivered 2016 & 2017



Month	Adjusted Scheduled Activity (UDA)	
	2016	2017
April	1	84
May	175	216
June	287	330
July	434	597
August	594	852
September	796	947
October	914	1,069
November	1,060	1,295
December	1,236	1,361
January	1,318	1,521
February	1,496	1,698
March	1,625	1,930
April	1,661	
May	1,659	
June	1,659	

QUALITY

	Quantity	Base Number	Contract	AT	Region	England
% of FP17s for the same patient ID Re-attending within 3 months - Children	58	575	10.1%	11.2%	12.0%	12.3%
% of FP17s for the same patient ID Re-attending within 3 months - Adults	46	564	8.2%	15.2%	16.0%	16.7%
% of FP17s for the same patient ID Re-attending between 3 & 9 months - Children	153	575	26.6%	58.8%	58.8%	57.6%
% of FP17s for the same patient ID Re-attending between 3 & 9 months - Adults	258	564	45.7%	49.2%	51.2%	50.1%
% of FP17s for Band 1 Urgent Courses	54	1,116	4.8%	9.5%	8.0%	9.1%
% of FP17s Relating to Free Repair or Replacements	0	1,116	0.0%	0.8%	0.8%	0.8%
% of FP17s Relating to Continuations	2	1,116	0.2%	1.3%	1.2%	1.2%
% of Patients satisfied with the dentistry they have received	1	1	N/A	91.9%	92.7%	92.8%
% of Patients satisfied with the time they had to wait for an appointment	1	1	N/A	86.5%	89.1%	88.7%

* This is based on patients treated on this contract for their most recent course of treatment. Figures in italics indicate the base number of FP17s or Patient Questionnaire responses are less than 100. N/A is shown where the base number of responses is less than 10 during the period. % is calculated as Quantity/Base number*100

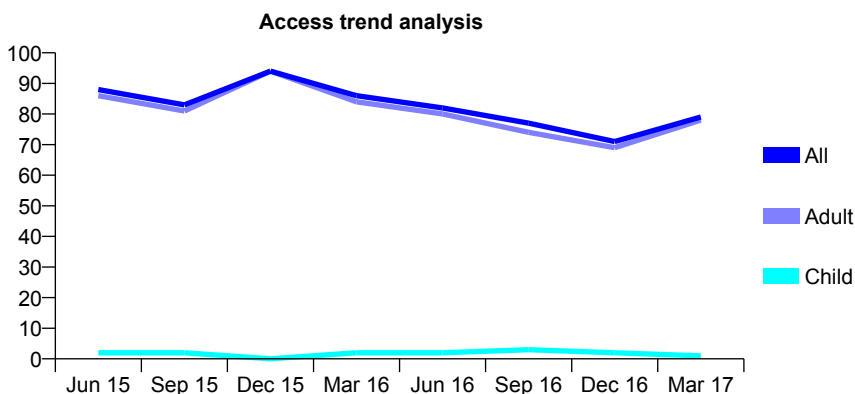
Q56 - Vital Signs At a Glance Contract Report for 132225/0005 - March 2017

Name or company name	Peterborough Dental Access Centre
Contract type name	PDS Contract
Purpose of contract	General
Contract start date	01/04/2011
Contract end date	31/03/2018

16/17 Contracted general activity (UDA)	148
Carry forward general activity (UDA)	0
16/17 Contracted orthodontic activity (UOA)	0
Carry forward orthodontic activity (UOA)	0
Baseline contract value	£13,011.03

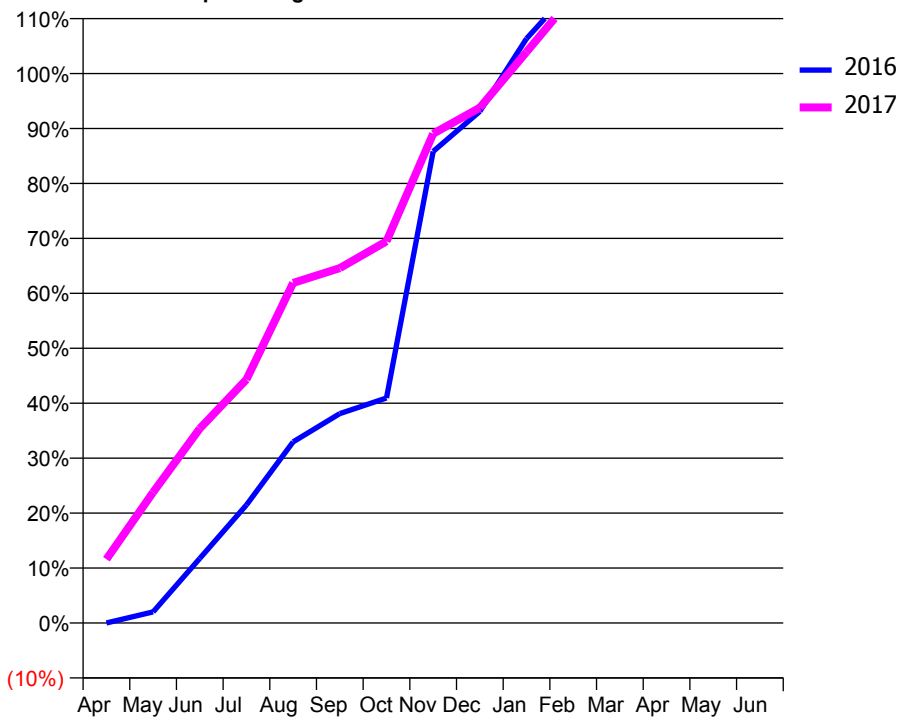
ACCESS*

Patients seen in 24 months	Total	Change since previous quarter
Quarter ending March 2016	86	
Quarter ending June 2016	82	↓
Quarter ending September 2016	77	↓
Quarter ending December 2016	71	↓
Quarter ending March 2017	79	↑
Variance since March 2016	(8.1%)	↓



ACTIVITY

Cumulative percentage of contracted UDA delivered 2016 & 2017



Month	Adjusted Scheduled Activity (UDA)	
	2016	2017
April	0	17
May	3	35
June	17	52
July	32	66
August	49	92
September	56	96
October	61	103
November	127	132
December	138	139
January	157	154
February	171	169
March	180	187
April	182	
May	182	
June	182	

QUALITY

	Quantity	Base Number	Contract	AT	Region	England
% of FP17s for the same patient ID Re-attending within 3 months - Children	0	5	0.0%	11.2%	12.0%	12.3%
% of FP17s for the same patient ID Re-attending within 3 months - Adults	8	67	11.9%	15.2%	16.0%	16.7%
% of FP17s for the same patient ID Re-attending between 3 & 9 months - Children	0	5	0.0%	58.8%	58.8%	57.6%
% of FP17s for the same patient ID Re-attending between 3 & 9 months - Adults	16	67	23.9%	49.2%	51.2%	50.1%
% of FP17s for Band 1 Urgent Courses	6	70	8.6%	9.5%	8.0%	9.1%
% of FP17s Relating to Free Repair or Replacements	0	70	0.0%	0.8%	0.8%	0.8%
% of FP17s Relating to Continuations	0	70	0.0%	1.3%	1.2%	1.2%
% of Patients satisfied with the dentistry they have received	0	0	N/A	91.9%	92.7%	92.8%
% of Patients satisfied with the time they had to wait for an appointment	0	0	N/A	86.5%	89.1%	88.7%

* This is based on patients treated on this contract for their most recent course of treatment. Figures in italics indicate the base number of FP17s or Patient Questionnaire responses are less than 100. N/A is shown where the base number of responses is less than 10 during the period. % is calculated as Quantity/Base number*100

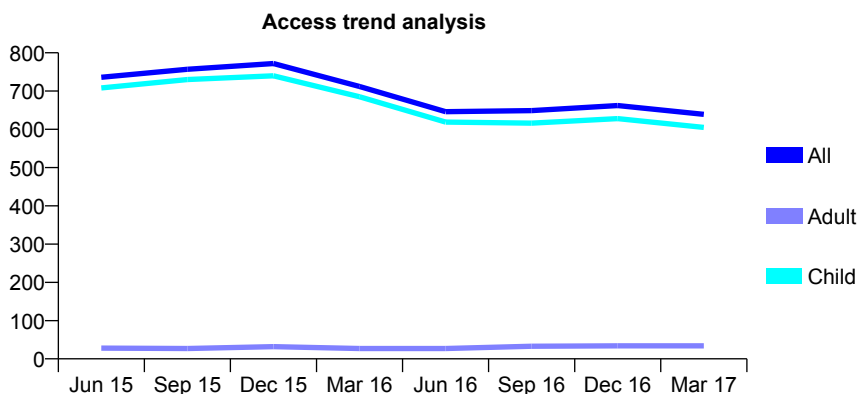
Q56 - Vital Signs At a Glance Contract Report for 132225/0006 - March 2017

Name or company name	Peterborough Dental Access Centre
Contract type name	PDS Contract
Purpose of contract	General
Contract start date	01/04/2011
Contract end date	31/03/2018

16/17 Contracted general activity (UDA)	1,416
Carry forward general activity (UDA)	0
16/17 Contracted orthodontic activity (UOA)	0
Carry forward orthodontic activity (UOA)	0
Baseline contract value	£602,152.27

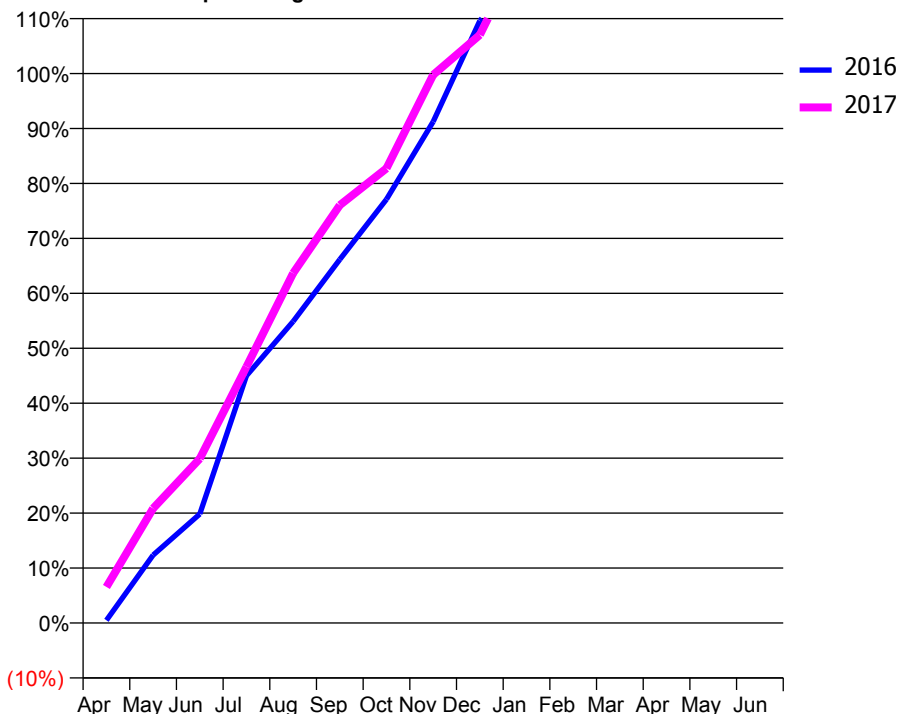
ACCESS*

Patients seen in 24 months	Total	Change since previous quarter
Quarter ending March 2016	712	
Quarter ending June 2016	646	↓
Quarter ending September 2016	649	→
Quarter ending December 2016	662	↑
Quarter ending March 2017	639	↓
Variance since March 2016	(10.3%)	↓



ACTIVITY

Cumulative percentage of contracted UDA delivered 2016 & 2017



Month	Adjusted Scheduled Activity (UDA)	
	2016	2017
April	7	93
May	175	295
June	281	423
July	637	660
August	777	902
September	937	1,077
October	1,092	1,172
November	1,292	1,413
December	1,552	1,516
January	1,681	1,757
February	1,998	1,892
March	2,198	2,155
April	2,237	
May	2,237	
June	2,237	

QUALITY

	Quantity	Base Number	Contract	AT	Region	England
% of FP17s for the same patient ID Re-attending within 3 months - Children	0	728	0.0%	11.2%	12.0%	12.3%
% of FP17s for the same patient ID Re-attending within 3 months - Adults	0	38	0.0%	15.2%	16.0%	16.7%
% of FP17s for the same patient ID Re-attending between 3 & 9 months - Children	2	728	0.3%	58.8%	58.8%	57.6%
% of FP17s for the same patient ID Re-attending between 3 & 9 months - Adults	1	38	2.6%	49.2%	51.2%	50.1%
% of FP17s for Band 1 Urgent Courses	6	753	0.8%	9.5%	8.0%	9.1%
% of FP17s Relating to Free Repair or Replacements	0	753	0.0%	0.8%	0.8%	0.8%
% of FP17s Relating to Continuations	0	753	0.0%	1.3%	1.2%	1.2%
% of Patients satisfied with the dentistry they have received	0	0	N/A	91.9%	92.7%	92.8%
% of Patients satisfied with the time they had to wait for an appointment	0	0	N/A	86.5%	89.1%	88.7%

* This is based on patients treated on this contract for their most recent course of treatment. Figures in italics indicate the base number of FP17s or Patient Questionnaire responses are less than 100. N/A is shown where the base number of responses is less than 10 during the period. % is calculated as Quantity/Base number*100

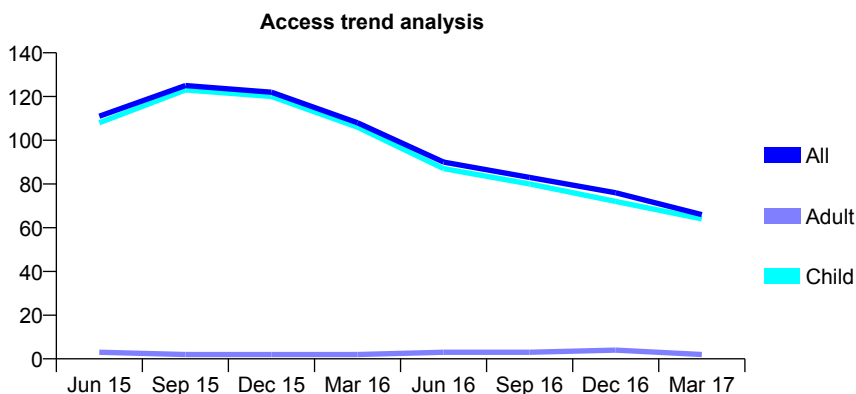
Q56 - Vital Signs At a Glance Contract Report for 132225/0007 - March 2017

Name or company name	Peterborough Dental Access Centre
Contract type name	PDS Contract
Purpose of contract	General
Contract start date	01/04/2011
Contract end date	31/03/2018

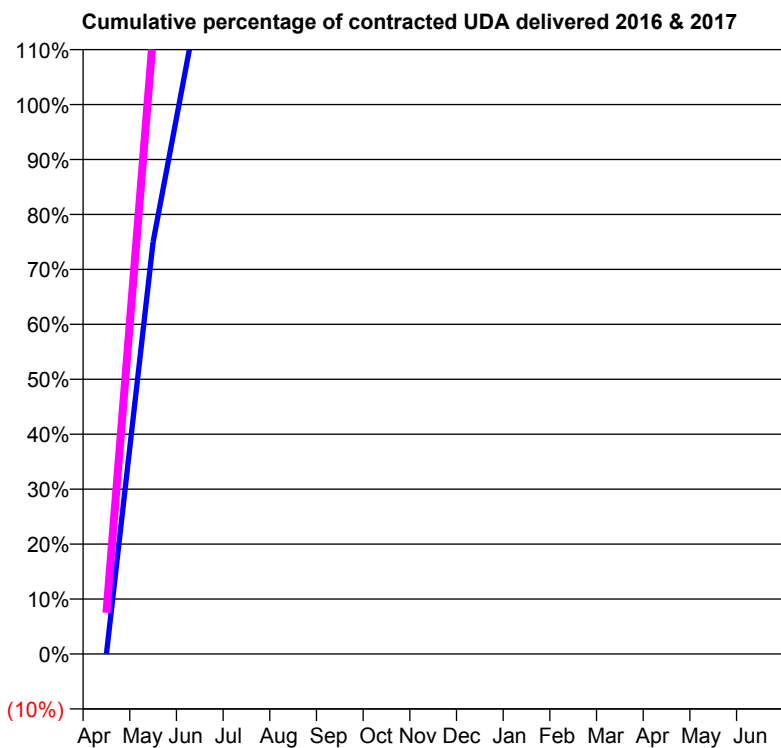
16/17 Contracted general activity (UDA)	40
Carry forward general activity (UDA)	0
16/17 Contracted orthodontic activity (UOA)	0
Carry forward orthodontic activity (UOA)	0
Baseline contract value	£13,428.29

ACCESS*

Patients seen in 24 months	Total	Change since previous quarter
Quarter ending March 2016	108	
Quarter ending June 2016	90	↓
Quarter ending September 2016	83	↓
Quarter ending December 2016	76	↓
Quarter ending March 2017	66	↓
Variance since March 2016	(38.9%)	↓



ACTIVITY



Month	Adjusted Scheduled Activity (UDA)	
	2016	2017
April	0	3
May	30	45
June	48	54
July	117	75
August	156	100
September	171	112
October	202	133
November	220	153
December	245	165
January	280	171
February	302	184
March	305	206
April	329	
May	329	
June	329	

QUALITY

	Quantity	Base Number	Contract	AT	Region	England
% of FP17s for the same patient ID Re-attending within 3 months - Children	0	78	0.0%	11.2%	12.0%	12.3%
% of FP17s for the same patient ID Re-attending within 3 months - Adults	0	2	0.0%	15.2%	16.0%	16.7%
% of FP17s for the same patient ID Re-attending between 3 & 9 months - Children	1	78	1.3%	58.8%	58.8%	57.6%
% of FP17s for the same patient ID Re-attending between 3 & 9 months - Adults	0	2	0.0%	49.2%	51.2%	50.1%
% of FP17s for Band 1 Urgent Courses	1	72	1.4%	9.5%	8.0%	9.1%
% of FP17s Relating to Free Repair or Replacements	0	72	0.0%	0.8%	0.8%	0.8%
% of FP17s Relating to Continuations	0	72	0.0%	1.3%	1.2%	1.2%
% of Patients satisfied with the dentistry they have received	0	0	N/A	91.9%	92.7%	92.8%
% of Patients satisfied with the time they had to wait for an appointment	0	0	N/A	86.5%	89.1%	88.7%

* This is based on patients treated on this contract for their most recent course of treatment. Figures in italics indicate the base number of FP17s or Patient Questionnaire responses are less than 100. N/A is shown where the base number of responses is less than 10 during the period. % is calculated as Quantity/Base number*100

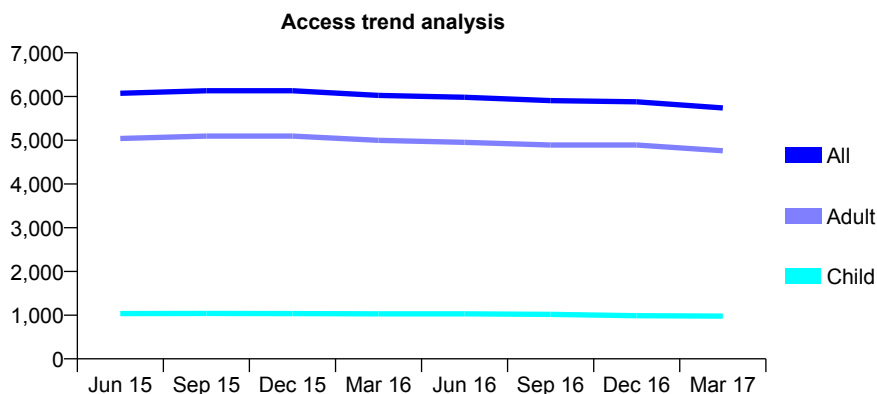
Q56 - Vital Signs At a Glance Contract Report for 132322/0001 - March 2017

Name or company name	Orford Hill Limited
Contract type name	GDS Contract
Purpose of contract	General
Contract start date	01/12/2012
Contract end date	

16/17 Contracted general activity (UDA)	16,000
Carry forward general activity (UDA)	-240
16/17 Contracted orthodontic activity (UOA)	0
Carry forward orthodontic activity (UOA)	0
Baseline contract value	£415,876.03

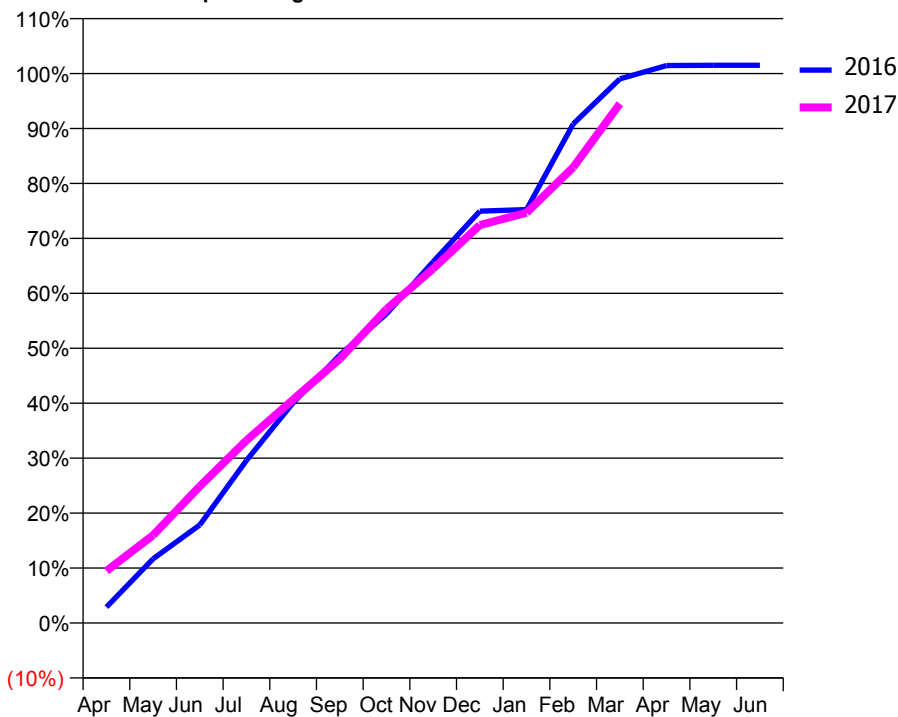
ACCESS*

Patients seen in 24 months	Total	Change since previous quarter
Quarter ending March 2016	6,026	
Quarter ending June 2016	5,982	→
Quarter ending September 2016	5,908	↓
Quarter ending December 2016	5,878	→
Quarter ending March 2017	5,739	↓
Variance since March 2016	(4.8%)	↓



ACTIVITY

Cumulative percentage of contracted UDA delivered 2016 & 2017



Month	Adjusted Scheduled Activity (UDA)	
	2016	2017
April	465	1,515
May	1,868	2,557
June	2,857	3,983
July	4,733	5,316
August	6,411	6,507
September	7,802	7,689
October	9,002	9,138
November	10,521	10,318
December	11,991	11,588
January	12,039	11,946
February	14,531	13,270
March	15,842	15,120
April	16,232	
May	16,239	
June	16,240	

QUALITY

	Quantity	Base Number	Contract	AT	Region	England
% of FP17s for the same patient ID Re-attending within 3 months - Children	117	1,594	7.3%	11.2%	12.0%	12.3%
% of FP17s for the same patient ID Re-attending within 3 months - Adults	1,230	7,467	16.5%	15.2%	16.0%	16.7%
% of FP17s for the same patient ID Re-attending between 3 & 9 months - Children	1,034	1,594	64.9%	58.8%	58.8%	57.6%
% of FP17s for the same patient ID Re-attending between 3 & 9 months - Adults	4,156	7,467	55.7%	49.2%	51.2%	50.1%
% of FP17s for Band 1 Urgent Courses	643	8,833	7.3%	9.5%	8.0%	9.1%
% of FP17s Relating to Free Repair or Replacements	131	8,833	1.5%	0.8%	0.8%	0.8%
% of FP17s Relating to Continuations	111	8,833	1.3%	1.3%	1.2%	1.2%
% of Patients satisfied with the dentistry they have received	10	12	83.3%	91.9%	92.7%	92.8%
% of Patients satisfied with the time they had to wait for an appointment	9	12	75.0%	86.5%	89.1%	88.7%

* This is based on patients treated on this contract for their most recent course of treatment. Figures in italics indicate the base number of FP17s or Patient Questionnaire responses are less than 100. N/A is shown where the base number of responses is less than 10 during the period. % is calculated as Quantity/Base number*100

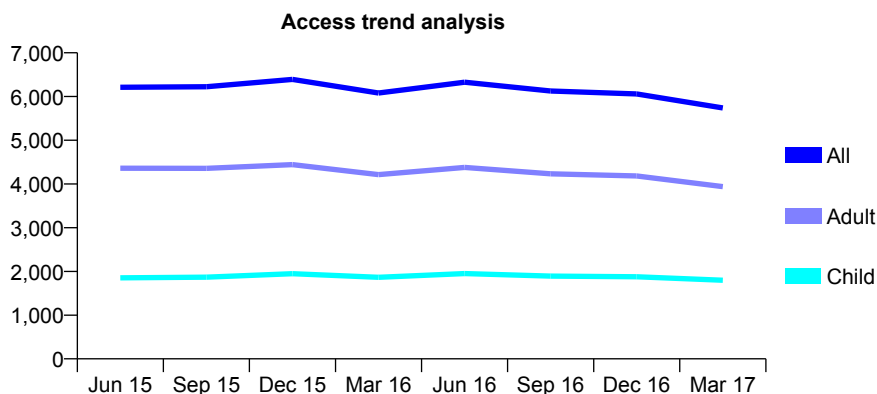
Q56 - Vital Signs At a Glance Contract Report for 132454/0001 - March 2017

Name or company name	1A Bretton
Contract type name	PDS Plus Contract
Purpose of contract	General
Contract start date	04/05/2010
Contract end date	31/03/2018

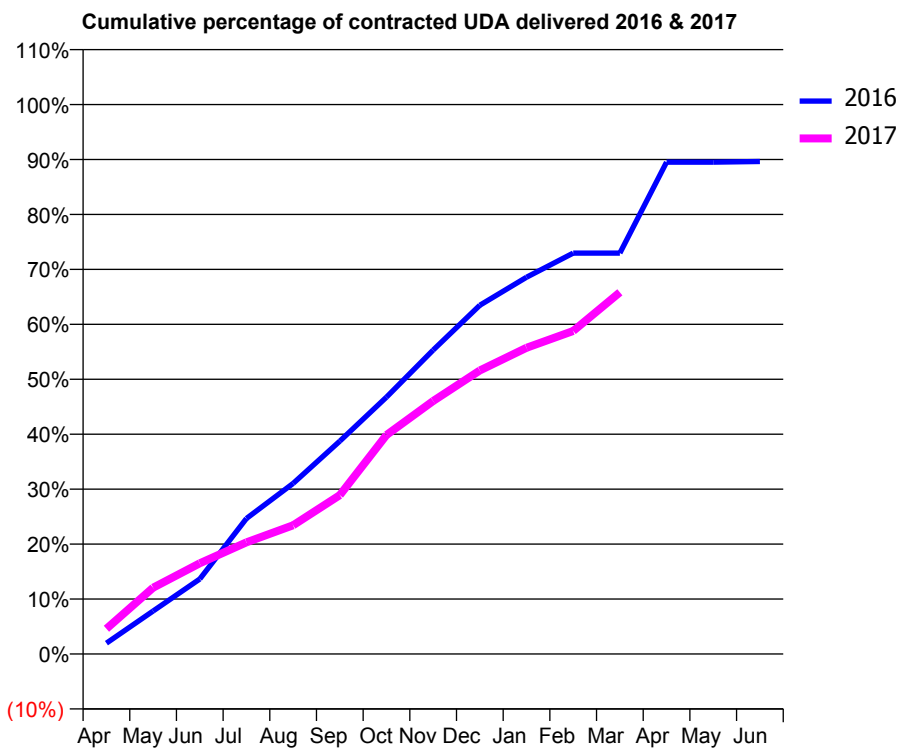
16/17 Contracted general activity (UDA)	21,000
Carry forward general activity (UDA)	0
16/17 Contracted orthodontic activity (UOA)	0
Carry forward orthodontic activity (UOA)	0
Baseline contract value	£520,088.74

ACCESS*

Patients seen in 24 months	Total	Change since previous quarter
Quarter ending March 2016	6,079	
Quarter ending June 2016	6,328	↑
Quarter ending September 2016	6,127	↓
Quarter ending December 2016	6,060	↓
Quarter ending March 2017	5,739	↓
Variance since March 2016	(5.6%)	↓



ACTIVITY



Month	Adjusted Scheduled Activity (UDA)	
	2016	2017
April	413	966
May	1,642	2,536
June	2,868	3,468
July	5,178	4,268
August	6,520	4,922
September	8,138	6,072
October	9,820	8,370
November	11,617	9,668
December	13,328	10,838
January	14,401	11,704
February	15,321	12,344
March	15,321	13,825
April	18,795	
May	18,799	
June	18,823	

QUALITY

	Quantity	Base Number	Contract	AT	Region	England
% of FP17s for the same patient ID Re-attending within 3 months - Children	221	2,676	8.3%	11.2%	12.0%	12.3%
% of FP17s for the same patient ID Re-attending within 3 months - Adults	739	5,273	14.0%	15.2%	16.0%	16.7%
% of FP17s for the same patient ID Re-attending between 3 & 9 months - Children	1,507	2,676	56.3%	58.8%	58.8%	57.6%
% of FP17s for the same patient ID Re-attending between 3 & 9 months - Adults	2,042	5,273	38.7%	49.2%	51.2%	50.1%
% of FP17s for Band 1 Urgent Courses	489	6,438	7.6%	9.5%	8.0%	9.1%
% of FP17s Relating to Free Repair or Replacements	25	6,438	0.4%	0.8%	0.8%	0.8%
% of FP17s Relating to Continuations	167	6,438	2.6%	1.3%	1.2%	1.2%
% of Patients satisfied with the dentistry they have received	1	1	N/A	91.9%	92.7%	92.8%
% of Patients satisfied with the time they had to wait for an appointment	1	1	N/A	86.5%	89.1%	88.7%

* This is based on patients treated on this contract for their most recent course of treatment. Figures in italics indicate the base number of FP17s or Patient Questionnaire responses are less than 100. N/A is shown where the base number of responses is less than 10 during the period. % is calculated as Quantity/Base number*100

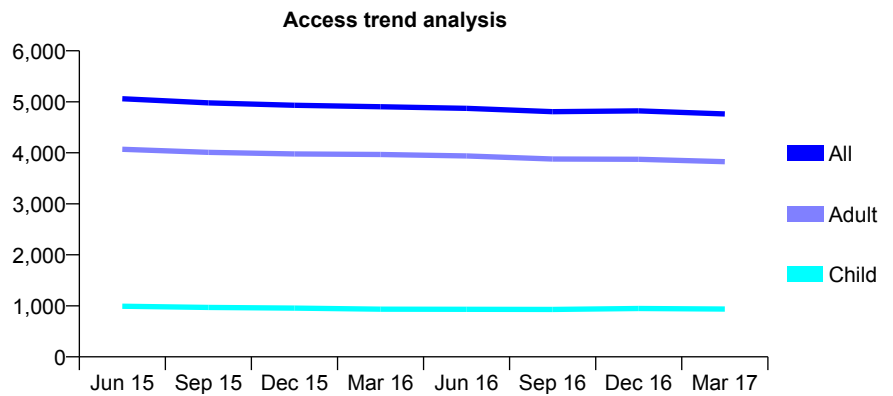
Q56 - Vital Signs At a Glance Contract Report for 133582/0001 - March 2017

Name or company name	Dr Horan & Dr Simkiene
Contract type name	GDS Contract
Purpose of contract	General and Orthodontic
Contract start date	01/05/2013
Contract end date	

16/17 Contracted general activity (UDA)	15,998
Carry forward general activity (UDA)	0
16/17 Contracted orthodontic activity (UOA)	4,054
Carry forward orthodontic activity (UOA)	0
Baseline contract value	£596,575.70

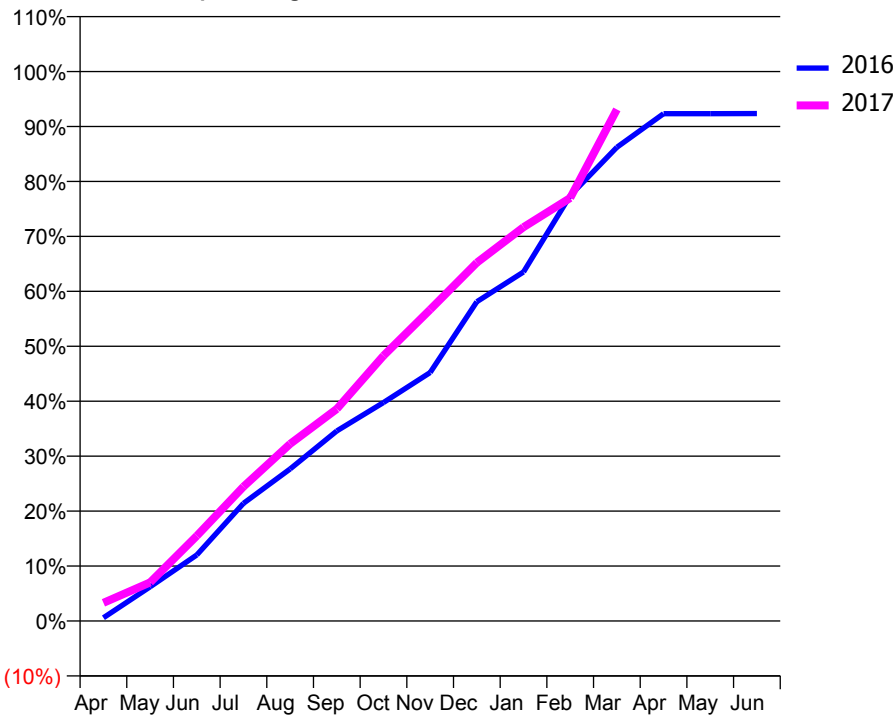
ACCESS*

Patients seen in 24 months	Total	Change since previous quarter
Quarter ending March 2016	4,902	
Quarter ending June 2016	4,871	→
Quarter ending September 2016	4,807	↓
Quarter ending December 2016	4,821	→
Quarter ending March 2017	4,762	↓
Variance since March 2016	(2.9%)	↓



ACTIVITY

Cumulative percentage of contracted UDA delivered 2016 & 2017



Month	Adjusted Scheduled Activity (UDA)	
	2016	2017
April	96	528
May	996	1,124
June	1,923	2,480
July	3,426	3,912
August	4,427	5,158
September	5,533	6,174
October	6,362	7,724
November	7,235	9,066
December	9,296	10,433
January	10,162	11,464
February	12,387	12,316
March	13,791	14,894
April	14,770	
May	14,770	
June	14,772	

QUALITY

	Quantity	Base Number	Contract	AT	Region	England
% of FP17s for the same patient ID Re-attending within 3 months - Children	287	1,740	16.5%	11.2%	12.0%	12.3%
% of FP17s for the same patient ID Re-attending within 3 months - Adults	1,008	6,199	16.3%	15.2%	16.0%	16.7%
% of FP17s for the same patient ID Re-attending between 3 & 9 months - Children	545	1,740	31.3%	58.8%	58.8%	57.6%
% of FP17s for the same patient ID Re-attending between 3 & 9 months - Adults	3,562	6,199	57.5%	49.2%	51.2%	50.1%
% of FP17s for Band 1 Urgent Courses	257	6,931	3.7%	9.5%	8.0%	9.1%
% of FP17s Relating to Free Repair or Replacements	53	6,931	0.8%	0.8%	0.8%	0.8%
% of FP17s Relating to Continuations	117	6,931	1.7%	1.3%	1.2%	1.2%
% of Patients satisfied with the dentistry they have received	7	7	N/A	91.9%	92.7%	92.8%
% of Patients satisfied with the time they had to wait for an appointment	6	7	N/A	86.5%	89.1%	88.7%

* This is based on patients treated on this contract for their most recent course of treatment. Figures in italics indicate the base number of FP17s or Patient Questionnaire responses are less than 100. N/A is shown where the base number of responses is less than 10 during the period. % is calculated as Quantity/Base number*100

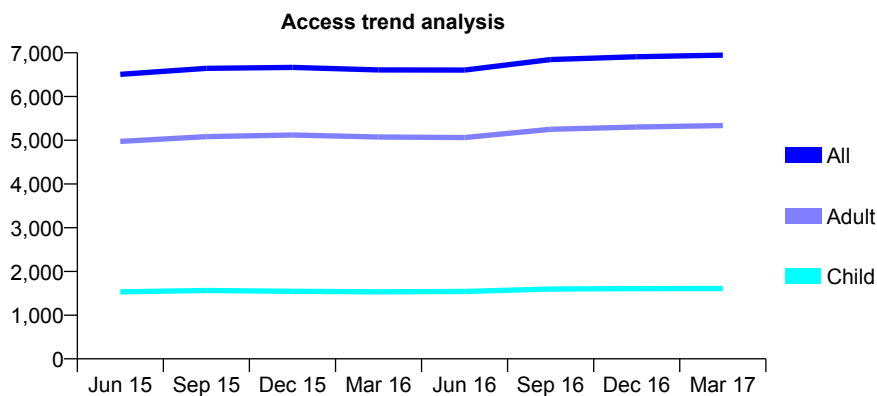
Q56 - Vital Signs At a Glance Contract Report for 134066/0001 - March 2017

Name or company name	Berners Holdings Ltd
Contract type name	GDS Contract
Purpose of contract	General
Contract start date	01/04/2008
Contract end date	

16/17 Contracted general activity (UDA)	16,932
Carry forward general activity (UDA)	0
16/17 Contracted orthodontic activity (UOA)	0
Carry forward orthodontic activity (UOA)	0
Baseline contract value	£359,948.65

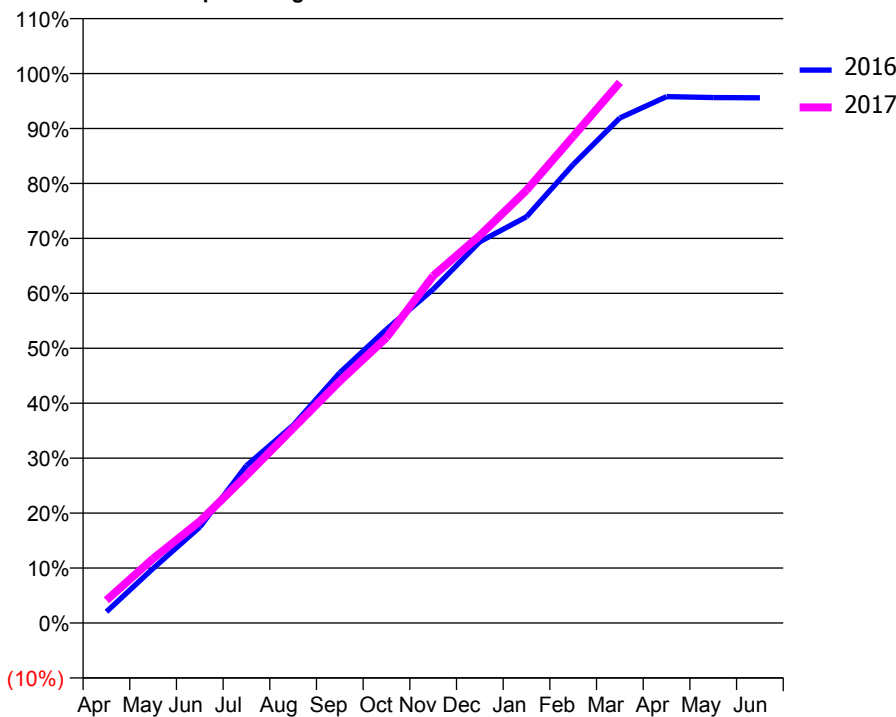
ACCESS*

Patients seen in 24 months	Total	Change since previous quarter
Quarter ending March 2016	6,608	
Quarter ending June 2016	6,605	→
Quarter ending September 2016	6,847	↑
Quarter ending December 2016	6,910	→
Quarter ending March 2017	6,947	→
Variance since March 2016	5.1%	↑



ACTIVITY

Cumulative percentage of contracted UDA delivered 2016 & 2017



Month	Adjusted Scheduled Activity (UDA)	
	2016	2017
April	347	701
May	1,682	1,987
June	2,956	3,135
July	4,851	4,546
August	6,093	6,002
September	7,715	7,452
October	9,048	8,797
November	10,284	10,698
December	11,750	11,943
January	12,519	13,334
February	14,128	14,994
March	15,563	16,658
April	16,222	
May	16,190	
June	16,183	

QUALITY

	Quantity	Base Number	Contract	AT	Region	England
% of FP17s for the same patient ID Re-attending within 3 months - Children	138	2,214	6.2%	11.2%	12.0%	12.3%
% of FP17s for the same patient ID Re-attending within 3 months - Adults	830	6,346	13.1%	15.2%	16.0%	16.7%
% of FP17s for the same patient ID Re-attending between 3 & 9 months - Children	1,223	2,214	55.2%	58.8%	58.8%	57.6%
% of FP17s for the same patient ID Re-attending between 3 & 9 months - Adults	2,573	6,346	40.5%	49.2%	51.2%	50.1%
% of FP17s for Band 1 Urgent Courses	1,025	8,201	12.5%	9.5%	8.0%	9.1%
% of FP17s Relating to Free Repair or Replacements	126	8,201	1.5%	0.8%	0.8%	0.8%
% of FP17s Relating to Continuations	21	8,201	0.3%	1.3%	1.2%	1.2%
% of Patients satisfied with the dentistry they have received	19	20	95.0%	91.9%	92.7%	92.8%
% of Patients satisfied with the time they had to wait for an appointment	20	20	100.0%	86.5%	89.1%	88.7%

* This is based on patients treated on this contract for their most recent course of treatment. Figures in italics indicate the base number of FP17s or Patient Questionnaire responses are less than 100. N/A is shown where the base number of responses is less than 10 during the period. % is calculated as Quantity/Base number*100

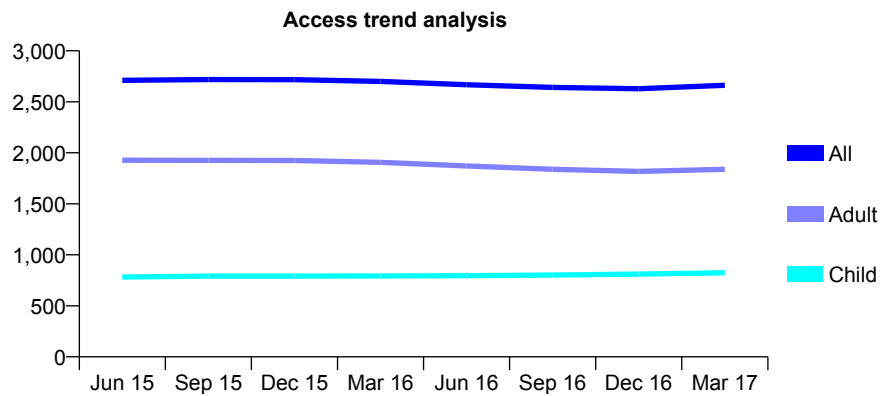
Q56 - Vital Signs At a Glance Contract Report for 135151/0001 - March 2017

Name or company name	Mr Gawain King and Mrs Antoinette King
Contract type name	GDS Contract
Purpose of contract	General
Contract start date	09/12/2010
Contract end date	

16/17 Contracted general activity (UDA)	7,500
Carry forward general activity (UDA)	36
16/17 Contracted orthodontic activity (UOA)	0
Carry forward orthodontic activity (UOA)	0
Baseline contract value	£199,298.28

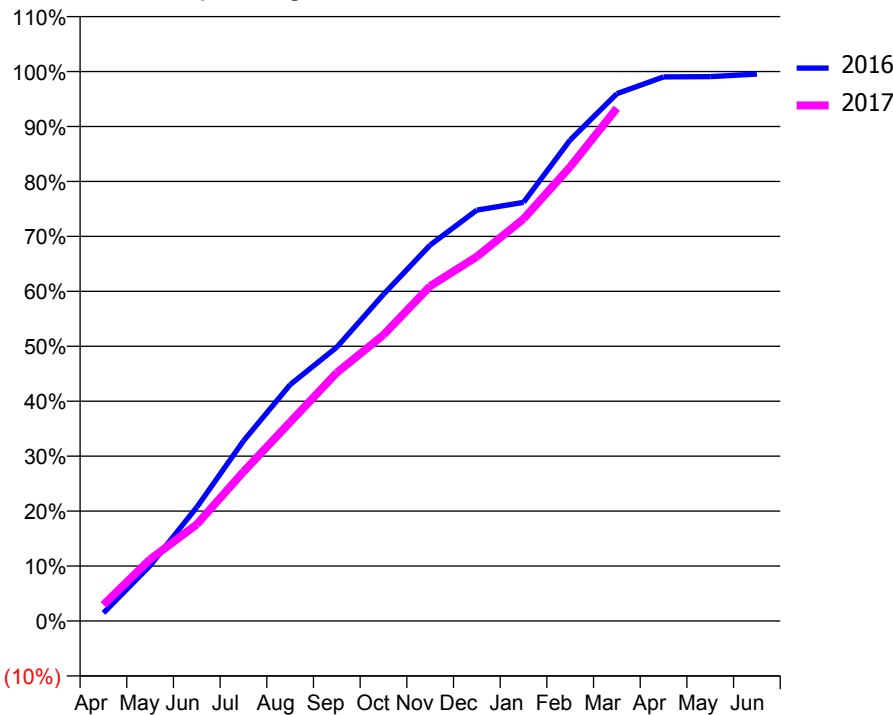
ACCESS*

Patients seen in 24 months	Total	Change since previous quarter
Quarter ending March 2016	2,700	
Quarter ending June 2016	2,667	↓
Quarter ending September 2016	2,641	→
Quarter ending December 2016	2,628	→
Quarter ending March 2017	2,662	→
Variance since March 2016	(1.4%)	↓



ACTIVITY

Cumulative percentage of contracted UDA delivered 2016 & 2017



Month	Adjusted Scheduled Activity (UDA)	
	2016	2017
April	110	221
May	756	841
June	1,554	1,319
July	2,458	2,038
August	3,226	2,714
September	3,738	3,389
October	4,458	3,905
November	5,132	4,571
December	5,608	4,974
January	5,713	5,488
February	6,565	6,201
March	7,198	7,000
April	7,426	
May	7,430	
June	7,464	

QUALITY

	Quantity	Base Number	Contract	AT	Region	England
% of FP17s for the same patient ID Re-attending within 3 months - Children	80	1,369	5.8%	11.2%	12.0%	12.3%
% of FP17s for the same patient ID Re-attending within 3 months - Adults	475	3,032	15.7%	15.2%	16.0%	16.7%
% of FP17s for the same patient ID Re-attending between 3 & 9 months - Children	909	1,369	66.4%	58.8%	58.8%	57.6%
% of FP17s for the same patient ID Re-attending between 3 & 9 months - Adults	1,892	3,032	62.4%	49.2%	51.2%	50.1%
% of FP17s for Band 1 Urgent Courses	378	4,233	8.9%	9.5%	8.0%	9.1%
% of FP17s Relating to Free Repair or Replacements	31	4,233	0.7%	0.8%	0.8%	0.8%
% of FP17s Relating to Continuations	73	4,233	1.7%	1.3%	1.2%	1.2%
% of Patients satisfied with the dentistry they have received	5	5	N/A	91.9%	92.7%	92.8%
% of Patients satisfied with the time they had to wait for an appointment	4	5	N/A	86.5%	89.1%	88.7%

* This is based on patients treated on this contract for their most recent course of treatment. Figures in italics indicate the base number of FP17s or Patient Questionnaire responses are less than 100. N/A is shown where the base number of responses is less than 10 during the period. % is calculated as Quantity/Base number*100

Q56 - Vital Signs At a Glance Contract Report for 135518/0001 - March 2017

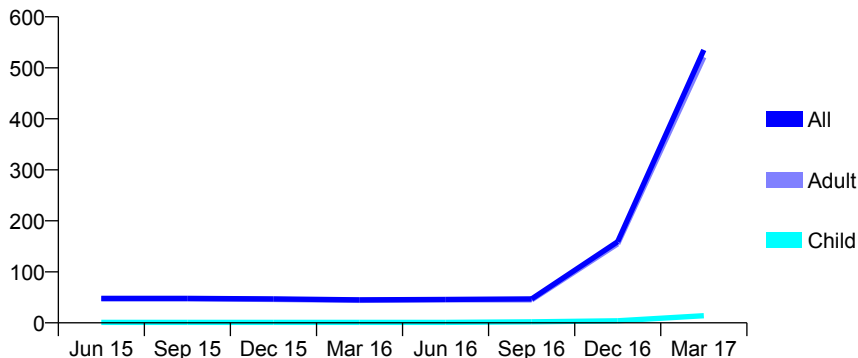
Name or company name	Oasis Dental Care (Central) Ltd
Contract type name	PDS Contract
Purpose of contract	General
Contract start date	01/03/2010
Contract end date	31/03/2018

16/17 Contracted general activity (UDA)	4,248
Carry forward general activity (UDA)	0
16/17 Contracted orthodontic activity (UOA)	0
Carry forward orthodontic activity (UOA)	0
Baseline contract value	£494,196.57

ACCESS*

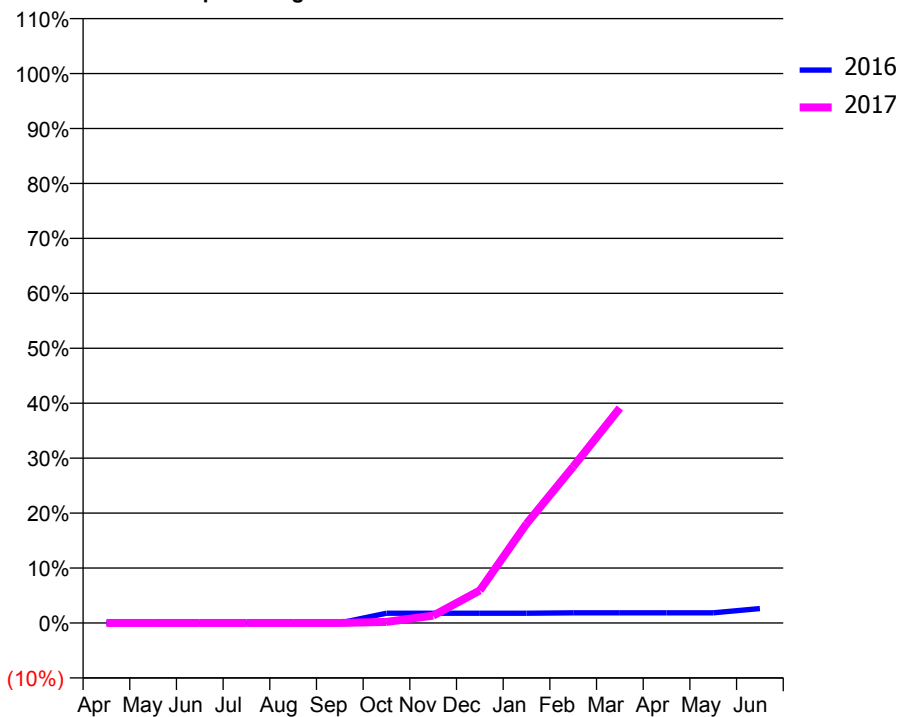
Patients seen in 24 months	Total	Change since previous quarter
Quarter ending March 2016	45	
Quarter ending June 2016	46	↑
Quarter ending September 2016	47	↑
Quarter ending December 2016	159	↑
Quarter ending March 2017	535	↑
Variance since March 2016	1088.9%	↑

Access trend analysis



ACTIVITY

Cumulative percentage of contracted UDA delivered 2016 & 2017



Month	Adjusted Scheduled Activity (UDA)	
	2016	2017
April	0	0
May	0	0
June	0	0
July	0	0
August	0	0
September	0	0
October	76	9
November	76	57
December	76	252
January	76	767
February	79	1,209
March	79	1,662
April	79	
May	79	
June	112	

QUALITY

	Quantity	Base Number	Contract	AT	Region	England
% of FP17s for the same patient ID Re-attending within 3 months - Children	0	20	0.0%	11.2%	12.0%	12.3%
% of FP17s for the same patient ID Re-attending within 3 months - Adults	2	575	0.3%	15.2%	16.0%	16.7%
% of FP17s for the same patient ID Re-attending between 3 & 9 months - Children	0	20	0.0%	58.8%	58.8%	57.6%
% of FP17s for the same patient ID Re-attending between 3 & 9 months - Adults	0	575	0.0%	49.2%	51.2%	50.1%
% of FP17s for Band 1 Urgent Courses	0	564	0.0%	9.5%	8.0%	9.1%
% of FP17s Relating to Free Repair or Replacements	0	564	0.0%	0.8%	0.8%	0.8%
% of FP17s Relating to Continuations	0	564	0.0%	1.3%	1.2%	1.2%
% of Patients satisfied with the dentistry they have received	0	0	N/A	91.9%	92.7%	92.8%
% of Patients satisfied with the time they had to wait for an appointment	0	0	N/A	86.5%	89.1%	88.7%

* This is based on patients treated on this contract for their most recent course of treatment. Figures in italics indicate the base number of FP17s or Patient Questionnaire responses are less than 100. N/A is shown where the base number of responses is less than 10 during the period. % is calculated as Quantity/Base number*100

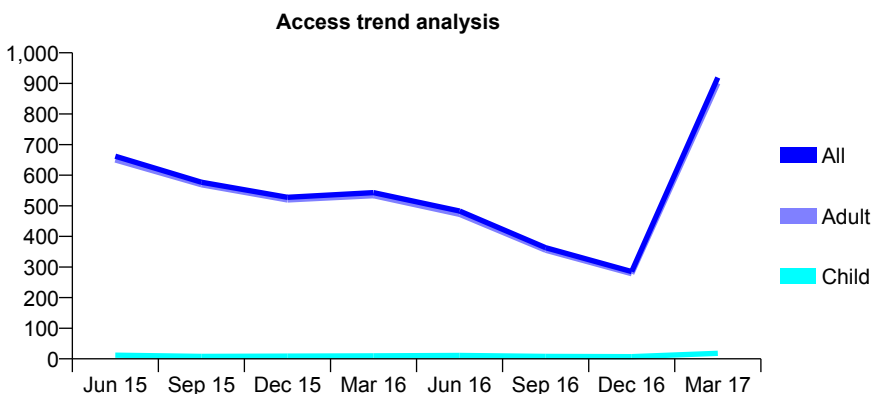
Q56 - Vital Signs At a Glance Contract Report for 135518/0002 - March 2017

Name or company name	Oasis Dental Care (Central) Ltd
Contract type name	PDS Contract
Purpose of contract	General
Contract start date	01/04/2011
Contract end date	31/03/2018

16/17 Contracted general activity (UDA)	360
Carry forward general activity (UDA)	0
16/17 Contracted orthodontic activity (UOA)	0
Carry forward orthodontic activity (UOA)	0
Baseline contract value	£26,652.42

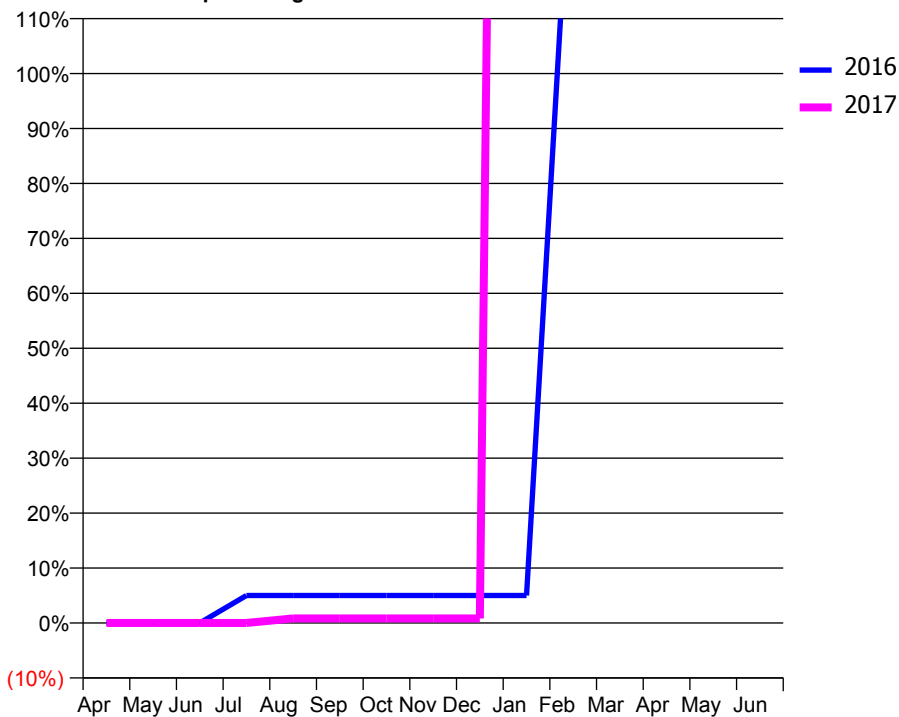
ACCESS*

Patients seen in 24 months	Total	Change since previous quarter
Quarter ending March 2016	543	
Quarter ending June 2016	483	↓
Quarter ending September 2016	363	↓
Quarter ending December 2016	285	↓
Quarter ending March 2017	919	↑
Variance since March 2016	69.2%	↑



ACTIVITY

Cumulative percentage of contracted UDA delivered 2016 & 2017



Month	Adjusted Scheduled Activity (UDA)	
	2016	2017
April	0	0
May	0	0
June	0	0
July	18	0
August	18	3
September	18	3
October	18	3
November	18	3
December	18	3
January	18	2,557
February	535	2,621
March	535	2,749
April	535	
May	535	
June	535	

QUALITY

	Quantity	Base Number	Contract	AT	Region	England
% of FP17s for the same patient ID Re-attending within 3 months - Children	0	35	0.0%	11.2%	12.0%	12.3%
% of FP17s for the same patient ID Re-attending within 3 months - Adults	1	1,194	0.1%	15.2%	16.0%	16.7%
% of FP17s for the same patient ID Re-attending between 3 & 9 months - Children	0	35	0.0%	58.8%	58.8%	57.6%
% of FP17s for the same patient ID Re-attending between 3 & 9 months - Adults	0	1,194	0.0%	49.2%	51.2%	50.1%
% of FP17s for Band 1 Urgent Courses	0	1,207	0.0%	9.5%	8.0%	9.1%
% of FP17s Relating to Free Repair or Replacements	0	1,207	0.0%	0.8%	0.8%	0.8%
% of FP17s Relating to Continuations	0	1,207	0.0%	1.3%	1.2%	1.2%
% of Patients satisfied with the dentistry they have received	0	0	N/A	91.9%	92.7%	92.8%
% of Patients satisfied with the time they had to wait for an appointment	0	0	N/A	86.5%	89.1%	88.7%

* This is based on patients treated on this contract for their most recent course of treatment. Figures in italics indicate the base number of FP17s or Patient Questionnaire responses are less than 100. N/A is shown where the base number of responses is less than 10 during the period. % is calculated as Quantity/Base number*100

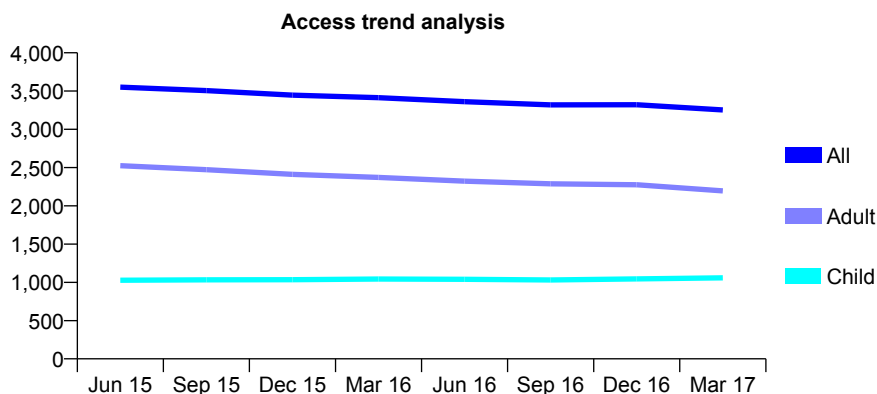
Q56 - Vital Signs At a Glance Contract Report for 138517/0001 - March 2017

Name or company name	Hampton Court Dental Centre
Contract type name	GDS Contract
Purpose of contract	General
Contract start date	01/09/2010
Contract end date	

16/17 Contracted general activity (UDA)	13,750
Carry forward general activity (UDA)	0
16/17 Contracted orthodontic activity (UOA)	0
Carry forward orthodontic activity (UOA)	0
Baseline contract value	£396,351.59

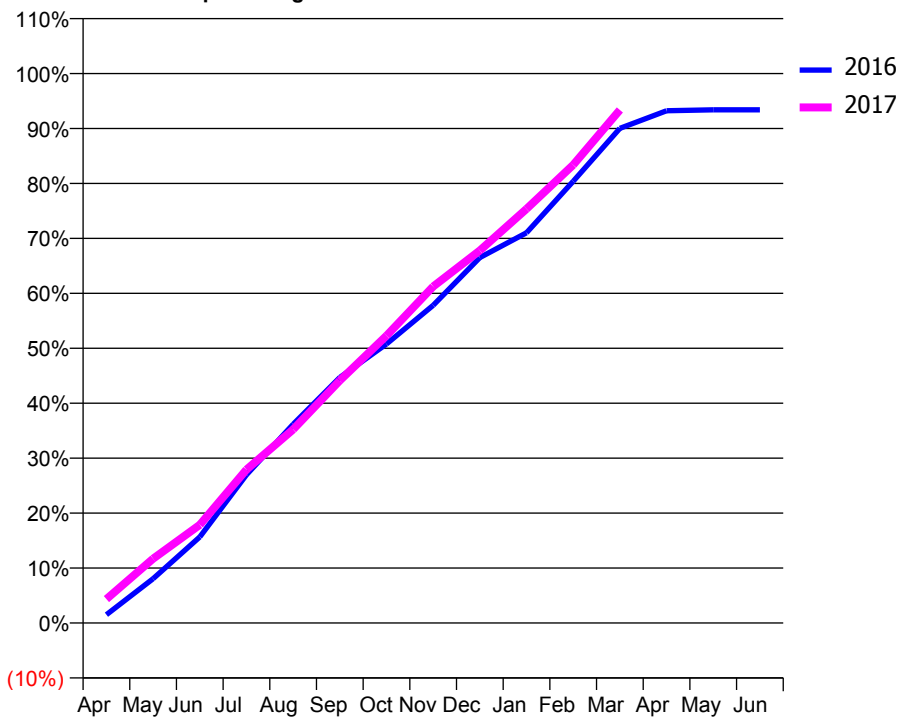
ACCESS*

Patients seen in 24 months	Total	Change since previous quarter
Quarter ending March 2016	3,414	
Quarter ending June 2016	3,362	↓
Quarter ending September 2016	3,319	↓
Quarter ending December 2016	3,321	→
Quarter ending March 2017	3,254	↓
Variance since March 2016	(4.7%)	↓



ACTIVITY

Cumulative percentage of contracted UDA delivered 2016 & 2017



Month	Adjusted Scheduled Activity (UDA)	
	2016	2017
April	210	599
May	1,111	1,610
June	2,152	2,457
July	3,709	3,838
August	4,972	4,843
September	6,144	6,068
October	6,981	7,190
November	7,949	8,419
December	9,144	9,320
January	9,765	10,363
February	11,053	11,462
March	12,377	12,839
April	12,816	
May	12,841	
June	12,841	

QUALITY

	Quantity	Base Number	Contract	AT	Region	England
% of FP17s for the same patient ID Re-attending within 3 months - Children	114	1,702	6.7%	11.2%	12.0%	12.3%
% of FP17s for the same patient ID Re-attending within 3 months - Adults	447	2,972	15.0%	15.2%	16.0%	16.7%
% of FP17s for the same patient ID Re-attending between 3 & 9 months - Children	964	1,702	56.6%	58.8%	58.8%	57.6%
% of FP17s for the same patient ID Re-attending between 3 & 9 months - Adults	1,561	2,972	52.5%	49.2%	51.2%	50.1%
% of FP17s for Band 1 Urgent Courses	298	4,529	6.6%	9.5%	8.0%	9.1%
% of FP17s Relating to Free Repair or Replacements	32	4,529	0.7%	0.8%	0.8%	0.8%
% of FP17s Relating to Continuations	88	4,529	1.9%	1.3%	1.2%	1.2%
% of Patients satisfied with the dentistry they have received	3	4	N/A	91.9%	92.7%	92.8%
% of Patients satisfied with the time they had to wait for an appointment	3	4	N/A	86.5%	89.1%	88.7%

* This is based on patients treated on this contract for their most recent course of treatment. Figures in italics indicate the base number of FP17s or Patient Questionnaire responses are less than 100. N/A is shown where the base number of responses is less than 10 during the period. % is calculated as Quantity/Base number*100

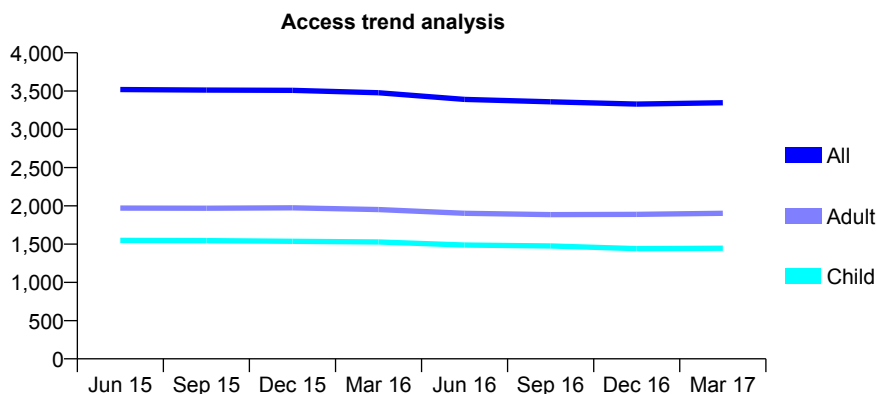
Q56 - Vital Signs At a Glance Contract Report for 138525/0001 - March 2017

Name or company name	Alvington House Dental Practice
Contract type name	GDS Contract
Purpose of contract	General
Contract start date	01/04/2011
Contract end date	

16/17 Contracted general activity (UDA)	9,285
Carry forward general activity (UDA)	169
16/17 Contracted orthodontic activity (UOA)	0
Carry forward orthodontic activity (UOA)	0
Baseline contract value	£209,224.39

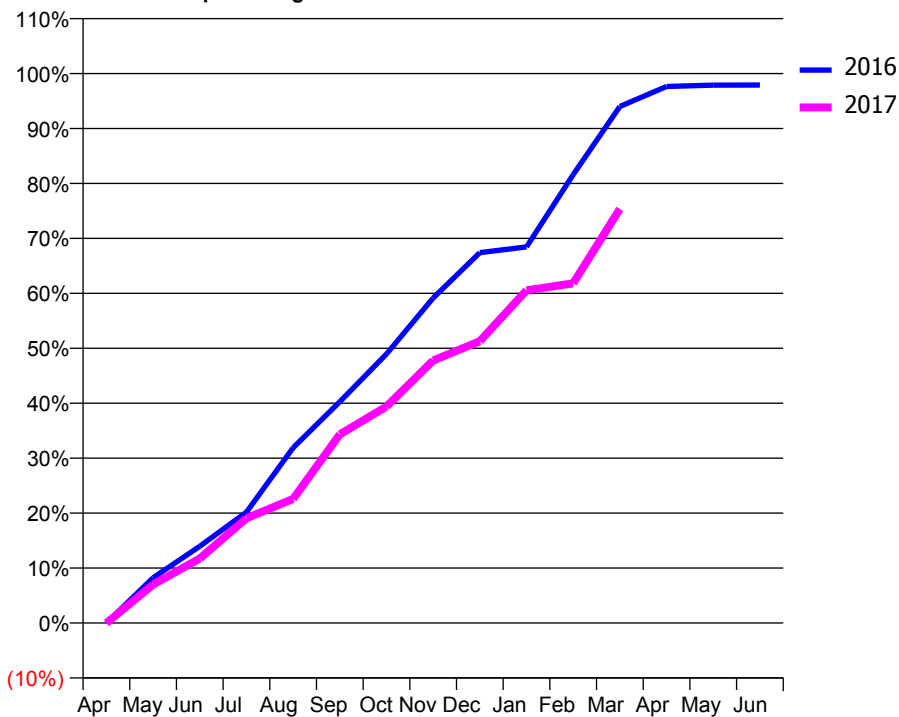
ACCESS*

Patients seen in 24 months	Total	Change since previous quarter
Quarter ending March 2016	3,478	
Quarter ending June 2016	3,390	↓
Quarter ending September 2016	3,360	→
Quarter ending December 2016	3,329	→
Quarter ending March 2017	3,348	→
Variance since March 2016	(3.7%)	↓



ACTIVITY

Cumulative percentage of contracted UDA delivered 2016 & 2017



Month	Adjusted Scheduled Activity (UDA)	
	2016	2017
April	0	-4
May	667	650
June	1,129	1,090
July	1,632	1,771
August	2,579	2,096
September	3,256	3,187
October	3,959	3,657
November	4,782	4,436
December	5,449	4,762
January	5,534	5,621
February	6,598	5,740
March	7,600	6,996
April	7,894	
May	7,913	
June	7,916	

QUALITY

	Quantity	Base Number	Contract	AT	Region	England
% of FP17s for the same patient ID Re-attending within 3 months - Children	199	2,384	8.3%	11.2%	12.0%	12.3%
% of FP17s for the same patient ID Re-attending within 3 months - Adults	403	2,594	15.5%	15.2%	16.0%	16.7%
% of FP17s for the same patient ID Re-attending between 3 & 9 months - Children	1,569	2,384	65.8%	58.8%	58.8%	57.6%
% of FP17s for the same patient ID Re-attending between 3 & 9 months - Adults	1,465	2,594	56.5%	49.2%	51.2%	50.1%
% of FP17s for Band 1 Urgent Courses	417	4,794	8.7%	9.5%	8.0%	9.1%
% of FP17s Relating to Free Repair or Replacements	5	4,794	0.1%	0.8%	0.8%	0.8%
% of FP17s Relating to Continuations	8	4,794	0.2%	1.3%	1.2%	1.2%
% of Patients satisfied with the dentistry they have received	7	7	N/A	91.9%	92.7%	92.8%
% of Patients satisfied with the time they had to wait for an appointment	6	7	N/A	86.5%	89.1%	88.7%

* This is based on patients treated on this contract for their most recent course of treatment. Figures in italics indicate the base number of FP17s or Patient Questionnaire responses are less than 100. N/A is shown where the base number of responses is less than 10 during the period. % is calculated as Quantity/Base number*100

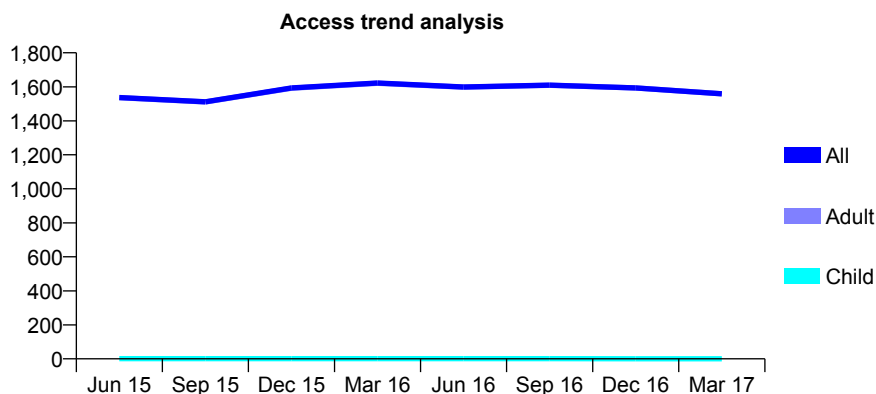
Q56 - Vital Signs At a Glance Contract Report for 138835/0001 - March 2017

Name or company name	Conrad Costa and Audrey Costa
Contract type name	GDS Contract
Purpose of contract	General
Contract start date	01/03/2013
Contract end date	

16/17 Contracted general activity (UDA)	4,795
Carry forward general activity (UDA)	-94
16/17 Contracted orthodontic activity (UOA)	0
Carry forward orthodontic activity (UOA)	0
Baseline contract value	£271,111.46

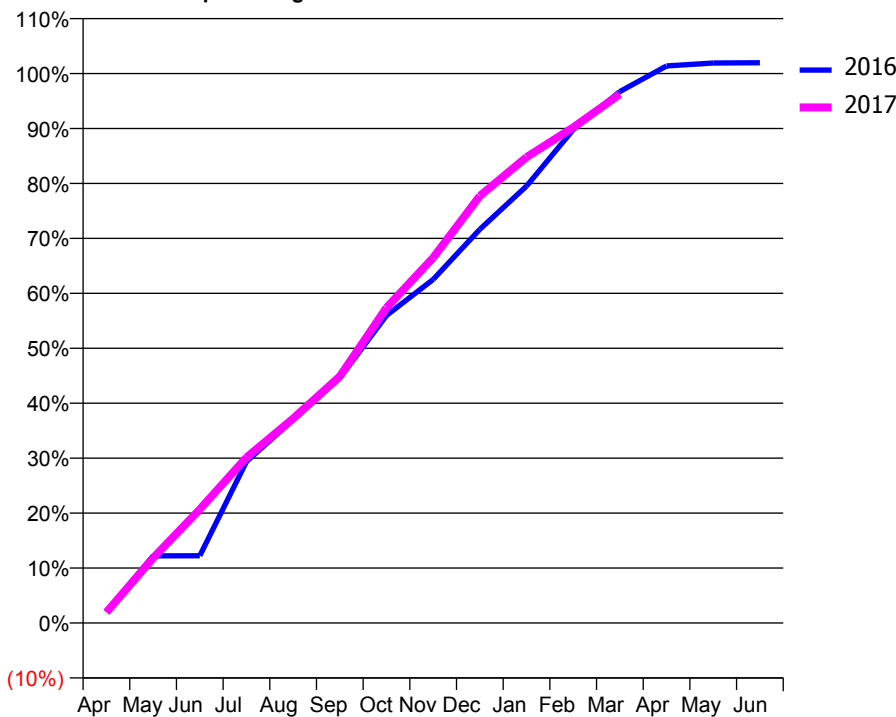
ACCESS*

Patients seen in 24 months	Total	Change since previous quarter
Quarter ending March 2016	1,622	
Quarter ending June 2016	1,599	↓
Quarter ending September 2016	1,610	→
Quarter ending December 2016	1,593	↓
Quarter ending March 2017	1,559	↓
Variance since March 2016	(3.9%)	↓



ACTIVITY

Cumulative percentage of contracted UDA delivered 2016 & 2017



QUALITY

	Quantity	Base Number	Contract	AT	Region	England
% of FP17s for the same patient ID Re-attending within 3 months - Children	0	0	N/A	11.2%	12.0%	12.3%
% of FP17s for the same patient ID Re-attending within 3 months - Adults	175	1,179	14.8%	15.2%	16.0%	16.7%
% of FP17s for the same patient ID Re-attending between 3 & 9 months - Children	0	0	N/A	58.8%	58.8%	57.6%
% of FP17s for the same patient ID Re-attending between 3 & 9 months - Adults	159	1,179	13.5%	49.2%	51.2%	50.1%
% of FP17s for Band 1 Urgent Courses	152	1,096	13.9%	9.5%	8.0%	9.1%
% of FP17s Relating to Free Repair or Replacements	15	1,096	1.4%	0.8%	0.8%	0.8%
% of FP17s Relating to Continuations	4	1,096	0.4%	1.3%	1.2%	1.2%
% of Patients satisfied with the dentistry they have received	3	4	N/A	91.9%	92.7%	92.8%
% of Patients satisfied with the time they had to wait for an appointment	3	4	N/A	86.5%	89.1%	88.7%

* This is based on patients treated on this contract for their most recent course of treatment. Figures in italics indicate the base number of FP17s or Patient Questionnaire responses are less than 100. N/A is shown where the base number of responses is less than 10 during the period. % is calculated as Quantity/Base number*100

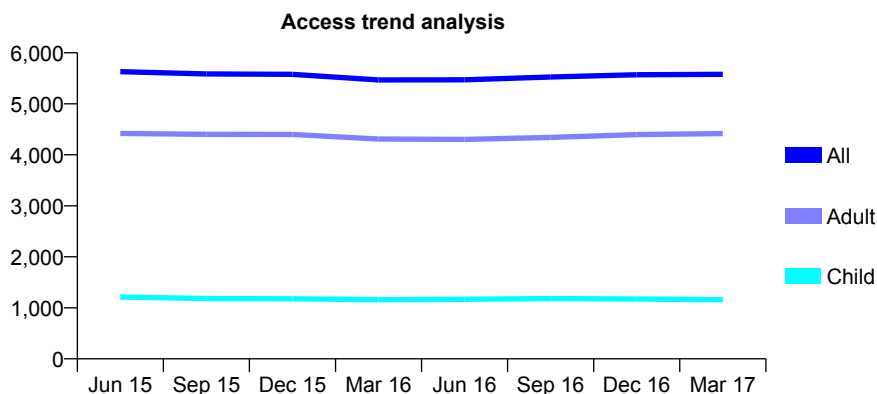
Q56 - Vital Signs At a Glance Contract Report for 139033/0001 - March 2017

Name or company name	DU TOIT & BURGER PARTNERSHIP (SUI)
Contract type name	GDS Contract
Purpose of contract	General
Contract start date	01/04/2007
Contract end date	

16/17 Contracted general activity (UDA)	14,425
Carry forward general activity (UDA)	0
16/17 Contracted orthodontic activity (UOA)	0
Carry forward orthodontic activity (UOA)	0
Baseline contract value	£339,274.85

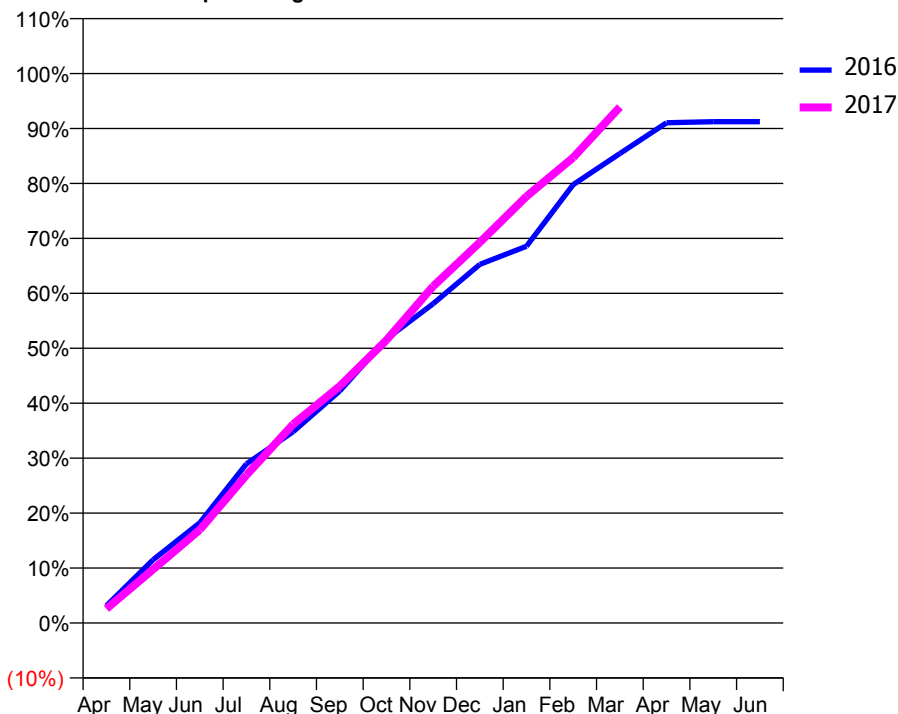
ACCESS*

Patients seen in 24 months	Total	Change since previous quarter
Quarter ending March 2016	5,468	
Quarter ending June 2016	5,470	→
Quarter ending September 2016	5,525	→
Quarter ending December 2016	5,570	→
Quarter ending March 2017	5,577	→
Variance since March 2016	2.0%	→



ACTIVITY

Cumulative percentage of contracted UDA delivered 2016 & 2017



QUALITY

	Quantity	Base Number	Contract	AT	Region	England
% of FP17s for the same patient ID Re-attending within 3 months - Children	90	1,738	5.2%	11.2%	12.0%	12.3%
% of FP17s for the same patient ID Re-attending within 3 months - Adults	925	6,073	15.2%	15.2%	16.0%	16.7%
% of FP17s for the same patient ID Re-attending between 3 & 9 months - Children	967	1,738	55.6%	58.8%	58.8%	57.6%
% of FP17s for the same patient ID Re-attending between 3 & 9 months - Adults	2,513	6,073	41.4%	49.2%	51.2%	50.1%
% of FP17s for Band 1 Urgent Courses	934	7,268	12.9%	9.5%	8.0%	9.1%
% of FP17s Relating to Free Repair or Replacements	40	7,268	0.6%	0.8%	0.8%	0.8%
% of FP17s Relating to Continuations	145	7,268	2.0%	1.3%	1.2%	1.2%
% of Patients satisfied with the dentistry they have received	3	4	N/A	91.9%	92.7%	92.8%
% of Patients satisfied with the time they had to wait for an appointment	4	4	N/A	86.5%	89.1%	88.7%

* This is based on patients treated on this contract for their most recent course of treatment. Figures in italics indicate the base number of FP17s or Patient Questionnaire responses are less than 100. N/A is shown where the base number of responses is less than 10 during the period. % is calculated as Quantity/Base number*100

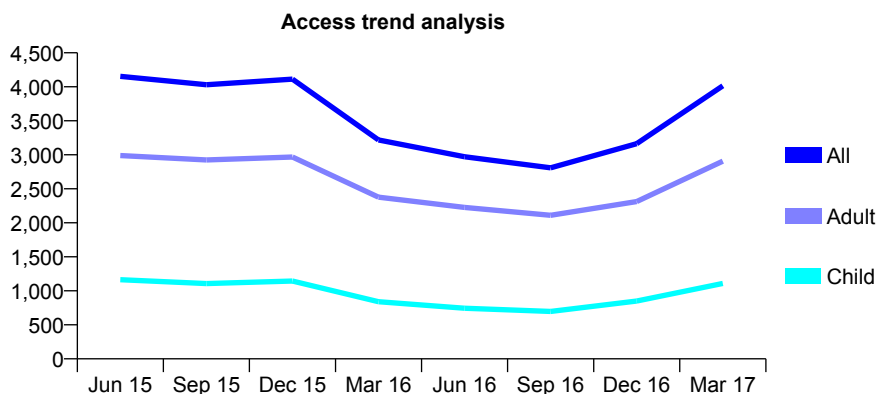
Q56 - Vital Signs At a Glance Contract Report for 139440/0001 - March 2017

Name or company name	Peirson Services Ltd
Contract type name	PDS Plus Contract
Purpose of contract	General
Contract start date	01/04/2010
Contract end date	31/03/2018

16/17 Contracted general activity (UDA)	11,000
Carry forward general activity (UDA)	190
16/17 Contracted orthodontic activity (UOA)	0
Carry forward orthodontic activity (UOA)	0
Baseline contract value	£280,611.96

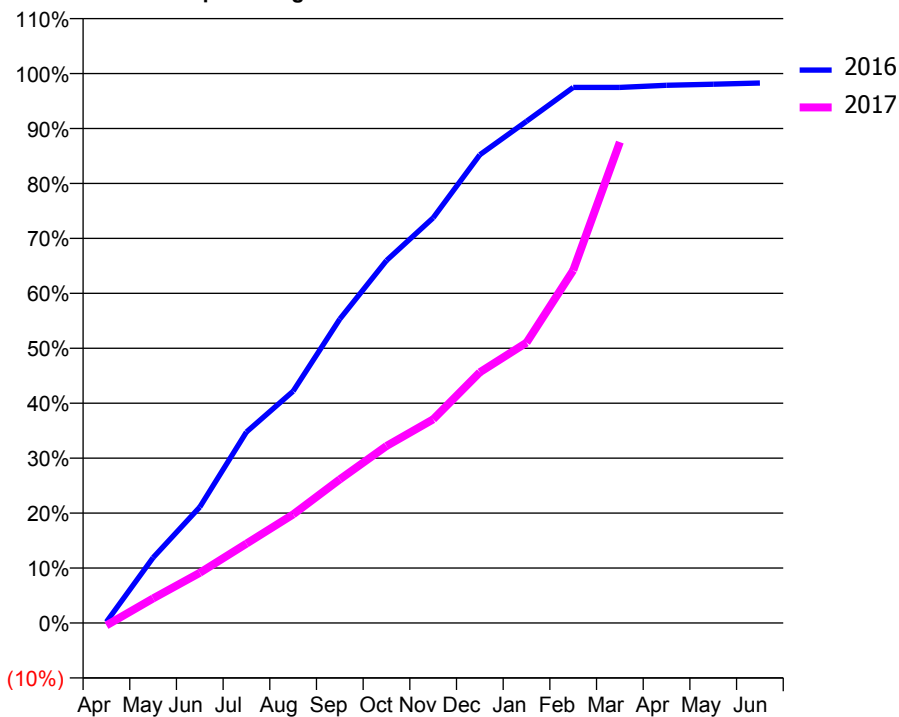
ACCESS*

Patients seen in 24 months	Total	Change since previous quarter
Quarter ending March 2016	3,219	
Quarter ending June 2016	2,971	↓
Quarter ending September 2016	2,809	↓
Quarter ending December 2016	3,163	↑
Quarter ending March 2017	4,014	↑
Variance since March 2016	24.7%	↑



ACTIVITY

Cumulative percentage of contracted UDA delivered 2016 & 2017



Month	Adjusted Scheduled Activity (UDA)	
	2016	2017
April	22	-50
May	1,310	493
June	2,321	1,005
July	3,824	1,590
August	4,642	2,173
September	6,085	2,877
October	7,256	3,543
November	8,110	4,078
December	9,373	5,019
January	10,043	5,613
February	10,721	7,058
March	10,723	9,628
April	10,765	
May	10,786	
June	10,810	

QUALITY

	Quantity	Base Number	Contract	AT	Region	England
% of FP17s for the same patient ID Re-attending within 3 months - Children	66	1,342	4.9%	11.2%	12.0%	12.3%
% of FP17s for the same patient ID Re-attending within 3 months - Adults	319	3,324	9.6%	15.2%	16.0%	16.7%
% of FP17s for the same patient ID Re-attending between 3 & 9 months - Children	268	1,342	20.0%	58.8%	58.8%	57.6%
% of FP17s for the same patient ID Re-attending between 3 & 9 months - Adults	966	3,324	29.1%	49.2%	51.2%	50.1%
% of FP17s for Band 1 Urgent Courses	618	4,245	14.6%	9.5%	8.0%	9.1%
% of FP17s Relating to Free Repair or Replacements	14	4,245	0.3%	0.8%	0.8%	0.8%
% of FP17s Relating to Continuations	22	4,245	0.5%	1.3%	1.2%	1.2%
% of Patients satisfied with the dentistry they have received	1	1	N/A	91.9%	92.7%	92.8%
% of Patients satisfied with the time they had to wait for an appointment	1	1	N/A	86.5%	89.1%	88.7%

* This is based on patients treated on this contract for their most recent course of treatment. Figures in italics indicate the base number of FP17s or Patient Questionnaire responses are less than 100. N/A is shown where the base number of responses is less than 10 during the period. % is calculated as Quantity/Base number*100

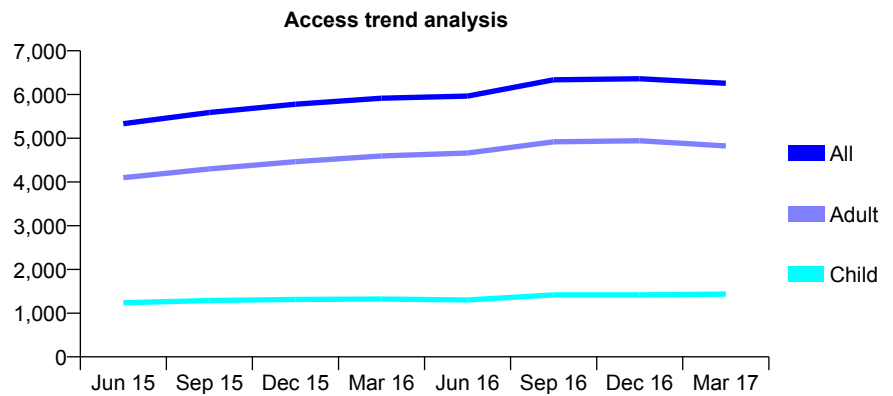
Q56 - Vital Signs At a Glance Contract Report for 139882/0001 - March 2017

Name or company name	Mr M Eyrumlu and Mr A Eyrumlu
Contract type name	GDS Contract
Purpose of contract	General
Contract start date	10/05/2014
Contract end date	

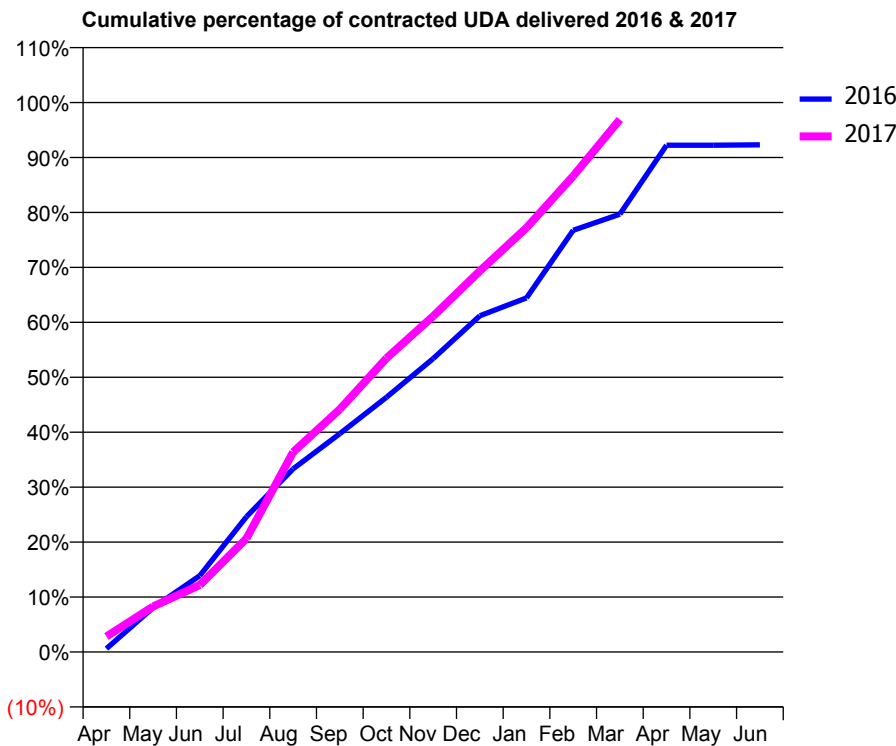
16/17 Contracted general activity (UDA)	22,000
Carry forward general activity (UDA)	0
16/17 Contracted orthodontic activity (UOA)	0
Carry forward orthodontic activity (UOA)	0
Baseline contract value	£555,115.05

ACCESS*

Patients seen in 24 months	Total	Change since previous quarter
Quarter ending March 2016	5,917	
Quarter ending June 2016	5,964	→
Quarter ending September 2016	6,336	↑
Quarter ending December 2016	6,360	→
Quarter ending March 2017	6,258	↓
Variance since March 2016	5.8%	↑



ACTIVITY



Month	Adjusted Scheduled Activity (UDA)	
	2016	2017
April	135	621
May	1,774	1,823
June	3,055	2,685
July	5,418	4,547
August	7,332	8,008
September	8,743	9,720
October	10,201	11,762
November	11,746	13,446
December	13,464	15,254
January	14,178	16,986
February	16,884	19,054
March	17,532	21,322
April	20,288	
May	20,288	
June	20,303	

QUALITY

	Quantity	Base Number	Contract	AT	Region	England
% of FP17s for the same patient ID Re-attending within 3 months - Children	203	2,149	9.4%	11.2%	12.0%	12.3%
% of FP17s for the same patient ID Re-attending within 3 months - Adults	830	6,868	12.1%	15.2%	16.0%	16.7%
% of FP17s for the same patient ID Re-attending between 3 & 9 months - Children	1,065	2,149	49.6%	58.8%	58.8%	57.6%
% of FP17s for the same patient ID Re-attending between 3 & 9 months - Adults	3,334	6,868	48.5%	49.2%	51.2%	50.1%
% of FP17s for Band 1 Urgent Courses	598	7,978	7.5%	9.5%	8.0%	9.1%
% of FP17s Relating to Free Repair or Replacements	139	7,978	1.7%	0.8%	0.8%	0.8%
% of FP17s Relating to Continuations	156	7,978	2.0%	1.3%	1.2%	1.2%
% of Patients satisfied with the dentistry they have received	11	13	84.6%	91.9%	92.7%	92.8%
% of Patients satisfied with the time they had to wait for an appointment	10	13	76.9%	86.5%	89.1%	88.7%

* This is based on patients treated on this contract for their most recent course of treatment. Figures in italics indicate the base number of FP17s or Patient Questionnaire responses are less than 100. N/A is shown where the base number of responses is less than 10 during the period. % is calculated as Quantity/Base number*100

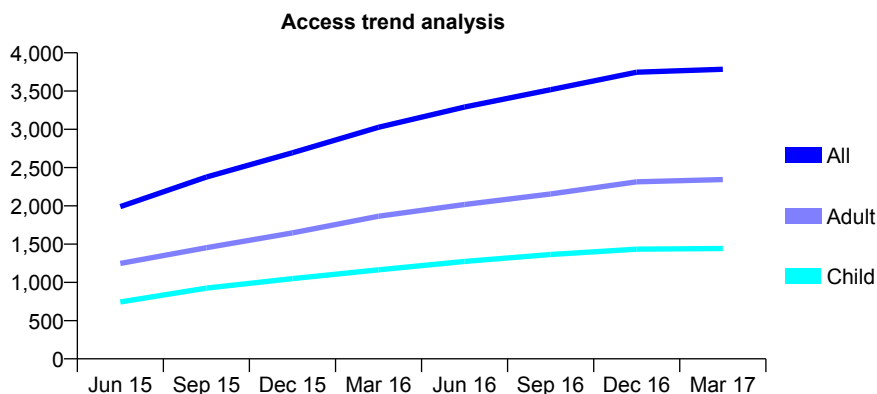
Q56 - Vital Signs At a Glance Contract Report for 140708/0001 - March 2017

Name or company name	Bretton Dental Clinic Partnership
Contract type name	GDS Contract
Purpose of contract	General
Contract start date	01/12/2014
Contract end date	

16/17 Contracted general activity (UDA)	12,034
Carry forward general activity (UDA)	216
16/17 Contracted orthodontic activity (UOA)	0
Carry forward orthodontic activity (UOA)	0
Baseline contract value	£299,484.56

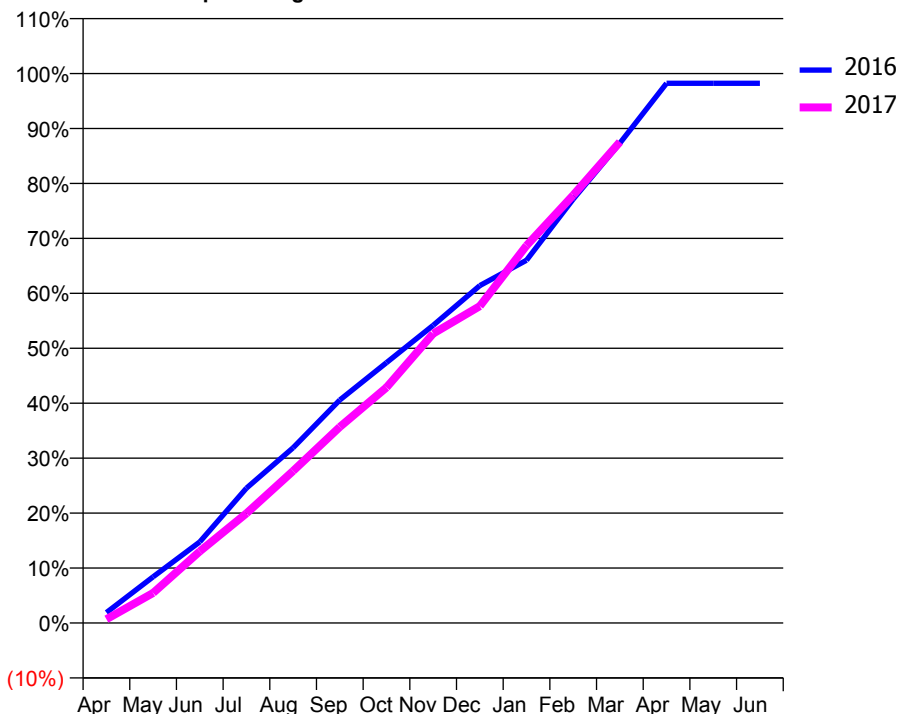
ACCESS*

Patients seen in 24 months	Total	Change since previous quarter
Quarter ending March 2016	3,027	
Quarter ending June 2016	3,291	↑
Quarter ending September 2016	3,518	↑
Quarter ending December 2016	3,747	↑
Quarter ending March 2017	3,785	→
Variance since March 2016	25.0%	↑



ACTIVITY

Cumulative percentage of contracted UDA delivered 2016 & 2017



Month	Adjusted Scheduled Activity (UDA)	
	2016	2017
April	230	83
May	1,013	658
June	1,776	1,571
July	2,954	2,402
August	3,838	3,331
September	4,885	4,295
October	5,702	5,157
November	6,519	6,338
December	7,390	6,940
January	7,945	8,267
February	9,281	9,370
March	10,508	10,534
April	11,818	
May	11,818	
June	11,818	

QUALITY

	Quantity	Base Number	Contract	AT	Region	England
% of FP17s for the same patient ID Re-attending within 3 months - Children	161	1,729	9.3%	11.2%	12.0%	12.3%
% of FP17s for the same patient ID Re-attending within 3 months - Adults	389	2,370	16.4%	15.2%	16.0%	16.7%
% of FP17s for the same patient ID Re-attending between 3 & 9 months - Children	736	1,729	42.6%	58.8%	58.8%	57.6%
% of FP17s for the same patient ID Re-attending between 3 & 9 months - Adults	700	2,370	29.5%	49.2%	51.2%	50.1%
% of FP17s for Band 1 Urgent Courses	358	3,784	9.5%	9.5%	8.0%	9.1%
% of FP17s Relating to Free Repair or Replacements	1	3,784	0.0%	0.8%	0.8%	0.8%
% of FP17s Relating to Continuations	0	3,784	0.0%	1.3%	1.2%	1.2%
% of Patients satisfied with the dentistry they have received	1	1	N/A	91.9%	92.7%	92.8%
% of Patients satisfied with the time they had to wait for an appointment	1	1	N/A	86.5%	89.1%	88.7%

* This is based on patients treated on this contract for their most recent course of treatment. Figures in italics indicate the base number of FP17s or Patient Questionnaire responses are less than 100. N/A is shown where the base number of responses is less than 10 during the period. % is calculated as Quantity/Base number*100

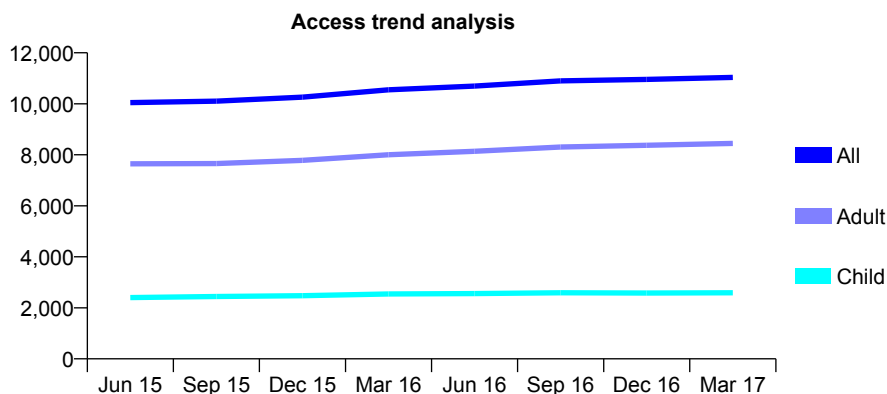
Q56 - Vital Signs At a Glance Contract Report for 141062/0001 - March 2017

Name or company name	Taverham Dental Health Clinic Limited
Contract type name	GDS Contract
Purpose of contract	General
Contract start date	01/02/2012
Contract end date	

16/17 Contracted general activity (UDA)	37,140
Carry forward general activity (UDA)	1,534
16/17 Contracted orthodontic activity (UOA)	0
Carry forward orthodontic activity (UOA)	0
Baseline contract value	£921,523.89

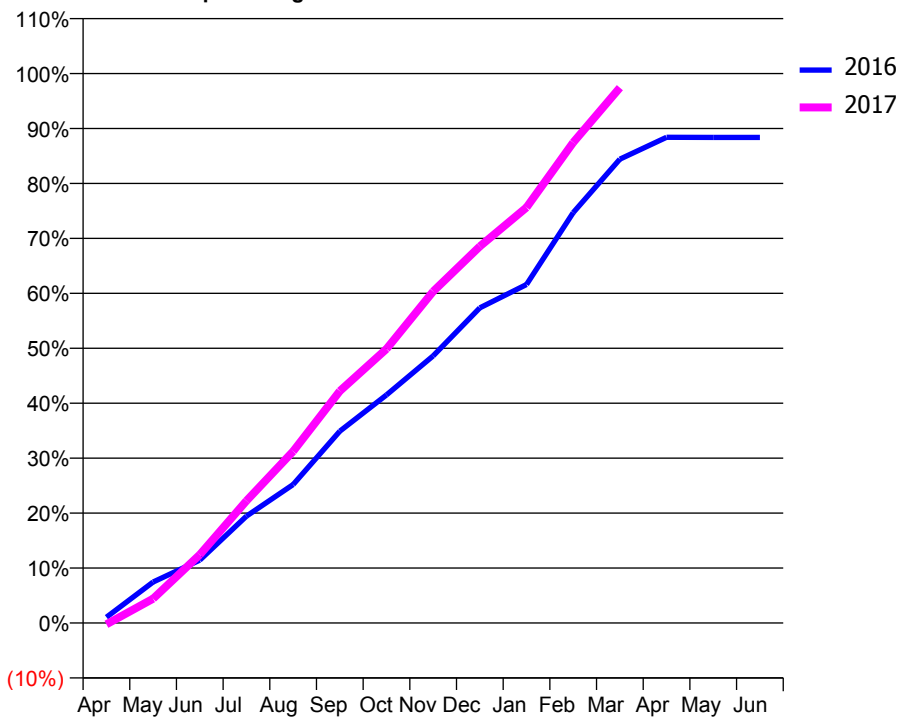
ACCESS*

Patients seen in 24 months	Total	Change since previous quarter
Quarter ending March 2016	10,549	
Quarter ending June 2016	10,698	→
Quarter ending September 2016	10,897	→
Quarter ending December 2016	10,958	→
Quarter ending March 2017	11,037	→
Variance since March 2016	4.6%	↑



ACTIVITY

Cumulative percentage of contracted UDA delivered 2016 & 2017



Month	Adjusted Scheduled Activity (UDA)	
	2016	2017
April	405	-98
May	2,882	1,645
June	4,419	4,616
July	7,513	8,257
August	9,737	11,603
September	13,490	15,675
October	16,035	18,528
November	18,784	22,409
December	22,161	25,452
January	23,800	28,089
February	28,859	32,473
March	32,616	36,178
April	34,153	
May	34,147	
June	34,149	

QUALITY

	Quantity	Base Number	Contract	AT	Region	England
% of FP17s for the same patient ID Re-attending within 3 months - Children	290	4,065	7.1%	11.2%	12.0%	12.3%
% of FP17s for the same patient ID Re-attending within 3 months - Adults	1,763	12,662	13.9%	15.2%	16.0%	16.7%
% of FP17s for the same patient ID Re-attending between 3 & 9 months - Children	2,434	4,065	59.9%	58.8%	58.8%	57.6%
% of FP17s for the same patient ID Re-attending between 3 & 9 months - Adults	6,956	12,662	54.9%	49.2%	51.2%	50.1%
% of FP17s for Band 1 Urgent Courses	1,180	16,094	7.3%	9.5%	8.0%	9.1%
% of FP17s Relating to Free Repair or Replacements	175	16,094	1.1%	0.8%	0.8%	0.8%
% of FP17s Relating to Continuations	334	16,094	2.1%	1.3%	1.2%	1.2%
% of Patients satisfied with the dentistry they have received	12	12	100.0%	91.9%	92.7%	92.8%
% of Patients satisfied with the time they had to wait for an appointment	11	12	91.7%	86.5%	89.1%	88.7%

* This is based on patients treated on this contract for their most recent course of treatment. Figures in italics indicate the base number of FP17s or Patient Questionnaire responses are less than 100. N/A is shown where the base number of responses is less than 10 during the period. % is calculated as Quantity/Base number*100

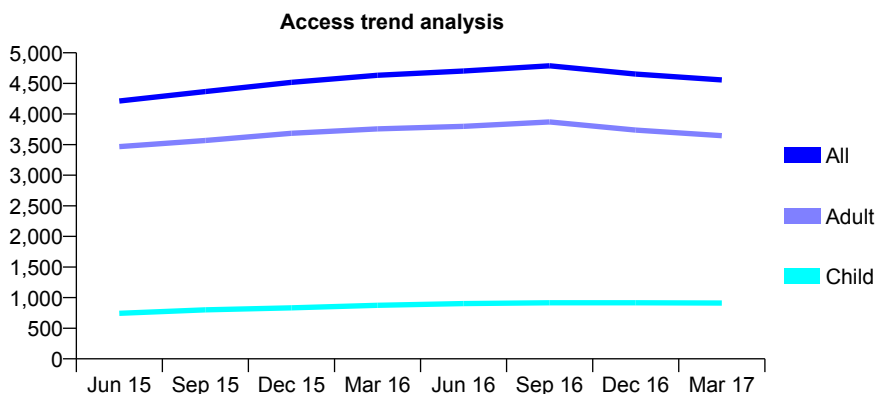
Q56 - Vital Signs At a Glance Contract Report for 143391/0001 - March 2017

Name or company name	Dr J Sherer and Dr L Levin
Contract type name	GDS Contract
Purpose of contract	General
Contract start date	01/02/2011
Contract end date	

16/17 Contracted general activity (UDA)	9,634
Carry forward general activity (UDA)	-55
16/17 Contracted orthodontic activity (UOA)	0
Carry forward orthodontic activity (UOA)	0
Baseline contract value	£262,653.32

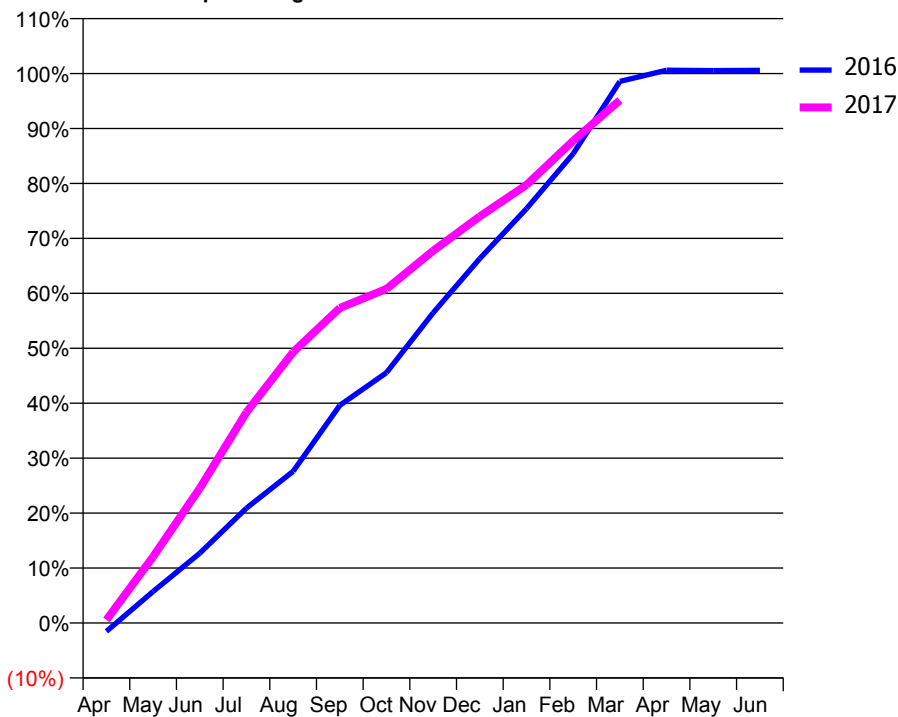
ACCESS*

Patients seen in 24 months	Total	Change since previous quarter
Quarter ending March 2016	4,633	
Quarter ending June 2016	4,702	→
Quarter ending September 2016	4,787	→
Quarter ending December 2016	4,653	↓
Quarter ending March 2017	4,556	↓
Variance since March 2016	(1.7%)	↓



ACTIVITY

Cumulative percentage of contracted UDA delivered 2016 & 2017



Month	Adjusted Scheduled Activity (UDA)	
	2016	2017
April	-149	55
May	552	1,162
June	1,225	2,362
July	2,014	3,695
August	2,658	4,750
September	3,817	5,522
October	4,390	5,857
November	5,440	6,525
December	6,391	7,128
January	7,266	7,682
February	8,229	8,454
March	9,494	9,166
April	9,693	
May	9,685	
June	9,689	

QUALITY

	Quantity	Base Number	Contract	AT	Region	England
% of FP17s for the same patient ID Re-attending within 3 months - Children	74	1,269	5.8%	11.2%	12.0%	12.3%
% of FP17s for the same patient ID Re-attending within 3 months - Adults	497	3,727	13.3%	15.2%	16.0%	16.7%
% of FP17s for the same patient ID Re-attending between 3 & 9 months - Children	757	1,269	59.7%	58.8%	58.8%	57.6%
% of FP17s for the same patient ID Re-attending between 3 & 9 months - Adults	1,746	3,727	46.8%	49.2%	51.2%	50.1%
% of FP17s for Band 1 Urgent Courses	486	4,882	10.0%	9.5%	8.0%	9.1%
% of FP17s Relating to Free Repair or Replacements	14	4,882	0.3%	0.8%	0.8%	0.8%
% of FP17s Relating to Continuations	37	4,882	0.8%	1.3%	1.2%	1.2%
% of Patients satisfied with the dentistry they have received	3	3	N/A	91.9%	92.7%	92.8%
% of Patients satisfied with the time they had to wait for an appointment	3	3	N/A	86.5%	89.1%	88.7%

* This is based on patients treated on this contract for their most recent course of treatment. Figures in italics indicate the base number of FP17s or Patient Questionnaire responses are less than 100. N/A is shown where the base number of responses is less than 10 during the period. % is calculated as Quantity/Base number*100

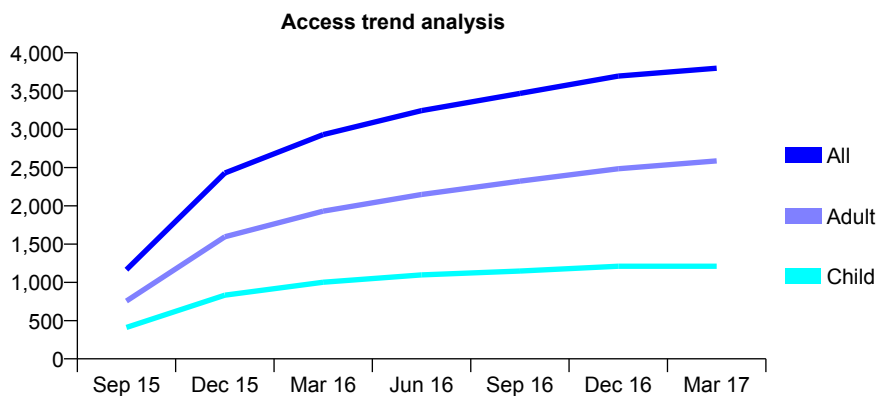
Q56 - Vital Signs At a Glance Contract Report for 144487/0001 - March 2017

Name or company name	The Old Grammer School Dental Surgery
Contract type name	GDS Contract
Purpose of contract	General
Contract start date	01/07/2015
Contract end date	

16/17 Contracted general activity (UDA)	10,000
Carry forward general activity (UDA)	0
16/17 Contracted orthodontic activity (UOA)	0
Carry forward orthodontic activity (UOA)	0
Baseline contract value	£252,035.24

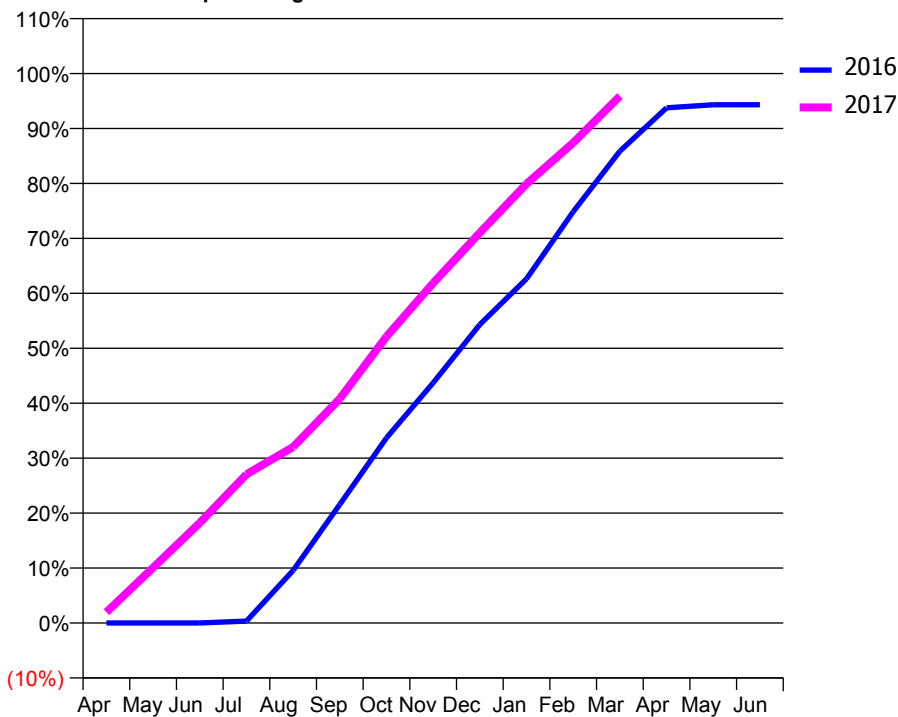
ACCESS*

Patients seen in 24 months	Total	Change since previous quarter
Quarter ending March 2016	2,931	
Quarter ending June 2016	3,245	↑
Quarter ending September 2016	3,469	↑
Quarter ending December 2016	3,695	↑
Quarter ending March 2017	3,798	↑
Variance since March 2016	29.6%	↑



ACTIVITY

Cumulative percentage of contracted UDA delivered 2016 & 2017



Adjusted Scheduled Activity (UDA)

Month	2016	2017
April	0	199
May	0	1,009
June	0	1,823
July	26	2,706
August	724	3,203
September	1,632	4,084
October	2,547	5,213
November	3,306	6,187
December	4,106	7,104
January	4,737	7,993
February	5,660	8,740
March	6,493	9,588
April	7,088	
May	7,131	
June	7,131	

QUALITY

	Quantity	Base Number	Contract	AT	Region	England
% of FP17s for the same patient ID Re-attending within 3 months - Children	154	2,000	7.7%	11.2%	12.0%	12.3%
% of FP17s for the same patient ID Re-attending within 3 months - Adults	742	4,383	16.9%	15.2%	16.0%	16.7%
% of FP17s for the same patient ID Re-attending between 3 & 9 months - Children	1,335	2,000	66.8%	58.8%	58.8%	57.6%
% of FP17s for the same patient ID Re-attending between 3 & 9 months - Adults	2,676	4,383	61.1%	49.2%	51.2%	50.1%
% of FP17s for Band 1 Urgent Courses	359	5,959	6.0%	9.5%	8.0%	9.1%
% of FP17s Relating to Free Repair or Replacements	73	5,959	1.2%	0.8%	0.8%	0.8%
% of FP17s Relating to Continuations	83	5,959	1.4%	1.3%	1.2%	1.2%
% of Patients satisfied with the dentistry they have received	5	5	N/A	91.9%	92.7%	92.8%
% of Patients satisfied with the time they had to wait for an appointment	5	5	N/A	86.5%	89.1%	88.7%

* This is based on patients treated on this contract for their most recent course of treatment. Figures in italics indicate the base number of FP17s or Patient Questionnaire responses are less than 100. N/A is shown where the base number of responses is less than 10 during the period. % is calculated as Quantity/Base number*100

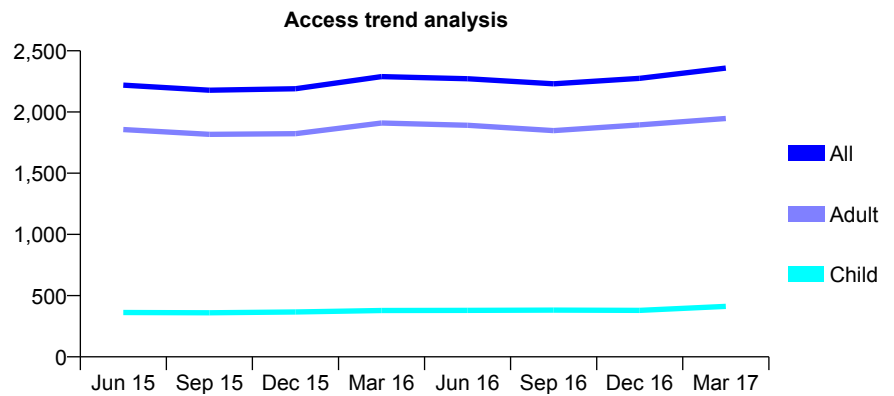
Q56 - Vital Signs At a Glance Contract Report for 145297/0001 - March 2017

Name or company name	Mr Hatem Shahin and Miss Gabriela Pirvu
Contract type name	GDS Contract
Purpose of contract	General
Contract start date	01/04/2012
Contract end date	

16/17 Contracted general activity (UDA)	6,737
Carry forward general activity (UDA)	-135
16/17 Contracted orthodontic activity (UOA)	0
Carry forward orthodontic activity (UOA)	0
Baseline contract value	£165,867.38

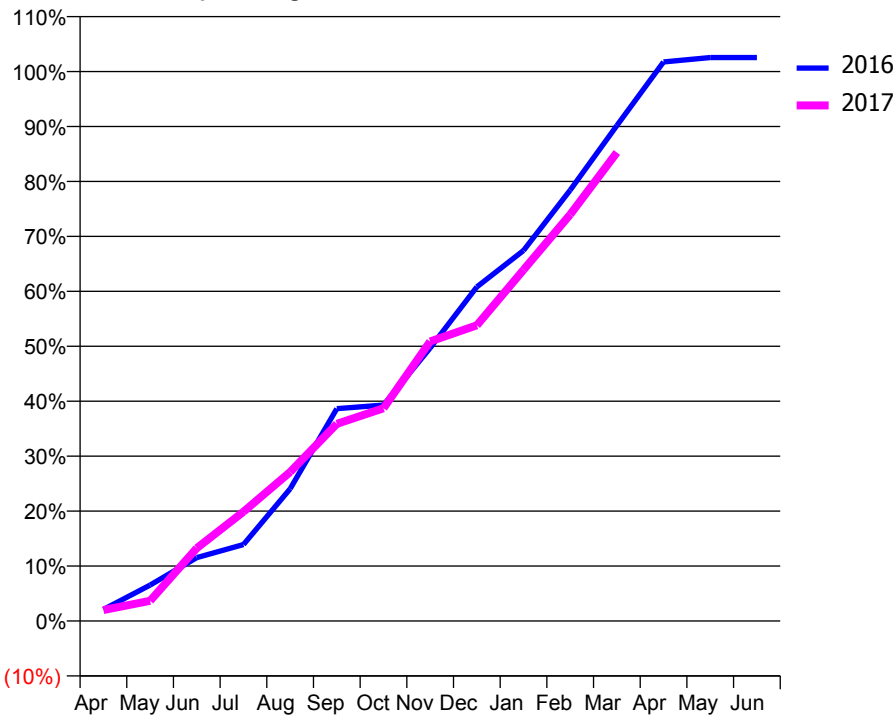
ACCESS*

Patients seen in 24 months	Total	Change since previous quarter
Quarter ending March 2016	2,289	
Quarter ending June 2016	2,272	→
Quarter ending September 2016	2,230	↓
Quarter ending December 2016	2,275	↑
Quarter ending March 2017	2,359	↑
Variance since March 2016	3.1%	↑



ACTIVITY

Cumulative percentage of contracted UDA delivered 2016 & 2017



Month	Adjusted Scheduled Activity (UDA)	
	2016	2017
April	142	135
May	441	247
June	778	894
July	938	1,340
August	1,621	1,827
September	2,603	2,417
October	2,648	2,609
November	3,348	3,427
December	4,096	3,625
January	4,542	4,306
February	5,283	4,985
March	6,075	5,744
April	6,854	
May	6,908	
June	6,908	

QUALITY

	Quantity	Base Number	Contract	AT	Region	England
% of FP17s for the same patient ID Re-attending within 3 months - Children	39	554	7.0%	11.2%	12.0%	12.3%
% of FP17s for the same patient ID Re-attending within 3 months - Adults	229	2,193	10.4%	15.2%	16.0%	16.7%
% of FP17s for the same patient ID Re-attending between 3 & 9 months - Children	308	554	55.6%	58.8%	58.8%	57.6%
% of FP17s for the same patient ID Re-attending between 3 & 9 months - Adults	854	2,193	38.9%	49.2%	51.2%	50.1%
% of FP17s for Band 1 Urgent Courses	156	2,407	6.5%	9.5%	8.0%	9.1%
% of FP17s Relating to Free Repair or Replacements	32	2,407	1.3%	0.8%	0.8%	0.8%
% of FP17s Relating to Continuations	14	2,407	0.6%	1.3%	1.2%	1.2%
% of Patients satisfied with the dentistry they have received	8	9	N/A	91.9%	92.7%	92.8%
% of Patients satisfied with the time they had to wait for an appointment	6	9	N/A	86.5%	89.1%	88.7%

* This is based on patients treated on this contract for their most recent course of treatment. Figures in italics indicate the base number of FP17s or Patient Questionnaire responses are less than 100. N/A is shown where the base number of responses is less than 10 during the period. % is calculated as Quantity/Base number*100

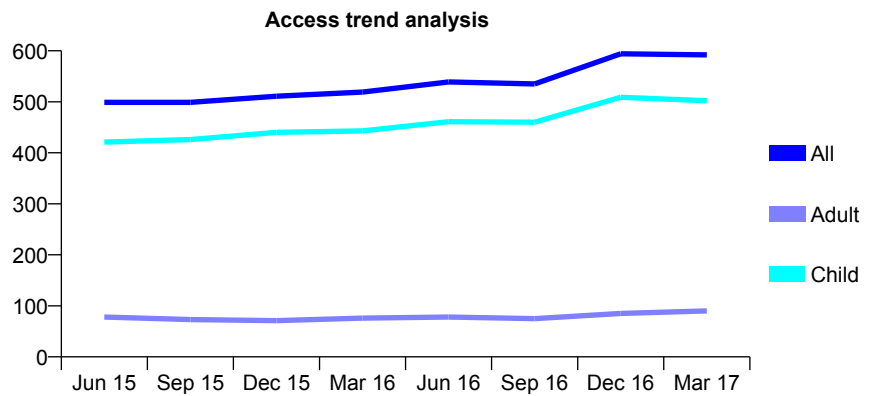
Q56 - Vital Signs At a Glance Contract Report for 145300/0002 - March 2017

Name or company name	The Hollies Dental Practice
Contract type name	GDS Contract
Purpose of contract	General
Contract start date	01/11/2007
Contract end date	

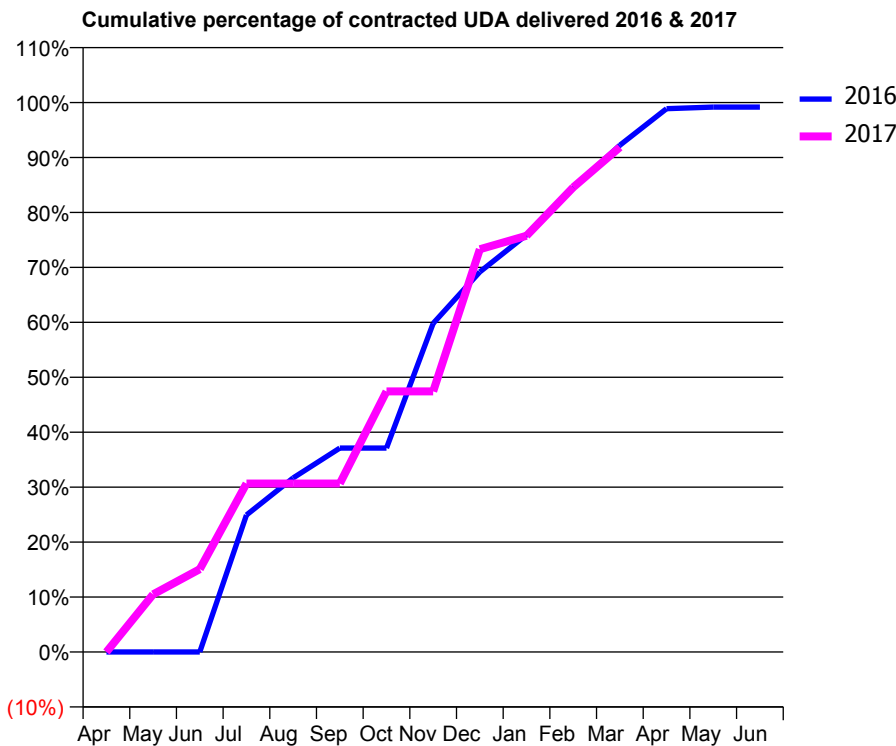
16/17 Contracted general activity (UDA)	1,067
Carry forward general activity (UDA)	9
16/17 Contracted orthodontic activity (UOA)	0
Carry forward orthodontic activity (UOA)	0
Baseline contract value	£48,493.18

ACCESS*

Patients seen in 24 months	Total	Change since previous quarter
Quarter ending March 2016	519	
Quarter ending June 2016	539	↑
Quarter ending September 2016	535	→
Quarter ending December 2016	594	↑
Quarter ending March 2017	592	→
Variance since March 2016	14.1%	↑



ACTIVITY



Month	Adjusted Scheduled Activity (UDA)	
	2016	2017
April	0	0
May	0	112
June	0	161
July	266	327
August	338	327
September	396	327
October	396	506
November	638	506
December	738	782
January	810	808
February	901	902
March	984	980
April	1,055	
May	1,058	
June	1,058	

QUALITY

	Quantity	Base Number	Contract	AT	Region	England
% of FP17s for the same patient ID Re-attending within 3 months - Children	46	768	6.0%	11.2%	12.0%	12.3%
% of FP17s for the same patient ID Re-attending within 3 months - Adults	0	31	0.0%	15.2%	16.0%	16.7%
% of FP17s for the same patient ID Re-attending between 3 & 9 months - Children	509	768	66.3%	58.8%	58.8%	57.6%
% of FP17s for the same patient ID Re-attending between 3 & 9 months - Adults	23	31	74.2%	49.2%	51.2%	50.1%
% of FP17s for Band 1 Urgent Courses	1	744	0.1%	9.5%	8.0%	9.1%
% of FP17s Relating to Free Repair or Replacements	0	744	0.0%	0.8%	0.8%	0.8%
% of FP17s Relating to Continuations	0	744	0.0%	1.3%	1.2%	1.2%
% of Patients satisfied with the dentistry they have received	1	1	N/A	91.9%	92.7%	92.8%
% of Patients satisfied with the time they had to wait for an appointment	1	1	N/A	86.5%	89.1%	88.7%

* This is based on patients treated on this contract for their most recent course of treatment. Figures in italics indicate the base number of FP17s or Patient Questionnaire responses are less than 100. N/A is shown where the base number of responses is less than 10 during the period. % is calculated as Quantity/Base number*100

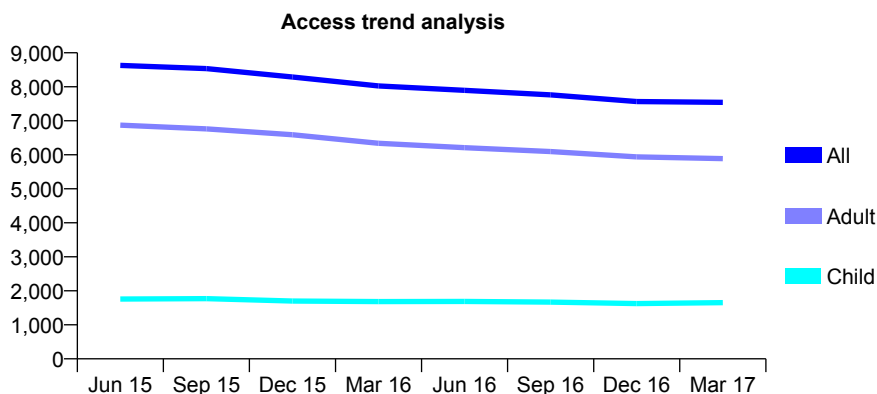
Q56 - Vital Signs At a Glance Contract Report for 145904/0001 - March 2017

Name or company name	1A Dental Practice Limited
Contract type name	GDS Contract
Purpose of contract	General
Contract start date	01/12/2010
Contract end date	

16/17 Contracted general activity (UDA)	20,907
Carry forward general activity (UDA)	0
16/17 Contracted orthodontic activity (UOA)	0
Carry forward orthodontic activity (UOA)	0
Baseline contract value	£507,936.91

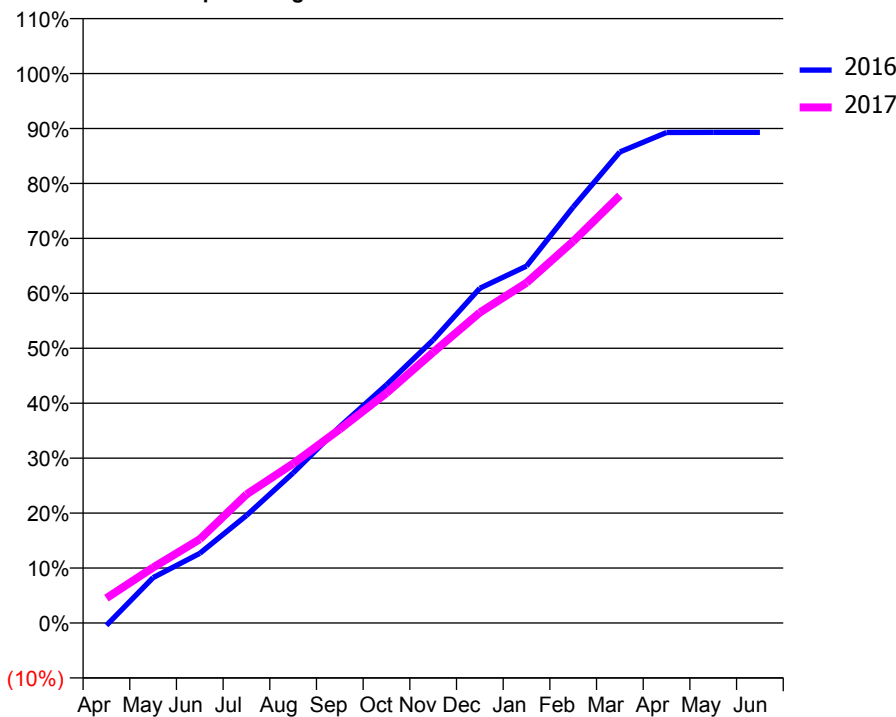
ACCESS*

Patients seen in 24 months	Total	Change since previous quarter
Quarter ending March 2016	8,024	
Quarter ending June 2016	7,898	↓
Quarter ending September 2016	7,764	↓
Quarter ending December 2016	7,565	↓
Quarter ending March 2017	7,543	→
Variance since March 2016	(6.0%)	↓



ACTIVITY

Cumulative percentage of contracted UDA delivered 2016 & 2017



Month	Adjusted Scheduled Activity (UDA)	
	2016	2017
April	-96	945
May	1,728	2,112
June	2,652	3,189
July	4,090	4,893
August	5,711	6,066
September	7,469	7,374
October	9,063	8,750
November	10,766	10,304
December	12,737	11,815
January	13,577	12,944
February	15,828	14,525
March	17,923	16,264
April	18,664	
May	18,669	
June	18,668	

QUALITY

	Quantity	Base Number	Contract	AT	Region	England
% of FP17s for the same patient ID Re-attending within 3 months - Children	67	2,360	2.8%	11.2%	12.0%	12.3%
% of FP17s for the same patient ID Re-attending within 3 months - Adults	485	6,965	7.0%	15.2%	16.0%	16.7%
% of FP17s for the same patient ID Re-attending between 3 & 9 months - Children	1,407	2,360	59.6%	58.8%	58.8%	57.6%
% of FP17s for the same patient ID Re-attending between 3 & 9 months - Adults	3,079	6,965	44.2%	49.2%	51.2%	50.1%
% of FP17s for Band 1 Urgent Courses	327	8,949	3.7%	9.5%	8.0%	9.1%
% of FP17s Relating to Free Repair or Replacements	17	8,949	0.2%	0.8%	0.8%	0.8%
% of FP17s Relating to Continuations	85	8,949	0.9%	1.3%	1.2%	1.2%
% of Patients satisfied with the dentistry they have received	8	8	N/A	91.9%	92.7%	92.8%
% of Patients satisfied with the time they had to wait for an appointment	6	8	N/A	86.5%	89.1%	88.7%

* This is based on patients treated on this contract for their most recent course of treatment. Figures in italics indicate the base number of FP17s or Patient Questionnaire responses are less than 100. N/A is shown where the base number of responses is less than 10 during the period. % is calculated as Quantity/Base number*100

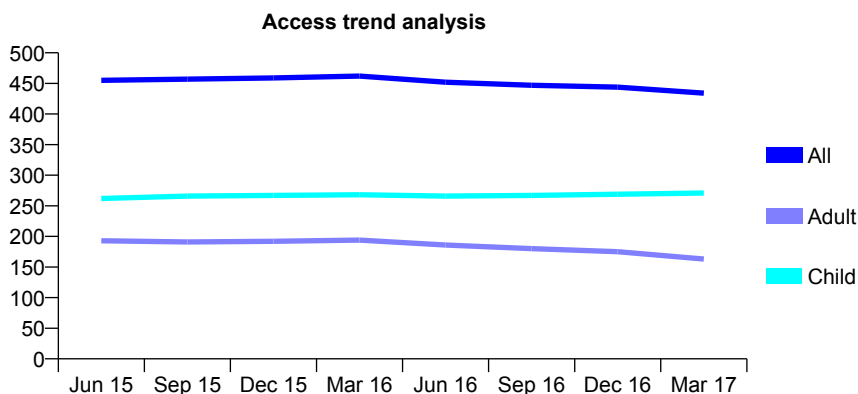
Q56 - Vital Signs At a Glance Contract Report for 147052/0001 - March 2017

Name or company name	Matley Dental Surgery
Contract type name	GDS Contract
Purpose of contract	General
Contract start date	01/04/2009
Contract end date	

16/17 Contracted general activity (UDA)	1,000
Carry forward general activity (UDA)	0
16/17 Contracted orthodontic activity (UOA)	0
Carry forward orthodontic activity (UOA)	0
Baseline contract value	£23,461.93

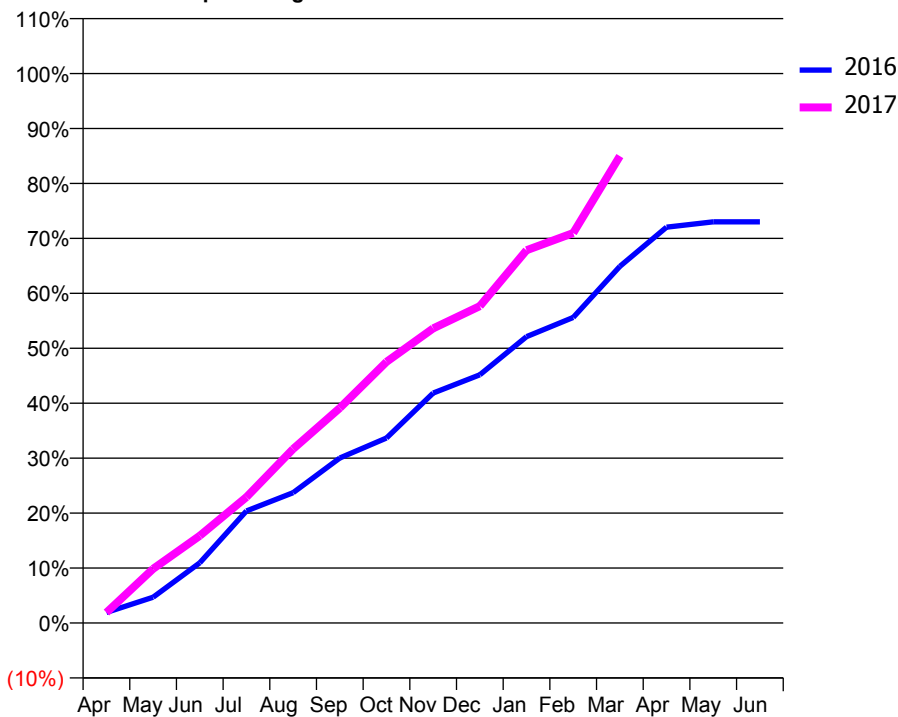
ACCESS*

Patients seen in 24 months	Total	Change since previous quarter
Quarter ending March 2016	462	
Quarter ending June 2016	452	↓
Quarter ending September 2016	447	↓
Quarter ending December 2016	444	→
Quarter ending March 2017	434	↓
Variance since March 2016	(6.1%)	↓



ACTIVITY

Cumulative percentage of contracted UDA delivered 2016 & 2017



Month	Adjusted Scheduled Activity (UDA)	
	2016	2017
April	24	19
May	59	99
June	138	159
July	257	229
August	299	317
September	379	391
October	425	475
November	528	536
December	570	577
January	658	678
February	702	710
March	819	850
April	909	
May	921	
June	921	

QUALITY

	Quantity	Base Number	Contract	AT	Region	England
% of FP17s for the same patient ID Re-attending within 3 months - Children	23	398	5.8%	11.2%	12.0%	12.3%
% of FP17s for the same patient ID Re-attending within 3 months - Adults	41	189	21.7%	15.2%	16.0%	16.7%
% of FP17s for the same patient ID Re-attending between 3 & 9 months - Children	190	398	47.7%	58.8%	58.8%	57.6%
% of FP17s for the same patient ID Re-attending between 3 & 9 months - Adults	90	189	47.6%	49.2%	51.2%	50.1%
% of FP17s for Band 1 Urgent Courses	34	537	6.3%	9.5%	8.0%	9.1%
% of FP17s Relating to Free Repair or Replacements	0	537	0.0%	0.8%	0.8%	0.8%
% of FP17s Relating to Continuations	10	537	1.9%	1.3%	1.2%	1.2%
% of Patients satisfied with the dentistry they have received	2	2	N/A	91.9%	92.7%	92.8%
% of Patients satisfied with the time they had to wait for an appointment	1	2	N/A	86.5%	89.1%	88.7%

* This is based on patients treated on this contract for their most recent course of treatment. Figures in italics indicate the base number of FP17s or Patient Questionnaire responses are less than 100. N/A is shown where the base number of responses is less than 10 during the period. % is calculated as Quantity/Base number*100

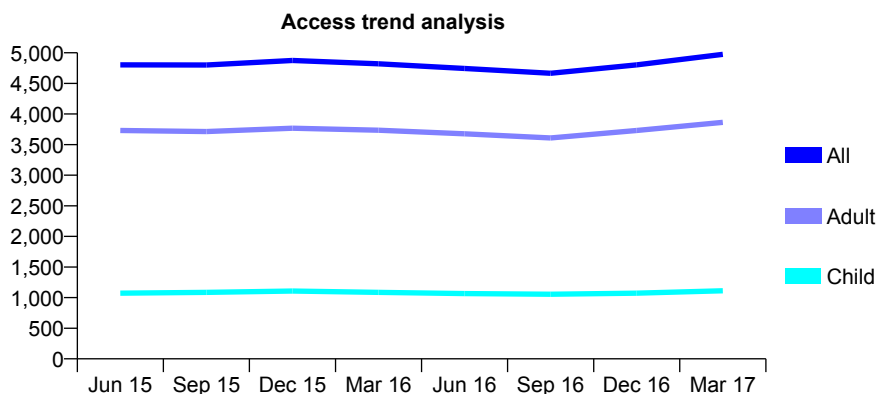
Q56 - Vital Signs At a Glance Contract Report for 148342/0002 - March 2017

Name or company name	Brundall Practice Limited
Contract type name	GDS Contract
Purpose of contract	General
Contract start date	01/10/2012
Contract end date	

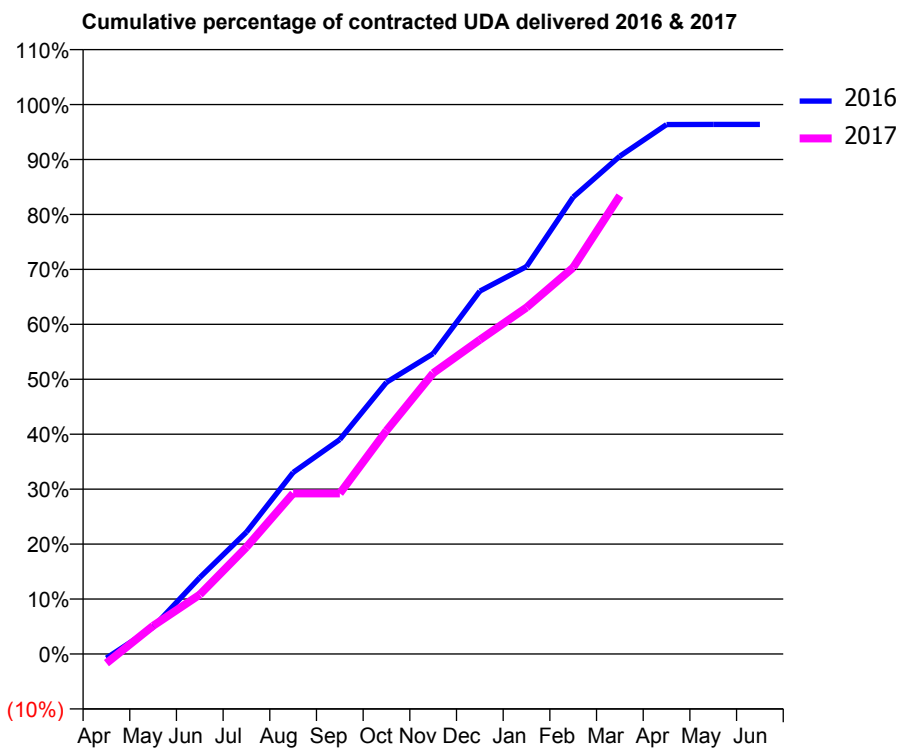
16/17 Contracted general activity (UDA)	16,024
Carry forward general activity (UDA)	580
16/17 Contracted orthodontic activity (UOA)	0
Carry forward orthodontic activity (UOA)	0
Baseline contract value	£396,288.81

ACCESS*

Patients seen in 24 months	Total	Change since previous quarter
Quarter ending March 2016	4,820	
Quarter ending June 2016	4,743	↓
Quarter ending September 2016	4,665	↓
Quarter ending December 2016	4,802	↑
Quarter ending March 2017	4,975	↑
Variance since March 2016	3.2%	↑



ACTIVITY



Month	Adjusted Scheduled Activity (UDA)	
	2016	2017
April	-122	-271
May	779	824
June	2,232	1,732
July	3,556	3,116
August	5,296	4,685
September	6,254	4,685
October	7,922	6,516
November	8,758	8,193
December	10,582	9,163
January	11,296	10,104
February	13,325	11,271
March	14,518	13,365
April	15,441	
May	15,444	
June	15,444	

QUALITY

	Quantity	Base Number	Contract	AT	Region	England
% of FP17s for the same patient ID Re-attending within 3 months - Children	209	1,847	11.3%	11.2%	12.0%	12.3%
% of FP17s for the same patient ID Re-attending within 3 months - Adults	761	5,327	14.3%	15.2%	16.0%	16.7%
% of FP17s for the same patient ID Re-attending between 3 & 9 months - Children	1,118	1,847	60.5%	58.8%	58.8%	57.6%
% of FP17s for the same patient ID Re-attending between 3 & 9 months - Adults	2,750	5,327	51.6%	49.2%	51.2%	50.1%
% of FP17s for Band 1 Urgent Courses	355	6,750	5.3%	9.5%	8.0%	9.1%
% of FP17s Relating to Free Repair or Replacements	118	6,750	1.7%	0.8%	0.8%	0.8%
% of FP17s Relating to Continuations	227	6,750	3.4%	1.3%	1.2%	1.2%
% of Patients satisfied with the dentistry they have received	14	15	93.3%	91.9%	92.7%	92.8%
% of Patients satisfied with the time they had to wait for an appointment	13	15	86.7%	86.5%	89.1%	88.7%

* This is based on patients treated on this contract for their most recent course of treatment. Figures in italics indicate the base number of FP17s or Patient Questionnaire responses are less than 100. N/A is shown where the base number of responses is less than 10 during the period. % is calculated as Quantity/Base number*100

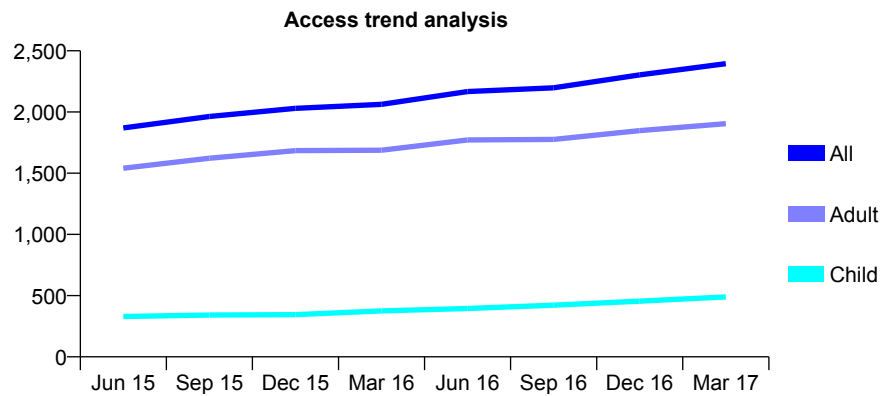
Q56 - Vital Signs At a Glance Contract Report for 148393/0001 - March 2017

Name or company name	Mr M. Eyrumlu and Mr Azad
Contract type name	GDS Contract
Purpose of contract	General
Contract start date	01/02/2014
Contract end date	

16/17 Contracted general activity (UDA)	9,000
Carry forward general activity (UDA)	0
16/17 Contracted orthodontic activity (UOA)	0
Carry forward orthodontic activity (UOA)	0
Baseline contract value	£263,363.46

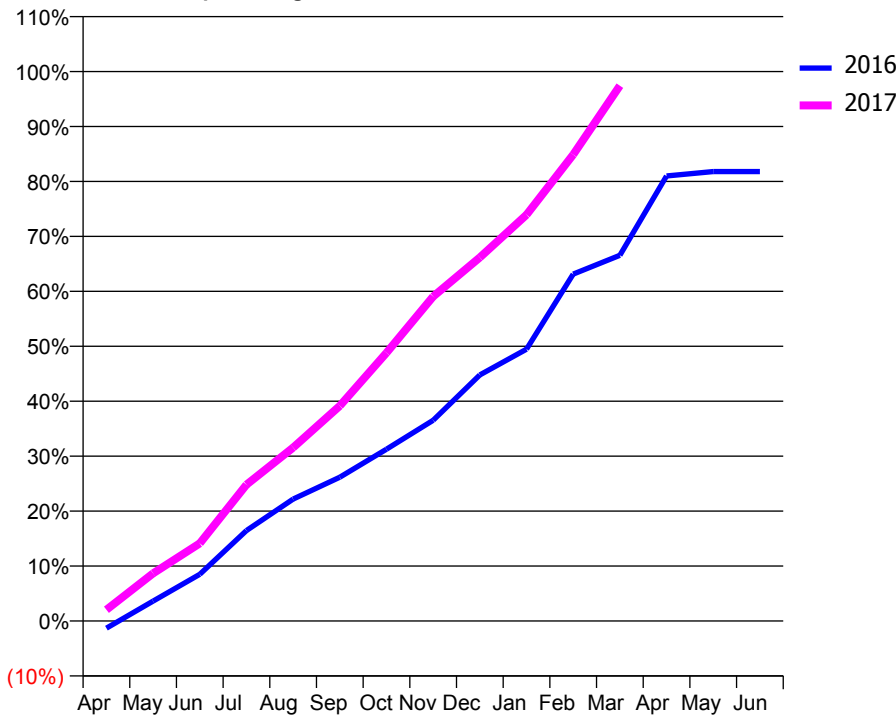
ACCESS*

Patients seen in 24 months	Total	Change since previous quarter
Quarter ending March 2016	2,063	
Quarter ending June 2016	2,167	↑
Quarter ending September 2016	2,198	→
Quarter ending December 2016	2,303	↑
Quarter ending March 2017	2,395	↑
Variance since March 2016	16.1%	↑



ACTIVITY

Cumulative percentage of contracted UDA delivered 2016 & 2017



Month	Adjusted Scheduled Activity (UDA)	
	2016	2017
April	-118	185
May	326	781
June	766	1,273
July	1,482	2,233
August	1,997	2,840
September	2,355	3,523
October	2,814	4,393
November	3,288	5,315
December	4,030	5,954
January	4,452	6,654
February	5,681	7,640
March	5,991	8,767
April	7,290	
May	7,362	
June	7,362	

QUALITY

	Quantity	Base Number	Contract	AT	Region	England
% of FP17s for the same patient ID Re-attending within 3 months - Children	79	746	10.6%	11.2%	12.0%	12.3%
% of FP17s for the same patient ID Re-attending within 3 months - Adults	614	2,771	22.2%	15.2%	16.0%	16.7%
% of FP17s for the same patient ID Re-attending between 3 & 9 months - Children	308	746	41.3%	58.8%	58.8%	57.6%
% of FP17s for the same patient ID Re-attending between 3 & 9 months - Adults	625	2,771	22.6%	49.2%	51.2%	50.1%
% of FP17s for Band 1 Urgent Courses	579	3,131	18.5%	9.5%	8.0%	9.1%
% of FP17s Relating to Free Repair or Replacements	118	3,131	3.8%	0.8%	0.8%	0.8%
% of FP17s Relating to Continuations	109	3,131	3.5%	1.3%	1.2%	1.2%
% of Patients satisfied with the dentistry they have received	6	6	N/A	91.9%	92.7%	92.8%
% of Patients satisfied with the time they had to wait for an appointment	6	6	N/A	86.5%	89.1%	88.7%

* This is based on patients treated on this contract for their most recent course of treatment. Figures in italics indicate the base number of FP17s or Patient Questionnaire responses are less than 100. N/A is shown where the base number of responses is less than 10 during the period. % is calculated as Quantity/Base number*100

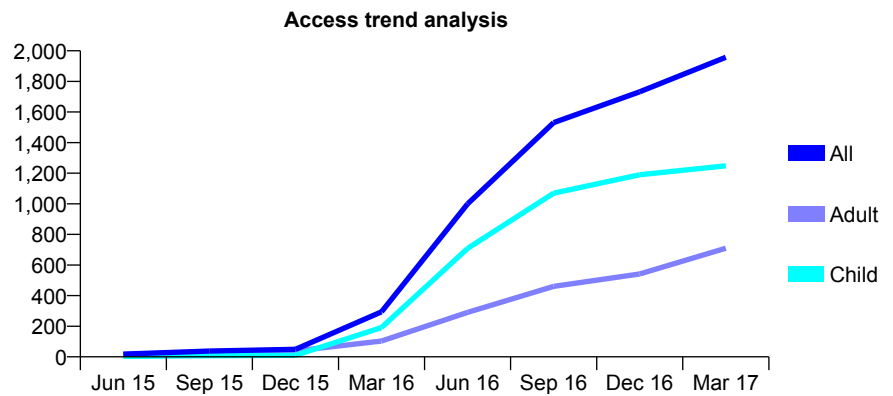
Q56 - Vital Signs At a Glance Contract Report for 149071/0001 - March 2017

Name or company name	P.V. Humber & C. Hancock
Contract type name	GDS Contract
Purpose of contract	General
Contract start date	01/04/2015
Contract end date	

16/17 Contracted general activity (UDA)	4,694
Carry forward general activity (UDA)	26
16/17 Contracted orthodontic activity (UOA)	0
Carry forward orthodontic activity (UOA)	0
Baseline contract value	£119,213.88

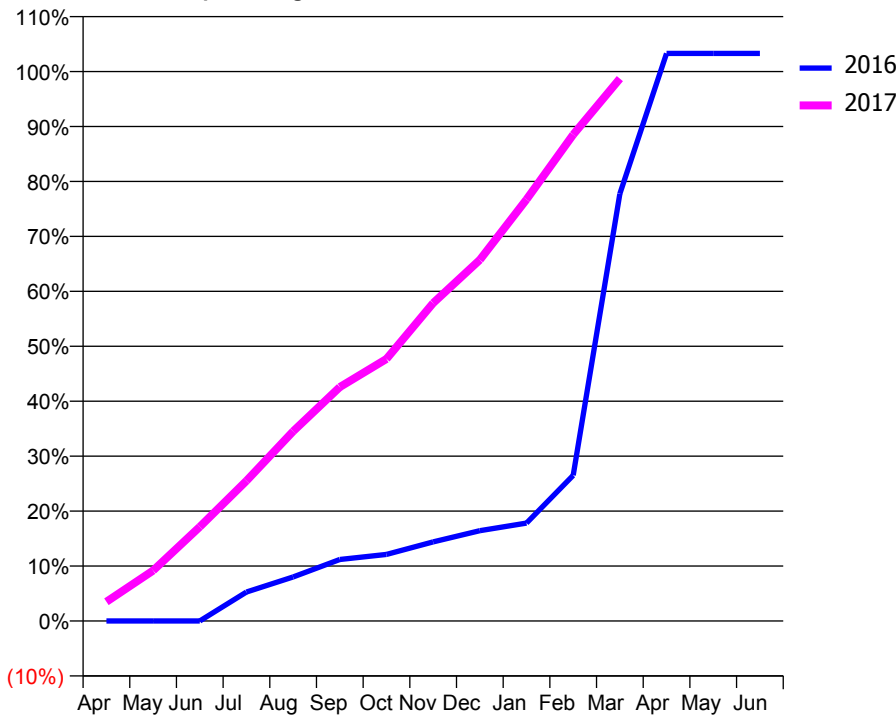
ACCESS*

Patients seen in 24 months	Total	Change since previous quarter
Quarter ending March 2016	294	
Quarter ending June 2016	1,000	↑
Quarter ending September 2016	1,531	↑
Quarter ending December 2016	1,732	↑
Quarter ending March 2017	1,958	↑
Variance since March 2016	566.0%	↑



ACTIVITY

Cumulative percentage of contracted UDA delivered 2016 & 2017



Month	Adjusted Scheduled Activity (UDA)	
	2016	2017
April	0	165
May	0	431
June	0	805
July	23	1,198
August	35	1,620
September	49	1,999
October	53	2,238
November	63	2,716
December	72	3,085
January	78	3,601
February	116	4,155
March	341	4,633
April	453	
May	453	
June	453	

QUALITY

	Quantity	Base Number	Contract	AT	Region	England
% of FP17s for the same patient ID Re-attending within 3 months - Children	97	2,040	4.8%	11.2%	12.0%	12.3%
% of FP17s for the same patient ID Re-attending within 3 months - Adults	103	1,025	10.0%	15.2%	16.0%	16.7%
% of FP17s for the same patient ID Re-attending between 3 & 9 months - Children	718	2,040	35.2%	58.8%	58.8%	57.6%
% of FP17s for the same patient ID Re-attending between 3 & 9 months - Adults	289	1,025	28.2%	49.2%	51.2%	50.1%
% of FP17s for Band 1 Urgent Courses	59	2,973	2.0%	9.5%	8.0%	9.1%
% of FP17s Relating to Free Repair or Replacements	0	2,973	0.0%	0.8%	0.8%	0.8%
% of FP17s Relating to Continuations	0	2,973	0.0%	1.3%	1.2%	1.2%
% of Patients satisfied with the dentistry they have received	6	6	N/A	91.9%	92.7%	92.8%
% of Patients satisfied with the time they had to wait for an appointment	6	6	N/A	86.5%	89.1%	88.7%

* This is based on patients treated on this contract for their most recent course of treatment. Figures in italics indicate the base number of FP17s or Patient Questionnaire responses are less than 100. N/A is shown where the base number of responses is less than 10 during the period. % is calculated as Quantity/Base number*100

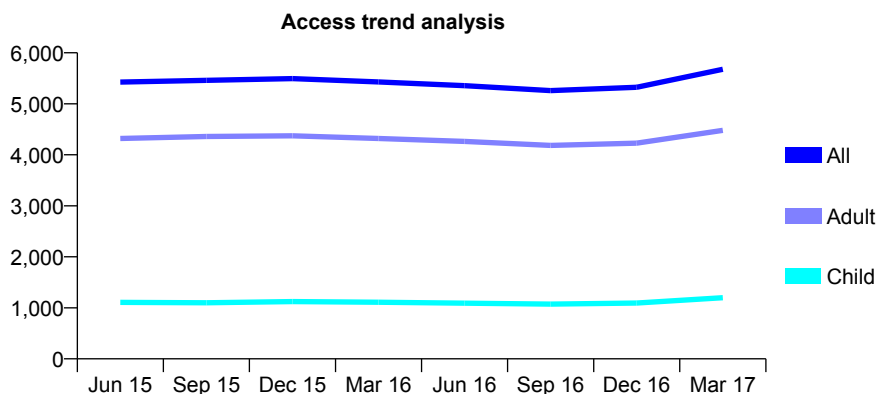
Q56 - Vital Signs At a Glance Contract Report for 149462/0001 - March 2017

Name or company name	A H Trueman Ltd
Contract type name	Pilot Contract
Purpose of contract	General
Contract start date	01/04/2008
Contract end date	

16/17 Contracted general activity (UDA)	16,655
Carry forward general activity (UDA)	0
16/17 Contracted orthodontic activity (UOA)	0
Carry forward orthodontic activity (UOA)	0
Baseline contract value	£413,951.29

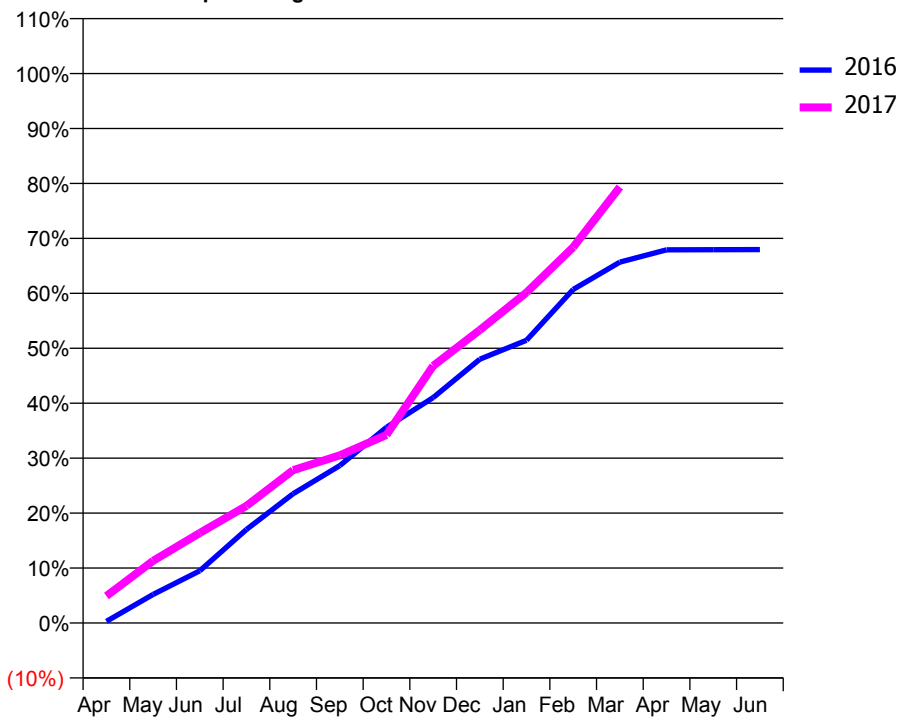
ACCESS*

Patients seen in 24 months	Total	Change since previous quarter
Quarter ending March 2016	5,430	
Quarter ending June 2016	5,356	↓
Quarter ending September 2016	5,259	↓
Quarter ending December 2016	5,323	→
Quarter ending March 2017	5,678	↑
Variance since March 2016	4.6%	↑



ACTIVITY

Cumulative percentage of contracted UDA delivered 2016 & 2017



Month	Adjusted Scheduled Activity (UDA)	
	2016	2017
April	52	820
May	867	1,886
June	1,584	2,729
July	2,835	3,550
August	3,919	4,632
September	4,773	5,084
October	5,932	5,701
November	6,833	7,795
December	7,997	8,880
January	8,570	10,015
February	10,108	11,392
March	10,937	13,213
April	11,309	
May	11,314	
June	11,318	

QUALITY

	Quantity	Base Number	Contract	AT	Region	England
% of FP17s for the same patient ID Re-attending within 3 months - Children	88	1,689	5.2%	11.2%	12.0%	12.3%
% of FP17s for the same patient ID Re-attending within 3 months - Adults	731	6,058	12.1%	15.2%	16.0%	16.7%
% of FP17s for the same patient ID Re-attending between 3 & 9 months - Children	953	1,689	56.4%	58.8%	58.8%	57.6%
% of FP17s for the same patient ID Re-attending between 3 & 9 months - Adults	3,111	6,058	51.4%	49.2%	51.2%	50.1%
% of FP17s for Band 1 Urgent Courses	3	7,426	0.0%	9.5%	8.0%	9.1%
% of FP17s Relating to Free Repair or Replacements	17	7,426	0.2%	0.8%	0.8%	0.8%
% of FP17s Relating to Continuations	333	7,426	4.5%	1.3%	1.2%	1.2%
% of Patients satisfied with the dentistry they have received	6	9	N/A	91.9%	92.7%	92.8%
% of Patients satisfied with the time they had to wait for an appointment	4	9	N/A	86.5%	89.1%	88.7%

* This is based on patients treated on this contract for their most recent course of treatment. Figures in italics indicate the base number of FP17s or Patient Questionnaire responses are less than 100. N/A is shown where the base number of responses is less than 10 during the period. % is calculated as Quantity/Base number*100

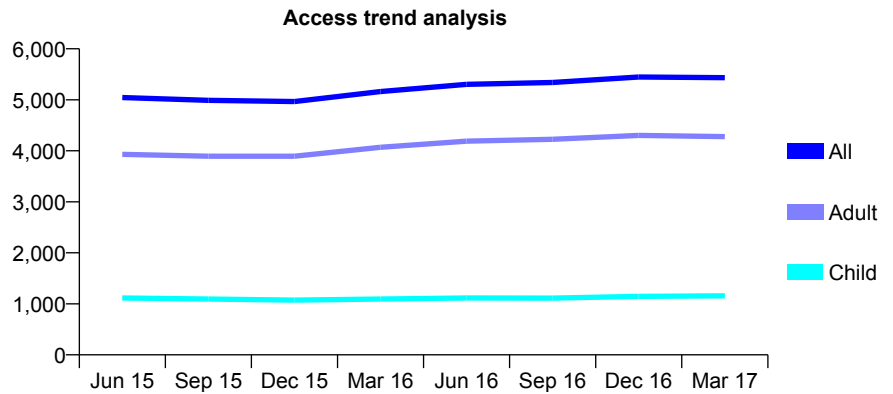
Q56 - Vital Signs At a Glance Contract Report for 151270/0001 - March 2017

Name or company name	Station View Dental Practice
Contract type name	GDS Contract
Purpose of contract	General
Contract start date	01/10/2010
Contract end date	

16/17 Contracted general activity (UDA)	14,315
Carry forward general activity (UDA)	-176
16/17 Contracted orthodontic activity (UOA)	0
Carry forward orthodontic activity (UOA)	0
Baseline contract value	£332,905.32

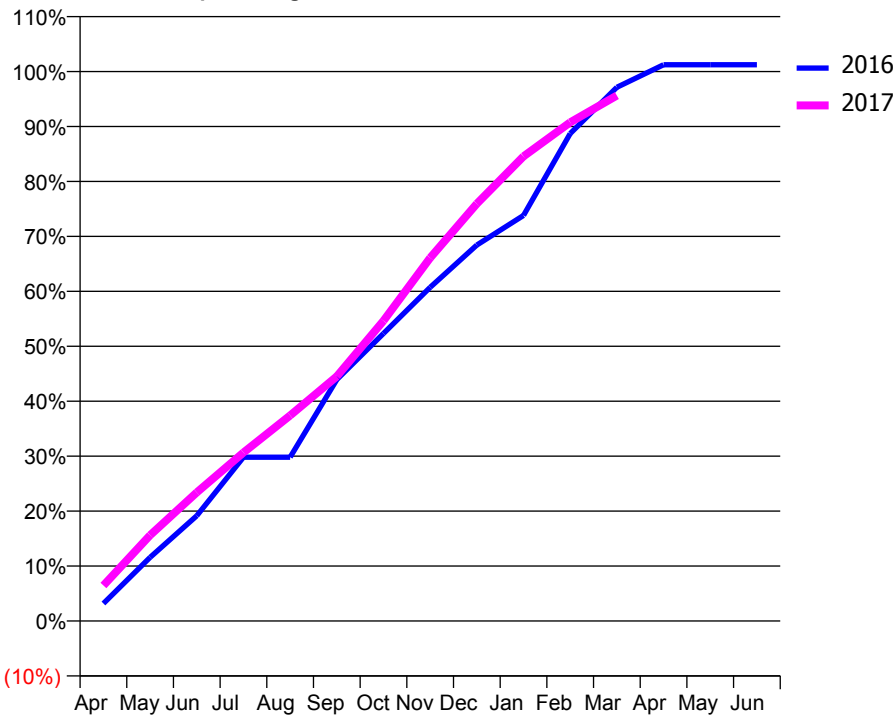
ACCESS*

Patients seen in 24 months	Total	Change since previous quarter
Quarter ending March 2016	5,162	
Quarter ending June 2016	5,304	↑
Quarter ending September 2016	5,339	→
Quarter ending December 2016	5,448	↑
Quarter ending March 2017	5,434	→
Variance since March 2016	5.3%	↑



ACTIVITY

Cumulative percentage of contracted UDA delivered 2016 & 2017



Month	Adjusted Scheduled Activity (UDA)	
	2016	2017
April	458	925
May	1,658	2,237
June	2,743	3,351
July	4,269	4,388
August	4,269	5,356
September	6,288	6,373
October	7,490	7,822
November	8,692	9,460
December	9,793	10,873
January	10,567	12,105
February	12,698	12,992
March	13,904	13,689
April	14,491	
May	14,491	
June	14,491	

QUALITY

	Quantity	Base Number	Contract	AT	Region	England
% of FP17s for the same patient ID Re-attending within 3 months - Children	68	1,493	4.6%	11.2%	12.0%	12.3%
% of FP17s for the same patient ID Re-attending within 3 months - Adults	770	5,740	13.4%	15.2%	16.0%	16.7%
% of FP17s for the same patient ID Re-attending between 3 & 9 months - Children	652	1,493	43.7%	58.8%	58.8%	57.6%
% of FP17s for the same patient ID Re-attending between 3 & 9 months - Adults	2,785	5,740	48.5%	49.2%	51.2%	50.1%
% of FP17s for Band 1 Urgent Courses	474	6,931	6.8%	9.5%	8.0%	9.1%
% of FP17s Relating to Free Repair or Replacements	70	6,931	1.0%	0.8%	0.8%	0.8%
% of FP17s Relating to Continuations	176	6,931	2.5%	1.3%	1.2%	1.2%
% of Patients satisfied with the dentistry they have received	14	14	100.0%	91.9%	92.7%	92.8%
% of Patients satisfied with the time they had to wait for an appointment	13	14	92.9%	86.5%	89.1%	88.7%

* This is based on patients treated on this contract for their most recent course of treatment. Figures in italics indicate the base number of FP17s or Patient Questionnaire responses are less than 100. N/A is shown where the base number of responses is less than 10 during the period. % is calculated as Quantity/Base number*100

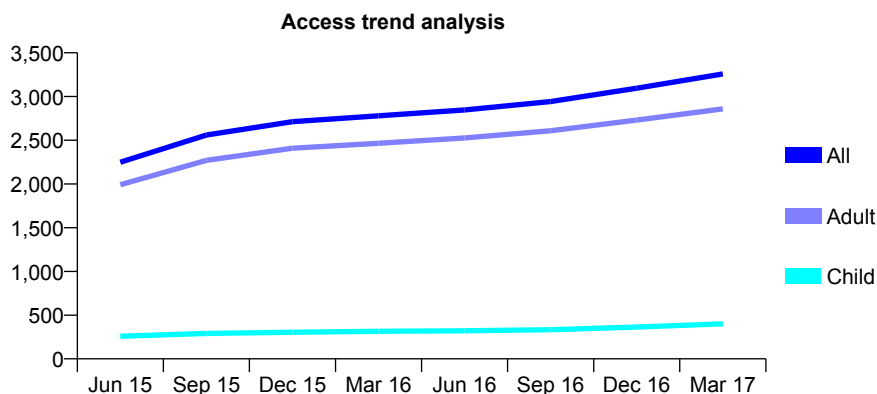
Q56 - Vital Signs At a Glance Contract Report for 153990/0001 - March 2017

Name or company name	Hunstanton Dental Practice
Contract type name	GDS Contract
Purpose of contract	General
Contract start date	31/10/2014
Contract end date	

16/17 Contracted general activity (UDA)	10,400
Carry forward general activity (UDA)	16
16/17 Contracted orthodontic activity (UOA)	0
Carry forward orthodontic activity (UOA)	0
Baseline contract value	£299,510.36

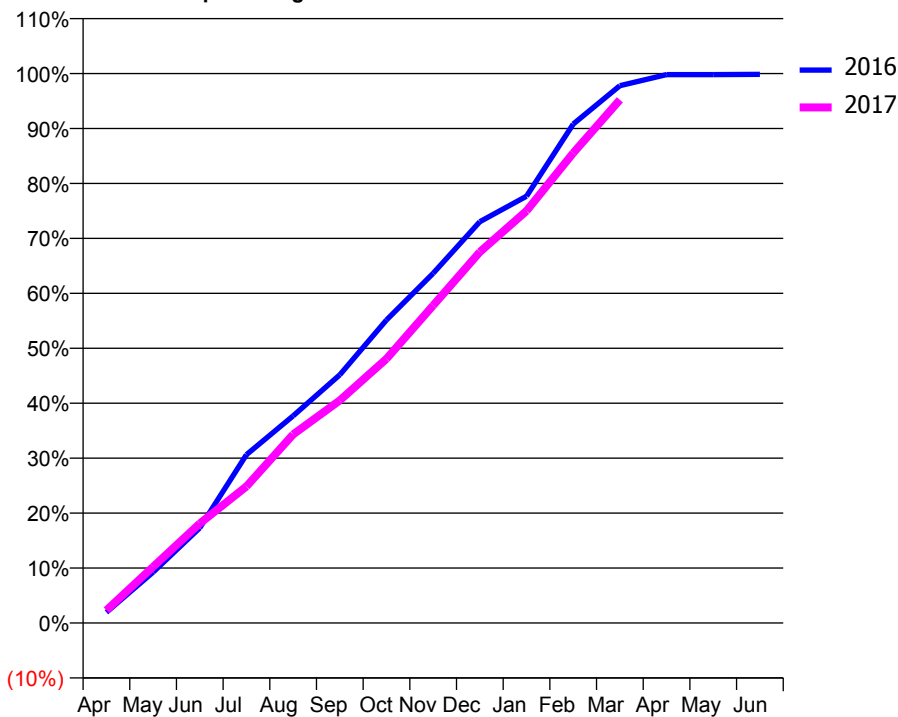
ACCESS*

Patients seen in 24 months	Total	Change since previous quarter
Quarter ending March 2016	2,780	
Quarter ending June 2016	2,847	↑
Quarter ending September 2016	2,942	↑
Quarter ending December 2016	3,095	↑
Quarter ending March 2017	3,258	↑
Variance since March 2016	17.2%	↑



ACTIVITY

Cumulative percentage of contracted UDA delivered 2016 & 2017



Month	Adjusted Scheduled Activity (UDA)	
	2016	2017
April	204	240
May	963	1,064
June	1,800	1,883
July	3,186	2,586
August	3,920	3,569
September	4,699	4,214
October	5,736	5,000
November	6,620	6,009
December	7,595	7,021
January	8,076	7,800
February	9,442	8,895
March	10,169	9,902
April	10,379	
May	10,380	
June	10,384	

QUALITY

	Quantity	Base Number	Contract	AT	Region	England
% of FP17s for the same patient ID Re-attending within 3 months - Children	32	561	5.7%	11.2%	12.0%	12.3%
% of FP17s for the same patient ID Re-attending within 3 months - Adults	402	4,139	9.7%	15.2%	16.0%	16.7%
% of FP17s for the same patient ID Re-attending between 3 & 9 months - Children	346	561	61.7%	58.8%	58.8%	57.6%
% of FP17s for the same patient ID Re-attending between 3 & 9 months - Adults	2,506	4,139	60.5%	49.2%	51.2%	50.1%
% of FP17s for Band 1 Urgent Courses	153	4,578	3.3%	9.5%	8.0%	9.1%
% of FP17s Relating to Free Repair or Replacements	13	4,578	0.3%	0.8%	0.8%	0.8%
% of FP17s Relating to Continuations	29	4,578	0.6%	1.3%	1.2%	1.2%
% of Patients satisfied with the dentistry they have received	16	16	100.0%	91.9%	92.7%	92.8%
% of Patients satisfied with the time they had to wait for an appointment	16	16	100.0%	86.5%	89.1%	88.7%

* This is based on patients treated on this contract for their most recent course of treatment. Figures in italics indicate the base number of FP17s or Patient Questionnaire responses are less than 100. N/A is shown where the base number of responses is less than 10 during the period. % is calculated as Quantity/Base number*100

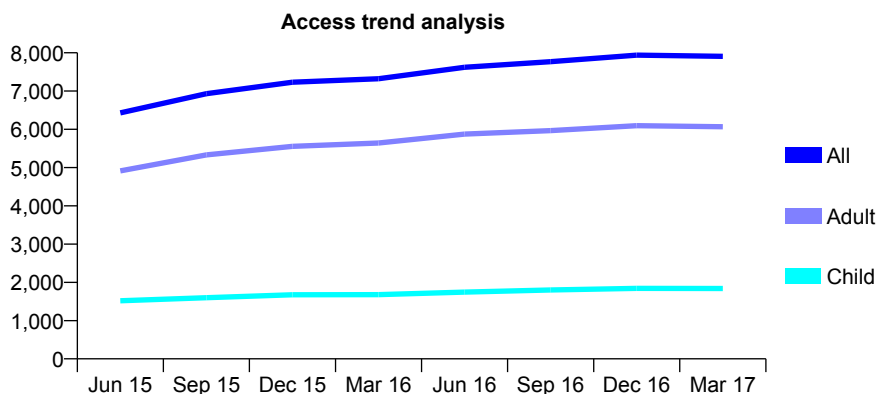
Q56 - Vital Signs At a Glance Contract Report for 154180/0001 - March 2017

Name or company name	Mr Abdel R Achour & Ms Stacey Gore
Contract type name	GDS Contract
Purpose of contract	General
Contract start date	01/03/2014
Contract end date	

16/17 Contracted general activity (UDA)	19,213
Carry forward general activity (UDA)	-384
16/17 Contracted orthodontic activity (UOA)	0
Carry forward orthodontic activity (UOA)	0
Baseline contract value	£465,241.86

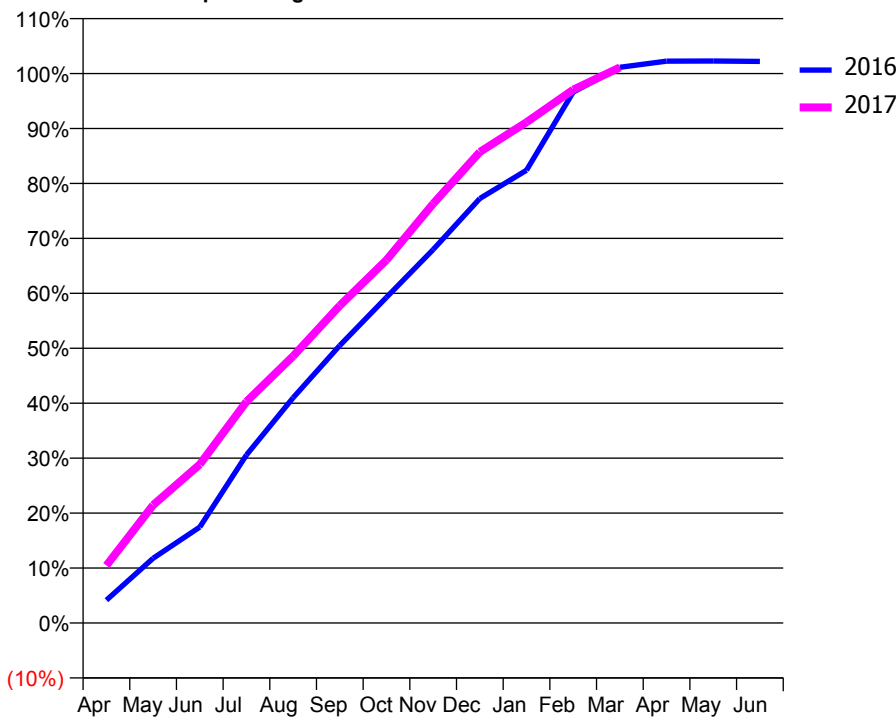
ACCESS*

Patients seen in 24 months	Total	Change since previous quarter
Quarter ending March 2016	7,321	
Quarter ending June 2016	7,623	↑
Quarter ending September 2016	7,767	→
Quarter ending December 2016	7,939	↑
Quarter ending March 2017	7,907	→
Variance since March 2016	8.0%	↑



ACTIVITY

Cumulative percentage of contracted UDA delivered 2016 & 2017



Month	Adjusted Scheduled Activity (UDA)	
	2016	2017
April	799	2,010
May	2,263	4,123
June	3,354	5,545
July	5,879	7,744
August	7,876	9,334
September	9,705	11,100
October	11,386	12,692
November	13,056	14,663
December	14,842	16,468
January	15,830	17,511
February	18,562	18,645
March	19,430	19,424
April	19,644	
May	19,648	
June	19,637	

QUALITY

	Quantity	Base Number	Contract	AT	Region	England
% of FP17s for the same patient ID Re-attending within 3 months - Children	164	2,886	5.7%	11.2%	12.0%	12.3%
% of FP17s for the same patient ID Re-attending within 3 months - Adults	634	6,494	9.8%	15.2%	16.0%	16.7%
% of FP17s for the same patient ID Re-attending between 3 & 9 months - Children	1,939	2,886	67.2%	58.8%	58.8%	57.6%
% of FP17s for the same patient ID Re-attending between 3 & 9 months - Adults	2,534	6,494	39.0%	49.2%	51.2%	50.1%
% of FP17s for Band 1 Urgent Courses	528	9,185	5.7%	9.5%	8.0%	9.1%
% of FP17s Relating to Free Repair or Replacements	77	9,185	0.8%	0.8%	0.8%	0.8%
% of FP17s Relating to Continuations	56	9,185	0.6%	1.3%	1.2%	1.2%
% of Patients satisfied with the dentistry they have received	11	12	91.7%	91.9%	92.7%	92.8%
% of Patients satisfied with the time they had to wait for an appointment	11	12	91.7%	86.5%	89.1%	88.7%

* This is based on patients treated on this contract for their most recent course of treatment. Figures in italics indicate the base number of FP17s or Patient Questionnaire responses are less than 100. N/A is shown where the base number of responses is less than 10 during the period. % is calculated as Quantity/Base number*100

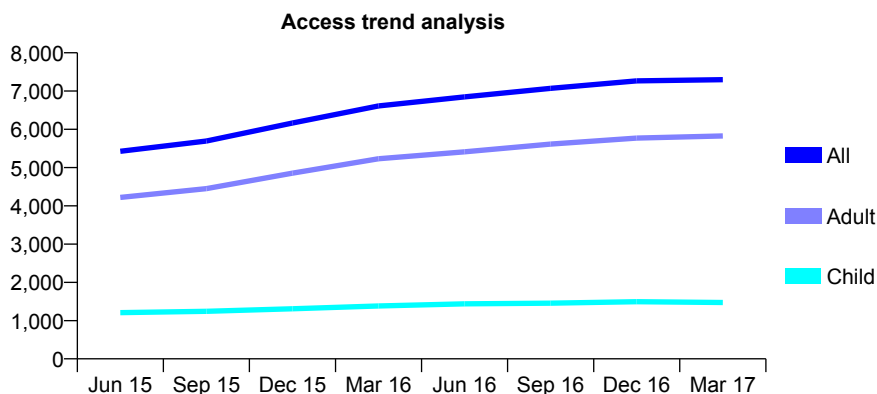
Q56 - Vital Signs At a Glance Contract Report for 155748/0001 - March 2017

Name or company name	Woodview Dental Health Dental Practice P:
Contract type name	GDS Contract
Purpose of contract	General
Contract start date	01/04/2014
Contract end date	

16/17 Contracted general activity (UDA)	24,407
Carry forward general activity (UDA)	0
16/17 Contracted orthodontic activity (UOA)	0
Carry forward orthodontic activity (UOA)	0
Baseline contract value	£636,692.89

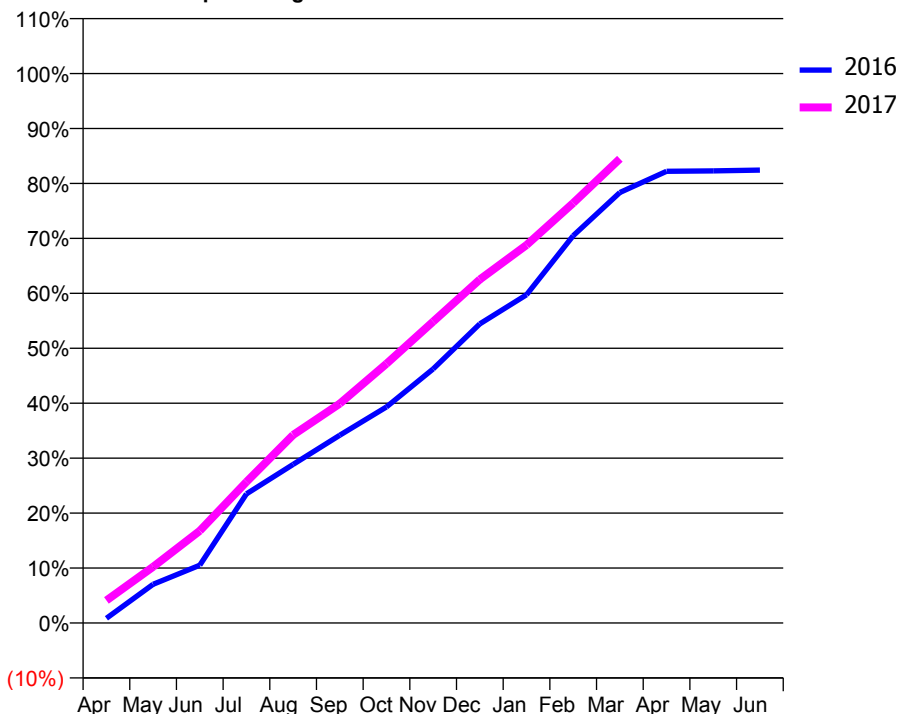
ACCESS*

Patients seen in 24 months	Total	Change since previous quarter
Quarter ending March 2016	6,611	
Quarter ending June 2016	6,849	↑
Quarter ending September 2016	7,071	↑
Quarter ending December 2016	7,265	↑
Quarter ending March 2017	7,299	→
Variance since March 2016	10.4%	↑



ACTIVITY

Cumulative percentage of contracted UDA delivered 2016 & 2017



Month	Adjusted Scheduled Activity (UDA)	
	2016	2017
April	213	1,007
May	1,719	2,495
June	2,569	4,096
July	5,737	6,266
August	7,043	8,354
September	8,340	9,745
October	9,598	11,518
November	11,285	13,388
December	13,287	15,262
January	14,577	16,787
February	17,203	18,654
March	19,121	20,622
April	20,065	
May	20,080	
June	20,115	

QUALITY

	Quantity	Base Number	Contract	AT	Region	England
% of FP17s for the same patient ID Re-attending within 3 months - Children	172	2,297	7.5%	11.2%	12.0%	12.3%
% of FP17s for the same patient ID Re-attending within 3 months - Adults	1,062	8,202	12.9%	15.2%	16.0%	16.7%
% of FP17s for the same patient ID Re-attending between 3 & 9 months - Children	1,436	2,297	62.5%	58.8%	58.8%	57.6%
% of FP17s for the same patient ID Re-attending between 3 & 9 months - Adults	4,525	8,202	55.2%	49.2%	51.2%	50.1%
% of FP17s for Band 1 Urgent Courses	811	10,020	8.1%	9.5%	8.0%	9.1%
% of FP17s Relating to Free Repair or Replacements	42	10,020	0.4%	0.8%	0.8%	0.8%
% of FP17s Relating to Continuations	141	10,020	1.4%	1.3%	1.2%	1.2%
% of Patients satisfied with the dentistry they have received	17	18	94.4%	91.9%	92.7%	92.8%
% of Patients satisfied with the time they had to wait for an appointment	18	18	100.0%	86.5%	89.1%	88.7%

* This is based on patients treated on this contract for their most recent course of treatment. Figures in italics indicate the base number of FP17s or Patient Questionnaire responses are less than 100. N/A is shown where the base number of responses is less than 10 during the period. % is calculated as Quantity/Base number*100

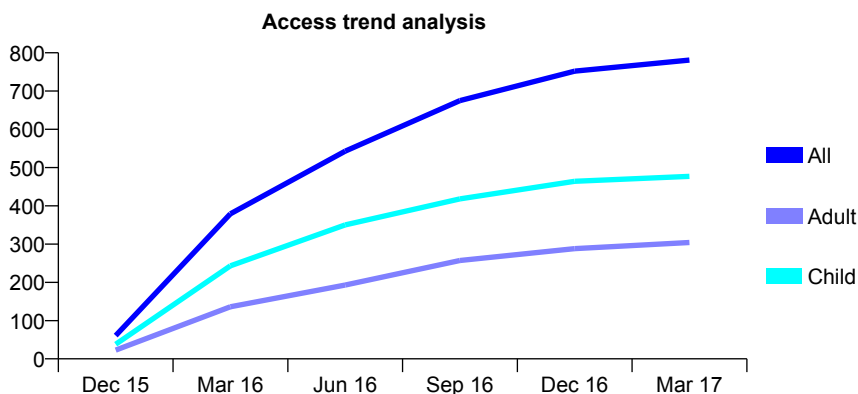
Q56 - Vital Signs At a Glance Contract Report for 157635/0001 - March 2017

Name or company name	Friars Street Dental Ltd
Contract type name	GDS Contract
Purpose of contract	General and Orthodontic
Contract start date	01/11/2015
Contract end date	

16/17 Contracted general activity (UDA)	2,500
Carry forward general activity (UDA)	8
16/17 Contracted orthodontic activity (UOA)	2,022
Carry forward orthodontic activity (UOA)	0
Baseline contract value	£184,009.30

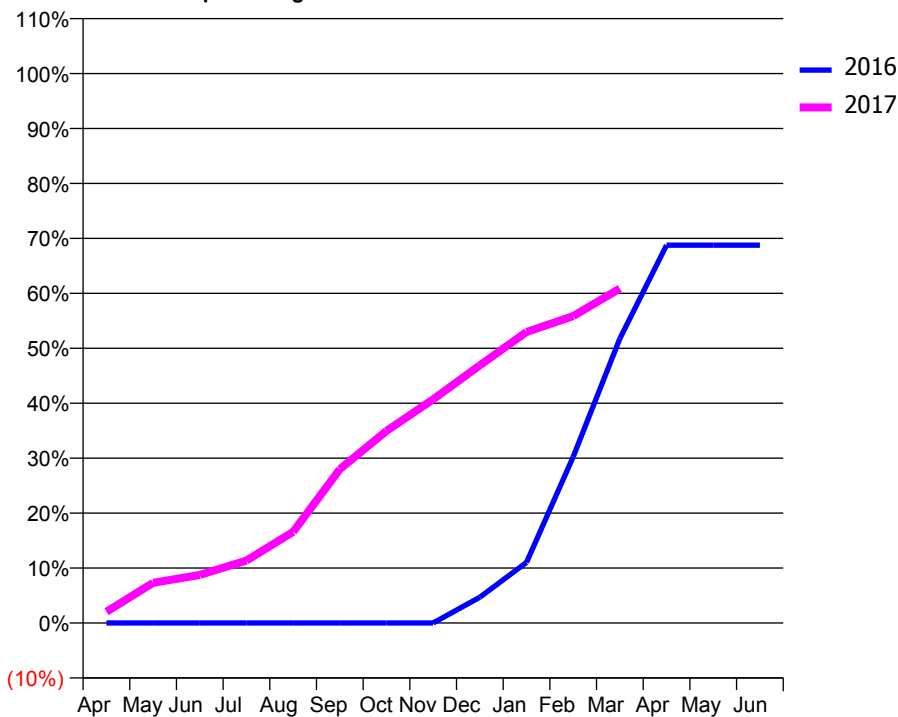
ACCESS*

Patients seen in 24 months	Total	Change since previous quarter
Quarter ending March 2016	379	
Quarter ending June 2016	543	↑
Quarter ending September 2016	675	↑
Quarter ending December 2016	752	↑
Quarter ending March 2017	781	↑
Variance since March 2016	106.1%	↑



ACTIVITY

Cumulative percentage of contracted UDA delivered 2016 & 2017



Month	Adjusted Scheduled Activity (UDA)	
	2016	2017
April	0	51
May	0	183
June	0	219
July	0	284
August	0	415
September	0	700
October	0	874
November	0	1,018
December	49	1,172
January	115	1,324
February	315	1,396
March	539	1,522
April	716	
May	716	
June	716	

QUALITY

	Quantity	Base Number	Contract	AT	Region	England
% of FP17s for the same patient ID Re-attending within 3 months - Children	46	884	5.2%	11.2%	12.0%	12.3%
% of FP17s for the same patient ID Re-attending within 3 months - Adults	37	383	9.7%	15.2%	16.0%	16.7%
% of FP17s for the same patient ID Re-attending between 3 & 9 months - Children	316	884	35.7%	58.8%	58.8%	57.6%
% of FP17s for the same patient ID Re-attending between 3 & 9 months - Adults	160	383	41.8%	49.2%	51.2%	50.1%
% of FP17s for Band 1 Urgent Courses	10	935	1.1%	9.5%	8.0%	9.1%
% of FP17s Relating to Free Repair or Replacements	0	935	0.0%	0.8%	0.8%	0.8%
% of FP17s Relating to Continuations	3	935	0.3%	1.3%	1.2%	1.2%
% of Patients satisfied with the dentistry they have received	2	2	N/A	91.9%	92.7%	92.8%
% of Patients satisfied with the time they had to wait for an appointment	2	2	N/A	86.5%	89.1%	88.7%

* This is based on patients treated on this contract for their most recent course of treatment. Figures in italics indicate the base number of FP17s or Patient Questionnaire responses are less than 100. N/A is shown where the base number of responses is less than 10 during the period. % is calculated as Quantity/Base number*100

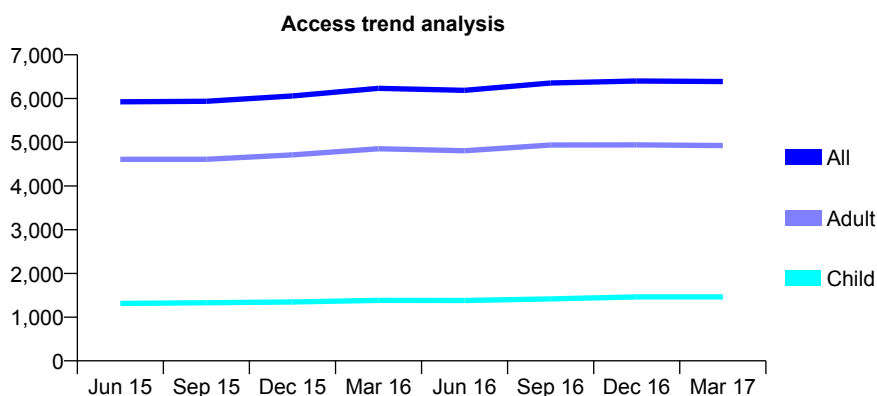
Q56 - Vital Signs At a Glance Contract Report for 158194/0023 - March 2017

Name or company name	Denticare Ltd
Contract type name	GDS Contract
Purpose of contract	General
Contract start date	01/06/2009
Contract end date	

16/17 Contracted general activity (UDA)	14,965
Carry forward general activity (UDA)	476
16/17 Contracted orthodontic activity (UOA)	0
Carry forward orthodontic activity (UOA)	0
Baseline contract value	£354,224.95

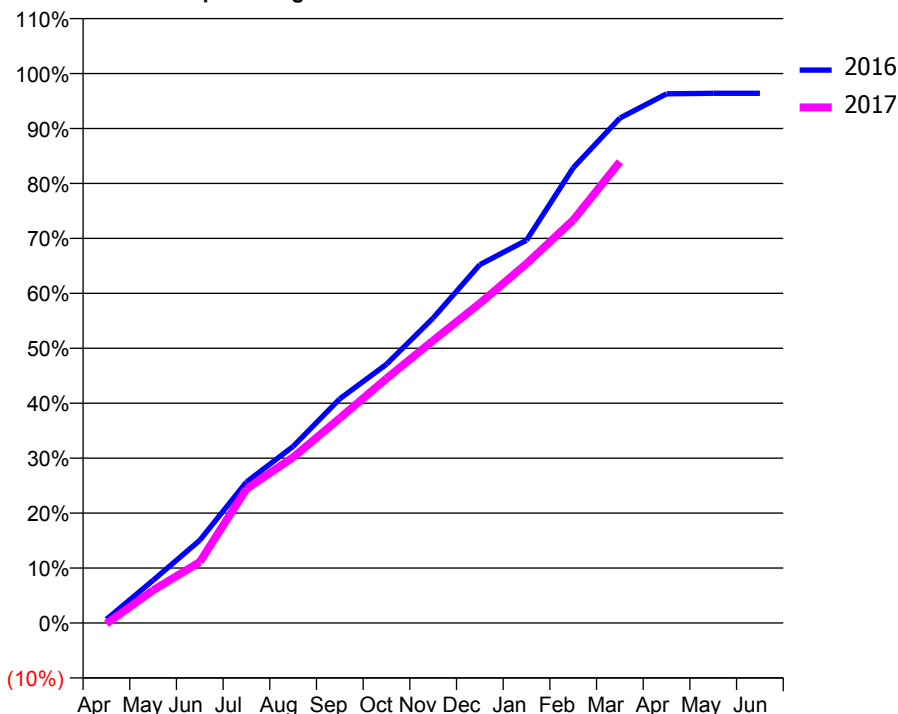
ACCESS*

Patients seen in 24 months	Total	Change since previous quarter
Quarter ending March 2016	6,234	
Quarter ending June 2016	6,186	→
Quarter ending September 2016	6,356	↑
Quarter ending December 2016	6,402	→
Quarter ending March 2017	6,387	→
Variance since March 2016	2.5%	↑



ACTIVITY

Cumulative percentage of contracted UDA delivered 2016 & 2017



Month	Adjusted Scheduled Activity (UDA)	
	2016	2017
April	101	-20
May	1,165	891
June	2,253	1,660
July	3,841	3,650
August	4,809	4,514
September	6,106	5,578
October	7,047	6,659
November	8,308	7,694
December	9,761	8,707
January	10,423	9,786
February	12,397	10,974
March	13,752	12,560
April	14,413	
May	14,426	
June	14,427	

QUALITY

	Quantity	Base Number	Contract	AT	Region	England
% of FP17s for the same patient ID Re-attending within 3 months - Children	89	2,034	4.4%	11.2%	12.0%	12.3%
% of FP17s for the same patient ID Re-attending within 3 months - Adults	781	5,904	13.2%	15.2%	16.0%	16.7%
% of FP17s for the same patient ID Re-attending between 3 & 9 months - Children	1,078	2,034	53.0%	58.8%	58.8%	57.6%
% of FP17s for the same patient ID Re-attending between 3 & 9 months - Adults	2,552	5,904	43.2%	49.2%	51.2%	50.1%
% of FP17s for Band 1 Urgent Courses	927	7,542	12.3%	9.5%	8.0%	9.1%
% of FP17s Relating to Free Repair or Replacements	37	7,542	0.5%	0.8%	0.8%	0.8%
% of FP17s Relating to Continuations	76	7,542	1.0%	1.3%	1.2%	1.2%
% of Patients satisfied with the dentistry they have received	5	5	N/A	91.9%	92.7%	92.8%
% of Patients satisfied with the time they had to wait for an appointment	4	5	N/A	86.5%	89.1%	88.7%

* This is based on patients treated on this contract for their most recent course of treatment. Figures in italics indicate the base number of FP17s or Patient Questionnaire responses are less than 100. N/A is shown where the base number of responses is less than 10 during the period. % is calculated as Quantity/Base number*100

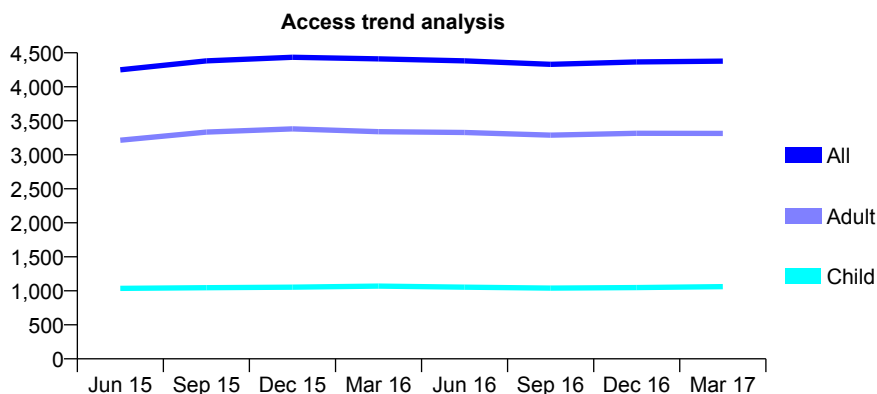
Q56 - Vital Signs At a Glance Contract Report for 158194/0025 - March 2017

Name or company name	Denticare Ltd
Contract type name	GDS Contract
Purpose of contract	General
Contract start date	12/04/2010
Contract end date	31/03/2018

16/17 Contracted general activity (UDA)	12,000
Carry forward general activity (UDA)	-76
16/17 Contracted orthodontic activity (UOA)	0
Carry forward orthodontic activity (UOA)	0
Baseline contract value	£291,224.40

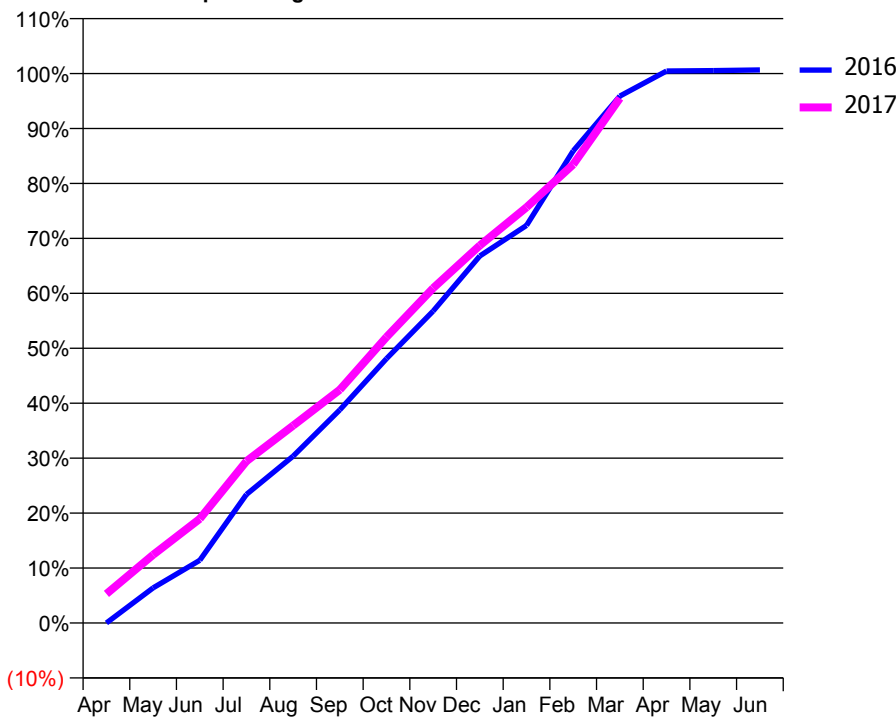
ACCESS*

Patients seen in 24 months	Total	Change since previous quarter
Quarter ending March 2016	4,410	
Quarter ending June 2016	4,382	→
Quarter ending September 2016	4,331	↓
Quarter ending December 2016	4,365	→
Quarter ending March 2017	4,377	→
Variance since March 2016	(0.7%)	→



ACTIVITY

Cumulative percentage of contracted UDA delivered 2016 & 2017



Month	Adjusted Scheduled Activity (UDA)	
	2016	2017
April	0	637
May	768	1,489
June	1,371	2,275
July	2,808	3,533
August	3,644	4,312
September	4,656	5,094
October	5,772	6,246
November	6,812	7,312
December	8,015	8,246
January	8,683	9,079
February	10,310	10,012
March	11,507	11,461
April	12,053	
May	12,063	
June	12,076	

QUALITY

	Quantity	Base Number	Contract	AT	Region	England
% of FP17s for the same patient ID Re-attending within 3 months - Children	77	1,349	5.7%	11.2%	12.0%	12.3%
% of FP17s for the same patient ID Re-attending within 3 months - Adults	544	4,212	12.9%	15.2%	16.0%	16.7%
% of FP17s for the same patient ID Re-attending between 3 & 9 months - Children	540	1,349	40.0%	58.8%	58.8%	57.6%
% of FP17s for the same patient ID Re-attending between 3 & 9 months - Adults	1,957	4,212	46.5%	49.2%	51.2%	50.1%
% of FP17s for Band 1 Urgent Courses	578	5,367	10.8%	9.5%	8.0%	9.1%
% of FP17s Relating to Free Repair or Replacements	11	5,367	0.2%	0.8%	0.8%	0.8%
% of FP17s Relating to Continuations	77	5,367	1.4%	1.3%	1.2%	1.2%
% of Patients satisfied with the dentistry they have received	7	7	N/A	91.9%	92.7%	92.8%
% of Patients satisfied with the time they had to wait for an appointment	7	7	N/A	86.5%	89.1%	88.7%

* This is based on patients treated on this contract for their most recent course of treatment. Figures in italics indicate the base number of FP17s or Patient Questionnaire responses are less than 100. N/A is shown where the base number of responses is less than 10 during the period. % is calculated as Quantity/Base number*100

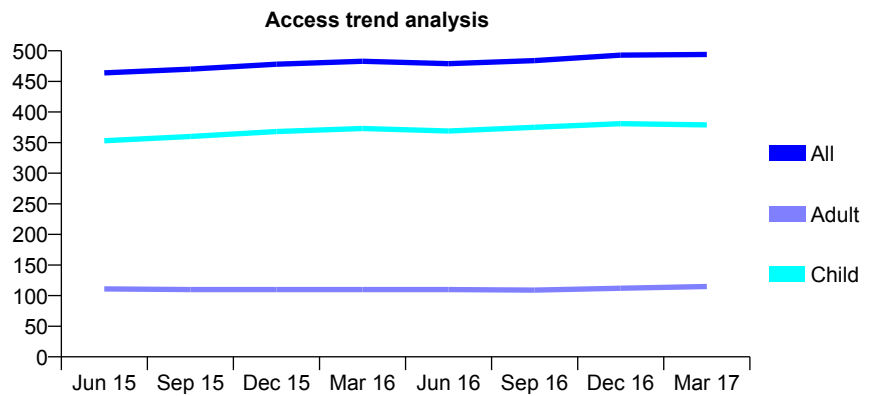
Q56 - Vital Signs At a Glance Contract Report for 158976/0001 - March 2017

Name or company name	Tuddenham Road Dental Surgery
Contract type name	PDS Contract
Purpose of contract	General
Contract start date	01/04/2012
Contract end date	31/03/2018

16/17 Contracted general activity (UDA)	1,331
Carry forward general activity (UDA)	0
16/17 Contracted orthodontic activity (UOA)	0
Carry forward orthodontic activity (UOA)	0
Baseline contract value	£29,397.00

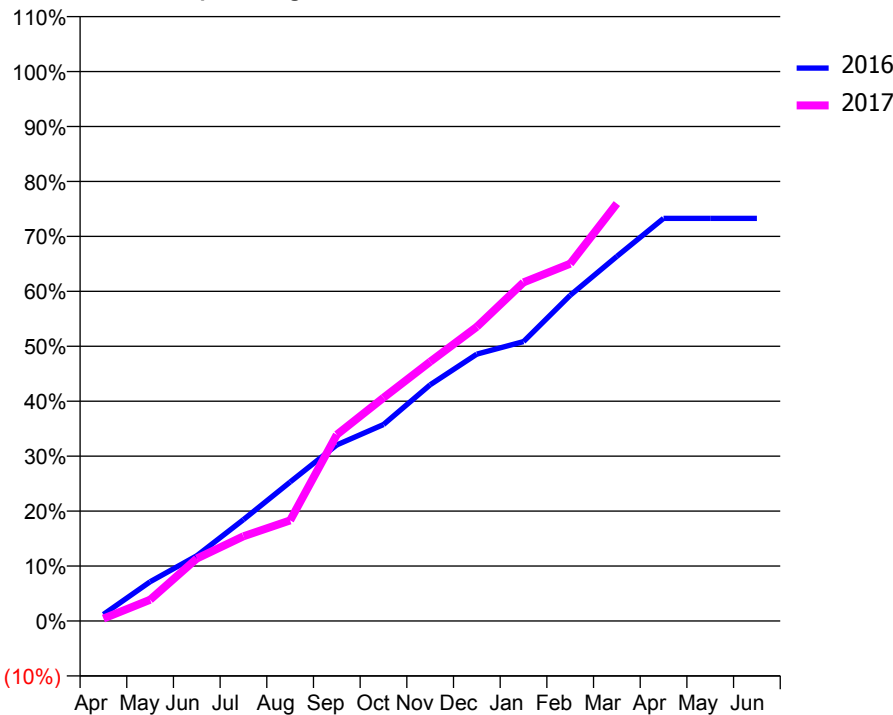
ACCESS*

Patients seen in 24 months	Total	Change since previous quarter
Quarter ending March 2016	483	
Quarter ending June 2016	479	→
Quarter ending September 2016	484	→
Quarter ending December 2016	493	→
Quarter ending March 2017	494	→
Variance since March 2016	2.3%	↑



ACTIVITY

Cumulative percentage of contracted UDA delivered 2016 & 2017



Month	Adjusted Scheduled Activity (UDA)	
	2016	2017
April	16	6
May	95	51
June	158	151
July	246	205
August	337	244
September	427	451
October	476	541
November	572	628
December	646	713
January	677	820
February	789	866
March	883	1,011
April	975	
May	975	
June	975	

QUALITY

	Quantity	Base Number	Contract	AT	Region	England
% of FP17s for the same patient ID Re-attending within 3 months - Children	24	643	3.7%	11.2%	12.0%	12.3%
% of FP17s for the same patient ID Re-attending within 3 months - Adults	13	110	11.8%	15.2%	16.0%	16.7%
% of FP17s for the same patient ID Re-attending between 3 & 9 months - Children	435	643	67.7%	58.8%	58.8%	57.6%
% of FP17s for the same patient ID Re-attending between 3 & 9 months - Adults	59	110	53.6%	49.2%	51.2%	50.1%
% of FP17s for Band 1 Urgent Courses	20	688	2.9%	9.5%	8.0%	9.1%
% of FP17s Relating to Free Repair or Replacements	0	688	0.0%	0.8%	0.8%	0.8%
% of FP17s Relating to Continuations	4	688	0.6%	1.3%	1.2%	1.2%
% of Patients satisfied with the dentistry they have received	0	0	N/A	91.9%	92.7%	92.8%
% of Patients satisfied with the time they had to wait for an appointment	0	0	N/A	86.5%	89.1%	88.7%

* This is based on patients treated on this contract for their most recent course of treatment. Figures in italics indicate the base number of FP17s or Patient Questionnaire responses are less than 100. N/A is shown where the base number of responses is less than 10 during the period. % is calculated as Quantity/Base number*100

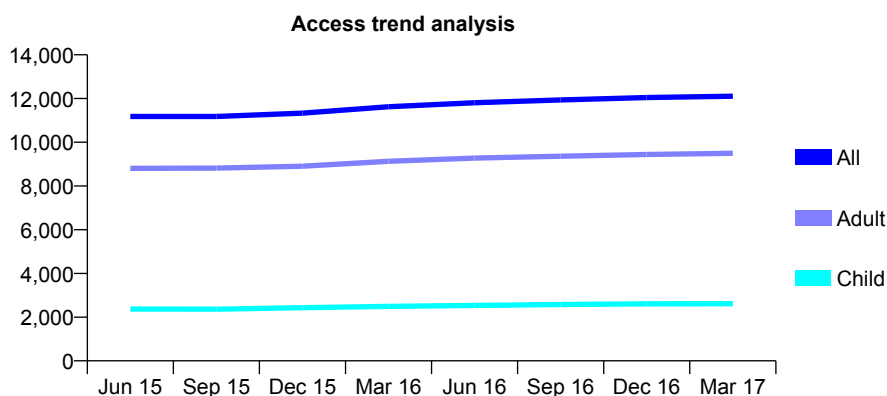
Q56 - Vital Signs At a Glance Contract Report for 159751/0001 - March 2017

Name or company name	1A Group Dental Practice Partnership
Contract type name	GDS Contract
Purpose of contract	General
Contract start date	01/07/2011
Contract end date	

16/17 Contracted general activity (UDA)	30,813
Carry forward general activity (UDA)	0
16/17 Contracted orthodontic activity (UOA)	0
Carry forward orthodontic activity (UOA)	0
Baseline contract value	£880,200.95

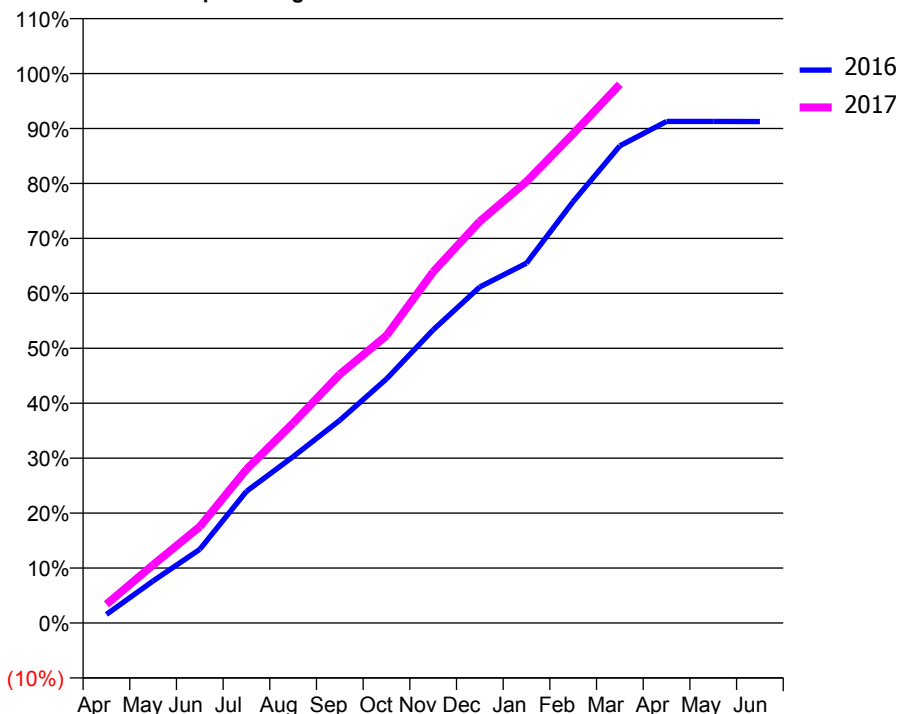
ACCESS*

Patients seen in 24 months	Total	Change since previous quarter
Quarter ending March 2016	11,623	
Quarter ending June 2016	11,808	→
Quarter ending September 2016	11,937	→
Quarter ending December 2016	12,046	→
Quarter ending March 2017	12,105	→
Variance since March 2016	4.1%	↑



ACTIVITY

Cumulative percentage of contracted UDA delivered 2016 & 2017



Month	Adjusted Scheduled Activity (UDA)	
	2016	2017
April	482	1,054
May	2,357	3,261
June	4,134	5,404
July	7,382	8,614
August	9,330	11,210
September	11,370	13,947
October	13,685	16,114
November	16,438	19,690
December	18,848	22,524
January	20,175	24,751
February	23,635	27,441
March	26,755	30,207
April	28,129	
May	28,126	
June	28,116	

QUALITY

	Quantity	Base Number	Contract	AT	Region	England
% of FP17s for the same patient ID Re-attending within 3 months - Children	276	3,965	7.0%	11.2%	12.0%	12.3%
% of FP17s for the same patient ID Re-attending within 3 months - Adults	1,373	12,218	11.2%	15.2%	16.0%	16.7%
% of FP17s for the same patient ID Re-attending between 3 & 9 months - Children	2,153	3,965	54.3%	58.8%	58.8%	57.6%
% of FP17s for the same patient ID Re-attending between 3 & 9 months - Adults	5,132	12,218	42.0%	49.2%	51.2%	50.1%
% of FP17s for Band 1 Urgent Courses	936	14,996	6.2%	9.5%	8.0%	9.1%
% of FP17s Relating to Free Repair or Replacements	114	14,996	0.8%	0.8%	0.8%	0.8%
% of FP17s Relating to Continuations	287	14,996	1.9%	1.3%	1.2%	1.2%
% of Patients satisfied with the dentistry they have received	22	22	100.0%	91.9%	92.7%	92.8%
% of Patients satisfied with the time they had to wait for an appointment	20	22	90.9%	86.5%	89.1%	88.7%

* This is based on patients treated on this contract for their most recent course of treatment. Figures in italics indicate the base number of FP17s or Patient Questionnaire responses are less than 100. N/A is shown where the base number of responses is less than 10 during the period. % is calculated as Quantity/Base number*100

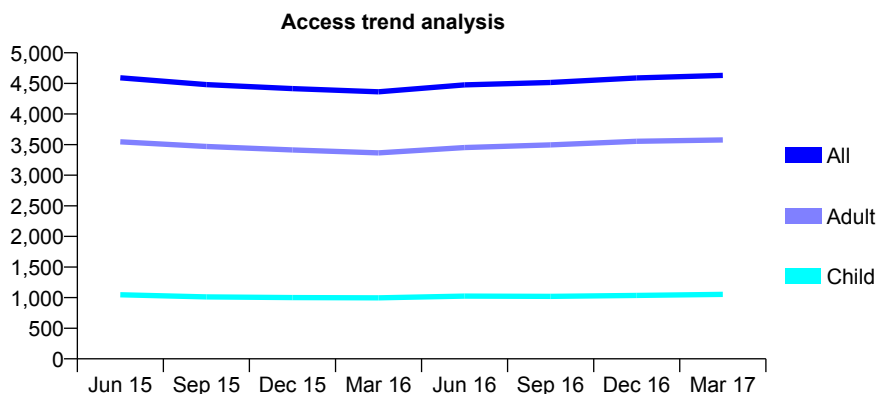
Q56 - Vital Signs At a Glance Contract Report for 159875/0001 - March 2017

Name or company name	Mazdak Eyrumlu and Honar Shakir
Contract type name	GDS Contract
Purpose of contract	General
Contract start date	01/07/2011
Contract end date	

16/17 Contracted general activity (UDA)	16,500
Carry forward general activity (UDA)	279
16/17 Contracted orthodontic activity (UOA)	0
Carry forward orthodontic activity (UOA)	0
Baseline contract value	£410,653.48

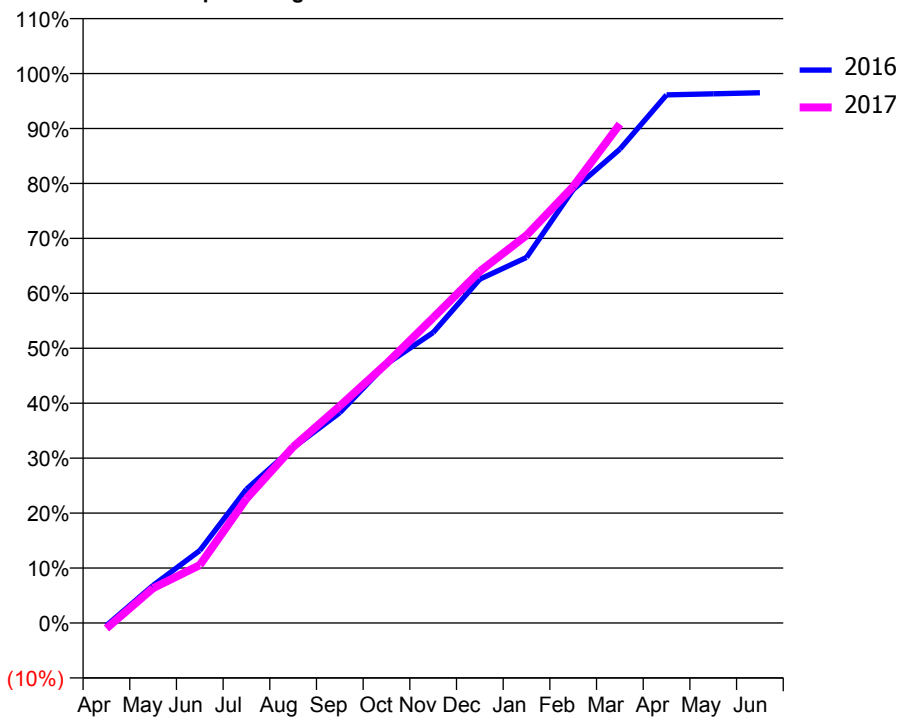
ACCESS*

Patients seen in 24 months	Total	Change since previous quarter
Quarter ending March 2016	4,362	
Quarter ending June 2016	4,476	↑
Quarter ending September 2016	4,516	→
Quarter ending December 2016	4,590	→
Quarter ending March 2017	4,630	→
Variance since March 2016	6.1%	↑



ACTIVITY

Cumulative percentage of contracted UDA delivered 2016 & 2017



Month	Adjusted Scheduled Activity (UDA)	
	2016	2017
April	-79	-165
May	1,129	1,048
June	2,174	1,742
July	4,020	3,735
August	5,264	5,287
September	6,315	6,517
October	7,778	7,792
November	8,722	9,167
December	10,324	10,561
January	10,979	11,642
February	13,016	13,106
March	14,230	14,983
April	15,860	
May	15,892	
June	15,920	

QUALITY

	Quantity	Base Number	Contract	AT	Region	England
% of FP17s for the same patient ID Re-attending within 3 months - Children	126	1,767	7.1%	11.2%	12.0%	12.3%
% of FP17s for the same patient ID Re-attending within 3 months - Adults	926	5,565	16.6%	15.2%	16.0%	16.7%
% of FP17s for the same patient ID Re-attending between 3 & 9 months - Children	1,144	1,767	64.7%	58.8%	58.8%	57.6%
% of FP17s for the same patient ID Re-attending between 3 & 9 months - Adults	2,668	5,565	47.9%	49.2%	51.2%	50.1%
% of FP17s for Band 1 Urgent Courses	453	6,523	6.9%	9.5%	8.0%	9.1%
% of FP17s Relating to Free Repair or Replacements	131	6,523	2.0%	0.8%	0.8%	0.8%
% of FP17s Relating to Continuations	230	6,523	3.5%	1.3%	1.2%	1.2%
% of Patients satisfied with the dentistry they have received	10	10	100.0%	91.9%	92.7%	92.8%
% of Patients satisfied with the time they had to wait for an appointment	10	10	100.0%	86.5%	89.1%	88.7%

* This is based on patients treated on this contract for their most recent course of treatment. Figures in italics indicate the base number of FP17s or Patient Questionnaire responses are less than 100. N/A is shown where the base number of responses is less than 10 during the period. % is calculated as Quantity/Base number*100

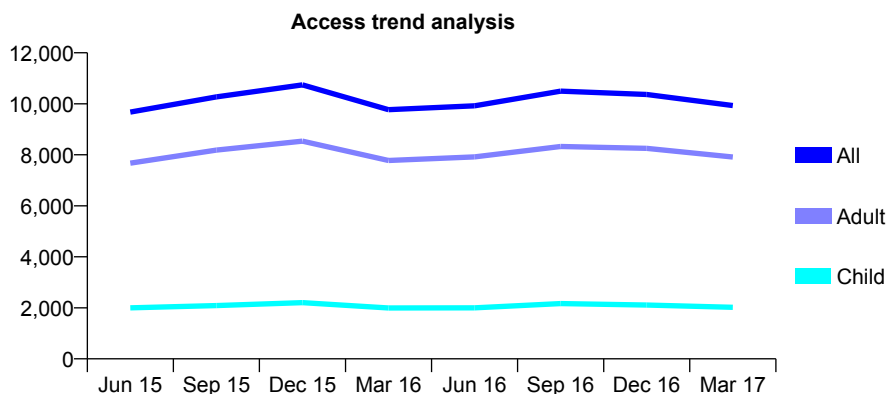
Q56 - Vital Signs At a Glance Contract Report for 162833/0001 - March 2017

Name or company name	Parish Vaid & Snehal Radia
Contract type name	GDS Contract
Purpose of contract	General
Contract start date	01/11/2013
Contract end date	

16/17 Contracted general activity (UDA)	31,173
Carry forward general activity (UDA)	-11
16/17 Contracted orthodontic activity (UOA)	0
Carry forward orthodontic activity (UOA)	0
Baseline contract value	£944,416.85

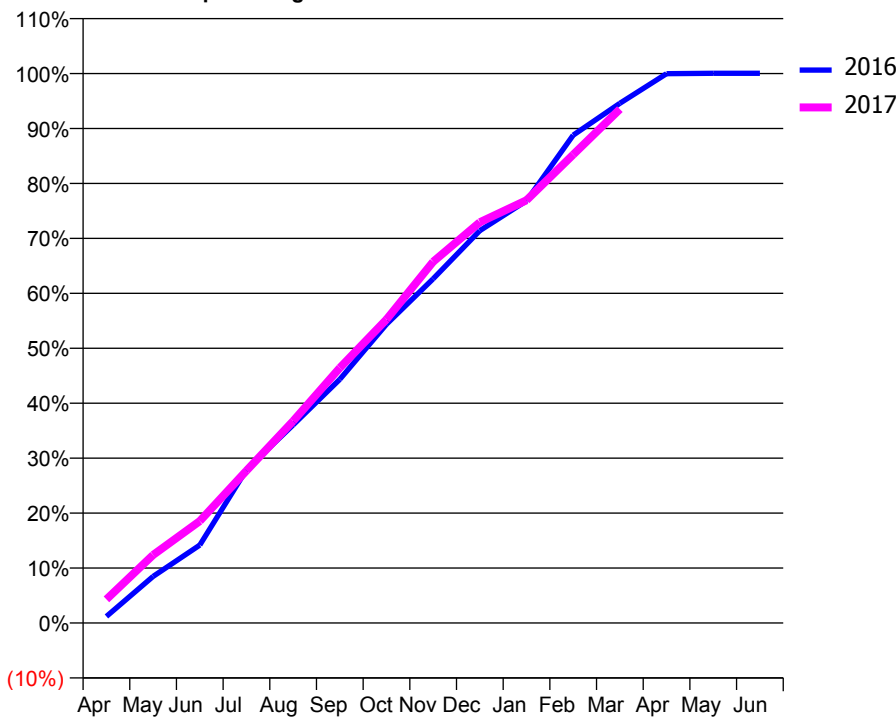
ACCESS*

Patients seen in 24 months	Total	Change since previous quarter
Quarter ending March 2016	9,769	
Quarter ending June 2016	9,921	→
Quarter ending September 2016	10,495	↑
Quarter ending December 2016	10,366	↓
Quarter ending March 2017	9,933	↓
Variance since March 2016	1.7%	→



ACTIVITY

Cumulative percentage of contracted UDA delivered 2016 & 2017



Month	Adjusted Scheduled Activity (UDA)	
	2016	2017
April	372	1,346
May	2,645	3,864
June	4,425	5,786
July	8,698	8,641
August	11,241	11,453
September	13,827	14,477
October	16,949	17,218
November	19,527	20,500
December	22,262	22,739
January	23,955	23,983
February	27,674	26,570
March	29,480	29,154
April	31,159	
May	31,183	
June	31,184	

QUALITY

	Quantity	Base Number	Contract	AT	Region	England
% of FP17s for the same patient ID Re-attending within 3 months - Children	290	3,313	8.8%	11.2%	12.0%	12.3%
% of FP17s for the same patient ID Re-attending within 3 months - Adults	1,807	12,341	14.6%	15.2%	16.0%	16.7%
% of FP17s for the same patient ID Re-attending between 3 & 9 months - Children	1,691	3,313	51.0%	58.8%	58.8%	57.6%
% of FP17s for the same patient ID Re-attending between 3 & 9 months - Adults	5,635	12,341	45.7%	49.2%	51.2%	50.1%
% of FP17s for Band 1 Urgent Courses	2,936	14,907	19.7%	9.5%	8.0%	9.1%
% of FP17s Relating to Free Repair or Replacements	126	14,907	0.8%	0.8%	0.8%	0.8%
% of FP17s Relating to Continuations	135	14,907	0.9%	1.3%	1.2%	1.2%
% of Patients satisfied with the dentistry they have received	35	39	89.7%	91.9%	92.7%	92.8%
% of Patients satisfied with the time they had to wait for an appointment	33	39	84.6%	86.5%	89.1%	88.7%

* This is based on patients treated on this contract for their most recent course of treatment. Figures in italics indicate the base number of FP17s or Patient Questionnaire responses are less than 100. N/A is shown where the base number of responses is less than 10 during the period. % is calculated as Quantity/Base number*100

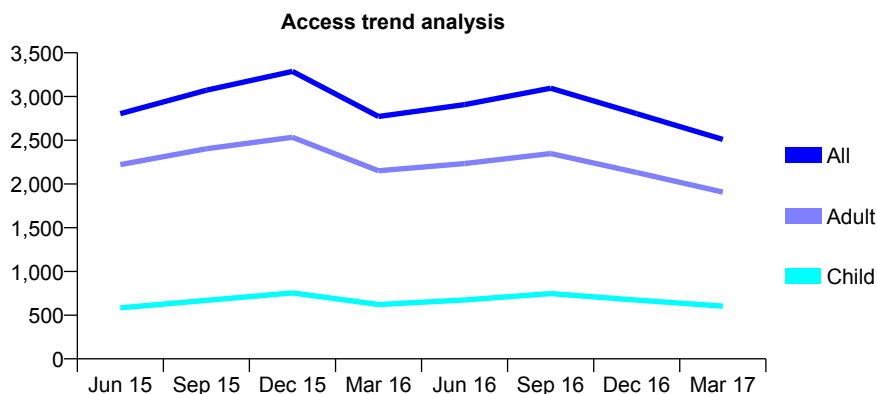
Q56 - Vital Signs At a Glance Contract Report for 162833/0002 - March 2017

Name or company name	Parish Vaid & Snehal Radia
Contract type name	PDS Plus Contract
Purpose of contract	General
Contract start date	15/11/2013
Contract end date	31/03/2018

16/17 Contracted general activity (UDA)	8,000
Carry forward general activity (UDA)	-1
16/17 Contracted orthodontic activity (UOA)	0
Carry forward orthodontic activity (UOA)	0
Baseline contract value	£158,330.29

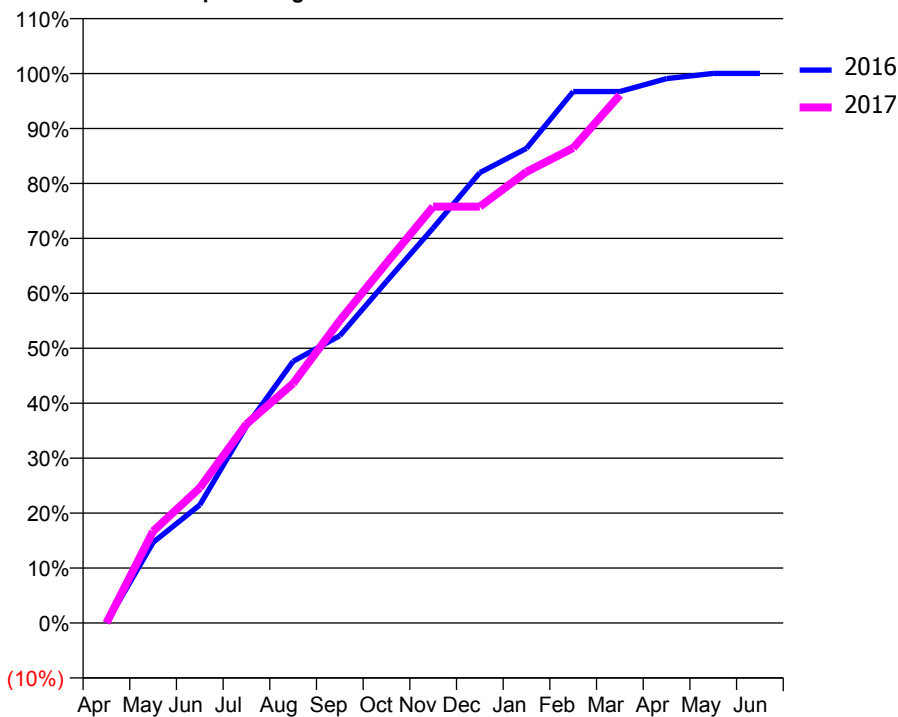
ACCESS*

Patients seen in 24 months	Total	Change since previous quarter
Quarter ending March 2016	2,772	
Quarter ending June 2016	2,907	↑
Quarter ending September 2016	3,095	↑
Quarter ending December 2016	2,804	↓
Quarter ending March 2017	2,510	↓
Variance since March 2016	(9.5%)	↓



ACTIVITY

Cumulative percentage of contracted UDA delivered 2016 & 2017



Adjusted Scheduled Activity (UDA)

Month	2016	2017
April	0	1
May	1,174	1,336
June	1,719	1,967
July	2,866	2,897
August	3,811	3,488
September	4,183	4,404
October	4,972	5,240
November	5,750	6,061
December	6,557	6,061
January	6,910	6,569
February	7,736	6,916
March	7,736	7,687
April	7,926	
May	8,001	
June	8,001	

QUALITY

	Quantity	Base Number	Contract	AT	Region	England
% of FP17s for the same patient ID Re-attending within 3 months - Children	107	1,283	8.3%	11.2%	12.0%	12.3%
% of FP17s for the same patient ID Re-attending within 3 months - Adults	430	3,650	11.8%	15.2%	16.0%	16.7%
% of FP17s for the same patient ID Re-attending between 3 & 9 months - Children	741	1,283	57.8%	58.8%	58.8%	57.6%
% of FP17s for the same patient ID Re-attending between 3 & 9 months - Adults	1,843	3,650	50.5%	49.2%	51.2%	50.1%
% of FP17s for Band 1 Urgent Courses	426	4,785	8.9%	9.5%	8.0%	9.1%
% of FP17s Relating to Free Repair or Replacements	39	4,785	0.8%	0.8%	0.8%	0.8%
% of FP17s Relating to Continuations	61	4,785	1.3%	1.3%	1.2%	1.2%
% of Patients satisfied with the dentistry they have received	8	8	N/A	91.9%	92.7%	92.8%
% of Patients satisfied with the time they had to wait for an appointment	7	8	N/A	86.5%	89.1%	88.7%

* This is based on patients treated on this contract for their most recent course of treatment. Figures in italics indicate the base number of FP17s or Patient Questionnaire responses are less than 100. N/A is shown where the base number of responses is less than 10 during the period. % is calculated as Quantity/Base number*100

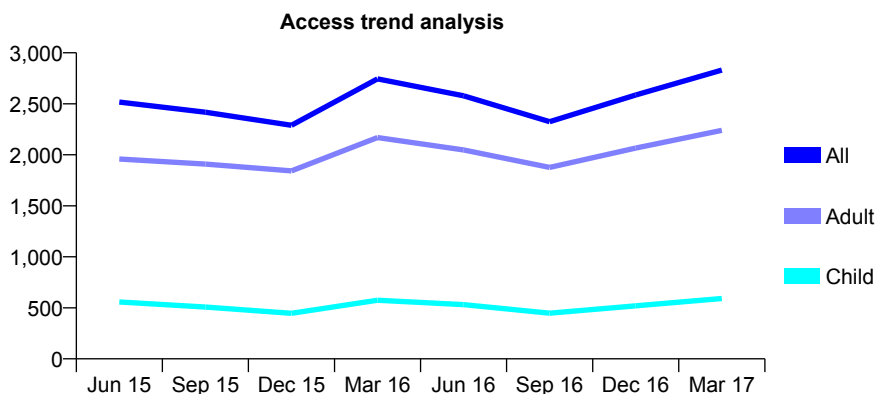
Q56 - Vital Signs At a Glance Contract Report for 162833/0003 - March 2017

Name or company name	Parish Vaid & Snehal Radia
Contract type name	GDS Contract
Purpose of contract	General
Contract start date	15/11/2013
Contract end date	

16/17 Contracted general activity (UDA)	7,185
Carry forward general activity (UDA)	-72
16/17 Contracted orthodontic activity (UOA)	0
Carry forward orthodontic activity (UOA)	0
Baseline contract value	£189,360.75

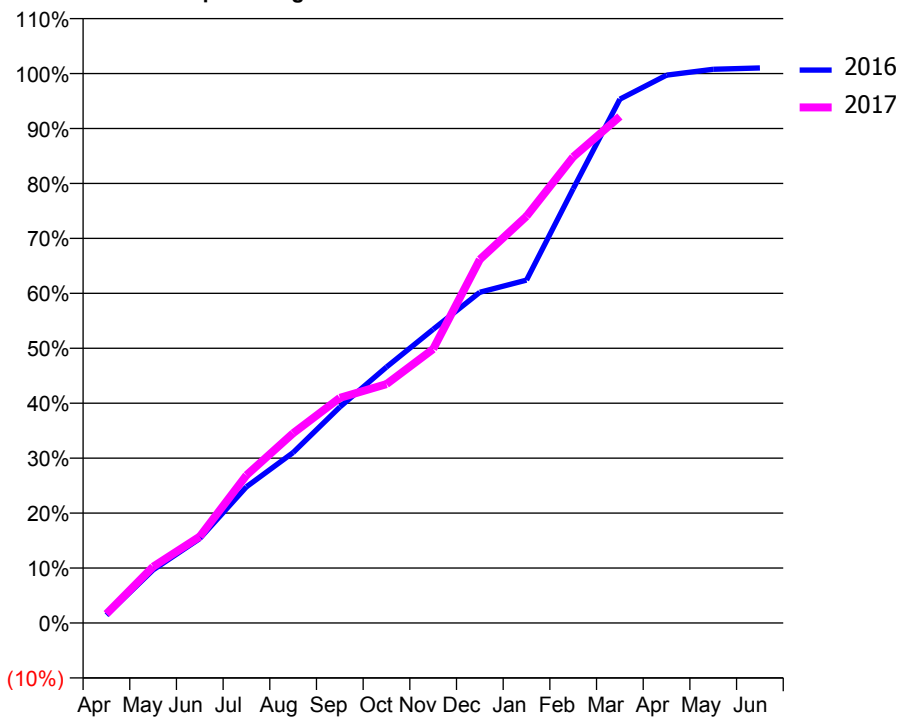
ACCESS*

Patients seen in 24 months	Total	Change since previous quarter
Quarter ending March 2016	2,744	
Quarter ending June 2016	2,579	↓
Quarter ending September 2016	2,325	↓
Quarter ending December 2016	2,586	↑
Quarter ending March 2017	2,831	↑
Variance since March 2016	3.2%	↑



ACTIVITY

Cumulative percentage of contracted UDA delivered 2016 & 2017



Month	Adjusted Scheduled Activity (UDA)	
	2016	2017
April	103	119
May	694	736
June	1,105	1,130
July	1,781	1,932
August	2,230	2,481
September	2,824	2,944
October	3,346	3,123
November	3,841	3,583
December	4,325	4,754
January	4,484	5,318
February	5,678	6,095
March	6,850	6,624
April	7,164	
May	7,241	
June	7,257	

QUALITY

	Quantity	Base Number	Contract	AT	Region	England
% of FP17s for the same patient ID Re-attending within 3 months - Children	30	746	4.0%	11.2%	12.0%	12.3%
% of FP17s for the same patient ID Re-attending within 3 months - Adults	258	2,949	8.7%	15.2%	16.0%	16.7%
% of FP17s for the same patient ID Re-attending between 3 & 9 months - Children	335	746	44.9%	58.8%	58.8%	57.6%
% of FP17s for the same patient ID Re-attending between 3 & 9 months - Adults	1,552	2,949	52.6%	49.2%	51.2%	50.1%
% of FP17s for Band 1 Urgent Courses	248	3,515	7.1%	9.5%	8.0%	9.1%
% of FP17s Relating to Free Repair or Replacements	17	3,515	0.5%	0.8%	0.8%	0.8%
% of FP17s Relating to Continuations	36	3,515	1.0%	1.3%	1.2%	1.2%
% of Patients satisfied with the dentistry they have received	5	5	N/A	91.9%	92.7%	92.8%
% of Patients satisfied with the time they had to wait for an appointment	5	5	N/A	86.5%	89.1%	88.7%

* This is based on patients treated on this contract for their most recent course of treatment. Figures in italics indicate the base number of FP17s or Patient Questionnaire responses are less than 100. N/A is shown where the base number of responses is less than 10 during the period. % is calculated as Quantity/Base number*100

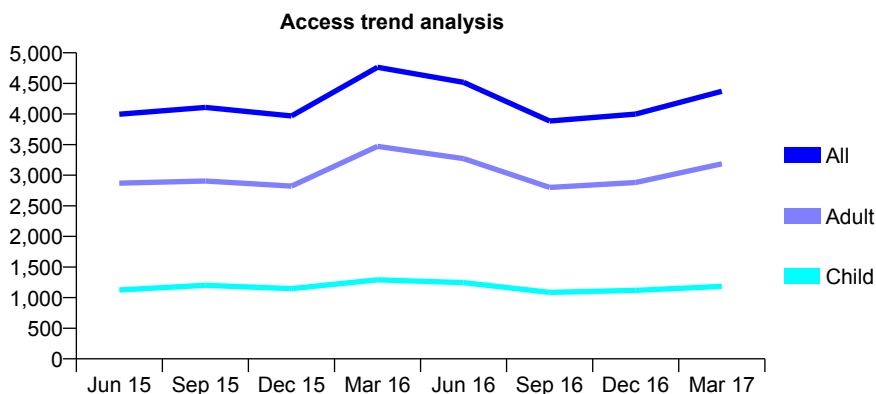
Q56 - Vital Signs At a Glance Contract Report for 162833/0004 - March 2017

Name or company name	Parish Vaid & Snehal Radia
Contract type name	GDS Contract
Purpose of contract	General
Contract start date	15/11/2013
Contract end date	

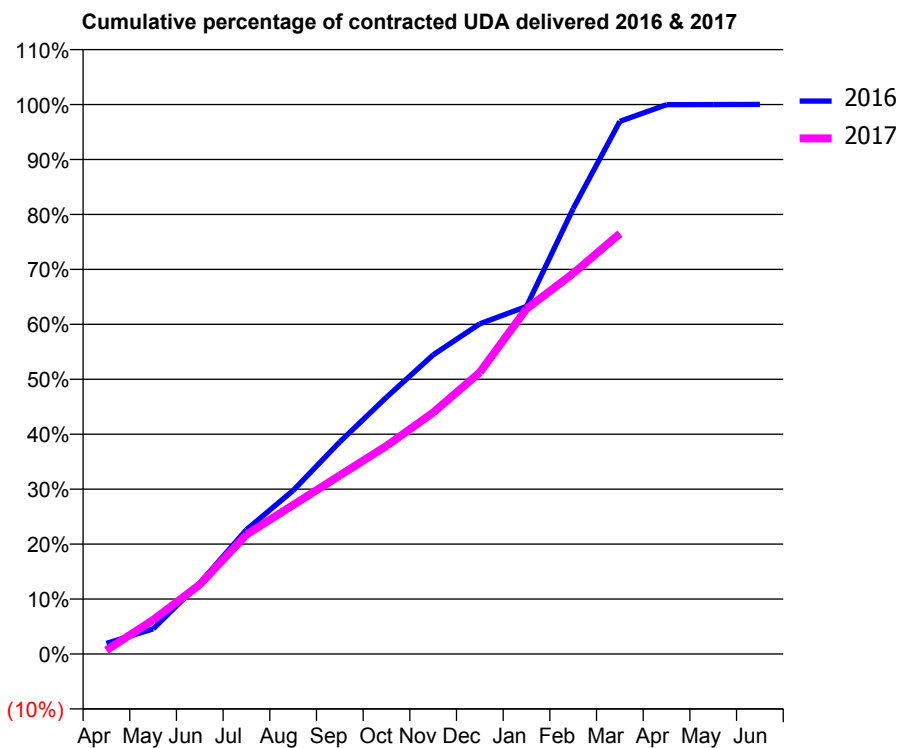
16/17 Contracted general activity (UDA)	14,285
Carry forward general activity (UDA)	-1
16/17 Contracted orthodontic activity (UOA)	0
Carry forward orthodontic activity (UOA)	0
Baseline contract value	£368,330.91

ACCESS*

Patients seen in 24 months	Total	Change since previous quarter
Quarter ending March 2016	4,763	
Quarter ending June 2016	4,518	↓
Quarter ending September 2016	3,886	↓
Quarter ending December 2016	3,999	↑
Quarter ending March 2017	4,371	↑
Variance since March 2016	(8.2%)	↓



ACTIVITY



Month	Adjusted Scheduled Activity (UDA)	
	2016	2017
April	266	99
May	627	887
June	1,772	1,803
July	3,103	3,103
August	4,080	3,875
September	5,292	4,644
October	6,409	5,408
November	7,468	6,276
December	8,241	7,324
January	8,675	8,974
February	11,119	9,895
March	13,296	10,929
April	13,712	
May	13,713	
June	13,716	

QUALITY

	Quantity	Base Number	Contract	AT	Region	England
% of FP17s for the same patient ID Re-attending within 3 months - Children	62	1,454	4.3%	11.2%	12.0%	12.3%
% of FP17s for the same patient ID Re-attending within 3 months - Adults	356	3,834	9.3%	15.2%	16.0%	16.7%
% of FP17s for the same patient ID Re-attending between 3 & 9 months - Children	573	1,454	39.4%	58.8%	58.8%	57.6%
% of FP17s for the same patient ID Re-attending between 3 & 9 months - Adults	1,163	3,834	30.3%	49.2%	51.2%	50.1%
% of FP17s for Band 1 Urgent Courses	748	5,150	14.5%	9.5%	8.0%	9.1%
% of FP17s Relating to Free Repair or Replacements	40	5,150	0.8%	0.8%	0.8%	0.8%
% of FP17s Relating to Continuations	39	5,150	0.8%	1.3%	1.2%	1.2%
% of Patients satisfied with the dentistry they have received	5	6	N/A	91.9%	92.7%	92.8%
% of Patients satisfied with the time they had to wait for an appointment	5	6	N/A	86.5%	89.1%	88.7%

* This is based on patients treated on this contract for their most recent course of treatment. Figures in italics indicate the base number of FP17s or Patient Questionnaire responses are less than 100. N/A is shown where the base number of responses is less than 10 during the period. % is calculated as Quantity/Base number*100

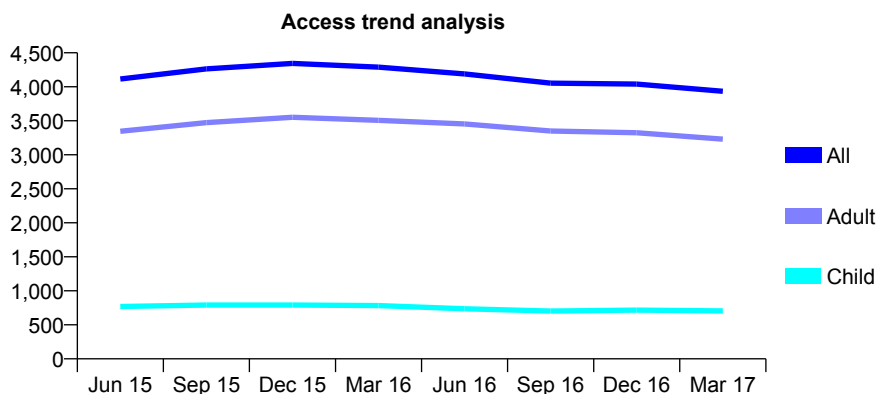
Q56 - Vital Signs At a Glance Contract Report for 162833/0005 - March 2017

Name or company name	Parish Vaid & Snehal Radia
Contract type name	Pilot Contract
Purpose of contract	General
Contract start date	15/11/2013
Contract end date	

16/17 Contracted general activity (UDA)	7,509
Carry forward general activity (UDA)	0
16/17 Contracted orthodontic activity (UOA)	0
Carry forward orthodontic activity (UOA)	0
Baseline contract value	£298,123.67

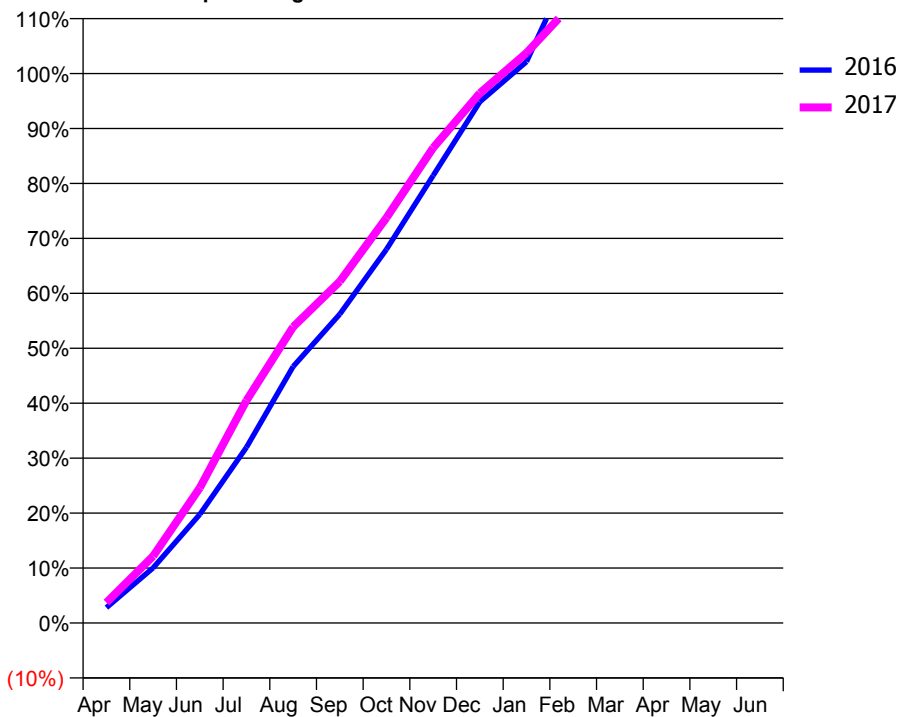
ACCESS*

Patients seen in 24 months	Total	Change since previous quarter
Quarter ending March 2016	4,289	
Quarter ending June 2016	4,190	↓
Quarter ending September 2016	4,053	↓
Quarter ending December 2016	4,041	→
Quarter ending March 2017	3,935	↓
Variance since March 2016	(8.3%)	↓



ACTIVITY

Cumulative percentage of contracted UDA delivered 2016 & 2017



Month	Adjusted Scheduled Activity (UDA)	
	2016	2017
April	210	279
May	754	914
June	1,484	1,847
July	2,401	3,040
August	3,505	4,047
September	4,220	4,667
October	5,107	5,538
November	6,114	6,494
December	7,121	7,240
January	7,671	7,791
February	9,043	8,472
March	9,817	9,271
April	10,103	
May	10,103	
June	10,106	

QUALITY

	Quantity	Base Number	Contract	AT	Region	England
% of FP17s for the same patient ID Re-attending within 3 months - Children	53	1,068	5.0%	11.2%	12.0%	12.3%
% of FP17s for the same patient ID Re-attending within 3 months - Adults	875	5,098	17.2%	15.2%	16.0%	16.7%
% of FP17s for the same patient ID Re-attending between 3 & 9 months - Children	718	1,068	67.2%	58.8%	58.8%	57.6%
% of FP17s for the same patient ID Re-attending between 3 & 9 months - Adults	2,975	5,098	58.4%	49.2%	51.2%	50.1%
% of FP17s for Band 1 Urgent Courses	632	5,937	10.6%	9.5%	8.0%	9.1%
% of FP17s Relating to Free Repair or Replacements	65	5,937	1.1%	0.8%	0.8%	0.8%
% of FP17s Relating to Continuations	125	5,937	2.1%	1.3%	1.2%	1.2%
% of Patients satisfied with the dentistry they have received	4	5	N/A	91.9%	92.7%	92.8%
% of Patients satisfied with the time they had to wait for an appointment	5	5	N/A	86.5%	89.1%	88.7%

* This is based on patients treated on this contract for their most recent course of treatment. Figures in italics indicate the base number of FP17s or Patient Questionnaire responses are less than 100. N/A is shown where the base number of responses is less than 10 during the period. % is calculated as Quantity/Base number*100

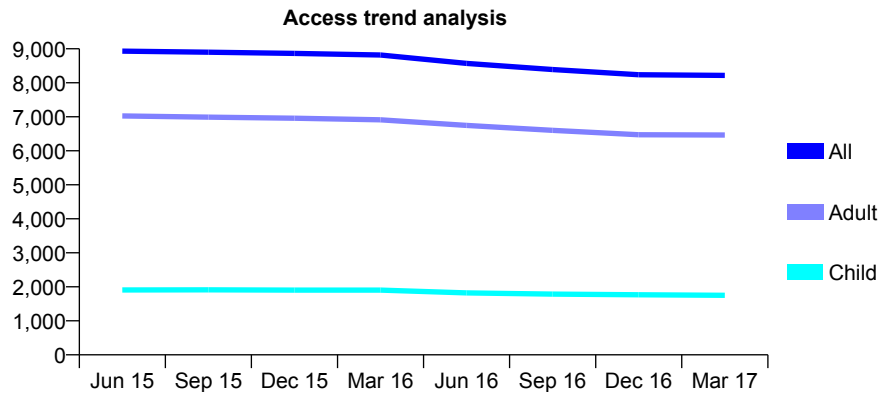
Q56 - Vital Signs At a Glance Contract Report for 162981/0001 - March 2017

Name or company name	Esmerelle Limited
Contract type name	GDS Contract
Purpose of contract	General and Orthodontic
Contract start date	01/08/2011
Contract end date	

16/17 Contracted general activity (UDA)	28,860
Carry forward general activity (UDA)	-516
16/17 Contracted orthodontic activity (UOA)	64
Carry forward orthodontic activity (UOA)	1
Baseline contract value	£741,092.97

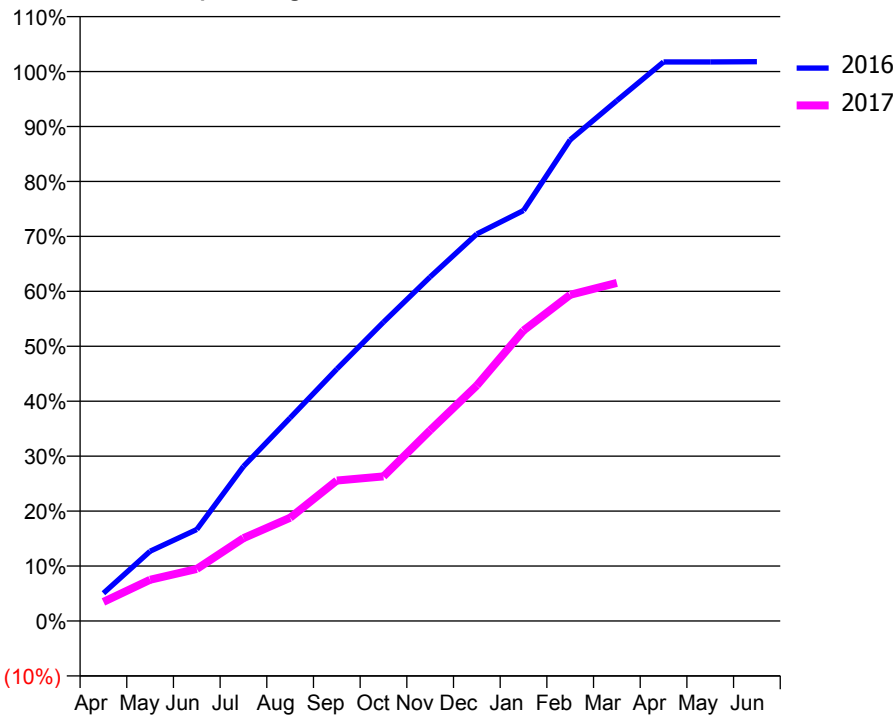
ACCESS*

Patients seen in 24 months	Total	Change since previous quarter
Quarter ending March 2016	8,816	
Quarter ending June 2016	8,570	↓
Quarter ending September 2016	8,390	↓
Quarter ending December 2016	8,238	↓
Quarter ending March 2017	8,217	→
Variance since March 2016	(6.8%)	↓



ACTIVITY

Cumulative percentage of contracted UDA delivered 2016 & 2017



Month	Adjusted Scheduled Activity (UDA)	
	2016	2017
April	1,459	1,002
May	3,666	2,164
June	4,804	2,733
July	8,119	4,354
August	10,668	5,422
September	13,230	7,380
October	15,697	7,593
November	18,073	10,019
December	20,324	12,370
January	21,557	15,259
February	25,273	17,136
March	27,334	17,759
April	29,361	
May	29,359	
June	29,376	

QUALITY

	Quantity	Base Number	Contract	AT	Region	England
% of FP17s for the same patient ID Re-attending within 3 months - Children	166	2,452	6.8%	11.2%	12.0%	12.3%
% of FP17s for the same patient ID Re-attending within 3 months - Adults	785	7,192	10.9%	15.2%	16.0%	16.7%
% of FP17s for the same patient ID Re-attending between 3 & 9 months - Children	1,547	2,452	63.1%	58.8%	58.8%	57.6%
% of FP17s for the same patient ID Re-attending between 3 & 9 months - Adults	3,843	7,192	53.4%	49.2%	51.2%	50.1%
% of FP17s for Band 1 Urgent Courses	690	8,706	7.9%	9.5%	8.0%	9.1%
% of FP17s Relating to Free Repair or Replacements	39	8,706	0.4%	0.8%	0.8%	0.8%
% of FP17s Relating to Continuations	16	8,706	0.2%	1.3%	1.2%	1.2%
% of Patients satisfied with the dentistry they have received	11	12	91.7%	91.9%	92.7%	92.8%
% of Patients satisfied with the time they had to wait for an appointment	10	12	83.3%	86.5%	89.1%	88.7%

* This is based on patients treated on this contract for their most recent course of treatment. Figures in italics indicate the base number of FP17s or Patient Questionnaire responses are less than 100. N/A is shown where the base number of responses is less than 10 during the period. % is calculated as Quantity/Base number*100

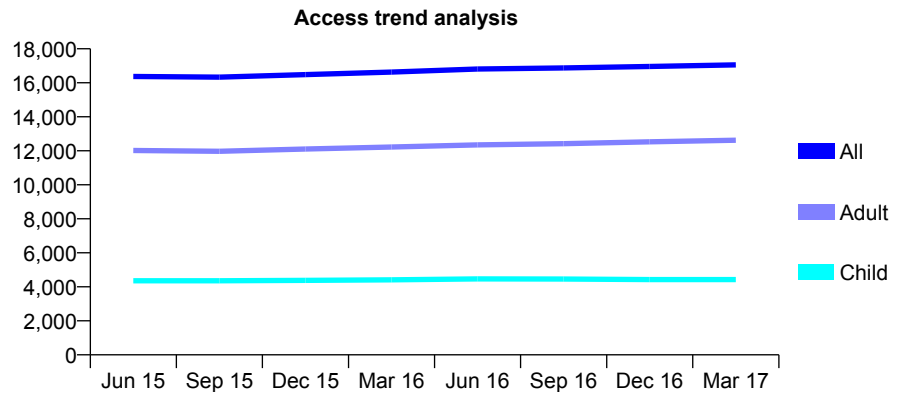
Q56 - Vital Signs At a Glance Contract Report for 163570/0001 - March 2017

Name or company name	Chequer Hall Dental Practice
Contract type name	GDS Contract
Purpose of contract	General
Contract start date	01/04/2011
Contract end date	

16/17 Contracted general activity (UDA)	48,026
Carry forward general activity (UDA)	0
16/17 Contracted orthodontic activity (UOA)	0
Carry forward orthodontic activity (UOA)	0
Baseline contract value	£1,431,956.55

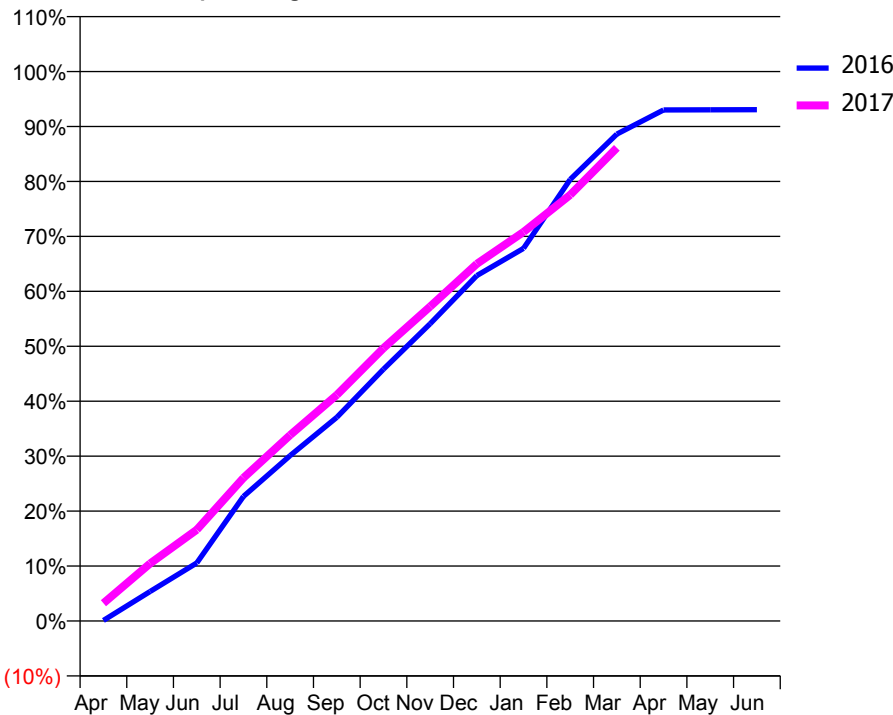
ACCESS*

Patients seen in 24 months	Total	Change since previous quarter
Quarter ending March 2016	16,634	
Quarter ending June 2016	16,813	→
Quarter ending September 2016	16,874	→
Quarter ending December 2016	16,960	→
Quarter ending March 2017	17,054	→
Variance since March 2016	2.5%	↑



ACTIVITY

Cumulative percentage of contracted UDA delivered 2016 & 2017



Month	Adjusted Scheduled Activity (UDA)	
	2016	2017
April	55	1,557
May	2,578	5,031
June	5,072	7,977
July	10,888	12,507
August	14,454	16,251
September	17,802	19,760
October	22,014	23,852
November	25,988	27,490
December	30,195	31,216
January	32,565	33,996
February	38,589	37,247
March	42,554	41,352
April	44,671	
May	44,675	
June	44,687	

QUALITY

	Quantity	Base Number	Contract	AT	Region	England
% of FP17s for the same patient ID Re-attending within 3 months - Children	380	6,308	6.0%	11.2%	12.0%	12.3%
% of FP17s for the same patient ID Re-attending within 3 months - Adults	1,820	16,309	11.2%	15.2%	16.0%	16.7%
% of FP17s for the same patient ID Re-attending between 3 & 9 months - Children	3,643	6,308	57.8%	58.8%	58.8%	57.6%
% of FP17s for the same patient ID Re-attending between 3 & 9 months - Adults	7,509	16,309	46.0%	49.2%	51.2%	50.1%
% of FP17s for Band 1 Urgent Courses	621	21,637	2.9%	9.5%	8.0%	9.1%
% of FP17s Relating to Free Repair or Replacements	182	21,637	0.8%	0.8%	0.8%	0.8%
% of FP17s Relating to Continuations	539	21,637	2.5%	1.3%	1.2%	1.2%
% of Patients satisfied with the dentistry they have received	15	17	88.2%	91.9%	92.7%	92.8%
% of Patients satisfied with the time they had to wait for an appointment	17	17	100.0%	86.5%	89.1%	88.7%

* This is based on patients treated on this contract for their most recent course of treatment. Figures in italics indicate the base number of FP17s or Patient Questionnaire responses are less than 100. N/A is shown where the base number of responses is less than 10 during the period. % is calculated as Quantity/Base number*100

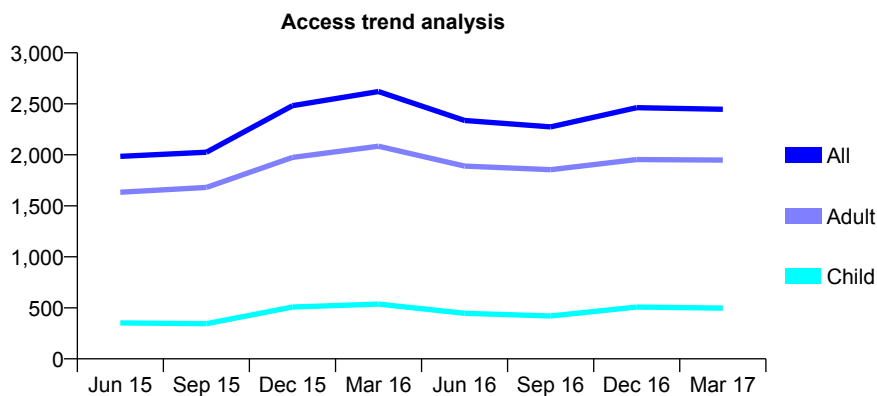
Q56 - Vital Signs At a Glance Contract Report for 167231/0001 - March 2017

Name or company name	Christopher Sprinz and Victoria Victorova
Contract type name	GDS Contract
Purpose of contract	General
Contract start date	12/10/2009
Contract end date	

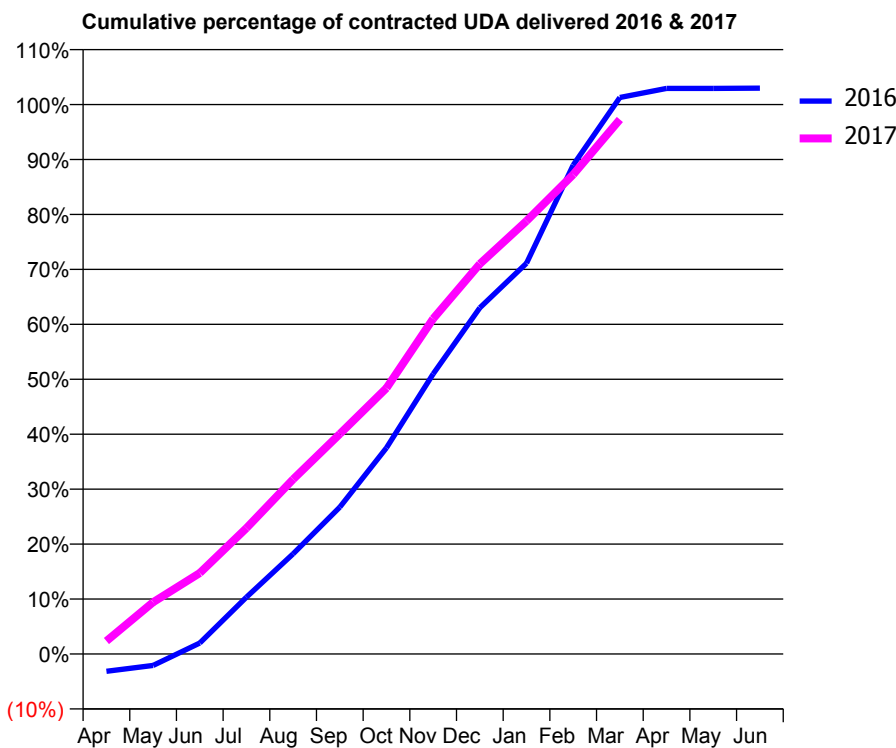
16/17 Contracted general activity (UDA)	6,208
Carry forward general activity (UDA)	-124
16/17 Contracted orthodontic activity (UOA)	0
Carry forward orthodontic activity (UOA)	0
Baseline contract value	£213,392.29

ACCESS*

Patients seen in 24 months	Total	Change since previous quarter
Quarter ending March 2016	2,620	
Quarter ending June 2016	2,336	↓
Quarter ending September 2016	2,274	↓
Quarter ending December 2016	2,462	↑
Quarter ending March 2017	2,447	→
Variance since March 2016	(6.6%)	↓



ACTIVITY



Month	Adjusted Scheduled Activity (UDA)	
	2016	2017
April	-196	147
May	-131	585
June	125	916
July	642	1,423
August	1,133	1,974
September	1,660	2,486
October	2,330	3,005
November	3,165	3,788
December	3,911	4,407
January	4,415	4,893
February	5,524	5,416
March	6,287	6,038
April	6,390	
May	6,390	
June	6,393	

QUALITY

	Quantity	Base Number	Contract	AT	Region	England
% of FP17s for the same patient ID Re-attending within 3 months - Children	34	775	4.4%	11.2%	12.0%	12.3%
% of FP17s for the same patient ID Re-attending within 3 months - Adults	255	2,538	10.0%	15.2%	16.0%	16.7%
% of FP17s for the same patient ID Re-attending between 3 & 9 months - Children	415	775	53.5%	58.8%	58.8%	57.6%
% of FP17s for the same patient ID Re-attending between 3 & 9 months - Adults	1,114	2,538	43.9%	49.2%	51.2%	50.1%
% of FP17s for Band 1 Urgent Courses	76	3,230	2.4%	9.5%	8.0%	9.1%
% of FP17s Relating to Free Repair or Replacements	48	3,230	1.5%	0.8%	0.8%	0.8%
% of FP17s Relating to Continuations	91	3,230	2.8%	1.3%	1.2%	1.2%
% of Patients satisfied with the dentistry they have received	5	5	N/A	91.9%	92.7%	92.8%
% of Patients satisfied with the time they had to wait for an appointment	4	5	N/A	86.5%	89.1%	88.7%

* This is based on patients treated on this contract for their most recent course of treatment. Figures in italics indicate the base number of FP17s or Patient Questionnaire responses are less than 100. N/A is shown where the base number of responses is less than 10 during the period. % is calculated as Quantity/Base number*100

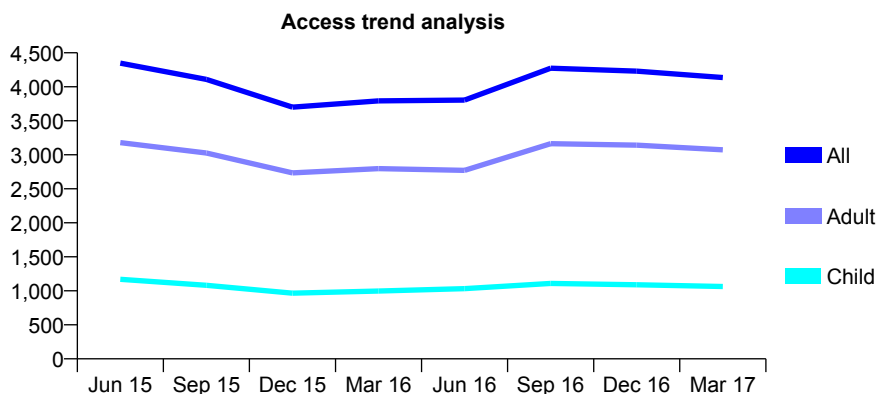
Q56 - Vital Signs At a Glance Contract Report for 167231/0002 - March 2017

Name or company name	Christopher Sprinz and Victoria Victorova
Contract type name	GDS Contract
Purpose of contract	General
Contract start date	12/10/2009
Contract end date	

16/17 Contracted general activity (UDA)	11,708
Carry forward general activity (UDA)	-234
16/17 Contracted orthodontic activity (UOA)	0
Carry forward orthodontic activity (UOA)	0
Baseline contract value	£318,653.67

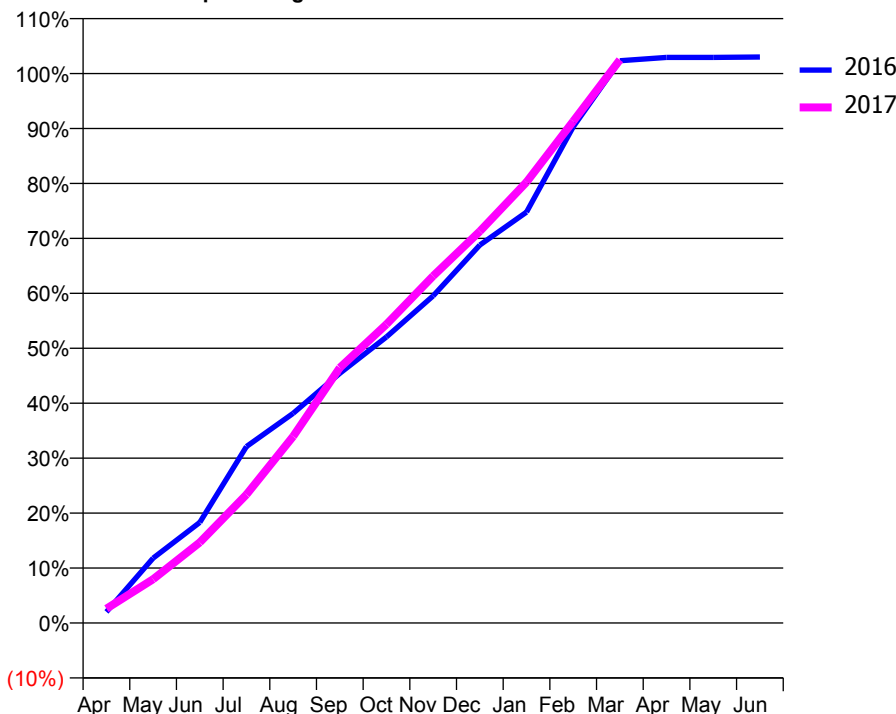
ACCESS*

Patients seen in 24 months	Total	Change since previous quarter
Quarter ending March 2016	3,794	
Quarter ending June 2016	3,804	→
Quarter ending September 2016	4,273	↑
Quarter ending December 2016	4,231	→
Quarter ending March 2017	4,136	↓
Variance since March 2016	9.0%	↑



ACTIVITY

Cumulative percentage of contracted UDA delivered 2016 & 2017



Month	Adjusted Scheduled Activity (UDA)	
	2016	2017
April	237	306
May	1,381	934
June	2,143	1,718
July	3,761	2,739
August	4,469	3,977
September	5,320	5,439
October	6,095	6,365
November	6,970	7,394
December	8,054	8,345
January	8,755	9,394
February	10,570	10,689
March	11,981	12,001
April	12,051	
May	12,051	
June	12,059	

QUALITY

	Quantity	Base Number	Contract	AT	Region	England
% of FP17s for the same patient ID Re-attending within 3 months - Children	106	1,692	6.3%	11.2%	12.0%	12.3%
% of FP17s for the same patient ID Re-attending within 3 months - Adults	459	4,392	10.5%	15.2%	16.0%	16.7%
% of FP17s for the same patient ID Re-attending between 3 & 9 months - Children	891	1,692	52.7%	58.8%	58.8%	57.6%
% of FP17s for the same patient ID Re-attending between 3 & 9 months - Adults	2,046	4,392	46.6%	49.2%	51.2%	50.1%
% of FP17s for Band 1 Urgent Courses	340	6,048	5.6%	9.5%	8.0%	9.1%
% of FP17s Relating to Free Repair or Replacements	12	6,048	0.2%	0.8%	0.8%	0.8%
% of FP17s Relating to Continuations	77	6,048	1.3%	1.3%	1.2%	1.2%
% of Patients satisfied with the dentistry they have received	5	5	N/A	91.9%	92.7%	92.8%
% of Patients satisfied with the time they had to wait for an appointment	5	5	N/A	86.5%	89.1%	88.7%

* This is based on patients treated on this contract for their most recent course of treatment. Figures in italics indicate the base number of FP17s or Patient Questionnaire responses are less than 100. N/A is shown where the base number of responses is less than 10 during the period. % is calculated as Quantity/Base number*100

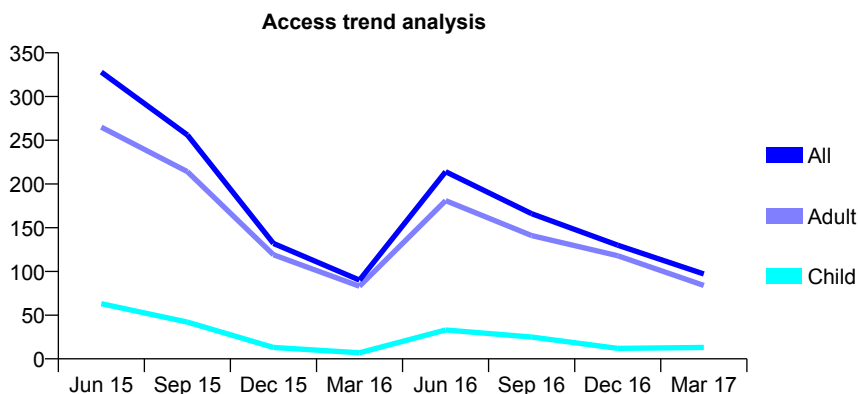
Q56 - Vital Signs At a Glance Contract Report for 167231/0003 - March 2017

Name or company name	Christopher Sprinz and Victoria Victorova
Contract type name	GDS Contract
Purpose of contract	General
Contract start date	12/10/2009
Contract end date	

16/17 Contracted general activity (UDA)	500
Carry forward general activity (UDA)	-10
16/17 Contracted orthodontic activity (UOA)	0
Carry forward orthodontic activity (UOA)	0
Baseline contract value	£12,450.89

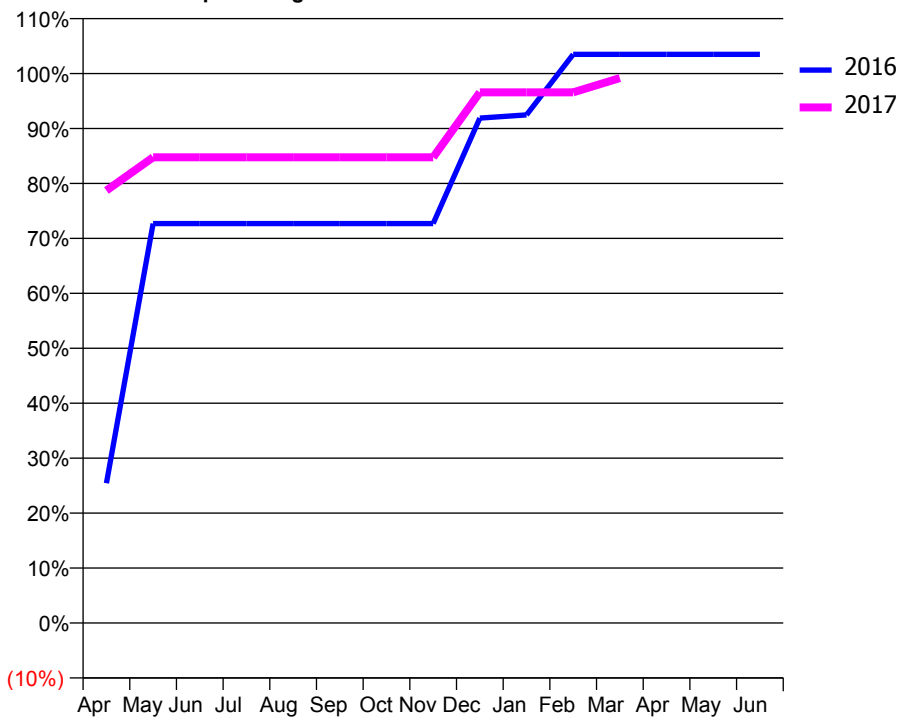
ACCESS*

Patients seen in 24 months	Total	Change since previous quarter
Quarter ending March 2016	90	
Quarter ending June 2016	214	↑
Quarter ending September 2016	166	↓
Quarter ending December 2016	130	↓
Quarter ending March 2017	97	↓
Variance since March 2016	7.8%	↑



ACTIVITY

Cumulative percentage of contracted UDA delivered 2016 & 2017



Month	Adjusted Scheduled Activity (UDA)	
	2016	2017
April	127	394
May	363	424
June	363	424
July	363	424
August	363	424
September	363	424
October	363	424
November	363	424
December	459	483
January	462	483
February	517	483
March	517	496
April	517	
May	517	
June	517	

QUALITY

	Quantity	Base Number	Contract	AT	Region	England
% of FP17s for the same patient ID Re-attending within 3 months - Children	0	41	0.0%	11.2%	12.0%	12.3%
% of FP17s for the same patient ID Re-attending within 3 months - Adults	3	179	1.7%	15.2%	16.0%	16.7%
% of FP17s for the same patient ID Re-attending between 3 & 9 months - Children	1	41	2.4%	58.8%	58.8%	57.6%
% of FP17s for the same patient ID Re-attending between 3 & 9 months - Adults	3	179	1.7%	49.2%	51.2%	50.1%
% of FP17s for Band 1 Urgent Courses	4	220	1.8%	9.5%	8.0%	9.1%
% of FP17s Relating to Free Repair or Replacements	4	220	1.8%	0.8%	0.8%	0.8%
% of FP17s Relating to Continuations	9	220	4.1%	1.3%	1.2%	1.2%
% of Patients satisfied with the dentistry they have received	0	1	N/A	91.9%	92.7%	92.8%
% of Patients satisfied with the time they had to wait for an appointment	1	1	N/A	86.5%	89.1%	88.7%

* This is based on patients treated on this contract for their most recent course of treatment. Figures in italics indicate the base number of FP17s or Patient Questionnaire responses are less than 100. N/A is shown where the base number of responses is less than 10 during the period. % is calculated as Quantity/Base number*100

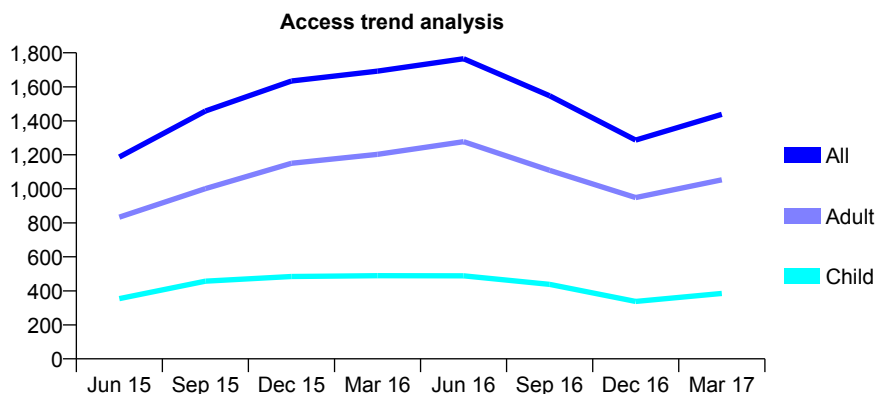
Q56 - Vital Signs At a Glance Contract Report for 167231/0004 - March 2017

Name or company name	Christopher Sprinz and Victoria Victorova
Contract type name	GDS Contract
Purpose of contract	General
Contract start date	12/10/2009
Contract end date	

16/17 Contracted general activity (UDA)	4,000
Carry forward general activity (UDA)	-80
16/17 Contracted orthodontic activity (UOA)	0
Carry forward orthodontic activity (UOA)	0
Baseline contract value	£99,607.15

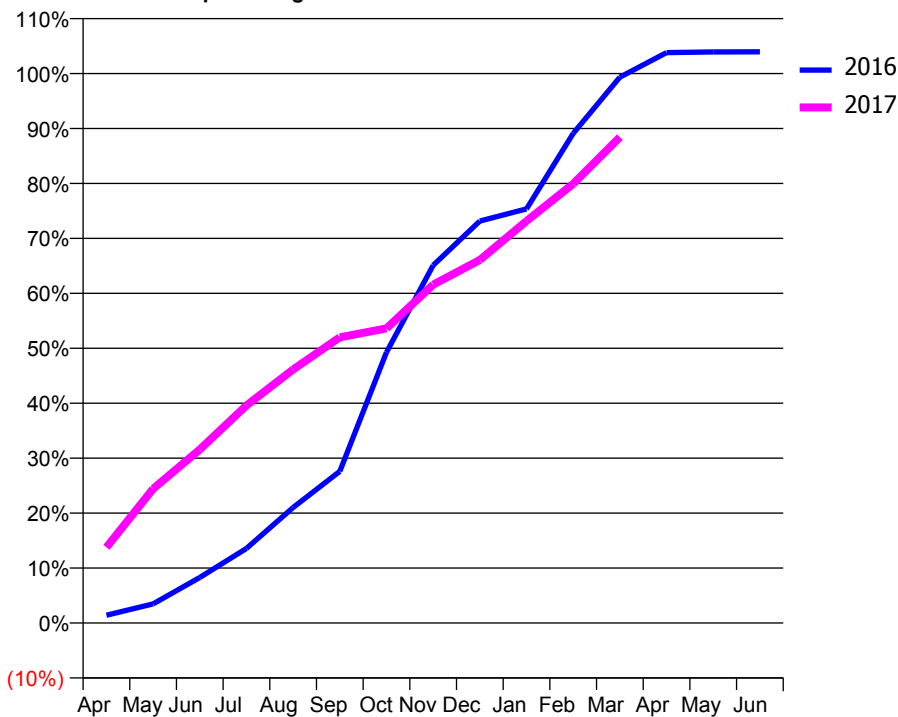
ACCESS*

Patients seen in 24 months	Total	Change since previous quarter
Quarter ending March 2016	1,692	
Quarter ending June 2016	1,765	↑
Quarter ending September 2016	1,547	↓
Quarter ending December 2016	1,287	↓
Quarter ending March 2017	1,438	↑
Variance since March 2016	(15.0%)	↓



ACTIVITY

Cumulative percentage of contracted UDA delivered 2016 & 2017



Month	Adjusted Scheduled Activity (UDA)	
	2016	2017
April	57	551
May	139	977
June	331	1,263
July	543	1,583
August	841	1,846
September	1,104	2,080
October	1,971	2,145
November	2,603	2,463
December	2,926	2,642
January	3,014	2,926
February	3,564	3,197
March	3,974	3,536
April	4,152	
May	4,157	
June	4,158	

QUALITY

	Quantity	Base Number	Contract	AT	Region	England
% of FP17s for the same patient ID Re-attending within 3 months - Children	31	651	4.8%	11.2%	12.0%	12.3%
% of FP17s for the same patient ID Re-attending within 3 months - Adults	115	1,388	8.3%	15.2%	16.0%	16.7%
% of FP17s for the same patient ID Re-attending between 3 & 9 months - Children	311	651	47.8%	58.8%	58.8%	57.6%
% of FP17s for the same patient ID Re-attending between 3 & 9 months - Adults	513	1,388	37.0%	49.2%	51.2%	50.1%
% of FP17s for Band 1 Urgent Courses	107	1,884	5.7%	9.5%	8.0%	9.1%
% of FP17s Relating to Free Repair or Replacements	10	1,884	0.5%	0.8%	0.8%	0.8%
% of FP17s Relating to Continuations	29	1,884	1.5%	1.3%	1.2%	1.2%
% of Patients satisfied with the dentistry they have received	1	2	N/A	91.9%	92.7%	92.8%
% of Patients satisfied with the time they had to wait for an appointment	1	2	N/A	86.5%	89.1%	88.7%

* This is based on patients treated on this contract for their most recent course of treatment. Figures in italics indicate the base number of FP17s or Patient Questionnaire responses are less than 100. N/A is shown where the base number of responses is less than 10 during the period. % is calculated as Quantity/Base number*100

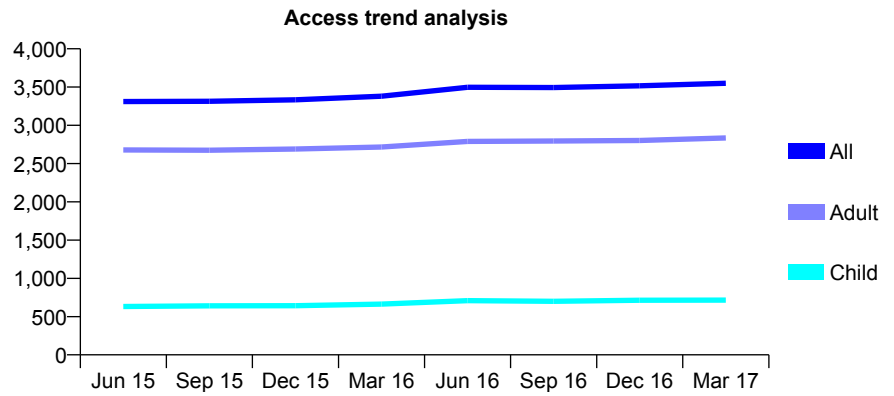
Q56 - Vital Signs At a Glance Contract Report for 168300/0001 - March 2017

Name or company name	Witard Dental Practice
Contract type name	GDS Contract
Purpose of contract	General
Contract start date	05/05/2011
Contract end date	

16/17 Contracted general activity (UDA)	13,132
Carry forward general activity (UDA)	436
16/17 Contracted orthodontic activity (UOA)	0
Carry forward orthodontic activity (UOA)	0
Baseline contract value	£310,178.60

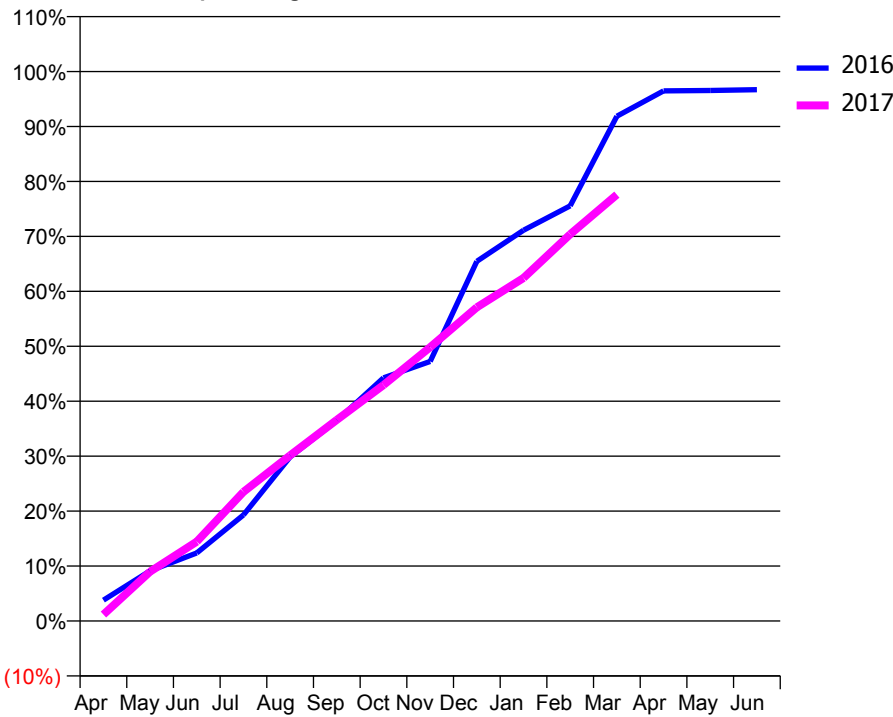
ACCESS*

Patients seen in 24 months	Total	Change since previous quarter
Quarter ending March 2016	3,381	
Quarter ending June 2016	3,498	↑
Quarter ending September 2016	3,493	→
Quarter ending December 2016	3,516	→
Quarter ending March 2017	3,549	→
Variance since March 2016	5.0%	↑



ACTIVITY

Cumulative percentage of contracted UDA delivered 2016 & 2017



Month	Adjusted Scheduled Activity (UDA)	
	2016	2017
April	498	156
May	1,201	1,181
June	1,628	1,898
July	2,534	3,085
August	3,921	3,959
September	4,791	4,806
October	5,812	5,639
November	6,202	6,543
December	8,597	7,495
January	9,339	8,197
February	9,921	9,243
March	12,062	10,191
April	12,669	
May	12,679	
June	12,696	

QUALITY

	Quantity	Base Number	Contract	AT	Region	England
% of FP17s for the same patient ID Re-attending within 3 months - Children	113	1,099	10.3%	11.2%	12.0%	12.3%
% of FP17s for the same patient ID Re-attending within 3 months - Adults	522	4,075	12.8%	15.2%	16.0%	16.7%
% of FP17s for the same patient ID Re-attending between 3 & 9 months - Children	633	1,099	57.6%	58.8%	58.8%	57.6%
% of FP17s for the same patient ID Re-attending between 3 & 9 months - Adults	2,383	4,075	58.5%	49.2%	51.2%	50.1%
% of FP17s for Band 1 Urgent Courses	259	4,894	5.3%	9.5%	8.0%	9.1%
% of FP17s Relating to Free Repair or Replacements	21	4,894	0.4%	0.8%	0.8%	0.8%
% of FP17s Relating to Continuations	43	4,894	0.9%	1.3%	1.2%	1.2%
% of Patients satisfied with the dentistry they have received	6	6	N/A	91.9%	92.7%	92.8%
% of Patients satisfied with the time they had to wait for an appointment	4	6	N/A	86.5%	89.1%	88.7%

* This is based on patients treated on this contract for their most recent course of treatment. Figures in italics indicate the base number of FP17s or Patient Questionnaire responses are less than 100. N/A is shown where the base number of responses is less than 10 during the period. % is calculated as Quantity/Base number*100

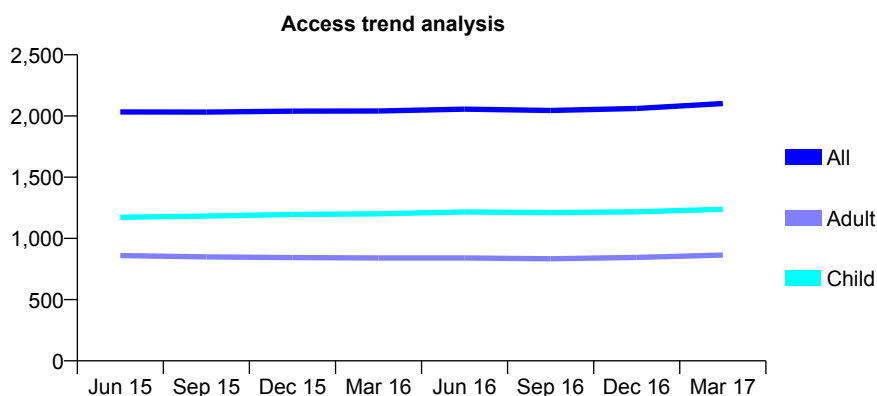
Q56 - Vital Signs At a Glance Contract Report for 168793/0001 - March 2017

Name or company name	Guildhall Dental Practice
Contract type name	GDS Contract
Purpose of contract	General and Orthodontic
Contract start date	01/04/2011
Contract end date	

16/17 Contracted general activity (UDA)	4,167
Carry forward general activity (UDA)	0
16/17 Contracted orthodontic activity (UOA)	11
Carry forward orthodontic activity (UOA)	0
Baseline contract value	£102,474.38

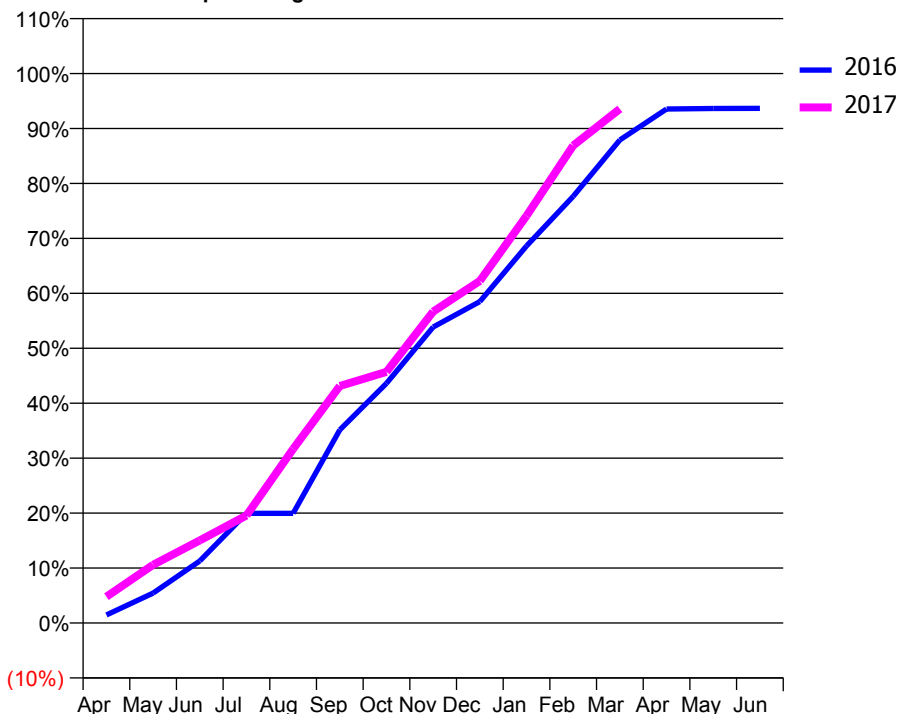
ACCESS*

Patients seen in 24 months	Total	Change since previous quarter
Quarter ending March 2016	2,041	
Quarter ending June 2016	2,056	→
Quarter ending September 2016	2,045	→
Quarter ending December 2016	2,062	→
Quarter ending March 2017	2,102	→
Variance since March 2016	3.0%	↑



ACTIVITY

Cumulative percentage of contracted UDA delivered 2016 & 2017



Month	Adjusted Scheduled Activity (UDA)	
	2016	2017
April	62	200
May	227	441
June	471	627
July	832	816
August	832	1,321
September	1,465	1,798
October	1,817	1,905
November	2,244	2,362
December	2,438	2,594
January	2,859	3,088
February	3,235	3,621
March	3,663	3,899
April	3,898	
May	3,902	
June	3,903	

QUALITY

	Quantity	Base Number	Contract	AT	Region	England
% of FP17s for the same patient ID Re-attending within 3 months - Children	98	2,067	4.7%	11.2%	12.0%	12.3%
% of FP17s for the same patient ID Re-attending within 3 months - Adults	68	1,123	6.1%	15.2%	16.0%	16.7%
% of FP17s for the same patient ID Re-attending between 3 & 9 months - Children	1,485	2,067	71.8%	58.8%	58.8%	57.6%
% of FP17s for the same patient ID Re-attending between 3 & 9 months - Adults	726	1,123	64.6%	49.2%	51.2%	50.1%
% of FP17s for Band 1 Urgent Courses	104	3,009	3.5%	9.5%	8.0%	9.1%
% of FP17s Relating to Free Repair or Replacements	1	3,009	0.0%	0.8%	0.8%	0.8%
% of FP17s Relating to Continuations	1	3,009	0.0%	1.3%	1.2%	1.2%
% of Patients satisfied with the dentistry they have received	2	2	N/A	91.9%	92.7%	92.8%
% of Patients satisfied with the time they had to wait for an appointment	2	2	N/A	86.5%	89.1%	88.7%

* This is based on patients treated on this contract for their most recent course of treatment. Figures in italics indicate the base number of FP17s or Patient Questionnaire responses are less than 100. N/A is shown where the base number of responses is less than 10 during the period. % is calculated as Quantity/Base number*100

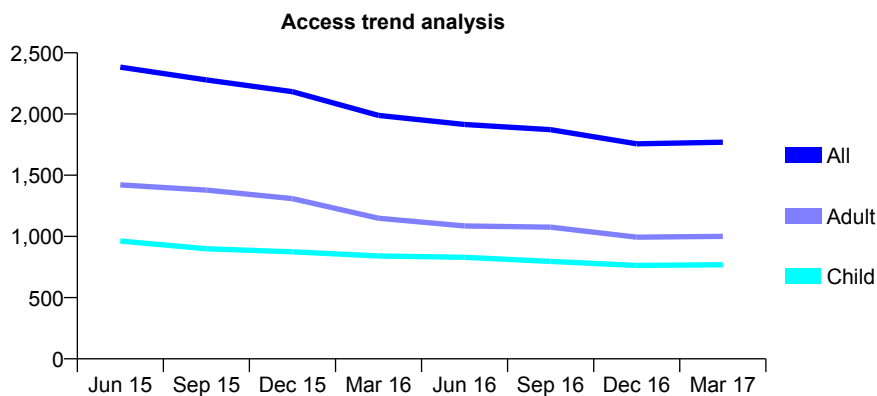
Q56 - Vital Signs At a Glance Contract Report for 171018/0001 - March 2017

Name or company name	The Hamptons Dental Care
Contract type name	GDS Contract
Purpose of contract	General
Contract start date	01/04/2009
Contract end date	

16/17 Contracted general activity (UDA)	3,694
Carry forward general activity (UDA)	-74
16/17 Contracted orthodontic activity (UOA)	0
Carry forward orthodontic activity (UOA)	0
Baseline contract value	£86,552.24

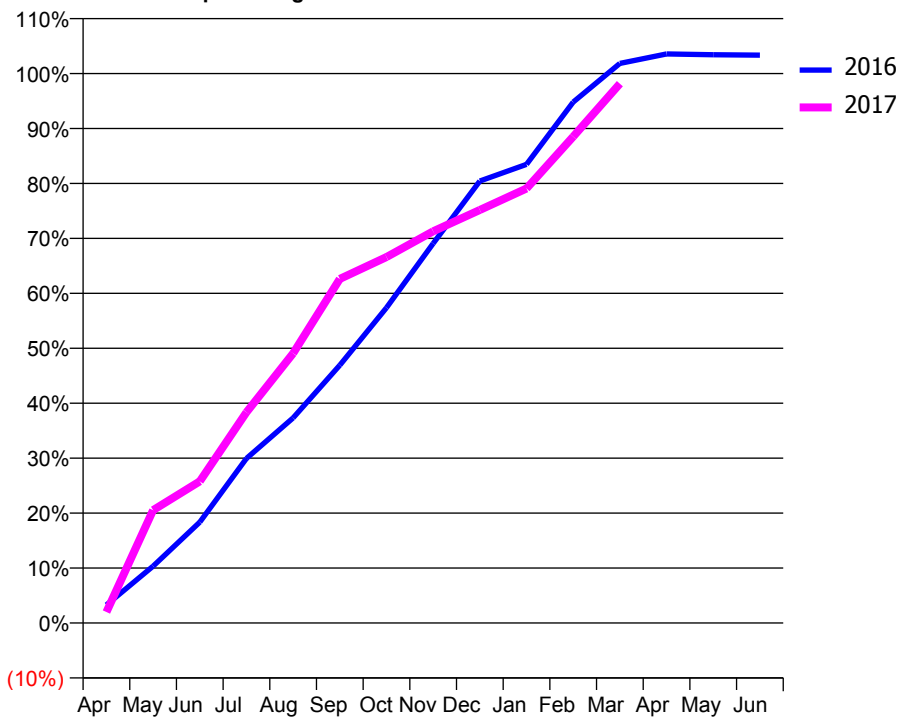
ACCESS*

Patients seen in 24 months	Total	Change since previous quarter
Quarter ending March 2016	1,989	
Quarter ending June 2016	1,915	↓
Quarter ending September 2016	1,872	↓
Quarter ending December 2016	1,757	↓
Quarter ending March 2017	1,770	→
Variance since March 2016	(11.0%)	↓



ACTIVITY

Cumulative percentage of contracted UDA delivered 2016 & 2017



Adjusted Scheduled Activity (UDA)

Month	2016	2017
April	121	74
May	382	759
June	678	953
July	1,106	1,417
August	1,379	1,813
September	1,733	2,313
October	2,119	2,460
November	2,552	2,633
December	2,971	2,777
January	3,083	2,921
February	3,502	3,270
March	3,762	3,625
April	3,825	
May	3,820	
June	3,817	

QUALITY

	Quantity	Base Number	Contract	AT	Region	England
% of FP17s for the same patient ID Re-attending within 3 months - Children	43	838	5.1%	11.2%	12.0%	12.3%
% of FP17s for the same patient ID Re-attending within 3 months - Adults	105	1,102	9.5%	15.2%	16.0%	16.7%
% of FP17s for the same patient ID Re-attending between 3 & 9 months - Children	313	838	37.4%	58.8%	58.8%	57.6%
% of FP17s for the same patient ID Re-attending between 3 & 9 months - Adults	446	1,102	40.5%	49.2%	51.2%	50.1%
% of FP17s for Band 1 Urgent Courses	177	1,902	9.3%	9.5%	8.0%	9.1%
% of FP17s Relating to Free Repair or Replacements	6	1,902	0.3%	0.8%	0.8%	0.8%
% of FP17s Relating to Continuations	0	1,902	0.0%	1.3%	1.2%	1.2%
% of Patients satisfied with the dentistry they have received	2	2	N/A	91.9%	92.7%	92.8%
% of Patients satisfied with the time they had to wait for an appointment	2	2	N/A	86.5%	89.1%	88.7%

* This is based on patients treated on this contract for their most recent course of treatment. Figures in italics indicate the base number of FP17s or Patient Questionnaire responses are less than 100. N/A is shown where the base number of responses is less than 10 during the period. % is calculated as Quantity/Base number*100

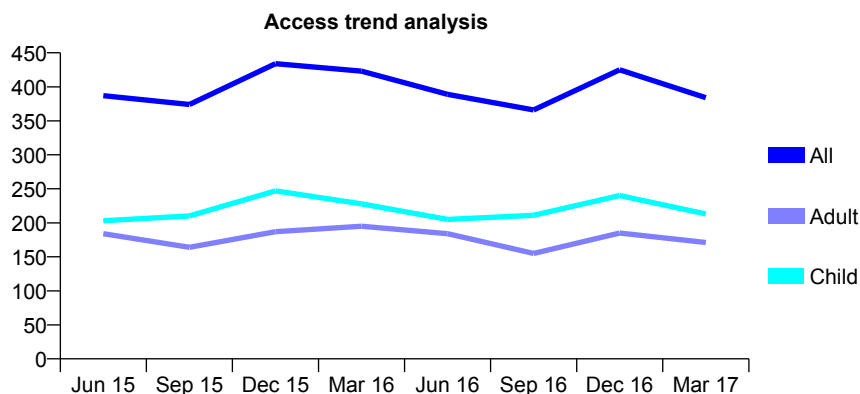
Q56 - Vital Signs At a Glance Contract Report for 171018/0002 - March 2017

Name or company name	The Hamptons Dental Care
Contract type name	GDS Contract
Purpose of contract	General
Contract start date	01/04/2009
Contract end date	

16/17 Contracted general activity (UDA)	806
Carry forward general activity (UDA)	-16
16/17 Contracted orthodontic activity (UOA)	0
Carry forward orthodontic activity (UOA)	0
Baseline contract value	£20,070.85

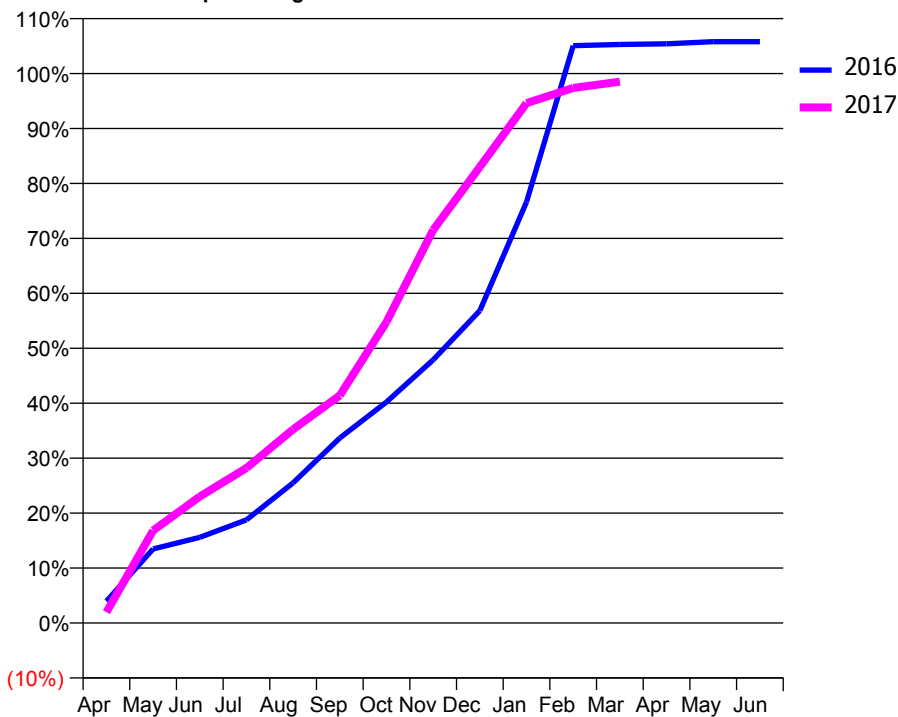
ACCESS*

Patients seen in 24 months	Total	Change since previous quarter
Quarter ending March 2016	423	
Quarter ending June 2016	389	↓
Quarter ending September 2016	366	↓
Quarter ending December 2016	425	↑
Quarter ending March 2017	384	↓
Variance since March 2016	(9.2%)	↓



ACTIVITY

Cumulative percentage of contracted UDA delivered 2016 & 2017



Month	Adjusted Scheduled Activity (UDA)	
	2016	2017
April	32	16
May	109	136
June	126	186
July	151	227
August	206	284
September	271	334
October	324	442
November	386	577
December	458	669
January	618	763
February	847	785
March	849	794
April	850	
May	853	
June	853	

QUALITY

	Quantity	Base Number	Contract	AT	Region	England
% of FP17s for the same patient ID Re-attending within 3 months - Children	15	312	4.8%	11.2%	12.0%	12.3%
% of FP17s for the same patient ID Re-attending within 3 months - Adults	26	230	11.3%	15.2%	16.0%	16.7%
% of FP17s for the same patient ID Re-attending between 3 & 9 months - Children	102	312	32.7%	58.8%	58.8%	57.6%
% of FP17s for the same patient ID Re-attending between 3 & 9 months - Adults	33	230	14.3%	49.2%	51.2%	50.1%
% of FP17s for Band 1 Urgent Courses	120	537	22.3%	9.5%	8.0%	9.1%
% of FP17s Relating to Free Repair or Replacements	0	537	0.0%	0.8%	0.8%	0.8%
% of FP17s Relating to Continuations	1	537	0.2%	1.3%	1.2%	1.2%
% of Patients satisfied with the dentistry they have received	0	0	N/A	91.9%	92.7%	92.8%
% of Patients satisfied with the time they had to wait for an appointment	0	0	N/A	86.5%	89.1%	88.7%

* This is based on patients treated on this contract for their most recent course of treatment. Figures in italics indicate the base number of FP17s or Patient Questionnaire responses are less than 100. N/A is shown where the base number of responses is less than 10 during the period. % is calculated as Quantity/Base number*100

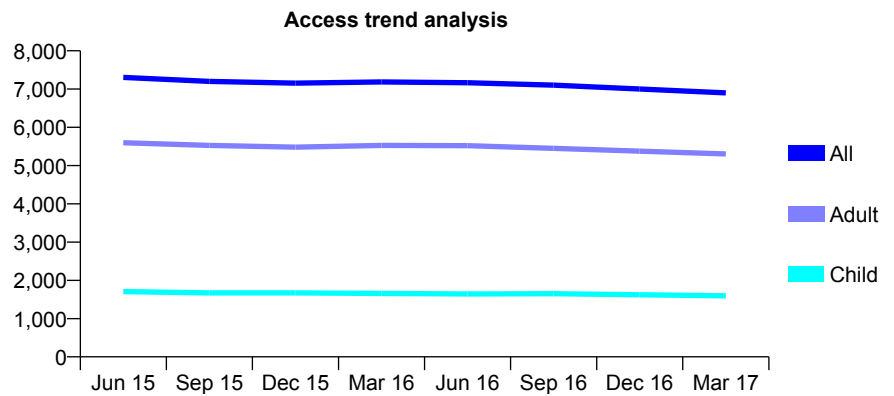
Q56 - Vital Signs At a Glance Contract Report for 171239/0001 - March 2017

Name or company name	The Loddon Dental Practice
Contract type name	GDS Contract
Purpose of contract	General and Orthodontic
Contract start date	13/10/2007
Contract end date	

16/17 Contracted general activity (UDA)	19,777
Carry forward general activity (UDA)	0
16/17 Contracted orthodontic activity (UOA)	579
Carry forward orthodontic activity (UOA)	2
Baseline contract value	£518,733.46

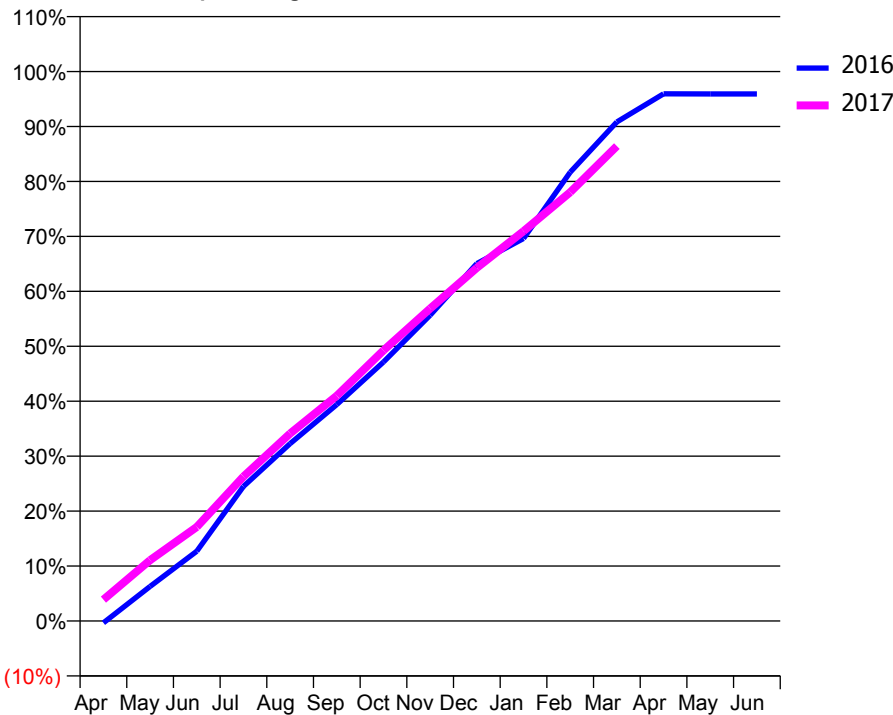
ACCESS*

Patients seen in 24 months	Total	Change since previous quarter
Quarter ending March 2016	7,185	
Quarter ending June 2016	7,165	→
Quarter ending September 2016	7,101	→
Quarter ending December 2016	7,001	↓
Quarter ending March 2017	6,900	↓
Variance since March 2016	(4.0%)	↓



ACTIVITY

Cumulative percentage of contracted UDA delivered 2016 & 2017



Month	Adjusted Scheduled Activity (UDA)	
	2016	2017
April	-68	770
May	1,245	2,193
June	2,512	3,384
July	4,843	5,202
August	6,387	6,751
September	7,790	8,107
October	9,323	9,738
November	11,009	11,246
December	12,863	12,712
January	13,766	14,033
February	16,150	15,430
March	17,959	17,093
April	18,972	
May	18,969	
June	18,969	

QUALITY

	Quantity	Base Number	Contract	AT	Region	England
% of FP17s for the same patient ID Re-attending within 3 months - Children	199	2,477	8.0%	11.2%	12.0%	12.3%
% of FP17s for the same patient ID Re-attending within 3 months - Adults	1,020	7,483	13.6%	15.2%	16.0%	16.7%
% of FP17s for the same patient ID Re-attending between 3 & 9 months - Children	1,413	2,477	57.0%	58.8%	58.8%	57.6%
% of FP17s for the same patient ID Re-attending between 3 & 9 months - Adults	3,733	7,483	49.9%	49.2%	51.2%	50.1%
% of FP17s for Band 1 Urgent Courses	669	9,505	7.0%	9.5%	8.0%	9.1%
% of FP17s Relating to Free Repair or Replacements	39	9,505	0.4%	0.8%	0.8%	0.8%
% of FP17s Relating to Continuations	190	9,505	2.0%	1.3%	1.2%	1.2%
% of Patients satisfied with the dentistry they have received	25	27	92.6%	91.9%	92.7%	92.8%
% of Patients satisfied with the time they had to wait for an appointment	21	27	77.8%	86.5%	89.1%	88.7%

* This is based on patients treated on this contract for their most recent course of treatment. Figures in italics indicate the base number of FP17s or Patient Questionnaire responses are less than 100. N/A is shown where the base number of responses is less than 10 during the period. % is calculated as Quantity/Base number*100

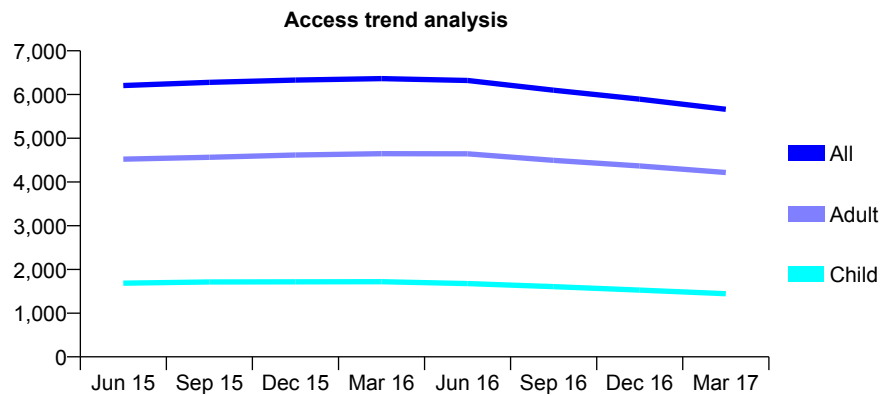
Q56 - Vital Signs At a Glance Contract Report for 171611/0001 - March 2017

Name or company name	Unnati Limited
Contract type name	GDS Contract
Purpose of contract	General
Contract start date	01/04/2010
Contract end date	

16/17 Contracted general activity (UDA)	22,500
Carry forward general activity (UDA)	0
16/17 Contracted orthodontic activity (UOA)	0
Carry forward orthodontic activity (UOA)	0
Baseline contract value	£777,555.53

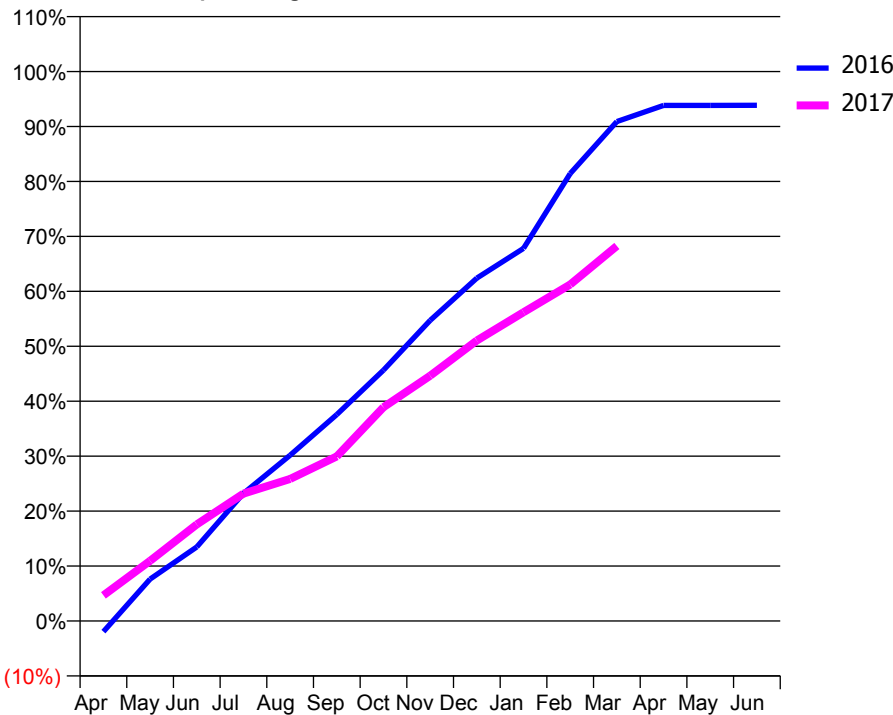
ACCESS*

Patients seen in 24 months	Total	Change since previous quarter
Quarter ending March 2016	6,365	
Quarter ending June 2016	6,320	→
Quarter ending September 2016	6,100	↓
Quarter ending December 2016	5,893	↓
Quarter ending March 2017	5,662	↓
Variance since March 2016	(11.0%)	↓



ACTIVITY

Cumulative percentage of contracted UDA delivered 2016 & 2017



Month	Adjusted Scheduled Activity (UDA)	
	2016	2017
April	-438	1,051
May	1,716	2,466
June	3,031	3,955
July	5,226	5,215
August	6,790	5,817
September	8,455	6,742
October	10,274	8,757
November	12,307	10,041
December	14,041	11,484
January	15,257	12,641
February	18,323	13,780
March	20,449	15,357
April	21,113	
May	21,113	
June	21,114	

QUALITY

	Quantity	Base Number	Contract	AT	Region	England
% of FP17s for the same patient ID Re-attending within 3 months - Children	142	1,856	7.7%	11.2%	12.0%	12.3%
% of FP17s for the same patient ID Re-attending within 3 months - Adults	844	5,885	14.3%	15.2%	16.0%	16.7%
% of FP17s for the same patient ID Re-attending between 3 & 9 months - Children	1,159	1,856	62.4%	58.8%	58.8%	57.6%
% of FP17s for the same patient ID Re-attending between 3 & 9 months - Adults	3,740	5,885	63.6%	49.2%	51.2%	50.1%
% of FP17s for Band 1 Urgent Courses	300	7,503	4.0%	9.5%	8.0%	9.1%
% of FP17s Relating to Free Repair or Replacements	51	7,503	0.7%	0.8%	0.8%	0.8%
% of FP17s Relating to Continuations	263	7,503	3.5%	1.3%	1.2%	1.2%
% of Patients satisfied with the dentistry they have received	4	4	N/A	91.9%	92.7%	92.8%
% of Patients satisfied with the time they had to wait for an appointment	3	4	N/A	86.5%	89.1%	88.7%

* This is based on patients treated on this contract for their most recent course of treatment. Figures in italics indicate the base number of FP17s or Patient Questionnaire responses are less than 100. N/A is shown where the base number of responses is less than 10 during the period. % is calculated as Quantity/Base number*100

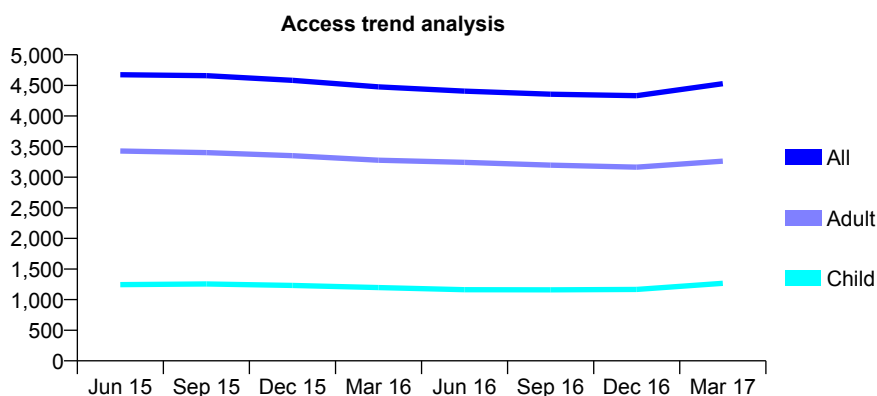
Q56 - Vital Signs At a Glance Contract Report for 173495/0001 - March 2017

Name or company name	West Earham Dental Health Practice Limited
Contract type name	Pilot Contract
Purpose of contract	General
Contract start date	01/01/2012
Contract end date	

16/17 Contracted general activity (UDA)	15,830
Carry forward general activity (UDA)	0
16/17 Contracted orthodontic activity (UOA)	0
Carry forward orthodontic activity (UOA)	0
Baseline contract value	£351,030.78

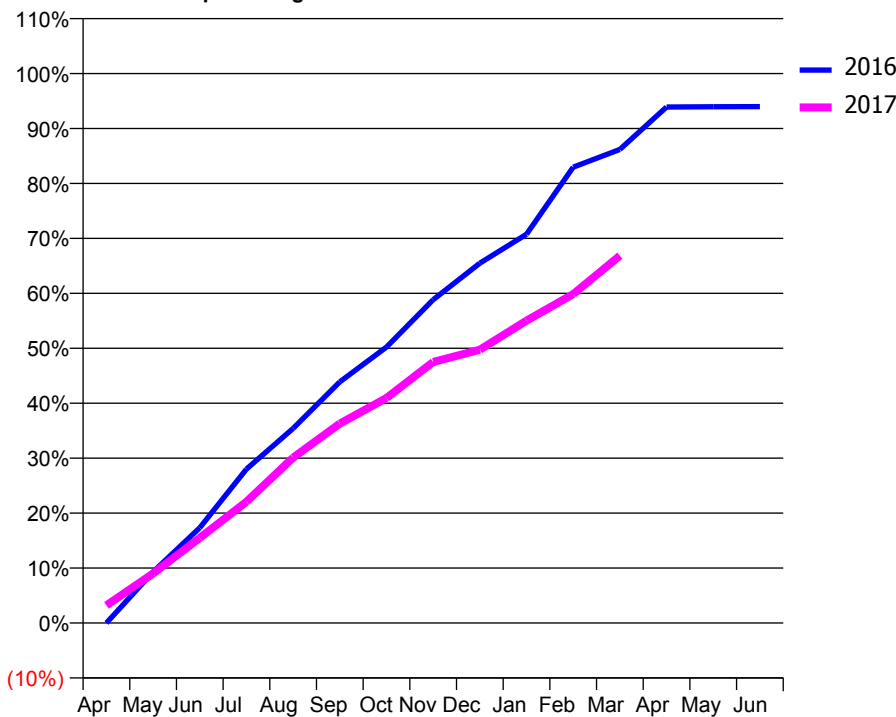
ACCESS*

Patients seen in 24 months	Total	Change since previous quarter
Quarter ending March 2016	4,476	
Quarter ending June 2016	4,406	↓
Quarter ending September 2016	4,357	↓
Quarter ending December 2016	4,332	→
Quarter ending March 2017	4,528	↑
Variance since March 2016	1.2%	→



ACTIVITY

Cumulative percentage of contracted UDA delivered 2016 & 2017



Adjusted Scheduled Activity (UDA)

Month	2016	2017
April	0	508
May	1,473	1,429
June	2,743	2,451
July	4,434	3,492
August	5,608	4,764
September	6,948	5,744
October	7,949	6,483
November	9,314	7,519
December	10,367	7,872
January	11,199	8,709
February	13,131	9,475
March	13,644	10,582
April	14,866	
May	14,873	
June	14,876	

QUALITY

	Quantity	Base Number	Contract	AT	Region	England
% of FP17s for the same patient ID Re-attending within 3 months - Children	123	1,835	6.7%	11.2%	12.0%	12.3%
% of FP17s for the same patient ID Re-attending within 3 months - Adults	513	4,198	12.2%	15.2%	16.0%	16.7%
% of FP17s for the same patient ID Re-attending between 3 & 9 months - Children	1,205	1,835	65.7%	58.8%	58.8%	57.6%
% of FP17s for the same patient ID Re-attending between 3 & 9 months - Adults	2,200	4,198	52.4%	49.2%	51.2%	50.1%
% of FP17s for Band 1 Urgent Courses	380	5,366	7.1%	9.5%	8.0%	9.1%
% of FP17s Relating to Free Repair or Replacements	68	5,366	1.3%	0.8%	0.8%	0.8%
% of FP17s Relating to Continuations	103	5,366	1.9%	1.3%	1.2%	1.2%
% of Patients satisfied with the dentistry they have received	5	6	N/A	91.9%	92.7%	92.8%
% of Patients satisfied with the time they had to wait for an appointment	6	6	N/A	86.5%	89.1%	88.7%

* This is based on patients treated on this contract for their most recent course of treatment. Figures in italics indicate the base number of FP17s or Patient Questionnaire responses are less than 100. N/A is shown where the base number of responses is less than 10 during the period. % is calculated as Quantity/Base number*100

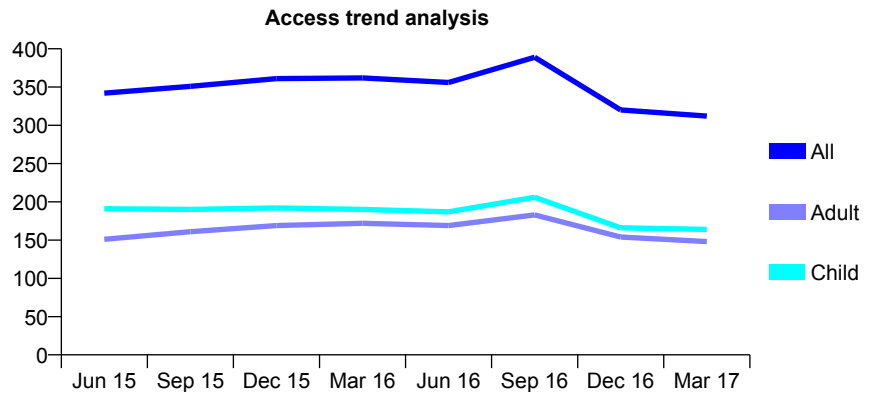
Q56 - Vital Signs At a Glance Contract Report for 173835/0001 - March 2017

Name or company name	Ian Wood, Julian Perry and Edward Coyle
Contract type name	GDS Contract
Purpose of contract	General
Contract start date	01/12/2013
Contract end date	

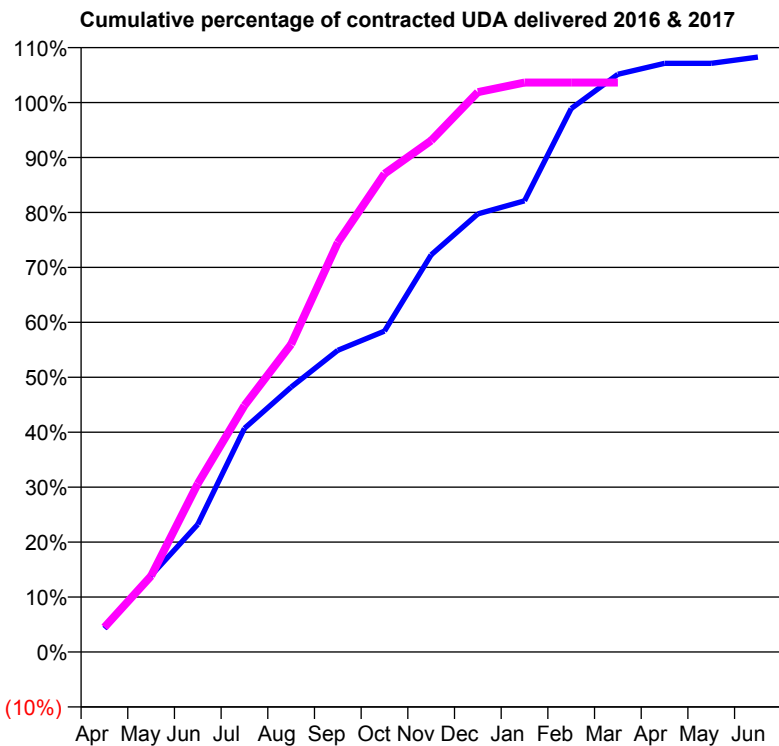
16/17 Contracted general activity (UDA)	800
Carry forward general activity (UDA)	-16
16/17 Contracted orthodontic activity (UOA)	0
Carry forward orthodontic activity (UOA)	0
Baseline contract value	£16,762.52

ACCESS*

Patients seen in 24 months	Total	Change since previous quarter
Quarter ending March 2016	362	
Quarter ending June 2016	356	↓
Quarter ending September 2016	389	↑
Quarter ending December 2016	320	↓
Quarter ending March 2017	312	↓
Variance since March 2016	(13.8%)	↓



ACTIVITY



Month	Adjusted Scheduled Activity (UDA)	
	2016	2017
April	34	36
May	111	111
June	186	245
July	326	359
August	386	448
September	439	596
October	467	696
November	578	745
December	638	815
January	657	829
February	791	829
March	841	829
April	857	
May	857	
June	866	

QUALITY

	Quantity	Base Number	Contract	AT	Region	England
% of FP17s for the same patient ID Re-attending within 3 months - Children	14	201	7.0%	11.2%	12.0%	12.3%
% of FP17s for the same patient ID Re-attending within 3 months - Adults	18	170	10.6%	15.2%	16.0%	16.7%
% of FP17s for the same patient ID Re-attending between 3 & 9 months - Children	52	201	25.9%	58.8%	58.8%	57.6%
% of FP17s for the same patient ID Re-attending between 3 & 9 months - Adults	68	170	40.0%	49.2%	51.2%	50.1%
% of FP17s for Band 1 Urgent Courses	25	352	7.1%	9.5%	8.0%	9.1%
% of FP17s Relating to Free Repair or Replacements	0	352	0.0%	0.8%	0.8%	0.8%
% of FP17s Relating to Continuations	0	352	0.0%	1.3%	1.2%	1.2%
% of Patients satisfied with the dentistry they have received	0	0	N/A	91.9%	92.7%	92.8%
% of Patients satisfied with the time they had to wait for an appointment	0	0	N/A	86.5%	89.1%	88.7%

* This is based on patients treated on this contract for their most recent course of treatment. Figures in italics indicate the base number of FP17s or Patient Questionnaire responses are less than 100. N/A is shown where the base number of responses is less than 10 during the period. % is calculated as Quantity/Base number*100

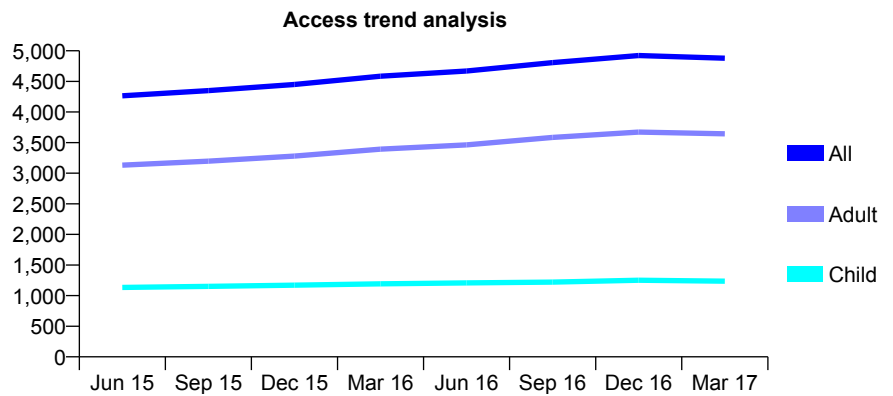
Q56 - Vital Signs At a Glance Contract Report for 174173/0002 - March 2017

Name or company name	Advance Dental Health Limited
Contract type name	GDS Contract
Purpose of contract	General
Contract start date	01/11/2011
Contract end date	

16/17 Contracted general activity (UDA)	13,500
Carry forward general activity (UDA)	286
16/17 Contracted orthodontic activity (UOA)	0
Carry forward orthodontic activity (UOA)	0
Baseline contract value	£328,395.94

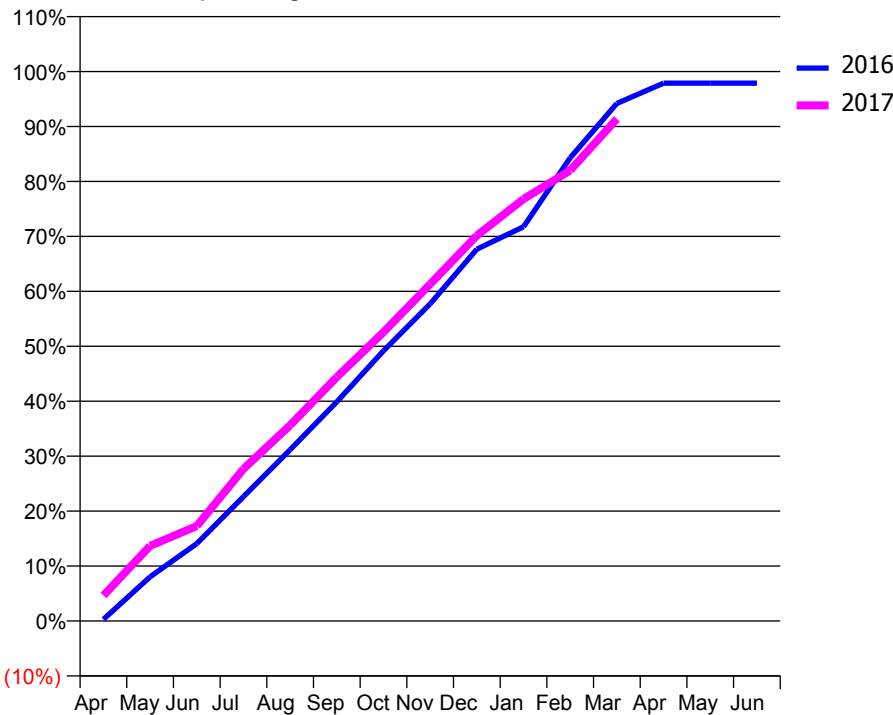
ACCESS*

Patients seen in 24 months	Total	Change since previous quarter
Quarter ending March 2016	4,585	
Quarter ending June 2016	4,670	→
Quarter ending September 2016	4,808	↑
Quarter ending December 2016	4,923	↑
Quarter ending March 2017	4,879	→
Variance since March 2016	6.4%	↑



ACTIVITY

Cumulative percentage of contracted UDA delivered 2016 & 2017



Month	Adjusted Scheduled Activity (UDA)	
	2016	2017
April	41	627
May	1,087	1,848
June	1,903	2,333
July	3,055	3,738
August	4,209	4,812
September	5,383	5,994
October	6,638	7,096
November	7,792	8,276
December	9,135	9,469
January	9,686	10,368
February	11,380	11,071
March	12,715	12,335
April	13,214	
May	13,214	
June	13,214	

QUALITY

	Quantity	Base Number	Contract	AT	Region	England
% of FP17s for the same patient ID Re-attending within 3 months - Children	86	1,556	5.5%	11.2%	12.0%	12.3%
% of FP17s for the same patient ID Re-attending within 3 months - Adults	733	4,694	15.6%	15.2%	16.0%	16.7%
% of FP17s for the same patient ID Re-attending between 3 & 9 months - Children	671	1,556	43.1%	58.8%	58.8%	57.6%
% of FP17s for the same patient ID Re-attending between 3 & 9 months - Adults	2,151	4,694	45.8%	49.2%	51.2%	50.1%
% of FP17s for Band 1 Urgent Courses	355	6,108	5.8%	9.5%	8.0%	9.1%
% of FP17s Relating to Free Repair or Replacements	57	6,108	0.9%	0.8%	0.8%	0.8%
% of FP17s Relating to Continuations	173	6,108	2.8%	1.3%	1.2%	1.2%
% of Patients satisfied with the dentistry they have received	5	5	N/A	91.9%	92.7%	92.8%
% of Patients satisfied with the time they had to wait for an appointment	4	5	N/A	86.5%	89.1%	88.7%

* This is based on patients treated on this contract for their most recent course of treatment. Figures in italics indicate the base number of FP17s or Patient Questionnaire responses are less than 100. N/A is shown where the base number of responses is less than 10 during the period. % is calculated as Quantity/Base number*100

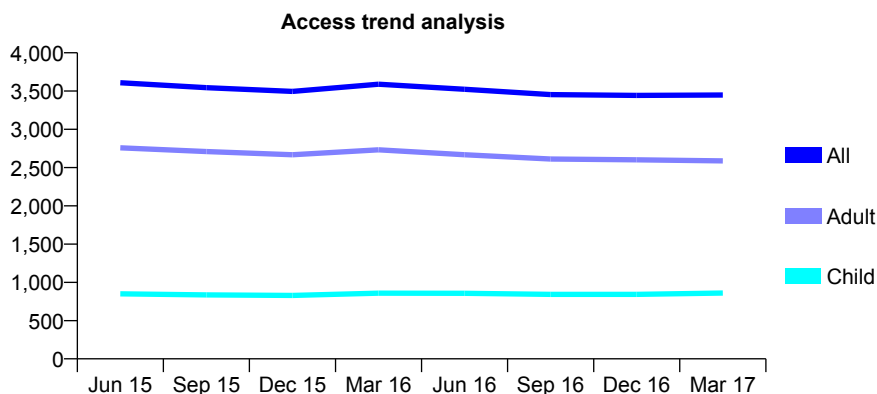
Q56 - Vital Signs At a Glance Contract Report for 174173/0003 - March 2017

Name or company name	Advance Dental Health Limited
Contract type name	GDS Contract
Purpose of contract	General
Contract start date	01/11/2011
Contract end date	

16/17 Contracted general activity (UDA)	12,120
Carry forward general activity (UDA)	251
16/17 Contracted orthodontic activity (UOA)	0
Carry forward orthodontic activity (UOA)	0
Baseline contract value	£288,742.52

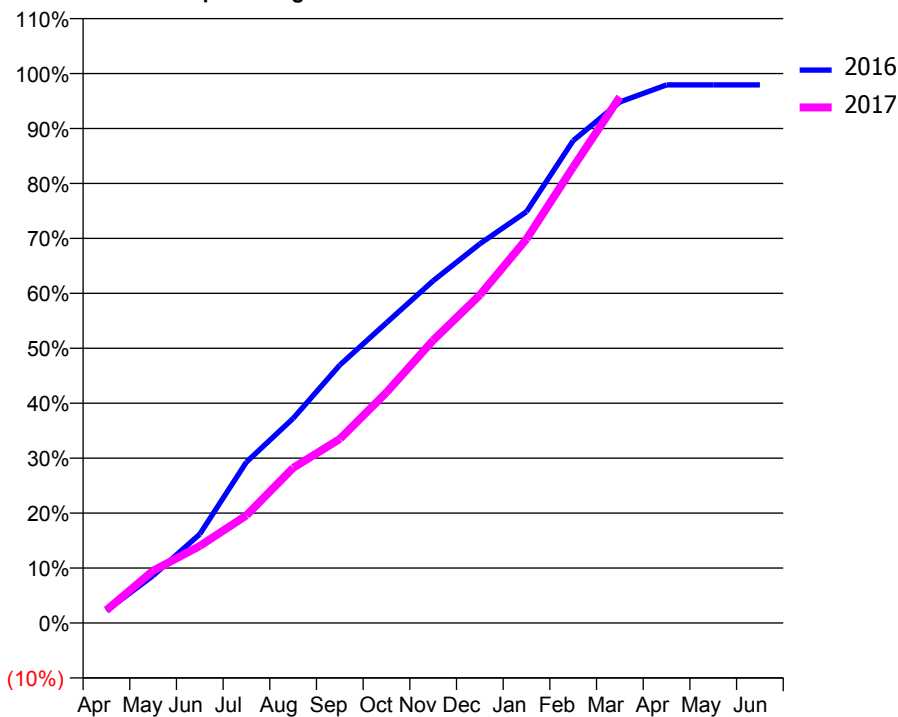
ACCESS*

Patients seen in 24 months	Total	Change since previous quarter
Quarter ending March 2016	3,590	
Quarter ending June 2016	3,524	↓
Quarter ending September 2016	3,453	↓
Quarter ending December 2016	3,444	→
Quarter ending March 2017	3,449	→
Variance since March 2016	(3.9%)	↓



ACTIVITY

Cumulative percentage of contracted UDA delivered 2016 & 2017



Month	Adjusted Scheduled Activity (UDA)	
	2016	2017
April	271	285
May	1,047	1,154
June	1,960	1,700
July	3,552	2,375
August	4,512	3,422
September	5,688	4,062
October	6,622	5,088
November	7,550	6,236
December	8,363	7,234
January	9,073	8,469
February	10,641	10,057
March	11,492	11,605
April	11,869	
May	11,869	
June	11,869	

QUALITY

	Quantity	Base Number	Contract	AT	Region	England
% of FP17s for the same patient ID Re-attending within 3 months - Children	107	1,121	9.5%	11.2%	12.0%	12.3%
% of FP17s for the same patient ID Re-attending within 3 months - Adults	576	3,199	18.0%	15.2%	16.0%	16.7%
% of FP17s for the same patient ID Re-attending between 3 & 9 months - Children	485	1,121	43.3%	58.8%	58.8%	57.6%
% of FP17s for the same patient ID Re-attending between 3 & 9 months - Adults	1,332	3,199	41.6%	49.2%	51.2%	50.1%
% of FP17s for Band 1 Urgent Courses	509	4,167	12.2%	9.5%	8.0%	9.1%
% of FP17s Relating to Free Repair or Replacements	53	4,167	1.3%	0.8%	0.8%	0.8%
% of FP17s Relating to Continuations	135	4,167	3.2%	1.3%	1.2%	1.2%
% of Patients satisfied with the dentistry they have received	7	8	N/A	91.9%	92.7%	92.8%
% of Patients satisfied with the time they had to wait for an appointment	6	8	N/A	86.5%	89.1%	88.7%

* This is based on patients treated on this contract for their most recent course of treatment. Figures in italics indicate the base number of FP17s or Patient Questionnaire responses are less than 100. N/A is shown where the base number of responses is less than 10 during the period. % is calculated as Quantity/Base number*100

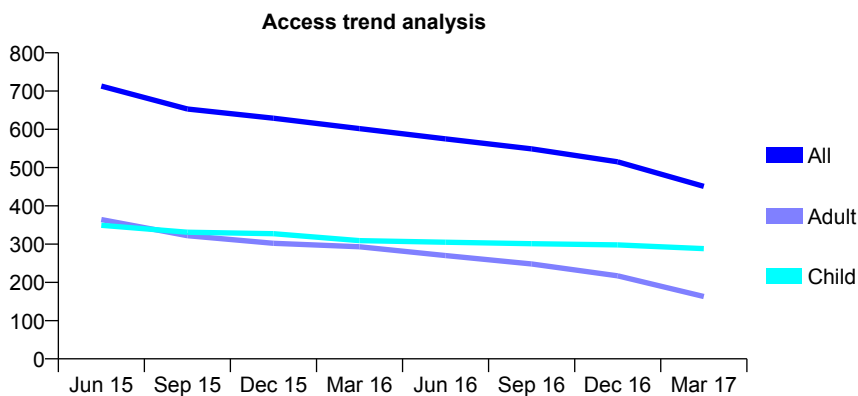
Q56 - Vital Signs At a Glance Contract Report for 175196/0001 - March 2017

Name or company name	Christchurch Dental Practice Ltd
Contract type name	PDS Contract
Purpose of contract	General
Contract start date	01/06/2010
Contract end date	31/03/2018

16/17 Contracted general activity (UDA)	900
Carry forward general activity (UDA)	0
16/17 Contracted orthodontic activity (UOA)	0
Carry forward orthodontic activity (UOA)	0
Baseline contract value	£23,404.10

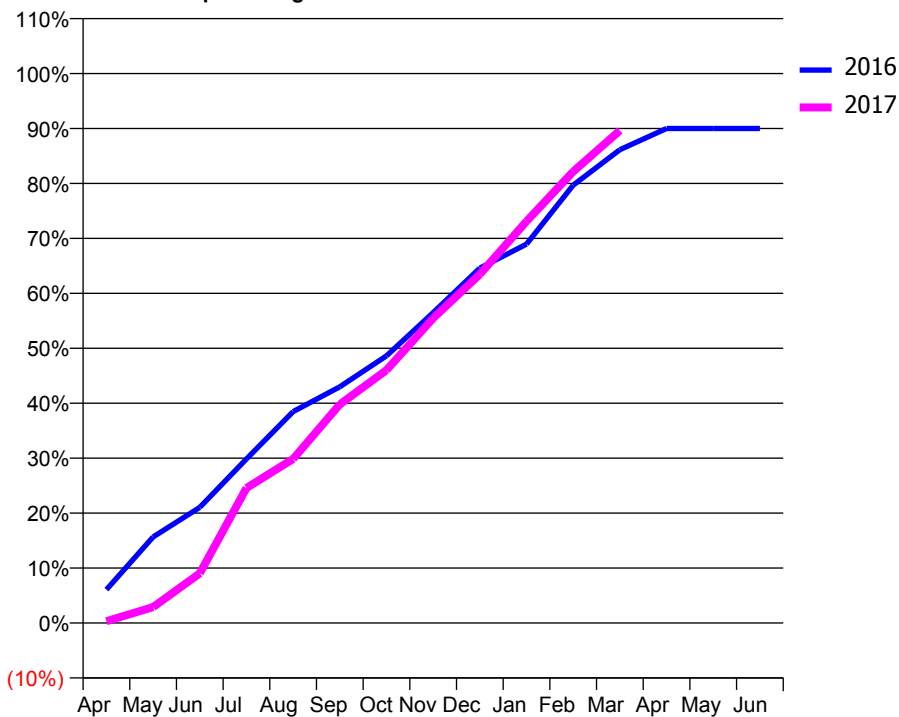
ACCESS*

Patients seen in 24 months	Total	Change since previous quarter
Quarter ending March 2016	602	
Quarter ending June 2016	575	↓
Quarter ending September 2016	549	↓
Quarter ending December 2016	515	↓
Quarter ending March 2017	451	↓
Variance since March 2016	(25.1%)	↓



ACTIVITY

Cumulative percentage of contracted UDA delivered 2016 & 2017



Month	Adjusted Scheduled Activity (UDA)	
	2016	2017
April	67	3
May	172	26
June	232	81
July	328	221
August	423	269
September	473	358
October	535	414
November	621	499
December	710	571
January	759	658
February	877	739
March	948	807
April	990	
May	990	
June	990	

QUALITY

	Quantity	Base Number	Contract	AT	Region	England
% of FP17s for the same patient ID Re-attending within 3 months - Children	41	487	8.4%	11.2%	12.0%	12.3%
% of FP17s for the same patient ID Re-attending within 3 months - Adults	9	121	7.4%	15.2%	16.0%	16.7%
% of FP17s for the same patient ID Re-attending between 3 & 9 months - Children	314	487	64.5%	58.8%	58.8%	57.6%
% of FP17s for the same patient ID Re-attending between 3 & 9 months - Adults	50	121	41.3%	49.2%	51.2%	50.1%
% of FP17s for Band 1 Urgent Courses	38	570	6.7%	9.5%	8.0%	9.1%
% of FP17s Relating to Free Repair or Replacements	0	570	0.0%	0.8%	0.8%	0.8%
% of FP17s Relating to Continuations	0	570	0.0%	1.3%	1.2%	1.2%
% of Patients satisfied with the dentistry they have received	0	0	N/A	91.9%	92.7%	92.8%
% of Patients satisfied with the time they had to wait for an appointment	0	0	N/A	86.5%	89.1%	88.7%

* This is based on patients treated on this contract for their most recent course of treatment. Figures in italics indicate the base number of FP17s or Patient Questionnaire responses are less than 100. N/A is shown where the base number of responses is less than 10 during the period. % is calculated as Quantity/Base number*100

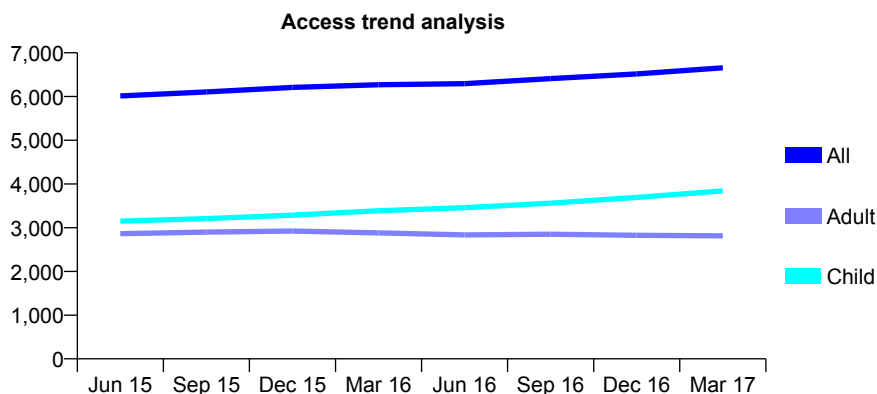
Q56 - Vital Signs At a Glance Contract Report for 175900/0002 - March 2017

Name or company name	Sprinz-Victorova
Contract type name	GDS Contract
Purpose of contract	General
Contract start date	01/04/2010
Contract end date	

16/17 Contracted general activity (UDA)	19,896
Carry forward general activity (UDA)	-262
16/17 Contracted orthodontic activity (UOA)	0
Carry forward orthodontic activity (UOA)	0
Baseline contract value	£478,913.84

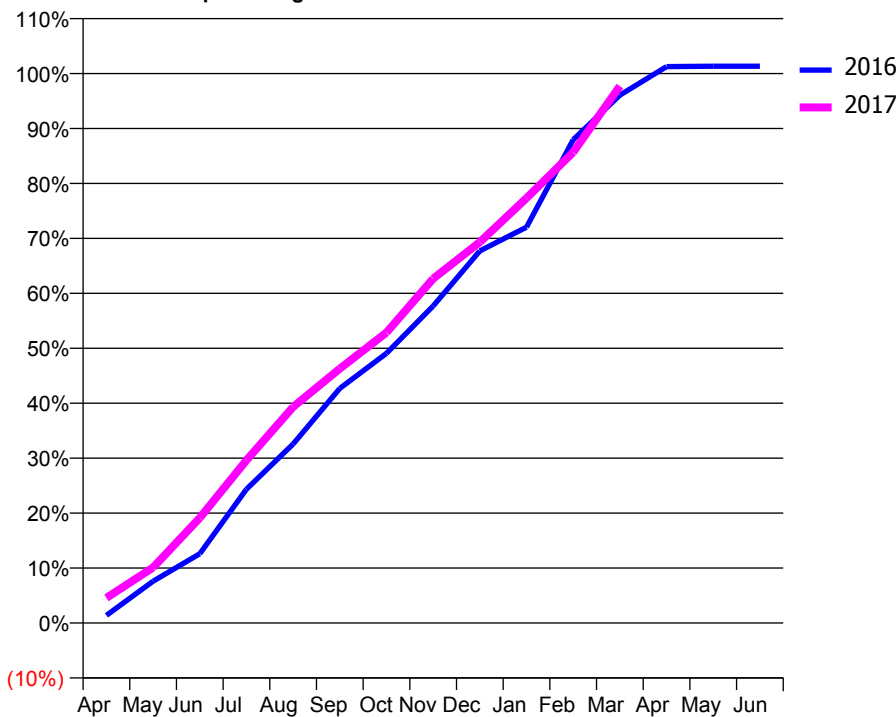
ACCESS*

Patients seen in 24 months	Total	Change since previous quarter
Quarter ending March 2016	6,268	
Quarter ending June 2016	6,293	→
Quarter ending September 2016	6,411	→
Quarter ending December 2016	6,518	→
Quarter ending March 2017	6,656	↑
Variance since March 2016	6.2%	↑



ACTIVITY

Cumulative percentage of contracted UDA delivered 2016 & 2017



Month	Adjusted Scheduled Activity (UDA)	
	2016	2017
April	278	909
May	1,515	2,011
June	2,510	3,809
July	4,847	5,891
August	6,481	7,823
September	8,493	9,209
October	9,765	10,519
November	11,479	12,470
December	13,472	13,793
January	14,331	15,383
February	17,501	17,047
March	19,111	19,440
April	20,144	
May	20,160	
June	20,158	

QUALITY

	Quantity	Base Number	Contract	AT	Region	England
% of FP17s for the same patient ID Re-attending within 3 months - Children	353	6,164	5.7%	11.2%	12.0%	12.3%
% of FP17s for the same patient ID Re-attending within 3 months - Adults	566	3,560	15.9%	15.2%	16.0%	16.7%
% of FP17s for the same patient ID Re-attending between 3 & 9 months - Children	3,828	6,164	62.1%	58.8%	58.8%	57.6%
% of FP17s for the same patient ID Re-attending between 3 & 9 months - Adults	1,992	3,560	56.0%	49.2%	51.2%	50.1%
% of FP17s for Band 1 Urgent Courses	591	9,262	6.4%	9.5%	8.0%	9.1%
% of FP17s Relating to Free Repair or Replacements	1	9,262	0.0%	0.8%	0.8%	0.8%
% of FP17s Relating to Continuations	2	9,262	0.0%	1.3%	1.2%	1.2%
% of Patients satisfied with the dentistry they have received	15	15	100.0%	91.9%	92.7%	92.8%
% of Patients satisfied with the time they had to wait for an appointment	12	15	80.0%	86.5%	89.1%	88.7%

* This is based on patients treated on this contract for their most recent course of treatment. Figures in italics indicate the base number of FP17s or Patient Questionnaire responses are less than 100. N/A is shown where the base number of responses is less than 10 during the period. % is calculated as Quantity/Base number*100

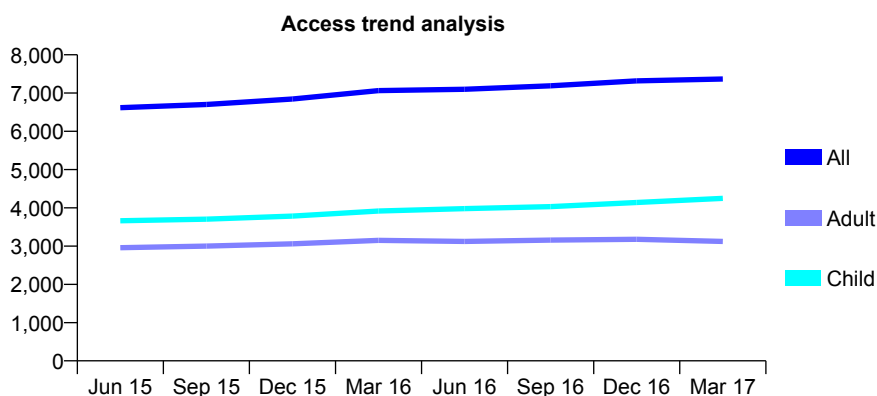
Q56 - Vital Signs At a Glance Contract Report for 175900/0003 - March 2017

Name or company name	Sprinz-Victorova
Contract type name	GDS Contract
Purpose of contract	General
Contract start date	01/04/2010
Contract end date	

16/17 Contracted general activity (UDA)	20,573
Carry forward general activity (UDA)	-385
16/17 Contracted orthodontic activity (UOA)	0
Carry forward orthodontic activity (UOA)	0
Baseline contract value	£427,792.82

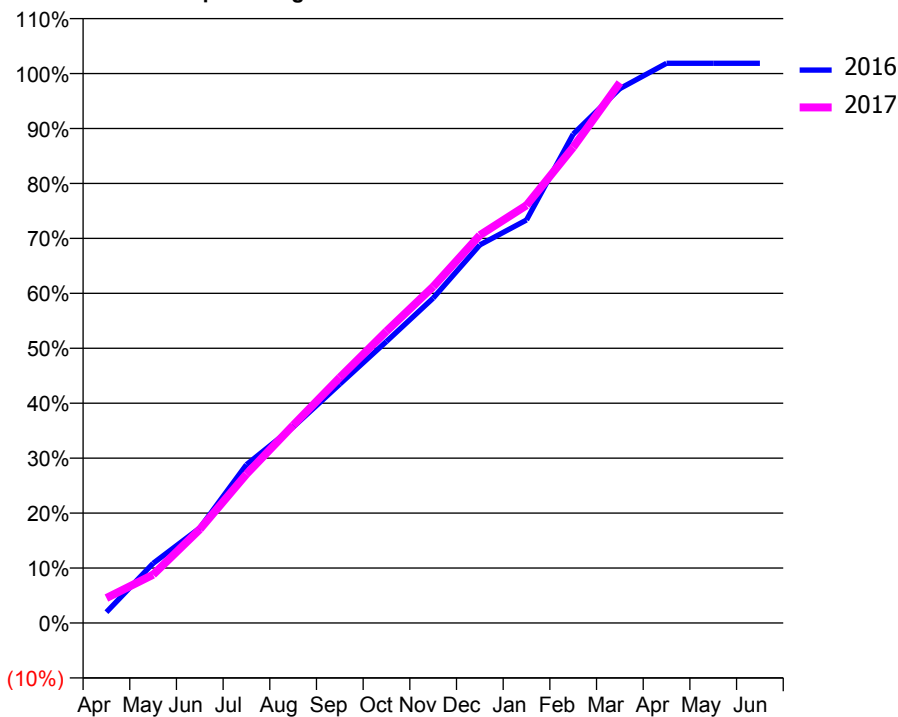
ACCESS*

Patients seen in 24 months	Total	Change since previous quarter
Quarter ending March 2016	7,064	
Quarter ending June 2016	7,099	→
Quarter ending September 2016	7,188	→
Quarter ending December 2016	7,317	→
Quarter ending March 2017	7,369	→
Variance since March 2016	4.3%	↑



ACTIVITY

Cumulative percentage of contracted UDA delivered 2016 & 2017



Month	Adjusted Scheduled Activity (UDA)	
	2016	2017
April	407	937
May	2,234	1,808
June	3,559	3,509
July	5,929	5,575
August	7,336	7,400
September	8,943	9,195
October	10,543	10,928
November	12,165	12,596
December	14,158	14,520
January	15,090	15,641
February	18,304	17,809
March	20,007	20,232
April	20,954	
May	20,956	
June	20,958	

QUALITY

	Quantity	Base Number	Contract	AT	Region	England
% of FP17s for the same patient ID Re-attending within 3 months - Children	494	6,698	7.4%	11.2%	12.0%	12.3%
% of FP17s for the same patient ID Re-attending within 3 months - Adults	744	3,835	19.4%	15.2%	16.0%	16.7%
% of FP17s for the same patient ID Re-attending between 3 & 9 months - Children	4,092	6,698	61.1%	58.8%	58.8%	57.6%
% of FP17s for the same patient ID Re-attending between 3 & 9 months - Adults	1,991	3,835	51.9%	49.2%	51.2%	50.1%
% of FP17s for Band 1 Urgent Courses	813	10,060	8.1%	9.5%	8.0%	9.1%
% of FP17s Relating to Free Repair or Replacements	0	10,060	0.0%	0.8%	0.8%	0.8%
% of FP17s Relating to Continuations	0	10,060	0.0%	1.3%	1.2%	1.2%
% of Patients satisfied with the dentistry they have received	6	8	N/A	91.9%	92.7%	92.8%
% of Patients satisfied with the time they had to wait for an appointment	3	8	N/A	86.5%	89.1%	88.7%

* This is based on patients treated on this contract for their most recent course of treatment. Figures in italics indicate the base number of FP17s or Patient Questionnaire responses are less than 100. N/A is shown where the base number of responses is less than 10 during the period. % is calculated as Quantity/Base number*100

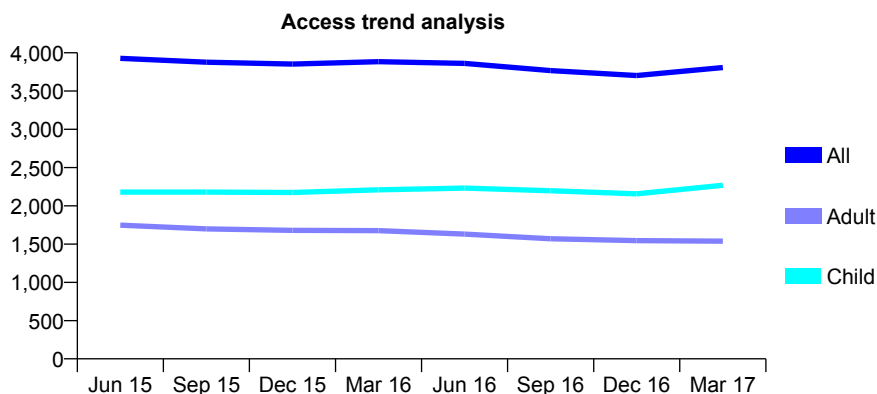
Q56 - Vital Signs At a Glance Contract Report for 175900/0004 - March 2017

Name or company name	Sprinz-Victorova
Contract type name	GDS Contract
Purpose of contract	General
Contract start date	01/04/2010
Contract end date	

16/17 Contracted general activity (UDA)	10,449
Carry forward general activity (UDA)	-30
16/17 Contracted orthodontic activity (UOA)	0
Carry forward orthodontic activity (UOA)	0
Baseline contract value	£264,849.35

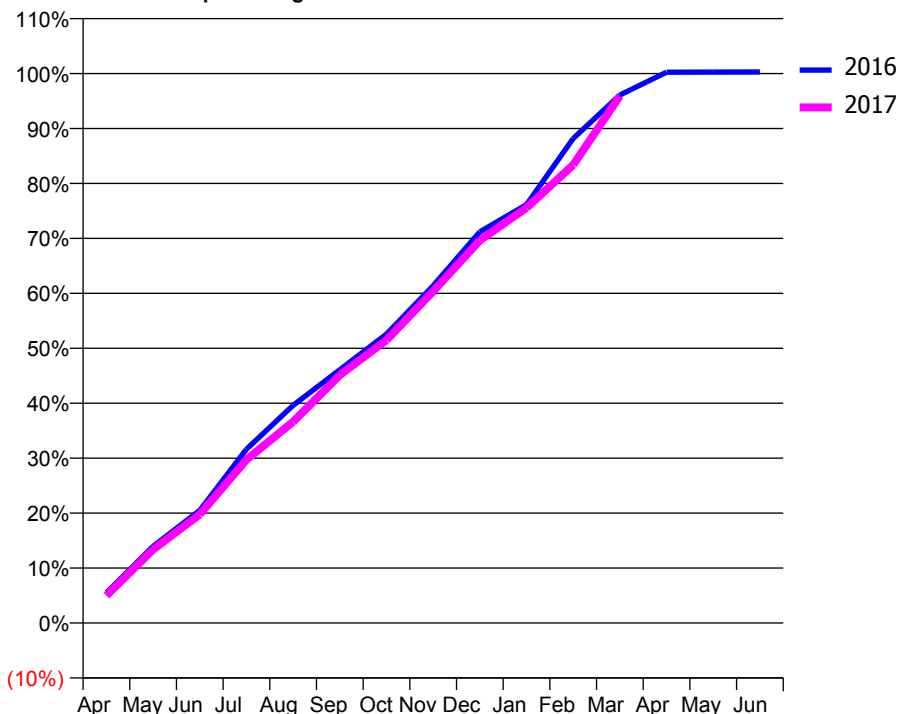
ACCESS*

Patients seen in 24 months	Total	Change since previous quarter
Quarter ending March 2016	3,884	
Quarter ending June 2016	3,861	→
Quarter ending September 2016	3,767	↓
Quarter ending December 2016	3,702	↓
Quarter ending March 2017	3,807	↑
Variance since March 2016	(2.0%)	↓



ACTIVITY

Cumulative percentage of contracted UDA delivered 2016 & 2017



Month	Adjusted Scheduled Activity (UDA)	
	2016	2017
April	573	521
May	1,460	1,399
June	2,141	2,066
July	3,304	3,105
August	4,138	3,828
September	4,817	4,714
October	5,492	5,379
November	6,413	6,308
December	7,439	7,276
January	7,957	7,894
February	9,212	8,710
March	10,041	10,023
April	10,473	
May	10,475	
June	10,479	

QUALITY

	Quantity	Base Number	Contract	AT	Region	England
% of FP17s for the same patient ID Re-attending within 3 months - Children	269	3,492	7.7%	11.2%	12.0%	12.3%
% of FP17s for the same patient ID Re-attending within 3 months - Adults	356	1,908	18.7%	15.2%	16.0%	16.7%
% of FP17s for the same patient ID Re-attending between 3 & 9 months - Children	2,137	3,492	61.2%	58.8%	58.8%	57.6%
% of FP17s for the same patient ID Re-attending between 3 & 9 months - Adults	1,040	1,908	54.5%	49.2%	51.2%	50.1%
% of FP17s for Band 1 Urgent Courses	461	5,180	8.9%	9.5%	8.0%	9.1%
% of FP17s Relating to Free Repair or Replacements	0	5,180	0.0%	0.8%	0.8%	0.8%
% of FP17s Relating to Continuations	0	5,180	0.0%	1.3%	1.2%	1.2%
% of Patients satisfied with the dentistry they have received	4	4	N/A	91.9%	92.7%	92.8%
% of Patients satisfied with the time they had to wait for an appointment	3	4	N/A	86.5%	89.1%	88.7%

* This is based on patients treated on this contract for their most recent course of treatment. Figures in italics indicate the base number of FP17s or Patient Questionnaire responses are less than 100. N/A is shown where the base number of responses is less than 10 during the period. % is calculated as Quantity/Base number*100

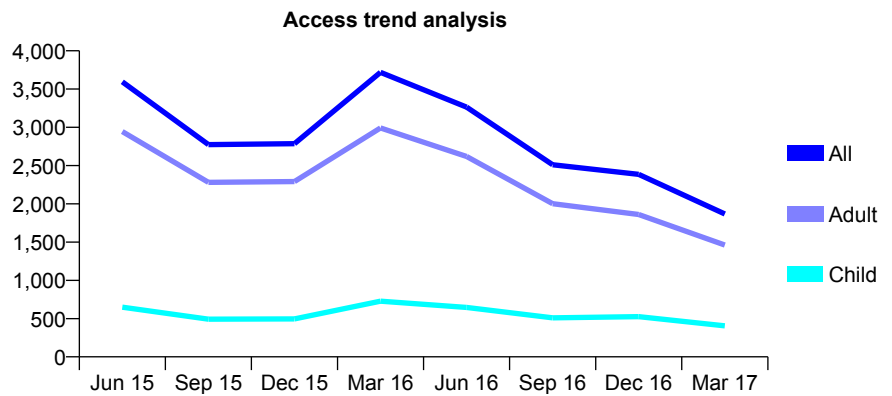
Q56 - Vital Signs At a Glance Contract Report for 176702/0001 - March 2017

Name or company name	Jeffrey Sherer and Larry Levin
Contract type name	GDS Contract
Purpose of contract	General and Orthodontic
Contract start date	01/04/2012
Contract end date	

16/17 Contracted general activity (UDA)	12,500
Carry forward general activity (UDA)	84
16/17 Contracted orthodontic activity (UOA)	719
Carry forward orthodontic activity (UOA)	-14
Baseline contract value	£312,276.95

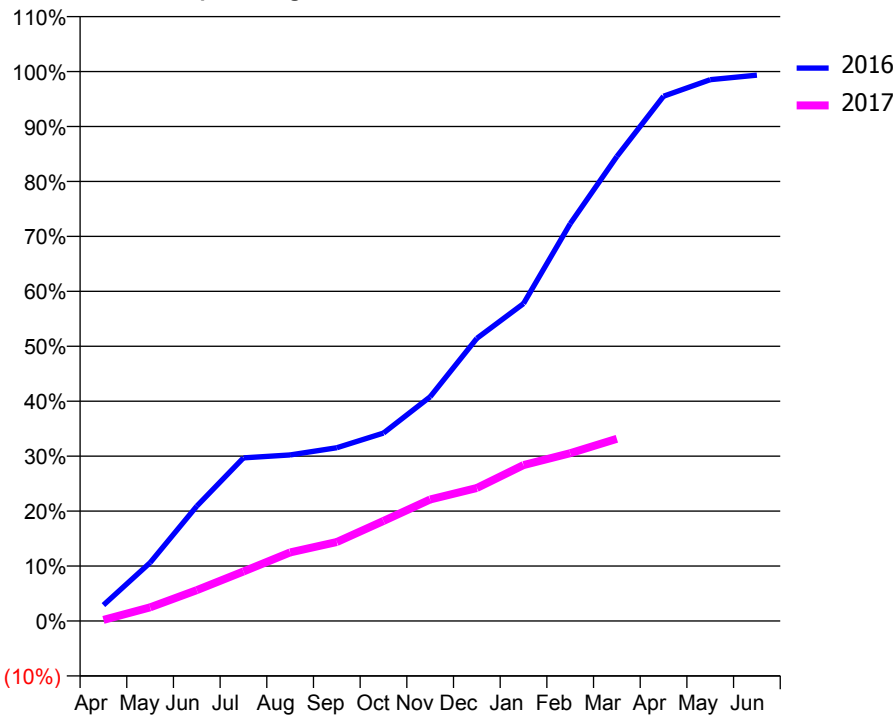
ACCESS*

Patients seen in 24 months	Total	Change since previous quarter
Quarter ending March 2016	3,718	
Quarter ending June 2016	3,264	↓
Quarter ending September 2016	2,511	↓
Quarter ending December 2016	2,386	↓
Quarter ending March 2017	1,867	↓
Variance since March 2016	(49.8%)	↓



ACTIVITY

Cumulative percentage of contracted UDA delivered 2016 & 2017



Month	Adjusted Scheduled Activity (UDA)	
	2016	2017
April	364	26
May	1,327	312
June	2,613	701
July	3,711	1,128
August	3,778	1,559
September	3,943	1,797
October	4,276	2,276
November	5,102	2,764
December	6,430	3,025
January	7,221	3,547
February	9,039	3,818
March	10,567	4,144
April	11,937	
May	12,313	
June	12,416	

QUALITY

	Quantity	Base Number	Contract	AT	Region	England
% of FP17s for the same patient ID Re-attending within 3 months - Children	33	676	4.9%	11.2%	12.0%	12.3%
% of FP17s for the same patient ID Re-attending within 3 months - Adults	191	2,059	9.3%	15.2%	16.0%	16.7%
% of FP17s for the same patient ID Re-attending between 3 & 9 months - Children	142	676	21.0%	58.8%	58.8%	57.6%
% of FP17s for the same patient ID Re-attending between 3 & 9 months - Adults	421	2,059	20.4%	49.2%	51.2%	50.1%
% of FP17s for Band 1 Urgent Courses	335	1,892	17.7%	9.5%	8.0%	9.1%
% of FP17s Relating to Free Repair or Replacements	3	1,892	0.2%	0.8%	0.8%	0.8%
% of FP17s Relating to Continuations	17	1,892	0.9%	1.3%	1.2%	1.2%
% of Patients satisfied with the dentistry they have received	9	9	N/A	91.9%	92.7%	92.8%
% of Patients satisfied with the time they had to wait for an appointment	8	9	N/A	86.5%	89.1%	88.7%

* This is based on patients treated on this contract for their most recent course of treatment. Figures in italics indicate the base number of FP17s or Patient Questionnaire responses are less than 100. N/A is shown where the base number of responses is less than 10 during the period. % is calculated as Quantity/Base number*100

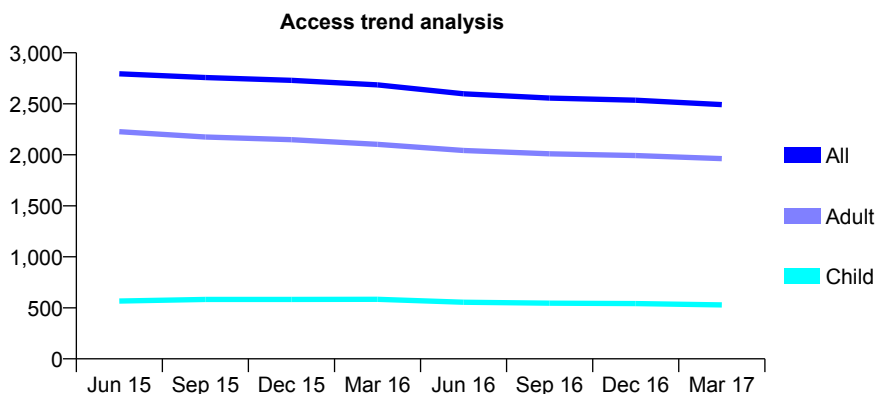
Q56 - Vital Signs At a Glance Contract Report for 176796/0001 - March 2017

Name or company name	Treetops Dental Practice Limited
Contract type name	GDS Contract
Purpose of contract	General
Contract start date	01/08/2011
Contract end date	

16/17 Contracted general activity (UDA)	6,642
Carry forward general activity (UDA)	-29
16/17 Contracted orthodontic activity (UOA)	0
Carry forward orthodontic activity (UOA)	0
Baseline contract value	£243,140.94

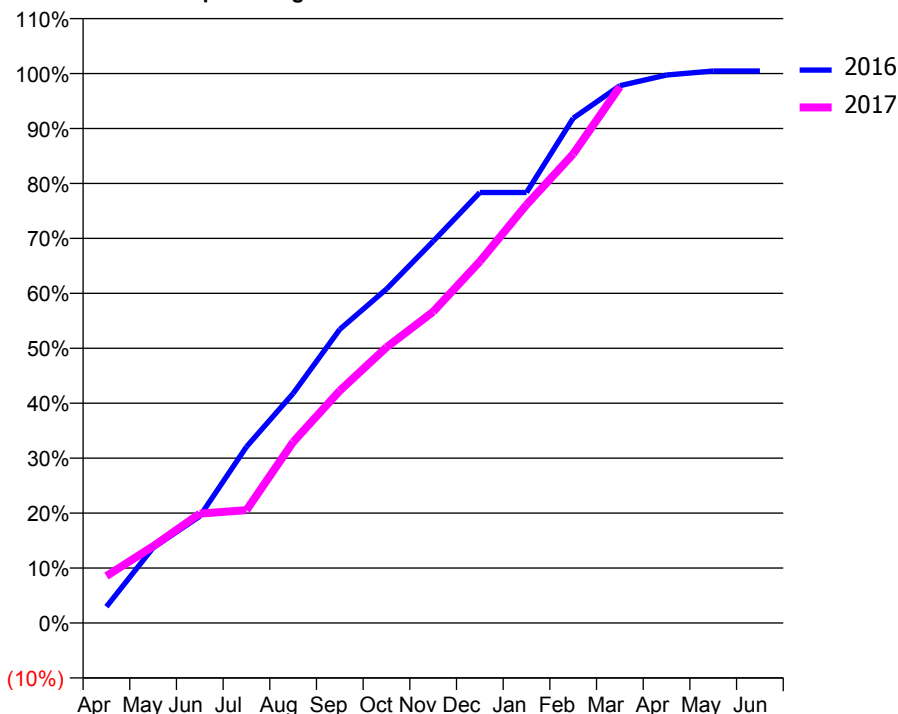
ACCESS*

Patients seen in 24 months	Total	Change since previous quarter
Quarter ending March 2016	2,686	
Quarter ending June 2016	2,598	↓
Quarter ending September 2016	2,556	↓
Quarter ending December 2016	2,535	→
Quarter ending March 2017	2,492	↓
Variance since March 2016	(7.2%)	↓



ACTIVITY

Cumulative percentage of contracted UDA delivered 2016 & 2017



Adjusted Scheduled Activity (UDA)

Month	2016	2017
April	198	568
May	910	927
June	1,291	1,323
July	2,130	1,365
August	2,774	2,188
September	3,550	2,809
October	4,037	3,332
November	4,614	3,763
December	5,204	4,370
January	5,204	5,055
February	6,101	5,670
March	6,495	6,482
April	6,623	
May	6,671	
June	6,671	

QUALITY

	Quantity	Base Number	Contract	AT	Region	England
% of FP17s for the same patient ID Re-attending within 3 months - Children	32	622	5.1%	11.2%	12.0%	12.3%
% of FP17s for the same patient ID Re-attending within 3 months - Adults	247	2,234	11.1%	15.2%	16.0%	16.7%
% of FP17s for the same patient ID Re-attending between 3 & 9 months - Children	136	622	21.9%	58.8%	58.8%	57.6%
% of FP17s for the same patient ID Re-attending between 3 & 9 months - Adults	781	2,234	35.0%	49.2%	51.2%	50.1%
% of FP17s for Band 1 Urgent Courses	355	2,811	12.6%	9.5%	8.0%	9.1%
% of FP17s Relating to Free Repair or Replacements	5	2,811	0.2%	0.8%	0.8%	0.8%
% of FP17s Relating to Continuations	19	2,811	0.7%	1.3%	1.2%	1.2%
% of Patients satisfied with the dentistry they have received	1	1	N/A	91.9%	92.7%	92.8%
% of Patients satisfied with the time they had to wait for an appointment	0	1	N/A	86.5%	89.1%	88.7%

* This is based on patients treated on this contract for their most recent course of treatment. Figures in italics indicate the base number of FP17s or Patient Questionnaire responses are less than 100. N/A is shown where the base number of responses is less than 10 during the period. % is calculated as Quantity/Base number*100

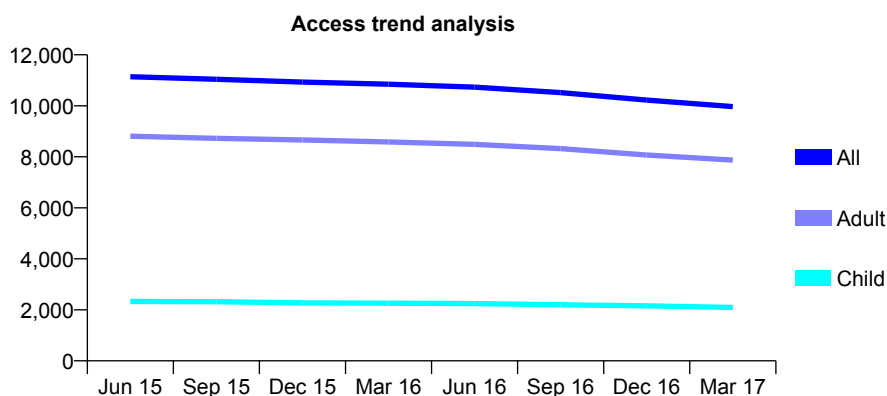
Q56 - Vital Signs At a Glance Contract Report for 176850/0001 - March 2017

Name or company name	The Wrating Road Partnership
Contract type name	GDS Contract
Purpose of contract	General
Contract start date	01/08/2006
Contract end date	

16/17 Contracted general activity (UDA)	29,000
Carry forward general activity (UDA)	747
16/17 Contracted orthodontic activity (UOA)	0
Carry forward orthodontic activity (UOA)	0
Baseline contract value	£674,289.72

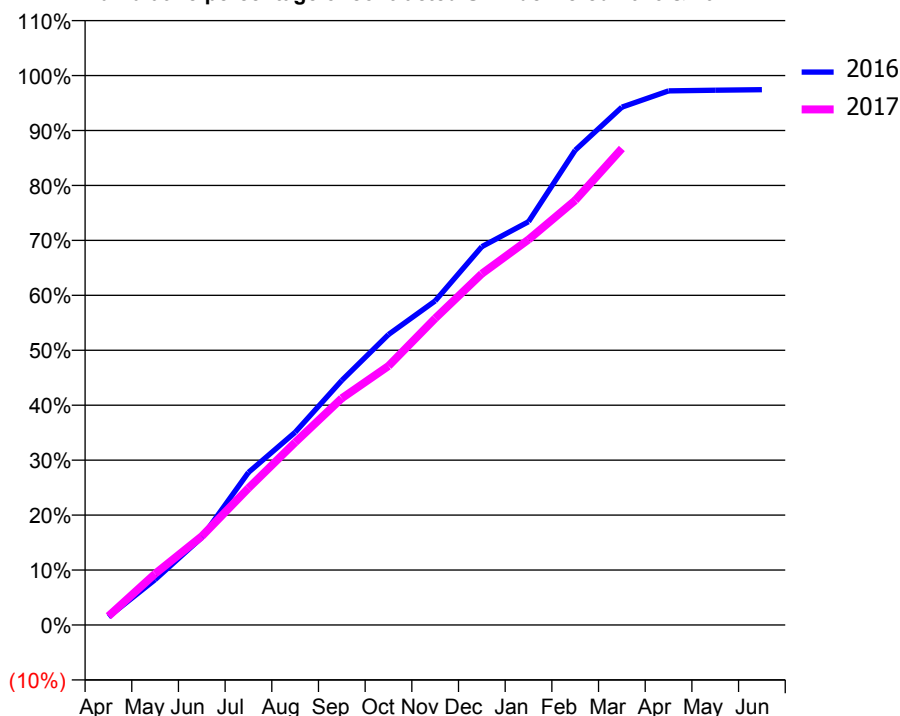
ACCESS*

Patients seen in 24 months	Total	Change since previous quarter
Quarter ending March 2016	10,847	
Quarter ending June 2016	10,733	↓
Quarter ending September 2016	10,516	↓
Quarter ending December 2016	10,227	↓
Quarter ending March 2017	9,970	↓
Variance since March 2016	(8.1%)	↓



ACTIVITY

Cumulative percentage of contracted UDA delivered 2016 & 2017



Month	Adjusted Scheduled Activity (UDA)	
	2016	2017
April	434	470
May	2,393	2,708
June	4,619	4,680
July	8,054	7,223
August	10,172	9,635
September	12,909	11,964
October	15,332	13,669
November	17,101	16,182
December	19,970	18,538
January	21,286	20,342
February	25,059	22,409
March	27,332	25,146
April	28,186	
May	28,224	
June	28,253	

QUALITY

	Quantity	Base Number	Contract	AT	Region	England
% of FP17s for the same patient ID Re-attending within 3 months - Children	250	3,433	7.3%	11.2%	12.0%	12.3%
% of FP17s for the same patient ID Re-attending within 3 months - Adults	1,833	12,642	14.5%	15.2%	16.0%	16.7%
% of FP17s for the same patient ID Re-attending between 3 & 9 months - Children	2,222	3,433	64.7%	58.8%	58.8%	57.6%
% of FP17s for the same patient ID Re-attending between 3 & 9 months - Adults	8,112	12,642	64.2%	49.2%	51.2%	50.1%
% of FP17s for Band 1 Urgent Courses	1,221	15,545	7.9%	9.5%	8.0%	9.1%
% of FP17s Relating to Free Repair or Replacements	142	15,545	0.9%	0.8%	0.8%	0.8%
% of FP17s Relating to Continuations	129	15,545	0.8%	1.3%	1.2%	1.2%
% of Patients satisfied with the dentistry they have received	14	15	93.3%	91.9%	92.7%	92.8%
% of Patients satisfied with the time they had to wait for an appointment	10	15	66.7%	86.5%	89.1%	88.7%

* This is based on patients treated on this contract for their most recent course of treatment. Figures in italics indicate the base number of FP17s or Patient Questionnaire responses are less than 100. N/A is shown where the base number of responses is less than 10 during the period. % is calculated as Quantity/Base number*100

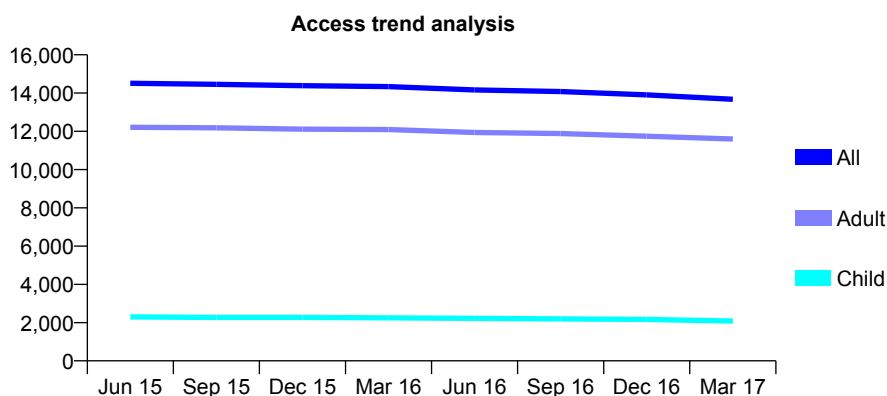
Q56 - Vital Signs At a Glance Contract Report for 177296/0001 - March 2017

Name or company name	Peacock & Shrestha
Contract type name	GDS Contract
Purpose of contract	General
Contract start date	01/04/2010
Contract end date	

16/17 Contracted general activity (UDA)	40,700
Carry forward general activity (UDA)	3
16/17 Contracted orthodontic activity (UOA)	0
Carry forward orthodontic activity (UOA)	0
Baseline contract value	£877,372.16

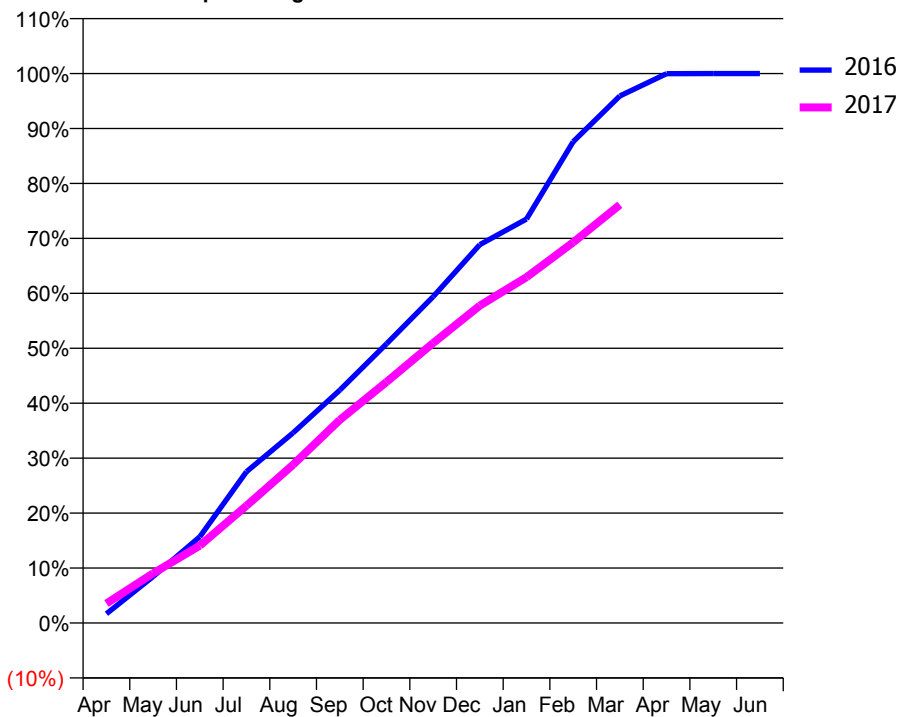
ACCESS*

Patients seen in 24 months	Total	Change since previous quarter
Quarter ending March 2016	14,338	
Quarter ending June 2016	14,161	↓
Quarter ending September 2016	14,076	→
Quarter ending December 2016	13,906	↓
Quarter ending March 2017	13,678	↓
Variance since March 2016	(4.6%)	↓



ACTIVITY

Cumulative percentage of contracted UDA delivered 2016 & 2017



Month	Adjusted Scheduled Activity (UDA)	
	2016	2017
April	621	1,442
May	3,112	3,677
June	5,776	5,732
July	10,129	8,684
August	12,738	11,731
September	15,601	15,046
October	18,700	17,853
November	21,854	20,735
December	25,338	23,509
January	27,058	25,620
February	32,237	28,194
March	35,299	30,978
April	36,790	
May	36,797	
June	36,797	

QUALITY

	Quantity	Base Number	Contract	AT	Region	England
% of FP17s for the same patient ID Re-attending within 3 months - Children	165	3,531	4.7%	11.2%	12.0%	12.3%
% of FP17s for the same patient ID Re-attending within 3 months - Adults	1,930	16,975	11.4%	15.2%	16.0%	16.7%
% of FP17s for the same patient ID Re-attending between 3 & 9 months - Children	2,670	3,531	75.6%	58.8%	58.8%	57.6%
% of FP17s for the same patient ID Re-attending between 3 & 9 months - Adults	10,706	16,975	63.1%	49.2%	51.2%	50.1%
% of FP17s for Band 1 Urgent Courses	1,671	19,686	8.5%	9.5%	8.0%	9.1%
% of FP17s Relating to Free Repair or Replacements	79	19,686	0.4%	0.8%	0.8%	0.8%
% of FP17s Relating to Continuations	136	19,686	0.7%	1.3%	1.2%	1.2%
% of Patients satisfied with the dentistry they have received	16	19	84.2%	91.9%	92.7%	92.8%
% of Patients satisfied with the time they had to wait for an appointment	19	19	100.0%	86.5%	89.1%	88.7%

* This is based on patients treated on this contract for their most recent course of treatment. Figures in italics indicate the base number of FP17s or Patient Questionnaire responses are less than 100. N/A is shown where the base number of responses is less than 10 during the period. % is calculated as Quantity/Base number*100

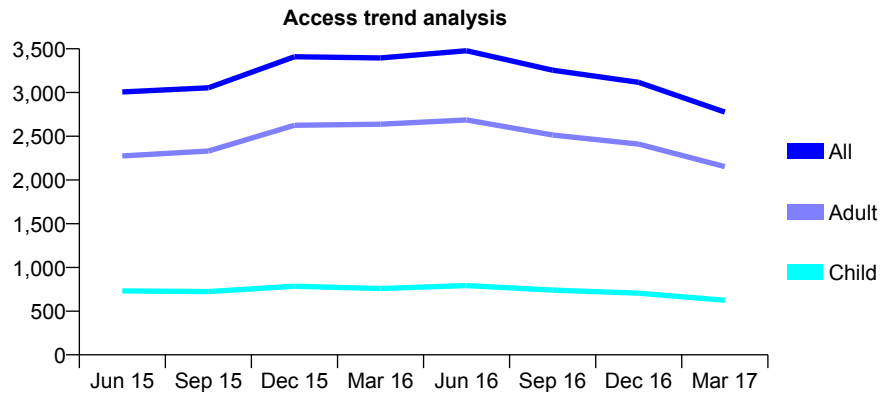
Q56 - Vital Signs At a Glance Contract Report for 178683/0003 - March 2017

Name or company name	Dr A rai & Dr F Tahir
Contract type name	GDS Contract
Purpose of contract	General
Contract start date	01/07/2013
Contract end date	

16/17 Contracted general activity (UDA)	13,500
Carry forward general activity (UDA)	0
16/17 Contracted orthodontic activity (UOA)	0
Carry forward orthodontic activity (UOA)	0
Baseline contract value	£326,762.13

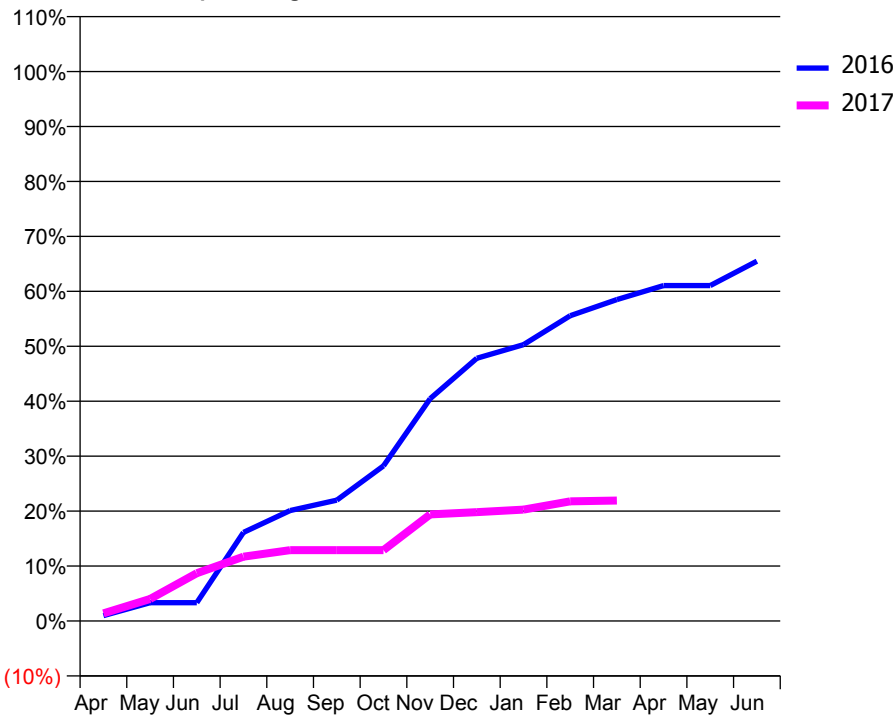
ACCESS*

Patients seen in 24 months	Total	Change since previous quarter
Quarter ending March 2016	3,396	
Quarter ending June 2016	3,478	↑
Quarter ending September 2016	3,255	↓
Quarter ending December 2016	3,117	↓
Quarter ending March 2017	2,777	↓
Variance since March 2016	(18.2%)	↓



ACTIVITY

Cumulative percentage of contracted UDA delivered 2016 & 2017



Month	Adjusted Scheduled Activity (UDA)	
	2016	2017
April	133	189
May	449	543
June	449	1,176
July	2,178	1,580
August	2,713	1,741
September	2,971	1,741
October	3,811	1,741
November	5,464	2,618
December	6,456	2,675
January	6,789	2,736
February	7,500	2,942
March	7,896	2,961
April	8,241	
May	8,241	
June	8,842	

QUALITY

	Quantity	Base Number	Contract	AT	Region	England
% of FP17s for the same patient ID Re-attending within 3 months - Children	21	405	5.2%	11.2%	12.0%	12.3%
% of FP17s for the same patient ID Re-attending within 3 months - Adults	129	1,305	9.9%	15.2%	16.0%	16.7%
% of FP17s for the same patient ID Re-attending between 3 & 9 months - Children	180	405	44.4%	58.8%	58.8%	57.6%
% of FP17s for the same patient ID Re-attending between 3 & 9 months - Adults	545	1,305	41.8%	49.2%	51.2%	50.1%
% of FP17s for Band 1 Urgent Courses	78	1,157	6.7%	9.5%	8.0%	9.1%
% of FP17s Relating to Free Repair or Replacements	13	1,157	1.1%	0.8%	0.8%	0.8%
% of FP17s Relating to Continuations	9	1,157	0.8%	1.3%	1.2%	1.2%
% of Patients satisfied with the dentistry they have received	2	2	N/A	91.9%	92.7%	92.8%
% of Patients satisfied with the time they had to wait for an appointment	2	2	N/A	86.5%	89.1%	88.7%

* This is based on patients treated on this contract for their most recent course of treatment. Figures in italics indicate the base number of FP17s or Patient Questionnaire responses are less than 100. N/A is shown where the base number of responses is less than 10 during the period. % is calculated as Quantity/Base number*100

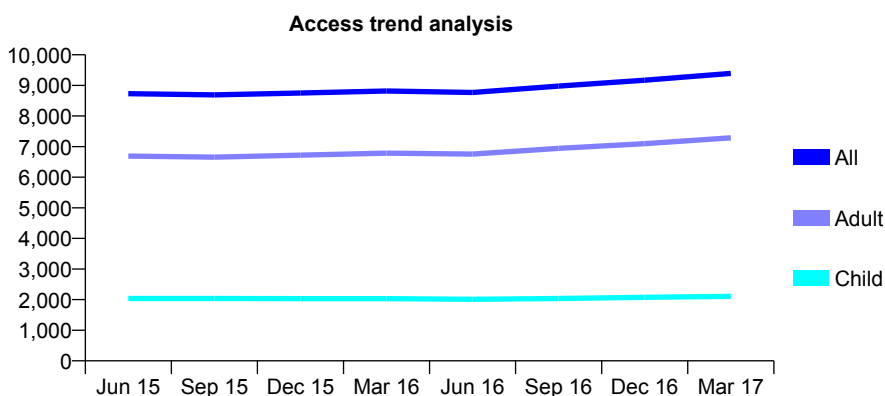
Q56 - Vital Signs At a Glance Contract Report for 179922/0001 - March 2017

Name or company name	Simply Smile Manor House
Contract type name	GDS Contract
Purpose of contract	General
Contract start date	01/04/2013
Contract end date	

16/17 Contracted general activity (UDA)	24,054
Carry forward general activity (UDA)	776
16/17 Contracted orthodontic activity (UOA)	0
Carry forward orthodontic activity (UOA)	0
Baseline contract value	£538,848.99

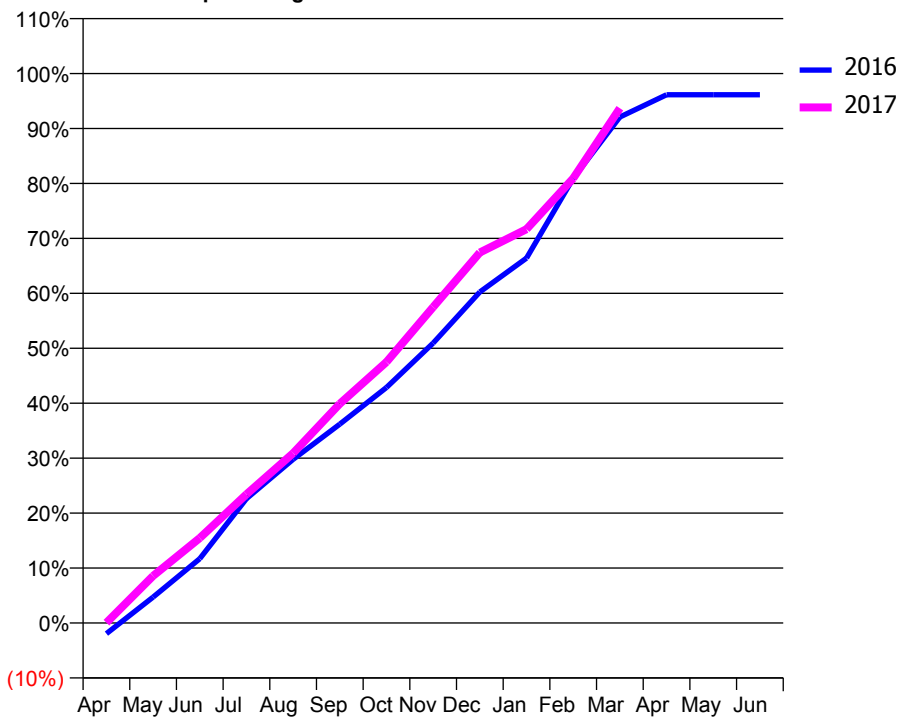
ACCESS*

Patients seen in 24 months	Total	Change since previous quarter
Quarter ending March 2016	8,818	
Quarter ending June 2016	8,768	→
Quarter ending September 2016	8,978	↑
Quarter ending December 2016	9,172	↑
Quarter ending March 2017	9,393	↑
Variance since March 2016	6.5%	↑



ACTIVITY

Cumulative percentage of contracted UDA delivered 2016 & 2017



Month	Adjusted Scheduled Activity (UDA)	
	2016	2017
April	-447	15
May	1,081	2,064
June	2,681	3,721
July	5,187	5,634
August	6,825	7,433
September	8,294	9,598
October	9,821	11,427
November	11,674	13,832
December	13,805	16,220
January	15,215	17,240
February	18,542	19,464
March	21,099	22,535
April	22,028	
May	22,028	
June	22,028	

QUALITY

	Quantity	Base Number	Contract	AT	Region	England
% of FP17s for the same patient ID Re-attending within 3 months - Children	218	3,201	6.8%	11.2%	12.0%	12.3%
% of FP17s for the same patient ID Re-attending within 3 months - Adults	1,373	9,882	13.9%	15.2%	16.0%	16.7%
% of FP17s for the same patient ID Re-attending between 3 & 9 months - Children	2,072	3,201	64.7%	58.8%	58.8%	57.6%
% of FP17s for the same patient ID Re-attending between 3 & 9 months - Adults	4,710	9,882	47.7%	49.2%	51.2%	50.1%
% of FP17s for Band 1 Urgent Courses	1,069	12,629	8.5%	9.5%	8.0%	9.1%
% of FP17s Relating to Free Repair or Replacements	125	12,629	1.0%	0.8%	0.8%	0.8%
% of FP17s Relating to Continuations	247	12,629	2.0%	1.3%	1.2%	1.2%
% of Patients satisfied with the dentistry they have received	12	12	100.0%	91.9%	92.7%	92.8%
% of Patients satisfied with the time they had to wait for an appointment	11	12	91.7%	86.5%	89.1%	88.7%

* This is based on patients treated on this contract for their most recent course of treatment. Figures in italics indicate the base number of FP17s or Patient Questionnaire responses are less than 100. N/A is shown where the base number of responses is less than 10 during the period. % is calculated as Quantity/Base number*100

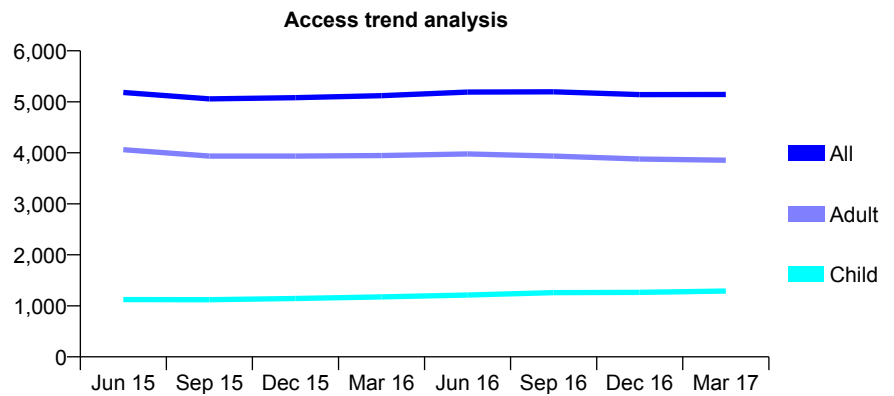
Q56 - Vital Signs At a Glance Contract Report for 181102/0001 - March 2017

Name or company name	Cambridge Street Dental Practice
Contract type name	GDS Contract
Purpose of contract	General
Contract start date	03/10/2011
Contract end date	

16/17 Contracted general activity (UDA)	16,000
Carry forward general activity (UDA)	-9
16/17 Contracted orthodontic activity (UOA)	0
Carry forward orthodontic activity (UOA)	0
Baseline contract value	£397,936.84

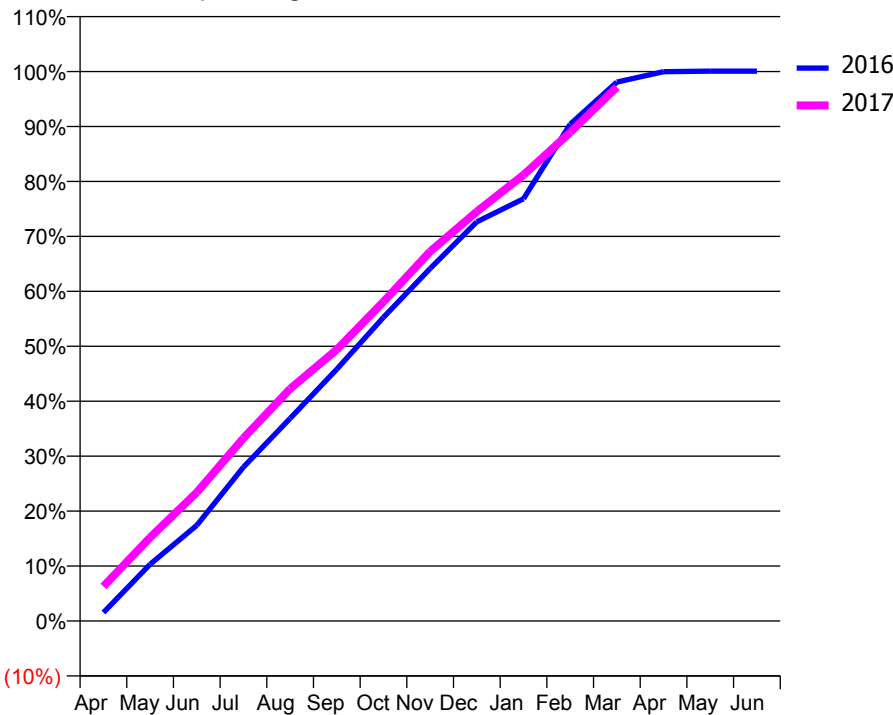
ACCESS*

Patients seen in 24 months	Total	Change since previous quarter
Quarter ending March 2016	5,121	
Quarter ending June 2016	5,190	→
Quarter ending September 2016	5,196	→
Quarter ending December 2016	5,141	↓
Quarter ending March 2017	5,144	→
Variance since March 2016	0.4%	→



ACTIVITY

Cumulative percentage of contracted UDA delivered 2016 & 2017



Month	Adjusted Scheduled Activity (UDA)	
	2016	2017
April	248	1,009
May	1,651	2,433
June	2,787	3,746
July	4,484	5,326
August	5,898	6,763
September	7,333	7,903
October	8,845	9,297
November	10,264	10,763
December	11,622	11,923
January	12,295	12,990
February	14,463	14,226
March	15,693	15,549
April	15,996	
May	16,009	
June	16,009	

QUALITY

	Quantity	Base Number	Contract	AT	Region	England
% of FP17s for the same patient ID Re-attending within 3 months - Children	116	1,928	6.0%	11.2%	12.0%	12.3%
% of FP17s for the same patient ID Re-attending within 3 months - Adults	555	5,552	10.0%	15.2%	16.0%	16.7%
% of FP17s for the same patient ID Re-attending between 3 & 9 months - Children	1,227	1,928	63.6%	58.8%	58.8%	57.6%
% of FP17s for the same patient ID Re-attending between 3 & 9 months - Adults	3,418	5,552	61.6%	49.2%	51.2%	50.1%
% of FP17s for Band 1 Urgent Courses	476	7,323	6.5%	9.5%	8.0%	9.1%
% of FP17s Relating to Free Repair or Replacements	19	7,323	0.3%	0.8%	0.8%	0.8%
% of FP17s Relating to Continuations	37	7,323	0.5%	1.3%	1.2%	1.2%
% of Patients satisfied with the dentistry they have received	5	8	N/A	91.9%	92.7%	92.8%
% of Patients satisfied with the time they had to wait for an appointment	6	8	N/A	86.5%	89.1%	88.7%

* This is based on patients treated on this contract for their most recent course of treatment. Figures in italics indicate the base number of FP17s or Patient Questionnaire responses are less than 100. N/A is shown where the base number of responses is less than 10 during the period. % is calculated as Quantity/Base number*100

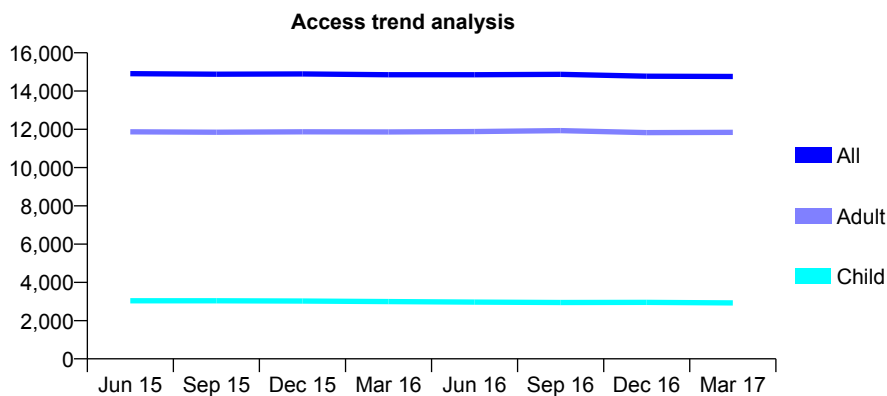
Q56 - Vital Signs At a Glance Contract Report for 182397/0001 - March 2017

Name or company name	Bank Bulidings Dental Practice
Contract type name	GDS Contract
Purpose of contract	General and Orthodontic
Contract start date	01/04/2011
Contract end date	

16/17 Contracted general activity (UDA)	40,973
Carry forward general activity (UDA)	242
16/17 Contracted orthodontic activity (UOA)	3,067
Carry forward orthodontic activity (UOA)	2
Baseline contract value	£1,126,685.64

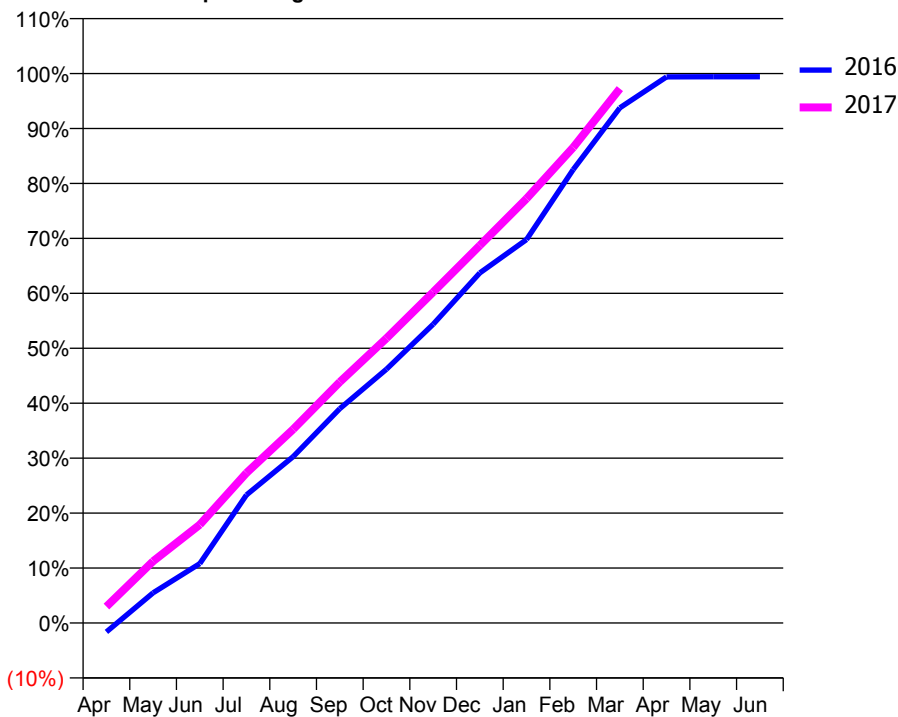
ACCESS*

Patients seen in 24 months	Total	Change since previous quarter
Quarter ending March 2016	14,855	
Quarter ending June 2016	14,850	→
Quarter ending September 2016	14,876	→
Quarter ending December 2016	14,774	→
Quarter ending March 2017	14,764	→
Variance since March 2016	(0.6%)	→



ACTIVITY

Cumulative percentage of contracted UDA delivered 2016 & 2017



Month	Adjusted Scheduled Activity (UDA)	
	2016	2017
April	-667	1,228
May	2,251	4,607
June	4,431	7,330
July	9,549	11,195
August	12,408	14,439
September	15,986	17,969
October	18,929	21,235
November	22,275	24,676
December	26,106	28,149
January	28,591	31,644
February	33,807	35,458
March	38,412	39,847
April	40,724	
May	40,734	
June	40,731	

QUALITY

	Quantity	Base Number	Contract	AT	Region	England
% of FP17s for the same patient ID Re-attending within 3 months - Children	589	4,694	12.5%	11.2%	12.0%	12.3%
% of FP17s for the same patient ID Re-attending within 3 months - Adults	2,533	15,428	16.4%	15.2%	16.0%	16.7%
% of FP17s for the same patient ID Re-attending between 3 & 9 months - Children	2,407	4,694	51.3%	58.8%	58.8%	57.6%
% of FP17s for the same patient ID Re-attending between 3 & 9 months - Adults	6,006	15,428	38.9%	49.2%	51.2%	50.1%
% of FP17s for Band 1 Urgent Courses	1,498	18,413	8.1%	9.5%	8.0%	9.1%
% of FP17s Relating to Free Repair or Replacements	111	18,413	0.6%	0.8%	0.8%	0.8%
% of FP17s Relating to Continuations	267	18,413	1.5%	1.3%	1.2%	1.2%
% of Patients satisfied with the dentistry they have received	16	19	84.2%	91.9%	92.7%	92.8%
% of Patients satisfied with the time they had to wait for an appointment	17	19	89.5%	86.5%	89.1%	88.7%

* This is based on patients treated on this contract for their most recent course of treatment. Figures in italics indicate the base number of FP17s or Patient Questionnaire responses are less than 100. N/A is shown where the base number of responses is less than 10 during the period. % is calculated as Quantity/Base number*100

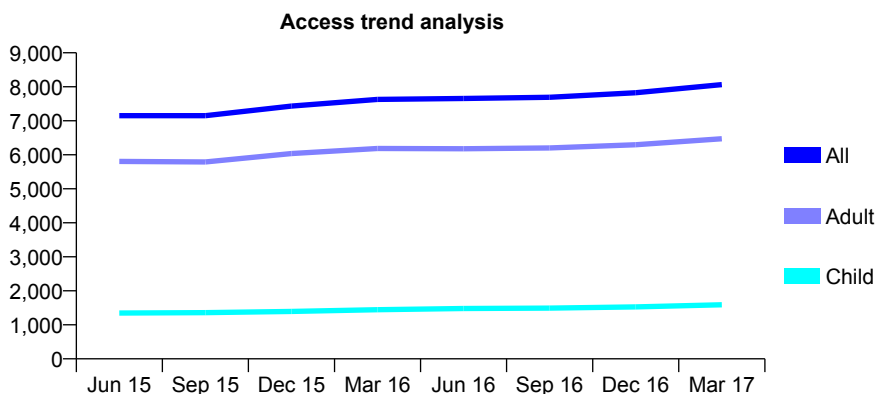
Q56 - Vital Signs At a Glance Contract Report for 183113/0001 - March 2017

Name or company name	Chokshi Ltd
Contract type name	GDS Contract
Purpose of contract	General
Contract start date	18/06/2012
Contract end date	

16/17 Contracted general activity (UDA)	21,607
Carry forward general activity (UDA)	-47
16/17 Contracted orthodontic activity (UOA)	0
Carry forward orthodontic activity (UOA)	0
Baseline contract value	£574,176.85

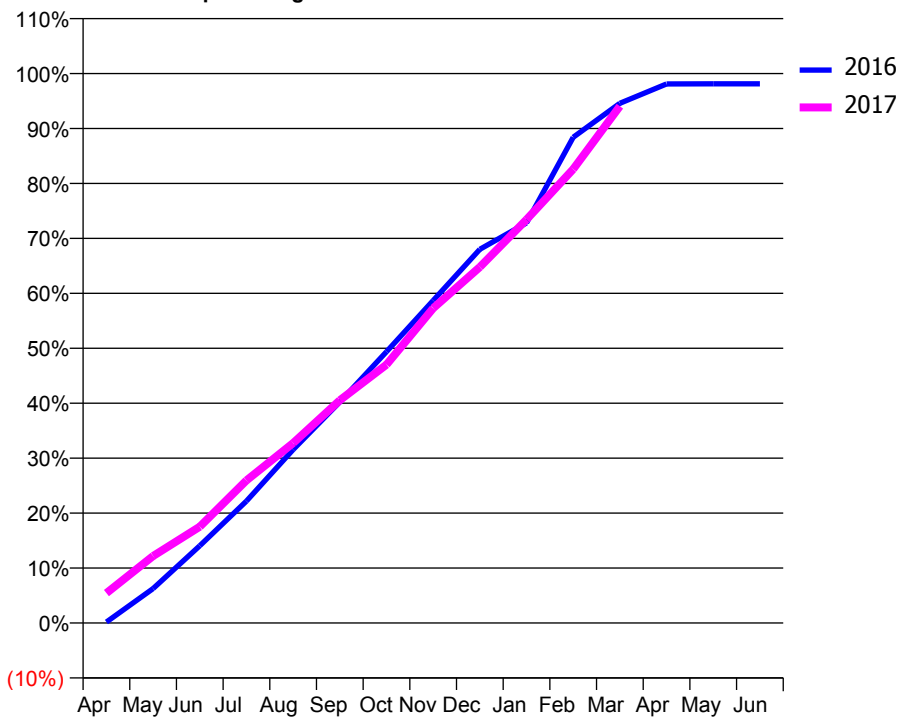
ACCESS*

Patients seen in 24 months	Total	Change since previous quarter
Quarter ending March 2016	7,631	
Quarter ending June 2016	7,657	→
Quarter ending September 2016	7,694	→
Quarter ending December 2016	7,825	→
Quarter ending March 2017	8,064	↑
Variance since March 2016	5.7%	↑



ACTIVITY

Cumulative percentage of contracted UDA delivered 2016 & 2017



Month	Adjusted Scheduled Activity (UDA)	
	2016	2017
April	40	1,178
May	1,356	2,632
June	3,039	3,788
July	4,795	5,607
August	6,821	7,076
September	8,692	8,757
October	10,670	10,159
November	12,679	12,377
December	14,693	13,996
January	15,735	15,865
February	19,098	17,846
March	20,435	20,322
April	21,199	
May	21,203	
June	21,203	

QUALITY

	Quantity	Base Number	Contract	AT	Region	England
% of FP17s for the same patient ID Re-attending within 3 months - Children	182	2,753	6.6%	11.2%	12.0%	12.3%
% of FP17s for the same patient ID Re-attending within 3 months - Adults	1,504	9,683	15.5%	15.2%	16.0%	16.7%
% of FP17s for the same patient ID Re-attending between 3 & 9 months - Children	1,820	2,753	66.1%	58.8%	58.8%	57.6%
% of FP17s for the same patient ID Re-attending between 3 & 9 months - Adults	5,010	9,683	51.7%	49.2%	51.2%	50.1%
% of FP17s for Band 1 Urgent Courses	759	10,651	7.1%	9.5%	8.0%	9.1%
% of FP17s Relating to Free Repair or Replacements	69	10,651	0.6%	0.8%	0.8%	0.8%
% of FP17s Relating to Continuations	82	10,651	0.8%	1.3%	1.2%	1.2%
% of Patients satisfied with the dentistry they have received	15	15	100.0%	91.9%	92.7%	92.8%
% of Patients satisfied with the time they had to wait for an appointment	14	15	93.3%	86.5%	89.1%	88.7%

* This is based on patients treated on this contract for their most recent course of treatment. Figures in italics indicate the base number of FP17s or Patient Questionnaire responses are less than 100. N/A is shown where the base number of responses is less than 10 during the period. % is calculated as Quantity/Base number*100

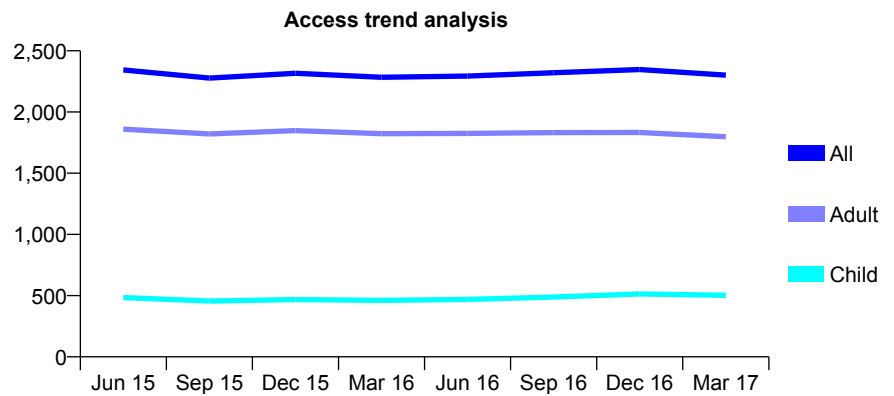
Q56 - Vital Signs At a Glance Contract Report for 183946/0001 - March 2017

Name or company name	Woodbridge Dental Surgery Limited
Contract type name	GDS Contract
Purpose of contract	General
Contract start date	01/04/2010
Contract end date	

16/17 Contracted general activity (UDA)	6,571
Carry forward general activity (UDA)	-131
16/17 Contracted orthodontic activity (UOA)	0
Carry forward orthodontic activity (UOA)	0
Baseline contract value	£151,517.70

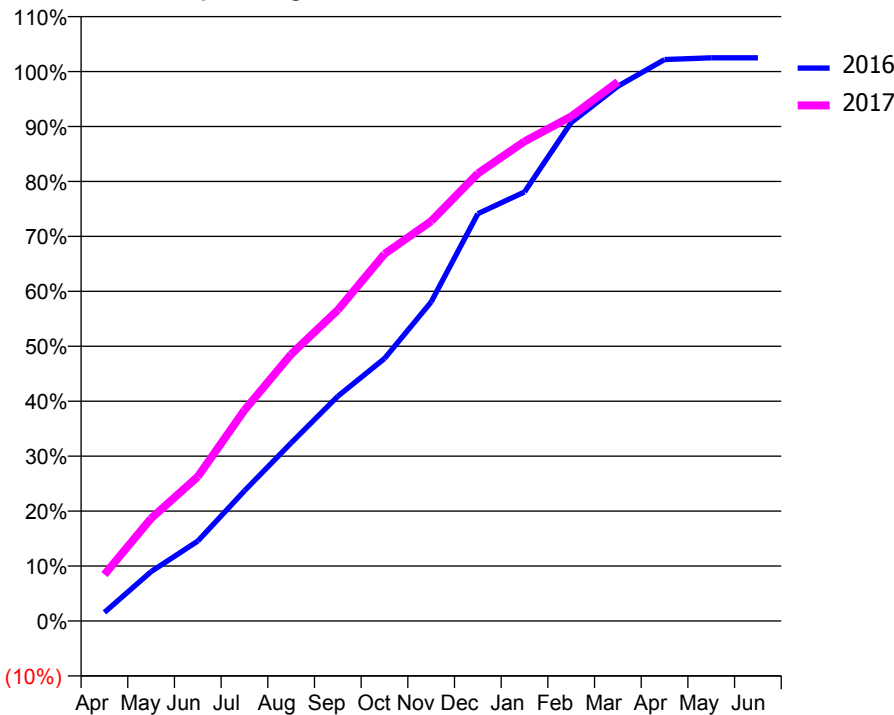
ACCESS*

Patients seen in 24 months	Total	Change since previous quarter
Quarter ending March 2016	2,284	
Quarter ending June 2016	2,294	→
Quarter ending September 2016	2,321	→
Quarter ending December 2016	2,347	→
Quarter ending March 2017	2,301	↓
Variance since March 2016	0.7%	→



ACTIVITY

Cumulative percentage of contracted UDA delivered 2016 & 2017



Month	Adjusted Scheduled Activity (UDA)	
	2016	2017
April	103	556
May	591	1,228
June	956	1,727
July	1,556	2,522
August	2,130	3,189
September	2,687	3,719
October	3,138	4,389
November	3,815	4,781
December	4,870	5,352
January	5,131	5,735
February	5,962	6,033
March	6,395	6,447
April	6,714	
May	6,734	
June	6,734	

QUALITY

	Quantity	Base Number	Contract	AT	Region	England
% of FP17s for the same patient ID Re-attending within 3 months - Children	39	735	5.3%	11.2%	12.0%	12.3%
% of FP17s for the same patient ID Re-attending within 3 months - Adults	433	2,728	15.9%	15.2%	16.0%	16.7%
% of FP17s for the same patient ID Re-attending between 3 & 9 months - Children	429	735	58.4%	58.8%	58.8%	57.6%
% of FP17s for the same patient ID Re-attending between 3 & 9 months - Adults	1,583	2,728	58.0%	49.2%	51.2%	50.1%
% of FP17s for Band 1 Urgent Courses	437	3,307	13.2%	9.5%	8.0%	9.1%
% of FP17s Relating to Free Repair or Replacements	26	3,307	0.8%	0.8%	0.8%	0.8%
% of FP17s Relating to Continuations	21	3,307	0.6%	1.3%	1.2%	1.2%
% of Patients satisfied with the dentistry they have received	2	2	N/A	91.9%	92.7%	92.8%
% of Patients satisfied with the time they had to wait for an appointment	2	2	N/A	86.5%	89.1%	88.7%

* This is based on patients treated on this contract for their most recent course of treatment. Figures in italics indicate the base number of FP17s or Patient Questionnaire responses are less than 100. N/A is shown where the base number of responses is less than 10 during the period. % is calculated as Quantity/Base number*100

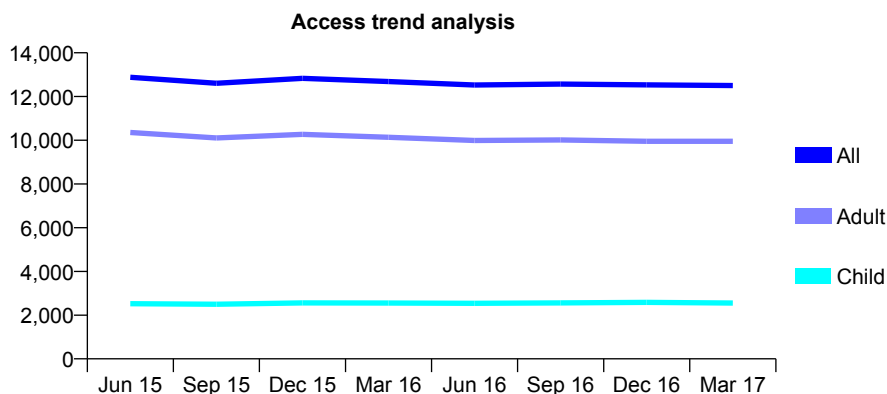
Q56 - Vital Signs At a Glance Contract Report for 184624/0001 - March 2017

Name or company name	DMJ Norwich Limited
Contract type name	GDS Contract
Purpose of contract	General
Contract start date	01/04/2013
Contract end date	

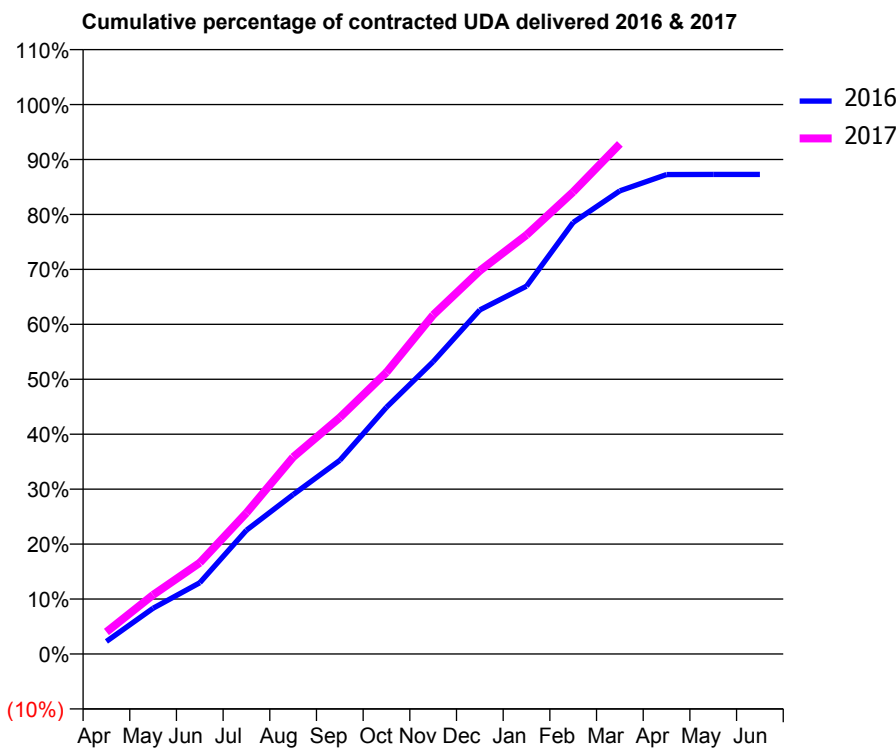
16/17 Contracted general activity (UDA)	37,546
Carry forward general activity (UDA)	0
16/17 Contracted orthodontic activity (UOA)	0
Carry forward orthodontic activity (UOA)	0
Baseline contract value	£1,048,216.42

ACCESS*

Patients seen in 24 months	Total	Change since previous quarter
Quarter ending March 2016	12,688	
Quarter ending June 2016	12,528	↓
Quarter ending September 2016	12,572	→
Quarter ending December 2016	12,533	→
Quarter ending March 2017	12,505	→
Variance since March 2016	(1.4%)	↓



ACTIVITY



Month	Adjusted Scheduled Activity (UDA)	
	2016	2017
April	860	1,507
May	3,133	4,036
June	4,871	6,238
July	8,460	9,649
August	10,894	13,456
September	13,232	16,162
October	16,860	19,247
November	19,978	23,164
December	23,513	26,193
January	25,132	28,634
February	29,490	31,575
March	31,650	34,851
April	32,762	
May	32,770	
June	32,767	

QUALITY

	Quantity	Base Number	Contract	AT	Region	England
% of FP17s for the same patient ID Re-attending within 3 months - Children	168	3,425	4.9%	11.2%	12.0%	12.3%
% of FP17s for the same patient ID Re-attending within 3 months - Adults	1,581	13,159	12.0%	15.2%	16.0%	16.7%
% of FP17s for the same patient ID Re-attending between 3 & 9 months - Children	1,707	3,425	49.8%	58.8%	58.8%	57.6%
% of FP17s for the same patient ID Re-attending between 3 & 9 months - Adults	6,518	13,159	49.5%	49.2%	51.2%	50.1%
% of FP17s for Band 1 Urgent Courses	856	15,990	5.4%	9.5%	8.0%	9.1%
% of FP17s Relating to Free Repair or Replacements	78	15,990	0.5%	0.8%	0.8%	0.8%
% of FP17s Relating to Continuations	363	15,990	2.3%	1.3%	1.2%	1.2%
% of Patients satisfied with the dentistry they have received	21	23	91.3%	91.9%	92.7%	92.8%
% of Patients satisfied with the time they had to wait for an appointment	12	23	52.2%	86.5%	89.1%	88.7%

* This is based on patients treated on this contract for their most recent course of treatment. Figures in italics indicate the base number of FP17s or Patient Questionnaire responses are less than 100. N/A is shown where the base number of responses is less than 10 during the period. % is calculated as Quantity/Base number*100

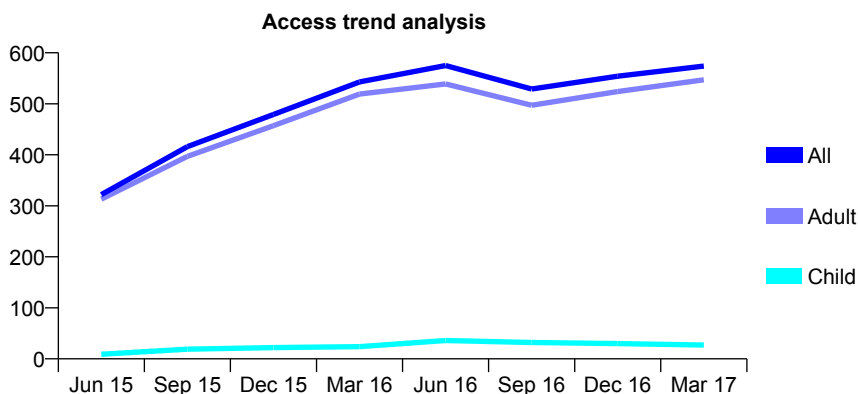
Q56 - Vital Signs At a Glance Contract Report for 184624/0002 - March 2017

Name or company name	DMJ Norwich Limited
Contract type name	PDS Contract
Purpose of contract	General
Contract start date	01/04/2013
Contract end date	31/03/2018

16/17 Contracted general activity (UDA)	4,527
Carry forward general activity (UDA)	0
16/17 Contracted orthodontic activity (UOA)	0
Carry forward orthodontic activity (UOA)	0
Baseline contract value	£567,038.70

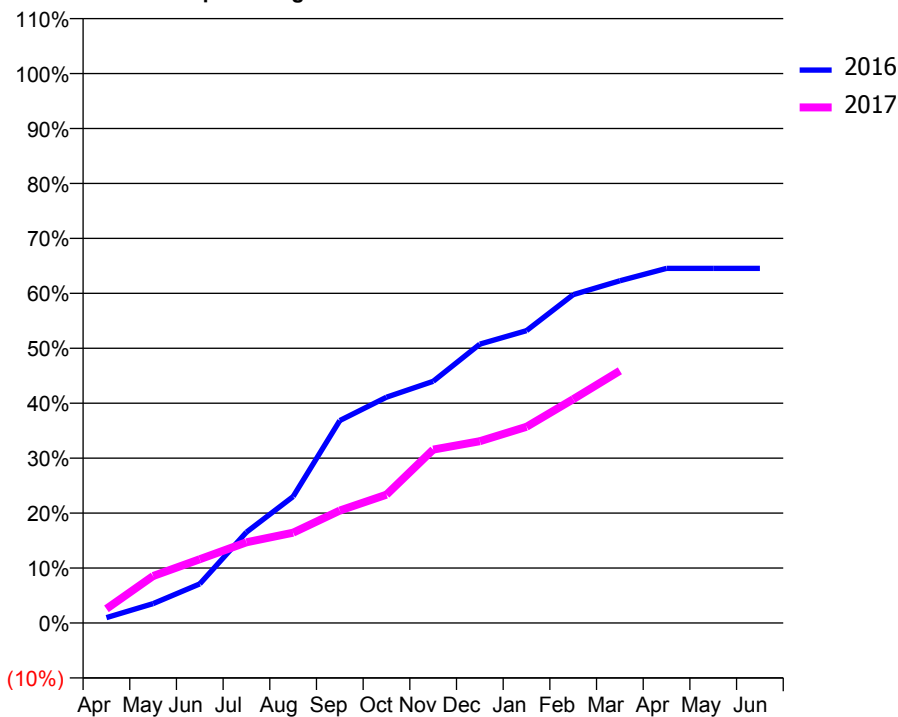
ACCESS*

Patients seen in 24 months	Total	Change since previous quarter
Quarter ending March 2016	543	
Quarter ending June 2016	575	↑
Quarter ending September 2016	529	↓
Quarter ending December 2016	554	↑
Quarter ending March 2017	574	↑
Variance since March 2016	5.7%	↑



ACTIVITY

Cumulative percentage of contracted UDA delivered 2016 & 2017



Month	Adjusted Scheduled Activity (UDA)	
	2016	2017
April	45	117
May	160	387
June	322	526
July	748	665
August	1,042	744
September	1,668	927
October	1,860	1,057
November	1,991	1,429
December	2,297	1,498
January	2,408	1,616
February	2,705	1,844
March	2,819	2,078
April	2,921	
May	2,921	
June	2,921	

QUALITY

	Quantity	Base Number	Contract	AT	Region	England
% of FP17s for the same patient ID Re-attending within 3 months - Children	0	58	0.0%	11.2%	12.0%	12.3%
% of FP17s for the same patient ID Re-attending within 3 months - Adults	8	676	1.2%	15.2%	16.0%	16.7%
% of FP17s for the same patient ID Re-attending between 3 & 9 months - Children	0	58	0.0%	58.8%	58.8%	57.6%
% of FP17s for the same patient ID Re-attending between 3 & 9 months - Adults	3	676	0.4%	49.2%	51.2%	50.1%
% of FP17s for Band 1 Urgent Courses	0	700	0.0%	9.5%	8.0%	9.1%
% of FP17s Relating to Free Repair or Replacements	0	700	0.0%	0.8%	0.8%	0.8%
% of FP17s Relating to Continuations	4	700	0.6%	1.3%	1.2%	1.2%
% of Patients satisfied with the dentistry they have received	0	0	N/A	91.9%	92.7%	92.8%
% of Patients satisfied with the time they had to wait for an appointment	0	0	N/A	86.5%	89.1%	88.7%

* This is based on patients treated on this contract for their most recent course of treatment. Figures in italics indicate the base number of FP17s or Patient Questionnaire responses are less than 100. N/A is shown where the base number of responses is less than 10 during the period. % is calculated as Quantity/Base number*100

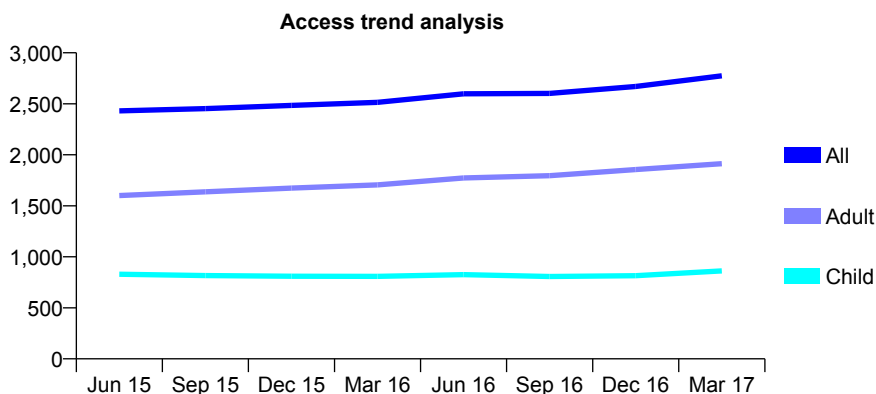
Q56 - Vital Signs At a Glance Contract Report for 185272/0001 - March 2017

Name or company name	Bridge House Dental Practice
Contract type name	GDS Contract
Purpose of contract	General
Contract start date	01/11/2012
Contract end date	

16/17 Contracted general activity (UDA)	5,905
Carry forward general activity (UDA)	-118
16/17 Contracted orthodontic activity (UOA)	0
Carry forward orthodontic activity (UOA)	0
Baseline contract value	£126,658.49

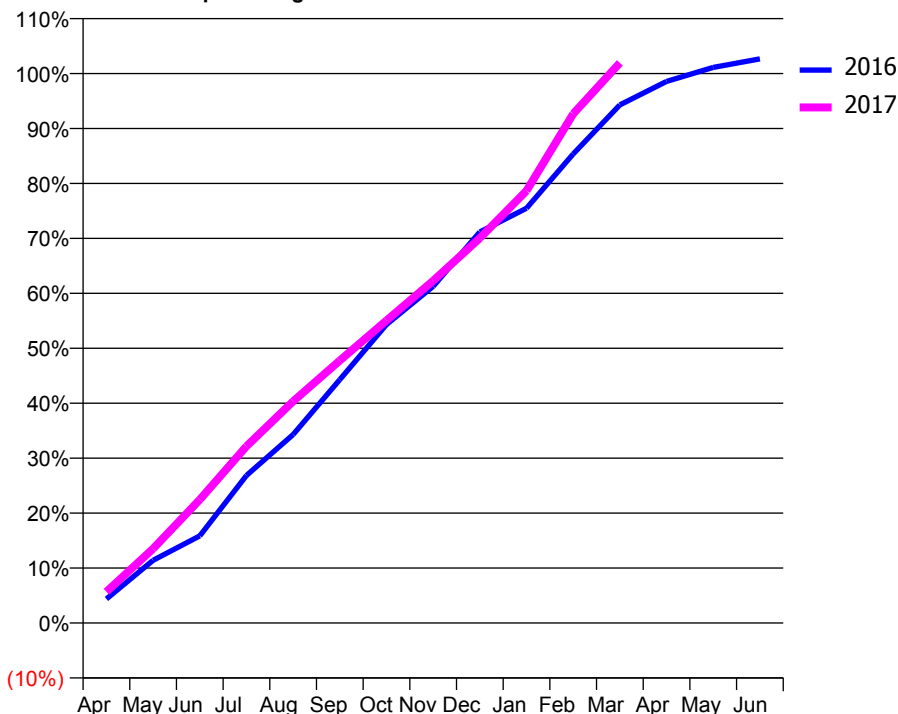
ACCESS*

Patients seen in 24 months	Total	Change since previous quarter
Quarter ending March 2016	2,514	
Quarter ending June 2016	2,598	↑
Quarter ending September 2016	2,602	→
Quarter ending December 2016	2,670	↑
Quarter ending March 2017	2,775	↑
Variance since March 2016	10.4%	↑



ACTIVITY

Cumulative percentage of contracted UDA delivered 2016 & 2017



Month	Adjusted Scheduled Activity (UDA)	
	2016	2017
April	259	336
May	674	798
June	936	1,326
July	1,585	1,900
August	2,026	2,382
September	2,616	2,821
October	3,208	3,251
November	3,617	3,677
December	4,203	4,136
January	4,457	4,645
February	5,041	5,471
March	5,567	6,020
April	5,821	
May	5,970	
June	6,063	

QUALITY

	Quantity	Base Number	Contract	AT	Region	England
% of FP17s for the same patient ID Re-attending within 3 months - Children	65	1,372	4.7%	11.2%	12.0%	12.3%
% of FP17s for the same patient ID Re-attending within 3 months - Adults	242	2,450	9.9%	15.2%	16.0%	16.7%
% of FP17s for the same patient ID Re-attending between 3 & 9 months - Children	887	1,372	64.7%	58.8%	58.8%	57.6%
% of FP17s for the same patient ID Re-attending between 3 & 9 months - Adults	1,110	2,450	45.3%	49.2%	51.2%	50.1%
% of FP17s for Band 1 Urgent Courses	268	3,549	7.6%	9.5%	8.0%	9.1%
% of FP17s Relating to Free Repair or Replacements	27	3,549	0.8%	0.8%	0.8%	0.8%
% of FP17s Relating to Continuations	10	3,549	0.3%	1.3%	1.2%	1.2%
% of Patients satisfied with the dentistry they have received	3	4	N/A	91.9%	92.7%	92.8%
% of Patients satisfied with the time they had to wait for an appointment	2	4	N/A	86.5%	89.1%	88.7%

* This is based on patients treated on this contract for their most recent course of treatment. Figures in italics indicate the base number of FP17s or Patient Questionnaire responses are less than 100. N/A is shown where the base number of responses is less than 10 during the period. % is calculated as Quantity/Base number*100

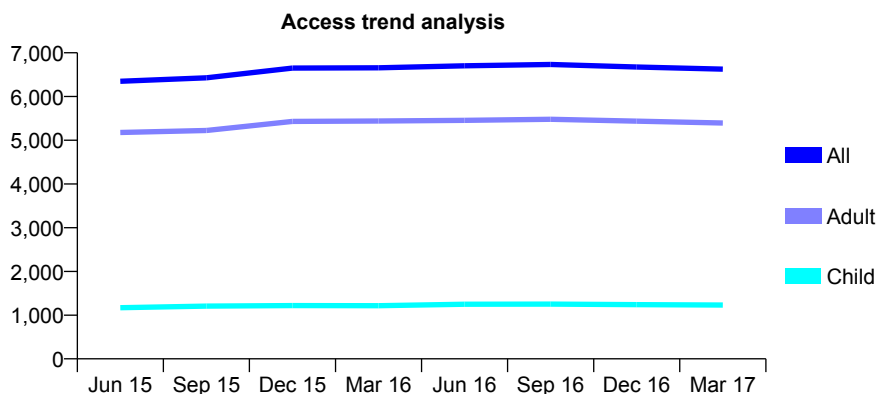
Q56 - Vital Signs At a Glance Contract Report for 185361/0001 - March 2017

Name or company name	Diss Dental Health Centre Limited
Contract type name	GDS Contract
Purpose of contract	General
Contract start date	01/04/2010
Contract end date	

16/17 Contracted general activity (UDA)	17,060
Carry forward general activity (UDA)	-278
16/17 Contracted orthodontic activity (UOA)	0
Carry forward orthodontic activity (UOA)	0
Baseline contract value	£440,653.29

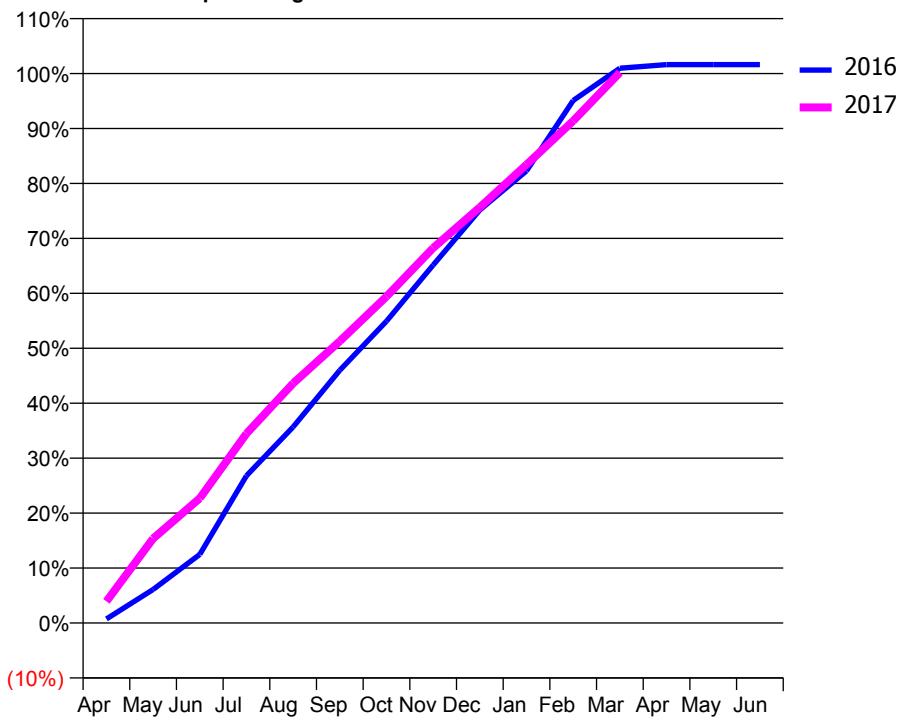
ACCESS*

Patients seen in 24 months	Total	Change since previous quarter
Quarter ending March 2016	6,656	
Quarter ending June 2016	6,704	→
Quarter ending September 2016	6,733	→
Quarter ending December 2016	6,676	→
Quarter ending March 2017	6,627	→
Variance since March 2016	(0.4%)	→



ACTIVITY

Cumulative percentage of contracted UDA delivered 2016 & 2017



Month	Adjusted Scheduled Activity (UDA)	
	2016	2017
April	125	673
May	1,039	2,622
June	2,129	3,873
July	4,571	5,882
August	6,089	7,442
September	7,849	8,751
October	9,372	10,139
November	11,112	11,646
December	12,822	12,907
January	14,034	14,232
February	16,222	15,588
March	17,226	17,092
April	17,338	
May	17,338	
June	17,338	

QUALITY

	Quantity	Base Number	Contract	AT	Region	England
% of FP17s for the same patient ID Re-attending within 3 months - Children	77	1,558	4.9%	11.2%	12.0%	12.3%
% of FP17s for the same patient ID Re-attending within 3 months - Adults	631	5,993	10.5%	15.2%	16.0%	16.7%
% of FP17s for the same patient ID Re-attending between 3 & 9 months - Children	628	1,558	40.3%	58.8%	58.8%	57.6%
% of FP17s for the same patient ID Re-attending between 3 & 9 months - Adults	2,494	5,993	41.6%	49.2%	51.2%	50.1%
% of FP17s for Band 1 Urgent Courses	504	7,522	6.7%	9.5%	8.0%	9.1%
% of FP17s Relating to Free Repair or Replacements	44	7,522	0.6%	0.8%	0.8%	0.8%
% of FP17s Relating to Continuations	43	7,522	0.6%	1.3%	1.2%	1.2%
% of Patients satisfied with the dentistry they have received	8	9	N/A	91.9%	92.7%	92.8%
% of Patients satisfied with the time they had to wait for an appointment	8	9	N/A	86.5%	89.1%	88.7%

* This is based on patients treated on this contract for their most recent course of treatment. Figures in italics indicate the base number of FP17s or Patient Questionnaire responses are less than 100. N/A is shown where the base number of responses is less than 10 during the period. % is calculated as Quantity/Base number*100

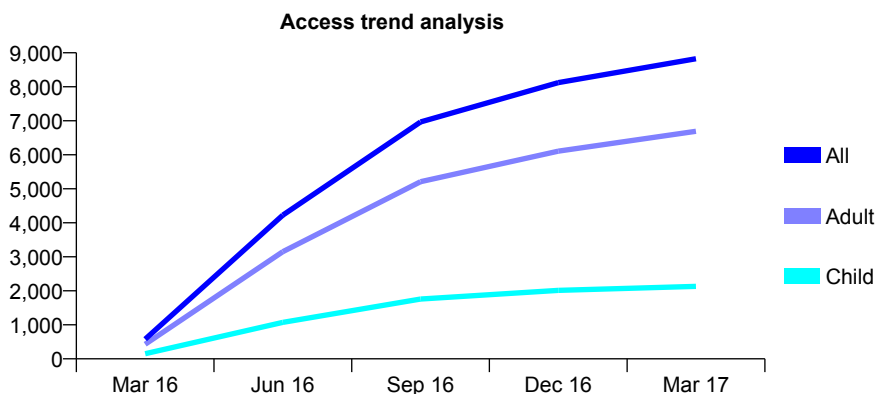
Q56 - Vital Signs At a Glance Contract Report for 185434/0001 - March 2017

Name or company name	Priory Park Dental Practice
Contract type name	GDS Contract
Purpose of contract	General
Contract start date	01/01/2016
Contract end date	

16/17 Contracted general activity (UDA)	28,201
Carry forward general activity (UDA)	-562
16/17 Contracted orthodontic activity (UOA)	0
Carry forward orthodontic activity (UOA)	0
Baseline contract value	£954,083.04

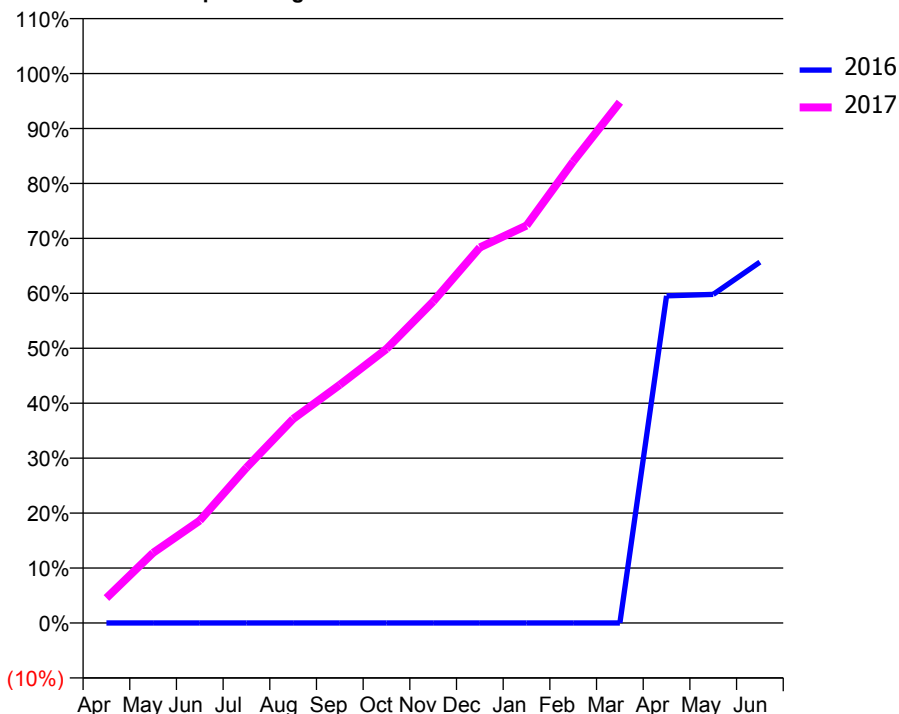
ACCESS*

Patients seen in 24 months	Total	Change since previous quarter
Quarter ending March 2016	580	
Quarter ending June 2016	4,225	↑
Quarter ending September 2016	6,968	↑
Quarter ending December 2016	8,123	↑
Quarter ending March 2017	8,826	↑
Variance since March 2016	1421.7%	↑



ACTIVITY

Cumulative percentage of contracted UDA delivered 2016 & 2017



Month	Adjusted Scheduled Activity (UDA)	
	2016	2017
April	0	1,282
May	0	3,601
June	0	5,258
July	0	7,975
August	0	10,474
September	0	12,223
October	0	14,066
November	0	16,495
December	0	19,275
January	0	20,399
February	0	23,681
March	0	26,725
April	1,399	
May	1,405	
June	1,543	

QUALITY

	Quantity	Base Number	Contract	AT	Region	England
% of FP17s for the same patient ID Re-attending within 3 months - Children	253	3,943	6.4%	11.2%	12.0%	12.3%
% of FP17s for the same patient ID Re-attending within 3 months - Adults	1,574	12,450	12.6%	15.2%	16.0%	16.7%
% of FP17s for the same patient ID Re-attending between 3 & 9 months - Children	1,254	3,943	31.8%	58.8%	58.8%	57.6%
% of FP17s for the same patient ID Re-attending between 3 & 9 months - Adults	3,851	12,450	30.9%	49.2%	51.2%	50.1%
% of FP17s for Band 1 Urgent Courses	1,350	15,369	8.8%	9.5%	8.0%	9.1%
% of FP17s Relating to Free Repair or Replacements	65	15,369	0.4%	0.8%	0.8%	0.8%
% of FP17s Relating to Continuations	235	15,369	1.5%	1.3%	1.2%	1.2%
% of Patients satisfied with the dentistry they have received	15	16	93.8%	91.9%	92.7%	92.8%
% of Patients satisfied with the time they had to wait for an appointment	15	16	93.8%	86.5%	89.1%	88.7%

* This is based on patients treated on this contract for their most recent course of treatment. Figures in italics indicate the base number of FP17s or Patient Questionnaire responses are less than 100. N/A is shown where the base number of responses is less than 10 during the period. % is calculated as Quantity/Base number*100

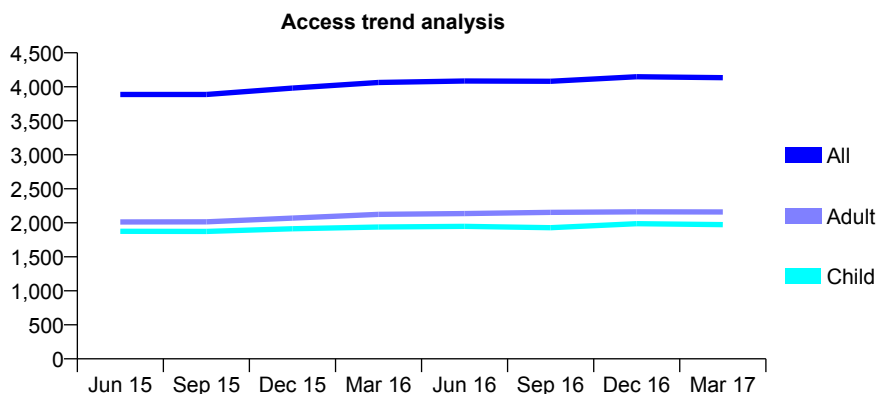
Q56 - Vital Signs At a Glance Contract Report for 185671/0001 - March 2017

Name or company name	Community Dental Services CIC
Contract type name	PDS Contract
Purpose of contract	General
Contract start date	01/10/2012
Contract end date	31/03/2018

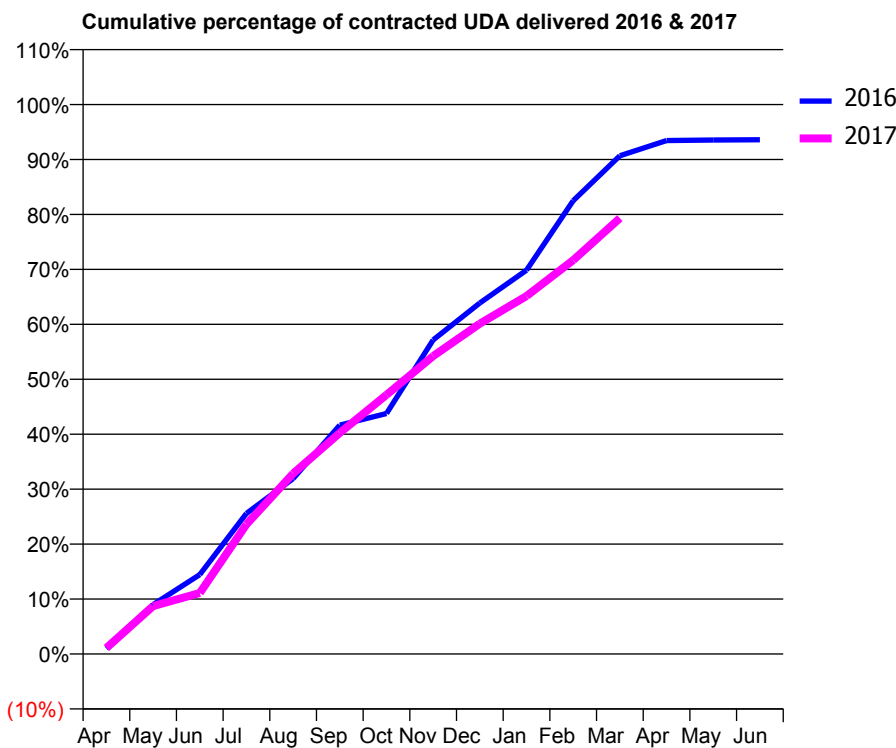
16/17 Contracted general activity (UDA)	9,183
Carry forward general activity (UDA)	0
16/17 Contracted orthodontic activity (UOA)	0
Carry forward orthodontic activity (UOA)	0
Baseline contract value	£1,472,285.94

ACCESS*

Patients seen in 24 months	Total	Change since previous quarter
Quarter ending March 2016	4,063	
Quarter ending June 2016	4,085	→
Quarter ending September 2016	4,082	→
Quarter ending December 2016	4,149	→
Quarter ending March 2017	4,134	→
Variance since March 2016	1.7%	→



ACTIVITY



Month	Adjusted Scheduled Activity (UDA)	
	2016	2017
April	90	102
May	826	801
June	1,328	1,021
July	2,350	2,167
August	2,931	3,017
September	3,825	3,695
October	4,019	4,332
November	5,249	4,979
December	5,867	5,521
January	6,414	5,982
February	7,576	6,582
March	8,327	7,284
April	8,581	
May	8,591	
June	8,595	

QUALITY

	Quantity	Base Number	Contract	AT	Region	England
% of FP17s for the same patient ID Re-attending within 3 months - Children	159	2,656	6.0%	11.2%	12.0%	12.3%
% of FP17s for the same patient ID Re-attending within 3 months - Adults	316	2,733	11.6%	15.2%	16.0%	16.7%
% of FP17s for the same patient ID Re-attending between 3 & 9 months - Children	1,260	2,656	47.4%	58.8%	58.8%	57.6%
% of FP17s for the same patient ID Re-attending between 3 & 9 months - Adults	1,432	2,733	52.4%	49.2%	51.2%	50.1%
% of FP17s for Band 1 Urgent Courses	299	4,771	6.3%	9.5%	8.0%	9.1%
% of FP17s Relating to Free Repair or Replacements	5	4,771	0.1%	0.8%	0.8%	0.8%
% of FP17s Relating to Continuations	44	4,771	0.9%	1.3%	1.2%	1.2%
% of Patients satisfied with the dentistry they have received	8	10	80.0%	91.9%	92.7%	92.8%
% of Patients satisfied with the time they had to wait for an appointment	6	10	60.0%	86.5%	89.1%	88.7%

* This is based on patients treated on this contract for their most recent course of treatment. Figures in italics indicate the base number of FP17s or Patient Questionnaire responses are less than 100. N/A is shown where the base number of responses is less than 10 during the period. % is calculated as Quantity/Base number*100

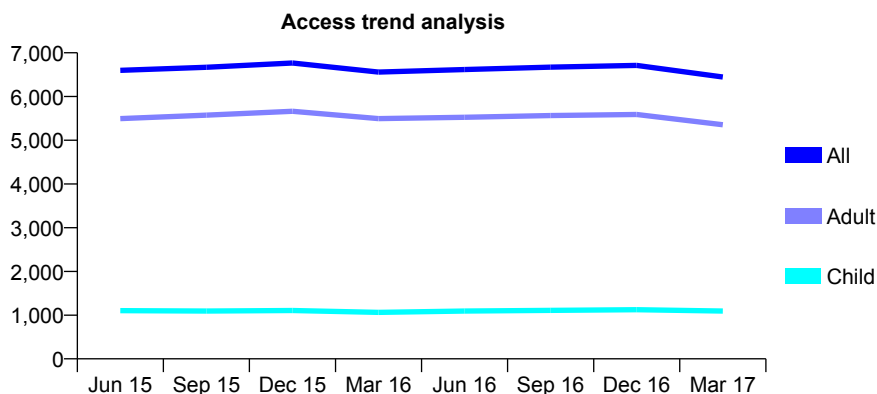
Q56 - Vital Signs At a Glance Contract Report for 185787/0001 - March 2017

Name or company name	Compass Clinic Limited
Contract type name	PDS Plus Contract
Purpose of contract	General
Contract start date	01/05/2010
Contract end date	30/04/2018

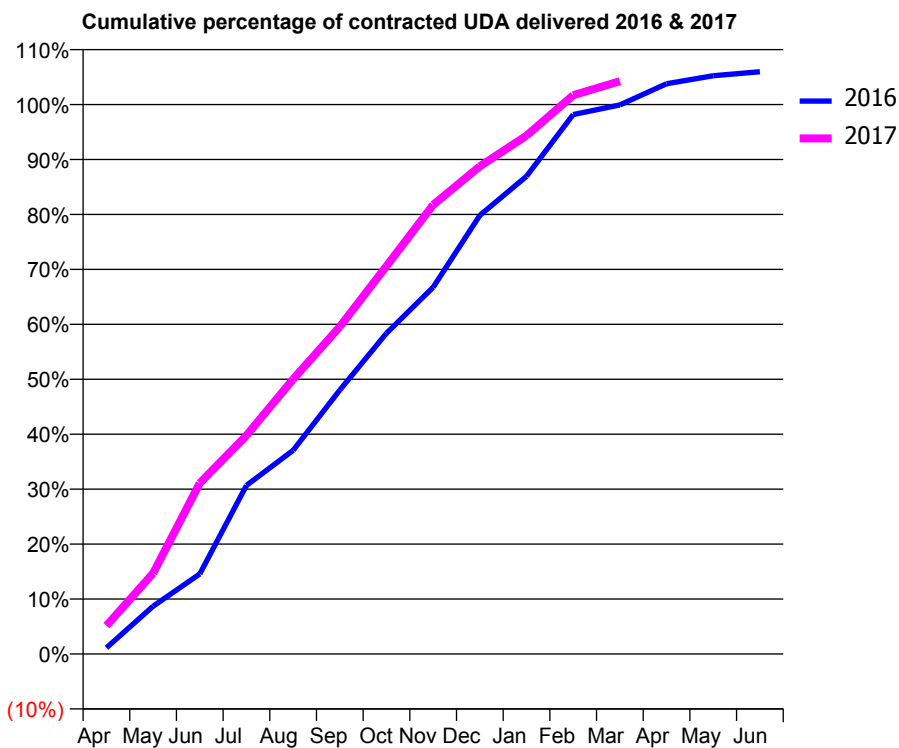
16/17 Contracted general activity (UDA)	21,000
Carry forward general activity (UDA)	-413
16/17 Contracted orthodontic activity (UOA)	0
Carry forward orthodontic activity (UOA)	0
Baseline contract value	£583,890.64

ACCESS*

Patients seen in 24 months	Total	Change since previous quarter
Quarter ending March 2016	6,558	
Quarter ending June 2016	6,617	→
Quarter ending September 2016	6,673	→
Quarter ending December 2016	6,713	→
Quarter ending March 2017	6,447	↓
Variance since March 2016	(1.7%)	↓



ACTIVITY



Month	Adjusted Scheduled Activity (UDA)	
	2016	2017
April	231	1,085
May	1,796	3,085
June	3,009	6,528
July	6,341	8,355
August	7,658	10,503
September	9,928	12,510
October	12,064	14,828
November	13,792	17,165
December	16,494	18,638
January	17,964	19,810
February	20,289	21,354
March	20,649	21,892
April	21,444	
May	21,746	
June	21,897	

QUALITY

	Quantity	Base Number	Contract	AT	Region	England
% of FP17s for the same patient ID Re-attending within 3 months - Children	138	1,454	9.5%	11.2%	12.0%	12.3%
% of FP17s for the same patient ID Re-attending within 3 months - Adults	1,626	7,915	20.5%	15.2%	16.0%	16.7%
% of FP17s for the same patient ID Re-attending between 3 & 9 months - Children	698	1,454	48.0%	58.8%	58.8%	57.6%
% of FP17s for the same patient ID Re-attending between 3 & 9 months - Adults	3,879	7,915	49.0%	49.2%	51.2%	50.1%
% of FP17s for Band 1 Urgent Courses	1,177	8,867	13.3%	9.5%	8.0%	9.1%
% of FP17s Relating to Free Repair or Replacements	312	8,867	3.5%	0.8%	0.8%	0.8%
% of FP17s Relating to Continuations	182	8,867	2.1%	1.3%	1.2%	1.2%
% of Patients satisfied with the dentistry they have received	13	13	100.0%	91.9%	92.7%	92.8%
% of Patients satisfied with the time they had to wait for an appointment	9	13	69.2%	86.5%	89.1%	88.7%

* This is based on patients treated on this contract for their most recent course of treatment. Figures in italics indicate the base number of FP17s or Patient Questionnaire responses are less than 100. N/A is shown where the base number of responses is less than 10 during the period. % is calculated as Quantity/Base number*100

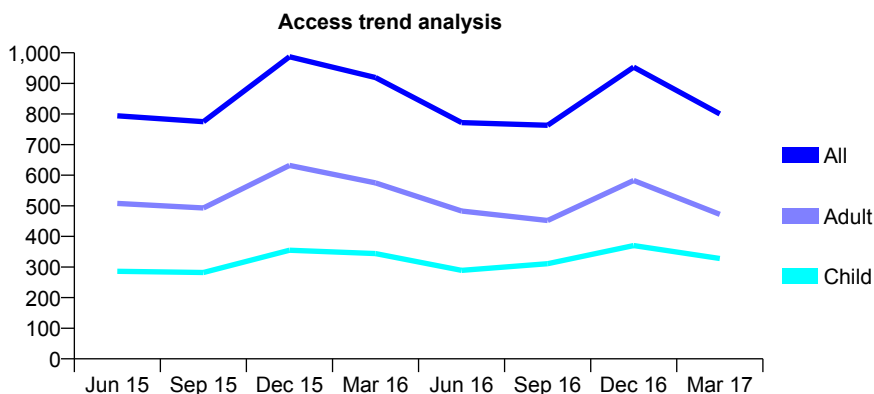
Q56 - Vital Signs At a Glance Contract Report for 187941/0001 - March 2017

Name or company name	Christopher Sprinz and Victoria Victorova
Contract type name	GDS Contract
Purpose of contract	General
Contract start date	12/10/2009
Contract end date	

16/17 Contracted general activity (UDA)	1,735
Carry forward general activity (UDA)	-24
16/17 Contracted orthodontic activity (UOA)	0
Carry forward orthodontic activity (UOA)	0
Baseline contract value	£42,442.67

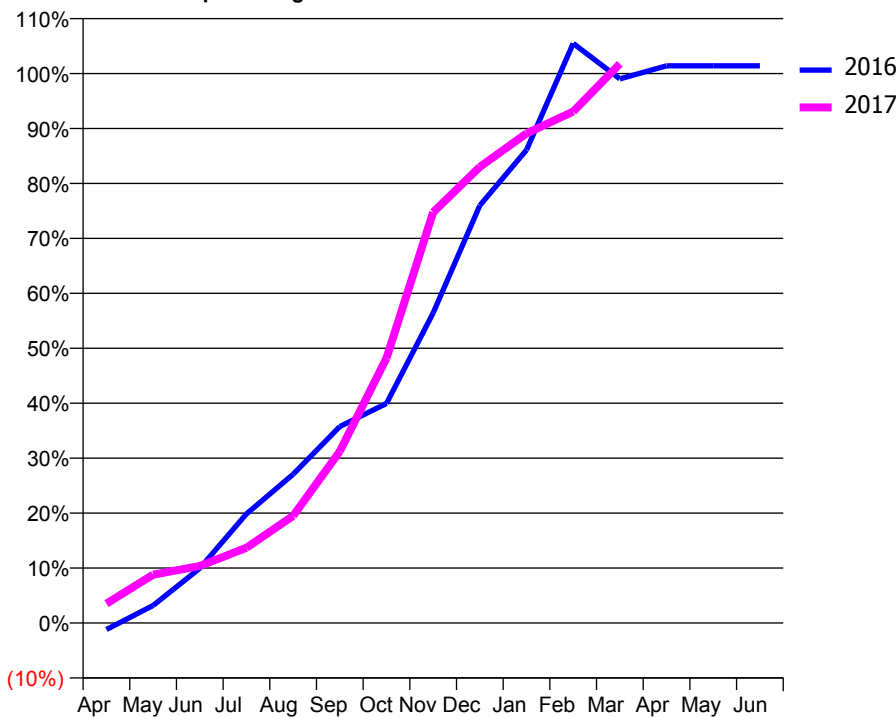
ACCESS*

Patients seen in 24 months	Total	Change since previous quarter
Quarter ending March 2016	919	
Quarter ending June 2016	772	↓
Quarter ending September 2016	763	↓
Quarter ending December 2016	953	↑
Quarter ending March 2017	800	↓
Variance since March 2016	(12.9%)	↓



ACTIVITY

Cumulative percentage of contracted UDA delivered 2016 & 2017



Adjusted Scheduled Activity (UDA)

Month	2016	2017
April	-21	61
May	55	153
June	173	180
July	345	238
August	470	338
September	620	542
October	693	836
November	979	1,297
December	1,318	1,440
January	1,493	1,546
February	1,830	1,615
March	1,718	1,765
April	1,759	
May	1,759	
June	1,759	

QUALITY

	Quantity	Base Number	Contract	AT	Region	England
% of FP17s for the same patient ID Re-attending within 3 months - Children	17	545	3.1%	11.2%	12.0%	12.3%
% of FP17s for the same patient ID Re-attending within 3 months - Adults	24	561	4.3%	15.2%	16.0%	16.7%
% of FP17s for the same patient ID Re-attending between 3 & 9 months - Children	324	545	59.4%	58.8%	58.8%	57.6%
% of FP17s for the same patient ID Re-attending between 3 & 9 months - Adults	111	561	19.8%	49.2%	51.2%	50.1%
% of FP17s for Band 1 Urgent Courses	62	1,078	5.8%	9.5%	8.0%	9.1%
% of FP17s Relating to Free Repair or Replacements	0	1,078	0.0%	0.8%	0.8%	0.8%
% of FP17s Relating to Continuations	5	1,078	0.5%	1.3%	1.2%	1.2%
% of Patients satisfied with the dentistry they have received	0	0	N/A	91.9%	92.7%	92.8%
% of Patients satisfied with the time they had to wait for an appointment	0	0	N/A	86.5%	89.1%	88.7%

* This is based on patients treated on this contract for their most recent course of treatment. Figures in italics indicate the base number of FP17s or Patient Questionnaire responses are less than 100. N/A is shown where the base number of responses is less than 10 during the period. % is calculated as Quantity/Base number*100

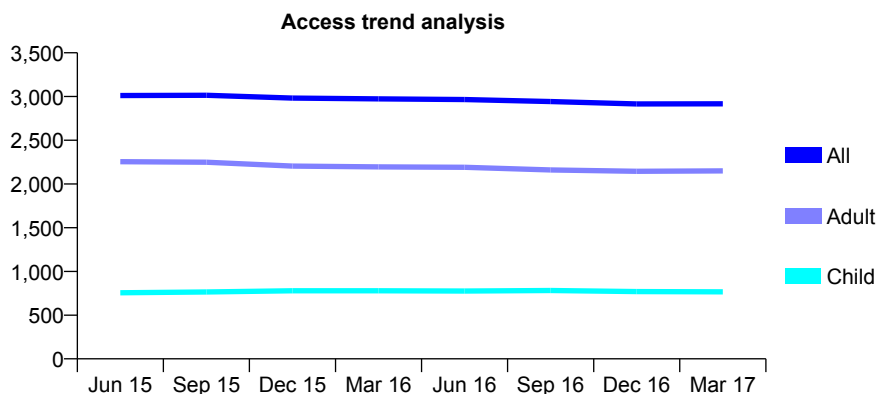
Q56 - Vital Signs At a Glance Contract Report for 188301/0001 - March 2017

Name or company name	Capel Dental Ltd
Contract type name	GDS Contract
Purpose of contract	General and Orthodontic
Contract start date	01/09/2007
Contract end date	

16/17 Contracted general activity (UDA)	5,612
Carry forward general activity (UDA)	127
16/17 Contracted orthodontic activity (UOA)	522
Carry forward orthodontic activity (UOA)	-4
Baseline contract value	£189,603.25

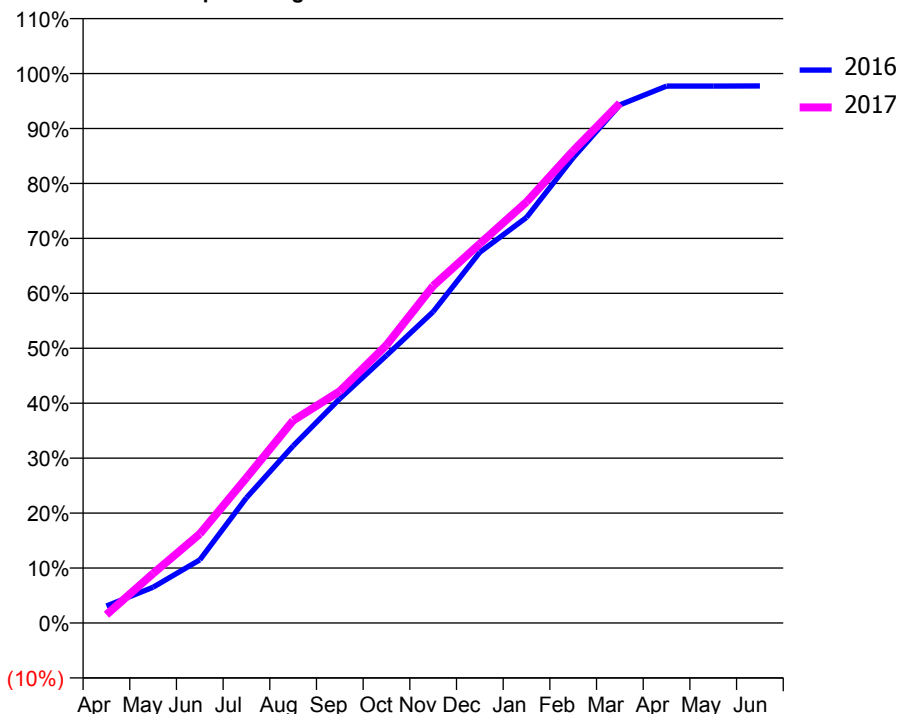
ACCESS*

Patients seen in 24 months	Total	Change since previous quarter
Quarter ending March 2016	2,973	
Quarter ending June 2016	2,966	→
Quarter ending September 2016	2,942	→
Quarter ending December 2016	2,915	→
Quarter ending March 2017	2,917	→
Variance since March 2016	(1.9%)	↓



ACTIVITY

Cumulative percentage of contracted UDA delivered 2016 & 2017



Month	Adjusted Scheduled Activity (UDA)	
	2016	2017
April	173	85
May	366	507
June	644	911
July	1,280	1,484
August	1,809	2,067
September	2,291	2,368
October	2,732	2,839
November	3,180	3,443
December	3,786	3,873
January	4,142	4,300
February	4,752	4,823
March	5,291	5,309
April	5,484	
May	5,484	
June	5,485	

QUALITY

	Quantity	Base Number	Contract	AT	Region	England
% of FP17s for the same patient ID Re-attending within 3 months - Children	112	1,245	9.0%	11.2%	12.0%	12.3%
% of FP17s for the same patient ID Re-attending within 3 months - Adults	437	2,918	15.0%	15.2%	16.0%	16.7%
% of FP17s for the same patient ID Re-attending between 3 & 9 months - Children	769	1,245	61.8%	58.8%	58.8%	57.6%
% of FP17s for the same patient ID Re-attending between 3 & 9 months - Adults	1,521	2,918	52.1%	49.2%	51.2%	50.1%
% of FP17s for Band 1 Urgent Courses	141	2,915	4.8%	9.5%	8.0%	9.1%
% of FP17s Relating to Free Repair or Replacements	41	2,915	1.4%	0.8%	0.8%	0.8%
% of FP17s Relating to Continuations	26	2,915	0.9%	1.3%	1.2%	1.2%
% of Patients satisfied with the dentistry they have received	2	2	N/A	91.9%	92.7%	92.8%
% of Patients satisfied with the time they had to wait for an appointment	2	2	N/A	86.5%	89.1%	88.7%

* This is based on patients treated on this contract for their most recent course of treatment. Figures in italics indicate the base number of FP17s or Patient Questionnaire responses are less than 100. N/A is shown where the base number of responses is less than 10 during the period. % is calculated as Quantity/Base number*100

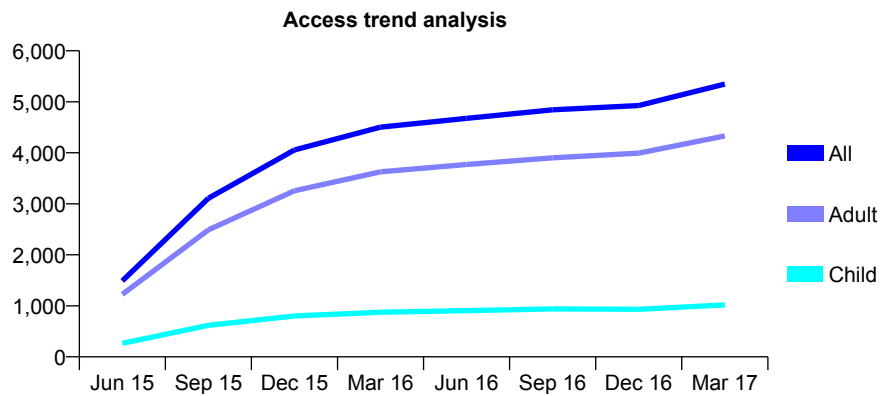
Q56 - Vital Signs At a Glance Contract Report for 189677/0001 - March 2017

Name or company name	Dr Jai Prathap Reddy
Contract type name	GDS Contract
Purpose of contract	General
Contract start date	01/03/2015
Contract end date	

16/17 Contracted general activity (UDA)	14,985
Carry forward general activity (UDA)	-289
16/17 Contracted orthodontic activity (UOA)	0
Carry forward orthodontic activity (UOA)	0
Baseline contract value	£409,696.87

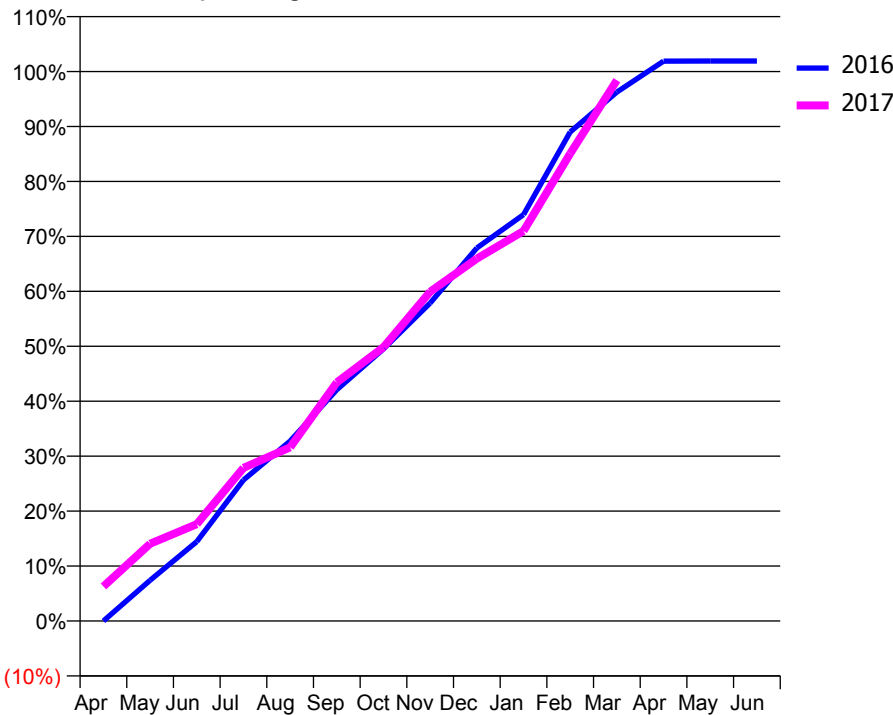
ACCESS*

Patients seen in 24 months	Total	Change since previous quarter
Quarter ending March 2016	4,502	
Quarter ending June 2016	4,677	↑
Quarter ending September 2016	4,843	↑
Quarter ending December 2016	4,927	→
Quarter ending March 2017	5,349	↑
Variance since March 2016	18.8%	↑



ACTIVITY

Cumulative percentage of contracted UDA delivered 2016 & 2017



Month	Adjusted Scheduled Activity (UDA)	
	2016	2017
April	0	944
May	1,121	2,108
June	2,188	2,644
July	3,885	4,178
August	4,956	4,735
September	6,373	6,508
October	7,497	7,467
November	8,759	8,982
December	10,276	9,883
January	11,194	10,633
February	13,474	12,747
March	14,569	14,747
April	15,424	
May	15,426	
June	15,427	

QUALITY

	Quantity	Base Number	Contract	AT	Region	England
% of FP17s for the same patient ID Re-attending within 3 months - Children	100	1,575	6.3%	11.2%	12.0%	12.3%
% of FP17s for the same patient ID Re-attending within 3 months - Adults	877	6,843	12.8%	15.2%	16.0%	16.7%
% of FP17s for the same patient ID Re-attending between 3 & 9 months - Children	945	1,575	60.0%	58.8%	58.8%	57.6%
% of FP17s for the same patient ID Re-attending between 3 & 9 months - Adults	4,234	6,843	61.9%	49.2%	51.2%	50.1%
% of FP17s for Band 1 Urgent Courses	393	7,970	4.9%	9.5%	8.0%	9.1%
% of FP17s Relating to Free Repair or Replacements	75	7,970	0.9%	0.8%	0.8%	0.8%
% of FP17s Relating to Continuations	106	7,970	1.3%	1.3%	1.2%	1.2%
% of Patients satisfied with the dentistry they have received	10	10	100.0%	91.9%	92.7%	92.8%
% of Patients satisfied with the time they had to wait for an appointment	9	10	90.0%	86.5%	89.1%	88.7%

* This is based on patients treated on this contract for their most recent course of treatment. Figures in italics indicate the base number of FP17s or Patient Questionnaire responses are less than 100. N/A is shown where the base number of responses is less than 10 during the period. % is calculated as Quantity/Base number*100

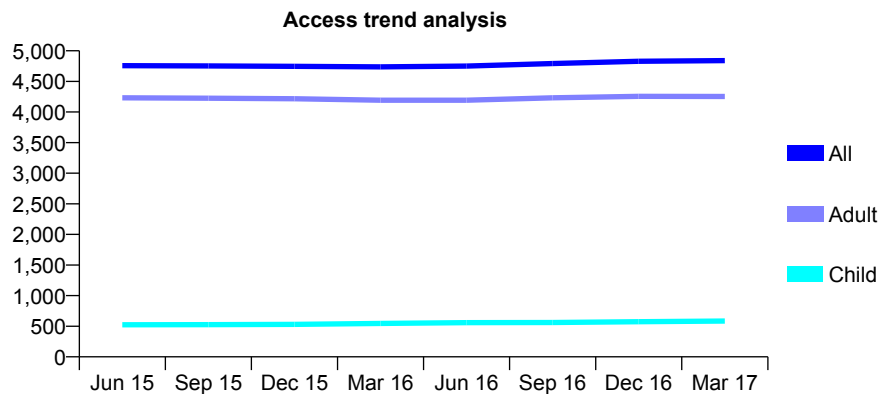
Q56 - Vital Signs At a Glance Contract Report for 189901/0002 - March 2017

Name or company name	Enslin Limited
Contract type name	GDS Contract
Purpose of contract	General
Contract start date	01/04/2013
Contract end date	

16/17 Contracted general activity (UDA)	15,500
Carry forward general activity (UDA)	0
16/17 Contracted orthodontic activity (UOA)	0
Carry forward orthodontic activity (UOA)	0
Baseline contract value	£383,342.04

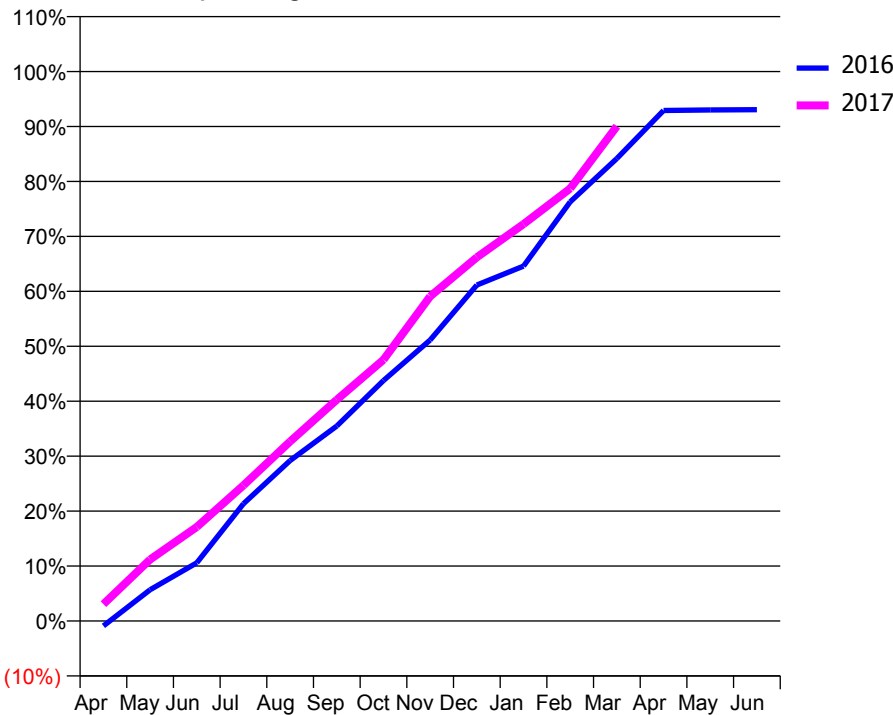
ACCESS*

Patients seen in 24 months	Total	Change since previous quarter
Quarter ending March 2016	4,737	
Quarter ending June 2016	4,751	→
Quarter ending September 2016	4,793	→
Quarter ending December 2016	4,830	→
Quarter ending March 2017	4,839	→
Variance since March 2016	2.2%	↑



ACTIVITY

Cumulative percentage of contracted UDA delivered 2016 & 2017



Month	Adjusted Scheduled Activity (UDA)	
	2016	2017
April	-139	478
May	875	1,735
June	1,632	2,652
July	3,286	3,827
August	4,498	5,066
September	5,464	6,241
October	6,739	7,370
November	7,876	9,158
December	9,417	10,259
January	9,945	11,197
February	11,747	12,200
March	12,963	13,958
April	14,306	
May	14,324	
June	14,329	

QUALITY

	Quantity	Base Number	Contract	AT	Region	England
% of FP17s for the same patient ID Re-attending within 3 months - Children	67	861	7.8%	11.2%	12.0%	12.3%
% of FP17s for the same patient ID Re-attending within 3 months - Adults	1,189	6,729	17.7%	15.2%	16.0%	16.7%
% of FP17s for the same patient ID Re-attending between 3 & 9 months - Children	461	861	53.5%	58.8%	58.8%	57.6%
% of FP17s for the same patient ID Re-attending between 3 & 9 months - Adults	3,589	6,729	53.3%	49.2%	51.2%	50.1%
% of FP17s for Band 1 Urgent Courses	635	7,063	9.0%	9.5%	8.0%	9.1%
% of FP17s Relating to Free Repair or Replacements	58	7,063	0.8%	0.8%	0.8%	0.8%
% of FP17s Relating to Continuations	75	7,063	1.1%	1.3%	1.2%	1.2%
% of Patients satisfied with the dentistry they have received	11	11	100.0%	91.9%	92.7%	92.8%
% of Patients satisfied with the time they had to wait for an appointment	11	11	100.0%	86.5%	89.1%	88.7%

* This is based on patients treated on this contract for their most recent course of treatment. Figures in italics indicate the base number of FP17s or Patient Questionnaire responses are less than 100. N/A is shown where the base number of responses is less than 10 during the period. % is calculated as Quantity/Base number*100

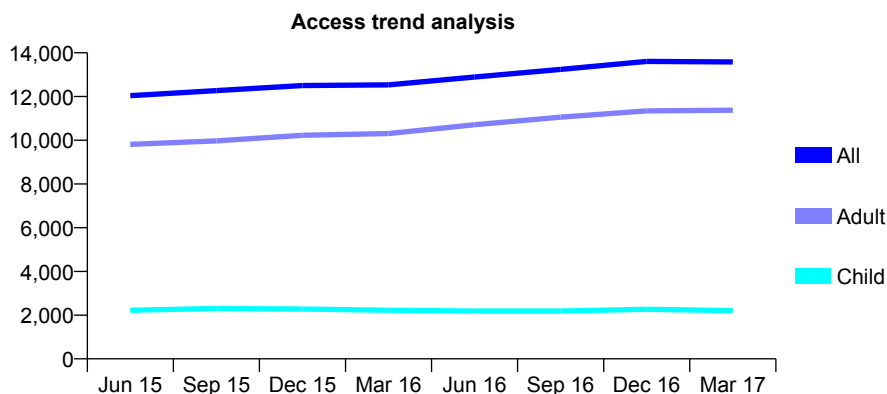
Q56 - Vital Signs At a Glance Contract Report for 190241/0001 - March 2017

Name or company name	CCS Dental Service
Contract type name	PDS Contract
Purpose of contract	General and Orthodontic
Contract start date	01/04/2010
Contract end date	31/03/2018

16/17 Contracted general activity (UDA)	23,865
Carry forward general activity (UDA)	0
16/17 Contracted orthodontic activity (UOA)	420
Carry forward orthodontic activity (UOA)	0
Baseline contract value	£2,593,708.17

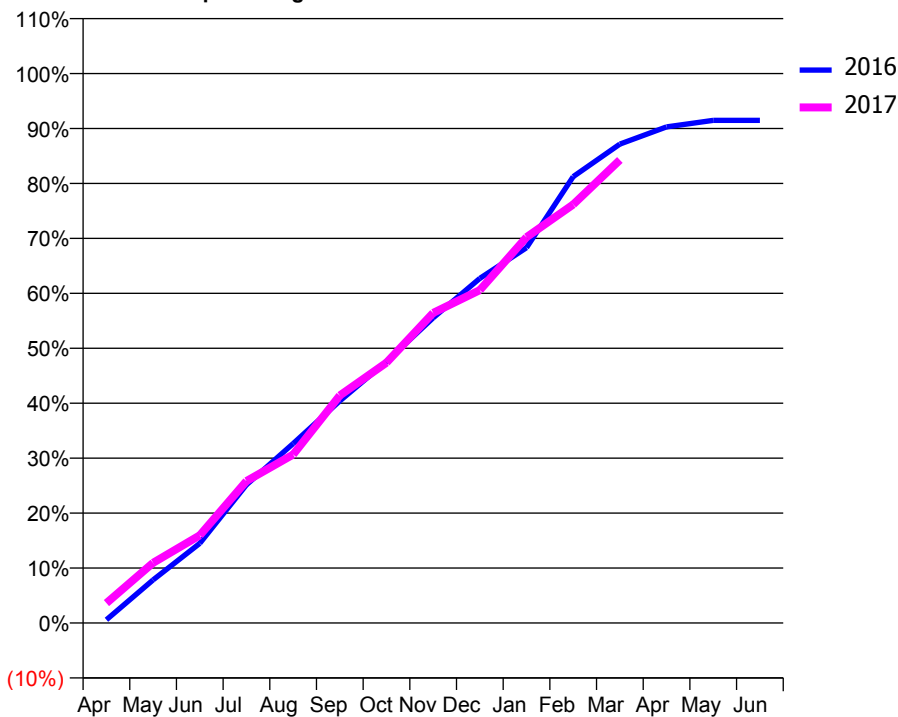
ACCESS*

Patients seen in 24 months	Total	Change since previous quarter
Quarter ending March 2016	12,533	
Quarter ending June 2016	12,892	↑
Quarter ending September 2016	13,241	↑
Quarter ending December 2016	13,609	↑
Quarter ending March 2017	13,580	→
Variance since March 2016	8.4%	↑



ACTIVITY

Cumulative percentage of contracted UDA delivered 2016 & 2017



QUALITY

	Quantity	Base Number	Contract	AT	Region	England
% of FP17s for the same patient ID Re-attending within 3 months - Children	430	3,442	12.5%	11.2%	12.0%	12.3%
% of FP17s for the same patient ID Re-attending within 3 months - Adults	1,423	12,428	11.4%	15.2%	16.0%	16.7%
% of FP17s for the same patient ID Re-attending between 3 & 9 months - Children	804	3,442	23.4%	58.8%	58.8%	57.6%
% of FP17s for the same patient ID Re-attending between 3 & 9 months - Adults	1,649	12,428	13.3%	49.2%	51.2%	50.1%
% of FP17s for Band 1 Urgent Courses	10,414	14,513	71.8%	9.5%	8.0%	9.1%
% of FP17s Relating to Free Repair or Replacements	3	14,513	0.0%	0.8%	0.8%	0.8%
% of FP17s Relating to Continuations	0	14,513	0.0%	1.3%	1.2%	1.2%
% of Patients satisfied with the dentistry they have received	10	11	90.9%	91.9%	92.7%	92.8%
% of Patients satisfied with the time they had to wait for an appointment	7	11	63.6%	86.5%	89.1%	88.7%

* This is based on patients treated on this contract for their most recent course of treatment. Figures in italics indicate the base number of FP17s or Patient Questionnaire responses are less than 100. N/A is shown where the base number of responses is less than 10 during the period. % is calculated as Quantity/Base number*100

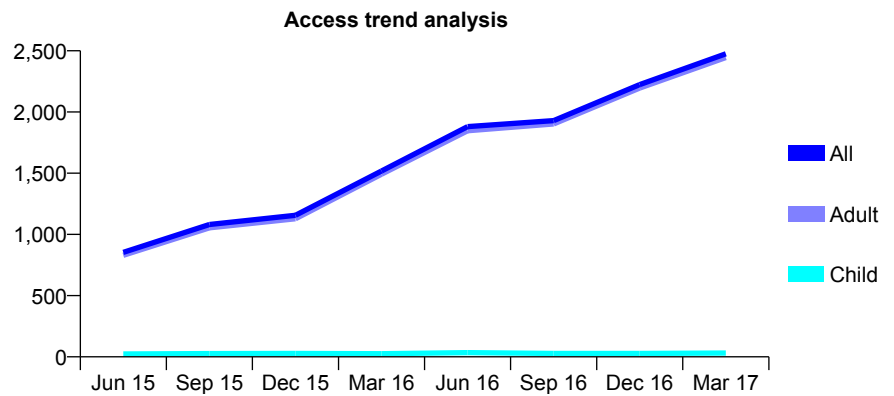
Q56 - Vital Signs At a Glance Contract Report for 190241/0003 - March 2017

Name or company name	CCS Dental Service
Contract type name	PDS Contract
Purpose of contract	General
Contract start date	01/10/2013
Contract end date	31/03/2018

16/17 Contracted general activity (UDA)	8,690
Carry forward general activity (UDA)	0
16/17 Contracted orthodontic activity (UOA)	0
Carry forward orthodontic activity (UOA)	0
Baseline contract value	£819,663.91

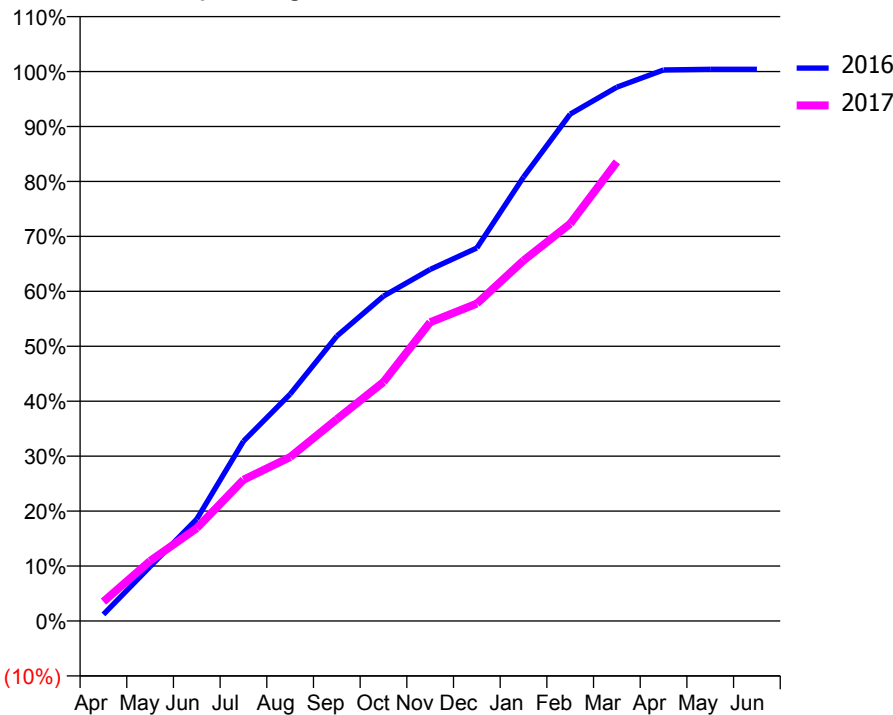
ACCESS*

Patients seen in 24 months	Total	Change since previous quarter
Quarter ending March 2016	1,518	
Quarter ending June 2016	1,881	↑
Quarter ending September 2016	1,930	↑
Quarter ending December 2016	2,224	↑
Quarter ending March 2017	2,476	↑
Variance since March 2016	63.1%	↑



ACTIVITY

Cumulative percentage of contracted UDA delivered 2016 & 2017



Month	Adjusted Scheduled Activity (UDA)	
	2016	2017
April	105	306
May	861	949
June	1,612	1,468
July	2,844	2,234
August	3,587	2,593
September	4,506	3,191
October	5,137	3,780
November	5,559	4,724
December	5,899	5,020
January	7,021	5,700
February	8,017	6,284
March	8,442	7,262
April	8,715	
May	8,724	
June	8,724	

QUALITY

	Quantity	Base Number	Contract	AT	Region	England
% of FP17s for the same patient ID Re-attending within 3 months - Children	0	53	0.0%	11.2%	12.0%	12.3%
% of FP17s for the same patient ID Re-attending within 3 months - Adults	10	2,670	0.4%	15.2%	16.0%	16.7%
% of FP17s for the same patient ID Re-attending between 3 & 9 months - Children	0	53	0.0%	58.8%	58.8%	57.6%
% of FP17s for the same patient ID Re-attending between 3 & 9 months - Adults	12	2,670	0.4%	49.2%	51.2%	50.1%
% of FP17s for Band 1 Urgent Courses	1	2,618	0.0%	9.5%	8.0%	9.1%
% of FP17s Relating to Free Repair or Replacements	0	2,618	0.0%	0.8%	0.8%	0.8%
% of FP17s Relating to Continuations	1	2,618	0.0%	1.3%	1.2%	1.2%
% of Patients satisfied with the dentistry they have received	1	2	N/A	91.9%	92.7%	92.8%
% of Patients satisfied with the time they had to wait for an appointment	1	2	N/A	86.5%	89.1%	88.7%

* This is based on patients treated on this contract for their most recent course of treatment. Figures in italics indicate the base number of FP17s or Patient Questionnaire responses are less than 100. N/A is shown where the base number of responses is less than 10 during the period. % is calculated as Quantity/Base number*100

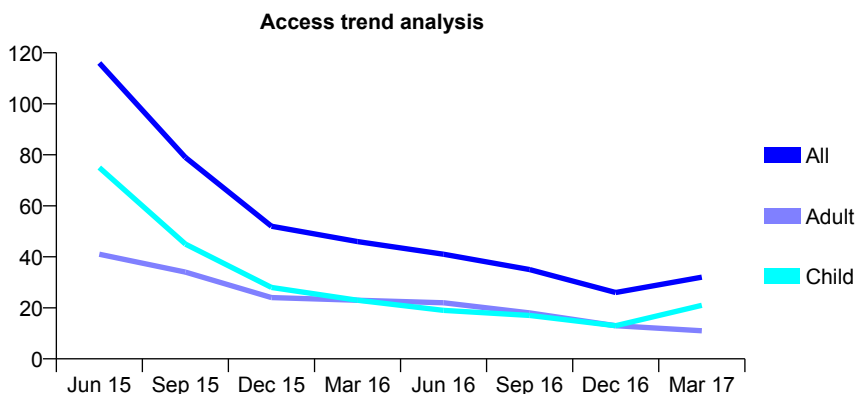
Q56 - Vital Signs At a Glance Contract Report for 190241/0004 - March 2017

Name or company name	CCS Dental Service
Contract type name	PDS Contract
Purpose of contract	General
Contract start date	01/04/2014
Contract end date	31/03/2018

16/17 Contracted general activity (UDA)	500
Carry forward general activity (UDA)	0
16/17 Contracted orthodontic activity (UOA)	0
Carry forward orthodontic activity (UOA)	0
Baseline contract value	£15,552.33

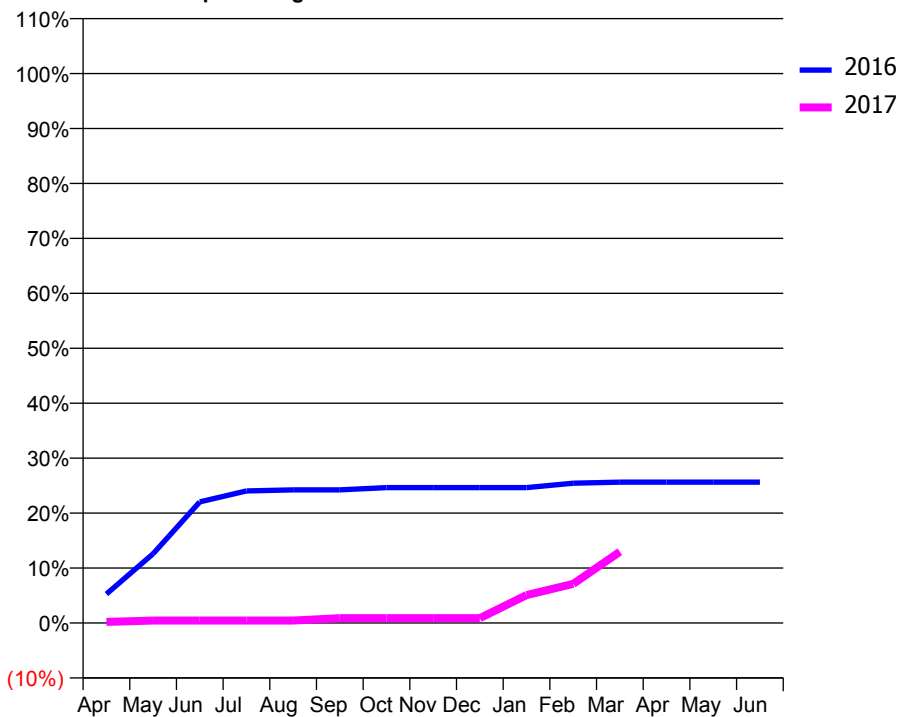
ACCESS*

Patients seen in 24 months	Total	Change since previous quarter
Quarter ending March 2016	46	
Quarter ending June 2016	41	↓
Quarter ending September 2016	35	↓
Quarter ending December 2016	26	↓
Quarter ending March 2017	32	↑
Variance since March 2016	(30.4%)	↓



ACTIVITY

Cumulative percentage of contracted UDA delivered 2016 & 2017



Month	Adjusted Scheduled Activity (UDA)	
	2016	2017
April	26	1
May	63	2
June	110	2
July	120	2
August	121	2
September	121	4
October	123	4
November	123	4
December	123	4
January	123	25
February	127	36
March	128	65
April	128	
May	128	
June	128	

QUALITY

	Quantity	Base Number	Contract	AT	Region	England
% of FP17s for the same patient ID Re-attending within 3 months - Children	0	19	0.0%	11.2%	12.0%	12.3%
% of FP17s for the same patient ID Re-attending within 3 months - Adults	1	6	16.7%	15.2%	16.0%	16.7%
% of FP17s for the same patient ID Re-attending between 3 & 9 months - Children	0	19	0.0%	58.8%	58.8%	57.6%
% of FP17s for the same patient ID Re-attending between 3 & 9 months - Adults	0	6	0.0%	49.2%	51.2%	50.1%
% of FP17s for Band 1 Urgent Courses	4	25	16.0%	9.5%	8.0%	9.1%
% of FP17s Relating to Free Repair or Replacements	0	25	0.0%	0.8%	0.8%	0.8%
% of FP17s Relating to Continuations	0	25	0.0%	1.3%	1.2%	1.2%
% of Patients satisfied with the dentistry they have received	0	0	N/A	91.9%	92.7%	92.8%
% of Patients satisfied with the time they had to wait for an appointment	0	0	N/A	86.5%	89.1%	88.7%

* This is based on patients treated on this contract for their most recent course of treatment. Figures in italics indicate the base number of FP17s or Patient Questionnaire responses are less than 100. N/A is shown where the base number of responses is less than 10 during the period. % is calculated as Quantity/Base number*100

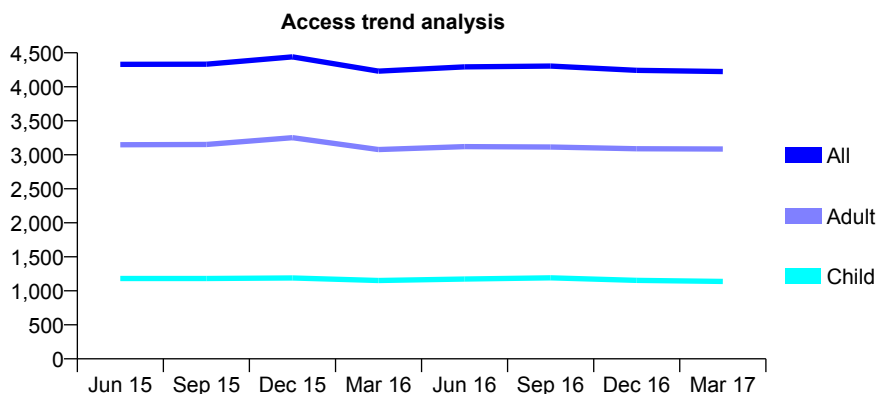
Q56 - Vital Signs At a Glance Contract Report for 190713/0001 - March 2017

Name or company name	Mazdak Eyrumlu and Azad Eyrumlu
Contract type name	GDS Contract
Purpose of contract	General
Contract start date	01/04/2011
Contract end date	

16/17 Contracted general activity (UDA)	16,000
Carry forward general activity (UDA)	624
16/17 Contracted orthodontic activity (UOA)	0
Carry forward orthodontic activity (UOA)	0
Baseline contract value	£436,419.65

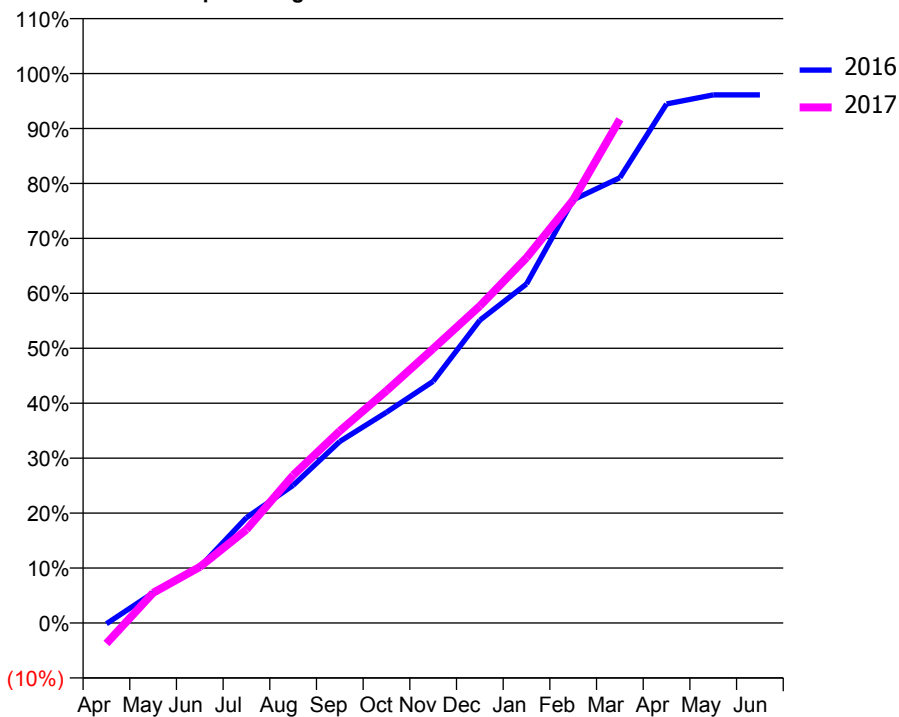
ACCESS*

Patients seen in 24 months	Total	Change since previous quarter
Quarter ending March 2016	4,230	
Quarter ending June 2016	4,294	→
Quarter ending September 2016	4,305	→
Quarter ending December 2016	4,243	↓
Quarter ending March 2017	4,224	→
Variance since March 2016	(0.1%)	→



ACTIVITY

Cumulative percentage of contracted UDA delivered 2016 & 2017



Month	Adjusted Scheduled Activity (UDA)	
	2016	2017
April	-24	-598
May	880	880
June	1,628	1,631
July	3,070	2,721
August	4,009	4,304
September	5,287	5,593
October	6,135	6,760
November	7,039	7,987
December	8,817	9,232
January	9,870	10,637
February	12,321	12,319
March	12,965	14,667
April	15,115	
May	15,376	
June	15,376	

QUALITY

	Quantity	Base Number	Contract	AT	Region	England
% of FP17s for the same patient ID Re-attending within 3 months - Children	112	1,518	7.4%	11.2%	12.0%	12.3%
% of FP17s for the same patient ID Re-attending within 3 months - Adults	530	3,792	14.0%	15.2%	16.0%	16.7%
% of FP17s for the same patient ID Re-attending between 3 & 9 months - Children	740	1,518	48.7%	58.8%	58.8%	57.6%
% of FP17s for the same patient ID Re-attending between 3 & 9 months - Adults	1,633	3,792	43.1%	49.2%	51.2%	50.1%
% of FP17s for Band 1 Urgent Courses	332	4,571	7.3%	9.5%	8.0%	9.1%
% of FP17s Relating to Free Repair or Replacements	29	4,571	0.6%	0.8%	0.8%	0.8%
% of FP17s Relating to Continuations	97	4,571	2.1%	1.3%	1.2%	1.2%
% of Patients satisfied with the dentistry they have received	5	7	N/A	91.9%	92.7%	92.8%
% of Patients satisfied with the time they had to wait for an appointment	6	7	N/A	86.5%	89.1%	88.7%

* This is based on patients treated on this contract for their most recent course of treatment. Figures in italics indicate the base number of FP17s or Patient Questionnaire responses are less than 100. N/A is shown where the base number of responses is less than 10 during the period. % is calculated as Quantity/Base number*100

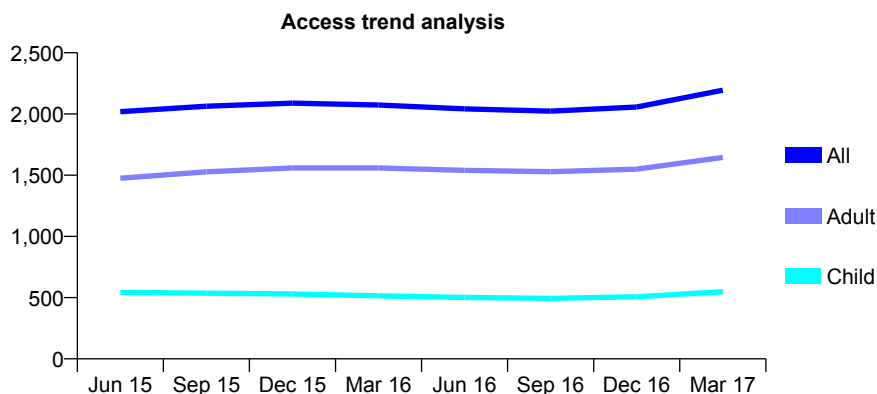
Q56 - Vital Signs At a Glance Contract Report for 190721/0001 - March 2017

Name or company name	Lisalina Smile Clinic Limited
Contract type name	GDS Contract
Purpose of contract	General
Contract start date	01/03/2014
Contract end date	

16/17 Contracted general activity (UDA)	8,013
Carry forward general activity (UDA)	150
16/17 Contracted orthodontic activity (UOA)	0
Carry forward orthodontic activity (UOA)	0
Baseline contract value	£183,937.38

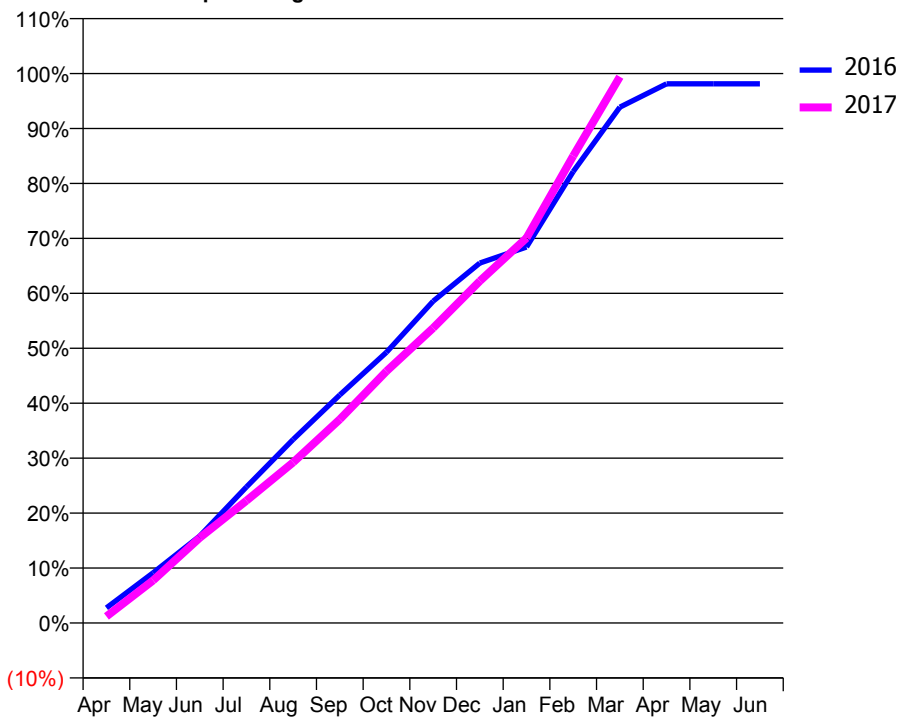
ACCESS*

Patients seen in 24 months	Total	Change since previous quarter
Quarter ending March 2016	2,074	
Quarter ending June 2016	2,042	↓
Quarter ending September 2016	2,023	→
Quarter ending December 2016	2,057	→
Quarter ending March 2017	2,194	↑
Variance since March 2016	5.8%	↑



ACTIVITY

Cumulative percentage of contracted UDA delivered 2016 & 2017



Month	Adjusted Scheduled Activity (UDA)	
	2016	2017
April	221	97
May	733	622
June	1,269	1,243
July	1,985	1,783
August	2,677	2,343
September	3,326	2,971
October	3,948	3,671
November	4,694	4,303
December	5,249	4,988
January	5,483	5,615
February	6,583	6,811
March	7,523	7,966
April	7,863	
May	7,862	
June	7,863	

QUALITY

	Quantity	Base Number	Contract	AT	Region	England
% of FP17s for the same patient ID Re-attending within 3 months - Children	66	904	7.3%	11.2%	12.0%	12.3%
% of FP17s for the same patient ID Re-attending within 3 months - Adults	309	2,539	12.2%	15.2%	16.0%	16.7%
% of FP17s for the same patient ID Re-attending between 3 & 9 months - Children	542	904	60.0%	58.8%	58.8%	57.6%
% of FP17s for the same patient ID Re-attending between 3 & 9 months - Adults	1,448	2,539	57.0%	49.2%	51.2%	50.1%
% of FP17s for Band 1 Urgent Courses	244	3,323	7.3%	9.5%	8.0%	9.1%
% of FP17s Relating to Free Repair or Replacements	40	3,323	1.2%	0.8%	0.8%	0.8%
% of FP17s Relating to Continuations	7	3,323	0.2%	1.3%	1.2%	1.2%
% of Patients satisfied with the dentistry they have received	4	4	N/A	91.9%	92.7%	92.8%
% of Patients satisfied with the time they had to wait for an appointment	4	4	N/A	86.5%	89.1%	88.7%

* This is based on patients treated on this contract for their most recent course of treatment. Figures in italics indicate the base number of FP17s or Patient Questionnaire responses are less than 100. N/A is shown where the base number of responses is less than 10 during the period. % is calculated as Quantity/Base number*100

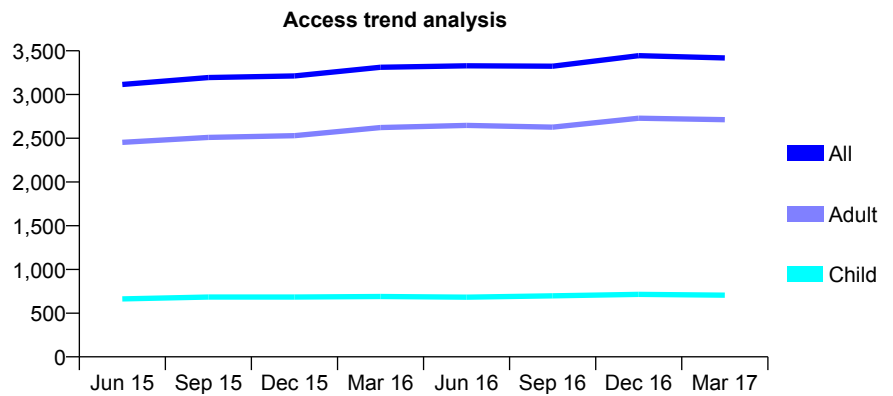
Q56 - Vital Signs At a Glance Contract Report for 191701/0001 - March 2017

Name or company name	Olive Dental Care Ltd
Contract type name	GDS Contract
Purpose of contract	General
Contract start date	01/06/2009
Contract end date	

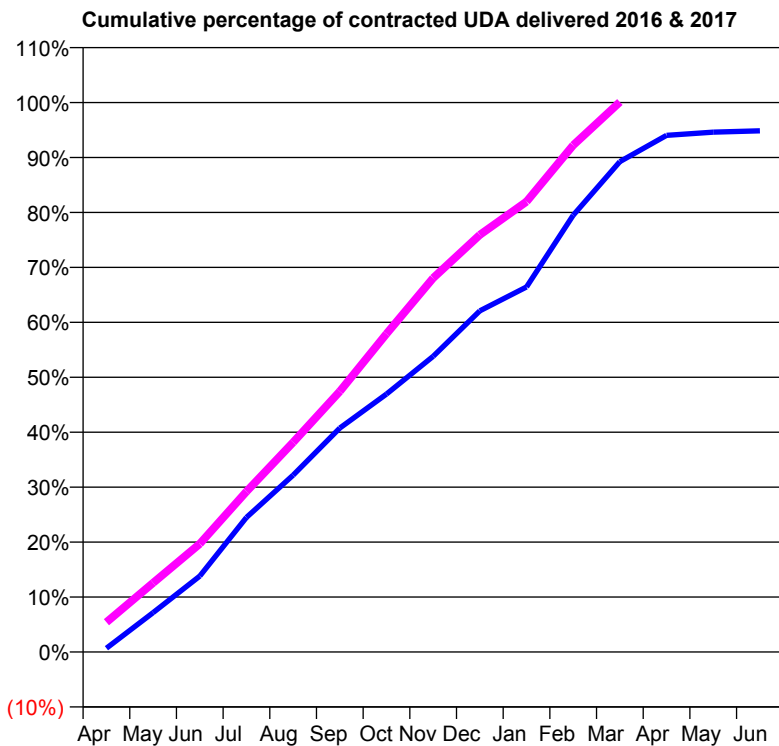
16/17 Contracted general activity (UDA)	9,022
Carry forward general activity (UDA)	0
16/17 Contracted orthodontic activity (UOA)	0
Carry forward orthodontic activity (UOA)	0
Baseline contract value	£220,791.84

ACCESS*

Patients seen in 24 months	Total	Change since previous quarter
Quarter ending March 2016	3,312	
Quarter ending June 2016	3,328	→
Quarter ending September 2016	3,324	→
Quarter ending December 2016	3,444	↑
Quarter ending March 2017	3,418	→
Variance since March 2016	3.2%	↑



ACTIVITY



Month	Adjusted Scheduled Activity (UDA)	
	2016	2017
April	62	489
May	646	1,134
June	1,247	1,777
July	2,210	2,635
August	2,904	3,442
September	3,678	4,279
October	4,236	5,224
November	4,856	6,140
December	5,602	6,849
January	5,994	7,395
February	7,172	8,322
March	8,051	9,029
April	8,483	
May	8,535	
June	8,557	

QUALITY

	Quantity	Base Number	Contract	AT	Region	England
% of FP17s for the same patient ID Re-attending within 3 months - Children	75	948	7.9%	11.2%	12.0%	12.3%
% of FP17s for the same patient ID Re-attending within 3 months - Adults	562	3,693	15.2%	15.2%	16.0%	16.7%
% of FP17s for the same patient ID Re-attending between 3 & 9 months - Children	489	948	51.6%	58.8%	58.8%	57.6%
% of FP17s for the same patient ID Re-attending between 3 & 9 months - Adults	1,891	3,693	51.2%	49.2%	51.2%	50.1%
% of FP17s for Band 1 Urgent Courses	392	4,447	8.8%	9.5%	8.0%	9.1%
% of FP17s Relating to Free Repair or Replacements	67	4,447	1.5%	0.8%	0.8%	0.8%
% of FP17s Relating to Continuations	76	4,447	1.7%	1.3%	1.2%	1.2%
% of Patients satisfied with the dentistry they have received	9	9	N/A	91.9%	92.7%	92.8%
% of Patients satisfied with the time they had to wait for an appointment	9	9	N/A	86.5%	89.1%	88.7%

* This is based on patients treated on this contract for their most recent course of treatment. Figures in italics indicate the base number of FP17s or Patient Questionnaire responses are less than 100. N/A is shown where the base number of responses is less than 10 during the period. % is calculated as Quantity/Base number*100

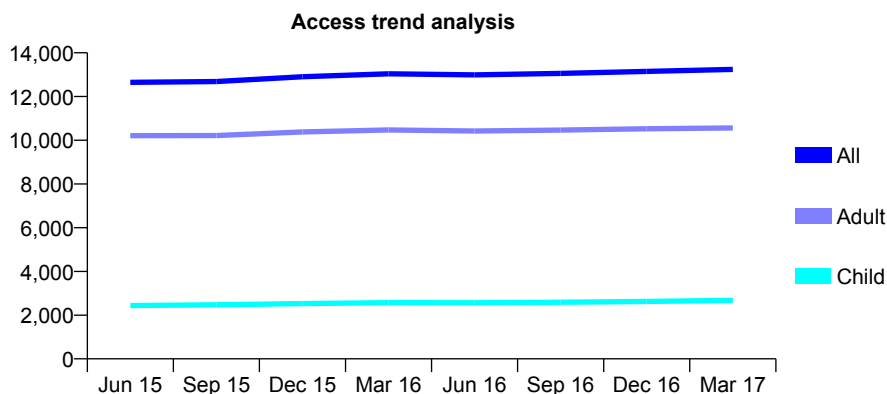
Q56 - Vital Signs At a Glance Contract Report for 192562/0001 - March 2017

Name or company name	All Saints Green Dental Clinic Limited
Contract type name	GDS Contract
Purpose of contract	General
Contract start date	01/02/2012
Contract end date	

16/17 Contracted general activity (UDA)	45,100
Carry forward general activity (UDA)	-582
16/17 Contracted orthodontic activity (UOA)	0
Carry forward orthodontic activity (UOA)	0
Baseline contract value	£1,172,071.71

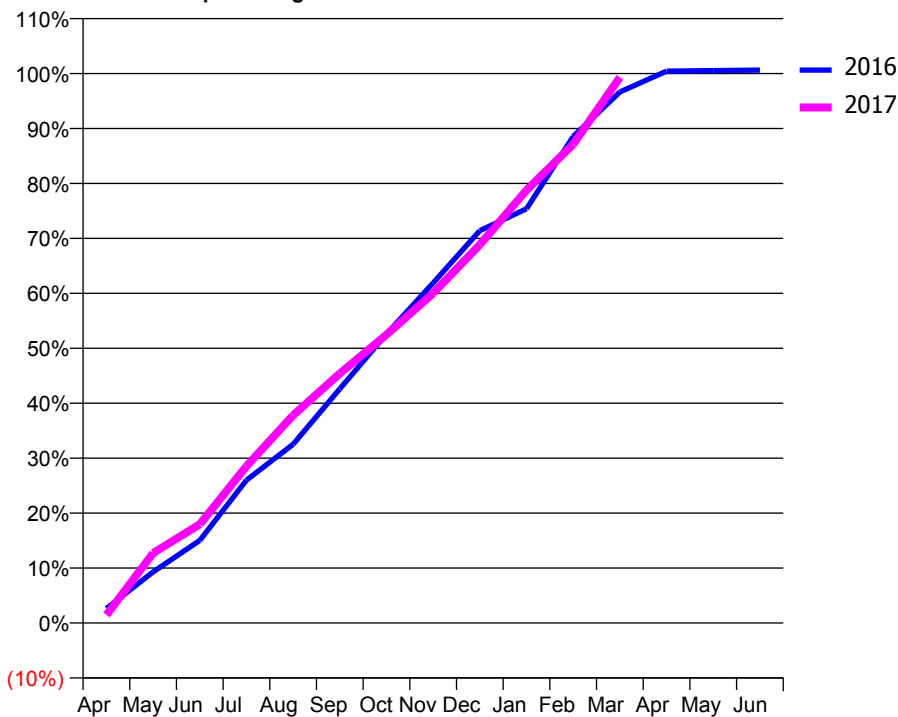
ACCESS*

Patients seen in 24 months	Total	Change since previous quarter
Quarter ending March 2016	13,039	
Quarter ending June 2016	12,990	→
Quarter ending September 2016	13,055	→
Quarter ending December 2016	13,150	→
Quarter ending March 2017	13,241	→
Variance since March 2016	1.5%	→



ACTIVITY

Cumulative percentage of contracted UDA delivered 2016 & 2017



Month	Adjusted Scheduled Activity (UDA)	
	2016	2017
April	1,203	659
May	4,192	5,738
June	6,777	8,100
July	11,731	12,879
August	14,669	17,054
September	19,224	20,478
October	23,719	23,666
November	27,908	27,068
December	32,204	31,056
January	33,999	35,530
February	39,933	39,293
March	43,584	44,786
April	45,292	
May	45,340	
June	45,385	

QUALITY

	Quantity	Base Number	Contract	AT	Region	England
% of FP17s for the same patient ID Re-attending within 3 months - Children	392	3,893	10.1%	11.2%	12.0%	12.3%
% of FP17s for the same patient ID Re-attending within 3 months - Adults	2,804	15,238	18.4%	15.2%	16.0%	16.7%
% of FP17s for the same patient ID Re-attending between 3 & 9 months - Children	2,322	3,893	59.6%	58.8%	58.8%	57.6%
% of FP17s for the same patient ID Re-attending between 3 & 9 months - Adults	7,830	15,238	51.4%	49.2%	51.2%	50.1%
% of FP17s for Band 1 Urgent Courses	2,132	18,355	11.6%	9.5%	8.0%	9.1%
% of FP17s Relating to Free Repair or Replacements	499	18,355	2.7%	0.8%	0.8%	0.8%
% of FP17s Relating to Continuations	132	18,355	0.7%	1.3%	1.2%	1.2%
% of Patients satisfied with the dentistry they have received	24	24	100.0%	91.9%	92.7%	92.8%
% of Patients satisfied with the time they had to wait for an appointment	23	24	95.8%	86.5%	89.1%	88.7%

* This is based on patients treated on this contract for their most recent course of treatment. Figures in italics indicate the base number of FP17s or Patient Questionnaire responses are less than 100. N/A is shown where the base number of responses is less than 10 during the period. % is calculated as Quantity/Base number*100

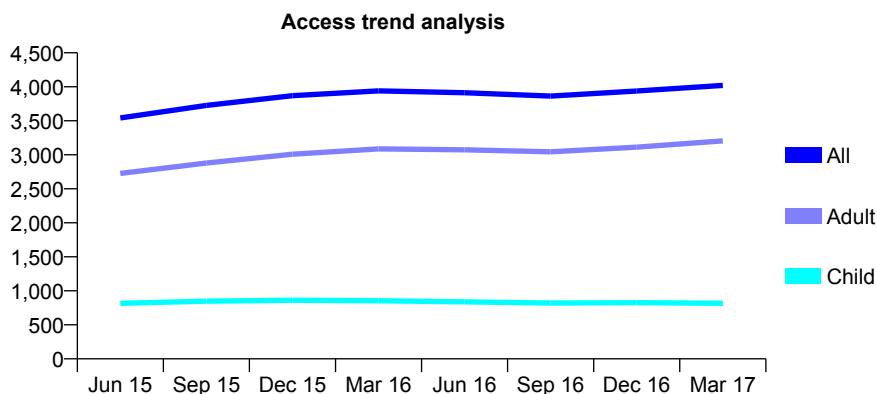
Q56 - Vital Signs At a Glance Contract Report for 193070/0001 - March 2017

Name or company name	Wickham Dental Practice Ltd
Contract type name	Pilot Contract
Purpose of contract	General
Contract start date	01/06/2014
Contract end date	

16/17 Contracted general activity (UDA)	11,872
Carry forward general activity (UDA)	0
16/17 Contracted orthodontic activity (UOA)	0
Carry forward orthodontic activity (UOA)	0
Baseline contract value	£277,542.12

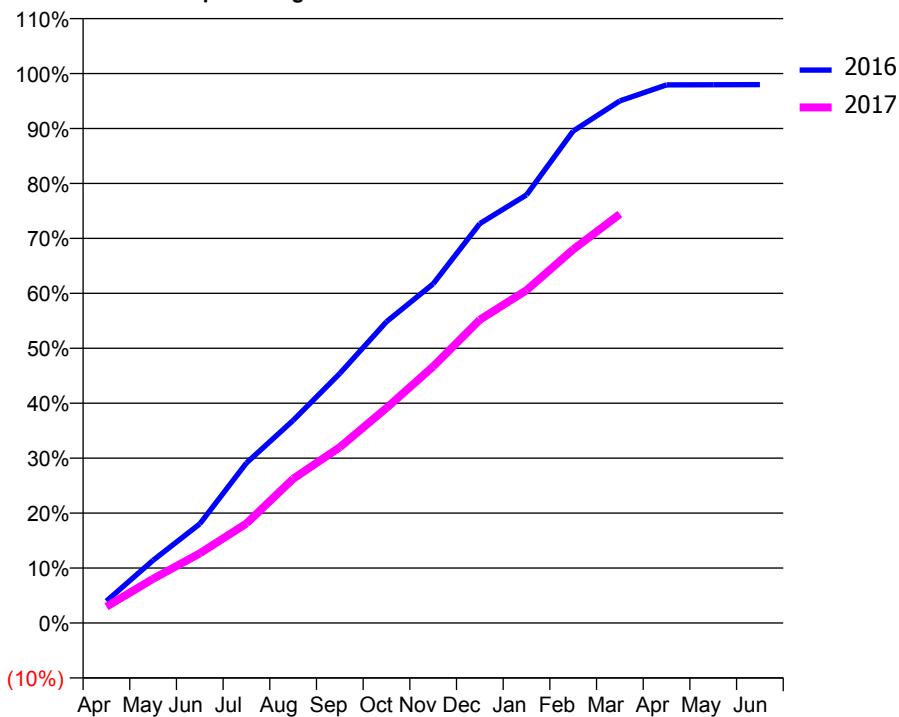
ACCESS*

Patients seen in 24 months	Total	Change since previous quarter
Quarter ending March 2016	3,941	
Quarter ending June 2016	3,912	→
Quarter ending September 2016	3,864	↓
Quarter ending December 2016	3,938	→
Quarter ending March 2017	4,021	↑
Variance since March 2016	2.0%	↑



ACTIVITY

Cumulative percentage of contracted UDA delivered 2016 & 2017



Month	Adjusted Scheduled Activity (UDA)	
	2016	2017
April	473	352
May	1,355	956
June	2,142	1,504
July	3,459	2,150
August	4,378	3,117
September	5,391	3,799
October	6,510	4,646
November	7,329	5,541
December	8,631	6,552
January	9,250	7,189
February	10,629	8,072
March	11,282	8,835
April	11,627	
May	11,630	
June	11,631	

QUALITY

	Quantity	Base Number	Contract	AT	Region	England
% of FP17s for the same patient ID Re-attending within 3 months - Children	26	908	2.9%	11.2%	12.0%	12.3%
% of FP17s for the same patient ID Re-attending within 3 months - Adults	459	3,481	13.2%	15.2%	16.0%	16.7%
% of FP17s for the same patient ID Re-attending between 3 & 9 months - Children	430	908	47.4%	58.8%	58.8%	57.6%
% of FP17s for the same patient ID Re-attending between 3 & 9 months - Adults	1,497	3,481	43.0%	49.2%	51.2%	50.1%
% of FP17s for Band 1 Urgent Courses	202	4,203	4.8%	9.5%	8.0%	9.1%
% of FP17s Relating to Free Repair or Replacements	26	4,203	0.6%	0.8%	0.8%	0.8%
% of FP17s Relating to Continuations	98	4,203	2.3%	1.3%	1.2%	1.2%
% of Patients satisfied with the dentistry they have received	8	12	66.7%	91.9%	92.7%	92.8%
% of Patients satisfied with the time they had to wait for an appointment	8	12	66.7%	86.5%	89.1%	88.7%

* This is based on patients treated on this contract for their most recent course of treatment. Figures in italics indicate the base number of FP17s or Patient Questionnaire responses are less than 100. N/A is shown where the base number of responses is less than 10 during the period. % is calculated as Quantity/Base number*100

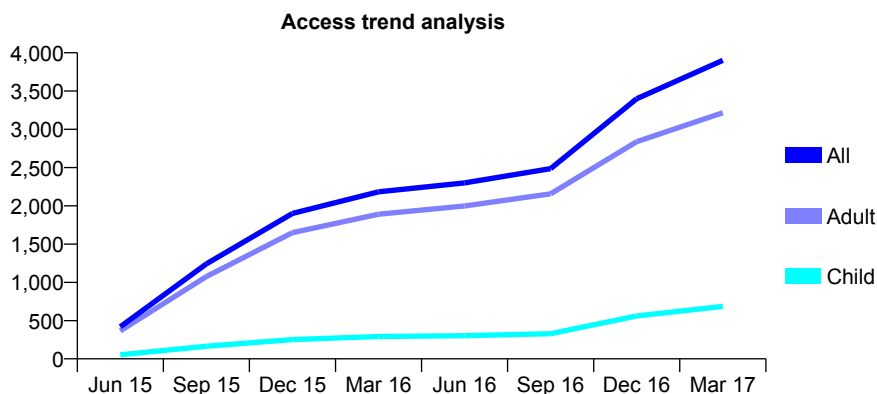
Q56 - Vital Signs At a Glance Contract Report for 193712/0001 - March 2017

Name or company name	Dr K.A Fagher & Dr A. Surti
Contract type name	GDS Contract
Purpose of contract	General
Contract start date	08/05/2015
Contract end date	

16/17 Contracted general activity (UDA)	9,810
Carry forward general activity (UDA)	0
16/17 Contracted orthodontic activity (UOA)	0
Carry forward orthodontic activity (UOA)	0
Baseline contract value	£236,112.11

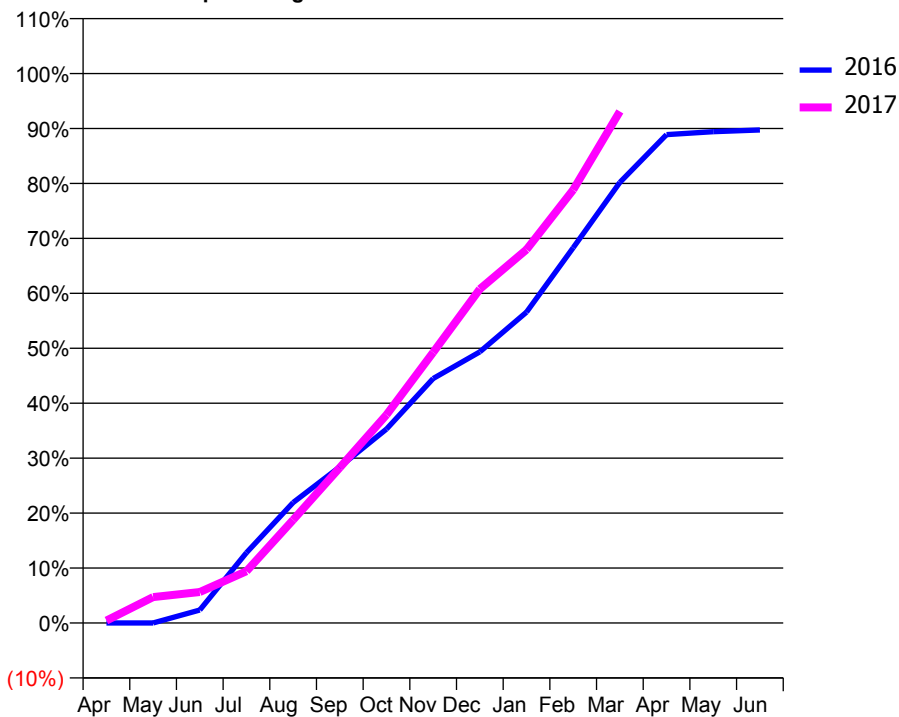
ACCESS*

Patients seen in 24 months	Total	Change since previous quarter
Quarter ending March 2016	2,183	
Quarter ending June 2016	2,300	↑
Quarter ending September 2016	2,486	↑
Quarter ending December 2016	3,399	↑
Quarter ending March 2017	3,901	↑
Variance since March 2016	78.7%	↑



ACTIVITY

Cumulative percentage of contracted UDA delivered 2016 & 2017



Month	Adjusted Scheduled Activity (UDA)	
	2016	2017
April	0	43
May	0	463
June	207	552
July	1,126	924
August	1,930	1,841
September	2,504	2,774
October	3,109	3,717
November	3,918	4,831
December	4,345	5,962
January	4,982	6,666
February	6,015	7,733
March	7,061	9,134
April	7,828	
May	7,874	
June	7,901	

QUALITY

	Quantity	Base Number	Contract	AT	Region	England
% of FP17s for the same patient ID Re-attending within 3 months - Children	34	823	4.1%	11.2%	12.0%	12.3%
% of FP17s for the same patient ID Re-attending within 3 months - Adults	550	4,429	12.4%	15.2%	16.0%	16.7%
% of FP17s for the same patient ID Re-attending between 3 & 9 months - Children	177	823	21.5%	58.8%	58.8%	57.6%
% of FP17s for the same patient ID Re-attending between 3 & 9 months - Adults	1,555	4,429	35.1%	49.2%	51.2%	50.1%
% of FP17s for Band 1 Urgent Courses	331	4,992	6.6%	9.5%	8.0%	9.1%
% of FP17s Relating to Free Repair or Replacements	20	4,992	0.4%	0.8%	0.8%	0.8%
% of FP17s Relating to Continuations	34	4,992	0.7%	1.3%	1.2%	1.2%
% of Patients satisfied with the dentistry they have received	21	21	100.0%	91.9%	92.7%	92.8%
% of Patients satisfied with the time they had to wait for an appointment	18	21	85.7%	86.5%	89.1%	88.7%

* This is based on patients treated on this contract for their most recent course of treatment. Figures in italics indicate the base number of FP17s or Patient Questionnaire responses are less than 100. N/A is shown where the base number of responses is less than 10 during the period. % is calculated as Quantity/Base number*100

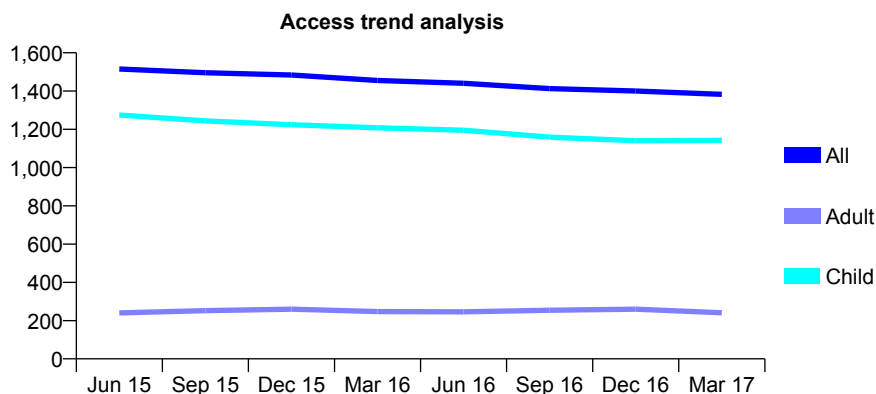
Q56 - Vital Signs At a Glance Contract Report for 195618/0001 - March 2017

Name or company name	Dr P Wilson and Dr G Singh
Contract type name	GDS Contract
Purpose of contract	General
Contract start date	01/06/2008
Contract end date	

16/17 Contracted general activity (UDA)	3,717
Carry forward general activity (UDA)	0
16/17 Contracted orthodontic activity (UOA)	0
Carry forward orthodontic activity (UOA)	0
Baseline contract value	£104,715.94

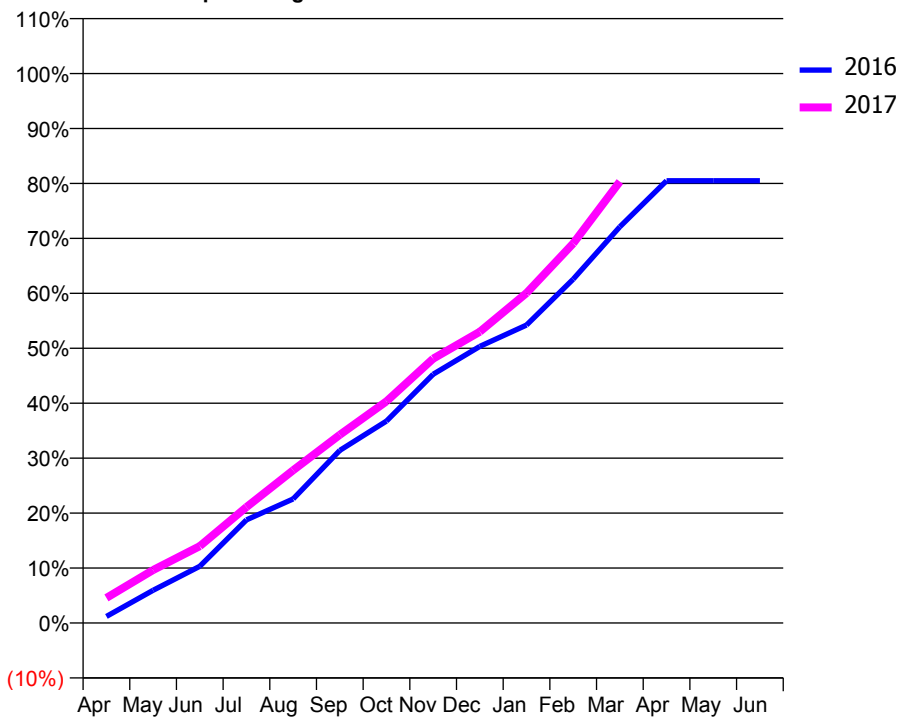
ACCESS*

Patients seen in 24 months	Total	Change since previous quarter
Quarter ending March 2016	1,455	
Quarter ending June 2016	1,441	→
Quarter ending September 2016	1,413	↓
Quarter ending December 2016	1,400	→
Quarter ending March 2017	1,383	↓
Variance since March 2016	(4.9%)	↓



ACTIVITY

Cumulative percentage of contracted UDA delivered 2016 & 2017



Month	Adjusted Scheduled Activity (UDA)	
	2016	2017
April	54	170
May	266	358
June	461	520
July	839	785
August	1,008	1,034
September	1,403	1,273
October	1,642	1,499
November	2,022	1,788
December	2,249	1,970
January	2,422	2,232
February	2,795	2,568
March	3,221	2,986
April	3,595	
May	3,595	
June	3,595	

QUALITY

	Quantity	Base Number	Contract	AT	Region	England
% of FP17s for the same patient ID Re-attending within 3 months - Children	102	2,165	4.7%	11.2%	12.0%	12.3%
% of FP17s for the same patient ID Re-attending within 3 months - Adults	8	132	6.1%	15.2%	16.0%	16.7%
% of FP17s for the same patient ID Re-attending between 3 & 9 months - Children	1,678	2,165	77.5%	58.8%	58.8%	57.6%
% of FP17s for the same patient ID Re-attending between 3 & 9 months - Adults	111	132	84.1%	49.2%	51.2%	50.1%
% of FP17s for Band 1 Urgent Courses	42	2,114	2.0%	9.5%	8.0%	9.1%
% of FP17s Relating to Free Repair or Replacements	0	2,114	0.0%	0.8%	0.8%	0.8%
% of FP17s Relating to Continuations	0	2,114	0.0%	1.3%	1.2%	1.2%
% of Patients satisfied with the dentistry they have received	3	3	N/A	91.9%	92.7%	92.8%
% of Patients satisfied with the time they had to wait for an appointment	3	3	N/A	86.5%	89.1%	88.7%

* This is based on patients treated on this contract for their most recent course of treatment. Figures in italics indicate the base number of FP17s or Patient Questionnaire responses are less than 100. N/A is shown where the base number of responses is less than 10 during the period. % is calculated as Quantity/Base number*100

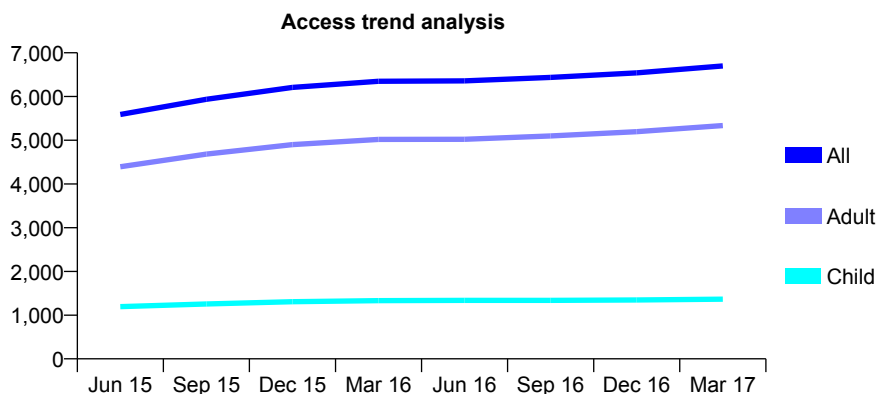
Q56 - Vital Signs At a Glance Contract Report for 197254/0001 - March 2017

Name or company name	Miss Susan Allen and Mr Terence Michael .
Contract type name	GDS Contract
Purpose of contract	General
Contract start date	01/03/2014
Contract end date	

16/17 Contracted general activity (UDA)	20,007
Carry forward general activity (UDA)	-343
16/17 Contracted orthodontic activity (UOA)	0
Carry forward orthodontic activity (UOA)	0
Baseline contract value	£527,447.64

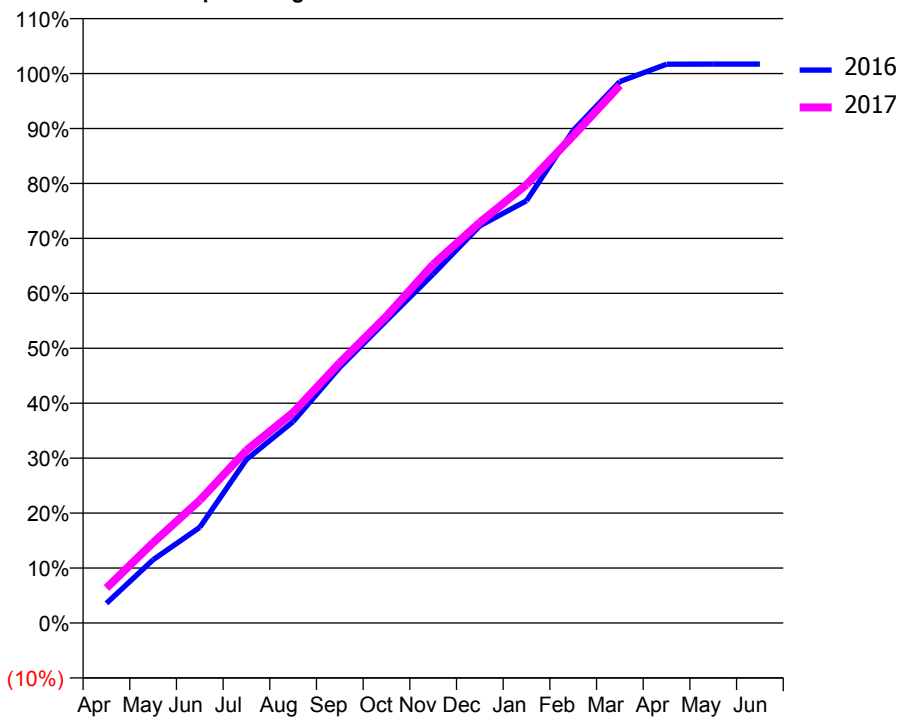
ACCESS*

Patients seen in 24 months	Total	Change since previous quarter
Quarter ending March 2016	6,350	
Quarter ending June 2016	6,359	→
Quarter ending September 2016	6,436	→
Quarter ending December 2016	6,541	→
Quarter ending March 2017	6,699	↑
Variance since March 2016	5.5%	↑



ACTIVITY

Cumulative percentage of contracted UDA delivered 2016 & 2017



Month	Adjusted Scheduled Activity (UDA)	
	2016	2017
April	717	1,274
May	2,304	2,924
June	3,483	4,467
July	5,953	6,289
August	7,334	7,662
September	9,311	9,478
October	11,013	11,172
November	12,702	13,060
December	14,462	14,585
January	15,375	15,963
February	17,933	17,738
March	19,713	19,572
April	20,346	
May	20,350	
June	20,350	

QUALITY

	Quantity	Base Number	Contract	AT	Region	England
% of FP17s for the same patient ID Re-attending within 3 months - Children	214	2,163	9.9%	11.2%	12.0%	12.3%
% of FP17s for the same patient ID Re-attending within 3 months - Adults	1,166	7,581	15.4%	15.2%	16.0%	16.7%
% of FP17s for the same patient ID Re-attending between 3 & 9 months - Children	1,315	2,163	60.8%	58.8%	58.8%	57.6%
% of FP17s for the same patient ID Re-attending between 3 & 9 months - Adults	3,883	7,581	51.2%	49.2%	51.2%	50.1%
% of FP17s for Band 1 Urgent Courses	1,161	9,430	12.3%	9.5%	8.0%	9.1%
% of FP17s Relating to Free Repair or Replacements	72	9,430	0.8%	0.8%	0.8%	0.8%
% of FP17s Relating to Continuations	73	9,430	0.8%	1.3%	1.2%	1.2%
% of Patients satisfied with the dentistry they have received	12	12	100.0%	91.9%	92.7%	92.8%
% of Patients satisfied with the time they had to wait for an appointment	12	12	100.0%	86.5%	89.1%	88.7%

* This is based on patients treated on this contract for their most recent course of treatment. Figures in italics indicate the base number of FP17s or Patient Questionnaire responses are less than 100. N/A is shown where the base number of responses is less than 10 during the period. % is calculated as Quantity/Base number*100

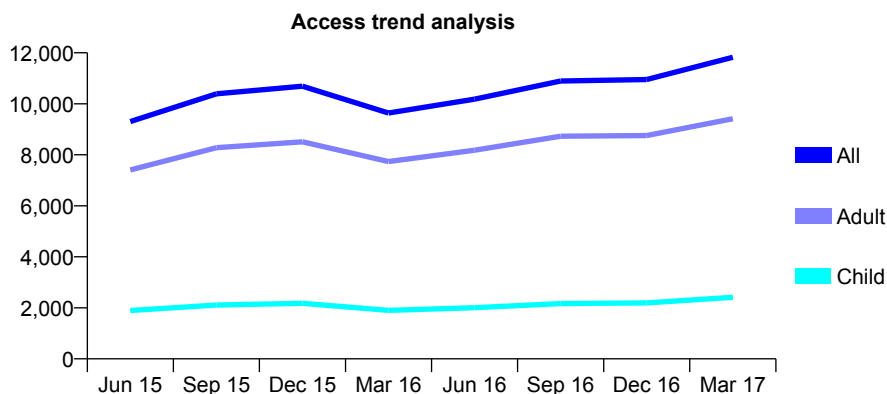
Q56 - Vital Signs At a Glance Contract Report for 199176/0001 - March 2017

Name or company name	Larry Levin & Jeff Sherer
Contract type name	GDS Contract
Purpose of contract	General
Contract start date	01/04/2013
Contract end date	

16/17 Contracted general activity (UDA)	51,387
Carry forward general activity (UDA)	1,587
16/17 Contracted orthodontic activity (UOA)	0
Carry forward orthodontic activity (UOA)	0
Baseline contract value	£1,065,567.58

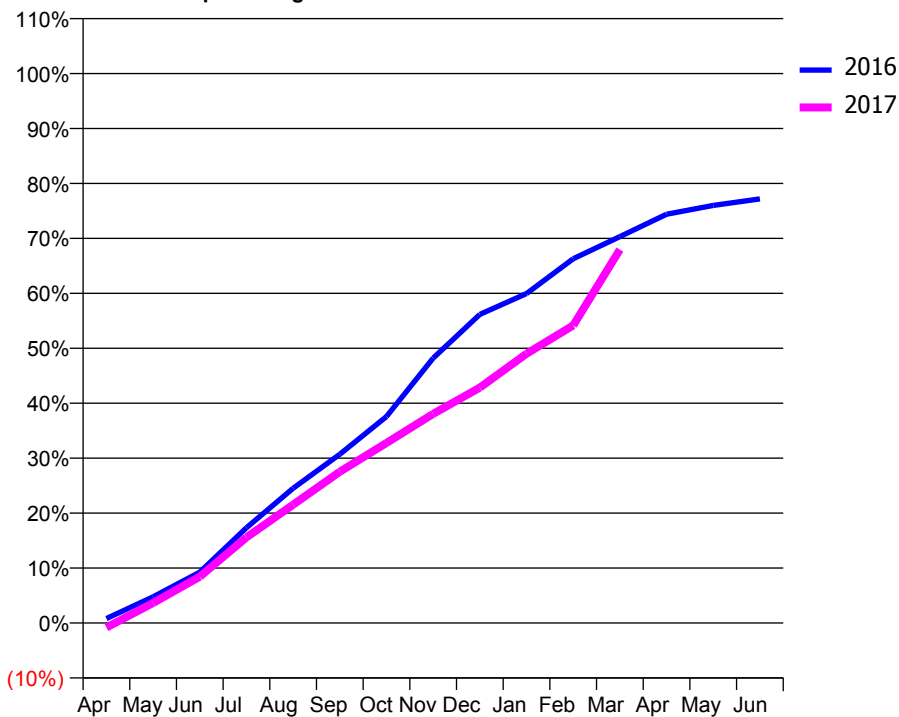
ACCESS*

Patients seen in 24 months	Total	Change since previous quarter
Quarter ending March 2016	9,639	
Quarter ending June 2016	10,184	↑
Quarter ending September 2016	10,896	↑
Quarter ending December 2016	10,950	→
Quarter ending March 2017	11,825	↑
Variance since March 2016	22.7%	↑



ACTIVITY

Cumulative percentage of contracted UDA delivered 2016 & 2017



Month	Adjusted Scheduled Activity (UDA)	
	2016	2017
April	339	-430
May	2,006	1,873
June	3,890	4,330
July	7,284	8,009
August	10,296	11,063
September	12,899	14,150
October	15,779	16,842
November	20,248	19,562
December	23,589	22,015
January	25,177	25,189
February	27,837	27,832
March	29,537	34,920
April	31,247	
May	31,921	
June	32,413	

QUALITY

	Quantity	Base Number	Contract	AT	Region	England
% of FP17s for the same patient ID Re-attending within 3 months - Children	360	3,343	10.8%	11.2%	12.0%	12.3%
% of FP17s for the same patient ID Re-attending within 3 months - Adults	2,862	13,991	20.5%	15.2%	16.0%	16.7%
% of FP17s for the same patient ID Re-attending between 3 & 9 months - Children	1,304	3,343	39.0%	58.8%	58.8%	57.6%
% of FP17s for the same patient ID Re-attending between 3 & 9 months - Adults	5,021	13,991	35.9%	49.2%	51.2%	50.1%
% of FP17s for Band 1 Urgent Courses	3,169	16,498	19.2%	9.5%	8.0%	9.1%
% of FP17s Relating to Free Repair or Replacements	117	16,498	0.7%	0.8%	0.8%	0.8%
% of FP17s Relating to Continuations	538	16,498	3.3%	1.3%	1.2%	1.2%
% of Patients satisfied with the dentistry they have received	80	90	88.9%	91.9%	92.7%	92.8%
% of Patients satisfied with the time they had to wait for an appointment	72	90	80.0%	86.5%	89.1%	88.7%

* This is based on patients treated on this contract for their most recent course of treatment. Figures in italics indicate the base number of FP17s or Patient Questionnaire responses are less than 100. N/A is shown where the base number of responses is less than 10 during the period. % is calculated as Quantity/Base number*100

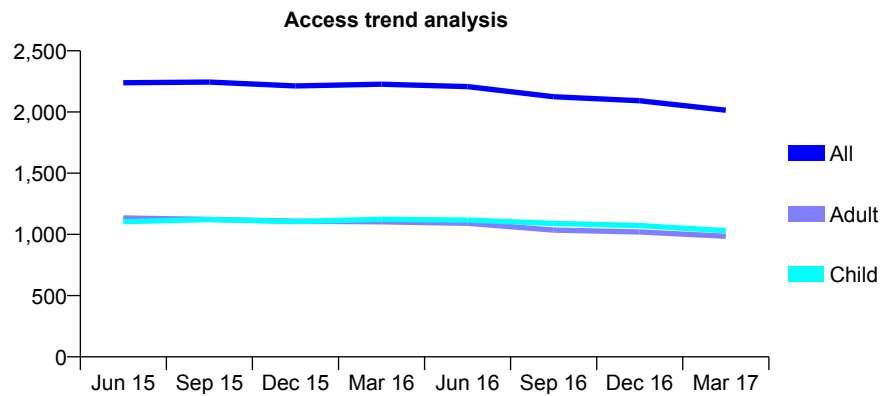
Q56 - Vital Signs At a Glance Contract Report for 199524/0001 - March 2017

Name or company name	Best, Hardy & Abeln
Contract type name	GDS Contract
Purpose of contract	General
Contract start date	01/04/2009
Contract end date	

16/17 Contracted general activity (UDA)	5,800
Carry forward general activity (UDA)	0
16/17 Contracted orthodontic activity (UOA)	0
Carry forward orthodontic activity (UOA)	0
Baseline contract value	£114,840.00

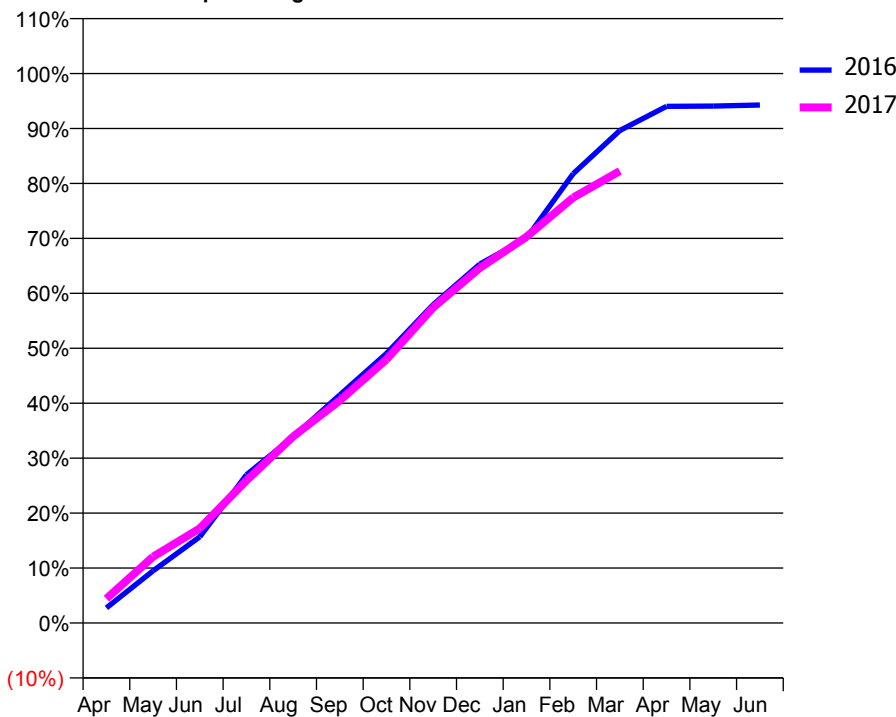
ACCESS*

Patients seen in 24 months	Total	Change since previous quarter
Quarter ending March 2016	2,227	
Quarter ending June 2016	2,208	→
Quarter ending September 2016	2,125	↓
Quarter ending December 2016	2,092	↓
Quarter ending March 2017	2,015	↓
Variance since March 2016	(9.5%)	↓



ACTIVITY

Cumulative percentage of contracted UDA delivered 2016 & 2017



QUALITY

	Quantity	Base Number	Contract	AT	Region	England
% of FP17s for the same patient ID Re-attending within 3 months - Children	163	1,558	10.5%	11.2%	12.0%	12.3%
% of FP17s for the same patient ID Re-attending within 3 months - Adults	272	1,183	23.0%	15.2%	16.0%	16.7%
% of FP17s for the same patient ID Re-attending between 3 & 9 months - Children	940	1,558	60.3%	58.8%	58.8%	57.6%
% of FP17s for the same patient ID Re-attending between 3 & 9 months - Adults	607	1,183	51.3%	49.2%	51.2%	50.1%
% of FP17s for Band 1 Urgent Courses	277	2,579	10.7%	9.5%	8.0%	9.1%
% of FP17s Relating to Free Repair or Replacements	1	2,579	0.0%	0.8%	0.8%	0.8%
% of FP17s Relating to Continuations	0	2,579	0.0%	1.3%	1.2%	1.2%
% of Patients satisfied with the dentistry they have received	2	2	N/A	91.9%	92.7%	92.8%
% of Patients satisfied with the time they had to wait for an appointment	2	2	N/A	86.5%	89.1%	88.7%

* This is based on patients treated on this contract for their most recent course of treatment. Figures in italics indicate the base number of FP17s or Patient Questionnaire responses are less than 100. N/A is shown where the base number of responses is less than 10 during the period. % is calculated as Quantity/Base number*100

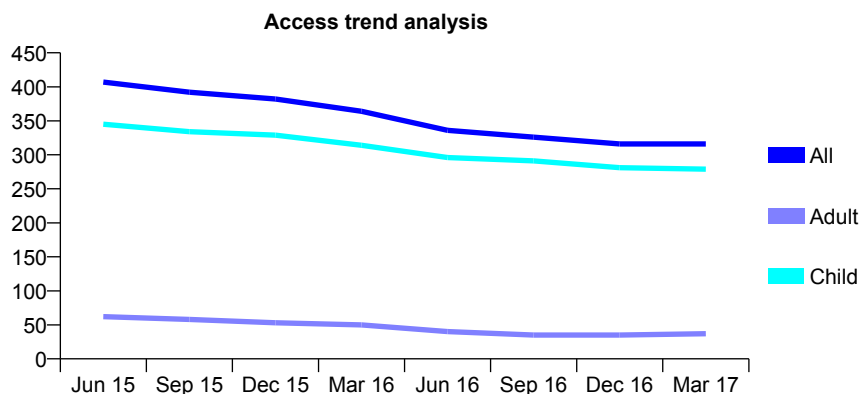
Q56 - Vital Signs At a Glance Contract Report for 204595/0002 - March 2017

Name or company name	MR MA OATES
Contract type name	GDS Contract
Purpose of contract	General
Contract start date	03/07/2011
Contract end date	

16/17 Contracted general activity (UDA)	487
Carry forward general activity (UDA)	-10
16/17 Contracted orthodontic activity (UOA)	0
Carry forward orthodontic activity (UOA)	0
Baseline contract value	£10,233.69

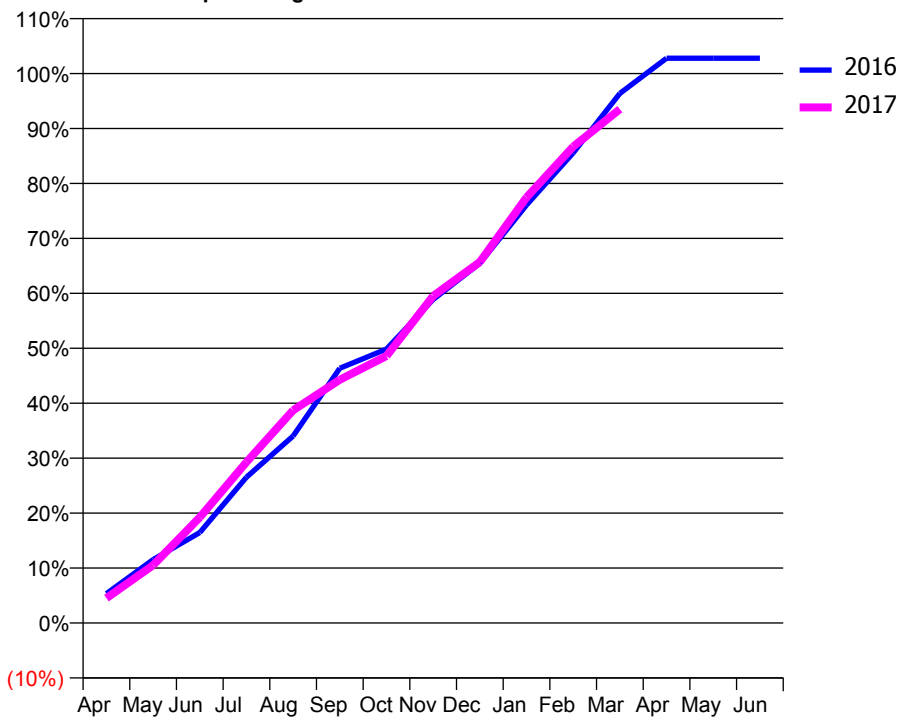
ACCESS*

Patients seen in 24 months	Total	Change since previous quarter
Quarter ending March 2016	364	
Quarter ending June 2016	336	↓
Quarter ending September 2016	326	↓
Quarter ending December 2016	316	↓
Quarter ending March 2017	316	→
Variance since March 2016	(13.2%)	↓



ACTIVITY

Cumulative percentage of contracted UDA delivered 2016 & 2017



Adjusted Scheduled Activity (UDA)

Month	2016	2017
April	26	22
May	56	51
June	80	94
July	129	143
August	166	189
September	226	216
October	243	237
November	287	290
December	319	320
January	370	377
February	417	422
March	469	455
April	501	
May	501	
June	501	

QUALITY

	Quantity	Base Number	Contract	AT	Region	England
% of FP17s for the same patient ID Re-attending within 3 months - Children	14	385	3.6%	11.2%	12.0%	12.3%
% of FP17s for the same patient ID Re-attending within 3 months - Adults	0	18	0.0%	15.2%	16.0%	16.7%
% of FP17s for the same patient ID Re-attending between 3 & 9 months - Children	208	385	54.0%	58.8%	58.8%	57.6%
% of FP17s for the same patient ID Re-attending between 3 & 9 months - Adults	9	18	50.0%	49.2%	51.2%	50.1%
% of FP17s for Band 1 Urgent Courses	12	377	3.2%	9.5%	8.0%	9.1%
% of FP17s Relating to Free Repair or Replacements	0	377	0.0%	0.8%	0.8%	0.8%
% of FP17s Relating to Continuations	0	377	0.0%	1.3%	1.2%	1.2%
% of Patients satisfied with the dentistry they have received	0	0	N/A	91.9%	92.7%	92.8%
% of Patients satisfied with the time they had to wait for an appointment	0	0	N/A	86.5%	89.1%	88.7%

* This is based on patients treated on this contract for their most recent course of treatment. Figures in italics indicate the base number of FP17s or Patient Questionnaire responses are less than 100. N/A is shown where the base number of responses is less than 10 during the period. % is calculated as Quantity/Base number*100

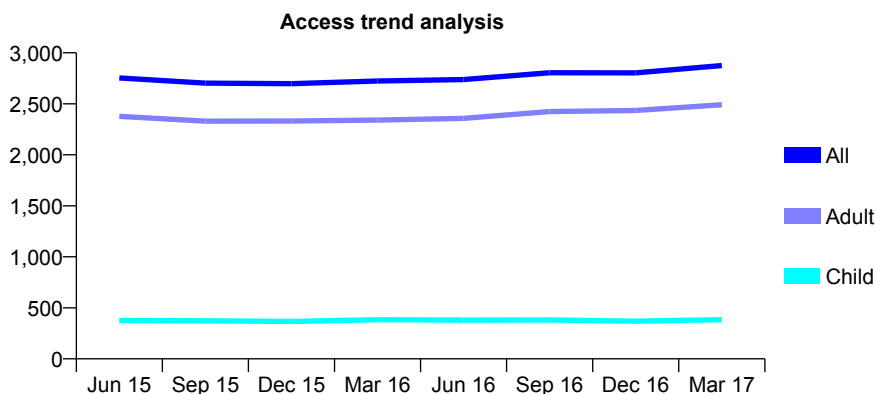
Q56 - Vital Signs At a Glance Contract Report for 205400/0001 - March 2017

Name or company name	MR IS SMITH
Contract type name	GDS Contract
Purpose of contract	General
Contract start date	01/04/2006
Contract end date	

16/17 Contracted general activity (UDA)	11,455
Carry forward general activity (UDA)	0
16/17 Contracted orthodontic activity (UOA)	0
Carry forward orthodontic activity (UOA)	0
Baseline contract value	£251,631.18

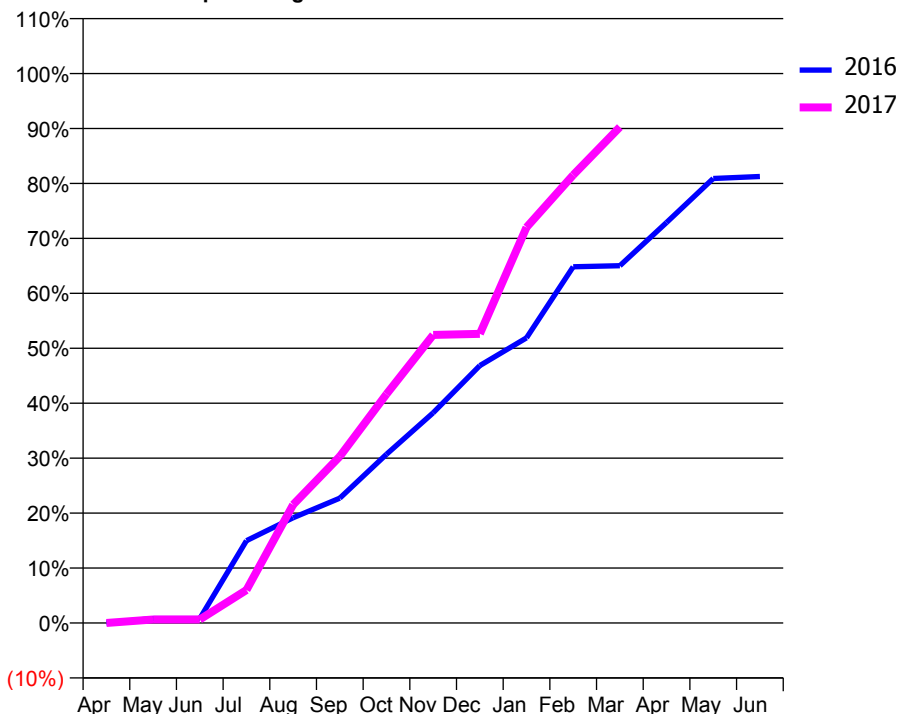
ACCESS*

Patients seen in 24 months	Total	Change since previous quarter
Quarter ending March 2016	2,724	
Quarter ending June 2016	2,738	→
Quarter ending September 2016	2,805	↑
Quarter ending December 2016	2,803	→
Quarter ending March 2017	2,875	↑
Variance since March 2016	5.5%	↑



ACTIVITY

Cumulative percentage of contracted UDA delivered 2016 & 2017



Month	Adjusted Scheduled Activity (UDA)	
	2016	2017
April	0	1
May	94	74
June	94	75
July	1,717	688
August	2,196	2,466
September	2,604	3,473
October	3,517	4,771
November	4,381	6,004
December	5,366	6,027
January	5,943	8,250
February	7,427	9,339
March	7,448	10,340
April	8,348	
May	9,268	
June	9,308	

QUALITY

	Quantity	Base Number	Contract	AT	Region	England
% of FP17s for the same patient ID Re-attending within 3 months - Children	31	673	4.6%	11.2%	12.0%	12.3%
% of FP17s for the same patient ID Re-attending within 3 months - Adults	909	5,477	16.6%	15.2%	16.0%	16.7%
% of FP17s for the same patient ID Re-attending between 3 & 9 months - Children	467	673	69.4%	58.8%	58.8%	57.6%
% of FP17s for the same patient ID Re-attending between 3 & 9 months - Adults	3,382	5,477	61.7%	49.2%	51.2%	50.1%
% of FP17s for Band 1 Urgent Courses	146	4,016	3.6%	9.5%	8.0%	9.1%
% of FP17s Relating to Free Repair or Replacements	7	4,016	0.2%	0.8%	0.8%	0.8%
% of FP17s Relating to Continuations	4	4,016	0.1%	1.3%	1.2%	1.2%
% of Patients satisfied with the dentistry they have received	13	14	92.9%	91.9%	92.7%	92.8%
% of Patients satisfied with the time they had to wait for an appointment	14	14	100.0%	86.5%	89.1%	88.7%

* This is based on patients treated on this contract for their most recent course of treatment. Figures in italics indicate the base number of FP17s or Patient Questionnaire responses are less than 100. N/A is shown where the base number of responses is less than 10 during the period. % is calculated as Quantity/Base number*100

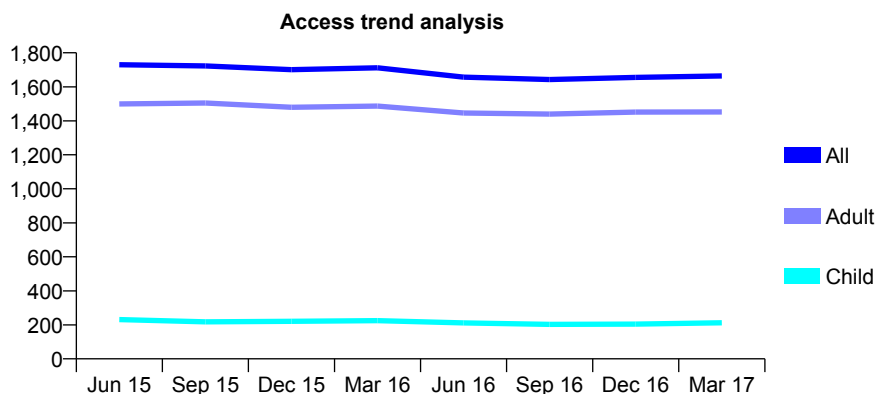
Q56 - Vital Signs At a Glance Contract Report for 209325/0001 - March 2017

Name or company name	Broad Street Dental Surgery
Contract type name	GDS Contract
Purpose of contract	General and Orthodontic
Contract start date	01/04/2006
Contract end date	

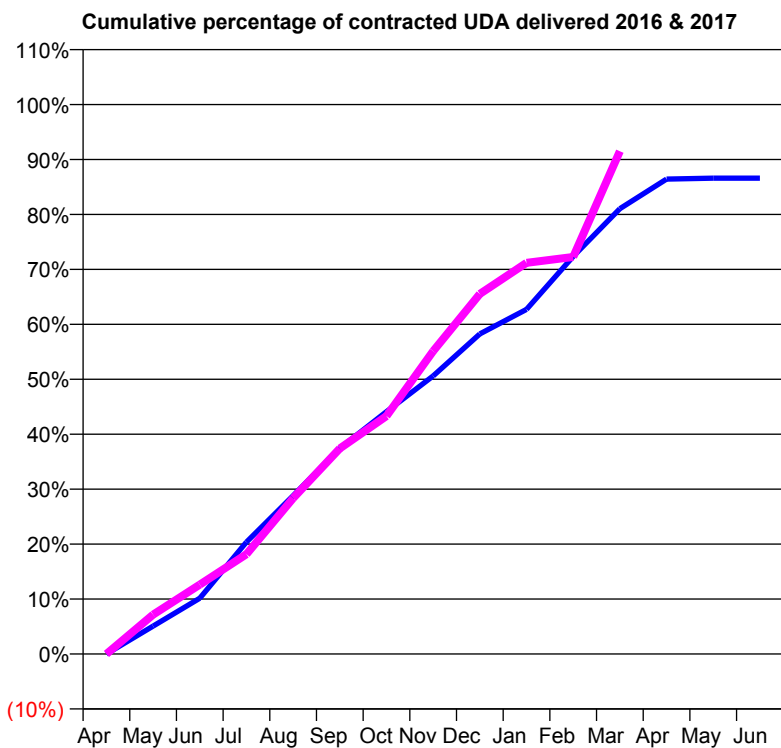
16/17 Contracted general activity (UDA)	4,640
Carry forward general activity (UDA)	0
16/17 Contracted orthodontic activity (UOA)	420
Carry forward orthodontic activity (UOA)	0
Baseline contract value	£172,130.03

ACCESS*

Patients seen in 24 months	Total	Change since previous quarter
Quarter ending March 2016	1,712	
Quarter ending June 2016	1,657	↓
Quarter ending September 2016	1,643	→
Quarter ending December 2016	1,655	→
Quarter ending March 2017	1,664	→
Variance since March 2016	(2.8%)	↓



ACTIVITY



Month	Adjusted Scheduled Activity (UDA)	
	2016	2017
April	0	0
May	235	332
June	472	586
July	945	842
August	1,337	1,315
September	1,738	1,736
October	2,046	2,009
November	2,349	2,557
December	2,703	3,040
January	2,910	3,303
February	3,358	3,352
March	3,760	4,246
April	4,010	
May	4,018	
June	4,018	

QUALITY

	Quantity	Base Number	Contract	AT	Region	England
% of FP17s for the same patient ID Re-attending within 3 months - Children	10	226	4.4%	11.2%	12.0%	12.3%
% of FP17s for the same patient ID Re-attending within 3 months - Adults	208	1,779	11.7%	15.2%	16.0%	16.7%
% of FP17s for the same patient ID Re-attending between 3 & 9 months - Children	67	226	29.6%	58.8%	58.8%	57.6%
% of FP17s for the same patient ID Re-attending between 3 & 9 months - Adults	564	1,779	31.7%	49.2%	51.2%	50.1%
% of FP17s for Band 1 Urgent Courses	30	1,894	1.6%	9.5%	8.0%	9.1%
% of FP17s Relating to Free Repair or Replacements	1	1,894	0.1%	0.8%	0.8%	0.8%
% of FP17s Relating to Continuations	20	1,894	1.1%	1.3%	1.2%	1.2%
% of Patients satisfied with the dentistry they have received	5	5	N/A	91.9%	92.7%	92.8%
% of Patients satisfied with the time they had to wait for an appointment	5	5	N/A	86.5%	89.1%	88.7%

* This is based on patients treated on this contract for their most recent course of treatment. Figures in italics indicate the base number of FP17s or Patient Questionnaire responses are less than 100. N/A is shown where the base number of responses is less than 10 during the period. % is calculated as Quantity/Base number*100

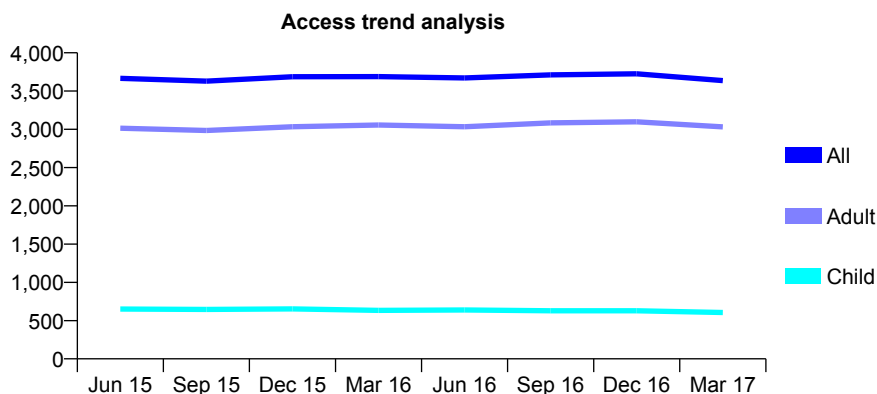
Q56 - Vital Signs At a Glance Contract Report for 213128/0003 - March 2017

Name or company name	MR RA BURKETT
Contract type name	GDS Contract
Purpose of contract	General
Contract start date	28/03/2013
Contract end date	

16/17 Contracted general activity (UDA)	7,548
Carry forward general activity (UDA)	24
16/17 Contracted orthodontic activity (UOA)	0
Carry forward orthodontic activity (UOA)	0
Baseline contract value	£165,414.15

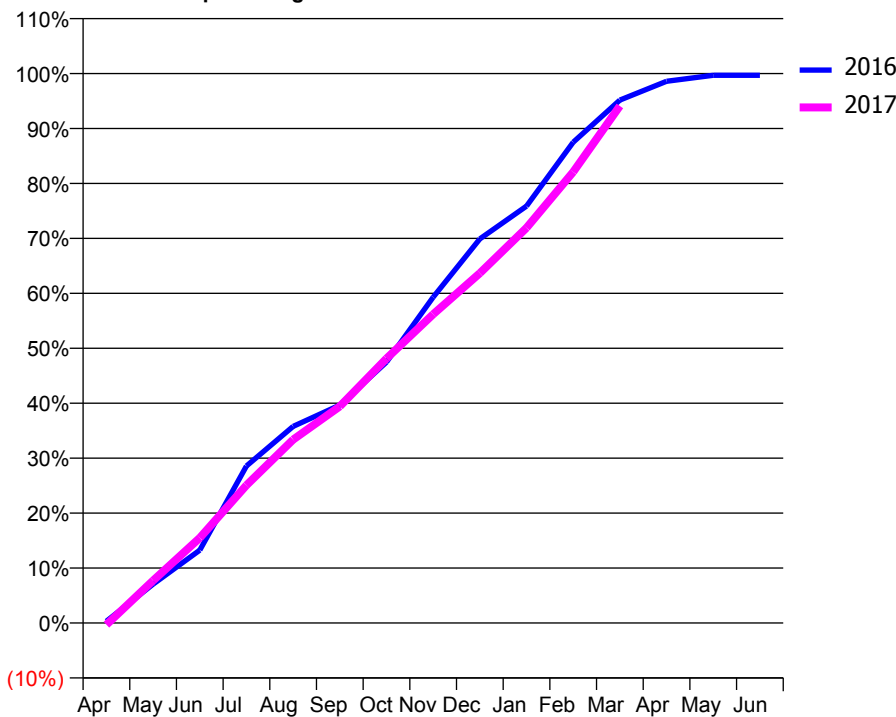
ACCESS*

Patients seen in 24 months	Total	Change since previous quarter
Quarter ending March 2016	3,689	
Quarter ending June 2016	3,671	→
Quarter ending September 2016	3,712	→
Quarter ending December 2016	3,726	→
Quarter ending March 2017	3,637	↓
Variance since March 2016	(1.4%)	↓



ACTIVITY

Cumulative percentage of contracted UDA delivered 2016 & 2017



Month	Adjusted Scheduled Activity (UDA)	
	2016	2017
April	24	-24
May	534	583
June	1,002	1,170
July	2,158	1,893
August	2,701	2,519
September	2,994	2,976
October	3,583	3,634
November	4,475	4,241
December	5,277	4,806
January	5,727	5,429
February	6,605	6,195
March	7,182	7,102
April	7,441	
May	7,524	
June	7,524	

QUALITY

	Quantity	Base Number	Contract	AT	Region	England
% of FP17s for the same patient ID Re-attending within 3 months - Children	31	536	5.8%	11.2%	12.0%	12.3%
% of FP17s for the same patient ID Re-attending within 3 months - Adults	275	2,790	9.9%	15.2%	16.0%	16.7%
% of FP17s for the same patient ID Re-attending between 3 & 9 months - Children	86	536	16.0%	58.8%	58.8%	57.6%
% of FP17s for the same patient ID Re-attending between 3 & 9 months - Adults	665	2,790	23.8%	49.2%	51.2%	50.1%
% of FP17s for Band 1 Urgent Courses	250	3,150	7.9%	9.5%	8.0%	9.1%
% of FP17s Relating to Free Repair or Replacements	1	3,150	0.0%	0.8%	0.8%	0.8%
% of FP17s Relating to Continuations	5	3,150	0.2%	1.3%	1.2%	1.2%
% of Patients satisfied with the dentistry they have received	4	4	N/A	91.9%	92.7%	92.8%
% of Patients satisfied with the time they had to wait for an appointment	3	4	N/A	86.5%	89.1%	88.7%

* This is based on patients treated on this contract for their most recent course of treatment. Figures in italics indicate the base number of FP17s or Patient Questionnaire responses are less than 100. N/A is shown where the base number of responses is less than 10 during the period. % is calculated as Quantity/Base number*100

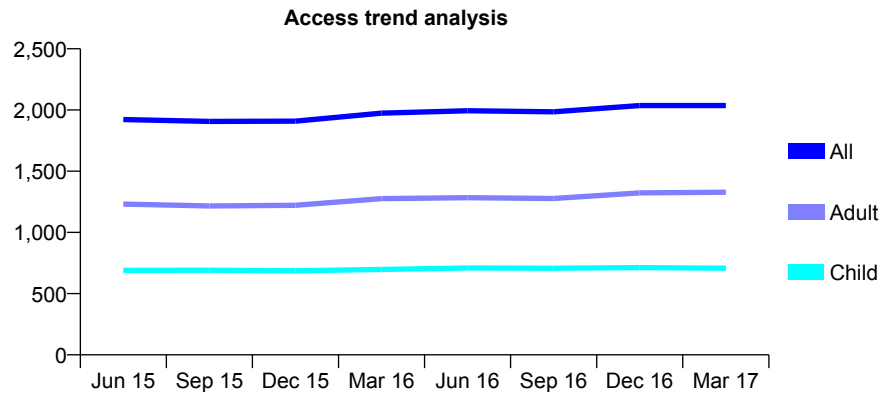
Q56 - Vital Signs At a Glance Contract Report for 214086/0001 - March 2017

Name or company name	MISS BM WILMERS
Contract type name	GDS Contract
Purpose of contract	General
Contract start date	01/04/2006
Contract end date	

16/17 Contracted general activity (UDA)	4,690
Carry forward general activity (UDA)	11
16/17 Contracted orthodontic activity (UOA)	0
Carry forward orthodontic activity (UOA)	0
Baseline contract value	£105,597.13

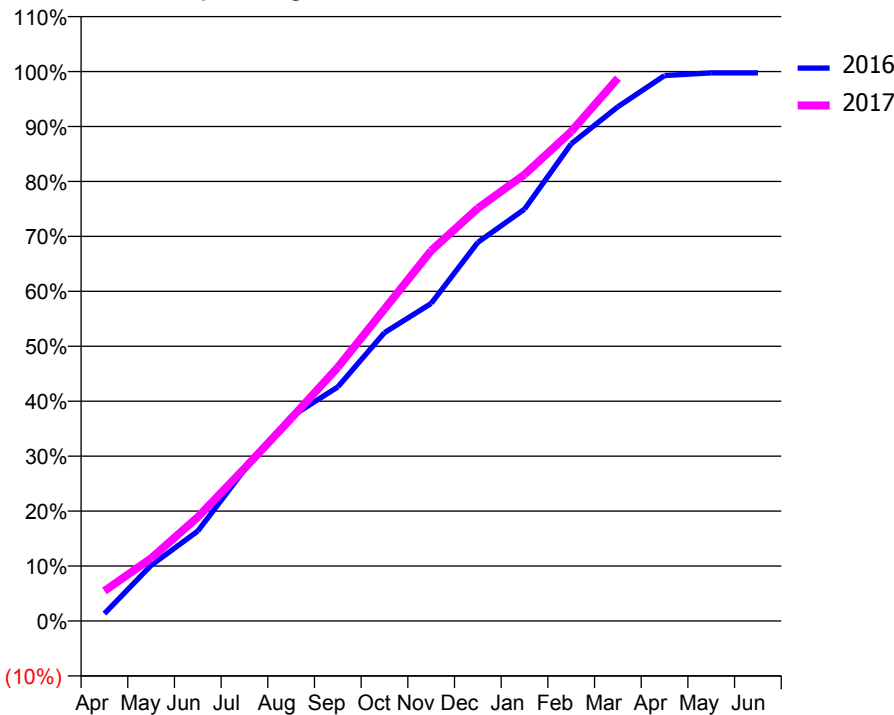
ACCESS*

Patients seen in 24 months	Total	Change since previous quarter
Quarter ending March 2016	1,974	
Quarter ending June 2016	1,994	→
Quarter ending September 2016	1,985	→
Quarter ending December 2016	2,036	↑
Quarter ending March 2017	2,036	→
Variance since March 2016	3.1%	↑



ACTIVITY

Cumulative percentage of contracted UDA delivered 2016 & 2017



Month	Adjusted Scheduled Activity (UDA)	
	2016	2017
April	63	256
May	476	536
June	768	887
July	1,291	1,302
August	1,745	1,729
September	1,998	2,165
October	2,462	2,663
November	2,711	3,161
December	3,232	3,523
January	3,515	3,811
February	4,072	4,178
March	4,389	4,633
April	4,656	
May	4,679	
June	4,679	

QUALITY

	Quantity	Base Number	Contract	AT	Region	England
% of FP17s for the same patient ID Re-attending within 3 months - Children	73	1,149	6.4%	11.2%	12.0%	12.3%
% of FP17s for the same patient ID Re-attending within 3 months - Adults	296	1,954	15.1%	15.2%	16.0%	16.7%
% of FP17s for the same patient ID Re-attending between 3 & 9 months - Children	652	1,149	56.7%	58.8%	58.8%	57.6%
% of FP17s for the same patient ID Re-attending between 3 & 9 months - Adults	1,086	1,954	55.6%	49.2%	51.2%	50.1%
% of FP17s for Band 1 Urgent Courses	243	2,933	8.3%	9.5%	8.0%	9.1%
% of FP17s Relating to Free Repair or Replacements	10	2,933	0.3%	0.8%	0.8%	0.8%
% of FP17s Relating to Continuations	50	2,933	1.7%	1.3%	1.2%	1.2%
% of Patients satisfied with the dentistry they have received	5	5	N/A	91.9%	92.7%	92.8%
% of Patients satisfied with the time they had to wait for an appointment	5	5	N/A	86.5%	89.1%	88.7%

* This is based on patients treated on this contract for their most recent course of treatment. Figures in italics indicate the base number of FP17s or Patient Questionnaire responses are less than 100. N/A is shown where the base number of responses is less than 10 during the period. % is calculated as Quantity/Base number*100

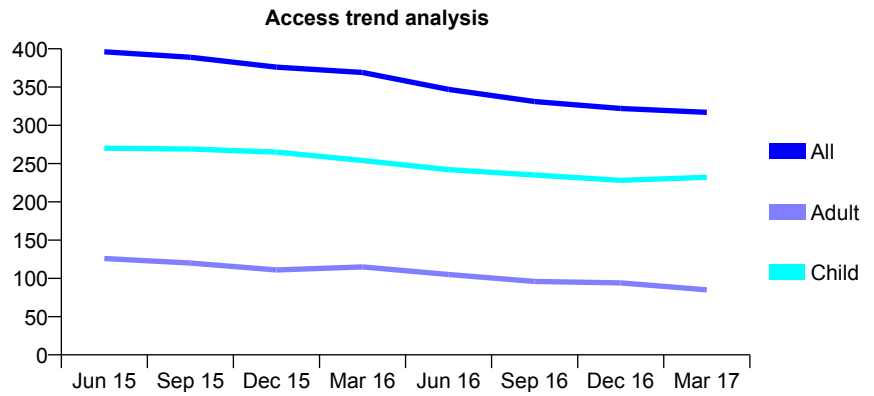
Q56 - Vital Signs At a Glance Contract Report for 215813/0001 - March 2017

Name or company name	MR CJ WHITER
Contract type name	GDS Contract
Purpose of contract	General
Contract start date	01/04/2006
Contract end date	

16/17 Contracted general activity (UDA)	611
Carry forward general activity (UDA)	0
16/17 Contracted orthodontic activity (UOA)	0
Carry forward orthodontic activity (UOA)	0
Baseline contract value	£12,626.43

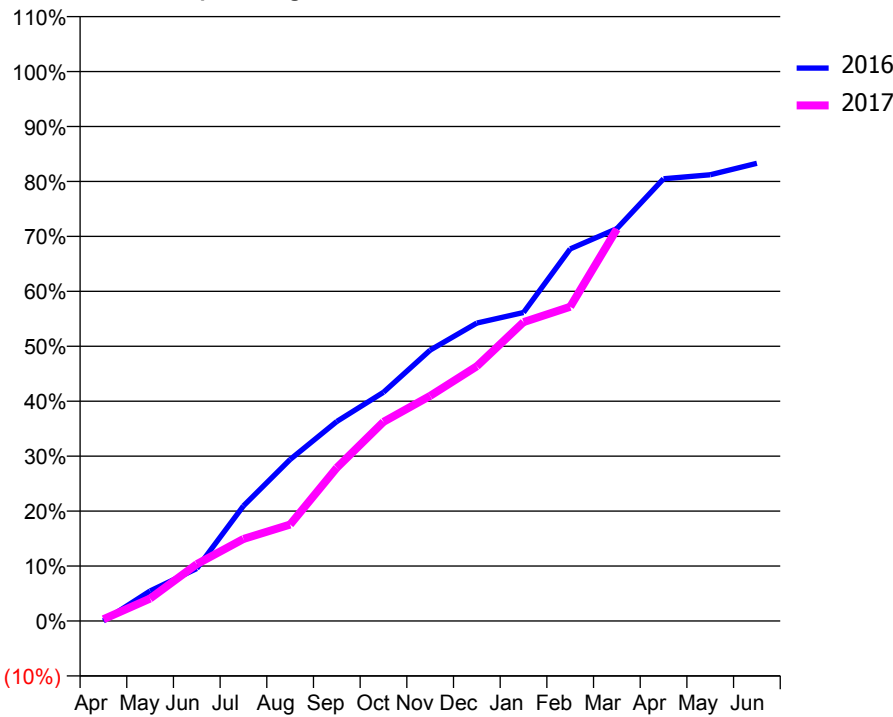
ACCESS*

Patients seen in 24 months	Total	Change since previous quarter
Quarter ending March 2016	369	
Quarter ending June 2016	347	↓
Quarter ending September 2016	331	↓
Quarter ending December 2016	322	↓
Quarter ending March 2017	317	↓
Variance since March 2016	(14.1%)	↓



ACTIVITY

Cumulative percentage of contracted UDA delivered 2016 & 2017



Month	Adjusted Scheduled Activity (UDA)	
	2016	2017
April	0	2
May	37	25
June	65	63
July	142	91
August	200	107
September	247	170
October	283	221
November	335	250
December	368	283
January	381	332
February	460	349
March	485	436
April	546	
May	551	
June	566	

QUALITY

	Quantity	Base Number	Contract	AT	Region	England
% of FP17s for the same patient ID Re-attending within 3 months - Children	21	382	5.5%	11.2%	12.0%	12.3%
% of FP17s for the same patient ID Re-attending within 3 months - Adults	3	65	4.6%	15.2%	16.0%	16.7%
% of FP17s for the same patient ID Re-attending between 3 & 9 months - Children	265	382	69.4%	58.8%	58.8%	57.6%
% of FP17s for the same patient ID Re-attending between 3 & 9 months - Adults	30	65	46.2%	49.2%	51.2%	50.1%
% of FP17s for Band 1 Urgent Courses	14	382	3.7%	9.5%	8.0%	9.1%
% of FP17s Relating to Free Repair or Replacements	0	382	0.0%	0.8%	0.8%	0.8%
% of FP17s Relating to Continuations	0	382	0.0%	1.3%	1.2%	1.2%
% of Patients satisfied with the dentistry they have received	0	0	N/A	91.9%	92.7%	92.8%
% of Patients satisfied with the time they had to wait for an appointment	0	0	N/A	86.5%	89.1%	88.7%

* This is based on patients treated on this contract for their most recent course of treatment. Figures in italics indicate the base number of FP17s or Patient Questionnaire responses are less than 100. N/A is shown where the base number of responses is less than 10 during the period. % is calculated as Quantity/Base number*100

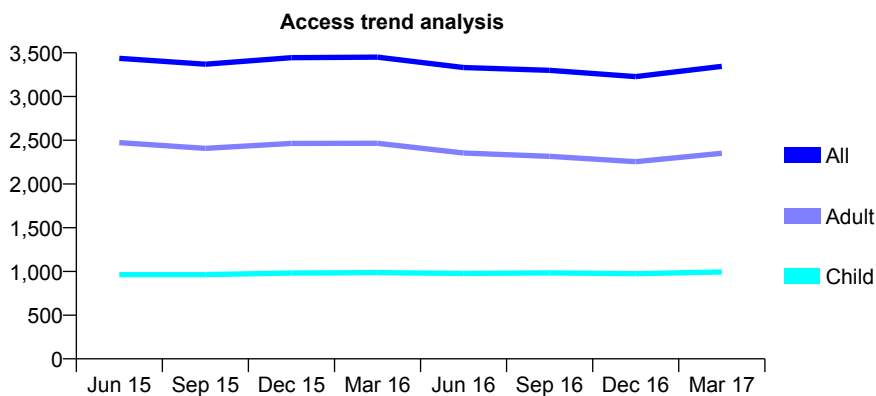
Q56 - Vital Signs At a Glance Contract Report for 215988/0001 - March 2017

Name or company name	MR PG SANDERS
Contract type name	GDS Contract
Purpose of contract	General
Contract start date	01/04/2006
Contract end date	

16/17 Contracted general activity (UDA)	6,951
Carry forward general activity (UDA)	-139
16/17 Contracted orthodontic activity (UOA)	0
Carry forward orthodontic activity (UOA)	0
Baseline contract value	£187,760.86

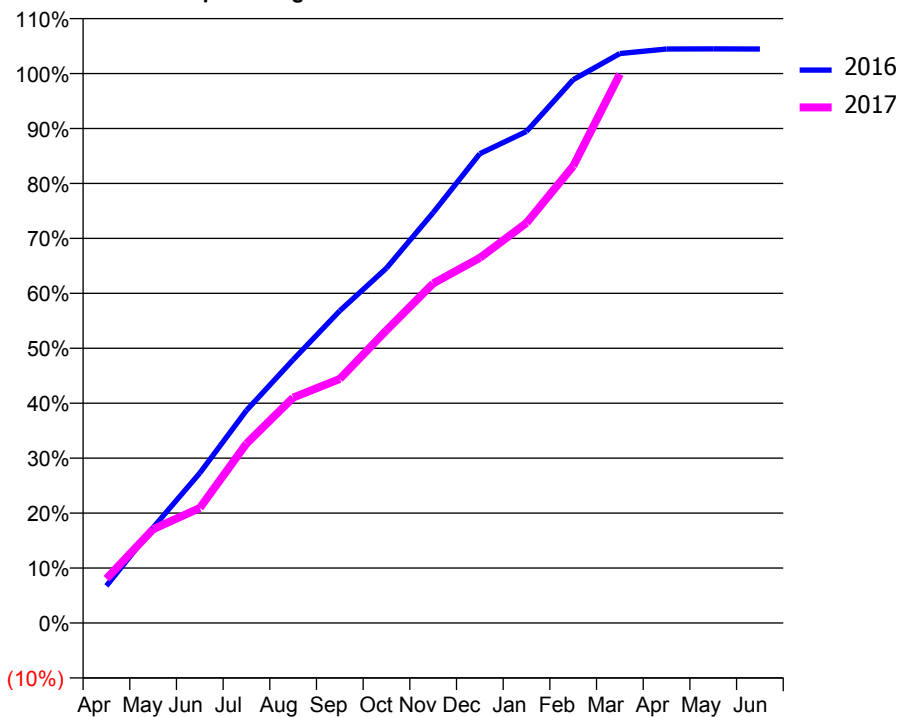
ACCESS*

Patients seen in 24 months	Total	Change since previous quarter
Quarter ending March 2016	3,451	
Quarter ending June 2016	3,331	↓
Quarter ending September 2016	3,299	→
Quarter ending December 2016	3,228	↓
Quarter ending March 2017	3,345	↑
Variance since March 2016	(3.1%)	↓



ACTIVITY

Cumulative percentage of contracted UDA delivered 2016 & 2017



Month	Adjusted Scheduled Activity (UDA)	
	2016	2017
April	469	562
May	1,206	1,187
June	1,897	1,456
July	2,690	2,269
August	3,330	2,852
September	3,949	3,088
October	4,489	3,703
November	5,192	4,296
December	5,937	4,620
January	6,218	5,060
February	6,873	5,781
March	7,204	6,943
April	7,261	
May	7,262	
June	7,261	

QUALITY

	Quantity	Base Number	Contract	AT	Region	England
% of FP17s for the same patient ID Re-attending within 3 months - Children	222	1,835	12.1%	11.2%	12.0%	12.3%
% of FP17s for the same patient ID Re-attending within 3 months - Adults	472	3,706	12.7%	15.2%	16.0%	16.7%
% of FP17s for the same patient ID Re-attending between 3 & 9 months - Children	1,195	1,835	65.1%	58.8%	58.8%	57.6%
% of FP17s for the same patient ID Re-attending between 3 & 9 months - Adults	2,447	3,706	66.0%	49.2%	51.2%	50.1%
% of FP17s for Band 1 Urgent Courses	256	4,420	5.8%	9.5%	8.0%	9.1%
% of FP17s Relating to Free Repair or Replacements	11	4,420	0.2%	0.8%	0.8%	0.8%
% of FP17s Relating to Continuations	13	4,420	0.3%	1.3%	1.2%	1.2%
% of Patients satisfied with the dentistry they have received	1	1	N/A	91.9%	92.7%	92.8%
% of Patients satisfied with the time they had to wait for an appointment	1	1	N/A	86.5%	89.1%	88.7%

* This is based on patients treated on this contract for their most recent course of treatment. Figures in italics indicate the base number of FP17s or Patient Questionnaire responses are less than 100. N/A is shown where the base number of responses is less than 10 during the period. % is calculated as Quantity/Base number*100

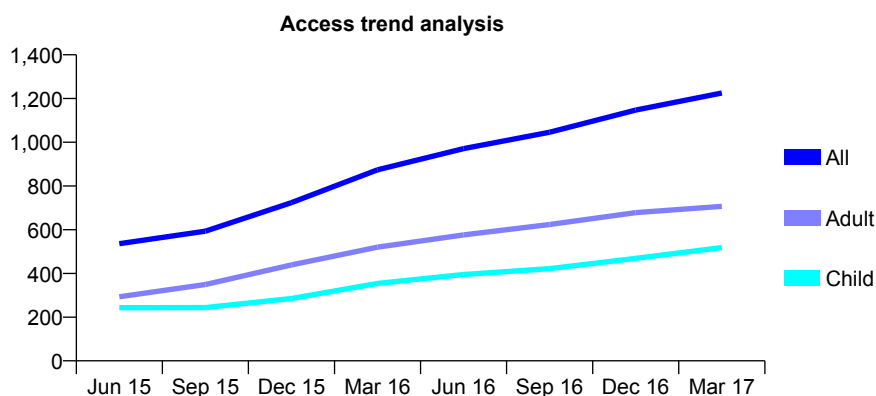
Q56 - Vital Signs At a Glance Contract Report for 220469/0001 - March 2017

Name or company name	Riverside Dental Surgery
Contract type name	GDS Contract
Purpose of contract	General and Orthodontic
Contract start date	01/04/2006
Contract end date	

16/17 Contracted general activity (UDA)	2,583
Carry forward general activity (UDA)	57
16/17 Contracted orthodontic activity (UOA)	129
Carry forward orthodontic activity (UOA)	0
Baseline contract value	£65,536.59

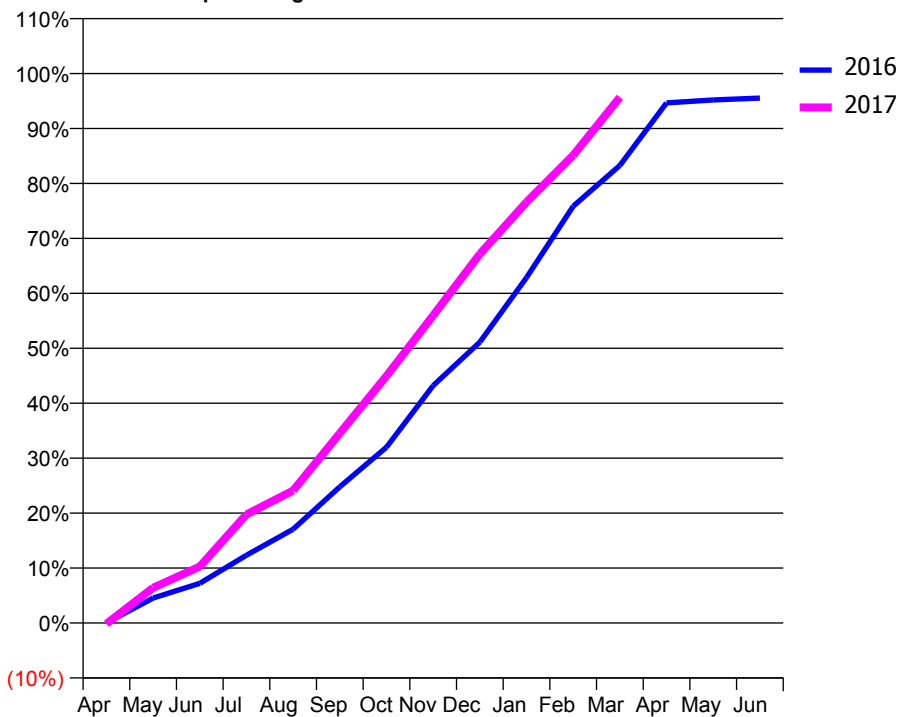
ACCESS*

Patients seen in 24 months	Total	Change since previous quarter
Quarter ending March 2016	874	
Quarter ending June 2016	971	↑
Quarter ending September 2016	1,046	↑
Quarter ending December 2016	1,147	↑
Quarter ending March 2017	1,225	↑
Variance since March 2016	40.2%	↑



ACTIVITY

Cumulative percentage of contracted UDA delivered 2016 & 2017



Adjusted Scheduled Activity (UDA)

Month	2016	2017
April	0	-4
May	89	166
June	142	266
July	242	511
August	335	623
September	487	892
October	628	1,161
November	848	1,446
December	1,003	1,735
January	1,234	1,979
February	1,489	2,199
March	1,635	2,471
April	1,858	
May	1,868	
June	1,875	

QUALITY

	Quantity	Base Number	Contract	AT	Region	England
% of FP17s for the same patient ID Re-attending within 3 months - Children	29	728	4.0%	11.2%	12.0%	12.3%
% of FP17s for the same patient ID Re-attending within 3 months - Adults	118	894	13.2%	15.2%	16.0%	16.7%
% of FP17s for the same patient ID Re-attending between 3 & 9 months - Children	369	728	50.7%	58.8%	58.8%	57.6%
% of FP17s for the same patient ID Re-attending between 3 & 9 months - Adults	434	894	48.5%	49.2%	51.2%	50.1%
% of FP17s for Band 1 Urgent Courses	27	1,460	1.8%	9.5%	8.0%	9.1%
% of FP17s Relating to Free Repair or Replacements	15	1,460	1.0%	0.8%	0.8%	0.8%
% of FP17s Relating to Continuations	15	1,460	1.0%	1.3%	1.2%	1.2%
% of Patients satisfied with the dentistry they have received	2	2	N/A	91.9%	92.7%	92.8%
% of Patients satisfied with the time they had to wait for an appointment	1	2	N/A	86.5%	89.1%	88.7%

* This is based on patients treated on this contract for their most recent course of treatment. Figures in italics indicate the base number of FP17s or Patient Questionnaire responses are less than 100. N/A is shown where the base number of responses is less than 10 during the period. % is calculated as Quantity/Base number*100

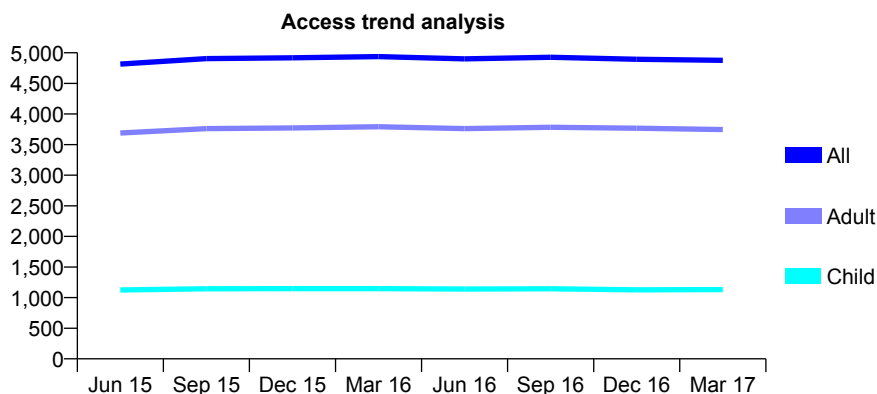
Q56 - Vital Signs At a Glance Contract Report for 22224/0001 - March 2017

Name or company name	MR DA STOTT
Contract type name	GDS Contract
Purpose of contract	General and Orthodontic
Contract start date	01/04/2006
Contract end date	

16/17 Contracted general activity (UDA)	12,808
Carry forward general activity (UDA)	111
16/17 Contracted orthodontic activity (UOA)	602
Carry forward orthodontic activity (UOA)	-5
Baseline contract value	£339,638.57

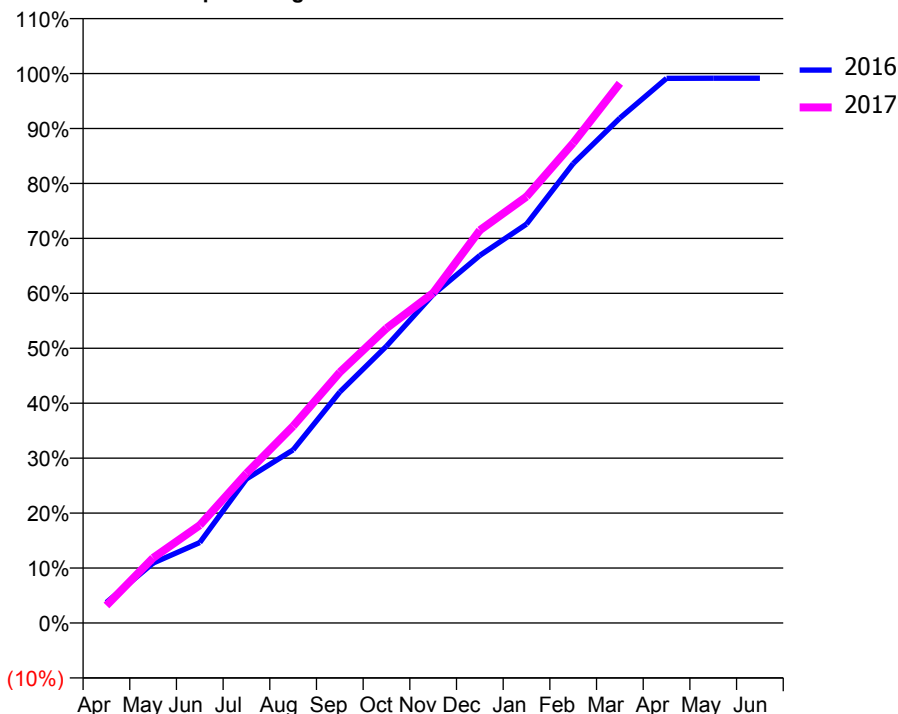
ACCESS*

Patients seen in 24 months	Total	Change since previous quarter
Quarter ending March 2016	4,938	
Quarter ending June 2016	4,901	→
Quarter ending September 2016	4,928	→
Quarter ending December 2016	4,895	→
Quarter ending March 2017	4,877	→
Variance since March 2016	(1.2%)	↓



ACTIVITY

Cumulative percentage of contracted UDA delivered 2016 & 2017



Month	Adjusted Scheduled Activity (UDA)	
	2016	2017
April	479	409
May	1,396	1,518
June	1,874	2,280
July	3,357	3,489
August	4,036	4,588
September	5,385	5,844
October	6,454	6,869
November	7,657	7,695
December	8,567	9,155
January	9,297	9,938
February	10,709	11,186
March	11,768	12,581
April	12,694	
May	12,697	
June	12,697	

QUALITY

	Quantity	Base Number	Contract	AT	Region	England
% of FP17s for the same patient ID Re-attending within 3 months - Children	185	2,062	9.0%	11.2%	12.0%	12.3%
% of FP17s for the same patient ID Re-attending within 3 months - Adults	673	6,204	10.8%	15.2%	16.0%	16.7%
% of FP17s for the same patient ID Re-attending between 3 & 9 months - Children	1,414	2,062	68.6%	58.8%	58.8%	57.6%
% of FP17s for the same patient ID Re-attending between 3 & 9 months - Adults	4,281	6,204	69.0%	49.2%	51.2%	50.1%
% of FP17s for Band 1 Urgent Courses	303	6,187	4.9%	9.5%	8.0%	9.1%
% of FP17s Relating to Free Repair or Replacements	84	6,187	1.4%	0.8%	0.8%	0.8%
% of FP17s Relating to Continuations	98	6,187	1.6%	1.3%	1.2%	1.2%
% of Patients satisfied with the dentistry they have received	9	9	N/A	91.9%	92.7%	92.8%
% of Patients satisfied with the time they had to wait for an appointment	7	9	N/A	86.5%	89.1%	88.7%

* This is based on patients treated on this contract for their most recent course of treatment. Figures in italics indicate the base number of FP17s or Patient Questionnaire responses are less than 100. N/A is shown where the base number of responses is less than 10 during the period. % is calculated as Quantity/Base number*100

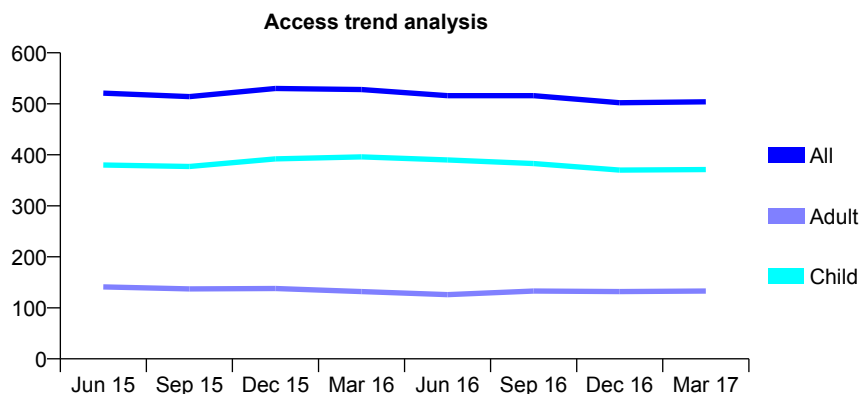
Q56 - Vital Signs At a Glance Contract Report for 229105/0001 - March 2017

Name or company name	MR DP BELLAMY
Contract type name	GDS Contract
Purpose of contract	General
Contract start date	01/04/2006
Contract end date	

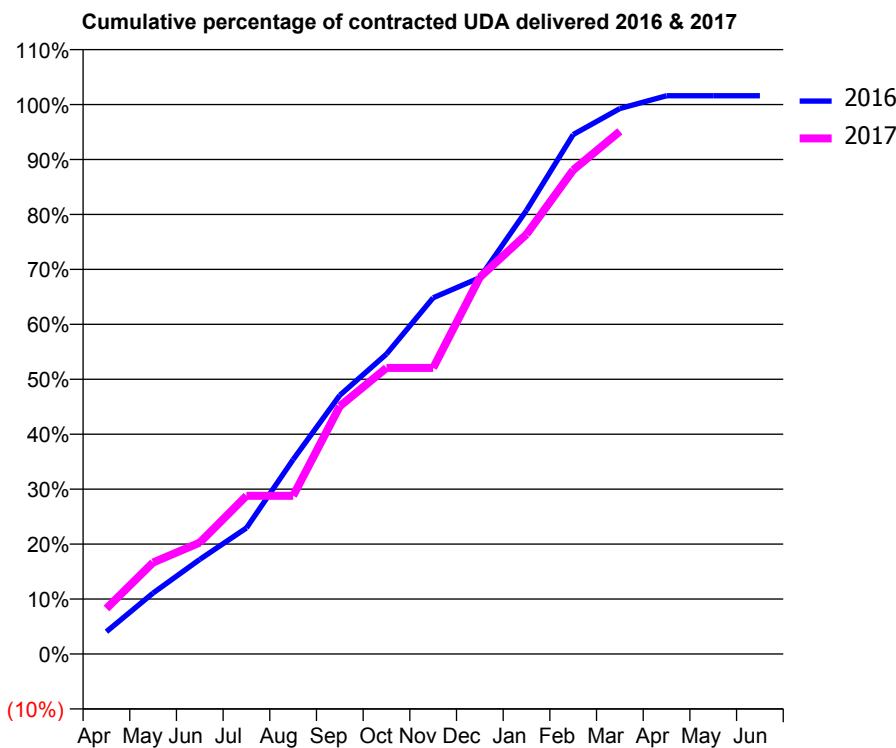
16/17 Contracted general activity (UDA)	909
Carry forward general activity (UDA)	-14
16/17 Contracted orthodontic activity (UOA)	0
Carry forward orthodontic activity (UOA)	0
Baseline contract value	£24,182.51

ACCESS*

Patients seen in 24 months	Total	Change since previous quarter
Quarter ending March 2016	528	
Quarter ending June 2016	516	↓
Quarter ending September 2016	516	→
Quarter ending December 2016	502	↓
Quarter ending March 2017	504	→
Variance since March 2016	(4.5%)	↓



ACTIVITY



Month	Adjusted Scheduled Activity (UDA)	
	2016	2017
April	37	75
May	101	151
June	156	184
July	209	262
August	322	262
September	428	410
October	496	473
November	589	473
December	623	623
January	734	694
February	859	801
March	902	865
April	923	
May	923	
June	923	

QUALITY

	Quantity	Base Number	Contract	AT	Region	England
% of FP17s for the same patient ID Re-attending within 3 months - Children	19	580	3.3%	11.2%	12.0%	12.3%
% of FP17s for the same patient ID Re-attending within 3 months - Adults	6	118	5.1%	15.2%	16.0%	16.7%
% of FP17s for the same patient ID Re-attending between 3 & 9 months - Children	365	580	62.9%	58.8%	58.8%	57.6%
% of FP17s for the same patient ID Re-attending between 3 & 9 months - Adults	61	118	51.7%	49.2%	51.2%	50.1%
% of FP17s for Band 1 Urgent Courses	8	684	1.2%	9.5%	8.0%	9.1%
% of FP17s Relating to Free Repair or Replacements	0	684	0.0%	0.8%	0.8%	0.8%
% of FP17s Relating to Continuations	3	684	0.4%	1.3%	1.2%	1.2%
% of Patients satisfied with the dentistry they have received	0	0	N/A	91.9%	92.7%	92.8%
% of Patients satisfied with the time they had to wait for an appointment	0	0	N/A	86.5%	89.1%	88.7%

* This is based on patients treated on this contract for their most recent course of treatment. Figures in italics indicate the base number of FP17s or Patient Questionnaire responses are less than 100. N/A is shown where the base number of responses is less than 10 during the period. % is calculated as Quantity/Base number*100

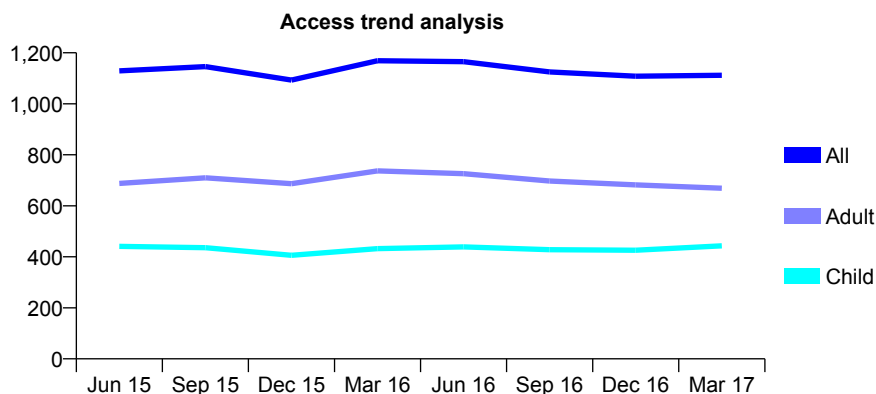
Q56 - Vital Signs At a Glance Contract Report for 232475/0001 - March 2017

Name or company name	MR ST NICOL
Contract type name	GDS Contract
Purpose of contract	General
Contract start date	01/04/2006
Contract end date	

16/17 Contracted general activity (UDA)	4,022
Carry forward general activity (UDA)	38
16/17 Contracted orthodontic activity (UOA)	0
Carry forward orthodontic activity (UOA)	0
Baseline contract value	£119,075.02

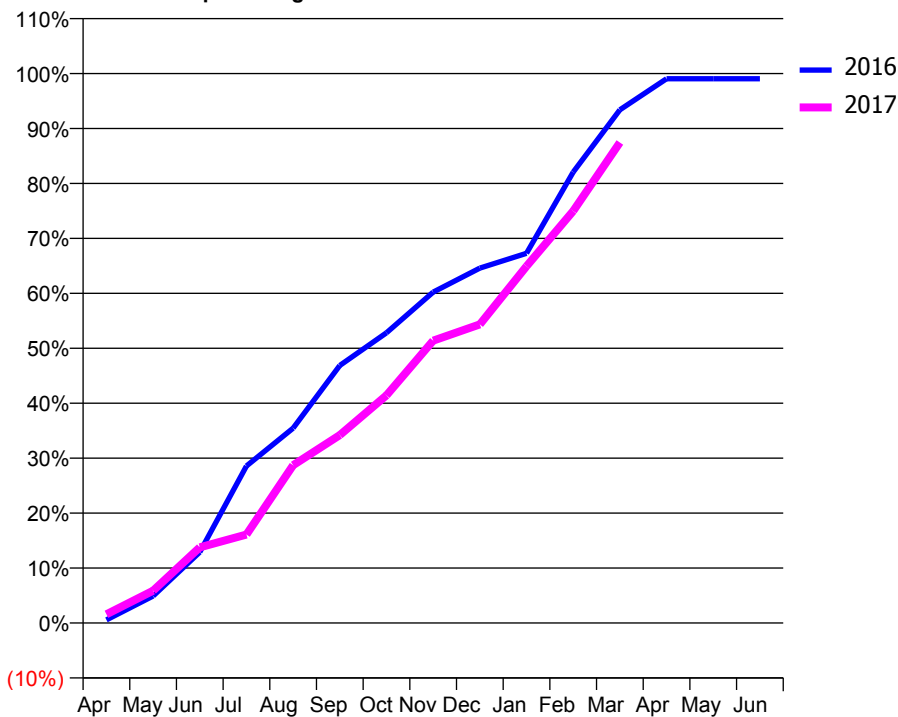
ACCESS*

Patients seen in 24 months	Total	Change since previous quarter
Quarter ending March 2016	1,169	
Quarter ending June 2016	1,165	→
Quarter ending September 2016	1,125	↓
Quarter ending December 2016	1,108	↓
Quarter ending March 2017	1,112	→
Variance since March 2016	(4.9%)	↓



ACTIVITY

Cumulative percentage of contracted UDA delivered 2016 & 2017



Month	Adjusted Scheduled Activity (UDA)	
	2016	2017
April	23	64
May	198	237
June	519	554
July	1,149	647
August	1,426	1,155
September	1,886	1,375
October	2,124	1,667
November	2,422	2,067
December	2,597	2,185
January	2,706	2,611
February	3,301	3,015
March	3,756	3,517
April	3,984	
May	3,984	
June	3,984	

QUALITY

	Quantity	Base Number	Contract	AT	Region	England
% of FP17s for the same patient ID Re-attending within 3 months - Children	62	698	8.9%	11.2%	12.0%	12.3%
% of FP17s for the same patient ID Re-attending within 3 months - Adults	129	896	14.4%	15.2%	16.0%	16.7%
% of FP17s for the same patient ID Re-attending between 3 & 9 months - Children	382	698	54.7%	58.8%	58.8%	57.6%
% of FP17s for the same patient ID Re-attending between 3 & 9 months - Adults	401	896	44.8%	49.2%	51.2%	50.1%
% of FP17s for Band 1 Urgent Courses	83	1,526	5.4%	9.5%	8.0%	9.1%
% of FP17s Relating to Free Repair or Replacements	5	1,526	0.3%	0.8%	0.8%	0.8%
% of FP17s Relating to Continuations	38	1,526	2.5%	1.3%	1.2%	1.2%
% of Patients satisfied with the dentistry they have received	1	1	N/A	91.9%	92.7%	92.8%
% of Patients satisfied with the time they had to wait for an appointment	1	1	N/A	86.5%	89.1%	88.7%

* This is based on patients treated on this contract for their most recent course of treatment. Figures in italics indicate the base number of FP17s or Patient Questionnaire responses are less than 100. N/A is shown where the base number of responses is less than 10 during the period. % is calculated as Quantity/Base number*100

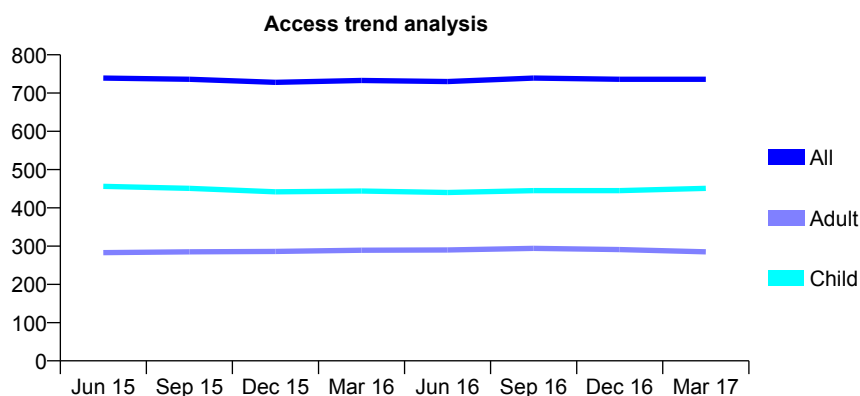
Q56 - Vital Signs At a Glance Contract Report for 233129/0001 - March 2017

Name or company name	MR RF TILLY
Contract type name	GDS Contract
Purpose of contract	General
Contract start date	01/04/2006
Contract end date	

16/17 Contracted general activity (UDA)	1,750
Carry forward general activity (UDA)	27
16/17 Contracted orthodontic activity (UOA)	0
Carry forward orthodontic activity (UOA)	0
Baseline contract value	£37,059.70

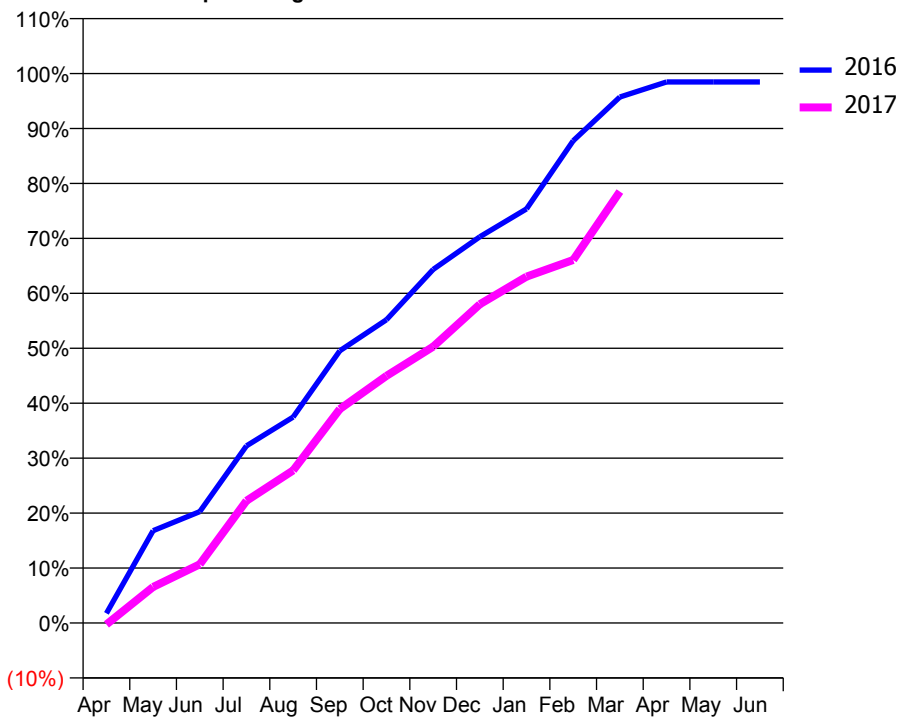
ACCESS*

Patients seen in 24 months	Total	Change since previous quarter
Quarter ending March 2016	733	
Quarter ending June 2016	730	→
Quarter ending September 2016	739	→
Quarter ending December 2016	736	→
Quarter ending March 2017	736	→
Variance since March 2016	0.4%	→



ACTIVITY

Cumulative percentage of contracted UDA delivered 2016 & 2017



Adjusted Scheduled Activity (UDA)

Month	2016	2017
April	31	-5
May	294	115
June	355	187
July	564	389
August	656	486
September	867	681
October	966	787
November	1,126	880
December	1,230	1,015
January	1,319	1,103
February	1,536	1,156
March	1,675	1,374
April	1,723	
May	1,723	
June	1,723	

QUALITY

	Quantity	Base Number	Contract	AT	Region	England
% of FP17s for the same patient ID Re-attending within 3 months - Children	18	663	2.7%	11.2%	12.0%	12.3%
% of FP17s for the same patient ID Re-attending within 3 months - Adults	33	339	9.7%	15.2%	16.0%	16.7%
% of FP17s for the same patient ID Re-attending between 3 & 9 months - Children	493	663	74.4%	58.8%	58.8%	57.6%
% of FP17s for the same patient ID Re-attending between 3 & 9 months - Adults	226	339	66.7%	49.2%	51.2%	50.1%
% of FP17s for Band 1 Urgent Courses	1	974	0.1%	9.5%	8.0%	9.1%
% of FP17s Relating to Free Repair or Replacements	0	974	0.0%	0.8%	0.8%	0.8%
% of FP17s Relating to Continuations	0	974	0.0%	1.3%	1.2%	1.2%
% of Patients satisfied with the dentistry they have received	0	0	N/A	91.9%	92.7%	92.8%
% of Patients satisfied with the time they had to wait for an appointment	0	0	N/A	86.5%	89.1%	88.7%

* This is based on patients treated on this contract for their most recent course of treatment. Figures in italics indicate the base number of FP17s or Patient Questionnaire responses are less than 100. N/A is shown where the base number of responses is less than 10 during the period. % is calculated as Quantity/Base number*100

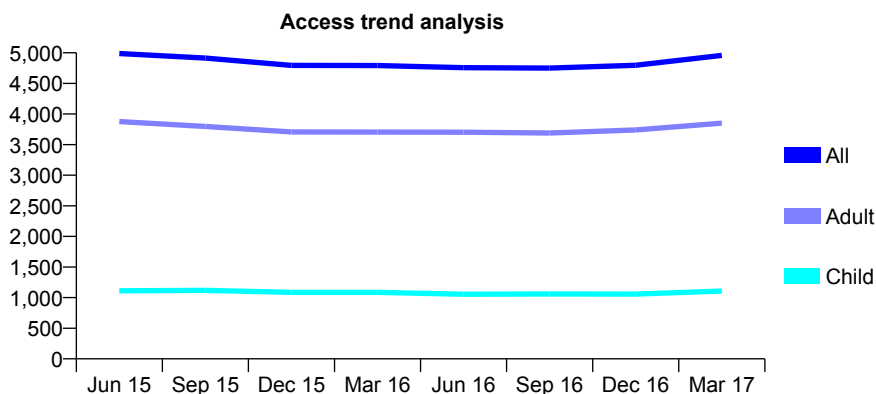
Q56 - Vital Signs At a Glance Contract Report for 244333/0002 - March 2017

Name or company name	MR H MORILLO-GONZALES DE V
Contract type name	GDS Contract
Purpose of contract	General
Contract start date	16/09/2008
Contract end date	

16/17 Contracted general activity (UDA)	14,224
Carry forward general activity (UDA)	248
16/17 Contracted orthodontic activity (UOA)	0
Carry forward orthodontic activity (UOA)	0
Baseline contract value	£356,255.97

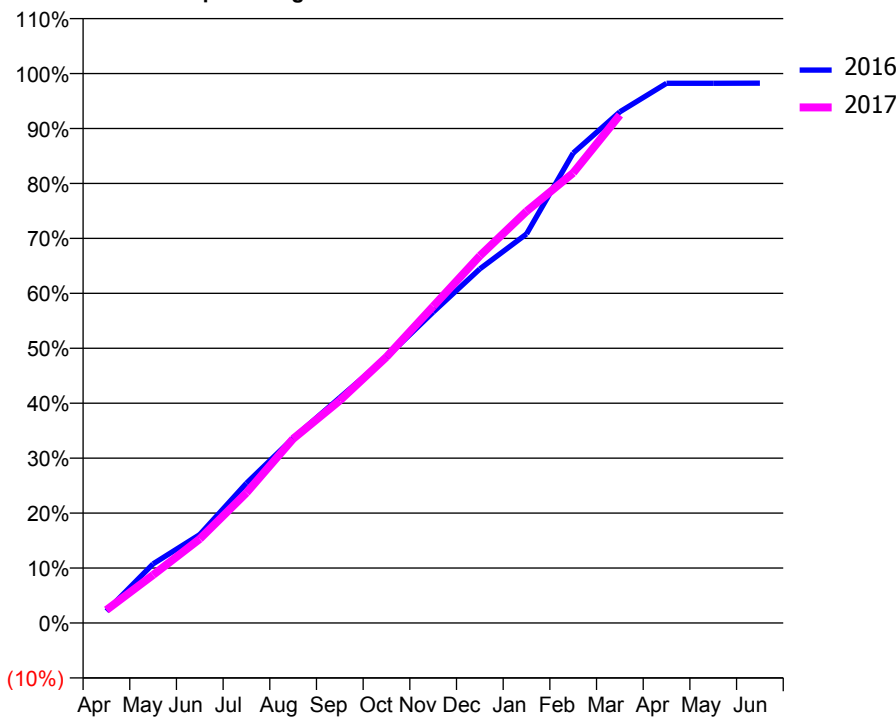
ACCESS*

Patients seen in 24 months	Total	Change since previous quarter
Quarter ending March 2016	4,791	
Quarter ending June 2016	4,758	→
Quarter ending September 2016	4,750	→
Quarter ending December 2016	4,797	→
Quarter ending March 2017	4,957	↑
Variance since March 2016	3.5%	↑



ACTIVITY

Cumulative percentage of contracted UDA delivered 2016 & 2017



Month	Adjusted Scheduled Activity (UDA)	
	2016	2017
April	308	337
May	1,531	1,246
June	2,291	2,178
July	3,620	3,372
August	4,785	4,768
September	5,835	5,760
October	6,880	6,887
November	8,048	8,196
December	9,165	9,504
January	10,069	10,656
February	12,165	11,653
March	13,234	13,150
April	13,971	
May	13,971	
June	13,976	

QUALITY

	Quantity	Base Number	Contract	AT	Region	England
% of FP17s for the same patient ID Re-attending within 3 months - Children	101	1,648	6.1%	11.2%	12.0%	12.3%
% of FP17s for the same patient ID Re-attending within 3 months - Adults	753	5,393	14.0%	15.2%	16.0%	16.7%
% of FP17s for the same patient ID Re-attending between 3 & 9 months - Children	979	1,648	59.4%	58.8%	58.8%	57.6%
% of FP17s for the same patient ID Re-attending between 3 & 9 months - Adults	2,651	5,393	49.2%	49.2%	51.2%	50.1%
% of FP17s for Band 1 Urgent Courses	405	5,896	6.9%	9.5%	8.0%	9.1%
% of FP17s Relating to Free Repair or Replacements	48	5,896	0.8%	0.8%	0.8%	0.8%
% of FP17s Relating to Continuations	164	5,896	2.8%	1.3%	1.2%	1.2%
% of Patients satisfied with the dentistry they have received	20	21	95.2%	91.9%	92.7%	92.8%
% of Patients satisfied with the time they had to wait for an appointment	19	21	90.5%	86.5%	89.1%	88.7%

* This is based on patients treated on this contract for their most recent course of treatment. Figures in italics indicate the base number of FP17s or Patient Questionnaire responses are less than 100. N/A is shown where the base number of responses is less than 10 during the period. % is calculated as Quantity/Base number*100

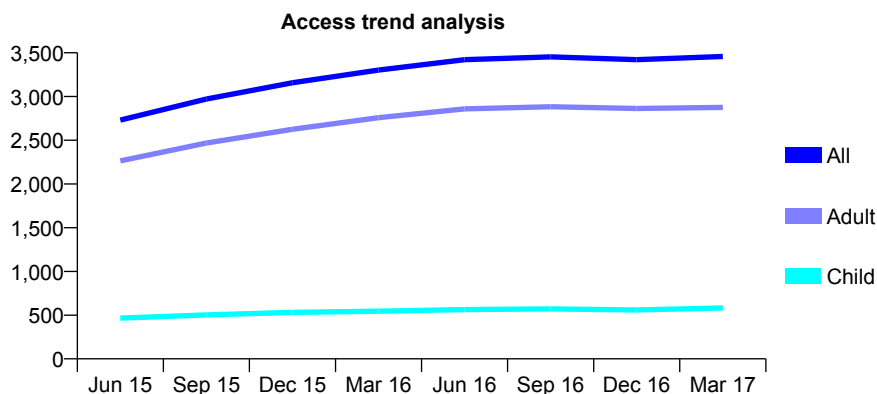
Q56 - Vital Signs At a Glance Contract Report for 245887/0001 - March 2017

Name or company name	MS CA FROST
Contract type name	PDS Contract
Purpose of contract	General
Contract start date	01/08/2014
Contract end date	31/07/2019

16/17 Contracted general activity (UDA)	14,750
Carry forward general activity (UDA)	24
16/17 Contracted orthodontic activity (UOA)	0
Carry forward orthodontic activity (UOA)	0
Baseline contract value	£428,996.15

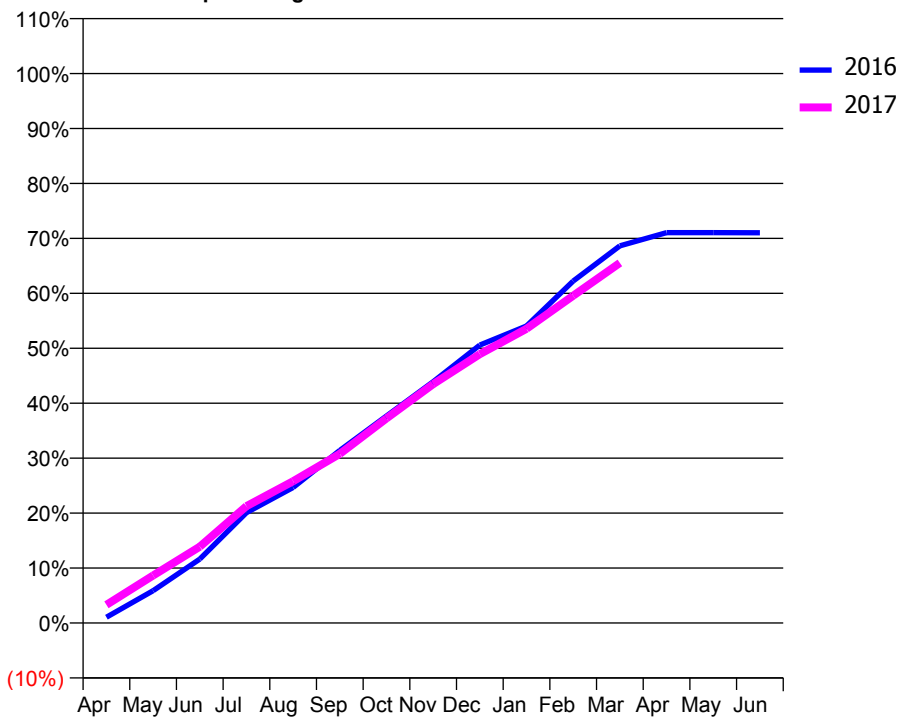
ACCESS*

Patients seen in 24 months	Total	Change since previous quarter
Quarter ending March 2016	3,303	
Quarter ending June 2016	3,421	↑
Quarter ending September 2016	3,454	→
Quarter ending December 2016	3,422	→
Quarter ending March 2017	3,458	→
Variance since March 2016	4.7%	↑



ACTIVITY

Cumulative percentage of contracted UDA delivered 2016 & 2017



Month	Adjusted Scheduled Activity (UDA)	
	2016	2017
April	155	488
May	868	1,278
June	1,717	2,049
July	2,962	3,137
August	3,640	3,805
September	4,635	4,540
October	5,558	5,492
November	6,476	6,413
December	7,462	7,217
January	7,974	7,896
February	9,179	8,784
March	10,125	9,665
April	10,479	
May	10,479	
June	10,476	

QUALITY

	Quantity	Base Number	Contract	AT	Region	England
% of FP17s for the same patient ID Re-attending within 3 months - Children	59	862	6.8%	11.2%	12.0%	12.3%
% of FP17s for the same patient ID Re-attending within 3 months - Adults	627	4,058	15.5%	15.2%	16.0%	16.7%
% of FP17s for the same patient ID Re-attending between 3 & 9 months - Children	555	862	64.4%	58.8%	58.8%	57.6%
% of FP17s for the same patient ID Re-attending between 3 & 9 months - Adults	2,224	4,058	54.8%	49.2%	51.2%	50.1%
% of FP17s for Band 1 Urgent Courses	597	4,771	12.5%	9.5%	8.0%	9.1%
% of FP17s Relating to Free Repair or Replacements	58	4,771	1.2%	0.8%	0.8%	0.8%
% of FP17s Relating to Continuations	61	4,771	1.3%	1.3%	1.2%	1.2%
% of Patients satisfied with the dentistry they have received	7	7	N/A	91.9%	92.7%	92.8%
% of Patients satisfied with the time they had to wait for an appointment	7	7	N/A	86.5%	89.1%	88.7%

* This is based on patients treated on this contract for their most recent course of treatment. Figures in italics indicate the base number of FP17s or Patient Questionnaire responses are less than 100. N/A is shown where the base number of responses is less than 10 during the period. % is calculated as Quantity/Base number*100

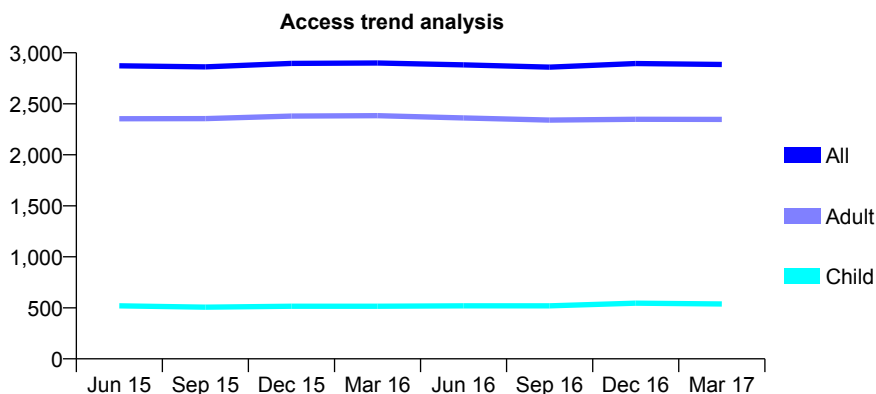
Q56 - Vital Signs At a Glance Contract Report for 248940/0003 - March 2017

Name or company name	MR SR PATEL
Contract type name	GDS Contract
Purpose of contract	General
Contract start date	01/04/2013
Contract end date	

16/17 Contracted general activity (UDA)	5,810
Carry forward general activity (UDA)	0
16/17 Contracted orthodontic activity (UOA)	0
Carry forward orthodontic activity (UOA)	0
Baseline contract value	£135,977.10

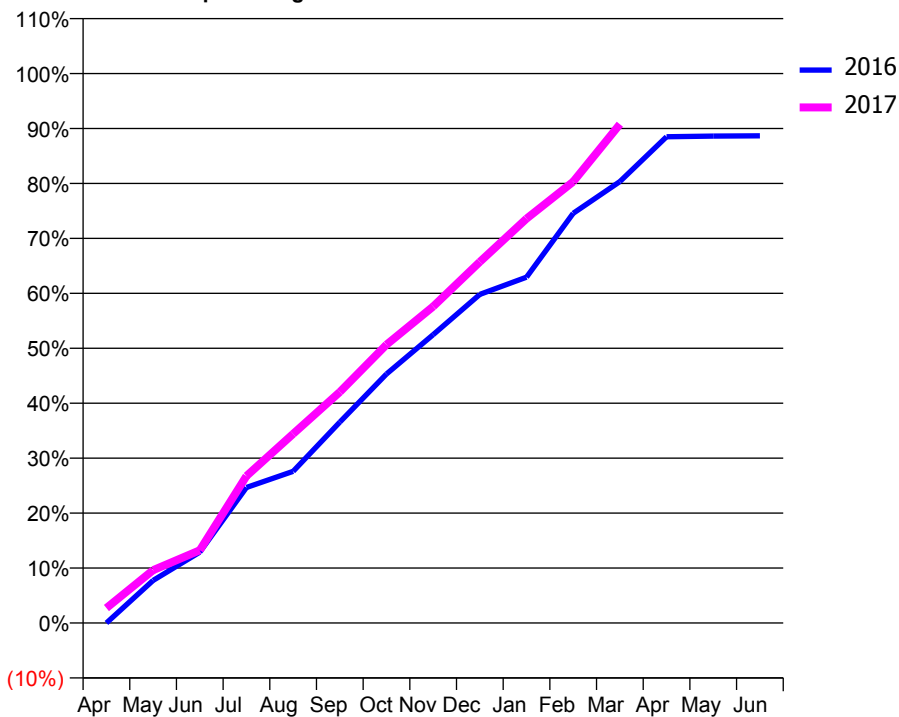
ACCESS*

Patients seen in 24 months	Total	Change since previous quarter
Quarter ending March 2016	2,900	
Quarter ending June 2016	2,882	→
Quarter ending September 2016	2,859	→
Quarter ending December 2016	2,895	→
Quarter ending March 2017	2,885	→
Variance since March 2016	(0.5%)	→



ACTIVITY

Cumulative percentage of contracted UDA delivered 2016 & 2017



QUALITY

	Quantity	Base Number	Contract	AT	Region	England
% of FP17s for the same patient ID Re-attending within 3 months - Children	12	827	1.5%	11.2%	12.0%	12.3%
% of FP17s for the same patient ID Re-attending within 3 months - Adults	148	2,436	6.1%	15.2%	16.0%	16.7%
% of FP17s for the same patient ID Re-attending between 3 & 9 months - Children	570	827	68.9%	58.8%	58.8%	57.6%
% of FP17s for the same patient ID Re-attending between 3 & 9 months - Adults	591	2,436	24.3%	49.2%	51.2%	50.1%
% of FP17s for Band 1 Urgent Courses	27	2,997	0.9%	9.5%	8.0%	9.1%
% of FP17s Relating to Free Repair or Replacements	0	2,997	0.0%	0.8%	0.8%	0.8%
% of FP17s Relating to Continuations	23	2,997	0.8%	1.3%	1.2%	1.2%
% of Patients satisfied with the dentistry they have received	2	2	N/A	91.9%	92.7%	92.8%
% of Patients satisfied with the time they had to wait for an appointment	2	2	N/A	86.5%	89.1%	88.7%

* This is based on patients treated on this contract for their most recent course of treatment. Figures in italics indicate the base number of FP17s or Patient Questionnaire responses are less than 100. N/A is shown where the base number of responses is less than 10 during the period. % is calculated as Quantity/Base number*100

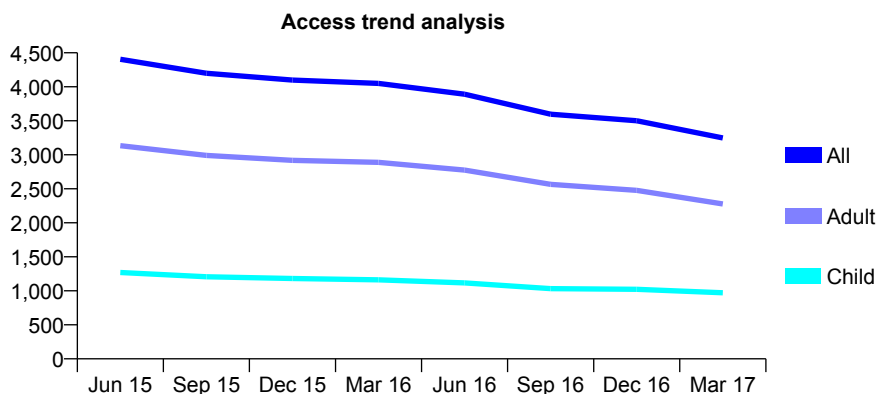
Q56 - Vital Signs At a Glance Contract Report for 250821/0002 - March 2017

Name or company name	MR A NOROOZI RAD
Contract type name	GDS Contract
Purpose of contract	General
Contract start date	01/01/2013
Contract end date	

16/17 Contracted general activity (UDA)	17,953
Carry forward general activity (UDA)	0
16/17 Contracted orthodontic activity (UOA)	0
Carry forward orthodontic activity (UOA)	0
Baseline contract value	£419,019.56

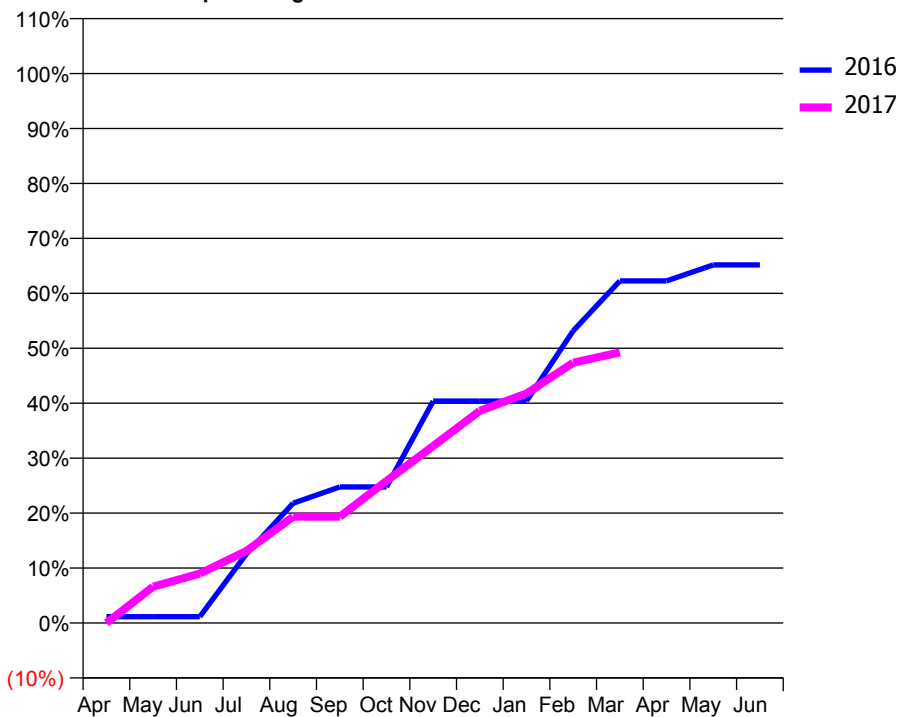
ACCESS*

Patients seen in 24 months	Total	Change since previous quarter
Quarter ending March 2016	4,050	
Quarter ending June 2016	3,891	↓
Quarter ending September 2016	3,598	↓
Quarter ending December 2016	3,501	↓
Quarter ending March 2017	3,248	↓
Variance since March 2016	(19.8%)	↓



ACTIVITY

Cumulative percentage of contracted UDA delivered 2016 & 2017



Month	Adjusted Scheduled Activity (UDA)	
	2016	2017
April	205	0
May	205	1,187
June	205	1,613
July	2,260	2,353
August	3,914	3,476
September	4,446	3,476
October	4,446	4,643
November	7,250	5,785
December	7,250	6,934
January	7,250	7,502
February	9,547	8,506
March	11,177	8,842
April	11,177	
May	11,698	
June	11,698	

QUALITY

	Quantity	Base Number	Contract	AT	Region	England
% of FP17s for the same patient ID Re-attending within 3 months - Children	84	1,054	8.0%	11.2%	12.0%	12.3%
% of FP17s for the same patient ID Re-attending within 3 months - Adults	274	2,236	12.3%	15.2%	16.0%	16.7%
% of FP17s for the same patient ID Re-attending between 3 & 9 months - Children	371	1,054	35.2%	58.8%	58.8%	57.6%
% of FP17s for the same patient ID Re-attending between 3 & 9 months - Adults	904	2,236	40.4%	49.2%	51.2%	50.1%
% of FP17s for Band 1 Urgent Courses	249	3,054	8.2%	9.5%	8.0%	9.1%
% of FP17s Relating to Free Repair or Replacements	30	3,054	1.0%	0.8%	0.8%	0.8%
% of FP17s Relating to Continuations	45	3,054	1.5%	1.3%	1.2%	1.2%
% of Patients satisfied with the dentistry they have received	4	5	N/A	91.9%	92.7%	92.8%
% of Patients satisfied with the time they had to wait for an appointment	5	5	N/A	86.5%	89.1%	88.7%

* This is based on patients treated on this contract for their most recent course of treatment. Figures in italics indicate the base number of FP17s or Patient Questionnaire responses are less than 100. N/A is shown where the base number of responses is less than 10 during the period. % is calculated as Quantity/Base number*100

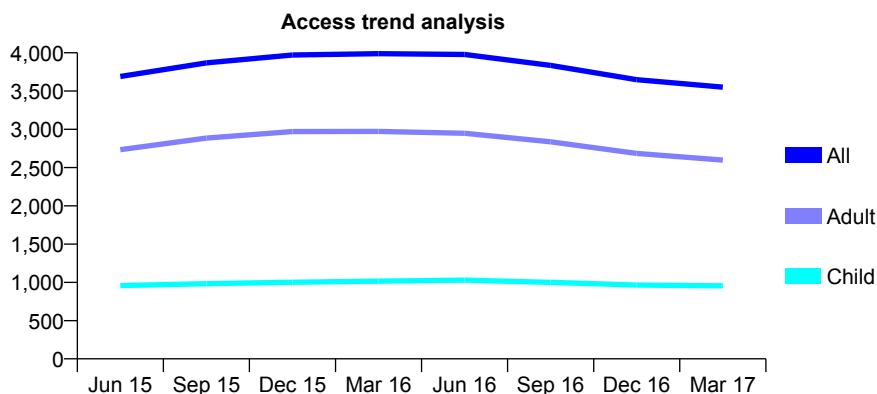
Q56 - Vital Signs At a Glance Contract Report for 257257/0002 - March 2017

Name or company name	MR JJ VILJOEN
Contract type name	PDS Contract
Purpose of contract	General
Contract start date	01/02/2010
Contract end date	30/04/2018

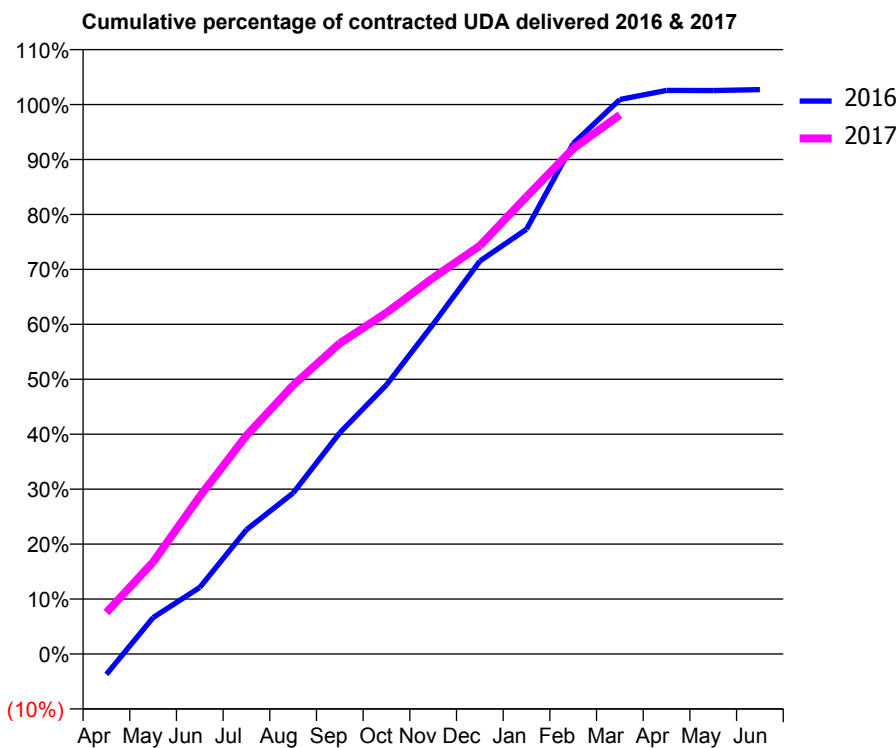
16/17 Contracted general activity (UDA)	9,942
Carry forward general activity (UDA)	-199
16/17 Contracted orthodontic activity (UOA)	0
Carry forward orthodontic activity (UOA)	0
Baseline contract value	£246,134.95

ACCESS*

Patients seen in 24 months	Total	Change since previous quarter
Quarter ending March 2016	3,988	
Quarter ending June 2016	3,978	→
Quarter ending September 2016	3,836	↓
Quarter ending December 2016	3,649	↓
Quarter ending March 2017	3,552	↓
Variance since March 2016	(10.9%)	↓



ACTIVITY



Month	Adjusted Scheduled Activity (UDA)	
	2016	2017
April	-370	751
May	659	1,664
June	1,205	2,853
July	2,249	3,953
August	2,914	4,864
September	4,004	5,623
October	4,869	6,175
November	5,968	6,807
December	7,108	7,387
January	7,685	8,274
February	9,238	9,145
March	10,033	9,754
April	10,197	
May	10,195	
June	10,211	

QUALITY

	Quantity	Base Number	Contract	AT	Region	England
% of FP17s for the same patient ID Re-attending within 3 months - Children	104	1,464	7.1%	11.2%	12.0%	12.3%
% of FP17s for the same patient ID Re-attending within 3 months - Adults	482	3,658	13.2%	15.2%	16.0%	16.7%
% of FP17s for the same patient ID Re-attending between 3 & 9 months - Children	992	1,464	67.8%	58.8%	58.8%	57.6%
% of FP17s for the same patient ID Re-attending between 3 & 9 months - Adults	2,484	3,658	67.9%	49.2%	51.2%	50.1%
% of FP17s for Band 1 Urgent Courses	394	5,027	7.8%	9.5%	8.0%	9.1%
% of FP17s Relating to Free Repair or Replacements	21	5,027	0.4%	0.8%	0.8%	0.8%
% of FP17s Relating to Continuations	12	5,027	0.2%	1.3%	1.2%	1.2%
% of Patients satisfied with the dentistry they have received	6	6	N/A	91.9%	92.7%	92.8%
% of Patients satisfied with the time they had to wait for an appointment	6	6	N/A	86.5%	89.1%	88.7%

* This is based on patients treated on this contract for their most recent course of treatment. Figures in italics indicate the base number of FP17s or Patient Questionnaire responses are less than 100. N/A is shown where the base number of responses is less than 10 during the period. % is calculated as Quantity/Base number*100

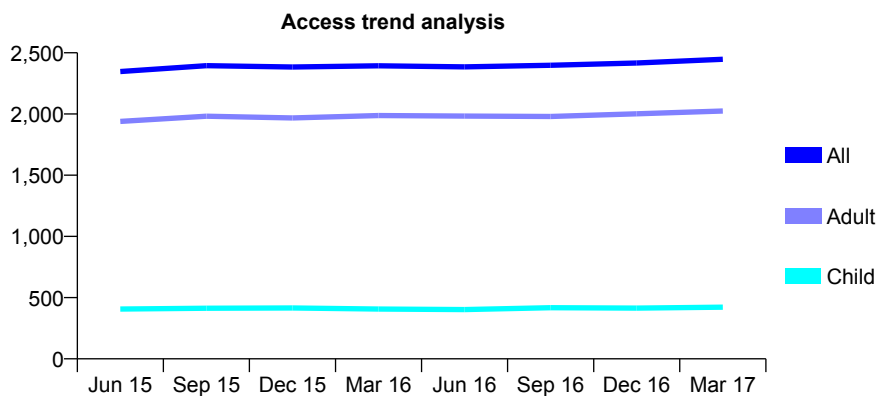
Q56 - Vital Signs At a Glance Contract Report for 258083/0001 - March 2017

Name or company name	MR AA KHODADADIAN
Contract type name	GDS Contract
Purpose of contract	General
Contract start date	01/04/2006
Contract end date	

16/17 Contracted general activity (UDA)	7,400
Carry forward general activity (UDA)	248
16/17 Contracted orthodontic activity (UOA)	0
Carry forward orthodontic activity (UOA)	0
Baseline contract value	£183,204.96

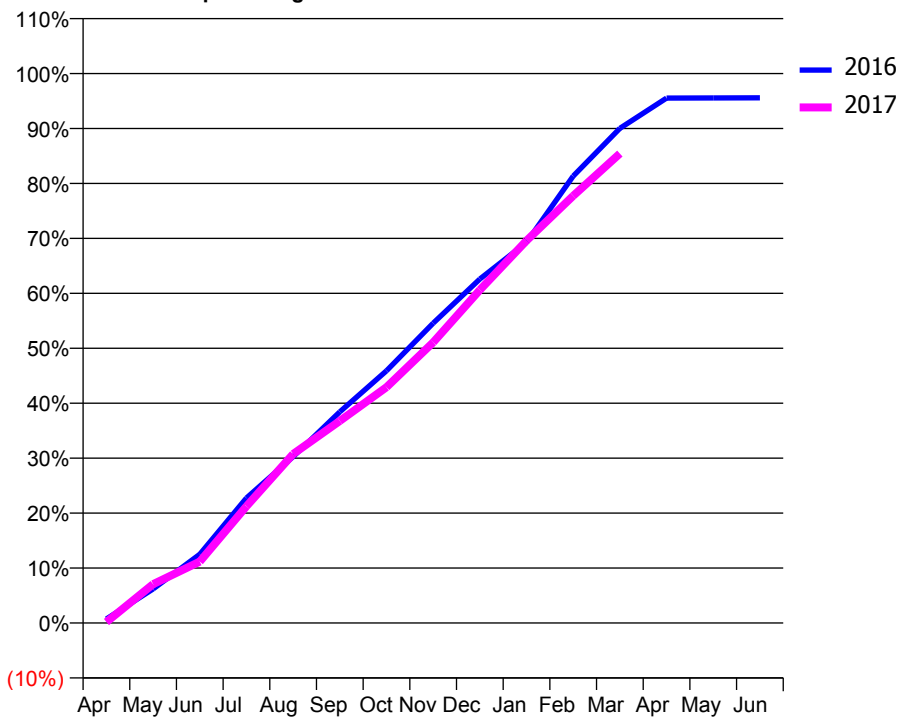
ACCESS*

Patients seen in 24 months	Total	Change since previous quarter
Quarter ending March 2016	2,394	
Quarter ending June 2016	2,385	→
Quarter ending September 2016	2,398	→
Quarter ending December 2016	2,417	→
Quarter ending March 2017	2,447	→
Variance since March 2016	2.2%	↑



ACTIVITY

Cumulative percentage of contracted UDA delivered 2016 & 2017



Adjusted Scheduled Activity (UDA)

Month	2016	2017
April	54	13
May	453	523
June	912	827
July	1,662	1,571
August	2,209	2,277
September	2,805	2,721
October	3,351	3,175
November	3,984	3,779
December	4,569	4,485
January	5,056	5,150
February	5,938	5,752
March	6,572	6,322
April	6,973	
May	6,976	
June	6,977	

QUALITY

	Quantity	Base Number	Contract	AT	Region	England
% of FP17s for the same patient ID Re-attending within 3 months - Children	28	576	4.9%	11.2%	12.0%	12.3%
% of FP17s for the same patient ID Re-attending within 3 months - Adults	395	2,741	14.4%	15.2%	16.0%	16.7%
% of FP17s for the same patient ID Re-attending between 3 & 9 months - Children	282	576	49.0%	58.8%	58.8%	57.6%
% of FP17s for the same patient ID Re-attending between 3 & 9 months - Adults	1,316	2,741	48.0%	49.2%	51.2%	50.1%
% of FP17s for Band 1 Urgent Courses	177	3,156	5.6%	9.5%	8.0%	9.1%
% of FP17s Relating to Free Repair or Replacements	19	3,156	0.6%	0.8%	0.8%	0.8%
% of FP17s Relating to Continuations	60	3,156	1.9%	1.3%	1.2%	1.2%
% of Patients satisfied with the dentistry they have received	6	7	N/A	91.9%	92.7%	92.8%
% of Patients satisfied with the time they had to wait for an appointment	7	7	N/A	86.5%	89.1%	88.7%

* This is based on patients treated on this contract for their most recent course of treatment. Figures in italics indicate the base number of FP17s or Patient Questionnaire responses are less than 100. N/A is shown where the base number of responses is less than 10 during the period. % is calculated as Quantity/Base number*100

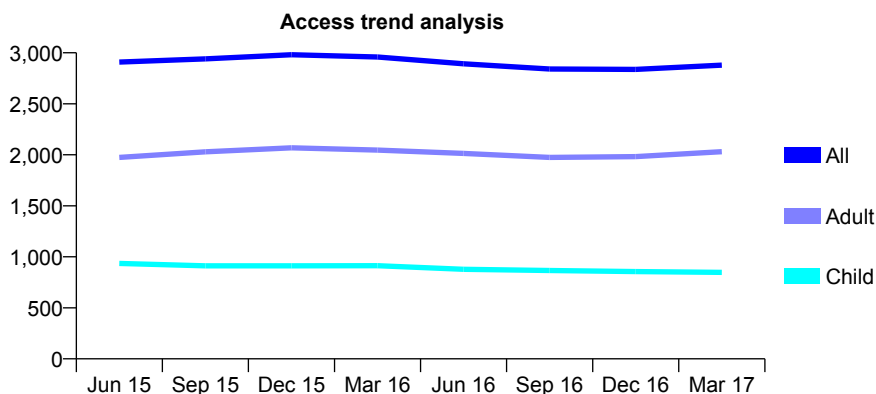
Q56 - Vital Signs At a Glance Contract Report for 258229/0001 - March 2017

Name or company name	MR S KORDANY
Contract type name	GDS Contract
Purpose of contract	General
Contract start date	01/04/2006
Contract end date	

16/17 Contracted general activity (UDA)	8,000
Carry forward general activity (UDA)	0
16/17 Contracted orthodontic activity (UOA)	0
Carry forward orthodontic activity (UOA)	0
Baseline contract value	£193,048.27

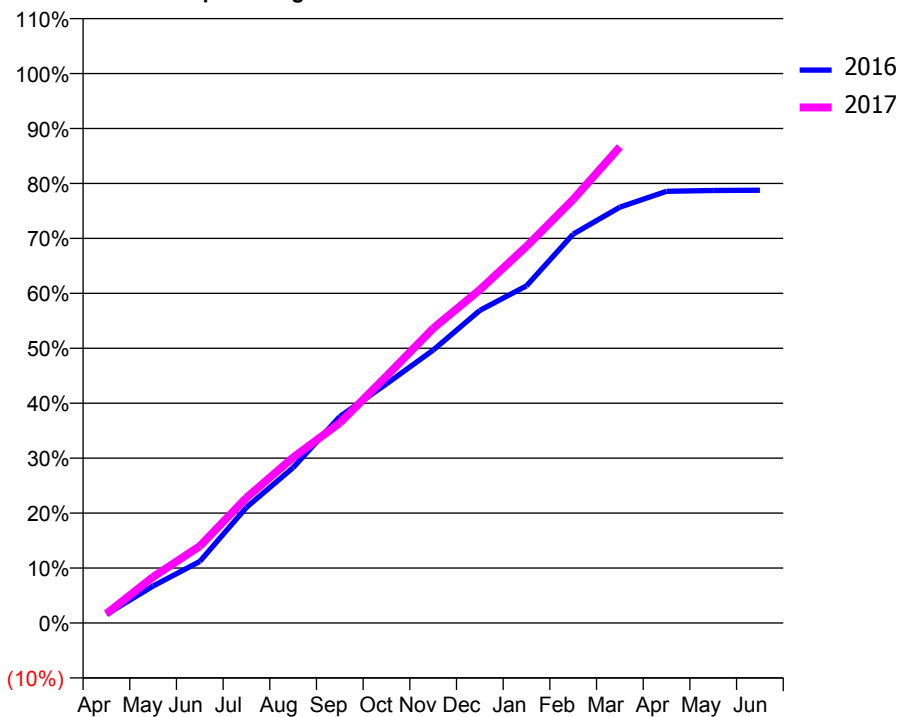
ACCESS*

Patients seen in 24 months	Total	Change since previous quarter
Quarter ending March 2016	2,959	
Quarter ending June 2016	2,892	↓
Quarter ending September 2016	2,841	↓
Quarter ending December 2016	2,837	→
Quarter ending March 2017	2,879	→
Variance since March 2016	(2.7%)	↓



ACTIVITY

Cumulative percentage of contracted UDA delivered 2016 & 2017



Month	Adjusted Scheduled Activity (UDA)	
	2016	2017
April	159	135
May	673	670
June	1,120	1,119
July	2,104	1,824
August	2,828	2,410
September	3,757	2,912
October	4,352	3,594
November	4,967	4,290
December	5,689	4,853
January	6,136	5,483
February	7,079	6,166
March	7,568	6,932
April	7,858	
May	7,872	
June	7,875	

QUALITY

	Quantity	Base Number	Contract	AT	Region	England
% of FP17s for the same patient ID Re-attending within 3 months - Children	46	1,219	3.8%	11.2%	12.0%	12.3%
% of FP17s for the same patient ID Re-attending within 3 months - Adults	265	2,921	9.1%	15.2%	16.0%	16.7%
% of FP17s for the same patient ID Re-attending between 3 & 9 months - Children	829	1,219	68.0%	58.8%	58.8%	57.6%
% of FP17s for the same patient ID Re-attending between 3 & 9 months - Adults	1,967	2,921	67.3%	49.2%	51.2%	50.1%
% of FP17s for Band 1 Urgent Courses	203	3,961	5.1%	9.5%	8.0%	9.1%
% of FP17s Relating to Free Repair or Replacements	34	3,961	0.9%	0.8%	0.8%	0.8%
% of FP17s Relating to Continuations	12	3,961	0.3%	1.3%	1.2%	1.2%
% of Patients satisfied with the dentistry they have received	4	4	N/A	91.9%	92.7%	92.8%
% of Patients satisfied with the time they had to wait for an appointment	4	4	N/A	86.5%	89.1%	88.7%

* This is based on patients treated on this contract for their most recent course of treatment. Figures in italics indicate the base number of FP17s or Patient Questionnaire responses are less than 100. N/A is shown where the base number of responses is less than 10 during the period. % is calculated as Quantity/Base number*100

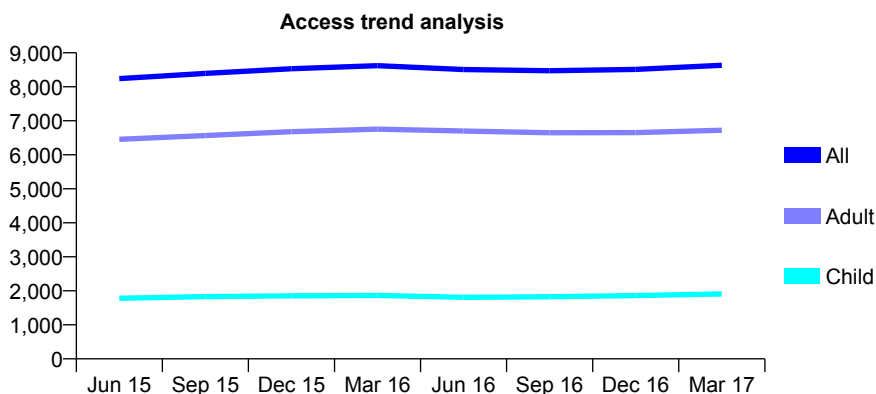
Q56 - Vital Signs At a Glance Contract Report for 262080/0002 - March 2017

Name or company name	MR A KHANI
Contract type name	Pilot Contract
Purpose of contract	General
Contract start date	01/06/2006
Contract end date	

16/17 Contracted general activity (UDA)	27,000
Carry forward general activity (UDA)	0
16/17 Contracted orthodontic activity (UOA)	0
Carry forward orthodontic activity (UOA)	0
Baseline contract value	£643,656.05

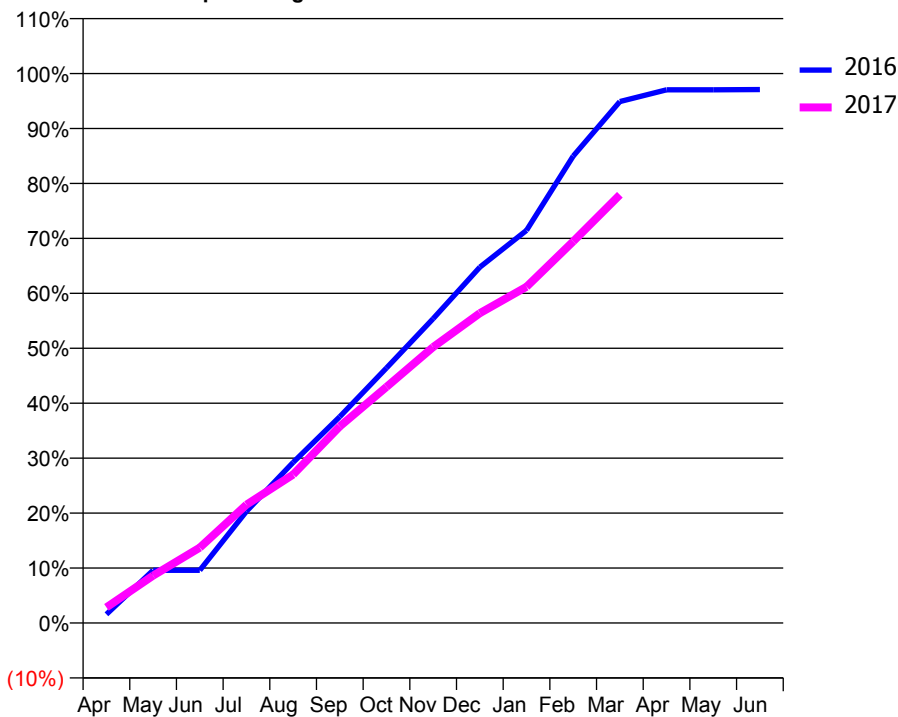
ACCESS*

Patients seen in 24 months	Total	Change since previous quarter
Quarter ending March 2016	8,621	
Quarter ending June 2016	8,509	↓
Quarter ending September 2016	8,474	→
Quarter ending December 2016	8,513	→
Quarter ending March 2017	8,633	→
Variance since March 2016	0.1%	→



ACTIVITY

Cumulative percentage of contracted UDA delivered 2016 & 2017



Month	Adjusted Scheduled Activity (UDA)	
	2016	2017
April	427	772
May	2,591	2,330
June	2,591	3,704
July	5,485	5,812
August	7,891	7,295
September	10,136	9,661
October	12,534	11,603
November	14,956	13,557
December	17,487	15,221
January	19,295	16,522
February	22,941	18,749
March	25,621	21,040
April	26,197	
May	26,197	
June	26,211	

QUALITY

	Quantity	Base Number	Contract	AT	Region	England
% of FP17s for the same patient ID Re-attending within 3 months - Children	127	2,593	4.9%	11.2%	12.0%	12.3%
% of FP17s for the same patient ID Re-attending within 3 months - Adults	1,054	8,133	13.0%	15.2%	16.0%	16.7%
% of FP17s for the same patient ID Re-attending between 3 & 9 months - Children	1,588	2,593	61.2%	58.8%	58.8%	57.6%
% of FP17s for the same patient ID Re-attending between 3 & 9 months - Adults	4,345	8,133	53.4%	49.2%	51.2%	50.1%
% of FP17s for Band 1 Urgent Courses	901	10,396	8.7%	9.5%	8.0%	9.1%
% of FP17s Relating to Free Repair or Replacements	15	10,396	0.1%	0.8%	0.8%	0.8%
% of FP17s Relating to Continuations	112	10,396	1.1%	1.3%	1.2%	1.2%
% of Patients satisfied with the dentistry they have received	10	11	90.9%	91.9%	92.7%	92.8%
% of Patients satisfied with the time they had to wait for an appointment	10	11	90.9%	86.5%	89.1%	88.7%

* This is based on patients treated on this contract for their most recent course of treatment. Figures in italics indicate the base number of FP17s or Patient Questionnaire responses are less than 100. N/A is shown where the base number of responses is less than 10 during the period. % is calculated as Quantity/Base number*100

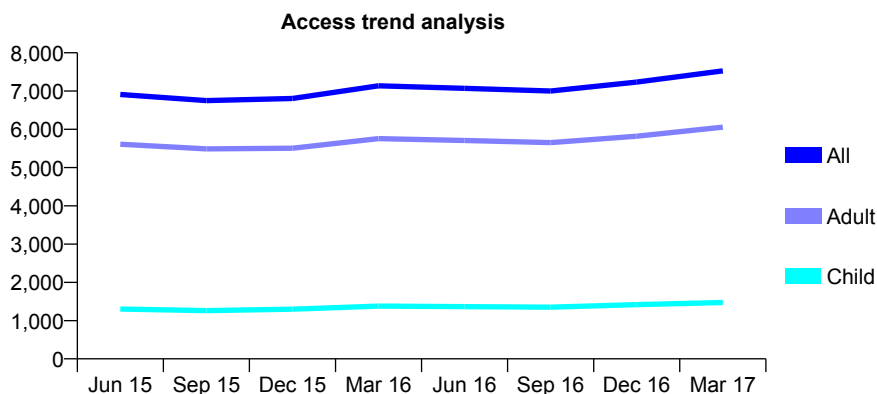
Q56 - Vital Signs At a Glance Contract Report for 263370/0001 - March 2017

Name or company name	Dr Baker & Dr. Al-Ali
Contract type name	GDS Contract
Purpose of contract	General
Contract start date	23/11/2009
Contract end date	

16/17 Contracted general activity (UDA)	22,763
Carry forward general activity (UDA)	399
16/17 Contracted orthodontic activity (UOA)	0
Carry forward orthodontic activity (UOA)	0
Baseline contract value	£513,771.14

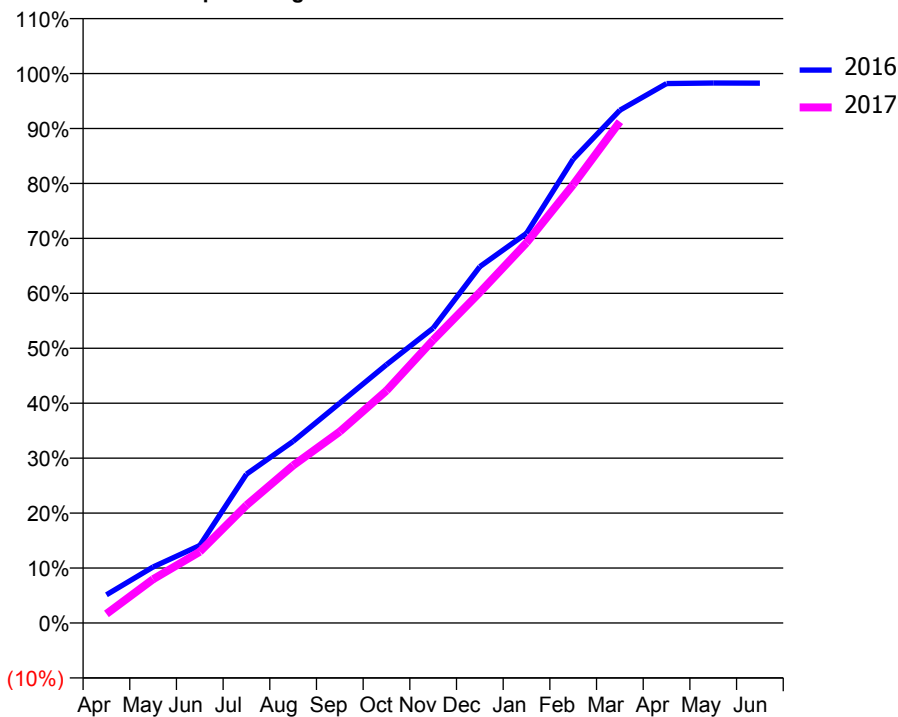
ACCESS*

Patients seen in 24 months	Total	Change since previous quarter
Quarter ending March 2016	7,137	
Quarter ending June 2016	7,071	→
Quarter ending September 2016	7,003	→
Quarter ending December 2016	7,235	↑
Quarter ending March 2017	7,528	↑
Variance since March 2016	5.5%	↑



ACTIVITY

Cumulative percentage of contracted UDA delivered 2016 & 2017



Month	Adjusted Scheduled Activity (UDA)	
	2016	2017
April	1,166	378
May	2,324	1,814
June	3,214	2,950
July	6,165	4,881
August	7,529	6,527
September	9,114	7,932
October	10,701	9,626
November	12,216	11,723
December	14,763	13,695
January	16,143	15,753
February	19,215	18,158
March	21,245	20,765
April	22,344	
May	22,367	
June	22,364	

QUALITY

	Quantity	Base Number	Contract	AT	Region	England
% of FP17s for the same patient ID Re-attending within 3 months - Children	165	2,358	7.0%	11.2%	12.0%	12.3%
% of FP17s for the same patient ID Re-attending within 3 months - Adults	1,201	9,288	12.9%	15.2%	16.0%	16.7%
% of FP17s for the same patient ID Re-attending between 3 & 9 months - Children	1,416	2,358	60.1%	58.8%	58.8%	57.6%
% of FP17s for the same patient ID Re-attending between 3 & 9 months - Adults	5,653	9,288	60.9%	49.2%	51.2%	50.1%
% of FP17s for Band 1 Urgent Courses	802	11,130	7.2%	9.5%	8.0%	9.1%
% of FP17s Relating to Free Repair or Replacements	207	11,130	1.9%	0.8%	0.8%	0.8%
% of FP17s Relating to Continuations	111	11,130	1.0%	1.3%	1.2%	1.2%
% of Patients satisfied with the dentistry they have received	10	11	90.9%	91.9%	92.7%	92.8%
% of Patients satisfied with the time they had to wait for an appointment	9	11	81.8%	86.5%	89.1%	88.7%

* This is based on patients treated on this contract for their most recent course of treatment. Figures in italics indicate the base number of FP17s or Patient Questionnaire responses are less than 100. N/A is shown where the base number of responses is less than 10 during the period. % is calculated as Quantity/Base number*100

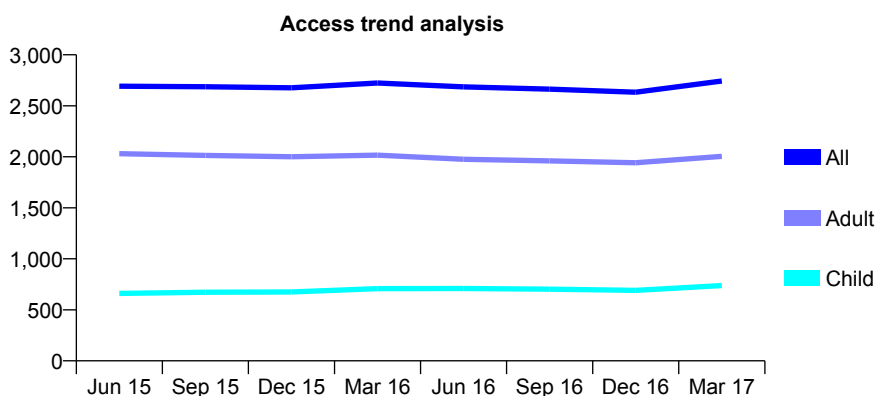
Q56 - Vital Signs At a Glance Contract Report for 264113/0001 - March 2017

Name or company name	MISS O OMOREGIE
Contract type name	GDS Contract
Purpose of contract	General
Contract start date	20/12/2007
Contract end date	

16/17 Contracted general activity (UDA)	6,666
Carry forward general activity (UDA)	223
16/17 Contracted orthodontic activity (UOA)	0
Carry forward orthodontic activity (UOA)	0
Baseline contract value	£177,773.99

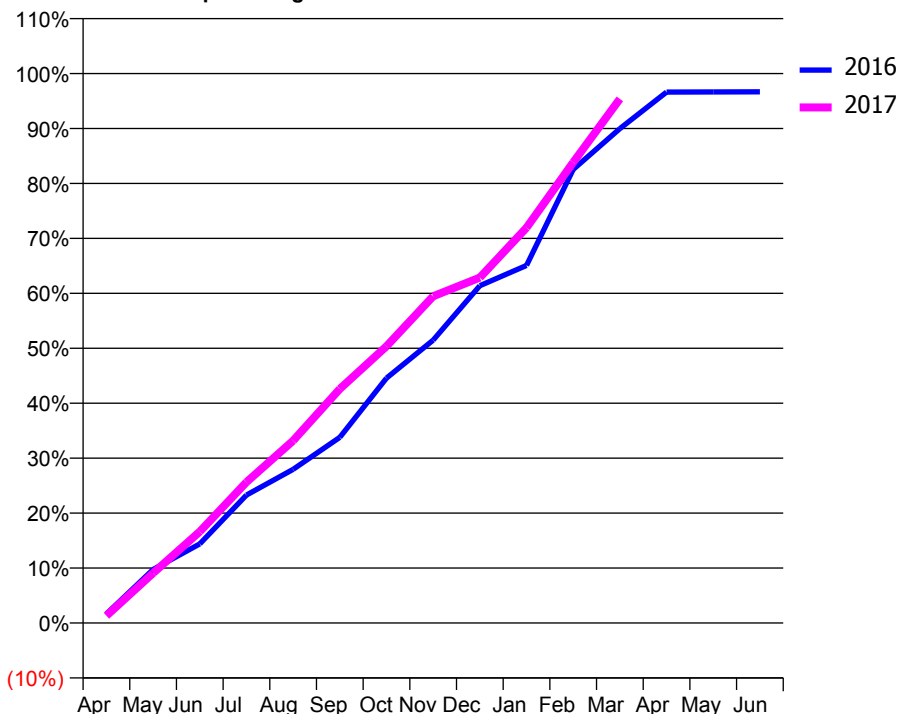
ACCESS*

Patients seen in 24 months	Total	Change since previous quarter
Quarter ending March 2016	2,724	
Quarter ending June 2016	2,685	↓
Quarter ending September 2016	2,663	→
Quarter ending December 2016	2,633	↓
Quarter ending March 2017	2,743	↑
Variance since March 2016	0.7%	→



ACTIVITY

Cumulative percentage of contracted UDA delivered 2016 & 2017



Month	Adjusted Scheduled Activity (UDA)	
	2016	2017
April	110	88
May	650	606
June	959	1,109
July	1,552	1,710
August	1,864	2,212
September	2,252	2,839
October	2,971	3,357
November	3,432	3,965
December	4,091	4,191
January	4,338	4,796
February	5,502	5,587
March	5,997	6,358
April	6,441	
May	6,442	
June	6,443	

QUALITY

	Quantity	Base Number	Contract	AT	Region	England
% of FP17s for the same patient ID Re-attending within 3 months - Children	78	1,005	7.8%	11.2%	12.0%	12.3%
% of FP17s for the same patient ID Re-attending within 3 months - Adults	460	2,841	16.2%	15.2%	16.0%	16.7%
% of FP17s for the same patient ID Re-attending between 3 & 9 months - Children	525	1,005	52.2%	58.8%	58.8%	57.6%
% of FP17s for the same patient ID Re-attending between 3 & 9 months - Adults	1,593	2,841	56.1%	49.2%	51.2%	50.1%
% of FP17s for Band 1 Urgent Courses	33	3,597	0.9%	9.5%	8.0%	9.1%
% of FP17s Relating to Free Repair or Replacements	33	3,597	0.9%	0.8%	0.8%	0.8%
% of FP17s Relating to Continuations	177	3,597	4.9%	1.3%	1.2%	1.2%
% of Patients satisfied with the dentistry they have received	4	5	N/A	91.9%	92.7%	92.8%
% of Patients satisfied with the time they had to wait for an appointment	5	5	N/A	86.5%	89.1%	88.7%

* This is based on patients treated on this contract for their most recent course of treatment. Figures in italics indicate the base number of FP17s or Patient Questionnaire responses are less than 100. N/A is shown where the base number of responses is less than 10 during the period. % is calculated as Quantity/Base number*100

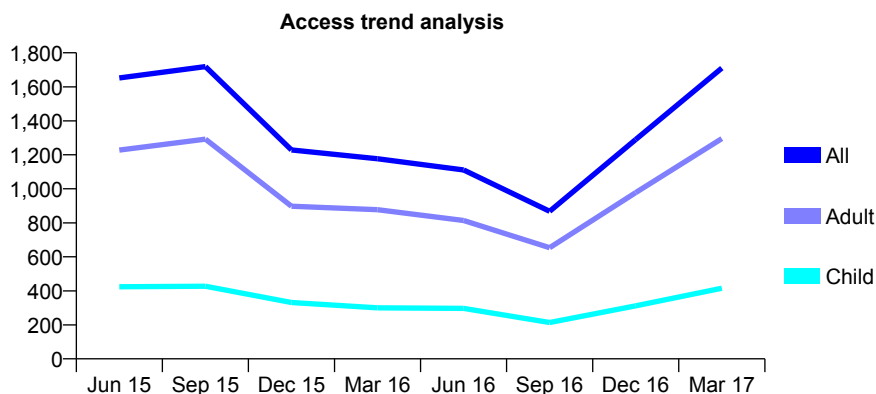
Q56 - Vital Signs At a Glance Contract Report for 277932/0002 - March 2017

Name or company name	MR IO OSHIGA
Contract type name	GDS Contract
Purpose of contract	General
Contract start date	01/04/2012
Contract end date	

16/17 Contracted general activity (UDA)	4,320
Carry forward general activity (UDA)	-2
16/17 Contracted orthodontic activity (UOA)	0
Carry forward orthodontic activity (UOA)	0
Baseline contract value	£110,234.25

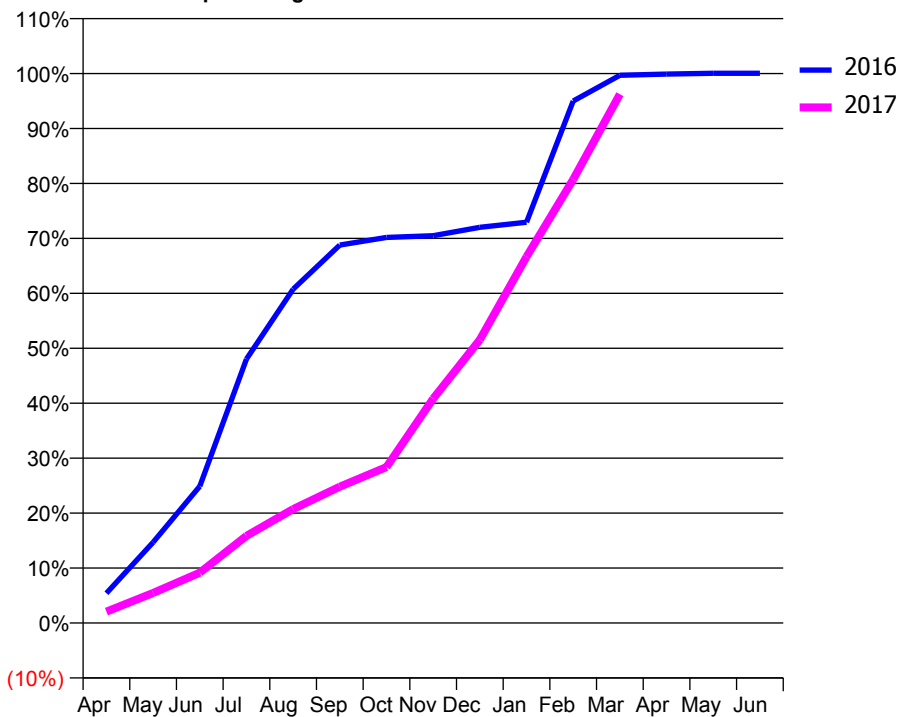
ACCESS*

Patients seen in 24 months	Total	Change since previous quarter
Quarter ending March 2016	1,177	
Quarter ending June 2016	1,111	↓
Quarter ending September 2016	868	↓
Quarter ending December 2016	1,290	↑
Quarter ending March 2017	1,710	↑
Variance since March 2016	45.3%	↑



ACTIVITY

Cumulative percentage of contracted UDA delivered 2016 & 2017



Month	Adjusted Scheduled Activity (UDA)	
	2016	2017
April	234	89
May	635	236
June	1,075	395
July	2,075	685
August	2,624	896
September	2,971	1,072
October	3,032	1,226
November	3,045	1,764
December	3,111	2,227
January	3,151	2,879
February	4,104	3,487
March	4,306	4,157
April	4,316	
May	4,322	
June	4,322	

QUALITY

	Quantity	Base Number	Contract	AT	Region	England
% of FP17s for the same patient ID Re-attending within 3 months - Children	30	482	6.2%	11.2%	12.0%	12.3%
% of FP17s for the same patient ID Re-attending within 3 months - Adults	190	1,425	13.3%	15.2%	16.0%	16.7%
% of FP17s for the same patient ID Re-attending between 3 & 9 months - Children	50	482	10.4%	58.8%	58.8%	57.6%
% of FP17s for the same patient ID Re-attending between 3 & 9 months - Adults	117	1,425	8.2%	49.2%	51.2%	50.1%
% of FP17s for Band 1 Urgent Courses	101	1,897	5.3%	9.5%	8.0%	9.1%
% of FP17s Relating to Free Repair or Replacements	7	1,897	0.4%	0.8%	0.8%	0.8%
% of FP17s Relating to Continuations	44	1,897	2.3%	1.3%	1.2%	1.2%
% of Patients satisfied with the dentistry they have received	6	6	N/A	91.9%	92.7%	92.8%
% of Patients satisfied with the time they had to wait for an appointment	6	6	N/A	86.5%	89.1%	88.7%

* This is based on patients treated on this contract for their most recent course of treatment. Figures in italics indicate the base number of FP17s or Patient Questionnaire responses are less than 100. N/A is shown where the base number of responses is less than 10 during the period. % is calculated as Quantity/Base number*100

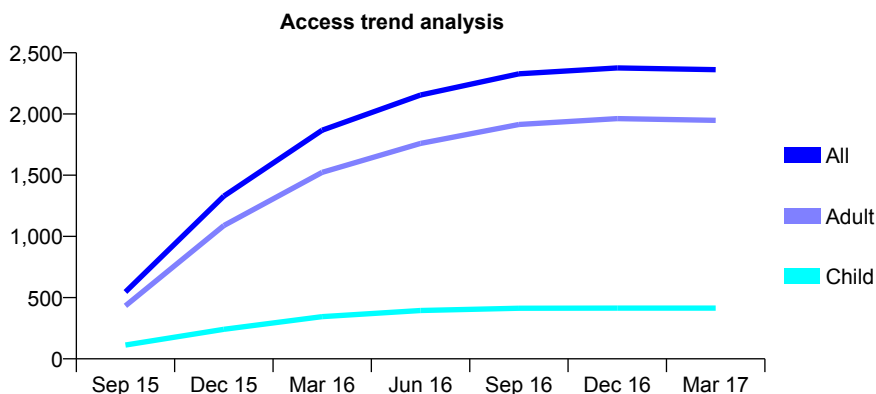
Q56 - Vital Signs At a Glance Contract Report for 282782/0001 - March 2017

Name or company name	DR J SALEH
Contract type name	GDS Contract
Purpose of contract	General
Contract start date	23/07/2015
Contract end date	

16/17 Contracted general activity (UDA)	9,575
Carry forward general activity (UDA)	-189
16/17 Contracted orthodontic activity (UOA)	0
Carry forward orthodontic activity (UOA)	0
Baseline contract value	£203,550.19

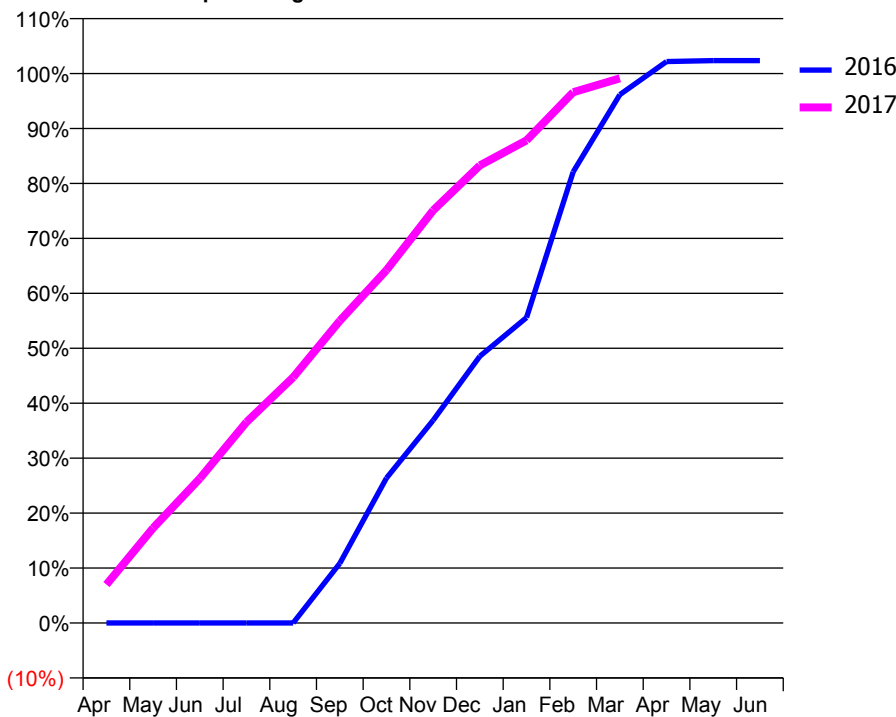
ACCESS*

Patients seen in 24 months	Total	Change since previous quarter
Quarter ending March 2016	1,868	
Quarter ending June 2016	2,155	↑
Quarter ending September 2016	2,328	↑
Quarter ending December 2016	2,376	↑
Quarter ending March 2017	2,362	→
Variance since March 2016	26.4%	↑



ACTIVITY

Cumulative percentage of contracted UDA delivered 2016 & 2017



Adjusted Scheduled Activity (UDA)

Month	2016	2017
April	0	670
May	0	1,655
June	0	2,518
July	0	3,500
August	0	4,281
September	704	5,267
October	1,709	6,150
November	2,390	7,190
December	3,143	7,972
January	3,599	8,411
February	5,317	9,249
March	6,227	9,490
April	6,616	
May	6,628	
June	6,628	

QUALITY

	Quantity	Base Number	Contract	AT	Region	England
% of FP17s for the same patient ID Re-attending within 3 months - Children	82	633	13.0%	11.2%	12.0%	12.3%
% of FP17s for the same patient ID Re-attending within 3 months - Adults	402	2,692	14.9%	15.2%	16.0%	16.7%
% of FP17s for the same patient ID Re-attending between 3 & 9 months - Children	347	633	54.8%	58.8%	58.8%	57.6%
% of FP17s for the same patient ID Re-attending between 3 & 9 months - Adults	1,547	2,692	57.5%	49.2%	51.2%	50.1%
% of FP17s for Band 1 Urgent Courses	126	3,196	3.9%	9.5%	8.0%	9.1%
% of FP17s Relating to Free Repair or Replacements	54	3,196	1.7%	0.8%	0.8%	0.8%
% of FP17s Relating to Continuations	11	3,196	0.3%	1.3%	1.2%	1.2%
% of Patients satisfied with the dentistry they have received	9	9	N/A	91.9%	92.7%	92.8%
% of Patients satisfied with the time they had to wait for an appointment	9	9	N/A	86.5%	89.1%	88.7%

* This is based on patients treated on this contract for their most recent course of treatment. Figures in italics indicate the base number of FP17s or Patient Questionnaire responses are less than 100. N/A is shown where the base number of responses is less than 10 during the period. % is calculated as Quantity/Base number*100

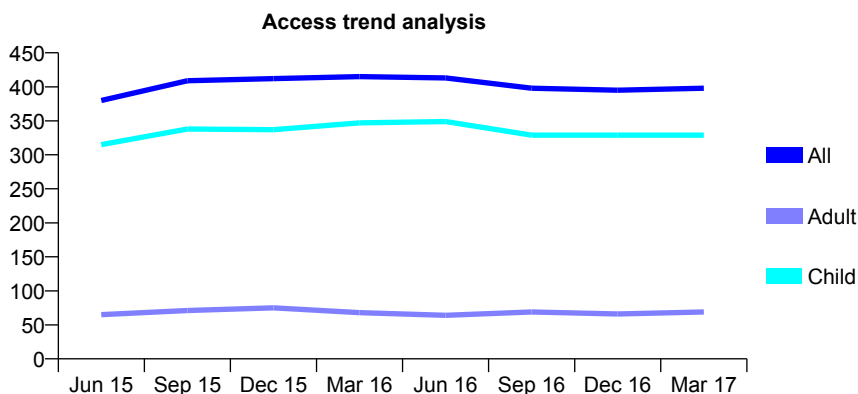
Q56 - Vital Signs At a Glance Contract Report for 299022/0001 - March 2017

Name or company name	MR G KARATZOPOULOS
Contract type name	GDS Contract
Purpose of contract	General and Orthodontic
Contract start date	01/08/2012
Contract end date	

16/17 Contracted general activity (UDA)	551
Carry forward general activity (UDA)	-11
16/17 Contracted orthodontic activity (UOA)	900
Carry forward orthodontic activity (UOA)	27
Baseline contract value	£70,764.34

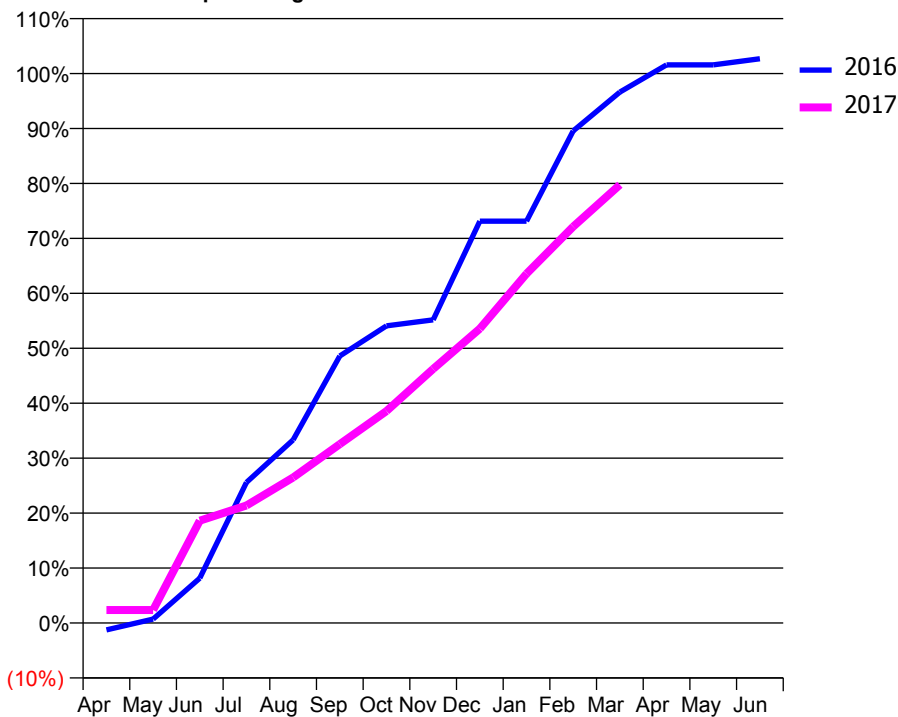
ACCESS*

Patients seen in 24 months	Total	Change since previous quarter
Quarter ending March 2016	415	
Quarter ending June 2016	413	→
Quarter ending September 2016	398	↓
Quarter ending December 2016	395	→
Quarter ending March 2017	398	→
Variance since March 2016	(4.1%)	↓



ACTIVITY

Cumulative percentage of contracted UDA delivered 2016 & 2017



Month	Adjusted Scheduled Activity (UDA)	
	2016	2017
April	-7	13
May	4	13
June	45	103
July	141	118
August	184	146
September	268	179
October	298	213
November	304	255
December	403	295
January	403	350
February	493	397
March	532	439
April	560	
May	560	
June	566	

QUALITY

	Quantity	Base Number	Contract	AT	Region	England
% of FP17s for the same patient ID Re-attending within 3 months - Children	45	472	9.5%	11.2%	12.0%	12.3%
% of FP17s for the same patient ID Re-attending within 3 months - Adults	1	20	5.0%	15.2%	16.0%	16.7%
% of FP17s for the same patient ID Re-attending between 3 & 9 months - Children	211	472	44.7%	58.8%	58.8%	57.6%
% of FP17s for the same patient ID Re-attending between 3 & 9 months - Adults	10	20	50.0%	49.2%	51.2%	50.1%
% of FP17s for Band 1 Urgent Courses	8	336	2.4%	9.5%	8.0%	9.1%
% of FP17s Relating to Free Repair or Replacements	0	336	0.0%	0.8%	0.8%	0.8%
% of FP17s Relating to Continuations	0	336	0.0%	1.3%	1.2%	1.2%
% of Patients satisfied with the dentistry they have received	0	0	N/A	91.9%	92.7%	92.8%
% of Patients satisfied with the time they had to wait for an appointment	0	0	N/A	86.5%	89.1%	88.7%

* This is based on patients treated on this contract for their most recent course of treatment. Figures in italics indicate the base number of FP17s or Patient Questionnaire responses are less than 100. N/A is shown where the base number of responses is less than 10 during the period. % is calculated as Quantity/Base number*100

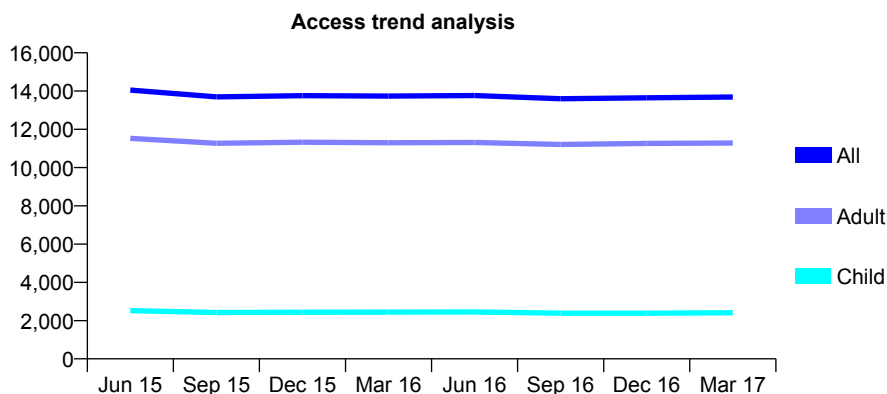
Q56 - Vital Signs At a Glance Contract Report for 329185/0001 - March 2017

Name or company name	MR HS SKOYLES
Contract type name	GDS Contract
Purpose of contract	General and Orthodontic
Contract start date	01/04/2006
Contract end date	

16/17 Contracted general activity (UDA)	42,279
Carry forward general activity (UDA)	0
16/17 Contracted orthodontic activity (UOA)	1,200
Carry forward orthodontic activity (UOA)	-13
Baseline contract value	£1,141,394.04

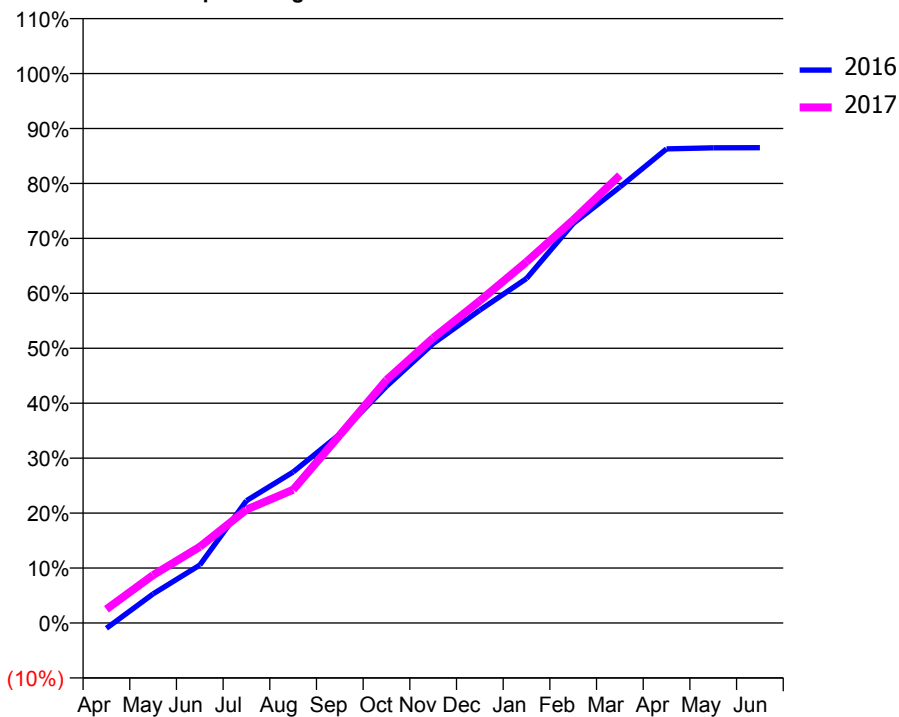
ACCESS*

Patients seen in 24 months	Total	Change since previous quarter
Quarter ending March 2016	13,739	
Quarter ending June 2016	13,766	→
Quarter ending September 2016	13,595	↓
Quarter ending December 2016	13,647	→
Quarter ending March 2017	13,689	→
Variance since March 2016	(0.4%)	→



ACTIVITY

Cumulative percentage of contracted UDA delivered 2016 & 2017



Month	Adjusted Scheduled Activity (UDA)	
	2016	2017
April	-414	1,060
May	2,237	3,684
June	4,462	5,865
July	9,409	8,729
August	11,618	10,251
September	14,538	14,458
October	18,216	18,699
November	21,501	21,935
December	24,076	24,793
January	26,509	27,788
February	30,729	31,005
March	33,549	34,450
April	36,478	
May	36,556	
June	36,569	

QUALITY

	Quantity	Base Number	Contract	AT	Region	England
% of FP17s for the same patient ID Re-attending within 3 months - Children	425	4,115	10.3%	11.2%	12.0%	12.3%
% of FP17s for the same patient ID Re-attending within 3 months - Adults	2,726	17,392	15.7%	15.2%	16.0%	16.7%
% of FP17s for the same patient ID Re-attending between 3 & 9 months - Children	2,503	4,115	60.8%	58.8%	58.8%	57.6%
% of FP17s for the same patient ID Re-attending between 3 & 9 months - Adults	9,838	17,392	56.6%	49.2%	51.2%	50.1%
% of FP17s for Band 1 Urgent Courses	1,386	18,769	7.4%	9.5%	8.0%	9.1%
% of FP17s Relating to Free Repair or Replacements	214	18,769	1.1%	0.8%	0.8%	0.8%
% of FP17s Relating to Continuations	282	18,769	1.5%	1.3%	1.2%	1.2%
% of Patients satisfied with the dentistry they have received	40	45	88.9%	91.9%	92.7%	92.8%
% of Patients satisfied with the time they had to wait for an appointment	43	45	95.6%	86.5%	89.1%	88.7%

* This is based on patients treated on this contract for their most recent course of treatment. Figures in italics indicate the base number of FP17s or Patient Questionnaire responses are less than 100. N/A is shown where the base number of responses is less than 10 during the period. % is calculated as Quantity/Base number*100

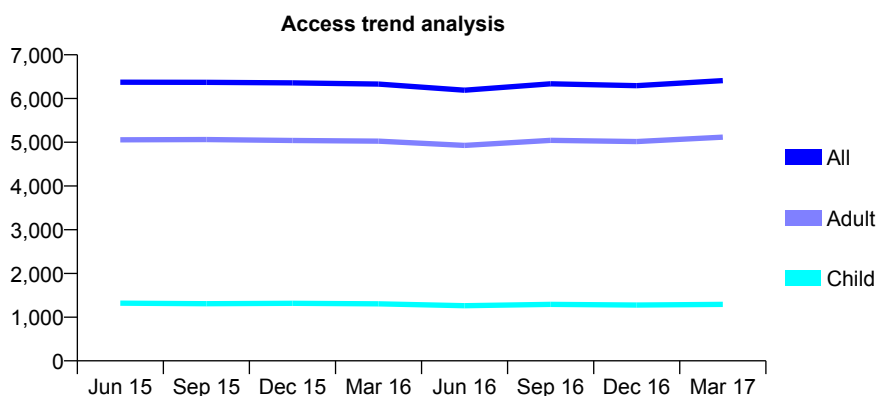
Q56 - Vital Signs At a Glance Contract Report for 329541/0002 - March 2017

Name or company name	MR GN BAXTER
Contract type name	PDS Contract
Purpose of contract	General
Contract start date	16/12/2007
Contract end date	15/12/2017

16/17 Contracted general activity (UDA)	19,505
Carry forward general activity (UDA)	-10
16/17 Contracted orthodontic activity (UOA)	0
Carry forward orthodontic activity (UOA)	0
Baseline contract value	£482,033.74

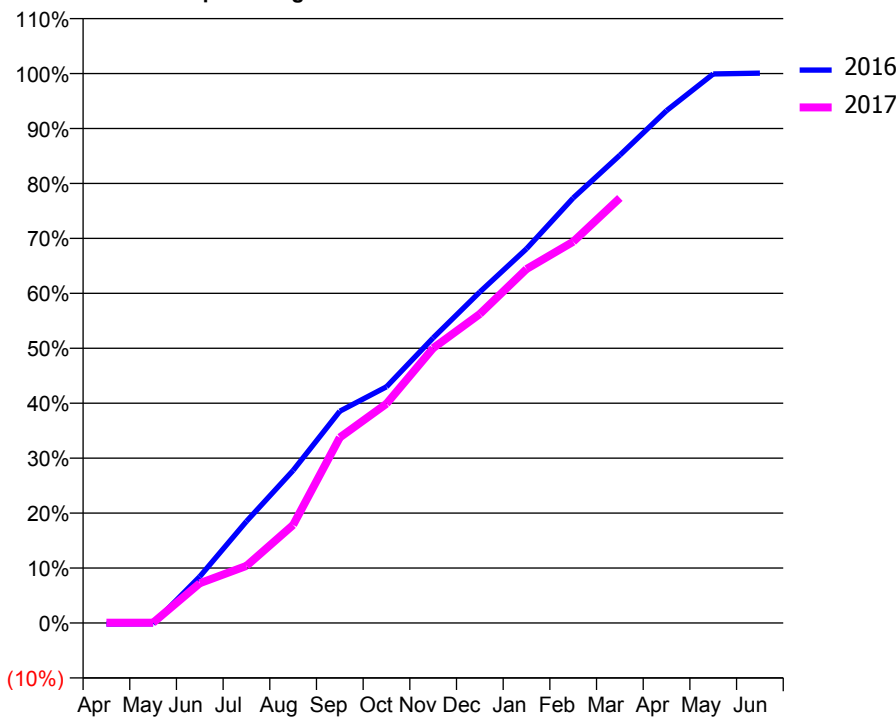
ACCESS*

Patients seen in 24 months	Total	Change since previous quarter
Quarter ending March 2016	6,329	
Quarter ending June 2016	6,189	↓
Quarter ending September 2016	6,336	↑
Quarter ending December 2016	6,293	→
Quarter ending March 2017	6,409	→
Variance since March 2016	1.3%	→



ACTIVITY

Cumulative percentage of contracted UDA delivered 2016 & 2017



Adjusted Scheduled Activity (UDA)

Month	2016	2017
April	-38	10
May	-32	10
June	1,648	1,411
July	3,608	2,028
August	5,416	3,480
September	7,520	6,584
October	8,384	7,783
November	10,120	9,759
December	11,749	10,970
January	13,283	12,567
February	15,087	13,535
March	16,607	15,086
April	18,189	
May	19,489	
June	19,515	

QUALITY

	Quantity	Base Number	Contract	AT	Region	England
% of FP17s for the same patient ID Re-attending within 3 months - Children	85	1,476	5.8%	11.2%	12.0%	12.3%
% of FP17s for the same patient ID Re-attending within 3 months - Adults	997	5,950	16.8%	15.2%	16.0%	16.7%
% of FP17s for the same patient ID Re-attending between 3 & 9 months - Children	672	1,476	45.5%	58.8%	58.8%	57.6%
% of FP17s for the same patient ID Re-attending between 3 & 9 months - Adults	2,519	5,950	42.3%	49.2%	51.2%	50.1%
% of FP17s for Band 1 Urgent Courses	1,379	6,140	22.5%	9.5%	8.0%	9.1%
% of FP17s Relating to Free Repair or Replacements	70	6,140	1.1%	0.8%	0.8%	0.8%
% of FP17s Relating to Continuations	0	6,140	0.0%	1.3%	1.2%	1.2%
% of Patients satisfied with the dentistry they have received	9	10	90.0%	91.9%	92.7%	92.8%
% of Patients satisfied with the time they had to wait for an appointment	8	10	80.0%	86.5%	89.1%	88.7%

* This is based on patients treated on this contract for their most recent course of treatment. Figures in italics indicate the base number of FP17s or Patient Questionnaire responses are less than 100. N/A is shown where the base number of responses is less than 10 during the period. % is calculated as Quantity/Base number*100

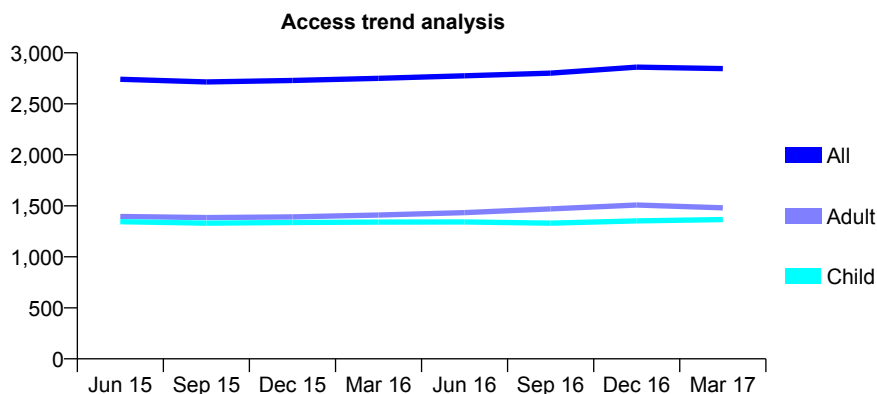
Q56 - Vital Signs At a Glance Contract Report for 329630/0003 - March 2017

Name or company name	MR PJ BROWN
Contract type name	GDS Contract
Purpose of contract	General
Contract start date	01/01/2013
Contract end date	

16/17 Contracted general activity (UDA)	7,768
Carry forward general activity (UDA)	0
16/17 Contracted orthodontic activity (UOA)	0
Carry forward orthodontic activity (UOA)	0
Baseline contract value	£188,528.60

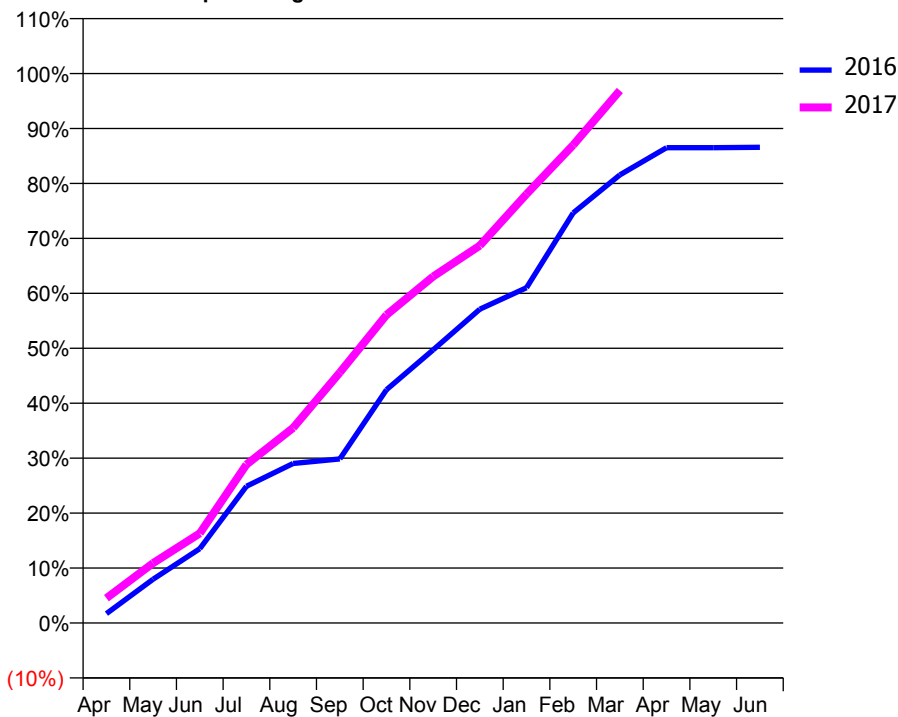
ACCESS*

Patients seen in 24 months	Total	Change since previous quarter
Quarter ending March 2016	2,750	
Quarter ending June 2016	2,775	→
Quarter ending September 2016	2,800	→
Quarter ending December 2016	2,860	↑
Quarter ending March 2017	2,845	→
Variance since March 2016	3.5%	↑



ACTIVITY

Cumulative percentage of contracted UDA delivered 2016 & 2017



Month	Adjusted Scheduled Activity (UDA)	
	2016	2017
April	133	351
May	620	848
June	1,051	1,267
July	1,933	2,240
August	2,255	2,759
September	2,320	3,541
October	3,298	4,355
November	3,861	4,899
December	4,436	5,335
January	4,740	6,064
February	5,798	6,756
March	6,334	7,529
April	6,719	
May	6,720	
June	6,724	

QUALITY

	Quantity	Base Number	Contract	AT	Region	England
% of FP17s for the same patient ID Re-attending within 3 months - Children	283	2,294	12.3%	11.2%	12.0%	12.3%
% of FP17s for the same patient ID Re-attending within 3 months - Adults	521	2,235	23.3%	15.2%	16.0%	16.7%
% of FP17s for the same patient ID Re-attending between 3 & 9 months - Children	1,314	2,294	57.3%	58.8%	58.8%	57.6%
% of FP17s for the same patient ID Re-attending between 3 & 9 months - Adults	1,055	2,235	47.2%	49.2%	51.2%	50.1%
% of FP17s for Band 1 Urgent Courses	323	4,261	7.6%	9.5%	8.0%	9.1%
% of FP17s Relating to Free Repair or Replacements	57	4,261	1.3%	0.8%	0.8%	0.8%
% of FP17s Relating to Continuations	77	4,261	1.8%	1.3%	1.2%	1.2%
% of Patients satisfied with the dentistry they have received	4	4	N/A	91.9%	92.7%	92.8%
% of Patients satisfied with the time they had to wait for an appointment	4	4	N/A	86.5%	89.1%	88.7%

* This is based on patients treated on this contract for their most recent course of treatment. Figures in italics indicate the base number of FP17s or Patient Questionnaire responses are less than 100. N/A is shown where the base number of responses is less than 10 during the period. % is calculated as Quantity/Base number*100

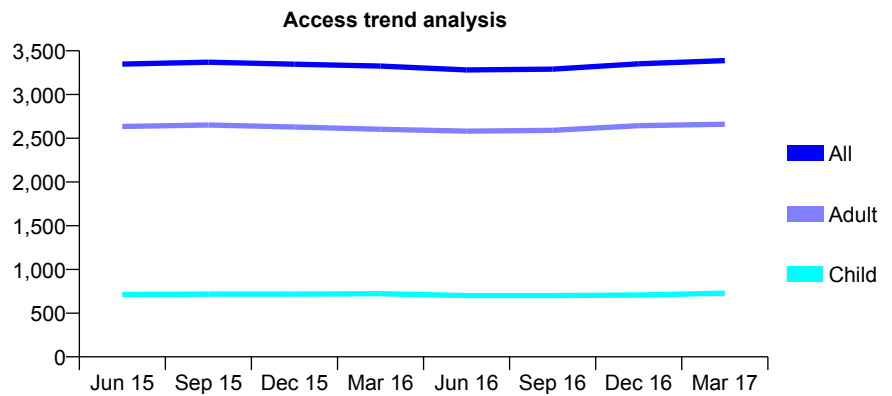
Q56 - Vital Signs At a Glance Contract Report for 337315/0001 - March 2017

Name or company name	MR DN ABDAAH
Contract type name	GDS Contract
Purpose of contract	General
Contract start date	01/04/2006
Contract end date	

16/17 Contracted general activity (UDA)	8,749
Carry forward general activity (UDA)	-175
16/17 Contracted orthodontic activity (UOA)	0
Carry forward orthodontic activity (UOA)	0
Baseline contract value	£248,749.12

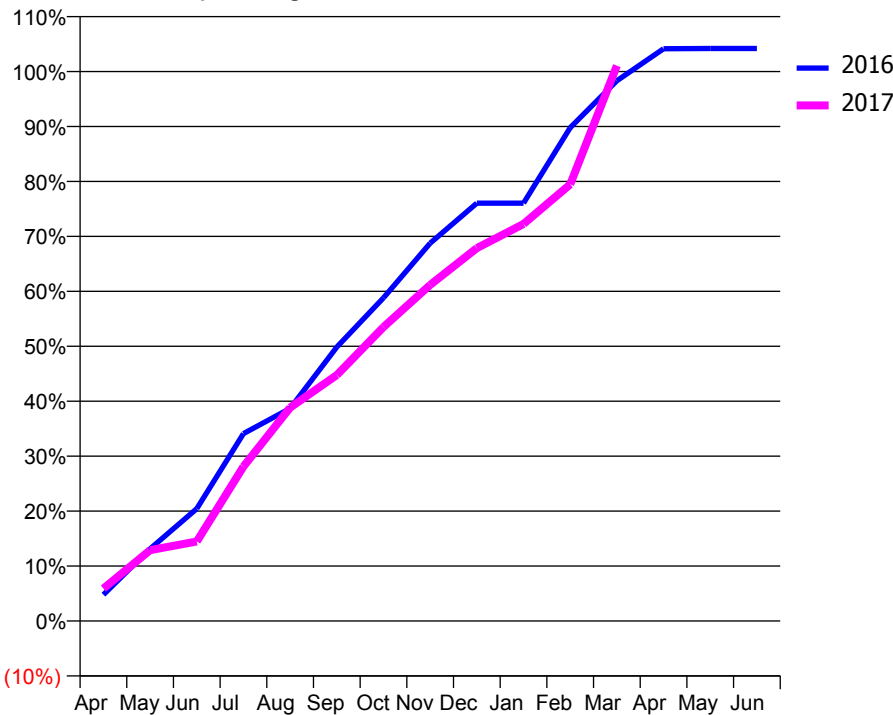
ACCESS*

Patients seen in 24 months	Total	Change since previous quarter
Quarter ending March 2016	3,325	
Quarter ending June 2016	3,281	↓
Quarter ending September 2016	3,290	→
Quarter ending December 2016	3,351	→
Quarter ending March 2017	3,388	→
Variance since March 2016	1.9%	→



ACTIVITY

Cumulative percentage of contracted UDA delivered 2016 & 2017



Month	Adjusted Scheduled Activity (UDA)	
	2016	2017
April	420	517
May	1,149	1,127
June	1,789	1,266
July	2,985	2,460
August	3,385	3,398
September	4,362	3,916
October	5,145	4,681
November	6,015	5,351
December	6,653	5,937
January	6,653	6,323
February	7,855	6,952
March	8,602	8,842
April	9,112	
May	9,115	
June	9,115	

QUALITY

	Quantity	Base Number	Contract	AT	Region	England
% of FP17s for the same patient ID Re-attending within 3 months - Children	63	1,138	5.5%	11.2%	12.0%	12.3%
% of FP17s for the same patient ID Re-attending within 3 months - Adults	484	4,167	11.6%	15.2%	16.0%	16.7%
% of FP17s for the same patient ID Re-attending between 3 & 9 months - Children	703	1,138	61.8%	58.8%	58.8%	57.6%
% of FP17s for the same patient ID Re-attending between 3 & 9 months - Adults	2,624	4,167	63.0%	49.2%	51.2%	50.1%
% of FP17s for Band 1 Urgent Courses	95	5,033	1.9%	9.5%	8.0%	9.1%
% of FP17s Relating to Free Repair or Replacements	66	5,033	1.3%	0.8%	0.8%	0.8%
% of FP17s Relating to Continuations	30	5,033	0.6%	1.3%	1.2%	1.2%
% of Patients satisfied with the dentistry they have received	5	5	N/A	91.9%	92.7%	92.8%
% of Patients satisfied with the time they had to wait for an appointment	5	5	N/A	86.5%	89.1%	88.7%

* This is based on patients treated on this contract for their most recent course of treatment. Figures in italics indicate the base number of FP17s or Patient Questionnaire responses are less than 100. N/A is shown where the base number of responses is less than 10 during the period. % is calculated as Quantity/Base number*100

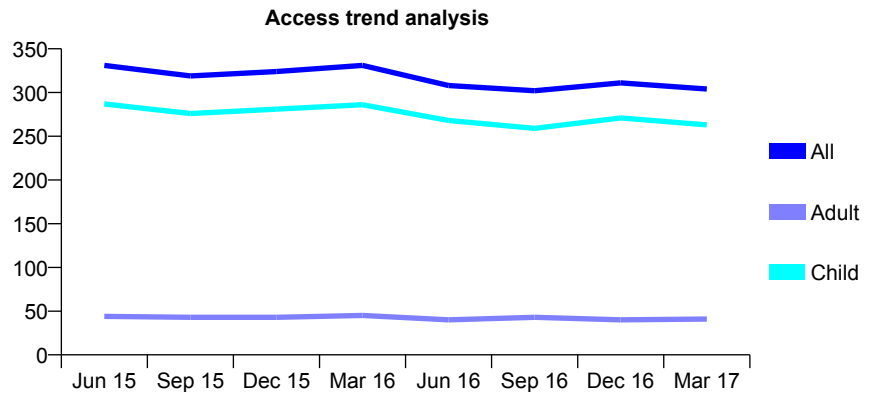
Q56 - Vital Signs At a Glance Contract Report for 344524/0001 - March 2017

Name or company name	MR RL PILCHER
Contract type name	GDS Contract
Purpose of contract	General
Contract start date	01/04/2006
Contract end date	

16/17 Contracted general activity (UDA)	650
Carry forward general activity (UDA)	0
16/17 Contracted orthodontic activity (UOA)	0
Carry forward orthodontic activity (UOA)	0
Baseline contract value	£13,817.92

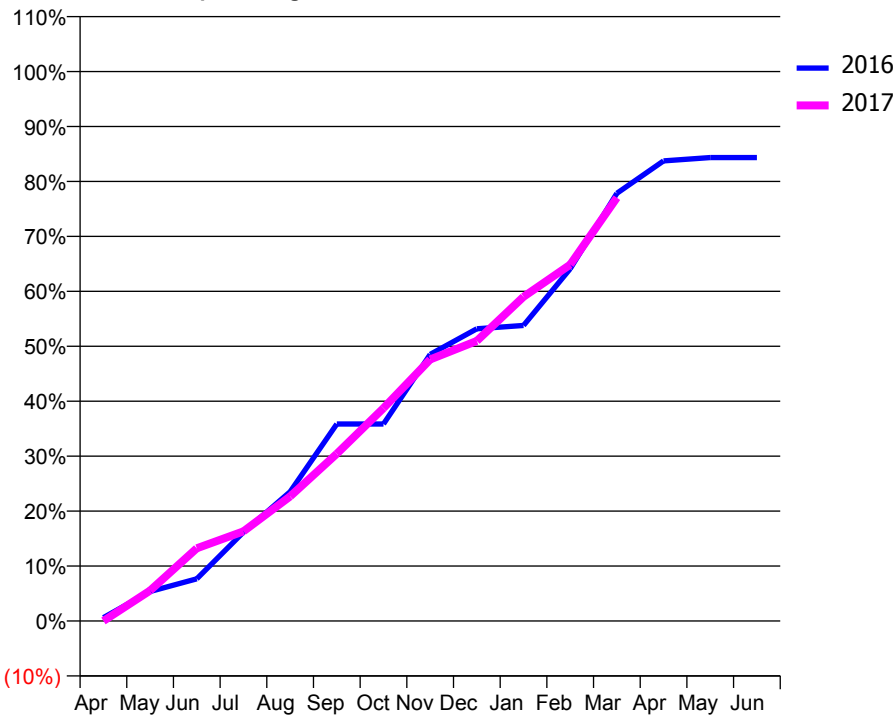
ACCESS*

Patients seen in 24 months	Total	Change since previous quarter
Quarter ending March 2016	331	
Quarter ending June 2016	308	↓
Quarter ending September 2016	302	↓
Quarter ending December 2016	311	↑
Quarter ending March 2017	304	↓
Variance since March 2016	(8.2%)	↓



ACTIVITY

Cumulative percentage of contracted UDA delivered 2016 & 2017



Month	Adjusted Scheduled Activity (UDA)	
	2016	2017
April	4	0
May	35	36
June	50	86
July	105	106
August	153	147
September	233	198
October	233	252
November	315	309
December	346	331
January	350	384
February	417	422
March	506	501
April	544	
May	548	
June	548	

QUALITY

	Quantity	Base Number	Contract	AT	Region	England
% of FP17s for the same patient ID Re-attending within 3 months - Children	41	454	9.0%	11.2%	12.0%	12.3%
% of FP17s for the same patient ID Re-attending within 3 months - Adults	0	13	0.0%	15.2%	16.0%	16.7%
% of FP17s for the same patient ID Re-attending between 3 & 9 months - Children	313	454	68.9%	58.8%	58.8%	57.6%
% of FP17s for the same patient ID Re-attending between 3 & 9 months - Adults	10	13	76.9%	49.2%	51.2%	50.1%
% of FP17s for Band 1 Urgent Courses	9	439	2.1%	9.5%	8.0%	9.1%
% of FP17s Relating to Free Repair or Replacements	0	439	0.0%	0.8%	0.8%	0.8%
% of FP17s Relating to Continuations	0	439	0.0%	1.3%	1.2%	1.2%
% of Patients satisfied with the dentistry they have received	0	0	N/A	91.9%	92.7%	92.8%
% of Patients satisfied with the time they had to wait for an appointment	0	0	N/A	86.5%	89.1%	88.7%

* This is based on patients treated on this contract for their most recent course of treatment. Figures in italics indicate the base number of FP17s or Patient Questionnaire responses are less than 100. N/A is shown where the base number of responses is less than 10 during the period. % is calculated as Quantity/Base number*100

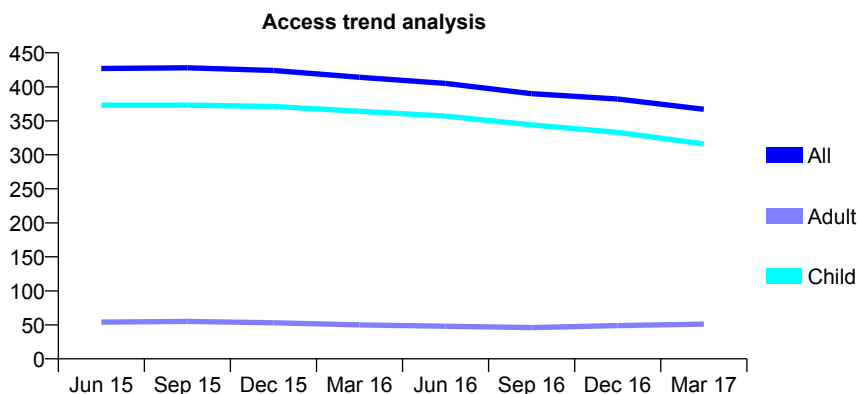
Q56 - Vital Signs At a Glance Contract Report for 344958/0001 - March 2017

Name or company name	MS X RUI
Contract type name	GDS Contract
Purpose of contract	General
Contract start date	01/04/2006
Contract end date	

16/17 Contracted general activity (UDA)	688
Carry forward general activity (UDA)	0
16/17 Contracted orthodontic activity (UOA)	0
Carry forward orthodontic activity (UOA)	0
Baseline contract value	£16,056.26

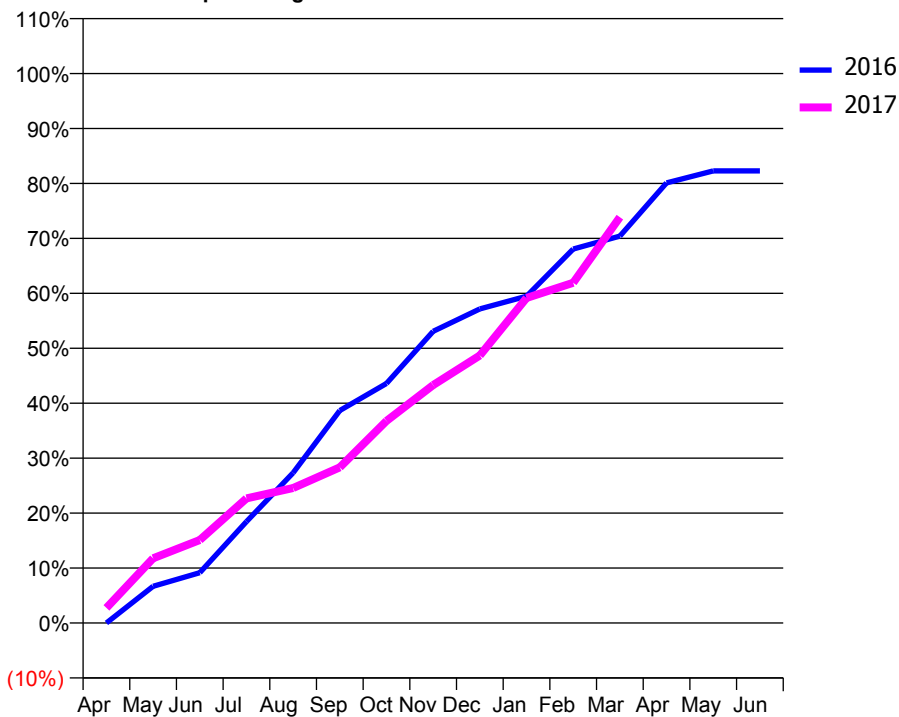
ACCESS*

Patients seen in 24 months	Total	Change since previous quarter
Quarter ending March 2016	414	
Quarter ending June 2016	405	↓
Quarter ending September 2016	390	↓
Quarter ending December 2016	382	↓
Quarter ending March 2017	367	↓
Variance since March 2016	(11.4%)	↓



ACTIVITY

Cumulative percentage of contracted UDA delivered 2016 & 2017



Adjusted Scheduled Activity (UDA)

Month	2016	2017
April	0	19
May	46	81
June	63	104
July	127	156
August	188	169
September	266	195
October	300	253
November	365	298
December	393	335
January	409	407
February	468	426
March	484	508
April	551	
May	566	
June	566	

QUALITY

	Quantity	Base Number	Contract	AT	Region	England
% of FP17s for the same patient ID Re-attending within 3 months - Children	15	479	3.1%	11.2%	12.0%	12.3%
% of FP17s for the same patient ID Re-attending within 3 months - Adults	0	20	0.0%	15.2%	16.0%	16.7%
% of FP17s for the same patient ID Re-attending between 3 & 9 months - Children	312	479	65.1%	58.8%	58.8%	57.6%
% of FP17s for the same patient ID Re-attending between 3 & 9 months - Adults	11	20	55.0%	49.2%	51.2%	50.1%
% of FP17s for Band 1 Urgent Courses	1	420	0.2%	9.5%	8.0%	9.1%
% of FP17s Relating to Free Repair or Replacements	0	420	0.0%	0.8%	0.8%	0.8%
% of FP17s Relating to Continuations	0	420	0.0%	1.3%	1.2%	1.2%
% of Patients satisfied with the dentistry they have received	0	0	N/A	91.9%	92.7%	92.8%
% of Patients satisfied with the time they had to wait for an appointment	0	0	N/A	86.5%	89.1%	88.7%

* This is based on patients treated on this contract for their most recent course of treatment. Figures in italics indicate the base number of FP17s or Patient Questionnaire responses are less than 100. N/A is shown where the base number of responses is less than 10 during the period. % is calculated as Quantity/Base number*100

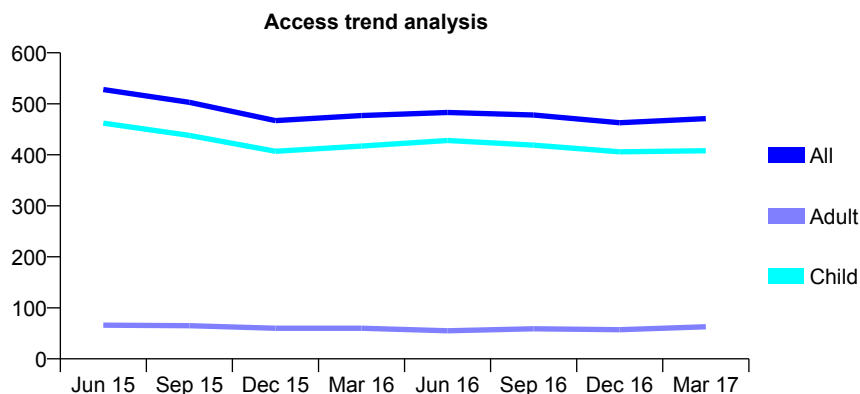
Q56 - Vital Signs At a Glance Contract Report for 565393/0001 - March 2017

Name or company name	MR S MILANOVIC
Contract type name	GDS Contract
Purpose of contract	General
Contract start date	01/04/2006
Contract end date	

16/17 Contracted general activity (UDA)	1,110
Carry forward general activity (UDA)	0
16/17 Contracted orthodontic activity (UOA)	0
Carry forward orthodontic activity (UOA)	0
Baseline contract value	£22,598.68

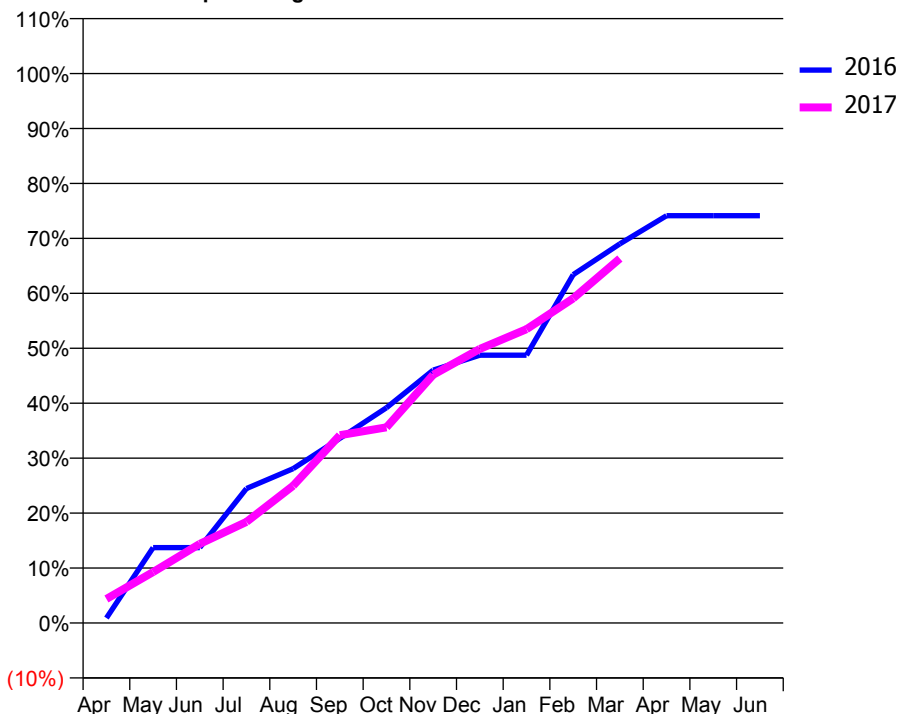
ACCESS*

Patients seen in 24 months	Total	Change since previous quarter
Quarter ending March 2016	477	
Quarter ending June 2016	483	→
Quarter ending September 2016	478	↓
Quarter ending December 2016	463	↓
Quarter ending March 2017	471	→
Variance since March 2016	(1.3%)	↓



ACTIVITY

Cumulative percentage of contracted UDA delivered 2016 & 2017



Month	Adjusted Scheduled Activity (UDA)	
	2016	2017
April	10	49
May	152	103
June	152	160
July	272	204
August	312	277
September	373	379
October	435	395
November	511	501
December	541	554
January	541	594
February	704	656
March	766	736
April	823	
May	823	
June	823	

QUALITY

	Quantity	Base Number	Contract	AT	Region	England
% of FP17s for the same patient ID Re-attending within 3 months - Children	22	600	3.7%	11.2%	12.0%	12.3%
% of FP17s for the same patient ID Re-attending within 3 months - Adults	0	42	0.0%	15.2%	16.0%	16.7%
% of FP17s for the same patient ID Re-attending between 3 & 9 months - Children	363	600	60.5%	58.8%	58.8%	57.6%
% of FP17s for the same patient ID Re-attending between 3 & 9 months - Adults	23	42	54.8%	49.2%	51.2%	50.1%
% of FP17s for Band 1 Urgent Courses	11	589	1.9%	9.5%	8.0%	9.1%
% of FP17s Relating to Free Repair or Replacements	0	589	0.0%	0.8%	0.8%	0.8%
% of FP17s Relating to Continuations	0	589	0.0%	1.3%	1.2%	1.2%
% of Patients satisfied with the dentistry they have received	1	1	N/A	91.9%	92.7%	92.8%
% of Patients satisfied with the time they had to wait for an appointment	1	1	N/A	86.5%	89.1%	88.7%

* This is based on patients treated on this contract for their most recent course of treatment. Figures in italics indicate the base number of FP17s or Patient Questionnaire responses are less than 100. N/A is shown where the base number of responses is less than 10 during the period. % is calculated as Quantity/Base number*100

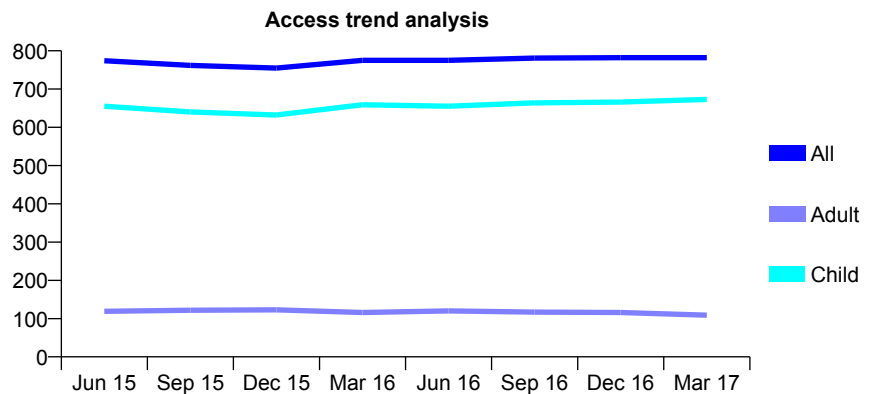
Q56 - Vital Signs At a Glance Contract Report for 567493/0001 - March 2017

Name or company name	MR WJ POULTER
Contract type name	GDS Contract
Purpose of contract	General
Contract start date	01/04/2006
Contract end date	

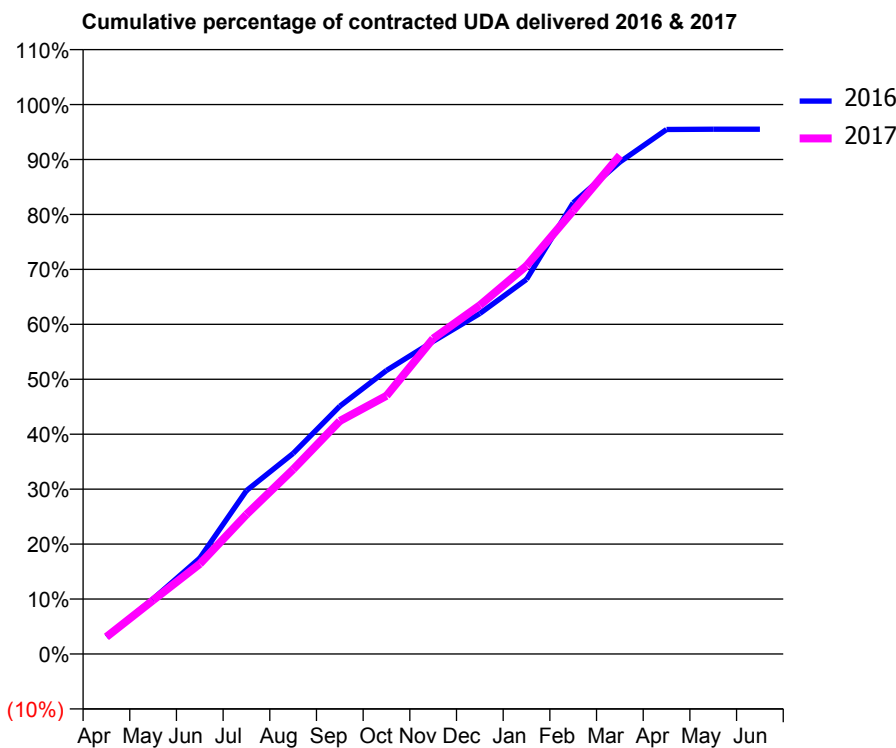
16/17 Contracted general activity (UDA)	2,077
Carry forward general activity (UDA)	0
16/17 Contracted orthodontic activity (UOA)	0
Carry forward orthodontic activity (UOA)	0
Baseline contract value	£40,917.27

ACCESS*

Patients seen in 24 months	Total	Change since previous quarter
Quarter ending March 2016	775	
Quarter ending June 2016	775	→
Quarter ending September 2016	781	→
Quarter ending December 2016	782	→
Quarter ending March 2017	782	→
Variance since March 2016	0.9%	→



ACTIVITY



Month	Adjusted Scheduled Activity (UDA)	
	2016	2017
April	65	65
May	208	203
June	362	341
July	618	528
August	758	698
September	937	881
October	1,072	976
November	1,182	1,192
December	1,287	1,318
January	1,416	1,467
February	1,705	1,676
March	1,860	1,885
April	1,983	
May	1,984	
June	1,984	

QUALITY

	Quantity	Base Number	Contract	AT	Region	England
% of FP17s for the same patient ID Re-attending within 3 months - Children	166	1,346	12.3%	11.2%	12.0%	12.3%
% of FP17s for the same patient ID Re-attending within 3 months - Adults	14	74	18.9%	15.2%	16.0%	16.7%
% of FP17s for the same patient ID Re-attending between 3 & 9 months - Children	940	1,346	69.8%	58.8%	58.8%	57.6%
% of FP17s for the same patient ID Re-attending between 3 & 9 months - Adults	50	74	67.6%	49.2%	51.2%	50.1%
% of FP17s for Band 1 Urgent Courses	8	1,346	0.6%	9.5%	8.0%	9.1%
% of FP17s Relating to Free Repair or Replacements	0	1,346	0.0%	0.8%	0.8%	0.8%
% of FP17s Relating to Continuations	0	1,346	0.0%	1.3%	1.2%	1.2%
% of Patients satisfied with the dentistry they have received	16	16	100.0%	91.9%	92.7%	92.8%
% of Patients satisfied with the time they had to wait for an appointment	15	16	93.8%	86.5%	89.1%	88.7%

* This is based on patients treated on this contract for their most recent course of treatment. Figures in italics indicate the base number of FP17s or Patient Questionnaire responses are less than 100. N/A is shown where the base number of responses is less than 10 during the period. % is calculated as Quantity/Base number*100

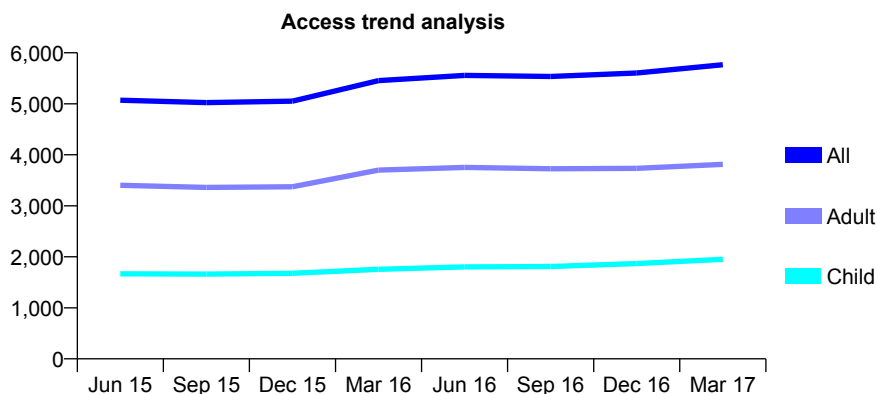
Q56 - Vital Signs At a Glance Contract Report for 568376/0001 - March 2017

Name or company name	MR N LAWRENCE
Contract type name	GDS Contract
Purpose of contract	General
Contract start date	01/04/2006
Contract end date	

16/17 Contracted general activity (UDA)	16,273
Carry forward general activity (UDA)	308
16/17 Contracted orthodontic activity (UOA)	0
Carry forward orthodontic activity (UOA)	0
Baseline contract value	£375,119.56

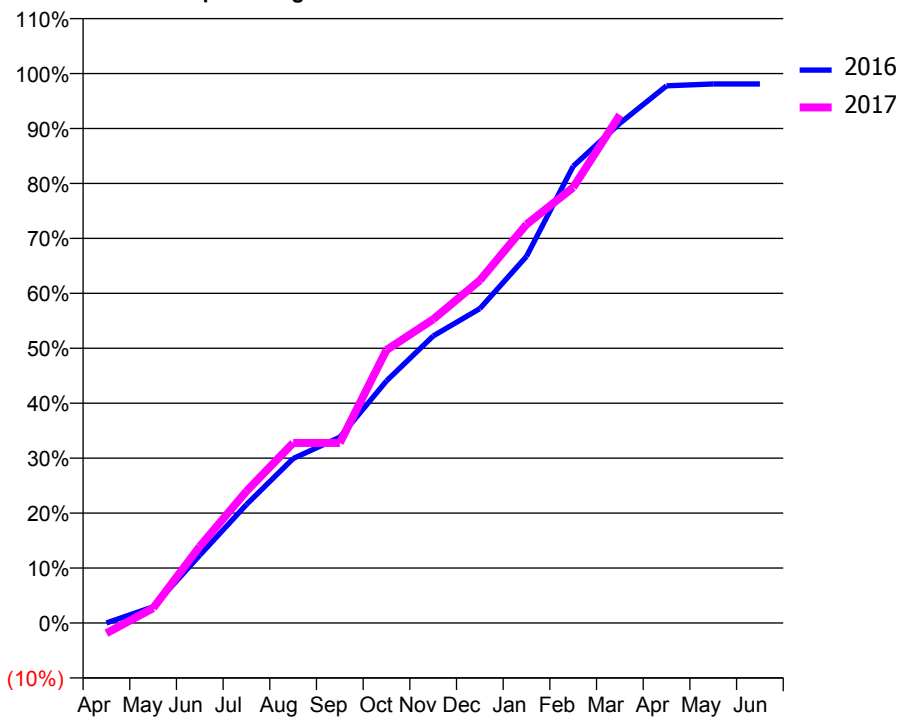
ACCESS*

Patients seen in 24 months	Total	Change since previous quarter
Quarter ending March 2016	5,455	
Quarter ending June 2016	5,556	→
Quarter ending September 2016	5,537	→
Quarter ending December 2016	5,604	→
Quarter ending March 2017	5,766	↑
Variance since March 2016	5.7%	↑



ACTIVITY

Cumulative percentage of contracted UDA delivered 2016 & 2017



Month	Adjusted Scheduled Activity (UDA)	
	2016	2017
April	0	-308
May	480	438
June	2,007	2,268
July	3,511	3,905
August	4,873	5,331
September	5,502	5,331
October	7,169	8,085
November	8,502	8,992
December	9,309	10,149
January	10,860	11,804
February	13,529	12,900
March	14,799	15,049
April	15,907	
May	15,965	
June	15,965	

QUALITY

	Quantity	Base Number	Contract	AT	Region	England
% of FP17s for the same patient ID Re-attending within 3 months - Children	328	3,258	10.1%	11.2%	12.0%	12.3%
% of FP17s for the same patient ID Re-attending within 3 months - Adults	875	5,907	14.8%	15.2%	16.0%	16.7%
% of FP17s for the same patient ID Re-attending between 3 & 9 months - Children	2,048	3,258	62.9%	58.8%	58.8%	57.6%
% of FP17s for the same patient ID Re-attending between 3 & 9 months - Adults	3,643	5,907	61.7%	49.2%	51.2%	50.1%
% of FP17s for Band 1 Urgent Courses	333	8,547	3.9%	9.5%	8.0%	9.1%
% of FP17s Relating to Free Repair or Replacements	56	8,547	0.7%	0.8%	0.8%	0.8%
% of FP17s Relating to Continuations	86	8,547	1.0%	1.3%	1.2%	1.2%
% of Patients satisfied with the dentistry they have received	10	10	100.0%	91.9%	92.7%	92.8%
% of Patients satisfied with the time they had to wait for an appointment	10	10	100.0%	86.5%	89.1%	88.7%

* This is based on patients treated on this contract for their most recent course of treatment. Figures in italics indicate the base number of FP17s or Patient Questionnaire responses are less than 100. N/A is shown where the base number of responses is less than 10 during the period. % is calculated as Quantity/Base number*100

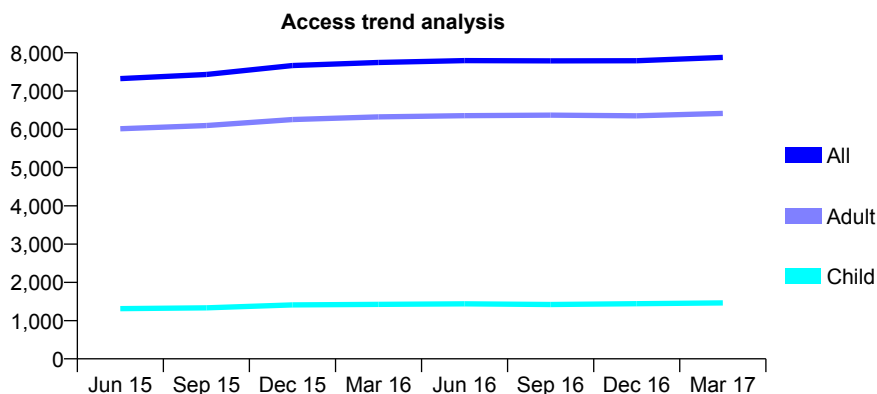
Q56 - Vital Signs At a Glance Contract Report for 569127/0001 - March 2017

Name or company name	MR JC PENNINGTON
Contract type name	PDS Contract
Purpose of contract	General
Contract start date	01/04/2006
Contract end date	31/03/2018

16/17 Contracted general activity (UDA)	22,405
Carry forward general activity (UDA)	-157
16/17 Contracted orthodontic activity (UOA)	0
Carry forward orthodontic activity (UOA)	0
Baseline contract value	£624,684.11

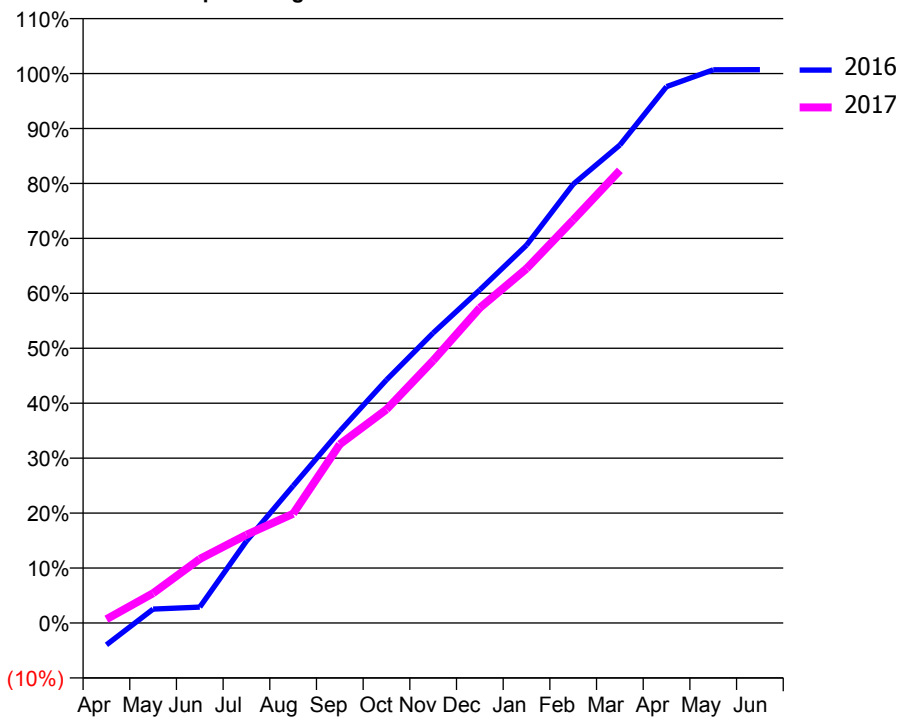
ACCESS*

Patients seen in 24 months	Total	Change since previous quarter
Quarter ending March 2016	7,747	
Quarter ending June 2016	7,796	→
Quarter ending September 2016	7,790	→
Quarter ending December 2016	7,794	→
Quarter ending March 2017	7,881	→
Variance since March 2016	1.7%	→



ACTIVITY

Cumulative percentage of contracted UDA delivered 2016 & 2017



Month	Adjusted Scheduled Activity (UDA)	
	2016	2017
April	-897	157
May	570	1,215
June	647	2,614
July	3,343	3,598
August	5,591	4,458
September	7,825	7,291
October	9,916	8,707
November	11,827	10,705
December	13,582	12,850
January	15,407	14,450
February	17,892	16,432
March	19,491	18,454
April	21,872	
May	22,554	
June	22,562	

QUALITY

	Quantity	Base Number	Contract	AT	Region	England
% of FP17s for the same patient ID Re-attending within 3 months - Children	217	2,279	9.5%	11.2%	12.0%	12.3%
% of FP17s for the same patient ID Re-attending within 3 months - Adults	1,584	9,956	15.9%	15.2%	16.0%	16.7%
% of FP17s for the same patient ID Re-attending between 3 & 9 months - Children	1,468	2,279	64.4%	58.8%	58.8%	57.6%
% of FP17s for the same patient ID Re-attending between 3 & 9 months - Adults	6,213	9,956	62.4%	49.2%	51.2%	50.1%
% of FP17s for Band 1 Urgent Courses	460	10,502	4.4%	9.5%	8.0%	9.1%
% of FP17s Relating to Free Repair or Replacements	125	10,502	1.2%	0.8%	0.8%	0.8%
% of FP17s Relating to Continuations	161	10,502	1.5%	1.3%	1.2%	1.2%
% of Patients satisfied with the dentistry they have received	15	15	100.0%	91.9%	92.7%	92.8%
% of Patients satisfied with the time they had to wait for an appointment	14	15	93.3%	86.5%	89.1%	88.7%

* This is based on patients treated on this contract for their most recent course of treatment. Figures in italics indicate the base number of FP17s or Patient Questionnaire responses are less than 100. N/A is shown where the base number of responses is less than 10 during the period. % is calculated as Quantity/Base number*100

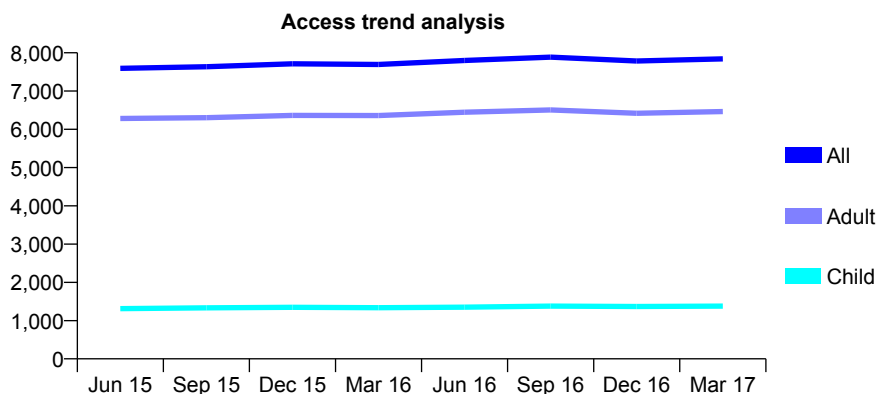
Q56 - Vital Signs At a Glance Contract Report for 571334/0001 - March 2017

Name or company name	MR NA BURNETT
Contract type name	GDS Contract
Purpose of contract	General
Contract start date	01/04/2006
Contract end date	

16/17 Contracted general activity (UDA)	22,584
Carry forward general activity (UDA)	270
16/17 Contracted orthodontic activity (UOA)	0
Carry forward orthodontic activity (UOA)	0
Baseline contract value	£582,520.39

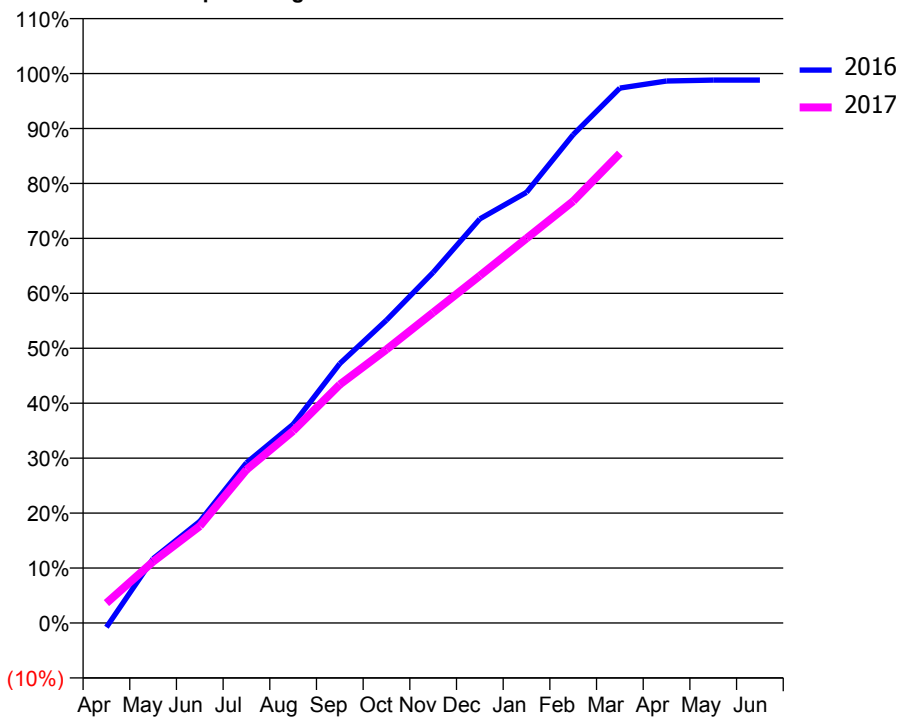
ACCESS*

Patients seen in 24 months	Total	Change since previous quarter
Quarter ending March 2016	7,696	
Quarter ending June 2016	7,799	→
Quarter ending September 2016	7,886	→
Quarter ending December 2016	7,785	↓
Quarter ending March 2017	7,843	→
Variance since March 2016	1.9%	→



ACTIVITY

Cumulative percentage of contracted UDA delivered 2016 & 2017



Month	Adjusted Scheduled Activity (UDA)	
	2016	2017
April	-178	817
May	2,644	2,522
June	4,178	3,982
July	6,587	6,301
August	8,169	7,892
September	10,661	9,804
October	12,448	11,240
November	14,412	12,764
December	16,608	14,274
January	17,698	15,806
February	20,071	17,337
March	21,984	19,300
April	22,274	
May	22,312	
June	22,314	

QUALITY

	Quantity	Base Number	Contract	AT	Region	England
% of FP17s for the same patient ID Re-attending within 3 months - Children	96	2,054	4.7%	11.2%	12.0%	12.3%
% of FP17s for the same patient ID Re-attending within 3 months - Adults	946	8,845	10.7%	15.2%	16.0%	16.7%
% of FP17s for the same patient ID Re-attending between 3 & 9 months - Children	1,374	2,054	66.9%	58.8%	58.8%	57.6%
% of FP17s for the same patient ID Re-attending between 3 & 9 months - Adults	5,382	8,845	60.8%	49.2%	51.2%	50.1%
% of FP17s for Band 1 Urgent Courses	801	10,740	7.5%	9.5%	8.0%	9.1%
% of FP17s Relating to Free Repair or Replacements	69	10,740	0.6%	0.8%	0.8%	0.8%
% of FP17s Relating to Continuations	16	10,740	0.1%	1.3%	1.2%	1.2%
% of Patients satisfied with the dentistry they have received	16	17	94.1%	91.9%	92.7%	92.8%
% of Patients satisfied with the time they had to wait for an appointment	14	17	82.4%	86.5%	89.1%	88.7%

* This is based on patients treated on this contract for their most recent course of treatment. Figures in italics indicate the base number of FP17s or Patient Questionnaire responses are less than 100. N/A is shown where the base number of responses is less than 10 during the period. % is calculated as Quantity/Base number*100

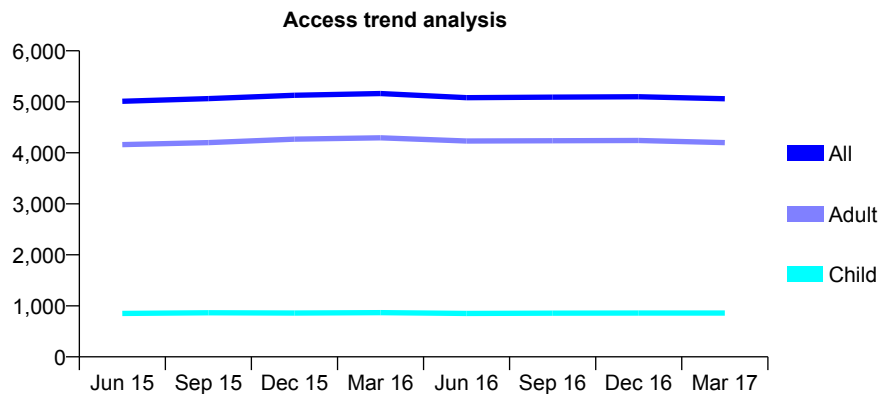
Q56 - Vital Signs At a Glance Contract Report for 576603/0001 - March 2017

Name or company name	MR AD CLIFFT
Contract type name	GDS Contract
Purpose of contract	General
Contract start date	01/04/2006
Contract end date	

16/17 Contracted general activity (UDA)	11,657
Carry forward general activity (UDA)	-14
16/17 Contracted orthodontic activity (UOA)	0
Carry forward orthodontic activity (UOA)	0
Baseline contract value	£281,183.82

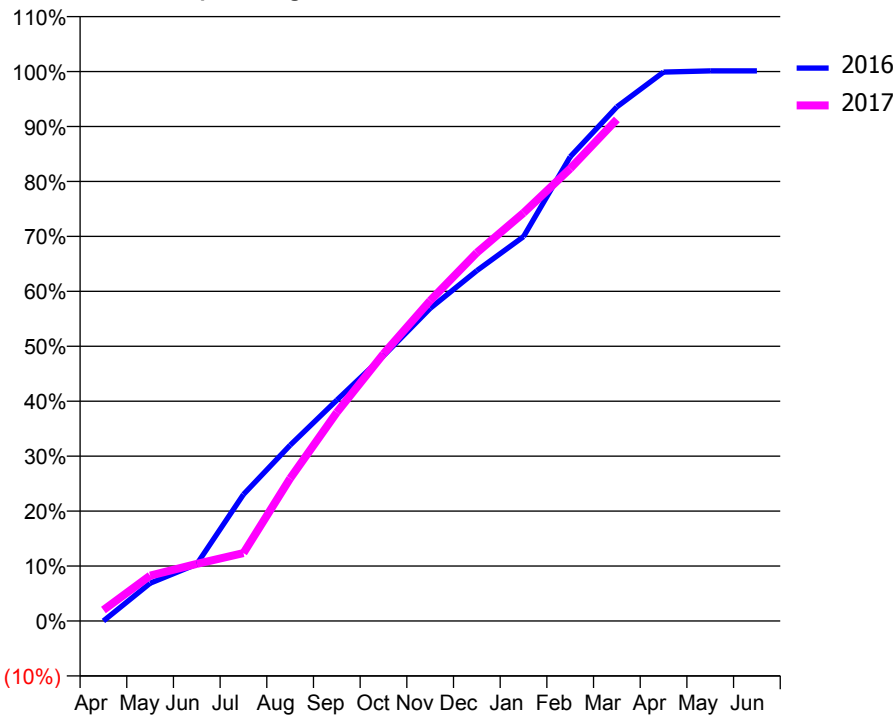
ACCESS*

Patients seen in 24 months	Total	Change since previous quarter
Quarter ending March 2016	5,161	
Quarter ending June 2016	5,081	↓
Quarter ending September 2016	5,092	→
Quarter ending December 2016	5,100	→
Quarter ending March 2017	5,060	→
Variance since March 2016	(2.0%)	↓



ACTIVITY

Cumulative percentage of contracted UDA delivered 2016 & 2017



Month	Adjusted Scheduled Activity (UDA)	
	2016	2017
April	0	233
May	801	964
June	1,205	1,212
July	2,685	1,440
August	3,729	3,026
September	4,687	4,427
October	5,625	5,669
November	6,631	6,796
December	7,433	7,814
January	8,153	8,659
February	9,849	9,598
March	10,907	10,640
April	11,645	
May	11,671	
June	11,671	

QUALITY

	Quantity	Base Number	Contract	AT	Region	England
% of FP17s for the same patient ID Re-attending within 3 months - Children	40	1,150	3.5%	11.2%	12.0%	12.3%
% of FP17s for the same patient ID Re-attending within 3 months - Adults	439	4,631	9.5%	15.2%	16.0%	16.7%
% of FP17s for the same patient ID Re-attending between 3 & 9 months - Children	642	1,150	55.8%	58.8%	58.8%	57.6%
% of FP17s for the same patient ID Re-attending between 3 & 9 months - Adults	915	4,631	19.8%	49.2%	51.2%	50.1%
% of FP17s for Band 1 Urgent Courses	348	5,436	6.4%	9.5%	8.0%	9.1%
% of FP17s Relating to Free Repair or Replacements	31	5,436	0.6%	0.8%	0.8%	0.8%
% of FP17s Relating to Continuations	40	5,436	0.7%	1.3%	1.2%	1.2%
% of Patients satisfied with the dentistry they have received	5	6	N/A	91.9%	92.7%	92.8%
% of Patients satisfied with the time they had to wait for an appointment	5	6	N/A	86.5%	89.1%	88.7%

* This is based on patients treated on this contract for their most recent course of treatment. Figures in italics indicate the base number of FP17s or Patient Questionnaire responses are less than 100. N/A is shown where the base number of responses is less than 10 during the period. % is calculated as Quantity/Base number*100

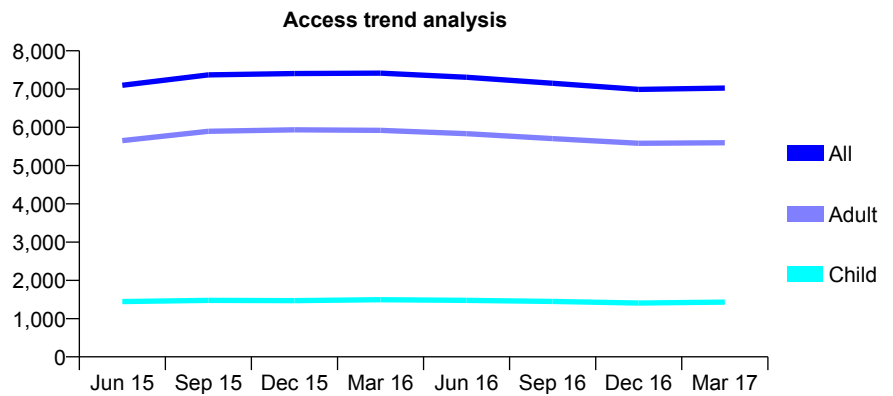
Q56 - Vital Signs At a Glance Contract Report for 577871/0001 - March 2017

Name or company name	MRS PS DURANT
Contract type name	GDS Contract
Purpose of contract	General
Contract start date	01/11/2013
Contract end date	

16/17 Contracted general activity (UDA)	23,142
Carry forward general activity (UDA)	0
16/17 Contracted orthodontic activity (UOA)	0
Carry forward orthodontic activity (UOA)	0
Baseline contract value	£614,693.78

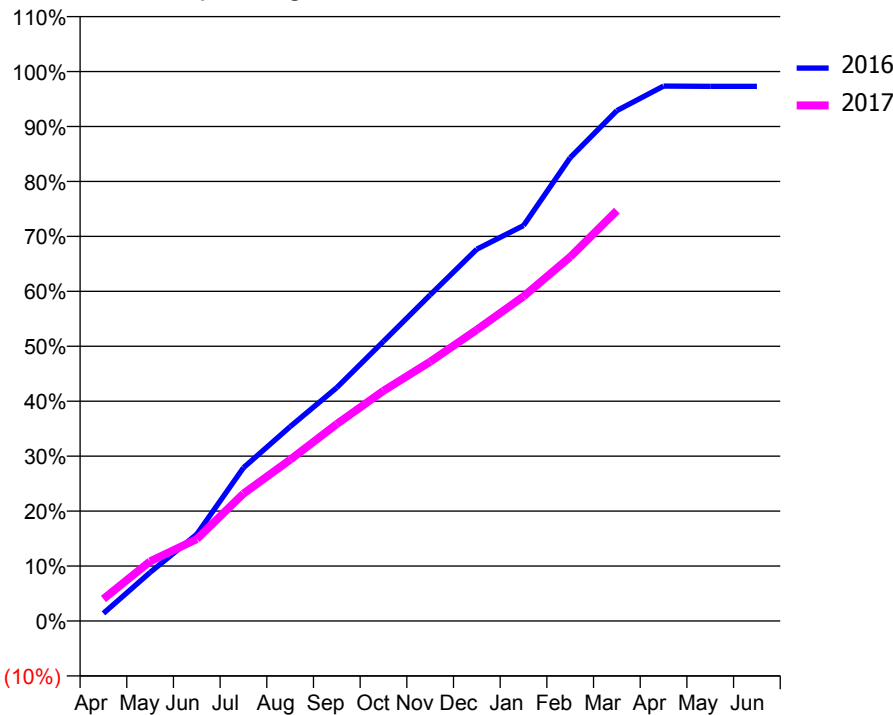
ACCESS*

Patients seen in 24 months	Total	Change since previous quarter
Quarter ending March 2016	7,415	
Quarter ending June 2016	7,309	↓
Quarter ending September 2016	7,151	↓
Quarter ending December 2016	6,992	↓
Quarter ending March 2017	7,027	→
Variance since March 2016	(5.2%)	↓



ACTIVITY

Cumulative percentage of contracted UDA delivered 2016 & 2017



Month	Adjusted Scheduled Activity (UDA)	
	2016	2017
April	295	927
May	1,869	2,515
June	3,336	3,452
July	5,899	5,367
August	7,476	6,792
September	8,983	8,299
October	10,762	9,697
November	12,548	10,920
December	14,307	12,265
January	15,217	13,670
February	17,824	15,334
March	19,635	17,282
April	20,581	
May	20,573	
June	20,573	

QUALITY

	Quantity	Base Number	Contract	AT	Region	England
% of FP17s for the same patient ID Re-attending within 3 months - Children	155	2,148	7.2%	11.2%	12.0%	12.3%
% of FP17s for the same patient ID Re-attending within 3 months - Adults	1,185	7,420	16.0%	15.2%	16.0%	16.7%
% of FP17s for the same patient ID Re-attending between 3 & 9 months - Children	1,312	2,148	61.1%	58.8%	58.8%	57.6%
% of FP17s for the same patient ID Re-attending between 3 & 9 months - Adults	3,686	7,420	49.7%	49.2%	51.2%	50.1%
% of FP17s for Band 1 Urgent Courses	1,316	9,153	14.4%	9.5%	8.0%	9.1%
% of FP17s Relating to Free Repair or Replacements	44	9,153	0.5%	0.8%	0.8%	0.8%
% of FP17s Relating to Continuations	28	9,153	0.3%	1.3%	1.2%	1.2%
% of Patients satisfied with the dentistry they have received	6	6	N/A	91.9%	92.7%	92.8%
% of Patients satisfied with the time they had to wait for an appointment	5	6	N/A	86.5%	89.1%	88.7%

* This is based on patients treated on this contract for their most recent course of treatment. Figures in italics indicate the base number of FP17s or Patient Questionnaire responses are less than 100. N/A is shown where the base number of responses is less than 10 during the period. % is calculated as Quantity/Base number*100

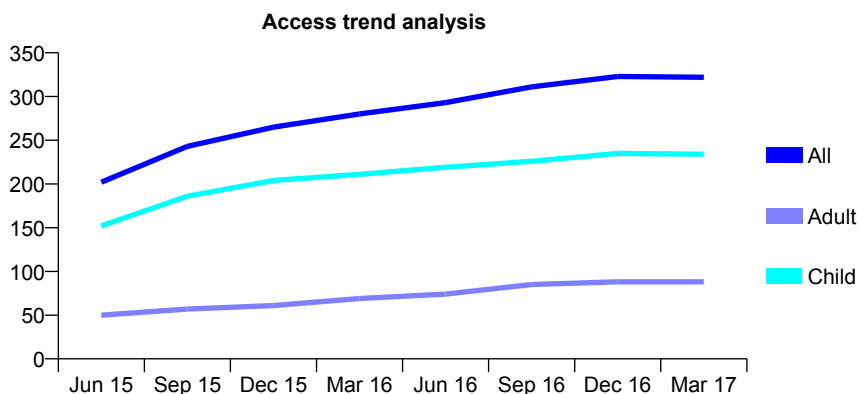
Q56 - Vital Signs At a Glance Contract Report for 626317/0002 - March 2017

Name or company name	MR S LITTLE
Contract type name	GDS Contract
Purpose of contract	General
Contract start date	08/12/2014
Contract end date	

16/17 Contracted general activity (UDA)	825
Carry forward general activity (UDA)	0
16/17 Contracted orthodontic activity (UOA)	0
Carry forward orthodontic activity (UOA)	0
Baseline contract value	£18,024.01

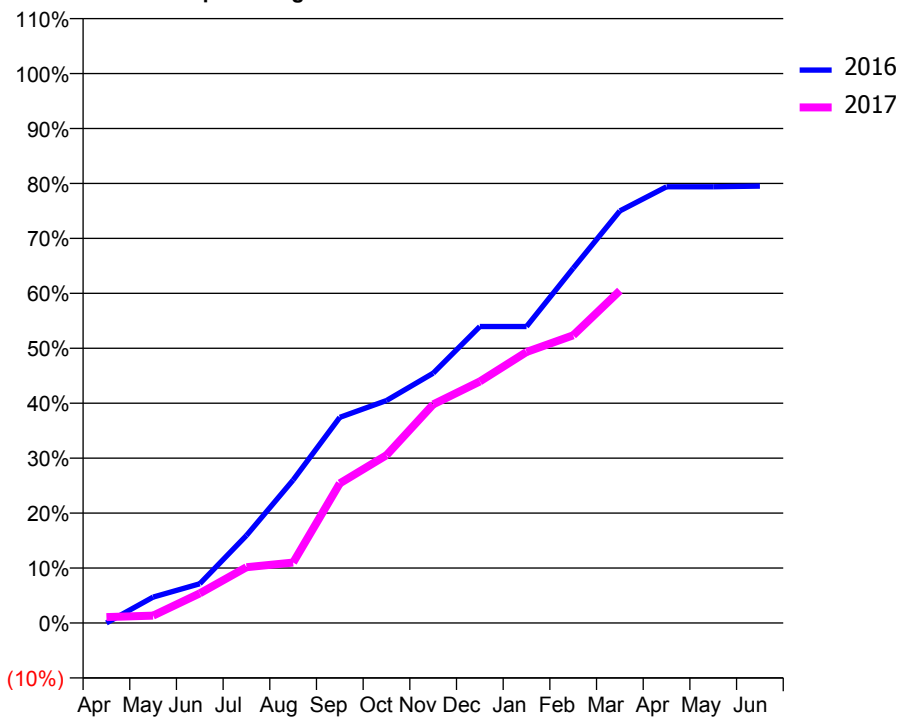
ACCESS*

Patients seen in 24 months	Total	Change since previous quarter
Quarter ending March 2016	280	
Quarter ending June 2016	293	↑
Quarter ending September 2016	311	↑
Quarter ending December 2016	323	↑
Quarter ending March 2017	322	→
Variance since March 2016	15.0%	↑



ACTIVITY

Cumulative percentage of contracted UDA delivered 2016 & 2017



Month	Adjusted Scheduled Activity (UDA)	
	2016	2017
April	0	9
May	39	11
June	59	45
July	131	84
August	215	91
September	309	210
October	334	252
November	375	328
December	445	363
January	445	407
February	533	432
March	619	499
April	655	
May	655	
June	656	

QUALITY

	Quantity	Base Number	Contract	AT	Region	England
% of FP17s for the same patient ID Re-attending within 3 months - Children	15	346	4.3%	11.2%	12.0%	12.3%
% of FP17s for the same patient ID Re-attending within 3 months - Adults	14	81	17.3%	15.2%	16.0%	16.7%
% of FP17s for the same patient ID Re-attending between 3 & 9 months - Children	229	346	66.2%	58.8%	58.8%	57.6%
% of FP17s for the same patient ID Re-attending between 3 & 9 months - Adults	52	81	64.2%	49.2%	51.2%	50.1%
% of FP17s for Band 1 Urgent Courses	10	384	2.6%	9.5%	8.0%	9.1%
% of FP17s Relating to Free Repair or Replacements	0	384	0.0%	0.8%	0.8%	0.8%
% of FP17s Relating to Continuations	0	384	0.0%	1.3%	1.2%	1.2%
% of Patients satisfied with the dentistry they have received	0	0	N/A	91.9%	92.7%	92.8%
% of Patients satisfied with the time they had to wait for an appointment	0	0	N/A	86.5%	89.1%	88.7%

* This is based on patients treated on this contract for their most recent course of treatment. Figures in italics indicate the base number of FP17s or Patient Questionnaire responses are less than 100. N/A is shown where the base number of responses is less than 10 during the period. % is calculated as Quantity/Base number*100

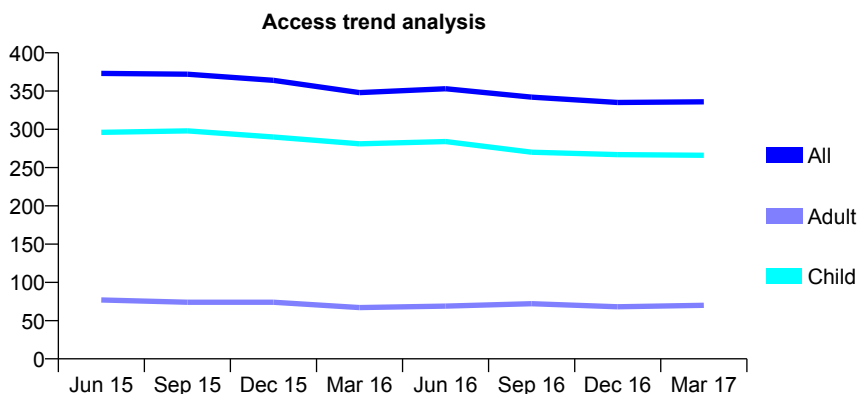
Q56 - Vital Signs At a Glance Contract Report for 631647/0001 - March 2017

Name or company name	MR RP BANDENBURG
Contract type name	GDS Contract
Purpose of contract	General
Contract start date	01/04/2006
Contract end date	

16/17 Contracted general activity (UDA)	905
Carry forward general activity (UDA)	0
16/17 Contracted orthodontic activity (UOA)	0
Carry forward orthodontic activity (UOA)	0
Baseline contract value	£19,610.99

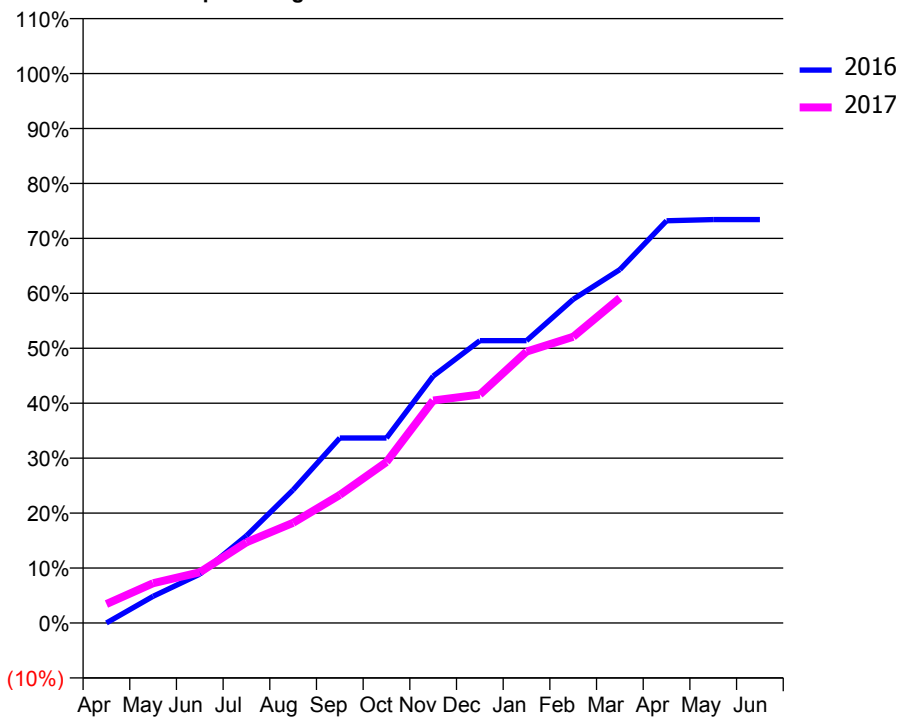
ACCESS*

Patients seen in 24 months	Total	Change since previous quarter
Quarter ending March 2016	348	
Quarter ending June 2016	353	→
Quarter ending September 2016	342	↓
Quarter ending December 2016	335	↓
Quarter ending March 2017	336	→
Variance since March 2016	(3.4%)	↓



ACTIVITY

Cumulative percentage of contracted UDA delivered 2016 & 2017



Adjusted Scheduled Activity (UDA)

Month	2016	2017
April	0	31
May	44	66
June	80	84
July	144	133
August	219	165
September	305	211
October	305	265
November	407	366
December	465	376
January	465	447
February	533	471
March	582	535
April	662	
May	664	
June	664	

QUALITY

	Quantity	Base Number	Contract	AT	Region	England
% of FP17s for the same patient ID Re-attending within 3 months - Children	42	468	9.0%	11.2%	12.0%	12.3%
% of FP17s for the same patient ID Re-attending within 3 months - Adults	6	33	18.2%	15.2%	16.0%	16.7%
% of FP17s for the same patient ID Re-attending between 3 & 9 months - Children	309	468	66.0%	58.8%	58.8%	57.6%
% of FP17s for the same patient ID Re-attending between 3 & 9 months - Adults	18	33	54.5%	49.2%	51.2%	50.1%
% of FP17s for Band 1 Urgent Courses	12	439	2.7%	9.5%	8.0%	9.1%
% of FP17s Relating to Free Repair or Replacements	0	439	0.0%	0.8%	0.8%	0.8%
% of FP17s Relating to Continuations	0	439	0.0%	1.3%	1.2%	1.2%
% of Patients satisfied with the dentistry they have received	0	0	N/A	91.9%	92.7%	92.8%
% of Patients satisfied with the time they had to wait for an appointment	0	0	N/A	86.5%	89.1%	88.7%

* This is based on patients treated on this contract for their most recent course of treatment. Figures in italics indicate the base number of FP17s or Patient Questionnaire responses are less than 100. N/A is shown where the base number of responses is less than 10 during the period. % is calculated as Quantity/Base number*100

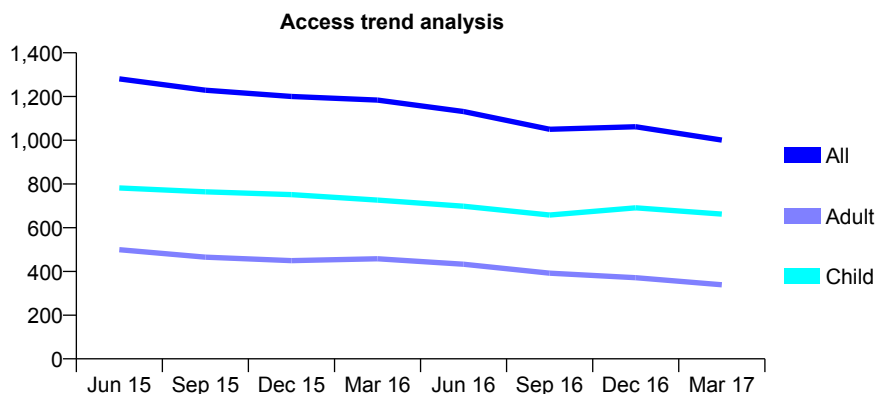
Q56 - Vital Signs At a Glance Contract Report for 636096/0001 - March 2017

Name or company name	MR SG NICOLL
Contract type name	GDS Contract
Purpose of contract	General
Contract start date	01/04/2006
Contract end date	

16/17 Contracted general activity (UDA)	2,882
Carry forward general activity (UDA)	0
16/17 Contracted orthodontic activity (UOA)	0
Carry forward orthodontic activity (UOA)	0
Baseline contract value	£79,281.11

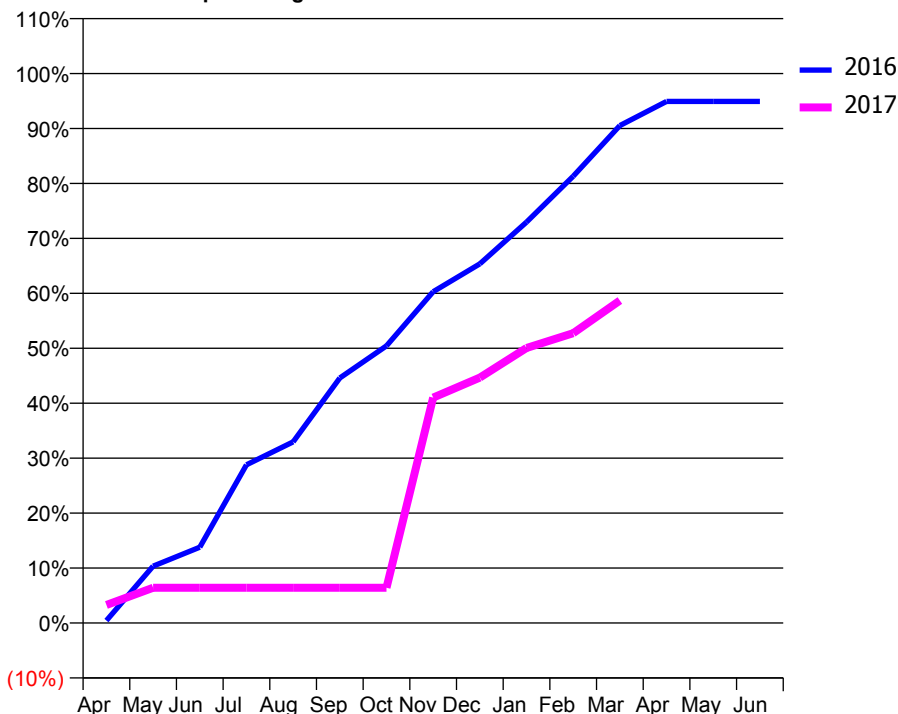
ACCESS*

Patients seen in 24 months	Total	Change since previous quarter
Quarter ending March 2016	1,184	
Quarter ending June 2016	1,131	↓
Quarter ending September 2016	1,050	↓
Quarter ending December 2016	1,062	→
Quarter ending March 2017	1,001	↓
Variance since March 2016	(15.5%)	↓



ACTIVITY

Cumulative percentage of contracted UDA delivered 2016 & 2017



Month	Adjusted Scheduled Activity (UDA)	
	2016	2017
April	8	95
May	186	185
June	248	185
July	518	185
August	593	185
September	803	185
October	908	185
November	1,085	1,182
December	1,176	1,287
January	1,313	1,442
February	1,463	1,520
March	1,629	1,692
April	1,708	
May	1,708	
June	1,708	

QUALITY

	Quantity	Base Number	Contract	AT	Region	England
% of FP17s for the same patient ID Re-attending within 3 months - Children	50	970	5.2%	11.2%	12.0%	12.3%
% of FP17s for the same patient ID Re-attending within 3 months - Adults	15	252	6.0%	15.2%	16.0%	16.7%
% of FP17s for the same patient ID Re-attending between 3 & 9 months - Children	573	970	59.1%	58.8%	58.8%	57.6%
% of FP17s for the same patient ID Re-attending between 3 & 9 months - Adults	135	252	53.6%	49.2%	51.2%	50.1%
% of FP17s for Band 1 Urgent Courses	8	1,163	0.7%	9.5%	8.0%	9.1%
% of FP17s Relating to Free Repair or Replacements	0	1,163	0.0%	0.8%	0.8%	0.8%
% of FP17s Relating to Continuations	0	1,163	0.0%	1.3%	1.2%	1.2%
% of Patients satisfied with the dentistry they have received	0	0	N/A	91.9%	92.7%	92.8%
% of Patients satisfied with the time they had to wait for an appointment	0	0	N/A	86.5%	89.1%	88.7%

* This is based on patients treated on this contract for their most recent course of treatment. Figures in italics indicate the base number of FP17s or Patient Questionnaire responses are less than 100. N/A is shown where the base number of responses is less than 10 during the period. % is calculated as Quantity/Base number*100

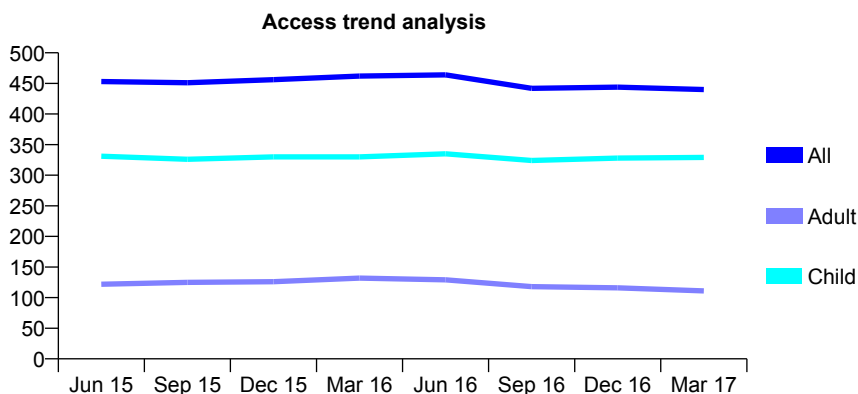
Q56 - Vital Signs At a Glance Contract Report for 639214/0001 - March 2017

Name or company name	MISS CA NEVILLE
Contract type name	GDS Contract
Purpose of contract	General
Contract start date	01/04/2006
Contract end date	

16/17 Contracted general activity (UDA)	865
Carry forward general activity (UDA)	-17
16/17 Contracted orthodontic activity (UOA)	0
Carry forward orthodontic activity (UOA)	0
Baseline contract value	£20,988.55

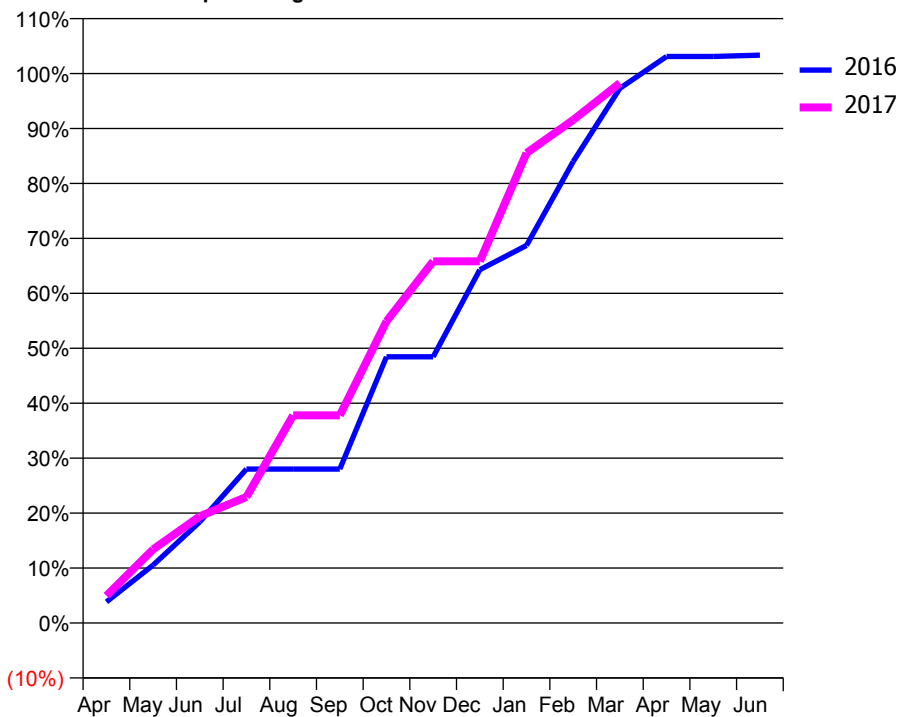
ACCESS*

Patients seen in 24 months	Total	Change since previous quarter
Quarter ending March 2016	462	
Quarter ending June 2016	464	→
Quarter ending September 2016	442	↓
Quarter ending December 2016	444	→
Quarter ending March 2017	440	→
Variance since March 2016	(4.8%)	↓



ACTIVITY

Cumulative percentage of contracted UDA delivered 2016 & 2017



Month	Adjusted Scheduled Activity (UDA)	
	2016	2017
April	33	43
May	91	116
June	159	168
July	242	198
August	242	327
September	242	327
October	419	475
November	419	569
December	556	569
January	594	740
February	726	792
March	842	850
April	892	
May	892	
June	894	

QUALITY

	Quantity	Base Number	Contract	AT	Region	England
% of FP17s for the same patient ID Re-attending within 3 months - Children	46	556	8.3%	11.2%	12.0%	12.3%
% of FP17s for the same patient ID Re-attending within 3 months - Adults	8	88	9.1%	15.2%	16.0%	16.7%
% of FP17s for the same patient ID Re-attending between 3 & 9 months - Children	334	556	60.1%	58.8%	58.8%	57.6%
% of FP17s for the same patient ID Re-attending between 3 & 9 months - Adults	44	88	50.0%	49.2%	51.2%	50.1%
% of FP17s for Band 1 Urgent Courses	15	604	2.5%	9.5%	8.0%	9.1%
% of FP17s Relating to Free Repair or Replacements	1	604	0.2%	0.8%	0.8%	0.8%
% of FP17s Relating to Continuations	0	604	0.0%	1.3%	1.2%	1.2%
% of Patients satisfied with the dentistry they have received	0	0	N/A	91.9%	92.7%	92.8%
% of Patients satisfied with the time they had to wait for an appointment	0	0	N/A	86.5%	89.1%	88.7%

* This is based on patients treated on this contract for their most recent course of treatment. Figures in italics indicate the base number of FP17s or Patient Questionnaire responses are less than 100. N/A is shown where the base number of responses is less than 10 during the period. % is calculated as Quantity/Base number*100

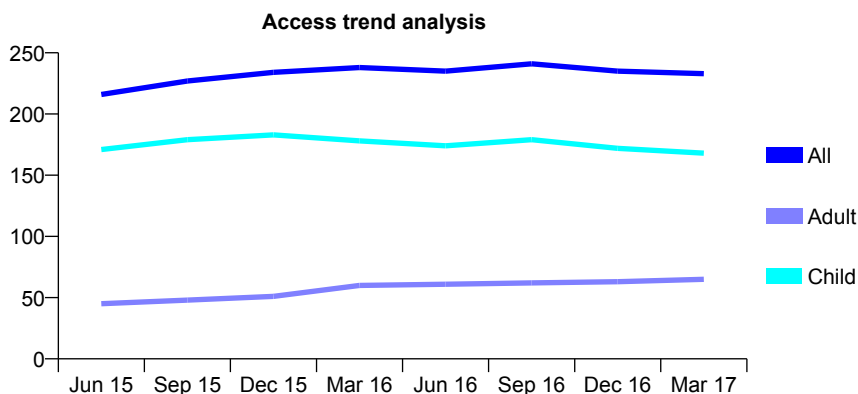
Q56 - Vital Signs At a Glance Contract Report for 644072/0001 - March 2017

Name or company name	MR A BROWN
Contract type name	GDS Contract
Purpose of contract	General
Contract start date	01/06/2014
Contract end date	

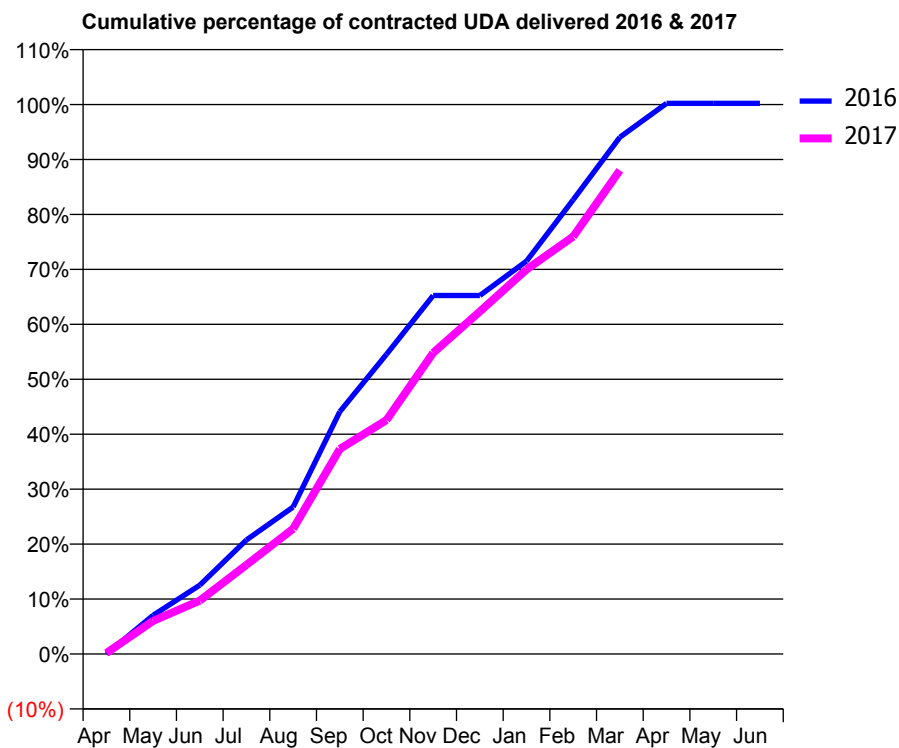
16/17 Contracted general activity (UDA)	550
Carry forward general activity (UDA)	-1
16/17 Contracted orthodontic activity (UOA)	0
Carry forward orthodontic activity (UOA)	0
Baseline contract value	£11,121.91

ACCESS*

Patients seen in 24 months	Total	Change since previous quarter
Quarter ending March 2016	238	
Quarter ending June 2016	235	↓
Quarter ending September 2016	241	↑
Quarter ending December 2016	235	↓
Quarter ending March 2017	233	→
Variance since March 2016	(2.1%)	↓



ACTIVITY



Month	Adjusted Scheduled Activity (UDA)	
	2016	2017
April	0	1
May	39	33
June	69	53
July	114	89
August	147	125
September	243	205
October	300	234
November	359	301
December	359	343
January	393	385
February	455	418
March	517	484
April	551	
May	551	
June	551	

QUALITY

	Quantity	Base Number	Contract	AT	Region	England
% of FP17s for the same patient ID Re-attending within 3 months - Children	10	308	3.2%	11.2%	12.0%	12.3%
% of FP17s for the same patient ID Re-attending within 3 months - Adults	12	65	18.5%	15.2%	16.0%	16.7%
% of FP17s for the same patient ID Re-attending between 3 & 9 months - Children	239	308	77.6%	58.8%	58.8%	57.6%
% of FP17s for the same patient ID Re-attending between 3 & 9 months - Adults	40	65	61.5%	49.2%	51.2%	50.1%
% of FP17s for Band 1 Urgent Courses	16	341	4.7%	9.5%	8.0%	9.1%
% of FP17s Relating to Free Repair or Replacements	0	341	0.0%	0.8%	0.8%	0.8%
% of FP17s Relating to Continuations	0	341	0.0%	1.3%	1.2%	1.2%
% of Patients satisfied with the dentistry they have received	1	1	N/A	91.9%	92.7%	92.8%
% of Patients satisfied with the time they had to wait for an appointment	1	1	N/A	86.5%	89.1%	88.7%

* This is based on patients treated on this contract for their most recent course of treatment. Figures in italics indicate the base number of FP17s or Patient Questionnaire responses are less than 100. N/A is shown where the base number of responses is less than 10 during the period. % is calculated as Quantity/Base number*100

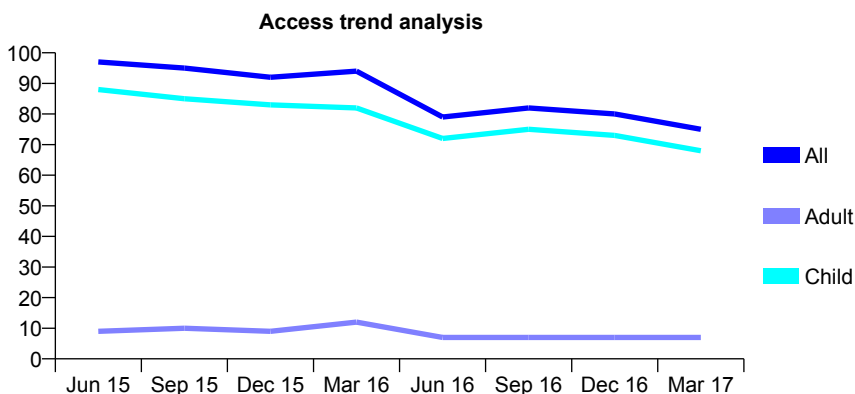
Q56 - Vital Signs At a Glance Contract Report for 644420/0001 - March 2017

Name or company name	MRS JM BELSHAM
Contract type name	GDS Contract
Purpose of contract	General
Contract start date	01/04/2006
Contract end date	

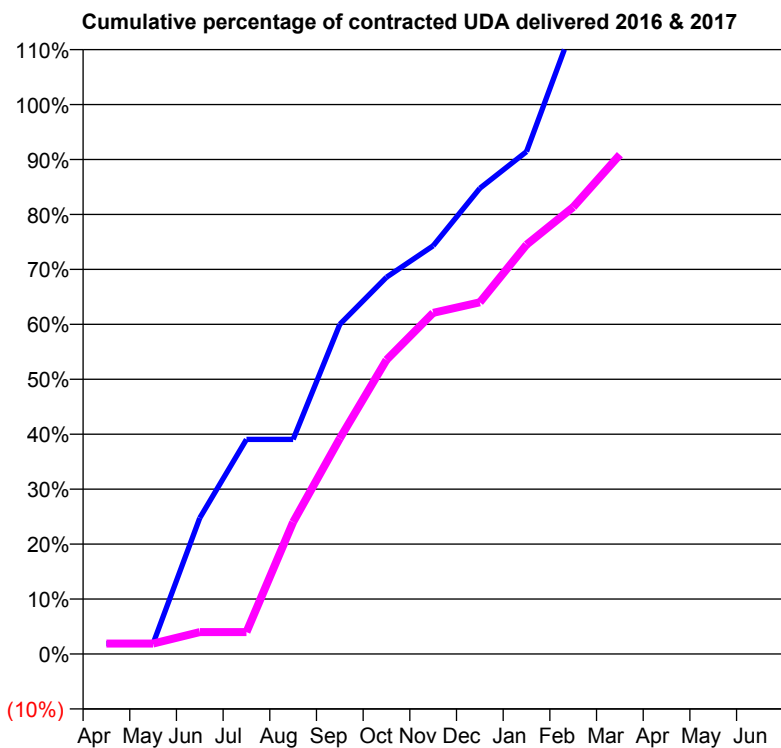
16/17 Contracted general activity (UDA)	105
Carry forward general activity (UDA)	-2
16/17 Contracted orthodontic activity (UOA)	0
Carry forward orthodontic activity (UOA)	0
Baseline contract value	£1,860.03

ACCESS*

Patients seen in 24 months	Total	Change since previous quarter
Quarter ending March 2016	94	
Quarter ending June 2016	79	↓
Quarter ending September 2016	82	↑
Quarter ending December 2016	80	↓
Quarter ending March 2017	75	↓
Variance since March 2016	(20.2%)	↓



ACTIVITY



Month	Adjusted Scheduled Activity (UDA)	
	2016	2017
April	2	2
May	2	2
June	26	4
July	41	4
August	41	25
September	63	41
October	72	56
November	78	65
December	89	67
January	96	78
February	120	85
March	126	95
April	130	
May	140	
June	140	

QUALITY

	Quantity	Base Number	Contract	AT	Region	England
% of FP17s for the same patient ID Re-attending within 3 months - Children	2	87	2.3%	11.2%	12.0%	12.3%
% of FP17s for the same patient ID Re-attending within 3 months - Adults	0	4	0.0%	15.2%	16.0%	16.7%
% of FP17s for the same patient ID Re-attending between 3 & 9 months - Children	55	87	63.2%	58.8%	58.8%	57.6%
% of FP17s for the same patient ID Re-attending between 3 & 9 months - Adults	3	4	75.0%	49.2%	51.2%	50.1%
% of FP17s for Band 1 Urgent Courses	2	79	2.5%	9.5%	8.0%	9.1%
% of FP17s Relating to Free Repair or Replacements	0	79	0.0%	0.8%	0.8%	0.8%
% of FP17s Relating to Continuations	0	79	0.0%	1.3%	1.2%	1.2%
% of Patients satisfied with the dentistry they have received	0	0	N/A	91.9%	92.7%	92.8%
% of Patients satisfied with the time they had to wait for an appointment	0	0	N/A	86.5%	89.1%	88.7%

* This is based on patients treated on this contract for their most recent course of treatment. Figures in italics indicate the base number of FP17s or Patient Questionnaire responses are less than 100. N/A is shown where the base number of responses is less than 10 during the period. % is calculated as Quantity/Base number*100

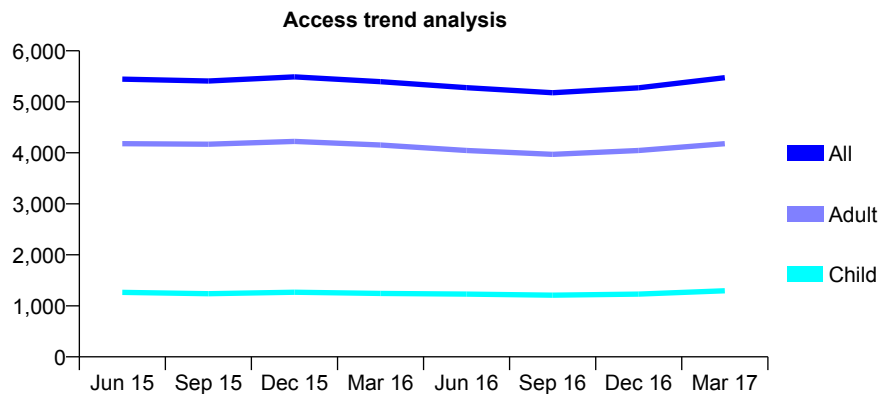
Q56 - Vital Signs At a Glance Contract Report for 644668/0001 - March 2017

Name or company name	MRS JM GEANEY
Contract type name	GDS Contract
Purpose of contract	General
Contract start date	01/04/2006
Contract end date	

16/17 Contracted general activity (UDA)	11,118
Carry forward general activity (UDA)	-186
16/17 Contracted orthodontic activity (UOA)	0
Carry forward orthodontic activity (UOA)	0
Baseline contract value	£250,054.13

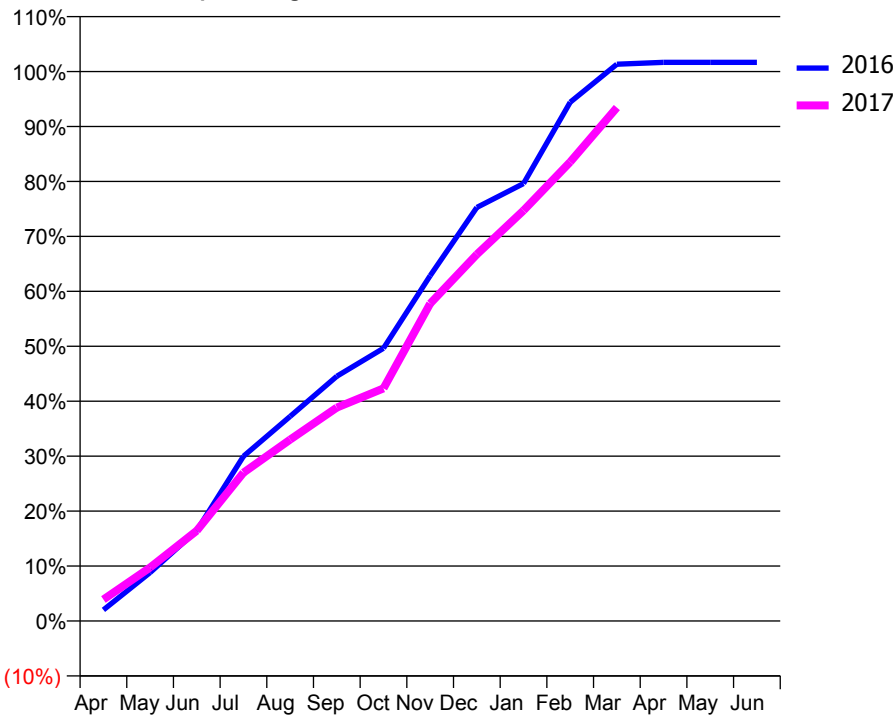
ACCESS*

Patients seen in 24 months	Total	Change since previous quarter
Quarter ending March 2016	5,396	
Quarter ending June 2016	5,276	↓
Quarter ending September 2016	5,177	↓
Quarter ending December 2016	5,274	→
Quarter ending March 2017	5,474	↑
Variance since March 2016	1.4%	→



ACTIVITY

Cumulative percentage of contracted UDA delivered 2016 & 2017



Month	Adjusted Scheduled Activity (UDA)	
	2016	2017
April	224	436
May	980	1,084
June	1,830	1,828
July	3,332	3,001
August	4,141	3,672
September	4,952	4,318
October	5,518	4,706
November	6,987	6,422
December	8,368	7,419
January	8,851	8,306
February	10,496	9,288
March	11,265	10,389
April	11,304	
May	11,304	
June	11,304	

QUALITY

	Quantity	Base Number	Contract	AT	Region	England
% of FP17s for the same patient ID Re-attending within 3 months - Children	99	1,908	5.2%	11.2%	12.0%	12.3%
% of FP17s for the same patient ID Re-attending within 3 months - Adults	568	5,211	10.9%	15.2%	16.0%	16.7%
% of FP17s for the same patient ID Re-attending between 3 & 9 months - Children	1,195	1,908	62.6%	58.8%	58.8%	57.6%
% of FP17s for the same patient ID Re-attending between 3 & 9 months - Adults	2,497	5,211	47.9%	49.2%	51.2%	50.1%
% of FP17s for Band 1 Urgent Courses	300	5,879	5.1%	9.5%	8.0%	9.1%
% of FP17s Relating to Free Repair or Replacements	43	5,879	0.7%	0.8%	0.8%	0.8%
% of FP17s Relating to Continuations	69	5,879	1.2%	1.3%	1.2%	1.2%
% of Patients satisfied with the dentistry they have received	3	3	N/A	91.9%	92.7%	92.8%
% of Patients satisfied with the time they had to wait for an appointment	3	3	N/A	86.5%	89.1%	88.7%

* This is based on patients treated on this contract for their most recent course of treatment. Figures in italics indicate the base number of FP17s or Patient Questionnaire responses are less than 100. N/A is shown where the base number of responses is less than 10 during the period. % is calculated as Quantity/Base number*100

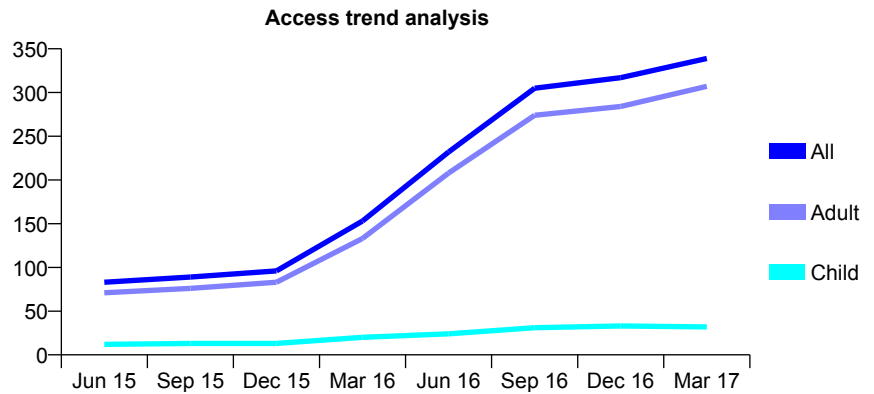
Q56 - Vital Signs At a Glance Contract Report for 648558/0001 - March 2017

Name or company name	MISS K RUSTAGE
Contract type name	GDS Contract
Purpose of contract	General
Contract start date	01/04/2006
Contract end date	

16/17 Contracted general activity (UDA)	1,414
Carry forward general activity (UDA)	6
16/17 Contracted orthodontic activity (UOA)	0
Carry forward orthodontic activity (UOA)	0
Baseline contract value	£43,994.24

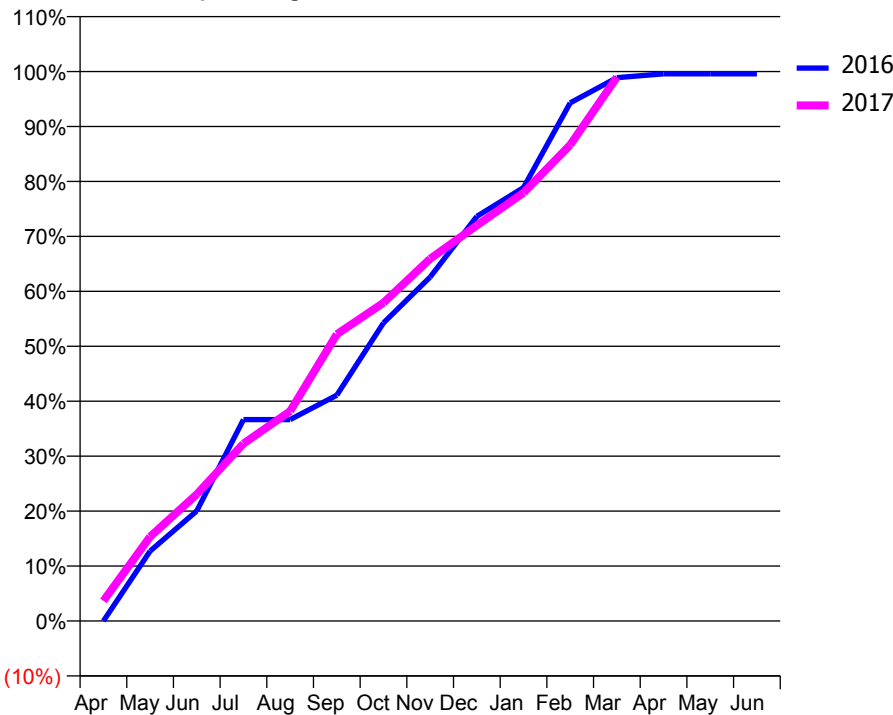
ACCESS*

Patients seen in 24 months	Total	Change since previous quarter
Quarter ending March 2016	153	
Quarter ending June 2016	232	↑
Quarter ending September 2016	305	↑
Quarter ending December 2016	317	↑
Quarter ending March 2017	339	↑
Variance since March 2016	121.6%	↑



ACTIVITY

Cumulative percentage of contracted UDA delivered 2016 & 2017



Month	Adjusted Scheduled Activity (UDA)	
	2016	2017
April	0	52
May	180	217
June	283	326
July	518	456
August	518	540
September	581	738
October	767	819
November	885	932
December	1,041	1,018
January	1,115	1,102
February	1,333	1,225
March	1,398	1,399
April	1,408	
May	1,408	
June	1,408	

QUALITY

	Quantity	Base Number	Contract	AT	Region	England
% of FP17s for the same patient ID Re-attending within 3 months - Children	0	54	0.0%	11.2%	12.0%	12.3%
% of FP17s for the same patient ID Re-attending within 3 months - Adults	7	479	1.5%	15.2%	16.0%	16.7%
% of FP17s for the same patient ID Re-attending between 3 & 9 months - Children	0	54	0.0%	58.8%	58.8%	57.6%
% of FP17s for the same patient ID Re-attending between 3 & 9 months - Adults	4	479	0.8%	49.2%	51.2%	50.1%
% of FP17s for Band 1 Urgent Courses	5	527	0.9%	9.5%	8.0%	9.1%
% of FP17s Relating to Free Repair or Replacements	2	527	0.4%	0.8%	0.8%	0.8%
% of FP17s Relating to Continuations	0	527	0.0%	1.3%	1.2%	1.2%
% of Patients satisfied with the dentistry they have received	0	0	N/A	91.9%	92.7%	92.8%
% of Patients satisfied with the time they had to wait for an appointment	0	0	N/A	86.5%	89.1%	88.7%

* This is based on patients treated on this contract for their most recent course of treatment. Figures in italics indicate the base number of FP17s or Patient Questionnaire responses are less than 100. N/A is shown where the base number of responses is less than 10 during the period. % is calculated as Quantity/Base number*100

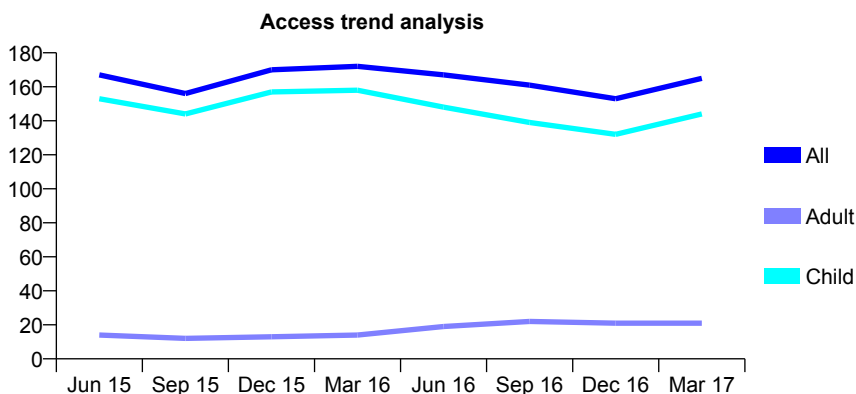
Q56 - Vital Signs At a Glance Contract Report for 657409/0001 - March 2017

Name or company name	MR JS FROST
Contract type name	GDS Contract
Purpose of contract	General
Contract start date	01/04/2006
Contract end date	

16/17 Contracted general activity (UDA)	259
Carry forward general activity (UDA)	0
16/17 Contracted orthodontic activity (UOA)	0
Carry forward orthodontic activity (UOA)	0
Baseline contract value	£5,914.02

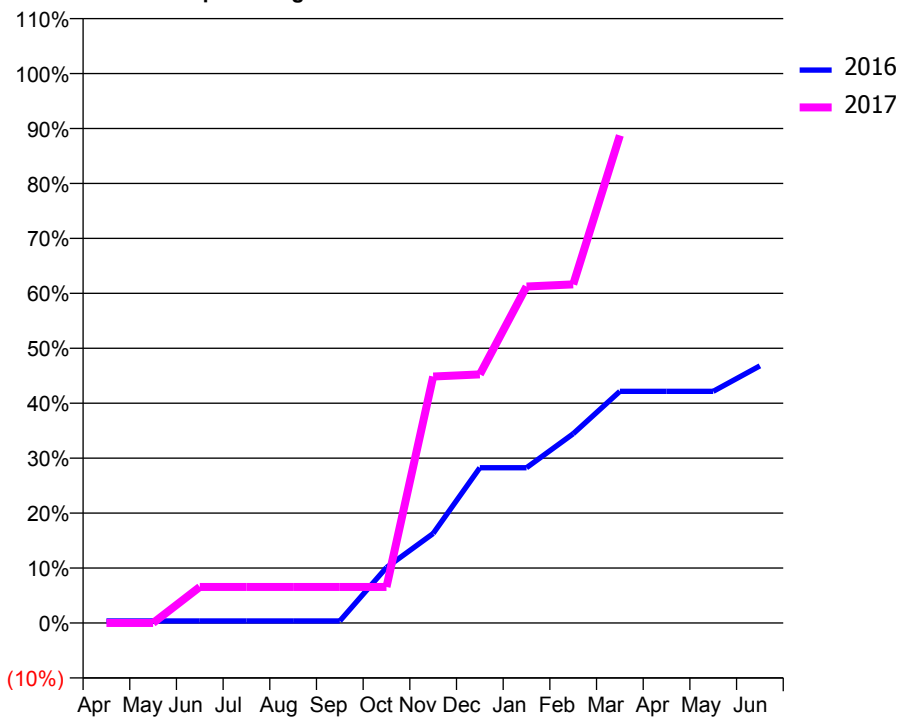
ACCESS*

Patients seen in 24 months	Total	Change since previous quarter
Quarter ending March 2016	172	
Quarter ending June 2016	167	↓
Quarter ending September 2016	161	↓
Quarter ending December 2016	153	↓
Quarter ending March 2017	165	↑
Variance since March 2016	(4.1%)	↓



ACTIVITY

Cumulative percentage of contracted UDA delivered 2016 & 2017



Month	Adjusted Scheduled Activity (UDA)	
	2016	2017
April	1	0
May	1	0
June	1	17
July	1	17
August	1	17
September	1	17
October	26	17
November	42	116
December	73	117
January	73	159
February	89	160
March	109	230
April	109	
May	109	
June	121	

QUALITY

	Quantity	Base Number	Contract	AT	Region	England
% of FP17s for the same patient ID Re-attending within 3 months - Children	12	197	6.1%	11.2%	12.0%	12.3%
% of FP17s for the same patient ID Re-attending within 3 months - Adults	0	7	0.0%	15.2%	16.0%	16.7%
% of FP17s for the same patient ID Re-attending between 3 & 9 months - Children	94	197	47.7%	58.8%	58.8%	57.6%
% of FP17s for the same patient ID Re-attending between 3 & 9 months - Adults	4	7	57.1%	49.2%	51.2%	50.1%
% of FP17s for Band 1 Urgent Courses	9	185	4.9%	9.5%	8.0%	9.1%
% of FP17s Relating to Free Repair or Replacements	0	185	0.0%	0.8%	0.8%	0.8%
% of FP17s Relating to Continuations	0	185	0.0%	1.3%	1.2%	1.2%
% of Patients satisfied with the dentistry they have received	0	0	N/A	91.9%	92.7%	92.8%
% of Patients satisfied with the time they had to wait for an appointment	0	0	N/A	86.5%	89.1%	88.7%

* This is based on patients treated on this contract for their most recent course of treatment. Figures in italics indicate the base number of FP17s or Patient Questionnaire responses are less than 100. N/A is shown where the base number of responses is less than 10 during the period. % is calculated as Quantity/Base number*100

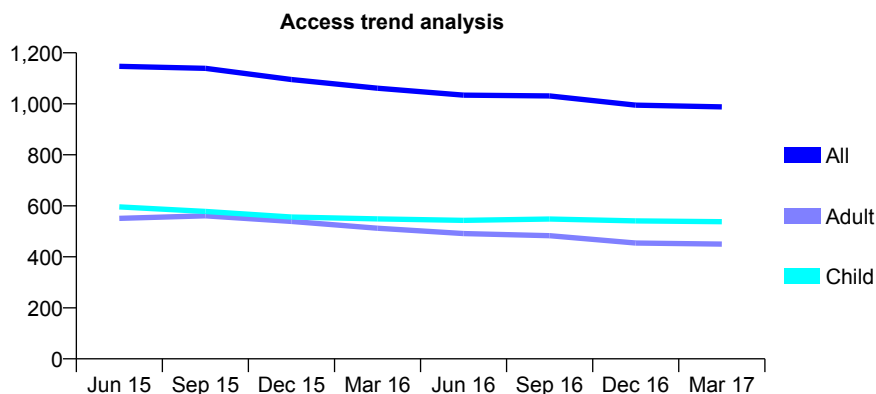
Q56 - Vital Signs At a Glance Contract Report for 657719/0001 - March 2017

Name or company name	MR IS MALHERBE
Contract type name	GDS Contract
Purpose of contract	General and Orthodontic
Contract start date	01/04/2006
Contract end date	

16/17 Contracted general activity (UDA)	3,200
Carry forward general activity (UDA)	-51
16/17 Contracted orthodontic activity (UOA)	0
Carry forward orthodontic activity (UOA)	0
Baseline contract value	£83,057.17

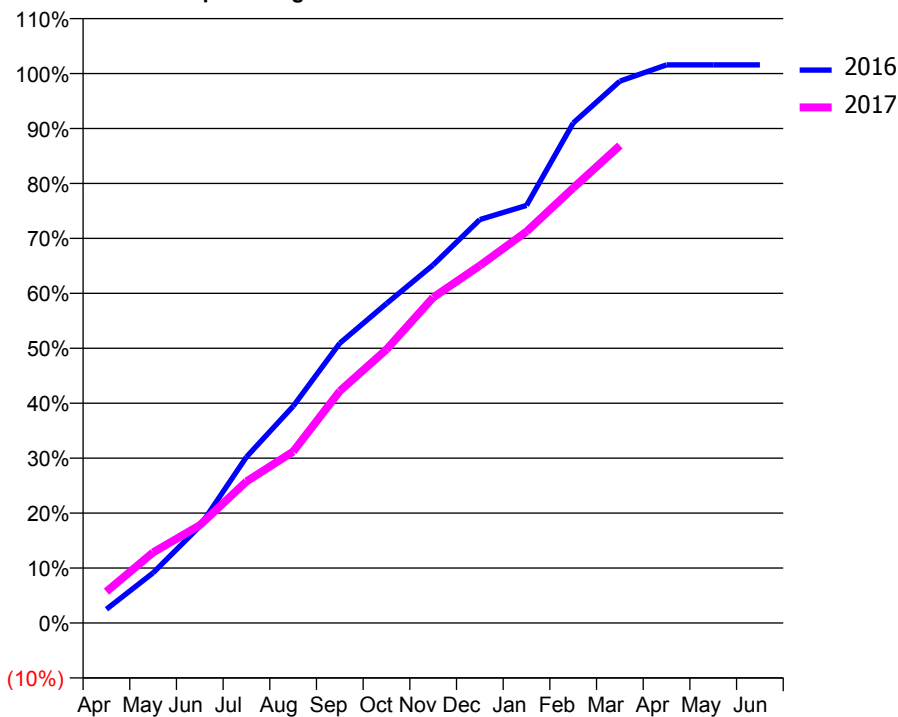
ACCESS*

Patients seen in 24 months	Total	Change since previous quarter
Quarter ending March 2016	1,061	
Quarter ending June 2016	1,034	↓
Quarter ending September 2016	1,031	→
Quarter ending December 2016	995	↓
Quarter ending March 2017	988	→
Variance since March 2016	(6.9%)	↓



ACTIVITY

Cumulative percentage of contracted UDA delivered 2016 & 2017



Adjusted Scheduled Activity (UDA)

Month	2016	2017
April	80	183
May	292	411
June	564	570
July	967	824
August	1,262	998
September	1,630	1,351
October	1,860	1,593
November	2,086	1,896
December	2,349	2,082
January	2,432	2,280
February	2,911	2,533
March	3,156	2,780
April	3,251	
May	3,251	
June	3,251	

QUALITY

	Quantity	Base Number	Contract	AT	Region	England
% of FP17s for the same patient ID Re-attending within 3 months - Children	51	865	5.9%	11.2%	12.0%	12.3%
% of FP17s for the same patient ID Re-attending within 3 months - Adults	89	544	16.4%	15.2%	16.0%	16.7%
% of FP17s for the same patient ID Re-attending between 3 & 9 months - Children	590	865	68.2%	58.8%	58.8%	57.6%
% of FP17s for the same patient ID Re-attending between 3 & 9 months - Adults	346	544	63.6%	49.2%	51.2%	50.1%
% of FP17s for Band 1 Urgent Courses	71	1,357	5.2%	9.5%	8.0%	9.1%
% of FP17s Relating to Free Repair or Replacements	0	1,357	0.0%	0.8%	0.8%	0.8%
% of FP17s Relating to Continuations	25	1,357	1.8%	1.3%	1.2%	1.2%
% of Patients satisfied with the dentistry they have received	0	0	N/A	91.9%	92.7%	92.8%
% of Patients satisfied with the time they had to wait for an appointment	0	0	N/A	86.5%	89.1%	88.7%

* This is based on patients treated on this contract for their most recent course of treatment. Figures in italics indicate the base number of FP17s or Patient Questionnaire responses are less than 100. N/A is shown where the base number of responses is less than 10 during the period. % is calculated as Quantity/Base number*100

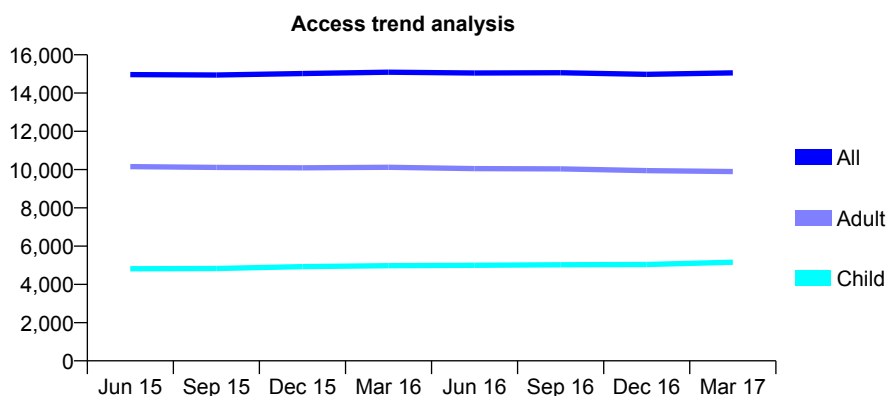
Q56 - Vital Signs At a Glance Contract Report for 659606/0002 - March 2017

Name or company name	MR RM WADHWANI
Contract type name	GDS Contract
Purpose of contract	General
Contract start date	01/04/2006
Contract end date	

16/17 Contracted general activity (UDA)	31,500
Carry forward general activity (UDA)	1,092
16/17 Contracted orthodontic activity (UOA)	0
Carry forward orthodontic activity (UOA)	0
Baseline contract value	£900,258.57

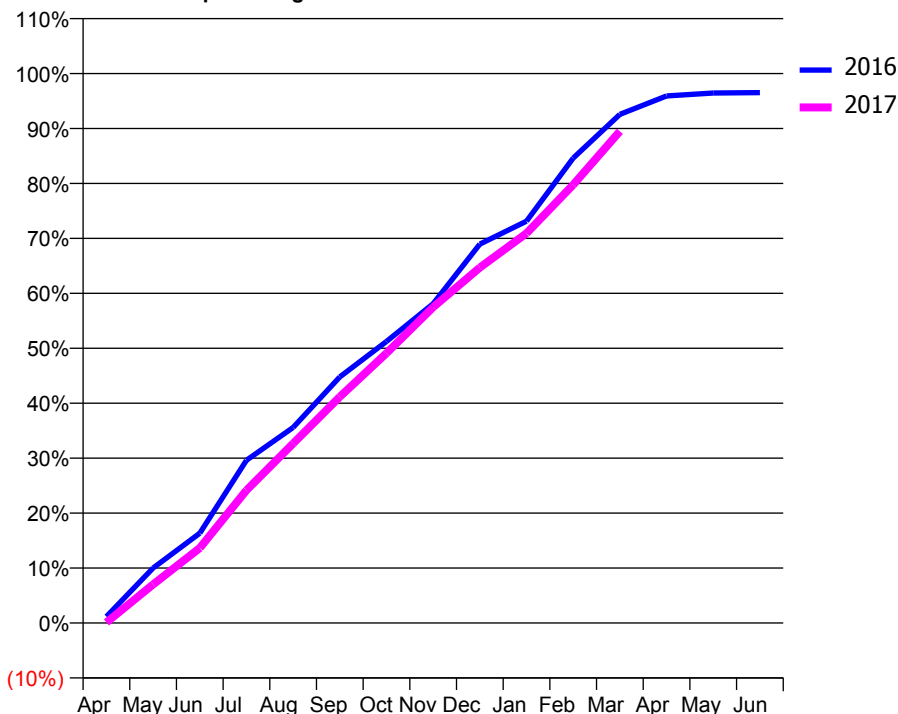
ACCESS*

Patients seen in 24 months	Total	Change since previous quarter
Quarter ending March 2016	15,091	
Quarter ending June 2016	15,048	→
Quarter ending September 2016	15,060	→
Quarter ending December 2016	14,979	→
Quarter ending March 2017	15,052	→
Variance since March 2016	(0.3%)	→



ACTIVITY

Cumulative percentage of contracted UDA delivered 2016 & 2017



Month	Adjusted Scheduled Activity (UDA)	
	2016	2017
April	368	35
May	3,151	2,210
June	5,146	4,303
July	9,331	7,610
August	11,207	10,290
September	14,108	12,966
October	16,143	15,465
November	18,306	18,102
December	21,722	20,375
January	23,037	22,338
February	26,654	25,122
March	29,159	28,191
April	30,217	
May	30,381	
June	30,408	

QUALITY

	Quantity	Base Number	Contract	AT	Region	England
% of FP17s for the same patient ID Re-attending within 3 months - Children	722	7,841	9.2%	11.2%	12.0%	12.3%
% of FP17s for the same patient ID Re-attending within 3 months - Adults	1,590	11,947	13.3%	15.2%	16.0%	16.7%
% of FP17s for the same patient ID Re-attending between 3 & 9 months - Children	4,032	7,841	51.4%	58.8%	58.8%	57.6%
% of FP17s for the same patient ID Re-attending between 3 & 9 months - Adults	5,042	11,947	42.2%	49.2%	51.2%	50.1%
% of FP17s for Band 1 Urgent Courses	1,446	17,774	8.1%	9.5%	8.0%	9.1%
% of FP17s Relating to Free Repair or Replacements	83	17,774	0.5%	0.8%	0.8%	0.8%
% of FP17s Relating to Continuations	41	17,774	0.2%	1.3%	1.2%	1.2%
% of Patients satisfied with the dentistry they have received	11	13	84.6%	91.9%	92.7%	92.8%
% of Patients satisfied with the time they had to wait for an appointment	7	13	53.8%	86.5%	89.1%	88.7%

* This is based on patients treated on this contract for their most recent course of treatment. Figures in italics indicate the base number of FP17s or Patient Questionnaire responses are less than 100. N/A is shown where the base number of responses is less than 10 during the period. % is calculated as Quantity/Base number*100

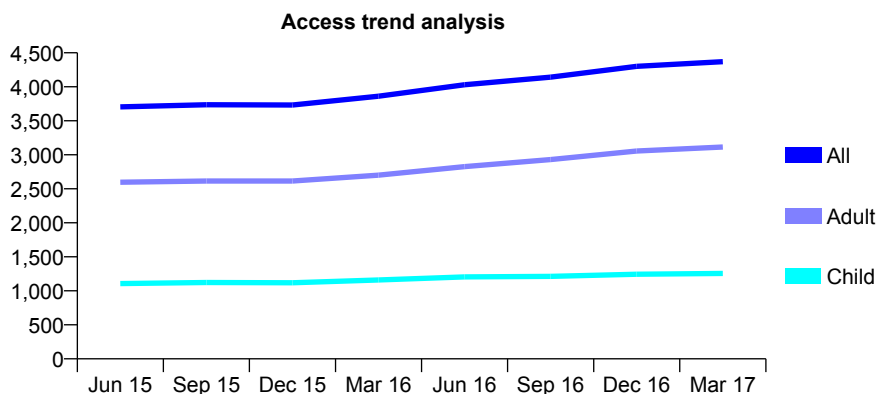
Q56 - Vital Signs At a Glance Contract Report for 659606/0006 - March 2017

Name or company name	MR RM WADHWANI
Contract type name	GDS Contract
Purpose of contract	General
Contract start date	03/12/2007
Contract end date	

16/17 Contracted general activity (UDA)	10,000
Carry forward general activity (UDA)	-87
16/17 Contracted orthodontic activity (UOA)	0
Carry forward orthodontic activity (UOA)	0
Baseline contract value	£246,704.67

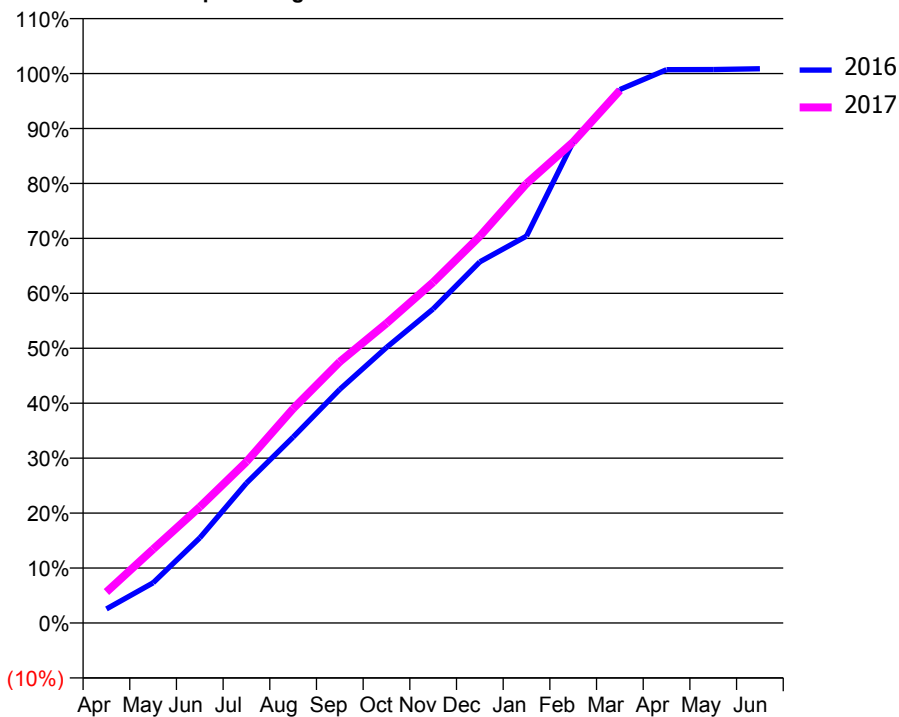
ACCESS*

Patients seen in 24 months	Total	Change since previous quarter
Quarter ending March 2016	3,861	
Quarter ending June 2016	4,031	↑
Quarter ending September 2016	4,143	↑
Quarter ending December 2016	4,300	↑
Quarter ending March 2017	4,370	→
Variance since March 2016	13.2%	↑



ACTIVITY

Cumulative percentage of contracted UDA delivered 2016 & 2017



Month	Adjusted Scheduled Activity (UDA)	
	2016	2017
April	257	565
May	732	1,344
June	1,549	2,112
July	2,547	2,936
August	3,385	3,901
September	4,252	4,756
October	5,015	5,455
November	5,715	6,200
December	6,574	7,038
January	7,040	7,996
February	8,757	8,754
March	9,709	9,694
April	10,071	
May	10,073	
June	10,087	

QUALITY

	Quantity	Base Number	Contract	AT	Region	England
% of FP17s for the same patient ID Re-attending within 3 months - Children	109	1,997	5.5%	11.2%	12.0%	12.3%
% of FP17s for the same patient ID Re-attending within 3 months - Adults	562	4,405	12.8%	15.2%	16.0%	16.7%
% of FP17s for the same patient ID Re-attending between 3 & 9 months - Children	1,258	1,997	63.0%	58.8%	58.8%	57.6%
% of FP17s for the same patient ID Re-attending between 3 & 9 months - Adults	2,446	4,405	55.5%	49.2%	51.2%	50.1%
% of FP17s for Band 1 Urgent Courses	455	6,159	7.4%	9.5%	8.0%	9.1%
% of FP17s Relating to Free Repair or Replacements	45	6,159	0.7%	0.8%	0.8%	0.8%
% of FP17s Relating to Continuations	39	6,159	0.6%	1.3%	1.2%	1.2%
% of Patients satisfied with the dentistry they have received	10	10	100.0%	91.9%	92.7%	92.8%
% of Patients satisfied with the time they had to wait for an appointment	9	10	90.0%	86.5%	89.1%	88.7%

* This is based on patients treated on this contract for their most recent course of treatment. Figures in italics indicate the base number of FP17s or Patient Questionnaire responses are less than 100. N/A is shown where the base number of responses is less than 10 during the period. % is calculated as Quantity/Base number*100

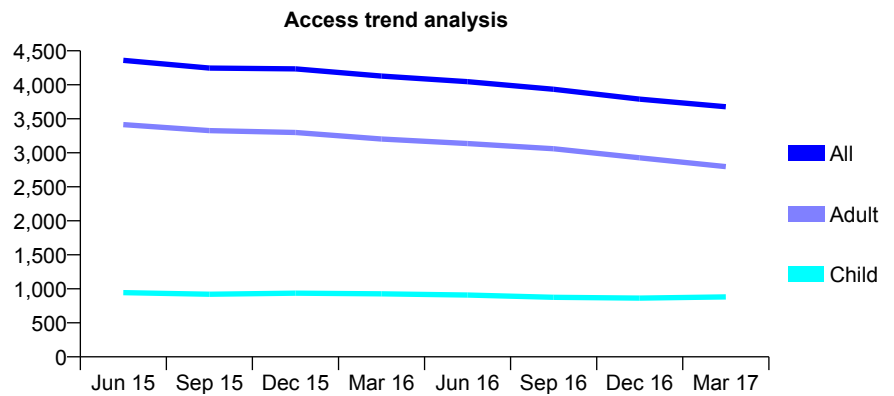
Q56 - Vital Signs At a Glance Contract Report for 664197/0003 - March 2017

Name or company name	St Faiths Dental
Contract type name	GDS Contract
Purpose of contract	General
Contract start date	01/04/2006
Contract end date	

16/17 Contracted general activity (UDA)	10,082
Carry forward general activity (UDA)	-202
16/17 Contracted orthodontic activity (UOA)	0
Carry forward orthodontic activity (UOA)	0
Baseline contract value	£253,418.50

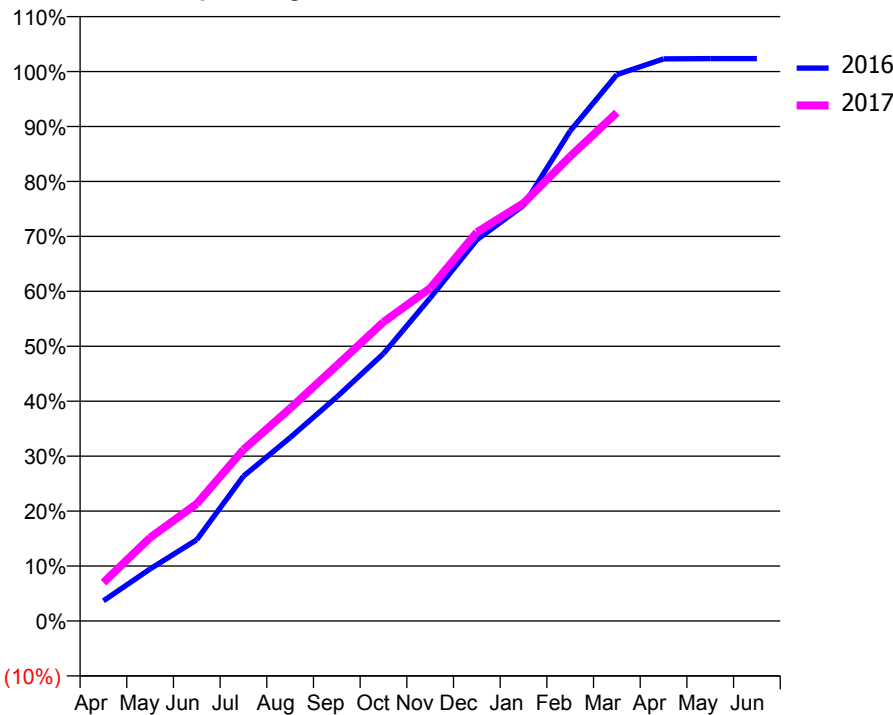
ACCESS*

Patients seen in 24 months	Total	Change since previous quarter
Quarter ending March 2016	4,129	
Quarter ending June 2016	4,046	↓
Quarter ending September 2016	3,935	↓
Quarter ending December 2016	3,790	↓
Quarter ending March 2017	3,678	↓
Variance since March 2016	(10.9%)	↓



ACTIVITY

Cumulative percentage of contracted UDA delivered 2016 & 2017



Month	Adjusted Scheduled Activity (UDA)	
	2016	2017
April	371	707
May	956	1,530
June	1,491	2,151
July	2,658	3,146
August	3,365	3,901
September	4,111	4,688
October	4,907	5,486
November	5,926	6,106
December	6,992	7,132
January	7,625	7,667
February	8,994	8,526
March	10,025	9,327
April	10,314	
May	10,318	
June	10,318	

QUALITY

	Quantity	Base Number	Contract	AT	Region	England
% of FP17s for the same patient ID Re-attending within 3 months - Children	54	1,001	5.4%	11.2%	12.0%	12.3%
% of FP17s for the same patient ID Re-attending within 3 months - Adults	379	3,092	12.3%	15.2%	16.0%	16.7%
% of FP17s for the same patient ID Re-attending between 3 & 9 months - Children	374	1,001	37.4%	58.8%	58.8%	57.6%
% of FP17s for the same patient ID Re-attending between 3 & 9 months - Adults	1,436	3,092	46.4%	49.2%	51.2%	50.1%
% of FP17s for Band 1 Urgent Courses	354	3,967	8.9%	9.5%	8.0%	9.1%
% of FP17s Relating to Free Repair or Replacements	0	3,967	0.0%	0.8%	0.8%	0.8%
% of FP17s Relating to Continuations	24	3,967	0.6%	1.3%	1.2%	1.2%
% of Patients satisfied with the dentistry they have received	2	2	N/A	91.9%	92.7%	92.8%
% of Patients satisfied with the time they had to wait for an appointment	2	2	N/A	86.5%	89.1%	88.7%

* This is based on patients treated on this contract for their most recent course of treatment. Figures in italics indicate the base number of FP17s or Patient Questionnaire responses are less than 100. N/A is shown where the base number of responses is less than 10 during the period. % is calculated as Quantity/Base number*100

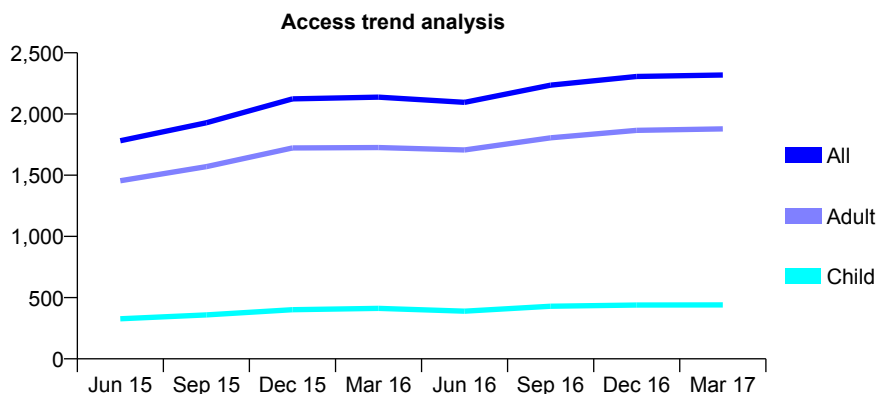
Q56 - Vital Signs At a Glance Contract Report for 673358/0001 - March 2017

Name or company name	MISS SM WEINACHT
Contract type name	GDS Contract
Purpose of contract	General
Contract start date	01/04/2006
Contract end date	

16/17 Contracted general activity (UDA)	6,271
Carry forward general activity (UDA)	-125
16/17 Contracted orthodontic activity (UOA)	0
Carry forward orthodontic activity (UOA)	0
Baseline contract value	£160,374.58

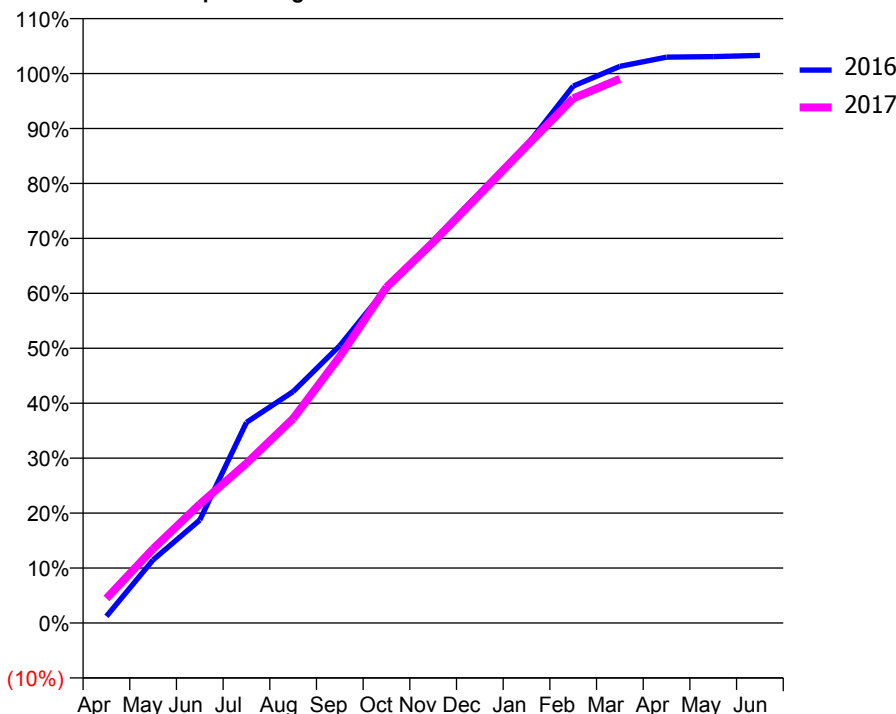
ACCESS*

Patients seen in 24 months	Total	Change since previous quarter
Quarter ending March 2016	2,138	
Quarter ending June 2016	2,095	↓
Quarter ending September 2016	2,236	↑
Quarter ending December 2016	2,307	↑
Quarter ending March 2017	2,319	→
Variance since March 2016	8.5%	↑



ACTIVITY

Cumulative percentage of contracted UDA delivered 2016 & 2017



Month	Adjusted Scheduled Activity (UDA)	
	2016	2017
April	77	280
May	720	846
June	1,175	1,356
July	2,290	1,823
August	2,642	2,334
September	3,165	3,042
October	3,821	3,833
November	4,363	4,345
December	4,913	4,893
January	5,449	5,445
February	6,127	5,988
March	6,353	6,210
April	6,457	
May	6,463	
June	6,477	

QUALITY

	Quantity	Base Number	Contract	AT	Region	England
% of FP17s for the same patient ID Re-attending within 3 months - Children	27	672	4.0%	11.2%	12.0%	12.3%
% of FP17s for the same patient ID Re-attending within 3 months - Adults	233	2,642	8.8%	15.2%	16.0%	16.7%
% of FP17s for the same patient ID Re-attending between 3 & 9 months - Children	370	672	55.1%	58.8%	58.8%	57.6%
% of FP17s for the same patient ID Re-attending between 3 & 9 months - Adults	1,176	2,642	44.5%	49.2%	51.2%	50.1%
% of FP17s for Band 1 Urgent Courses	238	3,247	7.3%	9.5%	8.0%	9.1%
% of FP17s Relating to Free Repair or Replacements	15	3,247	0.5%	0.8%	0.8%	0.8%
% of FP17s Relating to Continuations	20	3,247	0.6%	1.3%	1.2%	1.2%
% of Patients satisfied with the dentistry they have received	9	9	N/A	91.9%	92.7%	92.8%
% of Patients satisfied with the time they had to wait for an appointment	9	9	N/A	86.5%	89.1%	88.7%

* This is based on patients treated on this contract for their most recent course of treatment. Figures in italics indicate the base number of FP17s or Patient Questionnaire responses are less than 100. N/A is shown where the base number of responses is less than 10 during the period. % is calculated as Quantity/Base number*100

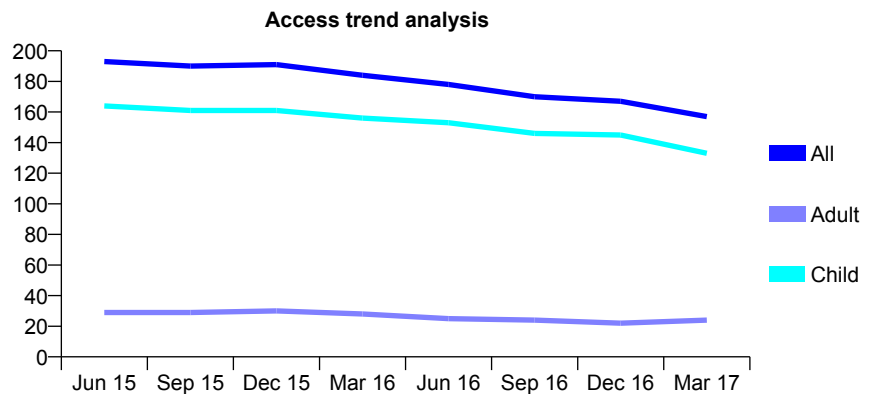
Q56 - Vital Signs At a Glance Contract Report for 674265/0001 - March 2017

Name or company name	MR PT HUMPHREY
Contract type name	GDS Contract
Purpose of contract	General
Contract start date	01/06/2010
Contract end date	

16/17 Contracted general activity (UDA)	447
Carry forward general activity (UDA)	0
16/17 Contracted orthodontic activity (UOA)	0
Carry forward orthodontic activity (UOA)	0
Baseline contract value	£11,788.53

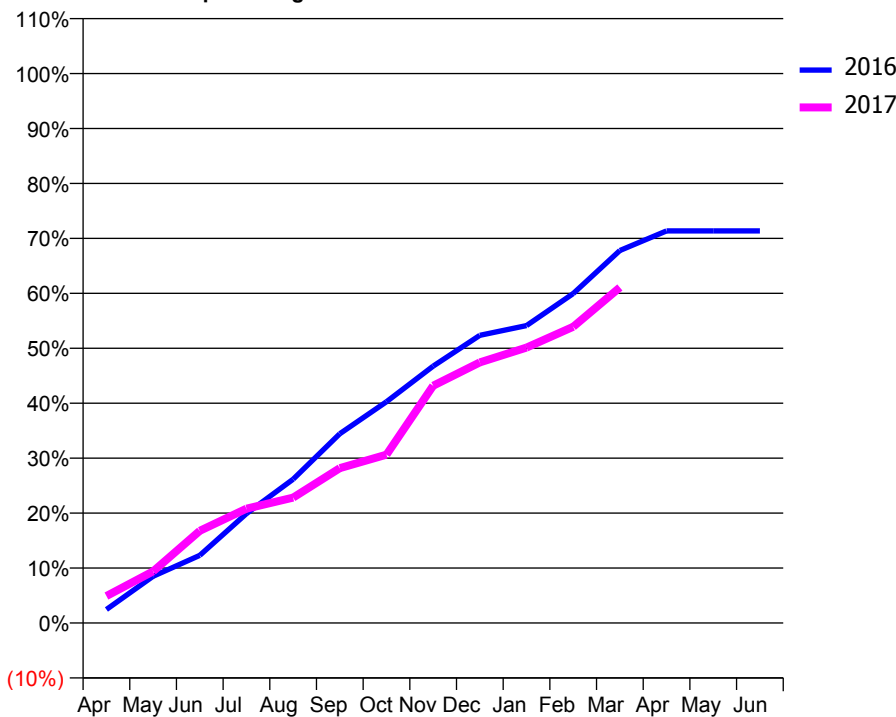
ACCESS*

Patients seen in 24 months	Total	Change since previous quarter
Quarter ending March 2016	184	
Quarter ending June 2016	178	↓
Quarter ending September 2016	170	↓
Quarter ending December 2016	167	↓
Quarter ending March 2017	157	↓
Variance since March 2016	(14.7%)	↓



ACTIVITY

Cumulative percentage of contracted UDA delivered 2016 & 2017



Month	Adjusted Scheduled Activity (UDA)	
	2016	2017
April	11	22
May	38	42
June	55	75
July	89	93
August	117	102
September	154	126
October	180	137
November	209	193
December	234	212
January	242	224
February	268	241
March	303	273
April	319	
May	319	
June	319	

QUALITY

	Quantity	Base Number	Contract	AT	Region	England
% of FP17s for the same patient ID Re-attending within 3 months - Children	9	224	4.0%	11.2%	12.0%	12.3%
% of FP17s for the same patient ID Re-attending within 3 months - Adults	0	5	0.0%	15.2%	16.0%	16.7%
% of FP17s for the same patient ID Re-attending between 3 & 9 months - Children	159	224	71.0%	58.8%	58.8%	57.6%
% of FP17s for the same patient ID Re-attending between 3 & 9 months - Adults	4	5	80.0%	49.2%	51.2%	50.1%
% of FP17s for Band 1 Urgent Courses	0	214	0.0%	9.5%	8.0%	9.1%
% of FP17s Relating to Free Repair or Replacements	0	214	0.0%	0.8%	0.8%	0.8%
% of FP17s Relating to Continuations	0	214	0.0%	1.3%	1.2%	1.2%
% of Patients satisfied with the dentistry they have received	0	0	N/A	91.9%	92.7%	92.8%
% of Patients satisfied with the time they had to wait for an appointment	0	0	N/A	86.5%	89.1%	88.7%

* This is based on patients treated on this contract for their most recent course of treatment. Figures in italics indicate the base number of FP17s or Patient Questionnaire responses are less than 100. N/A is shown where the base number of responses is less than 10 during the period. % is calculated as Quantity/Base number*100

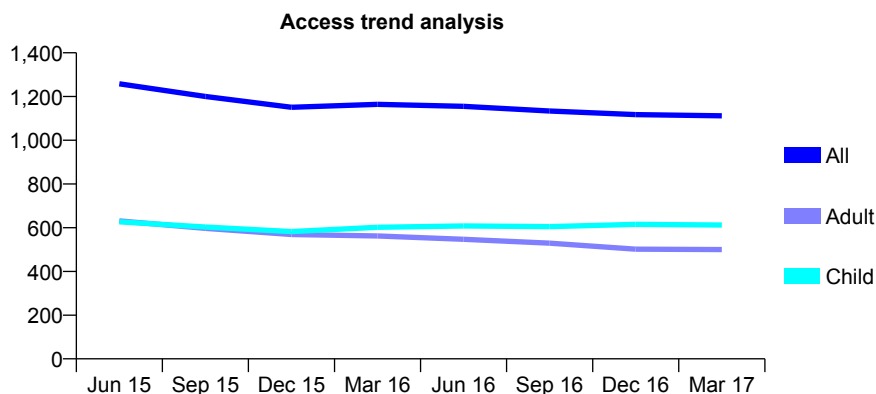
Q56 - Vital Signs At a Glance Contract Report for 676934/0001 - March 2017

Name or company name	MR C DE LUCCHI
Contract type name	GDS Contract
Purpose of contract	General
Contract start date	01/04/2006
Contract end date	

16/17 Contracted general activity (UDA)	3,925
Carry forward general activity (UDA)	0
16/17 Contracted orthodontic activity (UOA)	0
Carry forward orthodontic activity (UOA)	0
Baseline contract value	£89,801.76

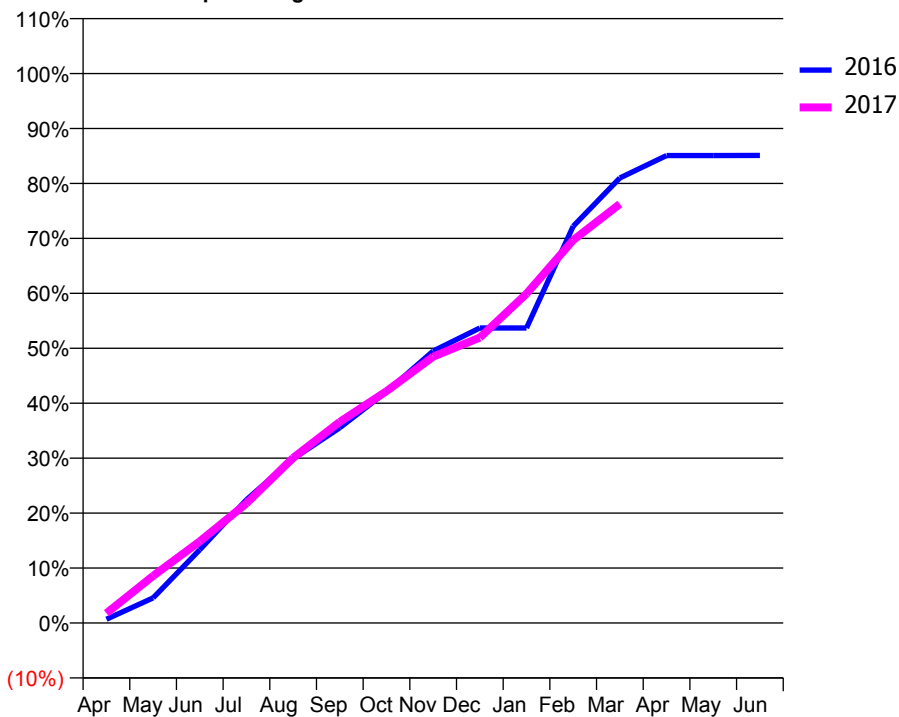
ACCESS*

Patients seen in 24 months	Total	Change since previous quarter
Quarter ending March 2016	1,164	
Quarter ending June 2016	1,155	→
Quarter ending September 2016	1,134	↓
Quarter ending December 2016	1,117	↓
Quarter ending March 2017	1,112	→
Variance since March 2016	(4.5%)	↓



ACTIVITY

Cumulative percentage of contracted UDA delivered 2016 & 2017



Adjusted Scheduled Activity (UDA)

Month	2016	2017
April	27	70
May	180	337
June	523	583
July	881	855
August	1,173	1,180
September	1,395	1,437
October	1,652	1,656
November	1,943	1,903
December	2,107	2,038
January	2,107	2,353
February	2,834	2,735
March	3,179	2,993
April	3,339	
May	3,339	
June	3,340	

QUALITY

	Quantity	Base Number	Contract	AT	Region	England
% of FP17s for the same patient ID Re-attending within 3 months - Children	73	969	7.5%	11.2%	12.0%	12.3%
% of FP17s for the same patient ID Re-attending within 3 months - Adults	149	654	22.8%	15.2%	16.0%	16.7%
% of FP17s for the same patient ID Re-attending between 3 & 9 months - Children	581	969	60.0%	58.8%	58.8%	57.6%
% of FP17s for the same patient ID Re-attending between 3 & 9 months - Adults	338	654	51.7%	49.2%	51.2%	50.1%
% of FP17s for Band 1 Urgent Courses	124	1,556	8.0%	9.5%	8.0%	9.1%
% of FP17s Relating to Free Repair or Replacements	0	1,556	0.0%	0.8%	0.8%	0.8%
% of FP17s Relating to Continuations	1	1,556	0.1%	1.3%	1.2%	1.2%
% of Patients satisfied with the dentistry they have received	1	2	N/A	91.9%	92.7%	92.8%
% of Patients satisfied with the time they had to wait for an appointment	1	2	N/A	86.5%	89.1%	88.7%

* This is based on patients treated on this contract for their most recent course of treatment. Figures in italics indicate the base number of FP17s or Patient Questionnaire responses are less than 100. N/A is shown where the base number of responses is less than 10 during the period. % is calculated as Quantity/Base number*100

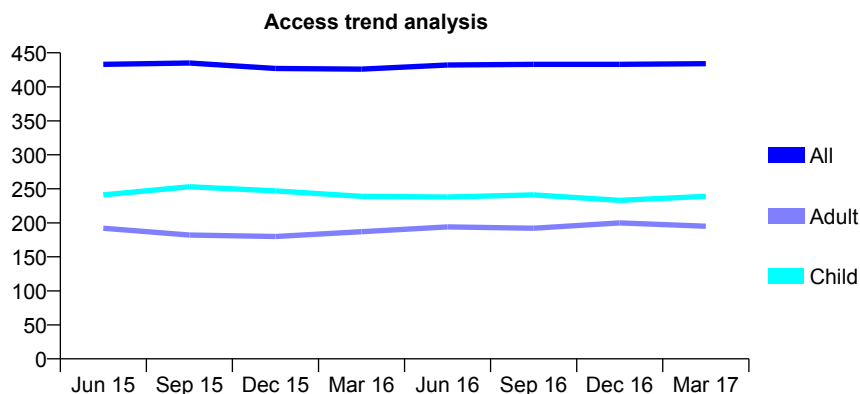
Q56 - Vital Signs At a Glance Contract Report for 729159/0001 - March 2017

Name or company name	MRS AM RAE
Contract type name	GDS Contract
Purpose of contract	General and Orthodontic
Contract start date	01/04/2006
Contract end date	

16/17 Contracted general activity (UDA)	612
Carry forward general activity (UDA)	0
16/17 Contracted orthodontic activity (UOA)	999
Carry forward orthodontic activity (UOA)	0
Baseline contract value	£77,796.52

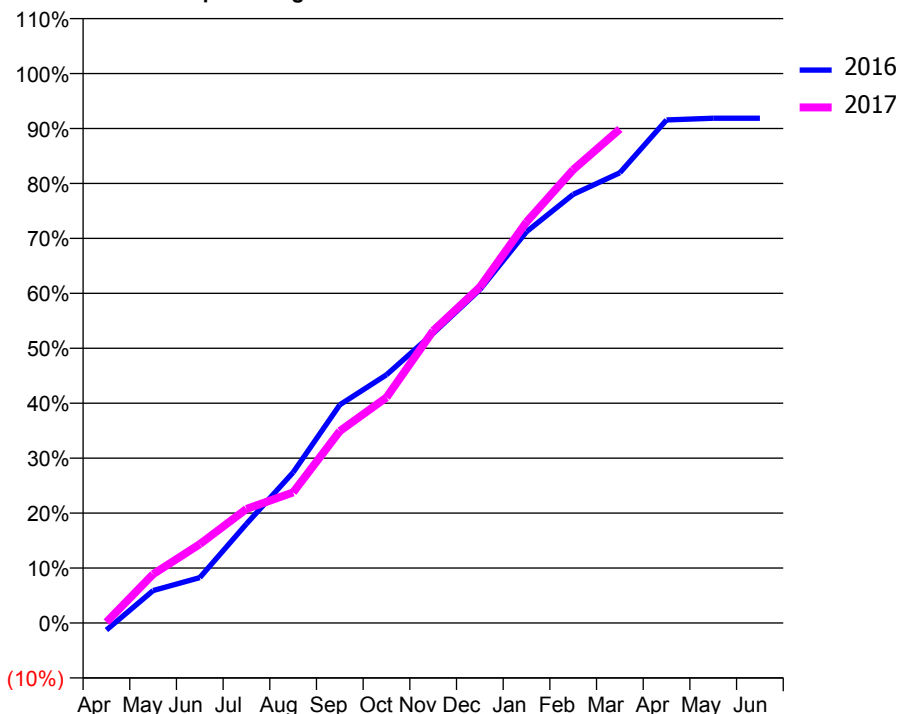
ACCESS*

Patients seen in 24 months	Total	Change since previous quarter
Quarter ending March 2016	426	
Quarter ending June 2016	432	→
Quarter ending September 2016	433	→
Quarter ending December 2016	433	→
Quarter ending March 2017	434	→
Variance since March 2016	1.9%	→



ACTIVITY

Cumulative percentage of contracted UDA delivered 2016 & 2017



Month	Adjusted Scheduled Activity (UDA)	
	2016	2017
April	-8	1
May	36	54
June	51	88
July	110	127
August	168	145
September	243	214
October	276	251
November	323	325
December	371	374
January	436	447
February	477	505
March	501	550
April	560	
May	562	
June	562	

QUALITY

	Quantity	Base Number	Contract	AT	Region	England
% of FP17s for the same patient ID Re-attending within 3 months - Children	14	384	3.6%	11.2%	12.0%	12.3%
% of FP17s for the same patient ID Re-attending within 3 months - Adults	12	173	6.9%	15.2%	16.0%	16.7%
% of FP17s for the same patient ID Re-attending between 3 & 9 months - Children	139	384	36.2%	58.8%	58.8%	57.6%
% of FP17s for the same patient ID Re-attending between 3 & 9 months - Adults	52	173	30.1%	49.2%	51.2%	50.1%
% of FP17s for Band 1 Urgent Courses	26	369	7.0%	9.5%	8.0%	9.1%
% of FP17s Relating to Free Repair or Replacements	0	369	0.0%	0.8%	0.8%	0.8%
% of FP17s Relating to Continuations	0	369	0.0%	1.3%	1.2%	1.2%
% of Patients satisfied with the dentistry they have received	0	0	N/A	91.9%	92.7%	92.8%
% of Patients satisfied with the time they had to wait for an appointment	0	0	N/A	86.5%	89.1%	88.7%

* This is based on patients treated on this contract for their most recent course of treatment. Figures in italics indicate the base number of FP17s or Patient Questionnaire responses are less than 100. N/A is shown where the base number of responses is less than 10 during the period. % is calculated as Quantity/Base number*100

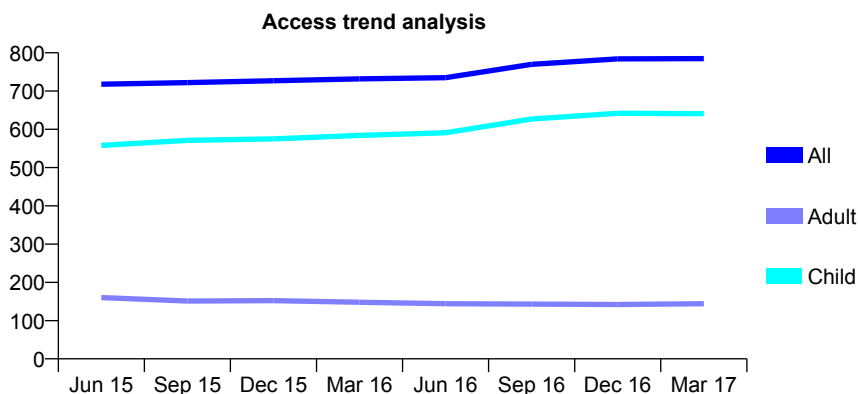
Q56 - Vital Signs At a Glance Contract Report for 731692/0001 - March 2017

Name or company name	MR MC ACKERMAN
Contract type name	GDS Contract
Purpose of contract	General
Contract start date	01/04/2006
Contract end date	

16/17 Contracted general activity (UDA)	1,721
Carry forward general activity (UDA)	-6
16/17 Contracted orthodontic activity (UOA)	0
Carry forward orthodontic activity (UOA)	0
Baseline contract value	£35,563.50

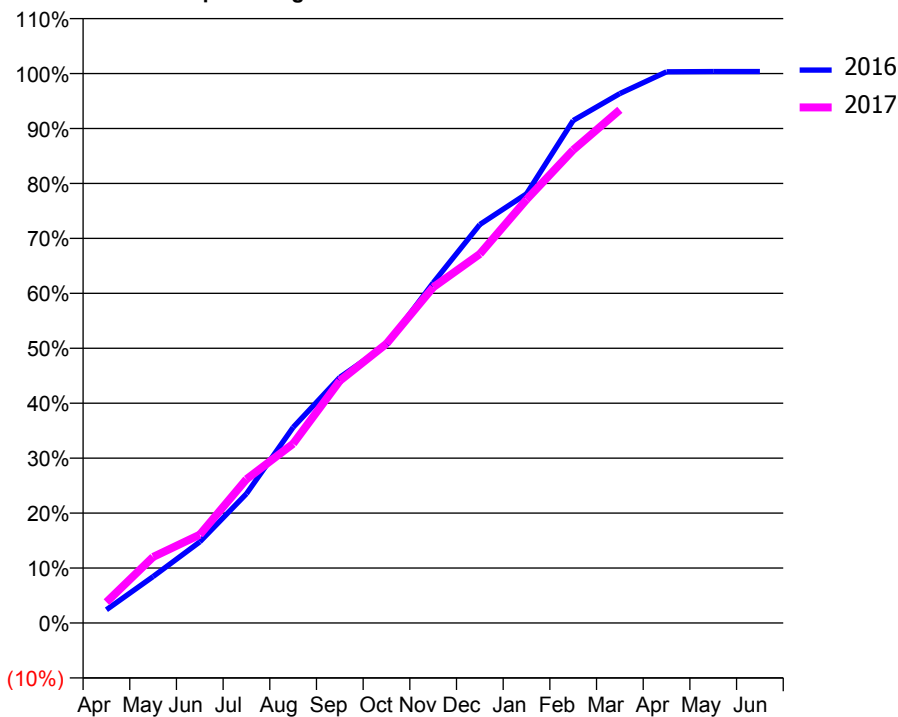
ACCESS*

Patients seen in 24 months	Total	Change since previous quarter
Quarter ending March 2016	732	
Quarter ending June 2016	735	→
Quarter ending September 2016	770	↑
Quarter ending December 2016	784	→
Quarter ending March 2017	785	→
Variance since March 2016	7.2%	↑



ACTIVITY

Cumulative percentage of contracted UDA delivered 2016 & 2017



Month	Adjusted Scheduled Activity (UDA)	
	2016	2017
April	42	65
May	146	207
June	254	277
July	405	451
August	613	561
September	769	759
October	871	875
November	1,066	1,052
December	1,248	1,156
January	1,344	1,326
February	1,574	1,481
March	1,658	1,607
April	1,726	
May	1,727	
June	1,727	

QUALITY

	Quantity	Base Number	Contract	AT	Region	England
% of FP17s for the same patient ID Re-attending within 3 months - Children	58	1,022	5.7%	11.2%	12.0%	12.3%
% of FP17s for the same patient ID Re-attending within 3 months - Adults	7	121	5.8%	15.2%	16.0%	16.7%
% of FP17s for the same patient ID Re-attending between 3 & 9 months - Children	717	1,022	70.2%	58.8%	58.8%	57.6%
% of FP17s for the same patient ID Re-attending between 3 & 9 months - Adults	94	121	77.7%	49.2%	51.2%	50.1%
% of FP17s for Band 1 Urgent Courses	46	1,097	4.2%	9.5%	8.0%	9.1%
% of FP17s Relating to Free Repair or Replacements	0	1,097	0.0%	0.8%	0.8%	0.8%
% of FP17s Relating to Continuations	0	1,097	0.0%	1.3%	1.2%	1.2%
% of Patients satisfied with the dentistry they have received	1	1	N/A	91.9%	92.7%	92.8%
% of Patients satisfied with the time they had to wait for an appointment	1	1	N/A	86.5%	89.1%	88.7%

* This is based on patients treated on this contract for their most recent course of treatment. Figures in italics indicate the base number of FP17s or Patient Questionnaire responses are less than 100. N/A is shown where the base number of responses is less than 10 during the period. % is calculated as Quantity/Base number*100

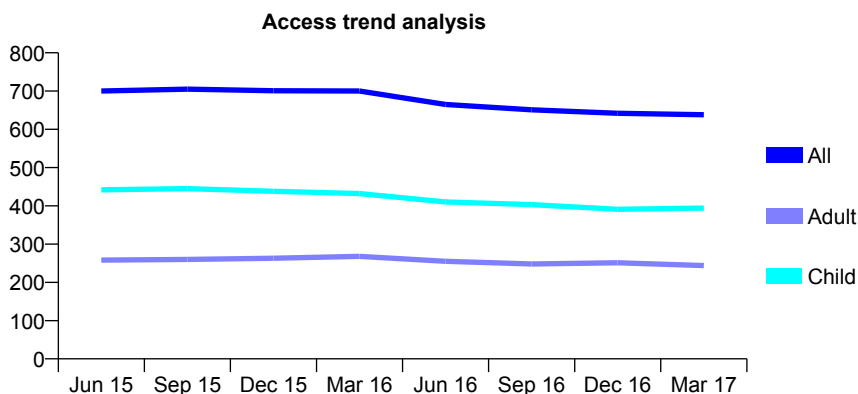
Q56 - Vital Signs At a Glance Contract Report for 732184/0001 - March 2017

Name or company name	Mr PK McMenemy
Contract type name	GDS Contract
Purpose of contract	General
Contract start date	01/04/2006
Contract end date	

16/17 Contracted general activity (UDA)	1,100
Carry forward general activity (UDA)	0
16/17 Contracted orthodontic activity (UOA)	0
Carry forward orthodontic activity (UOA)	0
Baseline contract value	£28,891.83

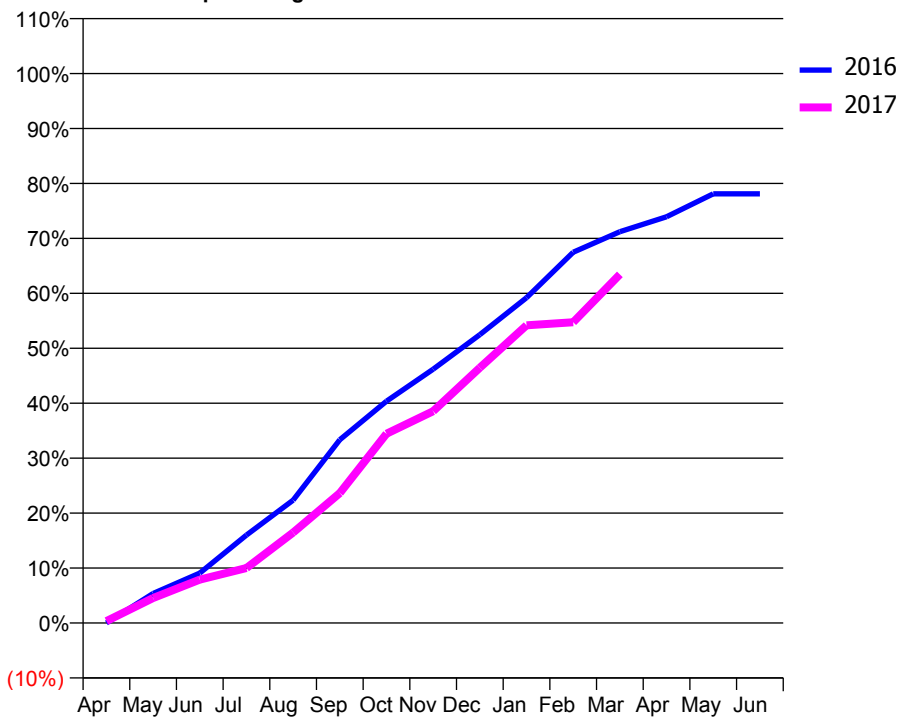
ACCESS*

Patients seen in 24 months	Total	Change since previous quarter
Quarter ending March 2016	700	
Quarter ending June 2016	665	↓
Quarter ending September 2016	651	↓
Quarter ending December 2016	642	↓
Quarter ending March 2017	638	→
Variance since March 2016	(8.9%)	↓



ACTIVITY

Cumulative percentage of contracted UDA delivered 2016 & 2017



Month	Adjusted Scheduled Activity (UDA)	
	2016	2017
April	0	4
May	59	50
June	100	87
July	176	110
August	246	181
September	367	260
October	444	379
November	508	424
December	577	511
January	651	596
February	742	602
March	783	698
April	813	
May	859	
June	859	

QUALITY

	Quantity	Base Number	Contract	AT	Region	England
% of FP17s for the same patient ID Re-attending within 3 months - Children	23	532	4.3%	11.2%	12.0%	12.3%
% of FP17s for the same patient ID Re-attending within 3 months - Adults	2	181	1.1%	15.2%	16.0%	16.7%
% of FP17s for the same patient ID Re-attending between 3 & 9 months - Children	293	532	55.1%	58.8%	58.8%	57.6%
% of FP17s for the same patient ID Re-attending between 3 & 9 months - Adults	91	181	50.3%	49.2%	51.2%	50.1%
% of FP17s for Band 1 Urgent Courses	0	629	0.0%	9.5%	8.0%	9.1%
% of FP17s Relating to Free Repair or Replacements	0	629	0.0%	0.8%	0.8%	0.8%
% of FP17s Relating to Continuations	0	629	0.0%	1.3%	1.2%	1.2%
% of Patients satisfied with the dentistry they have received	0	0	N/A	91.9%	92.7%	92.8%
% of Patients satisfied with the time they had to wait for an appointment	0	0	N/A	86.5%	89.1%	88.7%

* This is based on patients treated on this contract for their most recent course of treatment. Figures in italics indicate the base number of FP17s or Patient Questionnaire responses are less than 100. N/A is shown where the base number of responses is less than 10 during the period. % is calculated as Quantity/Base number*100

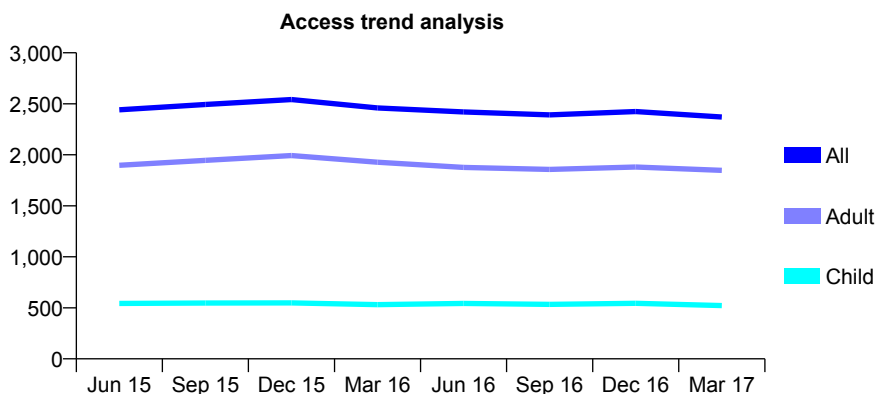
Q56 - Vital Signs At a Glance Contract Report for 732524/0001 - March 2017

Name or company name	MR PG MULLINS
Contract type name	GDS Contract
Purpose of contract	General
Contract start date	01/04/2006
Contract end date	

16/17 Contracted general activity (UDA)	5,240
Carry forward general activity (UDA)	-105
16/17 Contracted orthodontic activity (UOA)	0
Carry forward orthodontic activity (UOA)	0
Baseline contract value	£167,727.71

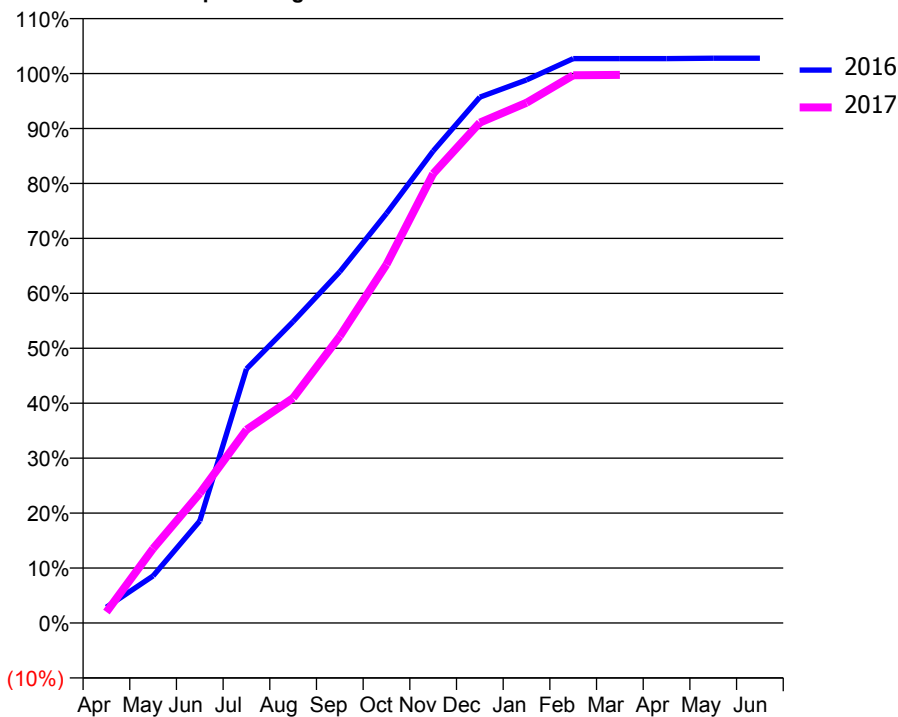
ACCESS*

Patients seen in 24 months	Total	Change since previous quarter
Quarter ending March 2016	2,460	
Quarter ending June 2016	2,420	↓
Quarter ending September 2016	2,391	↓
Quarter ending December 2016	2,424	→
Quarter ending March 2017	2,370	↓
Variance since March 2016	(3.7%)	↓



ACTIVITY

Cumulative percentage of contracted UDA delivered 2016 & 2017



Month	Adjusted Scheduled Activity (UDA)	
	2016	2017
April	151	105
May	450	711
June	973	1,236
July	2,423	1,843
August	2,874	2,146
September	3,350	2,735
October	3,906	3,418
November	4,500	4,284
December	5,014	4,772
January	5,178	4,961
February	5,382	5,223
March	5,382	5,227
April	5,382	
May	5,386	
June	5,386	

QUALITY

	Quantity	Base Number	Contract	AT	Region	England
% of FP17s for the same patient ID Re-attending within 3 months - Children	71	911	7.8%	11.2%	12.0%	12.3%
% of FP17s for the same patient ID Re-attending within 3 months - Adults	609	2,157	28.2%	15.2%	16.0%	16.7%
% of FP17s for the same patient ID Re-attending between 3 & 9 months - Children	623	911	68.4%	58.8%	58.8%	57.6%
% of FP17s for the same patient ID Re-attending between 3 & 9 months - Adults	893	2,157	41.4%	49.2%	51.2%	50.1%
% of FP17s for Band 1 Urgent Courses	188	3,064	6.1%	9.5%	8.0%	9.1%
% of FP17s Relating to Free Repair or Replacements	125	3,064	4.1%	0.8%	0.8%	0.8%
% of FP17s Relating to Continuations	29	3,064	0.9%	1.3%	1.2%	1.2%
% of Patients satisfied with the dentistry they have received	12	12	100.0%	91.9%	92.7%	92.8%
% of Patients satisfied with the time they had to wait for an appointment	11	12	91.7%	86.5%	89.1%	88.7%

* This is based on patients treated on this contract for their most recent course of treatment. Figures in italics indicate the base number of FP17s or Patient Questionnaire responses are less than 100. N/A is shown where the base number of responses is less than 10 during the period. % is calculated as Quantity/Base number*100

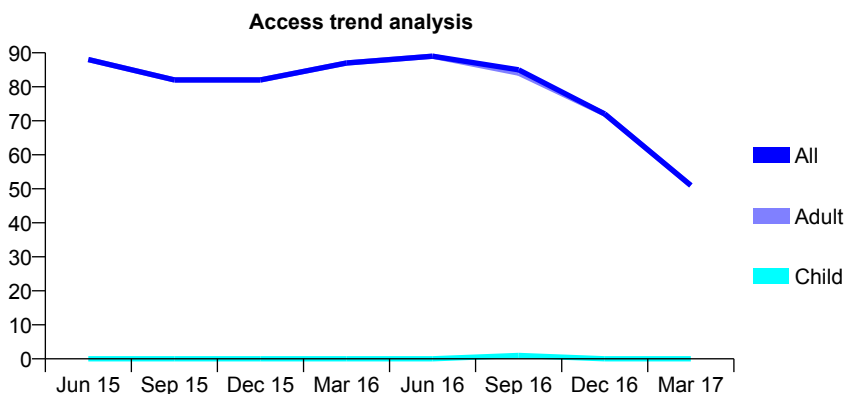
Q56 - Vital Signs At a Glance Contract Report for 732524/0002 - March 2017

Name or company name	MR PG MULLINS
Contract type name	PDS Contract
Purpose of contract	General
Contract start date	18/05/2006
Contract end date	31/03/2020

16/17 Contracted general activity (UDA)	441
Carry forward general activity (UDA)	-9
16/17 Contracted orthodontic activity (UOA)	0
Carry forward orthodontic activity (UOA)	0
Baseline contract value	£32,027.77

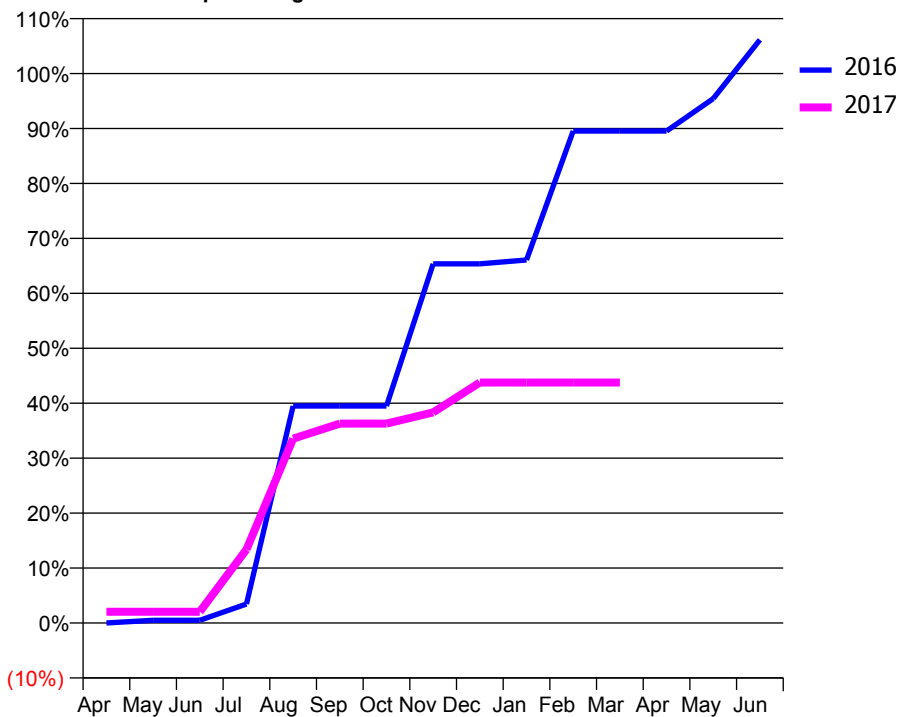
ACCESS*

Patients seen in 24 months	Total	Change since previous quarter
Quarter ending March 2016	87	
Quarter ending June 2016	89	↑
Quarter ending September 2016	85	↓
Quarter ending December 2016	72	↓
Quarter ending March 2017	51	↓
Variance since March 2016	(41.4%)	↓



ACTIVITY

Cumulative percentage of contracted UDA delivered 2016 & 2017



QUALITY

	Quantity	Base Number	Contract	AT	Region	England
% of FP17s for the same patient ID Re-attending within 3 months - Children	0	0	N/A	11.2%	12.0%	12.3%
% of FP17s for the same patient ID Re-attending within 3 months - Adults	1	28	3.6%	15.2%	16.0%	16.7%
% of FP17s for the same patient ID Re-attending between 3 & 9 months - Children	0	0	N/A	58.8%	58.8%	57.6%
% of FP17s for the same patient ID Re-attending between 3 & 9 months - Adults	2	28	7.1%	49.2%	51.2%	50.1%
% of FP17s for Band 1 Urgent Courses	0	19	0.0%	9.5%	8.0%	9.1%
% of FP17s Relating to Free Repair or Replacements	0	19	0.0%	0.8%	0.8%	0.8%
% of FP17s Relating to Continuations	0	19	0.0%	1.3%	1.2%	1.2%
% of Patients satisfied with the dentistry they have received	0	0	N/A	91.9%	92.7%	92.8%
% of Patients satisfied with the time they had to wait for an appointment	0	0	N/A	86.5%	89.1%	88.7%

* This is based on patients treated on this contract for their most recent course of treatment. Figures in italics indicate the base number of FP17s or Patient Questionnaire responses are less than 100. N/A is shown where the base number of responses is less than 10 during the period. % is calculated as Quantity/Base number*100

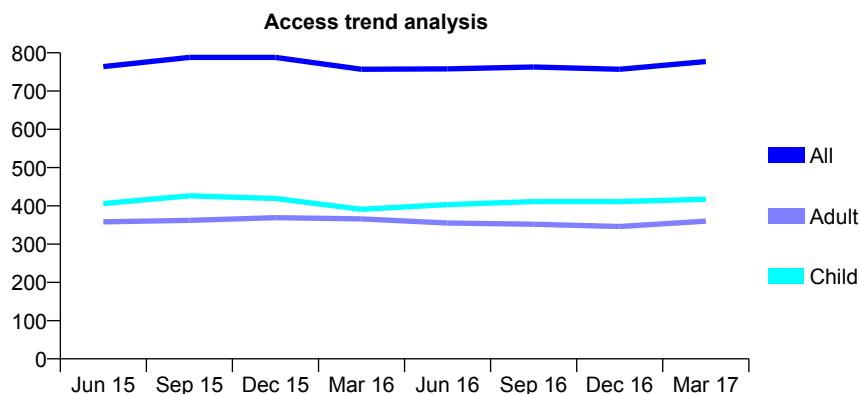
Q56 - Vital Signs At a Glance Contract Report for 736619/0001 - March 2017

Name or company name	MR DB BUCHANAN
Contract type name	PDS Contract
Purpose of contract	General and Orthodontic
Contract start date	01/08/2010
Contract end date	31/03/2018

16/17 Contracted general activity (UDA)	1,628
Carry forward general activity (UDA)	-33
16/17 Contracted orthodontic activity (UOA)	1,257
Carry forward orthodontic activity (UOA)	-25
Baseline contract value	£126,117.41

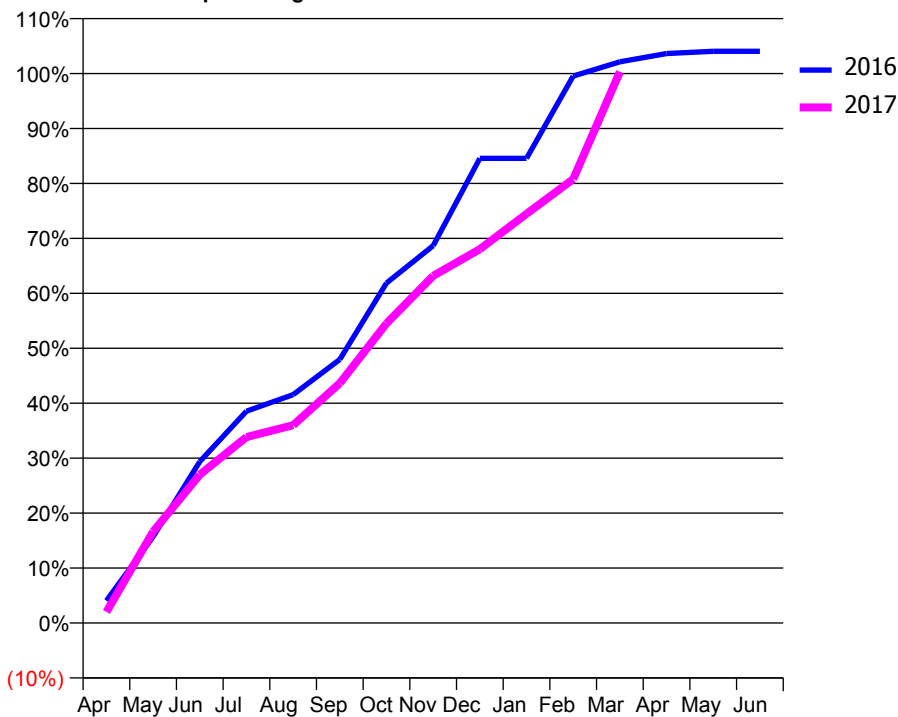
ACCESS*

Patients seen in 24 months	Total	Change since previous quarter
Quarter ending March 2016	757	
Quarter ending June 2016	758	→
Quarter ending September 2016	763	→
Quarter ending December 2016	757	→
Quarter ending March 2017	777	↑
Variance since March 2016	2.6%	↑



ACTIVITY

Cumulative percentage of contracted UDA delivered 2016 & 2017



Month	Adjusted Scheduled Activity (UDA)	
	2016	2017
April	66	33
May	256	271
June	478	440
July	627	551
August	677	586
September	781	711
October	1,007	887
November	1,118	1,028
December	1,377	1,108
January	1,377	1,212
February	1,620	1,315
March	1,663	1,633
April	1,687	
May	1,694	
June	1,694	

QUALITY

	Quantity	Base Number	Contract	AT	Region	England
% of FP17s for the same patient ID Re-attending within 3 months - Children	109	849	12.8%	11.2%	12.0%	12.3%
% of FP17s for the same patient ID Re-attending within 3 months - Adults	17	297	5.7%	15.2%	16.0%	16.7%
% of FP17s for the same patient ID Re-attending between 3 & 9 months - Children	437	849	51.5%	58.8%	58.8%	57.6%
% of FP17s for the same patient ID Re-attending between 3 & 9 months - Adults	117	297	39.4%	49.2%	51.2%	50.1%
% of FP17s for Band 1 Urgent Courses	51	992	5.1%	9.5%	8.0%	9.1%
% of FP17s Relating to Free Repair or Replacements	0	992	0.0%	0.8%	0.8%	0.8%
% of FP17s Relating to Continuations	6	992	0.6%	1.3%	1.2%	1.2%
% of Patients satisfied with the dentistry they have received	1	1	N/A	91.9%	92.7%	92.8%
% of Patients satisfied with the time they had to wait for an appointment	1	1	N/A	86.5%	89.1%	88.7%

* This is based on patients treated on this contract for their most recent course of treatment. Figures in italics indicate the base number of FP17s or Patient Questionnaire responses are less than 100. N/A is shown where the base number of responses is less than 10 during the period. % is calculated as Quantity/Base number*100

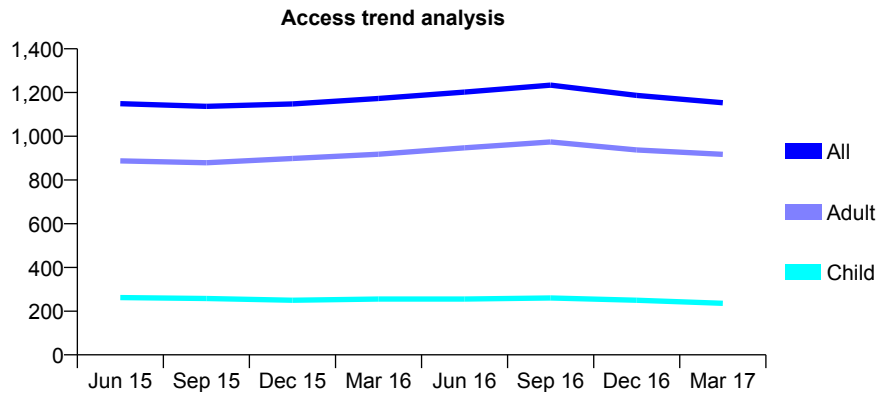
Q56 - Vital Signs At a Glance Contract Report for 740233/0001 - March 2017

Name or company name	MR ML CROWE
Contract type name	GDS Contract
Purpose of contract	General
Contract start date	01/04/2006
Contract end date	

16/17 Contracted general activity (UDA)	3,547
Carry forward general activity (UDA)	81
16/17 Contracted orthodontic activity (UOA)	0
Carry forward orthodontic activity (UOA)	0
Baseline contract value	£87,945.17

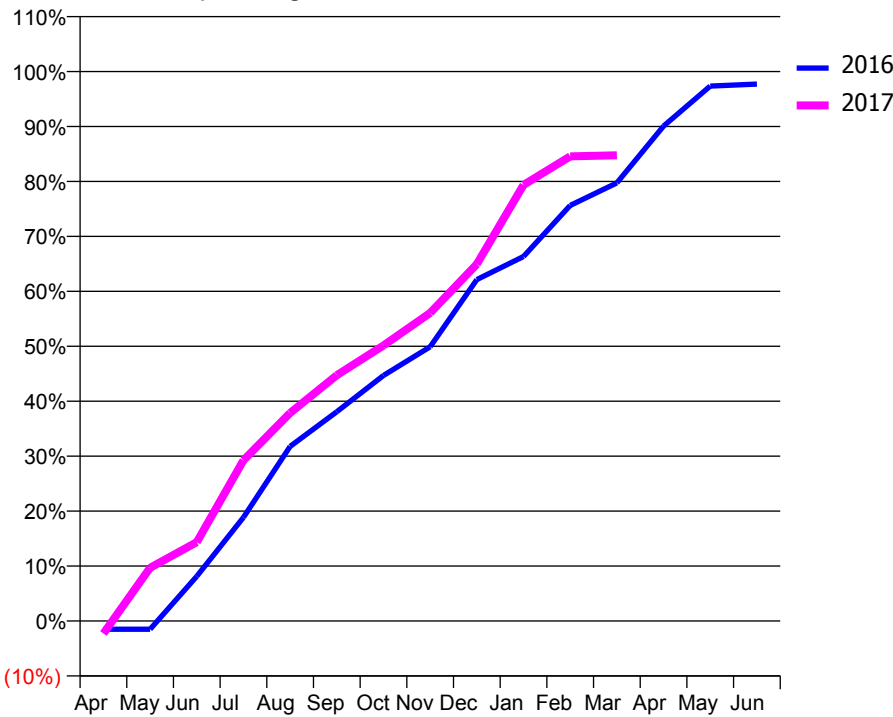
ACCESS*

Patients seen in 24 months	Total	Change since previous quarter
Quarter ending March 2016	1,173	
Quarter ending June 2016	1,202	↑
Quarter ending September 2016	1,234	↑
Quarter ending December 2016	1,187	↓
Quarter ending March 2017	1,153	↓
Variance since March 2016	(1.7%)	↓



ACTIVITY

Cumulative percentage of contracted UDA delivered 2016 & 2017



Month	Adjusted Scheduled Activity (UDA)	
	2016	2017
April	-54	-81
May	-54	344
June	289	509
July	669	1,038
August	1,127	1,343
September	1,351	1,587
October	1,585	1,778
November	1,770	1,989
December	2,204	2,304
January	2,353	2,815
February	2,682	2,999
March	2,828	3,006
April	3,195	
May	3,453	
June	3,466	

QUALITY

	Quantity	Base Number	Contract	AT	Region	England
% of FP17s for the same patient ID Re-attending within 3 months - Children	11	221	5.0%	11.2%	12.0%	12.3%
% of FP17s for the same patient ID Re-attending within 3 months - Adults	65	840	7.7%	15.2%	16.0%	16.7%
% of FP17s for the same patient ID Re-attending between 3 & 9 months - Children	37	221	16.7%	58.8%	58.8%	57.6%
% of FP17s for the same patient ID Re-attending between 3 & 9 months - Adults	165	840	19.6%	49.2%	51.2%	50.1%
% of FP17s for Band 1 Urgent Courses	184	900	20.4%	9.5%	8.0%	9.1%
% of FP17s Relating to Free Repair or Replacements	1	900	0.1%	0.8%	0.8%	0.8%
% of FP17s Relating to Continuations	4	900	0.4%	1.3%	1.2%	1.2%
% of Patients satisfied with the dentistry they have received	9	9	N/A	91.9%	92.7%	92.8%
% of Patients satisfied with the time they had to wait for an appointment	7	9	N/A	86.5%	89.1%	88.7%

* This is based on patients treated on this contract for their most recent course of treatment. Figures in italics indicate the base number of FP17s or Patient Questionnaire responses are less than 100. N/A is shown where the base number of responses is less than 10 during the period. % is calculated as Quantity/Base number*100

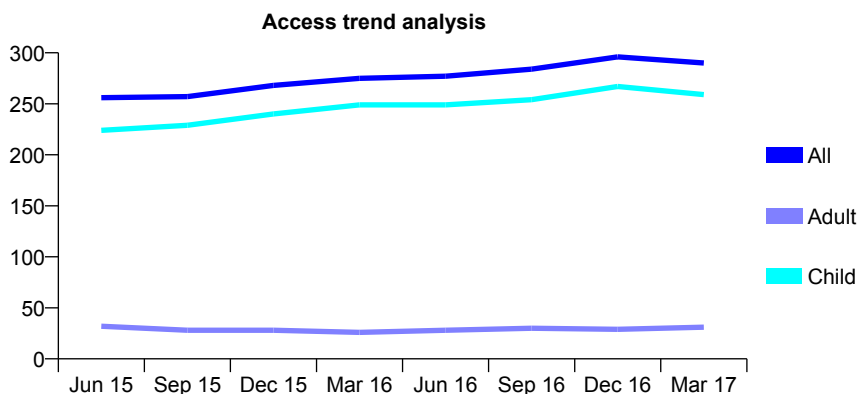
Q56 - Vital Signs At a Glance Contract Report for 740985/0001 - March 2017

Name or company name	MR B WILKINSON
Contract type name	GDS Contract
Purpose of contract	General
Contract start date	01/04/2006
Contract end date	

16/17 Contracted general activity (UDA)	340
Carry forward general activity (UDA)	-7
16/17 Contracted orthodontic activity (UOA)	0
Carry forward orthodontic activity (UOA)	0
Baseline contract value	£7,528.26

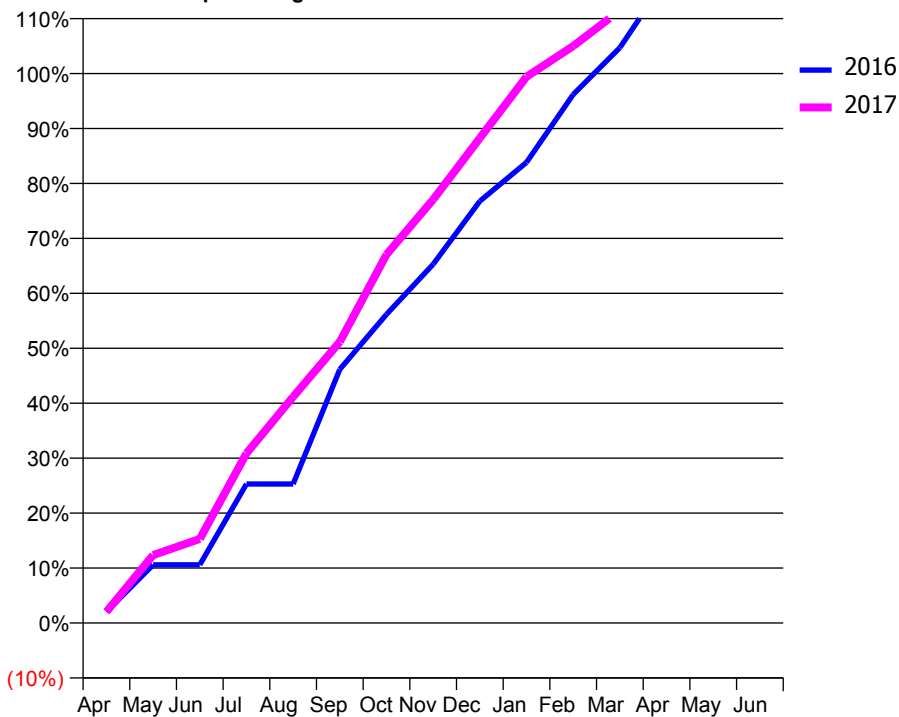
ACCESS*

Patients seen in 24 months	Total	Change since previous quarter
Quarter ending March 2016	275	
Quarter ending June 2016	277	→
Quarter ending September 2016	284	↑
Quarter ending December 2016	296	↑
Quarter ending March 2017	290	↓
Variance since March 2016	5.5%	↑



ACTIVITY

Cumulative percentage of contracted UDA delivered 2016 & 2017



Month	Adjusted Scheduled Activity (UDA)	
	2016	2017
April	7	7
May	36	42
June	36	52
July	86	105
August	86	140
September	157	174
October	191	228
November	222	262
December	261	300
January	285	338
February	327	357
March	356	379
April	399	
May	407	
June	407	

QUALITY

	Quantity	Base Number	Contract	AT	Region	England
% of FP17s for the same patient ID Re-attending within 3 months - Children	21	352	6.0%	11.2%	12.0%	12.3%
% of FP17s for the same patient ID Re-attending within 3 months - Adults	0	3	0.0%	15.2%	16.0%	16.7%
% of FP17s for the same patient ID Re-attending between 3 & 9 months - Children	202	352	57.4%	58.8%	58.8%	57.6%
% of FP17s for the same patient ID Re-attending between 3 & 9 months - Adults	3	3	100.0%	49.2%	51.2%	50.1%
% of FP17s for Band 1 Urgent Courses	0	314	0.0%	9.5%	8.0%	9.1%
% of FP17s Relating to Free Repair or Replacements	0	314	0.0%	0.8%	0.8%	0.8%
% of FP17s Relating to Continuations	0	314	0.0%	1.3%	1.2%	1.2%
% of Patients satisfied with the dentistry they have received	0	0	N/A	91.9%	92.7%	92.8%
% of Patients satisfied with the time they had to wait for an appointment	0	0	N/A	86.5%	89.1%	88.7%

* This is based on patients treated on this contract for their most recent course of treatment. Figures in italics indicate the base number of FP17s or Patient Questionnaire responses are less than 100. N/A is shown where the base number of responses is less than 10 during the period. % is calculated as Quantity/Base number*100

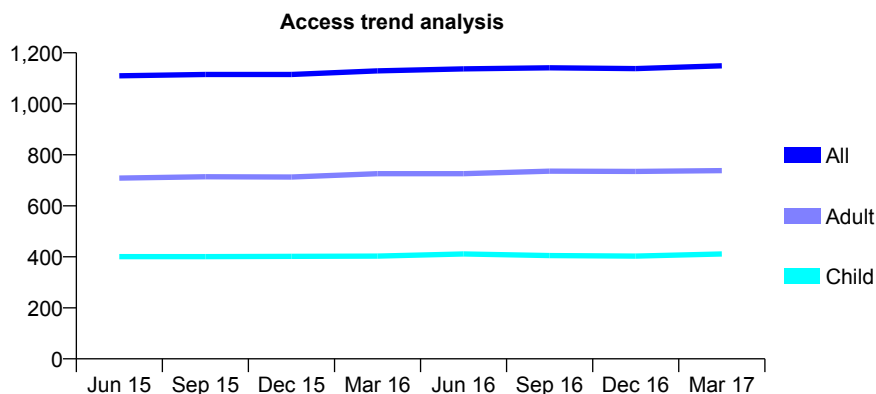
Q56 - Vital Signs At a Glance Contract Report for 741965/0001 - March 2017

Name or company name	MR SR ELPHICK
Contract type name	GDS Contract
Purpose of contract	General
Contract start date	01/04/2006
Contract end date	

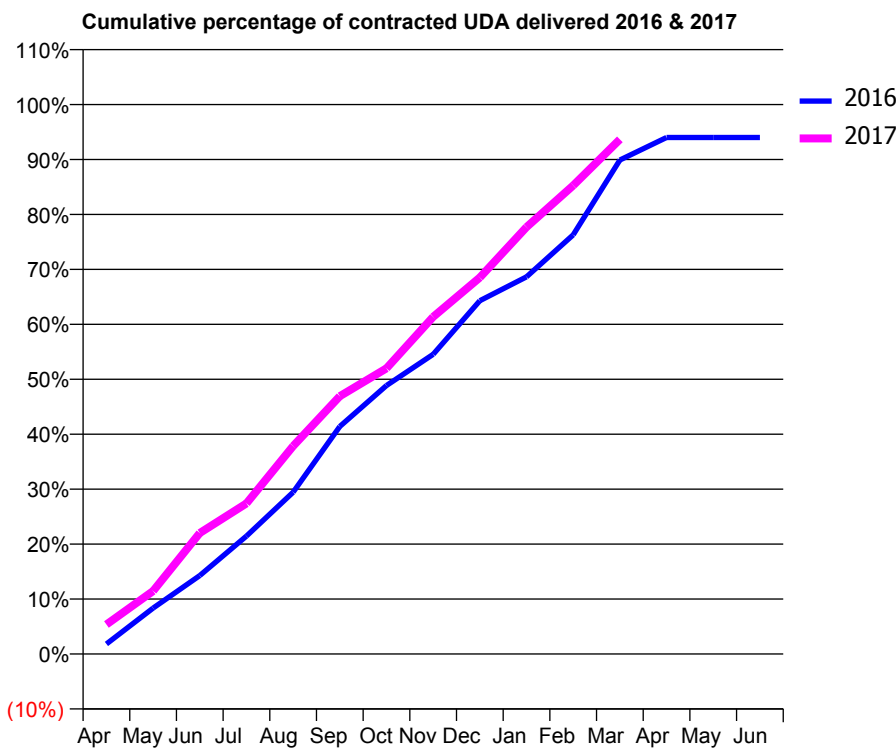
16/17 Contracted general activity (UDA)	3,000
Carry forward general activity (UDA)	0
16/17 Contracted orthodontic activity (UOA)	0
Carry forward orthodontic activity (UOA)	0
Baseline contract value	£67,972.42

ACCESS*

Patients seen in 24 months	Total	Change since previous quarter
Quarter ending March 2016	1,129	
Quarter ending June 2016	1,137	→
Quarter ending September 2016	1,141	→
Quarter ending December 2016	1,138	→
Quarter ending March 2017	1,149	→
Variance since March 2016	1.8%	→



ACTIVITY



Month	Adjusted Scheduled Activity (UDA)	
	2016	2017
April	58	161
May	268	344
June	457	661
July	687	823
August	942	1,135
September	1,325	1,407
October	1,563	1,560
November	1,746	1,841
December	2,058	2,056
January	2,197	2,331
February	2,441	2,558
March	2,877	2,810
April	3,008	
May	3,008	
June	3,008	

QUALITY

	Quantity	Base Number	Contract	AT	Region	England
% of FP17s for the same patient ID Re-attending within 3 months - Children	45	649	6.9%	11.2%	12.0%	12.3%
% of FP17s for the same patient ID Re-attending within 3 months - Adults	167	1,106	15.1%	15.2%	16.0%	16.7%
% of FP17s for the same patient ID Re-attending between 3 & 9 months - Children	427	649	65.8%	58.8%	58.8%	57.6%
% of FP17s for the same patient ID Re-attending between 3 & 9 months - Adults	679	1,106	61.4%	49.2%	51.2%	50.1%
% of FP17s for Band 1 Urgent Courses	105	1,686	6.2%	9.5%	8.0%	9.1%
% of FP17s Relating to Free Repair or Replacements	0	1,686	0.0%	0.8%	0.8%	0.8%
% of FP17s Relating to Continuations	10	1,686	0.6%	1.3%	1.2%	1.2%
% of Patients satisfied with the dentistry they have received	1	1	N/A	91.9%	92.7%	92.8%
% of Patients satisfied with the time they had to wait for an appointment	1	1	N/A	86.5%	89.1%	88.7%

* This is based on patients treated on this contract for their most recent course of treatment. Figures in italics indicate the base number of FP17s or Patient Questionnaire responses are less than 100. N/A is shown where the base number of responses is less than 10 during the period. % is calculated as Quantity/Base number*100

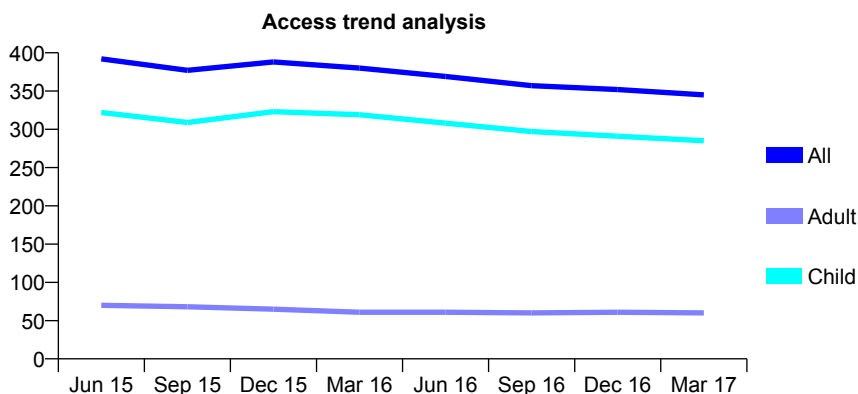
Q56 - Vital Signs At a Glance Contract Report for 749885/0001 - March 2017

Name or company name	MR CN TAYLOR
Contract type name	GDS Contract
Purpose of contract	General
Contract start date	01/04/2006
Contract end date	

16/17 Contracted general activity (UDA)	700
Carry forward general activity (UDA)	0
16/17 Contracted orthodontic activity (UOA)	0
Carry forward orthodontic activity (UOA)	0
Baseline contract value	£19,930.24

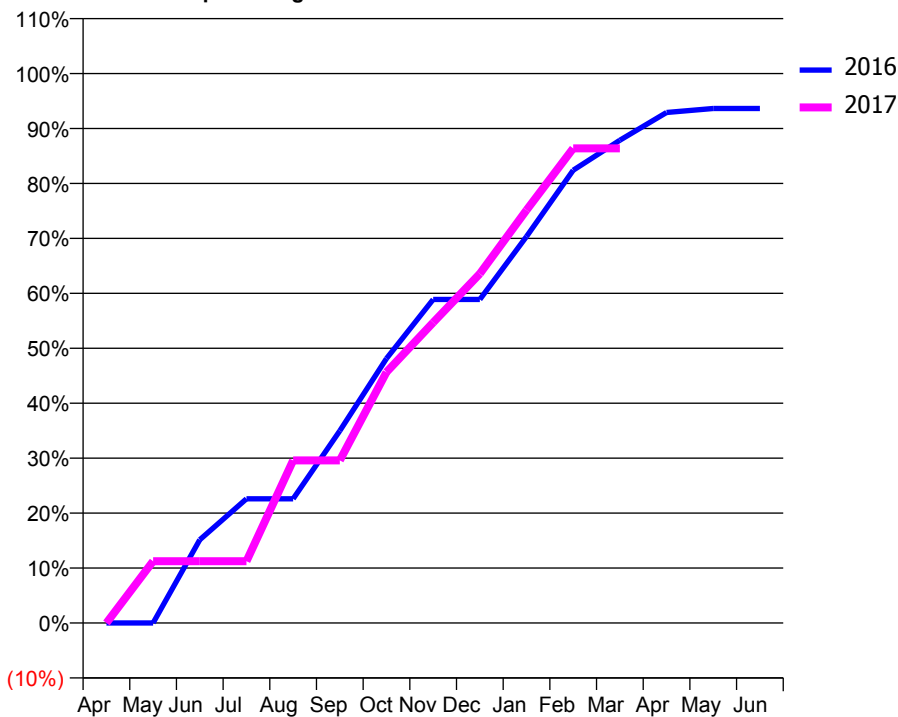
ACCESS*

Patients seen in 24 months	Total	Change since previous quarter
Quarter ending March 2016	380	
Quarter ending June 2016	369	↓
Quarter ending September 2016	357	↓
Quarter ending December 2016	352	↓
Quarter ending March 2017	345	↓
Variance since March 2016	(9.2%)	↓



ACTIVITY

Cumulative percentage of contracted UDA delivered 2016 & 2017



Month	2016	2017
April	0	0
May	0	79
June	106	79
July	158	79
August	158	207
September	245	207
October	337	320
November	412	383
December	412	445
January	492	526
February	577	605
March	615	605
April	650	
May	655	
June	655	

QUALITY

	Quantity	Base Number	Contract	AT	Region	England
% of FP17s for the same patient ID Re-attending within 3 months - Children	37	533	6.9%	11.2%	12.0%	12.3%
% of FP17s for the same patient ID Re-attending within 3 months - Adults	1	25	4.0%	15.2%	16.0%	16.7%
% of FP17s for the same patient ID Re-attending between 3 & 9 months - Children	398	533	74.7%	58.8%	58.8%	57.6%
% of FP17s for the same patient ID Re-attending between 3 & 9 months - Adults	21	25	84.0%	49.2%	51.2%	50.1%
% of FP17s for Band 1 Urgent Courses	13	518	2.5%	9.5%	8.0%	9.1%
% of FP17s Relating to Free Repair or Replacements	0	518	0.0%	0.8%	0.8%	0.8%
% of FP17s Relating to Continuations	0	518	0.0%	1.3%	1.2%	1.2%
% of Patients satisfied with the dentistry they have received	0	0	N/A	91.9%	92.7%	92.8%
% of Patients satisfied with the time they had to wait for an appointment	0	0	N/A	86.5%	89.1%	88.7%

* This is based on patients treated on this contract for their most recent course of treatment. Figures in italics indicate the base number of FP17s or Patient Questionnaire responses are less than 100. N/A is shown where the base number of responses is less than 10 during the period. % is calculated as Quantity/Base number*100

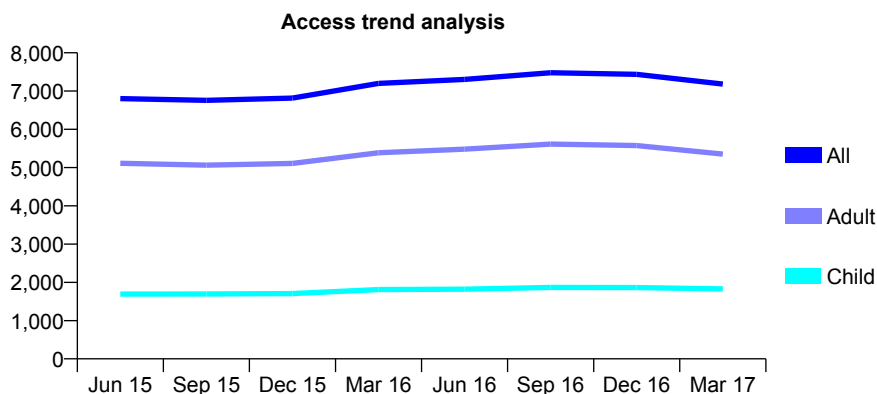
Q56 - Vital Signs At a Glance Contract Report for 754609/0001 - March 2017

Name or company name	MISS M DE VOS
Contract type name	GDS Contract
Purpose of contract	General
Contract start date	01/04/2006
Contract end date	

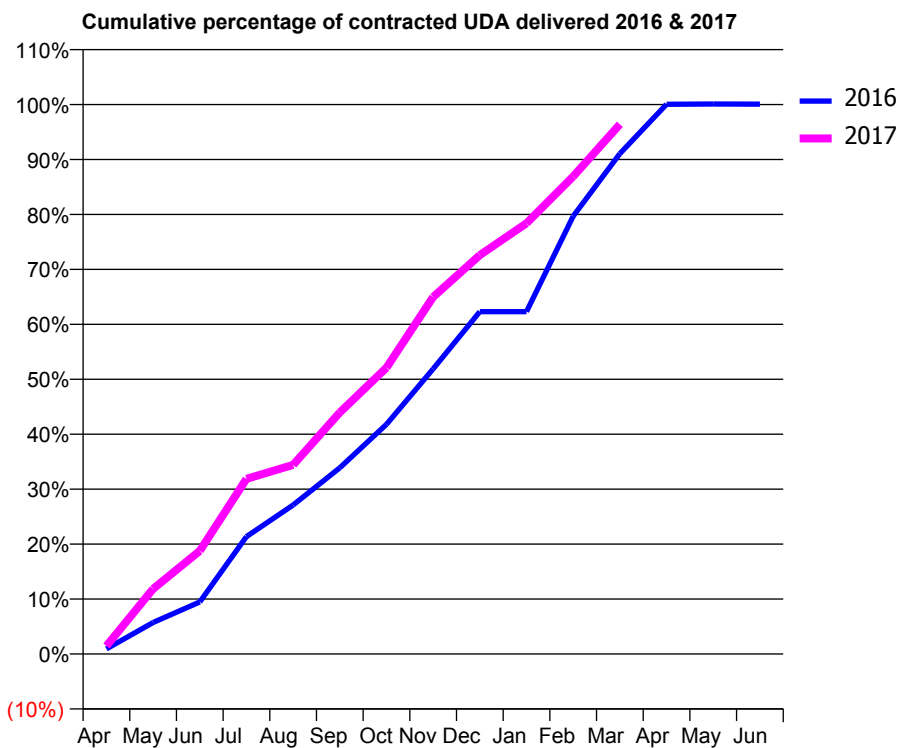
16/17 Contracted general activity (UDA)	18,640
Carry forward general activity (UDA)	-14
16/17 Contracted orthodontic activity (UOA)	0
Carry forward orthodontic activity (UOA)	0
Baseline contract value	£499,780.52

ACCESS*

Patients seen in 24 months	Total	Change since previous quarter
Quarter ending March 2016	7,199	
Quarter ending June 2016	7,306	→
Quarter ending September 2016	7,480	↑
Quarter ending December 2016	7,437	→
Quarter ending March 2017	7,182	↓
Variance since March 2016	(0.2%)	→



ACTIVITY



Month	Adjusted Scheduled Activity (UDA)	
	2016	2017
April	173	274
May	1,068	2,209
June	1,767	3,501
July	3,983	5,940
August	5,053	6,417
September	6,317	8,192
October	7,790	9,712
November	9,674	12,113
December	11,616	13,534
January	11,616	14,614
February	14,850	16,200
March	16,972	17,969
April	18,645	
May	18,659	
June	18,654	

QUALITY

	Quantity	Base Number	Contract	AT	Region	England
% of FP17s for the same patient ID Re-attending within 3 months - Children	204	2,839	7.2%	11.2%	12.0%	12.3%
% of FP17s for the same patient ID Re-attending within 3 months - Adults	1,149	7,926	14.5%	15.2%	16.0%	16.7%
% of FP17s for the same patient ID Re-attending between 3 & 9 months - Children	1,925	2,839	67.8%	58.8%	58.8%	57.6%
% of FP17s for the same patient ID Re-attending between 3 & 9 months - Adults	4,133	7,926	52.1%	49.2%	51.2%	50.1%
% of FP17s for Band 1 Urgent Courses	959	9,572	10.0%	9.5%	8.0%	9.1%
% of FP17s Relating to Free Repair or Replacements	64	9,572	0.7%	0.8%	0.8%	0.8%
% of FP17s Relating to Continuations	9	9,572	0.1%	1.3%	1.2%	1.2%
% of Patients satisfied with the dentistry they have received	29	29	100.0%	91.9%	92.7%	92.8%
% of Patients satisfied with the time they had to wait for an appointment	25	29	86.2%	86.5%	89.1%	88.7%

* This is based on patients treated on this contract for their most recent course of treatment. Figures in italics indicate the base number of FP17s or Patient Questionnaire responses are less than 100. N/A is shown where the base number of responses is less than 10 during the period. % is calculated as Quantity/Base number*100

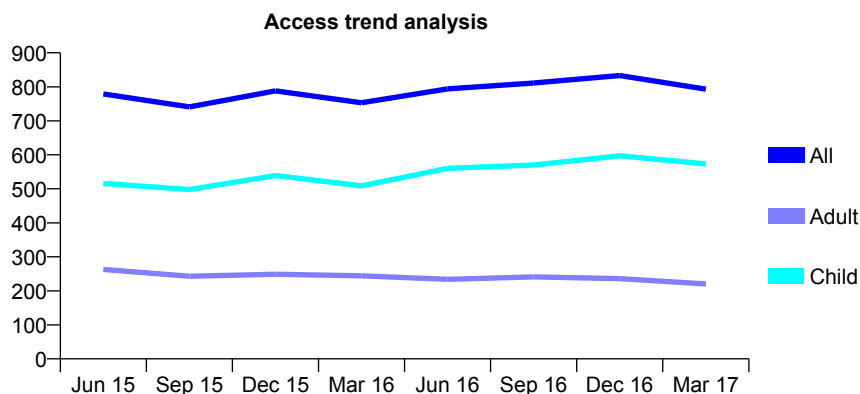
Q56 - Vital Signs At a Glance Contract Report for 761249/0001 - March 2017

Name or company name	MISS H NGUYEN
Contract type name	GDS Contract
Purpose of contract	General
Contract start date	01/04/2006
Contract end date	

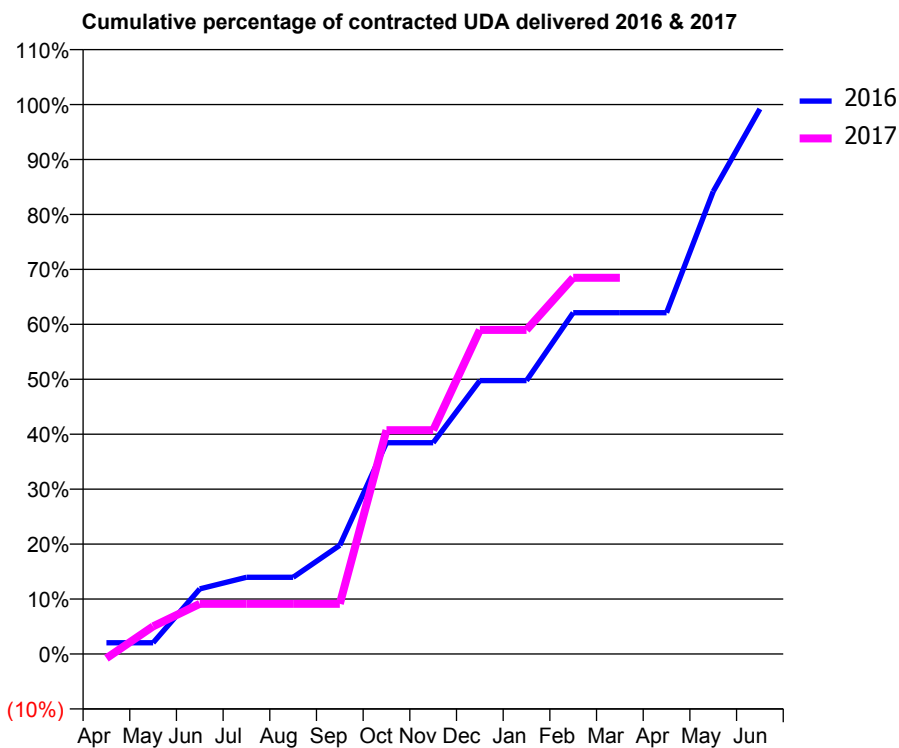
16/17 Contracted general activity (UDA)	2,042
Carry forward general activity (UDA)	16
16/17 Contracted orthodontic activity (UOA)	0
Carry forward orthodontic activity (UOA)	0
Baseline contract value	£81,226.54

ACCESS*

Patients seen in 24 months	Total	Change since previous quarter
Quarter ending March 2016	753	
Quarter ending June 2016	794	↑
Quarter ending September 2016	811	↑
Quarter ending December 2016	833	↑
Quarter ending March 2017	793	↓
Variance since March 2016	5.3%	↑



ACTIVITY



Month	Adjusted Scheduled Activity (UDA)	
	2016	2017
April	42	-16
May	42	103
June	242	187
July	285	187
August	285	187
September	404	187
October	785	832
November	785	832
December	1,016	1,205
January	1,016	1,205
February	1,268	1,398
March	1,268	1,398
April	1,268	
May	1,719	
June	2,026	

QUALITY

	Quantity	Base Number	Contract	AT	Region	England
% of FP17s for the same patient ID Re-attending within 3 months - Children	89	910	9.8%	11.2%	12.0%	12.3%
% of FP17s for the same patient ID Re-attending within 3 months - Adults	73	312	23.4%	15.2%	16.0%	16.7%
% of FP17s for the same patient ID Re-attending between 3 & 9 months - Children	477	910	52.4%	58.8%	58.8%	57.6%
% of FP17s for the same patient ID Re-attending between 3 & 9 months - Adults	166	312	53.2%	49.2%	51.2%	50.1%
% of FP17s for Band 1 Urgent Courses	30	882	3.4%	9.5%	8.0%	9.1%
% of FP17s Relating to Free Repair or Replacements	0	882	0.0%	0.8%	0.8%	0.8%
% of FP17s Relating to Continuations	0	882	0.0%	1.3%	1.2%	1.2%
% of Patients satisfied with the dentistry they have received	1	1	N/A	91.9%	92.7%	92.8%
% of Patients satisfied with the time they had to wait for an appointment	1	1	N/A	86.5%	89.1%	88.7%

* This is based on patients treated on this contract for their most recent course of treatment. Figures in italics indicate the base number of FP17s or Patient Questionnaire responses are less than 100. N/A is shown where the base number of responses is less than 10 during the period. % is calculated as Quantity/Base number*100

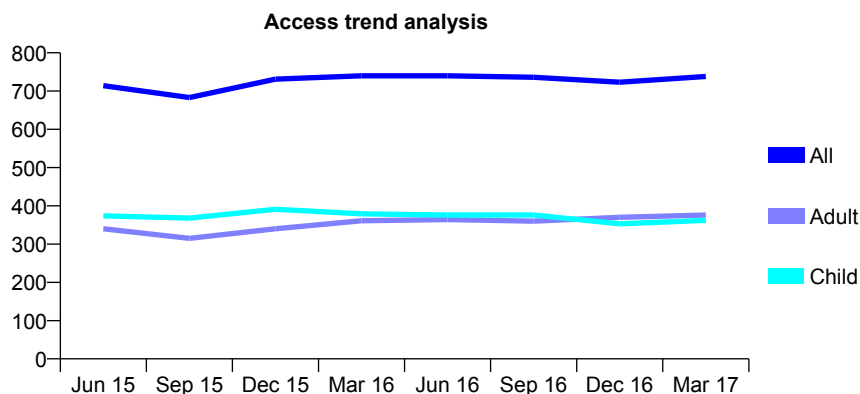
Q56 - Vital Signs At a Glance Contract Report for 762296/0001 - March 2017

Name or company name	MR BC TOCCA
Contract type name	GDS Contract
Purpose of contract	General
Contract start date	01/05/2007
Contract end date	

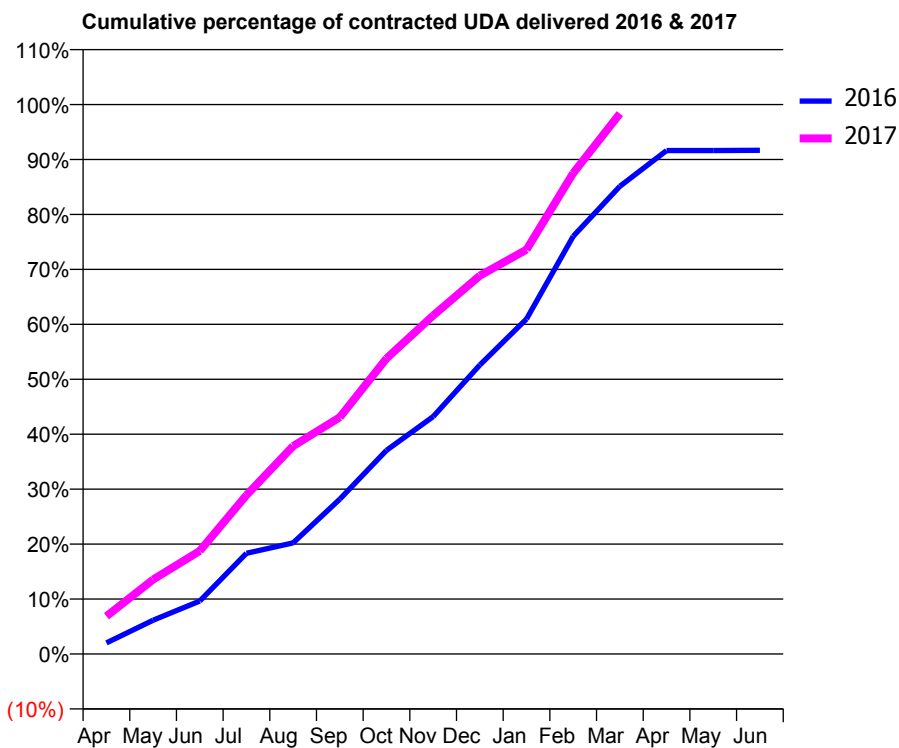
16/17 Contracted general activity (UDA)	2,102
Carry forward general activity (UDA)	0
16/17 Contracted orthodontic activity (UOA)	0
Carry forward orthodontic activity (UOA)	0
Baseline contract value	£44,942.15

ACCESS*

Patients seen in 24 months	Total	Change since previous quarter
Quarter ending March 2016	740	
Quarter ending June 2016	740	→
Quarter ending September 2016	736	→
Quarter ending December 2016	723	↓
Quarter ending March 2017	738	↑
Variance since March 2016	(0.3%)	→



ACTIVITY



Month	Adjusted Scheduled Activity (UDA)	
	2016	2017
April	43	145
May	129	285
June	203	394
July	386	608
August	425	795
September	592	906
October	779	1,130
November	908	1,295
December	1,106	1,447
January	1,281	1,547
February	1,598	1,840
March	1,789	2,067
April	1,926	
May	1,926	
June	1,927	

QUALITY

	Quantity	Base Number	Contract	AT	Region	England
% of FP17s for the same patient ID Re-attending within 3 months - Children	65	587	11.1%	11.2%	12.0%	12.3%
% of FP17s for the same patient ID Re-attending within 3 months - Adults	132	587	22.5%	15.2%	16.0%	16.7%
% of FP17s for the same patient ID Re-attending between 3 & 9 months - Children	361	587	61.5%	58.8%	58.8%	57.6%
% of FP17s for the same patient ID Re-attending between 3 & 9 months - Adults	271	587	46.2%	49.2%	51.2%	50.1%
% of FP17s for Band 1 Urgent Courses	146	1,083	13.5%	9.5%	8.0%	9.1%
% of FP17s Relating to Free Repair or Replacements	1	1,083	0.1%	0.8%	0.8%	0.8%
% of FP17s Relating to Continuations	3	1,083	0.3%	1.3%	1.2%	1.2%
% of Patients satisfied with the dentistry they have received	0	0	N/A	91.9%	92.7%	92.8%
% of Patients satisfied with the time they had to wait for an appointment	0	0	N/A	86.5%	89.1%	88.7%

* This is based on patients treated on this contract for their most recent course of treatment. Figures in italics indicate the base number of FP17s or Patient Questionnaire responses are less than 100. N/A is shown where the base number of responses is less than 10 during the period. % is calculated as Quantity/Base number*100

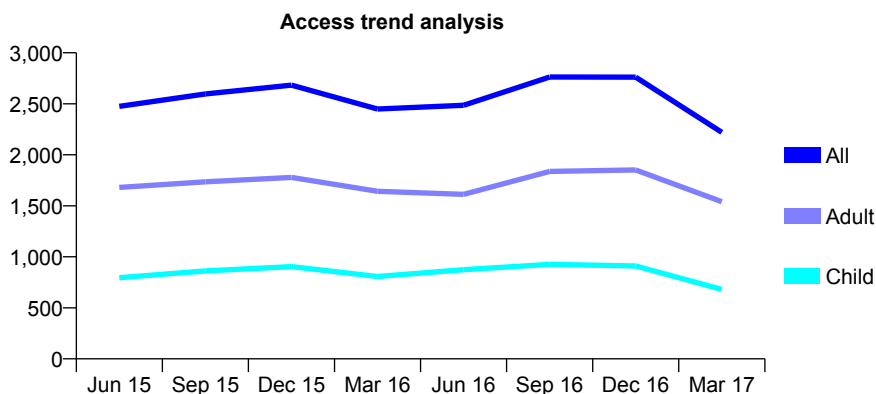
Q56 - Vital Signs At a Glance Contract Report for 763438/0002 - March 2017

Name or company name	MR M SALEEM
Contract type name	GDS Contract
Purpose of contract	General
Contract start date	01/04/2006
Contract end date	

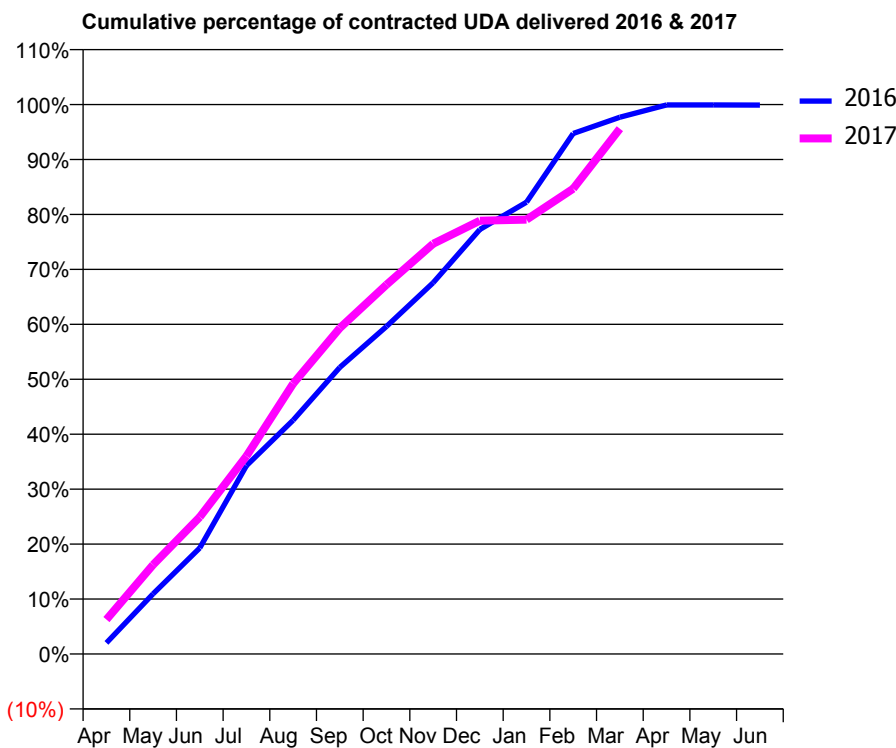
16/17 Contracted general activity (UDA)	6,805
Carry forward general activity (UDA)	7
16/17 Contracted orthodontic activity (UOA)	0
Carry forward orthodontic activity (UOA)	0
Baseline contract value	£165,054.97

ACCESS*

Patients seen in 24 months	Total	Change since previous quarter
Quarter ending March 2016	2,449	
Quarter ending June 2016	2,486	→
Quarter ending September 2016	2,763	↑
Quarter ending December 2016	2,761	→
Quarter ending March 2017	2,220	↓
Variance since March 2016	(9.4%)	↓



ACTIVITY



Month	Adjusted Scheduled Activity (UDA)	
	2016	2017
April	138	428
May	745	1,106
June	1,314	1,697
July	2,332	2,451
August	2,896	3,348
September	3,549	4,036
October	4,056	4,573
November	4,599	5,080
December	5,257	5,366
January	5,595	5,379
February	6,446	5,762
March	6,647	6,505
April	6,800	
May	6,800	
June	6,798	

QUALITY

	Quantity	Base Number	Contract	AT	Region	England
% of FP17s for the same patient ID Re-attending within 3 months - Children	55	1,367	4.0%	11.2%	12.0%	12.3%
% of FP17s for the same patient ID Re-attending within 3 months - Adults	185	2,367	7.8%	15.2%	16.0%	16.7%
% of FP17s for the same patient ID Re-attending between 3 & 9 months - Children	695	1,367	50.8%	58.8%	58.8%	57.6%
% of FP17s for the same patient ID Re-attending between 3 & 9 months - Adults	855	2,367	36.1%	49.2%	51.2%	50.1%
% of FP17s for Band 1 Urgent Courses	187	3,659	5.1%	9.5%	8.0%	9.1%
% of FP17s Relating to Free Repair or Replacements	36	3,659	1.0%	0.8%	0.8%	0.8%
% of FP17s Relating to Continuations	20	3,659	0.5%	1.3%	1.2%	1.2%
% of Patients satisfied with the dentistry they have received	4	4	N/A	91.9%	92.7%	92.8%
% of Patients satisfied with the time they had to wait for an appointment	3	4	N/A	86.5%	89.1%	88.7%

* This is based on patients treated on this contract for their most recent course of treatment. Figures in italics indicate the base number of FP17s or Patient Questionnaire responses are less than 100. N/A is shown where the base number of responses is less than 10 during the period. % is calculated as Quantity/Base number*100

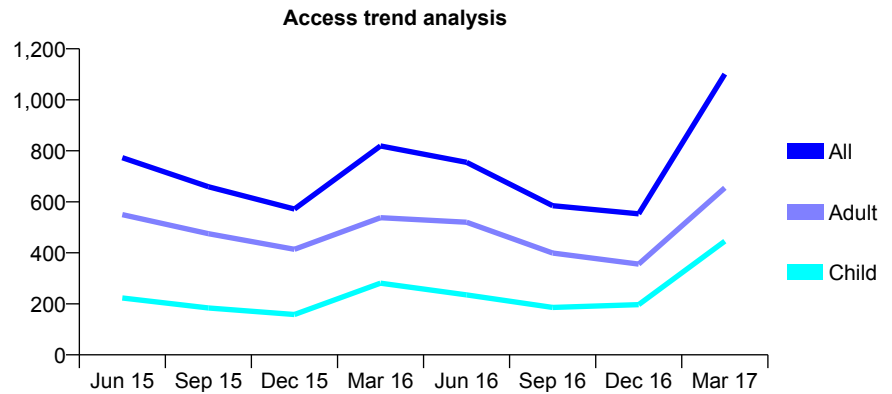
Q56 - Vital Signs At a Glance Contract Report for 763438/0003 - March 2017

Name or company name	MR M SALEEM
Contract type name	GDS Contract
Purpose of contract	General
Contract start date	01/04/2008
Contract end date	

16/17 Contracted general activity (UDA)	3,000
Carry forward general activity (UDA)	14
16/17 Contracted orthodontic activity (UOA)	0
Carry forward orthodontic activity (UOA)	0
Baseline contract value	£74,705.35

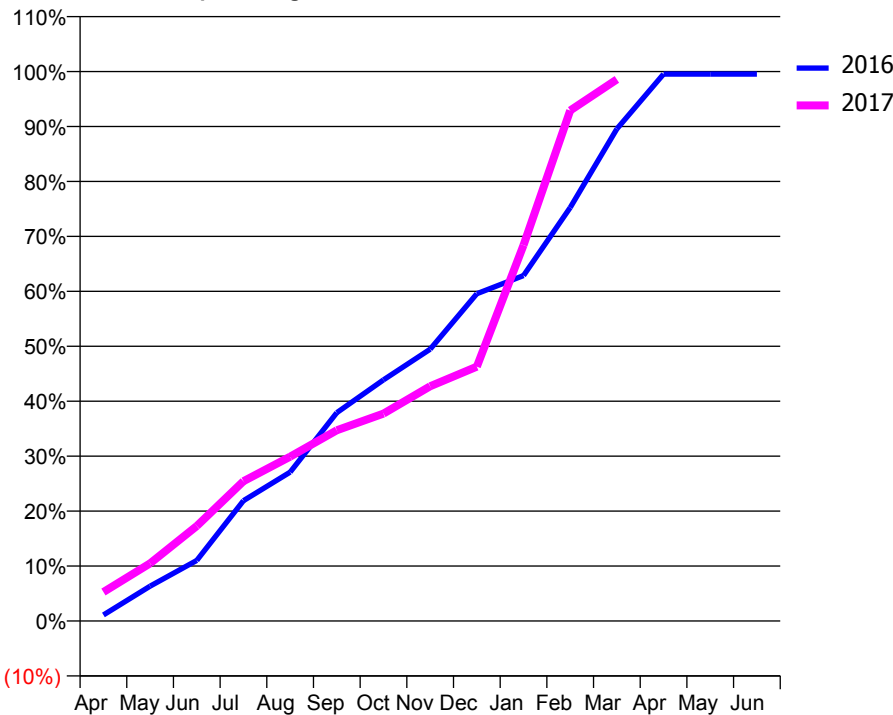
ACCESS*

Patients seen in 24 months	Total	Change since previous quarter
Quarter ending March 2016	819	
Quarter ending June 2016	755	↓
Quarter ending September 2016	585	↓
Quarter ending December 2016	553	↓
Quarter ending March 2017	1,101	↑
Variance since March 2016	34.4%	↑



ACTIVITY

Cumulative percentage of contracted UDA delivered 2016 & 2017



Month	Adjusted Scheduled Activity (UDA)	
	2016	2017
April	33	158
May	190	315
June	331	518
July	657	764
August	813	897
September	1,137	1,041
October	1,317	1,133
November	1,484	1,282
December	1,787	1,389
January	1,886	2,052
February	2,257	2,787
March	2,687	2,957
April	2,986	
May	2,986	
June	2,986	

QUALITY

	Quantity	Base Number	Contract	AT	Region	England
% of FP17s for the same patient ID Re-attending within 3 months - Children	45	700	6.4%	11.2%	12.0%	12.3%
% of FP17s for the same patient ID Re-attending within 3 months - Adults	86	1,030	8.3%	15.2%	16.0%	16.7%
% of FP17s for the same patient ID Re-attending between 3 & 9 months - Children	79	700	11.3%	58.8%	58.8%	57.6%
% of FP17s for the same patient ID Re-attending between 3 & 9 months - Adults	86	1,030	8.3%	49.2%	51.2%	50.1%
% of FP17s for Band 1 Urgent Courses	143	1,587	9.0%	9.5%	8.0%	9.1%
% of FP17s Relating to Free Repair or Replacements	11	1,587	0.7%	0.8%	0.8%	0.8%
% of FP17s Relating to Continuations	15	1,587	0.9%	1.3%	1.2%	1.2%
% of Patients satisfied with the dentistry they have received	0	1	N/A	91.9%	92.7%	92.8%
% of Patients satisfied with the time they had to wait for an appointment	1	1	N/A	86.5%	89.1%	88.7%

* This is based on patients treated on this contract for their most recent course of treatment. Figures in italics indicate the base number of FP17s or Patient Questionnaire responses are less than 100. N/A is shown where the base number of responses is less than 10 during the period. % is calculated as Quantity/Base number*100

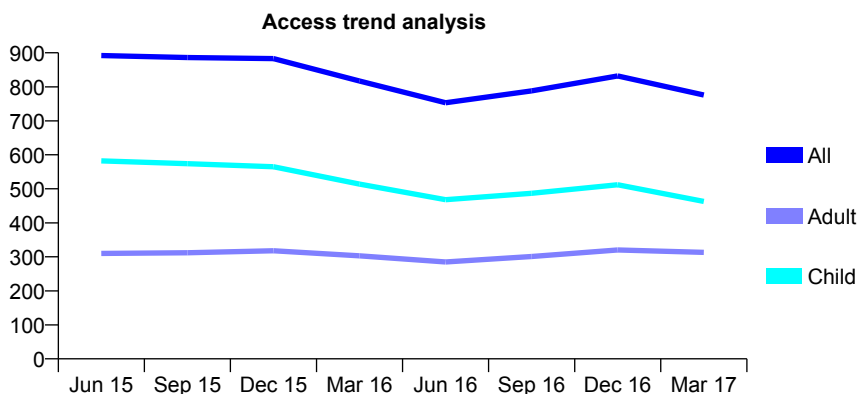
Q56 - Vital Signs At a Glance Contract Report for 767123/0001 - March 2017

Name or company name	MISS Z WIESE
Contract type name	GDS Contract
Purpose of contract	General
Contract start date	01/04/2006
Contract end date	

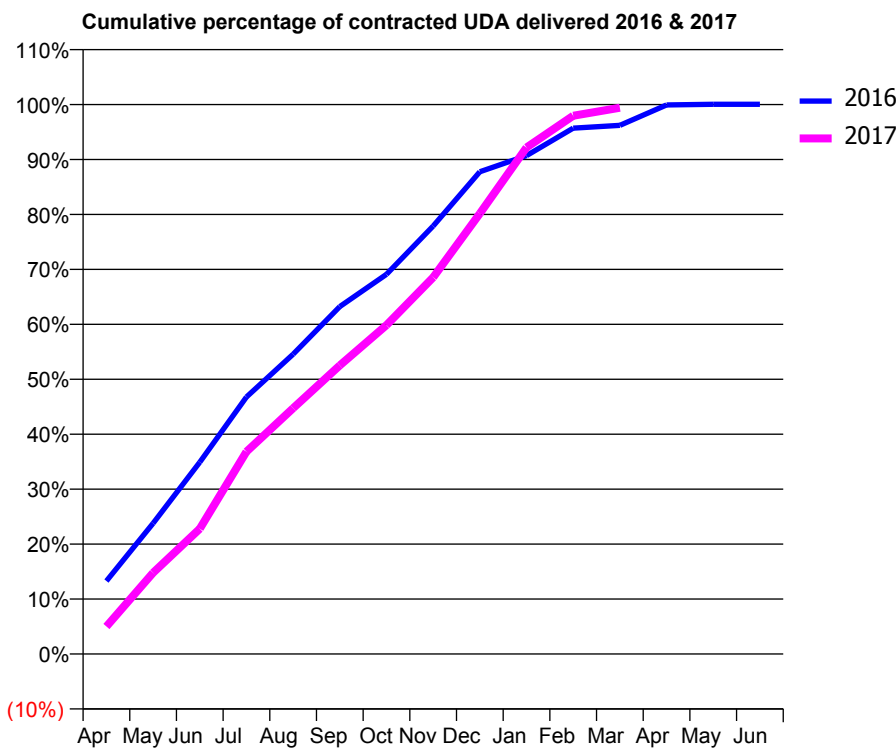
16/17 Contracted general activity (UDA)	2,160
Carry forward general activity (UDA)	-1
16/17 Contracted orthodontic activity (UOA)	0
Carry forward orthodontic activity (UOA)	0
Baseline contract value	£82,300.53

ACCESS*

Patients seen in 24 months	Total	Change since previous quarter
Quarter ending March 2016	817	
Quarter ending June 2016	753	↓
Quarter ending September 2016	788	↑
Quarter ending December 2016	832	↑
Quarter ending March 2017	776	↓
Variance since March 2016	(5.0%)	↓



ACTIVITY



Month	Adjusted Scheduled Activity (UDA)	
	2016	2017
April	287	108
May	514	319
June	754	492
July	1,010	795
August	1,179	966
September	1,366	1,134
October	1,492	1,293
November	1,682	1,481
December	1,896	1,732
January	1,959	1,991
February	2,067	2,116
March	2,078	2,147
April	2,158	
May	2,161	
June	2,161	

QUALITY

	Quantity	Base Number	Contract	AT	Region	England
% of FP17s for the same patient ID Re-attending within 3 months - Children	60	681	8.8%	11.2%	12.0%	12.3%
% of FP17s for the same patient ID Re-attending within 3 months - Adults	35	339	10.3%	15.2%	16.0%	16.7%
% of FP17s for the same patient ID Re-attending between 3 & 9 months - Children	296	681	43.5%	58.8%	58.8%	57.6%
% of FP17s for the same patient ID Re-attending between 3 & 9 months - Adults	131	339	38.6%	49.2%	51.2%	50.1%
% of FP17s for Band 1 Urgent Courses	50	970	5.2%	9.5%	8.0%	9.1%
% of FP17s Relating to Free Repair or Replacements	0	970	0.0%	0.8%	0.8%	0.8%
% of FP17s Relating to Continuations	0	970	0.0%	1.3%	1.2%	1.2%
% of Patients satisfied with the dentistry they have received	1	1	N/A	91.9%	92.7%	92.8%
% of Patients satisfied with the time they had to wait for an appointment	1	1	N/A	86.5%	89.1%	88.7%

* This is based on patients treated on this contract for their most recent course of treatment. Figures in italics indicate the base number of FP17s or Patient Questionnaire responses are less than 100. N/A is shown where the base number of responses is less than 10 during the period. % is calculated as Quantity/Base number*100

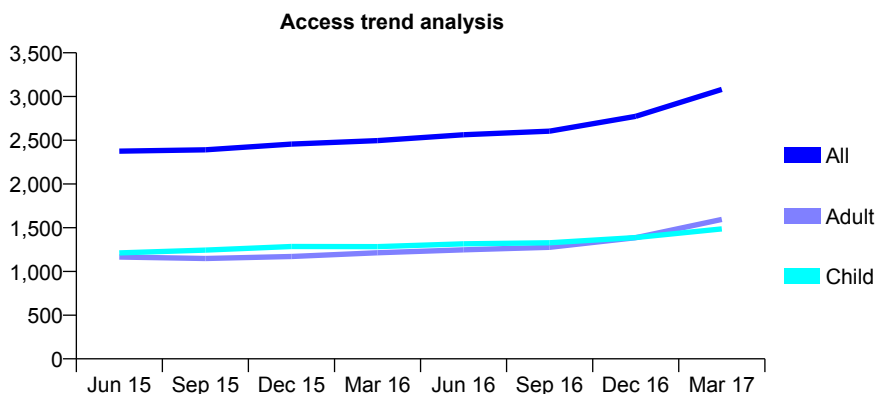
Q56 - Vital Signs At a Glance Contract Report for 767123/0002 - March 2017

Name or company name	MISS Z WIESE
Contract type name	GDS Contract
Purpose of contract	General
Contract start date	01/04/2006
Contract end date	

16/17 Contracted general activity (UDA)	7,400
Carry forward general activity (UDA)	-63
16/17 Contracted orthodontic activity (UOA)	0
Carry forward orthodontic activity (UOA)	0
Baseline contract value	£196,590.74

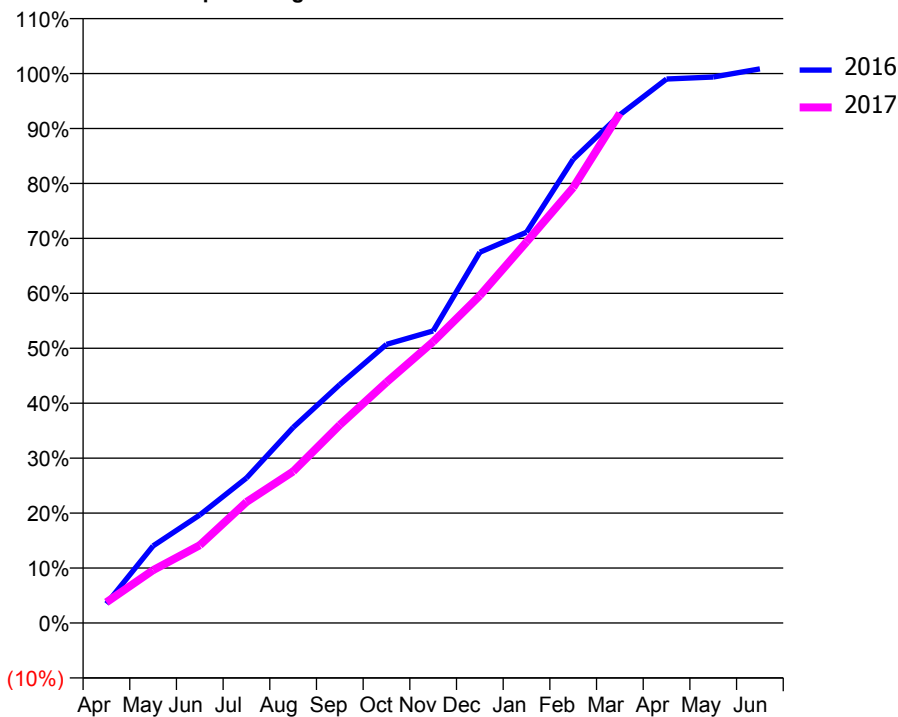
ACCESS*

Patients seen in 24 months	Total	Change since previous quarter
Quarter ending March 2016	2,496	
Quarter ending June 2016	2,563	↑
Quarter ending September 2016	2,604	→
Quarter ending December 2016	2,773	↑
Quarter ending March 2017	3,081	↑
Variance since March 2016	23.4%	↑



ACTIVITY

Cumulative percentage of contracted UDA delivered 2016 & 2017



Month	Adjusted Scheduled Activity (UDA)	
	2016	2017
April	259	280
May	1,039	712
June	1,456	1,047
July	1,953	1,630
August	2,633	2,040
September	3,213	2,667
October	3,753	3,242
November	3,933	3,789
December	4,994	4,409
January	5,262	5,131
February	6,244	5,864
March	6,844	6,865
April	7,325	
May	7,353	
June	7,463	

QUALITY

	Quantity	Base Number	Contract	AT	Region	England
% of FP17s for the same patient ID Re-attending within 3 months - Children	94	1,922	4.9%	11.2%	12.0%	12.3%
% of FP17s for the same patient ID Re-attending within 3 months - Adults	229	1,718	13.3%	15.2%	16.0%	16.7%
% of FP17s for the same patient ID Re-attending between 3 & 9 months - Children	852	1,922	44.3%	58.8%	58.8%	57.6%
% of FP17s for the same patient ID Re-attending between 3 & 9 months - Adults	613	1,718	35.7%	49.2%	51.2%	50.1%
% of FP17s for Band 1 Urgent Courses	240	3,392	7.1%	9.5%	8.0%	9.1%
% of FP17s Relating to Free Repair or Replacements	0	3,392	0.0%	0.8%	0.8%	0.8%
% of FP17s Relating to Continuations	4	3,392	0.1%	1.3%	1.2%	1.2%
% of Patients satisfied with the dentistry they have received	3	3	N/A	91.9%	92.7%	92.8%
% of Patients satisfied with the time they had to wait for an appointment	3	3	N/A	86.5%	89.1%	88.7%

* This is based on patients treated on this contract for their most recent course of treatment. Figures in italics indicate the base number of FP17s or Patient Questionnaire responses are less than 100. N/A is shown where the base number of responses is less than 10 during the period. % is calculated as Quantity/Base number*100

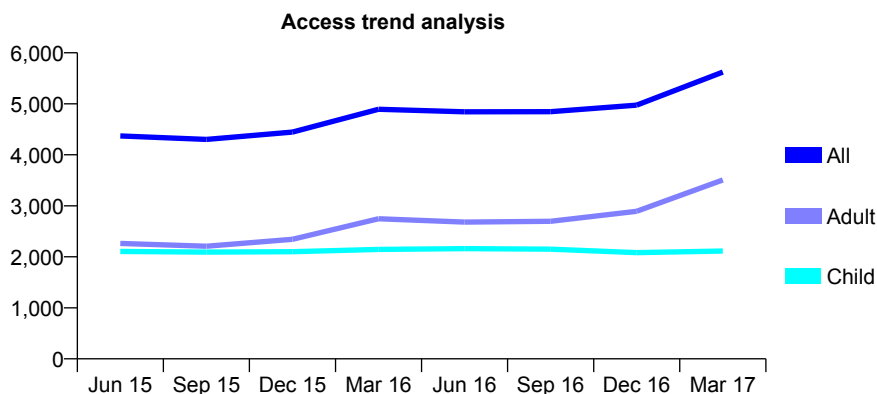
Q56 - Vital Signs At a Glance Contract Report for 767123/0003 - March 2017

Name or company name	MISS Z WIESE
Contract type name	GDS Contract
Purpose of contract	General
Contract start date	01/10/2007
Contract end date	

16/17 Contracted general activity (UDA)	13,400
Carry forward general activity (UDA)	220
16/17 Contracted orthodontic activity (UOA)	0
Carry forward orthodontic activity (UOA)	0
Baseline contract value	£380,977.90

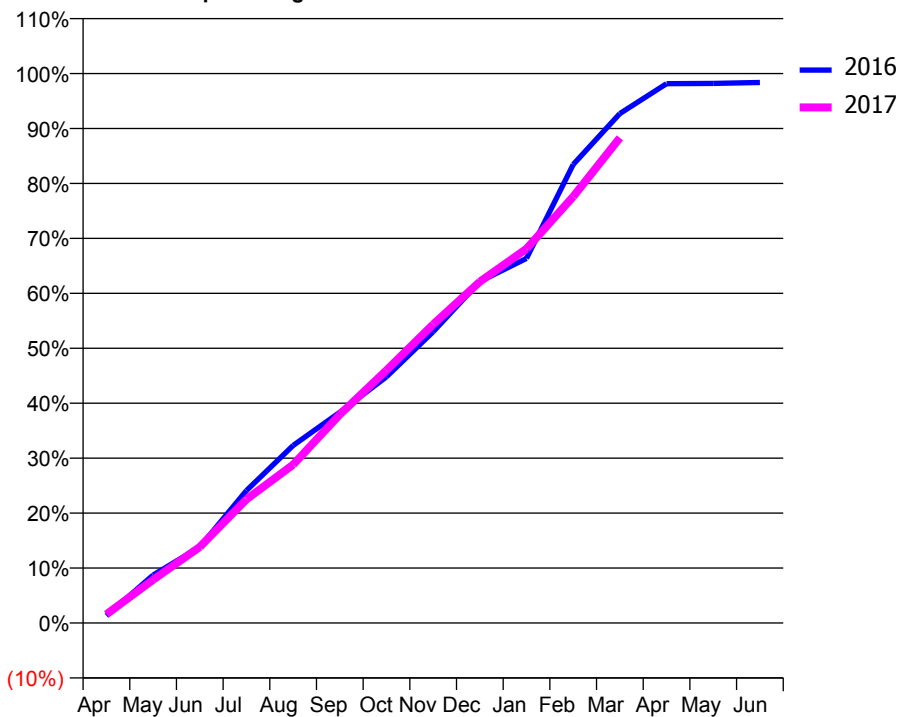
ACCESS*

Patients seen in 24 months	Total	Change since previous quarter
Quarter ending March 2016	4,892	
Quarter ending June 2016	4,842	↓
Quarter ending September 2016	4,847	→
Quarter ending December 2016	4,974	↑
Quarter ending March 2017	5,621	↑
Variance since March 2016	14.9%	↑



ACTIVITY

Cumulative percentage of contracted UDA delivered 2016 & 2017



Month	Adjusted Scheduled Activity (UDA)	
	2016	2017
April	179	212
May	1,169	1,056
June	1,855	1,857
July	3,232	3,017
August	4,329	3,861
September	5,138	5,084
October	6,003	6,165
November	7,104	7,283
December	8,326	8,324
January	8,891	9,125
February	11,180	10,399
March	12,422	11,830
April	13,153	
May	13,159	
June	13,180	

QUALITY

	Quantity	Base Number	Contract	AT	Region	England
% of FP17s for the same patient ID Re-attending within 3 months - Children	246	3,104	7.9%	11.2%	12.0%	12.3%
% of FP17s for the same patient ID Re-attending within 3 months - Adults	459	3,587	12.8%	15.2%	16.0%	16.7%
% of FP17s for the same patient ID Re-attending between 3 & 9 months - Children	1,687	3,104	54.3%	58.8%	58.8%	57.6%
% of FP17s for the same patient ID Re-attending between 3 & 9 months - Adults	1,330	3,587	37.1%	49.2%	51.2%	50.1%
% of FP17s for Band 1 Urgent Courses	552	6,261	8.8%	9.5%	8.0%	9.1%
% of FP17s Relating to Free Repair or Replacements	3	6,261	0.0%	0.8%	0.8%	0.8%
% of FP17s Relating to Continuations	11	6,261	0.2%	1.3%	1.2%	1.2%
% of Patients satisfied with the dentistry they have received	7	9	N/A	91.9%	92.7%	92.8%
% of Patients satisfied with the time they had to wait for an appointment	9	9	N/A	86.5%	89.1%	88.7%

* This is based on patients treated on this contract for their most recent course of treatment. Figures in italics indicate the base number of FP17s or Patient Questionnaire responses are less than 100. N/A is shown where the base number of responses is less than 10 during the period. % is calculated as Quantity/Base number*100

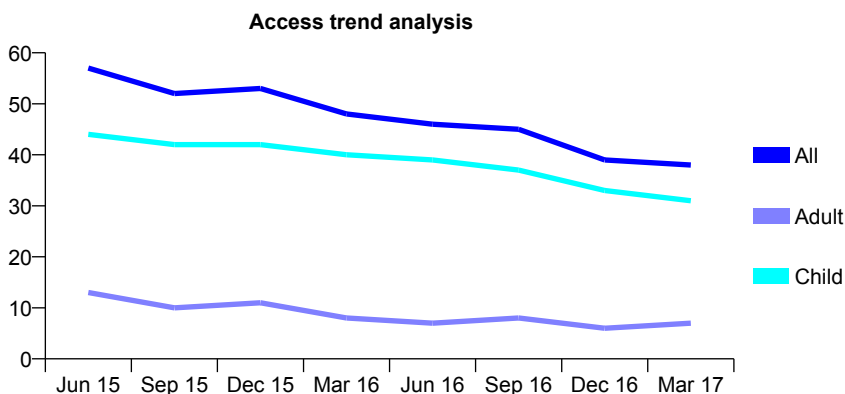
Q56 - Vital Signs At a Glance Contract Report for 768316/0001 - March 2017

Name or company name	MR A MOBLI
Contract type name	GDS Contract
Purpose of contract	General
Contract start date	01/04/2006
Contract end date	

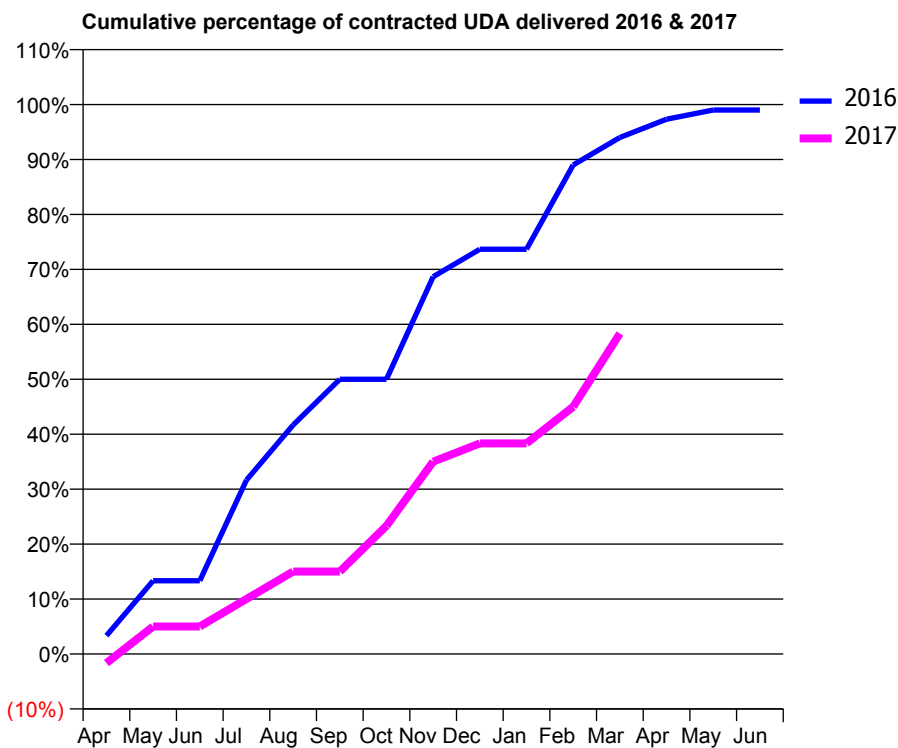
16/17 Contracted general activity (UDA)	60
Carry forward general activity (UDA)	1
16/17 Contracted orthodontic activity (UOA)	0
Carry forward orthodontic activity (UOA)	0
Baseline contract value	£1,342.33

ACCESS*

Patients seen in 24 months	Total	Change since previous quarter
Quarter ending March 2016	48	
Quarter ending June 2016	46	↓
Quarter ending September 2016	45	↓
Quarter ending December 2016	39	↓
Quarter ending March 2017	38	↓
Variance since March 2016	(20.8%)	↓



ACTIVITY



Month	Adjusted Scheduled Activity (UDA)	
	2016	2017
April	2	-1
May	8	3
June	8	3
July	19	6
August	25	9
September	30	9
October	30	14
November	41	21
December	44	23
January	44	23
February	53	27
March	56	35
April	58	
May	59	
June	59	

QUALITY

	Quantity	Base Number	Contract	AT	Region	England
% of FP17s for the same patient ID Re-attending within 3 months - Children	0	37	0.0%	11.2%	12.0%	12.3%
% of FP17s for the same patient ID Re-attending within 3 months - Adults	0	0	N/A	15.2%	16.0%	16.7%
% of FP17s for the same patient ID Re-attending between 3 & 9 months - Children	26	37	70.3%	58.8%	58.8%	57.6%
% of FP17s for the same patient ID Re-attending between 3 & 9 months - Adults	0	0	N/A	49.2%	51.2%	50.1%
% of FP17s for Band 1 Urgent Courses	0	34	0.0%	9.5%	8.0%	9.1%
% of FP17s Relating to Free Repair or Replacements	0	34	0.0%	0.8%	0.8%	0.8%
% of FP17s Relating to Continuations	0	34	0.0%	1.3%	1.2%	1.2%
% of Patients satisfied with the dentistry they have received	0	0	N/A	91.9%	92.7%	92.8%
% of Patients satisfied with the time they had to wait for an appointment	0	0	N/A	86.5%	89.1%	88.7%

* This is based on patients treated on this contract for their most recent course of treatment. Figures in italics indicate the base number of FP17s or Patient Questionnaire responses are less than 100. N/A is shown where the base number of responses is less than 10 during the period. % is calculated as Quantity/Base number*100

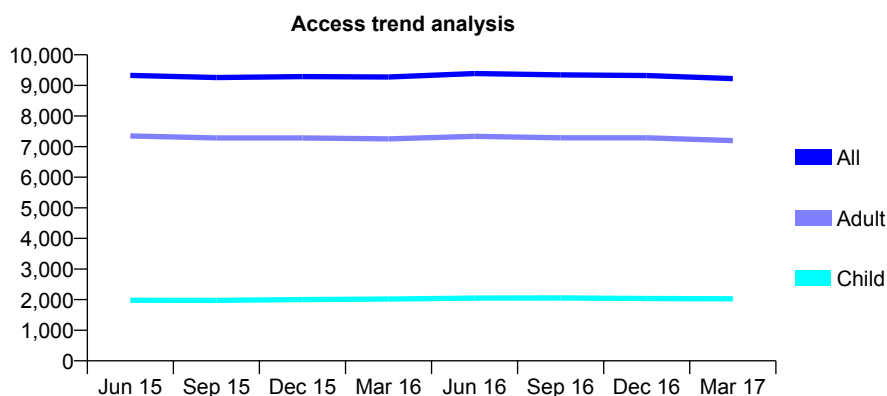
Q56 - Vital Signs At a Glance Contract Report for 771708/0001 - March 2017

Name or company name	MR AC HUNTER
Contract type name	GDS Contract
Purpose of contract	General
Contract start date	01/03/2008
Contract end date	

16/17 Contracted general activity (UDA)	24,346
Carry forward general activity (UDA)	0
16/17 Contracted orthodontic activity (UOA)	0
Carry forward orthodontic activity (UOA)	0
Baseline contract value	£585,793.86

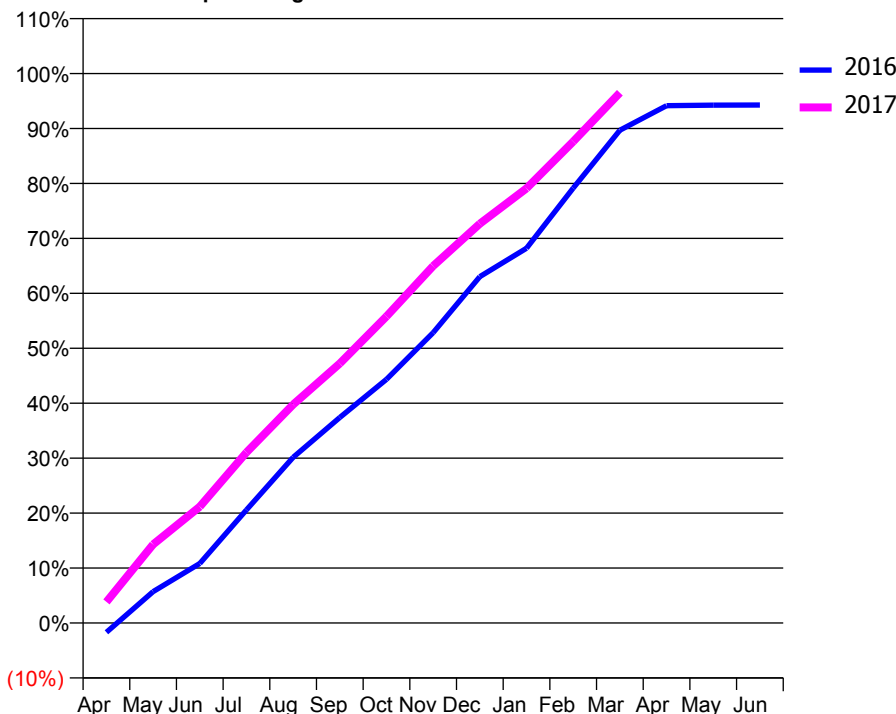
ACCESS*

Patients seen in 24 months	Total	Change since previous quarter
Quarter ending March 2016	9,274	
Quarter ending June 2016	9,386	→
Quarter ending September 2016	9,343	→
Quarter ending December 2016	9,324	→
Quarter ending March 2017	9,224	↓
Variance since March 2016	(0.5%)	→



ACTIVITY

Cumulative percentage of contracted UDA delivered 2016 & 2017



Adjusted Scheduled Activity (UDA)

Month	2016	2017
April	-417	939
May	1,389	3,486
June	2,635	5,152
July	5,014	7,558
August	7,338	9,680
September	9,108	11,500
October	10,798	13,583
November	12,864	15,816
December	15,344	17,693
January	16,605	19,260
February	19,269	21,333
March	21,831	23,495
April	22,923	
May	22,947	
June	22,948	

QUALITY

	Quantity	Base Number	Contract	AT	Region	England
% of FP17s for the same patient ID Re-attending within 3 months - Children	290	3,430	8.5%	11.2%	12.0%	12.3%
% of FP17s for the same patient ID Re-attending within 3 months - Adults	1,566	10,122	15.5%	15.2%	16.0%	16.7%
% of FP17s for the same patient ID Re-attending between 3 & 9 months - Children	2,009	3,430	58.6%	58.8%	58.8%	57.6%
% of FP17s for the same patient ID Re-attending between 3 & 9 months - Adults	4,984	10,122	49.2%	49.2%	51.2%	50.1%
% of FP17s for Band 1 Urgent Courses	1,167	12,109	9.6%	9.5%	8.0%	9.1%
% of FP17s Relating to Free Repair or Replacements	136	12,109	1.1%	0.8%	0.8%	0.8%
% of FP17s Relating to Continuations	198	12,109	1.6%	1.3%	1.2%	1.2%
% of Patients satisfied with the dentistry they have received	16	17	94.1%	91.9%	92.7%	92.8%
% of Patients satisfied with the time they had to wait for an appointment	15	17	88.2%	86.5%	89.1%	88.7%

* This is based on patients treated on this contract for their most recent course of treatment. Figures in italics indicate the base number of FP17s or Patient Questionnaire responses are less than 100. N/A is shown where the base number of responses is less than 10 during the period. % is calculated as Quantity/Base number*100

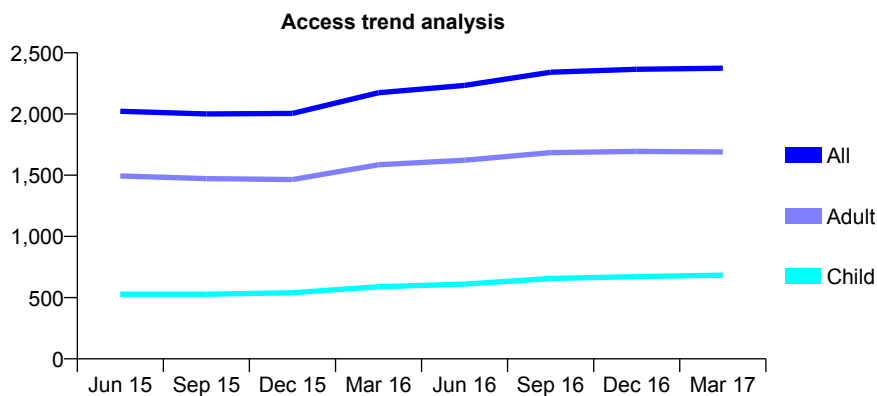
Q56 - Vital Signs At a Glance Contract Report for 773840/0001 - March 2017

Name or company name	MRS JA HASSAN
Contract type name	GDS Contract
Purpose of contract	General
Contract start date	01/04/2006
Contract end date	

16/17 Contracted general activity (UDA)	6,000
Carry forward general activity (UDA)	10
16/17 Contracted orthodontic activity (UOA)	0
Carry forward orthodontic activity (UOA)	0
Baseline contract value	£133,356.83

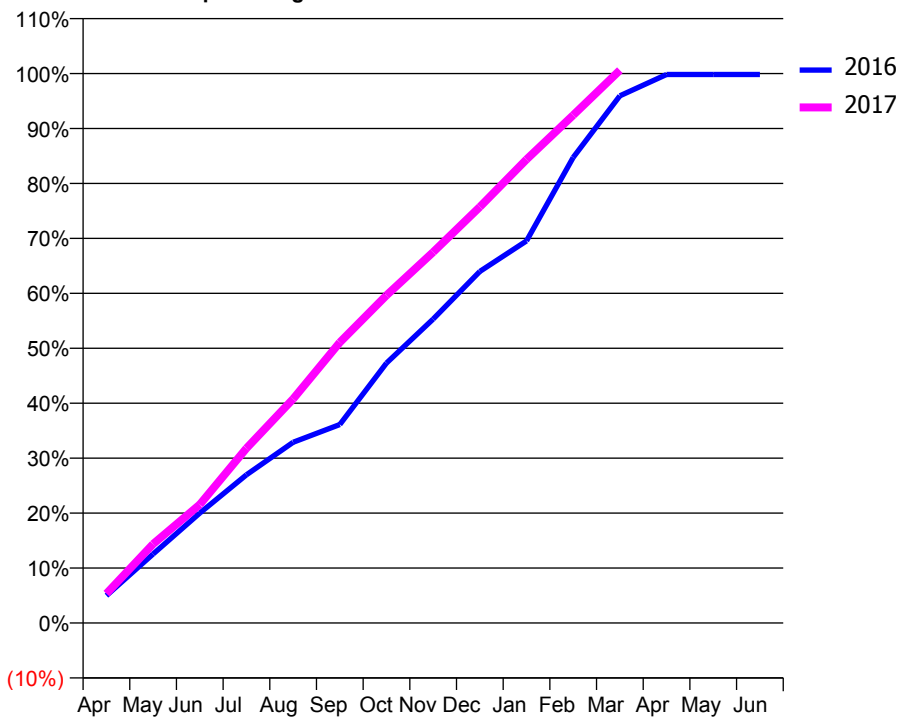
ACCESS*

Patients seen in 24 months	Total	Change since previous quarter
Quarter ending March 2016	2,174	
Quarter ending June 2016	2,234	↑
Quarter ending September 2016	2,341	↑
Quarter ending December 2016	2,366	→
Quarter ending March 2017	2,374	→
Variance since March 2016	9.2%	↑



ACTIVITY

Cumulative percentage of contracted UDA delivered 2016 & 2017



Month	Adjusted Scheduled Activity (UDA)	
	2016	2017
April	299	321
May	753	863
June	1,201	1,294
July	1,618	1,909
August	1,974	2,447
September	2,168	3,065
October	2,838	3,578
November	3,318	4,050
December	3,839	4,543
January	4,173	5,062
February	5,083	5,545
March	5,757	6,035
April	5,990	
May	5,990	
June	5,990	

QUALITY

	Quantity	Base Number	Contract	AT	Region	England
% of FP17s for the same patient ID Re-attending within 3 months - Children	60	1,073	5.6%	11.2%	12.0%	12.3%
% of FP17s for the same patient ID Re-attending within 3 months - Adults	405	2,214	18.3%	15.2%	16.0%	16.7%
% of FP17s for the same patient ID Re-attending between 3 & 9 months - Children	669	1,073	62.3%	58.8%	58.8%	57.6%
% of FP17s for the same patient ID Re-attending between 3 & 9 months - Adults	827	2,214	37.4%	49.2%	51.2%	50.1%
% of FP17s for Band 1 Urgent Courses	352	3,174	11.1%	9.5%	8.0%	9.1%
% of FP17s Relating to Free Repair or Replacements	29	3,174	0.9%	0.8%	0.8%	0.8%
% of FP17s Relating to Continuations	27	3,174	0.9%	1.3%	1.2%	1.2%
% of Patients satisfied with the dentistry they have received	4	4	N/A	91.9%	92.7%	92.8%
% of Patients satisfied with the time they had to wait for an appointment	4	4	N/A	86.5%	89.1%	88.7%

* This is based on patients treated on this contract for their most recent course of treatment. Figures in italics indicate the base number of FP17s or Patient Questionnaire responses are less than 100. N/A is shown where the base number of responses is less than 10 during the period. % is calculated as Quantity/Base number*100

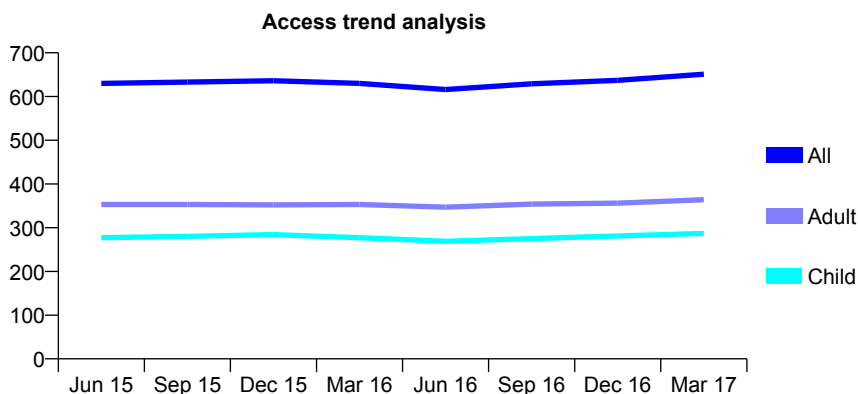
Q56 - Vital Signs At a Glance Contract Report for 800759/0002 - March 2017

Name or company name	MR D JONES
Contract type name	GDS Contract
Purpose of contract	General
Contract start date	28/07/2011
Contract end date	

16/17 Contracted general activity (UDA)	1,409
Carry forward general activity (UDA)	36
16/17 Contracted orthodontic activity (UOA)	0
Carry forward orthodontic activity (UOA)	0
Baseline contract value	£27,079.79

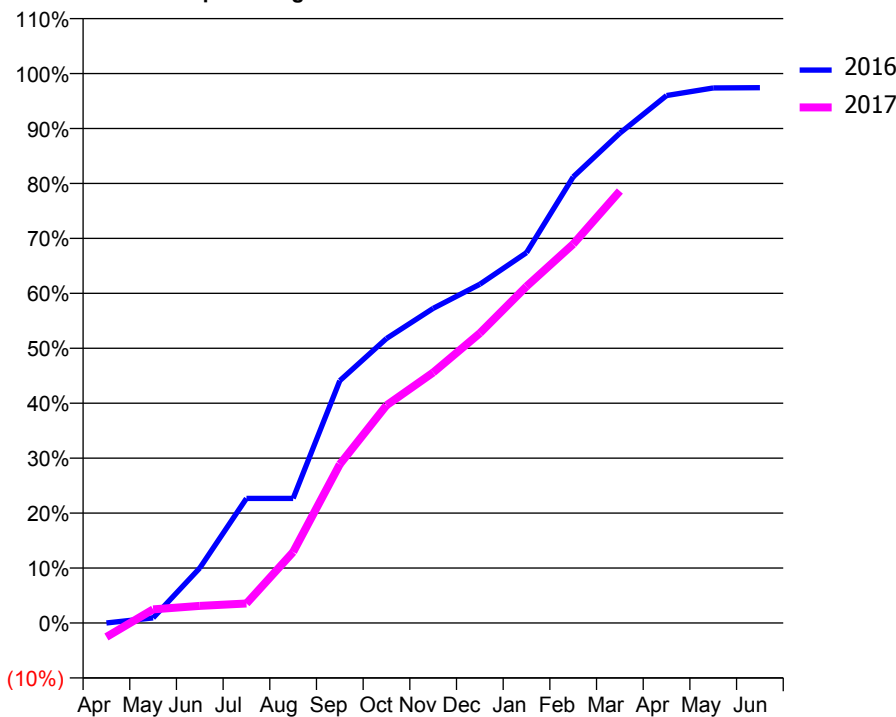
ACCESS*

Patients seen in 24 months	Total	Change since previous quarter
Quarter ending March 2016	630	
Quarter ending June 2016	616	↓
Quarter ending September 2016	629	↑
Quarter ending December 2016	637	→
Quarter ending March 2017	651	↑
Variance since March 2016	3.3%	↑



ACTIVITY

Cumulative percentage of contracted UDA delivered 2016 & 2017



Adjusted Scheduled Activity (UDA)

Month	2016	2017
April	0	-36
May	13	35
June	141	44
July	319	50
August	319	182
September	621	407
October	730	558
November	807	642
December	869	743
January	950	863
February	1,144	972
March	1,256	1,108
April	1,353	
May	1,372	
June	1,373	

QUALITY

	Quantity	Base Number	Contract	AT	Region	England
% of FP17s for the same patient ID Re-attending within 3 months - Children	32	417	7.7%	11.2%	12.0%	12.3%
% of FP17s for the same patient ID Re-attending within 3 months - Adults	39	469	8.3%	15.2%	16.0%	16.7%
% of FP17s for the same patient ID Re-attending between 3 & 9 months - Children	247	417	59.2%	58.8%	58.8%	57.6%
% of FP17s for the same patient ID Re-attending between 3 & 9 months - Adults	278	469	59.3%	49.2%	51.2%	50.1%
% of FP17s for Band 1 Urgent Courses	1	766	0.1%	9.5%	8.0%	9.1%
% of FP17s Relating to Free Repair or Replacements	1	766	0.1%	0.8%	0.8%	0.8%
% of FP17s Relating to Continuations	0	766	0.0%	1.3%	1.2%	1.2%
% of Patients satisfied with the dentistry they have received	0	0	N/A	91.9%	92.7%	92.8%
% of Patients satisfied with the time they had to wait for an appointment	0	0	N/A	86.5%	89.1%	88.7%

* This is based on patients treated on this contract for their most recent course of treatment. Figures in italics indicate the base number of FP17s or Patient Questionnaire responses are less than 100. N/A is shown where the base number of responses is less than 10 during the period. % is calculated as Quantity/Base number*100

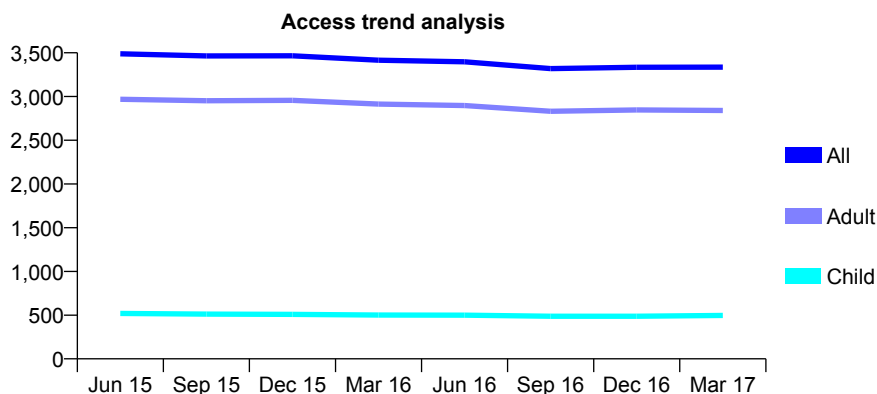
Q56 - Vital Signs At a Glance Contract Report for 809268/0001 - March 2017

Name or company name	MR DW FERNS
Contract type name	GDS Contract
Purpose of contract	General
Contract start date	01/04/2006
Contract end date	

16/17 Contracted general activity (UDA)	9,437
Carry forward general activity (UDA)	-189
16/17 Contracted orthodontic activity (UOA)	0
Carry forward orthodontic activity (UOA)	0
Baseline contract value	£225,897.90

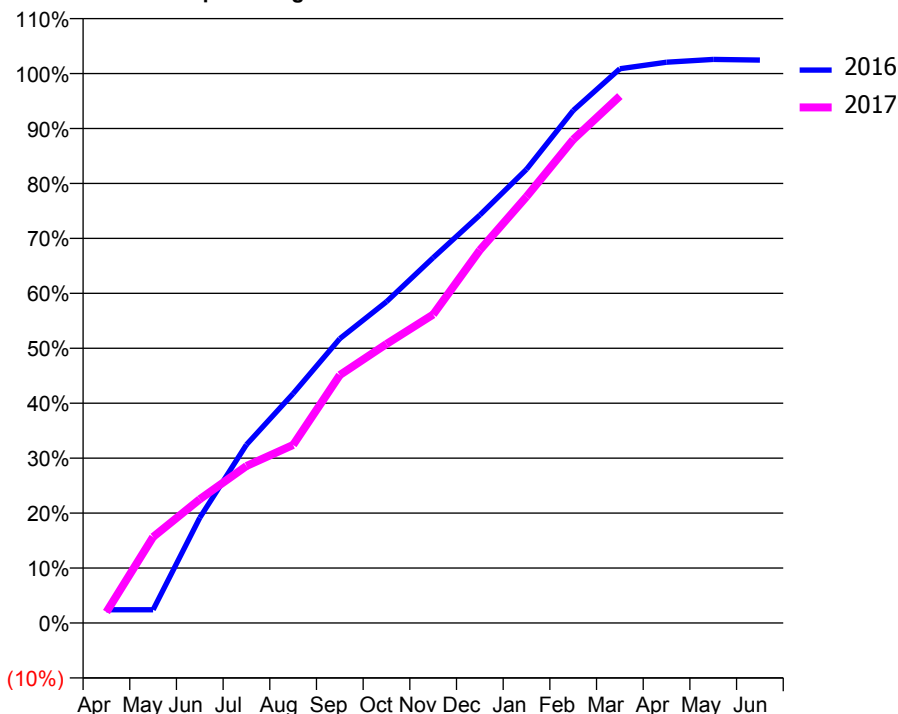
ACCESS*

Patients seen in 24 months	Total	Change since previous quarter
Quarter ending March 2016	3,415	
Quarter ending June 2016	3,397	→
Quarter ending September 2016	3,319	↓
Quarter ending December 2016	3,334	→
Quarter ending March 2017	3,336	→
Variance since March 2016	(2.3%)	↓



ACTIVITY

Cumulative percentage of contracted UDA delivered 2016 & 2017



Month	Adjusted Scheduled Activity (UDA)	
	2016	2017
April	229	189
May	229	1,479
June	1,808	2,125
July	3,062	2,697
August	3,939	3,058
September	4,884	4,259
October	5,519	4,792
November	6,274	5,298
December	7,006	6,405
January	7,791	7,322
February	8,802	8,302
March	9,518	9,049
April	9,632	
May	9,678	
June	9,666	

QUALITY

	Quantity	Base Number	Contract	AT	Region	England
% of FP17s for the same patient ID Re-attending within 3 months - Children	39	522	7.5%	11.2%	12.0%	12.3%
% of FP17s for the same patient ID Re-attending within 3 months - Adults	598	3,323	18.0%	15.2%	16.0%	16.7%
% of FP17s for the same patient ID Re-attending between 3 & 9 months - Children	89	522	17.0%	58.8%	58.8%	57.6%
% of FP17s for the same patient ID Re-attending between 3 & 9 months - Adults	825	3,323	24.8%	49.2%	51.2%	50.1%
% of FP17s for Band 1 Urgent Courses	692	3,731	18.5%	9.5%	8.0%	9.1%
% of FP17s Relating to Free Repair or Replacements	39	3,731	1.0%	0.8%	0.8%	0.8%
% of FP17s Relating to Continuations	83	3,731	2.2%	1.3%	1.2%	1.2%
% of Patients satisfied with the dentistry they have received	11	11	100.0%	91.9%	92.7%	92.8%
% of Patients satisfied with the time they had to wait for an appointment	11	11	100.0%	86.5%	89.1%	88.7%

* This is based on patients treated on this contract for their most recent course of treatment. Figures in italics indicate the base number of FP17s or Patient Questionnaire responses are less than 100. N/A is shown where the base number of responses is less than 10 during the period. % is calculated as Quantity/Base number*100

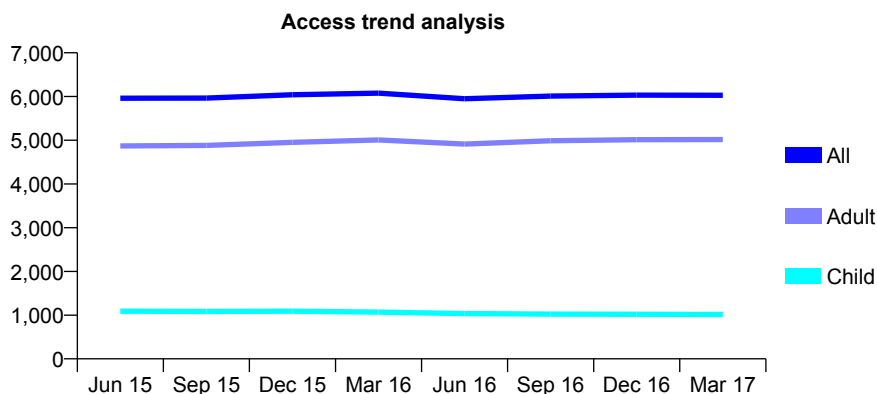
Q56 - Vital Signs At a Glance Contract Report for 812072/0001 - March 2017

Name or company name	MR JD WITHERLEY
Contract type name	GDS Contract
Purpose of contract	General
Contract start date	01/04/2006
Contract end date	

16/17 Contracted general activity (UDA)	14,528
Carry forward general activity (UDA)	-22
16/17 Contracted orthodontic activity (UOA)	0
Carry forward orthodontic activity (UOA)	0
Baseline contract value	£328,603.03

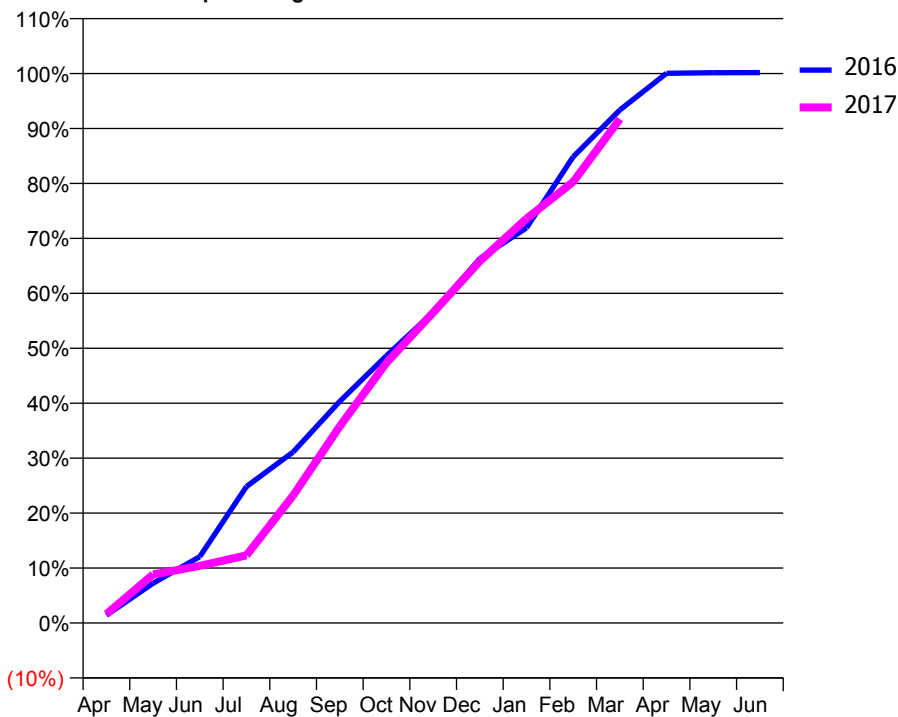
ACCESS*

Patients seen in 24 months	Total	Change since previous quarter
Quarter ending March 2016	6,076	
Quarter ending June 2016	5,948	↓
Quarter ending September 2016	6,010	→
Quarter ending December 2016	6,031	→
Quarter ending March 2017	6,029	→
Variance since March 2016	(0.8%)	→



ACTIVITY

Cumulative percentage of contracted UDA delivered 2016 & 2017



QUALITY

	Quantity	Base Number	Contract	AT	Region	England
% of FP17s for the same patient ID Re-attending within 3 months - Children	39	1,029	3.8%	11.2%	12.0%	12.3%
% of FP17s for the same patient ID Re-attending within 3 months - Adults	672	5,529	12.2%	15.2%	16.0%	16.7%
% of FP17s for the same patient ID Re-attending between 3 & 9 months - Children	231	1,029	22.4%	58.8%	58.8%	57.6%
% of FP17s for the same patient ID Re-attending between 3 & 9 months - Adults	1,487	5,529	26.9%	49.2%	51.2%	50.1%
% of FP17s for Band 1 Urgent Courses	472	6,098	7.7%	9.5%	8.0%	9.1%
% of FP17s Relating to Free Repair or Replacements	97	6,098	1.6%	0.8%	0.8%	0.8%
% of FP17s Relating to Continuations	123	6,098	2.0%	1.3%	1.2%	1.2%
% of Patients satisfied with the dentistry they have received	12	13	92.3%	91.9%	92.7%	92.8%
% of Patients satisfied with the time they had to wait for an appointment	12	13	92.3%	86.5%	89.1%	88.7%

* This is based on patients treated on this contract for their most recent course of treatment. Figures in italics indicate the base number of FP17s or Patient Questionnaire responses are less than 100. N/A is shown where the base number of responses is less than 10 during the period. % is calculated as Quantity/Base number*100

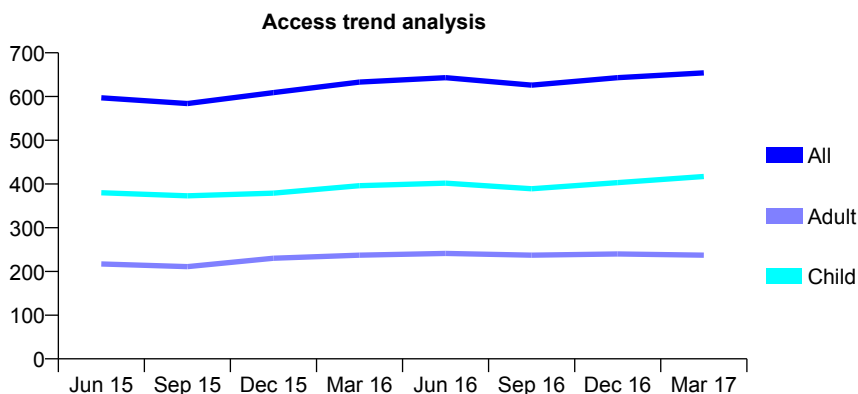
Q56 - Vital Signs At a Glance Contract Report for 812897/0001 - March 2017

Name or company name	MR WK DRYDEN
Contract type name	GDS Contract
Purpose of contract	General
Contract start date	01/04/2006
Contract end date	

16/17 Contracted general activity (UDA)	1,529
Carry forward general activity (UDA)	0
16/17 Contracted orthodontic activity (UOA)	0
Carry forward orthodontic activity (UOA)	0
Baseline contract value	£48,214.95

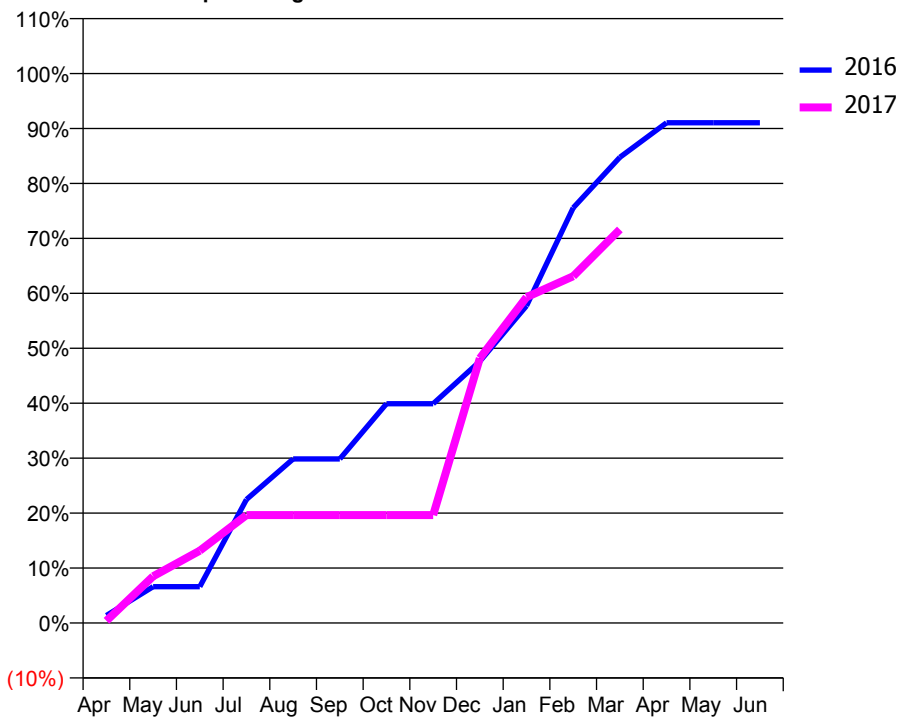
ACCESS*

Patients seen in 24 months	Total	Change since previous quarter
Quarter ending March 2016	633	
Quarter ending June 2016	643	→
Quarter ending September 2016	626	↓
Quarter ending December 2016	643	↑
Quarter ending March 2017	654	→
Variance since March 2016	3.3%	↑



ACTIVITY

Cumulative percentage of contracted UDA delivered 2016 & 2017



Month	Adjusted Scheduled Activity (UDA)	
	2016	2017
April	21	6
May	101	130
June	101	201
July	344	300
August	457	300
September	457	300
October	610	300
November	610	300
December	728	737
January	883	907
February	1,155	965
March	1,296	1,095
April	1,392	
May	1,392	
June	1,392	

QUALITY

	Quantity	Base Number	Contract	AT	Region	England
% of FP17s for the same patient ID Re-attending within 3 months - Children	33	594	5.6%	11.2%	12.0%	12.3%
% of FP17s for the same patient ID Re-attending within 3 months - Adults	14	190	7.4%	15.2%	16.0%	16.7%
% of FP17s for the same patient ID Re-attending between 3 & 9 months - Children	365	594	61.4%	58.8%	58.8%	57.6%
% of FP17s for the same patient ID Re-attending between 3 & 9 months - Adults	106	190	55.8%	49.2%	51.2%	50.1%
% of FP17s for Band 1 Urgent Courses	10	730	1.4%	9.5%	8.0%	9.1%
% of FP17s Relating to Free Repair or Replacements	0	730	0.0%	0.8%	0.8%	0.8%
% of FP17s Relating to Continuations	0	730	0.0%	1.3%	1.2%	1.2%
% of Patients satisfied with the dentistry they have received	0	0	N/A	91.9%	92.7%	92.8%
% of Patients satisfied with the time they had to wait for an appointment	0	0	N/A	86.5%	89.1%	88.7%

* This is based on patients treated on this contract for their most recent course of treatment. Figures in italics indicate the base number of FP17s or Patient Questionnaire responses are less than 100. N/A is shown where the base number of responses is less than 10 during the period. % is calculated as Quantity/Base number*100

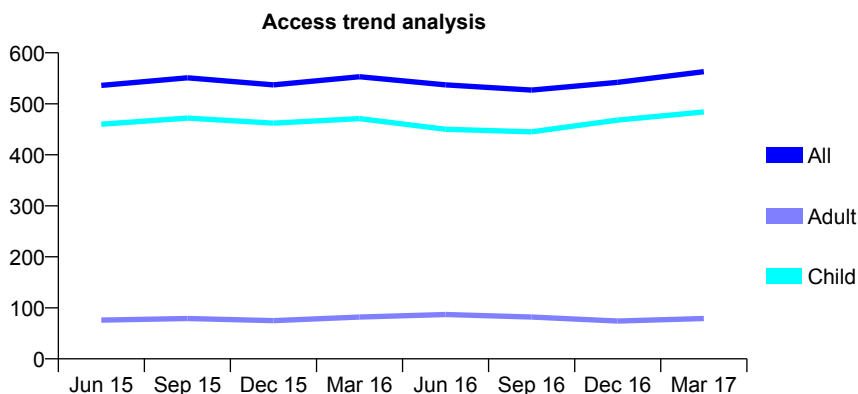
Q56 - Vital Signs At a Glance Contract Report for 813095/0002 - March 2017

Name or company name	MS BA BRABBINS
Contract type name	GDS Contract
Purpose of contract	General
Contract start date	01/04/2006
Contract end date	

16/17 Contracted general activity (UDA)	1,000
Carry forward general activity (UDA)	-20
16/17 Contracted orthodontic activity (UOA)	0
Carry forward orthodontic activity (UOA)	0
Baseline contract value	£24,085.87

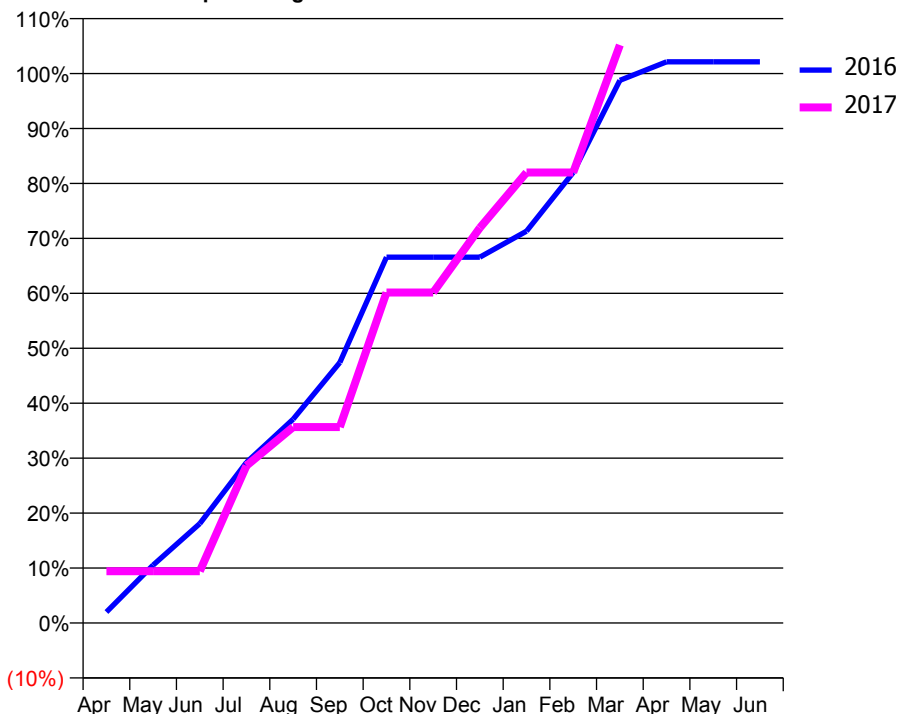
ACCESS*

Patients seen in 24 months	Total	Change since previous quarter
Quarter ending March 2016	553	
Quarter ending June 2016	537	↓
Quarter ending September 2016	527	↓
Quarter ending December 2016	542	↑
Quarter ending March 2017	563	↑
Variance since March 2016	1.8%	→



ACTIVITY

Cumulative percentage of contracted UDA delivered 2016 & 2017



Month	Adjusted Scheduled Activity (UDA)	
	2016	2017
April	20	94
May	105	94
June	181	94
July	292	286
August	371	357
September	474	357
October	666	601
November	666	601
December	666	719
January	713	820
February	820	820
March	988	1,052
April	1,021	
May	1,021	
June	1,021	

QUALITY

	Quantity	Base Number	Contract	AT	Region	England
% of FP17s for the same patient ID Re-attending within 3 months - Children	45	805	5.6%	11.2%	12.0%	12.3%
% of FP17s for the same patient ID Re-attending within 3 months - Adults	1	39	2.6%	15.2%	16.0%	16.7%
% of FP17s for the same patient ID Re-attending between 3 & 9 months - Children	556	805	69.1%	58.8%	58.8%	57.6%
% of FP17s for the same patient ID Re-attending between 3 & 9 months - Adults	28	39	71.8%	49.2%	51.2%	50.1%
% of FP17s for Band 1 Urgent Courses	34	730	4.7%	9.5%	8.0%	9.1%
% of FP17s Relating to Free Repair or Replacements	0	730	0.0%	0.8%	0.8%	0.8%
% of FP17s Relating to Continuations	0	730	0.0%	1.3%	1.2%	1.2%
% of Patients satisfied with the dentistry they have received	0	0	N/A	91.9%	92.7%	92.8%
% of Patients satisfied with the time they had to wait for an appointment	0	0	N/A	86.5%	89.1%	88.7%

* This is based on patients treated on this contract for their most recent course of treatment. Figures in italics indicate the base number of FP17s or Patient Questionnaire responses are less than 100. N/A is shown where the base number of responses is less than 10 during the period. % is calculated as Quantity/Base number*100

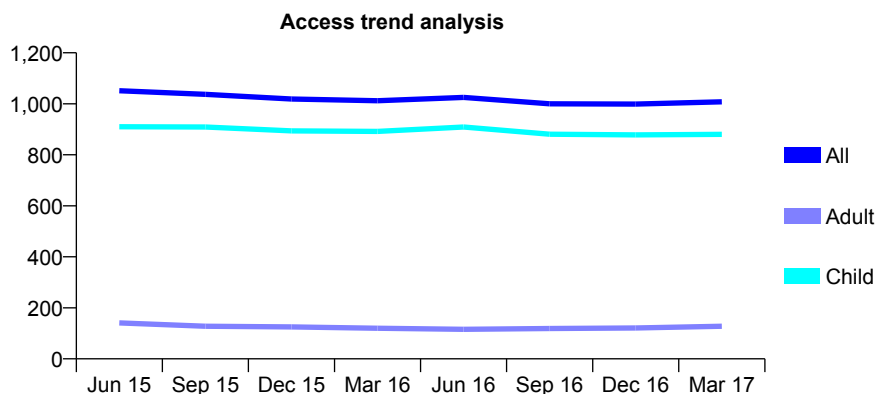
Q56 - Vital Signs At a Glance Contract Report for 819948/0001 - March 2017

Name or company name	MRS D STOKES
Contract type name	PDS Contract
Purpose of contract	General
Contract start date	01/06/2008
Contract end date	31/03/2018

16/17 Contracted general activity (UDA)	2,129
Carry forward general activity (UDA)	-15
16/17 Contracted orthodontic activity (UOA)	0
Carry forward orthodontic activity (UOA)	0
Baseline contract value	£48,064.13

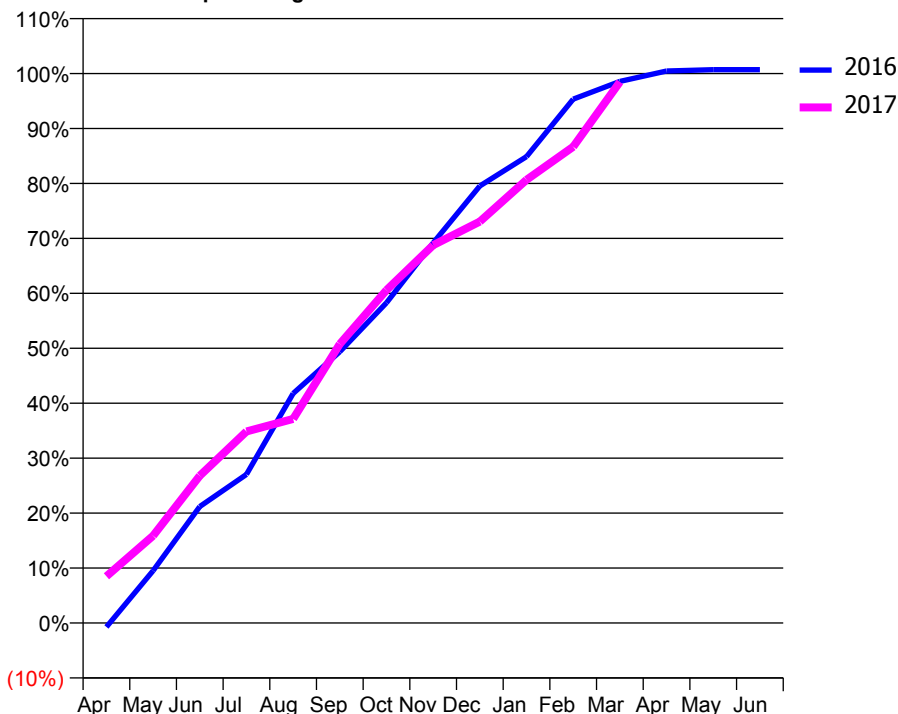
ACCESS*

Patients seen in 24 months	Total	Change since previous quarter
Quarter ending March 2016	1,012	
Quarter ending June 2016	1,025	→
Quarter ending September 2016	1,000	↓
Quarter ending December 2016	999	→
Quarter ending March 2017	1,008	→
Variance since March 2016	(0.4%)	→



ACTIVITY

Cumulative percentage of contracted UDA delivered 2016 & 2017



Month	Adjusted Scheduled Activity (UDA)	
	2016	2017
April	-16	181
May	203	338
June	451	571
July	576	742
August	889	791
September	1,051	1,081
October	1,241	1,290
November	1,473	1,464
December	1,693	1,555
January	1,807	1,717
February	2,029	1,845
March	2,099	2,096
April	2,139	
May	2,144	
June	2,144	

QUALITY

	Quantity	Base Number	Contract	AT	Region	England
% of FP17s for the same patient ID Re-attending within 3 months - Children	126	1,446	8.7%	11.2%	12.0%	12.3%
% of FP17s for the same patient ID Re-attending within 3 months - Adults	5	57	8.8%	15.2%	16.0%	16.7%
% of FP17s for the same patient ID Re-attending between 3 & 9 months - Children	929	1,446	64.2%	58.8%	58.8%	57.6%
% of FP17s for the same patient ID Re-attending between 3 & 9 months - Adults	41	57	71.9%	49.2%	51.2%	50.1%
% of FP17s for Band 1 Urgent Courses	26	1,456	1.8%	9.5%	8.0%	9.1%
% of FP17s Relating to Free Repair or Replacements	0	1,456	0.0%	0.8%	0.8%	0.8%
% of FP17s Relating to Continuations	0	1,456	0.0%	1.3%	1.2%	1.2%
% of Patients satisfied with the dentistry they have received	4	4	N/A	91.9%	92.7%	92.8%
% of Patients satisfied with the time they had to wait for an appointment	3	4	N/A	86.5%	89.1%	88.7%

* This is based on patients treated on this contract for their most recent course of treatment. Figures in italics indicate the base number of FP17s or Patient Questionnaire responses are less than 100. N/A is shown where the base number of responses is less than 10 during the period. % is calculated as Quantity/Base number*100

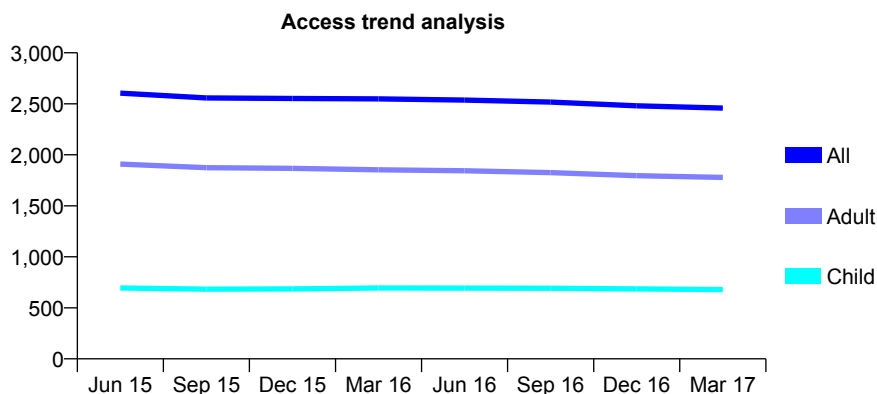
Q56 - Vital Signs At a Glance Contract Report for 825115/0001 - March 2017

Name or company name	MRS A RICKETTS
Contract type name	PDS Contract
Purpose of contract	General
Contract start date	01/05/2010
Contract end date	31/03/2018

16/17 Contracted general activity (UDA)	9,691
Carry forward general activity (UDA)	131
16/17 Contracted orthodontic activity (UOA)	0
Carry forward orthodontic activity (UOA)	0
Baseline contract value	£227,491.99

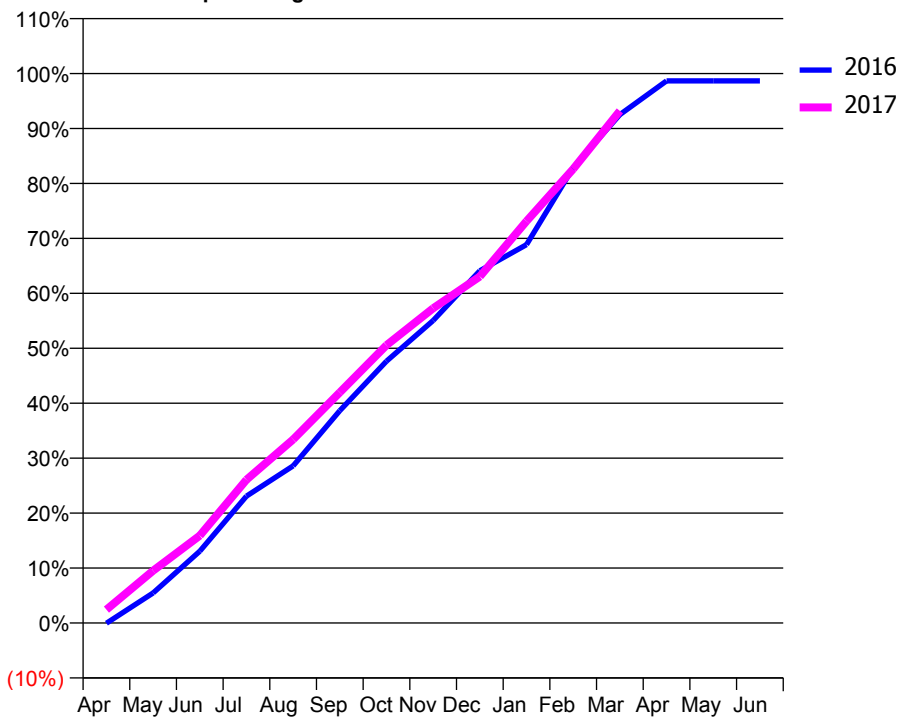
ACCESS*

Patients seen in 24 months	Total	Change since previous quarter
Quarter ending March 2016	2,548	
Quarter ending June 2016	2,537	→
Quarter ending September 2016	2,517	→
Quarter ending December 2016	2,481	↓
Quarter ending March 2017	2,458	→
Variance since March 2016	(3.5%)	↓



ACTIVITY

Cumulative percentage of contracted UDA delivered 2016 & 2017



Month	Adjusted Scheduled Activity (UDA)	
	2016	2017
April	-6	237
May	531	923
June	1,266	1,541
July	2,239	2,527
August	2,771	3,237
September	3,745	4,068
October	4,618	4,899
November	5,334	5,552
December	6,212	6,111
January	6,673	7,087
February	8,030	8,006
March	8,965	9,032
April	9,560	
May	9,560	
June	9,560	

QUALITY

	Quantity	Base Number	Contract	AT	Region	England
% of FP17s for the same patient ID Re-attending within 3 months - Children	391	1,758	22.2%	11.2%	12.0%	12.3%
% of FP17s for the same patient ID Re-attending within 3 months - Adults	850	3,675	23.1%	15.2%	16.0%	16.7%
% of FP17s for the same patient ID Re-attending between 3 & 9 months - Children	1,150	1,758	65.4%	58.8%	58.8%	57.6%
% of FP17s for the same patient ID Re-attending between 3 & 9 months - Adults	2,390	3,675	65.0%	49.2%	51.2%	50.1%
% of FP17s for Band 1 Urgent Courses	380	5,213	7.3%	9.5%	8.0%	9.1%
% of FP17s Relating to Free Repair or Replacements	56	5,213	1.1%	0.8%	0.8%	0.8%
% of FP17s Relating to Continuations	31	5,213	0.6%	1.3%	1.2%	1.2%
% of Patients satisfied with the dentistry they have received	5	5	N/A	91.9%	92.7%	92.8%
% of Patients satisfied with the time they had to wait for an appointment	5	5	N/A	86.5%	89.1%	88.7%

* This is based on patients treated on this contract for their most recent course of treatment. Figures in italics indicate the base number of FP17s or Patient Questionnaire responses are less than 100. N/A is shown where the base number of responses is less than 10 during the period. % is calculated as Quantity/Base number*100

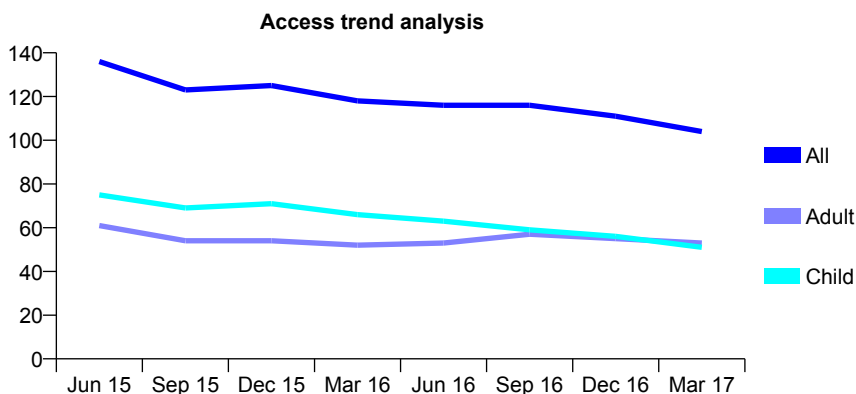
Q56 - Vital Signs At a Glance Contract Report for 825875/0001 - March 2017

Name or company name	MISS S PATEL
Contract type name	GDS Contract
Purpose of contract	General
Contract start date	01/04/2006
Contract end date	

16/17 Contracted general activity (UDA)	350
Carry forward general activity (UDA)	0
16/17 Contracted orthodontic activity (UOA)	0
Carry forward orthodontic activity (UOA)	0
Baseline contract value	£7,728.61

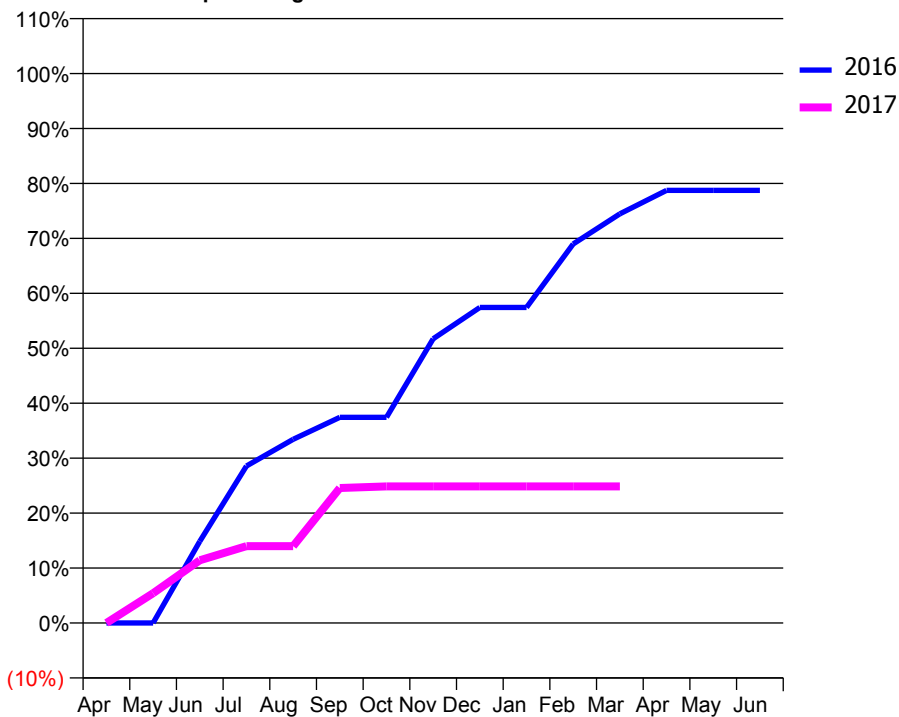
ACCESS*

Patients seen in 24 months	Total	Change since previous quarter
Quarter ending March 2016	118	
Quarter ending June 2016	116	↓
Quarter ending September 2016	116	→
Quarter ending December 2016	111	↓
Quarter ending March 2017	104	↓
Variance since March 2016	(11.9%)	↓



ACTIVITY

Cumulative percentage of contracted UDA delivered 2016 & 2017



Month	Adjusted Scheduled Activity (UDA)	
	2016	2017
April	0	0
May	0	19
June	52	40
July	100	49
August	117	49
September	131	86
October	131	87
November	181	87
December	201	87
January	201	87
February	241	87
March	261	87
April	276	
May	276	
June	276	

QUALITY

	Quantity	Base Number	Contract	AT	Region	England
% of FP17s for the same patient ID Re-attending within 3 months - Children	2	34	5.9%	11.2%	12.0%	12.3%
% of FP17s for the same patient ID Re-attending within 3 months - Adults	0	25	0.0%	15.2%	16.0%	16.7%
% of FP17s for the same patient ID Re-attending between 3 & 9 months - Children	17	34	50.0%	58.8%	58.8%	57.6%
% of FP17s for the same patient ID Re-attending between 3 & 9 months - Adults	10	25	40.0%	49.2%	51.2%	50.1%
% of FP17s for Band 1 Urgent Courses	0	55	0.0%	9.5%	8.0%	9.1%
% of FP17s Relating to Free Repair or Replacements	0	55	0.0%	0.8%	0.8%	0.8%
% of FP17s Relating to Continuations	1	55	1.8%	1.3%	1.2%	1.2%
% of Patients satisfied with the dentistry they have received	0	0	N/A	91.9%	92.7%	92.8%
% of Patients satisfied with the time they had to wait for an appointment	0	0	N/A	86.5%	89.1%	88.7%

* This is based on patients treated on this contract for their most recent course of treatment. Figures in italics indicate the base number of FP17s or Patient Questionnaire responses are less than 100. N/A is shown where the base number of responses is less than 10 during the period. % is calculated as Quantity/Base number*100

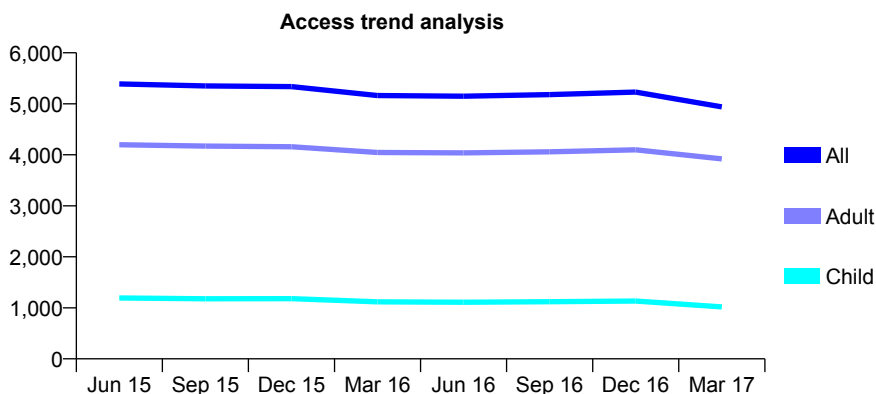
Q56 - Vital Signs At a Glance Contract Report for 827134/0006 - March 2017

Name or company name	MR JG PLUMMER
Contract type name	GDS Contract
Purpose of contract	General and Orthodontic
Contract start date	01/04/2006
Contract end date	

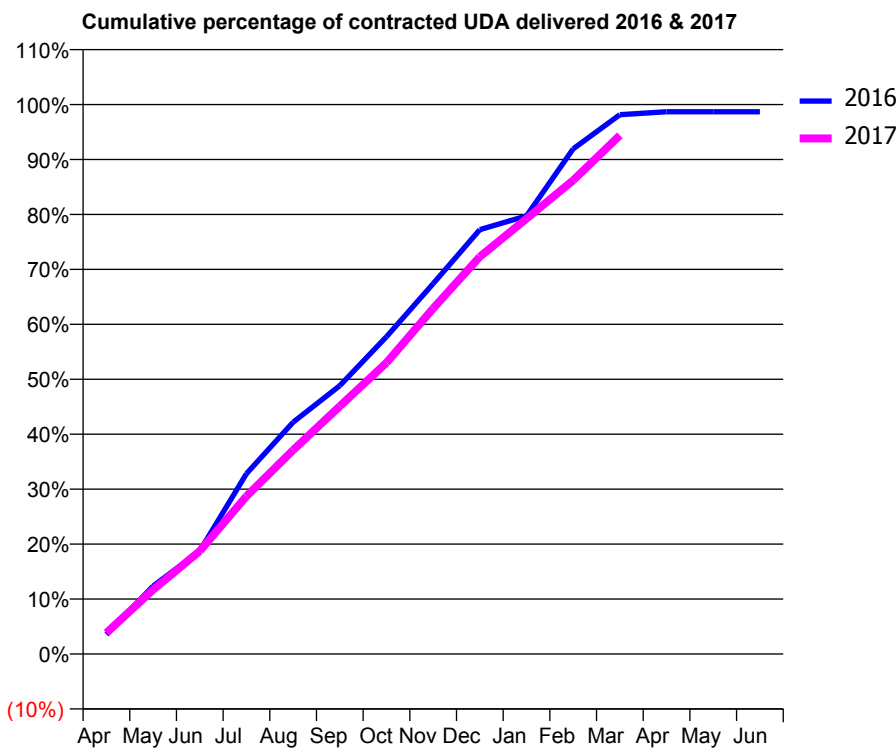
16/17 Contracted general activity (UDA)	13,778
Carry forward general activity (UDA)	180
16/17 Contracted orthodontic activity (UOA)	408
Carry forward orthodontic activity (UOA)	28
Baseline contract value	£554,633.23

ACCESS*

Patients seen in 24 months	Total	Change since previous quarter
Quarter ending March 2016	5,163	
Quarter ending June 2016	5,149	→
Quarter ending September 2016	5,181	→
Quarter ending December 2016	5,231	→
Quarter ending March 2017	4,940	↓
Variance since March 2016	(4.3%)	↓



ACTIVITY



Month	Adjusted Scheduled Activity (UDA)	
	2016	2017
April	488	529
May	1,704	1,614
June	2,585	2,583
July	4,521	3,956
August	5,813	5,115
September	6,728	6,215
October	7,957	7,305
November	9,288	8,666
December	10,641	9,961
January	10,985	10,915
February	12,668	11,878
March	13,523	13,005
April	13,597	
May	13,598	
June	13,598	

QUALITY

	Quantity	Base Number	Contract	AT	Region	England
% of FP17s for the same patient ID Re-attending within 3 months - Children	141	1,633	8.6%	11.2%	12.0%	12.3%
% of FP17s for the same patient ID Re-attending within 3 months - Adults	714	5,462	13.1%	15.2%	16.0%	16.7%
% of FP17s for the same patient ID Re-attending between 3 & 9 months - Children	657	1,633	40.2%	58.8%	58.8%	57.6%
% of FP17s for the same patient ID Re-attending between 3 & 9 months - Adults	1,829	5,462	33.5%	49.2%	51.2%	50.1%
% of FP17s for Band 1 Urgent Courses	842	6,669	12.6%	9.5%	8.0%	9.1%
% of FP17s Relating to Free Repair or Replacements	153	6,669	2.3%	0.8%	0.8%	0.8%
% of FP17s Relating to Continuations	50	6,669	0.7%	1.3%	1.2%	1.2%
% of Patients satisfied with the dentistry they have received	8	8	N/A	91.9%	92.7%	92.8%
% of Patients satisfied with the time they had to wait for an appointment	8	8	N/A	86.5%	89.1%	88.7%

* This is based on patients treated on this contract for their most recent course of treatment. Figures in italics indicate the base number of FP17s or Patient Questionnaire responses are less than 100. N/A is shown where the base number of responses is less than 10 during the period. % is calculated as Quantity/Base number*100

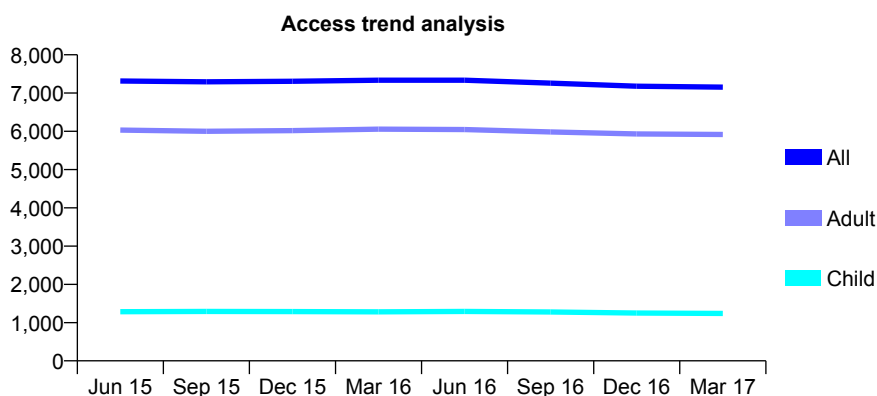
Q56 - Vital Signs At a Glance Contract Report for 827134/0007 - March 2017

Name or company name	MR JG PLUMMER
Contract type name	GDS Contract
Purpose of contract	General and Orthodontic
Contract start date	01/04/2006
Contract end date	

16/17 Contracted general activity (UDA)	17,482
Carry forward general activity (UDA)	609
16/17 Contracted orthodontic activity (UOA)	771
Carry forward orthodontic activity (UOA)	10
Baseline contract value	£697,818.48

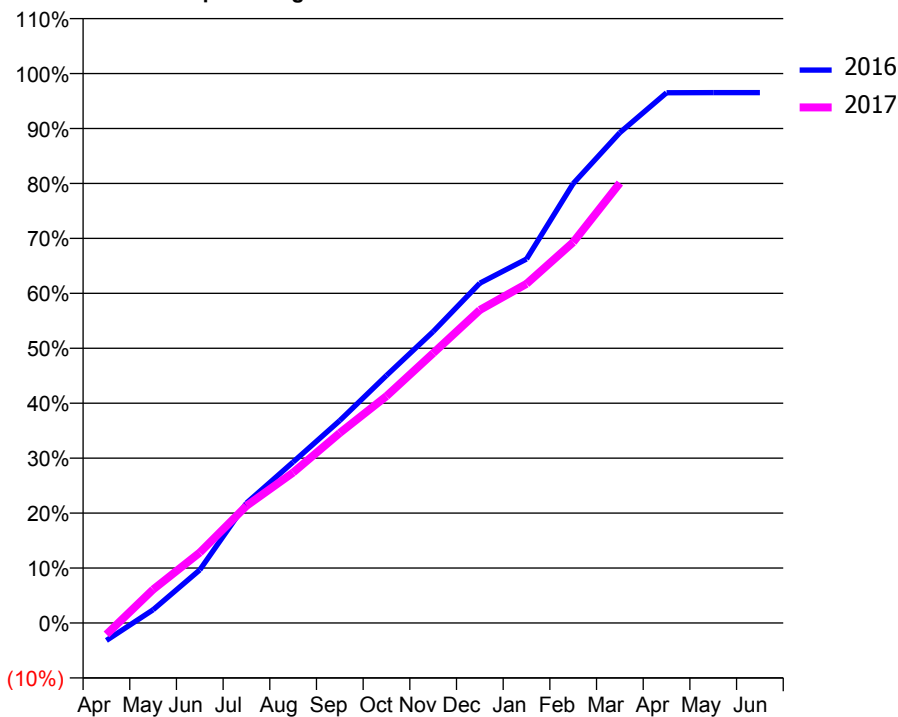
ACCESS*

Patients seen in 24 months	Total	Change since previous quarter
Quarter ending March 2016	7,336	
Quarter ending June 2016	7,336	→
Quarter ending September 2016	7,260	↓
Quarter ending December 2016	7,178	↓
Quarter ending March 2017	7,155	→
Variance since March 2016	(2.5%)	↓



ACTIVITY

Cumulative percentage of contracted UDA delivered 2016 & 2017



Adjusted Scheduled Activity (UDA)

Month	2016	2017
April	-558	-366
May	424	1,069
June	1,693	2,241
July	3,817	3,726
August	5,122	4,789
September	6,443	6,049
October	7,876	7,220
November	9,270	8,586
December	10,810	9,959
January	11,579	10,791
February	13,982	12,115
March	15,600	13,996
April	16,869	
May	16,873	
June	16,873	

QUALITY

	Quantity	Base Number	Contract	AT	Region	England
% of FP17s for the same patient ID Re-attending within 3 months - Children	179	1,999	9.0%	11.2%	12.0%	12.3%
% of FP17s for the same patient ID Re-attending within 3 months - Adults	1,354	8,315	16.3%	15.2%	16.0%	16.7%
% of FP17s for the same patient ID Re-attending between 3 & 9 months - Children	796	1,999	39.8%	58.8%	58.8%	57.6%
% of FP17s for the same patient ID Re-attending between 3 & 9 months - Adults	3,167	8,315	38.1%	49.2%	51.2%	50.1%
% of FP17s for Band 1 Urgent Courses	1,238	8,180	15.1%	9.5%	8.0%	9.1%
% of FP17s Relating to Free Repair or Replacements	157	8,180	1.9%	0.8%	0.8%	0.8%
% of FP17s Relating to Continuations	61	8,180	0.7%	1.3%	1.2%	1.2%
% of Patients satisfied with the dentistry they have received	9	11	81.8%	91.9%	92.7%	92.8%
% of Patients satisfied with the time they had to wait for an appointment	9	11	81.8%	86.5%	89.1%	88.7%

* This is based on patients treated on this contract for their most recent course of treatment. Figures in italics indicate the base number of FP17s or Patient Questionnaire responses are less than 100. N/A is shown where the base number of responses is less than 10 during the period. % is calculated as Quantity/Base number*100

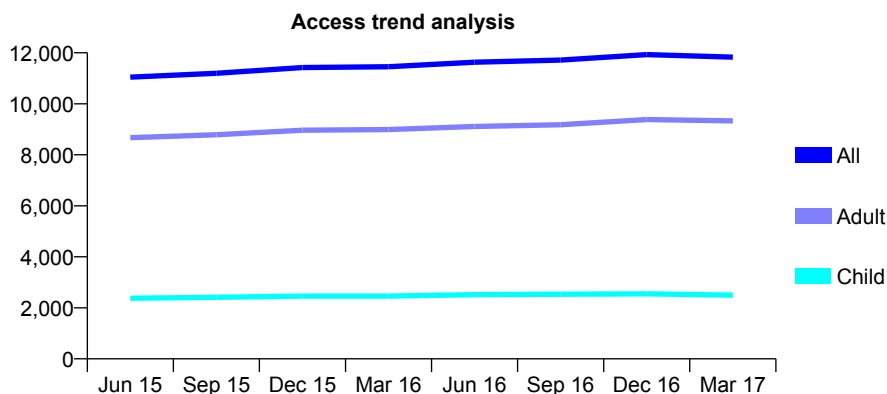
Q56 - Vital Signs At a Glance Contract Report for 827134/0008 - March 2017

Name or company name	MR JG PLUMMER
Contract type name	GDS Contract
Purpose of contract	General and Orthodontic
Contract start date	01/04/2006
Contract end date	

16/17 Contracted general activity (UDA)	25,930
Carry forward general activity (UDA)	882
16/17 Contracted orthodontic activity (UOA)	1,430
Carry forward orthodontic activity (UOA)	1
Baseline contract value	£842,438.28

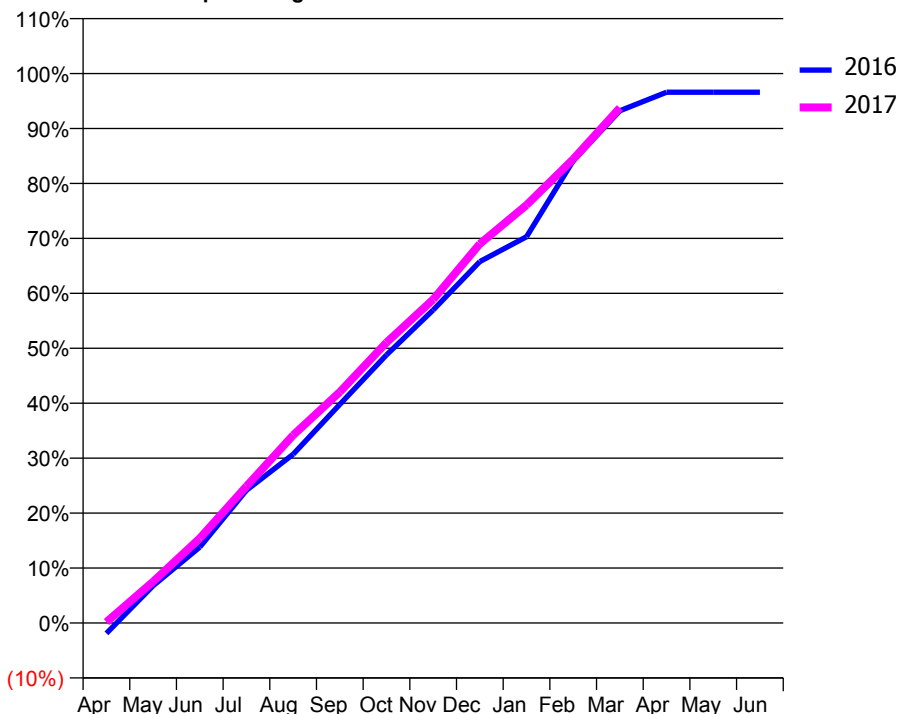
ACCESS*

Patients seen in 24 months	Total	Change since previous quarter
Quarter ending March 2016	11,451	
Quarter ending June 2016	11,629	→
Quarter ending September 2016	11,713	→
Quarter ending December 2016	11,928	→
Quarter ending March 2017	11,829	→
Variance since March 2016	3.3%	↑



ACTIVITY

Cumulative percentage of contracted UDA delivered 2016 & 2017



Month	Adjusted Scheduled Activity (UDA)	
	2016	2017
April	-497	47
May	1,759	1,955
June	3,581	3,998
July	6,265	6,452
August	7,965	8,862
September	10,316	10,904
October	12,651	13,236
November	14,770	15,268
December	17,055	17,894
January	18,226	19,721
February	21,811	21,885
March	24,169	24,309
April	25,048	
May	25,048	
June	25,048	

QUALITY

	Quantity	Base Number	Contract	AT	Region	England
% of FP17s for the same patient ID Re-attending within 3 months - Children	312	3,918	8.0%	11.2%	12.0%	12.3%
% of FP17s for the same patient ID Re-attending within 3 months - Adults	1,800	13,009	13.8%	15.2%	16.0%	16.7%
% of FP17s for the same patient ID Re-attending between 3 & 9 months - Children	2,155	3,918	55.0%	58.8%	58.8%	57.6%
% of FP17s for the same patient ID Re-attending between 3 & 9 months - Adults	4,790	13,009	36.8%	49.2%	51.2%	50.1%
% of FP17s for Band 1 Urgent Courses	2,157	15,479	13.9%	9.5%	8.0%	9.1%
% of FP17s Relating to Free Repair or Replacements	126	15,479	0.8%	0.8%	0.8%	0.8%
% of FP17s Relating to Continuations	80	15,479	0.5%	1.3%	1.2%	1.2%
% of Patients satisfied with the dentistry they have received	16	17	94.1%	91.9%	92.7%	92.8%
% of Patients satisfied with the time they had to wait for an appointment	15	17	88.2%	86.5%	89.1%	88.7%

* This is based on patients treated on this contract for their most recent course of treatment. Figures in italics indicate the base number of FP17s or Patient Questionnaire responses are less than 100. N/A is shown where the base number of responses is less than 10 during the period. % is calculated as Quantity/Base number*100

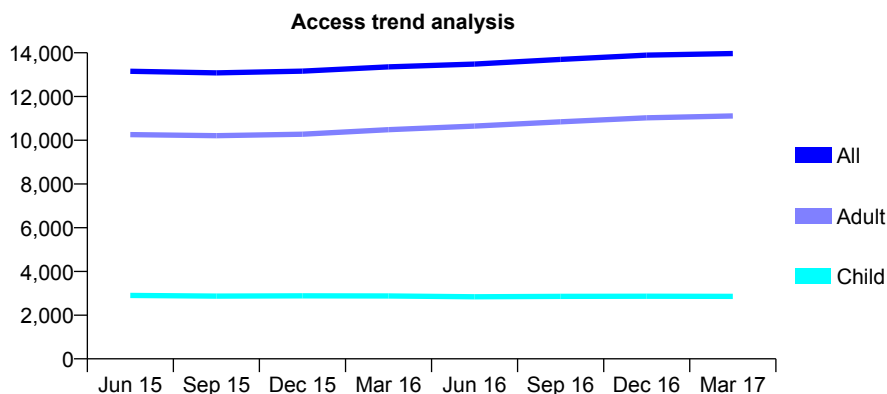
Q56 - Vital Signs At a Glance Contract Report for 827134/0009 - March 2017

Name or company name	MR JG PLUMMER
Contract type name	GDS Contract
Purpose of contract	General and Orthodontic
Contract start date	01/04/2006
Contract end date	

16/17 Contracted general activity (UDA)	32,392
Carry forward general activity (UDA)	1,115
16/17 Contracted orthodontic activity (UOA)	1,980
Carry forward orthodontic activity (UOA)	-16
Baseline contract value	£1,068,301.66

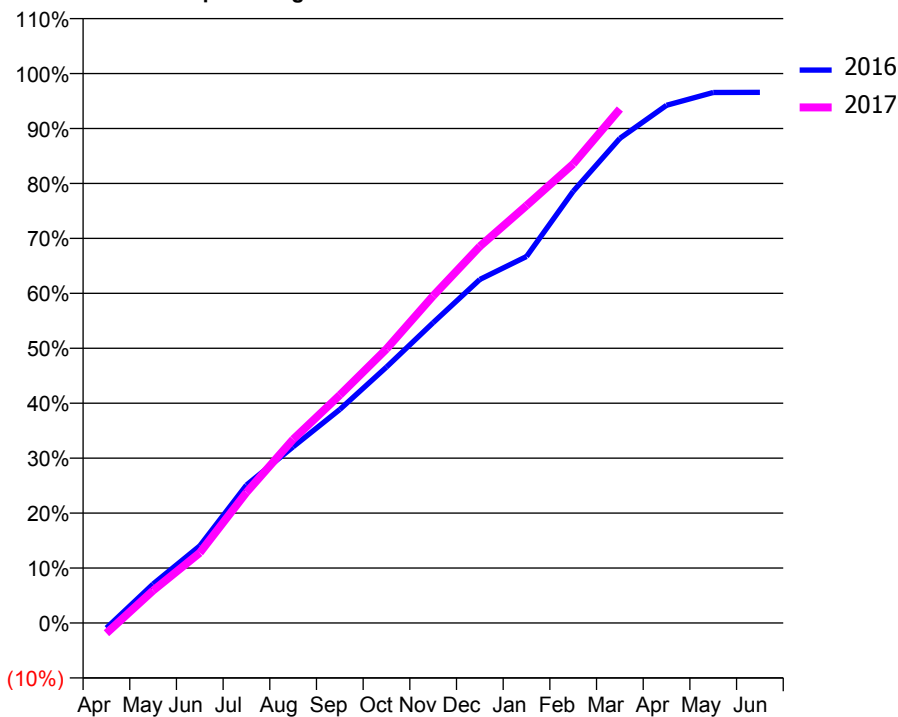
ACCESS*

Patients seen in 24 months	Total	Change since previous quarter
Quarter ending March 2016	13,355	
Quarter ending June 2016	13,486	→
Quarter ending September 2016	13,700	→
Quarter ending December 2016	13,893	→
Quarter ending March 2017	13,969	→
Variance since March 2016	4.6%	↑



ACTIVITY

Cumulative percentage of contracted UDA delivered 2016 & 2017



Month	Adjusted Scheduled Activity (UDA)	
	2016	2017
April	-306	-609
May	2,302	1,917
June	4,544	4,138
July	8,130	7,703
August	10,388	10,828
September	12,590	13,439
October	15,088	16,157
November	17,703	19,286
December	20,250	22,202
January	21,604	24,604
February	25,450	27,061
March	28,571	30,300
April	30,521	
May	31,275	
June	31,277	

QUALITY

	Quantity	Base Number	Contract	AT	Region	England
% of FP17s for the same patient ID Re-attending within 3 months - Children	342	4,774	7.2%	11.2%	12.0%	12.3%
% of FP17s for the same patient ID Re-attending within 3 months - Adults	2,167	15,873	13.7%	15.2%	16.0%	16.7%
% of FP17s for the same patient ID Re-attending between 3 & 9 months - Children	2,768	4,774	58.0%	58.8%	58.8%	57.6%
% of FP17s for the same patient ID Re-attending between 3 & 9 months - Adults	6,930	15,873	43.7%	49.2%	51.2%	50.1%
% of FP17s for Band 1 Urgent Courses	2,555	18,806	13.6%	9.5%	8.0%	9.1%
% of FP17s Relating to Free Repair or Replacements	193	18,806	1.0%	0.8%	0.8%	0.8%
% of FP17s Relating to Continuations	116	18,806	0.6%	1.3%	1.2%	1.2%
% of Patients satisfied with the dentistry they have received	19	20	95.0%	91.9%	92.7%	92.8%
% of Patients satisfied with the time they had to wait for an appointment	15	20	75.0%	86.5%	89.1%	88.7%

* This is based on patients treated on this contract for their most recent course of treatment. Figures in italics indicate the base number of FP17s or Patient Questionnaire responses are less than 100. N/A is shown where the base number of responses is less than 10 during the period. % is calculated as Quantity/Base number*100

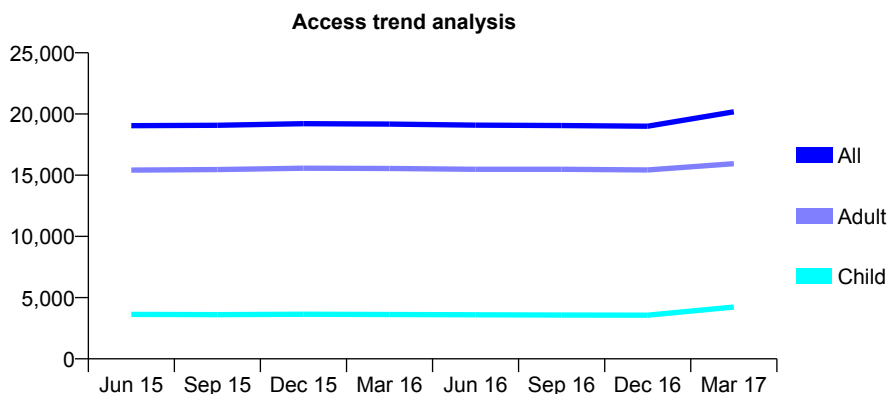
Q56 - Vital Signs At a Glance Contract Report for 827134/0010 - March 2017

Name or company name	MR JG PLUMMER
Contract type name	Pilot Contract
Purpose of contract	General and Orthodontic
Contract start date	01/04/2006
Contract end date	

16/17 Contracted general activity (UDA)	51,443
Carry forward general activity (UDA)	0
16/17 Contracted orthodontic activity (UOA)	4,020
Carry forward orthodontic activity (UOA)	-22
Baseline contract value	£1,645,053.02

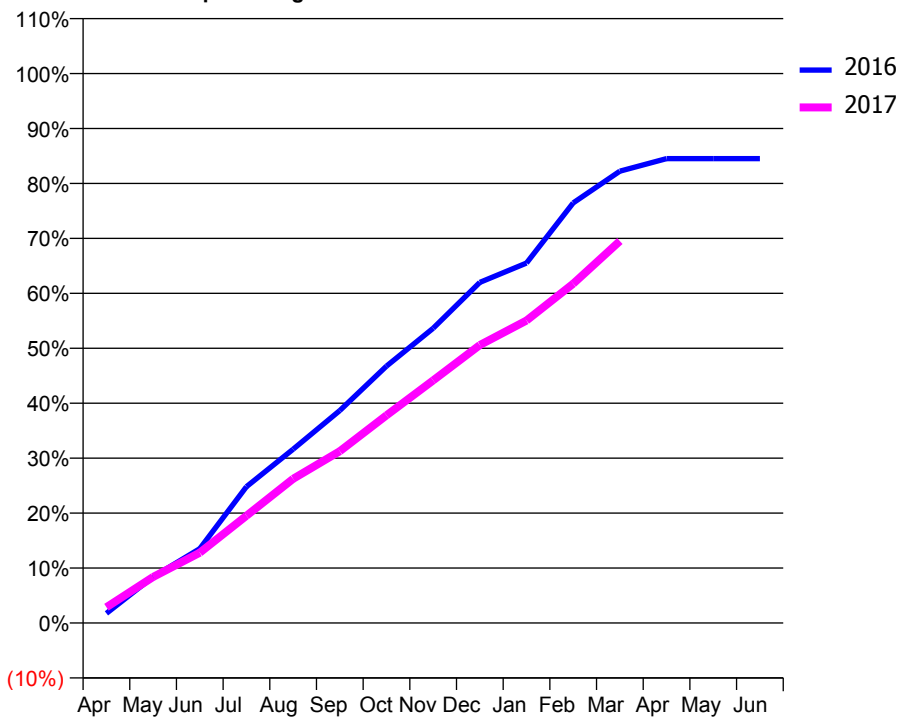
ACCESS*

Patients seen in 24 months	Total	Change since previous quarter
Quarter ending March 2016	19,178	
Quarter ending June 2016	19,090	→
Quarter ending September 2016	19,063	→
Quarter ending December 2016	19,002	→
Quarter ending March 2017	20,177	↑
Variance since March 2016	5.2%	↑



ACTIVITY

Cumulative percentage of contracted UDA delivered 2016 & 2017



Month	Adjusted Scheduled Activity (UDA)	
	2016	2017
April	907	1,485
May	4,328	4,308
June	6,963	6,583
July	12,767	10,049
August	16,277	13,502
September	19,894	16,079
October	24,044	19,446
November	27,598	22,710
December	31,890	26,028
January	33,701	28,318
February	39,334	31,766
March	42,302	35,761
April	43,475	
May	43,476	
June	43,476	

QUALITY

	Quantity	Base Number	Contract	AT	Region	England
% of FP17s for the same patient ID Re-attending within 3 months - Children	317	5,699	5.6%	11.2%	12.0%	12.3%
% of FP17s for the same patient ID Re-attending within 3 months - Adults	1,800	18,578	9.7%	15.2%	16.0%	16.7%
% of FP17s for the same patient ID Re-attending between 3 & 9 months - Children	2,650	5,699	46.5%	58.8%	58.8%	57.6%
% of FP17s for the same patient ID Re-attending between 3 & 9 months - Adults	6,833	18,578	36.8%	49.2%	51.2%	50.1%
% of FP17s for Band 1 Urgent Courses	2,197	21,634	10.2%	9.5%	8.0%	9.1%
% of FP17s Relating to Free Repair or Replacements	230	21,634	1.1%	0.8%	0.8%	0.8%
% of FP17s Relating to Continuations	98	21,634	0.5%	1.3%	1.2%	1.2%
% of Patients satisfied with the dentistry they have received	53	55	96.4%	91.9%	92.7%	92.8%
% of Patients satisfied with the time they had to wait for an appointment	48	55	87.3%	86.5%	89.1%	88.7%

* This is based on patients treated on this contract for their most recent course of treatment. Figures in italics indicate the base number of FP17s or Patient Questionnaire responses are less than 100. N/A is shown where the base number of responses is less than 10 during the period. % is calculated as Quantity/Base number*100

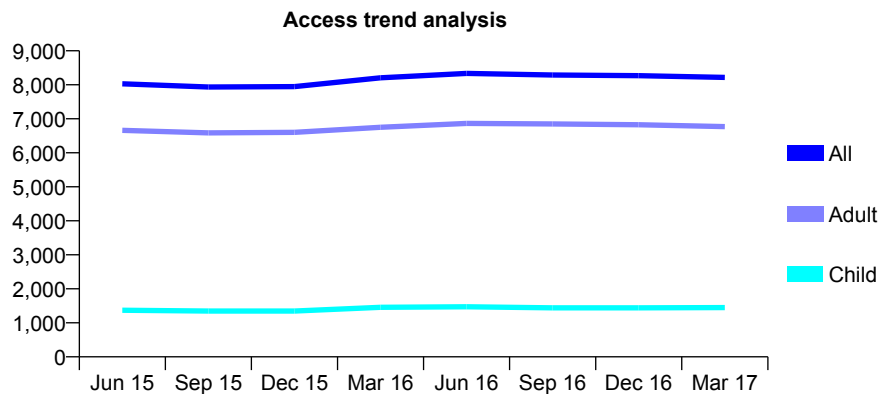
Q56 - Vital Signs At a Glance Contract Report for 827134/0012 - March 2017

Name or company name	MR JG PLUMMER
Contract type name	GDS Contract
Purpose of contract	General and Orthodontic
Contract start date	01/04/2006
Contract end date	

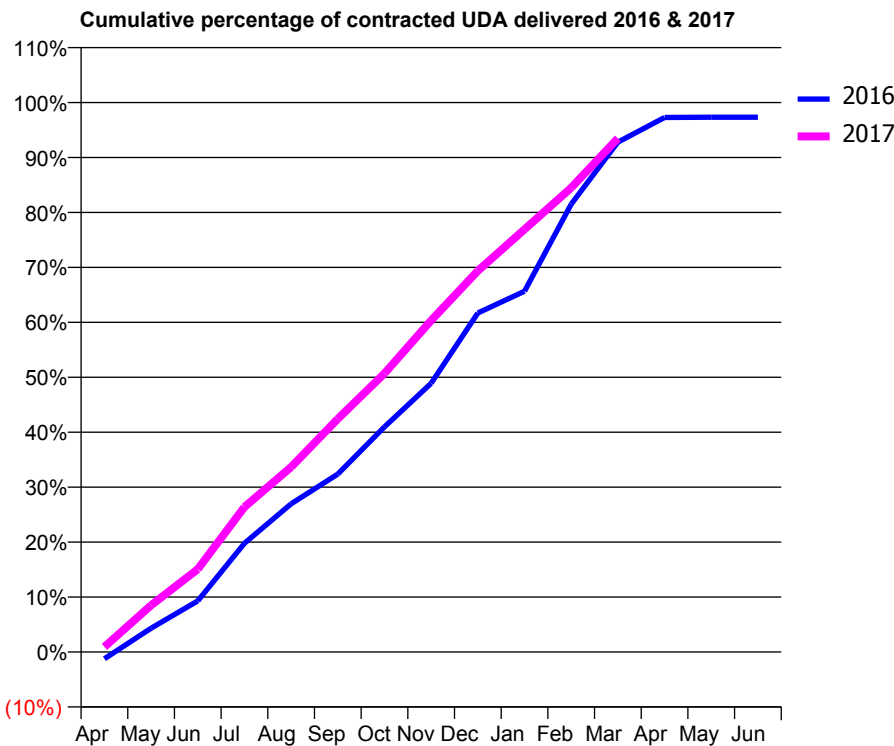
16/17 Contracted general activity (UDA)	22,126
Carry forward general activity (UDA)	594
16/17 Contracted orthodontic activity (UOA)	1,190
Carry forward orthodontic activity (UOA)	11
Baseline contract value	£817,577.63

ACCESS*

Patients seen in 24 months	Total	Change since previous quarter
Quarter ending March 2016	8,205	
Quarter ending June 2016	8,335	→
Quarter ending September 2016	8,290	→
Quarter ending December 2016	8,268	→
Quarter ending March 2017	8,218	→
Variance since March 2016	0.2%	→



ACTIVITY



Month	Adjusted Scheduled Activity (UDA)	
	2016	2017
April	-279	209
May	959	1,880
June	2,060	3,337
July	4,380	5,839
August	5,966	7,450
September	7,165	9,386
October	9,065	11,221
November	10,823	13,349
December	13,652	15,347
January	14,524	17,018
February	18,033	18,696
March	20,532	20,683
April	21,525	
May	21,532	
June	21,532	

QUALITY

	Quantity	Base Number	Contract	AT	Region	England
% of FP17s for the same patient ID Re-attending within 3 months - Children	275	2,365	11.6%	11.2%	12.0%	12.3%
% of FP17s for the same patient ID Re-attending within 3 months - Adults	1,230	8,880	13.9%	15.2%	16.0%	16.7%
% of FP17s for the same patient ID Re-attending between 3 & 9 months - Children	1,063	2,365	44.9%	58.8%	58.8%	57.6%
% of FP17s for the same patient ID Re-attending between 3 & 9 months - Adults	2,749	8,880	31.0%	49.2%	51.2%	50.1%
% of FP17s for Band 1 Urgent Courses	1,161	10,204	11.4%	9.5%	8.0%	9.1%
% of FP17s Relating to Free Repair or Replacements	338	10,204	3.3%	0.8%	0.8%	0.8%
% of FP17s Relating to Continuations	112	10,204	1.1%	1.3%	1.2%	1.2%
% of Patients satisfied with the dentistry they have received	14	14	100.0%	91.9%	92.7%	92.8%
% of Patients satisfied with the time they had to wait for an appointment	9	14	64.3%	86.5%	89.1%	88.7%

* This is based on patients treated on this contract for their most recent course of treatment. Figures in italics indicate the base number of FP17s or Patient Questionnaire responses are less than 100. N/A is shown where the base number of responses is less than 10 during the period. % is calculated as Quantity/Base number*100

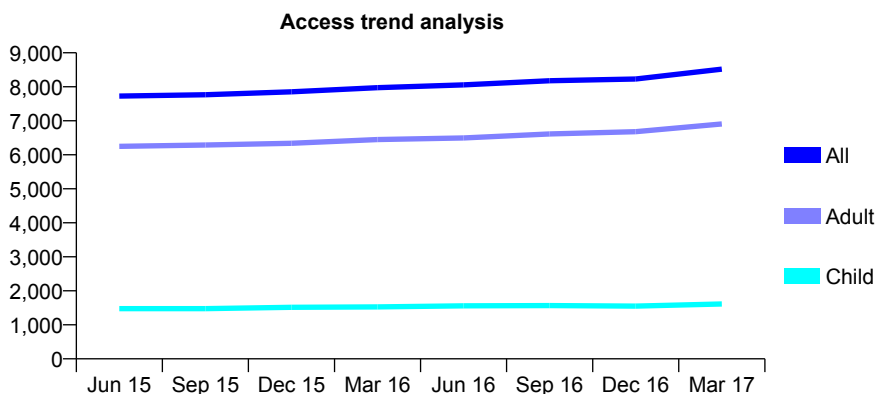
Q56 - Vital Signs At a Glance Contract Report for 827134/0013 - March 2017

Name or company name	MR JG PLUMMER
Contract type name	GDS Contract
Purpose of contract	General and Orthodontic
Contract start date	01/04/2006
Contract end date	

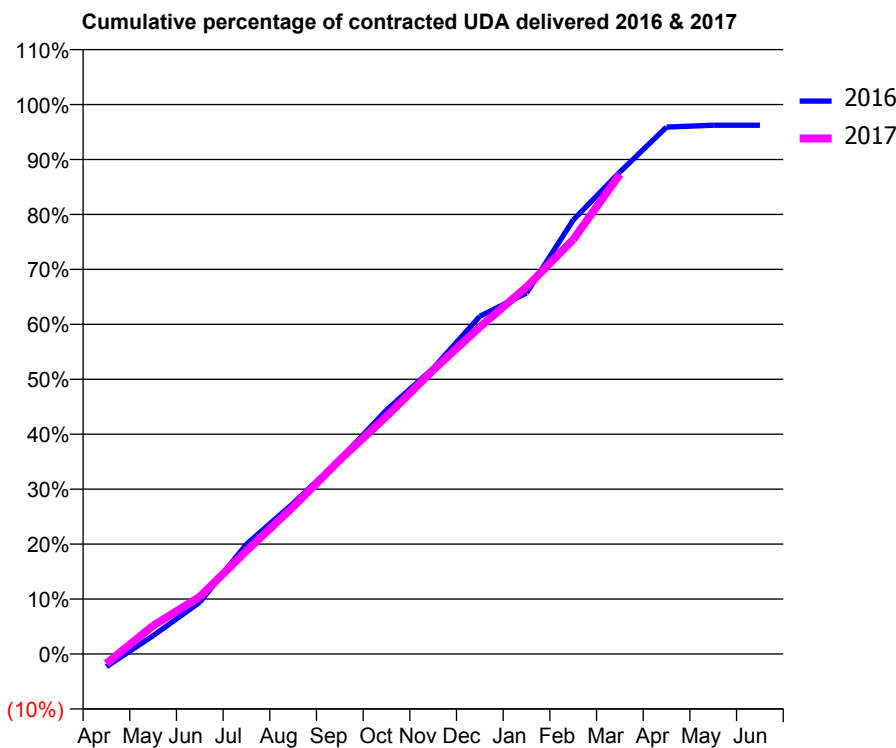
16/17 Contracted general activity (UDA)	24,945
Carry forward general activity (UDA)	940
16/17 Contracted orthodontic activity (UOA)	2,064
Carry forward orthodontic activity (UOA)	58
Baseline contract value	£877,312.34

ACCESS*

Patients seen in 24 months	Total	Change since previous quarter
Quarter ending March 2016	7,976	
Quarter ending June 2016	8,057	→
Quarter ending September 2016	8,180	→
Quarter ending December 2016	8,231	→
Quarter ending March 2017	8,521	↑
Variance since March 2016	6.8%	↑



ACTIVITY



Month	Adjusted Scheduled Activity (UDA)	
	2016	2017
April	-579	-438
May	830	1,289
June	2,352	2,602
July	4,986	4,680
August	6,835	6,681
September	8,837	8,812
October	11,074	10,793
November	12,972	12,888
December	15,333	14,848
January	16,387	16,658
February	19,699	18,814
March	21,880	21,777
April	23,921	
May	24,005	
June	24,005	

QUALITY

	Quantity	Base Number	Contract	AT	Region	England
% of FP17s for the same patient ID Re-attending within 3 months - Children	263	2,592	10.1%	11.2%	12.0%	12.3%
% of FP17s for the same patient ID Re-attending within 3 months - Adults	1,393	9,481	14.7%	15.2%	16.0%	16.7%
% of FP17s for the same patient ID Re-attending between 3 & 9 months - Children	1,123	2,592	43.3%	58.8%	58.8%	57.6%
% of FP17s for the same patient ID Re-attending between 3 & 9 months - Adults	3,870	9,481	40.8%	49.2%	51.2%	50.1%
% of FP17s for Band 1 Urgent Courses	1,880	10,738	17.5%	9.5%	8.0%	9.1%
% of FP17s Relating to Free Repair or Replacements	160	10,738	1.5%	0.8%	0.8%	0.8%
% of FP17s Relating to Continuations	119	10,738	1.1%	1.3%	1.2%	1.2%
% of Patients satisfied with the dentistry they have received	11	11	100.0%	91.9%	92.7%	92.8%
% of Patients satisfied with the time they had to wait for an appointment	8	11	72.7%	86.5%	89.1%	88.7%

* This is based on patients treated on this contract for their most recent course of treatment. Figures in italics indicate the base number of FP17s or Patient Questionnaire responses are less than 100. N/A is shown where the base number of responses is less than 10 during the period. % is calculated as Quantity/Base number*100

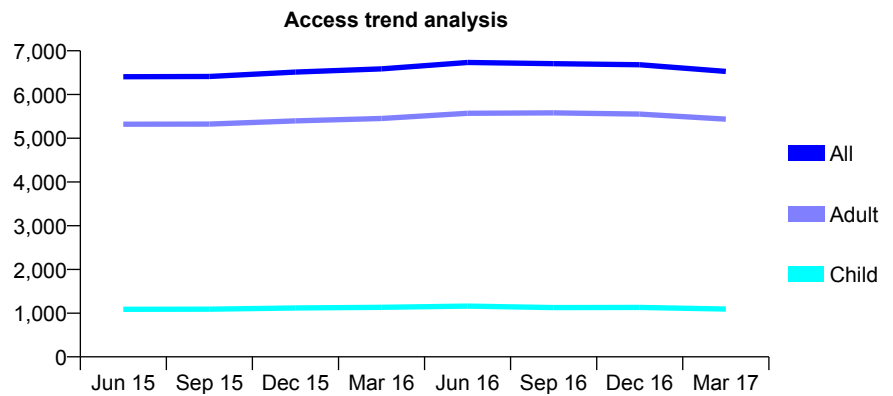
Q56 - Vital Signs At a Glance Contract Report for 827134/0014 - March 2017

Name or company name	MR JG PLUMMER
Contract type name	GDS Contract
Purpose of contract	General and Orthodontic
Contract start date	01/04/2006
Contract end date	

16/17 Contracted general activity (UDA)	15,368
Carry forward general activity (UDA)	390
16/17 Contracted orthodontic activity (UOA)	396
Carry forward orthodontic activity (UOA)	-1
Baseline contract value	£511,579.58

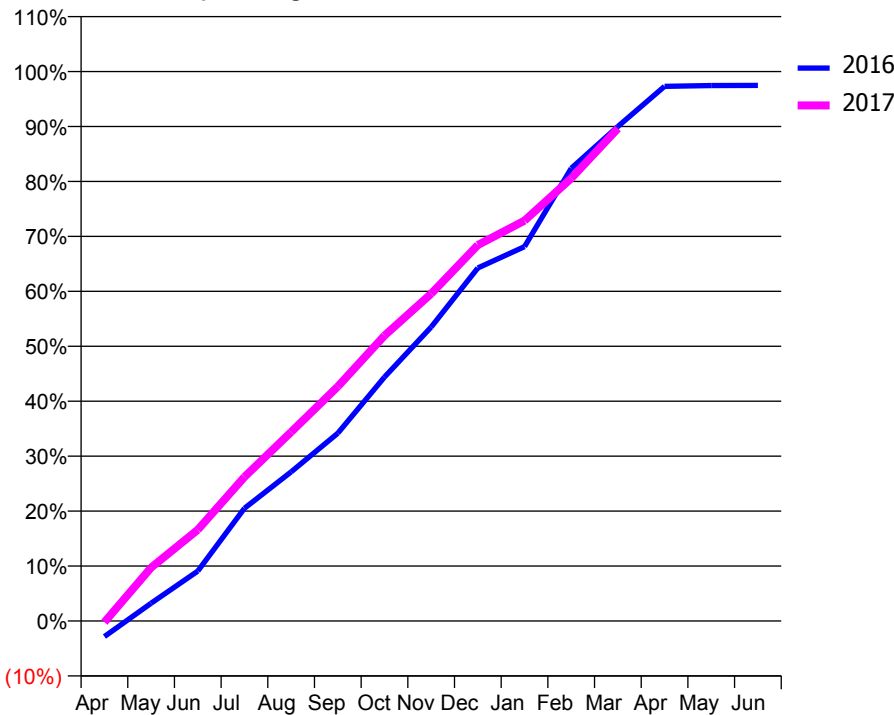
ACCESS*

Patients seen in 24 months	Total	Change since previous quarter
Quarter ending March 2016	6,586	
Quarter ending June 2016	6,732	↑
Quarter ending September 2016	6,707	→
Quarter ending December 2016	6,681	→
Quarter ending March 2017	6,530	↓
Variance since March 2016	(0.9%)	→



ACTIVITY

Cumulative percentage of contracted UDA delivered 2016 & 2017



Month	Adjusted Scheduled Activity (UDA)	
	2016	2017
April	-439	-36
May	496	1,493
June	1,398	2,553
July	3,153	4,028
August	4,172	5,288
September	5,254	6,557
October	6,823	7,982
November	8,222	9,155
December	9,873	10,515
January	10,468	11,197
February	12,659	12,380
March	13,832	13,773
April	14,951	
May	14,977	
June	14,978	

QUALITY

	Quantity	Base Number	Contract	AT	Region	England
% of FP17s for the same patient ID Re-attending within 3 months - Children	98	1,503	6.5%	11.2%	12.0%	12.3%
% of FP17s for the same patient ID Re-attending within 3 months - Adults	978	7,041	13.9%	15.2%	16.0%	16.7%
% of FP17s for the same patient ID Re-attending between 3 & 9 months - Children	541	1,503	36.0%	58.8%	58.8%	57.6%
% of FP17s for the same patient ID Re-attending between 3 & 9 months - Adults	2,195	7,041	31.2%	49.2%	51.2%	50.1%
% of FP17s for Band 1 Urgent Courses	1,373	7,874	17.4%	9.5%	8.0%	9.1%
% of FP17s Relating to Free Repair or Replacements	95	7,874	1.2%	0.8%	0.8%	0.8%
% of FP17s Relating to Continuations	64	7,874	0.8%	1.3%	1.2%	1.2%
% of Patients satisfied with the dentistry they have received	9	9	N/A	91.9%	92.7%	92.8%
% of Patients satisfied with the time they had to wait for an appointment	8	9	N/A	86.5%	89.1%	88.7%

* This is based on patients treated on this contract for their most recent course of treatment. Figures in italics indicate the base number of FP17s or Patient Questionnaire responses are less than 100. N/A is shown where the base number of responses is less than 10 during the period. % is calculated as Quantity/Base number*100

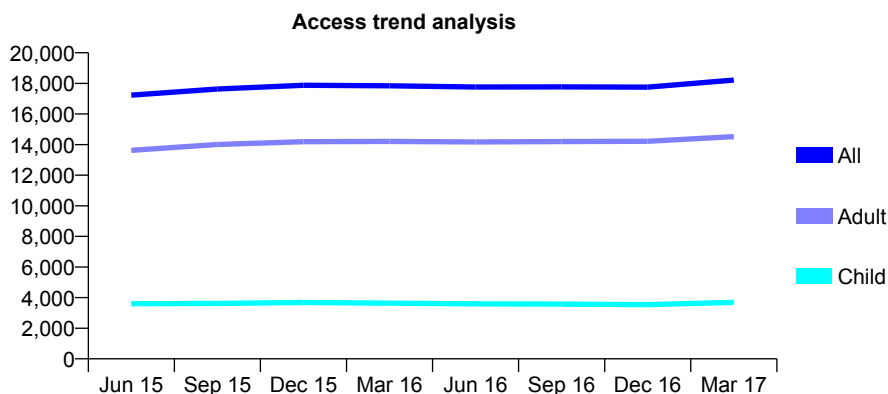
Q56 - Vital Signs At a Glance Contract Report for 827134/0015 - March 2017

Name or company name	MR JG PLUMMER
Contract type name	GDS Contract
Purpose of contract	General and Orthodontic
Contract start date	01/04/2006
Contract end date	

16/17 Contracted general activity (UDA)	51,722
Carry forward general activity (UDA)	1,394
16/17 Contracted orthodontic activity (UOA)	1,341
Carry forward orthodontic activity (UOA)	-16
Baseline contract value	£1,406,848.51

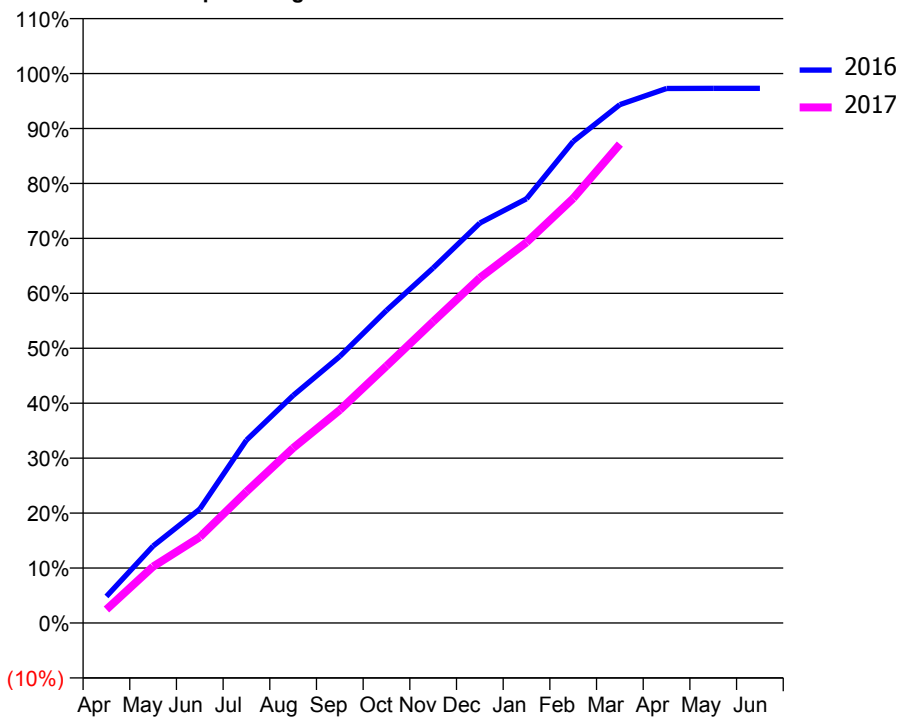
ACCESS*

Patients seen in 24 months	Total	Change since previous quarter
Quarter ending March 2016	17,847	
Quarter ending June 2016	17,767	→
Quarter ending September 2016	17,773	→
Quarter ending December 2016	17,756	→
Quarter ending March 2017	18,217	↑
Variance since March 2016	2.1%	↑



ACTIVITY

Cumulative percentage of contracted UDA delivered 2016 & 2017



Month	Adjusted Scheduled Activity (UDA)	
	2016	2017
April	2,506	1,271
May	7,254	5,318
June	10,728	8,095
July	17,213	12,368
August	21,418	16,473
September	25,102	20,045
October	29,427	24,196
November	33,415	28,373
December	37,653	32,492
January	39,937	35,833
February	45,331	39,973
March	48,800	45,072
April	50,318	
May	50,325	
June	50,328	

QUALITY

	Quantity	Base Number	Contract	AT	Region	England
% of FP17s for the same patient ID Re-attending within 3 months - Children	398	5,383	7.4%	11.2%	12.0%	12.3%
% of FP17s for the same patient ID Re-attending within 3 months - Adults	3,399	20,807	16.3%	15.2%	16.0%	16.7%
% of FP17s for the same patient ID Re-attending between 3 & 9 months - Children	2,594	5,383	48.2%	58.8%	58.8%	57.6%
% of FP17s for the same patient ID Re-attending between 3 & 9 months - Adults	8,455	20,807	40.6%	49.2%	51.2%	50.1%
% of FP17s for Band 1 Urgent Courses	3,244	24,326	13.3%	9.5%	8.0%	9.1%
% of FP17s Relating to Free Repair or Replacements	243	24,326	1.0%	0.8%	0.8%	0.8%
% of FP17s Relating to Continuations	221	24,326	0.9%	1.3%	1.2%	1.2%
% of Patients satisfied with the dentistry they have received	47	48	97.9%	91.9%	92.7%	92.8%
% of Patients satisfied with the time they had to wait for an appointment	45	48	93.8%	86.5%	89.1%	88.7%

* This is based on patients treated on this contract for their most recent course of treatment. Figures in italics indicate the base number of FP17s or Patient Questionnaire responses are less than 100. N/A is shown where the base number of responses is less than 10 during the period. % is calculated as Quantity/Base number*100

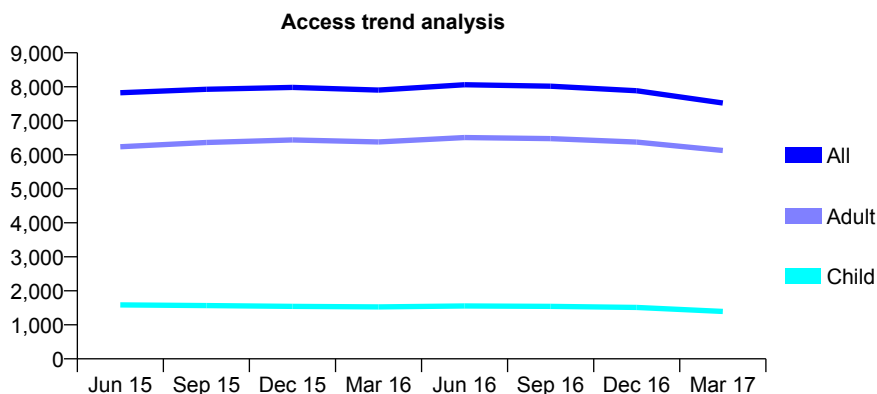
Q56 - Vital Signs At a Glance Contract Report for 827134/0016 - March 2017

Name or company name	MR JG PLUMMER
Contract type name	GDS Contract
Purpose of contract	General and Orthodontic
Contract start date	01/04/2006
Contract end date	

16/17 Contracted general activity (UDA)	20,424
Carry forward general activity (UDA)	18
16/17 Contracted orthodontic activity (UOA)	500
Carry forward orthodontic activity (UOA)	10
Baseline contract value	£624,811.22

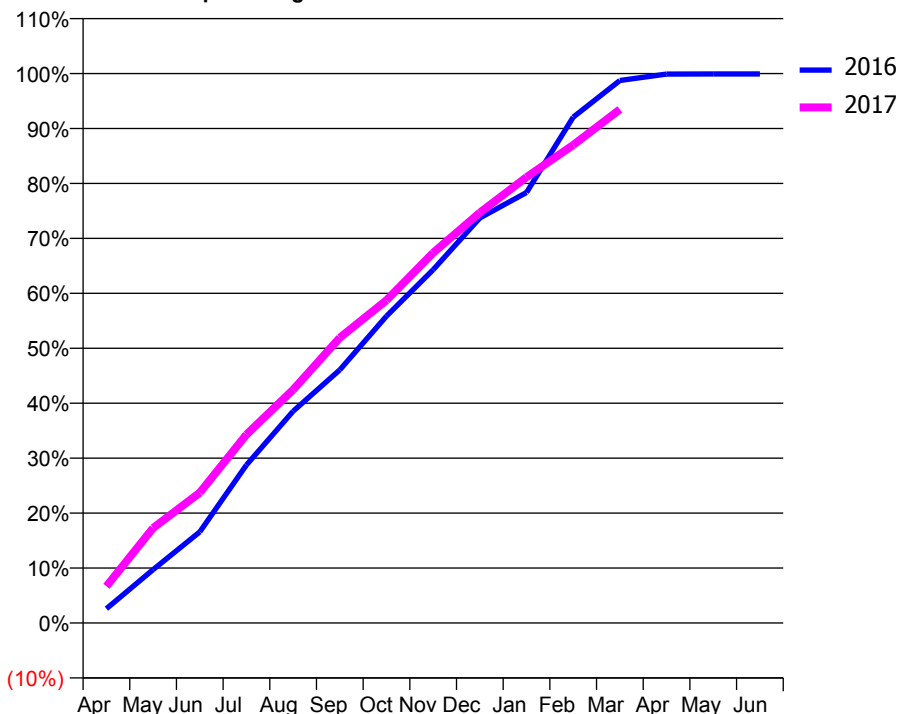
ACCESS*

Patients seen in 24 months	Total	Change since previous quarter
Quarter ending March 2016	7,904	
Quarter ending June 2016	8,059	→
Quarter ending September 2016	8,018	→
Quarter ending December 2016	7,886	↓
Quarter ending March 2017	7,525	↓
Variance since March 2016	(4.8%)	↓



ACTIVITY

Cumulative percentage of contracted UDA delivered 2016 & 2017



Month	Adjusted Scheduled Activity (UDA)	
	2016	2017
April	530	1,364
May	1,986	3,534
June	3,387	4,843
July	5,875	7,006
August	7,873	8,669
September	9,410	10,605
October	11,408	11,997
November	13,130	13,759
December	15,054	15,253
January	16,003	16,573
February	18,803	17,764
March	20,166	19,088
April	20,401	
May	20,406	
June	20,406	

QUALITY

	Quantity	Base Number	Contract	AT	Region	England
% of FP17s for the same patient ID Re-attending within 3 months - Children	119	2,049	5.8%	11.2%	12.0%	12.3%
% of FP17s for the same patient ID Re-attending within 3 months - Adults	1,077	8,256	13.0%	15.2%	16.0%	16.7%
% of FP17s for the same patient ID Re-attending between 3 & 9 months - Children	981	2,049	47.9%	58.8%	58.8%	57.6%
% of FP17s for the same patient ID Re-attending between 3 & 9 months - Adults	3,270	8,256	39.6%	49.2%	51.2%	50.1%
% of FP17s for Band 1 Urgent Courses	1,185	9,895	12.0%	9.5%	8.0%	9.1%
% of FP17s Relating to Free Repair or Replacements	203	9,895	2.1%	0.8%	0.8%	0.8%
% of FP17s Relating to Continuations	64	9,895	0.6%	1.3%	1.2%	1.2%
% of Patients satisfied with the dentistry they have received	8	8	N/A	91.9%	92.7%	92.8%
% of Patients satisfied with the time they had to wait for an appointment	7	8	N/A	86.5%	89.1%	88.7%

* This is based on patients treated on this contract for their most recent course of treatment. Figures in italics indicate the base number of FP17s or Patient Questionnaire responses are less than 100. N/A is shown where the base number of responses is less than 10 during the period. % is calculated as Quantity/Base number*100

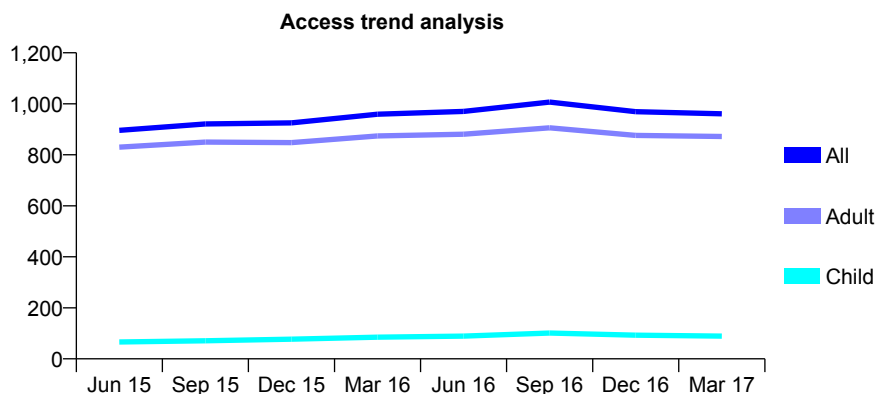
Q56 - Vital Signs At a Glance Contract Report for 827134/0017 - March 2017

Name or company name	MR JG PLUMMER
Contract type name	PDS Contract
Purpose of contract	General
Contract start date	01/02/2008
Contract end date	31/03/2018

16/17 Contracted general activity (UDA)	2,800
Carry forward general activity (UDA)	0
16/17 Contracted orthodontic activity (UOA)	0
Carry forward orthodontic activity (UOA)	0
Baseline contract value	£152,795.30

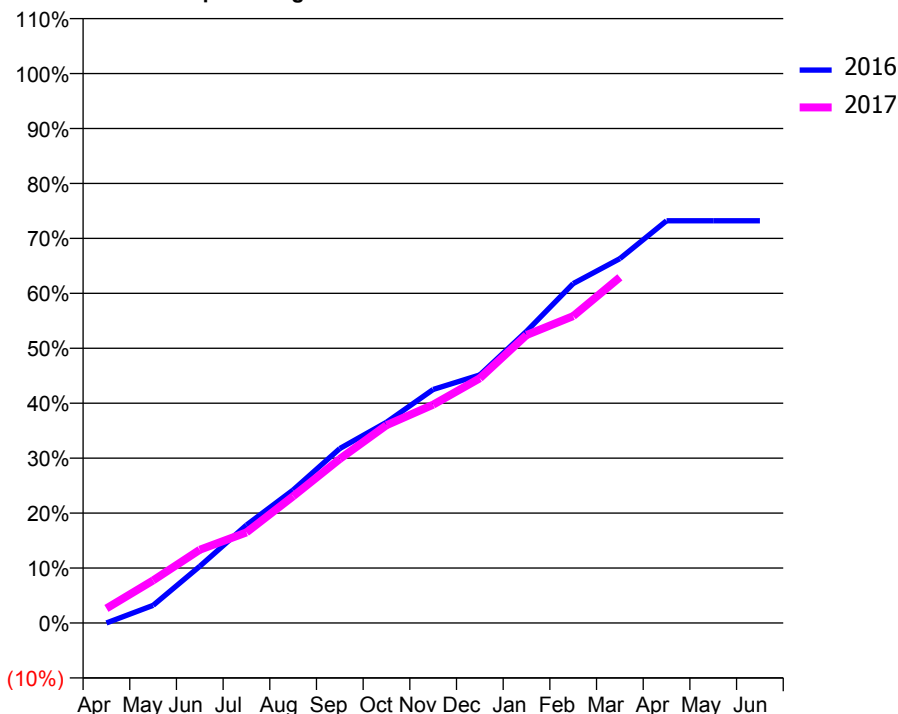
ACCESS*

Patients seen in 24 months	Total	Change since previous quarter
Quarter ending March 2016	959	
Quarter ending June 2016	970	→
Quarter ending September 2016	1,007	↑
Quarter ending December 2016	969	↓
Quarter ending March 2017	961	→
Variance since March 2016	0.2%	→



ACTIVITY

Cumulative percentage of contracted UDA delivered 2016 & 2017



Adjusted Scheduled Activity (UDA)

Month	2016	2017
April	0	74
May	90	217
June	289	373
July	499	462
August	678	646
September	889	836
October	1,023	1,008
November	1,190	1,112
December	1,264	1,247
January	1,486	1,467
February	1,730	1,564
March	1,857	1,762
April	2,050	
May	2,050	
June	2,050	

QUALITY

	Quantity	Base Number	Contract	AT	Region	England
% of FP17s for the same patient ID Re-attending within 3 months - Children	2	177	1.1%	11.2%	12.0%	12.3%
% of FP17s for the same patient ID Re-attending within 3 months - Adults	40	1,453	2.8%	15.2%	16.0%	16.7%
% of FP17s for the same patient ID Re-attending between 3 & 9 months - Children	1	177	0.6%	58.8%	58.8%	57.6%
% of FP17s for the same patient ID Re-attending between 3 & 9 months - Adults	11	1,453	0.8%	49.2%	51.2%	50.1%
% of FP17s for Band 1 Urgent Courses	1,463	1,471	99.5%	9.5%	8.0%	9.1%
% of FP17s Relating to Free Repair or Replacements	1	1,471	0.1%	0.8%	0.8%	0.8%
% of FP17s Relating to Continuations	0	1,471	0.0%	1.3%	1.2%	1.2%
% of Patients satisfied with the dentistry they have received	7	7	N/A	91.9%	92.7%	92.8%
% of Patients satisfied with the time they had to wait for an appointment	7	7	N/A	86.5%	89.1%	88.7%

* This is based on patients treated on this contract for their most recent course of treatment. Figures in italics indicate the base number of FP17s or Patient Questionnaire responses are less than 100. N/A is shown where the base number of responses is less than 10 during the period. % is calculated as Quantity/Base number*100

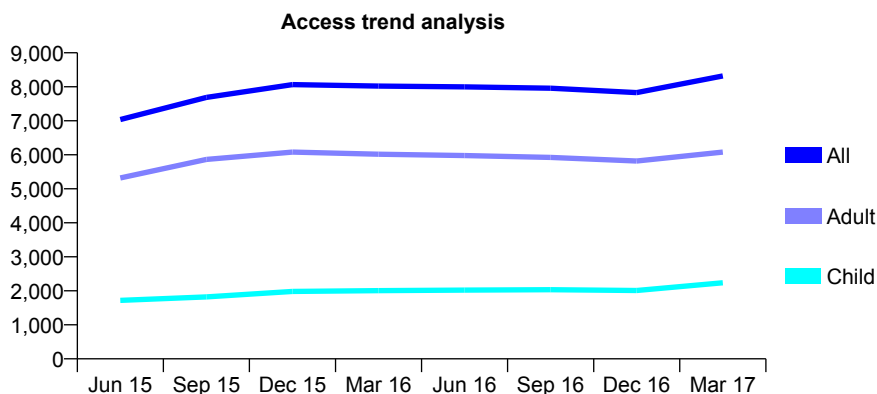
Q56 - Vital Signs At a Glance Contract Report for 836036/0001 - March 2017

Name or company name	MR BS SANGHERA
Contract type name	GDS Contract
Purpose of contract	General
Contract start date	01/04/2006
Contract end date	

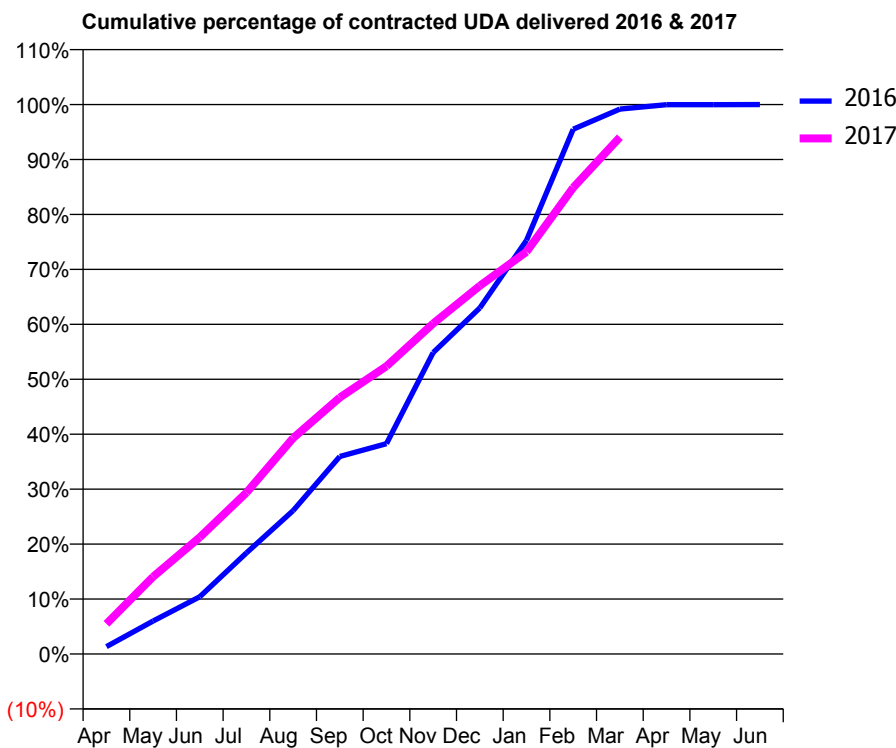
16/17 Contracted general activity (UDA)	31,345
Carry forward general activity (UDA)	3
16/17 Contracted orthodontic activity (UOA)	0
Carry forward orthodontic activity (UOA)	0
Baseline contract value	£767,704.78

ACCESS*

Patients seen in 24 months	Total	Change since previous quarter
Quarter ending March 2016	8,022	
Quarter ending June 2016	7,999	→
Quarter ending September 2016	7,957	→
Quarter ending December 2016	7,828	↓
Quarter ending March 2017	8,319	↑
Variance since March 2016	3.7%	↑



ACTIVITY



Month	Adjusted Scheduled Activity (UDA)	
	2016	2017
April	281	1,722
May	1,248	4,405
June	2,170	6,663
July	3,826	9,204
August	5,427	12,318
September	7,476	14,634
October	7,962	16,415
November	11,410	18,855
December	13,100	21,002
January	15,656	22,943
February	19,863	26,602
March	20,626	29,478
April	20,790	
May	20,790	
June	20,794	

QUALITY

	Quantity	Base Number	Contract	AT	Region	England
% of FP17s for the same patient ID Re-attending within 3 months - Children	364	3,933	9.3%	11.2%	12.0%	12.3%
% of FP17s for the same patient ID Re-attending within 3 months - Adults	1,603	9,712	16.5%	15.2%	16.0%	16.7%
% of FP17s for the same patient ID Re-attending between 3 & 9 months - Children	2,424	3,933	61.6%	58.8%	58.8%	57.6%
% of FP17s for the same patient ID Re-attending between 3 & 9 months - Adults	5,324	9,712	54.8%	49.2%	51.2%	50.1%
% of FP17s for Band 1 Urgent Courses	1,307	13,511	9.7%	9.5%	8.0%	9.1%
% of FP17s Relating to Free Repair or Replacements	16	13,511	0.1%	0.8%	0.8%	0.8%
% of FP17s Relating to Continuations	268	13,511	2.0%	1.3%	1.2%	1.2%
% of Patients satisfied with the dentistry they have received	10	11	90.9%	91.9%	92.7%	92.8%
% of Patients satisfied with the time they had to wait for an appointment	10	11	90.9%	86.5%	89.1%	88.7%

* This is based on patients treated on this contract for their most recent course of treatment. Figures in italics indicate the base number of FP17s or Patient Questionnaire responses are less than 100. N/A is shown where the base number of responses is less than 10 during the period. % is calculated as Quantity/Base number*100

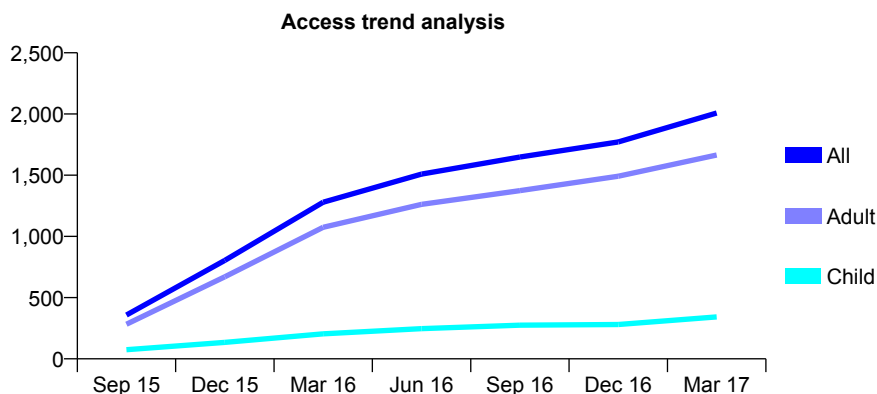
Q56 - Vital Signs At a Glance Contract Report for 836036/0003 - March 2017

Name or company name	MR BS SANGHERA
Contract type name	GDS Contract
Purpose of contract	General
Contract start date	01/07/2015
Contract end date	

16/17 Contracted general activity (UDA)	4,123
Carry forward general activity (UDA)	-35
16/17 Contracted orthodontic activity (UOA)	0
Carry forward orthodontic activity (UOA)	0
Baseline contract value	£147,417.77

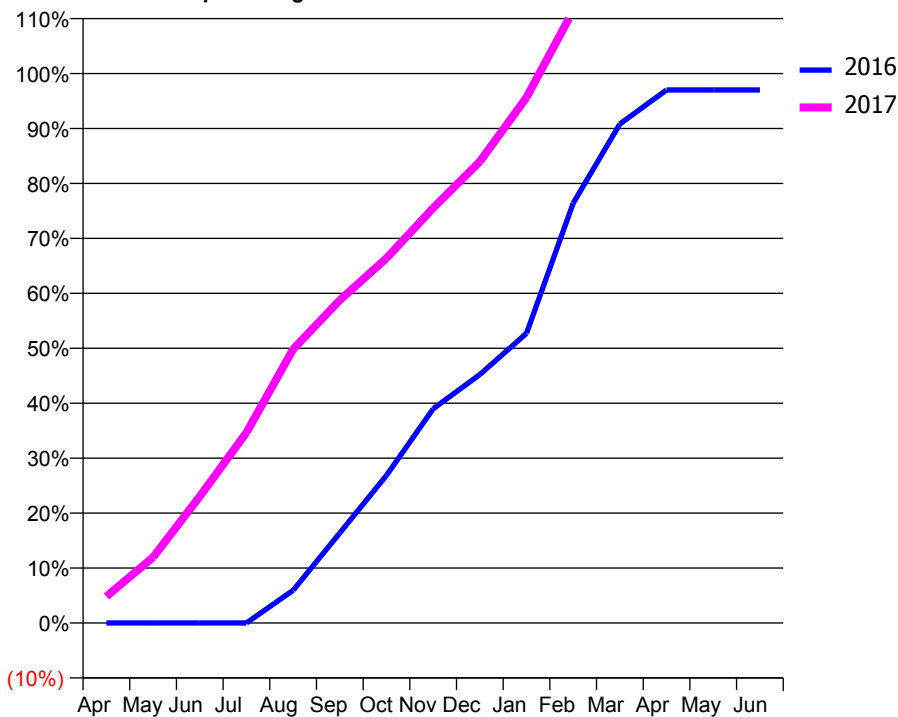
ACCESS*

Patients seen in 24 months	Total	Change since previous quarter
Quarter ending March 2016	1,279	
Quarter ending June 2016	1,509	↑
Quarter ending September 2016	1,649	↑
Quarter ending December 2016	1,772	↑
Quarter ending March 2017	2,008	↑
Variance since March 2016	57.0%	↑



ACTIVITY

Cumulative percentage of contracted UDA delivered 2016 & 2017



Adjusted Scheduled Activity (UDA)

Month	2016	2017
April	0	200
May	0	493
June	0	950
July	0	1,429
August	245	2,054
September	675	2,423
October	1,108	2,737
November	1,607	3,114
December	1,864	3,462
January	2,174	3,943
February	3,150	4,595
March	3,744	5,305
April	3,999	
May	3,999	
June	3,999	

QUALITY

	Quantity	Base Number	Contract	AT	Region	England
% of FP17s for the same patient ID Re-attending within 3 months - Children	16	461	3.5%	11.2%	12.0%	12.3%
% of FP17s for the same patient ID Re-attending within 3 months - Adults	268	2,268	11.8%	15.2%	16.0%	16.7%
% of FP17s for the same patient ID Re-attending between 3 & 9 months - Children	200	461	43.4%	58.8%	58.8%	57.6%
% of FP17s for the same patient ID Re-attending between 3 & 9 months - Adults	926	2,268	40.8%	49.2%	51.2%	50.1%
% of FP17s for Band 1 Urgent Courses	68	2,625	2.6%	9.5%	8.0%	9.1%
% of FP17s Relating to Free Repair or Replacements	26	2,625	1.0%	0.8%	0.8%	0.8%
% of FP17s Relating to Continuations	102	2,625	3.9%	1.3%	1.2%	1.2%
% of Patients satisfied with the dentistry they have received	5	5	N/A	91.9%	92.7%	92.8%
% of Patients satisfied with the time they had to wait for an appointment	5	5	N/A	86.5%	89.1%	88.7%

* This is based on patients treated on this contract for their most recent course of treatment. Figures in italics indicate the base number of FP17s or Patient Questionnaire responses are less than 100. N/A is shown where the base number of responses is less than 10 during the period. % is calculated as Quantity/Base number*100

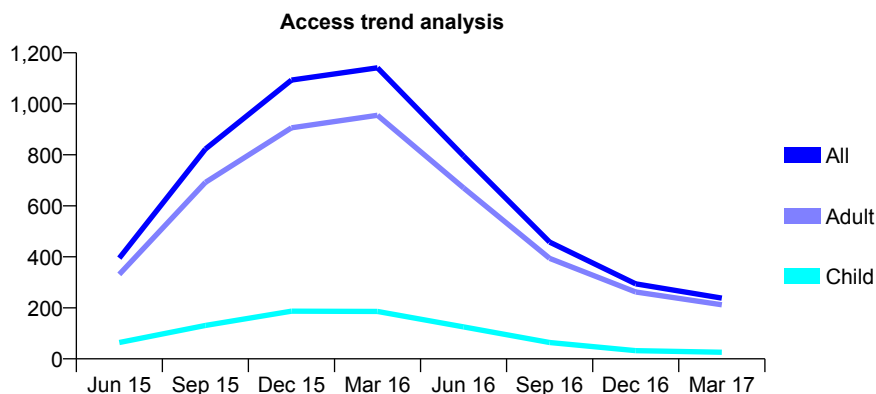
Q56 - Vital Signs At a Glance Contract Report for 838926/0002 - March 2017

Name or company name	MRS CP BUTLER
Contract type name	GDS Contract
Purpose of contract	General
Contract start date	03/04/2015
Contract end date	05/04/2016

16/17 Contracted general activity (UDA)	55
Carry forward general activity (UDA)	0
16/17 Contracted orthodontic activity (UOA)	0
Carry forward orthodontic activity (UOA)	0
Baseline contract value	£1,391.16

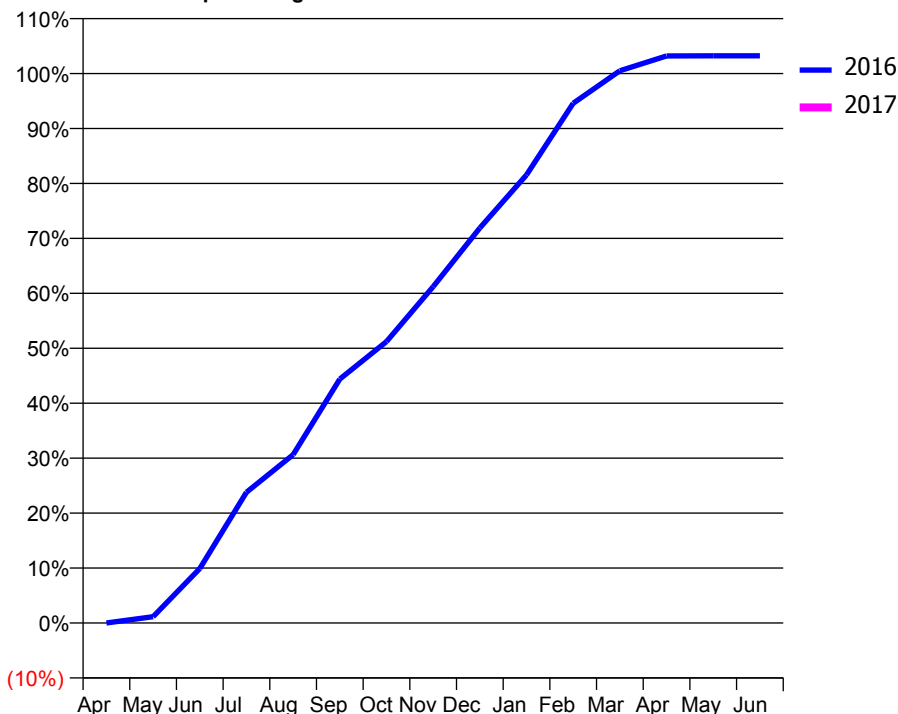
ACCESS*

Patients seen in 24 months	Total	Change since previous quarter
Quarter ending March 2016	1,141	
Quarter ending June 2016	795	↓
Quarter ending September 2016	458	↓
Quarter ending December 2016	294	↓
Quarter ending March 2017	238	↓
Variance since March 2016	(79.1%)	↓



ACTIVITY

Cumulative percentage of contracted UDA delivered 2016 & 2017



Adjusted Scheduled Activity (UDA)

Month	2016	2017
April	0	177
May	57	186
June	490	186
July	1,175	186
August	1,513	186
September	2,193	186
October	2,530	186
November	3,023	186
December	3,551	186
January	4,028	186
February	4,671	186
March	4,964	186
April	5,097	
May	5,098	
June	5,098	

QUALITY

	Quantity	Base Number	Contract	AT	Region	England
% of FP17s for the same patient ID Re-attending within 3 months - Children	6	30	20.0%	11.2%	12.0%	12.3%
% of FP17s for the same patient ID Re-attending within 3 months - Adults	27	126	21.4%	15.2%	16.0%	16.7%
% of FP17s for the same patient ID Re-attending between 3 & 9 months - Children	15	30	50.0%	58.8%	58.8%	57.6%
% of FP17s for the same patient ID Re-attending between 3 & 9 months - Adults	69	126	54.8%	49.2%	51.2%	50.1%
% of FP17s for Band 1 Urgent Courses	0	105	0.0%	9.5%	8.0%	9.1%
% of FP17s Relating to Free Repair or Replacements	0	105	0.0%	0.8%	0.8%	0.8%
% of FP17s Relating to Continuations	0	105	0.0%	1.3%	1.2%	1.2%
% of Patients satisfied with the dentistry they have received	0	0	N/A	91.9%	92.7%	92.8%
% of Patients satisfied with the time they had to wait for an appointment	0	0	N/A	86.5%	89.1%	88.7%

* This is based on patients treated on this contract for their most recent course of treatment. Figures in italics indicate the base number of FP17s or Patient Questionnaire responses are less than 100. N/A is shown where the base number of responses is less than 10 during the period. % is calculated as Quantity/Base number*100

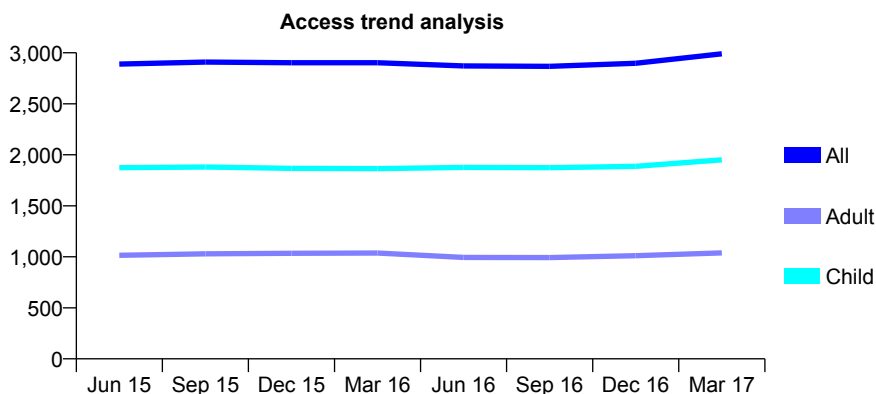
Q56 - Vital Signs At a Glance Contract Report for 839841/0003 - March 2017

Name or company name	MISS GM O'CALLAGHAN
Contract type name	GDS Contract
Purpose of contract	General
Contract start date	01/04/2006
Contract end date	

16/17 Contracted general activity (UDA)	9,313
Carry forward general activity (UDA)	261
16/17 Contracted orthodontic activity (UOA)	0
Carry forward orthodontic activity (UOA)	0
Baseline contract value	£227,694.65

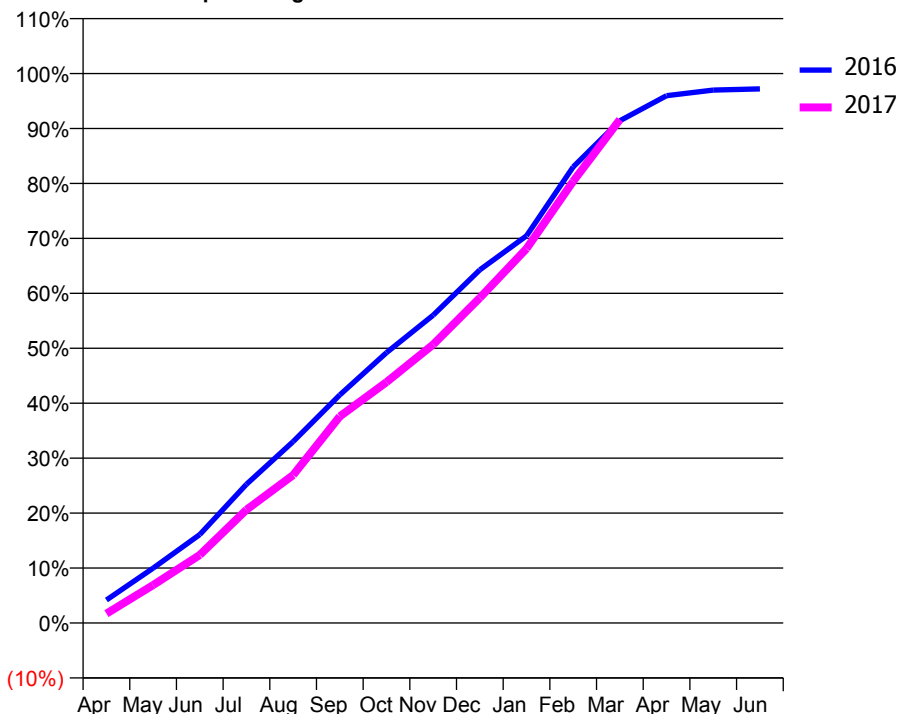
ACCESS*

Patients seen in 24 months	Total	Change since previous quarter
Quarter ending March 2016	2,902	
Quarter ending June 2016	2,871	↓
Quarter ending September 2016	2,867	→
Quarter ending December 2016	2,898	→
Quarter ending March 2017	2,990	↑
Variance since March 2016	3.0%	↑



ACTIVITY

Cumulative percentage of contracted UDA delivered 2016 & 2017



Month	Adjusted Scheduled Activity (UDA)	
	2016	2017
April	391	160
May	930	642
June	1,500	1,154
July	2,352	1,920
August	3,074	2,508
September	3,866	3,502
October	4,581	4,082
November	5,216	4,721
December	5,985	5,510
January	6,563	6,345
February	7,731	7,485
March	8,513	8,532
April	8,937	
May	9,031	
June	9,052	

QUALITY

	Quantity	Base Number	Contract	AT	Region	England
% of FP17s for the same patient ID Re-attending within 3 months - Children	421	3,620	11.6%	11.2%	12.0%	12.3%
% of FP17s for the same patient ID Re-attending within 3 months - Adults	389	1,410	27.6%	15.2%	16.0%	16.7%
% of FP17s for the same patient ID Re-attending between 3 & 9 months - Children	2,360	3,620	65.2%	58.8%	58.8%	57.6%
% of FP17s for the same patient ID Re-attending between 3 & 9 months - Adults	691	1,410	49.0%	49.2%	51.2%	50.1%
% of FP17s for Band 1 Urgent Courses	367	4,699	7.8%	9.5%	8.0%	9.1%
% of FP17s Relating to Free Repair or Replacements	0	4,699	0.0%	0.8%	0.8%	0.8%
% of FP17s Relating to Continuations	3	4,699	0.1%	1.3%	1.2%	1.2%
% of Patients satisfied with the dentistry they have received	3	3	N/A	91.9%	92.7%	92.8%
% of Patients satisfied with the time they had to wait for an appointment	3	3	N/A	86.5%	89.1%	88.7%

* This is based on patients treated on this contract for their most recent course of treatment. Figures in italics indicate the base number of FP17s or Patient Questionnaire responses are less than 100. N/A is shown where the base number of responses is less than 10 during the period. % is calculated as Quantity/Base number*100

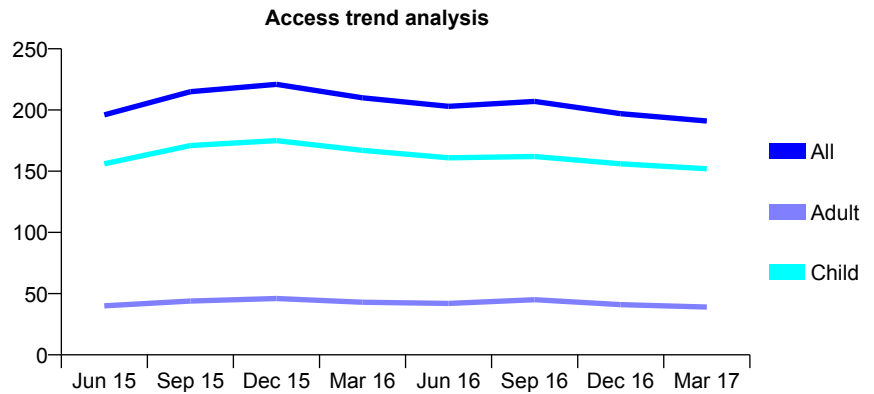
Q56 - Vital Signs At a Glance Contract Report for 840718/0001 - March 2017

Name or company name	MR LS KHANGURA
Contract type name	GDS Contract
Purpose of contract	General
Contract start date	01/04/2006
Contract end date	

16/17 Contracted general activity (UDA)	430
Carry forward general activity (UDA)	0
16/17 Contracted orthodontic activity (UOA)	0
Carry forward orthodontic activity (UOA)	0
Baseline contract value	£11,228.80

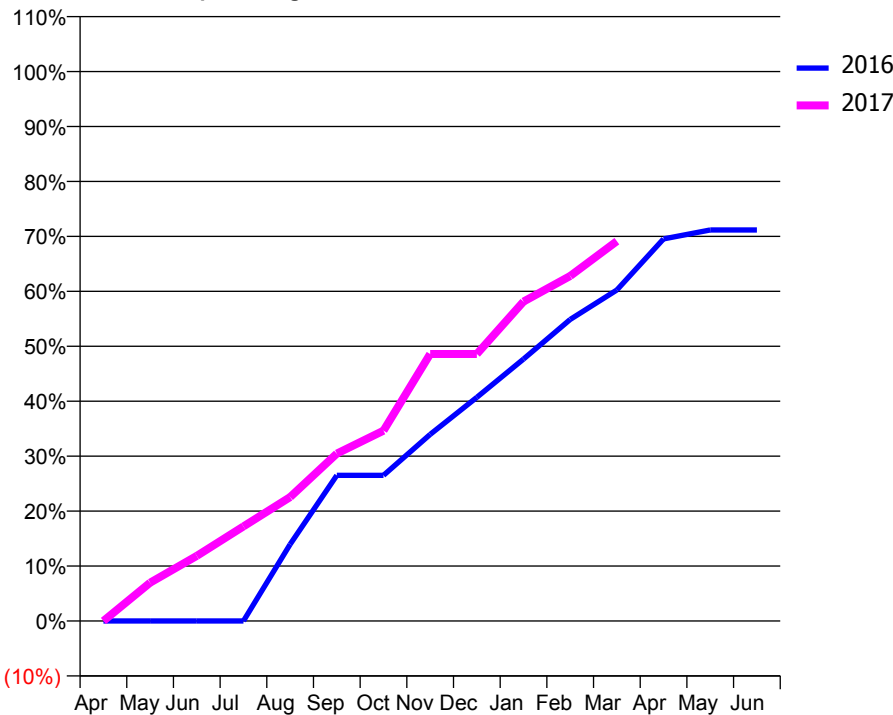
ACCESS*

Patients seen in 24 months	Total	Change since previous quarter
Quarter ending March 2016	210	
Quarter ending June 2016	203	↓
Quarter ending September 2016	207	→
Quarter ending December 2016	197	↓
Quarter ending March 2017	191	↓
Variance since March 2016	(9.0%)	↓



ACTIVITY

Cumulative percentage of contracted UDA delivered 2016 & 2017



Month	Adjusted Scheduled Activity (UDA)	
	2016	2017
April	0	0
May	0	30
June	0	51
July	0	74
August	60	97
September	114	131
October	114	149
November	146	209
December	175	209
January	205	250
February	236	270
March	259	297
April	299	
May	306	
June	306	

QUALITY

	Quantity	Base Number	Contract	AT	Region	England
% of FP17s for the same patient ID Re-attending within 3 months - Children	6	255	2.4%	11.2%	12.0%	12.3%
% of FP17s for the same patient ID Re-attending within 3 months - Adults	3	31	9.7%	15.2%	16.0%	16.7%
% of FP17s for the same patient ID Re-attending between 3 & 9 months - Children	186	255	72.9%	58.8%	58.8%	57.6%
% of FP17s for the same patient ID Re-attending between 3 & 9 months - Adults	21	31	67.7%	49.2%	51.2%	50.1%
% of FP17s for Band 1 Urgent Courses	1	241	0.4%	9.5%	8.0%	9.1%
% of FP17s Relating to Free Repair or Replacements	0	241	0.0%	0.8%	0.8%	0.8%
% of FP17s Relating to Continuations	0	241	0.0%	1.3%	1.2%	1.2%
% of Patients satisfied with the dentistry they have received	0	0	N/A	91.9%	92.7%	92.8%
% of Patients satisfied with the time they had to wait for an appointment	0	0	N/A	86.5%	89.1%	88.7%

* This is based on patients treated on this contract for their most recent course of treatment. Figures in italics indicate the base number of FP17s or Patient Questionnaire responses are less than 100. N/A is shown where the base number of responses is less than 10 during the period. % is calculated as Quantity/Base number*100

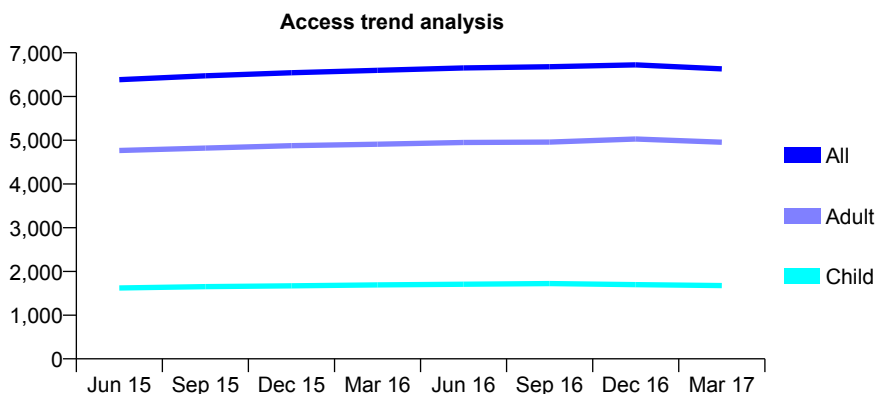
Q56 - Vital Signs At a Glance Contract Report for 842281/0002 - March 2017

Name or company name	MR PS ROLFE
Contract type name	PDS Contract
Purpose of contract	General
Contract start date	16/12/2007
Contract end date	15/12/2017

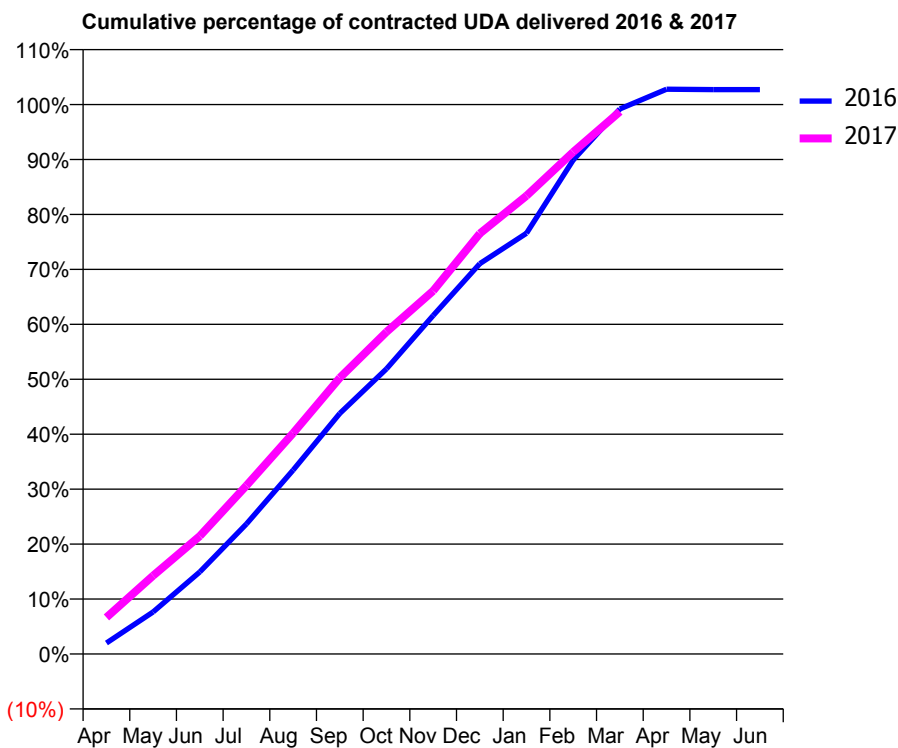
16/17 Contracted general activity (UDA)	19,224
Carry forward general activity (UDA)	-384
16/17 Contracted orthodontic activity (UOA)	0
Carry forward orthodontic activity (UOA)	0
Baseline contract value	£525,450.92

ACCESS*

Patients seen in 24 months	Total	Change since previous quarter
Quarter ending March 2016	6,598	
Quarter ending June 2016	6,655	→
Quarter ending September 2016	6,681	→
Quarter ending December 2016	6,725	→
Quarter ending March 2017	6,631	↓
Variance since March 2016	0.5%	→



ACTIVITY



Month	Adjusted Scheduled Activity (UDA)	
	2016	2017
April	385	1,281
May	1,471	2,741
June	2,869	4,124
July	4,550	5,895
August	6,437	7,730
September	8,419	9,663
October	9,974	11,268
November	11,841	12,706
December	13,657	14,711
January	14,720	16,033
February	17,280	17,559
March	19,070	18,974
April	19,759	
May	19,745	
June	19,744	

QUALITY

	Quantity	Base Number	Contract	AT	Region	England
% of FP17s for the same patient ID Re-attending within 3 months - Children	443	2,935	15.1%	11.2%	12.0%	12.3%
% of FP17s for the same patient ID Re-attending within 3 months - Adults	1,498	7,522	19.9%	15.2%	16.0%	16.7%
% of FP17s for the same patient ID Re-attending between 3 & 9 months - Children	1,827	2,935	62.2%	58.8%	58.8%	57.6%
% of FP17s for the same patient ID Re-attending between 3 & 9 months - Adults	3,574	7,522	47.5%	49.2%	51.2%	50.1%
% of FP17s for Band 1 Urgent Courses	1,308	10,119	12.9%	9.5%	8.0%	9.1%
% of FP17s Relating to Free Repair or Replacements	53	10,119	0.5%	0.8%	0.8%	0.8%
% of FP17s Relating to Continuations	90	10,119	0.9%	1.3%	1.2%	1.2%
% of Patients satisfied with the dentistry they have received	14	15	93.3%	91.9%	92.7%	92.8%
% of Patients satisfied with the time they had to wait for an appointment	15	15	100.0%	86.5%	89.1%	88.7%

* This is based on patients treated on this contract for their most recent course of treatment. Figures in italics indicate the base number of FP17s or Patient Questionnaire responses are less than 100. N/A is shown where the base number of responses is less than 10 during the period. % is calculated as Quantity/Base number*100

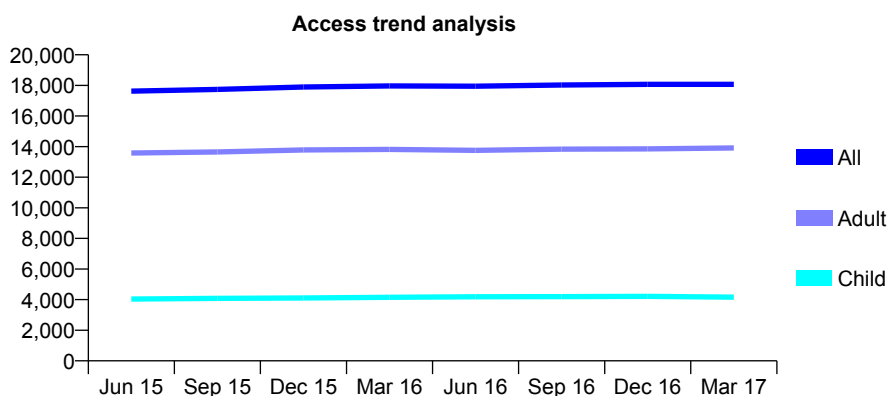
Q56 - Vital Signs At a Glance Contract Report for 843059/0001 - March 2017

Name or company name	Mr S Camderman and M Birgani
Contract type name	GDS Contract
Purpose of contract	General
Contract start date	01/04/2006
Contract end date	

16/17 Contracted general activity (UDA)	46,679
Carry forward general activity (UDA)	200
16/17 Contracted orthodontic activity (UOA)	0
Carry forward orthodontic activity (UOA)	0
Baseline contract value	£1,267,776.30

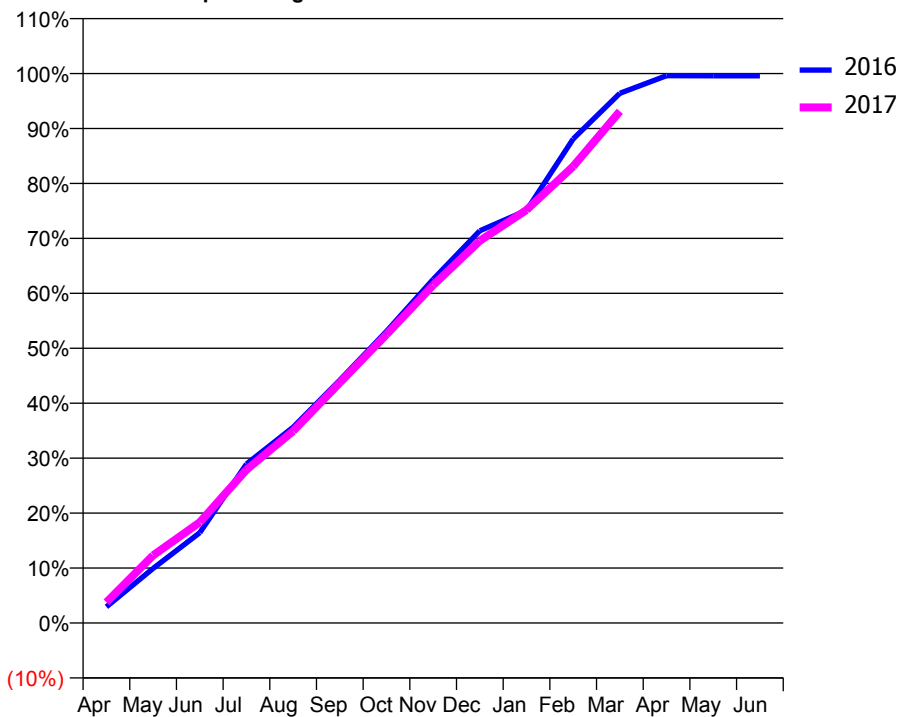
ACCESS*

Patients seen in 24 months	Total	Change since previous quarter
Quarter ending March 2016	17,966	
Quarter ending June 2016	17,950	→
Quarter ending September 2016	18,026	→
Quarter ending December 2016	18,066	→
Quarter ending March 2017	18,069	→
Variance since March 2016	0.6%	→



ACTIVITY

Cumulative percentage of contracted UDA delivered 2016 & 2017



Month	Adjusted Scheduled Activity (UDA)	
	2016	2017
April	1,372	1,766
May	4,642	5,746
June	7,679	8,560
July	13,509	13,020
August	16,631	16,306
September	20,635	20,416
October	24,782	24,510
November	29,191	28,700
December	33,320	32,474
January	35,049	35,092
February	41,120	38,786
March	44,996	43,473
April	46,492	
May	46,479	
June	46,479	

QUALITY

	Quantity	Base Number	Contract	AT	Region	England
% of FP17s for the same patient ID Re-attending within 3 months - Children	344	5,437	6.3%	11.2%	12.0%	12.3%
% of FP17s for the same patient ID Re-attending within 3 months - Adults	2,420	17,960	13.5%	15.2%	16.0%	16.7%
% of FP17s for the same patient ID Re-attending between 3 & 9 months - Children	2,848	5,437	52.4%	58.8%	58.8%	57.6%
% of FP17s for the same patient ID Re-attending between 3 & 9 months - Adults	8,788	17,960	48.9%	49.2%	51.2%	50.1%
% of FP17s for Band 1 Urgent Courses	1,687	22,560	7.5%	9.5%	8.0%	9.1%
% of FP17s Relating to Free Repair or Replacements	141	22,560	0.6%	0.8%	0.8%	0.8%
% of FP17s Relating to Continuations	237	22,560	1.1%	1.3%	1.2%	1.2%
% of Patients satisfied with the dentistry they have received	19	21	90.5%	91.9%	92.7%	92.8%
% of Patients satisfied with the time they had to wait for an appointment	19	21	90.5%	86.5%	89.1%	88.7%

* This is based on patients treated on this contract for their most recent course of treatment. Figures in italics indicate the base number of FP17s or Patient Questionnaire responses are less than 100. N/A is shown where the base number of responses is less than 10 during the period. % is calculated as Quantity/Base number*100

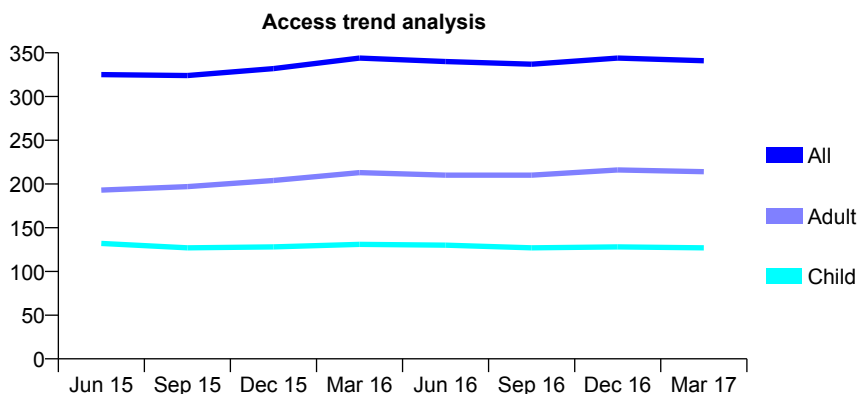
Q56 - Vital Signs At a Glance Contract Report for 847151/0001 - March 2017

Name or company name	MR RB DE VILLIERS
Contract type name	GDS Contract
Purpose of contract	General
Contract start date	01/04/2006
Contract end date	

16/17 Contracted general activity (UDA)	1,081
Carry forward general activity (UDA)	-15
16/17 Contracted orthodontic activity (UOA)	0
Carry forward orthodontic activity (UOA)	0
Baseline contract value	£24,815.79

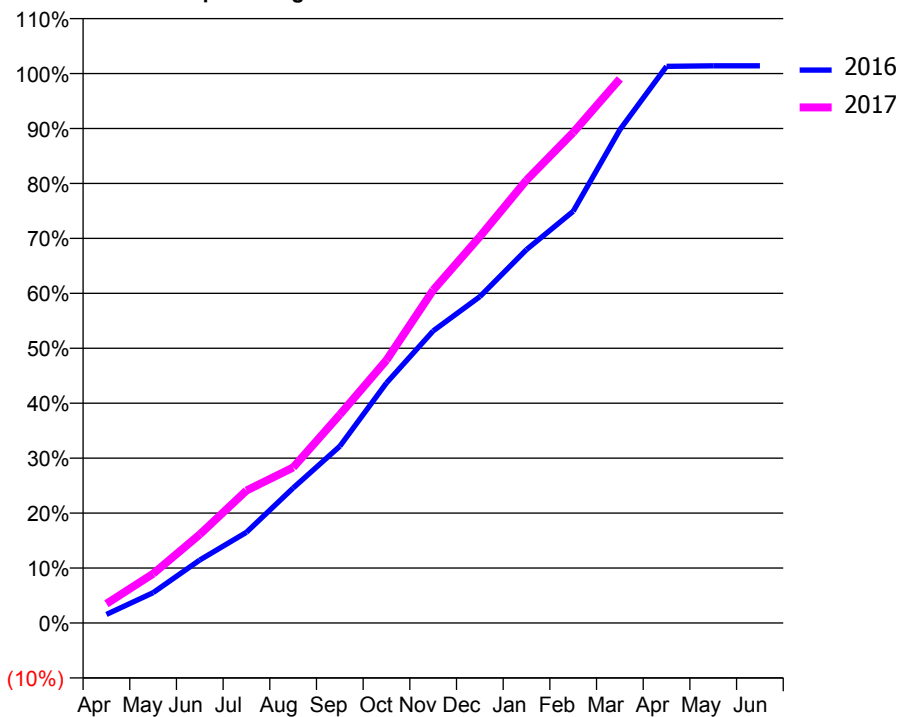
ACCESS*

Patients seen in 24 months	Total	Change since previous quarter
Quarter ending March 2016	344	
Quarter ending June 2016	340	↓
Quarter ending September 2016	337	→
Quarter ending December 2016	344	↑
Quarter ending March 2017	341	→
Variance since March 2016	(0.9%)	→



ACTIVITY

Cumulative percentage of contracted UDA delivered 2016 & 2017



Month	Adjusted Scheduled Activity (UDA)	
	2016	2017
April	17	38
May	60	97
June	124	174
July	179	261
August	266	306
September	348	410
October	472	517
November	575	655
December	642	760
January	735	871
February	810	965
March	971	1,070
April	1,095	
May	1,096	
June	1,096	

QUALITY

	Quantity	Base Number	Contract	AT	Region	England
% of FP17s for the same patient ID Re-attending within 3 months - Children	6	214	2.8%	11.2%	12.0%	12.3%
% of FP17s for the same patient ID Re-attending within 3 months - Adults	54	364	14.8%	15.2%	16.0%	16.7%
% of FP17s for the same patient ID Re-attending between 3 & 9 months - Children	159	214	74.3%	58.8%	58.8%	57.6%
% of FP17s for the same patient ID Re-attending between 3 & 9 months - Adults	242	364	66.5%	49.2%	51.2%	50.1%
% of FP17s for Band 1 Urgent Courses	32	522	6.1%	9.5%	8.0%	9.1%
% of FP17s Relating to Free Repair or Replacements	1	522	0.2%	0.8%	0.8%	0.8%
% of FP17s Relating to Continuations	8	522	1.5%	1.3%	1.2%	1.2%
% of Patients satisfied with the dentistry they have received	2	2	N/A	91.9%	92.7%	92.8%
% of Patients satisfied with the time they had to wait for an appointment	2	2	N/A	86.5%	89.1%	88.7%

* This is based on patients treated on this contract for their most recent course of treatment. Figures in italics indicate the base number of FP17s or Patient Questionnaire responses are less than 100. N/A is shown where the base number of responses is less than 10 during the period. % is calculated as Quantity/Base number*100

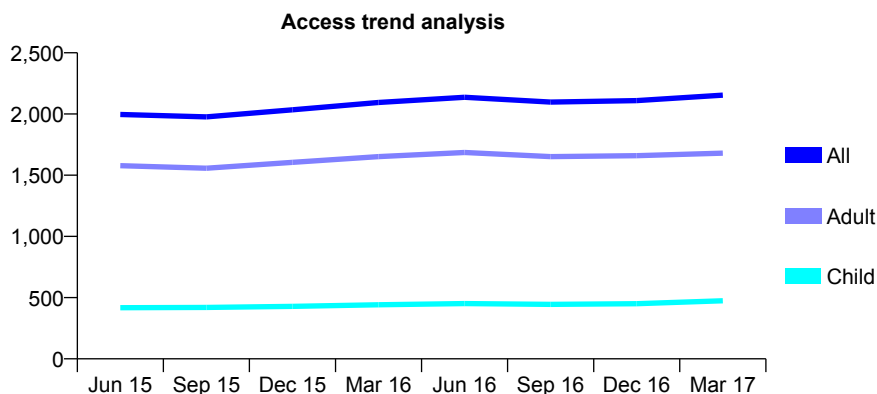
Q56 - Vital Signs At a Glance Contract Report for 855847/0001 - March 2017

Name or company name	MR A BEHNIA
Contract type name	GDS Contract
Purpose of contract	General
Contract start date	01/08/2006
Contract end date	

16/17 Contracted general activity (UDA)	5,679
Carry forward general activity (UDA)	-16
16/17 Contracted orthodontic activity (UOA)	0
Carry forward orthodontic activity (UOA)	0
Baseline contract value	£130,669.39

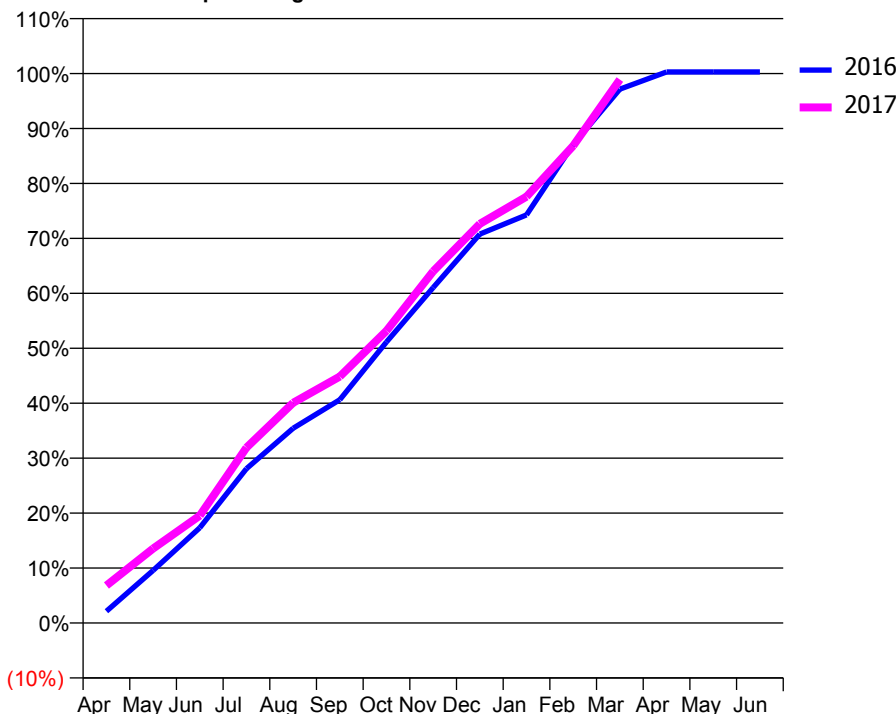
ACCESS*

Patients seen in 24 months	Total	Change since previous quarter
Quarter ending March 2016	2,094	
Quarter ending June 2016	2,137	↑
Quarter ending September 2016	2,097	↓
Quarter ending December 2016	2,110	→
Quarter ending March 2017	2,154	↑
Variance since March 2016	2.9%	↑



ACTIVITY

Cumulative percentage of contracted UDA delivered 2016 & 2017



Month	Adjusted Scheduled Activity (UDA)	
	2016	2017
April	122	388
May	543	770
June	985	1,110
July	1,595	1,813
August	2,012	2,276
September	2,308	2,548
October	2,905	3,020
November	3,467	3,634
December	4,019	4,125
January	4,217	4,406
February	4,945	4,932
March	5,517	5,616
April	5,695	
May	5,695	
June	5,695	

QUALITY

	Quantity	Base Number	Contract	AT	Region	England
% of FP17s for the same patient ID Re-attending within 3 months - Children	32	698	4.6%	11.2%	12.0%	12.3%
% of FP17s for the same patient ID Re-attending within 3 months - Adults	154	2,320	6.6%	15.2%	16.0%	16.7%
% of FP17s for the same patient ID Re-attending between 3 & 9 months - Children	467	698	66.9%	58.8%	58.8%	57.6%
% of FP17s for the same patient ID Re-attending between 3 & 9 months - Adults	1,455	2,320	62.7%	49.2%	51.2%	50.1%
% of FP17s for Band 1 Urgent Courses	47	2,937	1.6%	9.5%	8.0%	9.1%
% of FP17s Relating to Free Repair or Replacements	1	2,937	0.0%	0.8%	0.8%	0.8%
% of FP17s Relating to Continuations	0	2,937	0.0%	1.3%	1.2%	1.2%
% of Patients satisfied with the dentistry they have received	5	5	N/A	91.9%	92.7%	92.8%
% of Patients satisfied with the time they had to wait for an appointment	5	5	N/A	86.5%	89.1%	88.7%

* This is based on patients treated on this contract for their most recent course of treatment. Figures in italics indicate the base number of FP17s or Patient Questionnaire responses are less than 100. N/A is shown where the base number of responses is less than 10 during the period. % is calculated as Quantity/Base number*100

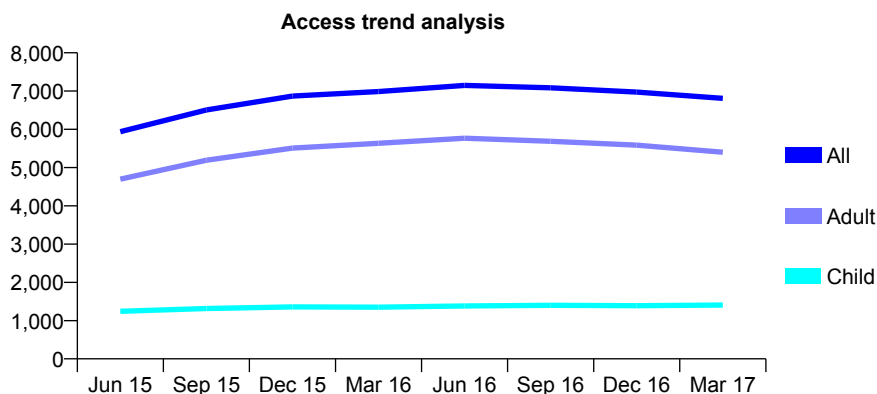
Q56 - Vital Signs At a Glance Contract Report for 883840/0001 - March 2017

Name or company name	MS I PODDAR
Contract type name	GDS Contract
Purpose of contract	General
Contract start date	01/08/2014
Contract end date	

16/17 Contracted general activity (UDA)	21,000
Carry forward general activity (UDA)	-420
16/17 Contracted orthodontic activity (UOA)	0
Carry forward orthodontic activity (UOA)	0
Baseline contract value	£446,638.06

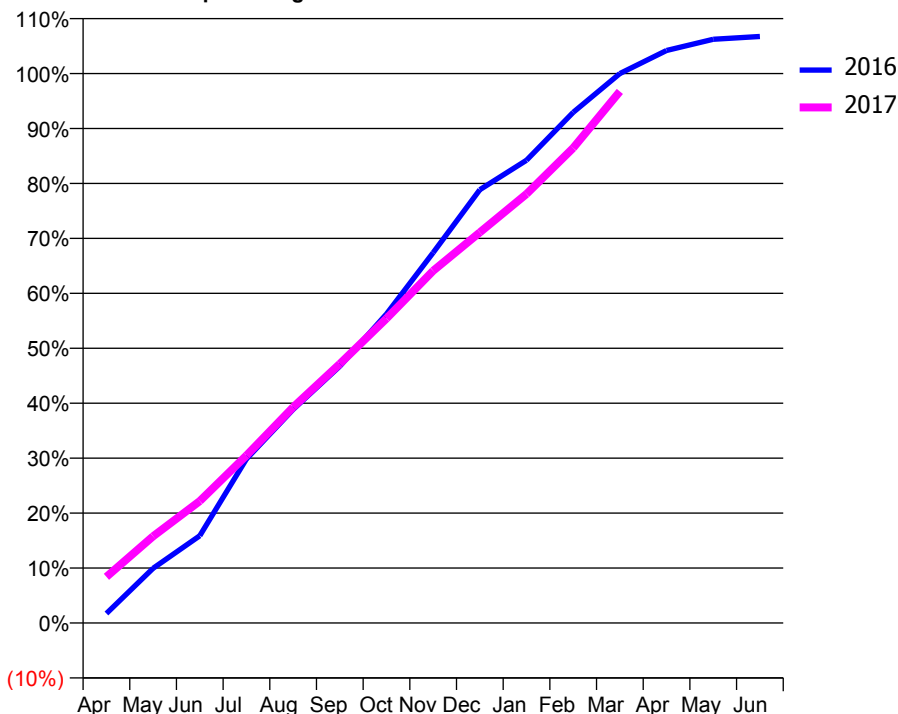
ACCESS*

Patients seen in 24 months	Total	Change since previous quarter
Quarter ending March 2016	6,986	
Quarter ending June 2016	7,148	↑
Quarter ending September 2016	7,085	→
Quarter ending December 2016	6,975	↓
Quarter ending March 2017	6,808	↓
Variance since March 2016	(2.5%)	↓



ACTIVITY

Cumulative percentage of contracted UDA delivered 2016 & 2017



Month	Adjusted Scheduled Activity (UDA)	
	2016	2017
April	364	1,764
May	2,091	3,313
June	3,335	4,662
July	6,273	6,403
August	8,162	8,246
September	9,812	9,904
October	11,810	11,639
November	14,153	13,460
December	16,559	14,927
January	17,685	16,397
February	19,515	18,153
March	20,996	20,316
April	21,878	
May	22,309	
June	22,416	

QUALITY

	Quantity	Base Number	Contract	AT	Region	England
% of FP17s for the same patient ID Re-attending within 3 months - Children	116	2,093	5.5%	11.2%	12.0%	12.3%
% of FP17s for the same patient ID Re-attending within 3 months - Adults	1,052	7,584	13.9%	15.2%	16.0%	16.7%
% of FP17s for the same patient ID Re-attending between 3 & 9 months - Children	1,255	2,093	60.0%	58.8%	58.8%	57.6%
% of FP17s for the same patient ID Re-attending between 3 & 9 months - Adults	4,009	7,584	52.9%	49.2%	51.2%	50.1%
% of FP17s for Band 1 Urgent Courses	280	8,960	3.1%	9.5%	8.0%	9.1%
% of FP17s Relating to Free Repair or Replacements	184	8,960	2.1%	0.8%	0.8%	0.8%
% of FP17s Relating to Continuations	84	8,960	0.9%	1.3%	1.2%	1.2%
% of Patients satisfied with the dentistry they have received	8	8	N/A	91.9%	92.7%	92.8%
% of Patients satisfied with the time they had to wait for an appointment	6	8	N/A	86.5%	89.1%	88.7%

* This is based on patients treated on this contract for their most recent course of treatment. Figures in italics indicate the base number of FP17s or Patient Questionnaire responses are less than 100. N/A is shown where the base number of responses is less than 10 during the period. % is calculated as Quantity/Base number*100

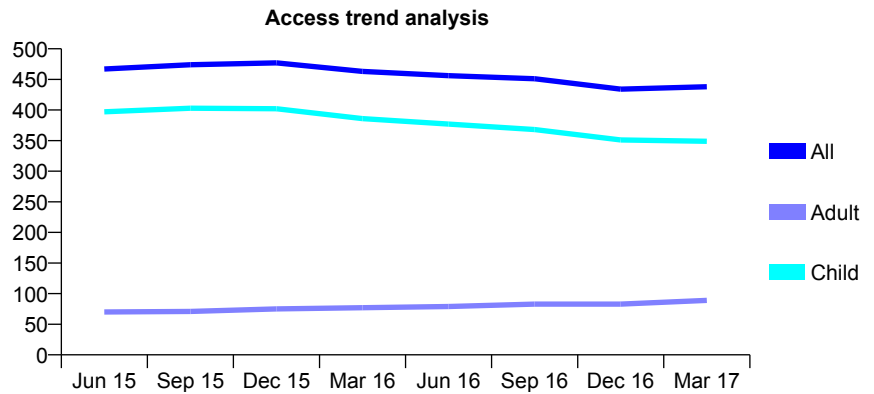
Q56 - Vital Signs At a Glance Contract Report for 904945/0001 - March 2017

Name or company name	MR GV SHAW
Contract type name	GDS Contract
Purpose of contract	General
Contract start date	01/04/2006
Contract end date	

16/17 Contracted general activity (UDA)	1,586
Carry forward general activity (UDA)	16
16/17 Contracted orthodontic activity (UOA)	0
Carry forward orthodontic activity (UOA)	0
Baseline contract value	£40,943.09

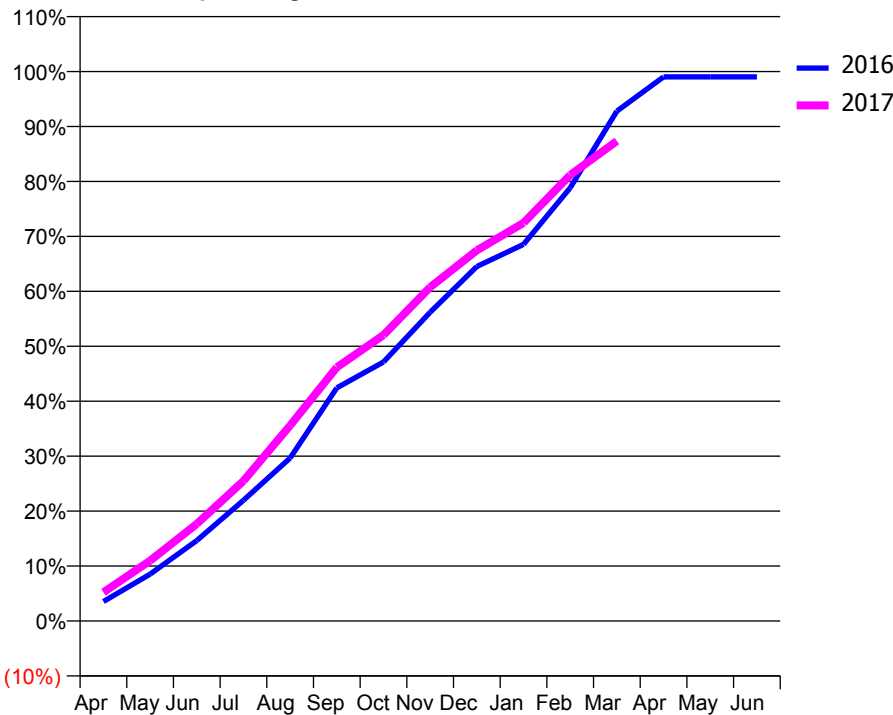
ACCESS*

Patients seen in 24 months	Total	Change since previous quarter
Quarter ending March 2016	463	
Quarter ending June 2016	456	↓
Quarter ending September 2016	451	↓
Quarter ending December 2016	434	↓
Quarter ending March 2017	438	→
Variance since March 2016	(5.4%)	↓



ACTIVITY

Cumulative percentage of contracted UDA delivered 2016 & 2017



Month	Adjusted Scheduled Activity (UDA)	
	2016	2017
April	56	83
May	135	174
June	232	280
July	349	404
August	471	564
September	673	732
October	748	825
November	891	964
December	1,023	1,070
January	1,087	1,149
February	1,250	1,287
March	1,471	1,385
April	1,570	
May	1,570	
June	1,570	

QUALITY

	Quantity	Base Number	Contract	AT	Region	England
% of FP17s for the same patient ID Re-attending within 3 months - Children	57	642	8.9%	11.2%	12.0%	12.3%
% of FP17s for the same patient ID Re-attending within 3 months - Adults	1	49	2.0%	15.2%	16.0%	16.7%
% of FP17s for the same patient ID Re-attending between 3 & 9 months - Children	439	642	68.4%	58.8%	58.8%	57.6%
% of FP17s for the same patient ID Re-attending between 3 & 9 months - Adults	39	49	79.6%	49.2%	51.2%	50.1%
% of FP17s for Band 1 Urgent Courses	6	656	0.9%	9.5%	8.0%	9.1%
% of FP17s Relating to Free Repair or Replacements	0	656	0.0%	0.8%	0.8%	0.8%
% of FP17s Relating to Continuations	21	656	3.2%	1.3%	1.2%	1.2%
% of Patients satisfied with the dentistry they have received	1	1	N/A	91.9%	92.7%	92.8%
% of Patients satisfied with the time they had to wait for an appointment	1	1	N/A	86.5%	89.1%	88.7%

* This is based on patients treated on this contract for their most recent course of treatment. Figures in italics indicate the base number of FP17s or Patient Questionnaire responses are less than 100. N/A is shown where the base number of responses is less than 10 during the period. % is calculated as Quantity/Base number*100

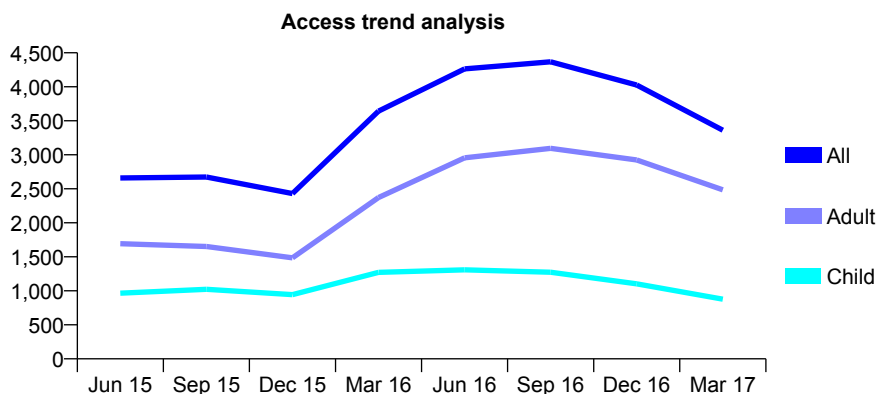
Q56 - Vital Signs At a Glance Contract Report for 905941/0001 - March 2017

Name or company name	MR JQ PEIRSON
Contract type name	GDS Contract
Purpose of contract	General and Orthodontic
Contract start date	01/04/2006
Contract end date	

16/17 Contracted general activity (UDA)	10,641
Carry forward general activity (UDA)	-46
16/17 Contracted orthodontic activity (UOA)	68
Carry forward orthodontic activity (UOA)	0
Baseline contract value	£314,850.98

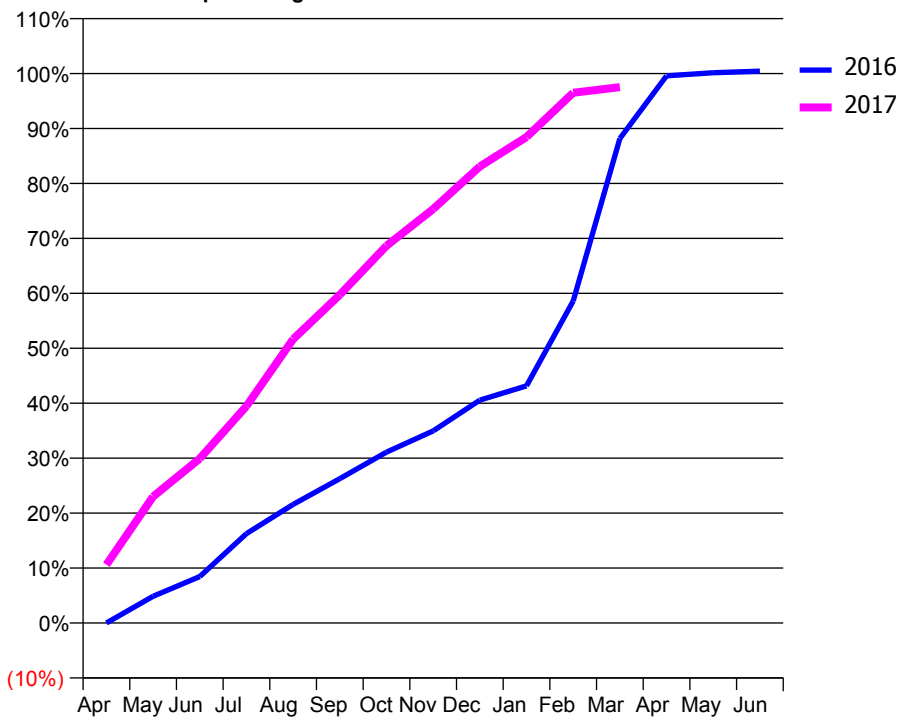
ACCESS*

Patients seen in 24 months	Total	Change since previous quarter
Quarter ending March 2016	3,643	
Quarter ending June 2016	4,264	↑
Quarter ending September 2016	4,368	↑
Quarter ending December 2016	4,027	↓
Quarter ending March 2017	3,362	↓
Variance since March 2016	(7.7%)	↓



ACTIVITY

Cumulative percentage of contracted UDA delivered 2016 & 2017



Month	Adjusted Scheduled Activity (UDA)	
	2016	2017
April	-1	1,131
May	518	2,449
June	900	3,186
July	1,731	4,201
August	2,296	5,496
September	2,795	6,355
October	3,310	7,304
November	3,719	8,016
December	4,316	8,839
January	4,593	9,411
February	6,235	10,267
March	9,383	10,378
April	10,596	
May	10,654	
June	10,687	

QUALITY

	Quantity	Base Number	Contract	AT	Region	England
% of FP17s for the same patient ID Re-attending within 3 months - Children	109	1,831	6.0%	11.2%	12.0%	12.3%
% of FP17s for the same patient ID Re-attending within 3 months - Adults	434	4,152	10.5%	15.2%	16.0%	16.7%
% of FP17s for the same patient ID Re-attending between 3 & 9 months - Children	1,084	1,831	59.2%	58.8%	58.8%	57.6%
% of FP17s for the same patient ID Re-attending between 3 & 9 months - Adults	1,667	4,152	40.1%	49.2%	51.2%	50.1%
% of FP17s for Band 1 Urgent Courses	328	5,451	6.0%	9.5%	8.0%	9.1%
% of FP17s Relating to Free Repair or Replacements	4	5,451	0.1%	0.8%	0.8%	0.8%
% of FP17s Relating to Continuations	45	5,451	0.8%	1.3%	1.2%	1.2%
% of Patients satisfied with the dentistry they have received	11	11	100.0%	91.9%	92.7%	92.8%
% of Patients satisfied with the time they had to wait for an appointment	11	11	100.0%	86.5%	89.1%	88.7%

* This is based on patients treated on this contract for their most recent course of treatment. Figures in italics indicate the base number of FP17s or Patient Questionnaire responses are less than 100. N/A is shown where the base number of responses is less than 10 during the period. % is calculated as Quantity/Base number*100

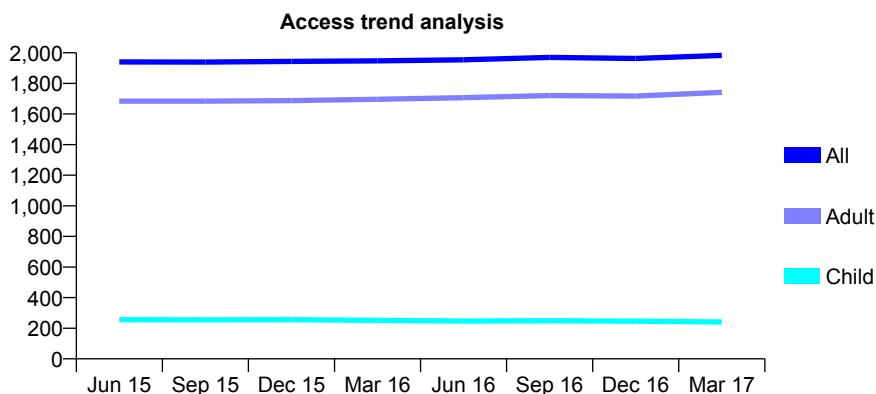
Q56 - Vital Signs At a Glance Contract Report for 906247/0001 - March 2017

Name or company name	MR PF CARTON
Contract type name	GDS Contract
Purpose of contract	General
Contract start date	01/04/2006
Contract end date	

16/17 Contracted general activity (UDA)	5,493
Carry forward general activity (UDA)	8
16/17 Contracted orthodontic activity (UOA)	0
Carry forward orthodontic activity (UOA)	0
Baseline contract value	£116,772.84

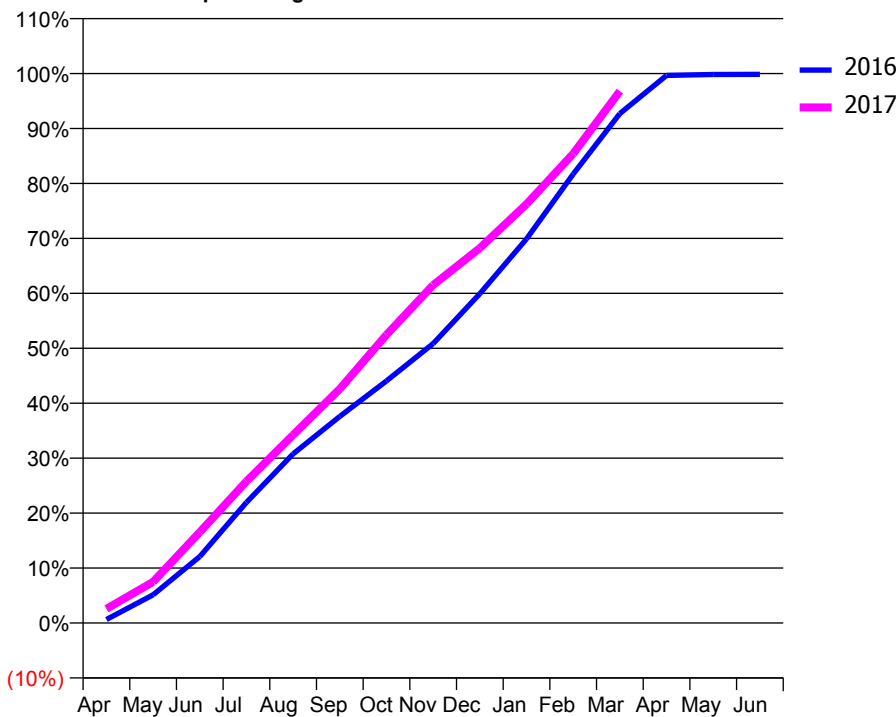
ACCESS*

Patients seen in 24 months	Total	Change since previous quarter
Quarter ending March 2016	1,947	
Quarter ending June 2016	1,954	→
Quarter ending September 2016	1,970	→
Quarter ending December 2016	1,963	→
Quarter ending March 2017	1,983	→
Variance since March 2016	1.8%	→



ACTIVITY

Cumulative percentage of contracted UDA delivered 2016 & 2017



Month	Adjusted Scheduled Activity (UDA)	
	2016	2017
April	35	141
May	282	411
June	664	908
July	1,205	1,416
August	1,691	1,880
September	2,066	2,340
October	2,419	2,881
November	2,793	3,378
December	3,292	3,747
January	3,840	4,187
February	4,488	4,691
March	5,093	5,316
April	5,474	
May	5,484	
June	5,485	

QUALITY

	Quantity	Base Number	Contract	AT	Region	England
% of FP17s for the same patient ID Re-attending within 3 months - Children	30	436	6.9%	11.2%	12.0%	12.3%
% of FP17s for the same patient ID Re-attending within 3 months - Adults	540	3,053	17.7%	15.2%	16.0%	16.7%
% of FP17s for the same patient ID Re-attending between 3 & 9 months - Children	298	436	68.3%	58.8%	58.8%	57.6%
% of FP17s for the same patient ID Re-attending between 3 & 9 months - Adults	1,806	3,053	59.2%	49.2%	51.2%	50.1%
% of FP17s for Band 1 Urgent Courses	241	3,277	7.4%	9.5%	8.0%	9.1%
% of FP17s Relating to Free Repair or Replacements	50	3,277	1.5%	0.8%	0.8%	0.8%
% of FP17s Relating to Continuations	60	3,277	1.8%	1.3%	1.2%	1.2%
% of Patients satisfied with the dentistry they have received	13	13	100.0%	91.9%	92.7%	92.8%
% of Patients satisfied with the time they had to wait for an appointment	13	13	100.0%	86.5%	89.1%	88.7%

* This is based on patients treated on this contract for their most recent course of treatment. Figures in italics indicate the base number of FP17s or Patient Questionnaire responses are less than 100. N/A is shown where the base number of responses is less than 10 during the period. % is calculated as Quantity/Base number*100

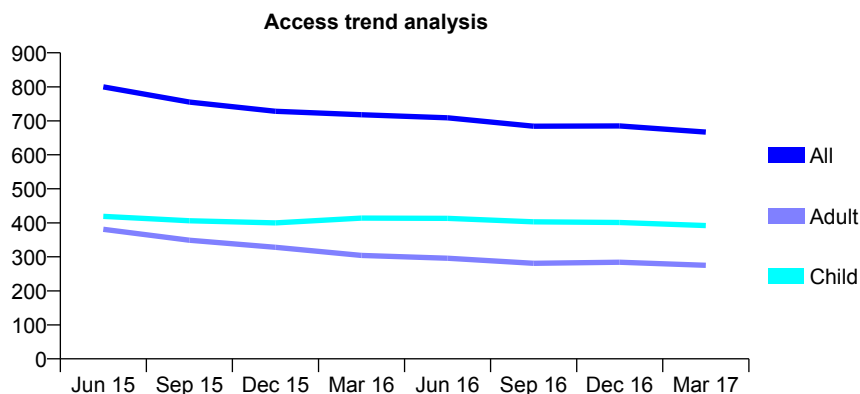
Q56 - Vital Signs At a Glance Contract Report for 907332/0001 - March 2017

Name or company name	MR HJ DHANJI
Contract type name	GDS Contract
Purpose of contract	General
Contract start date	01/04/2006
Contract end date	

16/17 Contracted general activity (UDA)	1,400
Carry forward general activity (UDA)	0
16/17 Contracted orthodontic activity (UOA)	0
Carry forward orthodontic activity (UOA)	0
Baseline contract value	£32,172.58

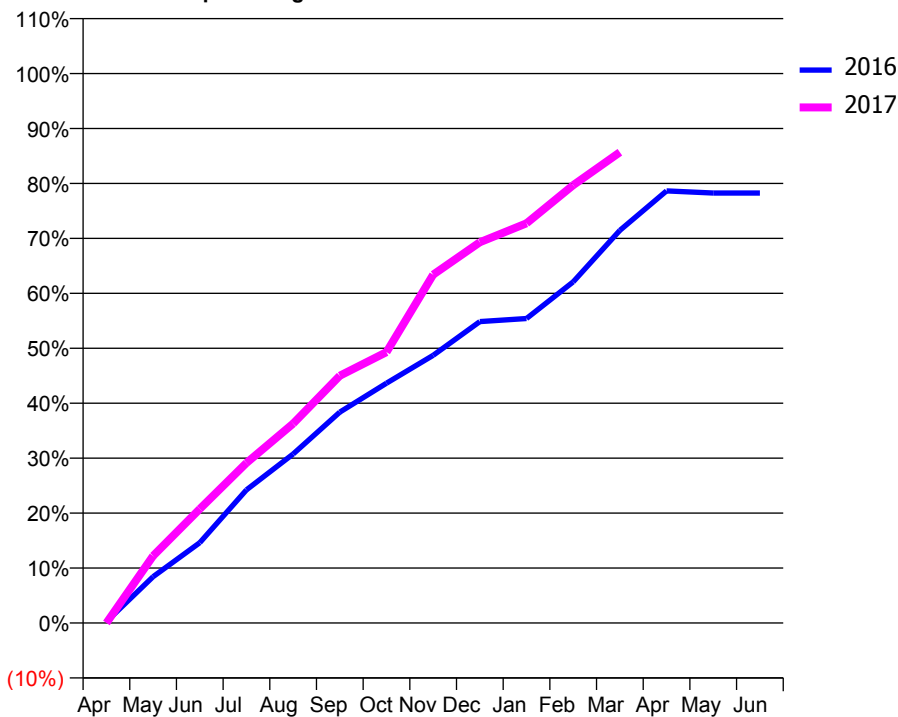
ACCESS*

Patients seen in 24 months	Total	Change since previous quarter
Quarter ending March 2016	718	
Quarter ending June 2016	709	↓
Quarter ending September 2016	684	↓
Quarter ending December 2016	685	→
Quarter ending March 2017	667	↓
Variance since March 2016	(7.1%)	↓



ACTIVITY

Cumulative percentage of contracted UDA delivered 2016 & 2017



Month	Adjusted Scheduled Activity (UDA)	
	2016	2017
April	4	0
May	136	171
June	236	291
July	392	408
August	497	508
September	620	630
October	705	690
November	787	887
December	886	970
January	895	1,018
February	1,003	1,115
March	1,155	1,199
April	1,271	
May	1,265	
June	1,265	

QUALITY

	Quantity	Base Number	Contract	AT	Region	England
% of FP17s for the same patient ID Re-attending within 3 months - Children	7	423	1.7%	11.2%	12.0%	12.3%
% of FP17s for the same patient ID Re-attending within 3 months - Adults	19	285	6.7%	15.2%	16.0%	16.7%
% of FP17s for the same patient ID Re-attending between 3 & 9 months - Children	98	423	23.2%	58.8%	58.8%	57.6%
% of FP17s for the same patient ID Re-attending between 3 & 9 months - Adults	170	285	59.6%	49.2%	51.2%	50.1%
% of FP17s for Band 1 Urgent Courses	12	662	1.8%	9.5%	8.0%	9.1%
% of FP17s Relating to Free Repair or Replacements	0	662	0.0%	0.8%	0.8%	0.8%
% of FP17s Relating to Continuations	0	662	0.0%	1.3%	1.2%	1.2%
% of Patients satisfied with the dentistry they have received	1	1	N/A	91.9%	92.7%	92.8%
% of Patients satisfied with the time they had to wait for an appointment	1	1	N/A	86.5%	89.1%	88.7%

* This is based on patients treated on this contract for their most recent course of treatment. Figures in italics indicate the base number of FP17s or Patient Questionnaire responses are less than 100. N/A is shown where the base number of responses is less than 10 during the period. % is calculated as Quantity/Base number*100

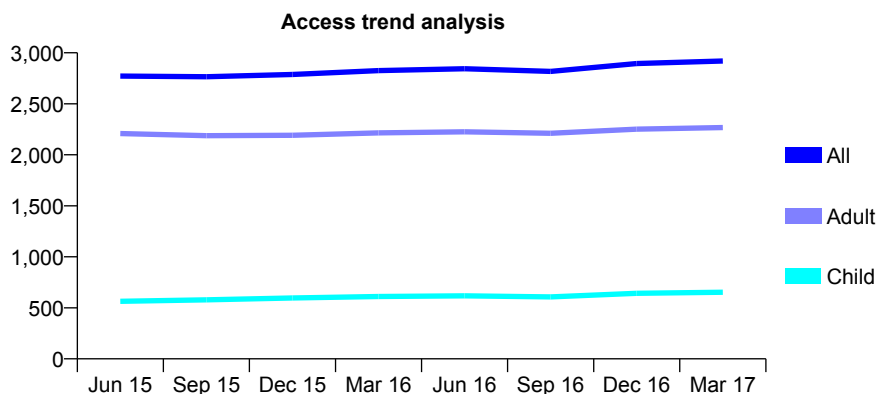
Q56 - Vital Signs At a Glance Contract Report for 908002/0001 - March 2017

Name or company name	MR DC TRENT
Contract type name	GDS Contract
Purpose of contract	General
Contract start date	01/04/2006
Contract end date	

16/17 Contracted general activity (UDA)	8,137
Carry forward general activity (UDA)	-163
16/17 Contracted orthodontic activity (UOA)	0
Carry forward orthodontic activity (UOA)	0
Baseline contract value	£169,291.11

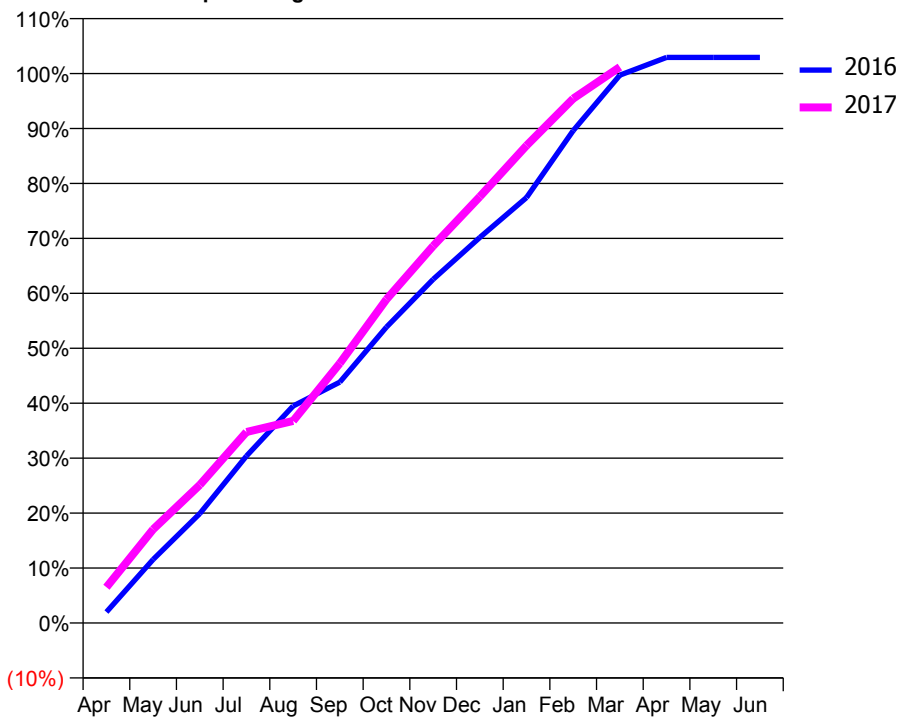
ACCESS*

Patients seen in 24 months	Total	Change since previous quarter
Quarter ending March 2016	2,826	
Quarter ending June 2016	2,844	→
Quarter ending September 2016	2,818	→
Quarter ending December 2016	2,895	↑
Quarter ending March 2017	2,920	→
Variance since March 2016	3.3%	↑



ACTIVITY

Cumulative percentage of contracted UDA delivered 2016 & 2017



Month	Adjusted Scheduled Activity (UDA)	
	2016	2017
April	163	531
May	942	1,388
June	1,620	2,046
July	2,473	2,828
August	3,213	2,992
September	3,568	3,846
October	4,383	4,794
November	5,090	5,584
December	5,710	6,315
January	6,299	7,070
February	7,291	7,764
March	8,114	8,233
April	8,375	
May	8,375	
June	8,375	

QUALITY

	Quantity	Base Number	Contract	AT	Region	England
% of FP17s for the same patient ID Re-attending within 3 months - Children	140	1,010	13.9%	11.2%	12.0%	12.3%
% of FP17s for the same patient ID Re-attending within 3 months - Adults	448	3,301	13.6%	15.2%	16.0%	16.7%
% of FP17s for the same patient ID Re-attending between 3 & 9 months - Children	478	1,010	47.3%	58.8%	58.8%	57.6%
% of FP17s for the same patient ID Re-attending between 3 & 9 months - Adults	1,563	3,301	47.3%	49.2%	51.2%	50.1%
% of FP17s for Band 1 Urgent Courses	258	4,128	6.3%	9.5%	8.0%	9.1%
% of FP17s Relating to Free Repair or Replacements	0	4,128	0.0%	0.8%	0.8%	0.8%
% of FP17s Relating to Continuations	62	4,128	1.5%	1.3%	1.2%	1.2%
% of Patients satisfied with the dentistry they have received	7	7	N/A	91.9%	92.7%	92.8%
% of Patients satisfied with the time they had to wait for an appointment	7	7	N/A	86.5%	89.1%	88.7%

* This is based on patients treated on this contract for their most recent course of treatment. Figures in italics indicate the base number of FP17s or Patient Questionnaire responses are less than 100. N/A is shown where the base number of responses is less than 10 during the period. % is calculated as Quantity/Base number*100

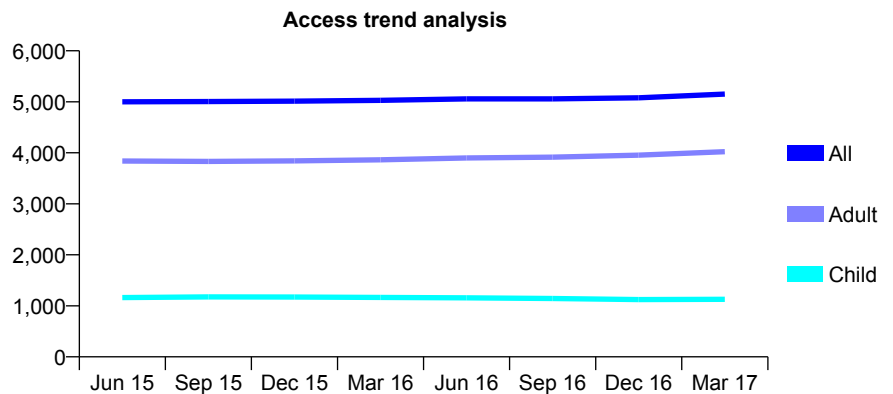
Q56 - Vital Signs At a Glance Contract Report for 910201/0001 - March 2017

Name or company name	Denise Taylor, Cheerag Raval, Gemma Ra
Contract type name	GDS Contract
Purpose of contract	General
Contract start date	01/04/2006
Contract end date	

16/17 Contracted general activity (UDA)	14,239
Carry forward general activity (UDA)	249
16/17 Contracted orthodontic activity (UOA)	0
Carry forward orthodontic activity (UOA)	0
Baseline contract value	£302,699.52

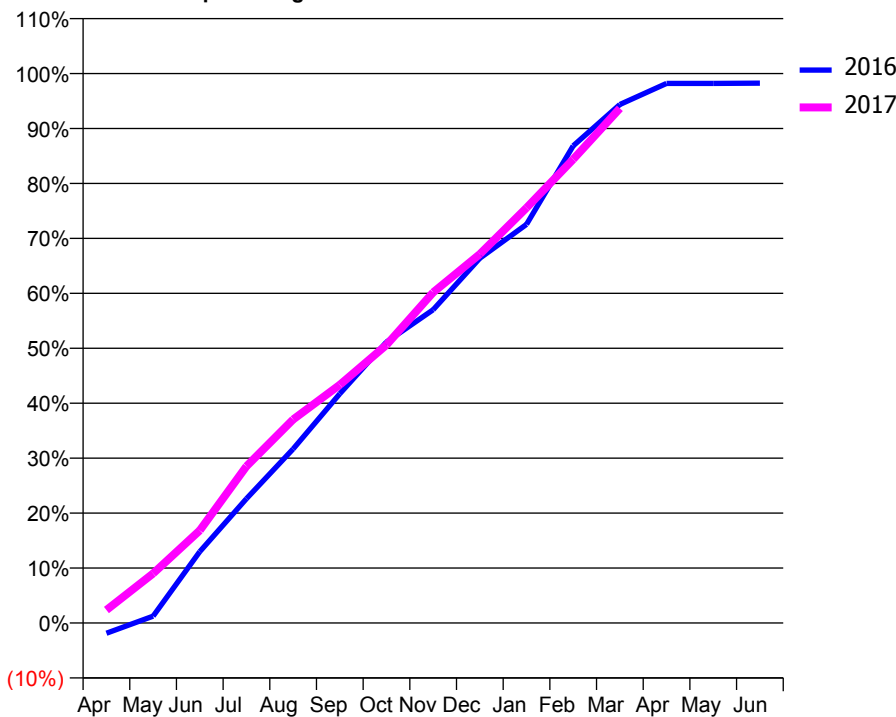
ACCESS*

Patients seen in 24 months	Total	Change since previous quarter
Quarter ending March 2016	5,029	
Quarter ending June 2016	5,057	→
Quarter ending September 2016	5,058	→
Quarter ending December 2016	5,078	→
Quarter ending March 2017	5,151	→
Variance since March 2016	2.4%	↑



ACTIVITY

Cumulative percentage of contracted UDA delivered 2016 & 2017



Month	Adjusted Scheduled Activity (UDA)	
	2016	2017
April	-267	337
May	178	1,284
June	1,851	2,399
July	3,224	4,061
August	4,510	5,275
September	5,942	6,173
October	7,283	7,206
November	8,120	8,568
December	9,452	9,558
January	10,331	10,758
February	12,365	12,017
March	13,437	13,335
April	13,983	
May	13,984	
June	13,990	

QUALITY

	Quantity	Base Number	Contract	AT	Region	England
% of FP17s for the same patient ID Re-attending within 3 months - Children	298	2,196	13.6%	11.2%	12.0%	12.3%
% of FP17s for the same patient ID Re-attending within 3 months - Adults	824	5,439	15.1%	15.2%	16.0%	16.7%
% of FP17s for the same patient ID Re-attending between 3 & 9 months - Children	1,568	2,196	71.4%	58.8%	58.8%	57.6%
% of FP17s for the same patient ID Re-attending between 3 & 9 months - Adults	2,272	5,439	41.8%	49.2%	51.2%	50.1%
% of FP17s for Band 1 Urgent Courses	346	7,375	4.7%	9.5%	8.0%	9.1%
% of FP17s Relating to Free Repair or Replacements	62	7,375	0.8%	0.8%	0.8%	0.8%
% of FP17s Relating to Continuations	103	7,375	1.4%	1.3%	1.2%	1.2%
% of Patients satisfied with the dentistry they have received	18	20	90.0%	91.9%	92.7%	92.8%
% of Patients satisfied with the time they had to wait for an appointment	20	20	100.0%	86.5%	89.1%	88.7%

* This is based on patients treated on this contract for their most recent course of treatment. Figures in italics indicate the base number of FP17s or Patient Questionnaire responses are less than 100. N/A is shown where the base number of responses is less than 10 during the period. % is calculated as Quantity/Base number*100

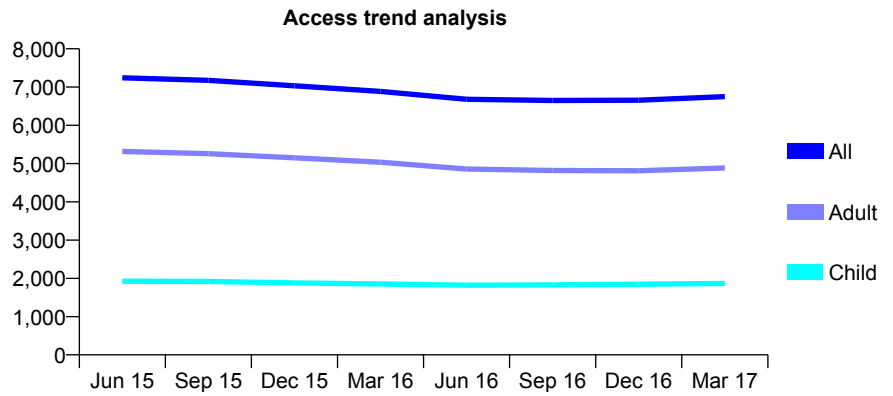
Q56 - Vital Signs At a Glance Contract Report for 915246/0001 - March 2017

Name or company name	MRS CH JACKMAN
Contract type name	GDS Contract
Purpose of contract	General
Contract start date	01/04/2006
Contract end date	

16/17 Contracted general activity (UDA)	20,400
Carry forward general activity (UDA)	523
16/17 Contracted orthodontic activity (UOA)	0
Carry forward orthodontic activity (UOA)	0
Baseline contract value	£536,030.70

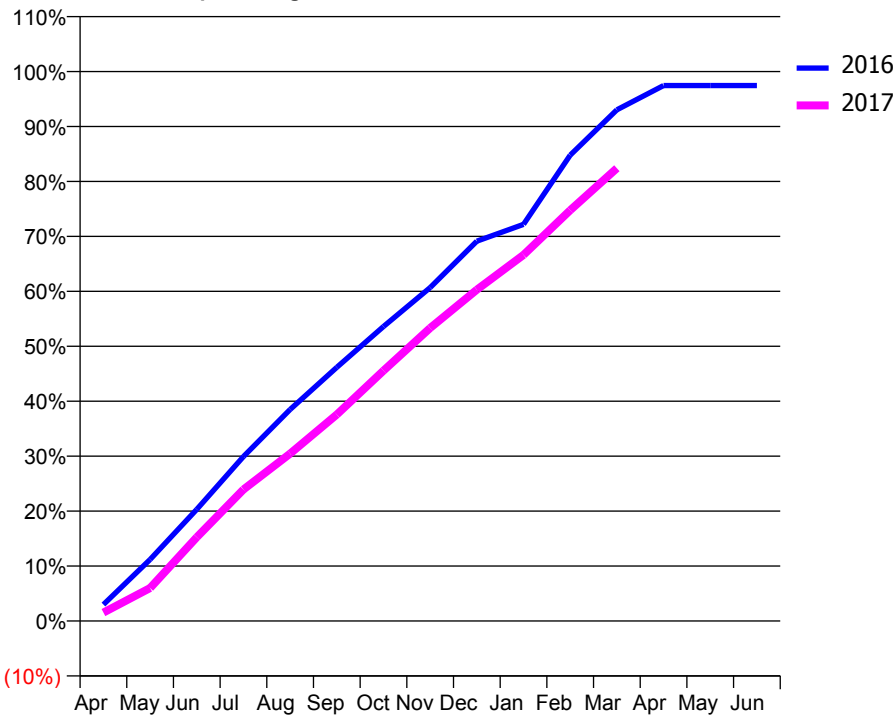
ACCESS*

Patients seen in 24 months	Total	Change since previous quarter
Quarter ending March 2016	6,888	
Quarter ending June 2016	6,682	↓
Quarter ending September 2016	6,648	→
Quarter ending December 2016	6,657	→
Quarter ending March 2017	6,752	→
Variance since March 2016	(2.0%)	↓



ACTIVITY

Cumulative percentage of contracted UDA delivered 2016 & 2017



Month	Adjusted Scheduled Activity (UDA)	
	2016	2017
April	611	313
May	2,285	1,225
June	4,147	3,110
July	6,107	4,884
August	7,854	6,214
September	9,418	7,664
October	10,934	9,293
November	12,378	10,876
December	14,103	12,299
January	14,726	13,590
February	17,294	15,249
March	18,976	16,810
April	19,877	
May	19,877	
June	19,877	

QUALITY

	Quantity	Base Number	Contract	AT	Region	England
% of FP17s for the same patient ID Re-attending within 3 months - Children	176	2,870	6.1%	11.2%	12.0%	12.3%
% of FP17s for the same patient ID Re-attending within 3 months - Adults	1,037	6,915	15.0%	15.2%	16.0%	16.7%
% of FP17s for the same patient ID Re-attending between 3 & 9 months - Children	1,916	2,870	66.8%	58.8%	58.8%	57.6%
% of FP17s for the same patient ID Re-attending between 3 & 9 months - Adults	3,177	6,915	45.9%	49.2%	51.2%	50.1%
% of FP17s for Band 1 Urgent Courses	355	9,360	3.8%	9.5%	8.0%	9.1%
% of FP17s Relating to Free Repair or Replacements	108	9,360	1.2%	0.8%	0.8%	0.8%
% of FP17s Relating to Continuations	358	9,360	3.8%	1.3%	1.2%	1.2%
% of Patients satisfied with the dentistry they have received	17	19	89.5%	91.9%	92.7%	92.8%
% of Patients satisfied with the time they had to wait for an appointment	15	19	78.9%	86.5%	89.1%	88.7%

* This is based on patients treated on this contract for their most recent course of treatment. Figures in italics indicate the base number of FP17s or Patient Questionnaire responses are less than 100. N/A is shown where the base number of responses is less than 10 during the period. % is calculated as Quantity/Base number*100

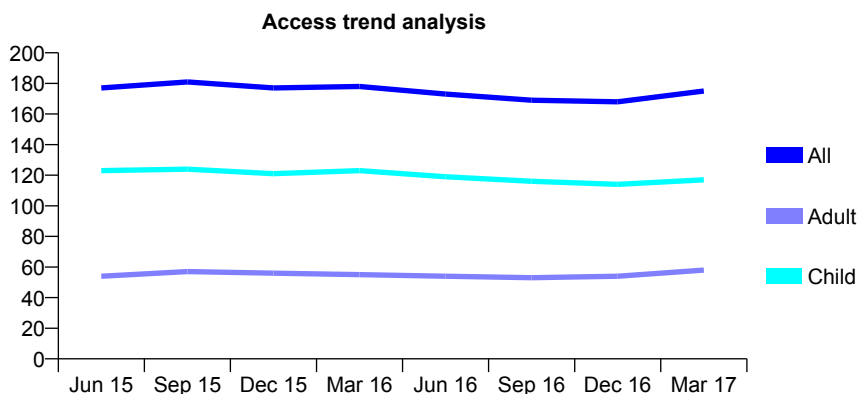
Q56 - Vital Signs At a Glance Contract Report for 920924/0001 - March 2017

Name or company name	MR JM STOKES
Contract type name	GDS Contract
Purpose of contract	General
Contract start date	01/01/2007
Contract end date	

16/17 Contracted general activity (UDA)	473
Carry forward general activity (UDA)	1
16/17 Contracted orthodontic activity (UOA)	0
Carry forward orthodontic activity (UOA)	0
Baseline contract value	£13,813.66

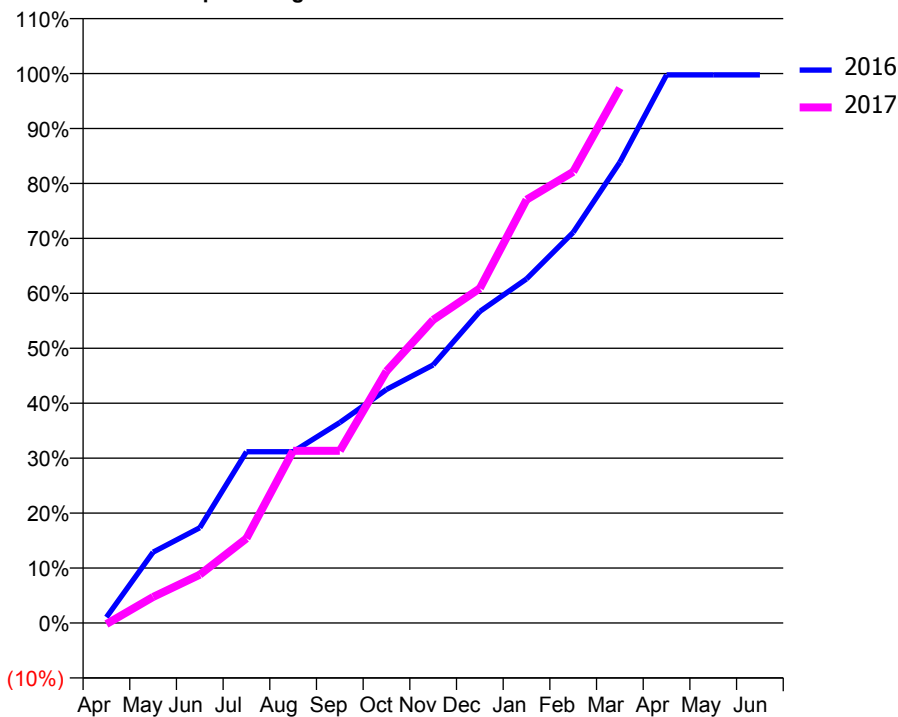
ACCESS*

Patients seen in 24 months	Total	Change since previous quarter
Quarter ending March 2016	178	
Quarter ending June 2016	173	↓
Quarter ending September 2016	169	↓
Quarter ending December 2016	168	→
Quarter ending March 2017	175	↑
Variance since March 2016	(1.7%)	↓



ACTIVITY

Cumulative percentage of contracted UDA delivered 2016 & 2017



Adjusted Scheduled Activity (UDA)

Month	2016	2017
April	5	-1
May	61	22
June	82	42
July	147	73
August	147	148
September	173	148
October	201	217
November	222	261
December	268	288
January	296	364
February	336	388
March	397	460
April	472	
May	472	
June	472	

QUALITY

	Quantity	Base Number	Contract	AT	Region	England
% of FP17s for the same patient ID Re-attending within 3 months - Children	9	196	4.6%	11.2%	12.0%	12.3%
% of FP17s for the same patient ID Re-attending within 3 months - Adults	13	73	17.8%	15.2%	16.0%	16.7%
% of FP17s for the same patient ID Re-attending between 3 & 9 months - Children	133	196	67.9%	58.8%	58.8%	57.6%
% of FP17s for the same patient ID Re-attending between 3 & 9 months - Adults	33	73	45.2%	49.2%	51.2%	50.1%
% of FP17s for Band 1 Urgent Courses	12	244	4.9%	9.5%	8.0%	9.1%
% of FP17s Relating to Free Repair or Replacements	0	244	0.0%	0.8%	0.8%	0.8%
% of FP17s Relating to Continuations	0	244	0.0%	1.3%	1.2%	1.2%
% of Patients satisfied with the dentistry they have received	0	0	N/A	91.9%	92.7%	92.8%
% of Patients satisfied with the time they had to wait for an appointment	0	0	N/A	86.5%	89.1%	88.7%

* This is based on patients treated on this contract for their most recent course of treatment. Figures in italics indicate the base number of FP17s or Patient Questionnaire responses are less than 100. N/A is shown where the base number of responses is less than 10 during the period. % is calculated as Quantity/Base number*100

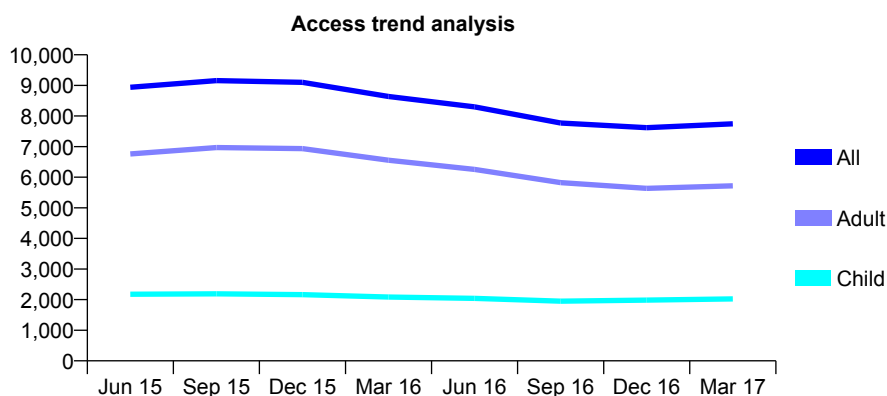
Q56 - Vital Signs At a Glance Contract Report for 920959/0001 - March 2017

Name or company name	MR OB QURESHI
Contract type name	GDS Contract
Purpose of contract	General
Contract start date	01/04/2006
Contract end date	

16/17 Contracted general activity (UDA)	22,001
Carry forward general activity (UDA)	264
16/17 Contracted orthodontic activity (UOA)	0
Carry forward orthodontic activity (UOA)	0
Baseline contract value	£660,889.29

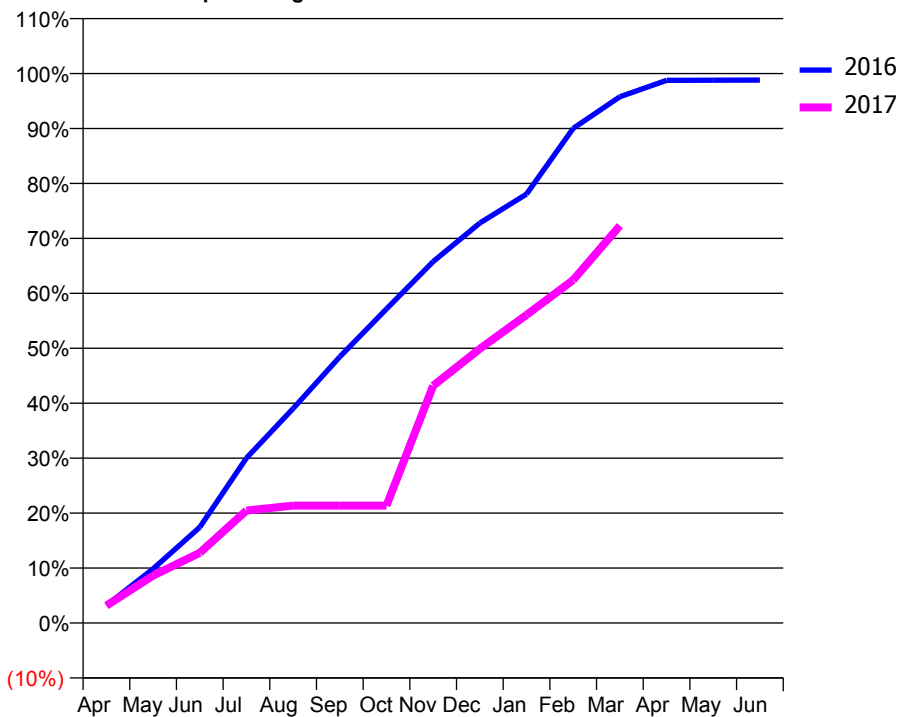
ACCESS*

Patients seen in 24 months	Total	Change since previous quarter
Quarter ending March 2016	8,638	
Quarter ending June 2016	8,298	↓
Quarter ending September 2016	7,773	↓
Quarter ending December 2016	7,620	↓
Quarter ending March 2017	7,743	→
Variance since March 2016	(10.4%)	↓



ACTIVITY

Cumulative percentage of contracted UDA delivered 2016 & 2017



Month	Adjusted Scheduled Activity (UDA)	
	2016	2017
April	705	695
May	2,171	1,897
June	3,835	2,812
July	6,608	4,502
August	8,590	4,699
September	10,657	4,699
October	12,575	4,699
November	14,473	9,498
December	16,016	10,977
January	17,171	12,337
February	19,804	13,734
March	21,071	15,906
April	21,730	
May	21,734	
June	21,737	

QUALITY

	Quantity	Base Number	Contract	AT	Region	England
% of FP17s for the same patient ID Re-attending within 3 months - Children	131	2,369	5.5%	11.2%	12.0%	12.3%
% of FP17s for the same patient ID Re-attending within 3 months - Adults	574	5,509	10.4%	15.2%	16.0%	16.7%
% of FP17s for the same patient ID Re-attending between 3 & 9 months - Children	1,296	2,369	54.7%	58.8%	58.8%	57.6%
% of FP17s for the same patient ID Re-attending between 3 & 9 months - Adults	2,485	5,509	45.1%	49.2%	51.2%	50.1%
% of FP17s for Band 1 Urgent Courses	566	7,521	7.5%	9.5%	8.0%	9.1%
% of FP17s Relating to Free Repair or Replacements	48	7,521	0.6%	0.8%	0.8%	0.8%
% of FP17s Relating to Continuations	8	7,521	0.1%	1.3%	1.2%	1.2%
% of Patients satisfied with the dentistry they have received	4	6	N/A	91.9%	92.7%	92.8%
% of Patients satisfied with the time they had to wait for an appointment	5	6	N/A	86.5%	89.1%	88.7%

* This is based on patients treated on this contract for their most recent course of treatment. Figures in italics indicate the base number of FP17s or Patient Questionnaire responses are less than 100. N/A is shown where the base number of responses is less than 10 during the period. % is calculated as Quantity/Base number*100

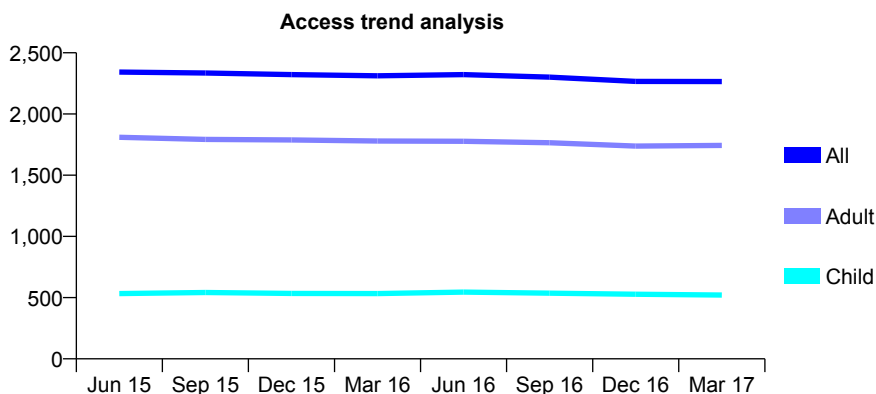
Q56 - Vital Signs At a Glance Contract Report for 926396/0001 - March 2017

Name or company name	MRS TL KLEINHANS
Contract type name	PDS Contract
Purpose of contract	General
Contract start date	01/04/2010
Contract end date	31/03/2018

16/17 Contracted general activity (UDA)	6,600
Carry forward general activity (UDA)	0
16/17 Contracted orthodontic activity (UOA)	0
Carry forward orthodontic activity (UOA)	0
Baseline contract value	£162,804.04

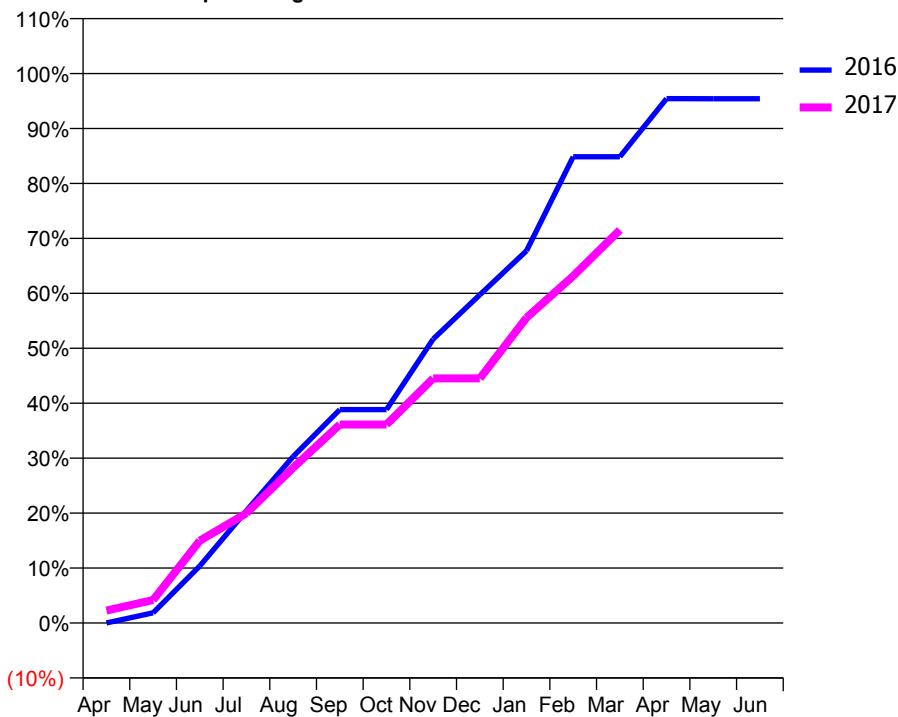
ACCESS*

Patients seen in 24 months	Total	Change since previous quarter
Quarter ending March 2016	2,312	
Quarter ending June 2016	2,322	→
Quarter ending September 2016	2,301	→
Quarter ending December 2016	2,266	↓
Quarter ending March 2017	2,265	→
Variance since March 2016	(2.0%)	↓



ACTIVITY

Cumulative percentage of contracted UDA delivered 2016 & 2017



Month	Adjusted Scheduled Activity (UDA)	
	2016	2017
April	0	150
May	130	276
June	727	990
July	1,431	1,319
August	2,121	1,865
September	2,718	2,384
October	2,718	2,384
November	3,617	2,937
December	4,182	2,937
January	4,742	3,667
February	5,940	4,168
March	5,940	4,721
April	6,680	
May	6,679	
June	6,679	

QUALITY

	Quantity	Base Number	Contract	AT	Region	England
% of FP17s for the same patient ID Re-attending within 3 months - Children	40	654	6.1%	11.2%	12.0%	12.3%
% of FP17s for the same patient ID Re-attending within 3 months - Adults	226	2,150	10.5%	15.2%	16.0%	16.7%
% of FP17s for the same patient ID Re-attending between 3 & 9 months - Children	439	654	67.1%	58.8%	58.8%	57.6%
% of FP17s for the same patient ID Re-attending between 3 & 9 months - Adults	1,305	2,150	60.7%	49.2%	51.2%	50.1%
% of FP17s for Band 1 Urgent Courses	22	2,406	0.9%	9.5%	8.0%	9.1%
% of FP17s Relating to Free Repair or Replacements	0	2,406	0.0%	0.8%	0.8%	0.8%
% of FP17s Relating to Continuations	0	2,406	0.0%	1.3%	1.2%	1.2%
% of Patients satisfied with the dentistry they have received	4	4	N/A	91.9%	92.7%	92.8%
% of Patients satisfied with the time they had to wait for an appointment	4	4	N/A	86.5%	89.1%	88.7%

* This is based on patients treated on this contract for their most recent course of treatment. Figures in italics indicate the base number of FP17s or Patient Questionnaire responses are less than 100. N/A is shown where the base number of responses is less than 10 during the period. % is calculated as Quantity/Base number*100

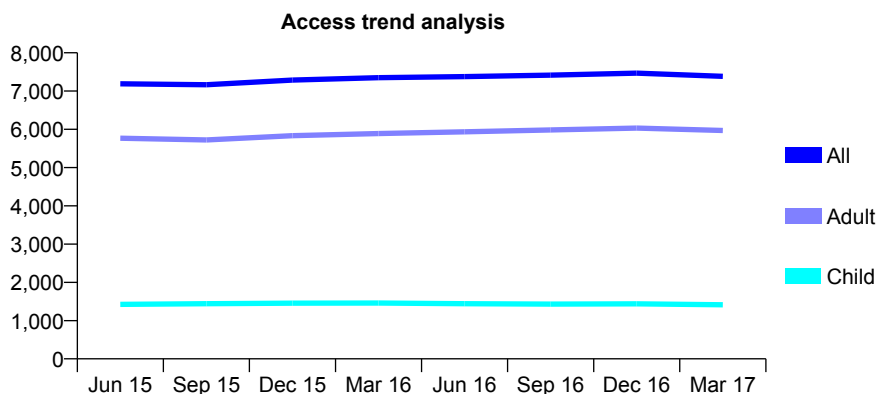
Q56 - Vital Signs At a Glance Contract Report for 927937/0001 - March 2017

Name or company name	MR NJ SUMSER-LUPSON
Contract type name	GDS Contract
Purpose of contract	General
Contract start date	01/04/2006
Contract end date	

16/17 Contracted general activity (UDA)	15,939
Carry forward general activity (UDA)	0
16/17 Contracted orthodontic activity (UOA)	0
Carry forward orthodontic activity (UOA)	0
Baseline contract value	£357,275.77

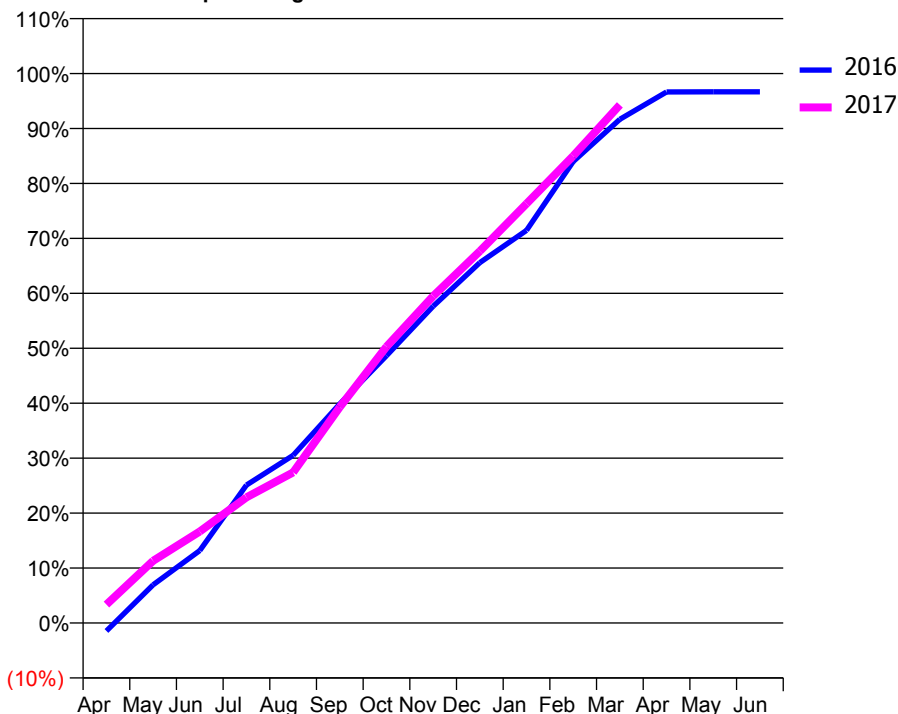
ACCESS*

Patients seen in 24 months	Total	Change since previous quarter
Quarter ending March 2016	7,349	
Quarter ending June 2016	7,377	→
Quarter ending September 2016	7,415	→
Quarter ending December 2016	7,468	→
Quarter ending March 2017	7,386	↓
Variance since March 2016	0.5%	→



ACTIVITY

Cumulative percentage of contracted UDA delivered 2016 & 2017



Month	Adjusted Scheduled Activity (UDA)	
	2016	2017
April	-241	535
May	1,136	1,805
June	2,155	2,654
July	4,101	3,645
August	4,987	4,369
September	6,518	6,264
October	7,949	8,018
November	9,418	9,483
December	10,713	10,787
January	11,674	12,161
February	13,721	13,546
March	14,976	15,027
April	15,792	
May	15,793	
June	15,796	

QUALITY

	Quantity	Base Number	Contract	AT	Region	England
% of FP17s for the same patient ID Re-attending within 3 months - Children	120	2,003	6.0%	11.2%	12.0%	12.3%
% of FP17s for the same patient ID Re-attending within 3 months - Adults	972	7,805	12.5%	15.2%	16.0%	16.7%
% of FP17s for the same patient ID Re-attending between 3 & 9 months - Children	1,204	2,003	60.1%	58.8%	58.8%	57.6%
% of FP17s for the same patient ID Re-attending between 3 & 9 months - Adults	3,535	7,805	45.3%	49.2%	51.2%	50.1%
% of FP17s for Band 1 Urgent Courses	761	9,276	8.2%	9.5%	8.0%	9.1%
% of FP17s Relating to Free Repair or Replacements	64	9,276	0.7%	0.8%	0.8%	0.8%
% of FP17s Relating to Continuations	107	9,276	1.2%	1.3%	1.2%	1.2%
% of Patients satisfied with the dentistry they have received	12	15	80.0%	91.9%	92.7%	92.8%
% of Patients satisfied with the time they had to wait for an appointment	14	15	93.3%	86.5%	89.1%	88.7%

* This is based on patients treated on this contract for their most recent course of treatment. Figures in italics indicate the base number of FP17s or Patient Questionnaire responses are less than 100. N/A is shown where the base number of responses is less than 10 during the period. % is calculated as Quantity/Base number*100

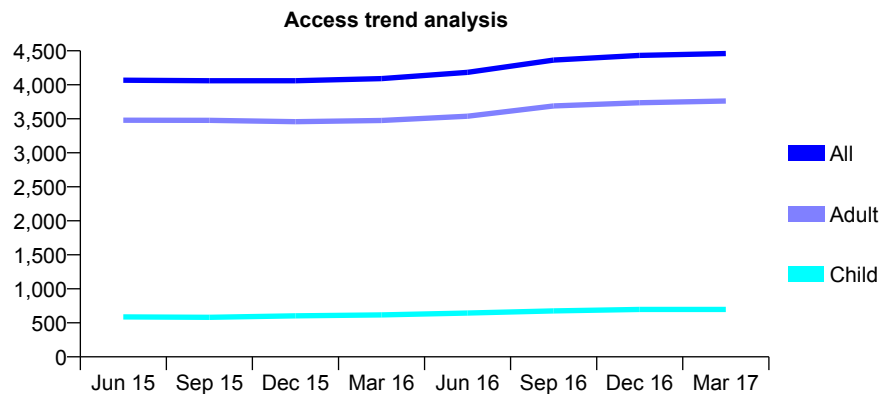
Q56 - Vital Signs At a Glance Contract Report for 929824/0001 - March 2017

Name or company name	MR B GHALEKHANY
Contract type name	GDS Contract
Purpose of contract	General
Contract start date	01/04/2006
Contract end date	

16/17 Contracted general activity (UDA)	10,295
Carry forward general activity (UDA)	-206
16/17 Contracted orthodontic activity (UOA)	0
Carry forward orthodontic activity (UOA)	0
Baseline contract value	£249,940.53

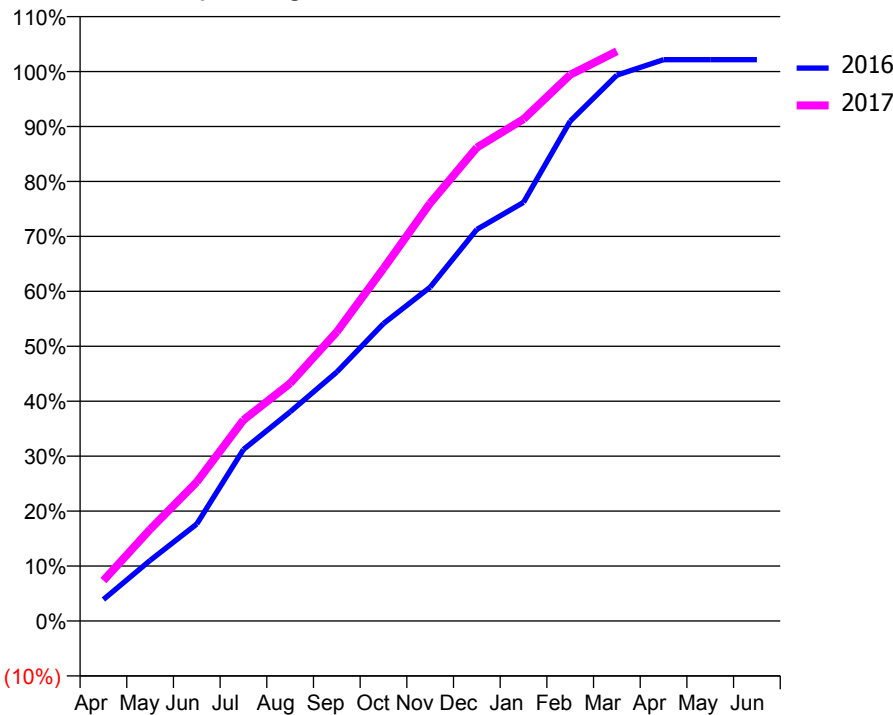
ACCESS*

Patients seen in 24 months	Total	Change since previous quarter
Quarter ending March 2016	4,092	
Quarter ending June 2016	4,183	↑
Quarter ending September 2016	4,364	↑
Quarter ending December 2016	4,433	→
Quarter ending March 2017	4,460	→
Variance since March 2016	9.0%	↑



ACTIVITY

Cumulative percentage of contracted UDA delivered 2016 & 2017



Month	Adjusted Scheduled Activity (UDA)	
	2016	2017
April	404	758
May	1,135	1,716
June	1,817	2,605
July	3,213	3,767
August	3,918	4,453
September	4,665	5,418
October	5,573	6,603
November	6,253	7,828
December	7,335	8,869
January	7,843	9,402
February	9,366	10,235
March	10,228	10,673
April	10,517	
May	10,517	
June	10,517	

QUALITY

	Quantity	Base Number	Contract	AT	Region	England
% of FP17s for the same patient ID Re-attending within 3 months - Children	50	986	5.1%	11.2%	12.0%	12.3%
% of FP17s for the same patient ID Re-attending within 3 months - Adults	779	5,148	15.1%	15.2%	16.0%	16.7%
% of FP17s for the same patient ID Re-attending between 3 & 9 months - Children	592	986	60.0%	58.8%	58.8%	57.6%
% of FP17s for the same patient ID Re-attending between 3 & 9 months - Adults	2,647	5,148	51.4%	49.2%	51.2%	50.1%
% of FP17s for Band 1 Urgent Courses	457	5,992	7.6%	9.5%	8.0%	9.1%
% of FP17s Relating to Free Repair or Replacements	5	5,992	0.1%	0.8%	0.8%	0.8%
% of FP17s Relating to Continuations	86	5,992	1.4%	1.3%	1.2%	1.2%
% of Patients satisfied with the dentistry they have received	6	6	N/A	91.9%	92.7%	92.8%
% of Patients satisfied with the time they had to wait for an appointment	4	6	N/A	86.5%	89.1%	88.7%

* This is based on patients treated on this contract for their most recent course of treatment. Figures in italics indicate the base number of FP17s or Patient Questionnaire responses are less than 100. N/A is shown where the base number of responses is less than 10 during the period. % is calculated as Quantity/Base number*100

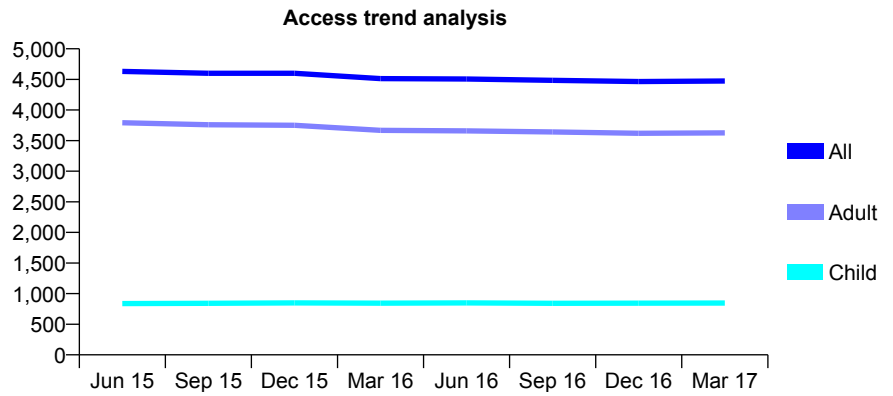
Q56 - Vital Signs At a Glance Contract Report for 931411/0003 - March 2017

Name or company name	MR M PATEL
Contract type name	GDS Contract
Purpose of contract	General
Contract start date	01/07/2012
Contract end date	

16/17 Contracted general activity (UDA)	15,000
Carry forward general activity (UDA)	13
16/17 Contracted orthodontic activity (UOA)	0
Carry forward orthodontic activity (UOA)	0
Baseline contract value	£377,268.75

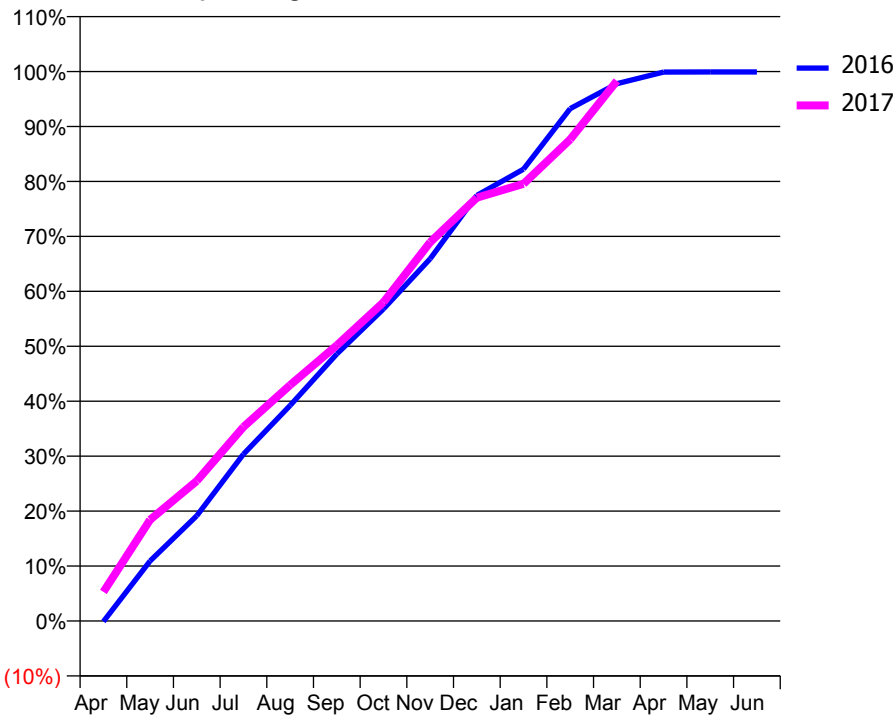
ACCESS*

Patients seen in 24 months	Total	Change since previous quarter
Quarter ending March 2016	4,513	
Quarter ending June 2016	4,507	→
Quarter ending September 2016	4,485	→
Quarter ending December 2016	4,465	→
Quarter ending March 2017	4,474	→
Variance since March 2016	(0.9%)	→



ACTIVITY

Cumulative percentage of contracted UDA delivered 2016 & 2017



Month	Adjusted Scheduled Activity (UDA)	
	2016	2017
April	-18	796
May	1,642	2,763
June	2,872	3,822
July	4,557	5,298
August	5,885	6,439
September	7,290	7,526
October	8,518	8,700
November	9,890	10,338
December	11,617	11,555
January	12,335	11,932
February	13,987	13,148
March	14,669	14,743
April	14,986	
May	14,987	
June	14,987	

QUALITY

	Quantity	Base Number	Contract	AT	Region	England
% of FP17s for the same patient ID Re-attending within 3 months - Children	75	1,536	4.9%	11.2%	12.0%	12.3%
% of FP17s for the same patient ID Re-attending within 3 months - Adults	788	5,974	13.2%	15.2%	16.0%	16.7%
% of FP17s for the same patient ID Re-attending between 3 & 9 months - Children	1,134	1,536	73.8%	58.8%	58.8%	57.6%
% of FP17s for the same patient ID Re-attending between 3 & 9 months - Adults	3,492	5,974	58.5%	49.2%	51.2%	50.1%
% of FP17s for Band 1 Urgent Courses	725	7,219	10.0%	9.5%	8.0%	9.1%
% of FP17s Relating to Free Repair or Replacements	44	7,219	0.6%	0.8%	0.8%	0.8%
% of FP17s Relating to Continuations	53	7,219	0.7%	1.3%	1.2%	1.2%
% of Patients satisfied with the dentistry they have received	17	17	100.0%	91.9%	92.7%	92.8%
% of Patients satisfied with the time they had to wait for an appointment	16	17	94.1%	86.5%	89.1%	88.7%

* This is based on patients treated on this contract for their most recent course of treatment. Figures in italics indicate the base number of FP17s or Patient Questionnaire responses are less than 100. N/A is shown where the base number of responses is less than 10 during the period. % is calculated as Quantity/Base number*100

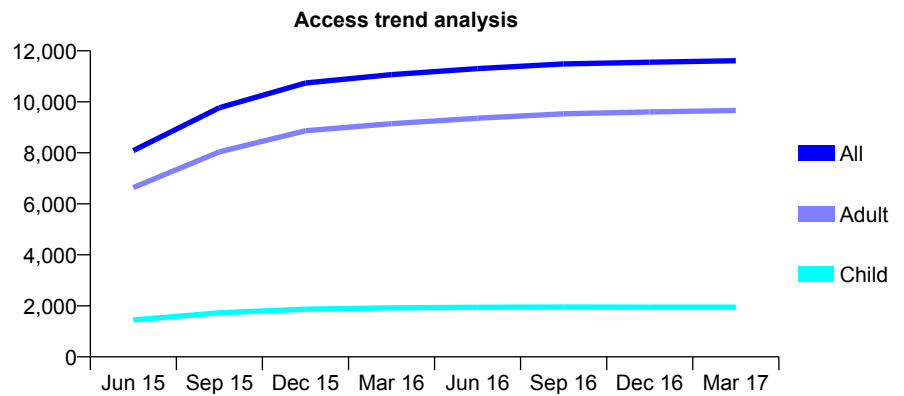
Q56 - Vital Signs At a Glance Contract Report for 931764/0001 - March 2017

Name or company name	MR MF BERGENDAL
Contract type name	GDS Contract
Purpose of contract	General
Contract start date	01/12/2014
Contract end date	

16/17 Contracted general activity (UDA)	28,637
Carry forward general activity (UDA)	-101
16/17 Contracted orthodontic activity (UOA)	0
Carry forward orthodontic activity (UOA)	0
Baseline contract value	£617,803.51

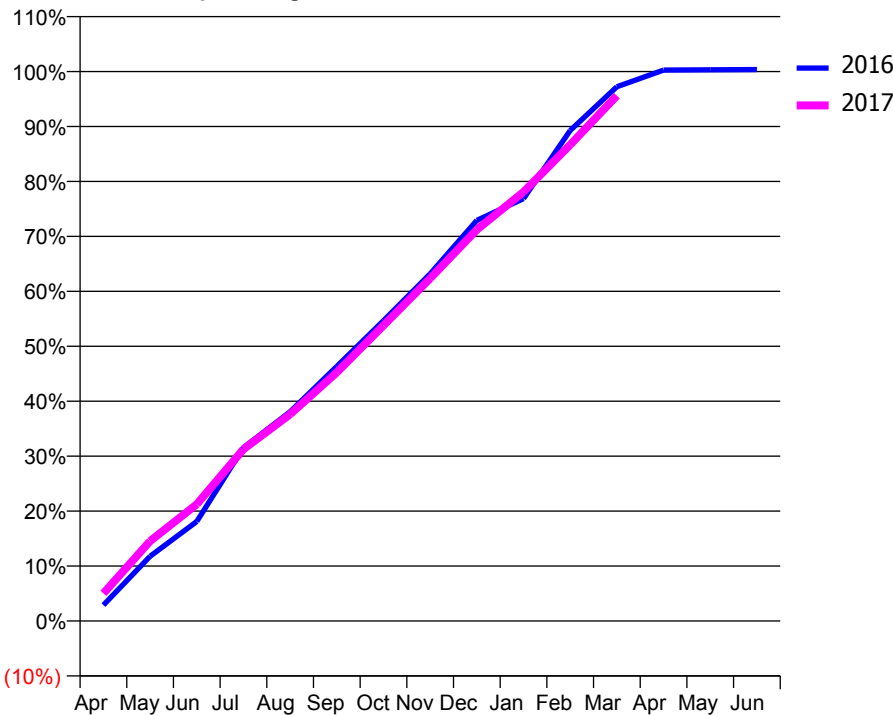
ACCESS*

Patients seen in 24 months	Total	Change since previous quarter
Quarter ending March 2016	11,068	
Quarter ending June 2016	11,300	↑
Quarter ending September 2016	11,486	→
Quarter ending December 2016	11,552	→
Quarter ending March 2017	11,608	→
Variance since March 2016	4.9%	↑



ACTIVITY

Cumulative percentage of contracted UDA delivered 2016 & 2017



Month	Adjusted Scheduled Activity (UDA)	
	2016	2017
April	830	1,441
May	3,376	4,168
June	5,185	6,082
July	9,038	8,957
August	10,907	10,775
September	13,272	12,959
October	15,652	15,406
November	18,094	17,855
December	20,879	20,391
January	22,015	22,359
February	25,562	24,818
March	27,841	27,378
April	28,710	
May	28,725	
June	28,738	

QUALITY

	Quantity	Base Number	Contract	AT	Region	England
% of FP17s for the same patient ID Re-attending within 3 months - Children	130	2,831	4.6%	11.2%	12.0%	12.3%
% of FP17s for the same patient ID Re-attending within 3 months - Adults	1,689	14,288	11.8%	15.2%	16.0%	16.7%
% of FP17s for the same patient ID Re-attending between 3 & 9 months - Children	1,734	2,831	61.3%	58.8%	58.8%	57.6%
% of FP17s for the same patient ID Re-attending between 3 & 9 months - Adults	8,016	14,288	56.1%	49.2%	51.2%	50.1%
% of FP17s for Band 1 Urgent Courses	1,019	16,526	6.2%	9.5%	8.0%	9.1%
% of FP17s Relating to Free Repair or Replacements	62	16,526	0.4%	0.8%	0.8%	0.8%
% of FP17s Relating to Continuations	224	16,526	1.4%	1.3%	1.2%	1.2%
% of Patients satisfied with the dentistry they have received	16	17	94.1%	91.9%	92.7%	92.8%
% of Patients satisfied with the time they had to wait for an appointment	16	17	94.1%	86.5%	89.1%	88.7%

* This is based on patients treated on this contract for their most recent course of treatment. Figures in italics indicate the base number of FP17s or Patient Questionnaire responses are less than 100. N/A is shown where the base number of responses is less than 10 during the period. % is calculated as Quantity/Base number*100

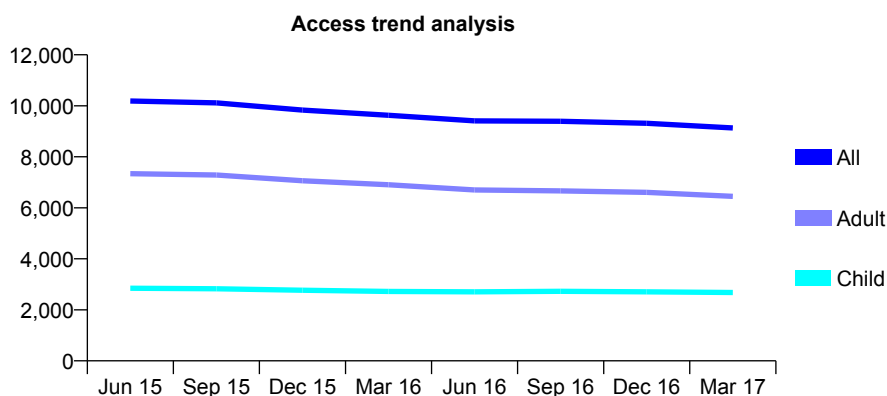
Q56 - Vital Signs At a Glance Contract Report for 933902/0001 - March 2017

Name or company name	MR KG MAKWANA
Contract type name	PDS Contract
Purpose of contract	General
Contract start date	01/04/2006
Contract end date	31/03/2018

16/17 Contracted general activity (UDA)	25,000
Carry forward general activity (UDA)	0
16/17 Contracted orthodontic activity (UOA)	0
Carry forward orthodontic activity (UOA)	0
Baseline contract value	£676,741.44

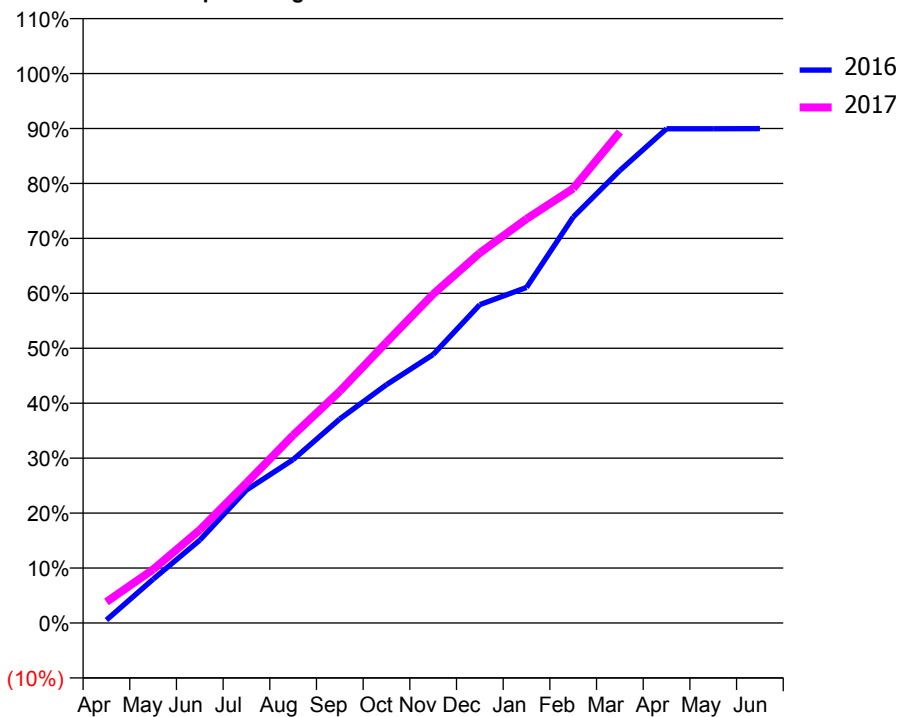
ACCESS*

Patients seen in 24 months	Total	Change since previous quarter
Quarter ending March 2016	9,628	
Quarter ending June 2016	9,407	↓
Quarter ending September 2016	9,391	→
Quarter ending December 2016	9,314	→
Quarter ending March 2017	9,130	↓
Variance since March 2016	(5.2%)	↓



ACTIVITY

Cumulative percentage of contracted UDA delivered 2016 & 2017



Adjusted Scheduled Activity (UDA)

Month	2016	2017
April	137	964
May	1,992	2,434
June	3,773	4,239
July	6,051	6,374
August	7,436	8,545
September	9,282	10,546
October	10,843	12,773
November	12,215	14,967
December	14,487	16,841
January	15,268	18,388
February	18,472	19,769
March	20,585	22,342
April	22,484	
May	22,489	
June	22,490	

QUALITY

	Quantity	Base Number	Contract	AT	Region	England
% of FP17s for the same patient ID Re-attending within 3 months - Children	332	4,197	7.9%	11.2%	12.0%	12.3%
% of FP17s for the same patient ID Re-attending within 3 months - Adults	1,377	9,621	14.3%	15.2%	16.0%	16.7%
% of FP17s for the same patient ID Re-attending between 3 & 9 months - Children	2,620	4,197	62.4%	58.8%	58.8%	57.6%
% of FP17s for the same patient ID Re-attending between 3 & 9 months - Adults	5,825	9,621	60.5%	49.2%	51.2%	50.1%
% of FP17s for Band 1 Urgent Courses	1,061	12,888	8.2%	9.5%	8.0%	9.1%
% of FP17s Relating to Free Repair or Replacements	157	12,888	1.2%	0.8%	0.8%	0.8%
% of FP17s Relating to Continuations	66	12,888	0.5%	1.3%	1.2%	1.2%
% of Patients satisfied with the dentistry they have received	6	8	N/A	91.9%	92.7%	92.8%
% of Patients satisfied with the time they had to wait for an appointment	7	8	N/A	86.5%	89.1%	88.7%

* This is based on patients treated on this contract for their most recent course of treatment. Figures in italics indicate the base number of FP17s or Patient Questionnaire responses are less than 100. N/A is shown where the base number of responses is less than 10 during the period. % is calculated as Quantity/Base number*100

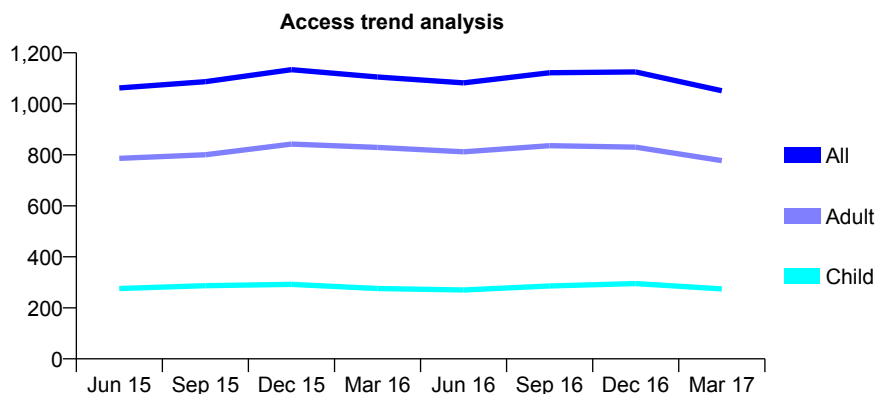
Q56 - Vital Signs At a Glance Contract Report for 934844/0001 - March 2017

Name or company name	MR S GHASEMZADEH KERMANSHAHI
Contract type name	GDS Contract
Purpose of contract	General
Contract start date	01/04/2006
Contract end date	

16/17 Contracted general activity (UDA)	2,891
Carry forward general activity (UDA)	0
16/17 Contracted orthodontic activity (UOA)	0
Carry forward orthodontic activity (UOA)	0
Baseline contract value	£71,993.28

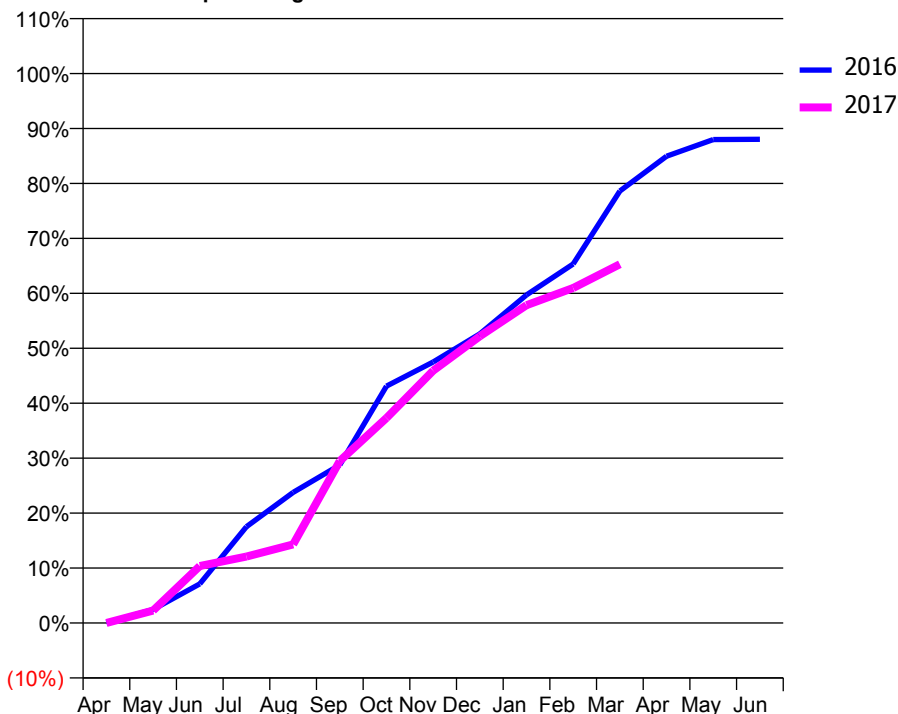
ACCESS*

Patients seen in 24 months	Total	Change since previous quarter
Quarter ending March 2016	1,105	
Quarter ending June 2016	1,082	↓
Quarter ending September 2016	1,122	↑
Quarter ending December 2016	1,125	→
Quarter ending March 2017	1,051	↓
Variance since March 2016	(4.9%)	↓



ACTIVITY

Cumulative percentage of contracted UDA delivered 2016 & 2017



Adjusted Scheduled Activity (UDA)

Month	2016	2017
April	0	0
May	71	66
June	206	300
July	507	350
August	687	414
September	832	852
October	1,246	1,079
November	1,374	1,328
December	1,521	1,509
January	1,726	1,672
February	1,889	1,762
March	2,273	1,887
April	2,456	
May	2,543	
June	2,545	

QUALITY

	Quantity	Base Number	Contract	AT	Region	England
% of FP17s for the same patient ID Re-attending within 3 months - Children	11	295	3.7%	11.2%	12.0%	12.3%
% of FP17s for the same patient ID Re-attending within 3 months - Adults	86	870	9.9%	15.2%	16.0%	16.7%
% of FP17s for the same patient ID Re-attending between 3 & 9 months - Children	130	295	44.1%	58.8%	58.8%	57.6%
% of FP17s for the same patient ID Re-attending between 3 & 9 months - Adults	436	870	50.1%	49.2%	51.2%	50.1%
% of FP17s for Band 1 Urgent Courses	111	1,038	10.7%	9.5%	8.0%	9.1%
% of FP17s Relating to Free Repair or Replacements	3	1,038	0.3%	0.8%	0.8%	0.8%
% of FP17s Relating to Continuations	0	1,038	0.0%	1.3%	1.2%	1.2%
% of Patients satisfied with the dentistry they have received	1	1	N/A	91.9%	92.7%	92.8%
% of Patients satisfied with the time they had to wait for an appointment	1	1	N/A	86.5%	89.1%	88.7%

* This is based on patients treated on this contract for their most recent course of treatment. Figures in italics indicate the base number of FP17s or Patient Questionnaire responses are less than 100. N/A is shown where the base number of responses is less than 10 during the period. % is calculated as Quantity/Base number*100

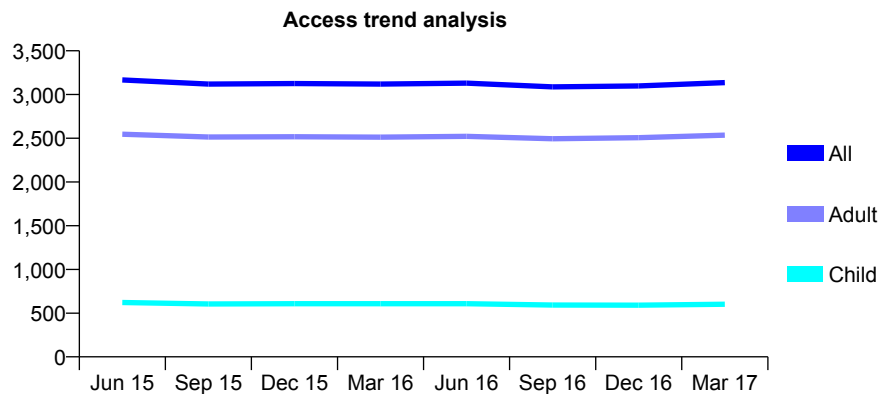
Q56 - Vital Signs At a Glance Contract Report for 936618/0001 - March 2017

Name or company name	MR MR GOODARZI
Contract type name	GDS Contract
Purpose of contract	General
Contract start date	01/04/2006
Contract end date	

16/17 Contracted general activity (UDA)	10,000
Carry forward general activity (UDA)	0
16/17 Contracted orthodontic activity (UOA)	0
Carry forward orthodontic activity (UOA)	0
Baseline contract value	£255,945.80

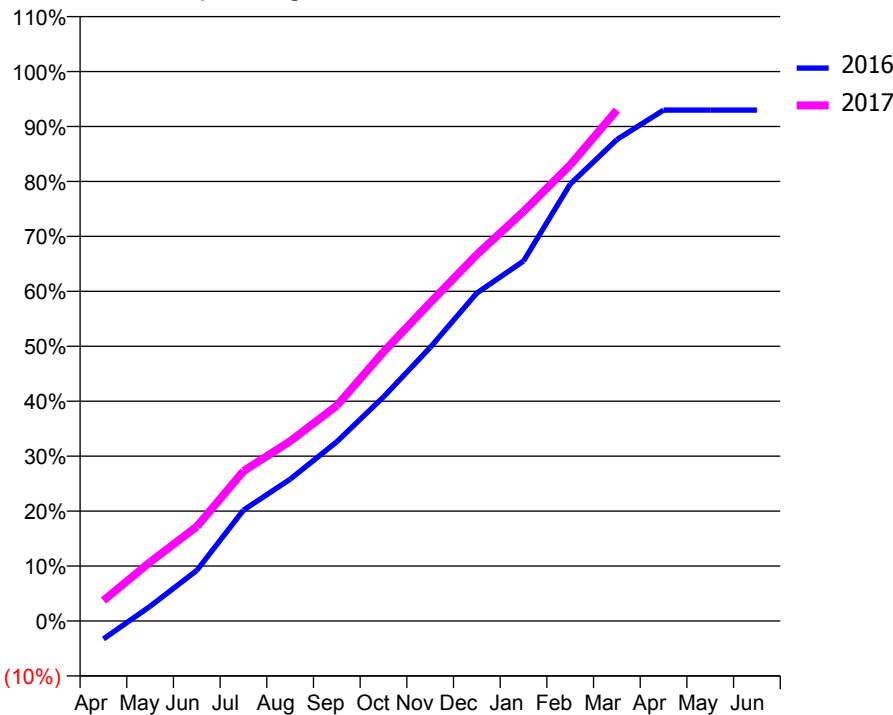
ACCESS*

Patients seen in 24 months	Total	Change since previous quarter
Quarter ending March 2016	3,119	
Quarter ending June 2016	3,130	→
Quarter ending September 2016	3,087	↓
Quarter ending December 2016	3,098	→
Quarter ending March 2017	3,136	→
Variance since March 2016	0.5%	→



ACTIVITY

Cumulative percentage of contracted UDA delivered 2016 & 2017



Month	Adjusted Scheduled Activity (UDA)	
	2016	2017
April	-312	373
May	255	1,074
June	875	1,720
July	1,918	2,730
August	2,452	3,272
September	3,099	3,920
October	3,873	4,897
November	4,729	5,794
December	5,670	6,670
January	6,224	7,453
February	7,553	8,300
March	8,323	9,297
April	8,832	
May	8,832	
June	8,832	

QUALITY

	Quantity	Base Number	Contract	AT	Region	England
% of FP17s for the same patient ID Re-attending within 3 months - Children	46	875	5.3%	11.2%	12.0%	12.3%
% of FP17s for the same patient ID Re-attending within 3 months - Adults	689	3,603	19.1%	15.2%	16.0%	16.7%
% of FP17s for the same patient ID Re-attending between 3 & 9 months - Children	563	875	64.3%	58.8%	58.8%	57.6%
% of FP17s for the same patient ID Re-attending between 3 & 9 months - Adults	1,593	3,603	44.2%	49.2%	51.2%	50.1%
% of FP17s for Band 1 Urgent Courses	455	4,305	10.6%	9.5%	8.0%	9.1%
% of FP17s Relating to Free Repair or Replacements	32	4,305	0.7%	0.8%	0.8%	0.8%
% of FP17s Relating to Continuations	85	4,305	2.0%	1.3%	1.2%	1.2%
% of Patients satisfied with the dentistry they have received	10	11	90.9%	91.9%	92.7%	92.8%
% of Patients satisfied with the time they had to wait for an appointment	11	11	100.0%	86.5%	89.1%	88.7%

* This is based on patients treated on this contract for their most recent course of treatment. Figures in italics indicate the base number of FP17s or Patient Questionnaire responses are less than 100. N/A is shown where the base number of responses is less than 10 during the period. % is calculated as Quantity/Base number*100

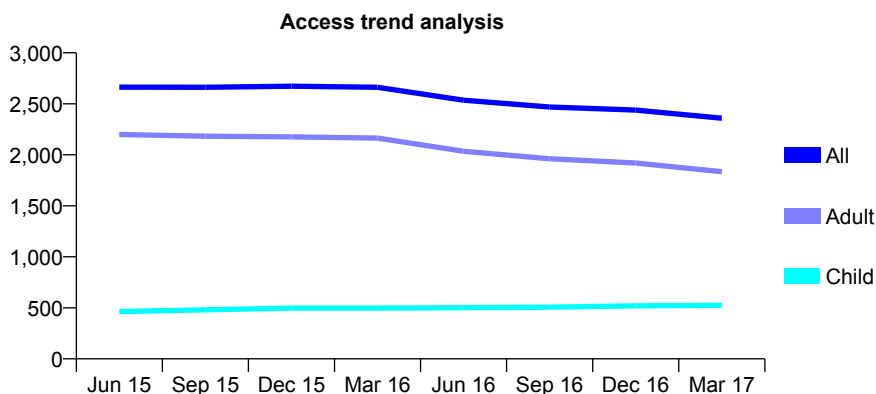
Q56 - Vital Signs At a Glance Contract Report for 943509/0001 - March 2017

Name or company name	MR A ABDOLLAHI
Contract type name	GDS Contract
Purpose of contract	General
Contract start date	01/04/2006
Contract end date	

16/17 Contracted general activity (UDA)	11,000
Carry forward general activity (UDA)	0
16/17 Contracted orthodontic activity (UOA)	0
Carry forward orthodontic activity (UOA)	0
Baseline contract value	£290,017.45

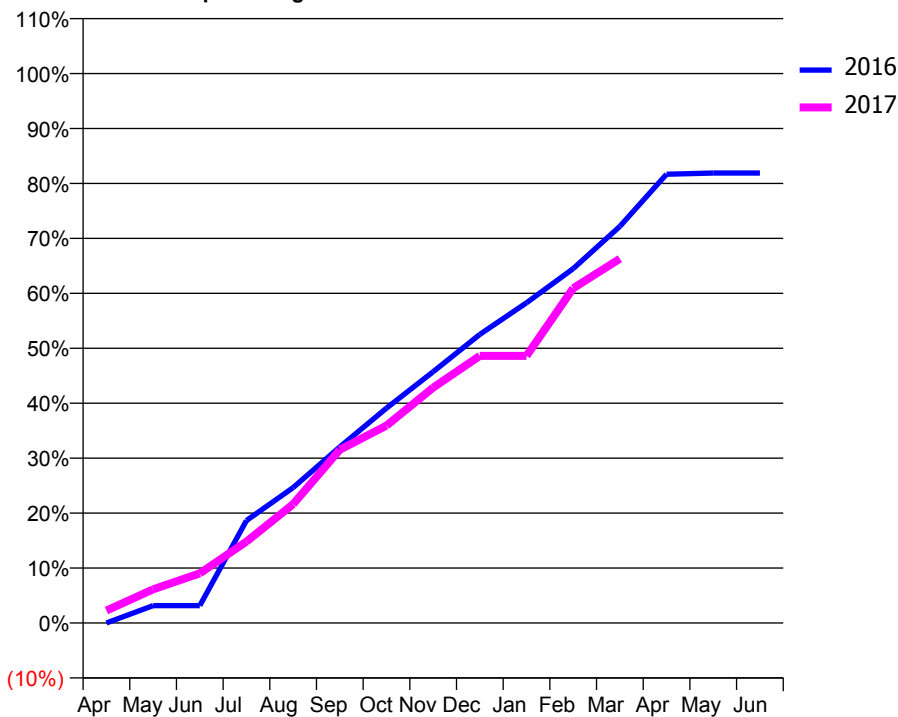
ACCESS*

Patients seen in 24 months	Total	Change since previous quarter
Quarter ending March 2016	2,662	
Quarter ending June 2016	2,535	↓
Quarter ending September 2016	2,469	↓
Quarter ending December 2016	2,439	↓
Quarter ending March 2017	2,359	↓
Variance since March 2016	(11.4%)	↓



ACTIVITY

Cumulative percentage of contracted UDA delivered 2016 & 2017



Month	Adjusted Scheduled Activity (UDA)	
	2016	2017
April	0	249
May	349	673
June	349	993
July	2,052	1,629
August	2,712	2,381
September	3,524	3,470
October	4,300	3,953
November	5,031	4,713
December	5,777	5,349
January	6,411	5,349
February	7,093	6,700
March	7,941	7,291
April	8,983	
May	9,007	
June	9,007	

QUALITY

	Quantity	Base Number	Contract	AT	Region	England
% of FP17s for the same patient ID Re-attending within 3 months - Children	33	682	4.8%	11.2%	12.0%	12.3%
% of FP17s for the same patient ID Re-attending within 3 months - Adults	208	2,374	8.8%	15.2%	16.0%	16.7%
% of FP17s for the same patient ID Re-attending between 3 & 9 months - Children	397	682	58.2%	58.8%	58.8%	57.6%
% of FP17s for the same patient ID Re-attending between 3 & 9 months - Adults	1,452	2,374	61.2%	49.2%	51.2%	50.1%
% of FP17s for Band 1 Urgent Courses	260	2,712	9.6%	9.5%	8.0%	9.1%
% of FP17s Relating to Free Repair or Replacements	0	2,712	0.0%	0.8%	0.8%	0.8%
% of FP17s Relating to Continuations	0	2,712	0.0%	1.3%	1.2%	1.2%
% of Patients satisfied with the dentistry they have received	4	4	N/A	91.9%	92.7%	92.8%
% of Patients satisfied with the time they had to wait for an appointment	4	4	N/A	86.5%	89.1%	88.7%

* This is based on patients treated on this contract for their most recent course of treatment. Figures in italics indicate the base number of FP17s or Patient Questionnaire responses are less than 100. N/A is shown where the base number of responses is less than 10 during the period. % is calculated as Quantity/Base number*100

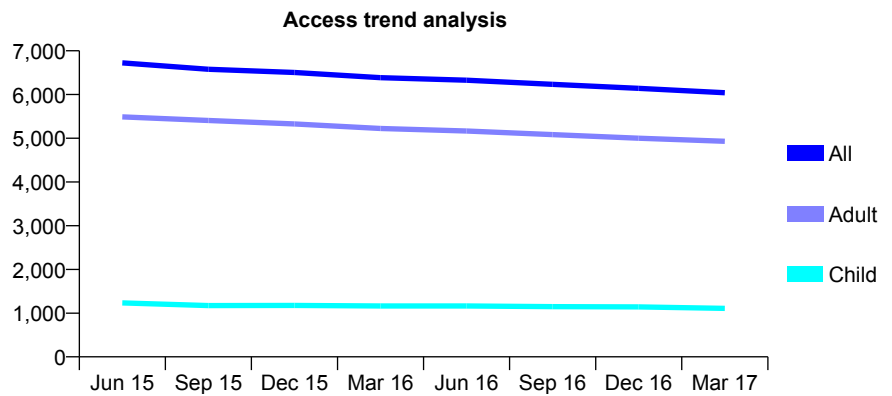
Q56 - Vital Signs At a Glance Contract Report for 949558/0001 - March 2017

Name or company name	MR DF EVANS
Contract type name	GDS Contract
Purpose of contract	General
Contract start date	02/11/2007
Contract end date	

16/17 Contracted general activity (UDA)	19,076
Carry forward general activity (UDA)	204
16/17 Contracted orthodontic activity (UOA)	0
Carry forward orthodontic activity (UOA)	0
Baseline contract value	£450,258.51

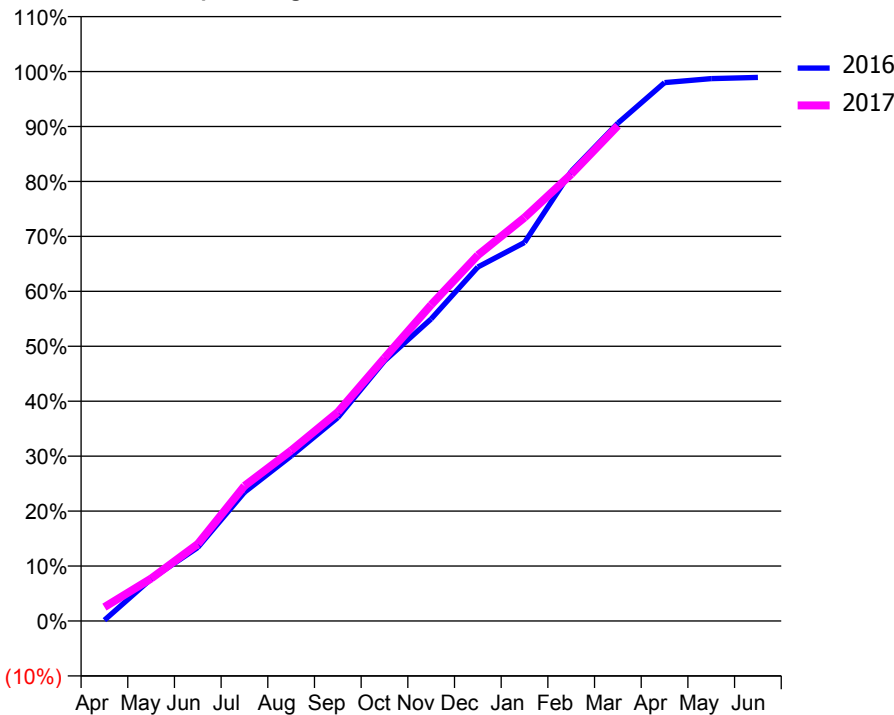
ACCESS*

Patients seen in 24 months	Total	Change since previous quarter
Quarter ending March 2016	6,386	
Quarter ending June 2016	6,328	→
Quarter ending September 2016	6,233	↓
Quarter ending December 2016	6,142	↓
Quarter ending March 2017	6,040	↓
Variance since March 2016	(5.4%)	↓



ACTIVITY

Cumulative percentage of contracted UDA delivered 2016 & 2017



Month	Adjusted Scheduled Activity (UDA)	
	2016	2017
April	29	486
May	1,459	1,475
June	2,555	2,675
July	4,467	4,693
August	5,728	5,918
September	7,060	7,254
October	9,031	9,132
November	10,486	10,979
December	12,290	12,701
January	13,140	14,007
February	15,608	15,512
March	17,281	17,195
April	18,692	
May	18,830	
June	18,872	

QUALITY

	Quantity	Base Number	Contract	AT	Region	England
% of FP17s for the same patient ID Re-attending within 3 months - Children	129	1,586	8.1%	11.2%	12.0%	12.3%
% of FP17s for the same patient ID Re-attending within 3 months - Adults	1,290	6,985	18.5%	15.2%	16.0%	16.7%
% of FP17s for the same patient ID Re-attending between 3 & 9 months - Children	682	1,586	43.0%	58.8%	58.8%	57.6%
% of FP17s for the same patient ID Re-attending between 3 & 9 months - Adults	2,824	6,985	40.4%	49.2%	51.2%	50.1%
% of FP17s for Band 1 Urgent Courses	828	7,639	10.8%	9.5%	8.0%	9.1%
% of FP17s Relating to Free Repair or Replacements	113	7,639	1.5%	0.8%	0.8%	0.8%
% of FP17s Relating to Continuations	278	7,639	3.6%	1.3%	1.2%	1.2%
% of Patients satisfied with the dentistry they have received	21	24	87.5%	91.9%	92.7%	92.8%
% of Patients satisfied with the time they had to wait for an appointment	19	24	79.2%	86.5%	89.1%	88.7%

* This is based on patients treated on this contract for their most recent course of treatment. Figures in italics indicate the base number of FP17s or Patient Questionnaire responses are less than 100. N/A is shown where the base number of responses is less than 10 during the period. % is calculated as Quantity/Base number*100

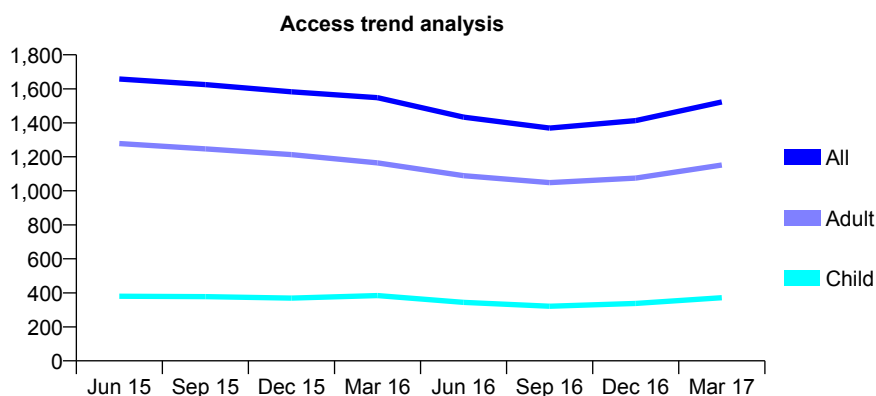
Q56 - Vital Signs At a Glance Contract Report for 949558/0002 - March 2017

Name or company name	MR DF EVANS
Contract type name	GDS Contract
Purpose of contract	General
Contract start date	01/02/2012
Contract end date	

16/17 Contracted general activity (UDA)	4,241
Carry forward general activity (UDA)	36
16/17 Contracted orthodontic activity (UOA)	0
Carry forward orthodontic activity (UOA)	0
Baseline contract value	£86,584.35

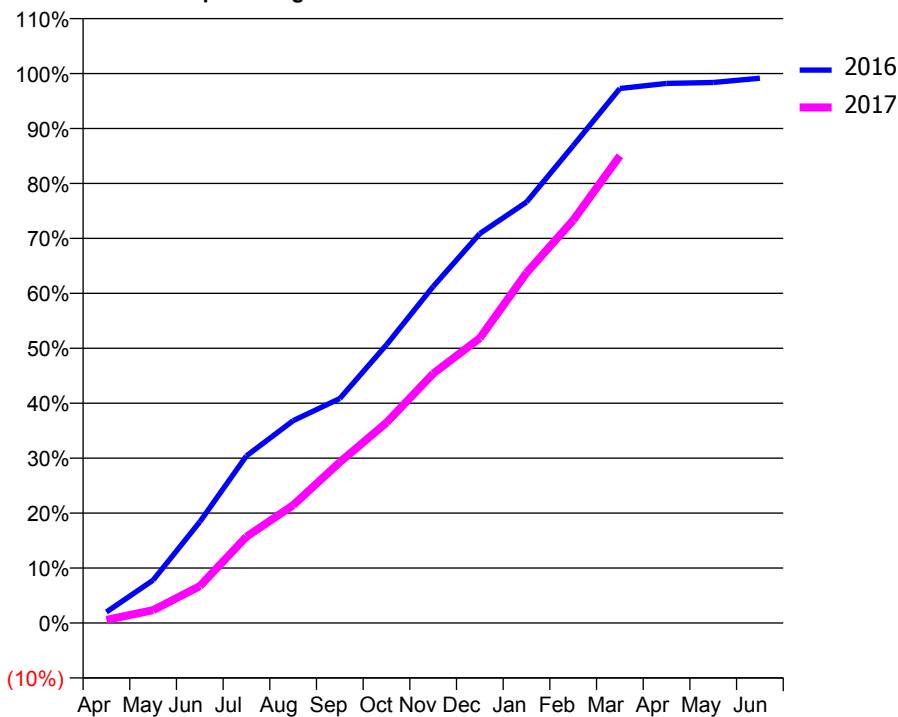
ACCESS*

Patients seen in 24 months	Total	Change since previous quarter
Quarter ending March 2016	1,548	
Quarter ending June 2016	1,433	↓
Quarter ending September 2016	1,369	↓
Quarter ending December 2016	1,413	↑
Quarter ending March 2017	1,523	↑
Variance since March 2016	(1.6%)	↓



ACTIVITY

Cumulative percentage of contracted UDA delivered 2016 & 2017



Month	Adjusted Scheduled Activity (UDA)	
	2016	2017
April	85	25
May	330	100
June	781	284
July	1,290	666
August	1,562	910
September	1,732	1,241
October	2,147	1,546
November	2,597	1,925
December	3,006	2,198
January	3,248	2,703
February	3,684	3,109
March	4,126	3,606
April	4,165	
May	4,172	
June	4,205	

QUALITY

	Quantity	Base Number	Contract	AT	Region	England
% of FP17s for the same patient ID Re-attending within 3 months - Children	28	443	6.3%	11.2%	12.0%	12.3%
% of FP17s for the same patient ID Re-attending within 3 months - Adults	153	1,387	11.0%	15.2%	16.0%	16.7%
% of FP17s for the same patient ID Re-attending between 3 & 9 months - Children	168	443	37.9%	58.8%	58.8%	57.6%
% of FP17s for the same patient ID Re-attending between 3 & 9 months - Adults	439	1,387	31.7%	49.2%	51.2%	50.1%
% of FP17s for Band 1 Urgent Courses	230	1,796	12.8%	9.5%	8.0%	9.1%
% of FP17s Relating to Free Repair or Replacements	28	1,796	1.6%	0.8%	0.8%	0.8%
% of FP17s Relating to Continuations	31	1,796	1.7%	1.3%	1.2%	1.2%
% of Patients satisfied with the dentistry they have received	0	0	N/A	91.9%	92.7%	92.8%
% of Patients satisfied with the time they had to wait for an appointment	0	0	N/A	86.5%	89.1%	88.7%

* This is based on patients treated on this contract for their most recent course of treatment. Figures in italics indicate the base number of FP17s or Patient Questionnaire responses are less than 100. N/A is shown where the base number of responses is less than 10 during the period. % is calculated as Quantity/Base number*100

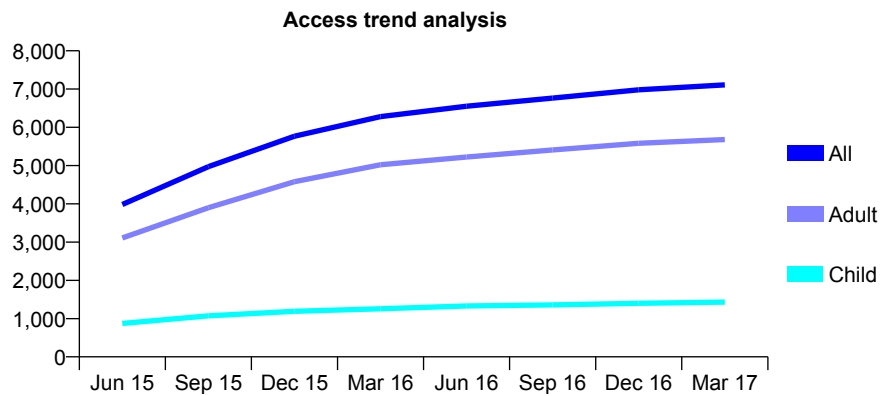
Q56 - Vital Signs At a Glance Contract Report for 962988/0001 - March 2017

Name or company name	MR HS PABARI
Contract type name	GDS Contract
Purpose of contract	General
Contract start date	01/01/2015
Contract end date	

16/17 Contracted general activity (UDA)	21,687
Carry forward general activity (UDA)	836
16/17 Contracted orthodontic activity (UOA)	0
Carry forward orthodontic activity (UOA)	0
Baseline contract value	£504,147.53

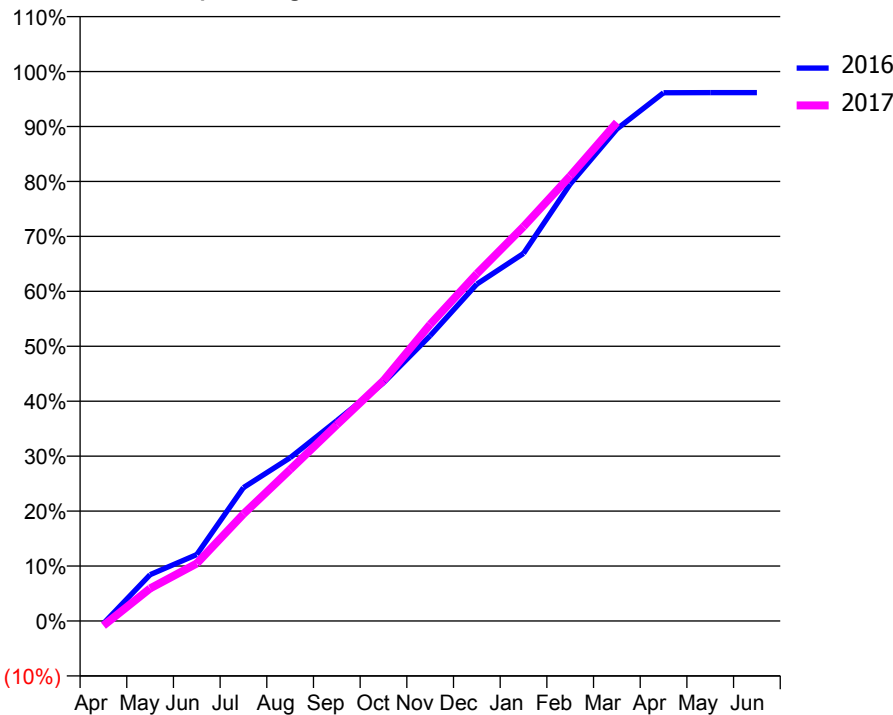
ACCESS*

Patients seen in 24 months	Total	Change since previous quarter
Quarter ending March 2016	6,280	
Quarter ending June 2016	6,553	↑
Quarter ending September 2016	6,764	↑
Quarter ending December 2016	6,981	↑
Quarter ending March 2017	7,110	→
Variance since March 2016	13.2%	↑



ACTIVITY

Cumulative percentage of contracted UDA delivered 2016 & 2017



Month	Adjusted Scheduled Activity (UDA)	
	2016	2017
April	-101	-188
May	1,830	1,287
June	2,626	2,269
July	5,268	4,222
August	6,443	5,977
September	7,909	7,745
October	9,402	9,486
November	11,259	11,709
December	13,299	13,705
January	14,507	15,565
February	17,242	17,564
March	19,418	19,681
April	20,847	
May	20,853	
June	20,851	

QUALITY

	Quantity	Base Number	Contract	AT	Region	England
% of FP17s for the same patient ID Re-attending within 3 months - Children	198	2,140	9.3%	11.2%	12.0%	12.3%
% of FP17s for the same patient ID Re-attending within 3 months - Adults	860	7,064	12.2%	15.2%	16.0%	16.7%
% of FP17s for the same patient ID Re-attending between 3 & 9 months - Children	1,203	2,140	56.2%	58.8%	58.8%	57.6%
% of FP17s for the same patient ID Re-attending between 3 & 9 months - Adults	3,427	7,064	48.5%	49.2%	51.2%	50.1%
% of FP17s for Band 1 Urgent Courses	612	8,797	7.0%	9.5%	8.0%	9.1%
% of FP17s Relating to Free Repair or Replacements	76	8,797	0.9%	0.8%	0.8%	0.8%
% of FP17s Relating to Continuations	37	8,797	0.4%	1.3%	1.2%	1.2%
% of Patients satisfied with the dentistry they have received	8	8	N/A	91.9%	92.7%	92.8%
% of Patients satisfied with the time they had to wait for an appointment	8	8	N/A	86.5%	89.1%	88.7%

* This is based on patients treated on this contract for their most recent course of treatment. Figures in italics indicate the base number of FP17s or Patient Questionnaire responses are less than 100. N/A is shown where the base number of responses is less than 10 during the period. % is calculated as Quantity/Base number*100

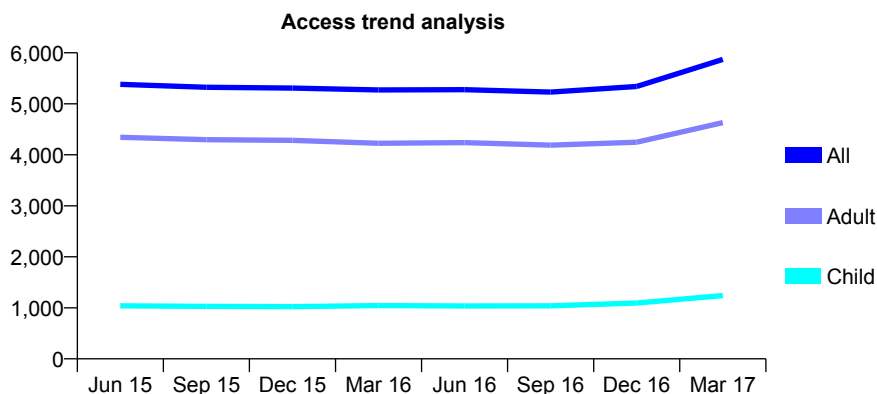
Q56 - Vital Signs At a Glance Contract Report for 966215/0001 - March 2017

Name or company name	Mr AA KHANNA, A KAUR, A KOUR
Contract type name	GDS Contract
Purpose of contract	General
Contract start date	13/07/2010
Contract end date	

16/17 Contracted general activity (UDA)	17,220
Carry forward general activity (UDA)	290
16/17 Contracted orthodontic activity (UOA)	0
Carry forward orthodontic activity (UOA)	0
Baseline contract value	£422,360.66

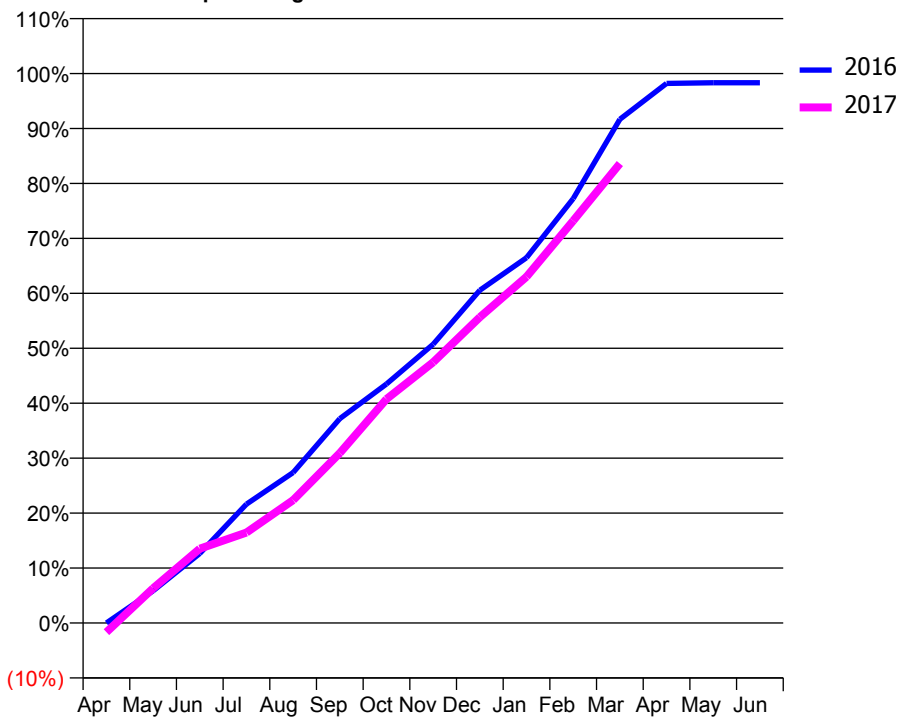
ACCESS*

Patients seen in 24 months	Total	Change since previous quarter
Quarter ending March 2016	5,272	
Quarter ending June 2016	5,277	→
Quarter ending September 2016	5,230	→
Quarter ending December 2016	5,339	↑
Quarter ending March 2017	5,871	↑
Variance since March 2016	11.4%	↑



ACTIVITY

Cumulative percentage of contracted UDA delivered 2016 & 2017



Month	Adjusted Scheduled Activity (UDA)	
	2016	2017
April	0	-290
May	1,007	1,088
June	2,181	2,331
July	3,726	2,835
August	4,717	3,853
September	6,404	5,324
October	7,489	7,018
November	8,735	8,172
December	10,427	9,584
January	11,447	10,850
February	13,297	12,605
March	15,786	14,397
April	16,910	
May	16,930	
June	16,930	

QUALITY

	Quantity	Base Number	Contract	AT	Region	England
% of FP17s for the same patient ID Re-attending within 3 months - Children	86	1,692	5.1%	11.2%	12.0%	12.3%
% of FP17s for the same patient ID Re-attending within 3 months - Adults	755	6,160	12.3%	15.2%	16.0%	16.7%
% of FP17s for the same patient ID Re-attending between 3 & 9 months - Children	983	1,692	58.1%	58.8%	58.8%	57.6%
% of FP17s for the same patient ID Re-attending between 3 & 9 months - Adults	3,575	6,160	58.0%	49.2%	51.2%	50.1%
% of FP17s for Band 1 Urgent Courses	673	7,451	9.0%	9.5%	8.0%	9.1%
% of FP17s Relating to Free Repair or Replacements	30	7,451	0.4%	0.8%	0.8%	0.8%
% of FP17s Relating to Continuations	29	7,451	0.4%	1.3%	1.2%	1.2%
% of Patients satisfied with the dentistry they have received	8	10	80.0%	91.9%	92.7%	92.8%
% of Patients satisfied with the time they had to wait for an appointment	9	10	90.0%	86.5%	89.1%	88.7%

* This is based on patients treated on this contract for their most recent course of treatment. Figures in italics indicate the base number of FP17s or Patient Questionnaire responses are less than 100. N/A is shown where the base number of responses is less than 10 during the period. % is calculated as Quantity/Base number*100

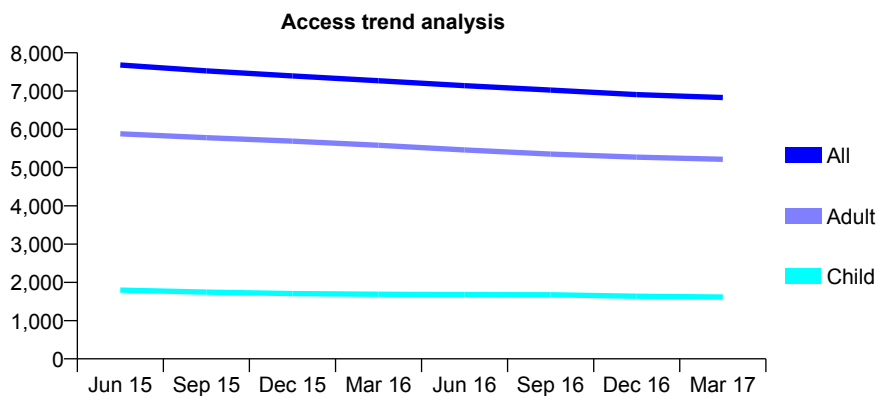
Q56 - Vital Signs At a Glance Contract Report for 968269/0002 - March 2017

Name or company name	MR IS LEIGHTON-SCOTT
Contract type name	GDS Contract
Purpose of contract	General
Contract start date	17/01/2013
Contract end date	

16/17 Contracted general activity (UDA)	17,000
Carry forward general activity (UDA)	-340
16/17 Contracted orthodontic activity (UOA)	0
Carry forward orthodontic activity (UOA)	0
Baseline contract value	£387,207.35

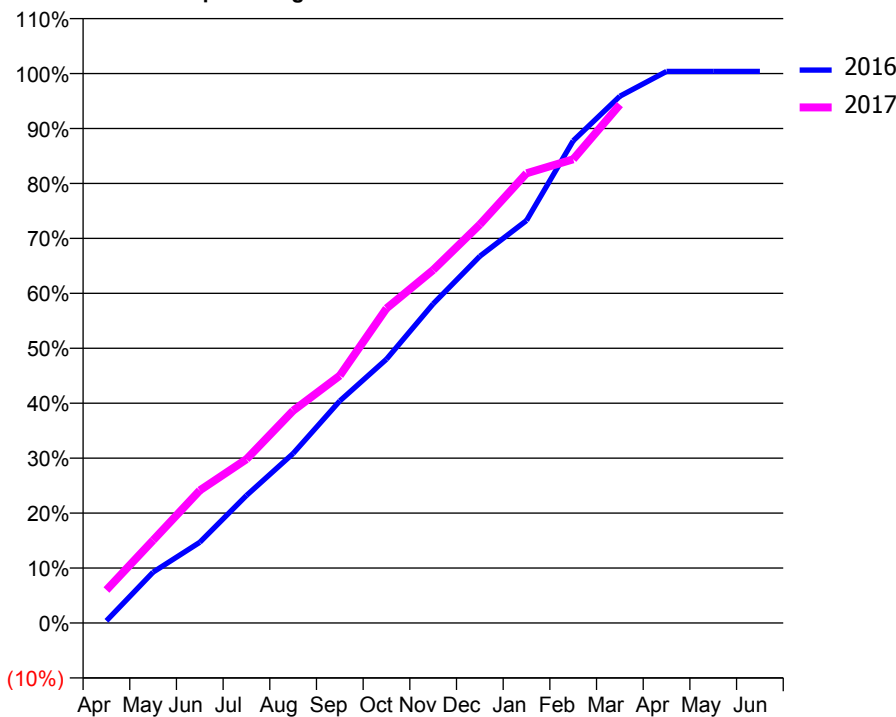
ACCESS*

Patients seen in 24 months	Total	Change since previous quarter
Quarter ending March 2016	7,270	
Quarter ending June 2016	7,139	↓
Quarter ending September 2016	7,026	↓
Quarter ending December 2016	6,908	↓
Quarter ending March 2017	6,832	↓
Variance since March 2016	(6.0%)	↓



ACTIVITY

Cumulative percentage of contracted UDA delivered 2016 & 2017



Month	Adjusted Scheduled Activity (UDA)	
	2016	2017
April	68	1,022
May	1,574	2,560
June	2,500	4,101
July	3,944	5,069
August	5,245	6,569
September	6,870	7,654
October	8,161	9,735
November	9,874	10,920
December	11,348	12,329
January	12,454	13,911
February	14,918	14,348
March	16,296	16,038
April	17,063	
May	17,064	
June	17,066	

QUALITY

	Quantity	Base Number	Contract	AT	Region	England
% of FP17s for the same patient ID Re-attending within 3 months - Children	178	2,490	7.1%	11.2%	12.0%	12.3%
% of FP17s for the same patient ID Re-attending within 3 months - Adults	705	6,753	10.4%	15.2%	16.0%	16.7%
% of FP17s for the same patient ID Re-attending between 3 & 9 months - Children	1,660	2,490	66.7%	58.8%	58.8%	57.6%
% of FP17s for the same patient ID Re-attending between 3 & 9 months - Adults	4,236	6,753	62.7%	49.2%	51.2%	50.1%
% of FP17s for Band 1 Urgent Courses	571	8,785	6.5%	9.5%	8.0%	9.1%
% of FP17s Relating to Free Repair or Replacements	44	8,785	0.5%	0.8%	0.8%	0.8%
% of FP17s Relating to Continuations	48	8,785	0.5%	1.3%	1.2%	1.2%
% of Patients satisfied with the dentistry they have received	12	12	100.0%	91.9%	92.7%	92.8%
% of Patients satisfied with the time they had to wait for an appointment	12	12	100.0%	86.5%	89.1%	88.7%

* This is based on patients treated on this contract for their most recent course of treatment. Figures in italics indicate the base number of FP17s or Patient Questionnaire responses are less than 100. N/A is shown where the base number of responses is less than 10 during the period. % is calculated as Quantity/Base number*100

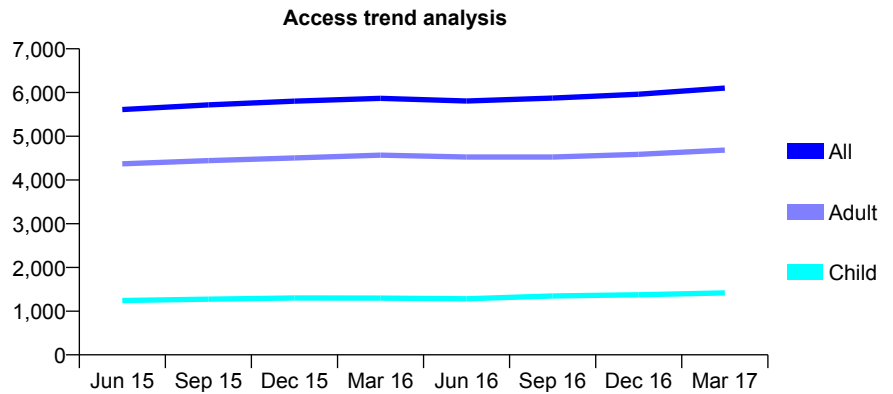
Q56 - Vital Signs At a Glance Contract Report for 982881/0001 - March 2017

Name or company name	MR JC HOLMES
Contract type name	Pilot Contract
Purpose of contract	General
Contract start date	01/04/2006
Contract end date	

16/17 Contracted general activity (UDA)	19,052
Carry forward general activity (UDA)	0
16/17 Contracted orthodontic activity (UOA)	0
Carry forward orthodontic activity (UOA)	0
Baseline contract value	£571,985.62

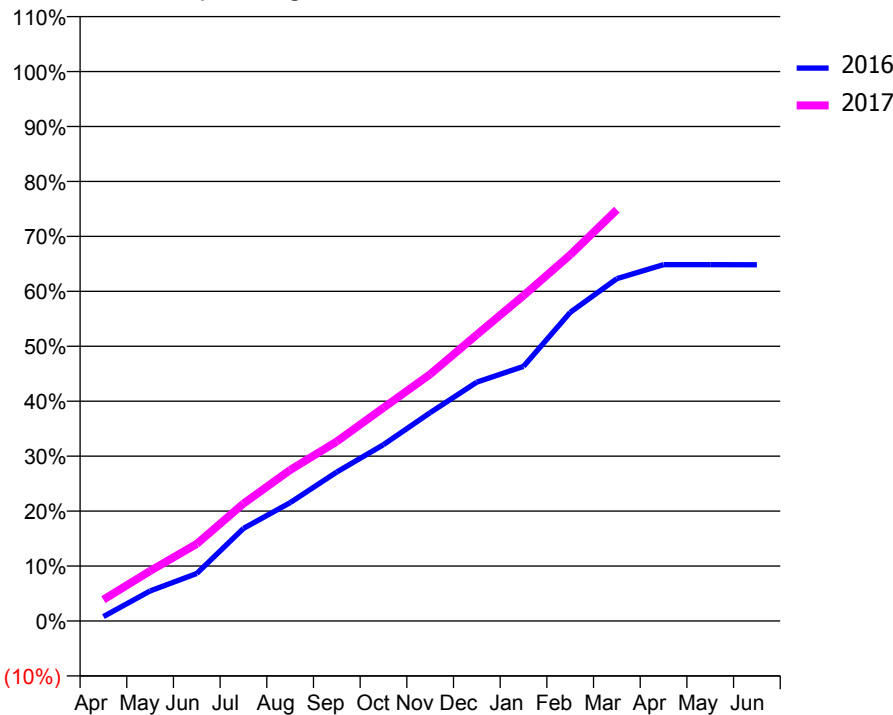
ACCESS*

Patients seen in 24 months	Total	Change since previous quarter
Quarter ending March 2016	5,868	
Quarter ending June 2016	5,807	↓
Quarter ending September 2016	5,872	→
Quarter ending December 2016	5,961	→
Quarter ending March 2017	6,101	↑
Variance since March 2016	4.0%	↑



ACTIVITY

Cumulative percentage of contracted UDA delivered 2016 & 2017



Month	Adjusted Scheduled Activity (UDA)	
	2016	2017
April	157	743
May	1,040	1,736
June	1,646	2,673
July	3,211	4,069
August	4,103	5,238
September	5,168	6,224
October	6,113	7,397
November	7,224	8,555
December	8,283	9,930
January	8,830	11,283
February	10,700	12,695
March	11,870	14,262
April	12,354	
May	12,358	
June	12,352	

QUALITY

	Quantity	Base Number	Contract	AT	Region	England
% of FP17s for the same patient ID Re-attending within 3 months - Children	86	1,999	4.3%	11.2%	12.0%	12.3%
% of FP17s for the same patient ID Re-attending within 3 months - Adults	715	5,493	13.0%	15.2%	16.0%	16.7%
% of FP17s for the same patient ID Re-attending between 3 & 9 months - Children	1,121	1,999	56.1%	58.8%	58.8%	57.6%
% of FP17s for the same patient ID Re-attending between 3 & 9 months - Adults	2,220	5,493	40.4%	49.2%	51.2%	50.1%
% of FP17s for Band 1 Urgent Courses	458	7,204	6.4%	9.5%	8.0%	9.1%
% of FP17s Relating to Free Repair or Replacements	139	7,204	1.9%	0.8%	0.8%	0.8%
% of FP17s Relating to Continuations	41	7,204	0.6%	1.3%	1.2%	1.2%
% of Patients satisfied with the dentistry they have received	2	4	N/A	91.9%	92.7%	92.8%
% of Patients satisfied with the time they had to wait for an appointment	2	4	N/A	86.5%	89.1%	88.7%

* This is based on patients treated on this contract for their most recent course of treatment. Figures in italics indicate the base number of FP17s or Patient Questionnaire responses are less than 100. N/A is shown where the base number of responses is less than 10 during the period. % is calculated as Quantity/Base number*100

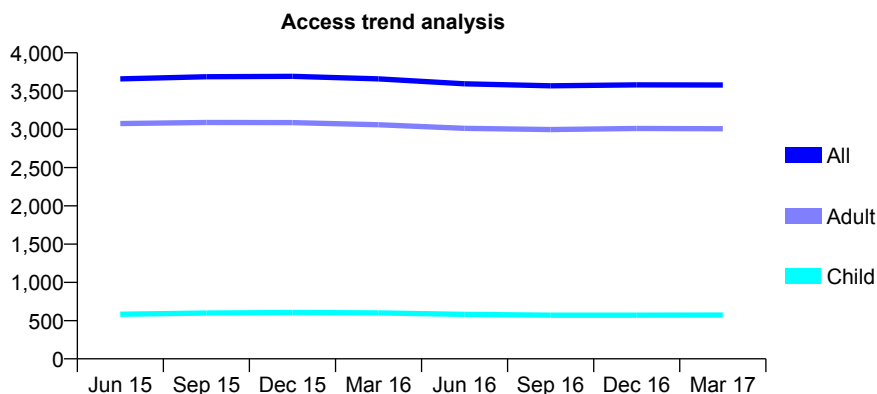
Q56 - Vital Signs At a Glance Contract Report for 997730/0001 - March 2017

Name or company name	MR AP YAXLEY
Contract type name	GDS Contract
Purpose of contract	General
Contract start date	01/04/2006
Contract end date	

16/17 Contracted general activity (UDA)	10,970
Carry forward general activity (UDA)	-219
16/17 Contracted orthodontic activity (UOA)	0
Carry forward orthodontic activity (UOA)	0
Baseline contract value	£246,321.13

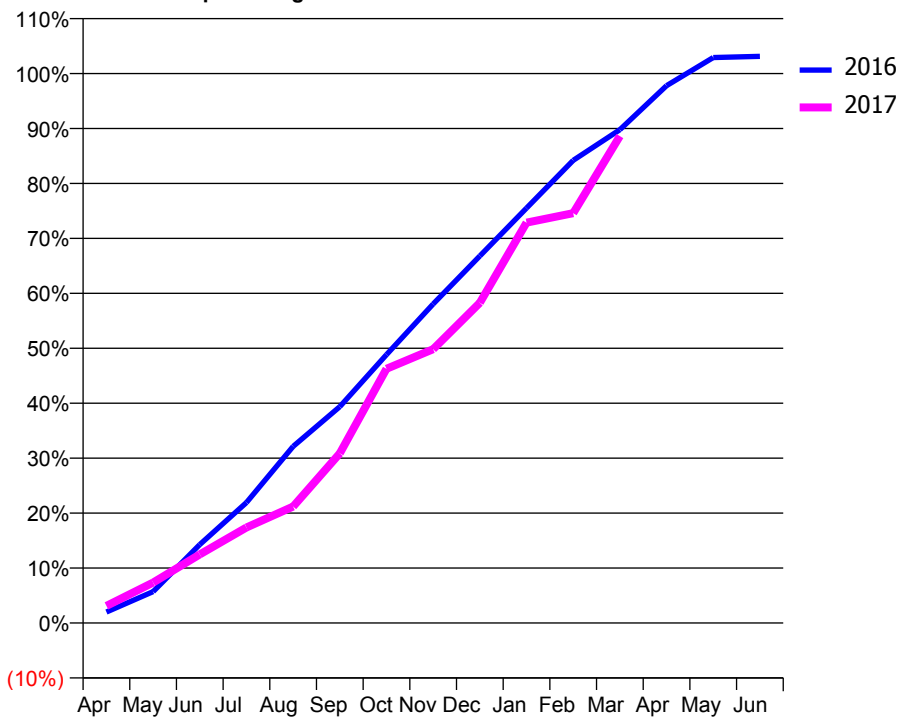
ACCESS*

Patients seen in 24 months	Total	Change since previous quarter
Quarter ending March 2016	3,660	
Quarter ending June 2016	3,595	↓
Quarter ending September 2016	3,568	→
Quarter ending December 2016	3,581	→
Quarter ending March 2017	3,579	→
Variance since March 2016	(2.2%)	↓



ACTIVITY

Cumulative percentage of contracted UDA delivered 2016 & 2017



Month	Adjusted Scheduled Activity (UDA)	
	2016	2017
April	219	343
May	628	808
June	1,567	1,371
July	2,404	1,907
August	3,526	2,325
September	4,320	3,389
October	5,357	5,074
November	6,368	5,468
December	7,328	6,393
January	8,282	7,993
February	9,236	8,182
March	9,849	9,720
April	10,727	
May	11,289	
June	11,314	

QUALITY

	Quantity	Base Number	Contract	AT	Region	England
% of FP17s for the same patient ID Re-attending within 3 months - Children	72	716	10.1%	11.2%	12.0%	12.3%
% of FP17s for the same patient ID Re-attending within 3 months - Adults	784	3,907	20.1%	15.2%	16.0%	16.7%
% of FP17s for the same patient ID Re-attending between 3 & 9 months - Children	183	716	25.6%	58.8%	58.8%	57.6%
% of FP17s for the same patient ID Re-attending between 3 & 9 months - Adults	1,168	3,907	29.9%	49.2%	51.2%	50.1%
% of FP17s for Band 1 Urgent Courses	548	3,996	13.7%	9.5%	8.0%	9.1%
% of FP17s Relating to Free Repair or Replacements	136	3,996	3.4%	0.8%	0.8%	0.8%
% of FP17s Relating to Continuations	139	3,996	3.5%	1.3%	1.2%	1.2%
% of Patients satisfied with the dentistry they have received	6	6	N/A	91.9%	92.7%	92.8%
% of Patients satisfied with the time they had to wait for an appointment	6	6	N/A	86.5%	89.1%	88.7%

* This is based on patients treated on this contract for their most recent course of treatment. Figures in italics indicate the base number of FP17s or Patient Questionnaire responses are less than 100. N/A is shown where the base number of responses is less than 10 during the period. % is calculated as Quantity/Base number*100